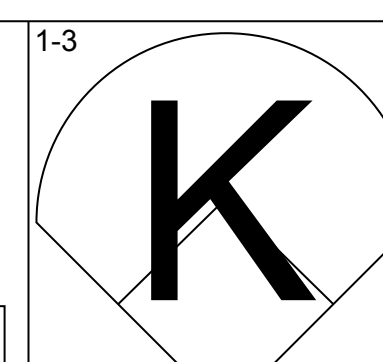
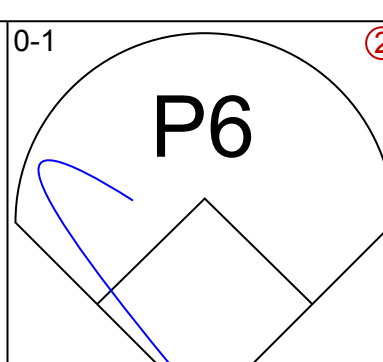
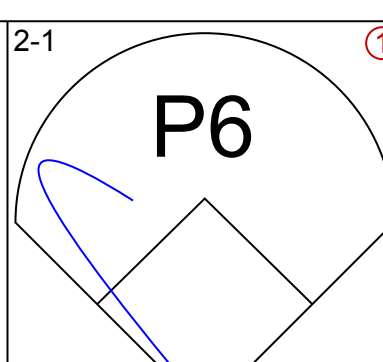
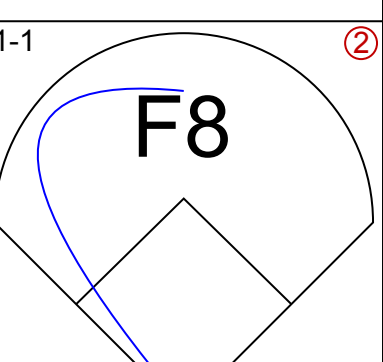
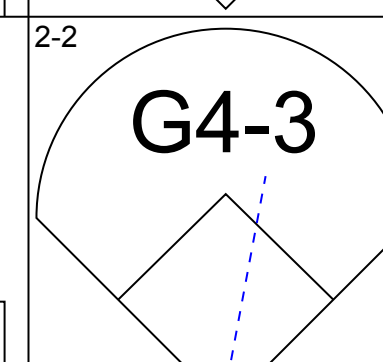
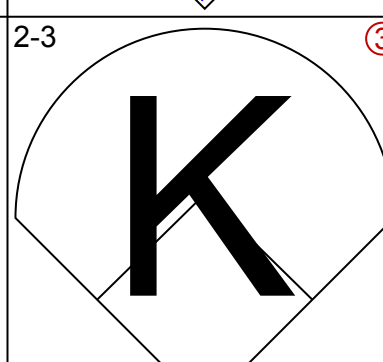
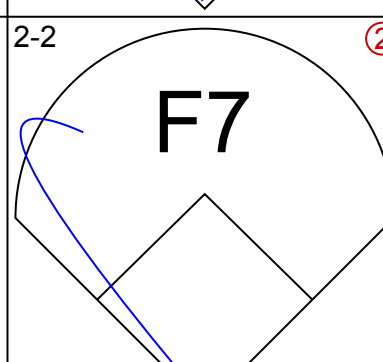
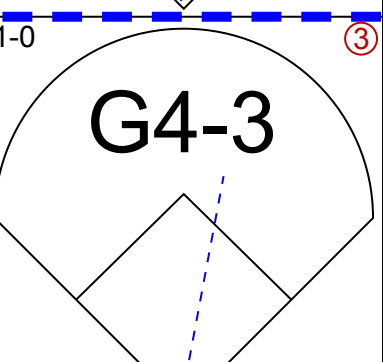
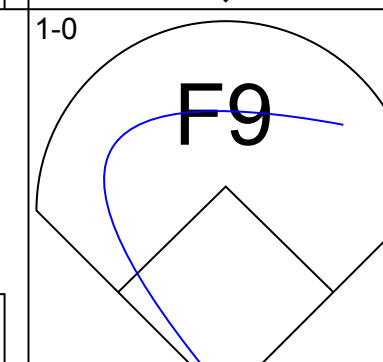
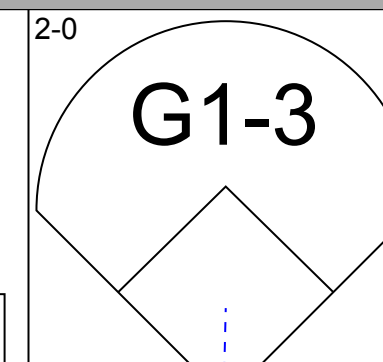
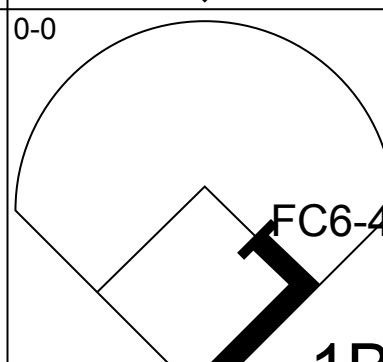
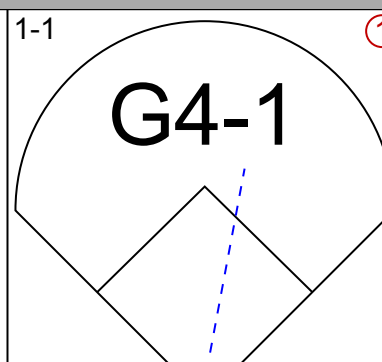
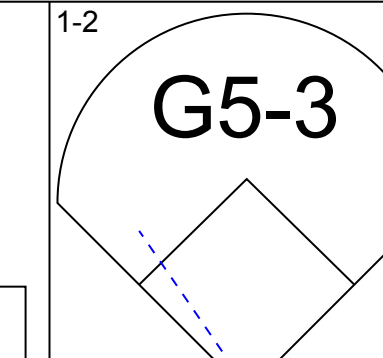
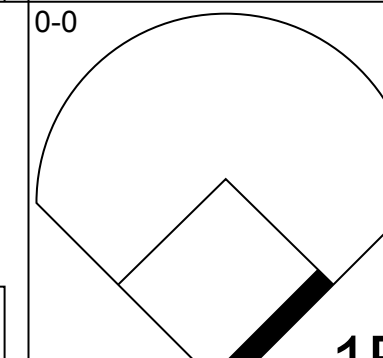
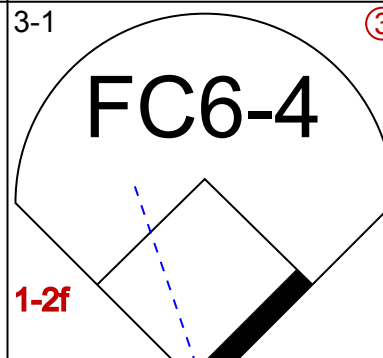
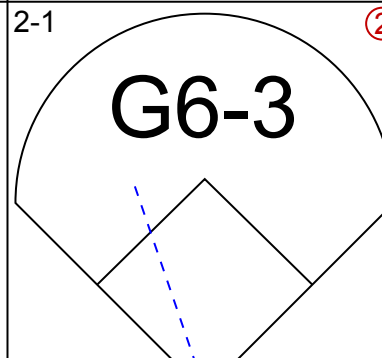
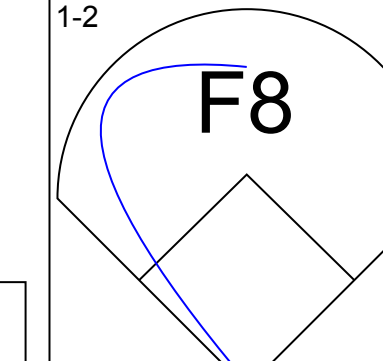
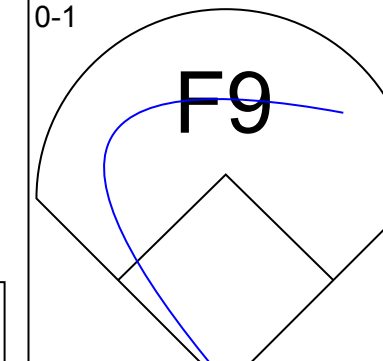
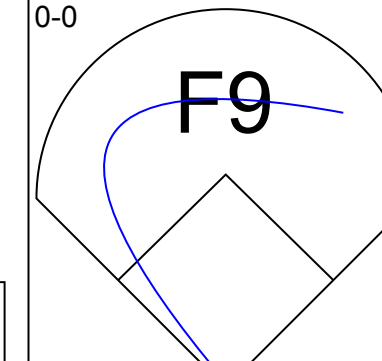
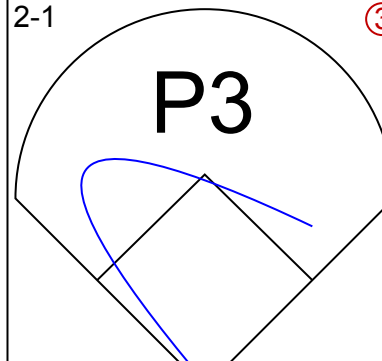
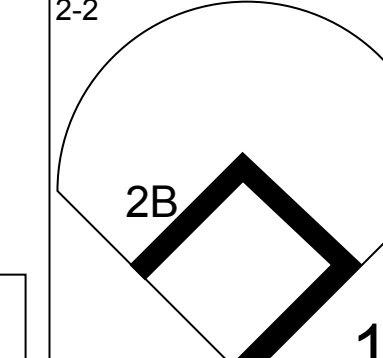
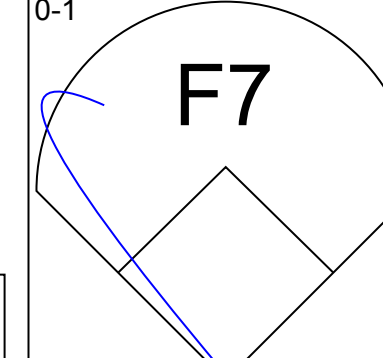
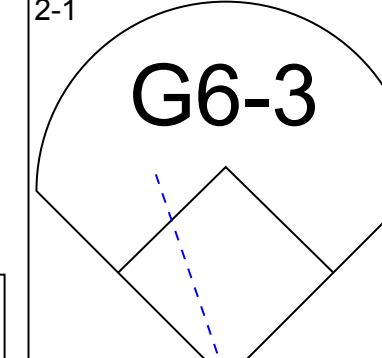
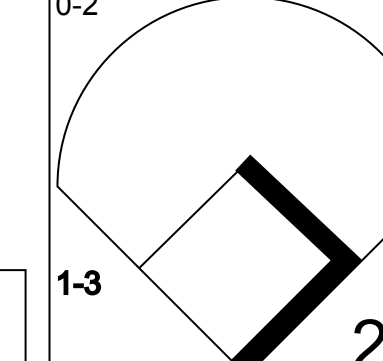
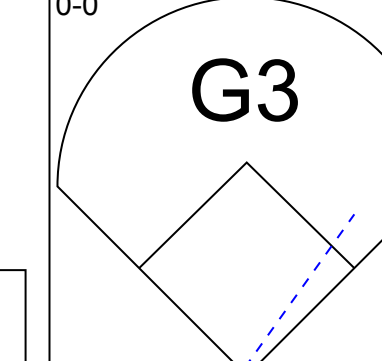
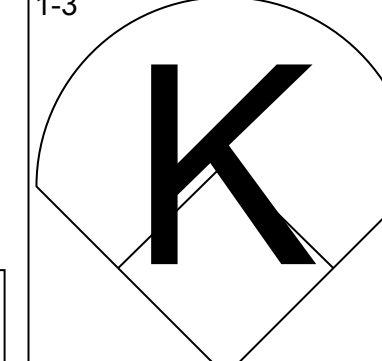
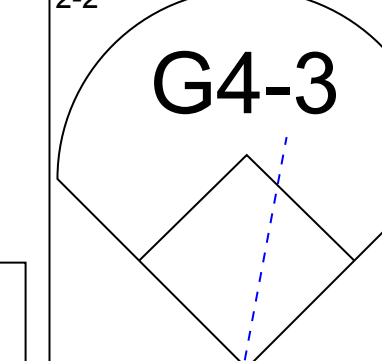
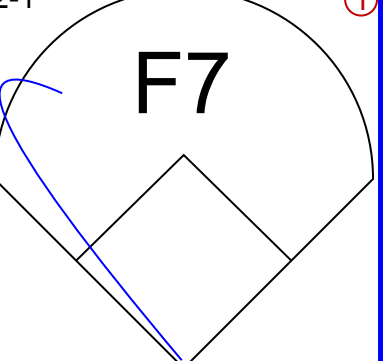
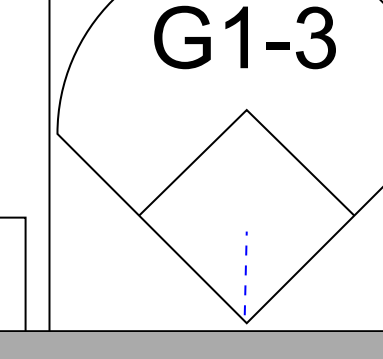
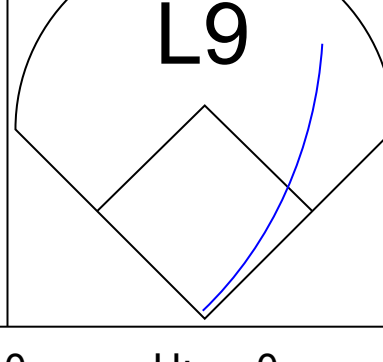
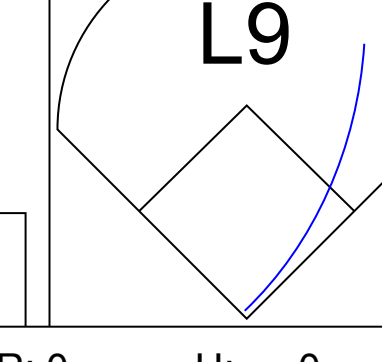
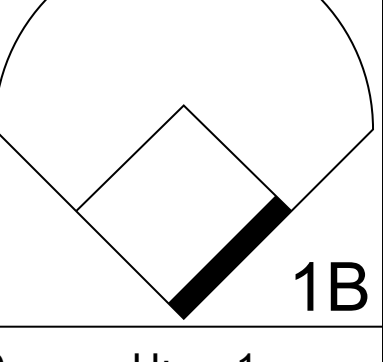


Kansas City Royals - 2001

Batter	1	2	3	4	5	6	7	8	9	AB	R	H	RBI	BB	SO	LOB	TOP				
Carlos Febles, R OBP: 0.250, SLG: 0.250	G1-3		P9					G1-3		4	0	1	1	0	0	0	Kansas City Royals @ New York Yankees Yankee Stadium, Bronx, NY Mon Apr 02 2001, 1:05 PM EDT Att: 55,814 - Cloudy - 42 F				
Carlos Beltrán, S OBP: 0.250, SLG: 0.250	F9 1B		P7			L8		K		4	0	1	0	0	1	1					
29 Mike Sweeney, R (1,3)								G1-3		3	0	0	0	1	0	0					
Jermaine Dye, R OBP: 0.750, SLG: 1.750	F9 1B									4	2	3	1	0	0	2					
Joe Randa, R (1,5)	K									4	0	0	0	0	2	4					
Mark Quinn, R (1,7)										4	0	0	1	0	1	1					
Dee Brown, L OBP: 0.250, SLG: 0.250										4	0	1	0	0	0	1					
Héctor Ortiz, R OBP: 0.333, SLG: 0.333 Raul Ibanez, L (9,PH)										3	1	1	0	0	1	1					
Rey Sanchez, R (1,6) Luis Alicea, S (9,PH)										1	0	0	0	0	0	2					
Inning Stats	R: 0 E: 0 K: 1 S: 11	H: 1 LOB: 2 BB: 1 P: 21	R: 0 E: 0 K: 0 S: 8	H: 0 LOB: 0 BB: 0 P: 10	R: 0 E: 0 K: 0 S: 5	H: 0 LOB: 0 BB: 0 P: 7	R: 0 E: 0 K: 1 S: 8	H: 1 LOB: 1 BB: 0 P: 10	R: 1 E: 0 K: 0 S: 7	H: 2 LOB: 1 BB: 0 P: 13	R: 1 E: 0 K: 0 S: 10	H: 1 LOB: 0 BB: 0 P: 15	R: 0 E: 0 K: 1 S: 8	H: 0 LOB: 0 BB: 0 P: 11	R: 1 E: 1 K: 1 S: 17	H: 1 LOB: 2 BB: 1 P: 29		1B: 5 2B: 1 3B: 0 HR: 1	SF: 0 SAC: 0 DP: 1 HBP: 0	WP: 1 PB: 0 SB: 1 CS: 0	PA: 36
PITCHER	IP	WLS	BF	H	R	ER	SO	BB	IBB	HBP	BLK	WP	HR	S	P	ERA	WHIP				
Roger Clemens, R ERA: 3.24	8.1	W	32	7	3	3	5	1	0	0	0	1	1	71	108	3.24	0.960				
Todd Williams, R ERA:	0.0		1	0	0	0	0	0	0	0	0	0	0	2	5	∞	∞				
42 Mariano Rivera, R ERA:	0.2		3	0	0	0	0	1	0	0	0	0	0	9	14	0.00	1.500				

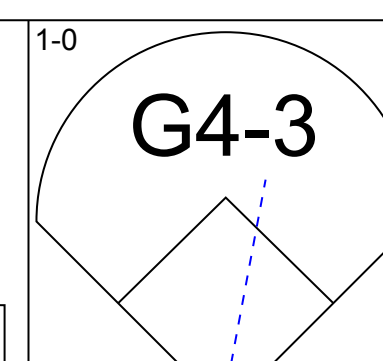
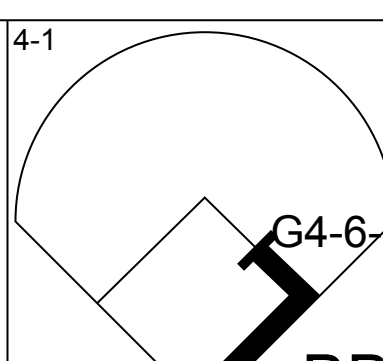
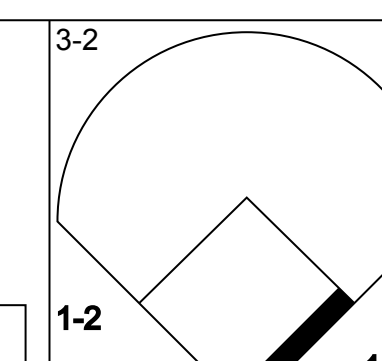
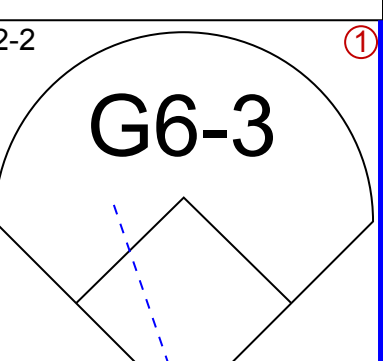
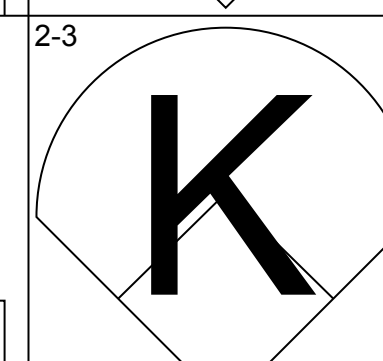
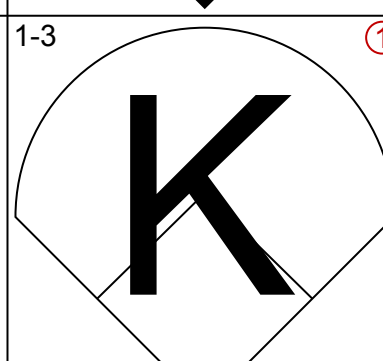
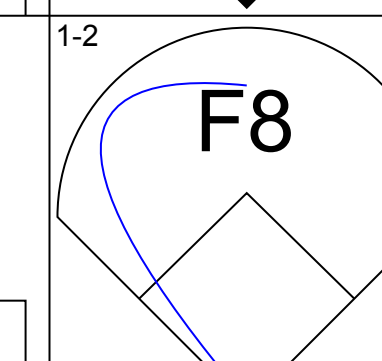
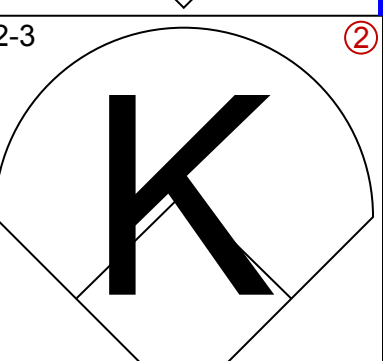
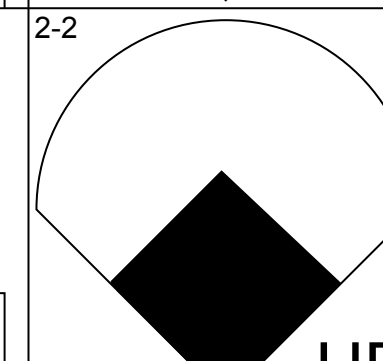
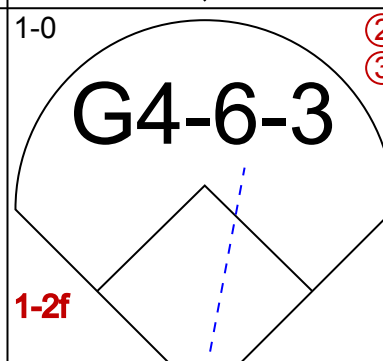
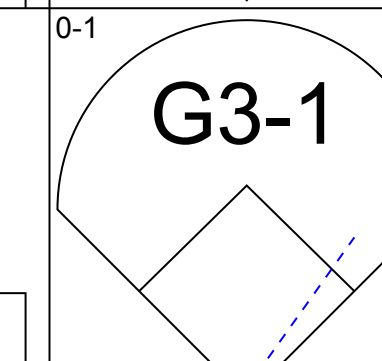
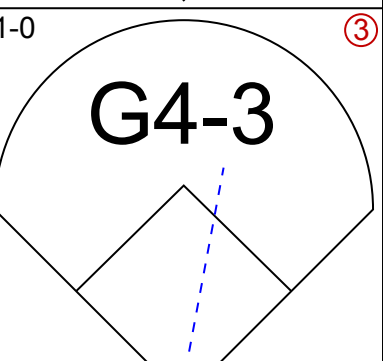
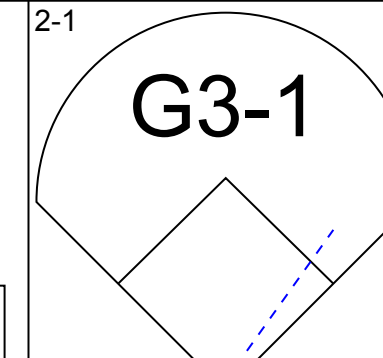
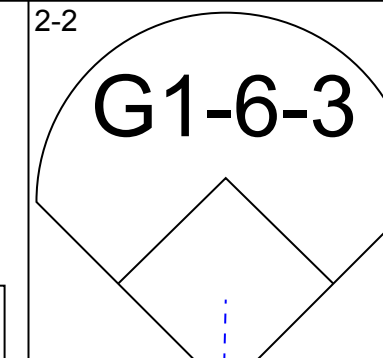
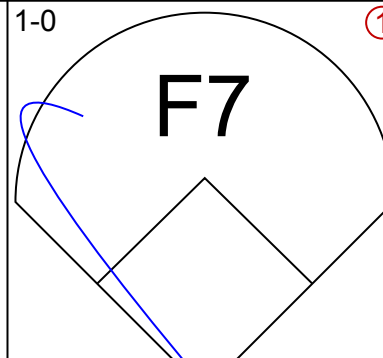
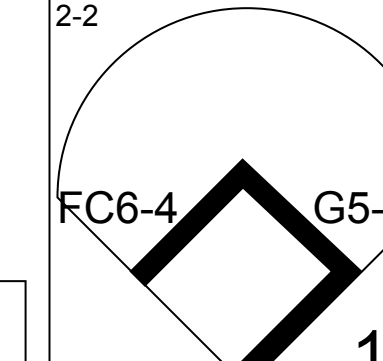
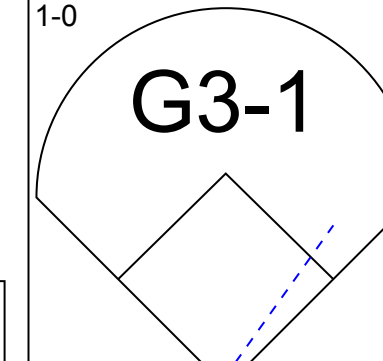
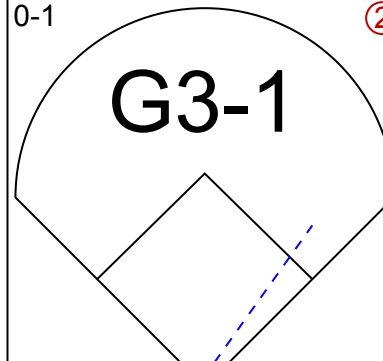
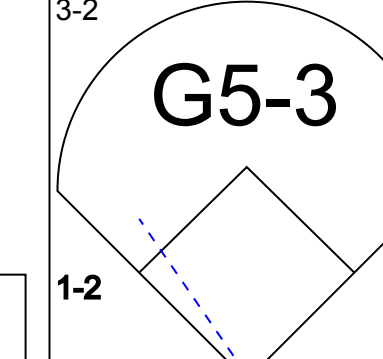
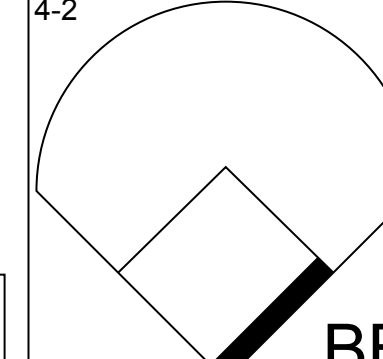
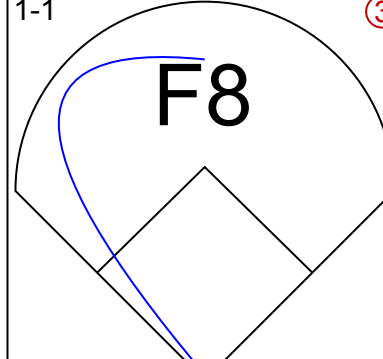
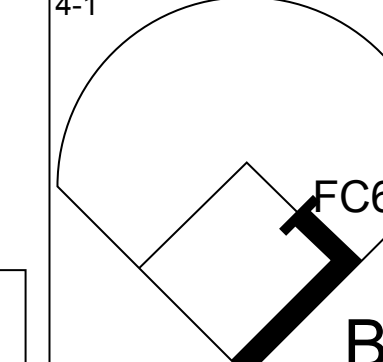
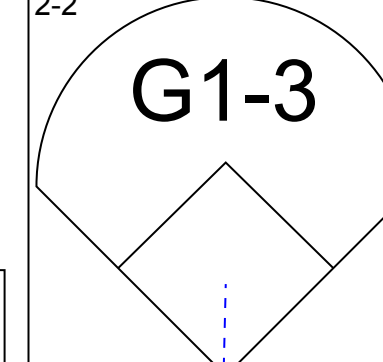
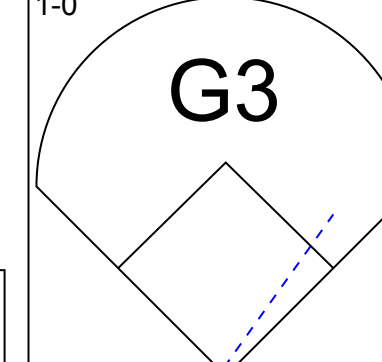
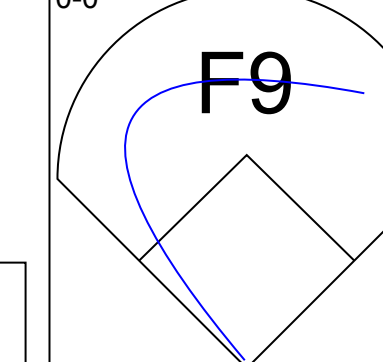
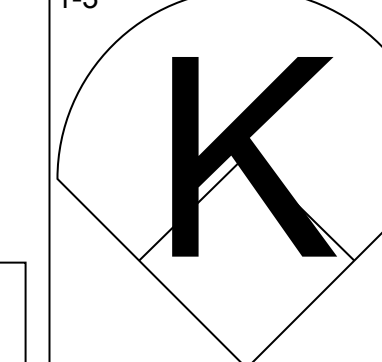
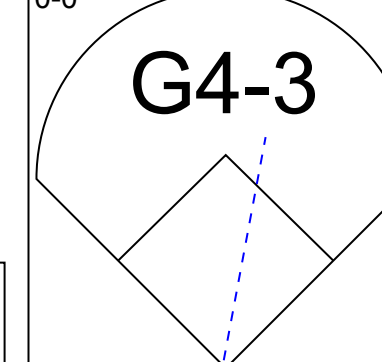
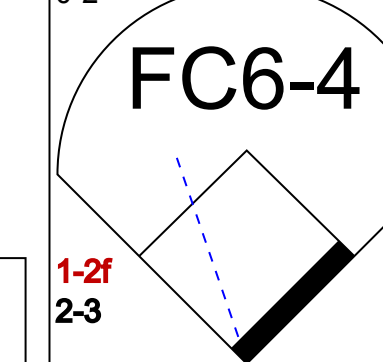
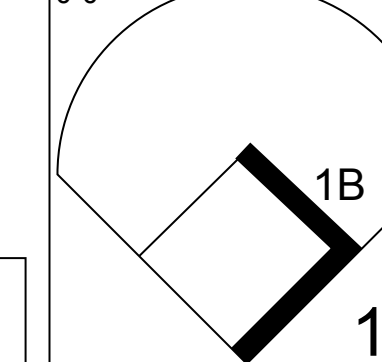
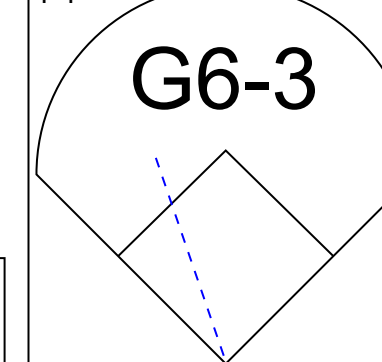
Batter	1	2	3	4	5	6	7	8	9	AB	R	H	RBI	BB	SO	LOB	BOTTOM				
Chuck Knoblauch, R OBP: 0.400, SLG: 0.250 Clay Bellinger, R (9,7)	K		G6-4-3					L3		4	0	1	0	1	1	1	Kansas City Royals @ New York Yankees Yankee Stadium, Bronx, NY Mon Apr 02 2001, 1:05 PM EDT Att: 55,814 - Cloudy - 42 F				
Alfonso Soriano, R OBP: 0.200, SLG: 0.200	G6-3							G5-3		5	0	1	0	0	0	3					
Paul O'Neill, L OBP: 0.200, SLG: 0.200	G6-3							F7		5	1	1	0	0	0	3					
Bernie Williams, S OBP: 0.500, SLG: 1.250										4	1	2	2	0	0	0					
David Justice, L OBP: 0.500, SLG: 0.333										3	2	1	0	1	0	1					
Tino Martinez, L OBP: 0.750, SLG: 1.667										3	2	2	1	1	0	1					
20 Jorge Posada, S OBP: 0.750, SLG: 1.750										4	1	3	4	0	0	0					
Luis Sojo, R (1,6)										4	0	0	0	0	0	4					
Scott Brosius, R OBP: 0.500, SLG: 0.500										4	0	2	0	0	2	2					
Inning Stats	R: 0 E: 0 K: 1 S: 5	H: 0 LOB: 0 BB: 0 P: 8	R: 0 E: 0 K: 0 S: 10	H: 2 LOB: 2 BB: 0 P: 19	R: 0 E: 0 K: 0 S: 10	H: 2 LOB: 1 BB: 0 P: 15	R: 1 E: 0 K: 0 S: 12	H: 1 LOB: 0 BB: 0 P: 21	R: 0 E: 0 K: 1 S: 8	H: 1 LOB: 1 BB: 0 P: 13	R: 5 E: 0 K: 0 S: 14	H: 4 LOB: 2 BB: 3 P: 32	R: 1 E: 0 K: 1 S: 11	H: 3 LOB: 2 BB: 0 P: 20	R: 0 E: 0 K: 0 S: 6	H: 0 LOB: 0 BB: 0 P: 10		1B: 9 2B: 1 3B: 0 HR: 3	SF: 0 SAC: 0 DP: 1 HBP: 0	WP: 0 PB: 0 SB: 0 CS: 0	PA: 39
PITCHER	IP	WLS	BF	H	R	ER	SO	BB	IBB	HBP	BLK	WP	HR	S	P	ERA	WHIP				
Jeff Suppan, R ERA: 9.0	5.0	L	24	8	5	5	2	2	0	0	0	0	2	49	9.00	2.000					
55 Tony Cogan, L ERA: 27.0	0.1		4	2	1	1	0	1	0	0	0	0	1	7	14	27.00	9.000				
Jose Santiago, R ERA:	0.2		2	0	0	0	0	0	0	0	0	0	0	3	3	0.00	0.000				
51 Kris Wilson, R ERA: 9.0	1.0		6	3	1	1	1	0	0	0	0	0	0	11	20	9.00	3.000				
Doug Henry, R ERA:	1.0		3	0	0	0	0	0	0	0	0	0	0	6	10	0.00	0.000				

Batter	1	2	3	4	5	6	7	8	9	AB	R	H	RBI	BB	SO	LOB	TOP					
Luis Alica, S (1, 4)										4	0	0	0	0	1	1						
Carlos Beltrán, S OBP: 0.333, SLG: 0.333 (1, 8)										4	0	0	0	0	1	1						
29 Mike Sweeney, R OBP: 0.167, SLG: 0.091 (1, 3)										4	0	1	0	0	0	0						
Jermaine Dye, R OBP: 0.400, SLG: 0.800 (1, 10)										4	0	1	0	0	0	1						
Joe Randa, R (1, 5)										4	0	0	0	0	0	1						
Mark Quinn, R OBP: 0.182, SLG: 0.455 (1, 7)										3	0	1	0	0	0	1						
Dee Brown, L OBP: 0.286, SLG: 0.429 (1, 9)										3	0	1	0	0	1	0						
A.J. Hinch, R (1, 2)										2	0	0	0	0	0	2						
Raul Ibanez, L OBP: 0.500, SLG: 0.333 (8, PH)										1	0	0	0	0	0	0						
Héctor Ortiz, R OBP: 0.167, SLG: 0.167 (8, 2)										0	0	0	0	0	0	0						
Rey Sanchez, R OBP: 0.222, SLG: 0.222 (1, 6)										3	0	1	0	0	0	0						
Inning Stats	R: 0 H: 0 E: 0 K: 1 S: 7	H: 0 LOB: 0 BB: 0 P: 11	R: 0 H: 2 E: 0 K: 0 S: 14	H: 2 LOB: 2 BB: 0 P: 18	R: 0 H: 0 E: 0 K: 1 S: 8	H: 0 LOB: 0 BB: 0 P: 12	R: 0 H: 1 E: 0 K: 0 S: 6	H: 1 LOB: 1 BB: 0 P: 8	R: 0 H: 0 E: 0 K: 0 S: 8	H: 0 LOB: 0 BB: 0 P: 13	R: 0 H: 1 E: 0 K: 0 S: 8	H: 1 LOB: 1 BB: 0 P: 15	R: 0 H: 0 E: 0 K: 1 S: 7	H: 0 LOB: 0 BB: 0 P: 10	R: 0 H: 1 E: 0 K: 0 S: 7	H: 1 LOB: 1 BB: 0 P: 11	R: 0 H: 0 E: 0 K: 0 S: 6	H: 0 LOB: 0 BB: 0 P: 11	1B: 4 2B: 1 3B: 0 HR: 0	SF: 0 SAC: 0 DP: 0 HBP: 0	WP: 0 PB: 0 CS: 0	PA: 32
PITCHER	IP	WLS	BF	H	R	ER	SO	BB	IBB	HBP	BLK	WP	HR	S	P	ERA	WHIP					
35 Mike Mussina, R ERA: 0.00	7.2	W	28	5	0	0	3	0	0	0	0	0	0	64	96	0.00	0.652					
42 Mariano Rivera, R ERA: 0.00	1.1	S	4	0	0	0	0	0	0	0	0	0	0	7	13	0.00	0.000					

Kansas City Royals @ New York Yankees
Yankee Stadium, Bronx, NY
Thu Apr 05 2001, 1:05 PM EDT
Att: 26,696 - Sunny - 59 F

AB	32
R	0
H	5
RBI	0
BB	0
SO	3
LOB	7



Batter	1	2	3	4	5	6	7	8	9	AB	R	H	RBI	BB	SO	LOB	BOTTOM					
Chuck Knoblauch, R OBP: 0.429, SLG: 0.273 Clay Bellinger, R (9, 7)										3	0	1	0	1	0	0						
Alfonso Soriano, R OBP: 0.143, SLG: 0.214 (1, 4)										4	0	0	0	0	3	3						
Paul O'Neill, L OBP: 0.286, SLG: 0.417 (1, 9)										4	1	1	1	0	0	3						
Bernie Williams, S OBP: 0.455, SLG: 0.778 (1, 8)										3	0	0	0	0	0	0						
David Justice, L OBP: 0.545, SLG: 0.778 (1, 10)										3	0	1	0	0	0	0						
Tino Martinez, L OBP: 0.545, SLG: 0.750 (1, 3)										2	0	0	0	1	0	1						
20 Jorge Posada, S OBP: 0.455, SLG: 0.778 (1, 2)										2	0	0	0	1	0	1						
Luis Sojo, R (1, 6)										3	0	0	0	0	1	2						
Scott Brosius, R OBP: 0.455, SLG: 0.400 (1, 5)										3	0	1	0	0	0	2						
Inning Stats	R: 1 H: 1 E: 0 K: 1 S: 9	H: 1 LOB: 0 BB: 0 P: 16	R: 0 H: 1 E: 0 K: 0 S: 11	H: 1 LOB: 2 BB: 1 P: 20	R: 0 H: 0 E: 0 K: 1 S: 7	H: 0 LOB: 0 BB: 1 P: 13	R: 0 H: 0 E: 0 K: 0 S: 9	H: 0 LOB: 1 BB: 1 P: 18	R: 0 H: 2 E: 0 K: 1 S: 12	H: 2 LOB: 2 BB: 0 P: 17	R: 0 H: 0 E: 0 K: 0 S: 5	H: 0 LOB: 0 BB: 0 P: 7	R: 0 H: 0 E: 0 K: 0 S: 4	H: 0 LOB: 0 BB: 0 P: 6	R: 0 H: 0 E: 0 K: 1 S: 7	H: 0 LOB: 0 BB: 0 P: 12	R: 0 H: 0 E: 0 K: 0 S: 6	H: 0 LOB: 0 BB: 0 P: 12	1B: 3 2B: 0 3B: 0 HR: 1	SF: 0 SAC: 0 DP: 1 HBP: 0	WP: 0 PB: 0 CS: 0	PA: 30
PITCHER	IP	WLS	BF	H	R	ER	SO	BB	IBB	HBP	BLK	WP	HR	S	P	ERA	WHIP					
Dan Reichert, R ERA: 1.5	6.0	L	24	4	1	1	3	3	0	0	0	0	0	11	18	1.50	1.167					
Jason Grimsley, R ERA: 0.00	2.0		6	0	0	0	1	0	0	0	0	0	0	11	18	0.00	0.000					

Kansas City Royals @ New York Yankees
Yankee Stadium, Bronx, NY
Thu Apr 05 2001, 1:05 PM EDT
Att: 26,696 - Sunny - 59 F

AB	27
R	1
H	4
RBI	1
BB	3
SO	4
LOB	12



Batter	1	2	3	4	5	6	7	8	9	AB	R	H	RBI	BB	SO	LOB	TOP										
Cristian Guzman, S OBP: 0.286, SLG: 0.538 (1, 6)	G4-3		F8		2B	G4-3		G4-3	G4-3	5	1	1	0	0	0	0	Minnesota Twins @ Kansas City Royals Kauffman Stadium, Kansas City, MO Fri Apr 06 2001, 1:05 PM CDT Att: 40,150 - Cloudy - 73 F										
Denny Hocking, S OBP: 0.333, SLG: 0.571 (1, 8)	E7		F8		2B		G1-6-3	G4-3	G4-3	4	1	1	1	1	0	0											
Matt Lawton, L OBP: 0.357, SLG: 0.182 (1, 9)	G1-3			HR	2B		G1-6-3	G4-3	G4-3	4	2	1	0	1	0	2											
Corey Koskie, L OBP: 0.385, SLG: 0.636 (1, 5)	G4-3			HR	K					4	1	2	2	0	1	3											
David Ortiz, L OBP: 0.500, SLG: 0.727 (1, 10)		G4-6-3		F8	P6					4	0	1	0	0	1	3											
Jason Maxwell, R OBP: 0.500, SLG: 0.750 (1, 4)		F8		1B	2B					4	0	2	2	0	0	1											
Jacque Jones, L OBP: 0.385, SLG: 0.500 (1, 7)		G4-6-3		1B	G4-3					4	0	1	0	0	0	2											
Doug Mientkiewicz, L OBP: 0.333, SLG: 0.444 (1, 3)			K	F5		F9				4	0	1	0	0	1	2											
Tom Prince, R OBP: 0.250, SLG: 1.000 (1, 2)				P6		K				4	1	1	1	0	1	3											
Inning Stats	R: 0 E: 1 K: 0 S: 14	H: 0 LOB: 1 BB: 0 P: 15	R: 0 E: 0 K: 0 S: 9	H: 1 LOB: 0 BB: 0 P: 10	R: 1 E: 0 K: 1 S: 14	H: 1 LOB: 0 BB: 0 P: 19	R: 2 E: 0 K: 0 S: 12	H: 4 LOB: 2 BB: 0 P: 17	R: 3 E: 0 K: 1 S: 17	H: 3 LOB: 1 BB: 1 P: 29	R: 0 E: 0 K: 1 S: 5	H: 0 LOB: 0 BB: 0 P: 5	R: 0 E: 0 K: 1 S: 12	H: 1 LOB: 1 BB: 1 P: 20	R: 0 E: 0 K: 0 S: 7	H: 1 LOB: 0 BB: 0 P: 13	R: 0 E: 0 K: 0 S: 7	H: 0 LOB: 0 BB: 0 P: 12	1B: 6 2B: 2 3B: 1 HR: 2	SF: 0 SAC: 0 DP: 2 HBP: 0	WP: 0 PB: 0 CS: 0	PA: 39					
PITCHER	IP	WLS	BF	H	R	ER	SO	BB	IBB	HBP	BLK	WP	HR	S	P	ERA	WHIP										
Brian Meadows, R ERA: 11.25 (1, 1)	4.0	L	20	8	5	5	1	0	0	0	0	0	2	51	64	11.25	2.000										
55 Tony Cogan, L ERA: 10.9 (5, 1)	0.2		3	0	0	0	1	1	0	0	0	0	0	10	17	0.00	1.500										
Doug Henry, R ERA: (5, 1)	2.1		9	2	1	1	2	1	0	0	0	0	0	22	34	3.86	1.286										
Jose Santiago, R ERA: (8, 1)	2.0		7	1	0	0	0	0	0	0	0	0	0	14	25	0.00	0.500										

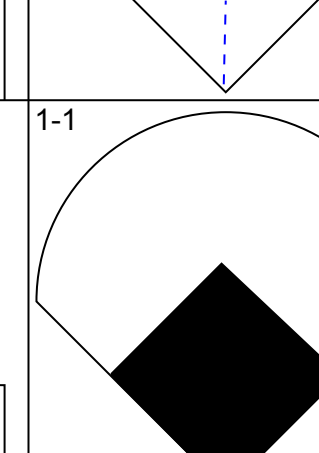

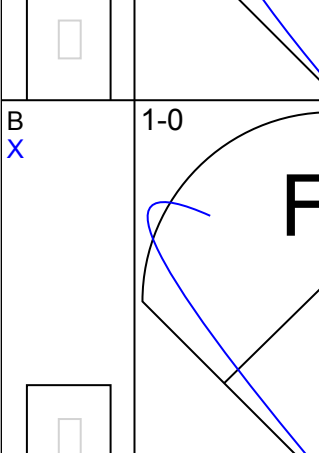
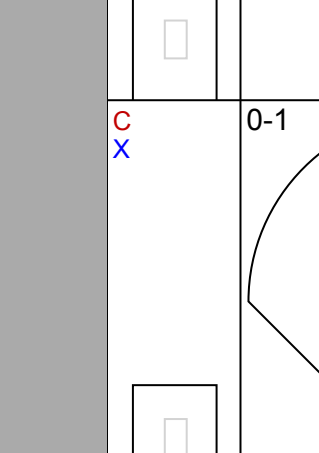
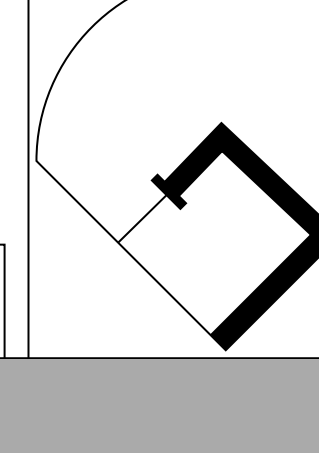
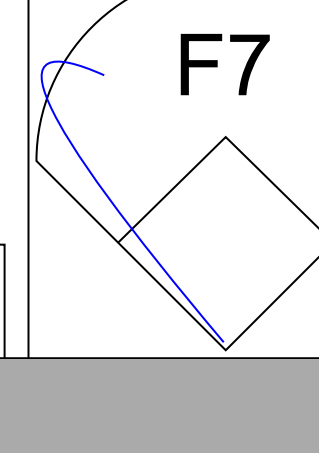
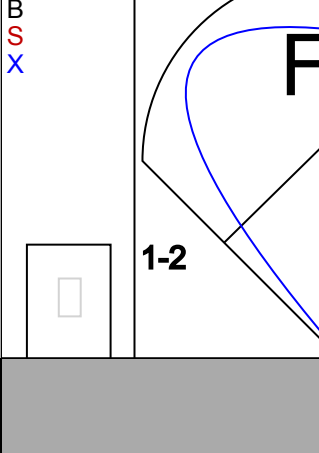








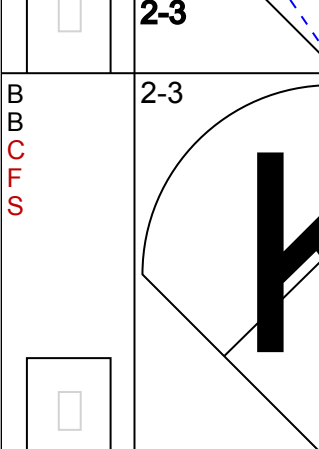


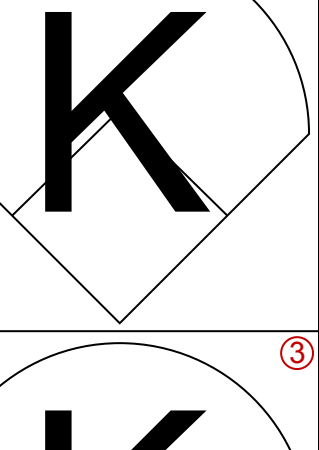
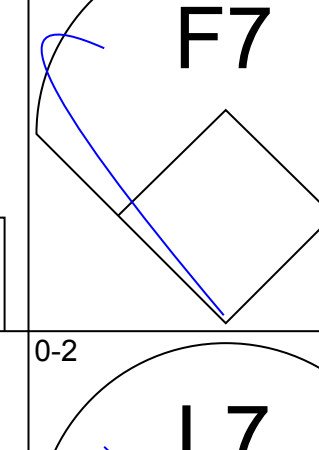

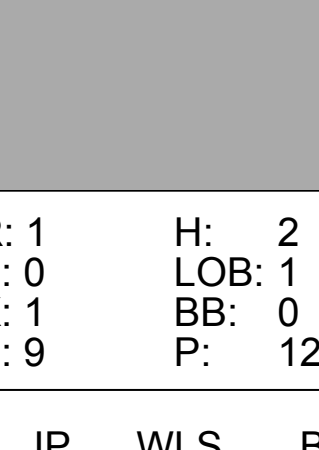
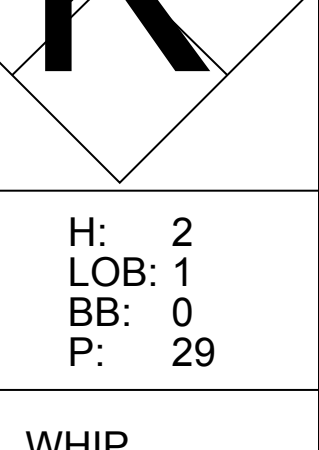
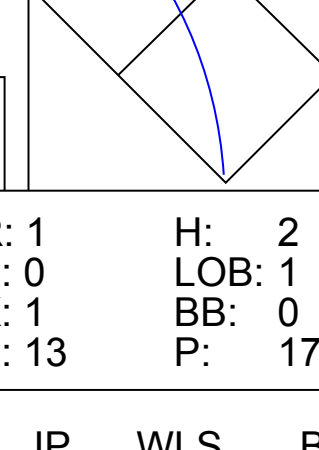
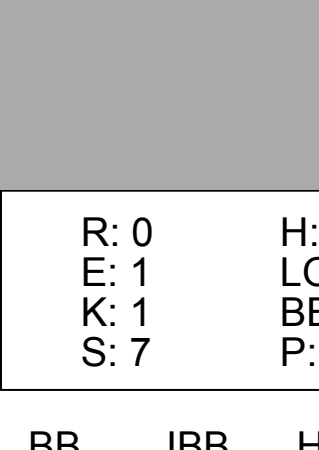

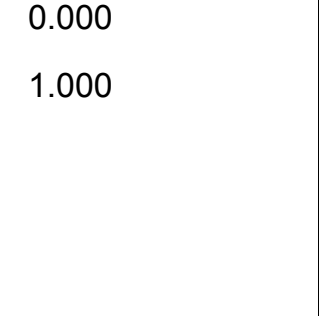



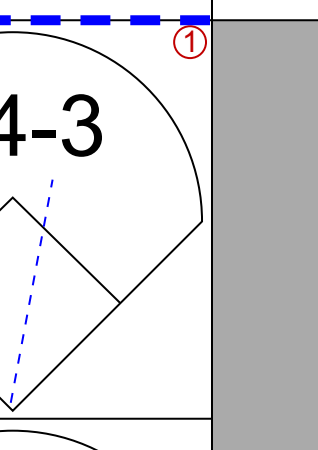
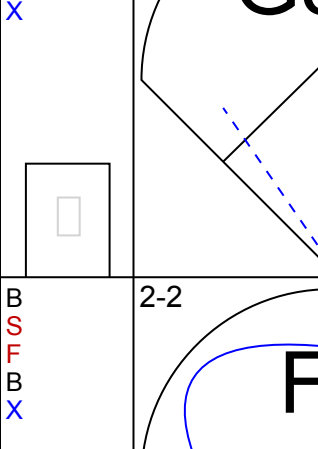
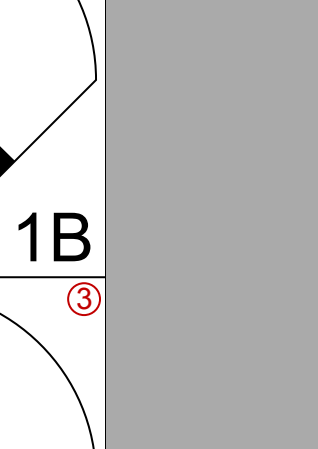

Batter	1	2	3	4	5	6	7	8	9	AB	R	H	RBI	BB	SO	LOB	BOTTOM										
Luis Alica, S (1, 4)	G4-3		FC4-6		K			K		4	0	0	0	0	2	2	Minnesota Twins @ Kansas City Royals Kauffman Stadium, Kansas City, MO Fri Apr 06 2001, 1:05 PM CDT Att: 40,150 - Cloudy - 73 F										
Carlos Beltrán, S OBP: 0.313, SLG: 0.313 (1, 8)	G6-3			K	1B			G4-3		4	0	1	0	0	1	0											
29 Mike Sweeney, R OBP: 0.125, SLG: 0.067 (1, 3)	K			F7	G6-3			F8		4	0	0	0	0	1	2											
Jermaine Dye, R OBP: 0.357, SLG: 0.643 (1, 9)		G4-3		1B		F8		F8		4	0	1	0	0	0	0											
Joe Randa, R (1, 5)		F8		L5		F7		F9		4	0	0	0	0	0	1											
Mark Quinn, R OBP: 0.200, SLG: 0.600 (1, 7)		G1-3			HR	G5-3		K		4	1	1	1	0	1	0											
Dee Brown, L OBP: 0.300, SLG: 0.500 (1, 10)			K		G3-1			F9		3	1	1	0	0	1	0											
Héctor Ortiz, R OBP: 0.222, SLG: 0.125 (1, 2)				FC4-6	G3-1			F9		2	0	0	0	1	0	1											
Rey Sanchez, R OBP: 0.250, SLG: 0.250 (1, 6)			F8		1B			G4-3		3	0	1	1	0	0	1											
Inning Stats	R: 0 E: 0 K: 1 S: 5	H: 0 LOB: 0 BB: 0 P: 9	R: 0 E: 0 K: 0 S: 9	H: 0 LOB: 0 BB: 0 P: 14	R: 0 E: 0 K: 1 S: 7	H: 0 LOB: 1 BB: 1 P: 17	R: 0 E: 0 K: 1 S: 7	H: 1 LOB: 0 BB: 0 P: 9	R: 2 E: 0 K: 1 S: 18	H: 4 LOB: 2 BB: 0 P: 26	R: 0 E: 0 K: 0 S: 7	H: 0 LOB: 0 BB: 0 P: 10	R: 0 E: 0 K: 0 S: 5	H: 0 LOB: 0 BB: 0 P: 5	R: 0 E: 0 K: 1 S: 5	H: 0 LOB: 0 BB: 0 P: 6	R: 0 E: 0 K: 1 S: 8	H: 0 LOB: 0 BB: 0 P: 13	1B: 3 2B: 1 3B: 0 HR: 1	SF: 0 SAC: 0 DP: 0 HBP: 0	WP: 0 PB: 0 CS: 0	PA: 33					
PITCHER	IP	WLS	BF	H	R	ER	SO	BB	IBB	HBP	BLK	WP	HR	S	P	ERA	WHIP										
Joe Mays, R ERA: 2.57 (1, 1)	7.0	W	27	5	2	2	4	1	0	0	0	0	0	13	19	0.00	0.000										
Hector Carrasco, R ERA: (8, 1)	2.0		6	0	0	0	2	0	0	0	0	0	0	13	19	0.00	0.000										

AB	37
R	6
H	11
RBI	6
BB	2
SO	4
LOB	16



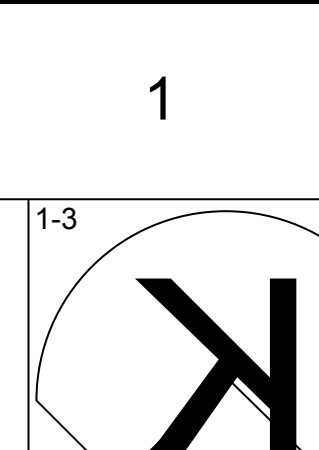
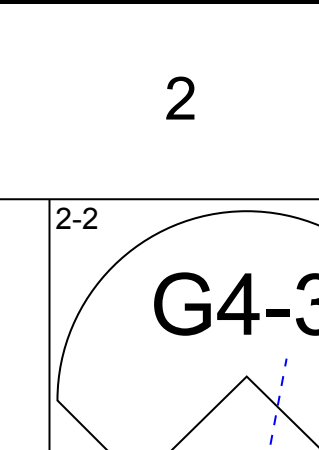
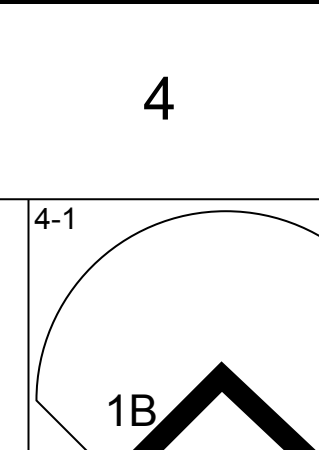
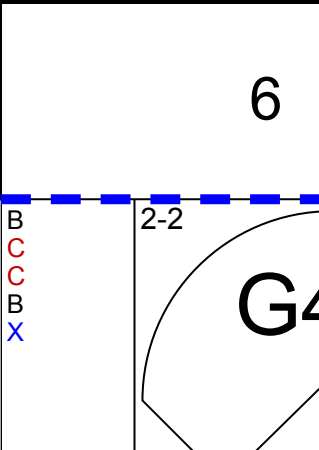
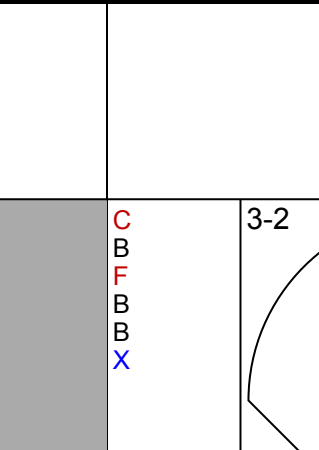
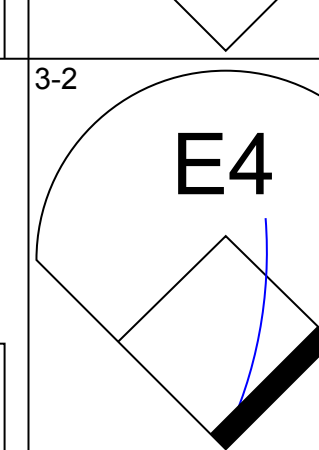
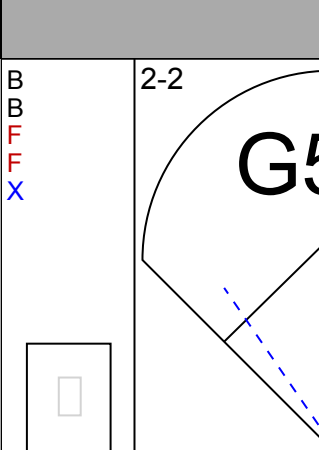
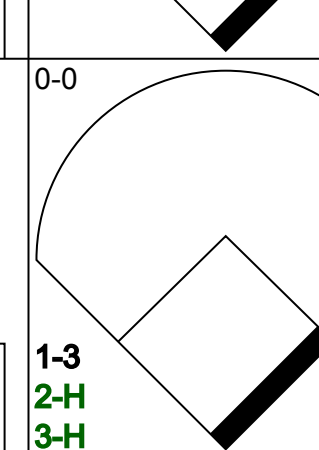
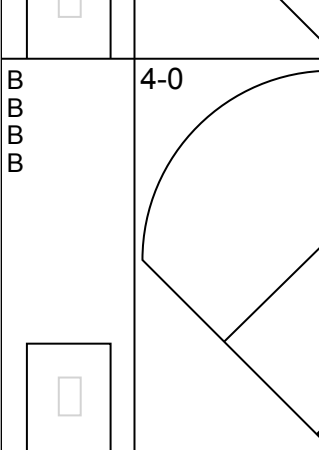
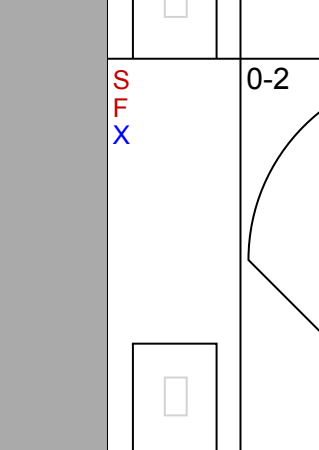
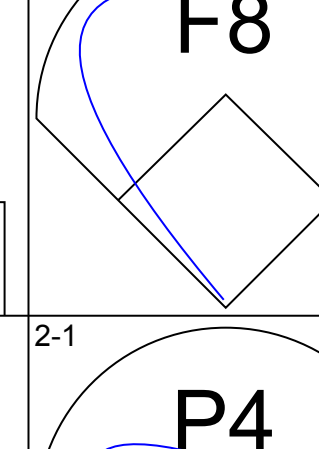
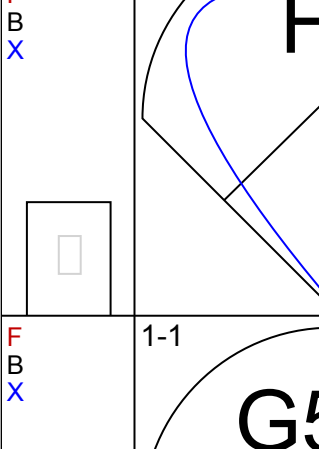
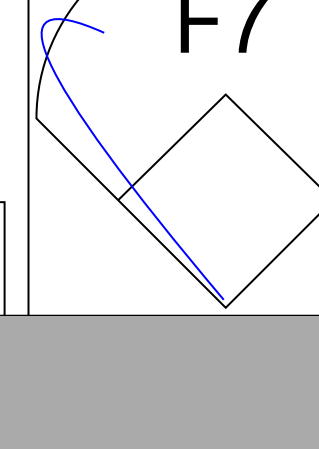
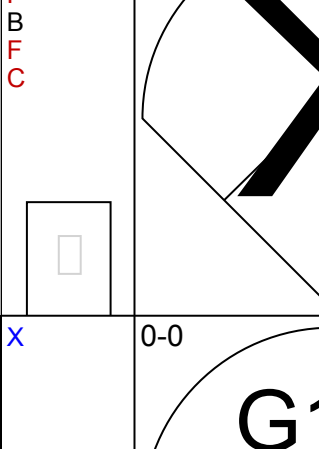
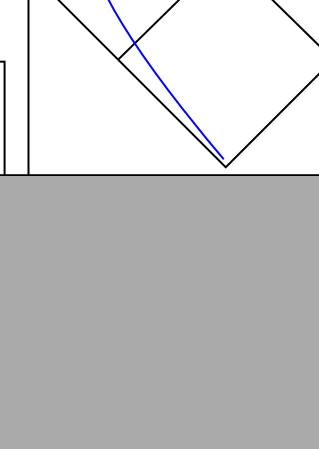
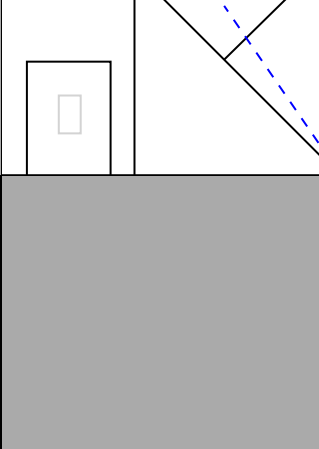
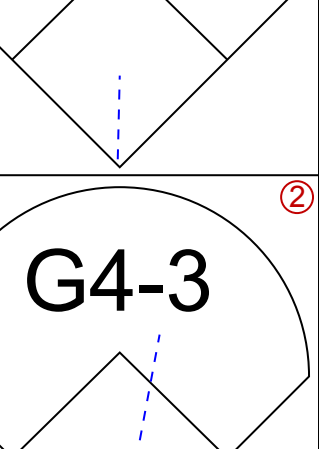
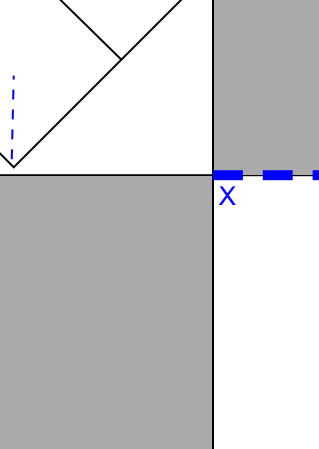
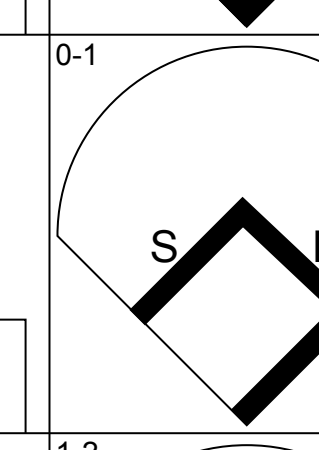
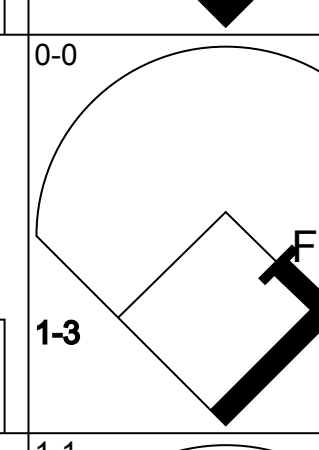
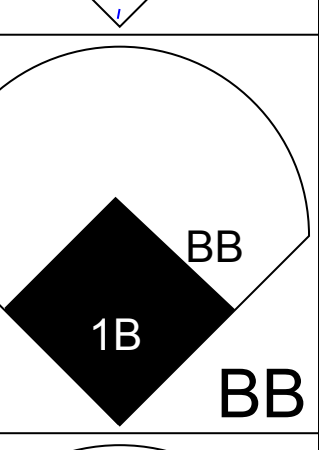
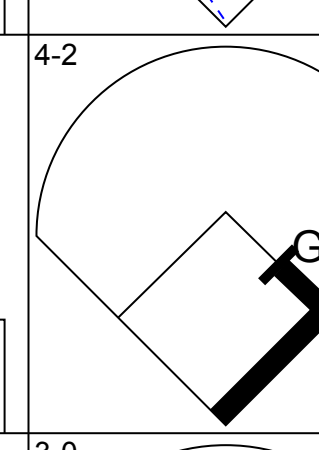

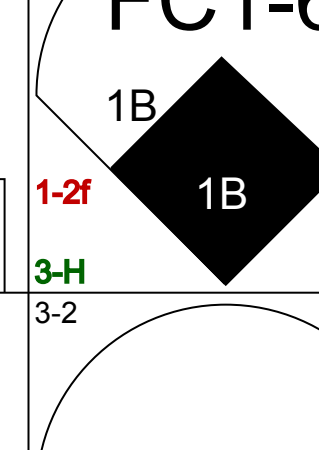
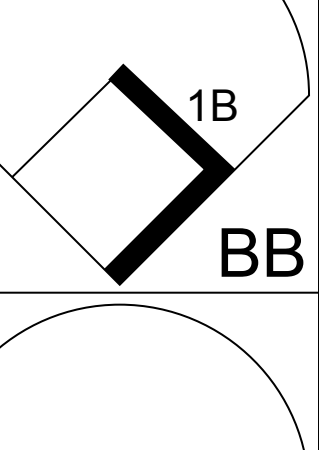

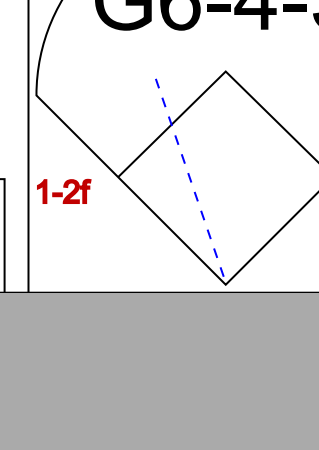

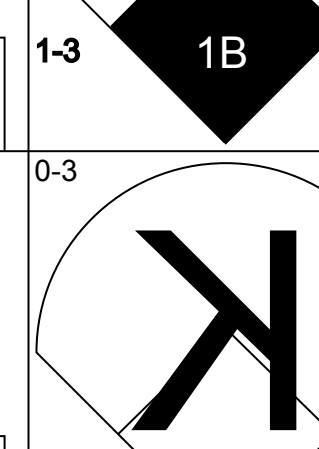
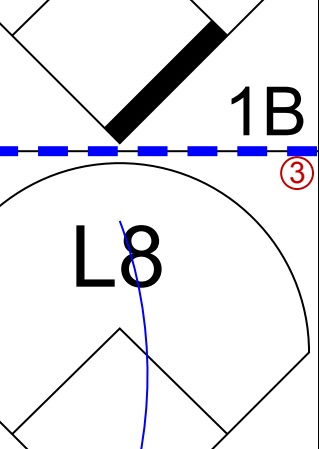

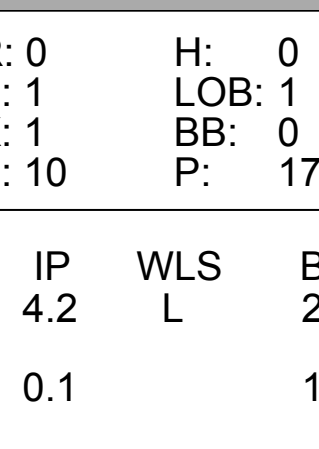
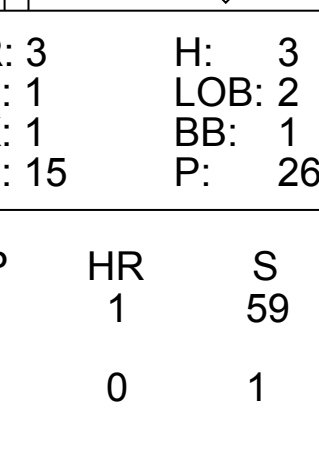
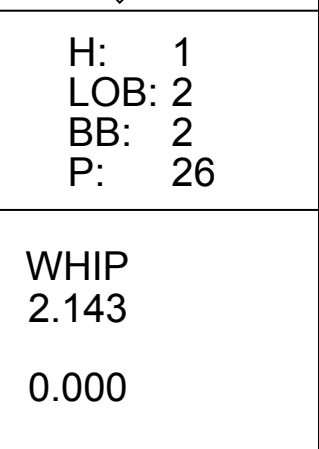
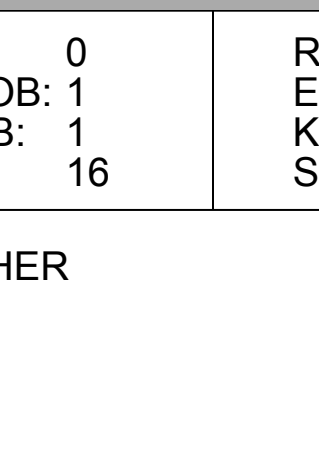
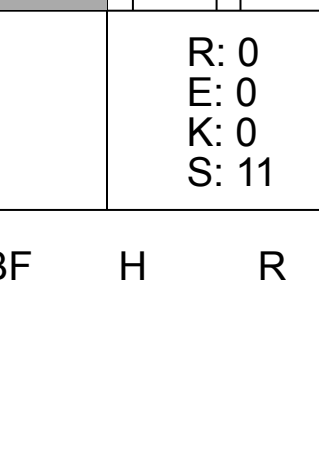

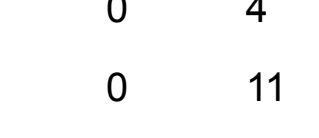


AB	32
R	2
H	5
RBI	2
BB	1
SO	6
LOB	7



Batter	1	2	3	4	5	6	7	8	9	AB	R	H	RBI	BB	SO	LOB	TOP								
Cristian Guzman, S OBP: 0.278, SLG: 0.471 (1, 6)						 1B				4	0	1	0	0	1	0	Minnesota Twins @ Kansas City Royals Kauffman Stadium, Kansas City, MO Sat Apr 07 2001, 1:05 PM CDT Att: 16,687 - Sunny - 72 F								
Luis Rivas, R OBP: 0.077, SLG: 0.077 (1, 4)										4	0	0	0	0	0	1									
Matt Lawton, L OBP: 0.333, SLG: 0.400 (1, 9)										4	1	1	1	0	1	1									
Corey Koskie, L OBP: 0.353, SLG: 0.600 (1, 5)									 1B	4	0	1	0	0	0	1									
Jacque Jones, L OBP: 0.471, SLG: 0.750 (1, 7)					 1B				 1B	4	2	3	1	0	1	0									
Chad Allen, R OBP: 0.400, SLG: 0.750 (1, 10)										4	0	1	1	0	1	2									
Doug Mientkiewicz, L OBP: 0.313, SLG: 0.385 (1, 3)										4	0	1	0	0	2	2									
Denny Hocking, S OBP: 0.250, SLG: 0.400 (1, 8)										3	0	0	0	0	1	2									
A.J. Pierzynski, L OBP: 0.100, SLG: 0.200 (7, PH)										2	0	0	0	0	2	1									
David Ortiz, L OBP: 0.462, SLG: 0.667 (7, 2)										1	0	0	0	0	0	1									
Tom Prince, R OBP: 0.250, SLG: 1.000 (7, 2)										0	0	0	0	0	0	0									
Inning Stats	R: 1 E: 0 K: 1 S: 9	H: 2 LOB: 1 BB: 0 P: 12	R: 0 E: 0 K: 1 S: 6	H: 0 LOB: 0 BB: 0 P: 9	R: 0 E: 0 K: 1 S: 9	H: 0 LOB: 0 BB: 0 P: 14	R: 0 E: 0 K: 1 S: 6	H: 0 LOB: 0 BB: 0 P: 10	R: 1 E: 0 K: 3 S: 20	H: 2 LOB: 1 BB: 0 P: 29	R: 0 E: 0 K: 0 S: 8	H: 1 LOB: 1 BB: 0 P: 13	R: 1 E: 0 K: 1 S: 13	H: 2 LOB: 1 BB: 0 P: 17	R: 0 E: 0 K: 0 S: 7	H: 0 LOB: 0 BB: 0 P: 9	R: 0 E: 1 K: 1 S: 7	H: 1 LOB: 1 BB: 0 P: 10	1B: 4 2B: 1 3B: 1 HR: 2	SF: 0 SAC: 0 DP: 1 HBP: 0	WP: 0 PB: 0 SB: 1 CS: 1	PA: 34			
PITCHER	IP	WLS	BF	H	R	ER	SO	BB	IBB	HBP	BLK	WP	HR	S	P	ERA	WHIP								
Jeff Suppan, R ERA: 6.35 (1, 1)	6.1	W	25	7	3	3	8	0	0	0	0	0	2	66	101	4.26	1.105								
Jason Grimsley, R ERA: (7, 1)	1.2	H	5	0	0	0	0	0	0	0	0	0	0	12	14	0.00	0.000								
Roberto Hernandez, R ERA: (9, 1)	1.0	S	4	1	0	0	1	0	0	0	0	0	0	7	10	0.00	1.000								

AB	34
R	3
H	8
RBI	3
BB	0
SO	9
LOB	11



Batter	1	2	3	4	5	6	7	8	9	AB	R	H	RBI	BB	SO	LOB	BOTTOM								
Carlos Febles, R OBP: 0.167, SLG: 0.091 (1, 4)				 BB						4	0	0	0	1	1	3	Minnesota Twins @ Kansas City Royals Kauffman Stadium, Kansas City, MO Sat Apr 07 2001, 1:05 PM CDT Att: 16,687 - Sunny - 72 F								
Carlos Beltrán, S OBP: 0.333, SLG: 0.300 (1, 8)				 BB						4	0	1	2	1	0	1									
29 Mike Sweeney, R OBP: 0.100, SLG: 0.053 (1, 10)										4	0	0	0	0	1	4									
Jermaine Dye, R OBP: 0.278, SLG: 0.500 (1, 9)										4	0	0	0	0	0	2									
Joe Randa, R OBP: 0.100, SLG: 0.211 (1, 5)				 1B FC1-6						4	2	1	1	0	0	0									
Mark Quinn, R OBP: 0.386, SLG: 0.647 (1, 7)	 BB 1B			 1B BB	 BB		 BB			2	1	2	0	2	0	0									
Dave McCarty, R OBP: 0.375, SLG: 0.286 (1, 3)				 1B 1-2 BB	 BB		 1-2 BB			3	1	0	1	1	0	3									
Héctor Ortiz, R OBP: 0.385, SLG: 0.273 (1, 2)	 BB			 1B 1B	 1-2 2H					3	1	2	1	1	0	0									
Rey Sanchez, R OBP: 0.250, SLG: 0.250 (1, 6)							 S 1B			4	0	1	0	0	2	6									
Inning Stats	R: 0 E: 1 K: 1 S: 10	H: 0 LOB: 1 BB: 0 P: 17	R: 1 E: 0 K: 1 S: 15	H: 2 LOB: 2 BB: 1 P: 26	R: 0 E: 0 K: 0 S: 8	H: 0 LOB: 0 BB: 0 P: 13	R: 3 E: 1 K: 1 S: 15	H: 3 LOB: 2 BB: 1 P: 26	R: 1 E: 0 K: 0 S: 12	H: 1 LOB: 2 BB: 2 P: 26	R: 0 E: 0 K: 1 S: 8	H: 0 LOB: 1 BB: 1 P: 16	R: 0 E: 0 K: 0 S: 4	H: 0 LOB: 0 BB: 1 P: 11	R: 0 E: 0 K: 0 S: 11	H: 1 LOB: 1 BB: 0 P: 17		1B: 6 2B: 0 3B: 0 HR: 1	SF: 0 SAC: 0 DP: 1 HBP: 0	WP: 0 PB: 0 SB: 3 CS: 0	PA: 38				
PITCHER	IP	WLS	BF	H	R	ER	SO	BB	IBB	HBP	BLK	WP	HR	S	P	ERA	WHIP								
Mark Redman, L ERA: 3.86 (1, 1)	4.2	L	26	6	5	2	3	4	0	0	0	0	0	1	1	0.00	0.000								
Bob Wells, R ERA: 3.0 (5, 1)	0.1		1	0	0	0	0	0	0	0	0	0	0	1	1	0.00	0.000								
Johan Santana, L ERA: (6, 1)	1.0		4	0	0	0	1	1	0	0	0	0	0	8	16	0.00	1.000								
Travis Miller, L ERA: (7, 1)	1.0		3	0	0	0	0	1	0	0	0	0	0	4	11	0.00	1.000								
LaTroy Hawkins, R ERA: 6.75 (8, 1)	1.0		4	1	0	0	0	0	0	0	0	0	0	11	17	0.00	1.000								

AB	32
R	5
H	7
RBI	5
BB	6
SO	4
LOB	19



Batter	1	2	3	4	5	6	7	8	9	AB	R	H	RBI	BB	SO	LOB	TOP								
Cristian Guzman, S OBP: 0.304, SLG: 0.636 (1, 6)	1-1 G4-3		2-1 B1-3		1-0 F8			0-0 1B 3B	0-0 E 3B	5	2	2	0	0	0	2									
Luis Rivas, R OBP: 0.167, SLG: 0.167 (1, 4)	0-1 G3-4 1B			2-3 K		1-1 F9		0-1 FC5 BB 1B	0-0 E3 2B	5	0	2	1	0	1	0									
Matt Lawton, L OBP: 0.348, SLG: 0.421 (1, 10)	0-0 G3-4-1			2-3 K		1-1 G4-3		3-H 4-1 HBP FC5 BB 1B	3-H 2-0 2B	4	0	1	0	1	1	1									
David Ortiz, L OBP: 0.389, SLG: 0.706 (1, 3)	2-1 F9			3-1 HR		0-0 F7		1-3 K	3-2 P6	5	1	1	1	0	1	5									
Brian Buchanan, R (1, 9)		0-3 K		2-3 K			1-1 G6-3	1-1 FC5 HBP		4	0	0	0	0	2	2									
Jacque Jones, L OBP: 0.524, SLG: 0.789 (1, 8)		0-1 G3			2-2 FC6-4 BB 1B		0-0 1B 2B	2-2 1-2 2-3 HBP		3	1	2	0	0	0	0									
Chad Allen, R OBP: 0.222, SLG: 0.375 (1, 7)		0-1 G3			1-3 K		2-3 K	2-2 G4-3		4	0	0	0	0	2	5									
Jason Maxwell, R OBP: 0.500, SLG: 0.571 (1, 5)			1-0 F9		4-2 FC6-4 BB		1-1 1B	0-3 K		3	0	1	1	1	1	0									
Tom Prince, R OBP: 0.125, SLG: 0.500 (1, 2)			1-2 G6-3		0-0 FC6-4		2-3 K	3-2 G5-3		4	0	0	0	0	1	3									
Inning Stats	R: 0 E: 0 K: 0 S: 7	H: 1 LOB: 1 BB: 0 P: 10	R: 0 E: 0 K: 1 S: 7	H: 0 LOB: 0 BB: 0 P: 7	R: 0 E: 0 K: 0 S: 8	H: 0 LOB: 0 BB: 0 P: 12	R: 1 E: 0 K: 3 S: 13	H: 1 LOB: 0 BB: 0 P: 22	R: 0 E: 0 K: 1 S: 15	H: 1 LOB: 2 BB: 1 P: 23	R: 0 E: 0 K: 0 S: 5	H: 0 LOB: 0 BB: 0 P: 7	R: 1 E: 0 K: 2 S: 11	H: 2 LOB: 1 BB: 0 P: 17	R: 1 E: 0 K: 1 S: 16	H: 2 LOB: 3 BB: 1 P: 26	R: 1 E: 1 K: 1 S: 13	H: 2 LOB: 2 BB: 0 P: 21	1B: 4 2B: 2 3B: 2 HR: 1	SF: 0 SAC: 0 DP: 0 HBP: 1	WP: 0 PB: 0 SB: 0 CS: 0	PA: 40			
PITCHER	IP	WLS	BF	H	R	ER	SO	BB	IBB	HBP	BLK	WP	HR	S	P	ERA	WHIP								
Mac Suzuki, R ERA: 1.8 (1, 1)	5.0	W	19	3	1	1	5	1	0	0	0	0	1	50	74	1.80	0.800								
Doug Henry, R ERA: 1.89 (6, 1)	2.0		8	2	1	1	2	0	0	0	0	0	0	16	24	4.50	1.000								
55 Tony Cogan, L ERA: 10.13 (8, 1)	1.0		7	2	1	1	1	1	0	1	0	0	0	16	26	9.00	3.000								
51 Kris Wilson, R ERA: 1.59 (9, 1)	1.0		6	2	1	0	1	0	0	0	0	0	0	13	21	0.00	2.000								

Minnesota Twins @ Kansas City Royals
Kauffman Stadium, Kansas City, MO
Sun Apr 08 2001, 1:05 PM CDT
Att: 15,028 - Cloudy - 79 F

AB	37
R	4
H	9
RBI	3
BB	2
SO	9
LOB	18

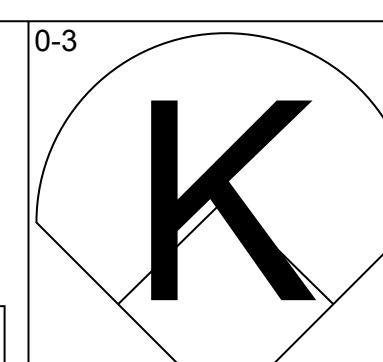
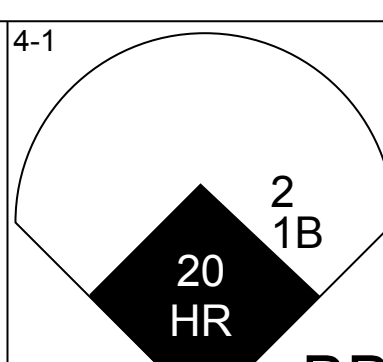
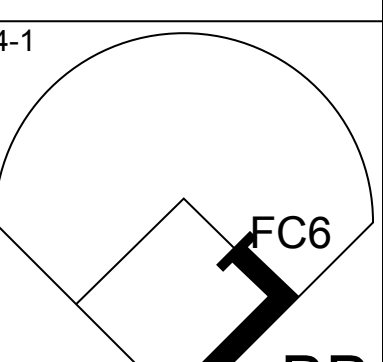
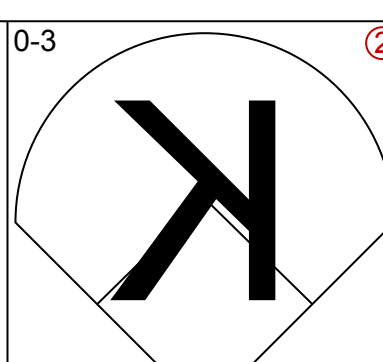
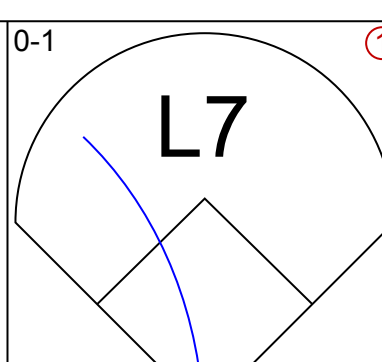
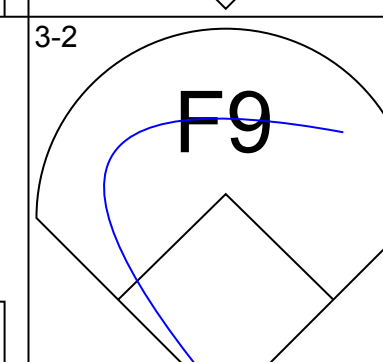
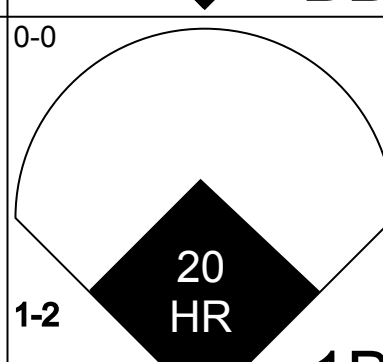
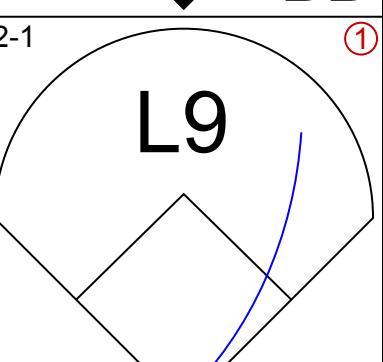
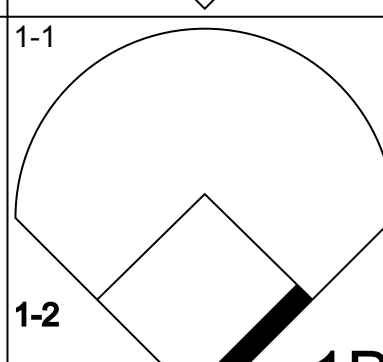
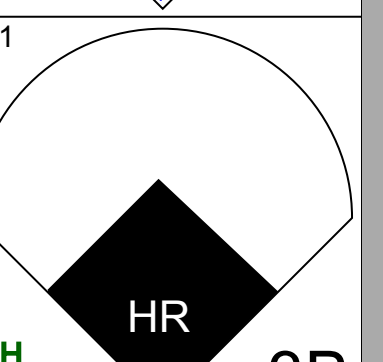
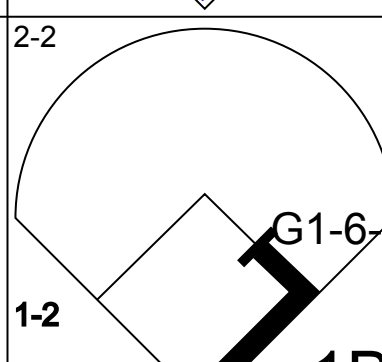
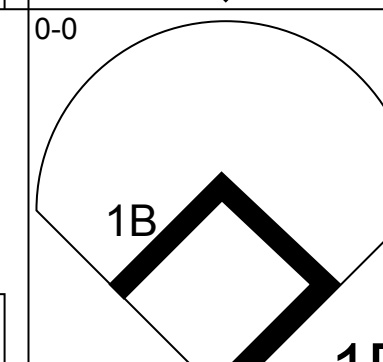
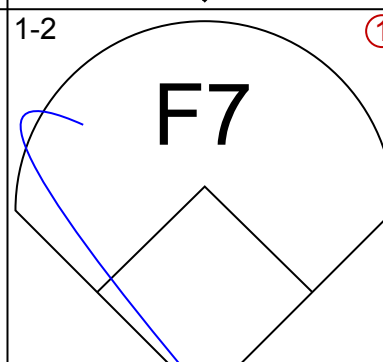
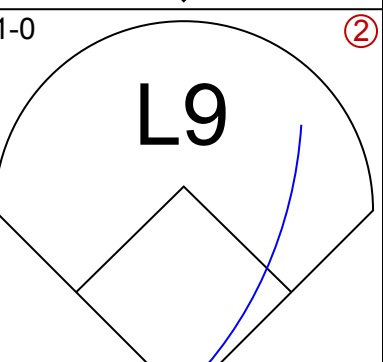
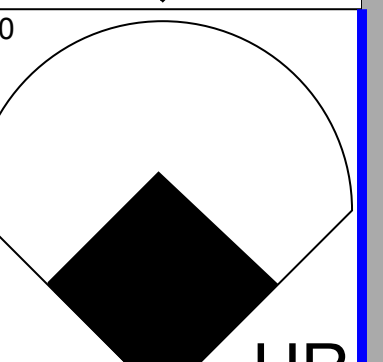
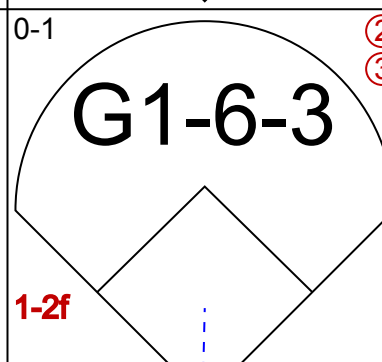
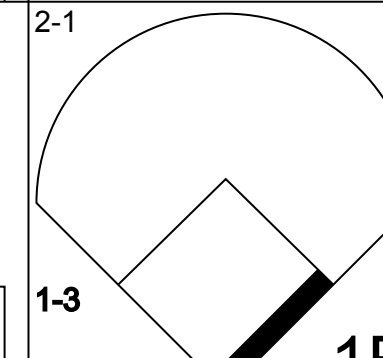
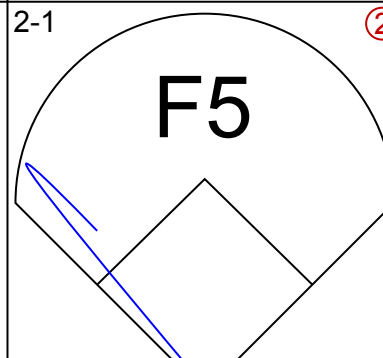
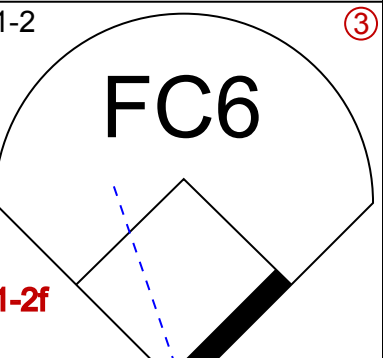
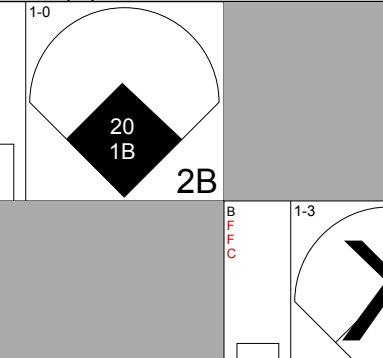
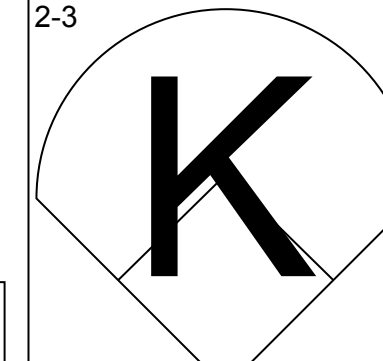
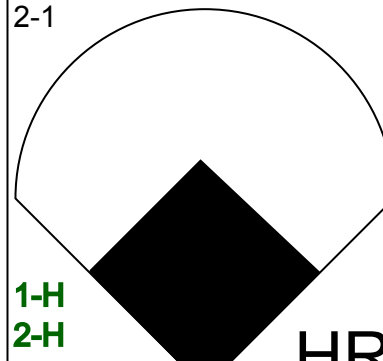
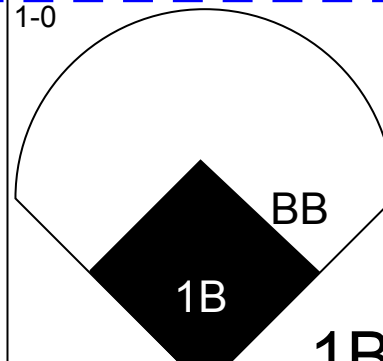
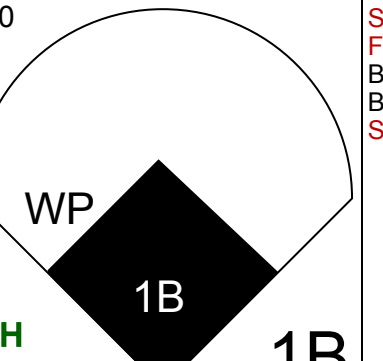
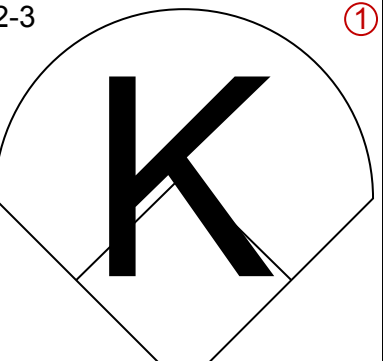
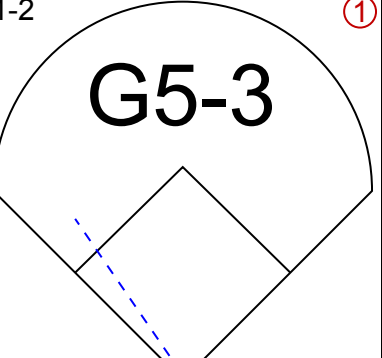
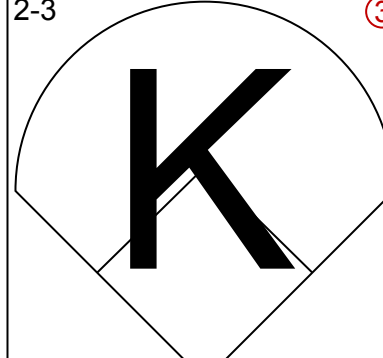
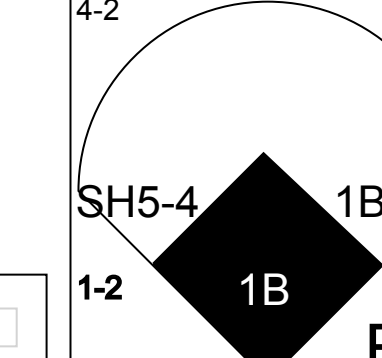
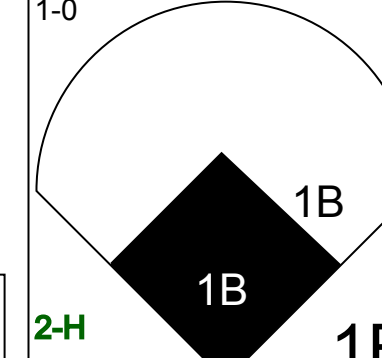
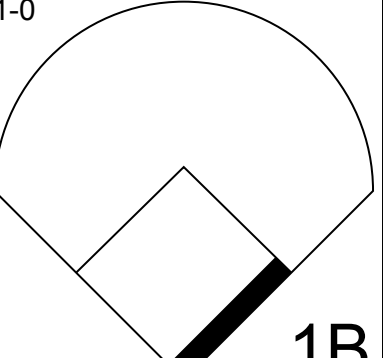
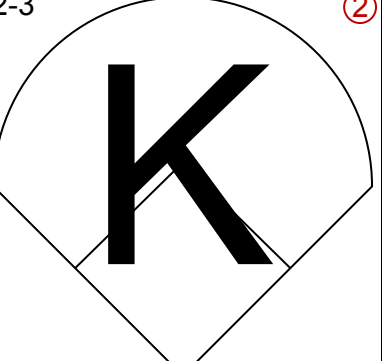

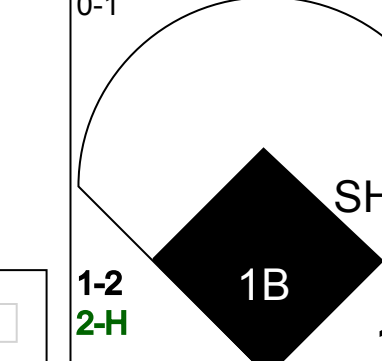
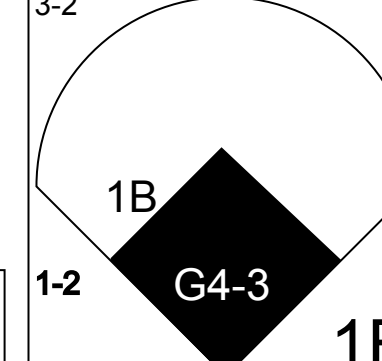
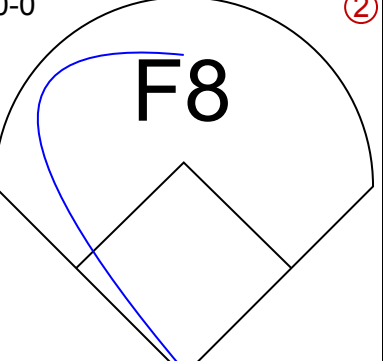
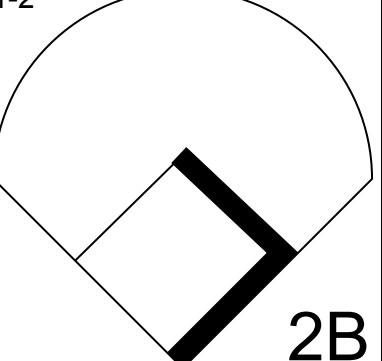
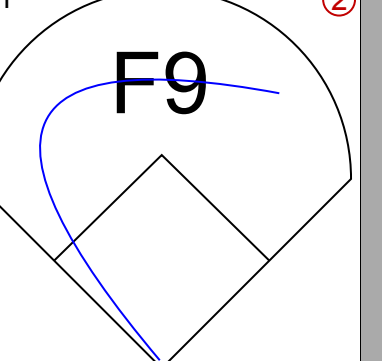
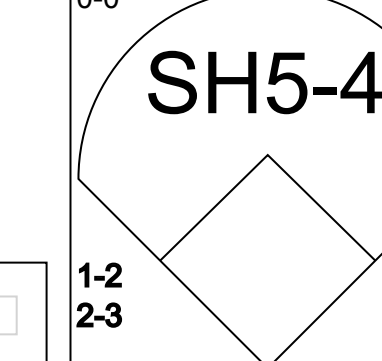
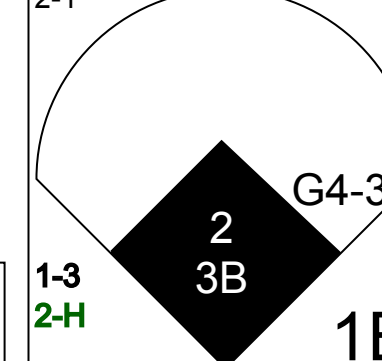
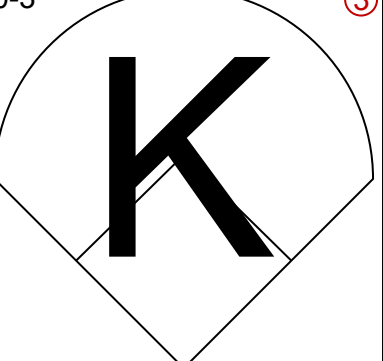
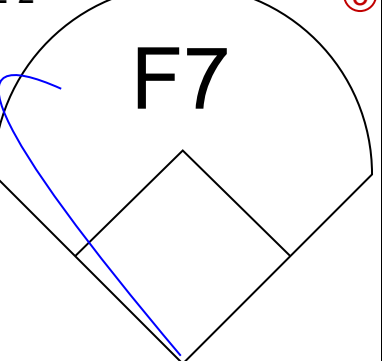
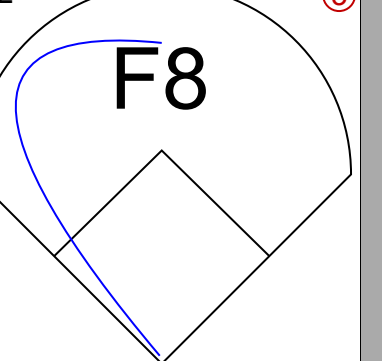
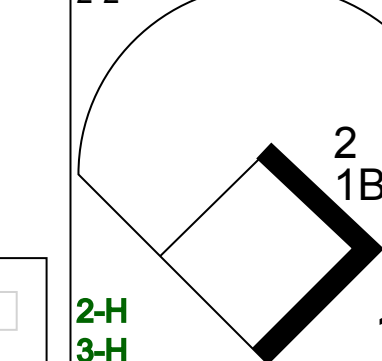
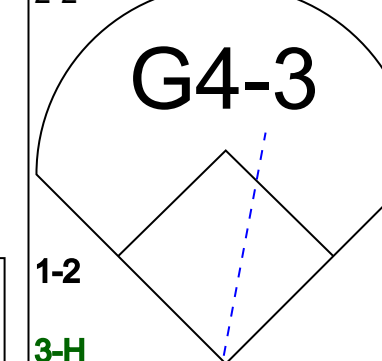
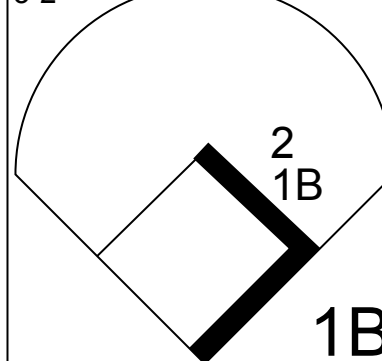


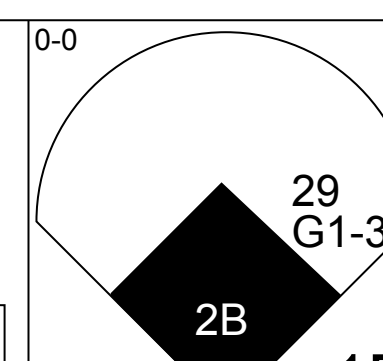
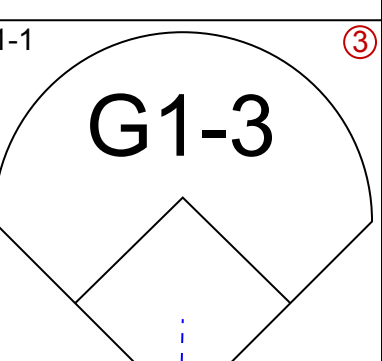
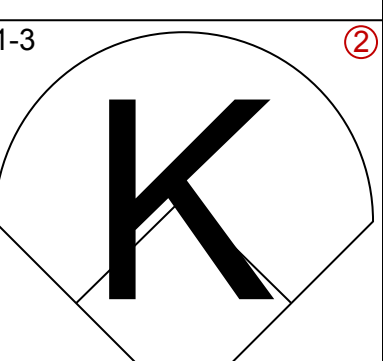
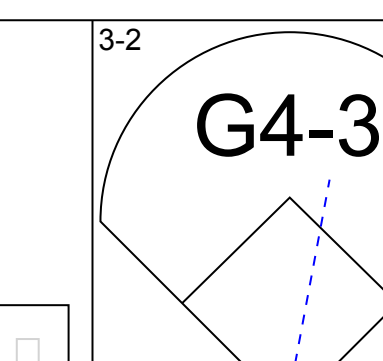
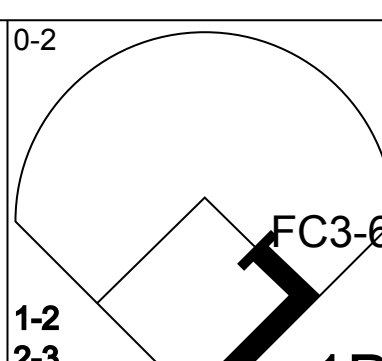
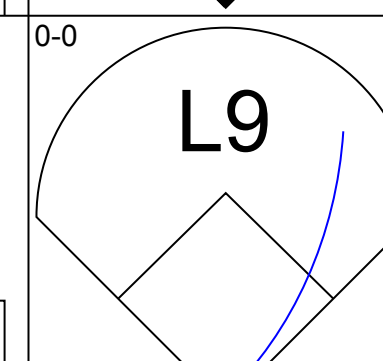
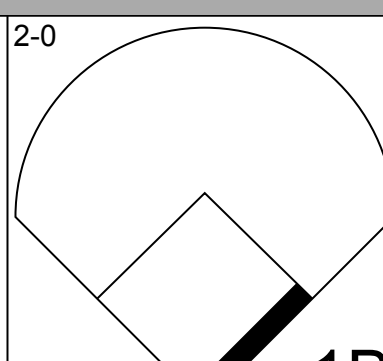
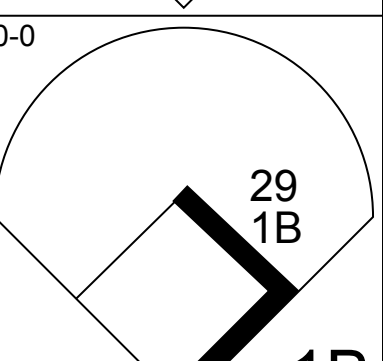
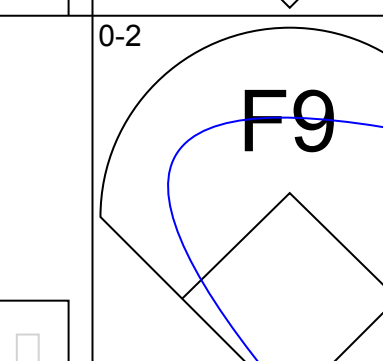
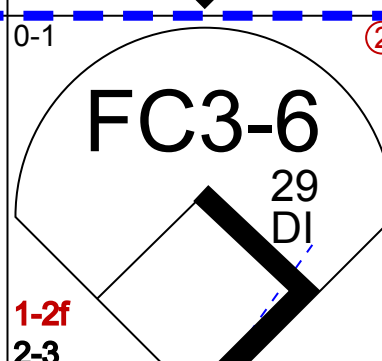
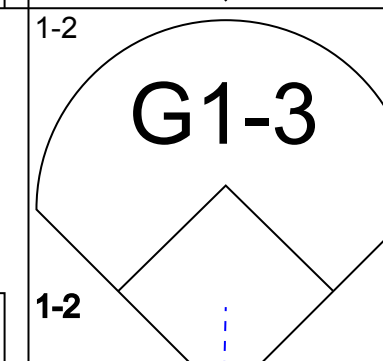
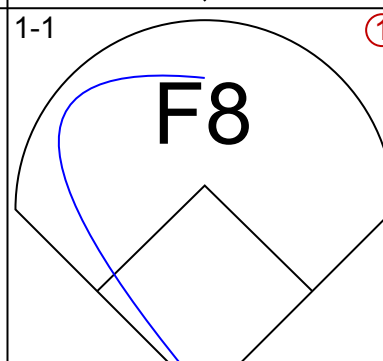
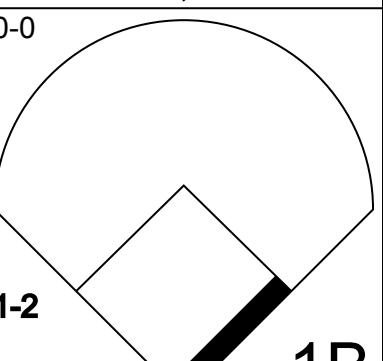
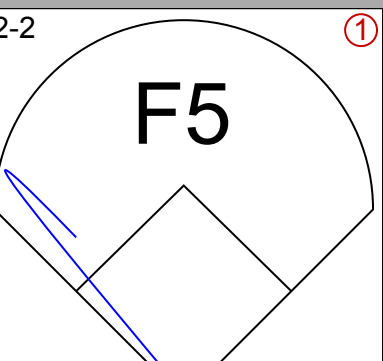
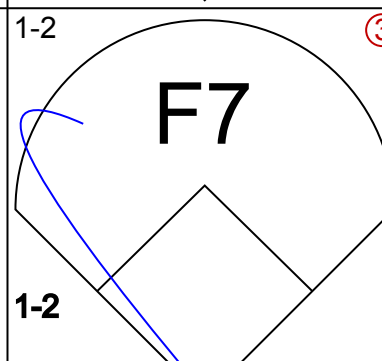
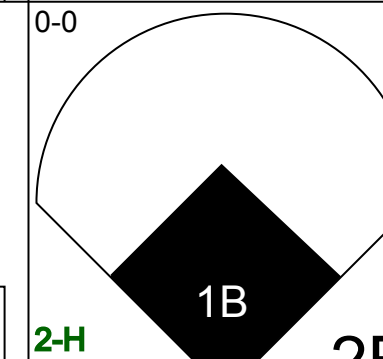
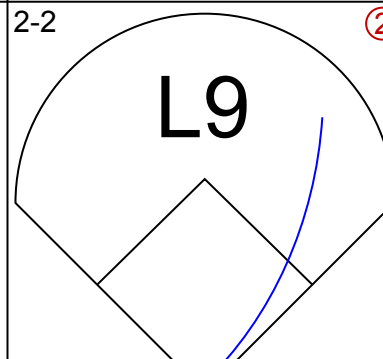
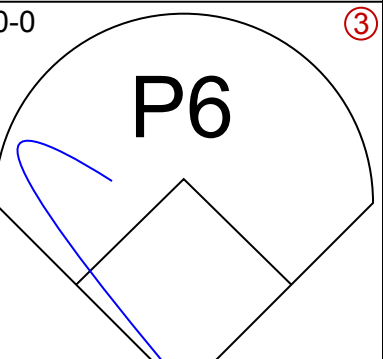
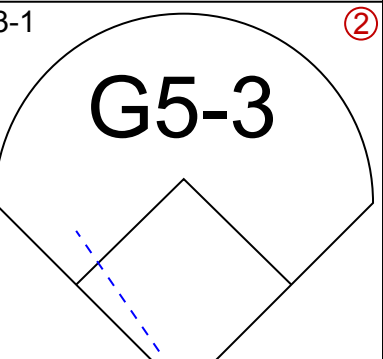
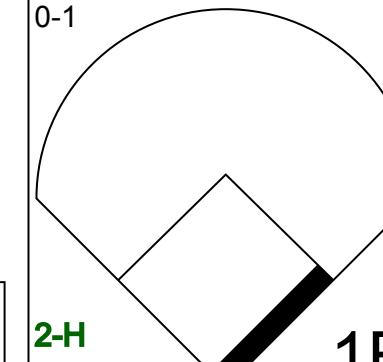
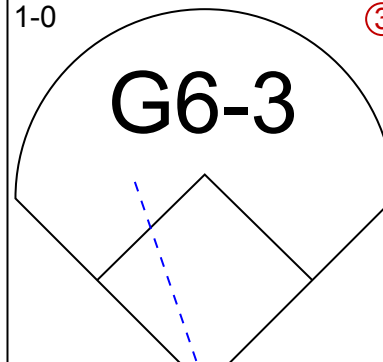
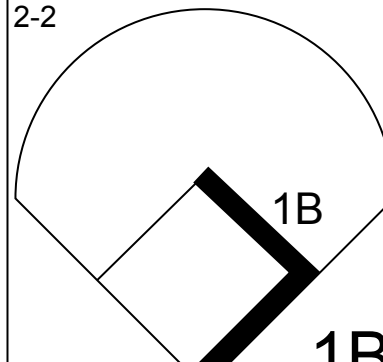
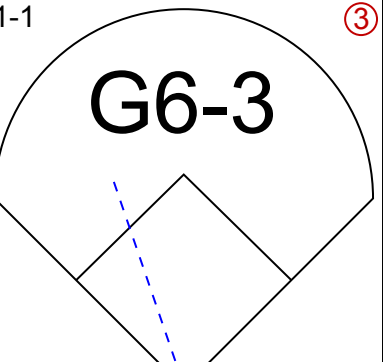
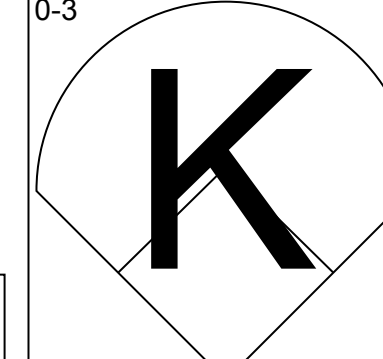
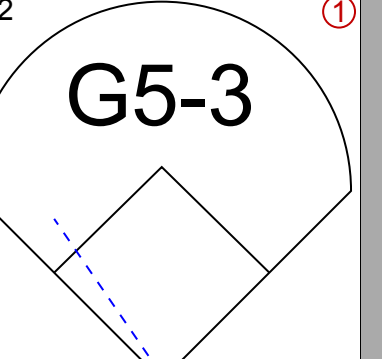
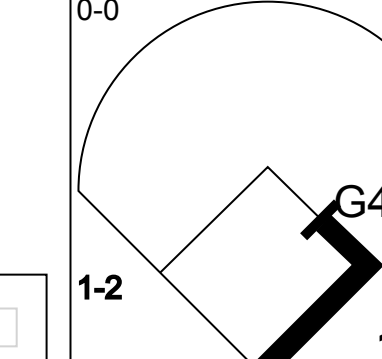
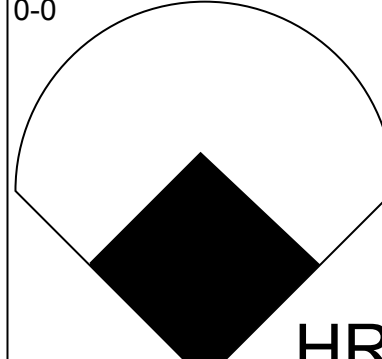
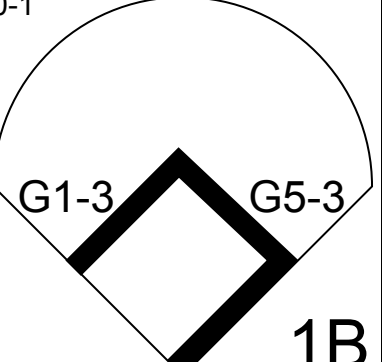

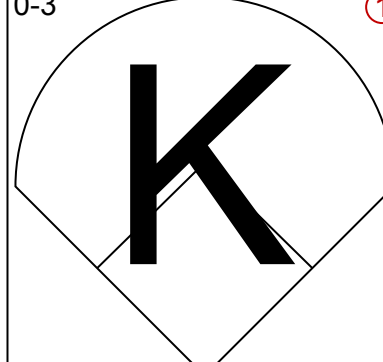
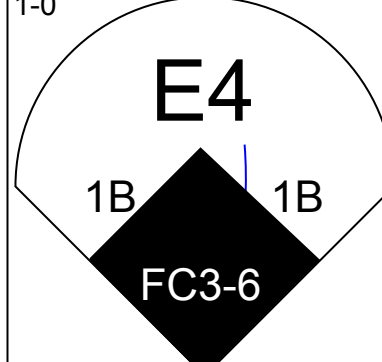
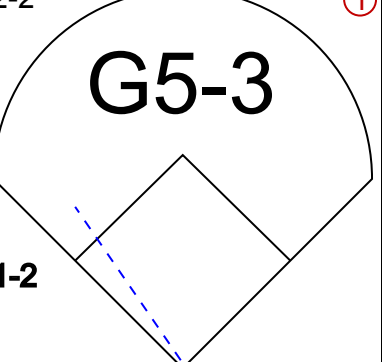
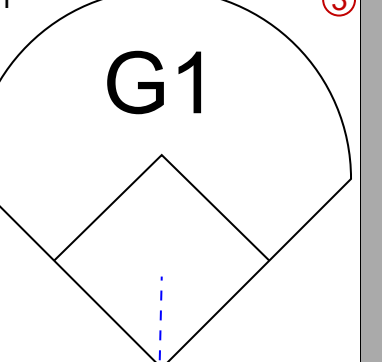
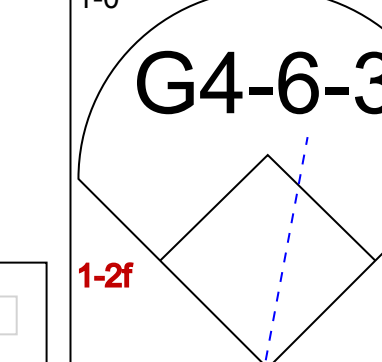
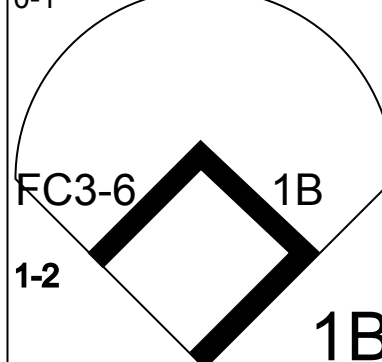
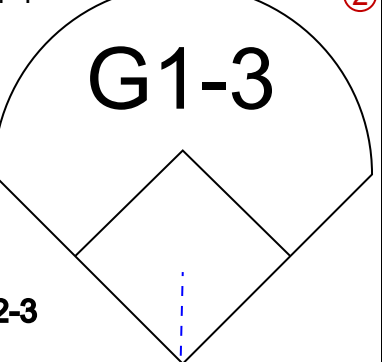
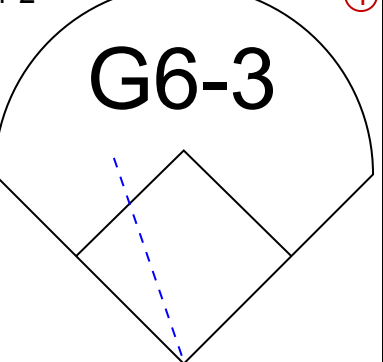
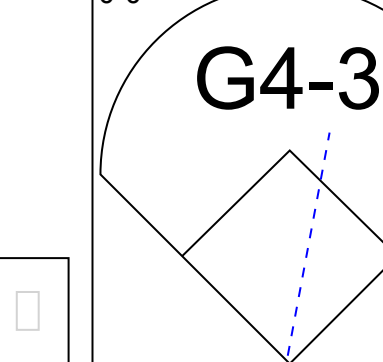
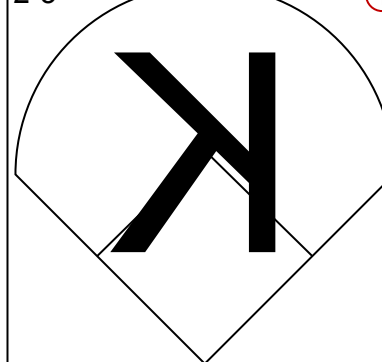
Batter	1	2	3	4	5	6	7	8	9	AB	R	H	RBI	BB	SO	LOB	BOTTOM								
Carlos Febles, R OBP: 0.235, SLG: 0.133 (1, 4)	1-2 2B 29 G6-3 1B		4-2 29 1B 1B BB	2-0 G6-3		1-3 K		1-0 G6-3		4	2	1	0	1	1	1									
Carlos Beltrán, S OBP: 0.423, SLG: 0.417 (1, 8)	1-1 29 G5-3 2B		1-0 BB 29 1B 1B	3-3 K		4-0 BB		0-1 29 WP 1B 1B		4	2	3	0	1	1	0									
Dee Brown, L OBP: 0.300, SLG: 0.500 (9, 8)	1-3 2B		1-2 1B			0-2 BB		1-1 1B HR 1B		0	0	0	0	0	0	0									
29 Mike Sweeney, R OBP: 0.160, SLG: 0.125 (1, 10)	3-1 G5-3		0-0 1B	0-1 G4-3		0-2 G6-3		1-1 1B HR 1B		5	2	2	3	0	0	2									
Jermaine Dye, R OBP: 0.348, SLG: 0.476 (1, 9)	1-3 K		4-0 1B G4-3 BB		1-0 F9		4-1 2B BB	1-0 HR 1B		3	2	1	1	2	1	1									
Raul Ibanez, L OBP: 0.500, SLG: 0.333 (8, 9)			1-2 3-H 3-H		4-2 F9		0-1 2B BB	1-2 HR 1B		0	1	0	0	0	0	0									
Joe Randa, R OBP: 0.160, SLG: 0.217 (1, 5)	0-2 G6-3		1-1 HR 1B		4-2 1B BB		0-1 F9	0-0 L8		4	1	1	2	1	0	4									
Mark Quinn, R OBP: 0.417, SLG: 0.818 (1, 7)		1-1 P4	0-1 G4-3		3-2 1B BB		1-1 G4-3 WP 2B	1-1 HR		5	2	3	5	0	0	1									
Dave McCarty, R OBP: 0.385, SLG: 0.200 (1, 3)		4-0 G6-4-3 BB	1-2 3-H 4-2 HR 1B		2-3 K		1-0 G4-3	0-0 G6-3		3	1	0	0	2	1	4									
A.J. Hinch, R OBP: 0.167, SLG: 0.667 (1, 2)		3-2 G6-4-3	2-1 HR		2-3 K		3-2 G4-3			4	1	1	3	0	1	3									
Rey Sanchez, R OBP: 0.211, SLG: 0.211 (1, 6)			G4-3		2-1 G4-3		3-H	2-1 29 WP 29 1B G6-3 1B		3	0	0	0	0	0	0									
Luis Ordaz, R OBP: 0.500, SLG: 0.500 (8, 6)			F9							1	1	1	0	0	0	0									
Inning Stats	R: 1 E: 0 K: 1 S: 13	H: 2 LOB: 1 BB: 0 P: 19	R: 0 E: 0 K: 0 S: 6	H: 0 LOB: 1 BB: 1 P: 14	R: 7 E: 0 K: 0 S: 19	H: 4 LOB: 0 BB: 3 P: 38	R: 0 E: 0 K: 1 S: 7	H: 0 LOB: 0 BB: 0 P: 12	R: 0 E: 0 K: 2 S: 16	H: 1 LOB: 2 BB: 1 P: 28	R: 0 E: 0 K: 1 S: 8	H: 0 LOB: 1 BB: 1 P: 15	R: 2 E: 0 K: 0 S: 12	H: 1 LOB: 0 BB: 1 P: 21	R: 5 E: 0 K: 0 S: 12	H: 5 LOB: 1 BB: 0 P: 18	1B: 9 2B: 2 3B: 0 HR: 2	SF: 0 SAC: 0 DP: 1 HBP: 0	WP: 2 PB: 0 SB: 0 CS: 0	PA: 43					
PITCHER	IP	WLS	BF	H	R	ER	SO	BB	IBB	HBP	BLK	WP	HR	S	P	ERA	WHIP								
J.C. Romero, L ERA: 23.63 (1, 1)	2.2	L	16	5	7	7	1	4	0	0	0	0	1	27	48	3.86	1.286								
Hector Carrasco, R ERA: 2.08 (3, 1)	2.1		10	2	1	1	3	1	0	0	0	0	0	8	15	0.00	1.000								
Johan Santana, L ERA: (6, 1)	1.0		4	0	0	0	1	1	0	0	0	0	0	12	21	18.00	2.000								
Travis Miller, L ERA: 9.0 (7, 1)	1.0		5	1	2	2	0	1	0	0	0	1	0	12	18	45.00	5.000								
Eddie Guardado, L ERA: 18.0 (8, 1)	1.0		8	5	5	5	0	0	0	0	0	1	1	12	18	45.00	5.000								


Minnesota Twins @ Kansas City Royals
Kauffman Stadium, Kansas City, MO
Sun Apr 08 2001, 1:05 PM CDT
Att: 15,028 - Cloudy - 79 F


AB	36
R	15
H	13
RBI	14
BB	7
SO	5
LOB	16





Batter	1	2	3	4	5	6	7	8	9	AB	R	H	RBI	BB	SO	LOB	TOP					
Chuck Knoblauch, R (1, 7) OBP: 0.333, SLG: 0.233							G1-3			4	1	0	0	2	2	3	New York Yankees @ Kansas City Royals Kauffman Stadium, Kansas City, MO Mon Apr 09 2001, 7:05 PM CDT Att: 24,411 - Cloudy - 70 F					
2 Derek Jeter, R (1, 6) OBP: 0.500, SLG: 0.688										6	2	4	1	0	0	1						
Paul O'Neill, L (1, 9) Clay Bellinger, R (7, 8)						G1-3				5	1	2	2	0	0	5						
David Justice, L (1, 10) OBP: 0.500, SLG: 0.625										5	1	2	0	0	1	3						
20 Jorge Posada, S (1, 2) OBP: 0.423, SLG: 0.958										5	3	3	4	0	2	2						
Tino Martinez, L (1, 3) OBP: 0.517, SLG: 0.583										4	2	2	1	1	1	0						
Michael Coleman, R (1, 8) OBP: 0.333, SLG: 0.333										5	2	2	1	0	2	1						
Alfonso Soriano, R (1, 4) OBP: 0.250, SLG: 0.387										4	1	2	1	0	1	1						
Scott Brosius, R (1, 5) OBP: 0.448, SLG: 0.464										5	0	2	3	0	0	2						
Inning Stats	R: 0 E: 0 K: 2 S: 14	H: 2 LOB: 2 BB: 0 P: 21	R: 0 E: 0 K: 1 S: 12	H: 1 LOB: 1 BB: 0 P: 18	R: 3 E: 0 K: 1 S: 12	H: 2 LOB: 0 BB: 1 P: 23	R: 0 E: 0 K: 1 S: 10	H: 0 LOB: 0 BB: 1 P: 10	R: 0 E: 0 K: 0 S: 8	H: 0 LOB: 1 BB: 1 P: 16	R: 3 E: 0 K: 1 S: 15	H: 4 LOB: 2 BB: 1 P: 23	R: 7 E: 0 K: 1 S: 18	H: 7 LOB: 0 BB: 0 P: 32	R: 0 E: 0 K: 2 S: 10	H: 1 LOB: 1 BB: 0 P: 13	R: 0 E: 0 K: 0 S: 10	H: 2 LOB: 0 BB: 0 P: 15	1B: 14 2B: 2 3B: 1 HR: 2	SF: 0 SAC: 1 DP: 1 HBP: 0	WP: 1 PB: 0 SB: 0 CS: 0	PA: 48
PITCHER	IP WLS BF H R ER SO BB IBB HBP BLK WP HR S P ERA WHIP																					
Blake Stein, R (1, 1) ERA: 14.85	5.0 L 22 5 3 3 5 2 0 0 0 0 1 56 88 5.40 1.400																					
Jose Santiago, R (6, 1) ERA: 17.18	1.0 12 8 7 7 1 1 0 0 0 1 0 21 35 63.00 9.000																					
51 Kris Wilson, R (7, 1) ERA: 4.15	3.0 14 6 3 3 3 0 0 0 0 0 1 32 48 9.00 2.000																					

Batter	1	2	3	4	5	6	7	8	9	AB	R	H	RBI	BB	SO	LOB	BOTTOM					
Carlos Febles, R (1, 4) OBP: 0.273, SLG: 0.200										5	1	2	0	0	1	1	New York Yankees @ Kansas City Royals Kauffman Stadium, Kansas City, MO Mon Apr 09 2001, 7:05 PM CDT Att: 24,411 - Cloudy - 70 F					
Carlos Beltrán, S (1, 8) OBP: 0.419, SLG: 0.414										5	0	2	1	0	0	3						
29 Mike Sweeney, R (1, 10) OBP: 0.167, SLG: 0.138										5	0	1	0	0	0	4						
Jermaine Dye, R (1, 9) OBP: 0.333, SLG: 0.480										4	1	1	1	0	0	3						
Joe Randa, R (1, 5) OBP: 0.207, SLG: 0.259										4	0	2	1	0	0	1						
Mark Quinn, R (1, 7) OBP: 0.429, SLG: 0.885										4	1	2	1	0	1	1						
Dave McCarty, R (1, 3) OBP: 0.353, SLG: 0.214										4	1	1	0	0	2	2						
A.J. Hinch, R (1, 2) OBP: 0.200, SLG: 0.500										4	0	1	0	0	0	3						
Rey Sanchez, R (1, 6) Luis Alicea, S (9, PH)										3	0	0	0	0	0	1						
Inning Stats	R: 2 E: 0 K: 1 S: 11	H: 3 LOB: 1 BB: 0 P: 12	R: 0 E: 0 K: 0 S: 9	H: 1 LOB: 0 BB: 0 P: 13	R: 0 E: 0 K: 1 S: 7	H: 1 LOB: 1 BB: 0 P: 13	R: 0 E: 0 K: 1 S: 8	H: 0 LOB: 0 BB: 0 P: 12	R: 0 E: 0 K: 1 S: 9	H: 2 LOB: 2 BB: 0 P: 11	R: 0 E: 0 K: 1 S: 8	H: 2 LOB: 1 BB: 0 P: 11	R: 0 E: 0 K: 0 S: 8	H: 0 LOB: 0 BB: 0 P: 11	R: 0 E: 0 K: 0 S: 7	H: 0 LOB: 0 BB: 0 P: 13	R: 2 E: 1 K: 1 S: 15	H: 3 LOB: 2 BB: 0 P: 19	1B: 10 2B: 1 3B: 0 HR: 1	SF: 0 SAC: 0 DP: 1 HBP: 0	WP: 0 PB: 0 SB: 0 CS: 0	PA: 39
PITCHER	IP WLS BF H R ER SO BB IBB HBP BLK WP HR S P ERA WHIP																					
Andy Pettitte, L (1, 1) ERA: 2.35	8.1 W 37 12 4 3 5 0 0 0 0 0 1 77 109 3.24 1.440																					
Carlos Almanzar, R (9, 1) ERA: 3.86	0.2 2 0 0 0 0 0 0 0 0 0 0 5 6 0.00 0.000																					

Batter	1	2	3	4	5	6	7	8	9	AB	R	H	RBI	BB	SO	LOB	TOP										
Chuck Knoblauch R (1,7) OBP: 0.326, SLG: 0.250 Clayton Kershaw R (8,7)	1-1 P4		1-1 L7	2-2 F9			2-3 K	0-2 K		5	0	1	0	0	1	3	<p>New York Yankees @ Kansas City Royals</p> <p>Kauffman Stadium, Kansas City, MO</p> <p>Wed Apr 11 2001, 1:05 PM CDT</p> <p>Att: 19,175 - Cloudy - 66 F</p> <p>livebaseballscorecards.com</p> <p>AB 37 R 8 H 12 RBI 8 BB 4 SO 5 LOB 13</p> 										
2 Derek Jeter R (1,6) OBP: 0.365, SLG: 0.480	1-1 2B		4-2 HR		1-2 G6-3		0-1 FC8-4	3-2 G6-3		4	2	1	0	1	0	3											
Paul O'Neill, L (1,9) OBP: 0.381, SLG: 0.676	0-2 F9		0-0 HR		1-0 F8		4-1 K		0-0 L8	4	1	2	3	1	0	0											
David Justice, L (1,10) OBP: 0.474, SLG: 0.559	2-1 F9		2-3 K		2-2 G4-3		1-0 G4-3		2-0 G4-3	5	0	0	0	0	1	4											
Tino Martinez, L (1,3) OBP: 0.462, SLG: 0.545	1-2 G3-1				1-3 K		2-0 L9		0-1 K	5	1	1	0	0	1	1											
Michael Coleman R (1,8) OBP: 0.500, SLG: 0.714		1-2 G6-3		1-0 2B		2-2 F8		1-0 HR		4	2	2	1	0	0	0											
Alfonso Soriano, R (1,4) OBP: 0.325, SLG: 0.538		1-2 K		0-0 S		1-0 CS		0-1 HR		4	2	4	3	0	0	0											
Joe Oliver, R (1,2) OBP: 0.400, SLG: 0.333		3-3 K		1-3 K		2-1 CS		0-2 F9		3	0	0	0	1	2	2											
Scott Brosius, R (1,5) OBP: 0.432, SLG: 0.486			2-0 G6-3	1-1 K		4-2 FC8-4		0-1 F8		3	0	1	1	1	0	0											
Inning Stats	R: 1 E: 0 K: 0 S: 12	H: 2 LOB: 1 BB: 0 P: 17	R: 0 E: 0 K: 1 S: 10	H: 1 LOB: 0 BB: 1 P: 14	R: 2 E: 0 K: 1 S: 10	H: 1 LOB: 0 BB: 1 P: 19	R: 2 E: 0 K: 2 S: 15	H: 3 LOB: 1 BB: 0 P: 21	R: 0 E: 0 K: 0 S: 7	H: 0 LOB: 0 BB: 0 P: 11	R: 0 E: 0 K: 0 S: 7	H: 1 LOB: 0 BB: 0 P: 14	R: 0 E: 0 K: 1 S: 11	H: 0 LOB: 3 BB: 3 P: 26	R: 0 E: 0 K: 0 S: 19	H: 4 LOB: 1 BB: 23 P: 20	R: 0 E: 0 K: 0 S: 4	H: 0 LOB: 0 BB: 7 P: 7	1B: 7 2B: 3 3B: 0 HR: 2	SF: 0 SAC: 0 DP: 0 HBP: 0	WP: 0 PB: 0 SB: 2 CS: 1	PA: 42					
PITCHER	IP	WLS	BF	H	R	ER	SO	BB	IBB	HBP	BLK	WP	HR	S	P	ERA	WHIP										
Brian Meadows, R (1,1) ERA: 9.0	6.0	L	25	8	5	5	4	1	0	0	0	0	1	61	96	7.50	1.500										
Doug Henry, R (7,1) ERA: 5.89	1.0		9	3	3	3	1	3	0	0	0	0	1	16	32	27.00	6.000										
Jose Santiago, R (8,1) ERA: 13.5	1.0		4	1	0	0	0	0	0	0	0	0	0	14	17	0.00	1.000										
55 Tony Cogan, L (9,1) ERA: 6.75	1.0		3	0	0	0	0	0	0	0	0	0	0	4	7	0.00	0.000										

Batter	1	2	3	4	5	6	7	8	9	AB	R	H	RBI	BB	SO	LOB	BOTTOM										
Carlos Febles, R (1,4) OBP: 0.269, SLG: 0.174 Luis Alicaia, S (7,PH) (8,4)	3-3 K			2-0 FC4-6	3-3 K		0-0 G6-3		1-2 F9	3	0	0	1	1	2	3	<p>New York Yankees @ Kansas City Royals</p> <p>Kauffman Stadium, Kansas City, MO</p> <p>Wed Apr 11 2001, 1:05 PM CDT</p> <p>Att: 19,175 - Cloudy - 66 F</p> <p>livebaseballscorecards.com</p> <p>AB 39 R 5 H 10 RBI 4 BB 6 SO 13 LOB 26</p> 										
Luis Alicaia, S (7,PH) (8,4)				HBP	1-2 K				1-1 G5-3	6	1	2	1	0	2	5											
Carlos Beltrán, S (1,8) OBP: 0.390, SLG: 0.462	2-1 K		3-3 K	2-3 K	1-2 F9		1-0 K		1-1 G5-3	6	1	2	1	0	2	5											
29 Mike Sweeney, R (1,10) OBP: 0.179, SLG: 0.111	2-2 G4-3		4-1 K	4-1 HBP		2-2 L7	2-2 F8			3	0	0	0	2	0	1											
Jermaine Dye, R (1,9) OBP: 0.361, SLG: 0.563	4-0 E		2-3 K	1-0 K	1-2 HBP	1-1 E5	G5-3		0-0 F9	3	0	0	0	1	1	1											
Joe Randa, R (1,5) OBP: 0.211, SLG: 0.257	2-1 E1		3-2 F3	1-3 K		4-1 G5-3	1-2 BB		3-1 E	4	1	1	0	1	1	5											
Mark Quinn, R (1,7) OBP: 0.432, SLG: 0.857	1-1 F7		0-3 K		2-0 HR	0-1 G5-3	1-2 BB		0-0 E6	5	1	2	1	0	1	5											
Dave McCarty, R (1,3) OBP: 0.409, SLG: 0.235		2-3 K2-3		4-2 1B		1-2 FC4-6	1-2 HBP		3-3 K	3	1	1	0	1	2	1											
Héctor Ortiz, R (1,2) OBP: 0.400, SLG: 0.444		2-3 K		1-1 1B		0-2 FC4-6	0-1 G6-3		0-3 K	4	1	1	0	0	1	4											
Dee Brown, L (8,PH) OBP: 0.200, SLG: 0.333				1-2 FC4-6		1-2 FC4-6				1	0	0	0	0	1	1											
A.J. Hinch, R (9,2) OBP: 0.200, SLG: 0.500				1-2 FC4-6		1-2 FC4-6				0	0	0	0	0	0	0											
Rey Sanchez, R (1,6) OBP: 0.241, SLG: 0.310		1-2 K		0-0 FC4-6		2-2 S				4	0	3	1	0	1	0											
Raul Ibanez, L (9,PH) OBP: 0.400, SLG: 0.250				1-3 H		1-3 S				1	0	0	0	0	1	0											
Inning Stats	R: 1 E: 1 K: 1 S: 12	H: 1 LOB: 2 BB: 1 P: 26	R: 0 E: 0 K: 3 S: 16	H: 1 LOB: 1 BB: 1 P: 28	R: 0 E: 0 K: 2 S: 10	H: 0 LOB: 1 BB: 1 P: 19	R: 2 E: 0 K: 2 S: 15	H: 2 LOB: 3 BB: 2 P: 30	R: 1 E: 0 K: 1 S: 21	H: 3 LOB: 2 BB: 0 P: 29	R: 0 E: 1 K: 0 S: 13	H: 0 LOB: 3 BB: 1 P: 21	R: 0 E: 0 K: 1 S: 9	H: 1 LOB: 1 BB: 0 P: 12	R: 1 E: 1 K: 2 S: 10	H: 2 LOB: 1 BB: 0 P: 16	R: 0 E: 0 K: 1 S: 10	H: 0 LOB: 0 BB: 0 P: 14	1B: 6 2B: 1 3B: 1 HR: 2	SF: 0 SAC: 0 DP: 0 HBP: 2	WP: 0 PB: 0 SB: 2 CS: 0	PA: 47					
PITCHER	IP	WLS	BF	H	R	ER	SO	BB	IBB	HBP	BLK	WP	HR	S	P	ERA	WHIP										
Randy Keister, L (1,1) ERA: 8.1	3.1		19	4	3	3	6	4	0	0	0	0	1	44	86	8.10	2.400										
Brian Boehringer, R (4,1) ERA: 2.08	1.2		10	3	1	1	3	1	0	1	0	0	1	30	46	5.40	2.400										
Todd Williams, R (6,1) ERA: 1.8	2.2	W	14	3	1	0	2	1	0	1	0	0	0	29	46	0.00	1.500										
Mike Stanton, L (8,1) ERA: 1.8	0.1	H	1	0	0	0	1	0	0	0	0	0	0	3	3	0.00	0.000										
42 Mariano Rivera, R (9,1) ERA: 1.8	1.0	S	3	0	0	0	1	0	0	0	0	0	0	10	14	0.00	0.000										

Batter	1	2	3	4	5	6	7	8	9	AB R H RBI BB SO LOB	TOP																								
											Kansas City Royals @ Toronto Blue Jays SkyDome, Toronto, ON Thu Apr 12 2001, 7:05 PM EDT livebaseballscorecards.com																								
										AB		0																							
										R		0																							
										H		0																							
										RBI		0																							
										BB		0																							
										SO		0																							
										LOB		0																							
																																			
Inning Stats										1B: 0		SF: 0	WP: 0	PA: 0																					
	2B: 0	SAC: 0	FB: 0																																
	3B: 0	DP: 0	SB: 0																																
	HR: 0	HBP: 0	CS: 0																																
PITCHER	IP	WLS	BF	H	R	ER	SO	BB	IBB	HBP	BLK	WP	HR	S	P	ERA	WHIP	PITCHER	IP	WLS	BF	H	R	ER	SO	BB	IBB	HBP	BLK	WP	HR	S	P	ERA	WHIP

Batter	1	2	3	4	5	6	7	8	9	AB R H RBI BB SO LOB	BOTTOM																								
											Kansas City Royals @ Toronto Blue Jays SkyDome, Toronto, ON Thu Apr 12 2001, 7:05 PM EDT livebaseballscorecards.com																								
										AB		0																							
										R		0																							
										H		0																							
										RBI		0																							
										BB		0																							
										SO		0																							
										LOB		0																							
																																			
Inning Stats										1B: 0		SF: 0	WP: 0	PA: 0																					
	2B: 0	SAC: 0	FB: 0																																
	3B: 0	DP: 0	SB: 0																																
	HR: 0	HBP: 0	CS: 0																																
PITCHER	IP	WLS	BF	H	R	ER	SO	BB	IBB	HBP	BLK	WP	HR	S	P	ERA	WHIP	PITCHER	IP	WLS	BF	H	R	ER	SO	BB	IBB	HBP	BLK	WP	HR	S	P	ERA	WHIP

Batter	1	2	3	4	5	6	7	8	9	AB	R	H	RBI	BB	SO	LOB	TOP										
Rey Sanchez, R (1, 6) OBP: 0.212, SLG: 0.273	1-1 F8		3-2 G5-3			0-0 E6		3-2 G6-3		4	0	0	0	0	0	1	Kansas City Royals @ Toronto Blue Jays SkyDome, Toronto, ON Fri Apr 13 2001, 4:05 PM EDT Att: 26,148 - Dome - 72 F										
Carlos Beltrán, S (1, 8) OBP: 0.356, SLG: 0.419	2-1 F8		3-1 F9			0-3 K		1-3 K		4	0	0	0	0	2	2											
Mark Quinn, R (1, 7) OBP: 0.415, SLG: 0.821	1-1 2B			0-0 G5-3		1-0 L1		2-1 G5-3		4	0	1	0	0	0	1											
Jermaine Dye, R (1, 9) OBP: 0.325, SLG: 0.500	2-3 K			2-0 F9		2-1 G6-3		2-2 F8		4	0	0	0	0	1	2											
29 Mike Sweeney, R (1, 10) OBP: 0.186, SLG: 0.200		2-3 K		1-1 HR		2-2 F9		1-1 E4		4	1	1	1	0	1	0											
Joe Randa, R (1, 5) OBP: 0.190, SLG: 0.231		1-0 G5-3		3-2 G4-3		1-2 G6-3		0-0 F3		4	0	0	0	0	0	1											
Dave McCarty, R (1, 3) OBP: 0.400, SLG: 0.211		4-2 BB			2-3 K		0-1 G5-3			2	0	0	0	1	1	0											
Héctor Ortiz, R (1, 2) OBP: 0.409, SLG: 0.450		1-1 G4-3			2-2 G4-6-3		2-2 G6-3			2	0	1	0	0	0	1											
Luis Aícea, S (8, PH) OBP: 0.059, SLG: 0.059										1	0	0	0	0	0	0											
A.J. Hinch, R (8, 2) OBP: 0.200, SLG: 0.500										0	0	0	0	0	0	0											
Carlos Febles, R (1, 4) OBP: 0.276, SLG: 0.231			3-3 K		1-0 G4-6-3			1-0 G6-3		3	0	1	0	0	1	1											
Inning Stats	R: 0 E: 0 K: 1 S: 9	H: 1 LOB: 1 BB: 0 P: 15	R: 0 E: 0 K: 1 S: 8	H: 0 LOB: 1 BB: 1 P: 16	R: 0 E: 0 K: 1 S: 8	H: 0 LOB: 0 BB: 0 P: 17	R: 1 E: 0 K: 0 S: 8	H: 1 LOB: 0 BB: 0 P: 14	R: 0 E: 0 K: 1 S: 7	H: 0 LOB: 1 BB: 0 P: 10	R: 0 E: 0 K: 0 S: 8	H: 0 LOB: 0 BB: 0 P: 11	R: 0 E: 0 K: 1 S: 11	H: 1 LOB: 1 BB: 0 P: 18	R: 0 E: 1 K: 0 S: 8	H: 0 LOB: 1 BB: 0 P: 13	1B: 1 2B: 2 3B: 0 HR: 1	SF: 0 SAC: 0 DP: 1 HBP: 0	WP: 0 PB: 0 SB: 0 CS: 0	PA: 33							
PITCHER	IP	WLS	BF	H	R	ER	SO	BB	IBB	HBP	BLK	WP	HR	S	P	ERA	WHIP										
Chris Michalak, L (1, 1) ERA: 0.79	6.0	W	22	3	1	1	5	1	0	0	0	0	1	48	85	1.50	0.667										
Paul Quantrill, R (7, 1) ERA	1.2	H	6	1	0	0	0	0	0	0	0	0	0	15	24	0.00	0.600										
Kelvim Escobar, R (8, 1) ERA: 1.8	0.1	H	1	0	0	0	1	0	0	0	0	0	0	4	5	0.00	0.000										
Billy Koch, R (9, 1) ERA: 4.5	1.0	S	4	0	0	0	0	0	0	0	0	0	0	8	13	0.00	0.000										

Batter	1	2	3	4	5	6	7	8	9	AB	R	H	RBI	BB	SO	LOB	BOTTOM										
Shannon Stewart, R (1, 7) OBP: 0.490, SLG: 0.761	2-1 G5-3		1-2 1B BB			3-2 L8		0-0 F2		4	1	1	0	0	0	2	Kansas City Royals @ Toronto Blue Jays SkyDome, Toronto, ON Fri Apr 13 2001, 4:05 PM EDT Att: 26,148 - Dome - 72 F										
Alex Gonzalez, R (1, 6) OBP: 0.327, SLG: 0.378	3-2 G6-3		0-0 BB BB 1B			1-0 BB FC6-4 1B		1-0 FC6-4 1B		4	1	2	0	0	0	2											
Raul Mondesi, R (1, 9) OBP: 0.327, SLG: 0.390	4-2 BB		2-2 P4			0-0 FC6-4 BB 1B		2-2 G6-3		3	0	1	0	1	0	2											
Carlos Delgado, L (1, 3) OBP: 0.458, SLG: 0.735	3-3 K		4-0 BB BB			4-2 FC6-4 BB		2-2 F8		2	0	0	0	2	1	1											
Brad Fullmer, L (1, 10) OBP: 0.354, SLG: 0.317		4-1 G3 WP BB	4-0 BB BB			0-0 FC6-4 1B		1-0 F9		2	0	0	2	2	0	2											
Tony Batista, R (1, 5) OBP: 0.208, SLG: 0.457	0-3 K		1-2 2-3 3-1 2-3 K			1-2 2-3 3-1 2-3 K		1-0 F3		4	0	0	0	0	2	6											
José Cruz Jr., S (1, 8) OBP: 0.318, SLG: 0.535	2-2 G3			1-0 G3-1		2-2 FC3-6 1B		2-2 G6-3		4	0	2	0	0	0	1											
Alberto Castillo, R (1, 2) OBP: 0.318, SLG: 0.535	0-0 F9			0-2 G1-6-3		0-1 FC3-6 FC6-4 1B		4-0 G4-6-3 BB		3	0	0	0	1	0	2											
Jeff Frye, R (1, 4) OBP: 0.333, SLG: 0.200			0-3 K		2-2 G1-3		3-1 FC6-4 1B		1-0 G4-6-3		3	0	1	0	0	1											
Darrin Fletcher, L (8, PH) OBP: 0.282, SLG: 0.359										1	0	0	0	0	0	2											
Chris Woodward, R (9, 4) OBP: 0.400, SLG: 1.000										0	0	0	0	0	0	0											
Inning Stats	R: 0 E: 0 K: 1 S: 10	H: 0 LOB: 1 BB: 1 P: 22	R: 0 E: 0 K: 1 S: 8	H: 0 LOB: 1 BB: 1 P: 14	R: 1 E: 0 K: 2 S: 17	H: 2 LOB: 3 BB: 2 P: 30	R: 0 E: 0 K: 0 S: 7	H: 0 LOB: 0 BB: 0 P: 10	R: 1 E: 0 K: 0 S: 11	H: 2 LOB: 2 BB: 1 P: 20	R: 0 E: 0 K: 0 S: 11	H: 0 LOB: 0 BB: 0 P: 12	R: 0 E: 0 K: 0 S: 7	H: 1 LOB: 1 BB: 1 P: 14	R: 0 E: 0 K: 0 S: 8	H: 0 LOB: 1 BB: 0 P: 13	1B: 7 2B: 0 3B: 0 HR: 0	SF: 0 SAC: 0 DP: 1 HBP: 0	WP: 1 PB: 0 SB: 1 CS: 0	PA: 36							
PITCHER	IP	WLS	BF	H	R	ER	SO	BB	IBB	HBP	BLK	WP	HR	S	P	ERA	WHIP										
Jeff Suppan, R (1, 1) ERA: 5.19	6.0	L	29	6	2	2	4	5	0	0	0	0	0	64	112	3.00	1.833										
Jason Grimsley, R (7, 1) ERA	2.0		7	1	0	0	0	1	0	0	0	0	0	14	26	0.00	1.000										



Batter	1	2	3	4	5	6	7	8	9	AB	R	H	RBI	BB	SO	LOB	TOP								
Rey Sanchez, R OBP: 0.222, SLG: 0.333 (1, 6)										3	0	1	1	0	1	0	Kansas City Royals @ Toronto Blue Jays SkyDome, Toronto, ON Sat Apr 14 2001, 1:05 PM EDT Att: 26,024 - Dome - 72 F								
Carlos Beltrán, S OBP: 0.327, SLG: 0.391 (1, 8)										3	0	0	1	0	0	1									
Mark Quinn, R OBP: 0.444, SLG: 0.837 (1, 10)										4	1	3	0	0	1	0									
Jemaine Dye, R OBP: 0.295, SLG: 0.450 (1, 9)										4	0	0	1	0	1	2									
29 Mike Sweeney, R OBP: 0.191, SLG: 0.273 Dave McCarty, R OBP: 0.400, SLG: 0.211 (1, 3) (9, 3)										4	1	1	1	0	1	0									
Joe Randa, R OBP: 0.217, SLG: 0.238 (1, 5)										3	0	1	0	0	0	0									
Dee Brown, L OBP: 0.158, SLG: 0.263 (1, 7)										4	0	0	0	0	1	2									
Héctor Ortiz, R OBP: 0.423, SLG: 0.458 (1, 2)										4	0	2	0	0	0	1									
Carlos Febles, R OBP: 0.281, SLG: 0.276 (1, 4)										3	2	1	0	0	0	2									
Inning Stats	R: 0 E: 0 K: 2 S: 10	H: 1 LOB: 1 BB: 0 P: 17	R: 0 E: 0 K: 0 S: 7	H: 0 LOB: 1 BB: 0 P: 11	R: 1 E: 0 K: 1 S: 6	H: 1 LOB: 0 BB: 0 P: 9	R: 0 E: 0 K: 0 S: 6	H: 0 LOB: 0 BB: 0 P: 9	R: 1 E: 0 K: 1 S: 11	H: 2 LOB: 1 BB: 0 P: 13	R: 1 E: 1 K: 1 S: 14	H: 1 LOB: 0 BB: 0 P: 20	R: 0 E: 0 K: 0 S: 7	H: 1 LOB: 1 BB: 0 P: 10	R: 0 E: 0 K: 0 S: 10	H: 1 LOB: 1 BB: 0 P: 15	R: 1 E: 0 K: 0 S: 7	H: 2 LOB: 0 BB: 0 P: 9	1B: 5 2B: 2 3B: 1 HR: 1	SF: 1 SAC: 1 DP: 2 HBP: 1	WP: 0 PB: 0 SB: 1 CS: 0	PA: 35			
PITCHER	IP	WLS	BF	H	R	ER	SO	BB	IBB	HBP	BLK	WP	HR	S	P	ERA	WHIP								
Joey Hamilton, R ERA: 2.0 (1, 1)	7.0		27	6	3	2	5	0	0	1	0	0	0	61	89	2.57	0.857								
John Frascatore, R ERA: 2.25 (8, 1)	1.2		7	3	1	1	0	0	0	0	0	0	1	15	20	5.40	1.800								
Bob File, R ERA: (9, 1)	0.1	W	1	0	0	0	0	0	0	0	0	0	0	2	4	0.00	0.000								

Batter	1	2	3	4	5	6	7	8	9	AB	R	H	RBI	BB	SO	LOB	BOTTOM								
Shannon Stewart, R OBP: 0.482, SLG: 0.740 (1, 7)										4	1	1	1	1	0	0	Kansas City Royals @ Toronto Blue Jays SkyDome, Toronto, ON Sat Apr 14 2001, 1:05 PM EDT Att: 26,024 - Dome - 72 F								
Alex Gonzalez, R OBP: 0.333, SLG: 0.400 (1, 6)										5	0	2	1	0	1	3									
Raul Mondesi, R OBP: 0.352, SLG: 0.435 (1, 9)										5	1	3	1	0	1	1									
Carlos Delgado, L OBP: 0.491, SLG: 0.811 (1, 3)										3	1	2	2	2	1	1									
Brad Fullmer, L OBP: 0.346, SLG: 0.311 (1, 10)										4	0	1	0	0	2	3									
Tony Batista, R OBP: 0.192, SLG: 0.420 (1, 5)										4	0	0	0	0	1	6									
Darrin Fletcher, L OBP: 0.279, SLG: 0.333 (1, 2)										3	1	0	0	1	1	3									
Brian Simmons, S OBP: 0.125, SLG: 0.125 (1, 8)										4	0	0	0	0	1	1									
Jeff Frye, R OBP: 0.333, SLG: 0.250 José Cruz Jr., S OBP: 0.333, SLG: 0.535 (1, 4) (9, PH)										3	0	1	0	0	0	0									
Inning Stats	R: 0 E: 0 K: 0 S: 8	H: 0 LOB: 0 BB: 0 P: 10	R: 1 E: 0 K: 1 S: 14	H: 1 LOB: 0 BB: 0 P: 22	R: 0 E: 0 K: 0 S: 5	H: 0 LOB: 0 BB: 0 P: 5	R: 0 E: 0 K: 2 S: 11	H: 2 LOB: 3 BB: 1 P: 19	R: 0 E: 0 K: 0 S: 9	H: 0 LOB: 0 BB: 0 P: 14	R: 0 E: 0 K: 1 S: 9	H: 2 LOB: 2 BB: 1 P: 16	R: 0 E: 0 K: 2 S: 11	H: 1 LOB: 1 BB: 0 P: 21	R: 0 E: 0 K: 1 S: 9	H: 1 LOB: 0 BB: 0 P: 12	R: 4 E: 0 K: 1 S: 13	H: 3 LOB: 1 BB: 2 P: 29	1B: 6 2B: 3 3B: 0 HR: 1	SF: 0 SAC: 0 DP: 0 HBP: 0	WP: 0 PB: 0 SB: 2 CS: 0	PA: 40			
PITCHER	IP	WLS	BF	H	R	ER	SO	BB	IBB	HBP	BLK	WP	HR	S	P	ERA	WHIP								
Mac Suzuki, R ERA: 1.64 (1, 1)	6.0		24	5	1	1	4	1	1	0	0	0	0	7	13	0.00	1.500								
55 Tony Cogan, L ERA: 5.79 (7, 1)	0.2	H	3	1	0	0	1	0	0	0	0	0	0	4	8	0.00	3.000								
Doug Henry, R ERA: 5.4 (7, 1)	0.1	H	2	0	0	0	1	1	0	0	0	0	0	4	8	0.00	3.000								
Jason Grimsley, R ERA: (8, 1)	1.0	H	4	1	0	0	1	0	0	0	0	0	0	9	12	0.00	1.000								
Roberto Hernandez, R ERA: 24.3 (9, 1)	0.2	L	7	3	4	4	1	2	0	0	0	0	0	13	29	54.00	7.500								



Batter	1	2	3	4	5	6	7	8	9	AB	R	H	RBI	BB	SO	LOB	TOP											
Rey Sanchez, R OBP: 0.220, SLG: 0.317	E3 1B	FC5-2				G3			G6-3	5	1	1	0	0	0	1												
Carlos Beltrán, S OBP: 0.315, SLG: 0.360	4-2 1B FC5-4 BB	P4				G4-3			F8	4	1	0	0	1	0	3												
Mark Quinn, R OBP: 0.440, SLG: 0.787	2-1 FC5-4 1B					G6-3			G6-3	4	0	1	1	1	1	0												
Jemaine Dye, R OBP: 0.292, SLG: 0.432	1-1 FC5-4 29 HR					29 FC4-6 1B			G5-3	4	1	1	1	0	1	2												
29 Mike Sweeney, R OBP: 0.216, SLG: 0.354	0-1					FC4-6			K	4	1	2	2	0	1	2												
Dave McCarty, R OBP: 0.400, SLG: 0.211	1-H HR					FC6-4			K	0	0	0	0	0	0	0												
Joe Randa, R OBP: 0.220, SLG: 0.239	1-3 K					FC6-4			G5-3	4	0	1	0	0	1	2												
Dee Brown, L OBP: 0.174, SLG: 0.227	0-3 K					G3			F8	3	0	0	0	1	1	2												
A.J. Hinch, R OBP: 0.143, SLG: 0.357						K			G5-3	4	0	0	0	0	2	2												
Carlos Febles, R OBP: 0.306, SLG: 0.364						K			G6-3	4	0	2	0	0	0	2												
Inning Stats	R: 4 E: 1 K: 2 S: 16	H: 2 LOB: 0 BB: 1 P: 23	R: 0 E: 0 K: 0 S: 9	H: 1 LOB: 1 BB: 0 P: 13	R: 0 E: 0 K: 0 S: 6	H: 1 LOB: 1 BB: 0 P: 9	R: 0 E: 0 K: 1 S: 10	H: 2 LOB: 2 BB: 0 P: 17	R: 0 E: 0 K: 2 S: 15	H: 1 LOB: 2 BB: 1 P: 22	R: 0 E: 0 K: 0 S: 7	H: 0 LOB: 0 BB: 0 P: 9	R: 0 E: 0 K: 1 S: 14	H: 1 LOB: 2 BB: 1 P: 25	R: 0 E: 0 K: 1 S: 7	H: 0 LOB: 0 BB: 0 P: 11	1B: 6 2B: 0 3B: 1 HR: 1	SF: 0 SAC: 0 DP: 0 HBP: 0	WP: 0 PB: 0 CS: 3 SB: 0	PA: 39								
PITCHER	IP	WLS	BF	H	R	ER	SO	BB	IBB	HBP	BLK	WP	HR	S	P	ERA	WHIP											
Chris Carpenter, R ERA: 1.8	(1, 1)	5.0	L	25	7	4	3	5	2	0	0	0	0	1	56	84	5.40	1.800										
Paul Quantrill, R ERA: 1.8	(6, 1)	2.0		6	0	0	0	0	0	0	0	0	0	17	24	0.00	0.000											
Kelvin Escobar, R ERA: 1.5	(8, 1)	1.0		5	1	0	0	1	1	0	0	0	0	14	25	0.00	2.000											
Billy Koch, R ERA: 3.86	(9, 1)	1.0		3	0	0	0	1	0	0	0	0	0	7	11	0.00	0.000											

Kansas City Royals @ Toronto Blue Jays
SkyDome, Toronto, ON
 Sun Apr 15 2001, 1:05 PM EDT
 Att: 21,379 - Dome - 72 F

livebaseballscores.com

AB 36
 R 4
 H 8
 RBI 4
 BB 3
 SO 7
 LOB 16



Batter	1	2	3	4	5	6	7	8	9	AB	R	H	RBI	BB	SO	LOB	BOTTOM										
Shannon Stewart, R OBP: 0.459, SLG: 0.685	1-2 F8								F9	4	0	0	0	1	1	4											
Alex Gonzalez, R OBP: 0.305, SLG: 0.364	0-2 F9								G6-3	5	0	0	1	0	0	5											
Raul Mondesi, R OBP: 0.328, SLG: 0.400	1-3 K								L8	4	0	0	0	0	1	1											
Carlos Delgado, L OBP: 0.491, SLG: 0.850									G4-3	3	1	1	1	1	0	0											
Brad Fullmer, L OBP: 0.321, SLG: 0.286									G3-1	4	0	0	0	0	0	1											
Tony Batista, R OBP: 0.214, SLG: 0.415									F7	3	0	1	0	1	0	1											
Darrin Fletcher, L OBP: 0.298, SLG: 0.333									F8	3	0	1	0	1	0	2											
Ryan Freel, R OBP: 0.400, SLG: 0.389									1B	0	0	0	0	0	0	0											
José Cruz Jr., S OBP: 0.388, SLG: 0.556									F8	2	1	2	0	2	0	0											
Jeff Frye, R OBP: 0.417, SLG: 0.300									F8	2	0	1	0	1	1	3											
Brian Simmons, S OBP: 0.111, SLG: 0.111									1B	1	0	0	0	0	0	2											
Inning Stats	R: 0 E: 0 K: 1 S: 10	H: 0 LOB: 0 BB: 0 P: 12	R: 0 E: 0 K: 0 S: 12	H: 1 LOB: 1 BB: 0 P: 17	R: 1 E: 0 K: 1 S: 7	H: 0 LOB: 1 BB: 2 P: 17	R: 0 E: 0 K: 1 S: 10	H: 0 LOB: 3 BB: 3 P: 25	R: 0 E: 0 K: 0 S: 4	H: 0 LOB: 0 BB: 0 P: 6	R: 1 E: 0 K: 0 S: 5	H: 1 LOB: 1 BB: 1 P: 13	R: 0 E: 0 K: 0 S: 8	H: 2 LOB: 1 BB: 0 P: 14	R: 0 E: 0 K: 0 S: 6	H: 0 LOB: 0 BB: 0 P: 7	R: 0 E: 0 K: 0 S: 14	H: 2 LOB: 3 BB: 1 P: 25	1B: 5 2B: 0 3B: 0 HR: 1	SF: 0 SAC: 0 DP: 2 HBP: 0	WP: 1 PB: 0 CS: 0 SB: 0	PA: 38					
PITCHER	IP	WLS	BF	H	R	ER	SO	BB	IBB	HBP	BLK	WP	HR	S	P	ERA	WHIP										
Blake Stein, R ERA: 3.24	(1, 1)	6.0	W	25	2	2	2	3	6	0	0	0	0	9	15	0.00	1.500										
Doug Henry, R ERA: 4.5	(7, 1)	1.1	H	5	2	0	0	0	0	0	0	0	0	5	6	0.00	0.000										
55 Tony Cogan, L ERA: 5.06	(8, 1)	0.2	H	2	0	0	0	0	0	0	0	0	0	5	6	0.00	0.000										
Roberto Hernandez, R ERA: 18.89	(9, 1)	1.0	S	6	2	0	0	0	1	0	0	0	0	14	25	0.00	3.000										

Kansas City Royals @ Toronto Blue Jays
SkyDome, Toronto, ON
 Sun Apr 15 2001, 1:05 PM EDT
 Att: 21,379 - Dome - 72 F

livebaseballscores.com

AB 31
 R 2
 H 6
 RBI 2
 BB 7
 SO 3
 LOB 19



Batter	1	2	3	4	5	6	7	8	9	AB	R	H	RBI	BB	SO	LOB	TOP
Rey Sanchez, R <small>OBP: 0.217, SLG: 0.304</small>										5	0	1	0	0	0	0	
Carlos Beltrán, S <small>OBP: 0.328, SLG: 0.346</small>										2	3	0	0	2	0	1	
Mark Quinn, R <small>OBP: 0.426, SLG: 0.804</small>										4	1	1	2	0	0	2	
Jemaine Dye, R <small>OBP: 0.308, SLG: 0.489</small>										3	1	1	2	1	1	1	
29 Mike Sweeney, R <small>OBP: 0.375, SLG: 0.346</small> Dee Brown, L <small>OBP: 0.174, SLG: 0.227</small>										4	0	1	0	0	0	1	
Joe Randa, R <small>OBP: 0.241, SLG: 0.260</small>										4	0	2	1	0	0	1	
Raul Ibanez, L <small>OBP: 0.286, SLG: 0.286</small> Dave McCarty, R <small>OBP: 0.385, SLG: 0.200</small>										3	0	1	0	0	0	1	
Héctor Ortiz, R <small>OBP: 0.367, SLG: 0.393</small>										4	0	0	0	0	1	1	
Carlos Febles, R <small>OBP: 0.275, SLG: 0.324</small>										4	0	0	0	0	2	1	
Inning Stats	R: 2 H: 2 E: 0 K: 0 S: 11	H: 2 R: 0 ER: 0 LOB: 0 BB: 0 P: 17	H: 1 R: 0 ER: 0 LOB: 1 BB: 0 P: 15	H: 1 R: 2 ER: 0 LOB: 0 BB: 2 P: 23	H: 0 R: 0 ER: 0 LOB: 0 BB: 0 P: 11	H: 0 R: 0 ER: 0 LOB: 1 BB: 0 P: 14	H: 1 R: 0 ER: 0 LOB: 0 BB: 0 P: 10	H: 0 R: 0 ER: 0 LOB: 0 BB: 1 P: 14	H: 2 R: 1 ER: 0 LOB: 2 BB: 1 P: 27	H: 0 R: 0 ER: 0 LOB: 0 BB: 0 P: 15	1B: 5 2B: 0 3B: 0 HR: 2	SF: 0 SAC: 0 DP: 0 HBP: 0	WP: 0 PB: 0 SB: 1 CS: 0	PA: 37			
PITCHER	IP WLS BF H R ER SO BB IBB HBP BLK WP HR S P ERA WHIP																
Joe Mays, R <small>ERA: 2.86</small>	7.0 L 28 5 4 4 2 2 0 0 0 0 0 2 64 104 5.14 1.000																
Hector Carrasco, R <small>ERA: 4.5</small>	0.2 5 2 1 1 1 1 0 0 0 0 0 0 15 23 13.50 4.500																
Eddie Guardado, L <small>ERA: 10.8</small>	1.1 4 0 0 0 2 0 0 0 0 0 0 0 14 19 0.00 0.000																

Kansas City Royals @ Minnesota Twins
 Hubert H. Humphrey Metrodome, Minneapolis, MN
 Mon Apr 16 2001, 8:05 PM EDT
 Att: 10,297 - Dome - 72 F

AB 34
R 5
H 7
RBI 5
BB 3
SO 5
LOB 11



Batter	1	2	3	4	5	6	7	8	9	AB	R	H	RBI	BB	SO	LOB	BOTTOM
Cristian Guzman, S <small>OBP: 0.397, SLG: 0.796</small>										5	0	3	0	0	0	1	
Luis Rivas, R <small>OBP: 0.280, SLG: 0.388</small> Denny Hocking, S <small>OBP: 0.261, SLG: 0.381</small>										3	0	0	0	0	1	2	
Matt Lawton, L <small>OBP: 0.462, SLG: 0.378</small>										3	0	1	0	1	0	1	
Corey Koskie, L <small>OBP: 0.375, SLG: 0.442</small>										3	1	0	0	1	0	4	
David Ortiz, L <small>OBP: 0.468, SLG: 0.725</small>										3	0	0	0	1	2	0	
Bobby Kielty, S <small>OBP: 0.360, SLG: 0.263</small>										4	0	1	1	0	0	0	
Jacque Jones, L <small>OBP: 0.370, SLG: 0.512</small>										4	1	2	0	0	0	1	
Doug Mientkiewicz, L <small>OBP: 0.390, SLG: 0.711</small>										4	1	2	1	0	0	2	
Tom Prince, R <small>OBP: 0.333, SLG: 0.545</small> Chad Allen, R <small>OBP: 0.231, SLG: 0.273</small> A.J. Pierzynski, L <small>OBP: 0.348, SLG: 0.478</small>										3	0	2	1	0	1	0	
Inning Stats	R: 0 H: 1 E: 1 K: 0 S: 9	H: 1 R: 0 ER: 0 LOB: 1 BB: 0 P: 10	H: 1 R: 0 ER: 0 LOB: 0 BB: 0 P: 8	H: 1 R: 1 ER: 0 LOB: 1 BB: 2 P: 25	H: 2 R: 1 ER: 0 LOB: 1 BB: 0 P: 15	H: 0 R: 0 ER: 0 LOB: 0 BB: 0 P: 15	H: 3 R: 1 ER: 0 LOB: 3 BB: 1 P: 27	H: 0 R: 0 ER: 0 LOB: 0 BB: 0 P: 5	H: 2 R: 0 ER: 0 LOB: 1 BB: 0 P: 18	1B: 6 2B: 5 3B: 0 HR: 1	SF: 0 SAC: 0 DP: 2 HBP: 0	WP: 0 PB: 0 SB: 0 CS: 0	PA: 38				
PITCHER	IP WLS BF H R ER SO BB IBB HBP BLK WP HR S P ERA WHIP																
Dan Reichert, R <small>ERA: 3.93</small>	6.1 W 27 8 3 3 4 2 0 0 0 0 0 0 4 5 - - -																
Jose Santiago, R <small>ERA: 13.5</small>	0.0 1 1 0 0 0 0 0 0 0 0 0 0 0 4 5 - - -																
55 Tony Cogan, L <small>ERA: 4.5</small>	0.2 H 3 0 0 0 1 1 0 0 0 0 0 0 7 15 0.00 1.500																
Jason Grimsley, R <small>ERA: 15.19</small>	1.0 H 3 0 0 0 0 0 0 0 0 0 0 0 4 5 0.00 0.000																
Roberto Hernandez, R <small>ERA: 15.19</small>	1.0 S 4 2 0 0 1 0 0 0 0 0 0 0 10 18 0.00 2.000																

Kansas City Royals @ Minnesota Twins
 Hubert H. Humphrey Metrodome, Minneapolis, MN
 Mon Apr 16 2001, 8:05 PM EDT
 Att: 10,297 - Dome - 72 F

AB 35
R 3
H 11
RBI 3
BB 3
SO 6
LOB 17



Batter	1	2	3	4	5	6	7	8	9	AB	R	H	RBI	BB	SO	LOB	TOP									
Rey Sanchez, R OBP: 0.216, SLG: 0.280 (1, 6)	G3-1			F8	WP 1B 1-2 BB		L4		K	4	0	0	0	1	1	2										
Carlos Beltrán, S OBP: 0.323, SLG: 0.339 (1, 8)	F8			K	WP 1-2 2H 1B		G5-3			4	0	1	0	0	1	2										
Mark Quinn, R OBP: 0.431, SLG: 0.836 (1, 7)	P6			HR	K			E9 29 SF8 1B		4	2	2	1	0	1	2										
Jermaine Dye, R OBP: 0.286, SLG: 0.451 (1, 9)		K		G4-3		G6-3		F8		4	0	0	0	0	1	1										
29 Mike Sweeney, R OBP: 0.220, SLG: 0.333 (1, 10)		K			BB 2B BB	K		SF8		2	1	0	1	1	2	0										
Joe Randa, R OBP: 0.299, SLG: 0.264 (1, 5)	G3-1				BB 1-2 2B	K		1B		3	1	1	0	1	1	0										
Dave McCarty, R OBP: 0.400, SLG: 0.261 (1, 3)				G4-3	F9 1B 2B		SH5-4 E BB	F7		3	1	1	2	1	0	1										
Héctor Ortiz, R OBP: 0.324, SLG: 0.344 (1, 2)				K	F9		E2 SH5-4	F8		4	0	0	0	0	1	2										
Carlos Febles, R OBP: 0.279, SLG: 0.325 (1, 4)				G4-3	BB 1B 1B		SH5-4	G4-3		3	0	1	1	0	0	0										
Inning Stats	R: 0 E: 0 K: 0 S: 8	H: 0 LOB: 0 BB: 0 P: 14	R: 0 E: 0 K: 2 S: 9	H: 0 LOB: 0 BB: 0 P: 17	R: 0 E: 0 K: 1 S: 7	H: 0 LOB: 0 BB: 0 P: 9	R: 1 E: 0 K: 1 S: 8	H: 1 LOB: 0 BB: 0 P: 13	R: 3 E: 0 K: 1 S: 14	H: 3 LOB: 2 BB: 3 P: 31	R: 0 E: 0 K: 2 S: 9	H: 0 LOB: 0 BB: 0 P: 14	R: 0 E: 1 K: 0 S: 9	H: 0 LOB: 2 BB: 1 P: 18	R: 1 E: 0 K: 0 S: 10	H: 2 LOB: 1 BB: 0 P: 18	R: 0 E: 0 K: 1 S: 9	H: 0 LOB: 0 BB: 0 P: 13	1B: 4 2B: 1 HR: 1	SF: 1 SAC: 1 HBP: 0	WP: 1 PB: 0 SB: 0 CS: 0	PA: 37				
PITCHER	IP	WLS	BF	H	R	ER	SO	BB	IBB	HBP	BLK	WP	HR	S	P	ERA	WHIP									
J.C. Romero, L ERA: 11.0 (1, 1)	4.1		18	3	4	4	4	2	0	0	0	0	1	0	23	73	8.31	1.154								
Johan Santana, L ERA: (5, 1)	2.2		11	1	0	0	3	2	0	0	0	0	0	2	43	0.00	1.125									
Travis Miller, L ERA: 6.75 (8, 1)	0.2		4	2	1	0	0	0	0	0	0	0	0	8	14	0.00	3.000									
Bob Wells, R ERA: 4.91 (8, 1)	1.1	W	4	0	0	0	1	0	0	0	0	0	0	11	17	0.00	0.000									

Kansas City Royals @ Minnesota Twins
Hubert H. Humphrey Metrodome, Minneapolis, MN

AB 31
R 5
H 6
RBI 5
BB 4
SO 8
LOB 10



WP: 1 PA: 37
PB: 0
SB: 0
CS: 0

Kansas City Royals @ Minnesota Twins
Hubert H. Humphrey Metrodome, Minneapolis, MN

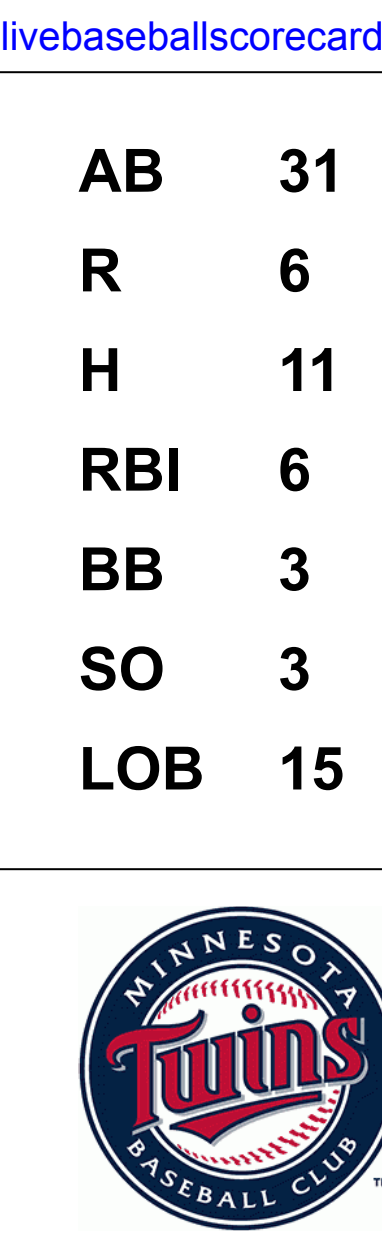
AB 31
R 6
H 11
RBI 6
BB 3
SO 3
LOB 15




WP: 0 PA: 40
PB: 0
SB: 3
CS: 0


Batter	1	2	3	4	5	6	7	8	9	AB	R	H	RBI	BB	SO	LOB	BOTTOM								
Cristian Guzman, S OBP: 0.387, SLG: 0.759 (1, 6)	F7		K		FC1-6 1-2 2H 2-3		SH5-3		SH1-3 1B	4	1	1	0	0	1	2									
Luis Rivas, R OBP: 0.245, SLG: 0.373 Denny Hocking, S OBP: 0.292, SLG: 0.381 (7, PH) (8, 4)	F9		G4-3		SF9		1B BB		SH1-3	2	0	0	1	0	0	0									
Matt Lawton, L OBP: 0.456, SLG: 0.359 (1, 9)	G4-3			S 1B SF8 BB	G4-3		SF8		1B IBB	2	1	0	1	2	0	1									
Corey Koskie, L OBP: 0.415, SLG: 0.479 (1, 5)		1B S 1B		SF8 S 1B		G5-3		1B		5	0	4	3	0	0	0									
David Ortiz, L OBP: 0.451, SLG: 0.705 (1, 10)		F8		F7						4	0	1	0	0	1	5									
Bobby Kielty, S OBP: 0.345, SLG: 0.273 (1, 8)				SF8		P2		F7		3	0	1	1	0	0	1									
Jacque Jones, L OBP: 0.340, SLG: 0.468 (1, 7)		K		G3-1		F8		G4-3		4	0	0	0	0	1	4									
Doug Mientkiewicz, L OBP: 0.400, SLG: 0.714 (1, 3)		FC4-6 1-2			FC1-6 1B SF9 1B		SH5-3 SF8 2B		G3-1	4	2	2	0	0	0	2									
A.J. Pierzynski, L OBP: 0.407, SLG: 0.500 Chad Allen, R OBP: 0.231, SLG: 0.273 (9, PR)			G1-3		FC1-6 1B		SH5-3 1B HBP		SH1-3 1B 1B	3	1	2	0	0	0	0									
Inning Stats	R: 0 E: 0 K: 0 S: 6	H: 2 LOB: 2 BB: 0 P: 12	R: 0 E: 0 K: 1 S: 12	H: 2 LOB: 0 BB: 0 P: 20	R: 0 E: 0 K: 1 S: 8	H: 0 LOB: 0 BB: 0 P: 11	R: 1 E: 0 K: 0 S: 8	H: 1 LOB: 1 BB: 1 P: 15	R: 1 E: 0 K: 0 S: 9	H: 2 LOB: 1 BB: 0 P: 10	R: 0 E: 0 K: 0 S: 10	H: 1 LOB: 1 BB: 0 P: 13	R: 2 E: 0 K: 1 S: 15	H: 2 LOB: 2 BB: 1 P: 30	R: 0 E: 0 K: 0 S: 5	H: 0 LOB: 0 BB: 0 P: 9	R: 2 E: 0 K: 0 S: 7	H: 3 LOB: 2 BB: 1 P: 12	1B: 9 2B: 2 HR: 0	SF: 3 SAC: 2 HBP: 1	WP: 0 PB: 0 SB: 3 CS: 0	PA: 40			
PITCHER	IP	WLS	BF	H	R	ER	SO	BB	IBB	HBP	BLK	WP	HR	S	P	ERA	WHIP								
Brian Meadows, R ERA: 7.88 (1, 1)	6.0		27	7	4	4	2	1	0	0	0	0	0	6	14	6.00	1.333								
Doug Henry, R ERA: 4.15 (7, 1)	0.2	B	4	1	0	0	0	1	0	0	0	0	0	6	14	0.00	3.000								
Jose Santiago, R ERA: 10.5 (7, 1)	1.1		4	0	0	0	1	0	0	0	0	0	0	11	18	0.00	0.000								
Jason Grimsley, R ERA: 1.64 (9, 1)	0.1	L	5	3	2	2	0	0	1	0	0	0	0	7	12	54.00	9.000								

AB 31
R 6
H 11
RBI 6
BB 3
SO 3
LOB 15



WP: 0 PA: 40
PB: 0
SB: 3
CS: 0

Batter	1	2	3	4	5	6	7	8	9	AB	R	H	RBI	BB	SO	LOB	TOP										
Rey Sanchez, R OBP: 0.218, SLG: 0.278 (1, 6)	1-2 1B 2B	0-0 SH5-3		0-2 F7		0-1 G6-3		0-0 G5-3		4	1	1	0	0	0	2	Kansas City Royals @ Minnesota Twins Hubert H. Humphrey Metrodome, Minneapolis, MN Wed Apr 18 2001, 1:05 PM EDT Att: 12,270 - Dome - 72 F AB 37 R 3 H 12 RBI 3 BB 3 SO 3 LOB 26 										
Carlos Beltrán, S OBP: 0.355, SLG: 0.367 (1, 8)	1-2 2B	1-2 1B G6-3			0-0 G5-3		0-0 G1-4-3 1B		4-1 FC4-6 BB	4	0	3	0	1	0	0											
Mark Quinn, R OBP: 0.429, SLG: 0.817 (1, 7)	0-0 1B 2B	1-2 G6-3			0-0 2B F9 1B		1-2 G1-4-3		1-1 FC4-6 FC6-4	5	1	2	1	0	0	4											
Jermaine Dye, R OBP: 0.311, SLG: 0.464 (1, 9)	3-2 2B 2H		2-2 2B G6-3		0-1 1B		1-0 F3		1-1 FC6-4 2B	5	0	3	1	0	0	2											
29 Mike Sweeney, R OBP: 0.219, SLG: 0.339 (1, 10)	0-2 2B		0-1 G6-3		2-0 F9		2-3 K		0-2 G3	5	0	1	0	0	1	5											
Joe Randa, R OBP: 0.242, SLG: 0.246 (1, 5)	0-0 FC5		1-0 F8		1-3 K			2-1 F9		4	0	0	0	0	1	5											
Dave McCarty, R OBP: 0.382, SLG: 0.370 (1, 3)	0-0 P4		0-0 G5-3			2-0 F9		0-1 HR		4	1	1	1	0	0	4											
Héctor Ortiz, R OBP: 0.316, SLG: 0.314 (1, 2)	1-0 G3			2-2 P6		2-3 K		4-2 BB		3	0	0	0	1	1	3											
Luis Alicea, S OBP: 0.143, SLG: 0.100 Carlos Febles, R OBP: 0.279, SLG: 0.325 (8, 4)		1-0 1B SH5-3		1-0 G5-3		4-0 BB		2-2 F9		3	0	1	0	1	0	1											
Inning Stats	R: 2 E: 0 K: 0 S: 17	H: 5 LOB: 3 BB: 0 P: 23	R: 0 E: 0 K: 0 S: 8	H: 2 LOB: 1 BB: 0 P: 11	R: 0 E: 0 K: 0 S: 7	H: 1 LOB: 0 BB: 0 P: 10	R: 0 E: 0 K: 0 S: 11	H: 0 LOB: 0 BB: 0 P: 14	R: 0 E: 0 K: 1 S: 9	H: 2 LOB: 2 BB: 1 P: 12	R: 0 E: 0 K: 1 S: 9	H: 1 LOB: 1 BB: 0 P: 13	R: 1 E: 0 K: 0 S: 12	H: 1 LOB: 1 BB: 1 P: 20	R: 0 E: 0 K: 0 S: 8	H: 0 LOB: 1 BB: 1 P: 14		1B: 9 2B: 2 3B: 0 HR: 1	SF: 0 SAC: 1 DP: 1 HBP: 0	WP: 0 PB: 0 SB: 0 CS: 0	PA: 41						
PITCHER	IP	WLS	BF	H	R	ER	SO	BB	IBB	HBP	BLK	WP	HR	S	P	ERA	WHIP										
Mark Redman, L ERA: 3.86 (1, 1)	7.0		32	11	2	2	3	1	0	0	0	0	0	68	98	2.57	1.714										
Héctor Carrasco, R ERA: 5.14 (8, 1)	1.0	W	5	1	1	1	0	1	0	0	0	0	1	12	20	9.00	2.000										
LaTroy Hawkins, R ERA: 1.42 (9, 1)	1.0	S	4	0	0	0	0	1	0	0	0	0	0	8	14	0.00	1.000										

Batter	1	2	3	4	5	6	7	8	9	AB	R	H	RBI	BB	SO	LOB	BOTTOM										
Chad Allen, R OBP: 0.353, SLG: 0.429 (1, 9)	0-2 G4-3 2B		1-1 G5-3		2-0 1B		4-2 BB			3	1	2	0	1	0	0	Kansas City Royals @ Minnesota Twins Hubert H. Humphrey Metrodome, Minneapolis, MN Wed Apr 18 2001, 1:05 PM EDT Att: 12,270 - Dome - 72 F AB 30 R 5 H 6 RBI 4 BB 6 SO 5 LOB 13 										
Denny Hocking, S OBP: 0.250, SLG: 0.320 (1, 6) (9, 4)	3-2 G4-3 2-3		0-0 F5		0-2 F8		2-1 F8			4	0	0	0	0	0	4											
Matt Lawton, L OBP: 0.459, SLG: 0.341 (1, 10)	1-1 G4-3 3H		4-2 BB		2-1 F9			4-1 2B BB		2	1	0	1	2	0	1											
Corey Koskie, L OBP: 0.421, SLG: 0.490 (1, 5)	4-1 BB		1-1 P5			1-2 P5		0-0 1B 2B		3	1	1	1	1	0	1											
Doug Mientkiewicz, L OBP: 0.408, SLG: 0.689 (1, 3)	2-0 F9			4-2 G2-3 BB		2-3 K		3-1 2B 1B		3	1	1	1	1	1	1											
Bobby Kielty, S OBP: 0.333, SLG: 0.308 (1, 8)		3-3 K		0-1 G2-3		1-2 F8		0-0 G6-3 1B WP		4	1	1	1	0	1	1											
Jacque Jones, L OBP: 0.333, SLG: 0.440 (1, 7)		4-2 FC5-4 BB		1-0 F7			0-0 F9	1-0 G6-3		3	0	0	0	1	0	2											
Jason Maxwell, R OBP: 0.417, SLG: 0.545 Cristian Guzman, S OBP: 0.391, SLG: 0.746 (8, PH) (9, 6)		0-1 FC5-4		1-0 G1-3			3-3 K	1-3 K		3	0	0	0	0	1	2											
A.J. Pierzynski, L OBP: 0.387, SLG: 0.533 (1, 2)		0-3 K			0-0 F7		2-2 3B	3-H G4-3		4	0	1	0	0	1	1											
Inning Stats	R: 1 E: 0 K: 0 S: 12	H: 1 LOB: 1 BB: 1 P: 22	R: 0 E: 0 K: 2 S: 10	H: 0 LOB: 1 BB: 1 P: 17	R: 0 E: 0 K: 0 S: 8	H: 0 LOB: 1 BB: 1 P: 14	R: 0 E: 0 K: 0 S: 6	H: 0 LOB: 1 BB: 1 P: 12	R: 0 E: 0 K: 1 S: 9	H: 1 LOB: 2 BB: 1 P: 13	R: 0 E: 0 K: 1 S: 16	H: 1 LOB: 2 BB: 1 P: 27	R: 4 E: 0 K: 1 S: 10	H: 3 LOB: 0 BB: 1 P: 20	R: 0 E: 0 K: 0 S: 8	H: 0 LOB: 0 BB: 1 P: 14		1B: 2 2B: 3 3B: 1 HR: 0	SF: 0 SAC: 0 DP: 0 HBP: 0	WP: 1 PB: 0 SB: 0 CS: 0	PA: 36						
PITCHER	IP	WLS	BF	H	R	ER	SO	BB	IBB	HBP	BLK	WP	HR	S	P	ERA	WHIP										
Jeff Suppan, R ERA: 4.13 (1, 1)	6.2		28	3	1	1	4	5	0	0	0	0	0	4	10	54.00	6.000										
Jason Grimsley, R ERA: 3.18 (7, 1)	0.1	H	3	1	2	2	0	1	0	0	0	0	0	4	10	54.00	6.000										
55 Tony Cogan, L ERA: 7.11 (8, 1)	0.1	L	3	2	1	1	0	0	0	0	0	0	0	4	8	27.00	6.000										
51 Kris Wilson, R ERA: 3.86 (8, 1)	0.2		2	0	1	1	1	0	0	0	0	1	0	4	6	13.50	0.000										

Batter	1	2	3	4	5	6	7	8	9	AB	R	H	RBI	BB	SO	LOB	TOP										
Brian Simmons, S (1, 7) OBP: 0.158, SLG: 0.167	F7	K			G3-1		HBP HR BB	K		4	1	0	0	1	2	1	Toronto Blue Jays @ Kansas City Royals Kauffman Stadium, Kansas City, MO Fri Apr 20 2001, 7:05 PM CDT Att: 28,018 - Cloudy - 72 F										
Jeff Eves, R (1, 4) OBP: 0.345, SLG: 0.269	G6-3		1B		G6-3		HR HBP	HR	1B	4	2	2	1	0	0	0											
Raul Mondesi, R (1, 9) OBP: 0.338, SLG: 0.471	HR		K			1B	HR	G5-3	1B	5	2	3	5	0	1	2											
Carlos Delgado, L (1, 3) OBP: 0.494, SLG: 0.875	HR		FC1-6-4			1B	HR	HR		4	4	3	4	1	0	1											
José Cruz Jr., S (1, 8) OBP: 0.414, SLG: 0.629	F7		G3			1B	F9	G3-1		5	0	1	0	0	0	1											
Brad Fullmer, L (1, 10) OBP: 0.308, SLG: 0.310		WP 3B			P4		G3	F8		5	1	1	1	0	0	1											
Tony Batista, R (1, 5) OBP: 0.234, SLG: 0.425	F7						F8			4	0	1	0	0	0	2											
Darrin Fletcher, L (1, 2) OBP: 0.310, SLG: 0.321	F7		G4-6-3				G6-3			3	1	1	0	0	0	2											
Alberto Castillo, R (7, 2) OBP: 0.250, SLG: 0.143							SH HBP	G6-3		1	0	0	0	0	0	0											
Chris Woodward, R (1, 6) OBP: 0.375, SLG: 1.000		1-H 3B					SH HBP BB	F8		3	1	1	1	0	0	0											
Inning Stats	R: 2 E: 0 K: 0 S: 10	H: 2 LOB: 0 BB: 0 P: 16	R: 1 E: 0 K: 1 S: 11	H: 2 LOB: 1 BB: 0 P: 20	R: 0 E: 0 K: 1 S: 8	H: 1 LOB: 1 BB: 0 P: 11	R: 0 E: 0 K: 0 S: 5	H: 1 LOB: 0 BB: 0 P: 9	R: 0 E: 0 K: 0 S: 7	H: 0 LOB: 0 BB: 0 P: 9	R: 1 E: 0 K: 0 S: 12	H: 2 LOB: 1 BB: 1 P: 24	R: 6 E: 1 K: 0 S: 22	H: 3 LOB: 0 BB: 1 P: 38	R: 0 E: 0 K: 1 S: 9	H: 0 LOB: 0 BB: 0 P: 14	R: 2 E: 0 K: 0 S: 8	H: 2 LOB: 0 BB: 0 P: 15	1B: 6 2B: 1 3B: 1 HR: 5	SF: 0 SAC: 1 DP: 1 HBP: 1	WP: 3 PB: 3 SB: 0 CS: 1	PA: 42					
PITCHER	IP	WLS	BF	H	R	ER	SO	BB	IBB	HBP	BLK	WP	HR	S	P	ERA	WHIP										
Mac Suzuki, R (1, 1) ERA: 3.18	6.0	L	25	8	4	4	2	1	0	0	0	3	2	53	89	6.00	1.500										
51 Kris Wilson, R (7, 1) ERA: 7.71	0.0		5	2	5	4	0	1	0	1	0	0	1	10	18												
55 Tony Cogan, L (7, 1) ERA: 7.71	0.2		3	1	1	1	0	0	0	0	0	0	1	9	15	13.50	1.500										
Jose Santiago, R (7, 1) ERA: 8.59	1.1		4	0	0	0	1	0	0	0	0	0	0	12	19	0.00	0.000										
Roberto Hernandez, R (9, 1) ERA: 16.83	1.0		5	2	2	2	0	0	0	0	0	0	1	8	15	18.00	2.000										

Batter	1	2	3	4	5	6	7	8	9	AB	R	H	RBI	BB	SO	LOB	BOTTOM										
Luis Altea, S (1, 4) OBP: 0.154, SLG: 0.120	F8		F9		K		FC4 1B		P6	5	0	1	0	0	1	0	Toronto Blue Jays @ Kansas City Royals Kauffman Stadium, Kansas City, MO Fri Apr 20 2001, 7:05 PM CDT Att: 28,018 - Cloudy - 72 F										
Carlos Beltrán, S (1, 8) OBP: 0.347, SLG: 0.400	L7		G4-3		HR		F7		K	5	1	1	1	0	1	1											
Mark Quinn, R (1, 10) OBP: 0.412, SLG: 0.766	G4-3		G6-3		2B BB		FC4		G6-3	4	0	0	0	1	0	1											
Jermaine Dye, R (1, 9) OBP: 0.292, SLG: 0.433		K			K		G4-3			4	0	0	0	0	2	2											
29 Mike Sweeney, R (1, 3) OBP: 0.265, SLG: 0.403		G6-3 1B			FC6-4 1B		1B		1B 2B	3	2	3	0	1	0	0											
Joe Randa, R (1, 5) OBP: 0.227, SLG: 0.230		G6-3			FC6-4 WP 2B		L4		G1-3	4	1	0	0	0	0	5											
Dee Brown, L (1, 7) OBP: 0.259, SLG: 0.346		1B			1B		F2		G5-3 1B	4	0	3	3	0	0	0											
Héctor Ortiz, R (1, 2) OBP: 0.357, SLG: 0.342					1B		G1-6-3 BB		G5-3	3	0	2	0	1	0	1											
Rey Sanchez, R (1, 6) OBP: 0.207, SLG: 0.263					1B				G3-1	3	0	0	0	0	0	5											
Luis Ordaz, R (8, 6) OBP: 0.333, SLG: 0.333		G5-3			FC6		G1-6-3		G3-1	1	0	0	0	0	0	1											
Inning Stats	R: 0 E: 0 K: 0 S: 6	H: 0 LOB: 0 BB: 0 P: 9	R: 1 E: 0 K: 1 S: 17	H: 3 LOB: 2 BB: 0 P: 26	R: 0 E: 0 K: 0 S: 7	H: 0 LOB: 0 BB: 0 P: 13	R: 1 E: 0 K: 1 S: 13	H: 3 LOB: 2 BB: 0 P: 18	R: 1 E: 0 K: 1 S: 11	H: 1 LOB: 2 BB: 2 P: 24	R: 0 E: 0 K: 0 S: 5	H: 0 LOB: 0 BB: 1 P: 10	R: 0 E: 0 K: 0 S: 5	H: 1 LOB: 1 BB: 0 P: 6	R: 1 E: 0 K: 0 S: 13	H: 2 LOB: 1 BB: 0 P: 20	R: 0 E: 0 K: 1 S: 9	H: 0 LOB: 0 BB: 0 P: 14	1B: 6 2B: 3 3B: 0 HR: 1	SF: 0 SAC: 0 DP: 1 HBP: 0	WP: 1 PB: 1 SB: 0 CS: 0	PA: 39					
PITCHER	IP	WLS	BF	H	R	ER	SO	BB	IBB	HBP	BLK	WP	HR	S	P	ERA	WHIP										
Chris Carpenter, R (1, 1) ERA: 2.33	7.0	W	31	8	3	3	3	3	0	0	0	1	1	64	106	3.86	1.571										
Pasqual Coco, R (8, 1) ERA: 4.5	2.0		8	2	1	1	1	0	0	0	0	0	0	22	34	4.50	1.000										



Batter	1	2	3	4	5	6	7	8	9	10	11	12	13	AB	R	H	RBI	BB	SO	LOB	TOP								
Shannon Stewart, R OBP: 0.463, SLG: 0.634 Chris Woodward, R OBP: 0.375, SLG: 1.000	F7		HBP HR 1B		K		K			F4		F9		6	1	1	0	0	2	2									
Alex Gonzalez, R OBP: 0.329, SLG: 0.408	K		L7		F9		F4			G3-1		FC4-6		6	0	0	0	0	1	3									
Raul Mondesi, R OBP: 0.345, SLG: 0.467	1B BB		P3		F8		G3-1 BB 1B			1B		F8		5	0	2	0	1	0	2									
Carlos Delgado, L OBP: 0.494, SLG: 0.833	1B		HBP		F8		G3-1 BB			G6-3		K		4	1	1	0	1	1	1									
Brad Fuller, L OBP: 0.295, SLG: 0.338	K		HBP HR		G5-3		G3-1			L1-4		F7		6	1	1	4	0	1	4									
Tony Batista, R OBP: 0.220, SLG: 0.397		F2	K		P5		G5-3			F9				5	0	0	0	0	1	2									
Darrin Fletcher, L OBP: 0.302, SLG: 0.310	G4-3		F8		F8		FC6-4 1B			G3-1		G6-3		5	0	1	0	0	0	0									
Brian Simmons, S OBP: 0.125, SLG: 0.130 (12, 7)	K2-3		G6-3		FC6-4 G6-3		G4-3			K				5	0	0	0	0	2	1									
Jeff Frye, R OBP: 0.333, SLG: 0.241 Jose Cruz Jr., S OBP: 0.423, SLG: 0.630 (12, 8)			HBP HR BB		G6-3		G4-3			G4-3		FC4-6 1B		3	1	0	0	1	1	1									
														1	0	1	0	0	0	0									
Inning Stats	R: 0 E: 0 K: 2 S: 12	H: 1 LOB: 2 BB: 1 P: 26	R: 0 E: 0 K: 1 S: 6	H: 0 LOB: 0 BB: 0 P: 9	R: 4 E: 0 K: 1 S: 17	H: 2 LOB: 0 BB: 1 P: 32	R: 0 E: 0 K: 1 S: 8	H: 0 LOB: 0 BB: 0 P: 9	R: 0 E: 0 K: 0 S: 6	H: 0 LOB: 0 BB: 0 P: 10	R: 0 E: 0 K: 1 S: 14	H: 1 LOB: 1 BB: 0 P: 21	R: 0 E: 0 K: 1 S: 10	H: 1 LOB: 2 BB: 1 P: 16	R: 0 E: 0 K: 0 S: 8	H: 0 LOB: 0 BB: 0 P: 9	R: 0 E: 0 K: 1 S: 9	H: 1 LOB: 1 BB: 0 P: 10	R: 0 E: 0 K: 0 S: 5	H: 0 LOB: 0 BB: 0 P: 9	R: 0 E: 0 K: 1 S: 9	H: 1 LOB: 1 BB: 0 P: 19	R: 0 E: 0 K: 1 S: 8	H: 0 LOB: 0 BB: 0 P: 11	1B: 6 2B: 0 3B: 0 HR: 1	SF: 0 SAC: 0 DP: 0 HBP: 1	WIP: 0 PB: 0 SB: 0 CS: 0	PA: 50	
PITCHER	IP	WLS	BF	H	R	ER	SO	BB	IBB	HBP	BLK	WP	HR	S	P	ERA	WHIP												
Blake Stein, R ERA: 6.2	(1, 1)	6.0	25	4	4	4	6	2	0	1	0	0	1	60	105	6.00	1.000												
Jason Grimsley, R ERA: 2.7	(7, 1)	2.0	8	1	0	0	1	1	0	0	0	0	0	22	32	0.00	1.000												
Jose Santiago, R ERA: 6.35	(8, 1)	2.1	8	1	0	0	0	0	0	0	0	0	0	17	21	0.00	0.429												
Roberto Hernandez, R ERA: 12.36	(11, 1)	1.2	6	1	0	0	1	0	0	0	0	0	0	12	26	0.00	0.600												
Doug Henry, R ERA: 3.72	(13, 1)	1.0	W	3	0	0	0	0	0	0	0	0	0	8	11	0.00	0.000												

Toronto Blue Jays @ Kansas City Royals
Kauffman Stadium, Kansas City, MO
Sat Apr 21 2001, 7:05 PM CDT
Att. 18,246 - Overcast - 67 F

AB 46
R 4
H 7
RBI 4
BB 3
SO 9
LOB 16



Batter	1	2	3	4	5	6	7	8	9	10	11	12	13	AB	R	H	RBI	BB	SO	LOB	BOTTOM						
Luis Alcega, S OBP: 0.156, SLG: 0.129	F5		F7		S 1B		F8			G6-3		F8		6	0	1	0	0	0	2							
Carlos Beltrán, S OBP: 0.333, SLG: 0.371	G6-4-3 BB		F8		F7		K			G4-3		K		5	0	0	0	1	2	2							
Mark Quinn, R OBP: 0.392, SLG: 0.714	G6-4-3				F7		G3-1			G4-3		G4-3		6	1	1	0	0	0	2							
Jermaine Dye, R OBP: 0.295, SLG: 0.415		F8			F9		G6-3			L9		L7		5	2	1	0	0	0	1							
29 Mike Sweeney, R OBP: 0.284, SLG: 0.439		G6-3 BB			L9		HR			P6		G4-3		4	1	1	1	2	0	2							
Dee Brown, L OBP: 0.273, SLG: 0.344		G6-3 1B			1B 1B		F9			F5		K		6	0	2	0	0	2	2							
Joe Randa, R OBP: 0.264, SLG: 0.313		G6-3			1B		HR			SH2-4 1B		K		6	1	4	4	0	1	2							
A.J. Hinch, R OBP: 0.167, SLG: 0.294		G1-3			K		K			SH2-4		F8 SH3-4 HBP		3	0	0	0	0	2	4							
Luis Ordez, R OBP: 0.167, SLG: 0.167 Dave McCarty, R OBP: 0.371, SLG: 0.357 Rey Sanchez, R OBP: 0.207, SLG: 0.263			G4-3		K2-3		P5			K		SH3-4		3	0	0	0	0	1	2							
														1	0	0	0	0	1	1							
														0	0	0	0	0	0	0							
Inning Stats	R: 0 E: 0 K: 0 S: 9	H: 0 LOB: 0 BB: 1 P: 14	R: 0 E: 0 K: 0 S: 10	H: 1 LOB: 2 BB: 1 P: 17	R: 0 E: 0 K: 0 S: 7	H: 0 LOB: 0 BB: 0 P: 10	R: 2 E: 0 K: 1 S: 19	H: 4 LOB: 2 BB: 0 P: 27	R: 0 E: 0 K: 0 S: 8	H: 0 LOB: 0 BB: 0 P: 9	R: 0 E: 0 K: 1 S: 9	H: 0 LOB: 0 BB: 0 P: 13	R: 0 E: 0 K: 1 S: 13	H: 1 LOB: 1 BB: 0 P: 16	R: 0 E: 0 K: 0 S: 8	H: 0 LOB: 0 BB: 0 P: 12	R: 0 E: 0 K: 2 S: 7	H: 0 LOB: 0 BB: 0 P: 8	R: 0 E: 0 K: 1 S: 10	H: 0 LOB: 1 BB: 0 P: 13	R: 1 E: 0 K: 1 S: 10	H: 1 LOB: 2 BB: 1 P: 19	1B: 8 2B: 0 3B: 0 HR: 2	SF: 0 SAC: 2 DP: 1 HBP: 2	WIP: 0 PB: 0 SB: 2 CS: 0	PA: 52	
PITCHER	IP	WLS	BF	H	R	ER	SO	BB	IBB	HBP	BLK	WP	HR	S	P	ERA	WHIP										
Steve Parris, R ERA: 10.45	(1, 1)	5.0	22	6	2	2	2	2	0	0	0	0	2	17	20	9.00	1.000										
John Frascatore, R ERA: 3.24	(8, 1)	2.0	B	8	2	2	2	0	0	0	0	0	0	21	28	0.00	0.600										
Paul Quantrill, R ERA: 1.35	(8, 1)	1.2	6	1	0	0	1	0	0	0	0	0	0	26	34	0.00	0.000										
Pedro Borbon, L ERA: 1.35	(8, 1)	3.1	11	0	0	0	3	0	0	1	0	0	0	26	34	0.00	0.000										
Dan Plesac, L ERA: 3.38	(13, 1)	0.2	L	5	1	1	1	0	1	1	0	0	0	10	19	13.50	1.500										

Toronto Blue Jays @ Kansas City Royals
Kauffman Stadium, Kansas City, MO
Sat Apr 21 2001, 7:05 PM CDT
Att. 18,246 - Overcast - 67 F

AB 45
R 5
H 10
RBI 5
BB 3
SO 9
LOB 20



Batter	1	2	3	4	5	6	7	8	9	AB	R	H	RBI	BB	SO	LOB	TOP	
Shannon Stewart, R (1, 7) OBP: 0.440, SLG: 0.600	P4		G6-4-3		G5-3			F8		4	0	0	0	0	0	1		
Alex Gonzalez, R (1, 6) OBP: 0.337, SLG: 0.405	WP 1B		G4-3			L9		WP BB		3	0	1	0	1	0	0		
Raul Mondesi, R (1, 9) OBP: 0.367, SLG: 0.461				G6-4-3 BB		K		WP BB		1	0	0	0	3	1	0		
Carlos Delgado, L (1, 3) OBP: 0.472, SLG: 0.781	K		G6-4-3		G4-3			K		4	0	0	0	0	2	5		
José Cruz Jr., S (1, 8) OBP: 0.413, SLG: 0.612	G3			E 1B				K		4	1	1	0	0	2	4		
Brad Fullmer, L (1, 10) OBP: 0.284, SLG: 0.321		G4-3		E9 1-H				K		4	0	0	0	0	1	2		
Tony Batista, R (1, 5) OBP: 0.212, SLG: 0.383		K		G5-3				G6-3		3	0	0	0	0	1	1		
Darrin Fletcher, L (1, 2) OBP: 0.288, SLG: 0.295		F7				G4-3		K		3	0	0	0	0	1	0		
Jeff Frye, R (1, 4) OBP: 0.333, SLG: 0.226			G6-4-3 BB		P6			G6-3		2	0	0	0	1	0	0		
Inning Stats	R: 0 H: 1 E: 0 K: 1 S: 11	H: 1 R: 0 ER: 0 LOB: 2 BB: 1 P: 20	H: 0 R: 0 ER: 0 LOB: 0 BB: 0 P: 13	H: 0 R: 0 ER: 0 LOB: 0 BB: 1 P: 15	H: 1 R: 1 ER: 0 LOB: 1 BB: 1 P: 15	H: 0 R: 0 ER: 0 LOB: 0 BB: 0 P: 14	H: 0 R: 0 ER: 0 LOB: 0 BB: 0 P: 13	H: 0 R: 0 ER: 0 LOB: 0 BB: 0 P: 11	H: 0 R: 0 ER: 0 LOB: 0 BB: 2 P: 9	H: 0 R: 0 ER: 0 LOB: 2 BB: 2 P: 20	1B: 2 2B: 0 3B: 0 HR: 0	SF: 0 SAC: 0 DP: 2 HBP: 0	WP: 2 PB: 0 SB: 0 CS: 0	PA: 33				
PITCHER	IP	WLS	BF	H	R	ER	SO	BB	IBB	HBP	BLK	WP	HR	S	P	ERA	WHIP	
Dan Reichert, R (1, 1) ERA: 2.73	8.0	W	30	2	1	0	6	5	0	0	0	1	0	71	118	0.00	0.875	
Roberto Hernandez, R (9, 1) ERA: 11.0	1.0	S	3	0	0	0	2	0	0	0	0	1	0	8	12	0.00	0.000	

Toronto Blue Jays @ Kansas City Royals
Kauffman Stadium, Kansas City, MO
Sun Apr 22 2001, 1:05 PM CDT
Att: 17,371 - Cloudy - 68 F

AB 28
R 1
H 2
RBI 0
BB 5
SO 8
LOB 13



Batter	1	2	3	4	5	6	7	8	9	AB	R	H	RBI	BB	SO	LOB	BOTTOM	
Luis Altea, S (1, 4) OBP: 0.167, SLG: 0.143	K		P6		1B			F7		4	0	1	0	0	1	1		
Carlos Beltrán, S (1, 8) OBP: 0.354, SLG: 0.397				HR BB	1B		G4-3			3	1	2	0	1	0	1		
Mark Quinn, R (1, 7) OBP: 0.385, SLG: 0.730				HR	F9			P6		4	1	1	2	0	1	3		
Jemaine Dye, R (1, 9) OBP: 0.293, SLG: 0.420	L8			G4-3		G1-3		2B HR		4	1	1	0	0	0	1		
29 Mike Sweeney, R (1, 3) OBP: 0.295, SLG: 0.500		F2		1B 2B	F9			HR		4	2	2	2	0	0	0		
Dee Brown, L (1, 10) OBP: 0.297, SLG: 0.361		L5		CS 1B		1B		G6-3		4	0	2	1	0	0	0		
Joe Randa, R (1, 5) OBP: 0.250, SLG: 0.296		K		F9		G3		K		4	0	0	0	0	2	2		
Héctor Ortiz, R (1, 2) OBP: 0.378, SLG: 0.333			G5-4-3 BB	CS	K			SH1-3 BB		1	0	0	0	2	1	0		
Rey Sanchez, R (1, 6) OBP: 0.200, SLG: 0.254			G5-4-3		F9			SH1-3		2	0	0	0	0	0	1		
Inning Stats	R: 0 H: 1 E: 0 K: 2 S: 12	H: 0 R: 0 ER: 0 LOB: 0 BB: 0 P: 14	H: 0 R: 0 ER: 0 LOB: 0 BB: 0 P: 14	H: 0 R: 0 ER: 0 LOB: 1 BB: 1 P: 15	H: 3 R: 3 ER: 0 LOB: 0 BB: 1 P: 16	H: 2 R: 0 ER: 0 LOB: 2 BB: 0 P: 19	H: 1 R: 0 ER: 0 LOB: 1 BB: 0 P: 11	H: 0 R: 0 ER: 0 LOB: 1 BB: 1 P: 18	H: 2 R: 2 ER: 0 LOB: 0 BB: 0 P: 17	1B: 4 2B: 3 3B: 0 HR: 2	SF: 0 SAC: 1 DP: 1 HBP: 0	WP: 0 PB: 0 SB: 0 CS: 1	PA: 35					
PITCHER	IP	WLS	BF	H	R	ER	SO	BB	IBB	HBP	BLK	WP	HR	S	P	ERA	WHIP	
Esteban Loaiza, R (1, 1) ERA: 2.81	7.0	L	29	7	3	3	4	3	0	0	0	0	1	71	107	3.86	1.429	
Kelvin Escobar, R (8, 1) ERA: 2.53	1.0		5	2	2	2	1	0	0	0	0	0	1	10	17	18.00	2.000	

Toronto Blue Jays @ Kansas City Royals
Kauffman Stadium, Kansas City, MO
Sun Apr 22 2001, 1:05 PM CDT
Att: 17,371 - Cloudy - 68 F

AB 30
R 5
H 9
RBI 5
BB 3
SO 5
LOB 9



Batter	1	2	3	4	5	6	7	8	9	AB	R	H	RBI	BB	SO	LOB	TOP										
Luis Alica, S OBP: 0.227, SLG: 0.190 Luis Ordaz, R OBP: 0.167, SLG: 0.167	0-2 G5-4-3 1B		1-0 F7		2-1 G4-3		4-2 BB			3	0	1	0	1	0	1											
Joe Randa, R OBP: 0.282, SLG: 0.295	0-1 G5-4-3 1-2			2-2 F9	1-2 HBP		0-0 F8			3	0	0	0	0	0	2											
Carlos Beltrán, S OBP: 0.333, SLG: 0.370	3-3 K			0-3 K	3-2 F9			3-2 F8		4	0	0	0	0	2	2											
Mark Quinn, R OBP: 0.360, SLG: 0.671		2-2 G3		2-2 F8		1-0 F9		0-0 F8		4	0	0	0	0	0	0											
29 Mike Sweeney, R OBP: 0.314, SLG: 0.480		4-2 BB			1-0 1B E 1B	4-1 BB		1-2 F2		2	1	1	0	2	0	0											
Dee Brown, L OBP: 0.311, SLG: 0.333	0-2 F8			1-2 F8	1-2 E 1B	0-3 K			0-1 G4-3	4	1	1	0	0	1	2											
Raul Ibanez, L OBP: 0.286, SLG: 0.231	1-1 F8			0-0 E SF9 1B	1-3 K				1-3 K	4	1	1	0	0	2	2											
Héctor Ortiz, R OBP: 0.327, SLG: 0.283 Dave McCarty, R OBP: 0.351, SLG: 0.333			0-2 P4		0-1 E6 SF9		2-1 G6-3		0-2 F2	3	0	0	1	0	0	1											
Rey Sanchez, R OBP: 0.212, SLG: 0.266			0-0 F8		1-1 SF9		1-3 K			2	0	0	1	0	1	0											
Inning Stats	R: 0 E: 0 K: 1 S: 10	H: 1 LOB: 0 BB: 0 P: 13	R: 0 E: 0 K: 0 S: 13	H: 0 LOB: 1 BB: 1 P: 20	R: 0 E: 0 K: 0 S: 5	H: 0 LOB: 0 BB: 0 P: 6	R: 0 E: 0 K: 1 S: 13	H: 0 LOB: 0 BB: 0 P: 17	R: 3 E: 1 K: 0 S: 19	H: 3 LOB: 2 BB: 0 P: 28	R: 0 E: 0 K: 2 S: 8	H: 0 LOB: 1 BB: 1 P: 14	R: 0 E: 0 K: 1 S: 12	H: 0 LOB: 0 BB: 0 P: 19	R: 0 E: 0 K: 1 S: 8	H: 0 LOB: 0 BB: 0 P: 9	1B: 4 2B: 0 3B: 0 HR: 0	SF: 1 SAC: 0 DP: 1 HBP: 1	WP: 0 PB: 0 SB: 0 CS: 0	PA: 35							
PITCHER	IP	WLS	BF	H	R	ER	SO	BB	IBB	HBP	BLK	WP	HR	S	P	ERA	WHIP										
Paul Wilson, R ERA: 6.55	5.0	W	21	4	3	2	2	1	0	1	0	0	0	60	84	3.60	1.000										
Doug Creek, L ERA: 3.27	1.0	H	4	0	0	0	2	1	0	0	0	0	0	8	14	0.00	1.000										
Tanyon Sturtze, R ERA: 6.75	2.0	H	7	0	0	0	1	0	0	0	0	0	0	20	31	0.00	0.500										
Esteban Yan, R ERA: 5.06	1.0	S	3	0	0	0	1	0	0	0	0	0	0	8	9	0.00	0.000										

Kansas City Royals @ Tampa Bay Devil Rays
Tropicana Field, St. Petersburg, FL
Wed Apr 25 2001, 7:15 PM EDT
Att: 8,752 - Dome - 72 F

livebaseballscores.com

AB 30
R 3
H 4
RBI 2
BB 3
SO 6
LOB 10




Batter	1	2	3	4	5	6	7	8	9	AB	R	H	RBI	BB	SO	LOB	BOTTOM										
Gerald Williams, R OBP: 0.263, SLG: 0.368	0-0 G5-3	4-0 2B BB	2-1 G3			2-0 F7				3	1	0	0	1	0	2											
Russ Johnson, R OBP: 0.443, SLG: 0.569	2-1 BB 1B	1-1 2B 1H 2H 3H		2-3 K		1-1 CS	0-1 G6-3			4	1	2	3	0	1	0											
Greg Vaughn, R OBP: 0.337, SLG: 0.474	4-2 CS 1B BB	3-3 K		0-2 F8		0-3 K				3	0	0	0	1	2	1											
Fred McGriff, L OBP: 0.289, SLG: 0.359	1-1 1B 2H	4-1 BB IBB		1-1 F7		2-0 P6				3	0	1	1	1	0	0											
Ben Grieve, L OBP: 0.296, SLG: 0.300 Randy Winn, S OBP: 0.438, SLG: 0.857	3-3 K	4-2 BB			1-3 K		3-2 F7			3	0	0	0	1	2	2											
Jose Guillen, R OBP: 0.239, SLG: 0.244		1-2 BB			1-1 G4-3		1-0 F9			4	1	1	0	0	1	3											
Vinny Castilla, R OBP: 0.230, SLG: 0.310		0-0 FC1-5 1B 1B	1-1 L6		0-0 G4-3		0-3 K			4	0	1	0	0	1	0											
John Flaherty, R OBP: 0.220, SLG: 0.333		0-2 BB FC1-5 2B 1B	1-0 F9			0-1 F7				3	1	1	1	0	0	0											
Felix Martinez, S OBP: 0.338, SLG: 0.375		0-0 FC1-5 BB 2B	2-1 S 1B			0-0 CS 1B				3	1	2	0	0	0	2											
Inning Stats	R: 1 E: 0 K: 1 S: 10	H: 2 LOB: 2 BB: 1 P: 20	R: 4 E: 0 K: 2 S: 21	H: 4 LOB: 3 BB: 3 P: 39	R: 0 E: 0 K: 0 S: 7	H: 1 LOB: 1 BB: 0 P: 13	R: 0 E: 0 K: 1 S: 10	H: 0 LOB: 0 BB: 0 P: 13	R: 0 E: 0 K: 1 S: 8	H: 0 LOB: 0 BB: 0 P: 10	R: 0 E: 0 K: 0 S: 5	H: 1 LOB: 0 BB: 0 P: 8	R: 0 E: 0 K: 1 S: 6	H: 0 LOB: 0 BB: 0 P: 8	R: 0 E: 0 K: 1 S: 7	H: 0 LOB: 0 BB: 0 P: 11	1B: 7 2B: 2 3B: 0 HR: 0	SF: 0 SAC: 0 DP: 1 HBP: 0	WP: 0 PB: 0 SB: 1 CS: 2	PA: 35							
PITCHER	IP	WLS	BF	H	R	ER	SO	BB	IBB	HBP	BLK	WP	HR	S	P	ERA	WHIP										
Jeff Suppan, R ERA: 4.8	6.0	L	28	8	5	5	5	3	1	0	0	0	0	61	103	7.50	1.833										
Doug Henry, R ERA: 3.09	2.0		6	0	0	0	2	0	0	0	0	0	0	13	19	0.00	0.000										

Kansas City Royals @ Tampa Bay Devil Rays
Tropicana Field, St. Petersburg, FL
Wed Apr 25 2001, 7:15 PM EDT
Att: 8,752 - Dome - 72 F

livebaseballscores.com

AB 30
R 5
H 8
RBI 5
BB 4
SO 7
LOB 10



Batter	1	2	3	4	5	6	7	8	9	AB	R	H	RBI	BB	SO	LOB	TOP								
Carlos Beltrán, S (1, 8) OBP: 0.340, SLG: 0.376	1-1 1B		1-2 L3					2-3 K		4	1	2	0	0	1	0	Kansas City Royals @ Tampa Bay Devil Rays Tropicana Field, St. Petersburg, FL Thu Apr 26 2001, 12:15 PM EDT Att. 9,247 - Dome - 72 F livebaseballscorecards.com								
Rey Sanchez, R (1, 6) OBP: 0.229, SLG: 0.294	1-0 1B			0-1 G6-3		0-1 G3-1 2B		0-2 G1-3		4	1	2	1	0	0										
Mark Quinn, R (1, 7) OBP: 0.344, SLG: 0.640	1-1 P6			2-2 L5		1-1 G3-1		2-0 G3		4	0	0	0	0	3										
29 Mike Sweeney, R (1, 3) OBP: 0.333, SLG: 0.519	1-2 G6-4-3			2-2 HR		0-0 1B			2-2 1B	4	3	3	1	0	2										
Dee Brown, L (1, 10) OBP: 0.327, SLG: 0.413		1-2 G6-3		1-0 HR		3-H 1-1 CS			0-0 L8	4	1	2	3	0	1										
Joe Randa, R (1, 5) OBP: 0.281, SLG: 0.284		3-2 F7		1-2 G4-3		2-3 K			4-1 1B	3	0	0	0	1	1										
Raul Ibanez, L (1, 9) OBP: 0.278, SLG: 0.235		2-2 F8			2-2 G4-3				2-2 1B	4	0	1	1	0	0										
A.J. Hinch, R (1, 2) OBP: 0.136, SLG: 0.238			0-3 K		2-3 K			0-0 F3	0-1 G6-3	4	0	0	0	0	2										
Luis Ordez, R (1, 4) OBP: 0.111, SLG: 0.111			2-3 K		0-1 P4			3-3 K		3	0	0	0	0	2										
Inning Stats	R: 0 E: 0 K: 0 S: 9	H: 2 LOB: 1 BB: 0 P: 13	R: 0 E: 0 K: 0 S: 10	H: 0 LOB: 0 BB: 0 P: 16	R: 0 E: 0 K: 2 S: 11	H: 0 LOB: 0 BB: 0 P: 14	R: 2 E: 0 K: 0 S: 15	H: 2 LOB: 0 BB: 0 P: 21	R: 0 E: 0 K: 1 S: 9	H: 0 LOB: 0 BB: 0 P: 13	R: 3 E: 0 K: 1 S: 13	H: 4 LOB: 1 BB: 0 P: 19	R: 0 E: 0 K: 1 S: 10	H: 0 LOB: 0 BB: 0 P: 16	R: 0 E: 0 K: 1 S: 10	H: 0 LOB: 0 BB: 0 P: 14	R: 1 E: 0 K: 0 S: 10	H: 2 LOB: 1 BB: 1 P: 18	1B: 6 2B: 4 3B: 0 HR: 1	SF: 0 SAC: 0 DP: 3 HBP: 0	WP: 0 PB: 0 CS: 1	PA: 35			
PITCHER	IP	WLS	BF	H	R	ER	SO	BB	IBB	HBP	BLK	WP	HR	S	P	ERA	WHIP								
Bryan Rekar, R (1, 1) ERA: 5.14	5.1	L	22	7	5	5	3	0	0	0	0	0	1	62	88	8.44	1.312								
Jeff Wallace, L (6, 1) ERA:	1.0		3	1	0	0	1	0	0	0	0	0	0	8	14	0.00	1.000								
Brian Rose, R (7, 1) ERA: 3.97	2.2		10	2	1	1	2	1	0	0	0	0	0	27	42	3.38	1.125								

Batter	1	2	3	4	5	6	7	8	9	AB	R	H	RBI	BB	SO	LOB	BOTTOM								
Gerald Williams, R (1, 8) OBP: 0.250, SLG: 0.350	0-2 G5-3		0-1 F8					1-3 K		4	0	0	0	0	1	2	Kansas City Royals @ Tampa Bay Devil Rays Tropicana Field, St. Petersburg, FL Thu Apr 26 2001, 12:15 PM EDT Att. 9,247 - Dome - 72 F livebaseballscorecards.com								
Randy Winn, S (1, 9) OBP: 0.450, SLG: 0.765	4-1 BB			1-2 G4-3		1-0 1B			3-2 E3	3	0	1	0	1	0										
Steve Cox, L (1, 3) OBP: 0.315, SLG: 0.412	1-1 G3-6			1-1 G4-3		1-1 G3			2-2 G1-3	4	0	0	0	0	3										
Greg Vaughn, R (1, 10) OBP: 0.333, SLG: 0.463		1-1 1B		1-1 G6-3			2-2 G5-3		1-1 F9	4	0	1	0	0	1										
Ben Grieve, L (1, 7) OBP: 0.294, SLG: 0.288		3-1 G4-6-3			2-1 F7		0-0 G4-3		4-2 BB	3	0	0	0	1	1										
Aubrey Huff, L (1, 5) OBP: 0.107, SLG: 0.250		1-2 G4-3			0-1 1B		2-3 K		0-3 K	4	0	1	0	0	2										
Russ Johnson, R (1, 4) OBP: 0.438, SLG: 0.556			0-0 F9		1-3 K			3-2 1B		3	0	1	0	0	1										
Mike DiFelice, R (1, 2) OBP: 0.167, SLG: 0.118			2-0 G5-3		1-2 1B			0-2 F8		3	0	1	0	0	1										
Felix Martinez, S (1, 6) OBP: 0.338, SLG: 0.373			1-1 1B			0-3 K		2-2 G5-3		3	0	1	0	0	1										
Inning Stats	R: 0 E: 0 K: 0 S: 6	H: 0 LOB: 1 BB: 1 P: 11	R: 0 E: 0 K: 0 S: 7	H: 1 LOB: 0 BB: 0 P: 12	R: 0 E: 0 K: 0 S: 6	H: 1 LOB: 1 BB: 0 P: 9	R: 0 E: 0 K: 0 S: 7	H: 0 LOB: 0 BB: 0 P: 10	R: 0 E: 0 K: 2 S: 10	H: 1 LOB: 1 BB: 0 P: 13	R: 0 E: 0 K: 1 S: 7	H: 0 LOB: 0 BB: 0 P: 11	R: 0 E: 0 K: 0 S: 14	H: 1 LOB: 1 BB: 0 P: 19	R: 0 E: 1 K: 1 S: 13	H: 0 LOB: 2 BB: 1 P: 23	1B: 5 2B: 1 3B: 0 HR: 0	SF: 0 SAC: 0 DP: 2 HBP: 0	WP: 1 PB: 0 CS: 0	PA: 33					
PITCHER	IP	WLS	BF	H	R	ER	SO	BB	IBB	HBP	BLK	WP	HR	S	P	ERA	WHIP								
Mac Suzuki, R (1, 1) ERA: 2.16	8.0	W	29	6	0	0	4	1	0	0	0	0	0	71	106	0.00	0.875								
Jason Grimsley, R (9, 1) ERA: 2.51	1.0		4	0	0	0	1	1	0	0	0	0	0	10	17	0.00	1.000								

Batter	1	2	3	4	5	6	7	8	9	10	11	AB	R	H	RBI	BB	SO	LOB	TOP														
Carlos Beltrán, S OBP: 0.349, SLG: 0.361	L4	1B		G4-1		FC6-4 BB		K		BB		4	1	1	2	2	1	1															
Luis Alcega, S OBP: 0.220, SLG: 0.188	L1	1B		G4-3		FC6-4		K		F7		6	0	1	0	0	1	5															
Mark Quinn, R OBP: 0.352, SLG: 0.660	G5-3	1B		K			F7		K		29 F9 HR	6	1	2	1	0	2	1															
Jermaine Dye, R OBP: 0.304, SLG: 0.447		BB		K		G6-3	K		HR		HR	5	3	2	1	1	2	2															
29 Mike Sweeney, R OBP: 0.350, SLG: 0.533 Dave McCarty, R OBP: 0.351, SLG: 0.333		BB		G4-3			1B		G4-6-3 1B		F9	6	2	3	1	0	0	4															
Dee Brown, L OBP: 0.328, SLG: 0.400	1B	1B		G4-3			1B		G4-6-3		K	6	1	2	2	0	2	3															
Joe Randa, R OBP: 0.262, SLG: 0.298	K			F9		G2-3				SH1-3 1B	HR	5	1	2	3	1	1	1															
Héctor Ortiz, R OBP: 0.339, SLG: 0.321	1B	1B		P4		G6-3	G4-3		SH1-3		G5-3	5	1	1	0	0	0	2															
Luis Ordez, R OBP: 0.310, SLG: 0.313 Raul Ibanez, L OBP: 0.263, SLG: 0.222 Rey Sanchez, R OBP: 0.225, SLG: 0.282	1B	1B		G4-3		G4-3	G4-1 BB		G3		F9	2	1	2	1	1	0	0															
Inning Stats	R: 0 E: 0 K: 0 S: 6	H: 0 LOB: 0 BB: 1 P: 9	R: 6 E: 0 K: 2 S: 29	H: 7 LOB: 2 BB: 1 P: 45	R: 0 E: 0 K: 0 S: 9	H: 0 LOB: 0 BB: 0 P: 13	R: 0 E: 0 K: 1 S: 11	H: 0 LOB: 1 BB: 1 P: 21	R: 0 E: 0 K: 1 S: 7	H: 0 LOB: 0 BB: 0 P: 13	R: 1 E: 0 K: 1 S: 10	H: 2 LOB: 2 BB: 1 P: 20	R: 0 E: 0 K: 2 S: 8	H: 0 LOB: 0 BB: 0 P: 12	R: 1 E: 0 K: 1 S: 14	H: 2 LOB: 0 BB: 0 P: 18	R: 0 E: 0 K: 0 S: 9	H: 1 LOB: 2 BB: 1 P: 17	R: 3 E: 0 K: 1 S: 15	H: 3 LOB: 0 BB: 0 P: 23	1B: 11 2B: 3 3B: 0 HR: 2	SF: 0 SAC: 1 DP: 1 HBP: 0	WP: 0 PB: 1 SB: 0 CS: 0	PA: 53									
PITCHER												63 Paxton Crawford, R ERA: 4.5 Rich Garces, R ERA: 0.68 Pete Schourek, L ERA: 2.45 Rod Beck, R ERA: 2.4 Rolando Arrojo, R ERA:											PITCHER Derek Lowe, R ERA: 6.75										
IP	WLS	BF	H	R	ER	SO	BB	IBB	HBP	BLK	WP	HR	S	P	ERA	WHIP																	
1.1	2.2	9	0	0	0	2	1	0	0	0	0	0	26	43	0.00	0.375																	
2.0	8	1	0	0	1	1	0	0	0	0	0	0	16	30	0.00	1.000																	
1.0	6	2	1	1	1	1	0	0	0	0	0	0	10	20	9.00	3.000																	
1.0	H	3	0	0	0	2	0	0	0	0	0	0	8	12	0.00	0.000																	

Kansas City Royals @ Boston Red Sox
Fenway Park, Boston, MA
Sun Apr 29 2001, 1:05 PM EDT
Att: 32,791 - Sunny - 66 F

livebaseballscorecards.com

AB 47
R 11
H 16
RBI 11
BB 5
SO 9
LOB 20



Batter	1	2	3	4	5	6	7	8	9	10	11	AB	R	H	RBI	BB	SO	LOB	BOTTOM														
Chris Stynes, R OBP: 0.300, SLG: 0.367	G6-3	G6-3			F7		1B	G3-1		F9		6	1	1	0	0	0	2															
Trot Nixon, L OBP: 0.356, SLG: 0.387	1B			P6		1B	1B	F7		G4-3		4	2	1	0	2	0	0															
Carl Everett, S OBP: 0.405, SLG: 0.531	HR			CS		K		G3		G3		5	1	3	0	1	1	2															
Manny Ramirez, R OBP: 0.482, SLG: 0.735	HR			F8		HR	FC4-6 HR	K		G6-4-3 1B		6	3	3	5	0	1	3															
Troy O'Leary, L OBP: 0.222, SLG: 0.286 Darren Lewis, R OBP: 0.225, SLG: 0.385	G4-3			CS		F9	G6-3		K		F8	2	0	0	0	0	0	0															
Jason Varitek, S OBP: 0.378, SLG: 0.375						F9	G6-3		K		F8	3	0	0	0	0	1	1															
Scott Hatteberg, L OBP: 0.250, SLG: 0.345	K					F9	HR		F7		G6-4-3	5	1	1	2	0	1	1															
Shea Hillenbrand, R OBP: 0.356, SLG: 0.515				G5-3		HR	FC6-4 2B		FC6-4 BB			5	0	4	0	0	0	0															
Brian Daubach, L OBP: 0.302, SLG: 0.592	K					K	L9		FC6-4 1B		FC6-4 BB	3	0	0	0	2	2	3															
Mike Lansing, R OBP: 0.210, SLG: 0.313 Craig Grebeck, R OBP: 0.111, SLG: 0.088	F9					K	L4		FC6-4		FC6-4	4	0	1	0	0	0	5															
Inning Stats	R: 3 E: 0 K: 1 S: 13	H: 2 LOB: 0 BB: 1 P: 22	R: 0 E: 0 K: 1 S: 8	H: 1 LOB: 1 BB: 0 P: 13	R: 0 E: 0 K: 0 S: 9	H: 1 LOB: 0 BB: 0 P: 17	R: 0 E: 0 K: 0 S: 8	H: 0 LOB: 0 BB: 0 P: 10	R: 0 E: 0 K: 2 S: 9	H: 1 LOB: 2 BB: 1 P: 14	R: 4 E: 1 K: 0 S: 16	H: 5 LOB: 2 BB: 1 P: 28	R: 0 E: 0 K: 1 S: 8	H: 0 LOB: 1 BB: 1 P: 16	R: 0 E: 0 K: 0 S: 17	H: 1 LOB: 2 BB: 1 P: 27	R: 0 E: 0 K: 0 S: 8	H: 0 LOB: 0 BB: 0 P: 16	R: 0 E: 0 K: 0 S: 8	H: 1 LOB: 0 BB: 0 P: 13	1B: 9 2B: 2 3B: 0 HR: 3	SF: 0 SAC: 0 DP: 1 HBP: 1	WP: 0 PB: 0 SB: 0 CS: 1	PA: 52									
PITCHER												Brian Meadows, R ERA: 7.71 55 Tony Cogan, L ERA: 7.04 Doug Henry, R ERA: 4.36 Jason Grimsley, R ERA: 3.12 Cory Bailey, R ERA:											PITCHER Jose Santiago, R ERA: 6.39 Roberto Hernandez, R ERA: 9.0										
IP	WLS	BF	H	R	ER	SO	BB	IBB	HBP	BLK	WP	HR	S	P	ERA	WHIP																	
5.0	0.1	H	2	0	0	0	4	0	0	0	0	0	4	8	0.00	0.000																	
0.2	H	5	3	2	2	0	0	0	0	0	0	0	10	20	27.00	4.500																	
1.0	B	7	3	2	2	0	0	1	0	0	0	1	12	21	18.00	3.000																	
2.0		9	1	0	0	2	2	0	0	0	0	0	25	43	0.00	1.500																	

Kansas City Royals @ Boston Red Sox
Fenway Park, Boston, MA
Sun Apr 29 2001, 1:05 PM EDT
Att: 32,791 - Sunny - 66 F

livebaseballscorecards.com

AB 45
R 8
H 14
RBI 7
BB 5
SO 6
LOB 20



Batter	1	2	3	4	5	6	7	8	9	AB	R	H	RBI	BB	SO	LOB	TOP										
Carlos Beltrán, S OBP: 0.342, SLG: 0.373 (1, 8)	P4		G4-3		1B		FC1-6 3B	F8		5	2	1	0	0	0	2	Kansas City Royals @ Toronto Blue Jays SkyDome, Toronto, ON Mon Apr 30 2001, 12:35 PM EDT Att: 13,766 - Dome - 72 F										
Rey Sanchez, R OBP: 0.247, SLG: 0.293 (1, 6)	K				G5-3 1B		3B	F9		4	1	2	1	1	1	1											
Mark Quinn, R OBP: 0.345, SLG: 0.657 (1, 10)	G1-3		F7		G5-3		3B			5	0	1	2	0	1	2											
Jemaine Dye, R OBP: 0.299, SLG: 0.444 (1, 9)		2B	P4		K		K			5	1	1	0	0	2	3											
29 Mike Sweeney, R OBP: 0.373, SLG: 0.583 Dave McCarty, R OBP: 0.351, SLG: 0.333 (9, 3)		G6-3 2B			FC3-6 1B		HR	BB		4	2	3	2	1	0	0											
Dee Brown, L OBP: 0.338, SLG: 0.397 (1, 7)		G6-3			K		CS	FC6-4 BB		3	0	1	0	1	1	2											
Joe Randa, R OBP: 0.262, SLG: 0.289 (1, 5)		WP G3 BB			FC3-6 1-2I		F9	FC6-4 1-2I		3	0	0	0	1	0	5											
Héctor Ortiz, R OBP: 0.318, SLG: 0.300 (1, 2)		G3			K		G6-3			4	0	0	1	0	1	3											
Luis Ordaz, R OBP: 0.375, SLG: 0.350 (1, 4)		K			G6-3			FC1-6 1B		4	0	2	0	0	1	1											
Inning Stats	R: 0 E: 0 K: 1 S: 9	H: 0 LOB: 0 BB: 0 P: 13	R: 2 E: 0 K: 1 S: 11	H: 2 LOB: 1 BB: 1 P: 22	R: 0 E: 0 K: 0 S: 8	H: 1 LOB: 1 BB: 0 P: 10	R: 0 E: 0 K: 2 S: 12	H: 1 LOB: 1 BB: 0 P: 14	R: 1 E: 0 K: 1 S: 14	H: 2 LOB: 1 BB: 0 P: 21	R: 1 E: 0 K: 0 S: 9	H: 2 LOB: 0 BB: 0 P: 11	R: 2 E: 0 K: 1 S: 15	H: 2 LOB: 3 BB: 3 P: 30	R: 0 E: 0 K: 0 S: 10	H: 1 LOB: 1 BB: 0 P: 15		R: 0 E: 0 K: 1 S: 8	H: 0 LOB: 0 BB: 0 P: 10	1B: 6 2B: 2 3B: 2 HR: 1	SF: 0 SAC: 0 DP: 0 HBP: 0	WP: 1 PB: 0 SB: 0 CS: 1	PA: 41				
PITCHER	IP	WLS	BF	H	R	ER	SO	BB	IBB	HBP	BLK	WP	HR	S	P	ERA	WHIP										
Joey Hamilton, R ERA: 4.54 (1, 1)	6.1	L	30	10	6	6	5	2	0	0	0	1	1	67	100	8.53	1.895										
John Frascatore, R ERA: 2.53 (7, 1)	0.2		4	0	0	0	1	1	1	0	0	0	0	11	21	0.00	1.500										
Dan Plesac, L ERA: 2.7 (8, 1)	1.0		4	1	0	0	0	0	0	0	0	0	0	10	15	0.00	1.000										
Pasqual Coco, R ERA: 4.5 (9, 1)	1.0		3	0	0	0	1	0	0	0	0	0	0	8	10	0.00	0.000										

Batter	1	2	3	4	5	6	7	8	9	AB	R	H	RBI	BB	SO	LOB	BOTTOM										
José Cruz Jr., S OBP: 0.369, SLG: 0.537 (1, 8)	F5	G3			K		F9			5	0	1	0	0	1	2	Kansas City Royals @ Toronto Blue Jays SkyDome, Toronto, ON Mon Apr 30 2001, 12:35 PM EDT Att: 13,766 - Dome - 72 F										
Alex Gonzalez, R OBP: 0.319, SLG: 0.347 (1, 6)	G6-3		K		FC6-4 BB		G6-3			3	0	0	0	1	1	0											
Shannon Stewart, R OBP: 0.455, SLG: 0.590 (1, 7)	1B		K		FC6-4 1-2I		G1-3			5	0	1	0	0	1	3											
Carlos Delgado, L OBP: 0.478, SLG: 0.695 (1, 3)	1B		G1-3		F9		F9			3	1	1	0	1	0	1											
Raul Mondesi, R OBP: 0.393, SLG: 0.495 (1, 9)	F8				HR 2B		K			4	1	2	1	0	1	2											
Brad Fullmer, L OBP: 0.327, SLG: 0.385 (1, 10)		1B			F7		1B			4	0	2	0	0	0	2											
Tony Batista, R OBP: 0.245, SLG: 0.441 (1, 5)		P4			HR		K			4	1	1	2	0	1	3											
Darrin Fletcher, L OBP: 0.253, SLG: 0.247 Luis Lopez, R (9, PH)		K			G6-3		G4-3			3	0	0	0	0	1	2											
Jeff Frye, R OBP: 0.288, SLG: 0.277 Brian Simmons, S OBP: 0.120, SLG: 0.125 (9, PH)		1B			F9		G5-3			3	0	1	0	0	0	0											
Inning Stats	R: 0 E: 0 K: 0 S: 12	H: 2 LOB: 2 BB: 0 P: 18	R: 0 E: 0 K: 1 S: 14	H: 2 LOB: 2 BB: 0 P: 19	R: 0 E: 0 K: 2 S: 9	H: 0 LOB: 0 BB: 0 P: 12	R: 2 E: 0 K: 0 S: 10	H: 2 LOB: 0 BB: 0 P: 15	R: 0 E: 0 K: 1 S: 9	H: 1 LOB: 1 BB: 0 P: 17	R: 0 E: 0 K: 2 S: 14	H: 1 LOB: 1 BB: 0 P: 19	R: 0 E: 0 K: 0 S: 9	H: 0 LOB: 0 BB: 0 P: 12	R: 1 E: 0 K: 0 S: 12	H: 1 LOB: 1 BB: 1 P: 22		R: 0 E: 0 K: 0 S: 11	H: 1 LOB: 2 BB: 0 P: 15	1B: 6 2B: 2 3B: 0 HR: 1	SF: 0 SAC: 0 DP: 0 HBP: 1	WP: 0 PB: 0 SB: 0 CS: 0	PA: 39				
PITCHER	IP	WLS	BF	H	R	ER	SO	BB	IBB	HBP	BLK	WP	HR	S	P	ERA	WHIP										
Jeff Suppan, R ERA: 4.58 (1, 1)	7.1	W	32	8	3	3	6	2	0	0	0	0	0	85	128	3.68	1.364										
55 Tony Cogan, L ERA: 6.48 (8, 1)	0.2	H	2	0	0	0	0	0	0	0	0	0	0	4	6	0.00	0.000										
Roberto Hernandez, R ERA: 9.25 (9, 1)	1.0	S	5	1	0	0	0	0	0	1	0	0	0	11	15	0.00	1.000										

AB	37
R	6
H	11
RBI	6
BB	4
SO	7
LOB	19

AB	36
R	3
H	9
RBI	3
BB	2
SO	6
LOB	15



Batter	1	2	3	4	5	6	7	8	9	AB	R	H	RBI	BB	SO	LOB	TOP										
Kenny Lofton, L (1, 8) OBP: 0.371, SLG: 0.311 Jacob Cruz, L (8, PH) OBP: 0.250, SLG: 0.231										2	1	0	0	2	0	0	Cleveland Indians @ Kansas City Royals Kauffman Stadium, Kansas City, MO Tue May 01 2001, 7:05 PM CDT Att: 14,512 - Sunny - 81 F										
Omar Vizquel, S (1, 6) OBP: 0.292, SLG: 0.255										5	1	2	1	0	0	1											
Roberto Alomar, S (1, 4) OBP: 0.373, SLG: 0.360 Jolbert Cabrera, R (8, PH) OBP: 0.340, SLG: 0.326										3	1	1	0	0	0	1											
Juan Gonzalez, R (1, 9) OBP: 0.410, SLG: 0.771 Wil Cordero, R (8, 7) OBP: 0.423, SLG: 0.426										3	1	1	3	0	1	1											
Jim Thome, L (1, 3) OBP: 0.349, SLG: 0.377										3	2	1	0	2	1	0											
Ellis Burks, R (1, 10) OBP: 0.371, SLG: 0.512										4	2	1	2	1	1	2											
Marty Cordova, R (1, 7) OBP: 0.451, SLG: 0.771										4	2	2	3	0	1	0											
Russell Branyan, L (1, 5) OBP: 0.284, SLG: 0.494										4	2	2	1	0	2	0											
Eddie Taubensee, L (1, 2) OBP: 0.344, SLG: 0.400										4	1	1	3	0	0	0											
Inning Stats	R: 4 E: 0 K: 0 S: 19	H: 2 LOB: 0 BB: 2 P: 35	R: 0 E: 0 K: 1 S: 7	H: 0 LOB: 0 BB: 0 P: 8	R: 0 E: 0 K: 0 S: 5	H: 0 LOB: 0 BB: 0 P: 7	R: 3 E: 0 K: 1 S: 10	H: 3 LOB: 2 BB: 1 P: 18	R: 0 E: 0 K: 1 S: 8	H: 1 LOB: 0 BB: 0 P: 18	R: 0 E: 0 K: 2 S: 10	H: 0 LOB: 0 BB: 0 P: 13	R: 6 E: 0 K: 0 S: 16	H: 5 LOB: 2 BB: 2 P: 31	R: 0 E: 0 K: 1 S: 7	H: 0 LOB: 0 BB: 0 P: 12		R: 0 E: 0 K: 1 S: 7	H: 0 LOB: 0 BB: 0 P: 12	1B: 4 2B: 2 3B: 0 HR: 5	SF: 1 SAC: 1 DP: 1 HBP: 0	WP: 1 PB: 0 SB: 1 CS: 0	PA: 42				
PITCHER	IP	WLS	BF	H	R	ER	SO	BB	IBB	HBP	BLK	WP	HR	S	P	ERA	WHIP										
Chad Durbin, R (1, 1) ERA: 15.75	4.0	L	19	5	7	7	2	2	0	0	0	0	2	41	68	15.75	1.750										
Blake Stein, R (5, 1) ERA: 8.31	2.2		13	4	3	3	3	1	1	0	0	0	1	27	49	10.12	1.875										
Doug Henry, R (7, 1) ERA: 5.52	2.1		10	2	3	3	1	1	0	0	0	1	2	21	37	11.57	1.286										

Batter	1	2	3	4	5	6	7	8	9	AB	R	H	RBI	BB	SO	LOB	BOTTOM										
Luis Altea, S (1, 4) OBP: 0.222, SLG: 0.192										4	0	1	0	0	0	2	Cleveland Indians @ Kansas City Royals Kauffman Stadium, Kansas City, MO Tue May 01 2001, 7:05 PM CDT Att: 14,512 - Sunny - 81 F										
Rey Sanchez, R (1, 6) OBP: 0.258, SLG: 0.302										4	1	2	1	0	0	0											
Mark Quinn, R (1, 7) OBP: 0.333, SLG: 0.633										4	0	0	0	0	1	4											
Jermaine Dye, R (1, 9) OBP: 0.310, SLG: 0.452 Raul Ibanez, L (8, 9) OBP: 0.250, SLG: 0.211										3	0	2	0	0	0	0											
29 Mike Sweeney, R (1, 10) OBP: 0.360, SLG: 0.566										3	0	0	1	0	1	1											
Joe Randa, R (1, 5) OBP: 0.295, SLG: 0.280 Luis Ordez, R (8, 4) OBP: 0.360, SLG: 0.333										3	0	0	0	0	0	1											
Dave McCarty, R (1, 3) OBP: 0.317, SLG: 0.294										4	0	0	0	0	0	0											
Dee Brown, L (1, 8) OBP: 0.366, SLG: 0.431										2	1	2	0	1	0	0											
Héctor Ortiz, R (1, 2) OBP: 0.304, SLG: 0.286										3	0	0	0	0	1	3											
Inning Stats	R: 0 E: 0 K: 0 S: 7	H: 0 LOB: 0 BB: 0 P: 10	R: 0 E: 0 K: 0 S: 5	H: 1 LOB: 0 BB: 0 P: 10	R: 0 E: 0 K: 0 S: 9	H: 0 LOB: 1 BB: 1 P: 16	R: 1 E: 1 K: 0 S: 13	H: 1 LOB: 1 BB: 0 P: 20	R: 1 E: 0 K: 2 S: 16	H: 3 LOB: 2 BB: 0 P: 20	R: 0 E: 0 K: 1 S: 5	H: 0 LOB: 0 BB: 0 P: 10	R: 0 E: 0 K: 0 S: 11	H: 1 LOB: 1 BB: 0 P: 16	R: 0 E: 0 K: 1 S: 5	H: 1 LOB: 0 BB: 0 P: 6		R: 0 E: 0 K: 0 S: 7	H: 0 LOB: 0 BB: 0 P: 10	1B: 6 2B: 1 3B: 0 HR: 0	SF: 1 SAC: 0 DP: 2 HBP: 0	WP: 0 PB: 0 SB: 0 CS: 0	PA: 34				
PITCHER	IP	WLS	BF	H	R	ER	SO	BB	IBB	HBP	BLK	WP	HR	S	P	ERA	WHIP										
Chuck Finley, L (1, 1) ERA: 4.95	7.0		28	6	2	1	3	1	0	0	0	0	0	5	6	0.00	1.000										
Paul Shuey, R (8, 1) ERA: 2.94	1.0		3	1	0	0	1	0	0	0	0	0	0	5	6	0.00	1.000										
Justin Speier, R (9, 1) ERA: 6.75	1.0		3	0	0	0	0	0	0	0	0	0	0	7	10	0.00	0.000										



Batter	1	2	3	4	5	6	7	8	9	AB	R	H	RBI	BB	SO	LOB	TOP					
Kenny Lofton, L OBP: 0.373, SLG: 0.318	F5	FC6-4		E1		G1-3			E3	5	2	2	1	0	0	0	Cleveland Indians @ Kansas City Royals Kauffman Stadium, Kansas City, MO Wed May 02 2001, 7:05 PM CDT Att: 13,401 - Overcast - 78 F					
Omar Vizquel, S OBP: 0.297, SLG: 0.255	1B	FC6-4		BB		L7			G4-3	4	1	1	0	1	0	3						
Roberto Alomar, S OBP: 0.393, SLG: 0.383	BB			HR					F8	5	2	4	1	0	0	0						
Juan Gonzalez, R OBP: 0.409, SLG: 0.755	SF8			P3					F8	2	0	0	2	2	0	2						
Jim Thome, L OBP: 0.352, SLG: 0.370	3-H			F2					F8	4	0	1	1	1	0	5						
Ellis Burks, R OBP: 0.353, SLG: 0.483	G6-3			K					FC5-4	5	1	0	0	0	3	4						
Marty Cordova, R OBP: 0.473, SLG: 0.827		1B		HR					F9	4	1	3	3	0	0	0						
Russell Branyan, L OBP: 0.272, SLG: 0.470		L8		F8						4	0	0	0	0	2	2						
Jolbert Cabrera, R OBP: 0.340, SLG: 0.326									K	0	0	0	0	0	0	0						
Eddie Taubensee, L OBP: 0.333, SLG: 0.412				F7					G1-3	4	1	1	0	0	0	1						
Inning Stats	R: 1 E: 0 K: 0 S: 14	H: 2 LOB: 2 BB: 1 P: 23	R: 0 E: 0 K: 0 S: 9	H: 2 LOB: 2 BB: 0 P: 14	R: 3 E: 0 K: 1 S: 11	H: 2 LOB: 0 BB: 0 P: 21	R: 1 E: 1 K: 0 S: 17	H: 1 LOB: 2 BB: 2 P: 29	R: 0 E: 0 K: 2 S: 13	H: 1 LOB: 1 BB: 0 P: 22	R: 0 E: 0 K: 0 S: 4	H: 0 LOB: 0 BB: 1 P: 8	R: 0 E: 0 K: 2 S: 6	H: 0 LOB: 0 BB: 1 P: 15	R: 0 E: 0 K: 2 S: 9	H: 0 LOB: 0 BB: 0 P: 12	R: 3 E: 1 K: 0 S: 15	H: 4 LOB: 1 BB: 0 P: 23	1B: 10 2B: 2 3B: 0 HR: 1	SF: 1 SAC: 0 DP: 3 HBP: 0	WP: 0 PB: 1 CS: 1	PA: 42
PITCHER	IP	WLS	BF	H	R	ER	SO	BB	IBB	HBP	BLK	WP	HR	S	P	ERA	WHIP					
Mac Suzuki, R ERA: 2.17	(1, 1)	4.0	L	23	7	5	1	1	3	0	0	0	0	1	51	87	2.25	2.500				
Jose Santiago, R ERA: 5.17	(5, 1)	3.0		9	1	0	0	2	1	0	0	0	0	0	23	45	0.00	0.667				
Cory Bailey, R ERA: 3.6	(8, 1)	1.0		5	2	2	2	0	0	0	0	0	0	14	19	18.00	2.000					
Roberto Hernandez, R ERA: 8.53	(9, 1)	0.2		3	1	0	0	0	0	0	0	0	0	6	10	0.00	1.500					
55 Tony Cogan, L ERA: 6.23	(9, 1)	0.1		2	1	1	1	0	0	0	0	0	0	4	6	27.00	3.000					

Batter	1	2	3	4	5	6	7	8	9	AB	R	H	RBI	BB	SO	LOB	BOTTOM					
Carlos Beltrán, S OBP: 0.347, SLG: 0.371	G3		K			G6-3			1B	3	1	1	0	1	1	0	Cleveland Indians @ Kansas City Royals Kauffman Stadium, Kansas City, MO Wed May 02 2001, 7:05 PM CDT Att: 13,401 - Overcast - 78 F					
Rey Sanchez, R OBP: 0.258, SLG: 0.300	G3-1				G4-3	G6-3			2B	4	1	1	0	0	0	2						
Mark Quinn, R OBP: 0.339, SLG: 0.637	K			G4-3		K			2B	4	0	2	2	0	2	2						
Jermaine Dye, R OBP: 0.317, SLG: 0.479		HR		G4-3		L7			BB	3	1	1	1	1	0	3						
29 Mike Sweeney, R OBP: 0.356, SLG: 0.563		P2		G6-3					G6-4-3	4	1	1	0	0	0	3						
Joe Randa, R OBP: 0.254, SLG: 0.279		G5-3				G4-3			K	4	0	1	0	0	1	2						
Dave McCarty, R OBP: 0.295, SLG: 0.270					G6-4-3					4	0	1	0	0	1	2						
Raul Ibanez, L OBP: 0.238, SLG: 0.200		F9			P4				K	1	0	0	0	0	1	0						
Luis Alicea, S OBP: 0.224, SLG: 0.196				G5-3		G6-4-3			F9	4	0	1	1	0	0	1						
A.J. Hinch, R OBP: 0.143, SLG: 0.222										2	0	1	0	0	0	0						
Dee Brown, L OBP: 0.361, SLG: 0.424				F9		G6-3			G3-1	1	0	0	0	0	1	1						
Héctor Ortiz, R OBP: 0.300, SLG: 0.281						BB				1	0	0	0	0	0	0						
Inning Stats	R: 0 E: 0 K: 1 S: 9	H: 0 LOB: 0 BB: 0 P: 11	R: 1 E: 0 K: 0 S: 8	H: 1 LOB: 0 BB: 0 P: 14	R: 0 E: 0 K: 1 S: 6	H: 0 LOB: 0 BB: 0 P: 7	R: 0 E: 0 K: 0 S: 13	H: 1 LOB: 1 BB: 0 P: 20	R: 0 E: 0 K: 1 S: 7	H: 1 LOB: 1 BB: 0 P: 9	R: 0 E: 0 K: 1 S: 17	H: 1 LOB: 2 BB: 1 P: 27	R: 1 E: 0 K: 2 S: 16	H: 2 LOB: 1 BB: 0 P: 21	R: 2 E: 0 K: 1 S: 13	H: 3 LOB: 1 BB: 1 P: 20	R: 0 E: 0 K: 1 S: 9	H: 0 LOB: 0 BB: 0 P: 14	1B: 6 2B: 2 3B: 0 HR: 1	SF: 0 SAC: 0 DP: 2 HBP: 0	WP: 0 PB: 0 CS: 0	PA: 36
PITCHER	IP	WLS	BF	H	R	ER	SO	BB	IBB	HBP	BLK	WP	HR	S	P	ERA	WHIP					
CC Sabathia, L ERA: 4.05	(1, 1)	5.0	W	19	4	1	1	2	1	0	0	0	0	11	15	0.00	0.000					
Steve Reed, R ERA: 1.46	(6, 1)	1.0	H	3	0	0	0	1	0	0	0	0	0	11	15	0.00	0.000					
Steve Karsay, R ERA: 1.8	(7, 1)	1.0	H	8	5	3	3	2	0	0	0	0	0	23	31	27.00	5.000					
Paul Shuey, R ERA: 2.83	(8, 1)	1.0		3	0	0	0	1	1	0	0	0	0	6	10	0.00	1.000					
Bob Wickman, R ERA: 2.45	(9, 1)	1.0		3	0	0	0	1	0	0	0	0	0	9	14	0.00	0.000					



Batter	1	2	3	4	5	6	7	8	9	AB	R	H	RBI	BB	SO	LOB	TOP								
Kenny Lofton, L OBP: 0.388, SLG: 0.380	1-0 WP SF7 BB 1B		0-0 G4-3	0-1 1B 3B		0-0 P6		2-1 2B		5	3	3	2	0	0	1									
Omar Vizquel, S OBP: 0.319, SLG: 0.277	4-1 WP 2B BB		4-1 G3-6-3 BB	0-0 FC4-6 1B			1-1 G3	2-2 2B		3	1	2	2	2	0	0									
Roberto Alomar, S OBP: 0.375, SLG: 0.367	1-0 SF7		0-2 G3-6-3 1-2	1-2 FC4-6 1-2			2-2 G6-3	1-1 G6-3		4	0	0	1	0	0	3									
Juan Gonzalez, R OBP: 0.417, SLG: 0.757	2-1 2B			1-2 E8 1B E 1B	3-3 K		1-1 E 1B		0-0 G6-3	5	2	3	1	0	1	0									
Jim Thome, L OBP: 0.344, SLG: 0.359	2-3 K			0-1 E 1B	1-3 K		2-2 E4 1B		1-1 G4-3	5	1	1	0	0	2	2									
Marty Cordova, R OBP: 0.497, SLG: 0.786	2-2 G5-3			3-1 FC5 1B FC3-6 1-2 3B	1-2 G6-3		3-2 1-2 1B		4-2 E BB	4	1	1	2	1	0	2									
Wil Cordero, R OBP: 0.421, SLG: 0.424		2-1 G1-3		0-1 FC3-6 1-2 2H 1B		1-1 G6-3 1B			1-1 E1	5	0	2	1	0	1	3									
Russell Branyan, L OBP: 0.271, SLG: 0.453		4-2 G4-6-3 BB		0-0 FC3-6 1-2 2-3 3B		0-0 G6-3 1-2		2-3 K	2-0 F9	3	1	0	0	1	1	3									
Jolbert Cabrera, R OBP: 0.333, SLG: 0.319										1	0	0	0	0	0	2									
Eddie Taubensee, L OBP: 0.325, SLG: 0.395	1-0 G4-6-3 1-2			1-0 P6		2-2 1B		1-2 G3-1		4	0	1	0	0	0	3									
Inning Stats	R: 2 H: 2 E: 0 K: 1 S: 11	H: 2 LOB: 1 BB: 1 P: 23	R: 0 H: 0 E: 0 K: 0 S: 6	H: 0 LOB: 0 BB: 1 P: 13	R: 0 H: 0 E: 0 K: 0 S: 5	H: 0 LOB: 0 BB: 1 P: 9	R: 5 H: 5 E: 2 K: 0 S: 18	H: 5 LOB: 1 BB: 0 P: 24	R: 0 H: 0 E: 0 K: 2 S: 9	H: 0 LOB: 0 BB: 0 P: 14	R: 0 H: 2 E: 0 K: 0 S: 7	H: 2 LOB: 1 BB: 0 P: 10	R: 1 H: 2 E: 1 K: 1 S: 17	H: 2 LOB: 2 BB: 0 P: 28	R: 1 H: 2 E: 0 K: 1 S: 16	H: 2 LOB: 1 BB: 1 P: 24	R: 0 H: 0 E: 1 K: 0 S: 11	H: 0 LOB: 2 BB: 1 P: 19	1B: 9 2B: 3 3B: 1 HR: 0	SF: 1 SAC: 0 DP: 3 HBP: 0	WP: 1 PB: 0 SB: 0 CS: 0	PA: 44			
PITCHER	IP	WLS	BF	H	R	ER	SO	BB	IBB	HBP	BLK	WP	HR	S	P	ERA	WHIP								
Dan Reichert, R ERA: 3.13	5.0	L	24	7	7	3	3	3	0	0	0	1	0	49	83	5.40	2.000								
Cory Bailey, R ERA: 2.57	2.0		10	4	1	0	1	0	0	0	0	0	0	24	38	0.00	2.000								
55 Tony Cogan, L ERA: 6.52	1.0		5	2	1	1	1	0	0	0	0	0	0	16	24	9.00	2.000								
Jason Grimsley, R ERA: 2.95	1.0		5	0	0	0	0	1	0	0	0	0	0	11	19	0.00	1.000								

Cleveland Indians @ Kansas City Royals
Kauffman Stadium, Kansas City, MO

Thu May 03 2001, 1:05 PM CDT
Att: 23,869 - Overcast - 74 F

AB 39
R 9
H 13
RBI 9
BB 4
SO 5
LOB 19



Batter	1	2	3	4	5	6	7	8	9	AB	R	H	RBI	BB	SO	LOB	BOTTOM								
Carlos Beltrán, S OBP: 0.353, SLG: 0.377	0-0 1B 1B		1-1 F7		0-1 F8		0-0 WP G6-3 1B		0-1 G6-4-3 1-2	1	1	1	0	0	0	0									
Raul Ibanez, L OBP: 0.240, SLG: 0.208										4	0	1	2	0	0	1									
Rey Sanchez, R OBP: 0.288, SLG: 0.309	1-1 29 F9 1B 1-2		0-1 1B		0-0 F2		0-0 G6-3			4	0	2	0	0	0	1									
Mark Quinn, R OBP: 0.336, SLG: 0.621	1-3 K		0-0 F8		1-0 F8		4-2 BB			3	0	0	0	1	1	3									
Jermaine Dye, R OBP: 0.315, SLG: 0.470	1-1 29 F9 1B 1-2 2H		2-1 L9		3-1 F8		2-0 G1-3			4	0	1	1	0	0	3									
29 Mike Sweeney, R OBP: 0.352, SLG: 0.561	1-0 F9 1-2 2-3			1-1 2B		2-2 F3		0-2 G4-3		4	0	1	0	0	0	2									
Dee Brown, L OBP: 0.355, SLG: 0.414	2-3 K			0-0 F5			2-2 1B 2B 1B	1-1 F8		4	1	1	0	0	1	3									
Joe Randa, R OBP: 0.254, SLG: 0.278		1-1 F7		0-1 F9		1-1 F9		0-0 G6-3		4	1	1	0	0	0	1									
Luis Alicea, S OBP: 0.210, SLG: 0.183		1-2 G4-3		0-0 F7		1-3 K		1-2 G4-3		4	0	0	0	0	1	3									
Héctor Ortiz, R OBP: 0.311, SLG: 0.309		1-0 F9			0-3 K		0-0 1B 2B	1-1 G6-4-3 1B		4	1	2	1	0	1	0									
Inning Stats	R: 1 H: 3 E: 0 K: 2 S: 12	H: 3 LOB: 2 BB: 0 P: 18	R: 0 H: 0 E: 0 K: 0 S: 6	H: 0 LOB: 0 BB: 0 P: 9	R: 0 H: 1 E: 0 K: 0 S: 7	H: 1 LOB: 1 BB: 0 P: 10	R: 0 H: 1 E: 0 K: 0 S: 6	H: 1 LOB: 0 BB: 0 P: 6	R: 0 H: 0 E: 0 K: 0 S: 6	H: 0 LOB: 0 BB: 0 P: 12	R: 3 H: 4 E: 0 K: 1 S: 16	H: 4 LOB: 2 BB: 1 P: 26	R: 0 H: 0 E: 0 K: 0 S: 6	H: 0 LOB: 0 BB: 0 P: 7	R: 0 H: 1 E: 0 K: 0 S: 7	H: 1 LOB: 0 BB: 0 P: 9	1B: 8 2B: 2 3B: 1 HR: 0	SF: 0 SAC: 0 DP: 1 HBP: 0	WP: 1 PB: 0 SB: 0 CS: 0	PA: 37					
PITCHER	IP	WLS	BF	H	R	ER	SO	BB	IBB	HBP	BLK	WP	HR	S	P	ERA	WHIP								
Dave Burba, R ERA: 4.98	6.1	W	28	9	4	4	4	0	0	0	0	0	0	53	76	5.68	1.421								
Steve Karsay, R ERA: 1.62	1.2		6	0	0	0	0	1	0	0	0	1	0	12	19	0.00	0.600								
Bob Wickman, R ERA: 2.25	1.0		3	1	0	0	0	0	0	0	0	0	0	7	9	0.00	1.000								

Cleveland Indians @ Kansas City Royals
Kauffman Stadium, Kansas City, MO

Thu May 03 2001, 1:05 PM CDT
Att: 23,869 - Overcast - 74 F

AB 36
R 4
H 10
RBI 4
BB 1
SO 4
LOB 17



Batter	1	2	3	4	5	6	7	8	9	AB	R	H	RBI	BB	SO	LOB	TOP				
Cristian Guzman, S (1, 6) OBP: 0.333, SLG: 0.565	F8		S 2B 1B		BB 1B	CS BB		K		4	1	2	0	1	1	2	Minnesota Twins @ Kansas City Royals Kauffman Stadium, Kansas City, MO Fri May 04 2001, 7:05 PM CDT Att: 16,075 - Cloudy - 77 F				
Luis Rivas, R (1, 4) OBP: 0.230, SLG: 0.316	K		1-H 2B		BB 2B	G5-3		G5-3		4	1	1	1	1	1	3					
Matt Lawton, L (1, 9) OBP: 0.441, SLG: 0.400	CS 1B		L7		HR 2B			K	G4-3	5	1	2	1	0	1	1					
Corey Koskie, L (1, 5) OBP: 0.340, SLG: 0.448	CS	G4-3		SH5-3 1B BB	K			K	K	4	1	0	0	1	3	1					
David Ortiz, L (1, 10) OBP: 0.386, SLG: 0.611 Brian Buchanan, R (7, PH) OBP: 0.176, SLG: 0.529		1B 1B		SH5-3 1B BB	HR			HR	K	3	1	3	2	0	0	0					
Torii Hunter, R (1, 8) OBP: 0.308, SLG: 0.429		G4-6-3 1B		SH5-3 1B BB	BB			G5-3		3	0	2	0	0	0	0					
Doug Mientkiewicz, L (1, 3) OBP: 0.459, SLG: 0.701		G4-6-3		1B IBB	BB			1B BB		1	0	0	0	3	0	2					
Tom Prince, R (1, 2) OBP: 0.289, SLG: 0.425			K	K	K			1B		4	0	1	0	0	3	5					
Jacque Jones, L (1, 7) OBP: 0.263, SLG: 0.322			K	1B		K		K		4	0	1	1	0	3	2					
Inning Stats	R: 0 E: 0 K: 1 S: 6	H: 1 LOB: 0 BB: 0 P: 12	R: 0 E: 0 K: 0 S: 8	H: 2 LOB: 1 BB: 0 P: 14	R: 1 E: 0 K: 2 S: 15	H: 2 LOB: 1 BB: 0 P: 24	R: 1 E: 0 K: 1 S: 11	H: 2 LOB: 2 BB: 2 P: 24	R: 3 E: 0 K: 2 S: 17	H: 4 LOB: 0 BB: 1 P: 19	R: 1 E: 0 K: 2 S: 14	H: 1 LOB: 0 BB: 0 P: 20	R: 0 E: 0 K: 2 S: 12	H: 1 LOB: 2 BB: 1 P: 21	R: 0 E: 0 K: 2 S: 9	H: 0 LOB: 0 BB: 0 P: 13		1B: 9 2B: 2 3B: 0 HR: 2	SF: 0 SAC: 1 DP: 1 HBP: 0	WP: 0 PB: 0 SB: 2 CS: 2	PA: 42
PITCHER	IP	WLS	BF	H	R	ER	SO	BB	IBB	HBP	BLK	WP	HR	S	P	ERA	WHIP				
Brian Meadows, R (1, 1) ERA: 8.01	4.2	L	24	11	5	5	5	2	1	0	0	0	1	53	98	9.64	2.786				
Doug Henry, R (5, 1) ERA: 5.23	2.1		9	1	1	1	4	2	0	0	0	0	1	29	48	3.86	1.286				
Blake Stein, R (8, 1) ERA: 7.71	2.0		8	1	0	0	4	1	0	0	0	0	0	21	34	0.00	1.000				

AB	34
R	6
H	13
RBI	6
BB	6
SO	13
LOB	16



Batter	1	2	3	4	5	6	7	8	9	AB	R	H	RBI	BB	SO	LOB	BOTTOM				
Trenidad Hubbard, R (1, 8)	F9	G6-3		K		F8			G4-3	5	0	0	0	0	1	4	Minnesota Twins @ Kansas City Royals Kauffman Stadium, Kansas City, MO Fri May 04 2001, 7:05 PM CDT Att: 16,075 - Cloudy - 77 F				
Rey Sanchez, R (1, 6) OBP: 0.275, SLG: 0.323	FC5 2B		F8		G5-3		L9	29 BB 1B		5	0	2	0	0	0	0					
29 Mike Sweeney, R (1, 10) OBP: 0.362, SLG: 0.582	E FC5 BB		F7		K		HR	BB		3	1	1	1	2	1	0					
Jermaine Dye, R (1, 9) OBP: 0.319, SLG: 0.462	FC5 E3		2B BB		2B 1B		P3		K	4	1	1	0	1	1	4					
Joe Randa, R (1, 5) OBP: 0.260, SLG: 0.301	E3		2B		2B		F9		F9	5	0	2	1	0	0	4					
Dave McCarty, R (1, 3) OBP: 0.292, SLG: 0.250		G5-3	P6		L8			G3 BB		3	0	0	0	1	0	3					
Dee Brown, L (1, 7) OBP: 0.363, SLG: 0.411		1B G6-3 1B		G6-3 WP BB		K		G3		3	0	1	0	1	1	1					
Héctor Ortiz, R (1, 2) OBP: 0.295, SLG: 0.292		G6-3		F9		P3		K		4	0	0	0	0	1	3					
Luis Alicaia, S (1, 4) OBP: 0.227, SLG: 0.203				G6-3		1B		K		4	0	2	0	0	1	2					
Inning Stats	R: 0 E: 1 K: 0 S: 9	H: 1 LOB: 2 BB: 1 P: 19	R: 0 E: 0 K: 0 S: 9	H: 2 LOB: 0 BB: 0 P: 13	R: 0 E: 0 K: 1 S: 10	H: 0 LOB: 1 BB: 1 P: 21	R: 1 E: 0 K: 1 S: 13	H: 2 LOB: 1 BB: 0 P: 21	R: 0 E: 0 K: 1 S: 11	H: 1 LOB: 0 BB: 0 P: 16	R: 1 E: 0 K: 0 S: 7	H: 1 LOB: 0 BB: 0 P: 10	R: 0 E: 0 K: 2 S: 12	H: 0 LOB: 1 BB: 1 P: 20	R: 0 E: 0 K: 1 S: 11	H: 1 LOB: 2 BB: 1 P: 20		1B: 5 2B: 3 3B: 0 HR: 1	SF: 0 SAC: 0 DP: 0 HBP: 0	WP: 1 PB: 0 SB: 0 CS: 0	PA: 41
PITCHER	IP	WLS	BF	H	R	ER	SO	BB	IBB	HBP	BLK	WP	HR	S	P	ERA	WHIP				
Mark Redman, L (1, 1) ERA: 4.36	5.2	W	27	7	1	1	3	3	0	0	0	0	1	9	13	6.75	0.750				
Bob Wells, R (6, 1) ERA: 3.95	1.1		5	1	1	1	0	0	0	0	0	0	1	9	13	6.75	0.750				
Eddie Guardado, L (8, 1) ERA: 6.94	2.0		9	1	0	0	3	2	0	0	0	0	0	23	40	0.00	1.500				

AB	36
R	2
H	9
RBI	2
BB	5
SO	6
LOB	21



Batter	1	2	3	4	5	6	7	8	9	10	11	12	AB	R	H	RBI	BB	SO	LOB								
Cristian Guzman, S OBP: 0.321, SLG: 0.535	G6-3	G3-1		F7		CS	L6		G4-3		K		7	0	1	0	0	1	5								
Chad Allen, R OBP: 0.333, SLG: 0.391	F8		G3-1 HR	G4-3		CS		K	G6-3		K		7	2	2	0	0	2	1								
Matt Lawton, L OBP: 0.449, SLG: 0.407	1B		F2	F3									6	2	3	0	1	0	1								
Corey Koskie, L OBP: 0.354, SLG: 0.456	FC3-6		G3-1				F7						7	1	4	0	0	0	3								
Doug Mientkiewicz, L OBP: 0.457, SLG: 0.677	FC3-6					G4-3							6	2	2	2	1	1	5								
Tori Hunter, R OBP: 0.310, SLG: 0.463		L9					F9						5	1	1	3	1	2	5								
Jacque Jones, L OBP: 0.267, SLG: 0.309													4	2	0	1	2	0	6								
A.J. Pierzynski, L OBP: 0.263, SLG: 0.414		FC1-6				G4-3							5	0	1	1	1	0	3								
Luis Rivas, R OBP: 0.245, SLG: 0.320						G5-3							5	0	2	2	0	0	1								
Inning Stats	R: 0 E: 0 K: 0 S: 9	H: 2 LOB: 2 BB: 0 P: 14	R: 0 E: 0 K: 0 S: 13	H: 0 LOB: 2 BB: 1 P: 20	R: 4 E: 0 K: 0 S: 12	H: 3 LOB: 1 BB: 2 P: 24	R: 0 E: 0 K: 0 S: 6	H: 0 LOB: 0 BB: 0 P: 10	R: 0 E: 0 K: 0 S: 7	H: 1 LOB: 0 BB: 0 P: 12	R: 4 E: 1 K: 1 S: 18	H: 4 LOB: 2 BB: 1 P: 32	R: 2 E: 0 K: 0 S: 14	H: 3 LOB: 1 BB: 1 P: 26	R: 0 E: 0 K: 0 S: 3	H: 0 LOB: 0 BB: 0 P: 5	R: 0 E: 0 K: 2 S: 12	H: 1 LOB: 2 BB: 1 P: 22	R: 0 E: 0 K: 2 S: 12	H: 1 LOB: 1 BB: 0 P: 17	R: 0 E: 0 K: 0 S: 4	H: 0 LOB: 0 BB: 0 P: 4	1B: 13 2B: 2 3B: 0 HR: 1	SF: 0 SAC: 0 DP: 0 HBP: 1	WP: 2 PB: 0 SB: 0 CS: 1	PA: 60	
PITCHER	IP	WLS	BF	H	R	ER	SO	BB	IBB	HBP	BLK	WP	HR	S	P	ERA	WHIP										
Jeff Suppan, R ERA: 4.92	(1.1)	6.0	30	9	6	5	0	3	0	1	0	0	0	13	24	0.00	2.000										
Jason Grimsley, R ERA: 2.79	(7.1)	1.0	7	2	2	0	1	0	1	0	0	0	0	13	24	0.00	2.000										
Jose Santiago, R ERA: 5.94	(8.1)	1.0	7	3	2	2	1	1	0	0	0	0	0	14	26	18.00	4.000										
Roberto Hernandez, R ERA: 7.36	(9.1)	2.0	8	1	0	0	2	1	0	0	0	0	0	15	27	0.00	1.000										
Cory Bailey, R ERA: 2.10	(11.1)	2.0	W	7	1	0	0	2	0	0	0	2	0	16	21	0.00	0.500										


TOP

Minnesota Twins @ Kansas City Royals
Kauffman Stadium, Kansas City, MO

Sat May 05 2001, 7:05 PM CDT
Att. 17,052 - Sunny - 64 F

livebaseballscorecards.com

AB 52
R 10
H 16
RBI 9
BB 6
SO 6
LOB 30



Batter	1	2	3	4	5	6	7	8	9	10	11	12	AB	R	H	RBI	BB	SO	LOB									
Trenidad Hubbard, R OBP: 0.200, SLG: 0.214	G6-3			F7					G6-3		G4-3		5	1	2	0	0	0	2									
A.J. Hinch, R OBP: 0.138, SLG: 0.214													1	0	0	0	0	0	0									
Ray Sanchez, R OBP: 0.271, SLG: 0.311	F9		G6-4-3		F3								4	1	0	0	1	0	1									
29 Mike Sweeney, R OBP: 0.353, SLG: 0.574	1B												5	2	1	1	0	2	1									
Jermaine Dye, R OBP: 0.326, SLG: 0.464	FC6-4												6	2	3	1	0	0	0									
Joe Randa, R OBP: 0.271, SLG: 0.308													4	1	2	2	1	0	0									
Dave McCarty, R OBP: 0.333, SLG: 0.295	FC6-4												4	3	2	2	2	1	3									
Dee Brown, L OBP: 0.372, SLG: 0.468													6	1	3	2	0	1	4									
Héctor Ortiz, R OBP: 0.296, SLG: 0.307													3	0	1	2	0	0	2									
Mark Quinn, R OBP: 0.331, SLG: 0.610													2	0	0	0	0	0	2									
Luis Alcega, S OBP: 0.225, SLG: 0.206													4	1	1	1	0	0	1									
Inning Stats	R: 1 E: 0 K: 0 S: 12	H: 3 LOB: 2 BB: 0 P: 18	R: 0 E: 0 K: 0 S: 6	H: 1 LOB: 0 BB: 0 P: 10	R: 0 E: 0 K: 1 S: 7	H: 1 LOB: 0 BB: 0 P: 8	R: 3 E: 0 K: 0 S: 12	H: 4 LOB: 1 BB: 0 P: 18	R: 0 E: 0 K: 0 S: 7	H: 0 LOB: 0 BB: 0 P: 11	R: 0 E: 0 K: 1 S: 10	H: 0 LOB: 1 BB: 1 P: 18	R: 3 E: 1 K: 0 S: 16	H: 2 LOB: 0 BB: 0 P: 22	R: 1 E: 0 K: 0 S: 7	H: 1 LOB: 1 BB: 1 P: 18	R: 2 E: 0 K: 0 S: 13	H: 2 LOB: 1 BB: 1 P: 21	R: 0 E: 0 K: 0 S: 5	H: 0 LOB: 0 BB: 0 P: 7	R: 0 E: 0 K: 0 S: 13	H: 0 LOB: 0 BB: 0 P: 17	R: 2 E: 0 K: 0 S: 6	H: 1 LOB: 0 BB: 1 P: 10	1B: 10 2B: 4 3B: 0 HR: 1	SF: 3 SAC: 1 DP: 2 HBP: 0	WP: 1 PB: 0 SB: 0 CS: 0	PA: 52
PITCHER	IP	WLS	BF	H	R	ER	SO	BB	IBB	HBP	BLK	WP	HR	S	P	ERA	WHIP											
J.C. Romero, L ERA: 5.96	(1.1)	6.0	26	9	4	4	2	1	0	0	0	0	0	18	31	6.00	1.667											
Hector Carrasco, R ERA: 5.79	(7.1)	1.0	8	3	4	3	0	1	0	0	0	0	0	5	9	27.00	4.000											
Bob Weils, R ERA: 3.69	(8.1)	1.0	H	3	0	0	0	0	0	0	0	0	0	5	9	0.00	0.000											
LaTroy Hawkins, R ERA: 3.75	(9.1)	1.0	B	6	2	2	2	1	0	0	0	0	0	13	21	18.00	3.000											
Travis Miller, L ERA: 7.88	(10.1)	2.1	L	9	1	2	2	0	1	0	0	0	1	24	34	7.71	0.857											


BOTTOM

Minnesota Twins @ Kansas City Royals
Kauffman Stadium, Kansas City, MO

Sat May 05 2001, 7:05 PM CDT
Att. 17,052 - Sunny - 64 F

livebaseballscorecards.com

AB 44
R 12
H 15
RBI 11
BB 4
SO 4
LOB 16



Batter	1	2	3	4	5	6	7	8	9	AB	R	H	RBI	BB	SO	LOB	TOP								
Cristian Guzman, S OBP: 0.327, SLG: 0.553 (1, 6)										4	2	2	0	0	0	0									
Luis Rivas, R OBP: 0.284, SLG: 0.365 (1, 4)										4	1	3	2	0	1	1									
Doug Mientkiewicz, L OBP: 0.469, SLG: 0.681 (1, 3)										1	0	1	1	2	0	0									
Matt Lawton, L OBP: 0.434, SLG: 0.389 (1, 10)										4	0	0	0	0	0	5									
Tori Hunter, R OBP: 0.290, SLG: 0.431 (1, 8)										4	0	0	0	0	0	2									
Jacque Jones, L OBP: 0.276, SLG: 0.327 (1, 7)										4	0	2	0	0	0	1									
Denny Hocking, S OBP: 0.240, SLG: 0.261 (1, 9)										4	0	1	0	0	1	2									
Jason Maxwell, R OBP: 0.250, SLG: 0.273 (1, 5)										4	0	0	0	0	2	2									
Tom Prince, R OBP: 0.271, SLG: 0.395 (1, 2)										3	1	0	0	0	0	1									
Inning Stats	R: 1 E: 0 K: 1 S: 7	H: 1 LOB: 0 BB: 0 P: 11	R: 0 E: 0 K: 0 S: 7	H: 0 LOB: 0 BB: 0 P: 10	R: 0 E: 0 K: 1 S: 8	H: 0 LOB: 0 BB: 0 P: 10	R: 0 E: 0 K: 0 S: 5	H: 2 LOB: 1 BB: 0 P: 10	R: 0 E: 0 K: 1 S: 13	H: 1 LOB: 1 BB: 0 P: 19	R: 0 E: 0 K: 0 S: 8	H: 1 LOB: 0 BB: 1 P: 17	R: 0 E: 0 K: 0 S: 3	H: 1 LOB: 0 BB: 0 P: 6	R: 2 E: 1 K: 1 S: 15	H: 2 LOB: 1 BB: 1 P: 23	R: 0 E: 1 K: 0 S: 12	H: 1 LOB: 1 BB: 0 P: 18	1B: 6 2B: 2 3B: 1 HR: 1	SF: 1 SAC: 0 DP: 4 HBP: 0	WP: 1 PB: 0 SB: 1 CS: 0	PA: 36			
PITCHER	IP	WLS	BF	H	R	ER	SO	BB	IBB	HBP	BLK	WP	HR	S	P	ERA	WHIP								
Chad Durbin, R ERA: 7.94 (1, 1)	7.1	L	29	8	4	3	4	1	0	0	0	0	1	62	97	3.68	1.227								
Jason Grimsley, R ERA: 2.57 (8, 1)	1.2		6	1	0	0	0	1	0	0	0	1	0	16	27	0.00	1.200								

Minnesota Twins @ Kansas City Royals
Kauffman Stadium, Kansas City, MO
Sun May 06 2001, 1:05 PM CDT
Att: 16,480 - Sunny - 71 F

AB 32
R 4
H 9
RBI 3
BB 2
SO 4
LOB 14



Batter	1	2	3	4	5	6	7	8	9	AB	R	H	RBI	BB	SO	LOB	BOTTOM								
Luis Altea, S OBP: 0.240, SLG: 0.211 (1, 4)										3	1	1	0	0	1	1									
Rey Sanchez, R OBP: 0.273, SLG: 0.314 (1, 6)										2	0	1	1	0	1	0									
29 Mike Sweeney, R OBP: 0.343, SLG: 0.555 (1, 10)										4	0	0	0	0	0	3									
Jermaine Dye, R OBP: 0.317, SLG: 0.451 (1, 9)										3	0	0	1	0	1	1									
Joe Randa, R OBP: 0.271, SLG: 0.306 (1, 5)										4	0	1	0	0	1	1									
Mark Quinn, R OBP: 0.326, SLG: 0.598 (1, 7)										4	0	1	0	0	0	0									
Dee Brown, L OBP: 0.367, SLG: 0.458 (1, 8)										4	0	1	0	0	1	2									
Dave McCarty, R OBP: 0.345, SLG: 0.298 (1, 3)										3	0	1	0	1	1	0									
A.J. Hinch, R OBP: 0.129, SLG: 0.200 (1, 2)										2	0	0	0	0	0	2									
Trendal Hubbard, R OBP: 0.273, SLG: 0.465 (8, PH)										1	1	1	0	0	0	0									
Héctor Ortiz, R OBP: 0.293, SLG: 0.303 (9, 2)										1	0	0	0	0	0	3									
Inning Stats	R: 0 E: 0 K: 0 S: 6	H: 1 LOB: 1 BB: 0 P: 10	R: 0 E: 0 K: 0 S: 9	H: 2 LOB: 2 BB: 0 P: 13	R: 0 E: 0 K: 1 S: 6	H: 0 LOB: 0 BB: 0 P: 8	R: 0 E: 0 K: 1 S: 6	H: 0 LOB: 0 BB: 0 P: 7	R: 0 E: 0 K: 0 S: 4	H: 0 LOB: 0 BB: 0 P: 7	R: 1 E: 0 K: 0 S: 7	H: 1 LOB: 1 BB: 0 P: 10	R: 0 E: 0 K: 1 S: 7	H: 0 LOB: 0 BB: 0 P: 11	R: 1 E: 0 K: 1 S: 8	H: 1 LOB: 0 BB: 0 P: 16	R: 0 E: 0 K: 2 S: 13	H: 2 LOB: 3 BB: 1 P: 20	1B: 6 2B: 0 3B: 1 HR: 0	SF: 2 SAC: 1 DP: 0 HBP: 1	WP: 0 PB: 0 SB: 0 CS: 0	PA: 36			
PITCHER	IP	WLS	BF	H	R	ER	SO	BB	IBB	HBP	BLK	WP	HR	S	P	ERA	WHIP								
Brad Radke, R ERA: 2.22 (1, 1)	8.1	W	33	7	2	2	5	0	0	1	0	0	0	58	89	2.16	0.840								
LaTroy Hawkins, R ERA: 3.55 (9, 1)	0.2	S	3	0	0	0	1	1	0	0	0	0	0	8	13	0.00	1.500								

Minnesota Twins @ Kansas City Royals
Kauffman Stadium, Kansas City, MO
Sun May 06 2001, 1:05 PM CDT
Att: 16,480 - Sunny - 71 F

AB 31
R 2
H 7
RBI 2
BB 1
SO 6
LOB 13



Batter	1	2	3	4	5	6	7	8	9	AB	R	H	RBI	BB	SO	LOB	TOP											
Carlos Beltrán, S OBP: 0.355, SLG: 0.387	1-0 1B 29 1B	1-0 1B		3-2 G4-3			0-1 F9		1-1 G3	5	1	2	0	0	0	0	Kansas City Royals @ Cleveland Indians Jacobs Field, Cleveland, OH Tue May 08 2001, 7:05 PM EDT Att: 31,537 - Sunny - 68 F											
Rey Sanchez, R OBP: 0.276, SLG: 0.318	2-2 29 1B FC6-4	2-1 WP 1B		1-2 F8			1-0 G5-3		1-3 K	5	1	2	0	0	1	0												
29 Mike Sweeney, R OBP: 0.340, SLG: 0.545	3-2 FC6-4 1B	0-1 F8		3-1 L8			2-1 G6-3			4	0	1	1	0	0	2												
Jermaine Dye, R OBP: 0.315, SLG: 0.444	1-0 FC6-4 1B	2-3 K				0-1 F9		1-0 FC5 1B		4	1	1	1	0	1	3												
Joe Randa, R OBP: 0.263, SLG: 0.296	1-3 K	1-3 K				0-0 G5-3		1-1 F9		4	0	0	0	0	2	4												
Dee Brown, L OBP: 0.372, SLG: 0.460	2-2 BB 1B			1-1 F5			1-0 G6-3		1-2 FC5 1B	4	1	2	1	0	0	0												
Mark Quinn, R OBP: 0.326, SLG: 0.584	4-2 1B BB			2-3 K			2-3 K		1-3 K	3	0	0	0	1	3	2												
Luis Alicaia, S OBP: 0.253, SLG: 0.253	0-1 1B			0-0 3B			1-1 F8		1-2 FC5	4	0	2	1	0	0	2												
Héctor Ortiz, R OBP: 0.282, SLG: 0.291	0-3 K			0-0 P4			0-3 K		1-3 K	3	0	0	0	0	2	3												
Trenidad Hubbard, R OBP: 0.250, SLG: 0.417										1	0	0	0	0	1	0												
Inning Stats	R: 4 E: 0 K: 2 S: 23	H: 5 LOB: 2 BB: 1 P: 37	R: 0 E: 0 K: 2 S: 13	H: 2 LOB: 0 BB: 0 P: 19	R: 0 E: 0 K: 1 S: 9	H: 1 LOB: 1 BB: 0 P: 12	R: 0 E: 0 K: 0 S: 8	H: 0 LOB: 0 BB: 0 P: 15	R: 0 E: 0 K: 0 S: 4	H: 0 LOB: 0 BB: 0 P: 5	R: 0 E: 0 K: 2 S: 11	H: 0 LOB: 0 BB: 0 P: 14	R: 0 E: 0 K: 0 S: 5	H: 0 LOB: 0 BB: 0 P: 8	R: 0 E: 0 K: 1 S: 15	H: 2 LOB: 2 BB: 0 P: 20	R: 0 E: 0 K: 2 S: 8	H: 0 LOB: 0 BB: 0 P: 11	1B: 8 2B: 1 3B: 1 HR: 0	SF: 0 SAC: 0 DP: 0 HBP: 0	WP: 1 PB: 0 SB: 1 CS: 0	PA: 38						
PITCHER	IP	WLS	BF	H	R	ER	SO	BB	IBB	HBP	BLK	WP	HR	S	P	ERA	WHIP											
Dave Burba, R ERA: 5.01	(1, 1)	7.0	W	30	8	4	4	7	1	0	0	0	1	0	73	110	5.14	1.286										
Steve Karsay, R ERA: 1.31	(8, 1)	1.0		5	2	0	0	1	0	0	0	0	0	15	20	0.00	2.000											
Bob Wickman, R ERA: 2.08	(9, 1)	1.0		3	0	0	0	2	0	0	0	0	0	8	11	0.00	0.000											


Batter	1	2	3	4	5	6	7	8	9	AB	R	H	RBI	BB	SO	LOB	BOTTOM											
Kenny Lofton, L OBP: 0.376, SLG: 0.360	4-1 1B HR	4-2 FC6-4 BB		1-0 F8			2-1 G4-3	0-2 F5		3	1	0	0	2	0	1	Kansas City Royals @ Cleveland Indians Jacobs Field, Cleveland, OH Tue May 08 2001, 7:05 PM EDT Att: 31,537 - Sunny - 68 F											
Omar Vizquel, S OBP: 0.331, SLG: 0.331	2-1 F8	1-1 FC6-4 P6		1-2 G6-3			3-2 HR	0-0 G4-3		5	1	1	1	0	0	3												
Roberto Alomar, S OBP: 0.400, SLG: 0.421	0-2 HR	2-2 P6				1-1 CS 1B	0-2 HR 2B			4	2	3	0	0	0	1												
Juan Gonzalez, R OBP: 0.418, SLG: 0.729	1-1 HR			4-0 2B BB		3-3 K	4-2 HR BB			2	2	1	3	2	1	1												
Jim Thome, L OBP: 0.357, SLG: 0.411	2-1 FC5-4 1B			1-3 K		2-3 K	3-1 HR			4	1	2	3	0	2	2												
Ellis Burks, R OBP: 0.357, SLG: 0.530	0-1 FC5-4 HBP			3-2 F8			4-0 HR			3	0	0	0	1	1	2												
Marty Cordova, R OBP: 0.449, SLG: 0.712	2-2 HBP			3-1 2B			3-2 G6-3	3-1 G6-3		3	0	1	0	0	0	1												
Russell Branyan, L OBP: 0.295, SLG: 0.505	3-3 K			2-3 K			0-0 F8		2-3 K	3	0	0	0	0	2	4												
Jolbert Cabrera, R OBP: 0.352, SLG: 0.327										1	0	0	0	0	1	0												
Einar Diaz, R OBP: 0.400, SLG: 0.508		2-0 FC6-4 2B		0-1 P3			1-2 G5-3	0-1 2B		4	1	2	0	0	0	0												
Inning Stats	R: 3 E: 0 K: 1 S: 17	H: 3 LOB: 1 BB: 1 P: 31	R: 1 E: 1 K: 0 S: 8	H: 1 LOB: 0 BB: 1 P: 17	R: 0 E: 0 K: 2 S: 13	H: 1 LOB: 2 BB: 1 P: 26	R: 0 E: 0 K: 0 S: 8	H: 0 LOB: 0 BB: 0 P: 10	R: 0 E: 0 K: 0 S: 8	H: 1 LOB: 0 BB: 0 P: 14	R: 0 E: 0 K: 1 S: 11	H: 0 LOB: 0 BB: 0 P: 17	R: 4 E: 0 K: 0 S: 18	H: 3 LOB: 1 BB: 2 P: 38	R: 0 E: 0 K: 1 S: 9	H: 1 LOB: 1 BB: 0 P: 11	1B: 3 2B: 4 3B: 0 HR: 3	SF: 0 SAC: 0 DP: 0 HBP: 1	WP: 1 PB: 0 SB: 1 CS: 1	PA: 38								
PITCHER	IP	WLS	BF	H	R	ER	SO	BB	IBB	HBP	BLK	WP	HR	S	P	ERA	WHIP											
Mac Suzuki, R ERA: 2.57	(1, 1)	6.0		26	6	4	3	6	3	0	1	0	0	1	65	115	4.50	1.500										
55 Tony Cogan, L ERA: 6.97	(7, 1)	0.2	L	3	1	1	1	0	0	0	0	0	1	9	15	13.50	1.500											
Doug Henry, R ERA: 6.38	(7, 1)	1.1		9	3	3	3	1	2	0	0	0	1	1	18	34	20.25	3.750										

Batter	1	2	3	4	5	6	7	8	9	AB	R	H	RBI	BB	SO	LOB	TOP				
Carlos Beltrán, S OBP: 0.361, SLG: 0.420	0-1 P3	1-1 1B		1-2 G3		0-1 HR		4-1 F9 29 1B WP BB		4	2	2	2	1	0	1					
Rey Sanchez, R OBP: 0.286, SLG: 0.303	1-2 G3-1	1-2 G6-3			1-1 G5-3	1-1 G5-3		1-2 F9		5	0	0	0	0	0	2					
29 Mike Sweeney, R OBP: 0.353, SLG: 0.550	1-0 E5 1B 2B		1-1 G5-3		0-0 2B 1B		0-1 G5-3 FC4 2B	3-2 1B		5	3	3	1	0	0	0					
Jemaine Dye, R OBP: 0.324, SLG: 0.448	0-0 2B 1B		2-1 L5		0-0 G4-3 1B 1-H 2B		0-1 G5-3	3-H 0-3 1B		5	0	2	1	0	1	2					
Joe Randa, R OBP: 0.281, SLG: 0.326	0-2 1B		3-3 K		0-0 G4-3		1-0 FC4 HBP		0-0 2B	4	0	2	1	0	1	1					
Dee Brown, L OBP: 0.368, SLG: 0.442	3-1 F6			0-2 SH1-4 1B G6-3 1B	4-0 IBB		1-2 FC4 2B		2-0 F8	4	2	1	1	1	0	4					
Mark Quinn, R OBP: 0.326, SLG: 0.575		1-2 G6-3 1B G4-3 1B		0-0 G6-3 SH1-4 1B		0-0 F8		0-1 1-2 3-H 0-1 2B	0-2 F9	5	1	3	1	0	0	3					
Héctor Ortiz, R OBP: 0.272, SLG: 0.279		0-0 G4-3		1-1 SH1-4		1-0 F9		1-2 G1-4-3	0-2 G5-3	4	0	0	0	0	0	3					
Luis Ordez, R OBP: 0.290, SLG: 0.259		2-0 G6-3		1-0 G6-3		0-2 G1-3		0-1 G6-3		4	0	0	1	0	0	2					
Inning Stats	R: 1 E: 1 K: 0 S: 13	H: 2 LOB: 2 BB: 0 P: 18	R: 1 E: 0 K: 0 S: 11	H: 2 LOB: 1 BB: 0 P: 16	R: 0 E: 0 K: 1 S: 10	H: 0 LOB: 0 BB: 0 P: 16	R: 1 E: 0 K: 0 S: 10	H: 2 LOB: 1 BB: 1 P: 13	R: 1 E: 0 K: 0 S: 6	H: 2 LOB: 2 BB: 1 P: 11	R: 2 E: 0 K: 0 S: 12	H: 2 LOB: 1 BB: 0 P: 15	R: 1 E: 0 K: 1 S: 12	H: 1 LOB: 1 BB: 0 P: 20	R: 0 E: 0 K: 0 S: 8	H: 1 LOB: 1 BB: 0 P: 10	1B: 7 2B: 5 3B: 0 HR: 1	SF: 0 SAC: 1 DP: 0 HBP: 1	WP: 1 PB: 0 SB: 0 CS: 0	PA: 44	
PITCHER	IP	WLS	BF	H	R	ER	SO	BB	IBB	HBP	BLK	WP	HR	S	P	ERA	WHIP				
Bartolo Colon, R ERA: 3.95	6.1	L	32	10	7	6	1	0	1	1	0	0	1	62	89	8.53	1.579				
Rich Rodriguez, L ERA:	0.1	1	0	0	0	0	0	0	0	0	0	0	0	3	4	0.00	0.000				
Justin Speier, R ERA: 6.08	1.1	7	2	1	1	1	1	0	0	0	0	1	0	17	26	6.75	2.250				
Ricardo Rincon, L ERA: 6.75	1.0	4	1	0	0	0	0	0	0	0	0	0	0	8	10	0.00	1.000				

Kansas City Royals @ Cleveland Indians
Jacobs Field, Cleveland, OH
Thu May 10 2001, 7:05 PM EDT
Att: 34,502 - Sunny - 77 F

livebaseballscorecards.com

AB 40
R 8
H 13
RBI 8
BB 2
SO 2
LOB 18




Batter	1	2	3	4	5	6	7	8	9	AB	R	H	RBI	BB	SO	LOB	BOTTOM				
Kenny Lofton, L OBP: 0.364, SLG: 0.347	2-2 L3		1-0 P4			1-1 G1-3		1-0 F7		4	0	0	0	0	0	0					
Omar Vizquel, S OBP: 0.333, SLG: 0.328	1-2 F8		1-2 G4-3 1B			2-1 G4-3		1-1 G6-3		4	0	1	0	0	0	0					
Roberto Alomar, S OBP: 0.399, SLG: 0.413	2-2 L3		2-1 G4-3			1-2 G6-3			2-2 1B 1B	4	0	1	0	0	0	1					
Juan Gonzalez, R OBP: 0.408, SLG: 0.698		2-1 E9 2B		0-0 P3		1-2 G4-6-3 1B			1-3 K	4	1	1	0	0	1	1					
Jim Thome, L OBP: 0.374, SLG: 0.426		1-0 F8 HR 2B		4-2 G5-4-3 BB		1-2 G4-6-3			0-1 1B	3	1	2	1	1	0	1					
Ellis Burks, R OBP: 0.356, SLG: 0.538		3-H 2-2 F8		0-1 G5-4-3		4-2 1B BB			1-3 1B	3	0	0	0	1	1	4					
Marty Cordova, R OBP: 0.453, SLG: 0.728		0-0 HR			2-0 G1-4-3 1B		2-2 1B 1B		1-3 K	4	1	3	2	0	1	2					
Russell Branyan, L OBP: 0.311, SLG: 0.529		3-H 2-3 K			3-3 K		0-0 G3			3	0	0	0	0	2	3					
Einar Diaz, R OBP: 0.364, SLG: 0.456		0-2 G5-3			0-1 G1-4-3			2-2 G6-3		3	0	0	0	0	0	1					
Inning Stats	R: 0 E: 0 K: 0 S: 10	H: 0 LOB: 0 BB: 0 P: 15	R: 3 E: 1 K: 1 S: 15	H: 2 LOB: 0 BB: 0 P: 22	R: 0 E: 0 K: 0 S: 6	H: 1 LOB: 0 BB: 0 P: 10	R: 0 E: 0 K: 0 S: 5	H: 0 LOB: 0 BB: 1 P: 9	R: 0 E: 0 K: 1 S: 6	H: 1 LOB: 0 BB: 0 P: 11	R: 0 E: 0 K: 0 S: 7	H: 2 LOB: 2 BB: 1 P: 21	R: 0 E: 0 K: 0 S: 6	H: 0 LOB: 0 BB: 0 P: 10	R: 0 E: 0 K: 3 S: 18	H: 2 LOB: 2 BB: 0 P: 25	1B: 6 2B: 1 3B: 0 HR: 1	SF: 0 SAC: 0 DP: 4 HBP: 0	WP: 0 PB: 0 SB: 0 CS: 0	PA: 34	
PITCHER	IP	WLS	BF	H	R	ER	SO	BB	IBB	HBP	BLK	WP	HR	S	P	ERA	WHIP				
Brian Meadows, R ERA: 7.05	6.2	W	24	5	3	2	2	2	0	0	0	0	0	28	41	0.00	1.286				
Jason Grimsley, R ERA: 2.31	2.1	10	3	0	0	0	3	0	0	0	0	0	0	28	41	0.00	1.286				

Kansas City Royals @ Cleveland Indians
Jacobs Field, Cleveland, OH
Thu May 10 2001, 7:05 PM EDT
Att: 34,502 - Sunny - 77 F

livebaseballscorecards.com

AB 32
R 3
H 8
RBI 3
BB 2
SO 5
LOB 13



Batter	1	2	3	4	5	6	7	8	9	10	11	AB	R	H	RBI	BB	SO	LOB	TOP									
Carlos Beltrán, S OBP: 0.348, SLG: 0.407	1-1 F8		1-1 F8			3-2 F7	0-0 G3			1-1 SF8		4	0	0	1	0	0	3										
Rey Sanchez, R OBP: 0.264, SLG: 0.301	0-1 G6-3		1-1 SF8			0-1 29 F9 29 WP 1B				0-2 P4		4	1	1	1	0	0	0										
29 Mike Sweeney, R OBP: 0.355, SLG: 0.548	0-2 E		3-H G6-3			3-0 F9	1-3			2-0 F7		4	0	1	0	1	0	1										
Jermaine Dye, R OBP: 0.319, SLG: 0.438	2 SAFE 2B		0-3 2B			0-0 G3-1				1-1 F8-3		5	0	1	1	0	2	2										
Joe Randa, R OBP: 0.278, SLG: 0.336			3-2 SF8 3B			0-1 F7				3-H 2-2 3-1 L8		5	1	1	0	0	1	1										
Mark Quinn, R OBP: 0.315, SLG: 0.554			2-0 E3 CS			1-1 F9				0-0 L3		5	0	0	0	0	0	1										
Dave McCarty, R OBP: 0.349, SLG: 0.314			1-1 SF8			1-0 G5-3				1-2 1B		3	0	2	1	0	0	0										
Héctor Ortiz, R OBP: 0.271, SLG: 0.278			3-H 1-2 P4			0-0 P4				0-0 1B		4	0	1	0	0	0	2										
Luis Ordez, R OBP: 0.294, SLG: 0.300			1-2 1-2 F8 SF8 2B			0-2 L6				1-3 1B		3	1	1	0	0	1	2										
Luis Alicea, S OBP: 0.256, SLG: 0.282												1	1	1	0	0	0	0										
Inning Stats	R: 0 E: 1 K: 1 S: 10	H: 1 LOB: 1 BB: 0 P: 11	R: 1 E: 1 K: 0 S: 9	H: 1 LOB: 0 BB: 0 P: 16	R: 1 E: 0 K: 0 S: 11	H: 1 LOB: 0 BB: 0 P: 16	R: 0 E: 0 K: 0 S: 5	H: 0 LOB: 0 BB: 0 P: 6	R: 0 E: 0 K: 0 S: 6	H: 0 LOB: 0 BB: 0 P: 7	R: 1 E: 0 K: 0 S: 11	H: 2 LOB: 1 BB: 0 P: 22	R: 0 E: 0 K: 1 S: 9	H: 2 LOB: 2 BB: 0 P: 11	R: 0 E: 0 K: 0 S: 6	H: 0 LOB: 0 BB: 1 P: 12	R: 0 E: 1 K: 0 S: 7	H: 1 LOB: 1 BB: 0 P: 9	R: 1 E: 0 K: 0 S: 7	H: 1 LOB: 0 BB: 0 P: 10	R: 0 E: 0 K: 2 S: 7	H: 0 LOB: 0 BB: 0 P: 10	1B: 5 2B: 3 3B: 2 HR: 0	SF: 3 SAC: 0 DP: 1 HBP: 0	WP: 1 PB: 0 SB: 0 CS: 1	PA: 42		
PITCHER	J.C. Romero, L ERA: 5.57	IP: 6.2 WLS: 27 BF: 27	H: 7 R: 3 ER: 3 SO: 2	BB: 0 IBB: 0 HBP: 0 BLK: 0	WP: 1 HR: 0 S: 60 P: 88	ERA: 4.05 WHIP: 1.050	Hector Carrasco, R ERA: 5.28	IP: 7.1 WLS: 4 BF: 0	H: 0 R: 0 ER: 0 SO: 0	BB: 1 IBB: 0 HBP: 0 BLK: 0	WP: 0 HR: 0 S: 7 P: 13	ERA: 0.00 WHIP: 0.750	Bob Wells, R ERA: 4.34	IP: 9.1 WLS: 8 BF: 2	H: 2 R: 1 ER: 1 SO: 0	BB: 0 IBB: 0 HBP: 0 BLK: 0	WP: 0 HR: 0 S: 14 P: 19	ERA: 4.50 WHIP: 1.000	LaTroy Hawkins, R ERA: 3.07	IP: 11.1 WLS: 3 BF: 0	H: 0 R: 0 ER: 0 SO: 2	BB: 0 IBB: 0 HBP: 0 BLK: 0	WP: 0 HR: 0 S: 7 P: 10	ERA: 0.00 WHIP: 0.000				

Kansas City Royals @ Minnesota Twins
 Hubert H. Humphrey Metrodome, Minneapolis, MN
 Fri May 11 2001, 8:05 PM EDT
 Att. 19,141 - Dome - 72 F

livebaseballscorecards.com

AB	38
R	4
H	9
RBI	4
BB	1
SO	4
LOB	12




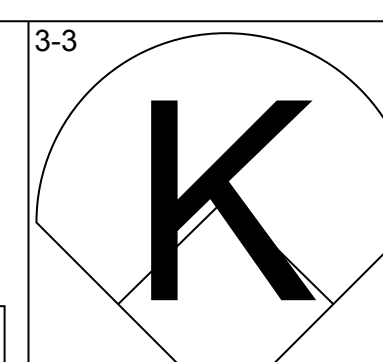
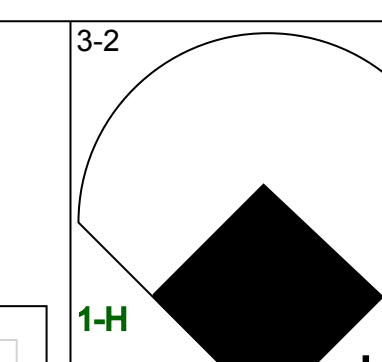
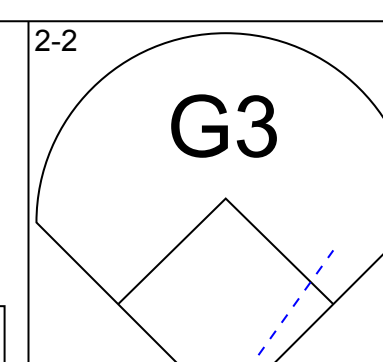
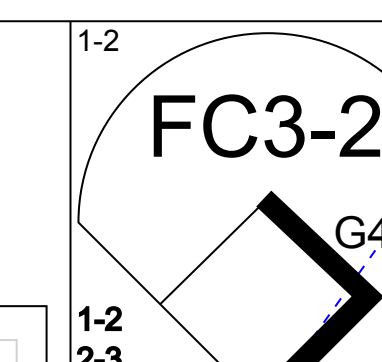
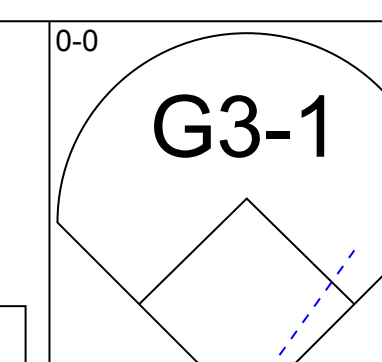
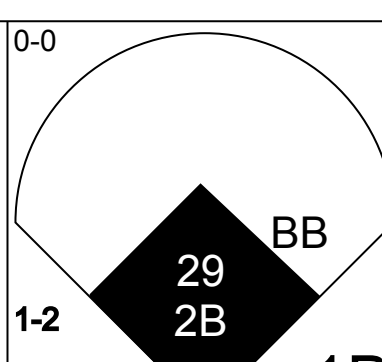
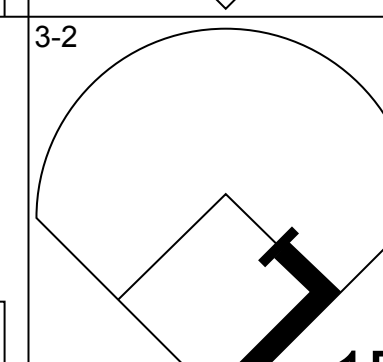
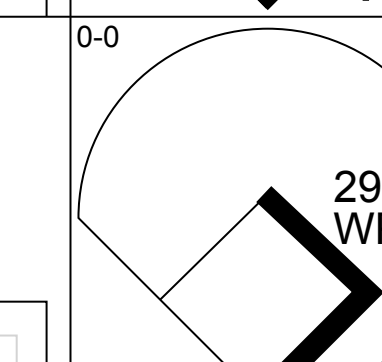
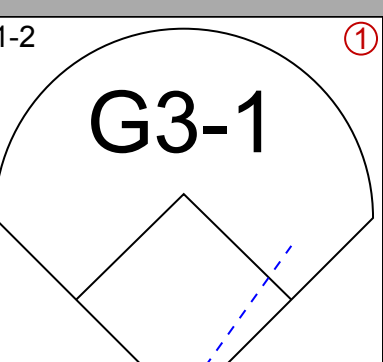
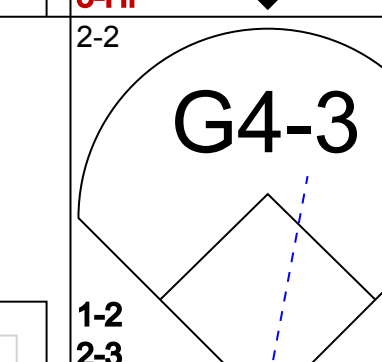
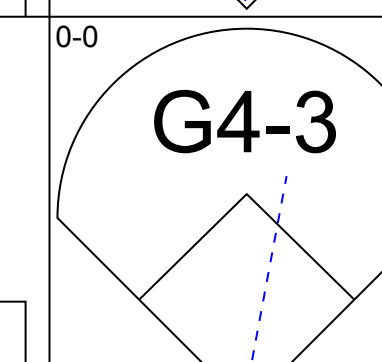
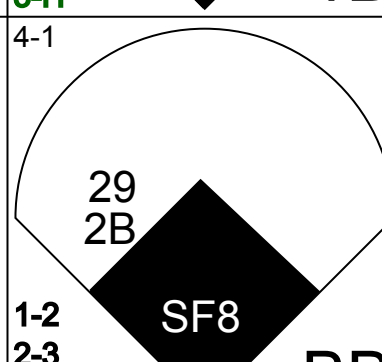
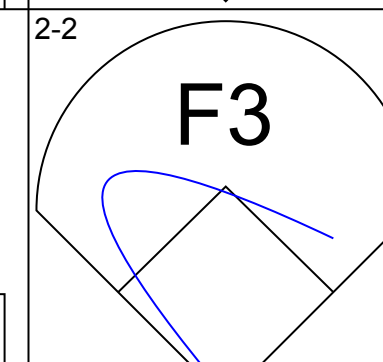
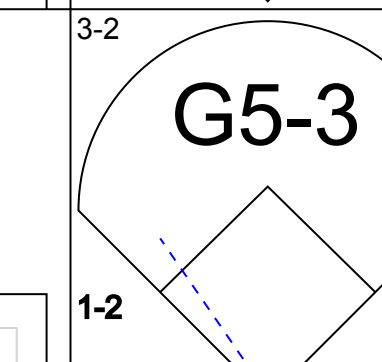
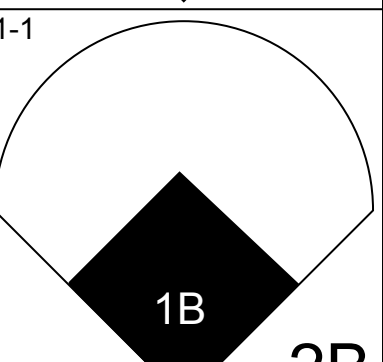
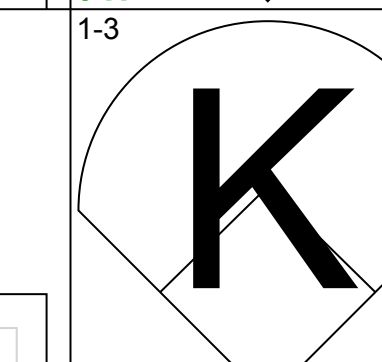
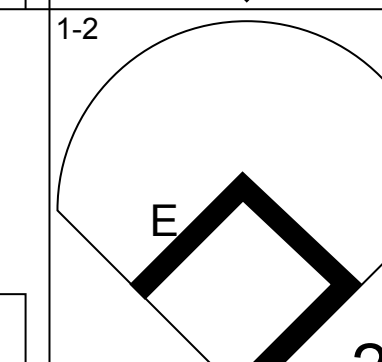
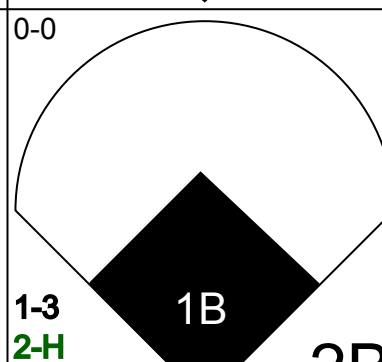
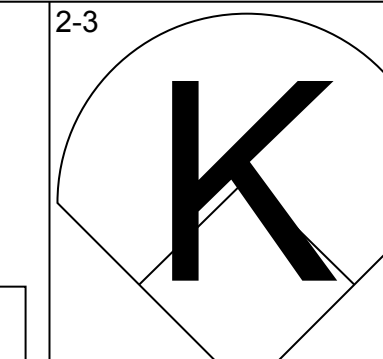
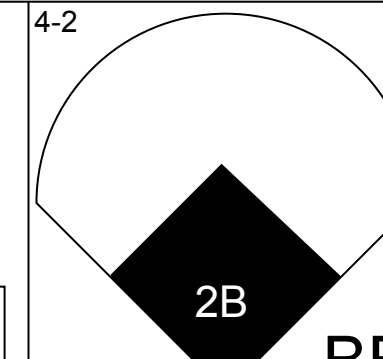
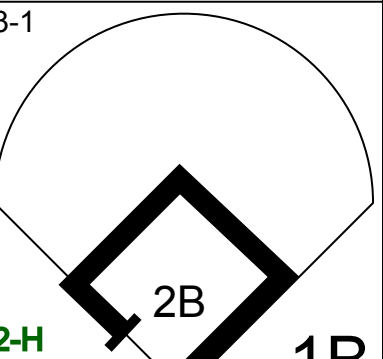
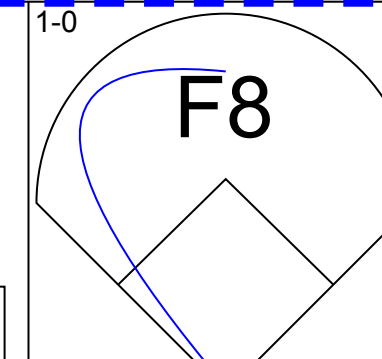
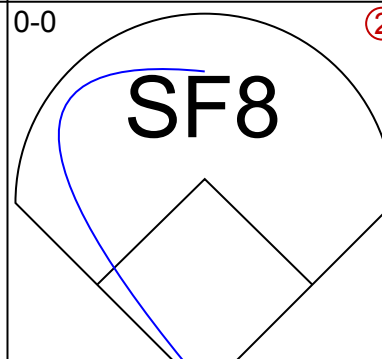


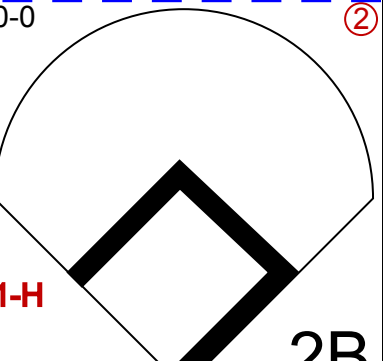
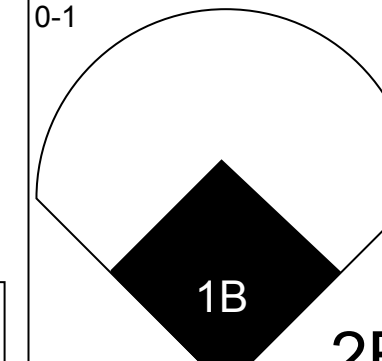
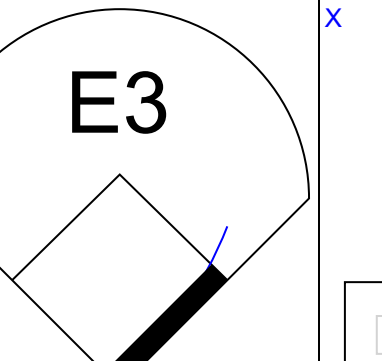
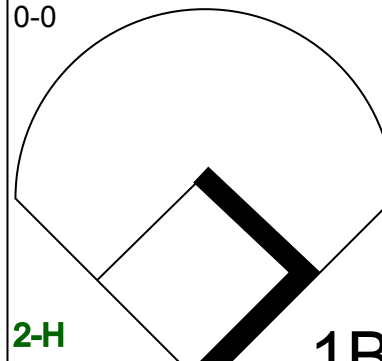


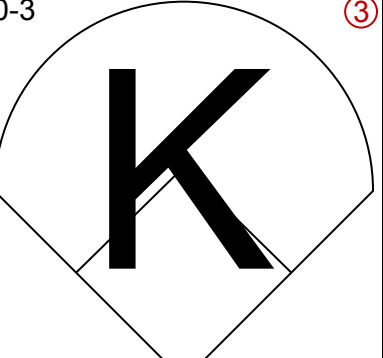
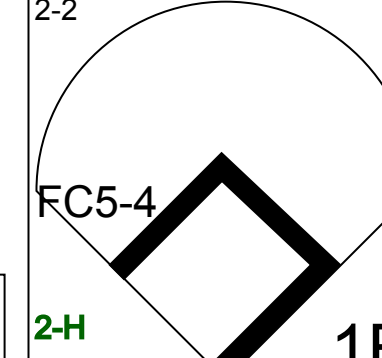
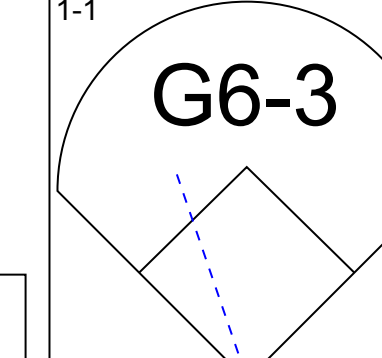
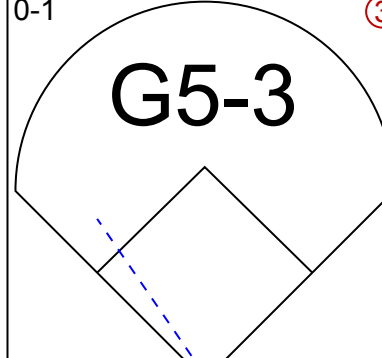

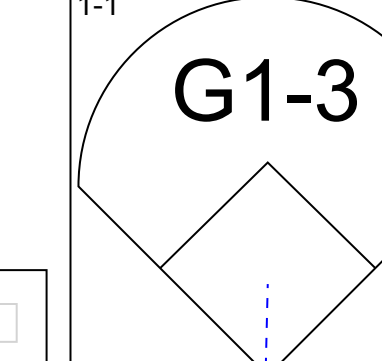
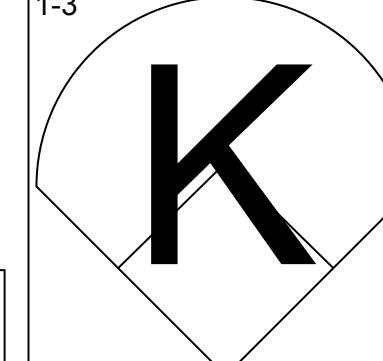
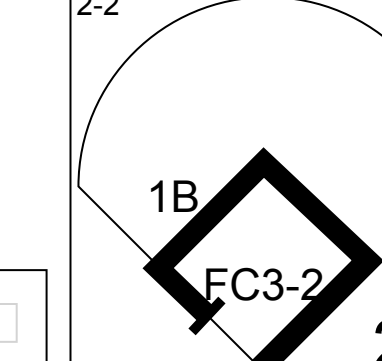
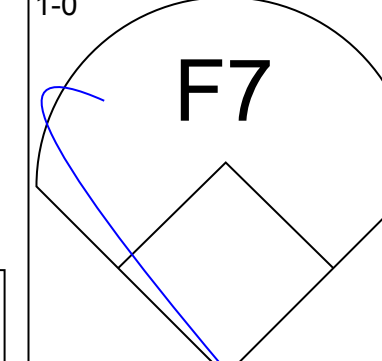
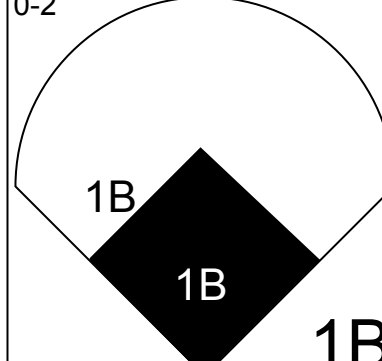
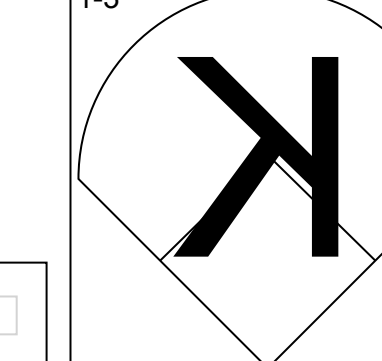
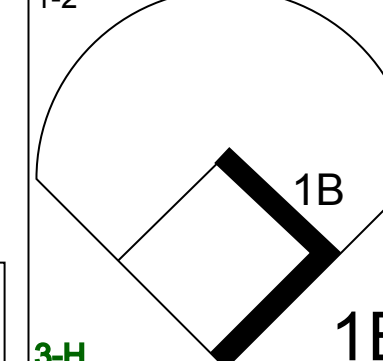
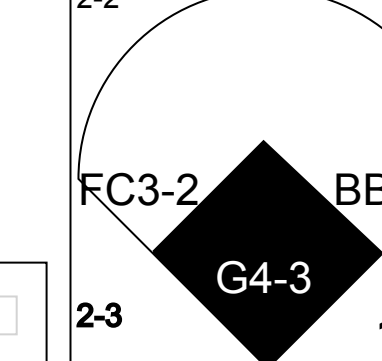
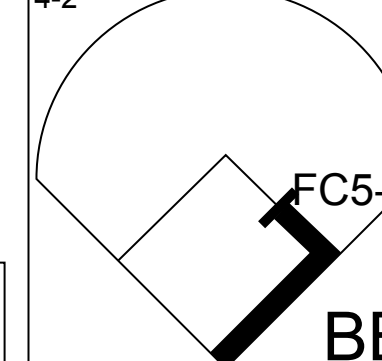
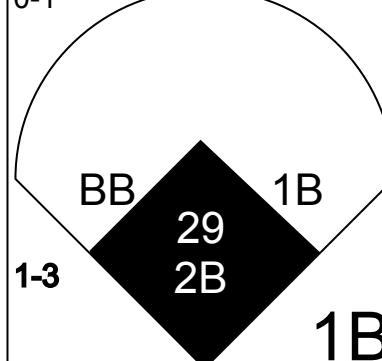
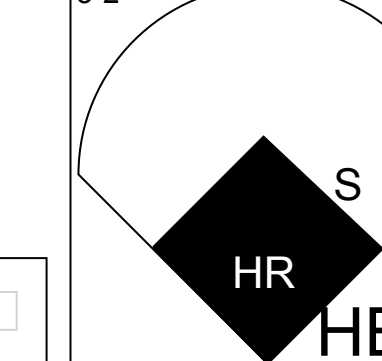
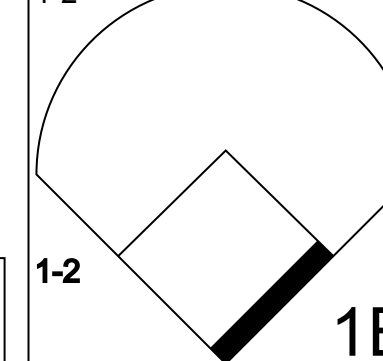
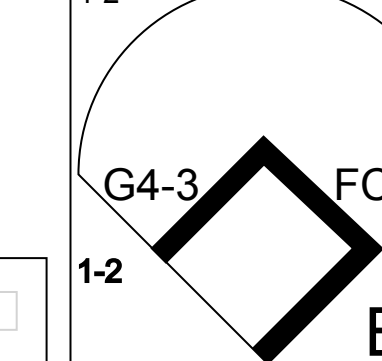
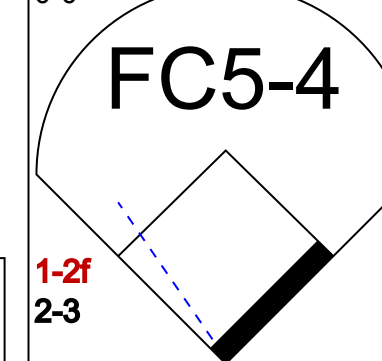
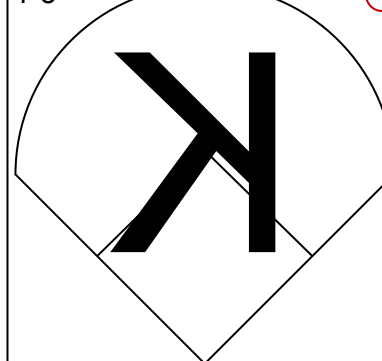
Batter	1	2	3	4	5	6	7	8	9	10	11	AB	R	H	RBI	BB	SO	LOB	BOTTOM															
Cristian Guzman, S OBP: 0.338, SLG: 0.569	1-3 K		0-1 G6-3			0-1 G4-3				3-3 K		6	1	1	0	0	2	5																
Luis Rivas, R OBP: 0.265, SLG: 0.393	3-3 K					1-1 G4-3 3B				4-2 K		5	1	3	1	1	2	0																
Matt Lawton, L OBP: 0.397, SLG: 0.372	0-0 G4-3					2-1 G4-3				0-1 P6		5	1	1	2	0	0	2																
Corey Koskie, L OBP: 0.336, SLG: 0.432						3-H 2-2 F8				0-0 F9		5	1	1	1	0	1	1																
Doug Mientkiewicz, L OBP: 0.494, SLG: 0.658						1-0 P5				3-0 G4-3		4	1	1	1	1	0	1																
Chad Allen, R OBP: 0.359, SLG: 0.441										2-1 P4		4	0	2	0	1	0	0																
Jacque Jones, L OBP: 0.291, SLG: 0.336										0-0 P4		4	0	2	0	1	0	0																
Torii Hunter, R OBP: 0.256, SLG: 0.378										3-2 FC3-6 1B		5	0	3	0	0	0	3																
A.J. Pierzynski, L OBP: 0.278, SLG: 0.400										2-2 FC3-6 1B		5	0	1	0	0	1	3																
Denny Hocking, S OBP: 0.231, SLG: 0.250										1-2 1B		4	0	0	0	0	0	5																
Inning Stats	R: 0 E: 0 K: 2 S: 9	H: 0 LOB: 0 BB: 0 P: 13	R: 0 E: 0 K: 1 S: 8	H: 0 LOB: 0 BB: 0 P: 13	R: 0 E: 0 K: 0 S: 10	H: 1 LOB: 1 BB: 0 P: 15	R: 1 E: 0 K: 0 S: 8	H: 1 LOB: 0 BB: 0 P: 14	R: 0 E: 0 K: 1 S: 11	H: 2 LOB: 2 BB: 0 P: 15	R: 0 E: 0 K: 0 S: 6	H: 0 LOB: 1 BB: 1 P: 13	R: 0 E: 0 K: 0 S: 14	H: 2 LOB: 2 BB: 0 P: 21	R: 2 E: 0 K: 0 S: 9	H: 4 LOB: 1 BB: 0 P: 13	R: 0 E: 0 K: 1 S: 8	H: 0 LOB: 0 BB: 0 P: 13	R: 1 E: 0 K: 1 S: 9	H: 1 LOB: 2 BB: 2 P: 22	R: 1 E: 0 K: 0 S: 10	H: 2 LOB: 1 BB: 0 P: 16	1B: 7 2B: 2 3B: 1 HR: 3	SF: 0 SAC: 0 DP: 1 HBP: 0	WP: 0 PB: 0 SB: 0 CS: 0	PA: 47								
PITCHER	Jeff Suppan, R ERA: 4.47	IP: 7.0 WLS: 2 BF: 29	H: 7 R: 2 ER: 2 SO: 4	BB: 1 IBB: 0 HBP: 0 BLK: 0	WP: 0 HR: 0 S: 68 P: 106	ERA: 2.57 WHIP: 1.143	55 Tony Cogan, L ERA: 4.16	IP: 8.1 WLS: 3 BF: 2	H: 1 R: 1 ER: 1 SO: 0	BB: 0 IBB: 0 HBP: 0 BLK: 0	WP: 0 HR: 0 S: 2 P: 4	ERA: 13.50 WHIP: 3.000	Cory Bailey, R ERA: 1.74	IP: 8.1 WLS: 5 BF: 1	H: 0 R: 0 ER: 0 SO: 1	BB: 0 IBB: 0 HBP: 0 BLK: 0	WP: 0 HR: 0 S: 11 P: 17	ERA: 0.00 WHIP: 0.750	Roberto Hernandez, R ERA: 7.56	IP: 10.1 WLS: 1 BF: 6	H: 1 R: 1 ER: 1 SO: 1	BB: 2 IBB: 0 HBP: 0 BLK: 0	WP: 0 HR: 0 S: 9 P: 22	ERA: 9.00 WHIP: 3.000	Jose Santiago, R ERA: 6.23	IP: 11.1 WLS: 4 BF: 2	H: 1 R: 1 ER: 1 SO: 0	BB: 0 IBB: 0 HBP: 0 BLK: 0	WP: 0 HR: 0 S: 10 P: 16	ERA: 13.50 WHIP: 3.000				

Kansas City Royals @ Minnesota Twins
 Hubert H. Humphrey Metrodome, Minneapolis, MN
 Fri May 11 2001, 8:05 PM EDT
 Att. 19,141 - Dome - 72 F

livebaseballscorecards.com

AB	44
R	5
H	13
RBI	5
BB	3
SO	6
LOB	20



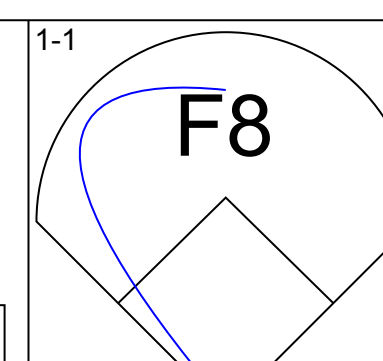
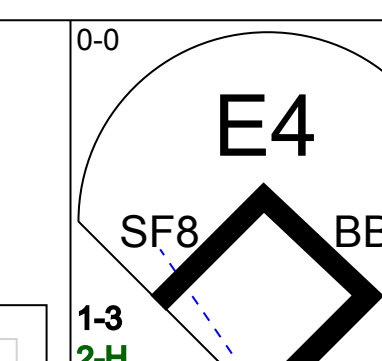
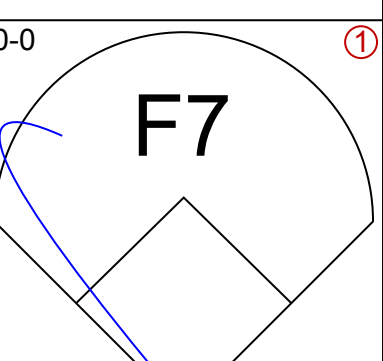
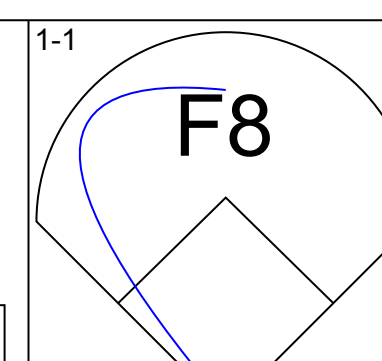
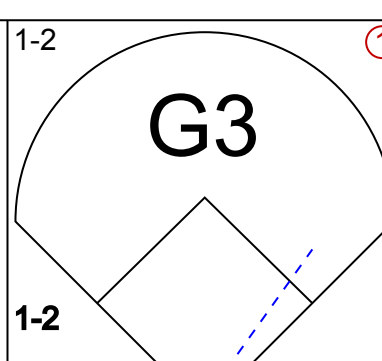
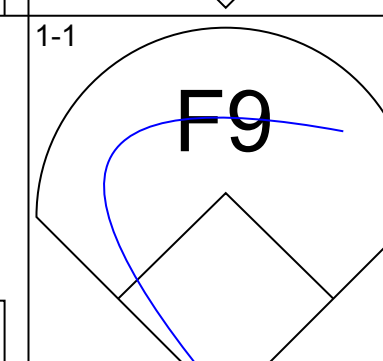
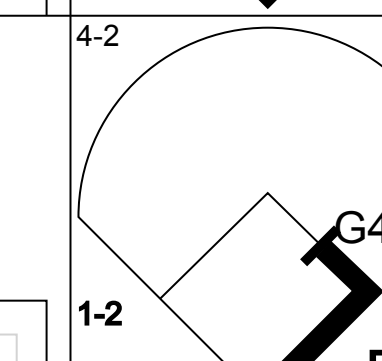
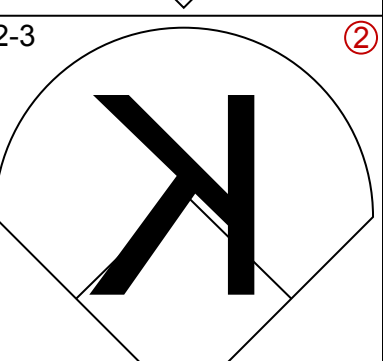
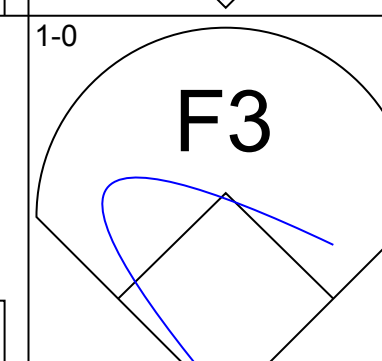
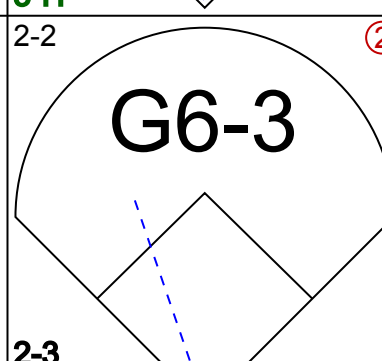
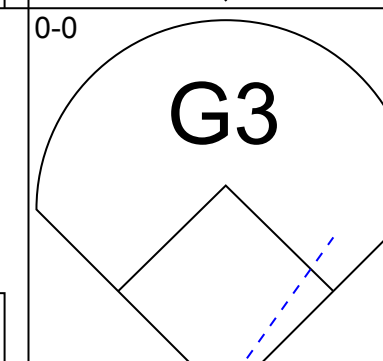
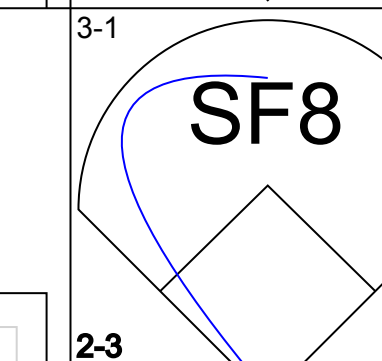
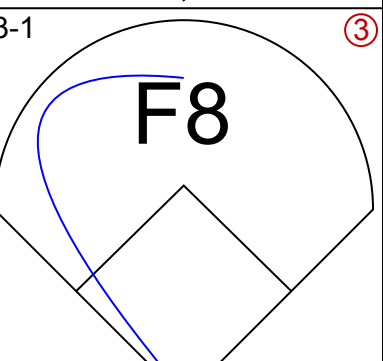
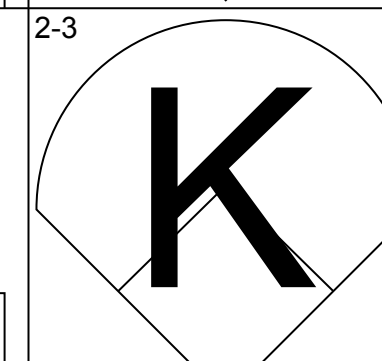
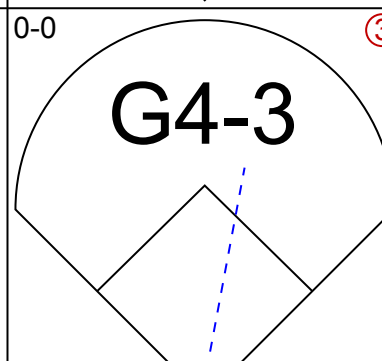
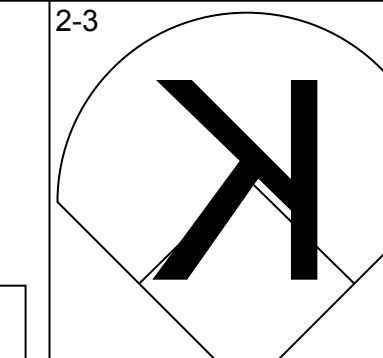
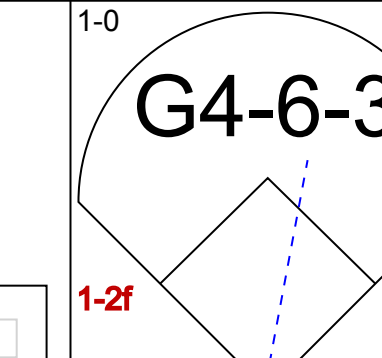
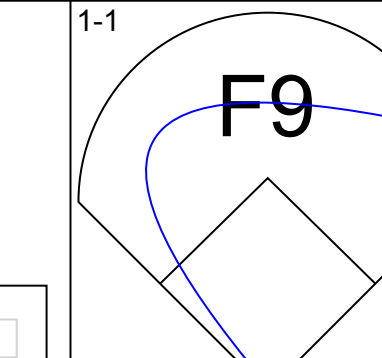
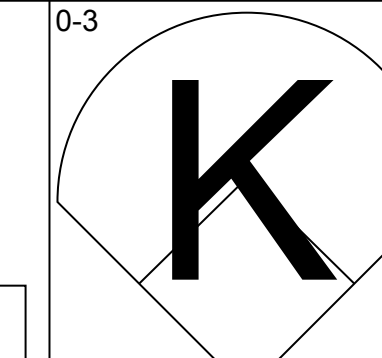
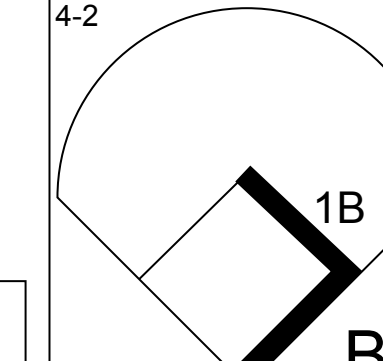
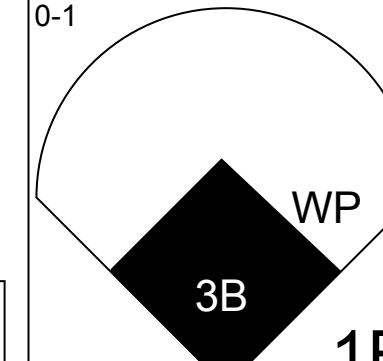
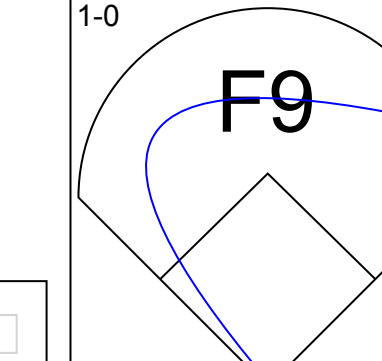
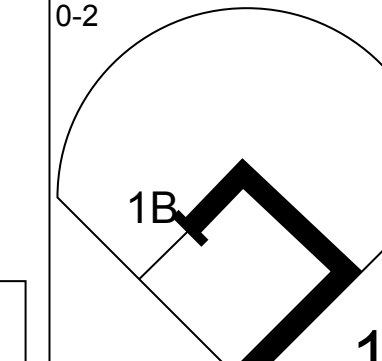
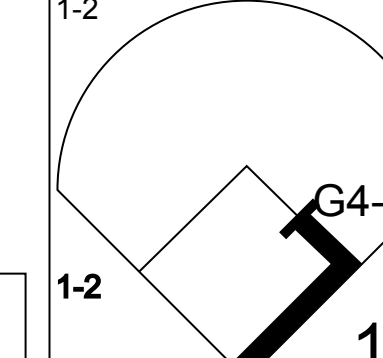
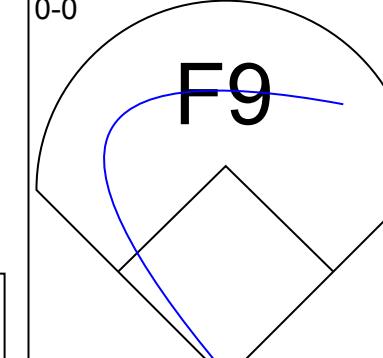
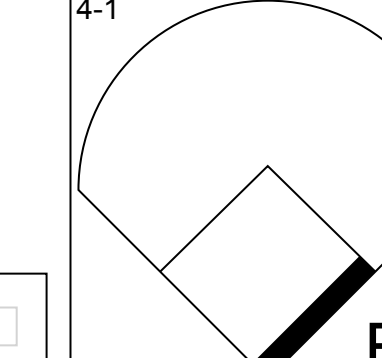
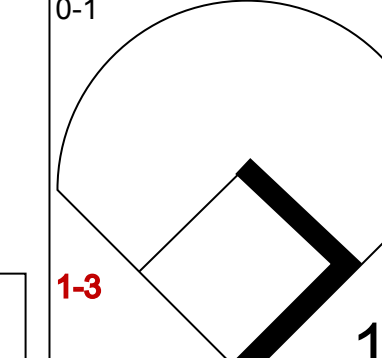
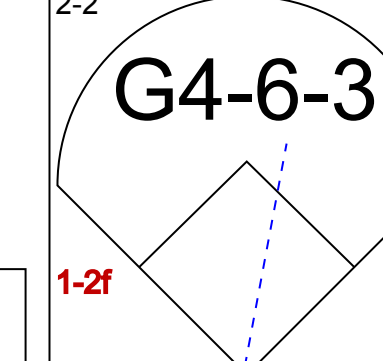
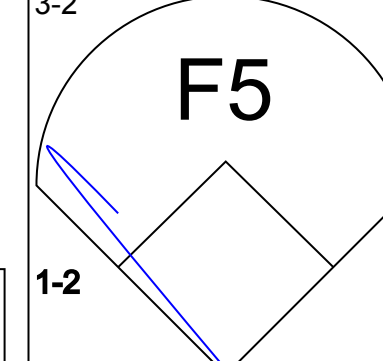
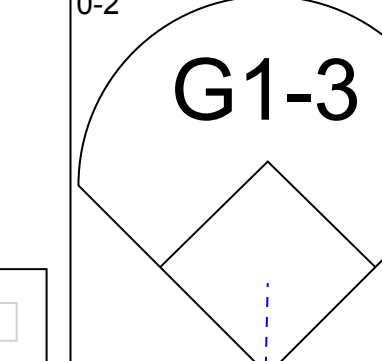
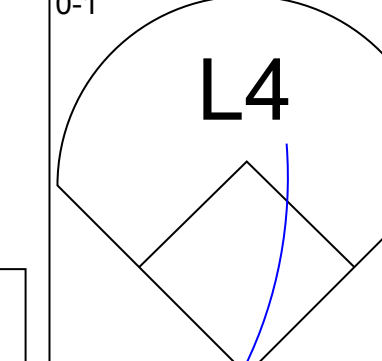
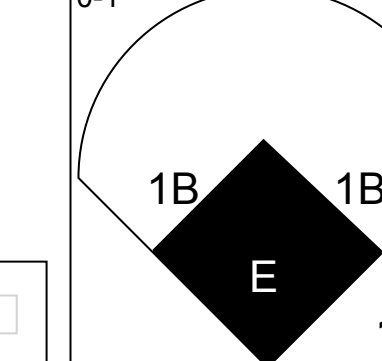
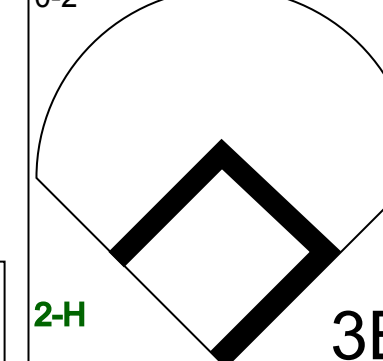
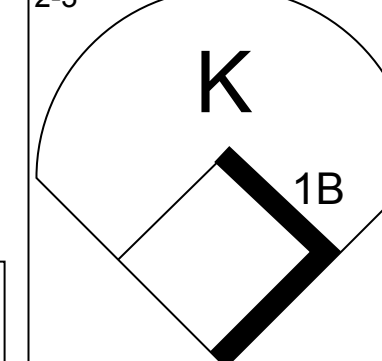
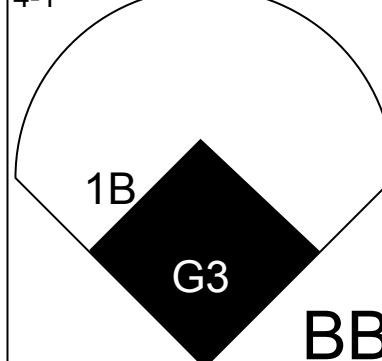
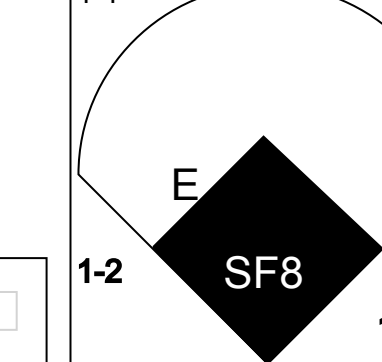
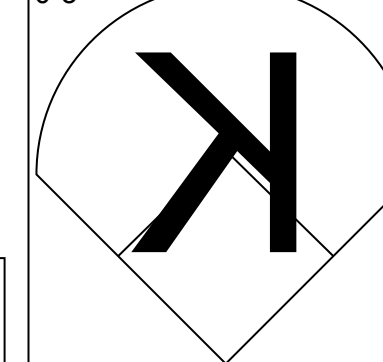
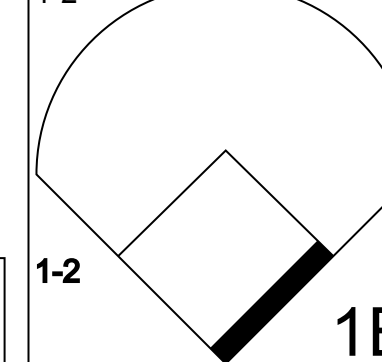
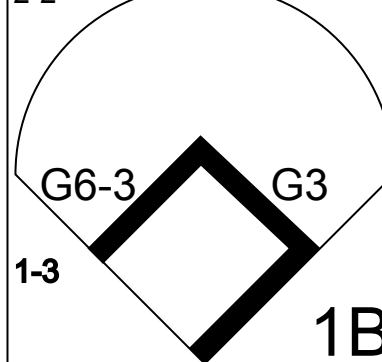
Batter	1	2	3	4	5	6	7	8	9	AB	R	H	RBI	BB	SO	LOB	TOP							
Carlos Beltrán, S OBP: 0.347, SLG: 0.426 (1, 8)										6	2	2	3	0	1	5								
Rey Sanchez, R OBP: 0.274, SLG: 0.305 Luis Ordaz, R OBP: 0.294, SLG: 0.300 (1, 6)										5	1	2	1	1	0	2								
29 Mike Sweeney, R OBP: 0.360, SLG: 0.567 (1, 3)										6	2	3	2	0	1	3								
Jermaine Dye, R OBP: 0.327, SLG: 0.436 Trenidad Hubbard, R OBP: 0.250, SLG: 0.417 (9, 9)										3	1	1	2	2	1	0								
Joe Randa, R OBP: 0.299, SLG: 0.378 (1, 5)										6	2	5	2	0	0	2								
Dee Brown, L OBP: 0.358, SLG: 0.426 (1, 7)										6	0	1	1	0	2	7								
Mark Quinn, R OBP: 0.318, SLG: 0.556 (1, 10)										5	1	2	0	0	1	2								
Luis Alicaia, S OBP: 0.287, SLG: 0.305 (1, 4)										4	2	3	1	1	1	0								
A.J. Hinch, R OBP: 0.194, SLG: 0.212 (1, 2)										3	1	1	0	1	1	4								
Inning Stats	R: 0 E: 0 K: 1 S: 13	H: 1 LOB: 0 BB: 0 P: 21	R: 0 E: 0 K: 2 S: 11	H: 1 LOB: 0 BB: 0 P: 18	R: 2 E: 0 K: 1 S: 15	H: 2 LOB: 1 BB: 0 P: 26	R: 2 E: 0 K: 1 S: 24	H: 3 LOB: 2 BB: 1 P: 34	R: 1 E: 0 K: 1 S: 11	H: 3 LOB: 1 BB: 0 P: 16	R: 1 E: 0 K: 0 S: 19	H: 2 LOB: 2 BB: 1 P: 31	R: 1 E: 0 K: 0 S: 10	H: 2 LOB: 2 BB: 1 P: 18	R: 0 E: 1 K: 0 S: 11	H: 1 LOB: 3 BB: 1 P: 17	R: 5 E: 0 K: 1 S: 17	H: 5 LOB: 1 BB: 1 P: 22	1B: 12 2B: 7 3B: 0 HR: 1	SF: 1 SAC: 0 DP: 0 HBP: 1	WP: 1 PB: 0 SB: 1 CS: 1	PA: 52		
PITCHER	IP	WLS	BF	H	R	ER	SO	BB	IBB	HBP	BLK	WP	HR	S	P	ERA	WHIP							
Brad Radke, R ERA: 2.8 (1, 1)	4.1	L	22	9	5	5	5	1	0	1	0	1	1	70	111	10.38	2.308							
Hector Carrasco, R ERA: 5.29 (5, 1)	1.2		8	3	1	1	2	1	0	0	0	0	0	23	35	5.40	2.400							
Jack Cressend, R ERA: 5.4 (7, 1)	1.2		11	3	1	1	0	2	0	0	0	0	0	19	32	5.40	3.000							
Johan Santana, L ERA: 7.5 (8, 1)	1.1		10	5	5	5	1	1	0	0	0	0	0	19	25	33.75	4.500							

Kansas City Royals @ Minnesota Twins
Hubert H. Humphrey Metrodome, Minneapolis, MN

AB 44
R 12
H 20
RBI 12
BB 5
SO 8
LOB 25



Sat May 12 2001, 7:05 PM EDT
Att: 26,167 - Dome - 72 F

Batter	1	2	3	4	5	6	7	8	9	AB	R	H	RBI	BB	SO	LOB	BOTTOM							
Cristian Guzman, S OBP: 0.333, SLG: 0.555 (1, 6)										5	0	1	1	0	0	3								
Luis Rivas, R OBP: 0.281, SLG: 0.381 (1, 4)										4	0	0	0	1	1	3								
Matt Lawton, L OBP: 0.384, SLG: 0.359 (1, 9)										4	0	0	1	0	1	3								
Corey Koskie, L OBP: 0.326, SLG: 0.418 (1, 5)										4	0	0	0	0	2	2								
Doug Mientkiewicz, L OBP: 0.492, SLG: 0.697 (1, 3)										3	1	2	0	1	0	0								
Chad Allen, R OBP: 0.395, SLG: 0.459 (1, 10)										3	0	2	0	1	0	1								
Jacque Jones, L OBP: 0.281, SLG: 0.325 (1, 7)										4	0	0	0	0	0	5								
Tori Hunter, R OBP: 0.280, SLG: 0.416 (1, 8)										3	2	2	1	1	1	0								
Tom Prince, R OBP: 0.309, SLG: 0.408 (1, 2)										4	1	3	0	0	1	1								
Inning Stats	R: 0 E: 0 K: 0 S: 5	H: 0 LOB: 0 BB: 0 P: 7	R: 0 E: 0 K: 1 S: 13	H: 1 LOB: 1 BB: 1 P: 22	R: 2 E: 1 K: 0 S: 11	H: 3 LOB: 1 BB: 1 P: 20	R: 1 E: 0 K: 1 S: 12	H: 2 LOB: 1 BB: 0 P: 15	R: 0 E: 0 K: 0 S: 6	H: 0 LOB: 0 BB: 0 P: 11	R: 0 E: 0 K: 2 S: 12	H: 1 LOB: 2 BB: 0 P: 19	R: 0 E: 0 K: 1 S: 10	H: 2 LOB: 1 BB: 0 P: 10	R: 1 E: 0 K: 0 S: 11	H: 1 LOB: 1 BB: 1 P: 20	1B: 9 2B: 0 3B: 1 HR: 0	SF: 1 SAC: 0 DP: 2 HBP: 0	WP: 1 PB: 1 SB: 0 CS: 0	PA: 39				
PITCHER	IP	WLS	BF	H	R	ER	SO	BB	IBB	HBP	BLK	WP	HR	S	P	ERA	WHIP							
Chad Durbin, R ERA: 6.05 (1, 1)	8.0	W	34	9	3	3	6	3	0	0	0	1	0	76	117	3.38	1.500							
Doug Henry, R ERA: 6.52 (9, 1)	1.0		5	1	1	1	0	1	0	0	0	0	0	11	20	9.00	2.000							

Kansas City Royals @ Minnesota Twins
Hubert H. Humphrey Metrodome, Minneapolis, MN

AB 34
R 4
H 10
RBI 3
BB 4
SO 6
LOB 18



Sat May 12 2001, 7:05 PM EDT
Att: 26,167 - Dome - 72 F

Batter	1	2	3	4	5	6	7	8	9	AB	R	H	RBI	BB	SO	LOB	TOP										
Carlos Beltrán, S OBP: 0.342, SLG: 0.425			G6-3				F1			5	0	1	0	0	2	4	Kansas City Royals @ Minnesota Twins Hubert H. Humphrey Metrodome, Minneapolis, MN Sun May 13 2001, 2:05 PM EDT Att: 18,018 - Dome - 72 F livebaseballscorecards.com										
Rey Sanchez, R OBP: 0.279, SLG: 0.308	L4			G5-3					F8	5	1	2	0	0	0	1											
29 Mike Sweeney, R OBP: 0.358, SLG: 0.566	P6			F9			F7			4	1	1	0	0	0	3											
Jermaine Dye, R OBP: 0.325, SLG: 0.431		F9				F9				4	0	1	0	0	1	5											
Joe Randa, R OBP: 0.304, SLG: 0.388		G5-3		G5-3						4	0	2	2	0	0	1											
Mark Quinn, R OBP: 0.316, SLG: 0.547						F8		G6-4-3		4	1	1	0	0	1	2											
Dave McCarty, R OBP: 0.328, SLG: 0.291					F3	F8		G6-3		4	0	0	0	0	1	2											
Luis Alicaia, S OBP: 0.292, SLG: 0.301					P4				F8	1	0	0	0	1	0	1											
Luis Ordaz, R OBP: 0.306, SLG: 0.313										2	0	1	0	0	0	0											
A.J. Hinch, R OBP: 0.225, SLG: 0.270		G5-3								4	0	2	1	0	1	1											
Inning Stats	R: 0 E: 0 K: 1 S: 6	H: 0 LOB: 0 BB: 0 P: 9	R: 0 E: 0 K: 1 S: 12	H: 0 LOB: 0 BB: 0 P: 18	R: 0 E: 0 K: 1 S: 7	H: 0 LOB: 1 BB: 1 P: 14	R: 0 E: 0 K: 0 S: 10	H: 1 LOB: 1 BB: 0 P: 11	R: 1 E: 0 K: 1 S: 9	H: 2 LOB: 1 BB: 0 P: 11	R: 2 E: 0 K: 0 S: 9	H: 3 LOB: 1 BB: 0 P: 15	R: 0 E: 0 K: 1 S: 13	H: 3 LOB: 3 BB: 0 P: 17	R: 0 E: 0 K: 0 S: 5	H: 1 LOB: 0 BB: 0 P: 6	R: 0 E: 0 K: 1 S: 10	H: 1 LOB: 1 BB: 0 P: 10	1B: 7 2B: 4 3B: 0 HR: 0	SF: 0 SAC: 0 DP: 1 HBP: 0	WP: 0 PB: 0 SB: 0 CS: 0	PA: 38					
PITCHER	IP	WLS	BF	H	R	ER	SO	BB	IBB	HBP	BLK	WP	HR	S	P	ERA	WHIP										
Eric Milton, L ERA: 2.48	6.1	W	28	8	3	3	4	1	0	0	0	0	0	59	84	4.26	1.421										
Bob Wells, R ERA: 3.99	1.2	H	6	2	0	0	1	0	0	0	0	0	0	12	17	0.00	1.200										
Eddie Guardado, L ERA: 5.87	1.0		4	1	0	0	1	0	0	0	0	0	0	10	10	0.00	1.000										

Batter	1	2	3	4	5	6	7	8	9	AB	R	H	RBI	BB	SO	LOB	BOTTOM										
Luis Rivas, R OBP: 0.288, SLG: 0.408				G6-3						4	1	2	2	0	1	1	Kansas City Royals @ Minnesota Twins Hubert H. Humphrey Metrodome, Minneapolis, MN Sun May 13 2001, 2:05 PM EDT Att: 18,018 - Dome - 72 F livebaseballscorecards.com										
Denny Hocking, S OBP: 0.232, SLG: 0.250	FC4-6						G4-3			4	0	1	1	0	1	1											
Matt Lawton, L OBP: 0.380, SLG: 0.355		F9			F5					4	0	1	0	0	1	2											
Corey Koskie, L OBP: 0.324, SLG: 0.421	G4-3				G3-1					4	1	1	0	0	1	2											
Doug Mientkiewicz, L OBP: 0.485, SLG: 0.690			F8		F8		F7			4	1	1	0	0	0	2											
Chad Allen, R OBP: 0.404, SLG: 0.475			F8			F9				3	1	1	0	1	0	1											
Jacque Jones, L OBP: 0.288, SLG: 0.331					G3-1		G3-1		F5	4	1	2	2	0	0	1											
Tori Hunter, R OBP: 0.279, SLG: 0.407					G4-3			P4		4	1	1	1	0	1	2											
A.J. Pierzynski, L OBP: 0.276, SLG: 0.392		G3			G5-3			F9		4	1	1	1	0	0	2											
Inning Stats	R: 0 E: 0 K: 1 S: 11	H: 1 LOB: 1 BB: 0 P: 17	R: 4 E: 0 K: 1 S: 23	H: 4 LOB: 1 BB: 1 P: 36	R: 1 E: 0 K: 1 S: 11	H: 2 LOB: 1 BB: 0 P: 21	R: 0 E: 0 K: 1 S: 9	H: 0 LOB: 0 BB: 0 P: 13	R: 0 E: 0 K: 0 S: 7	H: 0 LOB: 0 BB: 0 P: 10	R: 0 E: 0 K: 0 S: 4	H: 0 LOB: 0 BB: 0 P: 7	R: 2 E: 0 K: 1 S: 14	H: 3 LOB: 1 BB: 0 P: 25	R: 0 E: 0 K: 0 S: 10	H: 1 LOB: 1 BB: 0 P: 16		1B: 7 2B: 3 3B: 0 HR: 1	SF: 0 SAC: 0 DP: 0 HBP: 0	WP: 0 PB: 0 SB: 0 CS: 0	PA: 36						
PITCHER	IP	WLS	BF	H	R	ER	SO	BB	IBB	HBP	BLK	WP	HR	S	P	ERA	WHIP										
Mac Suzuki, R ERA: 3.65	2.0	L	13	6	5	5	2	1	0	0	0	0	0	35	55	2.25	0.500										
Blake Stein, R ERA: 6.62	4.0		14	2	1	1	2	0	0	0	0	0	0	33	55	2.25	0.500										
Cory Bailey, R ERA: 2.38	1.0		5	2	1	1	1	0	0	0	0	0	1	11	19	9.00	2.000										
Doug Henry, R ERA: 6.2	1.0		4	1	0	0	0	0	0	0	0	0	0	10	16	0.00	1.000										


Batter	1	2	3	4	5	6	7	8	9	AB	R	H	RBI	BB	SO	LOB	TOP										
Carlos Beltrán, S OBP: 0.340, SLG: 0.420										4	1	1	0	0	0	0	Kansas City Royals @ Minnesota Twins Hubert H. Humphrey Metrodome, Minneapolis, MN Mon May 14 2001, 8:05 PM EDT Att: 10,049 - Dome - 72 F livebaseballscores.com										
Rey Sanchez, R OBP: 0.278, SLG: 0.307										4	0	1	0	0	0	1											
29 Mike Sweeney, R OBP: 0.361, SLG: 0.577										4	0	2	1	0	2	1											
Jemaine Dye, R OBP: 0.329, SLG: 0.429										3	0	1	0	1	1	1											
Dee Brown, L OBP: 0.345, SLG: 0.410										4	0	0	0	0	2	4											
Mark Quinn, R OBP: 0.314, SLG: 0.539										4	0	1	0	0	0	0											
Wilson Delgado, S OBP: 0.290, SLG: 0.291										3	0	0	0	1	2	1											
Luis Alicea, S OBP: 0.290, SLG: 0.291										3	0	0	0	1	1	1											
Héctor Ortiz, R OBP: 0.263, SLG: 0.269										3	0	0	0	0	0	1											
Inning Stats	R: 0 E: 0 K: 0 S: 15	H: 2 LOB: 2 BB: 0 P: 22	R: 0 E: 0 K: 0 S: 6	H: 0 LOB: 1 BB: 1 P: 10	R: 0 E: 0 K: 1 S: 11	H: 1 LOB: 2 BB: 1 P: 15	R: 0 E: 0 K: 1 S: 8	H: 0 LOB: 0 BB: 0 P: 13	R: 1 E: 0 K: 0 S: 11	H: 2 LOB: 1 BB: 0 P: 16	R: 0 E: 0 K: 2 S: 9	H: 1 LOB: 0 BB: 0 P: 13	R: 0 E: 0 K: 0 S: 6	H: 0 LOB: 0 BB: 0 P: 9	R: 0 E: 0 K: 2 S: 10	H: 0 LOB: 0 BB: 0 P: 15	R: 0 E: 0 K: 2 S: 11	H: 0 LOB: 1 BB: 1 P: 18	1B: 4 2B: 2 3B: 0 HR: 0	SF: 0 SAC: 0 DP: 0 HBP: 0	WP: 0 PB: 0 SB: 2 CS: 1	PA: 35					
PITCHER	IP	WLS	BF	H	R	ER	SO	BB	IBB	HBP	BLK	WP	HR	S	P	ERA	WHIP										
Joe Mays, R ERA: 2.3	8.0	W	31	6	1	1	6	2	0	0	0	0	0	76	113	1.12	1.000										
LaTroy Hawkins, R ERA: 2.87	1.0	S	4	0	0	0	2	1	0	0	0	0	0	11	18	0.00	1.000										

Batter	1	2	3	4	5	6	7	8	9	AB	R	H	RBI	BB	SO	LOB	BOTTOM										
Cristian Guzman, S OBP: 0.331, SLG: 0.545										4	0	1	0	0	0	0	Kansas City Royals @ Minnesota Twins Hubert H. Humphrey Metrodome, Minneapolis, MN Mon May 14 2001, 8:05 PM EDT Att: 10,049 - Dome - 72 F livebaseballscores.com										
Luis Rivas, R OBP: 0.287, SLG: 0.398										3	0	0	0	1	2	1											
Matt Lawton, L OBP: 0.383, SLG: 0.350										2	1	0	0	2	1	1											
Corey Koskie, L OBP: 0.329, SLG: 0.431										4	1	2	0	0	0	3											
Doug Mientkiewicz, L OBP: 0.486, SLG: 0.709										4	1	2	1	0	0	1											
Chad Allen, R OBP: 0.373, SLG: 0.432										4	0	0	1	0	0	2											
Jacque Jones, L OBP: 0.295, SLG: 0.339										3	0	1	0	1	0	3											
Tori Hunter, R OBP: 0.289, SLG: 0.405										3	0	1	0	1	0	3											
A.J. Pierzynski, L OBP: 0.263, SLG: 0.372										4	0	0	0	0	0	4											
Inning Stats	R: 0 E: 0 K: 2 S: 7	H: 0 LOB: 0 BB: 0 P: 8	R: 0 E: 0 K: 0 S: 4	H: 1 LOB: 1 BB: 0 P: 8	R: 0 E: 0 K: 0 S: 6	H: 1 LOB: 0 BB: 0 P: 8	R: 2 E: 1 K: 0 S: 17	H: 2 LOB: 2 BB: 1 P: 30	R: 0 E: 0 K: 0 S: 8	H: 0 LOB: 2 BB: 2 P: 19	R: 0 E: 0 K: 1 S: 6	H: 0 LOB: 2 BB: 2 P: 17	R: 0 E: 0 K: 1 S: 7	H: 1 LOB: 1 BB: 0 P: 10	R: 1 E: 0 K: 0 S: 11	H: 2 LOB: 1 BB: 0 P: 18	1B: 4 2B: 2 3B: 0 HR: 1	SF: 0 SAC: 0 DP: 1 HBP: 0	WP: 0 PB: 0 SB: 0 CS: 0	PA: 36							
PITCHER	IP	WLS	BF	H	R	ER	SO	BB	IBB	HBP	BLK	WP	HR	S	P	ERA	WHIP										
Dan Reichert, R ERA: 3.28	7.0	L	31	5	2	1	3	5	0	0	0	0	0	55	100	1.29	1.429										
Jason Grimsley, R ERA: 2.59	1.0		5	2	1	1	0	0	0	0	0	0	1	11	18	9.00	2.000										

Batter	1	2	3	4	5	6	7	8	9	AB	R	H	RBI	BB	SO	LOB	TOP					
Gerald Williams, R OBP: 0.277, SLG: 0.345	G5-3		G6-3			F8	G5-3		G6-3	5	0	0	0	0	0	3						
Russ Johnson, R OBP: 0.382, SLG: 0.449	K			F9		1B E	K			3	0	1	0	0	1	0						
Damian Rolls, R OBP: 0.320, SLG: 0.458										1	1	0	0	0	1	2						
Ben Grieve, L OBP: 0.378, SLG: 0.382	G6-3			FC6-4 1B		E 1B				3	0	2	0	1	0	0						
Fred McGriff, L OBP: 0.338, SLG: 0.515		G6-3 1B		FC6-4 1-2		E2 1B	G6-3			4	0	2	1	0	0	4						
Greg Vaughn, R OBP: 0.321, SLG: 0.407	F2			L7		F6			K	4	0	0	0	0	1	4						
Aubrey Huff, L OBP: 0.178, SLG: 0.309	G6-3 1-2				G6-4-3 1B	F8			G3-1	4	0	1	0	0	0	3						
Jose Guillen, R OBP: 0.277, SLG: 0.292			G4-3 S 1B		G6-4-3 1-2		SH 1B		G6-3	4	1	2	0	0	0	1						
John Flaherty, R OBP: 0.284, SLG: 0.346			F8				SH 1B		G4-6-3 BB	3	0	2	0	1	0	1						
Felix Martinez, S OBP: 0.297, SLG: 0.303			G4-3 1-3		F9		SH		G4-6-3 1-2	3	0	0	0	0	0	3						
Inning Stats	R: 0 E: 0 K: 1 S: 6	H: 0 LOB: 0 BB: 0 P: 9	R: 0 E: 0 K: 0 S: 4	H: 1 LOB: 0 BB: 0 P: 8	R: 0 E: 0 K: 0 S: 9	H: 1 LOB: 1 BB: 0 P: 12	R: 0 E: 0 K: 0 S: 12	H: 1 LOB: 1 BB: 0 P: 17	R: 0 E: 0 K: 0 S: 10	H: 2 LOB: 1 BB: 0 P: 11	R: 1 E: 1 K: 0 S: 11	H: 3 LOB: 2 BB: 0 P: 17	R: 1 E: 1 K: 1 S: 13	H: 2 LOB: 3 BB: 1 P: 22	R: 0 E: 0 K: 1 S: 8	H: 0 LOB: 0 BB: 0 P: 14	R: 0 E: 0 K: 0 S: 5	H: 0 LOB: 0 BB: 1 P: 13	1B: 10 2B: 0 3B: 0 HR: 0	SF: 0 SAC: 1 DP: 3 HBP: 0	WP: 0 PB: 0 SB: 1 CS: 0	PA: 37
PITCHER	IP	WLS	BF	H	R	ER	SO	BB	IBB	HBP	BLK	WP	HR	S	P	ERA	WHIP					
Brian Meadows, R ERA: 6.28	6.0		25	9	2	1	1	0	0	0	0	0	0	55	78	1.50	1.500					
Jose Santiago, R ERA: 5.31	3.0	W	12	1	0	0	2	2	0	0	0	0	0	23	45	0.00	1.000					

Tampa Bay Devil Rays @ Kansas City Royals
Kauffman Stadium, Kansas City, MO
Tue May 15 2001, 7:05 PM CDT
Att: 12,858 - Cloudy - 87 F


AB 34
R 2
H 10
RBI 1
BB 2
SO 3
LOB 21



Batter	1	2	3	4	5	6	7	8	9	AB	R	H	RBI	BB	SO	LOB	BOTTOM					
Carlos Beltrán, S OBP: 0.338, SLG: 0.415	G4-3	K			F8		29 BLK 29 2B 1B			4	1	1	0	0	1	2						
Rey Sanchez, R OBP: 0.291, SLG: 0.319	FC6-4 1B			1B	G5-3		29 BLK 29 2B 1B			4	1	3	1	0	0	0						
29 Mike Sweeney, R OBP: 0.364, SLG: 0.582	P3		L8		1B		S 1B 2B			4	1	2	2	0	0	2						
Jermaine Dye, R OBP: 0.327, SLG: 0.424	FC6-4 1-2		G4-6-3 1B		K		P4			4	0	1	0	0	1	3						
Dee Brown, L OBP: 0.342, SLG: 0.404		F8	G4-6-3 1-2			L7	G4-6-3 1B			4	0	1	1	0	0	2						
Dave McCarty, R OBP: 0.338, SLG: 0.356		E9 1B SF8 1B		HR		G6-3	G4-6-3 1-2			4	2	2	1	0	0	1						
Luis Alicaia, S OBP: 0.309, SLG: 0.303		1B 1B		G3		FC6-4 1B		4-0		3	0	2	0	1	0	0						
A.J. Hinch, R OBP: 0.205, SLG: 0.250		SF8		L9		FC6-4 1-2			F8	3	0	0	1	0	0	2						
Luis Ordez, R OBP: 0.325, SLG: 0.361		3-H 1-1 1B		G5-3			1B 1B 2B		G5-3 1-2	4	1	2	0	0	0	1						
Inning Stats	R: 0 E: 0 K: 0 S: 11	H: 1 LOB: 1 BB: 0 P: 15	R: 1 E: 1 K: 1 S: 20	H: 3 LOB: 2 BB: 0 P: 28	R: 0 E: 0 K: 0 S: 8	H: 2 LOB: 1 BB: 0 P: 9	R: 1 E: 0 K: 0 S: 13	H: 1 LOB: 0 BB: 0 P: 18	R: 0 E: 0 K: 0 S: 7	H: 1 LOB: 1 BB: 0 P: 10	R: 0 E: 0 K: 0 S: 11	H: 1 LOB: 1 BB: 0 P: 15	R: 4 E: 0 K: 0 S: 17	H: 5 LOB: 0 BB: 0 P: 24	R: 0 E: 0 K: 0 S: 6	H: 0 LOB: 0 BB: 1 P: 13	1B: 11 2B: 2 3B: 0 HR: 1	SF: 1 SAC: 0 DP: 2 HBP: 0	WP: 0 PB: 0 SB: 1 CS: 1	PA: 36		
PITCHER	IP	WLS	BF	H	R	ER	SO	BB	IBB	HBP	BLK	WP	HR	S	P	ERA	WHIP					
Paul Wilson, R ERA: 7.09	6.0	L	28	11	4	4	2	0	0	0	0	0	0	78	105	6.00	1.833					
Dan Wheeler, R ERA: 3.69	0.1		4	3	2	2	0	0	0	0	1	0	0	8	13	54.00	9.000					
Doug Creek, L ERA: 3.38	1.2		4	0	0	0	0	1	0	0	0	0	0	7	14	0.00	0.600					

Tampa Bay Devil Rays @ Kansas City Royals
Kauffman Stadium, Kansas City, MO
Tue May 15 2001, 7:05 PM CDT
Att: 12,858 - Cloudy - 87 F

AB 34
R 6
H 14
RBI 6
BB 1
SO 2
LOB 13



Batter	1	2	3	4	5	6	7	8	9	AB	R	H	RBI	BB	SO	LOB	TOP				
Gerald Williams, R (1, 8) OBP: 0.275, SLG: 0.340			G6-3							5	0	1	2	0	3	0	Tampa Bay Devil Rays @ Kansas City Royals Kauffman Stadium, Kansas City, MO Wed May 16 2001, 7:05 PM CDT Att: 12,378 - Overcast - 88 F livebaseballscorecards.com				
Damian Rolls, R (1, 4) OBP: 0.333, SLG: 0.448					B1-3		P3			5	0	2	0	0	1	0					
Ben Grieve, L (1, 7) Randy Winn, S (9, PR) OBP: 0.432, SLG: 0.600	L8									5	0	2	0	0	2	2					
Fred McGriff, L (1, 3) OBP: 0.349, SLG: 0.519	G4-3									3	1	2	0	1	0	1					
Greg Vaughn, R (1, 10) OBP: 0.331, SLG: 0.434										3	2	2	1	1	0	1					
Aubrey Huff, L (1, 5) OBP: 0.167, SLG: 0.288	F8									4	1	0	0	0	0	5					
Jose Guillen, R (1, 9) OBP: 0.276, SLG: 0.290										4	1	1	2	0	2	3					
Mike DiFelice, R (1, 2) OBP: 0.188, SLG: 0.194	G5-3									3	0	1	0	0	1	0					
Felix Martinez, S (1, 6) OBP: 0.288, SLG: 0.293										4	0	0	0	0	1	3					
Inning Stats	R: 0 E: 0 K: 1 S: 9	H: 1 LOB: 1 BB: 0 P: 14	R: 1 E: 0 K: 1 S: 7	H: 1 LOB: 0 BB: 0 P: 12	R: 0 E: 0 K: 1 S: 11	H: 1 LOB: 1 BB: 0 P: 16	R: 4 E: 1 K: 1 S: 13	H: 3 LOB: 1 BB: 1 P: 24	R: 0 E: 0 K: 1 S: 14	H: 0 LOB: 0 BB: 0 P: 16	R: 0 E: 0 K: 1 S: 7	H: 1 LOB: 1 BB: 0 P: 10	R: 0 E: 0 K: 0 S: 9	H: 1 LOB: 1 BB: 0 P: 15	R: 0 E: 0 K: 2 S: 11	H: 1 LOB: 1 BB: 0 P: 17	1B: 10 2B: 0 3B: 0 HR: 1	SF: 0 SAC: 1 DP: 0 HBP: 0	WP: 0 PB: 0 CS: 1	PA: 40	
PITCHER	IP	WLS	BF	H	R	ER	SO	BB	IBB	HBP	BLK	WP	HR	S	P	ERA	WHIP				
Jeff Suppan, R (1, 1) ERA: 4.45	4.1		23	8	5	2	4	2	0	0	0	0	1	49	81	4.15	2.308				
Doug Henry, R (5, 1) ERA: 5.73	1.2		5	0	0	0	3	0	0	0	0	0	0	16	22	0.00	0.000				
Mac Suzuki, R (7, 1) ERA: 3.46	2.0		8	2	0	0	1	0	0	0	0	0	0	16	25	0.00	1.000				
Roberto Hernandez, R (9, 1) ERA: 7.13	1.0	W	3	1	0	0	2	0	0	0	0	0	0	11	17	0.00	1.000				

Batter	1	2	3	4	5	6	7	8	9	AB	R	H	RBI	BB	SO	LOB	BOTTOM				
Carlos Beltrán, S (1, 8) OBP: 0.340, SLG: 0.422			G4-3							5	1	2	0	0	0	1	Tampa Bay Devil Rays @ Kansas City Royals Kauffman Stadium, Kansas City, MO Wed May 16 2001, 7:05 PM CDT Att: 12,378 - Overcast - 88 F livebaseballscorecards.com				
Rey Sanchez, R (1, 6) OBP: 0.294, SLG: 0.322	L3									5	1	2	1	0	0	2					
29 Mike Sweeney, R (1, 3) OBP: 0.360, SLG: 0.570										5	1	1	0	0	1	5					
Jermaine Dye, R (1, 9) OBP: 0.323, SLG: 0.412	G4-3									4	2	0	0	1	0	3					
Joe Randa, R (1, 5) OBP: 0.307, SLG: 0.408										5	2	2	5	0	1	0					
Dee Brown, L (1, 7) OBP: 0.355, SLG: 0.425										4	1	3	1	0	0	0					
Luis Alicaia, S (1, 10) OBP: 0.307, SLG: 0.323				G4-3						4	0	1	0	0	2	4					
Héctor Ortiz, R (1, 2) OBP: 0.257, SLG: 0.263										2	0	0	0	0	0	1					
Dave McCarty, R (6, PH) A.J. Hinch, R (7, 2) OBP: 0.333, SLG: 0.356										0	0	0	1	0	0	0					
Luis Ordez, R (1, 4) OBP: 0.364, SLG: 0.385			G1-3							3	1	2	1	0	0	0					
Inning Stats	R: 0 E: 0 K: 1 S: 10	H: 1 LOB: 1 BB: 0 P: 16	R: 0 E: 0 K: 1 S: 16	H: 1 LOB: 1 BB: 0 P: 21	R: 0 E: 0 K: 1 S: 10	H: 1 LOB: 1 BB: 0 P: 15	R: 0 E: 0 K: 1 S: 8	H: 1 LOB: 1 BB: 0 P: 11	R: 4 E: 1 K: 1 S: 19	H: 4 LOB: 1 BB: 0 P: 27	R: 0 E: 0 K: 0 S: 8	H: 0 LOB: 1 BB: 0 P: 14	R: 0 E: 0 K: 0 S: 10	H: 1 LOB: 1 BB: 0 P: 15	R: 5 E: 0 K: 0 S: 5	H: 3 LOB: 0 BB: 1 P: 14	1B: 9 2B: 2 3B: 1 HR: 1	SF: 1 SAC: 0 DP: 0 HBP: 1	WP: 1 PB: 0 CS: 0	PA: 41	
PITCHER	IP	WLS	BF	H	R	ER	SO	BB	IBB	HBP	BLK	WP	HR	S	P	ERA	WHIP				
Bryan Rekar, R (1, 1) ERA: 5.05	6.0		27	9	4	1	4	0	0	0	0	0	0	69	99	1.50	1.500				
Rusty Meacham, R (7, 1) ERA: 3.47	1.2	H	7	1	0	0	0	0	0	0	0	0	0	16	26	0.00	0.600				
Esteban Yan, R (8, 1) ERA: 6.46	0.2	L	7	3	5	5	0	0	1	1	0	0	1	7	17	67.50	4.500				

Batter	1	2	3	4	5	6	7	8	9	AB	R	H	RBI	BB	SO	LOB	TOP			
Trot Nixon, L OBP: 0.345, SLG: 0.454 (1, 9)	G5-3 1B BB		K	HR		G5-3			G5-3 BB	3	1	1	1	2	1	0	Boston Red Sox @ Kansas City Royals Kauffman Stadium, Kansas City, MO Fri May 18 2001, 7:05 PM CDT Att: 34,154 - Sunny - 65 F			
Jose Offerman, S OBP: 0.390, SLG: 0.485 (1, 4)	F9		E 1B	F8		G4-3			K	5	1	1	0	0	1	2				
Carl Everett, S OBP: 0.370, SLG: 0.466 (1, 8)	G5-3 1B		E4 1B	3B 2B		G3			G5-3	5	1	2	0	0	0	2				
Manny Ramirez, R OBP: 0.497, SLG: 0.759 (1, 10)	G5-3		1B	3B		G6-3			K	5	0	2	2	0	1	3				
Troy O'Leary, L OBP: 0.261, SLG: 0.381 (1, 7)	F9		K2-3	G3		1B				4	0	1	0	0	1	5				
John Valentin, R OBP: 0.286, SLG: 0.278 (1, 6)				G6-3	G5-3				K	4	0	0	0	0	2	1				
Brian Daubach, L OBP: 0.310, SLG: 0.525 (1, 3)				HR 1B BB	K				K	2	1	0	0	2	2	0				
Shea Hillenbrand, R OBP: 0.311, SLG: 0.461 (1, 5)	G4-6-3 1-2			HR 1B	G3				1B	4	1	2	0	0	0	1				
Jason Varitek, S OBP: 0.363, SLG: 0.413 (1, 2)			K	HR 1-1 2-H	L1				F8	4	1	1	3	0	1	0				
Inning Stats	R: 0 E: 0 K: 0 S: 10	H: 1 LOB: 2 BB: 1 P: 20	R: 0 E: 0 K: 1 S: 8	H: 0 LOB: 0 BB: 1 P: 13	R: 1 E: 1 K: 3 S: 20	H: 2 LOB: 2 BB: 0 P: 26	R: 5 E: 0 K: 0 S: 21	H: 5 LOB: 1 BB: 1 P: 30	R: 0 E: 0 K: 1 S: 8	H: 0 LOB: 0 BB: 0 P: 13	R: 0 E: 0 K: 1 S: 7	H: 1 LOB: 1 BB: 0 P: 11	R: 0 E: 0 K: 1 S: 7	H: 1 LOB: 1 BB: 0 P: 8	R: 0 E: 0 K: 2 S: 8	H: 0 LOB: 1 BB: 1 P: 13	1B: 6 2B: 1 3B: 1 HR: 2	SF: 0 SAC: 0 DP: 1 HBP: 0	WP: 0 PB: 0 SB: 0 CS: 0	PA: 40
PITCHER	IP WLS BF H R ER SO	IP WLS BF H R ER SO	IP WLS BF H R ER SO	IP WLS BF H R ER SO	IP WLS BF H R ER SO	IP WLS BF H R ER SO	IP WLS BF H R ER SO	IP WLS BF H R ER SO	IP WLS BF H R ER SO	IP WLS BF H R ER SO	IP WLS BF H R ER SO	IP WLS BF H R ER SO	IP WLS BF H R ER SO	IP WLS BF H R ER SO	IP WLS BF H R ER SO	IP WLS BF H R ER SO	ERA WHIP	ERA WHIP		
Blake Stein, R ERA: 6.99 (1, 1)	3.1 L	19 6	5 5	4 4	4 4	3 0	0 0	0 0	0 0	0 0	2 49	77	10.80	2.700						
Cory Bailey, R ERA: 2.4 (4, 1)	3.2	14 3	1 1	1 2	0 0	0 0	0 0	0 0	0 0	31 44	2.46	0.818								
Doug Henry, R ERA: 5.25 (8, 1)	2.0	7 1	0 0	0 3	1 0	0 0	0 0	0 0	0 0	15 21	0.00	1.000								

Batter	1	2	3	4	5	6	7	8	9	AB	R	H	RBI	BB	SO	LOB	BOTTOM				
Carlos Beltrán, S OBP: 0.339, SLG: 0.429 (1, 8)	FC6-4 1B		K			K			G6-3	5	0	2	0	0	2	2	Boston Red Sox @ Kansas City Royals Kauffman Stadium, Kansas City, MO Fri May 18 2001, 7:05 PM CDT Att: 34,154 - Sunny - 65 F				
Rey Sanchez, R OBP: 0.292, SLG: 0.325 (1, 6)	FC6-4 1-2			29 G6-4-3 1B		G4-3			K	4	0	1	0	0	1	3					
29 Mike Sweeney, R OBP: 0.355, SLG: 0.554 (1, 3)	L8			G6-4-3 1-2		G6-3			1B E 1B	4	1	1	0	0	0	2					
Jermaine Dye, R OBP: 0.326, SLG: 0.410 (1, 9)	K			1B		K			1B E 1B	4	1	2	0	0	2	1					
Joe Randa, R OBP: 0.305, SLG: 0.400 (1, 5)		P3		K		K			E 2B 1B	4	1	1	0	0	2	1					
Dee Brown, L OBP: 0.344, SLG: 0.408 (1, 7)	K				F7				E5 2B	4	0	0	1	0	2	1					
Luis Alicea, S OBP: 0.333, SLG: 0.357 (1, 4)	K					FC4-6 1B			1B BB	3	0	2	1	1	1	0					
Raul Ibanez, L OBP: 0.207, SLG: 0.179 (1, 10)			G4-3		FC4-6 1-2				F7 L6	4	0	0	0	0	0	4					
A.J. Hinch, R OBP: 0.184, SLG: 0.222 (1, 2)						G6-3			K	1	0	0	0	0	1	0					
Héctor Ortiz, R OBP: 0.252, SLG: 0.258 (5, 2)									K	2	0	0	0	0	1	2					
Wilson Delgado, S (9, PH)									K	1	0	0	0	0	1	2					
Inning Stats	R: 0 E: 0 K: 1 S: 9	H: 1 LOB: 1 BB: 0 P: 11	R: 0 E: 0 K: 2 S: 12	H: 0 LOB: 0 BB: 0 P: 16	R: 0 E: 0 K: 2 S: 10	H: 0 LOB: 0 BB: 0 P: 12	R: 0 E: 0 K: 1 S: 10	H: 2 LOB: 1 BB: 0 P: 13	R: 0 E: 0 K: 0 S: 7	H: 1 LOB: 1 BB: 0 P: 11	R: 0 E: 0 K: 1 S: 7	H: 0 LOB: 0 BB: 0 P: 8	R: 0 E: 0 K: 3 S: 10	H: 0 LOB: 0 BB: 0 P: 14	R: 0 E: 0 K: 2 S: 15	H: 1 LOB: 2 BB: 1 P: 23	R: 3 E: 1 K: 1 S: 18	H: 4 LOB: 2 2B: 1 3B: 0 HR: 0	SF: 0 SAC: 0 DP: 1 HBP: 0	WP: 0 PB: 0 SB: 0 CS: 0	PA: 37
PITCHER	IP WLS BF H R ER SO	IP WLS BF H R ER SO	IP WLS BF H R ER SO	IP WLS BF H R ER SO	IP WLS BF H R ER SO	IP WLS BF H R ER SO	IP WLS BF H R ER SO	IP WLS BF H R ER SO	IP WLS BF H R ER SO	IP WLS BF H R ER SO	IP WLS BF H R ER SO	IP WLS BF H R ER SO	IP WLS BF H R ER SO	IP WLS BF H R ER SO	IP WLS BF H R ER SO	IP WLS BF H R ER SO	ERA WHIP	ERA WHIP			
Pedro Martínez, R ERA: 1.52 (1, 1)	8.0	W 29	5	0	0	12	0	0	0	80	108	0.00	0.750								
Hipólito Pichardo, R ERA: 18.0 (9, 1)	0.0	3	3	3	2	0	0	0	0	6	8	-	-								
Derek Lowe, R ERA: 5.33 (9, 1)	1.0	5	1	0	0	1	0	0	0	12	18	0.00	1.000								



Batter	1	2	3	4	5	6	7	8	9	AB	R	H	RBI	BB	SO	LOB	TOP										
Trot Nixon, L OBP: 0.343, SLG: 0.447 (1, 9)	F7						F9			4	0	1	0	0	0	1											
Jose Offerman, S OBP: 0.386, SLG: 0.486 (1, 4)	G4-3		F7				G5-3	G1-3		4	0	1	0	0	0	2											
Carl Everett, S OBP: 0.368, SLG: 0.473 (1, 8)	G4-3			G6-3			G4-3	G3		4	1	1	0	0	0	2											
Manny Ramirez, R OBP: 0.487, SLG: 0.741 (1, 10)	F9			G6-3			G5-3	L6		4	0	0	1	0	0	1											
Dante Bichette, R OBP: 0.338, SLG: 0.379 (1, 7)		G6-3		L8			K		G4-3	4	0	0	0	0	1	0											
Brian Daubach, L OBP: 0.308, SLG: 0.515 (1, 3)		K			BB		K		G4-3	4	0	1	0	0	2	0											
John Valentin, R OBP: 0.320, SLG: 0.429 (1, 6)		G6-3			BB				K	3	1	1	1	1	1	0											
Shea Hillenbrand, R OBP: 0.306, SLG: 0.452 (1, 5)			K	F9			F9			3	0	0	0	0	1	2											
Jason Varitek, S OBP: 0.362, SLG: 0.407 (1, 2)			F7				G6-3			2	0	0	0	0	0	0											
Inning Stats	R: 0 E: 0 K: 0 S: 7	H: 1 LOB: 1 BB: 0 P: 12	R: 0 E: 0 K: 1 S: 6	H: 0 LOB: 0 BB: 0 P: 10	R: 0 E: 0 K: 1 S: 8	H: 1 LOB: 1 BB: 0 P: 14	R: 1 E: 0 K: 0 S: 13	H: 2 LOB: 2 BB: 1 P: 22	R: 0 E: 0 K: 2 S: 9	H: 0 LOB: 0 BB: 0 P: 13	R: 1 E: 0 K: 0 S: 9	H: 1 LOB: 0 BB: 0 P: 19	R: 0 E: 0 K: 1 S: 9	H: 0 LOB: 0 BB: 0 P: 14	R: 0 E: 0 K: 1 S: 7	H: 0 LOB: 0 BB: 0 P: 10	1B: 2 2B: 1 3B: 1 HR: 1	SF: 0 SAC: 0 DP: 0 HBP: 1	WP: 0 PB: 0 SB: 0 CS: 0	PA: 34							
PITCHER	IP	WLS	BF	H	R	ER	SO	BB	IBB	HBP	BLK	WP	HR	S	P	ERA	WHIP										
Dan Reichert, R ERA: 3.2 (1, 1)	7.0	W	28	5	2	2	4	1	0	1	0	0	1	62	105	2.57	0.857										
Jason Grimsley, R ERA: 2.39 (8, 1)	1.0	H	3	0	0	0	0	0	0	0	0	0	0	9	14	0.00	0.000										
Roberto Hernandez, R ERA: 6.41 (9, 1)	1.0		3	0	0	0	1	0	0	0	0	0	0	7	10	0.00	0.000										

Boston Red Sox @ Kansas City Royals
Kauffman Stadium, Kansas City, MO
Sat May 19 2001, 7:05 PM CDT
Att: 26,583 - Cloudy - 77 F

AB 32
R 2
H 5
RBI 2
BB 1
SO 5
LOB 8



Batter	1	2	3	4	5	6	7	8	9	AB	R	H	RBI	BB	SO	LOB	BOTTOM										
Carlos Beltrán, S OBP: 0.330, SLG: 0.419 (1, 8)	G4-3		SF7	CS			G4-3	L8		4	0	0	1	0	1	2											
Rey Sanchez, R OBP: 0.297, SLG: 0.325 (1, 6)	G6-3		FC5-4		S		G4-3			3	1	1	0	1	0	0											
29 Mike Sweeney, R OBP: 0.363, SLG: 0.565 (1, 3)	F9		FC5-4		SF8					4	0	3	0	0	0	0											
Jermaine Dye, R OBP: 0.318, SLG: 0.403 (1, 9)		K	FC5-4		SF8		G1-3			3	0	0	1	0	1	3											
Joe Randa, R OBP: 0.309, SLG: 0.402 (1, 5)				G4-3			G5-3	F9		4	1	2	0	0	0	1											
Dee Brown, L OBP: 0.344, SLG: 0.415 Dave McCarty, R OBP: 0.342, SLG: 0.367 (1, 10)	F9			G4-3			G1-3			3	1	1	0	0	0	1											
Mark Quinn, R OBP: 0.313, SLG: 0.551 (1, 7)				G5-3				FC4-6		1	0	1	0	0	0	0											
Luis Alicaia, S OBP: 0.330, SLG: 0.353 (1, 4)			F9		G4-3		K			4	0	1	1	0	1	1											
Héctor Ortiz, R OBP: 0.271, SLG: 0.297 (1, 2)			SF7				F8			4	1	3	2	0	0	0											
Inning Stats	R: 0 E: 0 K: 0 S: 4	H: 0 LOB: 0 BB: 0 P: 6	R: 0 E: 0 K: 1 S: 11	H: 1 LOB: 1 BB: 0 P: 14	R: 1 E: 0 K: 0 S: 12	H: 3 LOB: 2 BB: 0 P: 20	R: 2 E: 0 K: 0 S: 9	H: 3 LOB: 0 BB: 0 P: 13	R: 1 E: 0 K: 1 S: 12	H: 1 LOB: 0 BB: 1 P: 21	R: 1 E: 0 K: 1 S: 13	H: 1 LOB: 0 BB: 0 P: 19	R: 0 E: 0 K: 0 S: 10	H: 1 LOB: 1 BB: 0 P: 16	R: 1 E: 0 K: 0 S: 11	H: 3 LOB: 2 BB: 0 P: 20	1B: 9 2B: 2 3B: 1 HR: 1	SF: 2 SAC: 0 DP: 0 HBP: 0	WP: 0 PB: 0 SB: 1 CS: 1	PA: 38							
PITCHER	IP	WLS	BF	H	R	ER	SO	BB	IBB	HBP	BLK	WP	HR	S	P	ERA	WHIP										
Hideo Nomo, R ERA: 4.24 (1, 1)	6.0	L	27	9	5	5	3	1	0	0	0	0	0	61	93	7.50	1.667										
Rolando Arrojo, R ERA: 4.18 (7, 1)	1.0		4	1	0	0	0	0	0	0	0	0	0	10	16	0.00	1.000										
Pete Schourek, L ERA: 3.0 (8, 1)	1.0		6	3	1	1	0	0	0	0	0	0	0	11	20	9.00	3.000										

Boston Red Sox @ Kansas City Royals
Kauffman Stadium, Kansas City, MO
Sat May 19 2001, 7:05 PM CDT
Att: 26,583 - Cloudy - 77 F

AB 34
R 6
H 13
RBI 6
BB 1
SO 3
LOB 12



Batter	1	2	3	4	5	6	7	8	9	AB	R	H	RBI	BB	SO	LOB	TOP					
Trot Nixon, L OBP: 0.345, SLG: 0.444 (1, 9)										3	0	1	1	1	0	0	Boston Red Sox @ Kansas City Royals Kauffman Stadium, Kansas City, MO Sun May 20 2001, 1:05 PM CDT Att: 18,596 - Cloudy - 66 F					
Jose Offerman, S OBP: 0.380, SLG: 0.476 (1, 4)										5	0	1	0	0	0	2						
Carl Everett, S OBP: 0.363, SLG: 0.483 (1, 8)										5	1	1	1	0	1	2						
Manny Ramirez, R OBP: 0.492, SLG: 0.764 Scott Hatteberg, L OBP: 0.220, SLG: 0.298 (9, PH)										3	1	2	1	1	1	0						
Dante Bichette, R OBP: 0.333, SLG: 0.386 Darren Lewis, R OBP: 0.230, SLG: 0.367 (7, 7)										4	1	1	0	0	1	4						
Brian Daubach, L OBP: 0.311, SLG: 0.514 (1, 3)										4	1	1	0	1	0	0						
Shea Hillenbrand, R OBP: 0.310, SLG: 0.453 (1, 5)										4	3	2	0	0	0	2						
Jason Varitek, S OBP: 0.380, SLG: 0.496 (1, 2)										4	3	4	7	0	0	0						
Mike Lansing, R OBP: 0.232, SLG: 0.281 (1, 6)										4	0	0	0	0	1	2						
Inning Stats	R: 0 E: 0 K: 0 S: 12	H: 2 LOB: 2 BB: 1 P: 22	R: 1 E: 0 K: 0 S: 7	H: 1 LOB: 0 BB: 0 P: 11	R: 0 E: 0 K: 1 S: 9	H: 0 LOB: 0 BB: 0 P: 11	R: 4 E: 0 K: 1 S: 14	H: 3 LOB: 0 BB: 1 P: 22	R: 0 E: 0 K: 1 S: 13	H: 1 LOB: 1 BB: 0 P: 17	R: 2 E: 0 K: 0 S: 10	H: 3 LOB: 1 BB: 0 P: 14	R: 0 E: 0 K: 1 S: 8	H: 0 LOB: 0 BB: 0 P: 14	R: 2 E: 0 K: 0 S: 15	H: 2 LOB: 1 BB: 1 P: 27		R: 1 E: 0 K: 1 S: 9	H: 1 LOB: 0 BB: 0 P: 14	1B: 5 2B: 3 3B: 0 HR: 5	SF: 1 SAC: 0 DP: 1 HBP: 0	WP: 1 PB: 0 SB: 0 CS: 0
PITCHER	IP WLS BF H R ER SO BB IBB HBP BLK WP HR S P ERA WHIP																					
Brian Meadows, R ERA: 6.8 (1, 1)	3.1 L 17 6 5 5 1 1 1 0 0 0 0 3 36 59 13.50 2.100																					
Jose Santiago, R ERA: 5.49 (4, 1)	2.2 12 4 2 2 2 0 0 0 0 0 0 0 29 38 6.75 1.500																					
Mac Suzuki, R ERA: 3.86 (7, 1)	3.0 13 3 3 3 2 1 0 0 0 1 2 32 55 9.00 1.333																					

Batter	1	2	3	4	5	6	7	8	9	AB	R	H	RBI	BB	SO	LOB	BOTTOM					
Carlos Beltrán, S OBP: 0.320, SLG: 0.409 (1, 8)										4	0	0	1	0	0	1	Boston Red Sox @ Kansas City Royals Kauffman Stadium, Kansas City, MO Sun May 20 2001, 1:05 PM CDT Att: 18,596 - Cloudy - 66 F					
Rey Sanchez, R OBP: 0.294, SLG: 0.333 (1, 6)										5	1	1	0	0	0	2						
29 Mike Sweeney, R OBP: 0.366, SLG: 0.569 (1, 3)										4	1	2	1	0	1	1						
Joe Randa, R OBP: 0.313, SLG: 0.411 (1, 5)										4	0	2	1	0	0	1						
Dee Brown, L OBP: 0.341, SLG: 0.409 (1, 7)										4	0	1	0	0	1	3						
Mark Quinn, R OBP: 0.311, SLG: 0.550 (1, 10)										4	0	1	0	0	0	3						
Raul Ibanez, L OBP: 0.182, SLG: 0.156 (1, 9)										4	1	0	0	0	0	2						
Luis Alicaia, S OBP: 0.319, SLG: 0.340 (1, 4)										4	0	0	0	0	1	3						
Héctor Ortiz, R OBP: 0.273, SLG: 0.298 Dave McCarty, R OBP: 0.351, SLG: 0.367 (9, PH)										3	0	1	0	0	1	0						
Inning Stats	R: 1 E: 1 K: 1 S: 17	H: 2 LOB: 1 BB: 0 P: 25	R: 0 E: 0 K: 0 S: 8	H: 0 LOB: 0 BB: 0 P: 11	R: 0 E: 0 K: 1 S: 11	H: 1 LOB: 1 BB: 0 P: 15	R: 0 E: 0 K: 1 S: 15	H: 2 LOB: 2 BB: 0 P: 17	R: 0 E: 0 K: 0 S: 7	H: 0 LOB: 0 BB: 0 P: 10	R: 0 E: 0 K: 0 S: 10	H: 1 LOB: 1 BB: 0 P: 15	R: 0 E: 0 K: 1 S: 6	H: 0 LOB: 0 BB: 0 P: 9	R: 1 E: 1 K: 0 S: 14	H: 2 LOB: 2 BB: 0 P: 20		R: 1 E: 1 K: 0 S: 15	H: 0 LOB: 1 BB: 1 P: 24	1B: 4 2B: 3 3B: 1 HR: 0	SF: 1 SAC: 0 DP: 0 HBP: 0	WP: 1 PB: 0 SB: 0 CS: 0
PITCHER	IP WLS BF H R ER SO BB IBB HBP BLK WP HR S P ERA WHIP																					
Frank Castillo, R ERA: 3.64 (1, 1)	6.0 W 24 6 1 0 3 0 0 0 0 0 0 0 68 93 0.00 1.000																					
Rich Garces, R ERA: 2.78 (7, 1)	2.0 9 2 1 1 1 0 0 0 0 0 0 0 20 29 4.50 1.000																					
Hipolito Pichardo, R ERA: 9.0 (9, 1)	1.0 5 0 1 0 0 1 0 0 0 0 1 0 15 24 0.00 1.000																					

Batter	1	2	3	4	5	6	7	8	9	AB	R	H	RBI	BB	SO	LOB	TOP										
Johnny Damon, L (1, 7) OBP: 0.270, SLG: 0.292	G6-3		G6-3		G6-3			G3	G3	5	1	2	1	0	0	2	Oakland Athletics @ Kansas City Royals Kauffman Stadium, Kansas City, MO Tue May 22 2001, 7:05 PM CDT Att: 15,233 - Overcast - 59 F										
Frank Menechino, R (1, 4) OBP: 0.375, SLG: 0.529	G6-3		G2-3			G5-3		HR		4	1	1	0	0	0	1											
Jason Giambi, L (1, 3) OBP: 0.487, SLG: 0.620	F8			1B		G3-1		HR		4	1	2	3	0	0	0											
Olmedo Saenz, R (1, 10) Eric Byrnes, R (8, PR)		K		F3		K		2B		4	0	1	0	0	2	1											
Terrence Long, L (1, 8) OBP: 0.349, SLG: 0.438	G6-3			G6-4-3				HR		4	0	2	0	0	1	1											
Miguel Tejada, R (1, 6) OBP: 0.321, SLG: 0.479	G6-3			G6-4-3						4	0	0	0	0	0	5											
3 Eric Chavez, L (1, 5) OBP: 0.348, SLG: 0.476										4	1	1	0	0	0	1											
Adam Platt, R (1, 9) OBP: 0.338, SLG: 0.338				G5-3						4	0	1	0	0	1	2											
Ramon Hernandez, R (1, 2) OBP: 0.303, SLG: 0.338				G3-1						4	0	1	0	0	0	2											
Inning Stats	R: 0 E: 0 K: 0 S: 8	H: 0 LOB: 0 BB: 0 P: 14	R: 0 E: 0 K: 1 S: 10	H: 0 LOB: 0 BB: 0 P: 15	R: 1 E: 0 K: 0 S: 14	H: 2 LOB: 1 BB: 0 P: 25	R: 0 E: 0 K: 0 S: 8	H: 2 LOB: 1 BB: 0 P: 15	R: 0 E: 0 K: 1 S: 11	H: 1 LOB: 1 BB: 0 P: 16	R: 0 E: 0 K: 1 S: 13	H: 1 LOB: 1 BB: 0 P: 20	R: 3 E: 0 K: 1 S: 16	H: 4 LOB: 2 BB: 0 P: 25	R: 0 E: 0 K: 0 S: 7	H: 1 LOB: 1 BB: 0 P: 11		1B: 6 2B: 3 3B: 1 HR: 1	SF: 0 SAC: 0 DP: 1 HBP: 0	WP: 0 PB: 0 SB: 2 CS: 0	PA: 37						
PITCHER	IP	WLS	BF	H	R	ER	SO	BB	IBB	HBP	BLK	WP	HR	S	P	ERA	WHIP										
Jeff Suppan, R (1, 1) ERA: 4.35	7.1	L	29	8	3	3	3	0	0	0	0	0	0	79	128	3.68	1.091										
Jason Grimsley, R (8, 1) ERA: 2.57	0.2		4	2	1	1	1	0	0	0	0	0	1	9	15	13.50	3.000										
Doug Henry, R (9, 1) ERA: 5.04	1.0		4	1	0	0	0	0	0	0	0	0	0	7	11	0.00	1.000										



Batter	1	2	3	4	5	6	7	8	9	AB	R	H	RBI	BB	SO	LOB	BOTTOM										
Carlos Beltrán, S (1, 8) OBP: 0.317, SLG: 0.402	G5-4-3		K		F9		K2		G3	5	0	1	0	0	2	3	Oakland Athletics @ Kansas City Royals Kauffman Stadium, Kansas City, MO Tue May 22 2001, 7:05 PM CDT Att: 15,233 - Overcast - 59 F										
Rey Sanchez, R (1, 6) OBP: 0.303, SLG: 0.337	G5-4-3								K	4	0	2	1	1	1	2											
29 Mike Sweeney, R (1, 10) OBP: 0.364, SLG: 0.559	F9		G5-3		G6-3					3	0	0	0	1	0	3											
Jermaine Dye, R (1, 9) OBP: 0.322, SLG: 0.405										4	0	2	0	0	1	2											
Joe Randa, R (1, 5) OBP: 0.306, SLG: 0.401										4	0	0	0	0	1	2											
Mark Quinn, R (1, 7) OBP: 0.310, SLG: 0.543										4	0	1	0	0	0	2											
Dave McCarty, R (1, 3) OBP: 0.346, SLG: 0.349										3	0	0	0	1	3	2											
Luis Alicea, S (1, 4) OBP: 0.308, SLG: 0.327										4	0	0	0	0	0	2											
Héctor Ortiz, R (1, 2) OBP: 0.274, SLG: 0.299										3	1	1	0	0	1	0											
Dee Brown, L (9, PH) OBP: 0.346, SLG: 0.414										1	0	1	0	0	0	0											
Inning Stats	R: 0 E: 0 K: 0 S: 9	H: 1 LOB: 0 BB: 0 P: 9	R: 0 E: 0 K: 2 S: 13	H: 1 LOB: 2 BB: 1 P: 27	R: 0 E: 0 K: 2 S: 11	H: 1 LOB: 1 BB: 0 P: 18	R: 0 E: 0 K: 1 S: 9	H: 1 LOB: 1 BB: 0 P: 13	R: 0 E: 0 K: 0 S: 10	H: 1 LOB: 2 BB: 1 P: 18	R: 0 E: 0 K: 1 S: 12	H: 1 LOB: 2 BB: 1 P: 19	R: 1 E: 1 K: 1 S: 8	H: 1 LOB: 2 BB: 1 P: 16	R: 0 E: 0 K: 1 S: 9	H: 0 LOB: 0 BB: 0 P: 17	R: 0 E: 0 K: 1 S: 8	H: 1 LOB: 1 BB: 0 P: 13	1B: 8 2B: 0 3B: 0 HR: 0	SF: 0 SAC: 0 DP: 1 HBP: 0	WP: 0 PB: 0 SB: 1 CS: 1	PA: 38					
PITCHER	IP	WLS	BF	H	R	ER	SO	BB	IBB	HBP	BLK	WP	HR	S	P	ERA	WHIP										
Barry Zito, L (1, 1) ERA: 4.89	6.2		28	6	1	0	7	2	0	0	0	0	0	70	114	0.00	1.200										
Jim Meier, R (7, 1) ERA: 3.0	1.1	W	6	1	0	0	1	0	1	0	0	0	0	11	23	0.00	0.750										
Jason Isringhausen, R (9, 1) ERA: 3.2	1.0	S	4	1	0	0	1	0	0	0	0	0	0	8	13	0.00	1.000										



Batter	1	2	3	4	5	6	7	8	9	AB	R	H	RBI	BB	SO	LOB	TOP								
Johnny Damon, L OBP: 0.270, SLG: 0.296 (1, 7)	L4		1B 2B		G5-4-3		G3-1			4	1	1	0	0	0	3	Oakland Athletics @ Kansas City Royals Kauffman Stadium, Kansas City, MO Wed May 23 2001, 7:05 PM CDT Att: 13,316 - Cloudy - 64 F								
Frank Menechino, R OBP: 0.372, SLG: 0.516 (1, 4)	BB		F7			G5-3		G6-3		3	0	0	0	1	0	1									
Jason Giambi, L OBP: 0.488, SLG: 0.614 (1, 3)	K		2H 1B			BB		K		3	0	1	1	1	2	1									
Terrence Long, L OBP: 0.347, SLG: 0.434 (1, 8)	F8		F9			L9		1B		4	0	1	0	0	0	3									
Eric Chavez, L OBP: 0.340, SLG: 0.465 (1, 5)		G6-3			F7			G3		4	0	0	0	0	0	2									
Miguel Tejada, R OBP: 0.330, SLG: 0.483 (1, 6)		BB			G5-3		2B 1B	G5-4-3 1B		3	0	2	0	1	0	0									
Olmedo Saenz, R OBP: 0.317, SLG: 0.336 (1, 10)		K			K		F8	G5-4-3		4	0	0	0	0	2	3									
Adam Piatt, R OBP: 0.345, SLG: 0.352 (1, 9)	K				G6-3		BB	BB		3	0	1	0	1	1	1									
Ramon Hernandez, R OBP: 0.301, SLG: 0.331 (1, 2)			F8		G5-4-3 BB		L3	L7		3	0	0	0	1	0	3									
Inning Stats	R: 0 E: 0 K: 1 S: 10	H: 0 LOB: 1 BB: 1 P: 16	R: 0 E: 0 K: 2 S: 11	H: 0 LOB: 1 BB: 1 P: 23	R: 1 E: 0 K: 0 S: 12	H: 2 LOB: 1 BB: 0 P: 19	R: 0 E: 0 K: 1 S: 6	H: 0 LOB: 0 BB: 0 P: 9	R: 0 E: 0 K: 0 S: 12	H: 0 LOB: 0 BB: 1 P: 18	R: 0 E: 0 K: 0 S: 7	H: 0 LOB: 1 BB: 1 P: 15	R: 0 E: 0 K: 0 S: 11	H: 2 LOB: 2 BB: 0 P: 15	R: 0 E: 0 K: 1 S: 9	H: 1 LOB: 1 BB: 0 P: 12	R: 0 E: 0 K: 0 S: 6	H: 1 LOB: 1 BB: 1 P: 16	1B: 4 2B: 2 3B: 0 HR: 0	SF: 0 SAC: 0 DP: 2 HBP: 0	WP: 0 PB: 0 SB: 0 CS: 0	PA: 36			
PITCHER	IP	WLS	BF	H	R	ER	SO	BB	IBB	HBP	BLK	WP	HR	S	P	ERA	WHIP								
Chad Durbin, R ERA: 4.32 (1, 1)	7.0	W	28	4	1	1	4	4	0	0	0	0	0	69	115	1.29	1.143								
Jason Grimsley, R ERA: 2.57 (8, 1)	1.0	H	4	1	0	0	1	0	0	0	0	0	0	9	12	0.00	1.000								
Roberto Hernandez, R ERA: 6.1 (9, 1)	1.0	S	4	1	0	0	0	1	0	0	0	0	0	6	16	0.00	2.000								

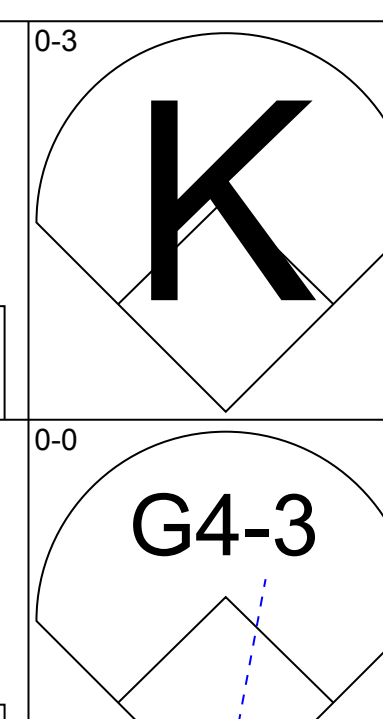
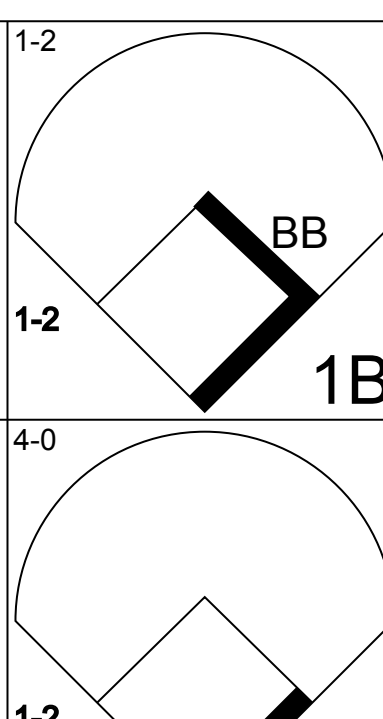
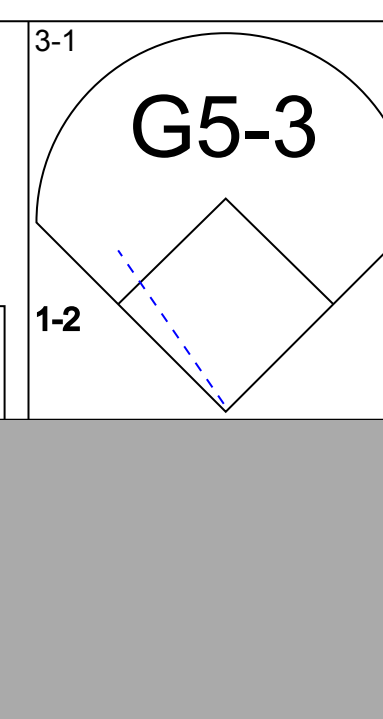
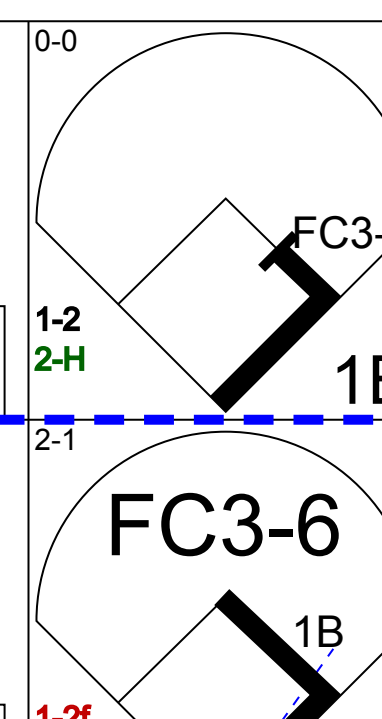
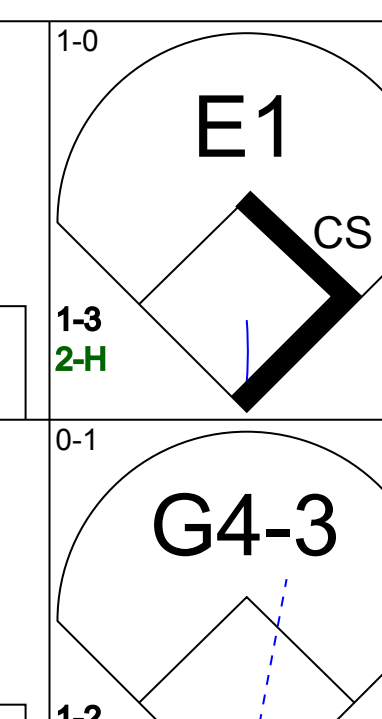
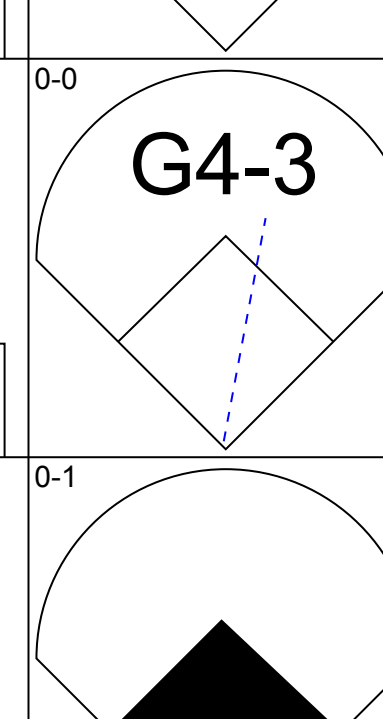
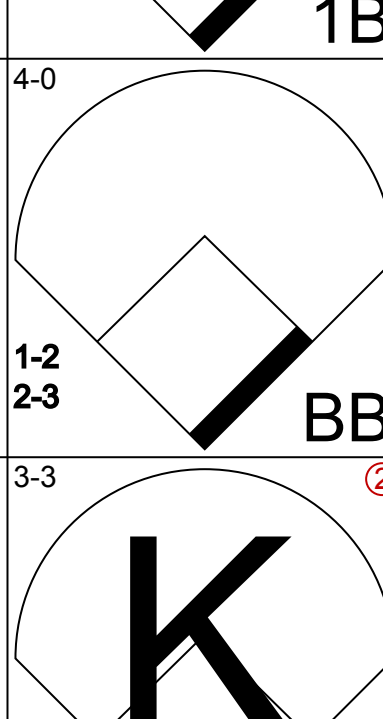
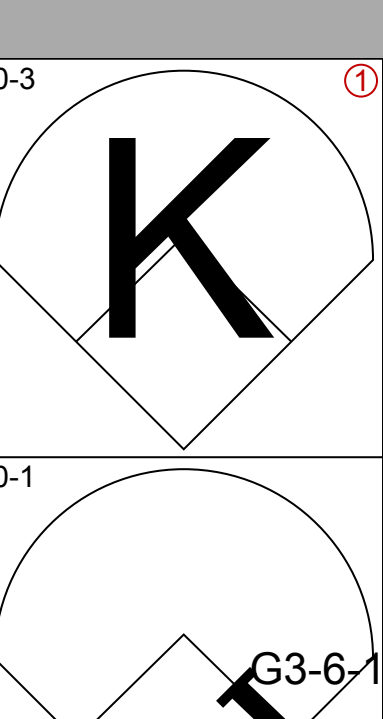
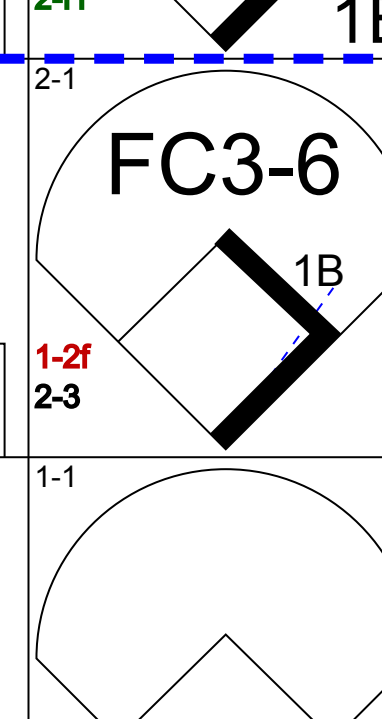
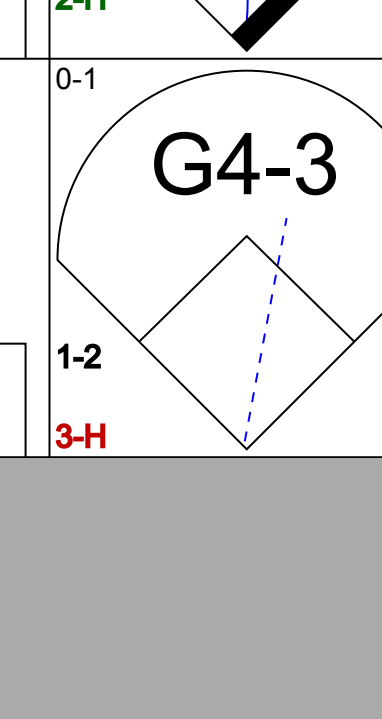
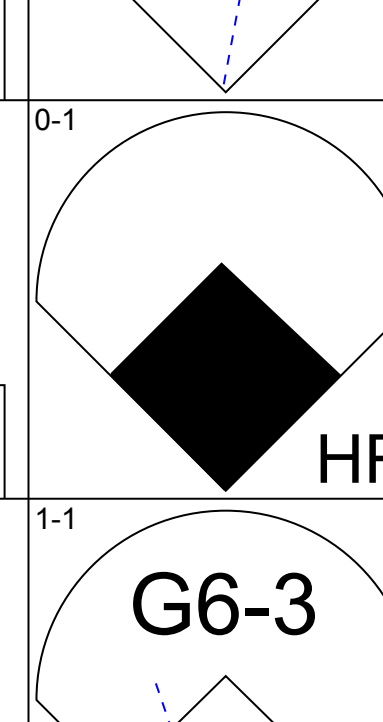
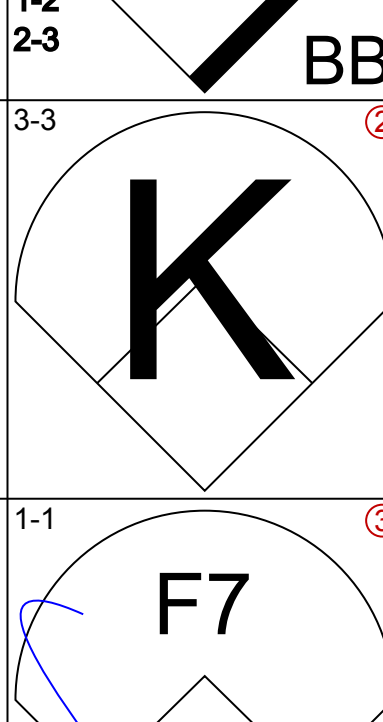
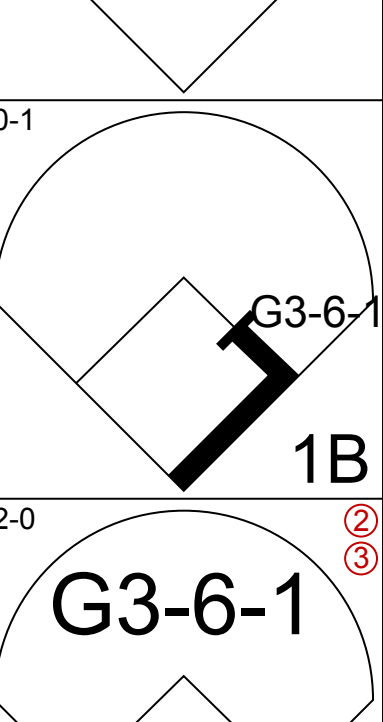
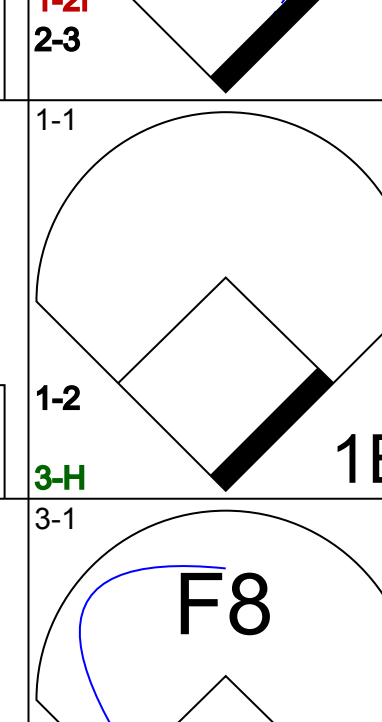
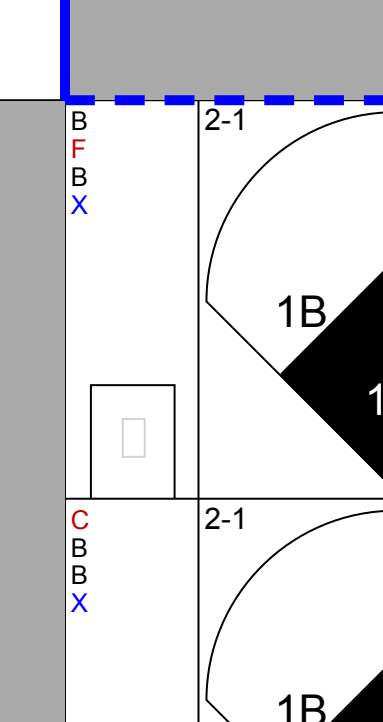
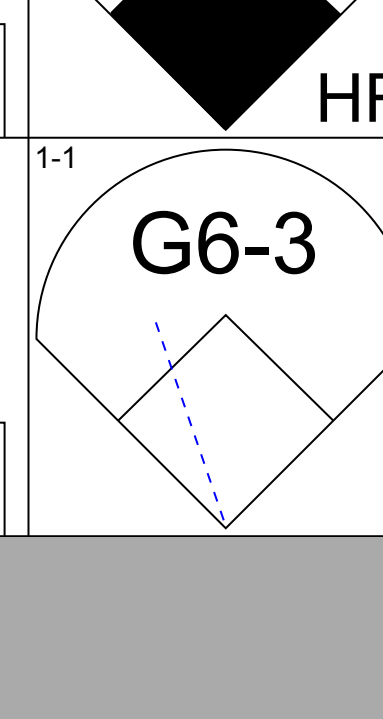
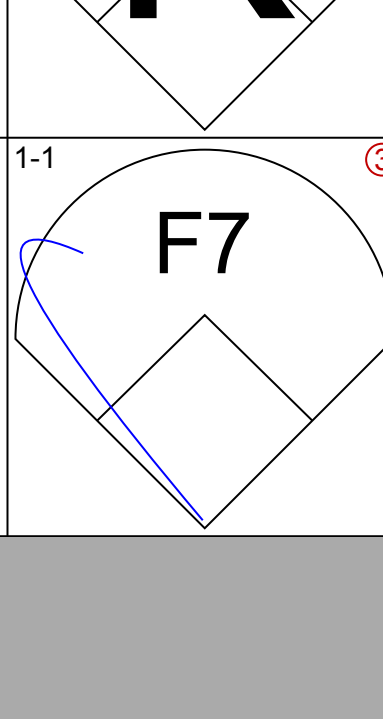
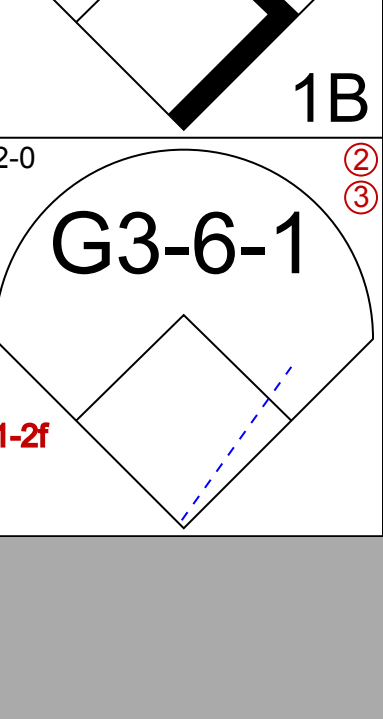
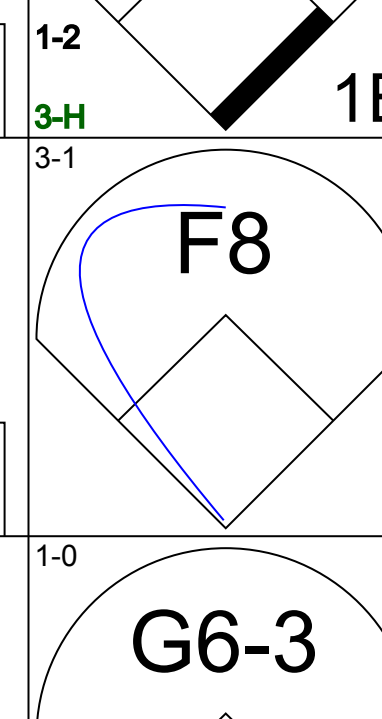
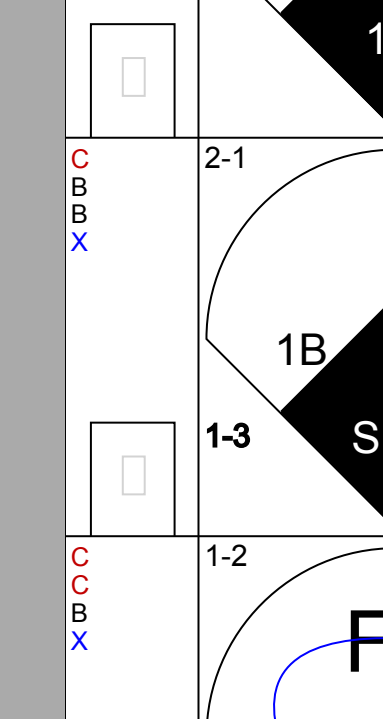
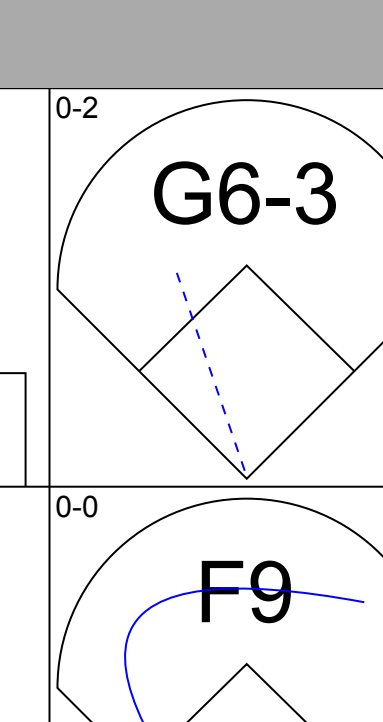
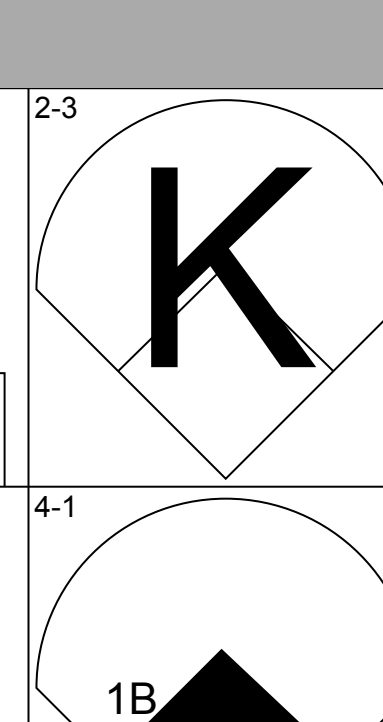
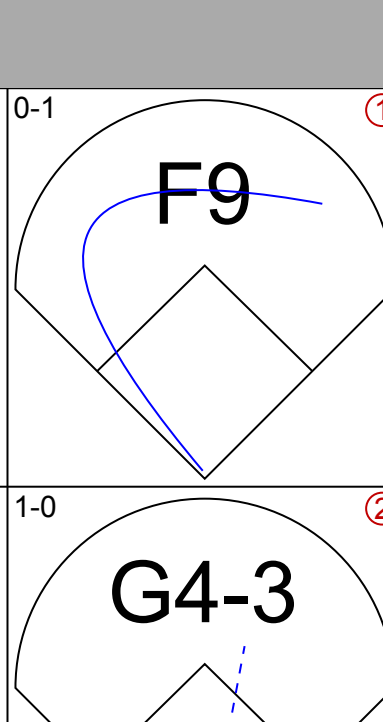
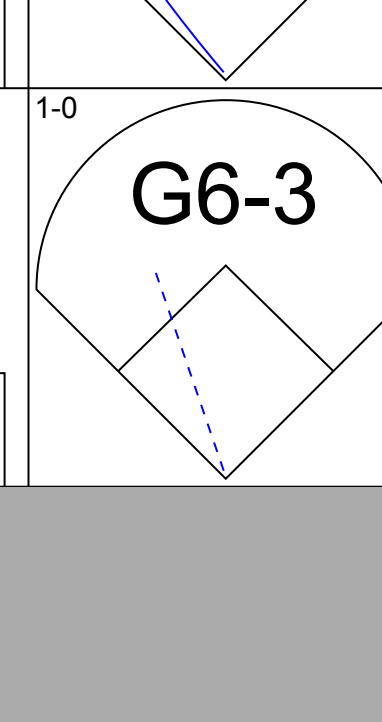
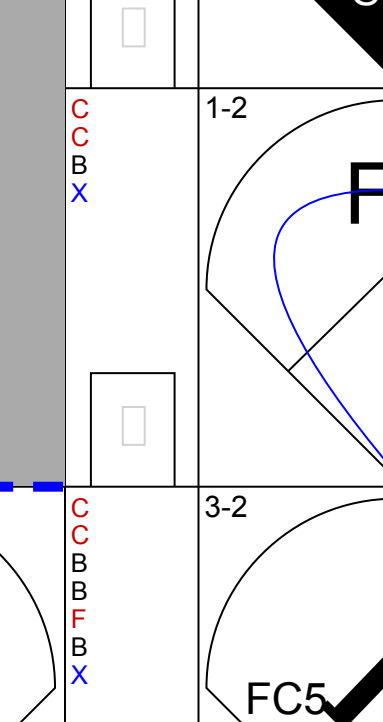

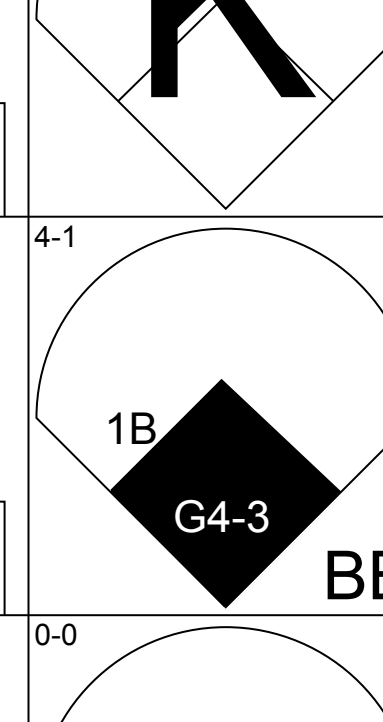

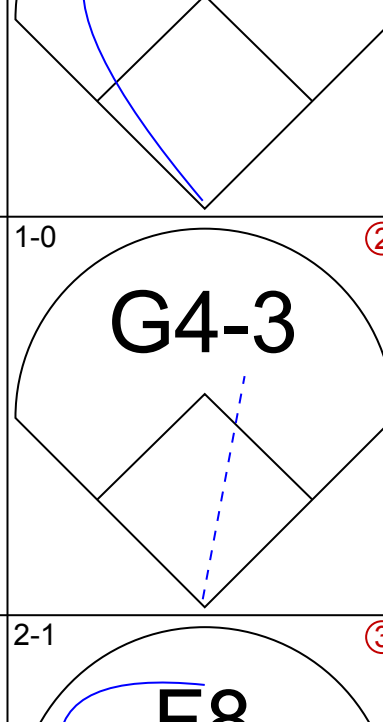
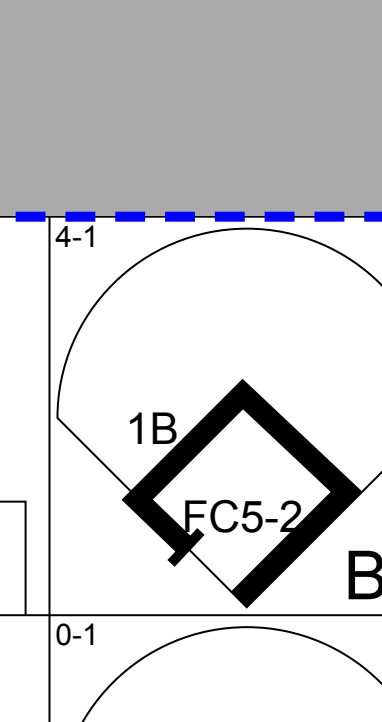

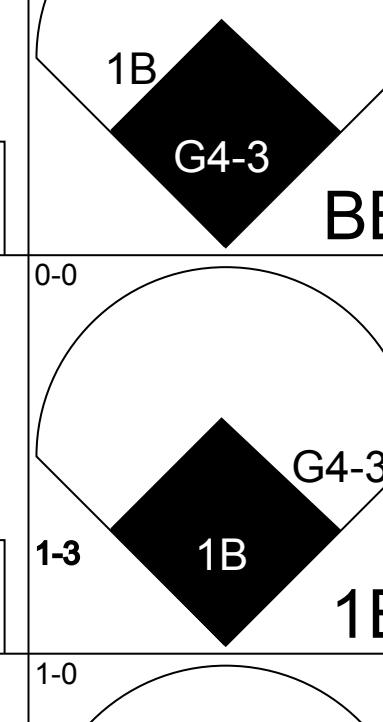

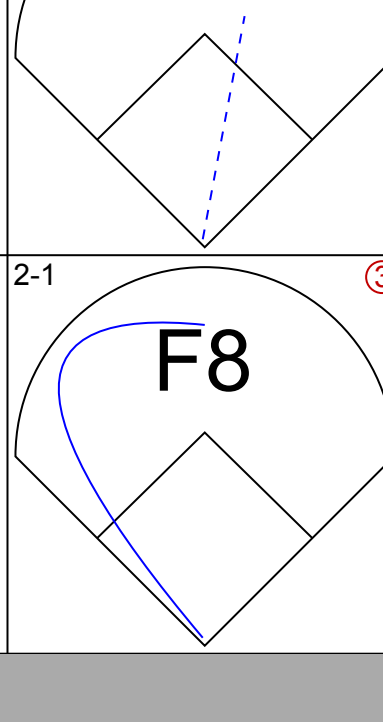
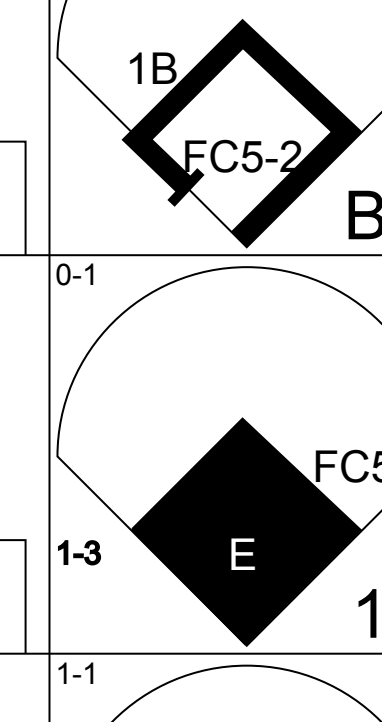
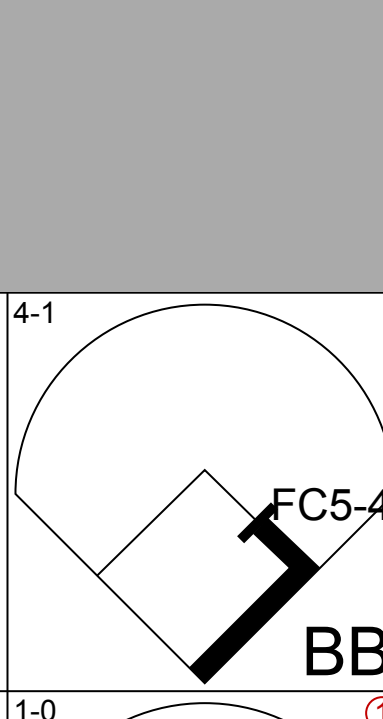
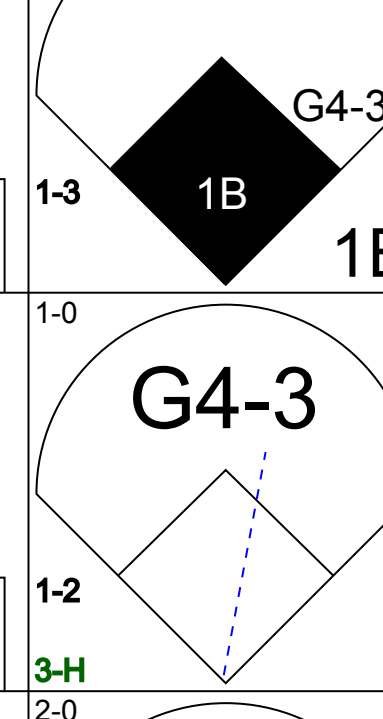
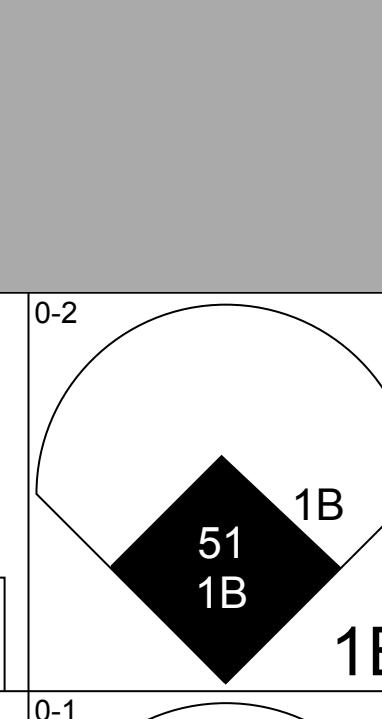
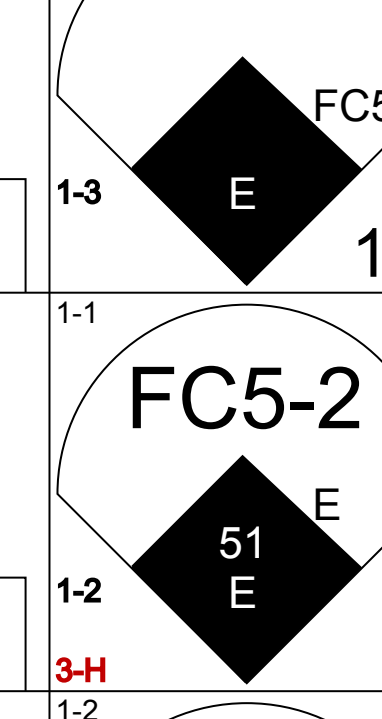
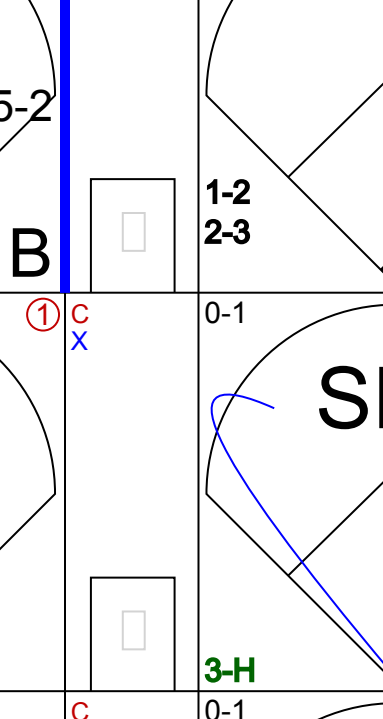
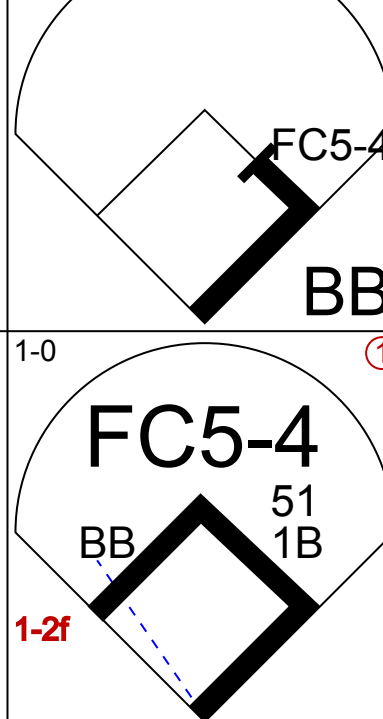
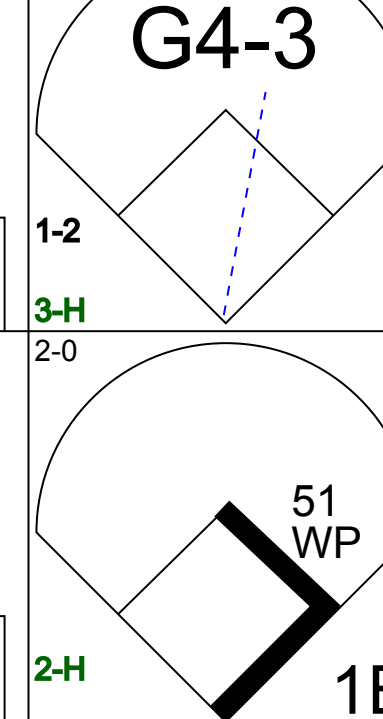
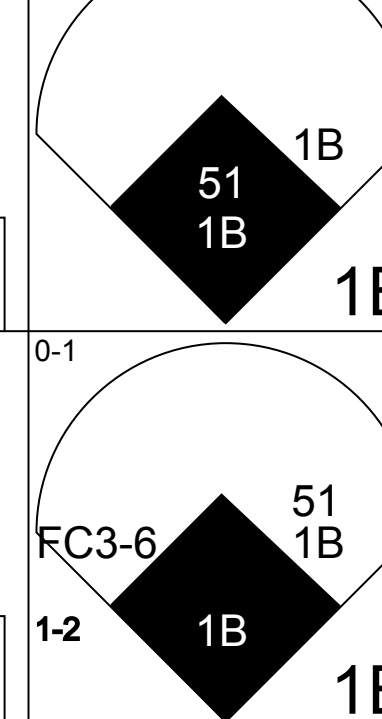
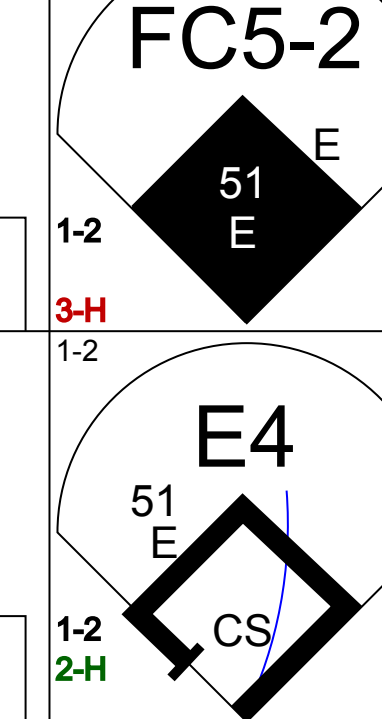
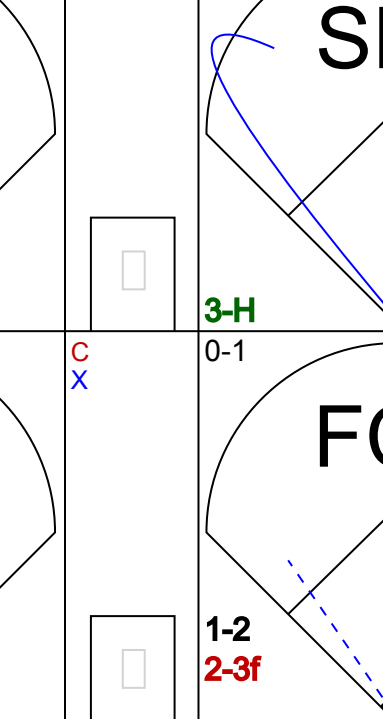
Batter	1	2	3	4	5	6	7	8	9	AB	R	H	RBI	BB	SO	LOB	BOTTOM								
Carlos Beltrán, S OBP: 0.316, SLG: 0.399 (1, 8)	G6-3		F8		E FC6-4 1B		F5			4	1	1	1	0	0	0	Oakland Athletics @ Kansas City Royals Kauffman Stadium, Kansas City, MO Wed May 23 2001, 7:05 PM CDT Att: 13,316 - Cloudy - 64 F								
Rey Sanchez, R OBP: 0.313, SLG: 0.343 (1, 6)	29 L4-3 BB			FC6-4 1B	E1 FC6-4 1B		G4-3			3	1	2	0	1	0	0									
29 Mike Sweeney, R OBP: 0.366, SLG: 0.553 (1, 3)	L4-3			FC6-4 BB	FC6-4 IBB		G6-3			2	0	0	0	2	0	1									
Jermaine Dye, R OBP: 0.321, SLG: 0.401 (1, 9)		FC4-6 1B		FC6-4 1B	FC6-4		G6-3			4	0	1	1	0	0	4									
Joe Randa, R OBP: 0.311, SLG: 0.403 (1, 5)		K		G6-3 1B	G4-3		1B 1B			4	0	2	1	0	1	3									
Dee Brown, L OBP: 0.343, SLG: 0.409 (1, 7)	FC4-6			G6-3		K		1B		4	0	1	0	0	1	3									
Mark Quinn, R OBP: 0.314, SLG: 0.548 (1, 10)	G3			G6-3	1B 2B	CS 1B		F8		4	1	2	0	0	0	3									
Luis Alicea, S OBP: 0.301, SLG: 0.319 (1, 4)			F7		K	G4-3				3	0	0	0	0	1	2									
A.J. Hinch, R OBP: 0.192, SLG: 0.229 (1, 2)			K		1B 1B E 1B		G6-3			3	1	1	0	0	1	0									
Inning Stats	R: 0 E: 0 K: 0 S: 9	H: 0 LOB: 0 BB: 1 P: 15	R: 0 E: 0 K: 1 S: 10	H: 1 LOB: 1 BB: 0 P: 16	R: 0 E: 0 K: 1 S: 5	H: 0 LOB: 0 BB: 0 P: 6	R: 1 E: 0 K: 0 S: 6	H: 2 LOB: 1 BB: 1 P: 14	R: 3 E: 1 K: 1 S: 16	H: 4 LOB: 2 BB: 1 P: 28	R: 0 E: 0 K: 1 S: 13	H: 1 LOB: 0 BB: 0 P: 20	R: 0 E: 0 K: 0 S: 4	H: 0 LOB: 0 BB: 0 P: 7	R: 0 E: 0 K: 0 S: 10	H: 2 LOB: 2 BB: 0 P: 15	1B: 9 2B: 2 3B: 0 HR: 0	SF: 0 SAC: 0 DP: 2 HBP: 0	WP: 0 PB: 0 SB: 0 CS: 1	PA: 34					
PITCHER	IP	WLS	BF	H	R	ER	SO	BB	IBB	HBP	BLK	WP	HR	S	P	ERA	WHIP								
Cory Lidle, R ERA: 5.28 (1, 1)	7.0	L	29	8	4	4	4	2	1	0	0	0	0	63	106	5.14	1.429								
Chad Bradford, R ERA: 2.7 (8, 1)	0.2		3	1	0	0	0	0	0	0	0	0	0	7	10	0.00	1.500								
Mike Magnante, L ERA: 2.51 (8, 1)	0.0		1	1	0	0	0	0	0	0	0	0	0	2	4	∞	∞								
Jeff Tam, R ERA: 3.7 (8, 1)	0.1		1	0	0	0	0	0	0	0	0	0	0	1	1	0.00	0.000								

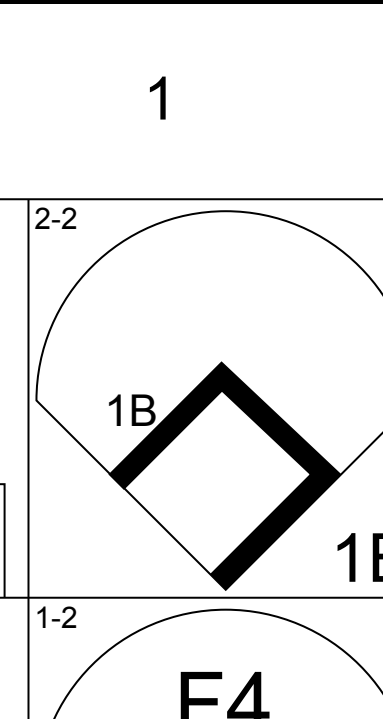
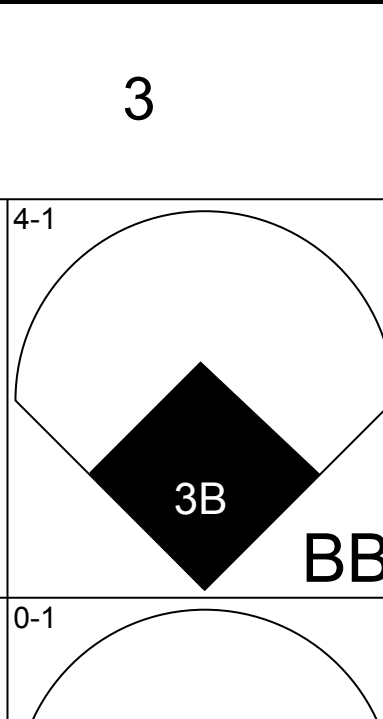
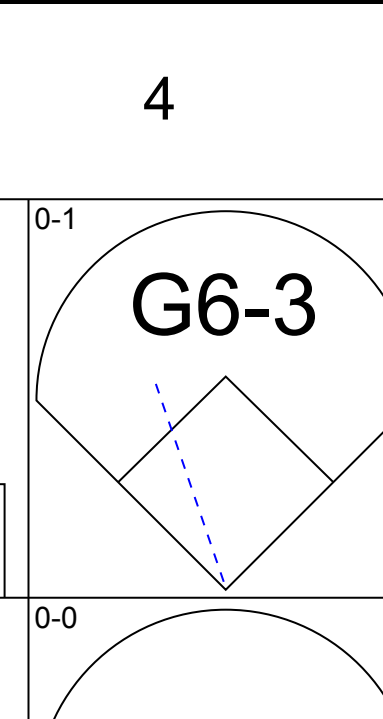
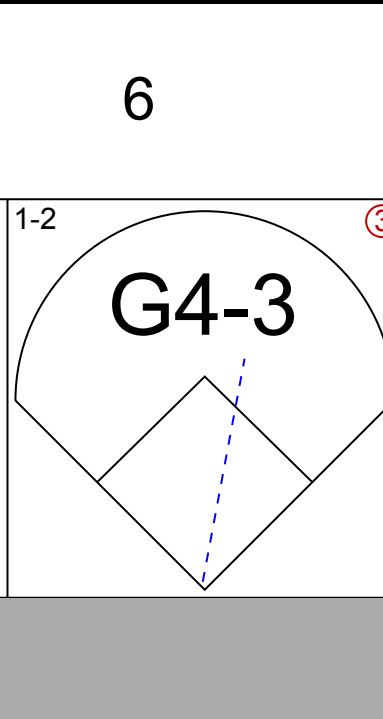
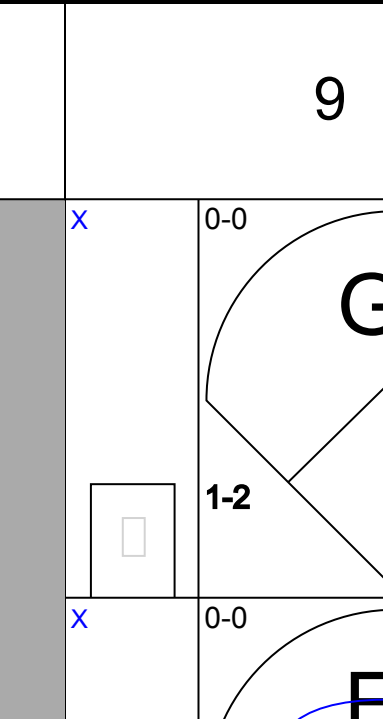
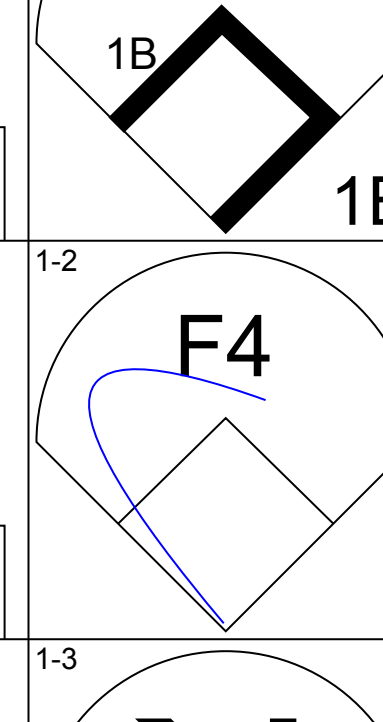
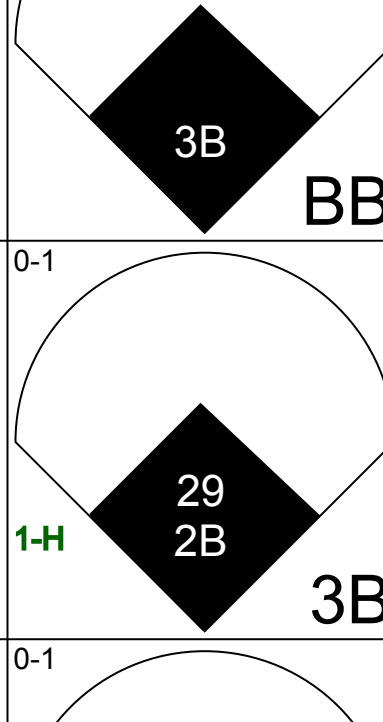
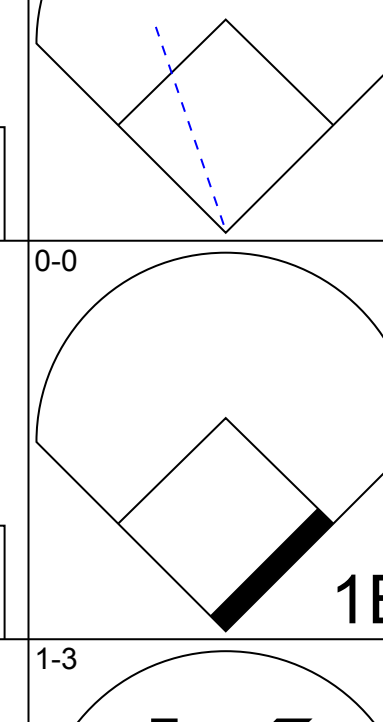
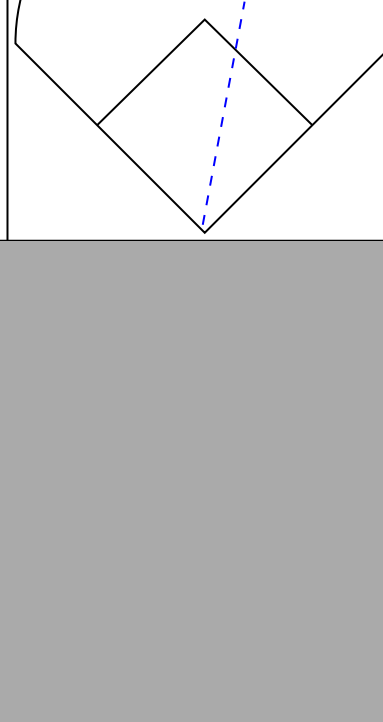
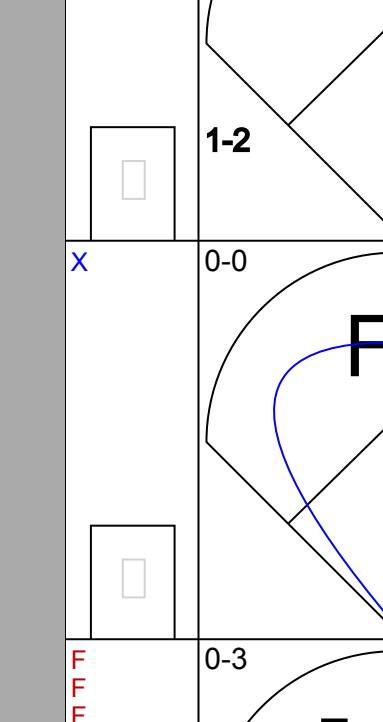
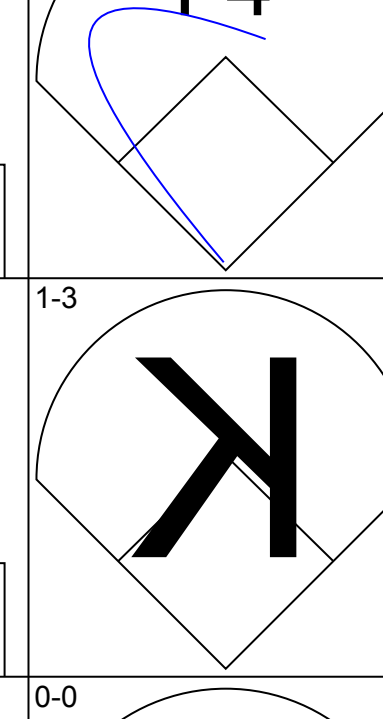
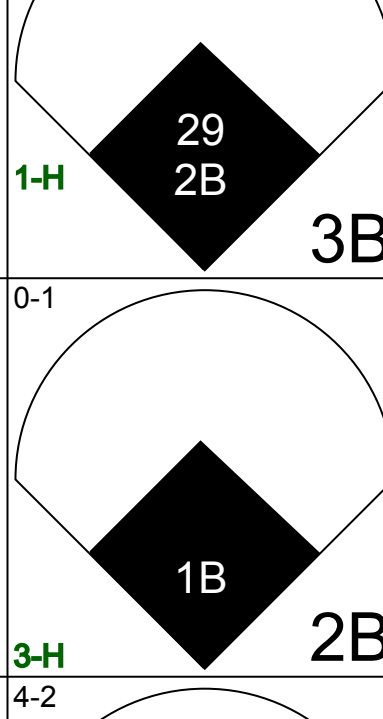
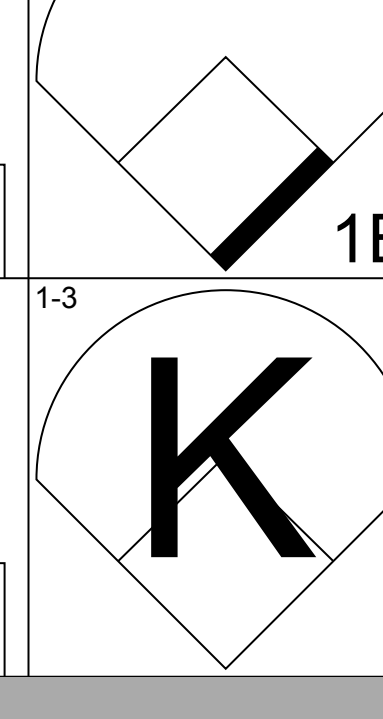

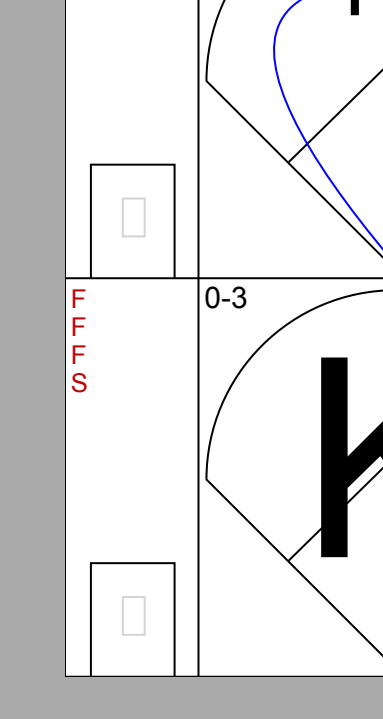
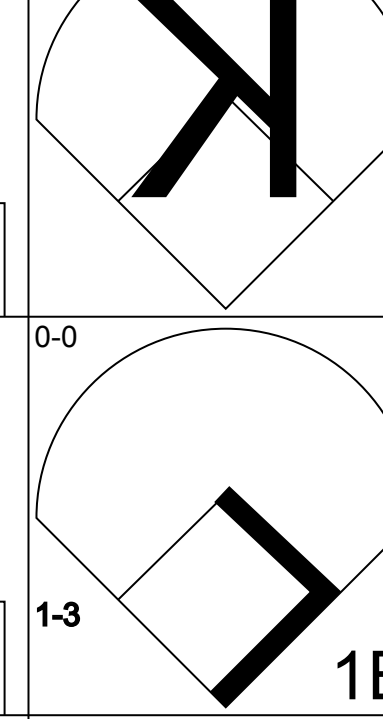
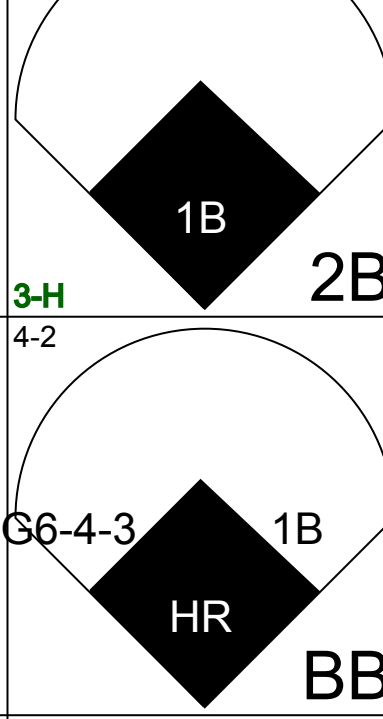
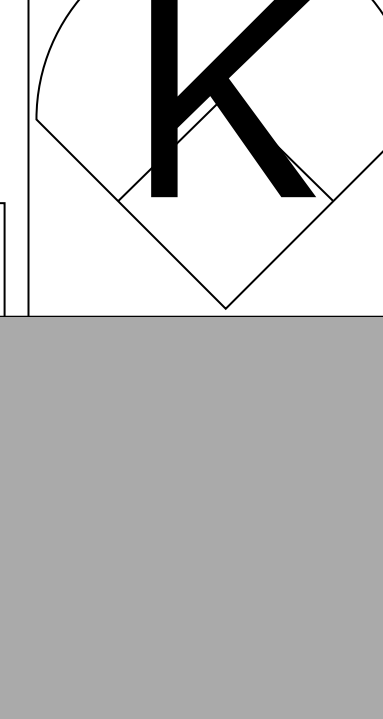
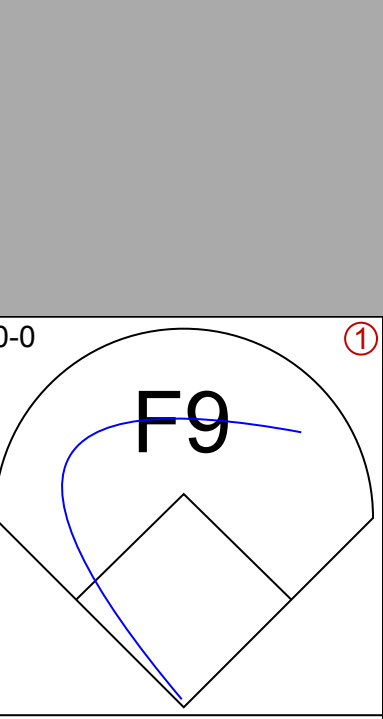

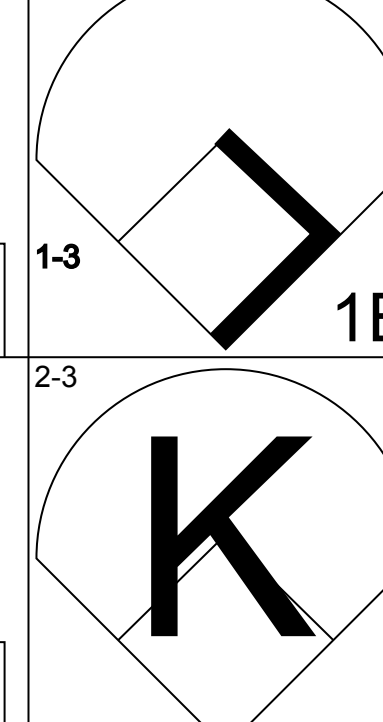
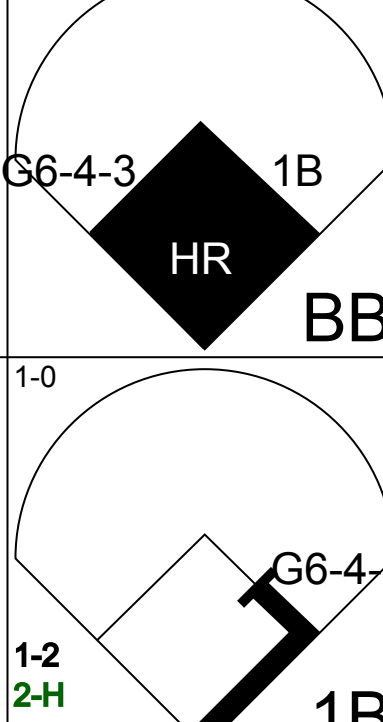

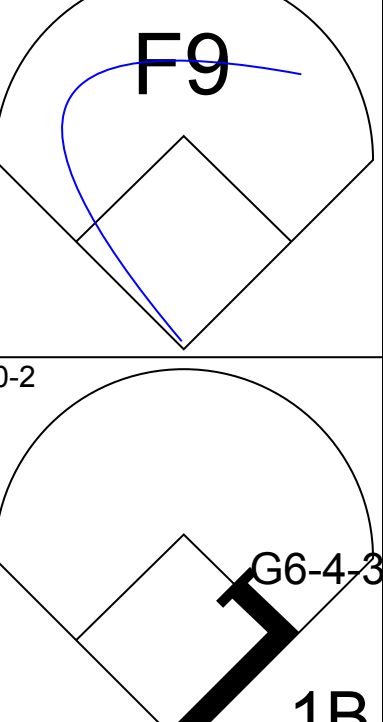

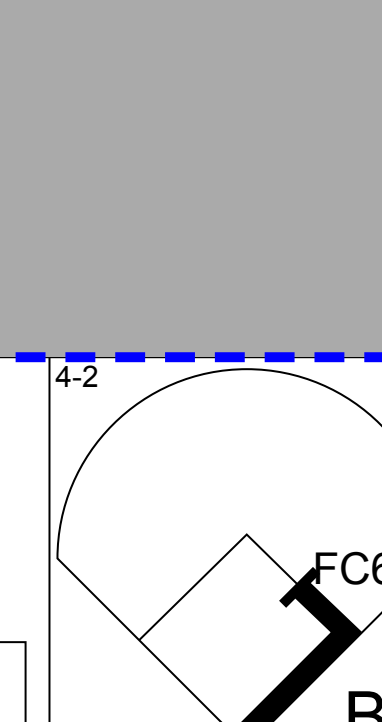
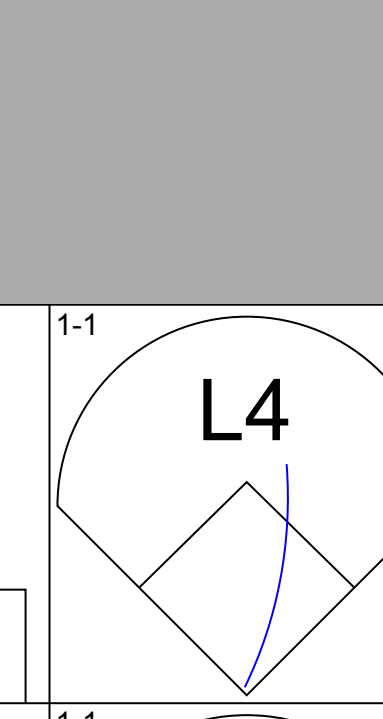
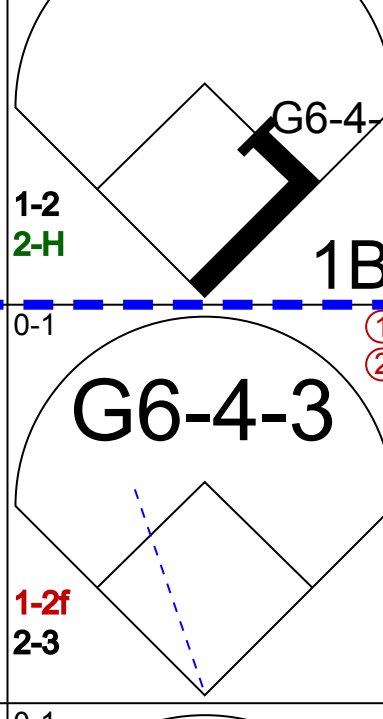

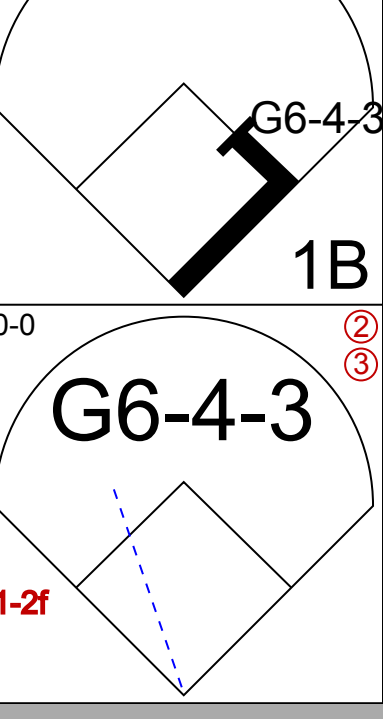
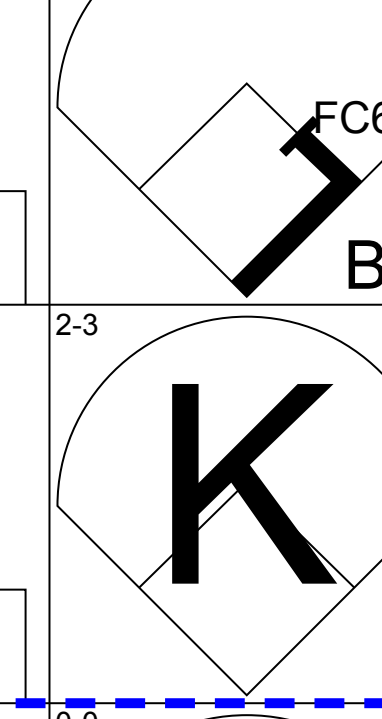

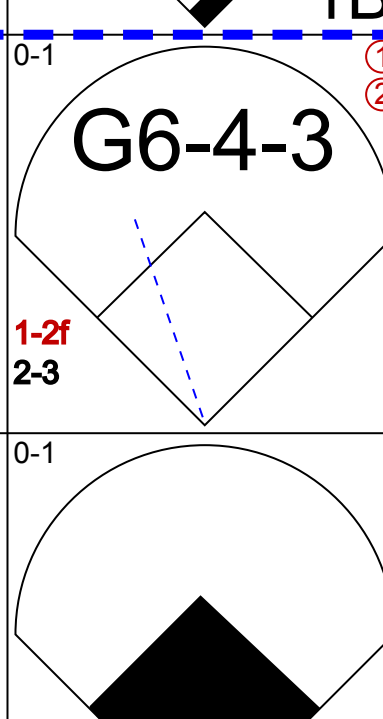
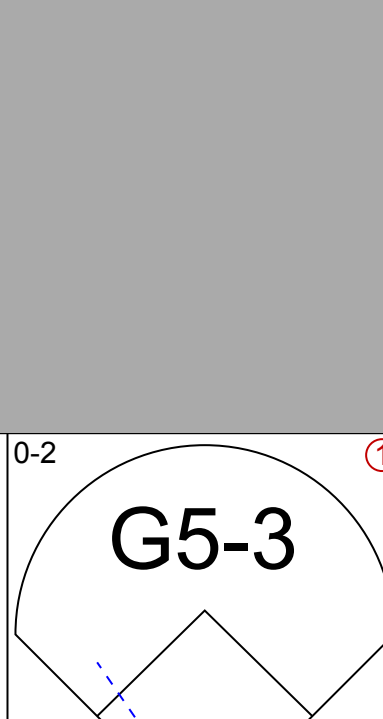
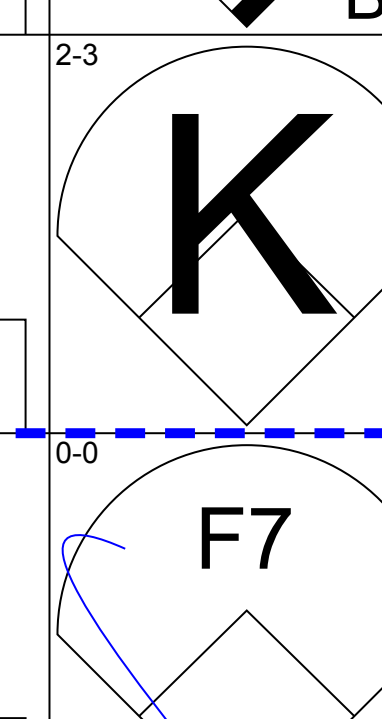

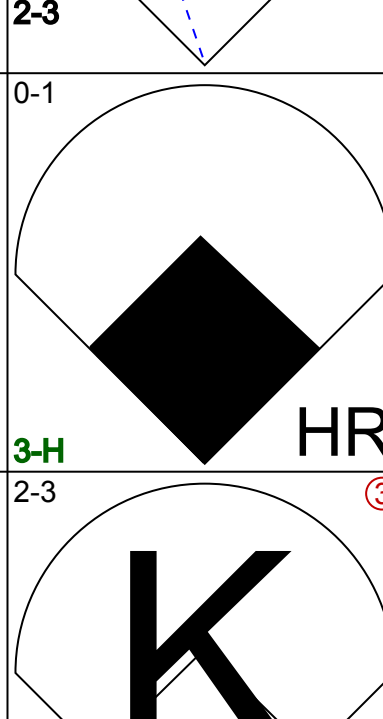
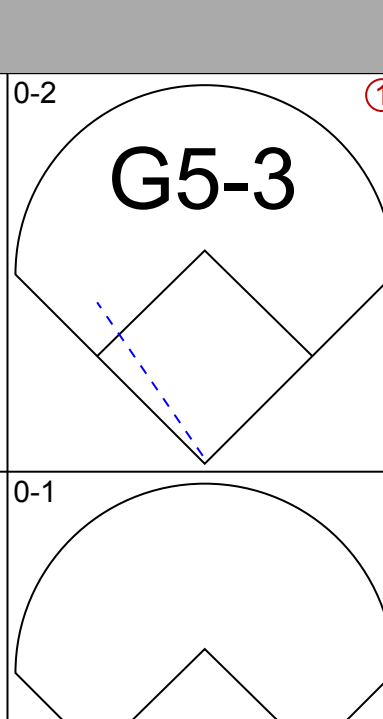
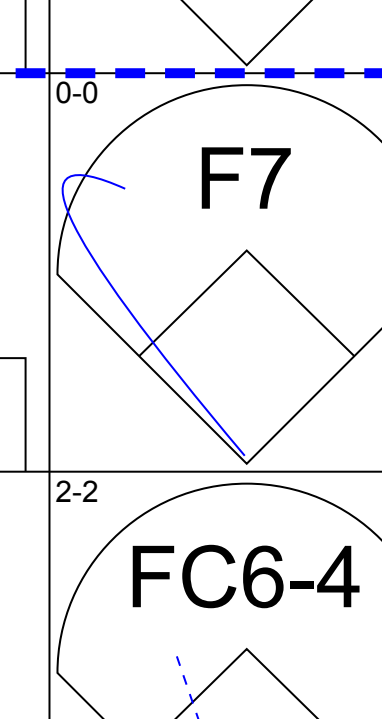
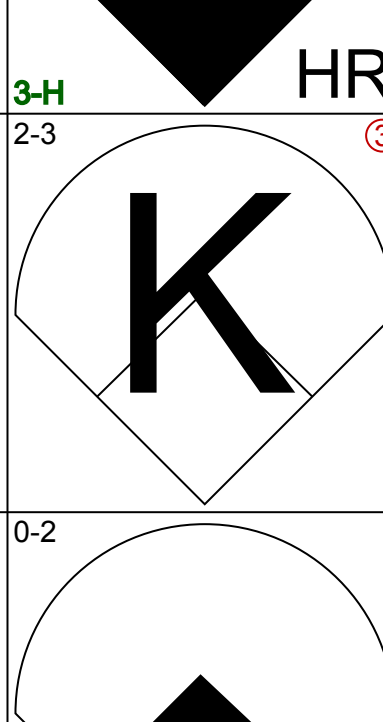
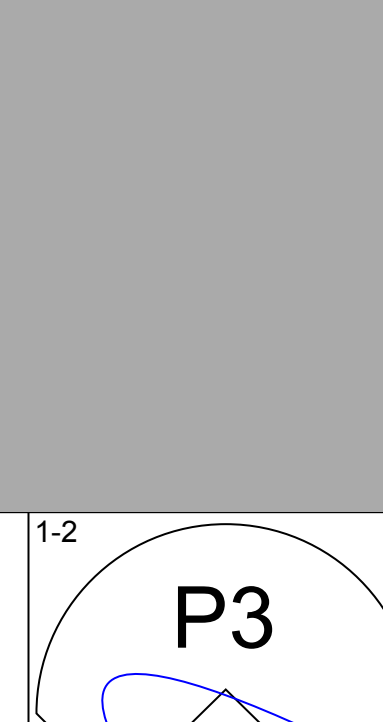
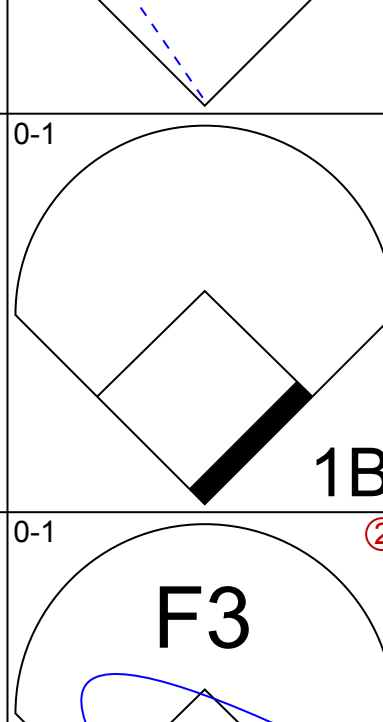
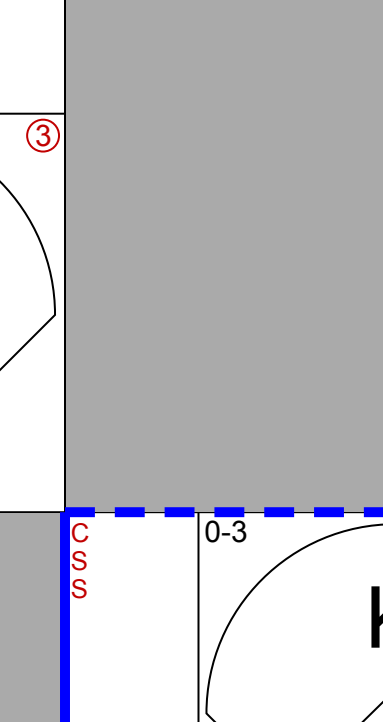
AB	31
R	1
H	6
RBI	1
BB	5
SO	5
LOB	17




AB	31
R	4
H	10
RBI	3
BB	3
SO	4
LOB	16



Batter	1	2	3	4	5	6	7	8	9	AB	R	H	RBI	BB	SO	LOB	TOP										
51 Ichiro Suzuki, L (1, 9) OBP: 0.397, SLG: 0.493										5	0	2	1	0	1	2	Seattle Mariners @ Kansas City Royals Kauffman Stadium, Kansas City, MO Fri May 25 2001, 7:05 PM CDT Att: 17,555 - Cloudy - 60 F										
Stan Javier, S (1, 7) OBP: 0.351, SLG: 0.338 Dan Wilson, R (8, 2) OBP: 0.275, SLG: 0.281										4	0	0	0	1	1	4											
Edgar Martinez, R (1, 10) OBP: 0.443, SLG: 0.515										5	2	4	2	0	1	3											
John Olerud, L (1, 3) OBP: 0.433, SLG: 0.457										5	1	1	0	0	0	6											
Bret Boone, R (1, 4) OBP: 0.349, SLG: 0.514											5	0	0	0	0	1		4									
Mike Cameron, R (1, 8) OBP: 0.361, SLG: 0.500										3	1	1	1	2	0	0											
Tom Lampkin, L (1, 2) Charles Gipson, R (8, PR) Mark McLemore, S (8, 7) OBP: 0.143, SLG: 0.077 OBP: 0.377, SLG: 0.460										4	1	2	0	0	1	0											
Carlos Guillen, S (1, 6) OBP: 0.318, SLG: 0.296										3	2	1	2	1	0	3											
David Bell, R (1, 5) OBP: 0.245, SLG: 0.311										5	1	2	1	0	0	4											
Inning Stats	R: 1 E: 0 K: 1 S: 9	H: 1 LOB: 0 BB: 0 P: 10	R: 0 E: 0 K: 1 S: 7	H: 0 LOB: 0 BB: 0 P: 8	R: 0 E: 0 K: 1 S: 13	H: 1 LOB: 3 BB: 2 P: 27	R: 2 E: 0 K: 1 S: 9	H: 2 LOB: 1 BB: 1 P: 21	R: 0 E: 0 K: 0 S: 6	H: 0 LOB: 0 BB: 0 P: 8	R: 0 E: 0 K: 0 S: 5	H: 0 LOB: 0 BB: 0 P: 8	R: 2 E: 0 K: 0 S: 13	H: 4 LOB: 2 BB: 0 P: 20	R: 2 E: 2 K: 0 S: 11	H: 1 LOB: 2 BB: 1 P: 18		R: 2 E: 0 K: 0 S: 16	H: 4 LOB: 2 BB: 0 P: 24	1B: 13 2B: 9 3B: 0 HR: 1	SF: 1 SAC: 0 DP: 1 HBP: 0	WP: 1 PB: 0 SB: 1 CS: 2	PA: 45				
PITCHER	IP	WLS	BF	H	R	ER	SO	BB	IBB	HBP	BLK	WP	HR	S	P	ERA	WHIP										
Dan Reichert, R (1, 1) ERA: 3.61	6.0		28	8	5	5	5	3	0	0	0	1	1	55	88	7.50	1.833										
Cory Bailey, R (7, 1) ERA: 2.55	1.0	H	4	1	0	0	0	0	0	0	0	0	0	7	14	0.00	1.000										
Jason Grimsley, R (8, 1) ERA: 2.48	1.0	L	6	1	2	0	0	1	0	0	0	0	0	11	18	0.00	2.000										
Jose Santiago, R (9, 1) ERA: 6.0	1.0		7	4	2	2	0	0	0	0	0	0	0	16	24	18.00	4.000										

Batter	1	2	3	4	5	6	7	8	9	AB	R	H	RBI	BB	SO	LOB	BOTTOM										
Carlos Beltrán, S (1, 8) OBP: 0.318, SLG: 0.395										4	1	1	0	1	0	2	Seattle Mariners @ Kansas City Royals Kauffman Stadium, Kansas City, MO Fri May 25 2001, 7:05 PM CDT Att: 17,555 - Cloudy - 60 F										
Rey Sanchez, R (1, 6) OBP: 0.315, SLG: 0.356										5	1	2	1	0	0	2											
29 Mike Sweeney, R (1, 3) OBP: 0.362, SLG: 0.549										5	1	1	1	0	4	3											
Jermaine Dye, R (1, 9) OBP: 0.324, SLG: 0.400										3	1	1	0	1	1	0											
Joe Randa, R (1, 5) OBP: 0.320, SLG: 0.408										3	0	2	1	1	1	2											
Mark Quinn, R (1, 7) OBP: 0.307, SLG: 0.535										4	0	0	0	0	1	4											
Dee Brown, L (1, 10) OBP: 0.340, SLG: 0.426										4	1	1	2	0	0	1											
Luis Alicea, S (1, 4) OBP: 0.299, SLG: 0.316										4	0	1	0	0	1	1											
A.J. Hinch, R (1, 2) OBP: 0.200, SLG: 0.294 Raul Ibanez, L (8, PH) OBP: 0.176, SLG: 0.152										3	1	1	1	0	0	1											
Inning Stats	R: 0 E: 0 K: 2 S: 16	H: 2 LOB: 2 BB: 0 P: 22	R: 0 E: 0 K: 0 S: 5	H: 0 LOB: 0 BB: 0 P: 8	R: 6 E: 0 K: 1 S: 22	H: 5 LOB: 2 BB: 2 P: 33	R: 0 E: 0 K: 1 S: 10	H: 1 LOB: 1 BB: 0 P: 11	R: 0 E: 0 K: 0 S: 5	H: 1 LOB: 0 BB: 0 P: 5	R: 0 E: 0 K: 0 S: 10	H: 1 LOB: 1 BB: 0 P: 11	R: 0 E: 0 K: 2 S: 9	H: 0 LOB: 0 BB: 0 P: 12	R: 0 E: 0 K: 1 S: 10	H: 0 LOB: 1 BB: 1 P: 18		R: 0 E: 0 K: 2 S: 9	H: 0 LOB: 1 BB: 0 P: 9	1B: 6 2B: 1 3B: 1 HR: 2	SF: 0 SAC: 0 DP: 2 HBP: 0	WP: 1 PB: 0 SB: 0 CS: 0	PA: 39				
PITCHER	IP	WLS	BF	H	R	ER	SO	BB	IBB	HBP	BLK	WP	HR	S	P	ERA	WHIP										
John Halama, L (1, 1) ERA: 4.83	2.0		14	6	6	6	2	2	0	0	0	0	1	44	51	0.00	0.800										
Ryan Franklin, R (3, 1) ERA: 2.55	5.0	W	17	4	0	0	4	0	0	0	0	0	0	5	11	0.00	3.000										
Jose Paniagua, R (8, 1) ERA: 3.42	0.1	H	2	0	0	0	1	1	0	0	0	0	0	5	7	0.00	0.000										
Arthur Rhodes, L (8, 1) ERA: 1.31	0.2	H	2	0	0	0	0	0	0	0	0	0	0	5	7	0.00	0.000										
Kazuhiro Sasaki, R (9, 1) ERA: 3.04	1.0	S	4	0	0	0	2	0	0	0	0	1	0	9	9	0.00	0.000										

AB	40
R	9
H	14
RBI	7
BB	4
SO	5
LOB	26



Batter	1	2	3	4	5	6	7	8	9	AB	R	H	RBI	BB	SO	LOB	TOP					
51 Ichiro Suzuki, L (1, 9) OBP: 0.391, SLG: 0.484	G6-3			L9				G4-3	G6-3	6	0	1	0	0	0	4	Seattle Mariners @ Kansas City Royals Kauffman Stadium, Kansas City, MO Sat May 26 2001, 7:05 PM CDT Att: 21,368 - Cloudy - 69 F					
Mike Cameron, R (1, 8) OBP: 0.357, SLG: 0.487	F9	P4					G4-3	1B 2B BB		4	1	0	0	1	1	2						
Edgar Martinez, R (1, 10) OBP: 0.442, SLG: 0.509	L6						F9	2B 1-3 1B		4	0	1	0	1	0	0						
John Olerud, L (1, 3) OBP: 0.437, SLG: 0.467		G3 1B 2B 1B		F5			P5	HR 1B	2-2 1-3 2B	5	2	3	1	0	0	1						
Bret Boone, R (1, 4) OBP: 0.355, SLG: 0.530		1-0 1-2 G3 2B 1B		F7			K	1-H HR	4-1 3-H 2B	4	2	2	2	1	1	1						
Al Martin, L (1, 7) OBP: 0.284, SLG: 0.256		1-2 G3						WP S BB	2-2 P6	4	1	1	0	1	1	5						
Charles Gipson, R (8, 7) OBP: 0.143, SLG: 0.077		1-2 2-3						1B		0	0	0	0	0	0	0						
Carlos Guillen, S (1, 6) OBP: 0.326, SLG: 0.308		0-0 2-H 3-H 2B		F7				1B BB	3-3 K	4	1	2	2	1	1	1						
David Bell, R (1, 5) OBP: 0.243, SLG: 0.307		2-0 F8		P6				F7 F8	0-0 1B	5	0	1	0	0	0	5						
Dan Wilson, R (1, 2) OBP: 0.290, SLG: 0.290		0-1 51 1B						P6 F8	0-2 F8	4	0	2	2	1	0	1						
Inning Stats	R: 0 E: 0 K: 0 S: 7	H: 0 LOB: 0 BB: 0 P: 13	R: 3 E: 0 K: 0 S: 15	H: 5 LOB: 2 BB: 0 P: 26	R: 0 E: 0 K: 0 S: 8	H: 0 LOB: 0 BB: 0 P: 13	R: 1 E: 0 K: 0 S: 9	H: 2 LOB: 1 BB: 0 P: 14	R: 0 E: 0 K: 1 S: 10	H: 1 LOB: 2 BB: 1 P: 17	R: 2 E: 0 K: 0 S: 13	H: 2 LOB: 2 BB: 2 P: 23	R: 1 E: 0 K: 1 S: 15	H: 2 LOB: 3 BB: 2 P: 29	R: 0 E: 0 K: 1 S: 8	H: 1 LOB: 1 BB: 0 P: 12	1B: 10 2B: 2 3B: 0 HR: 1	SF: 0 SAC: 0 DP: 0 HBP: 0	WP: 2 PA: 46 PB: 0 SB: 1 CS: 0			
PITCHER	IP WLS BF H R ER SO BB IBB HBP BLK WP HR S P ERA WHIP	IP WLS BF H R ER SO BB IBB HBP BLK WP HR S P ERA WHIP	IP WLS BF H R ER SO BB IBB HBP BLK WP HR S P ERA WHIP	IP WLS BF H R ER SO BB IBB HBP BLK WP HR S P ERA WHIP	IP WLS BF H R ER SO BB IBB HBP BLK WP HR S P ERA WHIP	IP WLS BF H R ER SO BB IBB HBP BLK WP HR S P ERA WHIP	IP WLS BF H R ER SO BB IBB HBP BLK WP HR S P ERA WHIP	IP WLS BF H R ER SO BB IBB HBP BLK WP HR S P ERA WHIP	IP WLS BF H R ER SO BB IBB HBP BLK WP HR S P ERA WHIP	IP WLS BF H R ER SO BB IBB HBP BLK WP HR S P ERA WHIP	IP WLS BF H R ER SO BB IBB HBP BLK WP HR S P ERA WHIP	IP WLS BF H R ER SO BB IBB HBP BLK WP HR S P ERA WHIP	IP WLS BF H R ER SO BB IBB HBP BLK WP HR S P ERA WHIP	IP WLS BF H R ER SO BB IBB HBP BLK WP HR S P ERA WHIP	IP WLS BF H R ER SO BB IBB HBP BLK WP HR S P ERA WHIP	IP WLS BF H R ER SO BB IBB HBP BLK WP HR S P ERA WHIP	IP WLS BF H R ER SO BB IBB HBP BLK WP HR S P ERA WHIP					
Brian Meadows, R (1, 1) ERA: 6.97	4.0	L	19	7	4	4	0	0	0	0	0	0	0	0	0	0	1	1	35	62	6.00	2.333
Blake Stein, R (5, 1) ERA: 6.92	3.0	16	3	2	2	3	4	0	0	0	0	0	0	0	0	0	0	0	15	29	9.00	4.000
Doug Henry, R (8, 1) ERA: 5.19	1.0	7	2	1	1	0	2	0	0	0	0	0	0	0	0	0	0	0	8	12	0.00	1.000
Cory Bailey, R (9, 1) ERA: 2.12	1.0	4	1	0	0	1	0	0	0	0	0	0	0	0	0	0	0	0	8	12	0.00	1.000

Batter	1	2	3	4	5	6	7	8	9	AB	R	H	RBI	BB	SO	LOB	BOTTOM					
Carlos Beltrán, S (1, 8) OBP: 0.315, SLG: 0.401	K								K	5	1	1	0	0	2	0	Seattle Mariners @ Kansas City Royals Kauffman Stadium, Kansas City, MO Sat May 26 2001, 7:05 PM CDT Att: 21,368 - Cloudy - 69 F					
Rey Sanchez, R (1, 6) OBP: 0.312, SLG: 0.352	G4-3									5	0	1	1	0	0	0						
29 Mike Sweeney, R (1, 3) OBP: 0.358, SLG: 0.545	L9									5	0	1	0	0	1	1						
Jermaine Dye, R (1, 9) OBP: 0.326, SLG: 0.397		2B G1-3 1B								4	1	1	0	1	0	2						
Joe Randa, R (1, 5) OBP: 0.328, SLG: 0.426		G1-3 2B								4	0	3	0	0	0	0						
Dee Brown, L (1, 7) OBP: 0.345, SLG: 0.424		G1-3 BB								3	0	1	0	1	0	3						
Mark Quinn, R (1, 10) OBP: 0.311, SLG: 0.534		P6								4	0	2	0	0	1	6						
Wilson Delgado, S (1, 4) OBP: 0.274, SLG: 0.299		G1-3								4	0	0	1	0	0	9						
A.J. Hinch, R (1, 2) OBP: 0.193, SLG: 0.283		F8								2	0	0	0	0	1	4						
Raul Ibanez, L (7, PH) OBP: 0.171, SLG: 0.147										1	0	0	0	0	0	0						
Sal Fasano, R (8, 2) OBP: 0.130, SLG: 0.048										0	0	0	0	0	0	0						
Luis Alicea, S (8, PH) OBP: 0.297, SLG: 0.314										1	0	0	0	0	1	3						
Héctor Ortiz, R (9, 2) OBP: 0.274, SLG: 0.299										0	0	0	0	0	0	0						
Inning Stats	R: 0 E: 0 K: 1 S: 8	H: 0 LOB: 0 BB: 0 P: 14	R: 1 E: 0 K: 0 S: 11	H: 2 LOB: 2 BB: 1 P: 20	R: 0 E: 0 K: 0 S: 5	H: 1 LOB: 1 BB: 0 P: 7	R: 0 E: 0 K: 1 S: 11	H: 2 LOB: 2 BB: 0 P: 18	R: 0 E: 0 K: 1 S: 7	H: 0 LOB: 0 BB: 0 P: 11	R: 0 E: 0 K: 0 S: 9	H: 2 LOB: 2 BB: 0 P: 10	R: 1 E: 0 K: 0 S: 9	H: 1 LOB: 0 BB: 0 P: 15	R: 0 E: 1 K: 2 S: 11	H: 1 LOB: 3 BB: 1 P: 21	R: 0 E: 0 K: 1 S: 12	H: 1 LOB: 1 BB: 0 P: 14	1B: 6 2B: 3 3B: 1 HR: 0	SF: 0 SAC: 0 DP: 0 HBP: 0	WP: 0 PA: 40 PB: 0 SB: 0 CS: 0	
PITCHER	IP WLS BF H R ER SO BB IBB HBP BLK WP HR S P ERA WHIP	IP WLS BF H R ER SO BB IBB HBP BLK WP HR S P ERA WHIP	IP WLS BF H R ER SO BB IBB HBP BLK WP HR S P ERA WHIP	IP WLS BF H R ER SO BB IBB HBP BLK WP HR S P ERA WHIP	IP WLS BF H R ER SO BB IBB HBP BLK WP HR S P ERA WHIP	IP WLS BF H R ER SO BB IBB HBP BLK WP HR S P ERA WHIP	IP WLS BF H R ER SO BB IBB HBP BLK WP HR S P ERA WHIP	IP WLS BF H R ER SO BB IBB HBP BLK WP HR S P ERA WHIP	IP WLS BF H R ER SO BB IBB HBP BLK WP HR S P ERA WHIP	IP WLS BF H R ER SO BB IBB HBP BLK WP HR S P ERA WHIP	IP WLS BF H R ER SO BB IBB HBP BLK WP HR S P ERA WHIP	IP WLS BF H R ER SO BB IBB HBP BLK WP HR S P ERA WHIP	IP WLS BF H R ER SO BB IBB HBP BLK WP HR S P ERA WHIP	IP WLS BF H R ER SO BB IBB HBP BLK WP HR S P ERA WHIP	IP WLS BF H R ER SO BB IBB HBP BLK WP HR S P ERA WHIP	IP WLS BF H R ER SO BB IBB HBP BLK WP HR S P ERA WHIP						
Aaron Sele, R (1, 1) ERA: 2.81	7.0	W	30	8	2	2	3	1	0	0	0	0	0	0	0	0	1	1	35	0.00	1.500	
Jeff Nelson, R (8, 1) ERA: 1.23	2.0	10	2	0	0	3	1	0	0	0	0	0	0	0	0	0	0	0	23	35	0.00	1.500



Batter	1	2	3	4	5	6	7	8	9	10	11	AB	R	H	RBI	BB	SO	LOB	TOP						
Mark McLemore, S OBP: 0.378, SLG: 0.457 (1, 6)	0-2 BB SF7 1B		2-3 K		1-3 K		1-0 G4-6-3 1B			3-1 G4-3		5	1	2	0	0	2	2							
Stan Javier, S OBP: 0.327, SLG: 0.321 Carlos Guillen, S OBP: 0.324, SLG: 0.306 (1, 9) (8, 6)	2-3 K		3-2 G4-3		3-2 L6-3		0-2 G4-6-3			0-0 G4-3		4	0	0	0	0	1	5							
Edgar Martinez, R OBP: 0.445, SLG: 0.514 Charles Gipson, R OBP: 0.143, SLG: 0.077 (1, 10) (11, PR)	4-0 BB 1-2 BB		1-0 F9				0-0 2B			2-1 G4-3		4	1	2	0	1	0	0							
John Olerud, L OBP: 0.441, SLG: 0.474 (1, 3)	4-0 BB 1-2 2-3 BB				0-1 P4		1-1 G4-3 2H WP 2B			1-1 F7		4	1	2	1	1	0	0							
Bret Boone, R OBP: 0.353, SLG: 0.524 (1, 4)	2-1 SF7 3H				4-0 BB G3-6 BB		3-2 G4-3 2-3			1-1 G5-3		2	0	0	1	1	0	1							
Al Martin, L OBP: 0.276, SLG: 0.247 51 Ichiro Suzuki, L OBP: 0.382, SLG: 0.482 (1, 7) (8, 9)	1-0 G4-3				1-0 G3-6 1-2		2-3 K			0-1 G6-3		3	0	0	0	0	1	3							
Mike Cameron, R OBP: 0.353, SLG: 0.478 (1, 8)			2-3 K				4-2 1B 1B BB			1-3 K		3	1	0	1	1	2	0							
Tom Lampkin, L OBP: 0.326, SLG: 0.416 (1, 2)			2-1 F9				0-1 1B 1-3 1B			0-1 G5-3		5	0	1	0	0	0	2							
David Bell, R OBP: 0.250, SLG: 0.312 (1, 5)			0-1 F9				0-1 L6-3 1-3 3H 1B			0-0 1B		4	0	2	1	0	1	0							
Inning Stats	R: 1 E: 0 K: 1 S: 11	H: 1 LOB: 2 BB: 2 P: 23	R: 0 E: 0 K: 1 S: 7	H: 0 LOB: 0 BB: 0 P: 11	R: 0 E: 0 K: 1 S: 7	H: 0 LOB: 0 BB: 0 P: 13	R: 0 E: 0 K: 0 S: 3	H: 0 LOB: 0 BB: 1 P: 8	R: 1 E: 0 K: 1 S: 16	H: 2 LOB: 1 BB: 0 P: 24	R: 0 E: 0 K: 0 S: 6	H: 0 LOB: 0 BB: 0 P: 10	R: 0 E: 0 K: 1 S: 7	H: 0 LOB: 0 BB: 0 P: 8	R: 0 E: 0 K: 1 S: 6	H: 0 LOB: 0 BB: 0 P: 9	R: 0 E: 0 K: 1 S: 10	H: 2 LOB: 2 BB: 1 P: 20	1B: 7 2B: 3 3B: 0 HR: 0	SF: 2 SAC: 1 DP: 3 HBP: 0	WP: 1 PB: 0 SB: 1 CS: 0	PA: 44			
PITCHER	IP 7.0	WLS 29	BF 7	H 4	R 4	ER 4	SO 5	BB 0	IBB 0	HBP 0	BLK 0	WP 1	HR 0	S 62	P 106	ERA 5.14	WHIP 1.571								
Jeff Suppan, R ERA: 4.43 Jason Grimsley, R ERA: 2.4 Roberto Hernandez, R ERA: 5.56 Jose Santiago, R ERA: 6.12 (1, 1) (8, 1) (9, 1) (11, 1)																									

Seattle Mariners @ Kansas City Royals
Kauffman Stadium, Kansas City, MO
Sun May 27 2001, 1:05 PM CDT
Att: 19,524 - Cloudy - 77 F

AB	36
R	5
H	9
RBI	4
BB	5
SO	7
LOB	13



Batter	1	2	3	4	5	6	7	8	9	10	11	AB	R	H	RBI	BB	SO	LOB	BOTTOM						
Carlos Beltrán, S OBP: 0.322, SLG: 0.403 (1, 8)	1-0 G6-4-3 1B		1-2 29 FC6-4 1B		0-0 G5-3		4-0 FC6-4 1B			0-3 K		4	0	2	1	1	1	0							
Rey Sanchez, R OBP: 0.309, SLG: 0.348 (1, 6)	0-1 G6-4-3 1-2		1-2 29 FC6-4 1B				0-0 F8 FC6-4			0-0 F9		5	0	1	1	0	0	4							
29 Mike Sweeney, R OBP: 0.355, SLG: 0.552 (1, 10)	3-1 G5-3		0-1 FC6-4				2-2 HR			1-1 G6-3		5	1	1	1	0	0	2							
Jermaine Dye, R OBP: 0.323, SLG: 0.388 (1, 9)			0-0 G4-3				2-3 K			2-2 L6		4	0	0	0	1	1	2							
Joe Randa, R OBP: 0.320, SLG: 0.415 (1, 5)			1-1 G6-4-3				0-0 G5-3			3-2 G4-3		5	0	0	0	0	0	1							
Mark Quinn, R OBP: 0.309, SLG: 0.525 (1, 7)			2-1 G4-3				2-1 G3-1			2-1 SH5-4 E 1B		5	0	1	0	0	1	0							
Dave McCarty, R OBP: 0.354, SLG: 0.403 (1, 3)			2-2 FC3-6 1B				1-2 F2			0-0 E5 SH5-4		4	1	2	1	0	0	1							
Luis Alica, S OBP: 0.290, SLG: 0.306 (1, 4)			1-1 FC3-6 2B 1B				1-1 F8			0-0 SH5-4		3	1	0	0	0	0	1							
Héctor Ortiz, R OBP: 0.276, SLG: 0.309 Raul Ibanez, L OBP: 0.167, SLG: 0.143 Sal Fasano, R OBP: 0.150, SLG: 0.048 (1, 2) (9, PH) (10, 2)			0-1 1B 1B 2B				0-0 G1-3			3-2 F8		3	1	1	0	0	0	2							
Inning Stats	R: 0 E: 0 K: 0 S: 5	H: 1 LOB: 0 BB: 0 P: 9	R: 0 E: 0 K: 0 S: 4	H: 0 LOB: 0 BB: 1 P: 11	R: 2 E: 0 K: 0 S: 18	H: 4 LOB: 2 BB: 0 P: 23	R: 0 E: 0 K: 0 S: 6	H: 0 LOB: 0 BB: 0 P: 10	R: 0 E: 0 K: 1 S: 8	H: 1 LOB: 3 BB: 1 P: 12	R: 0 E: 1 K: 0 S: 11	H: 1 LOB: 3 BB: 0 P: 20	R: 0 E: 0 K: 0 S: 14	H: 0 LOB: 0 BB: 0 P: 20	R: 1 E: 0 K: 2 S: 8	H: 1 LOB: 0 BB: 0 P: 15	R: 0 E: 0 K: 1 S: 6	H: 0 LOB: 0 BB: 0 P: 7	R: 0 E: 0 K: 0 S: 9	H: 0 LOB: 0 BB: 0 P: 13	1B: 5 2B: 1 3B: 0 HR: 2	SF: 0 SAC: 1 DP: 2 HBP: 0	WP: 0 PB: 0 SB: 0 CS: 0	PA: 42	
PITCHER	IP 6.2	WLS 4	BF 28	H 7	R 3	ER 3	SO 0	BB 1	IBB 1	HBP 0	BLK 0	WP 0	HR 1	S 53	P 87	ERA 4.05	WHIP 1.200								
Jamie Moyer, L ERA: 4.5 Jose Paniagua, R ERA: 3.24 Kazuhito Sasaki, R ERA: 3.25 Norm Charlton, L ERA: 3.54 (1, 1) (7, 1) (9, 1) (10, 1)																									

Seattle Mariners @ Kansas City Royals
Kauffman Stadium, Kansas City, MO
Sun May 27 2001, 1:05 PM CDT
Att: 19,524 - Cloudy - 77 F

AB	39
R	4
H	8
RBI	4
BB	2
SO	4
LOB	13



Batter	1	2	3	4	5	6	7	8	9	AB	R	H	RBI	BB	SO	LOB	TOP										
Carlos Beltrán, S OBP: 0.310, SLG: 0.387 (1, 10)																	4 0 0 0 0 3 2										
Rey Sanchez, R OBP: 0.308, SLG: 0.346 (1, 6)																	4 0 1 0 0 0 0										
29 Mike Sweeney, R OBP: 0.356, SLG: 0.559 (1, 3)																	4 1 1 0 0 0 1										
Jermaine Dye, R OBP: 0.335, SLG: 0.418 (1, 9)																	3 0 2 0 1 0 1										
Dee Brown, L OBP: 0.333, SLG: 0.404 (1, 7)																	4 0 0 1 0 1 4										
Joe Randa, R OBP: 0.318, SLG: 0.413 (1, 5)																	4 1 1 0 0 0 2										
Wilson Delgado, S OBP: 0.274, SLG: 0.154 Luis Alica, S OBP: 0.292, SLG: 0.302 (7, PH) (7, 4)																	2 0 0 0 0 2 1 2 0 1 0 0 0 1										
Héctor Ortiz, R OBP: 0.286, SLG: 0.313 Raul Ibanez, L OBP: 0.162, SLG: 0.139 (9, PH)																	2 0 1 0 0 0 1 1 0 0 0 0 1 1										
Endy Chavez, L OBP: 0.250, SLG: 0.250 (1, 8)																	4 0 1 1 0 0 3										
Inning Stats	R: 0 E: 0 K: 1 S: 9	H: 0 LOB: 0 BB: 0 P: 13	R: 0 E: 0 K: 1 S: 12	H: 1 LOB: 1 BB: 0 P: 18	R: 0 E: 0 K: 1 S: 4	H: 0 LOB: 0 BB: 0 P: 9	R: 1 E: 0 K: 0 S: 10	H: 2 LOB: 1 BB: 0 P: 17	R: 0 E: 0 K: 2 S: 17	H: 1 LOB: 1 BB: 0 P: 22	R: 0 E: 0 K: 0 S: 8	H: 1 LOB: 1 BB: 0 P: 9	R: 1 E: 0 K: 0 S: 13	H: 2 LOB: 1 BB: 0 P: 16	R: 0 E: 0 K: 1 S: 8	H: 0 LOB: 1 BB: 1 P: 15	R: 0 E: 0 K: 1 S: 10	H: 1 LOB: 1 BB: 0 P: 13	1B: 5 2B: 3 HR: 0	SF: 0 SAC: 0 DP: 0 HBP: 1	WP: 0 PB: 0 SB: 0 CS: 1	PA: 36					
PITCHER	IP	WLS	BF	H	R	ER	SO	BB	IBB	HBP	BLK	WP	HR	S	P	ERA	WHIP										
Rick Helling, R ERA: 6.31 (1, 1)	7.0	W	28	7	2	2	5	0	0	1	0	0	0	73	104	2.57	1.000										
Mark Petkovsek, R ERA: 5.47 (8, 1)	1.0		4	0	0	0	1	1	0	0	0	0	0	8	15	0.00	1.000										
Mike Judd, R ERA: 3.86 (9, 1)	1.0		4	1	0	0	1	0	0	0	0	0	0	10	13	0.00	1.000										

Kansas City Royals @ Texas Rangers
The Ballpark at Arlington, Arlington, TX
Tue May 29 2001, 8:35 PM EDT
Att: 28,606 - Cloudy - 84 F

AB 34
R 2
H 8
RBI 2
BB 1
SO 7
LOB 17



Batter	1	2	3	4	5	6	7	8	9	AB	R	H	RBI	BB	SO	LOB	BOTTOM										
29 Rusty Greer, L OBP: 0.360, SLG: 0.485 (1, 7)																	3 1 0 0 2 1 2										
Ivan Rodriguez, R OBP: 0.325, SLG: 0.476 (1, 2)																	4 1 0 0 1 1 3										
Alex Rodriguez, R OBP: 0.418, SLG: 0.662 (1, 6)																	2 2 0 0 3 2 0										
Rafael Palmeiro, L OBP: 0.356, SLG: 0.524 (1, 3)																	2 2 2 4 2 0 0										
Gabe Kapler, R OBP: 0.427, SLG: 0.607 (1, 8)																	4 1 2 2 0 0 2										
Frank Catalanotto, L OBP: 0.327, SLG: 0.543 (1, 9)																	3 0 0 0 0 0 3										
Andres Galarraga, R OBP: 0.305, SLG: 0.426 (1, 10)																	2 0 1 1 1 1 0										
Ken Caminiti, S OBP: 0.302, SLG: 0.417 (1, 5)																	4 1 1 0 0 1 3										
10 Michael Young, R OBP: 0.250, SLG: 0.273 (1, 4)																	3 0 1 1 0 1 2										
Inning Stats	R: 2 E: 0 K: 0 S: 12	H: 1 LOB: 0 BB: 1 P: 21	R: 0 E: 0 K: 2 S: 13	H: 0 LOB: 2 BB: 0 P: 20	R: 0 E: 0 K: 0 S: 9	H: 0 LOB: 1 BB: 2 P: 19	R: 0 E: 0 K: 2 S: 13	H: 1 LOB: 3 BB: 2 P: 27	R: 2 E: 0 K: 1 S: 12	H: 3 LOB: 1 BB: 0 P: 22	R: 4 E: 0 K: 0 S: 20	H: 2 LOB: 1 BB: 4 P: 42	R: 0 E: 0 K: 1 S: 7	H: 0 LOB: 0 BB: 0 P: 11	R: 0 E: 0 K: 1 S: 8	H: 0 LOB: 0 BB: 0 P: 12	1B: 3 2B: 1 3B: 1 HR: 2	SF: 1 SAC: 0 DP: 1 HBP: 2	WP: 0 PB: 0 SB: 0 CS: 1	PA: 39							
PITCHER	IP	WLS	BF	H	R	ER	SO	BB	IBB	HBP	BLK	WP	HR	S	P	ERA	WHIP										
Mac Suzuki, R ERA: 3.91 (1, 1)	4.0	L	20	2	2	2	4	5	2	0	0	0	1	47	87	4.50	1.750										
Doug Henry, R ERA: 6.35 (5, 1)	1.1		8	4	4	4	1	1	0	0	0	0	1	17	33	27.00	3.750										
Cory Bailey, R ERA: 3.48 (6, 1)	2.2		11	1	2	2	2	3	0	0	0	0	0	30	54	6.75	1.500										

Kansas City Royals @ Texas Rangers
The Ballpark at Arlington, Arlington, TX
Tue May 29 2001, 8:35 PM EDT
Att: 28,606 - Cloudy - 84 F



AB 27
R 8
H 7
RBI 8
BB 9
SO 7
LOB 15



Batter	1	2	3	4	5	6	7	8	9	AB	R	H	RBI	BB	SO	LOB	TOP										
Carlos Beltrán, S OBP: 0.315, SLG: 0.405	L3						G3			6	1	3	3	0	0	1	Kansas City Royals @ Texas Rangers The Ballpark at Arlington, Arlington, TX Wed May 30 2001, 8:35 PM EDT Att: 31,290 - Cloudy - 86 F										
Rey Sanchez, R OBP: 0.307, SLG: 0.344 Wilson Delgado, S OBP: 0.188, SLG: 0.133	P5	29 F 1B	G4-3		G6-4-3		K		G4-3	4	1	1	0	0	0	2											
29 Mike Sweeney, R OBP: 0.357, SLG: 0.580	1B	2B	E5 FC6-4 1B		F8					5	1	2	0	0	0	2											
Jemaine Dye, R OBP: 0.348, SLG: 0.428 Raul Ibanez, L OBP: 0.156, SLG: 0.135	2B	HR	1B				G6-3		G6-3	3	1	3	1	1	0	0											
Joe Randa, R OBP: 0.315, SLG: 0.413	HR	2B	1B				G6-4-3		F9	5	1	1	1	0	0	5											
Dee Brown, L OBP: 0.335, SLG: 0.424	HR		G6-4-3						G3-1	5	1	2	3	0	1	3											
Luis Alica, S OBP: 0.303, SLG: 0.323	1B								F8	4	2	2	0	1	0	0											
Héctor Ortiz, R OBP: 0.290, SLG: 0.316	2B						G3		K	5	2	2	1	0	1	2											
Endy Chavez, L OBP: 0.556, SLG: 0.625	2B						G4-3			4	1	3	2	1	0	0											
Inning Stats	R: 6 E: 0 K: 0 S: 26	H: 7 LOB: 1 BB: 0 P: 42	R: 1 E: 1 K: 0 S: 14	H: 2 LOB: 1 BB: 0 P: 19	R: 4 E: 0 K: 0 S: 14	H: 4 LOB: 1 BB: 1 P: 19	R: 0 E: 0 K: 1 S: 7	H: 0 LOB: 0 BB: 0 P: 9	R: 0 E: 0 K: 0 S: 8	H: 2 LOB: 2 BB: 1 P: 16	R: 0 E: 0 K: 1 S: 8	H: 0 LOB: 0 BB: 0 P: 11	R: 0 E: 0 K: 0 S: 9	H: 1 LOB: 1 BB: 0 P: 12	R: 0 E: 0 K: 1 S: 12	H: 1 LOB: 2 BB: 1 P: 19		1B: 13 2B: 3 3B: 1 HR: 2	SF: 0 SAC: 0 DP: 3 HBP: 0	WP: 1 PB: 0 SB: 0 CS: 0	PA: 47						
PITCHER	IP	WLS	BF	H	R	ER	SO	BB	IBB	HBP	BLK	WP	HR	S	P	ERA	WHIP										
Pat Mahomes, R ERA: 5.82	1.0	L	12	8	7	7	0	0	0	0	0	1	1	33	50	63.00	8.000										
Mike Judd, R ERA: 5.09	2.0		11	5	4	4	0	1	0	0	0	0	1	21	30	18.00	3.000										
Aaron Myette, R ERA: 10.43	5.0		19	5	0	0	2	1	0	0	0	0	0	39	58	0.00	1.200										
Tim Crabtree, R ERA: 6.59	1.0		5	1	0	0	1	1	0	0	0	0	0	12	19	0.00	2.000										

Batter	1	2	3	4	5	6	7	8	9	AB	R	H	RBI	BB	SO	LOB	BOTTOM										
29 Rusty Greer, L OBP: 0.364, SLG: 0.492 Cliff Brumbaugh, R	G6-4-3 1B		F7				K		K2-3	3	0	2	0	0	0	0	Kansas City Royals @ Texas Rangers The Ballpark at Arlington, Arlington, TX Wed May 30 2001, 8:35 PM EDT Att: 31,290 - Cloudy - 86 F										
Ivan Rodriguez, R OBP: 0.327, SLG: 0.476 Doug Mirabeli, R OBP: 0.268, SLG: 0.283	K				L6				G5-3	2	0	1	0	0	1	1											
Alex Rodriguez, R OBP: 0.413, SLG: 0.652 Scott Sheldon, R OBP: 0.321, SLG: 0.393	G6-4-3		G1-4-3 1B		G5-3				P4	3	0	0	0	0	0	3											
Rafael Palmeiro, L OBP: 0.354, SLG: 0.516 Ruben Sierra, S OBP: 0.333, SLG: 0.500		F9				F7	P5			3	0	0	0	1	0	1											
Gabe Kapler, R OBP: 0.437, SLG: 0.605		1B			G6-4-3				10 PB 1B	2	1	1	0	2	0	1											
Frank Catalanotto, L OBP: 0.343, SLG: 0.547		10 FC5-4 1B							F7	3	0	2	0	1	0	1											
Andres Galarraga, R OBP: 0.303, SLG: 0.422		P4							10 PB 1B	4	0	1	0	0	0	5											
Ken Caminiti, S OBP: 0.314, SLG: 0.444		10 FC5-4 1B							K	3	1	2	2	1	1	2											
10 Michael Young, R OBP: 0.188, SLG: 0.200		1-2 2H			G6-3				K	4	0	0	0	0	1	7											
Inning Stats	R: 0 E: 0 K: 1 S: 9	H: 1 LOB: 0 BB: 0 P: 14	R: 1 E: 0 K: 0 S: 9	H: 2 LOB: 2 BB: 1 P: 19	R: 0 E: 0 K: 0 S: 5	H: 1 LOB: 0 BB: 0 P: 7	R: 0 E: 0 K: 0 S: 8	H: 0 LOB: 1 BB: 2 P: 17	R: 1 E: 0 K: 0 S: 10	H: 2 LOB: 1 BB: 0 P: 16	R: 0 E: 0 K: 0 S: 11	H: 1 LOB: 3 BB: 2 P: 24	R: 0 E: 0 K: 2 S: 10	H: 0 LOB: 1 BB: 1 P: 18	R: 0 E: 0 K: 2 S: 16	H: 2 LOB: 2 BB: 0 P: 24		R: 0 E: 0 K: 1 S: 8	H: 0 LOB: 0 BB: 0 P: 12	1B: 7 2B: 1 3B: 0 HR: 1	SF: 0 SAC: 0 DP: 3 HBP: 0	WP: 0 PB: 1 SB: 0 CS: 0	PA: 39				
PITCHER	IP	WLS	BF	H	R	ER	SO	BB	IBB	HBP	BLK	WP	HR	S	P	ERA	WHIP										
Dan Reichert, R ERA: 3.49	1.1		34	9	2	2	3	6	0	0	0	0	0	70	128	2.46	2.045										
Jason Grimsley, R ERA: 2.27	8.1		5	0	0	0	3	0	0	0	0	0	0	16	23	0.00	0.000										

AB 44
R 11
H 19
RBI 11
BB 3
SO 3
LOB 18

Batter	1	2	3	4	5	6	7	8	9	AB	R	H	RBI	BB	SO	LOB	TOP					
Carlos Beltrán, S OBP: 0.307, SLG: 0.392			E6 1B		G3		G3			4	0	1	1	0	0	3	Kansas City Royals @ Anaheim Angels Edison International Field, Anaheim, CA Fri Jun 01 2001, 10:05 PM EDT Att: 30,783 - Overcast - 68 F					
Rey Sanchez, R OBP: 0.318, SLG: 0.358					G6-3		G4-3			4	0	1	0	0	1	3						
29 Mike Sweeney, R OBP: 0.356, SLG: 0.549					F9				G6-3	4	0	0	0	0	1	3						
Jemaine Dye, R OBP: 0.353, SLG: 0.431					P4				F9	4	0	1	0	0	0	1						
Joe Randa, R OBP: 0.320, SLG: 0.406					E5				P6	4	0	0	0	0	1	1						
Dee Brown, L OBP: 0.329, SLG: 0.409					K				G5-3	4	0	0	0	0	3	1						
Luis Alica, S OBP: 0.305, SLG: 0.331					F5				F7	4	1	1	0	0	0	0						
Héctor Ortiz, R OBP: 0.299, SLG: 0.319									F7	2	0	1	0	1	1	0						
Raul Ibanez, L OBP: 0.154, SLG: 0.132										1	0	0	0	0	0	0						
Endy Chavez, L OBP: 0.500, SLG: 0.545					G5-3					3	0	1	0	0	0	1						
Inning Stats	R: 0 E: 0 K: 1 S: 13	H: 1 LOB: 1 BB: 0 P: 16	R: 0 E: 0 K: 2 S: 10	H: 0 LOB: 0 BB: 0 P: 16	R: 0 E: 1 K: 2 S: 14	H: 1 LOB: 2 BB: 0 P: 19	R: 0 E: 1 K: 1 S: 7	H: 0 LOB: 0 BB: 0 P: 11	R: 0 E: 0 K: 0 S: 7	H: 1 LOB: 1 BB: 0 P: 10	R: 0 E: 0 K: 0 S: 7	H: 1 LOB: 1 BB: 0 P: 7	R: 1 E: 0 K: 1 S: 10	H: 2 LOB: 2 BB: 1 P: 17	R: 0 E: 0 K: 0 S: 5	H: 0 LOB: 0 BB: 0 P: 8	R: 0 E: 0 K: 0 S: 5	H: 0 LOB: 0 BB: 0 P: 9	1B: 5 2B: 1 3B: 0 HR: 0	SF: 0 SAC: 0 DP: 0 HBP: 0	WP: 0 PB: 0 SB: 1 CS: 1	PA: 35
PITCHER Ismael Valdez, R ERA: 3.9	IP: 9.0 WLS: W BF: 35 H: 6 R: 1 ER: 1 SO: 7 BB: 1 IBB: 0 HBP: 0 BLK: 0 WP: 0 HR: 0 S: 78 P: 113 ERA: 1.00 WHIP: 0.778																					

AB	34
R	1
H	6
RBI	1
BB	1
SO	7
LOB	13



Batter	1	2	3	4	5	6	7	8	9	AB	R	H	RBI	BB	SO	LOB	BOTTOM			
Jeff DaVanon, S OBP: 0.500, SLG: 1.333					P4					3	1	1	2	1	0	2	Kansas City Royals @ Anaheim Angels Edison International Field, Anaheim, CA Fri Jun 01 2001, 10:05 PM EDT Att: 30,783 - Overcast - 68 F			
Darin Erstad, L OBP: 0.338, SLG: 0.406									HR	4	2	3	1	0	0	0				
Troy Glaus, R OBP: 0.387, SLG: 0.603										2	1	2	3	2	0	0				
Tim Salmon, R OBP: 0.373, SLG: 0.355										3	0	0	0	0	2	3				
Otlando Palmeiro, L OBP: 0.365, SLG: 0.375										0	0	0	0	0	0	0				
16 Garret Anderson, L OBP: 0.298, SLG: 0.367										4	0	1	0	0	0	4				
Wally Joyner, L OBP: 0.314, SLG: 0.380										3	0	0	0	1	1	2				
Adam Kennedy, L OBP: 0.349, SLG: 0.440										4	0	1	0	0	1	1				
Jorge Fabregas, L OBP: 0.178, SLG: 0.273										4	1	0	0	0	0	1				
Benji Gil, R OBP: 0.376, SLG: 0.531										4	2	2	0	0	0	0				
Inning Stats	R: 0 E: 0 K: 1 S: 8	H: 0 LOB: 1 BB: 1 P: 16	R: 0 E: 0 K: 0 S: 10	H: 1 LOB: 1 BB: 0 P: 15	R: 2 E: 0 K: 0 S: 15	H: 2 LOB: 0 BB: 1 P: 26	R: 0 E: 0 K: 0 S: 7	H: 1 LOB: 0 BB: 1 P: 15	R: 2 E: 0 K: 1 S: 16	H: 3 LOB: 2 BB: 0 P: 21	R: 0 E: 0 K: 0 S: 9	H: 0 LOB: 0 BB: 0 P: 15	R: 3 E: 0 K: 1 S: 13	H: 3 LOB: 1 BB: 1 P: 25	R: 0 E: 0 K: 1 S: 8	H: 0 LOB: 0 BB: 0 P: 13	1B: 7 2B: 1 3B: 0 HR: 2	SF: 0 SAC: 0 DP: 1 HBP: 1	WP: 0 PB: 0 SB: 1 CS: 1	PA: 37
PITCHER Jeff Suppan, R ERA: 4.56 Doug Henry, R ERA: 6.75 Roberto Hernandez, R ERA: 6.32	IP: 6.0 WLS: L BF: 27 H: 8 R: 5 ER: 4 SO: 2 BB: 4 IBB: 2 HBP: 2 BLK: 0 WP: 1 HR: 1 S: 67 P: 110 ERA: 6.00 WHIP: 1.833																			

AB	31
R	7
H	10
RBI	6
BB	4
SO	4
LOB	13



Batter	1	2	3	4	5	6	7	8	9	AB	R	H	RBI	BB	SO	LOB	TOP					
Carlos Beltrán, S OBP: 0.305, SLG: 0.388 (1, 8)	1-2 SH1-3 FC4-6 1B	0-0 F8			1-0 E6 F9-3		0-0 F7		1-1 F8	5	1	1	0	0	0	2	Kansas City Royals @ Anaheim Angels Edison International Field, Anaheim, CA Sat Jun 02 2001, 10:05 PM EDT Att: 26,469 - Overcast - 68 F					
Rey Sanchez, R OBP: 0.321, SLG: 0.361 (1, 6)	0-0 FC4-6 SH1-3 1B		0-0 G6-3		1-0 F9-3		1-2 G1-6-3 1B			4	0	2	0	0	0	1						
29 Mike Sweeney, R OBP: 0.360, SLG: 0.548 (1, 10)	0-0 SH1-3		1-0 S 1B		4-2 1B BB		0-0 G1-6-3			2	0	1	0	1	0	1						
Jemaine Dye, R OBP: 0.356, SLG: 0.429 (1, 9)	4-0 FC4-6 BB		0-1 F9		1-1 1B		2-0 G6-3			3	0	1	0	1	0	1						
Joe Randa, R OBP: 0.314, SLG: 0.398 (1, 5)	3-2 FC4-6		1-1 G1-6-3		2-2 G4-3		2-1 G4-3			4	0	0	1	0	0	5						
Dave McCarty, R OBP: 0.347, SLG: 0.423 (1, 3)	1-2 2-3 3-4 K			0-0 HR		4-1 FC4-6 BB		1-1 G5-3		3	1	1	1	1	1	2						
Dee Brown, L OBP: 0.322, SLG: 0.399 (1, 7)		1-3 K		2-1 G6-3		0-1 FC4-6		1-3 K		4	0	0	0	0	2	1						
A.J. Hinch, R OBP: 0.179, SLG: 0.270 (9, PH)		1-0 F9		0-0 G6-3		0-1 P6		3-1 1B		3	0	0	0	0	0	1						
Raul Ibanez, L OBP: 0.175, SLG: 0.154 (9, PR)										1	0	1	0	0	0	0						
Andy Chavez, L OBP: 0.500, SLG: 0.545 (9, PR)										0	0	0	0	0	0	0						
Luis Alicea, S OBP: 0.303, SLG: 0.329 (1, 4)		1-0 1B		2-2 G5-3		0-1 F7		1-2 L6		4	0	1	0	0	0	2						
Inning Stats	R: 1 E: 0 K: 1 S: 12	H: 2 LOB: 2 BB: 1 P: 23	R: 0 E: 0 K: 1 S: 6	H: 1 LOB: 1 BB: 0 P: 9	R: 0 E: 0 K: 0 S: 6	H: 1 LOB: 1 BB: 0 P: 8	R: 1 E: 0 K: 0 S: 7	H: 1 LOB: 0 BB: 1 P: 11	R: 0 E: 1 K: 0 S: 10	H: 0 LOB: 2 BB: 1 P: 19	R: 0 E: 0 K: 0 S: 5	H: 1 LOB: 0 BB: 0 P: 6	R: 0 E: 0 K: 0 S: 5	H: 0 LOB: 0 BB: 0 P: 10	R: 0 E: 0 K: 1 S: 12	H: 1 LOB: 1 BB: 0 P: 18	1B: 7 2B: 1 3B: 0 HR: 1	SF: 0 SAC: 1 DP: 2 HBP: 0	WP: 0 PB: 0 SB: 1 CS: 0	PA: 37		
PITCHER	IP WLS BF H R ER SO BB IBB HBP BLK WP HR S P ERA WHIP	8.0 W 33 7 2 2 2 3 0 0 0 0 1 58 97 2.25 1.250	1.0 S 4 1 0 0 1 0 0 0 0 0 0 12 18 0.00 1.000																			

AB	33
R	2
H	8
RBI	2
BB	3
SO	3
LOB	16



Batter	1	2	3	4	5	6	7	8	9	AB	R	H	RBI	BB	SO	LOB	BOTTOM				
David Eckstein, R OBP: 0.368, SLG: 0.335 (1, 6)	3-2 G6-3		0-1 F7		1-1 F8			1-2 G6-3		4	0	0	0	0	0	1	Kansas City Royals @ Anaheim Angels Edison International Field, Anaheim, CA Sat Jun 02 2001, 10:05 PM EDT Att: 26,469 - Overcast - 68 F				
Darin Erstad, L OBP: 0.336, SLG: 0.403 (1, 8)	1-2 G4-3		0-0 FC4-6		3-2 F8			3-2 E S 1B		4	1	1	0	0	0	1					
Troy Glaus, R OBP: 0.385, SLG: 0.594 (1, 5)	0-1 P5			4-2 16 1B BB		3-3 K		0-1 F8		3	1	0	0	1	1	1					
Tim Salmon, R OBP: 0.376, SLG: 0.372 (1, 9)		1-2 HR		1-3 K		3-2 G6-3		4-2 16 1B BB		3	1	1	1	1	1	1					
16 Garret Anderson, L OBP: 0.305, SLG: 0.371 (1, 7)		2-1 G3-1		0-0 1B		4-2 1B BB		0-1 1B		3	0	2	1	1	0	0					
Wally Joyner, L OBP: 0.313, SLG: 0.376 (1, 3)		0-1 G3-1		1-0 1B		1-0 F7		1-3 3H 1B		4	0	1	1	0	0	3					
Jeff DaVanon, S OBP: 0.286, SLG: 0.667 (1, 10)		2-3 K		3-3 K			2-3 K			3	0	0	0	0	3	2					
Jorge Fabregas, L OBP: 0.167, SLG: 0.255 (1, 2)			1-2 G4-3		1-0 F7		0-0 G4-3			3	0	0	0	0	0	2					
Adam Kennedy, L OBP: 0.349, SLG: 0.434 (1, 4)			1-2 FC4-6 HBP		1-3 K		1-1 P5			2	0	0	0	0	1	0					
Inning Stats	R: 0 E: 0 K: 0 S: 8	H: 0 LOB: 0 BB: 0 P: 12	R: 1 E: 0 K: 1 S: 10	H: 1 LOB: 0 BB: 0 P: 15	R: 0 E: 0 K: 0 S: 8	H: 0 LOB: 1 BB: 0 P: 10	R: 1 E: 0 K: 2 S: 11	H: 2 LOB: 2 BB: 1 P: 21	R: 0 E: 0 K: 1 S: 10	H: 0 LOB: 0 BB: 0 P: 15	R: 0 E: 0 K: 1 S: 13	H: 0 LOB: 1 BB: 1 P: 24	R: 0 E: 0 K: 1 S: 7	H: 0 LOB: 0 BB: 0 P: 10	R: 1 E: 0 K: 0 S: 19	H: 2 LOB: 2 BB: 1 P: 27		1B: 4 2B: 0 3B: 0 HR: 1	SF: 0 SAC: 0 DP: 0 HBP: 1	WP: 0 PB: 0 SB: 1 CS: 0	PA: 33
PITCHER	IP WLS BF H R ER SO BB IBB HBP BLK WP HR S P ERA WHIP	7.2 L 32 5 3 3 6 3 0 0 0 0 1 85 132 3.52 1.043	0.1 1 0 0 0 0 0 0 0 0 0 0 0 1 2 0.00 0.000																		

AB	29
R	3
H	5
RBI	3
BB	3
SO	6
LOB	11



Batter	1	2	3	4	5	6	7	8	9	AB	R	H	RBI	BB	SO	LOB	TOP					
Carlos Beltrán, S OBP: 0.300, SLG: 0.381	L9		FC4-6 29 S		K2-3			F9		4	0	0	0	0	1	2	Kansas City Royals @ Anaheim Angels Edison International Field, Anaheim, CA Sun Jun 03 2001, 4:05 PM EDT Att: 31,810 - Cloudy - 69 F					
Rey Sanchez, R OBP: 0.320, SLG: 0.359	G6-3		F7		F9			F9 29 BB E		4	1	1	0	0	0	2						
29 Mike Sweeney, R OBP: 0.358, SLG: 0.541	K		P6					F8		3	0	0	0	1	1	1						
Jemaine Dye, R OBP: 0.350, SLG: 0.421		F7			G6-3			K		4	0	0	0	0	1	1						
Joe Randa, R OBP: 0.309, SLG: 0.391		F8			G5-3			G6-3		4	0	0	0	0	0	2						
Dee Brown, L OBP: 0.326, SLG: 0.401								G3		4	0	2	0	0	0	0						
Luis Alica, S OBP: 0.302, SLG: 0.327								K		4	0	1	0	0	1	2						
A.J. Hinch, R OBP: 0.186, SLG: 0.318								F9		3	1	1	1	0	0	0						
Raul Ibanez, L OBP: 0.171, SLG: 0.150								F8		1	0	0	0	0	1	1						
Endy Chavez, L OBP: 0.500, SLG: 0.533								F7		4	0	2	0	0	0	1						
Inning Stats	R: 0 E: 0 K: 1 S: 9	H: 0 LOB: 0 BB: 0 P: 13	R: 0 E: 0 K: 0 S: 7	H: 1 LOB: 1 BB: 0 P: 10	R: 1 E: 0 K: 0 S: 14	H: 2 LOB: 1 BB: 0 P: 19	R: 0 E: 0 K: 0 S: 12	H: 1 LOB: 1 BB: 0 P: 17	R: 0 E: 0 K: 1 S: 10	H: 0 LOB: 0 BB: 0 P: 11	R: 0 E: 0 K: 1 S: 12	H: 0 LOB: 0 BB: 0 P: 15	R: 1 E: 1 K: 0 S: 14	H: 1 LOB: 2 BB: 1 P: 25	R: 0 E: 0 K: 1 S: 10	H: 1 LOB: 1 BB: 0 P: 18	1B: 6 2B: 0 3B: 0 HR: 1	SF: 0 SAC: 0 DP: 0 HBP: 0	WP: 0 PB: 0 SB: 1 CS: 0	PA: 36		
PITCHER	IP	WLS	BF	H	R	ER	SO	BB	IBB	HBP	BLK	WP	HR	S	P	ERA	WHIP					
Ramon Ortiz, R ERA: 4.27	(1, 1)	7.2	W	30	6	2	1	4	1	0	0	0	0	1	81	118	1.17	0.913				
Lou Pote, R ERA: 4.13	(8, 1)	0.1		2	0	0	0	0	0	0	0	0	0	4	5	0.00	0.000					
62 Scot Shields, R ERA:	(9, 1)	1.0		4	1	0	0	1	0	0	0	0	0	10	18	0.00	1.000					

Batter	1	2	3	4	5	6	7	8	9	AB	R	H	RBI	BB	SO	LOB	BOTTOM					
David Eckstein, R OBP: 0.365, SLG: 0.339	G3		1B SF7 2B		G6-3			G4-3		4	1	1	0	0	0	0	Kansas City Royals @ Anaheim Angels Edison International Field, Anaheim, CA Sun Jun 03 2001, 4:05 PM EDT Att: 31,810 - Cloudy - 69 F					
Darin Erstad, L OBP: 0.335, SLG: 0.400	K 16 1B G1-3		HR		K			G6-3		4	2	1	0	0	2	0						
Troy Glaus, R OBP: 0.383, SLG: 0.605	G1-3		SF7					K		3	1	1	2	0	1	1						
Tim Salmon, R OBP: 0.382, SLG: 0.411	16 1B BB		HR		F8			K		3	2	2	3	1	0	0						
16 Garret Anderson, L OBP: 0.309, SLG: 0.386			HR		G1-3			G4-3		4	1	2	2	0	0	0						
Scott Spiezio, S OBP: 0.298, SLG: 0.358	F7		F9		1B			G4-3		4	0	1	0	0	0	2						
Adam Kennedy, L OBP: 0.359, SLG: 0.439			1B		1B			G6-4-3 BB		3	0	2	0	1	0	0						
Jorge Fabregas, L OBP: 0.154, SLG: 0.235			F7		F7			G6-4-3 1-2		4	0	0	0	0	0	4						
Orlando Palmeiro, L OBP: 0.346, SLG: 0.353			G1-3		G4-3			G5-3		4	0	0	0	0	0	0						
Inning Stats	R: 1 E: 0 K: 1 S: 15	H: 1 LOB: 2 BB: 1 P: 28	R: 0 E: 0 K: 0 S: 6	H: 0 LOB: 0 BB: 0 P: 11	R: 4 E: 0 K: 0 S: 16	H: 5 LOB: 1 BB: 0 P: 23	R: 0 E: 0 K: 1 S: 14	H: 0 LOB: 0 BB: 0 P: 20	R: 1 E: 0 K: 0 S: 15	H: 3 LOB: 2 BB: 0 P: 25	R: 0 E: 0 K: 0 S: 7	H: 0 LOB: 0 BB: 0 P: 9	R: 1 E: 0 K: 1 S: 9	H: 1 LOB: 0 BB: 0 P: 16	R: 0 E: 0 K: 0 S: 5	H: 0 LOB: 0 BB: 1 P: 9		1B: 5 2B: 1 3B: 0 HR: 4	SF: 1 SAC: 0 DP: 1 HBP: 0	WP: 1 PB: 0 SB: 1 CS: 0	PA: 36	
PITCHER	IP	WLS	BF	H	R	ER	SO	BB	IBB	HBP	BLK	WP	HR	S	P	ERA	WHIP					
Mac Suzuki, R ERA: 4.62	(1, 1)	2.2	L	16	6	5	5	1	1	0	0	0	0	0	0	0	16.88	2.625				
Jose Santiago, R ERA: 6.75	(3, 1)	2.1		10	3	1	1	1	0	0	0	0	1	31	48	3.86	1.286					
Cory Bailey, R ERA: 3.57	(6, 1)	2.0		7	1	1	1	1	0	0	0	0	1	16	25	4.50	0.500					
Jason Grimsley, R ERA: 2.18	(8, 1)	1.0		3	0	0	0	0	1	0	0	0	0	5	9	0.00	1.000					

Batter	1	2	3	4	5	6	7	8	9	AB	R	H	RBI	BB	SO	LOB	TOP								
Jose Valentin, S OBP: 0.348, SLG: 0.571 (1, 6)	F9		SH5-3 E 1B	F5		F9			K	5	1	1	0	0	1	2									
Chris Singleton, L OBP: 0.295, SLG: 0.397 (1, 8)	HR		SH5-3	K			K2-3		K	4	1	1	0	0	3	2									
Ray Durham, S OBP: 0.363, SLG: 0.490 (1, 4)	HR		E2 WP 1B		CS BB					3	2	3	3	2	0	0									
Magglio Ordonez, R OBP: 0.339, SLG: 0.500 (1, 9)	G6-4-3 1B		K 2B		HR		P4		G5-3	5	2	2	1	0	1	2									
Carlos Lee, R OBP: 0.347, SLG: 0.495 (1, 10)	G6-4-3		K		1B		P2			4	0	1	0	0	1	3									
Jeff Liefer, L OBP: 0.309, SLG: 0.484 (1, 7)		G3-1			F8				G4-3 14 G4-3 2B	4	0	2	1	0	0	1									
14 Paul Konerko, R OBP: 0.318, SLG: 0.451 (1, 3)		G3			G4-3				G4-3	3	0	0	0	1	0	2									
Herbert Perry, R OBP: 0.321, SLG: 0.406 (1, 5)		FC6-4 HBP			G5-3				K	3	0	1	0	0	1	1									
Sandy Alomar Jr., R OBP: 0.289, SLG: 0.338 (1, 2)		FC6-4			G6-3				P3	4	0	0	0	0	0	4									
Inning Stats	R: 2 E: 0 K: 0 S: 9	H: 3 LOB: 0 BB: 0 P: 13	R: 0 E: 0 K: 0 S: 7	H: 0 LOB: 1 BB: 0 P: 11	R: 3 E: 1 K: 2 S: 18	H: 3 LOB: 1 BB: 0 P: 25	R: 0 E: 0 K: 1 S: 10	H: 1 LOB: 2 BB: 1 P: 17	R: 1 E: 0 K: 0 S: 8	H: 2 LOB: 1 BB: 1 P: 14	R: 0 E: 0 K: 0 S: 8	H: 0 LOB: 0 BB: 0 P: 11	R: 0 E: 0 K: 1 S: 11	H: 0 LOB: 1 BB: 1 P: 21	R: 0 E: 0 K: 1 S: 8	H: 1 LOB: 1 BB: 0 P: 12	R: 0 E: 0 K: 13 S: 13	H: 1 LOB: 1 BB: 0 P: 19	1B: 6 2B: 3 3B: 0 HR: 2	SF: 0 SAC: 1 DP: 1 HBP: 1	WP: 1 PB: 0 CS: 0	PA: 40			
PITCHER	IP	WLS	BF	H	R	ER	SO	BB	IBB	HBP	BLK	WP	HR	S	P	ERA	WHIP								
Dan Reichert, R ERA: 3.93 (1, 1)	6.0	L	28	9	6	6	3	2	0	1	0	1	2	60	91	9.00	1.833								
Doug Henry, R ERA: 6.32 (7, 1)	2.0		8	1	0	0	2	1	0	0	0	0	0	19	33	0.00	1.000								
Roberto Hernandez, R ERA: 5.11 (9, 1)	1.0		4	1	0	0	2	0	0	0	0	0	0	13	19	0.00	1.000								

Chicago White Sox @ Kansas City Royals
Kauffman Stadium, Kansas City, MO

Tue Jun 05 2001, 7:05 PM CDT
Att: 12,770 - Overcast - 66 F

AB 35
R 6
H 11
RBI 5
BB 3
SO 7
LOB 17



Batter	1	2	3	4	5	6	7	8	9	AB	R	H	RBI	BB	SO	LOB	BOTTOM								
Carlos Beltrán, S OBP: 0.299, SLG: 0.378 (1, 8)	29 WP S 1B		G3			K			K	4	0	1	0	0	2	2									
Rey Sanchez, R OBP: 0.314, SLG: 0.352 (1, 6)	F9				G4-3				G6-3	4	0	0	0	0	0	2									
29 Mike Sweeney, R OBP: 0.364, SLG: 0.545 (1, 3)	G6-4-3 BB				F8					2	0	1	0	2	0	0									
Jermaine Dye, R OBP: 0.348, SLG: 0.432 (1, 9)	G6-4-3				HR				L1	4	1	1	1	0	0	5									
Joe Randa, R OBP: 0.312, SLG: 0.390 (1, 5)			K		G4-3				FC5-4 HBP	3	0	1	0	0	1	0									
Dee Brown, L OBP: 0.324, SLG: 0.394 (1, 10)			K						FC5-4 1B G4-3	3	1	0	0	1	1	1									
Luis Alicaia, S OBP: 0.301, SLG: 0.325 (1, 4)			G4-3						G4-3 WP 1B	4	0	1	0	0	2	3									
Héctor Ortiz, R OBP: 0.295, SLG: 0.314 (1, 2)			F8						G4-3	2	0	0	0	0	0	0									
Dave McCarty, R OBP: 0.344, SLG: 0.418 (7, PH)					G3					1	0	0	0	0	0	3									
A.J. Hinch, R OBP: 0.186, SLG: 0.318 (8, 2)										0	0	0	0	0	0	0									
Mark Quinn, R OBP: 0.307, SLG: 0.522 (9, PH)										1	0	0	1	0	0	1									
Endy Chavez, L OBP: 0.500, SLG: 0.556 (1, 7)									F7	3	0	1	0	1	0	1									
Inning Stats	R: 0 E: 0 K: 0 S: 10	H: 1 LOB: 1 BB: 1 P: 18	R: 0 E: 0 K: 2 S: 9	H: 0 LOB: 0 BB: 0 P: 14	R: 0 E: 0 K: 0 S: 7	H: 0 LOB: 0 BB: 1 P: 14	R: 1 E: 0 K: 0 S: 8	H: 1 LOB: 0 BB: 0 P: 11	R: 0 E: 0 K: 1 S: 7	H: 0 LOB: 0 BB: 0 P: 8	R: 0 E: 0 K: 1 S: 15	H: 0 LOB: 0 BB: 0 P: 20	R: 0 E: 0 K: 1 S: 14	H: 2 LOB: 3 BB: 1 P: 24	R: 0 E: 0 K: 1 S: 12	H: 1 LOB: 2 BB: 1 P: 21	R: 0 E: 0 K: 1 S: 12	H: 1 LOB: 1 BB: 0 P: 18	1B: 3 2B: 2 3B: 0 HR: 1	SF: 0 SAC: 0 DP: 1 HBP: 1	WP: 2 PB: 0 CS: 1	PA: 36			
PITCHER	IP	WLS	BF	H	R	ER	SO	BB	IBB	HBP	BLK	WP	HR	S	P	ERA	WHIP								
Kip Wells, R ERA: 1.89 (1, 1)	6.1	W	23	4	1	1	4	2	0	0	0	0	1	61	93	1.42	0.947								
Sean Lowe, R ERA: 2.95 (7, 1)	0.1		2	0	0	0	1	1	0	0	0	0	0	6	12	0.00	3.000								
Bob Howry, R ERA: 4.13 (7, 1)	2.1	S	11	2	1	1	1	1	0	1	0	1	0	27	43	3.86	1.286								

Chicago White Sox @ Kansas City Royals
Kauffman Stadium, Kansas City, MO

Tue Jun 05 2001, 7:05 PM CDT
Att: 12,770 - Overcast - 66 F


AB 31
R 2
H 6
RBI 2
BB 4
SO 6
LOB 18



Batter	1	2	3	4	5	6	7	8	9	AB	R	H	RBI	BB	SO	LOB	TOP																					
Jose Valentin, S (1, 6) OBP: 0.349, SLG: 0.588	1-3 K		3-2 F9		1-1 G4-3		1-1 1B 2B		2-0 HR	5	1	2	2	0	1	2																						
Chris Singleton, L (1, 8) OBP: 0.291, SLG: 0.389	0-0 F7			2-2 G4-3		3-1 G1-3	2-1 1B		0-1 G3	5	0	1	0	0	0	0																						
Ray Durham, S (1, 4) OBP: 0.355, SLG: 0.478	3-3 K			0-0 F8		2-3 K	1-3 K		3-1 G4-3	5	0	0	0	0	3	2																						
Magglio Ordonez, R (1, 9) OBP: 0.347, SLG: 0.505		3-1 P3		1-0 HR 1B		1-2 1B		2-1 14 1B 1B		4	1	3	0	0	0	0																						
Carlos Lee, R (1, 10) OBP: 0.345, SLG: 0.505		2-3 K		1-0 HR			1-2 F9	0-0 F7		4	1	1	2	0	1	1																						
Jeff Liefer, L (1, 7) OBP: 0.306, SLG: 0.471		0-2 F8		1-2 G1-3			1-1 14 HR 1B	2-2 F9		4	1	1	0	0	0	1																						
14 Paul Konerko, R (1, 3) OBP: 0.321, SLG: 0.467			3-2 G6-3		2-2 G6-3		2-1 1-H HR	3-2 1B		4	1	2	2	0	0	0																						
Herbert Perry, R (1, 5) OBP: 0.325, SLG: 0.410			0-1		3-2		1-0	1-1 F7		1	0	1	0	0	0	0																						
Tony Graffanino, R (4, 5) OBP: 0.388, SLG: 0.404								2B 1B		3	1	2	0	0	0	2																						
Josh Paul, R (1, 2) OBP: 0.262, SLG: 0.295			1-2 F8		0-3 K		2-3 K		2-2 G5-3	4	0	0	0	0	2	3																						
Inning Stats	R: 0 E: 0 K: 2 S: 8	H: 0 LOB: 0 BB: 0 P: 12	R: 0 E: 0 K: 1 S: 9	H: 0 LOB: 0 BB: 0 P: 14	R: 0 E: 0 K: 0 S: 12	H: 1 LOB: 1 BB: 0 P: 19	R: 2 E: 0 K: 0 S: 9	H: 2 LOB: 0 BB: 0 P: 14	R: 0 E: 0 K: 1 S: 11	H: 1 LOB: 1 BB: 0 P: 17	R: 0 E: 0 K: 1 S: 8	H: 1 LOB: 0 BB: 0 P: 14	R: 3 E: 0 K: 2 S: 20	H: 5 LOB: 2 BB: 0 P: 31	R: 0 E: 0 K: 0 S: 11	H: 2 LOB: 2 BB: 0 P: 19	R: 1 E: 0 K: 0 S: 8	H: 1 LOB: 0 BB: 0 P: 15	1B: 9 2B: 1 3B: 0 HR: 3	SF: 0 SAC: 0 DP: 0 HBP: 0	WP: 0 PB: 0 CS: 0	PA: 39																
PITCHER	IP	WLS	BF	H	R	ER	SO	BB	IBB	HBP	BLK	WP	HR	S	P	ERA	WHIP	PITCHER				IP	WLS	BF	H	R	ER	SO	BB	IBB	HBP	BLK	WP	HR	S	P	ERA	WHIP
Jeff Suppan, R (1, 1) ERA: 4.74	6.2	W	28	9	5	5	6	0	0	0	0	0	2	72	113	6.75	1.350																					
51 Kris Wilson, R (7, 1) ERA: 5.5	2.1		11	4	1	1	1	0	0	0	0	0	1	24	42	3.86	1.714																					

Chicago White Sox @ Kansas City Royals
Kauffman Stadium, Kansas City, MO
Wed Jun 06 2001, 7:05 PM CDT
Att: 13,394 - Cloudy - 83 F

AB 39
R 6
H 13
RBI 6
BB 0
SO 7
LOB 11



Batter	1	2	3	4	5	6	7	8	9	AB	R	H	RBI	BB	SO	LOB	BOTTOM																						
Endy Chavez, L (1, 8) OBP: 0.400, SLG: 0.435	0-1 G3	0-2 FC6-2 1B	0-1 F7			0-1 G6-3	0-2 L7			5	1	0	0	0	0	3																							
Ray Sanchez, R (1, 6) OBP: 0.320, SLG: 0.362		1-0 29 S 1B		1-0 G6-3		0-1 G4-3 29 HR 2B		0-1 G1-3		5	2	3	1	0	0	0																							
Wilson Delgado, S (9, 6) OBP: 0.188, SLG: 0.133		1-3 2H 1B		2-2 G6-3		1-1 G4-3 2B		1-0 G3		0	0	0	0	0	0	0																							
Carlos Beltrán, S (1, 10) OBP: 0.301, SLG: 0.379		1-1 29 1B		2-2 29 2B 1B		1-1 G4-3		1-0 G3		5	1	2	1	0	0	2																							
29 Mike Sweeney, R (1, 3) OBP: 0.373, SLG: 0.581		1-2 3H 1B		0-1 F9 1-H 2B		3-2 HR		2-0 HR		5	2	4	5	0	0	1																							
Jermaine Dye, R (1, 9) OBP: 0.345, SLG: 0.427		1-2 1B 1B		0-0 F9		3-3 K		1-1 G5-3		5	1	1	0	0	1	3																							
Joe Randa, R (1, 5) OBP: 0.311, SLG: 0.387		1-2 1B 1B		0-0 F8		2-0 G1-3		3-2 P6		4	1	1	0	0	0	1																							
Dee Brown, L (1, 7) OBP: 0.328, SLG: 0.414		2-1 1B FC6-2 1B		0-2 G3-1		1-0 G5-3		2-1 HR		4	1	2	2	0	0	0																							
Raul Ibanez, L (9, 7) OBP: 0.171, SLG: 0.150		1-3 2H 1B								0	0	0	0	0	0	0																							
Luis Alicea, S (1, 4) OBP: 0.305, SLG: 0.329		3-2 FC6-2 1B 1B		1-0 HR 1B		1-0 F7		1-1 E6		4	2	2	1	0	0	0																							
A.J. Hinch, R (1, 2) OBP: 0.189, SLG: 0.357		3-3 1B 1B		0-0 F7		3-2 F5		0-0 F9		4	1	1	2	0	0	3																							
Inning Stats	R: 0 E: 0 K: 0 S: 8	H: 1 LOB: 1 BB: 0 P: 8	R: 5 E: 0 K: 0 S: 22	H: 7 LOB: 2 BB: 0 P: 32	R: 2 E: 0 K: 0 S: 9	H: 2 LOB: 0 BB: 0 P: 12	R: 1 E: 0 K: 0 S: 8	H: 2 LOB: 1 BB: 0 P: 13	R: 0 E: 0 K: 0 S: 5	H: 0 LOB: 0 BB: 0 P: 10	R: 2 E: 0 K: 1 S: 13	H: 2 LOB: 0 BB: 0 P: 20	R: 1 E: 1 K: 0 S: 12	H: 1 LOB: 1 BB: 0 P: 18	R: 1 E: 0 K: 0 S: 6	H: 1 LOB: 0 BB: 0 P: 10	1B: 10 2B: 2 3B: 0 HR: 4	SF: 0 SAC: 0 DP: 0 HBP: 0	WP: 0 PB: 0 CS: 0	PA: 41																			
PITCHER	IP	WLS	BF	H	R	ER	SO	BB	IBB	HBP	BLK	WP	HR	S	P	ERA	WHIP	PITCHER				IP	WLS	BF	H	R	ER	SO	BB	IBB	HBP	BLK	WP	HR	S	P	ERA	WHIP	
James Baldwin, R (1, 1) ERA: 4.36	3.0	L	19	10	7	7	0	0	0	0	0	0	1	26	43	9.00	1.333																						
Jon Garland, R (4, 1) ERA: 5.63	3.0		13	4	3	3	1	0	0	0	0	0	1	26	43	9.00	1.333																						
Ken Vining, L (7, 1) ERA: 11.57	1.0		5	1	1	1	0	0	0	0	0	0	1	12	18	9.00	1.000																						
Matt Ginter, R (8, 1) ERA: 9.0	1.0		4	1	1	1	0	0	0	0	0	0	1	6	10	9.00	1.000																						

Chicago White Sox @ Kansas City Royals
Kauffman Stadium, Kansas City, MO
Wed Jun 06 2001, 7:05 PM CDT
Att: 13,394 - Cloudy - 83 F

AB 41
R 12
H 16
RBI 12
BB 0
SO 1
LOB 13



Batter	1	2	3	4	5	6	7	8	9	AB	R	H	RBI	BB	SO	LOB	TOP					
Jose Valentin, S OBP: 0.350, SLG: 0.583	F8		CS 1B		K		G4-6-3 2H 1B	G4-3		5	0	2	1	0	1	0						
Tony Graffanino, R OBP: 0.375, SLG: 0.377	G1-6-3 BB		CS 1-2	F8	F2		G4-6-3 1-2	G5-3		4	0	0	0	1	0	1						
Ray Durham, S OBP: 0.353, SLG: 0.473	G1-6-3 1-2			G2-3	F7			14 1B 1B		4	1	1	0	0	0	1						
Magglio Ordonez, R OBP: 0.358, SLG: 0.525				HR		14 1B 2B		14 1B 1B		4	1	4	0	0	0	0						
Carlos Lee, R OBP: 0.343, SLG: 0.516	F7			HR	F7			F7		4	1	1	2	0	0	4						
Jeff Liefer, L OBP: 0.303, SLG: 0.458	F9			14 HBP 1B				K		4	1	1	0	0	1	4						
Chris Singleton, L OBP: 0.291, SLG: 0.389				1B						0	0	0	0	0	0	0						
14 Paul Konerko, R OBP: 0.329, SLG: 0.470	G5-3			1B HBP						3	0	2	1	0	0	1						
Royce Clayton, R OBP: 0.184, SLG: 0.174			G6-3					K		4	0	1	1	0	1	2						
Josh Paul, R OBP: 0.261, SLG: 0.292			G6-3		F7			E2 1B 1B	G5-3	4	1	1	0	0	0	2						
Inning Stats	R: 0 E: 0 K: 0 S: 6	H: 0 LOB: 0 BB: 1 P: 16	R: 0 E: 0 K: 0 S: 7	H: 1 LOB: 1 BB: 0 P: 11	R: 0 E: 0 K: 0 S: 8	H: 1 LOB: 0 BB: 0 P: 11	R: 3 E: 0 K: 0 S: 14	H: 4 LOB: 2 BB: 0 P: 19	R: 0 E: 0 K: 1 S: 11	H: 0 LOB: 0 BB: 0 P: 17	R: 0 E: 0 K: 0 S: 9	H: 2 LOB: 2 BB: 0 P: 17	R: 1 E: 1 K: 0 S: 7	H: 2 LOB: 0 BB: 0 P: 10	R: 1 E: 0 K: 2 S: 12	H: 3 LOB: 2 BB: 0 P: 20	R: 0 E: 0 K: 0 S: 5	H: 0 LOB: 0 BB: 0 P: 8	1B: 10 2B: 2 3B: 0 HR: 1	SF: 0 SAC: 0 DP: 2 HBP: 1	WP: 0 PB: 0 SB: 0 CS: 1	PA: 39
PITCHER	IP	WLS	BF	H	R	ER	SO	BB	IBB	HBP	BLK	WP	HR	S	P	ERA	WHIP					
Chad Durbin, R ERA: 4.86	6.0	L	25	8	3	3	1	1	0	1	0	0	1	55	91	4.50	1.500					
Cory Bailey, R ERA: 3.65	2.0		10	5	2	1	2	0	0	0	0	0	0	19	30	4.50	2.500					
Jason Grimsley, R ERA: 2.12	1.0		3	0	0	0	0	0	0	0	0	0	0	5	8	0.00	0.000					

Chicago White Sox @ Kansas City Royals
Kauffman Stadium, Kansas City, MO

Thu Jun 07 2001, 1:05 PM CDT
Att: 18,957 - Cloudy - 75 F

AB 36
R 5
H 13
RBI 5
BB 1
SO 3
LOB 15



Batter	1	2	3	4	5	6	7	8	9	AB	R	H	RBI	BB	SO	LOB	BOTTOM					
Luis Altea, S OBP: 0.298, SLG: 0.321	G6-3		G6-3			G5-3			F8	4	0	0	0	0	0	0						
Rey Sanchez, R OBP: 0.323, SLG: 0.365	K					P4			29 1B 1B	4	1	2	0	0	1	0						
Carlos Beltrán, S OBP: 0.300, SLG: 0.377	F8				FC6-4 1B	F8			F9 29 1B 1B	4	0	1	0	0	0	1						
29 Mike Sweeney, R OBP: 0.371, SLG: 0.576		G1-3			P3		K		1-2 2H 1B	4	0	1	1	0	1	1						
Jermaine Dye, R OBP: 0.339, SLG: 0.419	G1-3				FC6-4		G4-3		F9	4	0	0	0	0	0	3						
Joe Randa, R OBP: 0.310, SLG: 0.382		BB				L5		G5-3	G6-3	3	0	0	0	1	0	2						
Mark Quinn, R OBP: 0.307, SLG: 0.524	F7								L1	3	0	1	0	0	0	1						
Dave McCarty, R OBP: 0.333, SLG: 0.402					G5-3		G6-3		G6-3	3	0	0	0	0	0	1						
A.J. Hinch, R OBP: 0.182, SLG: 0.342					P4		G6-3		F7	3	0	0	0	0	0	1						
Inning Stats	R: 0 E: 0 K: 1 S: 7	H: 0 LOB: 0 BB: 0 P: 10	R: 0 E: 0 K: 0 S: 11	H: 0 LOB: 1 BB: 1 P: 17	R: 0 E: 0 K: 0 S: 4	H: 0 LOB: 0 BB: 0 P: 6	R: 0 E: 0 K: 0 S: 13	H: 1 LOB: 1 BB: 0 P: 19	R: 0 E: 0 K: 0 S: 9	H: 0 LOB: 0 BB: 0 P: 11	R: 0 E: 0 K: 1 S: 9	H: 0 LOB: 0 BB: 0 P: 11	R: 0 E: 0 K: 0 S: 8	H: 0 LOB: 0 BB: 0 P: 13	R: 1 E: 0 K: 0 S: 9	H: 3 LOB: 2 BB: 0 P: 10	1B: 4 2B: 1 3B: 0 HR: 0	SF: 0 SAC: 0 DP: 0 HBP: 0	WP: 0 PB: 0 SB: 0 CS: 0	PA: 33		
PITCHER	IP	WLS	BF	H	R	ER	SO	BB	IBB	HBP	BLK	WP	HR	S	P	ERA	WHIP					
56 Mark Buehrle, L ERA: 3.36	8.0	W	27	2	0	0	2	1	0	0	0	0	0	69	104	0.00	0.375					
Keith Foulke, R ERA: 2.05	1.0		6	3	1	1	0	0	0	0	0	0	0	9	10	9.00	3.000					

Chicago White Sox @ Kansas City Royals
Kauffman Stadium, Kansas City, MO

Thu Jun 07 2001, 1:05 PM CDT
Att: 18,957 - Cloudy - 75 F

AB 32
R 1
H 5
RBI 1
BB 1
SO 2
LOB 10



Batter	1	2	3	4	5	6	7	8	9	AB	R	H	RBI	BB	SO	LOB	TOP					
Tony Womack, L (1,6) OBP: 0.271, SLG: 0.297	L9		L9	G6-3		G3	FC5-4 1B		F7	6	0	1	0	0	0	7						
Jay Bell, R (1,4) OBP: 0.368, SLG: 0.493	K		1B	1B		L7	FC5-4 WP BB		G1-6-3	5	0	1	0	1	1	2						
Luis Gonzalez, L (1,7) OBP: 0.426, SLG: 0.720	HR		K			HR	L9		HR	5	3	3	4	1	1	3						
Mark Grace, L (1,3) OBP: 0.422, SLG: 0.564 Junior Spivey, R (8, PR) OBP: 0.571, SLG: 1.000	G3		1B			F5	F8		K	5	0	2	1	0	0	3						
Reggie Sanders, R (1,9) OBP: 0.328, SLG: 0.568 Danny Bautista, R (7,9) OBP: 0.302, SLG: 0.419		L7	K			F3	HR		K	4	1	1	0	0	1	2						
Erubiel Durazo, L (1,10) OBP: 0.391, SLG: 0.716		2B				1B	1B		L7	2	2	1	0	3	0	3						
Steve Finley, L (1,8) OBP: 0.308, SLG: 0.332	P3		F8			G3	BB		F2	4	2	1	3	1	0	5						
Damian Miller, R (1,2) OBP: 0.312, SLG: 0.338	F9		1B			WP	G3		K	3	1	1	0	1	1	4						
Craig Counsell, L (1,5) OBP: 0.318, SLG: 0.308			1B			SF7	F9		G1-6-3 HR	3	2	2	1	1	0	1						
Inning Stats	R: 1 E: 0 K: 1 S: 13	H: 1 LOB: 0 BB: 0 P: 18	R: 0 E: 0 K: 0 S: 8	H: 1 LOB: 1 BB: 0 P: 14	R: 1 E: 0 K: 2 S: 18	H: 3 LOB: 2 BB: 0 P: 25	R: 0 E: 0 K: 0 S: 13	H: 2 LOB: 2 BB: 1 P: 19	R: 1 E: 0 K: 0 S: 10	H: 1 LOB: 0 BB: 0 P: 17	R: 2 E: 0 K: 0 S: 18	H: 0 LOB: 3 BB: 5 P: 44	R: 4 E: 1 K: 0 S: 16	H: 3 LOB: 1 BB: 1 P: 28	R: 0 E: 0 K: 1 S: 16	H: 2 LOB: 2 BB: 0 P: 21	R: 2 E: 0 K: 1 S: 7	H: 1 LOB: 0 BB: 1 P: 16	1B: 8 2B: 2 3B: 0 HR: 4	SF: 1 SAC: 0 DP: 1 HBP: 1	WP: 1 PB: 0 CS: 0	PA: 49
PITCHER	IP	WLS	BF	H	R	ER	SO	BB	IBB	HBP	BLK	WP	HR	S	P	ERA	WHIP					
Paul Byrd, R (1,1) ERA: 7.2	5.0	L	23	8	3	3	3	1	0	0	0	0	2	62	93	5.40	1.800					
Mac Suzuki, R (6,1) ERA: 4.53	0.2		6	0	2	2	0	4	0	0	0	0	0	16	35	27.00	6.000					
Doug Henry, R (6,1) ERA: 7.01	3.1		20	6	6	5	2	2	1	1	0	1	2	41	74	13.50	2.400					

Arizona Diamondbacks @ Kansas City Royals
Kauffman Stadium, Kansas City, MO
Fri Jun 08 2001, 7:05 PM CDT
Att: 20,349 - Cloudy - 78 F

livebaseballscorecards.com

AB 39
R 11
H 14
RBI 9
BB 8
SO 5
LOB 30



Batter	1	2	3	4	5	6	7	8	9	AB	R	H	RBI	BB	SO	LOB	BOTTOM					
Carlos Febles, R (1,4) OBP: 0.292, SLG: 0.333	K		K2-3			CS	1B		F8	5	1	2	0	0	2	3						
Rey Sanchez, R (1,6) OBP: 0.323, SLG: 0.364 Wilson Delgado, S (8, PH) OBP: 0.222, SLG: 0.176	G1-3					K	1B		G3-1	3	0	1	1	0	1	0						
Carlos Beltrán, S (1,8) OBP: 0.299, SLG: 0.374	F7					K	CS		P3	4	0	1	0	0	1	2						
29 Mike Sweeney, R (1,10) OBP: 0.373, SLG: 0.587		F9				1B	1B		HR	4	1	2	3	0	0	1						
Jermaine Dye, R (1,9) OBP: 0.337, SLG: 0.416		K				1B			P6	4	0	1	0	0	2	1						
Joe Randa, R (1,5) OBP: 0.305, SLG: 0.376		K				K			L6	4	0	0	0	0	2	3						
Mark Quinn, R (1,7) OBP: 0.309, SLG: 0.529 Endy Chavez, L (7,7) OBP: 0.407, SLG: 0.440						G1-3			1B	2	0	1	0	0	0	0						
Dave McCarty, R (1,3) OBP: 0.330, SLG: 0.395			K			K			F7	4	0	1	0	0	2	2						
Héctor Ortiz, R (1,2) OBP: 0.301, SLG: 0.315			K			1B	1B		1B	3	1	1	0	1	1	2						
Inning Stats	R: 0 E: 0 K: 1 S: 5	H: 0 LOB: 0 BB: 0 P: 7	R: 0 E: 0 K: 2 S: 14	H: 0 LOB: 0 BB: 0 P: 21	R: 0 E: 0 K: 3 S: 13	H: 1 LOB: 1 BB: 0 P: 16	R: 0 E: 0 K: 3 S: 13	H: 2 LOB: 2 BB: 0 P: 19	R: 1 E: 0 K: 1 S: 11	H: 2 LOB: 1 BB: 1 P: 20	R: 0 E: 0 K: 1 S: 7	H: 1 LOB: 0 BB: 0 P: 11	R: 0 E: 0 K: 0 S: 8	H: 1 LOB: 0 BB: 0 P: 11	R: 3 E: 0 K: 0 S: 11	H: 3 LOB: 0 BB: 0 P: 14	R: 0 E: 0 K: 0 S: 11	H: 2 LOB: 2 BB: 0 P: 14	1B: 10 2B: 1 3B: 0 HR: 1	SF: 0 SAC: 0 DP: 1 HBP: 0	WP: 0 PB: 0 CS: 1	PA: 39
PITCHER	IP	WLS	BF	H	R	ER	SO	BB	IBB	HBP	BLK	WP	HR	S	P	ERA	WHIP					
Randy Johnson, L (1,1) ERA: 2.83	7.0	W	27	7	1	1	11	1	0	0	0	0	1	11	14	27.00	3.000					
Erik Sabel, R (8,1) ERA: 2.79	1.0		6	3	3	3	0	0	0	0	0	0	0	11	14	27.00	3.000					
Troy Brohawn, L (9,1) ERA: 3.68	1.0		5	2	0	0	0	0	0	0	0	0	0	11	14	0.00	2.000					

Arizona Diamondbacks @ Kansas City Royals
Kauffman Stadium, Kansas City, MO
Fri Jun 08 2001, 7:05 PM CDT
Att: 20,349 - Cloudy - 78 F

livebaseballscorecards.com

AB 37
R 4
H 12
RBI 4
BB 1
SO 11
LOB 16



Batter	1	2	3	4	5	6	7	8	9	AB	R	H	RBI	BB	SO	LOB	TOP			
Tony Womack, L (1, 6) OBP: 0.267, SLG: 0.292 Danny Bautista, R (9, PH) OBP: 0.297, SLG: 0.413	1-2 L7		1-2 F8		1-0 L8		3-2 F8		2-2 G4-3	4	0	0	0	0	0	1				
Jay Bell, R (1, 5) OBP: 0.373, SLG: 0.491	4-2 BB		4-2 1B BB		2-2 1B		2-3 K		1-0 G5-3	3	0	1	0	2	1	1				
Luis Gonzalez, L (1, 7) OBP: 0.427, SLG: 0.716	2-1 F2		1-1 1B		1-2 F8		1-2 1B FC4-6			4	1	2	0	0	0	2				
Mark Grace, L (1, 3) OBP: 0.419, SLG: 0.557	0-0 F5		0-2 G4-3			3-3 K		2-2 FC4-6 1B		4	0	1	0	0	1	3				
Erubiel Durazo, L (1, 10) OBP: 0.385, SLG: 0.688		1-2 G6-3		4-0 BB		3-3 K		0-0 FC4-6 2B		3	1	0	1	1	1	1				
David Dellucci, L (1, 9) OBP: 0.383, SLG: 0.565		0-3 K		1-2 F5		0-0 P4		0-0 2B		4	0	1	1	0	1	1				
Steve Finley, L (1, 8) OBP: 0.307, SLG: 0.335		1-1 2B		2-1 F8			2-1 L8		1-1 G4-3	4	0	1	0	0	0	2				
Damian Miller, R (1, 2) OBP: 0.306, SLG: 0.331 Craig Counsell, L (9, PH) OBP: 0.322, SLG: 0.313		2-1 F3		1-1 F3			2-0 F9		1-1 G4-3 SH2-4 1B	3	0	0	0	0	0	2				
Junior Spivey, R (1, 4) OBP: 0.500, SLG: 1.000			3-3 K		2-3 K		1-1 3B		1-0 SH2-4	3	0	1	0	0	2	0				
Inning Stats	R: 0 H: 0 E: 0 K: 0 S: 10	H: 0 LOB: 1 BB: 1 P: 17	R: 0 H: 1 E: 0 K: 1 S: 10	LOB: 1 BB: 0 P: 14	R: 0 H: 1 E: 0 K: 1 S: 15	LOB: 2 BB: 1 P: 24	R: 0 H: 0 E: 0 K: 0 S: 7	H: 0 LOB: 1 BB: 1 P: 15	R: 0 H: 1 E: 0 K: 2 S: 13	H: 0 LOB: 0 BB: 0 P: 14	R: 0 H: 1 E: 0 K: 0 S: 13	H: 1 LOB: 0 BB: 0 P: 21	R: 2 H: 3 E: 0 K: 1 S: 14	H: 3 LOB: 1 BB: 0 P: 20	R: 0 H: 1 E: 0 K: 0 S: 7	H: 1 LOB: 1 BB: 0 P: 12	1B: 5 2B: 2 3B: 1 HR: 0	SF: 0 SAC: 1 DP: 0 HBP: 0	WP: 0 PA: 38 SB: 0 CS: 0	
PITCHER	IP	WLS	BF	H	R	ER	SO	BB	IBB	HBP	BLK	WP	HR	S	P	ERA	WHIP			
Blake Stein, R (1, 1) ERA: 5.47	7.0	W	28	4	0	0	5	3	0	0	0	0	0	76	124	0.00	1.000			
Jason Grimsley, R (8, 1) ERA: 2.57	1.0	H	6	3	2	2	1	0	0	0	0	0	0	14	20	18.00	3.000			
Roberto Hernandez, R (9, 1) ERA: 4.91	1.0	S	4	1	0	0	0	0	0	0	0	0	0	7	12	0.00	1.000			

Arizona Diamondbacks @ Kansas City Royals
Kauffman Stadium, Kansas City, MO
Sat Jun 09 2001, 7:05 PM CDT
Att: 26,879 - Sunny - 80 F

AB 34
R 2
H 8
RBI 2
BB 3
SO 6
LOB 14



Batter	1	2	3	4	5	6	7	8	9	AB	R	H	RBI	BB	SO	LOB	BOTTOM			
Endy Chavez, L (1, 7) OBP: 0.355, SLG: 0.379	2-2 F7		0-0 FC3-6 1B		1-1 G3		0-2 P5			4	1	0	0	0	0	3				
Rey Sanchez, R (1, 6) OBP: 0.318, SLG: 0.358	0-1 G4-3		0-0 B1-3		0-0 G6-3		1-2 G4-3			4	0	0	0	0	0	3				
Carlos Beltrán, S (1, 8) OBP: 0.302, SLG: 0.377	0-0 G3-1		3-2 2B 1B		1-0 FC6-5 1B		2-3 K			4	0	2	1	0	1	0				
29 Mike Sweeney, R (1, 10) OBP: 0.367, SLG: 0.577		2-3 K	3-2 F7		1-2 F2		1-2 L8			4	0	0	0	0	1	2				
Jermaine Dye, R (1, 9) OBP: 0.344, SLG: 0.435		0-1 HR		1-2 G6-4-3 1B		1-1 FC6-5		2-2 HBP 1B		4	1	3	1	0	0	1				
Joe Randa, R (1, 5) OBP: 0.304, SLG: 0.371		1-1 F7		0-0 G6-4-3		1-2 F9		2-0 HBP		3	0	0	0	0	0	2				
Dave McCarty, R (1, 3) OBP: 0.336, SLG: 0.393		4-2 BB		1-1 G5-3		1-2 1B		1-3 K		3	0	1	0	1	1	2				
Luis Alicaia, S (1, 4) OBP: 0.299, SLG: 0.321		0-0 G3			2-3 K		0-0 1B			3	0	1	0	0	1	1				
A.J. Hinch, R (1, 2) OBP: 0.200, SLG: 0.395			2-2 FC3-6 1B		1-1 HR		3-3 K			3	1	2	1	0	1	2				
Inning Stats	R: 0 H: 0 E: 0 K: 0 S: 6	H: 1 LOB: 0 BB: 0 P: 8	R: 1 H: 1 E: 0 K: 1 S: 11	H: 1 LOB: 1 BB: 1 P: 18	R: 1 H: 2 E: 0 K: 0 S: 14	LOB: 1 BB: 0 P: 22	R: 0 H: 1 E: 0 K: 0 S: 6	H: 1 LOB: 0 BB: 0 P: 8	R: 1 H: 1 E: 0 K: 1 S: 8	H: 1 LOB: 0 BB: 0 P: 12	R: 0 H: 1 E: 0 K: 0 S: 10	H: 2 LOB: 2 BB: 0 P: 14	R: 0 H: 2 E: 0 K: 1 S: 14	H: 2 LOB: 2 BB: 0 P: 19	R: 0 H: 1 E: 0 K: 2 S: 18	H: 1 LOB: 2 BB: 0 P: 26	1B: 7 2B: 0 3B: 0 HR: 2	SF: 0 SAC: 0 DP: 1 HBP: 1	WP: 1 PA: 34 SB: 0 CS: 0	
PITCHER	IP	WLS	BF	H	R	ER	SO	BB	IBB	HBP	BLK	WP	HR	S	P	ERA	WHIP			
Armando Reynoso, R (1, 1) ERA: 5.98	5.1	L	22	6	3	3	2	1	0	0	0	0	0	49	74	5.06	1.312			
Byung-Hyun Kim, R (6, 1) ERA: 4.26	2.2		12	3	0	0	3	0	0	1	0	0	0	38	53	0.00	1.125			

Arizona Diamondbacks @ Kansas City Royals
Kauffman Stadium, Kansas City, MO
Sat Jun 09 2001, 7:05 PM CDT
Att: 26,879 - Sunny - 80 F

AB 32
R 3
H 9
RBI 3
BB 1
SO 5
LOB 16



Batter	1	2	3	4	5	6	7	8	9	AB	R	H	RBI	BB	SO	LOB	TOP										
Junior Spivey, R OBP: 0.400, SLG: 0.667	G1-4-3	G5-3		BB HR		G6-3	G6-3			4	1	0	0	1	0	2	Arizona Diamondbacks @ Kansas City Royals Kauffman Stadium, Kansas City, MO Sun Jun 10 2001, 7:05 PM CDT Att: 16,573 - Sunny - 84 F										
Mark Grace, L OBP: 0.418, SLG: 0.553	G3-1		HR	HR	HR			G1-3		5	2	2	2	0	1	0											
Luis Gonzalez, L OBP: 0.434, SLG: 0.729	BB		K	HR				BB		4	1	3	3	1	1	1											
Jay Bell, R OBP: 0.378, SLG: 0.486	BB		HR	G5-3	G5-4-3			BB		2	1	0	0	3	0	1											
Erubiel Durazo, L OBP: 0.385, SLG: 0.707	F9		HR	BB	BB		F7	K		5	2	3	0	1	4												
Danny Bautista, R OBP: 0.318, SLG: 0.409		G5-3	G3-6	BB	BB		G6-3	G4-3		3	1	1	0	2	0	2											
Steve Finley, L OBP: 0.313, SLG: 0.343	BB	G5-3	G3-6	BB	BB		K		G5-4-3	4	2	2	2	1	1	1											
Chad Moeller, R OBP: 0.286, SLG: 0.571	G5-3			BB			F8	K		5	1	1	0	0	1	4											
Craig Counsell, L OBP: 0.331, SLG: 0.324				BB			K	G5-4-3		5	1	3	2	0	1	1											
Inning Stats	R: 0 E: 0 K: 0 S: 6	H: 0 LOB: 2 BB: 2 P: 15	R: 1 E: 0 K: 0 S: 10	H: 2 LOB: 1 BB: 1 P: 19	R: 3 E: 0 K: 1 S: 10	H: 2 LOB: 0 BB: 2 P: 23	R: 8 E: 0 K: 0 S: 23	H: 7 LOB: 1 BB: 2 P: 34	R: 0 E: 0 K: 1 S: 10	H: 0 LOB: 0 BB: 0 P: 15	R: 0 E: 0 K: 1 S: 6	H: 0 LOB: 0 BB: 0 P: 9	R: 0 E: 0 K: 1 S: 11	H: 1 LOB: 2 BB: 1 P: 22	R: 0 E: 0 K: 1 S: 9	H: 1 LOB: 1 BB: 0 P: 14		1B: 11 2B: 1 3B: 0 HR: 2	SF: 0 SAC: 0 DP: 4 HBP: 0	WP: 0 PB: 0 SB: 1 CS: 0	PA: 45						
PITCHER	IP	WLS	BF	H	R	ER	SO	BB	IBB	HBP	BLK	WP	HR	S	P	ERA	WHIP										
Dan Reichert, R ERA: 4.46	3.0	L	18	6	6	6	1	5	0	0	0	0	1	30	61	18.00	3.667										
Mac Suzuki, R ERA: 5.99	0.1		7	4	5	5	0	2	0	0	0	0	0	1	23	135.00	18.000										
51 Kris Wilson, R ERA: 4.57	3.2		12	2	1	1	3	0	0	0	0	0	0	18	42	2.46	0.545										
55 Tony Cogan, L ERA: 7.5	1.0		5	1	0	0	1	1	0	0	0	0	0	11	22	0.00	2.000										
Jason Grimsley, R ERA: 2.5	1.0		3	1	0	0	1	0	0	0	0	0	0	9	14	0.00	1.000										

Batter	1	2	3	4	5	6	7	8	9	AB	R	H	RBI	BB	SO	LOB	BOTTOM										
Andy Chavez, L OBP: 0.333, SLG: 0.353	G3		G4-3			FC6-4			K	5	1	1	1	0	1	1	Arizona Diamondbacks @ Kansas City Royals Kauffman Stadium, Kansas City, MO Sun Jun 10 2001, 7:05 PM CDT Att: 16,573 - Sunny - 84 F										
Rey Sanchez, R OBP: 0.321, SLG: 0.361	G5-3			BB	BB			G1-3		4	2	2	0	0	0	0											
Wilson Delgado, S OBP: 0.263, SLG: 0.176				BB	BB			BB		0	0	0	0	1	0	0											
Carlos Beltrán, S OBP: 0.308, SLG: 0.393	HR			BB	BB			G1-3		5	1	3	2	0	1	1											
29 Mike Sweeney, R OBP: 0.365, SLG: 0.576	F9			BB	BB			G5-3		4	0	1	2	0	0	1											
Jermaine Dye, R OBP: 0.343, SLG: 0.429		G5-3		F7				F3		3	0	0	0	1	0	1											
Joe Randa, R OBP: 0.300, SLG: 0.364		G5-3		F7		P3		L9		4	0	0	0	0	0	4											
Dave McCarty, R OBP: 0.333, SLG: 0.387		G6-3			G4-3	L4				4	0	1	0	0	0	0											
Carlos Febles, R OBP: 0.288, SLG: 0.347			K		BB	G1-3		F9		4	1	1	0	0	1	1											
A.J. Hinch, R OBP: 0.202, SLG: 0.388			G5-3		P6			F9		4	0	1	0	0	0	1											
Inning Stats	R: 1 E: 0 K: 0 S: 5	H: 1 LOB: 0 BB: 0 P: 10	R: 0 E: 0 K: 0 S: 8	H: 0 LOB: 0 BB: 0 P: 16	R: 0 E: 0 K: 1 S: 7	H: 0 LOB: 0 BB: 0 P: 9	R: 1 E: 0 K: 0 S: 5	H: 2 LOB: 1 BB: 0 P: 9	R: 3 E: 0 K: 0 S: 14	H: 5 LOB: 3 BB: 1 P: 27	R: 0 E: 0 K: 0 S: 9	H: 1 LOB: 1 BB: 0 P: 13	R: 0 E: 0 K: 0 S: 6	H: 0 LOB: 0 BB: 0 P: 7	R: 0 E: 0 K: 0 S: 11	H: 1 LOB: 1 BB: 0 P: 14	R: 0 E: 0 K: 2 S: 11	H: 0 LOB: 1 BB: 1 P: 20	1B: 7 2B: 2 3B: 0 HR: 1	SF: 0 SAC: 0 DP: 0 HBP: 0	WP: 0 PB: 0 SB: 0 CS: 0	PA: 39					
PITCHER	IP	WLS	BF	H	R	ER	SO	BB	IBB	HBP	BLK	WP	HR	S	P	ERA	WHIP										
Robert Ellis, R ERA: 4.9	5.0	W	24	8	5	5	1	1	0	0	0	0	0	15	39	9.00	1.800										
Miguel Batista, R ERA: 2.55	2.0		7	1	0	0	0	0	0	0	0	0	0	22	34	0.00	1.000										
Erik Sabel, R ERA: 2.53	2.0		8	1	0	0	2	1	0	0	0	0	0	22	34	0.00	1.000										

AB	37
R	12
H	14
RBI	12
BB	8
SO	6
LOB	16



Batter	1	2	3	4	5	6	7	8	9	AB	R	H	RBI	BB	SO	LOB	TOP			
Fernando Vina, L (1,4) OBP: 0.364, SLG: 0.409	F9		L7		F8			G1-3		4	0	0	0	0	0	1	St. Louis Cardinals @ Kansas City Royals Kauffman Stadium, Kansas City, MO Tue Jun 12 2001, 7:05 PM CDT Att: 27,914 - Sunny - 88 F			
15 Jim Edmonds, L (1,8) OBP: 0.397, SLG: 0.513 Kerry Robinson, L (8,PH) OBP: 0.368, SLG: 0.340	FC4-6 BB		1B 1-2		F8			G6-3		1	0	0	0	2	0	0				
J.D. Drew, L (1,9) OBP: 0.422, SLG: 0.693	FC4-6 1-2		1-3 2-H		L1			5 HR 1B		4	1	2	1	0	0	1				
Mark McGwire, R (1,3) OBP: 0.270, SLG: 0.309	K		K		F8			L7		4	0	0	0	0	2	4				
5 Albert Pujols, R (1,5) OBP: 0.420, SLG: 0.678		G6-3		G5-4-3 1B				1B		4	1	3	2	0	0	0				
Ray Lankford, L (1,7) OBP: 0.357, SLG: 0.564	K		K		P5			K		4	0	0	0	0	3	2				
Edgar Renteria, R (1,6) OBP: 0.275, SLG: 0.346	F9		G5-4-3 1-2		F9			HR		4	1	1	1	0	0	2				
Mike Matheny, R (1,2) OBP: 0.302, SLG: 0.311 Bobby Bonilla, S (9,PH) OBP: 0.317, SLG: 0.356			K		G6-3			P4		3	0	0	0	0	1	1				
Piacleo Polanco, R (1,10) OBP: 0.358, SLG: 0.378			E6 15 BB 1B		F8			F9		3	1	0	0	0	0	0				
Inning Stats	R: 0 E: 0 K: 1 S: 12	H: 0 LOB: 1 BB: 1 P: 20	R: 0 E: 0 K: 1 S: 7	H: 0 LOB: 0 BB: 0 P: 9	R: 1 E: 1 K: 2 S: 14	H: 1 LOB: 2 BB: 1 P: 25	R: 0 E: 0 K: 1 S: 8	H: 1 LOB: 0 BB: 0 P: 12	R: 0 E: 0 K: 0 S: 3	H: 0 LOB: 0 BB: 0 P: 5	R: 0 E: 0 K: 0 S: 7	H: 0 LOB: 0 BB: 0 P: 14	R: 0 E: 0 K: 0 S: 6	H: 0 LOB: 0 BB: 0 P: 10	R: 3 E: 0 K: 2 S: 15	H: 3 LOB: 0 BB: 0 P: 20		1B: 4 2B: 0 3B: 0 HR: 2	SF: 0 SAC: 0 DP: 1 HBP: 0	WP: 0 PB: 0 SB: 0 CS: 0
PITCHER	IP WLS BF H R ER SO BB IBB HBP BLK WP HR S P ERA WHIP																			
Chad Durbin, R (1,1) ERA: 4.47	8.1 W 32 5 3 2 5 2 0 0 0 0 0 1 72 118 2.16 0.840																			
Jason Grimsley, R (9,1) ERA: 2.7	0.2 3 1 1 1 2 0 0 0 0 0 0 1 7 8 13.50 1.500																			



Batter	1	2	3	4	5	6	7	8	9	AB	R	H	RBI	BB	SO	LOB	BOTTOM			
Endy Chavez, L (1,7) OBP: 0.317, SLG: 0.333	G1-3		1B 1-2		F7			G6-3		5	0	1	0	0	0	1	St. Louis Cardinals @ Kansas City Royals Kauffman Stadium, Kansas City, MO Tue Jun 12 2001, 7:05 PM CDT Att: 27,914 - Sunny - 88 F			
Rey Sanchez, R (1,6) OBP: 0.327, SLG: 0.370	G4-3		1-2 2-3		29 G4-3 FC5-2 1B			G5-3		5	1	3	0	0	0	0				
Carlos Beltrán, S (1,8) OBP: 0.313, SLG: 0.398	G3		SF8		29 FC5-2 G4-3 BB			2B		2	1	1	2	2	0	0				
29 Mike Sweeney, R (1,3) OBP: 0.362, SLG: 0.567	K		G4-3		G4-3			1B BB		4	1	0	0	1	1	5				
Jermaine Dye, R (1,9) OBP: 0.349, SLG: 0.437	G5-3		SH 2B		FC5-2 IBB			BB 1B		3	2	2	0	1	0	0				
Joe Randa, R (1,5) OBP: 0.304, SLG: 0.368	1B		SH 1B		FC5-2			BB		3	1	2	1	0	0	3				
Luis Alicaia, S (1,10) OBP: 0.298, SLG: 0.315	G6-3		G4-3		G4-3			BB		3	0	0	1	1	0	5				
Carlos Febles, R (1,4) OBP: 0.286, SLG: 0.346			P6		FC6-4 1B			F9		3	0	1	2	0	0	0				
A.J. Hinch, R (1,2) OBP: 0.205, SLG: 0.373			1B SF8 HBP		FC6-4			F7		3	1	0	0	0	0	3				
Inning Stats	R: 0 E: 0 K: 0 S: 7	H: 0 LOB: 0 BB: 0 P: 8	R: 0 E: 0 K: 1 S: 10	H: 1 LOB: 1 BB: 0 P: 17	R: 1 E: 0 K: 0 S: 10	H: 2 LOB: 2 BB: 0 P: 17	R: 2 E: 1 K: 0 S: 15	H: 2 LOB: 1 BB: 0 P: 20	R: 0 E: 0 K: 0 S: 9	H: 1 LOB: 3 BB: 2 P: 21	R: 0 E: 0 K: 0 S: 7	H: 0 LOB: 0 BB: 0 P: 9	R: 4 E: 0 K: 0 S: 17	H: 4 LOB: 1 BB: 2 P: 31	R: 0 E: 0 K: 0 S: 7	H: 0 LOB: 1 BB: 1 P: 15		1B: 7 2B: 3 3B: 0 HR: 0	SF: 2 SAC: 1 DP: 1 HBP: 1	WP: 0 PB: 0 SB: 0 CS: 0
PITCHER	IP WLS BF H R ER SO BB IBB HBP BLK WP HR S P ERA WHIP																			
Darryl Kile, R (1,1) ERA: 3.48	6.0 L 32 9 7 6 1 2 0 0 0 0 0 0 66 106 9.00 1.833																			
Mike James, R (7,1) ERA: 4.23	1.0 4 1 0 0 0 1 0 0 0 0 0 0 9 17 0.00 2.000																			
Bud Smith, L (8,1) ERA:	1.0 4 0 0 0 0 1 0 0 0 0 0 0 7 15 0.00 1.000																			



Batter	1	2	3	4	5	6	7	8	9	AB	R	H	RBI	BB	SO	LOB	TOP					
Fernando Vina, L OBP: 0.359, SLG: 0.402	G6-3		G4-3		G1-6-3			G5-3		4	0	0	0	0	0	2	St. Louis Cardinals @ Kansas City Royals Kauffman Stadium, Kansas City, MO Wed Jun 13 2001, 7:05 PM CDT Att: 28,382 - Sunny - 86 F livebaseballscorecards.com					
Placido Polanco, R OBP: 0.361, SLG: 0.380	G3-6 1B		FC4-6 1B			G5-3		G1-3		4	0	2	0	0	0	0						
J.D. Drew, L OBP: 0.419, SLG: 0.685	G3-6 1-2		FC4-6 1-2			K			G5-4-3 1B	4	0	1	0	0	1	2						
Mark McGwire, R OBP: 0.269, SLG: 0.356		HR		K		P4			G5-4-3 1-2	4	1	1	1	0	1	1						
5 Albert Pujols, R OBP: 0.421, SLG: 0.674		G1-6-3 BB		K			G5-3 1B		F9	3	0	1	0	1	1	0						
Craig Paquette, R OBP: 0.282, SLG: 0.413	G1-6-3 1-2		G6-3				G5-3 1-2			3	0	0	0	0	0	2						
Edgar Renteria, R OBP: 0.281, SLG: 0.351		G5-3 1B			G5-3		FC6-4 1B			3	0	2	0	0	0	0						
Eli Marrero, R OBP: 0.306, SLG: 0.430	G4-3				G4-3 1B		FC6-4 1-2			3	0	1	0	0	0	2						
Kerry Robinson, L OBP: 0.367, SLG: 0.340			G4-3		G4-3 1B			G4-3		3	0	1	0	0	0	0						
Inning Stats	R: 0 E: 0 K: 0 S: 3	H: 1 LOB: 0 BB: 0 P: 5	R: 1 E: 0 K: 0 S: 11	H: 2 LOB: 1 BB: 1 P: 19	R: 0 E: 0 K: 0 S: 10	H: 1 LOB: 1 BB: 0 P: 13	R: 0 E: 0 K: 2 S: 9	H: 0 LOB: 0 BB: 0 P: 13	R: 0 E: 0 K: 1 S: 10	H: 0 LOB: 1 BB: 0 P: 14	R: 0 E: 0 K: 0 S: 6	H: 2 LOB: 1 BB: 0 P: 11	R: 0 E: 0 K: 0 S: 6	H: 0 LOB: 0 BB: 0 P: 10	R: 0 E: 0 K: 0 S: 6	H: 1 LOB: 0 BB: 0 P: 7	1B: 8 2B: 0 3B: 0 HR: 1	SF: 0 SAC: 0 DP: 4 HBP: 0	WP: 0 PB: 0 SB: 0 CS: 0	PA: 32		
PITCHER	IP	WLS	BF	H	R	ER	SO	BB	IBB	HBP	BLK	WP	HR	S	P	ERA	WHIP					
51 Kris Wilson, R ERA: 3.77	(1, 1)	7.0	W	26	8	1	1	3	1	0	0	0	0	1	55	82	1.29	1.286				
Jason Grimsley, R ERA: 2.63	(8, 1)	1.0	H	3	0	0	0	0	0	0	0	0	0	0	6	10	0.00	0.000				
Roberto Hernandez, R ERA: 4.73	(9, 1)	1.0	S	3	1	0	0	0	0	0	0	0	0	0	6	7	0.00	1.000				

Batter	1	2	3	4	5	6	7	8	9	AB	R	H	RBI	BB	SO	LOB	BOTTOM				
Endy Chavez, L OBP: 0.283, SLG: 0.295	F8	B1-3		G5-3		P6		K		5	0	0	0	0	1	1	St. Louis Cardinals @ Kansas City Royals Kauffman Stadium, Kansas City, MO Wed Jun 13 2001, 7:05 PM CDT Att: 28,382 - Sunny - 86 F livebaseballscorecards.com				
Rey Sanchez, R OBP: 0.337, SLG: 0.382	HBP 2B			1B		1B		2B		3	1	3	0	1	0	0					
Carlos Beltrán, S OBP: 0.316, SLG: 0.398	HBP 1B		F8		FC5-4 1B		K			3	1	1	0	0	1	2					
29 Mike Sweeney, R OBP: 0.368, SLG: 0.574	1B SF8			1B	FC5-4 1-2				CS 1B	4	2	3	1	0	0	2					
Jermaine Dye, R OBP: 0.351, SLG: 0.438	1B		E 1B			G6-3		K		4	0	2	1	0	1	1					
Joe Randa, R OBP: 0.299, SLG: 0.364	SF8		P4		G3		P6			3	0	0	1	0	0	3					
Dee Brown, L OBP: 0.332, SLG: 0.421	FC6-4 1B		K				CS	F8		4	0	2	0	0	1	2					
Carlos Febles, R OBP: 0.283, SLG: 0.339	FC6-4 1-2		E4 1B		G5-3			F8		4	0	1	0	0	0	3					
A.J. Hinch, R OBP: 0.207, SLG: 0.360		P9	PO		F9		L7			3	0	0	0	1	0	0					
Inning Stats	R: 3 E: 0 K: 0 S: 15	H: 4 LOB: 2 BB: 0 P: 23	R: 0 E: 0 K: 0 S: 9	H: 0 LOB: 1 BB: 1 P: 15	R: 1 E: 1 K: 1 S: 12	H: 3 LOB: 1 BB: 0 P: 21	R: 0 E: 0 K: 0 S: 9	H: 2 LOB: 2 BB: 0 P: 11	R: 0 E: 0 K: 1 S: 11	H: 1 LOB: 1 BB: 0 P: 13	R: 0 E: 0 K: 1 S: 7	H: 1 LOB: 0 BB: 0 P: 13	R: 0 E: 0 K: 1 S: 13	H: 0 LOB: 1 BB: 1 P: 22	R: 0 E: 0 K: 1 S: 13	H: 0 LOB: 1 BB: 1 P: 22	1B: 9 2B: 3 3B: 0 HR: 0	SF: 1 SAC: 0 DP: 0 HBP: 1	WP: 0 PB: 0 SB: 1 CS: 1	PA: 39	
PITCHER	IP	WLS	BF	H	R	ER	SO	BB	IBB	HBP	BLK	WP	HR	S	P	ERA	WHIP				
Matt Morris, R ERA: 2.95	(1, 1)	6.0	L	31	12	4	3	2	1	0	1	0	0	70	105	4.50	2.167				
Gene Stechschulte, R ERA: 3.45	(7, 1)	1.2		5	0	0	0	1	1	0	0	0	0	13	24	0.00	0.600				
Steve Kline, L ERA: 1.57	(8, 1)	0.1		1	0	0	0	1	0	0	0	0	0	4	6	0.00	0.000				

Batter	1	2	3	4	5	6	7	8	9	10	11	12	13	AB	R	H	RBI	BB	SO	LOB	TOP						
Fernando Vina, L OBP: 0.351, SLG: 0.393 (1, 4)	F9		G4-3			G5-3		G6-3		G4-3		K		6	0	0	0	0	1	2							
Placido Polanco, R OBP: 0.351, SLG: 0.369 (1, 9)	P6			G6-3		G6-3		F8			F8		F8	6	0	0	0	0	0	0							
J.D. Drew, L OBP: 0.417, SLG: 0.675 (12, 8)	P6			F8			2B		G4-3				K	6	1	2	0	0	1	0							
Mark McGwire, R OBP: 0.292, SLG: 0.371 (9, PR)		P4					G4-3																				
Eli Marrero, R OBP: 0.299, SLG: 0.420 (9, 3)				K			SF7																				
5 Albert Pujols, R OBP: 0.424, SLG: 0.677 (12, 2)																											
5 Albert Pujols, R OBP: 0.424, SLG: 0.677 (1, 10)		E3																									
Ray Lankford, L OBP: 0.363, SLG: 0.561 (1, 7)																											
Edgar Renteria, R OBP: 0.280, SLG: 0.346 (1, 6)																											
Mike Matheny, R OBP: 0.295, SLG: 0.303 (12, PH)																											
Bobby Bonilla, S OBP: 0.314, SLG: 0.352 (12, 3)																											
Kerry Robinson, L OBP: 0.344, SLG: 0.316 (12, PH)																											
Craig Paquette, R OBP: 0.266, SLG: 0.413 (12, 9)																											
Inning Stats	R: 0 E: 0 K: 0 S: 8	H: 0 LOB: 0 BB: 0 P: 12	R: 0 E: 1 K: 13	H: 1 LOB: 1 BB: 0 P: 17	R: 0 E: 0 K: 0 S: 7	H: 0 LOB: 0 BB: 0 P: 10	R: 0 E: 0 K: 1 S: 9	H: 0 LOB: 0 BB: 0 P: 16	R: 2 E: 0 K: 0 S: 15	H: 2 LOB: 1 BB: 1 P: 26	R: 0 E: 0 K: 0 S: 4	H: 0 LOB: 0 BB: 0 P: 7	R: 0 E: 0 K: 1 S: 6	H: 1 LOB: 2 BB: 2 P: 15	R: 0 E: 0 K: 1 S: 7	H: 1 LOB: 1 BB: 0 P: 9	R: 0 E: 0 K: 1 S: 11	H: 0 LOB: 2 BB: 1 P: 21	R: 0 E: 0 K: 2 S: 9	H: 0 LOB: 0 BB: 0 P: 13	1B: 4 2B: 2 3B: 0 HR: 0	SF: 1 SAC: 1 DP: 2 HBP: 1	WIP: 0 PB: 0 SB: 0 CS: 0	PA: 49			
PITCHER	IP	WLS	BF	H	R	ER	SO	BB	IBB	HBP	BLK	WP	HR	S	P	ERA	WHIP										
Jeff Suppan, R ERA: 4.62 (1, 1)	8.0		29	4	2	2	3	2	0	0	0	0	0	73	119	2.25	0.750										
Roberto Hernandez, R ERA: 4.4 (9, 1)	2.0		8	1	0	0	1	1	1	0	0	0	0	11	23	0.00	1.000										
Cory Bailey, R ERA: 3.42 (11, 1)	1.2		7	1	0	0	1	1	0	0	0	0	0	13	21	0.00	1.200										
55 Tony Cogan, L ERA: 7.3 (12, 1)	0.1		2	0	0	0	1	0	0	1	0	0	0	5	9	0.00	0.000										
Doug Henry, R ERA: 6.81 (13, 1)	1.0	W	3	0	0	0	2	0	0	0	0	0	0	9	13	0.00	0.000										

St. Louis Cardinals @ Kansas City Royals
Kauffman Stadium, Kansas City, MO
Thu Jun 14 2001, 7:05 PM CDT
Att. 37,377 - Cloudy - 66 F

AB 41
R 2
H 6
RBI 2
BB 5
SO 8
LOB 15



Batter	1	2	3	4	5	6	7	8	9	10	11	12	13	AB	R	H	RBI	BB	SO	LOB	BOTTOM						
Carlos Febles, R OBP: 0.273, SLG: 0.323 (1, 4)	G4-3		F8				G5-3			K		K		6	0	1	0	0	2	2							
Rey Sanchez, R OBP: 0.333, SLG: 0.377 (1, 6)	L9		F9				G4-3					F9		6	0	1	0	0	1	2							
Carlos Beltrán, S OBP: 0.313, SLG: 0.396 (1, 8)	P3			F8			F8																				
29 Mike Sweeney, R OBP: 0.307, SLG: 0.576 (1, 3)					G5-3																						
Jermaine Dye, R OBP: 0.346, SLG: 0.430 (1, 9)																											
Joe Randa, R OBP: 0.301, SLG: 0.368 (1, 5)																											
Dave McCarty, R OBP: 0.351, SLG: 0.421 (6, PR)																											
Endy Chavez, L OBP: 0.313, SLG: 0.311 (7, 7)																											
Dee Brown, L OBP: 0.323, SLG: 0.410 (1, 10)																											
A.J. Hinch, R OBP: 0.206, SLG: 0.356 (1, 2)																											
Luis Alicea, S OBP: 0.315, SLG: 0.315 (12, PH)																											
Héctor Ortiz, R OBP: 0.301, SLG: 0.315 (13, 2)																											
Inning Stats	R: 0 E: 0 K: 0 S: 8	H: 0 LOB: 0 BB: 0 P: 10	R: 0 E: 0 K: 0 S: 12	H: 1 LOB: 2 BB: 1 P: 23	R: 0 E: 0 K: 0 S: 7	H: 0 LOB: 0 BB: 0 P: 10	R: 0 E: 0 K: 0 S: 5	H: 0 LOB: 0 BB: 0 P: 10	R: 1 E: 0 K: 0 S: 12	H: 2 LOB: 3 BB: 2 P: 26	R: 0 E: 0 K: 0 S: 7	H: 0 LOB: 0 BB: 0 P: 10	R: 0 E: 0 K: 1 S: 8	H: 1 LOB: 1 BB: 0 P: 12	R: 0 E: 0 K: 0 S: 8	H: 1 LOB: 0 BB: 0 P: 11	R: 0 E: 0 K: 0 S: 13	H: 1 LOB: 1 BB: 1 P: 22	R: 0 E: 0 K: 1 S: 5	H: 0 LOB: 0 BB: 1 P: 12	R: 1 E: 0 K: 1 S: 6	H: 1 LOB: 0 BB: 0 P: 9	1B: 5 2B: 4 3B: 0 HR: 1	SF: 0 SAC: 0 DP: 2 HBP: 0	WIP: 0 PB: 0 SB: 1 CS: 0	PA: 49	
PITCHER	IP	WLS	BF	H	R	ER	SO	BB	IBB	HBP	BLK	WP	HR	S	P	ERA	WHIP										
Mike Matthews, L ERA: 3.33 (6, 1)	5.2		26	6	2	2	1	2	1	0	0	0	0	54	98	3.18	1.412										
Mike Timlin, R ERA: 4.15 (9, 1)	2.1		7	0	0	0	1	0	0	0	0	0	0	18	28	0.00	0.000										
Steve Kline, L ERA: 1.82 (10, 1)	1.0		4	1	0	0	1	0	0	0	0	0	0	10	12	0.00	1.000										
Dave Veras, R ERA: 2.45 (12, 1)	2.0		7	2	0	0	0	1	0	0	0	0	0	21	33	0.00	1.500										
Gene Stechschulte, R ERA: 3.88 (12, 1)	1.1	L	5	1	1	1	2	1	0	0	0	0	1	11	21	6.75	1.500										

St. Louis Cardinals @ Kansas City Royals
Kauffman Stadium, Kansas City, MO
Thu Jun 14 2001, 7:05 PM CDT
Att. 37,377 - Cloudy - 66 F

AB 44
R 3
H 10
RBI 3
BB 5
SO 5
LOB 21



Batter	1	2	3	4	5	6	7	8	9	AB	R	H	RBI	BB	SO	LOB	TOP					
Endy Chavez, L (1, 7) OBP: 0.327, SLG: 0.327										4	0	2	0	0	0	1	Kansas City Royals @ Milwaukee Brewers Miller Park, Milwaukee, WI Fri Jun 15 2001, Postponed Att: 39,005 - Sunny - 75 F					
Rey Sanchez, R (1, 6) OBP: 0.332, SLG: 0.378										4	0	1	0	0	1	2						
Carlos Beltrán, S (1, 8) OBP: 0.312, SLG: 0.405										4	1	1	1	0	2	2						
29 Mike Sweeney, R (1, 3) Jason Grimsley, R (8, 1) Roberto Hernandez, R (9, 1)										3	0	0	0	0	1	0						
Jermaine Dye, R (1, 9) OBP: 0.347, SLG: 0.427										4	1	1	0	0	2	2						
Joe Randa, R (1, 5) OBP: 0.304, SLG: 0.371										4	1	2	0	0	0	1						
Luis Alica, S (1, 4) OBP: 0.302, SLG: 0.333										3	1	1	2	0	0	1						
Héctor Ortiz, R (1, 2) OBP: 0.307, SLG: 0.315										3	0	1	1	1	0	0						
Blake Stein, R (1, 1)										0	0	0	0	0	0	0						
Paul Byrd, R (2, 1) OBP: 0.250, SLG: 0.250 55 Tony Cogan, L (7, 1) Cory Bailey, R (7, 1) Dave McCarty, R (8, 3) OBP: 0.348, SLG: 0.417										2	0	0	0	0	0	2						
Inning Stats	R: 0 E: 0 K: 2 S: 10	H: 1 LOB: 1 BB: 0 P: 11	R: 0 E: 0 K: 1 S: 9	H: 1 LOB: 1 BB: 0 P: 19	R: 0 E: 0 K: 1 S: 8	H: 1 LOB: 1 BB: 0 P: 9	R: 1 E: 0 K: 1 S: 11	H: 1 LOB: 0 BB: 0 P: 19	R: 0 E: 0 K: 0 S: 7	H: 0 LOB: 1 BB: 1 P: 13	R: 0 E: 0 K: 0 S: 10	H: 0 LOB: 0 BB: 0 P: 14	R: 2 E: 0 K: 1 S: 11	H: 2 LOB: 0 BB: 0 P: 17	R: 0 E: 0 K: 2 S: 13	H: 1 LOB: 2 BB: 1 P: 24	R: 1 E: 0 K: 0 S: 8	H: 2 LOB: 0 BB: 0 P: 12	1B: 6 2B: 2 3B: 0 HR: 2	SF: 0 SAC: 2 DP: 1 HBP: 0	WP: 0 PB: 0 SB: 0 CS: 1	PA: 36
PITCHER	IP WLS BF H R ER SO BB IBB HBP BLK WP HR S P ERA WHIP																					
Jamey Wright, R (1, 1) ERA: 4.36	1.0	3	1	0	0	2	0	0	0	0	0	0	0	0	10	11	0.00	1.000				
26 Kyle Peterson, R (2, 1) ERA: 4.09	6.0	L	24	5	3	3	4	1	0	0	0	0	0	2	56	91	4.50	1.000				
Chad Fox, R (8, 1) ERA: 2.05	1.0	5	1	0	0	2	0	1	0	0	0	0	0	0	13	24	0.00	1.000				
David Weathers, R (9, 1) ERA: 2.29	1.0	4	2	1	1	0	0	0	0	0	0	0	0	0	8	12	9.00	2.000				

Batter	1	2	3	4	5	6	7	8	9	AB	R	H	RBI	BB	SO	LOB	BOTTOM					
Alex Sanchez, L (1, 8) OBP: 0.333, SLG: 0.687 Angel Echevarria, R (7, PH) Tyler Houston, L (7, PH) Chad Fox, R (8, 1) David Weathers, R (9, 1) Raul Casanova, S (9, PH) OBP: 0.300, SLG: 0.511											3	0	1	0	0	1	0					
Mark Loretta, R (1, 5) OBP: 0.333, SLG: 0.308										4	0	0	0	0	1	4						
Geoff Jenkins, L (1, 7) OBP: 0.393, SLG: 0.582										4	0	1	0	0	0	1						
Jeromy Burnitz, L (1, 9) OBP: 0.391, SLG: 0.578										3	0	2	0	1	0	1						
Richie Sexson, R (1, 3) OBP: 0.297, SLG: 0.423										4	0	1	0	0	3	3						
José Hernández, R (1, 6) OBP: 0.311, SLG: 0.439										4	1	1	0	0	1	5						
Ronnie Belliard, R (1, 4) OBP: 0.340, SLG: 0.374										4	0	1	0	0	0	1						
Henry Blanco, R (1, 2) OBP: 0.286, SLG: 0.292										4	0	1	1	0	2	0						
Jamey Wright, R (1, 1) OBP: 0.360, SLG: 0.318 26 Kyle Peterson, R (2, 1) Devon White, S (7, PH) OBP: 0.372, SLG: 0.523										0	0	0	0	0	0	0						
Inning Stats	R: 0 E: 0 K: 1 S: 7	H: 0 LOB: 0 BB: 0 P: 11	R: 0 E: 0 K: 1 S: 10	H: 0 LOB: 1 BB: 1 P: 18	R: 0 E: 0 K: 1 S: 8	H: 0 LOB: 0 BB: 0 P: 12	R: 0 E: 0 K: 3 S: 14	H: 2 LOB: 2 BB: 0 P: 17	R: 0 E: 0 K: 1 S: 6	H: 0 LOB: 0 BB: 0 P: 8	R: 0 E: 0 K: 0 S: 7	H: 1 LOB: 1 BB: 0 P: 9	R: 1 E: 0 K: 1 S: 22	H: 3 LOB: 3 BB: 1 P: 32	R: 0 E: 0 K: 0 S: 5	H: 2 LOB: 1 BB: 0 P: 8	R: 1 E: 0 K: 0 S: 8	H: 1 LOB: 0 BB: 0 P: 9	1B: 6 2B: 2 3B: 0 HR: 1	SF: 0 SAC: 0 DP: 1 HBP: 0	WP: 0 PB: 0 SB: 0 CS: 0	PA: 37
PITCHER	IP WLS BF H R ER SO BB IBB HBP BLK WP HR S P ERA WHIP																					
Blake Stein, R (1, 1) ERA: 5.37	1.0	W	23	6	1	1	7	1	0	0	0	0	0	0	58	79	1.69	1.312				
Paul Byrd, R (2, 1) ERA: 5.75	5.1	W	23	6	1	1	7	1	0	0	0	0	0	0	58	79	1.69	1.312				
55 Tony Cogan, L (7, 1) ERA: 7.3	0.0	H	2	0	0	0	0	1	0	0	0	0	0	0	3	7	∞	∞				
Cory Bailey, R (7, 1) ERA: 3.33	0.2	H	2	0	0	0	0	0	0	0	0	0	0	0	6	10	0.00	0.000				
Jason Grimsley, R (8, 1) ERA: 2.59	1.0	H	4	2	0	0	0	0	0	0	0	0	0	0	5	8	0.00	2.000				

AB 32
R 4
H 9
RBI 4
BB 2
SO 8
LOB 9

AB 35
R 2
H 9
RBI 2
BB 2
SO 8
LOB 18

Batter	1	2	3	4	5	6	7	8	9	AB	R	H	RBI	BB	SO	LOB	TOP			
Carlos Febles, R (1,4) OBP: 0.271, SLG: 0.308			G6-3							3	0	0	0	1	2	0	Kansas City Royals @ Milwaukee Brewers Miller Park, Milwaukee, WI Sat Jun 16 2001, 6:05 PM CDT Att: 43,060 - Sunny - 77 F			
Wilson Delgado, S (1,6) OBP: 0.217, SLG: 0.143	F7						G4-6-3			4	0	0	0	0	2	1				
Carlos Beltrán, S (1,8) OBP: 0.310, SLG: 0.402 Dave McCarty, R (4,7) OBP: 0.350, SLG: 0.412	G4-3							G1-3		2	0	0	0	0	1	0				
29 Mike Sweeney, R (1,3) OBP: 0.367, SLG: 0.569		2B 1B						F9		3	2	1	0	1	0	1				
Jermaine Dye, R (1,9) OBP: 0.353, SLG: 0.449										4	2	3	1	0	1	0				
Joe Randa, R (1,5) OBP: 0.307, SLG: 0.370										3	0	1	1	1	0	0				
Dee Brown, L (1,7) OBP: 0.321, SLG: 0.408 Andy Chavez, L (2,7) OBP: 0.309, SLG: 0.308										1	0	0	0	0	0	1				
A.J. Hinch, R (1,2) OBP: 0.210, SLG: 0.344										3	0	0	0	1	1	0				
Dan Reichert, R (1,1) Jason Grimsley, R (8,1) Roberto Hernandez, R (9,1)										3	0	0	0	0	2	3				
										0	0	0	0	0	0	0				
Inning Stats	R: 0 E: 0 K: 1 S: 6	H: 0 LOB: 0 BB: 0 P: 10	R: 2 E: 1 K: 1 S: 10	H: 2 LOB: 0 BB: 1 P: 16	R: 0 E: 0 K: 1 S: 7	H: 0 LOB: 0 BB: 0 P: 11	R: 1 E: 0 K: 3 S: 16	H: 2 LOB: 2 BB: 2 P: 30	R: 0 E: 0 K: 0 S: 7	H: 0 LOB: 1 BB: 2 P: 16	R: 0 E: 0 K: 2 S: 10	H: 0 LOB: 0 BB: 0 P: 14	R: 0 E: 0 K: 1 S: 9	H: 0 LOB: 0 BB: 0 P: 13	R: 1 E: 0 K: 0 S: 8	H: 1 LOB: 0 BB: 0 P: 14	1B: 3 2B: 1 3B: 0 HR: 1	SF: 0 SAC: 0 DP: 2 HBP: 0	WP: 1 PB: 0 SB: 2 CS: 0	PA: 35
PITCHER	IP WLS BF H R ER SO BB IBB HBP BLK WP HR S P ERA WHIP																			
Jimmy Haynes, R (1,1) ERA: 4.45	7.0 L 28 4 3 3 10 3 2 0 0 0 0 0 66 114 3.86 1.000																			
Mike DeJean, R (8,1) ERA: 1.59	1.0 3 0 0 0 1 0 0 0 0 0 0 0 9 13 0.00 0.000																			
Curt Leskanic, R (9,1) ERA: 4.34	1.0 4 1 1 1 0 0 0 0 0 0 0 0 8 14 9.00 1.000																			

AB	30
R	4
H	5
RBI	2
BB	5
SO	11
LOB	8



Batter	1	2	3	4	5	6	7	8	9	AB	R	H	RBI	BB	SO	LOB	BOTTOM					
Devon White, S (1,8) OBP: 0.376, SLG: 0.545			G3							4	1	2	1	0	1	0	Kansas City Royals @ Milwaukee Brewers Miller Park, Milwaukee, WI Sat Jun 16 2001, 6:05 PM CDT Att: 43,060 - Sunny - 77 F					
Ronnie Belliard, R (1,4) OBP: 0.343, SLG: 0.373										3	0	1	0	1	0	1						
Geoff Jenkins, L (1,7) OBP: 0.386, SLG: 0.570										4	0	0	0	0	0	3						
Jeromy Burnitz, L (1,9) OBP: 0.389, SLG: 0.571										3	0	0	0	1	3	0						
Angel Echevarria, R (1,3) OBP: 0.341, SLG: 0.561										4	0	2	0	0	0	2						
José Hernández, R (1,6) OBP: 0.305, SLG: 0.431										4	0	0	0	0	2	2						
Luis Lopez, S (1,5) OBP: 0.287, SLG: 0.304										4	0	1	0	0	0	2						
Henry Blanco, R (1,2) OBP: 0.287, SLG: 0.293										3	0	1	0	0	0	0						
Jimmy Haynes, R (1,1) OBP: 0.207, SLG: 0.214 Mike DeJean, R (8,1)										2	0	0	0	0	0	2						
Alex Sanchez, L (8,PH) OBP: 0.250, SLG: 0.500 Curt Leskanic, R (9,1)										1	0	0	0	0	0	0						
										0	0	0	0	0	0	0						
Inning Stats	R: 1 E: 0 K: 1 S: 7	H: 1 LOB: 0 BB: 1 P: 13	R: 0 E: 0 K: 1 S: 11	H: 1 LOB: 0 BB: 0 P: 19	R: 0 E: 0 K: 0 S: 6	H: 0 LOB: 0 BB: 0 P: 9	R: 0 E: 0 K: 1 S: 5	H: 0 LOB: 0 BB: 0 P: 8	R: 0 E: 0 K: 1 S: 7	H: 2 LOB: 2 BB: 0 P: 12	R: 0 E: 0 K: 1 S: 13	H: 1 LOB: 2 BB: 1 P: 20	R: 0 E: 0 K: 0 S: 5	H: 0 LOB: 0 BB: 0 P: 8	R: 0 E: 0 K: 0 S: 8	H: 1 LOB: 1 BB: 0 P: 15	R: 0 E: 0 K: 1 S: 10	H: 1 LOB: 1 BB: 0 P: 16	1B: 6 2B: 0 3B: 0 HR: 1	SF: 0 SAC: 0 DP: 2 HBP: 0	WP: 1 PB: 0 SB: 1 CS: 0	PA: 34
PITCHER	IP WLS BF H R ER SO BB IBB HBP BLK WP HR S P ERA WHIP																					
Dan Reichert, R (1,1) ERA: 4.2	7.0 W 26 5 1 1 5 2 0 0 0 0 0 0 54 89 1.29 1.000																					
Jason Grimsley, R (8,1) ERA: 2.5	1.0 H 4 1 0 0 0 0 0 0 0 0 0 0 8 15 0.00 1.000																					
Roberto Hernandez, R (9,1) ERA: 4.4	1.0 S 4 1 0 0 1 0 0 0 0 0 0 0 10 16 0.00 1.000																					



Batter	1	2	3	4	5	6	7	8	9	AB	R	H	RBI	BB	SO	LOB	TOP					
Luis Alica, S OBP: 0.306, SLG: 0.349										4	0	2	0	0	0	2	Kansas City Royals @ Milwaukee Brewers Miller Park, Milwaukee, WI Sun Jun 17 2001, 1:05 PM CDT Att: 42,554 - Sunny - 75 F					
Rey Sanchez, R OBP: 0.331, SLG: 0.376										4	0	1	0	0	1	2						
Carlos Beltrán, S OBP: 0.306, SLG: 0.396										4	0	0	0	0	2	3						
29 Mike Sweeney, R OBP: 0.372, SLG: 0.570										3	0	2	0	1	0	0						
Jermaine Dye, R OBP: 0.351, SLG: 0.446										4	0	1	0	0	1	3						
Joe Randa, R OBP: 0.306, SLG: 0.380										4	1	1	1	0	1	3						
Raul Ibanez, L OBP: 0.162, SLG: 0.163										3	0	1	0	0	0	2						
Doug Henry, R OBP: 0.372, SLG: 0.570										0	0	0	0	0	0	0						
55 Tony Cogan, L OBP: 0.372, SLG: 0.570										0	0	0	0	0	0	0						
Mac Suzuki, R OBP: 0.372, SLG: 0.570										0	0	0	0	0	0	0						
Wilson Delgado, S OBP: 0.208, SLG: 0.136										1	0	0	0	0	0	0						
A.J. Hinch, R OBP: 0.221, SLG: 0.381										4	1	2	1	0	1	1						
Blake Stein, R OBP: 0.298, SLG: 0.296										2	0	0	0	0	0	1						
Endy Chavez, L OBP: 0.298, SLG: 0.296										2	0	0	0	0	1	0						
Inning Stats	R: 0 H: 1 E: 0 K: 1 S: 11	H: 1 LOB: 2 BB: 1 P: 18	R: 1 H: 2 E: 1 K: 0 S: 11	H: 2 LOB: 1 BB: 0 P: 17	R: 0 H: 0 E: 0 K: 0 S: 3	H: 0 LOB: 0 BB: 0 P: 6	R: 0 H: 1 E: 0 K: 1 S: 15	H: 1 LOB: 1 BB: 0 P: 23	R: 0 H: 1 E: 0 K: 0 S: 8	H: 1 LOB: 1 BB: 0 P: 13	R: 0 H: 2 E: 0 K: 0 S: 6	H: 2 LOB: 1 BB: 0 P: 11	R: 1 H: 2 E: 0 K: 3 S: 12	H: 2 LOB: 1 BB: 0 P: 18	R: 0 H: 1 E: 0 K: 1 S: 12	H: 0 LOB: 0 BB: 0 P: 17	R: 0 H: 0 E: 0 K: 1 S: 6	H: 0 LOB: 0 BB: 0 P: 8	1B: 6 2B: 2 3B: 0 HR: 2	SF: 0 SAC: 0 DP: 3 HBP: 0	WP: 0 PB: 0 SB: 0 CS: 0	PA: 36
PITCHER	IP WLS BF H R ER SO BB IBB HBP BLK WP HR S P ERA WHIP																					
Jamey Wright, R ERA: 4.23	6.1 W 28 9 2 2 3 1 0 0 0 0 2 59 96 2.84 1.579																					
David Weathers, R ERA: 2.19	1.2 H 5 1 0 0 3 0 0 0 0 0 0 19 27 0.00 0.600																					
Curt Leskanic, R ERA: 4.2	1.0 S 3 0 0 0 1 0 0 0 0 0 0 6 8 0.00 0.000																					

Batter	1	2	3	4	5	6	7	8	9	AB	R	H	RBI	BB	SO	LOB	BOTTOM					
Alex Sanchez, L OBP: 0.125, SLG: 0.250										4	0	0	0	0	1	0	Kansas City Royals @ Milwaukee Brewers Miller Park, Milwaukee, WI Sun Jun 17 2001, 1:05 PM CDT Att: 42,554 - Sunny - 75 F					
Mark Loretta, R OBP: 0.340, SLG: 0.309										3	1	1	0	1	2	0						
Geoff Jenkins, L OBP: 0.383, SLG: 0.561										3	0	0	0	1	0	3						
Richie Sexson, R OBP: 0.300, SLG: 0.437										4	2	2	1	0	2	1						
Devon White, S OBP: 0.373, SLG: 0.544										4	1	1	1	0	2	0						
Ronnie Belliard, R OBP: 0.350, SLG: 0.390										4	0	3	2	0	1	0						
Luis Lopez, S OBP: 0.254, SLG: 0.288										3	0	0	0	0	1	2						
David Weathers, R ERA: 6.94										0	0	0	0	0	0	0						
Tyler Houston, L OBP: 0.371, SLG: 0.549										1	0	0	0	0	0	1						
Curt Leskanic, R ERA: 4.2										0	0	0	0	0	0	0						
Henry Blanco, R OBP: 0.288, SLG: 0.315										3	1	1	1	0	1	1						
Jamey Wright, R OBP: 0.333, SLG: 0.292										2	0	0	0	0	2	1						
José Hernández, R OBP: 0.304, SLG: 0.429										1	0	0	0	0	1	0						
Inning Stats	R: 0 H: 0 E: 0 K: 2 S: 13	H: 0 LOB: 1 BB: 1 P: 24	R: 0 H: 0 E: 0 K: 3 S: 9	H: 0 LOB: 0 BB: 0 P: 10	R: 0 H: 0 E: 0 K: 3 S: 11	H: 0 LOB: 0 BB: 0 P: 12	R: 1 H: 1 E: 0 K: 2 S: 12	H: 1 LOB: 0 BB: 0 P: 19	R: 0 H: 1 E: 0 K: 1 S: 7	H: 1 LOB: 1 BB: 0 P: 11	R: 3 H: 4 E: 0 K: 0 S: 15	H: 4 LOB: 1 BB: 0 P: 20	R: 1 H: 1 E: 1 K: 1 S: 12	H: 1 LOB: 1 BB: 1 P: 16	R: 0 H: 1 E: 0 K: 1 S: 12	H: 1 LOB: 1 BB: 0 P: 18	R: 0 H: 0 E: 0 K: 1 S: 6	H: 0 LOB: 0 BB: 0 P: 8	1B: 3 2B: 3 3B: 0 HR: 2	SF: 0 SAC: 0 DP: 1 HBP: 0	WP: 1 PB: 0 SB: 2 CS: 0	PA: 34
PITCHER	IP WLS BF H R ER SO BB IBB HBP BLK WP HR S P ERA WHIP																					
Blake Stein, R ERA: 5.46	5.2 L 23 5 4 4 11 1 0 0 0 0 1 64 92 6.35 1.059																					
Doug Henry, R ERA: 6.92	0.2 6 2 1 1 1 1 0 0 0 0 0 1 14 19 13.50 4.500																					
55 Tony Cogan, L ERA: 6.92	0.2 1 0 0 0 0 0 0 0 0 0 0 0 1 1 0.00 0.000																					
Mac Suzuki, R ERA: 5.86	1.0 4 1 0 0 1 0 0 0 0 0 0 0 12 18 0.00 1.000																					

Batter	1	2	3	4	5	6	7	8	9	AB	R	H	RBI	BB	SO	LOB	TOP										
Luis Alica, S OBP: 0.309, SLG: 0.350	F8		F8						K	5	0	2	0	0	1	2	Kansas City Royals @ Chicago White Sox Mon Jun 18 2001, 8:05 PM EDT Att: 28,862 - Sunny - 80 F livebaseballscorecards.com										
Rey Sanchez, R OBP: 0.325, SLG: 0.369	F9		G6-3						K	5	0	0	0	0	1	4											
Carlos Beltrán, S OBP: 0.305, SLG: 0.394	G5-3			P6					K	4	1	1	0	0	1	0											
29 Mike Sweeney, R OBP: 0.381, SLG: 0.587										4	3	4	1	0	0	0											
Jermaine Dye, R OBP: 0.350, SLG: 0.447										4	0	1	1	0	1	3											
Joe Randa, R OBP: 0.309, SLG: 0.382										4	0	2	2	0	0	1											
Dave McCarty, R OBP: 0.339, SLG: 0.396										4	0	0	0	0	2	4											
Carlos Febles, R OBP: 0.260, SLG: 0.294										3	0	0	0	0	1	2											
Wilson Delgado, S OBP: 0.240, SLG: 0.136										0	0	0	0	1	0	0											
A.J. Hinch, R OBP: 0.215, SLG: 0.370										3	0	0	0	0	0	0											
Raul Ibanez, L OBP: 0.178, SLG: 0.159										1	0	0	0	0	0	1											
Inning Stats	R: 0 E: 0 K: 0 S: 7	H: 0 LOB: 0 BB: 0 P: 10	R: 1 E: 0 K: 1 S: 10	H: 3 LOB: 1 BB: 0 P: 14	R: 0 E: 0 K: 0 S: 6	H: 0 LOB: 0 BB: 0 P: 9	R: 1 E: 1 K: 0 S: 9	H: 2 LOB: 1 BB: 0 P: 13	R: 0 E: 0 K: 1 S: 8	H: 1 LOB: 1 BB: 0 P: 13	R: 1 E: 0 K: 0 S: 9	H: 2 LOB: 1 BB: 0 P: 13	R: 0 E: 0 K: 0 S: 11	H: 1 LOB: 1 BB: 0 P: 18	R: 1 E: 0 K: 2 S: 10	H: 1 LOB: 0 BB: 0 P: 14	R: 0 E: 1 K: 2 S: 15	H: 0 LOB: 2 BB: 1 P: 25	1B: 8 2B: 1 3B: 0 HR: 1	SF: 0 SAC: 0 DP: 1 HBP: 0	WP: 0 PB: 0 SB: 1 CS: 0	PA: 38					
PITCHER	IP	WLS	BF	H	R	ER	SO	BB	IBB	HBP	BLK	WP	HR	S	P	ERA	WHIP										
56 Mark Buehrle, L ERA: 3.2	(1, 1)	7.0	W	29	9	3	3	3	0	0	0	0	0	60	90	3.86	1.286										
Bob Howry, R ERA: 3.5	(8, 1)	1.0	H	4	1	1	1	2	0	0	0	0	1	10	14	9.00	1.000										
Keith Foulke, R ERA: 1.96	(9, 1)	1.0	S	5	0	0	0	2	1	0	0	0	0	15	25	0.00	1.000										

Batter	1	2	3	4	5	6	7	8	9	AB	R	H	RBI	BB	SO	LOB	BOTTOM										
Ray Durham, S OBP: 0.339, SLG: 0.451	K									4	0	0	0	0	1	2	Kansas City Royals @ Chicago White Sox Mon Jun 18 2001, 8:05 PM EDT Att: 28,862 - Sunny - 80 F livebaseballscorecards.com										
Chris Singleton, L OBP: 0.285, SLG: 0.375	F9									4	1	1	0	0	0	0											
Carlos Lee, R OBP: 0.340, SLG: 0.513										4	1	1	1	0	1	0											
McKay Christensen, L OBP: 0.275, SLG: 0.429										0	0	0	0	0	0	0											
Magglio Ordonez, R OBP: 0.373, SLG: 0.581										4	1	2	2	0	1	0											
14 Paul Konerko, R OBP: 0.337, SLG: 0.498										4	1	2	0	0	1	0											
Jeff Liefer, L OBP: 0.275, SLG: 0.429										4	1	1	2	0	1	2											
Sandy Alomar Jr., R OBP: 0.299, SLG: 0.327										0	0	0	0	2	0	0											
Josh Paul, R OBP: 0.238, SLG: 0.276										2	0	1	0	0	0	0											
24 Joe Crede, R OBP: 0.222, SLG: 0.308										3	0	0	0	1	1	2											
Royce Clayton, R OBP: 0.181, SLG: 0.187										3	0	1	0	0	1	4											
Inning Stats	R: 0 E: 0 K: 1 S: 7	H: 0 LOB: 0 BB: 0 P: 12	R: 3 E: 0 K: 2 S: 16	H: 3 LOB: 1 BB: 1 P: 24	R: 2 E: 2 K: 0 S: 22	H: 4 LOB: 3 BB: 2 P: 34	R: 0 E: 0 K: 0 S: 6	H: 0 LOB: 0 BB: 0 P: 8	R: 0 E: 0 K: 1 S: 6	H: 0 LOB: 0 BB: 0 P: 8	R: 0 E: 0 K: 0 S: 10	H: 1 LOB: 1 BB: 0 P: 18	R: 0 E: 0 K: 2 S: 9	H: 0 LOB: 0 BB: 0 P: 12	R: 0 E: 0 K: 1 S: 11	H: 1 LOB: 1 BB: 0 P: 18	1B: 5 2B: 2 3B: 0 HR: 2	SF: 0 SAC: 0 DP: 1 HBP: 0	WP: 0 PB: 0 SB: 1 CS: 0	PA: 35							
PITCHER	IP	WLS	BF	H	R	ER	SO	BB	IBB	HBP	BLK	WP	HR	S	P	ERA	WHIP										
Chad Durbin, R ERA: 5.02	(1, 1)	2.2	L	17	7	5	5	3	3	0	0	0	0	43	68	16.88	3.750										
Mae Suzuki, R ERA: 5.3	(3, 1)	5.1		18	2	0	0	4	0	0	0	0	0	44	66	0.00	0.375										

Batter	1	2	3	4	5	6	7	8	9	AB	R	H	RBI	BB	SO	LOB	TOP			
Endy Chavez, L (1.7) OBP: 0.279, SLG: 0.276	G6-3		G1-3		G1-6-3		G4-3			4	0	0	0	0	0	2	Kansas City Royals @ Chicago White Sox Comiskey Park, Chicago, IL Tue Jun 19 2001, 8:05 PM EDT Att: 18,715 - Cloudy - 70 F			
Rey Sanchez, R (1.6) OBP: 0.331, SLG: 0.375	F9		CS 1B		1B			SH5-4 1B		4	0	3	0	0	0	0				
Carlos Beltrán, S (1.8) OBP: 0.302, SLG: 0.390	G4-3		K		F3			SH5-4		3	0	0	0	0	1	2				
29 Mike Sweeney, R (1.3) OBP: 0.379, SLG: 0.593		HR			G4-3		P6	F2		4	1	1	1	0	0	1				
Jermaine Dye, R (1.10) OBP: 0.345, SLG: 0.440	G6-3				L8		K	K		4	0	0	0	0	2	1				
Joe Randa, R (1.5) OBP: 0.311, SLG: 0.379		1B BB			HR BB		L9			2	1	0	0	2	0	0				
Raul Ibanez, L (1.9) OBP: 0.204, SLG: 0.250		1B			HR		G4-3			4	1	2	2	0	0	0				
Carlos Febles, R (1.4) OBP: 0.253, SLG: 0.286 (7, PH)					F9		K			2	0	0	0	0	1	2				
Luis Alices, S (7.4) OBP: 0.306, SLG: 0.346 (7.4)		K						F8		2	0	0	0	0	1	0				
A.J. Hinch, R (1.2) OBP: 0.227, SLG: 0.366		K					G1-6-3 BB			1	0	0	0	2	1	2				
Inning Stats	R: 0 E: 0 K: 0 S: 8	H: 0 LOB: 0 BB: 0 P: 10	R: 1 E: 0 K: 2 S: 16	H: 2 LOB: 2 BB: 1 P: 26	R: 0 E: 0 K: 1 S: 7	H: 1 LOB: 0 BB: 0 P: 9	R: 2 E: 0 K: 0 S: 11	H: 1 LOB: 0 BB: 1 P: 20	R: 0 E: 0 K: 1 S: 10	H: 0 LOB: 0 BB: 0 P: 7	R: 0 E: 0 K: 1 S: 12	H: 0 LOB: 1 BB: 1 P: 19	R: 0 E: 0 K: 1 S: 8	H: 1 LOB: 1 BB: 0 P: 13	R: 0 E: 0 K: 0 S: 4	H: 0 LOB: 0 BB: 0 P: 7	1B: 4 2B: 0 3B: 0 HR: 2	SF: 0 SAC: 1 DP: 1 HBP: 0	WP: 0 PB: 0 SB: 0 CS: 1	PA: 35
PITCHER	IP	WLS	BF	H	R	ER	SO	BB	IBB	HBP	BLK	WP	HR	S	P	ERA	WHIP			
James Baldwin, R (1.1) ERA: 4.39	6.2	W	27	5	3	3	5	4	0	0	0	0	0	2	108	4.05	1.350			
Gary Glover, R (7.1) ERA: 8.89	0.1	H	1	0	0	0	0	0	0	0	0	0	0	2	2	0.00	0.000			
Bob Howry, R (8.1) ERA: 3.48	1.0	H	4	1	0	0	1	0	0	0	0	0	0	8	13	0.00	1.000			
Keith Foulke, R (9.1) ERA: 1.91	1.0	S	3	0	0	0	0	0	0	0	0	0	0	4	7	0.00	0.000			

Batter	1	2	3	4	5	6	7	8	9	AB	R	H	RBI	BB	SO	LOB	BOTTOM			
Chris Singleton, L (1.8) OBP: 0.282, SLG: 0.376	G6-3		G4-3				F2	K		5	0	1	0	0	1	3	Kansas City Royals @ Chicago White Sox Comiskey Park, Chicago, IL Tue Jun 19 2001, 8:05 PM EDT Att: 18,715 - Cloudy - 70 F			
Aaron Rowand, R (1.7) OBP: 0.333, SLG: 0.200	K		F9		FC5 2B					4	0	1	0	0	1	1				
Ray Durham, S (1.4) OBP: 0.335, SLG: 0.444	K		K		P6		K			4	0	0	0	0	3	2				
Magglio Ordonez, R (1.9) OBP: 0.371, SLG: 0.574		14 1B HR PB BB			F8		F9	G4-3		3	1	0	0	1	0	1				
Carlos Lee, R (1.10) OBP: 0.348, SLG: 0.511		K			14 2B BB		P6	1B 14 BB 1B		3	2	1	0	1	1	1				
14 Paul Konerko, R (1.3) OBP: 0.347, SLG: 0.500		2B HR 1B			2B BB		FC5-4 BB	BB 1B BB		1	1	1	0	3	0	0				
Jeff Liefer, L (1.5) OBP: 0.267, SLG: 0.416		K			K		K	F9		3	0	0	0	0	3	5				
Tony Graffanino, R (7.5) OBP: 0.348, SLG: 0.355		K			K		K			1	0	0	0	0	0	2				
Royce Clayton, R (1.6) OBP: 0.195, SLG: 0.227		HR			2B		FC5-4	BB 1B		4	1	3	4	0	0	1				
Mark Johnson, L (1.2) OBP: 0.247, SLG: 0.276		L9			L5		G6-3			2	0	0	0	0	0	2				
24 Joe Crede, R (7, PH) ERA: 4.61										1	0	0	0	0	0	0				
Josh Paul, R (8.2) OBP: 0.247, SLG: 0.276										0	0	0	1	1	0	0				
Inning Stats	R: 0 E: 0 K: 2 S: 8	H: 0 LOB: 0 BB: 0 P: 9	R: 3 E: 0 K: 2 S: 17	H: 2 LOB: 0 BB: 1 P: 30	R: 0 E: 0 K: 1 S: 5	H: 0 LOB: 0 BB: 0 P: 7	R: 1 E: 0 K: 1 S: 18	H: 1 LOB: 2 BB: 2 P: 31	R: 0 E: 0 K: 0 S: 13	H: 1 LOB: 1 BB: 0 P: 20	R: 0 E: 0 K: 1 S: 10	H: 0 LOB: 1 BB: 1 P: 16	R: 0 E: 0 K: 1 S: 10	H: 1 LOB: 1 BB: 0 P: 17	R: 1 E: 0 K: 1 S: 15	H: 2 LOB: 3 BB: 2 P: 31	1B: 4 2B: 2 3B: 0 HR: 1	SF: 0 SAC: 0 DP: 0 HBP: 0	WP: 0 PB: 1 SB: 0 CS: 0	PA: 37
PITCHER	IP	WLS	BF	H	R	ER	SO	BB	IBB	HBP	BLK	WP	HR	S	P	ERA	WHIP			
Jeff Suppan, R (1.1) ERA: 4.61	6.0	L	26	4	4	4	7	4	0	0	0	0	0	10	17	0.00	1.333			
55 Tony Cogan, L (7.1) ERA: 6.43	1.0		4	1	0	0	1	0	0	0	0	0	0	15	31	9.00	4.000			
Cory Bailey, R (8.1) ERA: 3.54	1.0		7	2	1	1	1	2	0	0	0	0	0	15	31	9.00	4.000			



Batter	1	2	3	4	5	6	7	8	9	AB	R	H	RBI	BB	SO	LOB	TOP										
Luis Alica, S OBP: 0.305, SLG: 0.344 (1, 4)	F7		F7					F5		4	0	1	0	0	0	1	Kansas City Royals @ Chicago White Sox Comiskey Park, Chicago, IL Wed Jun 20 2001, 2:05 PM EDT Att: 21,210 - Overcast - 70 F										
Rey Sanchez, R OBP: 0.326, SLG: 0.369 (1, 6)	G5-3		K					K		4	0	0	0	0	3	2											
Carlos Beltrán, S OBP: 0.298, SLG: 0.384 (1, 8)	G4-3							G6-3		4	0	0	0	0	0	0											
29 Mike Sweeney, R OBP: 0.374, SLG: 0.585 (1, 3)		F9						G6-3		4	0	0	0	0	0	0											
Jermaine Dye, R OBP: 0.344, SLG: 0.437 (1, 9)	L7							G5-3		4	1	1	0	0	0	0											
Joe Randa, R OBP: 0.314, SLG: 0.384 (1, 10)								G4-3		4	0	2	0	0	0	0											
Raul Ibanez, L OBP: 0.231, SLG: 0.260 (1, 7)								L6		2	0	1	1	1	0	1											
Wilson Delgado, S OBP: 0.214, SLG: 0.120 (1, 5)										3	0	0	0	0	1	3											
Héctor Ortiz, R OBP: 0.300, SLG: 0.308 (1, 2)			K					G6-3		3	0	0	0	0	2	1											
Inning Stats	R: 0 E: 0 K: 0 S: 9	H: 0 LOB: 0 BB: 0 P: 16	R: 0 E: 0 K: 0 S: 12	H: 1 LOB: 1 BB: 0 P: 16	R: 0 E: 0 K: 2 S: 11	H: 0 LOB: 1 BB: 0 P: 14	R: 1 E: 0 K: 1 S: 15	H: 3 LOB: 2 BB: 0 P: 26	R: 0 E: 0 K: 1 S: 8	H: 1 LOB: 0 BB: 0 P: 12	R: 0 E: 0 K: 0 S: 11	H: 0 LOB: 0 BB: 0 P: 16	R: 0 E: 0 K: 1 S: 12	H: 0 LOB: 1 BB: 1 P: 22	R: 0 E: 0 K: 1 S: 10	H: 0 LOB: 0 BB: 0 P: 15	R: 0 E: 0 K: 0 S: 10	H: 0 LOB: 0 BB: 0 P: 15	1B: 4 2B: 1 3B: 0 HR: 0	SF: 0 SAC: 0 DP: 0 HBP: 0	WP: 1 PB: 0 SB: 0 CS: 1	PA: 33					
PITCHER	IP	WLS	BF	H	R	ER	SO	BB	IBB	HBP	BLK	WP	HR	S	P	ERA	WHIP										
Rocky Biddle, R ERA: 4.48 (1, 1)	5.0		20	5	1	1	4	0	0	0	0	1	0	55	84	1.80	1.000										
Jon Garland, R ERA: 4.72 (6, 1)	3.0	W	10	0	0	0	2	1	0	0	0	0	0	33	53	0.00	0.333										
Keith Foulke, R ERA: 1.86 (9, 1)	1.0	S	3	0	0	0	0	0	0	0	0	0	0	10	15	0.00	0.000										

Batter	1	2	3	4	5	6	7	8	9	AB	R	H	RBI	BB	SO	LOB	BOTTOM										
McKay Christensen, L OBP: 0.400, SLG: 0.250 (1, 8)	K									3	0	1	0	0	2	1	Kansas City Royals @ Chicago White Sox Comiskey Park, Chicago, IL Wed Jun 20 2001, 2:05 PM EDT Att: 21,210 - Overcast - 70 F										
Tony Graffanino, R OBP: 0.333, SLG: 0.338 (1, 4)	L9		K					K		4	0	0	0	0	2	4											
Carlos Lee, R OBP: 0.351, SLG: 0.527 (1, 7)										4	2	2	1	0	0	3											
Jeff Liefer, L OBP: 0.267, SLG: 0.416 (9, 3)										0	0	0	0	0	0	0											
Magglio Ordonez, R OBP: 0.366, SLG: 0.565 (1, 10)	E8		F9					G6-3		4	0	0	0	0	0	1											
14 Paul Konerko, R OBP: 0.349, SLG: 0.496 (8, PR) Chris Singleton, L OBP: 0.282, SLG: 0.376 (9, 7)										2	0	0	0	1	0	0											
Aaron Rowand, R OBP: 0.300, SLG: 0.222 (1, 9)	G4-3							K		4	0	1	0	0	1	3											
24 Joe Crede, R OBP: 0.194, SLG: 0.267 (1, 5)			G6-3					CS		3	0	0	0	0	1	1											
Royce Clayton, R OBP: 0.192, SLG: 0.223 (1, 6)										3	0	0	0	0	0	0											
Josh Paul, R OBP: 0.262, SLG: 0.282 (1, 2)			K							2	0	1	0	1	1	0											
Inning Stats	R: 1 E: 1 K: 1 S: 11	H: 1 LOB: 2 BB: 1 P: 22	R: 0 E: 0 K: 1 S: 6	H: 0 LOB: 0 BB: 0 P: 9	R: 0 E: 0 K: 1 S: 9	H: 1 LOB: 1 BB: 0 P: 11	R: 0 E: 0 K: 0 S: 8	H: 0 LOB: 0 BB: 0 P: 11	R: 0 E: 0 K: 0 S: 9	H: 1 LOB: 2 BB: 0 P: 14	R: 0 E: 0 K: 1 S: 10	H: 1 LOB: 1 BB: 0 P: 18	R: 0 E: 0 K: 2 S: 9	H: 0 LOB: 1 BB: 1 P: 16	R: 0 E: 0 K: 1 S: 11	H: 1 LOB: 1 BB: 0 P: 18	R: 1 E: 0 K: 1 S: 11	H: 1 LOB: 1 BB: 0 P: 18	1B: 3 2B: 1 3B: 0 HR: 1	SF: 0 SAC: 0 DP: 0 HBP: 2	WP: 0 PB: 0 SB: 1 CS: 1	PA: 34					
PITCHER	IP	WLS	BF	H	R	ER	SO	BB	IBB	HBP	BLK	WP	HR	S	P	ERA	WHIP										
51 Kris Wilson, R ERA: 3.03 (1, 1)	7.0		29	4	1	0	6	2	0	1	0	0	0	62	101	0.00	0.857										
Jason Grimsley, R ERA: 2.66 (8, 1)	1.0	L	4	1	1	1	1	0	0	1	0	0	1	11	18	9.00	1.000										

Batter	1	2	3	4	5	6	7	8	9	AB	R	H	RBI	BB	SO	LOB	TOP										
Kenny Lofton, L OBP: 0.328, SLG: 0.304	G4-3		F4		G1-3	G6-3		G5-4-3 HBP		4	0	0	0	0	0	2	Cleveland Indians @ Kansas City Royals Kauffman Stadium, Kansas City, MO Fri Jun 22 2001, 7:05 PM CDT Att: 31,572 - Sunny - 73 F										
Omar Vizquel, S OBP: 0.356, SLG: 0.337	G6-4-3 1B		CS		WP 1B		P5	G5-4-3		5	0	3	1	0	0	2											
Roberto Alomar, S OBP: 0.412, SLG: 0.506	G6-4-3 1B		CS	G3-1	WP 1B			HR	L1	5	1	3	0	0	0	0											
Juan Gonzalez, R OBP: 0.384, SLG: 0.622	G6-4-3			1B	G4-3			HR	G6-3	5	1	2	2	0	0	4											
Ellis Burks, R OBP: 0.366, SLG: 0.636				1B				HR	F8	5	1	3	1	0	0	0											
Jim Thome, L OBP: 0.402, SLG: 0.618		K		K				WP HR		2	1	0	0	2	2	3											
Travis Fryman, R OBP: 0.429, SLG: 0.345		F8		F9				F9	F9	4	0	0	0	0	0	5											
Russell Branyan, L OBP: 0.324, SLG: 0.534		F8			F7				K	4	1	1	2	0	1	1											
Jolbert Cabrera, R OBP: 0.344, SLG: 0.359								HR		0	0	0	0	0	0	0											
Einar Diaz, R OBP: 0.367, SLG: 0.443			G6-3		E7	G1-3 1B		G6-3	G5-4-3 HBP	4	1	2	0	0	0	0											
Inning Stats	R: 0 E: 0 K: 0 S: 11	H: 2 LOB: 1 BB: 0 P: 14	R: 0 E: 0 K: 1 S: 9	H: 1 LOB: 1 BB: 0 P: 11	R: 0 E: 0 K: 1 S: 6	H: 1 LOB: 0 BB: 0 P: 11	R: 0 E: 0 K: 1 S: 14	H: 2 LOB: 2 BB: 0 P: 20	R: 1 E: 1 K: 0 S: 9	H: 2 LOB: 2 BB: 0 P: 11	R: 3 E: 0 K: 0 S: 10	H: 3 LOB: 0 BB: 1 P: 22	R: 2 E: 0 K: 0 S: 14	H: 2 LOB: 1 BB: 1 P: 27	R: 0 E: 0 K: 1 S: 9	H: 1 LOB: 1 BB: 0 P: 16	R: 0 E: 0 K: 0 S: 5	H: 0 LOB: 0 BB: 0 P: 5	1B: 11 2B: 0 3B: 0 HR: 3	SF: 0 SAC: 0 DP: 3 HBP: 1	WP: 2 PB: 0 SB: 0 CS: 1	PA: 42					
PITCHER	IP	WLS	BF	H	R	ER	SO	BB	IBB	HBP	BLK	WP	HR	S	P	ERA	WHIP										
Paul Byrd, R ERA: 5.33	5.0		24	9	3	2	2	1	0	0	0	1	1	53	76	3.60	2.000										
Blake Stein, R ERA: 5.71	2.0	L	10	4	3	3	0	1	0	0	0	1	2	20	40	13.50	2.500										
55 Tony Cogan, L ERA: 5.87	1.1		5	1	0	0	1	0	0	1	0	0	0	10	17	0.00	0.750										
Cory Bailey, R ERA: 3.45	0.2		2	0	0	0	0	0	0	0	0	0	0	4	4	0.00	0.000										

Batter	1	2	3	4	5	6	7	8	9	AB	R	H	RBI	BB	SO	LOB	BOTTOM										
Luis Altea, S OBP: 0.310, SLG: 0.349	G6-3		29 HR		E9			K		3	1	2	0	0	0	0	Cleveland Indians @ Kansas City Royals Kauffman Stadium, Kansas City, MO Fri Jun 22 2001, 7:05 PM CDT Att: 31,572 - Sunny - 73 F										
Donnie Sadler, R OBP: 0.277, SLG: 0.271			1-2		1B					1	0	0	0	0	1	0											
Rey Sanchez, R OBP: 0.322, SLG: 0.364	K		F7		L5			F7		4	0	0	0	0	1	3											
29 Mike Sweeney, R OBP: 0.376, SLG: 0.594	G6-3		1-2 2-H		K			FC5-4 1B		4	1	2	3	0	1	1											
Jermaine Dye, R OBP: 0.342, SLG: 0.434			K		F8			FC5-4		4	0	1	0	0	1	1											
Joe Randa, R OBP: 0.313, SLG: 0.380			1B		P4			K		3	0	0	0	1	2	0											
Carlos Beltrán, S OBP: 0.297, SLG: 0.380			BB		K			F8		3	1	0	0	1	1	1											
Dave McCarty, R OBP: 0.333, SLG: 0.388			F7		K			DI 1B		3	1	0	0	1	1	1											
Endy Chavez, L OBP: 0.270, SLG: 0.267			K		F9			K		2	0	0	0	0	1	1											
Héctor Ortiz, R OBP: 0.301, SLG: 0.308					G3			F9		3	0	1	0	0	0	0											
Raul Ibanez, L OBP: 0.245, SLG: 0.275			FC1-6 1B					1-2		1	0	1	1	0	0	0											
Carlos Febles, R OBP: 0.253, SLG: 0.274			FC1-6 29 HR		1B			K		3	2	0	0	1	2	2											
Inning Stats	R: 0 E: 0 K: 1 S: 7	H: 0 LOB: 0 BB: 0 P: 10	R: 0 E: 0 K: 1 S: 9	H: 1 LOB: 1 BB: 1 P: 17	R: 3 E: 0 K: 1 S: 13	H: 3 LOB: 0 BB: 0 P: 22	R: 0 E: 0 K: 1 S: 12	H: 0 LOB: 0 BB: 0 P: 18	R: 1 E: 1 K: 1 S: 12	H: 1 LOB: 1 BB: 1 P: 18	R: 0 E: 0 K: 1 S: 13	H: 0 LOB: 0 BB: 0 P: 19	R: 0 E: 0 K: 1 S: 8	H: 0 LOB: 0 BB: 0 P: 13	R: 0 E: 0 K: 1 S: 7	H: 1 LOB: 1 BB: 0 P: 11	R: 1 E: 0 K: 3 S: 12	H: 1 LOB: 1 BB: 1 P: 22	1B: 6 2B: 0 3B: 0 HR: 1	SF: 0 SAC: 0 DP: 0 HBP: 0	WP: 0 PB: 0 SB: 0 CS: 0	PA: 36					
PITCHER	IP	WLS	BF	H	R	ER	SO	BB	IBB	HBP	BLK	WP	HR	S	P	ERA	WHIP										
CC Sabathia, L ERA: 4.38	6.0		24	5	4	3	6	2	0	0	0	0	0	8	13	0.00	0.000										
37 Jake Westbrook, R ERA: 2.93	1.0	H	3	0	0	0	1	0	0	0	0	0	0	7	11	0.00	1.000										
Steve Karsay, R ERA: 1.25	1.0		4	1	0	0	1	0	0	0	0	0	0	12	22	9.00	2.000										
Bob Wickman, R ERA: 3.14	1.0	S	5	1	1	1	3	1	0	0	0	0	0	12	22	9.00	2.000										

AB	38
R	6
H	14
RBI	6
BB	2
SO	3
LOB	17



Batter	1	2	3	4	5	6	7	8	9	AB	R	H	RBI	BB	SO	LOB	TOP									
Kenny Lofton, L OBP: 0.327, SLG: 0.303	0-0 G3-6-1 1B		2-1 G3-1		2-0 F7		0-1 G4-3			4	0	1	0	0	0	1										
Omar Vizquel, S OBP: 0.332, SLG: 0.332	3-2 G3-6-1 1-2f		1-0 L6		3-2 G6-3			3-2 G4-3		4	0	0	0	0	0	2										
Roberto Alomar, S OBP: 0.413, SLG: 0.517	2-2 HR		1-2 G3-1			1-1 G3		1-0 G6-3 1B		4	1	2	1	0	0	0										
Juan Gonzalez, R OBP: 0.378, SLG: 0.613	2-2 G6-3			0-2 G6-3		2-1 G5-3		3-1 G6-3 1-2		4	0	0	0	0	0	1										
Ellis Burks, R OBP: 0.372, SLG: 0.648		1-1 HR		1-1 HBP		4-1 1B S BB		3-3 K		2	1	1	1	1	1	1										
Jim Thome, L OBP: 0.403, SLG: 0.615		3-2 F9		0-1 F2		2-2 1B		2-0 1B 1B		4	0	2	0	0	0	1										
Jolbert Cabrera, R OBP: 0.344, SLG: 0.359				1-2 F8		1-3 1B		0-1 1B 1B		0	0	0	0	0	0	0										
Travis Fryman, R OBP: 0.327, SLG: 0.355		2-1 1B		1-2 F8		1-1 F8		0-1 1B 1B		4	0	2	0	0	0	3										
Russell Branyan, L OBP: 0.318, SLG: 0.523		3-1 F3		1-3 K		1-3 K		1-3 K		4	0	0	0	0	3	3										
Einar Diaz, R OBP: 0.365, SLG: 0.444		2-2 P4		0-0 2B		1-2 L7		0-1 G6-4-3 1-2f		4	0	1	0	0	0	3										
Inning Stats	R: 1 E: 0 K: 0 S: 12	H: 2 LOB: 0 BB: 0 P: 19	R: 1 E: 0 K: 0 S: 14	H: 2 LOB: 1 BB: 0 P: 25	R: 0 E: 0 K: 0 S: 6	H: 0 LOB: 0 BB: 0 P: 10	R: 0 E: 0 K: 0 S: 10	H: 0 LOB: 1 BB: 0 P: 12	R: 0 E: 0 K: 1 S: 10	H: 1 LOB: 1 BB: 0 P: 16	R: 0 E: 0 K: 0 S: 10	H: 1 LOB: 0 BB: 0 P: 20	R: 0 E: 0 K: 1 S: 8	H: 0 LOB: 0 BB: 0 P: 10	R: 0 E: 0 K: 1 S: 10	H: 1 LOB: 1 BB: 0 P: 20	R: 0 E: 0 K: 1 S: 8	H: 2 LOB: 2 BB: 0 P: 11	1B: 6 2B: 1 3B: 0 HR: 2	SF: 0 SAC: 0 DP: 2 HBP: 1	WP: 0 PB: 0 SB: 1 CS: 0	PA: 36				
PITCHER	IP	WLS	BF	H	R	ER	SO	BB	IBB	HBP	BLK	WP	HR	S	P	ERA	WHIP									
Chad Durbin, R ERA: 4.78	(1, 1)	7.0	W	28	6	2	2	2	1	0	1	0	0	2	70	112	2.57	1.000								
Jason Grimsley, R ERA: 2.59	(8, 1)	1.0	H	4	1	0	0	1	0	0	0	0	0	0	10	20	0.00	1.000								
Roberto Hernandez, R ERA: 4.26	(9, 1)	1.0	S	4	2	0	0	1	0	0	0	0	0	8	11	0.00	2.000									

Cleveland Indians @ Kansas City Royals
Kauffman Stadium, Kansas City, MO
Sat Jun 23 2001, 7:05 PM CDT
Att: 29,808 - Sunny - 80 F

AB 34
R 2
H 9
RBI 2
BB 1
SO 4
LOB 15



Batter	1	2	3	4	5	6	7	8	9	AB	R	H	RBI	BB	SO	LOB	BOTTOM								
Luis Altea, S OBP: 0.309, SLG: 0.353	2-0 SH 29 E 2B		1-0 G3-1		3-2 G1-3			0-1 L5		4	1	1	0	0	0	0									
Rey Sanchez, R OBP: 0.318, SLG: 0.360	0-0 SH 29 E 1B		1-2 G6-3			1-1 F8		1-0 F9		3	1	0	0	0	0	0									
29 Mike Sweeney, R OBP: 0.379, SLG: 0.595	1-2 E7 1-3 3H 1B		3-3 K			2-1 PO 1B				3	1	2	1	0	1	0									
Jermaine Dye, R OBP: 0.339, SLG: 0.429	3-3 K		2-1 L8			0-1 F3				3	0	0	0	0	1	3									
Joe Randa, R OBP: 0.313, SLG: 0.380	0-1 G3 2H 3H 1B			2-0 F3		0-1 PO		0-1 F8		3	0	1	2	0	0	0									
Carlos Beltrán, S OBP: 0.297, SLG: 0.377	0-2 G3			0-1 F9			4-2 G3 S BB			2	0	0	0	1	0	1									
Raul Ibanez, L OBP: 0.232, SLG: 0.259	0-2 P1			2-1 G6-3			2-0 G3			3	0	0	0	0	0	2									
A.J. Hinch, R OBP: 0.221, SLG: 0.356			1-0 F3			3-2 F7		1-0 F8		3	0	0	0	0	0	1									
Carlos Febles, R OBP: 0.244, SLG: 0.263			0-3 K			1-3 K		2-3 K		3	0	0	0	0	3	0									
Inning Stats	R: 3 E: 2 K: 1 S: 19	H: 3 LOB: 1 BB: 0 P: 25	R: 0 E: 0 K: 1 S: 5	H: 0 LOB: 0 BB: 0 P: 7	R: 0 E: 0 K: 1 S: 10	H: 0 LOB: 0 BB: 0 P: 16	R: 0 E: 0 K: 0 S: 5	H: 0 LOB: 0 BB: 0 P: 9	R: 0 E: 0 K: 1 S: 10	H: 0 LOB: 0 BB: 0 P: 17	R: 0 E: 0 K: 0 S: 7	H: 1 LOB: 0 BB: 0 P: 10	R: 0 E: 0 K: 0 S: 6	H: 0 LOB: 1 BB: 1 P: 13	R: 0 E: 0 K: 1 S: 8	H: 0 LOB: 0 BB: 0 P: 11	1B: 3 2B: 1 3B: 0 HR: 0	SF: 0 SAC: 1 DP: 0 HBP: 0	WP: 0 PB: 0 SB: 1 CS: 0	PA: 30					
PITCHER	IP	WLS	BF	H	R	ER	SO	BB	IBB	HBP	BLK	WP	HR	S	P	ERA	WHIP								
Dave Burba, R ERA: 5.73	(1, 1)	8.0	L	29	4	3	1	5	1	0	0	0	0	70	108	1.12	0.625								

Cleveland Indians @ Kansas City Royals
Kauffman Stadium, Kansas City, MO
Sat Jun 23 2001, 7:05 PM CDT
Att: 29,808 - Sunny - 80 F

AB 27
R 3
H 4
RBI 3
BB 1
SO 5
LOB 7



Batter	1	2	3	4	5	6	7	8	9	AB	R	H	RBI	BB	SO	LOB	TOP										
Kenny Lofton, L (1, 8) OBP: 0.325, SLG: 0.301 Jolbert Cabrera, R (1, 8) OBP: 0.348, SLG: 0.372										1	0	0	0	0	1	0											
Omar Vizquel, S (1, 6) OBP: 0.347, SLG: 0.327										4	0	0	0	0	0	2											
Roberto Alomar, S (1, 4) OBP: 0.416, SLG: 0.517										4	0	2	1	1	0	0											
Juan Gonzalez, R (1, 9) OBP: 0.379, SLG: 0.609										5	1	2	0	0	0	2											
Ellis Burks, R (1, 10) OBP: 0.374, SLG: 0.643										2	1	0	0	2	1	0											
Jim Thome, L (1, 3) OBP: 0.401, SLG: 0.609										4	0	1	0	0	0	4											
Travis Fryman, R (1, 5) OBP: 0.436, SLG: 0.354										3	0	1	1	1	1	2											
Marty Cordova, R (1, 7) OBP: 0.376, SLG: 0.560										2	1	1	0	2	0	1											
Tim Laker, R (1, 2) OBP: 0.250, SLG: 0.250										4	0	1	1	0	1	5											
Inning Stats	R: 0 E: 0 K: 1 S: 7	H: 0 LOB: 0 BB: 0 P: 10	R: 1 E: 0 K: 1 S: 18	H: 3 LOB: 2 BB: 1 P: 32	R: 0 E: 0 K: 1 S: 8	H: 2 LOB: 1 BB: 0 P: 15	R: 0 E: 0 K: 0 S: 10	H: 1 LOB: 2 BB: 1 P: 19	R: 1 E: 0 K: 0 S: 6	H: 2 LOB: 0 BB: 0 P: 10	R: 2 E: 0 K: 1 S: 17	H: 2 LOB: 2 BB: 2 P: 31	R: 0 E: 0 K: 0 S: 6	H: 0 LOB: 1 BB: 1 P: 11	R: 0 E: 0 K: 0 S: 5	H: 0 LOB: 0 BB: 1 P: 10	1B: 9 2B: 1 3B: 0 HR: 0	SF: 0 SAC: 1 DP: 3 HBP: 0	WP: 1 PB: 1 SB: 1 CS: 1	PA: 41							
PITCHER	IP	WLS	BF	H	R	ER	SO	BB	IBB	HBP	BLK	WP	HR	S	P	ERA	WHIP										
Jeff Suppan, R (1, 1) ERA: 4.71	5.2	L	28	10	4	4	4	4	0	0	0	1	0	64	115	6.35	2.471										
Cory Bailey, R (6, 1) ERA: 3.41	0.1		1	0	0	0	0	0	0	0	0	0	0	2	2	0.00	0.000										
Doug Henry, R (7, 1) ERA: 6.57	2.0		8	0	0	0	1	1	0	0	0	0	0	12	19	0.00	0.500										
51 Kris Wilson, R (9, 1) ERA: 2.95	1.0		3	0	0	0	0	1	0	0	0	0	0	5	10	0.00	1.000										

Cleveland Indians @ Kansas City Royals
Kauffman Stadium, Kansas City, MO
Sun Jun 24 2001, 1:05 PM CDT
Att: 25,127 - Sunny - 82 F

AB 33
R 4
H 10
RBI 4
BB 6
SO 5
LOB 17



Batter	1	2	3	4	5	6	7	8	9	AB	R	H	RBI	BB	SO	LOB	BOTTOM										
Luis Altea, S (1, 5) OBP: 0.313, SLG: 0.358										3	0	1	0	1	0	0											
Rey Sanchez, R (1, 6) OBP: 0.317, SLG: 0.356										3	0	0	0	1	0	3											
29 Mike Sweeney, R (1, 3) OBP: 0.380, SLG: 0.594										4	1	2	0	0	1	0											
Jermaine Dye, R (1, 9) OBP: 0.338, SLG: 0.426										4	0	1	0	0	2	2											
Joe Randa, R (1, 10) OBP: 0.316, SLG: 0.391										2	1	1	2	1	0	0											
Carlos Beltrán, S (1, 8) OBP: 0.294, SLG: 0.372										4	0	0	0	0	3	4											
Raul Ibanez, L (1, 7) OBP: 0.237, SLG: 0.250										2	0	0	0	1	1	0											
Dave McCarty, R (9, PH) OBP: 0.331, SLG: 0.385										1	0	0	0	0	1	0											
A.J. Hinch, R (1, 2) OBP: 0.222, SLG: 0.352										4	0	1	0	0	1	0											
Donnie Sadler, R (1, 4) OBP: 0.268, SLG: 0.261										3	0	0	0	0	2	1											
Inning Stats	R: 0 E: 0 K: 2 S: 14	H: 1 LOB: 3 BB: 2 P: 30	R: 0 E: 0 K: 2 S: 9	H: 0 LOB: 0 BB: 0 P: 14	R: 0 E: 0 K: 1 S: 5	H: 0 LOB: 0 BB: 1 P: 12	R: 1 E: 0 K: 2 S: 16	H: 1 LOB: 0 BB: 1 P: 29	R: 0 E: 0 K: 2 S: 8	H: 0 LOB: 0 BB: 0 P: 10	R: 1 E: 0 K: 0 S: 11	H: 2 LOB: 1 BB: 0 P: 17	R: 0 E: 0 K: 0 S: 13	H: 2 LOB: 2 BB: 0 P: 18	R: 0 E: 0 K: 0 S: 5	H: 0 LOB: 0 BB: 0 P: 9	R: 0 E: 0 K: 2 S: 8	H: 0 LOB: 0 BB: 0 P: 11	1B: 4 2B: 2 3B: 0 HR: 1	SF: 1 SAC: 0 DP: 1 HBP: 0	WP: 1 PB: 0 SB: 0 CS: 1	PA: 36					
PITCHER	IP	WLS	BF	H	R	ER	SO	BB	IBB	HBP	BLK	WP	HR	S	P	ERA	WHIP										
Bartolo Colon, R (1, 1) ERA: 4.3	6.0	W	24	4	2	2	9	4	0	0	0	1	1	63	112	3.00	1.333										
37 Jake Westbrook, R (7, 1) ERA: 2.75	1.0	H	5	2	0	0	0	0	0	0	0	0	0	13	18	0.00	2.000										
Bob Wickman, R (8, 1) ERA: 3.03	1.0	H	3	0	0	0	0	0	0	0	0	0	0	5	9	0.00	0.000										
John Rocker, L (9, 1) ERA: 3.0	1.0	S	3	0	0	0	2	0	0	0	0	0	0	8	11	0.00	0.000										

Cleveland Indians @ Kansas City Royals
Kauffman Stadium, Kansas City, MO
Sun Jun 24 2001, 1:05 PM CDT
Att: 25,127 - Sunny - 82 F

AB 30
R 2
H 6
RBI 2
BB 4
SO 11
LOB 10



Batter	1	2	3	4	5	6	7	8	9	AB	R	H	RBI	BB	SO	LOB	TOP					
Roger Cedeno, S (1, 8) Wendell Magee, R (6, 8) OBP: 0.326, SLG: 0.338 OBP: 0.363, SLG: 0.487	G4-3		F7				K			2	1	0	0	1	0	0						
Damon Easley, R (1, 4) Jose Macias, S (8, 4) OBP: 0.370, SLG: 0.452 OBP: 0.322, SLG: 0.410	P4		F7							4	1	2	1	0	0	0						
Bobby Higginson, L (1, 7) OBP: 0.417, SLG: 0.479			G3							4	0	2	2	0	0	1						
Tony Clark, S (1, 3) Ryan Jackson, L (8, 3) OBP: 0.379, SLG: 0.511 OBP: 0.292, SLG: 0.351	G4-3									4	0	0	0	0	0	3						
Robert Fick, L (1, 2) OBP: 0.353, SLG: 0.584			F8							4	0	0	0	0	1	0						
Dean Palmer, R (1, 10) OBP: 0.325, SLG: 0.447			K							4	0	0	0	0	3	0						
Juan Encarnacion, R (1, 9) OBP: 0.329, SLG: 0.470										3	1	0	0	1	0	0						
Shane Halter, R (1, 6) OBP: 0.345, SLG: 0.456										3	1	1	2	0	1	0						
Jarrod Patterson, L (1, 5) OBP: 0.286, SLG: 0.471			G4-3							3	1	1	0	0	0	0						
Inning Stats	R: 0 E: 0 K: 0 S: 8	H: 1 LOB: 1 BB: 0 P: 10	R: 2 E: 0 K: 1 S: 9	H: 1 LOB: 0 BB: 1 P: 19	R: 0 E: 0 K: 0 S: 7	H: 0 LOB: 0 BB: 0 P: 9	R: 0 E: 0 K: 1 S: 6	H: 0 LOB: 0 BB: 0 P: 9	R: 3 E: 0 K: 1 S: 14	H: 3 LOB: 1 BB: 1 P: 25	R: 0 E: 0 K: 0 S: 4	H: 0 LOB: 0 BB: 0 P: 7	R: 0 E: 0 K: 1 S: 8	H: 0 LOB: 0 BB: 0 P: 17	R: 0 E: 0 K: 2 S: 5	H: 1 LOB: 0 BB: 0 P: 8	R: 0 E: 0 K: 2 S: 10	H: 0 LOB: 0 BB: 0 P: 16	1B: 4 2B: 1 3B: 0 HR: 1	SF: 0 SAC: 0 DP: 1 HBP: 0	WP: 0 PB: 0 SB: 1 CS: 0	PA: 34
PITCHER	IP	WLS	BF	H	R	ER	SO	BB	IBB	HBP	BLK	WP	HR	S	P	ERA	WHIP					
Dan Reichert, R (1, 1) ERA: 4.37	7.0	W	28	5	5	5	4	2	0	0	0	0	1	56	96	6.43	1.000					
55 Tony Cogan, L (8, 1) ERA: 5.51	1.0		3	1	0	0	0	0	0	0	0	0	0	5	8	0.00	1.000					
Jeff Austin, R (9, 1) ERA:	1.0		3	0	0	0	2	0	0	0	0	0	0	10	16	0.00	0.000					

Detroit Tigers @ Kansas City Royals
Kauffman Stadium, Kansas City, MO
Tue Jun 26 2001, 7:05 PM CDT
Att: 13,966 - Cloudy - 86 F

AB 32
R 5
H 6
RBI 5
BB 2
SO 6
LOB 4



Batter	1	2	3	4	5	6	7	8	9	AB	R	H	RBI	BB	SO	LOB	BOTTOM					
Endy Chavez, L (1, 7) OBP: 0.250, SLG: 0.246	F8									5	0	0	0	0	1	3						
Rey Sanchez, R (1, 6) OBP: 0.315, SLG: 0.353	G6-3									5	1	1	0	0	0	3						
29 Mike Sweeney, R (1, 3) OBP: 0.377, SLG: 0.587	K									5	1	1	0	0	2	0						
Joe Randa, R (1, 5) OBP: 0.318, SLG: 0.400										4	1	2	0	0	0	2						
Carlos Febles, R (8, 4) OBP: 0.253, SLG: 0.263										0	0	0	0	1	0	0						
Jermaine Dye, R (1, 9) OBP: 0.342, SLG: 0.428										4	3	2	0	1	0	2						
Raul Ibanez, L (1, 10) OBP: 0.286, SLG: 0.267										4	3	2	3	1	1	2						
Carlos Beltrán, S (1, 8) OBP: 0.299, SLG: 0.378										3	3	2	3	1	0	1						
Brent Mayne, L (1, 2) OBP: 0.393, SLG: 0.390										4	0	3	4	0	0	0						
Donnie Sadler, R (1, 4) OBP: 0.257, SLG: 0.250										4	0	0	0	0	1	4						
Inning Stats	R: 0 E: 0 K: 1 S: 6	H: 0 LOB: 0 BB: 0 P: 9	R: 4 E: 1 K: 0 S: 17	H: 5 LOB: 1 BB: 0 P: 27	R: 3 E: 0 K: 0 S: 11	H: 2 LOB: 1 BB: 2 P: 20	R: 0 E: 0 K: 0 S: 5	H: 0 LOB: 0 BB: 0 P: 8	R: 0 E: 0 K: 2 S: 10	H: 0 LOB: 0 BB: 0 P: 13	R: 5 E: 1 K: 0 S: 17	H: 5 LOB: 2 BB: 1 P: 27	R: 0 E: 0 K: 2 S: 13	H: 0 LOB: 1 BB: 1 P: 24	1B: 9 2B: 4 3B: 0 HR: 0	SF: 0 SAC: 0 DP: 0 HBP: 0	WP: 2 PB: 0 SB: 1 CS: 0	PA: 42				
PITCHER	IP	WLS	BF	H	R	ER	SO	BB	IBB	HBP	BLK	WP	HR	S	P	ERA	WHIP					
Willie Blair, R (1, 1) ERA: 10.0	2.2	L	17	7	7	7	1	2	0	0	0	0	0	33	55	23.62	3.375					
Dave Borkowski, R (3, 1) ERA: 6.58	3.1		13	3	2	2	2	0	0	0	0	0	0	27	38	5.40	0.900					
Matt Anderson, R (7, 1) ERA: 5.87	0.1		6	3	2	1	0	0	1	0	0	1	0	9	18	27.00	9.000					
C.J. Nitkowski, L (7, 1) ERA: 3.38	1.2		6	0	1	1	2	1	0	0	0	1	0	19	31	5.40	0.600					

Detroit Tigers @ Kansas City Royals
Kauffman Stadium, Kansas City, MO
Tue Jun 26 2001, 7:05 PM CDT
Att: 13,966 - Cloudy - 86 F

AB 38
R 12
H 13
RBI 10
BB 4
SO 5
LOB 17



Batter	1	2	3	4	5	6	7	8	9	AB	R	H	RBI	BB	SO	LOB	TOP									
Jose Macias, S OBP: 0.324, SLG: 0.412 (1, 5) C	0-1 SH1-3 SF7 2B		4-1 PO BB		0-0 G6-3		2-2 E1 BB		3-1 FC6-2 WP 1B	4	2	1	0	1	0	3										
Damion Easley, R OBP: 0.372, SLG: 0.450 (1, 4) F	0-1 SH1-3 2-3		0-0 PO 1-2		0-0 G6-3		0-0 F8		1-2 1B	3	0	1	1	1	1	0										
Bobby Higginson, L OBP: 0.413, SLG: 0.489 (1, 7) X	0-0 SF7 3-H				3-1 F9		2-2 HR		3-3 K	4	1	1	2	0	1	4										
Robert Fick, L OBP: 0.356, SLG: 0.582 (1, 2) X	0-0 G4-3				2-2 1B		3-0 F7		1-2 G5-4-3 1B	4	0	2	0	0	0	0										
Tony Clark, S OBP: 0.381, SLG: 0.511 (1, 3) B		1-3 K			0-2 1B		0-1 1B		0-3 K	4	0	2	0	0	2	1										
Dean Palmer, R OBP: 0.318, SLG: 0.438 (1, 10) C		2-1 G6-3			1-2 F8		3-2 L4		1-0 G5-4-3	4	0	0	0	0	0	4										
Juan Encarnacion, R OBP: 0.323, SLG: 0.463 (9, 8) B		3-2 F7			1-1 G4-3		0-0 L7		0-0 P6	4	0	0	0	0	0	0										
Shane Halter, R OBP: 0.355, SLG: 0.493 (1, 6) C			1-2 G4-3		0-0 2B		2-1 E B1-3 1B		1-1 HR	4	1	3	1	0	0	0										
Wendell Magee, R OBP: 0.351, SLG: 0.469 (9, PH) C			3-2 L8		2-2 P8		0-1 B1-3		4-2 WP FC6-2 BB	3	0	0	0	0	0	2										
Randall Simon, L OBP: 0.385, SLG: 0.200 (9, PR) C										0	0	0	0	1	0	0										
Roger Cedeno, S OBP: 0.326, SLG: 0.338 (9, PR) C										0	0	0	0	0	0	0										
Ryan Jackson, L OBP: 0.282, SLG: 0.351 (9, 9) C										0	0	0	0	0	0	0										
Inning Stats	R: 1 E: 0 K: 0 S: 6	H: 1 LOB: 0 BB: 0 P: 6	R: 0 E: 0 K: 1 S: 8	H: 0 LOB: 0 BB: 0 P: 14	R: 0 E: 0 K: 0 S: 8	H: 0 LOB: 0 BB: 1 P: 16	R: 0 E: 0 K: 0 S: 13	H: 2 LOB: 2 BB: 0 P: 19	R: 0 E: 0 K: 0 S: 7	H: 1 LOB: 1 BB: 0 P: 10	R: 1 E: 0 K: 0 S: 13	H: 2 LOB: 1 BB: 0 P: 21	R: 0 E: 1 K: 0 S: 11	H: 1 LOB: 3 BB: 1 P: 19	R: 0 E: 0 K: 1 S: 7	H: 1 LOB: 0 BB: 0 P: 9	R: 2 E: 0 K: 1 S: 17	H: 2 LOB: 1 BB: 1 P: 28	1B: 6 2B: 2 3B: 0 HR: 2	SF: 1 SAC: 1 DP: 1 HBP: 0	WP: 2 PB: 0 SB: 2 CS: 0	PA: 40				
PITCHER	IP	WLS	BF	H	R	ER	SO	BB	IBB	HBP	BLK	WP	HR	S	P	ERA	WHIP									
Paul Byrd, R ERA: 4.78	(1, 1)	6.2	29	7	2	2	1	2	0	0	0	0	1	65	104	2.70	1.350									
55 Tony Cogan, L ERA: 5.4	(7, 1)	0.1	2	1	0	0	0	0	0	0	0	0	0	4	5	0.00	3.000									
Jason Grimsley, R ERA: 2.53	(8, 1)	1.0	2	0	0	0	1	0	0	0	0	0	0	4	5	0.00	0.000									
Roberto Hernandez, R ERA: 4.68	(9, 1)	1.0	W	6	2	2	2	1	1	0	0	0	2	1	17	28	18.00	3.000								

Detroit Tigers @ Kansas City Royals
 Kauffman Stadium, Kansas City, MO
 Wed Jun 27 2001, 7:05 PM CDT
 Att: 15,207 - Cloudy - 84 F

AB	34
R	4
H	10
RBI	4
BB	3
SO	3
LOB	14



Batter	1	2	3	4	5	6	7	8	9	AB	R	H	RBI	BB	SO	LOB	BOTTOM								
Endy Chavez, L OBP: 0.247, SLG: 0.243 (1, 7) B	1-0 F8		0-0 F7		0-2 G6-3		1-1 G5-4-3		3-2 1B	5	0	1	1	0	0	1									
Rey Sanchez, R OBP: 0.318, SLG: 0.355 (1, 6) C	1-1 FC5-4 1B		1-0 P3		1-1 G5-3				0-1 FC4-6 29 1B	4	1	2	0	0	0	0									
29 Mike Sweeney, R OBP: 0.379, SLG: 0.586 (1, 3) X	0-0 FC5-4 1-2		1-1 1B		1-0 F9				0-0 FC4-6 1B	4	0	2	0	0	0	1									
Joe Randa, R OBP: 0.314, SLG: 0.394 (1, 5) X	0-0 F3		1-0 G1-3				2-2 G4-3		1-2 FC4-6 G5-3	4	0	0	0	0	0	4									
Jermaine Dye, R OBP: 0.341, SLG: 0.423 (1, 9) B		1-2 G6-3			4-2 1B BB		0-0 G5-3		0-1 G5-3	3	0	0	1	1	0	1									
Raul Ibanez, L OBP: 0.269, SLG: 0.270 (1, 10) C		0-0 1B SF7 1B			3-1 F7		3-3 K		1-2 G5-3	3	1	1	0	0	1	1									
Dave McCarty, R OBP: 0.328, SLG: 0.381 (8, PH) C										1	0	0	0	0	0	1									
Carlos Beltrán, S OBP: 0.308, SLG: 0.397 (1, 8) B		2-2 S 1B			3-2 1B				1-1 HR	4	2	4	1	0	0	0									
Brent Mayne, L OBP: 0.390, SLG: 0.389 (1, 2) B		3-1 SF7			1-1 F6		2-2 F7		3-2 FC1-5 1B	3	0	1	2	0	0	2									
Donnie Sadler, R OBP: 0.252, SLG: 0.245 (1, 4) C					1-0 F7				0-0 FC1-5 1B	2	0	0	0	0	0	3									
Luis Alicea, S OBP: 0.314, SLG: 0.359 (8, 4) C									0-0 FC1-5 1B	2	1	1	0	0	0	1									
Inning Stats	R: 0 E: 0 K: 0 S: 5	H: 1 LOB: 1 BB: 0 P: 7	R: 1 E: 0 K: 0 S: 12	H: 2 LOB: 1 BB: 0 P: 18	R: 0 E: 0 K: 0 S: 5	H: 1 LOB: 1 BB: 0 P: 8	R: 0 E: 0 K: 0 S: 11	H: 1 LOB: 2 BB: 1 P: 23	R: 0 E: 0 K: 0 S: 6	H: 0 LOB: 0 BB: 0 P: 8	R: 0 E: 0 K: 1 S: 7	H: 0 LOB: 0 BB: 0 P: 12	R: 1 E: 0 K: 0 S: 8	H: 2 LOB: 0 BB: 0 P: 13	R: 0 E: 0 K: 0 S: 11	H: 2 LOB: 1 BB: 0 P: 14	R: 2 E: 0 K: 0 S: 10	H: 3 LOB: 1 BB: 0 P: 17	1B: 11 2B: 0 3B: 0 HR: 1	SF: 1 SAC: 0 DP: 1 HBP: 0	WP: 0 PB: 0 SB: 3 CS: 0	PA: 37			
PITCHER	IP	WLS	BF	H	R	ER	SO	BB	IBB	HBP	BLK	WP	HR	S	P	ERA	WHIP								
Jose Lima, R ERA: 6.83	(1, 1)	6.1	27	7	2	2	1	1	0	0	0	0	0	10	12	6.75	1.500								
Danny Patterson, R ERA: 2.19	(7, 1)	1.1	5	2	1	1	0	0	0	0	0	0	0	3	5	0.00	0.000								
Heath Murray, L ERA: 5.0	(8, 1)	0.1	1	0	0	0	0	0	0	0	0	0	0	3	5	0.00	0.000								
Todd Jones, R ERA: 5.61	(9, 1)	0.1	L	4	3	2	2	0	0	0	0	0	0	10	17	54.00	9.000								

Detroit Tigers @ Kansas City Royals
 Kauffman Stadium, Kansas City, MO
 Wed Jun 27 2001, 7:05 PM CDT
 Att: 15,207 - Cloudy - 84 F

AB	35
R	5
H	12
RBI	5
BB	1
SO	1
LOB	15



Batter	1	2	3	4	5	6	7	8	9	AB	R	H	RBI	BB	SO	LOB	TOP					
Jose Macias, S OBP: 0.323, SLG: 0.409	G1-3		G6-3					F7		4	0	1	0	0	0	1						
Ryan Jackson, L OBP: 0.288, SLG: 0.333	F7		G6-3			FC4-3-6 1B		F7		4	1	0	0	0	0	2						
Bobby Higginson, L OBP: 0.314, SLG: 0.489	G3			G4-6-3 1B		1B		E3 FC6 1B		4	0	2	0	0	0	1						
Randall Simon, L OBP: 0.412, SLG: 0.286		G3-1		G4-6-3 1-2		1B		FC6 1B		4	0	2	2	0	0	1						
Juan Encarnacion, R OBP: 0.322, SLG: 0.463		G4-6-3 2B		F9		G5-4-3 1B		FC6		4	0	1	0	0	0	4						
Shane Halter, R OBP: 0.353, SLG: 0.483		G4-6-3 BB			F8		G6-3		G5-3	3	0	0	0	1	0	0						
Jarrod Patterson, L OBP: 0.282, SLG: 0.447		G4-6-3 1-2 2-3			F7	FC5-4 1B		F7		4	0	1	0	0	0	2						
Wendell Magee, R OBP: 0.337, SLG: 0.447		K			FC5-4 1B		G6-3		G1-3	4	0	0	0	0	1	3						
Javier Cardona, R OBP: 0.286, SLG: 0.321			F7							3	1	2	0	0	0	0						
Inning Stats	R: 0 E: 0 K: 0 S: 11	H: 0 LOB: 0 BB: 0 P: 17	R: 0 E: 0 K: 1 S: 13	H: 1 LOB: 2 BB: 1 P: 19	R: 0 E: 0 K: 0 S: 5	H: 0 LOB: 0 BB: 0 P: 8	R: 0 E: 0 K: 0 S: 4	H: 1 LOB: 0 BB: 0 P: 6	R: 0 E: 0 K: 0 S: 8	H: 2 LOB: 2 BB: 0 P: 10	R: 1 E: 0 K: 0 S: 13	H: 3 LOB: 1 BB: 0 P: 20	R: 0 E: 0 K: 0 S: 6	H: 0 LOB: 0 BB: 0 P: 10	R: 1 E: 1 K: 0 S: 9	H: 2 LOB: 2 BB: 0 P: 16	R: 0 E: 0 K: 0 S: 7	H: 0 LOB: 0 BB: 0 P: 12	1B: 8 2B: 1 3B: 0 HR: 0	SF: 0 SAC: 0 DP: 2 HBP: 0	WP: 0 PB: 0 SB: 0 CS: 0	PA: 35
PITCHER	IP	WLS	BF	H	R	ER	SO	BB	IBB	HBP	BLK	WP	HR	S	P	ERA	WHIP					
Chad Durbin, R ERA: 4.4	(1, 1)	7.2	W	31	9	2	1	1	1	0	0	0	0	68	105	1.17	1.304					
Cory Bailey, R ERA: 3.26	(8, 1)	1.1		4	0	0	0	0	0	0	0	0	0	8	13	0.00	0.000					

Detroit Tigers @ Kansas City Royals
Kauffman Stadium, Kansas City, MO
Thu Jun 28 2001, 1:05 PM CDT
Att: 22,239 - Sunny - 87 F

AB 34
R 2
H 9
RBI 2
BB 1
SO 1
LOB 14



Batter	1	2	3	4	5	6	7	8	9	AB	R	H	RBI	BB	SO	LOB	BOTTOM					
Luis Altea, S OBP: 0.312, SLG: 0.355	BB 1B 1B		F9			G6-3		F7		5	1	1	0	0	1	3						
Donnie Sadler, R OBP: 0.278, SLG: 0.276	BB 1B 1B		G4-3		29 2B 2B		29 HR 1B	1B HBP		4	3	3	0	0	0	0						
29 Mike Sweeney, R OBP: 0.392, SLG: 0.695	K				2B 2B		HR	SF9		4	2	3	4	0	1	2						
Endy Chavez, L OBP: 0.247, SLG: 0.243	K				2B 2B		HR			0	0	0	0	0	0	0						
Joe Randa, R OBP: 0.319, SLG: 0.399	1B BB		P3		1B 2B		G6-3	1B		4	0	2	2	1	0	1						
Jermaine Dye, R OBP: 0.342, SLG: 0.433	K			G6-3	FC4-6 1B		HR	K		5	1	2	1	0	2	5						
Raul Ibanez, L OBP: 0.271, SLG: 0.273				F7	FC4-6		G6-3			3	0	1	2	0	0	2						
Dave McCarty, R OBP: 0.325, SLG: 0.377										1	0	0	0	0	0	0						
Carlos Beltrán, S OBP: 0.311, SLG: 0.395		F8								2	0	0	0	2	0	0						
A.J. Hinch, R OBP: 0.223, SLG: 0.342		G3								3	1	0	0	1	1	2						
Carlos Febles, R OBP: 0.253, SLG: 0.263		G4-3								4	1	1	0	0	0	1						
Inning Stats	R: 2 E: 0 K: 2 S: 14	H: 3 LOB: 2 BB: 1 P: 27	R: 0 E: 0 K: 0 S: 6	H: 0 LOB: 0 BB: 0 P: 8	R: 0 E: 0 K: 1 S: 9	H: 1 LOB: 1 BB: 0 P: 11	R: 0 E: 0 K: 1 S: 10	H: 0 LOB: 1 BB: 1 P: 18	R: 2 E: 0 K: 1 S: 17	H: 4 LOB: 2 BB: 0 P: 22	R: 0 E: 0 K: 0 S: 6	H: 0 LOB: 1 BB: 1 P: 10	R: 3 E: 0 K: 0 S: 14	H: 3 LOB: 0 BB: 0 P: 18	R: 2 E: 0 K: 1 S: 12	H: 2 LOB: 2 BB: 1 P: 21	R: 0 E: 0 K: 1 S: 7	H: 0 LOB: 0 BB: 0 P: 12	1B: 7 2B: 4 3B: 0 HR: 2	SF: 1 SAC: 0 DP: 0 HBP: 1	WP: 0 PB: 0 SB: 1 CS: 0	PA: 41
PITCHER	IP	WLS	BF	H	R	ER	SO	BB	IBB	HBP	BLK	WP	HR	S	P	ERA	WHIP					
Jeff Weaver, R ERA: 4.28	(1, 1)	6.1	L	32	11	7	4	3	0	0	0	0	2	70	106	9.95	2.211					
C.J. Nitkowski, L ERA: 3.3	(7, 1)	0.2		2	0	0	0	0	0	0	0	0	0	6	8	0.00	0.000					
Dave Borkowski, R ERA: 7.0	(8, 1)	1.0		7	2	2	2	1	1	0	1	0	0	12	21	18.00	3.000					

Detroit Tigers @ Kansas City Royals
Kauffman Stadium, Kansas City, MO
Thu Jun 28 2001, 1:05 PM CDT
Att: 22,239 - Sunny - 87 F

AB 35
R 9
H 13
RBI 9
BB 4
SO 5
LOB 16



Batter	1	2	3	4	5	6	7	8	9	AB	R	H	RBI	BB	SO	LOB	TOP			
Luis Alcea, S OBP: 0.329, SLG: 0.381 (1, 5)	P4		G6-3 29 HR 2B	29 HR 1B		1B 2B		G6-4-3 1B		5	3	4	0	0	0	0	Kansas City Royals @ Cleveland Indians Jacobs Field, Cleveland, OH Sat Jun 30 2001, 7:05 PM EDT Att: 42,446 - Cloudy - 80 F			
Rey Sanchez, R OBP: 0.314, SLG: 0.350 (1, 6)	G6-4-3 1B		G6-3	29 HR 1B		K		G6-4-3 1-2		5	1	2	1	0	1	3				
29 Mike Sweeney, R OBP: 0.390, SLG: 0.633 (1, 3)	G6-4-3 1-2		HR	HR		1B BB		WP BB FC5-2 1B		4	2	3	5	1	0	1				
Joe Randa, R OBP: 0.319, SLG: 0.393 (1, 10)		HR BB	L7	G6-3		1B		F7		4	1	1	1	1	0	1				
Jermaine Dye, R OBP: 0.342, SLG: 0.438 (1, 9)	F9		L3			K		FC5-2 WP 1-2 BB		4	0	1	0	1	1	3				
Raul Ibanez, L OBP: 0.304, SLG: 0.370 Endy Chavez, L OBP: 0.247, SLG: 0.243 (1, 7) (9, 7)	HR			K	F8		K	FC5-2 BB		4	1	1	2	1	2	1				
Carlos Beltrán, S OBP: 0.311, SLG: 0.422 (1, 8)	HR			HR	K		K	FC5-2		5	2	2	2	0	2	4				
Brent Mayne, L OBP: 0.378, SLG: 0.375 (1, 2)	F7			FC6-4 1B	G4-3		K	K		5	0	1	0	0	2	4				
Donnie Sadler, R OBP: 0.267, SLG: 0.264 (1, 4)	F7			FC6-4 1B		F8		F9		4	1	0	0	0	0	1				
Inning Stats	R: 0 E: 0 K: 0 S: 7	H: 1 LOB: 0 BB: 0 P: 11	R: 3 E: 0 K: 0 S: 9	H: 2 LOB: 0 BB: 1 P: 20	R: 2 E: 0 K: 0 S: 13	H: 2 LOB: 0 BB: 0 P: 21	R: 5 E: 0 K: 1 S: 15	H: 5 LOB: 1 BB: 0 P: 19	R: 0 E: 0 K: 1 S: 8	H: 0 LOB: 0 BB: 0 P: 13	R: 0 E: 0 K: 0 S: 5	H: 1 LOB: 0 BB: 0 P: 6	R: 0 E: 0 K: 1 S: 14	H: 1 LOB: 3 BB: 2 P: 25	1B: 8 2B: 2 3B: 0 HR: 5	SF: 0 SAC: 0 DP: 2 HBP: 0		WP: 1 PB: 0 SB: 0 CS: 0	PA: 44	
PITCHER	IP WLS BF H R ER SO BB IBB HBP BLK WP HR S P ERA WHIP	IP WLS BF H R ER SO BB IBB HBP BLK WP HR S P ERA WHIP	IP WLS BF H R ER SO BB IBB HBP BLK WP HR S P ERA WHIP	IP WLS BF H R ER SO BB IBB HBP BLK WP HR S P ERA WHIP	IP WLS BF H R ER SO BB IBB HBP BLK WP HR S P ERA WHIP	IP WLS BF H R ER SO BB IBB HBP BLK WP HR S P ERA WHIP	IP WLS BF H R ER SO BB IBB HBP BLK WP HR S P ERA WHIP	IP WLS BF H R ER SO BB IBB HBP BLK WP HR S P ERA WHIP	IP WLS BF H R ER SO BB IBB HBP BLK WP HR S P ERA WHIP	IP WLS BF H R ER SO BB IBB HBP BLK WP HR S P ERA WHIP	IP WLS BF H R ER SO BB IBB HBP BLK WP HR S P ERA WHIP	IP WLS BF H R ER SO BB IBB HBP BLK WP HR S P ERA WHIP	IP WLS BF H R ER SO BB IBB HBP BLK WP HR S P ERA WHIP	IP WLS BF H R ER SO BB IBB HBP BLK WP HR S P ERA WHIP	IP WLS BF H R ER SO BB IBB HBP BLK WP HR S P ERA WHIP	IP WLS BF H R ER SO BB IBB HBP BLK WP HR S P ERA WHIP	IP WLS BF H R ER SO BB IBB HBP BLK WP HR S P ERA WHIP	IP WLS BF H R ER SO BB IBB HBP BLK WP HR S P ERA WHIP		
Bartolo Colon, R ERA: 4.89 (1, 1)	3.2 L	20 9	9 9	9 9	1 1	0 0	0 0	0 0	0 0	0 1	31 46	67 19	22.09 7.71	2.727 2.143						
Steve Woodard, R ERA: 4.33 (4, 1)	2.1 12	4 2	2 3	1 0	0 0	0 0	0 0	0 0	0 0	1 31	46 19	0.00 0.500								
Ricardo Rincon, L ERA: 2.96 (7, 1)	2.0 6	1 1	0 0	3 1	0 0	0 0	0 0	0 0	0 0	0 14	25 25	0.00 3.000								
Paul Shuey, R ERA: 2.52 (9, 1)	1.0 6	1 1	0 0	1 1	2 2	0 0	0 0	0 0	0 0	1 0	14 14	25 25	0.00 3.000							
Batter	1	2	3	4	5	6	7	8	9	AB	R	H	RBI	BB	SO	LOB	BOTTOM			
Kenny Lofton, L OBP: 0.320, SLG: 0.346 (1, 8)	K		G3-1	G1-3		HR		G3		5	1	1	2	0	1	2	Kansas City Royals @ Cleveland Indians Jacobs Field, Cleveland, OH Sat Jun 30 2001, 7:05 PM EDT Att: 42,446 - Cloudy - 80 F			
Omar Vizquel, S OBP: 0.341, SLG: 0.322 (1, 6)	G3		3B 1B	G3-1		K		G4-3		5	1	1	0	0	1	2				
Roberto Alomar, S OBP: 0.423, SLG: 0.527 (1, 4)	BB		HR 3B		G3-1		G3-1	G6-4-3 BB		3	1	1	1	2	0	0				
Juan Gonzalez, R OBP: 0.379, SLG: 0.624 (1, 9)	F7		HR		F9		HR	G6-4-3		5	2	2	3	0	0	2				
Ellis Burks, R OBP: 0.365, SLG: 0.608 (1, 10)		G5-3	F8		P4		K			4	0	0	0	0	1	0				
Jim Thome, L OBP: 0.398, SLG: 0.595 (1, 3)	F7		G3-1			HR	2B			4	1	2	1	0	0	0				
Marty Cordova, R OBP: 0.372, SLG: 0.537 (1, 7)	1B 1B			K		G5-3	K			4	0	1	0	0	2	1				
Travis Fryman, R OBP: 0.408, SLG: 0.345 (1, 5)	1B		G1-3 BB 1B		L8		K			4	0	2	0	0	1	0				
Einar Diaz, R OBP: 0.369, SLG: 0.448 (1, 2)	G6-3		G1-3 BB		HR BB		K			2	1	0	0	2	1	2				
Inning Stats	R: 0 E: 0 K: 1 S: 10	H: 0 LOB: 1 BB: 1 P: 21	R: 0 E: 0 K: 0 S: 14	H: 2 LOB: 2 BB: 0 P: 18	R: 3 E: 0 K: 0 S: 15	H: 3 LOB: 0 BB: 0 P: 21	R: 0 E: 0 K: 1 S: 8	H: 1 LOB: 2 BB: 1 P: 14	R: 0 E: 0 K: 0 S: 25	H: 0 LOB: 0 BB: 1 P: 37	R: 1 E: 0 K: 2 S: 16	H: 2 LOB: 1 BB: 0 P: 26	R: 0 E: 0 K: 2 S: 7	H: 0 LOB: 0 BB: 0 P: 8	R: 0 E: 0 K: 0 S: 6	H: 0 LOB: 0 BB: 1 P: 12		1B: 4 2B: 1 3B: 1 HR: 4	SF: 0 SAC: 0 DP: 1 HBP: 0	WP: 0 PB: 0 SB: 0 CS: 0
PITCHER	IP WLS BF H R ER SO BB IBB HBP BLK WP HR S P ERA WHIP	IP WLS BF H R ER SO BB IBB HBP BLK WP HR S P ERA WHIP	IP WLS BF H R ER SO BB IBB HBP BLK WP HR S P ERA WHIP	IP WLS BF H R ER SO BB IBB HBP BLK WP HR S P ERA WHIP	IP WLS BF H R ER SO BB IBB HBP BLK WP HR S P ERA WHIP	IP WLS BF H R ER SO BB IBB HBP BLK WP HR S P ERA WHIP	IP WLS BF H R ER SO BB IBB HBP BLK WP HR S P ERA WHIP	IP WLS BF H R ER SO BB IBB HBP BLK WP HR S P ERA WHIP	IP WLS BF H R ER SO BB IBB HBP BLK WP HR S P ERA WHIP	IP WLS BF H R ER SO BB IBB HBP BLK WP HR S P ERA WHIP	IP WLS BF H R ER SO BB IBB HBP BLK WP HR S P ERA WHIP	IP WLS BF H R ER SO BB IBB HBP BLK WP HR S P ERA WHIP	IP WLS BF H R ER SO BB IBB HBP BLK WP HR S P ERA WHIP	IP WLS BF H R ER SO BB IBB HBP BLK WP HR S P ERA WHIP	IP WLS BF H R ER SO BB IBB HBP BLK WP HR S P ERA WHIP	IP WLS BF H R ER SO BB IBB HBP BLK WP HR S P ERA WHIP	IP WLS BF H R ER SO BB IBB HBP BLK WP HR S P ERA WHIP	IP WLS BF H R ER SO BB IBB HBP BLK WP HR S P ERA WHIP		
51 Kris Wilson, R ERA: 3.83 (1, 1)	5.2 W	28 6	6 6	2 2	3 3	0 0	0 0	0 0	0 0	0 1	19 30	20 20	9.53 6.75	1.941 1.500						
Jeff Austin, R ERA: 3.66 (6, 1)	1.1 6	2 1	1 1	3 3	0 0	0 0	0 0	0 0	0 0	1 19	30 30	6.75 1.500								
Jason Grimsley, R ERA: 2.36 (8, 1)	2.0 6	0 0	0 0	2 2	1 1	0 0	0 0	0 0	0 0	0 13	20 20	0.00 0.500								

Batter	1	2	3	4	5	6	7	8	9	AB	R	H	RBI	BB	SO	LOB	TOP			
Luis Alcea, S OBP: 0.329, SLG: 0.372	1-2 29 E 1B	1-2 G4-6-3			0-0 F2		3-2 L8		3-2 1-H 1B	5	1	2	1	0	0	1	Kansas City Royals @ Detroit Tigers Comerica Park, Detroit, MI Tue Jul 03 2001, 7:05 PM EDT Att: 23,824 - Cloudy - 76 F			
Rey Sanchez, R OBP: 0.315, SLG: 0.353	2-1 G6-3	1-1 G5-3			0-0 E6 29 BB		1-2 29 1B		2-0 G4-3	5	0	1	0	0	0	2				
29 Mike Sweeney, R OBP: 0.402, SLG: 0.649	2 SAFE 1B				4-0 G5-3		0-1 2-H 1B			3	1	3	1	1	0	0				
Joe Randa, R OBP: 0.315, SLG: 0.388	2-2 F8 1B				0-0 G5-3				1-0 G4-3	4	0	1	0	0	0	3				
Jermaine Dye, R OBP: 0.345, SLG: 0.434 Endy Chavez, L OBP: 0.247, SLG: 0.243	2-1 1B				3-1 G5-3				0-1 G3	4	0	2	1	0	0	2				
Raul Ibanez, L OBP: 0.316, SLG: 0.392 Dave McCarty, R OBP: 0.311, SLG: 0.357	1-0 F8								3-3 K	2	0	0	0	0	0	3				
Carlos Beltrán, S OBP: 0.311, SLG: 0.434	1-3 K				1-1 L6				1-2 G4-3	4	0	1	0	0	1	2				
Brent Mayne, L OBP: 0.376, SLG: 0.386					2-2 F8				4-1 1B BB	3	2	1	1	1	0	1				
Luis Ordez, R OBP: 0.333, SLG: 0.348					1-1 G5-3				1-3 K	4	0	1	0	0	1	1				
Inning Stats	R: 2 E: 1 K: 1 S: 20	H: 4 LOB: 2 BB: 0 P: 30	R: 1 E: 0 K: 0 S: 10	H: 2 LOB: 0 BB: 0 P: 13	R: 0 E: 0 K: 0 S: 17	H: 2 LOB: 1 BB: 0 P: 24	R: 0 E: 0 K: 0 S: 7	H: 0 LOB: 0 BB: 0 P: 11	R: 0 E: 1 K: 0 S: 5	H: 1 LOB: 0 BB: 1 P: 14	R: 0 E: 0 K: 0 S: 11	H: 2 LOB: 2 BB: 0 P: 16	R: 0 E: 0 K: 1 S: 7	H: 0 LOB: 0 BB: 0 P: 11	R: 1 E: 0 K: 1 S: 12	H: 1 LOB: 1 BB: 1 P: 23		1B: 10 2B: 1 3B: 0 HR: 1	SF: 0 SAC: 0 DP: 3 HBP: 0	WP: 0 PB: 0 SB: 0 CS: 0
PITCHER	IP WLS BF H R ER SO BB IBB HBP BLK WP HR S P ERA WHIP	IP WLS BF H R ER SO BB IBB HBP BLK WP HR S P ERA WHIP																		
Jose Lima, R ERA: 6.72	5.0 W 23 8 3 3 1 1 0 0 0 0 1 59 90 5.40 1.800																			
C.J. Nitkowski, L ERA: 3.03	1.2 6 2 0 0 0 0 0 0 0 0 0 0 18 28 0.00 1.200																			
Todd Jones, R ERA: 5.25	1.1 4 1 0 0 1 0 0 0 0 0 0 0 9 13 0.00 0.750																			
Danny Patterson, R ERA: 2.37	1.0 5 1 1 1 1 1 0 0 0 0 0 0 12 23 9.00 2.000																			

Batter	1	2	3	4	5	6	7	8	9	AB	R	H	RBI	BB	SO	LOB	BOTTOM			
Roger Cedeno, S OBP: 0.320, SLG: 0.339 Wendell Magee, R OBP: 0.330, SLG: 0.433	2-2 G3-1	2-0 L9	1-0 G4-3			0-1 G6-3		0-0 G6-3		5	0	0	0	0	0	3	Kansas City Royals @ Detroit Tigers Comerica Park, Detroit, MI Tue Jul 03 2001, 7:05 PM EDT Att: 23,824 - Cloudy - 76 F			
Damion Easley, R OBP: 0.381, SLG: 0.433	1-0 2B 1B	1-2 G6-3			0-0 G5-3		2-1 SF8			3	1	1	1	0	0	0				
Bobby Higginson, L OBP: 0.394, SLG: 0.466	1-2 F7				2-2 F2		3-1 F8		3-H K	4	0	0	0	0	1	1				
Robert Fick, L OBP: 0.358, SLG: 0.567	3-2 1-H 2B 2B				4-2 2B BB		2-0 G3-1		0-1 G3-1	3	2	1	1	1	0	0				
Tony Clark, S OBP: 0.384, SLG: 0.528	2-1 2B 2B				0-2 2B 2B				1-3 K	3	2	2	2	1	1	0				
Shane Halter, R OBP: 0.385, SLG: 0.484	0-1 2B				4-1 2B HBP		2-2 F7		1-3 K	3	1	1	1	0	1	1				
Randall Simon, L OBP: 0.400, SLG: 0.333	4-0 BB				1-1 1B 2B		1-3 K		0-0 G3	3	1	1	2	1	1	1				
Juan Encarnacion, R OBP: 0.309, SLG: 0.438	3-2 F8				3-0 G5-3		2-2 P3		1-1 G6-3	4	0	0	0	0	0	4				
Jose Macias, S OBP: 0.326, SLG: 0.419					1-0 G4-3		1-1 S 1B		1-2 SF8 3B	4	1	3	1	0	0	0				
Inning Stats	R: 3 E: 0 K: 0 S: 20	H: 4 LOB: 1 BB: 1 P: 36	R: 0 E: 0 K: 0 S: 5	H: 0 LOB: 0 BB: 0 P: 9	R: 4 E: 0 K: 0 S: 17	H: 3 LOB: 1 BB: 1 P: 33	R: 0 E: 0 K: 0 S: 4	H: 0 LOB: 0 BB: 0 P: 9	R: 0 E: 0 K: 1 S: 12	H: 0 LOB: 0 BB: 1 P: 21	R: 1 E: 0 K: 1 S: 10	H: 1 LOB: 0 BB: 0 P: 16	R: 0 E: 0 K: 2 S: 13	H: 0 LOB: 0 BB: 0 P: 15	R: 0 E: 0 K: 0 S: 7	H: 1 LOB: 1 BB: 0 P: 10		1B: 3 2B: 5 3B: 1 HR: 0	SF: 1 SAC: 0 DP: 0 HBP: 1	WP: 1 PB: 0 SB: 1 CS: 0
PITCHER	IP WLS BF H R ER SO BB IBB HBP BLK WP HR S P ERA WHIP	IP WLS BF H R ER SO BB IBB HBP BLK WP HR S P ERA WHIP																		
Chad Durbin, R ERA: 5.06	2.2 L 18 7 7 7 0 2 0 0 0 0 1 0 41 76 23.62 3.375																			
Doug Henry, R ERA: 6.31	3.0 11 1 1 1 1 1 0 0 0 0 1 0 24 42 3.00 0.667																			
55 Tony Cogan, L ERA: 6.11	0.2 2 0 0 0 1 0 0 0 0 0 0 0 5 8 0.00 0.000																			
Jeff Austin, R ERA: 1.93	1.2 6 1 0 0 2 0 0 0 0 0 0 0 18 23 0.00 0.600																			

AB	36
R	4
H	12
RBI	4
BB	2
SO	3
LOB	15



AB	32
R	8
H	9
RBI	8
BB	3
SO	4
LOB	10



Batter	1	2	3	4	5	6	7	8	9	AB	R	H	RBI	BB	SO	LOB	TOP										
Luis Alcea, S (1, 5) OBP: 0.329, SLG: 0.365	G5-3			G4-3		F9		F9		4	0	0	0	0	0	2	Kansas City Royals @ Detroit Tigers Comerica Park, Detroit, MI Thu Jul 05 2001, 7:05 PM EDT Att: 22,281 - Cloudy - 73 F										
Rey Sanchez, R (1, 6) OBP: 0.315, SLG: 0.353	F9			G1-3 2B		G4-3 BB		G4-3		3	0	1	0	1	0	1											
29 Mike Sweeney, R (1, 3) OBP: 0.402, SLG: 0.642	P6			G1-3		G1-3 1B		K		4	0	1	1	0	1	2											
Jermaine Dye, R (1, 9) OBP: 0.340, SLG: 0.424		G5-3		G6-3		G5-3		K		4	0	0	0	0	1	3											
Raul Ibanez, L (1, 10) OBP: 0.337, SLG: 0.400 Dave McCarty, R (9, PH) OBP: 0.313, SLG: 0.354	G6-3				F7		G1-3 1B		G4-2 BB	3	0	1	0	0	0	0											
Carlos Beltrán, S (1, 8) OBP: 0.307, SLG: 0.424	K				G6-4-3 HBP		G1-3 1B		F8	3	0	0	0	0	1	2											
A.J. Hinch, R (1, 2) OBP: 0.225, SLG: 0.339				K	G6-4-3 1-2		G6-3		F8	4	0	0	0	0	1	3											
Donnie Sadler, R (1, 4) OBP: 0.279, SLG: 0.274				G6-3		G6-3 S 1B		F9		3	1	1	0	0	0	1											
Endy Chavez, L (1, 7) OBP: 0.250, SLG: 0.247				G4-3		P6		G4-3 1B		3	0	1	0	0	0	1											
Inning Stats	R: 0 E: 0 K: 0 S: 6	H: 0 LOB: 0 BB: 0 P: 11	R: 0 E: 0 K: 1 S: 10	H: 0 LOB: 0 BB: 0 P: 14	R: 0 E: 0 K: 1 S: 7	H: 0 LOB: 0 BB: 0 P: 11	R: 0 E: 0 K: 0 S: 10	H: 1 LOB: 1 BB: 0 P: 16	R: 0 E: 0 K: 0 S: 4	H: 0 LOB: 0 BB: 0 P: 5	R: 1 E: 0 K: 0 S: 10	H: 2 LOB: 2 BB: 1 P: 21	R: 0 E: 0 K: 0 S: 8	H: 1 LOB: 1 BB: 0 P: 9	R: 0 E: 0 K: 1 S: 8	H: 1 LOB: 1 BB: 1 P: 11		R: 0 E: 0 K: 1 S: 10	H: 0 LOB: 1 BB: 1 P: 16	1B: 4 2B: 1 3B: 0 HR: 0	SF: 0 SAC: 0 DP: 1 HBP: 1	WP: 0 PB: 0 SB: 1 CS: 0	PA: 34				
PITCHER	IP	WLS	BF	H	R	ER	SO	BB	IBB	HBP	BLK	WP	HR	S	P	ERA	WHIP										
Steve Sparks, R (1, 1) ERA: 3.77	8.0	W	30	5	1	1	3	1	0	1	0	0	0	63	98	1.12	0.750										
Heath Murray, L (9, 1) ERA: 4.5	1.0		4	0	0	0	1	1	0	0	0	0	0	10	16	0.00	1.000										

Batter	1	2	3	4	5	6	7	8	9	AB	R	H	RBI	BB	SO	LOB	BOTTOM										
Roger Cedeno, S (1, 8) OBP: 0.323, SLG: 0.342 Ryan Jackson, L (9, 7) OBP: 0.274, SLG: 0.375	G4-3	G4-3 3B		G6-4-3 1B		F7		SF7		4	1	2	1	0	0	1	Kansas City Royals @ Detroit Tigers Comerica Park, Detroit, MI Thu Jul 05 2001, 7:05 PM EDT Att: 22,281 - Cloudy - 73 F										
Damion Easley, R (1, 4) OBP: 0.382, SLG: 0.437	P4	G4-3 3B		G6-4-3 1-2		F8		F3		5	1	1	2	0	0	4											
Bobby Higginson, L (1, 7) OBP: 0.393, SLG: 0.459 Wendell Magee, R (9, 8) OBP: 0.330, SLG: 0.433	G4-3 1B	G4-3		G3-1		F9		F9		4	1	1	1	0	0	0											
Robert Fick, L (1, 2) OBP: 0.366, SLG: 0.593	G4-3 1B	G4-3		G3-1		F9		F9		0	0	0	0	0	0	0											
Tony Clark, S (1, 3) OBP: 0.386, SLG: 0.523	G4-3 1B	G4-3		G3-1		F9		F7		3	1	1	0	1	0	1											
Shane Halter, R (1, 6) OBP: 0.374, SLG: 0.488	G4-3 1B	G4-3		G3-1		F9		F7		4	1	3	2	0	1	0											
Randall Simon, L (1, 10) OBP: 0.424, SLG: 0.414	G3-1	G4-3 1B		G4-6-3 1B		K		SF7 WP 1B		4	0	2	0	0	1	4											
Juan Encarnacion, R (1, 9) OBP: 0.310, SLG: 0.445	G6-3	G4-6-3 1-2		G4-6-3 1B		K		SF7 BB		3	0	0	0	1	1	1											
Jose Macias, S (1, 5) OBP: 0.328, SLG: 0.418	G4-3 1B	G4-3		G4-3		G4-3 BB		K		3	1	1	0	1	1	3											
Inning Stats	R: 1 E: 0 K: 0 S: 18	H: 2 LOB: 3 BB: 2 P: 36	R: 3 E: 0 K: 0 S: 15	H: 4 LOB: 1 BB: 0 P: 23	R: 0 E: 0 K: 1 S: 7	H: 1 LOB: 0 BB: 0 P: 9	R: 0 E: 0 K: 0 S: 4	H: 1 LOB: 0 BB: 0 P: 6	R: 2 E: 0 K: 1 S: 12	H: 3 LOB: 1 BB: 0 P: 22	R: 0 E: 0 K: 1 S: 9	H: 0 LOB: 1 BB: 1 P: 17	R: 0 E: 0 K: 1 S: 8	H: 0 LOB: 0 BB: 0 P: 12	R: 1 E: 0 K: 1 S: 16	H: 2 LOB: 2 BB: 1 P: 26		R: 0 E: 0 K: 1 S: 10	H: 0 LOB: 1 BB: 1 P: 16	1B: 10 2B: 2 3B: 1 HR: 1	SF: 1 SAC: 0 DP: 3 HBP: 0	WP: 1 PB: 0 SB: 0 CS: 1	PA: 38				
PITCHER	IP	WLS	BF	H	R	ER	SO	BB	IBB	HBP	BLK	WP	HR	S	P	ERA	WHIP										
51 Kris Wilson, R (1, 1) ERA: 4.63	4.1	L	24	11	6	6	1	2	0	0	0	0	0	53	90	12.46	3.000										
Blake Stein, R (5, 1) ERA: 5.43	3.2		14	2	1	1	4	2	0	0	0	1	0	36	61	2.46	1.091										

Batter	1	2	3	4	5	6	7	8	9	AB R H RBI BB SO LOB	TOP											
Craig Biggio, R OBP: 0.385, SLG: 0.488 (1, 4)	E6 FC1-6		K		G6-4-3	G4-3			G4-3 5 PB 5 E	5 1 1 0 0 1 2	Houston Astros @ Kansas City Royals Kauffman Stadium, Kansas City, MO Fri Jul 06 2001, 7:05 PM CDT Att: 23,905 - Sunny - 94 F livebaseballscorecards.com											
Julio Lugo, R OBP: 0.330, SLG: 0.435 (1, 6)	FC1-6 5 E		K			FC4-6 17 5 S			FC5 5 PB 17 1B	5 2 2 0 0 1 2												
5 Jeff Bagwell, R OBP: 0.376, SLG: 0.498 (1, 3)	L9		K			FC4-6 17 BB			G4-3	4 0 0 1 1 2 3												
17 Lance Berkman, S OBP: 0.460, SLG: 0.704 (1, 7)	HBP					FC4-6 1B BB				4 2 2 2 0 1 3												
Moises Alou, R OBP: 0.409, SLG: 0.632 (1, 9)	F8					FC4-6 1B BB			G6-3	5 1 1 1 0 0 4												
Richard Hidalgo, R OBP: 0.354, SLG: 0.483 (1, 8)						BB 2B 1B			K	4 1 2 0 0 2 0												
Daryle Ward, L OBP: 0.311, SLG: 0.478 (1, 10)						2B 1B			G4-1	3 1 0 1 1 0 1												
Vinny Castilla, R OBP: 0.298, SLG: 0.445 (1, 5)						2B SF8 BB			K	4 0 2 2 0 2 1												
Brad Ausmus, R OBP: 0.261, SLG: 0.269 (1, 2)						SF8			G5-3	3 0 0 1 0 0 2												
Inning Stats	R: 0 E: 2 K: 0 S: 7	H: 0 LOB: 2 BB: 0 P: 15	R: 0 E: 0 K: 1 S: 8	H: 1 LOB: 1 BB: 0 P: 11	R: 0 E: 0 K: 3 S: 9	H: 0 LOB: 0 BB: 0 P: 11	R: 1 E: 0 K: 1 S: 8	H: 1 LOB: 0 BB: 0 P: 9	R: 0 E: 0 K: 0 S: 5	H: 1 LOB: 0 BB: 0 P: 7	R: 5 E: 0 K: 0 S: 18	H: 4 LOB: 1 BB: 2 P: 32	R: 0 E: 0 K: 2 S: 11	H: 1 LOB: 0 BB: 0 P: 16	R: 0 E: 0 K: 2 S: 13	H: 0 LOB: 0 BB: 0 P: 19	R: 2 E: 1 K: 0 S: 17	H: 2 LOB: 1 BB: 0 P: 27	1B: 8 2B: 1 3B: 0 HR: 1	SF: 1 SAC: 0 DP: 1 HBP: 1	WP: 1 PB: 1 SB: 1 CS: 0	PA: 41
PITCHER	IP WLS BF H R ER SO BB IBB HBP BLK WP HR S P ERA WHIP											PITCHER	IP WLS BF H R ER SO BB IBB HBP BLK WP HR S P ERA WHIP									
Dan Reichert, R ERA: 5.21 (1, 1)	5.1 L 26 7 6 6 5 2 0 0 1 0 0 1 48 75 10.12 1.688																					
Jeff Austin, R ERA: 1.42 (6, 1)	1.2 6 1 0 0 2 0 0 0 0 0 1 0 18 26 0.00 0.600																					
Jason Grimsley, R ERA: 2.27 (8, 1)	1.0 3 0 0 0 2 0 0 0 0 0 0 0 13 19 0.00 0.000																					
Roberto Hernandez, R ERA: 4.21 (9, 1)	1.0 6 2 2 0 0 0 0 0 0 0 0 0 17 27 0.00 2.000																					

Batter	1	2	3	4	5	6	7	8	9	AB R H RBI BB SO LOB	BOTTOM									
Luis Altea, S OBP: 0.331, SLG: 0.366 (1, 4)	CS 1B				FC4-6				FC3-6 29 DI	5 0 2 2 0 1 4	Houston Astros @ Kansas City Royals Kauffman Stadium, Kansas City, MO Fri Jul 06 2001, 7:05 PM CDT Att: 23,905 - Sunny - 94 F livebaseballscorecards.com									
Rey Sanchez, R OBP: 0.314, SLG: 0.351 (1, 6)	K								P6	5 0 1 0 0 1 4										
29 Mike Sweeney, R OBP: 0.396, SLG: 0.633 (1, 3)	F7								G6-3	5 0 0 0 0 0 2										
Joe Randa, R OBP: 0.313, SLG: 0.385 (1, 5)									G5-3	4 0 1 0 0 0 1										
Jermaine Dye, R OBP: 0.339, SLG: 0.420 (1, 9)									G1-3	3 1 0 0 1 0 2										
Raul Ibanez, L OBP: 0.333, SLG: 0.393 (1, 10)									G6-3	4 0 1 0 0 0 1										
Carlos Beltrán, S OBP: 0.309, SLG: 0.428 (1, 8)									K	4 1 2 1 0 1 0										
Mark Quinn, R OBP: 0.308, SLG: 0.524 (1, 7)									K	4 1 1 0 0 1 3										
Brent Mayne, L OBP: 0.385, SLG: 0.398 (1, 2)									FC3-6 1B	3 0 3 0 1 0 0										
Inning Stats	R: 0 E: 0 K: 1 S: 8	H: 1 LOB: 0 BB: 0 P: 14	R: 3 E: 0 K: 0 S: 13	H: 3 LOB: 2 BB: 2 P: 26	R: 0 E: 0 K: 0 S: 10	H: 1 LOB: 1 BB: 0 P: 15	R: 0 E: 0 K: 0 S: 7	H: 1 LOB: 1 BB: 0 P: 10	R: 0 E: 0 K: 2 S: 12	H: 2 LOB: 2 BB: 0 P: 20	R: 0 E: 0 K: 0 S: 6	H: 0 LOB: 0 BB: 0 P: 10	R: 0 E: 0 K: 1 S: 14	H: 1 LOB: 1 BB: 0 P: 20	R: 0 E: 0 K: 0 S: 8	H: 1 LOB: 1 BB: 0 P: 12	1B: 10 2B: 2 3B: 0 HR: 0	SF: 0 SAC: 0 DP: 1 HBP: 0	WP: 2 PB: 0 SB: 0 CS: 1	PA: 39
PITCHER	IP WLS BF H R ER SO BB IBB HBP BLK WP HR S P ERA WHIP											PITCHER	IP WLS BF H R ER SO BB IBB HBP BLK WP HR S P ERA WHIP							
Wade Miller, R ERA: 3.79 (1, 1)	5.2 W 27 7 3 3 2 2 0 0 0 0 0 0 54 76 4.76 1.941																			
Ron Villone, L ERA: 6.57 (6, 1)	1.1 H 4 0 0 0 1 0 0 0 0 0 0 0 9 16 0.00 0.000																			
Nelson Cruz, R ERA: 3.64 (8, 1)	2.0 S 8 2 0 0 1 0 0 0 0 0 0 0 22 32 0.00 1.000																			

Batter	1	2	3	4	5	6	7	8	9	AB	R	H	RBI	BB	SO	LOB	TOP					
Craig Biggio, R OBP: 0.388, SLG: 0.491 (1, 4)										4	2	2	0	1	0	1	Houston Astros @ Kansas City Royals Kauffman Stadium, Kansas City, MO Sat Jul 07 2001, 7:05 PM CDT Att: 22,020 - Sunny - 94 F					
Jose Vizcaino, S OBP: 0.328, SLG: 0.317 (1, 6)										4	1	1	0	1	1	5						
5 Jeff Bagwell, R OBP: 0.379, SLG: 0.515 (1, 3)										5	2	3	7	0	0	2						
17 Lance Berkman, S OBP: 0.465, SLG: 0.718 (1, 7), (8, 9)										5	2	4	2	0	0	1						
Moises Alou, R OBP: 0.406, SLG: 0.624 (1, 10)										5	0	1	0	0	0	3						
Richard Hidalgo, R OBP: 0.348, SLG: 0.474 (1, 8)											5	0	0	0	0	1		4				
Daryle Ward, L OBP: 0.316, SLG: 0.478 Julio Lugo, R OBP: 0.330, SLG: 0.435 (1, 9), (8, 7)										4	0	2	0	0	1	1						
Vinny Castilla, R OBP: 0.304, SLG: 0.450 (1, 5)										4	1	3	0	0	0	1						
Tony Eusebio, R OBP: 0.340, SLG: 0.477 (1, 2)										4	2	2	0	0	0	2						
Inning Stats	R: 4 E: 0 K: 1 S: 24	H: 6 LOB: 1 BB: 0 P: 34	R: 4 E: 0 K: 0 S: 11	H: 4 LOB: 0 BB: 0 P: 16	R: 0 E: 0 K: 0 S: 11	H: 2 LOB: 1 BB: 0 P: 18	R: 0 E: 1 K: 0 S: 11	H: 0 LOB: 1 BB: 0 P: 17	R: 0 E: 0 K: 0 S: 7	H: 1 LOB: 0 BB: 0 P: 11	R: 0 E: 0 K: 0 S: 13	H: 0 LOB: 1 BB: 1 P: 23	R: 0 E: 0 K: 0 S: 9	H: 1 LOB: 0 BB: 0 P: 15	R: 2 E: 0 K: 2 S: 16	H: 3 LOB: 2 BB: 1 P: 25	R: 0 E: 0 K: 0 S: 9	H: 1 LOB: 0 BB: 0 P: 14	1B: 12 2B: 4 3B: 0 HR: 2	SF: 0 SAC: 0 DP: 3 HBP: 0	WP: 0 PB: 1 SB: 0 CS: 1	PA: 42
PITCHER	IP	WLS	BF	H	R	ER	SO	BB	IBB	HBP	BLK	WP	HR	S	P	ERA	WHIP					
Paul Byrd, R ERA: 5.54 (1, 1)	1.0	L	10	8	6	6	1	0	0	0	0	0	1	27	38	54.00	8.000					
Doug Henry, R ERA: 6.07 (2, 1)	4.2		19	5	2	2	0	1	0	0	0	0	1	45	74	3.86	1.286					
Cory Bailey, R ERA: 4.11 (6, 1)	2.0		9	3	2	2	2	1	0	0	0	0	0	25	39	9.00	2.000					
Jason Grimsley, R ERA: 2.25 (8, 1)	0.1		1	1	0	0	0	0	0	0	0	0	0	5	8	0.00	3.000					
55 Tony Cogan, L ERA: 5.69 (9, 1)	1.0		3	1	0	0	0	0	0	0	0	0	0	9	14	0.00	1.000					

Batter	1	2	3	4	5	6	7	8	9	AB	R	H	RBI	BB	SO	LOB	BOTTOM					
Luis Altea, S OBP: 0.328, SLG: 0.363 (1, 4)										5	0	1	1	0	0	1	Houston Astros @ Kansas City Royals Kauffman Stadium, Kansas City, MO Sat Jul 07 2001, 7:05 PM CDT Att: 22,020 - Sunny - 94 F					
Rey Sanchez, R OBP: 0.309, SLG: 0.345 (1, 6)										5	0	0	0	0	0	4						
29 Mike Sweeney, R OBP: 0.394, SLG: 0.626 (1, 3)										5	1	1	0	0	1	3						
Mark Quinn, R OBP: 0.320, SLG: 0.541 (1, 7)											5	3	4	1	0	0						
Joe Randa, R OBP: 0.314, SLG: 0.381 Donnie Sadler, R OBP: 0.279, SLG: 0.274 (1, 5), (9, PR)											3	1	0	1	2	0						
Jermaine Dye, R OBP: 0.340, SLG: 0.429 (1, 9)											5	1	2	3	0	1						
Carlos Beltrán, S OBP: 0.307, SLG: 0.425 (1, 8)											5	1	1	1	0	2						
Raul Ibanez, L OBP: 0.350, SLG: 0.429 (1, 10)										2	1	1	1	2	0	2						
Brent Mayne, L OBP: 0.378, SLG: 0.390 (1, 2)										4	0	0	0	0	0	3						
Inning Stats	R: 3 E: 0 K: 0 S: 16	H: 4 LOB: 2 BB: 1 P: 26	R: 0 E: 1 K: 0 S: 15	H: 0 LOB: 1 BB: 0 P: 23	R: 1 E: 1 K: 1 S: 8	H: 1 LOB: 0 BB: 0 P: 11	R: 0 E: 0 K: 0 S: 10	H: 1 LOB: 2 BB: 1 P: 17	R: 3 E: 0 K: 0 S: 15	H: 3 LOB: 0 BB: 0 P: 19	R: 0 E: 0 K: 0 S: 7	H: 0 LOB: 0 BB: 0 P: 14	R: 0 E: 0 K: 1 S: 8	H: 0 LOB: 0 BB: 0 P: 14	R: 1 E: 0 K: 1 S: 15	H: 0 LOB: 1 BB: 1 P: 19	R: 0 E: 0 K: 1 S: 9	H: 1 LOB: 2 BB: 1 P: 15	1B: 6 2B: 2 3B: 0 HR: 2	SF: 0 SAC: 0 DP: 0 HBP: 0	WP: 3 PB: 0 SB: 0 CS: 0	PA: 43
PITCHER	IP	WLS	BF	H	R	ER	SO	BB	IBB	HBP	BLK	WP	HR	S	P	ERA	WHIP					
Tim Redding, R ERA: 7.27 (1, 1)	4.1		24	8	6	6	1	2	0	0	0	0	1	59	90	12.46	2.308					
Dave Milicki, R ERA: 7.39 (5, 1)	1.2		6	1	1	1	0	0	0	0	0	0	1	12	20	5.40	0.600					
Octavio Dotel, R ERA: 3.32 (7, 1)	1.1	H	6	0	1	1	2	1	0	0	0	1	0	19	29	6.75	0.750					
Michael Jackson, R ERA: 3.62 (8, 1)	0.2	W	2	0	0	0	0	0	0	0	0	0	0	4	4	0.00	0.000					
Billy Wagner, L ERA: 3.0 (9, 1)	1.0	S	5	1	0	0	1	1	0	0	0	1	0	9	15	0.00	2.000					

AB	40
R	10
H	18
RBI	9
BB	2
SO	3
LOB	20



Batter	1	2	3	4	5	6	7	8	9	AB	R	H	RBI	BB	SO	LOB	TOP										
Craig Biggio, R OBP: 0.390, SLG: 0.488 (1, 10)										4	2	1	0	0	0	3											
Julio Lugo, R OBP: 0.336, SLG: 0.436 (1, 6) (8, 7)										2	3	1	1	2	0	1											
5 Jeff Bagwell, R OBP: 0.392, SLG: 0.523 Darvle Ward, L OBP: 0.314, SLG: 0.475 (8, 3)										3	2	1	3	2	2	2											
17 Lance Berkman, S OBP: 0.466, SLG: 0.714 (1, 7) (8, 9)										6	2	3	2	0	2	3											
Moises Alou, R OBP: 0.406, SLG: 0.620 Jose Vizcaino, S OBP: 0.326, SLG: 0.315 (8, PR) (8, 6)										5	0	2	2	0	0	2											
Richard Hidalgo, R OBP: 0.349, SLG: 0.471 (1, 8)										4	0	1	0	1	1	4											
Vinny Castilla, R OBP: 0.302, SLG: 0.445 (1, 5)										5	1	1	1	0	1	3											
Mendy López, R OBP: 0.667, SLG: 1.200 (1, 4)										4	3	2	3	1	2	0											
Scott Servais, R OBP: 0.500, SLG: 0.500 (1, 2)										5	0	3	0	0	0	1											
Inning Stats	R: 2 E: 1 K: 1 S: 12	H: 0 LOB: 1 BB: 1 P: 27	R: 0 E: 0 K: 1 S: 5	H: 0 LOB: 0 BB: 0 P: 8	R: 3 E: 0 K: 1 S: 16	H: 4 LOB: 0 BB: 0 P: 26	R: 1 E: 0 K: 1 S: 17	H: 2 LOB: 2 BB: 0 P: 29	R: 0 E: 0 K: 0 S: 9	H: 1 LOB: 1 BB: 0 P: 12	R: 4 E: 0 K: 1 S: 17	H: 2 LOB: 2 BB: 4 P: 39	R: 0 E: 0 K: 1 S: 8	H: 1 LOB: 1 BB: 0 P: 11	R: 4 E: 1 K: 2 S: 19	H: 4 LOB: 1 BB: 0 P: 27	R: 0 E: 0 K: 0 S: 5	H: 1 LOB: 1 BB: 1 P: 10	1B: 13 2B: 0 3B: 0 HR: 2	SF: 1 SAC: 0 DP: 2 HBP: 3	WP: 2 PB: 1 SB: 1 CS: 0	PA: 50					
PITCHER	IP	WLS	BF	H	R	ER	SO	BB	IBB	HBP	BLK	WP	HR	S	P	ERA	WHIP										
Chad Durbin, R ERA: 5.38 (1, 1)	3.2	L	20	6	6	5	3	1	0	3	0	1	1	46	83	12.27	1.909										
Blake Stein, R ERA: 5.79 (4, 1)	2.0		11	2	4	4	1	3	0	0	0	0	0	19	40	18.00	2.500										
Jeff Austin, R ERA: 1.17 (6, 1)	1.1		7	2	0	0	2	1	0	0	0	1	0	19	29	0.00	2.250										
51 Kris Wilson, R ERA: 4.53 (8, 1)	1.0		8	4	4	0	2	0	0	0	0	0	1	19	27	0.00	4.000										
Dan Reicherth, R ERA: 5.16 (9, 1)	1.0		4	1	0	0	0	1	0	0	0	0	0	5	10	0.00	2.000										

Houston Astros @ Kansas City Royals
Kauffman Stadium, Kansas City, MO
Sun Jul 08 2001, 1:05 PM CDT
Att: 14,951 - Cloudy - 91 F

AB 40
R 14
H 15
RBI 12
BB 6
SO 8
LOB 21

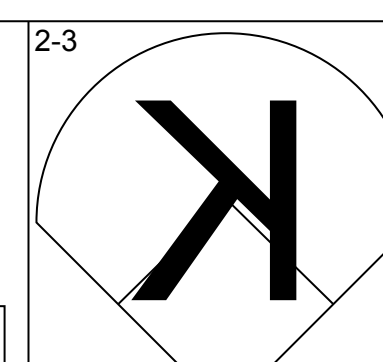
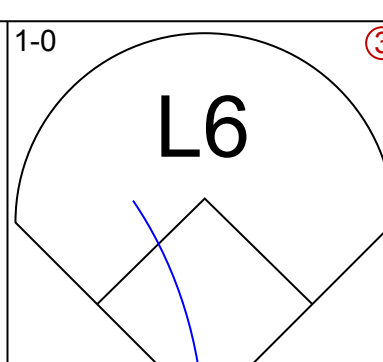
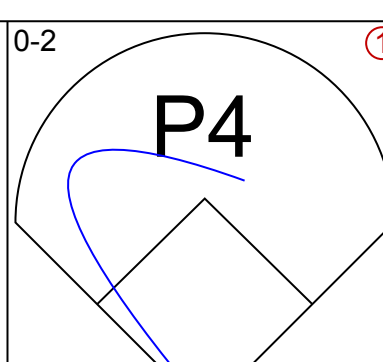
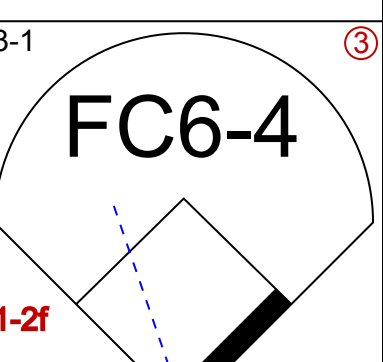
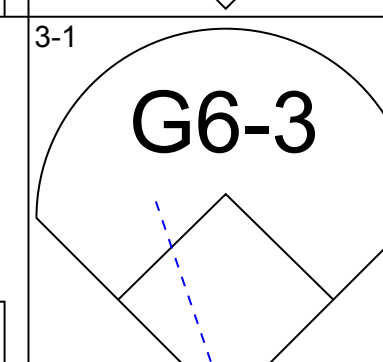
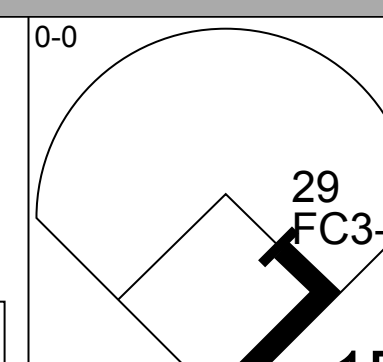
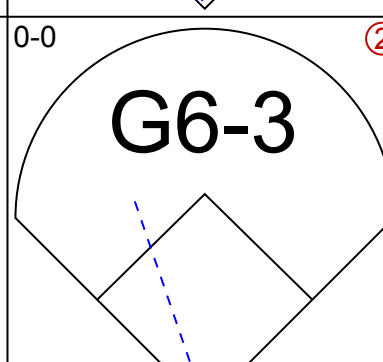
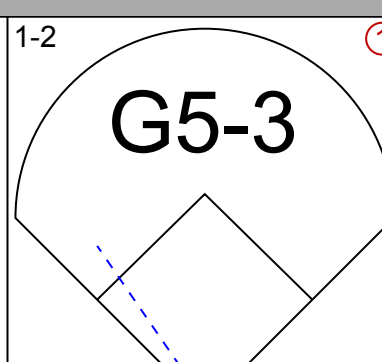
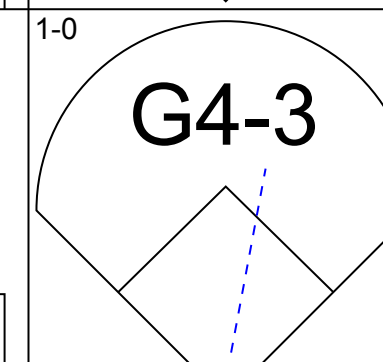
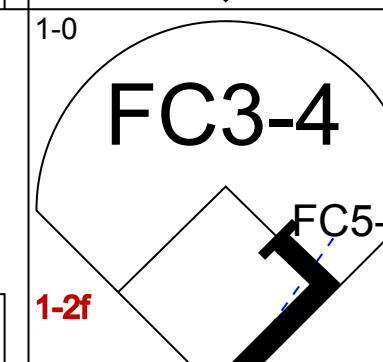
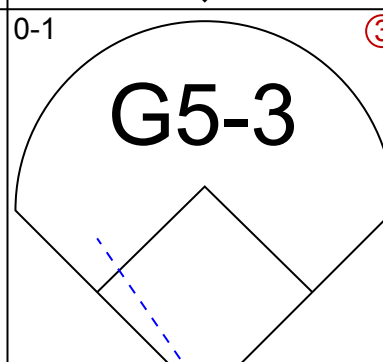
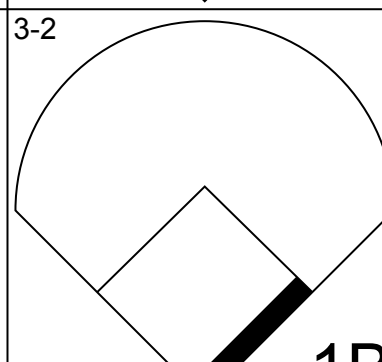
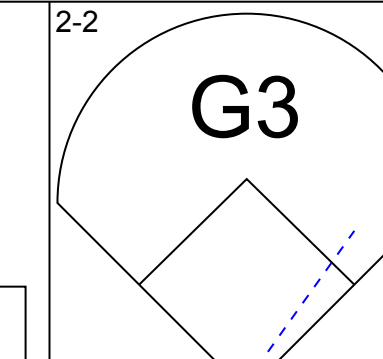
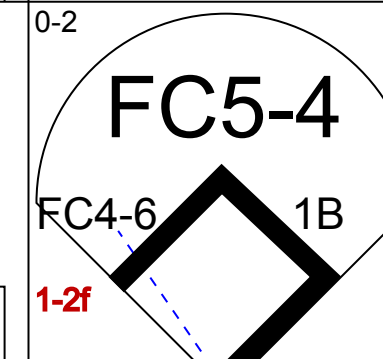
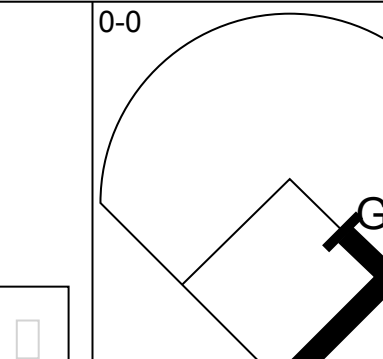
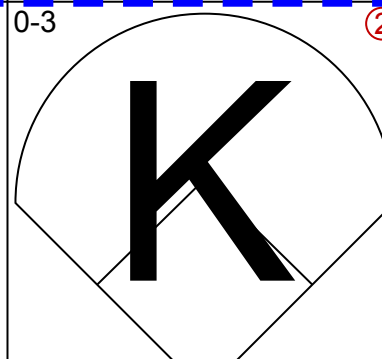
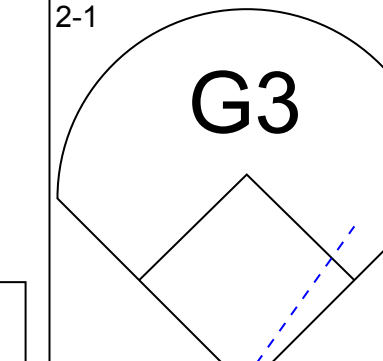
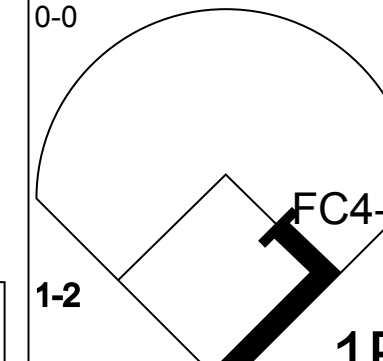
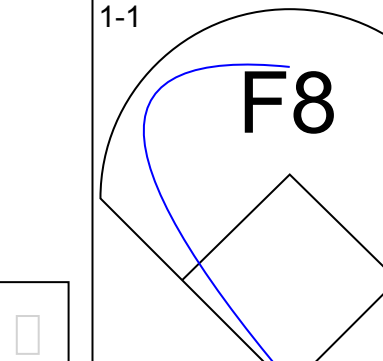
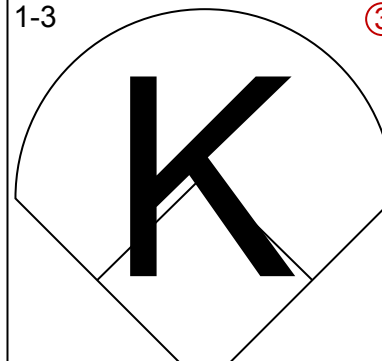
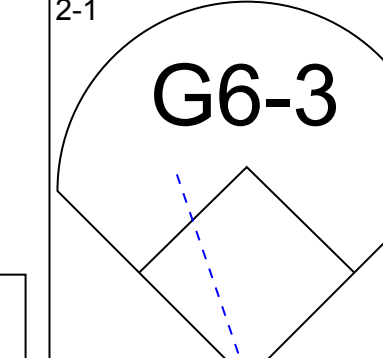
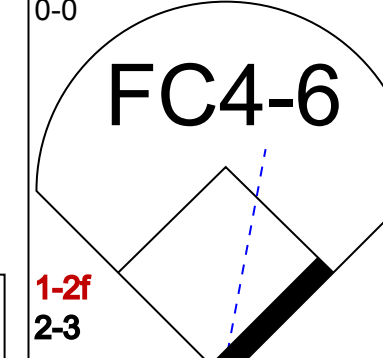
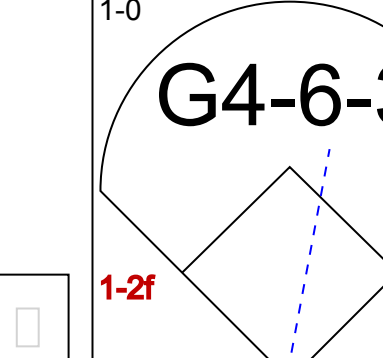
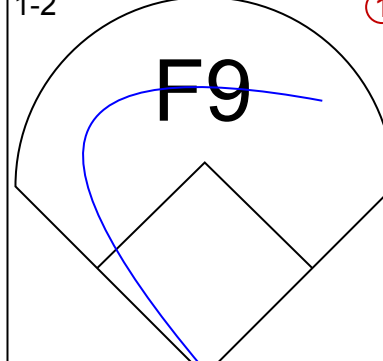
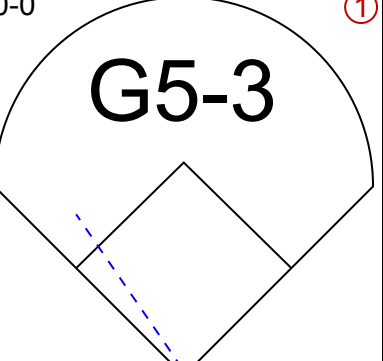
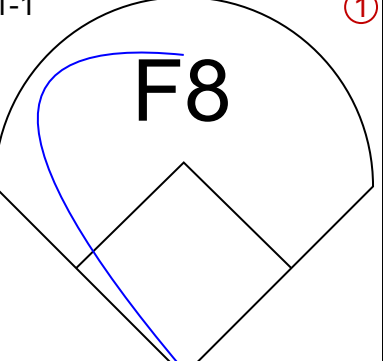
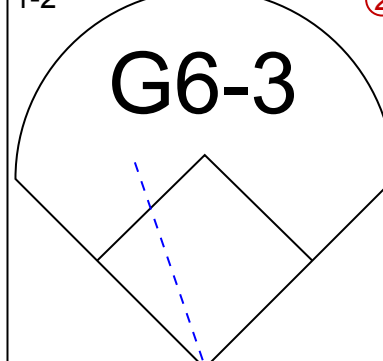
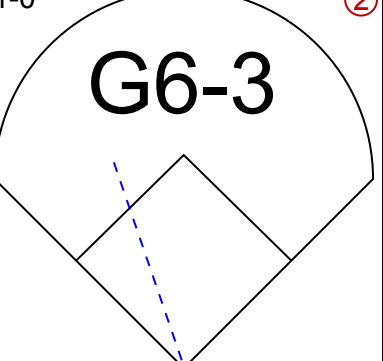
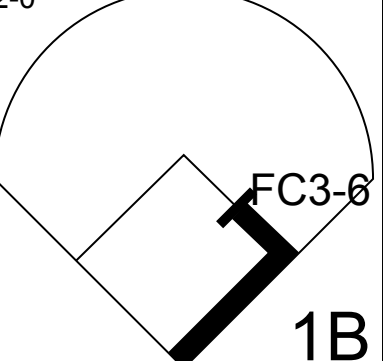
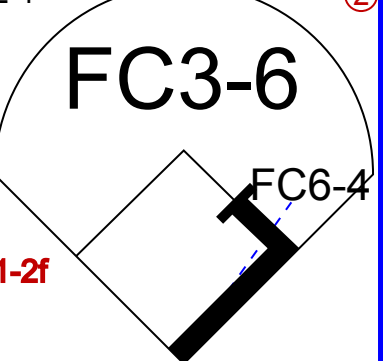
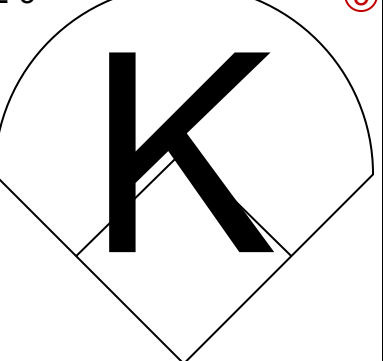
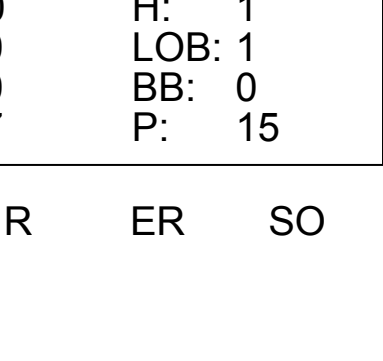


Batter	1	2	3	4	5	6	7	8	9	AB	R	H	RBI	BB	SO	LOB	BOTTOM										
Donnie Sadler, R OBP: 0.279, SLG: 0.274 (1, 4)										0	0	0	0	0	0	0											
Rey Sanchez, R OBP: 0.310, SLG: 0.344 Dave McCarty, R OBP: 0.314, SLG: 0.379 (6, PH) (6, 7)										3	1	1	1	0	1	1											
Brent Mayne, L OBP: 0.377, SLG: 0.404 A.J. Hinch, R OBP: 0.229, SLG: 0.336 (1, 2) (7, 2)										5	0	1	0	0	0	4											
29 Mike Sweeney, R OBP: 0.391, SLG: 0.620 (1, 3)										5	0	1	0	0	0	4											
Mark Quinn, R OBP: 0.319, SLG: 0.550 (1, 10)										4	1	1	1	0	2	1											
Joe Randa, R OBP: 0.311, SLG: 0.377 (6, 4)										4	0	0	0	0	2	1											
Jermaine Dye, R OBP: 0.345, SLG: 0.430 (1, 9)										2	1	1	0	2	0	0											
Carlos Beltrán, S OBP: 0.310, SLG: 0.427 (1, 8)										3	0	1	0	1	0	3											
Raul Ibanez, L OBP: 0.346, SLG: 0.421 (1, 7) (6, 5)										4	0	1	0	0	0	1											
Luis Ordez, R OBP: 0.327, SLG: 0.340 (1, 6) (1, 4) (6, 6)										4	1	1	0	0	1	3											
Inning Stats	R: 0 E: 0 K: 0 S: 9	H: 0 LOB: 0 BB: 0 P: 16	R: 1 E: 0 K: 0 S: 10	H: 2 LOB: 1 BB: 0 P: 14	R: 0 E: 0 K: 2 S: 10	H: 0 LOB: 0 BB: 0 P: 14	R: 0 E: 0 K: 1 S: 14	H: 1 LOB: 2 BB: 1 P: 23	R: 0 E: 0 K: 1 S: 6	H: 0 LOB: 0 BB: 0 P: 11	R: 1 E: 0 K: 2 S: 10	H: 1 LOB: 0 BB: 0 P: 16	R: 1 E: 0 K: 1 S: 18	H: 2 LOB: 3 BB: 2 P: 34	R: 0 E: 0 K: 1 S: 11	H: 0 LOB: 1 BB: 1 P: 20	R: 2 E: 0 K: 0 S: 8	H: 2 LOB: 0 BB: 0 P: 16	1B: 4 2B: 1 3B: 0 HR: 3	SF: 0 SAC: 0 DP: 1 HBP: 1	WP: 0 PB: 0 SB: 0 CS: 0	PA: 39					
PITCHER	IP	WLS	BF	H	R	ER	SO	BB	IBB	HBP	BLK	WP	HR	S	P	ERA	WHIP										
Scott Elarton, R ERA: 6.92 (1, 1)	0.0		1	0	0	0	0	0	0	0	0	0	0	2	5	∞	∞										
Ron Villone, L ERA: 6.13 (1, 1)	5.0	W	18	3	1	1	4	1	0	0	0	0	1	47	73	1.80	0.800										
Nelson Cruz, R ERA: 3.94 (6, 1)	1.0		7	3	2	2	2	1	0	0	0	0	1	15	27	18.00	4.000										
Octavio Dotel, R ERA: 3.22 (7, 1)	2.0		8	0	0	0	2	2	0	0	0	0	0	24	43	0.00	1.000										
Dave Mlicki, R ERA: 7.5 (9, 1)	1.0		5	2	2	2	0	0	0	0	0	0	1	8	16	18.00	2.000										

Houston Astros @ Kansas City Royals
Kauffman Stadium, Kansas City, MO
Sun Jul 08 2001, 1:05 PM CDT
Att: 14,951 - Cloudy - 91 F

AB 34
R 5
H 8
RBI 5
BB 4
SO 8
LOB 17

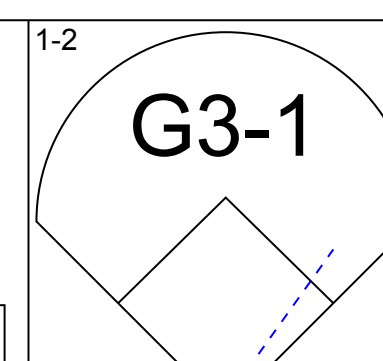
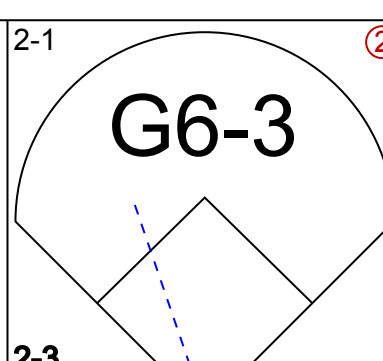
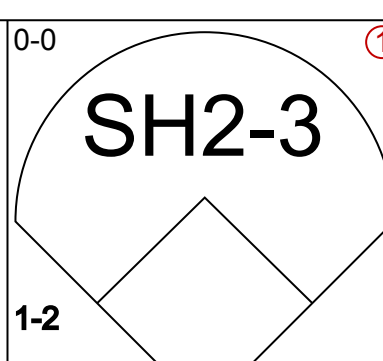
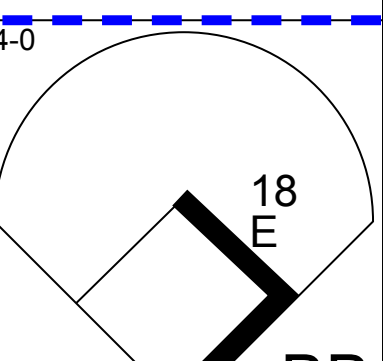
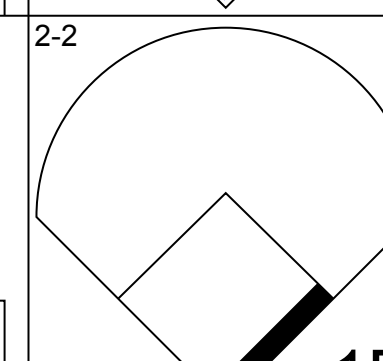
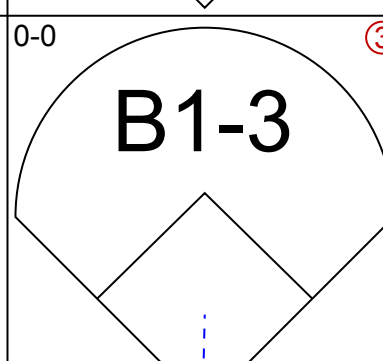
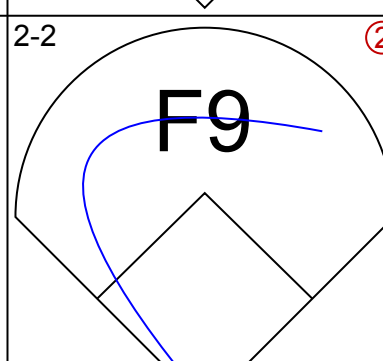
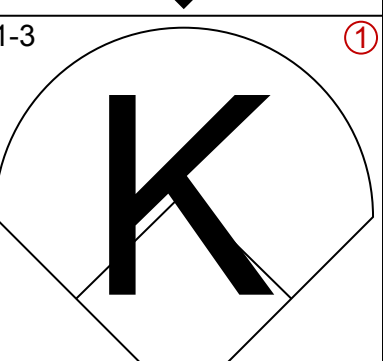
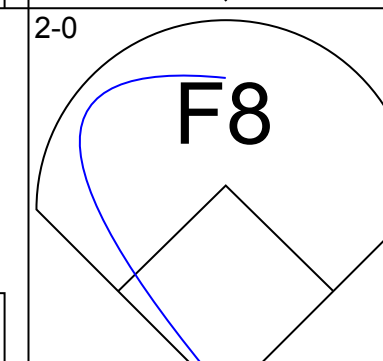
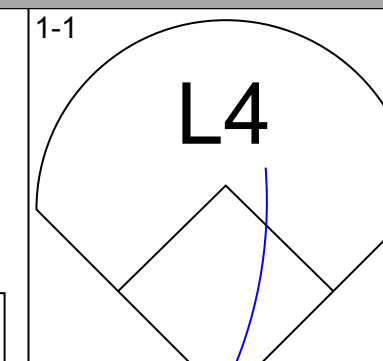
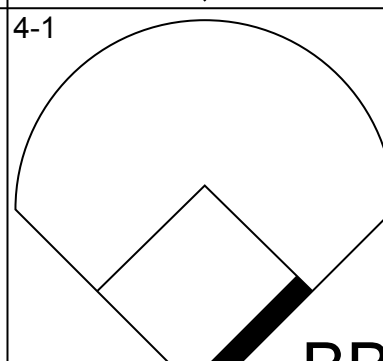
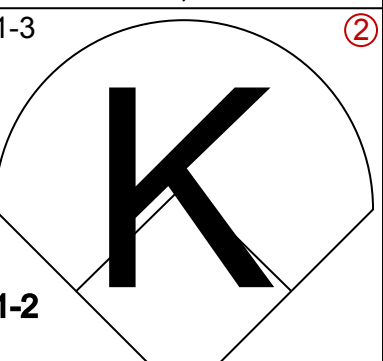
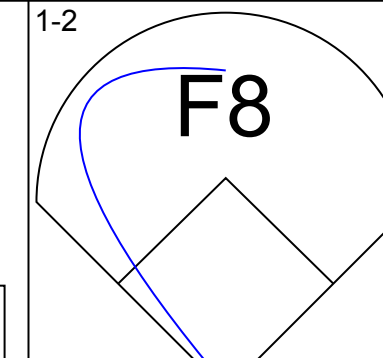
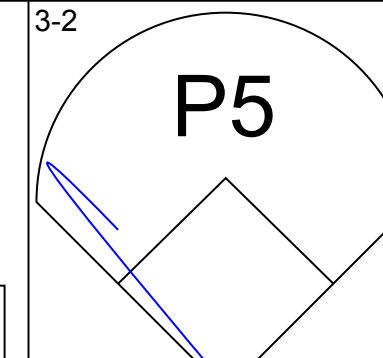
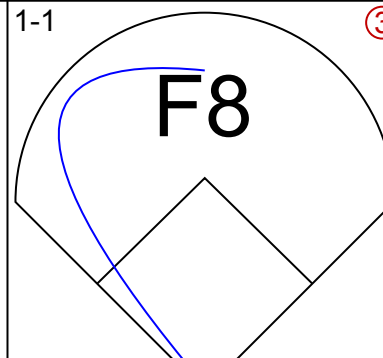
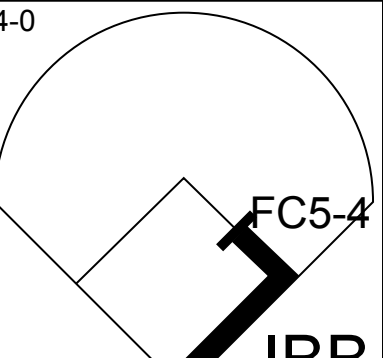
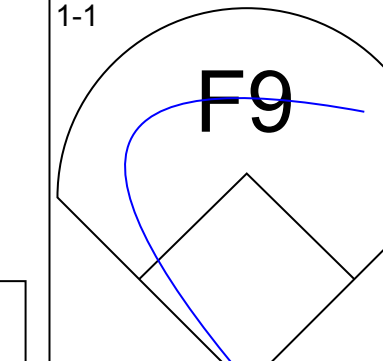
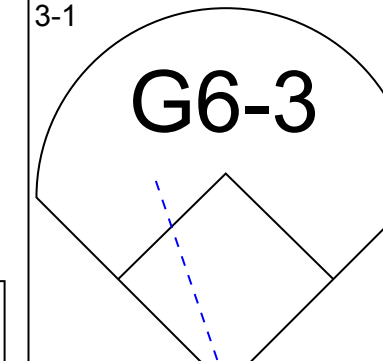
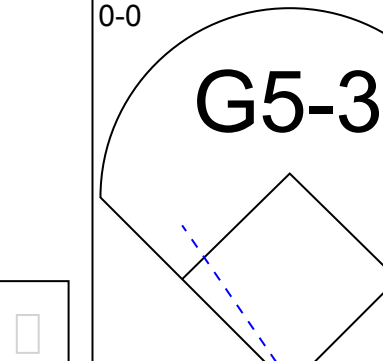
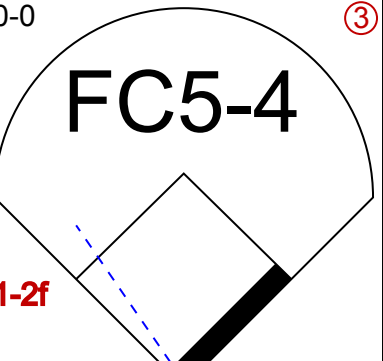
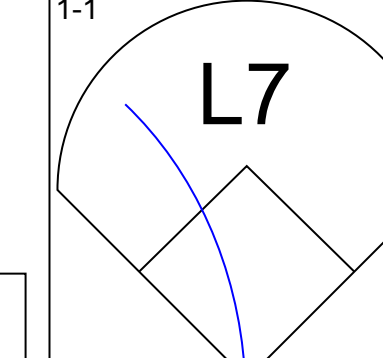
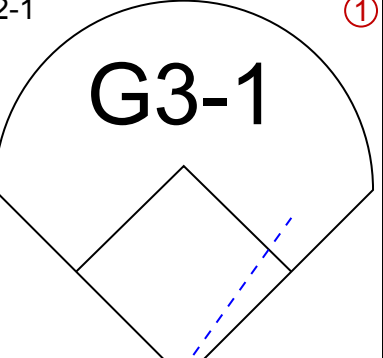
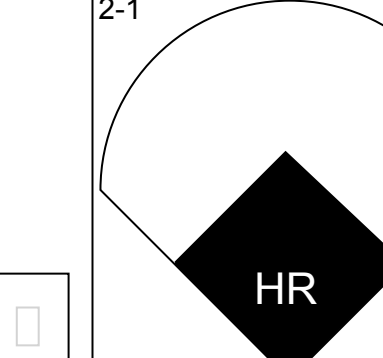
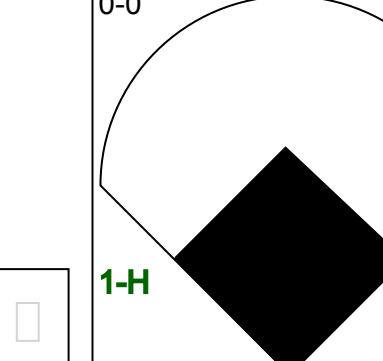
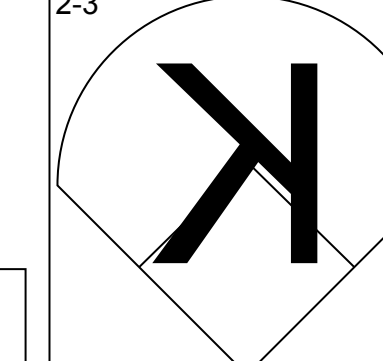
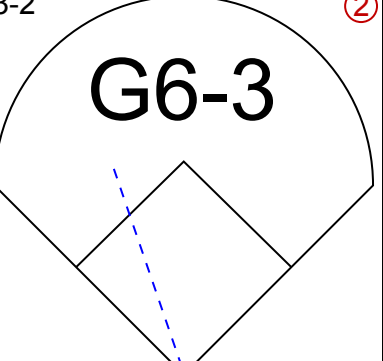
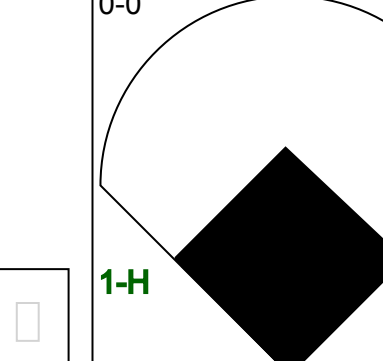
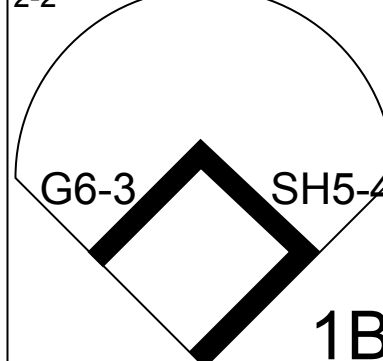
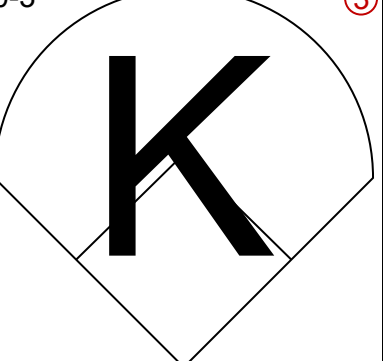

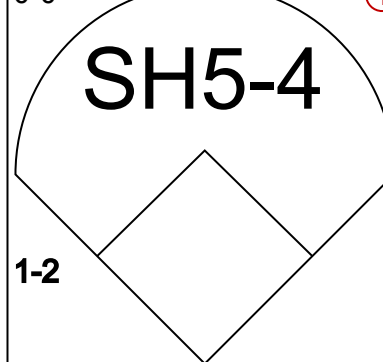
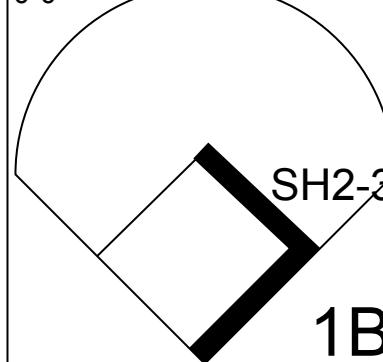



Batter	1	2	3	4	5	6	7	8	9	AB	R	H	RBI	BB	SO	LOB	TOP					
Donnie Sadler, R OBP: 0.271, SLG: 0.264 (1, 4)										4	0	0	0	0	1	2						
Rey Sanchez, R OBP: 0.309, SLG: 0.343 (1, 6)				 1B						4	0	1	0	0	0	0						
29 Mike Sweeney, R OBP: 0.390, SLG: 0.616 (1, 3)				 1B						4	0	1	0	0	0	1						
Mark Quinn, R OBP: 0.318, SLG: 0.544 (1, 7)				 1B			 1B			4	0	1	0	0	1	2						
Jermaine Dye, R OBP: 0.343, SLG: 0.428 (1, 9)				 1B						4	0	1	0	0	1	2						
Joe Randa, R OBP: 0.308, SLG: 0.373 (1, 5)				 1B			 1B			3	0	0	0	0	0	3						
Carlos Beltrán, S OBP: 0.307, SLG: 0.423 (1, 8)										3	0	0	0	0	0	0						
Héctor Ortiz, R OBP: 0.301, SLG: 0.309 (1, 2)								 1B		3	0	1	0	0	0	0						
Jeff Suppan, R OBP: 0.500, SLG: 0.500 (8, PH)								 1B		2	0	1	0	0	1	0						
Dave McCarty, R OBP: 0.312, SLG: 0.376 (8, 1)										1	0	0	0	0	0	1						
Jeff Austin, R (8, 1)								 1B		0	0	0	0	0	0	0						
Inning Stats	R: 0 E: 0 K: 1 S: 6	H: 0 LOB: 0 BB: 0 P: 12	R: 0 E: 0 K: 0 S: 8	H: 0 LOB: 0 BB: 0 P: 14	R: 0 E: 0 K: 0 S: 10	H: 1 LOB: 1 BB: 0 P: 15	R: 0 E: 0 K: 0 S: 8	H: 2 LOB: 2 BB: 0 P: 9	R: 0 E: 0 K: 1 S: 6	H: 0 LOB: 0 BB: 0 P: 9	R: 0 E: 0 K: 0 S: 6	H: 0 LOB: 0 BB: 0 P: 6	R: 0 E: 0 K: 0 S: 4	H: 1 LOB: 0 BB: 0 P: 6	R: 0 E: 0 K: 0 S: 7	H: 1 LOB: 1 BB: 0 P: 15	R: 0 E: 0 K: 2 S: 12	H: 1 LOB: 1 BB: 0 P: 17	1B: 6 2B: 0 3B: 0 HR: 0	SF: 0 SAC: 0 DP: 1 HBP: 0	WP: 0 PB: 0 SB: 0 CS: 0	PA: 32
PITCHER	IP	WLS	BF	H	R	ER	SO	BB	IBB	HBP	BLK	WP	HR	S	P	ERA	WHIP					
Jimmy Anderson, L ERA: 4.67	8.1	W	30	6	0	0	2	0	0	0	0	0	0	61	96	0.00	0.720					
Mike Williams, R ERA: 3.79	0.2	S	2	0	0	0	2	0	0	0	0	0	0	6	7	0.00	0.000					

Kansas City Royals @ Pittsburgh Pirates
PNC Park, Pittsburgh, PA
Thu Jul 12 2001, 7:05 PM EDT
Att: 26,393 - Sunny - 74 F

AB 32
R 0
H 6
RBI 0
BB 0
SO 4
LOB 11

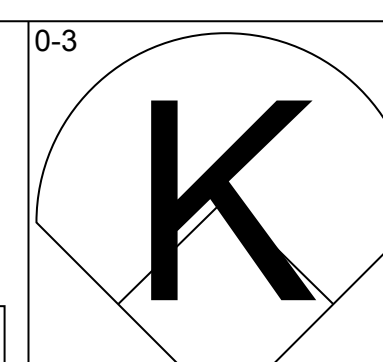
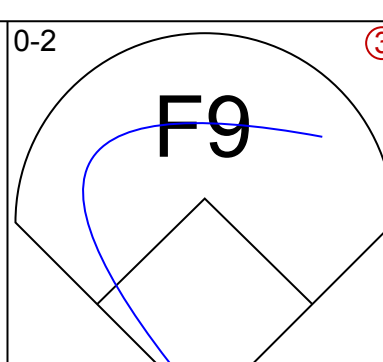
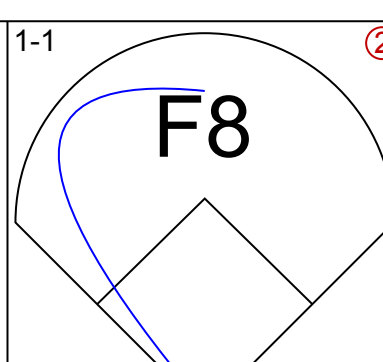
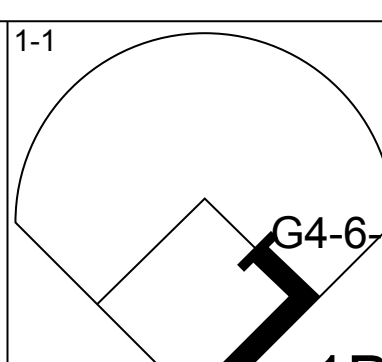
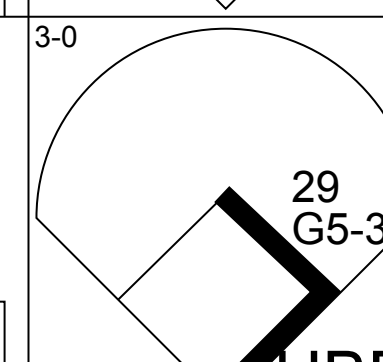
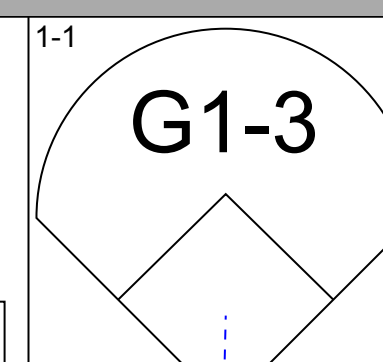
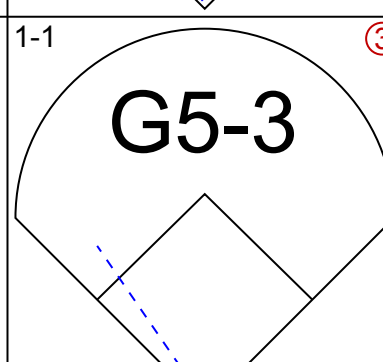
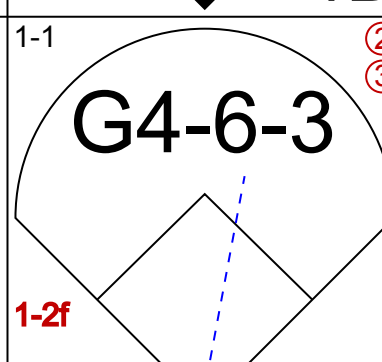
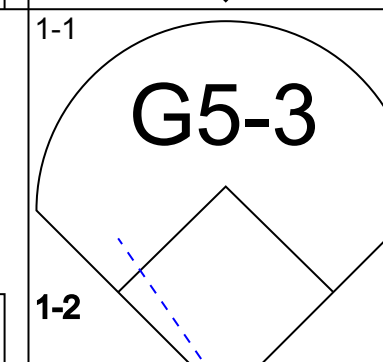
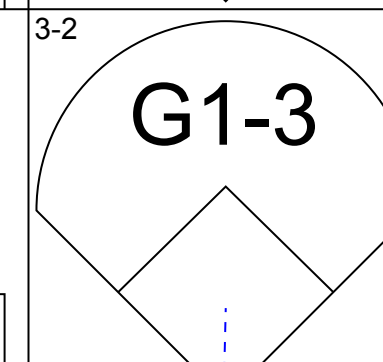
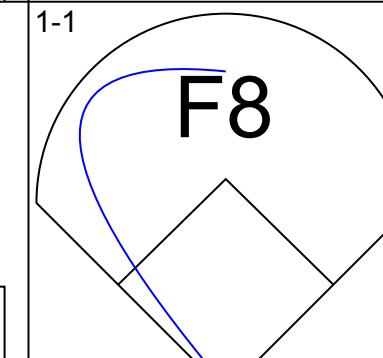
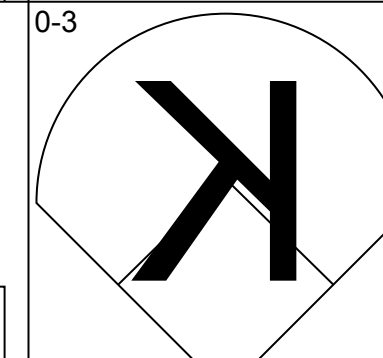
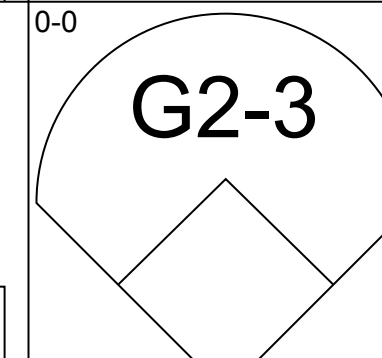
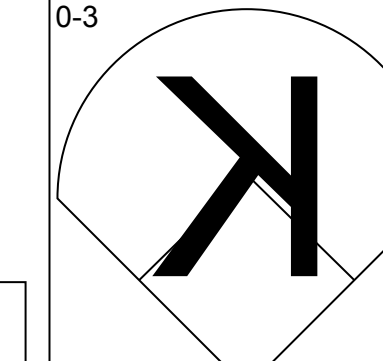
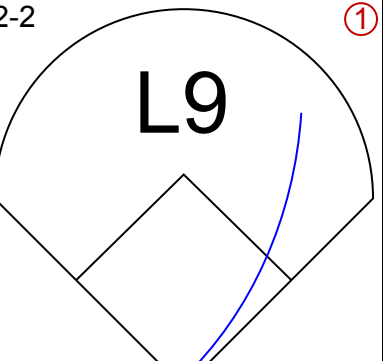
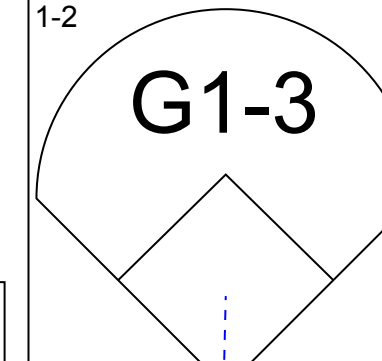
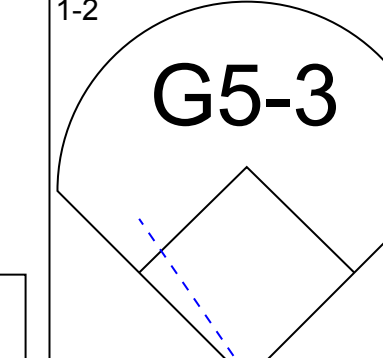
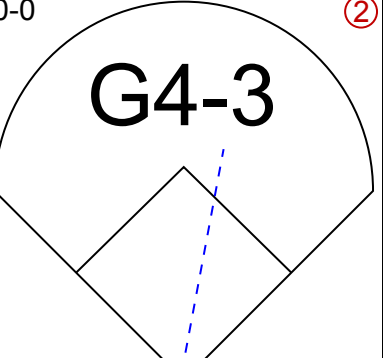
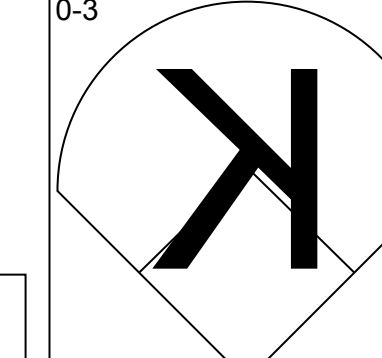
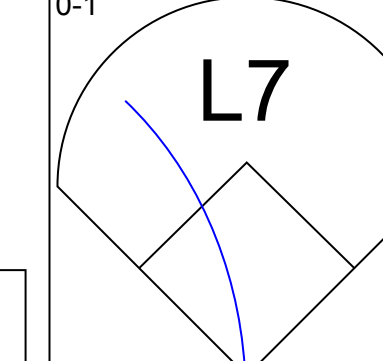
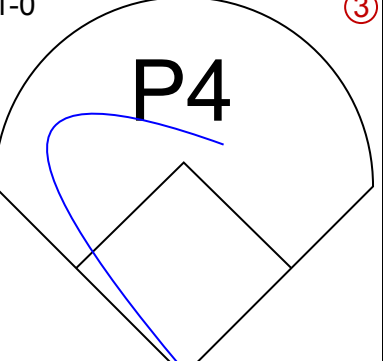
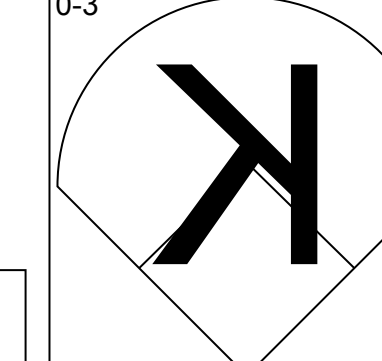
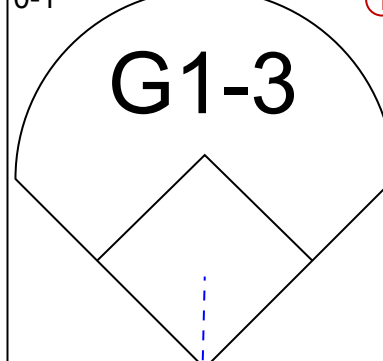
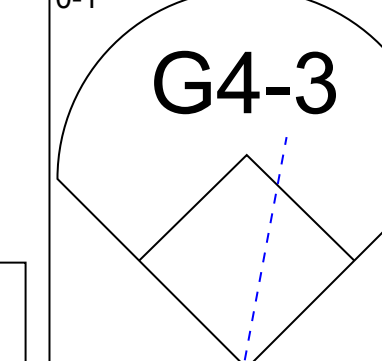
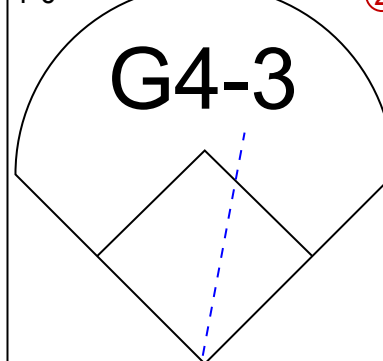
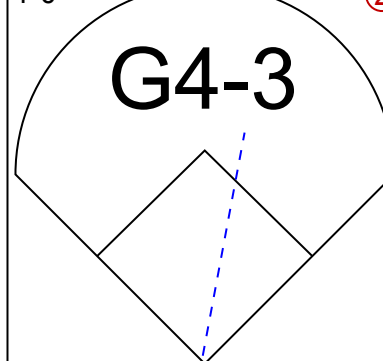
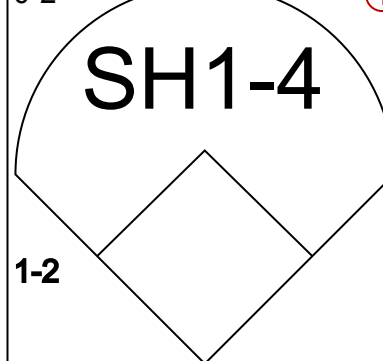
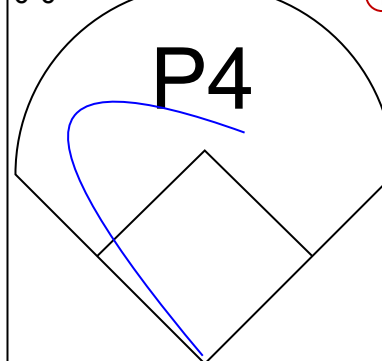


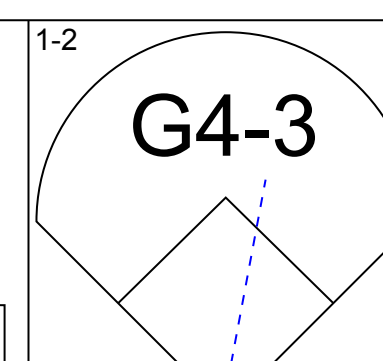
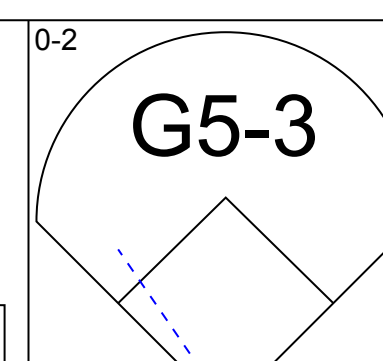
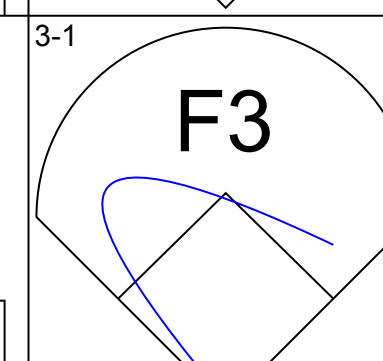
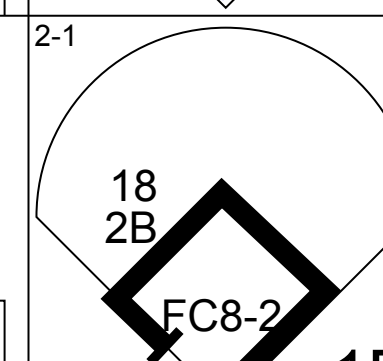
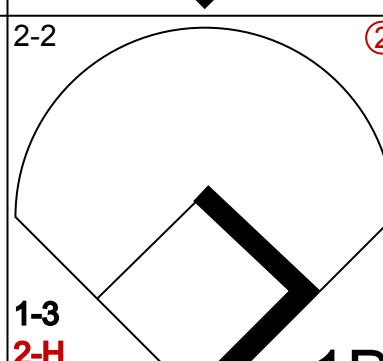
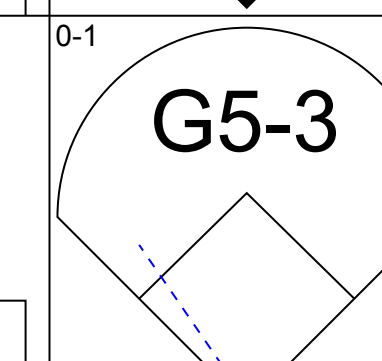
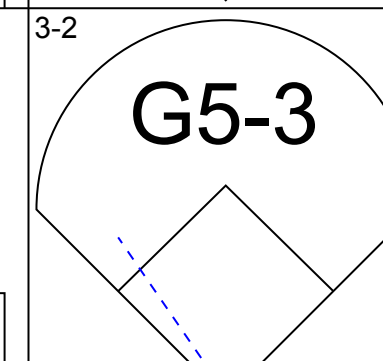
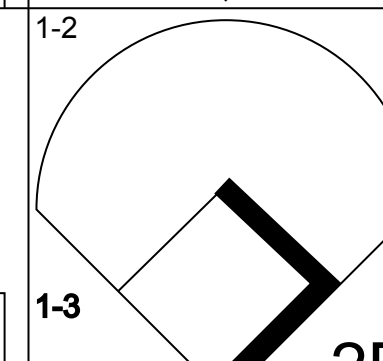
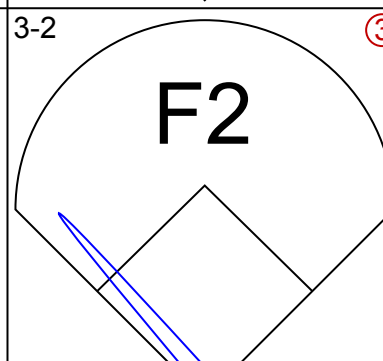
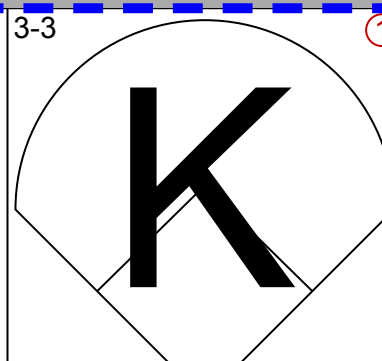
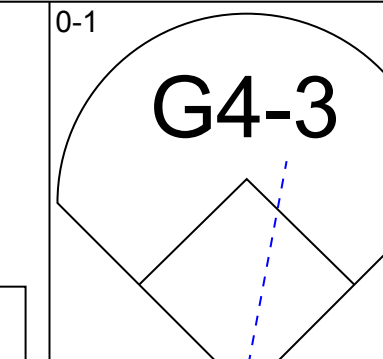
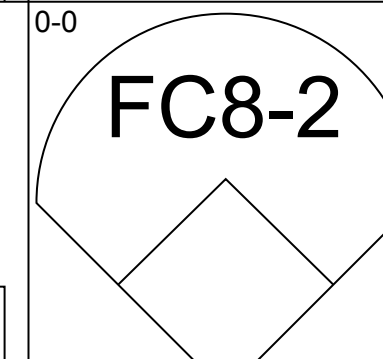
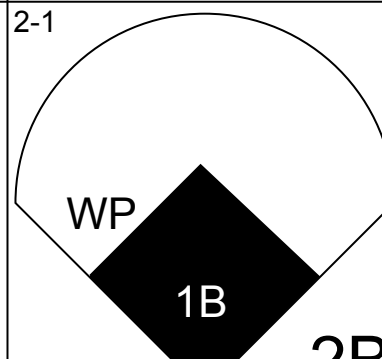
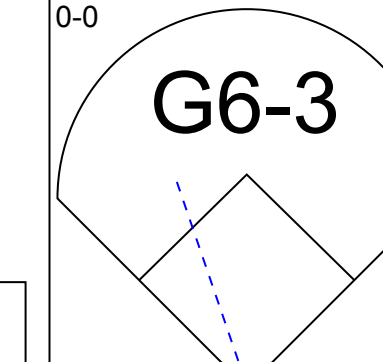
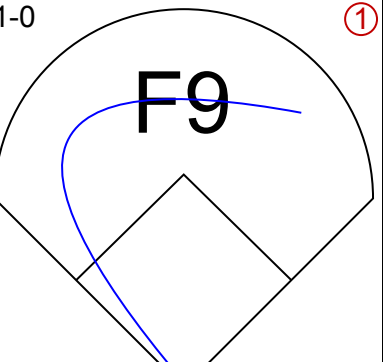
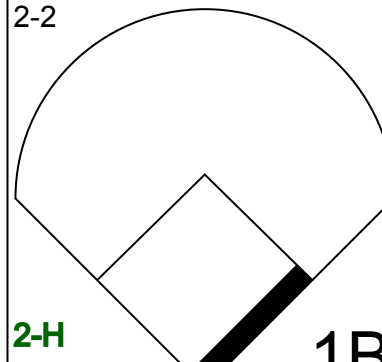
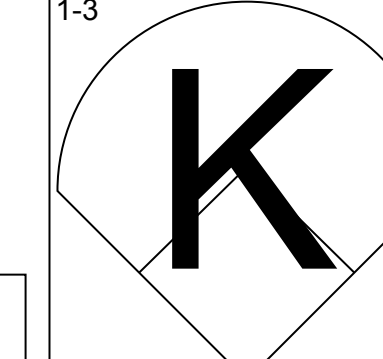
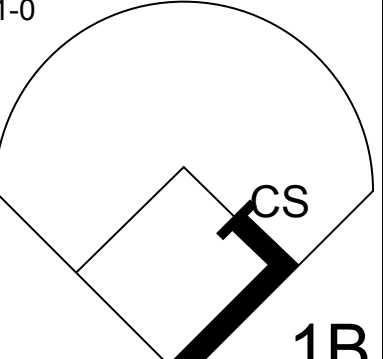

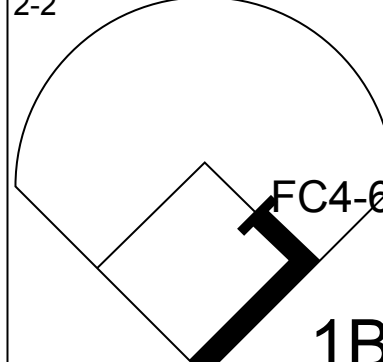
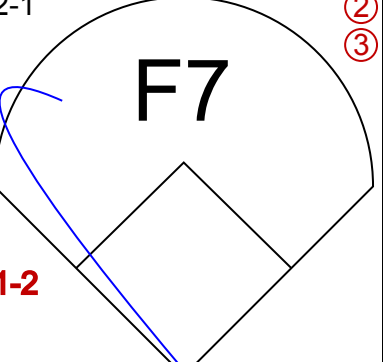
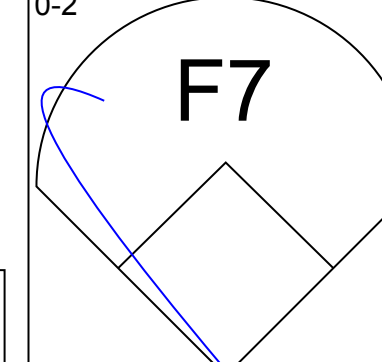
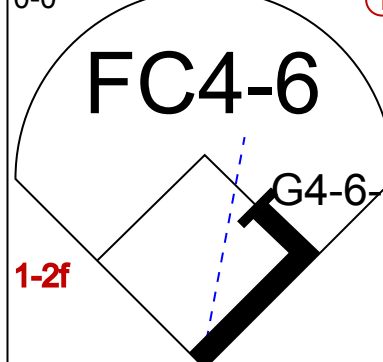
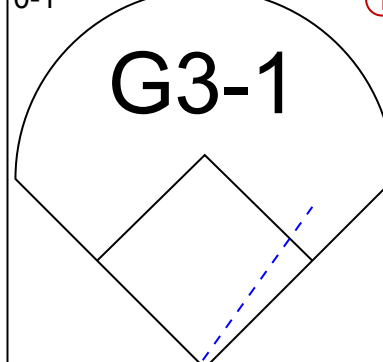
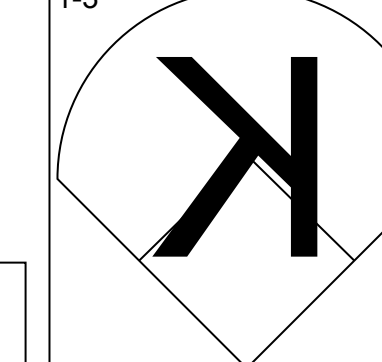
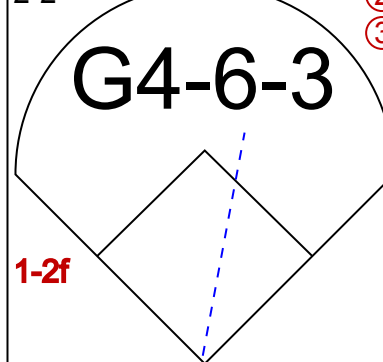
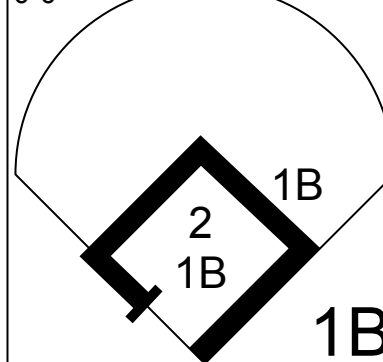
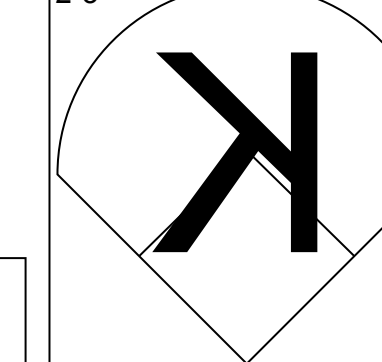
Batter	1	2	3	4	5	6	7	8	9	AB	R	H	RBI	BB	SO	LOB	BOTTOM				
Abraham Nunez, S OBP: 0.319, SLG: 0.314 (1, 4)										2	0	0	0	1	0	1					
2 Jack Wilson, R OBP: 0.301, SLG: 0.381 (1, 6)										4	0	1	0	0	1	3					
18 Jason Kendall, R OBP: 0.331, SLG: 0.336 (1, 2)										3	0	0	0	1	1	2					
Brian Giles, L OBP: 0.400, SLG: 0.625 (1, 8)								 IBB		3	0	0	0	1	0	3					
Aramis Ramirez, R OBP: 0.352, SLG: 0.515 (1, 5)								 1B		4	0	0	0	0	0	2					
John Vander Wal, L OBP: 0.374, SLG: 0.488 (8, 7)							 1B			3	1	1	0	0	0	0					
Adam Hyzdu, R OBP: 0.333, SLG: 0.950 (8, 7)							 1B			0	0	0	0	0	0	0					
Kevin Young, R OBP: 0.308, SLG: 0.490 (1, 3)							 1B			3	1	1	2	0	1	0					
Rob Mackowiak, L OBP: 0.368, SLG: 0.455 (8, 9)			 1B							3	0	1	0	0	2	0					
Jimmy Anderson, L OBP: 0.194, SLG: 0.143 (9, 1)			 1B			 1B				2	0	1	0	0	0	0					
Inning Stats	R: 0 E: 0 K: 0 S: 10	H: 1 LOB: 1 BB: 0 P: 16	R: 0 E: 0 K: 1 S: 7	H: 0 LOB: 0 BB: 0 P: 11	R: 0 E: 0 K: 0 S: 7	H: 1 LOB: 1 BB: 0 P: 11	R: 0 E: 0 K: 0 S: 7	H: 0 LOB: 0 BB: 0 P: 14	R: 0 E: 0 K: 1 S: 9	H: 0 LOB: 0 BB: 0 P: 14	R: 0 E: 0 K: 0 S: 8	H: 1 LOB: 2 BB: 1 P: 15	R: 2 E: 0 K: 1 S: 9	H: 2 LOB: 0 BB: 0 P: 13	R: 0 E: 1 K: 2 S: 8	H: 0 LOB: 2 BB: 2 P: 18	1B: 4 2B: 0 3B: 0 HR: 1	SF: 0 SAC: 2 DP: 0 HBP: 0	WP: 0 PB: 0 SB: 0 CS: 0	PA: 32	
PITCHER	IP	WLS	BF	H	R	ER	SO	BB	IBB	HBP	BLK	WP	HR	S	P	ERA	WHIP				
Jeff Suppan, R ERA: 4.52	7.0	L	27	5	2	2	3	1	0	0	0	0	0	1	57	2.57	0.857				
Jeff Austin, R ERA: 1.04	1.0		5	0	0	0	2	1	1	0	0	0	0	8	18	0.00	1.000				

Kansas City Royals @ Pittsburgh Pirates
PNC Park, Pittsburgh, PA
Thu Jul 12 2001, 7:05 PM EDT
Att: 26,393 - Sunny - 74 F

AB 27
R 2
H 5
RBI 2
BB 3
SO 5
LOB 11



Batter	1	2	3	4	5	6	7	8	9	AB	R	H	RBI	BB	SO	LOB	TOP					
Luis Alica, S OBP: 0.327, SLG: 0.361										4	0	1	0	0	1	1	Kansas City Royals @ Pittsburgh Pirates PNC Park, Pittsburgh, PA Fri Jul 13, 2001, 7:05 PM EDT Att: 35,325 - Sunny - 83 F livebaseballscorecards.com					
Rey Sanchez, R OBP: 0.309, SLG: 0.340										3	0	0	0	0	0	2						
29 Mike Sweeney, R OBP: 0.387, SLG: 0.610										3	0	0	0	0	1	1						
Mark Quinn, R OBP: 0.313, SLG: 0.536										3	0	0	0	0	1	1						
Jermaine Dye, R OBP: 0.341, SLG: 0.424										3	0	0	0	0	1	0						
Joe Randa, R OBP: 0.306, SLG: 0.370										3	0	0	0	0	1	0						
Carlos Beltrán, S OBP: 0.305, SLG: 0.419										3	0	0	0	0	1	0						
Brent Mayne, L OBP: 0.372, SLG: 0.398										3	0	0	0	0	0	0						
Chad Durbin, R Raul Ibanez, L Jason Grimsley, R										1	0	0	0	0	0	0						
Inning Stats	R: 0 E: 0 K: 1 S: 7	H: 0 LOB: 1 BB: 0 P: 12	R: 0 E: 0 K: 1 S: 10	H: 0 LOB: 0 BB: 0 P: 11	R: 0 E: 0 K: 0 S: 6	H: 0 LOB: 0 BB: 0 P: 7	R: 0 E: 0 K: 1 S: 8	H: 0 LOB: 0 BB: 0 P: 12	R: 0 E: 0 K: 0 S: 5	H: 0 LOB: 0 BB: 0 P: 8	R: 0 E: 1 K: 0 S: 8	H: 0 LOB: 1 BB: 0 P: 12	R: 0 E: 0 K: 1 S: 8	H: 0 LOB: 0 BB: 0 P: 10	R: 0 E: 0 K: 2 S: 8	H: 0 LOB: 0 BB: 0 P: 8	R: 0 E: 0 K: 0 S: 6	H: 1 LOB: 0 BB: 0 P: 7	1B: 1 2B: 0 3B: 0 HR: 0	SF: 0 SAC: 1 DP: 1 HBP: 1	WP: 0 PB: 0 SB: 0 CS: 0	PA: 29
PITCHER Todd Ritchie, R ERA: 3.77	IP: 9.0 WLS: W BF: 29 H: 1 R: 0 ER: 0 SO: 6 BB: 0 IBB: 0 HBP: 1 BLK: 0 WP: 0 HR: 0 S: 66 P: 87 ERA: 0.00 WHIP: 0.111															PITCHER IP: WLS: BF: H: R: ER: SO: BB: IBB: HBP: BLK: WP: HR: S: P: ERA: WHIP						

Batter	1	2	3	4	5	6	7	8	9	AB	R	H	RBI	BB	SO	LOB	BOTTOM					
Tike Redman, L OBP: 0.167, SLG: 0.167										4	0	2	0	0	0	0	Kansas City Royals @ Pittsburgh Pirates PNC Park, Pittsburgh, PA Fri Jul 13, 2001, 7:05 PM EDT Att: 35,325 - Sunny - 83 F livebaseballscorecards.com					
2 Jack Wilson, R OBP: 0.307, SLG: 0.385										4	0	2	0	0	0	1						
18 Jason Kendall, R OBP: 0.330, SLG: 0.338										4	0	1	0	0	1	2						
Brian Giles, L OBP: 0.398, SLG: 0.623										4	1	1	0	0	1	2						
Aramis Ramirez, R OBP: 0.351, SLG: 0.512										4	0	1	1	0	0	0						
John Vander Wal, L OBP: 0.377, SLG: 0.490										3	0	2	0	0	1	0						
Kevin Young, R OBP: 0.308, SLG: 0.399										3	0	1	0	0	0	2						
Abraham Nunez, S OBP: 0.314, SLG: 0.309										3	0	0	0	0	1	1						
Todd Ritchie, R OBP: 0.216, SLG: 0.229										3	0	1	0	0	1	1						
Inning Stats	R: 0 E: 0 K: 0 S: 11	H: 0 LOB: 0 BB: 0 P: 18	R: 0 E: 0 K: 1 S: 6	H: 0 LOB: 0 BB: 0 P: 7	R: 0 E: 0 K: 0 S: 10	H: 1 LOB: 0 BB: 0 P: 14	R: 0 E: 0 K: 0 S: 10	H: 2 LOB: 1 BB: 0 P: 13	R: 0 E: 0 K: 0 S: 4	H: 1 LOB: 0 BB: 0 P: 8	R: 0 E: 0 K: 0 S: 14	H: 3 LOB: 2 BB: 0 P: 20	R: 0 E: 0 K: 1 S: 11	H: 1 LOB: 1 BB: 0 P: 17	R: 0 E: 0 K: 2 S: 10	H: 1 LOB: 1 BB: 0 P: 13	R: 1 E: 0 K: 1 S: 10	H: 2 LOB: 1 BB: 0 P: 17	1B: 9 2B: 3 3B: 0 HR: 0	SF: 0 SAC: 0 DP: 2 HBP: 0	WP: 1 PB: 0 SB: 0 CS: 1	PA: 32
PITCHER Chad Durbin, R Jason Grimsley, R	IP: 8.0 WLS: L BF: 3 H: 2 R: 1 ER: 1 SO: 4 BB: 0 IBB: 0 HBP: 0 BLK: 0 WP: 1 HR: 0 S: 76 P: 110 ERA: 0.00 WHIP: 1.125															PITCHER IP: WLS: BF: H: R: ER: SO: BB: IBB: HBP: BLK: WP: HR: S: P: ERA: WHIP						

Batter	1	2	3	4	5	6	7	8	9	AB	R	H	RBI	BB	SO	LOB	TOP					
Luis Alica, S (1,4) OBP: 0.342, SLG: 0.375	0-1 CS 1B		1-1 G6-4-3 1B		1-2 E3		1-2 2-3 1B			4	0	3	1	0	0	2	Kansas City Royals @ Chicago Cubs Wrigley Field, Chicago, IL Sun Jul 15 2001, 1:20 PM CDT Att: 39,183 - Sunny - 75 F					
Rey Sanchez, R (1,6) OBP: 0.307, SLG: 0.338	0-2 F9		1-0 G6-4-3 1-2		0-1 G3		0-1 L4			4	0	0	0	0	0	8						
29 Mike Sweeney, R (1,3) OBP: 0.384, SLG: 0.603	4-2 1-2 BB			1-1 F9		2-3 K	1-2 P5			3	0	0	0	1	1	3						
Mark Quinn, R (1,7) OBP: 0.309, SLG: 0.537	0-1 F8			0-0 F7		2-0 F8		0-0 F9		4	0	0	0	0	0	1						
Jermaine Dye, R (1,9) OBP: 0.340, SLG: 0.422		2-1 G6-3		2-3 K		0-0 G6-3		1-3 K		4	0	0	0	0	2	0						
Carlos Beltrán, S (1,8) OBP: 0.313, SLG: 0.431		4-2 BB			1-2 FC2-6 1B		1-2 E 1B	1-0 F8		3	1	2	0	1	0	0						
Joe Randa, R (1,5) OBP: 0.301, SLG: 0.364		0-1 F7			0-0 E FC2-6 1B		1-0 F9		0-1 F8	4	0	1	0	0	0	2						
Brent Mayne, L (1,2) OBP: 0.370, SLG: 0.395		0-1 F7			0-0 F8		0-0 1B E 1B		1-1 G6-3	4	0	1	0	0	0	3						
Paul Byrd, R (1,1) OBP: 0.167, SLG: 0.167			2-2 G1-3		0-0 FC2-6 E		0-0 E4 1B		3-2 G4-3	2	0	0	0	0	0	2						
Raul Ibanez, L (7, PH) OBP: 0.339, SLG: 0.412					1-2 2-3		1-2 2-3			1	0	0	0	0	0	2						
Doug Henry, R (7, PH) OBP: 0.313, SLG: 0.374										0	0	0	0	0	0	0						
Dave McCarty, R (9, PH) OBP: 0.313, SLG: 0.374										1	0	0	0	0	0	0						
Inning Stats	R: 0 E: 0 K: 0 S: 12	H: 1 LOB: 1 BB: 1 P: 16	R: 0 E: 0 K: 0 S: 9	H: 0 LOB: 1 BB: 1 P: 15	R: 0 E: 0 K: 0 S: 6	H: 1 LOB: 0 BB: 0 P: 10	R: 0 E: 0 K: 1 S: 7	H: 0 LOB: 0 BB: 0 P: 10	R: 0 E: 1 K: 0 S: 12	H: 2 LOB: 3 BB: 0 P: 14	R: 0 E: 0 K: 1 S: 5	H: 0 LOB: 0 BB: 0 P: 9	R: 1 E: 1 K: 0 S: 13	H: 3 LOB: 3 BB: 0 P: 18	R: 0 E: 0 K: 1 S: 5	H: 0 LOB: 0 BB: 0 P: 7	R: 0 E: 0 K: 0 S: 8	H: 0 LOB: 0 BB: 0 P: 12	1B: 7 2B: 0 3B: 0 HR: 0	SF: 0 SAC: 0 DP: 1 HBP: 0	WP: 0 PB: 0 SB: 0 CS: 1	PA: 36
PITCHER	IP WLS BF H R ER SO BB IBB HBP BLK WP HR S P ERA WHIP																					
Jon Lieber, R (1,1) ERA: 3.32	6.2 W 29 7 1 1 2 2 0 0 0 0 0 0 60 87 1.35 1.350																					
Kyle Farnsworth, R (7,1) ERA: 2.53	0.1 H 1 0 0 0 0 0 0 0 0 0 0 0 4 5 0.00 0.000																					
Jeff Fassero, L (8,1) ERA: 2.28	1.0 H 3 0 0 0 1 0 0 0 0 0 0 0 5 7 0.00 0.000																					
Tom Gordon, R (9,1) ERA: 2.63	1.0 S 3 0 0 0 0 0 0 0 0 0 0 0 8 12 0.00 0.000																					

AB	34
R	1
H	7
RBI	1
BB	2
SO	3
LOB	23



Batter	1	2	3	4	5	6	7	8	9	AB	R	H	RBI	BB	SO	LOB	BOTTOM			
Eric Young Sr., R (1,4) OBP: 0.332, SLG: 0.409	1-1 G6-3 1B			3-2 FC3 BB SF9 1B		1-1 G6-3		2-1 F8		4	1	2	0	0	0	0	Kansas City Royals @ Chicago Cubs Wrigley Field, Chicago, IL Sun Jul 15 2001, 1:20 PM CDT Att: 39,183 - Sunny - 75 F			
Delino DeShields, L (1,7) OBP: 0.325, SLG: 0.323	0-0 G6-3			4-2 FC3 BB		3-1 1B		1-0 G4-3		2	1	1	0	1	0	1				
Augie Ojeda, S (8,5) OBP: 0.236, SLG: 0.253	1-2			1-2 BB		1B		2B		1	0	0	0	0	0	0				
Sammy Sosa, R (1,9) OBP: 0.423, SLG: 0.679	2-1 F7			0-0 F9		4-0 1B IBB		0-3 K		3	0	0	0	1	1	2				
Matt Stairs, L (1,3) OBP: 0.367, SLG: 0.456		0-0 G3		1-0 FC3		0-1 P5				3	0	0	0	0	0	4				
Ron Coomer, R (1,5) OBP: 0.321, SLG: 0.396		2-2 G3-1		2-0 SF9		2-2				2	0	1	2	0	0	0				
Jeff Fassero, L (8,1) Tom Gordon, R (9,1)				3-H G3-1		1-3 2-H 1B				0	0	0	0	0	0	0				
Ricky Gutierrez, R (1,6) OBP: 0.347, SLG: 0.431		0-0 F7		0-2 G3-1		0-1 FC4-6				3	0	0	0	0	0	4				
Corey Patterson, L (1,8) OBP: 0.207, SLG: 0.222			0-1 G4-3		0-0 G5-3		0-1 F7			3	0	0	0	0	0	0				
Joe Girardi, R (1,2) OBP: 0.272, SLG: 0.275			1-2 F8		1-2 G6-3		0-0 F7			3	0	0	0	0	0	0				
Jon Lieber, L (1,1) OBP: 0.171, SLG: 0.154			2-3 K		0-1 G4-3		2-2 G1-3			2	0	0	0	0	1	0				
Kyle Farnsworth, R (7,1) Gary Matthews, S (7, PH) OBP: 0.342, SLG: 0.398										0	0	0	0	0	0	0				
Inning Stats	R: 0 E: 0 K: 0 S: 5	H: 1 LOB: 0 BB: 0 P: 8	R: 0 E: 0 K: 0 S: 6	H: 0 LOB: 0 BB: 0 P: 8	R: 0 E: 0 K: 1 S: 10	H: 0 LOB: 0 BB: 0 P: 13	R: 1 E: 0 K: 0 S: 11	H: 1 LOB: 2 BB: 1 P: 21	R: 0 E: 0 K: 0 S: 8	H: 0 LOB: 0 BB: 0 P: 9	R: 1 E: 0 K: 0 S: 11	H: 2 LOB: 2 BB: 1 P: 21	R: 0 E: 0 K: 0 S: 6	H: 0 LOB: 0 BB: 0 P: 8	R: 0 E: 0 K: 1 S: 6	H: 0 LOB: 0 BB: 0 P: 9	1B: 3 2B: 1 3B: 0 HR: 0	SF: 1 SAC: 0 DP: 1 HBP: 0	WP: 0 PB: 0 SB: 0 CS: 0	PA: 30
PITCHER	IP WLS BF H R ER SO BB IBB HBP BLK WP HR S P ERA WHIP																			
Paul Byrd, R (1,1) ERA: 5.2	6.0 L 24 4 2 2 1 1 0 0 0 0 0 0 51 80 3.00 0.833																			
Doug Henry, R (7,1) ERA: 5.81	2.0 6 0 0 0 1 0 0 0 0 0 0 0 12 17 0.00 0.000																			

AB	27
R	2
H	4
RBI	2
BB	2
SO	2
LOB	11




Batter	1	2	3	4	5	6	7	8	9	AB	R	H	RBI	BB	SO	LOB	TOP				
Luis Alcea, S OBP: 0.343, SLG: 0.373	F7		E 1B		F2	BB			F7	4	1	1	0	1	0	0	Kansas City Royals @ Chicago Cubs Wrigley Field, Chicago, IL Mon Jul 16 2001, 7:05 PM CDT Att: 39,769 - Sunny - 85 F				
Rey Sanchez, R OBP: 0.309, SLG: 0.340	F8		E5 1B			G4-3			BB 1B 29 SF9	4	1	1	0	1	0	4					
Carlos Beltrán, S OBP: 0.314, SLG: 0.431	K				K				BB 1B 29 SF9	5	0	2	1	0	3	1					
29 Mike Sweeney, R OBP: 0.382, SLG: 0.599		FC5-4 1B	K		F7				SF9	4	1	1	1	0	1	3					
Mark Quinn, R OBP: 0.307, SLG: 0.527		E6 FC5-4	G1-3			BB G4-3 HBP			F7	4	1	0	0	0	0	4					
Jermaine Dye, R OBP: 0.340, SLG: 0.423	FC5-4 1B				G4-3				K	4	0	1	0	0	1	2					
Joe Randa, R OBP: 0.301, SLG: 0.363					K				F9	4	0	1	1	0	1	2					
Brent Mayne, L OBP: 0.377, SLG: 0.393									WP BB G4-6-3	1	0	0	0	3	0	2					
Dan Reichert, R Raul Ibanez, L Blake Stein, K 55 Tony Cogan, L Cory Bailey, R Donnie Sadler, R Jason Grimsley, R Roberto Hernandez, R			K		K				K 1-2 2-3	2	0	0	0	0	2	1		Kansas City Royals @ Chicago Cubs Wrigley Field, Chicago, IL Mon Jul 16 2001, 7:05 PM CDT Att: 39,769 - Sunny - 85 F			
Inning Stats	R: 0 E: 0 K: 1 S: 9	H: 0 LOB: 0 BB: 0 P: 13	R: 1 E: 1 K: 0 S: 11	H: 2 LOB: 1 BB: 0 P: 17	R: 1 E: 1 K: 2 S: 15	H: 2 LOB: 2 BB: 0 P: 19	R: 0 E: 0 K: 2 S: 9	H: 0 LOB: 1 BB: 1 P: 16	R: 0 E: 0 K: 1 S: 8	H: 1 LOB: 3 BB: 2 P: 11	R: 0 E: 0 K: 1 S: 5	H: 0 LOB: 0 BB: 0 P: 7	R: 0 E: 0 K: 2 S: 9	H: 0 LOB: 1 BB: 1 P: 18	R: 1 E: 0 K: 0 S: 13	H: 1 LOB: 1 BB: 1 P: 20			1B: 5 2B: 2 3B: 0 HR: 0	SF: 1 SAC: 0 DP: 1 HBP: 1	WP: 1 PB: 0 SB: 1 CS: 0
PITCHER	IP	WLS	BF	H	R	ER	SO	BB	IBB	HBP	BLK	WP	HR	S	P	ERA	WHIP				
Kevin Tapani, R ERA: 4.34	5.2	L	28	6	3	1	6	2	1	1	0	0	0	64	99	1.59	1.412				
Todd Van Poppel, R ERA: 3.02	2.1		8	0	0	0	3	1	0	0	0	1	0	16	28	0.00	0.429				
Kyle Farnsworth, R ERA: 3.07	1.0		5	1	1	1	0	1	0	0	0	0	0	13	20	9.00	2.000				

Batter	1	2	3	4	5	6	7	8	9	AB	R	H	RBI	BB	SO	LOB	BOTTOM			
Eric Young Sr., R OBP: 0.333, SLG: 0.407	S BB		F8		BB 1B 2B	FC6			F9	4	1	1	0	1	0	3	Kansas City Royals @ Chicago Cubs Wrigley Field, Chicago, IL Mon Jul 16 2001, 7:05 PM CDT Att: 39,769 - Sunny - 85 F			
Ricky Gutierrez, R OBP: 0.346, SLG: 0.429	K		F9		BB 1B				G6-3	4	1	1	0	0	1	2				
Delino DeShields, L OBP: 0.332, SLG: 0.333	S BB		FC6-4 1B		L4-6 1H 3H				K	3	0	2	2	1	1	0				
Sammy Sosa, R OBP: 0.422, SLG: 0.673	K		FC6-4						K	3	0	0	0	1	2	4				
Ron Coomer, R OBP: 0.317, SLG: 0.390	F2				L4-6				K	3	0	0	0	0	1	4				
Todd Van Poppel, R OBP: 0.250, SLG: 0.250										0	0	0	0	0	0	0				
Corey Patterson, L OBP: 0.200, SLG: 0.214										1	0	0	0	0	1	0				
Roosevelt Brown, L OBP: 0.300, SLG: 0.389		G1-3							G3	3	0	0	0	1	0	0				
Kyle Farnsworth, R										0	0	0	0	0	0	0				
Gary Matthews, S OBP: 0.337, SLG: 0.391		G6-3							G6-3	4	0	0	0	0	0	2				
Robert Machado, R OBP: 0.310, SLG: 0.436									F8	3	0	0	0	0	1	2				
Miguel Cairo, R OBP: 0.357, SLG: 0.337										1	0	0	0	0	0	0				
Kevin Tapani, R OBP: 0.185, SLG: 0.154										2	0	1	0	0	0	0				
Matt Stairs, L OBP: 0.368, SLG: 0.454			BB 1B			FC6 BB			K	1	0	0	0	1	1	0				
Inning Stats	R: 0 E: 0 K: 2 S: 13	H: 0 LOB: 2 BB: 2 P: 26	R: 0 E: 0 K: 1 S: 5	H: 0 LOB: 0 BB: 0 P: 7	R: 0 E: 0 K: 1 S: 9	H: 0 LOB: 1 BB: 0 P: 16	R: 2 E: 0 K: 0 S: 10	H: 3 LOB: 1 BB: 1 P: 17	R: 0 E: 0 K: 0 S: 11	H: 0 LOB: 2 BB: 2 P: 22	R: 0 E: 0 K: 2 S: 10	H: 0 LOB: 0 BB: 0 P: 13	R: 0 E: 0 K: 1 S: 5	H: 0 LOB: 0 BB: 0 P: 6	R: 0 E: 0 K: 1 S: 8	H: 0 LOB: 0 BB: 0 P: 13	1B: 4 2B: 2 3B: 0 HR: 0	SF: 0 SAC: 0 DP: 1 HBP: 0	WP: 0 PB: 0 SB: 3 CS: 0	PA: 37
PITCHER	IP	WLS	BF	H	R	ER	SO	BB	IBB	HBP	BLK	WP	HR	S	P	ERA	WHIP			
Dan Reichert, R ERA: 5.08	5.0		23	5	2	2	4	2	1	0	0	0	0	14	27	0.00	1.500			
Blake Stein, R ERA: 5.07	1.1	H	6	0	0	0	0	2	0	0	0	0	0	3	3	0.00	0.000			
55 Tony Cogan, L ERA: 5.59	0.1	H	1	0	0	0	1	0	0	0	0	0	0	4	5	0.00	0.000			
Cory Bailey, R ERA: 4.04	0.1	H	1	0	0	0	1	0	0	0	0	0	0	5	6	0.00	0.000			
Jason Grimsley, R ERA: 2.52	1.0	H	3	0	0	0	1	0	0	0	0	0	0	5	6	0.00	0.000			


Batter	1	2	3	4	5	6	7	8	9	AB	R	H	RBI	BB	SO	LOB	TOP									
Luis Alica, S OBP: 0.344, SLG: 0.371 (1, 4)	G1-3		SH2-4 1B		E BB		K		F9	4	0	1	0	1	1	0	Kansas City Royals @ Chicago Cubs Wrigley Field, Chicago, IL Tue Jul 17 2001, 1:20 PM CDT Att: 38,013 - Overcast - 81 F									
Luis Ordez, R OBP: 0.310, SLG: 0.321 55 Tony Cogan, L Cory Bailey, R Héctor Ortiz, R OBP: 0.291, SLG: 0.298 (1, 6) (7, 1) (7, 1) (8, 2)	K		SH2-4		G5-3		G6-3		P4	3	0	0	0	0	1	1										
Carlos Beltrán, S OBP: 0.316, SLG: 0.437 (1, 8)	K		G1-3			29 G4-3 SF8	2B			4	1	2	0	0	1	2										
29 Mike Sweeney, R OBP: 0.378, SLG: 0.593 (1, 3)		K	F8			G4-3	L7			4	0	0	0	0	1	4										
Jermaine Dye, R OBP: 0.339, SLG: 0.422 (1, 9)		HR 1B			L7		SF8		L3	3	1	1	1	0	0	0										
Raul Ibanez, L OBP: 0.354, SLG: 0.450 Mark Quinn, R OBP: 0.306, SLG: 0.525 (1, 7) (8, PH) (8, 7)		HR 1B			G5-4-3 1B		2B WP BB		P6	2	2	2	2	1	0	0										
Joe Randa, R OBP: 0.303, SLG: 0.367 (1, 5)		F8			G5-4-3		WP 2B		1B	4	0	2	0	0	0	1										
Brent Mayne, L OBP: 0.376, SLG: 0.389 Dave McCarty, R OBP: 0.310, SLG: 0.371 Jeff Austin, R (1, 2) (8, PH) (8, 1)		F9			G4-3				F2	2	0	0	0	1	0	0										
Jeff Suppan, R OBP: 0.400, SLG: 0.400 Donnie Sadler, R OBP: 0.267, SLG: 0.260 (1, 1) (7, 6)			SH2-4 1B		P4		K		K	3	0	1	0	0	1	2										
			1B							1	0	0	0	0	1	0										
Inning Stats	R: 0 E: 0 K: 2 S: 8	H: 0 LOB: 0 BB: 0 P: 12	R: 2 E: 0 K: 1 S: 14	H: 2 LOB: 0 BB: 0 P: 21	R: 0 E: 0 K: 0 S: 9	H: 2 LOB: 2 BB: 0 P: 12	R: 0 E: 0 K: 0 S: 7	H: 1 LOB: 0 BB: 0 P: 13	R: 0 E: 1 K: 0 S: 10	H: 0 LOB: 1 BB: 1 P: 16	R: 2 E: 0 K: 1 S: 10	H: 2 LOB: 2 BB: 2 P: 21	R: 0 E: 0 K: 1 S: 10	H: 1 LOB: 1 BB: 0 P: 12	R: 0 E: 0 K: 0 S: 12	H: 1 LOB: 1 BB: 0 P: 16		R: 0 E: 0 K: 1 S: 8	H: 0 LOB: 0 BB: 0 P: 11	1B: 5 2B: 3 3B: 0 HR: 1	SF: 1 SAC: 1 DP: 1 HBP: 0	WP: 1 PB: 0 SB: 0 CS: 0	PA: 38			
PITCHER	IP WLS BF H R ER SO BB IBB HBP BLK WP HR S P ERA WHIP	7.0 W 31 8 4 4 5 2 1 0 0 1 1 68 107 5.14 1.429	1.0 H 4 1 0 0 0 0 0 0 0 0 0 12 16 0.00 1.000	1.0 S 3 0 0 0 1 0 0 0 0 0 0 8 11 0.00 0.000																						

Batter	1	2	3	4	5	6	7	8	9	AB	R	H	RBI	BB	SO	LOB	BOTTOM								
Eric Young Sr., R OBP: 0.337, SLG: 0.415 (1, 4)	F3		2B		G4-3		1B E 1B	G4-3 2B		5	1	3	1	0	0	1	Kansas City Royals @ Chicago Cubs Wrigley Field, Chicago, IL Tue Jul 17 2001, 1:20 PM CDT Att: 38,013 - Overcast - 81 F								
Delino DeShields, L OBP: 0.328, SLG: 0.328 Gary Mathews, S OBP: 0.338, SLG: 0.392 (1, 7) (7, PH) (8, 8)	K		P5		K		E 1B	G4-3		3	0	0	0	0	2	3									
Sammy Sosa, R OBP: 0.424, SLG: 0.670 (1, 9)	G5-3				K		E4 1B	IBB		3	1	1	1	2	1	0									
Ron Coomer, R OBP: 0.311, SLG: 0.382 Aguie Ojeda, S OBP: 0.233, SLG: 0.250 (1, 5) (8, 5)		K			E6		G2-3 K	K		4	0	0	0	0	2	3									
Matt Stairs, L OBP: 0.366, SLG: 0.447 (1, 3)		G1-3			K		G4-3 1B	IBB		3	0	0	0	1	1	2									
Ricky Gutierrez, R OBP: 0.345, SLG: 0.426 (1, 6)		G5-3			G3		G1-3 1B			4	0	1	2	0	0	2									
Corey Patterson, L OBP: 0.235, SLG: 0.250 (1, 8) (8, 7)			G4-3				S 2B	K		4	2	2	0	0	1	2									
Robert Machado, R OBP: 0.326, SLG: 0.465 (1, 2)			K		K		G4-3 1B	P4		4	1	2	1	0	1	0									
Jason Bere, R OBP: 0.257, SLG: 0.314 Roosevelt Brown, L OBP: 0.295, SLG: 0.382 Jeff Fassero, L (1, 1) (7, PH) (8, 1)					F5		1B 1B	P6		2	0	1	0	0	0	1									
Miguel Cairo, R OBP: 0.363, SLG: 0.337 Tom Gordon, R (8, PH) (9, 1)			2B				P6	2B BB		1	0	0	0	0	0	2									
			1B							0	0	0	0	0	0	0									
										0	1	0	0	1	0	0									
Inning Stats	R: 0 E: 0 K: 1 S: 9	H: 0 LOB: 0 BB: 0 P: 14	R: 0 E: 0 K: 1 S: 8	H: 0 LOB: 0 BB: 0 P: 8	R: 0 E: 0 K: 1 S: 14	H: 2 LOB: 2 BB: 0 P: 20	R: 0 E: 1 K: 2 S: 10	H: 0 LOB: 1 BB: 0 P: 14	R: 1 E: 0 K: 1 S: 9	H: 2 LOB: 1 BB: 0 P: 10	R: 0 E: 0 K: 0 S: 6	H: 0 LOB: 1 BB: 1 P: 12	R: 5 E: 1 K: 2 S: 21	H: 6 LOB: 2 BB: 1 P: 32	R: 1 E: 0 K: 1 S: 13	H: 1 LOB: 2 BB: 2 P: 25		R: 0 E: 0 K: 1 S: 8	H: 0 LOB: 0 BB: 0 P: 8	1B: 8 2B: 3 3B: 0 HR: 0	SF: 0 SAC: 0 DP: 0 HBP: 0	WP: 0 PB: 0 SB: 1 CS: 0	PA: 40		
PITCHER	IP WLS BF H R ER SO BB IBB HBP BLK WP HR S P ERA WHIP	6.1 L 1 1 0 0 0 0 0 0 0 0 0 2 4 ∞ ∞	0.0 B 5 2 2 2 2 0 1 0 0 0 0 10 17 27.00 3.000	1.0 6 1 1 1 1 1 1 1 0 0 0 0 13 25 9.00 2.000																					

AB 33
R 4
H 9
RBI 3
BB 3
SO 6
LOB 11



AB 36
R 7
H 11
RBI 6
BB 4
SO 9
LOB 19



Batter	1	2	3	4	5	6	7	8	9	10	AB	R	H	RBI	BB	SO	LOB	TOP																	
51 Ichiro Suzuki, L OBP: 0.365, SLG: 0.455	0-1 1B		3-2 G4-3			0-0 F8		1-1 2B		2-0 P5	5	0	2	0	0	0	1																		
Mark McLemore, S OBP: 0.366, SLG: 0.385	2-3 K			3-2 F7		3-3 K		3-3 K		3-2 1B 1B	5	1	1	0	0	3	2																		
Bret Boone, R OBP: 0.368, SLG: 0.583	3-3 K			1-2 L3-6 2B		3-1 G6-3		3-3 K		2-2 1B 1B	5	0	2	1	0	2	2																		
John Olerud, L OBP: 0.426, SLG: 0.486	1-0 G3			3-2 L3-6 2-3					4-1 BB BB	3	0	1	0	2	0	2																			
David Bell, R OBP: 0.310, SLG: 0.434		0-1 F7			1-0 F7				0-0 E1 BB	5	0	1	1	0	0	2																			
Al Martin, L OBP: 0.321, SLG: 0.364		2-2 G4-3			1-2 2B				4-2 G4-6-3 BB	3	0	1	0	1	0	1																			
Carlos Guillen, S OBP: 0.326, SLG: 0.351		2-2 G3-1			4-2 BB				2-0 F7	3	0	0	0	1	1	4																			
Scott Podsednik, L OBP: 0.167, SLG: 0.500			0-0 G3-1			0-0 F8				0-0 L6	4	0	0	0	0	5																			
Dan Wilson, R OBP: 0.313, SLG: 0.393			2-1 G6-3		1-0 F9			2-1 F9		1-1 1B 1B	4	1	1	0	0	2																			
Inning Stats	R: 0 E: 1 K: 2 S: 10	H: 1 LOB: 1 BB: 0 P: 16	R: 0 E: 0 K: 0 S: 8	H: 0 LOB: 0 BB: 0 P: 12	R: 0 E: 0 K: 0 S: 7	H: 0 LOB: 0 BB: 0 P: 12	R: 0 E: 0 K: 0 S: 10	H: 1 LOB: 0 BB: 0 P: 17	R: 0 E: 0 K: 0 S: 9	H: 1 LOB: 2 BB: 1 P: 16	R: 0 E: 1 K: 1 S: 6	H: 0 LOB: 2 BB: 0 P: 19	R: 0 E: 0 K: 2 S: 10	H: 1 LOB: 1 BB: 0 P: 19	R: 0 E: 0 K: 0 S: 6	H: 1 LOB: 0 BB: 0 P: 8	R: 2 E: 0 K: 0 S: 15	H: 4 LOB: 2 BB: 1 P: 27	1B: 6 2B: 4 3B: 0 HR: 0	SF: 0 SAC: 0 DP: 2 HBP: 0	WP: 0 PA: 41														
PITCHER	IP WLS BF H R ER SO BB IBB HBP BLK WP HR S P ERA WHIP	IP WLS BF H R ER SO BB IBB HBP BLK WP HR S P ERA WHIP																																	
Chad Durbin, R ERA: 4.5	8.0	30	4	0	0	6	3	0	0	0	0	0	0	69	123	0.00	0.875																		
Roberto Hernandez, R ERA: 4.2	2.0	11	5	2	2	0	0	1	0	0	0	0	0	21	35	9.00	2.500																		

Seattle Mariners @ Kansas City Royals
Kauffman Stadium, Kansas City, MO
Wed Jul 18 2001, 7:05 PM CDT
Att. 15,818 - Sunny - 90 F

AB	37
R	2
H	9
RBI	2
BB	4
SO	6
LOB	21



Batter	1	2	3	4	5	6	7	8	9	10	AB	R	H	RBI	BB	SO	LOB	BOTTOM																	
Donnie Sadler, R OBP: 0.259, SLG: 0.252	1-2 P3		0-2 F8			0-0 G6-3		1-0 P3			4	0	0	0	0	0	0																		
Rey Sanchez, R OBP: 0.311, SLG: 0.342	0-0 BB 1B			1-0 E5 2B 1B		0-0 1B			2-1 G4-3	4	0	2	0	0	0	0	0																		
Carlos Beltrán, S OBP: 0.316, SLG: 0.433	4-0 G5-4-3 BB			2-1 P4		1-1 G1-3			1-3 K	3	0	0	0	1	1	2																			
29 Mike Sweeney, R OBP: 0.377, SLG: 0.589	0-2 G5-4-3 1-2f			0-1 G6-4-3 1B			3-1 F7		2-1 G6-3	4	0	1	0	0	0	2																			
Jermaine Dye, R OBP: 0.335, SLG: 0.417		0-0 G6-3		0-2 G6-4-3 1-2f			0-0 P4		0-3 K	4	0	0	0	0	1	2																			
Mark Quinn, R OBP: 0.305, SLG: 0.520		2-2 G6-3			0-1 G5-3		1-1 FC5-4 1B		0-0 G4-3	4	0	1	0	0	0	0																			
Joe Randa, R OBP: 0.302, SLG: 0.369		0-1 G6-3			1-0 G6-3		0-1 FC5-4 1-2f		0-1 2B	4	0	1	0	0	0	1																			
Dave McCarty, R OBP: 0.304, SLG: 0.362			0-1 G6-3		2-1 G6-3			1-1 F7		2-3 K	3	0	0	0	0	0	0																		
Raul Ibanez, L OBP: 0.351, SLG: 0.446											1	0	0	0	0	1	1																		
Héctor Ortiz, R OBP: 0.286, SLG: 0.292			0-1 G3			1-1 F9			1-0 G6-3	3	0	0	0	0	0	0	0																		
Inning Stats	R: 0 E: 0 K: 0 S: 7	H: 1 LOB: 1 BB: 1 P: 12	R: 0 E: 0 K: 0 S: 7	H: 0 LOB: 0 BB: 0 P: 9	R: 0 E: 0 K: 0 S: 7	H: 0 LOB: 0 BB: 0 P: 7	R: 0 E: 1 K: 0 S: 8	H: 1 LOB: 1 BB: 0 P: 11	R: 0 E: 0 K: 0 S: 5	H: 0 LOB: 0 BB: 0 P: 8	R: 0 E: 0 K: 0 S: 6	H: 1 LOB: 1 BB: 0 P: 8	R: 0 E: 0 K: 1 S: 7	H: 1 LOB: 1 BB: 0 P: 11	R: 0 E: 0 K: 0 S: 4	H: 0 LOB: 0 BB: 0 P: 7	R: 0 E: 0 K: 1 S: 7	H: 0 LOB: 0 BB: 0 P: 12	R: 0 E: 0 K: 2 S: 9	H: 1 LOB: 1 BB: 0 P: 11	1B: 4 2B: 1 3B: 0 HR: 0	SF: 0 SAC: 0 DP: 2 HBP: 0	WP: 0 PA: 35												
PITCHER	IP WLS BF H R ER SO BB IBB HBP BLK WP HR S P ERA WHIP	IP WLS BF H R ER SO BB IBB HBP BLK WP HR S P ERA WHIP																																	
Jamie Moyer, L ERA: 4.41	8.0	28	4	0	0	0	1	0	0	0	0	0	0	51	73	0.00	0.625																		
Jeff Nelson, R ERA: 2.04	1.0	W	3	0	0	1	0	0	0	0	0	0	0	7	12	0.00	0.000																		
Kazuhito Sasaki, R ERA: 2.79	1.0	S	4	1	0	0	2	0	0	0	0	0	0	9	11	0.00	1.000																		

Seattle Mariners @ Kansas City Royals
Kauffman Stadium, Kansas City, MO
Wed Jul 18 2001, 7:05 PM CDT
Att. 15,818 - Sunny - 90 F

AB	34
R	0
H	5
RBI	0
BB	1
SO	3
LOB	8



Batter	1	2	3	4	5	6	7	8	9	AB	R	H	RBI	BB	SO	LOB	TOP								
51 Ichiro Suzuki, L (1, 9) OBP: 0.361, SLG: 0.450	L6		G6-4-3		K		FC6-4		G3	5	0	0	0	0	1	3	Seattle Mariners @ Kansas City Royals Kauffman Stadium, Kansas City, MO Thu Jul 19 2001, 7:05 PM CDT Att: 21,566 - Sunny - 92 F								
Mark McLemore, S (1, 7) OBP: 0.372, SLG: 0.389	1B		BB		K			1B		3	1	2	0	1	1										
Bret Boone, R (1, 4) OBP: 0.367, SLG: 0.580	F8		F8			F8		BB	1B	4	1	1	0	0	0	2									
John Olerud, L (1, 3) OBP: 0.427, SLG: 0.488	K			F9				1B	BB	3	0	1	0	1	1	1									
Mike Cameron, R (1, 8) OBP: 0.350, SLG: 0.514		K		F8		K		G6-4-3	1B	4	0	1	2	0	2	1									
Al Martin, L (1, 10) OBP: 0.320, SLG: 0.379	P6			HR		G3-1		K		4	1	1	1	0	1	3									
David Bell, R (1, 5) OBP: 0.308, SLG: 0.430		BB		F5			G6-3	G6-4-3		3	0	0	0	1	0	2									
Carlos Guillen, S (1, 6) OBP: 0.328, SLG: 0.351		K							K	3	0	1	0	1	2	1									
Dan Wilson, R (1, 2) OBP: 0.313, SLG: 0.393										3	0	1	0	0	0	2									
Tom Lampkin, L (9, PH) OBP: 0.316, SLG: 0.371									K	1	0	0	0	0	1	0									
Inning Stats	R: 0 E: 0 K: 1 S: 12	H: 1 LOB: 0 BB: 0 P: 18	R: 0 E: 0 K: 2 S: 10	H: 0 LOB: 1 BB: 1 P: 18	R: 0 E: 0 K: 0 S: 7	H: 1 LOB: 1 BB: 1 P: 13	R: 1 E: 0 K: 0 S: 12	H: 1 LOB: 0 BB: 0 P: 20	R: 0 E: 0 K: 2 S: 8	H: 0 LOB: 1 BB: 1 P: 16	R: 0 E: 0 K: 1 S: 6	H: 1 LOB: 1 BB: 0 P: 10	R: 0 E: 0 K: 0 S: 6	H: 1 LOB: 1 BB: 0 P: 10	R: 2 E: 0 K: 1 S: 11	H: 3 LOB: 1 BB: 1 P: 22	R: 0 E: 0 K: 2 S: 10	H: 0 LOB: 0 BB: 0 P: 16	1B: 6 2B: 1 3B: 0 HR: 1	SF: 0 SAC: 0 DP: 2 HBP: 0	WP: 0 PB: 0 SB: 0 CS: 0	PA: 37			
PITCHER	IP	WLS	BF	H	R	ER	SO	BB	IBB	HBP	BLK	WP	HR	S	P	ERA	WHIP								
51 Kris Wilson, R (1, 1) ERA: 4.11	7.0	W	28	5	1	1	6	3	0	0	0	0	1	61	105	1.29	1.143								
Jeff Austin, R (8, 1) ERA: 3.72	0.0		3	2	2	2	0	1	0	0	0	0	0	6	15	∞	∞								
Cory Bailey, R (8, 1) ERA: 4.03	1.2	H	5	1	0	0	3	0	0	0	0	0	0	12	17	0.00	0.600								
Jason Grimsley, R (9, 1) ERA: 2.5	0.1		1	0	0	0	0	0	0	0	0	0	0	3	6	0.00	0.000								

AB	33
R	3
H	8
RBI	3
BB	4
SO	9
LOB	16



Batter	1	2	3	4	5	6	7	8	9	AB	R	H	RBI	BB	SO	LOB	BOTTOM								
Luis Altea, S (1, 4) OBP: 0.346, SLG: 0.380	K		E8	2B	1B	G4-3				4	2	2	2	0	1	1	Seattle Mariners @ Kansas City Royals Kauffman Stadium, Kansas City, MO Thu Jul 19 2001, 7:05 PM CDT Att: 21,566 - Sunny - 92 F								
Rey Sanchez, R (1, 6) OBP: 0.313, SLG: 0.344	3B	1B	G1-3	1B		CS	G5-3			4	1	2	1	0	0	1									
Carlos Beltrán, S (1, 8) OBP: 0.317, SLG: 0.442	1H	3B		29 1B	K		F9			4	1	2	2	0	1	1									
29 Mike Sweeney, R (1, 3) OBP: 0.376, SLG: 0.585	L5			1B		G5-3		G5-3		4	0	1	1	0	0	1									
Jermaine Dye, R (1, 9) OBP: 0.334, SLG: 0.414	G1-3		G4-3		K			L6	HBP	3	0	0	0	0	1	2									
Raul Ibanez, L (1, 10) OBP: 0.364, SLG: 0.456		G1-3		FC4-5	2B			1-2	BB	2	0	1	0	2	0	0									
Joe Randa, R (1, 5) OBP: 0.299, SLG: 0.364		K		FC4-5-6	2B	K		L6		4	1	0	0	0	2	4									
Mark Quinn, R (1, 7) OBP: 0.304, SLG: 0.520		G5-3			2B		K		F5	4	1	1	0	0	1	1									
Brent Mayne, L (1, 2) OBP: 0.376, SLG: 0.386			F7	L5			CS	G4-3	HBP	2	0	0	0	0	0	2									
Inning Stats	R: 1 E: 0 K: 1 S: 16	H: 2 LOB: 1 BB: 0 P: 19	R: 0 E: 0 K: 1 S: 9	H: 0 LOB: 0 BB: 0 P: 13	R: 2 E: 1 K: 0 S: 13	H: 3 LOB: 1 BB: 0 P: 21	R: 3 E: 0 K: 1 S: 19	H: 4 LOB: 1 BB: 0 P: 25	R: 0 E: 0 K: 2 S: 11	H: 0 LOB: 1 BB: 1 P: 22	R: 0 E: 0 K: 1 S: 7	H: 0 LOB: 0 BB: 0 P: 9	R: 0 E: 0 K: 0 S: 5	H: 0 LOB: 0 BB: 0 P: 9	R: 0 E: 0 K: 0 S: 9	H: 0 LOB: 1 BB: 1 P: 17	R: 0 E: 0 K: 0 S: 9	H: 0 LOB: 0 BB: 0 P: 16	1B: 3 2B: 6 3B: 1 HR: 0	SF: 0 SAC: 0 DP: 1 HBP: 2	WP: 0 PB: 0 SB: 0 CS: 1	PA: 36			
PITCHER	IP	WLS	BF	H	R	ER	SO	BB	IBB	HBP	BLK	WP	HR	S	P	ERA	WHIP								
Freddy Garcia, R (1, 1) ERA: 3.46	4.0	L	21	9	6	6	3	0	0	0	0	0	0	57	78	13.50	2.250								
Brian Fuentes, L (5, 1) ERA: 4.63	2.0		7	0	0	0	3	1	0	1	0	0	0	18	31	0.00	0.500								
John Halama, L (7, 1) ERA: 5.71	1.0		3	0	0	0	0	0	0	0	0	0	0	5	9	0.00	0.000								
Jose Paniagua, R (8, 1) ERA: 3.78	1.0		4	0	0	0	0	1	0	1	0	0	0	9	17	0.00	1.000								

AB	31
R	6
H	9
RBI	6
BB	2
SO	6
LOB	13



Batter	1	2	3	4	5	6	7	8	9	AB	R	H	RBI	BB	SO	LOB	TOP								
Johnny Damon, L (1, 8) OBP: 0.313, SLG: 0.369	1-2 BB 1B	1-2 G5-3			1-0 1B 2B 1B	0-1 P6	2-2 G4-6-3 1B		3-2 G6-3	6	2	3	0	0	0	2									
Frank Menechino, R (1, 4) OBP: 0.382, SLG: 0.439	4-1 1B		1-0 F9		0-3 K	3-2 G3	0-0 SF9		1-3 K	3	0	0	1	1	1	3									
Mark Bellhorn, S (7, 4) OBP: 0.236, SLG: 0.204	1-2 BB				1-2 2-3					1	0	0	0	0	1	0									
Jeremy Giambi, L (1, 10) OBP: 0.406, SLG: 0.463	3-2 1B		3-2		0-1 2B 1B	2-2 F3	3-H G4-6-3		2-3 K	5	1	3	1	0	0	3									
Ron Gant, R (9, PH) OBP: 0.333, SLG: 0.453	1-2 2-H 1B				1-3 2B 1B					1	0	0	0	0	1	0									
Jason Giambi, L (1, 3) OBP: 0.457, SLG: 0.622	1-3 K		1-1 F8		4-2 2B 1-2 BB					3	1	0	0	2	1	3									
Olimedo Saenz, R (8, 3) OBP: 0.296, SLG: 0.359					1-2 2B					0	0	0	0	0	0	0									
Terrence Long, L (1, 9) OBP: 0.325, SLG: 0.406	0-0 F7		2-2 G5-3		2-0 2B					5	2	2	2	0	0	3									
Miguel Tejada, R (1, 6) OBP: 0.322, SLG: 0.474	1-2 F7				1-3 2-H 3-H 2B	2-2 F7	1-0 P4			4	2	1	1	1	0	4									
3 Eric Chavez, L (1, 5) OBP: 0.307, SLG: 0.469		1-2 1B G4-6-3 1B			0-1 G1-3					5	4	4	6	0	0	0									
Billy McMillon, L (1, 7) OBP: 0.298, SLG: 0.369		1-1 G3			1-1 G3					5	2	3	1	0	0	0									
Greg Myers, L (1, 2) OBP: 0.307, SLG: 0.363		1-1 G4-6-3			0-0 G3					4	0	0	0	1	0	2									
Inning Stats	R: 1 E: 0 K: 1 S: 19	H: 2 LOB: 2 BB: 1 P: 29	R: 1 E: 0 K: 0 S: 10	H: 2 LOB: 0 BB: 0 P: 14	R: 0 E: 0 K: 0 S: 9	H: 1 LOB: 1 BB: 0 P: 16	R: 0 E: 0 K: 0 S: 7	H: 0 LOB: 0 BB: 0 P: 10	R: 2 E: 0 K: 1 S: 17	H: 3 LOB: 2 BB: 1 P: 25	R: 2 E: 0 K: 0 S: 17	H: 2 LOB: 1 BB: 0 P: 24	R: 5 E: 0 K: 0 S: 13	H: 5 LOB: 1 BB: 2 P: 29	R: 3 E: 1 K: 0 S: 12	H: 1 LOB: 0 BB: 1 P: 19	R: 0 E: 0 K: 1 S: 10	H: 0 LOB: 0 BB: 0 P: 16	1B: 8 2B: 6 3B: 0 HR: 2	SF: 1 SAC: 0 DP: 2 HBP: 0	WP: 1 PB: 0 SB: 0 CS: 0	PA: 48			
PITCHER	IP	WLS	BF	H	R	ER	SO	BB	IBB	HBP	BLK	WP	HR	S	P	ERA	WHIP								
Paul Byrd, R (1, 1) ERA: 5.4	5.0	L	24	8	4	4	2	2	0	0	0	0	0	62	94	7.20	2.000								
Doug Henry, R (6, 1) ERA: 8.5	1.0		10	5	6	6	0	1	0	0	0	1	1	23	35	54.00	6.000								
Jeff Austin, R (7, 1) ERA: 4.97	3.0		14	3	4	3	2	2	0	0	0	0	1	29	53	9.00	1.667								

Oakland Athletics @ Kansas City Royals
Kauffman Stadium, Kansas City, MO

AB 42
R 14
H 16
RBI 12
BB 5
SO 4
LOB 20



WP: 1 PA: 48
PB: 0
SB: 0
CS: 0

Batter	1	2	3	4	5	6	7	8	9	AB	R	H	RBI	BB	SO	LOB	BOTTOM								
Luis Altea, S (1, 4) OBP: 0.340, SLG: 0.373	0-2 G3	1-1 G3		1-0 F7			0-1 L3		1-1 G4-3	5	0	0	0	0	0	3									
Rey Sanchez, R (1, 6) OBP: 0.316, SLG: 0.346	0-2 L8		0-1 WP		2-2 29 F8 S G6-3 1B		0-1 G5-3			3	1	2	0	0	0	0									
Donnie Sadler, R (7, PH) OBP: 0.257, SLG: 0.250					4-2 G6-3 29 F8 BB					1	0	0	0	0	0	0									
Carlos Beltrán, S (1, 8) OBP: 0.319, SLG: 0.441	2-2 E4		1-3 K		1-2 1B		2-1 1B			3	0	1	0	1	1	1									
29 Mike Sweeney, R (1, 3) OBP: 0.373, SLG: 0.581	0-1 G6-3		0-0 L7		1-1 F8		0-2 P4			3	0	0	0	0	0	4									
Dave McCarty, R (7, PH) OBP: 0.302, SLG: 0.359					1-2 2-3					1	0	0	0	0	0	1									
Jermaine Dye, R (1, 9) OBP: 0.333, SLG: 0.412		3-2 G3-1	2-1 G6-3		1-1 G6-3					4	0	1	1	0	0	2									
Raul Ibanez, L (1, 10) OBP: 0.372, SLG: 0.462		2-2 1B		3-2 1B		2-2 F9				3	1	2	0	0	0	1									
Luis Ordez, R (8, PH) OBP: 0.305, SLG: 0.315		1B 1B								1	0	0	0	0	0	1									
Joe Randa, R (1, 5) OBP: 0.296, SLG: 0.360		0-2 F8		0-0 F9						4	0	0	0	0	0	1									
Mark Quinn, R (1, 7) OBP: 0.307, SLG: 0.519		0-2 1B		0-0 S						4	1	2	0	0	1	0									
Brent Mayne, L (1, 2) OBP: 0.378, SLG: 0.388		1-2 1B		2-2 1B						4	0	2	2	0	0	0									
Inning Stats	R: 0 E: 1 K: 0 S: 12	H: 0 LOB: 1 BB: 0 P: 14	R: 1 E: 0 K: 0 S: 23	H: 3 LOB: 2 BB: 0 P: 30	R: 0 E: 0 K: 1 S: 8	H: 1 LOB: 1 BB: 0 P: 11	R: 1 E: 0 K: 0 S: 11	H: 3 LOB: 1 BB: 0 P: 17	R: 1 E: 0 K: 0 S: 12	H: 1 LOB: 1 BB: 1 P: 22	R: 0 E: 0 K: 0 S: 8	H: 0 LOB: 0 BB: 0 P: 10	R: 0 E: 0 K: 0 S: 9	H: 1 LOB: 1 BB: 0 P: 11	R: 0 E: 0 K: 0 S: 9	H: 1 LOB: 0 BB: 0 P: 11	R: 0 E: 0 K: 1 S: 6	H: 0 LOB: 0 BB: 0 P: 7	1B: 10 2B: 0 3B: 0 HR: 0	SF: 0 SAC: 0 DP: 1 HBP: 0	WP: 1 PB: 0 SB: 2 CS: 0	PA: 37			
PITCHER	IP	WLS	BF	H	R	ER	SO	BB	IBB	HBP	BLK	WP	HR	S	P	ERA	WHIP								
Cory Lidle, R (1, 1) ERA: 4.24	5.0	W	24	8	3	3	1	1	0	0	0	0	0	66	94	5.40	1.800								
Jeff Tam, R (6, 1) ERA: 3.58	2.0	H	7	1	0	0	0	0	0	0	0	0	0	17	21	0.00	0.500								
Mike Magnante, L (8, 1) ERA: 2.48	1.0		3	1	0	0	0	0	0	0	0	0	0	9	11	0.00	1.000								
Jason Isringhausen, R (9, 1) ERA: 2.28	1.0		3	0	0	0	1	0	0	0	0	0	0	6	7	0.00	0.000								

Oakland Athletics @ Kansas City Royals
Kauffman Stadium, Kansas City, MO

AB 36
R 3
H 10
RBI 3
BB 1
SO 2
LOB 14



WP: 1 PA: 37
PB: 0
SB: 2
CS: 0

Fri Jul 20 2001, 7:05 PM CDT
Att: 30,523 - Sunny - 92 F

livebaseballscorecards.com

livebaseballscorecards.com

Batter	1	2	3	4	5	6	7	8	9	AB	R	H	RBI	BB	SO	LOB	TOP										
Johnny Damon, L (1, 8) OBP: 0.312, SLG: 0.367	G4-3					F2		G3		5	1	1	0	0	0	0	Oakland Athletics @ Kansas City Royals Kauffman Stadium, Kansas City, MO Sat Jul 21 2001, 7:05 PM CDT Att: 25,830 - Sunny - 92 F										
Frank Menechino, R (1, 4) OBP: 0.385, SLG: 0.438	K		G3 BB			1B BB		G6-3		3	1	1	0	1	1	0											
Jeremy Giambi, L (1, 10) OBP: 0.406, SLG: 0.473	G3		2B G3		F8	F5			HR	4	2	1	1	1	0	2											
Jason Giambi, L (1, 3) OBP: 0.457, SLG: 0.620		FC6-4 1B	G3		F9			G6-3		4	1	2	1	0	0	3											
Olmedo Saenz, R (8, 3) OBP: 0.297, SLG: 0.358		1B				1B				1	0	0	0	0	0	0											
Terrence Long, L (1, 9) OBP: 0.327, SLG: 0.409		1B						G5-3		4	1	2	1	0	1	3											
Ron Gant, R (9, PH) OBP: 0.332, SLG: 0.451		1B								1	0	0	0	0	0	0											
Miguel Tejada, R (1, 6) OBP: 0.319, SLG: 0.470		1B						G4-3		3	1	0	1	0	1	2											
Mark Bellhorn, S (8, 6) OBP: 0.232, SLG: 0.200	FC6-4 3 WP		SF8			G2		K		1	0	0	0	0	0	0											
3 Eric Chavez, L (1, 5) OBP: 0.313, SLG: 0.477										3	1	2	2	1	0	0											
Billy McMillon, L (1, 7) OBP: 0.296, SLG: 0.375										4	1	1	2	0	2	2											
Greg Myers, L (1, 2) OBP: 0.305, SLG: 0.387										4	1	1	2	0	0	2											
Inning Stats	R: 0 E: 0 K: 1 S: 6	H: 0 LOB: 0 BB: 0 P: 11	R: 2 E: 0 K: 1 S: 13	H: 3 LOB: 1 BB: 0 P: 18	R: 7 E: 0 K: 0 S: 24	H: 5 LOB: 2 BB: 2 P: 44	R: 0 E: 0 K: 1 S: 9	H: 0 LOB: 1 BB: 0 P: 17	R: 0 E: 0 K: 1 S: 6	H: 1 LOB: 1 BB: 0 P: 11	R: 0 E: 0 K: 0 S: 12	H: 1 LOB: 2 BB: 1 P: 20	R: 0 E: 0 K: 1 S: 7	H: 0 LOB: 0 BB: 0 P: 9	R: 0 E: 0 K: 0 S: 6	H: 0 LOB: 0 BB: 0 P: 8	R: 1 E: 0 K: 0 S: 8	H: 1 LOB: 0 BB: 0 P: 16	1B: 5 2B: 4 3B: 0 HR: 2	SF: 1 SAC: 0 DP: 0 HBP: 1	WP: 2 PB: 0 SB: 0 CS: 0	PA: 42					
PITCHER	IP	WLS	BF	H	R	ER	SO	BB	IBB	HBP	BLK	WP	HR	S	P	ERA	WHIP										
Dan Reichert, R (1, 1) ERA: 5.61	2.2	L	17	7	8	8	2	1	1	0	0	1	0	38	65	27.00	3.000										
Blake Stein, R (3, 1) ERA: 5.4	5.1		21	3	1	1	3	1	0	1	0	1	1	45	73	1.69	0.750										
55 Tony Cogan, L (9, 1) ERA: 6.2	1.0		4	1	1	1	0	0	0	0	0	0	1	8	16	9.00	1.000										

Batter	1	2	3	4	5	6	7	8	9	AB	R	H	RBI	BB	SO	LOB	BOTTOM										
Luis Altea, S (1, 4) OBP: 0.336, SLG: 0.368	F9									4	0	0	0	0	0	1	Oakland Athletics @ Kansas City Royals Kauffman Stadium, Kansas City, MO Sat Jul 21 2001, 7:05 PM CDT Att: 25,830 - Sunny - 92 F										
Luis Ordaz, R (8, 4) OBP: 0.305, SLG: 0.315			G5-3							0	0	0	0	0	0	0											
Rev Sanchez, R (1, 6) OBP: 0.313, SLG: 0.343										3	0	0	0	0	0	1											
Donnie Sadler, R (8, 6) OBP: 0.255, SLG: 0.248	G1-4-3		G4-3							1	0	0	0	0	0	0											
Carlos Beltrán, S (1, 8) OBP: 0.319, SLG: 0.441										3	1	1	0	0	0	0											
Dave McCarty, R (8, 9) OBP: 0.300, SLG: 0.357	G4-3									1	0	0	0	0	0	0											
29 Mike Sweeney, R (1, 3) OBP: 0.374, SLG: 0.580										4	0	2	0	0	0	1											
Jermaine Dye, R (1, 10) OBP: 0.332, SLG: 0.411										3	0	1	1	0	2	2											
Raul Ibanez, L (1, 9) OBP: 0.384, SLG: 0.473										4	0	3	0	0	0	0											
Joe Randa, R (1, 5) OBP: 0.295, SLG: 0.359										4	0	1	0	0	1	3											
Mark Quinn, R (1, 7) OBP: 0.306, SLG: 0.519										4	0	1	0	0	2	2											
Brent Mayne, L (1, 2) OBP: 0.371, SLG: 0.381										4	0	0	0	0	1	2											
Inning Stats	R: 0 E: 0 K: 0 S: 7	H: 2 LOB: 1 BB: 0 P: 9	R: 0 E: 0 K: 1 S: 10	H: 2 LOB: 0 BB: 0 P: 14	R: 0 E: 0 K: 0 S: 10	H: 1 LOB: 1 BB: 0 P: 14	R: 1 E: 0 K: 1 S: 16	H: 3 LOB: 2 BB: 0 P: 26	R: 0 E: 0 K: 0 S: 6	H: 0 LOB: 0 BB: 0 P: 7	R: 0 E: 0 K: 1 S: 11	H: 2 LOB: 2 BB: 0 P: 17	R: 0 E: 0 K: 1 S: 7	H: 0 LOB: 0 BB: 0 P: 10	R: 0 E: 0 K: 1 S: 9	H: 1 LOB: 1 BB: 0 P: 11	R: 0 E: 1 K: 1 S: 12	H: 0 LOB: 1 BB: 0 P: 17	1B: 8 2B: 2 3B: 0 HR: 0	SF: 1 SAC: 0 DP: 1 HBP: 0	WP: 0 PB: 0 SB: 1 CS: 1	PA: 36					
PITCHER	IP	WLS	BF	H	R	ER	SO	BB	IBB	HBP	BLK	WP	HR	S	P	ERA	WHIP										
Gil Heredia, R (1, 1) ERA: 5.67	6.0	W	25	8	1	1	3	0	0	0	0	0	0	60	87	1.50	1.333										
Luis Vizcaino, R (7, 1) ERA: 6.35	2.0		7	1	0	0	2	0	0	0	0	0	0	16	21	0.00	0.500										
Jim Mecir, R (9, 1) ERA: 3.69	1.0		4	0	0	0	1	0	0	0	0	0	0	12	17	0.00	0.000										



Batter	1	2	3	4	5	6	7	8	9	AB	R	H	RBI	BB	SO	LOB	TOP										
Johnny Damon, L (1, 8) OBP: 0.313, SLG: 0.368										4	0	2	0	0	1	0											
Frank Menechino, R (1, 4) OBP: 0.381, SLG: 0.433										4	0	0	0	0	2	2											
Jeremy Giambi, L (1, 10) OBP: 0.403, SLG: 0.467										3	1	0	0	1	2	0											
Jason Giambi, L (1, 3) OBP: 0.460, SLG: 0.630										3	2	2	1	1	0	0											
Terrence Long, L (1, 9) OBP: 0.329, SLG: 0.416										4	0	2	1	0	1	2											
Miguel Tejada, R (1, 6) OBP: 0.321, SLG: 0.469										3	0	1	1	1	0	1											
3 Eric Chavez, L (1, 5) Olmedo Saenz, R (7, 5) OBP: 0.294, SLG: 0.355										2	0	0	0	0	0	1											
Billy McMillon, L (1, 7) OBP: 0.284, SLG: 0.359										4	0	0	0	0	0	1											
Greg Myers, L (1, 2) OBP: 0.306, SLG: 0.413										3	1	1	1	0	0	0											
Inning Stats	R: 0 E: 0 K: 2 S: 10	H: 0 LOB: 0 BB: 0 P: 15	R: 1 E: 0 K: 1 S: 9	H: 2 LOB: 0 BB: 0 P: 12	R: 0 E: 0 K: 1 S: 8	H: 0 LOB: 0 BB: 0 P: 13	R: 0 E: 0 K: 1 S: 9	H: 0 LOB: 1 BB: 1 P: 18	R: 0 E: 0 K: 0 S: 7	H: 0 LOB: 0 BB: 0 P: 12	R: 0 E: 0 K: 0 S: 7	H: 1 LOB: 0 BB: 0 P: 9	R: 0 E: 0 K: 1 S: 9	H: 1 LOB: 1 BB: 0 P: 14	R: 1 E: 0 K: 1 S: 14	H: 2 LOB: 1 BB: 0 P: 20	R: 2 E: 1 K: 0 S: 15	H: 2 LOB: 1 BB: 2 P: 24	1B: 3 2B: 3 3B: 1 HR: 1	SF: 0 SAC: 0 DP: 3 HBP: 0	WP: 0 PB: 0 SB: 1 CS: 1	PA: 35					
PITCHER	IP	WLS	BF	H	R	ER	SO	BB	IBB	HBP	BLK	WP	HR	S	P	ERA	WHIP										
Jeff Suppan, R (1, 1) ERA: 4.48	7.2		28	6	2	2	5	1	0	0	0	0	1	70	109	2.35	0.913										
Jason Grimsley, R (8, 1) ERA: 2.49	0.1	H	1	0	0	0	1	0	0	0	0	0	0	3	4	0.00	0.000										
Roberto Hernandez, R (9, 1) ERA: 4.54	1.0	W	6	2	2	2	0	2	0	0	0	0	0	15	24	18.00	4.000										

Oakland Athletics @ Kansas City Royals
Kauffman Stadium, Kansas City, MO
Sun Jul 22 2001, 7:05 PM CDT
Att: 17,252 - Sunny - 94 F

AB	32
R	4
H	8
RBI	4
BB	3
SO	6
LOB	9



Batter	1	2	3	4	5	6	7	8	9	AB	R	H	RBI	BB	SO	LOB	BOTTOM										
Donnie Sadler, R (1, 8) OBP: 0.255, SLG: 0.242										3	1	0	0	1	0	1											
Raul Ibanez, L (9, PH) OBP: 0.389, SLG: 0.473										5	0	4	3	0	0	0											
Rey Sanchez, R (1, 6) OBP: 0.319, SLG: 0.350										4	0	1	0	0	0	3											
Carlos Beltrán, S (1, 10) OBP: 0.319, SLG: 0.439										4	0	1	0	0	0	3											
29 Mike Sweeney, R (1, 3) OBP: 0.375, SLG: 0.587										4	2	2	1	0	0	1											
Jermaine Dye, R (1, 9) OBP: 0.334, SLG: 0.412										4	0	2	0	0	0	0											
Mark Quinn, R (1, 7) OBP: 0.301, SLG: 0.510										4	0	0	0	0	1	3											
Joe Randa, R (1, 5) OBP: 0.298, SLG: 0.361										4	1	2	1	0	1	0											
Héctor Ortiz, R (1, 2) OBP: 0.299, SLG: 0.306										3	0	3	0	0	0	0											
Brent Mayne, L (9, PH) OBP: 0.374, SLG: 0.393										1	0	0	0	0	0	1											
Luis Ortaez, R (1, 4) Luis Alicea, S (9, PH) OBP: 0.334, SLG: 0.366										2	0	0	0	0	0	3											
Inning Stats	R: 0 E: 0 K: 0 S: 8	H: 1 LOB: 1 BB: 0 P: 13	R: 0 E: 0 K: 1 S: 10	H: 0 LOB: 0 BB: 0 P: 14	R: 1 E: 0 K: 0 S: 13	H: 2 LOB: 1 BB: 0 P: 20	R: 1 E: 0 K: 0 S: 9	H: 3 LOB: 0 BB: 0 P: 13	R: 1 E: 0 K: 0 S: 12	H: 3 LOB: 2 BB: 1 P: 21	R: 1 E: 0 K: 0 S: 10	H: 4 LOB: 0 BB: 0 P: 12	R: 0 E: 0 K: 0 S: 4	H: 0 LOB: 0 BB: 0 P: 4	R: 0 E: 0 K: 1 S: 10	H: 0 LOB: 0 BB: 0 P: 15	R: 1 E: 0 K: 0 S: 8	H: 2 LOB: 2 BB: 1 P: 15	1B: 13 2B: 0 3B: 1 HR: 1	SF: 0 SAC: 1 DP: 2 HBP: 0	WP: 1 PB: 0 SB: 1 CS: 0	PA: 38					
PITCHER	IP	WLS	BF	H	R	ER	SO	BB	IBB	HBP	BLK	WP	HR	S	P	ERA	WHIP										
Mark Mulder, L (1, 1) ERA: 3.99	5.0		23	11	4	4	1	1	0	0	0	0	1	57	88	7.20	2.400										
Jeff Tam, R (6, 1) ERA: 3.44	2.0		7	2	0	0	0	0	0	0	0	0	0	9	9	0.00	1.000										
Mark Guthrie, L (8, 1) ERA: 4.79	1.0		3	0	0	0	1	0	0	0	0	0	0	10	15	0.00	0.000										
Jim Mecir, R (9, 1) ERA: 3.83	0.2	L	5	2	1	1	0	1	0	0	0	0	0	8	15	13.50	4.500										

Oakland Athletics @ Kansas City Royals
Kauffman Stadium, Kansas City, MO
Sun Jul 22 2001, 7:05 PM CDT
Att: 17,252 - Sunny - 94 F

AB	35
R	5
H	15
RBI	5
BB	2
SO	2
LOB	12



Batter	1	2	3	4	5	6	7	8	9	AB	R	H	RBI	BB	SO	LOB	TOP				
Johnny Damon, L OBP: 0.312, SLG: 0.364 (1, 8)	F8	P4		G6-3		G4-3		BB		4	0	0	0	1	0	2	Oakland Athletics @ Kansas City Royals Kauffman Stadium, Kansas City, MO Mon Jul 23 2001, 7:05 PM CDT Att: 20,807 - Cloudy - 90 F livebaseballscorecards.com				
Frank Menechino, R OBP: 0.376, SLG: 0.426 (1, 4)	K		G6-3		G4-3		G3	G4-3		5	0	0	0	0	1	1					
Jeremy Giambi, L OBP: 0.403, SLG: 0.460 (1, 10)	F5		2B		K		BB	BB	K	3	2	0	0	2	2	0					
Jason Giambi, L OBP: 0.464, SLG: 0.632 (1, 3)		F7		2B		HBP		BB	BB	2	0	1	1	2	0	0					
Terrence Long, L OBP: 0.298, SLG: 0.416 (1, 9)		3 1B	F3		F8		K		BB	4	1	1	0	1	1	4					
Miguel Tejada, R OBP: 0.326, SLG: 0.472 (1, 6)		3 1B	F3			3 1B	SF9	1B	BB	4	2	3	1	1	0	1					
3 Eric Chavez, L OBP: 0.315, SLG: 0.479 (1, 5)		HR				1B		1B	BB	5	1	3	1	0	1	5					
Ron Gant, R OBP: 0.330, SLG: 0.462 (1, 7)		HR			F7			G6-3		4	1	1	3	0	1	3					
Ramon Hernandez, R OBP: 0.313, SLG: 0.356 (1, 2)		P5			F3		SF9		K	3	0	0	1	0	1	1					
Inning Stats	R: 0 E: 0 K: 1 S: 9	H: 0 LOB: 0 BB: 0 P: 15	R: 4 E: 0 K: 0 S: 13	H: 3 LOB: 0 BB: 1 P: 26	R: 1 E: 0 K: 0 S: 13	H: 1 LOB: 1 BB: 0 P: 19	R: 0 E: 0 K: 0 S: 11	H: 1 LOB: 1 BB: 0 P: 17	R: 0 E: 0 K: 1 S: 9	H: 0 LOB: 1 BB: 0 P: 13	R: 1 E: 0 K: 2 S: 12	H: 1 LOB: 2 BB: 2 P: 27	R: 0 E: 0 K: 1 S: 9	H: 0 LOB: 1 BB: 1 P: 18	R: 0 E: 0 K: 1 S: 10	H: 1 LOB: 2 BB: 2 P: 22	1B: 5 2B: 3 3B: 0 HR: 1	SF: 1 SAC: 0 DP: 1 HBP: 1	WP: 0 PB: 0 SB: 0 CS: 0	PA: 43	
PITCHER	IP	WLS	BF	H	R	ER	SO	BB	IBB	HBP	BLK	WP	HR	S	P	ERA	WHIP				
Chad Durbin, R ERA: 4.76 (1, 1)	6.0	L	28	7	6	6	3	2	0	1	0	0	1	64	104	9.00	1.500				
55 Tony Cogan, L ERA: 6.33 (7, 1)	1.0		6	1	1	1	2	2	0	0	0	0	0	12	27	9.00	3.000				
Doug Henry, R ERA: 6.66 (8, 1)	1.0		4	0	0	0	1	1	0	0	0	0	0	9	18	0.00	1.000				
Cory Bailey, R ERA: 3.92 (9, 1)	1.0		5	1	0	0	1	2	0	0	0	0	0	10	22	0.00	3.000				

Batter	1	2	3	4	5	6	7	8	9	AB	R	H	RBI	BB	SO	LOB	BOTTOM				
Luis Altea, S OBP: 0.331, SLG: 0.362 (1, 4)	L5		SH5-3			G4-3		L6		3	0	0	0	0	0	0	Oakland Athletics @ Kansas City Royals Kauffman Stadium, Kansas City, MO Mon Jul 23 2001, 7:05 PM CDT Att: 20,807 - Cloudy - 90 F livebaseballscorecards.com				
Rey Sanchez, R OBP: 0.319, SLG: 0.349 (1, 6)			SF8			G4-3		L4		3	0	1	1	0	0	0					
29 Mike Sweeney, R OBP: 0.372, SLG: 0.581 (1, 3)			G1-3			G1-3		F8		4	0	0	0	0	1	2					
Jermaine Dye, R OBP: 0.336, SLG: 0.421 (1, 8)	G6-3				G5-3		HR		G2-3	4	1	2	1	0	0	1					
Raul Ibanez, L OBP: 0.392, SLG: 0.464 (1, 9)			G6-4-3		F9		G4-3		G2-3	2	0	0	0	2	0	0					
Mark Quinn, R OBP: 0.296, SLG: 0.502 (1, 7)			G6-4-3		K		L8		F3	4	0	0	0	0	1	3					
Joe Randa, R OBP: 0.297, SLG: 0.359 (1, 5)			L5			G6-3		BB	G2-3	4	0	1	0	0	0	2					
Gregg Zaun, S OBP: 0.500, SLG: 0.333 (1, 10)			SH5-3			F8		G6-3		3	1	1	0	1	0	2					
Brent Mayne, L OBP: 0.373, SLG: 0.392 (1, 2)			SH5-3			G3				3	0	1	0	0	1	2					
Inning Stats	R: 0 E: 0 K: 1 S: 13	H: 1 LOB: 1 BB: 0 P: 17	R: 0 E: 0 K: 0 S: 7	H: 0 LOB: 0 BB: 1 P: 13	R: 1 E: 0 K: 0 S: 11	H: 1 LOB: 1 BB: 1 P: 18	R: 0 E: 0 K: 1 S: 10	H: 0 LOB: 0 BB: 0 P: 14	R: 0 E: 0 K: 0 S: 6	H: 0 LOB: 0 BB: 0 P: 10	R: 1 E: 0 K: 0 S: 13	H: 3 LOB: 2 BB: 0 P: 24	R: 0 E: 0 K: 0 S: 6	H: 0 LOB: 0 BB: 0 P: 12	R: 0 E: 0 K: 0 S: 13	H: 1 LOB: 2 BB: 1 P: 23	1B: 5 2B: 0 3B: 0 HR: 1	SF: 1 SAC: 1 DP: 1 HBP: 0	WP: 0 PB: 0 SB: 0 CS: 0	PA: 35	
PITCHER	IP	WLS	BF	H	R	ER	SO	BB	IBB	HBP	BLK	WP	HR	S	P	ERA	WHIP				
Tim Hudson, R ERA: 2.96 (1, 1)	7.0	W	27	5	2	2	3	2	0	0	0	0	1	67	106	2.57	1.000				
Luis Vizcaino, R ERA: 5.84 (8, 1)	1.0		3	0	0	0	0	0	0	0	0	0	0	6	12	0.00	0.000				
Jason Istringhausen, R ERA: 2.23 (9, 1)	1.0		5	1	0	0	0	1	0	0	0	0	0	13	23	0.00	2.000				

Batter	1	2	3	4	5	6	7	8	9	AB	R	H	RBI	BB	SO	LOB	TOP								
Luis Altea, S OBP: 0.330, SLG: 0.361 (1, 4)	F7		FC3-6 1B		K		K			4	0	1	0	0	2	0	Kansas City Royals @ Seattle Mariners Safeco Field, Seattle, WA Tue Jul 24 2001, 7:05 PM PDT Att: 45,119 - Sunny - 73 F								
Rey Sanchez, R OBP: 0.321, SLG: 0.354 (1, 6)	G3		FC3-6 1-2 2-H			29 2B		29 L5-3 1B		4	1	2	0	0	0	1									
29 Mike Sweeney, R OBP: 0.373, SLG: 0.582 (1, 3)	1B		G5-3			G6-3 2-H 3B		L5-3 1-2		4	1	2	1	0	0	2									
Jermaine Dye, R OBP: 0.333, SLG: 0.417 (9, 9)	F3			G6-3		G6-3		F3		4	0	0	0	0	0	2									
Raul Ibanez, L OBP: 0.396, SLG: 0.491 Donnie Sadler, R OBP: 0.255, SLG: 0.242 (9, 8)		K				1B 3B		G4-3		4	1	2	1	0	1	0									
Gregg Zaun, S OBP: 0.375, SLG: 0.286 (1, 10)	F8			L6		F9-4-3 1B		L3		4	0	1	1	0	0	1									
Joe Randa, R OBP: 0.297, SLG: 0.358 (1, 5)	G4-3			K		F9-4-3 1-2		HR 1B		4	1	1	0	0	1	2									
Mark Quinn, R OBP: 0.296, SLG: 0.510 (1, 7)			G5-3		K		G5-3	HR		4	1	1	2	0	1	0									
Brent Mayne, L OBP: 0.372, SLG: 0.389 (1, 2)			1B E 1B		F7		L8	G4-3		4	1	1	0	0	0	0									
Inning Stats	R: 0 E: 0 K: 0 S: 8	H: 1 LOB: 1 BB: 0 P: 14	R: 0 E: 0 K: 1 S: 7	H: 0 LOB: 0 BB: 0 P: 10	R: 1 E: 1 K: 0 S: 14	H: 2 LOB: 1 BB: 0 P: 21	R: 0 E: 0 K: 1 S: 12	H: 1 LOB: 1 BB: 0 P: 20	R: 0 E: 0 K: 2 S: 8	H: 0 LOB: 0 BB: 0 P: 12	R: 3 E: 0 K: 0 S: 13	H: 4 LOB: 0 BB: 0 P: 20	R: 0 E: 0 K: 1 S: 7	H: 0 LOB: 0 BB: 0 P: 10	R: 0 E: 0 K: 0 S: 4	H: 1 LOB: 0 BB: 0 P: 7		R: 2 E: 0 K: 0 S: 12	H: 2 LOB: 0 BB: 0 P: 19	1B: 6 2B: 5 3B: 1 HR: 1	SF: 0 SAC: 0 DP: 2 HBP: 0	WP: 0 PB: 0 SB: 0 CS: 0	PA: 36		
PITCHER	IP	WLS	BF	H	R	ER	SO	BB	IBB	HBP	BLK	WP	HR	S	P	ERA	WHIP								
Freddy Garcia, R ERA: 3.45 (1, 1)	8.0	L	31	9	4	3	5	0	0	0	0	0	0	73	114	3.38	1.125								
Ryan Franklin, R ERA: 3.73 (9, 1)	1.0		5	2	2	2	0	0	0	0	0	0	1	12	19	18.00	2.000								

Batter	1	2	3	4	5	6	7	8	9	AB	R	H	RBI	BB	SO	LOB	BOTTOM								
51 Ichiro Suzuki, L OBP: 0.359, SLG: 0.447 (1, 10)	G6-3 1B		F9		G4-3			G4-3		4	0	1	0	0	0	1	Kansas City Royals @ Seattle Mariners Safeco Field, Seattle, WA Tue Jul 24 2001, 7:05 PM PDT Att: 45,119 - Sunny - 73 F								
Mark McLemore, S OBP: 0.368, SLG: 0.400 (1, 8)	K		K			F7		K		4	0	0	0	0	3	1									
Bret Boone, R OBP: 0.360, SLG: 0.564 (1, 4)	G6-3 1-2			G6-3		1B		2B		4	0	2	0	0	0	1									
John Olerud, L OBP: 0.420, SLG: 0.479 (1, 3)	F9			G4-3		F7		K		4	0	0	0	0	1	3									
Al Martin, L OBP: 0.321, SLG: 0.392 (1, 7)	F8			K		P6		G1		4	0	0	0	0	1	1									
Stan Javier, S OBP: 0.351, SLG: 0.324 (1, 9)	HBP				F7		1B 1B	L7		3	0	1	0	0	0	0									
David Bell, R OBP: 0.302, SLG: 0.416 (1, 5)	F3			F5		F7		K2-3		4	0	0	0	0	1	2									
Carlos Guillen, S OBP: 0.332, SLG: 0.356 (1, 6)	K				2B 1B		G6-4-3 1B			3	1	2	0	0	1	1									
Dan Wilson, R OBP: 0.311, SLG: 0.399 (1, 2)	G4-1				1-H 2B		G6-4-3			3	0	1	1	0	0	2									
Inning Stats	R: 0 E: 0 K: 1 S: 17	H: 1 LOB: 1 BB: 0 P: 24	R: 0 E: 0 K: 1 S: 10	H: 0 LOB: 0 BB: 0 P: 15	R: 0 E: 0 K: 1 S: 7	H: 0 LOB: 0 BB: 0 P: 8	R: 0 E: 0 K: 1 S: 7	H: 0 LOB: 0 BB: 0 P: 12	R: 1 E: 0 K: 0 S: 12	H: 2 LOB: 1 BB: 0 P: 19	R: 0 E: 0 K: 0 S: 7	H: 1 LOB: 1 BB: 0 P: 12	R: 0 E: 0 K: 2 S: 12	H: 2 LOB: 1 BB: 0 P: 13	R: 0 E: 0 K: 0 S: 12	H: 1 LOB: 1 BB: 0 P: 20		R: 0 E: 0 K: 1 S: 12	H: 0 LOB: 0 BB: 0 P: 14	1B: 5 2B: 2 3B: 0 HR: 0	SF: 0 SAC: 0 DP: 1 HBP: 1	WP: 0 PB: 0 SB: 0 CS: 0	PA: 34		
PITCHER	IP	WLS	BF	H	R	ER	SO	BB	IBB	HBP	BLK	WP	HR	S	P	ERA	WHIP								
51 Kris Wilson, R ERA: 3.76 Jason Grimsley, R ERA: 2.44 (1, 1)	8.0	W	31	7	1	1	6	0	0	1	0	0	0	79	123	1.12	0.875								
(9, 1)	1.0		3	0	0	0	1	0	0	0	0	0	0	12	14	0.00	0.000								

Batter	1	2	3	4	5	6	7	8	9	AB	R	H	RBI	BB	SO	LOB	TOP			
Neft Perez, S (1, 4) OBP: 0.324, SLG: 0.444	B1-3			2B	P4		G4-3		G6-3	5	1	1	0	0	0	0				
Rey Sanchez, R (1, 6) OBP: 0.327, SLG: 0.367	F9			29 2B	29 FC6-4					5	1	4	1	0	0	0				
29 Mike Sweeney, R (1, 3) OBP: 0.371, SLG: 0.580	P4			1B	FC6-4				F7	5	1	1	1	0	0	3				
Mark Quinn, R (1, 7) OBP: 0.291, SLG: 0.502		F5			P1		F9		F8	4	0	0	0	0	0	2				
Raul Ibanez, L (1, 9) OBP: 0.391, SLG: 0.483	G6-3			SF7			F8		G3-1	4	1	1	0	0	0	0				
Gregg Zaun, S (1, 2) OBP: 0.417, SLG: 0.444	K			SF7						2	1	1	1	1	1	0				
Joe Randa, R (1, 5) OBP: 0.301, SLG: 0.362				G6-3			1B		F9	4	0	3	1	0	0	1				
Luis Alicaia, S (1, 10) OBP: 0.329, SLG: 0.359			F9						K	4	0	1	1	0	2	3				
Endy Chavez, L (1, 8) OBP: 0.238, SLG: 0.234		G6-3			L5				F8	4	0	0	0	0	1	3				
Inning Stats	R: 0 E: 0 K: 0 S: 8	H: 0 LOB: 0 BB: 0 P: 11	R: 0 E: 0 K: 1 S: 9	H: 0 LOB: 0 BB: 0 P: 13	R: 0 E: 0 K: 0 S: 5	H: 1 LOB: 0 BB: 0 P: 9	R: 4 E: 0 K: 1 S: 23	H: 5 LOB: 1 BB: 0 P: 33	R: 0 E: 0 K: 0 S: 13	H: 1 LOB: 1 BB: 0 P: 19	R: 1 E: 0 K: 0 S: 15	H: 2 LOB: 1 BB: 0 P: 27	R: 0 E: 0 K: 0 S: 4	H: 1 LOB: 1 BB: 0 P: 12	R: 0 E: 0 K: 0 S: 8	H: 1 LOB: 1 BB: 0 P: 11	1B: 7 2B: 4 3B: 1 HR: 0	SF: 1 SAC: 0 DP: 1 HBP: 0	WP: 0 PB: 0 SB: 0 CS: 0	PA: 39
PITCHER	IP	WLS	BF	H	R	ER	SO	BB	IBB	HBP	BLK	WP	HR	S	P	ERA	WHIP			
Aaron Sele, R (1, 1) ERA: 3.3	6.0	L	27	9	5	5	3	1	0	0	0	0	0	73	112	7.50	1.667			
Ryan Franklin, R (7, 1) ERA: 3.51	2.0		8	2	0	0	1	0	0	0	0	0	0	13	16	0.00	1.000			
Jose Paniagua, R (9, 1) ERA: 3.65	1.0		4	1	0	0	0	0	0	0	0	0	0	8	11	0.00	1.000			

Kansas City Royals @ Seattle Mariners
Safeco Field, Seattle, WA
Wed Jul 25 2001, 7:05 PM PDT
Att: 45,265 - Sunny - 78 F

AB	37
R	5
H	12
RBI	5
BB	1
SO	4
LOB	12



Batter	1	2	3	4	5	6	7	8	9	AB	R	H	RBI	BB	SO	LOB	BOTTOM					
51 Ichiro Suzuki, L (1, 9) OBP: 0.358, SLG: 0.447	G6-3		G4-3			G6-3				4	0	1	0	0	0	0						
Mark McLemore, S (1, 10) OBP: 0.386, SLG: 0.397	F7		S			G4-3		G3		4	0	1	0	0	0	1						
Bret Boone, R (1, 4) OBP: 0.356, SLG: 0.558	K		G4-3			E5			G5-3	4	0	0	0	0	1	1						
John Olerud, L (1, 3) OBP: 0.421, SLG: 0.482		BB		L7		L6			1B	4	1	2	0	0	0	1						
Mike Cameron, R (1, 8) OBP: 0.349, SLG: 0.508		K					L9		SF8	4	0	1	0	0	2	1						
Al Martin, L (1, 7) OBP: 0.315, SLG: 0.386					L3		F9		SF8	3	0	0	1	0	0	1						
Carlos Guillen, S (1, 6) OBP: 0.334, SLG: 0.356						G3			G4-3	3	0	1	0	1	0	1						
David Bell, R (1, 5) OBP: 0.299, SLG: 0.413			FC5-4						G4-3	3	0	0	0	0	1	3						
Tom Lampkin, L (1, 2) OBP: 0.302, SLG: 0.353					P3				F5	3	0	0	0	0	0	1						
Inning Stats	R: 0 E: 0 K: 1 S: 15	H: 0 LOB: 0 BB: 0 P: 22	R: 0 E: 0 K: 1 S: 9	H: 1 LOB: 2 BB: 1 P: 16	R: 0 E: 0 K: 0 S: 7	H: 1 LOB: 0 BB: 0 P: 8	R: 0 E: 0 K: 1 S: 7	H: 0 LOB: 0 BB: 0 P: 7	R: 0 E: 0 K: 0 S: 7	H: 1 LOB: 0 BB: 0 P: 9	R: 0 E: 1 K: 0 S: 7	H: 0 LOB: 1 BB: 0 P: 9	R: 0 E: 0 K: 0 S: 9	H: 0 LOB: 0 BB: 0 P: 13	R: 0 E: 0 K: 0 S: 8	H: 1 LOB: 1 BB: 0 P: 15	R: 1 E: 0 K: 0 S: 10	H: 2 LOB: 1 BB: 0 P: 19	1B: 4 2B: 2 3B: 0 HR: 0	SF: 1 SAC: 0 DP: 1 HBP: 0	WP: 0 PB: 0 SB: 1 CS: 0	PA: 34
PITCHER	IP	WLS	BF	H	R	ER	SO	BB	IBB	HBP	BLK	WP	HR	S	P	ERA	WHIP					
Paul Byrd, R (1, 1) ERA: 4.73	9.0	W	34	6	1	1	4	1	0	0	0	0	0	79	118	1.00	0.778					

Kansas City Royals @ Seattle Mariners
Safeco Field, Seattle, WA
Wed Jul 25 2001, 7:05 PM PDT
Att: 45,265 - Sunny - 78 F


AB	32
R	1
H	6
RBI	1
BB	1
SO	4
LOB	10




Batter	1	2	3	4	5	6	7	8	9	AB	R	H	RBI	BB	SO	LOB	TOP									
Neft Perez, S OBP: 0.321, SLG: 0.440 (1, 4)	L3		P6			F9			G5-3	4	0	0	0	0	0	2	Kansas City Royals @ Seattle Mariners Safeco Field, Seattle, WA Thu Jul 26 2001, 7:05 PM PDT Att: 44,519 - Sunny - 75 F									
Rey Sanchez, R OBP: 0.324, SLG: 0.365 (1, 6) Gregg Zaun, S OBP: 0.385, SLG: 0.400 (9, PH)	K			F9			K		G3-1	3	0	0	0	0	2	0										
Carlos Beltrán, S OBP: 0.316, SLG: 0.435 (1, 8)	K			G1-3			P6			3	0	0	0	0	1	0										
29 Mike Sweeney, R OBP: 0.368, SLG: 0.576 (1, 3)		K		L1			G5-3			3	0	0	0	0	1	0										
Raul Ibanez, L OBP: 0.386, SLG: 0.475 (1, 9) Dave McCarty, R OBP: 0.298, SLG: 0.354 (8, PH) Endy Chavez, L OBP: 0.238, SLG: 0.234 (8, 9)		F7				K		K		2	0	0	0	0	1	0										
Joe Randa, R OBP: 0.299, SLG: 0.360 (1, 5)		F8				P3		G1-3		3	0	0	0	0	0	0										
Luis Alicaia, S OBP: 0.326, SLG: 0.355 (1, 10)						G4-3		F9		3	0	0	0	0	1	0										
Mark Quinn, R OBP: 0.288, SLG: 0.496 (1, 7)				F8			K		F9	3	0	0	0	0	1	0										
Brent Mayne, L OBP: 0.375, SLG: 0.393 (1, 2)						F7		G5-3		3	0	2	0	0	0	0										
Inning Stats	R: 0 E: 0 K: 2 S: 8	H: 0 LOB: 0 BB: 0 P: 11	R: 0 E: 0 K: 1 S: 8	H: 0 LOB: 0 BB: 0 P: 12	R: 0 E: 0 K: 1 S: 11	H: 1 LOB: 1 BB: 0 P: 16	R: 0 E: 0 K: 0 S: 8	H: 0 LOB: 0 BB: 0 P: 14	R: 0 E: 0 K: 1 S: 10	H: 0 LOB: 0 BB: 0 P: 16	R: 0 E: 0 K: 1 S: 6	H: 0 LOB: 0 BB: 0 P: 11	R: 0 E: 0 K: 1 S: 9	H: 0 LOB: 0 BB: 0 P: 12	R: 0 E: 0 K: 1 S: 7	H: 0 LOB: 0 BB: 0 P: 8		R: 0 E: 0 K: 0 S: 10	H: 1 LOB: 1 BB: 0 P: 14	1B: 2 2B: 0 3B: 0 HR: 0	SF: 0 SAC: 0 DP: 0 HBP: 0	WP: 0 PB: 0 SB: 0 CS: 0	PA: 29			
PITCHER	IP	WLS	BF	H	R	ER	SO	BB	IBB	HBP	BLK	WP	HR	S	P	ERA	WHIP									
Joel Pineiro, R ERA: 0.52 (1, 1)	6.0	W	19	1	0	0	6	0	0	0	0	0	0	0	51	80	0.00	0.167								
Jeff Nelson, R ERA: 1.93 (7, 1)	1.0	H	3	0	0	0	1	0	0	0	0	0	0	9	12	0.00	0.000									
Arthur Rhodes, L ERA: 1.66 (8, 1)	1.0	H	3	0	0	0	1	0	0	0	0	0	0	7	8	0.00	0.000									
Kazuhiro Sasaki, R ERA: 2.88 (9, 1)	1.0		4	1	0	0	0	0	0	0	0	0	0	10	14	0.00	1.000									

Batter	1	2	3	4	5	6	7	8	9	AB	R	H	RBI	BB	SO	LOB	BOTTOM								
51 Ichiro Suzuki, L OBP: 0.358, SLG: 0.447 (1, 9)	L5				G4-3	G3				5	0	2	1	0	0	3	Kansas City Royals @ Seattle Mariners Safeco Field, Seattle, WA Thu Jul 26 2001, 7:05 PM PDT Att: 44,519 - Sunny - 75 F								
Carlos Guillen, S OBP: 0.332, SLG: 0.360 (1, 6)	K			F8			K		G4-3	5	0	1	1	0	2	4									
Bret Boone, R OBP: 0.358, SLG: 0.559 (1, 4)	G6-3						K			3	1	1	0	1	1	0									
John Olerud, L OBP: 0.422, SLG: 0.485 (1, 3)		G1-3								4	0	2	1	0	0	2									
Mike Cameron, R OBP: 0.348, SLG: 0.508 (1, 8)		P6					K			4	1	1	0	0	1	2									
Ed Sprague, R OBP: 0.327, SLG: 0.455 (1, 10) Al Martin, L OBP: 0.317, SLG: 0.384 (6, PH)										2	0	0	0	0	1	1									
David Bell, R OBP: 0.302, SLG: 0.414 (1, 5)										4	1	2	0	0	0	1									
Dan Wilson, R OBP: 0.312, SLG: 0.398 (1, 2)										3	0	1	1	0	0	0									
Stan Javier, S OBP: 0.354, SLG: 0.324 (1, 7) Charles Gipson, R OBP: 0.243, SLG: 0.182 (8, PR) (9, 7)										3	1	1	0	1	0	4									
Inning Stats	R: 0 E: 0 K: 1 S: 9	H: 0 LOB: 0 BB: 0 P: 14	R: 0 E: 0 K: 1 S: 7	H: 0 LOB: 0 BB: 0 P: 12	R: 0 E: 0 K: 0 S: 12	H: 1 LOB: 2 BB: 1 P: 22	R: 1 E: 0 K: 0 S: 15	H: 2 LOB: 1 BB: 0 P: 20	R: 1 E: 0 K: 0 S: 19	H: 2 LOB: 2 BB: 1 P: 30	R: 1 E: 0 K: 0 S: 12	H: 3 LOB: 2 BB: 0 P: 17	R: 0 E: 0 K: 3 S: 11	H: 1 LOB: 1 BB: 0 P: 14	R: 1 E: 0 K: 0 S: 18	H: 2 LOB: 3 BB: 1 P: 25		R: 1 E: 0 K: 0 S: 18	H: 2 LOB: 3 BB: 1 P: 25	1B: 7 2B: 3 3B: 1 HR: 0	SF: 0 SAC: 1 DP: 0 HBP: 0	WP: 0 PB: 0 SB: 2 CS: 0	PA: 38		
PITCHER	IP	WLS	BF	H	R	ER	SO	BB	IBB	HBP	BLK	WP	HR	S	P	ERA	WHIP								
Chris George, L ERA: 5.4 (1, 1)	5.0	L	23	5	1	1	3	1	0	0	0	0	0	39	54	3.00	2.000								
Blake Stein, R ERA: 5.31 (6, 1)	3.0		15																						

AB 29
R 0
H 2
RBI 0
BB 0
SO 8
LOB 3



AB 34
R 4
H 11
RBI 4
BB 3
SO 5
LOB 18



Batter	1	2	3	4	5	6	7	8	9	AB	R	H	RBI	BB	SO	LOB	TOP					
Neft Perez, S (1, 4) OBP: 0.323, SLG: 0.442	4-2 CS BB			1-0 SH5-3 2B		2-0 G4-3		0-1 G1-3		3	0	1	0	1	0	0	Kansas City Royals @ Oakland Athletics Network Associates Coliseum, Oakland, CA Fri Jul 27 2001, 10:05 PM EDT Att. 14,413 - Sunny - 61 F					
Rey Sanchez, R (1, 6) OBP: 0.324, SLG: 0.367	1 SAFE 2-3 K			0-0 SH5-3		1-0			0-1 L5	3	0	1	0	0	1							
Carlos Beltrán, S (1, 8) OBP: 0.316, SLG: 0.436	1-3 K			1-3 K		1-3 K			1-0 29 G5-3 2B	4	0	1	0	0	3	2						
29 Mike Sweeney, R (1, 3) OBP: 0.367, SLG: 0.571		1-1 G5-3		4-0 S IBB			3-2 P3		1-1 G5-3	3	0	0	0	1	0	1						
Joe Randa, R (1, 5) OBP: 0.298, SLG: 0.361		2-1 G4-3		0-2 F9			0-1 FC6-5 2B		2-1 G6-3	4	0	1	0	0	0	3						
Mark Quinn, R (1, 9) OBP: 0.285, SLG: 0.490		2-2 G5-3			0-0 F9		0-0 FC6-5			3	0	0	0	0	0	1						
Gregg Zaun, S (1, 2) OBP: 0.313, SLG: 0.308			2-1 F7		2-1 G6-3		1-0 F9			3	0	0	0	0	0	1						
Dee Brown, L (1, 7) OBP: 0.317, SLG: 0.401			1-3 K		0-3 K			1-2 G4-3		3	0	0	0	0	2	0						
Dave McCarty, R (1, 10) OBP: 0.292, SLG: 0.346			0-2 G3-1			1-3 K		0-0 L8		3	0	0	0	0	1	0						
Inning Stats	R: 0 H: 0 E: 0 K: 2 S: 11	H: 0 LOB: 0 BB: 1 P: 18	R: 0 H: 0 E: 0 K: 0 S: 7	H: 0 LOB: 0 BB: 0 P: 12	R: 0 H: 0 E: 0 K: 1 S: 8	H: 0 LOB: 0 BB: 1 P: 11	R: 0 H: 1 E: 0 K: 1 S: 8	H: 0 LOB: 2 BB: 0 P: 14	R: 0 H: 0 E: 0 K: 1 S: 6	H: 0 LOB: 0 BB: 0 P: 8	R: 0 H: 1 E: 0 K: 2 S: 9	H: 1 LOB: 1 BB: 0 P: 14	R: 0 H: 1 E: 0 K: 0 S: 7	H: 1 LOB: 1 BB: 0 P: 11	R: 0 H: 0 E: 0 K: 0 S: 6	H: 0 LOB: 0 BB: 0 P: 7	R: 0 H: 1 E: 0 K: 0 S: 7	H: 1 LOB: 1 BB: 0 P: 11	1B: 0 2B: 4 3B: 0 HR: 0	SF: 0 SAC: 1 DP: 0 HBP: 0	WP: 0 PB: 0 SB: 1 CS: 1	PA: 32
PITCHER Mark Mulder, L (1, 1) ERA: 3.38	IP: 9.0 WLS: W BF: 32 H: 4 R: 0 ER: 0 SO: 7 BB: 1 IBB: 1 HBP: 0 BLK: 0 WP: 0 HR: 0 S: 69 P: 106 ERA: 0.00 WHIP: 0.556															PITCHER						

Batter	1	2	3	4	5	6	7	8	9	AB	R	H	RBI	BB	SO	LOB	BOTTOM					
Johnny Damon, L (1, 8) OBP: 0.316, SLG: 0.361	0-1 L6		0-0 G3			2-2 1B FC3-2 1B	2-0 P4			4	0	1	0	0	0	1	Kansas City Royals @ Oakland Athletics Network Associates Coliseum, Oakland, CA Fri Jul 27 2001, 10:05 PM EDT Att. 14,413 - Sunny - 61 F					
Jeremy Giambi, L (1, 10) OBP: 0.392, SLG: 0.436	3-3 K			1-0 P4		1-3 K	4-1 BB			3	0	0	0	1	2	2						
Jason Giambi, L (1, 3) OBP: 0.465, SLG: 0.628	0-0 FC6-4 1B			2-1 F8		4-0 FC3-2 1B 2B	4-2 BB			2	1	1	0	2	0	0						
Jermaine Dye, R (1, 9) OBP: 0.329, SLG: 0.414	2-1 FC6-4			1-2 P4		3-1 FC3-2 2B 1B	3-1 SF8			3	1	1	2	0	0	1						
Terrence Long, L (1, 7) OBP: 0.331, SLG: 0.417		2-1 G4-3			2-0 F7	2-0 FC3-2 2B	1-3 K			4	1	0	0	0	1	5						
Miguel Tejada, R (1, 6) OBP: 0.330, SLG: 0.483		3-3 K		4-2 FC4-6 BB		0-1 1H 2H 3H 4-0 2B		0-0 G6-3		3	0	1	3	1	1	0						
3 Eric Chavez, L (1, 5) OBP: 0.316, SLG: 0.476		3-1 G3		1-1 FC4-6 FC6-4		1-1 FC4-6 IBB		0-3 K		3	0	0	0	1	1	1						
Frank Menechino, R (1, 4) OBP: 0.371, SLG: 0.412			2-2 G5-3		1-0 FC6-4	0-3 K		0-1 G5-3		4	0	0	0	0	1	3						
Greg Myers, L (1, 2) OBP: 0.315, SLG: 0.414		1-2 G4-3			0-1 1B 1B	4-2 BB SF8 BB				2	2	1	0	1	0	0						
Inning Stats	R: 0 H: 1 E: 0 K: 1 S: 8	H: 0 LOB: 0 BB: 0 P: 13	R: 0 H: 0 E: 0 K: 1 S: 7	H: 0 LOB: 0 BB: 0 P: 15	R: 0 H: 0 E: 0 K: 0 S: 7	H: 0 LOB: 0 BB: 0 P: 10	R: 0 H: 0 E: 0 K: 0 S: 6	H: 0 LOB: 0 BB: 0 P: 10	R: 0 H: 0 E: 0 K: 0 S: 6	H: 0 LOB: 1 BB: 1 P: 14	R: 4 H: 4 E: 0 K: 2 S: 17	H: 4 LOB: 2 BB: 2 P: 33	R: 1 H: 0 E: 0 K: 1 S: 12	H: 0 LOB: 2 BB: 3 P: 30	R: 0 H: 0 E: 0 K: 1 S: 6	H: 0 LOB: 0 BB: 0 P: 6	R: 0 H: 0 E: 0 K: 1 S: 6	H: 0 LOB: 0 BB: 0 P: 6	1B: 4 2B: 1 3B: 0 HR: 0	SF: 1 SAC: 0 DP: 0 HBP: 0	WP: 0 PB: 0 SB: 0 CS: 0	PA: 35
PITCHER Jeff Suppan, R (1, 1) ERA: 4.52	IP: 6.0 WLS: L BF: 26 H: 5 R: 4 ER: 4 SO: 4 BB: 4 IBB: 4 HBP: 4 BLK: 4 WP: 0 HR: 0 S: 51 P: 95 ERA: 6.00 WHIP: 1.167															PITCHER						
Doug Henry, R (7, 1) ERA: 6.79	0.1 3 0 1 1 0																					
55 Tony Cogan, L (7, 1) ERA: 6.14	0.2 3 0 0 0 1																					
Roberto Hernandez, R (8, 1) ERA: 4.43	1.0 3 0 0 0 1																					

AB	29
R	0
H	4
RBI	0
BB	2
SO	7
LOB	9



AB	28
R	5
H	5
RBI	5
BB	6
SO	6
LOB	13



Batter	1	2	3	4	5	6	7	8	9	AB	R	H	RBI	BB	SO	LOB	TOP										
Neft Perez, S OBP: 0.321, SLG: 0.437 (1, 4)										5	1	1	1	0	3	2											
Ray Sanchez, R OBP: 0.392, SLG: 0.364 (1, 6)										3	0	0	0	0	1	0											
Brent Mayne, L OBP: 0.279, SLG: 0.397 (8, PR)										1	0	1	0	0	0	0											
Carlos Beltrán, S OBP: 0.318, SLG: 0.436 (1, 8)										4	0	0	0	1	1	4											
29 Mike Sweeney, R OBP: 0.364, SLG: 0.563 (1, 3)										3	1	0	0	1	2	1											
Joe Randa, R OBP: 0.304, SLG: 0.361 (1, 5)										2	0	0	1	2	1	0											
Mark Quinn, R OBP: 0.286, SLG: 0.485 (1, 9)										4	0	1	2	0	0	2											
Luis Alica, S OBP: 0.326, SLG: 0.350 (1, 10)										4	0	1	0	0	1	4											
Dee Brown, L OBP: 0.313, SLG: 0.390 (1, 7)										3	1	1	0	0	0	1											
Gregg Zaun, S OBP: 0.300, SLG: 0.294 (1, 2)										4	0	1	0	0	1	2											
Inning Stats	R: 0 H: 0 E: 0 K: 3 S: 9	H: 0 LOB: 0 BB: 0 P: 11	R: 0 H: 0 E: 0 K: 2 S: 10	H: 0 LOB: 0 BB: 0 P: 13	R: 0 H: 0 E: 0 K: 1 S: 9	H: 0 LOB: 1 BB: 0 P: 16	R: 0 H: 0 E: 0 K: 0 S: 7	H: 0 LOB: 0 BB: 0 P: 9	R: 0 H: 1 E: 0 K: 0 S: 10	H: 0 LOB: 1 BB: 0 P: 14	R: 0 H: 0 E: 0 K: 1 S: 15	H: 0 LOB: 2 BB: 2 P: 30	R: 0 H: 3 E: 0 K: 0 S: 18	H: 3 LOB: 3 BB: 3 P: 37	R: 0 H: 2 E: 0 K: 1 S: 11	H: 2 LOB: 2 BB: 0 P: 16	1B: 6 2B: 0 3B: 0 HR: 0	SF: 0 SAC: 0 DP: 0 HBP: 1	WP: 1 PB: 0 SB: 1 CS: 0	PA: 39							
PITCHER	IP	WLS	BF	H	R	ER	SO	BB	IBB	HBP	BLK	WP	HR	S	P	ERA	WHIP										
Barry Zito, L ERA: 4.77 (1, 1)	6.1		23	1	0	0	9	2	0	1	0	0	0	6	7	0.00	0.474										
Jeff Tam, R ERA: 3.35 (7, 1)	0.1	H	1	0	0	0	0	0	0	0	0	0	0	5	7	0.00	0.000										
Mark Guthrie, L ERA: 5.08 (7, 1)	0.2	H	3	1	1	1	0	0	0	0	0	1	0	6	10	13.50	1.500										
Jason Isringhausen, R ERA: 2.74 (8, 1)	0.2	W	7	2	3	3	0	2	1	0	0	0	0	14	31	40.50	6.000										
Jim Mecir, R ERA: 3.62 (9, 1)	1.0	S	5	2	0	0	1	0	0	0	0	0	0	11	16	0.00	2.000										

Kansas City Royals @ Oakland Athletics
Network Associates Coliseum, Oakland, CA
Sun Jul 29 2001, 4:05 PM EDT
Att: 19,384 - Sunny - 63 F

AB 33
R 4
H 6
RBI 4
BB 5
SO 10
LOB 16



Batter	1	2	3	4	5	6	7	8	9	AB	R	H	RBI	BB	SO	LOB	BOTTOM										
Johnny Damon, L OBP: 0.313, SLG: 0.357 (1, 8)										4	0	0	0	0	0	2											
Jeremy Giambi, L OBP: 0.392, SLG: 0.432 (1, 10)										3	2	1	0	1	0	0											
Jason Giambi, L OBP: 0.458, SLG: 0.625 (1, 3)										4	0	0	0	0	1	2											
Jermaine Dye, R OBP: 0.329, SLG: 0.421 (1, 9)										4	2	3	2	0	0	0											
Terrence Long, L OBP: 0.332, SLG: 0.415 (1, 7)										3	0	1	1	1	1	1											
Miguel Tejada, R OBP: 0.330, SLG: 0.480 (1, 6)										4	1	1	1	0	0	2											
3 Eric Chavez, L OBP: 0.323, SLG: 0.475 (1, 5)										0	1	0	0	4	0	0											
Ramon Hernandez, R OBP: 0.311, SLG: 0.349 (1, 2)										4	0	1	2	0	3	3											
Mark Bellhorn, S OBP: 0.222, SLG: 0.193 (1, 4)										4	0	0	0	0	3	3											
Inning Stats	R: 0 H: 0 E: 0 K: 1 S: 11	H: 1 LOB: 1 BB: 1 P: 14	R: 1 H: 1 E: 0 K: 1 S: 8	H: 1 LOB: 1 BB: 1 P: 16	R: 0 H: 0 E: 0 K: 1 S: 6	H: 0 LOB: 0 BB: 0 P: 10	R: 0 H: 0 E: 0 K: 0 S: 9	H: 0 LOB: 1 BB: 1 P: 17	R: 0 H: 2 E: 0 K: 0 S: 15	H: 2 LOB: 1 BB: 1 P: 24	R: 0 H: 0 E: 0 K: 2 S: 9	H: 0 LOB: 1 BB: 1 P: 15	R: 0 H: 4 E: 0 K: 1 S: 14	H: 4 LOB: 1 BB: 1 P: 24	R: 4 H: 4 E: 0 K: 1 S: 14	H: 4 LOB: 1 BB: 1 P: 24	1B: 5 2B: 1 3B: 0 HR: 1	SF: 0 SAC: 0 DP: 0 HBP: 0	WP: 0 PB: 0 SB: 2 CS: 0	PA: 36							
PITCHER	IP	WLS	BF	H	R	ER	SO	BB	IBB	HBP	BLK	WP	HR	S	P	ERA	WHIP										
51 Kris Wilson, R ERA: 3.7 (1, 1)	6.0		24	3	2	2	5	4	0	0	0	0	0	1	58	3.00	1.167										
Cory Bailey, R ERA: 3.63 (7, 1)	1.0		4	0	0	0	2	1	0	0	0	0	0	9	15	0.00	1.000										
Jason Grimsley, R ERA: 3.08 (8, 1)	1.0	L	8	4	4	4	1	0	1	0	0	0	0	14	24	36.00	4.000										

Kansas City Royals @ Oakland Athletics
Network Associates Coliseum, Oakland, CA
Sun Jul 29 2001, 4:05 PM EDT
Att: 19,384 - Sunny - 63 F


AB 30
R 6
H 7
RBI 6
BB 6
SO 8
LOB 13



Batter	1	2	3	4	5	6	7	8	9	10	AB	R	H	RBI	BB	SO	LOB																																																																																														
Luis Alica, S OBP: 0.328, SLG: 0.350 (1, 4)	F9		CS 1B			L3 BB		FC6 1-2			3	0	1	0	1	0	2																																																																																														
Neifi Perez, S OBP: 0.318, SLG: 0.432 (1, 6)	G3		G3			L3			P6		4	0	0	0	0	0	2																																																																																														
Carlos Beltrán, S OBP: 0.319, SLG: 0.437 (1, 8)	F7			1B					K		4	0	2	0	0	1	0																																																																																														
29 Mike Sweeney, R OBP: 0.368, SLG: 0.570 (1, 3)		HR							G5-3 1B		2	1	1	1	2	0	1																																																																																														
Raul Ibanez, L OBP: 0.337, SLG: 0.457 (1, 10)			G6-3 1B		G1-6-3 BB				CS BB		4	0	1	0	0	1	1																																																																																														
Jon Randa, R OBP: 0.306, SLG: 0.359 Donnie Sadler, R OBP: 0.255, SLG: 0.242 (10, PR) (10, 5)		G6-3			F8					1B BB		2	0	0	0	2	0	1																																																																																													
Dee Brown, L OBP: 0.311, SLG: 0.387 (1, 7)					G4-3						4	0	1	0	0	2	2																																																																																														
Mark Quinn, R OBP: 0.289, SLG: 0.485 (1, 9)			FC5-4 1B								4	0	2	0	0	0	1																																																																																														
Brent Mayne, L OBP: 0.377, SLG: 0.395 (1, 2)					G4-3						4	0	1	1	0	0	2																																																																																														
Inning Stats	R: 0 E: 0 K: 0 S: 9	H: 0 LOB: 0 BB: 0 P: 15	R: 1 E: 0 K: 0 S: 14	H: 3 LOB: 1 BB: 0 P: 21	R: 0 E: 0 K: 0 S: 6	H: 1 LOB: 0 BB: 0 P: 10	R: 0 E: 0 K: 0 S: 4	H: 1 LOB: 0 BB: 1 P: 10	R: 0 E: 0 K: 0 S: 5	H: 0 LOB: 0 BB: 0 P: 8	R: 0 E: 0 K: 1 S: 7	H: 1 LOB: 0 BB: 0 P: 14	R: 0 E: 0 K: 1 S: 9	H: 1 LOB: 2 BB: 1 P: 17	R: 0 E: 0 K: 1 S: 10	H: 0 LOB: 0 BB: 1 P: 18	R: 1 E: 0 K: 1 S: 9	H: 2 LOB: 2 BB: 1 P: 13	1B: 8 2B: 1 3B: 0 HR: 1	SF: 0 SAC: 0 DP: 3 HBP: 0	WP: 0 PB: 0 SB: 0 CS: 2	PA: 37																																																																																									
PITCHER	IP WLS BF H R ER SO BB IBB HBP BLK WP HR S P ERA WHIP	<table border="1"> <thead> <tr> <th>PITCHER</th> <th>IP</th> <th>WLS</th> <th>BF</th> <th>H</th> <th>R</th> <th>ER</th> <th>SO</th> <th>BB</th> <th>IBB</th> <th>HBP</th> <th>BLK</th> <th>WP</th> <th>HR</th> <th>S</th> <th>P</th> <th>ERA</th> <th>WHIP</th> </tr> </thead> <tbody> <tr> <td>Jon Garland, R ERA: 3.84 (1, 1)</td> <td>6.0</td> <td></td> <td>20</td> <td>5</td> <td>1</td> <td>1</td> <td>0</td> <td>2</td> <td>0</td> <td>0</td> <td>0</td> <td>0</td> <td>0</td> <td>1</td> <td>45</td> <td>75</td> <td>1.50</td> <td>1.167</td> </tr> <tr> <td>Gary Glover, R ERA: 4.71 (7, 1)</td> <td>1.0</td> <td></td> <td>3</td> <td>1</td> <td>0</td> <td>0</td> <td>1</td> <td>0</td> <td>0</td> <td>0</td> <td>0</td> <td>0</td> <td>0</td> <td>7</td> <td>14</td> <td>0.00</td> <td>1.000</td> </tr> <tr> <td>Bob Howry, R ERA: 4.73 (8, 1)</td> <td>2.0</td> <td></td> <td>8</td> <td>1</td> <td>0</td> <td>0</td> <td>2</td> <td>2</td> <td>0</td> <td>0</td> <td>0</td> <td>0</td> <td>0</td> <td>19</td> <td>35</td> <td>0.00</td> <td>1.500</td> </tr> <tr> <td>Keith Foulke, R ERA: 2.53 (10, 1)</td> <td>1.0</td> <td>L</td> <td>5</td> <td>2</td> <td>1</td> <td>1</td> <td>1</td> <td>1</td> <td>0</td> <td>0</td> <td>0</td> <td>0</td> <td>0</td> <td>9</td> <td>13</td> <td>9.00</td> <td>3.000</td> </tr> </tbody> </table>																			PITCHER	IP	WLS	BF	H	R	ER	SO	BB	IBB	HBP	BLK	WP	HR	S	P	ERA	WHIP	Jon Garland, R ERA: 3.84 (1, 1)	6.0		20	5	1	1	0	2	0	0	0	0	0	1	45	75	1.50	1.167	Gary Glover, R ERA: 4.71 (7, 1)	1.0		3	1	0	0	1	0	0	0	0	0	0	7	14	0.00	1.000	Bob Howry, R ERA: 4.73 (8, 1)	2.0		8	1	0	0	2	2	0	0	0	0	0	19	35	0.00	1.500	Keith Foulke, R ERA: 2.53 (10, 1)	1.0	L	5	2	1	1	1	1	0	0	0	0	0	9	13	9.00	3.000
PITCHER	IP	WLS	BF	H	R	ER	SO	BB	IBB	HBP	BLK	WP	HR	S	P	ERA	WHIP																																																																																														
Jon Garland, R ERA: 3.84 (1, 1)	6.0		20	5	1	1	0	2	0	0	0	0	0	1	45	75	1.50	1.167																																																																																													
Gary Glover, R ERA: 4.71 (7, 1)	1.0		3	1	0	0	1	0	0	0	0	0	0	7	14	0.00	1.000																																																																																														
Bob Howry, R ERA: 4.73 (8, 1)	2.0		8	1	0	0	2	2	0	0	0	0	0	19	35	0.00	1.500																																																																																														
Keith Foulke, R ERA: 2.53 (10, 1)	1.0	L	5	2	1	1	1	1	0	0	0	0	0	9	13	9.00	3.000																																																																																														

Kansas City Royals @ Chicago White Sox
Comiskey Park, Chicago, IL
Tue Jul 31 2001, 8:05 PM EDT
Att. 18,581 - Sunny - 89 F


AB	31
R	2
H	9
RBI	2
BB	5
SO	4
LOB	12




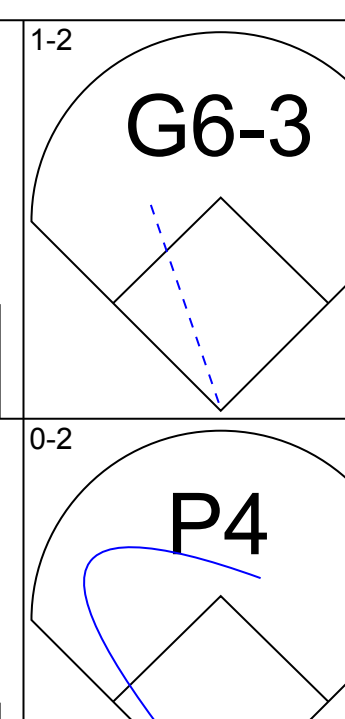
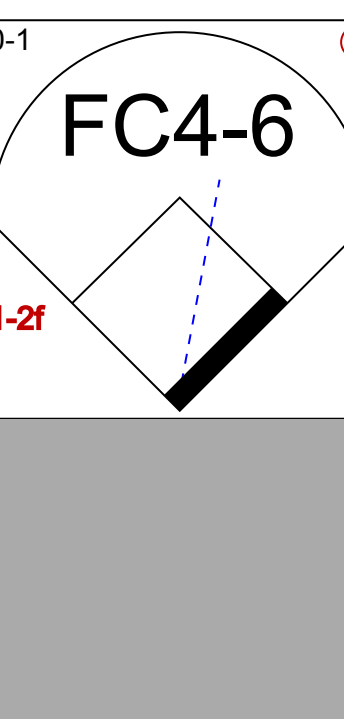
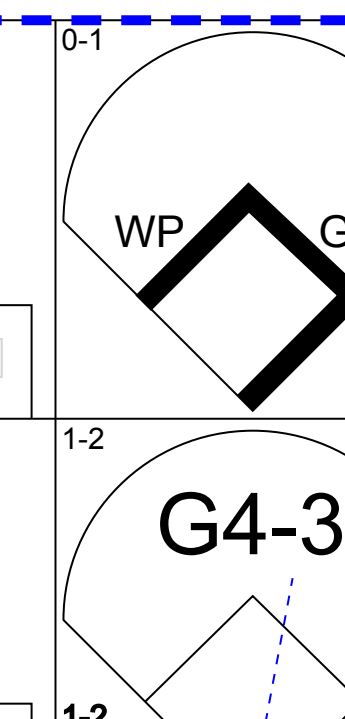
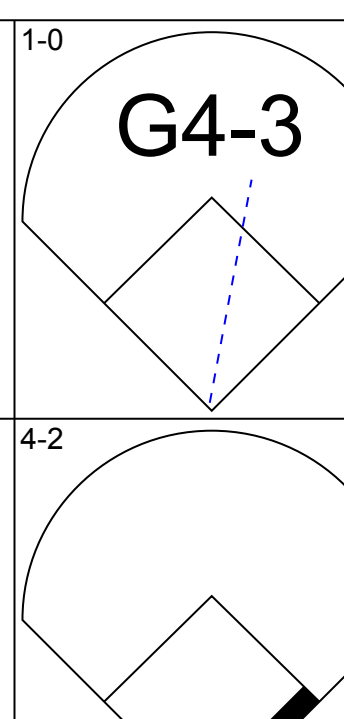
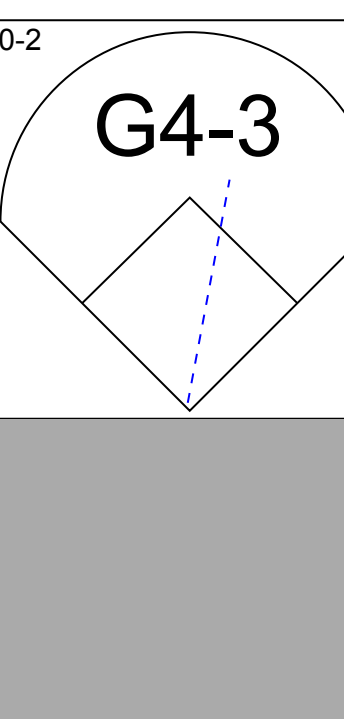
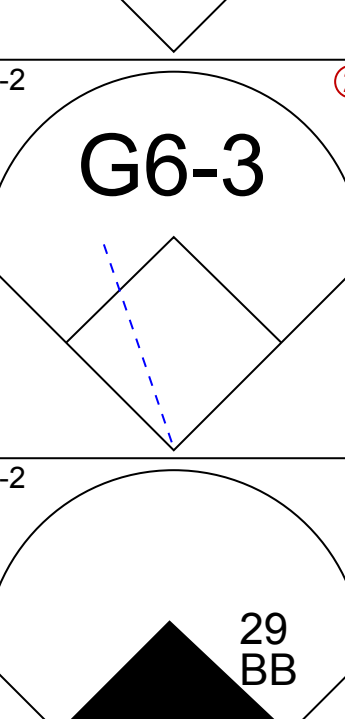
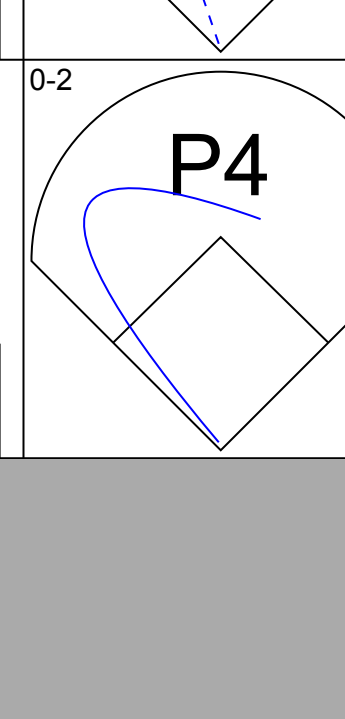
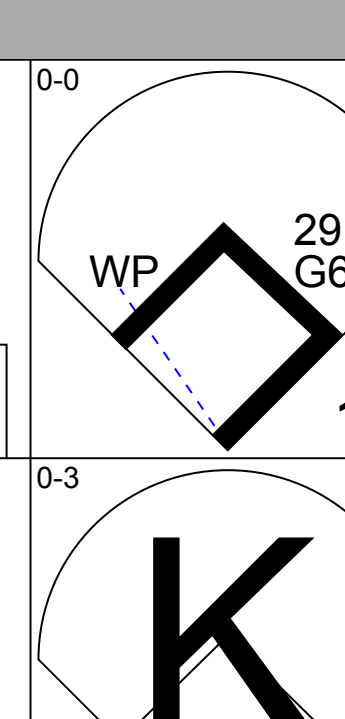
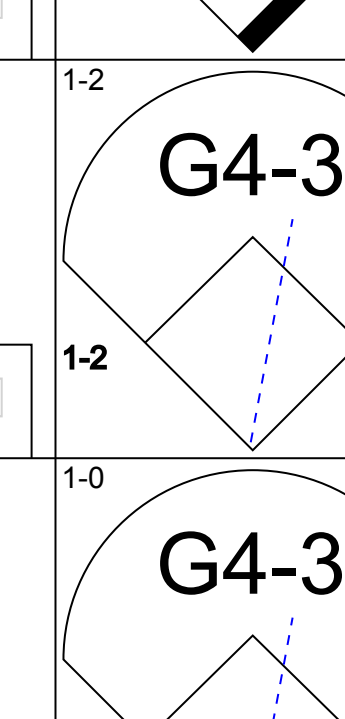
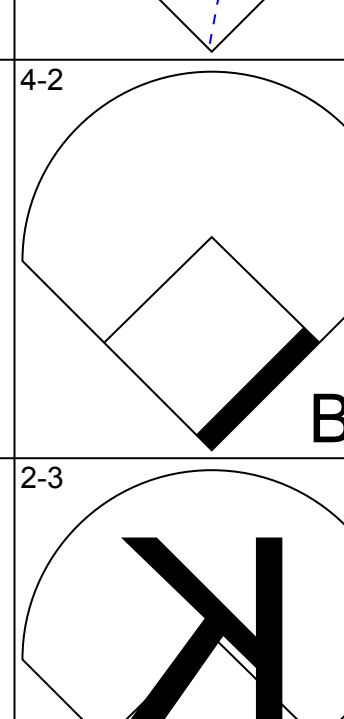

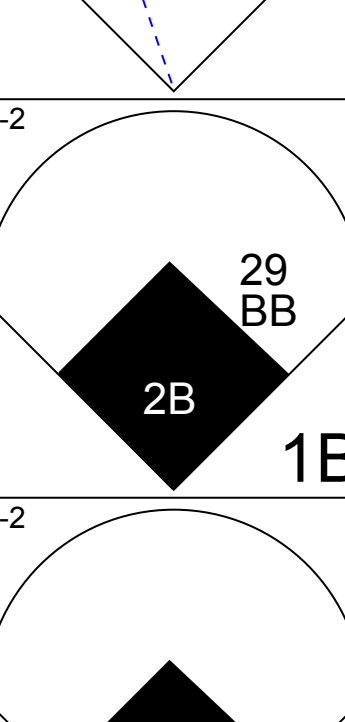
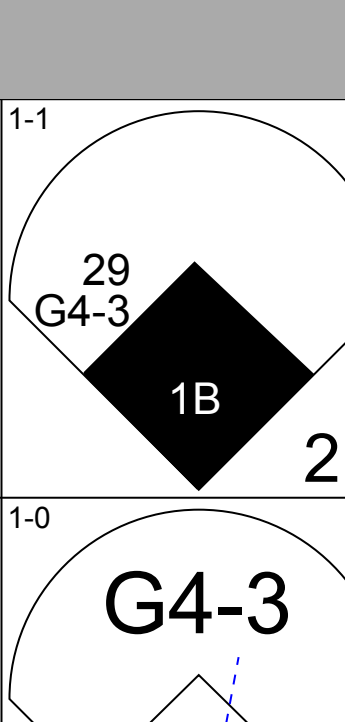
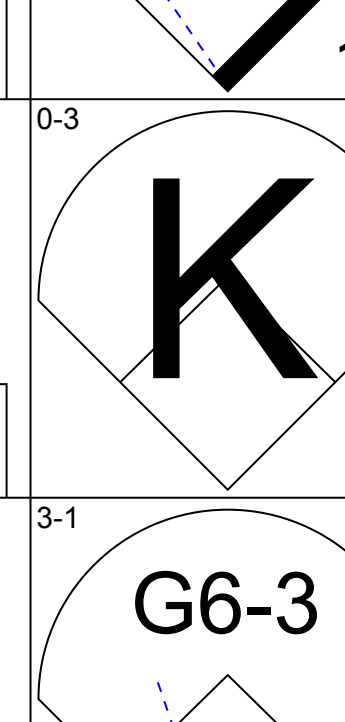
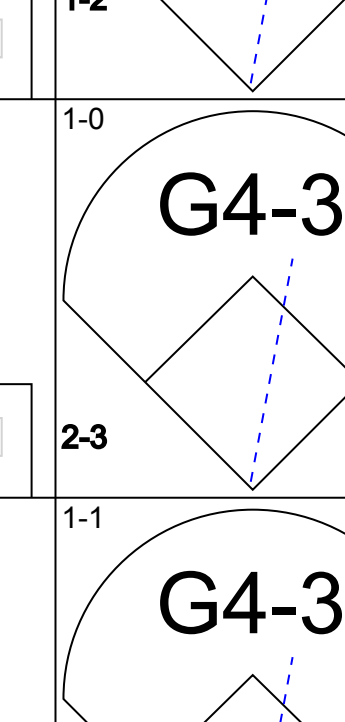
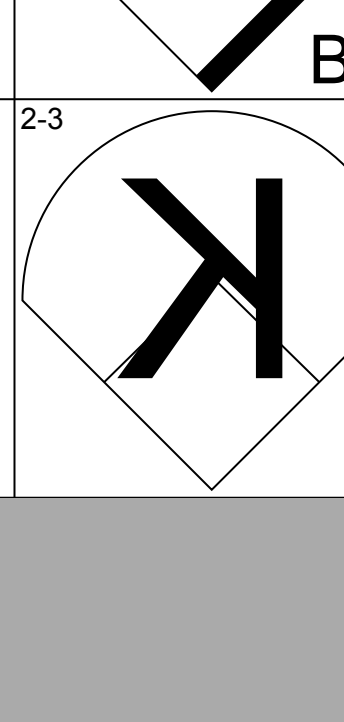
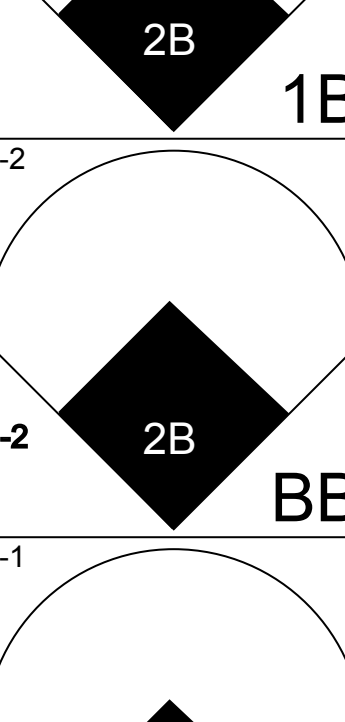
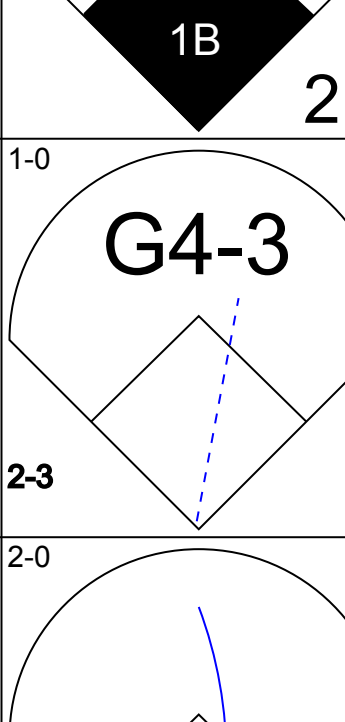
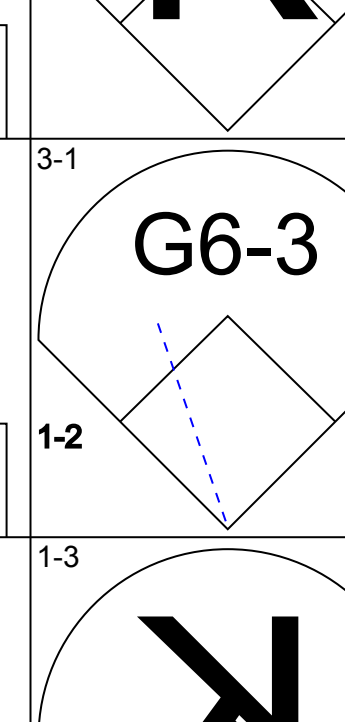
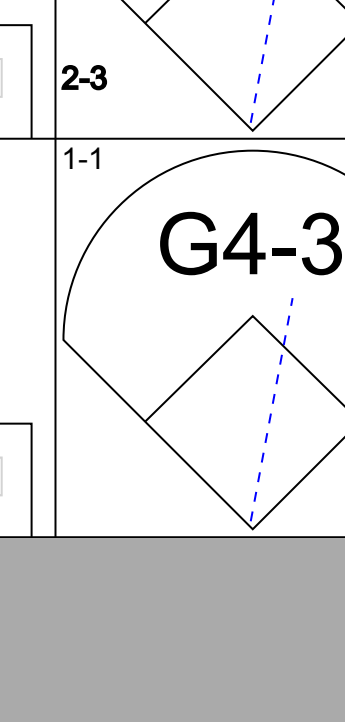

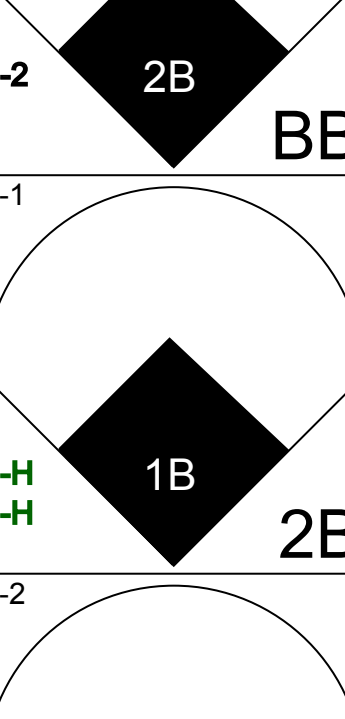
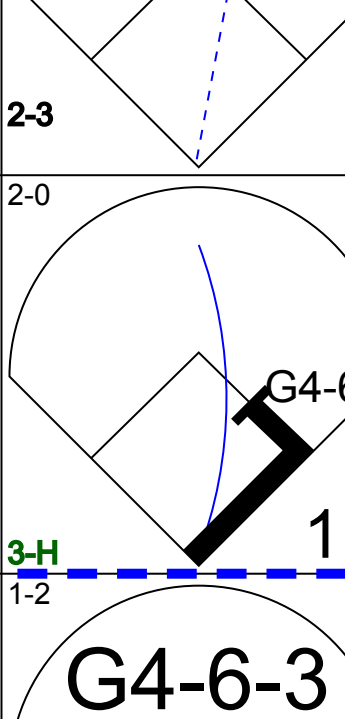
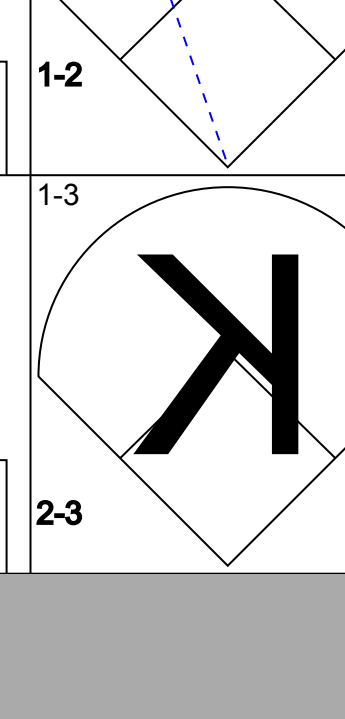

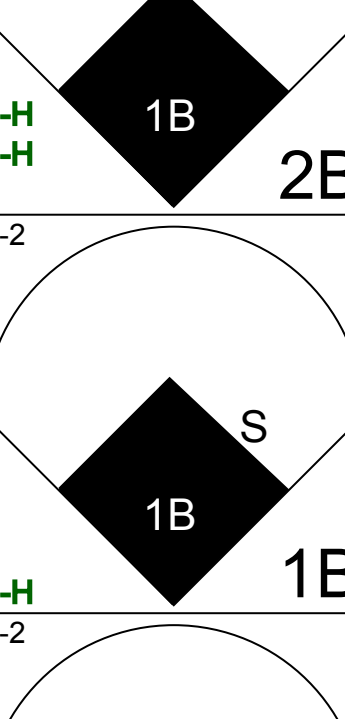
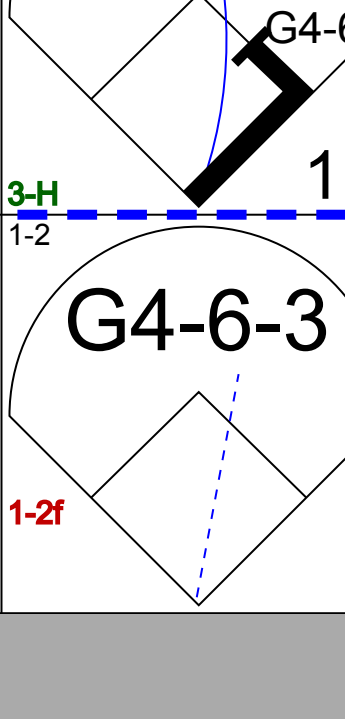


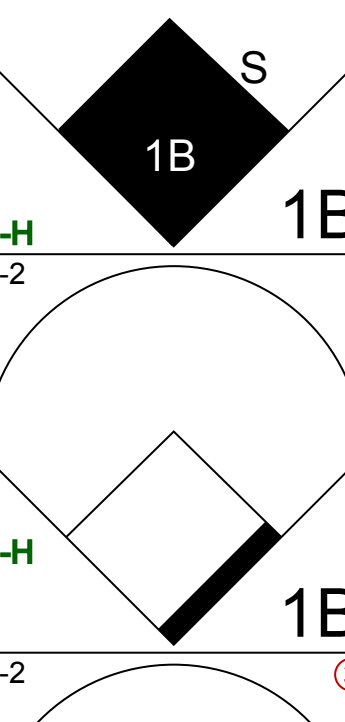
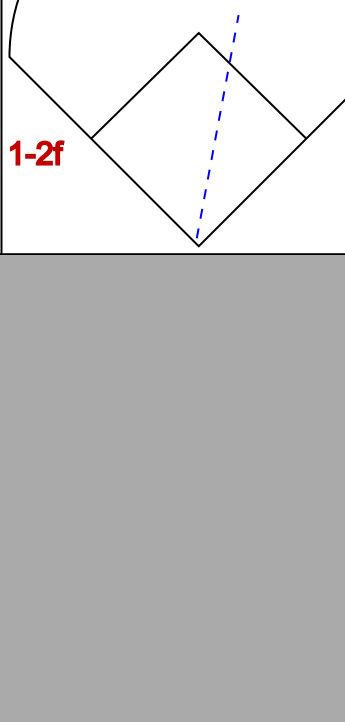


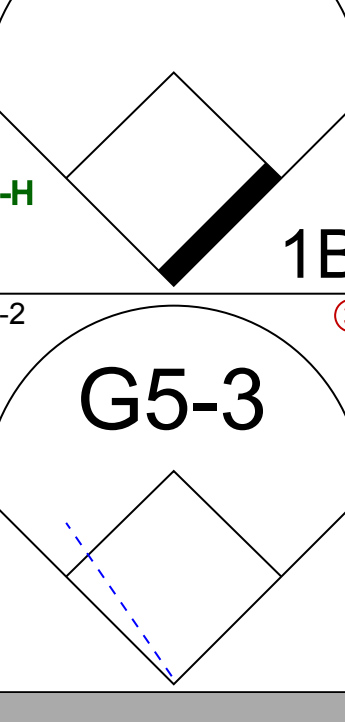


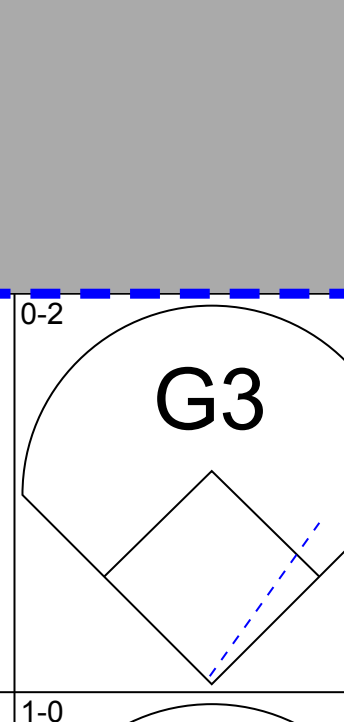
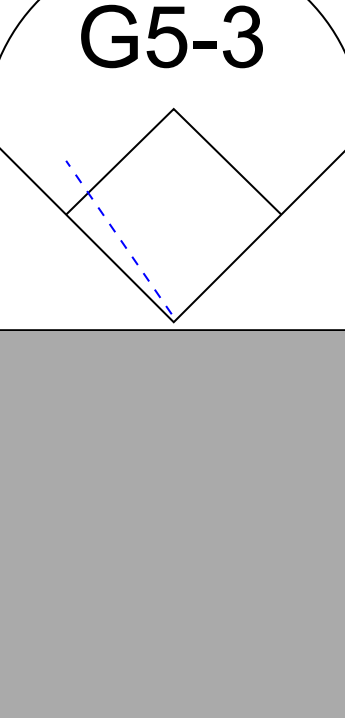


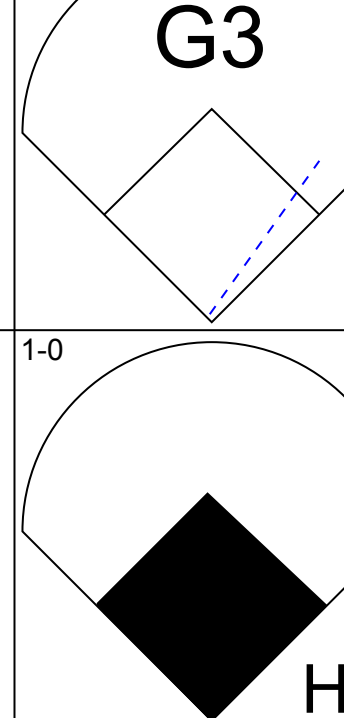
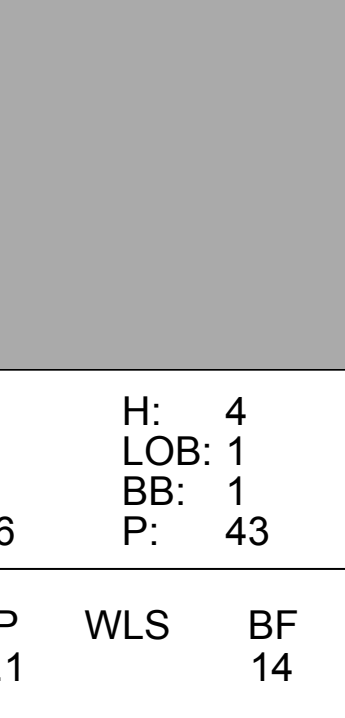

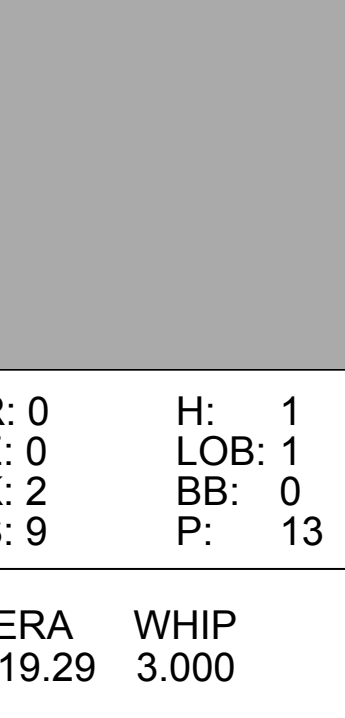
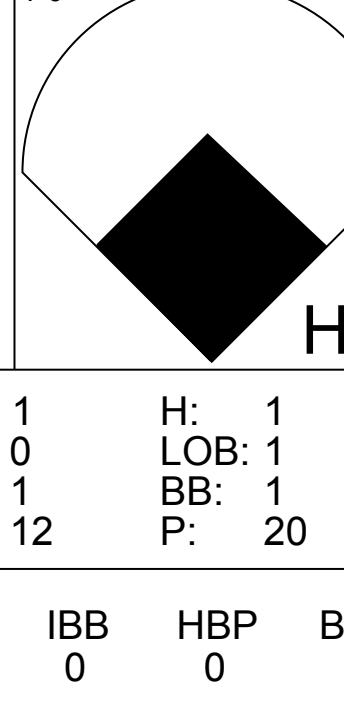
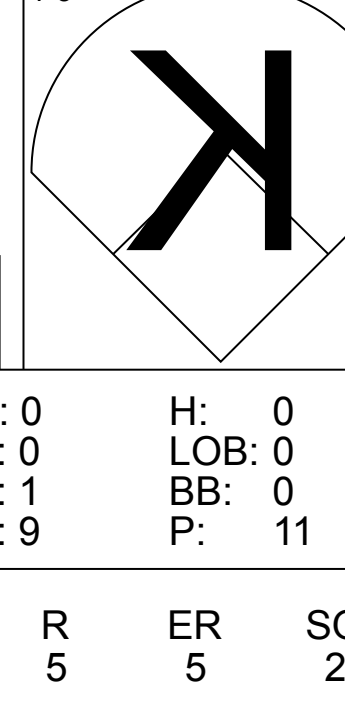
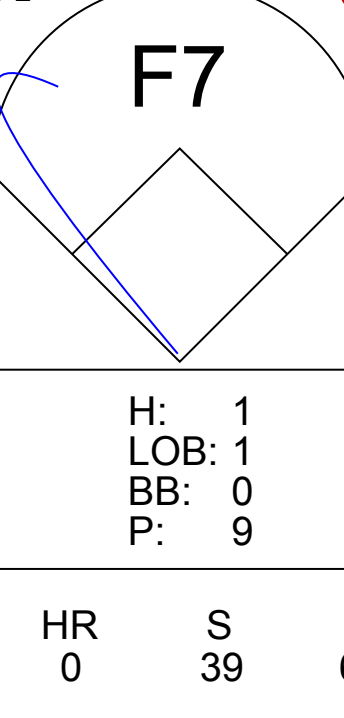
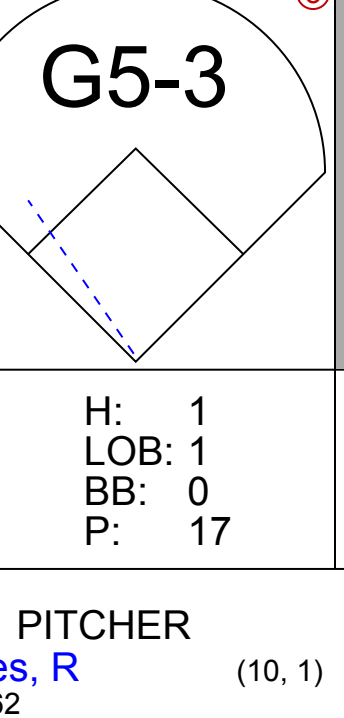
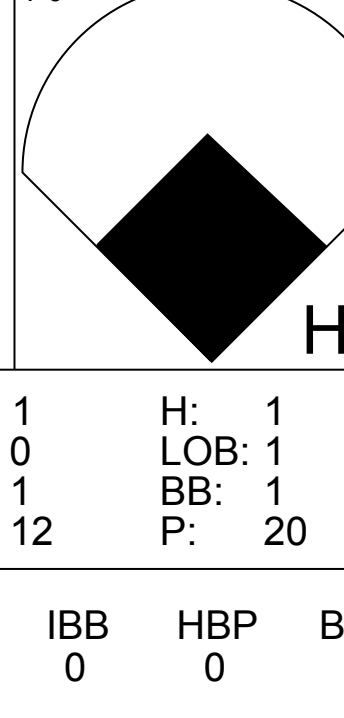
Batter	1	2	3	4	5	6	7	8	9	10	AB	R	H	RBI	BB	SO	LOB																																																									
Ray Durham, S OBP: 0.337, SLG: 0.435 (1, 4)	1B		L9			L9		G1-3			4	1	1	0	0	0	2																																																									
Jose Valentin, S OBP: 0.341, SLG: 0.520 (1, 5)	F9		F8-6			G6-3			P6		4	0	0	0	0	0	2																																																									
Carlos Lee, R OBP: 0.336, SLG: 0.533 (1, 7)	K				G5-3			F9			4	0	0	0	0	1	1																																																									
Magglio Ordonez, R OBP: 0.379, SLG: 0.515 (1, 9)					F7			G4-3			4	0	1	1	0	1	0																																																									
Jose Canseco, R OBP: 0.376, SLG: 0.520 Chris Singleton, L OBP: 0.297, SLG: 0.365 (10, PR) (1, 10)											3	0	1	0	0	2	1																																																									
14 Paul Konerko, R OBP: 0.346, SLG: 0.507 (1, 3)											0	0	0	0	0	0	0																																																									
Aaron Rowand, R OBP: 0.426, SLG: 0.410 Herbert Perry, R OBP: 0.328, SLG: 0.406 (10, PH) (1, 8)											14 G3 S	14	0	0	0	0	0																																																									
Mark Johnson, L OBP: 0.377, SLG: 0.424 (1, 2)											4	0	1	0	0	0	2																																																									
Royce Clayton, R OBP: 0.270, SLG: 0.342 (1, 6)											3	0	2	0	0	0	1																																																									
Inning Stats	R: 1 E: 0 K: 2 S: 16	H: 2 LOB: 1 BB: 0 P: 23	R: 0 E: 0 K: 0 S: 6	H: 1 LOB: 0 BB: 0 P: 10	R: 0 E: 0 K: 0 S: 9	H: 1 LOB: 0 BB: 0 P: 14	R: 0 E: 0 K: 0 S: 8	H: 0 LOB: 1 BB: 0 P: 13	R: 0 E: 0 K: 0 S: 7	H: 0 LOB: 0 BB: 0 P: 11	R: 0 E: 0 K: 1 S: 7	H: 0 LOB: 0 BB: 0 P: 13	R: 0 E: 0 K: 1 S: 10	H: 1 LOB: 1 BB: 0 P: 18	R: 0 E: 0 K: 1 S: 7	H: 0 LOB: 0 BB: 0 P: 9	R: 0 E: 0 K: 1 S: 10	H: 1 LOB: 2 BB: 0 P: 14	1B: 6 2B: 1 3B: 0 HR: 0	SF: 0 SAC: 0 DP: 3 HBP: 1	WP: 0 PB: 0 SB: 2 CS: 0	PA: 35																																																				
PITCHER	IP WLS BF H R ER SO BB IBB HBP BLK WP HR S P ERA WHIP	<table border="1"> <thead> <tr> <th>PITCHER</th> <th>IP</th> <th>WLS</th> <th>BF</th> <th>H</th> <th>R</th> <th>ER</th> <th>SO</th> <th>BB</th> <th>IBB</th> <th>HBP</th> <th>BLK</th> <th>WP</th> <th>HR</th> <th>S</th> <th>P</th> <th>ERA</th> <th>WHIP</th> </tr> </thead> <tbody> <tr> <td>Paul Byrd, R ERA: 4.24 (1, 1)</td> <td>9.0</td> <td></td> <td>31</td> <td>5</td> <td>1</td> <td>1</td> <td>5</td> <td>0</td> <td>0</td> <td>1</td> <td>0</td> <td>0</td> <td>0</td> <td>77</td> <td>119</td> <td>1.00</td> <td>0.556</td> </tr> <tr> <td>Roberto Hernandez, R ERA: 4.33 (10, 1)</td> <td>1.0</td> <td>S</td> <td>4</td> <td>1</td> <td>0</td> <td>0</td> <td>1</td> <td>0</td> <td>0</td> <td>0</td> <td>0</td> <td>0</td> <td>0</td> <td>10</td> <td>14</td> <td>0.00</td> <td>1.000</td> </tr> </tbody> </table>																			PITCHER	IP	WLS	BF	H	R	ER	SO	BB	IBB	HBP	BLK	WP	HR	S	P	ERA	WHIP	Paul Byrd, R ERA: 4.24 (1, 1)	9.0		31	5	1	1	5	0	0	1	0	0	0	77	119	1.00	0.556	Roberto Hernandez, R ERA: 4.33 (10, 1)	1.0	S	4	1	0	0	1	0	0	0	0	0	0	10	14	0.00	1.000
PITCHER	IP	WLS	BF	H	R	ER	SO	BB	IBB	HBP	BLK	WP	HR	S	P	ERA	WHIP																																																									
Paul Byrd, R ERA: 4.24 (1, 1)	9.0		31	5	1	1	5	0	0	1	0	0	0	77	119	1.00	0.556																																																									
Roberto Hernandez, R ERA: 4.33 (10, 1)	1.0	S	4	1	0	0	1	0	0	0	0	0	0	10	14	0.00	1.000																																																									

Kansas City Royals @ Chicago White Sox
Comiskey Park, Chicago, IL
Tue Jul 31 2001, 8:05 PM EDT
Att. 18,581 - Sunny - 89 F

AB	34
R	1
H	6
RBI	1
BB	0
SO	6
LOB	16



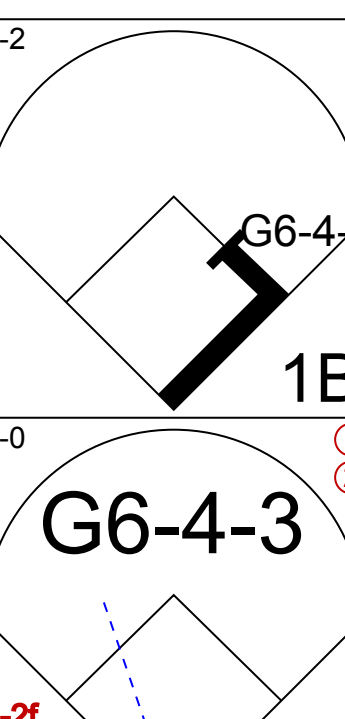
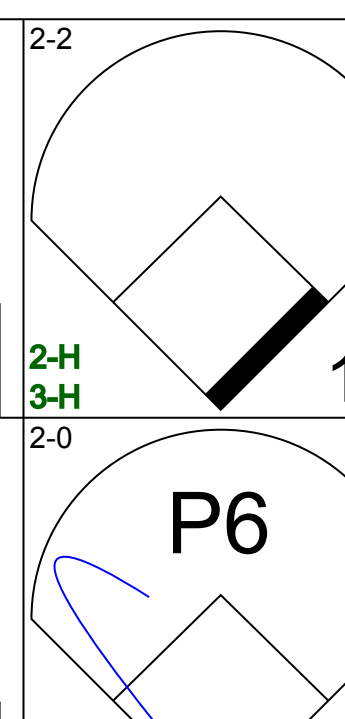
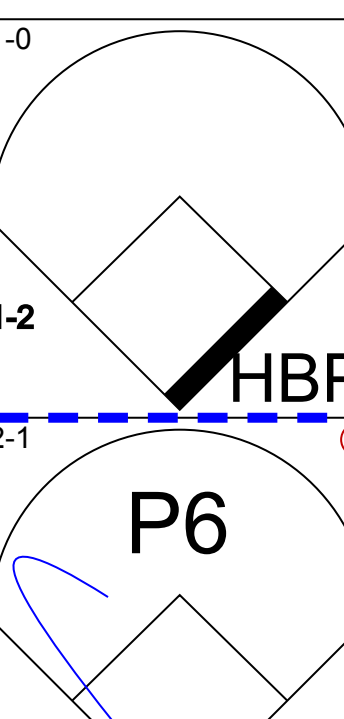

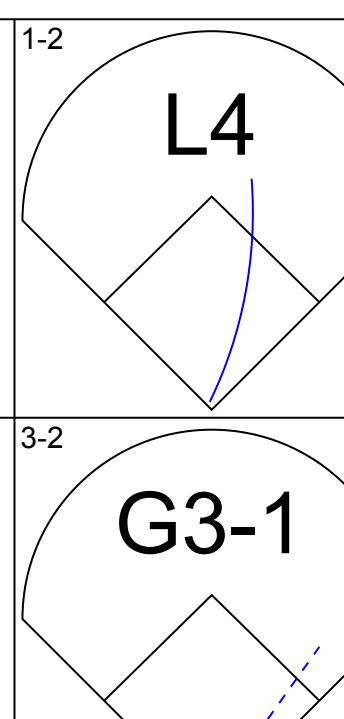
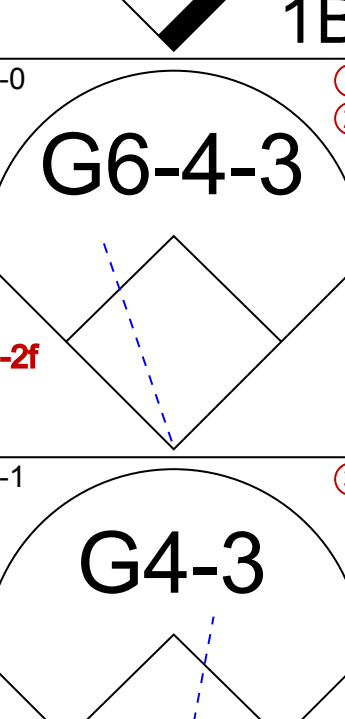
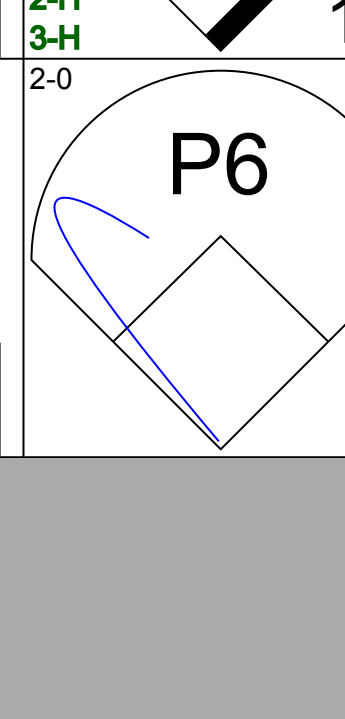
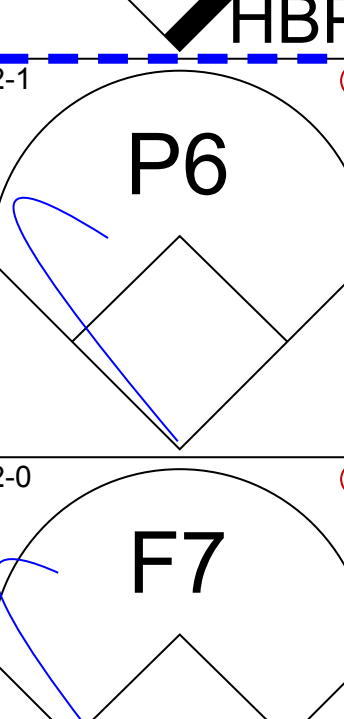
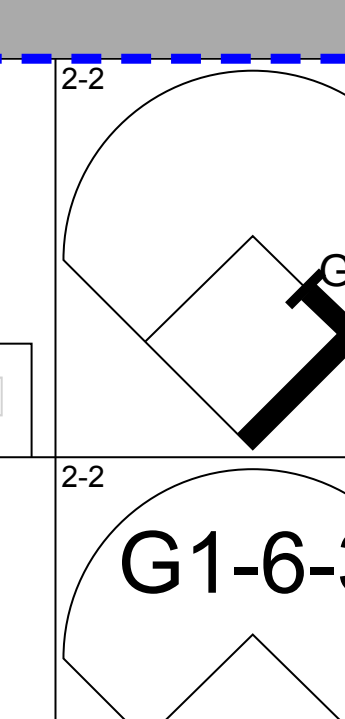
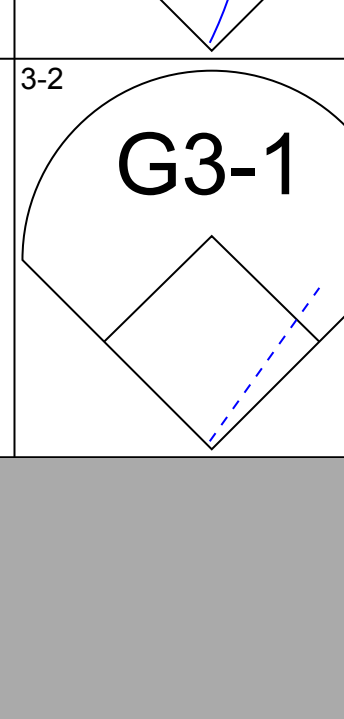
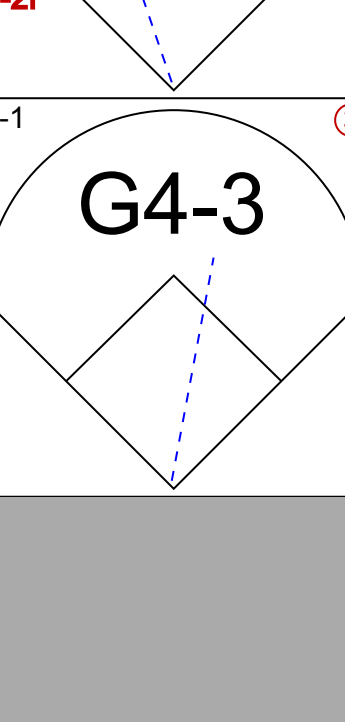
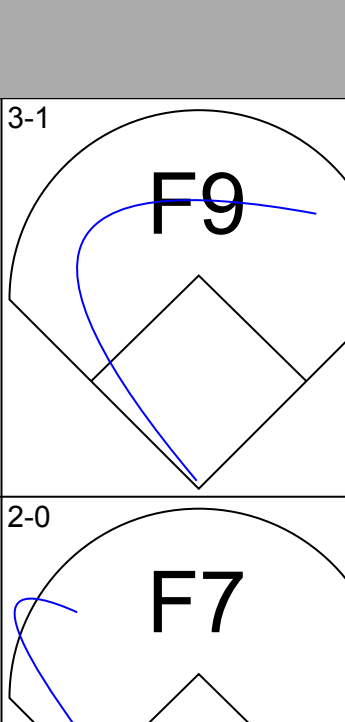
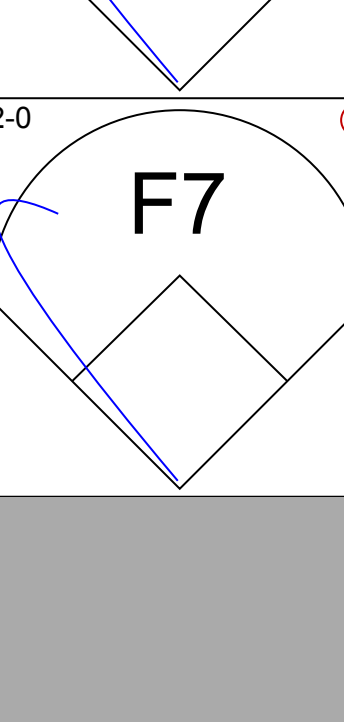
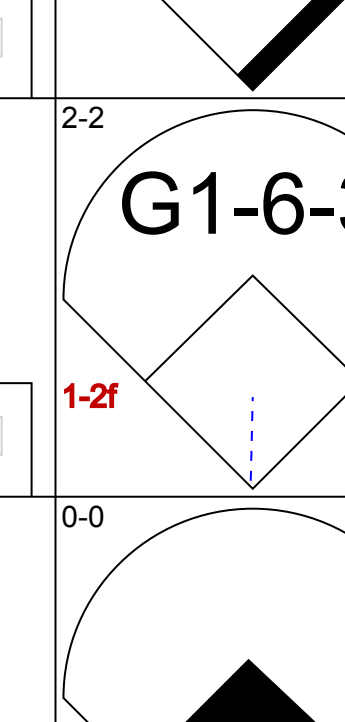

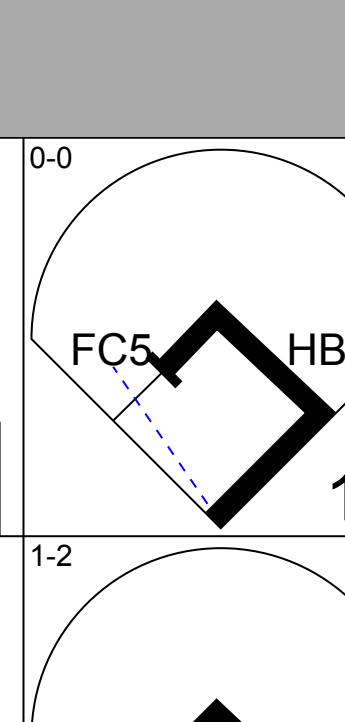
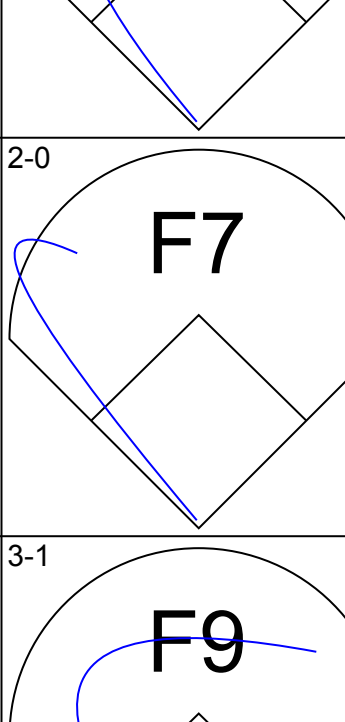
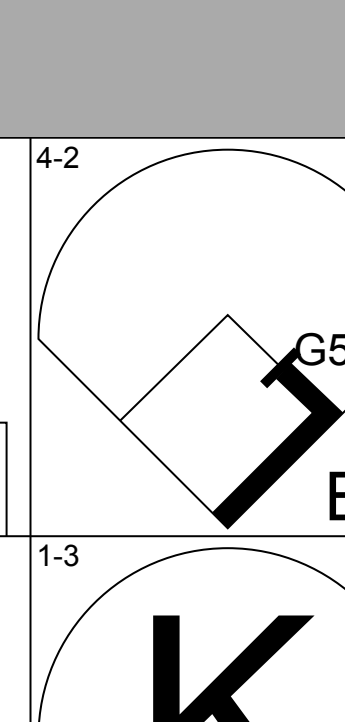
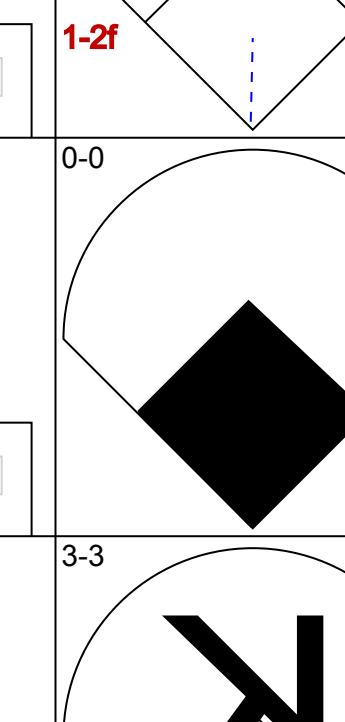

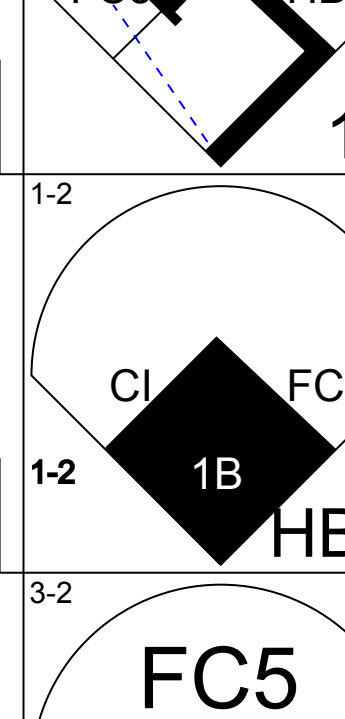
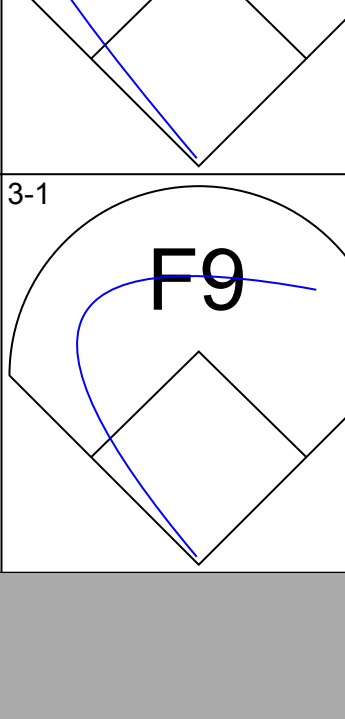
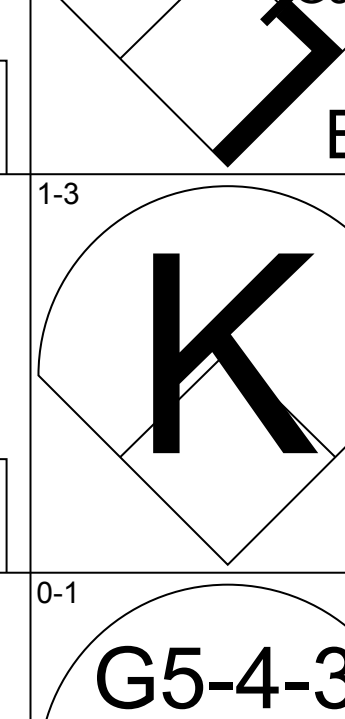
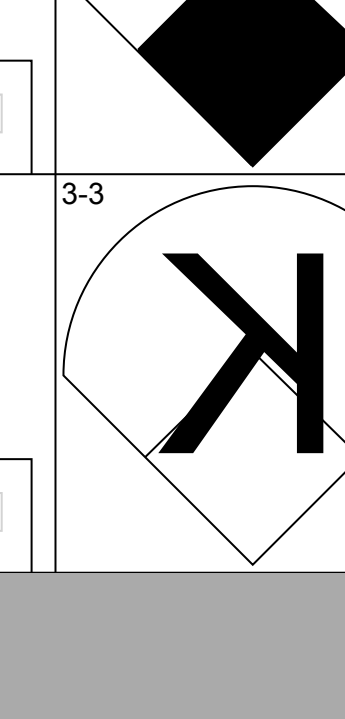

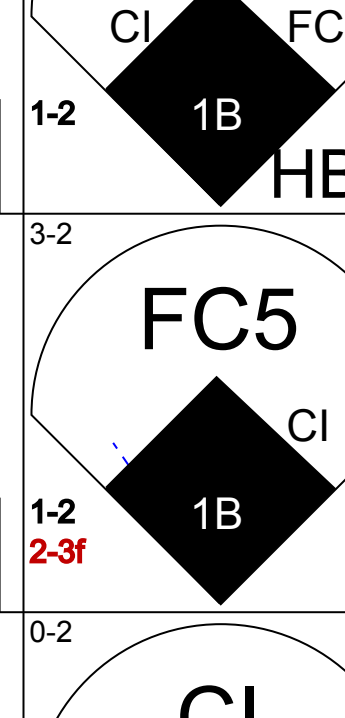


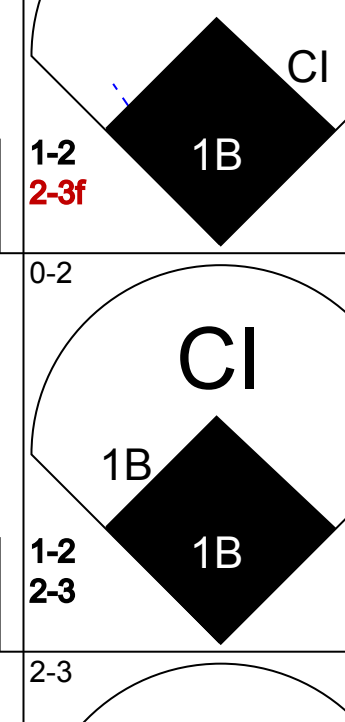
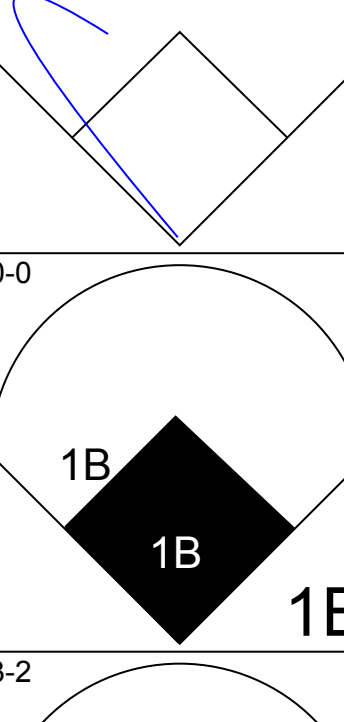
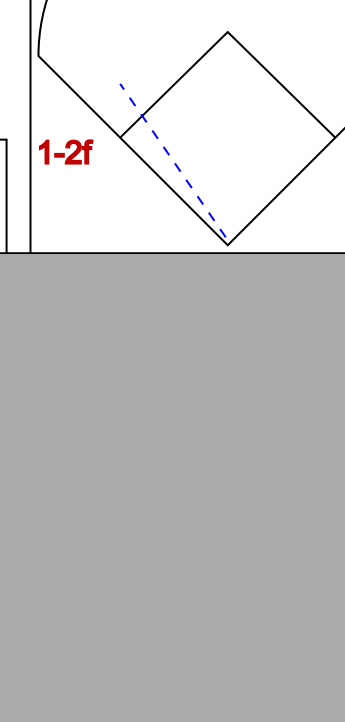
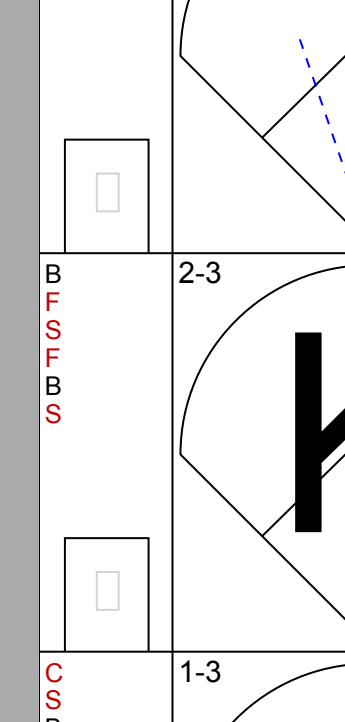

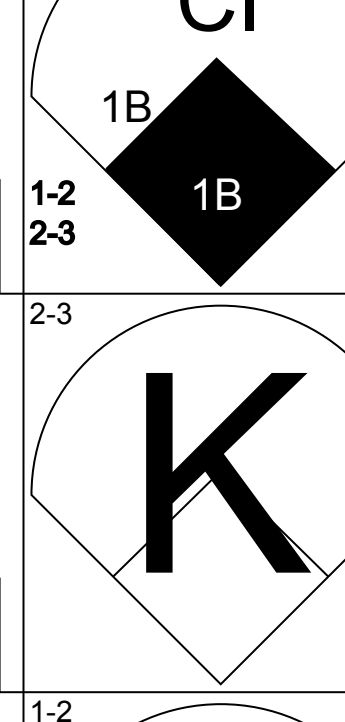
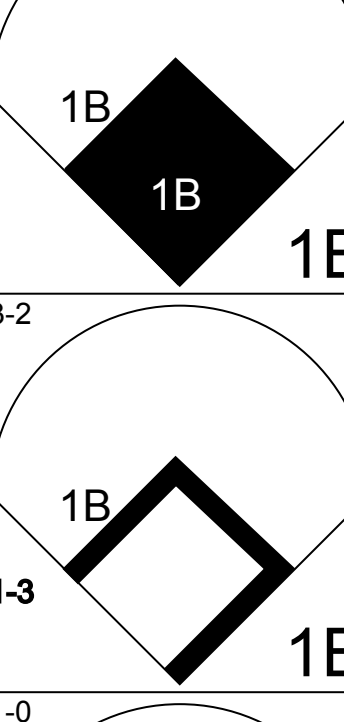
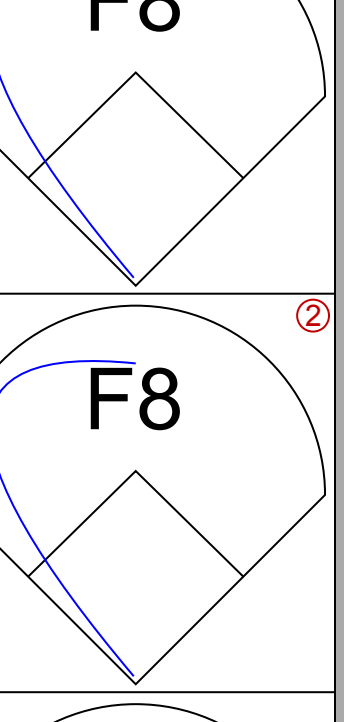
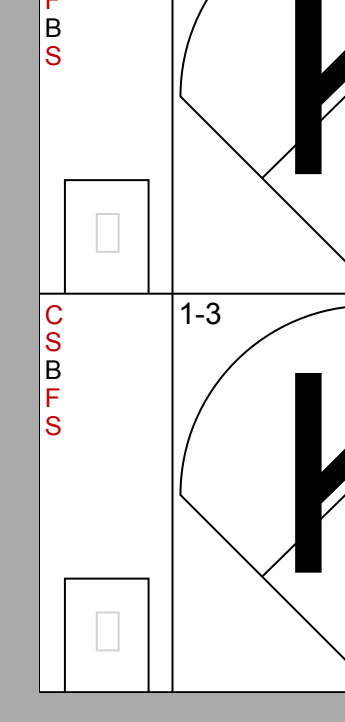

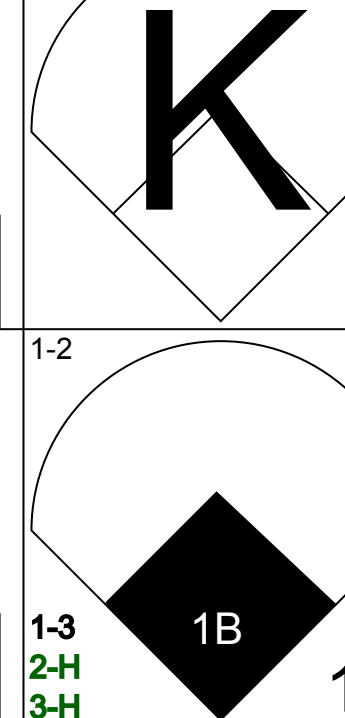
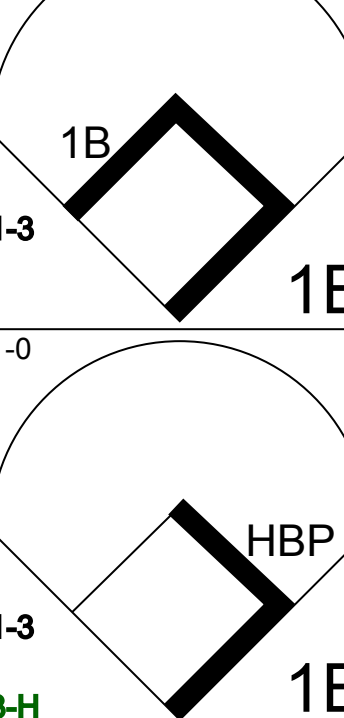
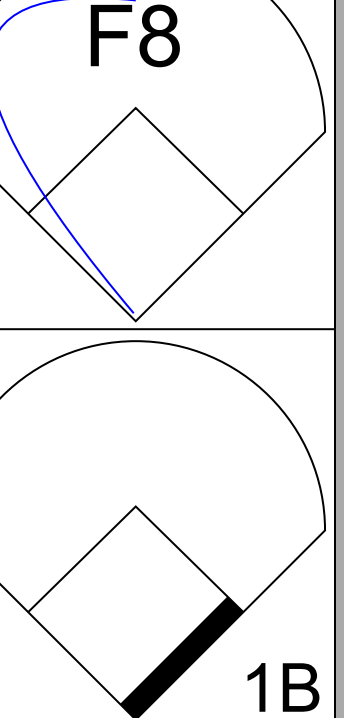
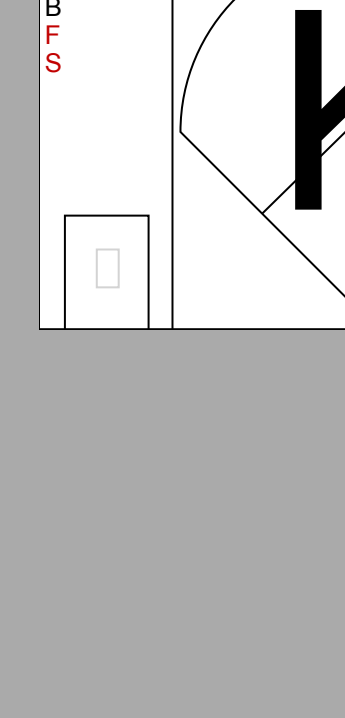
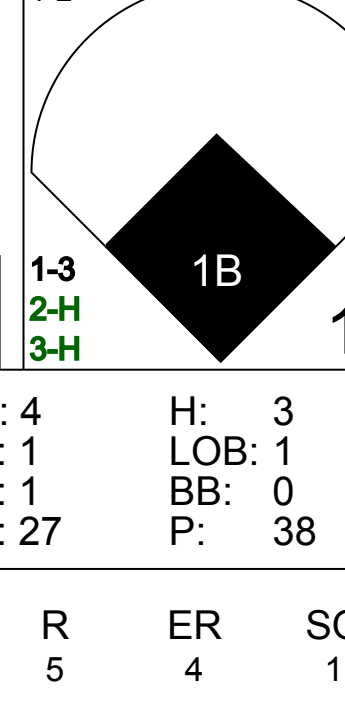
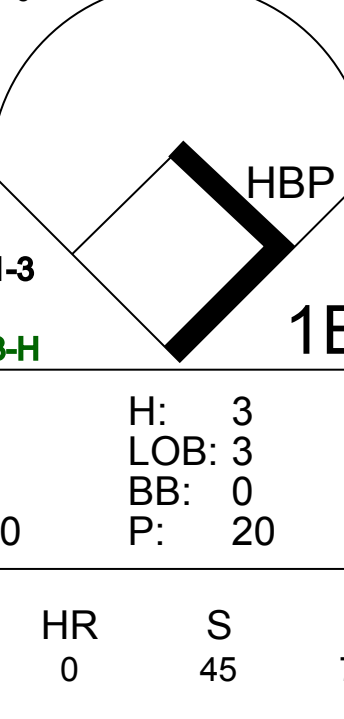
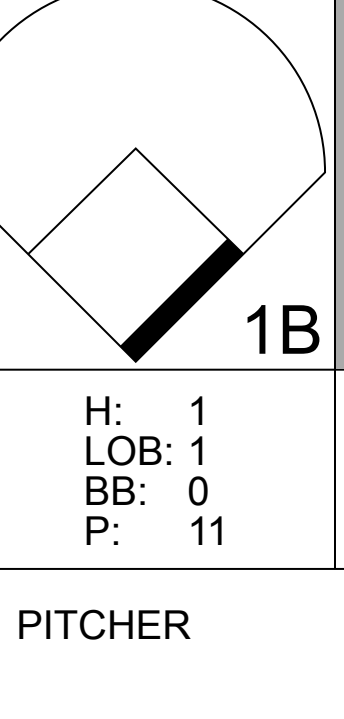
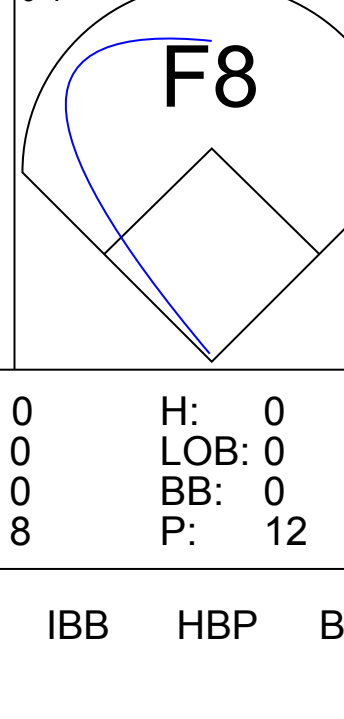
Batter	1	2	3	4	5	6	7	8	9	AB	R	H	RBI	BB	SO	LOB	TOP			
Carlos Febles, R OBP: 0.272, SLG: 0.282 (1, 4)										5	1	3	0	0	0	0	Kansas City Royals @ Chicago White Sox Comiskey Park, Chicago, IL Wed Aug 01 2001, 8:05 PM EDT Att: 15,620 - Sunny - 86 F			
Neftali Feliz, S OBP: 0.316, SLG: 0.428 (1, 6)										4	0	0	0	1	2	3				
Carlos Beltrán, S OBP: 0.320, SLG: 0.444 (1, 8)										5	2	2	1	0	1	5				
29 Mike Sweeney, R OBP: 0.373, SLG: 0.575 (1, 3)										3	2	2	2	2	0	0				
Raul Ibanez, L OBP: 0.400, SLG: 0.458 (1, 10)										2	0	1	0	3	0	1				
Joe Randa, R OBP: 0.304, SLG: 0.358 (1, 5)										4	0	1	1	0	1	3				
Dee Brown, L OBP: 0.309, SLG: 0.389 (1, 7)										4	1	1	1	0	0	2				
Mark Quinn, R OBP: 0.288, SLG: 0.480 (1, 9)										5	0	1	0	0	1	3				
Gregg Zaun, S OBP: 0.280, SLG: 0.318 (1, 2)										5	0	1	1	0	0	3				
Inning Stats	R: 3 E: 1 K: 1 S: 20	H: 4 LOB: 1 BB: 0 P: 36	R: 0 E: 0 K: 0 S: 4	H: 0 LOB: 0 BB: 7 P: 7	R: 0 E: 0 K: 2 S: 9	H: 0 LOB: 1 BB: 1 P: 16	R: 1 E: 0 K: 0 S: 12	H: 3 LOB: 3 BB: 1 P: 24	R: 0 E: 0 K: 0 S: 8	H: 2 LOB: 2 BB: 0 P: 11	R: 1 E: 0 K: 0 S: 15	H: 2 LOB: 2 BB: 1 P: 27	R: 1 E: 0 K: 1 S: 11	H: 1 LOB: 2 BB: 2 P: 23	R: 0 E: 0 K: 1 S: 10	H: 0 LOB: 0 BB: 0 P: 14	1B: 7 2B: 4 3B: 0 HR: 1	SF: 2 SAC: 0 DP: 0 HBP: 0	WP: 0 PB: 0 SB: 2 CS: 0	PA: 45
PITCHER	IP WLS BF H R ER SO BB IBB HBP BLK WP HR S P ERA WHIP																			
Dan Wright, R ERA: 5.63 (1, 1)	5.0 W 25 7 4 4 3 3 0 0 0 0 0 0 0 13 24 7.20 2.000																			
Rocky Elmore, R ERA: 5.45 (6, 1)	1.0 H 8 4 1 1 0 1 0 0 0 0 0 0 0 4 5 9.00 5.000																			
Alan Embree, L ERA: 10.21 (7, 1)	0.1 1 0 0 0 0 0 0 0 0 0 0 0 0 4 5 0.00 0.000																			
Gary Glover, R ERA: 4.78 (7, 1)	1.1 H 6 1 1 1 0 1 0 0 0 0 0 1 13 22 6.75 1.500																			
Keith Foulke, R ERA: 2.47 (8, 1)	1.1 S 5 0 0 0 2 1 0 0 0 0 0 0 0 14 24 0.00 0.750																			
Batter	1	2	3	4	5	6	7	8	9	AB	R	H	RBI	BB	SO	LOB	BOTTOM			
Ray Durham, S OBP: 0.338, SLG: 0.438 (1, 4)										2	1	1	0	0	0	2	Kansas City Royals @ Chicago White Sox Comiskey Park, Chicago, IL Wed Aug 01 2001, 8:05 PM EDT Att: 15,620 - Sunny - 86 F			
Tony Graffanino, R OBP: 0.333, SLG: 0.374 (4, 4)										3	0	1	0	0	2	1				
Aaron Rowand, R OBP: 0.431, SLG: 0.419 (1, 8) (8, 9)										4	1	2	1	0	1	1				
Carlos Lee, R OBP: 0.338, SLG: 0.531 (1, 7)										3	1	1	0	1	0	4				
Magglio Ordonez, R OBP: 0.378, SLG: 0.511 (1, 9)										3	0	0	0	0	1	3				
Chris Singleton, L OBP: 0.297, SLG: 0.365 (8, 8)										0	0	0	0	0	0	0				
Jose Canseco, R OBP: 0.380, SLG: 0.575 (1, 10)										4	2	2	5	0	2	2				
14 Paul Konerko, R OBP: 0.345, SLG: 0.507 (1, 3)										4	0	1	0	0	0	2				
Herbert Perry, R OBP: 0.326, SLG: 0.401 (1, 5)										3	0	0	0	1	0	1				
Sandy Alomar Jr., R OBP: 0.287, SLG: 0.332 (1, 2)										4	0	1	0	0	0	1				
Royce Clayton, R OBP: 0.277, SLG: 0.355 (1, 6)										2	2	1	1	2	0	1				
Inning Stats	R: 3 E: 0 K: 0 S: 20	H: 4 LOB: 1 BB: 0 P: 27	R: 0 E: 0 K: 0 S: 9	H: 1 LOB: 1 BB: 1 P: 15	R: 2 E: 0 K: 1 S: 13	H: 1 LOB: 0 BB: 0 P: 23	R: 1 E: 0 K: 2 S: 9	H: 1 LOB: 0 BB: 0 P: 15	R: 0 E: 0 K: 1 S: 7	H: 1 LOB: 1 BB: 0 P: 10	R: 1 E: 0 K: 0 S: 14	H: 2 LOB: 2 BB: 1 P: 21	R: 0 E: 0 K: 1 S: 6	H: 0 LOB: 0 BB: 0 P: 11	R: 0 E: 0 K: 1 S: 8	H: 0 LOB: 1 BB: 1 P: 15	1B: 5 2B: 2 3B: 0 HR: 3	SF: 0 SAC: 0 DP: 2 HBP: 1	WP: 0 PB: 0 SB: 0 CS: 0	PA: 37
PITCHER	IP WLS BF H R ER SO BB IBB HBP BLK WP HR S P ERA WHIP																			
Chris George, L ERA: 9.0 (1, 1)	3.0 L 16 6 5 5 1 2 0 0 0 0 0 1 36 57 15.00 2.667																			
Blake Stein, R ERA: 5.27 (4, 1)	4.0 17 4 2 2 4 1 0 1 0 0 0 1 36 57 4.50 1.250																			
Doug Henry, R ERA: 6.66 (8, 1)	1.0 4 0 0 0 1 1 0 0 0 0 0 0 8 15 0.00 1.000																			

Batter	1	2	3	4	5	6	7	8	9	10	AB	R	H	RBI	BB	SO	LOB	TOP	
Carlos Febles, R OBP: 0.262, SLG: 0.263 (1, 4)											6	0	1	0	0	1	4		
Neifi Perez, S OBP: 0.318, SLG: 0.426 (1, 6)											4	0	1	0	1	0	1		
Carlos Beltrán, S OBP: 0.323, SLG: 0.445 (1, 8)											5	2	2	0	0	2	3		
29 Mike Sweeney, R OBP: 0.370, SLG: 0.566 (1, 3)											4	1	0	0	1	1	3		
Raul Ibanez, L OBP: 0.404, SLG: 0.474 (8, PH)											3	1	2	3	0	1	1		
Dave McCarty, R OBP: 0.290, SLG: 0.343 (10, PH)											1	0	0	0	0	1	0		
Luis Alícea, S OBP: 0.329, SLG: 0.355 (1, 8)											1	1	1	0	0	0	0		
Jos Randa, R OBP: 0.307, SLG: 0.358 (1, 5)											5	1	2	1	0	1	2		
Dee Brown, L OBP: 0.314, SLG: 0.396 (1, 7)											5	0	3	1	0	1	1		
Mark Quinn, R OBP: 0.282, SLG: 0.469 (1, 9)											5	0	1	1	0	1	3		
Gregg Zaun, S OBP: 0.300, SLG: 0.423 (1, 2)											4	1	1	1	1	1	2		
Inning Stats	R: 4 E: 0 K: 1 S: 26	H: 4 LOB: 1 BB: 1 P: 43	R: 0 E: 0 K: 1 S: 9	H: 0 LOB: 0 BB: 0 P: 11	R: 1 E: 0 K: 0 S: 7	H: 2 LOB: 0 BB: 0 P: 12	R: 0 E: 0 K: 2 S: 9	H: 1 LOB: 1 BB: 0 P: 13	R: 0 E: 0 K: 1 S: 12	H: 1 LOB: 1 BB: 0 P: 17	R: 0 E: 0 K: 2 S: 10	H: 0 LOB: 0 BB: 0 P: 18	R: 1 E: 0 K: 1 S: 14	H: 1 LOB: 1 BB: 1 P: 20	R: 1 E: 0 K: 2 S: 14	H: 3 LOB: 3 BB: 1 P: 24	1B: 10 2B: 3 3B: 0 HR: 1	SF: 0 SAC: 0 DP: 1 HBP: 0	WP: 2 PA: 46
PITCHER	IP WLS BF H R ER SO BB IBB HBP BLK WP HR S P ERA WHIP	2.1 14 6 5 5 2 1 0 0 0 0 0 0 39 62 19.29 3.000	3.1 13 3 0 0 3 0 0 0 0 1 0 0 33 43 0.00 0.818	7.1 10 4 1 0 0 0 0 0 0 0 1 0 8 11 0.00 1.000	8.1 10 H 3 0 0 0 2 0 0 0 0 0 10 18 0.00 0.000	9.1 10 B 5 1 1 1 1 1 0 0 0 0 1 12 20 9.00 2.000	10.1 10 W 7 3 1 1 2 1 0 0 0 0 11 24 9.00 4.000												
Brad Radke, R ERA: 4.11 (1, 1)	Jack Cressend, R ERA: 2.7 (3, 1)	Hector Carrasco, R ERA: 4.94 (7, 1)	Eddie Guardado, L ERA: 3.59 (8, 1)	LaTroy Hawkins, R ERA: 4.12 (9, 1)	Todd Jones, R ERA: 4.62 (10, 1)														

Kansas City Royals @ Minnesota Twins
Hubert H. Humphrey Metrodome, Minneapolis, MN
Fri Aug 03 2001, 8:05 PM EDT
Att. 21,006 - Dome - 72 F

AB 43
R 7
H 14
RBI 7
BB 3
SO 10
LOB 20



Batter	1	2	3	4	5	6	7	8	9	10	AB	R	H	RBI	BB	SO	LOB	BOTTOM					
Luis Rivas, R OBP: 0.303, SLG: 0.350 (1, 4)											4	0	2	2	0	1	1						
Bobby Kielty, S OBP: 0.313, SLG: 0.400 (1, 9)											5	0	1	0	0	0	5						
Doug Mientkiewicz, L OBP: 0.380, SLG: 0.501 (1, 3)											5	1	1	0	0	0	4						
Corey Koskie, L OBP: 0.378, SLG: 0.501 (1, 5)											4	1	2	1	1	0	1						
David Ortiz, L OBP: 0.374, SLG: 0.526 (1, 10)											4	1	1	1	0	2	1						
Chad Allen, R OBP: 0.343, SLG: 0.438 (10, PR)											0	1	0	0	0	0	0						
Torii Hunter, R OBP: 0.286, SLG: 0.462 (1, 8)											5	1	0	0	0	0	4						
Jacque Jones, L OBP: 0.318, SLG: 0.403 (1, 7)											4	2	2	1	0	1	0						
Denny Hocking, S OBP: 0.313, SLG: 0.333 (1, 6)											4	0	1	0	0	2	3						
Tom Prince, R OBP: 0.329, SLG: 0.438 (1, 2)											4	1	3	3	0	0	0						
Inning Stats	R: 0 E: 0 K: 0 S: 6	H: 1 LOB: 0 BB: 0 P: 9	R: 4 E: 1 K: 1 S: 27	H: 3 LOB: 1 BB: 0 P: 38	R: 0 E: 0 K: 0 S: 5	H: 0 LOB: 0 BB: 0 P: 13	R: 1 E: 0 K: 1 S: 10	H: 3 LOB: 3 BB: 0 P: 20	R: 0 E: 0 K: 1 S: 8	H: 0 LOB: 0 BB: 1 P: 13	R: 0 E: 0 K: 1 S: 7	H: 1 LOB: 1 BB: 0 P: 11	R: 1 E: 0 K: 1 S: 11	H: 2 LOB: 0 BB: 0 P: 18	R: 0 E: 0 K: 2 S: 11	H: 0 LOB: 0 BB: 0 P: 14	R: 0 E: 0 K: 0 S: 8	H: 0 LOB: 0 BB: 0 P: 12	R: 2 E: 0 K: 0 S: 12	H: 3 LOB: 2 BB: 0 P: 16	1B: 11 2B: 1 3B: 0 HR: 1	SF: 0 SAC: 0 DP: 3 HBP: 2	WP: 0 PA: 43
PITCHER	IP WLS BF H R ER SO BB IBB HBP BLK WP HR S P ERA WHIP	3.1 9 19 5 4 1 0 0 0 0 0 0 0 45 73 10.80 2.100	4.1 9 1 0 0 2 1 0 0 0 0 0 0 18 31 0.00 0.750	7.1 10 4 2 1 1 1 0 0 0 0 0 1 11 18 9.00 2.000	8.1 10 6 0 0 0 2 0 0 0 0 0 0 19 26 0.00 0.000	9.1 10 L 5 3 2 2 0 0 0 0 0 0 12 16 27.00 4.500																	
Chad Durbin, R ERA: 4.72 (1, 1)	Doug Henry, R ERA: 5.35 (4, 1)	55 Tony Cogan, L ERA: 9.26 (7, 1)	Cory Bailey, R ERA: 3.64 (8, 1)	Roberto Hernandez, R ERA: 4.57 (10, 1)																			

Kansas City Royals @ Minnesota Twins
Hubert H. Humphrey Metrodome, Minneapolis, MN
Fri Aug 03 2001, 8:05 PM EDT
Att. 21,006 - Dome - 72 F

AB 39
R 8
H 13
RBI 8
BB 1
SO 6
LOB 19



Batter	1	2	3	4	5	6	7	8	9	AB	R	H	RBI	BB	SO	LOB	TOP										
Carlos Febles, R OBP: 0.262, SLG: 0.263	1-3 K			2-1 F9		0-2 1B	1-3 K			4	0	1	0	0	2	2											
Neft Perez, S OBP: 0.318, SLG: 0.427	0-2 P4			2-2 P3		3-1 F8		1-2 29 G3 2B		4	0	1	0	0	0	1											
Carlos Beltrán, S OBP: 0.322, SLG: 0.445	1-1 G5-3			1-2 2B		0-1 F7		3-2 F7		4	0	1	0	0	0	2											
29 Mike Sweeney, R OBP: 0.367, SLG: 0.560		1-1 F8		1-1 G5-3		1-2 F5		0-1 G3		4	0	0	0	0	0	3											
Joe Randa, R OBP: 0.307, SLG: 0.359		1-3 K			2-2 F9 1B 2B		0-1 F7		3-3 K	4	1	1	0	0	2	1											
Mark Quinn, R OBP: 0.282, SLG: 0.469		1-3 K			1-0 F9 2-3		1-0 1B 2B		1-2 G1-3	4	1	1	0	0	1	1											
Dave McCarty, R OBP: 0.302, SLG: 0.355			1-3 K		0-1 1B		2-1 1B		1-1 DI 1B	4	0	3	1	0	1	0											
Dee Brown, L OBP: 0.313, SLG: 0.394			0-1 P5		3-H P4		2-3 1B		1-3 K	4	0	1	1	0	1	2											
Gregg Zaun, S OBP: 0.265, SLG: 0.367			2-0 G5-3		0-1 G5-3		1-2 F7		1-3 K	4	0	0	0	0	1	4											
Inning Stats	R: 0 E: 0 K: 1 S: 10	H: 0 LOB: 0 BB: 0 P: 12	R: 0 E: 0 K: 2 S: 8	H: 0 LOB: 0 BB: 0 P: 11	R: 0 E: 0 K: 1 S: 7	H: 0 LOB: 0 BB: 0 P: 10	R: 0 E: 0 K: 0 S: 12	H: 1 LOB: 1 BB: 0 P: 18	R: 1 E: 0 K: 0 S: 13	H: 2 LOB: 1 BB: 0 P: 19	R: 0 E: 0 K: 0 S: 10	H: 1 LOB: 1 BB: 0 P: 14	R: 1 E: 0 K: 1 S: 15	H: 3 LOB: 2 BB: 0 P: 21	R: 0 E: 0 K: 1 S: 12	H: 1 LOB: 1 BB: 0 P: 19	R: 0 E: 0 K: 1 S: 15	H: 1 LOB: 1 BB: 0 P: 19	1B: 5 2B: 4 3B: 0 HR: 0	SF: 0 SAC: 0 DP: 0 HBP: 0	WP: 0 PB: 0 SB: 0 CS: 0	PA: 36					
PITCHER	IP	WLS	BF	H	R	ER	SO	BB	IBB	HBP	BLK	WP	HR	S	P	ERA	WHIP										
Eric Milton, L ERA: 4.27	6.2	W	27	7	2	2	4	0	0	0	0	0	0	72	101	2.70	1.050										
Bob Wells, R ERA: 4.51	0.2	H	3	1	0	0	1	0	0	0	0	0	0	9	14	0.00	1.500										
Todd Jones, R ERA: 4.53	1.0	4	1	0	0	1	0	0	0	0	0	0	0	11	16	0.00	1.000										
Eddie Guardado, L ERA: 3.53	0.2	2	0	0	0	0	2	0	0	0	0	0	0	10	12	0.00	0.000										

Kansas City Royals @ Minnesota Twins
Hubert H. Humphrey Metrodome, Minneapolis, MN

AB 36
R 2
H 9
RBI 2
BB 0
SO 8
LOB 16



WP: 0 PA: 36
PB: 0
SB: 0
CS: 0

Kansas City Royals @ Minnesota Twins
Hubert H. Humphrey Metrodome, Minneapolis, MN

AB 32
R 6
H 9
RBI 6
BB 4
SO 8
LOB 15



WP: 0 PA: 38
PB: 0
SB: 1
CS: 1

Batter	1	2	3	4	5	6	7	8	9	AB	R	H	RBI	BB	SO	LOB	BOTTOM										
Luis Rivas, R OBP: 0.307, SLG: 0.351	4-2 S 1B BB		1-0 G5-3		1-2 CS 2H 1B		3-2 HBP BB BB 1B	0-0 G4-3		4	2	2	1	1	0	0											
Bobby Kielty, S OBP: 0.285, SLG: 0.364	0-3 K		1-2 F8		1-0 F7		0-3 K			4	0	0	0	0	2	3											
Doug Mientkiewicz, L OBP: 0.393, SLG: 0.513	1-2 P6		2-1 2B		2-2 CS 1-2		4-1 BB HBP BB			3	1	2	1	1	0	1											
Corey Koskie, L OBP: 0.381, SLG: 0.504	4-1 1B BB		3-3 K		1-0 HR 2B		1-0 BB HBP			2	1	1	0	1	1	1											
David Ortiz, L OBP: 0.384, SLG: 0.551	3-1 1B			2-3 K		3-2 HR 2B		4-1 BB HBP		3	1	2	4	1	1	0											
Torii Hunter, R OBP: 0.283, SLG: 0.457	1-3 2H 1B			1-0 G6-3		2-3 K		1-2 2-3 3H BB		4	0	0	0	0	2	5											
Jacque Jones, L OBP: 0.317, SLG: 0.401		2-3 K		0-0 G3		0-0 FC5-4 1B		2-1 F7		4	0	1	0	0	1	3											
Denny Hocking, S OBP: 0.308, SLG: 0.327		3-1 G3-1			0-0 B1-3		2-1 FC5-4		2-1 F8	4	0	0	0	0	0	1											
A.J. Pierzynski, L OBP: 0.313, SLG: 0.421		0-0 G3			1-2 1B 2B		0-3 K		2-1 P6	4	1	1	0	0	1	1											
Inning Stats	R: 1 E: 0 K: 1 S: 15	H: 1 LOB: 2 BB: 2 P: 28	R: 0 E: 0 K: 1 S: 6	H: 0 LOB: 0 BB: 0 P: 11	R: 0 E: 0 K: 1 S: 12	H: 1 LOB: 1 BB: 0 P: 19	R: 0 E: 0 K: 1 S: 5	H: 0 LOB: 0 BB: 0 P: 8	R: 0 E: 0 K: 0 S: 12	H: 2 LOB: 0 BB: 0 P: 16	R: 3 E: 0 K: 2 S: 16	H: 4 LOB: 1 BB: 0 P: 26	R: 1 E: 0 K: 2 S: 19	H: 1 LOB: 3 BB: 2 P: 35	R: 0 E: 0 K: 0 S: 5	H: 0 LOB: 0 BB: 0 P: 9	R: 0 E: 0 K: 1 S: 5	H: 0 LOB: 0 BB: 0 P: 9	1B: 4 2B: 3 3B: 0 HR: 2	SF: 0 SAC: 0 DP: 0 HBP: 1	WP: 0 PB: 0 SB: 1 CS: 1	PA: 38					
PITCHER	IP	WLS	BF	H	R	ER	SO	BB	IBB	HBP	BLK	WP	HR	S	P	ERA	WHIP										
51 Kris Wilson, R ERA: 4.03	5.0	L	23	7	5	5	4	2	0	0	0	0	0	22	33	6.75	2.250										
Blake Stein, R ERA: 5.3	1.1	7	2	1	1	3	1	0	0	0	0	0	0	11	24	0.00	0.600										
55 Tony Cogan, L ERA: 5.84	1.2	7	0	0	0	1	1	0	1	0	0	0	0	11	24	0.00	0.600										


Sat Aug 04 2001, 7:05 PM EDT
Att: 32,559 - Dome - 72 F


Batter	1	2	3	4	5	6	7	8	9	AB	R	H	RBI	BB	SO	LOB	TOP								
Luis Altea, S OBP: 0.327, SLG: 0.352 Carlos Febles, R OBP: 0.269, SLG: 0.270	G6-3	G4-3		F8			F9	FC5 1B		5	0	1	0	0	0	4	Kansas City Royals @ Minnesota Twins Hubert H. Humphrey Metrodome, Minneapolis, MN Sun Aug 05 2001, 2:05 PM EDT Att: 24,363 - Dome - 72 F livebaseballscorecards.com								
Nefti Perez, S OBP: 0.318, SLG: 0.426 Luis Orta, R OBP: 0.295, SLG: 0.304	G6-3		K2-3		G4-6-3 1B		29 HR 1B	FC5 1B 29 HR 1B	F7	6	2	2	0	0	1	4									
Carlos Beltrán, S OBP: 0.322, SLG: 0.446	29 1B 2B		F8		K		G3	1B 29 HR 1B	F7	6	1	2	1	0	1	4									
29 Mike Sweeney, R OBP: 0.371, SLG: 0.577					G4-6-3 1B			HR	HR	5	2	4	5	0	0	1									
Raul Ibanez, L OBP: 0.404, SLG: 0.475	K		G4-3			2B	1B	2B	F8	4	2	1	0	1	1	4									
Mark Quinn, R OBP: 0.290, SLG: 0.481		G5-3			1B		SH1-3 1B			5	1	4	2	0	0	0									
Dee Brown, L OBP: 0.316, SLG: 0.395		WP 1B		K			SH1-3 1B	G4-3		4	1	2	0	0	1	2									
Donnie Sadler, R OBP: 0.260, SLG: 0.243							L5		G6-3	4	0	1	0	1	0	3									
Brent Mayne, L OBP: 0.380, SLG: 0.397		K		F7			G3-1		G5-3	5	0	2	2	0	1	5									
Inning Stats	R: 0 E: 0 K: 1 S: 13	H: 2 LOB: 2 BB: 0 P: 18	R: 0 E: 0 K: 1 S: 10	H: 1 LOB: 2 BB: 1 P: 16	R: 0 E: 0 K: 1 S: 10	H: 1 LOB: 2 BB: 0 P: 16	R: 0 E: 0 K: 1 S: 11	H: 2 LOB: 2 BB: 0 P: 16	R: 0 E: 0 K: 1 S: 8	H: 1 LOB: 0 BB: 0 P: 11	R: 1 E: 0 K: 0 S: 11	H: 1 LOB: 1 BB: 1 P: 18	R: 3 E: 0 K: 0 S: 12	H: 4 LOB: 1 BB: 0 P: 18	R: 4 E: 0 K: 0 S: 21	H: 4 LOB: 1 BB: 0 P: 32	R: 2 E: 0 K: 0 S: 9	H: 4 LOB: 2 BB: 0 P: 14	1B: 14 2B: 4 3B: 0 HR: 2	SF: 0 SAC: 1 DP: 1 HBP: 0	WP: 1 PB: 0 SB: 0 CS: 0	PA: 48			
PITCHER	IP	WLS	BF	H	R	ER	SO	BB	IBB	HBP	BLK	WP	HR	S	P	ERA	WHIP								
Joe Mays, R ERA: 3.23	6.2	L	32	11	4	4	5	2	0	0	0	1	1	70	106	5.40	1.950								
Hector Carrasco, R ERA: 5.5	1.0		8	5	4	4	0	0	0	0	0	0	1	23	34	36.00	5.000								
Travis Miller, L ERA: 4.75	0.2		5	3	2	2	0	0	0	0	0	0	0	8	12	27.00	4.500								
LaTroy Hawkins, R ERA: 4.05	0.2		3	1	0	0	0	0	0	0	0	0	0	4	7	0.00	1.500								

Batter	1	2	3	4	5	6	7	8	9	AB	R	H	RBI	BB	SO	LOB	BOTTOM								
Luis Rivas, R OBP: 0.306, SLG: 0.349	K		G6-3		G6-3		K		G3-1 2B 1B	5	1	1	0	0	2	3	Kansas City Royals @ Minnesota Twins Hubert H. Humphrey Metrodome, Minneapolis, MN Sun Aug 05 2001, 2:05 PM EDT Att: 24,363 - Dome - 72 F livebaseballscorecards.com								
Bobby Kielty, S OBP: 0.295, SLG: 0.367	P6		S 1B				K		K	5	0	2	0	0	2	3									
Doug Mientkiewicz, L OBP: 0.391, SLG: 0.598	P6		1B				L8		G3-1	4	0	0	0	1	1	4									
Corey Koskie, L OBP: 0.384, SLG: 0.511		G4-3 SF8 2B	F8				FC6-4 1B		E1 WP HR	5	2	3	1	0	0	2									
David Ortiz, L OBP: 0.372, SLG: 0.531		G4-3			F7		F5		F8	5	0	0	0	0	0	5									
Torii Hunter, R OBP: 0.285, SLG: 0.466		SF8					FC6-4		HR	3	1	2	3	0	0	2									
Jacque Jones, L OBP: 0.319, SLG: 0.401					L9		1B E BB		K	3	1	1	0	1	1	1									
Denny Hocking, S OBP: 0.311, SLG: 0.330		G4-3								4	0	2	0	0	0	1									
A.J. Pierzynski, L OBP: 0.310, SLG: 0.416			F9				E1		F9	3	0	0	0	0	0	2									
Inning Stats	R: 0 E: 0 K: 1 S: 13	H: 0 LOB: 0 BB: 0 P: 16	R: 1 E: 0 K: 0 S: 10	H: 2 LOB: 1 BB: 0 P: 13	R: 0 E: 0 K: 0 S: 6	H: 1 LOB: 2 BB: 0 P: 8	R: 0 E: 1 K: 0 S: 7	H: 0 LOB: 0 BB: 0 P: 11	R: 0 E: 0 K: 0 S: 10	H: 2 LOB: 2 BB: 0 P: 15	R: 1 E: 1 K: 3 S: 12	H: 1 LOB: 2 BB: 1 P: 23	R: 2 E: 1 K: 1 S: 18	H: 2 LOB: 1 BB: 0 P: 24	R: 1 E: 0 K: 1 S: 11	H: 2 LOB: 1 BB: 0 P: 19	1B: 8 2B: 2 3B: 0 HR: 1	SF: 1 SAC: 0 DP: 1 HBP: 0	WP: 1 PB: 0 SB: 1 CS: 1	PA: 41					
PITCHER	IP	WLS	BF	H	R	ER	SO	BB	IBB	HBP	BLK	WP	HR	S	P	ERA	WHIP								
Paul Byrd, R ERA: 4.01	6.0	W	26	7	2	1	1	2	0	0	0	0	0	57	87	1.50	1.500								
Cory Bailey, R ERA: 3.56	1.0	H	4	0	0	0	3	0	0	0	0	0	0	11	18	0.00	0.000								
Jason Grimsley, R ERA: 3.11	1.0		6	2	2	1	1	0	0	0	0	1	1	18	24	9.00	2.000								
Doug Henry, R ERA: 6.38	1.0		5	2	1	1	1	0	0	0	0	0	0	11	19	9.00	2.000								

Batter	1	2	3	4	5	6	7	8	9	AB	R	H	RBI	BB	SO	LOB	TOP			
6 Melvin Mora, R OBP: 0.346, SLG: 0.387 (1, 8)										5	0	3	1	0	0	2	<p>Baltimore Orioles @ Kansas City Royals Kauffman Stadium, Kansas City, MO Mon Aug 06 2001, 7:05 PM CDT Att: 22,578 - Sunny - 91 F</p>			
1 Brian Roberts, S OBP: 0.301, SLG: 0.357 Larry Bigbie, L OBP: 0.333, SLG: 0.394 (1, 6)										4	1	0	0	1	1	4				
David Segui, S OBP: 0.394, SLG: 0.426 (1, 3)										5	1	1	2	0	1	2				
Jeff Conine, R OBP: 0.381, SLG: 0.453 Chris Richard, R OBP: 0.344, SLG: 0.439 (1, 9)										5	2	2	2	0	0	1				
Cal Ripken Jr., R OBP: 0.292, SLG: 0.388 (1, 5)										5	0	1	2	0	1	0				
Tony Batista, R OBP: 0.256, SLG: 0.399 (1, 10)										4	1	1	0	0	1	1				
Mike Kinkade, R OBP: 0.344, SLG: 0.393 Brady Anderson, L OBP: 0.305, SLG: 0.303 (1, 7)										3	2	3	0	0	0	0				
Brook Fordyce, R OBP: 0.256, SLG: 0.316 Fernando Lunar, R OBP: 0.304, SLG: 0.323 (1, 2)										4	2	2	1	0	0	2				
Jerry Hairston, R OBP: 0.310, SLG: 0.364 (1, 4)										3	0	1	1	0	1	2				
Inning Stats	R: 0 E: 0 K: 1 S: 9	H: 1 LOB: 1 BB: 0 P: 14	R: 0 E: 0 K: 0 S: 8	H: 1 LOB: 1 BB: 0 P: 15	R: 0 E: 0 K: 1 S: 11	H: 0 LOB: 0 BB: 0 P: 14	R: 5 E: 0 K: 1 S: 21	H: 5 LOB: 1 BB: 1 P: 36	R: 1 E: 1 K: 0 S: 7	H: 3 LOB: 1 BB: 0 P: 12	R: 0 E: 0 K: 0 S: 4	H: 0 LOB: 0 BB: 0 P: 7	R: 2 E: 1 K: 1 S: 17	H: 2 LOB: 2 BB: 0 P: 23	R: 1 E: 0 K: 2 S: 11	H: 1 LOB: 0 BB: 0 P: 18		1B: 9 2B: 4 3B: 0 HR: 1	SF: 1 SAC: 0 DP: 0 HBP: 0	WP: 0 PB: 0 SB: 0 CS: 2
PITCHER	IP WLS BF H R ER SO BB IBB HBP BLK WP HR S P ERA WHIP	4.2 L 22 7 5 5 2 1 0 0 0 0 0 0 51 82 9.64 1.714	3.1 H 15 6 3 2 2 0 0 0 0 0 0 36 54 5.40 1.800	1.0 L 4 1 1 1 2 0 0 0 0 0 1 11 18 9.00 1.000																

Batter	1	2	3	4	5	6	7	8	9	AB	R	H	RBI	BB	SO	LOB	BOTTOM					
Carlos Febles, R OBP: 0.274, SLG: 0.269 (1, 4)										4	0	1	1	1	1	1	<p>Baltimore Orioles @ Kansas City Royals Kauffman Stadium, Kansas City, MO Mon Aug 06 2001, 7:05 PM CDT Att: 22,578 - Sunny - 91 F</p>					
Neftali Pérez, S OBP: 0.321, SLG: 0.429 (1, 6)										4	1	2	0	1	0	3						
Carlos Beltrán, S OBP: 0.325, SLG: 0.455 (1, 8)										5	2	3	1	0	0	1						
29 Mike Sweeney, R OBP: 0.373, SLG: 0.581 (1, 3)										4	2	2	1	1	0	3						
Raul Ibanez, L OBP: 0.394, SLG: 0.465 Dave McCarty, R OBP: 0.300, SLG: 0.353 (1, 10)										3	0	0	1	0	1	5						
Joe Randa, R OBP: 0.308, SLG: 0.365 (1, 5)										5	0	2	2	0	2	3						
Dee Brown, L OBP: 0.318, SLG: 0.396 (1, 7)										5	0	2	0	0	0	2						
Mark Quinn, R OBP: 0.295, SLG: 0.487 (1, 9)										5	0	3	0	0	2	2						
Brent Mayne, L OBP: 0.375, SLG: 0.392 Gregg Zaun, S OBP: 0.257, SLG: 0.355 (1, 2)										3	1	0	0	0	1	3						
Inning Stats	R: 0 E: 0 K: 1 S: 12	H: 1 LOB: 2 BB: 1 P: 19	R: 0 E: 0 K: 2 S: 13	H: 1 LOB: 1 BB: 0 P: 17	R: 3 E: 1 K: 1 S: 19	H: 3 LOB: 1 BB: 0 P: 23	R: 0 E: 0 K: 0 S: 6	H: 1 LOB: 0 BB: 0 P: 12	R: 0 E: 0 K: 1 S: 13	H: 1 LOB: 1 BB: 1 P: 20	R: 1 E: 0 K: 1 S: 13	H: 2 LOB: 1 BB: 0 P: 17	R: 0 E: 0 K: 0 S: 8	H: 1 LOB: 1 BB: 0 P: 14	R: 0 E: 0 K: 0 S: 8	H: 2 LOB: 2 BB: 1 P: 15		R: 2 E: 0 K: 1 S: 14	H: 3 LOB: 1 BB: 0 P: 20	1B: 8 2B: 5 3B: 2 HR: 0	SF: 1 SAC: 0 DP: 1 HBP: 0	WP: 0 PB: 0 SB: 4 CS: 1
PITCHER	IP WLS BF H R ER SO BB IBB HBP BLK WP HR S P ERA WHIP	5.2 W 28 9 4 2 6 2 0 0 0 0 0 9 16 0.00 0.750	1.1 H 5 1 0 0 0 0 0 0 0 0 0 4 4 0.00 3.000	0.2 L 3 2 0 0 0 1 0 0 0 0 0 4 11 0.00 3.000	0.1 L 2 0 0 0 0 1 0 0 0 0 0 4 11 0.00 3.000																	

Batter	1	2	3	4	5	6	7	8	9	AB	R	H	RBI	BB	SO	LOB	TOP					
Brady Anderson, L (1, 7) OBP: 0.305, SLG: 0.303 1 Brian Roberts, S (1, PH) OBP: 0.298, SLG: 0.349 (1, 6)	4-2 6 F 6 S G5-3 BB		0-0 G4-3		2-1 F8		1-2 P5	3-3 K		0	0	0	0	0	0	0	<p>Baltimore Orioles @ Kansas City Royals Kauffman Stadium, Kansas City, MO Tue Aug 07 2001, 7:05 PM CDT Att: 17,266 - Sunny - 87 F</p> <p>livebaseballscores.com</p> <p>AB 35 R 7 H 10 RBI 7 BB 6 SO 5 LOB 12</p> 					
6 Melvin Mora, R (1, 6) OBP: 0.347, SLG: 0.385 (1, 8)	3-2 G5-3 1-H			1-2 3B 1B	2-1 F8		4-0 1B BB	2-1 F8		4	1	1	1	1	0	2						
David Segui, S (1, 10) OBP: 0.394, SLG: 0.433	1-3 K			1-1 1B 3B		0-0 F5	0-1 1B		0-0 F9	5	1	2	1	0	1	0						
Jeff Conine, R (1, 3)	2-3 K			0-0 CS 1B		4-2 3B BB	0-1 G5-3		0-0 G4-6-3 1B	4	1	2	1	1	1	2						
Chris Richard, L (1, 9) OBP: 0.342, SLG: 0.434		1-0 L4		4-2 1B BB		1-0 F9		1-3 K	1-0 G4-6-3	4	1	0	0	1	1	2						
Tony Batista, R (1, 5) OBP: 0.259, SLG: 0.405	0-1 P6			1-1 1B BB		1-0 F8		2-0 BB 1B		4	1	2	1	0	0	1						
Larry Bigbie, L (1, 8) OBP: 0.375, SLG: 0.400 (1, 7)	1-3 K			3-2 1B		4-0 FC6-4 IBB		4-1 1B 2B BB		2	1	1	1	2	1	0						
Fernando Lunar, R (1, 2) OBP: 0.303, SLG: 0.321			0-0 F9	1-0 G4-3		2-1 FC6-4		0-1 2B 2H 1B		4	0	1	1	0	0	3						
Jerry Hairston, R (1, 4) OBP: 0.310, SLG: 0.365			1-2 P6		0-0 F7		0-0 P4	0-1 1B 3H 2B		4	0	1	1	0	0	0						
Inning Stats	R: 1 E: 0 K: 2 S: 15	H: 0 LOB: 0 BB: 1 P: 25	R: 0 E: 0 K: 1 S: 6	H: 0 LOB: 0 BB: 0 P: 8	R: 0 E: 0 K: 0 S: 6	H: 0 LOB: 0 BB: 0 P: 7	R: 3 E: 0 K: 0 S: 17	H: 4 LOB: 1 BB: 1 P: 28	R: 0 E: 0 K: 0 S: 5	H: 0 LOB: 0 BB: 0 P: 9	R: 1 E: 0 K: 0 S: 7	H: 1 LOB: 2 BB: 1 P: 19	R: 0 E: 0 K: 0 S: 8	H: 1 LOB: 2 BB: 1 P: 13	R: 2 E: 0 K: 2 S: 14	H: 3 LOB: 2 BB: 1 P: 26	R: 0 E: 0 K: 0 S: 3	H: 1 LOB: 0 BB: 0 P: 4	1B: 7 2B: 1 3B: 2 HR: 0	SF: 0 SAC: 0 DP: 1 HBP: 0	WP: 0 PB: 0 SB: 1 CS: 1	PA: 41
PITCHER	IP WLS BF H R ER SO BB IBB HBP BLK WP HR S P ERA WHIP	7.0 L 31 6 5 4 3 4 1 0 0 0 0 0 64 109 5.14 1.429	1.0 4.53 7 3 2 2 2 1 0 0 0 0 0 0 14 26 18.00 4.000	1.0 3 1 0 0 0 0 0 0 0 0 0 0 3 4 0.00 1.000	PITCHER											IP WLS BF H R ER SO BB IBB HBP BLK WP HR S P ERA WHIP						

Batter	1	2	3	4	5	6	7	8	9	AB	R	H	RBI	BB	SO	LOB	BOTTOM			
Carlos Febles, R (1, 4) OBP: 0.274, SLG: 0.262	3-2 G4-3			2-0 F9		2-3 K		4-2 BB		3	0	0	0	1	1	2	<p>Baltimore Orioles @ Kansas City Royals Kauffman Stadium, Kansas City, MO Tue Aug 07 2001, 7:05 PM CDT Att: 17,266 - Sunny - 87 F</p> <p>livebaseballscores.com</p> <p>AB 34 R 3 H 8 RBI 3 BB 1 SO 3 LOB 15</p> 			
Neftali Pérez, S (1, 6)	0-0 G1-3			1-3 K		1-2 FC6-4		1-1 F8		4	0	0	0	0	1	3				
Carlos Beltrán, S (1, 8) OBP: 0.325, SLG: 0.453	1-2 G4-3			0-2 F8		2-0 P6			0-0 1B 1B	4	1	1	0	0	0	2				
29 Mike Sweeney, R (1, 3) OBP: 0.370, SLG: 0.576		2-2 G6-3			3-2 P6		2-2 G6-3		1-2 F3	4	0	0	0	0	0	1				
Raul Ibanez, L (1, 10) OBP: 0.397, SLG: 0.466		0-1 F7			1-2 F7		0-0 FC1-6 1B		3-1 1B 1B	4	1	2	0	0	0	0				
Joe Randa, R (1, 5) OBP: 0.307, SLG: 0.364		2-2 P4			3-2 G5-3		1-1 FC1-6 FC4-6		1-2 1B 1B	4	0	1	1	0	0	1				
Dee Brown, L (1, 7) OBP: 0.321, SLG: 0.397			1-0 F7			1-0 HBP 1B		0-1 FC4-6		4	1	2	1	0	0	1				
Mark Quinn, R (1, 9) OBP: 0.298, SLG: 0.485			3-2 G4-3			1-0 FC6-4 1B HBP		1-0 G4-6-3 1B	3-3 K	3	0	1	0	0	1	2				
Brent Mayne, L (1, 2) OBP: 0.374, SLG: 0.390			0-0 G5-3			0-1 FC6-4 1B		3-1 G4-6-3	2-1 F7	4	0	1	1	0	0	3				
Inning Stats	R: 0 E: 0 K: 0 S: 7	H: 0 LOB: 0 BB: 0 P: 11	R: 0 E: 0 K: 0 S: 10	H: 0 LOB: 0 BB: 0 P: 14	R: 0 E: 0 K: 0 S: 6	H: 0 LOB: 0 BB: 0 P: 10	R: 0 E: 0 K: 1 S: 7	H: 0 LOB: 0 BB: 0 P: 10	R: 0 E: 0 K: 0 S: 10	H: 2 LOB: 2 BB: 0 P: 17	R: 0 E: 0 K: 0 S: 8	H: 1 LOB: 1 BB: 0 P: 11	R: 0 E: 0 K: 0 S: 9	H: 1 LOB: 1 BB: 1 P: 18	R: 2 E: 0 K: 1 S: 19	H: 4 LOB: 2 BB: 0 P: 30	1B: 8 2B: 0 3B: 0 HR: 0	SF: 0 SAC: 0 DP: 1 HBP: 1	WP: 0 PB: 0 SB: 0 CS: 0	PA: 36
PITCHER	IP WLS BF H R ER SO BB IBB HBP BLK WP HR S P ERA WHIP	6.0 W 21 2 1 1 2 1 1 0 0 0 0 0 50 79 1.50 0.333	2.0 8 2 0 0 0 1 0 0 0 0 0 0 11 17 54.00 12.000	0.1 8.78 5 4 2 2 0 0 0 0 0 0 0 8 13 0.00 0.000	0.2 S 2 0 0 0 1 0 0 0 0 0 0 8 13 0.00 0.000	PITCHER											IP WLS BF H R ER SO BB IBB HBP BLK WP HR S P ERA WHIP			

Batter	1	2	3	4	5	6	7	8	9	AB	R	H	RBI	BB	SO	LOB	TOP								
Brady Anderson, L (1, 9) OBP: 0.301, SLG: 0.298	1-1 G4-3		2-2 F7		2-2 F9		0-1 F9		1-2 G1-6-3	5	0	0	0	0	0	2									
6 Melvin Mora, R (1, 6) OBP: 0.348, SLG: 0.393	0-1 HR		4-0 G3 BB		1-3 K		3-2 F9			3	1	1	1	1	1	0									
David Segui, S (1, 3) OBP: 0.395, SLG: 0.442	2-2 2B		3-2 G3		0-0 3B 2B		0-1 G1-3			4	1	2	0	0	0	1									
Jeff Conine, R (1, 7) OBP: 0.383, SLG: 0.457	0-1 G6-3		2-3 K		2-2 2B SF8 3B		3-1 G6-3			4	1	1	1	0	1	2									
Chris Richard, L (1, 8) OBP: 0.341, SLG: 0.435	0-1 G3			0-1 G6-4-3 2B		1-1 G4-3		1-2 F8		4	0	1	0	0	0	2									
Cal Ripken Jr., R (1, 5) OBP: 0.294, SLG: 0.399		1-1 HR		4-2 G6-4-3 BB		1-0 SF8		1-3 K		2	1	1	2	1	1	0									
Tony Batista, R (1, 10) OBP: 0.299, SLG: 0.403		0-0 P4		2-0 G6-4-3		1-1 1B BB			3-3 K	4	0	1	0	0	1	2									
Fernando Lunar, R (1, 2) OBP: 0.308, SLG: 0.316		1-0 P3		2-3 K		4-1 1B BB			4-2 1B BB	2	0	0	0	2	1	1									
Jerry Hairston, R (1, 4) OBP: 0.309, SLG: 0.364		1-3 K			0-2 G1-3		0-2 G3		2-0 G1-6-3 1B	1	0	0	0	0	1	0									
1 Brian Roberts, S (2, 4) OBP: 0.299, SLG: 0.349					1-2 2-3				1-2 1B	3	0	1	0	0	0	2									
Inning Stats	R: 1 E: 0 K: 0 S: 13	H: 2 LOB: 1 BB: 0 P: 16	R: 1 E: 0 K: 1 S: 7	H: 1 LOB: 0 BB: 0 P: 10	R: 0 E: 0 K: 1 S: 12	H: 0 LOB: 1 BB: 1 P: 23	R: 0 E: 0 K: 1 S: 8	H: 1 LOB: 1 BB: 1 P: 16	R: 0 E: 0 K: 1 S: 9	H: 0 LOB: 0 BB: 0 P: 12	R: 2 E: 0 K: 0 S: 13	H: 3 LOB: 2 BB: 1 P: 22	R: 0 E: 0 K: 0 S: 7	H: 0 LOB: 0 BB: 0 P: 10	R: 0 E: 0 K: 1 S: 8	H: 0 LOB: 0 BB: 0 P: 13	R: 0 E: 0 K: 1 S: 9	H: 1 LOB: 1 BB: 1 P: 19	1B: 2 2B: 3 3B: 1 HR: 2	SF: 1 SAC: 0 DP: 2 HBP: 0	WP: 1 PB: 0 SB: 0 CS: 0	PA: 37			
PITCHER	IP	WLS	BF	H	R	ER	SO	BB	IBB	HBP	BLK	WP	HR	S	P	ERA	WHIP								
Chad Durbin, R (1, 1) ERA: 4.74	7.0	L	30	7	4	4	4	3	0	0	0	1	2	69	109	5.14	1.429								
Doug Henry, R (8, 1) ERA: 6.32	1.0		3	0	0	0	1	0	0	0	0	0	0	8	13	0.00	0.000								
Jason Grimsley, R (9, 1) ERA: 3.05	1.0		4	1	0	0	1	1	0	0	0	0	0	9	19	0.00	2.000								

Baltimore Orioles @ Kansas City Royals
Kauffman Stadium, Kansas City, MO
Wed Aug 08 2001, 7:05 PM CDT
Att: 17,885 - Sunny - 84 F

AB 32
R 4
H 8
RBI 4
BB 4
SO 6
LOB 12



Batter	1	2	3	4	5	6	7	8	9	AB	R	H	RBI	BB	SO	LOB	BOTTOM								
Donnie Sadler, R (1, 4) OBP: 0.255, SLG: 0.239	2-1 F8		1-1 SF9		1-3 K			0-0 F8		2	0	0	1	0	1	0									
Luis Alicea, S (8, PH) OBP: 0.326, SLG: 0.351			3-H F9		0-1 G4-3			2-2 HBP		1	0	0	0	0	0	1									
Neftali Perez, S (1, 6) OBP: 0.317, SLG: 0.422	2-1 F8		0-2 F9							3	0	0	0	0	0	0									
Carlos Beltrán, S (1, 8) OBP: 0.326, SLG: 0.452	4-1 2B BB			2-0 G5-3			0-0 1B	0-2 F8		3	0	1	0	1	0	2									
29 Mike Sweeney, R (1, 3) OBP: 0.371, SLG: 0.575	3-1 G5-3			2-2 G6-3			1-2 1B		1-1 G4-6-3 1B	4	0	2	0	0	0	1									
Raul Ibanez, L (1, 7) OBP: 0.390, SLG: 0.457		0-2 G5-3		2-0 F7			2-0 F7		1-1 G4-6-3 1B	3	0	0	0	0	0	2									
Dave McCarty, R (9, PH) OBP: 0.304, SLG: 0.357									1-2 1B	1	0	1	0	0	0	0									
Joe Randa, R (1, 5) OBP: 0.305, SLG: 0.360		1-3 K		2-2 G6-3			1-3 K		1-0 G4-6-3	4	0	0	0	0	2	4									
Dee Brown, L (1, 10) OBP: 0.316, SLG: 0.391		0-2 G3			0-0 G4-3				1-0 G4-3	4	0	0	0	0	1	3									
Mark Quinn, R (1, 9) OBP: 0.298, SLG: 0.484			0-2 G3 SF9 1B		3-2 F7			0-2 F2		3	1	1	0	0	0	0									
Gregg Zaun, S (1, 2) OBP: 0.263, SLG: 0.382			1-0 G3		1-2 F9			3-2 2B		3	0	1	0	0	0	1									
Inning Stats	R: 0 E: 0 K: 0 S: 7	H: 0 LOB: 1 BB: 1 P: 18	R: 0 E: 0 K: 1 S: 10	H: 0 LOB: 0 BB: 0 P: 11	R: 1 E: 0 K: 0 S: 9	H: 1 LOB: 0 BB: 0 P: 11	R: 0 E: 0 K: 0 S: 6	H: 0 LOB: 0 BB: 0 P: 12	R: 0 E: 0 K: 1 S: 9	H: 0 LOB: 0 BB: 0 P: 14	R: 0 E: 0 K: 1 S: 9	H: 0 LOB: 2 BB: 0 P: 11	R: 0 E: 0 K: 2 S: 9	H: 2 LOB: 2 BB: 0 P: 13	R: 0 E: 0 K: 0 S: 14	H: 1 LOB: 2 BB: 0 P: 19	R: 0 E: 0 K: 0 S: 6	H: 2 LOB: 1 BB: 0 P: 10	1B: 5 2B: 1 3B: 0 HR: 0	SF: 1 SAC: 0 DP: 1 HBP: 1	WP: 0 PB: 0 SB: 2 CS: 0	PA: 34			
PITCHER	IP	WLS	BF	H	R	ER	SO	BB	IBB	HBP	BLK	WP	HR	S	P	ERA	WHIP								
Jose Mercedes, R (1, 1) ERA: 5.79	6.2	W	24	3	1	1	3	1	0	0	0	0	0	3	4	0.00	0.600								
B.J. Ryan, L (7, 1) ERA: 5.09	0.1	H	1	0	0	0	1	0	0	0	0	0	0	3	4	0.00	0.000								
Alan Mills, R (8, 1) ERA: 3.52	0.2		4	1	0	0	0	0	0	1	0	0	0	11	16	0.00	1.500								
Buddy Groom, L (8, 1) ERA: 3.27	1.1	S	5	2	0	0	0	0	0	0	0	0	0	9	13	0.00	1.500								

Baltimore Orioles @ Kansas City Royals
Kauffman Stadium, Kansas City, MO
Wed Aug 08 2001, 7:05 PM CDT
Att: 17,885 - Sunny - 84 F

AB 31
R 1
H 6
RBI 1
BB 1
SO 4
LOB 14



Batter	1	2	3	4	5	6	7	8	9	AB	R	H	RBI	BB	SO	LOB	TOP										
Brady Anderson, L (1, 9) OBP: 0.300, SLG: 0.295	F7		G3-1			HBP	G4-3		L9	4	0	0	0	0	0	0											
6 Melvin Mora, R (1, 6) OBP: 0.344, SLG: 0.388	G5-6-3		K			G3	G6-3		G1-3	5	0	0	0	0	1	1											
David Segui, S (1, 3) OBP: 0.300, SLG: 0.456										3	1	2	1	1	0	0											
Jeff Conine, R (1, 7) OBP: 0.384, SLG: 0.460	F8									4	1	2	0	0	0	2											
Chris Richard, L (1, 8) OBP: 0.345, SLG: 0.442										4	1	3	1	0	0	1											
Cal Ripken Jr., R (1, 5) OBP: 0.291, SLG: 0.393										4	0	0	0	0	2	5											
Tony Batista, R (1, 10) OBP: 0.261, SLG: 0.410										3	1	1	2	1	0	3											
Fernando Lunar, R (1, 2) OBP: 0.302, SLG: 0.309										3	0	0	0	0	0	1											
Larry Bigbie, L (8, PH) OBP: 0.366, SLG: 0.389										1	0	0	0	0	1	2											
Brook Fordyce, R (8, 2) OBP: 0.256, SLG: 0.316										0	0	0	0	0	0	0											
Jerry Hairston, R (1, 4) OBP: 0.306, SLG: 0.361										4	0	0	0	0	0	0											
Inning Stats	R: 0 E: 0 K: 0 S: 7	H: 1 LOB: 1 BB: 0 P: 9	R: 0 E: 0 K: 0 S: 9	H: 1 LOB: 1 BB: 0 P: 12	R: 0 E: 0 K: 1 S: 8	H: 0 LOB: 0 BB: 0 P: 13	R: 0 E: 0 K: 1 S: 7	H: 1 LOB: 2 BB: 1 P: 15	R: 0 E: 0 K: 0 S: 8	H: 0 LOB: 1 BB: 0 P: 14	R: 4 E: 0 K: 0 S: 13	H: 4 LOB: 0 BB: 0 P: 20	R: 0 E: 0 K: 0 S: 7	H: 0 LOB: 0 BB: 0 P: 12	R: 0 E: 0 K: 2 S: 14	H: 1 LOB: 2 BB: 1 P: 21	R: 0 E: 0 K: 0 S: 9	H: 0 LOB: 0 BB: 0 P: 14	1B: 4 2B: 2 3B: 0 HR: 2	SF: 0 SAC: 0 DP: 0 HBP: 1	WP: 0 PB: 0 SB: 0 CS: 0	PA: 38					
PITCHER	IP	WLS	BF	H	R	ER	SO	BB	IBB	HBP	BLK	WP	HR	S	P	ERA	WHIP										
51 Kris Wilson, R (1, 1) ERA: 4.2	5.1	W	25	7	4	4	2	1	0	1	0	0	2	49	79	6.75	1.500										
Cory Bailey, R (8, 1) ERA: 3.74	1.2	H	6	1	0	0	0	0	0	0	0	0	0	11	17	0.00	0.600										
Jason Grimsley, R (8, 1) ERA: 3.0	1.0	H	4	0	0	0	2	1	0	0	0	0	0	13	20	0.00	1.000										
Roberto Hernandez, R (9, 1) ERA: 4.37	1.0	S	3	0	0	0	0	0	0	0	0	0	0	9	14	0.00	0.000										

Baltimore Orioles @ Kansas City Royals
Kauffman Stadium, Kansas City, MO
Thu Aug 09 2001, 7:05 PM CDT
Att: 31,832 - Sunny - 91 F

AB	35
R	4
H	8
RBI	4
BB	2
SO	4
LOB	15



Batter	1	2	3	4	5	6	7	8	9	AB	R	H	RBI	BB	SO	LOB	BOTTOM										
Carlos Febles, R (1, 4) OBP: 0.279, SLG: 0.295	L9		WP G4-3 2B	G4-3		SF9 3B		F9		5	2	2	0	0	0	3											
Neftali Feliz, S (1, 6) OBP: 0.314, SLG: 0.418	P6		G4-3		G4-3	SF9		G4-3		4	0	0	2	0	0	0											
Carlos Beltrán, S (1, 8) OBP: 0.329, SLG: 0.451			G3		G3			E3		3	1	1	0	1	0	0											
29 Mike Sweeney, R (1, 3) OBP: 0.372, SLG: 0.575			G6-3		G3			F7		5	1	2	0	0	0	2											
Raul Ibanez, L (1, 9) OBP: 0.398, SLG: 0.487	F8									3	2	2	3	1	0	2											
Mark Quinn, R (1, 10) OBP: 0.296, SLG: 0.481										4	0	1	0	0	1	3											
Dee Brown, L (1, 7) OBP: 0.323, SLG: 0.397										4	0	3	0	0	0	0											
Gregg Zaun, S (1, 2) OBP: 0.262, SLG: 0.368										4	0	1	1	0	0	3											
Donnie Sadler, R (1, 5) OBP: 0.255, SLG: 0.234										3	0	0	0	0	1	3											
Inning Stats	R: 0 E: 0 K: 0 S: 12	H: 1 LOB: 2 BB: 0 P: 19	R: 0 E: 0 K: 1 S: 11	H: 1 LOB: 0 BB: 0 P: 17	R: 1 E: 0 K: 0 S: 10	H: 1 LOB: 0 BB: 0 P: 14	R: 1 E: 0 K: 0 S: 14	H: 3 LOB: 2 BB: 0 P: 22	R: 3 E: 0 K: 0 S: 16	H: 5 LOB: 2 BB: 0 P: 23	R: 1 E: 0 K: 1 S: 12	H: 1 LOB: 2 BB: 2 P: 25	R: 0 E: 0 K: 0 S: 7	H: 0 LOB: 0 BB: 0 P: 9	R: 0 E: 1 K: 0 S: 6	H: 0 LOB: 1 BB: 0 P: 8	1B: 7 2B: 3 3B: 1 HR: 1	SF: 1 SAC: 0 DP: 1 HBP: 2	WP: 1 PB: 0 SB: 2 CS: 0	PA: 40							
PITCHER	IP	WLS	BF	H	R	ER	SO	BB	IBB	HBP	BLK	WP	HR	S	P	ERA	WHIP										
Sidney Ponson, R (1, 1) ERA: 4.45	4.2	L	26	11	5	5	1	0	0	2	0	0	0	62	94	9.64	2.357										
John Wasdin, R (5, 1) ERA: 6.25	3.1		14	1	1	1	1	1	1	0	0	0	0	26	43	2.70	0.600										

Baltimore Orioles @ Kansas City Royals
Kauffman Stadium, Kansas City, MO
Thu Aug 09 2001, 7:05 PM CDT
Att: 31,832 - Sunny - 91 F

AB	35
R	6
H	12
RBI	6
BB	2
SO	2
LOB	16



Batter	1	2	3	4	5	6	7	8	9	AB	R	H	RBI	BB	SO	LOB	TOP			
Roger Cedeno, S OBP: 0.346, SLG: 0.400 (1, 8)	E4 1B					P6		K		4	1	1	0	0	1	0	Detroit Tigers @ Kansas City Royals Kauffman Stadium, Kansas City, MO Fri Aug 10 2001, 7:05 PM CDT Att: 22,107 - Cloudy - 75 F			
Robert Fick, L OBP: 0.354, SLG: 0.531 (1, 2)	E 1B	P4			F7		G3		4	1	1	0	0	0	1					
Bobby Higginson, L OBP: 0.383, SLG: 0.476 (1, 7)	P5				FC4-6 1B	G4-3		G5-3		4	0	1	0	0	2					
Tony Clark, S OBP: 0.402, SLG: 0.521 (1, 10)	E 1B				FC4-6 G4-6-3	K		G5-3		4	0	1	1	0	1					
Randall Simon, L OBP: 0.380, SLG: 0.470 (1, 3)	E9 1B				G4-6-3	G4-3		F8		4	0	1	1	0	0					
Shane Halter, R OBP: 0.347, SLG: 0.479 (1, 6) (6, 5)	K				F7			G6-3		4	1	1	1	0	1					
Damion Easley, R OBP: 0.335, SLG: 0.419 (1, 4)	K							IHR K		3	0	1	0	0	2					
Deivi Cruz, R OBP: 0.286, SLG: 0.387 (1, 5) (6, 6)		L5						G5-3		3	0	0	0	0	1					
Jose Macias, S OBP: 0.309, SLG: 0.414 (1, 9)	F6					B3		G5-3		3	0	0	0	0	0					
Inning Stats	R: 2 E: 2 K: 2 S: 19	H: 3 LOB: 2 BB: 0 P: 24	R: 0 E: 0 K: 0 S: 6	H: 1 LOB: 1 BB: 0 P: 12	R: 0 E: 0 K: 0 S: 7	H: 1 LOB: 1 BB: 0 P: 11	R: 0 E: 0 K: 1 S: 5	H: 0 LOB: 0 BB: 0 P: 9	R: 0 E: 0 K: 0 S: 6	H: 0 LOB: 0 BB: 0 P: 8	R: 1 E: 0 K: 1 S: 8	H: 1 LOB: 0 BB: 0 P: 10	R: 0 E: 0 K: 0 S: 5	H: 0 LOB: 0 BB: 0 P: 7	R: 0 E: 0 K: 0 S: 5	H: 0 LOB: 0 BB: 0 P: 10	1B: 6 2B: 1 3B: 0 HR: 1	SF: 0 SAC: 0 DP: 2 HBP: 0	WP: 0 PB: 0 SB: 1 CS: 1	PA: 33
PITCHER	IP WLS BF H R ER SO BB IBB HBP BLK WP HR S P ERA WHIP	IP WLS BF H R ER SO BB IBB HBP BLK WP HR S P ERA WHIP	IP WLS BF H R ER SO BB IBB HBP BLK WP HR S P ERA WHIP	IP WLS BF H R ER SO BB IBB HBP BLK WP HR S P ERA WHIP	IP WLS BF H R ER SO BB IBB HBP BLK WP HR S P ERA WHIP	IP WLS BF H R ER SO BB IBB HBP BLK WP HR S P ERA WHIP	IP WLS BF H R ER SO BB IBB HBP BLK WP HR S P ERA WHIP	IP WLS BF H R ER SO BB IBB HBP BLK WP HR S P ERA WHIP	IP WLS BF H R ER SO BB IBB HBP BLK WP HR S P ERA WHIP	IP WLS BF H R ER SO BB IBB HBP BLK WP HR S P ERA WHIP	IP WLS BF H R ER SO BB IBB HBP BLK WP HR S P ERA WHIP	IP WLS BF H R ER SO BB IBB HBP BLK WP HR S P ERA WHIP	IP WLS BF H R ER SO BB IBB HBP BLK WP HR S P ERA WHIP	IP WLS BF H R ER SO BB IBB HBP BLK WP HR S P ERA WHIP	IP WLS BF H R ER SO BB IBB HBP BLK WP HR S P ERA WHIP	IP WLS BF H R ER SO BB IBB HBP BLK WP HR S P ERA WHIP	IP WLS BF H R ER SO BB IBB HBP BLK WP HR S P ERA WHIP			
Paul Byrd, R ERA: 3.83 Blake Stein, R ERA: 5.23	6.0 W 23 6 2 1 4 0 0 0 0 0 0 50 73 1.50 1.000	3.0 S 10 1 1 1 2 0 0 0 0 0 0 21 27 3.00 0.333																		

Batter	1	2	3	4	5	6	7	8	9	AB	R	H	RBI	BB	SO	LOB	BOTTOM			
Carlos Febles, R OBP: 0.278, SLG: 0.293 (1, 4)	1B 29 G5-3 1B		F9			K				4	1	1	0	0	1	1	Detroit Tigers @ Kansas City Royals Kauffman Stadium, Kansas City, MO Fri Aug 10 2001, 7:05 PM CDT Att: 22,107 - Cloudy - 75 F			
Neftali Perez, S OBP: 0.314, SLG: 0.416 (1, 6)	F6		F5			P4		1B S 1B		4	0	1	0	0	0	1				
Carlos Beltrán, S OBP: 0.333, SLG: 0.456 (1, 8)	29 G5-3 S 1B				L9			1B 2B		4	1	3	0	0	0	0				
29 Mike Sweeney, R OBP: 0.370, SLG: 0.573 (1, 3) (6, PH) Dave McCarty, R OBP: 0.307, SLG: 0.355 (7, 3)	G5-3				G4-3			WP 1B BB		2	0	0	1	0	0	1				
Raul Ibanez, L OBP: 0.400, SLG: 0.487 (1, 10)	K							WP E 1B		4	1	2	1	0	2	3				
Mark Quinn, R OBP: 0.297, SLG: 0.476 (1, 9)		F3			F7			WP E 1B		3	1	0	0	0	0	3				
Dee Brown, L OBP: 0.318, SLG: 0.390 (1, 7)	K					L8		E8 2B		4	1	0	0	0	1	0				
Donnie Sadler, R OBP: 0.255, SLG: 0.229 (1, 5)	L5					F9		2B BB		3	1	0	0	1	0	0				
Brent Mayne, L OBP: 0.372, SLG: 0.391 (1, 2)					F7			G3		4	0	1	2	0	0	0				
Inning Stats	R: 1 E: 0 K: 1 S: 14	H: 2 LOB: 1 BB: 0 P: 20	R: 0 E: 0 K: 1 S: 10	H: 0 LOB: 0 BB: 0 P: 12	R: 0 E: 0 K: 0 S: 5	H: 0 LOB: 0 BB: 0 P: 9	R: 0 E: 0 K: 0 S: 7	H: 1 LOB: 1 BB: 0 P: 10	R: 0 E: 0 K: 0 S: 11	H: 0 LOB: 0 BB: 0 P: 17	R: 6 E: 1 K: 1 S: 19	H: 3 LOB: 1 BB: 2 P: 33	R: 0 E: 0 K: 1 S: 16	H: 2 LOB: 2 BB: 0 P: 23	R: 0 E: 0 K: 0 S: 5	H: 0 LOB: 0 BB: 0 P: 7	1B: 6 2B: 2 3B: 0 HR: 0	SF: 0 SAC: 0 DP: 0 HBP: 1	WP: 1 PB: 0 SB: 2 CS: 0	PA: 36
PITCHER	IP WLS BF H R ER SO BB IBB HBP BLK WP HR S P ERA WHIP	IP WLS BF H R ER SO BB IBB HBP BLK WP HR S P ERA WHIP	IP WLS BF H R ER SO BB IBB HBP BLK WP HR S P ERA WHIP	IP WLS BF H R ER SO BB IBB HBP BLK WP HR S P ERA WHIP	IP WLS BF H R ER SO BB IBB HBP BLK WP HR S P ERA WHIP	IP WLS BF H R ER SO BB IBB HBP BLK WP HR S P ERA WHIP	IP WLS BF H R ER SO BB IBB HBP BLK WP HR S P ERA WHIP	IP WLS BF H R ER SO BB IBB HBP BLK WP HR S P ERA WHIP	IP WLS BF H R ER SO BB IBB HBP BLK WP HR S P ERA WHIP	IP WLS BF H R ER SO BB IBB HBP BLK WP HR S P ERA WHIP	IP WLS BF H R ER SO BB IBB HBP BLK WP HR S P ERA WHIP	IP WLS BF H R ER SO BB IBB HBP BLK WP HR S P ERA WHIP	IP WLS BF H R ER SO BB IBB HBP BLK WP HR S P ERA WHIP	IP WLS BF H R ER SO BB IBB HBP BLK WP HR S P ERA WHIP	IP WLS BF H R ER SO BB IBB HBP BLK WP HR S P ERA WHIP	IP WLS BF H R ER SO BB IBB HBP BLK WP HR S P ERA WHIP	IP WLS BF H R ER SO BB IBB HBP BLK WP HR S P ERA WHIP			
Jeff Weaver, R ERA: 3.86 Matt Perisho, L ERA: 6.67	5.2 L 24 5 5 2 3 1 0 1 0 0 0 60 40 0.00 1.714	2.1 12 3 2 0 1 1 0 0 0 0 0 27 40 0.00 1.714																		


AB	33
R	3
H	7
RBI	3
BB	0
SO	6
LOB	10



Batter	1	2	3	4	5	6	7	8	9	AB	R	H	RBI	BB	SO	LOB	TOP								
Roger Cedeno, S (1, 10) OBP: 0.345, SLG: 0.399										4	0	1	1	0	1	3									
Jose Macias, S (1, 8) OBP: 0.305, SLG: 0.409										4	0	0	0	0	0	2									
Bobby Higginson, L (1, 7) OBP: 0.379, SLG: 0.471											4	0	0	0	0	0									
Tony Clark, S (1, 3) OBP: 0.398, SLG: 0.515											4	0	0	0	1	0									
Shane Halter, R (1, 6) OBP: 0.344, SLG: 0.474 (8, 5)											3	0	0	0	1	0									
Damon Easley, R (1, 4) OBP: 0.333, SLG: 0.416											3	0	0	0	0	0									
Deivi Cruz, R (1, 5) OBP: 0.287, SLG: 0.386 (8, 6)											3	0	1	0	0	1									
Juan Encarnacion, R (1, 9) OBP: 0.297, SLG: 0.414											3	1	2	0	0	1									
Javier Cardona, R (1, 2) OBP: 0.245, SLG: 0.321											2	0	1	0	0	0									
Robert Fick, L (8, PH) OBP: 0.353, SLG: 0.529 (8, 2)											1	0	0	0	1	2									
Inning Stats	R: 0 E: 0 K: 0 S: 6	H: 1 LOB: 0 BB: 0 P: 11	R: 0 E: 0 K: 1 S: 9	H: 0 LOB: 0 BB: 0 P: 12	R: 1 E: 0 K: 1 S: 13	H: 2 LOB: 1 BB: 0 P: 21	R: 0 E: 0 K: 0 S: 7	H: 0 LOB: 0 BB: 0 P: 10	R: 0 E: 0 K: 1 S: 7	H: 0 LOB: 0 BB: 0 P: 8	R: 0 E: 0 K: 0 S: 10	H: 0 LOB: 0 BB: 0 P: 13	R: 0 E: 0 K: 0 S: 5	H: 0 LOB: 0 BB: 0 P: 9	R: 0 E: 0 K: 1 S: 10	H: 2 LOB: 2 BB: 0 P: 15	R: 0 E: 0 K: 1 S: 8	H: 0 LOB: 0 BB: 0 P: 11	1B: 3 2B: 2 3B: 0 HR: 0	SF: 0 SAC: 0 DP: 1 HBP: 0	WP: 0 PB: 0 SB: 0 CS: 0	PA: 31			
PITCHER	IP	WLS	BF	H	R	ER	SO	BB	IBB	HBP	BLK	WP	HR	S	P	ERA	WHIP								
Chris George, L (1, 1) ERA: 6.41	7.0	W	23	3	1	1	4	0	0	0	0	0	0	57	84	1.29	0.429								
Jason Grimsley, R (8, 1) ERA: 2.95	1.0	H	5	2	0	0	1	0	0	0	0	0	0	10	15	0.00	2.000								
Roberto Hernandez, R (8, 1) ERA: 4.28	1.0	S	3	0	0	0	1	0	0	0	0	0	0	8	11	0.00	0.000								

Detroit Tigers @ Kansas City Royals
Kauffman Stadium, Kansas City, MO
Sat Aug 11 2001, 7:05 PM CDT
Att: 26,943 - Sunny - 79 F


AB	31
R	1
H	5
RBI	1
BB	0
SO	6
LOB	7



Batter	1	2	3	4	5	6	7	8	9	AB	R	H	RBI	BB	SO	LOB	BOTTOM								
Carlos Febles, R (1, 4) OBP: 0.277, SLG: 0.292										4	0	1	0	0	0	0									
Neftali Perez, S (1, 6) OBP: 0.311, SLG: 0.413										4	0	0	0	0	0	1									
Carlos Beltrán, S (1, 8) OBP: 0.334, SLG: 0.456										3	0	1	0	0	0	1									
Joe Randa, R (1, 5) OBP: 0.305, SLG: 0.358										2	1	0	0	1	0	2									
Raul Ibanez, L (1, 10) OBP: 0.399, SLG: 0.503										3	1	1	2	0	0	0									
Mark Quinn, R (1, 9) OBP: 0.296, SLG: 0.475										3	1	1	0	0	0	0									
Dee Brown, L (1, 7) OBP: 0.314, SLG: 0.385										3	0	0	0	0	0	1									
Dave McCarty, R (1, 3) OBP: 0.313, SLG: 0.382										3	1	2	2	0	0	0									
Brent Mayne, L (1, 2) OBP: 0.368, SLG: 0.387										3	0	0	0	0	0	1									
Inning Stats	R: 0 E: 0 K: 0 S: 7	H: 1 LOB: 1 BB: 0 P: 14	R: 0 E: 0 K: 0 S: 8	H: 0 LOB: 0 BB: 0 P: 8	R: 0 E: 0 K: 0 S: 7	H: 0 LOB: 0 BB: 0 P: 10	R: 2 E: 0 K: 0 S: 9	H: 1 LOB: 1 BB: 1 P: 21	R: 0 E: 0 K: 0 S: 6	H: 1 LOB: 0 BB: 0 P: 7	R: 0 E: 0 K: 0 S: 7	H: 1 LOB: 1 BB: 0 P: 9	R: 2 E: 0 K: 0 S: 8	H: 2 LOB: 0 BB: 0 P: 10	R: 0 E: 0 K: 0 S: 5	H: 0 LOB: 0 BB: 0 P: 10	R: 0 E: 0 K: 0 S: 8	H: 0 LOB: 0 BB: 0 P: 10	1B: 4 2B: 0 3B: 0 HR: 2	SF: 0 SAC: 0 DP: 1 HBP: 1	WP: 0 PB: 0 SB: 0 CS: 1	PA: 30			
PITCHER	IP	WLS	BF	H	R	ER	SO	BB	IBB	HBP	BLK	WP	HR	S	P	ERA	WHIP								
Jose Lima, R (1, 1) ERA: 5.43	8.0	L	30	6	4	4	0	1	0	1	0	0	2	57	89	4.50	0.875								

Detroit Tigers @ Kansas City Royals
Kauffman Stadium, Kansas City, MO
Sat Aug 11 2001, 7:05 PM CDT
Att: 26,943 - Sunny - 79 F

AB	28
R	4
H	6
RBI	4
BB	1
SO	0
LOB	6



Batter	1	2	3	4	5	6	7	8	9	AB	R	H	RBI	BB	SO	LOB	TOP					
Carlos Febles, R OBP: 0.289, SLG: 0.305 (1, 4)	G4-3 BB		G4-3		G4-3		F9			3	0	0	0	1	0	2						
Brent Mayne, L OBP: 0.394, SLG: 0.380 (1, 2)	G6-3		G6-3 FC6-4 BB		G6-3		G5-3			3	0	0	0	1	0	2						
Carlos Beltrán, S OBP: 0.332, SLG: 0.449 (1, 8)	G4-3		FC6-4 HR		F7		F8			4	1	0	1	0	0	2						
Joe Randa, R OBP: 0.305, SLG: 0.367 (1, 5)	G6-3		HR		F7		G4-3			4	1	1	2	0	0	1						
Raul Ibanez, L OBP: 0.390, SLG: 0.488 Dave McCarty, R OBP: 0.316, SLG: 0.373 (8, PH) (8, 3)		F8	F7		BLK 1B		G4-3			3	1	1	0	0	0	0						
Luis Alicaia, S OBP: 0.327, SLG: 0.351 (1, 10)	K		K		S 1B		G6-3			4	0	1	1	0	2	0						
Dee Brown, L OBP: 0.312, SLG: 0.379 (1, 7)		G6-3 BB	G6-3		F7		G4-3			3	0	0	0	1	0	1						
Mark Quinn, R OBP: 0.294, SLG: 0.463 (1, 9)		F7	G4-3		S 1B		G3-1			4	0	1	0	0	0	1						
Donnie Sadler, R OBP: 0.256, SLG: 0.238 (1, 6)			G4-3 FC6-4 2B		G3		B5			3	1	1	0	0	0	1						
Inning Stats	R: 0 E: 0 K: 0 S: 15	H: 0 LOB: 1 BB: 1 P: 26	R: 0 E: 0 K: 1 S: 9	H: 0 LOB: 1 BB: 1 P: 13	R: 3 E: 0 K: 0 S: 17	H: 2 LOB: 0 BB: 1 P: 26	R: 0 E: 0 K: 1 S: 8	H: 0 LOB: 0 BB: 0 P: 10	R: 0 E: 0 K: 0 S: 6	H: 0 LOB: 0 BB: 0 P: 9	R: 1 E: 0 K: 0 S: 13	H: 2 LOB: 1 BB: 0 P: 22	R: 0 E: 0 K: 0 S: 7	H: 1 LOB: 1 BB: 0 P: 8	R: 0 E: 0 K: 0 S: 5	H: 0 LOB: 0 BB: 0 P: 7	R: 0 E: 0 K: 0 S: 4	H: 0 LOB: 0 BB: 0 P: 4	1B: 3 2B: 1 3B: 0 HR: 1	SF: 0 SAC: 0 DP: 0 HBP: 0	WP: 0 PB: 0 SB: 3 CS: 0	PA: 35
PITCHER	IP	WLS	BF	H	R	ER	SO	BB	IBB	HBP	BLK	WP	HR	S	P	ERA	WHIP					
Jose Mercedes, R ERA: 5.79 (1, 1)	6.0	W	25	4	4	4	2	3	0	0	1	0	1	68	106	6.00	1.167					
John Wasdin, R ERA: 5.99 (7, 1)	1.0	H	4	1	0	0	0	0	0	0	0	0	0	7	8	0.00	1.000					
Buddy Groom, L ERA: 3.06 (8, 1)	1.0	H	3	0	0	0	0	0	0	0	0	0	0	5	7	0.00	0.000					
Willis Roberts, R ERA: 4.83 (9, 1)	1.0	S	3	0	0	0	0	0	0	0	0	0	0	4	4	0.00	0.000					

Kansas City Royals @ Baltimore Orioles
Oriole Park at Camden Yards, Baltimore, MD
Wed Aug 15 2001, 7:05 PM EDT
Att: 38,545 - Sunny - 86 F

AB 32
R 4
H 5
RBI 4
BB 3
SO 2
LOB 10



Batter	1	2	3	4	5	6	7	8	9	AB	R	H	RBI	BB	SO	LOB	BOTTOM					
Brady Anderson, L OBP: 0.303, SLG: 0.299 (1, 7)	G3 HR 6 HBP 1B	G6-3			G3		G6-3			4	1	1	0	0	0	1						
6 Melvin Mora, R OBP: 0.339, SLG: 0.376 (1, 6)	G3 HR HBP	F8			G5-3		E6			3	1	0	0	0	0	1						
Chris Richard, L OBP: 0.345, SLG: 0.444 (1, 9)	G3		HR		F8		K			4	1	1	1	0	1	3						
Jeff Conine, R OBP: 0.388, SLG: 0.467 (1, 3)	HR		K		G5-3		G4-3			4	1	1	3	0	1	0						
Cal Ripken Jr., R OBP: 0.305, SLG: 0.421 (1, 5)	G6-3		F8		HR		BB			3	1	1	1	1	0	0						
Tony Batista, R OBP: 0.282, SLG: 0.418 (1, 10)	FC6-4 BB		P6		K		L4			3	0	0	0	1	1	1						
Larry Bigbie, L OBP: 0.339, SLG: 0.327 (1, 8)	FC6-4		K		1B		F8			4	0	1	0	0	1	2						
Brook Fordyce, R OBP: 0.262, SLG: 0.316 Fernando Lumar, R OBP: 0.303, SLG: 0.305 (9, 2)		F7		G1-6-3 1B	P6					3	0	1	0	0	0	1						
Jerry Hairston, R OBP: 0.307, SLG: 0.361 (1, 4)	G6-3 2B		G1-6-3		G6-3					3	0	1	0	0	0	1						
Inning Stats	R: 3 E: 0 K: 0 S: 13	H: 2 LOB: 1 BB: 1 P: 27	R: 0 E: 0 K: 0 S: 8	H: 1 LOB: 0 BB: 0 P: 13	R: 1 E: 0 K: 1 S: 10	H: 1 LOB: 0 BB: 0 P: 16	R: 0 E: 0 K: 1 S: 8	H: 1 LOB: 0 BB: 0 P: 10	R: 0 E: 0 K: 0 S: 4	H: 0 LOB: 0 BB: 0 P: 4	R: 1 E: 0 K: 1 S: 9	H: 2 LOB: 1 BB: 0 P: 12	R: 0 E: 1 K: 1 S: 9	H: 0 LOB: 1 BB: 0 P: 13	R: 0 E: 0 K: 0 S: 7	H: 0 LOB: 1 BB: 1 P: 11	1B: 3 2B: 1 3B: 0 HR: 3	SF: 0 SAC: 0 DP: 1 HBP: 1	WP: 0 PB: 0 SB: 0 CS: 0	PA: 34		
PITCHER	IP	WLS	BF	H	R	ER	SO	BB	IBB	HBP	BLK	WP	HR	S	P	ERA	WHIP					
51 Kris Wilson, R ERA: 4.39 (1, 1)	6.2	L	29	7	5	5	3	1	0	1	0	0	0	3	3	0.00	0.000					
Scott Mullen, L ERA: (7, 1)	0.1		1	0	0	0	1	0	0	0	0	0	0	3	3	0.00	0.000					
Cory Bailey, R ERA: 3.59 (8, 1)	1.0		4	0	0	0	0	1	0	0	0	0	0	7	11	0.00	1.000					

Kansas City Royals @ Baltimore Orioles
Oriole Park at Camden Yards, Baltimore, MD
Wed Aug 15 2001, 7:05 PM EDT
Att: 38,545 - Sunny - 86 F

AB 31
R 5
H 7
RBI 5
BB 2
SO 4
LOB 10



Batter	1	2	3	4	5	6	7	8	9	AB	R	H	RBI	BB	SO	LOB	TOP					
Carlos Febles, R OBP: 0.286, SLG: 0.301 (1, 4)										5	1	1	1	0	1	4	Kansas City Royals @ Baltimore Orioles Oriole Park at Camden Yards, Baltimore, MD Thu Aug 16 2001, 12:35 PM EDT Att: 40,788 - Sunny - 88 F					
Neft Perez, S OBP: 0.309, SLG: 0.413 (1, 6)										4	0	1	0	0	0	2						
Carlos Beltrán, S OBP: 0.335, SLG: 0.456 (1, 8)										4	2	2	2	1	0	1						
Joe Randa, R OBP: 0.304, SLG: 0.364 Dave McCarty, R OBP: 0.316, SLG: 0.373 (8, 3)										4	1	0	0	1	0	3						
Raul Ibanez, L OBP: 0.385, SLG: 0.497 (8, 9)										5	1	1	3	0	2	0						
Luis Alica, S OBP: 0.326, SLG: 0.349 (1, 10)										5	0	1	0	0	1	1						
Gregg Zaun, S OBP: 0.308, SLG: 0.447 (1, 2)										4	1	2	1	1	0	0						
Dee Brown, L OBP: 0.315, SLG: 0.381 (1, 7)										4	1	2	0	0	1	1						
Donnie Sadler, R OBP: 0.262, SLG: 0.240 (8, 5)										3	2	1	0	1	1	3						
Inning Stats	R: 0 E: 0 K: 1 S: 14	H: 2 LOB: 1 BB: 0 P: 20	R: 0 E: 1 K: 0 S: 10	H: 1 LOB: 3 BB: 1 P: 15	R: 0 E: 0 K: 0 S: 8	H: 0 LOB: 0 BB: 0 P: 12	R: 0 E: 0 K: 1 S: 9	H: 2 LOB: 1 BB: 0 P: 15	R: 0 E: 0 K: 1 S: 8	H: 0 LOB: 0 BB: 0 P: 10	R: 3 E: 0 K: 2 S: 12	H: 1 LOB: 0 BB: 2 P: 25	R: 3 E: 0 K: 0 S: 8	H: 2 LOB: 0 BB: 0 P: 11	R: 3 E: 1 K: 0 S: 15	H: 3 LOB: 2 BB: 1 P: 29	R: 0 E: 0 K: 1 S: 7	H: 0 LOB: 0 BB: 0 P: 14	1B: 8 2B: 0 3B: 0 HR: 3	SF: 0 SAC: 1 DP: 0 HBP: 0	WP: 0 PB: 0 SB: 1 CS: 0	PA: 43
PITCHER	IP	WLS	BF	H	R	ER	SO	BB	IBB	HBP	BLK	WP	HR	S	P	ERA	WHIP					
Sidney Ponson, R ERA: 4.63	7.0	L	32	8	6	6	5	3	0	0	0	0	2	69	108	7.71	1.571					
36 Kris Foster, R ERA: 3.5	1.0		8	3	3	2	0	1	0	0	0	0	1	15	29	18.00	4.000					
John Bale, L ERA: 2.25	1.0		3	0	0	0	1	0	0	0	0	0	0	7	14	0.00	0.000					

Batter	1	2	3	4	5	6	7	8	9	AB	R	H	RBI	BB	SO	LOB	BOTTOM					
Brady Anderson, L OBP: 0.304, SLG: 0.300 (1, 7)										5	0	2	0	0	1	3	Kansas City Royals @ Baltimore Orioles Oriole Park at Camden Yards, Baltimore, MD Thu Aug 16 2001, 12:35 PM EDT Att: 40,788 - Sunny - 88 F					
6 Melvin Mora, R OBP: 0.336, SLG: 0.373 1 Brian Roberts, S OBP: 0.294, SLG: 0.344 (8, PH)										3	0	0	0	0	1	3						
Chris Richard, L OBP: 0.346, SLG: 0.445 (1, 9)										4	1	1	0	1	0	2						
Jeff Conine, R OBP: 0.387, SLG: 0.466 Mike Kinkade, R OBP: 0.346, SLG: 0.390 (8, PH)										3	0	1	0	0	0	1						
Cal Ripken Jr., R OBP: 0.310, SLG: 0.425 (1, 10)										4	0	3	1	0	0	0						
Tony Batista, R OBP: 0.282, SLG: 0.416 (1, 5)										4	0	1	1	0	0	4						
Larry Bigbie, L OBP: 0.333, SLG: 0.321 (1, 8)										4	0	1	0	0	0	5						
Fernando Lunar, R OBP: 0.295, SLG: 0.297 (1, 2)										4	0	0	0	0	2	3						
Jerry Hairston, R OBP: 0.313, SLG: 0.366 (1, 4)										3	0	3	0	1	0	0						
Inning Stats	R: 0 E: 0 K: 0 S: 4	H: 0 LOB: 0 BB: 0 P: 6	R: 0 E: 0 K: 0 S: 12	H: 2 LOB: 1 BB: 0 P: 19	R: 0 E: 0 K: 2 S: 14	H: 1 LOB: 1 BB: 0 P: 17	R: 0 E: 0 K: 0 S: 11	H: 2 LOB: 2 BB: 0 P: 16	R: 0 E: 0 K: 1 S: 13	H: 1 LOB: 1 BB: 1 P: 20	R: 0 E: 0 K: 0 S: 5	H: 0 LOB: 0 BB: 0 P: 7	R: 0 E: 0 K: 1 S: 13	H: 2 LOB: 2 BB: 0 P: 15	R: 2 E: 0 K: 0 S: 12	H: 2 LOB: 2 BB: 2 P: 28	R: 0 E: 0 K: 0 S: 10	H: 2 LOB: 2 BB: 0 P: 12	1B: 11 2B: 1 3B: 0 HR: 0	SF: 0 SAC: 0 DP: 1 HBP: 0	WP: 0 PB: 0 SB: 1 CS: 2	PA: 40
PITCHER	IP	WLS	BF	H	R	ER	SO	BB	IBB	HBP	BLK	WP	HR	S	P	ERA	WHIP					
Paul Byrd, R ERA: 3.52	7.0	W	28	8	0	0	4	1	0	0	0	0	0	72	100	0.00	1.286					
Jason Grimsley, R ERA: 3.22	0.1		5	2	2	2	0	2	0	0	0	0	0	10	24	54.00	12.000					
Scott Mullen, L ERA:	0.2		2	0	0	0	0	0	0	0	0	0	0	2	4	0.00	0.000					
Roberto Hernandez, R ERA: 4.11	1.0		5	2	0	0	0	0	0	0	0	0	0	10	12	0.00	2.000					


Batter	1	2	3	4	5	6	7	8	9	AB	R	H	RBI	BB	SO	LOB	TOP								
Carlos Febles, R OBP: 0.278, SLG: 0.292 (1, 4)	G4-3		F7			F8		G4-3		4	0	0	0	0	0	2	Kansas City Royals @ Detroit Tigers Comerica Park, Detroit, MI Fri Aug 17 2001, 7:05 PM EDT Att: 30,214 - Cloudy - 75 F								
Neftali Pérez, S OBP: 0.311, SLG: 0.422 (1, 6)	F2		2B			HR		G4-3		4	1	2	2	0	0	0									
Carlos Beltrán, S OBP: 0.334, SLG: 0.454 (1, 8)	G3		G3			1B		F7		4	0	1	0	0	0	1									
Joe Randa, R OBP: 0.302, SLG: 0.360 (1, 5)		E6			G6-3			G3-1		4	0	0	0	0	1	1									
Raul Ibanez, L OBP: 0.377, SLG: 0.486 (1, 3)		FC4-6			L6			F7		4	0	0	0	0	0	2									
Luis Alicaes, S OBP: 0.329, SLG: 0.350 (1, 10)					F8					2	0	1	0	1	0	0									
Gregg Zaun, S OBP: 0.291, SLG: 0.420 (1, 2)		G1-6-3						G3		3	0	0	0	0	1	3									
Dee Brown, L OBP: 0.315, SLG: 0.378 (1, 7)								G3		2	1	0	0	1	0	1									
Donnie Sadler, R OBP: 0.263, SLG: 0.242 (1, 9)								G4-3		3	0	1	0	0	1	1									
Inning Stats	R: 0 E: 0 K: 0 S: 8	H: 0 LOB: 0 BB: 0 P: 10	R: 0 E: 1 K: 0 S: 8	H: 0 LOB: 1 BB: 1 P: 14	R: 1 E: 0 K: 0 S: 11	H: 1 LOB: 1 BB: 1 P: 18	R: 0 E: 0 K: 0 S: 8	H: 0 LOB: 0 BB: 0 P: 13	R: 0 E: 0 K: 2 S: 8	H: 0 LOB: 0 BB: 0 P: 9	R: 1 E: 0 K: 1 S: 9	H: 2 LOB: 1 BB: 0 P: 13	R: 0 E: 0 K: 0 S: 8	H: 1 LOB: 0 BB: 0 P: 12	R: 0 E: 0 K: 0 S: 5	H: 1 LOB: 0 BB: 0 P: 10	R: 0 E: 0 K: 0 S: 7	H: 0 LOB: 0 BB: 0 P: 10	1B: 3 2B: 1 3B: 0 HR: 1	SF: 0 SAC: 0 DP: 2 HBP: 0	WP: 0 PB: 0 SB: 0 CS: 0	PA: 32			
PITCHER	IP	WLS	BF	H	R	ER	SO	BB	IBB	HBP	BLK	WP	HR	S	P	ERA	WHIP								
Jose Lima, R ERA: 5.27 (1, 1)	7.0	W	27	5	2	2	3	2	0	0	0	0	1	61	91	2.57	1.000								
Danny Patterson, R ERA: 2.53 (8, 1)	1.0	H	2	0	0	0	0	0	0	0	0	0	0	4	8	0.00	0.000								
Matt Anderson, R ERA: 4.84 (9, 1)	1.0	S	3	0	0	0	0	0	0	0	0	0	0	7	10	0.00	0.000								

Batter	1	2	3	4	5	6	7	8	9	AB	R	H	RBI	BB	SO	LOB	BOTTOM								
Roger Cedeno, S OBP: 0.354, SLG: 0.411 (1, 8)	G3-1 1B	G5-3			F9					3	1	1	0	1	0	0	Kansas City Royals @ Detroit Tigers Comerica Park, Detroit, MI Fri Aug 17 2001, 7:05 PM EDT Att: 30,214 - Cloudy - 75 F								
Damon Easley, R OBP: 0.332, SLG: 0.411 (1, 4)	1B WP				F9			G5-3		2	2	0	0	2	0	1									
Bobby Higginson, L OBP: 0.386, SLG: 0.476 (1, 7)	G3-1				E3			F8		3	0	0	0	1	0	3									
Tony Clark, S OBP: 0.392, SLG: 0.500 (8, PR) Ryan Jackson, L OBP: 0.259, SLG: 0.365 (9, 3)	WP				G6-4-3			G5-3		4	0	2	1	0	0	2									
Wendell Magee, R OBP: 0.321, SLG: 0.437 (8, PH) Jose Macias, S OBP: 0.310, SLG: 0.413 (1, 10)	1B				G6-4-3			G5-3		0	0	0	0	0	0	0									
Shane Halter, R OBP: 0.333, SLG: 0.456 (1, 5)	K				G5-3			G5-3		3	0	1	0	0	1	1									
Deivi Cruz, R OBP: 0.289, SLG: 0.390 (1, 6)					G5-3			G5-3		1	0	1	0	0	0	0									
Juan Encarnacion, R OBP: 0.295, SLG: 0.404 (1, 9)					G5-3			G5-3		3	1	1	0	0	0	0									
Javier Cardona, R OBP: 0.210, SLG: 0.279 (1, 2)					G5-3			G5-3		2	0	1	0	0	0	1									
Inning Stats	R: 2 E: 0 K: 2 S: 18	H: 2 LOB: 1 BB: 1 P: 34	R: 1 E: 0 K: 0 S: 5	H: 1 LOB: 0 BB: 0 P: 8	R: 1 E: 1 K: 0 S: 5	H: 0 LOB: 0 BB: 1 P: 10	R: 0 E: 0 K: 0 S: 14	H: 1 LOB: 1 BB: 0 P: 22	R: 0 E: 0 K: 0 S: 5	H: 0 LOB: 1 BB: 1 P: 12	R: 0 E: 0 K: 0 S: 5	H: 1 LOB: 0 BB: 0 P: 8	R: 0 E: 0 K: 0 S: 9	H: 0 LOB: 1 BB: 1 P: 17	R: 0 E: 0 K: 0 S: 7	H: 2 LOB: 2 BB: 0 P: 9	1B: 5 2B: 3 3B: 0 HR: 0	SF: 1 SAC: 1 DP: 3 HBP: 0	WP: 1 PB: 0 SB: 2 CS: 0	PA: 33					
PITCHER	IP	WLS	BF	H	R	ER	SO	BB	IBB	HBP	BLK	WP	HR	S	P	ERA	WHIP								
Chris George, L ERA: 5.81 (7, 1)	0.1	L	1	0	0	0	0	0	0	0	0	0	0	2	3	0.00	0.000								
Doug Henry, R ERA: 6.07 (8, 1)	0.1		2	1	0	0	0	0	0	0	0	0	0	3	3	0.00	3.000								
Cory Bailey, R ERA: 3.54 (8, 1)	0.2		2	1	0	0	0	0	0	0	0	0	0	4	6	0.00	1.500								

Batter	1	2	3	4	5	6	7	8	9	AB	R	H	RBI	BB	SO	LOB	TOP										
Carlos Febles, R OBP: 0.282, SLG: 0.303 (1, 4)	L9		F3			E 1B	F9	2H 2B		5	1	2	1	0	0	2											
Neft Perez, S OBP: 0.310, SLG: 0.419 (1, 6)	G5-3			F9		P4		F7		4	0	0	0	1	0	1											
Carlos Beltrán, S OBP: 0.333, SLG: 0.451 (1, 8)	P4			G5-3		E5 1B		1B		5	2	1	0	0	0	3											
Joe Randa, R OBP: 0.305, SLG: 0.365 (1, 5)		G5-4-3 1B		F7		1B		1H 2B	F9	5	1	3	2	0	0	0											
Dave McCarty, R OBP: 0.322, SLG: 0.386 Raul Ibanez, L OBP: 0.383, SLG: 0.506 (8, PH) (8, 3)	G5-4-3			G6-3		1B		2H HR		3	0	2	1	0	0	1											
Luis Alica, S OBP: 0.327, SLG: 0.348 (1, 10)	G4-3			G6-3		L4		2H HR	BB	5	1	1	0	0	0	4											
Gregg Zaun, S OBP: 0.300, SLG: 0.455 (1, 2)				P6			F9	E6 1B	F8	5	1	2	1	0	0	2											
Dee Brown, L OBP: 0.318, SLG: 0.384 (1, 7)			K	K				1H 2B		4	1	2	1	0	2	2											
Donnie Sadler, R OBP: 0.257, SLG: 0.236 (1, 9)			F8			B2-3	K	G1-3		4	0	0	0	0	1	3											
Inning Stats	R: 0 E: 0 K: 0 S: 8	H: 0 LOB: 0 BB: 0 P: 11	R: 0 E: 0 K: 0 S: 8	H: 1 LOB: 0 BB: 0 P: 12	R: 0 E: 0 K: 1 S: 12	H: 1 LOB: 1 BB: 0 P: 18	R: 0 E: 0 K: 0 S: 4	H: 0 LOB: 0 BB: 0 P: 7	R: 0 E: 0 K: 1 S: 9	H: 1 LOB: 1 BB: 0 P: 14	R: 2 E: 1 K: 0 S: 17	H: 3 LOB: 2 BB: 0 P: 26	R: 0 E: 0 K: 1 S: 8	H: 1 LOB: 1 BB: 0 P: 11	R: 6 E: 1 K: 0 S: 23	H: 7 LOB: 2 BB: 1 P: 39	R: 0 E: 0 K: 0 S: 9	H: 0 LOB: 1 BB: 1 P: 15	1B: 7 2B: 8 HR: 1	SF: 0 SAC: 0 DP: 1 HBP: 0	WP: 0 PB: 0 SB: 0 CS: 0	PA: 43					
PITCHER	IP	WLS	BF	H	R	ER	SO	BB	IBB	HBP	BLK	WP	HR	S	P	ERA	WHIP										
Adam Pettyjohn, L ERA: 5.23 (1, 1)	5.2		23	6	2	0	2	0	0	0	0	0	0	57	20	0.00	1.059										
Matt Perisho, L ERA: 8.3 (6, 1)	1.2	H	7	2	1	1	1	0	0	0	0	0	0	15	20	5.40	1.200										
Danny Patterson, R ERA: 3.0 (8, 1)	0.0	L	1	1	0	0	0	0	0	0	0	0	0	1	2	∞	∞										
C.J. Nitkowski, L ERA: 5.56 Victor Santos, R ERA: 3.45 (8, 1)	1.2		8	1	1	1	0	2	0	0	0	0	0	17	29	5.40	1.800										

Kansas City Royals @ Detroit Tigers
Comerica Park, Detroit, MI
Sat Aug 18 2001, 5:05 PM EDT
Att: 31,897 - Cloudy - 76 F


AB 41
R 8
H 14
RBI 8
BB 2
SO 3
LOB 18



Batter	1	2	3	4	5	6	7	8	9	AB	R	H	RBI	BB	SO	LOB	BOTTOM										
Roger Cedeno, S OBP: 0.353, SLG: 0.408 (1, 8)	F8		S 1B HBP	G3			K		K	4	1	0	0	0	2	0											
Damion Easley, R OBP: 0.333, SLG: 0.411 (1, 4)	1B		1B FC4-6 BB	G6-3			G5-3			3	1	1	0	1	0	0											
Bobby Higginson, L OBP: 0.385, SLG: 0.474 (1, 7)	P6		1B FC4-6		F8		F8			4	0	1	1	0	0	1											
Tony Clark, S OBP: 0.391, SLG: 0.497 (1, 10)			1B FC4-6		P5			K		4	1	1	1	0	1	1											
Robert Fick, L OBP: 0.350, SLG: 0.520 (1, 2)	L5		2B 1B			FC4-6 BB		F8		3	1	1	0	1	0	2											
Randall Simon, L OBP: 0.388, SLG: 0.457 (1, 3)			2B 1B			FC4-6				4	0	2	2	0	0	1											
Deivi Cruz, R OBP: 0.289, SLG: 0.386 (1, 6)		1B BB	F9			G5-3		G4-3		3	0	0	0	1	0	2											
Shane Halter, R OBP: 0.332, SLG: 0.453 (1, 5)		1B	F9			G1-3			P6	4	0	1	0	0	0	1											
Juan Encarnacion, R OBP: 0.292, SLG: 0.401 Jose Macias, S OBP: 0.359, SLG: 0.412 (8, PH) (8, 3)		K		G6-3			P6		G6-3	3	0	0	0	0	1	1											
Inning Stats	R: 0 E: 0 K: 0 S: 11	H: 2 LOB: 2 BB: 0 P: 18	R: 0 E: 0 K: 1 S: 6	H: 1 LOB: 1 BB: 1 P: 14	R: 4 E: 0 K: 0 S: 10	H: 3 LOB: 1 BB: 1 P: 23	R: 0 E: 0 K: 0 S: 5	H: 0 LOB: 0 BB: 0 P: 6	R: 0 E: 0 K: 0 S: 7	H: 0 LOB: 0 BB: 0 P: 15	R: 0 E: 0 K: 1 S: 10	H: 0 LOB: 0 BB: 0 P: 15	R: 0 E: 0 K: 1 S: 13	H: 1 LOB: 1 BB: 0 P: 15	R: 0 E: 0 K: 1 S: 7	H: 0 LOB: 0 BB: 0 P: 9	1B: 6 2B: 1 3B: 0 HR: 0	SF: 0 SAC: 0 DP: 0 HBP: 1	WP: 0 PB: 0 SB: 1 CS: 0	PA: 37							
PITCHER	IP	WLS	BF	H	R	ER	SO	BB	IBB	HBP	BLK	WP	HR	S	P	ERA	WHIP										
Jeff Suppan, R ERA: 4.59 (1, 1)	7.0	W	30	6	4	4	2	3	0	0	0	0	0	56	107	5.14	1.286										
Jason Grimsley, R ERA: 3.17 (8, 1)	1.0		4	1	0	0	1	0	0	0	0	0	0	13	15	0.00	1.000										
Roberto Hernandez, R ERA: 4.03 (8, 1)	1.0		3	0	0	0	1	0	0	0	0	0	0	7	9	0.00	0.000										

Kansas City Royals @ Detroit Tigers
Comerica Park, Detroit, MI
Sat Aug 18 2001, 5:05 PM EDT
Att: 31,897 - Cloudy - 76 F

AB 33
R 4
H 7
RBI 4
BB 3
SO 4
LOB 9



Batter	1	2	3	4	5	6	7	8	9	AB	R	H	RBI	BB	SO	LOB	TOP								
Carlos Febles, R OBP: 0.281, SLG: 0.301 (1, 4)										4	1	1	0	0	0	4	Kansas City Royals @ Detroit Tigers Comerica Park, Detroit, MI Sun Aug 19 2001, 1:05 PM EDT Att: 26,898 - Cloudy - 72 F								
Neft Perez, S OBP: 0.310, SLG: 0.418 (1, 6)										3	0	1	0	0	0	0									
Carlos Beltrán, S OBP: 0.332, SLG: 0.448 (1, 8)										3	0	0	0	1	1	1									
Joe Randa, R OBP: 0.304, SLG: 0.366 (1, 5)										4	0	1	1	0	2	0									
Raul Ibanez, L OBP: 0.386, SLG: 0.514 (1, 3) (7, 9)										3	1	1	0	1	0	0									
Luis Alicaes, S OBP: 0.329, SLG: 0.359 (1, 10)										4	1	2	2	0	0	3									
Dee Brown, L OBP: 0.317, SLG: 0.386 (1, 7)										4	0	1	0	0	0	1									
Brent Mayne, L OBP: 0.362, SLG: 0.378 (1, 2)										4	0	1	0	0	0	3									
Donnie Sadler, R OBP: 0.260, SLG: 0.234 (7, PH)										1	0	0	0	1	1	0									
Dave McCarty, R OBP: 0.318, SLG: 0.381 (7, 3)										2	0	0	0	0	0	3									
Inning Stats	R: 1 E: 0 K: 0 S: 8	H: 2 LOB: 2 BB: 2 P: 19	R: 0 E: 0 K: 1 S: 6	H: 0 LOB: 0 BB: 0 P: 11	R: 0 E: 0 K: 1 S: 5	H: 0 LOB: 0 BB: 0 P: 6	R: 0 E: 0 K: 1 S: 9	H: 0 LOB: 1 BB: 1 P: 15	R: 0 E: 0 K: 0 S: 7	H: 1 LOB: 1 BB: 1 P: 15	R: 0 E: 0 K: 0 S: 9	H: 0 LOB: 0 BB: 0 P: 13	R: 1 E: 1 K: 0 S: 15	H: 2 LOB: 2 BB: 0 P: 22	R: 0 E: 0 K: 1 S: 9	H: 1 LOB: 0 BB: 0 P: 12	R: 1 E: 1 K: 0 S: 8	H: 2 LOB: 1 BB: 0 P: 11	1B: 4 2B: 2 3B: 1 HR: 1	SF: 0 SAC: 1 DP: 4 HBP: 0	WP: 0 PB: 0 SB: 0 CS: 0	PA: 36			
PITCHER	IP	WLS	BF	H	R	ER	SO	BB	IBB	HBP	BLK	WP	HR	S	P	ERA	WHIP								
24 Nate Cornejo, R ERA: 8.1 (1, 1)	6.2	W	27	5	2	2	3	2	1	0	0	0	1	56	98	2.70	1.050								
Luis Pineda, R ERA: 1.23 (7, 1)	1.1	H	4	1	0	0	1	0	0	0	0	0	0	12	15	0.00	0.750								
Matt Anderson, R ERA: 4.93 (9, 1)	1.0	S	5	2	1	1	0	0	0	0	0	0	0	8	11	9.00	2.000								

Batter	1	2	3	4	5	6	7	8	9	AB	R	H	RBI	BB	SO	LOB	BOTTOM								
Roger Cedeno, S OBP: 0.350, SLG: 0.404 (1, 8)										4	0	0	0	0	1	1	Kansas City Royals @ Detroit Tigers Comerica Park, Detroit, MI Sun Aug 19 2001, 1:05 PM EDT Att: 26,898 - Cloudy - 72 F								
Damion Easley, R OBP: 0.333, SLG: 0.411 (1, 4)										4	1	1	0	0	1	0									
Bobby Higginson, L OBP: 0.383, SLG: 0.471 (1, 7)										4	1	1	0	0	0	0									
Tony Clark, S OBP: 0.390, SLG: 0.495 (1, 10)										4	1	1	1	0	0	1									
Robert Fick, L OBP: 0.353, SLG: 0.522 (1, 2)										3	1	2	0	0	0	1									
Randall Simon, L OBP: 0.368, SLG: 0.454 (1, 3)										3	0	1	1	0	1	3									
Jose Macias, S OBP: 0.309, SLG: 0.411 (1, 5)										3	0	1	2	0	0	1									
Shane Halter, R OBP: 0.329, SLG: 0.449 (1, 6)										3	0	0	0	0	0	0									
Ryan Jackson, L OBP: 0.261, SLG: 0.358 (1, 9)										2	0	0	0	1	0	0									
Inning Stats	R: 1 E: 0 K: 0 S: 11	H: 2 LOB: 1 BB: 0 P: 18	R: 0 E: 0 K: 0 S: 8	H: 1 LOB: 0 BB: 0 P: 12	R: 0 E: 0 K: 1 S: 8	H: 1 LOB: 1 BB: 0 P: 14	R: 0 E: 0 K: 0 S: 10	H: 0 LOB: 1 BB: 1 P: 17	R: 3 E: 1 K: 1 S: 19	H: 3 LOB: 0 BB: 0 P: 27	R: 0 E: 0 K: 1 S: 5	H: 0 LOB: 0 BB: 0 P: 7	R: 0 E: 0 K: 0 S: 8	H: 0 LOB: 0 BB: 0 P: 11	1B: 6 2B: 1 3B: 0 HR: 0	SF: 0 SAC: 0 DP: 1 HBP: 0	WP: 0 PB: 0 SB: 0 CS: 1	PA: 32							
PITCHER	IP	WLS	BF	H	R	ER	SO	BB	IBB	HBP	BLK	WP	HR	S	P	ERA	WHIP								
Chad Durbin, R ERA: 4.66 (1, 1)	8.0	L	31	7	4	1	3	1	0	0	0	0	0	73	111	1.12	1.000								


Batter	1	2	3	4	5	6	7	8	9	AB	R	H	RBI	BB	SO	LOB	TOP										
Jose Valentin, S OBP: 0.342, SLG: 0.506 (1, 5)	1-1 P5		2-3 K			1-0 F7		2-3 K		4	0	0	0	0	2	1	Chicago White Sox @ Kansas City Royals Kauffman Stadium, Kansas City, MO Mon Aug 20 2001, 7:05 PM CDT Att: 13,842 - Sunny - 80 F livebaseballscorecards.com										
Tony Graffanino, R OBP: 0.372, SLG: 0.405 (1, 4)	2-2 G6-4-3 1B		1-0 G6-4-3 1-2			4-2 2B BB		4-2 BB		2	1	1	0	2	0	1											
Magglio Ordonez, R OBP: 0.375, SLG: 0.532 Chris Singleton, L OBP: 0.301, SLG: 0.381 (1, 9)	1-1 G6-4-3 1-2			4-0 G6-4-3 BB		3-2 1-H 2B		2-3 K		3	0	1	1	1	1	2											
14 Paul Konerko, R OBP: 0.340, SLG: 0.513 (1, 3)		0-2 G4-3		1-1 G6-4-3 1-2		1-0 F8		3-1 G6-3		4	0	0	0	0	0	3											
Jeff Liefer, L OBP: 0.277, SLG: 0.487 (1, 10)		0-2 F8		2-3 K		4-2 BB		3-1 2B		3	0	1	0	1	1	0											
Carlos Lee, R OBP: 0.328, SLG: 0.508 (1, 7)		4-1 1B BB			1-2 G6-3	2-3 K		2-1 P4		3	0	0	0	1	1	3											
Aaron Rowand, R OBP: 0.398, SLG: 0.481 (8, 9)		0-2 1B			2-0 2B		0-2 G4-3	1-3 K		4	0	2	0	0	1	1											
Mark Johnson, L OBP: 0.344, SLG: 0.324 (1, 2)		1-2 F8			2-0 P6		0-0 F7	2-3 K		4	0	0	0	0	1	4											
Royce Clayton, R OBP: 0.284, SLG: 0.353 (1, 6)			4-2 BB		1-0 G3-1		0-1 F8			2	0	0	0	1	0	1											
Inning Stats	R: 0 E: 0 K: 0 S: 7	H: 1 LOB: 0 BB: 0 P: 11	R: 0 E: 0 K: 0 S: 14	H: 1 LOB: 2 BB: 1 P: 19	R: 0 E: 0 K: 1 S: 8	H: 0 LOB: 0 BB: 1 P: 15	R: 0 E: 0 K: 1 S: 5	H: 0 LOB: 1 BB: 0 P: 12	R: 0 E: 0 K: 0 S: 6	H: 1 LOB: 1 BB: 0 P: 12	R: 1 E: 0 K: 0 S: 14	H: 1 LOB: 2 BB: 2 P: 29	R: 0 E: 0 K: 0 S: 7	H: 0 LOB: 0 BB: 0 P: 7	R: 0 E: 0 K: 2 S: 11	H: 0 LOB: 1 BB: 0 P: 19	R: 0 E: 0 K: 2 S: 11	H: 1 LOB: 1 BB: 0 P: 19	1B: 2 2B: 3 3B: 0 HR: 0	SF: 0 SAC: 0 DP: 3 HBP: 0	WP: 0 PB: 0 CS: 0	PA: 35					
PITCHER	IP	WLS	BF	H	R	ER	SO	BB	IBB	HBP	BLK	WP	HR	S	P	ERA	WHIP										
Blake Stein, R ERA: 5.0 (1, 1)	6.0	W	24	4	1	1	3	5	0	0	0	0	0	54	98	1.50	1.500										
Doug Henry, R ERA: 5.97 (7, 1)	1.0		3	0	0	0	0	0	0	0	0	0	0	7	7	0.00	0.000										
Scott Mullen, L ERA: (8, 1)	1.0		4	0	0	0	2	1	0	0	0	0	0	11	22	0.00	1.000										
Cory Bailey, R ERA: 3.47 (9, 1)	1.0		4	1	0	0	2	0	0	0	0	0	0	11	19	0.00	1.000										

Batter	1	2	3	4	5	6	7	8	9	AB	R	H	RBI	BB	SO	LOB	BOTTOM										
Luis Altea, S OBP: 0.327, SLG: 0.356 (1, 10)	0-0 G3		0-1 E 1B E 1B	0-1 F9	0-0 G4-3			0-1 F8		5	1	1	0	0	0	0	Chicago White Sox @ Kansas City Royals Kauffman Stadium, Kansas City, MO Mon Aug 20 2001, 7:05 PM CDT Att: 13,842 - Sunny - 80 F livebaseballscorecards.com										
Neft Perez, S OBP: 0.309, SLG: 0.416 (1, 6)	1-1 G4-3		0-0 E 1B E 1B	1-0 F7		0-0 G3		0-0 F8		5	1	1	0	0	0	0											
Carlos Beltrán, S OBP: 0.333, SLG: 0.453 Donnie Sadler, R OBP: 0.258, SLG: 0.233 (1, 8)	3-1 FC6-4 1B		0-1 E5 1B E 1B	1-2 2B 3B		2-3 K		0-1 G5-3		4	2	2	1	0	1	2											
Joe Randa, R OBP: 0.304, SLG: 0.368 Luis Orta, R OBP: 0.295, SLG: 0.304 (1, 5)	2-1 FC6-4 1-2		0-1 E5 1B 1B	2-2 1B 2B		2-3 K				4	2	1	1	0	1	3											
Raul Ibanez, L OBP: 0.393, SLG: 0.535 (1, 9)		3-1 HR	0-0 G4-6-3 1B 1B	1-2 1B WP 1B		1-1 F7				4	2	3	3	0	0	0											
Dave McCarty, R OBP: 0.328, SLG: 0.409 (1, 3)		0-1 G3-1	0-0 G4-6-3 1B 1B	2-2 WP 1B		3-2 HR				4	1	3	3	0	0	0											
Dee Brown, L OBP: 0.313, SLG: 0.380 (1, 7)		1-1 G3-1	1-2 2-H 3-H	3-2 G4-3	1-2 G4-3		0-0 G1-3			4	0	0	0	0	0	3											
Brent Mayne, L OBP: 0.364, SLG: 0.377 (1, 2)		1-1 F8	4-2 BB		1-2 F8		1-0 1B			3	0	1	0	1	0	0											
Carlos Febles, R OBP: 0.280, SLG: 0.300 (1, 4)			1-2 E 1B		0-0 G4-3		0-0 G1-3			4	1	1	0	0	0	3											
Inning Stats	R: 0 E: 0 K: 0 S: 7	H: 1 LOB: 1 BB: 0 P: 13	R: 1 E: 0 K: 0 S: 8	H: 1 LOB: 0 BB: 0 P: 13	R: 5 E: 2 K: 0 S: 19	H: 5 LOB: 2 BB: 1 P: 27	R: 3 E: 0 K: 0 S: 22	H: 4 LOB: 1 BB: 0 P: 32	R: 0 E: 0 K: 2 S: 7	H: 0 LOB: 0 BB: 0 P: 11	R: 1 E: 0 K: 0 S: 10	H: 2 LOB: 1 BB: 0 P: 15	R: 0 E: 0 K: 0 S: 5	H: 0 LOB: 0 BB: 0 P: 5	R: 0 E: 0 K: 0 S: 5	H: 0 LOB: 0 BB: 0 P: 5	1B: 9 2B: 1 3B: 1 HR: 2	SF: 0 SAC: 0 DP: 1 HBP: 0	WP: 1 PB: 0 CS: 0	PA: 39							
PITCHER	IP	WLS	BF	H	R	ER	SO	BB	IBB	HBP	BLK	WP	HR	S	P	ERA	WHIP										
Sean Lowe, R ERA: 3.84 (1, 1)	7.0	L	36	13	10	8	2	1	0	0	0	0	1	2	78	10.29	2.000										
Alan Embree, L ERA: 9.16 (8, 1)	1.0		3	0	0	0	0	0	0	0	0	0	0	5	11	0.00	0.000										

Batter	1	2	3	4	5	6	7	8	9	AB	R	H	RBI	BB	SO	LOB	TOP					
Ray Durham, S OBP: 0.331, SLG: 0.430	G4-3		2B		L6-3		1B 2B		G3	5	1	2	1	0	0	1						
Jose Valentin, S OBP: 0.340, SLG: 0.511	F7		F8		HR		K		K	5	1	1	1	0	2	2						
Magglio Ordonez, R OBP: 0.375, SLG: 0.530	G6-3		F9		F8		BB 1B		1B	5	0	2	1	0	0	1						
Jose Canseco, R OBP: 0.374, SLG: 0.525		F8		2B G3 BB		G1-3		1B 2B BB	K	3	1	0	0	2	1	1						
Jeff Liefer, L OBP: 0.286, SLG: 0.513		B1-3 1B		G3 2B		HR		F9		4	1	3	1	0	0	2						
Carlos Lee, R OBP: 0.327, SLG: 0.506		B1-3 1B		G5-3		1B			K	4	0	1	0	0	1	3						
Aaron Rowand, R OBP: 0.396, SLG: 0.481		B1-3 1B		G5-3		1B			K	0	0	0	0	0	0	0						
Chris Singleton, L OBP: 0.304, SLG: 0.392		G1-3		G3		G4-6-3 1B			HR	4	1	2	2	0	0	2						
Royce Clayton, R OBP: 0.283, SLG: 0.354			SH1-3 2B 2B	K		G4-6-3 1B		G4-3		4	1	1	0	0	1	3						
Mark Johnson, L OBP: 0.344, SLG: 0.324			SH1-3		L6-3 1B			K	K	3	0	1	0	0	2	0						
Inning Stats	R: 0 E: 0 K: 0 S: 5	H: 0 LOB: 0 BB: 0 P: 6	R: 0 E: 0 K: 0 S: 7	H: 1 LOB: 1 BB: 0 P: 7	R: 1 E: 0 K: 0 S: 11	H: 2 LOB: 1 BB: 0 P: 18	R: 1 E: 0 K: 1 S: 13	H: 1 LOB: 1 BB: 1 P: 24	R: 1 E: 0 K: 0 S: 9	H: 2 LOB: 0 BB: 0 P: 14	R: 1 E: 0 K: 0 S: 19	H: 3 LOB: 1 BB: 0 P: 26	R: 1 E: 0 K: 2 S: 14	H: 2 LOB: 2 BB: 1 P: 28	R: 1 E: 0 K: 2 S: 9	H: 1 LOB: 0 BB: 0 P: 12	R: 0 E: 0 K: 2 S: 8	H: 1 LOB: 1 BB: 0 P: 13	1B: 6 2B: 5 3B: 0 HR: 3	SF: 0 SAC: 1 DP: 2 HBP: 0	WP: 0 PB: 0 SB: 0 CS: 0	PA: 40
PITCHER	IP WLS BF H R ER SO BB IBB HBP BLK WP HR S P ERA WHIP																					
Paul Byrd, R ERA: 3.7	(1, 1) 5.1 L 24 8 4 4 1 1 0 0 0 0 0 2 59 87 6.75 1.688																					
Doug Henry, R ERA: 5.95	(6, 1) 1.2 8 3 1 1 2 1 0 0 0 0 0 0 19 36 5.40 2.400																					
51 Kris Wilson, R ERA: 4.44	(8, 1) 1.0 4 1 1 1 2 0 0 0 0 0 0 1 9 12 9.00 1.000																					
Jason Grimsley, R ERA: 3.12	(9, 1) 1.0 4 1 0 0 2 0 0 0 0 0 0 0 8 13 0.00 1.000																					

Chicago White Sox @ Kansas City Royals
Kauffman Stadium, Kansas City, MO
Tue Aug 21 2001, 7:05 PM CDT
Att: 12,391 - Cloudy - 94 F


AB 37
R 6
H 13
RBI 6
BB 2
SO 7
LOB 15



Batter	1	2	3	4	5	6	7	8	9	AB	R	H	RBI	BB	SO	LOB	BOTTOM					
Luis Altea, S OBP: 0.326, SLG: 0.355	E6 BB 1B 1B		F8					F7		4	1	1	0	0	0	0						
Neftali Perez, S OBP: 0.312, SLG: 0.419	1B BB G1-2-3 1B		S 1B				1B	B1-3		4	0	3	0	0	0	0						
Carlos Beltrán, S OBP: 0.335, SLG: 0.452	G1-2-3 BB		F5		G4-3			1B		3	0	1	0	1	0	3						
Joe Randa, R OBP: 0.304, SLG: 0.367	G1-2-3 1B		G5-3				G5-3	K		4	0	1	1	0	1	2						
Raul Ibanez, L OBP: 0.385, SLG: 0.524	G1-2-3			K			G3		F8	4	0	0	0	0	1	3						
Dave McCarty, R OBP: 0.326, SLG: 0.405	P4						K		K	4	0	1	0	0	2	2						
Brent Mayne, L OBP: 0.363, SLG: 0.375		G4-3		FC4-6 CS 1B				G4-6-3 1B		4	0	1	0	0	0	1						
Mark Quinn, R OBP: 0.291, SLG: 0.459		K		CS			F9	G4-6-3		3	0	0	0	0	1	1						
Carlos Febles, R OBP: 0.275, SLG: 0.294		G1-3					F8	K		3	0	0	0	0	1	0						
Inning Stats	R: 1 E: 1 K: 0 S: 11	H: 2 LOB: 2 BB: 1 P: 19	R: 0 E: 0 K: 1 S: 10	H: 0 LOB: 0 BB: 0 P: 17	R: 0 E: 0 K: 0 S: 9	H: 1 LOB: 1 BB: 0 P: 15	R: 0 E: 0 K: 1 S: 9	H: 1 LOB: 0 BB: 0 P: 15	R: 0 E: 0 K: 0 S: 11	H: 2 LOB: 2 BB: 0 P: 17	R: 0 E: 0 K: 1 S: 6	H: 0 LOB: 0 BB: 0 P: 9	R: 0 E: 0 K: 1 S: 7	H: 1 LOB: 0 BB: 0 P: 13	R: 0 E: 0 K: 1 S: 12	H: 1 LOB: 1 BB: 0 P: 17	R: 0 E: 0 K: 1 S: 9	H: 0 LOB: 0 BB: 0 P: 11	1B: 8 2B: 0 3B: 0 HR: 0	SF: 0 SAC: 0 DP: 2 HBP: 0	WP: 0 PB: 0 SB: 1 CS: 1	PA: 35
PITCHER	IP WLS BF H R ER SO BB IBB HBP BLK WP HR S P ERA WHIP																					
Jon Garland, R ERA: 3.28	(1, 1) 7.0 W 27 7 1 0 0 4 1 0 0 0 0 0 63 105 0.00 1.143																					
Bob Howry, R ERA: 4.65	(8, 1) 1.0 4 1 0 0 1 0 0 0 0 0 0 0 12 17 0.00 1.000																					
Keith Foulke, R ERA: 2.56	(9, 1) 1.0 3 0 0 0 1 0 0 0 0 0 0 0 9 11 0.00 0.000																					

Chicago White Sox @ Kansas City Royals
Kauffman Stadium, Kansas City, MO
Tue Aug 21 2001, 7:05 PM CDT
Att: 12,391 - Cloudy - 94 F

AB 33
R 1
H 8
RBI 1
BB 1
SO 6
LOB 12



Batter	1	2	3	4	5	6	7	8	9	AB	R	H	RBI	BB	SO	LOB	TOP											
Ray Durham, S OBP: 0.333, SLG: 0.447	0-1 HR		2-3 K		2-1 HR	2-2 1B 2B	0-2 F8		0-1 SH1-4	5	3	3	3	0	1	0	Chicago White Sox @ Kansas City Royals Kauffman Stadium, Kansas City, MO Wed Aug 22 2001, 7:05 PM CDT Att: 11,670 - Cloudy - 85 F											
Carlos Lee, R OBP: 0.329, SLG: 0.508 Chris Singleton, L OBP: 0.304, SLG: 0.392	2-2 G4-3 1B 2B		0-2 G6-3 1B		1-3 K	1-1 1B	0-1 G5-3		3-3 K	6	2	3	2	0	2	1												
Magglio Ordonez, R OBP: 0.377, SLG: 0.536	0-0 G4-3		2-2 G6-3		0-1 HR	1-2 1B 2B				4	2	2	1	1	0	2												
Jose Canseco, R OBP: 0.385, SLG: 0.528	2-1 1B				4-2 14 FC6-4 BB	1-2 14 2B E				3	1	2	2	2	1	0												
14 Paul Konerko, R OBP: 0.339, SLG: 0.511	0-0 L6				1-2 BB	2-1 E				5	1	1	1	0	0	4												
Herbert Perry, R OBP: 0.335, SLG: 0.426	1-0 2-4				3-2 1B					4	2	1	0	1	1	2												
Aaron Rowand, R OBP: 0.406, SLG: 0.500					1-2 1B					5	1	3	1	0	1	1												
Royce Clayton, R OBP: 0.283, SLG: 0.353					0-0 F8					4	0	1	1	0	2	2												
Josh Paul, R OBP: 0.260, SLG: 0.269 Jose Valentin, S OBP: 0.341, SLG: 0.512 Mark Johnson, L OBP: 0.344, SLG: 0.324	0-0 F9				0-0 G6-3					4	1	1	1	0	0	3												
Inning Stats	R: 2 E: 0 K: 0 S: 9	H: 3 LOB: 1 BB: 0 P: 14	R: 0 E: 0 K: 2 S: 10	H: 1 LOB: 1 BB: 0 P: 13	R: 0 E: 0 K: 1 S: 10	H: 1 LOB: 1 BB: 0 P: 14	R: 1 E: 0 K: 1 S: 12	H: 2 LOB: 1 BB: 0 P: 19	R: 2 E: 0 K: 0 S: 16	H: 2 LOB: 2 BB: 1 P: 24	R: 0 E: 1 K: 2 S: 34	H: 7 LOB: 2 BB: 2 P: 52	R: 0 E: 0 K: 2 S: 10	H: 0 LOB: 0 BB: 0 P: 15	R: 0 E: 0 K: 1 S: 15	H: 1 LOB: 0 BB: 0 P: 19		1B: 10 2B: 4 3B: 1 HR: 3	SF: 0 SAC: 2 DP: 1 HBP: 0	WP: 0 PB: 0 SB: 1 CS: 1	PA: 47							
PITCHER	IP	WLS	BF	H	R	ER	SO	BB	IBB	HBP	BLK	WP	HR	S	P	ERA	WHIP											
Chris George, L ERA: 6.32	(1, 1)	5.0		24	9	5	5	5	1	0	0	0	0	3	57	84	9.00	2.000										
Doug Henry, R ERA: 6.79	(6, 1)	0.1	L	8	5	7	6	0	2	0	0	0	0	0	23	37	162.00	21.000										
Scott Mullen, L ERA:	(6, 1)	1.2		10	3	1	0	0	1	0	0	0	0	0	21	29	0.00	2.400										
Jason Grimsley, R ERA: 3.02	(8, 1)	2.0		6	1	0	0	3	0	0	0	0	0	0	24	34	0.00	0.500										



Batter	1	2	3	4	5	6	7	8	9	AB	R	H	RBI	BB	SO	LOB	BOTTOM											
Luis Altea, S OBP: 0.329, SLG: 0.359			1-0 F9		3-2 E HBP		1-3 K		0-0 F7	5	1	2	1	0	1	2	Chicago White Sox @ Kansas City Royals Kauffman Stadium, Kansas City, MO Wed Aug 22 2001, 7:05 PM CDT Att: 11,670 - Cloudy - 85 F											
Nefti Perez, S OBP: 0.317, SLG: 0.422			0-0 G4-3		1-1 E4		4-2 HR BB		2-1 1B	5	2	3	0	1	0	1												
Carlos Beltrán, S OBP: 0.340, SLG: 0.465					4-0 G4-3 1B BB		1-1 WP 1B		1-3 K	4	2	3	6	2	1	1												
Joe Randa, R OBP: 0.302, SLG: 0.364					2-2 G4-3		0-2 WP 1B		0-0 G1-3	6	1	1	0	0	0	6												
Raul Ibanez, L OBP: 0.386, SLG: 0.526	1-0 1B 2B		3-2 1B		2-3 K		1-3 K		3-0 G4-3	5	0	2	1	0	2	3												
Gregg Zaun, S OBP: 0.308, SLG: 0.441	4-2 1B BB		2-1 F3		0-0 1B		1-3 K		2-3 K	4	1	1	1	1	1	3												
Dee Brown, L OBP: 0.314, SLG: 0.384	0-0 1B 1B		2-3 K		3-3 F7		0-1 G1-3		0-2 WP 2B	5	1	2	0	0	1	4												
Mark Quinn, R OBP: 0.293, SLG: 0.458	2-1 2B 1B		1-3 K		1-2 G4-3		1-1 BB 1B HR		3-2 F8	5	2	2	2	0	1	2												
Carlos Febles, R OBP: 0.279, SLG: 0.304	0-0 1B 2B		3-1 G5-3		1-2 F9		1-1 BB 1B HR		3-3 K	5	2	2	1	0	1	1												
Inning Stats	R: 7 E: 0 K: 0 S: 23	H: 9 LOB: 3 BB: 2 P: 40	R: 0 E: 0 K: 2 S: 13	H: 1 LOB: 1 BB: 0 P: 21	R: 0 E: 0 K: 0 S: 4	H: 0 LOB: 0 BB: 0 P: 8	R: 1 E: 0 K: 1 S: 9	H: 1 LOB: 1 BB: 1 P: 17	R: 0 E: 0 K: 0 S: 10	H: 0 LOB: 2 BB: 0 P: 16	R: 0 E: 0 K: 2 S: 13	H: 2 LOB: 2 BB: 0 P: 16	R: 4 E: 0 K: 1 S: 16	H: 3 LOB: 0 BB: 1 P: 28	R: 0 E: 0 K: 2 S: 15	H: 1 LOB: 1 BB: 0 P: 23		R: 0 E: 0 K: 1 S: 7	H: 1 LOB: 1 BB: 0 P: 10	1B: 11 2B: 5 3B: 1 HR: 1	SF: 0 SAC: 0 DP: 0 HBP: 1	WP: 2 PB: 0 SB: 1 CS: 0	PA: 49					
PITCHER	IP	WLS	BF	H	R	ER	SO	BB	IBB	HBP	BLK	WP	HR	S	P	ERA	WHIP											
Dan Wright, R ERA: 5.34	(1, 1)	0.2		11	9	7	7	0	1	0	0	0	0	19	31	94.50	15.000											
Matt Ginter, R ERA: 6.54	(1, 1)	3.1		14	2	1	1	3	2	0	0	0	0	30	55	2.70	1.200											
Kip Wells, R ERA: 4.26	(5, 1)	2.1	W	13	4	3	3	3	1	0	1	0	0	33	49	11.57	2.143											
Bob Howry, R ERA: 4.67	(7, 1)	1.2	H	7	2	1	1	2	0	0	0	0	1	1	21	34	5.40	1.200										
Keith Foulke, R ERA: 2.52	(9, 1)	1.0	S	4	1	0	0	1	0	0	0	0	0	7	10	0.00	1.000											



Batter	1	2	3	4	5	6	7	8	9	AB	R	H	RBI	BB	SO	LOB	TOP								
Ray Durham, S OBP: 0.334, SLG: 0.446	1-1 1B 14 SF9	2-1 F8		1-0 F8		2-1 F7		4-2 BB		4	1	1	0	1	0	1									
Jose Valentin, S OBP: 0.342, SLG: 0.528	2-1 F8		3-2 HR	1-0 F9			3-2 HR	1-0 F9		5	2	2	2	0	0	3									
Magglio Ordonez, R OBP: 0.375, SLG: 0.533	2-2 1B		1-0 G6-3	1-1 P6			1-2 G6-3		1-0 F7	5	0	1	0	0	0	0									
14 Paul Konerko, R OBP: 0.339, SLG: 0.518	0-1 SF9		1-2 E5 1B		0-2 1B		1-1 HR		0-0 F8	4	2	2	2	0	0	0									
Jeff Liefer, L OBP: 0.279, SLG: 0.500	2-2 F9		0-0 F8		1-0 F7		1-3 K		0-1 G3-1	5	0	0	0	0	1	3									
Carlos Lee, R OBP: 0.328, SLG: 0.506		3-1 G6-3	3-1 1B		2-1 F8		2-2 L8			4	1	1	0	0	0	1									
Aaron Rowand, R OBP: 0.406, SLG: 0.500			1-2 1B							0	0	0	0	0	0	0									
Chris Singleton, L OBP: 0.310, SLG: 0.404		3-2 1B	3-2 1B		3-1 F9			0-1 1B		4	1	3	1	0	0	1									
Tony Graffanino, R OBP: 0.383, SLG: 0.417		1-1 G4-3 1B	1-1 1B		2-1 F9		2-1 SH1-3 1B			4	0	3	2	0	0	0									
Mark Johnson, L OBP: 0.336, SLG: 0.315	3-1 G4-3		1-3 K		0-0 B1-3			0-0 SH1-3		3	0	0	0	0	1	3									
Inning Stats	R: 1 E: 0 K: 0 S: 13	H: 2 LOB: 1 BB: 0 P: 20	R: 1 E: 0 K: 0 S: 10	H: 2 LOB: 1 BB: 0 P: 21	R: 3 E: 1 K: 1 S: 18	H: 4 LOB: 2 BB: 0 P: 32	R: 0 E: 0 K: 0 S: 4	H: 0 LOB: 0 BB: 0 P: 7	R: 0 E: 0 K: 0 S: 8	H: 1 LOB: 1 BB: 0 P: 14	R: 0 E: 0 K: 0 S: 5	H: 0 LOB: 0 BB: 0 P: 9	R: 2 E: 0 K: 1 S: 18	H: 2 LOB: 0 BB: 0 P: 26	R: 0 E: 0 K: 0 S: 9	H: 2 LOB: 2 BB: 1 P: 16	R: 0 E: 0 K: 0 S: 4	H: 0 LOB: 0 BB: 0 P: 5	1B: 9 2B: 0 3B: 1 HR: 3	SF: 1 SAC: 1 DP: 0 HBP: 0	WP: 0 PB: 0 SB: 0 CS: 0	PA: 41			
PITCHER	IP WLS BF H R ER SO BB IBB HBP BLK WP HR S P ERA WHIP	IP WLS BF H R ER SO BB IBB HBP BLK WP HR S P ERA WHIP	IP WLS BF H R ER SO BB IBB HBP BLK WP HR S P ERA WHIP	IP WLS BF H R ER SO BB IBB HBP BLK WP HR S P ERA WHIP	IP WLS BF H R ER SO BB IBB HBP BLK WP HR S P ERA WHIP	IP WLS BF H R ER SO BB IBB HBP BLK WP HR S P ERA WHIP	IP WLS BF H R ER SO BB IBB HBP BLK WP HR S P ERA WHIP	IP WLS BF H R ER SO BB IBB HBP BLK WP HR S P ERA WHIP	IP WLS BF H R ER SO BB IBB HBP BLK WP HR S P ERA WHIP	IP WLS BF H R ER SO BB IBB HBP BLK WP HR S P ERA WHIP	IP WLS BF H R ER SO BB IBB HBP BLK WP HR S P ERA WHIP	IP WLS BF H R ER SO BB IBB HBP BLK WP HR S P ERA WHIP	IP WLS BF H R ER SO BB IBB HBP BLK WP HR S P ERA WHIP	IP WLS BF H R ER SO BB IBB HBP BLK WP HR S P ERA WHIP	IP WLS BF H R ER SO BB IBB HBP BLK WP HR S P ERA WHIP	IP WLS BF H R ER SO BB IBB HBP BLK WP HR S P ERA WHIP	IP WLS BF H R ER SO BB IBB HBP BLK WP HR S P ERA WHIP	IP WLS BF H R ER SO BB IBB HBP BLK WP HR S P ERA WHIP	IP WLS BF H R ER SO BB IBB HBP BLK WP HR S P ERA WHIP	IP WLS BF H R ER SO BB IBB HBP BLK WP HR S P ERA WHIP	IP WLS BF H R ER SO BB IBB HBP BLK WP HR S P ERA WHIP	IP WLS BF H R ER SO BB IBB HBP BLK WP HR S P ERA WHIP	IP WLS BF H R ER SO BB IBB HBP BLK WP HR S P ERA WHIP	IP WLS BF H R ER SO BB IBB HBP BLK WP HR S P ERA WHIP	IP WLS BF H R ER SO BB IBB HBP BLK WP HR S P ERA WHIP

Chicago White Sox @ Kansas City Royals
Kauffman Stadium, Kansas City, MO
Thu Aug 23 2001, 7:05 PM CDT
Att: 13,541 - Overcast - 81 F

AB	38
R	7
H	13
RBI	7
BB	1
SO	2
LOB	12



Batter	1	2	3	4	5	6	7	8	9	AB	R	H	RBI	BB	SO	LOB	BOTTOM								
Carlos Febles, R OBP: 0.282, SLG: 0.302	0-1 G4-1		1-3 K	4-2 G3-6-3 BB		3-2 F9		0-1 1B		4	0	1	0	1	1	2									
Neftali Perez, S OBP: 0.313, SLG: 0.419	3-3 K		0-0 G4-3	1-0 G3-6-3		2-2 SF8		1-3 K		4	0	0	1	0	2	4									
Carlos Beltrán, S OBP: 0.343, SLG: 0.466	4-2 BB		3-1 2B 1B		2-2 FC3-6 1B		3-2 F8		1-2 G3-1	4	1	2	0	1	0	1									
Joe Randa, R OBP: 0.301, SLG: 0.364	0-1 L6		1-1 E 2B		1-1 FC3-6 HR		0-1 G4-3		0-0 F9	5	2	1	1	0	0	2									
Raul Ibanez, L OBP: 0.382, SLG: 0.515		2-3 K	2-2 E7		0-0 F7		3-1 F9		4-0 BB	4	0	0	0	1	1	1									
Donnie Sadler, R OBP: 0.258, SLG: 0.233			2-H K		1-2 F7					0	0	0	0	0	0	0									
Mark Quinn, R OBP: 0.294, SLG: 0.475		3-1 F9	1-3 K		1-0 HR		0-0 HR		1-2 F7	5	2	2	3	0	1	2									
Dee Brown, L OBP: 0.313, SLG: 0.382		3-2 WP 1B		1-2 G3		0-0 F7		3-3 K		4	0	1	0	0	1	0									
Dave McCarty, R OBP: 0.335, SLG: 0.406		4-2 1B		0-0 1B		4-2 F9 1B SF8 BB		1-0 G5-3		2	1	1	0	2	0	0									
Gregg Zaun, S OBP: 0.319, SLG: 0.444		2-2 F8		3-2 1B		1-1 E S 1B		3-1 G3		4	0	2	0	0	0	2									
Inning Stats	R: 0 E: 0 K: 1 S: 11	H: 0 LOB: 1 BB: 1 P: 18	R: 0 E: 0 K: 1 S: 15	H: 1 LOB: 2 BB: 1 P: 29	R: 2 E: 1 K: 2 S: 15	H: 2 LOB: 1 BB: 0 P: 23	R: 0 E: 0 K: 0 S: 11	H: 2 LOB: 2 BB: 1 P: 20	R: 2 E: 0 K: 0 S: 8	H: 2 LOB: 0 BB: 0 P: 12	R: 1 E: 0 K: 0 S: 13	H: 1 LOB: 1 BB: 1 P: 26	R: 1 E: 0 K: 1 S: 8	H: 1 LOB: 0 BB: 0 P: 14	R: 0 E: 0 K: 1 S: 8	H: 1 LOB: 1 BB: 0 P: 13	R: 0 E: 0 K: 0 S: 9	H: 0 LOB: 1 BB: 1 P: 15	1B: 7 2B: 1 3B: 0 HR: 2	SF: 1 SAC: 0 DP: 1 HBP: 0	WP: 1 PB: 0 SB: 1 CS: 0	PA: 42			
PITCHER	IP WLS BF H R ER SO BB IBB HBP BLK WP HR S P ERA WHIP	IP WLS BF H R ER SO BB IBB HBP BLK WP HR S P ERA WHIP	IP WLS BF H R ER SO BB IBB HBP BLK WP HR S P ERA WHIP	IP WLS BF H R ER SO BB IBB HBP BLK WP HR S P ERA WHIP	IP WLS BF H R ER SO BB IBB HBP BLK WP HR S P ERA WHIP	IP WLS BF H R ER SO BB IBB HBP BLK WP HR S P ERA WHIP	IP WLS BF H R ER SO BB IBB HBP BLK WP HR S P ERA WHIP	IP WLS BF H R ER SO BB IBB HBP BLK WP HR S P ERA WHIP	IP WLS BF H R ER SO BB IBB HBP BLK WP HR S P ERA WHIP	IP WLS BF H R ER SO BB IBB HBP BLK WP HR S P ERA WHIP	IP WLS BF H R ER SO BB IBB HBP BLK WP HR S P ERA WHIP	IP WLS BF H R ER SO BB IBB HBP BLK WP HR S P ERA WHIP	IP WLS BF H R ER SO BB IBB HBP BLK WP HR S P ERA WHIP	IP WLS BF H R ER SO BB IBB HBP BLK WP HR S P ERA WHIP	IP WLS BF H R ER SO BB IBB HBP BLK WP HR S P ERA WHIP	IP WLS BF H R ER SO BB IBB HBP BLK WP HR S P ERA WHIP	IP WLS BF H R ER SO BB IBB HBP BLK WP HR S P ERA WHIP	IP WLS BF H R ER SO BB IBB HBP BLK WP HR S P ERA WHIP	IP WLS BF H R ER SO BB IBB HBP BLK WP HR S P ERA WHIP	IP WLS BF H R ER SO BB IBB HBP BLK WP HR S P ERA WHIP	IP WLS BF H R ER SO BB IBB HBP BLK WP HR S P ERA WHIP	IP WLS BF H R ER SO BB IBB HBP BLK WP HR S P ERA WHIP	IP WLS BF H R ER SO BB IBB HBP BLK WP HR S P ERA WHIP	IP WLS BF H R ER SO BB IBB HBP BLK WP HR S P ERA WHIP	IP WLS BF H R ER SO BB IBB HBP BLK WP HR S P ERA WHIP

Chicago White Sox @ Kansas City Royals
Kauffman Stadium, Kansas City, MO
Thu Aug 23 2001, 7:05 PM CDT
Att: 13,541 - Overcast - 81 F

AB	36
R	6
H	10
RBI	5
BB	5
SO	6
LOB	14



Batter	1	2	3	4	5	6	7	8	9	AB	R	H	RBI	BB	SO	LOB	TOP					
Luis Rivas, R OBP: 0.305, SLG: 0.354 (1, 4)										3	3	1	1	2	0	1	Minnesota Twins @ Kansas City Royals Kauffman Stadium, Kansas City, MO Fri Aug 24 2001, 7:05 PM CDT Att: 16,352 - Overcast - 82 F					
Cristian Guzman, S OBP: 0.352, SLG: 0.495 (1, 6)										3	2	1	0	2	0	0						
Doug Mientkiewicz, L OBP: 0.394, SLG: 0.553 Denny Hocking, S OBP: 0.315, SLG: 0.325 (1, 3)										3	0	2	2	2	0	1						
Corey Koskie, L OBP: 0.363, SLG: 0.488 (1, 5)										5	1	2	2	0	0	3						
Brian Buchanan, R OBP: 0.344, SLG: 0.514 John Barnes, R OBP: 0.130, SLG: 0.048 (1, 9)										3	0	0	0	1	1	0						
David Ortiz, L OBP: 0.342, SLG: 0.485 (1, 10)										3	1	0	0	2	0	3						
Tori Hunter, R OBP: 0.281, SLG: 0.458 (1, 8)										4	0	0	0	0	1	2						
Jacque Jones, L OBP: 0.335, SLG: 0.409 (1, 7)										4	1	2	0	0	0	1						
Tom Prince, R OBP: 0.309, SLG: 0.408 (1, 2)										4	1	2	3	0	1	1						
Inning Stats	R: 1 E: 0 K: 0 S: 8	H: 2 LOB: 0 BB: 0 P: 14	R: 0 E: 0 K: 0 S: 5	H: 0 LOB: 0 BB: 0 P: 6	R: 2 E: 1 K: 1 S: 14	H: 2 LOB: 1 BB: 2 P: 27	R: 2 E: 1 K: 1 S: 11	H: 2 LOB: 1 BB: 1 P: 19	R: 0 E: 0 K: 0 S: 5	H: 0 LOB: 0 BB: 1 P: 11	R: 0 E: 0 K: 1 S: 9	H: 0 LOB: 0 BB: 1 P: 15	R: 0 E: 0 K: 0 S: 8	H: 1 LOB: 0 BB: 0 P: 16	R: 1 E: 0 K: 0 S: 7	H: 1 LOB: 0 BB: 1 P: 13	R: 3 E: 0 K: 0 S: 16	H: 2 LOB: 2 BB: 3 P: 33	1B: 6 2B: 2 3B: 0 HR: 2	SF: 0 SAC: 0 DP: 3 HBP: 0	WP: 0 PB: 0 SB: 2 CS: 2	PA: 42
PITCHER	IP WLS BF H R ER SO BB IBB HBP BLK WP HR S P ERA WHIP																					
Chad Durbin, R ERA: 4.7 (1, 1)	6.2 L 29 7 5 4 3 5 0 0 0 0 0 1 59 105 5.40 1.800																					
Scott Mullen, L ERA: 1.59 (7, 1)	1.0 4 1 1 1 0 1 0 0 0 0 0 0 5 12 9.00 2.000																					
Cory Bailey, R ERA: 3.91 (8, 1)	1.1 9 2 3 3 0 3 0 0 0 0 0 1 19 37 20.25 3.750																					

AB	33
R	9
H	10
RBI	8
BB	9
SO	3
LOB	14



Batter	1	2	3	4	5	6	7	8	9	AB	R	H	RBI	BB	SO	LOB	BOTTOM					
Carlos Febles, R OBP: 0.286, SLG: 0.305 (1, 4)										5	1	2	0	0	1	1	Minnesota Twins @ Kansas City Royals Kauffman Stadium, Kansas City, MO Fri Aug 24 2001, 7:05 PM CDT Att: 16,352 - Overcast - 82 F					
Neftali Pérez, S OBP: 0.312, SLG: 0.417 (1, 6)										5	0	1	0	0	1	2						
Carlos Beltrán, S OBP: 0.344, SLG: 0.468 (1, 8)										4	1	2	1	0	0	1						
Joe Randa, R OBP: 0.301, SLG: 0.363 Luis Alica, S OBP: 0.325, SLG: 0.359 (1, 5)										4	0	1	0	0	0	3						
Mark Quinn, R OBP: 0.299, SLG: 0.481 (1, 10)										4	0	3	1	0	0	0						
Dave McCarty, R OBP: 0.330, SLG: 0.399 (1, 3)										3	0	0	0	0	1	5						
Gregg Zaun, S OBP: 0.315, SLG: 0.433 (1, 2)										4	0	1	1	0	0	4						
Dee Brown, L OBP: 0.316, SLG: 0.387 (1, 7)										4	0	2	0	0	1	3						
Donnie Sadler, R OBP: 0.256, SLG: 0.230 Raul Ibanez, L OBP: 0.378, SLG: 0.510 (1, 9)										2	0	0	0	0	0	1						
Inning Stats	R: 0 E: 0 K: 0 S: 13	H: 1 LOB: 1 BB: 0 P: 22	R: 0 E: 0 K: 0 S: 6	H: 1 LOB: 0 BB: 0 P: 11	R: 0 E: 0 K: 0 S: 8	H: 0 LOB: 0 BB: 0 P: 13	R: 0 E: 0 K: 0 S: 8	H: 0 LOB: 0 BB: 0 P: 12	R: 0 E: 0 K: 1 S: 11	H: 1 LOB: 1 BB: 0 P: 16	R: 1 E: 0 K: 0 S: 14	H: 4 LOB: 3 BB: 0 P: 21	R: 0 E: 0 K: 1 S: 8	H: 1 LOB: 1 BB: 0 P: 12	R: 2 E: 0 K: 1 S: 13	H: 4 LOB: 2 BB: 0 P: 17	R: 0 E: 0 K: 1 S: 12	H: 0 LOB: 0 BB: 0 P: 18	1B: 9 2B: 3 3B: 0 HR: 0	SF: 0 SAC: 1 DP: 1 HBP: 0	WP: 0 PB: 0 SB: 0 CS: 0	PA: 38
PITCHER	IP WLS BF H R ER SO BB IBB HBP BLK WP HR S P ERA WHIP																					
Eric Milton, L ERA: 4.29 (1, 1)	6.0 W 25 7 1 1 1 0 0 0 0 0 0 0 60 95 1.50 1.167																					
Todd Jones, R ERA: 4.32 (7, 1)	1.2 9 5 2 2 1 0 0 0 0 0 0 0 18 25 10.80 3.000																					
Eddie Guardado, L ERA: 3.17 (8, 1)	1.1 S 4 0 0 0 2 0 0 0 0 0 0 0 15 22 0.00 0.000																					

AB	37
R	3
H	12
RBI	3
BB	0
SO	4
LOB	21



Batter	1	2	3	4	5	6	7	8	9	AB	R	H	RBI	BB	SO	LOB	TOP																					
Jacque Jones, L OBP: 0.336, SLG: 0.408 (1, 7)	G4-3			K				G3		4	1	1	1	1	1	0	Minnesota Twins @ Kansas City Royals Kauffman Stadium, Kansas City, MO Sat Aug 25 2001, 7:05 PM CDT Att: 22,634 - Sunny - 82 F																					
Cristian Guzman, S OBP: 0.355, SLG: 0.499 (1, 6)	G6-3									5	0	3	2	0	0																							
Doug Mientkiewicz, L OBP: 0.392, SLG: 0.502 (1, 10)	G3-1									5	1	1	0	0	0	3																						
Corey Koskie, L OBP: 0.341, SLG: 0.492 Jason Maxwell, R OBP: 0.296, SLG: 0.306 (8, 5)										4	2	1	1	0	0	1																						
Tori Hunter, R OBP: 0.284, SLG: 0.459 (1, 8)										4	0	2	1	1	0	1																						
David Ortiz, L OBP: 0.351, SLG: 0.500 (1, 3)										4	1	3	1	1	0	2																						
Brian Buchanan, R OBP: 0.341, SLG: 0.507 John Barnes, R OBP: 0.130, SLG: 0.048 (7, 9)										4	1	1	0	0	1	5																						
A.J. Pierzynski, L OBP: 0.314, SLG: 0.411 (1, 2)										4	1	2	1	0	0	0																						
Luis Rivas, R OBP: 0.303, SLG: 0.351 (1, 4)										4	0	0	0	0	0	3																						
Inning Stats	R: 0 E: 0 K: 0 S: 5	H: 0 LOB: 0 BB: 0 P: 10	R: 5 E: 1 K: 0 S: 18	H: 5 LOB: 1 BB: 0 P: 30	R: 1 E: 0 K: 0 S: 13	H: 3 LOB: 1 BB: 0 P: 20	R: 0 E: 0 K: 1 S: 7	H: 0 LOB: 0 BB: 0 P: 10	R: 1 E: 0 K: 0 S: 13	H: 2 LOB: 2 BB: 1 P: 22	R: 0 E: 0 K: 0 S: 8	H: 2 LOB: 1 BB: 0 P: 17	R: 0 E: 0 K: 1 S: 12	H: 1 LOB: 1 BB: 0 P: 18	R: 0 E: 0 K: 0 S: 5	H: 0 LOB: 0 BB: 0 P: 6		R: 0 E: 0 K: 0 S: 11	H: 1 LOB: 2 BB: 1 P: 18	1B: 9 2B: 4 3B: 0 HR: 1	SF: 0 SAC: 0 DP: 2 HBP: 0	WP: 0 PB: 0 SB: 0 CS: 0	PA: 42															
PITCHER	IP	WLS	BF	H	R	ER	SO	BB	IBB	HBP	BLK	WP	HR	S	P	ERA	WHIP	PITCHER				IP	WLS	BF	H	R	ER	SO	BB	IBB	HBP	BLK	WP	HR	S	P	ERA	WHIP
51 Kris Wilson, R ERA: 4.48 (1, 1)	5.0	L	25	10	7	3	1	1	0	0	0	0	0	1	56	92	5.40	2.200																				
Doug Henry, R ERA: 6.55 (6, 1)	2.0		9	3	0	0	1	1	0	0	0	0	0	0	20	35	0.00	2.000																				
Jeff Austin, R ERA: 3.86 (8, 1)	2.0		8	1	0	0	0	1	0	0	0	0	0	0	16	24	0.00	1.000																				

AB 39
R 7
H 14
RBI 7
BB 3
SO 2
LOB 16



Batter	1	2	3	4	5	6	7	8	9	AB	R	H	RBI	BB	SO	LOB	BOTTOM																						
Carlos Febles, R OBP: 0.280, SLG: 0.298 (1, 4)	G6-3									4	0	0	0	0	1	1	Minnesota Twins @ Kansas City Royals Kauffman Stadium, Kansas City, MO Sat Aug 25 2001, 7:05 PM CDT Att: 22,634 - Sunny - 82 F																						
Neftali Feliz, S OBP: 0.310, SLG: 0.414 (1, 6)	F8									4	0	0	0	0	2	0																							
Carlos Beltrán, S OBP: 0.347, SLG: 0.468 (1, 8)										2	1	1	0	2	0	0																							
Raul Ibanez, L OBP: 0.372, SLG: 0.500 (1, 10)	L9									4	0	0	0	0	1	3																							
Mark Quinn, R OBP: 0.299, SLG: 0.478 (1, 9)										4	0	1	1	0	1	1																							
Gregg Zaun, S OBP: 0.325, SLG: 0.437 (1, 2)										4	0	2	0	0	1	0																							
Dee Brown, L OBP: 0.311, SLG: 0.382 (1, 7)										4	0	0	0	0	1	3																							
Dave McCarty, R OBP: 0.330, SLG: 0.404 (1, 3)										3	0	1	0	0	1	1																							
Donnie Sadler, R OBP: 0.251, SLG: 0.226 (1, 5)										3	0	0	0	0	0	2																							
Inning Stats	R: 0 E: 0 K: 0 S: 10	H: 0 LOB: 1 BB: 1 P: 20	R: 0 E: 0 K: 2 S: 10	H: 0 LOB: 0 BB: 0 P: 14	R: 0 E: 0 K: 1 S: 7	H: 0 LOB: 1 BB: 1 P: 14	R: 0 E: 0 K: 1 S: 7	H: 0 LOB: 0 BB: 0 P: 9	R: 0 E: 0 K: 2 S: 5	H: 0 LOB: 0 BB: 0 P: 8	R: 0 E: 0 K: 0 S: 10	H: 1 LOB: 1 BB: 0 P: 14	R: 1 E: 0 K: 2 S: 14	H: 3 LOB: 2 BB: 0 P: 18	1B: 4 2B: 1 3B: 0 HR: 0	SF: 0 SAC: 0 DP: 0 HBP: 0		WP: 0 PB: 1 SB: 1 CS: 0	PA: 34																				
PITCHER	IP	WLS	BF	H	R	ER	SO	BB	IBB	HBP	BLK	WP	HR	S	P	ERA	WHIP	PITCHER				IP	WLS	BF	H	R	ER	SO	BB	IBB	HBP	BLK	WP	HR	S	P	ERA	WHIP	
Joe Mays, R ERA: 3.38 (1, 1)	8.2	W	33	5	1	1	7	2	0	0	0	0	0	0	77	117	1.04	0.808																					
Jack Cressend, R ERA: 2.99 (9, 1)	0.1		1	0	0	0	1	0	0	0	0	0	0	0	5	6	0.00	0.000																					

AB 32
R 1
H 5
RBI 1
BB 2
SO 8
LOB 11



Batter	1	2	3	4	5	6	7	8	9	AB	R	H	RBI	BB	SO	LOB	TOP										
Jacque Jones, L OBP: 0.334, SLG: 0.404	L8		K			G3		G4-6-3		4	1	0	0	1	1	3											
Cristian Guzman, S OBP: 0.353, SLG: 0.495	G4-3			F5			P6	F8		5	1	1	1	0	0	0											
Doug Mientkiewicz, L OBP: 0.394, SLG: 0.562	G6-3				1B					4	1	2	0	1	1	0											
Corey Koskie, L OBP: 0.362, SLG: 0.491		K		F8						5	0	2	2	0	1	1											
Torii Hunter, R OBP: 0.284, SLG: 0.457		K		F8			FC6-4			4	0	1	1	0	1	2											
David Ortiz, L OBP: 0.351, SLG: 0.526										2	1	0	0	1	2	2											
Denny Hocking, S OBP: 0.317, SLG: 0.327										1	1	1	0	0	0	0											
Brian Buchanan, R OBP: 0.351, SLG: 0.526				G4-3		K		WP		4	1	3	0	0	1	1											
John Barnes, R OBP: 0.130, SLG: 0.048								FC4-6		0	0	0	0	0	0	0											
A.J. Pierzynski, L OBP: 0.316, SLG: 0.412	G4-3									4	0	2	1	0	0	2											
Luis Rivas, R OBP: 0.302, SLG: 0.349			K							3	1	0	1	1	1	3											
Inning Stats	R: 0 H: 0 E: 0 K: 0 S: 6	H: 0 LOB: 0 BB: 0 P: 9	R: 0 H: 0 E: 0 K: 3 S: 12	H: 0 LOB: 0 BB: 0 P: 17	R: 0 H: 1 E: 0 K: 2 S: 9	H: 1 LOB: 1 BB: 0 P: 12	R: 0 H: 1 E: 0 K: 0 S: 6	H: 1 LOB: 1 BB: 0 P: 8	R: 5 H: 4 E: 0 K: 2 S: 29	H: 4 LOB: 2 BB: 4 P: 51	R: 0 H: 1 E: 0 K: 1 S: 9	H: 1 LOB: 1 BB: 0 P: 13	R: 0 H: 3 E: 0 K: 0 S: 7	H: 3 LOB: 0 BB: 0 P: 12	R: 0 H: 1 E: 0 K: 0 S: 10	H: 1 LOB: 0 BB: 0 P: 15	1B: 10 2B: 2 3B: 0 HR: 0	SF: 0 SAC: 0 DP: 1 HBP: 0	WP: 1 PB: 0 SB: 5 CS: 1	PA: 40							
PITCHER	IP	WLS	BF	H	R	ER	SO	BB	IBB	HBP	BLK	WP	HR	S	P	ERA	WHIP										
Blake Stein, R ERA: 5.21	4.2	L	23	6	5	5	6	4	0	0	0	0	0	59	91	9.64	2.143										
Cory Bailey, R ERA: 3.74	2.1		9	2	0	0	2	0	0	0	0	0	0	18	26	0.00	0.857										
Jason Grimsley, R ERA: 9.25	1.0		5	3	2	2	0	0	0	0	0	1	0	7	12	18.00	3.000										
Roberto Hernandez, R ERA: 3.88	1.0		3	1	0	0	0	0	0	0	0	0	0	10	15	0.00	1.000										

Minnesota Twins @ Kansas City Royals
Kauffman Stadium, Kansas City, MO
Sun Aug 26 2001, 1:05 PM CDT
Att: 13,575 - Sunny - 85 F

AB 36
R 7
H 12
RBI 6
BB 4
SO 8
LOB 14



Batter	1	2	3	4	5	6	7	8	9	AB	R	H	RBI	BB	SO	LOB	BOTTOM										
Carlos Febles, R OBP: 0.279, SLG: 0.297	K		G6-3			S		F8		4	1	1	0	0	1	1											
Neftali Pérez, S OBP: 0.308, SLG: 0.410	F8			G5-3		F7		G4-3		4	0	0	0	0	0	1											
Carlos Beltrán, S OBP: 0.348, SLG: 0.467	G4-3			G1-3		S		F8		3	0	1	1	1	0	0											
Raul Ibanez, L OBP: 0.366, SLG: 0.490		K		F6		F7		G5-3		4	0	0	0	0	1	2											
Mark Quinn, R OBP: 0.298, SLG: 0.474	F9							F8		3	1	0	0	0	1	2											
Dee Brown, L OBP: 0.307, SLG: 0.377	G1-3							G6-3		4	0	0	0	0	0	2											
Dave McCarty, R OBP: 0.330, SLG: 0.405										2	0	1	1	0	1	0											
Brent Mayne, L OBP: 0.359, SLG: 0.371										3	0	0	0	0	1	2											
Donnie Sadler, R OBP: 0.249, SLG: 0.223										2	0	0	0	0	1	1											
Inning Stats	R: 0 H: 0 E: 0 K: 1 S: 10	H: 0 LOB: 0 BB: 0 P: 17	R: 0 H: 0 E: 0 K: 1 S: 9	H: 0 LOB: 0 BB: 0 P: 12	R: 0 H: 1 E: 0 K: 0 S: 6	H: 1 LOB: 1 BB: 0 P: 6	R: 0 H: 0 E: 0 K: 0 S: 5	H: 0 LOB: 0 BB: 0 P: 6	R: 1 H: 2 E: 1 K: 1 S: 17	H: 2 LOB: 1 BB: 0 P: 22	R: 0 H: 0 E: 0 K: 1 S: 6	H: 0 LOB: 0 BB: 0 P: 12	R: 0 H: 0 E: 0 K: 1 S: 10	H: 0 LOB: 0 BB: 0 P: 14	R: 0 H: 0 E: 0 K: 0 S: 7	H: 0 LOB: 1 BB: 1 P: 11	1B: 3 2B: 0 3B: 0 HR: 0	SF: 1 SAC: 1 DP: 0 HBP: 1	WP: 0 PB: 0 SB: 3 CS: 0	PA: 33							
PITCHER	IP	WLS	BF	H	R	ER	SO	BB	IBB	HBP	BLK	WP	HR	S	P	ERA	WHIP										
Brad Radke, R ERA: 4.04	7.0	W	26	3	2	1	5	0	0	1	0	0	0	67	95	1.29	0.429										
Todd Jones, R ERA: 4.25	1.0		3	0	0	0	1	0	0	0	0	0	0	10	14	0.00	0.000										
Eddie Guardado, L ERA: 3.13	0.2		3	0	0	0	0	1	0	0	0	0	0	5	9	0.00	1.500										
LaTroy Hawkins, R ERA: 5.8	0.1		1	0	0	0	0	0	0	0	0	0	0	2	2	0.00	0.000										

Minnesota Twins @ Kansas City Royals
Kauffman Stadium, Kansas City, MO
Sun Aug 26 2001, 1:05 PM CDT
Att: 13,575 - Sunny - 85 F

AB 29
R 2
H 3
RBI 2
BB 1
SO 6
LOB 11



Batter	1	2	3	4	5	6	7	8	9	AB	R	H	RBI	BB	SO	LOB	TOP										
David Eckstein, R (1, 6) OBP: 0.365, SLG: 0.370	1-2 G6-3 WP 1B		0-0 SH5-3		0-1 G4-3 HR 1B		3-2 2B HBP		0-1 G4-3	3	2	2	0	0	0	0											
Darin Erstad, L (1, 8) OBP: 0.338, SLG: 0.368	3-2 G6-3		1-1 SF8		0-2 G4-3		1-1 2B			3	0	1	2	0	0	2											
Troy Glaus, R (1, 5) OBP: 0.349, SLG: 0.515	1-1 P6		3-H 4-2 BB		0-1 HR		1-3 K			3	1	1	2	1	1	2											
16 Garret Anderson, L (1, 7) OBP: 0.303, SLG: 0.462	2-2 G4-3		1-0 F8		1-2 F8				3-2 F7	4	0	0	0	0	0	3											
Shawn Wooten, R (1, 10) OBP: 0.336, SLG: 0.472		1-1 F7		2-0 2B		0-2 P4		2-3 K		4	0	1	0	0	1	0											
Tim Salmon, R (1, 9) OBP: 0.357, SLG: 0.366	1-2 G4-3		0-1 G5-3		3-2 F8		4-1 DI BB			3	0	0	0	1	0	1											
Scott Spiezio, S (1, 3) OBP: 0.341, SLG: 0.466	1-1 F9		2-1 F3		0-1 F9		3-2 G3			4	0	0	0	0	0	2											
Bengie Molina, R (1, 2) OBP: 0.327, SLG: 0.365			1-2 SH5-3 WP SF8 1B		3-2 F8		2-1 G5-4-3 1B		1-0 G5-3	4	1	2	0	0	0	1											
Benji Gil, R (1, 4) OBP: 0.340, SLG: 0.515			4-1 SH5-3 BB		0-3 K		1-2 G5-4-3		0-2 F9	1	0	0	0	1	1	0											
Adam Kennedy, L (7, PH) OBP: 0.344, SLG: 0.399										2	0	0	0	0	0	1											
Inning Stats	R: 0 E: 0 K: 0 S: 12	H: 1 LOB: 1 BB: 0 P: 19	R: 0 E: 0 K: 0 S: 7	H: 0 LOB: 0 BB: 0 P: 10	R: 1 E: 0 K: 0 S: 10	H: 1 LOB: 2 BB: 2 P: 21	R: 0 E: 0 K: 0 S: 10	H: 1 LOB: 1 BB: 0 P: 17	R: 2 E: 0 K: 1 S: 14	H: 2 LOB: 0 BB: 0 P: 15	R: 0 E: 0 K: 0 S: 8	H: 0 LOB: 0 BB: 0 P: 11	R: 1 E: 0 K: 1 S: 12	H: 2 LOB: 1 BB: 0 P: 20	R: 0 E: 0 K: 1 S: 14	H: 0 LOB: 1 BB: 1 P: 26	R: 0 E: 0 K: 0 S: 6	H: 0 LOB: 0 BB: 0 P: 7	1B: 4 2B: 2 3B: 0 HR: 1	SF: 1 SAC: 1 DP: 1 HBP: 1	WP: 2 PB: 0 SB: 0 CS: 0	PA: 37					
PITCHER	IP	WLS	BF	H	R	ER	SO	BB	IBB	HBP	BLK	WP	HR	S	P	ERA	WHIP										
Chris George, L (1, 1) ERA: 6.03	6.0	W	25	5	3	3	1	2	0	0	0	2	1	61	93	4.50	1.167										
Jeff Austin, R (7, 1) ERA: 4.24	0.2	H	3	1	1	1	0	0	0	1	0	0	0	7	13	13.50	1.500										
Scott Mullen, L (7, 1) ERA: 1.69	0.0		1	1	0	0	0	0	0	0	0	0	0	2	3	∞	∞										
Jason Grimsley, R (7, 1) ERA: 3.18	1.1	H	5	0	0	0	2	1	0	0	0	0	0	17	30	0.00	0.750										
Doug Henry, R (9, 1) ERA: 6.47	1.0		3	0	0	0	0	0	0	0	0	0	0	6	7	0.00	0.000										

Anaheim Angels @ Kansas City Royals
Kauffman Stadium, Kansas City, MO
Tue Aug 28 2001, 7:05 PM CDT
Att: 11,479 - Sunny - 84 F

AB 31
R 4
H 7
RBI 4
BB 3
SO 3
LOB 12



Batter	1	2	3	4	5	6	7	8	9	AB	R	H	RBI	BB	SO	LOB	BOTTOM										
Carlos Febles, R (1, 4) OBP: 0.287, SLG: 0.335	1-0 G6-3				2-3 K		2-1 2H HR		4-1 G4-6-3 BB	4	2	2	3	1	1	1											
Neftali Perez, S (1, 6) OBP: 0.309, SLG: 0.410	2-1 2B SF7 1B		0-2 F7		1-0 CS		1-2 29 1B FC5-2 1B		3-2 G4-6-3	5	1	2	0	0	0	2											
Carlos Beltrán, S (1, 8) OBP: 0.350, SLG: 0.470	1-1 1B 2B		2-0 G4-3		2-2 F9		4-1 FC5-2 29 1B HBP BB		1-2 29 WP 1B	4	2	2	1	1	0	0											
29 Mike Sweeney, R (1, 3) OBP: 0.371, SLG: 0.571	1-0 SF7		2-2 G6-3		1-0 L3		0-1 HBP FC5-2 1B		4-2 1B	3	1	1	1	1	0	0											
Dave McCarty, R (8, PR) OBP: 0.330, SLG: 0.405	3-H HR 1B						1-2 2-3 3-H 1B		1-2 BB	0	0	0	0	0	0	0											
Raul Ibanez, L (1, 10) OBP: 0.362, SLG: 0.484	0-1 HR 1B		2-1 E1				0-1 F9		1-1 FC5-2 1B HBP	5	1	1	1	0	1	5											
Mark Quinn, R (1, 9) OBP: 0.301, SLG: 0.482	2-1 HR		0-3 K				0-3 K		4-2 1B HBP	3	1	1	3	0	2	1											
Dee Brown, L (1, 7) OBP: 0.307, SLG: 0.375	0-1 E6		1-3 K				2-0 F7		1-2 2-3 3-H 1B	4	0	1	1	0	1	1											
Brent Mayne, L (1, 2) OBP: 0.358, SLG: 0.370	1-2 G6-3				1-0 G3				1-2 HR 1B	4	1	1	0	0	0	4											
Donnie Sadler, R (1, 5) OBP: 0.255, SLG: 0.226			0-0 G4-3		3-1 CS 1B		0-0 SH3-4		4-2 G4-6-3 BB 1B BB	2	1	1	0	1	0	0											
Inning Stats	R: 4 E: 1 K: 0 S: 15	H: 4 LOB: 1 BB: 0 P: 23	R: 1 E: 0 K: 0 S: 7	H: 1 LOB: 0 BB: 0 P: 12	R: 0 E: 1 K: 2 S: 11	H: 0 LOB: 1 BB: 0 P: 16	R: 0 E: 0 K: 1 S: 8	H: 1 LOB: 0 BB: 0 P: 13	R: 0 E: 0 K: 0 S: 6	H: 0 LOB: 0 BB: 0 P: 9	R: 0 E: 0 K: 1 S: 6	H: 0 LOB: 0 BB: 0 P: 8	R: 4 E: 0 K: 0 S: 21	H: 5 LOB: 3 BB: 1 P: 37	R: 1 E: 0 K: 1 S: 15	H: 1 LOB: 2 BB: 3 P: 34	1B: 8 2B: 1 3B: 0 HR: 3	SF: 1 SAC: 1 DP: 1 HBP: 1	WP: 1 PB: 0 SB: 0 CS: 1	PA: 42							
PITCHER	IP	WLS	BF	H	R	ER	SO	BB	IBB	HBP	BLK	WP	HR	S	P	ERA	WHIP										
Ramon Ortiz, R (1, 1) ERA: 4.35	6.1	L	29	9	8	8	4	0	0	0	0	0	3	61	94	11.37	1.421										
Ben Weber, R (7, 1) ERA: 3.25	0.2		6	2	1	1	0	1	0	1	0	0	0	13	24	13.50	4.500										
Lou Pote, R (8, 1) ERA: 2.96	1.0		6	1	1	1	1	3	0	0	0	1	0	15	34	9.00	4.000										

Anaheim Angels @ Kansas City Royals
Kauffman Stadium, Kansas City, MO
Tue Aug 28 2001, 7:05 PM CDT
Att: 11,479 - Sunny - 84 F

AB 34
R 10
H 12
RBI 10
BB 4
SO 5
LOB 14

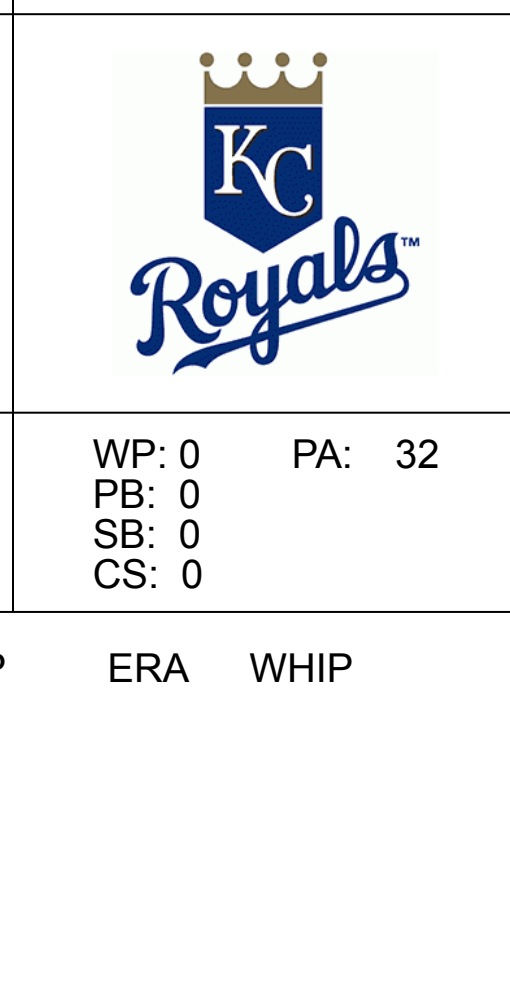


Batter	1	2	3	4	5	6	7	8	9	AB	R	H	RBI	BB	SO	LOB	TOP										
David Eckstein, R (1, 6) OBP: 0.368, SLG: 0.375	2-2 G6-3 1B		2-2 WP 2B			1-1 3B 1B		1-2 G6-3 1-2		4	1	3	0	0	0	1	Anaheim Angels @ Kansas City Royals Kauffman Stadium, Kansas City, MO Wed Aug 29 2001, 7:05 PM CDT Att: 11,190 - Cloudy - 83 F										
Tim Salmon, R (1, 9) OBP: 0.358, SLG: 0.371	0-1 L5		4-2 BB			0-1 G4-3 3B		1-0 G5-3		3	1	1	1	1	0	1											
Darin Erstad, L (1, 8) OBP: 0.336, SLG: 0.365	0-0 G6-3 1-2		2-1 F8			2-1 G4-3			1-3 K	4	0	0	1	0	1	3											
Troy Glaus, R (1, 5) OBP: 0.346, SLG: 0.511		2-3 K			2-0 F9			3-H 2-1 L8		4	0	0	0	0	1	0											
Scott Spiezio, S (1, 3) OBP: 0.340, SLG: 0.463		3-2 G6-4-3 1B			0-0 F8			0-0 F7		4	0	1	0	0	0	0											
Shawn Wooten, R (1, 10) OBP: 0.332, SLG: 0.466		1-1 G6-4-3 1-2			1-3 K					3	0	0	0	0	2	1											
Orlando Palmeiro, L (1, 7) OBP: 0.323, SLG: 0.323			2-1 G6-3			2-2 G3			3-3 K	3	0	0	0	0	1	0											
Bengie Molina, R (1, 2) OBP: 0.323, SLG: 0.361			0-1 F9			2-2 G5-3			2-1 L8	3	0	0	0	0	0	0											
Adam Kennedy, L (1, 4) OBP: 0.346, SLG: 0.409			2-1 HR			1-0 F8			3-2 G6-3 1B	3	1	2	1	0	0	0											
Inning Stats	R: 0 E: 0 K: 0 S: 6	H: 1 LOB: 0 BB: 8 P: 8	R: 0 E: 0 K: 1 S: 9	H: 1 LOB: 0 BB: 15 P: 15	R: 1 E: 0 K: 0 S: 15	H: 2 LOB: 2 BB: 1 P: 27	R: 0 E: 0 K: 1 S: 5	H: 0 LOB: 0 BB: 0 P: 8	R: 0 E: 0 K: 0 S: 8	H: 0 LOB: 0 BB: 0 P: 13	R: 2 E: 0 K: 0 S: 9	H: 2 LOB: 0 BB: 0 P: 14	R: 0 E: 0 K: 2 S: 10	H: 0 LOB: 0 BB: 0 P: 16	R: 0 E: 0 K: 0 S: 10	H: 1 LOB: 0 BB: 0 P: 15	R: 0 E: 0 K: 1 S: 6	H: 0 LOB: 0 BB: 0 P: 9	1B: 4 2B: 1 3B: 1 HR: 1	SF: 0 SAC: 0 DP: 3 HBP: 0	WP: 1 PB: 1 SB: 0 CS: 0	PA: 32					
PITCHER	IP	WLS	BF	H	R	ER	SO	BB	IBB	HBP	BLK	WP	HR	S	P	ERA	WHIP										
Jeff Suppan, R (1, 1) ERA: 4.7	5.0	W	20	6	3	3	2	1	0	0	0	1	1	47	76	5.40	1.400										
Cory Bailey, R (6, 1) ERA: 3.54	3.0		9	1	0	0	2	0	0	0	0	0	0	25	40	0.00	0.333										
Roberto Hernandez, R (9, 1) ERA: 3.81	1.0	S	3	0	0	0	1	0	0	0	0	0	0	6	9	0.00	0.000										

Batter	1	2	3	4	5	6	7	8	9	AB	R	H	RBI	BB	SO	LOB	BOTTOM										
Carlos Febles, R (1, 4) OBP: 0.296, SLG: 0.361	3-2 SH1-3 29 1B	0-1 1B		1-0 HR			2-3 K			4	3	3	1	0	1	0	Anaheim Angels @ Kansas City Royals Kauffman Stadium, Kansas City, MO Wed Aug 29 2001, 7:05 PM CDT Att: 11,190 - Cloudy - 83 F										
Neftali Feliz, S (1, 6) OBP: 0.309, SLG: 0.410	3-1 SH1-3	0-0 1B		0-1 L3			1-1 G4-3			3	0	1	0	0	0	0											
Carlos Beltrán, S (1, 8) OBP: 0.352, SLG: 0.469	4-0 29 1B HR	1-2 1B			1-2 2-H 1B			0-1 G5-3		3	1	1	1	1	0	0											
29 Mike Sweeney, R (1, 3) OBP: 0.372, SLG: 0.570	2-0 HR	1-2 G3-1			2-2 L1-4			2-1 F7-6-3 1B		4	1	2	1	0	0	2											
Joe Randa, R (1, 10) OBP: 0.300, SLG: 0.369	0-1 1-H 2-H HR		2-1 F9		1-0 L8			0-1 F7-6-3 1-2		4	1	1	3	0	0	1											
Mark Quinn, R (1, 9) OBP: 0.301, SLG: 0.480	3-2 F9		2-1 F9			3-2 G6-4-3 1B				3	0	1	0	0	0	0											
Dee Brown, L (1, 7) OBP: 0.304, SLG: 0.371	0-2 F7		1-2 G4-3			2-3 K				3	0	0	0	0	1	1											
Brent Mayne, L (1, 2) OBP: 0.354, SLG: 0.366		2-2 G3		2-1 F8		1-1 G6-4-3 1-2				3	0	0	0	0	1	1											
Donnie Sadler, R (1, 5) OBP: 0.251, SLG: 0.222		1-1 F9		1-0 F9			1-0 G5-3			3	0	0	0	0	0	0											
Inning Stats	R: 4 E: 0 K: 0 S: 15	H: 3 LOB: 0 BB: 1 P: 29	R: 1 E: 0 K: 0 S: 14	H: 3 LOB: 0 BB: 0 P: 19	R: 0 E: 0 K: 0 S: 9	H: 0 LOB: 0 BB: 0 P: 14	R: 1 E: 0 K: 0 S: 6	H: 1 LOB: 0 BB: 0 P: 10	R: 0 E: 0 K: 1 S: 8	H: 0 LOB: 0 BB: 0 P: 11	R: 0 E: 0 K: 1 S: 7	H: 0 LOB: 0 BB: 0 P: 11	R: 0 E: 0 K: 1 S: 8	H: 1 LOB: 0 BB: 0 P: 14	R: 0 E: 0 K: 1 S: 6	H: 0 LOB: 0 BB: 0 P: 10	R: 0 E: 0 K: 0 S: 6	H: 1 LOB: 0 BB: 0 P: 8	1B: 7 2B: 1 3B: 0 HR: 2	SF: 0 SAC: 1 DP: 2 HBP: 0	WP: 0 PB: 0 SB: 0 CS: 0	PA: 32					
PITCHER	IP	WLS	BF	H	R	ER	SO	BB	IBB	HBP	BLK	WP	HR	S	P	ERA	WHIP										
Pat Rapp, R (1, 1) ERA: 4.57	4.2	L	22	7	6	6	0	1	0	0	0	0	2	50	81	11.57	1.714										
Lou Pote, R (5, 1) ERA: 2.95	0.1		1	0	0	0	0	0	0	0	0	0	0	1	2	0.00	0.000										
Shigetoshi Hasegawa, R (6, 1) ERA: 3.53	2.0		6	1	0	0	2	0	0	0	0	0	0	14	24	0.00	0.500										
Al Levine, R (8, 1) ERA: 2.32	1.0		3	1	0	0	0	0	0	0	0	0	0	6	8	0.00	1.000										

AB	31
R	3
H	7
RBI	3
BB	1
SO	5
LOB	6

AB	30
R	6
H	9
RBI	6
BB	1
SO	2
LOB	5




Batter	1	2	3	4	5	6	7	8	9	AB	R	H	RBI	BB	SO	LOB	TOP																
David Eckstein, R (1, 10) OBP: 0.366, SLG: 0.373										5	0	1	0	0	0	4	Anaheim Angels @ Kansas City Royals Kauffman Stadium, Kansas City, MO Thu Aug 30 2001, 7:05 PM CDT Att: 12,159 - Overcast - 70 F																
Tim Salmon, R (1, 9) OBP: 0.365, SLG: 0.373										1	0	1	0	4	0																		
Darin Erstad, L (1, 8) OBP: 0.333, SLG: 0.362										5	0	0	0	0	10																		
16 Garret Anderson, L (1, 7) OBP: 0.302, SLG: 0.459										3	0	0	0	1	0	3																	
Troy Glaus, R (1, 5) OBP: 0.346, SLG: 0.515										4	1	1	1	0	2	1																	
Scott Spiezio, S (1, 3) OBP: 0.339, SLG: 0.461										4	0	1	0	0	0	0																	
Adam Kennedy, L (1, 4) OBP: 0.343, SLG: 0.405										4	0	0	0	0	1	1																	
Bengie Molina, R (1, 2) OBP: 0.322, SLG: 0.359										4	0	1	0	0	1	1																	
Jeff DaVanon, S (9, PR) OBP: 0.291, SLG: 0.471										0	0	0	0	0	0	0																	
Jorge Fabregas, L (9, 2) OBP: 0.238, SLG: 0.304										0	0	0	0	0	0	0																	
Benji Gil, R (1, 6) OBP: 0.343, SLG: 0.524										4	0	2	0	0	0	2																	
Inning Stats	R: 0 E: 0 K: 0 S: 10	H: 1 LOB: 1 BB: 0 P: 13	R: 0 E: 0 K: 2 S: 12	H: 1 LOB: 1 BB: 0 P: 18	R: 0 E: 0 K: 0 S: 7	H: 1 LOB: 2 BB: 1 P: 14	R: 0 E: 0 K: 1 S: 8	H: 0 LOB: 0 BB: 0 P: 11	R: 0 E: 0 K: 0 S: 10	H: 1 LOB: 2 BB: 1 P: 20	R: 1 E: 0 K: 0 S: 5	H: 1 LOB: 0 BB: 0 P: 8	R: 0 E: 1 K: 0 S: 10	H: 1 LOB: 2 BB: 1 P: 17	R: 0 E: 0 K: 1 S: 4	H: 0 LOB: 0 BB: 1 P: 11	R: 0 E: 1 K: 0 S: 16	H: 1 LOB: 3 BB: 1 P: 28	1B: 5 2B: 1 3B: 1 HR: 1	SF: 0 SAC: 0 DP: 2 HBP: 0	WP: 0 PB: 0 SB: 1 CS: 1	PA: 39											
PITCHER	IP WLS BF H R ER SO BB IBB HBP BLK WP HR S P ERA WHIP																																
Chad Durbin, R (1, 1) ERA: 4.54	7.0	31	6	1	1	3	4	0	0	0	0	0	1	62	105	1.29	1.429																
Jason Grimsley, R (8, 1) ERA: 3.09	2.0	W 8	1	0	0	1	1	0	0	0	0	0	0	20	35	0.00	1.000																

Batter	1	2	3	4	5	6	7	8	9	AB	R	H	RBI	BB	SO	LOB	BOTTOM																
Carlos Febles, R (1, 4) OBP: 0.305, SLG: 0.382										3	1	2	1	1	1	0	Anaheim Angels @ Kansas City Royals Kauffman Stadium, Kansas City, MO Thu Aug 30 2001, 7:05 PM CDT Att: 12,159 - Overcast - 70 F																
Neftali Perez, S (1, 6) OBP: 0.310, SLG: 0.410										4	0	2	0	0	0	2																	
Carlos Beltrán, S (1, 8) OBP: 0.351, SLG: 0.467										4	0	1	0	0	0	2																	
29 Mike Sweeney, R (1, 3) OBP: 0.373, SLG: 0.569										3	1	1	0	1	0	2																	
Joe Randa, R (1, 10) OBP: 0.300, SLG: 0.366										3	0	0	0	1	0	1																	
Mark Quinn, R (1, 9) OBP: 0.300, SLG: 0.476										3	0	0	0	1	1	2																	
Gregg Zaun, S (1, 2) OBP: 0.321, SLG: 0.427										4	0	1	1	0	0	1																	
Dee Brown, L (1, 7) OBP: 0.304, SLG: 0.371										3	0	1	0	0	0	1																	
Donnie Sadler, R (1, 5) OBP: 0.249, SLG: 0.220										2	0	0	0	0	0	0																	
Inning Stats	R: 0 E: 0 K: 1 S: 7	H: 1 LOB: 0 BB: 0 P: 11	R: 0 E: 0 K: 1 S: 9	H: 0 LOB: 0 BB: 0 P: 16	R: 0 E: 0 K: 0 S: 6	H: 1 LOB: 0 BB: 0 P: 9	R: 0 E: 0 K: 0 S: 9	H: 2 LOB: 1 BB: 0 P: 13	R: 0 E: 0 K: 0 S: 8	H: 0 LOB: 1 BB: 1 P: 13	R: 1 E: 0 K: 0 S: 12	H: 2 LOB: 1 BB: 0 P: 20	R: 0 E: 0 K: 0 S: 3	H: 0 LOB: 0 BB: 0 P: 5	R: 0 E: 0 K: 0 S: 9	H: 1 LOB: 1 BB: 1 P: 15		R: 1 E: 0 K: 0 S: 11	H: 1 LOB: 2 BB: 2 P: 22	1B: 7 2B: 1 3B: 0 HR: 1	SF: 0 SAC: 1 DP: 3 HBP: 0	WP: 0 PB: 0 SB: 0 CS: 1	PA: 35										
PITCHER	IP WLS BF H R ER SO BB IBB HBP BLK WP HR S P ERA WHIP																																
Jarrod Washburn, L (1, 1) ERA: 3.41	7.1	27	7	1	1	2	1	0	0	0	0	0	0	15	59	1.23	1.091																
Al Levine, R (8, 1) ERA: 2.41	1.1	L 7	1	1	1	0	3	0	0	0	0	0	0	15	31	6.75	3.000																

Batter	1	2	3	4	5	6	7	8	9	AB	R	H	RBI	BB	SO	LOB	TOP			
Frank Catalanotto, L (1,7) OBP: 0.399, SLG: 0.513	4-0 BB 1B HR BB	1-1 F7			0-0 F7		2-2 F7			3	1	0	0	1	0	0				
Mike Lamb, L (1,5) OBP: 0.366, SLG: 0.445	1-1 BB HR BB		1-1 G6-3			0-1 IHR	1-1 L5			4	2	2	1	0	0	0				
Alex Rodriguez, R (1,6) OBP: 0.401, SLG: 0.609	1-3 K		2-3 K			2-1 F7		4-1 BB		3	0	0	0	1	2	2				
Rafael Palmeiro, L (1,3) OBP: 0.376, SLG: 0.533	4-1 HR BB		2-2 P6			1-1 F7 BB 1B		1-0 F9		3	2	1	0	1	0	1				
Ruben Sierra, S (1,10) OBP: 0.314, SLG: 0.571	0-0 HR			2-3 K		4-1 1B 2B BB		3-3 K		3	2	1	4	1	2	1				
Ricky Ledes, L (1,9) OBP: 0.299, SLG: 0.357	1-0 G4-3			1-2 F8		0-1 F7		2-1 F7		4	0	0	0	0	0	3				
Gabe Kapler, R (1,8) OBP: 0.341, SLG: 0.419	2-0 F9			1-1 F5		1-2 2B 1B		4-2 G5-4-3 BB		3	0	1	1	1	0	0				
Bill Haselman, R (1,2) OBP: 0.288, SLG: 0.369		2-2 F9			1-3 K	0-1 2B		0-0 G5-4-3		4	0	1	1	0	1	1				
10 Michael Young, R (1,4) OBP: 0.300, SLG: 0.416		1-2 G5-3			2-3 K		1-3 K		2-3 K	4	0	0	0	0	3	0				
Inning Stats	R: 4 E: 0 K: 1 S: 9	H: 2 LOB: 0 BB: 2 P: 22	R: 0 E: 0 K: 0 S: 8	H: 0 LOB: 0 BB: 0 P: 12	R: 0 E: 0 K: 1 S: 9	H: 0 LOB: 0 BB: 0 P: 14	R: 0 E: 0 K: 1 S: 7	H: 0 LOB: 0 BB: 0 P: 10	R: 3 E: 0 K: 0 S: 14	H: 4 LOB: 2 BB: 1 P: 22	R: 0 E: 0 K: 1 S: 11	H: 0 LOB: 0 BB: 0 P: 15	R: 0 E: 0 K: 1 S: 7	H: 0 LOB: 1 BB: 1 P: 17	R: 0 E: 0 K: 1 S: 8	H: 0 LOB: 0 BB: 1 P: 14	1B: 3 2B: 1 3B: 0 HR: 2	SF: 0 SAC: 0 DP: 1 HBP: 0	WP: 0 PB: 0 SB: 0 CS: 0	PA: 36
PITCHER	IP WLS BF H R ER SO BB IBB HBP BLK WP HR S P ERA WHIP	IP WLS BF H R ER SO BB IBB HBP BLK WP HR S P ERA WHIP																		
Paul Byrd, R (1,1) ERA: 4.12	6.0 L 26 6 7 7 5 3 0 0 0 0 1 55 92 10.50 1.500	3.0 10 0 0 0 3 2 0 0 0 0 0 0 26 46 0.00 0.667																		
Doug Henry, R (7,1) ERA: 6.19																				

Texas Rangers @ Kansas City Royals
Kauffman Stadium, Kansas City, MO
Fri Aug 31 2001, 7:05 PM CDT
Att: 15,071 - Sunny - 80 F


AB	31
R	7
H	6
RBI	7
BB	5
SO	8
LOB	8





Batter	1	2	3	4	5	6	7	8	9	AB	R	H	RBI	BB	SO	LOB	BOTTOM					
Carlos Febles, R (1,4) OBP: 0.300, SLG: 0.374	2-1 F9		0-0 F9			3-1 G4-3		0-1 G3		4	0	0	0	0	0	1						
Neftali Perez, S (1,6) OBP: 0.311, SLG: 0.413	2-2 G4-3			0-1 G3		1-2 2B		0-2 29 HR 1B		4	1	2	0	0	0	0						
Carlos Beltrán, S (1,8) OBP: 0.352, SLG: 0.470	4-2 29 HR BB			3-1 3B		1-3 K		0-1 F7		3	0	1	0	1	1	2						
29 Mike Sweeney, R (1,3) OBP: 0.372, SLG: 0.573	1-1 P6			2-0 L5		1-1 F9		2-1 HR		4	1	1	2	0	0	2						
Joe Randa, R (1,10) OBP: 0.298, SLG: 0.363		2-1 F9		2-1 F8		0-1 G4-3		0-0 G6-3		4	0	0	0	0	0	1						
Dee Brown, L (1,7) OBP: 0.303, SLG: 0.369		2-2 F5			0-0 F7	3-2 G4-3		1-1 BB		4	0	1	0	0	0	0						
Mark Quinn, R (1,9) OBP: 0.246, SLG: 0.474		1-1 G6-3			2-3 K			2-1 1B		2	0	0	0	0	1	0						
Raul Ibanez, L (7,9) OBP: 0.397, SLG: 0.486								1-2 BB		1	0	1	0	1	0	0						
Brent Mayne, L (1,2) OBP: 0.351, SLG: 0.362					1-1 G6-3			0-0 F7		3	0	0	0	0	0	1						
Dave McCarty, R (9,PH) OBP: 0.328, SLG: 0.402						1-2 G6-3		2-1 G4-3		1	0	0	0	0	0	2						
Donnie Sadler, R (1,5) OBP: 0.246, SLG: 0.217					3-2 G4-3			0-1 F7		2	0	0	0	0	0	0						
Luis Alicea, S (8,PH) OBP: 0.328, SLG: 0.358								0-1 F7		1	0	0	0	0	0	1						
Inning Stats	R: 0 E: 0 K: 0 S: 10	H: 0 LOB: 1 BB: 1 P: 19	R: 0 E: 0 K: 0 S: 11	H: 0 LOB: 0 BB: 0 P: 16	R: 0 E: 0 K: 0 S: 6	H: 0 LOB: 0 BB: 0 P: 10	R: 0 E: 0 K: 0 S: 7	H: 1 LOB: 1 BB: 0 P: 14	R: 0 E: 0 K: 1 S: 7	H: 0 LOB: 0 BB: 0 P: 10	R: 0 E: 0 K: 1 S: 9	H: 1 LOB: 1 BB: 0 P: 14	R: 0 E: 0 K: 0 S: 8	H: 0 LOB: 0 BB: 0 P: 12	R: 0 E: 0 K: 0 S: 7	H: 1 LOB: 1 BB: 0 P: 9	R: 2 E: 0 K: 0 S: 14	H: 3 LOB: 2 BB: 1 P: 23	1B: 3 2B: 1 3B: 1 HR: 1	SF: 0 SAC: 0 DP: 0 HBP: 0	WP: 0 PB: 0 SB: 1 CS: 0	PA: 35
PITCHER	IP WLS BF H R ER SO BB IBB HBP BLK WP HR S P ERA WHIP	IP WLS BF H R ER SO BB IBB HBP BLK WP HR S P ERA WHIP																				
Rick Helling, R (1,1) ERA: 5.17	8.2 W 33 6 2 2 2 1 0 0 0 0 1 75 117 2.08 0.808	0.1 2 0 0 0 0 1 0 0 0 0 0 0 4 10 0.00 3.000																				
Mike Venafro, L (9,5) ERA: 4.5																						

Texas Rangers @ Kansas City Royals
Kauffman Stadium, Kansas City, MO
Fri Aug 31 2001, 7:05 PM CDT
Att: 15,071 - Sunny - 80 F

AB	33
R	2
H	6
RBI	2
BB	2
SO	2
LOB	10



Batter	1	2	3	4	5	6	7	8	9	AB	R	H	RBI	BB	SO	LOB	TOP										
Frank Catalanotto, L (1, 7) OBP: 0.400, SLG: 0.522	0-3 K	3-2 2B			0-0 BLK 1B		0-2 HR 1B		1-2 S E 1B	5	3	4	1	0	1	0	<p>Texas Rangers @ Kansas City Royals Kauffman Stadium, Kansas City, MO Sun Sep 02 2001, 1:05 PM CDT Att: 18,389 - Cloudy - 79 F</p> <p>livebaseballscores.com</p> <p>AB 43 R 12 H 17 RBI 11 BB 2 SO 10 LOB 22</p> 										
Chad Curtis, R (1, 9) OBP: 0.333, SLG: 0.373	0-2 G6-3	2-1 F9			1-0 F8		2-3 K		0-1 E3 2B 1B	5	1	0	0	0	1	3											
Alex Rodriguez, R (1, 6) OBP: 0.404, SLG: 0.614	1-2 G3-1			0-1 S BLK 1B	0-1 F7		1-1 HR		0-0 1B 1B 2B	5	2	3	2	0	0	1											
Rafael Palmeiro, L (1, 3) OBP: 0.383, SLG: 0.548		1-2 HR		1-0 F9	0-0 1B		4-2 BB		2-2 BB 1B	4	2	3	3	1	0	1											
Ruben Sierra, S (1, 10) OBP: 0.317, SLG: 0.572		0-0 2B 10 2B 1B		0-3 K		1-2 HR		1-2 F8	4-0 F9 1B BB	4	2	2	1	1	1	2											
Gabe Kapler, R (1, 8) OBP: 0.340, SLG: 0.416		1-0 F8		2-3 K		2-2 HR		2-2 S 1B	2-2 1B	5	0	3	2	0	1	2											
Scott Sheldon, R (1, 5) OBP: 0.244, SLG: 0.354		0-2 10 2B 2B		3-2 F2		0-2 F7		2-3 K	0-1 F9	5	1	1	0	0	1	4											
Marcus Jensen, S (1, 2) OBP: 0.100, SLG: 0.100		3-2 F2		2-3 K		3-3 K		0-3 K	3-3 K	5	0	0	0	0	4	6											
10 Michael Young, R (1, 4) OBP: 0.300, SLG: 0.413		0-1 2B		2-1 G4-3		2-3 K		1-0 G6-3	0-1 G4-3	5	1	1	2	0	1	3											
Inning Stats	R: 0 E: 0 K: 1 S: 10	H: 0 LOB: 0 BB: 0 P: 11	R: 4 E: 0 K: 0 S: 19	H: 5 LOB: 1 BB: 0 P: 29	R: 0 E: 0 K: 2 S: 11	H: 1 LOB: 1 BB: 0 P: 14	R: 0 E: 0 K: 1 S: 10	H: 0 LOB: 0 BB: 0 P: 17	R: 1 E: 0 K: 0 S: 5	H: 2 LOB: 1 BB: 0 P: 6	R: 1 E: 0 K: 1 S: 12	H: 2 LOB: 1 BB: 0 P: 18	R: 2 E: 0 K: 2 S: 18	H: 2 LOB: 1 BB: 1 P: 28	R: 0 E: 0 K: 2 S: 10	H: 1 LOB: 1 BB: 0 P: 15		R: 4 E: 1 K: 1 S: 25	H: 4 LOB: 2 BB: 1 P: 37	1B: 10 2B: 5 3B: 0 HR: 3	SF: 0 SAC: 0 DP: 1 HBP: 0	WP: 0 PB: 0 SB: 3 CS: 1	PA: 45				
PITCHER	IP	WLS	BF	H	R	ER	SO	BB	IBB	HBP	BLK	WP	HR	S	P	ERA	WHIP										
Chris George, L (1, 1) ERA: 6.59	5.0	L	23	9	6	6	4	0	0	0	2	0	2	58	81	10.80	1.800										
Jeff Austin, R (6, 1) ERA: 4.82	1.2		7	3	2	2	3	0	0	0	0	0	1	21	31	10.80	1.800										
Scott Mullen, L (7, 1) ERA: 1.59	0.1		2	0	0	0	0	1	0	0	0	0	0	6	11	0.00	3.000										
Cory Bailey, R (8, 1) ERA: 3.41	1.0		4	1	0	0	2	0	0	0	0	0	0	10	15	0.00	1.000										
Roberto Hernandez, R (9, 1) ERA: 4.15	1.0		9	4	4	3	1	1	0	0	0	0	0	25	37	27.00	5.000										

Batter	1	2	3	4	5	6	7	8	9	AB	R	H	RBI	BB	SO	LOB	BOTTOM										
Carlos Febles, R (1, 4) OBP: 0.303, SLG: 0.379	3-1 F8		4-0 BB 29 BB BB	4-2 BB	1-0 F7			0-1 G5-3		3	1	0	0	2	0	2	<p>Texas Rangers @ Kansas City Royals Kauffman Stadium, Kansas City, MO Sun Sep 02 2001, 1:05 PM CDT Att: 18,389 - Cloudy - 79 F</p> <p>livebaseballscores.com</p> <p>AB 35 R 6 H 10 RBI 5 BB 8 SO 3 LOB 15</p> 										
Nefti Perez, S (1, 6) OBP: 0.309, SLG: 0.408	1-0 F7		0-0 29 BB BB 1B	2-1 F7		2-0 P5		0-2 P9		5	0	1	0	0	0	3											
Carlos Beltrán, S (1, 8) OBP: 0.354, SLG: 0.466	3-1 F8		4-1 29 BB BB BB		4-1 FC5 29 F7 BB	4-1 BB		2-1 G5-3		2	0	0	0	3	0	0											
29 Mike Sweeney, R (1, 3) OBP: 0.371, SLG: 0.568		2-0 F2	4-2 BB FC4-6 BB		0-0 F7	2-1 FC6-4 BB		2-3 K		4	0	0	1	1	1	2											
Joe Randa, R (1, 10) OBP: 0.301, SLG: 0.370		0-1 G3-6 1B	3-1 FC4-6		3-1 FC5 2B	2-1 G1-3		2-1 F9		5	1	1	0	0	0	5											
Luis Alicaia, S (1, 5) OBP: 0.329, SLG: 0.372		0-0 G3-6		0-1 G5-3	1-2 S 2B 2B		0-2 G6-3		2-2 HR	5	2	2	2	0	0	1											
Dave McCarty, R (1, 7) OBP: 0.330, SLG: 0.413			2-2 1B BLK 2B		2-0 G5-3		0-3 K		0-1 G4-3	5	2	2	1	0	1	0											
Gregg Zaun, S (1, 2) OBP: 0.367, SLG: 0.482			0-0 CS BLK 1B	3-2 BB BB 1B	4-1 1B 2B		1-1 FC4-6 1B			3	0	3	0	1	0	0											
Donnie Sadler, R (1, 9) OBP: 0.250, SLG: 0.218			2-3 K		4-1 BB BB 1B	2-2 BB		0-0 FC4-6		2	0	1	1	1	1	1											
Dee Brown, L (7, PH) OBP: 0.307, SLG: 0.371			1-2 3H		1-2 BB		1-2 BB			1	0	0	0	0	0	1											
Inning Stats	R: 0 E: 0 K: 0 S: 5	H: 0 LOB: 0 BB: 0 P: 12	R: 0 E: 0 K: 0 S: 4	H: 1 LOB: 0 BB: 0 P: 6	R: 2 E: 0 K: 1 S: 17	H: 3 LOB: 3 BB: 3 P: 36	R: 0 E: 0 K: 0 S: 12	H: 1 LOB: 2 BB: 2 P: 27	R: 3 E: 0 K: 0 S: 16	H: 3 LOB: 2 BB: 2 P: 33	R: 0 E: 0 K: 1 S: 6	H: 0 LOB: 1 BB: 1 P: 16	R: 0 E: 0 K: 1 S: 9	H: 1 LOB: 1 BB: 0 P: 10	R: 0 E: 0 K: 0 S: 7	H: 0 LOB: 0 BB: 0 P: 9	R: 1 E: 0 K: 1 S: 10	H: 1 LOB: 0 BB: 0 P: 16	1B: 6 2B: 3 3B: 0 HR: 1	SF: 0 SAC: 0 DP: 1 HBP: 0	WP: 0 PB: 0 SB: 1 CS: 1	PA: 43					
PITCHER	IP	WLS	BF	H	R	ER	SO	BB	IBB	HBP	BLK	WP	HR	S	P	ERA	WHIP										
Darren Oliver, L (1, 1) ERA: 5.72	4.2		26	7	5	5	1	1	0	0	0	0	0	10	23	0.00	1.500										
Chris Michalak, L (5, 1) ERA: 4.45	1.1	W	6	1	0	0	0	1	0	0	0	0	0	9	10	0.00	1.000										
Dan Kolb, R (7, 1) ERA: 3.68	1.0	H	4	1	0	0	1	0	0	0	0	0	0	7	9	0.00	0.000										
Mike Venafro, L (8, 1) ERA: 4.41	1.0	H	3	0	0	0	0	0	0	0	0	0	0	7	9	0.00	0.000										
59 Jeff Zimmerman, R (9, 1) ERA: 2.5	1.0		4	1	1	1	1	0	0	0	0	0	1	10	16	9.00	1.000										

Batter	1	2	3	4	5	6	7	8	9	AB	R	H	RBI	BB	SO	LOB	TOP					
Carlos Febles, R OBP: 0.297, SLG: 0.371	F9		F9		G3		K			4	0	0	0	0	1	1						
Neft Perez, S OBP: 0.307, SLG: 0.405	F7		F9		G1-3			K		4	0	0	0	0	1	1						
Carlos Beltrán, S OBP: 0.353, SLG: 0.470	F8		HR			K		L7		4	1	1	1	0	1	0						
29 Mike Sweeney, R OBP: 0.372, SLG: 0.568			G5-3			F9				4	0	2	0	0	0	0						
Joe Randa, R OBP: 0.300, SLG: 0.368		2B 1B BB			G5-3		F7			3	1	0	0	1	0	1						
Mark Quinn, R OBP: 0.302, SLG: 0.477		1B 2B			F9		FC1-6 1B			4	0	3	0	0	0	0						
Dave McCarty, R OBP: 0.324, SLG: 0.404			K				F3			4	0	0	0	0	3	4						
Dee Brown, L OBP: 0.306, SLG: 0.369							FC1-6 HR			4	1	1	1	0	1	2						
Gregg Zaun, S OBP: 0.376, SLG: 0.535			F9				HR			3	1	2	2	0	0	2						
Inning Stats	R: 0 H: 0 E: 0 K: 0 S: 7	H: 0 LOB: 0 BB: 0 P: 12	R: 1 H: 3 E: 0 K: 1 S: 14	H: 3 LOB: 2 BB: 1 P: 23	R: 1 H: 1 E: 0 K: 0 S: 10	H: 1 LOB: 0 BB: 0 P: 16	R: 0 H: 0 E: 0 K: 1 S: 9	H: 0 LOB: 1 BB: 0 P: 13	R: 0 H: 1 E: 0 K: 1 S: 11	H: 1 LOB: 1 BB: 0 P: 15	R: 0 H: 0 E: 0 K: 1 S: 10	H: 0 LOB: 0 BB: 0 P: 17	R: 2 H: 2 E: 0 K: 1 S: 11	H: 2 LOB: 0 BB: 0 P: 15	R: 0 H: 1 E: 0 K: 1 S: 10	H: 1 LOB: 1 BB: 0 P: 13	R: 0 H: 1 E: 0 K: 1 S: 6	H: 1 LOB: 0 BB: 0 P: 9	1B: 5 2B: 2 3B: 0 HR: 2	SF: 0 SAC: 0 DP: 1 HBP: 0	WP: 0 PB: 0 SB: 0 CS: 0	PA: 35
PITCHER	IP	WLS	BF	H	R	ER	SO	BB	IBB	HBP	BLK	WP	HR	S	P	ERA	WHIP					
Jarrod Washburn, L ERA: 3.49	6.2	L	27	7	4	4	4	1	0	0	0	0	2	69	108	5.40	1.200					
Ben Weber, R ERA: 3.29	1.1		5	1	0	0	2	0	0	0	0	0	0	13	16	0.00	0.750					
J.B. Mladich, R ERA:	1.0		3	1	0	0	1	0	0	0	0	0	0	6	9	0.00	1.000					

Kansas City Royals @ Anaheim Angels
Edison International Field, Anaheim, CA
Tue Sep 04 2001, 10:05 PM EDT
Att: 13,950 - Sunny - 73 F

AB	34
R	4
H	9
RBI	4
BB	1
SO	7
LOB	11





Batter	1	2	3	4	5	6	7	8	9	AB	R	H	RBI	BB	SO	LOB	BOTTOM					
Darin Erstad, L OBP: 0.330, SLG: 0.358	G6-3		FC4			K		K		4	0	0	0	0	2	1						
David Eckstein, R OBP: 0.380, SLG: 0.367	G6-3				F7		G4-3			4	0	0	0	0	0	0						
16 Garret Anderson, L OBP: 0.307, SLG: 0.468	K									3	0	0	0	1	1	0						
Troy Glaus, R OBP: 0.344, SLG: 0.520					F8		G6-3			4	1	1	1	0	0	1						
Scott Spiezio, S OBP: 0.341, SLG: 0.457					F7					4	0	1	0	0	0	1						
Tim Salmon, R OBP: 0.367, SLG: 0.379					F8					3	0	1	0	0	0	0						
Adam Kennedy, L OBP: 0.335, SLG: 0.398			F7		G3		F8			3	0	0	0	0	0	2						
Bengie Molina, R OBP: 0.323, SLG: 0.359					G4-3					2	0	0	0	0	0	0						
Orlando Palmeiro, L OBP: 0.319, SLG: 0.323			K							3	0	0	0	0	1	1						
Inning Stats	R: 0 H: 0 E: 0 K: 1 S: 7	H: 0 LOB: 0 BB: 0 P: 10	R: 0 H: 0 E: 0 K: 0 S: 5	H: 0 LOB: 0 BB: 0 P: 8	R: 0 H: 0 E: 0 K: 1 S: 10	H: 0 LOB: 1 BB: 0 P: 16	R: 0 H: 0 E: 0 K: 0 S: 7	H: 0 LOB: 1 BB: 1 P: 16	R: 0 H: 0 E: 0 K: 1 S: 6	H: 0 LOB: 0 BB: 0 P: 9	R: 0 H: 0 E: 0 K: 1 S: 9	H: 0 LOB: 0 BB: 0 P: 12	R: 0 H: 2 E: 0 K: 0 S: 8	H: 2 LOB: 2 BB: 0 P: 13	R: 0 H: 0 E: 0 K: 1 S: 11	H: 0 LOB: 0 BB: 0 P: 14	R: 1 H: 1 E: 0 K: 0 S: 10	H: 1 LOB: 0 BB: 0 P: 14	1B: 2 2B: 0 3B: 0 HR: 1	SF: 0 SAC: 0 DP: 0 HBP: 1	WP: 0 PB: 0 SB: 0 CS: 0	PA: 32
PITCHER	IP	WLS	BF	H	R	ER	SO	BB	IBB	HBP	BLK	WP	HR	S	P	ERA	WHIP					
Jeff Suppan, R ERA: 4.52	9.0	W	32	3	1	1	4	1	0	1	0	0	1	73	112	1.00	0.444					

Kansas City Royals @ Anaheim Angels
Edison International Field, Anaheim, CA
Tue Sep 04 2001, 10:05 PM EDT
Att: 13,950 - Sunny - 73 F

AB	30
R	1
H	3
RBI	1
BB	1
SO	4
LOB	6



Batter	1	2	3	4	5	6	7	8	9	AB	R	H	RBI	BB	SO	LOB	TOP										
Carlos Febles, R (1, 4) OBP: 0.296, SLG: 0.369	0-1 BB 1B		0-1 F8		3-3 K			0-1 F2		4	0	1	0	0	1	1	Kansas City Royals @ Anaheim Angels Edison International Field, Anaheim, CA Wed Sep 05 2001, 10:05 PM EDT Att: 13,998 - Sunny - 70 F AB 30 R 1 H 6 RBI 1 BB 3 SO 6 LOB 12 										
Neft Perez, S (1, 6) OBP: 0.310, SLG: 0.406	4-2 SAFE CS 1-2 BB		2-2			0-1 G6-4-3 1B		0-1 G3		3	0	2	0	1	0	0											
Carlos Beltrán, S (1, 8) OBP: 0.351, SLG: 0.466	3-3 1-2 K		1-3 K		1-0 L8			0-0 F8		4	0	0	0	0	2	3											
29 Mike Sweeney, R (1, 10) OBP: 0.373, SLG: 0.566		4-1 F9-3 BB		1-0 F9		3-1 G6-4-3 1-2 1B		1-2 DI 1B		3	0	1	0	1	0	1											
Joe Randa, R (1, 5) OBP: 0.298, SLG: 0.365	0-1 F9-3 1-2		0-0 L9		1-2 F7			2-2 L3		4	0	0	0	0	0	2											
Raul Ibanez, L (1, 3) OBP: 0.368, SLG: 0.502	1-1 E 2B		3-1 L8		1-2 HR			1-3 K		4	1	2	1	0	1	1											
Mark Quinn, R (1, 9) OBP: 0.299, SLG: 0.473	2-2 E6		0-0 G6-3		1-0 F7					3	0	0	0	0	0	1											
Dee Brown, L (1, 7) OBP: 0.307, SLG: 0.367	2-3 K		4-1 G1-3 BB		0-3 K					2	0	0	0	1	2	2											
Brent Mayne, L (1, 2) OBP: 0.348, SLG: 0.358			2-1 G6-3		2-1 G1-3			2-2 G1-3		3	0	0	0	0	0	1											
Inning Stats	R: 0 E: 0 K: 1 S: 8	H: 1 LOB: 0 BB: 1 P: 15	R: 0 E: 1 K: 1 S: 13	H: 1 LOB: 2 BB: 1 P: 23	R: 0 E: 0 K: 1 S: 11	H: 1 LOB: 1 BB: 0 P: 16	R: 0 E: 0 K: 0 S: 4	H: 0 LOB: 0 BB: 0 P: 8	R: 0 E: 0 K: 1 S: 8	H: 0 LOB: 1 BB: 1 P: 17	R: 0 E: 0 K: 0 S: 5	H: 1 LOB: 0 BB: 0 P: 9	R: 1 E: 0 K: 1 S: 10	H: 1 LOB: 0 BB: 0 P: 13	R: 0 E: 0 K: 0 S: 8	H: 0 LOB: 0 BB: 0 P: 10	R: 0 E: 0 K: 1 S: 11	H: 1 LOB: 1 BB: 0 P: 15	1B: 4 2B: 2 3B: 0 HR: 1	SF: 0 SAC: 0 DP: 2 HBP: 0	WP: 0 PB: 0 SB: 0 CS: 1	PA: 33					
PITCHER	IP	WLS	BF	H	R	ER	SO	BB	IBB	HBP	BLK	WP	HR	S	P	ERA	WHIP										
Ismael Valdez, R (1, 1) ERA: 3.97	6.1	W	24	5	1	1	4	3	0	0	0	0	1	55	96	1.42	1.263										
Shigetoshi Hasegawa, R (7, 1) ERA: 3.91	1.2	H	5	0	0	0	1	0	0	0	0	0	0	12	15	0.00	0.000										
Troy Percival, R (9, 1) ERA: 2.39	1.0	S	4	1	0	0	1	0	0	0	0	0	0	11	15	0.00	1.000										

Batter	1	2	3	4	5	6	7	8	9	AB	R	H	RBI	BB	SO	LOB	BOTTOM										
David Eckstein, R (1, 10) OBP: 0.360, SLG: 0.365	2-2 F8		0-0 P4		2-2 E5 HBP		3-0 G4-6-3 HBP			3	0	0	0	0	0	1	Kansas City Royals @ Anaheim Angels Edison International Field, Anaheim, CA Wed Sep 05 2001, 10:05 PM EDT Att: 13,998 - Sunny - 70 F AB 29 R 4 H 9 RBI 4 BB 1 SO 3 LOB 11 										
Adam Kennedy, L (1, 4) OBP: 0.336, SLG: 0.397	0-0 P4		3-2 1-3 1B		2-1 1-2 HBP		1-2 G4-6-3 1-2			3	0	1	0	0	0	1											
16 Garret Anderson, L (1, 7) OBP: 0.306, SLG: 0.469	1-0 G4-3		1-1 SF9		2-2 F9			0-0 E9 SF8 2B		3	1	1	1	0	0	2											
Troy Glaus, R (1, 5) OBP: 0.345, SLG: 0.519		4-2 HR BB	0-3 K		0-1 L7-4-3 1B			3-2 SF8		2	1	1	1	1	1	1											
Scott Spiezio, S (1, 3) OBP: 0.341, SLG: 0.463	1-0 1-H HR		0-0 G3		1-0 L7-4-3			0-1 G4-3		4	1	1	2	0	0	1											
Tim Salmon, R (1, 9) OBP: 0.370, SLG: 0.383	0-1 CS 1B		1-1 F8		3-2 1B			3-0 1B		4	0	3	0	0	0	0											
Bengie Molina, R (1, 2) OBP: 0.322, SLG: 0.357	0-0 F8		2-2 F9		1-0 1B			2-3 K		4	0	1	0	0	1	2											
Jeff DaVanon, S (1, 8) OBP: 0.267, SLG: 0.444	2-0 F5		3-3 K		3-2 F7					3	0	0	0	0	1	3											
Benji Gil, R (1, 6) OBP: 0.343, SLG: 0.513	2-2 CS		1-0 1B 16 SF9		1-1 G5-3		2-0 P2			3	1	1	0	0	0	0											
Inning Stats	R: 0 E: 0 K: 0 S: 6	H: 0 LOB: 0 BB: 0 P: 9	R: 2 E: 0 K: 0 S: 9	H: 2 LOB: 1 BB: 1 P: 18	R: 1 E: 0 K: 1 S: 11	H: 2 LOB: 0 BB: 0 P: 16	R: 0 E: 0 K: 0 S: 7	H: 0 LOB: 0 BB: 0 P: 10	R: 0 E: 1 K: 1 S: 16	H: 0 LOB: 2 BB: 0 P: 25	R: 0 E: 0 K: 0 S: 10	H: 3 LOB: 0 BB: 0 P: 18	R: 0 E: 0 K: 1 S: 4	H: 0 LOB: 0 BB: 0 P: 10	R: 1 E: 1 K: 1 S: 10	H: 2 LOB: 1 BB: 0 P: 18	R: 0 E: 0 K: 1 S: 11	H: 1 LOB: 1 BB: 0 P: 15	1B: 7 2B: 2 3B: 0 HR: 1	SF: 2 SAC: 0 DP: 2 HBP: 2	WP: 0 PB: 0 SB: 0 CS: 1	PA: 35					
PITCHER	IP	WLS	BF	H	R	ER	SO	BB	IBB	HBP	BLK	WP	HR	S	P	ERA	WHIP										
Chad Durbin, R (1, 1) ERA: 4.54	6.0	L	26	7	3	3	2	1	0	1	0	0	0	59	96	4.50	1.333										
Dan Reichert, R (7, 1) ERA: 5.99	2.0		8	2	1	1	1	0	0	1	0	0	0	14	28	4.50	1.000										

Batter	1	2	3	4	5	6	7	8	9	AB	R	H	RBI	BB	SO	LOB	TOP
Carlos Febles, R OBP: 0.295, SLG: 0.369 (1, 4)	0-2 SH3-4 2B		3-2 G3		3-3 K			1-0 F9		4	1	1	0	0	1	0	Kansas City Royals @ Texas Rangers The Ballpark at Arlington, Arlington, TX Fri Sep 07 2001, 8:05 PM EDT Att: 29,954 - Cloudy - 88 F AB 31 R 2 H 6 RBI 2 BB 1 SO 8 LOB 8
Neft Perez, S OBP: 0.310, SLG: 0.404 Donnie Sadler, R OBP: 0.246, SLG: 0.214 (1, 6) (8, 6)	1-0 SH3-4 2-3		0-1 P4		0-0 P3			3-1 L8		3	0	0	0	0	0	0	
Carlos Beltrán, S OBP: 0.356, SLG: 0.478 (1, 8)	0-0 2B		1-3 K		3-2 F9			1-2 G4-3		4	1	1	1	0	1	0	
29 Mike Sweeney, R OBP: 0.373, SLG: 0.560 (1, 3)	1-3 K		2-1 G4-6-3 1B		1-2 F8			4-2 FC3-6 BB		3	0	1	0	1	1	1	
Joe Randa, R OBP: 0.299, SLG: 0.364 (1, 10)	2-2 2H 2B		0-0 G4-6-3 1-2f		2-3 K			0-1 FC3-6 1-2f		4	0	1	1	0	1	2	
Mark Quinn, R OBP: 0.300, SLG: 0.475 (1, 9)	0-3 K		1-1 1B		0-3 K			0-0 G1		4	0	1	0	0	2	2	
Luis Aícea, S OBP: 0.327, SLG: 0.369 (1, 5)		1-0 G6-3		2-2 F9		2-1 1B				3	0	1	0	0	0	1	
Dee Brown, L OBP: 0.302, SLG: 0.361 (1, 7)		0-0 G6-3		1-3 K G5-4-3		2-3 K				3	0	0	0	0	2	1	
Héctor Ortiz, R OBP: 0.294, SLG: 0.300 (1, 2)		3-2 P4		1-1 G5-4-3 1-2f		0-2 G4-3				3	0	0	0	0	0	1	
Inning Stats	R: 2 H: 3 E: 0 K: 2 S: 18	WLS: 3 BF: 26 LOB: 1 P: 22	R: 0 H: 0 E: 0 K: 0 S: 5	H: 0 R: 2 ER: 0 LOB: 0 BB: 0 P: 9	R: 0 H: 0 E: 0 K: 1 S: 9	H: 2 R: 0 ER: 0 LOB: 1 BB: 0 P: 13	R: 0 H: 0 E: 0 K: 2 S: 9	H: 1 R: 0 ER: 0 LOB: 1 BB: 0 P: 14	R: 0 H: 0 E: 0 K: 0 S: 10	H: 0 R: 0 ER: 0 LOB: 1 BB: 1 P: 14	R: 0 H: 0 E: 0 K: 0 S: 9	H: 0 R: 0 ER: 0 LOB: 1 BB: 1 P: 14	1B: 3 2B: 3 3B: 0 HR: 0	SF: 0 SAC: 1 DP: 2 HBP: 0	WP: 1 PB: 0 SB: 0 CS: 0	PA: 33	
PITCHER	IP	WLS	BF	H	R	ER	SO	BB	IBB	HBP	BLK	WP	HR	S	P	ERA	WHIP
Doug Davis, L ERA: 4.25 (1, 1)	7.0	W	26	6	2	2	8	0	0	0	0	1	0	71	103	2.57	0.857
Dan Kolb, R ERA: 3.24 (8, 1)	1.0		3	0	0	0	0	0	0	0	0	0	0	10	14	0.00	0.000
Pat Mahomes, R ERA: 5.84 (9, 1)	1.0		4	0	0	0	0	1	0	0	0	0	0	9	14	0.00	1.000

Batter	1	2	3	4	5	6	7	8	9	AB	R	H	RBI	BB	SO	LOB	BOTTOM
Frank Catalanotto, L OBP: 0.401, SLG: 0.516 (1, 7)	1-2 G4-3		0-1 F2	1-1 SF8 BB 1B		4-0 BB		2-1 E6 G4-6-3		4	0	1	1	1	0	1	Kansas City Royals @ Texas Rangers The Ballpark at Arlington, Arlington, TX Fri Sep 07 2001, 8:05 PM EDT Att: 29,954 - Cloudy - 88 F AB 31 R 8 H 9 RBI 8 BB 5 SO 5 LOB 16
Mike Lamb, L OBP: 0.354, SLG: 0.426 (1, 5)	0-1 G5-3		1-0 F8	4-0 BB		0-2 F8		2-1 G4-6-3 1-2f		4	0	0	1	1	0	3	
Alex Rodriguez, R OBP: 0.399, SLG: 0.613 (1, 6)	2-2 HR			HR BB K		3-3 K				3	2	1	1	1	2	4	
Rafael Palmeiro, L OBP: 0.380, SLG: 0.550 (1, 10)	0-0 2B			HR SF8		1-2 F5				3	1	2	3	0	0	1	
Ruben Sierra, S OBP: 0.315, SLG: 0.567 Craig Monroe, R OBP: 0.326, SLG: 0.421 (1, 9) (9, 9)	1-0 G6-3			BB 2B G4-3		3-1 G3-1				4	1	1	0	0	0	3	
Gabe Kapler, R OBP: 0.344, SLG: 0.430 (1, 8)		1-1 G6-3		0-1 1B 10 BB 1B	2-2 1B		2-2 G5-3			4	1	2	0	0	0	0	
Carlos Pena, L OBP: 0.300, SLG: 0.125 (1, 3)		2-0 G6-4-3 1B		4-1 10 BB 1B 1B	3-2 P6		3-3 K			3	1	1	0	1	1	1	
Bill Haselman, R OBP: 0.321, SLG: 0.398 (1, 2)		2-2 G6-4-3 1-2f		0-1 1B 10 BB 1B	3-3 K			0-3 K		4	1	1	1	0	2	2	
10 Michael Young, R OBP: 0.302, SLG: 0.426 (1, 4)			1-1 G6-3	4-2 BB 1B SF8 BB	1-2 F8			4-1 HBP		2	1	0	1	1	0	1	
Inning Stats	R: 1 H: 2 E: 0 K: 0 S: 10	WLS: 2 BF: 15 LOB: 1 P: 14	R: 0 H: 1 E: 0 K: 0 S: 7	H: 1 R: 5 ER: 0 LOB: 0 BB: 0 P: 12	R: 0 H: 0 E: 0 K: 0 S: 5	H: 5 R: 7 ER: 0 LOB: 2 BB: 4 P: 42	R: 0 H: 1 E: 0 K: 1 S: 17	H: 0 R: 0 ER: 0 LOB: 1 BB: 1 P: 20	R: 0 H: 0 E: 1 K: 1 S: 8	H: 0 R: 0 ER: 1 LOB: 1 BB: 0 P: 16	R: 0 H: 0 E: 0 K: 0 S: 9	H: 0 R: 0 ER: 0 LOB: 0 BB: 0 P: 17	R: 0 H: 0 E: 1 K: 1 S: 8	1B: 5 2B: 2 3B: 0 HR: 2	SF: 1 SAC: 0 DP: 2 HBP: 1	WP: 0 PB: 0 SB: 0 CS: 0	PA: 38
PITCHER	IP	WLS	BF	H	R	ER	SO	BB	IBB	HBP	BLK	WP	HR	S	P	ERA	WHIP
51 Kris Wilson, R ERA: 4.96 (1, 1)	3.0	L	15	3	3	3	3	4	0	0	0	0	0	43	74	9.00	2.333
Blake Stein, R ERA: 5.17 (4, 1)	3.0		16	3	3	3	3	4	0	0	0	0	0	43	74	9.00	2.333
Jeff Austin, R ERA: 4.58 (7, 1)	1.0		3	0	0	0	1	0	0	0	0	0	0	9	17	0.00	0.000
Dan Reichert, R ERA: 5.54 (8, 1)	1.0		4	0	0	0	1	0	0	1	0	0	0	8	16	0.00	0.000

Batter	1	2	3	4	5	6	7	8	9	AB	R	H	RBI	BB	SO	LOB	TOP					
Carlos Febles, R (1, 4) OBP: 0.297, SLG: 0.379	1-1 G4-3 3B 2B	1-0 1-H 2B		0-0 L7		1-1 G5-3			1-2 F9	5	1	2	1	0	0	0						
Neft Perez, S (1, 6) OBP: 0.310, SLG: 0.403	2-0 G4-3	0-0 FC6-4 1B		0-0 F3			0-0 G3		4-2 29 F 1B BB	4	1	1	0	1	0	1						
Carlos Beltrán, S (1, 8) OBP: 0.356, SLG: 0.483	1-2 29 1B 3B	2-0 FC6-4 1-2		1-0 F8			2-1 F9 2B		3-2 F7	5	1	2	1	0	0	2						
29 Mike Sweeney, R (1, 3) OBP: 0.375, SLG: 0.566	1-0 1B 1B		4-1 1B 1B SF9 BB		0-0 HR		2-1 F9		0-2 E6 1B	4	2	2	2	1	0	2						
Joe Randa, R (1, 5) OBP: 0.301, SLG: 0.366	2-1 G6-4-3 1B		0-0 1B		1-2 L7		2-1 F9		0-1 FC4-6 1B	5	0	3	1	0	0	1						
Mark Quinn, R (1, 9) OBP: 0.299, SLG: 0.471	2-0 G6-4-3 1-2		0-1 1B		0-0 F9			3-1 G5-3	0-1 FC4-6 1-2	5	0	1	0	0	0	4						
Gregg Zaun, S (1, 2)		2-1 F7		0-0 F9		1-1 G4-3		2-1 G6-3		4	0	0	0	0	0	3						
Dave McCarty, R (1, 10) OBP: 0.324, SLG: 0.410		1-2 1B 2B		0-0 SF9		0-0 P6		2-0 HR		2	1	1	1	0	0	0						
Luis Alícea, S (8, PH) OBP: 0.325, SLG: 0.380			3-H 1B							1	1	1	1	0	0	0						
Dee Brown, L (1, 7) OBP: 0.301, SLG: 0.360		1-0 2B 1B		0-0 G4-3		1-3 K		1-0 G3		4	1	1	1	0	1	2						
Inning Stats	R: 2 E: 0 K: 0 S: 10	H: 4 LOB: 1 BB: 0 P: 19	R: 2 E: 0 K: 0 S: 9	H: 4 LOB: 1 BB: 0 P: 16	R: 1 E: 0 K: 0 S: 7	H: 2 LOB: 2 BB: 1 P: 11	R: 0 E: 0 K: 0 S: 3	H: 0 LOB: 0 BB: 0 P: 4	R: 1 E: 0 K: 0 S: 7	H: 1 LOB: 0 BB: 0 P: 9	R: 0 E: 0 K: 1 S: 6	H: 0 LOB: 0 BB: 0 P: 8	R: 0 E: 0 K: 0 S: 7	H: 1 LOB: 0 BB: 0 P: 13	R: 1 E: 0 K: 0 S: 6	H: 1 LOB: 0 BB: 0 P: 14	R: 1 E: 1 K: 0 S: 17	H: 1 LOB: 2 BB: 1 P: 25	1B: 7 2B: 4 3B: 1 HR: 2	SF: 1 SAC: 0 DP: 1 HBP: 0	WP: 0 PB: 0 SB: 0 CS: 0	PA: 42
PITCHER	IP WLS BF H R ER SO BB IBB HBP BLK WP HR S P ERA WHIP																	PITCHER	IP WLS BF H R ER SO BB IBB HBP BLK WP HR S P ERA WHIP			
Darren Oliver, L (1, 1) ERA: 5.9	5.0 L 25 11 6 6 0 0 1 0 0 0 0 1 36 59 10.80 2.400																					
Pat Mahomes, R (6, 1) ERA: 5.75	3.0 11 2 1 1 1 0 0 0 0 0 0 0 1 19 35 3.00 0.667																					
Juan Moreno, L (9, 1) ERA: 4.0	0.2 3 0 1 0 0 0 0 0 0 0 0 0 0 8 17 0.00 1.500																					
Mark Petkovsek, R (9, 1) ERA: 5.77	0.1 3 1 0 0 0 0 0 0 0 0 0 0 0 8 8 0.00 3.000																					

Kansas City Royals @ Texas Rangers
The Ballpark at Arlington, Arlington, TX
Sat Sep 08 2001, 8:05 PM EDT
Att: 37,501 - Sunny - 87 F

livebaseballscores.com

AB 39
R 8
H 14
RBI 8
BB 2
SO 1
LOB 15



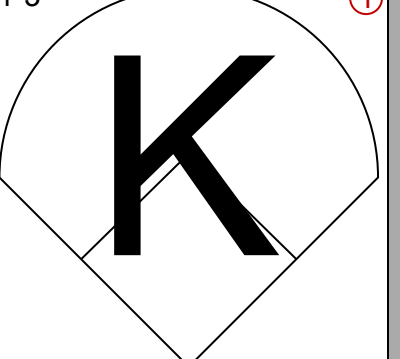
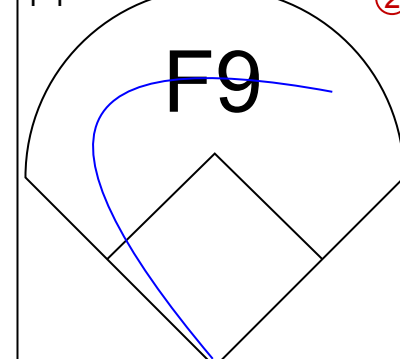
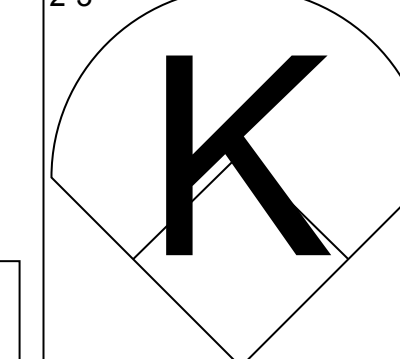
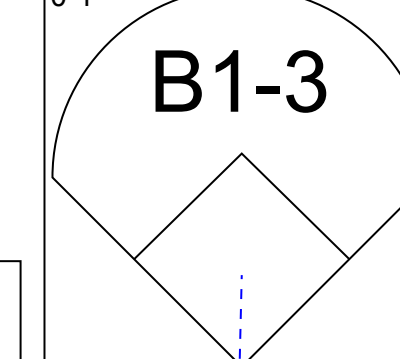
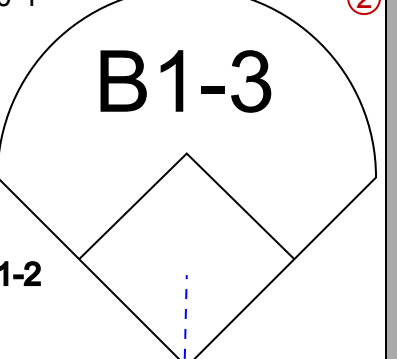
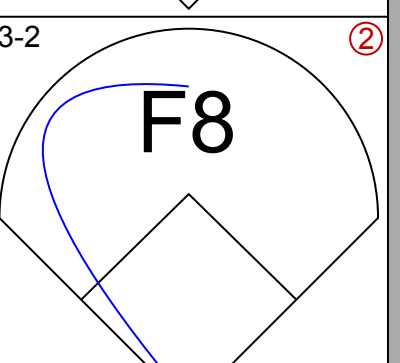
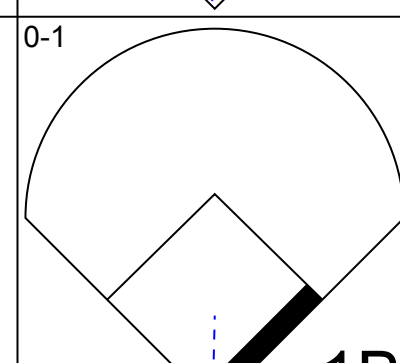
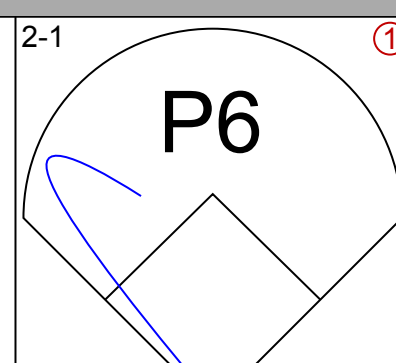
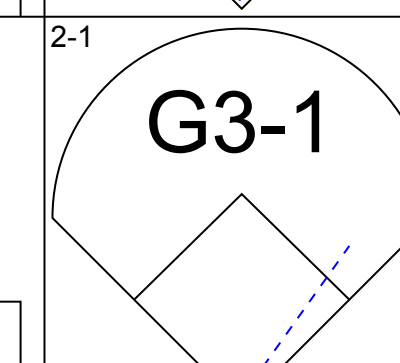
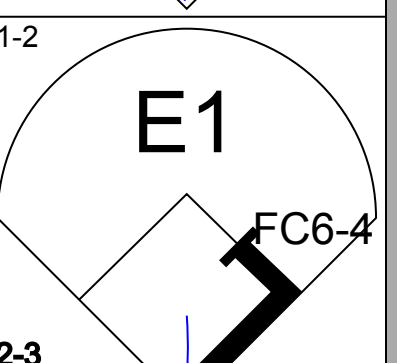
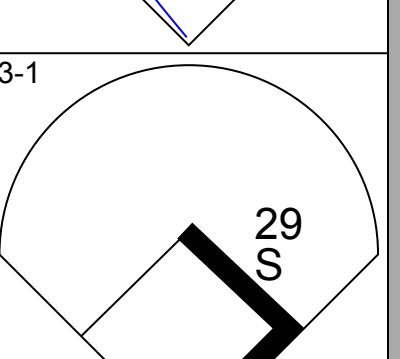
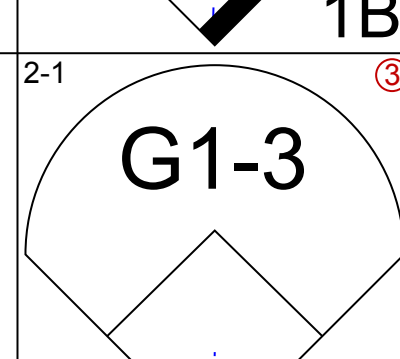
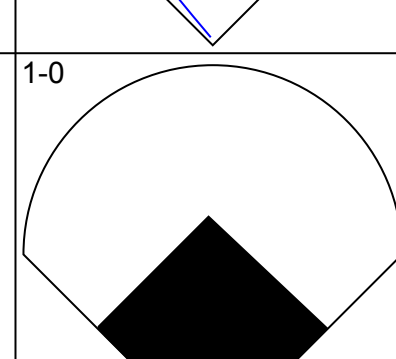
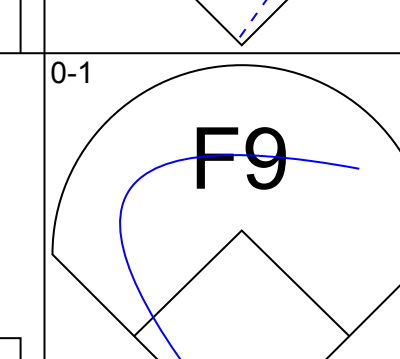
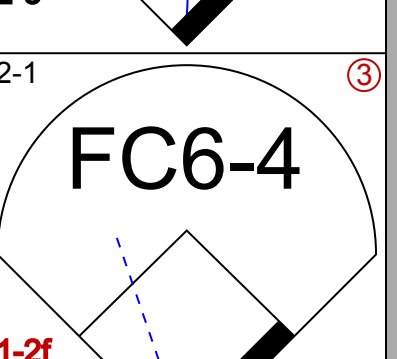
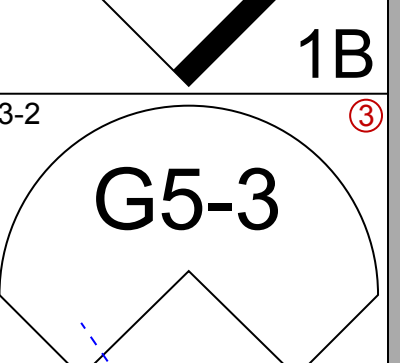
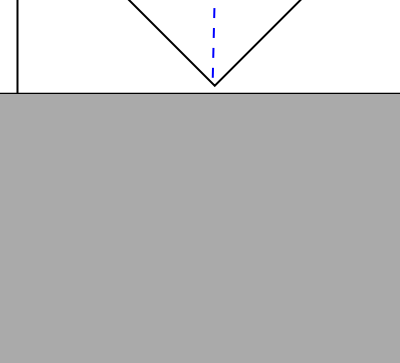
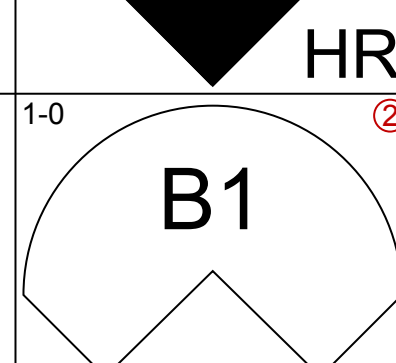
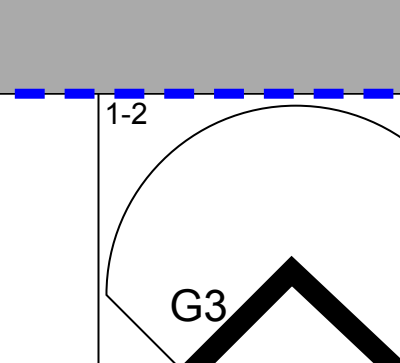
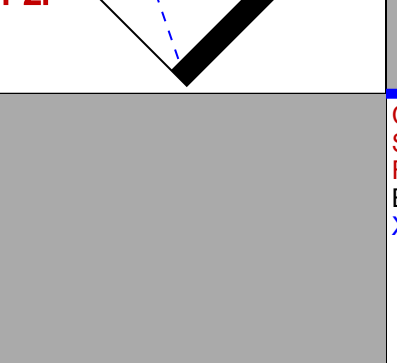
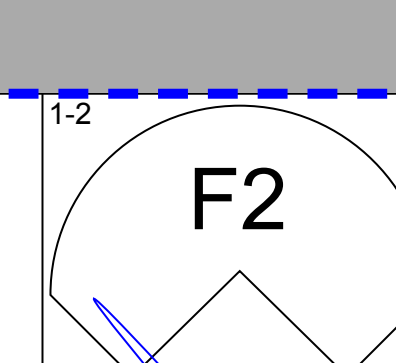
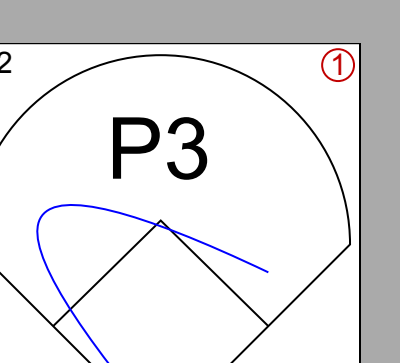
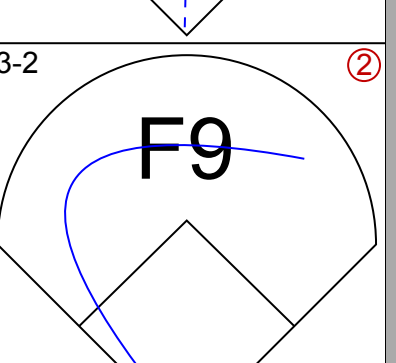
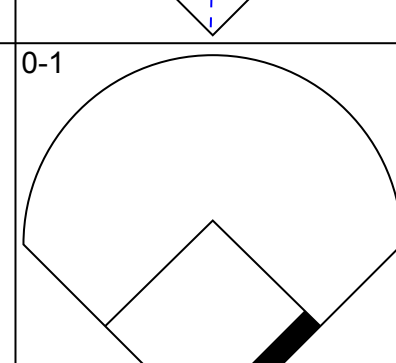
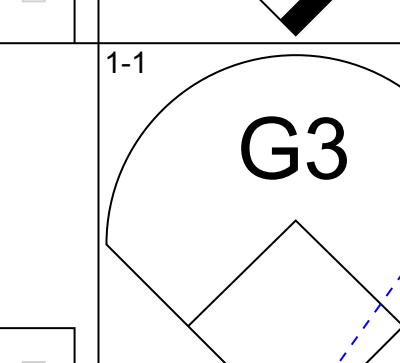
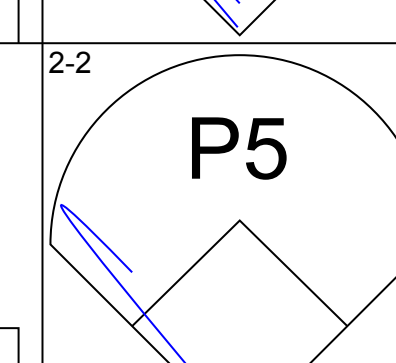
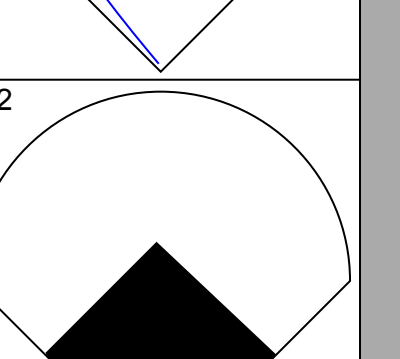
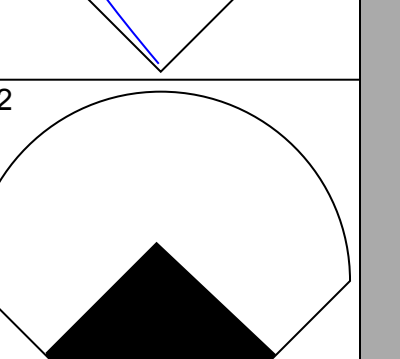
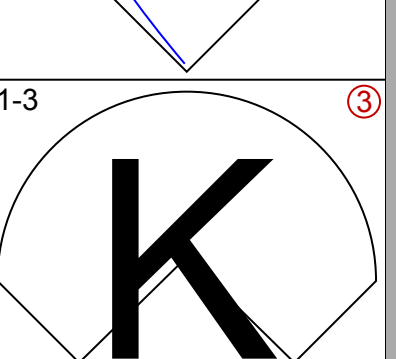

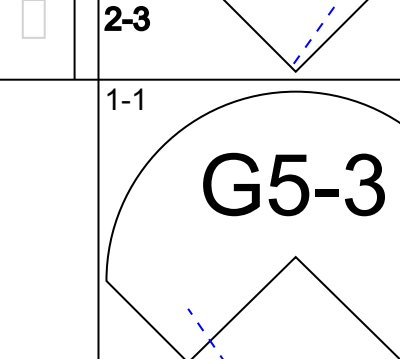
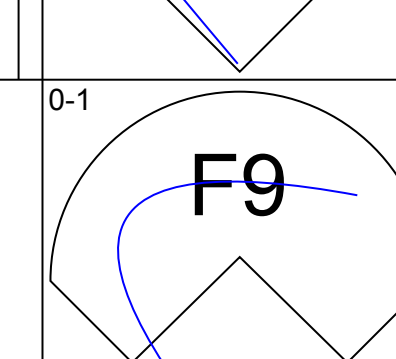
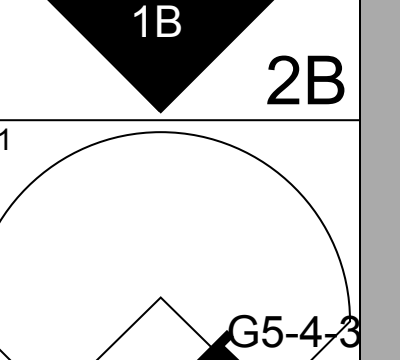
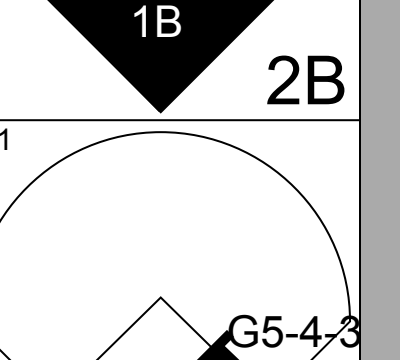
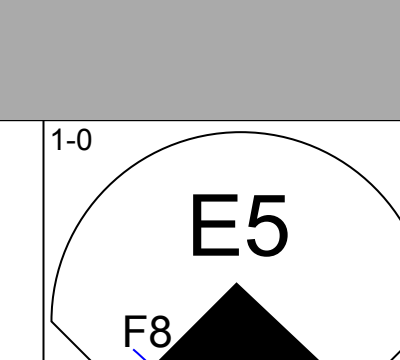
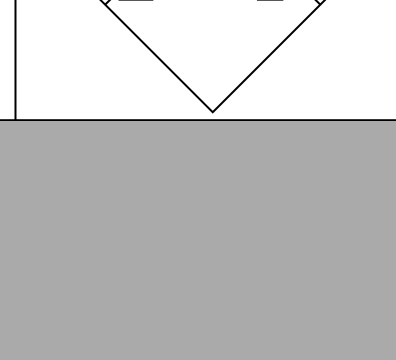
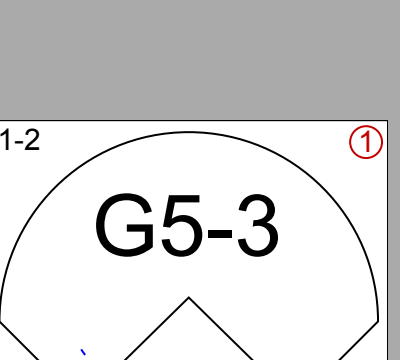
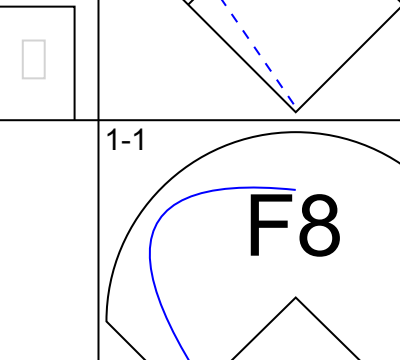
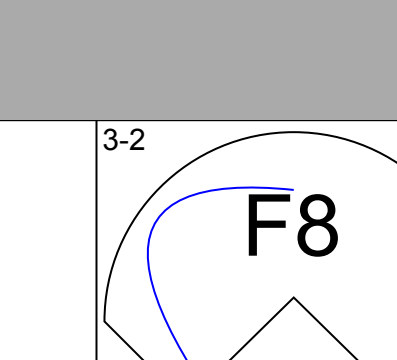
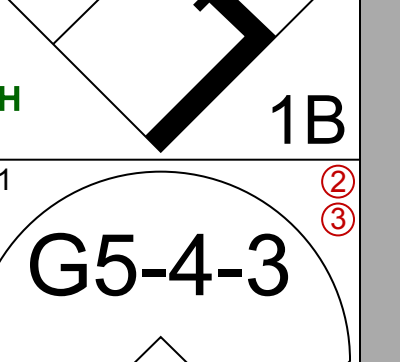
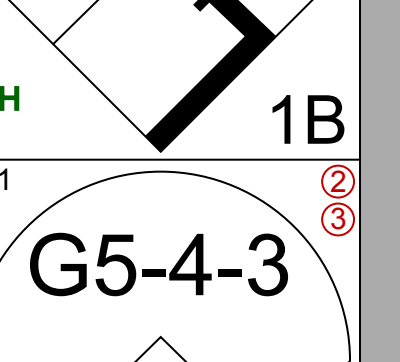
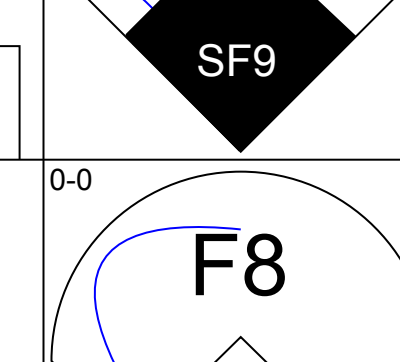

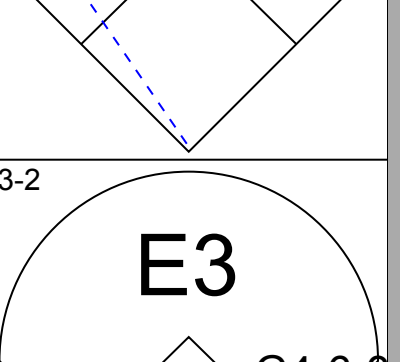
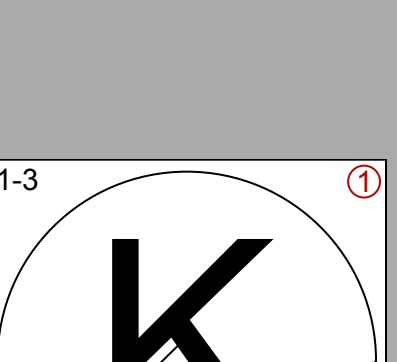
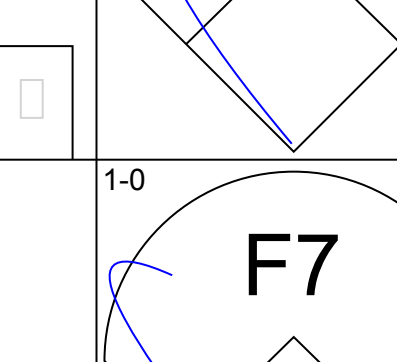
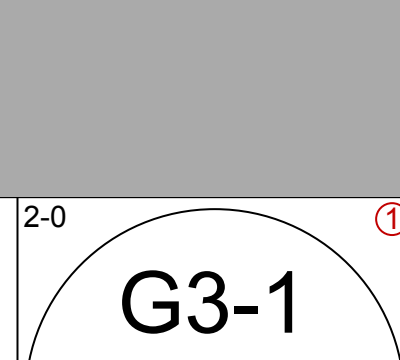
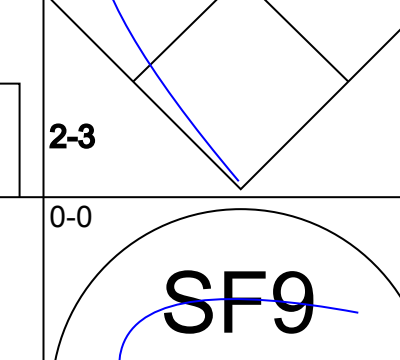

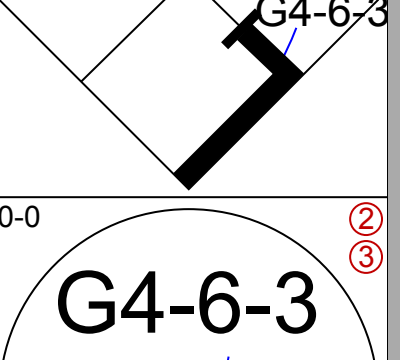
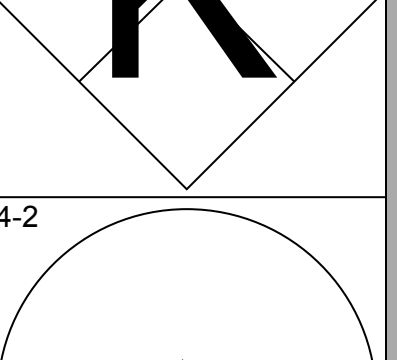

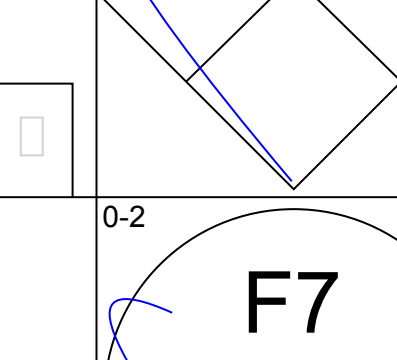
Batter	1	2	3	4	5	6	7	8	9	AB	R	H	RBI	BB	SO	LOB	BOTTOM					
Frank Catalanotto, L (1, 7) OBP: 0.402, SLG: 0.521	0-2 HR 3B	1-2 F8-2 3-H			0-1 1B		0-2 FC4-6 FC6 1-2 2-3			4	1	2	0	0	0	5						
Chad Curtis, R (1, 10) OBP: 0.331, SLG: 0.367	1-2 L4		1-2 F8		1-3 K		1-0 FC6 1-2			3	0	0	0	0	1	2						
Ruben Sierra, S (7, PH) OBP: 0.314, SLG: 0.565										1	0	0	0	0	0	2						
Alex Rodriguez, R (1, 6) OBP: 0.398, SLG: 0.616	0-1 HR		0-2 G5-3			0-3 K		0-1 G5-3		4	1	1	2	0	1	0						
Rafael Palmeiro, L (1, 3) OBP: 0.378, SLG: 0.546	3-H F8 HR		1-2 G6-3			1-1 F9		1-2 G4-3		4	0	0	0	0	0	0						
Gabe Kapler, R (1, 8) OBP: 0.344, SLG: 0.428	2-1 L5			2-2 G6-4-3 1B		2-2 F7		0-0 G5-3		4	0	1	0	0	0	0						
Mike Lamb, L (1, 5) OBP: 0.348, SLG: 0.419		2-2 F8		0-0 F7			1-2 F7		1-2 F7	4	0	0	0	0	0	1						
Bill Haselman, R (1, 2) OBP: 0.333, SLG: 0.435		4-1 F8-2 BB		0-1 G6-4-3 1-2			0-1 HR		4-2 L3 BB	2	1	1	1	1	0	1						
Carlos Pena, L (9, PH) OBP: 0.364, SLG: 0.125										0	0	0	0	0	1	0						
Chris Magruder, S (1, 9) OBP: 0.300, SLG: 0.400		3-2 10 1B 1B			0-0 F7		1-2 FC4-6 10 BB 1B		2-1 L3	4	0	2	0	0	0	1						
10 Michael Young, R (1, 4) OBP: 0.305, SLG: 0.426		2-0 1B			0-3 K		4-1 FC4-6 BB			2	0	1	0	1	1	0						
Inning Stats	R: 2 E: 0 K: 0 S: 11	H: 2 LOB: 2 BB: 1 P: 15	R: 0 E: 0 K: 0 S: 14	H: 2 LOB: 1 BB: 1 P: 26	R: 0 E: 0 K: 0 S: 14	H: 0 LOB: 0 BB: 0 P: 16	R: 0 E: 0 K: 0 S: 6	H: 1 LOB: 0 BB: 0 P: 8	R: 0 E: 0 K: 2 S: 9	H: 1 LOB: 1 BB: 0 P: 10	R: 0 E: 0 K: 1 S: 8	H: 0 LOB: 0 BB: 0 P: 11	R: 1 E: 0 K: 0 S: 13	H: 2 LOB: 2 BB: 1 P: 20	R: 0 E: 0 K: 0 S: 7	H: 0 LOB: 0 BB: 0 P: 8	R: 0 E: 0 K: 0 S: 7	H: 0 LOB: 0 BB: 1 P: 14	1B: 5 2B: 2 3B: 1 HR: 2	SF: 0 SAC: 0 DP: 3 HBP: 0	WP: 0 PB: 0 SB: 0 CS: 0	PA: 35
PITCHER	IP WLS BF H R ER SO BB IBB HBP BLK WP HR S P ERA WHIP																	PITCHER	IP WLS BF H R ER SO BB IBB HBP BLK WP HR S P ERA WHIP			
Chris George, L (1, 1) ERA: 6.29	6.1 W 26 8 3 3 3 1 0 0 0 0 0 2 70 9 4.26 1.421																					
Cory Bailey, R (7, 1) ERA: 3.38	0.1 H 2 0 0 0 0 1 0 0 0 0 0 4 8 0.00 3.000																					
Jason Grimsley, R (7, 1) ERA: 2.86	1.1 H 4 0 0 0 0 0 0 0 0 0 0 8 10 0.00 0.000																					
Brad Voyles, R (9, 1) ERA:	1.0 3 0 0 0 0 0 1 0 0 0 0 0 7 14 0.00 1.000																					

Kansas City Royals @ Texas Rangers
The Ballpark at Arlington, Arlington, TX
Sat Sep 08 2001, 8:05 PM EDT
Att: 37,501 - Sunny - 87 F

livebaseballscores.com

AB 32
R 3
H 8
RBI 3
BB 3
SO 3
LOB 12



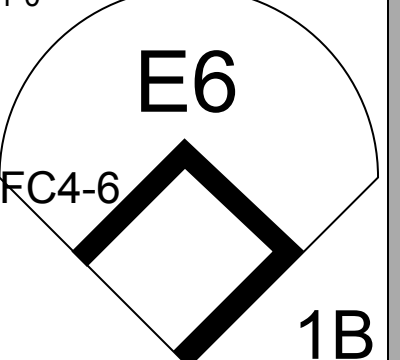
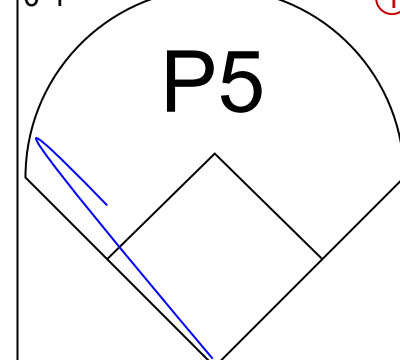
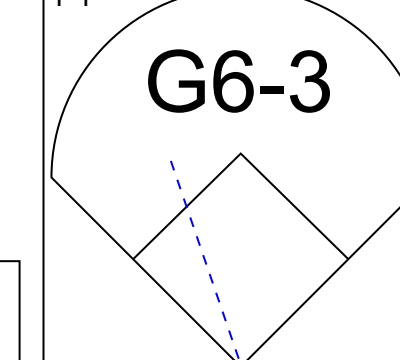
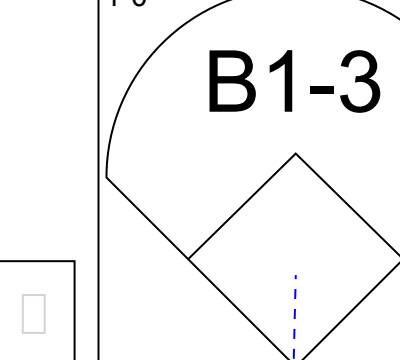
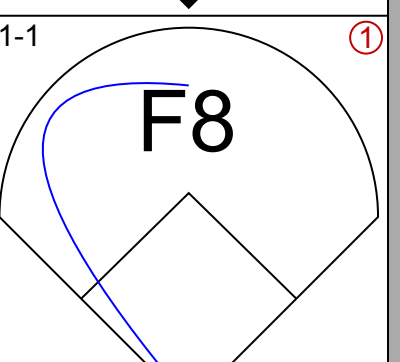
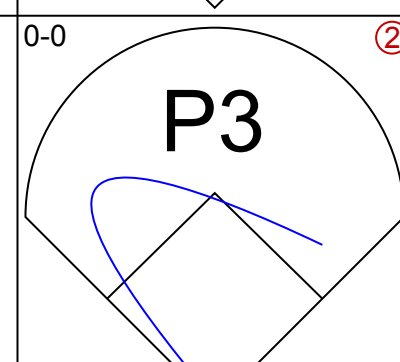
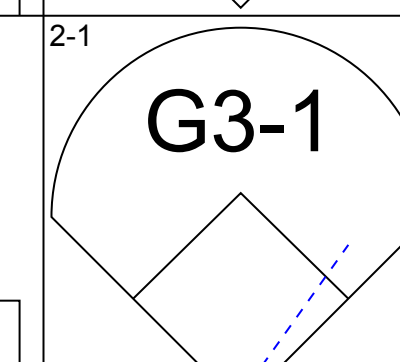
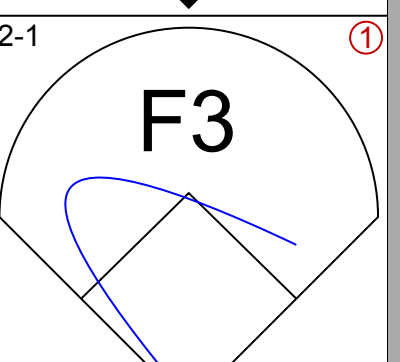
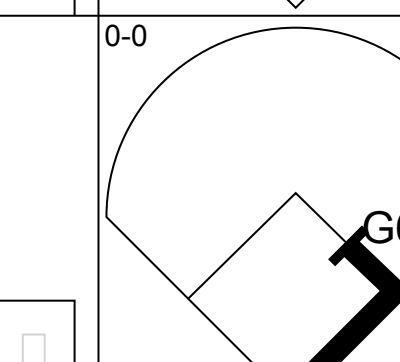
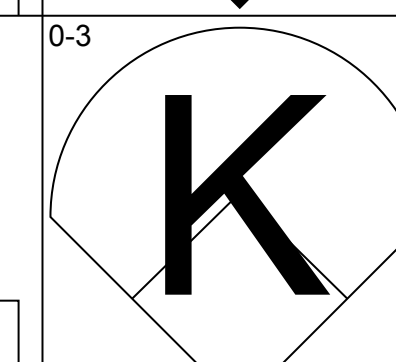
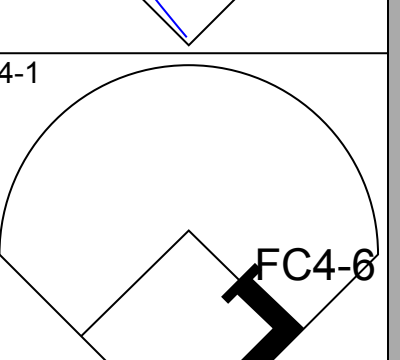
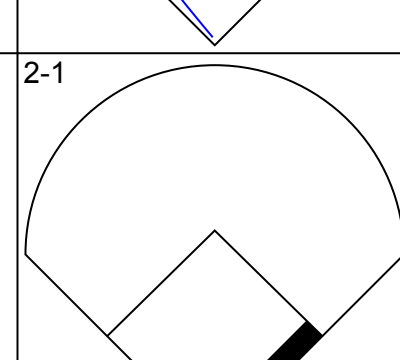
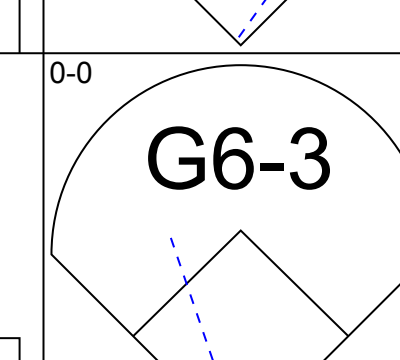
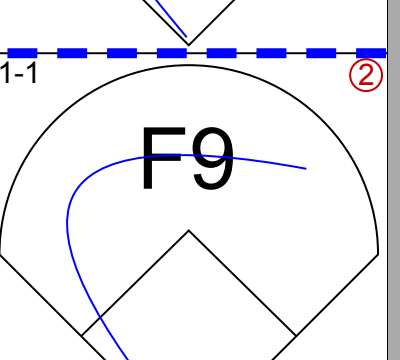
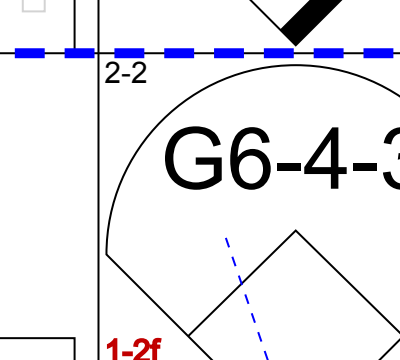
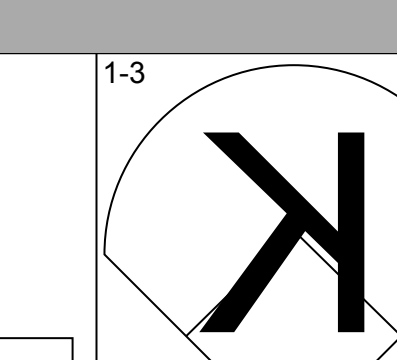
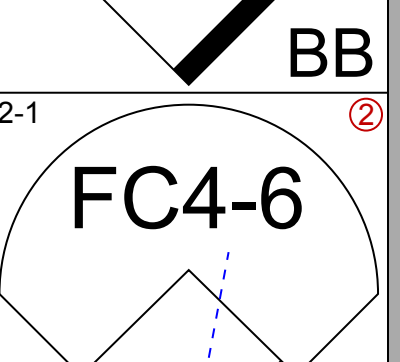
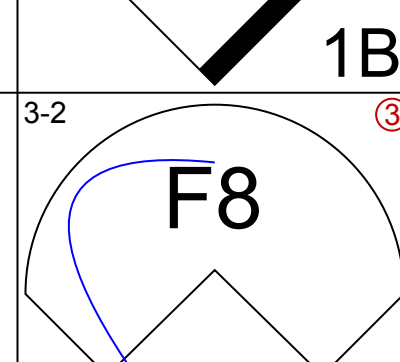
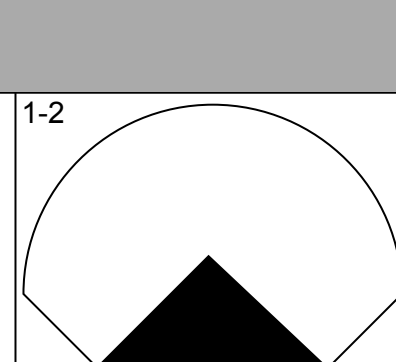
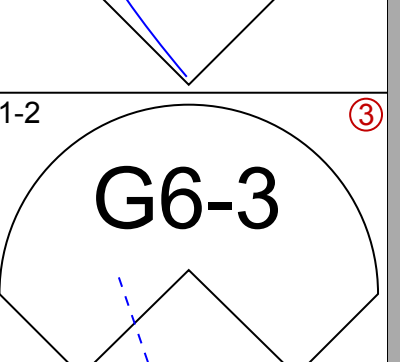
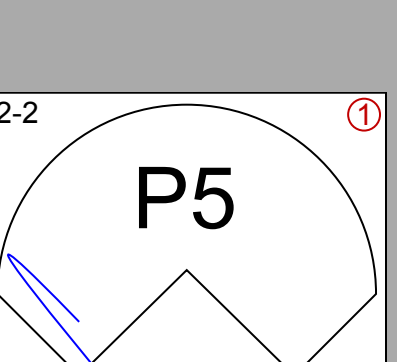
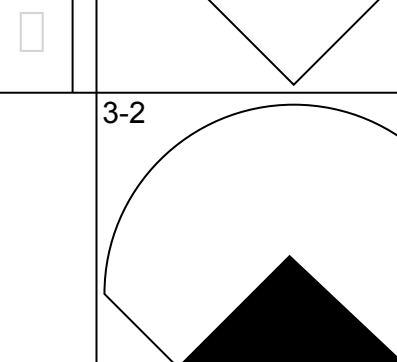
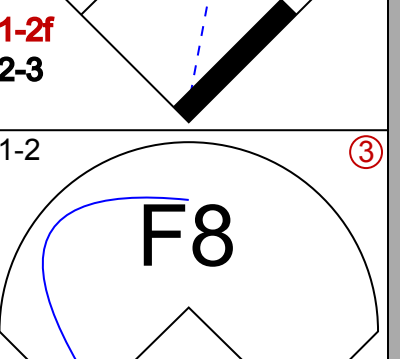
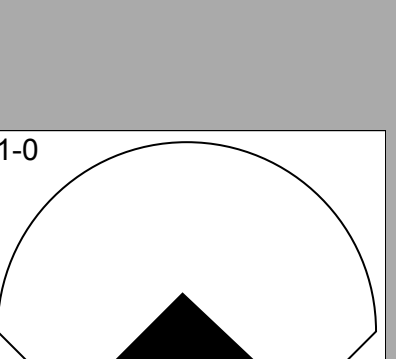

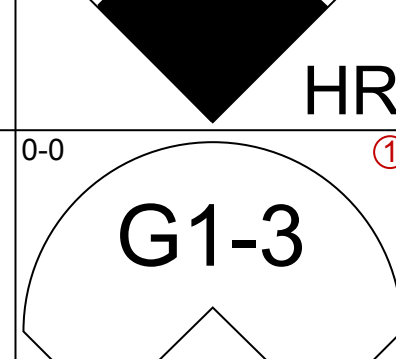
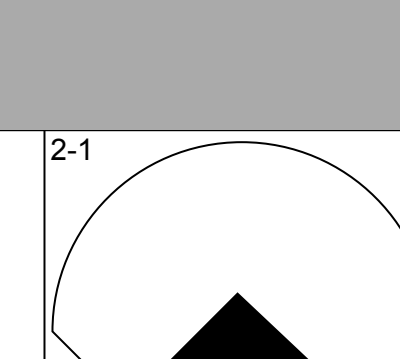

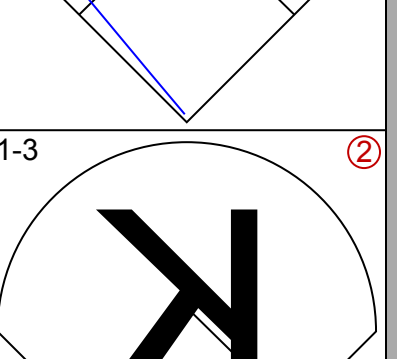
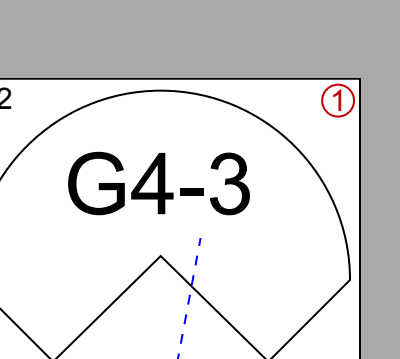
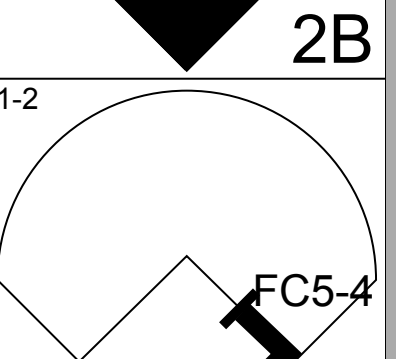

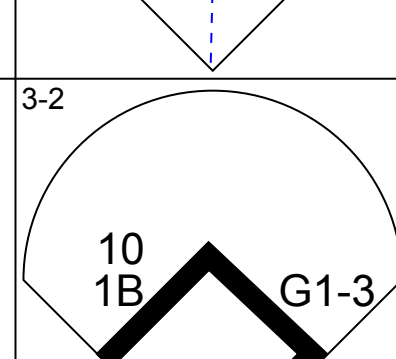
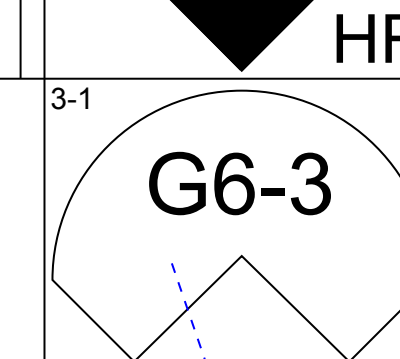
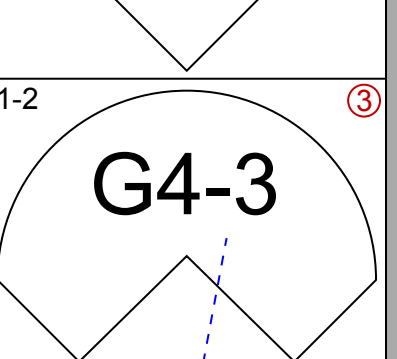
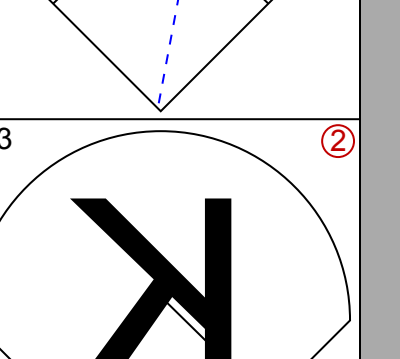
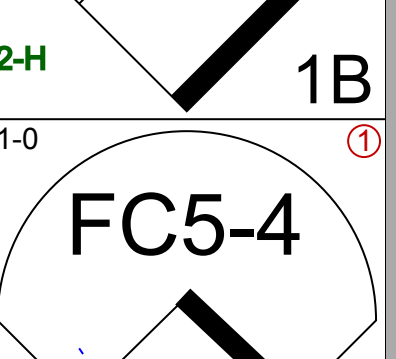

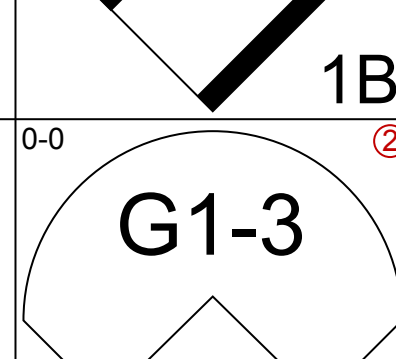
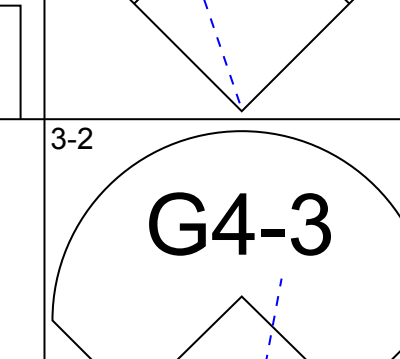
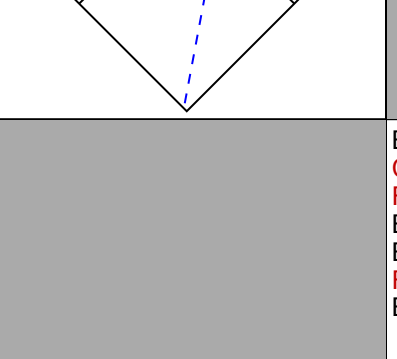
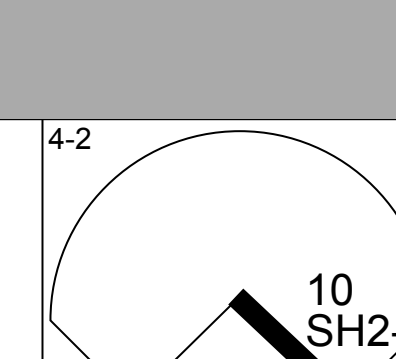
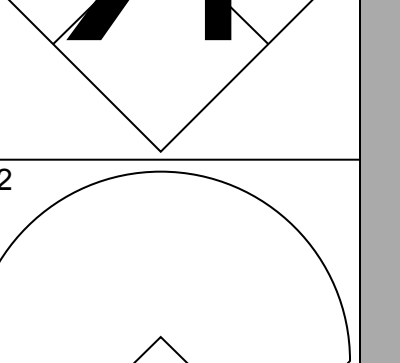
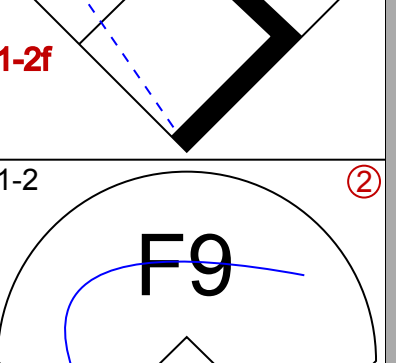
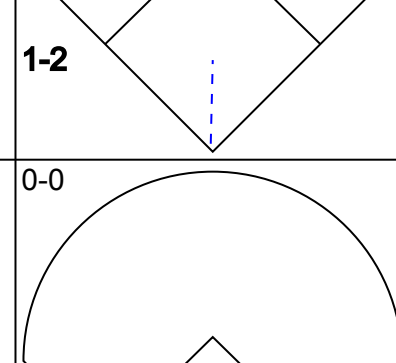
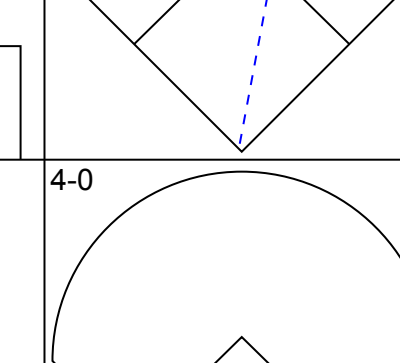

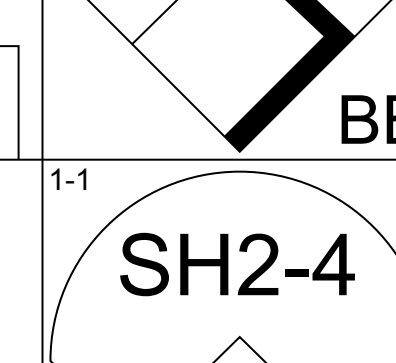

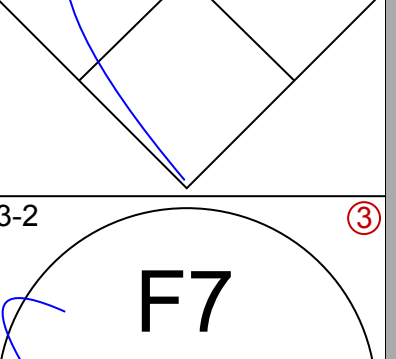
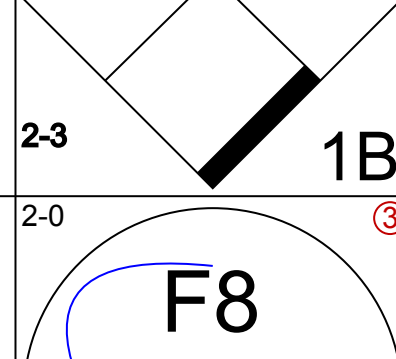

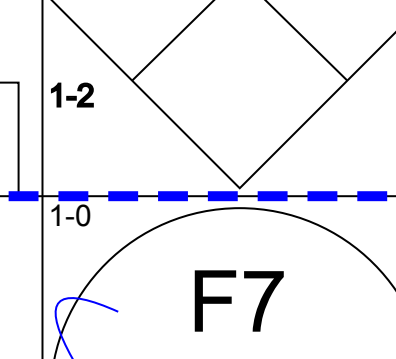
Batter	1	2	3	4	5	6	7	8	9	10	11	12	AB	R	H	RBI	BB	SO	LOB	TOP					
Carlos Febles, R (1.4) OBP: 0.291, SLG: 0.371													5	0	0	0	0	2	1						
Neif Perez, S (1.6) OBP: 0.309, SLG: 0.401													5	0	1	0	0	0	1						
Carlos Beltrán, S (1.8) OBP: 0.356, SLG: 0.488													5	1	2	1	0	0	3						
29 Mike Sweeney, R (1.10) OBP: 0.374, SLG: 0.565 Brandon Berger, R (R, PR)													4	0	1	0	0	0	1						
Luis Alicea, S (1.5) OBP: 0.327, SLG: 0.377													5	0	1	0	0	0	1						
Raul Ibanez, L (1.3) OBP: 0.370, SLG: 0.507 Dave McCarty, R (R, PH) (R, PH)													3	1	1	0	0	2	1						
Mark Quinn, R (1.9) OBP: 0.298, SLG: 0.488													5	1	1	1	0	0	2						
Dee Brown, L (1.7) OBP: 0.297, SLG: 0.355													5	0	0	0	0	1	2						
Brent Mayne, L (1.2) OBP: 0.346, SLG: 0.356 Gregg Zaun, S (10, PH) (10, 2)													2	0	0	1	0	0	1						
Inning Stats	R: 0 E: 0 K: 1 S: 14	H: 1 LOB: 1 BB: 0 P: 24	R: 1 E: 0 K: 0 S: 13	H: 2 LOB: 0 BB: 0 P: 17	R: 0 E: 0 K: 0 S: 7	H: 1 LOB: 1 BB: 0 P: 12	R: 0 E: 0 K: 1 S: 7	H: 0 LOB: 0 BB: 0 P: 11	R: 1 E: 1 K: 0 S: 9	H: 2 LOB: 1 BB: 0 P: 14	R: 0 E: 1 K: 0 S: 8	H: 0 LOB: 0 BB: 0 P: 8	R: 0 E: 0 K: 0 S: 9	H: 1 LOB: 2 BB: 0 P: 13	R: 0 E: 1 K: 1 S: 12	H: 0 LOB: 2 BB: 1 P: 20	R: 0 E: 0 K: 0 S: 10	H: 0 LOB: 0 BB: 0 P: 13	R: 0 E: 0 K: 0 S: 9	H: 0 LOB: 0 BB: 0 P: 13	1B: 4 2B: 2 3B: 0 HR: 1	SF: 1 SAC: 0 DP: 2 HBP: 0	WP: 0 PB: 0 SB: 0 CS: 0	PA: 45	
PITCHER	IP WLS BF H R ER SO BB IBB HBP BLK WP HR S P ERA WHIP	IP WLS BF H R ER SO BB IBB HBP BLK WP HR S P ERA WHIP	IP WLS BF H R ER SO BB IBB HBP BLK WP HR S P ERA WHIP	IP WLS BF H R ER SO BB IBB HBP BLK WP HR S P ERA WHIP	IP WLS BF H R ER SO BB IBB HBP BLK WP HR S P ERA WHIP	IP WLS BF H R ER SO BB IBB HBP BLK WP HR S P ERA WHIP	IP WLS BF H R ER SO BB IBB HBP BLK WP HR S P ERA WHIP	IP WLS BF H R ER SO BB IBB HBP BLK WP HR S P ERA WHIP	IP WLS BF H R ER SO BB IBB HBP BLK WP HR S P ERA WHIP	IP WLS BF H R ER SO BB IBB HBP BLK WP HR S P ERA WHIP	IP WLS BF H R ER SO BB IBB HBP BLK WP HR S P ERA WHIP	IP WLS BF H R ER SO BB IBB HBP BLK WP HR S P ERA WHIP	IP WLS BF H R ER SO BB IBB HBP BLK WP HR S P ERA WHIP	IP WLS BF H R ER SO BB IBB HBP BLK WP HR S P ERA WHIP	IP WLS BF H R ER SO BB IBB HBP BLK WP HR S P ERA WHIP	IP WLS BF H R ER SO BB IBB HBP BLK WP HR S P ERA WHIP	IP WLS BF H R ER SO BB IBB HBP BLK WP HR S P ERA WHIP	IP WLS BF H R ER SO BB IBB HBP BLK WP HR S P ERA WHIP	IP WLS BF H R ER SO BB IBB HBP BLK WP HR S P ERA WHIP	IP WLS BF H R ER SO BB IBB HBP BLK WP HR S P ERA WHIP	IP WLS BF H R ER SO BB IBB HBP BLK WP HR S P ERA WHIP	IP WLS BF H R ER SO BB IBB HBP BLK WP HR S P ERA WHIP	IP WLS BF H R ER SO BB IBB HBP BLK WP HR S P ERA WHIP	IP WLS BF H R ER SO BB IBB HBP BLK WP HR S P ERA WHIP	IP WLS BF H R ER SO BB IBB HBP BLK WP HR S P ERA WHIP
Rob Bell, R (1.1) ERA: 0.55	2.0	9	1	0	0	1	1	0	0	0	0	0	0	0	21	33	0.00	1.000							
Mike Venafro, L (9, 1) ERA: 4.13	2.0	W	6	0	0	0	0	0	0	0	0	0	0	0	19	26	0.00	0.000							
59 Jeff Zimmerman, R (11, 1) ERA: 2.66																									

Kansas City Royals @ Texas Rangers
The Ballpark at Arlington, Arlington, TX

Sun Sep 09 2001, 3:05 PM EDT
Att. 24,057 - Overcast - 71 F


AB 43
R 3
H 7
RBI 3
BB 1
SO 5
LOB 15





Batter	1	2	3	4	5	6	7	8	9	10	11	12	AB	R	H	RBI	BB	SO	LOB	BOTTOM					
Frank Catalanotto, L (1.7) OBP: 0.404, SLG: 0.523 (12, 3)													5	0	2	0	1	0	0						
Mike Lamb, L (1.5) OBP: 0.347, SLG: 0.415 Craig Monroe, R (9, PR) OBP: 0.309, SLG: 0.421 Scott Sheldon, R (10, 5) OBP: 0.238, SLG: 0.346													5	0	1	0	0	0	2						
Alex Rodriguez, R (1.6) OBP: 0.398, SLG: 0.612													5	0	1	0	1	1	2						
Rafael Palmeiro, L (1.10) OBP: 0.377, SLG: 0.555													6	2	2	2	0	0	4						
Ruben Sierra, S (1.9) OBP: 0.315, SLG: 0.576													5	2	2	1	0	1	2						
Ricky Ledesma, L (1.8) OBP: 0.306, SLG: 0.368 (12, 7)													5	0	2	1	0	0	0						
Carlos Pena, L (1.3) OBP: 0.313, SLG: 0.083 Chris Magruder, S (11, PR) OBP: 0.400, SLG: 0.400 Bill Haselman, R (12, 2) OBP: 0.333, SLG: 0.435													4	0	0	0	1	1	2						
10 Michael Young, R (1.4) OBP: 0.310, SLG: 0.429													3	0	2	0	1	0	1						
Marcus Jensen, S (1.2) OBP: 0.067, SLG: 0.067 Gabe Kapler, R (11, PH) (12, 8)													4	0	0	0	0	1	5						
Inning Stats	R: 0 E: 1 K: 0 S: 9	H: 1 LOB: 2 BB: 1 P: 18	R: 0 E: 0 K: 1 S: 11	H: 1 LOB: 1 BB: 0 P: 18	R: 0 E: 0 K: 0 S: 13	H: 1 LOB: 1 BB: 0 P: 14	R: 1 E: 1 K: 0 S: 10	H: 2 LOB: 1 BB: 0 P: 20	R: 0 E: 0 K: 0 S: 8	H: 3 LOB: 2 BB: 0 P: 16	R: 0 E: 0 K: 0 S: 8	H: 1 LOB: 1 BB: 0 P: 17	R: 0 E: 0 K: 1 S: 9	H: 0 LOB: 0 BB: 0 P: 17	R: 0 E: 0 K: 1 S: 9	H: 0 LOB: 2 BB: 2 P: 19	R: 0 E: 0 K: 1 S: 8	H: 1 LOB: 0 BB: 0 P: 12	1B: 8 2B: 1 3B: 0 HR: 3	SF: 0 SAC: 1 DP: 1 HBP: 0	WP: 0 PB: 0 SB: 0 CS: 0	PA: 49			
PITCHER	IP WLS BF H R ER SO BB IBB HBP BLK WP HR S P ERA WHIP	IP WLS BF H R ER SO BB IBB HBP BLK WP HR S P ERA WHIP	IP WLS BF H R ER SO BB IBB HBP BLK WP HR S P ERA WHIP	IP WLS BF H R ER SO BB IBB HBP BLK WP HR S P ERA WHIP	IP WLS BF H R ER SO BB IBB HBP BLK WP HR S P ERA WHIP	IP WLS BF H R ER SO BB IBB HBP BLK WP HR S P ERA WHIP	IP WLS BF H R ER SO BB IBB HBP BLK WP HR S P ERA WHIP	IP WLS BF H R ER SO BB IBB HBP BLK WP HR S P ERA WHIP	IP WLS BF H R ER SO BB IBB HBP BLK WP HR S P ERA WHIP	IP WLS BF H R ER SO BB IBB HBP BLK WP HR S P ERA WHIP	IP WLS BF H R ER SO BB IBB HBP BLK WP HR S P ERA WHIP	IP WLS BF H R ER SO BB IBB HBP BLK WP HR S P ERA WHIP	IP WLS BF H R ER SO BB IBB HBP BLK WP HR S P ERA WHIP	IP WLS BF H R ER SO BB IBB HBP BLK WP HR S P ERA WHIP	IP WLS BF H R ER SO BB IBB HBP BLK WP HR S P ERA WHIP	IP WLS BF H R ER SO BB IBB HBP BLK WP HR S P ERA WHIP	IP WLS BF H R ER SO BB IBB HBP BLK WP HR S P ERA WHIP	IP WLS BF H R ER SO BB IBB HBP BLK WP HR S P ERA WHIP	IP WLS BF H R ER SO BB IBB HBP BLK WP HR S P ERA WHIP	IP WLS BF H R ER SO BB IBB HBP BLK WP HR S P ERA WHIP	IP WLS BF H R ER SO BB IBB HBP BLK WP HR S P ERA WHIP	IP WLS BF H R ER SO BB IBB HBP BLK WP HR S P ERA WHIP	IP WLS BF H R ER SO BB IBB HBP BLK WP HR S P ERA WHIP	IP WLS BF H R ER SO BB IBB HBP BLK WP HR S P ERA WHIP	IP WLS BF H R ER SO BB IBB HBP BLK WP HR S P ERA WHIP
Jeff Suppan, R (1.1) ERA: 4.47	6.1	29	9	2	2	1	1	0	0	0	0	0	0	1	60	99	2.84	1.579							
Jason Grimsley, R (7, 1) ERA: 2.92	1.2	B	7	1	1	1	1	0	0	0	0	0	0	1	19	34	5.40	1.200							
Scott Mullen, L (9, 1) ERA: 1.35	0.1	2	1	0	0	0	0	0	0	0	0	0	0	0	2	3	0.00	3.000							
Cory Bailey, R (9, 1) ERA: 3.26	2.0	6	0	0	0	1	1	0	0	0	0	0	0	0	24	35	0.00	0.500							
Roberto Hernandez, R (11, 1) ERA: 4.34	1.0	L	5	1	1	2	0	1	0	0	0	0	0	1	12	21	9.00	1.000							


Kansas City Royals @ Texas Rangers
The Ballpark at Arlington, Arlington, TX


Sun Sep 09 2001, 3:05 PM EDT
Att. 24,057 - Overcast - 71 F


Batter	1	2	3	4	5	6	7	8	9	AB R H RBI BB SO LOB	TOP																								
											<p>Cleveland Indians @ Kansas City Royals Kauffman Stadium, Kansas City, MO Tue Sep 11 2001, 7:05 PM CDT</p> <p>livebaseballscorecards.com</p> <p>AB 0 R 0 H 0 RBI 0 BB 0 SO 0 LOB 0</p>  <p>1B: 0 SF: 0 WP: 0 PA: 0 2B: 0 SAC: 0 FB: 0 3B: 0 DP: 0 SB: 0 HR: 0 HBP: 0 CS: 0</p>																								
Inning Stats																																			
PITCHER	IP	WLS	BF	H	R	ER	SO	BB	IBB	HBP	BLK	WP	HR	S	P	ERA	WHIP	PITCHER	IP	WLS	BF	H	R	ER	SO	BB	IBB	HBP	BLK	WP	HR	S	P	ERA	WHIP


Batter	1	2	3	4	5	6	7	8	9	AB R H RBI BB SO LOB	BOTTOM																								
											<p>Cleveland Indians @ Kansas City Royals Kauffman Stadium, Kansas City, MO Tue Sep 11 2001, 7:05 PM CDT</p> <p>livebaseballscorecards.com</p> <p>AB 0 R 0 H 0 RBI 0 BB 0 SO 0 LOB 0</p>  <p>1B: 0 SF: 0 WP: 0 PA: 0 2B: 0 SAC: 0 FB: 0 3B: 0 DP: 0 SB: 0 HR: 0 HBP: 0 CS: 0</p>																								
Inning Stats																																			
PITCHER	IP	WLS	BF	H	R	ER	SO	BB	IBB	HBP	BLK	WP	HR	S	P	ERA	WHIP	PITCHER	IP	WLS	BF	H	R	ER	SO	BB	IBB	HBP	BLK	WP	HR	S	P	ERA	WHIP


Batter	1	2	3	4	5	6	7	8	9	AB R H RBI BB SO LOB	TOP																								
											<p>Cleveland Indians @ Kansas City Royals Kauffman Stadium, Kansas City, MO Wed Sep 12 2001, 7:05 PM CDT</p> <p>livebaseballscorecards.com</p> <p>AB 0 R 0 H 0 RBI 0 BB 0 SO 0 LOB 0</p> 																								
Inning Stats										1B: 0 SF: 0 WP: 0 PA: 0 2B: 0 SAC: 0 FB: 0 3B: 0 DP: 0 SB: 0 HR: 0 HBP: 0 CS: 0																									
PITCHER	IP	WLS	BF	H	R	ER	SO	BB	IBB	HBP	BLK	WP	HR	S	P	ERA	WHIP	PITCHER	IP	WLS	BF	H	R	ER	SO	BB	IBB	HBP	BLK	WP	HR	S	P	ERA	WHIP


Batter	1	2	3	4	5	6	7	8	9	AB R H RBI BB SO LOB	BOTTOM																								
											<p>Cleveland Indians @ Kansas City Royals Kauffman Stadium, Kansas City, MO Wed Sep 12 2001, 7:05 PM CDT</p> <p>livebaseballscorecards.com</p> <p>AB 0 R 0 H 0 RBI 0 BB 0 SO 0 LOB 0</p> 																								
Inning Stats										1B: 0 SF: 0 WP: 0 PA: 0 2B: 0 SAC: 0 FB: 0 3B: 0 DP: 0 SB: 0 HR: 0 HBP: 0 CS: 0																									
PITCHER	IP	WLS	BF	H	R	ER	SO	BB	IBB	HBP	BLK	WP	HR	S	P	ERA	WHIP	PITCHER	IP	WLS	BF	H	R	ER	SO	BB	IBB	HBP	BLK	WP	HR	S	P	ERA	WHIP


Batter	1	2	3	4	5	6	7	8	9	AB R H RBI BB SO LOB	TOP																								
											<p>Cleveland Indians @ Kansas City Royals Kauffman Stadium, Kansas City, MO Thu Sep 13 2001, 1:05 PM CDT</p> <p>livebaseballscorecards.com</p> <p>AB 0 R 0 H 0 RBI 0 BB 0 SO 0 LOB 0</p> 																								
Inning Stats										1B: 0 SF: 0 WP: 0 PA: 0 2B: 0 SAC: 0 FB: 0 3B: 0 DP: 0 SB: 0 HR: 0 HBP: 0 CS: 0																									
PITCHER	IP	WLS	BF	H	R	ER	SO	BB	IBB	HBP	BLK	WP	HR	S	P	ERA	WHIP	PITCHER	IP	WLS	BF	H	R	ER	SO	BB	IBB	HBP	BLK	WP	HR	S	P	ERA	WHIP


Batter	1	2	3	4	5	6	7	8	9	AB R H RBI BB SO LOB	BOTTOM																								
											<p>Cleveland Indians @ Kansas City Royals Kauffman Stadium, Kansas City, MO Thu Sep 13 2001, 1:05 PM CDT</p> <p>livebaseballscorecards.com</p> <p>AB 0 R 0 H 0 RBI 0 BB 0 SO 0 LOB 0</p> 																								
Inning Stats										1B: 0 SF: 0 WP: 0 PA: 0 2B: 0 SAC: 0 FB: 0 3B: 0 DP: 0 SB: 0 HR: 0 HBP: 0 CS: 0																									
PITCHER	IP	WLS	BF	H	R	ER	SO	BB	IBB	HBP	BLK	WP	HR	S	P	ERA	WHIP	PITCHER	IP	WLS	BF	H	R	ER	SO	BB	IBB	HBP	BLK	WP	HR	S	P	ERA	WHIP


Batter	1	2	3	4	5	6	7	8	9	AB R H RBI BB SO LOB	TOP																								
											<p style="text-align: center;">Kansas City Royals @ Detroit Tigers Comerica Park, Detroit, MI Fri Sep 14 2001, 7:05 PM EDT</p> <p style="text-align: right;">livebaseballscorecards.com</p> <p>AB 0 R 0 H 0 RBI 0 BB 0 SO 0 LOB 0</p> 																								
Inning Stats										1B: 0 SF: 0 WP: 0 PA: 0 2B: 0 SAC: 0 FB: 0 3B: 0 DP: 0 SB: 0 HR: 0 HBP: 0 CS: 0																									
PITCHER	IP	WLS	BF	H	R	ER	SO	BB	IBB	HBP	BLK	WP	HR	S	P	ERA	WHIP	PITCHER	IP	WLS	BF	H	R	ER	SO	BB	IBB	HBP	BLK	WP	HR	S	P	ERA	WHIP

Batter	1	2	3	4	5	6	7	8	9	AB R H RBI BB SO LOB	BOTTOM																								
											<p style="text-align: center;">Kansas City Royals @ Detroit Tigers Comerica Park, Detroit, MI Fri Sep 14 2001, 7:05 PM EDT</p> <p style="text-align: right;">livebaseballscorecards.com</p> <p>AB 0 R 0 H 0 RBI 0 BB 0 SO 0 LOB 0</p> 																								
Inning Stats										1B: 0 SF: 0 WP: 0 PA: 0 2B: 0 SAC: 0 FB: 0 3B: 0 DP: 0 SB: 0 HR: 0 HBP: 0 CS: 0																									
PITCHER	IP	WLS	BF	H	R	ER	SO	BB	IBB	HBP	BLK	WP	HR	S	P	ERA	WHIP	PITCHER	IP	WLS	BF	H	R	ER	SO	BB	IBB	HBP	BLK	WP	HR	S	P	ERA	WHIP

Batter	1	2	3	4	5	6	7	8	9	AB R H RBI BB SO LOB	TOP																																		
											Kansas City Royals @ Detroit Tigers Comerica Park, Detroit, MI Sat Sep 15 2001, 5:05 PM EDT livebaseballscorecards.com																																		
																				AB 0 R 0 H 0 RBI 0 BB 0 SO 0 LOB 0																									
																																													
Inning Stats																				1B: 0 SF: 0 WP: 0 PA: 0 2B: 0 SAC: 0 FB: 0 3B: 0 DP: 0 SB: 0 HR: 0 HBP: 0 CS: 0																									
PITCHER										IP		WLS	BF	H	R	ER	SO	BB	IBB	HBP	BLK	WP	HR	S	P	ERA	WHIP	PITCHER	IP	WLS	BF	H	R	ER	SO	BB	IBB	HBP	BLK	WP	HR	S	P	ERA	WHIP

Batter	1	2	3	4	5	6	7	8	9	AB R H RBI BB SO LOB	BOTTOM																																		
											Kansas City Royals @ Detroit Tigers Comerica Park, Detroit, MI Sat Sep 15 2001, 5:05 PM EDT livebaseballscorecards.com																																		
																				AB 0 R 0 H 0 RBI 0 BB 0 SO 0 LOB 0																									
																																													
Inning Stats																				1B: 0 SF: 0 WP: 0 PA: 0 2B: 0 SAC: 0 FB: 0 3B: 0 DP: 0 SB: 0 HR: 0 HBP: 0 CS: 0																									
PITCHER										IP		WLS	BF	H	R	ER	SO	BB	IBB	HBP	BLK	WP	HR	S	P	ERA	WHIP	PITCHER	IP	WLS	BF	H	R	ER	SO	BB	IBB	HBP	BLK	WP	HR	S	P	ERA	WHIP

Batter	1	2	3	4	5	6	7	8	9	AB R H RBI BB SO LOB	TOP																								
											Kansas City Royals @ Detroit Tigers Comerica Park, Detroit, MI Sun Sep 16 2001, 1:05 PM EDT livebaseballscorecards.com																								
		AB 0 R 0 H 0 RBI 0 BB 0 SO 0 LOB 0																																	
																																			
Inning Stats										1B: 0 SF: 0 2B: 0 SAC: 0 3B: 0 DP: 0 HR: 0 HBP: 0	WP: 0 PA: 0 FB: 0 SB: 0 CS: 0																								
PITCHER	IP	WLS	BF	H	R	ER	SO	BB	IBB	HBP	BLK	WP	HR	S	P	ERA	WHIP	PITCHER	IP	WLS	BF	H	R	ER	SO	BB	IBB	HBP	BLK	WP	HR	S	P	ERA	WHIP

Batter	1	2	3	4	5	6	7	8	9	AB R H RBI BB SO LOB	BOTTOM																								
											Kansas City Royals @ Detroit Tigers Comerica Park, Detroit, MI Sun Sep 16 2001, 1:05 PM EDT livebaseballscorecards.com																								
		AB 0 R 0 H 0 RBI 0 BB 0 SO 0 LOB 0																																	
																																			
Inning Stats										1B: 0 SF: 0 2B: 0 SAC: 0 3B: 0 DP: 0 HR: 0 HBP: 0	WP: 0 PA: 0 FB: 0 SB: 0 CS: 0																								
PITCHER	IP	WLS	BF	H	R	ER	SO	BB	IBB	HBP	BLK	WP	HR	S	P	ERA	WHIP	PITCHER	IP	WLS	BF	H	R	ER	SO	BB	IBB	HBP	BLK	WP	HR	S	P	ERA	WHIP

Batter	1	2	3	4	5	6	7	8	9	AB	R	H	RBI	BB	SO	LOB	TOP											
Carlos Febles, R OBP: 0.290, SLG: 0.366										3	0	0	0	1	1	1	Kansas City Royals @ Cleveland Indians Jacobs Field, Cleveland, OH Tue Sep 18 2001, 7:05 PM EDT Att: 34,795 - Cloudy - 70 F											
Neftali Pérez, S OBP: 0.310, SLG: 0.401 4 Angel Berroa, R										3	0	1	0	0	1	1												
Carlos Beltrán, S OBP: 0.357, SLG: 0.488										4	1	2	0	0	1	0												
29 Mike Sweeney, R OBP: 0.373, SLG: 0.563										4	0	1	0	0	0	2												
Joe Randa, R OBP: 0.301, SLG: 0.365										4	0	1	0	0	0	0												
Mark Quinn, R OBP: 0.297, SLG: 0.468										4	1	1	0	0	1	3												
Ken Harvey, R										4	0	0	1	0	3	3												
Gregg Zaun, S OBP: 0.336, SLG: 0.465										3	0	0	0	0	2	2												
Brandon Berger, R										2	0	0	0	1	0	0												
Inning Stats	R: 0 E: 0 K: 0 S: 7	H: 2 LOB: 1 BB: 0 P: 14	R: 0 E: 0 K: 1 S: 7	H: 0 LOB: 0 BB: 0 P: 10	R: 0 E: 0 K: 1 S: 12	H: 0 LOB: 1 BB: 1 P: 21	R: 1 E: 0 K: 3 S: 20	H: 3 LOB: 2 BB: 0 P: 32	R: 0 E: 0 K: 0 S: 8	H: 0 LOB: 0 BB: 0 P: 12	R: 1 E: 0 K: 2 S: 13	H: 1 LOB: 1 BB: 1 P: 23	R: 0 E: 0 K: 1 S: 9	H: 0 LOB: 0 BB: 0 P: 15	R: 0 E: 0 K: 1 S: 7	H: 0 LOB: 0 BB: 0 P: 11	1B: 5 2B: 1 3B: 0 HR: 0	SF: 0 SAC: 0 DP: 1 HBP: 0	WP: 1 PB: 1 SB: 0 CS: 0	PA: 34								
PITCHER	IP	WLS	BF	H	R	ER	SO	BB	IBB	HBP	BLK	WP	HR	S	P	ERA	WHIP											
Chuck Finley, L ERA: 5.66	(1, 1)	6.0	W	23	5	1	0	5	1	0	0	0	0	59	97	0.00	1.000											
Paul Shuey, R ERA: 2.49	(7, 1)	1.0		5	1	1	1	2	1	0	0	0	1	0	13	23	9.00	2.000										
John Rocker, L ERA: 3.84	(8, 1)	1.0		3	0	0	0	1	0	0	0	0	0	0	9	15	0.00	0.000										
Danys Baez, R ERA: 2.23	(9, 1)	1.0		3	0	0	0	1	0	0	0	0	0	7	11	0.00	0.000											

Batter	1	2	3	4	5	6	7	8	9	AB	R	H	RBI	BB	SO	LOB	BOTTOM										
Kenny Lofton, L OBP: 0.331, SLG: 0.413										5	2	2	2	0	2	1	Kansas City Royals @ Cleveland Indians Jacobs Field, Cleveland, OH Tue Sep 18 2001, 7:05 PM EDT Att: 34,795 - Cloudy - 70 F										
Milton Bradley, S OBP: 0.288, SLG: 0.336										0	0	0	0	0	0	0											
Omar Vizquel, S OBP: 0.334, SLG: 0.351										3	2	1	0	1	0	0											
John McDonald, R										1	0	0	0	0	0	0											
Roberto Alomar, S OBP: 0.359, SLG: 0.533										3	1	1	0	1	1	0											
Jolbert Cabrera, R OBP: 0.319, SLG: 0.358										1	0	0	0	0	0	0											
Juan Gonzalez, R OBP: 0.387, SLG: 0.623										4	2	1	1	0	1	2											
Karim Garcia, L OBP: 0.407, SLG: 0.833										0	0	0	0	1	0	0											
Jim Thome, L OBP: 0.421, SLG: 0.652										2	1	1	0	3	0	0											
Ellis Burks, R OBP: 0.383, SLG: 0.525										3	0	1	1	0	1	2											
Eddie Taubensee, L OBP: 0.297, SLG: 0.343										1	0	0	0	0	0	2											
Marty Cordova, R OBP: 0.359, SLG: 0.511										1	0	0	1	3	0	2											
Dave Roberts, L OBP: 0.400, SLG: 0.600										1	0	0	0	0	0	2											
Travis Fryman, R OBP: 0.323, SLG: 0.336										4	1	1	4	0	0	6											
Russell Branyan, L OBP: 0.303, SLG: 0.447										0	0	0	0	0	0	0											
Einar Diaz, R OBP: 0.337, SLG: 0.395										4	1	1	0	0	1	0											
Inning Stats	R: 1 E: 0 K: 0 S: 11	H: 1 LOB: 0 BB: 0 P: 16	R: 0 E: 0 K: 0 S: 13	H: 0 LOB: 1 BB: 1 P: 24	R: 1 E: 0 K: 1 S: 12	H: 1 LOB: 0 BB: 0 P: 19	R: 0 E: 0 K: 1 S: 13	H: 1 LOB: 2 BB: 1 P: 26	R: 7 E: 1 K: 2 S: 28	H: 6 LOB: 0 BB: 1 P: 40	R: 2 E: 0 K: 1 S: 13	H: 0 LOB: 3 BB: 4 P: 35	R: 0 E: 0 K: 1 S: 9	H: 0 LOB: 0 BB: 0 P: 14	R: 0 E: 0 K: 0 S: 11	H: 0 LOB: 2 BB: 2 P: 26	1B: 6 2B: 0 3B: 0 HR: 3	SF: 0 SAC: 0 DP: 0 HBP: 1	WP: 0 PB: 0 SB: 1 CS: 0	PA: 43							
PITCHER	IP	WLS	BF	H	R	ER	SO	BB	IBB	HBP	BLK	WP	HR	S	P	ERA	WHIP										
Chad Durbin, R ERA: 4.75	(1, 1)	4.1	L	22	7	6	6	2	2	0	0	0	0	63	106	12.46	2.077										
Scott Mullen, L ERA: 2.7	(5, 1)	0.0		1	1	0	0	0	0	0	0	0	0	3	3	∞	∞										
Jeff Austin, R ERA: 5.31	(5, 1)	0.2		4	1	3	3	2	1	0	0	0	1	11	16	40.50	3.000										
Dan Reichert, R ERA: 5.67	(6, 1)	0.2		7	0	2	2	1	4	0	1	0	0	12	32	27.00	6.000										
Doug Henry, R ERA: 5.99	(6, 1)	1.1		4	0	0	0	1	0	0	0	0	0	10	17	0.00	0.000										

Batter	1	2	3	4	5	6	7	8	9	AB	R	H	RBI	BB	SO	LOB	TOP																					
Luis Altea, S OBP: 0.326, SLG: 0.375 (1, 4)	G3		P6				F8		K	5	0	1	0	0	1	1	Kansas City Royals @ Cleveland Indians Jacobs Field, Cleveland, OH Wed Sep 19 2001, 7:05 PM EDT Att: 31,357 - Cloudy - 68 F																					
Neft Perez, S OBP: 0.309, SLG: 0.400 (1, 6)	1B		K				F7			4	0	1	0	0	2	1																						
Carlos Beltrán, S OBP: 0.358, SLG: 0.489 (1, 8)	K								P4	3	1	1	0	1	1	1																						
29 Mike Sweeney, R OBP: 0.372, SLG: 0.560 (1, 3)	F7								E5	4	1	1	0	0	0	3																						
Raul Ibanez, L OBP: 0.368, SLG: 0.502 (1, 10)									P6	4	0	1	1	0	1	1																						
Joe Randa, R OBP: 0.301, SLG: 0.363 (1, 5)									FC5-4	3	0	0	0	1	1	3																						
Dee Brown, L OBP: 0.294, SLG: 0.350 (1, 7)									G3	4	0	0	0	0	2	3																						
Mark Quinn, R OBP: 0.302, SLG: 0.481 (1, 9)									WP	4	1	3	2	0	0	1																						
Brent Mayne, L OBP: 0.340, SLG: 0.351 (1, 2)									K	4	0	0	0	0	3	3																						
Inning Stats	R: 0 E: 0 K: 1 S: 9	H: 1 LOB: 1 BB: 0 P: 16	R: 0 E: 0 K: 0 S: 8	H: 0 LOB: 1 BB: 1 P: 14	R: 0 E: 0 K: 2 S: 11	H: 0 LOB: 0 BB: 0 P: 14	R: 2 E: 0 K: 2 S: 16	H: 4 LOB: 2 BB: 0 P: 22	R: 0 E: 0 K: 1 S: 6	H: 0 LOB: 0 BB: 0 P: 15	R: 1 E: 0 K: 0 S: 7	H: 1 LOB: 0 BB: 0 P: 13	R: 0 E: 1 K: 0 S: 5	H: 0 LOB: 1 BB: 0 P: 9	R: 0 E: 0 K: 2 S: 12	H: 1 LOB: 1 BB: 0 P: 16	1B: 5 2B: 2 3B: 0 HR: 1	SF: 0 SAC: 0 DP: 1 HBP: 0	WP: 1 PB: 0 SB: 0 CS: 0	PA: 37																		
PITCHER	IP	WLS	BF	H	R	ER	SO	BB	IBB	HBP	BLK	WP	HR	S	P	ERA	WHIP	PITCHER				IP	WLS	BF	H	R	ER	SO	BB	IBB	HBP	BLK	WP	HR	S	P	ERA	WHIP
Bartolo Colon, R ERA: 4.18 (1, 1)	8.0	W	33	7	3	3	9	2	0	0	0	0	1	72	116	3.38	1.125	Jeff Austin, R ERA: 5.23 (8, 1)				0.1		1	0	0	0	0	0	0	0	0	0	3	4	0.00	0.000	
Bob Wickman, R ERA: 2.49 (9, 1)	1.0		4	1	0	0	2	0	0	0	0	1	0	12	16	0.00	1.000																					

Batter	1	2	3	4	5	6	7	8	9	AB	R	H	RBI	BB	SO	LOB	BOTTOM																					
Kenny Lofton, L OBP: 0.333, SLG: 0.415 (1, 8)	F9		HR							3	2	1	0	2	0	1	Kansas City Royals @ Cleveland Indians Jacobs Field, Cleveland, OH Wed Sep 19 2001, 7:05 PM EDT Att: 31,357 - Cloudy - 68 F																					
Milton Bradley, S OBP: 0.288, SLG: 0.336 (9, 8)										0	0	0	0	0	0	0																						
Omar Vizquel, S OBP: 0.336, SLG: 0.352 John McDonald, R (9, 6)	K									4	2	2	0	1	1	1																						
Roberto Alomar, S OBP: 0.357, SLG: 0.543 Jolbert Cabrera, R OBP: 0.319, SLG: 0.358 (9, 4)	E3									5	4	3	3	0	0	2																						
Juan Gonzalez, R OBP: 0.387, SLG: 0.622 Karim Garcia, L OBP: 0.407, SLG: 0.833 (9, 9)	2B									4	0	1	1	0	1	4																						
Jim Thome, L OBP: 0.422, SLG: 0.651 (1, 3)	2B									0	0	0	0	0	0	0																						
Ellis Burks, R OBP: 0.356, SLG: 0.536 (1, 10)	G2-3									2	1	1	3	2	1	0																						
Marty Cordova, R ERA: 4.55 Dave Roberts, L OBP: 0.400, SLG: 0.600 (9, 7)										3	2	2	2	2	0	2																						
Travis Fryman, R OBP: 0.321, SLG: 0.331 (1, 5)	L4									4	0	0	1	1	0	5																						
Einar Diaz, R OBP: 0.333, SLG: 0.390 (1, 2)	G6-3									0	0	0	0	1	1	5																						
Inning Stats	R: 1 E: 1 K: 1 S: 16	H: 1 LOB: 2 BB: 1 P: 26	R: 0 E: 0 K: 0 S: 7	H: 0 LOB: 0 BB: 0 P: 9	R: 2 E: 0 K: 1 S: 12	H: 2 LOB: 0 BB: 0 P: 20	R: 1 E: 1 K: 0 S: 9	H: 1 LOB: 1 BB: 0 P: 17	R: 2 E: 0 K: 1 S: 16	H: 2 LOB: 2 BB: 1 P: 30	R: 0 E: 0 K: 1 S: 6	H: 0 LOB: 2 BB: 2 P: 15	R: 2 E: 0 K: 1 S: 9	H: 1 LOB: 0 BB: 2 P: 20	R: 3 E: 0 K: 0 S: 21	H: 3 LOB: 3 BB: 3 P: 35	1B: 3 2B: 5 3B: 0 HR: 2	SF: 1 SAC: 0 DP: 1 HBP: 1	WP: 2 PB: 0 SB: 0 CS: 0	PA: 45																		
PITCHER	IP	WLS	BF	H	R	ER	SO	BB	IBB	HBP	BLK	WP	HR	S	P	ERA	WHIP	PITCHER				IP	WLS	BF	H	R	ER	SO	BB	IBB	HBP	BLK	WP	HR	S	P	ERA	WHIP
Jeff Suppan, R ERA: 5.93 (5, 1)	4.1	L	24	6	6	4	2	2	0	1	0	0	0	6	9	0.00	0.000	Jeff Austin, R ERA: 5.23 (8, 1)				0.1		1	0	0	0	0	0	0	0	0	3	4	0.00	0.000		
Doug Henry, R ERA: 5.93 (6, 1)	0.2		2	0	0	0	1	0	0	0	0	0	0	6	9	0.00	0.000																					
Cory Bailey, R ERA: 3.21 (7, 1)	1.0		5	0	0	0	1	2	0	0	0	0	0	6	15	0.00	2.000																					
Jason Grimsley, R ERA: 3.12 Roberto Hernandez, R ERA: 4.76 (8, 1)	1.0		5	1	2	2	1	2	0	0	0	0	1	9	20	18.00	3.000																					
0.2	8	3	3	3	0	3	0	0	0	2	0	18	31	40.50	9.000																							

AB	35
R	3
H	8
RBI	3
BB	2
SO	11
LOB	17

AB	34
R	11
H	10
RBI	11
BB	9
SO	5
LOB	24

Batter	1	2	3	4	5	6	7	8	9	AB	R	H	RBI	BB	SO	LOB	TOP					
Carlos Febles, R (1, 4) OBP: 0.294, SLG: 0.368										4	2	2	0	0	0	0						
Neftali Feliz, S (1, 6) OBP: 0.311, SLG: 0.400										2	0	1	1	1	0	0						
Carlos Beltrán, S (1, 8) OBP: 0.357, SLG: 0.489										4	0	1	1	0	2	2						
29 Mike Sweeney, R (1, 3) OBP: 0.373, SLG: 0.565											3	1	1	1	1	0						
Donnie Sadler, R (8, PR) OBP: 0.246, SLG: 0.214										0	0	0	0	0	0	0						
Dave McCarty, R (8, 3) OBP: 0.321, SLG: 0.405										0	0	0	0	0	0	0						
Raul Ibanez, L (1, 10) OBP: 0.366, SLG: 0.502										4	1	1	0	0	1	2						
Joe Randa, R (1, 5) OBP: 0.302, SLG: 0.364										4	0	2	0	0	1	4						
Mark Quinn, R (1, 9) OBP: 0.301, SLG: 0.481										4	0	1	1	0	0	2						
Dee Brown, L (1, 7) OBP: 0.296, SLG: 0.348										2	0	0	0	2	1	0						
Brent Mayne, L (1, 2) OBP: 0.336, SLG: 0.347										4	0	0	0	0	1	4						
Inning Stats	R: 1 H: 2 E: 1 K: 0 S: 9	H: 2 LOB: 0 BB: 0 P: 14	R: 0 H: 1 E: 0 K: 0 S: 10	LOB: 0 BB: 0 P: 16	R: 0 H: 0 E: 0 K: 0 S: 9	LOB: 0 BB: 0 P: 13	R: 1 H: 1 E: 0 K: 2 S: 10	LOB: 0 BB: 0 P: 12	R: 0 H: 1 E: 0 K: 0 S: 11	LOB: 1 BB: 1 P: 18	R: 0 H: 0 E: 0 K: 1 S: 11	LOB: 1 BB: 1 P: 19	R: 1 H: 2 E: 0 K: 1 S: 9	LOB: 2 BB: 1 P: 15	R: 1 H: 2 E: 0 K: 1 S: 10	LOB: 3 BB: 0 P: 21	R: 0 H: 0 E: 0 K: 2 S: 8	LOB: 0 BB: 0 P: 13	1B: 5 2B: 4 3B: 0 HR: 1	SF: 0 SAC: 1 DP: 4 HBP: 0	WP: 0 PB: 0 SB: 0 CS: 1	PA: 36
PITCHER	IP WLS BF H R ER SO BB IBB HBP BLK WP HR S P ERA WHIP																					
Ryan Drese, R (1, 1) ERA: 3.24	7.0 L 28 8 4 3 4 2 1 0 0 0 1 71 111 3.86 1.429																					
Paul Shuey, R (8, 1) ERA: 2.44	1.0 5 1 0 0 1 0 1 0 0 0 0 8 17 0.00 1.000																					
Ricardo Rincon, L (9, 1) ERA: 3.14	1.0 3 0 0 0 2 0 0 0 0 0 0 8 13 0.00 0.000																					

Kansas City Royals @ Cleveland Indians
Jacobs Field, Cleveland, OH
Thu Sep 20 2001, 7:05 PM EDT
Att: 33,912 - Cloudy - 71 F

AB 31
R 4
H 9
RBI 4
BB 4
SO 7
LOB 14



Batter	1	2	3	4	5	6	7	8	9	AB	R	H	RBI	BB	SO	LOB	BOTTOM					
Kenny Lofton, L (1, 8) OBP: 0.333, SLG: 0.414										4	0	1	1	0	0	1						
Omar Vizquel, S (1, 6) OBP: 0.335, SLG: 0.351										4	0	1	0	0	0	1						
Roberto Alomar, S (1, 4) OBP: 0.415, SLG: 0.540										4	0	1	0	0	0	1						
Juan Gonzalez, R (1, 9) OBP: 0.384, SLG: 0.618										4	0	0	0	0	0	1						
Ellis Burks, R (1, 10) OBP: 0.357, SLG: 0.532										3	0	0	0	1	0	0						
Jim Thome, L (1, 3) OBP: 0.422, SLG: 0.648										2	0	0	0	1	2	1						
Travis Fryman, R (1, 5) OBP: 0.320, SLG: 0.330										1	0	0	0	0	0	1						
Jolbert Cabrera, R (4, 5) OBP: 0.316, SLG: 0.355										2	0	0	0	0	1	1						
Marty Cordova, R (1, 7) OBP: 0.359, SLG: 0.514										3	2	2	1	0	0	0						
Einar Diaz, R (1, 2) OBP: 0.333, SLG: 0.390										3	0	1	0	0	0	1						
Inning Stats	R: 0 H: 0 E: 0 K: 0 S: 9	H: 0 LOB: 1 BB: 1 P: 13	R: 0 H: 0 E: 0 K: 0 S: 9	LOB: 0 BB: 1 P: 17	R: 1 H: 2 E: 0 K: 0 S: 7	LOB: 1 BB: 0 P: 10	R: 0 H: 0 E: 0 K: 2 S: 11	LOB: 1 BB: 1 P: 20	R: 0 H: 0 E: 0 K: 0 S: 4	LOB: 0 BB: 0 P: 6	R: 0 H: 0 E: 0 K: 0 S: 9	LOB: 0 BB: 0 P: 13	R: 0 H: 0 E: 0 K: 1 S: 10	LOB: 0 BB: 0 P: 17	R: 1 H: 3 E: 0 K: 0 S: 8	LOB: 0 BB: 0 P: 16	R: 0 H: 1 E: 0 K: 0 S: 8	LOB: 0 BB: 0 P: 11	1B: 5 2B: 0 3B: 0 HR: 1	SF: 0 SAC: 0 DP: 2 HBP: 0	WP: 0 PB: 0 SB: 0 CS: 1	PA: 33
PITCHER	IP WLS BF H R ER SO BB IBB HBP BLK WP HR S P ERA WHIP																					
Chris George, L (1, 1) ERA: 5.63	7.0 W 27 4 2 2 3 2 0 0 0 0 0 1 63 102 2.57 0.857																					
Jason Grimsley, R (8, 1) ERA: 3.08	1.0 H 2 1 0 0 0 0 0 0 0 0 0 4 10 0.00 1.000																					
Roberto Hernandez, R (9, 1) ERA: 4.68	1.0 S 3 1 0 0 0 0 0 0 0 0 0 8 11 0.00 1.000																					

Kansas City Royals @ Cleveland Indians
Jacobs Field, Cleveland, OH
Thu Sep 20 2001, 7:05 PM EDT
Att: 33,912 - Cloudy - 71 F

AB 30
R 2
H 6
RBI 2
BB 2
SO 3
LOB 8



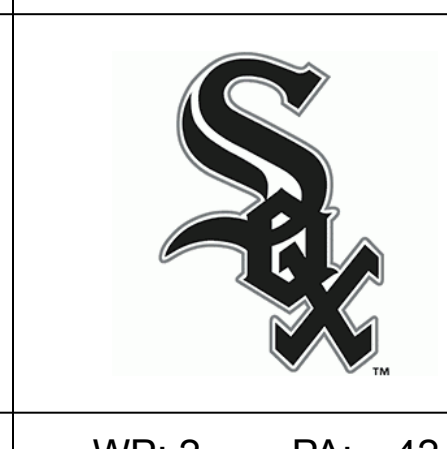
Batter	1	2	3	4	5	6	7	8	9	AB	R	H	RBI	BB	SO	LOB	TOP											
Carlos Febles, R OBP: 0.292, SLG: 0.377	1-3 K		1-1 G5-3	3-1 F9		0-0 HR		1-2 G6-3		5	1	1	2	0	1	0	Kansas City Royals @ Chicago White Sox Comiskey Park, Chicago, IL Fri Sep 21 2001, 8:05 PM EDT Att: 15,404 - Overcast - 65 F											
Neftali Pérez, S OBP: 0.313, SLG: 0.402	0-0 1B		0-1 1B	1-0 1B		1-3 K		0-1 L5		5	0	3	0	0	1	0												
Carlos Beltrán, S OBP: 0.355, SLG: 0.485	1-1 F9		3-2 P3	2-0 F9		2-1 F8		2-3 K		5	0	0	0	0	1	3												
29 Mike Sweeney, R OBP: 0.371, SLG: 0.560	3-2 G5-3		4-2 BB		2-1 F7		2-2 G6-3		2-2 G4-3		4	0	0	0	1	0												
Raul Ibanez, L OBP: 0.361, SLG: 0.494		0-3 K	0-3 K		1-0 G4-3		1-3 K			4	0	0	0	0	3	2												
Dave McCarty, R OBP: 0.321, SLG: 0.405										0	0	0	0	0	0	0												
Joe Randa, R OBP: 0.305, SLG: 0.375		2-2 F2		1-2 E SF9	2B					4	2	3	1	0	0	0												
Mark Quinn, R OBP: 0.303, SLG: 0.481		2-1 1B		0-1 E1 SF9	HR	0-0 G6-3		3-2 F8		4	1	2	0	0	0	1												
Dee Brown, L OBP: 0.293, SLG: 0.345		2-2 L8		1-0 SF9		0-0 F7		0-0 G4-3		3	0	0	1	0	0	1												
Gregg Zaun, S OBP: 0.351, SLG: 0.534			2-1 HR	0-0 HR		1-0 HR		3-3 K		4	3	3	3	0	1	0												
Inning Stats	R: 0 E: 0 K: 1 S: 10	H: 1 LOB: 1 BB: 0 P: 15	R: 0 E: 0 K: 1 S: 11	H: 1 LOB: 1 BB: 0 P: 17	R: 1 E: 0 K: 1 S: 16	H: 2 LOB: 2 BB: 1 P: 26	R: 3 E: 1 K: 0 S: 13	H: 4 LOB: 1 BB: 0 P: 21	R: 1 E: 0 K: 0 S: 6	H: 1 LOB: 0 BB: 0 P: 9	R: 2 E: 0 K: 1 S: 8	H: 2 LOB: 0 BB: 0 P: 12	R: 0 E: 0 K: 1 S: 13	H: 1 LOB: 1 BB: 0 P: 19	R: 0 E: 0 K: 1 S: 7	H: 0 LOB: 0 BB: 0 P: 11	R: 0 E: 0 K: 1 S: 8	H: 0 LOB: 0 BB: 0 P: 12	1B: 7 2B: 1 3B: 0 HR: 4	SF: 1 SAC: 0 DP: 0 HBP: 0	WP: 1 PB: 0 SB: 0 CS: 0	PA: 40						
PITCHER	IP	WLS	BF	H	R	ER	SO	BB	IBB	HBP	BLK	WP	HR	S	P	ERA	WHIP											
Dan Wright, R ERA: 5.66	(1, 1)	5.0		25	9	5	5	3	1	0	0	0	1	3	56	88	9.00	2.000										
Alan Embree, L ERA: 7.95	(6, 1)	1.0	B	5	2	2	2	1	0	0	0	0	0	1	8	12	18.00	2.000										
Bob Howry, R ERA: 4.64	(7, 1)	2.0		7	1	0	0	2	0	0	0	0	0	0	20	30	0.00	0.500										
Sean Lowe, R ERA: 3.79	(9, 1)	1.0	W	3	0	0	0	1	0	0	0	0	0	8	12	0.00	0.000											

Batter	1	2	3	4	5	6	7	8	9	AB	R	H	RBI	BB	SO	LOB	BOTTOM											
Ray Durham, S OBP: 0.338, SLG: 0.460	1-0 F7		2-0 1B		2-2 1B	1-3 K		4-1 BB		4	2	2	0	1	1	0	Kansas City Royals @ Chicago White Sox Comiskey Park, Chicago, IL Fri Sep 21 2001, 8:05 PM EDT Att: 15,404 - Overcast - 65 F											
Jose Valentin, S OBP: 0.339, SLG: 0.509	2-2 F7		3-3 K		1-2 1B		4-0 14 L3-4	1-3 K		4	1	1	1	1	2	4												
Magglio Ordonez, R OBP: 0.378, SLG: 0.535	2-1 1B		1-1 1B		1-0 HR		0-1 G1-3		1-0 G6-3		5	1	3	2	0	0												
14 Paul Konerko, R OBP: 0.350, SLG: 0.522	0-1 F8		3-1 P4		1-1 F7		0-0 L3-4		4-1 E S 1B BB		4	0	0	0	1	0												
Royce Clayton, R OBP: 0.311, SLG: 0.397							2-3			0	1	0	0	0	0	0												
Jose Canseco, R OBP: 0.390, SLG: 0.518		4-2 1B SF8-5 BB	2-2 F8		3-2 F3		1-0 G6-3	3-3 K		4	1	0	0	1	1	3												
Jeff Liefer, L OBP: 0.315, SLG: 0.544		1-2 1B		2-0 F7		2-2 HR		4-2 F8 1B BB		3	1	2	2	1	0	0												
Tony Graffanino, R OBP: 0.379, SLG: 0.410		1-3 1B		1-1 F7		1-1 HR		0-0 1B BB		1	1	1	1	0	0	0												
Carlos Lee, R OBP: 0.325, SLG: 0.470		4-2 1B		4-2 BB		0-1 F7		3-2 E 1B 1B		2	0	1	0	2	0	0												
Chris Singleton, L OBP: 0.326, SLG: 0.425		1-2 SF8-3-5		1-1 F8		0-1 P8		1-1 F8		3	0	0	1	0	0	3												
Mark Johnson, L OBP: 0.341, SLG: 0.355		1-2 K		0-0 P6		0-1 F9		2-2 E6 BB 1B		4	0	1	1	0	1	2												
Inning Stats	R: 0 E: 0 K: 0 S: 10	H: 1 LOB: 1 BB: 0 P: 15	R: 1 E: 0 K: 1 S: 14	H: 1 LOB: 2 BB: 2 P: 26	R: 1 E: 0 K: 1 S: 16	H: 2 LOB: 0 BB: 0 P: 25	R: 0 E: 0 K: 0 S: 7	H: 0 LOB: 1 BB: 1 P: 14	R: 4 E: 0 K: 0 S: 21	H: 4 LOB: 0 BB: 0 P: 31	R: 0 E: 0 K: 1 S: 8	H: 0 LOB: 0 BB: 0 P: 9	R: 0 E: 0 K: 0 S: 3	H: 0 LOB: 0 BB: 1 P: 7	R: 1 E: 1 K: 1 S: 16	H: 2 LOB: 2 BB: 2 P: 32	R: 1 E: 1 K: 1 S: 6	H: 1 LOB: 1 BB: 1 P: 14	1B: 8 2B: 3 3B: 1 HR: 1	SF: 1 SAC: 0 DP: 2 HBP: 0	WP: 2 PB: 0 SB: 1 CS: 0	PA: 42						
PITCHER	IP	WLS	BF	H	R	ER	SO	BB	IBB	HBP	BLK	WP	HR	S	P	ERA	WHIP											
51 Kris Wilson, R ERA: 5.19	(1, 1)	4.0		21	7	5	5	2	3	0	0	0	0	1	20	27	4.50	0.500										
Blake Stein, R ERA: 5.16	(5, 1)	2.0		7	1	1	1	1	0	0	0	0	0	1	9	21	6.75	2.250										
Cory Bailey, R ERA: 3.29	(7, 1)	1.1	H	6	1	1	1	0	2	0	0	0	1	0	10	18	0.00	3.000										
Jason Grimsley, R ERA: 3.05	(8, 1)	0.2	B	4	1	0	0	1	1	0	0	0	0	0	10	18	0.00	3.000										
Doug Henry, R ERA: 6.0	(9, 1)	0.2	L	4	1	1	1	1	1	0	0	0	0	6	14	13.50	3.000											

AB 38
R 7
H 12
RBI 7
BB 1
SO 7
LOB 8



AB 34
R 8
H 11
RBI 8
BB 7
SO 5
LOB 17



Batter	1	2	3	4	5	6	7	8	9	10	AB	R	H	RBI	BB	SO	LOB	TOP						
Carlos Febles, R OBP: 0.294, SLG: 0.378	(1,4) 3-3 K																	5 1 2 1 0 1 2						
Neifi Perez, S OBP: 0.311, SLG: 0.399	(1,6) 2-1 G4-3																	4 0 0 1 0 0 1						
Carlos Beltrán, S OBP: 0.355, SLG: 0.484	(1,8) 3-3 K																	5 0 2 1 0 1 1						
29 Mike Sweeney, R OBP: 0.370, SLG: 0.557																		5 0 1 0 0 2 1						
Raul Ibanez, L OBP: 0.302, SLG: 0.490	(1,10) 4-2 BB																	4 0 1 0 1 1 3						
Jose Randa, R OBP: 0.308, SLG: 0.376	(1,5) 3-2 BB																	3 0 2 0 1 0 1						
Donnie Sadler, R OBP: 0.245, SLG: 0.213	(8, PR) 1-2 FC6-4																	1 1 0 0 0 1 0						
Dee Brown, L OBP: 0.289, SLG: 0.340	(1,7) 1-3 K																	5 0 0 0 0 2 7						
Mark Quinn, R OBP: 0.303, SLG: 0.478	(1,9) 1-1 FC6-4																	3 1 0 0 1 1 4						
Gregg Zaun, S OBP: 0.351, SLG: 0.528	(1,2) 1-2 G4-3																	3 1 1 0 0 1 0						
Brent Mayne, L OBP: 0.338, SLG: 0.352	(6,2) 4 Angel Berroa, R																	1 0 1 1 0 0 0						
Héctor Ortiz, R OBP: 0.294, SLG: 0.300	(8,2) 1-3 SF4																	0 0 0 0 0 0 0						
Inning Stats	R: 0 E: 0 K: 2 S: 11	H: 0 LOB: 0 BB: 0 P: 19	R: 0 E: 0 K: 1 S: 16	H: 1 LOB: 2 BB: 1 P: 27	R: 0 E: 0 K: 0 S: 10	H: 1 LOB: 1 BB: 0 P: 13	R: 0 E: 0 K: 1 S: 7	H: 1 LOB: 1 BB: 0 P: 15	R: 3 E: 0 K: 0 S: 20	H: 4 LOB: 3 BB: 2 P: 34	R: 0 E: 0 K: 1 S: 7	H: 0 LOB: 0 BB: 0 P: 10	R: 0 E: 0 K: 0 S: 14	H: 1 LOB: 1 BB: 0 P: 18	R: 1 E: 0 K: 1 S: 9	H: 2 LOB: 2 BB: 0 P: 13	R: 0 E: 0 K: 3 S: 6	H: 0 LOB: 0 BB: 0 P: 11	R: 0 E: 0 K: 3 S: 13	H: 0 LOB: 0 BB: 0 P: 18	1B: 9 2B: 1 3B: 0 HR: 0	SF: 1 SAC: 0 DP: 0 HBP: 0	WP: 0 PB: 0 SB: 0 CS: 0	PA: 43
PITCHER	IP WLS BF H R ER SO BB IBB HBP BLK WP HR S P ERA WHIP																							
Jon Garland, R ERA: 3.75	(1,1) 5.0 0 25 7 3 3 4 3 0 0 0 0 0 0 64 108 5.40 2.000																							
Josh Fogg, R ERA: 2.57	(6,1) 1.2 6 1 0 0 1 0 0 0 0 0 0 0 0 17 21 0.00 0.600																							
Bill Putsipher, L ERA: 5.81	(7,1) 0.1 1 0 0 0 0 0 0 0 0 0 0 0 0 4 7 0.00 0.000																							
Bob Howry, R ERA: 4.7	(8,1) 1.0 B 5 2 1 1 1 0 0 0 0 0 0 0 0 9 13 9.00 2.000																							
Keith Foulke, R ERA: 2.34	(9,1) 2.0 W 6 0 0 0 4 0 0 0 0 0 0 0 0 19 29 0.00 0.000																							

Kansas City Royals @ Chicago White Sox
Comiskey Park, Chicago, IL
Sat Sep 22 2001, 7:05 PM EDT
Att. 24,307 - Sunny - 74 F

AB	39
R	4
H	10
RBI	4
BB	3
SO	10
LOB	20



Batter	1	2	3	4	5	6	7	8	9	10	AB	R	H	RBI	BB	SO	LOB	BOTTOM						
Ray Durham, S OBP: 0.338, SLG: 0.462	(1,4) 4-1 BB																	4 2 1 0 1 1 3						
Jose Valentin, S OBP: 0.341, SLG: 0.507	(1,5) 0-2 G4-6-3																	3 0 1 1 1 0 2						
Tony Gwynn, R OBP: 0.374, SLG: 0.407	(7, PR) 1-2 G3																	1 1 0 1 0 1 1						
Magglio Ordonez, R OBP: 0.377, SLG: 0.531	(1,9) 1-1 G6-3																	4 0 0 0 1 0 3						
14 Paul Konerko, R OBP: 0.354, SLG: 0.524																		3 1 2 1 2 0 0						
Jeff Liefer, L OBP: 0.313, SLG: 0.535	(1,10) 0-1 F2																	4 0 0 0 1 1 6						
Carlos Lee, R OBP: 0.326, SLG: 0.471	(1,7) 1-2 G6-3																	4 0 2 0 0 0 3						
Aaron Rowand, R OBP: 0.386, SLG: 0.455	(8,7) 1-2 G6-3																	0 0 0 0 0 0 0						
Chris Singleton, L OBP: 0.331, SLG: 0.433	(1,8) 0-0 P6																	3 0 2 1 1 0 1						
Royce Clayton, R OBP: 0.307, SLG: 0.392	(1,6) 1-3 K																	5 0 0 0 0 2 7						
Mark Johnson, L OBP: 0.343, SLG: 0.372	(1,2) 0-1 E3																	4 1 1 1 1 0 3						
Inning Stats	R: 0 E: 0 K: 0 S: 7	H: 0 LOB: 0 BB: 1 P: 12	R: 1 E: 0 K: 1 S: 14	H: 2 LOB: 1 BB: 0 P: 19	R: 0 E: 1 K: 0 S: 10	H: 0 LOB: 1 BB: 0 P: 16	R: 0 E: 0 K: 0 S: 7	H: 1 LOB: 1 BB: 0 P: 11	R: 2 E: 0 K: 0 S: 12	H: 3 LOB: 2 BB: 1 P: 24	R: 0 E: 0 K: 1 S: 10	H: 2 LOB: 2 BB: 0 P: 15	R: 1 E: 0 K: 1 S: 16	H: 1 LOB: 3 BB: 3 P: 32	R: 0 E: 0 K: 2 S: 14	H: 0 LOB: 3 BB: 3 P: 33	R: 0 E: 0 K: 0 S: 7	H: 0 LOB: 1 BB: 0 P: 16	R: 1 E: 1 K: 0 S: 2	H: 0 LOB: 0 BB: 0 P: 4	1B: 5 2B: 1 3B: 2 HR: 1	SF: 1 SAC: 2 DP: 1 HBP: 1	WP: 2 PB: 0 SB: 0 CS: 0	PA: 47
PITCHER	IP WLS BF H R ER SO BB IBB HBP BLK WP HR S P ERA WHIP																							
Mike MacDougal, R ERA: 6.23	(1,1) 4.1 0 20 6 3 3 1 2 0 0 0 0 1 1 46 70 6.23 1.615																							
Jeff Austin, R ERA: 5.16	(5,1) 2.0 11 3 1 1 1 2 0 0 0 0 1 0 0 22 41 4.50 2.500																							
Brad Voyles, R ERA: 5.16	(7,1) 0.1 2 0 0 0 0 1 0 0 0 0 0 0 0 3 8 0.00 3.000																							
Scott Mullen, L ERA: 2.7	(7,1) 0.0 1 0 0 0 0 1 0 0 0 0 0 0 0 1 5 ∞ ∞																							
Cory Bailey, R ERA: 3.27	(7,1) 0.1 1 0 0 0 0 1 0 0 0 0 0 0 0 4 5 0.00 0.000																							
PITCHER	IP WLS BF H R ER SO BB IBB HBP BLK WP HR S P ERA WHIP																							
Doug Henry, R ERA: 5.84	(6,1) 2.0 0 10 0 0 0 2 2 1 1 0 0 0 0 21 49 0.00 1.000																							
Blake Stein, R ERA: 5.14	(10,1) 0.1 L 2 0 1 0 0 0 0 0 0 0 0 0 0 2 4 0.00 0.000																							

Kansas City Royals @ Chicago White Sox
Comiskey Park, Chicago, IL
Sat Sep 22 2001, 7:05 PM EDT
Att. 24,307 - Sunny - 74 F

AB	35
R	5
H	9
RBI	5
BB	8
SO	5
LOB	29



Batter	1	2	3	4	5	6	7	8	9	AB	R	H	RBI	BB	SO	LOB	TOP											
Carlos Febles, R OBP: 0.289, SLG: 0.371 (1, 4)	K		G4-3			F9		FC6-4		4	0	0	0	0	1	1	Kansas City Royals @ Chicago White Sox Comiskey Park, Chicago, IL Sun Sep 23 2001, 2:05 PM EDT Att: 19,014 - Overcast - 63 F											
Neftali Feliz, S OBP: 0.311, SLG: 0.399 4 Angel Berroa, R (6, 6)	E5					F8		F5		3	0	1	0	0	0	0												
Carlos Beltrán, S OBP: 0.353, SLG: 0.480 (1, 8)	F7					F8		F7		4	0	0	0	0	1	3												
29 Mike Sweeney, R OBP: 0.368, SLG: 0.553 A.J. Hinch, R OBP: 0.227, SLG: 0.333 (9, PH)	F9					G6-4-3		K		3	0	0	0	0	1	2												
Joe Randa, R OBP: 0.308, SLG: 0.375 (1, 5)						F8		G6-3		4	0	1	0	0	0	0												
Mark Quinn, R OBP: 0.304, SLG: 0.485 (1, 9)						HR		F9		4	1	2	1	0	0	1												
Ken Harvey, R OBP: 0.143, SLG: 0.143 (1, 3)								P4		3	0	1	0	0	0	2												
Brandon Berger, R OBP: 0.429, SLG: 0.833 (1, 7)						F9		HR		3	1	2	1	0	0	1												
Héctor Ortiz, R OBP: 0.294, SLG: 0.301 (1, 2)						FC5-4		FC6-4		3	0	1	0	0	0	2												
Inning Stats	R: 0 E: 1 K: 1 S: 12	H: 0 LOB: 1 BB: 0 P: 18	R: 0 E: 0 K: 0 S: 10	H: 1 LOB: 0 BB: 0 P: 14	R: 0 E: 0 K: 0 S: 5	H: 1 LOB: 0 BB: 0 P: 8	R: 0 E: 0 K: 0 S: 3	H: 1 LOB: 0 BB: 0 P: 4	R: 1 E: 0 K: 0 S: 8	H: 2 LOB: 1 BB: 0 P: 9	R: 0 E: 0 K: 0 S: 7	H: 0 LOB: 0 BB: 0 P: 12	R: 0 E: 0 K: 1 S: 7	H: 1 LOB: 1 BB: 0 P: 7	R: 1 E: 0 K: 1 S: 14	H: 2 LOB: 1 BB: 0 P: 19		R: 0 E: 0 K: 1 S: 7	H: 0 LOB: 0 BB: 0 P: 9	1B: 6 2B: 0 3B: 0 HR: 2	SF: 0 SAC: 0 DP: 3 HBP: 0	WP: 0 PB: 0 SB: 0 CS: 0	PA: 33					
PITCHER	IP	WLS	BF	H	R	ER	SO	BB	IBB	HBP	BLK	WP	HR	S	P	ERA	WHIP											
56 Mark Buehrle, L ERA: 3.37 Matt Ginter, R ERA: 5.97	(1, 1)	8.0	W	30	8	2	2	3	0	0	0	0	0	2	66	91	2.25	1.000										
(9, 1)	1.0		3	0	0	0	1	0	0	0	0	0	0	7	9	0.00	0.000											

Batter	1	2	3	4	5	6	7	8	9	AB	R	H	RBI	BB	SO	LOB	BOTTOM											
Ray Durham, S OBP: 0.339, SLG: 0.463 (1, 4)	K		HR			L7		F8		5	2	2	0	0	1	2	Kansas City Royals @ Chicago White Sox Comiskey Park, Chicago, IL Sun Sep 23 2001, 2:05 PM EDT Att: 19,014 - Overcast - 63 F											
Jose Valentin, S OBP: 0.341, SLG: 0.509 Tony Graffanino, R OBP: 0.369, SLG: 0.401 (6, 5)	K		HR			K		G3		3	1	1	1	0	2	3												
Magglio Ordonez, R OBP: 0.377, SLG: 0.537 Aaron Rowand, R OBP: 0.386, SLG: 0.455 (9, 9)	K		HR			F8		G6-3		5	1	2	4	0	1	3												
14 Paul Konerko, R OBP: 0.353, SLG: 0.521 (1, 3)			HR			F8		G6-3		3	0	0	0	1	0	2												
Jose Canseco, R OBP: 0.388, SLG: 0.511 (1, 10)						BB		G6-3		3	1	0	0	1	0	1												
Carlos Lee, R OBP: 0.326, SLG: 0.468 (1, 7)						BB		G4-3		3	1	0	0	0	1	1												
Chris Singleton, L OBP: 0.332, SLG: 0.435 (1, 8)						BB		F7		3	2	1	1	1	0	0												
Royce Clayton, R OBP: 0.311, SLG: 0.396 (1, 6)						BB		G3		3	1	2	4	1	1	0												
Josh Paul, R OBP: 0.293, SLG: 0.352 (1, 2)						BB		G3		2	1	0	0	2	0	1												
Inning Stats	R: 0 E: 0 K: 3 S: 12	H: 0 LOB: 0 BB: 0 P: 19	R: 0 E: 0 K: 1 S: 7	H: 0 LOB: 0 BB: 0 P: 12	R: 5 E: 0 K: 1 S: 22	H: 4 LOB: 1 BB: 2 P: 40	R: 0 E: 0 K: 1 S: 6	H: 0 LOB: 0 BB: 0 P: 7	R: 5 E: 0 K: 0 S: 18	H: 3 LOB: 1 BB: 2 P: 33	R: 0 E: 0 K: 1 S: 9	H: 1 LOB: 1 BB: 0 P: 16	R: 0 E: 0 K: 0 S: 7	H: 0 LOB: 0 BB: 0 P: 12	R: 0 E: 0 K: 0 S: 6	H: 0 LOB: 2 BB: 2 P: 15		R: 0 E: 0 K: 0 S: 6	H: 0 LOB: 2 BB: 2 P: 15	1B: 2 2B: 5 3B: 0 HR: 1	SF: 0 SAC: 0 DP: 0 HBP: 1	WP: 1 PB: 0 SB: 0 CS: 0	PA: 39					
PITCHER	IP	WLS	BF	H	R	ER	SO	BB	IBB	HBP	BLK	WP	HR	S	P	ERA	WHIP											
Chad Durbin, R ERA: 5.02 Brad Voyles, R ERA: 6.23 Scott Mullen, L ERA: 2.08	(1, 1)	4.0	L	20	6	7	7	6	2	0	0	0	0	1	51	84	15.75	2.000										
(5, 1)	2.0		11	2	3	3	1	2	0	1	0	0	0	23	43	13.50	2.000											
(7, 1)	2.0		8	0	0	0	0	2	0	0	0	0	0	13	27	0.00	1.000											



Batter	1	2	3	4	5	6	7	8	9	AB	R	H	RBI	BB	SO	LOB	TOP									
Jose Macias, S OBP: 0.318, SLG: 0.401	0-1 E6 1B HR	0-0 S 1B		0-0 CS 1B			2-1 P6		4-0 BB	4	2	2	0	1	0	0										
Damion Easley, R OBP: 0.328, SLG: 0.387	2-2 HR	3-2 FC6-4 1B		1-1 CS	1-0 F7		2-2 G5-3		2-2 SF8	4	1	2	2	0	0	0										
Bobby Higginson, L OBP: 0.363, SLG: 0.439	1-0 HR	4-1 FC6-4 BB			2-2 G3-1			1-0 F2	3-H BB	4	1	1	3	1	1	2										
Shane Halter, R OBP: 0.332, SLG: 0.457	1-2 F9	2-2 FC6-4			0-2 G1-3			2-2 F8		4	0	0	0	0	0	2										
Randall Simon, L OBP: 0.333, SLG: 0.424	2-1 G4-3		2-2 F8			3-2 HR		1-0 1B		4	1	2	1	0	0	0										
Deivi Cruz, R OBP: 0.280, SLG: 0.361	1-1 1B		2-3 K			0-2 F9		0-3 K		4	0	1	0	0	2	1										
Eric Munson, L OBP: 0.214, SLG: 0.321	0-0 P4		1-3 K			0-3 K		0-2 BB 1B SF8 1B		4	0	1	0	0	2	1										
Ryan Jackson, L OBP: 0.242, SLG: 0.330										0	1	0	0	0	0	0										
Wendell Magee, R OBP: 0.293, SLG: 0.369		1-1 F8		2-1 F8		2-1 G5-3		1-1 BB 1B		4	0	1	0	0	0	0										
15 Brandon Inge, R OBP: 0.228, SLG: 0.243		3-2 F9		2-2 G5-3			3-2 F9	1-3 K		4	0	0	0	0	1	2										
Inning Stats	R: 3 E: 1 K: 0 S: 15	H: 3 LOB: 1 BB: 0 P: 22	R: 1 E: 0 K: 0 S: 14	H: 2 LOB: 2 BB: 1 P: 27	R: 0 E: 0 K: 2 S: 12	H: 0 LOB: 0 BB: 0 P: 17	R: 0 E: 0 K: 0 S: 7	H: 1 LOB: 0 BB: 0 P: 12	R: 0 E: 0 K: 0 S: 8	H: 0 LOB: 0 BB: 0 P: 11	R: 1 E: 0 K: 1 S: 13	H: 1 LOB: 0 BB: 0 P: 18	R: 0 E: 0 K: 0 S: 9	H: 0 LOB: 0 BB: 0 P: 16	R: 0 E: 0 K: 1 S: 10	H: 1 LOB: 1 BB: 0 P: 14	R: 1 E: 0 K: 2 S: 15	H: 2 LOB: 2 BB: 1 P: 23	1B: 8 2B: 0 3B: 0 HR: 2	SF: 1 SAC: 0 DP: 0 HBP: 0	WP: 0 PB: 0 SB: 1 CS: 1	PA: 40				
PITCHER	IP	WLS	BF	H	R	ER	SO	BB	IBB	HBP	BLK	WP	HR	S	P	ERA	WHIP									
Chris George, L ERA: 5.84	(1, 1)	6.0	L	26	7	5	4	3	1	0	0	0	0	2	69	107	6.00	1.333								
Jeff Austin, R ERA: 4.74	(7, 1)	2.0		7	1	0	0	1	0	0	0	0	0	0	19	30	0.00	0.500								
Cory Bailey, R ERA: 3.36	(9, 1)	1.0		6	2	1	1	2	1	0	0	0	0	0	15	23	9.00	3.000								

Detroit Tigers @ Kansas City Royals
Kauffman Stadium, Kansas City, MO
Tue Sep 25 2001, 7:05 PM CDT
Att: 11,160 - Sunny - 68 F

AB	36
R	6
H	10
RBI	6
BB	2
SO	6
LOB	8



Batter	1	2	3	4	5	6	7	8	9	AB	R	H	RBI	BB	SO	LOB	BOTTOM									
Carlos Febles, R OBP: 0.298, SLG: 0.375	0-1 29 1B		0-2 G1-3			0-2 F9		1-1 G3 4 1B	1-1 WP 2B 1B	5	1	3	0	0	0	0										
4 Angel Berroa, R OBP: 0.167, SLG: 0.167	1-3 K		2-2 F9			1-0 F8		0-1 G3 1B	4-2 2B 1B	4	0	1	0	0	1	1										
Gregg Zaun, S OBP: 0.357, SLG: 0.528								1-2 G3 1B	1-2 2B BB	0	0	0	0	1	0	0										
Donnie Sadler, R OBP: 0.245, SLG: 0.213								1-2 2B BB	1-2 2B BB	0	0	0	0	0	0	0										
Carlos Beltrán, S OBP: 0.354, SLG: 0.487	0-1 F8			2-2 G3		3-1 29 1B 3B		1-0 G3	1-1 2B	5	1	2	2	0	0	3										
29 Mike Sweeney, R OBP: 0.373, SLG: 0.557	3-2 1B			1-0 G6-3 2B		2-2 G3 1B 1B		4-1 BB	1-3 2H 3H 3-0 F9	4	0	3	1	1	0	3										
Raul Ibanez, L OBP: 0.362, SLG: 0.484	1-1 F7			1-1 G6-3		3-2 1B		2-0 L7		4	0	1	0	0	0	6										
Joe Randa, R OBP: 0.309, SLG: 0.380		2-2 G6-4-3 HBP		1-1 F2			0-3 K		2-1 HR	3	1	1	1	0	1	1										
Mark Quinn, R OBP: 0.299, SLG: 0.476		1-0 G6-4-3			0-3 K		1-2 G3		0-2 F7	4	0	0	0	0	1	1										
Dee Brown, L OBP: 0.286, SLG: 0.336		1-0 F8			1-3 K		1-0 F9		1-3 K	4	0	0	0	0	2	0										
Brent Mayne, L OBP: 0.339, SLG: 0.350			2-1 F7			0-2 G4-3		0-0 F8	4-1 WP 1B 2B BB	3	1	0	0	1	0	0										
Inning Stats	R: 0 E: 0 K: 1 S: 12	H: 2 LOB: 2 BB: 0 P: 17	R: 0 E: 0 K: 0 S: 4	H: 0 LOB: 0 BB: 0 P: 8	R: 0 E: 0 K: 0 S: 11	H: 0 LOB: 0 BB: 0 P: 15	R: 0 E: 0 K: 0 S: 8	H: 1 LOB: 1 BB: 0 P: 13	R: 0 E: 0 K: 2 S: 11	H: 0 LOB: 0 BB: 0 P: 12	R: 1 E: 0 K: 0 S: 12	H: 3 LOB: 2 BB: 0 P: 21	R: 0 E: 0 K: 1 S: 9	H: 0 LOB: 0 BB: 0 P: 11	R: 0 E: 0 K: 0 S: 8	H: 2 LOB: 3 BB: 1 P: 16	R: 3 E: 0 K: 1 S: 16	H: 3 LOB: 3 BB: 2 P: 32	1B: 7 2B: 2 3B: 1 HR: 1	SF: 0 SAC: 0 DP: 1 HBP: 1	WP: 1 PB: 0 SB: 0 CS: 0	PA: 40				
PITCHER	IP	WLS	BF	H	R	ER	SO	BB	IBB	HBP	BLK	WP	HR	S	P	ERA	WHIP									
Jose Lima, R ERA: 5.39	(1, 1)																									
Danny Patterson, R ERA: 3.99	(8, 1)	0.2	H	3	0	0	0	0	1	0	0	0	0	3	10	0.00	1.500									
Victor Santos, R ERA: 3.55	(9, 1)	0.2		5	2	3	3	1	1	0	0	0	0	1	11	19	40.50	4.500								
Matt Anderson, R ERA: 4.64	(9, 1)	0.1	S	3	1	0	0	0	1	0	0	0	1	0	5	13	0.00	6.000								

Detroit Tigers @ Kansas City Royals
Kauffman Stadium, Kansas City, MO
Tue Sep 25 2001, 7:05 PM CDT
Att: 11,160 - Sunny - 68 F

AB	36
R	4
H	11
RBI	4
BB	3
SO	5
LOB	15



Batter	1	2	3	4	5	6	7	8	9	AB	R	H	RBI	BB	SO	LOB	TOP								
Jose Macias, S OBP: 0.319, SLG: 0.401 (1, 8)	1-2 E HR 1B	0-2 P4		1-3 K		3-1 BB 2H 1B		0-0 G4-3		5	1	2	1	0	1	1									
Damion Easley, R OBP: 0.326, SLG: 0.384 (1, 4)	2-2 E5 HR		2-3 K		1-1 F2	1-3 K		0-0 G5-3		5	1	0	0	0	2	3									
Bobby Higginson, L OBP: 0.364, SLG: 0.437 (1, 7)	4-0 HR BB		3-2 F9		2-1 G3-1	4-1 BB		2-1 F8		3	1	0	0	2	0	1									
Randall Simon, L OBP: 0.339, SLG: 0.441 (1, 10)	0-2 HR		1-0 BB 1B		1-1 1B	0-1 L7			0-2 L4	5	1	3	4	0	0	2									
Shane Halter, R OBP: 0.337, SLG: 0.459 (1, 5)	3-2 L8		1-1 BB 1B		1-0 1B	4-2 BB			0-1 1B	4	0	3	0	1	0	0									
Eric Munson, L OBP: 0.242, SLG: 0.344 (1, 3)	1-1 43 PC 2B		4-2 FC5-4 BB		3-3 K			0-0 F9	2-2 F7	4	0	1	0	1	1	4									
Deivi Cruz, R OBP: 0.279, SLG: 0.367 (1, 6)	2-1 L8		0-1 FC5-4		0-0 HR	1-3 K			0-2 F9	5	1	1	1	0	1	6									
43 Chris Wakeland, L OBP: 0.273, SLG: 0.515 (1, 9)	0-0 PO	0-3 K		1-3 K		0-0 1B 2B				4	1	1	0	0	3	1									
15 Brandon Inge, R OBP: 0.228, SLG: 0.249 (1, 2)		2-3 K		3-3 K		2-0 F8		1-0 G4-3 2B		4	0	1	0	0	2	1									
Inning Stats	R: 4 E: 1 K: 0 S: 19	H: 3 LOB: 0 BB: 1 P: 32	R: 0 E: 0 K: 2 S: 10	H: 0 LOB: 0 BB: 0 P: 12	R: 0 E: 0 K: 1 S: 15	H: 2 LOB: 3 BB: 1 P: 26	R: 0 E: 0 K: 3 S: 11	H: 0 LOB: 0 BB: 0 P: 16	R: 0 E: 0 K: 1 S: 10	H: 2 LOB: 2 BB: 0 P: 18	R: 2 E: 0 K: 1 S: 12	H: 3 LOB: 2 BB: 1 P: 22	R: 0 E: 0 K: 2 S: 10	H: 0 LOB: 1 BB: 1 P: 16	R: 0 E: 0 K: 0 S: 5	H: 1 LOB: 1 BB: 0 P: 8	R: 0 E: 0 K: 0 S: 13	H: 1 LOB: 1 BB: 0 P: 15	1B: 7 2B: 3 3B: 0 HR: 2	SF: 0 SAC: 0 DP: 0 HBP: 0	WP: 0 PB: 0 SB: 0 CS: 0	PA: 44			
PITCHER	IP	WLS	BF	H	R	ER	SO	BB	IBB	HBP	BLK	WP	HR	S	P	ERA	WHIP								
Blake Stein, R ERA: 5.15 (1, 1)	5.0	W	24	7	4	3	7	2	0	0	0	0	1	65	104	5.40	1.800								
Doug Henry, R ERA: 6.03 (6, 1)	0.2		5	3	2	2	1	0	0	0	0	0	1	9	15	27.00	4.500								
Scott Mullen, L ERA: 2.9 (6, 1)	0.1	H	2	0	0	0	0	1	0	0	0	0	0	3	7	0.00	3.000								
Brad Voyles, R ERA: 4.26 (7, 1)	2.0	H	8	1	0	0	2	1	0	0	0	0	0	15	24	0.00	1.000								
Roberto Hernandez, R ERA: 4.52 (9, 1)	1.0	S	4	1	0	0	0	0	0	0	0	0	0	13	15	0.00	1.000								

Detroit Tigers @ Kansas City Royals
Kauffman Stadium, Kansas City, MO
Wed Sep 26 2001, 7:05 PM CDT
Att: 11,097 - Sunny - 58 F

AB 39
R 6
H 12
RBI 6
BB 4
SO 10
LOB 19



Batter	1	2	3	4	5	6	7	8	9	AB	R	H	RBI	BB	SO	LOB	BOTTOM								
Carlos Febles, R OBP: 0.296, SLG: 0.372 (1, 4)	1-2 G3	3-1 4 1B G4-3 1B		0-0 G5-3	1-0 G4-3			1-0 L9		5	1	1	0	0	0	1									
4 Angel Berroa, R OBP: 0.273, SLG: 0.273 (1, 6)	3-2 HR 1B	2-1 G4-3 1B		2-3 K	1-1 G5-3			1-3 K		5	1	2	2	0	2	1									
Carlos Beltrán, S OBP: 0.354, SLG: 0.491 (1, 8)	1-1 HR	1-1 G4-3		0-0 BB 2B 1B				2-1 G4-3		5	1	2	3	0	1	1									
29 Mike Sweeney, R OBP: 0.375, SLG: 0.557 (1, 10)	1-2 1B	2-1 G5-3		4-1 BB	1-2 BB			4-2 E6 BB		2	0	1	0	2	0	1									
Joe Randa, R OBP: 0.308, SLG: 0.378 (1, 5)	0-0 F9		2-0 E6 E	4-2 BB	1-2 BB			3-1 E6		3	1	0	0	1	0	2									
Mark Quinn, R OBP: 0.296, SLG: 0.472 (1, 9)	0-1 G2-3		3-1 E5	0-2 P4				0-0 G5-3		4	0	0	0	0	5										
Brandon Berger, R OBP: 0.357, SLG: 0.769 (1, 7)		1-0 F3	3-2 E7		0-1 2B 2B			2-2 G6-3		4	2	2	0	0	0	0									
Dave McCarty, R OBP: 0.321, SLG: 0.405 (8, 3)			E: 4 LOB: 0 BB: 0 P: 25		E: 0 LOB: 1 BB: 0 P: 13					0	0	0	0	0	0	0									
Ken Harvey, R OBP: 0.273, SLG: 0.364 (1, 3)		2-2 1B 4 1B 1B	0-3 K		1-2 G4-3 2B			0-0 G5-3		4	1	2	1	0	1	0									
Donnie Sadler, R OBP: 0.245, SLG: 0.213 (8, 7)					2H 2B					0	0	0	0	0	0	0									
Gregg Zaun, S OBP: 0.353, SLG: 0.518 (1, 2)		2-2 4 1B 1B	0-2 L8		0-1 F7			0-2 F9		4	1	1	0	0	0	1									
Inning Stats	R: 2 E: 0 K: 0 S: 15	H: 3 LOB: 1 BB: 0 P: 21	R: 3 E: 0 K: 0 S: 18	H: 4 LOB: 0 BB: 0 P: 32	R: 2 E: 4 K: 1 S: 17	H: 1 LOB: 0 BB: 0 P: 25	R: 0 E: 0 K: 1 S: 14	H: 1 LOB: 3 BB: 2 P: 24	R: 1 E: 0 K: 0 S: 10	H: 2 LOB: 1 BB: 0 P: 13	R: 0 E: 1 K: 1 S: 11	H: 0 LOB: 1 BB: 1 P: 19	R: 0 E: 0 K: 0 S: 7	H: 0 LOB: 0 BB: 0 P: 9	R: 0 E: 0 K: 1 S: 7	H: 0 LOB: 0 BB: 0 P: 11	1B: 7 2B: 2 3B: 1 HR: 1	SF: 0 SAC: 0 DP: 0 HBP: 0	WP: 0 PB: 0 SB: 1 CS: 0	PA: 39					
PITCHER	IP	WLS	BF	H	R	ER	SO	BB	IBB	HBP	BLK	WP	HR	S	P	ERA	WHIP								
Heath Murray, L ERA: 6.48 (1, 1)	1.1	L	11	7	5	5	0	0	0	0	0	0	0	28	44	33.75	5.250								
Victor Santos, R ERA: 3.52 (2, 1)	2.2		13	2	2	0	2	2	0	0	0	0	0	36	58	0.00	1.500								
Adam Bernero, R ERA: 5.06 (5, 1)	4.0		15	2	1	1	2	1	0	0	0	0	0	35	52	2.25	0.750								

Detroit Tigers @ Kansas City Royals
Kauffman Stadium, Kansas City, MO
Wed Sep 26 2001, 7:05 PM CDT
Att: 11,097 - Sunny - 58 F


AB 36
R 8
H 11
RBI 6
BB 3
SO 4
LOB 12



Batter	1	2	3	4	5	6	7	8	9	AB	R	H	RBI	BB	SO	LOB	TOP										
Ray Durham, S OBP: 0.339, SLG: 0.463 (1, 4)	G4-3		F5			SH1-3	G5-3			3	0	0	0	0	0	2	Chicago White Sox @ Kansas City Royals Kauffman Stadium, Kansas City, MO Fri Sep 28 2001, 7:05 PM CDT Att: 14,914 - Sunny - 70 F										
Jose Valentin, S OBP: 0.336, SLG: 0.506 (1, 5)	G6-3 1B			K		K		G4-3		4	0	1	0	0	2	1											
Magglio Ordonez, R OBP: 0.380, SLG: 0.535 (1, 9)	G6-3			E5		14 1B 2-H 1B			1B	4	0	2	1	0	0	1											
14 Paul Konerko, R OBP: 0.350, SLG: 0.512 (1, 3)		P6		F9					K	4	0	1	0	0	1	1											
Jose Canseco, R OBP: 0.375, SLG: 0.487 (1, 10)		K			G5-3	F8			F9	4	0	0	0	0	1	3											
Carlos Lee, R OBP: 0.323, SLG: 0.469 (1, 7)	L3				G6-3		S WP BB		G5-3	3	0	0	0	1	0	0											
Chris Singleton, L OBP: 0.333, SLG: 0.436 (1, 8)			F7				K		F7	4	0	1	0	0	1	1											
Royce Clayton, R OBP: 0.312, SLG: 0.391 (1, 6)			G5-3		G5-3		S BB		G6-3	3	0	0	0	1	0	1											
Josh Paul, R OBP: 0.309, SLG: 0.391 (1, 2)						SH1-3 1B	K			3	2	2	1	0	1	2											
Inning Stats	R: 0 E: 0 K: 0 S: 6	H: 1 LOB: 0 BB: 0 P: 9	R: 0 E: 0 K: 1 S: 7	H: 0 LOB: 0 BB: 0 P: 10	R: 1 E: 0 K: 0 S: 9	H: 1 LOB: 0 BB: 0 P: 13	R: 0 E: 1 K: 1 S: 6	H: 0 LOB: 0 BB: 0 P: 6	R: 0 E: 0 K: 0 S: 8	H: 1 LOB: 1 BB: 0 P: 13	R: 1 E: 0 K: 1 S: 12	H: 3 LOB: 2 BB: 0 P: 15	R: 0 E: 0 K: 2 S: 14	H: 0 LOB: 2 BB: 2 P: 27	R: 0 E: 0 K: 1 S: 9	H: 1 LOB: 1 BB: 0 P: 11	R: 0 E: 0 K: 0 S: 5	H: 0 LOB: 0 BB: 0 P: 6	1B: 5 2B: 1 3B: 0 HR: 1	SF: 0 SAC: 1 DP: 0 HBP: 0	WP: 1 PB: 0 SB: 2 CS: 0	PA: 35					
PITCHER	IP	WLS	BF	H	R	ER	SO	BB	IBB	HBP	BLK	WP	HR	S	P	ERA	WHIP										
Chad Durbin, R ERA: 4.92 (1, 1)	7.0	W	28	6	2	2	5	2	0	0	0	1	1	62	93	2.57	1.143										
Jason Grimsley, R ERA: 2.97 (8, 1)	1.0	H	4	1	0	0	1	0	0	0	0	0	0	9	11	0.00	1.000										
Roberto Hernandez, R ERA: 4.38 (9, 1)	1.0	S	3	0	0	0	0	0	0	0	0	0	0	5	6	0.00	0.000										

Batter	1	2	3	4	5	6	7	8	9	AB	R	H	RBI	BB	SO	LOB	BOTTOM										
Carlos Febles, R OBP: 0.301, SLG: 0.383 (1, 4)	G6-4-3 BB		F8				K			3	0	1	1	1	1	0	Chicago White Sox @ Kansas City Royals Kauffman Stadium, Kansas City, MO Fri Sep 28 2001, 7:05 PM CDT Att: 14,914 - Sunny - 70 F										
4 Angel Berroa, R OBP: 0.350, SLG: 0.368 (1, 6)	G6-4-3 1-2			G4-3 1B	K		S BB			3	0	1	0	1	1	3											
Carlos Beltrán, S OBP: 0.357, SLG: 0.498 (1, 8)	G6-3			G4-3 1B			K		K	4	0	1	1	0	1	2											
29 Mike Sweeney, R OBP: 0.373, SLG: 0.550 Dave McCarty, R OBP: 0.321, SLG: 0.405 (9, 3)	G6-3			BB	F7				K	3	0	0	0	1	1	2											
Raul Ibanez, L OBP: 0.365, SLG: 0.502 (1, 10)	E1 1B			P6		G4-3		F7		4	0	1	0	0	0	2											
Joe Randa, R OBP: 0.309, SLG: 0.381 (1, 5)	G1-3			K		F9		FC5-4 1B		4	0	1	0	0	1	3											
Mark Quinn, R OBP: 0.293, SLG: 0.465 (1, 9)	G3				P4	G4-3		FC5-4 1B		4	0	0	0	0	0	2											
Dee Brown, L OBP: 0.288, SLG: 0.347 (1, 7)			G6-3				G4-3			3	1	1	0	0	0	0											
Brent Mayne, L OBP: 0.340, SLG: 0.351 Gregg Zaun, S OBP: 0.355, SLG: 0.548 (7, PH) (8, 2)	G4-3									2	1	1	0	0	0	0											
Inning Stats	R: 0 E: 0 K: 0 S: 9	H: 0 LOB: 1 BB: 1 P: 16	R: 0 E: 1 K: 0 S: 9	H: 1 LOB: 1 BB: 0 P: 12	R: 0 E: 0 K: 0 S: 10	H: 0 LOB: 0 BB: 0 P: 14	R: 0 E: 0 K: 1 S: 10	H: 1 LOB: 2 BB: 1 P: 18	R: 2 E: 0 K: 1 S: 15	H: 4 LOB: 2 BB: 0 P: 23	R: 0 E: 0 K: 0 S: 5	H: 0 LOB: 0 BB: 0 P: 7	R: 1 E: 0 K: 2 S: 17	H: 1 LOB: 1 BB: 1 P: 31	R: 0 E: 0 K: 1 S: 9	H: 1 LOB: 1 BB: 0 P: 16	1B: 6 2B: 1 3B: 0 HR: 1	SF: 0 SAC: 0 DP: 1 HBP: 0	WP: 0 PB: 0 SB: 1 CS: 0	PA: 34							
PITCHER	IP	WLS	BF	H	R	ER	SO	BB	IBB	HBP	BLK	WP	HR	S	P	ERA	WHIP										
Jon Garland, R ERA: 3.71 (1, 1)	6.0	L	25	6	2	2	2	2	0	0	0	0	0	58	90	3.00	1.333										
Alan Embree, L ERA: 7.62 (7, 1)	0.1	L	2	1	1	1	0	0	0	0	0	0	1	5	9	27.00	3.000										
Josh Fogg, R ERA: 2.08 (7, 1)	1.2		7	1	0	0	3	1	0	0	0	0	0	21	38	0.00	1.200										

AB	32
R	2
H	7
RBI	2
BB	2
SO	6
LOB	12



AB	31
R	3
H	8
RBI	3
BB	3
SO	5
LOB	14



Batter	1	2	3	4	5	6	7	8	9	AB	R	H	RBI	BB	SO	LOB	TOP					
Milton Bradley, S OBP: 0.289, SLG: 0.333	G6-3		G1-3			CS 1B BB		BB E 1B	G4-3	4	1	1	0	1	0	2	Cleveland Indians @ Kansas City Royals Kauffman Stadium, Kansas City, MO Tue Oct 02 2001, 7:05 PM CDT Att. 12,016 - Sunny - 64 F					
John McDonald, R OBP: 0.160, SLG: 0.160	BB		K			F2		L7		3	0	0	0	1	1	4						
Roberto Alomar, S OBP: 0.415, SLG: 0.543	F5			K		1-1 1-2 2-H 1B		E BB		3	0	1	0	1	1	1						
Juan Gonzalez, R OBP: 0.377, SLG: 0.604 Dave Roberts, L OBP: 0.500, SLG: 0.571	G3		G6-3			CS	G6-3	E2 1B		2	0	0	0	0	0	1						
Jim Thome, L OBP: 0.421, SLG: 0.642		K		F8			FC5-4 1B	IBB		3	0	1	0	1	1	0						
Marty Cordova, R OBP: 0.352, SLG: 0.503	K				G6-4-3 1B		FC5-4 BB	G5-3		4	0	1	0	0	1	4						
Russell Branyan, L OBP: 0.319, SLG: 0.481			K		K				F8	3	0	0	0	1	2	1						
Wil Cordero, R OBP: 0.321, SLG: 0.353					G6-4-3 1B		F3	F2		4	0	1	0	0	0	3						
Eddie Taubensee, L OBP: 0.309, SLG: 0.348			L9			BB 1B BB		F7		3	0	1	0	1	0	1						
Inning Stats	R: 0 H: 0 E: 0 K: 0 S: 9	H: 0 LOB: 1 BB: 1 P: 17	R: 0 H: 0 E: 0 K: 3 S: 9	H: 0 LOB: 0 BB: 0 P: 11	R: 0 H: 1 E: 0 K: 1 S: 10	H: 1 LOB: 1 BB: 0 P: 18	R: 0 H: 0 E: 0 K: 1 S: 7	H: 0 LOB: 0 BB: 0 P: 10	R: 0 H: 1 E: 0 K: 1 S: 7	H: 1 LOB: 0 BB: 0 P: 9	R: 0 H: 1 E: 0 K: 0 S: 8	H: 1 LOB: 2 BB: 1 P: 19	R: 0 H: 1 E: 0 K: 0 S: 10	H: 1 LOB: 2 BB: 1 P: 20	R: 1 H: 2 E: 1 K: 0 S: 11	H: 2 LOB: 3 BB: 2 P: 23		R: 0 H: 1 E: 0 K: 0 S: 13	H: 1 LOB: 1 BB: 0 P: 19	1B: 7 2B: 0 3B: 0 HR: 0	SF: 0 SAC: 0 DP: 1 HBP: 0	WP: 0 PB: 0 SB: 0 CS: 1
PITCHER	IP	WLS	BF	H	R	ER	SO	BB	IBB	HBP	BLK	WP	HR	S	P	ERA	WHIP					
Blake Stein, R ERA: 4.86	(1, 1)	7.0	26	4	0	0	6	4	0	0	0	0	0	60	104	0.00	1.143					
Jason Grimsley, R ERA: 3.02	(8, 1)	0.2	6	2	1	1	0	1	1	0	0	0	0	8	19	13.50	4.500					
Roberto Hernandez, R ERA: 4.29	(8, 1)	1.1	5	1	0	0	0	0	0	0	0	0	0	16	23	0.00	0.750					

Batter	1	2	3	4	5	6	7	8	9	AB	R	H	RBI	BB	SO	LOB	BOTTOM				
Carlos Febles, R OBP: 0.300, SLG: 0.377	K		FC6-4 BB			F3		G5-3		3	0	0	0	1	1	1	Cleveland Indians @ Kansas City Royals Kauffman Stadium, Kansas City, MO Tue Oct 02 2001, 7:05 PM CDT Att. 12,016 - Sunny - 64 F				
4 Angel Berroa, R OBP: 0.303, SLG: 0.290	G6-3		FC6-4 1-2			P4		1B 29 HR BB		3	1	0	0	1	0	2					
Carlos Beltrán, S OBP: 0.358, SLG: 0.495	K			G3-1			S 29 S 2B	1B 29 HR 1B		4	2	2	1	0	1	0					
29 Mike Sweeney, R OBP: 0.377, SLG: 0.554 Héctor Ortiz, R OBP: 0.294, SLG: 0.301		F8			P6		L8	1-2 3-H HR		4	1	1	3	0	0	1					
Raul Ibanez, L OBP: 0.359, SLG: 0.496 Luis Alicaice, S OBP: 0.323, SLG: 0.370	G4-3		G4-3				1-2 2-H 2B	K		3	0	1	1	0	0	0					
Joe Randa, R OBP: 0.305, SLG: 0.376		F9			G5-3		L7			3	0	0	0	0	0	1					
Dee Brown, L OBP: 0.286, SLG: 0.346			K		K		F8			3	0	0	0	0	2	1					
Mark Quinn, R OBP: 0.291, SLG: 0.460			G1 2B		G6-3			K		3	0	1	0	0	1	0					
Gregg Zaun, S OBP: 0.366, SLG: 0.542 Donnie Sadler, R OBP: 0.245, SLG: 0.213 Dave McCarty, R OBP: 0.321, SLG: 0.404			G1 2B			K		4 WP S 1B 1B		3	0	1	0	0	1	1					
Inning Stats	R: 0 H: 0 E: 0 K: 2 S: 10	H: 0 LOB: 0 BB: 0 P: 14	R: 0 H: 0 E: 0 K: 0 S: 7	H: 0 LOB: 0 BB: 0 P: 11	R: 0 H: 1 E: 0 K: 1 S: 16	H: 1 LOB: 2 BB: 1 P: 28	R: 0 H: 0 E: 0 K: 0 S: 8	H: 0 LOB: 0 BB: 0 P: 13	R: 0 H: 0 E: 0 K: 1 S: 7	H: 0 LOB: 0 BB: 0 P: 13	R: 1 H: 2 E: 0 K: 0 S: 10	H: 2 LOB: 1 BB: 0 P: 14	R: 4 H: 3 E: 0 K: 2 S: 16	H: 3 LOB: 1 BB: 1 P: 27	1B: 3 2B: 2 3B: 0 HR: 1	SF: 0 SAC: 0 DP: 0 HBP: 0		WP: 1 PB: 0 SB: 3 CS: 0	PA: 32		
PITCHER	IP	WLS	BF	H	R	ER	SO	BB	IBB	HBP	BLK	WP	HR	S	P	ERA	WHIP				
Ryan Drese, R ERA: 3.25	(1, 1)	5.0	17	1	0	0	4	1	0	0	0	0	0	49	78	0.00	0.400				
Dave Burba, R ERA: 6.39	(6, 1)	1.0	3	0	0	0	1	0	0	0	0	0	0	7	13	0.00	0.000				
Paul Shuey, R ERA: 2.75	(7, 1)	1.0	5	2	1	1	0	0	0	0	0	0	0	10	14	9.00	2.000				
John Rocker, L ERA: 4.38	(8, 1)	1.0	7	3	4	4	2	1	0	0	0	1	1	16	27	36.00	4.000				

AB	31
R	1
H	7
RBI	1
BB	6
SO	6
LOB	17

AB	30
R	5
H	6
RBI	5
BB	2
SO	7
LOB	8




Batter	1	2	3	4	5	6	7	8	9	AB	R	H	RBI	BB	SO	LOB	TOP										
Kenny Lofton, L (1, 8) OBP: 0.326, SLG: 0.402 Milton Bradley, S (5, 8) OBP: 0.286, SLG: 0.330										3	1	0	0	0	0	1	Cleveland Indians @ Kansas City Royals Kauffman Stadium, Kansas City, MO Wed Oct 03 2001, 7:05 PM CDT Att: 12,581 - Sunny - 73 F										
Omar Vizquel, S (1, 6) OBP: 0.326, SLG: 0.338 John McDonald, R (6, 6)										3	0	2	0	0	0	1											
Roberto Alomar, S (1, 4) OBP: 0.317, SLG: 0.543 Dave Roberts, L (7, 9) OBP: 0.500, SLG: 0.571										2	0	1	0	1	0	1											
Juan Gonzalez, R (1, 9) OBP: 0.375, SLG: 0.600 Jolbert Cabrera, R (5, 9) OBP: 0.319, SLG: 0.360										3	0	0	0	0	0	5											
Jim Thome, L (1, 3) OBP: 0.419, SLG: 0.637 Karim Garcia, L (8, 3) OBP: 0.333, SLG: 0.579										4	0	0	0	0	2	0											
Ellis Burks, R (1, 10) OBP: 0.365, SLG: 0.536										3	1	0	0	1	1	0											
Marty Cordova, R (1, 7) OBP: 0.353, SLG: 0.515										4	1	2	2	0	1	0											
Travis Fryman, R (1, 5) OBP: 0.329, SLG: 0.340 Russell Branyan, L (7, PR) OBP: 0.316, SLG: 0.480										3	0	1	0	0	0	1											
Einar Diaz, R (1, 2) OBP: 0.329, SLG: 0.389 Tim Laker, R (6, 2) OBP: 0.313, SLG: 0.165										2	0	1	0	0	0	1											
Inning Stats	R: 1 E: 1 K: 0 S: 9	H: 0 LOB: 0 BB: 0 P: 14	R: 1 E: 0 K: 0 S: 12	H: 1 LOB: 1 BB: 1 P: 22	R: 0 E: 0 K: 0 S: 8	H: 2 LOB: 1 BB: 0 P: 12	R: 1 E: 0 K: 2 S: 15	H: 1 LOB: 0 BB: 0 P: 23	R: 0 E: 0 K: 0 S: 9	H: 0 LOB: 2 BB: 0 P: 9	R: 1 E: 0 K: 1 S: 18	H: 2 LOB: 2 BB: 1 P: 30	R: 0 E: 0 K: 1 S: 10	H: 0 LOB: 0 BB: 0 P: 15	R: 0 E: 0 K: 2 S: 10	H: 0 LOB: 1 BB: 1 P: 17		1B: 6 2B: 0 3B: 1 HR: 1	SF: 0 SAC: 0 DP: 2 HBP: 1	WP: 1 PB: 0 SB: 1 CS: 0	PA: 38						
PITCHER	IP	WLS	BF	H	R	ER	SO	BB	IBB	HBP	BLK	WP	HR	S	P	ERA	WHIP										
Mike MacDougal, R (1, 1) ERA: 4.7	6.0	L	25	6	3	2	3	1	0	1	0	1	1	58	93	3.00	1.167										
Doug Henry, R (7, 1) ERA: 6.07	1.0		6	2	1	1	1	1	0	0	0	0	0	18	30	9.00	3.000										
Brad Voyles, R (8, 1) ERA: 3.86	2.0		7	0	0	0	3	1	0	0	0	0	0	20	32	0.00	0.500										


Batter	1	2	3	4	5	6	7	8	9	AB	R	H	RBI	BB	SO	LOB	BOTTOM										
Carlos Febles, R (1, 4) OBP: 0.302, SLG: 0.379										4	0	2	0	0	1	1	Cleveland Indians @ Kansas City Royals Kauffman Stadium, Kansas City, MO Wed Oct 03 2001, 7:05 PM CDT Att: 12,581 - Sunny - 73 F										
4 Angel Berroa, R (1, 6) OBP: 0.270, SLG: 0.257										4	0	0	0	0	1	3											
Carlos Beltrán, S (1, 8) OBP: 0.358, SLG: 0.494 Donnie Sadler, R (7, 8) OBP: 0.244, SLG: 0.212										3	0	1	0	0	1	2											
29 Mike Sweeney, R (1, 10) OBP: 0.376, SLG: 0.551										3	0	0	0	1	0	1											
Joe Randa, R (1, 5) OBP: 0.305, SLG: 0.375										4	0	1	0	0	1	2											
Mark Quinn, R (1, 9) OBP: 0.293, SLG: 0.463										4	1	2	0	0	0	1											
Dave McCarty, R (1, 3) OBP: 0.321, SLG: 0.493 Raul Ibanez, L (9, PH) OBP: 0.358, SLG: 0.494										3	0	1	1	0	1	0											
Dee Brown, L (1, 7) OBP: 0.284, SLG: 0.343										3	0	0	0	0	1	1											
Gregg Zaun, S (1, 2) OBP: 0.366, SLG: 0.533										2	0	0	0	1	2	1											
Inning Stats	R: 0 E: 0 K: 2 S: 12	H: 1 LOB: 2 BB: 1 P: 21	R: 0 E: 0 K: 0 S: 3	H: 0 LOB: 0 BB: 0 P: 5	R: 0 E: 0 K: 1 S: 8	H: 0 LOB: 1 BB: 1 P: 16	R: 0 E: 0 K: 0 S: 5	H: 1 LOB: 0 BB: 0 P: 9	R: 0 E: 0 K: 1 S: 10	H: 0 LOB: 1 BB: 0 P: 15	R: 1 E: 1 K: 2 S: 14	H: 2 LOB: 1 BB: 0 P: 19	R: 0 E: 0 K: 0 S: 8	H: 1 LOB: 0 BB: 0 P: 14	R: 0 E: 0 K: 0 S: 8	H: 1 LOB: 1 BB: 0 P: 14		1B: 6 2B: 1 3B: 0 HR: 0	SF: 0 SAC: 0 DP: 2 HBP: 0	WP: 0 PB: 0 SB: 0 CS: 0	PA: 34						
PITCHER	IP	WLS	BF	H	R	ER	SO	BB	IBB	HBP	BLK	WP	HR	S	P	ERA	WHIP										
CC Sabathia, L (1, 1) ERA: 4.47	5.0	W	18	5	0	0	5	2	0	0	0	0	0	35	59	0.00	0.800										
David Riske, R (6, 1) ERA: 2.05	1.0	H	4	1	0	0	1	0	0	0	0	0	0	10	15	0.00	1.000										
Danys Baez, R (7, 1) ERA: 2.37	1.0		5	2	1	0	2	0	0	0	0	0	0	14	19	0.00	2.000										
Ricardo Rincon, L (8, 1) ERA: 2.89	1.0	H	3	1	0	0	0	0	0	0	0	0	0	8	14	0.00	1.000										
Bob Wickman, R (9, 1) ERA: 2.43	1.0	S	4	1	0	0	0	0	0	0	0	0	0	8	14	0.00	1.000										



Batter	1	2	3	4	5	6	7	8	9	AB	R	H	RBI	BB	SO	LOB	TOP										
Kenny Lofton, L (1, 8) OBP: 0.325, SLG: 0.401 Milton Bradley, S (3, 8) OBP: 0.283, SLG: 0.326	F9		F9		G4-3		G4-6-3		K	2	0	0	0	0	0	1	Cleveland Indians @ Kansas City Royals Kauffman Stadium, Kansas City, MO Thu Oct 04 2001, 1:05 PM CDT Att. 12,672 - Sunny - 75 F										
Omar Vizquel, S (1, 6) OBP: 0.326, SLG: 0.338 Jolbert Cabrera, R (5, 6) OBP: 0.320, SLG: 0.359	K		K		F8-3		F9		BB	3	0	1	0	0	2	1											
Roberto Alomar, S (1, 4) OBP: 0.317, SLG: 0.545 John McDonald, R (9, PH)	G3				F8-3				F9	4	1	2	0	0	0	1											
Juan Gonzalez, R (1, 9) OBP: 0.374, SLG: 0.597 Karim Garcia, L (6, 9) OBP: 0.349, SLG: 0.590		F8			F3		F8		BB	3	0	0	0	0	0	1											
Jim Thome, L (1, 3) OBP: 0.417, SLG: 0.633		P6			F8		FC5-4		K	3	0	0	0	1	1	2											
Ellis Burks, R (1, 10) OBP: 0.366, SLG: 0.543		HR			BB		FC5-4		BB	2	1	1	1	2	0	1											
Marty Cordova, R (1, 7) OBP: 0.315, SLG: 0.512 Russell Branyan, L (4, 7) OBP: 0.316, SLG: 0.477		F9			F9		K		K	2	0	0	0	0	0	2											
Travis Fryman, R (1, 5) OBP: 0.330, SLG: 0.340 Dave Roberts, L (5, 7) OBP: 0.300, SLG: 0.556				K			HR		G3	2	1	1	0	0	1	0											
Eddie Taubensee, L (1, 2) OBP: 0.315, SLG: 0.363 Tim Laker, R (3, 2) OBP: 0.343, SLG: 0.310							HR		G5-3	1	0	1	0	0	0	0											
Inning Stats	R: 0 E: 0 K: 1 S: 8	H: 0 LOB: 0 BB: 0 P: 12	R: 1 E: 0 K: 0 S: 9	H: 1 LOB: 0 BB: 0 P: 15	R: 0 E: 0 K: 2 S: 9	H: 1 LOB: 1 BB: 0 P: 11	R: 0 E: 0 K: 0 S: 6	H: 1 LOB: 2 BB: 1 P: 14	R: 2 E: 0 K: 0 S: 10	H: 3 LOB: 0 BB: 0 P: 11	R: 0 E: 0 K: 1 S: 9	H: 0 LOB: 1 BB: 1 P: 21	R: 0 E: 0 K: 0 S: 6	H: 1 LOB: 1 BB: 1 P: 13	R: 1 E: 0 K: 2 S: 16	H: 2 LOB: 2 BB: 1 P: 27		R: 0 E: 0 K: 1 S: 8	H: 0 LOB: 1 BB: 1 P: 14	1B: 5 2B: 3 3B: 0 HR: 2	SF: 0 SAC: 0 DP: 2 HBP: 0	WP: 1 PB: 0 SB: 1 CS: 0	PA: 39				
PITCHER	IP	WLS	BF	H	R	ER	SO	BB	IBB	HBP	BLK	WP	HR	S	P	ERA	WHIP										
Chad Durbin, R (1, 1) ERA: 4.93	7.0	W	31	9	4	4	4	3	0	0	0	1	2	60	100	5.14	1.714										
Cory Bailey, R (8, 1) ERA: 3.22	1.0	H	4	0	0	0	2	1	0	0	0	0	0	13	24	0.00	1.000										
Roberto Hernandez, R (9, 1) ERA: 4.23	1.0		4	0	0	0	1	1	0	0	0	0	0	8	14	0.00	1.000										

Batter	1	2	3	4	5	6	7	8	9	AB	R	H	RBI	BB	SO	LOB	BOTTOM											
Luis Altea, S (1, 4) OBP: 0.321, SLG: 0.368 Carlos Febles, R (8, PR) OBP: 0.302, SLG: 0.379	F8		P5		F8				FC6-4	5	1	1	2	0	0	4	Cleveland Indians @ Kansas City Royals Kauffman Stadium, Kansas City, MO Thu Oct 04 2001, 1:05 PM CDT Att. 12,672 - Sunny - 75 F											
4 Angel Berroa, R (1, 6) OBP: 0.286, SLG: 0.275		1B							F9	5	1	2	1	0	2	1												
Carlos Beltrán, S (1, 8) OBP: 0.358, SLG: 0.494		1B			F9				K	4	1	1	2	1	1	1												
29 Mike Sweeney, R (1, 3) OBP: 0.375, SLG: 0.548 Dave McCarty, R (9, 3) OBP: 0.321, SLG: 0.403		BB			G6-3				F7	4	0	1	0	0	0	2												
Raul Ibanez, L (1, 10) OBP: 0.353, SLG: 0.487					1B				F7	0	0	0	0	0	0	0												
Joe Randa, R (1, 5) OBP: 0.308, SLG: 0.380									G1-3	4	0	0	0	0	1	3												
Dee Brown, L (1, 7) OBP: 0.288, SLG: 0.346									G3	2	2	1	1	2	0	0												
Mark Quinn, R (1, 9) OBP: 0.295, SLG: 0.462									G3	3	1	2	0	1	1	0												
Brent Mayne, L (1, 2) OBP: 0.336, SLG: 0.347									G6-3	3	1	1	0	1	1	3												
Inning Stats	R: 0 E: 0 K: 1 S: 9	H: 1 LOB: 2 BB: 1 P: 17	R: 6 E: 1 K: 1 S: 26	H: 3 LOB: 0 BB: 3 P: 45	R: 1 E: 0 K: 1 S: 14	H: 2 LOB: 1 BB: 0 P: 17	R: 0 E: 0 K: 1 S: 10	H: 1 LOB: 0 BB: 0 P: 14	R: 0 E: 0 K: 2 S: 9	H: 0 LOB: 0 BB: 0 P: 12	R: 0 E: 0 K: 0 S: 11	H: 1 LOB: 1 BB: 0 P: 15	R: 1 E: 0 K: 0 S: 10	H: 1 LOB: 1 BB: 0 P: 17	1B: 8 2B: 1 3B: 0 HR: 1	SF: 0 SAC: 0 DP: 0 HBP: 0		WP: 2 PB: 0 SB: 1 CS: 0	PA: 39									
PITCHER	IP	WLS	BF	H	R	ER	SO	BB	IBB	HBP	BLK	WP	HR	S	P	ERA	WHIP											
Bartolo Colon, R (1, 1) ERA: 4.09	1.1	L	12	4	6	5	2	4	0	0	0	0	1	1	44	61	2.46	1.364										
Steve Woodard, R (2, 1) ERA: 5.2	3.2		16	4	1	1	3	1	0	0	0	1	1	44	61	2.46	1.364											
Roy Smith, R (6, 1) ERA: 6.6	1.0		3	0	0	0	2	0	0	0	0	0	0	9	12	0.00	0.000											
Rich Rodriguez, L (7, 1) ERA: 4.23	1.0		4	1	0	0	0	0	0	0	0	0	0	11	15	0.00	1.000											
John Rocker, L (8, 1) ERA: 4.45	1.0		4	1	1	1	0	0	0	0	1	1	0	10	17	9.00	1.000											

Batter	1	2	3	4	5	6	7	8	9	AB R H RBI BB SO LOB	TOP																								
											<p style="text-align: center;">Kansas City Royals @ Detroit Tigers Comerica Park, Detroit, MI Fri Oct 05 2001, 7:05 PM EDT</p> <p style="text-align: right;">livebaseballscorecards.com</p> <p>AB 0 R 0 H 0 RBI 0 BB 0 SO 0 LOB 0</p> 																								
Inning Stats										1B: 0 SF: 0 WP: 0 PA: 0 2B: 0 SAC: 0 FB: 0 3B: 0 DP: 0 SB: 0 HR: 0 HBP: 0 CS: 0																									
PITCHER	IP	WLS	BF	H	R	ER	SO	BB	IBB	HBP	BLK	WP	HR	S	P	ERA	WHIP	PITCHER	IP	WLS	BF	H	R	ER	SO	BB	IBB	HBP	BLK	WP	HR	S	P	ERA	WHIP

Batter	1	2	3	4	5	6	7	8	9	AB R H RBI BB SO LOB	BOTTOM																								
											<p style="text-align: center;">Kansas City Royals @ Detroit Tigers Comerica Park, Detroit, MI Fri Oct 05 2001, 7:05 PM EDT</p> <p style="text-align: right;">livebaseballscorecards.com</p> <p>AB 0 R 0 H 0 RBI 0 BB 0 SO 0 LOB 0</p> 																								
Inning Stats										1B: 0 SF: 0 WP: 0 PA: 0 2B: 0 SAC: 0 FB: 0 3B: 0 DP: 0 SB: 0 HR: 0 HBP: 0 CS: 0																									
PITCHER	IP	WLS	BF	H	R	ER	SO	BB	IBB	HBP	BLK	WP	HR	S	P	ERA	WHIP	PITCHER	IP	WLS	BF	H	R	ER	SO	BB	IBB	HBP	BLK	WP	HR	S	P	ERA	WHIP

Batter	1	2	3	4	5	6	7	8	9	AB	R	H	RBI	BB	SO	LOB	TOP										
Carlos Febles, R OBP: 0.297, SLG: 0.372 (1, 4)										5	0	0	0	0	2	1	Kansas City Royals @ Detroit Tigers Comerica Park, Detroit, MI Sat Oct 06 2001, 1:05 PM EDT Cloudy - 46 F										
4 Angel Berroa, R OBP: 0.340, SLG: 0.341 (1, 6)										4	3	3	0	1	0	0											
Carlos Beltrán, S OBP: 0.361, SLG: 0.500 (1, 8)										5	2	4	2	0	1	1											
29 Mike Sweeney, R OBP: 0.376, SLG: 0.547 Donnie Sadler, R OBP: 0.243, SLG: 0.211 (8, PR) (8, 5)										3	0	1	1	1	0	2											
Raul Ibanez, L OBP: 0.354, SLG: 0.493 (1, 10)										5	0	2	3	0	2	2											
Joe Randa, R OBP: 0.306, SLG: 0.378 Dave McCarty, R OBP: 0.324, SLG: 0.403 (8, 3) (8, 3)										4	0	0	0	0	3	4											
Dee Brown, L OBP: 0.287, SLG: 0.344 (1, 7)										5	0	1	1	0	1	2											
Mark Quinn, R OBP: 0.296, SLG: 0.460 (1, 9)										2	0	0	1	1	0	0											
Brent Mayne, L OBP: 0.335, SLG: 0.344 (1, 2)										3	1	0	0	1	0	4											
Inning Stats	R: 2 H: 3 E: 0 K: 3 S: 14	H: 3 R: 0 ER: 0 LOB: 1 BB: 0 P: 18	R: 0 H: 0 E: 0 K: 0 S: 8	H: 1 R: 0 ER: 0 LOB: 1 BB: 0 P: 14	R: 0 H: 0 E: 0 K: 1 S: 10	H: 0 R: 0 ER: 0 LOB: 0 BB: 0 P: 12	R: 0 H: 1 E: 0 K: 1 S: 12	H: 0 R: 0 ER: 0 LOB: 0 BB: 0 P: 14	R: 0 H: 1 E: 0 K: 1 S: 21	R: 0 H: 0 E: 0 K: 1 S: 6	H: 0 R: 0 ER: 0 LOB: 0 BB: 0 P: 8	R: 4 H: 4 E: 0 K: 1 S: 13	H: 4 R: 2 ER: 2 LOB: 3 BB: 3 P: 31	R: 2 H: 2 E: 0 K: 0 S: 7	H: 2 R: 1 ER: 2 LOB: 2 BB: 2 P: 16	1B: 8 2B: 1 3B: 2 HR: 0		SF: 0 SAC: 0 DP: 1 HBP: 1	WP: 0 PA: 43 PB: 0 SB: 0 CS: 0								
PITCHER	IP	WLS	BF	H	R	ER	SO	BB	IBB	HBP	BLK	WP	HR	S	P	ERA	WHIP										
Jeff Weaver, R ERA: 4.08 (1, 1)	7.2	L	35	9	6	6	9	2	1	1	0	0	0	79	128	7.04	1.435										
Matt Perisho, L ERA: 5.72 (8, 1)	0.1		1	0	0	0	0	0	0	0	0	0	0	1	3	0.00	0.000										
Luis Pineda, R ERA: 4.91 (9, 1)	0.2		4	1	2	2	0	1	0	0	0	0	0	4	8	27.00	3.000										
Matt Miller, L ERA: 7.71 (9, 1)	0.1		3	1	0	0	0	1	0	0	0	0	0	3	8	0.00	6.000										

Batter	1	2	3	4	5	6	7	8	9	AB	R	H	RBI	BB	SO	LOB	BOTTOM										
Jose Macias, S OBP: 0.320, SLG: 0.398 (1, 8)										5	1	2	0	0	0	0	Kansas City Royals @ Detroit Tigers Comerica Park, Detroit, MI Sat Oct 06 2001, 1:05 PM EDT Cloudy - 46 F										
Damion Easley, R OBP: 0.323, SLG: 0.375 (1, 4)										4	1	1	0	0	0	1											
Bobby Higginson, L OBP: 0.368, SLG: 0.440 (1, 7)										3	0	1	0	1	0	0											
Randall Simon, L OBP: 0.343, SLG: 0.440 (1, 10)										2	0	0	1	1	1	0											
Shane Halter, R OBP: 0.347, SLG: 0.473 (1, 5)										2	0	0	0	2	0	0											
Robert Fick, L OBP: 0.340, SLG: 0.474 Wendell Magee, R OBP: 0.289, SLG: 0.363 (8, PR) (9, 9)										4	0	1	1	0	1	3											
Deivi Cruz, R OBP: 0.291, SLG: 0.375 (1, 6)										4	0	1	0	0	0	3											
Eric Munson, L OBP: 0.169, SLG: 0.270 (1, 3)										4	0	0	0	0	1	1											
15 Brandon Inge, R OBP: 0.219, SLG: 0.243 Ryan Jackson, L OBP: 0.244, SLG: 0.325 (8, PH) (9, PH)										3	1	1	0	0	0	1											
Inning Stats	R: 0 H: 1 E: 0 K: 0 S: 14	H: 0 R: 0 ER: 0 LOB: 0 BB: 0 P: 14	R: 0 H: 0 E: 0 K: 0 S: 7	H: 0 R: 0 ER: 0 LOB: 0 BB: 0 P: 9	R: 0 H: 0 E: 0 K: 0 S: 6	H: 0 R: 0 ER: 0 LOB: 0 BB: 0 P: 9	R: 1 H: 2 E: 1 K: 0 S: 11	H: 2 R: 1 ER: 1 LOB: 1 BB: 0 P: 17	R: 0 H: 0 E: 0 K: 1 S: 8	R: 0 H: 1 E: 0 K: 2 S: 14	H: 1 R: 0 ER: 0 LOB: 1 BB: 0 P: 23	R: 2 H: 3 E: 0 K: 0 S: 12	H: 3 R: 0 ER: 0 LOB: 3 BB: 2 P: 25	R: 0 H: 0 E: 0 K: 1 S: 10	H: 0 R: 0 ER: 0 LOB: 0 BB: 0 P: 15	1B: 6 2B: 1 3B: 0 HR: 0		SF: 1 SAC: 0 DP: 1 HBP: 0	WP: 1 PA: 37 PB: 0 SB: 0 CS: 0								
PITCHER	IP	WLS	BF	H	R	ER	SO	BB	IBB	HBP	BLK	WP	HR	S	P	ERA	WHIP										
Jeff Suppan, R ERA: 4.37 (1, 1)	7.0	W	27	4	1	0	3	2	0	0	0	0	0	69	107	0.00	0.857										
Cory Bailey, R ERA: 3.46 (8, 1)	0.1		5	2	2	2	0	2	0	0	0	0	0	7	19	54.00	12.000										
Roberto Hernandez, R ERA: 4.12 (8, 1)	1.2	S	5	1	0	0	1	0	0	0	0	0	0	15	21	0.00	0.600										

Batter	1	2	3	4	5	6	7	8	9	AB	R	H	RBI	BB	SO	LOB	TOP			
Carlos Febles, R OBP: 0.293, SLG: 0.366	G6-3		F8		P6		L5		F8	5	0	0	0	0	0	6	Kansas City Royals @ Detroit Tigers Comerica Park, Detroit, MI Sat Oct 06 2001, 4:05 PM EDT Att: 18,844 - Cloudy - 48 F			
4 Angel Berroa, R OBP: 0.314, SLG: 0.313	P6		F7			G5-3		F8		4	0	0	0	0	2					
Carlos Beltrán, S OBP: 0.362, SLG: 0.505	G5-3				F7			HR		4	1	2	1	0	0					
29 Mike Sweeney, R OBP: 0.375, SLG: 0.545		F8		G5-3		F8		1B		4	0	1	0	0	1					
Raul Ibanez, L OBP: 0.353, SLG: 0.489		G1-3				G6-3		K		4	0	1	0	0	1					
Luis Alicaes, S OBP: 0.367, SLG: 0.367		F7			F7					4	0	1	0	0	1					
Dee Brown, L OBP: 0.287, SLG: 0.343										4	0	1	0	0	2					
Dave McCarty, R OBP: 0.328, SLG: 0.405										4	0	2	0	0	1					
Gregg Zaun, S OBP: 0.377, SLG: 0.536										3	0	2	0	1	0					
Inning Stats	R: 0 E: 0 K: 0 S: 6	H: 0 LOB: 0 BB: 0 P: 8	R: 0 E: 0 K: 0 S: 7	H: 0 LOB: 0 BB: 0 P: 9	R: 0 E: 0 K: 0 S: 13	H: 2 LOB: 2 BB: 0 P: 16	R: 0 E: 0 K: 0 S: 8	H: 1 LOB: 1 BB: 0 P: 13	R: 0 E: 0 K: 0 S: 5	H: 0 LOB: 1 BB: 0 P: 12	R: 0 E: 0 K: 0 S: 13	H: 2 LOB: 2 BB: 0 P: 16	R: 1 E: 0 K: 1 S: 13	H: 3 LOB: 2 BB: 0 P: 20	R: 0 E: 0 K: 1 S: 9	H: 1 LOB: 0 BB: 0 P: 13	1B: 9 2B: 0 3B: 0 HR: 1	SF: 0 SAC: 0 DP: 0 HBP: 0	WP: 0 PB: 0 SB: 0 CS: 1	PA: 37
PITCHER Steve Sparks, R ERA: 3.85	IP: 9.0 WLS: W BF: 37 H: 10 R: 1 ER: 1 SO: 3 BB: 1 IBB: 0 HBP: 0 BLK: 0 WP: 0 HR: 1 S: 79 P: 115 ERA: 1.00 WHIP: 1.222																			

Batter	1	2	3	4	5	6	7	8	9	AB	R	H	RBI	BB	SO	LOB	BOTTOM					
Jose Macias, S OBP: 0.318, SLG: 0.395	K		F7		G4-3			G6-3		4	0	0	0	0	1	0	Kansas City Royals @ Detroit Tigers Comerica Park, Detroit, MI Sat Oct 06 2001, 4:05 PM EDT Att: 18,844 - Cloudy - 48 F					
Damion Easley, R OBP: 0.324, SLG: 0.378	F7									4	1	2	0	0	0							
Bobby Higginson, L OBP: 0.367, SLG: 0.441										4	0	1	0	0	2							
Randall Simon, L OBP: 0.338, SLG: 0.435										3	0	0	1	0	0							
Shane Halter, R OBP: 0.345, SLG: 0.470										3	0	0	0	0	0							
Wendell Magee, R OBP: 0.294, SLG: 0.379										2	1	1	1	1	0							
Deivi Cruz, R OBP: 0.289, SLG: 0.372										3	0	0	0	0	1							
Javier Cardona, R OBP: 0.280, SLG: 0.375										3	0	0	0	0	0							
43 Chris Wakeland, L OBP: 0.250, SLG: 0.472										3	0	0	0	0	0							
Inning Stats	R: 0 E: 0 K: 1 S: 9	H: 1 LOB: 1 BB: 0 P: 10	R: 1 E: 0 K: 0 S: 9	H: 1 LOB: 0 BB: 0 P: 12	R: 0 E: 1 K: 0 S: 6	H: 1 LOB: 1 BB: 0 P: 9	R: 0 E: 0 K: 0 S: 7	H: 0 LOB: 1 BB: 1 P: 14	R: 0 E: 0 K: 0 S: 5	H: 0 LOB: 0 BB: 0 P: 7	R: 0 E: 0 K: 0 S: 6	H: 0 LOB: 0 BB: 0 P: 9	R: 0 E: 0 K: 0 S: 11	H: 0 LOB: 0 BB: 0 P: 15	R: 0 E: 0 K: 0 S: 8	H: 0 LOB: 0 BB: 0 P: 12	R: 1 E: 0 K: 0 S: 4	H: 1 LOB: 0 BB: 0 P: 7	1B: 1 2B: 2 3B: 0 HR: 1	SF: 1 SAC: 0 DP: 0 HBP: 0	WP: 0 PB: 0 SB: 0 CS: 0	PA: 31
PITCHER Chris George, L ERA: 5.99	IP: 8.2 WLS: L BF: 31 H: 4 R: 2 ER: 2 SO: 1 BB: 1 IBB: 0 HBP: 0 BLK: 0 WP: 0 HR: 1 S: 65 P: 95 ERA: 2.08 WHIP: 0.577																					

Batter	1	2	3	4	5	6	7	8	9	AB	R	H	RBI	BB	SO	LOB	TOP									
Carlos Febles, R OBP: 0.291, SLG: 0.363	P4		G5-3		P6		F7		HR	5	1	1	0	0	0	0										
4 Angel Berroa, R OBP: 0.339, SLG: 0.340	G5-3			HR		G4-6-3		29 1B	K	5	1	3	0	0	1	3										
Carlos Beltrán, S OBP: 0.362, SLG: 0.514	G6-3			HR		G4-6-3		K	HR	5	2	2	6	0	1	2										
29 Mike Sweeney, R OBP: 0.374, SLG: 0.542		F8		F7		F7		1B	F7	5	0	1	0	0	0	0										
Raul Ibanez, L OBP: 0.353, SLG: 0.495	F5			P5				HR	K	3	1	1	0	0	0	0										
Héctor Ortiz, R OBP: 0.293, SLG: 0.299										1	0	0	0	0	1	2										
Joe Randa, R OBP: 0.307, SLG: 0.386				K				HR	K	4	1	2	2	0	2	2										
Dee Brown, L OBP: 0.286, SLG: 0.350	G6-3				F8			HR	G3-1	4	1	1	1	0	0	1										
Mark Quinn, R OBP: 0.298, SLG: 0.459			G5-3		SF7		G5-3		1B HR	3	2	1	0	0	0	0										
Brent Mayne, L OBP: 0.334, SLG: 0.344			F9		SF7		G6-3		HR	3	1	1	1	0	0	0										
Inning Stats	R: 0 E: 0 K: 0 S: 6	H: 0 LOB: 0 BB: 0 P: 6	R: 0 E: 0 K: 0 S: 7	H: 1 LOB: 1 BB: 0 P: 9	R: 0 E: 0 K: 0 S: 7	H: 0 LOB: 0 BB: 0 P: 9	R: 2 E: 0 K: 1 S: 11	H: 2 LOB: 0 BB: 0 P: 15	R: 1 E: 0 K: 0 S: 9	H: 1 LOB: 0 BB: 0 P: 10	R: 0 E: 0 K: 0 S: 9	H: 1 LOB: 0 BB: 0 P: 12	R: 3 E: 0 K: 0 S: 12	H: 3 LOB: 0 BB: 0 P: 15	R: 0 E: 0 K: 3 S: 17	H: 2 LOB: 2 BB: 0 P: 26	R: 4 E: 0 K: 1 S: 14	H: 3 LOB: 0 BB: 0 P: 21	1B: 7 2B: 1 3B: 1 HR: 4	SF: 1 SAC: 0 DP: 1 HBP: 1	WP: 0 PB: 0 SB: 1 CS: 0	PA: 40				
PITCHER	IP	WLS	BF	H	R	ER	SO	BB	IBB	HBP	BLK	WP	HR	S	P	ERA	WHIP									
Jose Lima, R ERA: 5.54	(1, 1)	7.0	L	28	8	6	5	1	0	0	0	0	3	61	76	6.43	1.143									
Matt Miller, L ERA: 7.45	(8, 1)	0.1		3	2	0	0	1	0	0	0	0	0	10	15	0.00	6.000									
Adam Bernero, R ERA: 7.3	(8, 1)	1.2		9	3	4	4	3	0	0	1	0	0	1	21	32	21.60	1.800								

Kansas City Royals @ Detroit Tigers
Comerica Park, Detroit, MI
Sun Oct 07 2001, 1:05 PM EDT
Att: 19,261 - Sunny - 44 F

AB 38
R 10
H 13
RBI 10
BB 0
SO 5
LOB 10



Batter	1	2	3	4	5	6	7	8	9	AB	R	H	RBI	BB	SO	LOB	BOTTOM									
Jose Macias, S OBP: 0.316, SLG: 0.391	P4		F8		K			G4-3		4	0	0	0	0	1	1										
Damion Easley, R OBP: 0.323, SLG: 0.376	G5-3		G1-3			G4-3				3	0	0	0	0	0	1										
Ryan Jackson, L OBP: 0.250, SLG: 0.331								FC6 1B		1	0	1	0	0	0	0										
Bobby Higginson, L OBP: 0.367, SLG: 0.445	F9			HR		G3		FC6		3	1	1	1	0	0	0										
Wendell Magee, R OBP: 0.293, SLG: 0.377								1-2 2-3		1	0	0	0	0	0	1										
Randall Simon, L OBP: 0.341, SLG: 0.445		HR		G4-6-3 BB		G6-3		G4-3		3	1	1	1	1	0	0										
Shane Halter, R OBP: 0.344, SLG: 0.467		G6-3			G4-6-3 BB		F8	G6-3		3	0	0	0	1	0	0										
Robert Fick, L OBP: 0.339, SLG: 0.476		F9		G4-6-3		G3		HR		4	1	1	0	0	0	2										
Deivi Cruz, R OBP: 0.291, SLG: 0.379		F8		G5-3			BB	HR		3	1	1	2	1	0	1										
Eric Munson, L OBP: 0.188, SLG: 0.273							F7		HR	3	0	1	0	1	1	1										
15 Brandon Inge, R OBP: 0.215, SLG: 0.238			K		F9			K	L7	4	0	0	0	0	2	2										
Inning Stats	R: 0 E: 0 K: 0 S: 7	H: 0 LOB: 0 BB: 0 P: 11	R: 1 E: 0 K: 0 S: 11	H: 1 LOB: 0 BB: 0 P: 15	R: 0 E: 0 K: 1 S: 7	H: 0 LOB: 1 BB: 1 P: 14	R: 1 E: 0 K: 0 S: 10	H: 1 LOB: 1 BB: 2 P: 22	R: 0 E: 0 K: 2 S: 8	H: 0 LOB: 0 BB: 0 P: 13	R: 0 E: 0 K: 0 S: 6	H: 0 LOB: 0 BB: 0 P: 8	R: 0 E: 0 K: 0 S: 6	H: 0 LOB: 1 BB: 1 P: 15	R: 0 E: 0 K: 1 S: 7	H: 1 LOB: 1 BB: 0 P: 8	R: 2 E: 0 K: 0 S: 9	H: 3 LOB: 1 BB: 0 P: 12	1B: 2 2B: 0 3B: 1 HR: 3	SF: 0 SAC: 0 DP: 1 HBP: 0	WP: 0 PB: 0 SB: 0 CS: 0	PA: 36				
PITCHER	IP	WLS	BF	H	R	ER	SO	BB	IBB	HBP	BLK	WP	HR	S	P	ERA	WHIP									
Blake Stein, R ERA: 4.74	(1, 1)	7.0	W	26	2	2	2	3	4	0	0	0	0	55	98	2.57	0.857									
Dan Reichert, R ERA: 5.63	(8, 1)	2.0		10	4	2	2	1	0	0	0	0	0	1	16	20	9.00	2.000								

Kansas City Royals @ Detroit Tigers
Comerica Park, Detroit, MI
Sun Oct 07 2001, 1:05 PM EDT
Att: 19,261 - Sunny - 44 F

AB 32
R 4
H 6
RBI 4
BB 4
SO 4
LOB 9

