

Kansas City Royals - 2002

Batter	1	2	3	4	5	6	7	8	9	AB R H RBI BB SO LOB	TOP																
Jacque Jones, L (1, 7) OBP: 0.600, SLG: 1.800	0-1 HR		2-2 G3		2-1 1B		0-0 HR	0-3 K		5 2 3 4 0 1 0																	
Cristian Guzman, S (1, 6)	0-0 F7		1-0 G5-3		1-1 G1-3		0-0 G4-3		1-0 G1-3	5 0 0 0 0 0 2																	
Doug Mientkiewicz, L (1, 3) OBP: 0.200, SLG: 0.200	1-2 G4-3		1-1 G3-1			0-0 G5-3	1-0 2B BB 1B		2-2 P4	5 1 1 0 0 0 0																	
David Ortiz, L (1, 10) OBP: 0.800, SLG: 1.750	2-1 HR			3-2 G6-4-3 1B		3-2 G4-3	2-1 BB 1-3 2B		4-2 FC6-4 BB	4 1 3 1 1 0 0																	
Torii Hunter, R (1, 8) OBP: 0.400, SLG: 1.000	2-3 K			0-0 G6-4-3 1-2f		3-2 HR	4-0 BB IBB		0-1 FC6-4 1-2f	4 1 1 1 1 1 2																	
Corey Koskie, L (1, 5)		0-1 L8		1-1 G4-3		1-3 K	4-2 1-2 2-3 3-H BB			3 0 0 1 1 1 0																	
Brian Buchanan, R (1, 9) OBP: 0.500, SLG: 1.250		0-0 HR			0-3 K					4 2 2 1 0 1 3																	
Denny Hocking, S (7, 9)										0 0 0 0 0 0 0																	
A.J. Pierzynski, L (1, 2)		0-0 F5			3-2 G1-3		0-1 G4-3	1-3 K		4 0 0 0 0 1 1																	
Luis Rivas, R (1, 4) OBP: 0.500, SLG: 0.500		1-2 G1-3			0-1 1B		0-0 HR 1B	2-2 F9		4 1 2 0 0 0 0																	
Inning Stats	R: 2 E: 0 K: 1 S: 13	H: 2 LOB: 0 BB: 0 P: 18	R: 1 E: 0 K: 0 S: 9	H: 1 LOB: 0 BB: 0 P: 10	R: 0 E: 0 K: 0 S: 8	H: 0 LOB: 0 BB: 0 P: 12	R: 0 E: 0 K: 0 S: 6	H: 1 LOB: 0 BB: 0 P: 10	R: 0 E: 0 K: 1 S: 12	H: 2 LOB: 2 BB: 0 P: 18	R: 1 E: 0 K: 1 S: 13	H: 1 LOB: 0 BB: 0 P: 20	R: 4 E: 0 K: 0 S: 17	H: 5 LOB: 3 BB: 2 P: 30	R: 0 E: 0 K: 2 S: 10	H: 0 LOB: 0 BB: 0 P: 13	R: 0 E: 0 K: 0 S: 8	H: 0 LOB: 1 BB: 1 P: 15	1B: 6 2B: 1 3B: 0 HR: 5	SF: 0 SAC: 0 DP: 1 HBP: 0	WP: 0 PB: 0 SB: 0 CS: 0	PA: 41					
PITCHER	IP WLS BF H R ER SO BB IBB HBP BLK WP HR S P ERA WHIP																										
Jeff Suppan, R (1, 1) ERA: 6.0	6.0		24	7	4	4	3	0	0	0	0	0	4	61	88	6.00	1.167										
Cory Bailey, R (7, 1) ERA: 54.0	0.2	L	8	5	4	4	0	0	1	0	0	0	1	11	18	54.00	7.500										
Brian Shouse, L (7, 1) ERA:	1.1		5	0	0	0	2	1	0	0	0	0	0	16	25	0.00	0.750										
Jason Grimsley, R (9, 1) ERA:	1.0		4	0	0	0	0	1	0	0	0	0	0	8	15	0.00	1.000										

Minnesota Twins @ Kansas City Royals
Kauffman Stadium, Kansas City, MO

Mon Apr 01 2002, 3:05 PM CST
Att. 40,605 - Cloudy - 68 F

livebaseballscorecards.com

AB	38
R	8
H	12
RBI	8
BB	3
SO	5
LOB	8



Batter	1	2	3	4	5	6	7	8	9	AB R H RBI BB SO LOB
Chuck Knoblauch, R (1, 7) OBP: 0.400, SLG: 0.250	2-2 G5-3		0-1 SF9 1B 1-2 2B 1B		1-1 G4-3		1-2 F9		4-2 BB	4 1 1 0 1 0 1
Neifi Perez, S (1, 6) OBP: 0.600, SLG: 1.000	2-2 G6-3 1B		1-2 29 2B 1B 1-2 2-3		1-0 3B 3B 3-H 0-0		2-1 F7		2-2 F8	5 2 3 1 0 0 2
Carlos Beltrán, S (1, 8) OBP: 0.250, SLG: 1.000	0-2 G6-3 1-2f		1-2 SF9		3-H 0-0 3B		1-3 K			3 0 1 2 0 1 1
29 Mike Sweeney, R (1, 3) OBP: 0.500, SLG: 0.750		0-0 P3	3-2 1-H 2B 3-H		2-0 G1-3		0-1 G6-4-3 1B			4 0 2 2 0 0 1
Michael Tucker, L (1, 9) OBP: 0.500, SLG: 0.333		2-2 SF7 1B	2-3 K		4-0 BB		1-1 F7			3 1 1 0 1 1 2
Joe Randa, R (1, 5)		3-2 SF7 1-H		3-2 G6-3	2-3 K		0-1 G6-4-3			3 0 0 1 0 1 3
Raul Ibanez, L (1, 10) Donnie Sadler, R (9, PH)		3-2 F7		1-2 G1-3		2-0 F8		0-1 F8		3 0 0 0 0 0 0 1 0 0 0 0 0 0
Brent Mayne, L (1, 2) Brandon Berger, R (9, PH)			2-2 1B SF9 1B	3-2 L3		0-0 G4-3		2-3 K		3 1 1 0 0 0 0 1 0 0 0 0 1 0
Carlos Febles, R (1, 4)			0-3 K		1-2 G4-3 3B 2B		1-3 K		4-2 BB BB	3 1 1 0 1 2 1

Inning Stats	R: 0 E: 0 K: 10 S: 10	H: 1 LOB: 0 BB: 14	R: 1 E: 0 K: 10 S: 10	H: 1 LOB: 0 BB: 18	R: 3 E: 0 K: 24 S: 24	H: 4 LOB: 1 BB: 33	R: 0 E: 0 K: 10 S: 10	H: 0 LOB: 0 BB: 17	R: 2 E: 0 K: 13 S: 13	H: 3 LOB: 2 BB: 1 P: 24	R: 0 E: 0 K: 5 S: 5	H: 0 LOB: 0 BB: 8	R: 0 E: 0 K: 8 S: 8	H: 0 LOB: 0 BB: 12	R: 0 E: 0 K: 6 S: 6	H: 1 LOB: 0 BB: 7	R: 0 E: 0 K: 14 S: 14	H: 0 LOB: 2 BB: 26	1B: 6 2B: 2 3B: 2 HR: 0	SF: 2 SAC: 0 DP: 2 HBP: 0	WP: 0 PB: 0 SB: 2 CS: 0	PA: 38
--------------	--------------------------------	--------------------------	--------------------------------	--------------------------	--------------------------------	--------------------------	--------------------------------	--------------------------	--------------------------------	----------------------------------	------------------------------	-------------------------	------------------------------	--------------------------	------------------------------	-------------------------	--------------------------------	--------------------------	----------------------------------	------------------------------------	----------------------------------	--------

PITCHER	IP	WLS	BF	H	R	ER	SO	BB	IBB	HBP	BLK	WP	HR	S	P	ERA	WHIP
Brad Radke, R (1, 1) ERA: 10.38	4.1		20	8	6	5	2	0	0	0	0	0	0	60	91	10.38	1.846
Jack Cressend, R (5, 1) ERA:	0.2		4	1	0	0	1	1	0	0	0	0	0	7	15	0.00	3.000
J.C. Romero, L (6, 1) ERA:	2.0	W	6	0	0	0	2	0	0	0	0	0	0	13	20	0.00	0.000
Michael Jackson, R (8, 1) ERA:	1.0	H	3	1	0	0	0	0	0	0	0	0	0	6	7	0.00	1.000
Eddie Guardado, L (9, 1) ERA:	1.0	S	5	0	0	0	1	2	0	0	0	0	0	14	26	0.00	2.000

BOTTOM

Minnesota Twins @ Kansas City Royals
Kauffman Stadium, Kansas City, MO

Mon Apr 01 2002, 3:05 PM CST
Att: 40,605 - Cloudy - 68 F

livebaseballscores.com

AB	33
R	6
H	10
RBI	6
BB	3
SO	6
LOB	11



Batter	1	2	3	4	5	6	7	8	9	AB	R	H	RBI	BB	SO	LOB
Chuck Knoblauch, R (1, 7) OBP: 0.222, SLG: 0.125	1-2 G4-3		2-2 F9			1-0 F8		2-2 P3		4	0	0	0	0	0	2
Neifi Perez, S (1, 6) OBP: 0.333, SLG: 0.556	0-2 F7		0-0 F3			1-1 F7			3-1 F7	4	0	0	0	0	0	0
Carlos Beltrán, S (1, 8) OBP: 0.250, SLG: 0.571	1-2 1B			0-0 F8			1-1 G5-3		0-2 G5-3	4	0	1	0	0	0	0
29 Mike Sweeney, R (1, 10) OBP: 0.375, SLG: 0.500	3-1 1B			2-2 G5-3			0-0 F8		1-1 F3	4	0	1	0	0	0	0
Joe Randa, R (1, 5)	2-2 F3			1-2 G3-1			3-2 F9			3	0	0	0	0	0	2
Dave McCarty, R (1, 3) OBP: 0.333, SLG: 0.667		2-1 F5			0-1 G6-3			1-2 2B		3	0	1	0	0	0	0
Donnie Sadler, R (8, PR) (9, 9)										0	0	0	0	0	0	0
Brandon Berger, R (1, 9)		1-2 F8			3-2 F7			1-3 K		3	0	0	0	0	1	1
Luis Aicea, S (9, 3)										0	0	0	0	0	0	0
Brent Mayne, L (1, 2) OBP: 0.167, SLG: 0.167		2-1 L7			0-3 K			0-3 K		3	0	0	0	0	2	1
Carlos Febles, R (1, 4) OBP: 0.429, SLG: 0.400			2-2 G5-3			2-3 K		4-2 BB		2	0	0	0	1	1	0

Inning Stats	R: 0	H: 2	E: 0	LOB: 2	K: 0	BB: 0	S: 15	R: 0	H: 0	E: 0	LOB: 0	K: 0	BB: 0	S: 7	R: 0	H: 0	E: 0	LOB: 0	K: 0	BB: 0	S: 10	R: 0	H: 0	E: 0	LOB: 0	K: 1	BB: 0	S: 9	R: 0	H: 0	E: 0	LOB: 0	K: 0	BB: 0	S: 7	R: 0	H: 1	E: 0	LOB: 2	K: 2	BB: 1	S: 14	R: 0	H: 0	E: 0	LOB: 0	K: 0	BB: 0	S: 7	R: 0	H: 0	E: 0	LOB: 0	K: 0	BB: 0	S: 7	1B: 2	SF: 0	2B: 1	SAC: 0	3B: 0	DP: 0	HR: 0	HBP: 0
--------------	------	------	------	--------	------	-------	-------	------	------	------	--------	------	-------	------	------	------	------	--------	------	-------	-------	------	------	------	--------	------	-------	------	------	------	------	--------	------	-------	------	------	------	------	--------	------	-------	-------	------	------	------	--------	------	-------	------	------	------	------	--------	------	-------	------	-------	-------	-------	--------	-------	-------	-------	--------

PITCHER	IP	WLS	BF	H	R	ER	SO	BB	IBB	HBP	BLK	WP	HR	S	P	ERA	WHIP
Eric Milton, L (1, 1) ERA:	7.0	W	23	2	0	0	2	0	0	0	0	0	0	64	94	0.00	0.286
J.C. Romero, L (8, 1) ERA:	0.2	H	4	1	0	0	2	1	0	0	0	0	0	11	17	0.00	3.000
Bob Wells, R (8, 1) ERA:	0.1	H	1	0	0	0	0	0	0	0	0	0	0	3	5	0.00	0.000
Eddie Guardado, L (9, 1) ERA:	1.0	S	3	0	0	0	0	0	0	0	0	0	0	7	11	0.00	0.000

BOTTOM

Minnesota Twins @ Kansas City Royals
Kauffman Stadium, Kansas City, MO

Wed Apr 03 2002, 7:05 PM CST
Att: 10,856 - Sunny - 34 F

livebaseballscores.com

AB	30
R	0
H	3
RBI	0
BB	1
SO	4
LOB	6



WP: 0	PA: 31
PB: 0	
SB: 0	
CS: 0	

Batter	1	2	3	4	5	6	7	8	9	AB R H RBI BB SO LOB	TOP									
Kenny Lofton, L (1, 8) OBP: 0.444, SLG: 0.333	3-2 1B 1B		0-1 2B SF7 1B		0-2 G4-3		2-1 F7		4-1 1B BB	4 1 2 0 1 0 1	Chicago White Sox @ Kansas City Royals Kauffman Stadium, Kansas City, MO Fri Apr 05 2002, 7:05 PM CST Att. 15,975 - Sunny - 61 F livebaseballscorecards.com									
Ray Durham, S (1, 4) OBP: 0.389, SLG: 0.333	1-2 1B		3-1 FC6-3-4-3 1B 2B		0-1 G6-3 1B		2-2 F7		0-2 L3	5 0 3 1 0 0 3										
Frank Thomas, R (1, 10) OBP: 0.294, SLG: 0.286	3-2 P5		0-2 SF7		2-1 G6-3				3-2 P6	3 0 0 1 0 0 3										
Magglio Ordonez, R (1, 9) OBP: 0.294, SLG: 0.267	1-2 P6		3-H 0-2 FC6-3-4-3 2B 2-3						0-0 1B	4 0 1 0 0 1 3										
14 Paul Konerko, R (1, 3) OBP: 0.353, SLG: 0.412	1-0 P6								1-3 K	4 0 1 0 0 1 3										
Jose Valentin, S (1, 5)									1-1 G1-3	4 0 1 0 0 1 3										
Carlos Lee, R (1, 7) OBP: 0.375, SLG: 0.600									0-1 K	4 0 1 0 0 0 2										
Mark Johnson, L (1, 2) OBP: 0.375, SLG: 0.286									1-1 G4-3	4 0 1 0 0 1 1										
Tony Graffanino, R (1, 6) OBP: 0.250, SLG: 0.250									2-1 F8	4 0 1 0 0 1 1										
Inning Stats	R: 0 E: 0 K: 0 S: 16	H: 2 LOB: 2 BB: 0 P: 25	R: 0 E: 0 K: 1 S: 10	H: 0 LOB: 0 BB: 0 P: 16	R: 2 E: 0 K: 0 S: 14	H: 3 LOB: 0 BB: 0 P: 17	R: 0 E: 0 K: 0 S: 11	H: 2 LOB: 2 BB: 0 P: 16	R: 0 E: 0 K: 1 S: 8	H: 1 LOB: 1 BB: 0 P: 10	R: 0 E: 0 K: 1 S: 12	H: 0 LOB: 1 BB: 1 P: 20	R: 0 E: 0 K: 1 S: 9	H: 1 LOB: 1 BB: 0 P: 14	R: 0 E: 1 K: 0 S: 11	H: 0 LOB: 2 BB: 1 P: 18	1B: 8 2B: 3 3B: 0 HR: 0	SF: 1 SAC: 0 DP: 2 HBP: 0	WP: 0 PB: 0 SB: 0 CS: 0	PA: 38
PITCHER	IP WLS BF H R ER SO BB IBB HBP BLK WP HR S P ERA WHIP																			
Paul Byrd, R (1, 1) ERA: 3.0	6.0 W 25 9 2 2 2 0 0 0 0 0 0 0 66 93 3.00 1.500																			
Blake Stein, R (7, 1) ERA:	3.0 S 13 1 0 0 2 2 0 0 0 0 0 0 32 52 0.00 1.000																			



Batter	1	2	3	4	5	6	7	8	9	AB	R	H	RBI	BB	SO	LOB
Chuck Knoblauch, R OBP: 0.214, SLG: 0.083 (1, 7)	2-1 E6 G4-6-3	0-0 G1-3		4-0 SH BB	0-2 F7			1-1 G1-3		4	0	0	0	1	0	5
Neifi Perez, S OBP: 0.231, SLG: 0.385 (1, 6)	1-2 G4-6-3 1-2f		0-2 F2	0-0 SH FC4-6		2-2 P6		1-2 F5		4	0	0	0	0	0	2
Carlos Beltrán, S OBP: 0.250, SLG: 0.545 (1, 8)	2-2 F8		0-1 29 HR 2B	2-1 F4		1-2 G1-3				4	1	1	0	0	0	2
29 Mike Sweeney, R OBP: 0.417, SLG: 0.750 (1, 3)		1-0 SH BB 2B	1-0 HR	0-1 F2		3-2 E3 CS				4	2	2	2	0	0	2
Michael Tucker, L OBP: 0.500, SLG: 0.200 (1, 9)		4-2 SH 2B BB	4-0 FC6-4 BB	1-1 FC4-6		2-2 CS	1-2 G3			2	1	0	0	2	0	2
Joe Randa, R OBP: 0.100, SLG: 0.222 (1, 5)		0-0 SH 2B FC3-2	0-1 FC6-4 1B		1-1 G4-3 2B		2-1 G1-3			3	0	1	0	0	0	1
Raul Ibanez, L OBP: 0.286, SLG: 0.429 (1, 10)		1-2 2B	0-0 1B		0-0 G4-3		1-1 G6-3			4	0	2	2	0	0	1
Brent Mayne, L OBP: 0.200, SLG: 0.111 (1, 2)		2-1 F5	3-2 G4-3		0-2 L8		4-0 G1-3 SH2-4 BB			3	0	0	0	1	0	5
Carlos Febles, R OBP: 0.500, SLG: 0.333 (1, 4)		1-2 FC3-2		4-0 SH BB	2-1 HBP		1-1 SH2-4			1	1	0	0	1	0	2

Inning Stats	R: 0	H: 0	E: 1	LOB: 0	K: 0	S: 11	P: 16	R: 2	H: 2	E: 1	LOB: 2	K: 0	S: 14	P: 23	R: 2	H: 3	E: 0	LOB: 2	K: 0	S: 14	P: 22	R: 1	H: 0	E: 1	LOB: 2	K: 0	S: 7	P: 18	R: 0	H: 1	E: 0	LOB: 2	K: 0	S: 11	P: 14	R: 0	H: 0	E: 1	LOB: 0	K: 0	S: 14	P: 22	R: 0	H: 0	E: 0	LOB: 0	K: 0	S: 7	P: 11	R: 0	H: 0	E: 0	LOB: 1	K: 0	S: 7	P: 14
--------------	------	------	------	--------	------	-------	-------	------	------	------	--------	------	-------	-------	------	------	------	--------	------	-------	-------	------	------	------	--------	------	------	-------	------	------	------	--------	------	-------	-------	------	------	------	--------	------	-------	-------	------	------	------	--------	------	------	-------	------	------	------	--------	------	------	-------


PITCHER	IP	WLS	BF	H	R	ER	SO	BB	IBB	HBP	BLK	WP	HR	S	P	ERA	WHIP
Jon Garland, R ERA: 7.2 (1, 1)	5.0	L	28	6	5	4	0	4	0	0	0	0	1	57	93	7.20	2.000
Lorenzo Barcelo, R ERA: 18.0 (6, 1)	0.2		3	0	0	0	0	0	0	0	0	0	0	12	18	0.00	0.000
Mike Porzio, L ERA: (6, 1)	1.1		3	0	0	0	0	0	0	0	0	0	0	9	15	0.00	0.000
Gary Glover, R ERA: 18.0 (8, 1)	1.0		4	0	0	0	0	1	0	0	0	0	0	7	14	0.00	1.000

BOTTOM

Chicago White Sox @ Kansas City Royals
Kauffman Stadium, Kansas City, MO

livebaseballscorecards.com

AB	29
R	5
H	6
RBI	4
BB	5
SO	0
LOB	22



WP	PA	39
1B: 2	SF: 0	WP: 0
2B: 3	SAC: 3	PB: 0
3B: 0	DP: 1	SB: 0
HR: 1	HBP: 1	CS: 1

Fri Apr 05 2002, 7:05 PM CST
Att: 15,975 - Sunny - 61 F

Batter	1	2	3	4	5	6	7	8	9	AB R H RBI BB SO LOB	TOP											
Kenny Lofton, L OBP: 0.417, SLG: 0.300 (1, 8)	1-2 1B	1-1 F9		1-2 L6		1-3 K		WP BB BB BB		5 2 1 0 1 1 2												
Ray Durham, S OBP: 0.458, SLG: 0.474 (1, 4)	2-2 14 S 1B 1-2 HBP	2-2 2B		0-1 G4-3		1-0 F9		4-0 BB WP 1-2 14 BB BB	0-0 2B	4 2 2 0 1 0 0												
Frank Thomas, R OBP: 0.318, SLG: 0.278 (1, 3) Jeff Liefer, L (8, 3)	0-1 P3	0-0 F3			2-2 F3	1-1 1B		4-0 14 BB 1-2 2-3 1B BB	1-3 K	4 1 1 0 1 0 3 1 0 0 0 0 1 1												
Magglio Ordonez, R OBP: 0.391, SLG: 0.500 (1, 9)	1-1 14 S 1-2 2-H 1B		0-1 HR		3-2 14 G3 14 WP 2B	0-0 F8		4-0 14 BB 1-2 2-3 3-H 1B BB	1-0 G5-3	5 4 3 3 1 0 2												
14 Paul Konerko, R OBP: 0.391, SLG: 0.500 (1, 10)	3-2 G3 1-1 2-H 1B 2B		0-1 F7		3-2 G3		1-0 FC6-4 1B 2B	4-1 HBP 1B 1-2 2-3 3-H SF8 BB	0-1 G6-3	5 3 2 3 1 0 2												
Jose Valentin, S OBP: 0.190, SLG: 0.286 (1, 5) Tony Graffanino, R OBP: 0.400, SLG: 0.400 (7, 5)	1-2 G3		0-1 F8		3-1 1B 2B		1-0 FC6	0-1 HBP 1B		4 1 1 1 0 0 2 1 0 1 2 0 0 0												
Carlos Lee, R OBP: 0.381, SLG: 0.550 (1, 7) Aaron Rowand, R (8, 7)	0-1 FC6-4 1B		1-0 F9		2-1 1B 1B		3-1 FC6-4 1B	0-1 F8		5 0 2 2 0 0 4 0 0 0 0 0 0 0												
Sandy Alomar Jr., R OBP: 0.538, SLG: 0.833 (1, 2)	1-2 FC6-4			1-0 HR	2-0 FC6-4 1B		3-2 G1-6-3 1B	4-1 FC4 1-2 2-3 HBP		4 1 3 2 0 0 1												
Royce Clayton, R OBP: 0.063, SLG: 0.267 (1, 6)		3-2 P3		2-3 K	2-1 FC6-4		0-0 G1-6-3	1-2 SF8		4 0 0 1 0 1 4												
Inning Stats	R: 4 E: 0 K: 0 S: 21	H: 4 LOB: 1 BB: 0 P: 30	R: 0 E: 0 K: 0 S: 10	H: 1 LOB: 1 BB: 0 P: 16	R: 1 E: 0 K: 0 S: 7	H: 1 LOB: 0 BB: 0 P: 8	R: 1 E: 0 K: 1 S: 10	H: 1 LOB: 0 BB: 0 P: 14	R: 2 E: 0 K: 0 S: 16	H: 4 LOB: 2 BB: 0 P: 33	R: 0 E: 0 K: 1 S: 7	H: 1 LOB: 1 BB: 0 P: 10	R: 1 E: 0 K: 0 S: 8	H: 2 LOB: 1 BB: 0 P: 16	R: 5 E: 0 K: 0 S: 13	H: 1 LOB: 2 BB: 5 P: 40	R: 0 E: 0 K: 1 S: 7	H: 1 LOB: 1 BB: 0 P: 9	1B: 9 2B: 5 3B: 0 HR: 2	SF: 1 SAC: 0 DP: 1 HBP: 2	WP: 2 PB: 0 SB: 3 CS: 0	PA: 50
PITCHER	IP WLS BF H R ER SO BB IBB HBP BLK WP HR S P ERA WHIP																					
Chad Durbin, R ERA: 14.54 (1, 1)	4.1 L 22 8 7 7 1 0 0 1 0 0 2 54 79 14.54 1.846																					
Jeff Austin, R ERA: 13.5 (5, 1)	0.2 5 3 1 1 0 0 0 0 0 1 0 10 22 13.50 4.500																					
Jeremy Affeldt, L ERA: 4.5 (6, 1)	2.0 9 3 1 1 1 0 0 0 0 0 0 15 26 4.50 1.500																					
Miguel Asencio, R ERA: (8, 1)	0.0 4 0 4 4 0 4 0 0 0 1 0 0 16 ∞ ∞																					
Cory Bailey, R ERA: 27.0 (8, 1)	1.0 6 1 1 1 0 1 0 1 0 0 0 13 24 9.00 2.000																					
PITCHER	IP WLS BF H R ER SO BB IBB HBP BLK WP HR S P ERA WHIP																					
Brian Shouse, L ERA: (9, 1)	1.0 4 1 0 0 1 0 0 0 0 0 0 4 9 0.00 1.000																					

Chicago White Sox @ Kansas City Royals
Kauffman Stadium, Kansas City, MO
 Sat Apr 06 2002, 1:05 PM CST
 Att. 15,178 - Sunny - 71 F

AB	42
R	14
H	16
RBI	14
BB	5
SO	3
LOB	21



livebaseballscorecards.com

Batter	1	2	3	4	5	6	7	8	9	AB	R	H	RBI	BB	SO	LOB		
Chuck Knoblauch, R (1, 7) <small>OBP: 0.176, SLG: 0.067</small> Raul Ibanez, L (8, PH) <small>OBP: 0.250, SLG: 0.375</small> (9, 7)	2-2 G5-3		3-3 K		1-0 G6-3			1-2 G1-3		3	0	0	0	0	1	2		
Neifi Perez, S (1, 6) <small>OBP: 0.250, SLG: 0.438</small> Donnie Sadler, R (8, PH) <small>OBP: 0.250, SLG: 0.438</small> (9, 6)	0-1 G6-3		0-3 K			3-1 G4-6-3 2B		1-1 F8		3	0	1	0	0	1	0		
Carlos Beltrán, S (1, 8) <small>OBP: 0.188, SLG: 0.400</small>	2-1 G5-3			3-1 P6		2-3 K		1-1 F9		4	0	0	0	0	1	2		
29 Mike Sweeney, R (1, 10) <small>OBP: 0.438, SLG: 0.667</small>		1-2 G4-3		2-1 F8		4-1 G4-6-3 BB		0-2 G6-4-3 1B		3	0	1	0	1	0	0		
Joe Randa, R (1, 5) <small>OBP: 0.214, SLG: 0.385</small>		1-2 BB 1B		1-1 BB 2B		0-1 G4-6-3 1-2f 2-3		1-2 G6-4-3 1-2f		4	0	2	0	0	0	3		
Dave McCarty, R (1, 3) <small>OBP: 0.143, SLG: 0.286</small>		0-2 F9		1-3 K			1-3 K		1-0 G6-3	4	0	0	0	0	2	2		
Brandon Berger, R (1, 9) <small>OBP: 0.286, SLG: 0.167</small>		4-2 BB 1-2 BB		3-2 G4-6-3 BB 1B			0-1 F8			2	0	1	0	1	0	0		
A.J. Hinch, R (1, 2)		1-2 L4		4-2 G4-6-3 BB			3-3 K			2	0	0	0	1	1	2		
Carlos Febles, R (1, 4) <small>OBP: 0.500, SLG: 0.375</small> Luis Alicea, S (8, PH) <small>OBP: 0.250, SLG: 0.375</small> (9, 4)			3-1 CS 1B		0-1 G4-6-3 1-2f 2-3			4-1 G1-3 BB		2	0	1	0	0	0	2		
Inning Stats	R: 0 E: 0 K: 0 S: 8	H: 0 LOB: 0 BB: 0 P: 12	R: 0 E: 0 K: 0 S: 15	H: 1 LOB: 2 BB: 1 P: 22	R: 0 E: 0 K: 2 S: 8	H: 1 LOB: 0 BB: 0 P: 14	R: 0 E: 0 K: 1 S: 9	H: 1 LOB: 1 BB: 0 P: 16	R: 0 E: 0 K: 0 S: 8	H: 1 LOB: 1 BB: 1 P: 16	R: 0 E: 0 K: 1 S: 9	H: 0 LOB: 0 BB: 0 P: 13	R: 0 E: 0 K: 0 S: 8	H: 0 LOB: 1 BB: 1 P: 15	R: 0 E: 0 K: 0 S: 7	H: 1 LOB: 0 BB: 0 P: 9	1B: 4 2B: 3 3B: 0 HR: 0	SF: 0 SAC: 0 DP: 4 HBP: 0

BOTTOM

Chicago White Sox @ Kansas City Royals
 Kauffman Stadium, Kansas City, MO

Sat Apr 06 2002, 1:05 PM CST
 Att. 15,178 - Sunny - 71 F

AB	29
R	0
H	6
RBI	0
BB	4
SO	6
LOB	15



PITCHER	IP	WLS	BF	H	R	ER	SO	BB	IBB	HBP	BLK	WP	HR	S	P	ERA	WHIP
56 Mark Buehrle, L <small>ERA: 0.75</small>	(1, 1)	6.0	23	5	0	0	4	3	0	0	0	0	0	57	98	0.00	1.333
Bob Howry, R <small>ERA:</small>	(7, 1)	2.0	7	0	0	0	2	1	0	0	0	0	0	17	28	0.00	0.500
Keith Foulke, R <small>ERA: 13.5</small>	(9, 1)	1.0	3	1	0	0	0	0	0	0	0	0	0	7	9	0.00	1.000

WP: 0	PA: 33
PB: 0	
SB: 0	
CS: 1	

Batter	1	2	3	4	5	6	7	8	9	AB R H RBI BB SO LOB	TOP		
Kenny Lofton, L (1, 8) OBP: 0.393, SLG: 0.261	2-2 G3-1		3-2 F7		1-2 P4			4-0 1B SF7 BB		3 1 0 0 1 0 0			
Ray Durham, S (1, 4) OBP: 0.464, SLG: 0.478	1-3 K		3-1 CS 1B			1-2 P6		1-1 E 1B		4 0 2 0 0 1 0			
Frank Thomas, R (1, 3) OBP: 0.308, SLG: 0.429	1-1 HR		2-0 CS 1-2	2-1 F7		3-2 F8		1-0 SF7		3 1 1 2 0 0 0			
Magglio Ordonez, R (1, 9) OBP: 0.370, SLG: 0.458	2-2 14 FC6-4 1B			2-1 G6-3		3-2 F7		3-H P6		4 0 1 0 0 0 1			
14 Paul Konerko, R (1, 10) OBP: 0.407, SLG: 0.500	0-0 FC6-4 1-2f			3-1 1B 1B			2-2 F9 G3 1B		2-3 K	4 0 2 0 0 1 1			
Jose Valentin, S (1, 5)		1-2 P4		2-1 1B		1-0 G3		3-2 G3-1		4 0 1 0 0 0 1			
Carlos Lee, R (1, 7) OBP: 0.320, SLG: 0.458		3-2 G4-3		2-3 K		0-0 F9		0-3 K		4 0 0 0 0 2 3			
Sandy Alomar Jr., R (1, 2) OBP: 0.438, SLG: 0.667		2-0 G5-3			1-1 L7		2-2 G1-3			3 0 0 0 0 0 1			
Royce Clayton, R (1, 6) OBP: 0.053, SLG: 0.222			2-3 K		0-1 G6-3			2-3 K		3 0 0 0 0 2 0			
Inning Stats	R: 1 H: 2 E: 0 LOB: 1 K: 1 BB: 0 S: 15 P: 21	R: 0 H: 0 E: 0 LOB: 0 K: 0 BB: 0 S: 8 P: 14	R: 0 H: 1 E: 0 LOB: 0 K: 1 BB: 0 S: 11 P: 21	R: 0 H: 2 E: 0 LOB: 2 K: 1 BB: 0 S: 11 P: 22	R: 0 H: 0 E: 0 LOB: 0 K: 0 BB: 0 S: 8 P: 10	R: 0 H: 0 E: 0 LOB: 0 K: 0 BB: 0 S: 9 P: 16	R: 0 H: 1 E: 0 LOB: 1 K: 0 BB: 0 S: 8 P: 13	R: 1 H: 1 E: 1 LOB: 1 K: 1 BB: 1 S: 8 P: 16	R: 0 H: 0 E: 0 LOB: 0 K: 2 BB: 0 S: 11 P: 16	1B: 6 SF: 1 2B: 0 SAC: 0 3B: 0 DP: 0 HR: 1 HBP: 0	WP: 0 PA: 35 PB: 0 SB: 0 CS: 1		
PITCHER	IP WLS BF H R ER SO BB IBB HBP BLK WP HR S P ERA WHIP											PITCHER	IP WLS BF H R ER SO BB IBB HBP BLK WP HR S P ERA WHIP
Jeff Suppan, R (1, 1) ERA: 3.46	7.0 W 26 6 1 1 3 0 0 0 0 0 0 1 70 117 1.29 0.857												
Blake Stein, R (8, 1) ERA: 2.25	1.0 5 1 1 1 1 1 0 0 0 0 0 0 8 16 9.00 2.000												
Jason Grimsley, R (9, 1) ERA:	1.0 3 0 0 0 0 2 0 0 0 0 0 0 0 11 16 0.00 0.000												

Chicago White Sox @ Kansas City Royals
Kauffman Stadium, Kansas City, MO
Sun Apr 07 2002, 1:05 PM CDT
Att. 10,788 - Cloudy - 61 F

AB	32
R	2
H	7
RBI	2
BB	1
SO	6
LOB	7



Batter	1	2	3	4	5	6	7	8	9	AB	R	H	RBI	BB	SO	LOB
Chuck Knoblauch, R OBP: 0.182, SLG: 0.150 (1, 7)	G6-3	G6-3			K			G1-3		5	1	1	2	0	1	1
Neifi Perez, S OBP: 0.286, SLG: 0.524 (1, 6)	F8		F8					F7		5	2	2	1	0	0	0
Carlos Beltrán, S OBP: 0.300, SLG: 0.529 (1, 8)			G3							2	2	1	0	1	0	0
29 Mike Sweeney, R OBP: 0.400, SLG: 0.556 (1, 3)			G1-3							3	0	0	1	1	0	3
Michael Tucker, L OBP: 0.500, SLG: 0.250 (1, 9)	G4-3									3	1	1	1	1	0	2
Joe Randa, R OBP: 0.278, SLG: 0.438 (1, 5)										3	1	1	3	1	0	1
Raul Ibanez, L OBP: 0.250, SLG: 0.333 (1, 10)										4	0	1	0	0	1	2
Brent Mayne, L OBP: 0.214, SLG: 0.167 (1, 2)										3	1	1	1	0	0	1
Donnie Sadler, R OBP: 0.167, SLG: 0.167 (1, 4)										4	1	1	0	0	1	1

Inning Stats	R: 0	H: 1	E: 0	K: 0	S: 17	R: 1	H: 1	E: 0	K: 0	S: 10	R: 0	H: 0	E: 0	K: 0	S: 10	R: 0	H: 0	E: 0	K: 2	S: 10	R: 2	H: 2	E: 0	K: 1	S: 11	R: 6	H: 5	E: 1	K: 0	S: 16	R: 0	H: 0	E: 0	K: 0	S: 5
	0	1	0	0	17	1	1	0	0	10	0	0	0	0	10	0	0	0	2	10	2	2	0	1	11	6	5	1	0	16	0	0	0	0	5

PITCHER	IP	WLS	BF	H	R	ER	SO	BB	IBB	HBP	BLK	WP	HR	S	P	ERA	WHIP
Todd Ritchie, R ERA: 4.63 (1, 1)	5.2	L	24	4	3	3	2	2	0	1	0	0	0	63	105	4.76	1.059
Damaso Marte, L ERA: 40.5 (6, 1)	0.1		2	1	1	1	1	0	0	0	0	0	0	4	4	27.00	3.000
Antonio Osuna, R ERA: 14.73 (7, 1)	0.1		6	3	2	2	0	1	1	0	0	0	0	8	19	54.00	12.000
Gary Glover, R ERA: 6.75 (7, 1)	1.2		6	1	3	3	0	0	0	0	0	1	0	12	17	16.20	0.600

BOTTOM

Chicago White Sox @ Kansas City Royals
Kauffman Stadium, Kansas City, MO
 Sun Apr 07 2002, 1:05 PM CDT
 Att: 10,788 - Cloudy - 61 F

AB	32
R	9
H	9
RBI	9
BB	4
SO	3
LOB	11



WP	PA	ERA	WHIP
1	38		

Batter	1	2	3	4	5	6	7	8	9	AB R H RBI BB SO LOB	TOP	
Chuck Knoblauch, R (1, 7) OBP: 0.267, SLG: 0.333	2-2 		3-1 		0-1 		1-0 		2-2 	3 1 2 0 0 0 0		
Nefti Perez, S (1, 6) OBP: 0.233, SLG: 0.400	1-1 		0-1 		2-1 		1-0 		2-2 	5 0 1 0 0 0 3		
Carlos Beltrán, S (1, 8) OBP: 0.276, SLG: 0.423	0-0 		1-2 		1-0 			1-1 	2-3 	5 1 2 0 0 1 2		
29 Mike Sweeney, R (1, 3) OBP: 0.379, SLG: 0.556	3-2 			0-1 	0-1 			1-2 	3-1 	5 2 3 1 0 0 4		
Michael Tucker, L (1, 9) OBP: 0.350, SLG: 0.188	3-3 			1-1 	2-1 			0-0 		4 1 1 1 0 1 4		
Joe Randa, R (1, 5) OBP: 0.385, SLG: 0.565		1-1 		1-3 		1-1 		2-1 		4 1 2 1 0 1 1		
Raul Ibanez, L (1, 10) OBP: 0.278, SLG: 0.313		1-0 		4-0 		2-2 		0-1 		2 0 0 1 1 0 1		
Brent Mayne, L (1, 2) OBP: 0.190, SLG: 0.167		1-3 		0-0 		0-0 		1-1 		3 0 1 2 0 1 1		
Carlos Febles, R (1, 4) OBP: 0.368, SLG: 0.267		1-0 		1-2 		1-2 		2-2 		4 0 0 0 0 0 3		
Inning Stats	R: 1 H: 2 E: 0 LOB: 1 K: 1 BB: 0 S: 14 P: 23	R: 0 H: 1 E: 0 LOB: 1 K: 1 BB: 0 S: 7 P: 11	R: 0 H: 0 E: 0 LOB: 0 K: 0 BB: 0 S: 7 P: 11	R: 1 H: 2 E: 0 LOB: 2 K: 1 BB: 1 S: 13 P: 20	R: 0 H: 3 E: 0 LOB: 2 K: 0 BB: 0 S: 10 P: 14	R: 0 H: 0 E: 0 LOB: 0 K: 0 BB: 0 S: 6 P: 9	R: 0 H: 0 E: 1 LOB: 0 K: 0 BB: 0 S: 5 P: 8	R: 4 H: 4 E: 0 LOB: 0 K: 0 BB: 0 S: 17 P: 24	R: 0 H: 0 E: 0 LOB: 1 K: 1 BB: 0 S: 10 P: 19	1B: 8 SF: 2 2B: 5 SAC: 1 3B: 0 DP: 2 HR: 0 HBP: 1	WP: 0 PA: 40 PB: 0 SB: 5 CS: 0	
PITCHER	IP WLS BF H R ER SO BB IBB HBP BLK WP HR S P ERA WHIP											IP WLS BF H R ER SO BB IBB HBP BLK WP HR S P ERA WHIP
Derek Lowe, R (1, 1) ERA: 1.29	7.0 L 29 8 2 2 3 1 0 0 0 0 0 0 62 96 2.57 1.286											
Rich Garces, R (8, 1) ERA: 12.0	1.0 7 4 4 4 0 0 0 0 0 0 0 0 17 24 36.00 4.000											
Sun-Woo Kim, R (9, 1) ERA:	1.0 4 0 0 0 0 1 0 0 1 0 0 0 10 19 0.00 0.000											

Kansas City Royals @ Boston Red Sox
 Fenway Park, Boston, MA
 Wed Apr 10 2002, 6:05 PM EDT
 Att. 33,376 - Sunny - 61 F

AB	35
R	6
H	12
RBI	6
BB	1
SO	4
LOB	19



livebaseballscorecards.com

Batter	1	2	3	4	5	6	7	8	9	AB	R	H	RBI	BB	SO	LOB
18 Johnny Damon, L OBP: 0.379, SLG: 0.417 (1, 8)	1-1 P6 ①		1-1 G3 ③			1-2 F9 ①		2-2 HBP 1-2 2-3		3	0	0	0	0	0	0
Rey Sanchez, R OBP: 0.250, SLG: 0.211 Carlos Baerga, S OBP: 0.333, SLG: 0.400 (1, 4) (8, PH) (9, 4)	1-2 P6 ②			0-1 G6-3 ①		0-0 P6 ②		0-1 SF8 ②		3	0	0	0	0	0	0
Nomar Garciaparra, R OBP: 0.296, SLG: 0.704 (1, 6)	0-0 P4 ③			3-2 F2 ②		1-2 G5-3 ③		3-H 1-3 K ③		4	0	0	0	0	1	2
Manny Ramirez, R OBP: 0.385, SLG: 0.400 (1, 7)			0-2 G5-3 ①		1-2 G6-3 ③		1-2 G4-3 ①		2-3 K ①	4	0	0	0	0	1	0
Tony Clark, S OBP: 0.273, SLG: 0.429 (1, 3)			1-1 F7 ②		1-2 F8 ①		2-1 G3-1 ②		1-2 G6-3 ②	4	0	0	0	0	0	0
Brian Daubach, L OBP: 0.500, SLG: 1.083 (1, 10)			3-1 HR		1-2 F9 1B 1B		2-2 F8 ③		2-3 K ③	4	1	2	1	0	1	0
Shea Hillenbrand, R OBP: 0.400, SLG: 0.696 (1, 5)			0-3 K ③		2-2 1B 1-2 1B		1-1 18 HBP SF8 1B			3	1	2	0	0	1	0
Trot Nixon, L OBP: 0.320, SLG: 0.435 (1, 9)			0-2 F8 ①		2-1 F9 ②		3-2 F7 ①			3	0	0	0	0	0	3
Jason Varitek, S OBP: 0.450, SLG: 0.722 (1, 2)			1-3 K ②		1-3 K ③		0-2 18 HBP 1B			3	0	1	0	0	2	2

Inning Stats	R: 0	H: 0	E: 0	K: 0	S: 6	R: 1	H: 1	E: 0	K: 1	S: 13	R: 0	H: 0	E: 0	K: 1	S: 8	R: 0	H: 2	E: 0	K: 1	S: 14	R: 0	H: 0	E: 0	K: 0	S: 9	R: 0	H: 0	E: 0	K: 0	S: 8	R: 1	H: 2	E: 0	K: 1	S: 17	R: 0	H: 0	E: 0	K: 2	S: 11	1B: 4	2B: 0	3B: 0	HR: 1	SF: 1	SAC: 0	DP: 0	HBP: 1	WP: 0	PB: 0	SB: 0	CS: 0	PA: 33
PITCHER	IP	WLS	BF	H	R	ER	SO	BB	IBB	HBP	BLK	WP	HR	S	P	ERA	WHIP																																				
Paul Byrd, R ERA: 2.7 (1, 1)	7.1	W	27	5	2	2	3	0	0	0	0	0	1	75	105	2.46	0.682																																				
Brian Shouse, L ERA: (8, 1)	0.1	H	2	0	0	0	0	0	0	1	0	0	0	5	7	0.00	0.000																																				
Cory Bailey, R ERA: 15.0 (8, 1)	1.1	S	4	0	0	0	3	0	0	0	0	0	0	14	20	0.00	0.000																																				


BOTTOM

Kansas City Royals @ Boston Red Sox
Fenway Park, Boston, MA

Wed Apr 10 2002, 6:05 PM EDT
Att. 33,376 - Sunny - 61 F

livebaseballscorecards.com

AB	31
R	2
H	5
RBI	2
BB	0
SO	6
LOB	7



Batter	1	2	3	4	5	6	7	8	9	AB R H RBI BB SO LOB	TOP
Chuck Knoblauch, R (1, 7) OBP: 0.275, SLG: 0.333	4-1 	3-1 G5-3 		0-1 F8 			2-2 		1-3 K 	4 1 1 0 1 1 3	
Neftali Feliz, S (1, 6) OBP: 0.205, SLG: 0.324	2-3 	0-1 G4-3 			2-3 K 		3-3 			4 0 0 0 0 3 3	
Carlos Beltrán, S (1, 8) OBP: 0.342, SLG: 0.469	4-2 		1-3 K 		2-3 K 		4-1 			2 0 0 0 2 2 0	
29 Mike Sweeney, R (1, 10) OBP: 0.395, SLG: 0.514	1-1 		3-3 K 		2-0 		0-3 K2-3 			4 0 2 0 0 2 2	
Joe Randa, R (1, 5) OBP: 0.324, SLG: 0.433	4-0 		2-2 G6-3 		1-1 CS 	0-1 F7 		0-1 G6-3 		3 0 0 0 1 0 0	
Brandon Berger, R (1, 9) OBP: 0.273, SLG: 0.200	0-3 K 			2-3 K 		2-2 		3-3 K2-3 		3 0 1 0 0 2 3	
Michael Tucker, L (8, PH) OBP: 0.269, SLG: 0.136										1 0 0 0 0 1 0	
Dave McCarty, R (1, 3) OBP: 0.200, SLG: 0.300	2-3 K 			3-2 		1-0 F9 		0-3 		3 0 1 0 0 1 4	
Raul Ibanez, L (8, PH) OBP: 0.348, SLG: 0.500				1-1 		1-0 F8 				1 0 0 0 0 1 0	
A.J. Hinch, R (1, 2) Brent Mayne, L (9, PH) OBP: 0.182, SLG: 0.158		4-1 		0-1 F8 		1-0 F8 			0-1 F8 	2 0 0 0 1 0 2	
Carlos Febles, R (1, 4) OBP: 0.364, SLG: 0.278				0-0 					0-1 G6-3 	1 0 0 0 0 0 0	
Luis Alicaia, S (9, PH) OBP: 0.429, SLG: 0.200				1-2 			1-1 G1-3 			3 0 1 0 0 1 1	
										1 0 0 0 0 0 0	
Inning Stats	R: 1 H: 1 E: 0 LOB: 3 K: 3 BB: 3 S: 15 P: 32	R: 0 H: 0 E: 0 LOB: 1 K: 1 BB: 1 S: 8 P: 16	R: 0 H: 0 E: 0 LOB: 0 K: 2 BB: 0 S: 10 P: 16	R: 0 H: 2 E: 0 LOB: 2 K: 1 BB: 0 S: 13 P: 18	R: 0 H: 1 E: 0 LOB: 0 K: 2 BB: 0 S: 8 P: 15	R: 0 H: 1 E: 0 LOB: 1 K: 0 BB: 0 S: 7 P: 11	R: 0 H: 1 E: 0 LOB: 2 K: 2 BB: 1 S: 13 P: 23	R: 0 H: 0 E: 0 LOB: 0 K: 2 BB: 0 S: 9 P: 12	R: 0 H: 0 E: 0 LOB: 0 K: 1 BB: 0 S: 7 P: 8	1B: 6 SF: 0 2B: 0 SAC: 0 3B: 0 DP: 0 HR: 0 HBP: 0	WP: 0 PA: 38 PB: 0 SB: 6 CS: 1
PITCHER CC Sabathia, L (1, 1) ERA: 2.79 Mark Wohlers, R (7, 1) ERA: 1.42 Paul Shuey, R (8, 1) ERA: Bob Wickman, R (9, 1) ERA: 3.86	IP WLS BF H R ER SO BB IBB HBP BLK WP HR S P ERA WHIP 6.0 W 26 5 1 1 9 4 0 0 0 0 0 0 61 108 1.50 1.500 1.0 H 5 1 0 0 2 1 0 0 0 0 0 0 13 23 0.00 2.000 1.0 H 3 0 0 0 2 0 0 0 0 0 0 0 9 12 0.00 0.000 1.0 S 3 0 0 0 1 0 0 0 0 0 0 0 7 8 0.00 0.000	PITCHER IP WLS BF H R ER SO BB IBB HBP BLK WP HR S P ERA WHIP									

Kansas City Royals @ Cleveland Indians
 Jacobs Field, Cleveland, OH
 Fri Apr 12 2002, 7:05 PM EDT
 Att. 29,970 - Cloudy - 67 F

livebaseballscorecards.com

AB	32
R	1
H	6
RBI	0
BB	5
SO	14
LOB	18



Batter	1	2	3	4	5	6	7	8	9
Matt Lawton, L OBP: 0.404, SLG: 0.558 (1, 9) B B C X	2-1 G3 ①		3-1 G4-3 ③			1-2 G6-3 ①		0-1 FC1-2 ②	
Omar Vizquel, S OBP: 0.388, SLG: 0.561 (1, 6) C C B X	1-2 1B ②			1-2 F3 ①		0-2 HR ②		2-0 CS ③	
Ellis Burks, R OBP: 0.531, SLG: 0.625 (1, 10) B B F F F F X	3-2 F5 ②			3-2 HR 1B ②		2-1 F8 ②			
Jim Thome, L OBP: 0.354, SLG: 0.526 (1, 3) F C B X	1-2 F7 ③			2-1 HR 1-H ②		3-3 K ③			
Travis Fryman, R OBP: 0.317, SLG: 0.444 (1, 5) B X		1-0 G6-3 ①		1-1 G4-3 ②		2-2 G3-1 ①			
Brady Anderson, L OBP: 0.357, SLG: 0.381 (1, 8) C B X		1-1 F8 ②		1-0 G3 ③		2-2 F9 ②			
Ricky Gutierrez, R OBP: 0.262, SLG: 0.300 (1, 4) F B X		1-1 L5 ③			1-0 G5-3 ①		1-3 K ③		
Russell Branyan, L OBP: 0.355, SLG: 0.400 (1, 7) X			0-0 G4-3 ①		0-1 F8 ②		1-1 SH2-3 FC1-2 2B ②		
Einar Diaz, R OBP: 0.278, SLG: 0.444 (1, 2) C F B X			1-3 K ②		2-3 K ③		0-0 SH2-3 ①		

Inning Stats	R: 0	H: 1	E: 0	K: 0	S: 13	R: 0	H: 0	E: 0	K: 0	S: 5	R: 0	H: 0	E: 0	K: 1	S: 6	R: 2	H: 2	E: 0	K: 0	S: 11	R: 0	H: 0	E: 0	K: 1	S: 6	R: 1	H: 1	E: 0	K: 1	S: 11	R: 0	H: 0	E: 0	K: 1	S: 12	R: 0	H: 1	E: 0	K: 0	S: 5
	LOB: 1	BB: 0	LOB: 0	BB: 0		LOB: 0	BB: 0	LOB: 0	BB: 0		LOB: 0	BB: 0	LOB: 0	BB: 0		LOB: 0	BB: 0	LOB: 0	BB: 0		LOB: 0	BB: 0	LOB: 0	BB: 0		LOB: 0	BB: 0	LOB: 0	BB: 0		LOB: 0	BB: 0	LOB: 0	BB: 0		LOB: 0	BB: 0	LOB: 0	BB: 0	

PITCHER	IP	WLS	BF	H	R	ER	SO	BB	IBB	HBP	BLK	WP	HR	S	P	ERA	WHIP
Jeff Suppan, R ERA: 3.6 (1, 1)	7.0	L	25	4	3	3	4	0	0	0	0	0	2	64	100	3.86	0.571
Nate Field, R ERA: (8, 1)	0.1		2	1	0	0	0	0	0	0	0	0	0	3	4	0.00	3.000
Brian Shouse, L ERA: (8, 1)	0.2		1	0	0	0	0	0	0	0	0	0	0	2	4	0.00	0.000

BOTTOM

Kansas City Royals @ Cleveland Indians
Jacobs Field, Cleveland, OH

Fri Apr 12 2002, 7:05 PM EDT
Att: 29,970 - Cloudy - 67 F

AB	27
R	3
H	5
RBI	3
BB	0
SO	4
LOB	3



WP	HR	S	P	ERA	WHIP
0	0	0	0	0	0

Batter	1	2	3	4	5	6	7	8	9	AB R H RBI BB SO LOB	TOP
Chuck Knoblauch, R (1, 7) <small>OBP: 0.267, SLG: 0.300</small>	0-0 		0-0 	4-2 		3-3 			2-2 	4 0 0 1 1 1 4	
Neff Perez, S (1, 6) <small>OBP: 0.205, SLG: 0.317</small>	2-1 		1-1 	1-1 			0-1 		2-3 	4 0 1 2 0 1 2	
Carlos Beltrán, S (1, 8) <small>OBP: 0.333, SLG: 0.444</small>	3-3 		0-3 		3-2 		2-3 			4 1 1 0 0 3 1	
29 Mike Sweeney, R (1, 3) <small>OBP: 0.381, SLG: 0.487</small>		2-2 		0-0 	2-2 		2-1 			4 1 1 0 0 0 1	
Michael Tucker, L (1, 9) <small>OBP: 0.300, SLG: 0.240</small>		2-3 		4-1 	0-0 		2-2 			3 2 1 1 1 1 0	
Joe Randa, R (1, 5) <small>OBP: 0.316, SLG: 0.406</small>		4-2 		2-1 	1-1 		3-2 			2 0 0 1 1 0 2	
Raul Ibanez, L (1, 10) <small>OBP: 0.370, SLG: 0.583</small>		0-0 		3-2 	2-2 		1-0 			4 1 2 2 0 0 0	
Brent Mayne, L (1, 2) <small>OBP: 0.269, SLG: 0.273</small> Donnie Sadler, R (9, PR) <small>OBP: 0.167, SLG: 0.167</small> (9, 4)			3-1 	4-2 		1-3 		0-1 	3 2 2 0 1 1 0 0 0 0 0 0 0 0	AB 30 R 7 H 9 RBI 7 BB 5 SO 8 LOB 11	
Carlos Febles, R (1, 4) A.J. Hinch, R (9, 2)			1-3 	4-0 		1-0 		2-0 	2 0 1 0 1 1 1 0 0 0 0 0 0 0		
Inning Stats	R: 0 H: 0 E: 0 LOB: 0 K: 1 BB: 0 S: 6 P: 11	R: 0 H: 1 E: 0 LOB: 2 K: 1 BB: 1 S: 12 P: 20	R: 1 H: 2 E: 0 LOB: 1 K: 2 BB: 0 S: 12 P: 17	R: 4 H: 2 E: 0 LOB: 1 K: 0 BB: 4 S: 18 P: 40	R: 2 H: 2 E: 0 LOB: 0 K: 0 BB: 0 S: 13 P: 21	R: 0 H: 1 E: 0 LOB: 0 K: 2 BB: 0 S: 9 P: 14	R: 0 H: 0 E: 0 LOB: 0 K: 1 BB: 0 S: 7 P: 11	R: 0 H: 0 E: 0 LOB: 0 K: 0 BB: 0 S: 7 P: 13	R: 0 H: 1 E: 0 LOB: 2 K: 1 BB: 0 S: 9 P: 15	1B: 5 SF: 2 2B: 4 SAC: 1 3B: 1 DP: 1 HR: 0 HBP: 0	WP: 1 PA: 38 PB: 0 SB: 0 CS: 1
PITCHER Ryan Drese, R (1, 1) <small>ERA: 8.4</small> Jerrod Riggan, R (5, 1) <small>ERA: 2.57</small> David Riske, R (8, 1) <small>ERA:</small> Paul Shuey, R (9, 1) <small>ERA:</small>	IP WLS BF H R ER SO BB IBB HBP BLK WP HR S P ERA WHIP 4.1 0 23 7 7 7 4 5 0 0 0 1 0 56 101 14.54 2.769 2.2 0 8 1 0 0 3 0 0 0 0 0 0 21 33 0.00 0.375 1.0 0 3 0 0 0 0 0 0 0 0 0 0 7 13 0.00 0.000 1.0 W 4 1 0 0 1 0 0 0 0 0 0 0 9 15 0.00 1.000	PITCHER IP WLS BF H R ER SO BB IBB HBP BLK WP HR S P ERA WHIP									

Kansas City Royals @ Cleveland Indians
 Jacobs Field, Cleveland, OH
 Sat Apr 13 2002, 1:05 PM EDT
 Att. 28,455 - Cloudy - 53 F

livebaseballscorecards.com



Batter	1	2	3	4	5	6	7	8	9	AB R H RBI BB SO LOB
Matt Lawton, L OBP: 0.404, SLG: 0.596 (1, 9) CFS	0-3 K		1-3 K		1-1 F7			2-2 HR	4-0 WP 1B 1-2 BB	4 1 1 3 1 2 2
Omar Vizquel, S OBP: 0.389, SLG: 0.533 (1, 6) CBFBX	2-2 L9			1-2 P4		2-1 F7		4-2 BB 2B BB	1-0 WP 1-2 1B 2-3	4 1 1 0 0 1 0 0
Ellis Burks, R OBP: 0.528, SLG: 0.674 (1, 10) BX	1-0 HR			1-1 G6-3		2-1 P6		4-1 2B G4-3 BB	2-0 WP 1-2 2-3 3-H	4 2 1 1 1 0 2
Jim Thome, L OBP: 0.365, SLG: 0.619 (1, 3) X	0-0 F7			1-1 HR		3-1 F5		2-1 G4-3 1-3 2-H 2B		4 1 2 2 0 0 0
Travis Fryman, R OBP: 0.289, SLG: 0.400 (1, 5) BBFBX		2-1 F9		0-1 F7		0-0 G5-3		0-1 G4-3 2-3 3-H		4 0 0 1 0 0 1
Wil Cordero, R OBP: 0.083, SLG: 0.083 (1, 7) BBFBFBFBX		2-2 G5-3		1-3 K		2-3 K		2-0 P3		4 0 0 0 0 2 1
Brady Anderson, L OBP: 0.313, SLG: 0.320 (1, 8) BBFBX		1-1 L9		2-3 K		3-3 K		1-2 G3		4 0 0 0 0 2 1
Eddie Pérez, R OBP: 0.556, SLG: 0.778 (1, 2) Einar Díaz, R OBP: 0.278, SLG: 0.444 (9, PR) BBFBFBFBX			2-3 K		0-0 1B 2B			1-2 1B HR 1B	1-1 1B BB WP 1B	4 1 3 0 0 1 0 0 1 0 0 0 0 0
John McDonald, R OBP: 0.333, SLG: 0.333 (1, 4) BX			1-0 L9		1-1 1B			1-2 HR 1B	1-3 K	4 1 2 0 0 1 1

Inning Stats	R: 1 E: 0 K: 1 S: 8	H: 1 LOB: 0 BB: 0 P: 11	R: 0 E: 0 K: 0 S: 9	H: 0 LOB: 0 BB: 0 P: 14	R: 0 E: 0 K: 2 S: 8	H: 0 LOB: 0 BB: 0 P: 12	R: 1 E: 0 K: 0 S: 9	H: 1 LOB: 0 BB: 0 P: 12	R: 0 E: 0 K: 2 S: 11	H: 2 LOB: 2 BB: 0 P: 16	R: 0 E: 0 K: 2 S: 6	H: 0 LOB: 0 BB: 0 P: 13	R: 0 E: 0 K: 2 S: 8	H: 0 LOB: 0 BB: 0 P: 13	R: 5 E: 0 K: 0 S: 23	H: 4 LOB: 1 BB: 2 P: 40	R: 1 E: 0 K: 1 S: 6	H: 2 LOB: 3 BB: 1 P: 15	1B: 5 2B: 2 3B: 0 HR: 3	SF: 0 SAC: 0 DP: 0 HBP: 0
--------------	------------------------------	----------------------------------	------------------------------	----------------------------------	------------------------------	----------------------------------	------------------------------	----------------------------------	-------------------------------	----------------------------------	------------------------------	----------------------------------	------------------------------	----------------------------------	-------------------------------	----------------------------------	------------------------------	----------------------------------	----------------------------------	------------------------------------


BOTTOM

Kansas City Royals @ Cleveland Indians
Jacobs Field, Cleveland, OH
 Sat Apr 13 2002, 1:05 PM EDT
 Att: 28,455 - Cloudy - 53 F

AB	36
R	8
H	10
RBI	7
BB	3
SO	8
LOB	8



PITCHER	IP	WLS	BF	H	R	ER	SO	BB	IBB	HBP	BLK	WP	HR	S	P	ERA	WHIP
Darrell May, L ERA: 4.15 (1, 1)	4.1		15	2	2	2	4	0	0	0	0	0	2	37	53	4.15	0.462
Jeremy Affeldt, L ERA: 4.05 (5, 1)	2.2		12	4	2	2	3	0	0	0	0	0	0	28	46	6.75	1.500
Brian Shouse, L ERA: 4.15 (8, 1)	0.0		2	1	1	1	0	1	0	0	0	0	1	8	14	∞	∞
Cory Bailey, R ERA: 14.54 (8, 1)	1.1	L	8	2	3	3	1	2	0	0	0	0	0	14	29	20.25	3.000
Jason Grimsley, R ERA: 1.8 (9, 1)	0.0		2	1	0	0	0	0	0	0	0	1	0	1	4	∞	∞

Batter	1	2	3	4	5	6	7	8	9	AB R H RBI BB SO LOB	TOP											
Chuck Knoblauch, R (1, 7) OBP: 0.280, SLG: 0.333	0-1 G1-3	0-1 F9		0-0 G3-4-1 1B		1-0 F8		1-2 2B		5 0 2 0 0 0 0												
Neff Perez, S (1, 6) OBP: 0.204, SLG: 0.304	2-2 29 1B 2B 1B	2-1 F9		0-2 G3-4-1 1B		1-0 G4-3		2-3 K		5 1 1 0 0 1 3												
Carlos Beltrán, S (1, 8) OBP: 0.362, SLG: 0.462	4-2 29 1B 2B BB		0-0 29 1B 2B	4-2 BB			0-3 K		1-3 K	3 2 1 0 2 2 0												
29 Mike Sweeney, R (1, 3) OBP: 0.404, SLG: 0.500	0-1 2B 1B		0-1 3B 1B	0-3 K			0-0 FC4-6 BB 1B		3-2 F5	5 2 3 1 0 1 3												
Michael Tucker, L (1, 9) OBP: 0.314, SLG: 0.276	0-2 SF9 2B		2-1 F9	0-1 F9			4-2 FC4-6 BB		1-3 K	4 0 1 2 1 1 4												
Joe Randa, R (1, 5) OBP: 0.333, SLG: 0.486	1-1 SF9		2-2 3B		2-2 CS 1B		2-1 FC4-6			3 0 2 2 0 0 2												
Raul Ibanez, L (1, 10) OBP: 0.367, SLG: 0.538 Dave McCarty, R (7, PH) OBP: 0.182, SLG: 0.273	4-2 BB		0-3 K		3-3 K		2-3 K			2 0 0 0 1 2 2 1 0 0 0 0 1 2	AB 35 R 5 H 10 RBI 5 BB 4 SO 9 LOB 19											
Brent Mayne, L (1, 2) OBP: 0.233, SLG: 0.231	1-1 G6-3		3-2 G6-3		3-2 G6-3			2-3 K		4 0 0 0 0 1 3												
Carlos Febles, R (1, 4) OBP: 0.393, SLG: 0.273 Luis Alicea, S (8, PH) OBP: 0.375, SLG: 0.167 (8, 4)		1-2 G6-3		2-2 G3-4-1 1B HBP		3-2 P6		2-2 G1-3		2 0 0 0 0 0 0 1 0 0 0 0 0 0												
Inning Stats	R: 3 E: 0 K: 0 S: 21	H: 3 LOB: 2 BB: 2 P: 33	R: 0 E: 0 K: 0 S: 8	H: 0 LOB: 0 BB: 0 P: 11	R: 2 E: 0 K: 1 S: 14	H: 3 LOB: 1 BB: 0 P: 21	R: 0 E: 0 K: 1 S: 14	H: 1 LOB: 3 BB: 1 P: 20	R: 0 E: 0 K: 1 S: 9	H: 1 LOB: 0 BB: 0 P: 17	R: 0 E: 0 K: 0 S: 5	H: 0 LOB: 0 BB: 0 P: 10	R: 0 E: 0 K: 2 S: 11	H: 1 LOB: 2 BB: 1 P: 19	R: 0 E: 0 K: 2 S: 13	H: 1 LOB: 1 BB: 0 P: 20	R: 0 E: 0 K: 2 S: 9	H: 0 LOB: 0 BB: 0 P: 14	1B: 6 2B: 4 3B: 1 HR: 0	SF: 1 SAC: 0 DP: 1 HBP: 1	WP: 0 PB: 0 SB: 0 CS: 1	PA: 41
PITCHER	IP WLS BF H R ER SO BB IBB HBP BLK WP HR S P ERA WHIP																					
Rick Reed, R (1, 1) ERA: 6.08 Tony Fiore, R (4, 1) ERA: J.C. Romero, L (7, 1) ERA: Michael Jackson, R (8, 1) ERA: Eddie Guardado, L (9, 1) ERA: 2.57	3.1 W H S	21 8 6 3	7 1 1 0	5 0 0 0	5 0 0 0	1 2 3 2	3 0 1 0	0 0 0 0	0 0 0 0	0 0 0 0	0 0 0 0	0 0 0 0	0 0 0 0	0 0 0 0	51 20 14 10 9	79 33 24 15 14	13.50 0.00 0.00 0.00 0.00	3.000 0.375 1.500 1.500 0.000				

Kansas City Royals @ Minnesota Twins
 Hubert H. Humphrey Metrodome, Minneapolis, MN
 Tue Apr 16 2002, 8:05 PM EDT
 Att: 12,013 - Dome - 72 F

livebaseballscorecards.com

Batter	1	2	3	4	5	6	7	8	9	AB	R	H	RBI	BB	SO	LOB
Jacque Jones, L (1, 7) OBP: 0.433, SLG: 0.632	1-1 G6-3		1-2 G4-6-3 1B		0-0 F8	0-1 SF9		0-0 2B		4	0	2	1	0	0	0
Cristian Guzman, S (1, 6) OBP: 0.283, SLG: 0.276	1-3 K		0-0 G4-6-3 1-2f		4-0 BB	0-0 1B		0-0 G4-3		4	0	1	1	1	1	2
Doug Mientkiewicz, L (1, 3) OBP: 0.375, SLG: 0.404	3-2 G3-1			3-2 G3	3-3 K	1-1 F7				4	0	0	0	0	1	3
David Ortiz, L (1, 10) OBP: 0.304, SLG: 0.479		4-0 G3-1 1B WP BB		1-2 1B 1B	1-2 G6-3	1-2 F2				3	2	1	0	1	0	3
Torii Hunter, R (1, 8) OBP: 0.419, SLG: 0.636		1-1 WP G3-1 2B 1B		2-1 1B 1B G5-3 1B		1-1 E 1B	3-2 F8			4	3	3	0	0	0	0
Corey Koskie, L (1, 5) OBP: 0.417, SLG: 0.417		2-1 G3-1 1-2 2-3		2-0 G5-3 1B 1-2 3-H 1B		2-1 E4 1B 2B	1-3 K			4	1	2	2	0	1	2
Dustan Mohr, R (1, 9) OBP: 0.419, SLG: 0.625		2-0 2B 2-H 3-H		0-0 G5-3 1B 1-2 2-3 1B		0-0 FC6 1B 1B SF9	3-3 K			4	1	2	1	0	1	1
Tom Prince, R (1, 2) OBP: 0.273, SLG: 0.200		0-0 P4		0-0 G5-3		0-1 SF9 1B 1B		0-2 G4-3		1	0	0	0	0	0	0
A.J. Pierzynski, L (3, 2) OBP: 0.326, SLG: 0.395				1-2 2-3 3-H 1B		1-2 3-H 1B 1B				3	1	1	2	0	0	2
Denny Hocking, S (1, 4) OBP: 0.192, SLG: 0.130			0-0 G4-1	0-1 G1-3		1-0 1B 1B		3-1 G1-3		4	0	1	0	0	0	2

Inning Stats	R: 0	H: 0	E: 0	K: 1	S: 9	LOB: 0	BB: 0	P: 14	R: 2	H: 2	E: 0	K: 0	S: 6	LOB: 0	BB: 1	P: 15	R: 0	H: 1	E: 0	K: 0	S: 5	LOB: 0	BB: 0	P: 6	R: 2	H: 4	E: 0	K: 0	S: 13	LOB: 2	BB: 0	P: 21	R: 0	H: 0	E: 0	K: 1	S: 7	LOB: 1	BB: 1	P: 15	R: 4	H: 5	E: 1	K: 0	S: 16	LOB: 2	BB: 0	P: 22	R: 0	H: 0	E: 0	K: 2	S: 12	LOB: 0	BB: 0	P: 19	R: 0	H: 1	E: 0	K: 0	S: 7	LOB: 1	BB: 0	P: 10
1B: 10	SF: 1	2B: 3	SAC: 0	3B: 0	DP: 1	HR: 0	HBP: 0	1B: 10	SF: 1	2B: 3	SAC: 0	3B: 0	DP: 1	HR: 0	HBP: 0	WP: 1	PA: 38	PB: 0	SB: 1	CS: 0																																												

PITCHER	IP	WLS	BF	H	R	ER	SO	BB	IBB	HBP	BLK	WP	HR	S	P	ERA	WHIP
Dan Reichert, R (1, 1) ERA: 5.63	5.0		22	7	4	4	2	2	0	0	0	1	0	40	71	7.20	1.800
Blake Stein, R (6, 1) ERA: 6.75	0.1	L	7	5	4	4	0	0	0	0	0	0	0	11	15	108.00	15.000
Nate Field, R (6, 1) ERA:	1.2		5	0	0	0	2	0	0	0	0	0	0	17	26	0.00	0.000
Brian Shouse, L (8, 1) ERA: 3.38	1.0		4	1	0	0	0	0	0	0	0	0	0	7	10	0.00	1.000

BOTTOM

Kansas City Royals @ Minnesota Twins
Hubert H. Humphrey Metrodome, Minneapolis, MN

Tue Apr 16 2002, 8:05 PM EDT
Att: 12,013 - Dome - 72 F

livebaseballscores.com

AB	35
R	8
H	13
RBI	7
BB	2
SO	4
LOB	15



Batter	1	2	3	4	5	6	7	8	9	AB R H RBI BB SO LOB	TOP
Chuck Knoblauch, R (1, 7) OBP: 0.278, SLG: 0.327 Carlos Febles, R (7, 4) OBP: 0.400, SLG: 0.292	2-2 	0-2 			1-2 		2-2 	0-0 	1-2 	4 1 1 0 0 0 1 2 1 1 1 0 0 1	
Nefti Perez, S (1, 6) OBP: 0.222, SLG: 0.333 Brandon Berger, R (9, PH) OBP: 0.250, SLG: 0.182 (9, 7)	1-2 		2-2 		0-0 		1-2 	0-0 	2-2 	5 2 2 1 0 0 3 1 0 0 0 0 0 1	
Carlos Beltrán, S (1, 8) OBP: 0.377, SLG: 0.524	4-2 		0-1 			2-3 	0-0 	0-0 	4-0 	3 2 1 4 2 1 0	
29 Mike Sweeney, R (1, 3) OBP: 0.423, SLG: 0.521 Dave McCarty, R (8, PR) OBP: 0.167, SLG: 0.250 (8, 3)	1-1 		1-1 			2-2 	2-2 	4-2 	0-3 	4 1 2 1 1 0 0 1 1 0 0 0 1 2	
Michael Tucker, L (1, 9) OBP: 0.325, SLG: 0.273	0-0 			0-3 		4-1 		0-1 		4 2 1 1 1 2 2	
Joe Randa, R (1, 5) OBP: 0.356, SLG: 0.526 Donnie Sadler, R (6, PR) OBP: 0.375, SLG: 0.286 (6, 5) (7, 7) (9, 6)	1-2 		3-2 			3-2 	1-1 	1-2 	4-2 	3 0 2 3 0 0 0 1 2 1 0 1 0 0	
Raul Ibanez, L (1, 10) OBP: 0.371, SLG: 0.548	0-1 		3-2 			3-1 		0-1 	2-2 	5 1 2 3 0 0 2	
Brent Mayne, L (1, 2) OBP: 0.257, SLG: 0.233		0-2 			0-0 		4-0 	0-1 	1-0 	4 2 1 1 1 0 2	
Luis Alicea, S (1, 4) OBP: 0.462, SLG: 0.300 (7, 5)		2-2 			1-2 		2-3 	0-2 	4-1 	4 1 2 1 1 1 1	
Inning Stats	R: 3 H: 3 E: 0 LOB: 1 K: 0 BB: 1 S: 19 P: 28	R: 0 H: 1 E: 0 LOB: 0 K: 0 BB: 0 S: 10 P: 12	R: 0 H: 0 E: 0 LOB: 0 K: 0 BB: 0 S: 7 P: 10	R: 0 H: 0 E: 0 LOB: 0 K: 1 BB: 0 S: 13 P: 19	R: 0 H: 1 E: 0 LOB: 1 K: 0 BB: 0 S: 8 P: 10	R: 1 H: 2 E: 0 LOB: 1 K: 1 BB: 1 S: 16 P: 30	R: 3 H: 1 E: 1 LOB: 0 K: 1 BB: 1 S: 16 P: 26	R: 9 H: 8 E: 0 LOB: 2 K: 1 BB: 2 S: 28 P: 46	R: 0 H: 0 E: 0 LOB: 2 K: 1 BB: 2 S: 13 P: 24	1B: 11 SF: 1 2B: 4 SAC: 0 3B: 0 DP: 0 HR: 1 HBP: 0	WP: 0 PA: 49 PB: 0 SB: 0 CS: 2
PITCHER Brad Radke, R (1, 1) ERA: 5.56 LaTroy Hawkins, R (6, 1) ERA: 0.73 Bob Wells, R (8, 1) ERA: 8.31 Jack Cressend, R (8, 1) ERA: 8.1	IP WLS BF H R ER SO BB IBB HBP BLK WP HR S P ERA WHIP 5.2 L 24 7 4 4 2 2 0 0 0 0 0 0 71 104 6.35 1.588 1.1 7 1 3 0 1 1 0 0 0 0 0 1 18 31 0.00 1.500 0.1 6 5 5 5 1 0 0 0 0 0 0 0 15 20 135.00 15.000 1.2 12 3 4 4 1 4 0 0 0 0 0 0 26 50 21.60 4.200	PITCHER IP WLS BF H R ER SO BB IBB HBP BLK WP HR S P ERA WHIP									

Kansas City Royals @ Minnesota Twins
 Hubert H. Humphrey Metrodome, Minneapolis, MN
 Wed Apr 17 2002, 8:05 PM EDT
 Att. 13,693 - Dome - 72 F

livebaseballscorecards.com

AB	41
R	16
H	16
RBI	16
BB	7
SO	5
LOB	15



Batter	1	2	3	4	5	6	7	8	9	AB	R	H	RBI	BB	SO	LOB
Jacque Jones, L (1, 7) OBP: 0.423, SLG: 0.607	2-2 G6-3		2-2 1B			2-2 F7		2-2 G6-3		4	0	1	0	0	0	0
Cristian Guzman, S (1, 6) OBP: 0.286, SLG: 0.295 Jay Canizaro, R (8, PH) OBP: 0.278, SLG: 0.313	2-2 2B		2-2 G5-3			1-2 F7		2-1 G5-3		3	0	1	0	0	0	1
Doug Mientkiewicz, L (1, 3) OBP: 0.373, SLG: 0.417 Matthew LeCroy, R (9, 3) OBP: 0.333, SLG: 0.778	3-2 G5-3			2-0 F8		0-0 HR			2-2 P4	3	1	1	0	0	0	1
David Ortiz, L (1, 10) OBP: 0.300, SLG: 0.519	0-1 F7			1-3 K		0-2 HR			3-2 L7	4	1	1	2	0	1	1
Torii Hunter, R (1, 8) OBP: 0.409, SLG: 0.610		0-3 K		1-0 G5-3		1-3 K			1-1 1B	4	0	1	0	0	2	0
Corey Koskie, L (1, 5) OBP: 0.406, SLG: 0.404		1-1 F8			3-2 G3-1				3-2 1B	4	0	1	0	0	1	0
Bobby Kielty, S (1, 9) OBP: 0.375, SLG: 0.769		3-3 K			0-0 HR				2-1 G1-4-3	4	1	1	1	0	1	2
A.J. Pierzynski, L (1, 2) OBP: 0.306, SLG: 0.370			2-1 F7		0-0 F7				0-1 G5-3	3	0	0	0	0	0	0
Denny Hocking, S (1, 4) OBP: 0.172, SLG: 0.115			2-0 P9		2-2 F7				1-3 K	3	0	0	0	0	1	0

Inning Stats	R: 0	H: 1	E: 0	K: 0	S: 11	H: 0	LOB: 0	BB: 0	P: 13	R: 0	H: 0	E: 0	K: 1	S: 7	H: 1	LOB: 0	BB: 0	P: 15	R: 2	H: 2	E: 0	K: 1	S: 14	H: 0	LOB: 0	BB: 0	P: 8	R: 0	H: 0	E: 0	K: 1	S: 8	R: 0	H: 2	E: 0	K: 0	S: 15	1B: 3	SF: 0	2B: 2	SAC: 0	3B: 0	DP: 0	HR: 2	HBP: 0	WP: 0	PA: 34
--------------	------	------	------	------	-------	------	--------	-------	-------	------	------	------	------	------	------	--------	-------	-------	------	------	------	------	-------	------	--------	-------	------	------	------	------	------	------	------	------	------	------	-------	-------	-------	-------	--------	-------	-------	-------	--------	-------	--------

PITCHER	IP	WLS	BF	H	R	ER	SO	BB	IBB	HBP	BLK	WP	HR	S	P	ERA	WHIP
Paul Byrd, R (1, 1) ERA: 3.26	6.0		23	5	3	3	4	0	0	0	0	0	2	62	94	4.50	0.833
Jeremy Affeldt, L (7, 1) ERA: 3.52	1.0		3	0	0	0	1	0	0	0	0	0	0	7	8	0.00	0.000
Cory Bailey, R (8, 1) ERA: 11.81	1.0		3	0	0	0	1	0	0	0	0	0	0	8	13	0.00	0.000
Miguel Asencio, R (9, 1) ERA: 36.0	1.0		5	2	0	0	0	0	0	0	0	0	0	15	26	0.00	2.000


BOTTOM

Kansas City Royals @ Minnesota Twins
 Hubert H. Humphrey Metrodome, Minneapolis, MN

Wed Apr 17 2002, 8:05 PM EDT
 Att: 13,693 - Dome - 72 F

livebaseballscorecards.com

AB	34
R	3
H	7
RBI	3
BB	0
SO	6
LOB	5



Batter	1	2	3	4	5	6	7	8	9	AB R H RBI BB SO LOB	TOP											
Donnie Sadler, R (1, 9) OBP: 0.250, SLG: 0.182	1-1 F9		1-0 B1-3			0-2 G6-3			0-3 K	4 0 0 0 0 1 0												
Neffi Perez, S (1, 6) OBP: 0.224, SLG: 0.327	3-2 G5-4-3 1B			1-1 G5-3			2-2 F2		0-3 K2-3	4 0 1 0 0 1 0												
Carlos Beltrán, S (1, 8) OBP: 0.357, SLG: 0.489	0-1 G5-4-3 1-2f			0-3 K2-3			3-2 G1-3			3 0 0 0 0 1 1												
29 Mike Sweeney, R (1, 10) OBP: 0.400, SLG: 0.490		2-2 F9		1-3 K			2-2 G5-3			3 0 0 0 0 1 0												
Brandon Berger, R (1, 7) OBP: 0.333, SLG: 0.357		3-2 2B			0-2 G4-6-3 1B			2-2 G6-3		3 0 2 0 0 0 0												
Luis Aljicea, S (1, 5) OBP: 0.375, SLG: 0.231		0-2 G5-3			1-0 G4-6-3 1-2f			0-1 G4-3		3 0 0 0 0 0 2												
Dave McCarty, R (1, 3) OBP: 0.200, SLG: 0.467		3-2 P4			3-2 F7			3-1 HR		3 1 1 1 0 0 1												
A.J. Hinch, R (1, 2)			3-2 F8			1-3 K		1-1 G5-3		3 0 0 0 0 1 0												
Carlos Febles, R (1, 4) OBP: 0.364, SLG: 0.259			0-0 F9			1-3 K		2-3 K		3 0 0 0 0 2 0												
Inning Stats	R: 0 E: 0 K: 0 S: 10	H: 1 LOB: 0 BB: 0 P: 14	R: 0 E: 0 K: 0 S: 12	H: 1 LOB: 1 BB: 0 P: 20	R: 0 E: 0 K: 0 S: 6	H: 0 LOB: 0 BB: 0 P: 10	R: 0 E: 0 K: 2 S: 8	H: 0 LOB: 0 BB: 0 P: 10	R: 0 E: 0 K: 0 S: 9	H: 1 LOB: 0 BB: 0 P: 13	R: 0 E: 0 K: 2 S: 10	H: 0 LOB: 0 BB: 0 P: 12	R: 0 E: 0 K: 0 S: 9	H: 0 LOB: 0 BB: 0 P: 16	R: 1 E: 0 K: 0 S: 11	H: 1 LOB: 0 BB: 0 P: 17	R: 0 E: 0 K: 3 S: 11	H: 0 LOB: 0 BB: 0 P: 13	1B: 2 2B: 1 3B: 0 HR: 1	SF: 0 SAC: 0 DP: 2 HBP: 0	WP: 0 PB: 0 SB: 0 CS: 0	PA: 29
PITCHER	IP WLS BF H R ER SO BB IBB HBP BLK WP HR S P ERA WHIP																					
Eric Milton, L (1, 1) ERA: 4.74	7.2 W 25 4 1 1 4 0 0 0 0 0 1 73 109 1.17 0.522																					
J.C. Romero, L (8, 1) ERA:	0.1 H 1 0 0 0 0 0 0 0 0 0 0 2 3 0.00 0.000																					
Eddie Guardado, L (9, 1) ERA: 2.25	1.0 S 3 0 0 0 3 0 0 0 0 0 0 0 11 13 0.00 0.000																					

Kansas City Royals @ Minnesota Twins
 Hubert H. Humphrey Metrodome, Minneapolis, MN

Thu Apr 18 2002, 1:05 PM EDT
 Att: 13,313 - Dome - 72 F

livebaseballscorecards.com

AB 29
R 1
H 4
RBI 1
BB 0
SO 7
LOB 4



Batter	1	2	3	4	5	6	7	8	9	AB	R	H	RBI	BB	SO	LOB
Jacque Jones, L (1, 7) OBP: 0.427, SLG: 0.594	0-1 G4-3		1-0 P5		4-2 FC3-2 BB			0-0 E1 1B		3	1	1	0	1	0	0
Cristian Guzman, S (1, 6) OBP: 0.269, SLG: 0.277	3-2 E5 1B		2-2 F9		0-0 FC3-2			1-0 G5-3		4	0	0	0	0	0	3
Corey Koskie, L (1, 5) OBP: 0.412, SLG: 0.446	0-1 F8			0-0 SF7 3B				1-0 1B		4	2	2	1	0	1	3
David Ortiz, L (1, 3) OBP: 0.313, SLG: 0.527 Doug Mientkiewicz, L (8, PR) OBP: 0.373, SLG: 0.417	3-1 FC6-4 1B		3-1 SF7		1-0 G1-3			1-1 1B		3	0	2	2	0	0	0
Torii Hunter, R (1, 8) OBP: 0.400, SLG: 0.635	1-0 FC6-4 1-2f		0-0 HR		1-3 K			2-3 K		4	1	1	1	0	2	3
Bobby Kielty, S (1, 10) OBP: 0.300, SLG: 0.588		1-1 F7		0-0 G3			1-2 F7			4	0	0	0	0	1	1
Dustan Mohr, R (1, 9) OBP: 0.391, SLG: 0.581		2-3 K		0-0 L6				0-1 F9		3	0	0	0	0	1	0
A.J. Pierzynski, L (1, 2) OBP: 0.327, SLG: 0.408		0-2 G1-3			1-0 G4-3 FC3-2 2B			3-2 F7-4 1B		3	0	2	0	0	0	0
Jay Canizaro, R (1, 4) OBP: 0.238, SLG: 0.263 Denny Hocking, S (8, 4) OBP: 0.172, SLG: 0.115			2-3 K		0-1 G4-3			0-1 F7-4		3	0	0	0	0	1	2

Inning Stats	R: 0	H: 1	E: 1	K: 0	S: 11	LOB: 2	BB: 0	P: 18	R: 0	H: 0	E: 0	K: 1	S: 8	LOB: 0	BB: 0	P: 11	R: 0	H: 0	E: 0	K: 1	S: 7	LOB: 0	BB: 0	P: 12	R: 2	H: 2	E: 0	K: 0	S: 6	LOB: 0	BB: 0	P: 9	R: 0	H: 1	E: 0	K: 1	S: 11	LOB: 2	BB: 1	P: 18	R: 0	H: 0	E: 0	K: 1	S: 7	LOB: 0	BB: 0	P: 10	R: 0	H: 1	E: 0	K: 0	S: 8	LOB: 0	BB: 0	P: 11	R: 2	H: 3	E: 1	K: 2	S: 11	LOB: 1	BB: 0	P: 19
--------------	------	------	------	------	-------	--------	-------	-------	------	------	------	------	------	--------	-------	-------	------	------	------	------	------	--------	-------	-------	------	------	------	------	------	--------	-------	------	------	------	------	------	-------	--------	-------	-------	------	------	------	------	------	--------	-------	-------	------	------	------	------	------	--------	-------	-------	------	------	------	------	-------	--------	-------	-------


PITCHER	IP	WLS	BF	H	R	ER	SO	BB	IBB	HBP	BLK	WP	HR	S	P	ERA	WHIP
Jeff Suppan, R (1, 1) ERA: 3.95	7.1	L	30	7	4	4	4	1	0	0	0	0	1	61	94	4.91	1.091
Brian Shouse, L (8, 1) ERA: 3.38	0.0		1	1	0	0	0	0	0	0	0	0	0	2	3	∞	∞
Jason Grimsley, R (8, 1) ERA: 1.59	0.2		2	0	0	0	2	0	0	0	0	0	0	6	11	0.00	0.000

BOTTOM

Kansas City Royals @ Minnesota Twins
Hubert H. Humphrey Metrodome, Minneapolis, MN

Thu Apr 18 2002, 1:05 PM EDT
Att: 13,313 - Dome - 72 F

AB	31
R	4
H	8
RBI	4
BB	1
SO	6
LOB	12



WP	HR	S	P	ERA	WHIP
WP: 0	HR: 1	S: 19	P: 33	ERA: 0.00	WHIP: 0.000

Batter	1	2	3	4	5	6	7	8	9	AB R H RBI BB SO LOB	TOP			
Rickey Henderson, R OBP: 0.391, SLG: 0.381 (1, 7)	0-0 G5-3		2-2 F7			0-2 1B 1B	2-2 F8			4 0 1 0 0 0 0				
18 Johnny Damon, L OBP: 0.385, SLG: 0.429 (1, 8)	1-3 K		1-0 L9			0-1 BB 1B 1-2 3B 1B		2-2 G4-3 WP 1B		4 2 2 0 0 1 0				
Nomar Garciaparra, R OBP: 0.328, SLG: 0.556 (1, 6)	2-3 K		2-2 F8			0-2 SAFE 1-2 2-3 3B 1B		0-1 G4-3		4 1 1 0 0 1 1				
Manny Ramirez, R OBP: 0.484, SLG: 0.646 (1, 10)		0-1 P6		3-2 G1-3		0-0 F9		4-0 G3-1 WP IBB		3 0 0 0 1 0 2				
Tony Clark, S OBP: 0.250, SLG: 0.295 (1, 3)		2-1 G6-3 2B		0-0 G4-6-3 1B		4-2 1-2 2-3 3B BB		2-2 G3-1		3 1 2 0 1 0 1				
Shea Hillenbrand, R OBP: 0.424, SLG: 0.755 (1, 5)		4-1 G6-3 BB		0-2 G4-6-3 1-2f		3-2 1-H 2-H 3-H 3B		1-2 G4-3		3 0 1 3 1 0 2				
Jason Varitek, S OBP: 0.310, SLG: 0.425 (1, 2)		3-2 G6-3 1-2 2-3			0-0 F9	1-0 L4		1-1 G5-3		4 0 0 0 0 0 3				
Trot Nixon, L OBP: 0.316, SLG: 0.320 (1, 9)		4-2 BB		3-3 K		2-0 F9		1-3 K		3 0 0 0 1 2 0				
Rey Sanchez, R OBP: 0.298, SLG: 0.289 (1, 4)		1-0 P4		2-2 G1-3		3-1 F8		1-0 G5-3		4 0 0 0 0 0 3				
Inning Stats	R: 0 E: 0 K: 2 S: 7 H: 0 LOB: 0 BB: 0 P: 10	R: 0 E: 0 K: 0 S: 16 H: 1 LOB: 3 BB: 2 P: 30	R: 0 E: 0 K: 0 S: 9 H: 0 LOB: 0 BB: 0 P: 14	R: 0 E: 0 K: 0 S: 7 H: 1 LOB: 0 BB: 0 P: 10	R: 0 E: 0 K: 1 S: 7 H: 0 LOB: 0 BB: 0 P: 12	R: 3 E: 0 K: 0 S: 20 H: 4 LOB: 1 BB: 1 P: 28	R: 0 E: 0 K: 0 S: 6 H: 0 LOB: 0 BB: 0 P: 13	R: 1 E: 0 K: 0 S: 13 H: 1 LOB: 1 BB: 1 P: 22	R: 0 E: 0 K: 1 S: 6 H: 0 LOB: 0 BB: 0 P: 9	1B: 5 2B: 1 3B: 1 HR: 0 SF: 0 SAC: 0 DP: 1 HBP: 0	WP: 1 PB: 0 SB: 1 CS: 0 PA: 36			
PITCHER	IP WLS BF H R ER SO BB IBB HBP BLK WP HR S P ERA WHIP												PITCHER	IP WLS BF H R ER SO BB IBB HBP BLK WP HR S P ERA WHIP
Chris George, L ERA: 3.38 (1, 1)	5.1 L 21 5 2 2 3 2 0 0 0 0 0 0 55 85 3.38 1.312													
Blake Stein, R ERA: 6.55 (6, 1)	1.2 7 1 1 1 0 1 0 0 0 0 0 0 17 32 5.40 1.200													
Nate Field, R ERA: 3.0 (8, 1)	1.0 5 1 1 1 0 0 1 0 0 1 0 13 22 9.00 1.000													
Brian Shouse, L ERA: 2.84 (9, 1)	1.0 3 0 0 0 0 1 0 0 0 0 0 0 6 9 0.00 0.000													

Boston Red Sox @ Kansas City Royals
Kauffman Stadium, Kansas City, MO

livebaseballscorecards.com

AB 32
R 4
H 7
RBI 3
BB 4
SO 4
LOB 12



Fri Apr 19 2002, 7:05 PM CDT
 Att. 24,456 - Overcast - 62 F

Batter	1	2	3	4	5	6	7	8	9	AB	R	H	RBI	BB	SO	LOB
Donnie Sadler, R (1, 7) OBP: 0.188, SLG: 0.133	2-2 G6-3			0-2 F9		0-3 K			0-2 G5-3	4	0	0	0	0	1	0
Neifi Perez, S (1, 6) OBP: 0.226, SLG: 0.322	1-1 G3			0-1 F7		1-0 G3-1			0-1 1B	4	0	1	0	0	0	0
Carlos Beltrán, S (1, 8) OBP: 0.333, SLG: 0.449	1-1 F8			2-0 E1 29 1B				1-0 G3-1	0-1 G3	4	0	0	0	0	0	1
29 Mike Sweeney, R (1, 3) OBP: 0.397, SLG: 0.481			3-2 P4	0-1 1B				0-0 G5-3		3	0	1	0	0	0	0
Michael Tucker, L (1, 9) OBP: 0.302, SLG: 0.250			1-3 K	0-3 K				0-2 G4-3		3	0	0	0	0	2	2
Raul Ibanez, L (1, 10) OBP: 0.342, SLG: 0.500			3-2 F7			1-2 F7			0-3 K	3	0	0	0	0	1	0
Luis Alicea, S (1, 5) OBP: 0.316, SLG: 0.188			1-3 K			0-0 G4-3			2-2 G3-1	3	0	0	0	0	1	0
Brent Mayne, L (1, 2) OBP: 0.237, SLG: 0.212			2-0 F7			1-3 K			1-1 G4-3	3	0	0	0	0	1	0
Carlos Febles, R (1, 4) OBP: 0.333, SLG: 0.233			1-0 G4-3			0-1 L9			1-2 F9	3	0	0	0	0	0	0

Inning Stats	R: 0	H: 0	E: 0	LOB: 0	K: 0	BB: 0	S: 8	P: 12	R: 0	H: 0	E: 0	LOB: 0	K: 1	BB: 0	S: 13	P: 20	R: 0	H: 0	E: 0	LOB: 0	K: 1	BB: 0	S: 5	P: 9	R: 0	H: 1	E: 1	LOB: 2	K: 1	BB: 0	S: 12	P: 14	R: 0	H: 0	E: 0	LOB: 0	K: 1	BB: 0	S: 8	P: 10	R: 0	H: 0	E: 0	LOB: 0	K: 1	BB: 0	S: 6	P: 7	R: 0	H: 0	E: 0	LOB: 0	K: 0	BB: 0	S: 6	P: 7	R: 0	H: 0	E: 0	LOB: 0	K: 1	BB: 0	S: 10	P: 13	R: 0	H: 1	E: 0	LOB: 1	K: 0	BB: 0	S: 10	P: 11	1B: 2	SF: 0	2B: 0	SAC: 0	3B: 0	DP: 0	HR: 0	HBP: 0	WP: 0	PA: 30
--------------	------	------	------	--------	------	-------	------	-------	------	------	------	--------	------	-------	-------	-------	------	------	------	--------	------	-------	------	------	------	------	------	--------	------	-------	-------	-------	------	------	------	--------	------	-------	------	-------	------	------	------	--------	------	-------	------	------	------	------	------	--------	------	-------	------	------	------	------	------	--------	------	-------	-------	-------	------	------	------	--------	------	-------	-------	-------	-------	-------	-------	--------	-------	-------	-------	--------	-------	--------

PITCHER	IP	WLS	BF	H	R	ER	SO	BB	IBB	HBP	BLK	WP	HR	S	P	ERA	WHIP
Pedro Martinez, R (1, 1) ERA: 4.43	8.0	W	26	1	0	0	6	0	0	0	0	0	0	68	92	0.00	0.125
Rich Garces, R (9, 1) ERA: 10.13	1.0		4	1	0	0	0	0	0	0	0	0	0	10	11	0.00	1.000

BOTTOM

Boston Red Sox @ Kansas City Royals
Kauffman Stadium, Kansas City, MO

Fri Apr 19 2002, 7:05 PM CDT
Att. 24,456 - Overcast - 62 F

AB	30
R	0
H	2
RBI	0
BB	0
SO	6
LOB	3



WP	HR	S	P	ERA	WHIP
0	0	0	0	0.00	0.125
0	0	0	0	0.00	1.000

Batter	1	2	3	4	5	6	7	8	9	AB R H RBI BB SO LOB	TOP										
18 Johnny Damon, L (1, 8) OBP: 0.400, SLG: 0.517	2-1 G6-3		1-1 SF7 3B		0-2 G4-3		4-2 HR BB		2-1 HR 2-H	4 3 2 2 1 0 0											
Jose Offerman, S (1, 10) OBP: 0.357, SLG: 0.600	2-2 L7		2-1 SF7		1-1 G3		1-2 HR 1-H 3-H		1-2 HR 1B	4 2 2 4 0 0 0											
Nomar Garciaparra, R (1, 6) OBP: 0.317, SLG: 0.525	1-0 L8		0-0 G5-3		0-2 G5-4-3 1B		2-0 G5-3		2-1 F7	5 0 1 0 0 0 1											
Manny Ramirez, R (1, 7) OBP: 0.493, SLG: 0.755		1-1 1B 2B 1B	1-3 K		3-1 G5-4-3 1-2f		1-2 HR		0-0 HR 1-H	5 3 3 3 0 1 1											
Brian Daubach, L (1, 3) OBP: 0.355, SLG: 0.667		1-0 2B 1B		3-2 HR		1-0 1B		0-1 FC6-4 1B	3-1 F9	5 2 4 1 0 0 0											
Shea Hillenbrand, R (1, 5) OBP: 0.391, SLG: 0.690		0-1 P4		1-3 K		1-1 F9		0-2 FC6-4 1B 1-2f	3-1 P4	5 0 0 0 0 1 4											
Trot Nixon, L (1, 9) OBP: 0.344, SLG: 0.370		2-2 CS 1-H 2-H 2B		3-1 G4-3		2-1 G5-3 HR WP 1B		2-1 G6-4-3 1B		4 1 3 2 0 0 0											
Doug Mirabelli, R (1, 2) OBP: 0.263, SLG: 0.125		4-0 CS BB		1-0 G6-3		2-0 F5		2-1 G6-4-3 1-2f		3 0 0 0 1 0 3											
Rey Sanchez, R (1, 4) OBP: 0.280, SLG: 0.271		1-3 K		0-0 F9		3-2 G5-3			1-1 HR 18 2B	3 0 0 0 0 1 3											
Carlos Baerga, S (8, 4) OBP: 0.500, SLG: 0.636		1-2 2-3 K								1 1 1 0 0 0 0											
Inning Stats	R: 0 E: 0 K: 0 S: 6	H: 0 LOB: 0 BB: 0 P: 11	R: 2 E: 0 K: 1 S: 12	H: 3 LOB: 1 BB: 1 P: 21	R: 1 E: 0 K: 1 S: 8	H: 1 LOB: 0 BB: 0 P: 12	R: 1 E: 0 K: 1 S: 13	H: 1 LOB: 0 BB: 0 P: 21	R: 0 E: 0 K: 0 S: 6	H: 0 LOB: 0 BB: 0 P: 7	R: 0 E: 0 K: 0 S: 8	H: 2 LOB: 1 BB: 0 P: 13	R: 3 E: 0 K: 0 S: 13	H: 2 LOB: 0 BB: 1 P: 27	R: 1 E: 0 K: 0 S: 12	H: 3 LOB: 1 BB: 0 P: 17	R: 4 E: 0 K: 0 S: 14	H: 4 LOB: 0 BB: 0 P: 26	1B: 8 2B: 2 3B: 1 HR: 5	SF: 1 SAC: 0 DP: 2 HBP: 0	WP: 1 PA: 42
PITCHER	IP WLS BF H R ER SO BB IBB HBP BLK WP HR S P ERA WHIP																				
Dan Reichert, R (1, 1) ERA: 6.35	6.2 L 28 8 6 6 3 2 0 0 0 1 1 62 105 8.10 1.500																				
Cory Bailey, R (7, 1) ERA: 12.15	1.1 7 4 2 2 0 0 0 0 0 0 2 16 24 13.50 3.000																				
Miguel Asencio, R (9, 1) ERA: 36.0	1.0 7 4 4 4 0 0 0 0 0 0 2 14 26 36.00 4.000																				

Boston Red Sox @ Kansas City Royals
Kauffman Stadium, Kansas City, MO
 Sun Apr 21 2002, 1:05 PM CDT
 Overcast - 56 F

livebaseballscorecards.com

AB 39
R 12
H 16
RBI 12
BB 2
SO 3
LOB 12



Batter	1	2	3	4	5	6	7	8	9	AB R H RBI BB SO LOB	TOP											
Rickey Henderson, R OBP: 0.393, SLG: 0.333 (1, 7)	F7		18 HR BB	K		G6-3 18 1B HBP	G6-4-3			3 1 0 0 1 1 3	Boston Red Sox @ Kansas City Royals Kauffman Stadium, Kansas City, MO Sun Apr 21 2002, 4:05 PM CDT Att. 17,289 - Overcast - 63 F											
18 Johnny Damon, L OBP: 0.427, SLG: 0.585 (1, 8)	P3		HR			G5-3 1B	G6-3 1B	G6-4-3 1B		5 2 4 4 0 0 0												
Shea Hillenbrand, R OBP: 0.391, SLG: 0.667 (1, 5)	G6-3		G4-3 S 1B			G5-3 2B 1B	G6-3	G6-4-3		5 1 2 0 0 0 3												
Manny Ramirez, R OBP: 0.514, SLG: 0.745 (1, 10)		G1-3	G4-3 BB			G5-3 2B BB	IBB	1B 1B		2 1 1 0 3 0 0												
Tony Clark, S OBP: 0.245, SLG: 0.286 (1, 3)		K	G4-3			G5-3	K	1B		5 0 1 1 0 2 7												
Carlos Baerga, S OBP: 0.412, SLG: 0.467 (1, 4)		G4-3	G3-1			2B BB	L6	G4-3		4 1 0 0 1 0 7												
Trot Nixon, L OBP: 0.318, SLG: 0.339 (1, 9)			F9	G3	K		K		F8	5 0 0 0 0 2 3												
Jason Varitek, S OBP: 0.362, SLG: 0.511 (1, 2)			18 HR BB 1B	G5-3 1B		G5-3 2B	1B 2B		G6-3	5 1 4 3 0 0 0												
Rey Sanchez, R OBP: 0.291, SLG: 0.283 (1, 6)			18 HR BB 1B	G5-3 1B		G6-3	G6-4-3 1B		G6-3	5 1 2 0 0 0 2												
Inning Stats	R: 0 E: 0 K: 0 S: 7	H: 0 LOB: 0 BB: 0 P: 12	R: 0 E: 0 K: 1 S: 7	H: 0 LOB: 0 BB: 0 P: 11	R: 4 E: 0 K: 0 S: 20	H: 4 LOB: 2 BB: 2 P: 34	R: 0 E: 0 K: 1 S: 11	H: 1 LOB: 1 BB: 0 P: 17	R: 4 E: 0 K: 1 S: 21	H: 3 LOB: 1 BB: 2 P: 36	R: 0 E: 0 K: 1 S: 11	H: 1 LOB: 3 BB: 1 P: 24	R: 0 E: 0 K: 1 S: 9	H: 2 LOB: 1 BB: 0 P: 18	R: 0 E: 0 K: 0 S: 12	H: 3 LOB: 2 BB: 0 P: 19	R: 0 E: 0 K: 0 S: 6	H: 0 LOB: 0 BB: 0 P: 9	1B: 11 2B: 2 3B: 0 HR: 1	SF: 0 SAC: 0 DP: 2 HBP: 1	WP: 0 PB: 0 SB: 1 CS: 0	PA: 45
PITCHER	IP WLS BF H R ER SO BB IBB HBP BLK WP HR S P ERA WHIP												PITCHER	IP WLS BF H R ER SO BB IBB HBP BLK WP HR S P ERA WHIP								
Bryan Rekar, R ERA: 15.75 (1, 1)	4.0 L 22 7 7 7 2 3 0 0 0 0 0 1 54 89 15.75 2.500																					
Jeremy Affeldt, L ERA: 3.38 (5, 1)	3.0 15 4 1 1 3 1 1 1 0 0 0 32 63 3.00 1.667																					
Nate Field, R ERA: 2.25 (8, 1)	1.0 5 3 0 0 0 0 0 0 0 0 0 12 19 0.00 3.000																					
Jason Grimsley, R ERA: 1.35 (9, 1)	1.0 3 0 0 0 0 0 0 0 0 0 0 6 9 0.00 0.000																					

livebaseballscorecards.com

AB	39
R	8
H	14
RBI	8
BB	5
SO	5
LOB	25



Batter	1	2	3	4	5	6	7	8	9	AB	R	H	RBI	BB	SO	LOB
Donnie Sadler, R OBP: 0.190, SLG: 0.150 (1, 7)	2-2 X 3B 1B		2-2 F7 1-2			3-2 L9	2-3 K		1-2 P4	5	1	1	0	0	1	2
Michael Tucker, L OBP: 0.346, SLG: 0.378 (1, 9)	0-0 1-H SF8 3B		3-3 K			0-0 29 BB 1B 1B	0-2 FC4-6 1B 29 1B		2-2 G4-3	5	3	2	1	0	1	1
Carlos Beltrán, S OBP: 0.333, SLG: 0.482 (1, 8)	1-0 SF8 3-H				2-3 K	4-1 29 BB 1B BB	3-1 29 1B 1B		1-2 HR	3	2	2	2	1	1	0
29 Mike Sweeney, R OBP: 0.388, SLG: 0.452 (1, 3)	1-0 F9				0-0 G6-3	4-0 1B E BB	0-1 WP 1B		1-2 1B	4	1	2	1	1	0	0
Raul Ibanez, L OBP: 0.318, SLG: 0.475 (1, 10)	2-2 G3-1				2-3 K	2-3 K	4-2 1B BB		3-3 K	2	0	0	0	0	1	0
Joe Randa, R OBP: 0.353, SLG: 0.558 (6, PH)										2	0	0	0	1	2	4
Neifi Perez, S OBP: 0.229, SLG: 0.313 (1, 6)		0-2 L7				0-0 FC6-4 1B	2-0 E 1B		1-2 L9	4	0	2	2	0	0	3
Luis Alicea, S OBP: 0.304, SLG: 0.200 (1, 5)		0-1 G6-3				2-2 F8	1-0 E7 1B		0-1 F8	4	0	1	1	0	0	1
A.J. Hinch, R Brent Mayne, L OBP: 0.238, SLG: 0.194 (8, PH) (9, 2)		2-2 G6-3				1-3 K	1-3 K		0-1 F8	3	0	0	0	0	2	3
Carlos Febles, R OBP: 0.372, SLG: 0.314 (1, 4)					4-0 CS BB	1-0 FC6-4 1-2f	4-2 FC4-6 BB		1-2 L8	1	0	0	0	2	0	1

Inning Stats	R: 2	H: 2	E: 0	K: 0	S: 15	LOB: 0	BB: 0	P: 21	R: 0	H: 0	E: 0	K: 0	S: 8	LOB: 0	BB: 0	P: 10	R: 0	H: 0	E: 0	K: 1	S: 8	LOB: 0	BB: 1	P: 16	R: 0	H: 0	E: 0	K: 2	S: 9	LOB: 0	BB: 0	P: 13	R: 0	H: 1	E: 0	K: 1	S: 8	LOB: 1	BB: 0	P: 12	R: 3	H: 3	E: 1	K: 2	S: 13	LOB: 2	BB: 2	P: 30	R: 1	H: 2	E: 0	K: 1	S: 22	LOB: 3	BB: 2	P: 36	R: 0	H: 0	E: 0	K: 0	S: 7	LOB: 0	BB: 0	P: 8	R: 1	H: 2	E: 0	K: 1	S: 19	LOB: 1	BB: 0	P: 27	1B: 8	SF: 1	2B: 0	SAC: 0	3B: 1	DP: 0	HR: 1	HBP: 0	WP: 1	PA: 41
--------------	------	------	------	------	-------	--------	-------	-------	------	------	------	------	------	--------	-------	-------	------	------	------	------	------	--------	-------	-------	------	------	------	------	------	--------	-------	-------	------	------	------	------	------	--------	-------	-------	------	------	------	------	-------	--------	-------	-------	------	------	------	------	-------	--------	-------	-------	------	------	------	------	------	--------	-------	------	------	------	------	------	-------	--------	-------	-------	-------	-------	-------	--------	-------	-------	-------	--------	-------	--------

PITCHER	IP	WLS	BF	H	R	ER	SO	BB	IBB	HBP	BLK	WP	HR	S	P	ERA	WHIP
Derek Lowe, R ERA: 2.73 (1, 1)	5.1	W	22	4	5	5	4	3	0	0	0	0	0	53	88	8.44	1.312
Casey Fossum, L ERA: 2.16 (6, 1)	1.1		8	3	1	1	3	1	0	0	0	0	0	22	37	6.75	3.000
Sun-Woo Kim, R ERA: 3.24 (7, 1)	1.1	H	6	1	0	0	0	1	0	0	0	1	0	15	21	0.00	1.500
Ugueth Urbina, R ERA: 6.48 (9, 1)	1.0	S	5	2	1	1	1	0	0	0	0	0	1	19	27	9.00	2.000

BOTTOM

Boston Red Sox @ Kansas City Royals
Kauffman Stadium, Kansas City, MO

Sun Apr 21 2002, 4:05 PM CDT
Att: 17,289 - Overcast - 63 F

livebaseballscorecards.com

AB	35
R	7
H	10
RBI	7
BB	5
SO	8
LOB	15



Batter	1	2	3	4	5	6	7	8	9	AB R H RBI BB SO LOB	TOP											
Andres Torres, S (1, 8) OBP: 0.294, SLG: 0.367	1-2 G4-3		1-0 G4-6-3			1-3 K		0-0 G1-3		4 0 0 0 0 1 1												
Robert Fick, L (1, 9) OBP: 0.459, SLG: 0.589	2-2 1B		2-0 F8			2-1 2B		1-0 F7		4 0 2 0 0 0 0												
Bobby Higginson, L (1, 7) OBP: 0.321, SLG: 0.493	1-2 F5			0-2 F8		2-2 F9		1-1 G6-3		4 0 0 0 0 0 2												
Randall Simon, L (1, 3) OBP: 0.354, SLG: 0.652	0-0 1B			2-3 K			0-0 F5		0-1 G3	4 0 1 0 0 1 0												
Shane Halter, R (1, 6) OBP: 0.297, SLG: 0.288	0-0 G5-3			2-0 F3			1-2 F8			3 0 0 0 0 0 2												
Craig Paquette, R (1, 5) OBP: 0.292, SLG: 0.492		1-2 G4-3			0-1 1B		0-2 1B			3 0 2 0 0 0 0												
Jacob Cruz, L (1, 10) OBP: 0.378, SLG: 0.475		0-1 P5			0-1 F7		2-1 G4-3			3 0 0 0 0 0 1												
Mike Rivera, R (1, 2) OBP: 0.325, SLG: 0.526		0-3 K			1-2 F9			1-3 K		3 0 0 0 0 2 0												
Jose Macias, S (1, 4) OBP: 0.218, SLG: 0.160			0-0 G4-6-3 1B			1-1 G4-3		1-2 F9		3 0 1 0 0 0 0												
Inning Stats	R: 0 E: 0 K: 0 S: 14	H: 2 LOB: 2 BB: 0 P: 18	R: 0 E: 0 K: 1 S: 8	H: 0 LOB: 0 BB: 0 P: 9	R: 0 E: 0 K: 0 S: 3	H: 1 LOB: 0 BB: 0 P: 6	R: 0 E: 0 K: 1 S: 8	H: 0 LOB: 0 BB: 0 P: 12	R: 0 E: 0 K: 1 S: 8	H: 1 LOB: 0 BB: 0 P: 9	R: 0 E: 0 K: 1 S: 10	H: 1 LOB: 1 BB: 0 P: 16	R: 0 E: 0 K: 0 S: 11	H: 1 LOB: 1 BB: 0 P: 14	R: 0 E: 0 K: 1 S: 8	H: 0 LOB: 0 BB: 0 P: 10	R: 0 E: 0 K: 0 S: 5	H: 0 LOB: 0 BB: 0 P: 7	1B: 5 2B: 1 3B: 0 HR: 0	SF: 0 SAC: 0 DP: 1 HBP: 0	WP: 0 PB: 0 SB: 0 CS: 0	PA: 31
PITCHER Paul Byrd, R (1, 1) ERA: 2.22	IP: 9.0 WLS: W BF: 31 H: 6 R: 0 ER: 0 SO: 4 BB: 0 IBB: 0 HBP: 0 BLK: 0 WP: 0 HR: 0 S: 75 P: 101 ERA: 0.00 WHIP: 0.667																					

Detroit Tigers @ Kansas City Royals
Kauffman Stadium, Kansas City, MO

Mon Apr 22 2002, 7:05 PM CDT
Att. 10,470 - Cloudy - 61 F

livebaseballscorecards.com

AB	31
R	0
H	6
RBI	0
BB	0
SO	4
LOB	6



Batter	1	2	3	4	5	6	7	8	9	AB	R	H	RBI	BB	SO	LOB
Chuck Knoblauch, R (1, 7) <small>OBP: 0.258, SLG: 0.286</small>	0-2 G6-3	3-2 P8		4-1 BB		0-0 G4-3				3	0	0	0	1	0	0
Michael Tucker, L (1, 9) <small>OBP: 0.357, SLG: 0.362</small>	4-2 2B BB	1-2 E3 G6-3		3-3 K			1-1 FC3-6 HBP			2	1	0	0	1	1	2
Carlos Beltrán, S (1, 8) <small>OBP: 0.342, SLG: 0.550</small>	0-1 29 1B 2B	1 SAFE G6-3			1-1 HR		2-0 FC3-6 1-2f			4	2	2	2	0	0	2
29 Mike Sweeney, R (1, 10) <small>OBP: 0.394, SLG: 0.455</small>	2-1 2B 1B		0-0 G4-3		0-2 G6-3		2-2 1B			4	1	2	1	0	0	0
Joe Randa, R (1, 5) <small>OBP: 0.364, SLG: 0.565</small>	1-1 2B 2B		1-3 K		4-2 BB		1-0 P4			3	1	1	1	1	1	1
Dave McCarty, R (1, 3) <small>OBP: 0.150, SLG: 0.350</small>	2-2 F7		3-3 K		0-0 F8			0-1 G5-3		4	0	0	0	0	1	2
Neifi Perez, S (1, 6) <small>OBP: 0.230, SLG: 0.324</small>	1-0 2B			1-1 G5-3		2-2 F2		0-1 F9		4	0	1	1	0	0	1
Brent Mayne, L (1, 2) <small>OBP: 0.239, SLG: 0.250</small>	0-1 G4-3			0-0 F8		0-0 G4-3		0-0 3B		4	0	1	0	0	0	1
Carlos Febles, R (1, 4) <small>OBP: 0.383, SLG: 0.410</small>		1-1 HR		1-0 BB 1B		1-3 K		0-1 G4-3		4	1	2	1	0	1	1

Inning Stats	R: 4	H: 4	E: 0	LOB: 1	K: 0	BB: 1	S: 19	P: 29	R: 1	H: 1	E: 1	LOB: 0	K: 0	BB: 0	S: 14	P: 22	R: 0	H: 0	E: 0	LOB: 0	K: 2	BB: 0	S: 7	P: 11	R: 0	H: 1	E: 0	LOB: 2	K: 1	BB: 1	S: 8	P: 17	R: 1	H: 1	E: 0	LOB: 1	K: 0	BB: 1	S: 13	P: 20	R: 0	H: 0	E: 0	LOB: 0	K: 1	BB: 0	S: 5	P: 6	R: 0	H: 1	E: 0	LOB: 1	K: 0	BB: 0	S: 7	P: 13	R: 0	H: 1	E: 0	LOB: 1	K: 0	BB: 0	S: 7	P: 7	R: 0	H: 1	E: 0	LOB: 1	K: 0	BB: 0	S: 7	P: 7
1B: 3	SF: 0	2B: 3	SAC: 0	3B: 1	DP: 0	HR: 2	HBP: 1	WP: 0	PA: 36																																																															

PITCHER	IP	WLS	BF	H	R	ER	SO	BB	IBB	HBP	BLK	WP	HR	S	P	ERA	WHIP
Mark Redman, L (1, 1) ERA: 7.4	6.0	L	28	7	6	6	4	3	0	0	0	0	2	66	105	9.00	1.667
Julio Santana, R (7, 1) ERA:	2.0		8	2	0	0	0	0	0	1	0	0	0	14	20	0.00	1.000

DETROIT TIGERS @ KANSAS CITY ROYALS
Kauffman Stadium, Kansas City, MO
 Mon Apr 22 2002, 7:05 PM CDT
 Att. 10,470 - Cloudy - 61 F

AB	32
R	6
H	9
RBI	6
BB	3
SO	4
LOB	10



Batter	1	2	3	4	5	6	7	8	9	AB R H RBI BB SO LOB	TOP	
Andres Torres, S (1, 8) OBP: 0.256, SLG: 0.314	1-3 K		0-0 B1-3	1-3 K			0-1 G6-3		1-1 G1-3	5 0 0 0 0 2 1		
Robert Fick, L (1, 9) OBP: 0.462, SLG: 0.569	4-0 FC5-4 BB		4-2 1B HR BB	2-2 P4			2-2 F8			2 1 0 0 2 0 0		
Wendell Magee, R (1, 7) OBP: 0.486, SLG: 0.647	1-2 FC5-4 WP 1-2f		0-0 HR 1B				0-0 F9			4 1 1 0 0 1 1		
Randall Simon, L (1, 3) OBP: 0.365, SLG: 0.700	1-0 G5-3		1-0 HR				0-1 FC5-4 1B	1-2 G4-3		4 1 2 3 0 0 1		
Shane Halter, R (1, 6) OBP: 0.295, SLG: 0.286			2-2 F9	2-1 FC5-4 HBP 1B			0-0 FC5-4 1-2f	0-1 F8		4 0 1 0 0 0 1		
Craig Paquette, R (1, 5) OBP: 0.275, SLG: 0.462			1-1 L7	0-0 F9			2-3 K	0-2 G1-3		4 0 0 0 0 1 2		
Jacob Cruz, L (1, 10) OBP: 0.408, SLG: 0.476			2-2 E5	1-2 HBP			4-2 G6-4-3 BB	2-0 S 1B		2 0 1 0 1 0 0		
Mike Rivera, R (1, 2) OBP: 0.295, SLG: 0.476			3-2 E5	3-1 FC5			1-2 G6-4-3 1-2f	0-0 L5		4 0 0 0 0 0 5		
Jose Macias, S (1, 4) OBP: 0.203, SLG: 0.148			3-2 G6-3				0-1 F9	2-2 G1-3		4 0 0 0 0 0 3		
Inning Stats	R: 0 E: 0 K: 1 S: 7 H: 0 LOB: 1 BB: 1 P: 14	R: 0 E: 2 K: 0 S: 17 H: 0 LOB: 2 BB: 0 P: 28	R: 3 E: 0 K: 0 S: 13 H: 3 LOB: 2 BB: 1 P: 24	R: 0 E: 0 K: 1 S: 7 H: 0 LOB: 0 BB: 0 P: 10	R: 0 E: 0 K: 2 S: 11 H: 1 LOB: 1 BB: 0 P: 15	R: 0 E: 0 K: 0 S: 13 H: 0 LOB: 0 BB: 1 P: 18	R: 0 E: 0 K: 0 S: 8 H: 0 LOB: 0 BB: 0 P: 10	R: 0 E: 0 K: 0 S: 10 H: 0 LOB: 0 BB: 0 P: 11	R: 0 E: 0 K: 0 S: 7 H: 1 LOB: 1 BB: 0 P: 12	1B: 4 2B: 0 3B: 0 HR: 1 SF: 0 SAC: 0 DP: 1 HBP: 1	WP: 1 PB: 0 SB: 1 CS: 0 PA: 37	
PITCHER	IP WLS BF H R ER SO BB IBB HBP BLK WP HR S P ERA WHIP											
Jeff Suppan, R (1, 1) ERA: 4.05	6.0 L 27 4 3 3 4 3 0 1 0 0 1 1 68 109 4.50 1.167											
Cory Bailey, R (7, 1) ERA: 9.35	2.0 6 0 0 0 0 0 0 0 0 0 0 0 18 21 0.00 0.000											
Jason Grimsley, R (9, 1) ERA: 1.17	1.0 4 1 0 0 0 0 0 0 0 0 0 0 7 12 0.00 1.000											

Detroit Tigers @ Kansas City Royals
Kauffman Stadium, Kansas City, MO

Tue Apr 23 2002, 7:05 PM CDT
Att. 11,125 - Cloudy - 76 F

livebaseballscorecards.com

AB 33
R 3
H 5
RBI 3
BB 3
SO 4
LOB 14



Batter	1	2	3	4	5	6	7	8	9	AB	R	H	RBI	BB	SO	LOB
Chuck Knoblauch, R (1, 7) <small>OBP: 0.258, SLG: 0.283</small>	3-2 		1-1 			2-1 		0-0 		4	0	1	0	0	0	1
Michael Tucker, L (1, 9) <small>OBP: 0.350, SLG: 0.373</small>	0-0 			2-2 		2-2 			1-1 	4	0	1	0	0	0	0
Carlos Beltrán, S (1, 8) <small>OBP: 0.325, SLG: 0.516</small>	2-3 			2-3 		3-2 			1-2 	4	0	0	0	0	2	0
29 Mike Sweeney, R (1, 3) <small>OBP: 0.373, SLG: 0.429</small>		0-1 		1-1 			0-0 		1-1 	4	0	0	0	0	0	0
Raul Ibanez, L (1, 10) <small>OBP: 0.319, SLG: 0.488</small>		3-1 			0-2 		0-1 			3	0	1	0	0	0	0
Joe Randa, R (1, 5) <small>OBP: 0.362, SLG: 0.571</small>		2-1 			2-2 		0-1 			3	0	1	0	0	0	1
Neifi Perez, S (1, 6) <small>OBP: 0.221, SLG: 0.311</small>		3-2 			1-0 			0-0 		3	0	0	0	0	0	2
Brent Mayne, L (1, 2) <small>OBP: 0.265, SLG: 0.262</small>			2-0 		4-2 		3-1 			2	0	1	0	1	0	0
Carlos Febles, R (1, 4) <small>OBP: 0.360, SLG: 0.381</small>			0-1 		1-2 		0-0 			3	0	0	0	0	0	3

Inning Stats	R: 0	H: 0	E: 0	K: 1	S: 7	R: 0	H: 1	E: 0	K: 0	S: 9	R: 0	H: 0	E: 0	K: 0	S: 5	R: 0	H: 1	E: 0	K: 1	S: 8	R: 0	H: 1	E: 0	K: 0	S: 14	R: 0	H: 1	E: 0	K: 0	S: 8	R: 0	H: 0	E: 0	K: 0	S: 5	R: 0	H: 1	E: 0	K: 0	S: 5	R: 0	H: 0	E: 0	K: 0	S: 7	1B: 2	SF: 0	2B: 3	SAC: 0	3B: 0	DP: 0	HR: 0	HBP: 0	WP: 0	PA: 31	
	0	0	0	1	7	0	1	0	0	9	0	0	0	0	5	0	1	0	1	0	8	0	1	0	0	14	0	1	0	0	0	8	0	0	0	5	0	0	1	0	5	0	0	0	7	2	0	3	0	0	0	0	0	0	0	31

PITCHER	IP	WLS	BF	H	R	ER	SO	BB	IBB	HBP	BLK	WP	HR	S	P	ERA	WHIP
Jeff Weaver, R (1, 1) <small>ERA: 3.31</small>	9.0	W	31	5	0	0	2	1	0	0	0	0	0	68	110	0.00	0.667

DETROIT TIGERS @ KANSAS CITY ROYALS
 Kauffman Stadium, Kansas City, MO

Tue Apr 23 2002, 7:05 PM CDT
 Att: 11,125 - Cloudy - 76 F

AB	30
R	0
H	5
RBI	0
BB	1
SO	2
LOB	7

BOTTOM

Baltimore Orioles @ Kansas City Royals
Kauffman Stadium, Kansas City, MO

Fri Apr 26 2002, 7:05 PM CDT
Att. 12,372 - Cloudy - 57 F

livebaseballscorecards.com

AB 38
R 5
H 11
RBI 4
BB 9
SO 7
LOB 23



WP: 0 PA: 48
PB: 0
SB: 2
CS: 0

AB R H RBI BB SO LOB
3 2 0 0 1 0 2
1 0 1 0 1 0 0

4 2 2 2 2 0 2

4 1 1 1 2 0 5

4 0 1 1 1 1 2

4 0 0 0 0 1 4
1 0 0 0 0 1 0

4 0 2 0 1 2 0

5 0 1 0 0 1 5

4 0 1 0 1 1 1

4 0 2 0 0 0 2

1B: 7 SF: 0
2B: 4 SAC: 1
3B: 0 DP: 2
HR: 1 HBP: 0

4-2 BB

4-2 BB

3-1 BB

3-2 BB

0-3 BB

2-3 BB

1-1 BB

3-2 BB

2-1 BB

1-1 1B

1-2 1B

1-1 BB

3-2 BB

0-3 BB

2-3 BB

2-1 BB

0-3 BB

0-1 BB

4-1 BB

1-2 BB

0-2 BB

0-1 BB

2-3 BB

1-3 BB

2-1 BB

0-3 BB

0-1 BB

0-2 BB

4-1 BB

0-2 BB

0-1 BB

2-3 BB

1-3 BB

2-1 BB

0-3 BB

0-1 BB

1-2 BB

1-2 BB

1-1 BB

3-1 BB

0-0 BB

2-2 BB

1-0 BB

3-1 BB

3-2 BB

1-2 BB

1-2 BB

2-1 BB

2-1 BB

1-2 BB

1-2 BB

1-2 BB

1-2 BB

1-2 BB

4-2 BB

4-2 BB

4-2 BB

1-3 BB

1-2 BB

4-1 BB

1-2 BB

4-2 BB

0-0 BB

1-0 BB

1-0 BB

4-1 BB

4-1 BB

0-1 BB

3-2 BB

1-3 BB

4-2 BB

1-2 BB

4-2 BB

1-1 BB

4-1 BB

4-1 BB

0-1 BB

3-2 BB

1-3 BB

4-2 BB

0-0 BB

1-1 BB

1-1 BB

1-1 BB

1-3 BB

0-1 BB

1-2 BB

1-3 BB

4-2 BB

1-2 BB

1-1 BB

1-1 BB

1-1 BB

1-3 BB

0-1 BB

1-2 BB

1-3 BB

4-2 BB

1-2 BB

Inning	R	H	E	K	S	R	H	E	K	S	R	H	E	K	S	R	H	E	K	S	R	H	E	K	S	R	H	E	K	S	R	H	E	K	S			
1	2	2	0	1	14	0	0	0	0	11	0	0	0	0	17	0	0	0	0	13	0	0	0	0	16	0	0	0	0	0	0	0	0	0	11	0	0	17
2	0	0	0	0	11	0	0	0	0	17	0	0	0	0	17	0	0	0	0	13	0	0	0	0	16	0	0	0	0	0	0	0	0	0	11	0	0	17
3	0	0	0	0	13	0	0	0	0	13	0	0	0	0	13	0	0	0	0	13	0	0	0	0	11	0	0	0	0	0	0	0	0	0	0	0	17	
4	3	4	1	0	16	0	0	0	0	28	0	0	0	28	0	0	0	0	28	0	0	0	0	28	0	0	0	0	0	0	0	0	0	0	0	28		
5	0	0	0	0	11	0	0	0	0	11	0	0	0	11	0	0	0	0	11	0	0	0	0	11	0	0	0	0	0	0	0	0	0	0	0	17		
6	0	0	0	0	9	0	0	0	0	9	0	0	0	9	0	0	0	0	9	0	0	0	0	9	0	0	0	0	0	0	0	0	0	0	0	13		
7	0	0	0	0	11	0	0	0	0	11	0	0	0	11	0	0	0	0	11	0	0	0	0	11	0	0	0	0	0	0	0	0	0	0	0	16		
8	0	0	0	0	9	0	0	0	0	9	0	0	0	9	0	0	0	0	9	0	0	0	0	9	0	0	0	0	0	0	0	0	0	0	12			
9	0	0	0	0	9	0	0	0	0	9	0	0	0	9	0	0	0	0	9	0	0	0	0	9	0	0	0	0	0	0	0	0	0	0	14			
10	0	0	0	0	16	0	0	0	0	16	0	0	0	16	0	0	0	0	16	0	0	0	0	16	0	0	0	0	0	0	0	0	0	0	33			

PITCHER	IP	WLS	BF	H	R	ER	SO	BB	IBB	HBP	BLK	WP	HR	S	P	ERA	WHIP
Sean Douglass, R (1, 1)	3.2		19	3	3	3	2	6	0	0	0	0	1	46	87	7.36	2.455
Travis Driskill, R (4, 1)	2.1		12	5	2	2	0	1	0	0	0	0	0	28	43	7.71	2.571
B.J. Ryan, L (7, 1)	1.0		4	1	0	0	3	0	0	0	0	0	0	11	16	0.00	1.000
Willis Roberts, R (8, 1)	0.1		2	1	0	0	0	0	0	0	0	0	0	4	5	0.00	3.000
Buddy Groom, L (8, 1)	1.2	W	5	0	0	0	2	0	0	0	0	0	0	14	21	0.00	0.000

PITCHER	IP	WLS	BF	H	R	ER	SO	BB	IBB	HBP	BLK	WP	HR	S	P	ERA	WHIP
Jorge Julio, R (10, 1)	1.0		6	1	0	0	0	2	0	0	0	0	0	16	33	0.00	3.000

Batter	1	2	3	4	5	6	7	8	9	AB R H RBI BB SO LOB	TOP											
6 Melvin Mora, R OBP: 0.460, SLG: 0.413 (1, 7)	4-2 G4-6-3 BB	1-3 K			2-2 HR		0-0 F8		4-2 WP E BB	3 1 1 1 2 1 1												
Chris Singleton, L OBP: 0.175, SLG: 0.187 (1, 8)	0-1 G4-6-3 1-2f		1-3 K		1-0 L9			0-3 K	2-1 E3 WP 1-2	5 0 0 0 0 2 2												
Jeff Conine, R OBP: 0.273, SLG: 0.366 (1, 3)	2-2 31 BB HR HBP		3-2 G6-3			0-0 G5-3		0-3 K	1-0 G5-3 1-2 2-3	4 1 0 0 0 1 2												
31 Jay Gibbons, L OBP: 0.326, SLG: 0.573 (1, 9)	4-1 1-2 HR BB		1-0 F8			1-0 F7		0-0 WP HR 2B	1-3 K	4 2 1 0 1 1 2												
Tony Batista, R OBP: 0.302, SLG: 0.568 (1, 5)	2-2 1-H 2-H HR			3-2 P4		1-0 21 1B 2B		3-2 2-H HR		4 3 3 5 0 0 0												
21 Marty Cordova, R OBP: 0.364, SLG: 0.429 (1, 10)	0-3 K			0-0 P5		0-2 2-H 1B		0-0 F8		4 0 1 1 0 1 0												
Mike Bordick, R OBP: 0.227, SLG: 0.299 (1, 6)				0-1 P6		3-1 F5			4-2 HR BB	3 1 1 0 1 0 1												
Geronimo Gil, R OBP: 0.273, SLG: 0.460 (1, 2)				0-1 G3 2-3		1-0 F7		0-1 F8	0-0 1-H HR	4 1 1 2 0 0 1												
Jerry Hairston, R OBP: 0.280, SLG: 0.294 (1, 4)				1-3 K		1-2 F7		0-1 F9	1-2 F4	4 0 0 0 0 1 1												
Inning Stats	R: 3 E: 0 K: 1 S: 14	H: 1 LOB: 0 BB: 2 P: 26	R: 0 E: 0 K: 2 S: 11	H: 1 LOB: 1 BB: 0 P: 13	R: 0 E: 0 K: 1 S: 9	H: 0 LOB: 0 BB: 0 P: 14	R: 0 E: 0 K: 0 S: 6	H: 0 LOB: 0 BB: 0 P: 9	R: 1 E: 0 K: 0 S: 8	H: 1 LOB: 0 BB: 0 P: 13	R: 1 E: 0 K: 0 S: 8	H: 2 LOB: 1 BB: 0 P: 13	R: 0 E: 0 K: 2 S: 5	H: 0 LOB: 0 BB: 0 P: 5	R: 2 E: 0 K: 2 S: 11	H: 2 LOB: 0 BB: 0 P: 14	R: 2 E: 1 K: 1 S: 15	H: 1 LOB: 2 BB: 2 P: 28	1B: 1 2B: 3 3B: 0 HR: 4	SF: 0 SAC: 0 DP: 1 HBP: 1	WP: 2 PB: 0 SB: 0 CS: 0	PA: 40
PITCHER	IP WLS BF H R ER SO BB IBB HBP BLK WP HR S P ERA WHIP																					
Paul Byrd, R ERA: 3.06 (1, 1)	7.0 L 28 5 5 5 4 2 0 1 0 0 2 61 93 6.43 1.000																					
Brian Shouse, L ERA: 2.7 (8, 1)	0.1 1 0 0 0 1 0 0 0 0 0 0 3 3 0.00 0.000																					
Nate Field, R ERA: 9.0 (8, 1)	1.0 9 3 4 4 1 2 0 0 0 1 2 19 33 36.00 5.000																					
Miguel Asencio, R ERA: 27.0 (9, 1)	0.2 2 0 0 0 0 1 0 0 0 0 1 0 4 6 0.00 0.000																					

Baltimore Orioles @ Kansas City Royals
Kauffman Stadium, Kansas City, MO
Sat Apr 27 2002, 6:05 PM CDT
Att. 16,850 - Cloudy - 72 F

livebaseballscorecards.com

AB	35
R	9
H	8
RBI	9
BB	4
SO	7
LOB	10



Batter	1	2	3	4	5	6	7	8	9	AB R H RBI BB SO LOB
Donnie Sadler, R (1, 7) OBP: 0.286, SLG: 0.308	0-0 E3 SH1-3 1B		0-1 F5	0-1 F9			0-2 3B		2-2 G4-3 2-H	5 1 2 1 0 0 2
Michael Tucker, L (1, 9) OBP: 0.365, SLG: 0.393	1-1 SH1-3 2-3		1-2 F9		2-3 K		4-1 PB BB		3-3 K	3 0 0 0 1 2 0
Carlos Beltrán, S (1, 8) OBP: 0.341, SLG: 0.500	0-0 29 BB 1B		1-3 K		3-3 K		3-2 G4-3 1-2			4 0 1 1 0 2 2
29 Mike Sweeney, R (1, 3) OBP: 0.386, SLG: 0.494	4-2 FC5-4 BB			0-0 HR		2-1 F8		1-3 K		3 1 1 1 1 1 0
Raul Ibanez, L (1, 10) OBP: 0.276, SLG: 0.407 Luis Aicea, S (8, PH) OBP: 0.292, SLG: 0.190	0-0 FC5-4 1-2f			0-1 G4-3		0-3 K		2-1 F9		3 0 0 0 0 1 1 1 0 0 0 0 0 0
Joe Randa, R (1, 5) OBP: 0.380, SLG: 0.534		2-2 F9		2-0 F9		3-3 K		4-0 BB		3 0 0 0 1 1 0
Neifi Perez, S (1, 6) OBP: 0.244, SLG: 0.345		0-2 F7		0-1 1B 2B		1-1 G4-3		1-2 L9		4 1 1 0 0 0 1
Brent Mayne, L (1, 2) OBP: 0.295, SLG: 0.288 A.J. Hinch, R (9, PH)		0-2 2B		4-1 1B BB		1-0 L7		1-1 F8		2 0 1 0 1 0 0 1 0 0 0 0 0 0
Carlos Febles, R (1, 4) OBP: 0.371, SLG: 0.444		1-3 K		0-0 1B		0-0 G3		1-1 PB G4-3 2B		4 1 2 1 0 1 1

Inning Stats	R: 1	H: 2	E: 1	K: 0	S: 7	LOB: 1	BB: 1	P: 12	R: 0	H: 1	E: 0	K: 1	S: 14	LOB: 1	BB: 0	P: 17	R: 0	H: 0	E: 0	K: 1	S: 8	LOB: 0	BB: 0	P: 10	R: 2	H: 3	E: 0	K: 0	S: 10	LOB: 2	BB: 1	P: 16	R: 0	H: 0	E: 0	K: 2	S: 10	LOB: 0	BB: 0	P: 17	R: 0	H: 0	E: 0	K: 2	S: 8	LOB: 0	BB: 0	P: 12	R: 0	H: 1	E: 0	K: 0	S: 10	LOB: 2	BB: 1	P: 18	R: 0	H: 0	E: 0	K: 1	S: 8	LOB: 1	BB: 1	P: 16	R: 0	H: 0	E: 0	K: 1	S: 8	LOB: 1	BB: 1	P: 16	R: 1	H: 1	E: 0	K: 1	S: 10	LOB: 0	BB: 0	P: 17	1B: 3	SF: 0	2B: 3	SAC: 1	3B: 1	DP: 0	HR: 1	HBP: 0	WP: 0	PA: 38
--------------	------	------	------	------	------	--------	-------	-------	------	------	------	------	-------	--------	-------	-------	------	------	------	------	------	--------	-------	-------	------	------	------	------	-------	--------	-------	-------	------	------	------	------	-------	--------	-------	-------	------	------	------	------	------	--------	-------	-------	------	------	------	------	-------	--------	-------	-------	------	------	------	------	------	--------	-------	-------	------	------	------	------	------	--------	-------	-------	------	------	------	------	-------	--------	-------	-------	-------	-------	-------	--------	-------	-------	-------	--------	-------	--------

PITCHER	IP	WLS	BF	H	R	ER	SO	BB	IBB	HBP	BLK	WP	HR	S	P	ERA	WHIP
Sidney Ponson, R (1, 1) ERA: 5.28	7.0		30	7	3	2	6	3	0	0	0	0	1	67	102	2.57	1.429
B.J. Ryan, L (8, 1) ERA: 7.0	1.0		4	0	0	0	1	1	0	0	0	0	0	8	16	0.00	1.000
Rick Bauer, R (9, 1) ERA: 1.64	1.0		4	1	1	0	1	0	0	0	0	0	0	10	17	0.00	1.000

BOTTOM

Baltimore Orioles @ Kansas City Royals
Kauffman Stadium, Kansas City, MO

Sat Apr 27 2002, 6:05 PM CDT
Att: 16,850 - Cloudy - 72 F

livebaseballscorecards.com

AB	33
R	4
H	8
RBI	4
BB	4
SO	8
LOB	7



Batter	1	2	3	4	5	6	7	8	9	AB R H RBI BB SO LOB	TOP	
6 Melvin Mora, R OBP: 0.452, SLG: 0.388 (1, 7) FC X	0-2 P4		4-1 2B SF9 BB	3-2 F8		4-1 2B BB	0-3 K	3-3 K		4 2 0 0 2 2 3		
Chris Singleton, L OBP: 0.186, SLG: 0.222 (1, 8) BX	1-0 G3-1		2-2 SF9 1-3 2B	2-3 K		1-2 1B 1-H 2B		0-3 K	1-2 G6-3	6 0 2 1 0 2 1		
Jeff Conine, R OBP: 0.276, SLG: 0.367 (1, 3) X	0-0 F8		0-0 SF9		2-0 F9	2-1 31 BB 1B		1-0 2B 31 BB 1B	1-1 F9	5 1 2 1 0 0 0		
31 Jay Gibbons, L OBP: 0.358, SLG: 0.588 (1, 9) X		0-0 21 1B 2B	1-1 F7		1-0 21 E 1B	4-2 1-2 BB		4-2 2B 21 1B BB	4-2 WP BB	3 3 2 0 3 0 1		
Tony Batista, R OBP: 0.314, SLG: 0.565 (1, 5) BX		4-1 F8 21 1B BB	2-1 G6-3		4-2 21 FC5-4 BB	1-3 K		0-1 21 1B 2B	2-1 F2	4 2 1 1 2 1 5		
21 Marty Cordova, R OBP: 0.400, SLG: 0.500 (1, 10) BX		3-2 1B 1-2 2-H 1B		1-1 WP 2B 1B	0-1 FC5-4		3-2 SF6 3B	3-2 2B BB 1B		5 3 4 2 0 0 1		
Mike Bordick, R OBP: 0.238, SLG: 0.290 (1, 6) BX		2-2 F8		4-0 WP 2B BB	1-1 F9		0-0 SF6	4-1 2B 6 WP BB		2 2 0 1 2 0 3		
Geronimo Gil, R OBP: 0.296, SLG: 0.500 (1, 2) X		0-2 G4-6-3 1B		0-3 K		0-1 G4-3	1-2 2B	1-2 6 WP 2B		5 0 3 3 0 1 2		
Mike Moriarty, R OBP: 0.300, SLG: 0.400 (1, 4) X		0-1 G4-6-3		2-0 1-H 2-H 2B		1-1 G5-3	1-0 F9	0-1 P5		5 0 1 2 0 0 5		
Inning Stats	R: 0 E: 0 K: 0 S: 5 H: 0 LOB: 0 BB: 0 P: 6	R: 2 E: 0 K: 0 S: 15 H: 3 LOB: 1 BB: 1 P: 24	R: 1 E: 0 K: 0 S: 10 H: 1 LOB: 1 BB: 1 P: 19	R: 2 E: 0 K: 2 S: 14 H: 2 LOB: 1 BB: 1 P: 26	R: 1 E: 1 K: 0 S: 8 H: 1 LOB: 1 BB: 1 P: 16	R: 1 E: 0 K: 1 S: 16 H: 2 LOB: 3 BB: 2 P: 29	R: 1 E: 0 K: 1 S: 12 H: 2 LOB: 1 BB: 0 P: 17	R: 5 E: 0 K: 2 S: 23 H: 4 LOB: 1 BB: 2 P: 39	R: 0 E: 0 K: 0 S: 11 H: 0 LOB: 1 BB: 1 P: 19	1B: 7 2B: 7 3B: 1 HR: 0 SF: 2 SAC: 0 DP: 1 HBP: 0	WP: 4 PB: 0 SB: 0 CS: 0 PA: 50	
PITCHER	IP WLS BF H R ER SO BB IBB HBP BLK WP HR S P ERA WHIP	IP WLS BF H R ER SO BB IBB HBP BLK WP HR S P ERA WHIP	IP WLS BF H R ER SO BB IBB HBP BLK WP HR S P ERA WHIP	IP WLS BF H R ER SO BB IBB HBP BLK WP HR S P ERA WHIP	IP WLS BF H R ER SO BB IBB HBP BLK WP HR S P ERA WHIP	IP WLS BF H R ER SO BB IBB HBP BLK WP HR S P ERA WHIP	IP WLS BF H R ER SO BB IBB HBP BLK WP HR S P ERA WHIP	IP WLS BF H R ER SO BB IBB HBP BLK WP HR S P ERA WHIP	IP WLS BF H R ER SO BB IBB HBP BLK WP HR S P ERA WHIP	IP WLS BF H R ER SO BB IBB HBP BLK WP HR S P ERA WHIP	IP WLS BF H R ER SO BB IBB HBP BLK WP HR S P ERA WHIP	
Bryan Rekar, R ERA: 15.43 (1, 1)	3.0 L	16 5 5 5 0 3 0 0 0 0 1 0 32 56 15.00 2.667	3.0 16 4 2 1 3 3 0 0 0 1 0 36 64 3.00 2.333	1.1 12 6 6 6 2 2 0 0 0 0 0 30 48 40.50 6.000	0.2 2 0 0 0 1 0 0 0 0 1 0 5 8 0.00 0.000	0.8 4 0 0 0 0 1 0 0 0 1 0 11 19 0.00 1.000						
Jeremy Affeldt, L ERA: 2.6 (4, 1)												
Blake Stein, R ERA: 10.22 (7, 1)												
Brad Voyles, R ERA: (8, 1)												
Miguel Asencio, R ERA: 19.64 (9, 1)												

Baltimore Orioles @ Kansas City Royals
Kauffman Stadium, Kansas City, MO

Sun Apr 28 2002, 1:05 PM CDT
Att. 15,643 - Sunny - 54 F

livebaseballscorecards.com

AB 39
R 13
H 15
RBI 11
BB 9
SO 6
LOB 21



Batter	1	2	3	4	5	6	7	8	9	AB R H RBI BB SO LOB	TOP	
Donnie Sadler, R OBP: 0.324, SLG: 0.353 (1, 7) (9, 5)	1-1 G1-3		0-1 CS 1B			0-0 G6-3		0-0 WP 2B	4-2 FC6-4 BB	4 0 2 1 1 0 0		
Michael Tucker, L OBP: 0.361, SLG: 0.368 (1, 9)	4-1 FC6-4 BB		3-3 1-2			3-1 1B		3-3 K	3-2 F7	4 0 1 0 1 2 5		
Carlos Beltrán, S OBP: 0.320, SLG: 0.459 (1, 8)	0-1 F7			0-2 G3		1-3 K		1-0 G4-3	1-1 FC6-4	5 0 0 0 0 1 6		
29 Mike Sweeney, R OBP: 0.396, SLG: 0.500 (1, 3)	1-2 FC6-4 1-2f			1-1 G6-3 1B			0-0 G6-3		3-2 2B 1B	4 1 2 0 0 0 1		
Raul Ibanez, L OBP: 0.277, SLG: 0.410 (1, 10)		2-2 G1-6-3		1-1 G6-3 1-2f			3-2 FC4-6 1B		0-0 1B 1B 2B	4 1 2 0 0 0 1		
Joe Randa, R OBP: 0.372, SLG: 0.500 Chuck Knoblauch, R OBP: 0.253, SLG: 0.265 (1, 5) (9, PR) (9, 7)		4-2 BB			1-1 F8		0-1 FC4-6 FC4-6 1-2f		2-1 1B S BB 1B	3 0 1 1 1 0 1 0 1 0 0 0 0 0		
Neifi Perez, S OBP: 0.237, SLG: 0.340 (1, 6)		0-1 F8			0-1 L5		0-0 FC4-6		2-3 2-3 3-H K	4 0 0 0 0 1 4		
Brent Mayne, L OBP: 0.292, SLG: 0.273 (1, 2)		1-1 L6			1-1 F8			2-3 K	4-0 BB 1B IBB	3 0 0 0 1 1 1		
Carlos Febles, R OBP: 0.379, SLG: 0.448 (1, 4)			1-0 F9			0-1 G5-3		1-2 2B WP 1B	0-0 BB 1B	4 1 2 1 0 0 0		
Inning Stats	R: 0 E: 0 K: 0 S: 9 H: 0 LOB: 1 BB: 1 P: 15	R: 0 E: 0 K: 0 S: 10 H: 0 LOB: 1 BB: 1 P: 17	R: 0 E: 0 K: 1 S: 7 H: 1 LOB: 1 BB: 0 P: 10	R: 0 E: 0 K: 0 S: 7 H: 1 LOB: 0 BB: 0 P: 9	R: 0 E: 0 K: 0 S: 6 H: 0 LOB: 0 BB: 0 P: 8	R: 0 E: 0 K: 1 S: 8 H: 1 LOB: 1 BB: 0 P: 12	R: 0 E: 0 K: 0 S: 8 H: 1 LOB: 1 BB: 0 P: 11	R: 1 E: 0 K: 2 S: 13 H: 2 LOB: 1 BB: 0 P: 20	R: 3 E: 0 K: 1 S: 20 H: 4 LOB: 3 BB: 2 P: 39	1B: 8 2B: 3 3B: 0 HR: 0 SF: 0 SAC: 0 DP: 2 HBP: 0	WP: 1 PB: 0 SB: 1 CS: 1 PA: 39	
PITCHER	IP WLS BF H R ER SO BB IBB HBP BLK WP HR S P ERA WHIP	PITCHER IP WLS BF H R ER SO BB IBB HBP BLK WP HR S P ERA WHIP										
Jeff Weaver, R ERA: 3.54 (1, 1)	8.0 L 33 9 4 4 4 2 0 0 0 1 0 76 115 4.50 1.375											
Julio Santana, R ERA: (9, 1)	0.1 4 1 0 0 1 1 1 0 0 0 0 6 16 0.00 6.000											
Jamie Walker, L ERA: 1.59 (9, 1)	0.2 2 0 0 0 0 0 0 0 0 0 0 6 10 0.00 0.000											

Kansas City Royals @ Detroit Tigers
 Comerica Park, Detroit, MI
 Mon Apr 29 2002, 7:05 PM EDT
 Att: 9,643 - Cloudy - 46 F

livebaseballscorecards.com

AB	35
R	4
H	10
RBI	3
BB	4
SO	5
LOB	19



Batter	1	2	3	4	5	6	7	8	9	AB R H RBI BB SO LOB
Wendell Magee, R (1, 8) OBP: 0.368, SLG: 0.482	0-2 G3-1		3-3 K			2-2 G5-3			1-2 G6-3	4 0 0 0 0 1 1
Robert Fick, L (1, 9) OBP: 0.414, SLG: 0.532	2-2 F7			3-2 P5		3-3 K			0-0 L3	4 0 0 0 0 1 1
Bobby Higginson, L (1, 7) OBP: 0.347, SLG: 0.545	0-0 L6			0-0 F8			0-2 G4-3		1-2 F8	4 0 0 0 0 0 0
Randall Simon, L (1, 3) OBP: 0.380, SLG: 0.706		0-0 F7		1-0 F9			2-0 1B			3 0 1 0 0 0 0
Shane Halter, R (1, 6) OBP: 0.289, SLG: 0.292		2-1 G6-3 1B			0-0 F9		2-0 P5			3 0 1 0 0 0 1
Craig Paquette, R (1, 5) OBP: 0.227, SLG: 0.369		1-0 G6-3		2-3 K			0-0 G3-1			3 0 0 0 0 1 2
Mike Rivera, R (1, 2) OBP: 0.276, SLG: 0.429		2-1 G5-3		1-1 F7				0-1 P6		3 0 0 0 0 0 1
Jacob Cruz, L (1, 10) OBP: 0.375, SLG: 0.418			0-1 F7			4-1 SH1-4 BB		1-2 G4-3		2 0 0 0 1 0 0
Jose Macias, S (1, 4) OBP: 0.240, SLG: 0.214			0-0 F8			0-1 SH1-4		1-1 F8		2 0 0 0 0 0 0

Inning Stats	R: 0 E: 0 K: 0 S: 8	H: 0 LOB: 0 BB: 0 P: 10	R: 0 E: 0 K: 0 S: 6	H: 1 LOB: 1 BB: 0 P: 11	R: 0 E: 0 K: 1 S: 7	H: 0 LOB: 0 BB: 0 P: 10	R: 0 E: 0 K: 0 S: 5	H: 0 LOB: 0 BB: 0 P: 9	R: 0 E: 0 K: 1 S: 8	H: 0 LOB: 0 BB: 0 P: 11	R: 0 E: 0 K: 1 S: 10	H: 0 LOB: 1 BB: 1 P: 19	R: 0 E: 0 K: 0 S: 6	H: 1 LOB: 1 BB: 0 P: 10	R: 0 E: 0 K: 0 S: 8	H: 0 LOB: 0 BB: 0 P: 10	R: 0 E: 0 K: 0 S: 7	H: 0 LOB: 0 BB: 0 P: 9	1B: 2 2B: 0 3B: 0 HR: 0	SF: 0 SAC: 1 DP: 0 HBP: 0	WP: 0 PB: 0 SB: 0 CS: 0	PA: 30
--------------	------------------------------	----------------------------------	------------------------------	----------------------------------	------------------------------	----------------------------------	------------------------------	---------------------------------	------------------------------	----------------------------------	-------------------------------	----------------------------------	------------------------------	----------------------------------	------------------------------	----------------------------------	------------------------------	---------------------------------	----------------------------------	------------------------------------	----------------------------------	--------

PITCHER	IP	WLS	BF	H	R	ER	SO	BB	IBB	HBP	BLK	WP	HR	S	P	ERA	WHIP	PITCHER	IP	WLS	BF	H	R	ER	SO	BB	IBB	HBP	BLK	WP	HR	S	P	ERA	WHIP		
Jeff Suppan, R (1, 1) ERA: 3.19	9.0	W	30	2	0	0	3	1	0	0	0	0	0	65	99	0.00	0.333																				


BOTTOM

Kansas City Royals @ Detroit Tigers
Comerica Park, Detroit, MI

Mon Apr 29 2002, 7:05 PM EDT
Att. 9,643 - Cloudy - 46 F

livebaseballscorecards.com

AB	28
R	0
H	2
RBI	0
BB	1
SO	3
LOB	6



Batter	1	2	3	4	5	6	7	8	9	AB R H RBI BB SO LOB	TOP											
Donnie Sadler, R (1, 7) OBP: 0.293, SLG: 0.316	0-3 K2-3		0-0 F3		0-3 K			3-2 P6		4 0 0 0 0 2 1												
Michael Tucker, L (1, 9) OBP: 0.345, SLG: 0.347	0-1 G1-4-3		1-1 F8			2-2 F8			0-1 G1	4 0 0 0 0 0 0												
29 Mike Sweeney, R (1, 3) OBP: 0.380, SLG: 0.478	0-1 F7			0-2 G6-3		0-2 G6-3			1-1 G5-3	4 0 0 0 0 0 0												
Carlos Beltrán, S (1, 8) OBP: 0.327, SLG: 0.489		4-0 G4-3 SF9 BB		3-2 G4-3		1-2 G3-1			1-0 HR	3 2 1 1 1 0 0												
Joe Randa, R (1, 5) OBP: 0.354, SLG: 0.471		1-0 G4-3		3-2 G5-3			3-2 P4		1-2 L8	4 0 0 0 0 0 1												
Raul Ibanez, L (1, 10) OBP: 0.265, SLG: 0.397		2-0 SF9			2-1 F8		0-3 K			2 0 0 1 0 1 0												
Neifi Perez, S (1, 6) OBP: 0.240, SLG: 0.333		3-H 0-1 E5			4-1 3B BB		0-1 G6-3			2 1 0 0 1 0 0												
A.J. Hinch, R (1, 2) OBP: 0.217, SLG: 0.158		2-0 L3			0-1 3B			3-1 G5-3		3 0 1 1 0 0 1												
Carlos Febles, R (1, 4) OBP: 0.362, SLG: 0.426			3-2 G6-3		0-2 F9			0-1 G6-3		3 0 0 0 0 0 1												
Inning Stats	R: 0 E: 0 K: 1 S: 8	H: 0 LOB: 0 BB: 0 P: 8	R: 1 E: 1 K: 0 S: 5	H: 0 LOB: 1 BB: 1 P: 14	R: 0 E: 0 K: 0 S: 6	H: 0 LOB: 0 BB: 0 P: 10	R: 0 E: 0 K: 0 S: 12	H: 0 LOB: 0 BB: 0 P: 18	R: 1 E: 0 K: 1 S: 12	H: 1 LOB: 1 BB: 1 P: 18	R: 0 E: 0 K: 0 S: 11	H: 0 LOB: 0 BB: 0 P: 14	R: 0 E: 0 K: 1 S: 10	H: 0 LOB: 0 BB: 0 P: 13	R: 0 E: 0 K: 0 S: 7	H: 0 LOB: 0 BB: 0 P: 13	R: 1 E: 0 K: 0 S: 8	H: 1 LOB: 0 BB: 0 P: 11	1B: 0 2B: 0 3B: 1 HR: 1	SF: 1 SAC: 0 DP: 0 HBP: 0	WP: 0 PB: 0 SB: 1 CS: 0	PA: 32
PITCHER Steve Sparks, R (1, 1) ERA: 3.0	IP: 9.0 WLS: W BF: 32 H: 2 R: 3 ER: 3 SO: 3 BB: 2 IBB: 0 HBP: 0 BLK: 0 WP: 0 HR: 1 S: 79 P: 119 ERA: 3.00 WHIP: 0.444											PITCHER	IP: WLS: BF: H: R: ER: SO: BB: IBB: HBP: BLK: WP: HR: S: P: ERA: WHIP:									

Kansas City Royals @ Detroit Tigers
Comerica Park, Detroit, MI
Tue Apr 30 2002, 7:05 PM EDT
Att. 14,421 - Cloudy - 60 F

livebaseballscorecards.com

AB	29
R	3
H	2
RBI	3
BB	2
SO	3
LOB	4



Batter	1	2	3	4	5	6	7	8	9
Jose Macias, S OBP: 0.284, SLG: 0.243 (1, 5)	1-1 G3 1B	1-2 1-2 2-H 1B		4-0 BB		4-0 BB S BB	0-0 2-H 1B	1-2 G3-1	
Robert Fick, L OBP: 0.413, SLG: 0.513 (1, 9)	2-2 G3 1-2	0-2 G3		1-3 K		4-2 BB BB 1-2	4-2 BB		
Bobby Higginson, L OBP: 0.350, SLG: 0.533 (1, 7)	0-1 FC4-6 2-H 1B		0-1 G3	3-0 F7		4-1 BB BB 1-2 2-3	1-0 F7		
Randall Simon, L OBP: 0.375, SLG: 0.696 Jacob Cruz, L OBP: 0.382, SLG: 0.414 (1, 3) (3, PH) (4, 3)	0-1 FC4-6 1-2f		0-0 P6		1-0 E 1B	4-2 BB 1-2 2-3 3-H		1-0 G4-3	
Wendell Magee, R OBP: 0.355, SLG: 0.450 (1, 8)	0-1 F9		1-1 F8		1-0 P4	1-3 K		4-1 K 15 1B BB BB	
Shane Halter, R OBP: 0.294, SLG: 0.290 (1, 6)				1-0 K 1B 2B 1B	2-0 FC4 G5-4-3		2-1 G6-3	4-2 15 1B WP 1B BB	
Mike Rivera, R OBP: 0.270, SLG: 0.410 (1, 2)		0-1 F3		0-2 K 2B 1B	1-1 G5-4-3		3-3 K	0-3 K 1-2 2-3	
15 Brandon Inge, R OBP: 0.556, SLG: 0.875 (1, 10)		2-2 BB 1B		0-2 F8		3-3 K	3-2 2B 1B	0-1 1B	
Damian Jackson, R OBP: 0.444, SLG: 0.625 (1, 4)		4-2 1B		2-2 2B		2-0 F7	0-0 1B 2B	2-2 1B	

Inning Stats	R: 1	H: 2	E: 0	K: 0	S: 12	LOB: 1	BB: 0	P: 15	R: 1	H: 2	E: 0	K: 1	S: 17	LOB: 2	BB: 1	P: 26	R: 0	H: 0	E: 0	K: 0	S: 5	LOB: 0	BB: 0	P: 6	R: 2	H: 3	E: 0	K: 1	S: 18	LOB: 2	BB: 1	P: 29	R: 0	H: 1	E: 1	K: 0	S: 5	LOB: 1	BB: 0	P: 10	R: 1	H: 0	E: 0	K: 2	S: 15	LOB: 3	BB: 4	P: 37	R: 2	H: 3	E: 0	K: 1	S: 19	LOB: 2	BB: 1	P: 32	R: 2	H: 2	E: 0	K: 1	S: 18	LOB: 2	BB: 2	P: 30
--------------	------	------	------	------	-------	--------	-------	-------	------	------	------	------	-------	--------	-------	-------	------	------	------	------	------	--------	-------	------	------	------	------	------	-------	--------	-------	-------	------	------	------	------	------	--------	-------	-------	------	------	------	------	-------	--------	-------	-------	------	------	------	------	-------	--------	-------	-------	------	------	------	------	-------	--------	-------	-------

PITCHER	IP	WLS	BF	H	R	ER	SO	BB	IBB	HBP	BLK	WP	HR	S	P	ERA	WHIP
Chris George, L ERA: 4.6 (1, 1)	5.0	L	25	8	4	4	2	2	0	0	0	0	0	57	86	7.20	2.000
Blake Stein, R ERA: 10.13 (6, 1)	1.0		7	0	1	1	2	4	0	0	0	0	0	15	37	9.00	4.000
Brad Voyles, R ERA: 10.8 (7, 1)	1.0		7	3	2	2	1	1	0	0	0	0	0	19	32	18.00	4.000
Jason Grimsley, R ERA: 6.52 (8, 1)	1.0		7	2	2	2	1	2	0	0	0	1	0	18	30	18.00	4.000

BOTTOM

Kansas City Royals @ Detroit Tigers
Comerica Park, Detroit, MI

Tue Apr 30 2002, 7:05 PM EDT
Att: 14,421 - Cloudy - 60 F

AB	R	H	RBI	BB	SO	LOB
4	2	3	2	2	0	2
3	0	0	0	2	1	5
4	0	1	1	1	0	4
1	0	0	0	0	0	1
3	0	1	1	1	0	0
4	1	0	0	1	1	5
4	2	1	0	1	1	1
5	1	1	0	0	2	4
5	2	3	1	0	1	2
4	1	3	4	1	0	0

AB	37
R	9
H	13
RBI	9
BB	9
SO	6
LOB	24

WP: 1 PA: 46
PB: 0
SB: 1
CS: 0



PITCHER	IP	WLS	BF	H	R	ER	SO	BB	IBB	HBP	BLK	WP	HR	S	P	ERA	WHIP
---------	----	-----	----	---	---	----	----	----	-----	-----	-----	----	----	---	---	-----	------

Batter	1	2	3	4	5	6	7	8	9	AB R H RBI BB SO LOB	TOP																		
Luis Alicea, S OBP: 0.242, SLG: 0.167 (1, 5)	1-1 F8		2-2 F9		2-0 E9	3-2 E5		1-1 F7		5 1 1 1 0 0 2																			
Michael Tucker, L OBP: 0.326, SLG: 0.325 (1, 9)	2-1 F6		1-2 G3		1-2 K	2-3 K			0-0 B5	5 0 0 0 0 2 4																			
29 Mike Sweeney, R OBP: 0.371, SLG: 0.464 (1, 3)	1-2 F8			2-2 1B	1-0 P6				2-1 G4-3	5 0 1 0 0 0 2																			
Carlos Beltrán, S OBP: 0.321, SLG: 0.495 (1, 8)		3-1 G4-3		2-3 K	0-0 1B			2-1 L6	1-3 K	5 0 1 2 0 2 1																			
Joe Randa, R OBP: 0.360, SLG: 0.472 (1, 10)		3-1 1B		1 SAFE F9	0-0 F7			1-0 FC6-4 1B		4 0 2 0 0 0 2																			
Raul Ibanez, L OBP: 0.250, SLG: 0.373 (1, 7)		2-1 P6		1-1 L8				0-0 FC6-4		4 0 0 0 0 0 3																			
Neifi Perez, S OBP: 0.250, SLG: 0.333 (1, 6)		0-1 G1-3			4-0 1B 1B 1B BB	3-2 P5		0-2 G4-3 SH3-4 1B		3 1 1 0 1 0 1																			
A.J. Hinch, R OBP: 0.269, SLG: 0.227 (1, 2)			1-2 G2-3		1-2 1B E 1B	2-2 E 1B		0-1 SH3-4		3 2 2 0 0 0 0																			
Carlos Febles, R OBP: 0.384, SLG: 0.429 (1, 4)			4-2 F9 S BB		0-0 3B 1B	4-2 E BB		0-1 G4-3		2 2 1 0 2 0 1																			
Inning Stats	R: 0 E: 0 K: 0 S: 7	H: 0 LOB: 0 BB: 0 P: 11	R: 0 E: 0 K: 0 S: 8	H: 1 LOB: 1 BB: 0 P: 16	R: 0 E: 0 K: 0 S: 13	H: 0 LOB: 1 BB: 1 P: 21	R: 0 E: 0 K: 1 S: 9	H: 1 LOB: 1 BB: 0 P: 14	R: 4 E: 1 K: 1 S: 12	H: 4 LOB: 1 BB: 1 P: 24	R: 2 E: 1 K: 1 S: 17	H: 1 LOB: 1 BB: 1 P: 33	R: 0 E: 0 K: 0 S: 7	H: 1 LOB: 1 BB: 0 P: 12	R: 0 E: 0 K: 0 S: 9	H: 1 LOB: 1 BB: 0 P: 10	R: 0 E: 0 K: 1 S: 6	H: 0 LOB: 0 BB: 0 P: 9	1B: 8 2B: 0 3B: 1 HR: 0	SF: 0 SAC: 1 DP: 0 HBP: 0	WP: 0 PB: 0 SB: 1 CS: 0	PA: 40							
PITCHER	IP WLS BF H R ER SO BB IBB HBP BLK WP HR S P ERA WHIP												PITCHER	IP WLS BF H R ER SO BB IBB HBP BLK WP HR S P ERA WHIP															
Seth Greisinger, R ERA: 6.0 (1, 1)	4.0		19	5	4	4	1	2	0	0	0	0	0	0	42	74	9.00	1.750											
Jose Paniagua, R ERA: 6.23 (5, 1)	1.2		8	2	2	0	1	1	0	0	0	0	0	0	18	34	0.00	1.800											
Jamie Walker, L ERA: 1.29 (6, 1)	1.1	W	6	1	0	0	1	0	0	0	0	0	0	0	13	23	0.00	0.750											
Juan Acevedo, R ERA: 4.74 (8, 1)	2.0	S	7	1	0	0	1	0	0	0	0	0	0	0	15	19	0.00	0.500											

Kansas City Royals @ Detroit Tigers
Comerica Park, Detroit, MI
Wed May 01 2002, 2:05 PM EDT
Att. 24,481 - Cloudy - 54 F

livebaseballscorecards.com

AB	36
R	6
H	9
RBI	3
BB	3
SO	4
LOB	16



Batter	1	2	3	4	5	6	7	8	9
Jose Macias, S OBP: 0.298, SLG: 0.250 (1, 5)	3-2 G5-3		0-0 SH2-3		4-2 HBP 1B BB	1-1 SH1-4		0-0 S 1B	
Damian Jackson, R OBP: 0.500, SLG: 0.545 (1, 4)	2-1 F8		0-0 1B 1B		4-2 SAFE 1B HR HBP	1-3 K		4-1 SAFE G4-6-3 BB	
Bobby Higginson, L OBP: 0.361, SLG: 0.546 (1, 7)	2-2 2B		0-0 G3-6-3 1B		2-2 HR 1B	0-2 L9		1-0 G4-6-3	
Robert Fick, L OBP: 0.396, SLG: 0.488 (1, 9)	1-2 G1-6-3		0-2 G3-6-3		1-2 P3		1-0 G4-3		
Shane Halter, R OBP: 0.302, SLG: 0.323 (1, 6)		2-3 K		2-2 G6-3	1-2 HR		4-2 BB 1B BB		
Jacob Cruz, L OBP: 0.403, SLG: 0.417 (1, 3)		2-2 G6-3		0-0 B1-3 1B	4-1 1B BB		4-1 G5-3 1B BB		
Wendell Magee, R OBP: 0.379, SLG: 0.516 (1, 8)		3-1 HR		2-1 SAFE B1-3	0-0 1B		0-0 1-2 2-H 1B		
Craig Paquette, R OBP: 0.217, SLG: 0.352 (1, 10)		0-1 P4		1-1 G6-3	1-0 F9		0-0 G5-3		
15 Brandon Inge, R OBP: 0.538, SLG: 0.750 (1, 2)			1-2 1B SH2-3 1B		0-0 F7	2-0 SH1-4 1B		3-2 G3-1	

Inning Stats	R: 0 E: 0 K: 0 S: 12	H: 1 LOB: 1 BB: 0 P: 20	R: 1 E: 0 K: 1 S: 11	H: 1 LOB: 0 BB: 0 P: 18	R: 1 E: 0 K: 0 S: 9	H: 3 LOB: 1 BB: 0 P: 10	R: 0 E: 0 K: 0 S: 8	H: 1 LOB: 1 BB: 0 P: 13	R: 4 E: 0 K: 0 S: 18	H: 3 LOB: 2 BB: 2 P: 35	R: 0 E: 0 K: 1 S: 9	H: 1 LOB: 1 BB: 0 P: 13	R: 1 E: 0 K: 0 S: 6	H: 1 LOB: 1 BB: 2 P: 15	R: 0 E: 0 K: 0 S: 8	H: 1 LOB: 1 BB: 1 P: 16
1B: 9 2B: 1 3B: 0 HR: 2	SF: 0 SAC: 2 DP: 3 HBP: 1	WP: 0 PB: 0 SB: 1 CS: 0														

PITCHER	IP	WLS	BF	H	R	ER	SO	BB	IBB	HBP	BLK	WP	HR	S	P	ERA	WHIP
Dan Reichert, R ERA: 7.01 (1, 1)	6.0		30	10	6	6	2	2	0	1	0	0	2	67	109	9.00	2.000
Cory Bailey, R ERA: 6.59 (7, 1)	2.0	L	9	2	1	1	0	3	0	0	0	0	0	14	31	4.50	2.500

BOTTOM

Kansas City Royals @ Detroit Tigers
Comerica Park, Detroit, MI
Wed May 01 2002, 2:05 PM EDT
Att. 24,481 - Cloudy - 54 F

livebaseballscorecards.com

AB	31
R	7
H	12
RBI	7
BB	5
SO	2
LOB	15



WP	HR	S	P	ERA	WHIP
0	0	0	0	0	0

Batter	1	2	3	4	5	6	7	8	9	AB R H RBI BB SO LOB	TOP
Chuck Knoblauch, R (1, 7) <small>OBP: 0.253, SLG: 0.264</small>	0-0 			1-2 		0-1 	1-1 			4 0 1 0 0 0 3	Kansas City Royals @ Baltimore Orioles Oriole Park at Camden Yards, Baltimore, MD Thu May 02 2002, 7:05 PM EDT Att. 25,748 - Cloudy - 74 F
Raul Ibanez, L (1, 9) <small>OBP: 0.237, SLG: 0.352</small>	2-1 			3-1 		0-0 		1-2 		4 0 0 0 0 0 2	
29 Mike Sweeney, R (1, 10) <small>OBP: 0.385, SLG: 0.480</small>	1-1 			1-2 		4-1 		2-1 		3 1 2 0 1 0 0	
Carlos Beltrán, S (1, 8) <small>OBP: 0.319, SLG: 0.485</small>		0-1 		2-2 		2-2 		0-0 		4 0 1 1 0 0 2	
Joe Randa, R (1, 5) <small>OBP: 0.367, SLG: 0.474</small>		2-2 			1-1 	3-3 		2-2 		4 0 2 1 0 1 2	
Dave McCarty, R (1, 3) <small>OBP: 0.160, SLG: 0.292</small>		1-0 			0-0 		4-2 	3-2 		3 0 0 0 1 0 2	
Neifi Perez, S (1, 6) <small>OBP: 0.250, SLG: 0.324</small>			0-0 		4-2 		1-2 		3-2 	3 0 0 0 1 0 1	
A.J. Hinch, R (1, 2) <small>OBP: 0.241, SLG: 0.200</small> Luis Alicea, S (9, PH) <small>OBP: 0.235, SLG: 0.161</small>			2-1 		0-2 		1-1 		2-1 	3 0 0 0 0 0 2 1 0 0 0 0 0 0	
Carlos Febles, R (1, 4) <small>OBP: 0.390, SLG: 0.448</small>			2-3 			2-1 	0-0 		1-2 	4 1 2 0 0 1 0	
Inning Stats	R: 0 H: 0 E: 0 LOB: 0 K: 0 BB: 0 S: 5 P: 8	R: 0 H: 0 E: 0 LOB: 0 K: 0 BB: 0 S: 6 P: 9	R: 0 H: 0 E: 0 LOB: 0 K: 1 BB: 0 S: 7 P: 11	R: 0 H: 2 E: 0 LOB: 1 K: 0 BB: 0 S: 12 P: 19	R: 0 H: 1 E: 0 LOB: 1 K: 0 BB: 1 S: 11 P: 16	R: 1 H: 2 E: 0 LOB: 2 K: 1 BB: 1 S: 12 P: 23	R: 0 H: 1 E: 0 LOB: 2 K: 0 BB: 1 S: 10 P: 17	R: 1 H: 2 E: 0 LOB: 1 K: 0 BB: 0 S: 12 P: 20	R: 0 H: 0 E: 0 LOB: 0 K: 0 BB: 0 S: 11 P: 17	1B: 6 SF: 0 2B: 2 SAC: 0 3B: 0 DP: 2 HR: 0 HBP: 0	WP: 0 PA: 36 PB: 0 SB: 0 CS: 0
PITCHER Sidney Ponson, R (1, 1) <small>ERA: 4.54</small> Buddy Groom, L (8, 1) <small>ERA: 1.13</small> Rick Bauer, R (8, 1) <small>ERA: 1.38</small>	IP WLS BF H R ER SO BB IBB HBP BLK WP HR S P ERA WHIP 7.0 W 28 6 1 1 2 3 0 0 0 0 0 0 63 103 1.29 1.286 0.2 H 4 2 1 1 0 0 0 0 0 0 0 0 9 14 13.50 3.000 1.1 S 4 0 0 0 0 0 0 0 0 0 0 0 14 23 0.00 0.000	PITCHER IP WLS BF H R ER SO BB IBB HBP BLK WP HR S P ERA WHIP									

livebaseballscorecards.com

AB	33
R	2
H	8
RBI	2
BB	3
SO	2
LOB	14



Batter	1	2	3	4	5	6	7	8	9	AB R H RBI BB SO LOB	TOP																										
Chuck Knoblauch, R (1, 7) OBP: 0.262, SLG: 0.263 C B F F F F X	1-2 1B	0-1 G5-4-3 1-2f 2			2-2 FC4-2 FC4-6 1-2 3-H 1		4-0 BB		2-2 G5-3 3	4 2 1 0 1 0 3																											
Michael Tucker, L (1, 9) OBP: 0.333, SLG: 0.358 C C B X	1-2 2B		2-1 G4-3 1		2-1 FC4-6 29 S 1-2f 2-3 2		1-1 2B			4 1 2 0 0 0 2																											
29 Mike Sweeney, R (1, 3) OBP: 0.389, SLG: 0.476 X	0-0 1B		3-1 G5-3 2		4-2 BB		2-2 E5 2-3 3-H 3			3 0 1 1 1 0 1																											
Carlos Beltrán, S (1, 8) OBP: 0.308, SLG: 0.465 B F F F F F S	1-3 K 1		1-1 F7 3		2-0 L8 3		0-0 G3-1 3			4 0 0 0 0 1 7																											
Joe Randa, R (1, 5) OBP: 0.351, SLG: 0.456 B X	1-0 SF9 3-H 2			1-2 L9 1		1-2 G6-3 1		2-2 F9 1		3 0 0 1 0 0 0																											
Raul Ibanez, L (1, 10) OBP: 0.238, SLG: 0.347 B B X	2-0 1B		0-1 F8 2		0-1 F8 2		0-0 G4-3 2			4 0 1 0 0 0 0																											
Neifi Perez, S (1, 6) OBP: 0.241, SLG: 0.311 B X	1-0 G1-3 3		0-3 K 3		0-0 G4-3 3		0-2 G5-3 3			4 0 0 0 0 1 2																											
Juan Brito, R (1, 2) OBP: 0.333, SLG: 0.333 Luis Alicea, S (9, PH) OBP: 0.229, SLG: 0.156 S X		0-1 G6-3 1			1-2 E5 1B FC4-2 1B		3-2 G5-3 1		1-1 F9 1	3 0 1 0 0 0 0 1 0 0 0 0 0 0																											
Carlos Febles, R (1, 4) OBP: 0.395, SLG: 0.443 B B B B		4-1 BB			3-2 FC4-6 FC4-2 2-3 1B		0-0 F8 2		1-3 K 2	3 0 1 0 1 1 0																											
Inning Stats	R: 2 E: 0 K: 1 S: 18	H: 4 LOB: 2 BB: 0 P: 25	R: 0 E: 0 K: 0 S: 5	H: 0 LOB: 0 BB: 1 P: 9	R: 0 E: 0 K: 0 S: 6	H: 0 LOB: 0 BB: 0 P: 12	R: 0 E: 0 K: 1 S: 9	H: 0 LOB: 0 BB: 0 P: 10	R: 0 E: 1 K: 0 S: 15	H: 2 LOB: 3 BB: 1 P: 29	R: 0 E: 0 K: 0 S: 6	H: 0 LOB: 0 BB: 0 P: 7	R: 1 E: 1 K: 0 S: 10	H: 1 LOB: 2 BB: 1 P: 20	R: 0 E: 0 K: 0 S: 7	H: 0 LOB: 0 BB: 0 P: 9	R: 0 E: 0 K: 1 S: 10	H: 0 LOB: 0 BB: 0 P: 14	1B: 5 2B: 2 3B: 0 HR: 0	SF: 1 SAC: 0 DP: 1 HBP: 0	WP: 0 PB: 0 SB: 1 CS: 0	PA: 37															
PITCHER	IP WLS BF H R ER SO BB IBB HBP BLK WP HR S P ERA WHIP																					PITCHER	IP WLS BF H R ER SO BB IBB HBP BLK WP HR S P ERA WHIP														
Scott Erickson, R (1, 1) ERA: 3.45	6.2		28	6	3	2	2	3	0	0	0	0	0	63	103	2.70	1.350																				
B.J. Ryan, L (7, 1) ERA: 7.2	0.0		1	1	0	0	0	0	0	0	0	0	0	2	3	∞	∞																				
Willis Roberts, R (7, 1) ERA: 2.03	1.1	W	5	0	0	0	0	0	0	0	0	0	0	11	15	0.00	0.000																				
Jorge Julio, R (9, 1) ERA: 1.23	1.0	S	3	0	0	0	1	0	0	0	0	0	0	10	14	0.00	0.000																				

Kansas City Royals @ Baltimore Orioles
 Oriole Park at Camden Yards, Baltimore, MD
 Fri May 03 2002, 7:05 PM EDT
 Att. 31,792 - Cloudy - 66 F

livebaseballscorecards.com

AB	33
R	3
H	7
RBI	2
BB	3
SO	3
LOB	15



Kansas City Royals @ Baltimore Orioles
Oriole Park at Camden Yards, Baltimore, MD

AB 32
R 0
H 6
RBI 0
BB 2
SO 2
LOB 13



WP: 0 PA: 34
PB: 0
SB: 0
CS: 0

Sat May 04 2002, 1:35 PM EDT
Att. 42,131 - Sunny - 64 F

Batter	1	2	3	4	5	6	7	8	9	AB	R	H	RBI	BB	SO	LOB
Chuck Knoblauch, R (1, 7) OBP: 0.261, SLG: 0.263	F7		F7		G1			BB 1B		4	0	1	0	0	0	1
Michael Tucker, L (1, 9) OBP: 0.330, SLG: 0.345	G1-3		L7			F7		BB 1-2		3	0	0	0	1	0	0
29 Mike Sweeney, R (1, 10) OBP: 0.393, SLG: 0.477	1B				F8	G6-4-3 1B		K		4	0	2	0	0	1	2
Carlos Beltrán, S (1, 8) OBP: 0.314, SLG: 0.476	1B				G6-4-3			L4		4	0	2	0	0	0	3
Joe Randa, R (1, 5) Donnie Sadler, R (7, PR) OBP: 0.351, SLG: 0.451 OBP: 0.286, SLG: 0.308	F8				G5-3		1B		F9	3	0	1	0	0	0	3
Dave McCarty, R (1, 3) OBP: 0.138, SLG: 0.250			F8		G6-3				F9	1	0	0	0	0	0	0
Neifi Perez, S (1, 6) OBP: 0.233, SLG: 0.300			P6			F8			G5-3	4	0	0	0	0	1	2
A.J. Hinch, R (1, 2) OBP: 0.219, SLG: 0.179			F9				P5		G6-3	4	0	0	0	0	0	1
Carlos Febles, R (1, 4) Luis Alicea, S (8, PH) OBP: 0.398, SLG: 0.437 OBP: 0.222, SLG: 0.152			G6-3				G1-6-3			3	0	0	0	0	0	1
									G1-6-3	1	0	0	0	1	0	0
										1	0	0	0	0	0	0

Batter	1	2	3	4	5	6	7	8	9
Chuck Knoblauch, R (1, 7) OBP: 0.261, SLG: 0.263	F7		F7		G1			BB 1B	
Michael Tucker, L (1, 9) OBP: 0.330, SLG: 0.345	G1-3		L7			F7		BB 1-2	
29 Mike Sweeney, R (1, 10) OBP: 0.393, SLG: 0.477	1B				F8	G6-4-3 1B		K	
Carlos Beltrán, S (1, 8) OBP: 0.314, SLG: 0.476	1B				G6-4-3			L4	
Joe Randa, R (1, 5) Donnie Sadler, R (7, PR) OBP: 0.351, SLG: 0.451 OBP: 0.286, SLG: 0.308	F8				G5-3		1B		F9
Dave McCarty, R (1, 3) OBP: 0.138, SLG: 0.250			F8		G6-3				G5-3
Neifi Perez, S (1, 6) OBP: 0.233, SLG: 0.300			P6			F8			G6-3
A.J. Hinch, R (1, 2) OBP: 0.219, SLG: 0.179			F9				P5		
Carlos Febles, R (1, 4) Luis Alicea, S (8, PH) OBP: 0.398, SLG: 0.437 OBP: 0.222, SLG: 0.152			G6-3				G1-6-3		
									G1-6-3

Inning Stats	R: 0	H: 2	R: 0	H: 0	R: 0	H: 0	R: 0	H: 1	R: 0	H: 0	R: 0	H: 1	R: 0	H: 1	R: 0	H: 1	R: 0	H: 0	R: 0	H: 0	1B: 5	SF: 0	WP: 0	PA: 34
E: 0	LOB: 2	E: 0	LOB: 0	E: 0	LOB: 1	E: 0	LOB: 1	E: 0	LOB: 0	E: 0	LOB: 1	E: 0	LOB: 1	E: 0	LOB: 2	E: 0	LOB: 0	E: 0	LOB: 0	2B: 1	SAC: 0	PB: 0		
K: 0	BB: 0	K: 0	BB: 0	K: 0	BB: 0	K: 0	BB: 1	K: 1	BB: 0	K: 1	BB: 0	K: 0	BB: 0	K: 0	BB: 1	K: 0	BB: 0	K: 0	BB: 0	3B: 0	DP: 1	SB: 0		
S: 9	P: 13	S: 11	P: 16	S: 8	P: 10	S: 10	P: 16	S: 10	P: 16	S: 7	P: 10	S: 10	P: 13	S: 11	P: 20	S: 7	P: 10	S: 7	P: 10	HR: 0	HBP: 0	CS: 0		

PITCHER	IP	WLS	BF	H	R	ER	SO	BB	IBB	HBP	BLK	WP	HR	S	P	ERA	WHIP
Rodrigo Lopez, R (1, 1) ERA: 1.91	7.0	W	26	5	0	0	1	1	0	0	0	0	0	65	94	0.00	0.857
Travis Driskill, R (8, 1) ERA: 5.4	1.0		5	1	0	0	1	1	0	0	0	0	0	11	20	0.00	2.000
Buddy Groom, L (9, 1) ERA: 1.0	1.0		3	0	0	0	0	0	0	0	0	0	0	7	10	0.00	0.000

Batter	1	2	3	4	5	6	7	8	9	AB	R	H	RBI	BB	SO	LOB
6 Melvin Mora, R OBP: 0.443, SLG: 0.453 (1, 7)	1-3 K	1-0 HR	1-1 FC5		1-1 F4		1-1 FC4-6 HBP			4	1	1	3	0	1	4
Chris Singleton, L OBP: 0.194, SLG: 0.255 (1, 8)	0-1 F5	2-1 F9		2-1 F8		3-1 G4-3	0-0 FC4-6			5	0	0	0	0	0	3
Jeff Conine, R OBP: 0.277, SLG: 0.374 (1, 3)	1-2 G5-3		0-0 21 BB HR 1B	3-2 F8		2-1 G5-3	3-1 F9			5	1	1	0	0	0	0
31 Jay Gibbons, L OBP: 0.339, SLG: 0.528 (1, 9) Gary Matthews, S OBP: 0.364, SLG: 0.235 (7, 9)		1-2 G4-3	2-2 F7	3-3 K		0-0 G6-3		4-2 21 BB E G1-2-3 BB		4	0	0	0	0	1	1
Tony Batista, R OBP: 0.336, SLG: 0.613 (1, 5)		3-2 HR	4-1 21 BB HR BB		4-2 1B 21 BB SF8 BB		1-1 BB 1B	4-1 21 BB E BB		2	4	2	1	3	0	0
21 Marty Cordova, R OBP: 0.422, SLG: 0.573 (1, 10)		4-2 1B FC9-6 BB	0-0 1B HR	1-1 1B	1-2 1B	1-3 K	2-2 E6			4	2	2	3	1	1	3
Mike Bordick, R OBP: 0.255, SLG: 0.318 (1, 6) Mike Moriarty, R OBP: 0.188, SLG: 0.250 (7, PH) (8, 6)		1-2 FC9-6 1B HR 1B	4-1 6 FC5 BB BB	2-3 K		1-3 K	0-2 G1-2-3			2	1	1	0	1	1	2
Brook Fordyce, R OBP: 0.184, SLG: 0.088 (1, 2)		0-1 FC9-6 1B	2-1 F5	1-2 1B	1-2 1B	4-2 6 HBP 1B BB				3	0	2	0	1	0	1
Jerry Hairston, R OBP: 0.278, SLG: 0.275 (1, 4)		0-2 FC9-6 6 HR	4-2 6 FC5 BB	0-1 SF8		0-0 6 HBP 1B				2	1	1	3	1	0	2

Inning Stats	R: 0	H: 0	E: 0	LOB: 0	K: 1	P: 13	R: 5	H: 4	E: 0	LOB: 0	K: 0	P: 34	R: 3	H: 2	E: 0	LOB: 2	K: 0	P: 31	R: 0	H: 0	E: 0	LOB: 0	K: 1	P: 18	R: 1	H: 2	E: 0	LOB: 2	K: 1	P: 23	R: 0	H: 0	E: 0	LOB: 0	K: 0	P: 10	R: 1	H: 2	E: 1	LOB: 3	K: 2	P: 22	R: 0	H: 0	E: 1	LOB: 2	K: 0	P: 25
	1B: 7	SF: 1	2B: 0	SAC: 0	3B: 0	DP: 1	HR: 3	HBP: 1	WP: 0	PA: 43																																						

PITCHER	IP	WLS	BF	H	R	ER	SO	BB	IBB	HBP	BLK	WP	HR	S	P	ERA	WHIP
Jeff Suppan, R ERA: 4.63 (1, 1)	2.1	L	16	6	8	8	1	3	0	0	0	0	3	41	65	30.86	3.857
Brad Voyles, R ERA: 5.4 (3, 1)	1.2		6	0	0	0	1	1	0	0	0	0	0	16	31	0.00	0.600
Miguel Asencio, R ERA: 14.29 (5, 1)	2.0		9	2	1	1	1	1	0	0	0	0	0	19	33	4.50	1.500
Roberto Hernandez, R ERA: 13.5 (7, 1)	1.0		7	2	1	1	2	1	0	1	0	0	0	14	22	9.00	3.000
Jason Grimsley, R ERA: 5.91 (8, 1)	1.0		5	0	0	0	0	2	0	0	0	0	0	12	25	0.00	2.000

BOTTOM

Kansas City Royals @ Baltimore Orioles
Oriole Park at Camden Yards, Baltimore, MD

Sat May 04 2002, 1:35 PM EDT
Att. 42,131 - Sunny - 64 F

livebaseballscores.com

AB 33
R 10
H 10
RBI 10
BB 8
SO 5
LOB 20



Batter	1	2	3	4	5	6	7	8	9	AB R H RBI BB SO LOB	TOP		
Chuck Knoblauch, R (1, 7) OBP: 0.261, SLG: 0.262	1-1 		0-2 			0-0 	3-3 			4 1 1 0 0 1 2	Kansas City Royals @ Baltimore Orioles Oriole Park at Camden Yards, Baltimore, MD Sun May 05 2002, 1:35 PM EDT Att. 39,348 - Sunny - 73 F		
Michael Tucker, L (1, 9) OBP: 0.327, SLG: 0.375	1-1 		2-2 			0-1 		0-0 		4 1 1 1 0 0 1			
29 Mike Sweeney, R (1, 3) OBP: 0.388, SLG: 0.468	0-1 			1-2 		2-1 		1-2 		4 0 1 0 0 0 0			
Carlos Beltrán, S (1, 8) OBP: 0.320, SLG: 0.477	2-1 			1-3 		2-1 		2-1 		4 0 2 0 0 1 2			
Luis Alicaia, S (1, 5) Donnie Sadler, R (8, PR) OBP: 0.286, SLG: 0.308	2-1 			2-1 		2-0 		0-1 		4 0 1 0 0 0 2 0 0 0 0 0 0 0			
Raul Ibanez, L (1, 10) Joe Randa, R (8, PH) OBP: 0.229, SLG: 0.333 OBP: 0.347, SLG: 0.446		1-3 			1-3 		1-2 	1-3 		3 0 0 0 0 2 0 1 0 0 0 0 1 2			
Neifi Perez, S (1, 6) OBP: 0.233, SLG: 0.298		1-3 			1-0 		2-2 		1-3 	4 0 1 0 0 2 0			
Juan Brito, R (1, 2) Dave McCarty, R (9, PH) OBP: 0.500, SLG: 0.500 OBP: 0.133, SLG: 0.241		0-2 			2-2 		0-0 		1-3 	3 0 2 0 0 0 0 1 0 0 0 0 1 0			
Carlos Febles, R (1, 4) OBP: 0.379, SLG: 0.413			2-3 		0-0 		0-3 	0-0 		4 0 0 0 0 2 3			
Inning Stats	R: 1 H: 2 E: 0 LOB: 1 K: 0 BB: 0 S: 11 P: 16	R: 0 H: 0 E: 0 LOB: 0 K: 2 BB: 0 S: 9 P: 11	R: 0 H: 0 E: 0 LOB: 0 K: 1 BB: 0 S: 12 P: 16	R: 0 H: 0 E: 0 LOB: 0 K: 1 BB: 0 S: 8 P: 12	R: 0 H: 1 E: 0 LOB: 1 K: 1 BB: 0 S: 8 P: 12	R: 1 H: 2 E: 0 LOB: 1 K: 0 BB: 0 S: 8 P: 14	R: 0 H: 2 E: 0 LOB: 2 K: 2 BB: 0 S: 15 P: 21	R: 0 H: 2 E: 0 LOB: 2 K: 1 BB: 0 S: 11 P: 15	R: 0 H: 0 E: 0 LOB: 0 K: 2 BB: 0 S: 7 P: 9	1B: 8 SF: 0 2B: 0 SAC: 0 3B: 0 DP: 0 HR: 1 HBP: 0		WP: 0 PA: 36 PB: 1 SB: 1 CS: 0	
PITCHER	IP WLS BF H R ER SO BB IBB HBP BLK WP HR S P ERA WHIP											PITCHER	IP WLS BF H R ER SO BB IBB HBP BLK WP HR S P ERA WHIP
Calvin Maduro, R (1, 1) ERA: 4.72	6.1 W 26 7 2 1 5 0 0 0 0 0 0 1 64 92 1.42 1.105												
Rick Bauer, R (7, 1) ERA: 1.28	1.1 H 6 2 0 0 2 0 0 0 0 0 0 0 15 21 0.00 1.500												
Buddy Groom, L (8, 1) ERA: 0.96	0.1 H 1 0 0 0 1 0 0 0 0 0 0 0 3 4 0.00 0.000												
Jorge Julio, R (9, 1) ERA: 1.15	1.0 S 3 0 0 0 2 0 0 0 0 0 0 0 7 9 0.00 0.000												

livebaseballscorecards.com

AB	36
R	2
H	9
RBI	1
BB	0
SO	10
LOB	12



Batter	1	2	3	4	5	6	7	8	9	AB	R	H	RBI	BB	SO	LOB
6 Melvin Mora, R OBP: 0.445, SLG: 0.449 (1, 8)	1-0 2B 1B		0-2 F7		1-2 G5-3		4-2 G4-3 WP FC5-2 BB			3	0	1	0	1	0	1
Gary Matthews, S OBP: 0.375, SLG: 0.289 (1, 9)	2-0 1-3 2B		2-2 F9			3-2 HR 1B	1-0 G4-3			4	1	2	0	0	0	1
Jeff Conine, R OBP: 0.276, SLG: 0.394 (1, 3)	3-1 L1		2-2 F8			3-2 1-H HR	2-2 FC5-2			4	1	1	2	0	0	3
Tony Batista, R OBP: 0.326, SLG: 0.591 (1, 5)	1-0 G1-3			2-2 F2		2-0 F7	1-3 K			4	0	0	0	0	1	3
21 Marty Cordova, R OBP: 0.425, SLG: 0.570 (1, 7)	1-1 F9			1-2 CS 1B		0-2 31 G4-3 1B		3-3 K		4	1	2	0	0	1	2
31 Jay Gibbons, L OBP: 0.336, SLG: 0.514 (1, 10)		3-2 P3		0-0 F7		2-1 G4-3		4-1 1B 1B BB		3	0	0	0	1	0	2
Mike Bordick, R OBP: 0.275, SLG: 0.348 (1, 6)		1-0 2B		0-0 CS 1-2		3-3 K	2-1 1B 2-H 1B	0-0 1B 1B		4	0	3	1	0	1	0
Brook Fordyce, R OBP: 0.214, SLG: 0.132 (1, 2)		2-1 P3			0-0 G5-3	0-1 1-3 1B		1-1 1-3 2-H 1B		4	0	2	0	0	0	1
Jerry Hairston, R OBP: 0.277, SLG: 0.265 (1, 4)		1-0 L3			4-2 6 CS BB	0-0 G1-3		3-2 L8		3	0	0	0	1	0	5

Inning Stats	R: 0	H: 2	E: 0	K: 0	S: 7	R: 0	H: 1	E: 0	K: 0	S: 10	R: 0	H: 0	E: 0	K: 0	S: 10	R: 0	H: 1	E: 0	K: 0	S: 8	R: 0	H: 0	E: 0	K: 1	S: 11	R: 3	H: 5	E: 0	K: 0	S: 20	R: 0	H: 0	E: 0	K: 1	S: 11	R: 0	H: 2	E: 0	K: 1	S: 10
	LOB: 2	BB: 0	P: 15	LOB: 1	BB: 0	P: 17	LOB: 0	BB: 0	P: 14	LOB: 1	BB: 0	LOB: 1	BB: 1	P: 19	LOB: 2	BB: 0	LOB: 2	BB: 1	P: 21	LOB: 0	BB: 0	LOB: 1	BB: 1	P: 19	LOB: 2	BB: 0	LOB: 2	BB: 1	P: 32	LOB: 1	BB: 1	P: 19	LOB: 2	BB: 1	P: 21	LOB: 0	BB: 0	LOB: 2	BB: 1	P: 21
PITCHER	IP	WLS	BF	H	R	ER	SO	BB	IBB	HBP	BLK	WP	HR	S	P	ERA	WHIP																							
Chris George, L ERA: 4.64 (1, 1)	5.2	L	25	8	3	3	1	1	0	0	0	0	1	63	105	4.76	1.588																							
Dan Reichert, R ERA: 6.75 (6, 1)	1.1		6	1	0	0	1	1	0	0	0	1	0	14	22	0.00	1.500																							
Cory Bailey, R ERA: 5.94 (8, 1)	1.0		5	2	0	0	1	1	0	0	0	0	0	10	21	0.00	3.000																							

BOTTOM

Kansas City Royals @ Baltimore Orioles
 Oriole Park at Camden Yards, Baltimore, MD

Sun May 05 2002, 1:35 PM EDT
 Att. 39,348 - Sunny - 73 F


livebaseballscorecards.com

AB	33
R	3
H	11
RBI	3
BB	3
SO	3
LOB	18

AB 33
R 3
H 11
RBI 3
BB 3
SO 3
LOB 18

WP: 1 **PA: 37**
PB: 0
SB: 0
CS: 2

WP: 1 **PA: 37**
PB: 0
SB: 0
CS: 2



Batter	1	2	3	4	5	6	7	8	9	AB R H RBI BB SO LOB	TOP																
Chuck Knoblauch, R (1, 7) <small>OBP: 0.260, SLG: 0.273</small>	0-1 2B		3-2 F7		0-1 G6-3		0-0 G4-3		4 0 1 0 0 0 1																		
Michael Tucker, L (1, 9) <small>OBP: 0.333, SLG: 0.396</small>	2-2 F5		4-2 WP BB		1-0 29 SF8 3B		3-3 K		3 1 1 0 1 1 2																		
29 Mike Sweeney, R (1, 3) <small>OBP: 0.384, SLG: 0.460</small>	4-0 BB		0-1 F8		0-2 SF8		0-2 G5-3		2 0 0 1 1 0 1																		
Carlos Beltrán, S (1, 8) <small>OBP: 0.318, SLG: 0.478</small>	1-3 K		2-2 G4-3		3-2 F7		2-1 S E 2B		4 1 1 0 0 1 3																		
Joe Randa, R (1, 5) <small>OBP: 0.333, SLG: 0.425</small>	1-3 K			0-0 G5-3		0-0 G4-3		0-0 F9	4 0 0 0 0 1 3																		
Brandon Berger, R (1, 10) <small>OBP: 0.316, SLG: 0.333</small>		2-3 K		3-2 F3		0-0 E 1B 1B		1-2 G6-3	4 1 1 0 0 1 0																		
Neifi Perez, S (1, 6) <small>OBP: 0.234, SLG: 0.297</small>		1-2 G3-1		3-1 F9		1-2 E 1B 1B		1-2 G4-3	4 1 1 0 0 0 0																		
A.J. Hinch, R (1, 2) <small>OBP: 0.278, SLG: 0.200</small>		4-1 BB			4-1 G6-3 BB		2-0 G4-3 SH5-3 1B		0-1 F9	2 0 1 2 2 0 0																	
Carlos Febles, R (1, 4) <small>OBP: 0.367, SLG: 0.397</small>		1-3 K		2-1 G6-3		0-0 SH5-3		1-1 G3-1	3 0 0 0 0 1 2																		
Inning Stats	R: 0 E: 0 K: 2 S: 13	H: 1 LOB: 2 BB: 1 P: 21	R: 0 E: 0 K: 2 S: 10	H: 0 LOB: 1 BB: 1 P: 18	R: 0 E: 0 K: 0 S: 12	H: 0 LOB: 1 BB: 1 P: 21	R: 0 E: 0 K: 0 S: 7	H: 0 LOB: 0 BB: 0 P: 13	R: 0 E: 0 K: 0 S: 5	H: 0 LOB: 0 BB: 1 P: 11	R: 1 E: 0 K: 0 S: 9	H: 1 LOB: 0 BB: 0 P: 13	R: 2 E: 1 K: 1 S: 10	H: 3 LOB: 1 BB: 0 P: 16	R: 1 E: 0 K: 0 S: 9	H: 1 LOB: 0 BB: 0 P: 12	R: 0 E: 0 K: 0 S: 8	H: 0 LOB: 0 BB: 0 P: 10	1B: 3 2B: 2 3B: 1 HR: 0	SF: 1 SAC: 1 DP: 0 HBP: 0	WP: 1 PB: 0 SB: 1 CS: 0	PA: 36					
PITCHER Matt Kinney, R (1, 1) <small>ERA: 2.95</small> Bob Wells, R (7, 1) <small>ERA: 7.2</small> LaTroy Hawkins, R (8, 1) <small>ERA: 1.77</small>	IP 6.0 1.1 1.2	WLS L 	BF 23 8 5	H 2 4 0	R 1 3 0	ER 1 2 0	SO 4 1 0	BB 4 0 0	IBB 0 0 0	HBP 0 0 0	BLK 0 0 0	WP 1 0 0	HR 0 15 12	S 56 23 15	P 97 23 15	ERA 1.50 13.50 0.00	WHIP 1.000 3.000 0.000	PITCHER IP WLS BF H R ER SO BB IBB HBP BLK WP HR S P ERA WHIP									

Kansas City Royals @ Minnesota Twins
 Hubert H. Humphrey Metrodome, Minneapolis, MN
 Tue May 07 2002, 8:05 PM EDT
 Att. 12,229 - Dome - 72 F

AB	30
R	4
H	6
RBI	3
BB	4
SO	5
LOB	12



Batter	1	2	3	4	5	6	7	8	9	AB	R	H	RBI	BB	SO	LOB
Jacque Jones, L (1, 7) OBP: 0.353, SLG: 0.489	0-2 1B 1B		1-3 K		4-1 BB		0-3 K			3	0	1	0	1	2	0
Cristian Guzman, S (1, 6) OBP: 0.250, SLG: 0.281	0-0 F7		1-2 1B		0-2 G1			2-1 HR		4	1	2	1	0	0	3
Doug Mientkiewicz, L (1, 3) OBP: 0.371, SLG: 0.412	1-2 F8		0-1 F8			1-1 L7		0-1 P3		4	0	0	0	0	0	2
Corey Koskie, L (1, 5) OBP: 0.418, SLG: 0.496	2-1 1B			1-3 K		1-0 G4-3		3-2 WP G4-3 1B		4	0	2	0	0	1	0
Denny Hocking, S (8, PR) (9, 5) OBP: 0.260, SLG: 0.209	1-2 1B			0-1 F5		4-2 BB BB		0-0 G4-3		3	0	0	0	1	0	3
Torii Hunter, R (1, 8) OBP: 0.404, SLG: 0.630	3-2 F8			3-2 F7		4-1 BB		2-0 G6-3		3	0	0	0	1	0	1
Bobby Kielty, S (1, 10) OBP: 0.393, SLG: 0.522		1-2 F9					4-1 BB		2-3 G6-3		3	0	0	0	1	0
Brian Buchanan, R (1, 9) OBP: 0.373, SLG: 0.457		1-2 G5-3				1-0 G4-3 HBP		0-2 L4		3	0	0	0	0	0	2
A.J. Pierzynski, L (1, 2) OBP: 0.346, SLG: 0.427		0-0 G1-3				0-1 G4-3		0-1 G3		4	0	0	0	0	1	1
Jay Canizaro, R (1, 4) OBP: 0.290, SLG: 0.306			0-1 G6-3			1-2 K		1-0 F7		4	0	0	0	0	1	1

Inning Stats	R: 0	H: 2	E: 0	K: 14	H: 0	LOB: 2	BB: 0	P: 20	R: 0	H: 0	E: 0	K: 7	H: 0	LOB: 0	BB: 0	P: 9	R: 0	H: 1	E: 0	K: 11	H: 0	LOB: 1	BB: 0	P: 13	R: 0	H: 0	E: 0	K: 1	H: 0	LOB: 0	BB: 0	P: 12	R: 0	H: 0	E: 0	K: 9	H: 0	LOB: 2	BB: 1	P: 17	R: 0	H: 0	E: 0	K: 1	H: 0	LOB: 0	BB: 0	P: 7	R: 1	H: 2	E: 0	K: 10	H: 2	LOB: 2	BB: 0	P: 17	R: 0	H: 0	E: 0	K: 7	H: 0	LOB: 0	BB: 0	P: 13	1B: 4	2B: 0	3B: 0	HR: 1	SF: 0	SAC: 0	DP: 0	HBP: 1	WP: 1	PB: 0	SB: 0	CS: 0	PA: 36
--------------	------	------	------	-------	------	--------	-------	-------	------	------	------	------	------	--------	-------	------	------	------	------	-------	------	--------	-------	-------	------	------	------	------	------	--------	-------	-------	------	------	------	------	------	--------	-------	-------	------	------	------	------	------	--------	-------	------	------	------	------	-------	------	--------	-------	-------	------	------	------	------	------	--------	-------	-------	-------	-------	-------	-------	-------	--------	-------	--------	-------	-------	-------	-------	--------

PITCHER	IP	WLS	BF	H	R	ER	SO	BB	IBB	HBP	BLK	WP	HR	S	P	ERA	WHIP
Paul Byrd, R (1, 1) ERA: 2.92	7.0	W	28	3	0	0	4	3	0	0	0	0	0	64	97	0.00	0.857
Jason Grimsley, R (8, 1) ERA: 6.17	1.0		5	2	1	1	0	0	0	0	0	1	1	10	17	9.00	2.000
Roberto Hernandez, R (9, 1) ERA: 9.0	1.0	S	3	0	0	0	1	0	0	0	0	0	0	7	13	0.00	0.000


BOTTOM

Kansas City Royals @ Minnesota Twins
Hubert H. Humphrey Metrodome, Minneapolis, MN
 Tue May 07 2002, 8:05 PM EDT
 Att. 12,229 - Dome - 72 F

AB	32
R	1
H	5
RBI	1
BB	3
SO	5
LOB	13



WP	HR	S	P	ERA	WHIP
1	0	0	0	0.00	0.857

Batter	1	2	3	4	5	6	7	8	9	AB R H RBI BB SO LOB	TOP
Chuck Knoblauch, R (1, 7) <small>OBP: 0.250, SLG: 0.261</small>	0-0 F5		1-0 F9			0-0 G4-3			0-1 F8	4 0 0 0 0 0 0	Kansas City Royals @ Minnesota Twins Hubert H. Humphrey Metrodome, Minneapolis, MN Wed May 08 2002, 8:05 PM EDT Att. 13,026 - Dome - 72 F livebaseballscorecards.com AB 29 R 1 H 5 RBI 1 BB 3 SO 0 LOB 6 
Michael Tucker, L (1, 9) <small>OBP: 0.321, SLG: 0.379</small>	1-1 G6-3			1-1 F9		0-1 F7		3-2 G3	4 0 0 0 0 0 0		
29 Mike Sweeney, R (1, 3) <small>OBP: 0.388, SLG: 0.466</small>	4-2 BB			2-2 G4-3			2-1 P6	1-1 1B 2B	3 1 1 0 1 0 0		
Carlos Beltrán, S (1, 8) <small>OBP: 0.323, SLG: 0.474</small>	0-0 F9			3-1 F8			4-2 P4-3 BB	0-0 DI 1B 2-H	3 0 1 1 1 0 1		
Joe Randa, R (1, 5) <small>OBP: 0.321, SLG: 0.407</small>		2-2 F8			1-0 G5-3		0-2 P4-3 1-2f	1-1 F8 1-2	4 0 0 0 0 0 2		
Raul Ibanez, L (1, 10) <small>OBP: 0.233, SLG: 0.325</small>		2-1 G6-3			4-2 G5-3 1B BB		2-2 F8		2 0 0 0 1 0 0		
Neifi Perez, S (1, 6) <small>OBP: 0.244, SLG: 0.306</small>		1-0 F7			2-1 G5-3 1B		1-1 G3 1B 1B		3 0 2 0 0 0 0		
Juan Brito, R (1, 2) <small>OBP: 0.375, SLG: 0.375</small> Luis Alicea, S (8, PH) <small>OBP: 0.220, SLG: 0.158</small> A.J. Hinch, R (8, 2) <small>OBP: 0.278, SLG: 0.200</small>			2-2 G4-3		0-0 G5-3 1-2 2-3f		0-0 G3	1-2 1B	2 0 0 0 0 0 2 1 0 0 0 0 0 1 0 0 0 0 0 0 0		
Carlos Febles, R (1, 4) <small>OBP: 0.366, SLG: 0.395</small>			1-0 P3		0-0 G6-3		1-0 1B 2-H		3 0 1 0 0 0 0		
Inning Stats	R: 0 H: 0 E: 0 LOB: 1 K: 0 BB: 1 S: 6 P: 11	R: 0 H: 0 E: 0 LOB: 0 K: 0 BB: 0 S: 6 P: 11	R: 0 H: 0 E: 0 LOB: 0 K: 0 BB: 0 S: 6 P: 10	R: 0 H: 0 E: 0 LOB: 0 K: 0 BB: 0 S: 7 P: 13	R: 0 H: 1 E: 0 LOB: 1 K: 0 BB: 1 S: 8 P: 14	R: 0 H: 0 E: 0 LOB: 0 K: 0 BB: 0 S: 4 P: 4	R: 0 H: 0 E: 0 LOB: 0 K: 0 BB: 1 S: 10 P: 16	R: 0 H: 2 E: 0 LOB: 2 K: 0 BB: 0 S: 7 P: 11	R: 1 H: 2 E: 0 LOB: 1 K: 0 BB: 0 S: 11 P: 16	1B: 4 SF: 0 2B: 2 SAC: 0 3B: 0 DP: 2 HR: 0 HBP: 0	
PITCHER Brad Radke, R (1, 1) <small>ERA: 5.29</small>	IP 9.0 WLS W BF 32 H 5 R 1 ER 1 SO 0 BB 3 IBB 0 HBP 0 BLK 0 WP 0 HR 0 S 65 P 106 ERA 1.00 WHIP 0.889										

Batter	1	2	3	4	5	6	7	8	9	AB R H RBI BB SO LOB	TOP										
Omar Vizquel, S OBP: 0.415, SLG: 0.537 (1, 6) C C B X	1-2 F9 ①	1-3 K ③			2-1 F7 ②		3-1 G4-3 ①		0-1 P6 ③	5 0 0 0 0 1 0											
Ricky Gutierrez, R OBP: 0.299, SLG: 0.317 (1, 4) B B B	4-0 G4-3 1B 2B BB		0-0 F8 ①		1-0 2B		2-3 K ②			3 1 1 0 1 1 0											
Matt Lawton, L OBP: 0.361, SLG: 0.481 (1, 9) X	0-0 G4-3 1-2 2B 1B		4-1 CS BB		2-1 G3		0-0 1B			3 1 2 0 1 0 1											
Jim Thome, L OBP: 0.324, SLG: 0.479 (1, 3) C F F F X	1-2 G4-3 1-2 2-3		1-3 K ②			1-0 F7 ①	1-1 G3 ③			4 0 0 0 0 1 4											
Ellis Burks, R OBP: 0.419, SLG: 0.535 (1, 10) B B S X	2-1 2B 2-H 3-H		0-1 CS 1-2	1-3 K ①		0-0 1B G1-3 1B		3-3 K ①		4 1 2 2 0 2 0											
Travis Fryman, R OBP: 0.295, SLG: 0.339 (1, 5) S B B B	4-1 BB			0-0 G5-3 ②		0-1 G1-3 1B 1-2 1B		4-2 BB G6-4-3		2 0 1 0 2 0 0											
Russell Branyan, L OBP: 0.288, SLG: 0.490 Brady Anderson, L OBP: 0.350, SLG: 0.286 (1, 7) S S B C	2-3 K ③			4-1 BB		2-1 G1-3 1-2 2-3 1B		0-0 G6-4-3 1-2		1 0 0 0 0 1 2 2 0 1 0 1 0 1											
Einar Diaz, R OBP: 0.283, SLG: 0.398 (1, 2) B C X		1-1 G6-3 ①		1-0 G5-3 ③		0-0 G1-3 1-2 2-3 3-H			0-3 K ①	4 0 0 1 0 1 3											
Jolbert Cabrera, R OBP: 0.148, SLG: 0.160 (1, 8) S T B C		2-3 K ②			0-0 F9 ①	0-0 F7 ③			3-3 K ②	4 0 0 0 0 2 2											
Inning Stats	R: 2 E: 0 K: 1 S: 15	H: 2 LOB: 2 BB: 2 P: 29	R: 0 E: 0 K: 2 S: 8	H: 0 LOB: 0 BB: 0 P: 12	R: 0 E: 0 K: 1 S: 6	H: 0 LOB: 1 BB: 1 P: 11	R: 0 E: 0 K: 1 S: 6	H: 1 LOB: 1 BB: 0 P: 11	R: 1 E: 0 K: 0 S: 8	H: 3 LOB: 2 BB: 0 P: 11	R: 0 E: 0 K: 1 S: 8	H: 1 LOB: 1 BB: 0 P: 14	R: 0 E: 0 K: 1 S: 7	H: 0 LOB: 0 BB: 1 P: 14	R: 0 E: 0 K: 2 S: 9	H: 0 LOB: 0 BB: 0 P: 12	1B: 5 2B: 2 3B: 0 HR: 0	SF: 0 SAC: 0 DP: 1 HBP: 0	WP: 0 PB: 0 SB: 0 CS: 1	PA: 38	
PITCHER Jeff Suppan, R ERA: 4.44 Roberto Hernandez, R ERA: 6.75	IP WLS BF H R ER SO	8.0 W 34 7 3 3 7	1.0 S 3 0 0 0 2	5 0 0 0	0 0 0 0	0 0 9 12	114 64 114 12	3.38 1.500 0.00 0.000	PITCHER IP WLS BF H R ER SO	8.0 S 3 0 0 0 2	0 0 0 0	0 0 9 12	114 64 114 12	3.38 1.500 0.00 0.000	ERA WHIP						

Cleveland Indians @ Kansas City Royals
Kauffman Stadium, Kansas City, MO
 Thu May 09 2002, 7:05 PM CDT
 Att. 12,555 - Sunny - 60 F

AB	32
R	3
H	7
RBI	3
BB	5
SO	9
LOB	13



livebaseballscorecards.com

Batter	1	2	3	4	5	6	7	8	9	AB R H RBI BB SO LOB	TOP										
Omar Vizquel, S (1, 6) OBP: 0.417, SLG: 0.532	1-1 F8		0-0 F5		4-1 BB			2-2 G4-6-3 1B		3 0 1 0 1 0 0	Cleveland Indians @ Kansas City Royals Kauffman Stadium, Kansas City, MO Fri May 10 2002, 7:05 PM CDT Att. 24,279 - Cloudy - 67 F										
Ricky Gutierrez, R (1, 4) OBP: 0.312, SLG: 0.331	0-0 G4-3 1B		3-2 WP 1B		3-1 G5-3			2-2 G4-6-3 1B		4 0 3 0 0 0 1											
Matt Lawton, L (1, 9) OBP: 0.358, SLG: 0.471	3-2 G4-3		4-2 1-2 BB		0-2 F9			2-1 G4-6-3 1-2f 2-3		3 0 0 0 1 0 3											
Ellis Burks, R (1, 10) OBP: 0.405, SLG: 0.514	2-0 L9		0-1 G4-3		0-0 G5-3			1-2 F8		4 0 0 0 0 0 4											
Jim Thome, L (1, 3) OBP: 0.329, SLG: 0.476		3-2 HBP		0-0 G4-3		1-0 1B		1-2 L8		3 0 1 0 0 0 0											
Travis Fryman, R (1, 5) OBP: 0.267, SLG: 0.328		2-0 F7		0-1 L4		0-1 F7		1-1 G6-3		4 0 0 0 0 0 2											
Russell Bryan, L (1, 7) OBP: 0.296, SLG: 0.490		1-3 K		1-2 G3-1		3-2 G6-4-3 1B		3-1 1B		4 0 2 0 0 1 1											
Einar Diaz, R (1, 2) OBP: 0.282, SLG: 0.381		1-1 P6		3-3 K		2-1 G6-4-3 1-2f		0-1 G2-3		4 0 0 0 0 1 3											
Jolbert Cabrera, R (1, 8) OBP: 0.133, SLG: 0.143			3-2 F9		0-0 F7		0-3 K2-3			3 0 0 0 0 1 0											
Inning Stats	R: 0 E: 0 K: 0 S: 8	H: 1 LOB: 1 BB: 0 P: 14	R: 0 E: 0 K: 1 S: 9	H: 0 LOB: 1 BB: 0 P: 16	R: 0 E: 0 K: 0 S: 12	H: 1 LOB: 2 BB: 1 P: 22	R: 0 E: 0 K: 0 S: 7	H: 0 LOB: 0 BB: 0 P: 8	R: 0 E: 0 K: 1 S: 7	H: 1 LOB: 1 BB: 0 P: 8	R: 0 E: 0 K: 1 S: 9	H: 1 LOB: 0 BB: 0 P: 14	R: 0 E: 0 K: 0 S: 11	H: 2 LOB: 1 BB: 0 P: 18	R: 0 E: 0 K: 0 S: 9	H: 1 LOB: 1 BB: 0 P: 14	1B: 7 2B: 0 3B: 0 HR: 0	SF: 0 SAC: 0 DP: 2 HBP: 1	WP: 1 PB: 0 SB: 0 CS: 0	PA: 35	
PITCHER	IP WLS BF H R ER SO BB IBB HBP BLK WP HR S P ERA WHIP																				
Chris George, L (1, 1) ERA: 4.07	3.0		13	2	0	0	1	1	0	1	0	29	52	0.00	1.000						
Dan Reichert, R (4, 1) ERA: 6.37	3.0	W	11	1	0	0	1	1	0	0	0	21	33	0.00	0.667						
Cory Bailey, R (7, 1) ERA: 5.03	2.0		7	3	0	0	1	0	0	0	0	20	32	0.00	1.500						
Jason Grimsley, R (9, 1) ERA: 5.68	1.0		4	1	0	0	0	0	0	0	0	9	14	0.00	1.000						

livebaseballscorecards.com

AB	32
R	0
H	7
RBI	0
BB	2
SO	3
LOB	14



Batter	1	2	3	4	5	6	7	8	9	AB	R	H	RBI	BB	SO	LOB
Chuck Knoblauch, R (1, 7) <small>OBP: 0.259, SLG: 0.263</small> Donnie Sadler, R (9, 7) <small>OBP: 0.286, SLG: 0.308</small>	0-1 G6-3 1B		2-1 G6-4-3 1-2f		2-2 1B		0-1 G5-3			4	0	2	0	0	0	1
Neifi Perez, S (1, 6) <small>OBP: 0.237, SLG: 0.295</small>	3-2 G6-3 1-2f			1-2 G6-3	2-1 G4-3		0-0 F7			4	0	0	0	0	0	2
29 Mike Sweeney, R (1, 10) <small>OBP: 0.387, SLG: 0.504</small>	2-1 F9			1-0 F9		3-3 K 1B WP 1B		4-1 1B 2B BB		3	2	0	0	1	1	0
Carlos Beltrán, S (1, 8) <small>OBP: 0.340, SLG: 0.484</small>		1-0 S 1B		2-2 G6-3		1-1 S 1B 1B		0-0 DI 2B 1B		4	2	3	0	0	0	0
Joe Randa, R (1, 5) <small>OBP: 0.333, SLG: 0.434</small>		0-1 F8			3-3 K	3-2 1B FC6-4 1B		2-1 2B 2B		4	2	2	4	0	1	1
Brandon Berger, R (1, 9) <small>OBP: 0.391, SLG: 0.455</small>		1-1 P3 1-2			0-2 BB HR 1B	3-2 FC6-4 1B		0-1 2B 2B		4	1	3	1	0	0	1
Dave McCarty, R (1, 3) <small>OBP: 0.147, SLG: 0.219</small>		3-3 K			4-1 HR BB	1-1 FC6-4 G6-4-3		1-0 G6-3		3	1	0	1	1	1	3
A.J. Hinch, R (1, 2) <small>OBP: 0.295, SLG: 0.378</small>			0-1 G4-3		0-0 HR	0-1 G6-4-3		1-0 F9		4	1	1	3	0	0	2
Carlos Febles, R (1, 4) <small>OBP: 0.361, SLG: 0.381</small>			4-1 G6-4-3 BB		0-0 F9		2-2 G4-3	2-1 F7		3	0	0	0	1	0	1

Inning Stats	R: 0	H: 1	E: 0	LOB: 0	K: 0	S: 7	R: 0	H: 1	E: 0	LOB: 1	K: 1	S: 8	R: 0	H: 0	E: 0	LOB: 0	K: 0	S: 5	R: 3	H: 3	E: 0	LOB: 1	K: 1	S: 17	R: 3	H: 3	E: 0	LOB: 0	K: 1	S: 18	R: 0	H: 0	E: 0	LOB: 0	K: 0	S: 12	R: 3	H: 3	E: 0	LOB: 1	K: 0	S: 10
	0	1	0	0	0	7	0	1	0	1	1	8	0	0	0	0	0	5	11	3	3	0	1	17	0	0	0	0	0	0	12	0	0	0	0	14	3	3	0	1	0	10


PITCHER	IP	WLS	BF	H	R	ER	SO	BB	IBB	HBP	BLK	WP	HR	S	P	ERA	WHIP
CC Sabathia, L (1, 1) <small>ERA: 6.31</small>	6.0	L	26	8	6	5	3	2	0	0	0	1	1	62	104	7.50	1.667
Chad Paronto, R (7, 1) <small>ERA: 6.75</small>	1.0		3	0	0	0	0	0	0	0	0	0	0	12	14	0.00	0.000
Charles Nagy, R (8, 1) <small>ERA: 7.3</small>	1.0		7	3	3	3	0	1	0	0	0	0	0	10	20	27.00	4.000

BOTTOM

Cleveland Indians @ Kansas City Royals
Kauffman Stadium, Kansas City, MO

Fri May 10 2002, 7:05 PM CDT
Att. 24,279 - Cloudy - 67 F

AB	33
R	9
H	11
RBI	9
BB	3
SO	3
LOB	11



1B	2B	3B	HR	SF	SAC	DP	HBP	WP	PA
8	2	0	1	0	3	0	0	1	36

Batter	1	2	3	4	5	6	7	8	9	AB R H RBI BB SO LOB	TOP											
Omar Vizquel, S (1, 6) OBP: 0.419, SLG: 0.531	3-3 K		0-1 G6-4-3 1B		2-2 K			1-1 G4-3		4 0 2 0 0 1 0												
Ricky Gutierrez, R (1, 4) OBP: 0.303, SLG: 0.321	2-2 F8		1-2 G6-4-3 1-2f		0-3 K			2-3 K		4 0 0 0 0 2 2												
Matt Lawton, L (1, 9) OBP: 0.356, SLG: 0.471	2-2 G4-3		1-2 G4-3 2B			0-0 P4		1-0 G4-3		4 0 1 0 0 0 0												
Jim Thome, L (1, 3) OBP: 0.333, SLG: 0.496		4-2 BB 1B BB	2-3 K			2-0 HR		3-1 L9		3 1 1 1 1 1 1												
Ellis Burks, R (1, 10) OBP: 0.392, SLG: 0.495		0-1 F8		1-2 G5-3		0-1 P4		3-3 K		4 0 0 0 0 1 1												
Travis Fryman, R (1, 5) OBP: 0.266, SLG: 0.325		1-1 BB 1B		2-2 L7		2-0 F8		2-2 G6-3		4 0 1 0 0 0 0												
Russell Branyan, L (1, 7) OBP: 0.297, SLG: 0.481		4-2 BB		0-1 F8			1-1 G3-1			2 0 0 0 1 0 0												
Brady Anderson, L (1, 8) OBP: 0.337, SLG: 0.273		2-3 K		2-2 P6			3-1 P6			3 0 0 0 0 1 3												
Einar Diaz, R (1, 2) OBP: 0.274, SLG: 0.370		0-3 K		0-0 F8			2-2 G5-3			3 0 0 0 0 1 3												
Inning Stats	R: 0 E: 0 K: 1 S: 10	H: 0 LOB: 0 BB: 0 P: 17	R: 0 E: 0 K: 2 S: 16	H: 1 LOB: 3 BB: 2 P: 27	R: 0 E: 0 K: 1 S: 13	H: 2 LOB: 1 BB: 0 P: 17	R: 0 E: 0 K: 0 S: 11	H: 0 LOB: 0 BB: 0 P: 14	R: 0 E: 0 K: 1 S: 11	H: 1 LOB: 1 BB: 0 P: 15	R: 1 E: 0 K: 0 S: 5	H: 1 LOB: 0 BB: 0 P: 9	R: 0 E: 0 K: 0 S: 7	H: 0 LOB: 0 BB: 0 P: 13	R: 0 E: 0 K: 1 S: 6	H: 0 LOB: 0 BB: 0 P: 10	R: 0 E: 0 K: 1 S: 8	H: 0 LOB: 0 BB: 0 P: 16	1B: 3 2B: 1 3B: 0 HR: 1	SF: 0 SAC: 0 DP: 1 HBP: 0	WP: 0 PB: 0 SB: 0 CS: 0	PA: 33
PITCHER	IP WLS BF H R ER SO BB IBB HBP BLK WP HR S P ERA WHIP																					
Paul Byrd, R (1, 1) ERA: 2.77	6.0 W 24 5 1 1 5 2 0 0 0 0 0 1 66 99 1.50 1.167																					
Cory Bailey, R (7, 1) ERA: 4.79	1.0 H 3 0 0 0 0 0 0 0 0 0 0 0 7 13 0.00 0.000																					
Jason Grimsley, R (8, 1) ERA: 5.27	1.0 H 3 0 0 0 1 0 0 0 0 0 0 0 6 10 0.00 0.000																					
Roberto Hernandez, R (9, 1) ERA: 5.4	1.0 S 3 0 0 0 1 0 0 0 0 0 0 0 8 16 0.00 0.000																					

Cleveland Indians @ Kansas City Royals
Kauffman Stadium, Kansas City, MO

Sun May 12 2002, 7:05 PM CDT
Att. 10,820 - Cloudy - 58 F

AB	31
R	1
H	5
RBI	1
BB	2
SO	7
LOB	10



Batter	1	2	3	4	5	6	7	8	9	AB	R	H	RBI	BB	SO	LOB
Chuck Knoblauch, R (1, 7) OBP: 0.259, SLG: 0.262	1-0 L7	0-1 G5-4-3 1B		2-0 F8			0-1 F7			4	0	1	0	0	0	1
Neifi Perez, S (1, 6) OBP: 0.245, SLG: 0.303	2-1 BB 2B	1-1 G5-4-3 1-2f			4-2 BB L3		0-0 G6-3			3	1	1	0	1	0	1
29 Mike Sweeney, R (1, 3) OBP: 0.363, SLG: 0.492	4-0 BB 2B	2-2 G5-3			0-1 L3 1-2		1-0 L7			3	1	0	0	1	0	1
Carlos Beltrán, S (1, 8) OBP: 0.338, SLG: 0.472	4-2 BB 1B		2-1 G5-3		3-3 K			2-3 K		3	1	0	0	1	2	0
Mark Quinn, R (1, 10) OBP: 0.500, SLG: 0.750	0-1 BB 1B		3-3 K			2-2 G5-3		0-1 BB 1B		4	1	2	2	0	1	0
Brandon Berger, R (1, 9) OBP: 0.385, SLG: 0.417	4-2 BB 1B		0-3 K			1-1 F8		0-0 L8		2	0	0	0	1	1	0
Michael Tucker, L (8, PH) OBP: 0.308, SLG: 0.360	G3 1B									1	0	0	0	0	0	1
A.J. Hinch, R (1, 2) OBP: 0.333, SLG: 0.400	3-2 BB 1B					4-2 BB 1B		0-0 G4-3		3	0	2	1	1	0	1
Donnie Sadler, R (1, 5) OBP: 0.289, SLG: 0.310	3-2 G3					1-1 FC5-4 1B				3	0	1	1	0	1	3
Carlos Febles, R (1, 4) OBP: 0.360, SLG: 0.372	1-3 K					4-2 WP BB				2	0	0	0	1	1	4

Inning Stats	R: 4	H: 3	E: 0	K: 1	S: 22	LOB: 2	BB: 3	P: 44	R: 0	H: 1	E: 0	K: 0	S: 7	LOB: 0	BB: 0	P: 10	R: 0	H: 0	E: 0	K: 2	S: 8	LOB: 1	BB: 1	P: 14	R: 0	H: 1	E: 0	K: 1	S: 7	LOB: 2	BB: 1	P: 14	R: 0	H: 0	E: 0	K: 1	S: 11	LOB: 0	BB: 1	P: 18	R: 0	H: 1	E: 0	K: 0	S: 13	LOB: 2	BB: 1	P: 22	R: 0	H: 0	E: 0	K: 0	S: 4	LOB: 0	BB: 0	P: 5	R: 0	H: 1	E: 0	K: 1	S: 10	LOB: 1	BB: 0	P: 12
--------------	------	------	------	------	-------	--------	-------	-------	------	------	------	------	------	--------	-------	-------	------	------	------	------	------	--------	-------	-------	------	------	------	------	------	--------	-------	-------	------	------	------	------	-------	--------	-------	-------	------	------	------	------	-------	--------	-------	-------	------	------	------	------	------	--------	-------	------	------	------	------	------	-------	--------	-------	-------

PITCHER	IP	WLS	BF	H	R	ER	SO	BB	IBB	HBP	BLK	WP	HR	S	P	ERA	WHIP
Chuck Finley, L (1, 1) ERA: 5.26	6.0	L	27	6	4	4	5	6	0	0	0	1	0	68	121	6.00	2.000
Mark Wohlers, R (7, 1) ERA: 7.56	1.0		3	0	0	0	0	0	0	0	0	0	0	4	5	0.00	0.000
Bob Wickman, R (8, 1) ERA: 4.35	1.0		4	1	0	0	1	0	0	0	0	0	0	10	12	0.00	1.000

BOTTOM

Cleveland Indians @ Kansas City Royals
Kauffman Stadium, Kansas City, MO
Sun May 12 2002, 7:05 PM CDT
Att. 10,820 - Cloudy - 58 F

livebaseballscorecards.com

AB	28
R	4
H	7
RBI	4
BB	6
SO	6
LOB	12



WP: 1	PA: 34
PB: 0	
SB: 0	
CS: 1	

Batter	1	2	3	4	5	6	7	8	9	AB	R	H	RBI	BB	SO	LOB
Chuck Knoblauch, R (1, 7) OBP: 0.259, SLG: 0.255	1-1 F9		4-1 BB		1-1 F8		1-0 G6-3			3	0	0	0	1	0	0
Michael Tucker, L (1, 10) OBP: 0.322, SLG: 0.363	0-1 1B		4-1 BB		4-2 E		2-1 G4-3			2	1	1	0	2	0	0
29 Mike Sweeney, R (1, 3) OBP: 0.379, SLG: 0.481	1-3 K		3-2 G1-3		4-2 E		2-3 K			3	0	0	0	1	2	4
Carlos Beltrán, S (1, 8) OBP: 0.336, SLG: 0.462		0-0 G4-3		4-2 1B	0-1 E6		2-2 G4-3			3	1	0	0	1	0	1
Joe Randa, R (1, 5) OBP: 0.331, SLG: 0.427		1-3 K		2-2 FC4-6	1-1 F2		2-3 K			4	0	1	0	0	2	2
Mark Quinn, R (1, 9) OBP: 0.250, SLG: 0.375		2-2 F9		2-1 FC4-6		1-1 L9		2-3 K		4	0	0	1	0	1	1
Neifi Perez, S (1, 6) OBP: 0.252, SLG: 0.324			2-1 BB	1-2 G4-3		0-0			1-0 F7	4	0	2	0	0	0	1
Juan Brito, R (1, 2) OBP: 0.273, SLG: 0.273			1-0 P3	3-1 L4		3-2 P5			3-1 F9	3	0	0	0	0	0	3
A.J. Hinch, R (9, PH) OBP: 0.327, SLG: 0.390										1	0	0	0	0	0	0
Carlos Febles, R (1, 4) OBP: 0.350, SLG: 0.360			0-1 F9		0-1 P6		1-0 G5-3		1-3 K	3	0	0	0	0	0	2
Brandon Berger, R (9, PH) OBP: 0.370, SLG: 0.400										1	0	0	0	0	1	0

Inning Stats	R: 0	H: 1	E: 0	LOB: 0	K: 1	P: 9	R: 0	H: 0	E: 0	LOB: 0	K: 1	P: 9	R: 0	H: 1	E: 0	LOB: 3	K: 0	P: 10	R: 1	H: 1	E: 0	LOB: 1	K: 0	P: 13	R: 1	H: 0	E: 1	LOB: 2	K: 0	P: 12	R: 0	H: 1	E: 0	LOB: 1	K: 0	P: 14	R: 0	H: 0	E: 0	LOB: 0	K: 1	P: 10	R: 0	H: 0	E: 0	LOB: 0	K: 2	P: 16	R: 0	H: 0	E: 0	LOB: 0	K: 1	P: 12	R: 0	H: 0	E: 0	LOB: 0	K: 1	P: 7	R: 0	H: 0	E: 0	LOB: 0	K: 1	P: 12	R: 0	H: 0	E: 0	LOB: 0	K: 1	P: 11	R: 0	H: 0	E: 0	LOB: 0	K: 1	P: 11	R: 0	H: 0	E: 0	LOB: 0	K: 1	P: 16	R: 0	H: 0	E: 0	LOB: 0	K: 1	P: 12	1B: 2	2B: 2	3B: 0	HR: 0	SF: 0	SAC: 0	DP: 0	HBP: 0	WP: 0	PB: 0	SB: 2	CS: 0	PA: 36
--------------	------	------	------	--------	------	------	------	------	------	--------	------	------	------	------	------	--------	------	-------	------	------	------	--------	------	-------	------	------	------	--------	------	-------	------	------	------	--------	------	-------	------	------	------	--------	------	-------	------	------	------	--------	------	-------	------	------	------	--------	------	-------	------	------	------	--------	------	------	------	------	------	--------	------	-------	------	------	------	--------	------	-------	------	------	------	--------	------	-------	------	------	------	--------	------	-------	------	------	------	--------	------	-------	-------	-------	-------	-------	-------	--------	-------	--------	-------	-------	-------	-------	--------

PITCHER	IP	WLS	BF	H	R	ER	SO	BB	IBB	HBP	BLK	WP	HR	S	P	ERA	WHIP
Brad Radke, R (1, 1) ERA: 5.08	2.0		6	1	0	0	2	0	0	0	0	0	0	14	19	0.00	0.500
Tony Fiore, R (3, 1) ERA: 0.89	2.0		11	2	1	1	0	3	0	0	0	0	0	23	49	4.50	2.500
Jack Cressend, R (5, 1) ERA: 8.47	0.2		4	0	1	0	0	2	0	0	0	0	0	8	17	0.00	3.000
J.C. Romero, L (5, 1) ERA: 0.4	2.2	W	10	1	0	0	1	0	0	0	0	0	0	22	35	0.00	0.375
Michael Jackson, R (8, 1) ERA: 1.26	0.2	H	2	0	0	0	2	0	0	0	0	0	0	7	11	0.00	0.000

PITCHER	IP	WLS	BF	H	R	ER	SO	BB	IBB	HBP	BLK	WP	HR	S	P	ERA	WHIP
Eddie Guardado, L (9, 1) ERA: 2.0	1.0		3	0	0	0	1	0	0	0	0	0	0	7	12	0.00	0.000

MINNESOTA TWINS @ KANSAS CITY ROYALS
Kauffman Stadium, Kansas City, MO
 Mon May 13 2002, 7:05 PM CDT
 Att. 12,389 - Sunny - 67 F

AB	31
R	2
H	4
RBI	1
BB	5
SO	6
LOB	14



WP: 0	PA: 36
PB: 0	
SB: 2	
CS: 0	

livebaseballscorecards.com

Batter	1	2	3	4	5	6	7	8	9	AB R H RBI BB SO LOB	TOP											
Jacque Jones, L (1, 7) OBP: 0.333, SLG: 0.454	0-0 F8		2-2 F7		1-3 K		3-2 F8			4 0 0 0 0 1 3	Minnesota Twins @ Kansas City Royals Kauffman Stadium, Kansas City, MO Tue May 14 2002, 7:05 PM CDT Att. 12,334 - Sunny - 71 F											
Cristian Guzman, S (1, 6) OBP: 0.246, SLG: 0.279	2-1 SF9 1B			0-3 K	1-2 FC5			0-0 F7		4 1 1 0 0 1 2												
Doug Mientkiewicz, L (1, 3) Casey Blake, R (7, 3) OBP: 0.367, SLG: 0.391 OBP: 0.333, SLG: 0.364	3-2 SF9 1-H			1-0 F7		1-0 G5-3		1-2 2B		2 0 0 1 0 0 0 1 0 1 0 0 0 0												
David Ortiz, L (1, 10) OBP: 0.306, SLG: 0.508	1-0 G4-3			3-2 1B 1B		2-3 K		2-2 P6		4 0 1 0 0 1 1												
Torii Hunter, R (1, 8) Bobby Kielty, S (6, 8) OBP: 0.383, SLG: 0.588 OBP: 0.391, SLG: 0.491		0-0 G4-3		1-0 1B 1-2 1B		1-2 FC5-4 1B		3-3 K		3 0 2 0 0 0 0 1 0 0 0 0 1 1												
Brian Buchanan, R (1, 9) OBP: 0.320, SLG: 0.457		0-3 K		0-0 1B 1-2 2-H 1B		1-2 FC5-4		1-2 F6		4 0 1 0 0 1 1												
A.J. Pierzynski, L (1, 2) OBP: 0.342, SLG: 0.422		1-2 G3-1			0-0 FC5 1B 1B		0-0 1B		0-1 L4	4 0 2 0 0 0 0												
Jay Canizaro, R (1, 5) OBP: 0.300, SLG: 0.325			1-2 G3-1		1-1 F8		0-0 P6		0-2 G4-3	4 0 0 0 0 0 2												
Denny Hocking, S (1, 4) OBP: 0.267, SLG: 0.218			0-0 F7		1-0 1B 1-2 1B		0-3 K			3 0 1 0 0 1 1												
Inning Stats	R: 1 E: 0 K: 0 S: 7	H: 1 LOB: 0 BB: 0 P: 13	R: 0 E: 0 K: 1 S: 7	H: 0 LOB: 0 BB: 0 P: 8	R: 0 E: 0 K: 0 S: 7	H: 0 LOB: 0 BB: 0 P: 10	R: 0 E: 0 K: 1 S: 10	H: 3 LOB: 2 BB: 0 P: 15	R: 0 E: 0 K: 1 S: 12	H: 2 LOB: 2 BB: 0 P: 16	R: 0 E: 0 K: 1 S: 12	H: 1 LOB: 1 BB: 0 P: 17	R: 0 E: 0 K: 1 S: 9	H: 1 LOB: 1 BB: 0 P: 12	R: 0 E: 0 K: 1 S: 13	H: 1 LOB: 1 BB: 0 P: 19	R: 0 E: 0 K: 0 S: 8	H: 0 LOB: 0 BB: 0 P: 9	1B: 8 2B: 1 3B: 0 HR: 0	SF: 1 SAC: 0 DP: 0 HBP: 0	WP: 0 PB: 0 SB: 1 CS: 0	PA: 35
PITCHER	IP WLS BF H R ER SO BB IBB HBP BLK WP HR S P ERA WHIP																					
Jeff Suppan, R (1, 1) ERA: 3.86	8.0 W 32 9 1 0 6 0 0 0 0 0 0 0 77 110 0.00 1.125																					
Miguel Asencio, R (9, 1) ERA: 12.15	1.0 3 0 0 0 0 0 0 0 0 0 0 0 8 9 0.00 0.000																					

livebaseballscorecards.com

AB	34
R	1
H	9
RBI	1
BB	0
SO	6
LOB	11



Batter	1	2	3	4	5	6	7	8	9
Chuck Knoblauch, R (1, 7) OBP: 0.275, SLG: 0.294 Raul Ibanez, L (8, 7) OBP: 0.231, SLG: 0.310	1-2 HR	4-1 BB		3-2 1-H G4-3 29 SF9 1B	0-2 L6			1-1 F7	
Michael Tucker, L (1, 9) OBP: 0.317, SLG: 0.349	0-0 B1-3	4-1 BB		2-0 G4-3	2-3 K			0-0 G3	
29 Mike Sweeney, R (1, 3) OBP: 0.376, SLG: 0.473 Brandon Berger, R (8, PH) OBP: 0.357, SLG: 0.385 (9, 3)	4-2 BB	1-0 F9		1-1 SF9		3-2 G4-3		0-1 G5-3	
Carlos Beltrán, S (1, 8) OBP: 0.340, SLG: 0.455	0-2 G3-6-3 1-2f		4-1 BB	4-1 BB		0-0 F8			
Joe Randa, R (1, 5) OBP: 0.328, SLG: 0.421		0-1 F9	2-1 BB	0-0 G4-3		0-1 G6-3			
Mark Quinn, R (1, 10) OBP: 0.250, SLG: 0.333		2-2 G6-3	2-3 K		0-1 1B HR 1B		2-3 K		
Neifi Perez, S (1, 6) OBP: 0.265, SLG: 0.350		1-1 1B 3B	1-1 F9		0-0 1B HR 1B		1-0 FC5-4 1B		
A.J. Hinch, R (1, 2) OBP: 0.340, SLG: 0.467		2-1 BB 1B 1B	1-2 F8		1-1 HR		2-2 FC5-4		
Carlos Febles, R (1, 4) OBP: 0.358, SLG: 0.370 Donnie Sadler, R (7, PH) OBP: 0.283, SLG: 0.302 (8, 4)		0-2 BB BB 1B		3-2 1B	1-1 F9		0-0 F9		

Inning Stats	R: 1	H: 1	E: 0	K: 0	S: 11	R: 2	H: 3	E: 0	K: 0	S: 15	R: 0	H: 1	E: 0	K: 1	S: 11	R: 2	H: 2	E: 0	K: 0	S: 18	R: 3	H: 3	E: 0	K: 1	S: 13	R: 0	H: 0	E: 0	K: 0	S: 6	R: 0	H: 1	E: 0	K: 1	S: 9	R: 0	H: 0	E: 0	K: 0	S: 5
	LOB: 0	BB: 1	P: 16	LOB: 3	BB: 2	P: 29	LOB: 2	BB: 1	P: 21	LOB: 1	BB: 1	P: 31	LOB: 0	BB: 0	P: 17	LOB: 0	BB: 0	P: 9	LOB: 1	BB: 0	P: 14	LOB: 0	BB: 0	P: 6	LOB: 0	BB: 0	P: 6	LOB: 0	BB: 0	P: 6	LOB: 0	BB: 0	P: 6	LOB: 0	BB: 0	P: 6	LOB: 0	BB: 0	P: 6	


PITCHER	IP	WLS	BF	H	R	ER	SO	BB	IBB	HBP	BLK	WP	HR	S	P	ERA	WHIP
Matt Kinney, R (1, 1) ERA: 4.32	3.2	L	22	7	5	5	1	5	0	0	0	0	1	54	96	12.27	3.273
Bob Wells, R (4, 1) ERA: 7.58	2.1		10	3	3	3	1	0	0	0	0	0	1	20	27	11.57	1.286
LaTroy Hawkins, R (7, 1) ERA: 1.52	2.0		7	1	0	0	1	0	0	0	0	0	0	14	20	0.00	0.500

BOTTOM

AB R H RBI BB SO LOB
 3 2 2 2 1 0 0
 1 0 0 0 0 0 0
 4 0 0 1 1 1 1
 2 0 0 1 1 0 3
 1 0 0 0 0 0 0
 2 0 0 0 2 0 1
 4 0 1 0 0 0 1
 4 1 1 0 0 2 2
 4 2 3 0 0 0 2
 4 2 2 4 0 0 3
 3 1 2 0 0 0 0
 1 0 0 0 0 0 1

AB 33
R 8
H 11
RBI 8
BB 5
SO 3
LOB 14

WP: 0 PA: 39
 PB: 0
 SB: 1
 CS: 0



Minnesota Twins @ Kansas City Royals
 Kauffman Stadium, Kansas City, MO
 Tue May 14 2002, 7:05 PM CDT
 Att. 12,334 - Sunny - 71 F

Batter	1	2	3	4	5	6	7	8	9	AB R H RBI BB SO LOB	TOP																
Jacque Jones, L (1, 7) OBP: 0.335, SLG: 0.490	1-0 HR	1-2 F7		0-2 F5		2-0 HR		1-1 G4-3		5 2 2 4 0 0 2																	
Cristian Guzman, S (1, 6) OBP: 0.245, SLG: 0.276	0-0 FC5-4 1B		1-3 K		0-0 G3	1-1 L8		2-2 G6-3		5 0 1 0 0 1 0																	
Torii Hunter, R (1, 8) OBP: 0.377, SLG: 0.572	0-1 FC5-4 1B		4-2 1B BB		2-1 G5-3		1-2 G4-3		0-0 F9	4 2 0 0 1 0 1																	
David Ortiz, L (1, 3) OBP: 0.299, SLG: 0.485	2-3 K		0-2 1B 1B		3-1 G4-3		0-2 F7		1-2 L7	5 0 1 0 0 1 1																	
Bobby Kielty, S (1, 9) OBP: 0.412, SLG: 0.500	3-2 1B		1-0 1B		4-2 FC5-4 BB		0-1 G5-3			3 0 2 2 1 0 0																	
Brian Buchanan, R (1, 10) OBP: 0.304, SLG: 0.432	0-1 L4		3-2 F7		0-0 FC5-4 1B G4-3		1-2 G1-3			4 1 0 0 0 0 4																	
A.J. Pierzynski, L (1, 2) OBP: 0.347, SLG: 0.425		1-1 P4	0-2 G4-3		0-1 G4-3 HR 1B		1-2 1B E 1B			4 2 2 0 0 0 2																	
Casey Blake, R (1, 5) OBP: 0.313, SLG: 0.333		2-3 K		1-0 F8		2-0 FC4 HR G4-3		0-0 FC6-4 1B		4 1 1 0 0 1 2																	
Denny Hocking, S (1, 4) OBP: 0.266, SLG: 0.220		2-1 1B		1-3 K		0-0 G4-3		2-2 FC6-4		4 0 1 1 0 1 3																	
Inning Stats	R: 2 E: 0 K: 1 S: 16	H: 3 LOB: 1 BB: 0 P: 22	R: 0 E: 0 K: 1 S: 10	H: 1 LOB: 1 BB: 0 P: 16	R: 1 E: 0 K: 1 S: 18	H: 2 LOB: 2 BB: 1 P: 27	R: 0 E: 0 K: 1 S: 7	H: 0 LOB: 0 BB: 0 P: 9	R: 0 E: 0 K: 0 S: 5	H: 0 LOB: 0 BB: 0 P: 10	R: 4 E: 1 K: 0 S: 10	H: 2 LOB: 0 BB: 1 P: 19	R: 0 E: 0 K: 0 S: 10	H: 0 LOB: 0 BB: 0 P: 11	R: 1 E: 1 K: 0 S: 13	H: 2 LOB: 1 BB: 0 P: 18	R: 0 E: 0 K: 0 S: 7	H: 0 LOB: 0 BB: 0 P: 10	1B: 8 2B: 0 3B: 0 HR: 2	SF: 0 SAC: 0 DP: 0 HBP: 0	WP: 0 PB: 0 SB: 1 CS: 0	PA: 40					
PITCHER	IP WLS BF H R ER SO BB IBB HBP BLK WP HR S P ERA WHIP																										
Blake Stein, R (1, 1) ERA: 8.41	4.0		19	6	3	3	4	1	0	0	0	0	1	51	74	6.75	1.750										
Dan Reichert, R (5, 1) ERA: 5.93	1.2	L	8	1	3	1	0	1	0	0	0	0	0	12	23	5.40	1.200										
Brian Shouse, L (6, 1) ERA: 3.0	1.1		5	1	1	0	0	0	0	0	0	1	13	17	0.00	0.750											
Cory Bailey, R (8, 1) ERA: 4.37	2.0		8	2	1	0	0	0	0	0	0	0	0	20	28	0.00	1.000										

Minnesota Twins @ Kansas City Royals
Kauffman Stadium, Kansas City, MO

Wed May 15 2002, 7:05 PM CDT
Att. 12,620 - Sunny - 71 F



livebaseballscorecards.com

Batter	1	2	3	4	5	6	7	8	9	AB R H RBI BB SO LOB
Chuck Knoblauch, R (1, 7) OBP: 0.272, SLG: 0.289	1-1 F7		2-2 F9	3-2 F7			0-1 E6 HR		0-1 S 29 1B	5 1 1 0 0 0 4
Neifi Perez, S (1, 6) OBP: 0.263, SLG: 0.366	2-2 F5		0-0 F5		0-2 F9		1-1 1-H HR		0-1 F9	5 1 1 2 0 0 3
29 Mike Sweeney, R (1, 3) OBP: 0.390, SLG: 0.522 Michael Tucker, L (9, PR) OBP: 0.317, SLG: 0.349	1-0 2B		2-0 L5		0-0 HR		2-2 2B		1-0 S 1B	5 1 4 1 0 0 1 0 0 0 0 0 0 0
Carlos Beltrán, S (1, 8) OBP: 0.329, SLG: 0.438	0-1 G5-3		1-1 F7		1-2 L5 HR		1-1 F8		0-3 K2-3	5 0 0 0 0 1 4
Joe Randa, R (1, 5) OBP: 0.325, SLG: 0.414		2-1 G4-3		0-0 1B HBP 1B	2-0 F8		1-0 L1			4 1 1 0 0 0 1
Mark Quinn, R (1, 10) OBP: 0.250, SLG: 0.267		2-2 G1-3		1-2 1B HBP		2-2 G5-3		1-0 F8		3 1 0 0 0 0 0
Brandon Berger, R (1, 9) OBP: 0.355, SLG: 0.379 Raul Ibanez, L (8, PH) OBP: 0.228, SLG: 0.306		0-1 F3		3-2 1B 1B		1-0 F7		1-1 F9		3 0 1 0 0 0 0 1 0 0 0 0 0 0
A.J. Hinch, R (1, 2) OBP: 0.333, SLG: 0.449			0-1 F9 29 WP 1B		2-0 F7		0-1 F9		0-0 F7	4 1 1 0 0 0 3
Carlos Febles, R (1, 4) OBP: 0.364, SLG: 0.375			1-0 29 WP 1B		2-0 S 1B		1-0 F9		3-2 P3	4 0 2 2 0 0 0

BOTTOM

Minnesota Twins @ Kansas City Royals
Kauffman Stadium, Kansas City, MO

Wed May 15 2002, 7:05 PM CDT
Att. 12,620 - Sunny - 71 F

livebaseballscorecards.com

AB	39
R	6
H	11
RBI	5
BB	0
SO	1
LOB	16



Inning Stats	R: 0	H: 1	E: 0	K: 0	S: 9	H: 0	LOB: 0	BB: 0	P: 11	R: 1	H: 2	E: 0	K: 0	S: 11	R: 2	H: 3	E: 0	K: 0	S: 14	R: 1	H: 1	E: 0	K: 0	S: 10	R: 0	H: 0	E: 0	K: 0	S: 7	R: 2	H: 2	E: 1	K: 0	S: 11	R: 0	H: 0	E: 0	K: 0	S: 4	R: 0	H: 2	E: 0	K: 1	S: 11	1B: 7	2B: 2	3B: 0	HR: 2	SF: 0	SAC: 0	DP: 0	HBP: 1	WP: 1	PB: 0	SB: 3	CS: 0	PA: 40
--------------	------	------	------	------	------	------	--------	-------	-------	------	------	------	------	-------	------	------	------	------	-------	------	------	------	------	-------	------	------	------	------	------	------	------	------	------	-------	------	------	------	------	------	------	------	------	------	-------	-------	-------	-------	-------	-------	--------	-------	--------	-------	-------	-------	-------	--------

PITCHER	IP	WLS	BF	H	R	ER	SO	BB	IBB	HBP	BLK	WP	HR	S	P	ERA	WHIP
Eric Milton, L (1, 1) ERA: 5.53	6.1	W	29	8	6	5	0	0	0	0	0	1	2	63	96	7.11	1.263
Mike Trombley, R (7, 1) ERA:	0.1	H	2	1	0	0	0	0	0	0	0	0	0	5	8	0.00	3.000
Michael Jackson, R (7, 1) ERA: 1.15	1.1	H	4	0	0	0	0	0	0	0	0	0	0	5	8	0.00	0.000
Eddie Guardado, L (9, 1) ERA: 1.89	1.0	S	5	2	0	0	1	0	0	0	0	0	0	11	15	0.00	2.000

Batter	1	2	3	4	5	6	7	8	9	AB R H RBI BB SO LOB	TOP											
Jacque Jones, L (1, 7) OBP: 0.335, SLG: 0.503	1-3 K	1-0 G4-3		2-1 HR		2-3 K	1-0 FC5 HR 1B	1-1 FC4-6		6 2 2 2 0 2 3												
Cristian Guzman, S (1, 6) OBP: 0.242, SLG: 0.291	1-3 K	0-0 G5-3		0-0 F7		2-0 HR	0-0 FC5 HR	0-2 F8		6 2 1 1 0 1 5												
Torii Hunter, R (1, 8) OBP: 0.387, SLG: 0.614	3-2 HR		2-1 G1 1B	2-2 G6-3		1-1 BB 1B	0-0 HR		1-3 K	6 3 4 4 0 1 0												
David Ortiz, L (1, 10) OBP: 0.309, SLG: 0.493 Brian Buchanan, R (7, PH) OBP: 0.309, SLG: 0.447	1-1 G3		0-0 G1		2-2 G4-3 2B	4-0 BB	1-0 2B		1-3 K2-3	3 0 1 0 1 0 1 2 0 1 0 0 1 0												
Dustan Mohr, R (1, 9) OBP: 0.366, SLG: 0.456		0-0 2B 1B	1-2 SF8 1B		1-2 P4	0-1 L8	4-1 BB		0-1 F7	5 2 2 1 1 0 3												
Bobby Kielty, S (1, 3) OBP: 0.425, SLG: 0.517		2-2 2B 1B	4-0 S BB		1-0 G4-3					4 2 2 0 1 0 3												
Jay Canizaro, R (1, 5) OBP: 0.295, SLG: 0.333		2-1 2B 2B	3-1 SF8		3-2 F7		1-1 G4-3	1-0 G1-3		4 1 1 2 0 0 2												
Tom Prince, R (1, 2) OBP: 0.409, SLG: 0.737		0-0 G6-3	1-1 P3			2-2 HR	0-0 BB 1B	4-0 FC4-6 1B BB		4 2 2 3 1 0 2												
Denny Hocking, S (1, 4) OBP: 0.283, SLG: 0.244		1-1 G4-3 2B		2-2 F8		1-0 F7	4-0 FC5 1B BB	3-2 FC4-6 1B		4 0 2 1 1 0 0												
Inning Stats	R: 1 E: 0 K: 2 S: 11	H: 1 LOB: 0 BB: 0 P: 17	R: 3 E: 0 K: 0 S: 11	H: 4 LOB: 1 BB: 0 P: 17	R: 2 E: 0 K: 0 S: 11	H: 2 LOB: 1 BB: 1 P: 22	R: 1 E: 0 K: 0 S: 9	H: 1 LOB: 0 BB: 0 P: 15	R: 0 E: 0 K: 0 S: 11	H: 1 LOB: 1 BB: 0 P: 18	R: 2 E: 0 K: 1 S: 13	H: 3 LOB: 2 BB: 1 P: 25	R: 5 E: 1 K: 0 S: 11	H: 5 LOB: 2 BB: 2 P: 24	R: 0 E: 0 K: 0 S: 10	H: 1 LOB: 2 BB: 1 P: 19	R: 0 E: 0 K: 2 S: 9	H: 0 LOB: 0 BB: 0 P: 11	1B: 8 2B: 5 3B: 0 HR: 5	SF: 1 SAC: 0 DP: 0 HBP: 0	WP: 0 PB: 0 SB: 3 CS: 0	PA: 50
PITCHER	IP WLS BF H R ER SO BB IBB HBP BLK WP HR S P ERA WHIP																					
Chris George, L (1, 1) ERA: 5.6	3.0 L 17 7 6 6 2 1 0 0 0 0 0 1 33 56 18.00 2.667																					
Miguel Asencio, R (4, 1) ERA: 11.17	3.0 15 5 3 3 1 1 0 0 0 0 0 3 33 58 9.00 2.000																					
Brian Shouse, L (7, 1) ERA: 7.45	0.2 9 5 5 5 0 2 0 0 0 0 0 1 9 20 67.50 10.500																					
Jason Grimsley, R (7, 1) ERA: 5.06	1.1 6 1 0 0 0 1 0 0 0 0 0 0 12 23 0.00 1.500																					
Roberto Hernandez, R (9, 1) ERA: 4.5	1.0 3 0 0 0 0 2 0 0 0 0 0 0 9 11 0.00 0.000																					

Minnesota Twins @ Kansas City Royals
Kauffman Stadium, Kansas City, MO
Thu May 16 2002, 1:05 PM CDT
Att. 24,055 - Sunny - 75 F

livebaseballscorecards.com

AB	44
R	14
H	18
RBI	14
BB	5
SO	5
LOB	19



Batter	1	2	3	4	5	6	7	8	9	AB	R	H	RBI	BB	SO	LOB
Chuck Knoblauch, R (1, 7) OBP: 0.271, SLG: 0.282 Brandon Berger, R (8, 7) OBP: 0.375, SLG: 0.500	2-2 		1-3 		4-2 	0-2 			2-2 	3	1	0	0	1	1	2
Neifi Perez, S (1, 6) OBP: 0.258, SLG: 0.358 Donnie Sadler, R (7, PH) OBP: 0.271, SLG: 0.289 (8, 6)	2-2 		0-0 		2-2 		0-1 		0-0 	3	1	0	0	0	0	2
29 Mike Sweeney, R (1, 3) OBP: 0.395, SLG: 0.518 Raul Ibanez, L (7, PH) OBP: 0.234, SLG: 0.310 (8, 3)	4-1 		2-3 		4-2 		1-1 		3-2 	1	1	0	0	2	1	1
Michael Tucker, L (1, 8) OBP: 0.321, SLG: 0.360	2-1 			1-2 		0-0 		1-1 	2-2 	5	0	2	2	0	0	1
Joe Randa, R (1, 5) OBP: 0.326, SLG: 0.407 Luis Alicea, S (8, 5) OBP: 0.191, SLG: 0.136		2-2 		4-0 		1-0 		1-0 	1-1 	2	0	0	0	1	0	2
Carlos Beltrán, S (1, 10)		4-0 		1-2 		1-1 		2-1 		3	0	2	1	1	0	0
Mark Quinn, R (1, 9) OBP: 0.250, SLG: 0.222		2-2 		1-1 		0-1 		0-3 		3	0	0	0	0	1	4
Carlos Febles, R (1, 4) OBP: 0.360, SLG: 0.380		1-1 		2-2 		3-2 			1-1 	4	0	1	0	0	0	4
Juan Brito, R (1, 2) OBP: 0.333, SLG: 0.467			2-2 		1-2 		0-2 		3-2 	4	1	2	0	0	0	1

Inning Stats	R: 0	H: 0	E: 0	K: 10	S: 10	LOB: 1	BB: 20	P: 20
	R: 0	H: 0	E: 0	K: 8	S: 8	LOB: 1	BB: 1	P: 17
	R: 0	H: 1	E: 0	K: 2	S: 12	LOB: 1	BB: 0	P: 17
	R: 0	H: 1	E: 0	K: 0	S: 12	LOB: 2	BB: 21	P: 21
	R: 3	H: 2	E: 1	K: 0	S: 18	LOB: 2	BB: 2	P: 31
	R: 0	H: 1	E: 0	K: 0	S: 14	LOB: 0	BB: 0	P: 17
	R: 0	H: 0	E: 0	K: 0	S: 6	LOB: 0	BB: 0	P: 8
	R: 0	H: 0	E: 0	K: 1	S: 6	LOB: 0	BB: 0	P: 9
	R: 2	H: 4	E: 0	K: 0	S: 24	LOB: 2	BB: 0	P: 36
	1B: 4	2B: 5	3B: 0	HR: 1	SF: 0	SAC: 0	DP: 2	HBP: 1

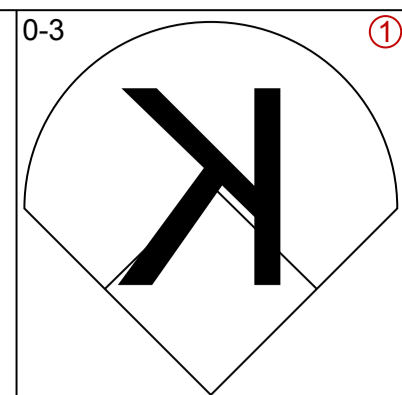
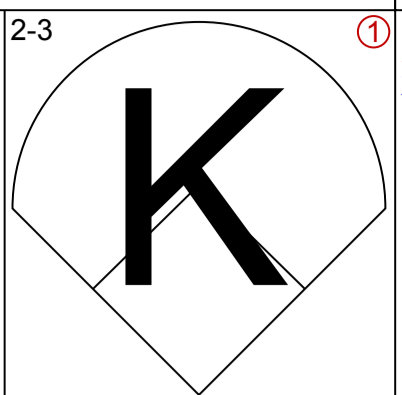
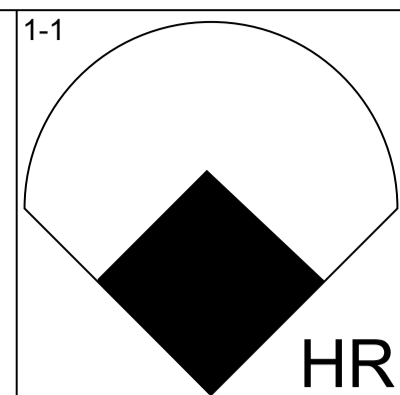
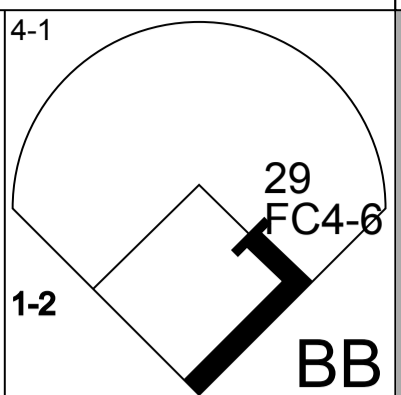
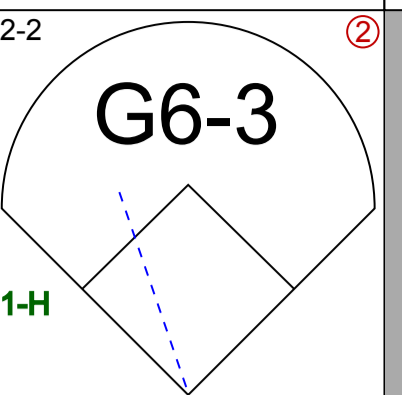
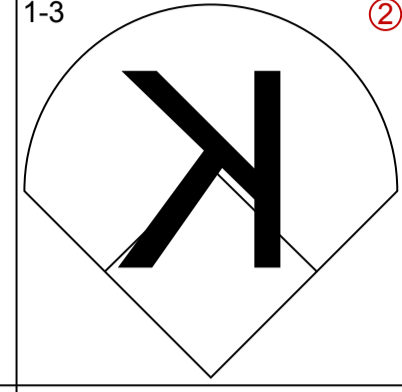
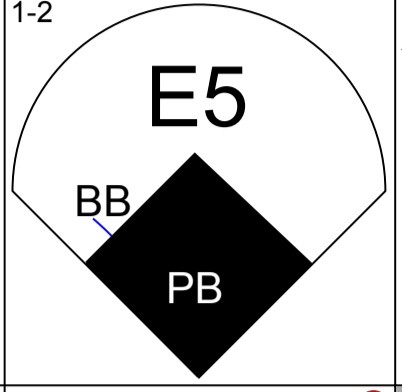
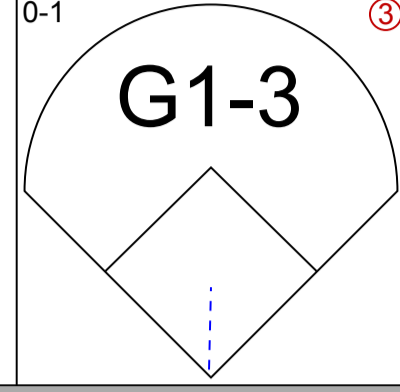
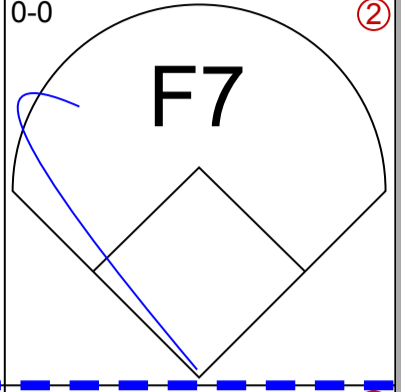
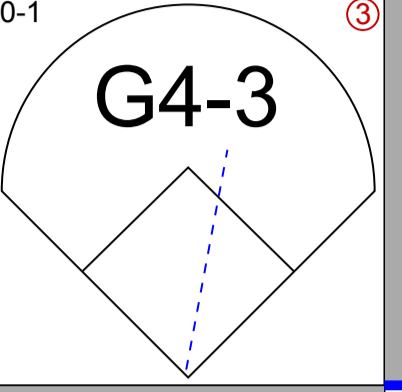
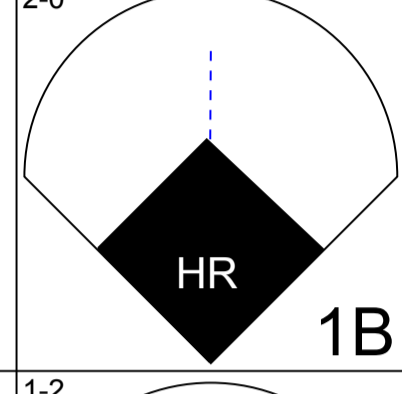
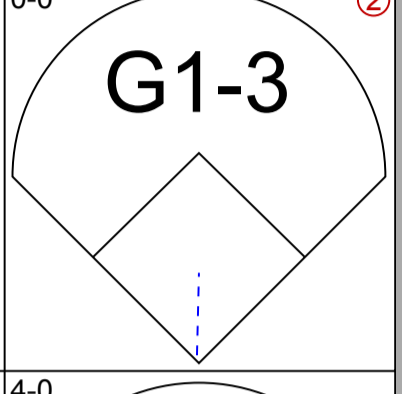
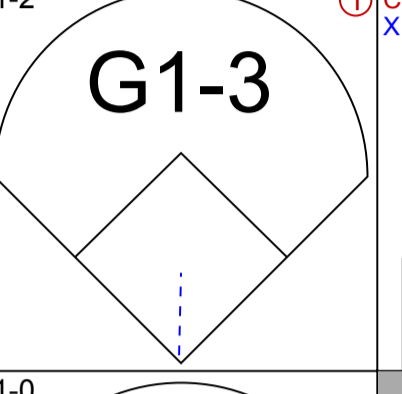
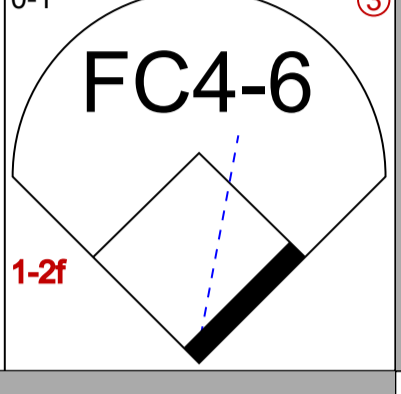
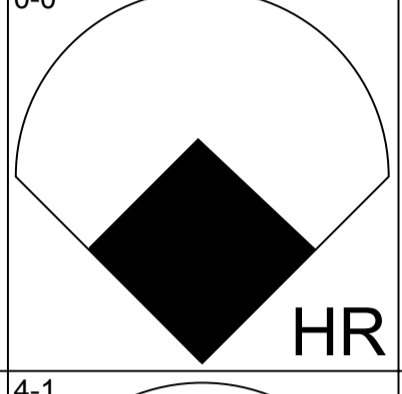
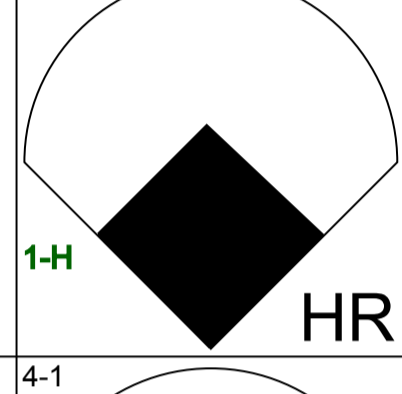
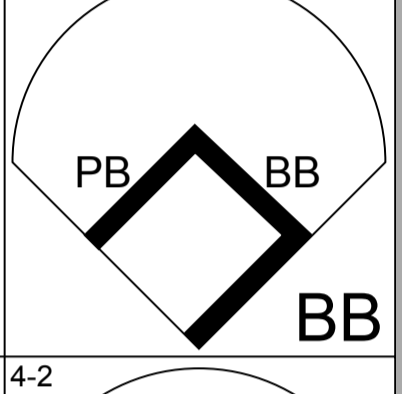
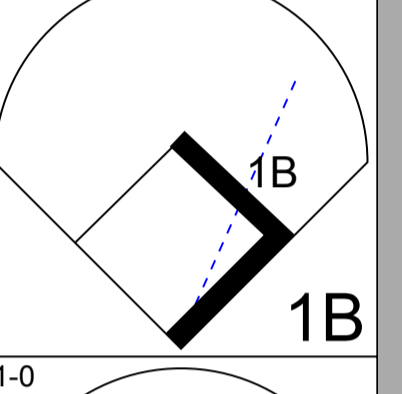
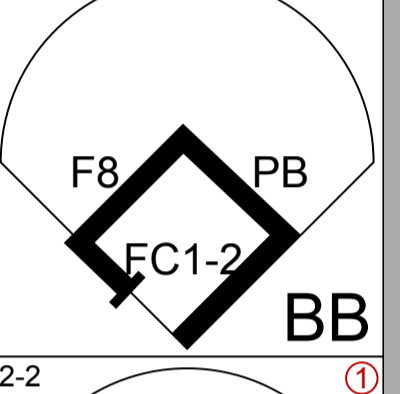
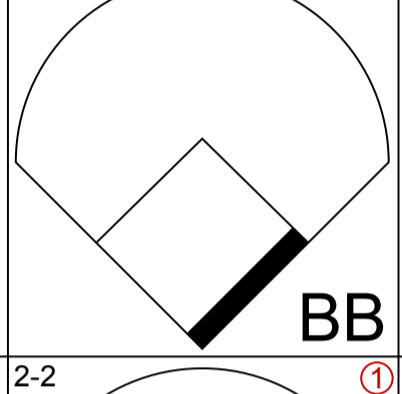
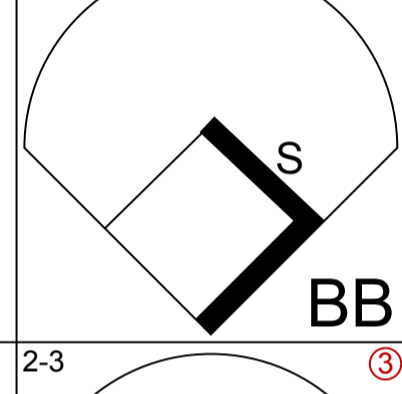
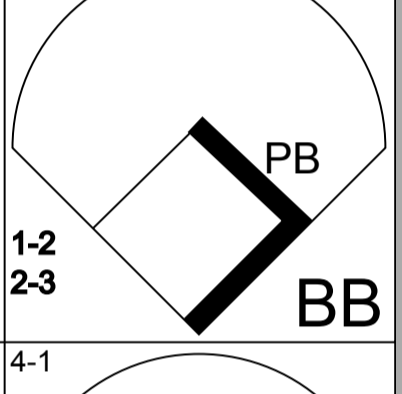
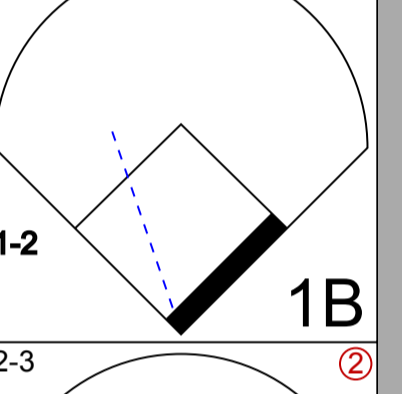
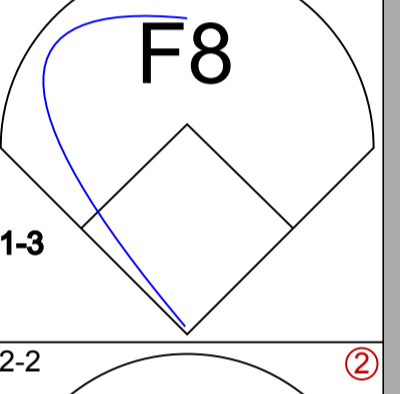
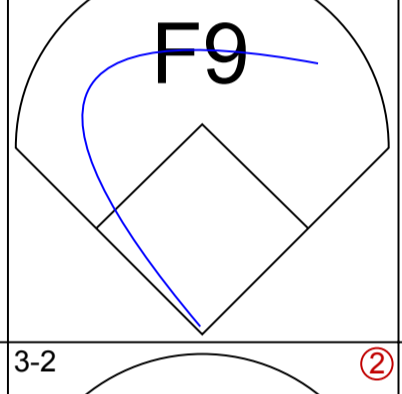
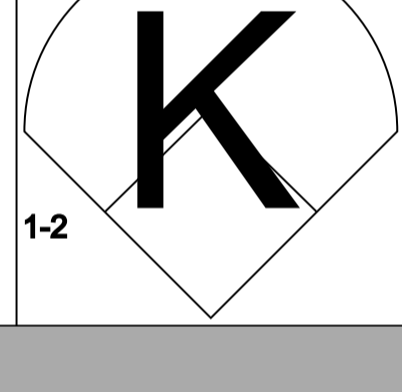
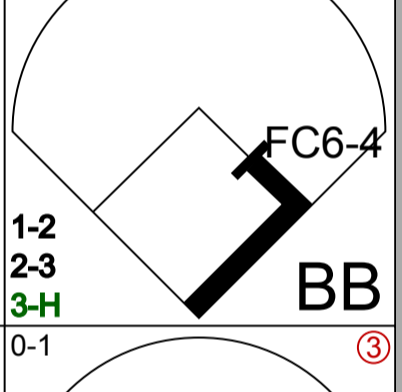
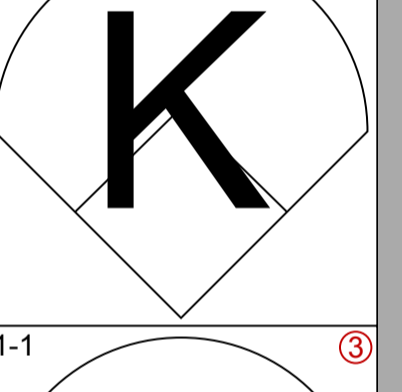
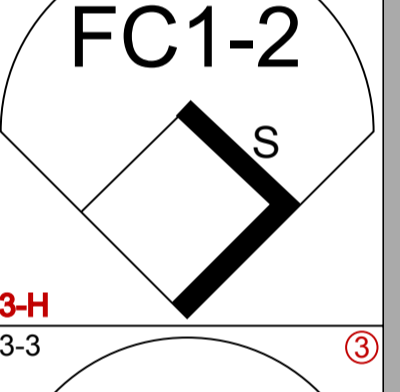
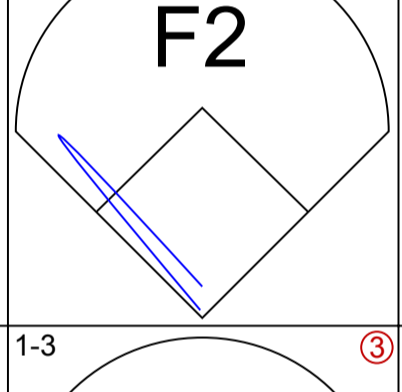
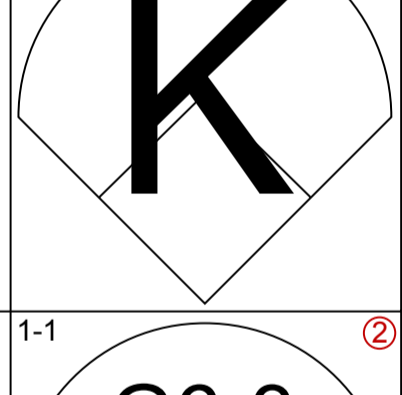
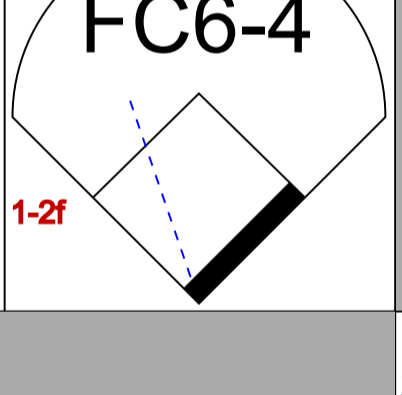
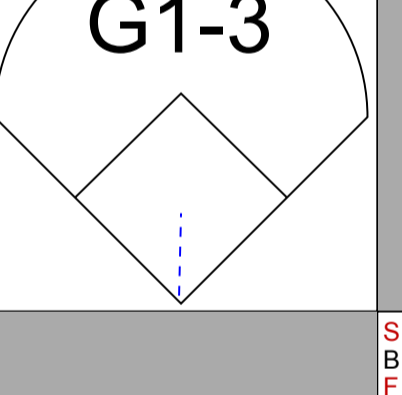
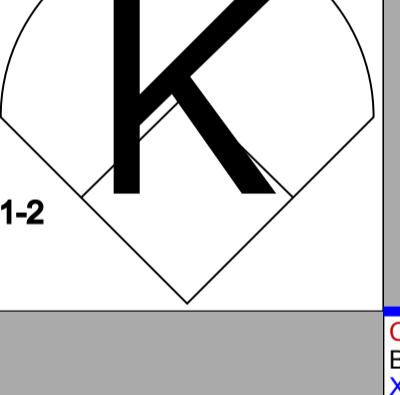
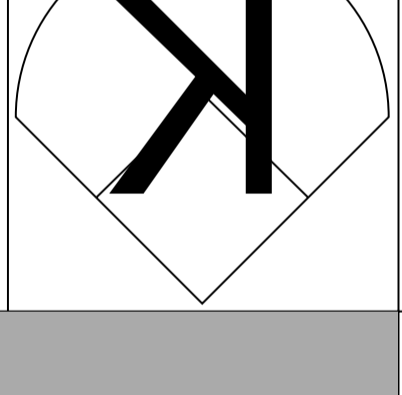
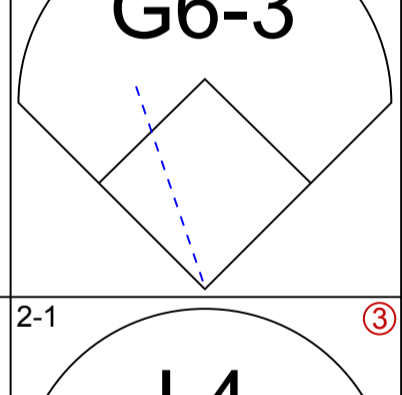
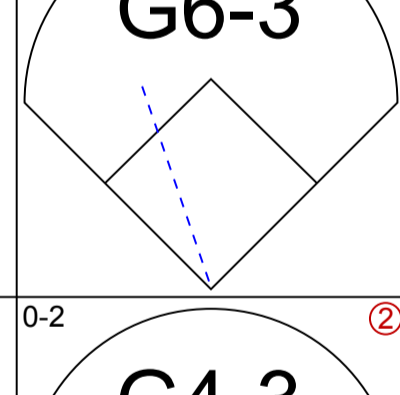
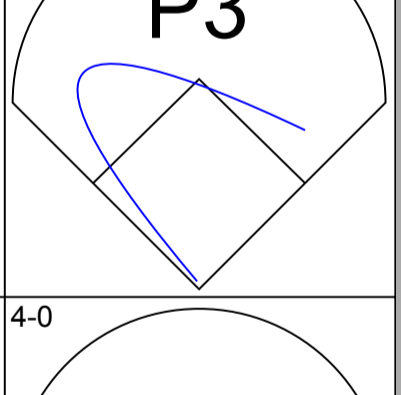
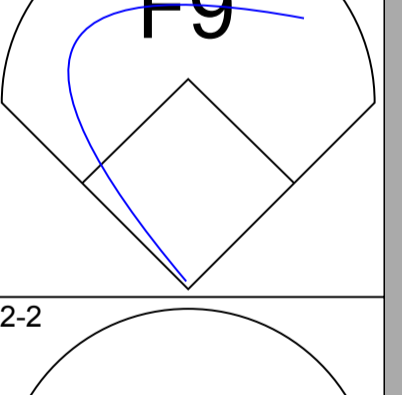
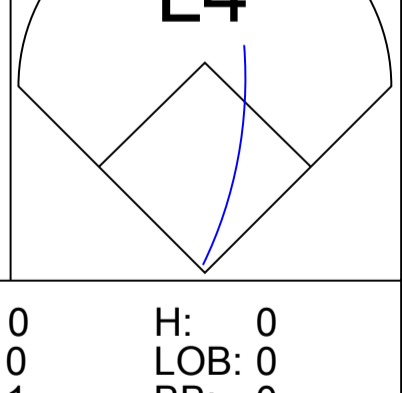
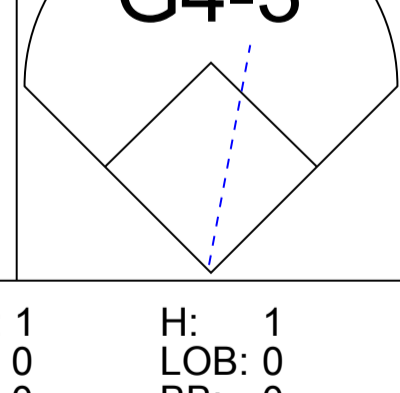
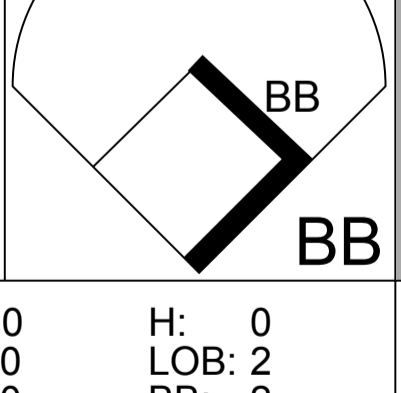
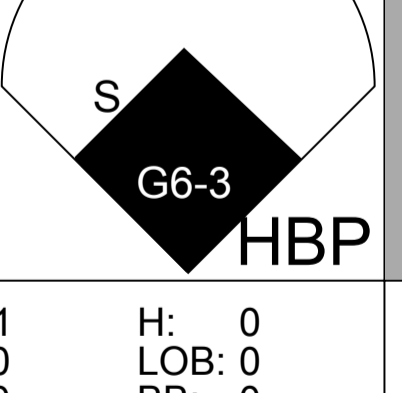
BOTTOM

Minnesota Twins @ Kansas City Royals
 Kauffman Stadium, Kansas City, MO
 Thu May 16 2002, 1:05 PM CDT
 Att. 24,055 - Sunny - 75 F

AB	35
R	5
H	9
RBI	5
BB	5
SO	3
LOB	19



PITCHER	IP	WLS	BF	H	R	ER	SO	BB	IBB	HBP	BLK	WP	HR	S	P	ERA	WHIP
Kyle Lohse, R (1, 1) ERA: 5.11	5.0		25	4	3	1	2	5	0	1	0	0	0	60	106	1.80	1.800
Jack Cressend, R (6, 1) ERA: 7.58	2.0		6	1	0	0	0	0	0	0	0	0	0	20	25	0.00	0.500
Bob Wells, R (8, 1) ERA: 7.2	1.0		3	0	0	0	1	0	0	0	0	0	0	6	9	0.00	0.000
Mike Trombley, R (9, 1) ERA: 13.5	1.0		7	4	2	2	0	0	0	0	0	0	1	24	36	18.00	4.000

Batter	1	2	3	4	5	6	7	8	9	AB R H RBI BB SO LOB	TOP	
Chuck Knoblauch, R (1, 7) <small>OBP: 0.276, SLG: 0.306</small>										4 1 1 2 1 2 0	Kansas City Royals @ Cleveland Indians Jacobs Field, Cleveland, OH Fri May 17 2002, 7:05 PM EDT Att. 32,593 - Cloudy - 47 F	
Nefti Perez, S (1, 6) <small>OBP: 0.250, SLG: 0.346</small>										5 1 0 0 0 1 2		
29 Mike Sweeney, R (1, 3) <small>OBP: 0.395, SLG: 0.535</small>												5 2 2 1 0 0 3
Joe Randa, R (1, 5) <small>OBP: 0.351, SLG: 0.443</small>												2 1 2 2 3 0 0
Mark Quinn, R (1, 9) <small>OBP: 0.320, SLG: 0.238</small>												3 0 1 0 2 0 2
Carlos Beltrán, S (1, 8) <small>OBP: 0.335, SLG: 0.431</small>												4 0 0 0 1 2 5
Brandon Berger, R (1, 10) <small>OBP: 0.324, SLG: 0.429</small>												5 0 0 0 0 3 7
A.J. Hinch, R (1, 2) <small>OBP: 0.311, SLG: 0.415</small>										4 0 0 0 0 0 0		
Carlos Febles, R (1, 4) <small>OBP: 0.364, SLG: 0.373</small>										2 1 0 0 1 0 0		
Inning Stats	R: 2 H: 2 E: 0 LOB: 1 K: 3 BB: 1 S: 15 P: 25	R: 0 H: 0 E: 0 LOB: 0 K: 1 BB: 0 S: 9 P: 15	R: 1 H: 0 E: 1 LOB: 3 K: 1 BB: 3 S: 15 P: 30	R: 1 H: 1 E: 0 LOB: 0 K: 0 BB: 0 S: 9 P: 11	R: 0 H: 2 E: 0 LOB: 2 K: 1 BB: 0 S: 10 P: 16	R: 0 H: 0 E: 0 LOB: 2 K: 0 BB: 2 S: 7 P: 16	R: 0 H: 0 E: 0 LOB: 1 K: 1 BB: 1 S: 12 P: 23	R: 1 H: 0 E: 0 LOB: 0 K: 0 BB: 0 S: 10 P: 15	R: 1 H: 1 E: 0 LOB: 1 K: 1 BB: 1 S: 13 P: 23	1B: 3 SF: 0 2B: 0 SAC: 0 3B: 0 DP: 0 HR: 3 HBP: 1	WP: 0 PA: 43 PB: 2 SB: 4 CS: 0	
PITCHER Chuck Finley, L (1, 1) <small>ERA: 5.19</small> Chad Paronto, R (6, 1) <small>ERA: 5.79</small> Mark Wohlers, R (8, 1) <small>ERA: 7.64</small> David Riske, R (9, 1) <small>ERA: 4.34</small>	IP WLS BF H R ER SO BB IBB HBP BLK WP HR S P ERA WHIP 5.2 L 29 5 4 3 6 6 0 0 0 0 0 2 63 111 4.76 1.941	PITCHER IP WLS BF H R ER SO BB IBB HBP BLK WP HR S P ERA WHIP 1.1 5 0 0 0 1 1 0 0 0 0 0 0 14 25 0.00 0.750 1.0 4 0 1 1 0 0 0 0 1 0 0 0 10 15 9.00 0.000 1.0 5 1 1 1 1 1 0 0 0 0 0 1 13 23 9.00 2.000										

livebaseballscorecards.com



Batter	1	2	3	4	5	6	7	8	9	AB	R	H	RBI	BB	SO	LOB
--------	---	---	---	---	---	---	---	---	---	----	---	---	-----	----	----	-----

Omar Vizquel, S <small>OBP: 0.423, SLG: 0.553</small> <small>(1, 6)</small> 										2	0	0	0	2	0	0
Ricky Gutierrez, R <small>OBP: 0.303, SLG: 0.317</small> <small>(1, 4)</small> 										3	1	0	0	1	0	2
Matt Lawton, L <small>OBP: 0.369, SLG: 0.510</small> <small>(1, 9)</small> 										4	1	2	0	0	0	0
Jim Thome, L <small>OBP: 0.358, SLG: 0.500</small> <small>(1, 3)</small> 										3	0	1	1	1	1	2
Ellis Burks, R <small>OBP: 0.387, SLG: 0.471</small> <small>(1, 10)</small> 										4	0	1	0	0	2	2
Russell Branan, L <small>OBP: 0.292, SLG: 0.452</small> <small>(1, 5)</small> 										3	0	0	0	1	2	2
Bruce Aven, R <small>(1, 7)</small> 										4	0	0	0	0	1	3
Brady Anderson, L <small>OBP: 0.333, SLG: 0.270</small> <small>(1, 8)</small> 										4	0	1	0	0	0	1
Einar Diaz, R <small>OBP: 0.265, SLG: 0.364</small> <small>(1, 2)</small> 										3	0	0	0	0	0	1

Inning Stats	R: 1	H: 2	E: 0	K: 1	S: 19	LOB: 1	BB: 0	P: 29	R: 0	H: 0	E: 0	K: 1	S: 7	LOB: 0	BB: 0	P: 10	R: 1	H: 0	E: 1	K: 0	S: 11	LOB: 1	BB: 2	P: 22	R: 0	H: 0	E: 0	K: 1	S: 6	LOB: 0	BB: 0	P: 7	R: 0	H: 1	E: 0	K: 0	S: 13	LOB: 1	BB: 1	P: 22	R: 0	H: 1	E: 0	K: 1	S: 8	LOB: 2	BB: 1	P: 13	R: 0	H: 0	E: 0	K: 0	S: 6	LOB: 0	BB: 0	P: 10	R: 0	H: 1	E: 0	K: 2	S: 11	LOB: 1	BB: 0	P: 14	R: 0	H: 0	E: 0	K: 0	S: 5	LOB: 0	BB: 1	P: 12	1B: 4	SF: 0	2B: 1	SAC: 0	3B: 0	DP: 2	HR: 0	HBP: 0	WP: 0	PA: 35
--------------	------	------	------	------	-------	--------	-------	-------	------	------	------	------	------	--------	-------	-------	------	------	------	------	-------	--------	-------	-------	------	------	------	------	------	--------	-------	------	------	------	------	------	-------	--------	-------	-------	------	------	------	------	------	--------	-------	-------	------	------	------	------	------	--------	-------	-------	------	------	------	------	-------	--------	-------	-------	------	------	------	------	------	--------	-------	-------	-------	-------	-------	--------	-------	-------	-------	--------	-------	--------

PITCHER	IP	WLS	BF	H	R	ER	SO	BB	IBB	HBP	BLK	WP	HR	S	P	ERA	WHIP
Paul Byrd, R <small>ERA: 2.56</small> <small>(1, 1)</small>	8.0	W	32	5	2	1	6	4	0	0	0	0	0	81	127	1.12	1.125
Jason Grimsley, R <small>ERA: 4.76</small> <small>(9, 1)</small>	1.0		3	0	0	0	0	1	0	0	0	0	0	5	12	0.00	1.000

BOTTOM

Kansas City Royals @ Cleveland Indians
Jacobs Field, Cleveland, OH
 Fri May 17 2002, 7:05 PM EDT
 Att: 32,593 - Cloudy - 47 F

livebaseballscorecards.com

AB	30
R	2
H	5
RBI	1
BB	5
SO	6
LOB	13



Batter	1	2	3	4	5	6	7	8	9	AB	R	H	RBI	BB	SO	LOB
Omar Vizquel, S OBP: 0.416, SLG: 0.538 (1, 6)	1-1 F8	0-0 FC5				4-2 1B			1-2 P6	4	1	0	0	1	0	3
Jolbert Cabrera, R OBP: 0.128, SLG: 0.135 (1, 8)	2-2 F8		2-1 F9			0-1 1B			2-2 P5	3	1	1	0	0	0	0
Brady Anderson, L OBP: 0.326, SLG: 0.263 (7, PH)						1-3 1B				2	0	0	0	0	0	0
Travis Fryman, R OBP: 0.292, SLG: 0.331 (1, 5)	2-0 1B		0-2 G5-3			2-1 1B				4	0	2	1	0	0	0
Ellis Burks, R OBP: 0.383, SLG: 0.463 (1, 10)	2-1 F8		0-3 K			0-0 1B				4	0	1	1	0	1	1
Jim Thome, L OBP: 0.361, SLG: 0.496 (1, 3)					1-1 FC4-6	1-3 K				3	0	1	0	1	1	3
Bruce Aven, R OBP: 0.367, SLG: 0.506 (8, PH)					2-2 FC4-6	4-2 BB				2	0	0	0	1	1	2
Matt Lawton, L OBP: 0.367, SLG: 0.506 (9, 9)					1-2 BB					1	0	0	0	0	0	0
Russell Branyan, L OBP: 0.284, SLG: 0.437 (1, 7)					1-3 K	0-3 K				4	0	0	0	0	3	5
Eddie Pérez, R OBP: 0.250, SLG: 0.313 (1, 2)					2-1 F8					4	0	1	0	0	1	1
John McDonald, R OBP: 0.304, SLG: 0.273 (1, 4)					1-2 FC5	1-2 G4-3				4	0	1	0	0	1	0

Inning Stats	R: 0	H: 1	E: 0	K: 0	S: 8	R: 0	H: 2	E: 0	K: 2	S: 13	R: 0	H: 0	E: 0	K: 1	S: 9	R: 0	H: 1	E: 0	K: 1	S: 11	R: 2	H: 3	E: 0	K: 2	S: 20	R: 0	H: 0	E: 0	K: 1	S: 7	R: 0	H: 0	E: 1	K: 0	S: 5	R: 0	H: 0	E: 0	K: 1	S: 6	R: 0	H: 0	E: 0	K: 0	S: 10	R: 0	H: 0	E: 0	K: 0	S: 10	1B: 7	2B: 0	3B: 0	HR: 0	SF: 0	SAC: 0	DP: 0	HBP: 0	WP: 0	PB: 0	SB: 0	CS: 0	PA: 38
--------------	------	------	------	------	------	------	------	------	------	-------	------	------	------	------	------	------	------	------	------	-------	------	------	------	------	-------	------	------	------	------	------	------	------	------	------	------	------	------	------	------	------	------	------	------	------	-------	------	------	------	------	-------	-------	-------	-------	-------	-------	--------	-------	--------	-------	-------	-------	-------	--------

PITCHER	IP	WLS	BF	H	R	ER	SO	BB	IBB	HBP	BLK	WP	HR	S	P	ERA	WHIP
Jeremy Affeldt, L ERA: 2.75 (1, 1)	5.0		25	7	2	2	6	3	0	0	0	0	0	61	101	3.60	2.000
Dan Reichert, R ERA: 5.55 (6, 1)	3.0	W	10	0	0	0	2	0	0	0	0	0	0	18	21	0.00	0.000
Roberto Hernandez, R ERA: 3.86 (9, 1)	1.0	S	3	0	0	0	0	0	0	0	0	0	0	10	14	0.00	0.000

BOTTOM

Kansas City Royals @ Cleveland Indians
Jacobs Field, Cleveland, OH
 Sat May 18 2002, 1:05 PM EDT
 Att. 29,388 - Sunny - 46 F

livebaseballscorecards.com

AB	35
R	2
H	7
RBI	2
BB	3
SO	8
LOB	15



Batter	1	2	3	4	5	6	7	8	9	AB R H RBI BB SO LOB	TOP											
Neifi Perez, S (1, 6) OBP: 0.244, SLG: 0.335	1-2 G4-3			3-3 K		1-0 G1-3		1-1 G5-3		4 0 0 0 0 1 0												
Luis Alicea, S (1, 5) OBP: 0.196, SLG: 0.188	1-1 G5-3			1-0 G4-3 3B		1-3 K		1-1 G3		4 1 1 0 0 1 0												
Carlos Beltrán, S (1, 8) OBP: 0.331, SLG: 0.417	1-0 F9			1-0 G4-3		3-3 K		2-3 K		4 0 0 1 0 2 0												
29 Mike Sweeney, R (1, 10) OBP: 0.382, SLG: 0.510		0-3 K2-3		0-0 F8			1-1 G1		3-1 F9	4 0 0 0 0 1 0												
Michael Tucker, L (1, 3) OBP: 0.324, SLG: 0.357		0-0 G1-3			0-1 1B 1B		4-2 BB			2 0 1 0 1 0 0												
Mark Quinn, R (1, 9) OBP: 0.313, SLG: 0.286		3-3 K			0-3 K		1-2 L7			3 0 0 0 0 2 2												
Raul Ibanez, L (1, 7) OBP: 0.227, SLG: 0.300			2-2 G3-1		1-3 K		2-0 F8			3 0 0 0 0 1 2												
Donnie Sadler, R (1, 4) OBP: 0.294, SLG: 0.313			3-3 K		1-0 1B			2-2 L4 1B		3 0 2 0 0 1 0												
Juan Brito, R (1, 2) OBP: 0.294, SLG: 0.412			1-3 K		1-3 K			2-2 L4		2 0 0 0 0 2 2												
Carlos Febles, R (8, PH) OBP: 0.366, SLG: 0.368										1 0 0 0 0 0 1												
A.J. Hinch, R (8, 2) OBP: 0.292, SLG: 0.386										0 0 0 0 0 0 0												
Inning Stats	R: 0 E: 0 K: 0 S: 6	H: 0 LOB: 0 BB: 0 P: 9	R: 0 E: 0 K: 2 S: 10	H: 0 LOB: 0 BB: 0 P: 13	R: 0 E: 0 K: 2 S: 12	H: 0 LOB: 0 BB: 0 P: 18	R: 1 E: 0 K: 1 S: 6	H: 1 LOB: 0 BB: 0 P: 11	R: 0 E: 0 K: 3 S: 12	H: 2 LOB: 2 BB: 0 P: 15	R: 0 E: 0 K: 2 S: 8	H: 0 LOB: 0 BB: 0 P: 13	R: 0 E: 0 K: 0 S: 10	H: 0 LOB: 1 BB: 1 P: 18	R: 0 E: 0 K: 0 S: 8	H: 1 LOB: 0 BB: 0 P: 13	R: 0 E: 0 K: 1 S: 7	H: 0 LOB: 0 BB: 0 P: 13	1B: 3 2B: 1 3B: 1 HR: 0	SF: 0 SAC: 0 DP: 1 HBP: 0	WP: 0 PB: 0 SB: 1 CS: 0	PA: 31
PITCHER	IP WLS BF H R ER SO BB IBB HBP BLK WP HR S P ERA WHIP																					
Ryan Drese, R (1, 1) ERA: 5.81	8.0 W 28 4 1 1 10 1 0 0 0 0 0 0 72 110 1.12 0.625																					
Bob Wickman, R (9, 1) ERA: 4.73	1.0 S 3 0 0 0 1 0 0 0 0 0 0 0 7 13 0.00 0.000																					

Kansas City Royals @ Cleveland Indians
 Jacobs Field, Cleveland, OH
 Sat May 18 2002, 7:05 PM EDT
 Att. 32,110 - Cloudy - 45 F

livebaseballscorecards.com

AB	30
R	1
H	4
RBI	1
BB	1
SO	11
LOB	7



Batter	1	2	3	4	5	6	7	8	9	AB	R	H	RBI	BB	SO	LOB
Omar Vizquel, S OBP: 0.416, SLG: 0.550 (1, 6)	2-2 P4		1-3 K		2-1 HR	4-0 BB		1-1 L8		4	1	1	4	1	1	1
Ricky Gutierrez, R OBP: 0.302, SLG: 0.311 (1, 4)	0-0 B3		4-2 BB		0-0 G4-3	0-1 G6-3				3	0	0	0	1	0	3
Matt Lawton, L OBP: 0.365, SLG: 0.497 (1, 9)	0-0 G1-5-3		0-2 L6		4-1 BB		2-1 G3			3	0	0	0	1	0	2
Ellis Burks, R OBP: 0.379, SLG: 0.452 (1, 10)		4-2 BB		1-0 F8	0-0 G4-3		1-2 E5			3	0	0	0	1	0	1
Jim Thome, L OBP: 0.353, SLG: 0.483 (1, 3)		3-3 K		1-3 K		0-1 G4-3	1-1 F4			4	0	0	0	0	2	2
Travis Fryman, R OBP: 0.291, SLG: 0.336 (1, 5)		0-3 K		0-0 P6		2-1 BB	2-0 E6			4	1	1	0	0	1	2
Bruce Aven, R OBP: 0.385, SLG: 0.111 (1, 7)		4-0 BB			0-1 SH3-4	4-0 BB	1-3 K			1	1	1	0	1	0	0
Brady Anderson, L OBP: 0.330, SLG: 0.260 (6, PH)		1-2 BB			1-0 HR	BB				1	0	0	0	1	1	2
Einar Diaz, R OBP: 0.259, SLG: 0.355 (1, 2)		2-1 F9			1-0 SH3-4	2-1 E5		2-2 G6-3		3	0	0	0	0	0	4
Jolbert Cabrera, R OBP: 0.163, SLG: 0.150 (1, 8)			1-0 L6		4-1 HR	1-0 P4		1-3 K2-3		3	1	1	0	1	1	3

Inning Stats	R: 0	H: 0	E: 0	K: 5	S: 5	LOB: 0	BB: 0	P: 7	R: 0	H: 0	E: 0	K: 2	S: 12	LOB: 2	BB: 2	P: 25	R: 0	H: 1	E: 0	K: 1	S: 14	LOB: 1	BB: 1	P: 19	R: 0	H: 0	E: 0	K: 1	S: 6	LOB: 0	BB: 0	P: 8	R: 3	H: 2	E: 0	K: 0	S: 9	LOB: 1	BB: 2	P: 20	R: 1	H: 1	E: 1	K: 0	S: 9	LOB: 3	BB: 2	P: 22	R: 0	H: 0	E: 2	K: 1	S: 11	LOB: 2	BB: 0	P: 18	R: 0	H: 0	E: 0	K: 1	S: 8	LOB: 0	BB: 0	P: 12	R: 0	H: 0	E: 0	K: 1	S: 8	LOB: 0	BB: 0	P: 12
1B: 2	SF: 0	2B: 2	SAC: 1	3B: 0	DP: 1	HR: 1	HBP: 0	WP: 0	PA: 37	WP: 0	PA: 37	PB: 0	SB: 0	CS: 0																																																										

PITCHER	IP	WLS	BF	H	R	ER	SO	BB	IBB	HBP	BLK	WP	HR	S	P	ERA	WHIP
Darrell May, L ERA: 5.0 (1, 1)	4.2	L	21	3	3	3	4	5	0	0	0	0	1	45	78	5.79	1.714
Cory Bailey, R ERA: 4.13 (5, 1)	1.1		8	1	1	0	0	1	1	0	0	0	0	10	23	0.00	1.500
Brian Shouse, L ERA: 6.75 (7, 1)	1.0		5	0	0	0	1	0	0	0	0	0	0	11	18	0.00	0.000
Miguel Asencio, R ERA: 10.13 (8, 1)	1.0		3	0	0	0	1	0	0	0	0	0	0	8	12	0.00	0.000

BOTTOM

Kansas City Royals @ Cleveland Indians
Jacobs Field, Cleveland, OH
 Sat May 18 2002, 7:05 PM EDT
 Att. 32,110 - Cloudy - 45 F

livebaseballscorecards.com

AB	29
R	4
H	4
RBI	4
BB	7
SO	6
LOB	20



WP	PA	ERA	WHIP
0	37		

Batter	1	2	3	4	5	6	7	8	9	AB R H RBI BB SO LOB	TOP
Chuck Knoblauch, R (1, 7) OBP: 0.268, SLG: 0.291 Raul Ibanez, L (9, PH) OBP: 0.235, SLG: 0.300 (9, 7)	1-0 G6-3		2-1 F9			0-2 P3	4-2 BB		4-2 G6-3 1-2 3-H BB	3 0 0 0 1 0 1 0 1 0 0 1 0 0	
Carlos Febles, R (1, 4) OBP: 0.352, SLG: 0.351	3-3 K			2-1 G6-3		2-3 K	2-3 K		0-0 G6-3	5 0 0 0 0 3 3	
Carlos Beltrán, S (1, 8) OBP: 0.328, SLG: 0.406	0-2 G6-3			1-2 G4-3		4-0 BB 29 WP BB		0-0 B3	3-2 E3 29 1B 2-H 3-H	4 1 0 0 1 0 0	
29 Mike Sweeney, R (1, 3) OBP: 0.394, SLG: 0.523		1-2 G6-4-3 1B		3-2 2B		4-0 BB IBB		3-2 G5-3	1-1 1B	4 1 3 0 1 0 0	
Joe Randa, R (1, 5) OBP: 0.357, SLG: 0.463		0-0 G6-4-3 1-2f		3-2 2B		4-2 BB		1-1 2B	0-3 K	4 0 2 1 1 1 3	
Michael Tucker, L (1, 9) OBP: 0.321, SLG: 0.347			3-2 F7		3-1 F9		4-2 BB		1-3 K	3 0 0 1 1 1 2	
Mark Quinn, R (1, 10) OBP: 0.306, SLG: 0.313			3-2 F8		1-3 K		1-3 K		3-1 G4-3 PB 2B	4 1 1 0 0 2 3	
A.J. Hinch, R (1, 2) OBP: 0.294, SLG: 0.400 Neifi Perez, S (9, PH) OBP: 0.243, SLG: 0.333 (9, 6)			3-2 2B		1-3 K		1-3 K		1-2 G4-3	3 0 1 0 0 2 0 1 0 0 0 0 0 1	
Donnie Sadler, R (1, 6) OBP: 0.278, SLG: 0.294 Luis Alicia, S (9, PH) OBP: 0.212, SLG: 0.188 Juan Brito, R (9, 2) OBP: 0.294, SLG: 0.412			3-3 K		1-2 G6-3		0-0 G4-3		4-2 G6-3 BB BB	3 0 0 0 0 1 1 0 1 0 0 1 0 0 0 0 0 0 0 0 0	
Inning Stats	R: 0 H: 0 E: 0 LOB: 0 K: 1 BB: 0 S: 8 P: 12	R: 0 H: 1 E: 0 LOB: 0 K: 0 BB: 0 S: 9 P: 13	R: 0 H: 1 E: 0 LOB: 1 K: 1 BB: 0 S: 12 P: 23	R: 1 H: 2 E: 0 LOB: 1 K: 0 BB: 0 S: 15 P: 27	R: 0 H: 0 E: 0 LOB: 0 K: 2 BB: 0 S: 10 P: 13	R: 1 H: 0 E: 0 LOB: 3 K: 2 BB: 4 S: 22 P: 41	R: 0 H: 0 E: 0 LOB: 1 K: 2 BB: 1 S: 12 P: 19	R: 0 H: 1 E: 0 LOB: 1 K: 1 BB: 0 S: 9 P: 14	R: 3 H: 2 E: 1 LOB: 2 K: 1 BB: 2 S: 23 P: 39	1B: 2 SF: 0 2B: 5 SAC: 0 3B: 0 DP: 1 HR: 0 HBP: 0	WP: 1 PA: 41 PB: 1 SB: 0 CS: 0
PITCHER Danys Baez, R (1, 1) ERA: 4.09 Ricardo Rincon, L (6, 1) ERA: 3.46 Chad Paronto, R (6, 1) ERA: 5.06 Paul Shuey, R (8, 1) ERA: 1.0 Bob Wickman, R (9, 1) ERA: 4.5	IP: 5.2 WLS: 0 BF: 23 H: 4 R: 2 ER: 2 SO: 5 BB: 2 IBB: 1 HBP: 0 BLK: 0 WP: 1 HR: 0 S: 68 P: 116 ERA: 3.18 WHIP: 1.059	PITCHER David Riske, R (9, 1) ERA: 4.05	IP: 0.1 WLS: 0 BF: 2 H: 1 R: 0 ER: 0 SO: 1 BB: 0 IBB: 0 HBP: 0 BLK: 0 WP: 0 HR: 0 S: 5 P: 6 ERA: 0.00 WHIP: 3.000								

Kansas City Royals @ Cleveland Indians
 Jacobs Field, Cleveland, OH
 Sun May 19 2002, 1:05 PM EDT
 Att. 31,105 - Sunny - 46 F

AB	34
R	5
H	7
RBI	2
BB	7
SO	10
LOB	14



Batter	1	2	3	4	5	6	7	8	9	AB	R	H	RBI	BB	SO	LOB
Omar Vizquel, S OBP: 0.415, SLG: 0.539 (1, 6)	F7		F7			FC3-6 FC1-2 1B BB	G3 IBB		G4-3	3	0	0	0	2	0	1
Ricky Gutierrez, R OBP: 0.299, SLG: 0.307 (1, 4)	K		K			FC3-6 1B	G3		K	5	0	1	0	0	3	3
Matt Lawton, L OBP: 0.362, SLG: 0.488 (1, 9)	2B BB				G5-3	FC3-6 FC1-2 BB HR	F7			3	1	0	0	1	0	4
Jolbert Cabrera, R OBP: 0.163, SLG: 0.150 (9, 9)						1-2f 2-3				0	0	0	0	0	0	0
Jim Thome, L OBP: 0.362, SLG: 0.493 (1, 3)	2B				FC5-4 1B	HR		G5-3		3	1	2	0	1	0	0
Ellis Burks, R OBP: 0.369, SLG: 0.438 (1, 10)	K				K	HR		E6 WP		4	1	0	0	0	2	6
Travis Fryman, R OBP: 0.289, SLG: 0.355 (1, 5)		F9			FC5-4	HR		K		4	1	1	4	0	1	2
Russell Branyan, L OBP: 0.275, SLG: 0.423 (1, 7)		K				HR		K		4	0	0	0	0	3	1
Brady Anderson, L OBP: 0.327, SLG: 0.250 (1, 8)		G4-3							K	3	0	0	0	1	1	0
Einar Diaz, R OBP: 0.261, SLG: 0.354 (1, 2)			F9						G4-3 1B	3	0	1	0	0	0	0

Inning Stats	R: 0	H: 1	E: 0	LOB: 2	K: 2	P: 29	R: 0	H: 0	E: 0	LOB: 0	K: 1	P: 13	R: 0	H: 0	E: 0	LOB: 0	K: 1	P: 15	R: 0	H: 1	E: 0	LOB: 1	K: 1	P: 10	R: 0	H: 0	E: 0	LOB: 0	K: 1	P: 9	R: 4	H: 2	E: 0	LOB: 0	K: 0	P: 33	R: 0	H: 0	E: 0	LOB: 2	K: 0	P: 18	R: 0	H: 0	E: 1	LOB: 1	K: 2	P: 15	R: 0	H: 1	E: 0	LOB: 1	K: 2	P: 20	1B: 3	SF: 0	2B: 1	SAC: 1	3B: 0	DP: 0	HR: 1	HBP: 0	WP: 1	PA: 38
--------------	------	------	------	--------	------	-------	------	------	------	--------	------	-------	------	------	------	--------	------	-------	------	------	------	--------	------	-------	------	------	------	--------	------	------	------	------	------	--------	------	-------	------	------	------	--------	------	-------	------	------	------	--------	------	-------	------	------	------	--------	------	-------	-------	-------	-------	--------	-------	-------	-------	--------	-------	--------

PITCHER	IP	WLS	BF	H	R	ER	SO	BB	IBB	HBP	BLK	WP	HR	S	P	ERA	WHIP
Jeff Suppan, R ERA: 4.05 (1, 1)	6.0		25	4	4	4	6	3	0	0	0	0	1	69	114	6.00	1.167
Cory Bailey, R ERA: 4.01 (7, 1)	0.2		4	0	0	0	0	1	1	0	0	0	0	5	15	0.00	1.500
Brian Shouse, L ERA: 6.35 (7, 1)	0.2		2	0	0	0	0	0	0	0	0	0	0	3	7	0.00	0.000
Jason Grimsley, R ERA: 4.58 (8, 1)	0.2	W	3	0	0	0	2	0	0	0	0	1	0	7	11	0.00	0.000
Roberto Hernandez, R ERA: 3.38 (9, 1)	1.0	S	4	1	0	0	2	0	0	0	0	0	0	15	20	0.00	1.000

BOTTOM

Kansas City Royals @ Cleveland Indians
Jacobs Field, Cleveland, OH

Sun May 19 2002, 1:05 PM EDT
Att: 31,105 - Sunny - 46 F

livebaseballscores.com

AB	32
R	4
H	5
RBI	4
BB	5
SO	10
LOB	17



Batter	1	2	3	4	5	6	7	8	9	AB R H RBI BB SO LOB	TOP	
Chuck Knoblauch, R (1, 7) OBP: 0.260, SLG: 0.282	2-3 		2-1 			2-3 	3-3 			4 0 0 0 0 3 1	Kansas City Royals @ Anaheim Angels Edison International Field, Anaheim, CA Mon May 20 2002, 10:05 PM EDT Att. 14,035 - Cloudy - 66 F	
Neftali Pérez, S (1, 6) OBP: 0.243, SLG: 0.331	2-2 		0-0 			3-2 		2-3 		4 1 1 0 0 1 0		
Carlos Beltrán, S (1, 8) OBP: 0.332, SLG: 0.411	1-1 			3-2 		4-2 		1-0 		3 0 1 0 1 0 0		
29 Mike Sweeney, R (1, 3) OBP: 0.402, SLG: 0.526	4-1 			1-0 		2-1 		1-0 		3 0 2 1 1 0 0		
Joe Randa, R (1, 5) OBP: 0.354, SLG: 0.465	2-0 			0-1 			2-2 	1-3 		4 1 1 0 0 1 3		
Michael Tucker, L (1, 9) OBP: 0.319, SLG: 0.344		0-1 			1-1 		3-1 		0-0 	4 1 1 0 0 0 0		
Mark Quinn, R (1, 10) OBP: 0.275, SLG: 0.278		0-3 			1-3 		2-0 		0-0 	4 0 0 0 0 2 2		
A.J. Hinch, R (1, 2) OBP: 0.296, SLG: 0.397 Luis Alicea, S (9, PH) OBP: 0.208, SLG: 0.184		0-1 			2-0 		3-2 		1-3 	3 0 1 2 0 0 0 1 0 0 0 0 1 0		
Carlos Febles, R (1, 4) OBP: 0.351, SLG: 0.360			0-1 			3-2 	1-2 			3 0 1 0 0 0 0		
Inning Stats	R: 0 H: 1 E: 0 LOB: 2 K: 1 BB: 1 S: 12 P: 23	R: 0 H: 0 E: 0 LOB: 0 K: 1 BB: 0 S: 7 P: 7	R: 0 H: 0 E: 0 LOB: 0 K: 0 BB: 0 S: 5 P: 7	R: 0 H: 0 E: 0 LOB: 0 K: 0 BB: 0 S: 8 P: 12	R: 0 H: 0 E: 0 LOB: 0 K: 1 BB: 0 S: 6 P: 10	R: 1 H: 2 E: 0 LOB: 2 K: 1 BB: 1 S: 13 P: 27	R: 2 H: 4 E: 0 LOB: 1 K: 1 BB: 0 S: 16 P: 30	R: 0 H: 1 E: 0 LOB: 1 K: 2 BB: 0 S: 8 P: 13	R: 0 H: 0 E: 0 LOB: 0 K: 1 BB: 0 S: 5 P: 6	1B: 5 SF: 0 2B: 3 SAC: 0 3B: 0 DP: 0 HR: 0 HBP: 0	WP: 0 PA: 35 PB: 0 SB: 1 CS: 1	
PITCHER	IP WLS BF H R ER SO BB IBB HBP BLK WP HR S P ERA WHIP											IP WLS BF H R ER SO BB IBB HBP BLK WP HR S P ERA WHIP
Kevin Appier, R (1, 1) ERA: 2.96	6.1 W 26 6 3 3 4 2 0 0 0 0 0 0 61 106 4.26 1.263											
Ben Weber, R (7, 1) ERA: 4.24	0.2 H 2 1 0 0 1 0 0 0 0 0 0 0 6 10 0.00 1.500											
Dennis Cook, L (8, 1) ERA: 1.38	0.2 H 2 0 0 0 1 0 0 0 0 0 0 0 4 7 0.00 0.000											
Al Levine, R (8, 1) ERA: 3.27	0.1 2 1 0 0 1 0 0 0 0 0 0 0 4 6 0.00 3.000											
Troy Percival, R (9, 1) ERA: 3.09	1.0 S 3 0 0 0 1 0 0 0 0 0 0 0 5 6 0.00 0.000											

livebaseballscorecards.com

AB	33
R	3
H	8
RBI	3
BB	2
SO	8
LOB	6



Batter	1	2	3	4	5	6	7	8	9	AB	R	H	RBI	BB	SO	LOB
David Eckstein, R OBP: 0.352, SLG: 0.380	1-2 HBP 1B	2-2 HBP 3B		1-2 E4 G3-6-3		0-0 G5-3				3	2	1	0	0	0	1
Darin Erstad, L OBP: 0.342, SLG: 0.405	1-0 F7	1-1 HBP 3B		1-1 G3-6-3 1-2f			1-3 K			4	0	1	1	0	1	2
Troy Glaus, R OBP: 0.379, SLG: 0.568	3-0 HBP 1B	1-2 F9			0-0 L4-6 2B		0-0 S PB 2B			3	2	2	0	0	0	1
16 Garret Anderson, L OBP: 0.303, SLG: 0.483	2-1 HBP 1B	0-3 K			1-0 L4-6 2-3		0-3 K			4	1	1	1	0	2	3
Brad Fullmer, L OBP: 0.357, SLG: 0.481	1-1 HBP 1B		0-3 K		1-0 F9		4-1 S BB			3	0	1	1	1	1	0
Tim Salmon, R OBP: 0.371, SLG: 0.428	2-2 F8		2-2 G5-3			1-1 S SF8 1B	2-3 K			4	1	1	0	0	1	3
Scott Spiezio, S OBP: 0.370, SLG: 0.392	0-0 HBP 1B		0-1 HBP 1B			3-3 K		0-1 G6-3		4	0	2	1	0	1	1
Bengie Molina, R OBP: 0.308, SLG: 0.326	0-0 F8		0-1 F8			0-0 HBP 1B		2-3 K		4	0	1	0	0	1	3
Adam Kennedy, L OBP: 0.323, SLG: 0.387		3-1 F9		0-0 B2-3		2-2 SF8		2-1 G4-3		3	0	0	1	0	0	0

Inning Stats	R: 3	H: 4	E: 0	LOB: 2	K: 0	S: 14	P: 24	R: 1	H: 1	E: 0	LOB: 1	K: 1	S: 14	P: 21	R: 0	H: 1	E: 0	LOB: 1	K: 1	S: 13	P: 15	R: 0	H: 0	E: 1	LOB: 0	K: 0	S: 7	P: 8	R: 0	H: 1	E: 0	LOB: 0	K: 0	S: 3	P: 5	R: 1	H: 2	E: 0	LOB: 1	K: 1	S: 10	P: 16	R: 1	H: 1	E: 0	LOB: 1	K: 3	S: 11	P: 18	R: 0	H: 0	E: 0	LOB: 0	K: 1	S: 8	P: 12	1B: 7	SF: 1	2B: 3	SAC: 0	3B: 1	DP: 2	HR: 0	HBP: 2	WP: 0	PA: 36
--------------	------	------	------	--------	------	-------	-------	------	------	------	--------	------	-------	-------	------	------	------	--------	------	-------	-------	------	------	------	--------	------	------	------	------	------	------	--------	------	------	------	------	------	------	--------	------	-------	-------	------	------	------	--------	------	-------	-------	------	------	------	--------	------	------	-------	-------	-------	-------	--------	-------	-------	-------	--------	-------	--------

PITCHER	IP	WLS	BF	H	R	ER	SO	BB	IBB	HBP	BLK	WP	HR	S	P	ERA	WHIP
Blake Stein, R ERA: 8.42	(1, 1)	5.1	L	25	8	5	3	0	0	0	0	0	0	56	82	8.44	1.500
Dan Reichert, R ERA: 5.48	(6, 1)	0.2		3	1	0	0	0	0	0	0	0	0	5	7	0.00	1.500
Darrell May, L ERA: 4.5	(7, 1)	1.0		5	1	0	3	1	0	0	0	0	0	11	18	0.00	2.000
Jason Grimsley, R ERA: 4.34	(8, 1)	1.0		3	0	0	1	0	0	0	0	0	0	8	12	0.00	0.000

BOTTOM

Kansas City Royals @ Anaheim Angels
Edison International Field, Anaheim, CA
 Mon May 20 2002, 10:05 PM EDT
 Att. 14,035 - Cloudy - 66 F

livebaseballscorecards.com

AB	32
R	6
H	10
RBI	5
BB	1
SO	7
LOB	14



Batter	1	2	3	4	5	6	7	8	9	AB R H RBI BB SO LOB	TOP															
Neifi Perez, S (1, 6) OBP: 0.239, SLG: 0.325	0-2 G3		0-0 F7		1-2 F8		0-1 SH3			3 0 0 0 0 0 1																
Carlos Febles, R (1, 4) OBP: 0.348, SLG: 0.356	0-2 G6-3		0-1 1B		2-3 K		0-0 P3			4 0 1 0 0 1 1																
Carlos Beltrán, S (1, 8) OBP: 0.335, SLG: 0.414	1-3 K		3-2 1B		3-1 1B		3-1 G6-3			4 0 2 0 0 1 1																
29 Mike Sweeney, R (1, 3) OBP: 0.404, SLG: 0.522		0-1 1B	4-0 1B		2-2 L4		1-1 G1-3			3 1 1 0 1 0 1																
Joe Randa, R (1, 5) OBP: 0.344, SLG: 0.450		1-1 F8	3-2 F8		0-1 F8		0-2 L4			4 0 0 0 0 0 4																
Michael Tucker, L (1, 9) OBP: 0.324, SLG: 0.344		3-1 1B		0-1 F9		4-1 BB	0-0 G4-3			3 0 1 0 1 0 0																
Raul Ibanez, L (1, 7) OBP: 0.235, SLG: 0.298		3-2 G4-3		0-0 1B		3-3 K		0-3 K2-3		4 0 1 1 0 2 2																
Luis Alicea, S (1, 10) OBP: 0.211, SLG: 0.173		2-1 G4-3		4-1 BB		0-1 G3-1		1-2 G4-3		3 0 0 0 1 0 2																
Juan Brito, R (1, 2) Chuck Knoblauch, R (7, PR) A.J. Hinch, R (7, 2)			0-2 1B		0-3 K		3-2 SH3		2-3 K	3 0 2 0 0 1 1 0 0 0 0 0 0 0 1 0 0 0 0 1 0																
Inning Stats	R: 0 E: 0 K: 1 S: 9	H: 0 LOB: 0 BB: 0 P: 10	R: 1 E: 0 K: 0 S: 11	H: 2 LOB: 1 BB: 0 P: 20	R: 0 E: 0 K: 0 S: 12	H: 3 LOB: 3 BB: 1 P: 22	R: 0 E: 0 K: 1 S: 8	H: 1 LOB: 1 BB: 1 P: 11	R: 0 E: 0 K: 1 S: 12	H: 1 LOB: 1 BB: 0 P: 20	R: 0 E: 0 K: 1 S: 9	H: 0 LOB: 1 BB: 1 P: 15	R: 0 E: 0 K: 0 S: 9	H: 1 LOB: 1 BB: 0 P: 15	R: 0 E: 0 K: 0 S: 6	H: 0 LOB: 0 BB: 0 P: 7	R: 0 E: 0 K: 2 S: 11	H: 0 LOB: 0 BB: 0 P: 14	1B: 8 2B: 0 3B: 0 HR: 0	SF: 0 SAC: 1 DP: 0 HBP: 0	WP: 1 PB: 0 SB: 1 CS: 1	PA: 36				
PITCHER	IP WLS BF H R ER SO BB IBB HBP BLK WP HR S P ERA WHIP																									
Aaron Sele, R (1, 1) ERA: 4.64	6.2	29	8	1	1	4	3	0	0	0	1	0	68	108	1.35	1.650										
Dennis Cook, L (7, 1) ERA: 1.35	0.1	W	1	0	0	0	0	0	0	0	0	0	2	5	0.00	0.000										
Lou Pote, R (8, 1) ERA: 1.57	2.0		6	0	0	0	0	0	0	0	0	0	17	21	0.00	0.000										

Kansas City Royals @ Anaheim Angels
Edison International Field, Anaheim, CA

Tue May 21 2002, 10:05 PM EDT
Att. 15,593 - Sunny - 68 F

livebaseballscorecards.com

AB 32
R 1
H 8
RBI 1
BB 3
SO 6
LOB 13



Batter	1	2	3	4	5	6	7	8	9
Adam Kennedy, L (1, 4) OBP: 0.319, SLG: 0.379	2-2 P6		3-3 K		0-1 S		0-0 FC2 1B SH1-4 16 HR	0-3 K	
Darin Erstad, L (1, 8) OBP: 0.335, SLG: 0.397	2-2 G4-3		0-0 G3-1		2-2 G3-1		0-0 SH1-4		
Troy Glaus, R (1, 5) OBP: 0.387, SLG: 0.570	4-0 S 16 BB		2-3 K			0-1 BB 16 G3 1B	0-0 16 HR		
16 Garret Anderson, L (1, 7) OBP: 0.302, SLG: 0.495	2-3 K			2-1 G3-1		2-2 G3	0-0 HR		
Brad Fullmer, L (1, 10) OBP: 0.354, SLG: 0.489		3-3 K		0-1 F7		2-3 K	1-1 3B		
Tim Salmon, R (1, 9) OBP: 0.374, SLG: 0.421		4-1 S BB		1-0 F8		4-0 BB IBB	1-3 K		
Scott Spiezio, S (1, 3) OBP: 0.373, SLG: 0.386		0-2 L8			4-1 G5-3 1B BB	4-1 BB	0-0 F2		
Bengie Molina, R (1, 2) OBP: 0.307, SLG: 0.319		4-1 FC6-4 1-2 BB			1-1 G5-3	2-1 F7		2-2 G5-3	
Jose Nieves, R (1, 6) OBP: 0.245, SLG: 0.286		0-1 FC6-4 1-2f			0-1 F8		3-2 E5 SH1-4 E 1B	0-3 K	

Inning Stats	R: 0 E: 0 K: 1 S: 11	H: 0 LOB: 1 BB: 1 P: 21	R: 0 E: 0 K: 1 S: 10	H: 0 LOB: 2 BB: 2 P: 21	R: 0 E: 0 K: 2 S: 8	H: 0 LOB: 0 BB: 0 P: 13	R: 0 E: 0 K: 0 S: 5	H: 0 LOB: 0 BB: 0 P: 8	R: 1 E: 0 K: 0 S: 10	H: 1 LOB: 1 BB: 1 P: 17	R: 0 E: 0 K: 1 S: 11	H: 1 LOB: 3 BB: 2 P: 25	R: 4 E: 2 K: 1 S: 13	H: 3 LOB: 1 BB: 0 P: 18	R: 0 E: 0 K: 2 S: 11	H: 0 LOB: 0 BB: 0 P: 13
1B: 3 2B: 0 3B: 1 HR: 1	SF: 0 SAC: 1 DP: 0 HBP: 0	WP: 0 PA: 37	ERA WHIP	ERA WHIP	ERA WHIP	ERA WHIP	ERA WHIP	ERA WHIP	ERA WHIP	ERA WHIP	ERA WHIP	ERA WHIP	ERA WHIP	ERA WHIP	ERA WHIP	ERA WHIP

PITCHER	IP	WLS	BF	H	R	ER	SO	BB	IBB	HBP	BLK	WP	HR	S	P	ERA	WHIP
Miguel Asencio, R (1, 1) ERA: 7.47	5.0		20	1	1	1	4	4	0	0	0	0	0	44	80	1.80	1.000
Brian Shouse, L (6, 1) ERA: 6.0	0.2		5	1	0	0	1	1	1	0	0	0	0	9	21	0.00	3.000
Dan Reichert, R (6, 1) ERA: 5.4	0.2	L	7	3	4	0	0	0	0	0	0	0	1	11	17	0.00	4.500
Cory Bailey, R (7, 1) ERA: 3.76	1.2		5	0	0	0	3	0	0	0	0	0	0	15	18	0.00	0.000

AB R H RBI BB SO LOB

5	1	1	1	0	2	1
3	0	0	0	0	0	1
3	1	2	1	1	1	0
4	1	1	3	0	1	2
4	0	1	0	0	2	1
2	0	0	0	2	1	1
2	1	0	0	2	0	2
3	0	0	0	1	0	4
4	1	0	0	0	1	3

AB	30
R	5
H	5
RBI	5
BB	6
SO	8
LOB	15



WP: 0	PA: 37
PB: 0	
SB: 3	
CS: 0	

Kansas City Royals @ Anaheim Angels
Edison International Field, Anaheim, CA
Tue May 21 2002, 10:05 PM EDT
Att. 15,593 - Sunny - 68 F

livebaseballscorecards.com

Batter	1	2	3	4	5	6	7	8	9	AB R H RBI BB SO LOB	TOP														
Neifi Perez, S OBP: 0.238, SLG: 0.322 (1, 6) X	0-0 F7		1-2 E S 1B	1-0 P4			1-1 G6-3		0-3 K	5 1 1 0 0 1 3															
Carlos Febles, R OBP: 0.350, SLG: 0.347 (1, 4) C X	1-1 G4-3		4-2 S 1B BB	1-2 G1-3			4-2 L7-4-3 BB		1-3 K	3 1 0 0 2 1 3															
Carlos Beltrán, S OBP: 0.339, SLG: 0.412 (1, 8) B B B	4-0 BB		0-2 29 HR 1B		0-0 G5-3		0-0 L7-4-3			3 1 1 2 1 0 1															
29 Mike Sweeney, R OBP: 0.406, SLG: 0.540 (1, 3) C B X	1-1 P3		0-0 1-H 3-H 1B HR		2-2 BB 1B			0-0 G6-3		4 1 2 2 0 0 1															
Joe Randa, R OBP: 0.348, SLG: 0.448 (1, 5) B B X		2-0 G5-4-3 1B	0-0 G5-3		4-1 G6-4-3 BB			1-1 F9		3 0 1 0 1 0 0															
Mark Quinn, R OBP: 0.273, SLG: 0.275 (1, 9) C X		0-1 G5-4-3		0-0 E BLK SF8 1B		2-1 G6-4-3		0-0 F9		4 1 1 0 0 0 3															
Luis Alicea, S OBP: 0.246, SLG: 0.218 (1, 10) C B B B X		3-2 G4-3		4-1 SF8 E 1-2 BB		2-0 L1-3 1B			2-2 1B 2B	3 1 2 0 1 0 0															
A.J. Hinch, R OBP: 0.280, SLG: 0.373 (1, 2) C X			1-3 K	0-1 E4		0-1 F3			2-2 L3	3 0 0 0 0 1 3 1 0 0 0 0 0 1															
Michael Tucker, L OBP: 0.322, SLG: 0.341 (9, PH) C B X				1-2 2-3																					
Donnie Sadler, R OBP: 0.263, SLG: 0.283 (1, 7) C B X			1-1 G4-3	0-0 SF8		0-1 L1-3			1-2 2-H 1B	2 0 0 1 0 0 1 1 0 1 1 0 0 0															
Raul Ibanez, L OBP: 0.243, SLG: 0.305 (9, PH) C B X				2-3 3-H																					
Inning Stats	R: 0 E: 0 K: 0 S: 5	H: 0 LOB: 1 BB: 1 P: 11	R: 0 E: 0 K: 0 S: 6	H: 1 LOB: 0 BB: 0 P: 11	R: 4 E: 0 K: 1 S: 15	H: 3 LOB: 0 BB: 1 P: 22	R: 1 E: 1 K: 0 S: 9	H: 1 LOB: 2 BB: 1 P: 15	R: 0 E: 0 K: 0 S: 9	H: 1 LOB: 1 BB: 1 P: 17	R: 0 E: 0 K: 0 S: 5	H: 1 LOB: 0 BB: 0 P: 7	R: 0 E: 0 K: 0 S: 6	H: 0 LOB: 0 BB: 1 P: 11	R: 0 E: 0 K: 0 S: 4	H: 0 LOB: 0 BB: 0 P: 5	R: 1 E: 0 K: 2 S: 18	H: 2 LOB: 1 BB: 0 P: 24	1B: 7 2B: 3 3B: 0 HR: 1	SF: 1 SAC: 0 DP: 4 HBP: 0	WP: 0 PB: 0 SB: 2 CS: 0	PA: 38			
PITCHER	IP WLS BF H R ER SO BB IBB HBP BLK WP HR S P ERA WHIP																								
Scott Schoeneweis, L ERA: 5.43 (1, 1)	7.0		30	7	5	5	1	5	0	0	1	0	1	55	94	6.43	1.714								
Ben Weber, R ERA: 4.0 (8, 1)	1.0	W	3	0	0	0	0	0	0	0	0	0	0	4	5	0.00	0.000								
Troy Percival, R ERA: 3.55 (9, 1)	1.0	S	5	2	1	1	2	0	0	0	0	0	0	18	24	9.00	2.000								

Kansas City Royals @ Anaheim Angels
 Edison International Field, Anaheim, CA
 Wed May 22 2002, 10:05 PM EDT
 Att. 16,163 - Sunny - 68 F

livebaseballscorecards.com

AB	32
R	6
H	9
RBI	6
BB	5
SO	3
LOB	16



Batter	1	2	3	4	5	6	7	8	9
Adam Kennedy, L (1, 4) OBP: 0.317, SLG: 0.383	1-2 F7		2-0 G3			1-3 K		1-1 2B	
Darin Erstad, L (1, 8) (9, 3)	0-2 G1-3			0-1 F8		0-2 G3-1		0-1 2B	
Troy Glaus, R (1, 5) (9, 6)	1-3 K			0-3 K		0-0 F7		4-0 2B	
16 Garret Anderson, L (1, 7) OBP: 0.306, SLG: 0.500		1-2 G4-3		0-1 1B		1-3 K		0-1 2B	
Brad Fullmer, L (1, 10)		1-2 F8		1-0 G3		2-0 HR		0-3 K	
Tim Salmon, R (1, 9)		2-1 F9			0-1 P4	2-2 HR		0-3 K	
Scott Spiezio, S (1, 3) (9, 5)			3-2 F7		0-1 F7	3-1 F2		4-0 IBB	
Jorge Fabregas, L (1, 2) OBP: 0.194, SLG: 0.167			1-0 P5		1-1 F9			2B	
Jose Nieves, R (1, 6) OBP: 0.255, SLG: 0.294			0-2 1B			2-1 F7		4-1 2B	
Orlando Palmeiro, L (8, PH) OBP: 0.429, SLG: 0.400								1-2 2B	
Julio Ramirez, R (9, 8) OBP: 0.429, SLG: 0.769								BB	

Inning Stats	R: 0	H: 0	E: 0	K: 10	S: 12	R: 0	H: 0	E: 0	K: 11	S: 15	R: 0	H: 1	E: 0	K: 10	S: 16	R: 0	H: 1	E: 0	K: 8	S: 9	R: 0	H: 0	E: 0	K: 6	S: 7	R: 2	H: 2	E: 0	K: 12	S: 20	R: 5	H: 4	E: 0	K: 18	S: 34	
	0	0	0	10	12	0	0	0	11	15	0	1	0	0	16	0	0	0	0	8	9	0	0	0	6	7	2	2	0	12	20	5	4	0	18	34

PITCHER	IP	WLS	BF	H	R	ER	SO	BB	IBB	HBP	BLK	WP	HR	S	P	ERA	WHIP
Paul Byrd, R (1, 1) ERA: 2.82	7.0		27	5	4	4	4	1	0	0	0	0	1	68	99	5.14	0.857
Darrell May, L (8, 1) ERA: 6.97	0.1	L	5	3	3	3	1	0	1	0	0	0	0	9	14	81.00	9.000
Cory Bailey, R (8, 1) ERA: 3.71	0.1		2	0	0	0	1	0	1	0	0	0	0	3	7	0.00	0.000
Brian Shouse, L (8, 1) ERA: 5.84	0.1		1	0	0	0	1	0	0	0	0	0	0	3	4	0.00	0.000

BOTTOM

AB R H RBI BB SO LOB

4	1	1	1	0	1	1
4	1	1	2	0	0	0
3	1	0	0	1	2	0
4	0	2	2	0	1	0
4	1	1	0	0	1	2
4	1	1	2	0	1	1
3	0	0	0	1	0	0
4	1	1	0	0	1	2
2	0	1	0	0	0	0
0	1	0	0	1	0	0
0	0	0	0	0	0	0

AB 32
R 7
H 8
RBI 7
BB 3
SO 7
LOB 6



WP: 0 PA: 35
PB: 0
SB: 0
CS: 0

1B: 3 SF: 0
2B: 4 SAC: 0
3B: 0 DP: 0
HR: 1 HBP: 0

ERA WHIP

Kansas City Royals @ Anaheim Angels
Edison International Field, Anaheim, CA

Wed May 22 2002, 10:05 PM EDT
Att. 16,163 - Sunny - 68 F

livebaseballscorecards.com

Batter	1	2	3	4	5	6	7	8	9	AB R H RBI BB SO LOB	TOP		
29 Rusty Greer, L (1, 3) OBP: 0.345, SLG: 0.376	2-2 G6-4-3 1B			1-1 F8		2-2 G1-3		0-2 G4-3		4 0 1 0 0 0 0			
10 Michael Young, R (1, 4) OBP: 0.331, SLG: 0.429	1-1 L4			3-2 F9		1-2 G6-3		1-2 G4-6-3 1B		4 0 1 0 0 0 1			
Alex Rodriguez, R (1, 6) OBP: 0.396, SLG: 0.605	3-2 G6-4-3 1-2f			2-1 HR		0-1 F8		2-2 G4-6-3 1-2f		4 1 1 1 0 0 2			
Rafael Palmeiro, L (1, 10) OBP: 0.362, SLG: 0.544		1-1 F7		0-1 G4-3			0-0 G3		1-1 G1-3	4 0 0 0 0 0 0			
Juan Gonzalez, R (1, 9) OBP: 0.250, SLG: 0.224		3-2 F9			0-0 L4		4-1 1B 2B BB		0-1 F8	3 1 0 0 1 0 0			
Carl Everett, S (1, 7) OBP: 0.238, SLG: 0.328		2-2 G6-3			3-1 F8		2-2 2B G5-3 1B		2-2 G3-1	4 1 1 0 0 0 0			
Herbert Perry, R (1, 5) OBP: 0.378, SLG: 0.500			1-0 G1-6-3		1-0 E 1B		1-1 1-3 2-H 2B			3 0 2 1 0 0 0			
Gabe Kapler, R (1, 8) OBP: 0.296, SLG: 0.346			1-2 G5-3		0-0 E6 1-2		1-1 G5-3 3-H			3 0 0 1 0 0 2			
Bill Haselman, R (1, 2) OBP: 0.322, SLG: 0.352			0-0 P6		0-1 F8		2-3 K			3 0 0 0 0 1 3			
Inning Stats	R: 0 H: 1 E: 0 LOB: 0 K: 0 BB: 0 S: 8 P: 14	R: 0 H: 0 E: 0 LOB: 0 K: 0 BB: 0 S: 11 P: 17	R: 0 H: 0 E: 0 LOB: 0 K: 0 BB: 0 S: 5 P: 7	R: 1 H: 1 E: 0 LOB: 0 K: 0 BB: 0 S: 10 P: 16	R: 0 H: 1 E: 1 LOB: 2 K: 0 BB: 0 S: 7 P: 11	R: 0 H: 0 E: 0 LOB: 0 K: 0 BB: 0 S: 9 P: 12	R: 2 H: 2 E: 0 LOB: 1 K: 1 BB: 1 S: 13 P: 23	R: 0 H: 1 E: 0 LOB: 0 K: 0 BB: 0 S: 9 P: 12	R: 0 H: 0 E: 0 LOB: 0 K: 0 BB: 0 S: 9 P: 12	1B: 4 SF: 0 2B: 1 SAC: 0 3B: 0 DP: 2 HR: 1 HBP: 0	WP: 0 PA: 33 PB: 0 SB: 0 CS: 0		
PITCHER	IP WLS BF H R ER SO BB IBB HBP BLK WP HR S P ERA WHIP											PITCHER	IP WLS BF H R ER SO BB IBB HBP BLK WP HR S P ERA WHIP
Jeff Suppan, R (1, 1) ERA: 4.07	6.1 W 25 5 3 3 0 1 0 0 0 0 0 1 58 92 4.26 0.947												
Jason Grimsley, R (7, 1) ERA: 3.98	1.2 H 5 1 0 0 1 0 0 0 0 0 0 0 16 22 0.00 0.600												
Roberto Hernandez, R (9, 1) ERA: 3.0	1.0 S 3 0 0 0 0 0 0 0 0 0 0 0 9 12 0.00 0.000												

Texas Rangers @ Kansas City Royals
Kauffman Stadium, Kansas City, MO

Sat May 25 2002, 6:05 PM CDT
Att. 20,062 - Sunny - 66 F

livebaseballscorecards.com

AB	32
R	3
H	6
RBI	3
BB	1
SO	1
LOB	8



Batter	1	2	3	4	5	6	7	8	9
Chuck Knoblauch, R <small>(1, 7) OBP: 0.252, SLG: 0.272</small>	0-0 P4 	0-2 G6-3 		0-1 FC1-6 		2-1 P4 		1-2 F9 	
Neifi Perez, S <small>(1, 6) OBP: 0.243, SLG: 0.326</small>	0-0 WP 1B 	1-1 		1-3 K 		0-0 G3 			
Carlos Beltrán, S <small>(1, 8) OBP: 0.347, SLG: 0.438</small>	3-2 BB HBP E 1B 	1-2 G3 			2-1 29 2B 1B 		0-0 		
29 Mike Sweeney, R <small>(1, 3) OBP: 0.408, SLG: 0.551</small>	1-2 F8 		1-1 G4-3 2B 		0-0 SF9 2B 		0-1 F8 		
Joe Randa, R <small>(1, 5) OBP: 0.352, SLG: 0.449</small>	3-2 E BB HBP 		1-3 K2-3 		0-1 SF9 		0-0 1B 		
Michael Tucker, L <small>(1, 10) OBP: 0.327, SLG: 0.341</small>	4-2 FC5 E BB 		0-0 G4-3 		0-2 F5 		1-1 CS 1B 		
Mark Quinn, R <small>(1, 9) OBP: 0.250, SLG: 0.250</small>	1-1 E4 FC5 		0-0 G6-3 		2-2 F2 		3-3 K 		
A.J. Hinch, R <small>(1, 2) OBP: 0.278, SLG: 0.408</small>	1-2 FC5 			1-0 P5 		2-1 		2-1 F7 	
Carlos Febles, R <small>(1, 4) OBP: 0.347, SLG: 0.339</small>		3-2 G4-3 		4-1 FC1-6 BB 		1-0 F9 		2-1 G3 	

Inning Stats	R: 2	H: 2	E: 1	K: 0	S: 20	LOB: 3	BB: 1	P: 33	R: 0	H: 1	E: 0	K: 0	S: 14	LOB: 1	BB: 0	P: 19	R: 0	H: 1	E: 0	K: 1	S: 8	LOB: 1	BB: 0	P: 10	R: 0	H: 0	E: 0	K: 1	S: 8	LOB: 1	BB: 1	P: 14	R: 2	H: 2	E: 0	K: 0	S: 11	LOB: 0	BB: 0	P: 15	R: 1	H: 1	E: 0	K: 1	S: 6	LOB: 0	BB: 0	P: 11	R: 1	H: 3	E: 0	K: 1	S: 9	LOB: 1	BB: 0	P: 13	R: 0	H: 0	E: 0	K: 0	S: 8	LOB: 0	BB: 0	P: 13
--------------	------	------	------	------	-------	--------	-------	-------	------	------	------	------	-------	--------	-------	-------	------	------	------	------	------	--------	-------	-------	------	------	------	------	------	--------	-------	-------	------	------	------	------	-------	--------	-------	-------	------	------	------	------	------	--------	-------	-------	------	------	------	------	------	--------	-------	-------	------	------	------	------	------	--------	-------	-------

PITCHER	IP	WLS	BF	H	R	ER	SO	BB	IBB	HBP	BLK	WP	HR	S	P	ERA	WHIP
Dave Burba, R <small>ERA: 5.34</small>	(1, 1)	6.0	L	29	7	5	4	2	2	0	1	0	1	67	102	6.00	1.500
Todd Van Poppel, R <small>ERA: 4.95</small>	(7, 1)	2.0		8	3	1	1	1	0	0	0	0	1	17	26	4.50	1.500

BOTTOM

AB	R	H	RBI	BB	SO	LOB
5	0	0	0	0	0	1
4	1	2	0	0	1	1
4	3	3	2	0	0	1
4	1	2	1	0	0	1
2	0	1	1	0	1	1
3	0	1	0	1	0	1
4	0	0	0	0	1	5
4	1	1	1	0	0	3
3	0	0	0	1	0	0

AB	33
R	6
H	10
RBI	5
BB	2
SO	3
LOB	14



WP	HR	S	P	ERA	WHIP
1	1	1	1	6.00	1.500
0	0	0	0	4.50	1.500

Texas Rangers @ Kansas City Royals
Kauffman Stadium, Kansas City, MO
 Sat May 25 2002, 6:05 PM CDT
 Att. 20,062 - Sunny - 66 F

livebaseballscorecards.com

Batter	1	2	3	4	5	6	7	8	9	AB R H RBI BB SO LOB	TOP
29 Rusty Greer, L (1, 7) OBP: 0.348, SLG: 0.372 Gabe Kapler, R (8, PR) OBP: 0.294, SLG: 0.344 (8, 7)	3-2 		2-2 			4-2 		4-0 	2-3 	2 0 0 0 2 0 0 1 1 0 0 0 1 3	
10 Michael Young, R (1, 4) OBP: 0.324, SLG: 0.419	2-1 			0-0 		1-0 		0-0 		3 1 0 0 0 0 1	
Alex Rodriguez, R (1, 6) OBP: 0.398, SLG: 0.619	3-2 			2-2 		1-1 		0-1 		4 2 2 3 0 0 0	
Rafael Palmeiro, L (1, 10) OBP: 0.354, SLG: 0.529		2-1 		3-1 		1-3 		0-3 		4 0 0 0 0 2 1	
Juan Gonzalez, R (1, 9) OBP: 0.268, SLG: 0.245			3-1 		1-1 		0-0 	2-3 		4 0 2 0 0 1 1	
Carl Everett, S (1, 8) OBP: 0.238, SLG: 0.333 Calvin Murray, R (9, PR) OBP: 0.221, SLG: 0.250 (9, 8)		1-1 		1-2 		0-2 			3-1 	4 0 1 0 0 0 2 0 0 0 0 0 0 0	
Herbert Perry, R (1, 5) OBP: 0.383, SLG: 0.535		0-1 		1-1 		0-1 		1-2 		4 1 2 1 0 0 2	
Mike Lamb, L (1, 3) OBP: 0.274, SLG: 0.420			1-3 		2-0 		0-0 		4-0 	3 0 1 0 1 1 0	
Bill Haselman, R (1, 2) OBP: 0.311, SLG: 0.339			1-2 		0-0 	0-2 		2-2 		4 0 0 0 0 0 4	
Inning Stats	R: 0 H: 0 E: 0 LOB: 0 K: 0 BB: 0 S: 8 P: 16	R: 0 H: 1 E: 0 LOB: 1 K: 0 BB: 0 S: 8 P: 14	R: 0 H: 0 E: 0 LOB: 0 K: 1 BB: 0 S: 9 P: 13	R: 0 H: 0 E: 0 LOB: 0 K: 0 BB: 0 S: 6 P: 11	R: 1 H: 2 E: 0 LOB: 0 K: 0 BB: 0 S: 8 P: 13	R: 2 H: 1 E: 0 LOB: 0 K: 1 BB: 1 S: 11 P: 18	R: 0 H: 2 E: 1 LOB: 2 K: 0 BB: 0 S: 10 P: 10	R: 2 H: 1 E: 1 LOB: 1 K: 2 BB: 1 S: 9 P: 15	R: 0 H: 1 E: 0 LOB: 3 K: 1 BB: 1 S: 12 P: 24	1B: 5 SF: 0 2B: 1 SAC: 1 3B: 0 DP: 1 HR: 2 HBP: 0	WP: 0 PA: 37 PB: 0 SB: 0 CS: 0
PITCHER Miguel Asencio, R (1, 1) ERA: 6.65 Dan Reichert, R (7, 1) ERA: 5.38 Cory Bailey, R (9, 1) ERA: 3.58	IP WLS BF H R ER SO BB IBB HBP BLK WP HR S P ERA WHIP 6.0 0 22 4 3 3 2 1 0 0 0 0 2 50 85 4.50 0.833 2.0 0 10 3 2 1 2 1 0 0 0 0 0 19 25 4.50 2.000 1.0 W 5 1 0 0 1 0 1 0 0 0 0 0 12 24 0.00 1.000	PITCHER IP WLS BF H R ER SO BB IBB HBP BLK WP HR S P ERA WHIP									

Texas Rangers @ Kansas City Royals
 Kauffman Stadium, Kansas City, MO
 Sun May 26 2002, 1:05 PM CDT
 Sunny - 75 F

livebaseballscorecards.com

AB	33
R	5
H	8
RBI	4
BB	3
SO	5
LOB	14



Batter	1	2	3	4	5	6	7	8	9	AB	R	H	RBI	BB	SO	LOB
Neifi Perez, S OBP: 0.237, SLG: 0.317 (1, 6)	1-0 P6	2-1 G6-3		0-0 F8			1-0 F7	1-3 K		5	0	0	0	0	1	5
Carlos Febles, R OBP: 0.342, SLG: 0.328 (1, 4)	1-1 G5-3		1-1 L3		4-2 G4-6-3 BB		2-3 K		1-1 B1-3	4	0	0	0	1	1	0
Carlos Beltrán, S OBP: 0.348, SLG: 0.437 (1, 8)	1-1 29 1B		0-0 G1-3		1-2 F8		1-3 K		3-1 29 1B	5	1	2	0	0	1	1
29 Mike Sweeney, R OBP: 0.408, SLG: 0.547 (1, 3) Chuck Knoblauch, R OBP: 0.252, SLG: 0.272 (9, PR)	0-0 1B		3-2 L9		2-2 G4-6-3			1-0 F8	2-2 HR	5	0	2	1	0	0	1
Joe Randa, R OBP: 0.360, SLG: 0.471 (1, 5)	1-0 P4			0-2 1B FC3		2-3 K		4-0 BB E	1-1 HR	4	3	2	2	1	1	2
Michael Tucker, L OBP: 0.338, SLG: 0.356 (1, 9)		0-0 G4-3		1-1 FC1-5 FC3		4-2 1B BB		0-3 K		3	1	2	0	1	1	1
Raul Ibanez, L OBP: 0.252, SLG: 0.306 (1, 7)		2-2 G4-3		2-0 FC3		0-1 HBP		4-1 BB		3	1	1	1	1	0	2
Luis Alicea, S OBP: 0.277, SLG: 0.214 (1, 10) Donnie Sadler, R OBP: 0.263, SLG: 0.283 (8, PR)		4-2 G4-3		0-0 FC1-5		1-2 HBP		4-2 E		1	0	0	0	2	0	2
Juan Brito, R OBP: 0.304, SLG: 0.391 (1, 2) Mark Quinn, R OBP: 0.245, SLG: 0.244 (8, PH) A.J. Hinch, R OBP: 0.278, SLG: 0.408 (9, 2)		1-0 G4-3		3-2 FC4-6		1-2 HBP		1-2 BB		0	0	0	0	0	0	0
		1-2 3-H		1-2 2-3f		1-2 G6-3		1-1 E6		3	0	0	1	0	0	6
				1-2f 2-3		1-2f		1-2 2-H 3-H		1	0	0	0	0	0	1
										0	0	0	0	0	0	0

Inning Stats	R: 0	H: 2	E: 0	K: 0	S: 7	R: 1	H: 1	E: 0	K: 0	S: 9	R: 0	H: 0	E: 0	K: 0	S: 6	R: 1	H: 2	E: 0	K: 0	S: 11	R: 0	H: 0	E: 0	K: 0	S: 9	R: 0	H: 1	E: 0	K: 1	S: 14	R: 0	H: 0	E: 0	K: 2	S: 7	R: 2	H: 0	E: 2	K: 2	S: 12	R: 3	H: 3	E: 0	K: 0	S: 10	1B: 7	SF: 0	2B: 1	SAC: 0	3B: 0	DP: 2	HR: 1	HBP: 1	WP: 0	PA: 41
--------------	------	------	------	------	------	------	------	------	------	------	------	------	------	------	------	------	------	------	------	-------	------	------	------	------	------	------	------	------	------	-------	------	------	------	------	------	------	------	------	------	-------	------	------	------	------	-------	-------	-------	-------	--------	-------	-------	-------	--------	-------	--------

PITCHER	IP	WLS	BF	H	R	ER	SO	BB	IBB	HBP	BLK	WP	HR	S	P	ERA	WHIP
Ismael Valdez, R ERA: 3.83 (1, 1)	5.1		26	6	2	2	1	3	0	0	0	0	0	53	90	3.38	1.688
Francisco Cordero, R ERA: 6.43 (6, 1)	1.2	H	4	0	0	0	2	0	0	0	0	0	0	10	15	0.00	0.000
Rudy Seanez, R ERA: 4.66 (8, 1)	0.2	H	5	0	2	0	1	3	0	0	0	0	0	7	20	0.00	4.500
Hideki Irabu, R ERA: 4.34 (8, 1)	0.2	L	6	3	3	3	1	0	0	0	0	0	1	15	24	40.50	4.500

BOTTOM

Texas Rangers @ Kansas City Royals
Kauffman Stadium, Kansas City, MO
Sun May 26 2002, 1:05 PM CDT
Sunny - 75 F

livebaseballscorecards.com

AB	34
R	7
H	9
RBI	5
BB	6
SO	5
LOB	21



Batter	1	2	3	4	5	6	7	8	9	AB R H RBI BB SO LOB
Gabe Kapler, R OBP: 0.286, SLG: 0.336 (1, 7)	1-1 F9		1-3 K		1-0 SF7	0-1 SH1-3		0-2 F8		3 0 0 1 0 1 0
10 Michael Young, R OBP: 0.320, SLG: 0.411 (1, 4)	1-0 F9		0-2 G5-3		1-2 BB 1B	1-0 F9		3-3 K		5 0 1 0 0 1 1
Alex Rodriguez, R OBP: 0.403, SLG: 0.616 (1, 6)	4-1 BB		1-0 G6-3		2-2 BB 1B	1-0 BB 1B		2-3 K		4 0 2 2 1 1 0
Rafael Palmeiro, L OBP: 0.361, SLG: 0.545 (1, 10)	1-0 F8			2-2 HR	4-2 BB	4-1 BB		0-1 G4-3		3 1 1 1 2 0 1
Juan Gonzalez, R OBP: 0.279, SLG: 0.328 (1, 9)		2-2 G4-3 1B 2B		0-0 F3	0-3 K	2-2 P4		0-0 HR		5 2 2 1 0 1 5
Carl Everett, S OBP: 0.237, SLG: 0.328 (1, 8)		2-2 P3		1-2 G4-6-3 1B	3-3 K		1-1 G4-3		0-0 F5	5 0 1 0 0 1 4
Herbert Perry, R OBP: 0.378, SLG: 0.556 (1, 5)		0-0 G4-3		2-0 G4-6-3		1-1 HR	1-3 K			4 1 1 1 0 1 2
Todd Greene, R OBP: 0.385, SLG: 0.692 (1, 2)		0-1 FC4-6 1B		1-0 SF7 2B		0-2 HR	1-3 K			4 2 3 2 0 1 0
Mike Lamb, L OBP: 0.286, SLG: 0.425 (1, 3)		0-2 FC4-6		0-1 10 1B	2-2 10 F9 1B		2-2 G6-3			4 2 2 0 0 0 1

Inning Stats	R: 0	H: 0	E: 0	K: 0	S: 5	P: 12	R: 1	H: 2	E: 0	K: 0	S: 18	P: 22	R: 0	H: 0	E: 0	K: 1	S: 8	P: 10	R: 1	H: 2	E: 0	K: 0	S: 10	P: 15	R: 2	H: 4	E: 0	K: 2	S: 29	P: 41	R: 3	H: 4	E: 0	K: 0	S: 16	P: 27	R: 0	H: 0	E: 0	K: 2	S: 9	P: 12	R: 0	H: 0	E: 0	K: 1	S: 10	P: 15	R: 1	H: 1	E: 0	K: 1	S: 7	P: 9	1B: 7	SF: 1	2B: 2	SAC: 1	3B: 0	DP: 1	HR: 4	HBP: 0	WP: 0	PA: 42
--------------	------	------	------	------	------	-------	------	------	------	------	-------	-------	------	------	------	------	------	-------	------	------	------	------	-------	-------	------	------	------	------	-------	-------	------	------	------	------	-------	-------	------	------	------	------	------	-------	------	------	------	------	-------	-------	------	------	------	------	------	------	-------	-------	-------	--------	-------	-------	-------	--------	-------	--------

PITCHER	IP	WLS	BF	H	R	ER	SO	BB	IBB	HBP	BLK	WP	HR	S	P	ERA	WHIP
Darrell May, L ERA: 7.36 (1, 1)	4.1		22	8	4	4	1	2	0	0	0	0	1	59	86	8.31	2.308
Blake Stein, R ERA: 9.11 (5, 1)	1.0		6	3	3	3	2	0	0	0	0	0	2	21	27	27.00	3.000
Cory Bailey, R ERA: 3.49 (6, 1)	0.2	W	4	1	0	0	0	1	0	0	0	0	0	6	14	0.00	3.000
Jason Grimsley, R ERA: 3.63 (7, 1)	2.0	H	6	0	0	0	3	0	0	0	0	0	0	19	27	0.00	0.000
Roberto Hernandez, R ERA: 3.6 (9, 1)	1.0	S	4	1	1	1	1	0	0	0	0	0	1	7	9	9.00	1.000


TOP

Texas Rangers @ Kansas City Royals
Kauffman Stadium, Kansas City, MO

Sun May 26 2002, 4:05 PM CDT
Att. 21,740 - Sunny - 76 F

livebaseballscorecards.com

AB	37
R	8
H	13
RBI	8
BB	3
SO	7
LOB	14



Batter	1	2	3	4	5	6	7	8	9	AB	R	H	RBI	BB	SO	LOB
Chuck Knoblauch, R (1, 7) OBP: 0.252, SLG: 0.271 Michael Tucker, L (7, 7) OBP: 0.342, SLG: 0.361	1-2 		0-1 	0-1 	3-2 		2-2 			4	1	1	0	0	0	3
Neifi Perez, S (1, 6) OBP: 0.251, SLG: 0.326	2-0 		0-1 	2-2 		0-1 	4-1 			4	2	3	0	1	0	0
Carlos Beltrán, S (1, 8) OBP: 0.345, SLG: 0.447	2-1 		2-1 		1-1 	1-1 	1-3 			5	1	1	2	0	1	4
29 Mike Sweeney, R (1, 3) OBP: 0.413, SLG: 0.571	0-1 		2-2 		1-2 	0-1 	0-1 			5	2	3	2	0	0	2
Joe Randa, R (1, 10) OBP: 0.361, SLG: 0.469	0-0 		0-0 		2-2 	2-1 		1-3 		5	1	2	0	0	1	1
Mark Quinn, R (1, 9) OBP: 0.296, SLG: 0.347		1-2 	0-2 		4-2 	0-0 		0-1 		4	2	3	3	1	0	0
A.J. Hinch, R (1, 2) OBP: 0.310, SLG: 0.440		1-1 	3-2 		1-0 	2-1 		1-1 		4	0	3	0	0	0	2
Donnie Sadler, R (1, 5) OBP: 0.258, SLG: 0.276		1-0 	2-2 		2-1 	0-1 		1-1 		5	0	1	1	0	0	6
Carlos Febles, R (1, 4) OBP: 0.340, SLG: 0.321	0-0 				1-3 	2-2 		1-1 		3	0	0	0	0	1	1

Inning Stats	R: 1	H: 3	E: 0	K: 0	S: 9	R: 2	H: 4	E: 0	K: 1	S: 13	R: 0	H: 1	E: 0	K: 1	S: 11	R: 0	H: 1	E: 0	K: 1	S: 10	R: 0	H: 1	E: 0	K: 1	S: 10	R: 0	H: 1	E: 0	K: 1	S: 10
	1	3	0	0	9	2	4	0	1	13	0	1	0	1	11	0	1	0	1	10	0	1	0	1	10	0	1	0	1	10

PITCHER	IP	WLS	BF	H	R	ER	SO	BB	IBB	HBP	BLK	WP	HR	S	P	ERA	WHIP
Doug Davis, L (1, 1) ERA: 4.98	3.0		17	9	5	5	0	0	0	1	0	1	1	35	52	15.00	3.000
Steve Woodard, R (4, 1) ERA: 6.62	2.0		11	3	2	2	1	1	0	1	0	0	1	32	51	9.00	2.000
Chris Michalak, L (6, 1) ERA: 4.4	0.2	L	6	4	2	2	0	0	0	0	0	0	1	11	16	27.00	6.000
Todd Van Poppel, R (6, 1) ERA: 4.43	2.1		10	2	0	0	2	1	0	0	0	0	0	23	34	0.00	1.286

BOTTOM

Texas Rangers @ Kansas City Royals
 Kauffman Stadium, Kansas City, MO

Sun May 26 2002, 4:05 PM CDT
 Att: 21,740 - Sunny - 76 F

AB	40
R	9
H	18
RBI	8
BB	2
SO	3
LOB	19



PITCHER	IP	WLS	BF	H	R	ER	SO	BB	IBB	HBP	BLK	WP	HR	S	P	ERA	WHIP
Doug Davis, L (1, 1) ERA: 4.98	3.0		17	9	5	5	0	0	0	1	0	1	1	35	52	15.00	3.000
Steve Woodard, R (4, 1) ERA: 6.62	2.0		11	3	2	2	1	1	0	1	0	0	1	32	51	9.00	2.000
Chris Michalak, L (6, 1) ERA: 4.4	0.2	L	6	4	2	2	0	0	0	0	0	0	1	11	16	27.00	6.000
Todd Van Poppel, R (6, 1) ERA: 4.43	2.1		10	2	0	0	2	1	0	0	0	0	0	23	34	0.00	1.286

Batter	1	2	3	4	5	6	7	8	9	AB R H RBI BB SO LOB	TOP									
Adam Kennedy, L (1, 4) OBP: 0.301, SLG: 0.366	0-1 E8 HR	0-0 F8			2-1 F7		1-1 G4-3			4 1 0 0 0 0 1										
Darin Erstad, L (1, 8) OBP: 0.341, SLG: 0.412	0-0 HR		1-2 F8		0-1 F7			1-3 K		4 1 1 2 0 1 0										
Troy Glaus, R (1, 5) OBP: 0.361, SLG: 0.534	0-0 HR		0-3 K		2-1 1B			1-2 F8		4 1 2 1 0 1 0										
16 Garret Anderson, L (1, 7) OBP: 0.297, SLG: 0.505	1-0 G3-1		1-1 1B		0-2 G4-3			0-0 HR		4 1 2 1 0 0 1										
Brad Fullmer, L (1, 10) OBP: 0.337, SLG: 0.490	1-1 F7		0-0 F8			0-1 F9		2-1 G6-3		4 0 0 0 0 0 1										
Tim Salmon, R (1, 9) OBP: 0.354, SLG: 0.427	2-3 K			2-2 F8		0-0 F8			0-3 K	4 0 0 0 0 2 0										
Scott Spiezio, S (1, 3) OBP: 0.361, SLG: 0.364		1-2 F8		1-2 F7		0-0 P3			1-0 G4-3	4 0 0 0 0 0 0										
Bengie Molina, R (1, 2) OBP: 0.303, SLG: 0.321 Alfredo Amezaga, S (9, PR) OBP: 0.200, SLG: 0.400		1-1 F4		0-2 1B			1-0 P4		1-0 DI 1B	4 0 2 0 0 0 0 0 0 0 0 0 0 0										
Jose Nieves, R (1, 6) OBP: 0.290, SLG: 0.323 Orlando Palmeiro, L (9, PH) OBP: 0.419, SLG: 0.406		1-2 1B		1-3 K			0-2 L8		1-1 G4-3	3 0 1 0 0 1 1 1 0 0 0 0 0 1										
Inning Stats	R: 3 E: 1 K: 1 S: 11	H: 2 LOB: 0 BB: 0 P: 15	R: 0 E: 0 K: 0 S: 9	H: 1 LOB: 1 BB: 0 P: 12	R: 0 E: 0 K: 1 S: 9	H: 1 LOB: 1 BB: 0 P: 11	R: 0 E: 0 K: 1 S: 12	H: 1 LOB: 1 BB: 0 P: 16	R: 0 E: 0 K: 0 S: 4	H: 0 LOB: 0 BB: 0 P: 4	R: 0 E: 0 K: 0 S: 6	H: 0 LOB: 0 BB: 0 P: 8	R: 1 E: 0 K: 1 S: 10	H: 1 LOB: 0 BB: 0 P: 14	R: 0 E: 0 K: 1 S: 7	H: 1 LOB: 2 BB: 0 P: 10	1B: 5 2B: 0 3B: 0 HR: 3	SF: 0 SAC: 0 DP: 0 HBP: 0	WP: 0 PB: 0 SB: 0 CS: 0	PA: 36
PITCHER	IP WLS BF H R ER SO BB IBB HBP BLK WP HR S P ERA WHIP																			
Paul Byrd, R (1, 1) ERA: 2.88	7.2 W 31 7 4 3 4 0 0 0 0 0 3 68 89 3.52 0.913																			
Brian Shouse, L (8, 1) ERA: 5.68	0.1 1 0 0 0 0 0 0 0 0 0 0 2 4 0.00 0.000																			
Roberto Hernandez, R (9, 1) ERA: 3.27	1.0 S 4 1 0 0 0 1 0 0 0 0 0 0 7 10 0.00 1.000																			

Anaheim Angels @ Kansas City Royals
Kauffman Stadium, Kansas City, MO
Tue May 28 2002, 7:05 PM CDT
Att. 11,773 - Cloudy - 80 F

livebaseballscorecards.com

AB	36
R	4
H	8
RBI	4
BB	0
SO	5
LOB	5



Batter	1	2	3	4	5	6	7	8	9
Neifi Perez, S OBP: 0.260, SLG: 0.333 (1, 6)	1-0 G5-3		0-1 PB G3 1B	0-0 3B 1B		3-1 2B 29 SF9 1B		0-0 L4	
Carlos Febles, R OBP: 0.348, SLG: 0.348 (1, 4)	4-2 29 1B BB		0-1 G3	0-0 1-H 3B		1-0 29 SF9 2B		0-2 F8	
Carlos Beltrán, S OBP: 0.346, SLG: 0.440 (1, 8)	2-3 K		3-3 K	4-2 29 S BB		2-1 CS HBP		3-1 G3	
29 Mike Sweeney, R OBP: 0.415, SLG: 0.572 (1, 3)	0-1 1-2 1B					0-2 SF9			
Joe Randa, R OBP: 0.358, SLG: 0.463 (1, 5)	1-3 K					3-2 G3			
Michael Tucker, L OBP: 0.352, SLG: 0.368 (1, 7)		2-1 G4-6-3 1B							
Mark Quinn, R OBP: 0.298, SLG: 0.333 (1, 9)		1-0 G4-6-3							
Luis Alicea, S OBP: 0.290, SLG: 0.250 (1, 10)		1-1 B2-3							
Brent Mayne, L OBP: 0.290, SLG: 0.271 (1, 2)									


AB	R	H	RBI	BB	SO	LOB
5	2	3	1	0	0	0
4	0	2	2	1	0	1
3	0	0	0	1	2	2
3	1	2	1	0	0	2
4	1	1	0	0	1	4
3	1	2	1	1	0	0
2	0	0	0	1	0	2
4	1	2	2	0	0	1
4	1	1	0	0	0	3

BOTTOM

Anaheim Angels @ Kansas City Royals
Kauffman Stadium, Kansas City, MO

Tue May 28 2002, 7:05 PM CDT
Att: 11,773 - Cloudy - 80 F

AB	32
R	7
H	13
RBI	7
BB	4
SO	3
LOB	15



Inning Stats	R: 0	H: 1	E: 0	K: 2	S: 11	LOB: 2	BB: 1	P: 19									
Aaron Sele, R ERA: 5.31 (1, 1)	5.0	WLS: 1	BF: 28	H: 11	R: 7	ER: 7	SO: 3	BB: 3	IBB: 0	HBP: 0	BLK: 0	WP: 0	HR: 0	S: 56	P: 92	ERA: 12.60	WHIP: 2.800
Lou Pote, R ERA: 2.03 (6, 1)	2.0	WLS: 0	BF: 8	H: 2	R: 0	ER: 0	SO: 0	BB: 1	IBB: 0	HBP: 1	BLK: 0	WP: 0	HR: 0	S: 20	P: 30	ERA: 0.00	WHIP: 1.500
Donne Wall, R ERA: 7.98 (8, 1)	1.0	WLS: 0	BF: 3	H: 0	R: 0	ER: 0	SO: 0	BB: 0	IBB: 0	HBP: 0	BLK: 0	WP: 0	HR: 0	S: 6	P: 9	ERA: 0.00	WHIP: 0.000

1B	2B	3B	HR	SF	SAC	DP	HBP	WP	PA
10	2	1	0	1	1	2	1	0	39

Batter	1	2	3	4	5	6	7	8	9	AB	R	H	RBI	BB	SO	LOB	TOP										
David Eckstein, R (1, 10) OBP: 0.353, SLG: 0.377 Brad Fullmer, L (8, PH) OBP: 0.333, SLG: 0.483	1-1 E S 1B	2-1 F7			4-1 1B HR BB	1-2 G4-3		3-2 G3-1	1-0 G6-3	3	1	1	0	1	0	3											
Darin Erstad, L (1, 8) OBP: 0.348, SLG: 0.414 Julio Ramirez, R (8, PR) OBP: 0.368, SLG: 0.611 (8, 8)	1-1 F7		1-1 F7		0-0 HR 1B	2-2 HR 1B		4-0 1B BB		4	2	2	2	1	0	1											
Troy Glaus, R (1, 5) OBP: 0.367, SLG: 0.549	4-1 16 G4-6-3 BB		2-2 F8		1-0 HR	1-3 K		2-2 16 G4-6-3 1B		4	1	2	3	1	1	1											
16 Garret Anderson, L (1, 7) OBP: 0.304, SLG: 0.510 Orlando Palmeiro, L (8, 7) OBP: 0.419, SLG: 0.406	1-0 G4-6-3		0-0		2-1 S 1B G3	4-0 HR IBB		1-0 G4-6-3		4	2	2	0	1	0	4											
Tim Salmon, R (1, 9) OBP: 0.365, SLG: 0.469		3-2 S 1B 2B	2-1 P3		2-1 G3 S 1B	0-0 HR		1-1 G4-3 2B		5	3	4	3	0	0	1											
Bengie Molina, R (1, 2) OBP: 0.294, SLG: 0.311		1-1 G1-3		0-1 G6-3	3-2 P3	0-1 F8		1-2 G4-3		5	0	0	0	0	0	4											
Scott Spiezio, S (1, 3) OBP: 0.362, SLG: 0.367		1-3 K		4-0 G6-3 BB	1-1 G3		2-2 P6	1-0 2B 2B		4	1	1	2	1	1	2											
Jose Nieves, R (1, 4) OBP: 0.288, SLG: 0.318 Adam Kennedy, L (9, PH) OBP: 0.299, SLG: 0.364 (9, 4)		2-0 1B BLK 1B		2-2 G6-3	0-0 F8		1-0 P4	2-3 K		4	0	1	1	0	0	2											
Alfredo Amezaga, S (1, 6) OBP: 0.500, SLG: 0.700		2-0 1B		0-2 1B 1B	0-2 G4-3 S 1B		3-2 G4-3	1-1 2B		5	2	4	1	0	0	0											
Inning Stats	R: 0 E: 0 K: 0 S: 6	H: 1 LOB: 1 BB: 1 P: 13	R: 1 E: 0 K: 1 S: 13	H: 3 LOB: 2 BB: 0 P: 24	R: 0 E: 0 K: 0 S: 8	H: 1 LOB: 1 BB: 0 P: 13	R: 0 E: 0 K: 0 S: 5	H: 0 LOB: 0 BB: 1 P: 11	R: 5 E: 0 K: 1 S: 16	H: 5 LOB: 1 BB: 1 P: 29	R: 4 E: 0 K: 1 S: 15	H: 3 LOB: 0 BB: 1 P: 23	R: 0 E: 0 K: 0 S: 8	H: 0 LOB: 0 BB: 0 P: 14	R: 0 E: 0 K: 0 S: 8	H: 1 LOB: 2 BB: 1 P: 18	R: 2 E: 0 K: 1 S: 13	H: 3 LOB: 1 BB: 0 P: 20	1B: 10 2B: 5 3B: 0 HR: 2	SF: 0 SAC: 0 DP: 3 HBP: 0	WP: 0 PB: 0 SB: 6 CS: 0	PA: 46					
PITCHER	IP	WLS	BF	H	R	ER	SO	BB	IBB	HBP	BLK	WP	HR	S	P	ERA	WHIP										
Jeremy Affeldt, L (1, 1) ERA: 3.83	4.0	L	23	10	6	6	1	3	0	0	1	0	1	42	80	13.50	3.250										
Mac Suzuki, R (5, 1) ERA: 18.0	2.0		10	3	4	4	1	0	1	0	0	0	1	21	33	18.00	1.500										
Brad Voyles, R (7, 1) ERA: 4.15	1.0		3	0	0	0	0	0	0	0	0	0	0	8	14	0.00	0.000										
Cory Bailey, R (8, 1) ERA: 3.38	1.0		4	1	0	0	0	1	0	0	0	0	0	8	18	0.00	2.000										
Miguel Asencio, R (9, 1) ERA: 7.15	1.0		6	3	2	2	1	0	0	0	0	0	0	13	20	18.00	3.000										

Anaheim Angels @ Kansas City Royals
Kauffman Stadium, Kansas City, MO

Wed May 29 2002, 7:05 PM CDT
Att. 13,662 - Sunny - 82 F

livebaseballscorecards.com

AB	41
R	12
H	17
RBI	12
BB	5
SO	3
LOB	20



Batter	1	2	3	4	5	6	7	8	9	AB	R	H	RBI	BB	SO	LOB
Neifi Perez, S OBP: 0.265, SLG: 0.344 (1, 6)	1-0 E 3B		0-1 L6			4-2 FC6-4 BB		3-2 F8		3	1	1	0	1	0	0
Carlos Febles, R OBP: 0.346, SLG: 0.345 (1, 4)	2-3 K			1-1 G4-3		0-1 FC6-4 G6-3 WP 1-2f		2-1 1B		4	0	1	0	0	1	2
Carlos Beltrán, S OBP: 0.344, SLG: 0.435 (1, 8)	1-0 E4			2-1 29 G5-4-3 1B		2-0 G6-3 1-3		1-0 G3-1		4	0	1	1	0	0	2
29 Mike Sweeney, R OBP: 0.407, SLG: 0.560 (1, 3)	1-1 F9			0-0 G5-4-3 1-2f		1-3 K			1-3 K	4	0	0	0	0	2	2
Joe Randa, R OBP: 0.350, SLG: 0.451 (1, 5)		2-0 P4			1-0 F9		0-1 F8		0-1 G6-3	4	0	0	0	0	0	0
Michael Tucker, L OBP: 0.349, SLG: 0.364 (1, 7)		1-1 CS 1B			1-1 G6-3		0-1 F7		0-3 K	4	0	1	0	0	1	0
Mark Quinn, R OBP: 0.317, SLG: 0.407 (1, 9)		2-2 G4-3 1-2			2-1 HR		0-0 1B			3	1	2	1	0	0	1
Luis Alicea, S OBP: 0.292, SLG: 0.270 (1, 10)			2-2 F8		0-1 2B		0-3 K			3	0	1	0	0	1	1
A.J. Hinch, R OBP: 0.299, SLG: 0.423 (1, 2)			1-3 K		2-2 F8			0-0 P4		3	0	0	0	0	1	1

Inning Stats	R: 1	H: 1	R: 0	H: 1	R: 0	H: 0	R: 0	H: 1	R: 1	H: 2	R: 0	H: 0	R: 0	H: 1	R: 0	H: 1	R: 0	H: 1	R: 0	H: 0	1B: 4	SF: 0	WP: 1	PA: 33
	E: 1	LOB: 0	E: 0	LOB: 0	E: 0	LOB: 0	E: 0	LOB: 0	E: 0	LOB: 1	E: 0	LOB: 1	E: 0	LOB: 1	E: 0	LOB: 1	E: 0	LOB: 1	E: 0	LOB: 0	2B: 1	SAC: 0	PB: 0	
	K: 1	BB: 0	K: 0	BB: 0	K: 0	BB: 0	K: 0	BB: 0	K: 0	BB: 1	K: 1	BB: 0	K: 0	BB: 0	K: 2	BB: 0	K: 0	BB: 0	K: 0	BB: 0	3B: 1	DP: 1	SB: 0	
	S: 7	P: 12	S: 7	P: 12	S: 8	P: 11	S: 5	P: 8	S: 10	P: 16	S: 10	P: 17	S: 8	P: 8	S: 8	P: 14	S: 8	P: 9	S: 8	P: 9	HR: 1	HBP: 0	CS: 1	

PITCHER	IP	WLS	BF	H	R	ER	SO	BB	IBB	HBP	BLK	WP	HR	S	P	ERA	WHIP
Ramon Ortiz, R ERA: 3.47 (1, 1)	8.0	W	30	7	2	2	4	1	0	0	0	1	1	63	98	2.25	1.000
Ben Weber, R ERA: 3.6 (9, 1)	1.0		3	0	0	0	2	0	0	0	0	0	0	8	9	0.00	0.000


BOTTOM

Anaheim Angels @ Kansas City Royals
Kauffman Stadium, Kansas City, MO

Wed May 29 2002, 7:05 PM CDT
Att. 13,662 - Sunny - 82 F

livebaseballscorecards.com

AB	32
R	2
H	7
RBI	2
BB	1
SO	6
LOB	9



Batter	1	2	3	4	5	6	7	8	9	10	11	AB R H RBI BB SO LOB
Gabe Kapler, R OBP: 0.298, SLG: 0.348 (1, 8)	F5		G5-3	G6-3		B1-3		FC5 2B	F9		G4-3	7 0 1 0 0 0 4
Herbert Perry, R OBP: 0.379, SLG: 0.538 (1, 5)	HR 2B		FC6 HBP		HR 1B	F9		FC5 BB		BB 1B		3 2 2 0 1 0 0 1 0 1 0 0 0 0
Jason Romano, R OBP: 0.200, SLG: 0.063 (8, PR) (9, 4)												
Alex Rodriguez, R OBP: 0.402, SLG: 0.637 (1, 6)	HR		FC6 1B 2B		HR	K		FC5		K		6 3 2 4 0 2 4
Rafael Palmeiro, L OBP: 0.371, SLG: 0.552 (1, 10)	L8		2B 1B		2B 1B		G5-3 1B		G4-3			5 0 3 0 1 0 0
Juan Gonzalez, R OBP: 0.313, SLG: 0.413 (1, 9)	K		1B 2B		F3		K		1B 2B	L7		6 1 2 1 0 2 4
Carl Everett, S OBP: 0.247, SLG: 0.338 (1, 7)		F8	F9		2B		E3		1B 2B	F8		6 1 2 1 0 0 5
Todd Greene, R OBP: 0.391, SLG: 0.565 (1, 2)												
29 Rusty Greer, L OBP: 0.354, SLG: 0.375 (9, PH)				G6-3		K2-3		G5-3				4 0 1 0 0 1 4 1 0 1 1 0 0 0 0 0 0 0 0 0 0 0 0 0 0 1 0 0
Calvin Murray, R OBP: 0.221, SLG: 0.250 (9, PR)									WP 10 FC5-2-5-1 2B			
Bill Haselman, R OBP: 0.315, SLG: 0.345 (10, 2)												
Mike Lamb, L OBP: 0.326, SLG: 0.466 (1, 3)		F7				10 FC6-4 BB			10 FC5-2-5-1 IBB			4 0 2 0 2 1 1
10 Michael Young, R OBP: 0.300, SLG: 0.367 (1, 4) (9, 5)												
												6 0 0 0 0 2 10

BOTTOM	
Kansas City Royals @ Texas Rangers The Ballpark at Arlington, Arlington, TX	
livebaseballscores.com	
AB 49 R 7 H 17 RBI 7 BB 5 SO 8 LOB 32	
	
WP: 1 PA: 55 PB: 0 SB: 0 CS: 0	

Inning Stats	R: 2	H: 2	E: 0	K: 1	S: 16	R: 0	H: 1	E: 0	K: 1	S: 10	R: 1	H: 2	E: 0	K: 0	S: 11	R: 0	H: 1	E: 0	K: 0	S: 10	R: 2	H: 4	E: 0	K: 1	S: 17	R: 0	H: 0	E: 0	K: 1	S: 10	R: 0	H: 1	E: 1	K: 1	S: 11	R: 0	H: 1	E: 0	K: 2	S: 14	R: 2	H: 3	E: 0	K: 0	S: 15	R: 0	H: 1	E: 0	K: 1	S: 16	R: 0	H: 1	E: 0	K: 0	S: 13
PITCHER	IP	WLS	BF	H	R	ER	SO	BB	IBB	HBP	BLK	WP	HR	S	P	ERA	WHIP																																						
Jeff Suppan, R ERA: 4.42 (1, 1)	4.1		24	10	5	5	2	0	0	1	0	0	2	58	92	10.38	2.308																																						
Brad Voyles, R ERA: 3.0 (5, 1)	1.2		6	0	0	0	2	1	0	0	0	0	0	16	26	0.00	0.600																																						
Dan Reichert, R ERA: 5.33 (7, 1)	0.1	H	2	1	0	0	1	0	0	0	0	0	0	6	7	0.00	3.000																																						
Jason Grimsley, R ERA: 3.42 (7, 1)	1.1	H	6	1	0	0	2	1	0	0	0	0	0	17	26	0.00	1.500																																						
Roberto Hernandez, R ERA: 4.38 (8, 1)	1.1	B	8	3	2	2	0	0	1	0	0	1	0	17	32	13.50	2.250																																						
PITCHER	IP	WLS	BF	H	R	ER	SO	BB	IBB	HBP	BLK	WP	HR	S	P	ERA	WHIP																																						
Cory Bailey, R ERA: 3.16 (10, 1)	2.0	W	9	2	0	0	1	2	0	0	0	0	0	9	14	3.16	2.000																																						

Fri May 31 2002, 8:05 PM EDT
Att: 30,700 - Sunny - 83 F

Batter	1	2	3	4	5	6	7	8	9
Calvin Murray, R OBP: 0.211, SLG: 0.238 (1, 8)	2-2 G6-3	2-1 FC5-4			0-3 K		2-2 F7		
Herbert Perry, R OBP: 0.392, SLG: 0.573 (1, 5)	1-1 HR		1-3 K		0-0 1B			2-2 G6-4-3 1B	
Alex Rodriguez, R OBP: 0.395, SLG: 0.624 (1, 6)	2-3 K		1-3 K		0-0 L8			1-1 G6-4-3 1-2f	
Rafael Palmeiro, L OBP: 0.369, SLG: 0.542 Jason Romano, R OBP: 0.200, SLG: 0.063 (1, 10) (8, PR)	1-2 G1-3		1-2 F8		1-3 K			4-2 1B BB	
Juan Gonzalez, R OBP: 0.321, SLG: 0.430 (1, 9)		1-1 1B 2B		2-1 P4		2-1 G6-3		1-0 1B	
Todd Greene, R OBP: 0.385, SLG: 0.538 Mike Lamb, L OBP: 0.323, SLG: 0.461 (1, 3) (8, PH) (9, 3)		1-2 10 BB 1B		0-0 P6		0-0 G6-3		2-2 L6	
Gabe Kapler, R OBP: 0.299, SLG: 0.343 (1, 7)		2-1 F9		2-3 K			4-2 10 G3-1 G4-3 BB		
Bill Haselman, R OBP: 0.308, SLG: 0.336 (1, 2)		1-2 F3			2-0 G6-3		0-0 G4-3		
10 Michael Young, R OBP: 0.306, SLG: 0.375 (1, 4)		4-1 FC5-4 BB			3-2 1B 2B		3-2 G3-1		

Inning Stats	R: 1	H: 1	E: 0	K: 1	S: 13	LOB: 0	BB: 0	P: 19
	R: 1	H: 2	E: 0	K: 0	S: 14	LOB: 2	BB: 1	P: 25
	R: 0	H: 0	E: 0	K: 2	S: 10	LOB: 0	BB: 0	P: 13
	R: 0	H: 0	E: 0	K: 1	S: 7	LOB: 0	BB: 0	P: 11
	R: 1	H: 2	E: 0	K: 1	S: 10	LOB: 1	BB: 0	P: 15
	R: 0	H: 0	E: 0	K: 1	S: 6	LOB: 0	BB: 0	P: 9
	R: 0	H: 0	E: 0	K: 0	S: 14	LOB: 1	BB: 1	P: 23
	R: 0	H: 2	E: 0	K: 0	S: 12	LOB: 2	BB: 1	P: 22

PITCHER	IP	WLS	BF	H	R	ER	SO	BB	IBB	HBP	BLK	WP	HR	S	P	ERA	WHIP
Darrell May, L ERA: 6.43 (1, 1)	6.1	L	26	5	3	3	6	2	0	0	0	0	1	66	102	4.26	1.105
Dan Reichert, R ERA: 5.19 (7, 1)	1.1		6	2	0	0	0	1	0	0	0	0	0	17	30	0.00	2.250
Brian Shouse, L ERA: 5.54 (8, 1)	0.1		1	0	0	0	0	0	0	0	0	0	0	3	5	0.00	0.000

AB R H RBI BB SO LOB


4	0	0	0	0	1	4
4	1	3	2	0	1	0
4	0	0	0	0	2	2
3	0	0	0	1	1	0
0	0	0	0	0	0	0
4	1	2	0	0	0	0
3	0	1	1	0	0	0
1	0	0	0	0	0	2
2	0	0	0	1	1	1
3	0	0	0	0	0	2
2	1	1	0	1	0	1

1B: 4	SF: 0	WP: 0	PA: 33
2B: 2	SAC: 0	PB: 0	
3B: 0	DP: 1	SB: 0	
HR: 1	HBP: 0	CS: 0	
AB	30		
R	3		
H	7		
RBI	3		
BB	3		
SO	6		
LOB	12		



Kansas City Royals @ Texas Rangers
The Ballpark at Arlington, Arlington, TX
Sat Jun 01 2002, 8:05 PM EDT
Att: 39,245 - Cloudy - 86 F

livebaseballscorecards.com

Batter	1	2	3	4	5	6	7	8	9	AB R H RBI BB SO LOB	TOP
Neifi Perez, S OBP: 0.266, SLG: 0.353 (1, 6) X	0-0 F9		1-0 F8		0-0 SF7		2-1 G5-3			3 0 0 1 0 0 0	
Carlos Febles, R OBP: 0.349, SLG: 0.384 (1, 4) C X	1-1 G5-3			1-1 1B	1-1 HR			0-2 29 SF8 3B		4 2 3 2 0 0 0	
Carlos Beltrán, S OBP: 0.349, SLG: 0.457 (1, 8) C S B B C	2-3 K			2-3 K	1-0 G4-3			4-2 FC4-8 BB		3 0 0 0 1 2 1	
29 Mike Sweeney, R OBP: 0.399, SLG: 0.563 (1, 3) B B B B X		2-2 1B		1-0 L4		2-3 K		2-2 SF8		3 0 1 1 0 1 1	
Joe Randa, R OBP: 0.361, SLG: 0.497 (1, 5) C B T B C		1-3 K		3-2 G6-3		0-0 HR		1-0 FC4-6		4 1 1 1 0 1 3	
Michael Tucker, L OBP: 0.341, SLG: 0.345 (1, 9) S B B B X		2-1 F7			4-2 F8 1B BB	3-2 G1-6-3 HBP		2-1 F7		2 1 0 0 1 0 2	
Luis Alicea, S OBP: 0.288, SLG: 0.246 (1, 10) B T B X		1-1 B1-3			4-2 1B SF7 BB	0-1 G1-6-3			4-2 G4-6-3 BB	2 1 0 0 2 0 2	AB 29 R 6 H 6 RBI 6 BB 4 SO 5 LOB 13
Raul Ibanez, L OBP: 0.252, SLG: 0.302 (1, 7) B C T C X			0-2 G3		2-1 F8		2-2 G1-3		1-2 F7	4 0 0 0 0 0 3	
Brent Mayne, L OBP: 0.295, SLG: 0.279 (1, 2) B F C F X			1-3 K		1-0 HR 1B		1-2 F9		0-0 G4-6-3	4 1 1 1 0 1 1	
Inning Stats	R: 0 H: 0 E: 0 LOB: 0 K: 1 BB: 0 S: 6 P: 9	R: 0 H: 1 E: 0 LOB: 1 K: 1 BB: 0 S: 10 P: 16	R: 0 H: 0 E: 0 LOB: 0 K: 1 BB: 0 S: 7 P: 9	R: 0 H: 1 E: 0 LOB: 1 K: 1 BB: 0 S: 10 P: 17	R: 4 H: 2 E: 0 LOB: 0 K: 0 BB: 2 S: 12 P: 25	R: 1 H: 1 E: 0 LOB: 0 K: 1 BB: 0 S: 8 P: 13	R: 0 H: 0 E: 0 LOB: 0 K: 0 BB: 0 S: 8 P: 13	R: 1 H: 1 E: 0 LOB: 1 K: 0 BB: 1 S: 15 P: 24	R: 0 H: 0 E: 0 LOB: 0 K: 0 BB: 1 S: 6 P: 11	1B: 3 SF: 2 2B: 0 SAC: 0 3B: 1 DP: 2 HR: 2 HBP: 1	WP: 0 PA: 36 PB: 0 SB: 0 CS: 0
PITCHER	IP WLS BF H R ER SO BB IBB HBP BLK WP HR S P ERA WHIP										
Chan Ho Park, R ERA: 8.28 (1, 1)	5.1 W 24 5 5 5 5 2 0 1 0 0 2 51 87 8.44 1.312										
Randy Flores, L ERA: 3.68 (6, 1)	1.2 H 4 0 0 0 0 0 0 0 0 0 0 10 15 0.00 0.000										
Anthony Telford, R ERA: 1.5 (8, 1)	1.0 H 5 1 1 1 0 1 0 0 0 0 0 15 24 9.00 2.000										
Hideki Irabu, R ERA: 4.73 (9, 1)	1.0 S 3 0 0 0 0 1 0 0 0 0 0 6 11 0.00 1.000										

Kansas City Royals @ Texas Rangers
The Ballpark at Arlington, Arlington, TX
Sun Jun 02 2002, 3:05 PM EDT
Att. 26,464 - Cloudy - 86 F

livebaseballscorecards.com

Batter	1	2	3	4	5	6	7	8	9
29 Rusty Greer, L (1, 7) OBP: 0.355, SLG: 0.376 Calvin Murray, R (9, 8) OBP: 0.211, SLG: 0.238	2-2 1B	0-0 G1-3 1B		3-1 1-3 1B		2-1 L6 1B		3-2 F7 1-2	
Herbert Perry, R (1, 5) OBP: 0.387, SLG: 0.563	2-2 1B 2B HBP	0-2 F8 1B		0-1 SF9 3-H 1B		0-1 G5-3 1B			
Alex Rodriguez, R (1, 6) OBP: 0.401, SLG: 0.639	0-1 2B 1B	2-3 K 1B		4-1 1-2 1B			2-1 HR		
Rafael Palmeiro, L (1, 10) OBP: 0.367, SLG: 0.541	0-0 1-3 2B 2B		2-2 F9 1-3 2B	3-3 1-2 2-3 1B			2-2 P5 1B		
Juan Gonzalez, R (1, 9) OBP: 0.318, SLG: 0.434	0-1 G3 1B 2B		1-3 K 1B		2-3 K 1B		2-2 L8 1B		
Carl Everett, S (1, 8) OBP: 0.247, SLG: 0.331 10 Michael Young, R (8, 4) OBP: 0.306, SLG: 0.375	0-0 G3 2-3 1B		0-0 G4-3 1B		4-1 1B BB		1-1 G6-3 1B		
Mike Lamb, L (1, 3) OBP: 0.330, SLG: 0.462	0-1 3-H 1B			0-3 1-3 1B		2-1 G5-4-3 1B		2-0 F8 1B	
Bill Haselman, R (1, 2) OBP: 0.306, SLG: 0.358	0-2 F7 1B			0-2 HR		2-0 G5-4-3 G5-4-3 1-2f 1B		3-3 K 1B	
Jason Romano, R (1, 4) OBP: 0.250, SLG: 0.150 (8, 8) (9, 7)	2-3 K 1B			3-1 29 1B 29 S SF9 1B		2-2 L6 1B		0-0 29 S 1B	

AB	R	H	RBI	BB	SO	LOB
5	1	2	0	0	0	1
0	0	0	0	0	0	0
2	1	0	1	0	0	0
3	2	2	2	1	1	0
4	1	1	1	0	1	2
4	1	1	2	0	2	0
3	0	0	0	1	0	1
0	0	0	0	0	0	0
4	0	2	1	0	1	0
4	1	1	1	0	1	3
4	1	2	0	0	1	1

BOTTOM	
AB 33 R 8 H 11 RBI 8 BB 2 SO 7 LOB 8	
Inning Stats R: 5 H: 5 E: 0 K: 1 S: 24 LOB: 1 BB: 0 P: 30	R: 0 H: 0 E: 0 K: 1 S: 7 LOB: 0 BB: 0 P: 9
R: 0 H: 0 E: 0 K: 1 S: 8 LOB: 0 BB: 0 P: 11	R: 2 H: 3 E: 0 K: 2 S: 17 LOB: 2 BB: 1 P: 30
R: 0 H: 1 E: 0 K: 1 S: 7 LOB: 1 BB: 1 P: 17	R: 0 H: 0 E: 0 K: 0 S: 7 LOB: 0 BB: 0 P: 11
R: 1 H: 1 E: 0 K: 0 S: 11 LOB: 0 BB: 0 P: 18	R: 0 H: 1 E: 0 K: 1 S: 8 LOB: 1 BB: 0 P: 16
1B: 7 SF: 1 2B: 2 SAC: 0 3B: 0 DP: 1 HR: 2 HBP: 1	WP: 1 PA: 37 PB: 0 SB: 3 CS: 0

Kansas City Royals @ Texas Rangers
 The Ballpark at Arlington, Arlington, TX
 Sun Jun 02 2002, 3:05 PM EDT
 Att. 26,464 - Cloudy - 86 F

PITCHER	IP	WLS	BF	H	R	ER	SO	BB	IBB	HBP	BLK	WP	HR	S	P	ERA	WHIP
Paul Byrd, R (1, 1) ERA: 3.53	3.2	L	21	8	7	7	4	1	0	0	0	0	1	52	73	17.18	2.455
Mac Suzuki, R (4, 1) ERA: 8.31	2.1		8	1	0	0	2	1	0	0	0	1	0	18	35	0.00	0.857
Brad Voyles, R (7, 1) ERA: 3.52	1.2		7	2	1	1	1	0	0	0	0	0	1	16	28	5.40	1.200
Jason Grimsley, R (8, 1) ERA: 3.38	0.1		1	0	0	0	0	0	0	0	0	0	0	3	6	0.00	0.000

PITCHER	IP	WLS	BF	H	R	ER	SO	BB	IBB	HBP	BLK	WP	HR	S	P	ERA	WHIP
Paul Byrd, R (1, 1) ERA: 3.53	3.2	L	21	8	7	7	4	1	0	0	0	0	1	52	73	17.18	2.455
Mac Suzuki, R (4, 1) ERA: 8.31	2.1		8	1	0	0	2	1	0	0	0	1	0	18	35	0.00	0.857
Brad Voyles, R (7, 1) ERA: 3.52	1.2		7	2	1	1	1	0	0	0	0	0	1	16	28	5.40	1.200
Jason Grimsley, R (8, 1) ERA: 3.38	0.1		1	0	0	0	0	0	0	0	0	0	0	3	6	0.00	0.000

Batter	1	2	3	4	5	6	7	8	9	AB R H RBI BB SO LOB	TOP									
Chuck Knoblauch, R (1, 7) <small>OBP: 0.252, SLG: 0.266</small>	0-1 G6-3		2-2 F8			4-0 FC6-4 BB	1-0 F9			3 0 0 0 1 0 2	Kansas City Royals @ Chicago White Sox Comiskey Park, Chicago, IL Mon Jun 03 2002, 8:05 PM EDT Att. 15,168 - Cloudy - 64 F									
Nefti Perez, S (1, 6) <small>OBP: 0.261, SLG: 0.346</small>	2-1 F8			1-0 P3		0-1 FC6-4 BB 1-2f	2-1 F9			4 0 0 0 0 0 1										
Carlos Beltrán, S (1, 8) <small>OBP: 0.352, SLG: 0.455</small>	1-3 K			3-3 K		4-2 FC6-4 BB 1-2	0-0 FC1-2 1B S 29 1B			3 0 1 0 1 2 0										
29 Mike Sweeney, R (1, 3) <small>OBP: 0.401, SLG: 0.567</small>		3-2 P5		1-2 2B		0-0 P5	2-1 1B S	1-2 1B		4 0 2 0 0 0 2										
Joe Randa, R (1, 5) <small>OBP: 0.359, SLG: 0.491</small> Donnie Sadler, R (8, PR) <small>OBP: 0.242, SLG: 0.258</small> (8, 9)		1-1 1B		1-1 G4-3		1-1 FC6-4 1-2f	3-2 FC1-2 1-2 2-H			4 0 1 0 0 0 5 0 0 0 0 0 0 0										
Michael Tucker, L (1, 9) <small>OBP: 0.341, SLG: 0.344</small> Luis Alicaia, S (8, PH) <small>OBP: 0.284, SLG: 0.243</small> (8, 5)		0-0 L9			3-3 K		0-1 1B 1B	1-2 G5-3		3 0 1 0 0 1 1 1 0 0 0 0 0 2										
Mark Quinn, R (1, 10) <small>OBP: 0.306, SLG: 0.369</small>		2-3 K			1-0 F7		0-0 1B 1B 1-3	0-0 G5-3		4 0 1 0 0 1 1										
Brent Mayne, L (1, 2) <small>OBP: 0.293, SLG: 0.268</small>			1-0 P6		4-1 BB		2-0 P6	1-3 K		3 0 0 0 1 1 1										
Carlos Febles, R (1, 4) <small>OBP: 0.346, SLG: 0.377</small>			3-3 K		0-0 F7		4-2 BB	1-1 G6-3		3 0 0 0 1 1 1										
Inning Stats	R: 0 E: 0 K: 1 S: 7	H: 0 LOB: 0 BB: 0 P: 10	R: 0 E: 0 K: 1 S: 11	H: 1 LOB: 1 BB: 0 P: 17	R: 0 E: 0 K: 1 S: 7	H: 0 LOB: 0 BB: 0 P: 13	R: 0 E: 0 K: 1 S: 9	H: 1 LOB: 1 BB: 0 P: 15	R: 0 E: 0 K: 1 S: 8	H: 0 LOB: 1 BB: 1 P: 16	R: 0 E: 0 K: 0 S: 8	H: 2 LOB: 2 BB: 1 P: 14	R: 0 E: 0 K: 0 S: 11	H: 2 LOB: 2 BB: 0 P: 19	R: 0 E: 0 K: 1 S: 8	H: 0 LOB: 0 BB: 0 P: 10	1B: 5 2B: 1 3B: 0 HR: 0	SF: 0 SAC: 0 DP: 0 HBP: 0	WP: 0 PB: 0 SB: 2 CS: 0	PA: 36
PITCHER Jon Garland, R (1, 1) <small>ERA: 4.48</small> Antonio Osuna, R (7, 1) <small>ERA: 4.23</small> Damaso Marte, L (8, 1) <small>ERA: 4.35</small> Bob Howry, R (8, 1) <small>ERA: 3.6</small> Kelly Wunsch, L (8, 1) <small>ERA: 3.86</small>	IP: 6.2 WLS: W BF: 27 H: 4 R: 0 ER: 0 SO: 5 BB: 4 IBB: 0 HBP: 0 BLK: 0 WP: 0 HR: 0 S: 56 P: 100 ERA: 0.00 WHIP: 1.200										PITCHER Keith Foulke, R (9, 1) <small>ERA: 5.11</small>	IP: 1.0 WLS: W BF: 3 H: 0 R: 0 ER: 0 SO: 1 BB: 0 IBB: 0 HBP: 0 BLK: 0 WP: 0 HR: 0 S: 8 P: 10 ERA: 0.00 WHIP: 0.000								

livebaseballscorecards.com

AB	32
R	0
H	6
RBI	0
BB	4
SO	6
LOB	16



Batter	1	2	3	4	5	6	7	8	9	AB R H RBI BB SO LOB	TOP
Chuck Knoblauch, R (1, 7) <small>OBP: 0.245, SLG: 0.259</small>	2-0 		1-1 		1-2 		2-0 			4 0 0 0 0 0 1	Kansas City Royals @ Chicago White Sox Comiskey Park, Chicago, IL Tue Jun 04 2002, 8:05 PM EDT Att. 13,063 - Overcast - 60 F
Nefti Perez, S (1, 6) <small>OBP: 0.257, SLG: 0.340</small>	0-0 		0-1 			0-0 	2-2 			4 0 0 0 0 0 0	
Carlos Beltrán, S (1, 8) <small>OBP: 0.354, SLG: 0.466</small>	1-2 		3-1 			1-2 	2-1 			4 2 2 0 0 0 0	
29 Mike Sweeney, R (1, 3) <small>OBP: 0.403, SLG: 0.564</small>	0-2 			1-0 		4-0 		0-1 		3 1 1 1 1 0 0	
Joe Randa, R (1, 5) <small>OBP: 0.362, SLG: 0.491</small>	2-2 			3-1 		3-2 		1-1 		4 0 2 1 0 0 0	
Mark Quinn, R (1, 9) <small>OBP: 0.303, SLG: 0.362</small>	0-0 			1-2 		0-0 		0-0 		4 0 1 1 0 0 2	
Raul Ibanez, L (1, 10) <small>OBP: 0.244, SLG: 0.291</small>		0-2 		0-1 	0-0 	0-3 		2-2 		4 0 0 0 0 1 2	
Brent Mayne, L (1, 2) <small>OBP: 0.302, SLG: 0.270</small>		2-0 			4-0 	1-2 		3-3 		3 0 1 0 1 1 0	
Carlos Febles, R (1, 4) <small>OBP: 0.339, SLG: 0.367</small>		1-1 			0-1 	0-0 		3-1 		4 0 0 0 0 0 4	
Inning Stats	R: 1 H: 3 E: 0 LOB: 2 K: 0 BB: 0 S: 13 P: 18	R: 0 H: 0 E: 0 LOB: 0 K: 0 BB: 0 S: 6 P: 9	R: 0 H: 0 E: 0 LOB: 0 K: 0 BB: 0 S: 6 P: 10	R: 0 H: 0 E: 1 LOB: 0 K: 0 BB: 0 S: 7 P: 12	R: 0 H: 0 E: 0 LOB: 1 K: 0 BB: 1 S: 6 P: 11	R: 2 H: 4 E: 0 LOB: 3 K: 1 BB: 1 S: 16 P: 25	R: 0 H: 0 E: 0 LOB: 0 K: 0 BB: 0 S: 8 P: 14	R: 0 H: 0 E: 0 LOB: 0 K: 1 BB: 0 S: 10 P: 18	1B: 5 SF: 0 2B: 2 SAC: 0 3B: 0 DP: 0 HR: 0 HBP: 0	WP: 0 PA: 37 PB: 0 SB: 1 CS: 1	
56 Mark Buehrle, L (1, 1) <small>ERA: 2.82</small>	IP: 8.0 WLS: L BF: 33 H: 7 R: 3 ER: 3 SO: 1 BB: 1 IBB: 1 HBP: 0 BLK: 0 WP: 0 HR: 0 S: 67 P: 105 ERA: 3.38 WHIP: 1.000										
Damaso Marte, L (9, 1) <small>ERA: 4.22</small>	IP: 0.2 WLS: 2 BF: 0 H: 0 R: 0 ER: 0 SO: 1 BB: 0 IBB: 0 HBP: 0 BLK: 0 WP: 0 HR: 0 S: 8 P: 13 ERA: 0.00 WHIP: 0.000										
Antonio Osuna, R (9, 1) <small>ERA: 4.18</small>	IP: 0.1 WLS: 1 BF: 0 H: 0 R: 0 ER: 0 SO: 0 BB: 0 IBB: 0 HBP: 0 BLK: 0 WP: 0 HR: 0 S: 2 P: 5 ERA: 0.00 WHIP: 0.000										

AB	34
R	3
H	7
RBI	3
BB	2
SO	2
LOB	9



Batter	1	2	3	4	5	6	7	8	9	AB R H RBI BB SO LOB	TOP
Chuck Knoblauch, R (1, 7) OBP: 0.241, SLG: 0.253 Raul Ibanez, L (6, 7) OBP: 0.242, SLG: 0.288	1-2 		0-0 			2-1 		1-2 		3 0 0 0 0 0 0 1 0 0 0 0 0 1	Kansas City Royals @ Chicago White Sox Comiskey Park, Chicago, IL Wed Jun 05 2002, 8:05 PM EDT Att. 12,167 - Overcast - 54 F
Nefti Perez, S (1, 6) OBP: 0.257, SLG: 0.338	1-1 		2-2 			1-1 			0-3 	4 0 1 0 0 1 0	
Carlos Beltrán, S (1, 8) OBP: 0.349, SLG: 0.457	2-3 				2-1 	3-3 			3-3 	4 0 0 0 0 3 1	
29 Mike Sweeney, R (1, 3) OBP: 0.396, SLG: 0.553		1-2 		0-2 			2-2 		1-2 	4 0 0 0 0 0 0	
Joe Randa, R (1, 5) OBP: 0.361, SLG: 0.486		4-2 		0-0 		0-1 				2 1 0 0 1 0 0	
Michael Tucker, L (1, 10) OBP: 0.335, SLG: 0.338		1-3 			1-3 		2-1 			3 0 0 0 0 2 1	
Mark Quinn, R (1, 9) OBP: 0.304, SLG: 0.375		1-2 			1-0 			0-0 		3 0 1 1 0 0 0	
Brent Mayne, L (1, 2) OBP: 0.303, SLG: 0.273		3-2 			1-0 			0-1 		3 0 1 0 0 0 1	
Carlos Febles, R (1, 4) OBP: 0.339, SLG: 0.363			1-3 		1-0 			4-2 		2 0 0 0 1 1 1	
Inning Stats	R: 0 H: 0 E: 0 LOB: 0 K: 1 BB: 0 S: 10 P: 14	R: 1 H: 1 E: 0 LOB: 1 K: 1 BB: 1 S: 20 P: 30	R: 0 H: 0 E: 0 LOB: 0 K: 1 BB: 0 S: 8 P: 11	R: 0 H: 0 E: 0 LOB: 0 K: 0 BB: 0 S: 7 P: 9	R: 0 H: 1 E: 0 LOB: 1 K: 1 BB: 0 S: 8 P: 12	R: 0 H: 1 E: 0 LOB: 0 K: 1 BB: 0 S: 7 P: 13	R: 0 H: 0 E: 0 LOB: 0 K: 0 BB: 0 S: 8 P: 12	R: 0 H: 0 E: 0 LOB: 1 K: 0 BB: 1 S: 8 P: 13	R: 0 H: 0 E: 0 LOB: 0 K: 2 BB: 0 S: 12 P: 16	1B: 2 SF: 0 2B: 1 SAC: 0 3B: 0 DP: 0 HR: 0 HBP: 0	
PITCHER Gary Glover, R (1, 1) ERA: 4.71 Rocky Biddle, R (8, 1) ERA: 2.84	IP WLS BF H R ER SO BB IBB HBP BLK WP HR S P ERA WHIP 7.0 W 24 3 1 1 5 1 0 0 0 1 0 68 101 1.29 0.571 2.0 7 0 0 0 2 1 0 0 0 0 0 20 29 0.00 0.500	PITCHER IP WLS BF H R ER SO BB IBB HBP BLK WP HR S P ERA WHIP									

livebaseballscorecards.com

AB	29
R	1
H	3
RBI	1
BB	2
SO	7
LOB	5



Batter	1	2	3	4	5	6	7	8	9
Kenny Lofton, L OBP: 0.384, SLG: 0.442 (1, 8)	3-2 L6		2-3 K	1-0 3B		4-0 BB		2-3 K	
Ray Durham, S OBP: 0.372, SLG: 0.359 (1, 4)	0-1 F7		3-3 K	2-3 K		1-3 K			
Frank Thomas, R OBP: 0.353, SLG: 0.481 (1, 10)	4-1 14 1B BB			1-1 14 1B SF8		0-1 F9		1-0 F8	
14 Paul Konerko, R OBP: 0.365, SLG: 0.498 (1, 3)	1-2 1B			4-1 1B BB		2-1 G6-3 1B		3-2 F9	
Jose Valentin, S OBP: 0.307, SLG: 0.470 (1, 5)	1-1 G3-1			3-2 G3 1B 3B 1B		2-2 G6-3		2-2 1B	
Carlos Lee, R OBP: 0.292, SLG: 0.435 (1, 7)		2-3 K		2-2 SF8		4-1 E 1B BB		0-0 F7	
Jeff Liefer, L OBP: 0.250, SLG: 0.240 (1, 9)		0-2 G6-3		0-1 G3 3B 1B		2-1 E4 BB 1B		3-3 K	
Aaron Rowand, R OBP: 0.239, SLG: 0.370 (8, 9)				1-2 2-H 3B 1B		1-3 1B			
Tony Graffanino, R OBP: 0.364, SLG: 0.483 (1, 6)		3-1 G6-3		0-1 G3		2-2 P6		2-0 F7	
Mark Johnson, L OBP: 0.292, SLG: 0.271 (1, 2)			2-1 F8	0-0 3B 1B		0-0 BB 1B		0-1 F9	

AB	R	H	RBI	BB	SO	LOB
4	0	1	3	1	2	0
4	0	0	0	0	3	4
3	1	1	0	1	0	3
3	1	2	0	1	0	0
4	1	2	0	0	0	3
2	1	0	1	1	1	1
4	1	1	1	0	1	2
0	0	0	0	0	0	0
4	0	0	0	0	0	4
4	1	2	1	0	0	0

BOTTOM

Kansas City Royals @ Chicago White Sox
Comiskey Park, Chicago, IL
Wed Jun 05 2002, 8:05 PM EDT
Att. 12,167 - Overcast - 54 F

livebaseballscorecards.com

AB	32
R	6
H	9
RBI	6
BB	4
SO	7
LOB	17



1B: 8	SF: 1	WP: 0	PA: 37
2B: 0	SAC: 0	PB: 0	
3B: 1	DP: 1	SB: 0	
HR: 0	HBP: 0	CS: 0	

Inning	R	H	E	K	S	H	LOB	BB	IBB	HBP	BLK	WP	HR	S	P	ERA	WHIP
1	0	1	0	0	11	0	2	1	0	0	0	0	0	64	110	8.44	2.062
2	0	0	0	10	10	0	0	0	0	0	0	0	0	14	28	0.00	1.200
3	0	0	0	10	10	0	0	0	0	0	0	0	0	6	10	0.00	0.000

PITCHER	IP	WLS	BF	H	R	ER	SO	BB	IBB	HBP	BLK	WP	HR	S	P	ERA	WHIP
Jeff Suppan, R ERA: 4.68 (1, 1)	5.1	L	27	8	6	5	4	3	0	0	0	0	0	64	110	8.44	2.062
Brad Voyles, R ERA: 2.89 (6, 1)	1.2		7	1	0	0	2	1	0	0	0	0	0	14	28	0.00	1.200
Jeff Austin, R ERA: 5.4 (8, 1)	1.0		3	0	0	0	1	0	0	0	0	0	0	6	10	0.00	0.000

Inning	R	H	E	K	S	H	LOB	BB	IBB	HBP	BLK	WP	HR	S	P	ERA	WHIP
1	1	1	0	12	12	1	3	1	0	0	0	0	0	26	26	0.00	0.000
2	0	0	0	10	10	0	0	0	0	0	0	0	0	18	18	0.00	0.000
3	0	0	0	10	10	0	0	0	0	0	0	0	0	10	10	0.00	0.000

Batter	1	2	3	4	5	6	7	8	9	AB R H RBI BB SO LOB
Kenny Lofton, L OBP: 0.380, SLG: 0.437 (1, 8)	3-2 SH2-3 1B		2-2 G5-3		0-3 K		2-2 G3-1		1-0 G4-3	5 0 1 0 0 1 0
Ray Durham, S OBP: 0.374, SLG: 0.362 (1, 4)	0-1 SH2-3 1-2		2-1 14 S BB 1B		0-0 P4		0-1 G3-1		2-2 1B 1B	4 0 2 0 0 0 0
Frank Thomas, R OBP: 0.358, SLG: 0.479 (1, 10)	4-1 E BB		3-2 F7		4-0 BB BB		1-1 F8		1-2 1B 1-3 1B	3 0 1 0 2 0 1
Magglio Ordonez, R OBP: 0.359, SLG: 0.521 (1, 9)	3-2 E5 14 G6-4-3 1-2 2-3		4-0 14 S BB		4-2 1-2 BB		0-2 14 1B 1B		1-2 G4-3	3 1 1 0 2 0 4
14 Paul Konerko, R OBP: 0.367, SLG: 0.496 (1, 3)	1-2 G6-4-3 1-2f		4-2 1-2 2-3 BB		2-0 F7		0-0 1B 1-3 G6-3 1B			3 1 1 0 1 0 5
Tony Graffanino, R OBP: 0.359, SLG: 0.473 (1, 5)		3-2 P5	2-2 P4		1-3 K		0-2 1B			4 0 1 1 0 1 3
Sandy Alomar Jr., R OBP: 0.305, SLG: 0.460 (1, 2)		1-0 G4-3		1-0 2B		3-3 K		2-3 3-H 0-0 G6-3		4 0 1 1 0 1 1
Aaron Rowand, R OBP: 0.245, SLG: 0.429 (1, 7)		3-1 HR		0-0 G1-3		1-3 K		3-3 K		3 1 1 1 0 1 0 1 0 0 0 0 1 1
Jeff Liefer, L OBP: 0.245, SLG: 0.235 (8, PH) (9, 7)										
Royce Clayton, R OBP: 0.233, SLG: 0.358 (1, 6)		2-2 F9		2-3 K			0-2 G3-1			2 0 0 0 0 1 0 2 0 0 0 0 1 0
Jose Valentin, S OBP: 0.303, SLG: 0.464 (7, PH) (8, 6)										

Inning Stats	R: 0	H: 1	E: 1	LOB: 2	K: 0	P: 23	R: 1	H: 1	E: 0	LOB: 0	K: 0	P: 20	R: 0	H: 1	E: 0	LOB: 3	K: 0	P: 31	R: 0	H: 0	E: 0	LOB: 2	K: 1	P: 17	R: 0	H: 0	E: 0	LOB: 0	K: 3	P: 15	R: 0	H: 0	E: 0	LOB: 0	K: 0	P: 11	R: 2	H: 3	E: 0	LOB: 1	K: 1	P: 18	R: 0	H: 2	E: 0	LOB: 2	K: 1	P: 21	1B: 7	SF: 0	2B: 1	SAC: 1	3B: 0	DP: 1	HR: 1	HBP: 0	WP: 0	PA: 40
--------------	------	------	------	--------	------	-------	------	------	------	--------	------	-------	------	------	------	--------	------	-------	------	------	------	--------	------	-------	------	------	------	--------	------	-------	------	------	------	--------	------	-------	------	------	------	--------	------	-------	------	------	------	--------	------	-------	-------	-------	-------	--------	-------	-------	-------	--------	-------	--------

PITCHER	IP	WLS	BF	H	R	ER	SO	BB	IBB	HBP	BLK	WP	HR	S	P	ERA	WHIP
Darrell May, L ERA: 5.54 (1, 1)	5.0	W	23	4	1	1	2	5	0	0	0	0	1	49	99	1.80	1.800
Dan Reichert, R ERA: 5.24 (6, 1)	2.1	H	10	3	2	2	3	0	0	0	0	0	0	29	37	7.71	1.286
Cory Bailey, R ERA: 3.03 (8, 1)	0.2	H	2	0	0	0	1	0	0	0	0	0	0	4	7	0.00	0.000
Roberto Hernandez, R ERA: 3.77 (9, 1)	1.0	S	5	2	0	0	1	0	0	0	0	0	0	13	21	0.00	2.000

BOTTOM

Kansas City Royals @ Chicago White Sox
Comiskey Park, Chicago, IL
Thu Jun 06 2002, 2:05 PM EDT
Att: 14,311 - Cloudy - 59 F

livebaseballscorecards.com

AB	34
R	3
H	9
RBI	3
BB	5
SO	7
LOB	15



Batter	1	2	3	4	5	6	7	8	9	AB R H RBI BB SO LOB	TOP		
Fernando Vina, L (1, 4) <small>OBP: 0.351, SLG: 0.386</small> Miguel Cairo, R (9, PH) <small>OBP: 0.300, SLG: 0.375</small> (9, 4)	2-2 	0-0 		0-0 		1-1 		1-0 	3-2 	5 1 1 2 0 0 4 1 0 1 0 0 0 0			
Placido Polanco, R (1, 5) <small>OBP: 0.281, SLG: 0.316</small>	3-3 	3-2 		1-2 		3-2 		1-0 	0-2 	6 1 1 2 0 1 5			
J.D. Drew, L (1, 9) <small>OBP: 0.363, SLG: 0.478</small> Mike DiFelice, R (8, 2) <small>OBP: 0.281, SLG: 0.367</small>	2-1 	0-0 		0-1 			2-3 	4-2 		4 2 1 1 1 1 0 0 0 0 0 0 0 0			
5 Albert Pujols, R (1, 7) <small>OBP: 0.388, SLG: 0.532</small>	1-0 	1-0 			0-0 		2-1 	3-1 		5 2 3 3 0 0 2			
Tino Martinez, L (1, 3) <small>OBP: 0.352, SLG: 0.387</small>		0-2 	1-0 		2-3 		0-2 	3-2 		5 1 4 2 0 1 0			
Edgar Renteria, R (1, 6) <small>OBP: 0.352, SLG: 0.409</small>		1-0 	0-0 		2-2 		0-3 	0-0 		5 1 3 1 0 1 2			
Eli Marrero, R (1, 8) <small>OBP: 0.327, SLG: 0.385</small>		0-2 	0-2 		1-0 		1-0 	2-2 		5 1 0 0 0 0 6			
Mike Matheny, R (1, 2) <small>OBP: 0.318, SLG: 0.393</small> Kerry Robinson, L (8, PR) <small>OBP: 0.316, SLG: 0.397</small> (8, 9)		4-0 	0-1 		1-1 			0-0 	1-0 	3 1 2 0 1 0 1 1 1 0 0 0 0 0			
Eduardo Perez, R (1, 10) <small>OBP: 0.242, SLG: 0.321</small>		4-0 	1-1 		0-0 		0-0 	2-2 	0-3 	3 1 1 1 1 1 1			
Inning Stats	R: 1 H: 1 E: 1 LOB: 1 K: 1 BB: 0 S: 10 P: 18	R: 5 H: 4 E: 1 LOB: 1 K: 0 BB: 2 S: 16 P: 28	R: 1 H: 2 E: 0 LOB: 1 K: 0 BB: 0 S: 9 P: 11	R: 0 H: 0 E: 0 LOB: 0 K: 0 BB: 0 S: 8 P: 9	R: 0 H: 1 E: 0 LOB: 1 K: 1 BB: 0 S: 10 P: 15	R: 0 H: 2 E: 0 LOB: 1 K: 2 BB: 0 S: 8 P: 13	R: 1 H: 2 E: 0 LOB: 1 K: 2 BB: 0 S: 12 P: 17	R: 4 H: 4 E: 0 LOB: 2 K: 0 BB: 1 S: 17 P: 33	R: 0 H: 1 E: 0 LOB: 1 K: 1 BB: 0 S: 10 P: 14	1B: 11 SF: 0 2B: 5 SAC: 0 3B: 0 DP: 2 HR: 1 HBP: 1	WP: 0 PA: 47 PB: 0 SB: 0 CS: 0		
PITCHER	IP WLS BF H R ER SO BB IBB HBP BLK WP HR S P ERA WHIP											PITCHER	IP WLS BF H R ER SO BB IBB HBP BLK WP HR S P ERA WHIP
Paul Byrd, R (1, 1) <small>ERA: 3.8</small>	6.0 L 29 10 7 5 2 2 0 0 0 1 0 1 61 94 7.50 2.000												
Brad Voyles, R (7, 1) <small>ERA: 6.55</small>	1.2 11 4 5 5 2 1 0 1 0 0 0 0 22 38 27.00 3.000												
Brian Shouse, L (8, 1) <small>ERA: 5.79</small>	0.1 3 2 0 0 0 0 0 0 0 0 0 0 7 12 0.00 6.000												
Jeff Austin, R (9, 1) <small>ERA: 3.38</small>	1.0 4 1 0 0 0 1 0 0 0 0 0 0 10 14 0.00 1.000												

St. Louis Cardinals @ Kansas City Royals
 Kauffman Stadium, Kansas City, MO
 Fri Jun 07 2002, 7:05 PM CDT
 Att. 34,194 - Sunny - 81 F

AB	43
R	12
H	17
RBI	12
BB	3
SO	5
LOB	21



1B	11	SF	0
2B	5	SAC	0
3B	0	DP	2
HR	1	HBP	1

Batter	1	2	3	4	5	6	7	8	9	AB	R	H	RBI	BB	SO	LOB
Neifi Perez, S OBP: 0.263, SLG: 0.341 (1, 6)	1-1 G3 G4-3 1B	0-0 1B			3-1 G6-3	0-0 F8		1-3 K		5	0	2	0	0	1	2
Luis Alcega, S OBP: 0.297, SLG: 0.253 (1, 4)	3-2 G4-3 1-2	3-1 G1-3			1-2 G3	0-0 F8		0-0 1B		5	0	1	0	0	0	4
Carlos Beltrán, S OBP: 0.344, SLG: 0.447 (1, 8)	3-2 G3 2-3		1-0 G6-3		0-2 G3 1B		0-0 G3	1-3 K		5	0	1	0	0	1	2
29 Mike Sweeney, R OBP: 0.406, SLG: 0.556 (1, 3)	3-0 P6		4-0 BB		4-0 BB	1-2 BB	2-1 F3		0-1 BB 1B	3	0	1	0	2	0	1
Joe Randa, R OBP: 0.355, SLG: 0.475 (1, 5)		3-2 E5 BB HR	0-3 K		0-3 K		0-0 WP 1B	1-0 F8		5	1	1	0	0	2	4
Michael Tucker, L OBP: 0.337, SLG: 0.331 (1, 7) (2, 9)		4-0 HR BB	1-2 G3			0-1 L9	1-1 G3-1	4-0 BB		3	1	0	0	2	0	2
Mark Quinn, R OBP: 0.301, SLG: 0.368 (1, 9) Brandon Berger, R OBP: 0.333, SLG: 0.533 (2, 7)		1-1 HR		0-2 F8		0-1 HR		1-1 G5-3	0-1 F8	0	0	0	0	0	0	0
Raul Ibanez, L OBP: 0.248, SLG: 0.310 (1, 10)		1-1 G4-3		3-1 F7		3-1 2B		0-1 HR 2B	2-2 G4-3	5	1	2	0	0	0	2
A.J. Hinch, R OBP: 0.296, SLG: 0.432 (1, 2)		0-2 G5-3		2-0 G6-3		4-0 BB		0-0 HR		3	1	1	2	1	0	0

Inning Stats	R: 0	H: 1	E: 0	K: 0	S: 9	LOB: 1	BB: 0	P: 19	R: 3	H: 2	E: 1	K: 0	S: 15	LOB: 1	BB: 1	P: 27	R: 0	H: 0	E: 0	K: 1	S: 8	LOB: 1	BB: 1	P: 14	R: 0	H: 0	E: 0	K: 0	S: 6	LOB: 0	BB: 0	P: 11	R: 0	H: 1	E: 0	K: 1	S: 13	LOB: 2	BB: 1	P: 21	R: 1	H: 2	E: 0	K: 0	S: 8	LOB: 2	BB: 1	P: 15	R: 0	H: 1	E: 0	K: 0	S: 6	LOB: 1	BB: 0	P: 9	R: 2	H: 3	E: 0	K: 2	S: 12	LOB: 1	BB: 0	P: 15	R: 0	H: 1	E: 0	K: 0	S: 8	LOB: 2	BB: 1	P: 15	1B: 6	SF: 0	2B: 2	SAC: 0	3B: 0	DP: 0	HR: 3	HBP: 0	WP: 1	PA: 44
--------------	------	------	------	------	------	--------	-------	-------	------	------	------	------	-------	--------	-------	-------	------	------	------	------	------	--------	-------	-------	------	------	------	------	------	--------	-------	-------	------	------	------	------	-------	--------	-------	-------	------	------	------	------	------	--------	-------	-------	------	------	------	------	------	--------	-------	------	------	------	------	------	-------	--------	-------	-------	------	------	------	------	------	--------	-------	-------	-------	-------	-------	--------	-------	-------	-------	--------	-------	--------

PITCHER	IP	WLS	BF	H	R	ER	SO	BB	IBB	HBP	BLK	WP	HR	S	P	ERA	WHIP
Darryl Kile, R ERA: 3.59 (1, 1)	5.1	W	27	6	4	3	2	4	0	0	0	0	2	57	105	5.06	1.875
Dave Veres, R ERA: 3.62 (6, 1)	1.2	H	6	1	0	0	0	0	0	0	0	1	0	8	11	0.00	0.600
Mike Timlin, R ERA: 2.89 (8, 1)	1.0		6	3	2	2	2	0	0	0	0	0	1	12	15	18.00	3.000
Luther Hackman, R ERA: 2.1 (9, 1)	1.0		5	1	0	0	0	1	0	0	0	0	0	8	15	0.00	2.000

BOTTOM

St. Louis Cardinals @ Kansas City Royals
Kauffman Stadium, Kansas City, MO

AB 39
R 6
H 11
RBI 6
BB 5
SO 4
LOB 19



Fri Jun 07 2002, 7:05 PM CDT
Att. 34,194 - Sunny - 81 F


livebaseballscorecards.com

Batter	1	2	3	4	5	6	7	8	9	AB R H RBI BB SO LOB	TOP											
Fernando Vina, L (1, 4) OBP: 0.362, SLG: 0.392	4-2 CS BB	3-2 FC4 1B		3-2 5 HR 1B	4-0 G6-4-3 BB			2-2 G5-3	3-2 G4-3 1B	4 1 3 0 2 0 0												
Placido Polanco, R (1, 5) OBP: 0.283, SLG: 0.317	2-2 G5-3	1-2 FC4		1-0 5 HR 1B	1-0 G6-4-3			0-2 FC5-4 1B	0-1 G4-3	6 1 2 1 0 0 6												
J.D. Drew, L (1, 9) OBP: 0.361, SLG: 0.472	3-3 K			2-1 F8				2-2 FC5-4 5 BB		3 0 0 0 1 1 2												
Eduardo Perez, R (8, PH) OBP: 0.238, SLG: 0.315				WP E BB				1-2f		1 0 0 0 0 0 1												
5 Albert Pujols, R (1, 7) OBP: 0.392, SLG: 0.545										4 1 2 3 1 0 1												
Gene Stechschulte, R (9, 1)										0 0 0 0 0 0 0												
Tino Martinez, L (1, 3) OBP: 0.349, SLG: 0.379										4 1 0 0 1 2 3												
Edgar Renteria, R (1, 6) OBP: 0.358, SLG: 0.411										4 2 2 0 1 0 3												
Miguel Cairo, R (1, 10) OBP: 0.301, SLG: 0.418										3 1 1 3 0 2 3												
Kerry Robinson, L (9, PH) OBP: 0.325, SLG: 0.397										0 1 0 0 1 0 0												
Mike DiFelice, R (1, 2) OBP: 0.290, SLG: 0.375										4 1 2 1 0 0 3												
Eli Marrero, R (1, 8) OBP: 0.335, SLG: 0.414										5 2 3 3 0 0 1												
Inning Stats	R: 0 E: 0 K: 1 S: 10	H: 0 LOB: 0 BB: 1 P: 19	R: 3 E: 0 K: 0 S: 15	H: 4 LOB: 2 BB: 1 P: 29	R: 0 E: 1 K: 1 S: 13	H: 0 LOB: 3 BB: 1 P: 20	R: 4 E: 0 K: 2 S: 17	H: 4 LOB: 1 BB: 1 P: 34	R: 0 E: 0 K: 0 S: 6	H: 1 LOB: 1 BB: 1 P: 14	R: 0 E: 0 K: 0 S: 6	H: 0 LOB: 0 BB: 0 P: 9	R: 1 E: 0 K: 0 S: 7	H: 1 LOB: 0 BB: 0 P: 9	R: 0 E: 0 K: 1 S: 15	H: 1 LOB: 2 BB: 1 P: 24	R: 3 E: 0 K: 0 S: 12	H: 4 LOB: 0 BB: 1 P: 22	1B: 12 2B: 0 3B: 0 HR: 3	SF: 1 SAC: 1 DP: 2 HBP: 0	WP: 3 PB: 0 SB: 1 CS: 1	PA: 47
PITCHER	IP WLS BF H R ER SO BB IBB HBP BLK WP HR S P ERA WHIP																					
Jeremy Affeldt, L (1, 1) ERA: 4.47	3.1 L 21 7 6 6 2 3 0 0 0 1 1 47 84 16.20 3.000																					
Mac Suzuki, R (4, 1) ERA: 6.48	4.0 17 4 2 2 2 2 0 0 0 2 1 35 60 4.50 1.500																					
Brian Shouse, L (8, 1) ERA: 5.52	0.2 3 0 0 0 1 1 0 0 0 0 0 7 14 0.00 1.500																					
Cory Bailey, R (9, 1) ERA: 3.74	1.0 6 4 3 3 0 1 0 0 0 0 1 12 22 27.00 5.000																					

St. Louis Cardinals @ Kansas City Royals
Kauffman Stadium, Kansas City, MO
Sat Jun 08 2002, 6:05 PM CDT
Att. 40,016 - Cloudy - 86 F

AB	38
R	11
H	15
RBI	11
BB	7
SO	5
LOB	23



Batter	1	2	3	4	5	6	7	8	9	AB R H RBI BB SO LOB	TOP					
Fernando Vina, L OBP: 0.357, SLG: 0.385 (1, 4)	2-2 G6-3		0-0 G6-3	0-0 G4-3			2-1 G3			4 0 0 0 0 0 4						
Placido Polanco, R OBP: 0.282, SLG: 0.316 (1, 5)	0-0 L9		0-0 G4-6-3 1B		2-2 G5-3		1-2 G6-3			4 0 1 1 0 0 0						
J.D. Drew, L OBP: 0.359, SLG: 0.465 (1, 9) (9, 8)	3-2 G4-3		2-1 G4-6-3 1-2f		4-0 G6-4-3 5 BB			3-1 G3-1		3 0 0 0 1 0 1						
5 Albert Pujols, R OBP: 0.394, SLG: 0.549 (1, 10)		2-2 G6-3		1-2 1B WP 2B	1-0 G6-4-3 1-2f			2-2 G4-3 1B		4 1 2 0 0 0 1						
Tino Martinez, L OBP: 0.352, SLG: 0.376 (1, 3)		4-0 FC1-5 WP BB		4-0 WP 1B BB		3-1 F9		3-2 G4-3 1-2		2 0 0 0 2 0 1						
Edgar Renteria, R OBP: 0.360, SLG: 0.410 (1, 6)		4-0 FC1-5 BB		0-0 F8		1-0 FC4-6 1B		2-2 G5-3		3 0 1 0 1 0 3						
Kerry Robinson, L OBP: 0.325, SLG: 0.395 Eduardo Perez, R OBP: 0.234, SLG: 0.309 (9, PH) (9, 9)		0-0 FC1-5		0-2 WP 1B		1-0 FC4-6 1-2f		0-0 P1		3 0 1 0 0 0 3 1 0 0 0 0 0 0	AB 31 R 2 H 6 RBI 1 BB 5 SO 1 LOB 19					
Mike Matheny, R OBP: 0.311, SLG: 0.383 Miguel Cairo, R OBP: 0.297, SLG: 0.412 (9, PH) (9, 7)		2-0 G4-3		0-0 L4		2-1 FC5-4 1-2f		1-2 G5-3		3 0 0 0 0 0 6 1 0 0 0 0 0 0						
Eli Marrero, R OBP: 0.340, SLG: 0.420 (1, 8) (9, 2)			0-1 G6-3 1B 2B	4-2 BB		2-3 K		0-1 F2		3 1 1 0 1 1 0						
Inning Stats	R: 0 E: 0 K: 0 S: 11 H: 0 LOB: 0 BB: 0 P: 16	R: 0 E: 0 K: 0 S: 6 H: 0 LOB: 2 BB: 2 P: 18	R: 1 E: 0 K: 0 S: 6 H: 2 LOB: 0 BB: 0 P: 8	R: 1 E: 0 K: 0 S: 12 H: 2 LOB: 3 BB: 2 P: 21	R: 0 E: 0 K: 0 S: 7 H: 0 LOB: 0 BB: 1 P: 14	R: 0 E: 0 K: 0 S: 6 H: 1 LOB: 1 BB: 0 P: 13	R: 0 E: 0 K: 1 S: 8 H: 0 LOB: 0 BB: 0 P: 13	R: 0 E: 0 K: 0 S: 12 H: 1 LOB: 1 BB: 0 P: 22	R: 0 E: 0 K: 0 S: 6 H: 0 LOB: 0 BB: 0 P: 7	1B: 4 2B: 2 3B: 0 HR: 0 SF: 0 SAC: 0 DP: 2 HBP: 0	WP: 2 PB: 0 SB: 0 CS: 0 PA: 36					
PITCHER	IP WLS BF H R ER SO BB IBB HBP BLK WP HR S P ERA WHIP															
Miguel Asencio, R ERA: 5.25 (1, 1)	7.0	29	5	2	2	1	5	0	0	0	2	0	56	103	2.57	1.429
Cory Bailey, R ERA: 3.63 (8, 1)	1.0	4	1	0	0	0	0	0	0	0	0	0	12	22	0.00	1.000
Roberto Hernandez, R ERA: 3.52 (9, 1)	1.0	W 3	0	0	0	0	0	0	0	0	0	0	6	7	0.00	0.000

St. Louis Cardinals @ Kansas City Royals
Kauffman Stadium, Kansas City, MO

Sun Jun 09 2002, 1:05 PM CDT
Att. 26,905 - Overcast - 80 F

livebaseballscorecards.com

Batter	1	2	3	4	5	6	7	8	9	10	11	12	13	14	AB R H RBI BB SO LOB	TOP												
Luis Castillo, S OBP: 0.379, SLG: 0.393 (1, 4)	L6		FC5 1B		F5		WP 1B		G6-3		SH5-4	L5		WP 2B	7 2 3 0 0 0 4													
Andy Fox, L OBP: 0.323, SLG: 0.307 (1, 6)	K		FC5				1B FC6-4 BB		G4-3		G4-3			1B 2B	6 2 2 3 2 1 3													
Cliff Floyd, L OBP: 0.416, SLG: 0.542 (1, 9)	PO S BB		F8				FC6-4 1B		G4-3			F8		BB 1B BB IBB	5 1 1 1 3 1 7													
Mike Lowell, R OBP: 0.389, SLG: 0.541 (1, 5)	PO SAFE	F9		G6-3		P6	FC6-4		G6-3		P5		F8	BB 1B	8 1 1 2 0 0 3													
Kevin Millar, R OBP: 0.355, SLG: 0.488 Preston Wilson, R OBP: 0.336, SLG: 0.429 (12, 8)		1B		G5-3		K	F2		G5-3			BB 1B BB	K	BB 1B BB	5 0 1 0 1 1 1 1 2 0 0 1 1 0													
Derrek Lee, R OBP: 0.344, SLG: 0.536 (1, 3)		G4-6-3 1B		K		HR		HR		1B BB		1B SF9 BB	S BB	1B FC6-4 BB	4 4 3 3 4 1 0													
Eric Owens, R OBP: 0.358, SLG: 0.417 (1, 8) (12, 7)		G4-6-3		G3		HR		F3		1B		S SF9 1B	G6-3	FC6-4 1B	8 1 4 4 0 0 3													
Mike Redmond, R OBP: 0.396, SLG: 0.398 Ramon Castro, R OBP: 0.364, SLG: 0.600 (8, PH) (8, 2)			FC5 1B		F8		BB 1B		K		L6		SF9	FC6-4	2 1 1 0 0 0 0 2 0 0 1 1 1 2													
Homer Bush, R OBP: 0.284, SLG: 0.300 Charles Johnson, R OBP: 0.323, SLG: 0.358 (14, PR) (14, 2)			HBP				1B							FC6-4	1 0 0 1 0 0 1 0 0 0 0 0 0 0													
Tim Raines, S OBP: 0.420, SLG: 0.385 (1, 10)			F7				BB		F8					FC1-5 1B 2B P5	6 1 1 0 2 1 3													
Inning Stats	R: 0 E: 0 S: 13	H: 0 LOB: 0 P: 24	R: 0 E: 0 K: 11	H: 2 LOB: 1 P: 17	R: 0 E: 0 K: 11	H: 0 LOB: 0 P: 15	R: 1 E: 0 K: 11	H: 2 LOB: 2 P: 19	R: 2 E: 0 K: 10	H: 2 LOB: 0 P: 18	R: 2 E: 1 K: 13	H: 2 LOB: 1 P: 23	R: 1 E: 0 K: 2	H: 1 LOB: 0 P: 14	R: 0 E: 0 K: 4	H: 0 LOB: 0 P: 5	R: 0 E: 0 K: 10	H: 1 LOB: 2 P: 18	R: 0 E: 0 K: 13	H: 1 LOB: 3 P: 34	R: 0 E: 0 K: 9	H: 0 LOB: 1 P: 17	R: 7 E: 0 K: 14	H: 4 LOB: 4 P: 35	1B: 13 2B: 1 3B: 0 HR: 3	SF: 1 SAC: 1 DP: 1 HBP: 1	WP: 3 PB: 0 SB: 3 CS: 0	PA: 73
PITCHER	IP WLS BF H R ER SO BB IBB HBP BLK WP HR S P ERA WHIP															IP WLS BF H R ER SO BB IBB HBP BLK WP HR S P ERA WHIP												
Jeff Suppan, R ERA: 4.69 (1, 1)	5.2 0.2 25 7 3 3 4 2 0 1 0 0 2 64 108 4.76 1.588															Roberto Hernandez, R ERA: 3.24 (10, 1)	1.1 1.0 8 1 2 0 0 1 0 0 0 0 0 11 18 0.00 0.750											
Dan Reichert, R ERA: 5.34 (6, 1)	0.2 H 3 1 1 0 0 0 0 0 0 0 0 5 8 13.50 1.500															Cory Bailey, R ERA: 4.04 (12, 1)	1.0 8 1 2 2 0 3 1 0 0 0 0 0 13 34 18.00 4.000											
Brian Shouse, L ERA: 6.14 (7, 1)	0.0 2 1 0 0 0 1 0 0 0 0 0 0 4 8 ∞ ∞															Mac Suzuki, R ERA: 11.32 (13, 1)	2.0 L 15 4 7 7 1 4 1 0 0 2 0 23 52 31.50 4.000											
Brad Voyles, R ERA: 6.39 (7, 1)	1.2 B 6 1 2 2 0 0 0 0 0 0 1 13 23 10.80 0.600																											
Jeff Austin, R ERA: 2.08 (9, 1)	1.2 7 1 0 0 0 0 1 0 0 0 0 0 12 21 0.00 1.200																											

Florida Marlins @ Kansas City Royals
Kauffman Stadium, Kansas City, MO

Mon Jun 10 2002, 7:05 PM CDT
Att: 13,493 - Overcast - 83 F

AB	55
R	15
H	17
RBI	15
BB	14
SO	7
LOB	27



Batter	1	2	3	4	5	6	7	8	9	10	11	12	13	14	AB	R	H	RBI	BB	SO	LOB	BOTTOM				
Donzell McDonald, S Michael Tucker, L OBP: 0.250, SLG: 0.300 OBP: 0.337, SLG: 0.331	2-2 P4	2-2 1B		2-1 SF7		3-3 K			3-1 1B		0-0 SH3-4		2-3 K		3	1	1	1	0	1	1					
Neifi Perez, S OBP: 0.256, SLG: 0.331	0-0 1B	1-1 1B		0-0 F9					0-0 SF9		0-0 F7		0-0 P3		6	1	2	2	0	0	2					
Carlos Beltrán, S OBP: 0.340, SLG: 0.448	2-2 1B	1-0 1B		0-3 K					3-H 1-3 K		2-1 F5				7	1	2	1	0	3	3					
29 Mike Sweeney, R OBP: 0.394, SLG: 0.531	0-1 1B	0-0 G6-4-3				2-1 P5			1-0 F9		3-2 G6-3				7	1	1	0	0	0	2					
Joe Randa, R OBP: 0.354, SLG: 0.464	3-2 1B			2-2 G6-3		2-2 G6-3			3-1 G6-3		0-1 F8		3-2 HR		7	1	2	1	0	0	0					
Raul Ibanez, L OBP: 0.274, SLG: 0.395	1-0 SF7			1-2 L3		1-2 1B			2-2 F7		1-0 2B		1-0 HR		5	1	3	3	0	0	0					
Brandon Berger, R OBP: 0.311, SLG: 0.444	1-1 1B			1-1 G6-3		3-2 F8			0-1 F8		4-0 2B		1-3 K2-3		4	0	0	0	1	1	1					
Carlos Febles, R OBP: 0.338, SLG: 0.373	2-3 K			1-1 1B		2-3 K			1-3 K		0-0 G4-3		1-1 G5-3		6	1	1	0	0	3	4					
Brent Mayne, L Donnie Sadler, R A.J. Hinch, R	0-1 1B			1-0 1B		1-1 1B			4-2 1B		4-2 SH3-4		1-1 G5-3		3	0	3	0	1	0	0					
Inning Stats	R: 3 E: 0 K: 1 S: 17	H: 4 LOB: 2 BB: 0 P: 28	R: 1 E: 0 K: 0 S: 10	H: 4 LOB: 1 BB: 0 P: 13	R: 0 E: 0 K: 0 S: 9	H: 0 LOB: 0 BB: 0 P: 13	R: 1 E: 0 K: 1 S: 9	H: 2 LOB: 1 BB: 0 P: 13	R: 0 E: 0 K: 0 S: 14	H: 1 LOB: 1 BB: 0 P: 22	R: 0 E: 0 K: 1 S: 8	H: 0 LOB: 0 BB: 0 P: 13	R: 0 E: 0 K: 0 S: 7	H: 1 LOB: 2 BB: 1 P: 15	R: 0 E: 0 K: 0 S: 7	H: 0 LOB: 1 BB: 1 P: 13	R: 2 E: 0 K: 1 S: 12	H: 2 LOB: 0 BB: 0 P: 19	R: 0 E: 0 K: 1 S: 6	H: 0 LOB: 0 BB: 0 P: 9	R: 0 E: 0 K: 0 S: 11	H: 0 LOB: 0 BB: 0 P: 17	1B: 12 2B: 4 3B: 0 HR: 1	SF: 3 SAC: 1 DP: 2 HBP: 1	WP: 0 PB: 0 SB: 3 CS: 2	PA: 59
PITCHER	IP WLS BF H R ER SO BB IBB HBP BLK WP HR S P ERA WHIP																									
A.J. Burnett, R	(1, 1) 7.0 31 12 5 5 5 0 0 0 0 0 0 0 0 6.43 1.714																									
Braden Looper, R	(8, 1) 1.0 5.01 3 0 0 0 0 0 0 0 0 0 0 0 0.00 0.000																									
Vladimir Nunez, R	(9, 1) 1.0 5.01 5 1 1 1 2 1 0 0 0 0 0 0 9.00 2.000																									
Hansel Izquierdo, R	(10, 1) 1.0 1.83 6 1 0 0 0 1 1 0 0 0 0 0.00 2.000																									
46 Oswaldo Mairena, L	(11, 1) 1.1 3.6 6 2 2 2 0 0 0 0 0 1 11 13.50 1.500																									
PITCHER	IP WLS BF H R ER SO BB IBB HBP BLK WP HR S P ERA WHIP																									
Armando Almanza, L	(12, 1) 1.2 1.04 5 0 0 0 0 0 0 0 0 0 0 0 0.00 0.000																									
Vic Darensbourg, L	(14, 1) 3.75 1.0 3 0 0 0 0 0 0 0 0 0 0 0 0.00 0.000																									

Florida Marlins @ Kansas City Royals
Kauffman Stadium, Kansas City, MO
Mon Jun 10 2002, 7:05 PM CDT
Att. 13,493 - Overcast - 83 F

AB	51
R	8
H	16
RBI	8
BB	3
SO	9
LOB	13



Batter	1	2	3	4	5	6	7	8	9	AB R H RBI BB SO LOB	TOP			
Luis Castillo, S (1, 4) OBP: 0.383, SLG: 0.393	0-1 G5-3		2-2 1B		3-2 FC3-6 HBP					2 0 1 0 0 0 0	Florida Marlins @ Kansas City Royals Kauffman Stadium, Kansas City, MO Tue Jun 11 2002, 7:05 PM CDT Att. 12,963 - Cloudy - 86 F livebaseballscorecards.com			
Eric Owens, R (1, 7) OBP: 0.352, SLG: 0.410	1-0 F9		2-0 F9		2-2 FC3-6 FC6					3 0 0 0 0 0 4				
Cliff Floyd, L (1, 9) OBP: 0.415, SLG: 0.539	0-2 1B			0-1 G3-1	0-0 FC6					3 0 1 0 0 0 2				
Mike Lowell, R (1, 5) OBP: 0.390, SLG: 0.539		1-1 P4		4-0 BB BB						1 0 0 0 1 0 0				
Kevin Millar, R (1, 10) OBP: 0.357, SLG: 0.484		3-3 K		4-2 1-2 BB						1 0 0 0 1 1 0				
Derrek Lee, R (1, 3) OBP: 0.342, SLG: 0.531		2-0 F8		0-0 L9						2 0 0 0 0 0 2				
Preston Wilson, R (1, 8) OBP: 0.333, SLG: 0.425			2-2 G5-3	3-2 F8						2 0 0 0 0 0 2				
Charles Johnson, R (1, 2) OBP: 0.326, SLG: 0.360			0-2 1B 1B		2-3 K					2 0 1 0 0 1 0				
Andy Fox, L (1, 6) OBP: 0.325, SLG: 0.310			2-2 L8		0-1 FC3-6 HBP 1B					2 0 1 0 0 0 1				
Inning Stats	R: 0 E: 0 K: 0 S: 6	H: 1 LOB: 1 BB: 0 P: 7	R: 0 E: 0 K: 1 S: 6	H: 0 LOB: 0 BB: 0 P: 12	R: 0 E: 0 K: 0 S: 14	H: 2 LOB: 2 BB: 0 P: 22	R: 0 E: 0 K: 0 S: 9	H: 0 LOB: 2 BB: 2 P: 20	R: 0 E: 0 K: 1 S: 13	H: 1 LOB: 2 BB: 0 P: 20	1B: 4 2B: 0 3B: 0 HR: 0	SF: 0 SAC: 0 DP: 0 HBP: 1	WP: 0 PB: 0 SB: 0 CS: 0	PA: 21
PITCHER Darrell May, L (1, 1) ERA: 4.65	IP: 5.0 WLS: W BF: 21 H: 4 R: 0 ER: 0 SO: 2 BB: 2 IBB: 0 HBP: 1 BLK: 0 WP: 0 HR: 0 S: 48 P: 81 ERA: 0.00 WHIP: 1.200											PITCHER	IP: WLS: BF: H: R: ER: SO: BB: IBB: HBP: BLK: WP: HR: S: P: ERA: WHIP:	

Florida Marlins @ Kansas City Royals
 Kauffman Stadium, Kansas City, MO
 Tue Jun 11 2002, 7:05 PM CDT
 Att. 12,963 - Cloudy - 86 F

AB	18
R	0
H	4
RBI	0
BB	2
SO	2
LOB	11



Batter	1	2	3	4	5	6	7	8	9	AB	R	H	RBI	BB	SO	LOB
Donzell McDonald, S OBP: 0.267, SLG: 0.308 (1, 7)	1-0 G5-3 FC5 1B	3-2 FC5 1B		2-2 L8						3	0	1	0	0	0	0
Neifi Perez, S OBP: 0.261, SLG: 0.339 (1, 6)	0-0 2B 1B	2-0 FC5 1B			1-0 HR 2B					3	2	2	0	0	0	2
Carlos Beltrán, S OBP: 0.340, SLG: 0.460 (1, 8)	2-0 F9		0-0 F3		2-0 HR					3	1	1	2	0	0	1
29 Mike Sweeney, R OBP: 0.401, SLG: 0.537 Michael Tucker, L (5, PR) OBP: 0.337, SLG: 0.331 (1, 3)	2-1 2B 1B		1-1 HR 1B		2-0 1B					3	2	3	0	0	0	0
Joe Randa, R OBP: 0.358, SLG: 0.487 (1, 5)	1-0 2B		0-1 HR		3-2 F8					3	1	2	4	0	0	1
Raul Ibanez, L OBP: 0.268, SLG: 0.386 (1, 10)	3-3 K		1-0 F7		0-2 F7					3	0	0	0	0	1	2
Brandon Berger, R OBP: 0.297, SLG: 0.421 (1, 9)		3-1 P4	1-0 P5		0-0 F3					3	0	0	0	0	0	1
Carlos Febles, R OBP: 0.335, SLG: 0.368 (1, 4)		1-1 F3		0-1 P4						2	0	0	0	0	0	0
Brent Mayne, L OBP: 0.327, SLG: 0.287 (1, 2)		0-0 FC5 1B		2-3 K2-3						2	0	1	0	0	1	0

Inning Stats	R: 2	H: 3	E: 0	LOB: 1	K: 1	P: 18	R: 0	H: 2	E: 0	LOB: 2	K: 0	P: 19	R: 2	H: 2	E: 0	LOB: 0	K: 0	P: 10	R: 0	H: 0	E: 0	LOB: 0	K: 1	P: 16	R: 2	H: 3	E: 0	LOB: 1	K: 0	P: 20
	1B: 6	SF: 0	2B: 2	SAC: 0	3B: 0	DP: 0	HR: 2	HBP: 0	WP: 0	PA: 25	PB: 0	SB: 0	CS: 0																	

PITCHER	IP	WLS	BF	H	R	ER	SO	BB	IBB	HBP	BLK	WP	HR	S	P	ERA	WHIP
Michael Tejera, L ERA: 4.45 (1, 1)	4.0	L	19	7	4	4	2	0	0	0	0	0	1	38	63	9.00	1.750
56 Kevin Olsen, R ERA: 4.53 (5, 1)	1.0		6	3	2	2	0	0	0	0	0	0	1	12	20	18.00	3.000


BOTTOM

Florida Marlins @ Kansas City Royals
Kauffman Stadium, Kansas City, MO

Tue Jun 11 2002, 7:05 PM CDT
Att: 12,963 - Cloudy - 86 F

livebaseballscores.com

AB	25
R	6
H	10
RBI	6
BB	0
SO	2
LOB	7



Batter	1	2	3	4	5	6	7	8	9	AB R H RBI BB SO LOB
Donzell McDonald, S (1, 7) OBP: 0.350, SLG: 0.375	4-2 BB	4-0 BB			1-0 G4-1		3-2 F9 2B		2-1 G3	3 1 1 0 2 0 1
Neifi Perez, S (1, 6) OBP: 0.260, SLG: 0.336	0-0 G4-3 1B	2-2 F5			1-0 F9		0-1 F7		0-3 K	5 1 1 0 0 1 4
Carlos Beltrán, S (1, 8) OBP: 0.341, SLG: 0.471	1-1 G4-3 1B		0-2 G3-1		1-0 HR		1-0 F9		2-2 F8	5 1 2 2 0 0 1
Raul Ibanez, L (1, 9) OBP: 0.268, SLG: 0.389	1-2 G4-3		0-0 B2-3		1-0 G3-1		3-1 2B			4 0 1 2 0 0 1
Joe Randa, R (1, 10) OBP: 0.356, SLG: 0.480	4-2 BB		2-1 G5-3		1-1 F7		3-H F9			3 0 0 0 1 0 1
Michael Tucker, L (1, 3) OBP: 0.340, SLG: 0.347	2-3 K		0-0 G4-3		2-2 CS 2B		3-2 2B			4 0 2 0 0 1 2
Donnie Sadler, R (1, 5) OBP: 0.233, SLG: 0.235		0-0 P3		3-2 G6-3		4-0 CS 1B BB		2-2 F8		2 1 0 0 1 0 0
Luis Alicea, S (7, 5) OBP: 0.292, SLG: 0.241				3-1 G5-3		2-2 1-H 2-3 1B		1-2 G5-3		1 0 0 0 0 0 1
Carlos Febles, R (1, 4) OBP: 0.338, SLG: 0.368		4-2 G5-3 BB		3-1 G5-3		1-2 F8		1-2 G4-3		3 0 1 1 1 0 1
A.J. Hinch, R (1, 2) OBP: 0.298, SLG: 0.419		1-1 G5-3		1-0 HR 1B						4 1 1 0 0 0 3

Inning Stats	R: 1	H: 2	E: 0	K: 1	S: 15	H: 2	LOB: 2	BB: 2	P: 27	R: 0	H: 0	E: 0	K: 0	S: 14	H: 0	LOB: 0	BB: 2	P: 25	R: 0	H: 0	E: 0	K: 0	S: 6	R: 0	H: 0	E: 0	K: 0	S: 9	R: 2	H: 2	E: 0	K: 0	S: 5	R: 1	H: 2	E: 0	K: 0	S: 12	R: 1	H: 2	E: 0	K: 0	S: 11	R: 0	H: 1	E: 0	K: 0	S: 12	R: 0	H: 0	E: 0	K: 1	S: 8	1B: 4	SF: 0	2B: 4	SAC: 0	3B: 0	DP: 0	HR: 1	HBP: 0	WP: 0	PA: 39
--------------	------	------	------	------	-------	------	--------	-------	-------	------	------	------	------	-------	------	--------	-------	-------	------	------	------	------	------	------	------	------	------	------	------	------	------	------	------	------	------	------	------	-------	------	------	------	------	-------	------	------	------	------	-------	------	------	------	------	------	-------	-------	-------	--------	-------	-------	-------	--------	-------	--------

PITCHER	IP	WLS	BF	H	R	ER	SO	BB	IBB	HBP	BLK	WP	HR	S	P	ERA	WHIP
Ryan Dempster, R (1, 1) ERA: 5.4	6.0		27	6	4	4	1	5	0	0	0	0	1	61	107	6.00	1.833
46 Oswaldo Mairena, L (7, 1) ERA: 4.02	0.2		4	2	1	1	0	0	0	0	0	0	0	9	16	13.50	3.000
Armando Almanza, L (7, 1) ERA: 0.9	1.1		5	1	0	0	0	0	0	0	0	0	0	14	23	0.00	0.750
Blaine Neal, R (9, 1) ERA: 3.38	1.0		3	0	0	0	1	0	0	0	0	0	0	8	12	0.00	0.000


BOTTOM

Florida Marlins @ Kansas City Royals
Kauffman Stadium, Kansas City, MO

Wed Jun 12 2002, 1:05 PM CDT
 Att: 14,027 - Cloudy - 86 F

livebaseballscores.com

AB	34
R	5
H	9
RBI	5
BB	5
SO	2
LOB	15



Batter	1	2	3	4	5	6	7	8	9	AB R H RBI BB SO LOB	TOP		
Neifi Perez, S (1, 6) OBP: 0.256, SLG: 0.331	0-2 F8		0-1 F8		0-2 G4-3			1-0 FC6-4		4 0 0 0 0 0 2	Kansas City Royals @ St. Louis Cardinals Busch Stadium, St. Louis, MO Fri Jun 14 2002, 7:10 PM CDT Att. 40,510 - Cloudy - 72 F		
Carlos Febles, R (1, 4) OBP: 0.337, SLG: 0.365	3-2 G3 1B		1-1 G5-3		2-2 G6-3			3-2 F8		4 0 1 0 0 0 1			
Carlos Beltrán, S (1, 8) OBP: 0.336, SLG: 0.463	1-2 G3		2-3 K		3-3 K			1-1 F9		4 0 0 0 0 2 1			
29 Mike Sweeney, R (1, 3) OBP: 0.402, SLG: 0.538	4-2 BB			3-2 G3		2-1 G4-3		0-2 G1-4-3 2B		3 0 1 0 1 0 0			
Joe Randa, R (1, 5) OBP: 0.350, SLG: 0.471	2-0 F8			2-2 F8		0-0 G6-3		3-2 G1-4-3		4 0 0 0 0 0 3			
Raul Ibanez, L (1, 7) OBP: 0.267, SLG: 0.385		0-0 1B		2-3 K		1-3 K		1-2 L7		4 0 1 0 0 2 1			
Brandon Berger, R (1, 9) OBP: 0.284, SLG: 0.400		1-1 F7			0-3 K		3-3 K2-3			3 0 0 0 0 2 1			
Brent Mayne, L (1, 2) OBP: 0.327, SLG: 0.281		2-2 F9			4-2 BB			0-1 F7		2 0 0 0 1 0 1			
Miguel Asencio, R (1, 1) Mac Suzuki, R (6, 1) Donzell McDonald, S (8, PH) Jeff Austin, R (8, 1)		0-0 G4-3			0-3 K			4-2 FC6-4 BB		2 0 0 0 0 1 2 0 0 0 0 0 0 0 0 0 0 0 1 0 0 0 0 0 0 0 0 0			
Inning Stats	R: 0 H: 1 E: 0 LOB: 2 K: 0 BB: 1 S: 12 P: 22	R: 0 H: 1 E: 0 LOB: 1 K: 0 BB: 0 S: 7 P: 10	R: 0 H: 0 E: 0 LOB: 0 K: 1 BB: 0 S: 7 P: 10	R: 0 H: 0 E: 0 LOB: 0 K: 1 BB: 0 S: 10 P: 17	R: 0 H: 0 E: 0 LOB: 1 K: 2 BB: 1 S: 13 P: 17	R: 0 H: 0 E: 0 LOB: 0 K: 1 BB: 0 S: 9 P: 16	R: 0 H: 0 E: 0 LOB: 0 K: 2 BB: 0 S: 7 P: 11	R: 0 H: 0 E: 0 LOB: 1 K: 0 BB: 1 S: 8 P: 16	R: 0 H: 1 E: 0 LOB: 1 K: 0 BB: 0 S: 13 P: 18	1B: 2 SF: 0 2B: 1 SAC: 0 3B: 0 DP: 0 HR: 0 HBP: 0	WP: 0 PA: 33 PB: 0 SB: 1 CS: 0		
PITCHER	IP WLS BF H R ER SO BB IBB HBP BLK WP HR S P ERA WHIP											PITCHER	IP WLS BF H R ER SO BB IBB HBP BLK WP HR S P ERA WHIP
Matt Morris, R (1, 1) ERA: 3.09	8.0 W 29 2 0 0 7 3 0 0 0 0 0 0 73 119 0.00 0.625												
Dave Veres, R (9, 1) ERA: 3.57	0.2 H 3 1 0 0 0 0 0 0 0 0 0 0 10 14 0.00 1.500												
Steve Kline, L (9, 1) ERA: 5.4	0.1 S 1 0 0 0 0 0 0 0 0 0 0 0 3 4 0.00 0.000												

AB	30
R	0
H	3
RBI	0
BB	3
SO	7
LOB	12



Batter	1	2	3	4	5	6	7	8	9
Fernando Vina, L (1, 4) OBP: 0.353, SLG: 0.382	1-1 G6-3 1B HBP	2-3 K		0-0 SF8			0-0 G4-3		
Placido Polanco, R (1, 5) OBP: 0.282, SLG: 0.313	0-0 G6-3 1B		1-2 G4-3	3-1 G5-3			1-1 G6-3		
J.D. Drew, L (1, 9) OBP: 0.362, SLG: 0.456	0-1 G6-3 1-2f 2-3		1-2 1B		3-1 G3		4-1 BB 5 SS BB		
5 Albert Pujols, R (1, 7) OBP: 0.387, SLG: 0.540	4-1 HBP		2-1 F8		2-1 F8		4-1 BB 1-2 BB		
Tino Martinez, L (1, 3) OBP: 0.349, SLG: 0.383	2-1 G4-3		2-1 G4-3		0-1 G4-3		4-2 BB 1-2 2-3 BB		
Edgar Renteria, R (1, 6) OBP: 0.356, SLG: 0.413		3-2 G6-3		0-1 G6-3		0-1 F9 2B	0-3 K		
Eli Marrero, R (1, 8) OBP: 0.341, SLG: 0.435		2-1 HR		3-2 1B 1B		0-0 F9 2-3	1-0 F5		
Mike DiFelice, R (1, 2) OBP: 0.276, SLG: 0.352		1-1 F8		1-2 1B 1-2 SF8 1B		1-3 K	0-3 K		
Matt Morris, R (1, 1) OBP: 0.194, SLG: 0.176		4-2 BB		1-0 1B		2-2 P4	0-0 G6-3		
Eduardo Perez, R (8, PH) OBP: 0.232, SLG: 0.300				1-3 2-H 1B					
Dave Veres, R (9, 1) OBP: 0.500, SLG: 0.500									
Steve Kline, S (9, 1)									

AB	R	H	RBI	BB	SO	LOB
2	0	0	1	0	1	1
4	0	1	0	0	0	1
3	0	1	0	1	0	2
2	0	0	0	1	0	1
3	0	0	0	1	0	3
4	0	1	0	0	1	3
4	2	2	1	0	0	1
4	1	1	0	0	2	1
2	0	1	1	1	0	1
1	0	0	0	0	0	0
0	0	0	0	0	0	0
0	0	0	0	0	0	0

WP	HR	S	P	ERA	WHIP
0	0	1	36	0.00	1.400
0	0	1	36	0.00	2.000
0	0	5	6	0.00	0.000

1B	2B	3B	HR	SF	SAC	DP	HBP
5	1	0	1	1	0	1	2
0	0	0	0	0	0	0	0
0	0	0	0	0	0	0	0

WP	HR	S	P	ERA	WHIP
0	0	1	36	0.00	1.400
0	0	1	36	0.00	2.000
0	0	5	6	0.00	0.000

Kansas City Royals @ St. Louis Cardinals
 Busch Stadium, St. Louis, MO
 Fri Jun 14 2002, 7:10 PM CDT
 Att. 40,510 - Cloudy - 72 F

livebaseballscorecards.com

AB	29
R	3
H	7
RBI	3
BB	4
SO	4
LOB	14



INNING STATS														
R	H	E	K	S	R	H	E	K	S	R	H	E	K	S
0	1	0	7	14	1	1	0	13	25	0	1	0	10	16
0	0	0	0	0	0	0	0	0	0	0	0	0	0	0
0	0	0	0	0	0	0	0	0	0	0	0	0	0	0
0	0	0	0	0	0	0	0	0	0	0	0	0	0	0

PITCHER														
IP	WLS	BF	H	R	ER	SO	BB	IBB	HBP	BLK	WP	HR	S	P
5.0	L	23	6	3	3	1	1	0	2	0	0	1	49	87
2.0		10	1	0	0	2	3	0	0	0	0	0	20	36
1.0		3	0	0	0	1	0	0	0	0	0	0	5	6

PITCHER	IP	WLS	BF	H	R	ER	SO	BB	IBB	HBP	BLK	WP	HR	S	P	ERA	WHIP
Miguel Asencio, R (1, 1) ERA: 5.27	5.0	L	23	6	3	3	1	1	0	2	0	0	1	49	87	5.40	1.400
Mac Suzuki, R (6, 1) ERA: 9.49	2.0		10	1	0	0	2	3	0	0	0	0	0	20	36	0.00	2.000
Jeff Austin, R (8, 1) ERA: 1.69	1.0		3	0	0	0	1	0	0	0	0	0	0	5	6	0.00	0.000

Batter	1	2	3	4	5	6	7	8	9	AB R H RBI BB SO LOB	TOP											
Donzell McDonald, S OBP: 0.320, SLG: 0.300 (1, 7)	1-3 K		2-2 G2-3			0-0 F7	1-0 2-5	2-1 L3		4 0 0 0 0 1 1	Kansas City Royals @ St. Louis Cardinals Busch Stadium, St. Louis, MO Sat Jun 15 2002, 1:10 PM CDT Att. 47,453 - Sunny - 84 F											
Neff Perez, S OBP: 0.252, SLG: 0.326 (1, 6)	2-0 F1		0-0 G4-3			2-2 G4-3		1-3 K		4 0 0 0 0 1 1												
Carlos Beltrán, S OBP: 0.338, SLG: 0.480 (1, 8)	2-2 F7			1-0 G3 2B		0-2 HR		1-1 P6		4 1 2 1 0 0 0												
29 Mike Sweeney, R OBP: 0.396, SLG: 0.529 (1, 3)		2-1 G5-3		0-2 L8		0-0 G4-3			0-1 L6	4 0 0 0 0 0 1												
Joe Randa, R OBP: 0.349, SLG: 0.481 (1, 5)		1-2 L6		0-0 G3			2-2 F9		2-1 HR	4 1 1 1 0 0 1												
Raul Ibanez, L OBP: 0.273, SLG: 0.396 (1, 9)		3-2 1B		0-0 F7			3-2 1B 2B		1-1 F8	4 1 2 0 0 0 1												
Brent Mayne, L OBP: 0.324, SLG: 0.280 (1, 2)		3-3 K			1-2 G1-3		0-0 2-5 WP 1B		0-0 F7	4 0 1 1 0 1 1												
Carlos Febles, R OBP: 0.341, SLG: 0.367 (1, 4)			1-2 G2-3 SH1-4 1B		1-0 G6-3		4-2 1-2 BB			2 0 1 0 1 0 0												
Jeff Suppan, R (1, 1)			0-0 SH1-4		0-3 K		1-1 F9			1 0 0 0 0 1 0												
Michael Tucker, L (7, PH)										1 0 0 0 0 0 2												
Scott Mullen, R (7, 1)										0 0 0 0 0 0 0												
Cory Bailey, R (7, 1)										0 0 0 0 0 0 0												
Inning Stats	R: 0 E: 0 K: 1 S: 7	H: 0 LOB: 0 BB: 0 P: 12	R: 0 E: 0 K: 1 S: 16	H: 1 LOB: 1 BB: 0 P: 25	R: 0 E: 0 K: 0 S: 8	H: 1 LOB: 1 BB: 0 P: 11	R: 0 E: 0 K: 0 S: 6	H: 1 LOB: 1 BB: 0 P: 7	R: 0 E: 0 K: 1 S: 9	H: 0 LOB: 0 BB: 0 P: 11	R: 1 E: 0 K: 0 S: 9	H: 1 LOB: 0 BB: 0 P: 11	R: 1 E: 0 K: 0 S: 12	H: 2 LOB: 2 BB: 1 P: 23	R: 0 E: 0 K: 1 S: 8	H: 0 LOB: 0 BB: 0 P: 12	R: 1 E: 0 K: 0 S: 7	H: 1 LOB: 0 BB: 0 P: 10	1B: 3 2B: 2 3B: 0 HR: 2	SF: 0 SAC: 1 DP: 0 HBP: 0	WP: 1 PB: 0 SB: 0 CS: 0	PA: 34
PITCHER	IP WLS BF H R ER SO BB IBB HBP BLK WP HR S P ERA WHIP																					
Jason Simontacchi, R (1, 1)	6.1 W 25 6 2 2 3 0 0 0 0 0 1 63 90 2.84 0.947																					
Gene Stechschulte, R (7, 1)	0.2 H 3 0 0 0 0 1 0 0 0 1 0 4 10 0.00 1.500																					
Steve Kline, L (8, 1)	1.0 H 3 0 0 0 1 0 0 0 0 0 0 8 12 0.00 0.000																					
Mike Trimlin, R (9, 1)	0.1 H 2 1 1 1 0 0 0 0 0 0 1 4 6 27.00 3.000																					
Dave Veres, R (9, 1)	0.2 S 2 0 0 0 0 0 0 0 0 0 0 3 4 0.00 0.000																					


livebaseballscorecards.com

AB	32
R	3
H	7
RBI	3
BB	1
SO	4
LOB	8



Batter	1	2	3	4	5	6	7	8	9
Fernando Vina, L (1, 4) OBP: 0.355, SLG: 0.384	1-1 CS 1B		0-0 E 2B 1B	2-1 G4-3			1-2 F8		
Placido Polanco, R (1, 5) OBP: 0.286, SLG: 0.314	1-2 F9		0-1 E1 2B 5 2B 1-2		0-1 G4-3 1B		4-0 5 BLK SH G4-3 BB		
J.D. Drew, L (1, 9) OBP: 0.365, SLG: 0.461	4-1 5 FC6-4 1-2 BB		0-0 5 2B 1-3 2-H		2-2 G4-3		0-0 SH 5 BLK G4-3 1-2		
5 Albert Pujols, R (1, 7) OBP: 0.389, SLG: 0.541	0-1 FC6-4 1-2f		1-0 2B 2-H 3-H		2-2 P6		4-0 G4-3 1-2 2-3 IBB		
Tino Martinez, L (1, 3) OBP: 0.348, SLG: 0.380		1-2 1B	0-2 L7		2-0 G3-1		2-0 G4-3 1-2 2-3 3-H		
Edgar Renteria, R (1, 6) OBP: 0.350, SLG: 0.406		2-1 F8	3-3 K			0-1 F8	1-2 F9		
Eli Marrero, R (1, 8) So Taguchi, R (9, 8) OBP: 0.339, SLG: 0.437		1-3 K		1-2 L4		3-2 1B 2B		3-3 K	
Mike Matheny, R (1, 2) OBP: 0.289, SLG: 0.352		0-0 G1-3		2-2 F9		0-0 G6-3	2-1 L8		
Jason Simontacchi, R (1, 1) Gene Stechschulte, R (7, 1) Steve Kline, S (8, 1) Kerry Robinson, L (8, PH) Mike Timlin, R (9, 1) Dave Veres, R (9, 1) OBP: 0.287, SLG: 0.287 OBP: 0.318, SLG: 0.385 OBP: 0.500, SLG: 0.500			2-2 G6-3	1-2 1B		1-0 1B 2-H	1-0 G4-3		

AB	R	H	RBI	BB	SO	LOB
4	1	2	0	0	0	1
3	2	1	0	1	0	2
2	1	1	1	1	0	1
3	0	1	2	1	0	2
4	0	1	1	0	0	4
4	0	0	0	0	1	4
4	1	1	0	0	2	1
0	0	0	0	0	0	0
4	0	0	0	0	0	2
3	0	2	1	0	0	0
0	0	0	0	0	0	0
0	0	0	0	0	0	0
1	0	0	0	0	0	0
0	0	0	0	0	0	0
0	0	0	0	0	0	0

BOTTOM	
Kansas City Royals @ St. Louis Cardinals Busch Stadium, St. Louis, MO Sat Jun 15 2002, 1:10 PM CDT Att. 47,453 - Sunny - 84 F	
AB 32 R 5 H 9 RBI 5 BB 3 SO 3 LOB 17	
Inning Stats R: 0 H: 1 E: 0 LOB: 1 K: 0 BB: 1 S: 9 P: 15	R: 0 H: 1 E: 0 LOB: 1 K: 1 BB: 0 S: 10 P: 14
R: 3 H: 3 E: 1 LOB: 1 K: 1 BB: 0 S: 17 P: 23	R: 0 H: 1 E: 0 LOB: 1 K: 0 BB: 0 S: 13 P: 19
R: 0 H: 1 E: 0 LOB: 1 K: 0 BB: 0 S: 10 P: 16	R: 1 H: 2 E: 0 LOB: 1 K: 0 BB: 0 S: 10 P: 14
R: 1 H: 0 E: 1 LOB: 2 K: 0 BB: 2 S: 9 P: 21	R: 0 H: 0 E: 0 LOB: 0 K: 1 BB: 0 S: 6 P: 12
1B: 6 SF: 0 2B: 3 SAC: 1 3B: 0 DP: 0 HR: 0 HBP: 0	WP: 0 PA: 36 PB: 0 SB: 0 CS: 1

PITCHER		IP	WLS	BF	H	R	ER	SO	BB	IBB	HBP	BLK	WP	HR	S	P	ERA	WHIP
Jeff Suppan, R (1, 1) ERA: 4.67	(1, 1)	6.0	L	27	9	4	3	2	1	0	0	0	0	0	69	101	4.50	1.667
Scott Mullen, L (7, 1) ERA: 4.5	(7, 1)	0.1		3	0	1	0	0	1	0	0	0	0	5	10	0.00	3.000	
Cory Bailey, R (7, 1) ERA: 3.86	(7, 1)	1.2		6	0	0	0	1	0	1	0	1	0	10	23	0.00	0.000	

Batter	1	2	3	4	5	6	7	8	9	AB R H RBI BB SO LOB	TOP
Alexis Gomez, L (1, 9) Roberto Hernandez, R (8, 1) OBP: 0.250, SLG: 0.250	1-3 K		2-2 G5-3			0-0 G6-3 1B		1-1 G6-3		4 0 1 0 0 1 1 0 0 0 0 0 0 0	Kansas City Royals @ St. Louis Cardinals Busch Stadium, St. Louis, MO Sun Jun 16 2002, 1:10 PM CDT Att. 47,522 - Sunny - 79 F
Neffi Perez, S (1, 6) OBP: 0.252, SLG: 0.324	0-0 F5		0-1 G1-3 1B			0-1 G6-3 1-2f		0-1 B1-3	4 0 1 1 0 0 1		
Carlos Beltrán, S (1, 8) OBP: 0.333, SLG: 0.472	0-3 K2-3		0-1 G1-3			0-0 E6 29 S		3-3 K	4 0 0 0 0 2 1		
29 Mike Sweeney, R (1, 3) OBP: 0.394, SLG: 0.525		2-2 F9		2-2 F8		1-1 F9 1-2		0-1 FC6-4 1B	4 0 1 0 0 0 1		
Joe Randa, R (1, 5) OBP: 0.347, SLG: 0.477		1-1 BB 1B		2-2 G6-3		3-2 E6 FC3-6		0-0 FC6-4 1-2f	4 0 1 0 0 0 1		
Raul Ibanez, L (1, 7) OBP: 0.275, SLG: 0.390		4-2 G1-6-3 1-2 BB		0-3 K2-3		1-1 FC3-6 G3-6-1 1-2f			2 0 0 0 1 1 1		
Brent Mayne, L (1, 2) OBP: 0.315, SLG: 0.271		1-2 G1-6-3 1-2f		2-2 G4-3		2-0 G3-6-1 1-2f			3 0 0 0 0 0 3		
Carlos Febles, R (1, 4) OBP: 0.341, SLG: 0.372			1-1 1B 2B		1-3 K		0-0 B1-3		3 1 1 0 0 1 0		
Darrell May, L (1, 1) Scott Mullen, R (6, 1) Michael Tucker, L (8, PH) OBP: 0.337, SLG: 0.343			1-3 K		0-1 F7		1-1 L1		2 0 0 0 0 1 1 0 0 0 0 0 0 0 1 0 0 0 0 0 0		
Inning Stats	R: 0 E: 0 K: 2 S: 7 H: 0 LOB: 0 BB: 0 P: 8	R: 0 E: 0 K: 0 S: 10 H: 1 LOB: 1 BB: 1 P: 18	R: 1 E: 0 K: 1 S: 12 H: 2 LOB: 1 BB: 0 P: 16	R: 0 E: 0 K: 1 S: 10 H: 0 LOB: 0 BB: 0 P: 14	R: 0 E: 0 K: 1 S: 11 H: 0 LOB: 0 BB: 0 P: 14	R: 0 E: 1 K: 0 S: 6 H: 1 LOB: 1 BB: 0 P: 7	R: 0 E: 1 K: 0 S: 7 H: 0 LOB: 0 BB: 0 P: 13	R: 0 E: 0 K: 0 S: 5 H: 0 LOB: 0 BB: 0 P: 7	R: 0 E: 0 K: 1 S: 10 H: 1 LOB: 1 BB: 0 P: 13	1B: 4 2B: 1 3B: 0 HR: 0 SF: 0 SAC: 0 DP: 3 HBP: 0	
PITCHER Woody Williams, R (1, 1) ERA: 2.2	IP: 9.0 WLS: W BF: 32 H: 5 R: 1 ER: 1 SO: 6 BB: 1 IBB: 0 HBP: 0 BLK: 0 WP: 0 HR: 0 S: 78 P: 110 ERA: 1.00 WHIP: 0.667	PITCHER IP WLS BF H R ER SO BB IBB HBP BLK WP HR S P ERA WHIP									

livebaseballscorecards.com

AB	31
R	1
H	5
RBI	1
BB	1
SO	6
LOB	10



Batter	1	2	3	4	5	6	7	8	9	AB R H RBI BB SO LOB	TOP																									
Neifi Perez, S OBP: 0.251, SLG: 0.322 (1, 6)	0-0 G1-3		0-3 K		1-1 F5		3-1 F7		0-0 1B	5 0 1 0 0 1 0																										
Carlos Febles, R OBP: 0.343, SLG: 0.369 (1, 4)	2-3 K		0-2 2B 1B		1-2 2B HBP		1-2 F9		2-3 K	4 2 1 0 0 2 1																										
Carlos Beltrán, S OBP: 0.339, SLG: 0.478 (1, 8)	1-0 BB 2B 1B		4-2 2B BB		1-2 2B		1-3 K			3 2 2 1 1 1 0																										
29 Mike Sweeney, R OBP: 0.396, SLG: 0.522 (1, 3)	1-2 BB 1B		2-3 K		3-2 CS HBP		1-3 K			3 0 1 0 0 2 2																										
Joe Randa, R OBP: 0.357, SLG: 0.493 (1, 5)	4-1 BB		3-2 2B		1-2 2B		1-0 FC4-6 1B			3 0 3 3 1 0 0																										
Alexis Gomez, L OBP: 0.250, SLG: 0.250 (8, PR)	1-2 2-3 BB		1-H 2-H 2B		1-2 2-H 2B					0 0 0 0 0 0 0																										
Luis Alcega, S OBP: 0.292, SLG: 0.241 (8, 5)										0 0 0 0 0 0 0																										
Michael Tucker, L OBP: 0.330, SLG: 0.335 (1, 9)	1-0 F7		3-2 G1-3		2-1 G3-1		0-0 FC4-6		1-2f FC4-6	4 0 0 0 0 0 6																										
Brandon Berger, R OBP: 0.268, SLG: 0.375 (1, 7)		2-3 K		3-3 K		0-3 K		3-3 K		4 0 0 0 0 4 1																										
Brent Mayne, L OBP: 0.307, SLG: 0.263 (1, 2)		1-1 F7		3-1 F8		1-3 K			2-3 K	3 0 0 0 0 1 0																										
Donzell McDonald, S OBP: 0.308, SLG: 0.286 (9, PH)										1 0 0 0 0 1 0																										
56 Shawn Sedlacek, R (1, 1)		2-0 F9		1-0 G6-3		0-3 K			1-3 K	3 0 0 0 0 1 0																										
Dan Reichert, R (6, 1)										0 0 0 0 0 0 0																										
Scott Mullen, R (7, 1)										0 0 0 0 0 0 0																										
Cory Bailey, R (7, 1)										0 0 0 0 0 0 0																										
A.J. Hinch, R OBP: 0.295, SLG: 0.415 (9, PH)										1 0 0 0 0 1 0																										
Inning Stats	R: 0 E: 0 K: 1 S: 10	H: 2 LOB: 3 BB: 1 P: 19	R: 0 E: 0 K: 1 S: 7	H: 0 LOB: 0 BB: 0 P: 12	R: 2 E: 0 K: 2 S: 17	H: 2 LOB: 1 BB: 1 P: 29	R: 0 E: 0 K: 1 S: 6	H: 0 LOB: 0 BB: 0 P: 13	R: 2 E: 0 K: 0 S: 14	H: 2 LOB: 1 BB: 0 P: 23	R: 0 E: 0 K: 3 S: 9	H: 0 LOB: 0 BB: 0 P: 10	R: 0 E: 0 K: 1 S: 9	H: 0 LOB: 0 BB: 0 P: 14	R: 0 E: 0 K: 2 S: 8	H: 1 LOB: 1 BB: 0 P: 13	R: 0 E: 0 K: 3 S: 10	H: 1 LOB: 1 BB: 0 P: 15	1B: 5 2B: 3 3B: 0 HR: 0	SF: 0 SAC: 0 DP: 0 HBP: 2	WP: 0 PB: 0 SB: 2 CS: 2	PA: 38														
PITCHER	IP WLS BF H R ER SO BB IBB HBP BLK WP HR S P ERA WHIP																																			
Tony Armas, R ERA: 4.03 (1, 1)	0.2		4	2	0	0	1	0	0	0	0	0	0	8	12	0.00	3.000																			
Jim Brower, R ERA: 4.22 (1, 1)	3.1		14	2	2	2	4	2	0	0	0	0	0	32	61	5.40	1.200																			
Carl Pavano, R ERA: 6.3 (5, 1)	0.2		5	2	2	2	0	0	0	2	0	0	0	12	19	27.00	3.000																			
Joey Eischen, L ERA: 2.04 (5, 1)	1.1		4	0	0	0	3	0	0	0	0	0	0	11	14	0.00	0.000																			
Zach Day, R ERA: (7, 1)	1.0	W	3	0	0	0	1	0	0	0	0	0	0	9	14	0.00	0.000																			
PITCHER	IP WLS BF H R ER SO BB IBB HBP BLK WP HR S P ERA WHIP																																			
52 T.J. Tucker, R ERA: 2.17 (8, 1)	1.0	H	4	1	0	0	2	0	0	0	0	0	0	4	13	0.00	1.000																			
Scott Stewart, L ERA: 1.82 (9, 1)	1.0	S	4	1	0	0	3	0	0	0	0	0	0	4	15	0.00	1.000																			

Kansas City Royals @ Montreal Expos
Olympic Stadium, Montreal, QB
Tue Jun 18 2002, 7:05 PM EDT
Att. 6,249 - Dome - 72 F

livebaseballscorecards.com

AB	34
R	4
H	8
RBI	4
BB	2
SO	14
LOB	10



Kansas City Royals @ Montreal Expos
 Olympic Stadium, Montreal, QB
 Wed Jun 19 2002, 7:05 PM EDT
 Att. 6,187 - Dome - 72 F

livebaseballscorecards.com

AB	36
R	3
H	10
RBI	3
BB	1
SO	3
LOB	15



WP:	0	PA:	39
PB:	0		
SB:	1		
CS:	0		

AB R H RBI BB SO LOB

4	0	2	0	1	0	0
5	1	1	0	0	0	4
5	1	2	1	0	0	2
3	1	2	0	0	0	0
3	0	0	1	0	0	3
1	0	1	0	0	0	0
3	0	0	1	0	0	1
4	0	0	0	0	0	3
0	0	0	0	0	0	0
0	0	0	0	0	0	0
4	0	1	0	0	1	1
2	0	1	0	0	1	1
1	0	0	0	0	0	0
0	0	0	0	0	0	0
1	0	0	0	0	1	0

Batter	1	2	3	4	5	6	7	8	9
Carlos Febles, R (1, 4) OBP: 0.348, SLG: 0.372	2-2 G5-3 1B		1-2 G1-3	0-0 1B			0-0 B1-3		4-2 G3 BB
Neifi Perez, S (1, 6) OBP: 0.250, SLG: 0.320	0-1 G5-3		1-2 S 2B 1B	1-1 F8			2-2 G6-3		1-2 G3
Carlos Beltrán, S (1, 8) OBP: 0.340, SLG: 0.481	0-0 G6-3		3-0 29 1B FC4-6 2B	1-2 1B			1-2 P4		2-1 F9
29 Mike Sweeney, R (1, 3) OBP: 0.401, SLG: 0.524	1-0 HBP		0-0 FC4-6 1B		1-0 L5			2-0 E G6-3 1B	
Raul Ibanez, L (1, 7) OBP: 0.269, SLG: 0.382	0-1 G1-3		0-0 FC4-6 HBP		1-2 G3-1			1-1 E8 G6-3 1B	
Joe Randa, R (8, PH) OBP: 0.360, SLG: 0.495			1-2 3-H		0-1 G5-3			1-1 G6-3 1B	
Brandon Berger, R (1, 9) OBP: 0.267, SLG: 0.358		1-1 F3	1-0 HBP		0-1 G5-3			2-3 3-H G6-3	
Luis Alicea, S (1, 5) OBP: 0.280, SLG: 0.230		0-2 L6	1-1 G1-3			1-1 G3-1		0-0 G4-3	
Jeff Austin, R (8, 1)									
Dan Reichert, R (8, 1)									
Brent Mayne, L (1, 2) OBP: 0.305, SLG: 0.262		2-0 1B		0-1 L4		1-2 F7		1-3 K	
Mac Suzuki, R (1, 1) OBP: 0.500, SLG: 0.500		1-3 K		0-2 1B		0-0 G6-3			2-3 K
Alexis Gomez, L (6, PH) OBP: 0.200, SLG: 0.200									
Brad Voyles, R (6, 1)									
Michael Tucker, L (8, 9) OBP: 0.328, SLG: 0.333									

Inning Stats	R: 0	H: 1	E: 0	LOB: 2	K: 0	BB: 0	S: 8	P: 11	R: 0	H: 1	E: 0	LOB: 1	K: 1	BB: 0	S: 9	P: 13	R: 2	H: 3	E: 0	LOB: 2	K: 0	BB: 0	S: 11	P: 18	R: 0	H: 3	E: 0	LOB: 2	K: 0	BB: 0	S: 11	P: 13	R: 0	H: 0	E: 0	LOB: 0	K: 0	BB: 0	S: 6	P: 8	R: 0	H: 0	E: 0	LOB: 0	K: 0	BB: 0	S: 8	P: 10	R: 0	H: 0	E: 0	LOB: 0	K: 0	BB: 0	S: 8	P: 11	R: 1	H: 2	E: 1	LOB: 1	K: 1	BB: 0	S: 9	P: 14	R: 0	H: 0	E: 0	LOB: 1	K: 1	BB: 1	S: 10	P: 19	R: 0	H: 0	E: 0	LOB: 1	K: 1	BB: 1	S: 10	P: 19
1B:	9	SF:	0	2B:	1	SAC:	0	3B:	0	DP:	0	HR:	0	HBP:	2	WP:	0	PA:	39																																																													

PITCHER	IP	WLS	BF	H	R	ER	SO	BB	IBB	HBP	BLK	WP	HR	S	P	ERA	WHIP
Tomo Ohka, R (1, 1) ERA: 2.89	7.0	W	31	9	3	2	1	0	0	2	0	0	0	62	87	2.57	1.286
Graeme Lloyd, L (8, 1) ERA: 5.76	0.0		1	1	0	0	0	0	0	0	0	0	0	2	3	∞	∞
52 T.J. Tucker, R (8, 1) ERA: 2.13	0.2	H	2	0	0	0	0	0	0	0	0	0	0	3	4	0.00	0.000
Joey Eischen, L (8, 1) ERA: 2.0	0.1	H	1	0	0	0	1	0	0	0	0	0	0	3	4	0.00	0.000
Scott Stewart, L (9, 1) ERA: 1.77	1.0	S	4	0	0	0	1	1	0	0	0	0	0	10	19	0.00	1.000

Batter	1	2	3	4	5	6	7	8	9
Brad Wilkerson, L OBP: 0.380, SLG: 0.431 (1, 8) BB C X (9, 7)	3-1 2B 2B		3-2 G6-4-3 E 1B		2-1 G4-6-3 1-2f 1 2		4-1 BB 1-2		
Jose Vidro, S OBP: 0.395, SLG: 0.496 (1, 4) B X	1-0 2B 2B		4-0 G6-4-3 1-2 BB		2-1 G4-3 1 2		0-0 L6 1 2		
Vladimir Guerrero, R OBP: 0.399, SLG: 0.558 (1, 9) B S X	1-2 BLK G5-3 2B 2B		3-0 G6-4-3 1-2f 2-3 1 2		0-1 G6-3 1 2		4-0 CS BB		
Troy O'Leary, L OBP: 0.406, SLG: 0.495 (1, 7) B F X Jose Macias, S OBP: 0.263, SLG: 0.297 (8, PR) (9, 8)	2-1 P4 1B		2-2 3-H 1B		4-1 BB BB		4-0 2B BB 1-2		
Fernando Tatis, R OBP: 0.333, SLG: 0.449 (1, 5) B S C B X Mike Mordecai, R OBP: 0.307, SLG: 0.284 (8, PR) (9, 5)	2-2 G5-3 2B		0-3 K		2-3 K 2		0-1 CS 1-H 2B		
Lee Stevens, L OBP: 0.323, SLG: 0.372 (1, 3) X Scott Stewart, R (9, 1)	0-0 G3-1 1B		3-3 K 1		1-3 K 3		4-0 CS 2B IBB		
Orlando Cabrera, R OBP: 0.303, SLG: 0.358 (1, 6)		0-1 G6-3 1	0-2 G5-3 2		0-1 P4 1		3-2 1-H 2-3 2B 2		
Michael Barrett, R OBP: 0.388, SLG: 0.480 (1, 2)		3-3 K 2	1-3 K 3		3-2 G5-3 2		1-2 G3-1 3		
Tomo Ohka, S OBP: 0.250, SLG: 0.231 (8, 1) Graeme Lloyd, L (8, 1) 52 T.J. Tucker, R OBP: 0.750, SLG: 0.750 (8, 1) Joey Eischen, L (8, 1) Andres Galarraga, R OBP: 0.391, SLG: 0.385 (9, 3)		2-3 K 3	4-1 G4-6-3 BB		3-2 BB 1B				

AB	R	H	RBI	BB	SO	LOB
3	2	2	0	1	0	1
3	1	1	1	1	0	2
3	1	1	1	1	0	2
2	0	1	1	2	0	1
0	1	0	0	0	0	0
4	0	1	2	0	2	2
0	0	0	0	0	0	0
3	1	0	0	1	2	1
0	0	0	0	0	0	0
4	0	1	1	0	0	0
4	0	0	0	0	2	2
2	0	1	0	1	1	0
0	0	0	0	0	0	0
0	0	0	0	0	0	0
0	0	0	0	0	0	0
0	0	0	0	0	0	0

BOTTOM

Kansas City Royals @ Montreal Expos
Olympic Stadium, Montreal, QB
Wed Jun 19 2002, 7:05 PM EDT
Att. 6,187 - Dome - 72 F

AB	28
R	6
H	8
RBI	6
BB	7
SO	7
LOB	11



1B: 3	SF: 0
2B: 5	SAC: 0
3B: 0	DP: 2
HR: 0	HBP: 0

WP: 0	PA: 35
PB: 0	
SB: 0	
CS: 3	

Inning Stats		R	H	E	K	S	R	H	E	K	S	R	H	E	K	S	R	H	E	K	S	R	H	E	K	S
PITCHER		3	3	0	12	21	0	0	0	8	13	0	0	0	11	23	0	0	0	5	13	0	0	0	9	13
PITCHER		0	0	0	0	0	0	0	0	0	0	0	0	0	0	0	0	0	0	0	0	0	0	0	0	0
PITCHER		0	0	0	0	0	0	0	0	0	0	0	0	0	0	0	0	0	0	0	0	0	0	0	0	0
PITCHER		0	0	0	0	0	0	0	0	0	0	0	0	0	0	0	0	0	0	0	0	0	0	0	0	0

ERA	WHIP
7.20	1.400
0.00	1.500
54.00	9.000
0.00	1.500

Batter	1	2	3	4	5	6	7	8	9	10	11	AB R H RBI BB SO LOB	TOP				
Carlos Febles, R OBP: 0.339, SLG: 0.360 (1, 4)	1-3 K	0-0 G5-3		0-1 G5-3		1-2 G6-3		1-1 G6-3		0-0 G4-3		6 0 0 0 0 1 6					
Neifi Perez, S OBP: 0.245, SLG: 0.313 (1, 6)	0-0 G1-3		2-3 K		3-2 G3		1-0 F8	0-1 F9			0-1 G4-3	6 0 0 0 0 1 0					
Carlos Beltrán, S OBP: 0.340, SLG: 0.481 (1, 8)	0-0 1B		1-3 K		3-2 G4-3		2-2 1B 2B	2-3 K			1-0 G6-3	6 1 2 0 0 2 0					
29 Mike Sweeney, R OBP: 0.406, SLG: 0.528 (1, 3)	1-0 1B		0-0 1B		0-1 1B		1-3 K				0-0 G6-3	6 0 4 0 0 1 1					
Joe Randa, R OBP: 0.361, SLG: 0.493 (1, 5)	2-3 K		1-1 1B		0-1 L8		0-0 1B 1B			0-1 G4-6-3		5 1 2 1 0 1 4					
Raul Ibanez, L OBP: 0.273, SLG: 0.378 (1, 7)			1-3 K2-3		3-2 F8		4-1 SH1-4 1B BB	0-0 1B 1B		2-2 F8		4 1 1 0 1 1 2					
Michael Tucker, L OBP: 0.330, SLG: 0.335 (1, 9)			0-0 1B 1B		1-1 G5-3		3-1 F9	0-1 E 1B		2-3 K		5 1 2 1 0 1 1					
A.J. Hinch, R OBP: 0.309, SLG: 0.424 (1, 2)			1-1 1B		1-3 K		0-0 SH1-4 1B	1-1 E8 WP 1B		1-1 G6-3		5 0 3 1 0 1 0					
Jeff Suppan, R Donzell McDonald, S Cory Bailey, R Roberto Hernandez, R Alexis Gomez, L Dan Reichen, R Scott Mullen, R			1-0 SH1-2-4		4-0 BB		0-0 SH1-4	3-2 F8		0-2 1B		0 0 0 0 0 1 0 0 1 0 0 0 0 0 0 1 0 0 0 0 0 0 0 0 0 0 0 0 0 0 0 0 1 0 1 0					
Inning Stats	R: 0 H: 2 E: 0 LOB: 2 K: 2 BB: 0 S: 9 P: 13	R: 0 H: 2 E: 0 LOB: 2 K: 1 BB: 0 S: 9 P: 12	R: 0 H: 2 E: 0 LOB: 2 K: 2 BB: 0 S: 13 P: 20	R: 0 H: 0 E: 0 LOB: 1 K: 1 BB: 1 S: 8 P: 14	R: 0 H: 1 E: 0 LOB: 1 K: 0 BB: 0 S: 13 P: 19	R: 0 H: 1 E: 0 LOB: 2 K: 0 BB: 1 S: 8 P: 16	R: 4 H: 5 E: 1 LOB: 1 K: 1 BB: 0 S: 17 P: 25	R: 0 H: 0 E: 0 LOB: 0 K: 1 BB: 0 S: 7 P: 10	R: 0 H: 1 E: 0 LOB: 1 K: 1 BB: 0 S: 9 P: 12	R: 0 H: 0 E: 0 LOB: 0 K: 0 BB: 0 S: 4 P: 5	1B: 14 SF: 0 2B: 1 SAC: 2 3B: 0 DP: 1 HR: 0 HBP: 0	WP: 1 PA: 49 PB: 0 SB: 0 CS: 0					
PITCHER	IP WLS BF H R ER SO BB IBB HBP BLK WP HR S P ERA WHIP																
Masato Yoshii, R ERA: 4.44 (1, 1)	5.0		7	0	0	6	2	0	0	0	0	0	0	53	83	0.00	1.800
Jim Brower, R ERA: 4.47 (6, 1)	1.2	H	8	3	2	2	1	0	0	0	0	0	0	16	24	10.80	1.800
Graeme Lloyd, L ERA: 6.48 (7, 1)	0.0		2	2	0	0	0	0	0	0	0	0	0	3	3	∞	∞
Matt Herges, R ERA: 3.06 (7, 1)	0.1	B	2	1	2	2	0	0	0	0	0	1	0	5	9	54.00	3.000
Dan Smith, R ERA: (8, 1)	3.0		10	2	0	0	2	0	0	0	0	0	0	27	37	0.00	0.667

Kansas City Royals @ Montreal Expos
Olympic Stadium, Montreal, QB
 Thu Jun 20 2002, 7:05 PM EDT
 Att. 5,773 - Dome - 72 F

livebaseballscorecards.com

AB	45
R	4
H	15
RBI	3
BB	2
SO	9
LOB	15



Batter	1	2	3	4	5	6	7	8	9	10	11	AB	R	H	RBI	BB	SO	LOB	BOTTOM								
Brad Wilkerson, L (1, 8) OBP: 0.384, SLG: 0.442	1-2 G4-3 3B		0-2 G6-3		2-1 1B			4-1 G4-6-3 BB		1-0 F7		4	1	2	2	1	0	1									
Jose Vidro, S (1, 4) OBP: 0.389, SLG: 0.488	0-1 G4-3			2-2 F9	1-1 G3			1-0 G4-6-3		2-3 K		5	0	0	1	0	1	3									
Vladimir Guerrero, R (1, 9) OBP: 0.405, SLG: 0.561	2-0 G3-1 HBP			2-1 L9 1B				2-2 G5-3			3-2 E4 SH 1B	4	1	3	0	0	0	0									
Troy O'Leary, L (1, 7) OBP: 0.391, SLG: 0.475	1-1 G3-1			1-1 L9				0-0 F9		1-3 K		4	0	0	0	0	1	3									
Jose Macias, S (11, PH) OBP: 0.283, SLG: 0.297	1-2			1-3							3-1 SH	0	0	0	0	0	0	0									
Fernando Tatis, R (1, 5) OBP: 0.331, SLG: 0.465				2-1 G5-3				3-0 F8		0-2 HR		4	1	1	1	0	0	2									
Lee Stevens, L (1, 3) OBP: 0.322, SLG: 0.367								0-1 G4-3		2-3 K		3	1	0	0	1	1	1									
Orlando Cabrera, R (1, 6) OBP: 0.302, SLG: 0.356										0-1 F9		4	0	1	0	0	0	1									
Michael Barrett, R (1, 2) OBP: 0.390, SLG: 0.478				2-1 G5-3				0-0 SH5-4 1B		2-2 G5-3		3	1	1	0	1	0	1									
Masato Yoshii, R (6, 1) Jim Brower, R Graeme Lloyd, L Matt Herges, L Wil Cordero, R Dan Smith, R Mike Mordecai, R Joey Eischen, L				3-3 K				1-2 SH5-4 1B		0-0 F9		1	0	0	0	0	0	0									
Inning Stats	R: 1 E: 0 K: 0 S: 7	H: 1 LOB: 0 BB: 0 P: 11	R: 0 E: 0 K: 0 S: 9	H: 0 LOB: 0 BB: 0 P: 12	R: 0 E: 0 K: 1 S: 9	H: 0 LOB: 0 BB: 0 P: 14	R: 0 E: 0 K: 0 S: 12	H: 1 LOB: 1 BB: 0 P: 18	R: 2 E: 0 K: 0 S: 11	H: 2 LOB: 1 BB: 1 P: 21	R: 0 E: 0 K: 0 S: 5	H: 1 LOB: 1 BB: 0 P: 10	R: 0 E: 0 K: 0 S: 6	H: 1 LOB: 0 BB: 0 P: 9	R: 0 E: 0 K: 0 S: 5	H: 0 LOB: 0 BB: 1 P: 12	R: 1 E: 0 K: 2 S: 11	H: 1 LOB: 0 BB: 0 P: 14	R: 0 E: 0 K: 1 S: 9	H: 0 LOB: 1 BB: 1 P: 18	R: 1 E: 2 K: 0 S: 5	H: 1 LOB: 1 BB: 0 P: 11	1B: 6 2B: 0 3B: 1 HR: 1	SF: 0 SAC: 3 DP: 1 HBP: 1	WP: 0 PB: 0 SB: 1 CS: 1	PA: 40	
PITCHER	IP	WLS	BF	H	R	ER	SO	BB	IBB	HBP	BLK	WP	HR	S	P	ERA	WHIP										
Jeff Suppan, R ERA: 4.66	(1, 1)	6.0	24	5	3	3	1	1	0	1	0	0	0	53	86	4.50	1.000										
Cory Bailey, R ERA: 3.57	(7, 1)	1.2	5	1	0	0	0	1	0	0	0	0	0	8	16	0.00	1.200										
Roberto Hernandez, R ERA: 3.32	(8, 1)	1.1	5	1	1	1	2	0	0	0	0	0	1	14	19	6.75	0.750										
Dan Reichert, R ERA: 5.34	(10, 1)	0.1	2	0	0	0	0	1	0	0	0	0	0	5	11	0.00	3.000										
Scott Mullen, L ERA: 3.6	(10, 1)	0.2	4	1	1	0	1	0	0	0	0	0	0	9	18	0.00	1.500										

Kansas City Royals @ Montreal Expos
Olympic Stadium, Montreal, QB
 Thu Jun 20 2002, 7:05 PM EDT
 Att: 5,773 - Dome - 72 F

livebaseballscorecards.com

AB	33
R	5
H	8
RBI	4
BB	3
SO	4
LOB	12



Kansas City Royals @ New York Mets
 Shea Stadium, Flushing, NY

Fri Jun 21 2002, 7:10 PM EDT
 Att. 37,547 - Sunny - 77 F

livebaseballscorecards.com

AB	31
R	3
H	8
RBI	3
BB	6
SO	5
LOB	14



WP: 0	PA: 38
PB: 0	
SB: 1	
CS: 0	

AB	R	H	RBI	BB	SO	LOB
4	0	0	0	1	0	2
5	1	1	0	0	1	5
2	1	0	0	2	0	1
4	1	3	2	0	0	0
2	0	0	1	1	1	2
4	0	1	0	0	0	1
4	0	2	0	0	1	0
0	0	0	0	0	0	0
3	0	1	0	0	0	1
0	0	0	0	1	0	0
0	0	0	0	0	0	0
0	0	0	0	0	0	0
2	0	0	0	1	1	0
0	0	0	0	0	0	0
1	0	0	0	0	1	2

Batter	1	2	3	4	5	6	7	8	9																		
Carlos Febles, R (1, 4) OBP: 0.336, SLG: 0.353	0-1 G6-3		3-2 F8		2-0 G4-3		2-1 F9		4-2 FC5 BB																		
Nefti Perez, S (1, 6) OBP: 0.244, SLG: 0.311	1-1 E1 G5-3 29 HR 1B		3-3 K		2-2 L6		2-2 FC6-4 1-2f		0-0 FC5 1-2 2-3f																		
Carlos Beltrán, S (1, 8) OBP: 0.342, SLG: 0.478	1-0 G5-3 2-3		4-1 29 1B BB		4-1 29 1B SF8 BB		0-0 F8																				
29 Mike Sweeney, R (1, 3) OBP: 0.411, SLG: 0.543	3-2 HR		1-1 FC4-6 1B		2-1 G1-6-3 1B		1-2 P4																				
Joe Randa, R (1, 5) OBP: 0.359, SLG: 0.489	4-0 2B BB		2-1 FC4-6 1-2f		1-0 SF8		3-3 K																				
Brandon Berger, R (1, 9) OBP: 0.266, SLG: 0.366	1-0 1-H 2B		3-2 G5-3		1-0 G1-6-3 1-2f		1-0 G4-3																				
Raul Ibanez, L (1, 7) OBP: 0.279, SLG: 0.395		0-2 G6-4-3 1B		2-3 K		0-0 P3		2-0 3B																			
Donzell McDonald, S (9, PR) OBP: 0.296, SLG: 0.273																											
A.J. Hinch, R (1, 2) OBP: 0.310, SLG: 0.422		1-1 G6-4-3		0-0 F8		2-2 BB 1B		4-1 FC5 S IBB																			
Luis Alicea, S (9, PH) OBP: 0.287, SLG: 0.230																											
Brad Voyles, R (9, 1)																											
Scott Mullen, R (9, 1)																											
Darrell May, L (1, 1)		2-1 G3		1-3 K		4-1 FC6-4 BB		3-3 K																			
Cory Bailey, R (8, 1)																											
Brent Mayne, L (9, PH) OBP: 0.303, SLG: 0.260																											
Inning Stats	R: 2 E: 1 K: 0 S: 12	H: 3 LOB: 2 BB: 1 P: 22	R: 0 E: 0 K: 0 S: 7	H: 1 LOB: 0 BB: 0 P: 10	R: 0 E: 0 K: 1 S: 12	H: 1 LOB: 2 BB: 1 P: 25	R: 0 E: 0 K: 1 S: 7	H: 0 LOB: 0 BB: 0 P: 12	R: 0 E: 0 K: 1 S: 9	H: 0 LOB: 0 BB: 0 P: 14	R: 1 E: 0 K: 0 S: 5	H: 1 LOB: 0 BB: 1 P: 13	R: 0 E: 0 K: 0 S: 10	H: 1 LOB: 2 BB: 1 P: 20	R: 0 E: 0 K: 1 S: 8	H: 0 LOB: 0 BB: 0 P: 12	R: 0 E: 0 K: 1 S: 14	H: 1 LOB: 3 BB: 2 P: 27	1B: 5 2B: 1 3B: 1 HR: 1	SF: 1 SAC: 0 DP: 2 HBP: 0							
PITCHER	IP	WLS	BF	H	R	ER	SO	BB	IBB	HBP	BLK	WP	HR	S	P	ERA	WHIP										
Shawn Estes, L (1, 1) ERA: 4.37	6.1		27	7	3	3	3	4	0	0	0	0	1	57	107	4.26	1.737										
David Weathers, R (7, 1) ERA: 2.13	0.2		2	0	0	0	0	0	0	0	0	0	0	5	9	0.00	0.000										
Scott Strickland, R (8, 1) ERA: 3.34	1.1		6	1	0	0	1	0	1	0	0	0	0	16	26	0.00	0.750										
Mark Guthrie, L (9, 1) ERA: 2.08	0.2	W	3	0	0	0	1	1	0	0	0	0	0	6	13	0.00	1.500										

Batter	1	2	3	4	5	6	7	8	9	AB R H RBI BB SO LOB
Roger Cedeno, S (1, 7) OBP: 0.306, SLG: 0.331	1-1 G6-3		2-1 FC2-5-6-1 2B		3-2 E1 31 BB		0-1 2B		0-0 SH1-4	4 0 2 0 0 0 0
Roberto Alomar, S (1, 4) OBP: 0.317, SLG: 0.356	1-1 G4-3		0-0 FC2-5-6-1 2-3		2-2 F7		1-3 K		4-0 E IBB	4 0 0 0 1 1 3
31 Mike Piazza, R (1, 2) Joe McEwing, R (8, PR) (9, 6) OBP: 0.384, SLG: 0.533 OBP: 0.231, SLG: 0.333	3-3 K		2-2 G6-3		4-0 1-2 BB			2-1 E6 G3-1 1B	1-0 F8	3 0 1 0 1 1 1 1 1 0 0 0 0 2
Mo Vaughn, L (1, 3) OBP: 0.323, SLG: 0.333		3-1 1B 2B	0-0 P4		1-1 G3-1			1-2 G3-1	0-0 E5 1-2 2-H 1B	5 1 2 0 0 0 4
Edgardo Alfonzo, R (1, 5) OBP: 0.417, SLG: 0.419		3-2 P6		2-2 HR		1-1 F9		1-0 1B 1B 3-H		4 1 2 2 0 0 1
Jeremy Burnitz, L (1, 9) OBP: 0.324, SLG: 0.335		2-0 F9		2-1 P5		0-1 G6-4-3 1B		0-0 F9		4 0 1 0 0 0 3
Jay Payton, R (1, 8) OBP: 0.303, SLG: 0.362		0-1 1B		1-0 G3-6-3 1B		0-1 G6-4-3 1-2f		3-2 G6-4-3 1B		4 0 3 0 0 0 1
Rey Ordonez, R (1, 6) Timo Perez, L (8, PH) Vance Wilson, R (9, 2) OBP: 0.264, SLG: 0.325 OBP: 0.331, SLG: 0.487 OBP: 0.297, SLG: 0.371		1-1 1B		1-1 G3-6-3 1-2f			0-3 K	0-2 G4-3		3 0 1 1 0 1 1 1 0 0 0 0 0 2 0 0 0 0 0 0 0
Shawn Estes, R (1, 1) David Weathers, R (7, 1) John Valentin, R (7, PH) Scott Strickland, R (8, 1) Mark Guthrie, R (9, 1) Tony Tarasco, L (9, PH) OBP: 0.048, SLG: 0.190 OBP: 0.329, SLG: 0.356		2-3 K		0-2 G6-3			2-2 G4-3		4-1 1B SH1-4 E BB	2 0 0 0 0 0 1 2 0 0 0 0 0 0 0 0 1 0 1 0 0 0 1 0 0

Inning Stats	R: 0	H: 0	E: 0	K: 1	S: 8	H: 0	LOB: 0	BB: 0	P: 13	R: 1	H: 3	E: 0	K: 1	S: 16	R: 0	H: 1	E: 0	K: 0	S: 9	R: 1	H: 2	E: 0	K: 0	S: 8	R: 0	H: 0	E: 1	K: 0	S: 13	R: 0	H: 1	E: 0	K: 0	S: 6	R: 0	H: 1	E: 0	K: 2	S: 11	R: 1	H: 3	E: 1	K: 0	S: 15	R: 1	H: 1	E: 1	K: 0	S: 4	1B: 8	2B: 3	3B: 0	HR: 1	SF: 0	SAC: 1	DP: 2	HBP: 0	WP: 0	PA: 40
--------------	------	------	------	------	------	------	--------	-------	-------	------	------	------	------	-------	------	------	------	------	------	------	------	------	------	------	------	------	------	------	-------	------	------	------	------	------	------	------	------	------	-------	------	------	------	------	-------	------	------	------	------	------	-------	-------	-------	-------	-------	--------	-------	--------	-------	--------

PITCHER	IP	WLS	BF	H	R	ER	SO	BB	IBB	HBP	BLK	WP	HR	S	P	ERA	WHIP
Darrell May, L (1, 1) ERA: 4.78	7.0		29	8	2	2	4	1	0	0	0	0	1	71	111	2.57	1.286
Cory Bailey, R (8, 1) ERA: 3.7	1.0	B	6	3	1	1	0	0	0	0	0	0	0	15	22	9.00	3.000
Brad Voyles, R (9, 1) ERA: 6.61	0.2	L	4	0	1	0	0	1	1	0	0	0	0	3	12	0.00	1.500
Scott Mullen, L (9, 1) ERA: 3.6	0.0		1	1	0	0	0	0	0	0	0	0	0	1	1	∞	∞

BOTTOM

Kansas City Royals @ New York Mets
Shea Stadium, Flushing, NY

Fri Jun 21 2002, 7:10 PM EDT
Att: 37,547 - Sunny - 77 F

livebaseballscorecards.com

AB	36
R	4
H	12
RBI	3
BB	3
SO	4
LOB	20



Batter	1	2	3	4	5	6	7	8	9	AB R H RBI BB SO LOB	TOP
Carlos Febles, R (1, 4) OBP: 0.329, SLG: 0.345	2-3 			3-2 G6-3 	1-0 G5-3 		0-3 		3-2 G5-3 	5 0 0 0 0 2 2	
Neff Perez, S (1, 6) OBP: 0.244, SLG: 0.310	1-3 			2-3 		0-0 G1-3 2B 1B 	0-0 F6 			4 1 1 0 0 2 1	
Carlos Beltrán, S (1, 8) OBP: 0.347, SLG: 0.489	4-2 			4-1 29 1B HR BB 		0-0 G1-3 1-2 		2-1 		2 2 1 1 2 0 1	
29 Mike Sweeney, R (1, 3) OBP: 0.416, SLG: 0.544	1-1 CS 1-2 	2-2 F7 		1-2 HR 1B 		4-2 2B BB 		0-1 F9-4-3 1B 		3 1 2 0 1 0 0	
Raul Ibanez, L (1, 7) OBP: 0.284, SLG: 0.423				2-1 HR 1-H 2-H 		1-2 1-3 2-H 2B 		2-2 F9-4-3 1-2 		4 1 2 4 0 0 1	
Michael Tucker, L (1, 9) OBP: 0.329, SLG: 0.330				3-3 		2-3 		4-2 		3 0 0 0 1 2 2	
Luis Alicea, S (1, 5) OBP: 0.286, SLG: 0.222				1-0 F9 		4-2 BB 		2-2 F8 		3 0 0 0 1 0 3	
Brent Mayne, L (1, 2) OBP: 0.301, SLG: 0.259				1-2 G6-3 		1-2 F7 		0-1 		4 0 1 0 0 0 1	
Paul Byrd, R (1, 1) Scott Mullen, R (6, 1) Brandon Berger, R (7, PH) Dan Reichert, R (7, 1) Aaron Guiel, L (9, PH) Roberto Hernandez, R (9, 1)				2-3 		0-3 		2-1 P4 		2 0 0 0 0 2 1	
										0 0 0 0 0 0 0	
										1 0 0 0 0 0 1	
										0 0 0 0 0 0 0	
										1 0 0 0 0 1 0	
										0 0 0 0 0 0 0	
Inning Stats	R: 0 H: 0 E: 0 LOB: 0 K: 2 BB: 1 S: 12 P: 20	R: 0 H: 0 E: 0 LOB: 0 K: 0 BB: 0 S: 10 P: 15	R: 0 H: 0 E: 0 LOB: 0 K: 1 BB: 0 S: 7 P: 11	R: 3 H: 2 E: 0 LOB: 0 K: 2 BB: 1 S: 19 P: 34	R: 0 H: 0 E: 0 LOB: 1 K: 1 BB: 1 S: 12 P: 18	R: 1 H: 2 E: 0 LOB: 2 K: 1 BB: 1 S: 13 P: 21	R: 0 H: 1 E: 0 LOB: 1 K: 1 BB: 0 S: 8 P: 10	R: 1 H: 2 E: 0 LOB: 1 K: 0 BB: 1 S: 13 P: 23	R: 0 H: 0 E: 0 LOB: 0 K: 1 BB: 0 S: 10 P: 16	1B: 4 SF: 0 2B: 2 SAC: 0 3B: 0 DP: 1 HR: 2 HBP: 0	WP: 0 PA: 38 PB: 0 SB: 0 CS: 1
PITCHER	IP WLS BF H R ER SO BB IBB HBP BLK WP HR S P ERA WHIP										
Pedro Astacio, R (1, 1) ERA: 2.92	5.1 L 23 4 4 4 6 4 0 0 0 0 1 67 110 6.75 1.500										
Bobby Jones, L (6, 1) ERA: 1.42	2.2 11 3 1 1 2 1 0 0 0 0 1 27 42 3.38 1.500										
Mark Corey, R (9, 1) ERA: 3.0	1.0 3 0 0 0 1 0 0 0 0 0 0 10 16 0.00 0.000										

Kansas City Royals @ New York Mets
Shea Stadium, Flushing, NY
Sat Jun 22 2002, 7:10 PM EDT
Att. 44,790 - Sunny - 85 F

livebaseballscorecards.com

AB	32
R	5
H	7
RBI	5
BB	5
SO	9
LOB	13



BOTTOM

Kansas City Royals @ New York Mets
Shea Stadium, Flushing, NY
Sat Jun 22 2002, 7:10 PM EDT
Att. 44,790 - Sunny - 85 F

livebaseballscorecards.com

AB	33
R	1
H	8
RBI	1
BB	0
SO	3
LOB	11



WP:	0	PA:	33
PB:	0	SB:	0
CS:	0		

AB	R	H	RBI	BB	SO	LOB
4	0	1	0	0	0	1
4	0	1	0	0	1	2
4	0	0	0	0	1	3
4	0	2	0	0	0	0
2	0	1	0	0	0	0
1	0	0	0	0	0	2
1	0	0	0	0	0	1
4	1	1	1	0	0	2
3	0	0	0	0	1	0
3	0	0	0	0	0	0
2	0	2	0	0	0	0
0	0	0	0	0	0	0
1	0	0	0	0	0	0
0	0	0	0	0	0	0

Batter	1	2	3	4	5	6	7	8	9
Roberto Alomar, S OBP: 0.316, SLG: 0.358 (1, 4)	F9		2B		FC4			G6-3	
Timo Perez, L OBP: 0.329, SLG: 0.481 (1, 8)	K		G3			1B G4-3		G3	
Mo Vaughn, L OBP: 0.318, SLG: 0.327 (1, 3)	G4-3		F7			G4-3		K	
Edgardo Alfonzo, R OBP: 0.418, SLG: 0.424 (1, 5)		F7		F8		31 G6-4-3		G4-3	2B
Jeremy Burnitz, L OBP: 0.325, SLG: 0.336 (1, 9)		F9				G6-4-3		G4-3	
31 Mike Piazza, R OBP: 0.382, SLG: 0.530 (6, PH)						1B			
Roger Cedeno, S OBP: 0.305, SLG: 0.329 (7, 7)									
Tony Tarasco, L OBP: 0.286, SLG: 0.556 (1, 7)		HR		G4-6-3				G3-1	
Vance Wilson, R OBP: 0.286, SLG: 0.356 (1, 2)		L9				G5-3		K	
Rey Ordonez, R OBP: 0.260, SLG: 0.321 (1, 6)			G6-3			P6		G4-1	
Pedro Astacio, R OBP: 0.171, SLG: 0.176 (1, 1)								G1-3	
Bobby Jones, R (6, 1)									
Jay Payton, R OBP: 0.302, SLG: 0.360 (8, PH)			2B			FC4			
Mark Corey, R (9, 1)			1B			1B			

Inning Stats	R: 0	H: 0	E: 0	K: 1	S: 12	LOB: 0	BB: 0	P: 15
	R: 1	H: 1	E: 0	K: 0	S: 7	LOB: 0	BB: 0	P: 10
	R: 0	H: 2	E: 0	K: 0	S: 9	LOB: 2	BB: 0	P: 13
	R: 0	H: 1	E: 0	K: 0	S: 5	LOB: 0	BB: 0	P: 7
	R: 0	H: 1	E: 0	K: 0	S: 12	LOB: 1	BB: 0	P: 16
	R: 0	H: 2	E: 0	K: 0	S: 8	LOB: 1	BB: 0	P: 14
	R: 0	H: 0	E: 0	K: 1	S: 6	LOB: 0	BB: 0	P: 7
	R: 0	H: 0	E: 0	K: 0	S: 9	LOB: 0	BB: 0	P: 10
	R: 0	H: 1	E: 0	K: 1	S: 7	LOB: 1	BB: 0	P: 10

PITCHER	IP	WLS	BF	H	R	ER	SO	BB	IBB	HBP	BLK	WP	HR	S	P	ERA	WHIP
Paul Byrd, R ERA: 4.25 (1, 1)	5.1	W	22	7	1	1	1	0	0	0	0	0	1	51	71	1.69	1.312
Scott Mullen, L ERA: 3.18 (6, 1)	0.2	H	1	0	0	0	0	0	0	0	0	0	0	2	4	0.00	0.000
Dan Reichert, R ERA: 5.16 (7, 1)	2.0	H	6	0	0	0	1	0	0	0	0	0	0	15	17	0.00	0.000
Roberto Hernandez, R ERA: 3.15 (9, 1)	1.0		4	1	0	0	1	0	0	0	0	0	0	7	10	0.00	1.000

Batter	1	2	3	4	5	6	7	8	9	AB R H RBI BB SO LOB	TOP													
Alexis Gomez, L (1, 9) OBP: 0.200, SLG: 0.200 Michael Tucker, L (9, PH) OBP: 0.327, SLG: 0.328	1-3 			0-1 G6-3 		1-2 P6 	0-1 G1-3 		2-3 	4 0 0 0 0 1 0 1 0 0 0 0 1 1														
Neffi Perez, S (1, 6) OBP: 0.248, SLG: 0.313	2-2 F7 			0-0 		1-2 2B 1B 	1-1 P4 			4 1 2 0 0 0 0														
Carlos Beltrán, S (1, 8) OBP: 0.346, SLG: 0.489	2-3 			0-1 E3 29 G6-4-3 		1-0 1B 2B 	1-1 G6-3 			4 1 1 0 0 1 1														
29 Mike Sweeney, R (1, 3) OBP: 0.417, SLG: 0.542		0-2 		0-1 G6-4-3 1-2f 		4-0 1B 1B IBB 		1-1 F8 		3 1 1 0 1 0 2														
Joe Randa, R (1, 5) OBP: 0.357, SLG: 0.485		3-1 F9 			2-3 K 	0-0 BB 1B 		1-3 K 		4 1 1 2 0 2 1														
Raul Ibanez, L (1, 7) OBP: 0.283, SLG: 0.419		2-2 G4-6-3 1-2f 			0-2 F9 	2-2 E BB 1B 		2-2 G4-3 		4 0 1 1 0 0 1														
Luis Alicea, S (1, 4) OBP: 0.294, SLG: 0.226			3-3 K 		0-0 	4-2 1-2 2-3 E BB 		3-2 G3 		3 0 1 0 1 1 0														
Brent Mayne, L (1, 2) OBP: 0.299, SLG: 0.259 Carlos Febles, R (9, PR) OBP: 0.329, SLG: 0.345			1-2 G4-3 		2-1 G4-3 	1-2 E5 1-2 2-3 3-H 		1-1 		4 0 1 0 0 0 3 0 0 0 0 0 0 0														
56 Shawn Sedlacek, R (1, 1) Cory Bailey, R (7, 1) Jason Grimsley, R (8, 1) Brad Voyles, R (8, 1) Aaron Guiel, L (9, PH)			0-3 			K 		2-3 K 		3 0 0 0 0 3 3 0 1 0 0 0 0 1 1														
Inning Stats	R: 0 E: 0 K: 2 S: 12	H: 0 LOB: 0 BB: 0 P: 17	R: 0 E: 0 K: 0 S: 8	H: 1 LOB: 0 BB: 0 P: 13	R: 0 E: 0 K: 2 S: 9	H: 0 LOB: 0 BB: 0 P: 13	R: 0 E: 1 K: 0 S: 7	H: 1 LOB: 1 BB: 0 P: 7	R: 0 E: 0 K: 1 S: 11	H: 1 LOB: 1 BB: 0 P: 15	R: 4 E: 1 K: 2 S: 29	H: 4 LOB: 3 BB: 2 P: 47	R: 0 E: 0 K: 0 S: 6	H: 0 LOB: 0 BB: 0 P: 8	R: 0 E: 0 K: 1 S: 8	H: 0 LOB: 0 BB: 0 P: 12	R: 0 E: 0 K: 2 S: 13	H: 1 LOB: 1 BB: 0 P: 21	1B: 7 2B: 1 3B: 0 HR: 0	SF: 0 SAC: 0 DP: 2 HBP: 0	WP: 0 PB: 0 SB: 0 CS: 0	PA: 37		
PITCHER	IP WLS BF H R ER SO BB IBB HBP BLK WP HR S P ERA WHIP																							
Jeff D'Amico, R (1, 1) ERA: 4.21	5.2		25	7	4	3	6	1	1	0	0	0	0	69	101	4.76	1.412							
Mark Guthrie, L (6, 1) ERA: 1.93	1.1		5	0	0	0	1	0	0	0	0	0	0	13	19	0.00	0.000							
Scott Strickland, R (8, 1) ERA: 3.24	1.0	W	3	0	0	0	1	0	0	0	0	0	0	8	12	0.00	0.000							
Armando Benitez, R (9, 1) ERA: 2.76	1.0	S	4	1	0	0	2	0	0	0	0	0	0	13	21	0.00	1.000							

Kansas City Royals @ New York Mets
 Shea Stadium, Flushing, NY
 Sun Jun 23 2002, 1:10 PM EDT
 Att. 41,406 - Cloudy - 82 F

livebaseballscorecards.com

AB	35
R	4
H	8
RBI	3
BB	2
SO	10
LOB	13



Batter	1	2	3	4	5	6	7	8	9	AB	R	H	RBI	BB	SO	LOB
Roberto Alomar, S OBP: 0.319, SLG: 0.358 (1, 4)	G3-1		31 1B			P5				3	1	1	0	1	0	0
Timo Perez, L OBP: 0.339, SLG: 0.494 Scott Strickland, R Armando Benitez, R (1, 8) (8, 1) (9, 1)	31 F9-3		31 1B			31 G5-3				4	0	3	0	0	1	1
31 Mike Piazza, R OBP: 0.380, SLG: 0.525 (1, 2)	F9-3					G5-3				4	0	1	1	0	0	2
Mo Vaughn, L OBP: 0.321, SLG: 0.324 Joe McEwing, R OBP: 0.231, SLG: 0.333 (1, 3) (8, PR) (9, 3)		K								2	0	0	0	1	2	0
Edgardo Alfonzo, R OBP: 0.416, SLG: 0.419 (1, 5)										0	1	0	0	0	0	0
Jeromy Burnitz, L OBP: 0.327, SLG: 0.343 (1, 9)										3	0	0	0	0	0	3
John Valentin, R OBP: 0.336, SLG: 0.391 Rey Ordonez, R OBP: 0.260, SLG: 0.321 (1, 6) (8, PR) (9, 6)										4	2	2	0	0	0	1
Roger Cedeno, S OBP: 0.304, SLG: 0.328 (1, 7)										2	1	1	2	2	1	1
Jeff D'Amico, R OBP: 0.138, SLG: 0.074 Mark Guthrie, R Tony Tarasco, L OBP: 0.267, SLG: 0.517 (1, 1) (6, 1) (7, PH) (8, 8)										0	0	0	0	0	0	0
										2	0	0	0	0	1	0
										0	0	0	0	0	0	0
										2	0	0	0	0	1	2

Inning Stats		R: 0	H: 1	R: 0	H: 0	R: 1	H: 3	R: 0	H: 0	R: 0	H: 0	R: 0	H: 1	R: 2	H: 2	R: 2	H: 2
E: 0		E: 0	LOB: 0	E: 0	LOB: 1	E: 0	LOB: 2	E: 0	LOB: 0	E: 0	LOB: 0	E: 0	LOB: 2	E: 0	LOB: 1	E: 0	LOB: 2
K: 0		K: 0	BB: 0	K: 2	BB: 0	K: 1	BB: 0	K: 0	BB: 0	K: 1	BB: 0	K: 0	BB: 0	K: 1	BB: 1	K: 1	BB: 2
S: 7		S: 7	P: 12	S: 9	P: 16	S: 11	P: 15	S: 9	P: 14	S: 4	P: 10	S: 12	P: 17	S: 11	P: 21	S: 13	P: 28

BOTTOM

Kansas City Royals @ New York Mets
Shea Stadium, Flushing, NY

Sun Jun 23 2002, 1:10 PM EDT
Att: 41,406 - Cloudy - 82 F

AB	30
R	5
H	9
RBI	5
BB	4
SO	6
LOB	11



PITCHER		IP	WLS	BF	H	R	ER	SO	BB	IBB	HBP	BLK	WP	HR	S	P	ERA	WHIP
56 Shawn Sedlacek, R	(1, 1)	6.0		23	5	1	1	4	1	0	0	0	0	0	52	84	1.50	1.000
Cory Bailey, R	(7, 1)	1.0	H	6	2	2	2	1	1	0	0	0	0	1	11	21	18.00	3.000
Jason Grimsley, R	(8, 1)	0.2	L	6	2	2	2	0	2	0	0	0	0	0	10	22	27.00	6.000
Brad Voyles, R	(8, 1)	0.1		1	0	0	0	1	0	0	0	0	0	3	6	0.00	0.000	

Batter	1	2	3	4	5	6	7	8	9	AB R H RBI BB SO LOB	TOP											
Ramon Santiago, S (1, 6) OBP: 0.319, SLG: 0.440	1-2 G4-3	2-2 G6-3			1-0 BB 1B 2-3 1B		0-0 G4-3		0-0 G4-3	5 0 1 1 0 0 1												
Wendell Magee, R (1, 8) OBP: 0.303, SLG: 0.424	1-0 WP 2B		1-1 G5-3		2-1 SF9		1-1 G6-3		2-3 3-H 0-3 K	4 1 1 1 0 1 1												
Dmitri Young, S (1, 10) OBP: 0.341, SLG: 0.467	1-3 2-3 K		1-1 G6-3		1-1 BB 1B 1-2		1-0 G3-1			4 0 1 0 0 1 1												
Randall Simon, L (1, 3) OBP: 0.293, SLG: 0.435	1-0 3-H HR 2B		1-2 G4-1		0-0 P6			0-1 G6-3		4 1 1 1 0 0 2												
Robert Fick, L (1, 9) OBP: 0.359, SLG: 0.492	1-0 2-H HR			1-2 15 F8 FC1 2B	4-0 1-2 2-3 BB			2-3 K		3 1 2 2 1 1 0												
15 Brandon Inge, R (1, 2) OBP: 0.325, SLG: 0.474	1-1 HR			2-1 F8	1-3 K			1-0 G6-3		4 1 1 1 0 1 4												
Chris Truby, R (1, 5) OBP: 0.259, SLG: 0.351	1-0 F8			1-2 FC1		0-0 L4			0-2 2B G4-3 1B	4 1 1 0 0 0 1												
Damon Easley, R (1, 4) OBP: 0.212, SLG: 0.247		0-1 F9		2-2 G5-3		0-1 P4			1-2 F5	4 0 0 0 0 0 2												
George Lombard, L (1, 7) OBP: 0.250, SLG: 0.333		1-2 G4-3			0-0 1B SF9 2B	1-0 F7			2-2 G4-3 1-3 2B	4 1 2 0 0 0 0												
Inning Stats	R: 4 E: 0 K: 1 S: 12	H: 4 LOB: 0 BB: 0 P: 19	R: 0 E: 0 K: 0 S: 8	H: 0 LOB: 0 BB: 0 P: 11	R: 0 E: 0 K: 0 S: 7	H: 0 LOB: 0 BB: 0 P: 10	R: 0 E: 0 K: 0 S: 13	H: 1 LOB: 1 BB: 0 P: 19	R: 1 E: 0 K: 1 S: 10	H: 3 LOB: 3 BB: 1 P: 19	R: 0 E: 0 K: 0 S: 4	H: 0 LOB: 0 BB: 0 P: 5	R: 0 E: 0 K: 0 S: 4	H: 0 LOB: 0 BB: 0 P: 6	R: 0 E: 0 K: 1 S: 6	H: 0 LOB: 0 BB: 0 P: 9	R: 1 E: 0 K: 1 S: 14	H: 2 LOB: 1 BB: 0 P: 17	1B: 3 2B: 5 3B: 0 HR: 2	SF: 1 SAC: 0 DP: 0 HBP: 0	WP: 1 PB: 0 SB: 0 CS: 0	PA: 38
PITCHER	IP WLS BF H R ER SO BB IBB HBP BLK WP HR S P ERA WHIP																					
Jeff Suppan, R (1, 1) ERA: 4.78	7.0 W 30 8 5 5 2 1 0 0 0 1 2 58 89 6.43 1.286																					
Scott Mullen, L (8, 1) ERA: 2.84	0.2 H 2 0 0 0 1 0 0 0 0 0 0 5 7 0.00 0.000																					
Jason Grimsley, R (8, 1) ERA: 4.56	0.1 1 0 0 0 0 0 0 0 0 0 0 1 2 0.00 0.000																					
Roberto Hernandez, R (9, 1) ERA: 3.43	1.0 S 5 2 1 1 1 0 0 0 0 0 0 0 14 17 9.00 2.000																					

Detroit Tigers @ Kansas City Royals
Kauffman Stadium, Kansas City, MO

Tue Jun 25 2002, 7:05 PM CDT
Att. 12,952 - Sunny - 88 F

livebaseballscorecards.com

AB	36
R	6
H	10
RBI	6
BB	1
SO	4
LOB	12



Batter	1	2	3	4	5	6	7	8	9	AB	R	H	RBI	BB	SO	LOB
Carlos Febles, R (1, 4) OBP: 0.331, SLG: 0.340	4-2 BB G6-4-3	3-2 1-2f G6-4-3		4-1 1-2 BB		2-0 G1-3		3-2 E1		3	0	0	0	2	0	2
Neifi Perez, S (1, 6) OBP: 0.244, SLG: 0.307	0-1 1-2f G6-4-3		0-0 G6-3	2-3 1-2 K		1-2 G6-3		2-0 P5		5	0	0	0	0	1	3
Carlos Beltrán, S (1, 8) OBP: 0.344, SLG: 0.484	0-0 F8		2-2 29 2B 3B 1B		2-2 G4-3		2-2 F9	1-0 G4-3		5	1	1	0	0	0	1
29 Mike Sweeney, R (1, 3) OBP: 0.421, SLG: 0.563		2-1 HR	1-0 3B 2B		1-0 F8		0-0 1B 2B			4	3	3	1	0	0	0
Joe Randa, R (1, 5) OBP: 0.360, SLG: 0.485		2-2 2B 1B 1B	0-0 G1-3		0-0 HR 1B		1-1 L5			4	2	2	0	0	0	3
Raul Ibanez, L (1, 7) OBP: 0.299, SLG: 0.466		2-0 1B 2B	0-0 2-H 3-H 3B		2-2 1-H HR		4-0 1B IBB			3	2	3	4	1	0	0
Brandon Berger, R (1, 10) OBP: 0.265, SLG: 0.360		0-3 K	3-3 K		3-2 1B		3-1 1-3 2-H 1B			3	0	1	0	0	2	3
Michael Tucker, L (7, PH) OBP: 0.330, SLG: 0.332										1	0	1	1	0	0	0
Aaron Guiel, L (1, 9) OBP: 0.333, SLG: 0.200		1-1 2-H 3-H 1B 1B		4-2 CS BB		3-2 F5		0-0 F7		3	0	1	2	1	0	3
A.J. Hinch, R (1, 2) OBP: 0.308, SLG: 0.415		1-0 1-2 G6-4-3 1B		2-1 F8		2-1 F9		1-2 G4-3		4	0	1	0	0	0	1

Inning Stats	R: 0	H: 0	E: 0	K: 5	S: 5	LOB: 0	BB: 1	P: 9	R: 3	H: 5	E: 0	K: 15	S: 15	LOB: 1	BB: 0	P: 26	R: 2	H: 3	E: 0	K: 12	S: 12	LOB: 1	BB: 0	P: 18	R: 0	H: 0	E: 0	K: 8	S: 8	LOB: 1	BB: 2	P: 20	R: 2	H: 3	E: 0	K: 18	S: 18	LOB: 1	BB: 0	P: 29	R: 0	H: 0	E: 0	K: 7	S: 7	LOB: 0	BB: 0	P: 12	R: 1	H: 2	E: 0	K: 9	S: 9	LOB: 2	BB: 1	P: 19	R: 0	H: 0	E: 1	K: 8	S: 8	LOB: 1	BB: 0	P: 15
--------------	------	------	------	------	------	--------	-------	------	------	------	------	-------	-------	--------	-------	-------	------	------	------	-------	-------	--------	-------	-------	------	------	------	------	------	--------	-------	-------	------	------	------	-------	-------	--------	-------	-------	------	------	------	------	------	--------	-------	-------	------	------	------	------	------	--------	-------	-------	------	------	------	------	------	--------	-------	-------


PITCHER	IP	WLS	BF	H	R	ER	SO	BB	IBB	HBP	BLK	WP	HR	S	P	ERA	WHIP
Mike Maroth, L (1, 1) ERA: 3.86	2.2		15	8	5	5	1	1	0	0	0	0	1	29	47	16.88	3.375
Julio Santana, R (3, 1) ERA: 3.49	2.0	L	10	3	2	2	2	2	0	0	0	0	1	24	47	9.00	2.500
Jamie Walker, L (5, 1) ERA: 3.27	1.2		5	0	0	0	0	0	0	0	0	0	0	15	25	0.00	0.000
Jeff Farnsworth, R (7, 1) ERA: 4.5	1.2		9	2	1	1	0	0	1	0	0	0	0	14	29	5.40	1.200

BOTTOM

Detroit Tigers @ Kansas City Royals
Kauffman Stadium, Kansas City, MO

Tue Jun 25 2002, 7:05 PM CDT
Att. 12,952 - Sunny - 88 F

AB	35
R	8
H	13
RBI	8
BB	4
SO	3
LOB	16



WP	HR	S	P	ERA	WHIP
0	0	0	0	0	0

Batter	1	2	3	4	5	6	7	8	9	AB R H RBI BB SO LOB	TOP																
Ramon Santiago, S OBP: 0.322, SLG: 0.438 (1, 6)	0-3 K	1-0 2-H 1B			1-3 K		0-0 FC3-6 E FC6 SF9 1-2f		0-1 FC6-5 SH3-4 1B	5 1 2 1 0 2 1																	
Damian Jackson, R OBP: 0.331, SLG: 0.393 (1, 7)	2-2 BB 1B	2-2 P6			2-3 K		3-2 FC6 SF9 1-3		0-0 SH3-4 1-2	4 0 1 0 0 1 2																	
Wendell Magee, R OBP: 0.301, SLG: 0.419 (1, 8)	4-2 BB 1-2 BB		1-2 G3-1		0-0 F9		0-0 SF9 2-3 3-H		0-1 FC6-5 2-3	3 0 0 1 1 0 1																	
Dmitri Young, S OBP: 0.337, SLG: 0.465 (1, 10)	0-0 P4		1-1 G4-3		1-0 F9 1B 2B		1-2 G1-3		1-0 G6-3	5 1 1 0 0 0 4																	
Robert Fick, L OBP: 0.358, SLG: 0.487 (1, 9)	4-1 1-2 2-3 BB		1-3 K		0-0 F9 2-3		1-0 G6-3			3 0 0 0 1 1 1																	
15 Brandon Inge, R OBP: 0.331, SLG: 0.483 (1, 2)	1-2 F9			0-1 G6-4-3 1B		1-0 P4		1-0 2B 2B		4 1 2 0 0 0 4																	
Craig Paquette, R OBP: 0.240, SLG: 0.346 (1, 3)		1-0 1B 2B		1-2 G6-4-3 1-2f		2-1 FC6-4 1B 3-H		0-0 PB FC3-2-5 2B 2-H		4 1 3 2 0 0 1																	
Chris Truby, R OBP: 0.256, SLG: 0.346 (1, 5)		2-3 K		0-2 F2		1-1 FC6-4 1-1 1-2f		1-1 FC3-2-5 2B 2-H		3 0 0 0 0 1 2																	
Randall Simon, L OBP: 0.292, SLG: 0.433 (8, PH)										1 0 0 0 0 0 1																	
Shane Halter, R OBP: 0.296, SLG: 0.351 (8, PR)										0 0 0 0 0 0 0																	
Damion Easley, R OBP: 0.225, SLG: 0.296 (1, 4)		0-2 P6			0-0 HR		2-1 FC3-6 1B		0-0 F8	4 1 2 1 0 0 2																	
Inning Stats	R: 0 E: 0 K: 1 S: 15	H: 1 LOB: 3 BB: 2 P: 26	R: 1 E: 0 K: 1 S: 13	H: 2 LOB: 1 BB: 0 P: 19	R: 0 E: 0 K: 1 S: 9	H: 0 LOB: 0 BB: 0 P: 12	R: 0 E: 0 K: 0 S: 9	H: 1 LOB: 0 BB: 0 P: 10	R: 1 E: 0 K: 2 S: 8	H: 1 LOB: 0 BB: 0 P: 11	R: 1 E: 0 K: 0 S: 7	H: 2 LOB: 1 BB: 0 P: 12	R: 1 E: 1 K: 0 S: 10	H: 1 LOB: 1 BB: 0 P: 16	R: 1 E: 0 K: 0 S: 6	H: 2 LOB: 1 BB: 0 P: 9	R: 0 E: 0 K: 0 S: 6	H: 1 LOB: 1 BB: 0 P: 7	1B: 6 2B: 4 3B: 0 HR: 1	SF: 1 SAC: 1 DP: 1 HBP: 0	WP: 0 PB: 1 SB: 0 CS: 0	PA: 40					
PITCHER	IP WLS BF H R ER SO BB IBB HBP BLK WP HR S P ERA WHIP																										
Darrell May, L ERA: 4.71 (1, 1)	6.1		29	8	4	3	5	2	0	0	0	0	1	67	101	4.26	1.579										
Dan Reichert, R ERA: 5.11 (7, 1)	0.2	W	2	0	0	0	0	0	0	0	0	0	0	4	5	0.00	0.000										
Jason Grimsley, R ERA: 4.73 (8, 1)	1.0	H	5	2	1	1	0	0	0	0	0	0	0	6	9	9.00	2.000										
Roberto Hernandez, R ERA: 3.27 (9, 1)	1.0	S	4	1	0	0	0	0	0	0	0	0	0	6	7	0.00	1.000										

Detroit Tigers @ Kansas City Royals
Kauffman Stadium, Kansas City, MO

Wed Jun 26 2002, 7:05 PM CDT
Att. 12,828 - Overcast - 72 F

livebaseballscorecards.com

AB	36
R	5
H	11
RBI	5
BB	2
SO	5
LOB	19



Batter	1	2	3	4	5	6	7	8	9
Luis Alicaia, S OBP: 0.301, SLG: 0.229 (1, 4)	1-1 CS 1B		2-2 G4-3		0-2 FC6-4		4-0 HR BB		
Aaron Guiel, L OBP: 0.400, SLG: 0.667 (1, 9)	1-3 1-2 K		3-3 K			0-1 29 1B SF8 G3-1 1B	2-2 1-H 2-H HR		
Carlos Beltrán, S OBP: 0.340, SLG: 0.477 (1, 8)	2-2 G4-3			0-0 G3		2-2 G3-1	0-0 P4		
29 Mike Sweeney, R OBP: 0.425, SLG: 0.581 (1, 3)		2-2 L7		0-1 HR		1-0 BB 1B	0-2 2B		
Joe Randa, R OBP: 0.362, SLG: 0.483 (1, 5)		4-1 BLK BB		0-0 G6-3		2-2 SF8	4-1 BB		
Raul Ibanez, L OBP: 0.298, SLG: 0.458 (1, 10)		3-3 K		0-2 F9		4-1 3-H BB	3-3 K		
Michael Tucker, L OBP: 0.329, SLG: 0.326 (1, 7)		4-0 BB			1-1 P5	0-0 G3		0-1 G3	
Neifi Perez, S OBP: 0.244, SLG: 0.307 (1, 6)		0-0 L4			0-0 2B 1B		0-0 F7	1-1 G5-3	
Brent Mayne, L OBP: 0.305, SLG: 0.270 (1, 2)			3-3 K		0-0 FC6-4 1-H 2B		4-1 HR BB	0-2 G1-3	

Inning Stats	R: 0 E: 0 K: 1 S: 9	H: 1 LOB: 0 BB: 0 P: 13	R: 0 E: 0 K: 1 S: 11	H: 0 LOB: 2 BB: 2 P: 24	R: 0 E: 0 K: 2 S: 13	H: 0 LOB: 0 BB: 0 P: 21	R: 1 E: 0 K: 0 S: 7	H: 1 LOB: 0 BB: 0 P: 7	R: 1 E: 0 K: 0 S: 7	H: 2 LOB: 0 BB: 0 P: 8	R: 1 E: 0 K: 0 S: 11	H: 2 LOB: 2 BB: 1 P: 20	R: 3 E: 0 K: 1 S: 14	H: 2 LOB: 2 BB: 3 P: 31	R: 0 E: 0 K: 0 S: 9	H: 0 LOB: 0 BB: 0 P: 10
1B: 4 2B: 4 3B: 0 HR: 2	SF: 1 SAC: 0 DP: 2 HBP: 0	WP: 0 PA: 36														

PITCHER	IP	WLS	BF	H	R	ER	SO	BB	IBB	HBP	BLK	WP	HR	S	P	ERA	WHIP
Adam Bernero, R ERA: 4.87 (1, 1)	6.1	L	28	6	5	5	4	5	0	0	1	0	1	60	103	7.11	1.737
Jamie Walker, L ERA: 3.63 (7, 1)	0.1	B	2	1	1	1	0	0	0	0	0	0	1	5	7	27.00	3.000
Jose Paniagua, R ERA: 4.5 (7, 1)	1.1		6	1	0	0	1	1	0	0	0	0	0	16	24	0.00	1.500

BOTTOM

Detroit Tigers @ Kansas City Royals
Kauffman Stadium, Kansas City, MO

Wed Jun 26 2002, 7:05 PM CDT
Att. 12,828 - Overcast - 72 F

livebaseballscores.com

AB	29
R	6
H	8
RBI	6
BB	6
SO	5
LOB	10



Batter	1	2	3	4	5	6	7	8	9	AB R H RBI BB SO LOB	TOP												
Ramon Santiago, S OBP: 0.320, SLG: 0.448 (1, 6)	1-2 G4-3		1-2 G6-3			0-1 SF9 3B		0-0 F5		4 1 1 0 0 0 0													
Damian Jackson, R OBP: 0.329, SLG: 0.384 (1, 8) (7, 4)	1-3 K		1-2 F9			2-2 HBP		0-0 F7		3 0 0 0 0 1 0													
Dmitri Young, S OBP: 0.330, SLG: 0.455 (1, 10)	2-0 F7			0-2 G4-3		2-3 K		2-3 K		4 0 0 0 0 2 2													
Randall Simon, L OBP: 0.299, SLG: 0.444 (1, 3)		0-0 2B		0-2 G1-6-3 1B		0-1 SF9		0-0 F8 BB 1B		3 1 3 1 0 0 0													
Robert Fick, L OBP: 0.356, SLG: 0.482 (1, 9)		0-2 P6		3-2 G1-6-3 1-2f		3-1 F8		4-1 BB		3 0 0 0 1 0 3													
Craig Paquette, R OBP: 0.240, SLG: 0.340 (1, 7)		1-3 K			4-2 FC5-4 BB		0-0 G5-3		0-0 F8	3 0 0 0 1 1 3													
Shane Halter, R OBP: 0.300, SLG: 0.353 (1, 5)		4-1 BB			3-2 F8		0-1 1B 1B		1-0 SF8	2 0 1 1 1 0 1													
Damion Easley, R OBP: 0.228, SLG: 0.298 Wendell Magee, R OBP: 0.300, SLG: 0.417 (7, PR) (7, 8)		1-2 L8			0-1 FC5-4 1-2f		0-0 G4-6-3 1B		0-0 F9	3 0 1 0 0 0 3 1 0 0 0 0 0 1													
Matt Walbeck, S OBP: 0.194, SLG: 0.182 (1, 2)			0-2 G4-3		1-3 K		1-0 G4-6-3 1-2f			3 0 0 0 0 1 3													
Inning Stats	R: 0 E: 0 K: 1 S: 8	H: 0 LOB: 0 BB: 0 P: 12	R: 0 E: 0 K: 1 S: 15	H: 1 LOB: 2 BB: 1 P: 21	R: 0 E: 0 K: 0 S: 9	H: 0 LOB: 0 BB: 0 P: 11	R: 0 E: 0 K: 0 S: 9	H: 1 LOB: 0 BB: 0 P: 12	R: 0 E: 0 K: 1 S: 12	H: 0 LOB: 1 BB: 1 P: 20	R: 1 E: 0 K: 1 S: 11	H: 1 LOB: 1 BB: 0 P: 18	R: 0 E: 0 K: 0 S: 5	H: 2 LOB: 2 BB: 0 P: 6	R: 0 E: 0 K: 1 S: 5	H: 0 LOB: 0 BB: 0 P: 7	R: 1 E: 0 K: 0 S: 5	H: 1 LOB: 1 BB: 1 P: 10	1B: 4 2B: 1 3B: 1 HR: 0	SF: 2 SAC: 0 DP: 2 HBP: 1	WP: 0 PB: 0 SB: 0 CS: 0	PA: 35	
PITCHER	IP WLS BF H R ER SO BB IBB HBP BLK WP HR S P ERA WHIP																						
Paul Byrd, R ERA: 4.08 Brad Voyles, R ERA: 6.38 Roberto Hernandez, R ERA: 3.13	(1, 1) 6.1 W 26 5 1 1 4 2 0 1 0 0 0 68 98 1.42 1.105	(7, 1) 1.2 H 6 1 1 1 1 1 0 0 0 0 0 8 15 5.40 1.200	(9, 1) 1.0 S 3 0 0 0 0 0 0 0 0 0 0 3 4 0.00 0.000																				

Detroit Tigers @ Kansas City Royals
 Kauffman Stadium, Kansas City, MO
 Thu Jun 27 2002, 1:05 PM CDT
 Att. 16,373 - Sunny - 88 F

AB	29
R	2
H	6
RBI	2
BB	3
SO	5
LOB	16



WP: 0	PA: 35
PB: 0	
SB: 0	
CS: 0	

Batter	1	2	3	4	5	6	7	8	9	AB R H RBI BB SO LOB	TOP											
Ramón Vázquez, L (1, 4) OBP: 0.327, SLG: 0.318	L6		F8		G1-3 PB 2B 1B	G3-1		FC4-6 1B		5 1 2 1 1 0 4												
Mark Kotsay, L (1, 8) OBP: 0.377, SLG: 0.450	BB 1B BB		F8		F8		G6-3	FC4-6 1B		5 1 1 1 1 0 6												
Ryan Klesko, L (1, 3) OBP: 0.399, SLG: 0.514	4-2 BB 1B BB	0-0 L4	0-0 L4		G1-3		3-2 1B		1-1 G6-3	5 1 1 0 1 0 3												
Bubba Trammell, R (1, 9) OBP: 0.339, SLG: 0.370	4-1 BB 1B BB	0-0 FC4-6 1B		F8	F8		3-1 1B	G6-4-3 1B	2-1 DI 1B	5 1 4 1 1 0 0												
Ron Gant, R (1, 10) OBP: 0.336, SLG: 0.426	2-1 P6	1-3 K		G6-3	G5-3		0-0 G6-4-3		1-3 K	6 0 0 0 0 2 8												
Ray Lankford, L (1, 7) OBP: 0.346, SLG: 0.360	1-1 BB 3B 1B	2-1 FC4-6		G3-1	G3-1			G3	0-2 G4-3	6 2 2 2 0 0 2												
Deivi Cruz, R (1, 6) OBP: 0.290, SLG: 0.355	4-1 BB 3B BB		G4-3		G6-3		1-2 G6-3	F9		4 2 1 1 1 0 0												
D'Angelo Jimenez, S (1, 5) OBP: 0.310, SLG: 0.324	3-2 1-H 2-H 3-H		4-1 BB 1B BB		3-2 WP 2B		2-2 HBP 1B	DI 1B		4 2 4 4 1 0 0												
Tom Lampkin, L (1, 2) OBP: 0.286, SLG: 0.301	4-2 BB BB		4-2 1B BB		3-3 K		1-0 HBP	1B BB		1 0 0 0 3 1 1												
Inning Stats	R: 5 E: 0 K: 0 S: 19	H: 2 LOB: 3 BB: 6 P: 52	R: 0 E: 0 K: 1 S: 8	H: 1 LOB: 1 BB: 0 P: 11	R: 1 E: 0 K: 0 S: 10	H: 1 LOB: 2 BB: 2 P: 23	R: 2 E: 0 K: 1 S: 11	H: 3 LOB: 1 BB: 0 P: 21	R: 1 E: 0 K: 0 S: 13	H: 2 LOB: 1 BB: 0 P: 22	R: 0 E: 0 K: 0 S: 8	H: 1 LOB: 2 BB: 0 P: 14	R: 0 E: 0 K: 0 S: 8	H: 2 LOB: 1 BB: 0 P: 15	R: 1 E: 0 K: 0 S: 9	H: 2 LOB: 2 BB: 1 P: 21	R: 0 E: 0 K: 1 S: 11	H: 1 LOB: 1 BB: 0 P: 15	1B: 11 2B: 3 3B: 1 HR: 0	SF: 0 SAC: 0 DP: 1 HBP: 1	WP: 1 PB: 1 SB: 0 CS: 0	PA: 51
PITCHER	IP WLS BF H R ER SO BB IBB HBP BLK WP HR S P ERA WHIP																					
Miguel Asencio, R (1, 1) ERA: 6.26	0.2																					
Mac Suzuki, R (1, 1) ERA: 9.0	3.2																					
Cory Bailey, R (5, 1) ERA: 3.86	2.0																					
Jason Grimsley, R (7, 1) ERA: 4.76	1.2	W																				
Scott Mullen, L (9, 1) ERA: 2.45	1.0																					

San Diego Padres @ Kansas City Royals
Kauffman Stadium, Kansas City, MO
Fri Jun 28 2002, 7:05 PM CDT
Att. 29,935 - Sunny - 89 F

AB	41
R	10
H	15
RBI	10
BB	9
SO	3
LOB	24



WP: 1	PA: 51
-------	--------

ERA	WHIP
-----	------

livebaseballscorecards.com

Batter	1	2	3	4	5	6	7	8	9
Luis Alica, S OBP: 0.317, SLG: 0.286 (1, 4)	2-2 G1		1-1 F7	0-1 G3-1	4-1 BB		3-2 P3	1-0 FC8-5 2B	
Aaron Guiel, L OBP: 0.450, SLG: 0.706 (1, 9)	0-1 2B		0-1 29 HR 2B		1-2 2-3 3-H 1B		4-0 29 2B 1B	1-1 FC8-5 2-3	
Carlos Beltrán, S OBP: 0.339, SLG: 0.476 (1, 10)	1-0 G6-3		3-3 K		0-1 29 BB 1B	1-2 G5-3	0-0 29 2B 1B		
29 Mike Sweeney, R OBP: 0.432, SLG: 0.604 (1, 3)	2-2 G4-3		1-0 HR		4-1 1B BB	1-0 F5	3-0 2B		
Joe Randa, R OBP: 0.361, SLG: 0.475 (1, 5)		0-1 2B 1B	0-0 F8		1-1 SH5-4 1B BB	0-2 G6-3	4-0 BB		
Raul Ibanez, L OBP: 0.305, SLG: 0.463 (1, 7)		1-1 1B 2B		2-0 E7 1B 1B	1-2 BB SH5-4 1B		1-2 F7		
Michael Tucker, L OBP: 0.345, SLG: 0.347 (1, 8)		3-1 G4-6-3 1B		0-1 S 1B	0-0 SH5-4		1-0 G6-3 BLK 2B	4-1 1B BB	
Nefti Perez, S OBP: 0.244, SLG: 0.303 (1, 6)		0-0 L4		1-1 F7	4-0 BB IBB		1-1 G6-3	1-2 F7	
Brent Mayne, L OBP: 0.309, SLG: 0.264 (1, 2)		0-0 G4-6-3		2-1 F8	1-3 K		4-0 1B BLK 2B BB	0-0 2B 1B	

Inning Stats	R: 0	H: 1	E: 0	K: 0	S: 9	R: 1	H: 3	E: 0	K: 0	S: 8	R: 2	H: 2	E: 0	K: 1	S: 10	R: 1	H: 2	E: 1	K: 0	S: 9	R: 4	H: 4	E: 0	K: 2	S: 19	R: 0	H: 0	E: 0	K: 0	S: 10	R: 5	H: 4	E: 0	K: 0	S: 12	R: 1	H: 2	E: 0	K: 0	S: 8
	LOB: 1	BB: 0	P: 14	LOB: 1	BB: 0	P: 12	LOB: 0	BB: 0	P: 15	LOB: 1	BB: 0	P: 14	LOB: 3	BB: 3	P: 37	LOB: 0	BB: 0	P: 12	LOB: 2	BB: 3	P: 35	LOB: 1	BB: 1	P: 15	LOB: 0	BB: 0	P: 12	LOB: 2	BB: 3	P: 35	LOB: 1	BB: 1	P: 15	LOB: 1	BB: 1	P: 15	LOB: 0	BB: 0	P: 15	

PITCHER	IP	WLS	BF	H	R	ER	SO	BB	IBB	HBP	BLK	WP	HR	S	P	ERA	WHIP
Brian Lawrence, R (1, 1)	4.0		23	11	8	7	1	1	0	0	0	0	1	42	66	15.75	3.000
49 Eric Cyr, L (5, 1)	2.0	L	11	3	2	2	2	1	1	0	0	0	0	26	45	9.00	2.000
Jeremy Fikac, R (7, 1)	0.2	B	6	2	3	3	0	1	1	0	1	0	0	8	23	40.50	4.500
David Lundquist, R (7, 1)	1.1		7	2	1	1	0	2	0	0	0	0	0	9	20	6.75	3.000

AB R H RBI BB SO LOB

5	0	1	2	1	0	2
5	3	3	0	1	1	5
5	2	2	0	0	1	2
4	2	2	5	1	0	1
4	2	2	2	1	0	0
5	2	4	2	0	0	2
3	2	3	1	1	0	0
4	0	0	1	1	0	5
4	1	1	0	1	1	6

1B: 11	SF: 0	WP: 0	PA: 47
2B: 7	SAC: 1	PB: 0	
3B: 0	DP: 2	SB: 1	
HR: 1	HBP: 0	CS: 0	

San Diego Padres @ Kansas City Royals
 Kauffman Stadium, Kansas City, MO
 Fri Jun 28 2002, 7:05 PM CDT
 Att: 29,935 - Sunny - 89 F

livebaseballscores.com

AB	39
R	14
H	18
RBI	13
BB	7
SO	3
LOB	23



Batter	1	2	3	4	5	6	7	8	9	10	AB R H RBI BB SO LOB
Luis Alica S OBP: 0.313, SLG: 0.282 (1, 4)	3-2 1B 2B 1B		2-2 F8		1-1 F7		0-0 L5			3-2 F8	5 1 1 0 0 0 0
Aaron Guiel, L OBP: 0.440, SLG: 0.619 (1, 9)	1-2 2B 1-3 1B		0-0 G3			3-1 G4-3		1-1 F9		4-2 BB	4 0 1 0 1 0 0
Carlos Beltrán, S OBP: 0.340, SLG: 0.481 (1, 8)	2-2 1-3 3-H 2B		0-1 F8			1-0 29 HR 2B		2-3 K		0-2 F8	5 1 2 1 0 1 1
29 Mike Sweeney, R OBP: 0.432, SLG: 0.610 (1, 3)	0-0 P4			0-2 F3		3-2 2-H HR		4-0 BB BB		3-2 P4	4 1 1 2 1 0 3
Joe Randa, R OBP: 0.359, SLG: 0.469 (1, 5)	1-3 K			1-0 F7		3-2 G3		4-0 BB BB			3 0 0 0 1 1 2
Raul Ibanez, L OBP: 0.304, SLG: 0.464 (1, 10)	2-0 F8			3-2 2B		1-1 F2		0-2 F8			4 0 1 0 0 0 4
Michael Tucker, L OBP: 0.343, SLG: 0.360 (1, 7)		2-2 F9		2-3 K			0-0 HR		0-0 G6-3		4 1 1 1 0 1 1
Neifi Perez, S OBP: 0.241, SLG: 0.299 (1, 6)		0-1 F8			1-1 G4-3		1-0 G4-3		1-0 G1-3		4 0 0 0 0 0 0
Brent Mayne, L OBP: 0.301, SLG: 0.256 (1, 2)		2-0 G3-1			0-0 G3-1		2-1 G3-1		0-0 G6-3		4 0 0 0 0 0 0

Inning Stats	R: 1 E: 0 K: 1 S: 17	H: 3 LOB: 2 BB: 0 P: 26	R: 0 E: 0 K: 0 S: 6	H: 0 LOB: 0 BB: 0 P: 10	R: 0 E: 0 K: 0 S: 6	H: 0 LOB: 0 BB: 0 P: 8	R: 0 E: 0 K: 1 S: 13	H: 1 LOB: 1 BB: 0 P: 19	R: 0 E: 0 K: 0 S: 5	H: 0 LOB: 0 BB: 0 P: 7	R: 2 E: 0 K: 0 S: 12	H: 2 LOB: 0 BB: 0 P: 23	R: 1 E: 0 K: 0 S: 5	H: 1 LOB: 0 BB: 0 P: 8	R: 0 E: 0 K: 1 S: 8	H: 0 LOB: 2 BB: 2 P: 19	R: 0 E: 0 K: 0 S: 3	H: 0 LOB: 0 BB: 0 P: 4	R: 0 E: 0 K: 0 S: 11	H: 0 LOB: 1 BB: 1 P: 21	1B: 2 2B: 3 3B: 0 HR: 2	SF: 0 SAC: 0 DP: 0 HBP: 0	WP: 0 PB: 0 SB: 0 CS: 0	PA: 40
--------------	-------------------------------	----------------------------------	------------------------------	----------------------------------	------------------------------	---------------------------------	-------------------------------	----------------------------------	------------------------------	---------------------------------	-------------------------------	----------------------------------	------------------------------	---------------------------------	------------------------------	----------------------------------	------------------------------	---------------------------------	-------------------------------	----------------------------------	----------------------------------	------------------------------------	----------------------------------	--------

PITCHER	IP	WLS	BF	H	R	ER	SO	BB	IBB	HBP	BLK	WP	HR	S	P	ERA	WHIP
Brett Tomko, R ERA: 3.79 (1, 1)	7.2		32	7	4	4	3	2	0	0	0	0	2	69	117	4.70	1.174
Steve Reed, R ERA: 1.78 (8, 1)	1.1	W	4	0	0	0	0	0	0	0	0	0	0	6	7	0.00	0.000
Trevor Hoffman, R ERA: 2.3 (10, 1)	1.0		4	0	0	0	0	1	0	0	0	0	0	11	21	0.00	1.000

BOTTOM

San Diego Padres @ Kansas City Royals
Kauffman Stadium, Kansas City, MO
Sat Jun 29 2002, 6:05 PM CDT
Att. 27,441 - Cloudy - 91 F

AB	37
R	4
H	7
RBI	4
BB	3
SO	3
LOB	11



Batter	1	2	3	4	5	6	7	8	9	AB R H RBI BB SO LOB	TOP	
Ramón Vázquez, L (1, 4) OBP: 0.317, SLG: 0.302	3-2 F8 ①		2-2 G4-3 ②		0-0 L4 ③			0-0 F7 ②		4 0 0 0 0 0 1		
Mark Kotsay, L (1, 8) OBP: 0.382, SLG: 0.450	3-2 F7 ②		4-1 BB ③			0-0 G6-3 ①		0-1 G4-3 ③		3 0 0 0 1 0 0		
Bubba Trammell, R (8, 9) OBP: 0.341, SLG: 0.366										0 0 0 0 0 0 0		
Ryan Klesko, L (1, 3) OBP: 0.399, SLG: 0.520	2-2 1B ③		1-2 G5-3 ③			1-0 P4 ②			4-1 1B G4-3 BB	3 0 1 0 0 0 1		
D'Angelo Jimenez, S (7, 1) OBP: 0.311, SLG: 0.321										0 0 0 0 1 0 0		
Ron Gant, R (1, 7) OBP: 0.328, SLG: 0.431	1-3 K ③			2-0 F7 ①		2-1 F7 ③			3-3 K ①	4 0 0 0 0 2 2		
Mark Sweeney, L (1, 10) OBP: 0.215, SLG: 0.262		2-2 G4-3 ①		3-2 G4-1 ②			0-3 K ①		2-1 G4-3 ②	4 0 0 0 0 1 1		
Deivi Cruz, R (1, 6) OBP: 0.289, SLG: 0.352		0-1 G4-3 ②		2-2 L4 ③			1-1 F7 ②		1-0 G4-3 ②	4 0 1 0 0 0 0		
Julius Matos, R (1, 5) OBP: 0.290, SLG: 0.397		3-2 1B ③			0-0 G1 1B ①		1-1 HR ③		2-3 1B ③	4 0 1 0 0 0 0		
Tom Lampkin, L (1, 2) OBP: 0.286, SLG: 0.307		1-1 G4-3 ③			0-2 G1 ①		1-3 K ③		1-1 L3 ③	4 1 3 1 0 0 2		
Gene Kingsale, S (1, 9) OBP: 0.292, SLG: 0.391			0-1 G4-3 ①		2-1 F8 ②			1-3 K ①		3 0 0 0 0 1 1		
Inning Stats	R: 0 H: 1 E: 0 LOB: 1 K: 1 BB: 0 S: 19 P: 28	R: 0 H: 1 E: 0 LOB: 1 K: 0 BB: 0 S: 10 P: 16	R: 0 H: 0 E: 0 LOB: 1 K: 0 BB: 1 S: 10 P: 17	R: 0 H: 0 E: 0 LOB: 0 K: 0 BB: 0 S: 14 P: 21	R: 0 H: 1 E: 0 LOB: 1 K: 0 BB: 0 S: 7 P: 9	R: 0 H: 0 E: 0 LOB: 0 K: 0 BB: 0 S: 4 P: 7	R: 1 H: 1 E: 0 LOB: 0 K: 2 BB: 0 S: 11 P: 14	R: 0 H: 0 E: 0 LOB: 0 K: 1 BB: 0 S: 6 P: 7	R: 0 H: 1 E: 0 LOB: 2 K: 1 BB: 1 S: 9 P: 20	1B: 4 SF: 0 2B: 0 SAC: 0 3B: 0 DP: 0 HR: 1 HBP: 0	WP: 0 PA: 34 PB: 0 SB: 0 CS: 0	
PITCHER	IP WLS BF H R ER SO BB IBB HBP BLK WP HR S P ERA WHIP											
Jeff Suppan, R (1, 1) ERA: 4.57	7.0 W 26 4 1 1 3 1 0 0 0 0 0 1 75 112 1.29 0.714											
Jason Grimsley, R (8, 1) ERA: 5.52	1.0 3 0 0 0 1 0 0 0 0 0 0 0 6 7 0.00 0.000											
Cory Bailey, R (9, 1) ERA: 3.77	1.0 5 1 0 0 1 1 0 0 0 0 0 0 9 20 0.00 2.000											

San Diego Padres @ Kansas City Royals
Kauffman Stadium, Kansas City, MO

Sun Jun 30 2002, 1:05 PM CDT
Att. 22,073 - Cloudy - 91 F

AB	32
R	1
H	5
RBI	1
BB	2
SO	5
LOB	10



Batter	1	2	3	4	5	6	7	8	9	AB R H RBI BB SO LOB	TOP	
Luis Alicea, S (1, 4) OBP: 0.312, SLG: 0.277	0-0 L7		3-2 G1-3			3-2 L7		0-1 G3		4 0 0 0 0 0 0		
Aaron Guiel, L (1, 9) OBP: 0.485, SLG: 0.630	1-0 L9		1-3 K			2-0 G3		1-0 1B		4 0 1 0 0 1 0		
Carlos Beltrán, S (1, 8) Michael Tucker, L (4, 8) OBP: 0.339, SLG: 0.484 OBP: 0.342, SLG: 0.358	2-2 2B				2-3 K	0-0 G5-3		1-2 P6		2 0 1 0 0 1 0 2 0 0 0 0 0 1		
29 Mike Sweeney, R (1, 3) OBP: 0.429, SLG: 0.602	1-2 L7				0-0 2B		1-2 P3		1-2 P4	4 0 1 0 0 0 2		
Joe Randa, R (1, 5) OBP: 0.358, SLG: 0.476		1-0 F8			1-3 K		1-2 G6-3		1-0 F9	4 0 0 0 0 1 2		
Raul Ibanez, L (1, 7) OBP: 0.322, SLG: 0.497		3-2 G4-3			0-1 F9		1-1 1B			3 0 1 0 0 0 1		
Brandon Berger, R (1, 10) OBP: 0.267, SLG: 0.372		2-1 2B				1-2 P4		0-1 F2		3 0 1 0 0 0 1		
Neifi Perez, S (1, 6) OBP: 0.239, SLG: 0.300		1-0 F7				0-1 G5-3		0-0 B1-3		3 0 0 0 0 0 1		
Brent Mayne, L (1, 2) OBP: 0.295, SLG: 0.250			3-2 P4			0-0 G3-1		2-1 G1-4-3		3 0 0 0 0 0 0		
Inning Stats	R: 0 H: 1 E: 0 LOB: 1 K: 0 BB: 0 S: 13 P: 17	R: 0 H: 1 E: 0 LOB: 1 K: 0 BB: 0 S: 9 P: 16	R: 0 H: 0 E: 0 LOB: 0 K: 1 BB: 0 S: 10 P: 17	R: 0 H: 1 E: 0 LOB: 1 K: 2 BB: 0 S: 9 P: 12	R: 0 H: 0 E: 0 LOB: 0 K: 0 BB: 0 S: 6 P: 7	R: 0 H: 0 E: 0 LOB: 0 K: 0 BB: 0 S: 7 P: 12	R: 0 H: 1 E: 0 LOB: 1 K: 0 BB: 0 S: 10 P: 13	R: 0 H: 0 E: 0 LOB: 0 K: 0 BB: 0 S: 5 P: 7	R: 0 H: 1 E: 0 LOB: 1 K: 0 BB: 0 S: 8 P: 12	1B: 2 SF: 0 2B: 3 SAC: 0 3B: 0 DP: 0 HR: 0 HBP: 0	WP: 0 PA: 32 PB: 0 SB: 0 CS: 0	
PITCHER Jamie Moyer, L (1, 1) ERA: 3.02	IP WLS BF H R ER SO BB IBB HBP BLK WP HR S P ERA WHIP	9.0 W 32 5 0 0 3 0 0 0 0 0 0 0 77 113 0.00 0.556										

Kansas City Royals @ Seattle Mariners
Safeco Field, Seattle, WA
 Mon Jul 01 2002, 7:05 PM PDT
 Att. 43,577 - Sunny - 67 F

AB	32
R	0
H	5
RBI	0
BB	0
SO	3
LOB	8



Batter	1	2	3	4	5	6	7	8	9
51 Ichiro Suzuki, L OBP: 0.436, SLG: 0.471 (1, 9)	1-0 BB E 1B	1-1 HR 1B		1-0 1B	4-1 BB 1-2 BB		2-1 G4-3		
Jeff Cirillo, R OBP: 0.312, SLG: 0.353 Carlos Guillen, S OBP: 0.369, SLG: 0.483 (1, 5) (6, 6)	4-0 E 1-2 BB	0-0 F9		0-3 K	0-1 L8			0-0 G4-3	
Bret Boone, R OBP: 0.305, SLG: 0.403 (1, 4)	1-1 E3 WP SF8 1-H 2-H	1-1 HR		2-2 F9		0-3 K2-3		1-1 FC6-4 HBP	
Edgar Martinez, R OBP: 0.365, SLG: 0.476 23 Luis Ugueto, S OBP: 0.200, SLG: 0.077 (1, 10) (8, PR)	4-2 BB 2-3 BB	0-0 HR		2-1 G4-3		3-2 1B		0-2 FC6-4 1-2f	
John Olerud, L OBP: 0.421, SLG: 0.534 (1, 3)	3-1 SF8 3-H	1-0 G4-3			1-2 1B 2B	1-3 K		2-2 F7	
Ruben Sierra, S OBP: 0.356, SLG: 0.487 Charles Gipson, R OBP: 0.378, SLG: 0.462 (1, 7) (9, 7)	4-0 1-2 BB		3-1 F9		1-1 1B 2-3 1B	2-1 L8			
Mike Cameron, R OBP: 0.321, SLG: 0.437 (1, 8)	2-3 K		4-1 E S BB		1-2 L4		0-1 F7		
Dan Wilson, R OBP: 0.337, SLG: 0.405 (1, 2)	2-3 K		1-3 K		0-3 K		1-1 G5-3		
Desi Relaford, S OBP: 0.367, SLG: 0.331 (1, 6) (6, 5)		0-1 F3		2-2 F7		0-0 51 BB 1-3 3-H 1B		4-2 BB	

Inning Stats	R: 3	H: 1	E: 1	LOB: 2	K: 2	P: 37	R: 3	H: 3	E: 0	LOB: 0	K: 0	P: 12	R: 0	H: 0	E: 0	LOB: 1	K: 1	P: 19	R: 0	H: 1	E: 0	LOB: 1	K: 1	P: 15	R: 1	H: 3	E: 0	LOB: 3	K: 1	P: 23	R: 0	H: 1	E: 0	LOB: 1	K: 2	P: 18	R: 0	H: 0	E: 0	LOB: 1	K: 0	P: 16	R: 0	H: 0	E: 0	LOB: 1	K: 0	P: 11
	1B: 6	SF: 1	2B: 1	SAC: 0	3B: 0	DP: 0	HR: 2	HBP: 1	CS: 0																																							

PITCHER	IP	WLS	BF	H	R	ER	SO	BB	IBB	HBP	BLK	WP	HR	S	P	ERA	WHIP
Darrell May, L ERA: 5.3 (1, 1)	4.2	L	28	8	7	6	5	5	0	0	0	1	2	58	104	11.57	2.786
51 Kris Wilson, R ERA: (5, 1)	3.1		13	1	0	0	2	1	0	1	0	0	0	31	47	0.00	0.600

BOTTOM

Kansas City Royals @ Seattle Mariners
Safeco Field, Seattle, WA

Mon Jul 01 2002, 7:05 PM PDT
Att. 43,577 - Sunny - 67 F

AB	33
R	7
H	9
RBI	5
BB	6
SO	7
LOB	22



WP	PA	ERA	WHIP
1	41		

Batter	1	2	3	4	5	6	7	8	9	AB	R	H	RBI	BB	SO	LOB
51 Ichiro Suzuki, L OBP: 0.438, SLG: 0.471 (1, 9)	1-2 G3 1B	4-0 BB IBB			1-2 G4-3	1-2 L5			3-2 S 1B	4	0	2	0	1	0	0
Mark McLemore, S OBP: 0.371, SLG: 0.413 (1, 5)	1-0 F9	4-2 BB			1-2 1B			0-1 1B	2-2 F8	4	0	2	1	1	0	2
John Olerud, L OBP: 0.418, SLG: 0.526 23 Luis Ugueto, S OBP: 0.200, SLG: 0.077 (1, 3) (9, PR)	2-2 G3	1-2 F8			0-1 F8			2-1 P5	4-1 BB	4	0	0	0	1	0	6
Edgar Martinez, R OBP: 0.354, SLG: 0.456 (1, 10)	2-3 K			0-1 FC4-6 1B				2-3 K	1-3 K	5	0	1	0	0	4	5
Ruben Sierra, S OBP: 0.356, SLG: 0.496 (1, 7)		2-2 HR		0-1 FC4-6 G6-4-3			0-2 E HR 1B	2-1 F7	0-2 G4-3	5	2	2	1	0	0	4
Bret Boone, R OBP: 0.301, SLG: 0.398 (1, 4)		0-2 P3		0-1 G6-4-3			0-1 L9		0-0 L9	4	0	0	0	0	0	2
Carlos Guillen, S OBP: 0.367, SLG: 0.483 (1, 6)		2-2 E BB 2B			1-2 F8		2-0 E3 1B		1-0 L9	4	1	1	0	0	0	1
Dan Wilson, R OBP: 0.346, SLG: 0.409 (1, 2)		1-0 E8 BB 1B			2-2 F9		0-2 HR 1B		4-1 BB	3	1	2	0	1	0	0
Mike Cameron, R OBP: 0.320, SLG: 0.445 (1, 8)		1-2 P3			0-0 F9		1-1 HR		0-2 F3	4	1	1	3	0	0	3

Inning Stats	R: 0	H: 1	E: 0	LOB: 1	K: 1	S: 12	R: 2	H: 3	E: 1	LOB: 3	K: 0	S: 18	R: 0	H: 1	E: 0	LOB: 0	K: 0	S: 6	R: 0	H: 0	E: 0	LOB: 0	K: 0	S: 7	R: 0	H: 1	E: 0	LOB: 1	K: 1	S: 11	R: 3	H: 3	E: 1	LOB: 0	K: 0	S: 15	R: 0	H: 1	E: 0	LOB: 1	K: 1	S: 9	R: 0	H: 0	E: 0	LOB: 1	K: 0	S: 6	R: 0	H: 1	E: 0	LOB: 2	K: 1	S: 15	1B: 8	SF: 0	2B: 1	SAC: 0	3B: 0	DP: 1	HR: 2	HBP: 0	WP: 0	PA: 41
--------------	------	------	------	--------	------	-------	------	------	------	--------	------	-------	------	------	------	--------	------	------	------	------	------	--------	------	------	------	------	------	--------	------	-------	------	------	------	--------	------	-------	------	------	------	--------	------	------	------	------	------	--------	------	------	------	------	------	--------	------	-------	-------	-------	-------	--------	-------	-------	-------	--------	-------	--------


PITCHER	IP	WLS	BF	H	R	ER	SO	BB	IBB	HBP	BLK	WP	HR	S	P	ERA	WHIP
Paul Byrd, R ERA: 3.95 (1, 1)	8.0	W	36	10	5	2	3	2	1	0	0	0	2	84	125	2.25	1.500
Roberto Hernandez, R ERA: 2.88 (9, 1)	1.0	S	5	1	0	0	1	1	0	0	0	0	0	15	25	0.00	2.000

BOTTOM

Kansas City Royals @ Seattle Mariners
Safeco Field, Seattle, WA
 Tue Jul 02 2002, 7:05 PM PDT
 Att. 45,652 - Overcast - 67 F

livebaseballscorecards.com

AB	37
R	5
H	11
RBI	5
BB	4
SO	4
LOB	23



Batter	1	2	3	4	5	6	7	8	9	AB R H RBI BB SO LOB	TOP	
Luis Alicea, S OBP: 0.299, SLG: 0.266 (1, 4) (5, 3)	2-1 P6		0-3 K			1-0 P6		0-0 F7		4 0 0 0 0 1 1		
Aaron Guiel, L OBP: 0.476, SLG: 0.600 (1, 9) (5, 8)	4-2 G1-6-3 BB		3-3 K			0-0 F7		1-3 K		3 0 0 0 1 2 0		
Carlos Beltrán, S OBP: 0.335, SLG: 0.474 Carlos Febles, R OBP: 0.328, SLG: 0.336 (1, 8) (5, 4)	0-1 G1-6-3 1-2f		1-1 G4-3			1-1 G6-3		1-1 G1-3		2 0 0 0 0 0 1 2 0 0 0 0 0 0		
29 Mike Sweeney, R OBP: 0.435, SLG: 0.611 Brandon Berger, R OBP: 0.258, SLG: 0.358 (1, 3) (4, PR) (4, 7) (5, 9)		0-2 F3		4-2 G5-4-3 HBP		0-2 G5-3		0-3 K		1 0 0 0 0 0 0 2 0 0 0 0 1 0		
Joe Randa, R OBP: 0.355, SLG: 0.471 (1, 5)		1-1 1B 2B		2-2 G5-4-3 1-2f		1-2 G6-3				3 0 1 0 0 0 1		
Raul Ibanez, L OBP: 0.329, SLG: 0.534 (1, 7) (4, 3) (5, 7)		3-2 BB 1B		0-0 P6		0-3 K				3 0 1 0 0 1 1		
Michael Tucker, L OBP: 0.343, SLG: 0.370 (1, 10)		4-1 1-2 BB		1-0 L8				2-3 K		2 0 0 0 1 1 0		
Neifi Perez, S OBP: 0.240, SLG: 0.297 (1, 6)		2-2 F7		3-2 L7				4-1 BB		2 0 0 0 1 0 3		
Brent Mayne, L OBP: 0.289, SLG: 0.254 (1, 2)		0-1 F7		1-3 K				0-0 F7		3 0 0 0 0 1 4		
Inning Stats	R: 0 E: 0 K: 0 S: 6 H: 0 LOB: 0 BB: 1 P: 12	R: 0 E: 0 K: 0 S: 16 H: 2 LOB: 3 BB: 1 P: 26	R: 0 E: 0 K: 2 S: 10 H: 0 LOB: 0 BB: 0 P: 14	R: 0 E: 0 K: 0 S: 6 H: 0 LOB: 1 BB: 0 P: 12	R: 0 E: 0 K: 1 S: 7 H: 0 LOB: 0 BB: 0 P: 12	R: 0 E: 0 K: 0 S: 4 H: 0 LOB: 0 BB: 0 P: 6	R: 0 E: 0 K: 1 S: 9 H: 0 LOB: 0 BB: 0 P: 10	R: 0 E: 0 K: 1 S: 6 H: 0 LOB: 1 BB: 1 P: 12	R: 0 E: 0 K: 2 S: 8 H: 0 LOB: 0 BB: 0 P: 10	1B: 1 2B: 1 3B: 0 HR: 0 SF: 0 SAC: 0 DP: 2 HBP: 1	WP: 0 PB: 0 SB: 0 CS: 0 PA: 31	
PITCHER Joel Pineiro, R ERA: 2.7 Kazuhiro Sasaki, R ERA: 1.45 (1, 1) (9, 1)	IP 8.0 WLS W BF 28 H 2 R 0 ER 0 SO 5 BB 3 IBB 0 HBP 1 BLK 0 WP 0 HR 0 S 64 P 104 ERA 0.00 WHIP 0.625	IP 1.0 WLS S BF 3 H 0 R 0 ER 0 SO 2 BB 0 IBB 0 HBP 0 BLK 0 WP 0 HR 0 S 8 P 10 ERA 0.00 WHIP 0.000										

Kansas City Royals @ Seattle Mariners
Safeco Field, Seattle, WA
 Wed Jul 03 2002, 7:05 PM PDT
 Att. 44,340 - Cloudy - 64 F

AB	27
R	0
H	2
RBI	0
BB	3
SO	7
LOB	11



Batter	1	2	3	4	5	6	7	8	9	AB	R	H	RBI	BB	SO	LOB
51 Ichiro Suzuki, L (1, 9) OBP: 0.436, SLG: 0.472	1-1 G4-3		2-0 G4-3 2B	1-0 P5		2-3 K				4	1	1	0	0	1	6
Mark McLemore, S (1, 7) OBP: 0.373, SLG: 0.417	2-2 2B		0-2 G4-3		1-1 G3	4-1 BB		1-2 2-3 3-H		3	0	1	1	1	0	1
John Olerud, L (1, 3) OBP: 0.416, SLG: 0.521	4-0 BB		1-1 G4-3		1-0 F8	1-2 F8				3	0	0	1	1	0	3
Edgar Martinez, R (1, 10) OBP: 0.337, SLG: 0.431	2-3 K		1-0 G4-3		2-2 G3		2-2 G6-3			4	0	0	0	0	1	2
Bret Boone, R (1, 4) OBP: 0.301, SLG: 0.396	0-0 G1-3			2-0 G5-3		0-0 BB 1B	1-2 G4-3			4	1	1	0	0	0	2
Carlos Guillen, S (1, 6) OBP: 0.366, SLG: 0.479		2-3 K		1-1 G4-3		1-1 BB BB 1B	3-3 K			4	1	1	0	0	2	0
Mike Cameron, R (1, 8) OBP: 0.328, SLG: 0.454		2-2 G3-1 2B		3-2 BB S 1B		4-2 BB BB BB		1-0 1B		3	0	3	0	1	0	0
Ben Davis, S (1, 2) OBP: 0.295, SLG: 0.276		2-2 G3-1		4-0 BB		4-2 BB BB		1-2 G4-3		2	0	0	1	2	0	1
Jeff Cirillo, R (1, 5) OBP: 0.311, SLG: 0.349		3-1 F9		4-2 BB		0-1 L9		1-0 L9		3	0	0	0	1	0	4

Inning Stats	R: 0	H: 1	E: 0	LOB: 2	K: 1	BB: 1	S: 10	R: 0	H: 1	E: 0	LOB: 1	K: 1	BB: 0	S: 11	R: 1	H: 1	E: 0	LOB: 0	K: 0	BB: 0	S: 7	R: 0	H: 1	E: 0	LOB: 3	K: 0	BB: 2	S: 10	R: 0	H: 0	E: 0	LOB: 0	K: 0	BB: 0	S: 6	R: 2	H: 2	E: 0	LOB: 3	K: 1	BB: 3	S: 17	R: 0	H: 0	E: 0	LOB: 0	K: 1	BB: 0	S: 10	R: 0	H: 1	E: 0	LOB: 0	K: 0	BB: 0	S: 5	1B: 4	SF: 0	2B: 3	SAC: 0	3B: 0	DP: 0	HR: 0	HBP: 0	WP: 0	PA: 36
--------------	------	------	------	--------	------	-------	-------	------	------	------	--------	------	-------	-------	------	------	------	--------	------	-------	------	------	------	------	--------	------	-------	-------	------	------	------	--------	------	-------	------	------	------	------	--------	------	-------	-------	------	------	------	--------	------	-------	-------	------	------	------	--------	------	-------	------	-------	-------	-------	--------	-------	-------	-------	--------	-------	--------

PITCHER	IP	WLS	BF	H	R	ER	SO	BB	IBB	HBP	BLK	WP	HR	S	P	ERA	WHIP
Miguel Ascencio, R (1, 1) ERA: 5.79	5.0	L	22	4	1	1	2	3	0	0	0	0	0	44	85	1.80	1.400
Cory Bailey, R (6, 1) ERA: 4.11	0.2		7	2	2	2	1	3	0	0	0	0	0	14	29	27.00	7.500
Brad Voyles, R (6, 1) ERA: 5.85	1.1		4	0	0	0	1	0	0	0	0	0	0	13	20	0.00	0.000
Dan Reichert, R (8, 1) ERA: 5.09	1.0		3	1	0	0	0	0	0	0	0	0	0	5	8	0.00	1.000


BOTTOM

Kansas City Royals @ Seattle Mariners
Safeco Field, Seattle, WA
 Wed Jul 03 2002, 7:05 PM PDT
 Att. 44,340 - Cloudy - 64 F

livebaseballscorecards.com

AB	30
R	3
H	7
RBI	3
BB	6
SO	4
LOB	19



Batter	1	2	3	4	5	6	7	8	9	AB R H RBI BB SO LOB	TOP															
Carlos Febles, R (1, 4) OBP: 0.331, SLG: 0.353	2-1 G1-3			1-1 S 1B		0-1 HR			2-2 G4-3	4 1 2 1 0 0 0	Kansas City Royals @ Oakland Athletics Network Associates Coliseum, Oakland, CA Thu Jul 04 2002, 9:35 PM EDT Att. 28,315 - Cloudy - 61 F AB 30 R 2 H 4 RBI 2 BB 0 SO 6 LOB 4 															
Aaron Guiel, L (1, 9) OBP: 0.435, SLG: 0.538	0-2 L8			0-1 F8		1-3 K			0-0 G4-3	4 0 0 0 0 1 1																
Carlos Beltrán, S (1, 10) OBP: 0.331, SLG: 0.468	2-3 K			3-3 K 1-2					2-3 K	4 0 0 0 0 3 1																
Joe Randa, R (1, 5) OBP: 0.352, SLG: 0.466			1-1 G5-3		2-1 G6-3				1-0 L3	3 0 0 0 0 0 1																
Raul Ibanez, L (1, 3) OBP: 0.333, SLG: 0.551			1-1 CS 1B		1-2 P3				3-1 HR	3 1 2 1 0 0 0																
Michael Tucker, L (1, 8) OBP: 0.339, SLG: 0.364			2-3 K 1-2		1-0 G4-3				3-3 K	3 0 0 0 0 2 1																
Brandon Berger, R (1, 7) OBP: 0.250, SLG: 0.345			2-1 F3		1-1 G6-3				2-2 G5-3	3 0 0 0 0 0 0																
Neifi Perez, S (1, 6) OBP: 0.238, SLG: 0.294			0-0 B1-3						2-1 G4-3	3 0 0 0 0 0 0																
Brent Mayne, L (1, 2) OBP: 0.284, SLG: 0.248			1-1 F8						2-2 G4-3	3 0 0 0 0 0 0																
Inning Stats	R: 0 E: 0 K: 1 S: 11	H: 0 LOB: 0 BB: 0 P: 15	R: 0 E: 0 K: 1 S: 7	H: 1 LOB: 1 BB: 0 P: 11	R: 0 E: 0 K: 0 S: 5	H: 0 LOB: 0 BB: 0 P: 8	R: 0 E: 0 K: 1 S: 10	H: 1 LOB: 1 BB: 0 P: 16	R: 0 E: 0 K: 0 S: 6	H: 0 LOB: 0 BB: 0 P: 9	R: 1 E: 0 K: 1 S: 10	H: 1 LOB: 0 BB: 0 P: 14	R: 1 E: 0 K: 1 S: 7	H: 1 LOB: 0 BB: 0 P: 14	R: 0 E: 0 K: 0 S: 9	H: 0 LOB: 0 BB: 0 P: 15	R: 0 E: 0 K: 1 S: 9	H: 0 LOB: 0 BB: 0 P: 13	1B: 2 2B: 1 3B: 0 HR: 2	SF: 0 SAC: 0 DP: 1 HBP: 0	WP: 0 PB: 0 SB: 1 CS: 1	PA: 30				
PITCHER	IP WLS BF H R ER SO BB IBB HBP BLK WP HR S P ERA WHIP																									
Cory Lidle, R (1, 1) ERA: 5.3	8.0	27	4	2	2	5	0	0	0	0	0	2	65	102	2.25	0.500										
Billy Koch, R (9, 1) ERA: 3.38	1.0	W 3	0	0	0	1	0	0	0	0	0	0	9	13	0.00	0.000										

Batter	1	2	3	4	5	6	7	8	9	AB	R	H	RBI	BB	SO	LOB
Mark Ellis, R (1, 4) OBP: 0.305, SLG: 0.361 Olmedo Saenz, R (9, PH) OBP: 0.373, SLG: 0.505 Randy Velarde, R (9, PR) OBP: 0.339, SLG: 0.388										4	0	1	0	0	0	2
Scott Hatteberg, L (1, 3) OBP: 0.370, SLG: 0.452										5	0	0	0	0	2	2
Miguel Tejada, R (1, 6) OBP: 0.341, SLG: 0.481										4	0	1	0	0	0	0
David Justice, L (1, 10) OBP: 0.406, SLG: 0.400										3	0	2	0	1	0	0
Eric Chavez, L (1, 5) OBP: 0.351, SLG: 0.554										4	0	1	0	0	1	4
Jermaine Dye, R (1, 9) OBP: 0.335, SLG: 0.403										4	1	1	0	0	1	5
John Mabry, L (1, 7) OBP: 0.357, SLG: 0.550										4	0	0	0	0	0	1
Terrence Long, L (1, 8) OBP: 0.315, SLG: 0.396										2	1	1	1	1	0	0
Ramon Hernandez, R (1, 2) OBP: 0.281, SLG: 0.321 Eric Byrnes, R (7, PR) OBP: 0.304, SLG: 0.452 Greg Myers, L (8, 2) OBP: 0.350, SLG: 0.471										2	0	0	0	1	0	1

Inning Stats	R: 0	H: 2	E: 0	LOB: 3	K: 1	BB: 1	S: 12	R: 0	H: 0	E: 0	LOB: 1	K: 0	BB: 1	S: 10	R: 0	H: 1	E: 0	LOB: 1	K: 2	BB: 0	S: 13	R: 1	H: 1	E: 0	LOB: 0	K: 0	BB: 0	S: 7	R: 0	H: 0	E: 0	LOB: 0	K: 0	BB: 0	S: 7	R: 0	H: 0	E: 0	LOB: 0	K: 0	BB: 0	S: 9	R: 0	H: 2	E: 0	LOB: 2	K: 1	BB: 0	S: 18	R: 2	H: 1	E: 1	LOB: 2	K: 0	BB: 1	S: 9	R: 0	H: 1	E: 1	LOB: 2	K: 0	BB: 1	S: 9	1B: 5	SF: 1	2B: 2	SAC: 0	3B: 0	DP: 0	HR: 0	HBP: 1	WP: 1	PA: 38
--------------	------	------	------	--------	------	-------	-------	------	------	------	--------	------	-------	-------	------	------	------	--------	------	-------	-------	------	------	------	--------	------	-------	------	------	------	------	--------	------	-------	------	------	------	------	--------	------	-------	------	------	------	------	--------	------	-------	-------	------	------	------	--------	------	-------	------	------	------	------	--------	------	-------	------	-------	-------	-------	--------	-------	-------	-------	--------	-------	--------

PITCHER	IP	WLS	BF	H	R	ER	SO	BB	IBB	HBP	BLK	WP	HR	S	P	ERA	WHIP
56 Shawn Sedlacek, R (1, 1) ERA: 2.84	7.0		28	4	1	1	3	3	0	0	0	0	0	62	103	1.29	1.000
Jason Grimsley, R (8, 1) ERA: 5.34	1.0	H	5	2	0	0	1	0	0	0	0	1	0	18	26	0.00	2.000
Roberto Hernandez, R (9, 1) ERA: 2.84	0.1	L	5	1	2	0	0	1	0	1	0	0	0	9	20	0.00	6.000

BOTTOM

Kansas City Royals @ Oakland Athletics
 Network Associates Coliseum, Oakland, CA

Thu Jul 04 2002, 9:35 PM EDT
 Att. 28,315 - Cloudy - 61 F

livebaseballscorecards.com

AB	32
R	3
H	7
RBI	1
BB	4
SO	4
LOB	15



Batter	1	2	3	4	5	6	7	8	9	AB R H RBI BB SO LOB	TOP
Carlos Febles, R (1, 4) OBP: 0.336, SLG: 0.365 WP BB	4-2 B 	1-2 G4-3 			0-1 G5-3 		1-1 		1-0 	4 1 2 1 1 0 2	
Aaron Guiel, L (1, 9) OBP: 0.392, SLG: 0.488 BB BB	2-3 		2-3 			1-1 G6-3 	3-3 		0-0 	4 0 0 1 0 3 3	
Carlos Beltrán, S (1, 8) OBP: 0.332, SLG: 0.465 BB BB	4-1 		1-0 			1-2 		1-1 	0-1 	4 0 1 0 1 0 0	
Joe Randa, R (1, 10) OBP: 0.354, SLG: 0.470 BB BB	1-1 		0-2 			1-0 		1-1 		4 0 2 0 0 0 3	
Raul Ibanez, L (1, 3) OBP: 0.346, SLG: 0.569 BB BB		1-0 		4-1 		4-2 		4-0 		1 1 1 1 3 0 0	
Michael Tucker, L (1, 7) OBP: 0.333, SLG: 0.358 BB BB		0-0 		1-2 		1-3 		3-2 		4 0 0 0 0 1 5	
Luis Alicea, S (1, 5) OBP: 0.298, SLG: 0.265 BB BB		0-0 		2-0 			1-3 	1-3 		4 0 1 0 0 2 3	
A.J. Hinch, R (1, 2) OBP: 0.317, SLG: 0.421 BB BB		2-1 		1-1 	0-0 		2-2 		1-1 	4 0 2 0 0 0 0	
Mike Caruso, S (1, 6) BB BB		1-1 		1-3 		1-3 	4-2 		0-0 	3 1 0 0 1 1 3	
Inning Stats	R: 0 H: 0 E: 0 LOB: 1 K: 1 BB: 2 S: 12 P: 23	R: 1 H: 3 E: 0 LOB: 2 K: 0 BB: 0 S: 10 P: 15	R: 0 H: 1 E: 0 LOB: 0 K: 1 BB: 0 S: 7 P: 10	R: 0 H: 0 E: 0 LOB: 0 K: 0 BB: 1 S: 6 P: 14	R: 0 H: 0 E: 0 LOB: 0 K: 1 BB: 0 S: 6 P: 7	R: 0 H: 1 E: 0 LOB: 2 K: 1 BB: 1 S: 12 P: 20	R: 0 H: 1 E: 0 LOB: 2 K: 2 BB: 1 S: 15 P: 26	R: 0 H: 1 E: 0 LOB: 2 K: 1 BB: 1 S: 14 P: 24	R: 2 H: 2 E: 0 LOB: 0 K: 0 BB: 0 S: 7 P: 9	1B: 5 SF: 1 2B: 2 SAC: 0 3B: 1 DP: 2 HR: 1 HBP: 0	WP: 1 PA: 40 PB: 0 SB: 0 CS: 1
PITCHER Tim Hudson, R (1, 1) ERA: 3.44 Jim Mecir, R (8, 1) ERA: 4.65	IP WLS BF H R ER SO BB IBB HBP BLK WP HR S P ERA WHIP 7.0 0 29 6 1 1 6 5 0 0 0 1 1 68 115 1.29 1.571 2.0 W 10 3 2 2 1 0 1 0 0 0 0 0 21 33 9.00 1.500	PITCHER IP WLS BF H R ER SO BB IBB HBP BLK WP HR S P ERA WHIP									

Kansas City Royals @ Oakland Athletics
 Network Associates Coliseum, Oakland, CA

Fri Jul 05 2002, 9:05 PM EDT
 Att. 53,802 - Sunny - 63 F

livebaseballscorecards.com

AB 32
 R 3
 H 9
 RBI 3
 BB 6
 SO 7
 LOB 19



Batter	1	2	3	4	5	6	7	8	9	10	AB	R	H	RBI	BB	SO	LOB	TOP									
Carlos Febles, R (1, 4) OBP: 0.337, SLG: 0.368	3-3 K	1-3 K		1-0 G3 2B		2-1 L4			4-1 CS BB		4	1	1	0	1	2	3										
Aaron Guiel, L (1, 9) OBP: 0.357, SLG: 0.438	2-3 K		3-2 P6	2-0 G3		1-1 G6-3			2-3 K		5	0	0	1	0	2	2										
Carlos Beltrán, S (1, 8) OBP: 0.331, SLG: 0.464	2-3 K		3-2 F8	0-0 BLK 2B				0-0 G3-1	1-3 K		5	0	1	1	0	2	0										
Joe Randa, R (1, 5) Mike Caruso, S (10, PR) Luis Alicaia, S (10, 5) OBP: 0.298, SLG: 0.265		2-1 P4	0-2 BB 2B	3-3 K				2-2 F3		3-2 1B 1B	5	0	2	0	0	1	1										
Raul Ibanez, L (1, 3) OBP: 0.347, SLG: 0.560		4-1 1B BB	4-0 BB IBB			2-2 F8		1-1 G4-3		0-1 G2	3	1	0	0	2	0	1										
Michael Tucker, L (1, 7) OBP: 0.339, SLG: 0.360		0-1 1B 1B 1B	4-2 BB			2-1 F7			1-2 F5	3-2 1B	4	0	2	1	1	0	0										
Neifi Perez, S (1, 6) OBP: 0.243, SLG: 0.302		1-2 1B 1B	3-3 K			0-1 1B			0-0 G4-3	3-2 2B	5	0	3	1	0	1	3										
Brandon Berger, R (1, 10) OBP: 0.258, SLG: 0.348		1-0 1B		3-2 F9		3-2 G6-3			0-2 1B	3-3 K	5	0	2	0	0	1	3										
Brent Mayne, L (1, 2) OBP: 0.283, SLG: 0.248		1-3 K		1-1 2B G3 1B				2-3 K	0-0 G6-3		4	1	1	0	0	2	4										
Inning Stats	R: 0 E: 0 K: 3 S: 11	H: 0 LOB: 0 BB: 0 P: 18	R: 1 E: 0 K: 2 S: 17	H: 3 LOB: 3 BB: 1 P: 27	R: 0 E: 0 K: 1 S: 22	H: 1 LOB: 3 BB: 2 P: 39	R: 2 E: 0 K: 1 S: 15	H: 3 LOB: 1 BB: 0 P: 25	R: 0 E: 0 K: 1 S: 14	H: 1 LOB: 0 BB: 0 P: 21	R: 0 E: 0 K: 1 S: 7	H: 0 LOB: 0 BB: 0 P: 12	R: 0 E: 0 K: 0 S: 6	H: 0 LOB: 0 BB: 0 P: 9	R: 0 E: 0 K: 2 S: 8	H: 1 LOB: 1 BB: 0 P: 9	R: 0 E: 0 K: 2 S: 8	H: 0 LOB: 0 BB: 1 P: 14	R: 1 E: 0 K: 1 S: 22	H: 3 LOB: 2 BB: 0 P: 34	1B: 8 2B: 4 3B: 0 HR: 0	SF: 0 SAC: 0 DP: 0 HBP: 0	WP: 0 PB: 0 SB: 0 CS: 1	PA: 44			
PITCHER	IP	WLS	BF	H	R	ER	SO	BB	IBB	HBP	BLK	WP	HR	S	P	ERA	WHIP										
Aaron Harang, R (1, 1) ERA: 2.84	3.2		21	7	3	3	6	2	0	0	0	0	0	58	99	7.36	2.455										
Mike Fyhrie, R (4, 1) ERA: 4.89	3.0		10	1	0	0	2	0	0	0	1	0	0	32	49	0.00	0.333										
Mike Venafro, L (7, 1) ERA: 3.06	1.0		3	0	0	0	0	0	0	0	0	0	0	6	8	0.00	0.000										
Chad Bradford, R (8, 1) ERA: 1.73	0.1		2	1	0	0	0	0	0	0	0	0	0	4	4	0.00	3.000										
Billy Koch, R (9, 1) ERA: 3.42	2.0	L	8	3	1	1	3	1	0	0	0	0	0	30	48	4.50	2.000										

Kansas City Royals @ Oakland Athletics
Network Associates Coliseum, Oakland, CA

Sat Jul 06 2002, 4:05 PM EDT
Att: 18,259 - Cloudy - 63 F

livebaseballscores.com

AB 40
R 4
H 12
RBI 4
BB 4
SO 11
LOB 17



BOTTOM

Kansas City Royals @ Oakland Athletics
Network Associates Coliseum, Oakland, CA

Sat Jul 06 2002, 4:05 PM EDT
Att. 18,259 - Cloudy - 63 F

livebaseballscorecards.com

AB 37
R 3
H 7
RBI 2
BB 3
SO 12
LOB 13



WP: 0 PA: 40
PB: 0
SB: 1
CS: 0

AB R H RBI BB SO LOB

4 1 0 0 1 0 3

3 0 2 1 0 0 0
1 0 0 0 0 1 0
1 0 0 0 0 1 0

5 1 1 0 0 2 3

5 0 2 1 0 0 2

4 0 0 0 0 4 3

4 0 0 0 0 1 1

4 0 1 0 0 2 1

3 0 0 0 1 1 0

1 1 1 0 1 0 0
2 0 0 0 0 0 0

1B: 3 SF: 0
2B: 4 SAC: 0
3B: 0 DP: 1
HR: 0 HBP: 0

Batter	1	2	3	4	5	6	7	8	9	10
Randy Velarde, R (1, 4) OBP: 0.333, SLG: 0.374	1-1 E9 1B		4-1 G5-4-3 1B BB	1-1 FC5-4 1-2f			1-1 F8		1-0 L9	
Eric Byrnes, R (1, 7) OBP: 0.327, SLG: 0.467 John Mabry, L (7, PH) OBP: 0.371, SLG: 0.576 Adam Platt, R (8, 7) OBP: 0.316, SLG: 0.410	1-0 S 1B		2-0 G5-4-3 1B				2-3 K			1-3 K
Miguel Tejada, R (1, 6) OBP: 0.338, SLG: 0.478	2-3 K		2-1 G5-4-3 1B				1-3 K		1-1 1B 2B	3-2 F9
David Justice, L (1, 10) OBP: 0.408, SLG: 0.423	3-2 L9		1-0 G3				1-1 2B		1-1 3 F7 1B	1-0 F7
Jermaine Dye, R (1, 9) OBP: 0.328, SLG: 0.393	3-3 K			1-3 K			2-3 K		2-3 K	
3 Eric Chavez, L (1, 5) OBP: 0.342, SLG: 0.540		3-2 P6		1-2 F9			1-3 K		0-1 F7	
Olmedo Saenz, R (1, 3) OBP: 0.368, SLG: 0.505		3-3 K		2-2 BB 2B			3-3 K		1-0 G6-3	
Terrence Long, L (1, 8) OBP: 0.313, SLG: 0.394		1-2 G3-1		4-2 BB BB			3-3 K		0-1 F7	
Ramon Hernandez, R (1, 2) OBP: 0.288, SLG: 0.329 Greg Myers, L (7, PH) OBP: 0.333, SLG: 0.446			1-2 1B G5-4-3 2B	4-2 FC5-4 BB			3-1 G4-3		0-0 L6	

Inning Stats	R: 1	H: 1	E: 1	K: 2	S: 13	WLS	BF	H	R	ER	SO	BB	IBB	HBP	BLK	WP	HR	S	P	ERA	WHIP
Darrell May, L (1, 1) ERA: 4.92	1	1	1	2	13		26	5	2	1	9	3	0	0	0	0	0	73	124	1.50	1.333
51 Kris Wilson, R (7, 1) ERA: 2.08	0	0	0	0	0	B	5	2	1	1	1	0	0	0	0	0	0	11	19	9.00	2.000
Jason Grimsley, R (8, 1) ERA: 5.17	0	0	0	0	0		3	0	0	0	1	0	0	0	0	0	0	6	9	0.00	0.000
Scott Mullen, L (9, 1) ERA: 1.74	0	0	0	0	0	W	3	0	0	0	0	0	0	0	0	0	0	4	5	0.00	0.000
Brad Voyles, R (10, 1) ERA: 5.57	0	0	0	0	0	S	3	0	0	0	1	0	0	0	0	0	0	8	13	0.00	0.000

PITCHER	IP	WLS	BF	H	R	ER	SO	BB	IBB	HBP	BLK	WP	HR	S	P	ERA	WHIP
Darrell May, L (1, 1) ERA: 4.92	6.0		26	5	2	1	9	3	0	0	0	0	0	73	124	1.50	1.333
51 Kris Wilson, R (7, 1) ERA: 2.08	1.0	B	5	2	1	1	1	0	0	0	0	0	0	11	19	9.00	2.000
Jason Grimsley, R (8, 1) ERA: 5.17	1.0		3	0	0	0	1	0	0	0	0	0	0	6	9	0.00	0.000
Scott Mullen, L (9, 1) ERA: 1.74	1.0	W	3	0	0	0	0	0	0	0	0	0	0	4	5	0.00	0.000
Brad Voyles, R (10, 1) ERA: 5.57	1.0	S	3	0	0	0	1	0	0	0	0	0	0	8	13	0.00	0.000

Batter	1	2	3	4	5	6	7	8	9	AB R H RBI BB SO LOB	TOP											
Carlos Febles, R (1, 4) OBP: 0.332, SLG: 0.361	1-3 K		0-3 K		0-3 K			1-1 P4		4 0 0 0 0 3 1	Kansas City Royals @ Oakland Athletics Network Associates Coliseum, Oakland, CA Sun Jul 07 2002, 4:05 PM EDT Att. 31,676 - Sunny - 66 F livebaseballscorecards.com											
Luis Alicea, S (1, 10) OBP: 0.297, SLG: 0.265	1-0 P4		2-1 G5-3			1-3 K		2-2 1B		4 0 1 0 0 1 0												
Carlos Beltrán, S (1, 8) OBP: 0.327, SLG: 0.459	3-3 K			0-0 P4		1-0 G5-3		0-1 P6		4 0 0 0 0 1 1												
29 Mike Sweeney, R (1, 3) OBP: 0.436, SLG: 0.608		0-1 1B		4-0 S		0-0 G5-3		1-3 K		3 0 1 0 1 1 1												
Joe Randa, R (1, 5) OBP: 0.350, SLG: 0.466		0-1 F8		0-0 F7			1-1 G4-3	1-2 G6-3		4 0 0 0 0 0 2												
Raul Ibanez, L (1, 7) OBP: 0.341, SLG: 0.549		1-3 K		3-3 K			1-2 G4-3	1-3 K		4 0 0 0 0 3 2												
Neifi Perez, S (1, 6) OBP: 0.249, SLG: 0.307		2-2 FC6-4			0-0 1B		0-1 HR	3-1 F7		4 1 3 0 0 0 0												
Brandon Berger, R (1, 9) OBP: 0.260, SLG: 0.380		1-2 FC6-4			2-3 K		0-1 HR			3 1 1 2 0 1 3												
A.J. Hinch, L (1, 2) OBP: 0.310, SLG: 0.410			0-1 F2		1-3 K		3-2 G3			3 0 0 0 0 1 1												
Inning Stats	R: 0 E: 0 K: 2 S: 8	H: 0 LOB: 0 BB: 0 P: 13	R: 0 E: 0 K: 1 S: 15	H: 2 LOB: 2 BB: 0 P: 18	R: 0 E: 0 K: 1 S: 7	H: 0 LOB: 0 BB: 0 P: 9	R: 0 E: 0 K: 1 S: 7	H: 0 LOB: 1 BB: 1 P: 14	R: 0 E: 0 K: 3 S: 11	H: 1 LOB: 1 BB: 0 P: 14	R: 0 E: 0 K: 1 S: 6	H: 0 LOB: 0 BB: 0 P: 8	R: 2 E: 0 K: 0 S: 13	H: 2 LOB: 0 BB: 0 P: 18	R: 0 E: 0 K: 1 S: 10	H: 1 LOB: 1 BB: 0 P: 14	R: 0 E: 0 K: 1 S: 8	H: 0 LOB: 0 BB: 0 P: 13	1B: 5 2B: 0 3B: 0 HR: 1	SF: 0 SAC: 0 DP: 0 HBP: 0	WP: 0 PB: 0 SB: 1 CS: 0	PA: 34
PITCHER	IP WLS BF H R ER SO BB IBB HBP BLK WP HR S P ERA WHIP																					
Barry Zito, L (1, 1) ERA: 3.49	7.2 W 30 6 2 2 9 1 0 0 0 0 1 74 104 2.35 0.913																					
Chad Bradford, R (8, 1) ERA: 1.71	0.1 H 1 0 0 0 1 0 0 0 0 0 0 3 4 0.00 0.000																					
Billy Koch, R (9, 1) ERA: 3.35	1.0 S 3 0 0 0 1 0 0 0 0 0 0 8 13 0.00 0.000																					

Kansas City Royals @ Oakland Athletics
 Network Associates Coliseum, Oakland, CA

Sun Jul 07 2002, 4:05 PM EDT
 Att. 31,676 - Sunny - 66 F

AB	33
R	2
H	6
RBI	2
BB	1
SO	11
LOB	11



Batter	1	2	3	4	5	6	7	8	9	AB	R	H	RBI	BB	SO	LOB
Mark Ellis, R OBP: 0.292, SLG: 0.343 (1, 4)	F7		P6			G6-3				4	0	1	0	0	0	3
Terrence Long, L OBP: 0.313, SLG: 0.392 (1, 8)	G4-3		F8							4	0	1	0	0	1	1
Miguel Tejada, R OBP: 0.334, SLG: 0.472 (1, 6)	P3				F8	K				4	0	0	0	0	1	2
David Justice, L OBP: 0.405, SLG: 0.419 (1, 10)					G4-3	F9				4	0	1	0	0	0	2
3 Eric Chavez, L OBP: 0.341, SLG: 0.542 (1, 5)										4	1	1	0	0	1	1
John Mabry, L OBP: 0.387, SLG: 0.584 (1, 9)										4	1	3	1	0	0	1
Olmedo Saenz, R OBP: 0.364, SLG: 0.505 (1, 3)										4	0	1	0	0	0	3
Eric Byrnes, R OBP: 0.321, SLG: 0.521 (1, 7)										3	1	1	2	0	1	1
Ramon Hernandez, R OBP: 0.292, SLG: 0.327 (1, 2)										1	0	0	0	2	0	0

Inning Stats	R: 0	H: 0	E: 0	K: 0	S: 12	R: 0	H: 1	E: 0	K: 1	S: 14	R: 0	H: 0	E: 0	K: 0	S: 5	R: 1	H: 2	E: 0	K: 0	S: 11	R: 1	H: 3	E: 0	K: 1	S: 16	R: 1	H: 2	E: 0	K: 0	S: 18	R: 0	H: 0	E: 0	K: 1	S: 9	R: 0	H: 1	E: 0	K: 1	S: 10
	LOB: 0	BB: 0	P: 14	LOB: 1	BB: 0	P: 15	LOB: 1	BB: 1	P: 9	LOB: 1	BB: 0	P: 12	LOB: 2	BB: 0	P: 21	LOB: 2	BB: 1	P: 28	LOB: 0	BB: 0	P: 15	LOB: 1	BB: 0	P: 15	LOB: 0	BB: 0	P: 15	LOB: 0	BB: 0	P: 15	LOB: 0	BB: 0	P: 15	LOB: 1	BB: 0	P: 15	LOB: 1	BB: 0	P: 15	

PITCHER	IP	WLS	BF	H	R	ER	SO	BB	IBB	HBP	BLK	WP	HR	S	P	ERA	WHIP
Paul Byrd, R ERA: 3.99 (1, 1)	5.2	L	27	8	3	3	2	2	0	0	0	0	1	74	97	4.76	1.765
Dan Reichert, R ERA: 5.01 (6, 1)	1.0		3	0	0	0	1	0	0	0	0	0	0	9	13	0.00	0.000
Scott Mullen, L ERA: 1.64 (7, 1)	0.2		3	1	0	0	0	0	0	0	0	0	0	6	9	0.00	1.500
Jason Grimsley, R ERA: 5.06 (8, 1)	0.2		2	0	0	0	1	0	0	0	0	0	0	6	10	0.00	0.000


BOTTOM

Kansas City Royals @ Oakland Athletics
Network Associates Coliseum, Oakland, CA


Sun Jul 07 2002, 4:05 PM EDT
Att: 31,676 - Sunny - 66 F

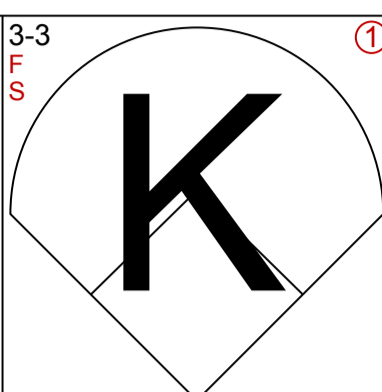
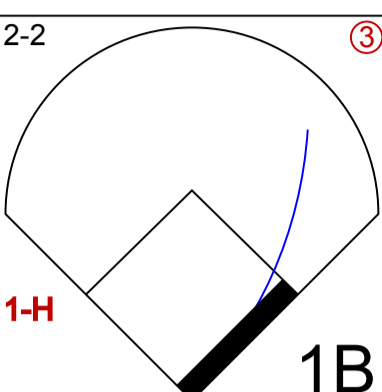
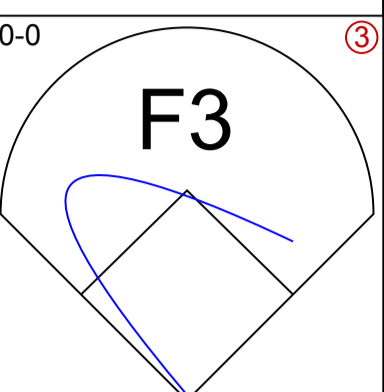
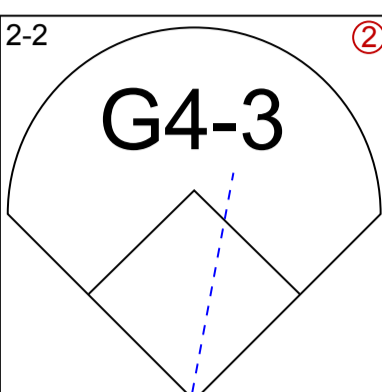
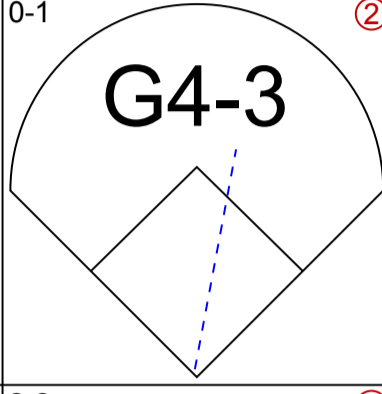
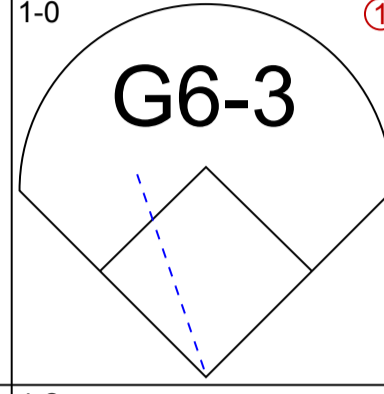
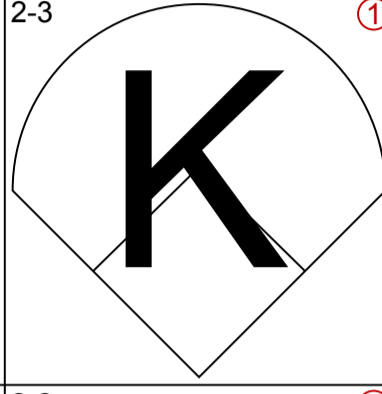
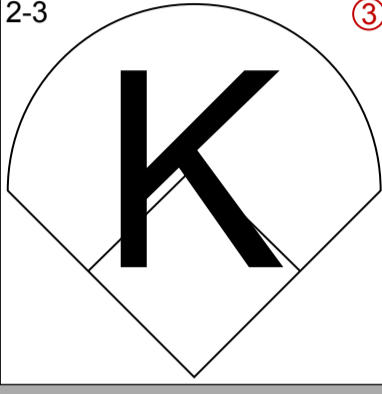
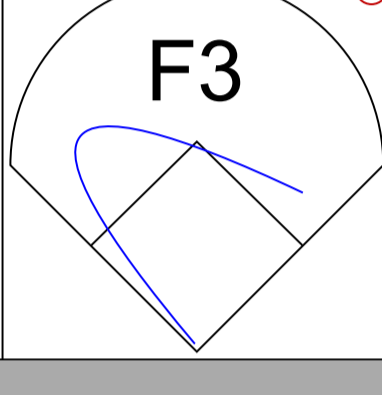
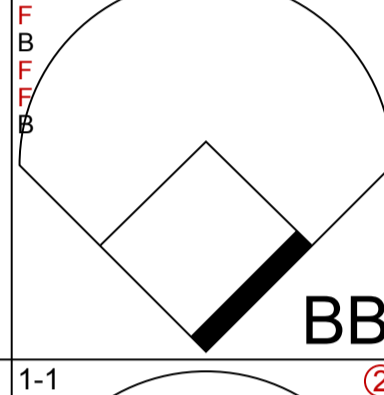
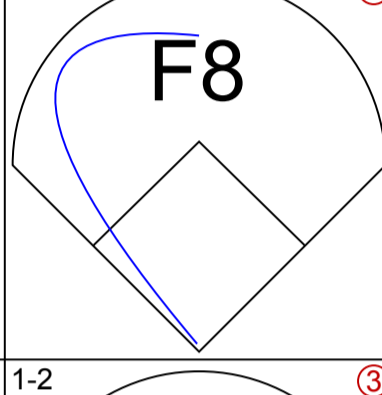
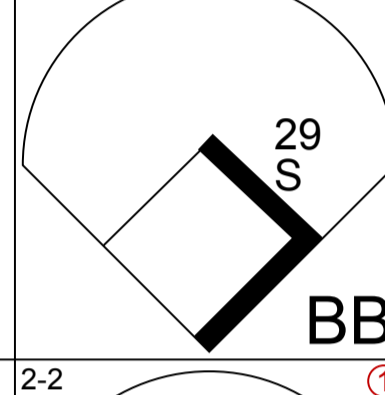
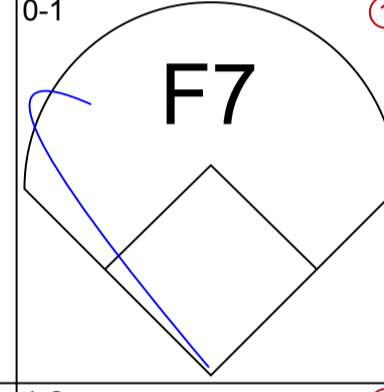
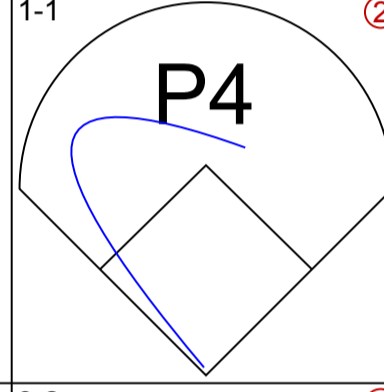
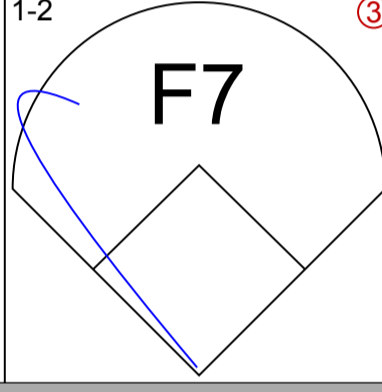
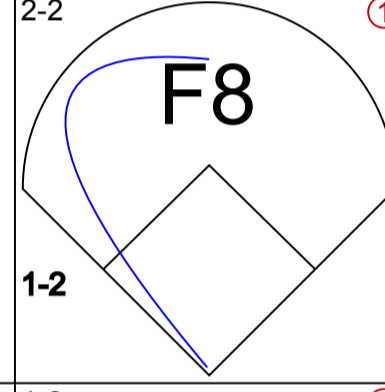
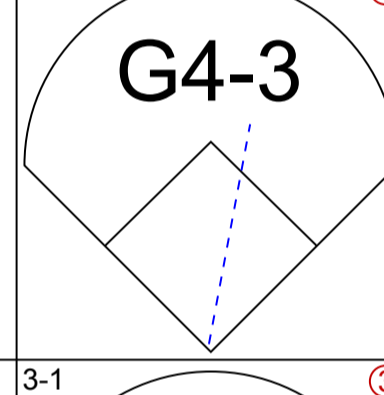
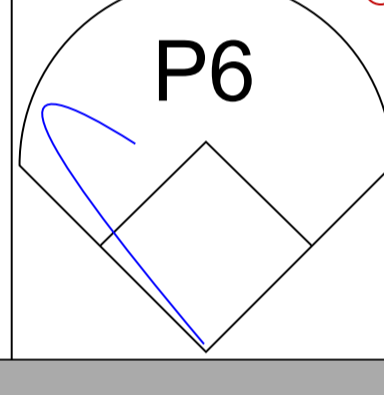
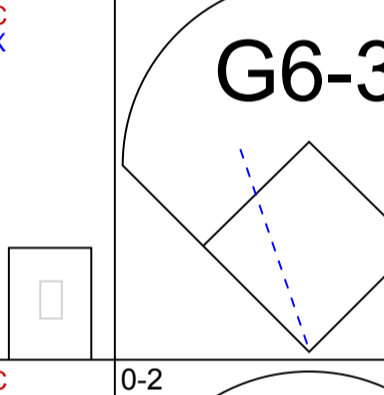
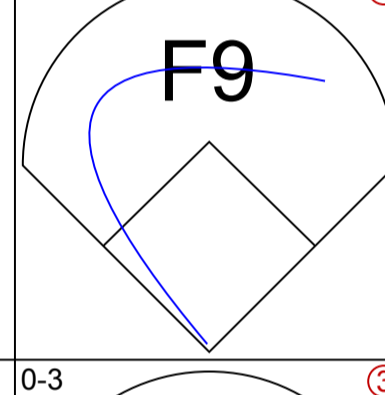
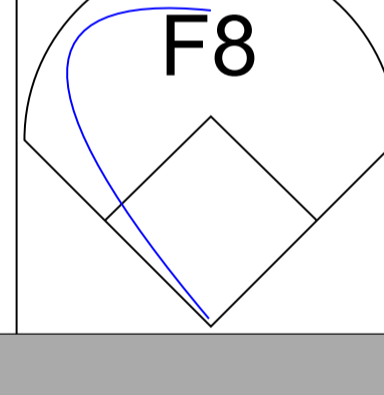
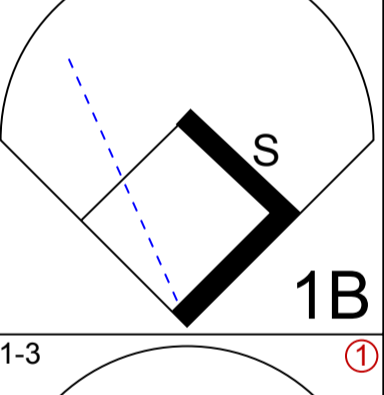
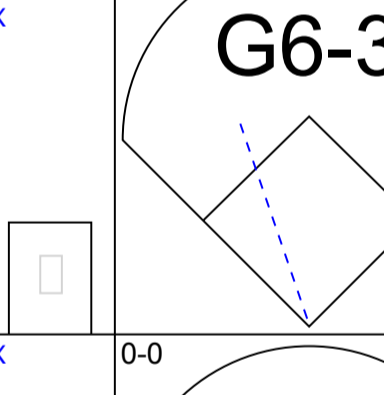
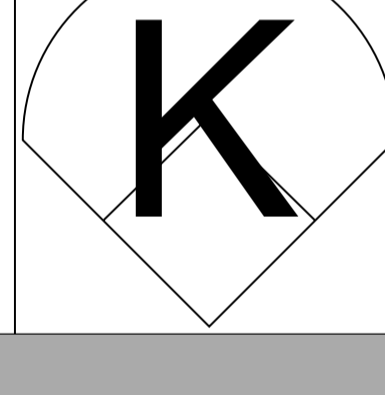
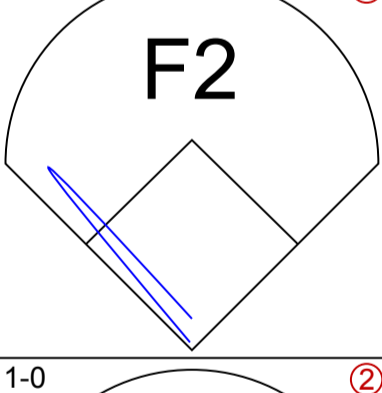
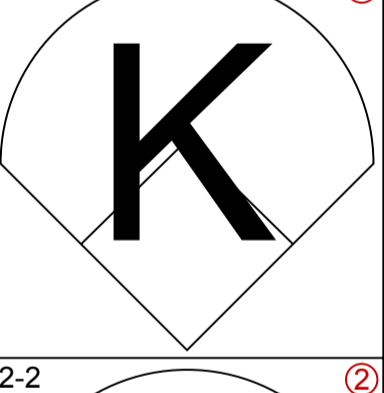
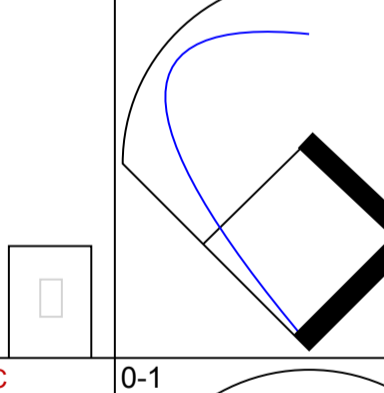
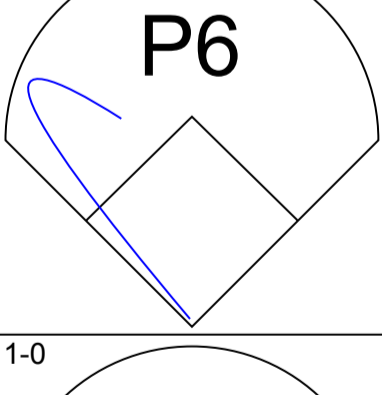
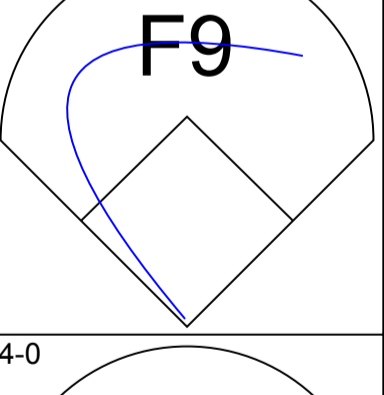
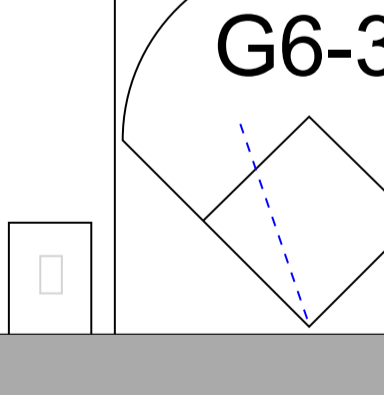
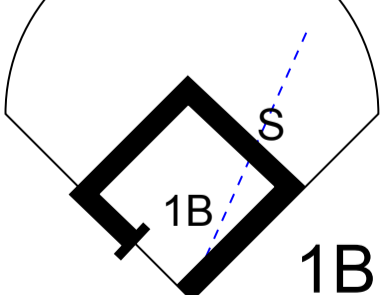
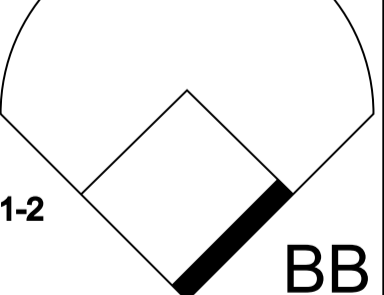
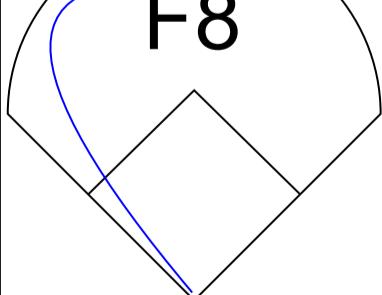
livebaseballscores.com

AB	32
R	3
H	9
RBI	3
BB	2
SO	4
LOB	14



1B: 6	SF: 1	WP: 0	PA: 35
2B: 1	SAC: 0	PB: 0	
3B: 1	DP: 0	SB: 0	
HR: 1	HBP: 0	CS: 0	

Batter	1	2	3	4	5	6	7	8	9	AB R H RBI BB SO LOB	TOP
David Eckstein, R (1, 6) OBP: 0.351, SLG: 0.375	2-1 F7			1-1 F8		1-2 P6			1-0 F8 1B	4 0 1 0 0 0 0	Anaheim Angels @ Kansas City Royals Kauffman Stadium, Kansas City, MO Thu Jul 11 2002, 7:05 PM CDT Att. 13,031 - Cloudy - 83 F livebaseballscorecards.com AB 31 R 1 H 6 RBI 1 BB 0 SO 5 LOB 9 
Darin Erstad, L (1, 8) OBP: 0.341, SLG: 0.417	2-1 G4-3			0-0 F7			0-1 FC6-4 1B	0-2 F8	4 0 1 0 0 0 1		
Tim Salmon, R (1, 9) OBP: 0.369, SLG: 0.507	0-2 F7			3-3 K			0-2 FC6-4 1-2f	0-0 F9	4 0 0 0 0 1 2		
16 Garret Anderson, L (1, 7) OBP: 0.310, SLG: 0.508			1-3 K		2-0 F8		0-0 F9	0-0 L9	4 0 0 0 0 1 2		
Troy Glaus, R (1, 5) OBP: 0.349, SLG: 0.443			2-0 G6-4-3 1B		2-3 K		2-1 G5-3		3 0 1 0 0 1 1		
Scott Spiezo, S (1, 3) OBP: 0.359, SLG: 0.385			1-0 G6-4-3 1-2f		3-2 F9			2-3 K	3 0 0 0 0 1 1		
Shawn Wooten, R (1, 10) OBP: 0.667, SLG: 1.667			0-1 G4-6-3 1B		2-2 HR			1-1 F7	3 1 2 1 0 0 0		
Bengie Molina, R (1, 2) OBP: 0.286, SLG: 0.326			1-0 G4-6-3 1-2f		2-0 F8			0-0 F8 1B	3 0 1 0 0 0 1		
Benji Gil, R (1, 4) OBP: 0.310, SLG: 0.457 Adam Kennedy, L (7, 4) OBP: 0.333, SLG: 0.438			0-2 G4-3		0-3 K			0-0 F9	2 0 0 0 0 1 0 1 0 0 0 0 0 1		
Inning Stats	R: 0 E: 0 K: 0 S: 8 H: 0 LOB: 0 BB: 0 P: 12	R: 0 E: 0 K: 1 S: 6 H: 1 LOB: 0 BB: 0 P: 10	R: 0 E: 0 K: 0 S: 6 H: 1 LOB: 0 BB: 0 P: 7	R: 0 E: 0 K: 1 S: 6 H: 0 LOB: 0 BB: 0 P: 10	R: 0 E: 0 K: 1 S: 8 H: 0 LOB: 0 BB: 0 P: 15	R: 1 E: 0 K: 1 S: 11 H: 1 LOB: 0 BB: 0 P: 16	R: 0 E: 0 K: 0 S: 8 H: 1 LOB: 1 BB: 0 P: 10	R: 0 E: 0 K: 1 S: 7 H: 1 LOB: 1 BB: 0 P: 10	R: 0 E: 0 K: 0 S: 6 H: 1 LOB: 1 BB: 0 P: 7	1B: 5 2B: 0 3B: 0 HR: 1 SF: 0 SAC: 0 DP: 2 HBP: 0	WP: 0 PB: 0 SB: 0 CS: 0 PA: 31
PITCHER Darrell May, L (1, 1) ERA: 4.41	IP: 9.0 WLS: L BF: 31 H: 6 R: 1 ER: 1 SO: 5 BB: 0 IBB: 0 HBP: 0 BLK: 0 WP: 0 HR: 1 S: 66 P: 97 ERA: 1.00 WHIP: 0.667	PITCHER IP WLS BF H R ER SO BB IBB HBP BLK WP HR S P ERA WHIP									

Batter	1	2	3	4	5	6	7	8	9	AB	R	H	RBI	BB	SO	LOB
Carlos Febles, R (1, 4) OBP: 0.331, SLG: 0.359										4	0	1	0	0	1	2
Aaron Guiel, L (1, 9) OBP: 0.333, SLG: 0.404										4	0	0	0	0	2	0
Carlos Beltrán, S (1, 8) OBP: 0.329, SLG: 0.456										2	0	0	0	2	0	0
29 Mike Sweeney, R (1, 3) OBP: 0.431, SLG: 0.600										4	0	0	0	0	0	2
Joe Randa, R (1, 5) OBP: 0.346, SLG: 0.459										4	0	0	0	0	0	2
Raul Ibanez, L (1, 7) OBP: 0.339, SLG: 0.543										4	0	1	0	0	1	1
Brandon Berger, R (1, 10) OBP: 0.255, SLG: 0.372										2	0	0	0	0	1	1
Michael Tucker, L (7, PH) OBP: 0.341, SLG: 0.368										1	0	1	0	0	0	0
Neifi Perez, S (1, 6) OBP: 0.246, SLG: 0.305										3	0	0	0	0	0	2
A.J. Hinch, R (1, 2) OBP: 0.318, SLG: 0.412										2	0	1	0	1	0	0

Inning Stats	R: 0	H: 0	E: 0	K: 1	S: 13	R: 0	H: 0	E: 0	K: 0	S: 7	R: 0	H: 2	E: 0	K: 0	S: 8	R: 0	H: 0	E: 0	K: 0	S: 17	R: 0	H: 1	E: 0	K: 1	S: 9	R: 0	H: 0	E: 0	K: 1	S: 9	R: 0	H: 1	E: 0	K: 0	S: 8	R: 0	H: 0	E: 0	K: 1	S: 11	R: 0	H: 0	E: 0	K: 1	S: 14	R: 0	H: 0	E: 0	K: 1	S: 14	1B: 3	SF: 0	2B: 1	SAC: 0	3B: 0	DP: 0	HR: 0	HBP: 0	WP: 0	PA: 33
--------------	------	------	------	------	-------	------	------	------	------	------	------	------	------	------	------	------	------	------	------	-------	------	------	------	------	------	------	------	------	------	------	------	------	------	------	------	------	------	------	------	-------	------	------	------	------	-------	------	------	------	------	-------	-------	-------	-------	--------	-------	-------	-------	--------	-------	--------

PITCHER	IP	WLS	BF	H	R	ER	SO	BB	IBB	HBP	BLK	WP	HR	S	P	ERA	WHIP
Jarrod Washburn, L (1, 1) ERA: 3.04	6.0	W	22	3	0	0	3	2	0	0	0	0	0	63	102	0.00	0.833
Ben Weber, R (7, 1) ERA: 2.95	1.2	H	6	1	0	0	0	0	0	0	0	0	0	16	19	0.00	0.600
Scott Schoeneweis, L (8, 1) ERA: 5.32	0.1	H	1	0	0	0	1	0	0	0	0	0	0	3	5	0.00	0.000
Troy Percival, R (9, 1) ERA: 2.15	1.0	S	4	0	0	0	1	1	0	0	0	0	0	14	21	0.00	1.000

BOTTOM

Anaheim Angels @ Kansas City Royals
Kauffman Stadium, Kansas City, MO

AB	30
R	0
H	4
RBI	0
BB	3
SO	5
LOB	10



Thu Jul 11 2002, 7:05 PM CDT
 Att: 13,031 - Cloudy - 83 F

livebaseballscorecards.com

Batter	1	2	3	4	5	6	7	8	9	AB	R	H	RBI	BB	SO	LOB	TOP									
David Eckstein, R (1, 6) OBP: 0.355, SLG: 0.377	3-2 G6-3 HBP		X 0-0 SF9 1-2 3-H		C 1-1 16 2B 1B	C 0-1 2-H 1B		C 3-1 G5-3		3	1	2	1	0	0	0										
Darin Erstad, L (1, 8) OBP: 0.336, SLG: 0.411	1-2 G6-3 1-2f		X 0-0 G1-3		X 0-0 F9		1-2 G5-3	1-3 K		5	0	0	0	0	1	3										
Tim Salmon, R (1, 9) OBP: 0.375, SLG: 0.510	4-2 BB		F 1-1 1B		F 0-1 16 2B 1B		B 3-0 16 E 1B 1B		F 0-1 G5-3	4	2	3	1	1	0	0										
Orlando Palmeiro, L (9, 9) OBP: 0.368, SLG: 0.375			F 2-H 1B		F 1-2 16 2B 1B		B 1-3 1B 1B		F 2-0 HR	0	0	0	0	0	0	0										
16 Garret Anderson, L (1, 7) OBP: 0.311, SLG: 0.518	0-1 F7		F 0-1 F7		F 1-1 F8 1-H 2-H 2B		B 3-0 E3 1B 1B		B 2-0 HR	5	2	2	3	0	0	3										
Troy Glaus, R (1, 5) OBP: 0.352, SLG: 0.441		X 0-0 F8		B 4-2 E G5-3 BB	X 0-0 F8		B 4-0 1B 1B IBB		C 4-1 2B BB	2	3	0	0	3	0	1										
Brad Fullmer, L (1, 10) OBP: 0.331, SLG: 0.515		C 1-1 G3-1		B 2-1 E4 G5-3 WP	B 1-0 G4-3		B 1-0 1B 1B		C 3-2 F9	3	1	0	0	0	0	2										
Shawn Wooten, R (7, PH) OBP: 0.600, SLG: 1.200		F 0-1 G4-3		B 2-1 P6	X 0-0 F8		B 1-0 G6-4-3 1B		B 3-1 1B 2B	5	0	2	3	0	0	2										
Scott Spiezio, S (1, 3) OBP: 0.359, SLG: 0.389			X 0-0 1B SF9 1B		B 1-1 G5-3		B 1-0 1B 2B		C 2-1 G6-4-3 1B	3	1	2	1	0	0	1										
Bengie Molina, R (1, 2) OBP: 0.290, SLG: 0.333			F 2-3 3-H 1B 1B		B 2-3 3-H 1B 2B		B 2-2 1B 2B		C 2-2 1B	0	0	0	0	0	0	0										
Jose Nieves, R (7, PH) OBP: 0.312, SLG: 0.319			B 2-2 SF9 1B 1B		C 2-3 K 1B		B 2-2 F5		B 0-1 F7	2	0	1	0	0	0	2										
Jorge Fabregas, L (7, PH) OBP: 0.299, SLG: 0.246			F 1-3 1B 1B		B 2-3 K 3-H				B 2-2 G3-1	5	1	1	0	0	1	3										
Adam Kennedy, L (1, 4) OBP: 0.331, SLG: 0.433																										
Inning Stats	R: 0 E: 0 K: 0 S: 9	H: 0 LOB: 1 BB: 1 P: 17	R: 0 E: 0 K: 0 S: 5	H: 0 LOB: 0 BB: 0 P: 6	R: 2 E: 0 K: 0 S: 11	H: 3 LOB: 1 BB: 0 P: 14	R: 2 E: 1 K: 1 S: 11	H: 0 LOB: 0 BB: 1 P: 22	R: 2 E: 0 K: 0 S: 9	H: 3 LOB: 1 BB: 0 P: 12	R: 0 E: 0 K: 0 S: 7	H: 2 LOB: 2 BB: 0 P: 10	R: 3 E: 1 K: 0 S: 10	H: 3 LOB: 1 BB: 1 P: 25	R: 0 E: 0 K: 1 S: 9	H: 0 LOB: 0 BB: 0 P: 13	R: 2 E: 0 K: 0 S: 17	H: 3 LOB: 2 BB: 1 P: 33	1B: 10 2B: 3 3B: 0 HR: 1	SF: 1 SAC: 0 DP: 2 HBP: 1	WP: 1 PB: 0 SB: 0 CS: 0	PA: 45				
PITCHER	IP WLS BF H R ER SO BB IBB HBP BLK WP HR S P ERA WHIP	IP WLS BF H R ER SO BB IBB HBP BLK WP HR S P ERA WHIP	IP WLS BF H R ER SO BB IBB HBP BLK WP HR S P ERA WHIP	IP WLS BF H R ER SO BB IBB HBP BLK WP HR S P ERA WHIP	IP WLS BF H R ER SO BB IBB HBP BLK WP HR S P ERA WHIP	IP WLS BF H R ER SO BB IBB HBP BLK WP HR S P ERA WHIP	IP WLS BF H R ER SO BB IBB HBP BLK WP HR S P ERA WHIP	IP WLS BF H R ER SO BB IBB HBP BLK WP HR S P ERA WHIP	IP WLS BF H R ER SO BB IBB HBP BLK WP HR S P ERA WHIP	IP WLS BF H R ER SO BB IBB HBP BLK WP HR S P ERA WHIP	IP WLS BF H R ER SO BB IBB HBP BLK WP HR S P ERA WHIP	IP WLS BF H R ER SO BB IBB HBP BLK WP HR S P ERA WHIP	IP WLS BF H R ER SO BB IBB HBP BLK WP HR S P ERA WHIP	IP WLS BF H R ER SO BB IBB HBP BLK WP HR S P ERA WHIP	IP WLS BF H R ER SO BB IBB HBP BLK WP HR S P ERA WHIP	IP WLS BF H R ER SO BB IBB HBP BLK WP HR S P ERA WHIP	IP WLS BF H R ER SO BB IBB HBP BLK WP HR S P ERA WHIP	IP WLS BF H R ER SO BB IBB HBP BLK WP HR S P ERA WHIP	IP WLS BF H R ER SO BB IBB HBP BLK WP HR S P ERA WHIP	IP WLS BF H R ER SO BB IBB HBP BLK WP HR S P ERA WHIP	IP WLS BF H R ER SO BB IBB HBP BLK WP HR S P ERA WHIP	IP WLS BF H R ER SO BB IBB HBP BLK WP HR S P ERA WHIP	IP WLS BF H R ER SO BB IBB HBP BLK WP HR S P ERA WHIP	IP WLS BF H R ER SO BB IBB HBP BLK WP HR S P ERA WHIP		
Jeff Suppan, R (1, 1) ERA: 4.58	6.1 L 32 9 9 6 1 2 1 1 0 1 0 57 97 8.53 1.737																									
Scott Mullen, L (7, 1) ERA: 1.64	0.0 2 2 0 0 0 0 0 0 0 0 0 0 2 4 ∞ ∞																									
Ryan Bukvich, R (7, 1) ERA: 1.64	1.2 4 0 0 0 1 0 0 0 0 0 0 0 12 18 0.00 0.000																									
Brad Voyles, R (9, 1) ERA: 6.14	1.0 7 3 2 2 0 1 0 0 0 0 0 1 17 33 18.00 4.000																									

Anaheim Angels @ Kansas City Royals
Kauffman Stadium, Kansas City, MO
Fri Jul 12 2002, 7:05 PM CDT
Att. 24,824 - Cloudy - 78 F

AB	39
R	11
H	14
RBI	10
BB	4
SO	2
LOB	18



Batter	1	2	3	4	5	6	7	8	9	AB	R	H	RBI	BB	SO	LOB
Carlos Febles, R OBP: 0.326, SLG: 0.353 (1, 4)	K		K		G5-3			K		4	0	0	0	0	3	1
Aaron Guiel, L OBP: 0.328, SLG: 0.393 (1, 9)	K			29 2B		G6-3		P5		4	1	1	0	0	1	0
Carlos Beltrán, S OBP: 0.328, SLG: 0.452 (1, 8)	G6-3			F8		FC6-4 BB		F9		3	0	0	0	1	0	1
29 Mike Sweeney, R OBP: 0.429, SLG: 0.599 (1, 3)		G4-3		2B		L7		K		4	1	1	1	0	1	1
Joe Randa, R OBP: 0.348, SLG: 0.474 (1, 5)		HR		2B		FC6-4		G4-3		4	1	2	2	0	0	1
Raul Ibanez, L OBP: 0.335, SLG: 0.536 (1, 7)		F8		K		K		K		3	0	0	0	0	2	1
Michael Tucker, L OBP: 0.337, SLG: 0.363 (1, 10)		G4-3		K		K		K		3	0	0	0	0	2	1
Neffi Perez, S OBP: 0.244, SLG: 0.302 (1, 6)			F9		G3			P4		3	0	0	0	0	0	0
Brent Mayne, L OBP: 0.284, SLG: 0.250 (1, 2)			CS 1B		F7			G3-1		3	0	1	0	0	0	0

Inning Stats	R: 0	H: 0	E: 0	K: 2	S: 10	LOB: 0	BB: 0	P: 15	R: 1	H: 1	E: 0	K: 0	S: 10	LOB: 0	BB: 0	P: 14	R: 0	H: 1	E: 0	K: 1	S: 7	LOB: 1	BB: 0	P: 13	R: 2	H: 3	E: 0	K: 2	S: 16	LOB: 1	BB: 0	P: 21	R: 0	H: 0	E: 0	K: 0	S: 7	LOB: 0	BB: 0	P: 12	R: 0	H: 0	E: 0	K: 0	S: 12	LOB: 1	BB: 1	P: 22	R: 0	H: 0	E: 0	K: 2	S: 8	LOB: 0	BB: 0	P: 11	R: 0	H: 0	E: 0	K: 1	S: 8	LOB: 0	BB: 0	P: 10	R: 0	H: 0	E: 0	K: 1	S: 8	LOB: 0	BB: 0	P: 15	1B: 2	SF: 0	2B: 3	SAC: 0	3B: 0	DP: 1	HR: 1	HBP: 0	WP: 0	PA: 32
--------------	------	------	------	------	-------	--------	-------	-------	------	------	------	------	-------	--------	-------	-------	------	------	------	------	------	--------	-------	-------	------	------	------	------	-------	--------	-------	-------	------	------	------	------	------	--------	-------	-------	------	------	------	------	-------	--------	-------	-------	------	------	------	------	------	--------	-------	-------	------	------	------	------	------	--------	-------	-------	------	------	------	------	------	--------	-------	-------	-------	-------	-------	--------	-------	-------	-------	--------	-------	--------

PITCHER	IP	WLS	BF	H	R	ER	SO	BB	IBB	HBP	BLK	WP	HR	S	P	ERA	WHIP
Kevin Appier, R ERA: 4.68 (1, 1)	6.0	W	23	5	3	3	5	1	0	0	0	0	1	62	97	4.50	1.000
Scott Schoeneweis, L ERA: 5.21 (7, 1)	2.0		6	0	0	0	3	0	0	0	0	0	0	16	21	0.00	0.000
Lou Pote, R ERA: 2.76 (9, 1)	1.0		3	0	0	0	1	0	0	0	0	0	0	8	15	0.00	0.000


BOTTOM

Anaheim Angels @ Kansas City Royals
Kauffman Stadium, Kansas City, MO

Fri Jul 12 2002, 7:05 PM CDT
Att. 24,824 - Cloudy - 78 F

livebaseballscorecards.com

AB	31
R	3
H	5
RBI	3
BB	1
SO	9
LOB	6



Batter	1	2	3	4	5	6	7	8	9	AB R H RBI BB SO LOB	TOP											
David Eckstein, R (1, 6) OBP: 0.357, SLG: 0.377	2-1 B1-3		1-2 BB 1B		3-2 HBP			2-2 L8		3 0 1 0 0 0 0	Anaheim Angels @ Kansas City Royals Kauffman Stadium, Kansas City, MO Sat Jul 13 2002, 6:05 PM CDT Att. 19,504 - Sunny - 81 F											
Darin Erstad, L (1, 8) OBP: 0.335, SLG: 0.407	0-1 G3-1		4-2 BB		1-2 L4-6			2-1 G4-3		3 0 0 0 1 0 2												
Tim Salmon, R (1, 9) OBP: 0.370, SLG: 0.503	2-0 F8		0-1 L6			0-1 G5-3			3-1 F9	4 0 0 0 0 0 2												
16 Garret Anderson, L (1, 7) OBP: 0.308, SLG: 0.512		0-2 G3-1		0-1 F9		1-1 G3-1			0-2 L7	4 0 0 0 0 0 0												
Troy Glaus, R (1, 5) OBP: 0.351, SLG: 0.436		4-0 BB		3-3 K		2-2 F7			0-2 G6-3	3 0 0 0 1 1 0												
Brad Fullmer, L (1, 10) OBP: 0.331, SLG: 0.516		0-0 F8		0-1 2B			0-1 F8			3 0 1 0 0 0 1												
Shawn Wooten, R (1, 3) OBP: 0.375, SLG: 0.750		1-3 K		0-2 F9			0-0 F5			3 0 0 0 0 1 2												
Jorge Fabregas, L (1, 2) OBP: 0.286, SLG: 0.234			2-1 G4-3		1-0 G6-3		1-1 F8			3 0 0 0 0 0 0												
Adam Kennedy, L (1, 4) OBP: 0.331, SLG: 0.432			0-0 B5-3		1-1 L4-6 HBP 1B			2-1 F8		3 0 1 0 0 0 0												
Inning Stats	R: 0 E: 0 K: 0 S: 5	H: 0 LOB: 0 BB: 0 P: 9	R: 0 E: 0 K: 1 S: 7	H: 0 LOB: 1 BB: 1 P: 12	R: 0 E: 0 K: 0 S: 11	H: 1 LOB: 2 BB: 1 P: 18	R: 0 E: 0 K: 1 S: 10	H: 1 LOB: 1 BB: 0 P: 13	R: 0 E: 0 K: 0 S: 10	H: 1 LOB: 1 BB: 0 P: 16	R: 0 E: 0 K: 0 S: 7	H: 0 LOB: 0 BB: 0 P: 10	R: 0 E: 0 K: 0 S: 5	H: 0 LOB: 0 BB: 0 P: 6	R: 0 E: 0 K: 0 S: 7	H: 0 LOB: 0 BB: 0 P: 13	R: 0 E: 0 K: 0 S: 9	H: 0 LOB: 0 BB: 0 P: 12	1B: 2 2B: 2 3B: 0 HR: 0	SF: 0 SAC: 0 DP: 1 HBP: 1	WP: 0 PB: 0 SB: 0 CS: 0	PA: 32
PITCHER Paul Byrd, R (1, 1) ERA: 3.7	IP: 9.0 WLS: W BF: 32 H: 3 R: 0 ER: 0 SO: 2 BB: 2 IBB: 0 HBP: 1 BLK: 0 WP: 0 HR: 0 S: 71 P: 109 ERA: 0.00 WHIP: 0.556											PITCHER IP: WLS: BF: H: R: ER: SO: BB: IBB: HBP: BLK: WP: HR: S: P: ERA: WHIP:										

livebaseballscorecards.com

AB	29
R	0
H	3
RBI	0
BB	2
SO	2
LOB	7



Batter	1	2	3	4	5	6	7	8	9	AB	R	H	RBI	BB	SO	LOB
Aaron Guiel, L OBP: 0.338, SLG: 0.400 (1, 9)	2-2 CS 1B		0-1 CS 1B	1-2 G3-1			1-0 F7			4	1	2	0	0	0	1
Carlos Febles, R OBP: 0.328, SLG: 0.350 (1, 4)	4-1 2B 29 SF9 BB		4-2 1B 29 1B BB		0-0 P4		0-3 K			2	2	0	0	2	1	0
Carlos Beltrán, S OBP: 0.332, SLG: 0.467 (1, 8)	1-2 29 SF9 2B		2-1 29 1B 1B		0-0 HR		0-2 G4-3			4	1	3	2	0	0	0
29 Mike Sweeney, R OBP: 0.427, SLG: 0.596 (1, 3)	1-2 SF9		2-1 1B		2-1 F9		1-0 F8			3	0	1	2	0	0	0
Joe Randa, R OBP: 0.347, SLG: 0.474 (1, 5)	1-3 K		1-2 L8		2-2 2B		1-1 F9			4	0	1	0	0	1	3
Raul Ibanez, L OBP: 0.329, SLG: 0.526 (1, 7)		0-2 P4	0-1 G3		3-2 F9		2-2 G3			4	0	0	0	0	0	3
Michael Tucker, L OBP: 0.333, SLG: 0.358 (1, 10)		1-1 F7		1-2 L4		0-0 G3				3	0	0	0	0	0	0
Neifi Perez, S OBP: 0.242, SLG: 0.299 (1, 6)		1-2 F8		1-0 F8		2-3 K				3	0	0	0	0	1	0
Brent Mayne, L OBP: 0.291, SLG: 0.253 (1, 2)			4-1 CS 1B BB	3-1 1B		2-1 G4-3				2	0	1	0	1	0	0

Inning Stats	R: 1	H: 2	E: 0	K: 1	S: 15	LOB: 1	BB: 1	P: 23	R: 0	H: 0	E: 0	K: 0	S: 9	LOB: 0	BB: 0	P: 11	R: 2	H: 3	E: 0	K: 0	S: 17	LOB: 2	BB: 2	P: 30	R: 0	H: 1	E: 0	K: 0	S: 9	LOB: 1	BB: 0	P: 15	R: 1	H: 2	E: 0	K: 1	S: 12	LOB: 1	BB: 0	P: 19	R: 0	H: 0	E: 0	K: 1	S: 6	LOB: 0	BB: 0	P: 10	R: 0	H: 0	E: 0	K: 1	S: 7	LOB: 0	BB: 0	P: 8	R: 0	H: 0	E: 0	K: 0	S: 6	LOB: 0	BB: 0	P: 10
--------------	------	------	------	------	-------	--------	-------	-------	------	------	------	------	------	--------	-------	-------	------	------	------	------	-------	--------	-------	-------	------	------	------	------	------	--------	-------	-------	------	------	------	------	-------	--------	-------	-------	------	------	------	------	------	--------	-------	-------	------	------	------	------	------	--------	-------	------	------	------	------	------	------	--------	-------	-------

PITCHER	IP	WLS	BF	H	R	ER	SO	BB	IBB	HBP	BLK	WP	HR	S	P	ERA	WHIP
Aaron Sele, R ERA: 5.08 (1, 1)	6.0	L	27	8	4	4	2	3	0	0	0	0	1	68	108	6.00	1.833
Brendan Donnelly, R ERA: 5.4 (7, 1)	1.0		3	0	0	0	1	0	0	0	0	0	0	7	8	0.00	0.000
62 Scot Shields, R ERA: 3.21 (8, 1)	1.0		3	0	0	0	0	0	0	0	0	0	0	6	10	0.00	0.000

BOTTOM

AB R H RBI BB SO LOB

4 1 2 0 0 0 1

2 2 0 0 2 1 0

4 1 3 2 0 0 0

3 0 1 2 0 0 0

4 0 1 0 0 1 3

4 0 0 0 0 0 3

3 0 0 0 0 0 0

3 0 0 0 0 1 0

2 0 1 0 1 0 0

WP: 0 PA: 33

PB: 0 SB: 0 CS: 3

AB 29

R 4

H 8

RBI 4

BB 3

SO 3

LOB 7


livebaseballscorecards.com

Anaheim Angels @ Kansas City Royals

Kauffman Stadium, Kansas City, MO

Sat Jul 13 2002, 6:05 PM CDT

Att: 19,504 - Sunny - 81 F



Batter	1	2	3	4	5	6	7	8	9	AB R H RBI BB SO LOB	TOP											
David Eckstein, R (1, 6) OBP: 0.357, SLG: 0.377	0-1 FC6-4 1B		1-2 P4			0-1 G6-3 1B	0-0 G4-3		0-2 FC6-4 1-2f	5 0 2 0 0 0 2												
Darin Erstad, L (1, 8) Shawn Wooten, R (6, 3) OBP: 0.332, SLG: 0.403 OBP: 0.333, SLG: 0.667	0-2 F7		2-3 K			0-0 G6-3 1-2f		0-1 G5-3		3 0 0 0 0 1 2 1 0 0 0 0 0 0												
Tim Salmon, R (1, 9) Orlando Palmeiro, L (6, PR) OBP: 0.373, SLG: 0.511 OBP: 0.366, SLG: 0.372	0-0 FC6-4 16 1B 1-2f			1-2 2B		1-0 1B 2B		0-2 E4 FC5-4		3 0 2 0 0 0 1 1 1 0 0 0 0 0												
16 Garret Anderson, L (1, 7) Jose Nieves, R (6, 9) OBP: 0.311, SLG: 0.512 OBP: 0.309, SLG: 0.315	1-0 1B			0-0 F9		4-1 1B 1B BB		0-3 K		2 1 1 0 1 0 1 1 0 0 0 0 1 1												
Troy Glaus, R (1, 5) OBP: 0.353, SLG: 0.437	2-3 K			1-2 1B		0-0 1B 1-2 2-H 1B		0-1 FC5-4 1-2f		4 0 2 1 0 1 3												
Brad Fullmer, L (1, 10) OBP: 0.330, SLG: 0.512		2-0 F5		0-2 G1-6-3 1-2f		1-1 1B		0-2 F7		4 0 1 1 0 0 2												
Scott Spiezio, S (1, 3) OBP: 0.361, SLG: 0.398		1-0 F9			1-0 G6-3 1B		3-1 F8		0-0 G3 3B	4 1 2 0 0 0 0												
Jorge Fabregas, L (1, 2) OBP: 0.270, SLG: 0.221		3-1 F8			2-1 F8		1-0 F8		0-0 G3	4 0 0 1 0 0 1												
Adam Kennedy, L (1, 4) OBP: 0.333, SLG: 0.433			0-0 G4-3		2-1 G6-3 1-2f		3-2 1B		3-H 3-2 FC6-4 1B	4 0 2 0 0 0 1												
Inning Stats	R: 0 E: 0 K: 1 S: 10	H: 2 LOB: 2 BB: 0 P: 13	R: 0 E: 0 K: 0 S: 4	H: 0 LOB: 0 BB: 0 P: 10	R: 0 E: 0 K: 1 S: 9	H: 0 LOB: 0 BB: 0 P: 12	R: 0 E: 0 K: 0 S: 10	H: 2 LOB: 1 BB: 0 P: 12	R: 0 E: 0 K: 0 S: 5	H: 1 LOB: 0 BB: 0 P: 10	R: 2 E: 0 K: 0 S: 8	H: 4 LOB: 3 BB: 1 P: 14	R: 0 E: 0 K: 0 S: 8	H: 1 LOB: 1 BB: 0 P: 15	R: 0 E: 1 K: 1 S: 11	H: 0 LOB: 1 BB: 0 P: 11	R: 1 E: 0 K: 0 S: 11	H: 2 LOB: 1 BB: 0 P: 14	1B: 9 2B: 2 3B: 1 HR: 0	SF: 0 SAC: 0 DP: 3 HBP: 0	WP: 0 PB: 0 SB: 0 CS: 0	PA: 37
PITCHER	IP WLS BF H R ER SO BB IBB HBP BLK WP HR S P ERA WHIP																					
Miguel Asencio, R (1, 1) ERA: 5.47	6.0 W 24 9 2 2 2 1 0 0 0 0 0 0 46 71 3.00 1.667																					
Ryan Bukvich, R (7, 1) ERA:	1.0 4 1 0 0 0 0 0 0 0 0 0 0 8 15 0.00 1.000																					
Jason Grimsley, R (8, 1) ERA: 4.91	1.0 4 0 0 0 1 0 0 0 0 0 0 0 11 11 0.00 0.000																					
Roberto Hernandez, R (9, 1) ERA: 4.05	1.0 5 2 1 1 0 0 0 0 0 0 0 0 11 14 9.00 2.000																					

Anaheim Angels @ Kansas City Royals
Kauffman Stadium, Kansas City, MO
Sun Jul 14 2002, 1:05 PM CDT
Att. 12,457 - Sunny - 82 F

livebaseballscorecards.com

AB	36
R	3
H	12
RBI	3
BB	1
SO	3
LOB	14



Batter	1	2	3	4	5	6	7	8	9	AB	R	H	RBI	BB	SO	LOB
Aaron Guiel, L OBP: 0.342, SLG: 0.422 (1, 9)	0-1 FC1-5 BB 1B	2-0 G3 1-2	0-2 L5		1-2 SF8 3-H		1-0 2B			4	0	2	1	0	0	2
Luis Alica, S OBP: 0.306, SLG: 0.266 (1, 4) (7, 5)	4-2 BB FC1-5 1-2 HR BB	2-0 FC4-6 2-3 1B		4-0 WP BB	0-0 G4-3		3-3 K			3	1	1	0	2	1	2
Carlos Beltrán, S OBP: 0.331, SLG: 0.462 (1, 8)	0-0 FC1-5 BB 1-2 HR 2-3f	0-0 FC4-6 1B HR 1-2f 3-H		4-2 BB 1-2 BB		1-0 G4-3		2-2 F4		4	2	0	1	1	0	3
Joe Randa, R OBP: 0.348, SLG: 0.473 Mike Caruso, S (1, 5) (7, 4)	4-1 HR BB 1-2 2-3	0-0 HR 1-3 1B		0-0 F8		2-3 K		1-0 G5-3		3	2	1	0	1	1	2
Raul Ibanez, L OBP: 0.335, SLG: 0.553 (1, 3)	3-2 HR 1-H 2-H 3-H	2-1 HR 1-H 3-H		0-1 P4		2-1 HR HBP		3-2 G4-3		4	3	2	7	0	0	2
Michael Tucker, L OBP: 0.332, SLG: 0.369 (1, 7)	0-0 L8	0-3 K		3-3 K		3-1 HR				4	1	1	2	0	2	2
Neifi Perez, S OBP: 0.242, SLG: 0.299 (1, 6)	0-0 F8		1-1 F2		0-0 FC4-6 SF8 1B 1B		0-1 G4-3			4	1	1	0	0	0	0
Brandon Berger, R OBP: 0.264, SLG: 0.398 (1, 10)		0-2 1B 3B	3-2 F8		3-1 FC4-6 1B		1-2 G6-3			4	1	2	0	0	0	0
A.J. Hinch, R OBP: 0.324, SLG: 0.415 (1, 2)		0-0 1B G3 FC4-6 1B 3-H	0-0 1B		3-2 FC4-6 1-2f 2-3		1-3 K			4	1	2	1	0	1	2

Inning Stats	R: 4	H: 2	E: 0	K: 0	S: 13	R: 5	H: 5	E: 0	K: 1	S: 14	R: 0	H: 1	E: 0	K: 0	S: 10	R: 0	H: 0	E: 0	K: 1	S: 10	R: 1	H: 2	E: 0	K: 0	S: 10	R: 2	H: 1	E: 0	K: 1	S: 9	R: 0	H: 1	E: 0	K: 2	S: 12	R: 0	H: 0	E: 0	K: 0	S: 9
	LOB: 0	BB: 2	P: 24	LOB: 0	BB: 0	P: 20	LOB: 1	BB: 0	P: 14	LOB: 2	BB: 2	P: 21	LOB: 1	BB: 0	P: 17	LOB: 0	BB: 0	P: 15	LOB: 0	BB: 0	LOB: 1	BB: 1	LOB: 1	BB: 0	P: 18	LOB: 0	BB: 0	P: 15	LOB: 0	BB: 0	LOB: 0	BB: 0	LOB: 0	BB: 0	LOB: 0	BB: 0	LOB: 0	BB: 0	LOB: 0	

PITCHER	IP	WLS	BF	H	R	ER	SO	BB	IBB	HBP	BLK	WP	HR	S	P	ERA	WHIP
Ramon Ortiz, R ERA: 3.8	(1, 1)	2.0	L	15	7	9	1	2	0	0	0	0	2	27	44	40.50	4.500
Lou Pote, R ERA: 3.11	(3, 1)	4.0		19	4	3	2	2	0	1	0	1	1	39	69	6.75	1.500
Brendan Donnelly, R ERA: 4.35	(7, 1)	2.0		7	1	0	2	0	0	0	0	0	0	21	33	0.00	0.500

BOTTOM

AB R H RBI BB SO LOB

4 0 2 1 0 0 2

3 1 1 0 2 1 2

4 2 0 1 1 0 3

3 2 1 0 1 1 2
1 0 0 0 0 0 0

4 3 2 7 0 0 2

4 1 1 2 0 2 2

4 1 1 0 0 0 0

4 1 2 0 0 0 0

4 1 2 1 0 1 2

AB 35
R 12
H 12
RBI 12
BB 4
SO 5
LOB 15


WP: 1 PA: 41
PB: 0
SB: 0
CS: 0

livebaseballscorecards.com

1B: 7 SF: 1
2B: 1 SAC: 0
3B: 1 DP: 0
HR: 3 HBP: 1

ANAHEIM ANGELS @ KANSAS CITY ROYALS
Kauffman Stadium, Kansas City, MO

Sun Jul 14 2002, 1:05 PM CDT
Att. 12,457 - Sunny - 82 F



Batter	1	2	3	4	5	6	7	8	9	AB R H RBI BB SO LOB	TOP		
Frank Catalanotto, L (1, 4) <small>OBP: 0.358, SLG: 0.435</small> 10 Michael Young, R (7, PH) <small>OBP: 0.317, SLG: 0.408</small>	2-1 BB HBP BB 1B	1-1 F9			1-0 1B		2-1 G6-3		4-0 HR BB	3 1 2 0 0 0 0 1 1 0 0 1 0 0			
Mike Lamb, L (1, 5) <small>OBP: 0.338, SLG: 0.399</small> Herbert Perry, R (7, PH) <small>OBP: 0.340, SLG: 0.480</small>	4-1 HBP BB 1-2 G3 BB		0-1 F8		2-2 F8		1-3 K2-3		2-2 HR	2 1 0 0 1 0 1 2 1 1 2 0 1 0			
Alex Rodriguez, R (1, 6) <small>OBP: 0.403, SLG: 0.629</small>	4-2 G3 HBP BB 1-2 2-3 BB		1-1 F9			3-3 K	1-2 E6		0-1 DI 1B	4 1 1 0 1 1 0			
Juan Gonzalez, R (1, 9) <small>OBP: 0.346, SLG: 0.459</small>	2-2 G3 HBP 1-2 2-3 3-H		1-0 G5-3			1-1 WP 2B 1B	0-0 F9		0-1 1B	4 1 2 2 0 0 1			
Rafael Palmeiro, L (1, 3) <small>OBP: 0.376, SLG: 0.541</small>	0-0 G3 1-2 2-3 3-H			0-1 L9		4-2 2B BB		4-1 BB	0-1 F8	3 0 0 1 2 0 3			
Ivan Rodriguez, R (1, 10) <small>OBP: 0.324, SLG: 0.464</small>	1-0 F3		0-1 F3		1-2 2B 1-3 2-H	1-2 F8		1-1 F7	5 0 1 1 0 0 4				
Carl Everett, S (1, 7) <small>OBP: 0.247, SLG: 0.326</small>	3-1 F9		0-2 P6			4-0 FC6-4 IBB		4-2 G6-4-3 BB		2 0 0 0 2 0 2			
Bill Haselman, R (1, 2) <small>OBP: 0.294, SLG: 0.338</small>		1-3 K			0-0 B5-3	1-3 K		0-1 G6-4-3 1-2f		4 0 0 0 0 2 5			
Ruben Rivera, R (1, 8) <small>OBP: 0.250, SLG: 0.316</small>		0-0 P6			0-3 K	2-2 FC6-4 1-2f		3-1 L8	4 0 0 0 0 1 3				
Inning Stats	R: 2 H: 1 E: 0 LOB: 2 K: 0 BB: 2 S: 11 P: 27	R: 0 H: 0 E: 0 LOB: 0 K: 1 BB: 0 S: 6 P: 8	R: 0 H: 0 E: 0 LOB: 0 K: 0 BB: 0 S: 5 P: 7	R: 0 H: 0 E: 0 LOB: 0 K: 0 BB: 0 S: 7 P: 7	R: 0 H: 1 E: 0 LOB: 1 K: 1 BB: 0 S: 9 P: 12	R: 1 H: 2 E: 0 LOB: 3 K: 2 BB: 2 S: 18 P: 34	R: 0 H: 0 E: 1 LOB: 1 K: 1 BB: 0 S: 9 P: 13	R: 0 H: 0 E: 0 LOB: 1 K: 0 BB: 2 S: 11 P: 21	R: 3 H: 3 E: 0 LOB: 1 K: 0 BB: 1 S: 14 P: 24	1B: 5 SF: 0 2B: 1 SAC: 0 3B: 0 DP: 1 HR: 1 HBP: 1	WP: 1 PA: 42 PB: 0 SB: 0 CS: 0		
PITCHER	IP WLS BF H R ER SO BB IBB HBP BLK WP HR S P ERA WHIP											PITCHER	IP WLS BF H R ER SO BB IBB HBP BLK WP HR S P ERA WHIP
56 Shawn Sedlacek, R (1, 1) <small>ERA: 3.16</small> Scott Mullen, L (7, 1) <small>ERA: 1.5</small> Dan Reichert, R (8, 1) <small>ERA: 5.32</small> Jason Grimsley, R (9, 1) <small>ERA: 4.86</small> Roberto Hernandez, R (9, 1) <small>ERA: 4.0</small>	6.0 W 27 4 3 3 4 3 1 1 0 1 0 56 95 4.50 1.167												

Texas Rangers @ Kansas City Royals
 Kauffman Stadium, Kansas City, MO
 Mon Jul 15 2002, 4:05 PM CDT
 Cloudy - 86 F

livebaseballscorecards.com

AB 34
R 6
H 7
RBI 6
BB 7
SO 5
LOB 19



Batter	1	2	3	4	5	6	7	8	9
Aaron Guiel, L OBP: 0.359, SLG: 0.463 (1, 9)	4-1 BB S 3B BB	4-2 1-2 BB		1-1 F9		3-2 1-H 3-H HR		2-1 G4-3	
Carlos Febles, R OBP: 0.323, SLG: 0.343 (1, 4)	3-3 K	3-3 K			1-2 P4	2-2 G6-3		1-2 P6	
Carlos Beltrán, S OBP: 0.332, SLG: 0.464 (1, 8)	4-0 BB 3B BB	1-1 G1-3			0-1 S 2B		1-2 G5-3		
Joe Randa, R OBP: 0.353, SLG: 0.476 (1, 5)	4-2 BB 3B BB		4-1 FC4-6 BB		1-0 P4		2-1 E 2B		
Raul Ibanez, L OBP: 0.333, SLG: 0.556 (1, 3)	3-2 SF7 3B		0-0 FC4-6 FC6-4		3-2 G6-3		0-0 P6		
Michael Tucker, L OBP: 0.335, SLG: 0.370 (1, 7)	0-2 SF7		2-2 F8		4-2 WP SH3-4 FC4-2 BB		3-2 E2 1B		
Neifi Perez, S OBP: 0.243, SLG: 0.297 (1, 6)	0-2 P6		2-1 FC6-4		0-1 SH3-4		4-2 BB		
Brandon Berger, R OBP: 0.273, SLG: 0.390 (1, 10)		4-1 BB BB		1-3 K		4-0 FC4-2 WP HR IBB		0-2 P5	
Brent Mayne, L OBP: 0.284, SLG: 0.247 (1, 2)		1-3 K		1-1 F8		3-2 FC4-2 S HR		1-2 L9	

Inning Stats	R: 4	H: 1	E: 0	K: 1	S: 16	LOB: 0	BB: 3	P: 34	R: 0	H: 0	E: 0	K: 2	S: 13	LOB: 2	BB: 2	P: 26	R: 0	H: 0	E: 0	K: 0	S: 7	LOB: 1	BB: 1	P: 15	R: 0	H: 0	E: 0	K: 1	S: 7	LOB: 0	BB: 0	P: 10	R: 0	H: 1	E: 0	K: 0	S: 9	LOB: 1	BB: 0	P: 14	R: 3	H: 1	E: 0	K: 0	S: 14	LOB: 0	BB: 2	P: 30	R: 1	H: 2	E: 1	K: 0	S: 25	LOB: 2	BB: 1	P: 35	R: 0	H: 0	E: 0	K: 0	S: 8	LOB: 0	BB: 0	P: 12
--------------	------	------	------	------	-------	--------	-------	-------	------	------	------	------	-------	--------	-------	-------	------	------	------	------	------	--------	-------	-------	------	------	------	------	------	--------	-------	-------	------	------	------	------	------	--------	-------	-------	------	------	------	------	-------	--------	-------	-------	------	------	------	------	-------	--------	-------	-------	------	------	------	------	------	--------	-------	-------

PITCHER	IP	WLS	BF	H	R	ER	SO	BB	IBB	HBP	BLK	WP	HR	S	P	ERA	WHIP
53 Joaquín Benoit, R ERA: 4.5 (1, 1)	5.0	L	24	2	5	5	4	7	0	0	0	0	0	54	105	9.00	1.800
Randy Flores, L ERA: 4.5 (6, 1)	1.0		5	1	2	2	0	0	1	0	0	1	1	12	24	18.00	1.000
Todd Van Poppel, R ERA: 4.43 (7, 1)	2.0		9	2	1	1	0	1	0	0	0	0	0	33	47	4.50	1.500

AB R H RBI BB SO LOB

3	2	1	3	2	0	0
5	0	0	0	0	2	3
3	1	1	0	1	0	2
2	2	1	0	2	0	1
4	1	1	3	0	0	3
2	0	1	2	1	0	1
2	0	0	0	1	0	1
2	1	0	0	2	1	2
4	1	0	0	0	1	3

AB	R	H	RBI	BB	SO	LOB
27	8	5	8	9	4	16

TEXAS RANGERS @ KANSAS CITY ROYALS
Kauffman Stadium, Kansas City, MO
Mon Jul 15 2002, 4:05 PM CDT
Cloudy - 86 F

livebaseballscores.com

AB	R	H	RBI	BB	SO	LOB
27	8	5	8	9	4	16



WP	PA	ERA	WHIP
1	38		

Batter	1	2	3	4	5	6	7	8	9	AB	R	H	RBI	BB	SO	LOB	TOP										
Frank Catalanotto, L (1, 3) OBP: 0.359, SLG: 0.437	2-3 K	4-0 BB		0-1 10 1B		1-1 G4-3		1-2 P6		4	0	1	1	1	1	2											
10 Michael Young, R (1, 4) OBP: 0.315, SLG: 0.405	3-2 G5-3	2-2 FC5		1-0 3-H 2B			3-2 G5-3		0-3 K	5	0	1	0	0	1	3											
Alex Rodriguez, R (1, 6) OBP: 0.400, SLG: 0.623	3-1 2B 1B			2-1 L7			3-2 G5-3		0-0 F8	5	1	1	0	0	0	2											
Rafael Palmeiro, L (1, 10) OBP: 0.377, SLG: 0.552	0-1 1-H 2B			2-3 K		2-2 F8		2-2 HR	0-0 P6	5	1	2	2	0	1	0											
Ivan Rodriguez, R (1, 2) OBP: 0.323, SLG: 0.459	0-0 L7			0-2 FC5-4 1B		1-3 K		0-2 G5-3		4	0	1	0	0	1	1											
Herbert Perry, R (1, 5) OBP: 0.339, SLG: 0.480				0-1 FC5-4 1-2f		2-2 F9		3-2 FC6-4 2B		4	0	1	0	0	1	1											
Carl Everett, S (1, 7) OBP: 0.253, SLG: 0.331				3-1 G1-3 2B 2B		0-2 F8		2-3 K		3	1	1	0	1	1	1											
Kevin Mench, R (1, 9) OBP: 0.366, SLG: 0.583				0-1 G1-3		0-0 HR		0-2 FC6-4 1B		4	1	2	1	0	0	2											
Ruben Rivera, R (1, 8) OBP: 0.261, SLG: 0.318				2-3 K		0-2 P4		3-2 FC6-4		3	0	1	0	0	1	1											
Juan Gonzalez, R (8, PH) OBP: 0.345, SLG: 0.457				1-2 10 FC5 BB 1B				1-2f 2-3		1	0	0	0	0	0	2											
Inning Stats	R: 1 E: 0 K: 1 S: 12	H: 2 LOB: 1 BB: 0 P: 20	R: 0 E: 0 K: 1 S: 13	H: 1 LOB: 3 BB: 2 P: 26	R: 0 E: 0 K: 1 S: 11	H: 1 LOB: 1 BB: 0 P: 16	R: 1 E: 0 K: 1 S: 12	H: 3 LOB: 2 BB: 0 P: 18	R: 0 E: 0 K: 1 S: 11	H: 0 LOB: 0 BB: 0 P: 16	R: 1 E: 0 K: 0 S: 9	H: 1 LOB: 0 BB: 0 P: 10	R: 1 E: 0 K: 0 S: 13	H: 1 LOB: 0 BB: 0 P: 21	R: 0 E: 0 K: 1 S: 19	H: 2 LOB: 2 BB: 0 P: 28	R: 0 E: 0 K: 1 S: 5	H: 0 LOB: 0 BB: 0 P: 5	1B: 5 2B: 4 3B: 0 HR: 2	SF: 0 SAC: 0 DP: 0 HBP: 0	WP: 0 PB: 0 SB: 0 CS: 0	PA: 40					
PITCHER	IP	WLS	BF	H	R	ER	SO	BB	IBB	HBP	BLK	WP	HR	S	P	ERA	WHIP										
Runelvys Hernandez, R (1, 1) ERA: 3.6	5.0		24	7	2	2	5	2	0	0	0	0	0	59	96	3.60	1.800										
51 Kris Wilson, R (6, 1) ERA: 4.26	2.0	W	8	2	2	2	0	0	0	0	0	0	2	22	31	9.00	1.000										
Ryan Bukvich, R (8, 1) ERA:	1.0	H	5	2	0	0	1	0	0	0	0	0	0	19	28	0.00	2.000										
Roberto Hernandez, R (9, 1) ERA: 3.86	1.0	S	3	0	0	0	1	0	0	0	0	0	0	5	5	0.00	0.000										

Texas Rangers @ Kansas City Royals
Kauffman Stadium, Kansas City, MO
Mon Jul 15 2002, 7:05 PM CDT
Att. 14,905 - Cloudy - 82 F

livebaseballscorecards.com

AB 38
R 4
H 11
RBI 4
BB 2
SO 7
LOB 15



Batter	1	2	3	4	5	6	7	8	9
Aaron Guiel, L OBP: 0.337, SLG: 0.431 (1, 9) C B S F B C	3-3 K		2-3 K		3-1 G4-3		2-0 G4-3	1-3 K	
Luis Alicaia, S OBP: 0.321, SLG: 0.285 (1, 5) X	0-0 2B G5-3 1B		0-1 1B		0-1 2B 3B 1B		0-1 BB 1B 1B	2-1 G3-1	
Carlos Beltrán, S OBP: 0.337, SLG: 0.473 (1, 8) B B C C X	3-2 G5-3 2B 2B		2-2 F7		3-2 3B 2B		1-1 BB 1B 1B		
Joe Randa, R OBP: 0.355, SLG: 0.481 (1, 10) F X	0-1 G5-3		2-2 G1		2-1 3B		4-2 1B BB		
Raul Ibanez, L OBP: 0.336, SLG: 0.559 (1, 3) B C X	1-1 2B		2-2 F9		2-3 K		0-2 BB 1B		
Michael Tucker, L OBP: 0.337, SLG: 0.374 (1, 7) F B B F S	2-3 K		0-2 B5-3 2B		1-3 K		4-0 1B BB		
Neifi Perez, S OBP: 0.243, SLG: 0.297 (1, 6) F B X		1-1 G4-3		1-0 B5-3 2B		2-0 WP 1B	2-2 P4		
A.J. Hinch, R OBP: 0.314, SLG: 0.402 (1, 2) F X		0-1 F7		1-3 K		2-1 P4	2-0 P6		
Mike Caruso, S (1, 4) C B X		1-2 G6-3			3-1 G4-3	1-1 L9		0-1 G1-3	

Inning Stats	R: 2 E: 0 K: 2 S: 15	H: 3 LOB: 1 BB: 0 P: 24	R: 0 E: 0 K: 0 S: 7	H: 0 LOB: 0 BB: 0 P: 9	R: 0 E: 0 K: 1 S: 12	H: 1 LOB: 1 BB: 0 P: 18	R: 0 E: 0 K: 1 S: 11	H: 1 LOB: 1 BB: 0 P: 15	R: 2 E: 0 K: 1 S: 15	H: 3 LOB: 1 BB: 0 P: 28	R: 0 E: 0 K: 1 S: 9	H: 1 LOB: 1 BB: 0 P: 14	R: 2 E: 0 K: 0 S: 16	H: 3 LOB: 3 BB: 2 P: 31	R: 0 E: 0 K: 1 S: 7	H: 0 LOB: 0 BB: 0 P: 10
--------------	-------------------------------	----------------------------------	------------------------------	---------------------------------	-------------------------------	----------------------------------	-------------------------------	----------------------------------	-------------------------------	----------------------------------	------------------------------	----------------------------------	-------------------------------	----------------------------------	------------------------------	----------------------------------

PITCHER	IP	WLS	BF	H	R	ER	SO	BB	IBB	HBP	BLK	WP	HR	S	P	ERA	WHIP
Rob Bell, R ERA: 5.97 (1, 1)	6.0		27	9	4	4	6	0	0	0	0	1	0	69	108	6.00	1.500
Anthony Telford, R ERA: 6.46 (7, 1)	0.1	L	4	2	2	2	0	1	0	0	0	0	0	9	16	54.00	9.000
Juan Alvarez, L ERA: 1.62 (7, 1)	0.2		4	1	0	0	0	1	0	0	0	0	0	7	15	0.00	3.000
Colby Lewis, R ERA: 7.82 (8, 1)	1.0		3	0	0	0	1	0	0	0	0	0	0	7	10	0.00	0.000

BOTTOM

AB	R	H	RBI	BB	SO	LOB
5	0	0	0	0	3	0
5	3	4	0	0	0	0
4	3	3	0	0	0	1
3	0	1	3	1	0	2
4	0	2	3	0	1	1
3	0	1	0	1	2	1
4	0	1	0	0	0	4
4	0	0	0	0	1	5
4	0	0	0	0	0	1

AB	36
R	6
H	12
RBI	6
BB	2
SO	7
LOB	15



WP	PA	ERA	WHIP
1	38		
0			
0			
0			

Texas Rangers @ Kansas City Royals
Kauffman Stadium, Kansas City, MO
 Mon Jul 15 2002, 7:05 PM CDT
 Att: 14,905 - Cloudy - 82 F


livebaseballscorecards.com

Batter	1	2	3	4	5	6	7	8	9	10	11	AB R H RBI BB SO LOB	TOP
10 Michael Young, R OBP: 0.314, SLG: 0.406	(1, 4) B 2-3 K		(1, 4) B 2-2 HR 2B	(1, 4) B 1-2 F8			(1, 4) B 2-1 SH1-4		(1, 4) B 1-0 G5-3			4 1 1 0 0 1 0	
Herbert Perry, R OBP: 0.340, SLG: 0.489	(1, 5) C 1-3 K		(1, 5) C 0-2 HR				(1, 5) C 0-0 G5-3		(1, 5) C 0-0 G6-3			4 1 1 2 1 1 1	
Alex Rodriguez, R OBP: 0.400, SLG: 0.618	(1, 6) B 2-1 G5-3		(1, 6) B 0-0 G6-3				(1, 6) B 3-2 F5		(1, 6) B 1-0 HBP			3 0 0 0 1 0 1	
Juan Gonzalez, R OBP: 0.342, SLG: 0.456	(1, 10) C 2-2 2B		(1, 10) C 0-0 F8				(1, 10) C 2-2 F7		(1, 10) C 2-3 K			5 1 1 0 0 1 4	
Rafael Palmeiro, L OBP: 0.383, SLG: 0.588	(1, 3) F 2-2 2B		(1, 3) F 4-2 1B				(1, 3) F 1-2 F9		(1, 3) F 1-0 HR			4 2 3 2 1 0 1	
Frank Catalanotto, L OBP: 0.359, SLG: 0.437	(10, PR) X 10, 3) 2B		(10, PR) X 11, 7) BB									0 0 0 0 0 0 0	
Ivan Rodriguez, R OBP: 0.325, SLG: 0.455	(1, 2) B 1-2 F8		(1, 2) B 0-0 1B				(1, 2) B 3-1 F9		(1, 2) B 4-2 CS BB			4 0 1 0 1 0 2	
Kevin Mench, R OBP: 0.355, SLG: 0.564	(1, 7) C 11, 9) P5		(1, 7) C 2-1 F8				(1, 7) C 0-0 L8		(1, 7) C 3-3 K			5 0 0 0 0 1 4	
Gabe Kapler, R OBP: 0.290, SLG: 0.337	(1, 9) C 1-1 1B		(1, 9) C 3-2 F7				(1, 9) C 2-0 G5-3		(1, 9) C 3-2 P6			4 0 1 1 0 0 0	
Mike Lamb, L OBP: 0.341, SLG: 0.402	(11, PH) X 11, 3) 2B		(11, PH) X 2-1 1B									1 0 1 0 0 0 0	
Ruben Rivera, R OBP: 0.259, SLG: 0.308	(1, 8) X 0-0 F8		(1, 8) X 0-0 F8				(1, 8) X 0-0 G3-1		(1, 8) X 0-0 10 SH1-4 1B			4 0 1 0 0 1 1	
Carl Everett, S OBP: 0.251, SLG: 0.330	(11, PH) X 11, 8) 2B		(11, PH) X 0-1 F7-4 1B						(11, PH) X 0-3 K			1 0 0 0 0 0 1	
Inning Stats	R: 0 H: 0 E: 0 LOB: 0 K: 2 BB: 0 S: 10 P: 15	R: 2 H: 3 E: 0 LOB: 1 K: 0 BB: 0 S: 18 P: 26	R: 2 H: 3 E: 0 LOB: 2 K: 0 BB: 1 S: 13 P: 21	R: 0 H: 0 E: 0 LOB: 0 K: 0 BB: 0 S: 7 P: 11	R: 0 H: 0 E: 0 LOB: 1 K: 0 BB: 1 S: 13 P: 23	R: 0 H: 0 E: 0 LOB: 0 K: 0 BB: 0 S: 4 P: 9	R: 0 H: 1 E: 0 LOB: 2 K: 1 BB: 0 S: 8 P: 13	R: 1 H: 1 E: 0 LOB: 0 K: 1 BB: 1 S: 15 P: 26	R: 0 H: 0 E: 0 LOB: 0 K: 1 BB: 0 S: 5 P: 6	R: 0 H: 1 E: 0 LOB: 1 K: 0 BB: 1 S: 7 P: 14	R: 0 H: 1 E: 0 LOB: 0 K: 0 BB: 0 S: 6 P: 9	1B: 5 SF: 0 2B: 5 SAC: 1 3B: 0 DP: 3 HR: 2 HBP: 1	WP: 0 PA: 45 PB: 0 SB: 0 CS: 1
PITCHER	IP WLS BF H R ER SO BB IBB HBP BLK WP HR S P ERA WHIP												
Darrell May, L ERA: 4.54	(1, 1) 6.0												
Brad Voyles, R ERA: 6.0	(7, 1) 2.0												
Jason Grimsley, R ERA: 4.58	(9, 1) 2.0												
51 Kris Wilson, R ERA: 3.68	(11, 1) 1.0												

Texas Rangers @ Kansas City Royals
Kauffman Stadium, Kansas City, MO
Tue Jul 16 2002, 7:05 PM CDT
Att: 14,677 - Sunny - 88 F

AB	39
R	5
H	10
RBI	5
BB	4
SO	5
LOB	15



Batter	1	2	3	4	5	6	7	8	9	10	11	AB R H RBI BB SO LOB	BOTTOM																			
Aaron Guiel, L (1, 9) OBP: 0.352, SLG: 0.427	2-0 G3-6-1 1B	4-1 2B BB		1-2 G4-6-3 1-2f			0-1 G4-3		4-2 FC4-6 BB			3 0 1 1 2 0 1	<p>Texas Rangers @ Kansas City Royals Kauffman Stadium, Kansas City, MO</p> <p>Tue Jul 16 2002, 7:05 PM CDT Att. 14,677 - Sunny - 88 F</p> <p>livebaseballscores.com</p> <p>AB 37 R 6 H 12 RBI 6 BB 6 SO 2 LOB 19</p> 																			
Luis Alicaia, S (1, 10) OBP: 0.318, SLG: 0.289	3-1 G3-6-1 1-2f	1-1 2B BB			0-1 P6		1-2 F7		2-2 FC4-6 3B			5 1 1 2 0 0 2																				
Carlos Beltrán, S (1, 8) OBP: 0.343, SLG: 0.481	1-0 1B	3-1 L9 2B			4-2 HBP BB		3-2 FC4-6 1B		2-2 3B			4 0 3 1 1 0 2																				
Joe Randa, R (1, 5) OBP: 0.354, SLG: 0.477	2-2 F3		0-2 G6-3		1-0 G4-6-3 HBP		2-1 FC4-6 1-2f		1-3 K			3 0 0 0 0 0 2																				
A.J. Hinch, R (9, PH) OBP: 0.312, SLG: 0.398					1-2 HBP							1 0 0 0 0 1 1																				
Mike Caruso, S (10, 5)												0 0 0 0 0 0 0																				
Raul Ibanez, L (1, 3) OBP: 0.333, SLG: 0.552		1-1 P5	3-2 1B 1B		2-0 G4-6-3 1-2f			0-2 G6-3		2-2 F7		5 0 1 0 0 0 2																				
Michael Tucker, L (1, 7) OBP: 0.342, SLG: 0.388		0-0 HBP BB 1B	1-1 L4			0-0 B1-3		0-0 HR		4-1 BB		4 2 2 1 1 0 1																				
Neifi Perez, S (1, 6) OBP: 0.248, SLG: 0.297		4-0 BB HBP 2B BB	2-2 1B			4-2 CS 1B BB		0-0 F8		1-1 F8		3 1 1 0 2 0 1																				
Carlos Febles, R (1, 4) OBP: 0.327, SLG: 0.346		1-1 BB HBP 2B		0-1 G4-6-3 1B		1-0 1B		0-1 G1-3		0-1 F9		4 1 2 0 0 0 1																				
Brent Mayne, L (1, 2) OBP: 0.282, SLG: 0.265		1-2 F5		0-0 L7		3-3 K			1-1 G2		0-0 HR	5 1 1 1 0 1 6																				
Inning Stats	R: 0 E: 0 K: 0 S: 7	H: 2 LOB: 1 BB: 0 P: 15	R: 3 E: 0 K: 0 S: 12	H: 2 LOB: 2 BB: 2 P: 27	R: 0 E: 0 K: 0 S: 14	H: 2 LOB: 2 BB: 0 P: 20	R: 0 E: 0 K: 0 S: 8	H: 1 LOB: 0 BB: 0 P: 9	R: 0 E: 0 K: 0 S: 6	H: 0 LOB: 1 BB: 1 P: 13	R: 0 E: 0 K: 1 S: 13	H: 1 LOB: 2 BB: 1 P: 21	R: 0 E: 0 K: 0 S: 10	H: 1 LOB: 1 BB: 0 P: 16	R: 1 E: 0 K: 0 S: 7	H: 1 LOB: 0 BB: 0 P: 7	R: 1 E: 0 K: 1 S: 16	H: 1 LOB: 1 BB: 1 P: 26	R: 0 E: 0 K: 0 S: 8	H: 0 LOB: 1 BB: 1 P: 15	R: 1 E: 0 K: 0 S: 1	H: 1 LOB: 0 BB: 0 P: 1	1B: 8 2B: 2 3B: 1 HR: 2	SF: 0 SAC: 0 DP: 4 HBP: 2	WP: 0 PB: 0 SB: 1 CS: 1	PA: 45						
PITCHER	IP WLS BF H R ER SO BB IBB HBP BLK WP HR S P ERA WHIP															IP WLS BF H R ER SO BB IBB HBP BLK WP HR S P ERA WHIP																
Chan Ho Park, R (1, 1) ERA: 7.26	7.0	31	9	3	3	1	4	0	0	0	0	0	0	0	70	121	3.86	1.857														
Rich Rodriguez, L (8, 1) ERA: 16.88	0.1	H	2	1	1	1	0	0	0	0	0	0	1	4	4	27.00	3.000															
Dan Kolb, R (8, 1) ERA: 5.4	1.2	B	7	1	1	1	1	0	0	0	0	0	0	19	29	5.40	1.200															
Juan Alvarez, L (10, 1) ERA: 2.04	1.0	L	5	1	1	1	0	1	0	0	0	0	1	9	16	9.00	2.000															

Batter	1	2	3	4	5	6	7	8	9	AB R H RBI BB SO LOB	TOP									
Kenny Lofton, L (1, 8) OBP: 0.344, SLG: 0.400	0-0 F7	4-1 BB		1-2 G3-1		0-0 P6		2-2 P4		4 0 0 1 1 0 1										
Tony Graffanino, R (1, 4) OBP: 0.343, SLG: 0.443	1-2 E5 BLK	3-2 F9		2-0 G6-3			2-1 BB 14 1B 1B	3-2 L7		5 1 1 0 0 0 3										
Carlos Lee, R (1, 7) OBP: 0.337, SLG: 0.472	1-0 F8		4-2 HR BB		1-2 F9		2-3 K	4-2 FC6-4 BB		3 1 0 0 2 1 2										
Magglio Ordonez, R (1, 9) OBP: 0.371, SLG: 0.548	1-3 K		0-1 HR		0-0 14 G5-3 1B		4-2 14 1B 2B BB	1-2 FC6-4		4 2 2 2 1 1 2										
14 Paul Konerko, R (1, 3) OBP: 0.376, SLG: 0.563		1-1 G6-3	1-2 G6-3		0-0 G5-3		1-0 2B 1B		0-3 K	5 1 1 1 0 1 1										
Frank Thomas, R (1, 10) OBP: 0.343, SLG: 0.443		0-0 BB BB 2B	3-1 1B 2B		2-0 G6-3		0-1 WP 1H 2H 2B		2-1 1B	5 1 4 2 0 0 1										
Jose Valentin, S (1, 5) OBP: 0.301, SLG: 0.449		0-0 F7	2-0 G6-4-3 1B		2-3 G6-3		2-2 K		0-3 K	5 0 1 0 0 2 3										
Mark Johnson, L (1, 2) OBP: 0.311, SLG: 0.270 Ray Durham, S (9, PH) OBP: 0.381, SLG: 0.413		4-0 BB BB BB	0-0 G6-4-3		1-1 1B		4-1 1B		3-1 L1	2 0 1 0 2 0 2 1 0 0 0 0 0 1										
Royce Clayton, R (1, 6) OBP: 0.271, SLG: 0.340		4-1 BB BB		0-1 G6-3		1-1 F9		1-2 G1-3		3 0 0 0 1 0 3										
Inning Stats	R: 0 E: 1 K: 1 S: 8	H: 0 LOB: 1 BB: 0 P: 11	R: 1 E: 0 K: 0 S: 12	H: 1 LOB: 3 BB: 3 P: 28	R: 2 E: 0 K: 0 S: 12	H: 3 LOB: 1 BB: 1 P: 22	R: 0 E: 0 K: 0 S: 7	H: 0 LOB: 0 BB: 0 P: 10	R: 0 E: 0 K: 1 S: 8	H: 1 LOB: 1 BB: 0 P: 12	R: 3 E: 0 K: 1 S: 23	H: 3 LOB: 2 BB: 2 P: 39	R: 0 E: 0 K: 0 S: 17	H: 0 LOB: 1 BB: 1 P: 27	R: 0 E: 0 K: 2 S: 12	H: 1 LOB: 1 BB: 0 P: 17	1B: 6 2B: 3 3B: 0 HR: 1	SF: 0 SAC: 0 DP: 1 HBP: 0	WP: 1 PB: 0 SB: 0 CS: 0	PA: 44
PITCHER	IP WLS BF H R ER SO BB IBB HBP BLK WP HR S P ERA WHIP																			
Jeff Suppan, R (1, 1) ERA: 4.77	6.1 W 32 8 6 6 3 5 0 0 1 0 1 65 113 8.53 2.053																			
Ryan Bukvich, R (7, 1) ERA:	0.2 H 4 1 0 0 0 1 0 0 0 1 0 11 18 0.00 3.000																			
Jason Grimsley, R (8, 1) ERA: 4.46	1.0 H 4 0 0 0 0 1 0 0 0 0 0 17 27 0.00 1.000																			
Roberto Hernandez, R (9, 1) ERA: 3.72	1.0 S 4 1 0 0 2 0 0 0 0 0 0 12 17 0.00 1.000																			

Chicago White Sox @ Kansas City Royals
Kauffman Stadium, Kansas City, MO
 Wed Jul 17 2002, 7:05 PM CDT
 Att. 13,823 - Sunny - 87 F

AB	37
R	6
H	10
RBI	6
BB	7
SO	5
LOB	19



livebaseballscorecards.com

Batter	1	2	3	4	5	6	7	8	9
Aaron Guiel, L OBP: 0.344, SLG: 0.413 (1, 9)	1-3 K	1-1 P4		2-1 1-2 2-H 1B		1-2 F7		2-3 K	
Luis Alicaia, S OBP: 0.320, SLG: 0.288 (1, 5)	2-3 K		2-3 K	0-0 G1-3		2-2 1-H 1B		4-2 1-2 BB	
Carlos Beltrán, S OBP: 0.343, SLG: 0.480 (1, 8)	0-0 1B		2-3 K		0-3 K	0-1 1-2 1B		1-0 F8	
Raul Ibanez, L OBP: 0.332, SLG: 0.551 (1, 3)		3-2 HR 2B	2-2 G1-3		1-0 G3-1	0-3 K			
Michael Tucker, L OBP: 0.344, SLG: 0.402 (1, 7)		2-0 HR		0-1 P5	0-0 1B		1-1 P6		
Brandon Berger, R OBP: 0.281, SLG: 0.388 (1, 10)		2-2 SH2-4 1B 1B		4-2 1B BB	0-2 P5		1-0 F2		
Neifi Perez, S OBP: 0.253, SLG: 0.303 (1, 6)		4-1 SH2-4 1B BB		0-0 1B 1B 1B		0-0 G6-3 1B 2B	0-2 G4-3		
Carlos Febles, R OBP: 0.324, SLG: 0.341 (1, 4)		0-0 SH2-4		2-2 F7		2-1 G6-3	2-0 G4-3		
Brent Mayne, L OBP: 0.298, SLG: 0.283 (1, 2)		1-1 1B		2-0 1B		2-1 1B WP	1-1 S 1B		

Inning Stats	R: 0	H: 1	E: 0	K: 2	S: 8	H: 1	LOB: 1	BB: 0	P: 11	R: 4	H: 4	E: 0	K: 0	S: 14	R: 0	H: 0	E: 0	K: 2	S: 10	R: 2	H: 3	E: 0	K: 0	S: 14	R: 0	H: 1	E: 0	K: 1	S: 9	R: 2	H: 4	E: 0	K: 1	S: 16	R: 0	H: 0	E: 0	K: 0	S: 7	R: 0	H: 1	E: 0	K: 1	S: 10	1B: 11	SF: 0	2B: 2	SAC: 1	3B: 0	DP: 0	HR: 1	HBP: 0
--------------	------	------	------	------	------	------	--------	-------	-------	------	------	------	------	-------	------	------	------	------	-------	------	------	------	------	-------	------	------	------	------	------	------	------	------	------	-------	------	------	------	------	------	------	------	------	------	-------	--------	-------	-------	--------	-------	-------	-------	--------

PITCHER	IP	WLS	BF	H	R	ER	SO	BB	IBB	HBP	BLK	WP	HR	S	P	ERA	WHIP
Todd Ritchie, R ERA: 5.98 (1, 1)	5.2	L	29	12	8	8	5	2	0	0	0	1	1	66	106	12.71	2.471
Rocky Biddle, R ERA: 3.73 (6, 1)	1.2		6	1	0	0	1	0	0	0	0	0	0	13	17	0.00	0.600
Kelly Wunsch, L ERA: 4.6 (8, 1)	0.2		4	1	0	0	1	1	0	0	0	0	0	9	17	0.00	3.000

AB R H RBI BB SO LOB

BOTTOM

5	0	1	1	0	2	2
4	0	1	1	1	2	2
5	0	2	0	0	2	2
4	1	1	0	0	1	2
4	1	2	2	0	0	0
3	2	1	0	1	0	1
3	3	2	0	1	0	0
3	0	0	0	0	0	3
4	1	4	4	0	0	0

AB	35
R	8
H	14
RBI	8
BB	3
SO	7
LOB	12



WP: 1	PA: 39
PB: 0	
SB: 1	
CS: 0	

Chicago White Sox @ Kansas City Royals
Kauffman Stadium, Kansas City, MO
 Wed Jul 17 2002, 7:05 PM CDT
 Att: 13,823 - Sunny - 87 F

livebaseballscorecards.com

Batter	1	2	3	4	5	6	7	8	9	AB R H RBI BB SO LOB	TOP											
Kenny Lofton, L (1, 8) OBP: 0.342, SLG: 0.406	2-1 HR	2-1 G1-3		1-3 K		0-1 F8			2-3 K	5 1 1 1 0 2 3												
Ray Durham, S (1, 4) OBP: 0.377, SLG: 0.408	1-0 P6		0-0 G6-3	0-2 FC4-6			0-1 F7			4 0 0 0 0 0 2												
Frank Thomas, R (1, 10) OBP: 0.342, SLG: 0.441	0-1 F8		0-1 F8		1-2 14 WP 14 FC6-2 1B		1-1 G5-3			4 0 1 0 0 0 0												
Magglio Ordonez, R (1, 9) OBP: 0.373, SLG: 0.547	0-0 L7		0-1 14 2B 1B		0-0 F8 14 WP 1B		1-2 G4-3			4 0 2 0 0 0 0												
14 Paul Konerko, R (1, 3) OBP: 0.377, SLG: 0.565		1-2 1B E 1B	2-1 1-3 2B		1-1 FC6-2		2-2 F9			4 1 2 0 0 0 2												
Jose Valentin, S (1, 5) OBP: 0.298, SLG: 0.443		1-1 F7	2-2 F9		1-1 F8		1-2 P6			4 0 0 0 0 0 5												
Jeff Liefer, L (1, 7) OBP: 0.257, SLG: 0.287		2-1 E 1B		0-1 G4-1	1-1 G3		1-2 G4-1			4 1 1 0 0 0 2												
Aaron Rowand, R (8, 7) OBP: 0.212, SLG: 0.299		1-2 E 1B								0 0 0 0 0 0 0												
Sandy Alomar Jr., R (1, 2) OBP: 0.304, SLG: 0.500		2-2 F7		1-1 1B		0-1 F8			1-1 G6-3	4 0 1 0 0 0 2												
Royce Clayton, R (1, 6) OBP: 0.275, SLG: 0.346		0-0 E9 1-H 2-H 2B		0-0 FC4-6 1B		1-2 F7			1-3 K	4 0 2 2 0 1 0												
Inning Stats	R: 1 E: 0 K: 0 S: 6	H: 1 LOB: 0 BB: 0 P: 9	R: 2 E: 1 K: 0 S: 13	H: 3 LOB: 1 BB: 0 P: 21	R: 0 E: 0 K: 0 S: 13	H: 2 LOB: 2 BB: 0 P: 17	R: 0 E: 0 K: 1 S: 11	H: 2 LOB: 2 BB: 0 P: 13	R: 0 E: 0 K: 0 S: 11	H: 2 LOB: 2 BB: 0 P: 15	R: 0 E: 0 K: 0 S: 7	H: 0 LOB: 0 BB: 0 P: 8	R: 0 E: 0 K: 0 S: 8	H: 0 LOB: 0 BB: 0 P: 10	R: 0 E: 0 K: 0 S: 11	H: 0 LOB: 0 BB: 0 P: 15	R: 0 E: 0 K: 2 S: 8	H: 0 LOB: 0 BB: 0 P: 12	1B: 7 2B: 2 3B: 0 HR: 1	SF: 0 SAC: 0 DP: 0 HBP: 0	WP: 1 PB: 0 SB: 0 CS: 0	PA: 37
PITCHER Paul Byrd, R (1, 1) ERA: 3.66	IP: 9.0 WLS: W BF: 37 H: 10 R: 3 ER: 3 SO: 3 BB: 0 IBB: 0 HBP: 0 BLK: 0 WP: 1 HR: 1 S: 88 P: 120 ERA: 3.00 WHIP: 1.111											PITCHER IP: WLS: BF: H: R: ER: SO: BB: IBB: HBP: BLK: WP: HR: S: P: ERA: WHIP:										

Chicago White Sox @ Kansas City Royals
Kauffman Stadium, Kansas City, MO
 Thu Jul 18 2002, 1:05 PM CDT
 Att. 15,522 - Sunny - 92 F

AB	37
R	3
H	10
RBI	3
BB	0
SO	3
LOB	16



Batter	1	2	3	4	5	6	7	8	9	AB	R	H	RBI	BB	SO	LOB
Aaron Guiel, L (1, 9) OBP: 0.330, SLG: 0.393	0-1 G4-3		1-2 G6-3			0-0 G4-3		0-1 G4-3		4	0	0	0	0	0	0
Luis Alicaia, S (1, 5) OBP: 0.324, SLG: 0.293	1-1 WP 2B 1B		2-2 G4-3			1-2 1B		0-0 G5-3		4	1	2	0	0	0	0
Carlos Beltrán, S (1, 10) OBP: 0.342, SLG: 0.486	3-1 F7 1-2				2-2 G1-3	0-3 K			1-0 HR	4	1	1	1	0	1	2
Raul Ibanez, L (1, 3) OBP: 0.335, SLG: 0.554	1-0 2-H 2B				1-2 G5-3	0-0 G4-3			1-1 HR 1B	4	1	2	1	0	0	1
Michael Tucker, L (1, 8) OBP: 0.343, SLG: 0.412	2-1 L4				1-1 F9				1-0 HR 1-H	4	1	1	2	0	0	1
Brandon Berger, R (1, 7) OBP: 0.282, SLG: 0.415		0-1 F9				1-1 HR			1-0 P4	3	1	1	1	0	0	0
Neifi Perez, S (1, 6) OBP: 0.254, SLG: 0.303		1-0 G6-3				0-0 G6-3			0-0 FC6-4 1B	3	0	1	0	0	0	0
Carlos Febles, R (1, 4) OBP: 0.321, SLG: 0.337		1-0 G5-3				1-3 K			0-1 FC6-4 1-2f	3	0	0	0	0	1	1
A.J. Hinch, R (1, 2) OBP: 0.306, SLG: 0.389			3-3 K			2-1 G5-3			2-3 K2-3	3	0	0	0	0	2	0

Inning Stats	R: 1	H: 2	E: 0	K: 0	S: 9	R: 0	H: 0	E: 0	K: 0	S: 4	R: 0	H: 0	E: 0	K: 1	S: 9	R: 1	H: 1	E: 0	K: 1	S: 8	R: 0	H: 1	E: 0	K: 1	S: 8	R: 0	H: 1	E: 0	K: 0	S: 9	R: 0	H: 0	E: 0	K: 1	S: 6	R: 3	H: 3	E: 0	K: 0	S: 4	1B: 4	SF: 0	2B: 1	SAC: 0	3B: 0	DP: 0	HR: 3	HBP: 0	WP: 1	PA: 32							
PITCHER	IP	WLS	BF	H	R	ER	SO	BB	IBB	HBP	BLK	WP	HR	S	P	ERA	WHIP													IP	WLS	BF	H	R	ER	SO	BB	IBB	HBP	BLK	WP	HR	S	P	ERA	WHIP											
56 Mark Buehrle, L (1, 1) ERA: 3.63	8.0		30	6	3	3	4	0	0	0	0	1	2	63	92	3.38	0.750																																								
Damaso Marte, L (9, 1) ERA: 3.55	0.0	L	2	2	2	2	0	0	0	0	0	0	1	3	5	∞	∞																																								

BOTTOM

Chicago White Sox @ Kansas City Royals
Kauffman Stadium, Kansas City, MO

Thu Jul 18 2002, 1:05 PM CDT
Att. 15,522 - Sunny - 92 F

livebaseballscores.com

AB	32
R	5
H	8
RBI	5
BB	0
SO	4
LOB	5



Batter	1	2	3	4	5	6	7	8	9	AB R H RBI BB SO LOB	TOP																										
Chris Magruder, S OBP: 0.270, SLG: 0.373 (1, 9) (7, 8)	0-1 2B	1-1 1B		2-0 G3		0-0 FC3-2 1B		2-2 HR		5 1 3 1 0 0 3																											
Omar Vizquel, S OBP: 0.367, SLG: 0.468 (1, 6)	1-2 F5	2-1 G4-3		1-1 G5-3		1-1 1B		1-2 F8		5 0 1 0 0 0 5																											
Ellis Burks, R OBP: 0.336, SLG: 0.502 (1, 10)	4-1 BB		3-3 K		2-2 HR	1-3 K		1-0 G6-3		4 1 1 1 1 2 3																											
Lee Stevens, L OBP: 0.300, SLG: 0.340 (1, 3)	2-2 F7		4-2 2B BB		1-0 G4-3	2-2 G4-3		0-0 F9		4 1 0 0 1 0 5																											
Bill Selby, L OBP: 0.290, SLG: 0.404 (1, 5) (7, 9)	3-3 K		2-3 K		2-2 G4-3		0-1 G4-3		2-0 4-3	5 0 0 0 0 2 3																											
Milton Bradley, S OBP: 0.313, SLG: 0.419 John McDonald, R OBP: 0.311, SLG: 0.381 (1, 8) (7, 5)		1-3 K	0-2 2B		3-1 HR	0-0 G5-3		3-3 K		4 1 2 2 0 1 0 1 0 0 0 0 1 0																											
Ricky Gutierrez, R OBP: 0.310, SLG: 0.341 (1, 4)		3-2 FC4-6 1B	3-3 K		0-3 K		0-1 L6			4 0 1 0 0 2 1																											
Ben Broussard, L OBP: 0.308, SLG: 0.414 (1, 7)		1-2 FC4-6 1B BB		0-0 SH3-4 2B		2-1 E FC3-2 1B		1-1 HR		4 1 3 1 0 0 1																											
Einar Diaz, R OBP: 0.263, SLG: 0.290 (1, 2)		4-2 1B BB		1-1 SH3-4		2-1 E5 1B FC3-2 1B		1-0 G5-3		2 0 1 0 1 0 0																											
Inning Stats	R: 0 E: 0 K: 1 S: 17	H: 1 LOB: 2 BB: 1 P: 27	R: 0 E: 0 K: 1 S: 19	H: 2 LOB: 3 BB: 1 P: 31	R: 1 E: 0 K: 3 S: 21	H: 1 LOB: 1 BB: 1 P: 33	R: 0 E: 0 K: 0 S: 6	H: 1 LOB: 1 BB: 0 P: 10	R: 2 E: 0 K: 1 S: 12	H: 2 LOB: 0 BB: 0 P: 20	R: 0 E: 1 K: 1 S: 13	H: 3 LOB: 3 BB: 0 P: 21	R: 0 E: 0 K: 0 S: 5	H: 0 LOB: 0 BB: 0 P: 5	R: 2 E: 0 K: 0 S: 11	H: 2 LOB: 0 BB: 0 P: 17	R: 0 E: 0 K: 1 S: 6	H: 0 LOB: 0 BB: 0 P: 11	1B: 5 2B: 3 3B: 0 HR: 4	SF: 0 SAC: 1 DP: 0 HBP: 0	WP: 0 PB: 0 SB: 0 CS: 0	PA: 42															
PITCHER	IP WLS BF H R ER SO BB IBB HBP BLK WP HR S P ERA WHIP																					PITCHER	IP WLS BF H R ER SO BB IBB HBP BLK WP HR S P ERA WHIP														
Miguel Asencio, R ERA: 5.49 (1, 1)	4.2		24	7	3	3	5	3	0	0	0	0	2	72	118	5.79	2.143																				
51 Kris Wilson, R ERA: 3.24 (5, 1)	1.0		6	3	0	0	2	0	0	0	0	0	0	13	19	0.00	3.000																				
Scott Mullen, L ERA: 2.51 (6, 1)	2.1	W	9	2	2	2	0	0	0	0	0	2	19	27	7.71	0.857																					
Roberto Hernandez, R ERA: 3.6 (9, 1)	1.0	S	3	0	0	0	1	0	0	0	0	0	6	11	0.00	0.000																					

Cleveland Indians @ Kansas City Royals
Kauffman Stadium, Kansas City, MO

Fri Jul 19 2002, 7:05 PM CDT
Att. 20,922 - Cloudy - 82 F

AB	38
R	5
H	12
RBI	5
BB	3
SO	8
LOB	21



Batter	1	2	3	4	5	6	7	8	9
Aaron Guiel, L (1, 9) OBP: 0.333, SLG: 0.379	4-1 1B BB	2-3 K			3-1 G4-3		4-0 1B BB	2-3 K	
Luis Alcega, S (1, 10) OBP: 0.332, SLG: 0.302	2-1 1B FC6-4 1B		1-1 G1-6-3		1-0 F7		0-0 1B E 1B	1-1 CS 1B	
Carlos Beltrán, S (1, 8) OBP: 0.343, SLG: 0.485	1-1 FC6-4 1B		1-1 G6-3		3-2 E3		0-1 HR 1B	1-3 K	
Joe Randa, R (1, 5) OBP: 0.355, SLG: 0.475	2-3 K		1-1 1B		2-0 F8		3-1 HR HBP	1-0 CS	
Raul Ibanez, L (1, 3) OBP: 0.341, SLG: 0.568	4-0 FC6-4 BB		2-3 K			2-1 SH1-3 1B	0-2 HR		
Michael Tucker, L (1, 7) OBP: 0.339, SLG: 0.407	2-0 FC6-4			0-0 G4-3		0-1 SH1-3	3-2 F2		
Neifi Perez, S (1, 6) OBP: 0.254, SLG: 0.302	3-0 L8			2-1 F7		0-0 G5-3	3-2 1B		
Carlos Febles, R (1, 4) OBP: 0.323, SLG: 0.337		3-2 G6-3		0-0 CS 1B		4-0 BB	1-3 K		
Brent Mayne, L (1, 2) OBP: 0.297, SLG: 0.278		1-0 G3		1-0 CS	4-1 G4-3 E BB	1-2 F9	1-3 K		

Inning Stats	R: 2 E: 0 K: 1 S: 11	H: 2 LOB: 2 BB: 2 P: 29	R: 0 E: 0 K: 1 S: 7	H: 0 LOB: 0 BB: 0 P: 13	R: 0 E: 0 K: 1 S: 9	H: 1 LOB: 1 BB: 0 P: 14	R: 0 E: 0 K: 0 S: 4	H: 1 LOB: 0 BB: 0 P: 7	R: 1 E: 1 K: 0 S: 8	H: 0 LOB: 1 BB: 1 P: 21	R: 0 E: 0 K: 0 S: 8	H: 1 LOB: 2 BB: 1 P: 15	R: 5 E: 0 K: 2 S: 21	H: 4 LOB: 1 BB: 1 P: 36	R: 0 E: 0 K: 2 S: 9	H: 1 LOB: 0 BB: 0 P: 14
--------------	-------------------------------	----------------------------------	------------------------------	----------------------------------	------------------------------	----------------------------------	------------------------------	---------------------------------	------------------------------	----------------------------------	------------------------------	----------------------------------	-------------------------------	----------------------------------	------------------------------	----------------------------------

PITCHER	IP	WLS	BF	H	R	ER	SO	BB	IBB	HBP	BLK	WP	HR	S	P	ERA	WHIP
Jason Phillips, R (1, 1) ERA: 3.86	5.0		22	4	3	2	3	3	0	0	0	0	0	39	84	3.60	1.400
Heath Murray, L (6, 1) ERA: 7.15	1.0	L	8	3	3	3	0	2	0	0	0	0	0	11	22	27.00	5.000
David Riske, R (7, 1) ERA: 5.87	2.0		9	3	2	2	4	0	0	1	0	0	1	27	43	9.00	1.500

AB R H RBI BB SO LOB

3	2	0	0	2	2	1
5	2	3	0	0	0	1
5	1	2	2	0	1	1
3	1	1	0	0	1	3
3	1	2	3	1	1	1
3	0	0	1	0	0	2
4	0	1	0	0	0	3
3	0	1	0	1	1	1
3	1	0	0	1	1	3

AB	32
R	8
H	10
RBI	6
BB	5
SO	7
LOB	16



Cleveland Indians @ Kansas City Royals
Kauffman Stadium, Kansas City, MO
 Fri Jul 19 2002, 7:05 PM CDT
 Att: 20,922 - Cloudy - 82 F

livebaseballscorecards.com

WP	PA
0	41

WP	HR	S	P	ERA	WHIP
0	0	1	2	3.60	1.400

Batter	1	2	3	4	5	6	7	8	9	AB R H RBI BB SO LOB	TOP		
Chris Magruder, S (1, 9) OBP: 0.274, SLG: 0.392	2-1 FC6-4 1B	0-3 K			0-3 K		X 0-0 F8		2-2 HR	5 2 2 2 0 2 3	Cleveland Indians @ Kansas City Royals Kauffman Stadium, Kansas City, MO Sat Jul 20 2002, 4:05 PM CDT Sunny - 97 F livebaseballscorecards.com		
Omar Vizquel, S (1, 6) OBP: 0.367, SLG: 0.466	2-2 P5		3-3 K		1-2 FC5-4 1B		4-1 G4-6-3 BB	3-3 K	4 0 1 0 1 2 1				
Bill Selby, L (1, 5) OBP: 0.303, SLG: 0.410	2-1 FC6-4 1B		2-2 F7		1-2 FC5-4 1B		0-1 G4-6-3		4 0 2 1 0 0 1				
Ellis Burks, R (1, 10) OBP: 0.332, SLG: 0.495	2-0 FC6-4 BB		2-3 K		0-0 FC5-4			1-3 K	4 0 0 2 0 2 3				
Milton Bradley, S (1, 8) OBP: 0.311, SLG: 0.412	4-1 BB			2-2 G4-3	1-1 F8			3-2 F8	3 0 0 0 1 0 2				
Earl Snyder, R (1, 3) OBP: 0.292, SLG: 0.200	2-3 K			1-3 K		0-3 K		2-2 F8	4 0 0 0 0 3 2				
Ben Broussard, L (1, 7) OBP: 0.319, SLG: 0.435		0-0 P3		2-3 K2-3		0-0 L9 2B		1-1 G4-6-3 HR 1B	4 1 2 0 0 1 0				
John McDonald, R (1, 4) OBP: 0.318, SLG: 0.386		2-2 E2			1-0 1B 1B	0-0 L9		2-1 G4-6-3 1B	4 1 2 0 0 0 1				
Einar Diaz, R (1, 2) Lee Stevens, L (9, PH) OBP: 0.264, SLG: 0.290 OBP: 0.299, SLG: 0.339		2-3 K			0-0 1B FC5-4 1B	2-0 P5		0-1 G4-6-3	3 1 1 0 0 1 2 1 0 0 0 0 0 2				
Inning Stats	R: 1 H: 2 E: 0 LOB: 2 K: 1 BB: 1 S: 12 P: 26	R: 0 H: 0 E: 1 LOB: 1 K: 2 BB: 0 S: 10 P: 14	R: 0 H: 0 E: 0 LOB: 0 K: 2 BB: 0 S: 10 P: 17	R: 0 H: 0 E: 0 LOB: 0 K: 2 BB: 0 S: 10 P: 15	R: 2 H: 4 E: 0 LOB: 2 K: 1 BB: 0 S: 15 P: 19	R: 0 H: 1 E: 0 LOB: 1 K: 1 BB: 0 S: 6 P: 8	R: 0 H: 0 E: 0 LOB: 0 K: 0 BB: 1 S: 4 P: 8	R: 0 H: 0 E: 0 LOB: 0 K: 1 BB: 0 S: 9 P: 15	R: 2 H: 3 E: 0 LOB: 0 K: 1 BB: 0 S: 12 P: 20	1B: 8 SF: 0 2B: 1 SAC: 0 3B: 0 DP: 2 HR: 1 HBP: 0	WP: 0 PA: 38 PB: 0 SB: 0 CS: 0		
PITCHER	IP WLS BF H R ER SO BB IBB HBP BLK WP HR S P ERA WHIP											PITCHER	IP WLS BF H R ER SO BB IBB HBP BLK WP HR S P ERA WHIP
Runelvys Hernandez, R (1, 1) ERA: 3.75	7.0 W 30 7 3 3 9 2 0 0 0 0 0 0 67 107 3.86 1.286												
Ryan Bukvich, R (8, 1) ERA: 1.69	1.0 5 2 2 2 1 0 0 0 0 0 0 0 13 22 18.00 2.000												
Roberto Hernandez, R (9, 1) ERA: 3.77	1.0 S 3 1 0 0 1 0 0 0 0 0 0 0 1 8 0.00 1.000												

Cleveland Indians @ Kansas City Royals
 Kauffman Stadium, Kansas City, MO
 Sat Jul 20 2002, 4:05 PM CDT
 Sunny - 97 F

AB	36
R	5
H	10
RBI	5
BB	2
SO	11
LOB	17



Batter	1	2	3	4	5	6	7	8	9
Aaron Guiel, L (1, 10) OBP: 0.346, SLG: 0.396	4-1 G4-3 1B BB	2-2 HBP 1B	1-2 G1-3		3-3 K			2-2 2B	
Carlos Febles, R (1, 4) OBP: 0.321, SLG: 0.335	0-1 G4-3	0-1 HBP 1B		1-2 F8		0-1 F8		2-1 G4-3	
Carlos Beltrán, S (1, 8) OBP: 0.347, SLG: 0.486	2-2 S 1B	1-1 HBP		3-2 S 1B		2-1 F7			
Joe Randa, R (1, 5) OBP: 0.351, SLG: 0.469	1-3 K	0-3 K		0-0 P4		3-2 L3			
Raul Ibanez, L (1, 3) OBP: 0.343, SLG: 0.565	3-1 2-H 1B		4-2 2B 1B BB		3-2 F8		2-0 P6		
Michael Tucker, L (1, 9) OBP: 0.338, SLG: 0.409	1-1 G1-3		0-0 1B 2B		2-0 F7		0-0 G4-3		
Brandon Berger, R (1, 7) OBP: 0.289, SLG: 0.418		0-1 F7	1-2 S 1B		1-2 HR 1B		1-2 F9		
Neifi Perez, S (1, 6) OBP: 0.251, SLG: 0.299		2-1 G4-3	0-0 F7		0-0 F8		1-2 F7		
A.J. Hinch, R (1, 2) OBP: 0.311, SLG: 0.410		4-1 1B BB	3-3 K		1-1 HR		0-0 G6-3		

Inning Stats	R: 2 E: 0 K: 1 S: 13	H: 2 LOB: 1 BB: 1 P: 24	R: 1 E: 0 K: 1 S: 15	H: 2 LOB: 3 BB: 1 P: 24	R: 2 E: 0 K: 1 S: 18	H: 2 LOB: 1 BB: 1 P: 27	R: 0 E: 0 K: 0 S: 10	H: 1 LOB: 1 BB: 0 P: 17	R: 2 E: 0 K: 1 S: 11	H: 2 LOB: 0 BB: 0 P: 18	R: 0 E: 0 K: 0 S: 7	H: 0 LOB: 0 BB: 0 P: 12	R: 0 E: 0 K: 0 S: 5	H: 0 LOB: 0 BB: 0 P: 8	R: 0 E: 0 K: 0 S: 12	H: 1 LOB: 1 BB: 0 P: 17
--------------	-------------------------------	----------------------------------	-------------------------------	----------------------------------	-------------------------------	----------------------------------	-------------------------------	----------------------------------	-------------------------------	----------------------------------	------------------------------	----------------------------------	------------------------------	---------------------------------	-------------------------------	----------------------------------

PITCHER	IP	WLS	BF	H	R	ER	SO	BB	IBB	HBP	BLK	WP	HR	S	P	ERA	WHIP
Jaret Wright, R (1, 1) ERA: 11.25	4.0	L	23	7	5	5	3	3	0	1	0	0	0	56	92	11.25	2.500
37 Jake Westbrook, R (5, 1) ERA: 6.75	4.0		15	3	2	2	1	0	0	0	0	0	1	35	55	4.50	0.750

AB R H RBI BB SO LOB

4	1	2	0	1	1	1
5	0	1	1	0	0	2
3	1	2	1	0	0	0
4	0	0	0	0	2	5
3	1	1	1	1	0	1
4	1	1	0	0	0	1
4	1	2	2	0	0	0
4	0	0	0	0	0	2
3	2	1	2	1	1	1

1B: 7	SF: 0	WP: 0	PA: 38
2B: 2	SAC: 0	PB: 0	
3B: 0	DP: 0	SB: 3	
HR: 1	HBP: 1	CS: 0	

Cleveland Indians @ Kansas City Royals
Kauffman Stadium, Kansas City, MO
 Sat Jul 20 2002, 4:05 PM CDT
 Sunny - 97 F

AB	34
R	7
H	10
RBI	7
BB	3
SO	4
LOB	13



Batter	1	2	3	4	5	6	7	8	9	10	AB R H RBI BB SO LOB	TOP													
Chris Magruder, S (1.8) OBP: 0.276, SLG: 0.390 Milton Bradley, S (4.8) OBP: 0.307, SLG: 0.406	2-1 G6-3	1-1 SH1-4		4-1 FC6-4 BB		1-0 G3-1		0-1 G6-3		0-0 P6	1 0 0 0 1 0 0 3 0 0 0 0 0 3	Cleveland Indians @ Kansas City Royals Kauffman Stadium, Kansas City, MO Sat Jul 20 2002, 7:05 PM CDT Att. 36,277 - Sunny - 91 F													
Ricky Gutierrez, R (1.4) OBP: 0.311, SLG: 0.339 Omar Vizquel, S (9, PR) OBP: 0.369, SLG: 0.470	1-0 HR 1B	0-1 G5-3		1-1 FC6-4			0-1 G5-3		1-0 G3 BB HBP	0-0 HR 2B	4 1 1 0 0 0 4 1 1 1 0 0 0 0														
Ellis Burks, R (1.10) OBP: 0.335, SLG: 0.512	0-0 HR 1-H	3-3 K					0-0 F9		4-2 G3 BB	2-2 HR 2-H 3-H	5 2 2 5 1 1 2														
Lee Stevens, L (1.3) OBP: 0.299, SLG: 0.347	2-0 2B		1-1 P6			0-1 G6-3		0-0 BB 2B	0-0 G3	2-3 K	6 0 2 0 0 1 2														
Bill Selby, L (1.9) OBP: 0.324, SLG: 0.397	4-1 BB		2-1 F8			1-3 K		4-0 BB IBB	4-0 IBB		2 0 0 0 3 1 0														
Earl Snyder, R (1.5) OBP: 0.310, SLG: 0.208	1-3 K		0-2 G5-3				2-2 SH1-4 1B	4-2 BB	0-0 L6		4 0 1 0 1 1 5														
Ben Broussard, L (1.7) OBP: 0.324, SLG: 0.448	2-1 G3			3-0 SH1-4 2B		0-0 SH1-4 1B	0-1 P6	1-0 F8			5 0 2 0 0 0 8														
John McDonald, R (1.6) OBP: 0.318, SLG: 0.379		1-1 SH1-4 1B HBP		0-1 SH1-4		0-1 SH1-4		3-2 F3		2-2 F8	2 0 0 0 0 0 0														
Eddie Pérez, R (1.2) OBP: 0.308, SLG: 0.351		0-0 SH1-4 1B		0-0 F8		1-0 G6-3		1-0 G4-3		4-2 2B HR BB	4 1 1 0 1 0 3														
Inning Stats	R: 2 E: 0 K: 1 S: 13	H: 3 LOB: 2 BB: 1 P: 25	R: 0 E: 0 K: 1 S: 9	H: 1 LOB: 2 BB: 0 P: 14	R: 0 E: 0 K: 0 S: 7	H: 0 LOB: 0 BB: 0 P: 10	R: 0 E: 0 K: 0 S: 7	H: 1 LOB: 2 BB: 1 P: 15	R: 0 E: 0 K: 1 S: 8	H: 0 LOB: 0 BB: 0 P: 11	R: 0 E: 0 K: 0 S: 9		H: 2 LOB: 2 BB: 0 P: 13	R: 0 E: 0 K: 0 S: 9	H: 1 LOB: 3 BB: 2 P: 17	R: 0 E: 0 K: 0 S: 6	H: 0 LOB: 0 BB: 0 P: 10	R: 0 E: 0 K: 0 S: 5	H: 0 LOB: 3 BB: 2 P: 15	R: 3 E: 0 K: 1 S: 15	H: 2 LOB: 0 BB: 1 P: 25	1B: 4 2B: 4 3B: 0 HR: 2	SF: 0 SAC: 3 DP: 0 HBP: 2	WP: 0 PB: 0 SB: 0 CS: 0	PA: 49
PITCHER	IP WLS BF ERA WHIP	H R ER SO BB IBB HBP BLK WP HR S P ERA WHIP	H R ER SO BB IBB HBP BLK WP HR S P ERA WHIP	H R ER SO BB IBB HBP BLK WP HR S P ERA WHIP	H R ER SO BB IBB HBP BLK WP HR S P ERA WHIP	H R ER SO BB IBB HBP BLK WP HR S P ERA WHIP	H R ER SO BB IBB HBP BLK WP HR S P ERA WHIP	H R ER SO BB IBB HBP BLK WP HR S P ERA WHIP	H R ER SO BB IBB HBP BLK WP HR S P ERA WHIP	H R ER SO BB IBB HBP BLK WP HR S P ERA WHIP	H R ER SO BB IBB HBP BLK WP HR S P ERA WHIP	H R ER SO BB IBB HBP BLK WP HR S P ERA WHIP	H R ER SO BB IBB HBP BLK WP HR S P ERA WHIP	H R ER SO BB IBB HBP BLK WP HR S P ERA WHIP	H R ER SO BB IBB HBP BLK WP HR S P ERA WHIP	H R ER SO BB IBB HBP BLK WP HR S P ERA WHIP	H R ER SO BB IBB HBP BLK WP HR S P ERA WHIP	H R ER SO BB IBB HBP BLK WP HR S P ERA WHIP	H R ER SO BB IBB HBP BLK WP HR S P ERA WHIP	H R ER SO BB IBB HBP BLK WP HR S P ERA WHIP	H R ER SO BB IBB HBP BLK WP HR S P ERA WHIP	H R ER SO BB IBB HBP BLK WP HR S P ERA WHIP	H R ER SO BB IBB HBP BLK WP HR S P ERA WHIP	H R ER SO BB IBB HBP BLK WP HR S P ERA WHIP	H R ER SO BB IBB HBP BLK WP HR S P ERA WHIP
56 Shawn Sedlacek, R (1.1) ERA: 3.05	7.0																								
Jason Grimsley, R (8.1) ERA: 4.23	2.0																								
Brad Voyles, R (10.1) ERA: 6.84	1.0	L																							

AB	37
R	5
H	10
RBI	5
BB	7
SO	4
LOB	27



BOTTOM

Cleveland Indians @ Kansas City Royals
Kauffman Stadium, Kansas City, MO

Sat Jul 20 2002, 7:05 PM CDT
Att. 36,277 - Sunny - 91 F

livebaseballscorecards.com

AB	35
R	3
H	7
RBI	3
BB	0
SO	2
LOB	9



WP	0	PA	37
PB	0		
SB	2		
CS	0		

AB R H RBI BB SO LOB

5 0 1 0 0 0 2

4 0 1 0 0 1 1

3 0 0 0 0 1 0

4 0 0 0 0 0 2

4 0 0 0 0 0 2

3 2 1 0 0 0 0

4 1 1 0 0 0 1

4 0 1 2 0 0 1

3 0 1 0 0 0 0

1 0 1 1 0 0 0

1B: 7 SF: 0
2B: 0 SAC: 1
3B: 0 DP: 0
HR: 0 HBP: 1

Batter	1	2	3	4	5	6	7	8	9	10
Aaron Guiel, L (1, 9) OBP: 0.339, SLG: 0.385	1-1 SH2-3 1B		1-0 G4-3		0-2 G4-3			0-1 F8		2-2 F9
Luis Alicea, S (1, 5) OBP: 0.330, SLG: 0.301	0-0 SH2-3 1B		1-3 K		1-0 P6			0-0 L8		
Carlos Beltrán, S (1, 8) OBP: 0.344, SLG: 0.482	0-0 SH2-3			2-3 K				1-2 G1-3		1-0 G3
Raul Ibanez, L (1, 3) OBP: 0.338, SLG: 0.556	1-2 F5			2-2 P4				0-0 G4-3		0-1 G4-3
Michael Tucker, L (1, 10) OBP: 0.333, SLG: 0.402	0-1 L1			1-1 G3				2-2 F7		0-1 G4-3
Chuck Knoblauch, R (1, 7) OBP: 0.247, SLG: 0.255		0-1 L6			3-2 1B S 1B HBP			2-1 F9		0-0 DI 1B
Neifi Perez, S (1, 6) OBP: 0.251, SLG: 0.299		0-0 B5-3			2-1 1B S 1B			2-1 L8		0-0 L6
Brent Mayne, L (1, 2) OBP: 0.296, SLG: 0.277		0-2 G4-3			2-1 1B 1B			2-2 G6-3		3-2 G5-3
Mike Caruso, S (1, 4) OBP: 0.154, SLG: 0.083			0-1 G4-3		0-0 1B					1-2 1B
Joe Randa, R (10, PH) OBP: 0.353, SLG: 0.471					1-3 1B			1-1 B1-3		2-H 1B

Inning Stats	R: 0	H: 2	R: 0	H: 0	R: 0	H: 0	R: 2	H: 3	R: 0	H: 0	R: 0	H: 0	R: 0	H: 0	R: 0	H: 0	R: 1	H: 2	
E: 0	LOB: 2	E: 0	LOB: 0	E: 0	LOB: 0	E: 0	LOB: 1	E: 0	LOB: 0	E: 0	LOB: 0	E: 0	LOB: 0	E: 0	LOB: 0	E: 0	LOB: 1		
K: 0	BB: 0	K: 0	BB: 0	K: 1	BB: 0	K: 0	BB: 0	K: 0	BB: 0	K: 0	BB: 0	K: 0	BB: 0	K: 0	BB: 0	K: 0	BB: 0		
S: 9	P: 11	S: 6	P: 6	S: 6	P: 8	S: 10	P: 15	S: 11	P: 19	S: 8	P: 11	S: 7	P: 13	S: 5	P: 6	S: 5	P: 6	S: 11	P: 17

PITCHER	IP	WLS	BF	H	R	ER	SO	BB	IBB	HBP	BLK	WP	HR	S	P	ERA	WHIP
Charles Nagy, R (1, 1) ERA: 9.25	6.0		23	5	2	2	2	0	0	1	0	0	0	50	70	3.00	0.833
Mark Wohlers, R (7, 1) ERA: 5.88	2.0		6	0	0	0	0	0	0	0	0	0	0	12	19	0.00	0.000
Paul Shuey, R (9, 1) ERA: 2.29	1.0	W	3	0	0	0	0	0	0	0	0	0	0	5	6	0.00	0.000
Bob Wickman, R (10, 1) ERA: 4.18	1.0	S	5	2	1	1	0	0	0	0	0	0	0	11	17	9.00	2.000

PITCHER IP WLS BF H R ER SO BB IBB HBP BLK WP HR S P ERA WHIP

Batter	1	2	3	4	5	6	7	8	9	AB R H RBI BB SO LOB	TOP	
Chuck Knoblauch, R (1, 7) <small>OBP: 0.256, SLG: 0.255</small>	0-1 		2-1 			1-1 		0-0 		4 0 0 0 0 0 0		
Luis Alicea, S (1, 10) <small>OBP: 0.333, SLG: 0.302</small>	1-0 		2-1 			1-1 		4-2 		3 0 1 0 1 0 0		
Carlos Beltrán, S (1, 8) <small>OBP: 0.343, SLG: 0.489</small>	0-1 			1-1 			2-2 	2-2 		4 1 1 0 0 0 2		
Joe Randa, R (1, 5) <small>OBP: 0.361, SLG: 0.478</small> Mike Caruso, S (7, 5) <small>OBP: 0.143, SLG: 0.077</small>	3-1 			1-1 			1-3 	0-3 		3 0 1 0 0 1 1 1 0 0 0 0 1 1		
Raul Ibanez, L (1, 3) <small>OBP: 0.340, SLG: 0.568</small>	1-3 			1-3 			3-2 	0-2 		4 0 1 1 0 2 3		
Michael Tucker, L (1, 9) <small>OBP: 0.328, SLG: 0.394</small>		0-1 			0-1 		0-3 			3 0 0 0 0 1 1		
Neifi Perez, S (1, 6) <small>OBP: 0.251, SLG: 0.298</small>		2-3 			1-0 		0-2 			3 0 0 0 0 1 1		
Carlos Febles, R (1, 4) <small>OBP: 0.316, SLG: 0.326</small>		2-3 			1-0 			1-1 		3 0 0 0 0 1 0		
Brent Mayne, L (1, 2) <small>OBP: 0.299, SLG: 0.277</small>			2-1 			1-1 		2-1 		3 0 0 0 0 0 0		
Inning Stats	R: 0 H: 2 E: 0 LOB: 2 K: 1 BB: 0 S: 10 P: 15	R: 0 H: 0 E: 0 LOB: 0 K: 2 BB: 0 S: 9 P: 13	R: 0 H: 0 E: 0 LOB: 0 K: 0 BB: 0 S: 6 P: 12	R: 0 H: 0 E: 0 LOB: 0 K: 1 BB: 0 S: 7 P: 10	R: 0 H: 0 E: 0 LOB: 0 K: 0 BB: 0 S: 4 P: 6	R: 0 H: 0 E: 0 LOB: 0 K: 0 BB: 0 S: 6 P: 9	R: 1 H: 2 E: 0 LOB: 1 K: 2 BB: 0 S: 15 P: 21	R: 0 H: 0 E: 0 LOB: 0 K: 0 BB: 0 S: 5 P: 8	R: 0 H: 0 E: 0 LOB: 1 K: 1 BB: 1 S: 15 P: 21	1B: 3 SF: 0 2B: 0 SAC: 0 3B: 1 DP: 0 HR: 0 HBP: 0	WP: 0 PA: 32 PB: 0 SB: 0 CS: 0	
PITCHER Mark Redman, L (1, 1) <small>ERA: 3.33</small> Juan Acevedo, R (9, 1) <small>ERA: 2.65</small>	IP WLS BF H R ER SO BB IBB HBP BLK WP HR S P ERA WHIP 8.0 W 28 4 1 1 6 0 0 0 0 0 0 62 94 1.12 0.500											PITCHER IP WLS BF H R ER SO BB IBB HBP BLK WP HR S P ERA WHIP 1.0 4 0 0 0 1 1 0 0 0 0 0 0 15 21 0.00 1.000

Kansas City Royals @ Detroit Tigers
 Comerica Park, Detroit, MI
 Tue Jul 23 2002, 7:05 PM EDT
 Att. 14,470 - Sunny - 78 F

livebaseballscorecards.com

AB	31
R	1
H	4
RBI	1
BB	1
SO	7
LOB	9



Batter	1	2	3	4	5	6	7	8	9
Ramon Santiago, S OBP: 0.312, SLG: 0.382 Craig Paquette, R OBP: 0.235, SLG: 0.320 (1, 6) (3, PH) (4, 5)	0-1 B4-3	3-1 F5	0-1 FC4-6			3-2 1B 3B 1B	3-3 K		
Damion Easley, R OBP: 0.310, SLG: 0.318 (1, 4)	2-3 K		1-2 G5-3	1-2 F9		1-3 K	4-2 BB		
Bobby Higginson, L OBP: 0.358, SLG: 0.440 George Lombard, L OBP: 0.344, SLG: 0.567 (1, 7) (7, PH) (8, 7)	0-0 1B		1-0 F8	1-1 G4-3		3-2 3B 1B	2-3 K		
Randall Simon, L OBP: 0.305, SLG: 0.433 (1, 10)	2-2 L6		0-0 1B 1B	2-0 1B		0-1 1B 3B	1-1 G3-1		
Robert Fick, L OBP: 0.343, SLG: 0.449 (1, 9)		4-1 SH1-3 1B WP BB	0-2 2B 1B	3-3 K		1-1 L6	0-1 1B		
Carlos Pena, L OBP: 0.327, SLG: 0.452 (1, 3)		0-0 WP SH1-3 1B 1B	1-1 2B 1B 1B		4-1 G5-4-3 1B 15 3B BB	0-1 P6	0-0 F5		
Shane Halter, R OBP: 0.336, SLG: 0.416 (1, 5) (4, 6)		1-1 SH1-3	2-2 1B 2B		0-0 G5-4-3 1B		3-2 1B 3B	3-2 F9	
Wendell Magee, R OBP: 0.290, SLG: 0.390 (1, 8)		2-2 1B	1-0 15 1B 1B		1-1 G5-4-3		2-1 BB 15 1B 1B	2-3 K	
15 Brandon Inge, R OBP: 0.313, SLG: 0.447 (1, 2)		1-3 K	3-2 FC4-6 1B		1-1 3B		0-1 BB 1B		

Inning Stats	R: 0	H: 1	E: 0	K: 1	S: 9	R: 2	H: 2	E: 0	K: 1	S: 14	R: 4	H: 6	E: 0	K: 0	S: 20	R: 0	H: 1	E: 0	K: 1	S: 9	R: 1	H: 2	E: 0	K: 0	S: 6	R: 2	H: 3	E: 0	K: 1	S: 16	R: 1	H: 3	E: 0	K: 2	S: 18	R: 0	H: 1	E: 0	K: 1	S: 9				
	LOB: 1	BB: 0	P: 13	LOB: 1	BB: 1	P: 25	LOB: 2	BB: 0	P: 29	LOB: 1	BB: 0	P: 16	LOB: 1	BB: 1	P: 12	LOB: 1	BB: 0	P: 24	LOB: 3	BB: 1	P: 33	LOB: 1	BB: 0	P: 14	SF: 0	SAC: 1	DP: 1	HBP: 0	WP: 1	HR: 0	S: 4	P: 1	ERA: 15.19	WHIP: 3.000	SF: 0	SAC: 1	DP: 1	HBP: 0	WP: 1	HR: 0	S: 4	P: 1	ERA: 15.19	WHIP: 3.000

PITCHER	IP	WLS	BF	H	R	ER	SO	BB	IBB	HBP	BLK	WP	HR	S	P	ERA	WHIP
Jeff Suppan, R ERA: 5.17 (1, 1)	5.1	L	30	14	9	9	4	2	0	0	0	1	0	68	112	15.19	3.000
Brad Voyles, R ERA: 6.75 (6, 1)	1.2		10	4	1	1	2	1	0	0	0	0	0	24	40	5.40	3.000
Jeff Austin, R ERA: 4.15 (8, 1)	1.0		4	1	0	0	1	0	0	0	0	0	0	9	14	0.00	1.000

BOTTOM

Kansas City Royals @ Detroit Tigers
Comerica Park, Detroit, MI
Tue Jul 23 2002, 7:05 PM EDT
Att. 14,470 - Sunny - 78 F

livebaseballscorecards.com

AB	40
R	10
H	19
RBI	9
BB	3
SO	7
LOB	22



1B: 15	SF: 0	WP: 1	PA: 44
2B: 1	SAC: 1	PB: 0	
3B: 3	DP: 1	SB: 0	
HR: 0	HBP: 0	CS: 0	

Batter	1	2	3	4	5	6	7	8	9	AB R H RBI BB SO LOB	TOP											
Aaron Guiel, L (1, 9) OBP: 0.320, SLG: 0.362	1-2 F8		0-2 F8			0-0 F8			2-3 K	4 0 0 0 0 1 2												
Luis Alicea, S (1, 10) OBP: 0.327, SLG: 0.295	2-3 K			0-0 G1-6-3		1-1 G3			0-0 G4-6-3	4 0 0 0 0 1 1												
Carlos Beltrán, S (1, 8) OBP: 0.341, SLG: 0.486	1-1 G3			3-2 G3			2-1 F7			3 0 0 0 0 0 0												
Joe Randa, R (1, 5) OBP: 0.361, SLG: 0.475		1-1 F8		4-1 BB			0-3 K			2 0 0 0 1 1 0												
Raul Ibanez, L (1, 3) OBP: 0.337, SLG: 0.561		0-1 G3		0-3 K			0-2 G4-3			3 0 0 0 0 1 1												
Michael Tucker, L (1, 7) OBP: 0.325, SLG: 0.390		1-3 K			0-1 F9			1-3 K		3 0 0 0 0 2 0												
Neifi Perez, S (1, 6) OBP: 0.254, SLG: 0.301			0-1 1B		0-0 L3			0-1 F8		3 0 2 0 0 0 0												
Brent Mayne, L (1, 2) OBP: 0.294, SLG: 0.273			1-3 K		2-2 L3			2-3 K		3 0 0 0 0 2 2												
Carlos Febles, R (1, 4) OBP: 0.316, SLG: 0.326			1-0 F8			1-2 G5-3			0-1 G4-6-3	3 0 1 0 0 0 1												
Inning Stats	R: 0 E: 0 K: 1 S: 8	H: 0 LOB: 0 BB: 0 P: 12	R: 0 E: 0 K: 1 S: 8	H: 0 LOB: 0 BB: 0 P: 10	R: 0 E: 0 K: 1 S: 9	H: 1 LOB: 1 BB: 0 P: 11	R: 0 E: 0 K: 1 S: 9	H: 0 LOB: 1 BB: 1 P: 16	R: 0 E: 0 K: 0 S: 7	H: 1 LOB: 0 BB: 0 P: 9	R: 0 E: 0 K: 0 S: 6	H: 0 LOB: 0 BB: 0 P: 8	R: 0 E: 0 K: 1 S: 10	H: 0 LOB: 0 BB: 0 P: 12	R: 0 E: 0 K: 2 S: 9	H: 0 LOB: 0 BB: 0 P: 12	R: 0 E: 0 K: 1 S: 6	H: 1 LOB: 0 BB: 0 P: 8	1B: 3 2B: 1 3B: 0 HR: 0	SF: 0 SAC: 0 DP: 2 HBP: 0	WP: 0 PB: 0 SB: 0 CS: 0	PA: 29
PITCHER	IP WLS BF H R ER SO BB IBB HBP BLK WP HR S P ERA WHIP																					
Jose Lima, R (1, 1) ERA: 7.36	7.0 W 23 2 0 0 5 1 0 0 0 0 0 0 57 78 0.00 0.429																					
Oscar Henriquez, R (8, 1) ERA: 3.38	1.0 H 3 0 0 0 2 0 0 0 0 0 0 0 9 12 0.00 0.000																					
Juan Acevedo, R (9, 1) ERA: 2.6	1.0 S 3 1 0 0 1 0 0 0 0 0 0 0 6 8 0.00 1.000																					

Kansas City Royals @ Detroit Tigers
Comerica Park, Detroit, MI
Wed Jul 24 2002, 7:05 PM EDT
Att. 18,848 - Cloudy - 71 F

livebaseballscorecards.com

AB	28
R	0
H	3
RBI	0
BB	1
SO	8
LOB	7



Batter	1	2	3	4	5	6	7	8	9	AB R H RBI BB SO LOB	TOP											
Aaron Guiel, L (1, 9) OBP: 0.317, SLG: 0.352	0-3 K		4-0 BB		2-1 G4-3		3-3 K			3 0 0 0 1 2 1												
Chuck Knoblauch, R (1, 7) OBP: 0.255, SLG: 0.255	0-1 G5-3		1-1 G5-3			2-2 1B 1B		3-1 F3		4 1 1 0 0 0 1												
Carlos Beltrán, S (1, 8) OBP: 0.343, SLG: 0.494	3-1 2B			2-3 K		2-3 K		3-2 3B		4 0 2 0 0 2 1												
Joe Randa, R (1, 5) OBP: 0.365, SLG: 0.483	2-1 G4-3			3-2 3B		3-1 WP 1B G6-3 1B		4-2 L9-3 BB		3 1 2 0 1 0 1												
Raul Ibanez, L (1, 10) OBP: 0.336, SLG: 0.556		1-2 G6-3		0-3 K		1-0 WP 1B		1-1 L9-3		4 0 1 1 0 1 3												
Chan Perry, R (1, 3)		3-3 K		1-0 G6-3		2-0 G6-3		1-1 L3 1B		3 0 0 1 0 1 2 1 0 1 0 0 0 0												
Michael Tucker, L (6, 3) OBP: 0.327, SLG: 0.392																						
Neifi Perez, S (1, 6) OBP: 0.254, SLG: 0.300		0-0 CS 1B			1-0 G5-3		2-2 G6-3		0-2 L3	4 0 1 0 0 0 2												
A.J. Hinch, R (1, 2) OBP: 0.305, SLG: 0.401		2-0 CS	1-3 K		0-1 G6-3		0-0 F9		3-2 P4	3 0 0 0 0 1 0 1 0 0 0 0 0 0												
Luis Alicea, S (9, PH) OBP: 0.325, SLG: 0.293																						
Carlos Febles, R (1, 4) OBP: 0.316, SLG: 0.326			1-0 B1-3		0-0 1B		1-3 K			3 0 1 0 0 1 0												
Inning Stats	R: 0 E: 0 K: 1 S: 9	H: 1 LOB: 1 BB: 0 P: 14	R: 0 E: 0 K: 1 S: 9	H: 1 LOB: 0 BB: 0 P: 15	R: 0 E: 0 K: 1 S: 6	H: 0 LOB: 1 BB: 1 P: 13	R: 0 E: 0 K: 2 S: 12	H: 1 LOB: 1 BB: 0 P: 18	R: 0 E: 0 K: 0 S: 6	H: 1 LOB: 1 BB: 0 P: 9	R: 2 E: 0 K: 1 S: 21	H: 3 LOB: 1 BB: 0 P: 33	R: 0 E: 0 K: 2 S: 8	H: 0 LOB: 0 BB: 0 P: 12	R: 0 E: 0 K: 0 S: 11	H: 1 LOB: 1 BB: 1 P: 22	R: 0 E: 0 K: 0 S: 9	H: 1 LOB: 0 BB: 0 P: 13	1B: 6 2B: 3 3B: 2 HR: 0	SF: 0 SAC: 0 DP: 2 HBP: 0	WP: 1 PB: 0 SB: 0 CS: 1	PA: 36
PITCHER	IP WLS BF H R ER SO BB IBB HBP BLK WP HR S P ERA WHIP																					
Mike Maroth, L (1, 1) ERA: 4.53	6.0 W 25 7 2 2 6 1 0 0 0 1 0 63 102 3.00 1.333																					
Julio Santana, R (7, 1) ERA: 2.36	1.1 H 6 1 0 0 2 1 0 0 0 0 0 17 31 0.00 1.500																					
Jamie Walker, L (8, 1) ERA: 4.68	0.2 H 1 0 0 0 0 0 0 0 0 0 0 2 3 0.00 0.000																					
Juan Acevedo, R (9, 1) ERA: 2.55	1.0 S 3 1 0 0 0 0 0 0 0 0 0 9 13 0.00 1.000																					

Kansas City Royals @ Detroit Tigers
 Comerica Park, Detroit, MI
 Thu Jul 25 2002, 2:05 PM EDT
 Att. 19,540 - Cloudy - 72 F

livebaseballscorecards.com

AB	33
R	2
H	9
RBI	2
BB	2
SO	8
LOB	11



Batter	1	2	3	4	5	6	7	8	9
George Lombard, L (1, 8) OBP: 0.327, SLG: 0.531	2-3 K		2-1 G6-3		1-0 G4-3		1-3 K		
Damion Easley, R (1, 4) OBP: 0.302, SLG: 0.327	0-1 HR		2-2 G3-1		0-0 G4-6-3		2-3 K		
Bobby Higginson, L (1, 7) OBP: 0.353, SLG: 0.430	2-3 K		0-0 G3			4-0 1B SF8 BB		2-2 G4-3	
Randall Simon, L (1, 10) OBP: 0.313, SLG: 0.458 Craig Monroe, R (8, PR)	1-0 HR			0-0 G6-3		0-0 BB 1-3 1B		0-1 HR 1B	
Robert Fick, L (1, 9) OBP: 0.344, SLG: 0.461	2-1 G5-3			0-1 G6-3 2B		2-2 SF8		1-0 HR	
Carlos Pena, L (1, 3) OBP: 0.320, SLG: 0.437		2-3 K		0-0 G6-3		4-2 FC6-4 BB		1-0 F8	
Shane Halter, R (1, 6) OBP: 0.335, SLG: 0.416		4-2 FC5-4 BB		3-2 G5-3		0-0 F9		0-1 2B	
Craig Paquette, R (1, 5) OBP: 0.232, SLG: 0.314		2-1 FC5-4			1-1 F9	2-2 FC6-4		2-3 K	
15 Brandon Inge, R (1, 2) OBP: 0.313, SLG: 0.446		2-2 G1-3			1-0 G4-3 1B		1-3 K		

Inning Stats	R: 2	H: 2	E: 0	K: 2	S: 15	H: 2	LOB: 0	BB: 0	P: 22	R: 0	H: 0	E: 0	K: 1	S: 11	H: 0	LOB: 1	BB: 1	P: 21	R: 0	H: 0	E: 0	K: 0	S: 6	H: 1	LOB: 1	BB: 0	P: 10	R: 0	H: 1	E: 0	K: 0	S: 9	H: 1	LOB: 1	BB: 0	P: 8	R: 1	H: 1	E: 0	K: 3	S: 10	H: 1	LOB: 2	BB: 2	P: 22	R: 0	H: 0	E: 0	K: 3	S: 9	H: 0	LOB: 0	BB: 0	P: 13	R: 2	H: 3	E: 0	K: 1	S: 12	H: 3	LOB: 2	BB: 0	P: 18
--------------	------	------	------	------	-------	------	--------	-------	-------	------	------	------	------	-------	------	--------	-------	-------	------	------	------	------	------	------	--------	-------	-------	------	------	------	------	------	------	--------	-------	------	------	------	------	------	-------	------	--------	-------	-------	------	------	------	------	------	------	--------	-------	-------	------	------	------	------	-------	------	--------	-------	-------


AB	R	H	RBI	BB	SO	LOB
4	0	0	0	0	2	1
4	1	1	1	0	1	1
3	1	0	0	1	1	0
4	1	3	1	0	0	0
0	1	0	0	0	0	0
3	1	2	3	0	0	0
3	0	0	0	1	1	2
3	0	1	0	1	0	3
4	0	0	0	0	1	5
3	0	1	0	0	1	1

BOTTOM

Kansas City Royals @ Detroit Tigers
Comerica Park, Detroit, MI

Thu Jul 25 2002, 2:05 PM EDT
Att: 19,540 - Cloudy - 72 F

AB	31
R	5
H	8
RBI	5
BB	3
SO	7
LOB	13



PITCHER	IP	WLS	BF	H	R	ER	SO	BB	IBB	HBP	BLK	WP	HR	S	P	ERA	WHIP
Miguel Asencio, R (1, 1) ERA: 5.49	5.0	L	22	5	3	3	3	2	0	0	0	0	2	47	78	5.40	1.400
Ryan Bukvich, R (6, 1) ERA: 1.23	1.0		4	0	0	0	0	1	0	0	0	0	0	9	17	0.00	1.000
Jason Grimsley, R (7, 1) ERA: 4.02	1.0		3	0	0	0	3	0	0	0	0	0	0	9	13	0.00	0.000
Scott Mullen, L (8, 1) ERA: 3.38	0.2		5	3	2	2	0	0	0	0	0	0	1	9	13	27.00	4.500
Jeff Austin, R (8, 1) ERA: 4.0	0.1		1	0	0	0	1	0	0	0	0	0	0	3	5	0.00	0.000

WP	HR	S	P	ERA	WHIP
0	0	0	0	0	0
0	0	0	0	0	0
0	0	0	0	0	0
0	0	0	0	0	0
0	0	0	0	0	0

Batter	1	2	3	4	5	6	7	8	9	AB R H RBI BB SO LOB	TOP											
Aaron Guiel, L (1, 9) OBP: 0.313, SLG: 0.345	2-3 K		1-3 K		0-3 K		3-1 BB 1B	0-3 K		5 0 1 0 0 4 2	Kansas City Royals @ Chicago White Sox Comiskey Park, Chicago, IL Fri Jul 26 2002, 8:05 PM EDT Att. 20,803 - Sunny - 88 F											
Chuck Knoblauch, R (1, 7) OBP: 0.270, SLG: 0.276	1-2 S 1B		2-2 1B			3-2 S 2B	0-1 BB 1B		2-3 K	5 0 4 2 0 1 0												
Carlos Beltrán, S (1, 8) OBP: 0.341, SLG: 0.488	2-3 K		2-0 F9			2-3 K	4-1 1B		0-2 G3	4 0 0 0 1 2 3												
Joe Randa, R (1, 5) OBP: 0.363, SLG: 0.478	2-1 G1-3		1-0 F8			1-1 F3	1-0 F7		1-1 1B	5 0 1 0 0 0 6												
Raul Ibanez, L (1, 3) OBP: 0.333, SLG: 0.548		0-1 F9		2-2 P5		4-2 BB	1-1 P6		0-1 G4-3	4 0 0 0 1 0 4												
Michael Tucker, L (1, 10) OBP: 0.326, SLG: 0.390		0-0 S 1B		0-2 F7		0-3 K		3-3 K		4 0 1 0 0 2 2												
Neifi Perez, S (1, 6) OBP: 0.254, SLG: 0.299		2-3 K		1-1 CS 1B			3-1 G3-1	1-3 K		4 0 1 0 0 2 1												
Brent Mayne, L (1, 2) OBP: 0.303, SLG: 0.275		4-2 BB		1-0 CS	1-2 L6		0-0 1B 1B	4-0 BB		2 1 1 0 2 0 0												
Carlos Febles, R (1, 4) OBP: 0.319, SLG: 0.326		2-2 P4		3-2 G6-3			2-2 1B 1B	4-0 BB		3 1 1 0 1 0 2												
Inning Stats	R: 0 E: 0 K: 2 S: 11	H: 1 LOB: 1 BB: 0 P: 18	R: 0 E: 0 K: 1 S: 16	H: 1 LOB: 2 BB: 1 P: 24	R: 0 E: 0 K: 1 S: 9	H: 1 LOB: 1 BB: 0 P: 15	R: 0 E: 0 K: 0 S: 8	H: 1 LOB: 0 BB: 0 P: 12	R: 0 E: 0 K: 1 S: 12	H: 0 LOB: 0 BB: 0 P: 16	R: 0 E: 0 K: 2 S: 14	H: 1 LOB: 2 BB: 1 P: 24	R: 2 E: 0 K: 0 S: 14	H: 4 LOB: 3 BB: 1 P: 28	R: 0 E: 0 K: 3 S: 11	H: 0 LOB: 2 BB: 2 P: 23	R: 0 E: 0 K: 1 S: 10	H: 1 LOB: 1 BB: 0 P: 13	1B: 9 2B: 1 3B: 0 HR: 0	SF: 0 SAC: 0 DP: 0 HBP: 0	WP: 0 PB: 0 SB: 3 CS: 1	PA: 42
PITCHER	IP WLS BF H R ER SO BB IBB HBP BLK WP HR S P ERA WHIP																					
Dan Wright, R (1, 1) ERA: 5.39	6.1 W 28 8 2 2 7 2 0 0 0 0 0 0 78 125 2.84 1.579																					
Bob Howry, R (7, 1) ERA: 4.15	0.1 H 3 1 0 0 0 1 0 0 0 0 0 0 4 9 0.00 6.000																					
Damaso Marte, L (7, 1) ERA: 3.66	0.1 H 1 0 0 0 0 0 0 0 0 0 0 0 2 3 0.00 0.000																					
Rocky Biddle, R (8, 1) ERA: 3.68	1.0 5 0 0 0 3 2 0 0 0 0 0 0 11 23 0.00 2.000																					
Matt Ginter, R (9, 1) ERA: 3.31	1.0 4 1 0 0 1 0 0 0 0 0 0 0 10 13 0.00 1.000																					

livebaseballscorecards.com

AB	36
R	2
H	10
RBI	2
BB	5
SO	11
LOB	20



Batter	1	2	3	4	5	6	7	8	9
Kenny Lofton, L OBP: 0.348, SLG: 0.418 (1, 8)	0-0 1B G5-4-3 1B		0-2 F7		3-2 FC6-5-4 2B		4-1 BB 14 1B SF7 BB	0-1 1B	
Willie Harris, L OBP: 0.167, SLG: 0.455 (1, 4)	3-2 1B G5-4-3 1B		0-0 HR		1-2 FC6-5-4 F9-3 2-3		1-1 SF7	3-2 F8	
Carlos Lee, R OBP: 0.335, SLG: 0.463 (1, 7)	0-1 G5-4-3		1-2 F2		1-1 F9-3		0-1 FC6 14 1B BB	2-3 K	
Aaron Rowand, R OBP: 0.213, SLG: 0.321 (8, 7)	1-2f 3-H								
Magglio Ordonez, R OBP: 0.376, SLG: 0.552 (1, 9)	0-1 14 E 1B		2-3 K				4-1 G6-3	0-0 14 1B 2B BB	
14 Paul Konerko, R OBP: 0.371, SLG: 0.543 (1, 3)	1-1 E6 1-H 2B				3-1 G5-3		2-1 2B 1B	0-3 K	
Frank Thomas, R OBP: 0.345, SLG: 0.461 (1, 10)	1-2 G4-3				2-3 K		4-1 BB	1-2 2B 1B	
Jose Valentin, S OBP: 0.295, SLG: 0.447 (1, 5)					0-0 HR		1-3 K	2-3 K	
Sandy Alomar Jr., R OBP: 0.304, SLG: 0.482 (1, 2)					1-1 1B		2-3 K		
Royce Clayton, R OBP: 0.276, SLG: 0.340 (1, 6)					1-2 L4				

AB	R	H	RBI	BB	SO	LOB
4	2	3	0	1	0	0
4	1	2	2	0	0	2
4	1	0	1	0	0	3
1	0	0	0	0	1	1
4	2	2	0	1	1	0
4	1	2	3	1	1	2
4	0	1	1	0	2	2
3	1	1	1	1	2	3
4	1	3	1	0	0	1
3	1	0	0	0	1	3


AB	R	H	RBI	BB	SO	LOB
35	10	14	9	4	8	17

Inning Stats	R	H	E	K	S	H	LOB	BB	P	R	H	E	K	S	H	LOB	BB	P	ERA	WHIP
	2	4	1	0	15	0	0	0	7	0	0	0	1	10	1	0	0	17	6.00	1.667
	0	0	0	1	7	0	0	0	14	0	0	0	0	11	0	0	0	0	0.00	2.000

Kansas City Royals @ Chicago White Sox
Comiskey Park, Chicago, IL

Fri Jul 26 2002, 8:05 PM EDT
Att: 20,803 - Sunny - 88 F

WP: 0 PA: 41
PB: 0 SB: 0
CS: 1



PITCHER	IP	WLS	BF	H	R	ER	SO	BB	IBB	HBP	BLK	WP	HR	S	P	ERA	WHIP
56 Shawn Sedlacek, R ERA: 3.45 (1, 1)	6.0	L	25	8	4	4	5	2	0	0	0	0	2	63	95	6.00	1.667
Ryan Bukvich, R ERA: 7.04 (7, 1)	0.1		6	1	5	5	0	2	0	1	0	0	0	12	22	135.00	9.000
Jason Grimsley, R ERA: 4.17 (7, 1)	0.2		5	3	1	1	1	0	0	0	0	0	0	12	19	13.50	4.500
Brad Voyles, R ERA: 6.51 (8, 1)	1.0		5	2	0	0	2	0	0	0	0	0	0	12	17	0.00	2.000

Kansas City Royals @ Chicago White Sox
 Comiskey Park, Chicago, IL
 Sat Jul 27 2002, 7:05 PM EDT
 Att. 28,931 - Cloudy - 84 F

AB	33
R	1
H	5
RBI	1
BB	2
SO	6
LOB	14



WP:	0	PA:	35
PB:	0		
SB:	2		
CS:	0		

AB R H RBI BB SO LOB

4	0	0	0	0	1	2
4	0	0	0	0	2	1
4	0	1	1	0	0	1
4	0	0	0	0	0	2
3	0	1	0	1	0	0
4	0	0	0	0	2	2
4	0	1	0	0	0	2
3	0	0	0	1	1	2
3	1	2	0	0	0	2

Batter	1	2	3	4	5	6	7	8	9
Chuck Knoblauch, R (1, 7) OBP: 0.264, SLG: 0.270	0-1 G1-3		1-3 K		1-0 F8		1-2 F9		
Luis Alicea, S (1, 10) OBP: 0.318, SLG: 0.287	0-0 E4 FC4-6		1-3 K		2-1 G1-3			3-3 K	
Carlos Beltrán, S (1, 8) OBP: 0.340, SLG: 0.486	1-1 FC4-6 1-2f		2-0 1B		3-1 G3-1			0-1 L7	
Joe Randa, R (1, 5) OBP: 0.359, SLG: 0.473	2-1 F9		1-0 F9			0-1 G5-3		2-2 F8	
Raul Ibanez, L (1, 3) OBP: 0.336, SLG: 0.546		1-1 1B		2-2 P5		0-1 P6		4-2 FC1-6 BB	
Michael Tucker, L (1, 9) OBP: 0.322, SLG: 0.384		1-1 F7		3-2 F8		1-3 K		2-3 K	
Neifi Perez, S (1, 6) OBP: 0.254, SLG: 0.299		0-0 F8		0-0 BB 1B		1-0 F8		3-2 FC1-6 1-2f	
Brent Mayne, L (1, 2) OBP: 0.302, SLG: 0.271		1-1 G3		4-1 BB		0-0 L3		1-3 K	
Carlos Febles, R (1, 4) OBP: 0.322, SLG: 0.330			0-1 S 1B		2-2 F9		0-1 1B		

Inning Stats	R: 0	H: 0	E: 1	K: 0	S: 7	R: 0	H: 1	E: 0	K: 0	S: 7	R: 1	H: 2	E: 0	K: 2	S: 11	R: 0	H: 1	E: 0	K: 0	S: 15	R: 0	H: 0	E: 0	K: 1	S: 8	R: 0	H: 1	E: 0	K: 0	S: 8	R: 0	H: 0	E: 0	K: 1	S: 9	R: 0	H: 0	E: 0	K: 2	S: 11	R: 0	H: 0	E: 0	K: 2	S: 11	1B: 5	2B: 0	3B: 0	HR: 0	SF: 0	SAC: 0	DP: 0	HBP: 0	WP: 0	PA: 35
--------------	------	------	------	------	------	------	------	------	------	------	------	------	------	------	-------	------	------	------	------	-------	------	------	------	------	------	------	------	------	------	------	------	------	------	------	------	------	------	------	------	-------	------	------	------	------	-------	-------	-------	-------	-------	-------	--------	-------	--------	-------	--------

PITCHER	IP	WLS	BF	H	R	ER	SO	BB	IBB	HBP	BLK	WP	HR	S	P	ERA	WHIP
Gary Glover, R (1, 1) ERA: 4.2	7.0	W	28	5	1	1	3	1	0	0	0	0	0	61	92	1.29	0.857
Keith Foulke, R (8, 1) ERA: 4.29	1.0		3	0	0	0	1	0	0	0	0	0	0	9	14	0.00	0.000
Kelly Wunsch, L (9, 1) ERA: 5.0	1.0		4	0	0	0	2	1	0	0	0	0	0	11	21	0.00	1.000

Batter	1	2	3	4	5	6	7	8	9	AB R H RBI BB SO LOB	TOP	
Chuck Knoblauch, R (1, 7) <small>OBP: 0.269, SLG: 0.271</small>	4-2 		3-1 		1-2 			0-1 		3 1 1 0 1 0 0	Kansas City Royals @ Chicago White Sox Comiskey Park, Chicago, IL Sun Jul 28 2002, 2:05 PM EDT Att. 29,534 - Overcast - 88 F	
Luis Alicea, S (1, 5) <small>OBP: 0.317, SLG: 0.286</small>	1-2 		2-1 		1-1 			1-0 		4 1 1 1 0 0 1		
Carlos Beltrán, S (1, 8) <small>OBP: 0.339, SLG: 0.484</small>	0-0 		2-3 		1-3 			1-1 		4 0 1 0 0 2 1		
Raul Ibanez, L (1, 3) <small>OBP: 0.334, SLG: 0.545</small>	3-3 		1-0 		3-0 			1-3 		4 0 1 1 0 2 2		
Joe Randa, R (1, 10) <small>OBP: 0.355, SLG: 0.467</small>		1-0 	1-1 		0-1 			3-3 		4 0 0 0 0 1 1		
Aaron Guiel, L (1, 9) <small>OBP: 0.311, SLG: 0.336</small>		0-0 		2-0 	2-0 			0-3 		3 0 0 0 0 1 0		
Neifi Perez, S (1, 6) <small>OBP: 0.257, SLG: 0.303</small>		1-1 		4-1 			1-1 			2 0 1 0 1 0 0		
Carlos Febles, R (1, 4) <small>OBP: 0.319, SLG: 0.326</small>		1-0 		2-1 			3-1 			3 0 0 0 0 0 2		
A.J. Hinch, R (1, 2) <small>OBP: 0.299, SLG: 0.393</small>			0-1 	1-3 			3-2 			3 0 0 0 0 1 1		
Inning Stats	R: 0 H: 1 E: 0 LOB: 1 K: 1 BB: 1 S: 9 P: 17	R: 0 H: 1 E: 0 LOB: 1 K: 0 BB: 0 S: 5 P: 8	R: 2 H: 3 E: 0 LOB: 1 K: 1 BB: 0 S: 12 P: 21	R: 0 H: 0 E: 0 LOB: 1 K: 1 BB: 1 S: 7 P: 15	R: 0 H: 0 E: 0 LOB: 0 K: 1 BB: 0 S: 9 P: 12	R: 0 H: 0 E: 0 LOB: 0 K: 0 BB: 0 S: 4 P: 9	R: 0 H: 0 E: 0 LOB: 0 K: 0 BB: 0 S: 8 P: 15	R: 0 H: 0 E: 0 LOB: 0 K: 0 BB: 0 S: 5 P: 7	R: 0 H: 0 E: 0 LOB: 0 K: 3 BB: 0 S: 9 P: 13	1B: 3 SF: 0 2B: 2 SAC: 0 3B: 0 DP: 0 HR: 0 HBP: 1	WP: 0 PA: 33 PB: 0 SB: 3 CS: 2	
PITCHER Rocky Biddle, R (1, 1) <small>ERA: 3.76</small> Bob Howry, R (5, 1) <small>ERA: 3.91</small> Keith Foulke, R (8, 1) <small>ERA: 4.21</small> Damaso Marte, L (9, 1) <small>ERA: 3.57</small>	IP WLS BF H R ER SO BB IBB HBP BLK WP HR S P ERA WHIP											PITCHER IP WLS BF H R ER SO BB IBB HBP BLK WP HR S P ERA WHIP

AB	30
R	2
H	5
RBI	2
BB	2
SO	7
LOB	8



livebaseballscorecards.com

Batter	1	2	3	4	5	6	7	8	9	AB R H RBI BB SO LOB	TOP											
Shannon Stewart, R (1, 7) OBP: 0.356, SLG: 0.425	1-2 F8		1-0 F7			1-2 FC6		0-0 G6-3		4 0 0 0 0 0 2												
Eric Hinske, L (1, 5) OBP: 0.371, SLG: 0.506	0-1 G4-3			1-1 G4-3		1-0 G4-3			1-3 K	4 0 0 0 0 1 1												
José Cruz Jr., S (1, 9) OBP: 0.306, SLG: 0.424	1-3 K			0-1 F7			1-2 G6-3		0-0 G4-6-3 1B	4 0 1 0 0 1 0												
Carlos Delgado, L (1, 3) OBP: 0.383, SLG: 0.500		1-1 P6		1-2 G4-3		1-0 F8		0-0 G4-6-3	0-0 1-2f	4 0 0 0 0 0 1												
10 Vernon Wells, R (1, 8) OBP: 0.309, SLG: 0.457		1-1 G5-3			0-1 F8		1-0 1B 2B			3 1 1 0 0 0 0												
Chris Woodward, R (1, 6) OBP: 0.364, SLG: 0.569		2-2 F3			1-3 K		2-2 2-H 1B			3 0 1 1 0 1 0												
Josh Phelps, R (1, 10) OBP: 0.315, SLG: 0.376			0-3 K		0-3 K		0-0 F9			3 0 0 0 0 2 1												
Ken Huckaby, R (1, 2) OBP: 0.326, SLG: 0.368			2-0 1B			0-1 FC6 1B		0-2 G3		3 0 2 0 0 0 0												
Orlando Hudson, S (1, 4) OBP: 0.091, SLG: 0.091			1-1 F8			3-1 F7		2-2 G4-3		3 0 0 0 0 0 2												
Inning Stats	R: 0 E: 0 K: 1 S: 8	H: 0 LOB: 0 BB: 0 P: 10	R: 0 E: 0 K: 0 S: 9	H: 0 LOB: 0 BB: 0 P: 13	R: 0 E: 0 K: 1 S: 7	H: 1 LOB: 1 BB: 0 P: 11	R: 0 E: 0 K: 0 S: 8	H: 0 LOB: 0 BB: 0 P: 10	R: 0 E: 0 K: 2 S: 8	H: 0 LOB: 0 BB: 0 P: 9	R: 0 E: 0 K: 0 S: 8	H: 1 LOB: 1 BB: 0 P: 13	R: 1 E: 0 K: 0 S: 9	H: 2 LOB: 1 BB: 0 P: 14	R: 0 E: 0 K: 0 S: 7	H: 0 LOB: 0 BB: 0 P: 9	R: 0 E: 0 K: 1 S: 7	H: 1 LOB: 0 BB: 0 P: 8	1B: 4 2B: 1 3B: 0 HR: 0	SF: 0 SAC: 0 DP: 1 HBP: 0	WP: 0 PB: 0 SB: 0 CS: 0	PA: 31
PITCHER Paul Byrd, R (1, 1) ERA: 3.49	IP: 9.0 WLS: W BF: 31 H: 5 R: 1 ER: 1 SO: 5 BB: 0 IBB: 0 HBP: 0 BLK: 0 WP: 0 HR: 0 S: 71 P: 97 ERA: 1.00 WHIP: 0.556											PITCHER	IP: 9.0 WLS: W BF: 31 H: 5 R: 1 ER: 1 SO: 5 BB: 0 IBB: 0 HBP: 0 BLK: 0 WP: 0 HR: 0 S: 71 P: 97 ERA: 1.00 WHIP: 0.556									

Toronto Blue Jays @ Kansas City Royals
Kauffman Stadium, Kansas City, MO

Mon Jul 29 2002, 7:05 PM CDT
Att. 14,759 - Cloudy - 85 F

AB	31
R	1
H	5
RBI	1
BB	0
SO	5
LOB	7



Batter	1	2	3	4	5	6	7	8	9
Chuck Knoblauch, R (1, 7) OBP: 0.269, SLG: 0.271	1-1 G4-6-3 1B		3-1 E6 CS 2-H			1-1 F7		0-0 FC1-6 G4-3 HR 1-2f	
Luis Alcega, S (1, 4) OBP: 0.321, SLG: 0.290	1-0 G4-6-3 1-2f		3-2 CS 1-2	0-0 PB WP SF8 1B		0-1 1-2 1B		2-1 G4-3 1-2	
Carlos Beltrán, S (1, 10) OBP: 0.338, SLG: 0.490	1-2 G3			3-1 SF8 1-H		1-3 K		2-2 HR 2-H	
Raul Ibanez, L (1, 3) OBP: 0.333, SLG: 0.541		3-1 G4-3		2-2 P3		1-0 G3-1		0-0 1B	
Joe Randa, R (1, 5) OBP: 0.351, SLG: 0.461		2-2 G6-3		0-0 G4-3			1-3 K	0-2 F8	
Michael Tucker, L (1, 8) OBP: 0.322, SLG: 0.382		0-1 G3			1-0 F7		4-2 FC4-6 BB		
Aaron Guiel, L (1, 9) OBP: 0.304, SLG: 0.328			1-0 E3 FC1-6		0-0 G3		2-0 FC4-6 1-2f		
Neifi Perez, S (1, 6) OBP: 0.255, SLG: 0.300			0-1 FC1-6 CS 1-2f		0-1 F8		0-2 G3		
Brent Mayne, L (1, 2) OBP: 0.313, SLG: 0.284			2-1 E 2B			4-2 1B BB		1-2 FC1-6 1B	

Inning Stats	R: 0	H: 1	R: 0	H: 0	R: 1	H: 1	R: 0	H: 0	R: 0	H: 1	R: 0	H: 0	R: 2	H: 3
	E: 0	LOB: 0	E: 0	LOB: 0	E: 2	LOB: 0	E: 0	LOB: 0	E: 0	LOB: 2	E: 0	LOB: 1	E: 0	LOB: 1
	K: 0	BB: 0	K: 0	BB: 0	K: 0	BB: 0	K: 0	BB: 0	K: 1	BB: 1	K: 1	BB: 1	K: 0	BB: 0
	S: 6	P: 9	S: 7	P: 12	S: 9	P: 18	S: 4	P: 5	S: 10	P: 17	S: 11	P: 18	S: 14	P: 19

PITCHER	IP	WLS	BF	H	R	ER	SO	BB	IBB	HBP	BLK	WP	HR	S	P	ERA	WHIP
Chris Carpenter, R (1, 1) ERA: 4.4	8.0	L	32	7	4	2	2	2	0	0	0	1	1	68	110	2.25	1.125

BOTTOM

AB	R	H	RBI	BB	SO	LOB
4	1	1	0	0	0	2
4	1	2	0	0	0	2
3	1	1	3	0	1	2
4	0	1	0	0	0	2
4	0	0	0	0	1	1
2	0	0	0	1	0	0
3	0	0	0	0	0	2
2	1	2	0	1	0	0

AB	29
R	4
H	7
RBI	3
BB	2
SO	2
LOB	12



WP	PA
1	33
PB: 1	
SB: 0	
CS: 2	

Toronto Blue Jays @ Kansas City Royals
Kauffman Stadium, Kansas City, MO
 Mon Jul 29 2002, 7:05 PM CDT
 Att: 14,759 - Cloudy - 85 F

livebaseballscorecards.com

Batter	1	2	3	4	5	6	7	8	9	AB R H RBI BB SO LOB
Chuck Knoblauch, R (1, 7) <small>OBP: 0.272, SLG: 0.280</small>	0-2 G4-6-3 1B		3-2 HR 2B		2-2 F7		3-3 K		0-1 L4	5 1 2 0 0 1 4
Luis Alcea, S (1, 10) <small>OBP: 0.315, SLG: 0.284</small>	3-1 F8		0-2 G1-3		1-2 F5		3-3 K			4 0 0 0 0 1 5
Carlos Beltrán, S (1, 8) <small>OBP: 0.338, SLG: 0.495</small>	0-0 G4-6-3 1-2f		0-0 HR 2-H		2-0 L8			0-3 K		4 1 1 2 0 1 2
Raul Ibanez, L (1, 3) <small>OBP: 0.332, SLG: 0.547</small> Chan Perry, R (9, 3)		1-0 HR	2-1 L6		1-1 F8			2-1 G6-3		4 1 1 1 0 0 0 0 0 0 0 0 0 0
Joe Randa, R (1, 5) <small>OBP: 0.348, SLG: 0.456</small>		0-1 F9	0-0 G1-3		1-0 F9			0-2 F7		4 0 0 0 0 0 0
Michael Tucker, L (1, 9) <small>OBP: 0.324, SLG: 0.387</small>		0-0 BB 1B		2-1 L7		2-1 G1-3			3-2 BB FC6-4 2B	4 1 2 0 0 0 0
Neifi Perez, S (1, 6) <small>OBP: 0.254, SLG: 0.298</small> Mike Caruso, S (8, 6) <small>OBP: 0.133, SLG: 0.071</small>		1-0 F9		3-1 G3		1-0 F8			0-2 F8	3 0 0 0 0 0 1 1 0 0 0 0 0 1
Brent Mayne, L (1, 2) <small>OBP: 0.325, SLG: 0.292</small>		4-0 BB		2-2 BB 1B		4-0 BB BB			1-2 BB FC6-4 1B	2 0 2 0 2 0 0
Carlos Febles, R (1, 4) <small>OBP: 0.321, SLG: 0.326</small>		2-1 G4-3			3-2 BB 1B		4-2 BB BB		0-0 BB FC6-4 1-2f 3-H	3 0 1 1 1 0 3

Inning Stats	R: 0	H: 1	E: 0	K: 0	S: 7	R: 1	H: 2	E: 0	K: 0	S: 7	R: 2	H: 2	E: 0	K: 0	S: 10	R: 0	H: 1	E: 0	K: 0	S: 9	R: 0	H: 1	E: 0	K: 0	S: 12	R: 0	H: 0	E: 0	K: 0	S: 5	R: 0	H: 0	E: 0	K: 2	S: 11	R: 0	H: 0	E: 0	K: 1	S: 8	R: 1	H: 2	E: 0	K: 0	S: 16	1B: 5	2B: 2	3B: 0	HR: 2	SF: 0	SAC: 0	DP: 1	HBP: 0	WP: 0	PA: 37
--------------	------	------	------	------	------	------	------	------	------	------	------	------	------	------	-------	------	------	------	------	------	------	------	------	------	-------	------	------	------	------	------	------	------	------	------	-------	------	------	------	------	------	------	------	------	------	-------	-------	-------	-------	-------	-------	--------	-------	--------	-------	--------

PITCHER	IP	WLS	BF	H	R	ER	SO	BB	IBB	HBP	BLK	WP	HR	S	P	ERA	WHIP
Pete Walker, R (1, 1) <small>ERA: 4.69</small>	5.0		21	7	3	3	0	1	0	0	0	0	2	45	76	5.40	1.600
Felix Heredia, L (6, 1) <small>ERA: 4.46</small>	1.0		3	0	0	0	0	0	0	0	0	0	0	5	9	0.00	0.000
Corey Thurman, R (7, 1) <small>ERA: 3.61</small>	1.0		5	0	0	0	2	2	0	0	0	0	0	11	26	0.00	2.000
Luke Prokopec, R (8, 1) <small>ERA: 6.33</small>	1.0		3	0	0	0	1	0	0	0	0	0	0	8	10	0.00	0.000
Scott Cassidy, R (9, 1) <small>ERA: 5.28</small>	1.0		5	2	1	1	0	0	0	0	0	0	0	16	20	9.00	2.000

BOTTOM

Toronto Blue Jays @ Kansas City Royals
 Kauffman Stadium, Kansas City, MO

livebaseballscorecards.com

AB	34
R	4
H	9
RBI	4
BB	3
SO	3
LOB	16



Tue Jul 30 2002, 7:05 PM CDT
 Att. 13,066 - Sunny - 87 F

Batter	1	2	3	4	5	6	7	8	9	AB R H RBI BB SO LOB	TOP											
Shannon Stewart, R (1, 10) OBP: 0.361, SLG: 0.425	2-2 HR 1B	1-2 FC5-4		0-2 G4-3	0-1 G6-3			4-1 FC4-6 BB		4 1 1 0 1 0 2												
Eric Hinske, L (1, 5) OBP: 0.369, SLG: 0.510	3-2 HR 1-H		0-0 P6	1-3 K		0-1 G4-3		1-2 FC4-6 WP 1-2f		5 1 1 2 0 1 1												
José Cruz Jr., S (1, 9) OBP: 0.308, SLG: 0.421	0-0 E5 SF7 1B		0-0 P5		3-2 1B 10 1B	3-1 G5-3		2-3 K 1-2		5 2 2 0 0 1 1												
Carlos Delgado, L (1, 3) OBP: 0.386, SLG: 0.497	0-0 SF7		4-2 10 1B BB		1-0 F7 10 1B	0-3 K		1-2 G6-3		3 2 1 1 1 1 0												
10 Vernon Wells, R (1, 8) OBP: 0.314, SLG: 0.463	2-2 F9		2-0 1B 1B		1-2 1B F7 1B		1-1 F3		1-1 F8	5 2 2 1 0 0 0												
Chris Woodward, R (1, 6) OBP: 0.360, SLG: 0.552	1-2 F8		1-0 WP 1B 1B 1-3 2-H		0-0 F7		2-1 FC4-6 1B		0-2 FC6-4 1B	5 0 3 1 0 0 2												
Dewayne Wise, L (1, 7) OBP: 0.235, SLG: 0.412			0-1 F7 FC5 WP 1B 1-2 3-H		0-1 1B G4-6-3 1B 2-H 3-H		2-2 FC4-6 1-2f		0-1 FC6-4 1-2f	5 1 2 3 0 0 2												
Tom Wilson, R (1, 2) OBP: 0.337, SLG: 0.382			2-3 K FC5		1-2 G4-6-3 1B 2-3		3-2 F8			4 0 1 0 0 1 3												
Orlando Hudson, S (1, 4) OBP: 0.350, SLG: 0.278			1-0 FC5-4 1B		2-2 F8 1-2 3-H		1-1 G4-6-3		2-0 F7	4 0 1 1 0 0 1												
Inning Stats	R: 3 E: 1 K: 0 S: 15	H: 3 LOB: 0 BB: 0 P: 23	R: 0 E: 0 K: 1 S: 11	H: 1 LOB: 1 BB: 0 P: 16	R: 2 E: 0 K: 0 S: 12	H: 3 LOB: 2 BB: 1 P: 21	R: 0 E: 0 K: 1 S: 10	H: 0 LOB: 0 BB: 0 P: 13	R: 4 E: 0 K: 0 S: 19	H: 5 LOB: 1 BB: 0 P: 26	R: 0 E: 0 K: 1 S: 7	H: 0 LOB: 0 BB: 0 P: 10	R: 0 E: 0 K: 0 S: 15	H: 1 LOB: 1 BB: 0 P: 23	R: 0 E: 0 K: 1 S: 9	H: 0 LOB: 1 BB: 1 P: 18	R: 0 E: 0 K: 0 S: 12	H: 1 LOB: 1 BB: 0 P: 14	1B: 13 2B: 0 3B: 0 HR: 1	SF: 1 SAC: 0 DP: 0 HBP: 0	WP: 2 PB: 0 SB: 0 CS: 0	PA: 43
PITCHER	IP WLS BF H R ER SO BB IBB HBP BLK WP HR S P ERA WHIP																					
56 Shawn Sedlacek, R (1, 1) ERA: 4.47	4.0 L 23 10 8 7 2 1 0 0 0 0 1 1 57 87 15.75 2.750																					
Darrell May, L (5, 1) ERA: 5.44	2.0 8 2 1 1 1 0 0 0 0 0 0 0 17 22 4.50 1.000																					
Ryan Bukvich, R (7, 1) ERA: 6.52	1.0 4 1 0 0 0 0 0 0 0 0 0 0 15 23 0.00 1.000																					
Jason Grimsley, R (8, 1) ERA: 4.07	1.0 4 0 0 0 1 1 0 0 0 1 0 9 18 0.00 1.000																					
Scott Mullen, L (9, 1) ERA: 3.0	1.0 4 1 0 0 0 0 0 0 0 0 0 0 12 14 0.00 1.000																					

Toronto Blue Jays @ Kansas City Royals
Kauffman Stadium, Kansas City, MO
Wed Jul 31 2002, 7:05 PM CDT
Att. 13,461 - Cloudy - 90 F

AB	40
R	9
H	14
RBI	9
BB	2
SO	4
LOB	12



WP: 2	PA: 43
PB: 0	
SB: 0	
CS: 0	

Batter	1	2	3	4	5	6	7	8	9	AB	R	H	RBI	BB	SO	LOB
Chuck Knoblauch, R (1, 7) <small>OBP: 0.271, SLG: 0.275</small>	4-1 		1-2 		2-1 			0-2 		3	0	0	0	1	0	2
Aaron Guiel, L (1, 9) <small>OBP: 0.303, SLG: 0.333</small>	1-2 			1-2 		3-2 		0-0 		4	0	1	0	0	0	1
Carlos Beltrán, S (1, 8) <small>OBP: 0.339, SLG: 0.502</small>	0-0 			2-2 		2-0 		0-1 		4	1	2	1	0	0	2
Raul Ibanez, L (1, 3) <small>OBP: 0.331, SLG: 0.543</small>	2-2 			0-1 		1-2 		2-2 		4	0	1	0	0	0	2
Joe Randa, R (1, 5) <small>OBP: 0.344, SLG: 0.451</small>		0-3 		3-3 		1-1 			2-2 	4	0	0	0	0	2	3
Michael Tucker, L (1, 10) <small>OBP: 0.326, SLG: 0.402</small>		1-2 			2-1 		0-0 		2-0 	4	1	2	1	0	0	0
Neifi Perez, S (1, 6) <small>OBP: 0.254, SLG: 0.298</small>			1-1 		0-1 		1-2 		0-0 	3	0	1	0	0	0	1
Mike Caruso, S (8, 6) <small>OBP: 0.188, SLG: 0.133</small>					FC6-5 					1	0	1	0	0	0	0
Brent Mayne, L (1, 2) <small>OBP: 0.324, SLG: 0.291</small>				3-2 		1-2 		1-3 		4	0	1	0	0	1	2
Carlos Febles, R (1, 4) <small>OBP: 0.324, SLG: 0.328</small>			4-1 		2-2 		1-0 			2	0	1	0	1	0	2

Inning	R	H	E	K	S	H	LOB	BB	P	R	H	E	K	S	H	LOB	BB	P	1B	2B	3B	HR	SF	SAC	DP	HBP
1	0	0	0	8	15	0	1	0	1	0	0	0	0	0	0	0	0	0	0	0	0	0	0	0	0	0
2	0	0	0	8	10	0	0	0	0	0	0	0	0	0	0	0	0	0	0	0	0	0	0	0	0	0
3	0	0	0	7	15	0	0	0	0	0	0	0	0	0	0	0	0	0	0	0	0	0	0	0	0	0
4	0	2	0	11	17	0	2	0	0	0	0	0	0	0	0	0	0	0	0	0	0	0	0	0	0	0
5	1	3	0	12	19	0	3	0	0	0	0	0	0	0	0	0	0	0	0	0	0	0	0	0	0	0
6	0	1	0	9	16	0	1	0	0	0	0	0	0	0	0	0	0	0	0	0	0	0	0	0	0	0
7	0	2	0	8	11	0	2	0	0	0	0	0	0	0	0	0	0	0	0	0	0	0	0	0	0	0
8	1	1	0	9	11	0	1	0	0	0	0	0	0	0	0	0	0	0	0	0	0	0	0	0	0	0
9	0	1	0	8	13	0	1	0	0	0	0	0	0	0	0	0	0	0	0	0	0	0	0	0	0	0
TOTAL	3	10	0	33	35	0	15	2	0	0	0	0	0	0	0	0	0	0	6	3	0	2	0	0	0	0

PITCHER	IP	WLS	BF	H	R	ER	SO	BB	IBB	HBP	BLK	WP	HR	S	P	ERA	WHIP
Steve Parris, R (1, 1) <small>ERA: 4.2</small>	6.0	0	23	6	1	1	2	2	0	0	0	0	1	55	92	1.50	1.333
Scott Eyre, L (7, 1) <small>ERA: 4.94</small>	1.0	0	4	2	0	0	1	0	0	0	0	0	0	8	11	0.00	2.000
Cliff Politte, R (8, 1) <small>ERA: 4.5</small>	1.0	0	4	1	1	1	0	0	0	0	0	0	1	9	11	9.00	1.000
Kelvin Escobar, R (9, 1) <small>ERA: 4.65</small>	1.0	0	4	1	0	0	0	0	0	0	0	0	0	8	13	0.00	1.000

BOTTOM

Toronto Blue Jays @ Kansas City Royals
 Kauffman Stadium, Kansas City, MO

Wed Jul 31 2002, 7:05 PM CDT
 Att: 13,461 - Cloudy - 90 F

AB	33
R	2
H	10
RBI	2
BB	2
SO	3
LOB	15

livebaseballscorecards.com

Batter	1	2	3	4	5	6	7	8	9	AB R H RBI BB SO LOB	TOP									
Shannon Stewart, R (1, 7) OBP: 0.359, SLG: 0.422	1-2 G1-3	0-2 G6-3			0-0 G1-3		1-0 1B BB		0-0 G6-3	5 1 1 0 0 0 2										
Eric Hinske, L (1, 5) OBP: 0.369, SLG: 0.506	4-0 G3 BB		2-2 L7		1-1 G3-1		4-2 1B BB		3-3 K	3 0 0 0 2 1 1										
José Cruz Jr., S (1, 9) OBP: 0.312, SLG: 0.424	3-2 G3		1-2 1B		0-0 1B		1-2 1B		1-3 2-H	4 0 3 1 0 0 1										
Carlos Delgado, L (1, 3) OBP: 0.385, SLG: 0.495	3-2 F7		0-0 1B		2-0 G6-3		2-2 L6			4 0 1 0 0 0 4										
10 Vernon Wells, R (1, 8) OBP: 0.313, SLG: 0.464		1-1 1B 2B	0-0 F8		0-1 G6-3		1-3 K			4 1 1 0 0 1 2										
Chris Woodward, R (1, 6) OBP: 0.357, SLG: 0.543		1-0 2B SF8	2-2 G1-3		2-2 G5-3		2-3 K			4 1 1 0 0 1 2										
Josh Phelps, R (1, 10) OBP: 0.320, SLG: 0.413		0-1 G6-3		2-3 K		0-1 F9		1-1 G5-3		4 0 1 1 0 1 0										
Orlando Hudson, S (1, 4) OBP: 0.333, SLG: 0.266		2-2 SF8		3-2 G3		0-0 G6-3		1-1 G4-3 E		3 0 1 1 0 0 0										
Ken Huckaby, R (1, 2) OBP: 0.319, SLG: 0.358		1-2 G6-3		0-0 G5-3		0-1 G4-3		1-2 G4-3		4 0 0 0 0 0 2										
Inning Stats	R: 0 E: 0 K: 0 S: 9	H: 0 LOB: 1 BB: 1 P: 20	R: 2 E: 0 K: 0 S: 16	H: 3 LOB: 1 BB: 0 P: 21	R: 0 E: 0 K: 1 S: 11	H: 2 LOB: 2 BB: 0 P: 16	R: 0 E: 0 K: 1 S: 11	H: 0 LOB: 0 BB: 0 P: 16	R: 0 E: 0 K: 0 S: 8	H: 0 LOB: 0 BB: 0 P: 10	R: 1 E: 0 K: 0 S: 13	H: 2 LOB: 2 BB: 1 P: 21	R: 0 E: 0 K: 2 S: 11	H: 0 LOB: 0 BB: 0 P: 15	R: 0 E: 1 K: 1 S: 10	H: 1 LOB: 1 BB: 0 P: 15	1B: 7 2B: 2 3B: 0 HR: 0	SF: 1 SAC: 0 DP: 0 HBP: 0	WP: 0 PB: 0 SB: 0 CS: 0	PA: 38
PITCHER	IP WLS BF H R ER SO BB IBB HBP BLK WP HR S P ERA WHIP																			
Runelvys Hernandez, R (1, 1) ERA: 3.86	6.2 L 30 8 3 3 1 2 0 0 0 0 0 0 70 107 4.05 1.500																			
Scott Mullen, L (7, 1) ERA: 2.95	0.1 1 0 0 0 0 0 0 0 0 0 0 0 3 5 0.00 0.000																			
Jason Grimsley, R (8, 1) ERA: 3.98	1.0 3 0 0 0 2 0 0 0 0 0 0 0 11 15 0.00 0.000																			
Roberto Hernandez, R (9, 1) ERA: 4.76	1.0 4 1 0 0 1 0 0 0 0 0 0 0 10 15 0.00 1.000																			

Toronto Blue Jays @ Kansas City Royals
Kauffman Stadium, Kansas City, MO

Thu Aug 01 2002, 1:05 PM CDT
Att. 12,669 - Cloudy - 96 F

livebaseballscorecards.com

AB	35
R	3
H	9
RBI	3
BB	2
SO	4
LOB	14



Batter	1	2	3	4	5	6	7	8	9	AB	R	H	RBI	BB	SO	LOB
Mike Caruso, S (1, 6) OBP: 0.150, SLG: 0.105	2-2 G5-3		0-1 G4-3		2-1 G4-3			1-1 G4-3		4	0	0	0	0	0	2
Luis Alica, S (1, 5) OBP: 0.313, SLG: 0.280	1-3 K		0-1 G4-1		4-1 BB			0-3 K		3	0	0	0	1	2	1
Carlos Beltrán, S (1, 8) OBP: 0.341, SLG: 0.502	2-1 1B		3-1 1B		0-2 F7			3-3 K		4	0	2	1	0	1	2
Raul Ibanez, L (1, 10) OBP: 0.330, SLG: 0.539	0-1 G3		2-3 K		0-2 G5-4-3 1B			1-0 F8		4	0	1	0	0	1	2
Michael Tucker, L (1, 7) OBP: 0.325, SLG: 0.400		0-1 E9 G6-3 1B		3-1 G6-3		2-3 K		0-0 F7		4	1	1	0	0	1	1
Chan Perry, R (1, 3) Joe Randa, R (9, PH) OBP: 0.343, SLG: 0.449		3-2 G6-3		1-1 G6-3		0-0 G5-4-3		0-2 F7		3	0	0	1	0	0	1
Aaron Guiel, L (1, 9) OBP: 0.297, SLG: 0.325		2-3 K		2-2 F7			1-0 L7			1	0	0	0	0	1	0
A.J. Hinch, R (1, 2) OBP: 0.299, SLG: 0.387		1-0 L5		4-2 G4-3 G4-3 BB			2-1 G6-3			2	0	0	0	1	0	0
Carlos Febles, R (1, 4) OBP: 0.324, SLG: 0.328			0-2 G4-1 G4-3 1B		0-0 G4-3		0-0 G4-3			3	1	1	0	0	0	1

Inning Stats	R: 0	H: 1	E: 0	LOB: 1	K: 1	S: 10	R: 1	H: 1	E: 1	LOB: 0	K: 1	S: 9	R: 1	H: 2	E: 0	LOB: 1	K: 1	S: 12	R: 0	H: 0	E: 0	LOB: 0	K: 0	S: 7	R: 0	H: 0	E: 0	LOB: 2	K: 0	S: 10	R: 0	H: 1	E: 0	LOB: 0	K: 1	S: 8	R: 0	H: 0	E: 0	LOB: 0	K: 0	S: 4	R: 0	H: 0	E: 0	LOB: 0	K: 2	S: 8	R: 0	H: 0	E: 0	LOB: 0	K: 0	S: 6	R: 0	H: 0	E: 0	LOB: 0	K: 0	S: 7	1B: 5	SF: 0	2B: 0	SAC: 0	3B: 0	DP: 1	HR: 0	HBP: 0	WP: 0	PA: 33
--------------	------	------	------	--------	------	-------	------	------	------	--------	------	------	------	------	------	--------	------	-------	------	------	------	--------	------	------	------	------	------	--------	------	-------	------	------	------	--------	------	------	------	------	------	--------	------	------	------	------	------	--------	------	------	------	------	------	--------	------	------	------	------	------	--------	------	------	-------	-------	-------	--------	-------	-------	-------	--------	-------	--------

PITCHER	IP	WLS	BF	H	R	ER	SO	BB	IBB	HBP	BLK	WP	HR	S	P	ERA	WHIP
32 Roy Halladay, R (1, 1) ERA: 2.75	7.0	W	27	5	2	1	4	2	0	0	0	0	0	60	97	1.29	1.000
Cliff Politte, R (8, 1) ERA: 4.41	1.0	H	3	0	0	0	2	0	0	0	0	0	0	8	12	0.00	0.000
Kelvin Escobar, R (9, 1) ERA: 4.56	1.0	S	3	0	0	0	0	0	0	0	0	0	0	6	7	0.00	0.000

BOTTOM

Toronto Blue Jays @ Kansas City Royals
Kauffman Stadium, Kansas City, MO

Thu Aug 01 2002, 1:05 PM CDT
Att. 12,669 - Cloudy - 96 F

livebaseballscorecards.com

AB	31
R	2
H	5
RBI	2
BB	2
SO	6
LOB	10



Batter	1	2	3	4	5	6	7	8	9	AB	R	H	RBI	BB	SO	LOB
Jacque Jones, L (1, 7) OBP: 0.333, SLG: 0.495	2-0 HR	1-3 K		4-2 BB			1-1 G3			3	1	1	1	1	1	2
Denny Hocking, S (1, 6) OBP: 0.321, SLG: 0.333	0-2 G6-3	0-0 G6-3		1-3 K			0-0 E3			4	0	0	0	0	1	3
Corey Koskie, L (1, 5) OBP: 0.398, SLG: 0.470	3-2 G3-1		1-3 K		0-1 2B		2-2 G4-6-3			4	0	1	0	0	1	1
David Ortiz, L (1, 10) OBP: 0.337, SLG: 0.516	2-2 2B		3-1 2B 1B		2-3 K		0-2 G4-3			4	0	2	0	0	1	1
Torii Hunter, R (1, 8) OBP: 0.359, SLG: 0.586	3-2 F7		2-1 2B		1-0 L5		1-2 G1-3			4	0	1	0	0	0	2
Dustan Mohr, R (1, 9) OBP: 0.340, SLG: 0.467		2-2 1B 3B	1-1 G1-3		2-2 G4-3		0-1 F8			4	1	1	0	0	0	3
5 Michael Cuddyer, R (1, 3) OBP: 0.279, SLG: 0.436 Doug Mientkiewicz, L (8, 3) OBP: 0.375, SLG: 0.375		3-3 K	1-1 G2-3			3-2 G6-3				3	0	0	0	0	1	3
A.J. Pierzynski, L (1, 2) OBP: 0.345, SLG: 0.457		1-0 1B 1B		1-3 K		2-0 G3				3	0	1	1	0	1	0
Luis Rivas, R (1, 4) OBP: 0.313, SLG: 0.350		0-0 1B		1-0 G4-3		2-2 G1-3				3	0	1	0	0	0	0

Inning Stats	R: 1	H: 2	E: 0	K: 0	S: 13	LOB: 1	BB: 0	P: 23	R: 1	H: 3	E: 0	K: 2	S: 14	LOB: 2	BB: 0	P: 21	R: 0	H: 2	E: 0	K: 1	S: 11	LOB: 2	BB: 0	P: 19	R: 0	H: 0	E: 0	K: 2	S: 16	LOB: 1	BB: 1	P: 23	R: 0	H: 1	E: 0	K: 1	S: 10	LOB: 1	BB: 0	P: 15	R: 0	H: 0	E: 0	K: 0	S: 7	LOB: 0	BB: 0	P: 14	R: 0	H: 0	E: 1	K: 0	S: 6	LOB: 0	BB: 0	P: 9	R: 0	H: 0	E: 0	K: 0	S: 8	LOB: 0	BB: 0	P: 9
1B: 3	SF: 0	2B: 3	SAC: 0	3B: 1	DP: 1	HR: 1	HBP: 0	WP: 0	PA: 33																																																							

PITCHER	IP	WLS	BF	H	R	ER	SO	BB	IBB	HBP	BLK	WP	HR	S	P	ERA	WHIP
Jeff Suppan, R (1, 1) ERA: 4.96	7.0	L	30	8	2	2	6	1	0	0	0	0	1	77	124	2.57	1.286
Jeremy Affeldt, L (8, 1) ERA: 4.38	1.0		3	0	0	0	0	0	0	0	0	0	0	8	9	0.00	0.000


BOTTOM

Kansas City Royals @ Minnesota Twins
 Hubert H. Humphrey Metrodome, Minneapolis, MN

Fri Aug 02 2002, 8:05 PM EDT
 Att. 23,230 - Dome - 72 F

livebaseballscorecards.com

AB	32
R	2
H	8
RBI	2
BB	1
SO	6
LOB	15



Batter	1	2	3	4	5	6	7	8	9	10	AB R H RBI BB SO LOB	TOP
Chuck Knoblauch, R (1, 10) OBP: 0.274, SLG: 0.270 											4 0 1 0 1 0 1	Kansas City Royals @ Minnesota Twins Hubert H. Humphrey Metrodome, Minneapolis, MN Sat Aug 03 2002, 7:05 PM EDT Att. 32,567 - Dome - 72 F livebaseballscorecards.com AB 35 R 3 H 7 RBI 3 BB 3 SO 10 LOB 14
Michael Tucker, L (1, 7) OBP: 0.326, SLG: 0.399 										5 0 2 0 0 1 2		
Carlos Beltrán, S (1, 8) OBP: 0.336, SLG: 0.493 										4 0 0 0 1 3 3		
Raul Ibanez, L (1, 3) OBP: 0.331, SLG: 0.543 										3 0 0 0 1 1 3		
Joe Randa, R (1, 5) OBP: 0.344, SLG: 0.446 										3 1 1 0 0 0 1		
Aaron Guiel, L (1, 9) OBP: 0.289, SLG: 0.315 										4 0 0 0 0 3 3		
Neifi Perez, S (1, 6) OBP: 0.252, SLG: 0.296 										4 1 1 0 0 0 0		
Brent Mayne, L (1, 2) OBP: 0.323, SLG: 0.306 										4 1 2 3 0 1 0		
Carlos Febles, R (1, 4) OBP: 0.318, SLG: 0.320 										4 0 0 0 0 1 1		
Inning Stats R: 0 H: 0 R: 0 H: 0 R: 0 H: 2 R: 0 H: 1 R: 0 H: 1 R: 0 H: 1 R: 0 H: 0 R: 0 H: 1 R: 0 H: 1 E: 0 LOB: 0 E: 0 LOB: 0 E: 0 LOB: 1 E: 0 LOB: 2 E: 0 LOB: 1 E: 0 LOB: 0 E: 0 LOB: 1 E: 0 LOB: 1 K: 0 BB: 1 K: 1 BB: 0 K: 1 BB: 0 K: 3 BB: 1 K: 0 BB: 0 K: 1 BB: 0 K: 0 BB: 1 K: 1 BB: 0 K: 1 BB: 0 S: 6 P: 10 S: 7 P: 10 S: 8 P: 10 S: 9 P: 12 S: 14 P: 18 S: 13 P: 23 S: 9 P: 10 S: 6 P: 12 S: 7 P: 11 S: 13 P: 20				R: 0 H: 1 R: 3 H: 2 R: 0 H: 1 R: 0 H: 1 R: 0 H: 1 R: 0 H: 1 R: 0 H: 1 R: 0 H: 1 E: 0 LOB: 1 E: 0 LOB: 1 E: 0 LOB: 1 E: 0 LOB: 2 E: 0 LOB: 1 E: 0 LOB: 1 E: 0 LOB: 1 E: 0 LOB: 1 E: 0 LOB: 1 K: 1 BB: 0 K: 2 BB: 0 K: 1 BB: 1 K: 0 BB: 0 K: 0 BB: 0 K: 0 BB: 0 K: 0 BB: 0 K: 0 BB: 0 K: 0 BB: 0 S: 9 P: 12 S: 14 P: 18 S: 9 P: 10 S: 6 P: 12 S: 7 P: 11 S: 13 P: 20	1B: 5 SF: 0 2B: 2 SAC: 0 3B: 0 DP: 2 HR: 1 HBP: 1	WP: 0 PA: 39 PB: 0 SB: 0 CS: 0						
PITCHER Brad Radke, R (1, 1) IP 6.0 WLS 24 BF 4 H 3 R 3 ER 3 SO 8 BB 2 IBB 0 HBP 1 BLK 0 WP 0 HR 1 S 57 P 83 ERA 4.50 WHIP 1.000 Tony Fiore, R (7, 1) 1.0 6 2 0 0 0 1 0 0 0 0 0 13 19 0.00 3.000 J.C. Romero, L (8, 1) 2.0 5 0 0 0 1 0 0 0 0 0 0 9 14 0.00 0.000 Bob Wells, R (10, 1) 0.1 2 1 0 0 0 0 0 0 0 0 0 7 11 0.00 3.000 Johan Santana, L (10, 1) 0.2 W 2 0 0 0 1 0 0 0 0 0 0 6 9 0.00 0.000				PITCHER IP WLS BF H R ER SO BB IBB HBP BLK WP HR S P ERA WHIP								

Batter	1	2	3	4	5	6	7	8	9	10	AB	R	H	RBI	BB	SO	LOB
Jacque Jones, L OBP: 0.332, SLG: 0.493 (1, 7)	2-2 E 1B		0-3 K			2-2 G4-3		2-1 F9			4	1	1	0	0	1	1
Cristian Guzman, S OBP: 0.285, SLG: 0.367 (1, 6)	1-0 E9 SF8 1B		1-1 G1-3			0-1 S 1B		1-0 CS 1B			4	1	3	1	0	0	0
Corey Koskie, L OBP: 0.394, SLG: 0.466 (1, 5)	0-0 SF8			2-2 G4-3		3-3 K		2-2 CS		2-2 F7	3	0	0	1	0	1	1
David Ortiz, L OBP: 0.356, SLG: 0.512 (1, 10)	3-2 1B			2-1 P6		2-2 F5				0-0 F5	4	0	1	0	0	0	1
Torii Hunter, R OBP: 0.360, SLG: 0.584 (1, 8)	0-1 F7			0-0 G5-3			0-1 FC6 1B			4-2 1B BB	3	0	1	0	1	0	0
Doug Mientkiewicz, L OBP: 0.374, SLG: 0.373 (1, 3)		0-3 K			1-2 P6		0-0 FC6			0-0 1B	4	0	1	0	0	1	1
Bobby Kielty, S OBP: 0.443, SLG: 0.510 (1, 9)		2-0 G4-3			1-1 G3-1		3-3 K			2-0 G1-3	4	0	0	0	0	1	3
A.J. Pierzynski, L OBP: 0.347, SLG: 0.458 (1, 2)		3-2 G4-3			1-0 1B			1-2 F9 SH2-4 1B			4	1	2	0	0	0	0
Luis Rivas, R OBP: 0.313, SLG: 0.367 (1, 4)			0-0 F2		0-0 F9			0-1 SH2-4		3-2 HR	3	1	1	1	0	0	1

Inning Stats	R: 2	H: 3	E: 1	K: 0	S: 12	H: 0	LOB: 0	BB: 0	P: 18	R: 0	H: 0	E: 0	K: 1	S: 7	H: 0	LOB: 0	BB: 0	P: 12	R: 0	H: 0	E: 0	K: 1	S: 7	H: 0	LOB: 0	BB: 0	P: 8	R: 0	H: 0	E: 0	K: 0	S: 6	H: 0	LOB: 0	BB: 0	P: 10	R: 0	H: 1	E: 0	K: 0	S: 7	H: 1	LOB: 1	BB: 0	P: 10	R: 0	H: 1	E: 0	K: 1	S: 15	H: 1	LOB: 1	BB: 0	P: 22	R: 0	H: 1	E: 0	K: 1	S: 6	H: 1	LOB: 1	BB: 0	P: 9	R: 1	H: 2	E: 0	K: 0	S: 11	H: 0	LOB: 0	BB: 0	P: 17	R: 0	H: 1	E: 0	K: 0	S: 9	H: 1	LOB: 2	BB: 1	P: 17	R: 1	H: 1	E: 0	K: 0	S: 5	H: 1	LOB: 0	BB: 0	P: 9	1B: 9	SF: 1	2B: 1	3B: 0	HR: 1	WP: 0	PA: 37
--------------	------	------	------	------	-------	------	--------	-------	-------	------	------	------	------	------	------	--------	-------	-------	------	------	------	------	------	------	--------	-------	------	------	------	------	------	------	------	--------	-------	-------	------	------	------	------	------	------	--------	-------	-------	------	------	------	------	-------	------	--------	-------	-------	------	------	------	------	------	------	--------	-------	------	------	------	------	------	-------	------	--------	-------	-------	------	------	------	------	------	------	--------	-------	-------	------	------	------	------	------	------	--------	-------	------	-------	-------	-------	-------	-------	-------	--------

PITCHER	IP	WLS	BF	H	R	ER	SO	BB	IBB	HBP	BLK	WP	HR	S	P	ERA	WHIP
Paul Byrd, R ERA: 3.42 (1, 1)	8.0		29	8	3	2	4	0	0	0	0	0	0	71	106	2.25	1.000
Scott Mullen, L ERA: 2.84 (9, 1)	0.2		2	0	0	0	0	0	0	0	0	0	0	5	7	0.00	0.000
Jason Grimsley, R ERA: 3.95 (9, 1)	0.1		3	1	0	0	0	1	0	0	0	0	0	4	10	0.00	6.000
Darrell May, L ERA: 5.53 (10, 1)	0.1	L	2	1	1	1	0	0	0	0	0	0	1	5	9	27.00	3.000


BOTTOM

Kansas City Royals @ Minnesota Twins
 Hubert H. Humphrey Metrodome, Minneapolis, MN

Sat Aug 03 2002, 7:05 PM EDT
 Att: 32,567 - Dome - 72 F

livebaseballscores.com

AB	33
R	4
H	10
RBI	3
BB	1
SO	4
LOB	8




Batter	1	2	3	4	5	6	7	8	9	10	AB	R	H	RBI	BB	SO	LOB	TOP				
Aaron Guiel, L (1, 9) OBP: 0.297, SLG: 0.326	1-2 CS HBP		X 0-0 G3		X 0-1 F9		X 0-0 SH1-4 1-H 2B		X 0-0 1B BB 1B	X 0-2 G4-3	5	0	2	1	0	0	3					
Luis Alicea, S (1, 4) OBP: 0.316, SLG: 0.276 Carlos Febles, R (9, PR) OBP: 0.318, SLG: 0.320	2-2 F8 1-2		B 3-1 G4-3		X 0-0 F7		X 0-0 SH1-4		B 4-2 1B BB 1-2 BB		3	0	0	0	1	0	1					
Carlos Beltrán, S (1, 8) OBP: 0.339, SLG: 0.501	0-0 IHR			B 1-3 K	X 1-0 S 1B		X 2-1 F9		X 0-0 G4-6-3 1-2 2-3 1B		5	1	3	1	0	1	1					
Raul Ibanez, L (1, 10) OBP: 0.326, SLG: 0.534	2-3 K			B 2-2 G3-1	X 2-0 G4-3 1-2		X 2-0 G3		X 0-2 G4-6-3 1-2f		5	0	0	0	0	1	5					
Joe Randa, R (1, 5) OBP: 0.345, SLG: 0.444		B 2-3 K		X 2-2 3B 1B		X 2-2 F3		X 1-2 G3-1		B 4-2 FC3-5 BB BB	4	1	1	0	1	1	0					
Michael Tucker, L (1, 7) OBP: 0.335, SLG: 0.413		B 4-2 FC6-4 BB		B 1-0 1B 3B		B 4-1 S BB		B 1-1 2B		B 4-2 BB FC3-5 1-2 BB	2	1	2	1	3	0	0					
Neifi Perez, S (1, 6) OBP: 0.252, SLG: 0.293		C 0-3 K		B 4-1 1B BB		C 0-1 F8 1-2		F 0-2 L6		B 1-0 FC3-5 1-2 2-3f BB	4	0	0	0	1	1	5					
Chan Perry, R (1, 3) OBP: 0.091, SLG: 0.091		B 1-0 FC6-4 1-2f		X 0-2 FC6-4 1B		X 0-0 G6-3		C 0-1 G1-3		S 2-2 F8	5	0	1	1	0	0	5					
A.J. Hinch, R (1, 2) OBP: 0.302, SLG: 0.384		B 2-2 G5-3		X 1-1 FC6-4 1-2f		F 1-2 2B 1B		X 0-2 F9		B 4-2 1-2 2-3 BB	4	1	1	0	1	0	2					
Inning Stats	R: 1 E: 0 K: 1 S: 13	H: 1 LOB: 0 BB: 0 P: 18	R: 0 E: 0 K: 2 S: 9	H: 0 LOB: 1 BB: 1 P: 16	R: 0 E: 0 K: 0 S: 7	H: 3 LOB: 0 BB: 0 P: 12	R: 2 E: 0 K: 1 S: 19	H: 3 LOB: 2 BB: 1 P: 30	R: 0 E: 0 K: 0 S: 5	H: 0 LOB: 1 BB: 1 P: 8	R: 1 E: 0 K: 0 S: 8	H: 2 LOB: 1 BB: 0 P: 13	R: 0 E: 0 K: 0 S: 10	H: 1 LOB: 1 BB: 0 P: 12	R: 0 E: 0 K: 0 S: 18	H: 2 LOB: 3 BB: 1 P: 22	R: 0 E: 0 K: 0 S: 16	H: 0 LOB: 3 BB: 3 P: 31	1B: 6 2B: 2 3B: 1 HR: 1	SF: 0 SAC: 1 DP: 1 HBP: 1	WP: 0 PB: 0 SB: 2 CS: 1	PA: 46
PITCHER	IP	WLS	BF	H	R	ER	SO	BB	IBB	HBP	BLK	WP	HR	S	P	ERA	WHIP					
Kyle Lohse, R (1, 1) ERA: 4.59	6.0		28	7	4	4	4	3	0	0	0	0	0	65	103	6.00	1.667					
LaTroy Hawkins, R (7, 1) ERA: 1.49	2.0		7	1	0	0	0	0	0	0	0	0	0	14	20	0.00	0.500					
Bob Wells, R (9, 1) ERA: 6.18	0.1		3	1	0	0	0	1	0	0	0	0	0	13	17	0.00	6.000					
Tony Fiore, R (9, 1) ERA: 3.12	0.2		4	1	0	0	0	2	0	0	0	0	0	11	19	0.00	4.500					
J.C. Romero, L (10, 1) ERA: 1.8	1.0	W	4	0	0	0	0	1	0	0	0	0	0	10	17	0.00	1.000					

Kansas City Royals @ Minnesota Twins
Hubert H. Humphrey Metrodome, Minneapolis, MN

Sun Aug 04 2002, 2:05 PM EDT
Att. 35,641 - Dome - 72 F

AB	37
R	4
H	10
RBI	4
BB	7
SO	4
LOB	22



Batter	1	2	3	4	5	6	7	8	9	AB R H RBI BB SO LOB	TOP		
Aaron Guiel, L (1, 9) OBP: 0.300, SLG: 0.329	0-2 G4-3		2-2 G4-1		1-1 G1-3 1B	0-2 HR 1B		1-0 F7		5 1 2 2 0 0 3			
Luis Alicea, S (1, 5) OBP: 0.322, SLG: 0.296	2-1 F9		0-1 G6-3		2-0 G1-3 1B	3-1 HR 1B		4-2 1B G1-3 BB		4 2 2 4 1 0 1			
Carlos Beltrán, S (1, 8) OBP: 0.337, SLG: 0.498	1-0 G1-3		1-1 G3		2-2 G1-3 1B	1-0 G3-1		0-1 1B G1-3 1B		5 0 1 2 0 0 3			
Raul Ibanez, L (1, 3) OBP: 0.322, SLG: 0.526		2-2 F7		0-1 F9	0-0 F9		3-3 K	2-1 G1-3		5 0 0 1 0 1 3			
Joe Randa, R (1, 10) OBP: 0.345, SLG: 0.443		1-2 L3		1-0 F3		0-0 G3-6-1 1B	1-2 G6-3	2-1 1B		5 0 2 0 0 0 0			
Michael Tucker, L (1, 7) OBP: 0.333, SLG: 0.408		1-3 K		2-1 G5-3		0-0 G3-6-1 1-2f	4-1 BB	0-1 P6		4 0 0 0 1 1 3			
Neifi Perez, S (1, 6) OBP: 0.256, SLG: 0.299			0-0 2B 1B 1B		1-0 2B 2B	0-0 E1 1B 1B	0-0 F8		0-1 G3	5 3 3 0 0 0 1	AB 43 R 12 H 17 RBI 12 BB 2 SO 2 LOB 15		
Brent Mayne, L (1, 2) OBP: 0.329, SLG: 0.318		0-1 1B G4-1 2B		1-0 F7	2-2 1B 1B		2-0 2B 1B 1B	3-2 F7		5 3 3 1 0 0 1			
Carlos Febles, R (1, 4) OBP: 0.325, SLG: 0.334		2-1 G4-1 1B		1-0 1B 2B	1-2 HR 1B		2-1 1B 2B	0-0 G4-3		5 3 4 2 0 0 0			
Inning Stats	R: 0 E: 0 K: 0 S: 6 H: 0 LOB: 0 BB: 0 P: 9	R: 0 E: 0 K: 1 S: 9 H: 0 LOB: 0 BB: 0 P: 13	R: 2 E: 0 K: 0 S: 12 H: 3 LOB: 1 BB: 0 P: 17	R: 0 E: 0 K: 0 S: 5 H: 0 LOB: 0 BB: 0 P: 8	R: 2 E: 0 K: 0 S: 10 H: 4 LOB: 2 BB: 0 P: 18	R: 5 E: 1 K: 0 S: 15 H: 6 LOB: 0 BB: 0 P: 22	R: 0 E: 0 K: 1 S: 9 H: 0 LOB: 1 BB: 1 P: 17	R: 3 E: 0 K: 0 S: 14 H: 4 LOB: 2 BB: 1 P: 27	R: 0 E: 0 K: 0 S: 7 H: 0 LOB: 0 BB: 0 P: 10	1B: 12 2B: 4 3B: 0 HR: 1 SF: 0 SAC: 0 DP: 1 HBP: 0	WP: 0 PB: 0 SB: 0 CS: 0 PA: 45		
PITCHER	IP WLS BF H R ER SO BB IBB HBP BLK WP HR S P ERA WHIP											PITCHER	IP WLS BF H R ER SO BB IBB HBP BLK WP HR S P ERA WHIP
Joe Mays, R (1, 1) ERA: 8.07	5.2 L 28 12 8 8 1 0 0 0 0 0 0 0 54 80 12.71 2.118												
Kevin Frederick, R (6, 1) ERA: 5.63	1.1 8 3 3 3 1 1 0 0 0 0 0 1 15 31 20.25 3.000												
Tony Fiore, R (8, 1) ERA: 3.21	1.0 6 2 1 1 0 1 0 0 0 0 0 0 11 20 9.00 3.000												
Bob Wells, R (9, 1) ERA: 6.02	1.0 3 0 0 0 0 0 0 0 0 0 0 0 7 10 0.00 0.000												

Kansas City Royals @ Minnesota Twins
Hubert H. Humphrey Metrodome, Minneapolis, MN

Mon Aug 05 2002, 1:05 PM EDT
 Att: 27,182 - Dome - 72 F

livebaseballscorecards.com

Batter	1	2	3	4	5	6	7	8	9	AB	R	H	RBI	BB	SO	LOB
Jacque Jones, L (1, 7) OBP: 0.329, SLG: 0.486	1-0 G3		1-3 K		3-1 F2		1-1 G4-3		2-3 K	5	0	0	0	0	2	2
Cristian Guzman, S (1, 6) OBP: 0.286, SLG: 0.367	3-2 F8		2-0 F3			0-2 1B SF8	1-0 BB			4	1	2	1	0	0	1
Torii Hunter, R (1, 8) OBP: 0.360, SLG: 0.578	0-0 G5-3		3-3 K			3-2 P6	4-0 BB			3	0	0	0	1	1	2
David Ortiz, L (1, 10) OBP: 0.362, SLG: 0.508		4-2 1B SF7		4-0 CS		0-2 1B	1-1 G4-6-3			2	1	1	0	2	0	2
Bobby Kielty, S (1, 9) OBP: 0.436, SLG: 0.502		1-1 F7		0-1 P4		1-1 SF8		2-1 F8		3	0	0	1	0	0	2
Doug Mientkiewicz, L (1, 3) OBP: 0.379, SLG: 0.377		3-1 1B		4-2 BB		2-2 1B		2-2 L8		2	0	2	0	1	0	0
5 Michael Cuddyer, R (8, PH) OBP: 0.255, SLG: 0.395		1-3 1B		1-2 BB		1-2 1B		1-3 K		1	0	0	0	0	0	0
Denny Hocking, S (1, 5) OBP: 0.315, SLG: 0.329		2-1 SF7		0-1 F8		1-1 L3				3	0	0	1	0	1	3
A.J. Pierzynski, L (1, 2) OBP: 0.347, SLG: 0.460		0-1 P6			0-1 G6-4-3		2-1 2B		0-0 F7	4	1	2	0	0	0	1
Luis Rivas, R (1, 4) OBP: 0.323, SLG: 0.395			4-2 S		0-0 G6-4-3		1-0 1B		3-1 F8	3	1	1	1	1	0	1

Inning Stats	R: 0	H: 0	E: 0	K: 0	S: 5	R: 1	H: 1	E: 0	K: 0	S: 10	R: 0	H: 0	E: 0	K: 2	S: 11	R: 0	H: 0	E: 0	K: 0	S: 8	R: 0	H: 1	E: 0	K: 0	S: 5	R: 1	H: 3	E: 0	K: 0	S: 18	R: 2	H: 3	E: 0	K: 0	S: 8	R: 0	H: 0	E: 0	K: 1	S: 8	R: 0	H: 0	E: 0	K: 1	S: 6	1B: 6	SF: 2	2B: 2	SAC: 0	3B: 0	DP: 2	HR: 0	HBP: 0	WP: 0	PA: 37
--------------	------	------	------	------	------	------	------	------	------	-------	------	------	------	------	-------	------	------	------	------	------	------	------	------	------	------	------	------	------	------	-------	------	------	------	------	------	------	------	------	------	------	------	------	------	------	------	-------	-------	-------	--------	-------	-------	-------	--------	-------	--------

PITCHER	IP	WLS	BF	H	R	ER	SO	BB	IBB	HBP	BLK	WP	HR	S	P	ERA	WHIP
56 Shawn Sedlacek, R (1, 1) ERA: 4.61	6.1	W	30	8	4	4	2	5	0	0	0	0	0	63	114	5.68	2.053
Scott Mullen, L (7, 1) ERA: 3.05	1.2		4	0	0	0	1	0	0	0	0	0	0	10	16	0.00	0.000
Blake Stein, R (9, 1) ERA: 9.4	1.0		3	0	0	0	1	0	0	0	0	0	0	6	11	0.00	0.000

BOTTOM

Kansas City Royals @ Minnesota Twins
 Hubert H. Humphrey Metrodome, Minneapolis, MN

Mon Aug 05 2002, 1:05 PM EDT
 Att: 27,182 - Dome - 72 F

livebaseballscorecards.com

AB	30
R	4
H	8
RBI	4
BB	5
SO	4
LOB	14



Batter	1	2	3	4	5	6	7	8	9	AB R H RBI BB SO LOB	TOP
--------	---	---	---	---	---	---	---	---	---	----------------------	-----

Chuck Knoblauch, R (1, 7) <small>OBP: 0.277, SLG: 0.274</small>	3-2 		2-2 		0-1 		2-1 	3-2 		5 1 2 0 0 0 1	
Aaron Guiel, L (1, 9) <small>OBP: 0.297, SLG: 0.324</small>	3-2 		2-2 		3-1 		0-2 		1-0 	5 0 1 0 0 0 2	
Carlos Beltrán, S (1, 8) <small>OBP: 0.340, SLG: 0.501</small>	1-3 		2-2 		0-0 		3-2 		2-1 	5 2 3 1 0 1 1	
Raul Ibanez, L (1, 3) <small>OBP: 0.328, SLG: 0.537</small>		2-1 	2-0 		0-0 		0-2 		0-1 	5 2 4 2 0 0 1	
Joe Randa, R (1, 5) <small>OBP: 0.344, SLG: 0.440</small>		0-2 	1-0 		0-0 		1-2 		2-2 	5 0 1 0 0 0 5	
Michael Tucker, L (1, 10) <small>OBP: 0.338, SLG: 0.415</small>		1-1 	1-2 		0-2 				0-1 	4 1 3 2 0 0 0	
Neifi Perez, S (1, 6) <small>OBP: 0.258, SLG: 0.303</small>		0-2 	1-2 	0-1 		1-0 		0-0 		4 0 2 1 0 0 1	
Brent Mayne, L (1, 2) <small>OBP: 0.328, SLG: 0.317</small>		3-3 		1-0 		1-1 		1-3 		4 0 1 0 0 2 3	
Carlos Febles, R (1, 4) <small>OBP: 0.321, SLG: 0.330</small>			2-3 	2-2 		3-1 		0-3 		4 0 0 0 0 2 2	

Inning Stats	R: 0	H: 0	E: 0	K: 1	S: 13	P: 20	R: 1	H: 2	E: 0	K: 1	S: 14	P: 20	R: 3	H: 5	E: 0	K: 1	S: 26	P: 38	R: 0	H: 1	E: 0	K: 0	S: 7	P: 10	R: 1	H: 3	E: 0	K: 0	S: 7	P: 10	R: 0	H: 1	E: 0	K: 0	S: 8	P: 13	R: 0	H: 2	E: 0	K: 0	S: 14	P: 20	R: 1	H: 2	E: 0	K: 2	S: 12	P: 16	R: 0	H: 1	E: 0	K: 0	S: 9	P: 14	1B: 13	SF: 0	2B: 3	SAC: 0	3B: 1	DP: 0	HR: 0	HBP: 0	WP: 0	PA: 42
--------------	------	------	------	------	-------	-------	------	------	------	------	-------	-------	------	------	------	------	-------	-------	------	------	------	------	------	-------	------	------	------	------	------	-------	------	------	------	------	------	-------	------	------	------	------	-------	-------	------	------	------	------	-------	-------	------	------	------	------	------	-------	--------	-------	-------	--------	-------	-------	-------	--------	-------	--------

PITCHER	IP	WLS	BF	H	R	ER	SO	BB	IBB	HBP	BLK	WP	HR	S	P	ERA	WHIP
35 Mike Mussina, R (1, 1) <small>ERA: 4.9</small>	7.0	L	32	14	5	5	3	0	0	0	0	0	0	89	131	6.43	2.000
Sterling Hitchcock, L (8, 1) <small>ERA: 6.75</small>	2.0		9	3	1	1	2	0	0	0	0	0	0	21	30	4.50	1.500

Kansas City Royals @ New York Yankees
 Yankee Stadium, Bronx, NY
 Tue Aug 06 2002, 7:05 PM EDT
 Att. 48,275 - Cloudy - 76 F

AB	41
R	6
H	17
RBI	6
BB	0
SO	5
LOB	16



Batter	1	2	3	4	5	6	7	8	9	AB R H RBI BB SO LOB
Alfonso Soriano, R OBP: 0.336, SLG: 0.567 (1, 4)	1-2 P6		1-1 BB HBP		2-2 G5-3		2-3 K		2-3 K	4 0 0 0 0 2 0
2 Derek Jeter, R OBP: 0.380, SLG: 0.423 (1, 6)	1-3 K		1-1 L5		4-2 FC6 BB		1-2 G4-3			3 0 0 0 1 1 1
25 Jason Giambi, L OBP: 0.433, SLG: 0.594 (1, 10)	4-0 WP BB		0-1 F8		0-1 P5		3-2 F8			3 0 0 0 1 0 2
Bernie Williams, S OBP: 0.408, SLG: 0.485 (1, 8)	3-3 K		4-0 BB		0-1 FC6			1-2 G1-3		3 0 0 0 1 1 2
Robin Ventura, L OBP: 0.370, SLG: 0.482 (1, 5)		4-2 1B BB	0-1 G5-3			0-0 F9		4-0 FC6-4 BB		2 0 0 0 2 0 2
20 Jorge Posada, S OBP: 0.371, SLG: 0.494 (1, 2)		2-1 F7		3-3 K		0-0 HR 1B		2-3 K		4 1 1 0 0 2 2
Raul Mondesi, R OBP: 0.311, SLG: 0.449 (1, 9)		2-2 P6		0-0 G3 1B		2-2 HR 1H		3-1 FC6-4		4 1 2 2 0 0 2
Nick Johnson, L OBP: 0.345, SLG: 0.422 (1, 3)		3-2 BB 1B		3-1 G3		2-2 G3			0-1 G3-1	4 0 1 0 0 0 1
Rondell White, R OBP: 0.312, SLG: 0.391 (1, 7)		0-0 F7		2-0 G6-3		0-1 L5			2-3 K	4 0 0 0 0 1 3

Inning Stats	R: 0 E: 0 K: 2 S: 9	H: 0 LOB: 1 BB: 1 P: 18	R: 0 E: 0 K: 0 S: 13	H: 1 LOB: 2 BB: 1 P: 24	R: 0 E: 0 K: 0 S: 7	H: 0 LOB: 2 BB: 1 P: 13	R: 0 E: 0 K: 1 S: 7	H: 1 LOB: 1 BB: 0 P: 15	R: 0 E: 0 K: 0 S: 12	H: 0 LOB: 1 BB: 1 P: 18	R: 2 E: 0 K: 0 S: 10	H: 2 LOB: 0 BB: 0 P: 14	R: 0 E: 0 K: 1 S: 10	H: 0 LOB: 0 BB: 0 P: 16	R: 0 E: 0 K: 1 S: 9	H: 0 LOB: 1 BB: 1 P: 19	R: 0 E: 0 K: 2 S: 10	H: 0 LOB: 0 BB: 0 P: 14	1B: 3 2B: 0 3B: 0 HR: 1	SF: 0 SAC: 0 DP: 0 HBP: 1
--------------	------------------------------	----------------------------------	-------------------------------	----------------------------------	------------------------------	----------------------------------	------------------------------	----------------------------------	-------------------------------	----------------------------------	-------------------------------	----------------------------------	-------------------------------	----------------------------------	------------------------------	----------------------------------	-------------------------------	----------------------------------	----------------------------------	------------------------------------

BOTTOM

Kansas City Royals @ New York Yankees
Yankee Stadium, Bronx, NY

Tue Aug 06 2002, 7:05 PM EDT
Att: 48,275 - Cloudy - 76 F

livebaseballscores.com

AB	31
R	2
H	4
RBI	2
BB	5
SO	7
LOB	15



PITCHER	IP	WLS	BF	H	R	ER	SO	BB	IBB	HBP	BLK	WP	HR	S	P	ERA	WHIP
Runelvys Hernandez, R ERA: 3.65 (1, 1)	6.0	W	27	4	2	2	3	4	0	1	0	1	1	58	102	3.00	1.333
Ryan Bukvich, R ERA: 5.73 (7, 1)	1.0	H	3	0	0	0	1	0	0	0	0	0	0	10	16	0.00	0.000
Jeremy Affeldt, L ERA: 4.17 (8, 1)	1.0		4	0	0	0	1	1	0	0	0	0	0	9	19	0.00	1.000
Jason Grimsley, R ERA: 3.8 (9, 1)	1.0		3	0	0	0	2	0	0	0	0	0	0	10	14	0.00	0.000

Batter	1	2	3	4	5	6	7	8	9	AB R H RBI BB SO LOB	TOP	
Chuck Knoblauch, R (1, 7) OBP: 0.276, SLG: 0.273	2-2 F8			1-0 F9		1-1 E9 2B 1B		1-2 G6-3		4 1 1 0 0 0 0	Kansas City Royals @ New York Yankees Yankee Stadium, Bronx, NY Wed Aug 07 2002, 7:05 PM EDT Att. 40,184 - Cloudy - 78 F	
Aaron Guiel, L (1, 9) OBP: 0.302, SLG: 0.336	3-2 FC2-6 1B			2-2 G3-1		0-1 G3-1 1-H 2B		2-0 F7		4 0 2 1 0 0 0		
Carlos Beltrán, S (1, 8) OBP: 0.339, SLG: 0.501	1-1 FC2-6 1-2f PO			0-1 2B		0-0 G3-1 2-3		3-1 G3		4 0 1 0 0 0 2		
Raul Ibanez, L (1, 3) OBP: 0.325, SLG: 0.530	0-1 PO 1-2	1-1 L3		2-3 K		0-0 G4-3		1-2 G3		4 0 0 0 0 1 2		
Joe Randa, R (1, 5) OBP: 0.340, SLG: 0.435		0-1 L9		2-1 G3		0-3 K		1-1 G4-3		4 0 0 0 0 1 0		
Michael Tucker, L (1, 10) OBP: 0.334, SLG: 0.410		0-3 K		2-3 K		2-3 K		1-3 K		4 0 0 0 0 4 0		
Neifi Perez, S (1, 6) OBP: 0.258, SLG: 0.303			2-2 G3-1		0-3 K		1-2 BB 1B			3 0 1 0 0 1 0		
Brent Mayne, L (1, 2) OBP: 0.328, SLG: 0.314			1-3 K		1-2 F7		4-2 BB			2 0 0 0 1 1 0		
Carlos Febles, R (1, 4) OBP: 0.322, SLG: 0.331 Luis Alicea, S (7, PH) OBP: 0.320, SLG: 0.294 (7, 4)			2-0 G4-3		0-1 E5 E 1B		2-3 K			2 1 1 0 0 0 0 1 0 0 0 0 1 2		
Inning Stats	R: 0 H: 1 E: 0 LOB: 0 K: 0 BB: 0 S: 10 P: 16	R: 0 H: 0 E: 0 LOB: 0 K: 1 BB: 0 S: 7 P: 8	R: 0 H: 0 E: 0 LOB: 0 K: 1 BB: 0 S: 10 P: 15	R: 0 H: 1 E: 0 LOB: 1 K: 1 BB: 0 S: 9 P: 14	R: 0 H: 0 E: 0 LOB: 0 K: 2 BB: 0 S: 8 P: 12	R: 2 H: 3 E: 2 LOB: 1 K: 0 BB: 0 S: 12 P: 14	R: 0 H: 1 E: 0 LOB: 2 K: 3 BB: 1 S: 17 P: 26	R: 0 H: 0 E: 0 LOB: 0 K: 0 BB: 0 S: 6 P: 12	R: 0 H: 0 E: 0 LOB: 0 K: 1 BB: 0 S: 8 P: 11	1B: 4 SF: 0 2B: 2 SAC: 0 3B: 0 DP: 0 HR: 0 HBP: 0	WP: 0 PA: 34 PB: 0 SB: 0 CS: 0	
PITCHER Roger Clemens, R (1, 1) ERA: 3.94 Steve Karsay, R (8, 1) ERA: 3.5	IP WLS BF H R ER SO BB IBB HBP BLK WP HR S P ERA WHIP	7.0 W 27 6 2 2 8 1 0 0 0 0 0 0 73 105 2.57 1.000	2.0 6 0 0 0 1 0 0 0 0 0 0 0 14 23 0.00 0.000									IP WLS BF H R ER SO BB IBB HBP BLK WP HR S P ERA WHIP

AB	32
R	2
H	6
RBI	1
BB	1
SO	9
LOB	6



Batter	1	2	3	4	5	6	7	8	9
Alfonso Soriano, R OBP: 0.335, SLG: 0.565 (1, 4)	2-2 25 2B	2-3 K			1-3 K		0-0 G5-3	3-1 G4-3	
2 Derek Jeter, R OBP: 0.381, SLG: 0.429 (1, 6)	3-2 P6		2-3 K		3-2 HR		4-2 25 20 BB		
25 Jason Giambi, L OBP: 0.433, SLG: 0.595 (1, 10)	1-2 20 HR		0-0 G3		3-2 G4-3		4-1 20 BB	1-2 BB	
Bernie Williams, S OBP: 0.407, SLG: 0.483 (1, 8)	2-0 F8		3-1 1B		2-1 G4-3		1-3 K		
Robin Ventura, L OBP: 0.372, SLG: 0.479 (1, 5)	4-2 20 HR		2-3 K			2-2 L9	4-1 20 BB	1-2 2-3 BB	
20 Jorge Posada, S OBP: 0.375, SLG: 0.504 (1, 2)	0-0 HR			0-0 1B		1-1 F9	4-2 1-2 2-3 3-H BB		
Raul Mondesi, R OBP: 0.311, SLG: 0.447 (1, 9)	1-3 K			1-1 F9		0-0 1B	0-3 K		
John Vander Wal, L OBP: 0.332, SLG: 0.425 Shane Spencer, R OBP: 0.324, SLG: 0.381 (1, 7) (9, 7)		1-2 G4-3		1-1 G4-6-3		0-0 1B		0-2 P4	
Nick Johnson, L OBP: 0.344, SLG: 0.421 Ron Coomer, R OBP: 0.347, SLG: 0.483 (1, 3) (4, 3)		1-3 K		1-1 G4-6-3		1-3 K		0-0 F8	

Inning Stats	R: 4	H: 3	E: 0	K: 1	S: 23	LOB: 0	BB: 1	P: 36	R: 0	H: 0	E: 0	K: 2	S: 9	LOB: 0	BB: 0	P: 13	R: 0	H: 1	E: 0	K: 2	S: 9	LOB: 1	BB: 0	P: 16	R: 0	H: 2	E: 0	K: 0	S: 7	LOB: 1	BB: 0	P: 10	R: 1	H: 1	E: 0	K: 1	S: 12	LOB: 0	BB: 0	P: 21	R: 0	H: 2	E: 0	K: 1	S: 10	LOB: 2	BB: 0	P: 14	R: 1	H: 0	E: 0	K: 2	S: 16	LOB: 3	BB: 4	P: 33	R: 0	H: 0	E: 0	K: 0	S: 6	LOB: 0	BB: 0	P: 9
--------------	------	------	------	------	-------	--------	-------	-------	------	------	------	------	------	--------	-------	-------	------	------	------	------	------	--------	-------	-------	------	------	------	------	------	--------	-------	-------	------	------	------	------	-------	--------	-------	-------	------	------	------	------	-------	--------	-------	-------	------	------	------	------	-------	--------	-------	-------	------	------	------	------	------	--------	-------	------

PITCHER	IP	WLS	BF	H	R	ER	SO	BB	IBB	HBP	BLK	WP	HR	S	P	ERA	WHIP
Jeff Suppan, R ERA: 5.11 (1, 1)	6.1	L	29	9	6	6	7	2	0	0	0	0	2	74	118	8.53	1.737
Scott Mullen, L ERA: 3.0 (7, 1)	0.1		4	0	0	0	1	3	0	0	0	0	0	9	22	0.00	9.000
Blake Stein, R ERA: 9.0 (7, 1)	1.1		4	0	0	0	1	0	0	0	0	0	0	9	12	0.00	0.000

AB R H RBI BB SO LOB

5	1	1	0	0	2	0
3	2	1	1	1	1	1
3	1	1	1	1	0	0
4	0	1	0	0	1	3
2	1	0	0	2	1	1
3	1	2	4	1	0	0
4	0	1	0	0	2	4
4	0	2	0	0	0	0
0	0	0	0	0	0	0
1	0	0	0	0	1	0
3	0	0	0	0	1	4

AB	32
R	6
H	9
RBI	6
BB	5
SO	9
LOB	13



WP	HR	S	P	ERA	WHIP
0	0	1	37	0	0

Kansas City Royals @ New York Yankees
 Yankee Stadium, Bronx, NY
 Wed Aug 07 2002, 7:05 PM EDT
 Att. 40,184 - Cloudy - 78 F

livebaseballscorecards.com

Batter	1	2	3	4	5	6	7	8	9	AB R H RBI BB SO LOB	TOP
Chuck Knoblauch, R (1, 7) <small>OBP: 0.280, SLG: 0.278</small>	2-2 		0-1 			2-1 		1-2 		4 0 2 0 0 0 0	Kansas City Royals @ New York Yankees Yankee Stadium, Bronx, NY Thu Aug 08 2002, 1:05 PM EDT Att. 55,142 - Sunny - 78 F
Luis Alicea, S (1, 5) <small>OBP: 0.315, SLG: 0.288</small>	0-1 		1-2 			3-2 		0-0 		4 0 0 0 0 0 2	
Carlos Beltrán, S (1, 8) <small>OBP: 0.341, SLG: 0.503</small>	1-3 			0-0 		1-2 		1-2 		4 1 2 0 0 1 1	
Raul Ibanez, L (1, 3) <small>OBP: 0.327, SLG: 0.533</small>		2-1 		3-2 		2-2 		2-1 		4 1 2 1 0 0 3	
Joe Randa, R (1, 10) <small>OBP: 0.342, SLG: 0.436</small>		1-1 		0-1 			1-0 	2-3 		4 1 2 0 0 1 2	
Aaron Guiel, L (1, 9) <small>OBP: 0.301, SLG: 0.333</small>		3-1 		1-1 			1-0 		0-0 	4 0 1 1 0 0 2	
Neifi Perez, S (1, 6) <small>OBP: 0.256, SLG: 0.300</small>		0-0 			2-0 		0-1 		1-0 	4 0 0 0 0 0 2	
A.J. Hinch, R (1, 2) <small>OBP: 0.303, SLG: 0.389</small> Brent Mayne, L (9, PH) <small>OBP: 0.326, SLG: 0.313</small>			2-1 		0-0 		3-2 	1-2 		3 0 1 1 0 0 0 1 0 0 0 0 0 0	
Carlos Febles, R (1, 4) <small>OBP: 0.319, SLG: 0.328</small>			2-2 		1-1 		1-2 			3 0 0 0 0 0 1	
Inning Stats	R: 0 H: 0 E: 0 LOB: 0 K: 1 BB: 0 S: 11 P: 14	R: 1 H: 2 E: 0 LOB: 0 K: 0 BB: 0 S: 7 P: 13	R: 0 H: 1 E: 0 LOB: 1 K: 0 BB: 0 S: 13 P: 18	R: 0 H: 2 E: 0 LOB: 1 K: 0 BB: 0 S: 8 P: 12	R: 0 H: 0 E: 0 LOB: 0 K: 0 BB: 0 S: 4 P: 7	R: 0 H: 1 E: 1 LOB: 1 K: 0 BB: 0 S: 11 P: 19	R: 1 H: 2 E: 0 LOB: 1 K: 0 BB: 0 S: 11 P: 17	R: 1 H: 2 E: 0 LOB: 1 K: 1 BB: 0 S: 12 P: 18	R: 0 H: 0 E: 0 LOB: 0 K: 0 BB: 0 S: 5 P: 7	1B: 7 SF: 0 2B: 3 SAC: 0 3B: 0 DP: 2 HR: 0 HBP: 0	WP: 0 PA: 35 PB: 0 SB: 1 CS: 0
PITCHER Andy Pettitte, L (1, 1) <small>ERA: 3.17</small> Steve Karsay, R (8, 1) <small>ERA: 3.48</small> 42 Mariano Rivera, R (9, 1) <small>ERA: 2.97</small>	IP WLS BF H R ER SO BB IBB HBP BLK WP HR S P ERA WHIP 7.2 W 31 10 3 3 1 0 0 0 0 0 0 0 74 113 3.52 1.304 0.1 H 1 0 0 0 1 0 0 0 0 0 0 0 3 5 0.00 0.000 1.0 S 3 0 0 0 0 0 0 0 0 0 0 0 0 5 7 0.00 0.000	PITCHER IP WLS BF H R ER SO BB IBB HBP BLK WP HR S P ERA WHIP									

livebaseballscorecards.com

AB	35
R	3
H	10
RBI	3
BB	0
SO	2
LOB	13



Batter	1	2	3	4	5	6	7	8	9
Alfonso Soriano, R (1, 4) OBP: 0.334, SLG: 0.569	1-3 K		2-3 K		0-0 HR		3-3 K		
2 Derek Jeter, R (1, 6) OBP: 0.380, SLG: 0.426	2-2 P4		4-0 CS BB		1-3 K		3-2 G4-3		
25 Jason Giambi, L (1, 10) OBP: 0.430, SLG: 0.589	1-2 L9		0-1 F8		1-1 F8		1-3 K		
Bernie Williams, S (1, 8) OBP: 0.406, SLG: 0.481		1-0 F8	3-2 CS	1-1 P4		2-2 BB 1B		2-2 G5-3	
Robin Ventura, L (1, 5) OBP: 0.373, SLG: 0.488		1-0 HR		1-3 K		0-0 BB 1B		1-1 F8	
20 Jorge Posada, S (1, 2) OBP: 0.374, SLG: 0.504		1-1 HR 2B		2-3 K		3-0 F5		2-1 G3	
Raul Mondesi, R (1, 9) OBP: 0.315, SLG: 0.457		2-2 HR			0-1 G4-3 HR 1B	4-1 FC6-4 BB			
Rondell White, R (1, 7) OBP: 0.309, SLG: 0.387		0-2 L6			1-2 G4-3	2-3 K			
Ron Coomer, R (1, 3) OBP: 0.337, SLG: 0.467		0-0 G5-3			1-1 E5 HR	1-2 FC6-4			

Inning Stats	R: 0 E: 0 K: 1 S: 12	H: 0 LOB: 0 BB: 0 P: 16	R: 3 E: 0 K: 0 S: 13	H: 3 LOB: 0 BB: 0 P: 18	R: 0 E: 0 K: 1 S: 7	H: 0 LOB: 0 BB: 1 P: 16	R: 0 E: 0 K: 2 S: 8	H: 0 LOB: 0 BB: 0 P: 12	R: 3 E: 1 K: 1 S: 14	H: 2 LOB: 0 BB: 0 P: 18	R: 0 E: 0 K: 1 S: 12	H: 2 LOB: 3 BB: 1 P: 24	R: 0 E: 0 K: 2 S: 11	H: 0 LOB: 0 BB: 0 P: 18	R: 0 E: 0 K: 0 S: 8	H: 0 LOB: 0 BB: 0 P: 13
--------------	-------------------------------	----------------------------------	-------------------------------	----------------------------------	------------------------------	----------------------------------	------------------------------	----------------------------------	-------------------------------	----------------------------------	-------------------------------	----------------------------------	-------------------------------	----------------------------------	------------------------------	----------------------------------

PITCHER														PITCHER																			
IP	WLS	BF	H	R	ER	SO	BB	IBB	HBP	BLK	WP	HR	S	P	ERA	WHIP	IP	WLS	BF	H	R	ER	SO	BB	IBB	HBP	BLK	WP	HR	S	P	ERA	WHIP
Paul Byrd, R (1, 1) ERA: 3.59	5.1	L	25	7	6	5	5	2	0	0	0	3	60	95	8.44	1.688																	
Ryan Bukvich, R (6, 1) ERA: 5.11	1.1		4	0	0	2	0	0	0	0	0	0	12	21	0.00	0.000																	
Darrell May, L (7, 1) ERA: 5.51	0.1		1	0	0	1	0	0	0	0	0	0	5	6	0.00	0.000																	
Roberto Hernandez, R (8, 1) ERA: 4.5	1.0		3	0	0	0	0	0	0	0	0	0	8	13	0.00	0.000																	

AB R H RBI BB SO LOB

4	1	1	3	0	3	0
3	0	0	0	1	1	0
4	0	0	0	0	1	1
4	0	1	0	0	0	0
4	1	2	1	0	1	0
4	1	1	0	0	1	2
2	2	2	2	1	0	0
3	0	0	0	0	1	4
3	1	0	0	0	0	4

1B: 3	SF: 0	WP: 0	PA: 34
2B: 1	SAC: 0	PB: 0	
3B: 0	DP: 0	SB: 1	
HR: 3	HBP: 0	CS: 1	

AB	R	H	RBI	BB	SO	LOB
31	6	7	6	2	8	11



Kansas City Royals @ New York Yankees
 Yankee Stadium, Bronx, NY
 Thu Aug 08 2002, 1:05 PM EDT
 Att. 55,142 - Sunny - 78 F


livebaseballscorecards.com

Batter	1	2	3	4	5	6	7	8	9	10	11	12	AB	R	H	RBI	BB	SO	LOB	TOP					
Randy Winn, S OBP: 0.361, SLG: 0.470	(1, 8) C F S 1-3 K		(1) 3-1 F7		(1) 3-2 G3-1		(1) 2-3 K	(3) 0-0 G5-3			(2) 3-3 K		6	0	0	0	0	3	0						
13 Carl Crawford, L OBP: 0.313, SLG: 0.470	(1, 7) B F X 1-1 18 WP 3B		(2) 1-0 E 2B		(2) 1-1 G6-3		(2) 2-0 G1-3		(2) 2-1 G4-6-3 1B		(3) 1-2 F8		6	1	3	0	0	0	0						
Aubrey Huff, L OBP: 0.343, SLG: 0.481	(1, 10) B F X 2-0 G3		(2) 2-3 SAFE K		(2) 0-0 18 FC5-4 1B		(2) 2-2 1B 2B		(2) 1-1 G4-6-3 1-2f		(2) 0-3 K		6	1	2	0	0	2	3						
18 Jared Sandberg, R OBP: 0.290, SLG: 0.463	(1, 5) C B F X 3-3 K		(3) 3-2 F3		(3) 1-2 FC5-4 1-2f		(3) 4-0 1B IBB		(3) 1-1 G5-3		(3) 3-2 F2		5	0	0	0	1	1	2						
Steve Cox, L OBP: 0.342, SLG: 0.424	(1, 3) B X 1-0 G4-1		(1) 3-2 F8		(1) 4-1 FC5-4 BB		(1) 1-1 1-3 2-H 1B		(1) 4-1 FC3-6 BB		(1) 2-2 F5		4	0	1	1	2	0	0						
John Flaherty, R OBP: 0.303, SLG: 0.381	(1, 2) B C B B X 3-1 F8		(2) 3-2 2B SF9 1B		(2) 0-0 FC6-4 FC1 1-2f		(2) 3-2 F2		(2) 0-0 FC3-6 1B 1-2f		(2) 3-2 F8		5	1	1	0	0	0	4						
Jason Conti, L OBP: 0.333, SLG: 0.402	(1, 9) B B B B X 3-1 S 1B		(1) 1-2 SF9 2B		(1) 0-0 FC6-4 1B		(1) 1-0 G6-3		(1) 3-2 G6-4-3 1B		(1) 3-1 S 1B		5	0	4	0	0	0	0						
Andy Sheets, R OBP: 0.370, SLG: 0.532	(1, 6) B B B B X 4-0 1-2 BB		(2) 2-0 SF9		(2) 1-2 FC6-4 FC1 1-2f 2-3		(2) 1-2 FC1 HR		(2) 1-2 G6-4-3		(2) 1-0 G6-4-3 1-2f		3	1	1	2	1	0	4						
Felix Escalona, R OBP: 0.266, SLG: 0.294	(1, 4) X C B F X 0-2 F7		(3) 3-2 G1-3		(3) 0-1 FC1		(3) 0-3 K		(3) 0-3 K		(1) 1-1 G6-3		5	0	0	0	0	1	5						
Inning Stats	R: 1 E: 0 K: 2 S: 9	H: 1 LOB: 0 BB: 0 P: 16	R: 0 E: 0 K: 0 S: 8	H: 1 LOB: 2 BB: 1 P: 19	R: 0 E: 1 K: 1 S: 9	H: 1 LOB: 0 BB: 0 P: 18	R: 1 E: 0 K: 0 S: 17	H: 2 LOB: 1 BB: 0 P: 29	R: 0 E: 0 K: 0 S: 10	H: 1 LOB: 2 BB: 1 P: 15	R: 0 E: 0 K: 1 S: 15	H: 1 LOB: 0 BB: 0 P: 10	R: 0 E: 0 K: 0 S: 6	H: 1 LOB: 0 BB: 0 P: 10	R: 0 E: 0 K: 0 S: 7	H: 1 LOB: 1 BB: 1 P: 15	R: 0 E: 0 K: 1 S: 9	H: 0 LOB: 0 BB: 0 P: 14	R: 0 E: 0 K: 1 S: 11	H: 0 LOB: 0 BB: 0 P: 16	1B: 7 2B: 3 3B: 1 HR: 1	SF: 1 SAC: 0 DP: 2 HBP: 0	WP: 1 PB: 0 SB: 1 CS: 0	PA: 50	
PITCHER	IP	WLS	BF	H	R	E	SO	BB	IBB	HBP	BLK	WP	HR	S	P	ERA	WHIP								
Miguel Asencio, R ERA: 5.7	(1, 1)		22	6	2	2	3	1	0	0	0	1	0	53	97	3.60	1.400								
Jeremy Affeldt, L ERA: 4.2	(6, 1)	1.2	10	3	1	1	1	1	1	0	0	0	0	19	35	5.40	2.400								
Jason Grimsley, R ERA: 3.88	(7, 1)	1.1	5	1	1	1	1	0	0	0	0	0	1	12	17	6.75	0.750								
Scott Mulien, L ERA: 2.86	(9, 1)	1.0	4	1	0	0	0	1	0	0	0	0	0	7	15	0.00	2.000								
Roberto Hernandez, R ERA: 4.38	(10, 1)	1.0	3	1	0	0	0	0	0	0	0	0	0	6	10	0.00	1.000								
PITCHER	IP	WLS	BF	H	R	E	SO	BB	IBB	HBP	BLK	WP	HR	S	P	ERA	WHIP								
Darrell May, L ERA: 5.38	(11, 1)	2.0	6	0	0	0	2	0	0	0	0	0	0	11	20	5.38	0.000								

Tampa Bay Devil Rays @ Kansas City Royals
Kauffman Stadium, Kansas City, MO
Fri Aug 09 2002, 7:05 PM CDT
Att. 23,003 - Cloudy - 84 F

livebaseballscorecards.com

AB	45
R	4
H	12
RBI	3
BB	4
SO	7
LOB	18



Batter	1	2	3	4	5	6	7	8	9	10	11	12
Chuck Knoblauch, R <small>(1, 7) OBP: 0.294, SLG: 0.291</small>	 3-2 S PB 1B		 4-1 CS BB		 1-1 G5-3 1B		 3-2 FC1 FC4-6 1-3		 4-2 1B BB		 2-2 G4-3 2B	
Aaron Guiel, L <small>(1, 9) OBP: 0.302, SLG: 0.340</small>	 1-2 P4 1-2		 1-1 1B 2B		 1-0 G5-3 1-2		 2-0 FC4-6 1-2 2-H 3-H 2-0		 0-1 1B		 3-1 G4-3 2-3	
Carlos Beltrán, S <small>(1, 8) OBP: 0.341, SLG: 0.500</small>	 4-2 G4-6-3 2-3 BB		 2-1 2-H 1B		 0-0 P4		 2-0 P6		 1-2 F8		 3-3 K2-3	
Raul Ibanez, L <small>(1, 3) OBP: 0.324, SLG: 0.524</small>	 2-1 G4-6-3 1-2		 0-1 F8		 1-3 K		 1-2 G4-3		 2-0 F2		 4-1 CS-6-4 BB	
Joe Randa, R <small>(1, 5) OBP: 0.344, SLG: 0.439</small>		 1-1 F9 SF9 2B		 1-0 L4		 3-1 G6-4-3 1B		 3-2 G4-6-3 1B		 0-1 F8		 0-0 FC5-6-4 1-2 2B
Michael Tucker, L <small>(1, 10) OBP: 0.334, SLG: 0.410</small>		 3-2 F9 2-3		 2-1 P6		 0-0 F2		 2-1 G4-6-3 1-2		 4-1 1B BB		 3-2 1-H 2B
Neifi Perez, S <small>(1, 6) OBP: 0.258, SLG: 0.305</small>		 1-2 SF9		 1-0 CS 2B		 1-0 G6-4-3 1-2		 2-1 B5-3		 0-0 1-3 1B		
A.J. Hinch, R <small>(1, 2) OBP: 0.310, SLG: 0.391</small>		 3-2 3-H 1B		 2-2 2-3 HBP		 1-3 K2-3		 2-2 BB 1B		 0-0 B1-3		
Luis Alicaia, S <small>(9, PH) OBP: 0.318, SLG: 0.292</small>		 3-2 1B		 2-2 HBP		 1-1 E FC1 FC4-6 1B		 0-0 F7		 2-1 G4-3		
Mike Caruso, S <small>(9, PR) OBP: 0.143, SLG: 0.100</small>		 1-1 F3		 0-2 F9								
Carlos Febles, R <small>(1, 4) OBP: 0.319, SLG: 0.328</small>												
Brent Mayne, L <small>(9, PH) OBP: 0.324, SLG: 0.310</small>												

Inning Stats	R: 0	H: 1	E: 0	LOB: 1	K: 0	BB: 1	P: 13	R: 1	H: 2	E: 0	LOB: 1	K: 0	BB: 0	P: 16	R: 1	H: 2	E: 0	LOB: 1	K: 0	BB: 1	P: 8	R: 0	H: 1	E: 0	LOB: 0	K: 0	BB: 0	P: 8	R: 1	H: 1	E: 1	LOB: 1	K: 1	BB: 0	P: 17	R: 0	H: 1	E: 0	LOB: 0	K: 0	BB: 0	P: 14	R: 1	H: 2	E: 0	LOB: 2	K: 0	BB: 1	P: 18	R: 0	H: 1	E: 0	LOB: 2	K: 0	BB: 1	P: 12	R: 0	H: 1	E: 0	LOB: 1	K: 1	BB: 0	P: 12	R: 1	H: 1	E: 0	LOB: 1	K: 0	BB: 1	P: 12	R: 1	H: 1	E: 0	LOB: 1	K: 0	BB: 1	P: 12
	1B: 10	SF: 1	2B: 5	SAC: 0	3B: 0	DP: 3	HR: 0	1B: 10	SF: 1	2B: 5	SAC: 0	3B: 0	DP: 3	HR: 0	1B: 10	SF: 1	2B: 5	SAC: 0	3B: 0	DP: 3	HR: 0	1B: 10	SF: 1	2B: 5	SAC: 0	3B: 0	DP: 3	HR: 0	1B: 10	SF: 1	2B: 5	SAC: 0	3B: 0	DP: 3	HR: 0	1B: 10	SF: 1	2B: 5	SAC: 0	3B: 0	DP: 3	HR: 0	1B: 10	SF: 1	2B: 5	SAC: 0	3B: 0	DP: 3	HR: 0	1B: 10	SF: 1	2B: 5	SAC: 0	3B: 0	DP: 3	HR: 0																					

PITCHER	IP	WLS	BF	H	R	ER	SO	BB	IBB	HBP	BLK	WP	HR	S	P	ERA	WHIP
Joe Kennedy, L <small>(1, 1) ERA: 4.28</small>	7.0		30	9	3	2	2	2	0	1	0	0	0	76	124	2.57	1.571
Travis Harper, R <small>(8, 1) ERA: 3.74</small>	1.0	H	3	1	0	0	0	0	0	0	0	0	0	8	14	0.00	1.000
Esteban Yan, R <small>(9, 1) ERA: 4.11</small>	2.0	B	11	3	1	1	0	2	0	0	0	0	0	24	39	4.50	2.500
Travis Phelps, R <small>(11, 1) ERA: 6.52</small>	1.1	L	7	2	1	1	1	1	0	0	0	0	0	17	34	6.75	2.250

Tampa Bay Devil Rays @ Kansas City Royals
Kauffman Stadium, Kansas City, MO

AB 44
R 5
H 15
RBI 5
BB 5
SO 3
LOB 25

WP: 0 **PA:** 51
PB: 1
SB: 1
CS: 2


Fri Aug 09 2002, 7:05 PM CDT
 Att: 23,003 - Cloudy - 84 F

Batter	1	2	3	4	5	6	7	8	9	AB R H RBI BB SO LOB	TOP											
Brent Abernathy, R (1, 4) OBP: 0.286, SLG: 0.315	0-1 F8	3-2 13 HR 1B	2-2 F3			3-2 1B 3B		0-1 G4-3		5 2 2 1 0 0 0												
13 Carl Crawford, L (1, 7) OBP: 0.307, SLG: 0.489	2-3 K	0-0 HR		0-1 P6		1-1 L1		2-2 G1		5 1 1 3 0 1 1												
Aubrey Huff, L (1, 10) OBP: 0.350, SLG: 0.498	2-0 HR	2-3 K		3-2 1B		1-2 1B		0-0 18 HR 1B		5 2 4 2 0 1 0												
18 Jared Sandberg, R (1, 5) OBP: 0.296, SLG: 0.492	1-2 1B		3-2 HR	3-2 P4		0-1 P6		3-1 HR		5 2 3 3 0 0 2												
Steve Cox, L (1, 3) OBP: 0.341, SLG: 0.428	1-0 P3		1-2 G3-1	0-0 G4-3			2-2 HR	0-1 G5-3		5 1 1 1 0 0 2												
Toby Hall, R (1, 2) OBP: 0.253, SLG: 0.324		1-0 1B BB	0-1 E6 G6-3 HR 1B		0-1 G6-3		0-2 G3-6 1B	0-2 G4-3		5 2 3 0 0 0 0												
Jason Conti, L (1, 8) OBP: 0.325, SLG: 0.392		1-1 F8	0-2 G6-3		0-3 K		2-3 K	1-1 F5		5 0 0 0 0 2 3												
Ben Grieve, L (1, 9) OBP: 0.346, SLG: 0.402		4-2 13 HR 1B BB	4-1 HR BB		1-1 CS 1B		2-0 G3-6			2 2 1 0 2 0 1												
Andy Sheets, R (1, 6) OBP: 0.362, SLG: 0.569		2-3 K	1-1 HR		0-1 CS		0-0 G4-3	2-1 F8		4 1 1 3 0 1 2												
Inning Stats	R: 1 E: 0 K: 1 S: 13	H: 2 LOB: 1 BB: 0 P: 19	R: 4 E: 0 K: 2 S: 17	H: 3 LOB: 0 BB: 1 P: 30	R: 4 E: 1 K: 0 S: 21	H: 3 LOB: 0 BB: 1 P: 32	R: 0 E: 0 K: 0 S: 12	H: 1 LOB: 1 BB: 0 P: 18	R: 0 E: 0 K: 1 S: 8	H: 1 LOB: 0 BB: 0 P: 9	R: 1 E: 0 K: 0 S: 12	H: 2 LOB: 1 BB: 0 P: 17	R: 1 E: 0 K: 1 S: 11	H: 2 LOB: 0 BB: 0 P: 17	R: 0 E: 0 K: 0 S: 7	H: 0 LOB: 0 BB: 0 P: 11	R: 2 E: 0 K: 0 S: 10	H: 2 LOB: 0 BB: 0 P: 14	1B: 9 2B: 0 3B: 1 HR: 6	SF: 0 SAC: 0 DP: 1 HBP: 0	WP: 0 PB: 0 SB: 0 CS: 1	PA: 44
PITCHER	IP WLS BF H R ER SO BB IBB HBP BLK WP HR S P ERA WHIP																					
56 Shawn Sedlacek, R (1, 1) ERA: 5.77	3.0 L 19 8 9 9 3 2 0 0 0 0 0 4 51 81 27.00 3.333																					
Blake Stein, R (4, 1) ERA: 8.47	3.0 12 4 1 1 1 0 0 0 0 0 0 0 32 44 3.00 1.333																					
Scott Mullen, L (7, 1) ERA: 3.0	2.0 7 2 1 1 1 0 0 0 0 0 1 18 28 4.50 1.000																					
Ryan Bukvich, R (9, 1) ERA: 6.08	1.0 5 2 2 2 0 0 0 0 0 0 0 1 10 14 18.00 2.000																					

Tampa Bay Devil Rays @ Kansas City Royals
Kauffman Stadium, Kansas City, MO

livebaseballscorecards.com

AB	41
R	13
H	16
RBI	13
BB	2
SO	5
LOB	11



Sat Aug 10 2002, 6:05 PM CDT
Att. 18,213 - Cloudy - 82 F

Batter	1	2	3	4	5	6	7	8	9	AB	R	H	RBI	BB	SO	LOB
Chuck Knoblauch, R <small>(1, 7)</small> <small>OBP: 0.288, SLG: 0.286</small>	2-2 	3-2 		2-3 		2-2 		3-2 		4	0	0	1	0	1	4
Aaron Guiel, L <small>(1, 9)</small> <small>OBP: 0.304, SLG: 0.348</small>	3-2 	1-3 			2-1 	2-2 			1-1 	5	1	2	1	0	1	0
Carlos Beltrán, S <small>(1, 10)</small> <small>OBP: 0.339, SLG: 0.496</small>	4-2 		1-2 		0-3 	3-3 			3-2 	4	1	0	0	1	2	2
Raul Ibanez, L <small>(1, 3)</small> <small>OBP: 0.325, SLG: 0.535</small>	1-1 		2-2 		2-0 		1-2 		0-1 	5	2	2	3	0	0	0
Joe Randa, R <small>(1, 5)</small> <small>OBP: 0.346, SLG: 0.443</small>	1-2 		2-0 		3-1 		1-2 			4	0	2	1	0	0	0
Michael Tucker, L <small>(1, 8)</small> <small>OBP: 0.336, SLG: 0.409</small>	2-1 			1-1 	1-2 		2-1 			3	0	1	0	0	0	1
Neifi Perez, S <small>(1, 6)</small> <small>OBP: 0.258, SLG: 0.302</small>	0-1 			4-0 	2-1 			0-1 		3	0	0	0	1	0	3
Brent Mayne, L <small>(1, 2)</small> <small>OBP: 0.326, SLG: 0.307</small>		4-1 		2-1 		1-3 		2-2 		2	1	0	0	1	1	2
Luis Alicea, S <small>(1, 4)</small> <small>OBP: 0.321, SLG: 0.300</small>		0-1 		0-0 		1-2 		2-1 		4	1	2	0	0	0	3

Inning Stats	R: 2	H: 3	E: 0	K: 0	S: 17	H: 3	LOB: 2	BB: 1	P: 30	R: 1	H: 1	E: 0	K: 1	S: 9	H: 0	LOB: 0	BB: 1	P: 17	R: 0	H: 0	E: 0	K: 0	S: 9	H: 0	LOB: 0	BB: 0	P: 14	R: 0	H: 0	E: 0	K: 1	S: 7	R: 2	H: 3	E: 0	K: 1	S: 15	H: 2	LOB: 1	BB: 0	P: 25	R: 1	H: 2	E: 0	K: 2	S: 19	H: 0	LOB: 0	BB: 0	P: 12	R: 0	H: 0	E: 0	K: 0	S: 13	H: 0	LOB: 1	BB: 0	P: 20	R: 0	H: 0	E: 0	K: 0	S: 7	H: 0	LOB: 0	BB: 0	P: 11	1B: 4	SF: 1	2B: 4	SAC: 0	3B: 0	DP: 0	HR: 1	HBP: 2	WP: 0	PA: 40
--------------	------	------	------	------	-------	------	--------	-------	-------	------	------	------	------	------	------	--------	-------	-------	------	------	------	------	------	------	--------	-------	-------	------	------	------	------	------	------	------	------	------	-------	------	--------	-------	-------	------	------	------	------	-------	------	--------	-------	-------	------	------	------	------	-------	------	--------	-------	-------	------	------	------	------	------	------	--------	-------	-------	-------	-------	-------	--------	-------	-------	-------	--------	-------	--------

PITCHER	IP	WLS	BF	H	R	ER	SO	BB	IBB	HBP	BLK	WP	HR	S	P	ERA	WHIP
Victor Zambrano, R <small>(1, 1)</small> <small>ERA: 6.79</small>	5.0	W	25	7	5	5	3	3	0	1	0	0	1	57	102	9.00	2.000
Wilson Alvarez, L <small>(6, 1)</small> <small>ERA: 5.67</small>	4.0	S	15	2	1	1	2	0	0	1	0	0	0	47	71	2.25	0.500

BOTTOM

Tampa Bay Devil Rays @ Kansas City Royals
Kauffman Stadium, Kansas City, MO

Sat Aug 10 2002, 6:05 PM CDT
 Att: 18,213 - Cloudy - 82 F

AB	34
R	6
H	9
RBI	6
BB	3
SO	5
LOB	15

Batter	1	2	3	4	5	6	7	8	9	AB R H RBI BB SO LOB	TOP		
Brent Abernathy, R (1, 4) OBP: 0.288, SLG: 0.315	2-1 SH1-3 1B		1-2 F9			1-0 L4			4-1 G6-4-3 BB	3 0 1 0 1 0 1	Tampa Bay Devil Rays @ Kansas City Royals Kauffman Stadium, Kansas City, MO Sun Aug 11 2002, 1:05 PM CDT Att. 15,527 - Cloudy - 91 F livebaseballscorecards.com		
13 Carl Crawford, L (1, 7) OBP: 0.308, SLG: 0.478	0-0 SH1-3 1-2			0-1 P4		1-3 K		4-1 G6-4-3 BB	2 0 0 0 1 1 1				
Aubrey Huff, L (1, 3) OBP: 0.346, SLG: 0.491	1-1 F8			1-2 G4-3		3-1 G4-3		0-2 G6-4-3 1-2f 2-3	4 0 0 0 0 0 3				
18 Jared Sandberg, R (1, 5) OBP: 0.291, SLG: 0.483	2-3 K			0-1 G4-3		3-3 K		2-2 G3	4 0 0 0 0 2 2				
Steve Cox, L (1, 10) OBP: 0.341, SLG: 0.426		2-2 G4-3			0-1 F8	4-2 FC6-4 BB			2 0 0 0 1 0 0				
Toby Hall, R (1, 2) OBP: 0.250, SLG: 0.320		2-3 K			1-1 F8	1-0 FC6-4 1-2f			3 0 0 0 0 1 1				
Ben Grieve, L (1, 9) OBP: 0.343, SLG: 0.398		0-1 G4-3			3-3 K		1-3 K		3 0 0 0 0 2 0				
Chris Gomez, R (1, 6) OBP: 0.303, SLG: 0.399			4-2 G6-3 BB			2-1 2B		1-0 F8	2 0 1 0 1 0 0				
Jason Conti, L (1, 8) OBP: 0.321, SLG: 0.385			0-2 G6-3 1-2f			2-3 K		0-0 F7	3 0 0 0 0 1 2				
Inning Stats	R: 0 E: 0 K: 1 S: 8 H: 1 LOB: 1 P: 13	R: 0 E: 0 K: 1 S: 9 H: 0 LOB: 0 P: 13	R: 0 E: 0 K: 0 S: 8 H: 0 LOB: 0 BB: 1 P: 13	R: 0 E: 0 K: 0 S: 7 H: 0 LOB: 0 BB: 0 P: 8	R: 0 E: 0 K: 1 S: 7 H: 0 LOB: 0 BB: 0 P: 11	R: 0 E: 0 K: 2 S: 12 H: 1 LOB: 1 BB: 0 P: 18	R: 0 E: 0 K: 1 S: 8 H: 0 LOB: 1 BB: 1 P: 19	R: 0 E: 0 K: 1 S: 5 H: 0 LOB: 0 BB: 0 P: 7	R: 0 E: 0 K: 0 S: 9 H: 0 LOB: 1 BB: 2 P: 19	1B: 1 2B: 1 3B: 0 HR: 0 SF: 0 SAC: 1 DP: 2 HBP: 0		WP: 0 PB: 0 SB: 0 CS: 0 PA: 31	
PITCHER	IP WLS BF H R ER SO BB IBB HBP BLK WP HR S P ERA WHIP											PITCHER	IP WLS BF H R ER SO BB IBB HBP BLK WP HR S P ERA WHIP
Runelvys Hernandez, R (1, 1) ERA: 3.03	5.0 W 16 1 0 0 3 1 0 0 0 0 0 0 39 58 0.00 0.400												
Ryan Bukvich, R (6, 1) ERA: 5.65	1.0 4 1 0 0 2 0 0 0 0 0 0 0 12 18 0.00 1.000												
Jason Grimsley, R (7, 1) ERA: 3.72	2.0 7 0 0 0 2 1 0 0 0 0 0 0 13 26 0.00 0.500												
Roberto Hernandez, R (9, 1) ERA: 4.26	1.0 4 0 0 0 0 2 0 0 0 0 0 0 9 19 0.00 2.000												

AB	26
R	0
H	2
RBI	0
BB	4
SO	7
LOB	10



New York Yankees @ Kansas City Royals

Kauffman Stadium, Kansas City, MO

Tue Aug 13 2002, 7:05 PM CDT
Att. 28,834 - Cloudy - 70 F

livebaseballscorecards.com

AB 40
R 10
H 14
RBI 9
BB 9
SO 9
LOB 21



WP: 2 PA: 50
PB: 0
SB: 0
CS: 0

Batter	1	2	3	4	5	6	7	8	9	AB R H RBI BB SO LOB	TOP		
Alfonso Soriano, R (1, 4) OBP: 0.337, SLG: 0.571	2-2 G6-3	1-2 SAFE PO	1-0 WP 2B 2B	4-1 2B BB		0-3 K	1-2 WP 1B		1-2 2B	5 1 3 2 1 1 0			
2 Derek Jeter, R (1, 6) OBP: 0.378, SLG: 0.419	2-1 G4-3		2-3 K	0-2 E4 1B		0-0 25 BB 1B	3-3 K		0-3 K	6 0 2 0 0 3 4			
25 Jason Giambi, L (1, 3) OBP: 0.428, SLG: 0.576	4-2 HR BB		4-1 WP 2B BB	2-2 F8		4-0 FC6-4 BB	3-1 F8		2-3 K	3 2 0 0 3 1 5			
Bernie Williams, S (1, 8) OBP: 0.412, SLG: 0.495	2-2 1-H HR		1-0 1-H 2-H 2B		1-0 G1-3	2-1 FC6-4 1-2f	4-1 1-2 2-3 BB		0-0 G5-3	5 1 2 4 1 0 3			
Robin Ventura, L (1, 5) OBP: 0.369, SLG: 0.489	1-1 1B		1-3 K		1-0 G4-3					5 1 2 1 0 1 4			
20 Jorge Posada, S (1, 2) OBP: 0.375, SLG: 0.501	3-2 F7		0-0 F8		4-1 BB		2-2 BB BB 1B		3-2 F7	4 1 1 0 1 0 2			
Raul Mondesi, R (1, 9)		0-0 F7		2-1 G4-3	2-0 G3		4-2 1B BB BB		3-2 1B	4 1 1 0 1 0 1			
John Vander Wal, L (1, 10) OBP: 0.335, SLG: 0.446 Rondell White, R (7, PH) OBP: 0.302, SLG: 0.375		0-3 K		0-0 G4-3		1-0 HR	4-2 1B BB		1-3 K	3 1 1 1 0 1 0 1 1 0 0 1 1 1			
Shane Spencer, R (1, 7) OBP: 0.335, SLG: 0.400		4-2 PO BB		0-0 1B 2B BB 1B		1-3 K	2-2 WP 1B		0-1 L7	4 1 2 1 1 1 1			
Inning Stats	R: 2 H: 2 E: 0 LOB: 1 K: 0 BB: 1 S: 17 P: 31	R: 0 H: 0 E: 0 LOB: 0 K: 1 BB: 1 S: 11 P: 16	R: 2 H: 2 E: 1 LOB: 1 K: 2 BB: 1 S: 11 P: 20	R: 1 H: 2 E: 1 LOB: 2 K: 0 BB: 1 S: 12 P: 20	R: 0 H: 0 E: 0 LOB: 1 K: 0 BB: 1 S: 4 P: 12	R: 1 H: 2 E: 0 LOB: 2 K: 2 BB: 1 S: 10 P: 18	R: 4 H: 4 E: 0 LOB: 3 K: 1 BB: 3 S: 34 P: 60	R: 0 H: 1 E: 0 LOB: 1 K: 1 BB: 0 S: 13 P: 20	R: 0 H: 1 E: 0 LOB: 1 K: 2 BB: 0 S: 10 P: 13	1B: 9 SF: 0 2B: 2 SAC: 0 3B: 0 DP: 0 HR: 3 HBP: 0	WP: 2 PA: 50 PB: 0 SB: 0 CS: 0		
PITCHER	IP WLS BF H R ER SO BB IBB HBP BLK WP HR S P ERA WHIP											PITCHER	IP WLS BF H R ER SO BB IBB HBP BLK WP HR S P ERA WHIP
Jeff Suppan, R (1, 1) ERA: 5.2	5.2 L 29 8 6 5 5 5 0 0 0 0 1 2 63 109 7.94 2.294												
Jeremy Affeldt, L (6, 1) ERA: 4.66	0.1 5 2 3 3 0 2 0 0 0 0 0 1 11 26 81.00 12.000												
Ryan Bukvich, R (7, 1) ERA: 6.14	0.1 4 2 1 1 1 1 1 0 0 0 0 0 18 28 27.00 9.000												
Scott Mullen, L (7, 1) ERA: 2.92	0.2 3 0 0 0 0 1 0 0 0 1 0 7 14 0.00 1.500												
Darrell May, L (8, 1) ERA: 5.26	2.0 8 2 0 0 3 0 0 0 0 0 0 0 23 33 0.00 1.000												

Batter	1	2	3	4	5	6	7	8	9	AB R H RBI BB SO LOB
Chuck Knoblauch, R (1, 7) OBP: 0.292, SLG: 0.292	2-2 PB G3-1 2B		1-3 K	0-2 G5-3		0-1 FC6-5 G4-3			0-0 F9	5 1 1 2 0 1 3
Neifi Perez, S (1, 6) OBP: 0.258, SLG: 0.302	3-2 G3-1		0-1 29 1B WP 1B	0-1 K		0-1 G4-3			2-2 P6	5 0 1 1 0 1 3
Carlos Beltrán, S (1, 8) OBP: 0.340, SLG: 0.492	3-2 G6-3		4-2 29 1B 1-2 BB		0-1 G3	0-0 G4-3			4-1 BB	3 0 0 0 2 0 2
29 Mike Sweeney, R (1, 10) OBP: 0.426, SLG: 0.596	0-1 2B		1-2 1-2 2-3 1B		2-2 F8				0-2 G4-3	5 0 2 0 0 1 1
Raul Ibanez, L (1, 3) OBP: 0.323, SLG: 0.529	0-1 F7		0-3 K		1-2 1B 2B				2-2 G6-4-3 1B	4 1 2 0 0 1 4
Joe Randa, R (1, 5) OBP: 0.351, SLG: 0.451		4-2 G4-6-3 BB		0-1 1B 1B	1-1 2-H 1B			3-2 G6-4-3		3 1 2 1 1 0 1
Aaron Guiel, L (1, 9) OBP: 0.311, SLG: 0.366		2-1 G4-6-3		1-0 1B G5-3 1B		4-2 1B FC6-5 BB		3-2 F8		3 2 1 0 1 0 1
Brent Mayne, L (1, 2) OBP: 0.323, SLG: 0.303		1-0 P5		0-0 L8		0-0 FC6-5 BB 1-3 1B		0-1 F8		4 0 1 0 0 0 2
Luis Ordez, R (1, 4) OBP: 0.500, SLG: 0.333			0-2 G3	1-1 G5-3 1-3 2-H 1B		4-2 G4-3 FC6-5 BB		0-1 F8		3 0 1 1 1 0 0

Inning Stats	R: 1	H: 2	E: 0	K: 16	S: 16	R: 0	H: 0	E: 0	K: 6	S: 6	R: 0	H: 2	E: 0	K: 2	S: 18	R: 2	H: 3	E: 0	K: 1	S: 12	R: 1	H: 2	E: 0	K: 13	S: 13	R: 1	H: 1	E: 0	K: 7	S: 13	R: 0	H: 0	E: 0	K: 8	S: 7	R: 0	H: 0	E: 0	K: 14	S: 8	1B: 8	2B: 3	3B: 0	HR: 0	SF: 0	SAC: 0	DP: 2	HBP: 0	WP: 1	PB: 1	SB: 0	CS: 0	PA: 40
--------------	------	------	------	-------	-------	------	------	------	------	------	------	------	------	------	-------	------	------	------	------	-------	------	------	------	-------	-------	------	------	------	------	-------	------	------	------	------	------	------	------	------	-------	------	-------	-------	-------	-------	-------	--------	-------	--------	-------	-------	-------	-------	--------

PITCHER	IP	WLS	BF	H	R	ER	SO	BB	IBB	HBP	BLK	WP	HR	S	P	ERA	WHIP
Roger Clemens, R (1, 1) ERA: 4.13	5.0	W	27	10	5	5	3	4	0	0	0	1	0	72	109	9.00	2.800
Steve Karsay, R (6, 1) ERA: 3.31	2.0	H	6	1	0	0	1	0	0	0	0	0	0	18	24	0.00	0.500
Sterling Hitchcock, L (8, 1) ERA: 6.16	2.0		7	0	0	0	0	1	0	0	0	0	0	15	24	0.00	0.500

BOTTOM

New York Yankees @ Kansas City Royals
 Kauffman Stadium, Kansas City, MO

Tue Aug 13 2002, 7:05 PM CDT
 Att: 28,834 - Cloudy - 70 F

AB	35
R	5
H	11
RBI	5
BB	5
SO	4
LOB	17




livebaseballscores.com

Batter	1	2	3	4	5	6	7	8	9	10	11	12	13	14	AB R H RBI BB SO LOB	TOP															
Alfonso Soriano, R (1, 4) OBP: 0.335, SLG: 0.565	0-0 F8		1-0 F9		1-2 G4-3		2-3 K			2-2 F9		1-0 G6-3		0-2 25 1B	7 1 1 0 0 1 1																
2 Derek Jeter, R (1, 6) OBP: 0.381, SLG: 0.422	1-2 F8		2-1 1B			1-1 G3 1B		0-3 K		3-1 25 WP 1B		2-0 1B		1-0 F9	7 0 4 0 0 1 1																
25 Jason Giambi, L (1, 3) OBP: 0.426, SLG: 0.578	3-2 HR		1-2 F9			0-1 L7		0-3 K		2-3 K		0-1 L7		3-2 1B	7 1 2 1 0 2 4																
Bernie Williams, S (1, 8) OBP: 0.412, SLG: 0.492	0-2 G4-3			0-2 FC6-4 1B		1-1 G3		0-0 G4-3			1-3 K		4-0 SH1-4 BB	0-0 1B	6 0 2 1 1 1 1																
Robin Ventura, L (1, 5) OBP: 0.371, SLG: 0.492 Enrique Wilson, S (9, PR) OBP: 0.264, SLG: 0.333 (9, 5)		3-1 2B		0-0 F8		2-2 F8		0-2 20 G6-3 1B			1-1 G4-3		1-1 SH1-4	3-2 F7	4 0 2 0 0 0 2 2 0 0 0 0 0 2																
20 Jorge Posada, S (1, 2) OBP: 0.374, SLG: 0.497		2-3 K		0-0 L7		0-1 G4-3		1-0 G6-3		1-1 WP 1B		4-0 IBB			5 0 1 0 1 1 3																
Raul Mondesi, R (1, 9) OBP: 0.311, SLG: 0.442		2-0 G5-3		0-0 FC6-4		0-0 E SF8 1B		2-1 S 1B		4-1 BB		1-0 F8			5 1 2 0 1 0 4																
Rondell White, R (1, 10) OBP: 0.298, SLG: 0.370 John Vander Wal, L (13, PH) OBP: 0.333, SLG: 0.444		0-3 K		0-0 F8		1-2 E6 SF8		3-2 G6-3		2-2 F8		1-0 F7			5 0 0 0 0 1 5 1 0 0 0 0 0 2																
Shane Spencer, R (1, 7) OBP: 0.327, SLG: 0.391			2-2 G1-3		1-0 G5-3		1-2 SF8			1-1 L6		3-2 G6-3		3-2 F9	5 0 0 1 0 0 0																
Inning Stats	R: 1 E: 0 K: 0 S: 10	H: 1 LOB: 0 BB: 0 P: 14	R: 0 E: 0 K: 2 S: 10	H: 1 LOB: 1 BB: 0 P: 17	R: 0 E: 0 K: 0 S: 12	H: 1 LOB: 1 BB: 0 P: 18	R: 0 E: 0 K: 0 S: 6	H: 0 LOB: 0 BB: 0 P: 7	R: 0 E: 0 K: 0 S: 10	H: 1 LOB: 1 BB: 0 P: 14	R: 1 E: 0 K: 1 S: 17	H: 1 LOB: 1 BB: 0 P: 21	R: 0 E: 0 K: 2 S: 10	H: 0 LOB: 0 BB: 0 P: 10	R: 0 E: 0 K: 0 S: 9	H: 2 LOB: 2 BB: 0 P: 15	R: 0 E: 0 K: 1 S: 10	H: 1 LOB: 1 BB: 0 P: 18	R: 0 E: 0 K: 1 S: 11	H: 1 LOB: 2 BB: 1 P: 20	R: 0 E: 0 K: 0 S: 7	H: 1 LOB: 1 BB: 0 P: 13	R: 0 E: 0 K: 0 S: 4	H: 0 LOB: 2 BB: 2 P: 15	R: 1 E: 0 K: 0 S: 17	H: 3 LOB: 2 BB: 0 P: 27	1B: 12 2B: 1 3B: 0 HR: 1	SF: 1 SAC: 1 DP: 1 HBP: 0	WP: 2 PB: 0 SB: 2 CS: 0	PA: 59	
PITCHER	IP WLS BF H R ER SO BB IBB HBP BLK WP HR S P ERA WHIP	PITCHER																													
Paul Byrd, R (1, 1) ERA: 3.45	9.0	35	8	2	1	5	0	0	0	0	0	1	89	122	1.00	0.889															
Roberto Hernandez, R (10, 1) ERA: 4.15	1.0	4	1	0	0	1	0	0	0	0	0	1	0	10	18	0.00	1.000														
Jason Grimsley, R (11, 1) ERA: 3.58	2.0	9	2	0	0	1	1	0	0	0	1	0	18	33	0.00	1.500															
Ryan Bukvich, R (13, 1) ERA: 5.74	1.0	5	0	0	0	0	1	1	0	0	0	0	4	15	0.00	1.000															
Blake Stein, R (14, 1) ERA: 8.49	1.0	L	6	3	1	1	0	0	0	0	0	0	17	27	9.00	3.000															

New York Yankees @ Kansas City Royals
Kauffman Stadium, Kansas City, MO
 Wed Aug 14 2002, 7:05 PM CDT
 Att. 26,383 - Sunny - 78 F

AB	54
R	3
H	14
RBI	3
BB	3
SO	7
LOB	25



Batter	1	2	3	4	5	6	7	8	9	10	11	12	13	14	AB R H RBI BB SO LOB	BOTTOM														
Chuck Knoblauch, R (1, 7) OBP: 0.292, SLG: 0.289	3-2 1B		0-2 F7		2-3 K		1-2 F7		4-0 IBB			2-2 G4-3		0-3 K	6 0 1 0 1 2 3	<p>New York Yankees @ Kansas City Royals Kauffman Stadium, Kansas City, MO Wed Aug 14 2002, 7:05 PM CDT Att. 26,383 - Sunny - 78 F</p> <p>livebaseballscorecards.com</p> <table border="0"> <tr><td>AB</td><td>51</td></tr> <tr><td>R</td><td>2</td></tr> <tr><td>H</td><td>11</td></tr> <tr><td>RBI</td><td>1</td></tr> <tr><td>BB</td><td>3</td></tr> <tr><td>SO</td><td>11</td></tr> <tr><td>LOB</td><td>27</td></tr> </table> 	AB	51	R	2	H	11	RBI	1	BB	3	SO	11	LOB	27
AB	51																													
R	2																													
H	11																													
RBI	1																													
BB	3																													
SO	11																													
LOB	27																													
Neifi Perez, S (1, 6) OBP: 0.259, SLG: 0.302	0-1 F7		2-2 1B		0-1 G6-3		0-0 G5-3		0-0 F8			0-1 29 FC6-4 1B		2-2 L6	7 0 2 0 0 0 6															
Carlos Beltrán, S (1, 8) OBP: 0.340, SLG: 0.493	0-3 K		1-2 29 FC6-4 1B			0-1 29 2B		1-0 P5		2-3 K		1-3 K			6 1 2 0 0 3 2															
29 Mike Sweeney, R (1, 10) OBP: 0.425, SLG: 0.594	3-1 G5-3		1-0 FC6-4			0-0 SH5-3 S 2B		3-2 G1-3		1-2 K		0-1 FC6-4			6 1 2 1 0 0 4															
Joe Randa, R (1, 5) OBP: 0.356, SLG: 0.453		1-0 1B		1-1 1B		0-0 SH5-3		4-2 BB		1-3 K			4-1 G4-6-3 BB		3 0 2 0 2 1 1															
Kit Pellow, R (1, 3)		1-1 F7		0-2 P4		1-3 K		3-2 F8		1-2 G6-3			1-0 G4-6-3		4 0 0 0 0 1 4															
Raul Ibanez, L (10, PH) (11, 3)													1-2 G4-6-3		2 0 0 0 0 0 2															
Aaron Guiel, L (1, 9) OBP: 0.302, SLG: 0.354		1-3 K		1-1 F9		2-3 K			1-1 G3			2-2 G4-3		2-1 G4-3	6 0 0 0 0 2 2															
Brent Mayne, L (1, 2) Michael Tucker, L (14, PR) OBP: 0.319, SLG: 0.300 OBP: 0.340, SLG: 0.419		1-1 L9		0-3 K			0-0 E4 FC5-6		0-0 L4		1-0 G4-3			0-0 SH1-4 1B	6 0 1 0 0 1 2															
Luis Ordez, R (1, 4) OBP: 0.333, SLG: 0.375			1-1 G1-3		1-1 G1-3		1-0 FC5-6		3-2 2B		0-3 K2-3			0-1 SH1-4	0 0 0 0 0 0 0															
							1-2 2B							1-2	5 0 1 0 0 1 1															

Inning Stats	R: 0	H: 1	E: 0	LOB: 1	K: 1	BB: 0	S: 12	P: 18	R: 0	H: 1	E: 0	LOB: 1	K: 1	BB: 0	S: 9	P: 13	R: 0	H: 2	E: 0	LOB: 2	K: 0	BB: 0	S: 15	P: 20	R: 0	H: 1	E: 0	LOB: 1	K: 1	BB: 0	S: 10	P: 12	R: 0	H: 0	E: 0	LOB: 0	K: 2	BB: 0	S: 8	P: 11	R: 2	H: 2	E: 0	LOB: 0	K: 2	BB: 0	S: 12	P: 15	R: 0	H: 0	E: 1	LOB: 1	K: 0	BB: 0	S: 6	P: 8	R: 0	H: 0	E: 0	LOB: 1	K: 0	BB: 1	S: 10	P: 21	R: 0	H: 1	E: 0	LOB: 2	K: 2	BB: 1	S: 8	P: 16	R: 0	H: 1	E: 0	LOB: 1	K: 1	BB: 0	S: 14	P: 19	R: 0	H: 0	E: 0	LOB: 0	K: 1	BB: 0	S: 8	P: 11	R: 0	H: 1	E: 0	LOB: 1	K: 1	BB: 0	S: 11	P: 14	R: 0	H: 0	E: 0	LOB: 0	K: 0	BB: 1	S: 4	P: 11	R: 0	H: 1	E: 0	LOB: 0	K: 1	BB: 0	S: 9	P: 11	1B: 8	SF: 0	2B: 3	SAC: 2	3B: 0	DP: 1	HR: 0	HBP: 0	WP: 0	PA: 56
	PITCHER																PITCHER																PITCHER																																																																																									
Andy Pettitte, L (1, 1) ERA: 3.09	IP	WLS	BF	H	R	ER	SO	BB	IBB	HBP	BLK	WP	HR	S	P	ERA	WHIP																																																																																																									
Mike Stanton, L (9, 1) ERA: 2.88	1.1	6	1	0	0	1	0	1	0	0	0	0	0	11	21	0.00	0.750																																																																																																									
Steve Karsay, R (10, 1) ERA: 3.28	0.2	3	1	0	0	1	0	0	0	0	0	0	0	11	14	0.00	1.500																																																																																																									
Ramiro Mendoza, R (11, 1) ERA: 3.27	3.0	W	10	1	0	0	2	1	0	0	0	0	0	23	36	0.00	0.667																																																																																																									
42 Mariano Rivera, R (14, 1) ERA: 2.93	1.0	S	4	1	0	0	1	0	0	0	0	0	0	9	11	0.00	1.000																																																																																																									

New York Yankees @ Kansas City Royals

Kauffman Stadium, Kansas City, MO

Thu Aug 15 2002, 7:05 PM CDT
Att. 27,565 - Cloudy - 87 F

AB	42
R	7
H	18
RBI	7
BB	4
SO	4
LOB	28



WP:	0	PA:	47
PB:	0		
SB:	2		
CS:	0		

Batter	1	2	3	4	5	6	7	8	9	AB	R	H	RBI	BB	SO	LOB											
Alfonso Soriano, R (1, 4) OBP: 0.331, SLG: 0.560	1-2 L9	0-0 SF8		1-0 G6-4-3		1-1 G6-3		1-2 FC5-4	0-1 P6	5	0	0	1	0	0	5											
2 Derek Jeter, R (1, 6) OBP: 0.378, SLG: 0.419	2-2 F8	0-1 F9			1-0 G4-3	1-2 G6-3		1-2 G1-3	1-0 FC5-4	6	0	1	1	0	0	4											
25 Jason Giambi, L (1, 10) OBP: 0.426, SLG: 0.575	4-1 BB 1B BB		2-3 K		1-0 2B BB 1B	1-1 F5		1-3 K		4	1	1	0	1	2	2											
Bernie Williams, S (1, 8) OBP: 0.418, SLG: 0.500	0-0 BB 1B		0-1 S 1B		2-1 BB 2B		1-0 FC6-8-5 1B		0-1 G4-3 HR 1B	5	1	5	0	0	0	0											
Robin Ventura, L (1, 5) OBP: 0.371, SLG: 0.487	4-1 BB		3-3 K		4-0 BB IBB		0-3 K		3-2 G4-3	3	0	0	0	2	2	3											
Raul Mondesi, R (1, 9) OBP: 0.314, SLG: 0.449	3-1 F9		2-0 G5-3		4-1 G6-4-3 BB		1-1 FC6-8-5 1B		1-2 HR	4	1	2	3	1	0	4											
John Vander Wal, L (1, 3) OBP: 0.338, SLG: 0.464		0-1 1B SF8 1B		1-0 HR		1-0 G6-4-3		0-1 FC6-8-5		3	2	2	1	0	0	3											
Ron Coomer, R (7, PH) OBP: 0.315, SLG: 0.429								1-2 FC6-4		2	1	1	0	0	0	2											
Shane Spencer, R (1, 7) OBP: 0.332, SLG: 0.396		0-0 1B		2-2 G6-4-3 1B		0-0 G6-3		0-1 FC6-4		5	0	3	0	0	0	2											
Chris Widger, R (1, 2) OBP: 0.357, SLG: 0.425		0-1 P6		0-0 B2		1-0 2 1B 2B				3	1	1	0	0	0	3											
20 Jorge Posada, S (8, PH) OBP: 0.377, SLG: 0.500								0-1 FC5-4 1B	2-0 2 FC5-4 1B	2	0	2	1	0	0	0											
Inning Stats	R: 0 E: 0 K: 0 S: 14	H: 1 LOB: 3 BB: 2 P: 28	R: 1 E: 0 K: 0 S: 8	H: 2 LOB: 1 BB: 0 P: 8	R: 0 E: 0 K: 2 S: 10	H: 1 LOB: 1 BB: 0 P: 17	R: 1 E: 0 K: 0 S: 6	H: 2 LOB: 0 BB: 0 P: 10	R: 1 E: 0 K: 0 S: 9	H: 2 LOB: 2 BB: 2 P: 13	R: 0 E: 0 K: 1 S: 10	H: 2 LOB: 2 BB: 0 P: 12	R: 0 E: 0 K: 1 S: 12	H: 1 LOB: 1 BB: 0 P: 15	R: 3 E: 0 K: 0 S: 18	H: 5 LOB: 2 BB: 0 P: 28	1B: 14 2B: 2 3B: 0 HR: 2	SF: 1 SAC: 0 DP: 2 HBP: 0	WP: 0 PB: 0 SB: 2 CS: 0	PA: 47							
PITCHER	IP	WLS	BF	H	R	ER	SO	BB	IBB	HBP	BLK	WP	HR	S	P	ERA	WHIP										
Miguel Asencio, R (1, 1) ERA: 5.75	5.2		29	10	4	4	2	3	1	0	0	0	1	51	91	6.35	2.294										
Jeremy Affeldt, L (6, 1) ERA: 4.55	1.1		6	2	0	0	1	0	0	0	0	0	0	12	15	0.00	1.500										
Jason Grimsley, R (8, 1) ERA: 3.53	0.2	H	3	1	0	0	0	0	0	0	0	0	0	9	11	0.00	1.500										
Scott Mullen, L (8, 1) ERA: 2.88	0.1	H	1	0	0	0	1	0	0	0	0	0	0	3	4	0.00	0.000										
Roberto Hernandez, R (9, 1) ERA: 4.73	1.0	L	8	5	3	3	0	0	0	0	0	0	1	18	28	27.00	5.000										

Batter	1	2	3	4	5	6	7	8	9	AB R H RBI BB SO LOB
Aaron Guiel, L (1, 9) OBP: 0.294, SLG: 0.344	1-1 G4-3		1-0 G1-4-3		0-1 P5		2-1 G1-3		1-3 K	5 0 0 0 0 1 2
Carlos Beltrán, S (1, 8) OBP: 0.341, SLG: 0.492	1-2 G3		1-2 G3 29 1B		0-0 G3		2-2 G3 29 SF8 29 S		2-2 P3	5 1 2 0 0 0 2
29 Mike Sweeney, R (1, 10) OBP: 0.422, SLG: 0.590	0-0 F8		0-0 F7 1-3 1B		0-1 F7		3-1 SF8 1-H		2-1 L7	4 0 1 1 0 0 2
Raul Ibanez, L (1, 3) OBP: 0.323, SLG: 0.533		1-0 HR	4-0 IBB		3-2 F7		1-2 G6-3			3 1 1 1 1 0 0
Joe Randa, R (1, 5) OBP: 0.355, SLG: 0.451		3-2 G5-3	3-2 P4		0-1 F7 1B WP			2-1 F8		4 1 1 0 0 0 3
Michael Tucker, L (1, 7) OBP: 0.344, SLG: 0.432		3-1 HR		2-0 G3		1-0 F7 1B WP		0-1 F8 1B		4 2 3 2 0 0 0
Luis Alicea, S (1, 4) OBP: 0.314, SLG: 0.294		1-2 F8		1-3 K		1-3 K		2-0 F8		4 0 0 0 0 2 2
Luis Ordaz, R (9, 4) OBP: 0.333, SLG: 0.375										0 0 0 0 0 0 0
Neifi Perez, S (1, 6) OBP: 0.261, SLG: 0.304		0-0 CS 1B		1-1 F7		0-0 F7 FC6-4 2-H		0-0 L8		4 0 2 1 0 0 1
A.J. Hinch, R (1, 2) OBP: 0.310, SLG: 0.390		1-1 CS	0-0 G6-3		0-1 G3 1B		3-1 FC6-4		2-2 CS 29 BLK 1B	3 0 1 0 0 0 1
Chuck Knoblauch, R (9, PH) OBP: 0.295, SLG: 0.292										1 0 1 0 0 0 0

Inning Stats	R: 0 E: 0 K: 0 S: 6	H: 0 LOB: 0 BB: 0 P: 8	R: 2 E: 0 K: 0 S: 13	H: 3 LOB: 0 BB: 0 P: 22	R: 0 E: 0 K: 0 S: 9	H: 2 LOB: 3 BB: 1 P: 18	R: 0 E: 0 K: 1 S: 6	H: 0 LOB: 0 BB: 0 P: 10	R: 0 E: 0 K: 0 S: 7	H: 1 LOB: 1 BB: 0 P: 7	R: 2 E: 0 K: 1 S: 14	H: 3 LOB: 1 BB: 0 P: 22	R: 1 E: 0 K: 0 S: 10	H: 1 LOB: 0 BB: 0 P: 18	R: 0 E: 0 K: 0 S: 6	H: 1 LOB: 1 BB: 0 P: 10	R: 0 E: 0 K: 1 S: 18	H: 1 LOB: 1 BB: 0 P: 25	1B: 10 2B: 0 3B: 0 HR: 2	SF: 1 SAC: 0 DP: 0 HBP: 0	WP: 2 PB: 0 SB: 1 CS: 1	PA: 40
--------------	------------------------------	---------------------------------	-------------------------------	----------------------------------	------------------------------	----------------------------------	------------------------------	----------------------------------	------------------------------	---------------------------------	-------------------------------	----------------------------------	-------------------------------	----------------------------------	------------------------------	----------------------------------	-------------------------------	----------------------------------	-----------------------------------	------------------------------------	----------------------------------	--------

PITCHER	IP	WLS	BF	H	R	ER	SO	BB	IBB	HBP	BLK	WP	HR	S	P	ERA	WHIP
Orlando Hernandez, R (1, 1) ERA: 3.54	7.0		31	10	5	4	2	0	0	0	0	2	2	65	105	5.14	1.429
Mike Stanton, L (8, 1) ERA: 2.81	1.0	W	4	1	0	0	0	0	0	0	0	0	0	6	10	0.00	1.000
42 Mariano Rivera, R (9, 1) ERA: 2.85	1.0	S	4	1	0	0	1	0	0	0	1	0	0	18	25	0.00	1.000

BOTTOM

New York Yankees @ Kansas City Royals
Kauffman Stadium, Kansas City, MO

livebaseballscorecards.com

AB	37
R	5
H	12
RBI	5
BB	1
SO	3
LOB	13



Thu Aug 15 2002, 7:05 PM CDT
Att: 27,565 - Cloudy - 87 F

Batter	1	2	3	4	5	6	7	8	9	AB R H RBI BB SO LOB	TOP	
Chuck Knoblauch, R (1, 7) <small>OBP: 0.297, SLG: 0.291</small>										4 1 1 0 1 1 2	Kansas City Royals @ Tampa Bay Devil Rays Tropicana Field, St. Petersburg, FL Fri Aug 16 2002, 7:15 PM EDT Att: 10,311 - Dome - 72 F	
Carlos Beltrán, S (1, 8) <small>OBP: 0.341, SLG: 0.489</small>									4 2 1 0 1 1 3			
29 Mike Sweeney, R (1, 10) <small>OBP: 0.424, SLG: 0.589</small>									4 1 2 0 1 1 1			
Raul Ibanez, L (1, 3) <small>OBP: 0.324, SLG: 0.541</small>									4 1 2 3 0 1 2			
Joe Randa, R (1, 5) <small>OBP: 0.353, SLG: 0.451</small>									4 0 1 1 0 0 4			
Michael Tucker, L (1, 9) <small>OBP: 0.340, SLG: 0.427</small>									4 1 0 1 0 2 3			
Brent Mayne, L (1, 2) <small>OBP: 0.322, SLG: 0.309</small>									3 0 1 1 1 0 1			
Neifi Perez, S (1, 6) <small>OBP: 0.261, SLG: 0.303</small>									4 0 1 0 0 1 2			
Luis Ordaz, R (1, 4) <small>OBP: 0.250, SLG: 0.273</small> Aaron Guiel, L (8, PH) <small>OBP: 0.293, SLG: 0.342</small> Luis Alicea, S (8, 4) <small>OBP: 0.314, SLG: 0.294</small>									3 0 0 0 0 1 2 1 0 0 0 0 1 1 0 0 0 0 0 0 0			
Inning Stats	R: 0 H: 0 E: 0 LOB: 0 K: 1 BB: 0 S: 6 P: 9	R: 0 H: 1 E: 0 LOB: 1 K: 1 BB: 0 S: 9 P: 15	R: 0 H: 0 E: 0 LOB: 0 K: 0 BB: 0 S: 7 P: 12	R: 1 H: 1 E: 0 LOB: 1 K: 1 BB: 1 S: 7 P: 14	R: 0 H: 1 E: 1 LOB: 2 K: 2 BB: 0 S: 13 P: 18	R: 2 H: 3 E: 0 LOB: 1 K: 0 BB: 0 S: 14 P: 17	R: 1 H: 1 E: 0 LOB: 2 K: 0 BB: 2 S: 14 P: 26	R: 0 H: 0 E: 0 LOB: 1 K: 3 BB: 1 S: 11 P: 19	R: 2 H: 2 E: 0 LOB: 0 K: 1 BB: 0 S: 12 P: 19	1B: 6 SF: 2 2B: 1 SAC: 0 3B: 1 DP: 0 HR: 1 HBP: 0	WP: 0 PA: 41 PB: 1 SB: 0 CS: 0	
PITCHER Victor Zambrano, R (1, 1) <small>ERA: 6.58</small> Jesus Colome, R (7, 1) <small>ERA: 7.46</small> Travis Harper, R (8, 1) <small>ERA: 3.9</small> Esteban Yan, R (9, 1) <small>ERA: 4.38</small>	IP WLS BF H R ER SO BB IBB HBP BLK WP HR S P ERA WHIP											PITCHER IP WLS BF H R ER SO BB IBB HBP BLK WP HR S P ERA WHIP

livebaseballscorecards.com

AB	35
R	6
H	9
RBI	6
BB	4
SO	9
LOB	21



Batter	1	2	3	4	5	6	7	8	9	AB R H RBI BB SO LOB
Randy Winn, S (1, 8) OBP: 0.358, SLG: 0.458	0-2 G3		4-0 13 SH1-3 18 2B BB		1-2 G3-1		4-1 13 2B 1-2 BB		3-3 K	3 1 0 0 2 1 3
13 Carl Crawford, L (1, 7) OBP: 0.296, SLG: 0.491	0-1 HR		0-2 SH1-3		2-2 SF8		0-0 1-3 2-H 2B			2 1 2 3 0 0 0
Aubrey Huff, L (1, 10) OBP: 0.352, SLG: 0.503	1-0 18 WP 1B		0-0 G3		3-1 G3-1		1-1 F8			4 0 1 0 0 0 4
18 Jared Sandberg, R (1, 5) OBP: 0.289, SLG: 0.474	2-1 G6-3		0-1 2B							4 0 1 2 0 1 1
Steve Cox, L (1, 3) OBP: 0.340, SLG: 0.422	0-2 L8		0-0 G3-1							4 0 0 0 0 1 2
Andy Sheets, R (1, 4) OBP: 0.338, SLG: 0.530		2-3 K		1-3 K		1-3 K		2-0 F2		4 0 0 0 0 3 0
Ben Grieve, L (1, 9) OBP: 0.340, SLG: 0.393		0-1 G4-3		1-0 G4-3		0-3 K		3-2 G4-3		4 0 0 0 0 1 0
John Flaherty, R (1, 2) OBP: 0.305, SLG: 0.389		2-3 K		0-0 G6-3		0-3 K		1-1 G5-3 1B		4 0 1 0 0 2 0
Jason Conti, L (9, PR) OBP: 0.319, SLG: 0.392										0 0 0 0 0 0 0
Chris Gomez, R (1, 6) OBP: 0.302, SLG: 0.403			0-0 13 SH1-3 18 2B 2B		1-0 G3-1 13 SF8 2B		0-2 13 2B BB 1B		2-0 G5-3	4 3 3 0 0 0 1

Inning Stats	R: 1	H: 2	E: 0	K: 0	S: 11	R: 0	H: 0	E: 0	K: 2	S: 8	R: 2	H: 2	E: 0	K: 0	S: 8	R: 0	H: 0	E: 0	K: 1	S: 6	R: 1	H: 1	E: 0	K: 0	S: 9	R: 0	H: 0	E: 0	K: 1	S: 6	R: 1	H: 2	E: 0	K: 2	S: 13	R: 0	H: 0	E: 0	K: 2	S: 7	R: 0	H: 1	E: 0	K: 1	S: 9	1B: 3	2B: 4	3B: 0	HR: 1	SF: 1	SAC: 1	DP: 0	HBP: 0	WP: 1	PB: 0	SB: 0	CS: 0	PA: 37
--------------	------	------	------	------	-------	------	------	------	------	------	------	------	------	------	------	------	------	------	------	------	------	------	------	------	------	------	------	------	------	------	------	------	------	------	-------	------	------	------	------	------	------	------	------	------	------	-------	-------	-------	-------	-------	--------	-------	--------	-------	-------	-------	-------	--------

PITCHER	IP	WLS	BF	H	R	ER	SO	BB	IBB	HBP	BLK	WP	HR	S	P	ERA	WHIP
56 Shawn Sedlacek, R (1, 1) ERA: 5.88	6.2		28	6	5	5	6	2	0	0	0	1	1	58	83	6.75	1.200
Scott Mullen, L (7, 1) ERA: 2.84	0.1		2	1	0	0	0	0	0	0	0	0	0	3	4	0.00	3.000
Ryan Bukvich, R (8, 1) ERA: 5.4	1.0	W	3	0	0	0	2	0	0	0	0	0	0	7	14	0.00	0.000
Roberto Hernandez, R (9, 1) ERA: 4.61	1.0	S	4	1	0	0	1	0	0	0	0	0	0	9	18	0.00	1.000


BOTTOM

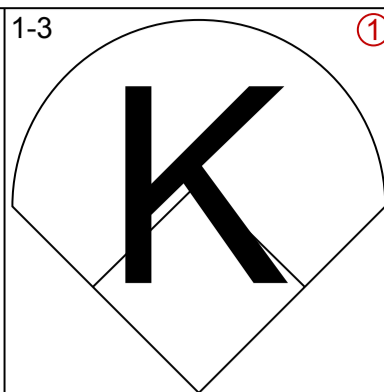
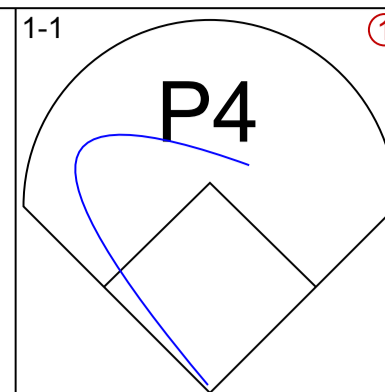
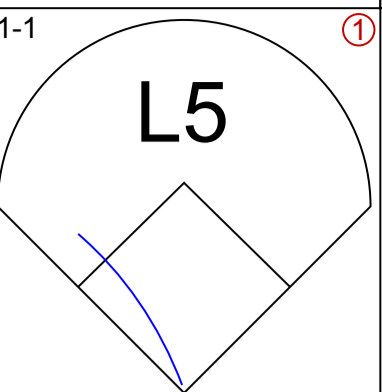
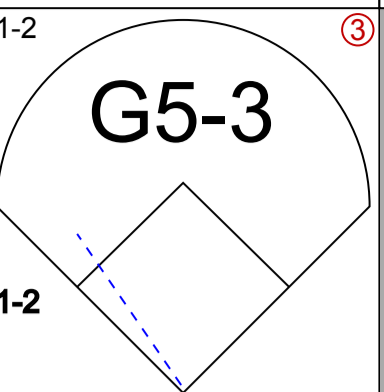
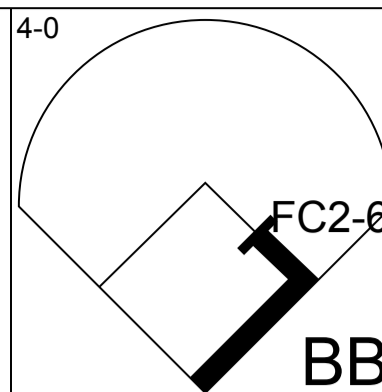
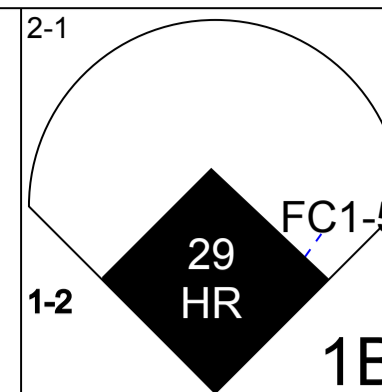
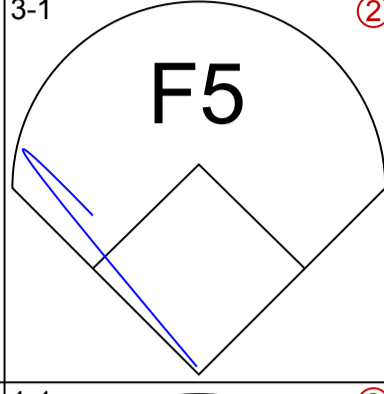
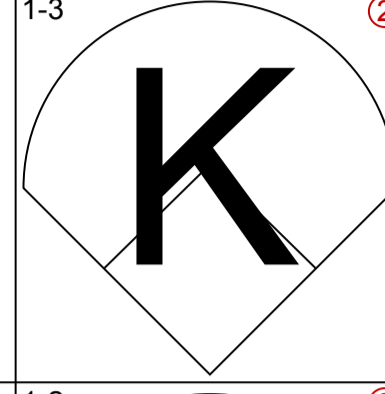
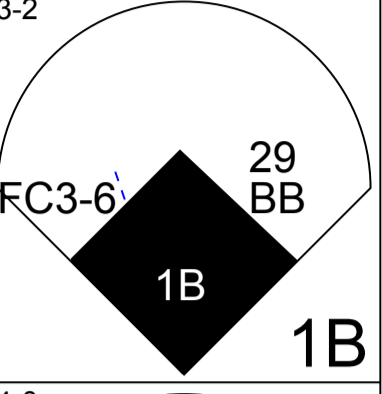
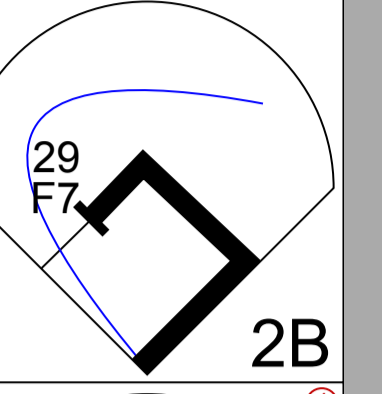
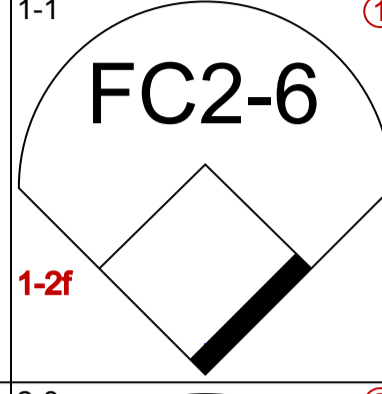
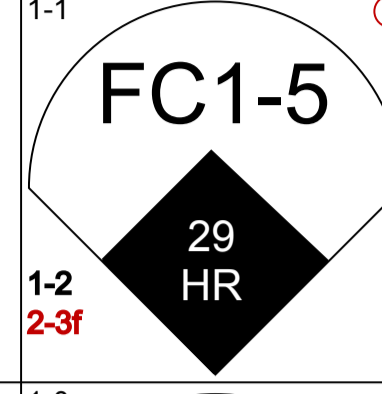
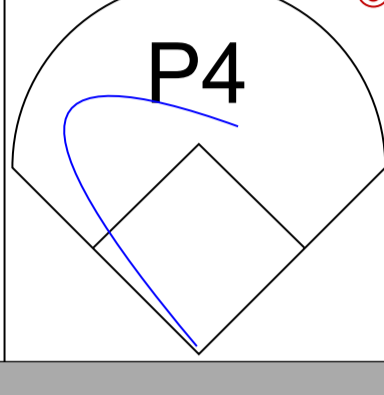
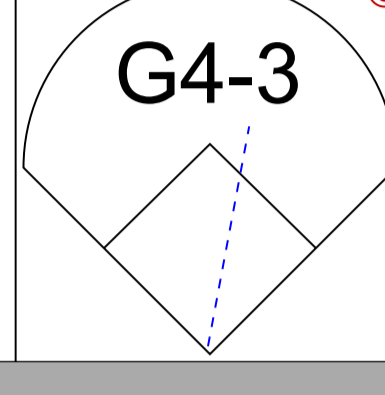
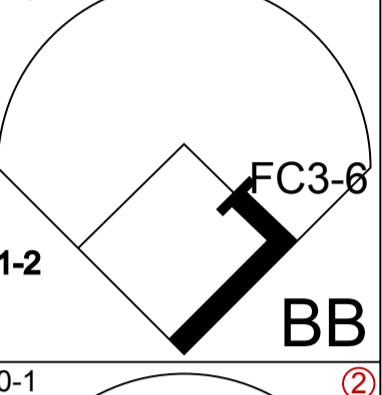
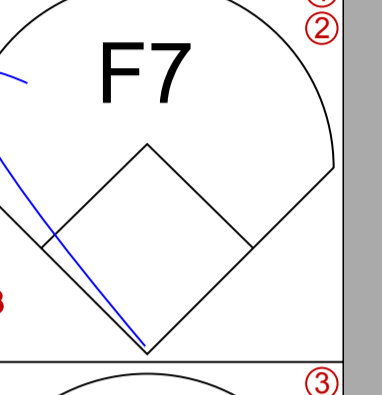
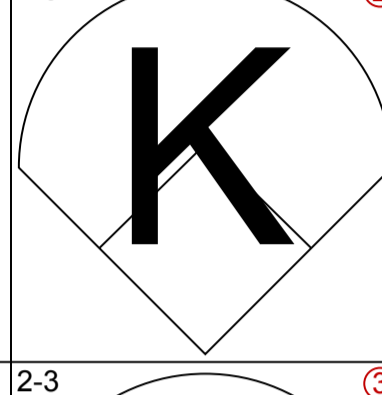
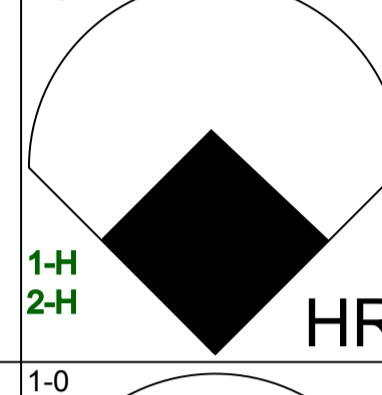
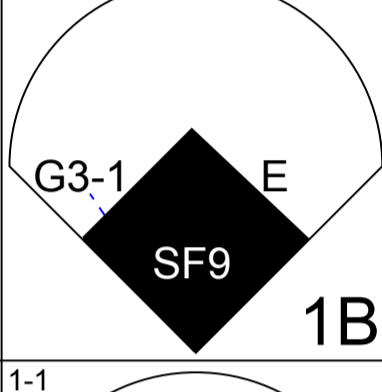
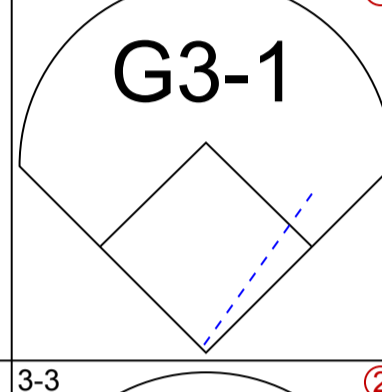
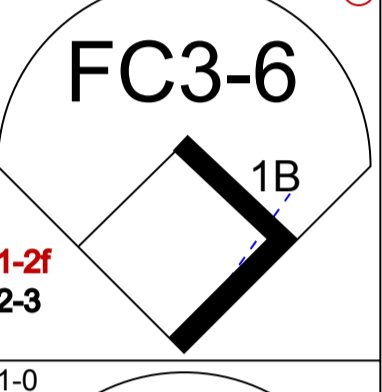
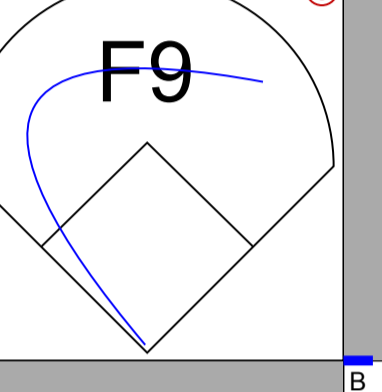
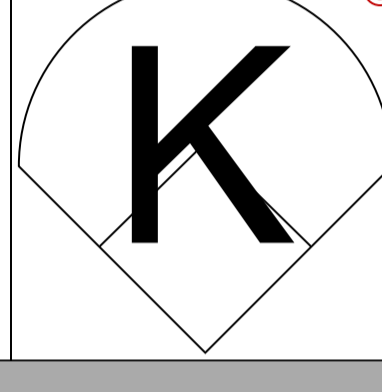
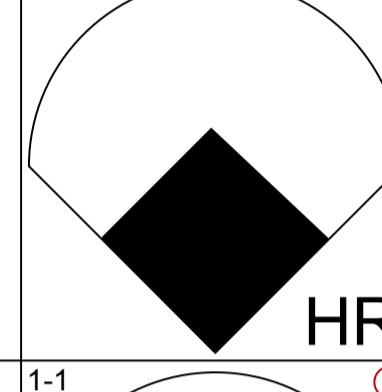
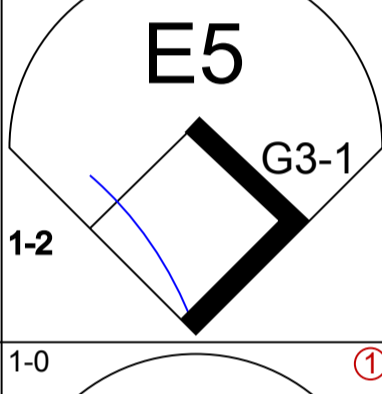
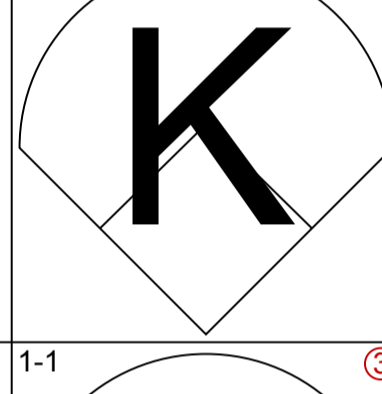
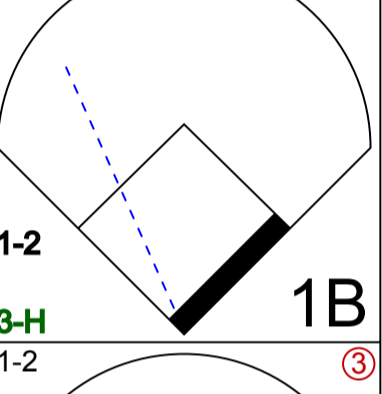
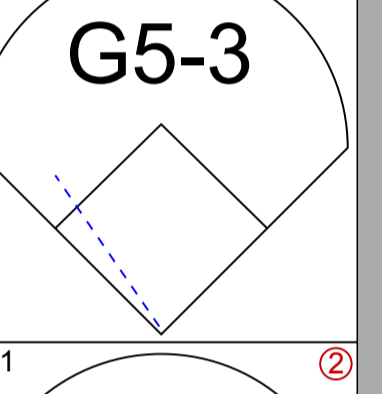
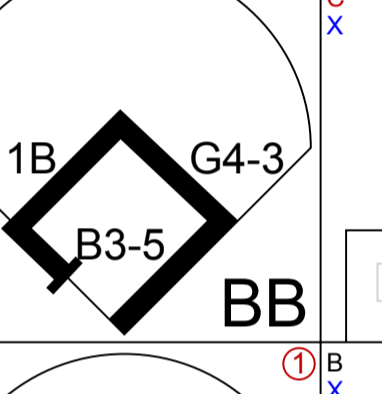
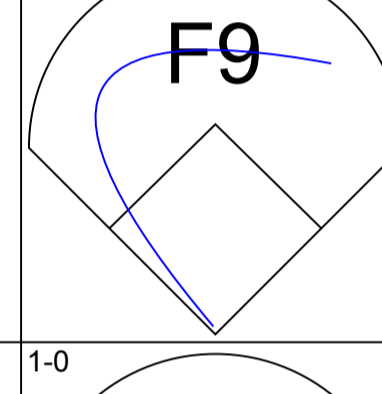
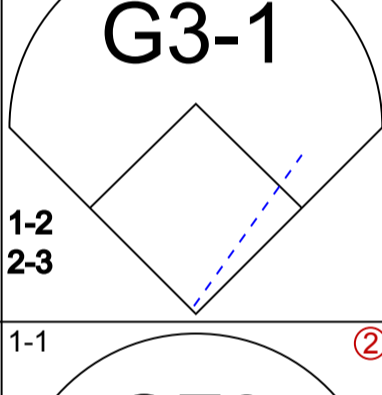
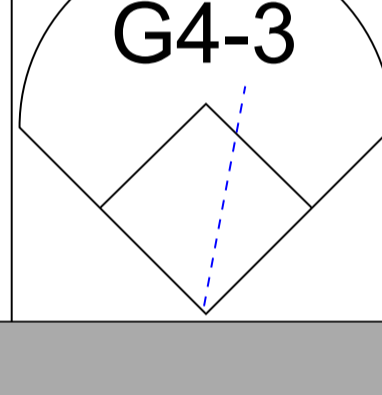
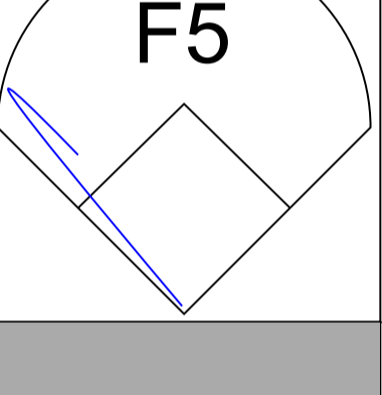
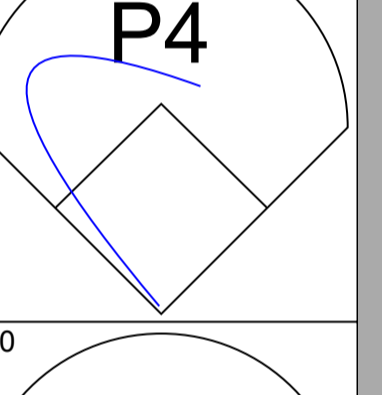
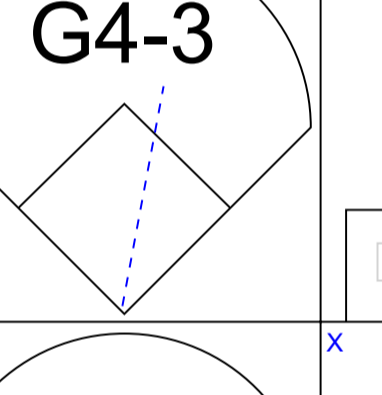
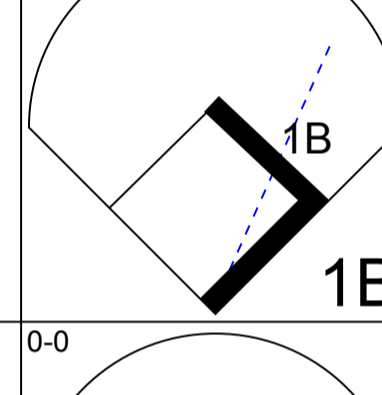
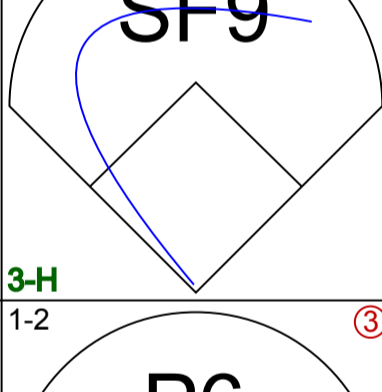
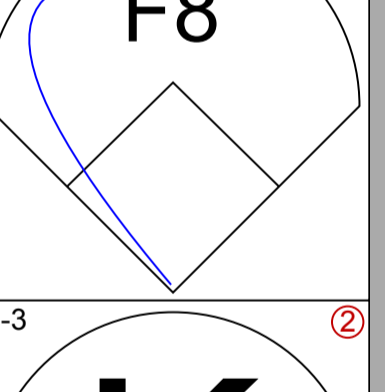
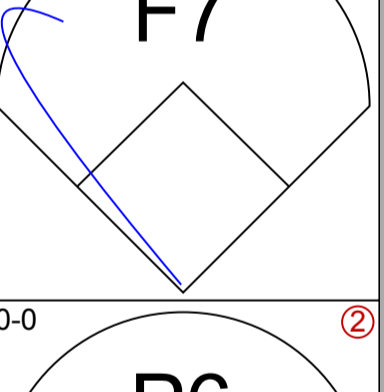
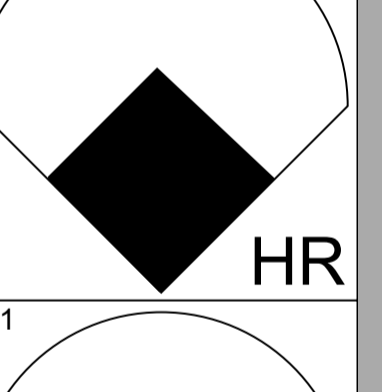
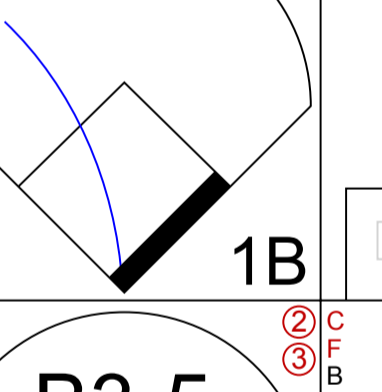
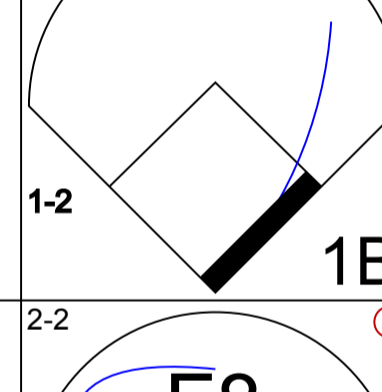

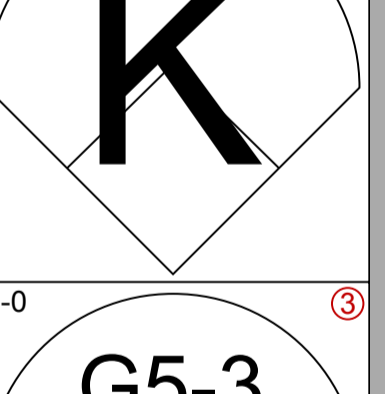
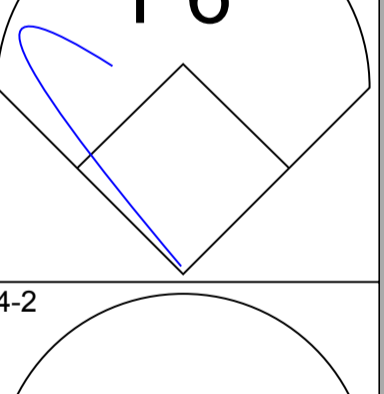
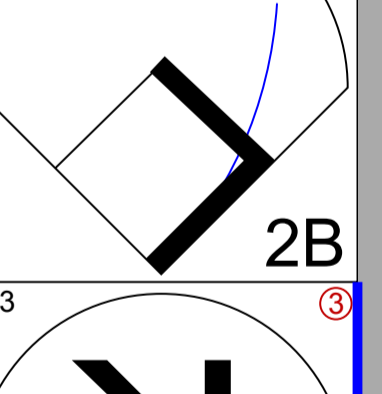
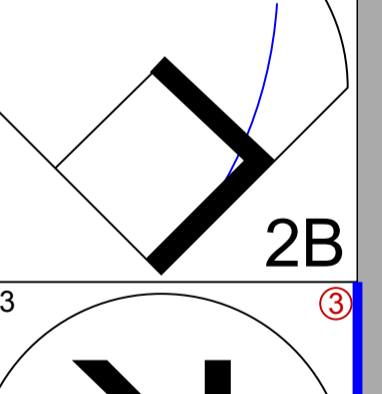
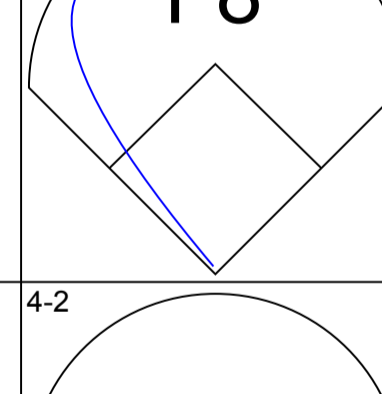
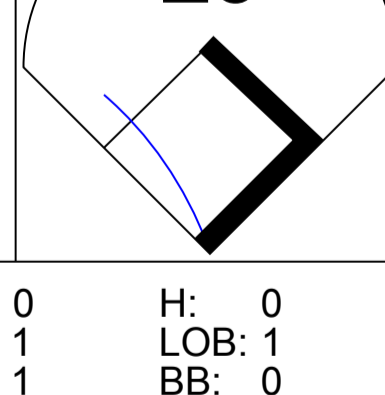
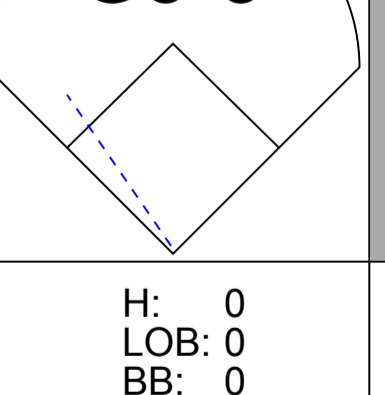
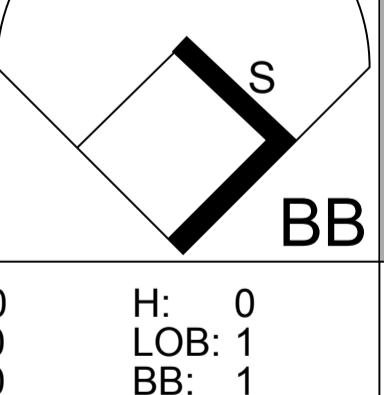
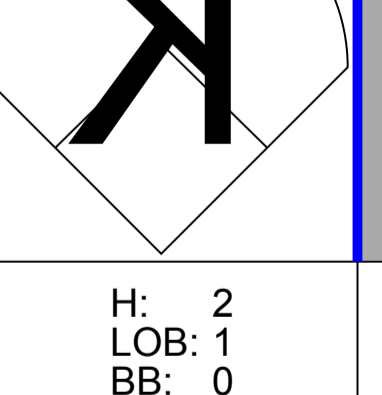
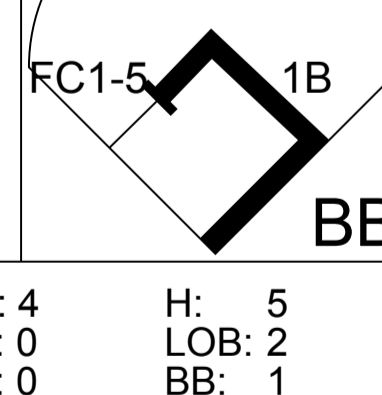
Kansas City Royals @ Tampa Bay Devil Rays
Tropicana Field, St. Petersburg, FL

Fri Aug 16 2002, 7:15 PM EDT
Att. 10,311 - Dome - 72 F

livebaseballscores.com

AB	33
R	5
H	8
RBI	5
BB	2
SO	9
LOB	11



Batter	1	2	3	4	5	6	7	8	9	10	11	12	AB R H RBI BB SO LOB	TOP												
Chuck Knoblauch, R OBP: 0.298, SLG: 0.289 (1, 7)													5 1 1 0 1 1 2	Kansas City Royals @ Tampa Bay Devil Rays Tropicana Field, St. Petersburg, FL Sat Aug 17 2002, 6:15 PM EDT Att. 10,892 - Dome - 72 F												
Carlos Beltrán, S OBP: 0.341, SLG: 0.490 (1, 8)													6 2 2 0 0 1 4													
29 Mike Sweeney, R OBP: 0.423, SLG: 0.592 (1, 10)													5 1 1 3 1 1 3													
Raul Ibanez, L OBP: 0.324, SLG: 0.546 (1, 3)													6 2 2 1 0 1 3													
Joe Randa, R OBP: 0.353, SLG: 0.448 (1, 5)													5 0 1 1 1 1 1													
Michael Tucker, L OBP: 0.338, SLG: 0.423 (1, 9)													6 0 1 0 0 0 5													
Brent Mayne, L OBP: 0.326, SLG: 0.328 (1, 2)													5 1 3 2 0 0 0													
Neif Perez, S OBP: 0.260, SLG: 0.304 (1, 6)													6 0 1 0 0 1 5													
Luis Ordaz, R OBP: 0.267, SLG: 0.231 (1, 4)													2 0 0 0 1 0 0													
Aaron Guiel, L OBP: 0.291, SLG: 0.341 (9, PH)													1 0 0 0 0 1 1													
Luis Alicea, S OBP: 0.317, SLG: 0.294 (9, 4)													0 0 0 0 1 0 0													
Inning Stats	R: 0 E: 0 K: 1 S: 7	H: 0 LOB: 0 BB: 0 P: 12	R: 1 E: 1 K: 0 S: 12	H: 1 LOB: 1 BB: 0 P: 16	R: 0 E: 0 K: 1 S: 13	H: 0 LOB: 0 BB: 0 P: 19	R: 0 E: 0 K: 1 S: 8	H: 0 LOB: 0 BB: 0 P: 11	R: 1 E: 0 K: 0 S: 12	H: 2 LOB: 2 BB: 1 P: 22	R: 0 E: 0 K: 0 S: 8	H: 0 LOB: 1 BB: 1 P: 15	R: 0 E: 0 K: 0 S: 4		H: 1 LOB: 0 BB: 0 P: 7	R: 1 E: 0 K: 1 S: 10	H: 2 LOB: 1 BB: 0 P: 18	R: 0 E: 0 K: 2 S: 12	H: 0 LOB: 1 BB: 1 P: 21	R: 0 E: 0 K: 0 S: 8	H: 1 LOB: 1 BB: 1 P: 15	R: 4 E: 0 K: 0 S: 16	H: 5 LOB: 2 BB: 1 P: 29	1B: 7 2B: 3 3B: 0 HR: 3	SF: 1 DP: 1 HBP: 0	WP: 0 PB: 0 SB: 1 CS: 0
PITCHER	IP WLS BF H R ER SO BB IBB HBP BLK WP HR S P ERA WHIP														IP WLS BF H R ER SO BB IBB HBP BLK WP HR S P ERA WHIP											
Jorge Sosa, R ERA: 5.79 (1, 1)	7.0		3	2	1	4	2	0	0	0	0	0	0	0	0	0	109	1.29	0.714							
Travis Phelps, R ERA: 5.91 (8, 1)	1.0	H	3	1	0	0	0	0	0	0	0	0	0	0	0	0	4	0.00	1.000							
Esteban Yan, R ERA: 4.39 (9, 1)	2.0	B	9	2	1	1	3	1	0	0	0	0	0	1	22	39	4.50	1.500								
Jesus Colome, R ERA: 8.03 (11, 1)	2.0	L	13	6	4	4	0	2	0	0	0	0	0	2	24	44	18.00	4.000								

AB	47
R	7
H	12
RBI	7
BB	5
SO	7
LOB	24



Batter	1	2	3	4	5	6	7	8	9	10	11	12	AB R H RBI BB SO LOB
Randy Winn, S OBP: 0.359, SLG: 0.463 (1, 8)	1-1 13 1B 3B		1-1 G1-3			2-1 S 13 1B SF7 1B		1-2 P6			1-1 13 SH5-4 1B	2-3 K	6 2 3 0 0 1 2
13 Carl Crawford, L OBP: 0.304, SLG: 0.491 (1, 7)	1-2 18 CS 1B		1-2 F7			0-0 SF7 S 1-2 1B		0-3 K			0-1 SH5-4		4 0 2 1 0 1 0
Aubrey Huff, L OBP: 0.350, SLG: 0.510 (1, 10)	1-2 L7			0-2 HR		2-2 SF7		0-3 K			2-1 L8		4 1 1 2 0 1 2
18 Jared Sandberg, R OBP: 0.291, SLG: 0.469 (1, 5)	3-3 K			0-1 G1-3		4-0 G4-6-3 IBB			1-0 G6-3		4-0 IBB		3 0 0 0 2 1 1
Steve Cox, L OBP: 0.337, SLG: 0.417 (1, 3)		1-3 K		1-2 G6-3		0-0 G4-6-3			1-0 G4-3		1-3 K		5 0 0 0 0 2 4
Toby Hall, R OBP: 0.261, SLG: 0.339 (1, 2)		2-2 FC5-4 2B		0-1 P3			2-0 2B		1-2 G4-3			2-1 BB 1B	5 0 3 0 0 0 0
Ben Crieve, L OBP: 0.338, SLG: 0.389 (1, 9)		3-3 K			2-1 G3-1		1-1 B2			3-1 G4-3		4-2 BB	4 0 0 0 1 1 2
Andy Sheets, R OBP: 0.316, SLG: 0.493 (1, 4)		2-1 FC5-4			2-2 F9		1-3 K			2-2 F9		2-2 L5	5 0 0 0 0 1 4
Chris Gomez, R OBP: 0.298, SLG: 0.398 (1, 6)			0-0 F4		0-1 G5-3		2-1 G5-3			2-2 G6-3		3-2 L5	5 0 0 0 0 0 3

Inning Stats	R: 1	H: 2	E: 0	LOB: 0	K: 14	P: 20	R: 0	H: 1	E: 0	LOB: 1	K: 12	P: 20	R: 0	H: 0	E: 0	LOB: 0	K: 7	P: 9	R: 1	H: 1	E: 0	LOB: 0	K: 10	P: 11	R: 0	H: 0	E: 0	LOB: 0	K: 7	P: 11	R: 0	H: 0	E: 0	LOB: 0	K: 10	P: 15	R: 0	H: 1	E: 0	LOB: 1	K: 9	P: 15	R: 0	H: 0	E: 0	LOB: 0	K: 10	P: 11	R: 0	H: 0	E: 0	LOB: 0	K: 9	P: 16	R: 0	H: 1	E: 0	LOB: 2	K: 16	P: 17	R: 0	H: 1	E: 0	LOB: 2	K: 16	P: 29	1B: 5	SF: 1	2B: 2	SAC: 1	3B: 1	DP: 1	HR: 1	HBP: 0
--------------	------	------	------	--------	-------	-------	------	------	------	--------	-------	-------	------	------	------	--------	------	------	------	------	------	--------	-------	-------	------	------	------	--------	------	-------	------	------	------	--------	-------	-------	------	------	------	--------	------	-------	------	------	------	--------	-------	-------	------	------	------	--------	------	-------	------	------	------	--------	-------	-------	------	------	------	--------	-------	-------	-------	-------	-------	--------	-------	-------	-------	--------

PITCHER	IP	WLS	BF	H	R	ER	SO	BB	IBB	HBP	BLK	WP	HR	S	P	ERA	WHIP
Darrell May, L ERA: 5.25 (1, 1)	5.1		22	6	3	3	3	0	1	0	0	0	1	56	85	5.06	1.125
Jeremy Afeldt, L ERA: 4.35 (6, 1)	2.2		8	1	0	0	3	0	0	0	0	0	0	20	27	0.00	0.375
Jason Grimsley, R ERA: 3.4 (9, 1)	2.0		6	0	0	0	0	0	0	0	0	0	0	14	24	0.00	0.000
Scott Mullen, L ERA: 2.73 (11, 1)	1.0	W	7	2	0	0	1	1	1	0	0	0	0	15	29	0.00	3.000
Roberto Hernandez, R ERA: 4.5 (12, 1)	1.0	S	3	0	0	0	1	0	0	0	0	0	0	10	17	0.00	0.000


BOTTOM

Kansas City Royals @ Tampa Bay Devil Rays
Tropicana Field, St. Petersburg, FL

Sat Aug 17 2002, 6:15 PM EDT
Att: 10,892 - Dome - 72 F

AB	41
R	3
H	9
RBI	3
BB	3
SO	8
LOB	18

WP: 0 PA: 46
PB: 0
SB: 2
CS: 1



PITCHER	IP	WLS	BF	H	R	ER	SO	BB	IBB	HBP	BLK	WP	HR	S	P	ERA	WHIP
---------	----	-----	----	---	---	----	----	----	-----	-----	-----	----	----	---	---	-----	------

Batter	1	2	3	4	5	6	7	8	9	AB R H RBI BB SO LOB	TOP											
Aaron Guiel, L (1, 9) OBP: 0.289, SLG: 0.337	0-2 F5		1-1 29 2B	0-0 G4-3		1-2 CS	1-1 G4-3		2-3 K	5 1 1 0 0 1 0	Kansas City Royals @ Tampa Bay Devil Rays Tropicana Field, St. Petersburg, FL Sun Aug 18 2002, 1:15 PM EDT Att. 10,607 - Dome - 72 F livebaseballscorecards.com											
Carlos Beltrán, S (1, 10) OBP: 0.340, SLG: 0.487	3-3 K		1-3 K	3-2 G4-3			1-2 F8		3-2 29 HR	5 1 1 0 0 2 1												
29 Mike Sweeney, R (1, 3) OBP: 0.425, SLG: 0.603	4-1 S BB		0-1 1B 1B	3-2 L9			1-0 F9		2-0 HR	4 2 2 3 1 0 0												
Raul Ibanez, L (1, 7) OBP: 0.327, SLG: 0.546	4-2 1-2 BB		0-1 BB 1B		0-2 G1-3		2-2 1B		0-1 F8	4 1 2 0 1 0 0												
Kit Pellow, R (1, 5) OBP: 0.250, SLG: 0.250	0-3 K		2-1 BB BB	1-2 BB 1B	1-2 G6-3		1-2 1B			4 1 2 1 0 1 2												
Michael Tucker, L (1, 8) OBP: 0.337, SLG: 0.419		0-0 P6	4-2 BB BB	1-2 2-3 BB	0-2 L8		3-2 F7			3 0 0 0 1 0 2												
Luis Alicea, S (1, 4) OBP: 0.317, SLG: 0.291		0-3 K	4-2 BB BB	1-2 2-3 3-H BB		0-3 K		2-3 K		2 0 0 1 1 2 0												
Joe Randa, R (8, PH) OBP: 0.352, SLG: 0.447										1 0 0 0 0 1 2												
Neifi Perez, S (8, 6) OBP: 0.260, SLG: 0.304										0 0 0 0 0 0 0												
A.J. Hinch, R (1, 2) OBP: 0.309, SLG: 0.382		1-3 K	4-2 BB BB	1-2 2-3 3-H BB		1-1 F8		1-3 K		3 0 0 1 1 2 2												
Luis Ordaz, R (1, 6) OBP: 0.263, SLG: 0.235						0-0 CS 1B			3-3 K	4 0 1 0 0 2 3												
Inning Stats	R: 0 E: 0 K: 2 S: 12	H: 0 LOB: 2 BB: 2 P: 23	R: 0 E: 0 K: 2 S: 7	H: 0 LOB: 0 BB: 0 P: 8	R: 4 E: 0 K: 2 S: 24	H: 4 LOB: 3 BB: 3 P: 42	R: 0 E: 0 K: 0 S: 8	H: 0 LOB: 0 BB: 0 P: 14	R: 0 E: 0 K: 0 S: 9	H: 0 LOB: 0 BB: 0 P: 10	R: 0 E: 0 K: 1 S: 8	H: 1 LOB: 0 BB: 0 P: 10	R: 0 E: 0 K: 0 S: 7	H: 0 LOB: 0 BB: 0 P: 10	R: 0 E: 0 K: 2 S: 15	H: 2 LOB: 2 BB: 0 P: 23	R: 2 E: 0 K: 2 S: 12	H: 2 LOB: 0 BB: 0 P: 22	1B: 7 2B: 1 3B: 0 HR: 1	SF: 0 SAC: 0 DP: 0 HBP: 0	WP: 0 PB: 0 SB: 1 CS: 1	PA: 41
PITCHER	IP WLS BF H R ER SO BB IBB HBP BLK WP HR S P ERA WHIP												PITCHER	IP WLS BF H R ER SO BB IBB HBP BLK WP HR S P ERA WHIP								
Tanyon Sturtze, R (1, 1) ERA: 5.16	7.0 W 30 5 4 4 7 5 0 0 0 0 0 0 75 117 5.14 1.429																					
Wilson Alvarez, L (8, 1) ERA: 5.93	2.0 10 4 2 2 4 0 0 0 0 0 0 1 27 45 9.00 2.000																					



Batter	1	2	3	4	5	6	7	8	9	AB	R	H	RBI	BB	SO	LOB				
Brent Abernathy, R OBP: 0.291, SLG: 0.317 (1, 4)	2-1 G5-3	2-2 1B		1-3 K		4-2 13 FC1-2 1B BB	0-1 1-2 3-H 1B			4	1	2	1	1	1	2				
13 Carl Crawford, L OBP: 0.291, SLG: 0.470 (1, 7)	2-2 G1-3		1-0 F7		0-0 G6-3	1-1 FC1-2 1B	0-3 K			5	0	0	0	0	1	5				
Aubrey Huff, L OBP: 0.354, SLG: 0.522 (1, 3)	2-0 HR		0-3 K		1-0 WP BB 1B	2-0 1-2 2-H 3-H 1B		1-3 K2-3		5	1	3	3	0	2	0				
18 Jared Sandberg, R OBP: 0.290, SLG: 0.467 (1, 5)	3-3 K		2-3 K		2-2 P4		0-1 2B 2B	1-3 K		5	1	1	0	0	3	1				
Steve Cox, L OBP: 0.339, SLG: 0.416 (1, 10)		1-0 BB 1B G4-6-3 1B	1-0 F7		4-2 WP BB		4-2 2B FC4-6 BB	3-3 K		3	2	1	0	2	1	1				
Toby Hall, R OBP: 0.269, SLG: 0.354 (1, 2)		0-1 G4-6-3 BB WP 1B		0-2 FC5-4 2B	1-3 K		0-1 FC4-6 1B 2B			4	2	3	1	0	1	2				
Ben Grieve, L OBP: 0.342, SLG: 0.390 (1, 9)		4-2 G4-6-3 BB		4-1 FC5-4 BB		0-0 SH1-4 13 FC1-2 1B	1-0 G3			2	0	1	0	2	0	2				
Jason Conti, L OBP: 0.323, SLG: 0.391 (1, 8)		2-2 G4-6-3		1-1 B1		0-1 FC1-2 SH1-4 1B	4-0 FC4-6 IBB			3	1	1	0	1	0	4				
Felix Escalona, R OBP: 0.272, SLG: 0.311 Randy Winn, S OBP: 0.359, SLG: 0.462 Andy Sheets, R OBP: 0.316, SLG: 0.493 Chris Gomez, R OBP: 0.298, SLG: 0.398 (1, 6) (7, PH) (8, 6) (9, 6)		4-1 1B BB		2-2 FC5-4		0-0 SH1-4	1-1 FC4-6 1B			1	0	0	0	1	0	2				
Inning Stats	R: 1 E: 0 K: 1 S: 9	H: 1 LOB: 0 BB: 0 P: 18	R: 2 E: 0 K: 0 S: 12	H: 3 LOB: 1 BB: 2 P: 25	R: 0 E: 0 K: 2 S: 8	H: 0 LOB: 1 BB: 0 P: 12	R: 0 E: 0 K: 1 S: 12	H: 1 LOB: 2 BB: 1 P: 20	R: 0 E: 0 K: 1 S: 13	H: 1 LOB: 2 BB: 1 P: 21	R: 2 E: 0 K: 0 S: 9	H: 3 LOB: 2 BB: 1 P: 16	R: 3 E: 0 K: 1 S: 14	H: 3 LOB: 2 BB: 2 P: 24	R: 0 E: 0 K: 3 S: 9	H: 0 LOB: 0 BB: 0 P: 14	1B: 8 2B: 3 3B: 0 HR: 1	SF: 0 SAC: 1 DP: 1 HBP: 0	WP: 3 PB: 0 SB: 0 CS: 0	PA: 41

BOTTOM

Kansas City Royals @ Tampa Bay Devil Rays
Tropicana Field, St. Petersburg, FL

livebaseballscorecards.com

AB	33
R	8
H	12
RBI	6
BB	7
SO	9
LOB	21



WP	3	PA	41
ERA	8.44	WHIP	2.250

PITCHER	IP	WLS	BF	H	R	ER	SO	BB	IBB	HBP	BLK	WP	HR	S	P	ERA	WHIP
Jeff Suppan, R ERA: 5.3 (1, 1)	5.1	L	27	8	5	5	5	4	0	0	0	3	1	58	100	8.44	2.250
Ryan Bukvich, R ERA: 6.75 (6, 1)	0.2	B	6	3	3	3	0	2	0	0	0	0	0	11	22	40.50	7.500
Jason Grimsley, R ERA: 3.33 (7, 1)	1.0		5	1	0	0	1	0	1	0	0	0	0	8	14	0.00	1.000
Blake Stein, R ERA: 8.25 (8, 1)	1.0		3	0	0	0	3	0	0	0	0	0	0	9	14	0.00	0.000

Sun Aug 18 2002, 1:15 PM EDT
Att: 10,607 - Dome - 72 F

Batter	1	2	3	4	5	6	7	8	9	AB R H RBI BB SO LOB	TOP
Chuck Knoblauch, R (1, 7) OBP: 0.293, SLG: 0.285 Luis Alicea, S (8, 4) OBP: 0.317, SLG: 0.291	3-2 		0-1 			2-2 		3-3 		4 0 0 0 0 1 2 0 0 0 0 0 0 0	
Carlos Beltrán, S (1, 8) OBP: 0.339, SLG: 0.487	1-3 		1-2 			1-3 			2-1 	4 0 1 0 0 2 1	
29 Mike Sweeney, R (1, 10) OBP: 0.426, SLG: 0.599	2-0 			4-2 		3-2 			4-2 	2 0 0 0 2 0 0	
Raul Ibanez, L (1, 3) OBP: 0.327, SLG: 0.545		1-1 		2-2 		2-2 			1-0 	4 0 1 0 0 0 2	
Joe Randa, R (1, 5) OBP: 0.349, SLG: 0.443		1-1 		3-2 		3-2 			0-3 	4 0 0 0 0 1 3	
Michael Tucker, L (1, 9) OBP: 0.336, SLG: 0.420 (8, 7)		2-2 		1-1 		2-3 			1-3 	4 0 1 0 0 2 3	
Brent Mayne, L (1, 2) OBP: 0.326, SLG: 0.328		3-2 			2-1 			1-0 		3 0 1 0 0 0 1	AB 30 R 0 H 4 RBI 0 BB 3 SO 6 LOB 14
Neifi Perez, S (1, 6) OBP: 0.258, SLG: 0.302			2-1 		2-1 			1-1 		3 0 0 0 0 0 1	
Luis Ordaz, R (1, 4) OBP: 0.286, SLG: 0.222 Aaron Guiel, L (8, PH) OBP: 0.288, SLG: 0.335 (8, 9)			4-0 		1-1 			0-0 		1 0 0 0 1 0 0 1 0 0 0 0 0 1	
Inning Stats	R: 0 H: 0 E: 0 LOB: 0 K: 1 BB: 0 S: 7 P: 13	R: 0 H: 1 E: 0 LOB: 1 K: 0 BB: 0 S: 13 P: 20	R: 0 H: 0 E: 0 LOB: 1 K: 0 BB: 1 S: 7 P: 14	R: 0 H: 1 E: 0 LOB: 1 K: 0 BB: 1 S: 12 P: 22	R: 0 H: 0 E: 0 LOB: 0 K: 0 BB: 0 S: 6 P: 11	R: 0 H: 0 E: 0 LOB: 0 K: 1 BB: 0 S: 10 P: 16	R: 0 H: 0 E: 0 LOB: 0 K: 1 BB: 0 S: 9 P: 16	R: 0 H: 1 E: 0 LOB: 1 K: 1 BB: 0 S: 9 P: 14	R: 0 H: 1 E: 0 LOB: 2 K: 2 BB: 1 S: 12 P: 20	1B: 1 SF: 0 2B: 3 SAC: 0 3B: 0 DP: 0 HR: 0 HBP: 0	WP: 0 PA: 33 PB: 0 SB: 0 CS: 1
PITCHER Pete Walker, R (1, 1) ERA: 4.45 Cliff Politte, R (8, 1) ERA: 4.37 Kelvim Escobar, R (9, 1) ERA: 4.84	IP WLS BF H R ER SO BB IBB HBP BLK WP HR S P ERA WHIP 7.0 W 24 2 0 0 3 2 0 0 0 0 0 0 64 112 0.00 0.571 1.0 H 4 1 0 0 1 0 0 0 0 0 0 0 9 14 0.00 1.000 1.0 S 5 1 0 0 2 1 0 0 0 0 0 0 12 20 0.00 2.000	PITCHER IP WLS BF H R ER SO BB IBB HBP BLK WP HR S P ERA WHIP									

Kansas City Royals @ Toronto Blue Jays
 SkyDome, Toronto, ON
 Mon Aug 19 2002, 7:05 PM EDT
 Att. 16,218 - Dome - 72 F

livebaseballscorecards.com



Batter	1	2	3	4	5	6	7	8	9
Shannon Stewart, R (1, 7) OBP: 0.359, SLG: 0.441	1-2 G6-3			1-0 HR		1-1 FC1-6 1B SF8		1-1 G5-3	
Eric Hinske, L (1, 5) OBP: 0.372, SLG: 0.483	1-2 G4-3			1-2 G3-1		1-2 1B		1-1 G6-3	
Chris Woodward, R (1, 6) OBP: 0.363, SLG: 0.568	1-0 F8			0-3 K		1-1 SF8			
Josh Phelps, R (1, 10) OBP: 0.327, SLG: 0.443			0-3 K	1-0 1B		0-1 G5-3			
10 Vernon Wells, R (1, 8) OBP: 0.295, SLG: 0.438			3-2 G6-3	0-0 F7			1-2 G1-3 FC1-2 2B		
Orlando Hudson, S (1, 4) OBP: 0.355, SLG: 0.581			1-1 G3-1		2-0 E6 G4-6-3		2-1 G1-3		
Dave Berg, R (1, 9) OBP: 0.313, SLG: 0.390			1-1 F9		0-2 G4-6-3 1-2f		0-1 FC1-2		
Tom Wilson, R (1, 2) OBP: 0.328, SLG: 0.362			0-3 K		2-1 G4-3		3-H 2-3 K		
Brian Leshar, R (1, 3) OBP: 0.194, SLG: 0.077			1-2 G5-3			0-2 E6 FC1-6		0-0 G5-3	

AB	R	H	RBI	BB	SO	LOB
4	2	1	1	0	0	1
4	0	1	0	0	0	0
2	0	0	1	0	1	0
3	0	1	0	0	1	1
3	0	1	0	0	0	1
3	0	0	0	0	0	1
3	0	0	0	0	0	2
3	0	0	0	0	2	1
3	0	0	0	0	0	0

BOTTOM

Kansas City Royals @ Toronto Blue Jays
 SkyDome, Toronto, ON
 Mon Aug 19 2002, 7:05 PM EDT
 Att. 16,218 - Dome - 72 F

AB	28
R	2
H	4
RBI	2
BB	0
SO	4
LOB	7



Inning Stats	R: 0	H: 0	E: 0	LOB: 0	K: 0	BB: 0	S: 12	P: 15
	R: 0	H: 0	E: 0	LOB: 0	K: 1	BB: 0	S: 8	P: 12
	R: 1	H: 2	E: 0	LOB: 1	K: 1	BB: 0	S: 9	P: 12
	R: 0	H: 0	E: 1	LOB: 0	K: 0	BB: 0	S: 6	P: 10
	R: 1	H: 1	E: 1	LOB: 1	K: 0	BB: 0	S: 12	P: 15
	R: 0	H: 1	E: 0	LOB: 1	K: 1	BB: 0	S: 12	P: 17
	R: 0	H: 0	E: 0	LOB: 0	K: 0	BB: 0	S: 5	P: 7

PITCHER	IP	WLS	BF	H	R	ER	SO	BB	IBB	HBP	BLK	WP	HR	S	P	ERA	WHIP
Paul Byrd, R (1, 1) ERA: 3.35	8.0	L	29	4	2	1	4	0	0	0	0	0	1	72	98	1.12	0.500

PITCHER	IP	WLS	BF	H	R	ER	SO	BB	IBB	HBP	BLK	WP	HR	S	P	ERA	WHIP

WP	PA
0	29

Batter	1	2	3	4	5	6	7	8	9	10	11	12	AB	R	H	RBI	BB	SO	LOB	TOP								
Aaron Quiel, L OBP: 0.290, SLG: 0.338 (1, 9)	1-0 2B		0-1 G3-1		0-0 SH1-3		2-2 G4-3		1-1 G4-6-3			4-1 SH1-3 HR	4	1	1	0	1	0	3									
Michael Tucker, L OBP: 0.334, SLG: 0.418 (1, 8)	2-1 P6		1-2 29 G1-3 1B		0-0 SF8		3-2 G3			0-1 F5		0-1 SH1-3	4	0	1	2	0	0	1									
29 Mike Sweeney, R OBP: 0.424, SLG: 0.592 (1, 3)	2-1 P4		0-0 G1-3		4-0 IBB			1-1 G6-3		2-2 G5-3		4-0 HR IBB	4	1	0	0	2	0	2									
Raul Ibanez, L OBP: 0.329, SLG: 0.551 (1, 7)	0-0 F7		2-2 G1-3		0-1 F7			3-2 FC5-4 1B		4-2 BB		3-2 HR	5	1	2	3	1	0	4									
Joe Randa, R OBP: 0.345, SLG: 0.436 (1, 10)		2-2 P4		1-1 G1-3		3-1 F8		0-1 FC5-4 BB		2-3 K		2-0 G6-3	6	0	0	0	0	1	2									
Brent Mayne, L OBP: 0.330, SLG: 0.326 (1, 2)		3-1 G3		1-3 K		4-1 FC4 1B		1-2 BB		4-1 G4-3 SH3 BB		0-2 G6-3	4	0	1	0	2	1	0									
Kit Pellow, R OBP: 0.273, SLG: 0.545 Carlos Beltrán, S OBP: 0.339, SLG: 0.486 Luis Alcega, S OBP: 0.317, SLG: 0.291 (1, 5) (8, PH) (8, 5)		0-1 HR		0-1 L6		1-3 K		3-1 G3		0-0 SH3			3	1	1	1	0	1	1									
Neif Perez, S OBP: 0.257, SLG: 0.299 (1, 6)		0-0 F8				4-2 SH1-3 BB SF8 BB		1-0 FC4		1-2 F7		1-1 G4-3	4	1	0	0	1	0	2									
Luis Ordaz, R OBP: 0.385, SLG: 0.250 (1, 4)			1-1 G3-1 1B		4-0 SH1-3 BB		4-2 CS BB		4-1 G4-6-3 BB		2-0 F8			2	1	1	0	3	0	1								
Inning Stats	R: 0 E: 0 K: 0 S: 6	H: 1 LOB: 1 BB: 0 P: 11	R: 1 E: 0 K: 0 S: 10	H: 1 LOB: 0 BB: 0 P: 15	R: 1 E: 0 K: 1 S: 12	H: 2 LOB: 1 BB: 0 P: 16	R: 0 E: 0 K: 1 S: 7	H: 0 LOB: 0 BB: 0 P: 9	R: 1 E: 0 K: 1 S: 6	H: 0 LOB: 2 BB: 3 P: 18	R: 0 E: 0 K: 1 S: 8	H: 1 LOB: 1 BB: 0 P: 16	R: 0 E: 0 K: 0 S: 12	H: 0 LOB: 0 BB: 1 P: 21	R: 0 E: 0 K: 0 S: 11	H: 1 LOB: 2 BB: 1 P: 22	R: 0 E: 0 K: 0 S: 6	H: 0 LOB: 0 BB: 1 P: 12	R: 0 E: 0 K: 1 S: 11	H: 0 LOB: 1 BB: 1 P: 19	R: 0 E: 0 K: 0 S: 5	H: 0 LOB: 1 BB: 1 P: 12	R: 3 E: 0 K: 0 S: 10	H: 1 LOB: 0 BB: 2 P: 23	1B: 4 2B: 1 3B: 0 HR: 2	SF: 1 SAC: 3 DP: 1 HBP: 0	WP: 0 PB: 0 SB: 0 CS: 1	PA: 51
PITCHER	IP	WLS	BF	H	R	ER	SO	BB	IBB	HBP	BLK	WP	HR	S	P	ERA	WHIP											
Justin Miller, R ERA: 6.46 (1, 1)	4.2		21	4	3	3	1	2	0	0	0	0	0	39	67	5.79	1.286											
Mark Hendrickson, L ERA: 14.73 (5, 1)	0.1		1	0	0	0	0	0	0	0	0	0	0	2	2	0.00	0.000											
Mike Smith, R ERA: 7.45 (6, 1)	1.0		5	1	0	0	1	1	0	0	0	0	0	13	25	0.00	2.000											
Felix Heredia, L ERA: 3.92 (7, 1)	1.0		2	0	0	0	0	0	0	0	0	0	0	7	12	0.00	0.000											
Cliff Politte, R ERA: 4.3 (8, 1)	1.0		5	1	0	0	0	1	0	0	0	0	0	11	22	0.00	2.000											
PITCHER	IP	WLS	BF	H	R	ER	SO	BB	IBB	HBP	BLK	WP	HR	S	P	ERA	WHIP											
Kelvím Escobar, R ERA: 4.76 (9, 1)	1.0		3	0	0	0	0	0	0	0	0	0	0	3	3	0.00	0.000											
Scott Cassidy, R ERA: 5.43 (10, 1)	2.1	L	12	1	3	3	1	3	1	0	0	0	1	22	48	11.57	1.714											
Luke Prokopec, R ERA: 6.62 (12, 1)	0.2		2	0	0	0	0	0	0	0	0	0	0	4	6	0.00	0.000											

Kansas City Royals @ Toronto Blue Jays
SkyDome, Toronto, ON
 Tue Aug 20 2002, 7:05 PM EDT
 Att. 20,002 - Sunny - 73 F

AB	37
R	6
H	7
RBI	6
BB	10
SO	3
LOB	18



Batter	1	2	3	4	5	6	7	8	9	10	11	12	AB R H RBI BB SO LOB	
Shannon Stewart, R OBP: 0.360, SLG: 0.441 (1, 7)	0-1 BB 1B 1B		1-0 F9		0-1 G5-4-3 1-2f		2-2 G5-3 1-2		1-1 1B		2-1 1B	1-0 P3	7 1 3 0 0 0 4	
Eric Hinske, L OBP: 0.369, SLG: 0.477 (1, 5)	2-1 F2		2-2 F8		2-1 G3-1		4-0 IBB		1-3 K		2-3 K		5 0 0 0 1 2 3	
Chris Woodward, R OBP: 0.362, SLG: 0.559 (1, 6)	4-2 1B 1-2 BB			2-2 FC4 10 1B 1B		0-2 G6-3	2-1 G6-3			1-3 K	0-0 F8		5 1 1 0 1 1 3	
Josh Phelps, R OBP: 0.327, SLG: 0.438 (1, 10)	3-2 10 FC6-4 1B 1-2 2-H			1-2 FC4 10 1B 1B		0-1 E5 10 1B		2-3 K		0-0 F8		1-1 1B FC4-6 1B	6 2 2 1 0 1 1	
10 Vernon Wells, R OBP: 0.298, SLG: 0.437 (1, 8)	2-2 FC6-4 1-2f			2-2 1B PB 1B 1-2 2-H		2-1 F8 1-2 1B		1-0 F8		4-2 BB 1B BB		1-1 F7	5 0 2 1 1 0 2	
Orlando Hudson, S OBP: 0.364, SLG: 0.576 (1, 4)		0-0 F7		2-0 F8		1-0 F7		2-0 FC6-4 1B		1-1 BB 1B		1-1 FC4-6 1B 1B	6 1 3 0 0 0 4	
Dave Berg, R OBP: 0.317, SLG: 0.390 (8, 3)		2-2 G5-3		2-2 CS 1B		2-1 F7		2-0 FC6-4 1-2f		4-0 BB 1B		1-2 2-3 BB	5 0 2 1 1 0 3	
Tom Wilson, R OBP: 0.328, SLG: 0.362 Dewayne Wise, L OBP: 0.189, SLG: 0.353 (7, PR) (8, 9)		0-0 F8		3-2 G5-3			2-2 G5-3 1B		1-3 K		1-3 K		3-2 FC4-6 1B	3 0 1 0 0 0 2 1 0 0 0 0 1 0
Pedro Swann, L OBP: 0.154, SLG: 0.083 (10, PH) (11, 9)					1-2								2 0 0 1 0 1 5	
Brian Leshar, R OBP: 0.206, SLG: 0.103 Ken Huckaby, R OBP: 0.290, SLG: 0.330 (1, 3) (8, 2)			2-2 G5-3		2-1 G5-4-3 1B		0-3 K		0-3 K		0-2 G4-3		1-2 1B	3 0 1 0 0 1 1 3 0 1 1 0 1 0


Inning Stats	R: 1	H: 2	E: 0	K: 14	LOB: 1	P: 25	R: 0	H: 0	E: 0	K: 8	LOB: 0	P: 10	R: 0	H: 0	E: 0	K: 7	LOB: 0	P: 12	R: 2	H: 3	E: 0	K: 16	LOB: 1	P: 28	R: 0	H: 1	E: 0	K: 6	LOB: 2	P: 16	R: 0	H: 1	E: 0	K: 15	LOB: 1	P: 25	R: 0	H: 1	E: 0	K: 8	LOB: 1	P: 15	R: 0	H: 1	E: 0	K: 12	LOB: 3	P: 23	R: 0	H: 1	E: 0	K: 9	LOB: 1	P: 13	R: 2	H: 4	E: 0	K: 17	LOB: 2	P: 26	1B: 16	SF: 0	2B: 0	3B: 0	HR: 0	SAC: 0	DP: 1	HBP: 0	WP: 0	PA: 55
--------------	------	------	------	-------	--------	-------	------	------	------	------	--------	-------	------	------	------	------	--------	-------	------	------	------	-------	--------	-------	------	------	------	------	--------	-------	------	------	------	-------	--------	-------	------	------	------	------	--------	-------	------	------	------	-------	--------	-------	------	------	------	------	--------	-------	------	------	------	-------	--------	-------	--------	-------	-------	-------	-------	--------	-------	--------	-------	--------

PITCHER	IP	WLS	BF	H	R	ER	SO	BB	IBB	HBP	BLK	WP	HR	S	P	ERA	WHIP
Miguel Asencio, R ERA: 5.56 (1, 1)	6.0		25	7	3	2	0	1	0	0	0	0	0	62	101	3.00	1.333
Jason Grimsley, R ERA: 3.21 (7, 1)	2.0		9	2	0	0	2	0	1	0	0	0	0	23	40	0.00	1.000
Ryan Bukvich, R ERA: 6.16 (9, 1)	1.2		9	2	0	0	4	2	0	0	0	0	0	21	34	0.00	2.400
Jeremy Afeldt, L ERA: 4.26 (10, 1)	1.1	W	5	1	0	0	2	0	0	0	0	0	0	12	17	0.00	0.750
Roberto Hernandez, R ERA: 4.81 (12, 1)	1.0	S	7	4	2	2	0	0	0	0	0	0	0	17	26	18.00	4.000

Kansas City Royals @ Toronto Blue Jays
SkyDome, Toronto, ON
Tue Aug 20 2002, 7:05 PM EDT
Att: 20,002 - Sunny - 73 F

livebaseballscorecards.com

AB	51
R	5
H	16
RBI	5
BB	4
SO	8
LOB	28



Batter	1	2	3	4	5	6	7	8	9	AB R H RBI BB SO LOB
Aaron Guiel, L (1, 9) OBP: 0.293, SLG: 0.340	1-1 L7		0-0 L4-3 1B	1-3 K		0-1 CS 1B		1-2 FC3-6 1-2f		5 0 2 0 0 1 3
Carlos Beltrán, S (1, 8) OBP: 0.341, SLG: 0.492	1-1 29 G5-3 1B		1-1 L4-3	0-2 HR		4-2 29 S 1B BB		1-3 K		4 2 2 3 1 1 3
29 Mike Sweeney, R (1, 10) OBP: 0.424, SLG: 0.588	1-0 G5-3		2-2 1B	0-0 G4-3		4-0 1B IBB		2-2 P4		4 0 1 1 1 0 2
Raul Ibanez, L (1, 3) OBP: 0.333, SLG: 0.553	4-2 BB		0-1 G3		0-0 G4-3 2B	1-2 1-2 2-H 1B		1-2 G4-3		4 0 2 1 1 0 1
Joe Randa, R (1, 5) OBP: 0.343, SLG: 0.434	1-3 K			1-1 SH 1B 1B	0-2 G1-3	0-0 G4-3		1-0 G5-3		5 1 1 0 0 1 5
Michael Tucker, L (1, 7) OBP: 0.333, SLG: 0.415		0-0 G4-3		0-1 SH 1B 1B	1-0 G4-3		1-3 K	0-1 F7		5 1 1 0 0 1 1
Brent Mayne, L (1, 2) OBP: 0.333, SLG: 0.328		1-0 G4-3		0-0 SH SH5-3 1B HR	4-0 BB		2-0 L3 1B			2 1 1 0 1 0 0
Neifi Perez, S (1, 6) OBP: 0.257, SLG: 0.299		2-1 G6-3		2-0 SH5-3 HR 1B	2-0 F7		0-1 L3			4 1 1 2 0 0 3
Luis Ordaz, R (1, 4) OBP: 0.379, SLG: 0.261			3-2 1B 29 1B 1B	1-0 SH5-3		1-1 G1-3		0-1 E4 FC3-6		3 1 1 0 0 0 0

Inning Stats	R: 0 E: 0 K: 1 S: 11	H: 1 LOB: 2 BB: 1 P: 19	R: 0 E: 0 K: 0 S: 4	H: 0 LOB: 0 BB: 0 P: 7	R: 1 E: 0 K: 0 S: 12	H: 3 LOB: 1 BB: 0 P: 18	R: 5 E: 0 K: 1 S: 14	H: 4 LOB: 0 BB: 0 P: 19	R: 0 E: 0 K: 0 S: 6	H: 1 LOB: 2 BB: 1 P: 13	R: 1 E: 0 K: 0 S: 11	H: 2 LOB: 2 BB: 2 P: 20	R: 0 E: 0 K: 1 S: 6	H: 1 LOB: 0 BB: 0 P: 9	R: 0 E: 1 K: 1 S: 11	H: 0 LOB: 1 BB: 0 P: 15	R: 0 E: 0 K: 0 S: 6	H: 0 LOB: 0 BB: 0 P: 8	1B: 10 2B: 3 3B: 0 HR: 1	SF: 0 SAC: 2 DP: 2 HBP: 0	WP: 0 PB: 0 SB: 1 CS: 1	PA: 42
--------------	-------------------------------	----------------------------------	------------------------------	---------------------------------	-------------------------------	----------------------------------	-------------------------------	----------------------------------	------------------------------	----------------------------------	-------------------------------	----------------------------------	------------------------------	---------------------------------	-------------------------------	----------------------------------	------------------------------	---------------------------------	-----------------------------------	------------------------------------	----------------------------------	--------

PITCHER	IP	WLS	BF	H	R	ER	SO	BB	IBB	HBP	BLK	WP	HR	S	P	ERA	WHIP
32 Roy Halladay, R (1, 1) ERA: 2.98	5.2	L	30	10	7	7	2	3	1	0	0	0	1	54	91	11.12	2.294
Mark Hendrickson, L (6, 1) ERA: 10.8	1.1		5	2	0	0	1	0	0	0	0	0	0	10	14	0.00	1.500
Felix Heredia, L (8, 1) ERA: 3.74	2.0		7	0	0	0	1	0	0	0	0	0	0	17	23	0.00	0.000

TOP

Kansas City Royals @ Toronto Blue Jays
SkyDome, Toronto, ON

Wed Aug 21 2002, 12:35 PM EDT
Att. 25,304 - Sunny - 74 F

AB	36
R	7
H	12
RBI	7
BB	4
SO	4
LOB	18



livebaseballscorecards.com

Batter	1	2	3	4	5	6	7	8	9	AB R H RBI BB SO LOB
Shannon Stewart, R (1, 7) OBP: 0.361, SLG: 0.438	4-0 S BB	0-3 K			0-1 L5		4-0 1B BB		2-3 K	3 0 0 0 2 2 2
Eric Hinske, L (1, 5) OBP: 0.368, SLG: 0.481	3-3 K 1-2		0-0 F8		3-1 HR		1-2 F7		2-3 K	5 1 1 1 0 2 2
Orlando Hudson, S (1, 4) OBP: 0.356, SLG: 0.557	1-3 K		1-1 G4-3		1-2 F9		1-1 F9 1-2 1B		3-2 F7	5 0 1 0 0 1 1
Josh Phelps, R (1, 10) OBP: 0.319, SLG: 0.427	3-2 F7		3-3 K		0-1 F9		1-3 K			4 0 0 0 0 2 3
10 Vernon Wells, R (1, 8) OBP: 0.299, SLG: 0.437		2-1 1B 2B HBP		2-2 F9		1-2 BB 1B 1B		0-0 F7		3 1 1 0 0 0 2
Chris Woodward, R (1, 6) OBP: 0.364, SLG: 0.557		0-1 2B 1-2 1B		1-1 L4		1-2 BB 1-2 1B		1-2 G6-3		4 0 2 0 0 0 0
Dave Berg, R (1, 9) OBP: 0.319, SLG: 0.398		3-2 F9		0-0 HR 2B		0-0 F9		1-1 2B		4 1 2 0 0 0 4
Tom Wilson, R (1, 3) OBP: 0.331, SLG: 0.376		0-3 K		3-1 HR 2-H		4-2 G6-4-3 BB 1-2 2-3		0-3 K		3 1 1 2 1 2 3
Ken Huckaby, R (1, 2) OBP: 0.289, SLG: 0.333		1-0 2B 1-3 2-H		1-2 G6-3		0-1 G6-4-3 1-2f		1-2 G1-3		4 0 1 1 0 0 4

Inning Stats	R: 0	H: 0	E: 0	K: 2	S: 16	LOB: 1	BB: 1	P: 27	R: 1	H: 2	E: 0	K: 2	S: 14	LOB: 2	BB: 0	P: 20	R: 0	H: 0	E: 0	K: 1	S: 6	LOB: 0	BB: 0	P: 10	R: 2	H: 2	E: 0	K: 0	S: 12	LOB: 0	BB: 0	P: 19	R: 1	H: 1	E: 0	K: 0	S: 9	LOB: 0	BB: 0	P: 13	R: 0	H: 2	E: 0	K: 0	S: 12	LOB: 2	BB: 1	P: 18	R: 0	H: 1	E: 0	K: 1	S: 9	LOB: 2	BB: 1	P: 16	R: 0	H: 1	E: 0	K: 1	S: 11	LOB: 1	BB: 0	P: 14	R: 0	H: 0	E: 0	K: 2	S: 12	LOB: 0	BB: 0	P: 19	1B: 4	SF: 0	2B: 3	SAC: 0	3B: 0	DP: 1	HR: 2	HBP: 1	WP: 0	PA: 39
--------------	------	------	------	------	-------	--------	-------	-------	------	------	------	------	-------	--------	-------	-------	------	------	------	------	------	--------	-------	-------	------	------	------	------	-------	--------	-------	-------	------	------	------	------	------	--------	-------	-------	------	------	------	------	-------	--------	-------	-------	------	------	------	------	------	--------	-------	-------	------	------	------	------	-------	--------	-------	-------	------	------	------	------	-------	--------	-------	-------	-------	-------	-------	--------	-------	-------	-------	--------	-------	--------


PITCHER	IP	WLS	BF	H	R	ER	SO	BB	IBB	HBP	BLK	WP	HR	S	P	ERA	WHIP
56 Shawn Sedlacek, R (1, 1) ERA: 5.97	5.0	W	22	5	4	4	5	1	0	0	0	0	2	57	89	7.20	1.200
Blake Stein, R (6, 1) ERA: 7.82	2.0	H	10	3	0	0	1	2	0	0	0	0	0	21	34	0.00	2.500
Scott Mullen, L (8, 1) ERA: 2.63	1.0	H	4	1	0	0	1	0	0	0	0	0	0	11	14	0.00	1.000
Roberto Hernandez, R (9, 1) ERA: 4.7	1.0	S	3	0	0	0	2	0	0	0	0	0	0	12	19	0.00	0.000

BOTTOM

Kansas City Royals @ Toronto Blue Jays
SkyDome, Toronto, ON
 Wed Aug 21 2002, 12:35 PM EDT
 Att: 25,304 - Sunny - 74 F

livebaseballscorecards.com

AB	35
R	4
H	9
RBI	4
BB	3
SO	9
LOB	21



Batter	1	2	3	4	5	6	7	8	9	AB R H RBI BB SO LOB	TOP											
Jacque Jones, L (1, 7) OBP: 0.334, SLG: 0.505	1-0 HR	2-2 G6-3			1-0 G3		0-0 HR	1-3 K		5 2 2 1 0 1 1												
Cristian Guzman, S (1, 6) OBP: 0.294, SLG: 0.382	1-2 F9 1B 2B		1-2 G4-3		0-1 BB 1B		1-2 HR	0-0 F9		5 2 3 3 0 0 0												
Corey Koskie, L (1, 5) OBP: 0.374, SLG: 0.429 Denny Hocking, S (7, 5) OBP: 0.306, SLG: 0.314	2-3 K		0-3 K		0-0 P6		2-2 F7		2-3 K	4 0 0 0 0 2 2 1 0 0 0 0 1 0												
David Ortiz, L (1, 10) OBP: 0.353, SLG: 0.516	3-2 F9 2-3		1-0 2B		4-1 BB		1-0 G3-1		0-2 F8	4 0 1 0 1 0 1												
Torii Hunter, R (1, 8) OBP: 0.347, SLG: 0.539	0-1 S 2B 1B		1-0 G5-3		1-3 K		4-0 FC6 BB		0-0 F8	4 1 1 1 1 1 3												
Doug Mientkiewicz, L (1, 3) OBP: 0.375, SLG: 0.405	1-0 1-H 2B		4-1 G6-3 BB		0-0 F7		2-2 FC6 1-2f			3 0 1 1 1 0 1												
Dustan Mohr, R (1, 9) OBP: 0.332, SLG: 0.439	2-0 G4-3		0-3 K		1-2 G3-1			1-3 K		4 0 0 0 0 2 2												
A.J. Pierzynski, L (1, 2) OBP: 0.337, SLG: 0.440		0-2 F7	0-1 G6-3 1-2f		1-1 FC6 1B			0-1 HR 2B		4 1 2 0 0 0 1												
Luis Rivas, R (1, 4) OBP: 0.303, SLG: 0.395		0-2 G1-3			2-0 G3 1B 2B		1-0 FC6 1-2f	1-0 2-H HR		4 2 2 2 0 0 1												
Inning Stats	R: 3 E: 0 K: 1 S: 16	H: 4 LOB: 1 BB: 0 P: 26	R: 0 E: 0 K: 0 S: 11	H: 0 LOB: 0 BB: 0 P: 13	R: 0 E: 0 K: 1 S: 8	H: 1 LOB: 1 BB: 0 P: 11	R: 0 E: 0 K: 1 S: 6	H: 0 LOB: 0 BB: 1 P: 10	R: 1 E: 0 K: 1 S: 10	H: 2 LOB: 2 BB: 1 P: 18	R: 0 E: 0 K: 0 S: 7	H: 1 LOB: 1 BB: 0 P: 10	R: 2 E: 0 K: 0 S: 11	H: 2 LOB: 1 BB: 1 P: 21	R: 2 E: 0 K: 2 S: 11	H: 2 LOB: 0 BB: 0 P: 14	R: 0 E: 0 K: 1 S: 12	H: 0 LOB: 0 BB: 0 P: 14	1B: 4 2B: 5 3B: 0 HR: 3	SF: 0 SAC: 0 DP: 1 HBP: 0	WP: 0 PB: 0 SB: 1 CS: 0	PA: 41
PITCHER	IP WLS BF H R ER SO BB IBB HBP BLK WP HR S P ERA WHIP																					
Runelvys Hernandez, R (1, 1) ERA: 3.63	5.0 L 23 7 4 4 4 2 0 0 0 0 0 1 51 78 7.20 1.800																					
Darrell May, L (6, 1) ERA: 5.46	3.0 15 5 4 4 2 1 0 0 0 0 0 2 29 45 12.00 2.000																					
Blake Stein, R (9, 1) ERA: 7.62	1.0 3 0 0 0 0 1 0 0 0 0 0 0 12 14 0.00 0.000																					

Minnesota Twins @ Kansas City Royals
Kauffman Stadium, Kansas City, MO

Thu Aug 22 2002, 7:05 PM CDT
Att. 11,785 - Cloudy - 90 F

livebaseballscorecards.com

AB	38
R	8
H	12
RBI	8
BB	3
SO	7
LOB	12



Batter	1	2	3	4	5	6	7	8	9	AB R H RBI BB SO LOB
Chuck Knoblauch, R <small>(1, 7) OBP: 0.295, SLG: 0.284</small>	4-1 29 1B BB	2-3 K		2-3 K			0-1 F7		2-1 FC4-6 1B	4 1 1 0 1 2 2
Carlos Beltrán, S <small>(1, 8) OBP: 0.340, SLG: 0.495</small>	1-1 F3		2-2 HR	3-1 L8			3-2 F8		0-0 FC4-6 29 BB 1B 1-2f 3-H	5 2 1 2 0 0 3
29 Mike Sweeney, R <small>(1, 3) OBP: 0.429, SLG: 0.589</small>	0-2 1B 1-2 1B		0-0 WP 1B 1B		0-3 K		3-1 HBP		4-2 1B 1-2 1B BB	3 2 2 0 1 1 0
Joe Randa, R <small>(1, 5) OBP: 0.342, SLG: 0.431</small>	1-2 L5 2-3		1-3 K		0-2 F9		0-0 F3		1-0 1B 1-2 2-H 1B	5 0 1 1 0 1 5
Raul Ibanez, L <small>(1, 9) OBP: 0.336, SLG: 0.554</small>	1-2 1B 3-H 1B		3-2 F9 1-H 1B		1-2 P4		3-2 G6-3		0-2 1B 1-3 2-H 1B	5 0 3 3 0 0 0
Kit Pellow, R <small>(1, 10) OBP: 0.250, SLG: 0.400</small>	2-3 K		4-2 BB		1-2 F9		3-3 K		0-1 F8	4 0 0 0 1 2 4
Neifi Perez, S <small>(1, 6) OBP: 0.255, SLG: 0.297</small>		0-0 F8	0-1 F9 2-3		0-0 P3		2-1 G5-3			4 0 0 0 0 0 2
Luis Ordaz, R <small>(1, 4) OBP: 0.364, SLG: 0.259</small>		1-2 G4-3	1-1 F9		2-1 F9				3-2 1B FC4-6 1B	4 1 1 0 0 0 2
A.J. Hinch, R <small>(1, 2) OBP: 0.313, SLG: 0.391</small>		3-1 1B		2-1 F9			3-2 2B		2-2 F9	4 0 2 0 0 0 1

Inning Stats	R: 1	H: 2	E: 1	LOB: 2	K: 1	BB: 1	S: 17	R: 0	H: 1	E: 0	LOB: 1	K: 1	BB: 0	S: 10	R: 2	H: 3	E: 0	LOB: 2	K: 1	BB: 1	S: 18	R: 0	H: 0	E: 0	LOB: 0	K: 1	BB: 0	S: 8	R: 0	H: 0	E: 0	LOB: 0	K: 1	BB: 0	S: 9	R: 0	H: 0	E: 0	LOB: 0	K: 0	BB: 0	S: 6	R: 0	H: 1	E: 0	LOB: 2	K: 0	BB: 0	S: 10	R: 0	H: 0	E: 0	LOB: 0	K: 1	BB: 0	S: 11	R: 3	H: 4	E: 0	LOB: 2	K: 0	BB: 1	S: 22	R: 0	H: 4	E: 0	LOB: 2	K: 0	BB: 1	S: 22	1B: 9	SF: 0	2B: 1	SAC: 0	3B: 0	DP: 0	HR: 1	HBP: 1	CS: 0
--------------	------	------	------	--------	------	-------	-------	------	------	------	--------	------	-------	-------	------	------	------	--------	------	-------	-------	------	------	------	--------	------	-------	------	------	------	------	--------	------	-------	------	------	------	------	--------	------	-------	------	------	------	------	--------	------	-------	-------	------	------	------	--------	------	-------	-------	------	------	------	--------	------	-------	-------	------	------	------	--------	------	-------	-------	-------	-------	-------	--------	-------	-------	-------	--------	-------

PITCHER	IP	WLS	BF	H	R	ER	SO	BB	IBB	HBP	BLK	WP	HR	S	P	ERA	WHIP
Johan Santana, L <small>ERA: 3.46</small>	(1, 1)	6.0	W	26	6	3	3	5	2	0	0	1	1	68	105	4.50	1.333
Tony Fiore, R <small>ERA: 2.92</small>	(7, 1)	0.2	H	4	1	0	0	0	0	1	0	0	0	9	18	0.00	1.500
J.C. Romero, L <small>ERA: 1.58</small>	(7, 1)	1.1	H	4	0	0	1	0	0	0	0	0	0	12	20	0.00	0.000
Bob Wells, R <small>ERA: 5.79</small>	(9, 1)	0.2		6	3	3	0	1	0	0	0	0	0	17	29	40.50	6.000
Eddie Guardado, L <small>ERA: 2.77</small>	(9, 1)	0.1	S	2	1	0	0	0	0	0	0	0	0	5	5	0.00	3.000

BOTTOM

Minnesota Twins @ Kansas City Royals
 Kauffman Stadium, Kansas City, MO

Thu Aug 22 2002, 7:05 PM CDT
 Att: 11,785 - Cloudy - 90 F

AB	38
R	6
H	11
RBI	6
BB	3
SO	6
LOB	19



WP: 1	PA: 42
PB: 0	
SB: 0	
CS: 0	

livebaseballscores.com

Batter	1	2	3	4	5	6	7	8	9	AB R H RBI BB SO LOB	TOP											
Jacque Jones, L (1, 7) OBP: 0.337, SLG: 0.504	4-0 BB	4-1 1B BB		X 0-0 F8		1-1 E 1B		X 0-0 G6-3		3 2 1 0 2 0 0												
Cristian Guzman, S (1, 6) OBP: 0.295, SLG: 0.383	1-1 F7	2-0 1B BB		1-1 F7		0-1 E7 1B G4-6-3		0-1 G5-3		4 2 2 1 0 0 1												
Denny Hocking, S (7, 6) OBP: 0.305, SLG: 0.313		1-2 2-H 1B				1-H G4-6-3 1B				1 0 0 0 0 0 0												
Corey Koskie, L (1, 5) OBP: 0.376, SLG: 0.430	1-1 F5	3-2 1B 1B			4-0 G3-1 BB 1B	2-2 G4-6-3 1B		1-2 G3-1		4 1 2 1 1 0 1												
David Ortiz, L (1, 10) OBP: 0.352, SLG: 0.512	0-1 F8	0-0 FC6-4 1B			3-1 F8	1-1 G4-6-3			1-3 K	4 0 1 1 0 0 3												
Matthew LeCroy, R (9, PH) OBP: 0.306, SLG: 0.457		1-3 3-H 1B			1-2f 3-H	1-2f 3-H				1 0 0 0 0 1 0												
Torii Hunter, R (1, 8) OBP: 0.346, SLG: 0.536		P5			4-2 G3-1 1B BB	0-1 G5-3			4-2 BB BB	3 1 0 0 1 0 2												
Dustan Mohr, R (6, 9) OBP: 0.334, SLG: 0.439		FC6-4			1-2 BB					0 0 0 0 1 0 0												
Doug Mientkiewicz, L (1, 3) OBP: 0.375, SLG: 0.407		0-1 1B 2B 1B	0-1 P6		1-2 G3-1		0-1 2B		2-0 P5	5 1 2 0 0 0 3												
Bobby Kielty, S (1, 9) OBP: 0.422, SLG: 0.466		3-2 2B G6-3 1B	3-1 F8		4-0 1B IBB		1-0 G6-3		4-0 1-2 BB	3 1 1 0 2 0 1												
A.J. Pierzynski, L (1, 2) OBP: 0.338, SLG: 0.442		0-1 1B 2B	1-0 L9		0-0 FC6-4 1B		0-0 F7		1-2 G4-3	5 1 2 3 0 0 3												
Luis Rivas, R (1, 4) OBP: 0.298, SLG: 0.388		0-0 G6-3			3-2 G4-3	0-0 FC6-4		1-1 P4		4 0 0 1 0 0 4												
Inning Stats	R: 0 E: 0 K: 0 S: 6	H: 0 LOB: 1 BB: 1 P: 12	R: 5 E: 0 K: 0 S: 17	H: 6 LOB: 2 BB: 1 P: 32	R: 0 E: 0 K: 0 S: 5	H: 0 LOB: 0 BB: 0 P: 9	R: 0 E: 0 K: 0 S: 6	H: 0 LOB: 0 BB: 0 P: 10	R: 2 E: 0 K: 0 S: 12	H: 1 LOB: 2 BB: 3 P: 28	R: 2 E: 1 K: 0 S: 11	H: 3 LOB: 0 BB: 0 P: 15	R: 0 E: 0 K: 0 S: 6	H: 1 LOB: 1 BB: 0 P: 8	R: 0 E: 0 K: 1 S: 11	H: 0 LOB: 0 BB: 2 P: 23	R: 0 E: 0 K: 1 S: 11	H: 0 LOB: 2 BB: 2 P: 23	1B: 9 2B: 2 3B: 0 HR: 0	SF: 0 SAC: 0 DP: 1 HBP: 0	WP: 0 PB: 0 SB: 0 CS: 0	PA: 44
PITCHER	IP WLS BF H R ER SO BB IBB HBP BLK WP HR S P ERA WHIP																					
Jeff Suppan, R (1, 1) ERA: 5.62	5.0 L 30 10 9 9 0 4 1 0 0 0 0 0 53 101 16.20 2.800																					
Scott Mullen, L (6, 1) ERA: 2.45	2.0 6 1 0 0 0 0 0 0 0 0 0 0 10 13 0.00 0.500																					
Ryan Bukvich, R (8, 1) ERA: 5.85	1.0 3 0 0 0 0 0 0 0 0 0 0 0 7 8 0.00 0.000																					
Blake Stein, R (9, 1) ERA: 7.43	1.0 5 0 0 0 0 1 2 0 0 0 0 0 11 23 0.00 2.000																					

Minnesota Twins @ Kansas City Royals
Kauffman Stadium, Kansas City, MO

AB	37
R	9
H	11
RBI	7
BB	7
SO	1
LOB	18



Fri Aug 23 2002, 7:05 PM CDT
Att. 29,685 - Sunny - 82 F

livebaseballscorecards.com

Batter	1	2	3	4	5	6	7	8	9	AB	R	H	RBI	BB	SO	LOB
Chuck Knoblauch, R (1, 7) OBP: 0.291, SLG: 0.280	0-3 K		2-1 F3		0-0 G6-3			2-0 G5-3		4	0	0	0	0	1	0
Carlos Beltrán, S (1, 8) OBP: 0.339, SLG: 0.493	2-2 G4-3		3-2 1B		1-3 K			1-1 F9		4	0	1	0	0	1	0
29 Mike Sweeney, R (1, 3) OBP: 0.427, SLG: 0.585	1-2 1B		0-3 K					0-2 F9		4	0	1	0	0	1	1
Raul Ibanez, L (1, 9) OBP: 0.337, SLG: 0.556	1-3 K			1-1 G4-3 3B 2B				1-1 1B		4	1	2	0	0	2	1
Joe Randa, R (1, 5)		0-1 1B		0-1 G4-3				2-1 P4		4	0	1	0	0	0	2
Michael Tucker, L (1, 10) OBP: 0.332, SLG: 0.419		2-1 P6		1-0 E 3B				3-2 F7		4	1	1	1	0	1	2
Brent Mayne, L (1, 2) OBP: 0.330, SLG: 0.324		2-2 F9		1-0 G1-3				2-2 F7		3	0	0	0	0	0	1
Neifi Perez, S (1, 6) OBP: 0.254, SLG: 0.295		0-1 F7		0-3 K				1-0 P6		3	0	0	0	0	1	1
Luis Ordaz, R (1, 4) OBP: 0.333, SLG: 0.233			1-1 G4-3		2-2 L8			1-1 F9		3	0	0	0	0	0	0

Inning Stats	R: 0	H: 1	E: 0	K: 2	S: 14	LOB: 1	BB: 0	P: 18	R: 0	H: 1	E: 0	K: 0	S: 9	LOB: 1	BB: 0	P: 13	R: 0	H: 1	E: 0	K: 1	S: 11	LOB: 1	BB: 0	P: 17	R: 2	H: 2	E: 1	K: 1	S: 9	LOB: 0	BB: 0	P: 12	R: 0	H: 0	E: 0	K: 1	S: 7	LOB: 0	BB: 0	P: 10	R: 0	H: 1	E: 0	K: 0	S: 8	LOB: 1	BB: 0	P: 14	R: 0	H: 0	E: 0	K: 0	S: 6	LOB: 0	BB: 0	P: 10	R: 0	H: 0	E: 0	K: 0	S: 6	LOB: 0	BB: 0	P: 9	R: 0	H: 0	E: 0	K: 2	S: 11	LOB: 0	BB: 0	P: 17	1B: 4	SF: 0	2B: 1	SAC: 0	3B: 1	DP: 0	HR: 0	HBP: 0	WP: 0	PA: 33
--------------	------	------	------	------	-------	--------	-------	-------	------	------	------	------	------	--------	-------	-------	------	------	------	------	-------	--------	-------	-------	------	------	------	------	------	--------	-------	-------	------	------	------	------	------	--------	-------	-------	------	------	------	------	------	--------	-------	-------	------	------	------	------	------	--------	-------	-------	------	------	------	------	------	--------	-------	------	------	------	------	------	-------	--------	-------	-------	-------	-------	-------	--------	-------	-------	-------	--------	-------	--------

PITCHER	IP	WLS	BF	H	R	ER	SO	BB	IBB	HBP	BLK	WP	HR	S	P	ERA	WHIP
Rick Reed, R (1, 1) ERA: 4.1	7.0	W	27	6	2	1	5	0	0	0	0	0	0	64	94	1.29	0.857
Michael Jackson, R (8, 1) ERA: 2.98	2.0		6	0	0	0	2	0	0	0	0	0	0	17	26	0.00	0.000

BOTTOM

Minnesota Twins @ Kansas City Royals
Kauffman Stadium, Kansas City, MO
 Fri Aug 23 2002, 7:05 PM CDT
 Att: 29,685 - Sunny - 82 F

livebaseballscorecards.com

AB	33
R	2
H	6
RBI	1
BB	0
SO	7
LOB	8



Batter	1	2	3	4	5	6	7	8	9	AB R H RBI BB SO LOB
Jacque Jones, L (1, 7) OBP: 0.337, SLG: 0.503	0-1 1B 1B	1-3 K		1-2 F8		0-0 G6-3		2-0 1B		5 1 2 0 0 1 4
Cristian Guzman, S (1, 6) OBP: 0.296, SLG: 0.386	2-1 1B 1B	0-0 G3		1-1 G3 1B		1-0 SF9		2-3 K		4 1 2 2 0 1 4
Corey Koskie, L (1, 5) OBP: 0.374, SLG: 0.426	3-3 K		4-2 HR BB	2-0 G3		0-1 F9		1-2 F7		4 1 0 0 1 1 5
David Ortiz, L (1, 3) OBP: 0.355, SLG: 0.514 Doug Mientkiewicz, L (9, 3) OBP: 0.375, SLG: 0.407	0-1 FC4-6 1B		1-2 F7	3-2 1B			3-3 K		3-2 G4-6-3 1B	5 0 3 2 0 1 1 0 0 0 0 0 0 0
Torii Hunter, R (1, 8) OBP: 0.342, SLG: 0.530	1-3 K		0-0 F8	2-3 K			2-2 G6-3		2-0 G4-6-3 1-2f	5 0 0 0 0 2 5
Bobby Kielty, S (1, 9) OBP: 0.422, SLG: 0.475	0-1 FC4-6 1-2f		3-1 HR		1-3 K		4-2 BB		0-0 F5	4 1 1 2 1 1 2
Matthew LeCroy, R (1, 10) OBP: 0.305, SLG: 0.448			0-3 K	4-0 BB		0-0 F7				3 0 0 0 1 1 1
A.J. Pierzynski, L (1, 2) OBP: 0.337, SLG: 0.443			1-2 2B	0-0 F8		1-1 G3		2-3 K		4 0 1 0 0 1 1
Denny Hocking, S (1, 4) OBP: 0.315, SLG: 0.335			4-2 BB		0-1 F8 2B		1-2 G6-3 SF9 2B	2-2 1B 2B		3 2 3 0 1 0 0

Inning Stats	R: 1	H: 3	R: 0	H: 1	R: 2	H: 3	R: 0	H: 0	R: 1	H: 1	R: 0	H: 2	R: 0	H: 1	1B: 6	SF: 1	WP: 0	PA: 42
E: 0	LOB: 2	E: 0	LOB: 2	E: 0	LOB: 1	E: 0	LOB: 0	E: 0	LOB: 1	E: 0	LOB: 2	E: 0	LOB: 0	E: 0	SAC: 0	PB: 0		
K: 2	BB: 0	K: 2	BB: 1	K: 0	BB: 2	K: 1	BB: 0	K: 1	BB: 1	K: 2	BB: 0	K: 1	BB: 1	K: 0	DP: 1	SB: 0		
S: 15	P: 21	S: 15	P: 21	S: 10	P: 22	S: 17	P: 26	S: 7	P: 9	S: 8	P: 10	S: 16	P: 28	S: 6	HBP: 0	CS: 0		


PITCHER	IP	WLS	BF	H	R	ER	SO	BB	IBB	HBP	BLK	WP	HR	S	P	ERA	WHIP
Paul Byrd, R (1, 1) ERA: 3.53	6.0	L	30	9	6	6	6	3	0	0	0	0	1	72	109	9.00	2.000
Jeremy Affeldt, L (7, 1) ERA: 4.12	2.0		9	2	0	0	3	1	0	0	0	0	0	31	52	0.00	1.500
Jason Grimsley, R (9, 1) ERA: 3.16	1.0		3	1	0	0	0	0	0	0	0	0	0	6	11	0.00	1.000

TOP

Minnesota Twins @ Kansas City Royals
Kauffman Stadium, Kansas City, MO

Sat Aug 24 2002, 1:05 PM CDT
Att. 22,180 - Overcast - 78 F

AB	37
R	6
H	12
RBI	6
BB	4
SO	9
LOB	23



livebaseballscorecards.com

Batter	1	2	3	4	5	6	7	8	9	AB R H RBI BB SO LOB	TOP											
Jacque Jones, L (1, 7) OBP: 0.336, SLG: 0.501	2-0 L3		1-2 G5-3			0-1 G3		3-2 1B		4 0 1 0 0 0 1												
Cristian Guzman, S (1, 6) OBP: 0.296, SLG: 0.385	2-1 G4-3		2-3 K			0-1 1B		1-0 P4		4 0 1 0 0 1 2												
Corey Koskie, L (1, 5) OBP: 0.373, SLG: 0.423	4-0 BB				0-1 L8	1-3 K		3-2 F7		3 0 0 0 1 1 2												
David Ortiz, L (1, 10) OBP: 0.354, SLG: 0.511	1-0 F7				3-1 1B	2-1 F8		2-3 K		4 0 1 0 0 1 3												
Bobby Kielty, S (1, 8) OBP: 0.426, SLG: 0.477		0-0 G3-1			0-0 1B		1-0 HR		4-1 FC1-6	3 1 2 0 1 0 0												
Doug Mientkiewicz, L (1, 3) OBP: 0.372, SLG: 0.403		1-1 F7			3-2 G4-6-3		1-3 K		0-1 FC1-6	4 0 0 0 0 1 4												
Dustan Mohr, R (1, 9) OBP: 0.333, SLG: 0.447		1-0 F8				2-3 K		1-0 HR	1-2 P4	4 1 1 2 0 1 1												
Tom Prince, R (1, 2) OBP: 0.314, SLG: 0.406			4-0 FC5-4			2-2 P4		3-2 P6	0-1 F8	2 0 0 0 1 0 0												
A.J. Pierzynski, L (9, PH) OBP: 0.336, SLG: 0.442										1 0 0 0 0 0 1												
Luis Rivas, R (1, 4) OBP: 0.295, SLG: 0.383			1-2 FC5-4			2-2 L7		0-0 G3-1		3 0 0 0 0 0 1												
Inning Stats	R: 0 E: 0 K: 0 S: 4	H: 0 LOB: 1 BB: 1 P: 13	R: 0 E: 0 K: 0 S: 4	H: 0 LOB: 0 BB: 0 P: 6	R: 0 E: 0 K: 1 S: 9	H: 0 LOB: 1 BB: 1 P: 17	R: 0 E: 0 K: 0 S: 8	H: 2 LOB: 1 BB: 0 P: 14	R: 0 E: 0 K: 1 S: 10	H: 0 LOB: 0 BB: 0 P: 16	R: 0 E: 0 K: 1 S: 9	H: 1 LOB: 1 BB: 0 P: 12	R: 2 E: 0 K: 1 S: 12	H: 2 LOB: 0 BB: 0 P: 18	R: 0 E: 0 K: 1 S: 14	H: 1 LOB: 1 BB: 0 P: 23	R: 0 E: 0 K: 0 S: 8	H: 0 LOB: 1 BB: 1 P: 13	1B: 5 2B: 0 3B: 0 HR: 1	SF: 0 SAC: 0 DP: 1 HBP: 0	WP: 0 PB: 0 SB: 0 CS: 0	PA: 35
PITCHER	IP WLS BF H R ER SO BB IBB HBP BLK WP HR S P ERA WHIP																					
Miguel Asencio, R (1, 1) ERA: 5.34	7.0 W 27 5 2 2 4 2 0 0 0 0 0 1 56 96 2.57 1.000																					
Scott Mullen, L (8, 1) ERA: 2.37	1.0 H 4 1 0 0 1 0 0 0 0 0 0 0 14 23 0.00 1.000																					
Roberto Hernandez, R (9, 1) ERA: 4.6	1.0 S 4 0 0 0 0 1 0 0 0 0 0 0 8 13 0.00 1.000																					

Minnesota Twins @ Kansas City Royals
Kauffman Stadium, Kansas City, MO

Sun Aug 25 2002, 1:05 PM CDT
Att. 13,440 - Sunny - 83 F

livebaseballscorecards.com

AB	32
R	2
H	6
RBI	2
BB	3
SO	5
LOB	15



Batter	1	2	3	4	5	6	7	8	9
Chuck Knoblauch, R (1, 7) <small>OBP: 0.292, SLG: 0.292</small>	1-2 HR	1-0 F7		3-2 F9		1-2 P5		3-2 G6-3	
Carlos Beltrán, S (1, 8) <small>OBP: 0.339, SLG: 0.490</small>	0-1 G3		4-0 29 CS BB		0-1 F8		2-0 F7	0-3 K	
29 Mike Sweeney, R (1, 10) <small>OBP: 0.427, SLG: 0.582</small>	2-1 G5-3		3-3 K		1-1 F8		2-2 1B FC3-2 1B		
Raul Ibanez, L (1, 3) <small>OBP: 0.340, SLG: 0.559</small>	4-1 BB		2-0 HR		4-0 BB		1-1 FC3-2 1B 1-2 1B		
Joe Randa, R (1, 5) <small>OBP: 0.343, SLG: 0.432</small>	0-2 F9		1-1 F8		0-1 L4		0-0 FC3-2 1-2 2-3 1B		
Michael Tucker, L (1, 9) <small>OBP: 0.336, SLG: 0.431</small>		1-2 HR		2-2 G3-1		2-1 2B 2B	0-1 FC3-2		
Brent Mayne, L (1, 2) <small>OBP: 0.322, SLG: 0.315</small>		1-0 G1-3		1-3 K		1-0 F7	0-0 G4-3		
Neifi Perez, S (1, 6) <small>OBP: 0.258, SLG: 0.300</small>		1-3 K		1-2 S BB 1B		2-2 2B	0-0 G6-3 SH1-3 1B		
Luis Ordaz, R (1, 4) <small>OBP: 0.409, SLG: 0.314</small>		2-2 1B		4-0 1-2 BB		1-1 G5-3	2-1 SH1-3		

Inning Stats	R: 1	H: 1	E: 0	K: 0	S: 14	R: 1	H: 2	E: 0	K: 1	S: 12	R: 1	H: 1	E: 0	K: 1	S: 6	R: 0	H: 1	E: 0	K: 1	S: 15	R: 0	H: 0	E: 0	K: 0	S: 6	R: 1	H: 2	E: 0	K: 0	S: 13	R: 0	H: 3	E: 0	K: 0	S: 10	R: 0	H: 1	E: 0	K: 1	S: 12
	LOB: 1	BB: 1				LOB: 1	BB: 0				LOB: 0	BB: 1				LOB: 2	BB: 1				LOB: 1	BB: 0				LOB: 3	BB: 0			LOB: 1	BB: 0				LOB: 1	BB: 0				

PITCHER														PITCHER																																		
IP	WLS	BF	H	R	ER	SO	BB	IBB	HBP	BLK	WP	HR	S	P	ERA	WHIP	IP	WLS	BF	H	R	ER	SO	BB	IBB	HBP	BLK	WP	HR	S	P	ERA	WHIP															
Kyle Lohse, R (1, 1) <small>ERA: 4.35</small>	5.0	L	23	5	3	3	3	4	0	0	0	0	3	92	5.40	1.800	1.0	5	2	1	1	0	0	0	0	0	0	13	20	9.00	2.000	2.0	10	4	0	0	1	0	0	0	0	22	31	0.00	2.000			
Juan Rincon, R (6, 1) <small>ERA: 5.33</small>																																																
Tony Fiore, R (7, 1) <small>ERA: 2.85</small>																																																

BOTTOM

AB R H RBI BB SO LOB
 5 1 1 1 0 0 5
 4 0 0 0 1 1 1
 4 0 1 0 0 1 1
 2 1 2 1 2 0 0
 4 0 1 0 0 0 2
 4 2 2 1 0 0 3
 4 0 0 0 0 1 4
 4 0 3 1 0 1 0
 2 0 1 0 1 0 1

AB 33
R 4
H 11
RBI 4
BB 4
SO 4
LOB 17

WP: 0 PA: 38
 PB: 0
 SB: 1
 CS: 1

Minnesota Twins @ Kansas City Royals
Kauffman Stadium, Kansas City, MO

Sun Aug 25 2002, 1:05 PM CDT
 Att. 13,440 - Sunny - 83 F

Oakland Athletics @ Kansas City Royals
 Kauffman Stadium, Kansas City, MO

Mon Aug 26 2002, 7:05 PM CDT
 Att. 11,096 - Sunny - 83 F



Batter	1	2	3	4	5	6	7	8	9	AB R H RBI BB SO LOB
Ray Durham, S (1, 10) OBP: 0.379, SLG: 0.442	1-1 F9		0-0 L8		3-1 F8	0-0 1B		2-1 F7		5 0 1 1 0 0 2
Scott Hatteberg, L (1, 3) OBP: 0.361, SLG: 0.413	0-0 L7		3-2 F8		0-1 F5	2-1 FC3-2-5-3		1-1 G4-3	5 0 0 0 0 0 4	
Mark Ellis, R (9, 4) OBP: 0.353, SLG: 0.403						1-3 3-H			0 0 0 0 0 0 0	
Miguel Tejada, R (1, 6) OBP: 0.352, SLG: 0.509	2-2 F9			1-2 1B	1-0 P4	3-2 G4-3		3-2 1B	5 1 2 0 0 0 3	
David Justice, L (1, 7) OBP: 0.389, SLG: 0.429				0-0 1B	2-1 1B	2-0 F9		0-2 1B	5 1 3 0 0 0 0	
Eric Byrnes, R (9, PR) OBP: 0.304, SLG: 0.422				1-2 1B	3-3 K	1-2 1B	2-2 F7	1-2 1B	0 0 0 0 0 0 0	
Jermaine Dye, R (1, 9) OBP: 0.343, SLG: 0.457				1-2 2-3	1-2 2-3	4-2 1B	1-1 2B	3-2 2B	5 1 3 2 0 2 2	
3 Eric Chavez, L (1, 5) OBP: 0.349, SLG: 0.532				1-0 P6	4-2 1B	1-2 BB	4-0 IBB		3 1 1 0 2 0 3	
Randy Velarde, R (1, 4) OBP: 0.338, SLG: 0.364				2-2 F7	4-1 1B	2-2 F3		1-1 P6	3 1 0 0 1 0 4	
John Mabry, L (9, PH) OBP: 0.344, SLG: 0.541	3-2 G5-3				2-1 2B	0-3 K		1-2 G6-3	1 0 0 0 0 0 2	
Terrence Long, L (1, 8) OBP: 0.307, SLG: 0.391				0-1 G4-3	2-1 1B	0-0 K		2-2 G6-3	4 1 1 0 0 1 3	
Ramon Hernandez, R (1, 2) OBP: 0.321, SLG: 0.339				1-1 L8	0-0 1B	2-2 1B			4 0 3 3 0 0 0	

Inning Stats	R: 0 E: 0 K: 0 S: 9	H: 0 LOB: 0 BB: 0 P: 12	R: 0 E: 0 K: 1 S: 14	H: 1 LOB: 1 BB: 0 P: 22	R: 0 E: 0 K: 0 S: 8	H: 1 LOB: 1 BB: 0 P: 12	R: 0 E: 0 K: 1 S: 13	H: 2 LOB: 2 BB: 0 P: 20	R: 1 E: 0 K: 1 S: 8	H: 2 LOB: 1 BB: 0 P: 14	R: 4 E: 0 K: 1 S: 25	H: 4 LOB: 2 BB: 2 P: 43	R: 0 E: 0 K: 0 S: 12	H: 1 LOB: 1 BB: 0 P: 19	R: 0 E: 0 K: 0 S: 9	H: 0 LOB: 0 BB: 0 P: 14	R: 1 E: 0 K: 0 S: 15	H: 3 LOB: 2 BB: 1 P: 27	1B: 9 2B: 5 3B: 0 HR: 0	SF: 0 SAC: 0 DP: 0 HBP: 0	WP: 0 PB: 0 SB: 2 CS: 0	PA: 43
--------------	------------------------------	----------------------------------	-------------------------------	----------------------------------	------------------------------	----------------------------------	-------------------------------	----------------------------------	------------------------------	----------------------------------	-------------------------------	----------------------------------	-------------------------------	----------------------------------	------------------------------	----------------------------------	-------------------------------	----------------------------------	----------------------------------	------------------------------------	----------------------------------	--------

PITCHER	IP	WLS	BF	H	R	ER	SO	BB	IBB	HBP	BLK	WP	HR	S	P	ERA	WHIP
Darrell May, L (1, 1) ERA: 5.54	5.0	L	24	8	4	4	2	1	0	0	0	0	0	63	98	7.20	1.800
Ryan Bukvich, R (6, 1) ERA: 6.0	1.0		6	2	1	1	1	1	0	0	0	0	0	14	25	9.00	3.000
Blake Stein, R (7, 1) ERA: 7.07	2.0		7	1	0	0	0	0	0	0	0	0	0	21	33	0.00	0.500
Jason Grimsley, R (9, 1) ERA: 3.26	1.0		6	3	1	1	0	0	1	0	0	0	0	15	27	9.00	3.000

AB	40
R	6
H	14
RBI	6
BB	3
SO	3
LOB	23



Batter	1	2	3	4	5	6	7	8	9	AB	R	H	RBI	BB	SO	LOB
Chuck Knoblauch, R (1, 7) <small>OBP: 0.294, SLG: 0.292</small>	0-1 G5-3 	4-2 FC6-4 BB 			1-1 G5-3 			0-1 2B 29 1B 	1-2 FC5-4 	4	1	1	0	1	0	1
Carlos Beltrán, S (1, 8) <small>OBP: 0.340, SLG: 0.492</small>	0-1 29 G6-3 1B 	2-2 FC6-4 			1-2 F8 			0-1 FC4-6 SF9 2B 		4	1	2	0	0	0	2
29 Mike Sweeney, R (1, 3) <small>OBP: 0.428, SLG: 0.580</small>	3-2 G6-3 		1-2 F7 		4-1 CS BB 			0-0 FC4-6 1B 		3	0	1	1	1	0	1
Raul Ibanez, L (1, 10) <small>OBP: 0.341, SLG: 0.557</small>	4-2 FC6-4 BB 		1-0 FC6 1B 		2-2 CS 	2-1 F8 		0-1 FC4-6 		3	0	1	0	1	0	2
Joe Randa, R (1, 5) <small>OBP: 0.340, SLG: 0.429</small>	0-2 FC6-4 		2-2 L9 		2-1 P5 			3-2 SF9 		3	0	0	1	0	0	3
Michael Tucker, L (1, 9) <small>OBP: 0.333, SLG: 0.427</small>		2-2 E7 G3 	0-0 FC6 		1-1 G6-3 			1-0 G6-3 		4	0	0	0	0	0	2
Brent Mayne, L (1, 2) <small>OBP: 0.317, SLG: 0.310</small>		3-2 G3 		2-2 F8 			0-2 F9 		1-2 F8 	4	0	0	0	0	0	1
Neifi Perez, S (1, 6) <small>OBP: 0.256, SLG: 0.298</small>		0-0 FC3-2-5 1B 		0-2 G4-3 			0-1 F7 		0-1 G3 	4	1	0	0	0	0	1
Luis Ordaz, R (1, 4) <small>OBP: 0.417, SLG: 0.316</small>		0-1 BB 1B 		1-1 G4-3 			2-2 G4-3 		4-1 FC5-4 BB 	3	0	1	1	1	0	0

Inning Stats	R: 0	H: 1	E: 0	LOB: 2	K: 0	BB: 1	S: 13	R: 1	H: 1	E: 1	LOB: 2	K: 0	BB: 1	S: 14	R: 0	H: 1	E: 0	LOB: 1	K: 0	BB: 0	S: 9	R: 0	H: 0	E: 0	LOB: 0	K: 0	BB: 0	S: 8	R: 0	H: 0	E: 0	LOB: 0	K: 0	BB: 0	S: 6	R: 0	H: 0	E: 0	LOB: 0	K: 0	BB: 0	S: 8	R: 2	H: 3	E: 0	LOB: 1	K: 0	BB: 0	S: 12	R: 0	H: 0	E: 0	LOB: 1	K: 0	BB: 1	S: 11	1B: 5	SF: 1	2B: 1	SAC: 0	3B: 0	DP: 0	HR: 0	HBP: 0	WP: 0	PA: 38
--------------	------	------	------	--------	------	-------	-------	------	------	------	--------	------	-------	-------	------	------	------	--------	------	-------	------	------	------	------	--------	------	-------	------	------	------	------	--------	------	-------	------	------	------	------	--------	------	-------	------	------	------	------	--------	------	-------	-------	------	------	------	--------	------	-------	-------	-------	-------	-------	--------	-------	-------	-------	--------	-------	--------

PITCHER	IP	WLS	BF	H	R	ER	SO	BB	IBB	HBP	BLK	WP	HR	S	P	ERA	WHIP
Cory Lidle, R (1, 1) <small>ERA: 3.86</small>	7.0		27	3	1	0	0	3	0	0	0	0	0	67	106	0.00	0.857
Chad Bradford, R (8, 1) <small>ERA: 2.34</small>	0.0		3	3	2	2	0	0	0	0	0	0	0	5	5	∞	∞
Ricardo Rincon, L (8, 1) <small>ERA: 3.94</small>	1.0	H	3	0	0	0	0	0	0	0	0	0	0	7	11	0.00	0.000
Billy Koch, R (9, 1) <small>ERA: 2.92</small>	1.0	S	4	0	0	0	0	1	0	0	0	0	0	11	17	0.00	1.000

BOTTOM

Oakland Athletics @ Kansas City Royals
Kauffman Stadium, Kansas City, MO

Mon Aug 26 2002, 7:05 PM CDT
 Att: 11,096 - Sunny - 83 F

AB	32
R	3
H	6
RBI	3
BB	4
SO	0
LOB	13

livebaseballscorecards.com

Batter	1	2	3	4	5	6	7	8	9	AB R H RBI BB SO LOB	TOP									
Ray Durham, S (1, 10) OBP: 0.377, SLG: 0.446	2-3 K		2-0 F8		2-2 HR		2-3 K		0-0 F9	5 1 1 1 0 2 4										
Terrence Long, L (1, 8) OBP: 0.308, SLG: 0.396	1-2 F8		1-0 SF8		1-1 G6-3 2B		0-1 1-H 2B		1-3 K	4 0 2 2 0 1 0										
Miguel Tejada, R (1, 6) OBP: 0.350, SLG: 0.505	3-2 G5-3		3-3 K		2-2 G6-3 2-3		2-0 F8			4 0 0 0 0 1 3										
3 Eric Chavez, L (1, 5) OBP: 0.393, SLG: 0.534		1-3 K		0-0 1B	1-2 F8			3-2 2B 2B		4 1 2 0 0 1 1										
Jermaine Dye, R (1, 9) OBP: 0.342, SLG: 0.457		2-3 K		1-0 1B 2B		0-0 G6-3		2-2 G6-3		4 1 1 0 0 1 1										
David Justice, L (1, 7) Eric Byrnes, R (8, PR) OBP: 0.304, SLG: 0.422		1-1 G4-1		0-0 S 1B 2-H		1-2 HR		1-0 2B 2-H		4 1 3 3 0 0 0 0 0 0 0 0 0 0										
John Mabry, L (1, 3) OBP: 0.342, SLG: 0.534			3-1 BB SF8 1B 1B	3-3 K	1-2 K	1-1 F8		0-3 K		4 1 1 0 0 2 2										
Mark Ellis, R (1, 4) OBP: 0.352, SLG: 0.401			0-1 BB 1B	1-2 G6-3		0-0 F9		3-2 F3		4 0 1 0 0 0 2										
Greg Myers, L (1, 2) Ramon Hernandez, R (9, 2) OBP: 0.321, SLG: 0.339			4-2 BB 1-2 2-3		0-0 G6-3		1-1 2B 1B		2-2 G6-3	3 1 1 0 1 0 0 0 0 0 0 0 0 0										
Inning Stats	R: 0 E: 0 K: 1 S: 11	H: 0 LOB: 0 BB: 0 P: 17	R: 0 E: 0 K: 2 S: 8	H: 0 LOB: 0 BB: 0 P: 12	R: 1 E: 0 K: 1 S: 11	H: 2 LOB: 2 BB: 1 P: 24	R: 1 E: 0 K: 1 S: 11	H: 3 LOB: 1 BB: 0 P: 16	R: 1 E: 0 K: 0 S: 9	H: 1 LOB: 0 BB: 0 P: 11	R: 1 E: 0 K: 1 S: 8	H: 2 LOB: 0 BB: 0 P: 13	R: 1 E: 0 K: 1 S: 13	H: 2 LOB: 1 BB: 0 P: 22	R: 0 E: 0 K: 1 S: 8	H: 0 LOB: 0 BB: 0 P: 11	1B: 5 2B: 5 3B: 0 HR: 2	SF: 1 SAC: 0 DP: 0 HBP: 0	WP: 0 PB: 0 SB: 1 CS: 0	PA: 38
PITCHER	IP WLS BF H R ER SO BB IBB HBP BLK WP HR S P ERA WHIP																			
Runelvys Hernandez, R (1, 1) ERA: 3.98	6.0 L 26 8 4 4 5 1 0 0 0 0 2 63 99 6.00 1.500																			
Jeremy Affeldt, L (7, 1) ERA: 4.27	2.0 9 4 2 2 2 0 0 0 0 0 0 21 35 9.00 2.000																			
Scott Mullen, L (9, 1) ERA: 2.3	1.0 3 0 0 0 1 0 0 0 0 0 0 8 11 0.00 0.000																			

Oakland Athletics @ Kansas City Royals
Kauffman Stadium, Kansas City, MO

Tue Aug 27 2002, 7:05 PM CDT
Att. 13,077 - Sunny - 82 F

livebaseballscorecards.com

AB	36
R	6
H	12
RBI	6
BB	1
SO	8
LOB	13



Batter	1	2	3	4	5	6	7	8	9	AB R H RBI BB SO LOB	TOP									
Ray Durham, S OBP: 0.378, SLG: 0.444 (1, 10)				G4-6-3 1-2f		K 0-3		K 3-3		4 1 1 1 1 2 3										
Scott Hatteberg, L OBP: 0.359, SLG: 0.410 (1, 3)	F7			1B 1-2		G3 1-1		G4-3 0-2		5 0 1 0 0 0 4										
Miguel Tejada, R OBP: 0.350, SLG: 0.510 (1, 6)	1B 1-3	F7 0-1		F3 1-0		HR 0-1		G5-3 2-0		5 2 2 1 0 0 1										
3 Eric Chavez, L OBP: 0.351, SLG: 0.533 (1, 5)	1B 1-2	F5 3-2		1B 1-2		K 1-3		K 2-3		5 1 2 1 0 2 0										
Jermaine Dye, R OBP: 0.341, SLG: 0.455 (1, 9)	1B 1-3	K 0-3		F8 0-1		G6-3 2-1		G6-3 2-1		4 1 1 1 0 1 1										
David Justice, L OBP: 0.392, SLG: 0.443 (1, 7)	SF9 1-2	G3 2-2		F8 2-2		P6 2-1				4 1 1 1 0 0 1										
Eric Byrnes, R OBP: 0.304, SLG: 0.422 (9, 7)	1B 3-H									0 0 0 0 0 0 0										
Mark Ellis, R OBP: 0.350, SLG: 0.404 (1, 4)	SF9 1-3	F9 0-0		F8 1-1				G3-1 0-0		3 0 1 1 0 0 1										
Terrence Long, L OBP: 0.307, SLG: 0.395 (1, 8)	1B 3-H	L9 1-1				F9 0-0		G3-1 1-0		4 1 1 1 0 0 1										
Ramon Hernandez, R OBP: 0.325, SLG: 0.340 (1, 2)	1B 1-2			G4-6-3 BB 4-1		BB 4-2		G1 0-0		2 0 1 0 2 0 1										
Inning Stats	R: 6 E: 0 K: 0 S: 30	H: 7 LOB: 2 BB: 1 P: 46	R: 0 E: 0 K: 1 S: 8	H: 0 LOB: 0 BB: 0 P: 11	R: 0 E: 0 K: 0 S: 7	H: 0 LOB: 0 BB: 0 P: 10	R: 0 E: 0 K: 0 S: 7	H: 1 LOB: 1 BB: 1 P: 16	R: 0 E: 0 K: 1 S: 11	H: 0 LOB: 1 BB: 1 P: 16	R: 1 E: 0 K: 1 S: 9	H: 1 LOB: 0 BB: 0 P: 14	R: 0 E: 0 K: 1 S: 7	H: 1 LOB: 1 BB: 0 P: 11	R: 0 E: 0 K: 1 S: 7	H: 0 LOB: 0 BB: 0 P: 11	1B: 9 2B: 1 3B: 0 HR: 1	SF: 1 SAC: 0 DP: 1 HBP: 0	WP: 1 PB: 0 SB: 0 CS: 0	PA: 40
PITCHER	IP WLS BF H R ER SO BB IBB HBP BLK WP HR S P ERA WHIP																			
56 Shawn Sedlacek, R ERA: 6.21 (1, 1)	6.0 L 29 9 6 6 2 3 0 0 0 0 1 0 74 114 9.00 2.000																			
Ryan Bukvich, R ERA: 6.14 (7, 1)	1.0 4 1 1 1 1 0 0 0 0 0 0 1 9 14 9.00 1.000																			
Jason Grimsley, R ERA: 3.2 (8, 1)	1.0 4 1 0 0 1 0 0 0 0 0 0 0 7 11 0.00 1.000																			
Roberto Hernandez, R ERA: 4.5 (9, 1)	1.0 3 0 0 0 1 0 0 0 0 0 0 0 7 11 0.00 0.000																			

Oakland Athletics @ Kansas City Royals
Kauffman Stadium, Kansas City, MO
Wed Aug 28 2002, 7:05 PM CDT
Att. 15,952 - Sunny - 81 F

AB	36
R	7
H	11
RBI	7
BB	3
SO	5
LOB	13



WP: 1	PA: 40
-------	--------

Batter	1	2	3	4	5	6	7	8	9	AB	R	H	RBI	BB	SO	LOB
Luis Ordaz, R OBP: 0.375, SLG: 0.283 (1, 4)	1-3 K			2-1 P3		1-1 BB 1B		1-2 G3-1		4	0	1	0	0	1	0
Carlos Beltrán, S OBP: 0.338, SLG: 0.488 (1, 8)	0-1 G6-3			3-2 G5-3		4-2 BB		1-2 G1-3		3	0	0	0	1	0	0
29 Mike Sweeney, R OBP: 0.420, SLG: 0.567 (1, 3)	2-2 G5-3			1-2 G5-3		1-0 G6-3			1-1 G6-3	4	0	0	0	0	0	3
Raul Ibanez, L OBP: 0.339, SLG: 0.554 (1, 7)		2-1 L8			2-3 K		2-1 1B G5-4-3 2B		1-1 L8	4	1	1	0	0	1	0
Joe Randa, R OBP: 0.342, SLG: 0.437 (1, 10)		1-2 F8			1-1 F7		0-0 G5-4-3 1B		1-1 L7	4	0	1	0	0	0	0
Kit Pellow, R OBP: 0.292, SLG: 0.364 (1, 5)			3-3 K		1-1 G5-3		1-1 G5-4-3			3	0	0	0	0	1	1
Michael Tucker, L OBP: 0.335, SLG: 0.426 (1, 9)			3-2 G4-3			2-2 F8		4-1 BB		2	0	0	0	1	0	0
Neifi Perez, S OBP: 0.255, SLG: 0.296 (1, 6)			0-1 B3			1-1 FC5-4 1B		0-2 G5-3		3	0	1	0	0	0	1
A.J. Hinch, R OBP: 0.314, SLG: 0.389 (1, 2)			2-1 F9			1-2 FC5-4 BB 1B		2-3 K		3	0	0	0	0	1	1

Inning Stats	R: 0	H: 0	E: 0	K: 1	S: 8	R: 0	H: 0	E: 0	K: 1	S: 8	R: 0	H: 0	E: 0	K: 0	S: 11	R: 0	H: 0	E: 0	K: 0	S: 10	R: 0	H: 0	E: 0	K: 1	S: 8	R: 0	H: 2	E: 0	K: 0	S: 14	R: 1	H: 2	E: 0	K: 0	S: 9	R: 0	H: 0	E: 0	K: 1	S: 11	R: 0	H: 0	E: 0	K: 0	S: 6	1B: 3	SF: 0	2B: 1	SAC: 0	3B: 0	DP: 1	HR: 0	HBP: 0
	0	0	0	1	8	0	0	0	0	8	0	0	0	0	11	0	0	0	0	10	0	0	0	0	0	0	0	2	0	0	0	14	1	2	0	0	9	0	0	0	11	0	0	0	0	6	3	0	1	0	0	0	

PITCHER	IP	WLS	BF	H	R	ER	SO	BB	IBB	HBP	BLK	WP	HR	S	P	ERA	WHIP
Barry Zito, L ERA: 2.83 (1, 1)	7.0	W	26	4	1	1	3	2	0	0	0	0	0	68	109	1.29	0.857
Chad Bradford, R ERA: 2.31 (8, 1)	1.0		3	0	0	0	1	0	0	0	0	0	0	11	15	0.00	0.000
Jeff Tam, R ERA: 4.64 (9, 1)	1.0		3	0	0	0	0	0	0	0	0	0	0	6	9	0.00	0.000

BOTTOM

Oakland Athletics @ Kansas City Royals
Kauffman Stadium, Kansas City, MO

livebaseballscorecards.com

AB	30
R	1
H	4
RBI	0
BB	2
SO	4
LOB	6



WP: 0	PA: 32
PB: 0	
SB: 0	
CS: 0	

Wed Aug 28 2002, 7:05 PM CDT
Att: 15,952 - Sunny - 81 F

Batter	1	2	3	4	5	6	7	8	9	AB R H RBI BB SO LOB	TOP											
Chuck Knoblauch, R (1, 7) OBP: 0.290, SLG: 0.299 F8	2-2 F8		2-2 G5-3		1-1 F8		1-2 G4-3		3-2 HR	5 1 1 1 0 0 0												
Carlos Beltrán, S (1, 8) OBP: 0.341, SLG: 0.488 2B 1B	2-2 2B 1B		0-0 P6		3-2 2B 1B		4-2 BB		2-3 K	4 2 2 0 1 1 0												
29 Mike Sweeney, R (1, 10) OBP: 0.421, SLG: 0.565 2B BB	4-2 2B BB		0-3 K		0-1 2B 1B		0-0 P2			3 2 1 0 1 1 1												
Raul Ibanez, L (1, 3) OBP: 0.343, SLG: 0.559 2B	3-2 2B			4-1 1B BB	0-0 2B			3-3 K		3 0 2 4 1 1 0												
Michael Tucker, L (1, 9) OBP: 0.334, SLG: 0.423 K	3-3 K			1-0 F7	0-0 G4-1			4-2 BB		3 0 0 0 1 1 2												
Brent Mayne, L (1, 2) OBP: 0.316, SLG: 0.309 P4		1-0 P4		1-1 1B		0-0 F8		3-2 K		4 0 1 0 0 1 1												
Luis Alicea, S (1, 5) OBP: 0.314, SLG: 0.293 2B		2-2 2B		3-1 F7		1-1 G5-3		3-3 K		4 0 1 0 0 1 3												
Neifi Perez, S (1, 6) OBP: 0.255, SLG: 0.296 K		1-3 K		0-1 F7		2-2 L9		1-0 G4-6-3 1B		4 0 1 0 0 1 3												
Luis Ordaz, R (1, 4) OBP: 0.350, SLG: 0.260 F9		0-1 F9		1-1 L8		2-1 G4-3		1-2 G4-6-3		4 0 0 0 0 0 2												
Inning Stats	R: 2 E: 0 K: 1 S: 18	H: 2 LOB: 0 BB: 1 P: 32	R: 0 E: 0 K: 1 S: 9	H: 1 LOB: 1 BB: 0 P: 13	R: 0 E: 0 K: 1 S: 7	H: 0 LOB: 0 BB: 0 P: 9	R: 0 E: 0 K: 0 S: 8	H: 1 LOB: 2 BB: 1 P: 17	R: 2 E: 0 K: 0 S: 12	H: 3 LOB: 1 BB: 0 P: 17	R: 0 E: 0 K: 0 S: 8	H: 0 LOB: 0 BB: 0 P: 11	R: 0 E: 0 K: 0 S: 10	H: 0 LOB: 1 BB: 1 P: 17	R: 0 E: 0 K: 3 S: 11	H: 0 LOB: 1 BB: 1 P: 23	R: 1 E: 0 K: 1 S: 15	H: 2 LOB: 0 BB: 0 P: 21	1B: 5 2B: 3 3B: 0 HR: 1	SF: 0 SAC: 0 DP: 1 HBP: 0	WP: 0 PB: 0 SB: 1 CS: 0	PA: 38
PITCHER	IP WLS BF H R ER SO BB IBB HBP BLK WP HR S P ERA WHIP																					
Freddy Garcia, R (1, 1) ERA: 4.34	7.0 L 30 7 4 4 3 3 0 0 0 0 0 0 72 116 5.14 1.429																					
Doug Creek, L (8, 1) ERA: 5.8	1.0 4 0 0 0 3 1 0 0 0 0 0 0 11 23 0.00 1.000																					
Shigetoshi Hasegawa, R (9, 1) ERA: 3.09	1.0 4 2 1 1 1 0 0 0 0 0 0 1 15 21 9.00 2.000																					

Kansas City Royals @ Seattle Mariners
 Safeco Field, Seattle, WA
 Fri Aug 30 2002, 7:05 PM PDT
 Att. 45,260 - Sunny - 73 F

AB	34
R	5
H	9
RBI	5
BB	4
SO	7
LOB	12



Batter	1	2	3	4	5	6	7	8	9	AB R H RBI BB SO LOB	TOP
Chuck Knoblauch, R (1, 7) OBP: 0.290, SLG: 0.298 Kit Pellow, R (8, 5) OBP: 0.320, SLG: 0.391	2-2 		1-0 			2-2 		2-2 	1-1 	4 0 1 0 0 0 0 1 0 1 1 0 0 0	
Carlos Beltrán, S (1, 8) OBP: 0.345, SLG: 0.491	4-2 			0-0 		0-0 		4-1 	0-2 	3 2 2 1 2 0 0	
29 Mike Sweeney, R (1, 3) OBP: 0.418, SLG: 0.561	3-3 			0-0 		0-1 		0-0 	2-3 	5 0 1 0 0 2 4	
Raul Ibanez, L (1, 9) OBP: 0.345, SLG: 0.558 (8, 7)		4-2 		2-1 		1-0 		2-2 		3 0 1 2 1 0 1	
Michael Tucker, L (1, 10) OBP: 0.333, SLG: 0.421		1-0 			1-0 	0-3 		3-3 		4 0 1 0 0 2 4	
Brent Mayne, L (1, 2) OBP: 0.316, SLG: 0.308		0-3 			0-1 	1-2 			1-2 	4 0 1 0 0 1 3	
Luis Alicea, S (1, 5) OBP: 0.314, SLG: 0.293 Aaron Guiel, L (8, 9) OBP: 0.289, SLG: 0.335		1-0 			1-1 		3-2 		1-2 	3 0 1 0 0 0 1 1 0 0 0 0 0 0	
Neifi Perez, S (1, 6) OBP: 0.255, SLG: 0.294			0-1 		1-1 		2-3 		4-1 	3 1 0 0 1 1 2	
Luis Ordaz, R (1, 4) OBP: 0.344, SLG: 0.259			1-3 		0-0 		1-2 		1-1 	4 1 1 0 0 1 2	
Inning Stats	R: 0 H: 0 E: 0 LOB: 1 K: 1 BB: 1 S: 10 P: 18	R: 0 H: 0 E: 0 LOB: 1 K: 1 BB: 1 S: 8 P: 14	R: 0 H: 0 E: 0 LOB: 0 K: 1 BB: 0 S: 6 P: 8	R: 0 H: 0 E: 0 LOB: 0 K: 0 BB: 0 S: 4 P: 6	R: 0 H: 3 E: 0 LOB: 2 K: 0 BB: 0 S: 8 P: 11	R: 1 H: 2 E: 1 LOB: 2 K: 1 BB: 0 S: 16 P: 20	R: 0 H: 0 E: 0 LOB: 0 K: 1 BB: 0 S: 10 P: 16	R: 1 H: 2 E: 0 LOB: 1 K: 1 BB: 1 S: 16 P: 27	R: 2 H: 3 E: 0 LOB: 2 K: 1 BB: 1 S: 17 P: 27	1B: 9 SF: 0 2B: 2 SAC: 0 3B: 0 DP: 1 HR: 0 HBP: 0	WP: 0 PA: 39 PB: 0 SB: 0 CS: 3
PITCHER Ryan Franklin, R (1, 1) ERA: 4.11 Jeff Nelson, R (8, 1) ERA: 4.54 Arthur Rhodes, L (8, 1) ERA: 2.38 Kazuhiro Sasaki, R (9, 1) ERA: 1.72	IP WLS BF H R ER SO BB IBB HBP BLK WP HR S P ERA WHIP 7.0 0 27 5 1 1 5 2 0 0 0 0 0 62 93 1.29 1.000 0.1 3 2 1 1 0 1 0 0 0 0 0 0 6 12 27.00 9.000 1.1 L 6 1 2 2 1 1 0 0 0 0 0 0 19 31 13.50 1.500 0.1 3 2 0 0 0 1 0 0 0 0 0 0 8 11 0.00 6.000	PITCHER IP WLS BF H R ER SO BB IBB HBP BLK WP HR S P ERA WHIP 0.1 3 2 1 1 0 1 0 0 0 0 0 0 6 12 27.00 9.000 1.1 L 6 1 2 2 1 1 0 0 0 0 0 0 19 31 13.50 1.500 0.1 3 2 0 0 0 1 0 0 0 0 0 0 8 11 0.00 6.000									

Kansas City Royals @ Seattle Mariners
 Safeco Field, Seattle, WA
 Sat Aug 31 2002, 7:05 PM PDT
 Att. 45,500 - Sunny - 77 F

livebaseballscorecards.com

AB	35
R	4
H	10
RBI	4
BB	4
SO	7
LOB	17



Batter	1	2	3	4	5	6	7	8	9	AB R H RBI BB SO LOB	TOP											
Aaron Guiel, L (1, 9) OBP: 0.291, SLG: 0.333	1-0 29 HR 1B	1-3 K		4-0 1-2 2-3 BB			2-3 K		1-2 F8	4 1 1 0 1 2 1												
Carlos Beltrán, S (1, 8) OBP: 0.347, SLG: 0.492	0-1 29 HR 1B	2-2 CS	3-2 G1-6-3 1B	0-0 G3-1			2-0 1B		3-1 F8	5 1 3 0 0 0 3												
29 Mike Sweeney, R (1, 3) OBP: 0.417, SLG: 0.565	3-1 HR		2-2 F8		0-2 F9		2-1 L8			4 1 1 3 0 0 2												
Raul Ibanez, L (1, 7) OBP: 0.341, SLG: 0.552	1-3 K		0-0 G1-6-3		1-0 G4-3		1-3 K			4 0 0 0 0 2 2												
Michael Tucker, L (1, 10) OBP: 0.335, SLG: 0.419	4-2 BB			1-3 K	2-3 K			4-0 G4-6-3 BB		2 0 0 0 2 2 0												
Kit Pellow, R (1, 5) OBP: 0.379, SLG: 0.440	0-0 F8			2-0 2B		4-2 G1-3 BB		4-2 G4-6-3 BB		2 1 1 0 2 0 1												
Brent Mayne, L (1, 2) OBP: 0.315, SLG: 0.311	1-2 F8			1-1 BB 2B		0-2 G1-3		1-3 K		4 0 1 1 0 1 4												
Neifi Perez, S (1, 6) OBP: 0.253, SLG: 0.292			1-1 G4-3		0-0 L8		1-1 F8		3-2 G4-6-3	4 0 0 0 0 0 4												
Luis Ordaz, R (1, 4) OBP: 0.353, SLG: 0.263			2-1 CS 1B		4-2 BB BB		1-1 G6-3		2-3 K	3 0 1 0 1 1 1												
Inning Stats	R: 3 E: 0 K: 1 S: 16	H: 3 LOB: 1 BB: 1 P: 26	R: 0 E: 0 K: 1 S: 9	H: 1 LOB: 0 BB: 0 P: 15	R: 0 E: 0 K: 0 S: 9	H: 1 LOB: 0 BB: 0 P: 14	R: 1 E: 0 K: 1 S: 11	H: 2 LOB: 3 BB: 2 P: 23	R: 0 E: 0 K: 1 S: 7	H: 0 LOB: 0 BB: 0 P: 10	R: 0 E: 0 K: 0 S: 9	H: 0 LOB: 1 BB: 1 P: 15	R: 0 E: 0 K: 2 S: 9	H: 1 LOB: 1 BB: 0 P: 16	R: 0 E: 0 K: 1 S: 10	H: 0 LOB: 1 BB: 2 P: 22	R: 0 E: 0 K: 1 S: 8	H: 0 LOB: 0 BB: 0 P: 14	1B: 5 2B: 2 3B: 0 HR: 1	SF: 0 SAC: 0 DP: 2 HBP: 0	WP: 0 PB: 0 SB: 1 CS: 1	PA: 39
PITCHER	IP WLS BF H R ER SO BB IBB HBP BLK WP HR S P ERA WHIP																					
Ismael Valdez, R (1, 1) ERA: 4.05	5.0 W 24 7 4 4 4 4 4 0 0 0 0 1 54 94 7.20 2.200																					
Shigetoshi Hasegawa, R (6, 1) ERA: 2.98	2.0 9 1 0 0 2 2 0 0 0 0 0 0 19 36 0.00 1.500																					
Jeff Nelson, R (8, 1) ERA: 4.3	2.0 5 0 0 0 2 0 0 0 0 0 0 0 15 25 0.00 0.000																					

Kansas City Royals @ Seattle Mariners
 Safeco Field, Seattle, WA
 Sun Sep 01 2002, 1:35 PM PDT
 Att. 45,461 - Overcast - 67 F

AB	32
R	4
H	8
RBI	4
BB	6
SO	8
LOB	18



Batter	1	2	3	4	5	6	7	8	9	AB R H RBI BB SO LOB
Ray Durham, S OBP: 0.384, SLG: 0.456 (1, 10)	F7		G3-1			2B BB	F7		1B FC4-2 IBB	3 1 0 0 2 0 1
Scott Hatteberg, L OBP: 0.361, SLG: 0.417 (1, 3)	K			K		1B 3 1B 2B	L8		FC4-2 1B	5 1 1 1 0 2 3
Miguel Tejada, R OBP: 0.353, SLG: 0.517 (1, 6)	G5-3			G6-3		3 1B E	K		1B	5 1 2 1 0 1 0
3 Eric Chavez, L OBP: 0.353, SLG: 0.537 (1, 5)			K	G6-3		E		G4-3		4 1 1 1 0 1 0
Jermaine Dye, R OBP: 0.338, SLG: 0.446 (1, 9)		F3			HR		F9	E5 WP		4 1 1 0 0 0 2
Eric Byrnes, R OBP: 0.304, SLG: 0.422 (9, 9)										0 0 0 0 0 0 0
David Justice, L OBP: 0.390, SLG: 0.453 (1, 7)		F7			HR	E9	K			4 1 2 4 0 1 1
Mark Ellis, R OBP: 0.347, SLG: 0.398 (1, 4)			E5 G6-3		G5-3			G6-3		3 0 0 0 1 0 1
Terrence Long, L OBP: 0.304, SLG: 0.391 (1, 8)			G6-3		G1-3	K			FC4-2 3B	4 0 1 0 0 1 3
Ramon Hernandez, R OBP: 0.319, SLG: 0.333 (1, 2)					G5-3		G5-3		FC4-2 1B IBB	3 0 0 0 0 0 3
Greg Myers, L OBP: 0.347, SLG: 0.414 (9, PH)			F2							0 1 0 0 1 0 0

Inning Stats	R: 0 E: 0 K: 1 S: 9	H: 0 LOB: 0 BB: 0 P: 12	R: 0 E: 0 K: 1 S: 10	H: 0 LOB: 0 BB: 0 P: 12	R: 0 E: 1 K: 0 S: 9	H: 0 LOB: 1 BB: 0 P: 17	R: 0 E: 0 K: 1 S: 9	H: 0 LOB: 0 BB: 0 P: 12	R: 2 E: 0 K: 10 S: 10	H: 2 LOB: 0 BB: 0 P: 19	R: 4 E: 1 K: 1 S: 20	H: 4 LOB: 2 BB: 2 P: 40	R: 0 E: 0 K: 1 S: 6	H: 0 LOB: 0 BB: 0 P: 9	R: 0 E: 1 K: 1 S: 10	H: 0 LOB: 1 BB: 0 P: 18	R: 1 E: 0 K: 0 S: 8	H: 2 LOB: 3 BB: 2 P: 20	1B: 5 2B: 1 3B: 1 HR: 1	SF: 0 SAC: 0 DP: 0 HBP: 0
--------------	------------------------------	----------------------------------	-------------------------------	----------------------------------	------------------------------	----------------------------------	------------------------------	----------------------------------	--------------------------------	----------------------------------	-------------------------------	----------------------------------	------------------------------	---------------------------------	-------------------------------	----------------------------------	------------------------------	----------------------------------	----------------------------------	------------------------------------

PITCHER	IP	WLS	BF	H	R	ER	SO	BB	IBB	HBP	BLK	WP	HR	S	P	ERA	WHIP
Runelvys Hernandez, R ERA: 4.53 (1, 1)	5.0		21	4	5	5	3	1	0	0	0	0	1	55	87	9.00	1.000
Scott Mullen, L ERA: 2.43 (6, 1)	1.0	B	6	2	1	1	1	0	1	0	0	0	0	12	25	9.00	2.000
Jeremy Affeldt, L ERA: 4.15 (7, 1)	2.0		7	0	0	0	2	0	0	0	0	1	0	16	27	0.00	0.000
Jason Grimsley, R ERA: 3.26 (9, 1)	0.1	L	5	2	1	1	0	0	2	0	0	0	0	8	20	27.00	6.000


BOTTOM

Kansas City Royals @ Oakland Athletics
Network Associates Coliseum, Oakland, CA

Mon Sep 02 2002, 3:35 PM EDT
Att. 26,325 - Sunny - 84 F

livebaseballscorecards.com

AB	35
R	7
H	8
RBI	7
BB	4
SO	6
LOB	14



WP: 1	PA: 39
PB: 0	
SB: 2	
CS: 0	

Kansas City Royals @ Oakland Athletics
 Network Associates Coliseum, Oakland, CA

Wed Sep 04 2002, 10:05 PM EDT
 Att. 55,528 - Sunny - 67 F

AB	40
R	11
H	15
RBI	11
BB	2
SO	8
LOB	19



WP	1	PA	45
PB	0		
SB	0		
CS	1		

AB R H RBI BB SO LOB

5	0	2	2	0	3	3
4	0	0	1	0	2	2
5	1	3	3	0	0	0
5	1	2	0	0	1	1
5	1	3	0	0	0	2
0	1	0	0	0	0	0
3	2	1	0	1	0	4
4	2	1	2	1	2	3
4	2	2	1	0	0	0
1	0	1	1	0	0	0
4	1	0	1	0	0	4

Batter	1	2	3	4	5	6	7	8	9
Michael Tucker, L (1, 9) OBP: 0.333, SLG: 0.419	1-3 K2-3		2-1 2B	1-0 2B			1-3 K	3-3 K	
Carlos Beltrán, S (1, 8) OBP: 0.344, SLG: 0.486	1-0 G4-3		2-3 K	0-3 K			2-0 G3	2-1 SF9	
29 Mike Sweeney, R (1, 3) OBP: 0.419, SLG: 0.572	0-1 G6-3			2-2 P4	1-1 1B		1-2 1B	3-2 HR	
Raul Ibanez, L (1, 7) OBP: 0.343, SLG: 0.549		1-1 L4		3-2 FC4 1B	1-3 K		1-2 1B	2-2 G4-3	
Joe Randa, R (1, 5) OBP: 0.345, SLG: 0.438 Kit Pellow, R (9, PR) OBP: 0.364, SLG: 0.414	1-0 G6-3		1-0 1B	1-0 1B	2-2 G4-6-3		1-1 FC6-4		3-2 SH3-4
Brent Mayne, L (1, 2) OBP: 0.319, SLG: 0.314		1-0 FC6-4		0-1 FC4	2-0 G4-6-3			4-1 1B BB	0-0 SH3-4
Dee Brown, L (1, 10) OBP: 0.400, SLG: 0.250		3-1 FC6-4		0-0 1B				4-2 FC6 1B	1-3 K
Neifi Perez, S (1, 6) OBP: 0.260, SLG: 0.304 Luis Alicea, S (9, PH) OBP: 0.319, SLG: 0.296			0-1 G1-3	0-0 2B				2-2 SF9 FC6	1-2 CS WP
Luis Ordaz, R (1, 4) OBP: 0.325, SLG: 0.246			1-1 G5-3	3-1 F8				0-1 FC6	2-2 CS

Inning Stats	R: 0 E: 0 K: 1 S: 7	H: 0 LOB: 0 BB: 0 P: 9	R: 0 E: 0 K: 0 S: 6	H: 1 LOB: 1 BB: 0 P: 12	R: 0 E: 0 K: 1 S: 9	H: 1 LOB: 1 BB: 0 P: 14	R: 5 E: 1 K: 1 S: 17	H: 5 LOB: 1 BB: 0 P: 27	R: 0 E: 0 K: 1 S: 10	H: 2 LOB: 1 BB: 0 P: 16	R: 0 E: 0 K: 1 S: 6	H: 0 LOB: 0 BB: 0 P: 10	R: 0 E: 0 K: 1 S: 13	H: 2 LOB: 2 BB: 0 P: 19	R: 5 E: 0 K: 1 S: 25	H: 2 LOB: 0 BB: 2 P: 45	R: 1 E: 0 K: 1 S: 13	H: 2 LOB: 1 BB: 0 P: 20	1B: 12 2B: 2 3B: 0 HR: 1	SF: 1 SAC: 1 DP: 1 HBP: 0	WP: 1 PB: 0 SB: 0 CS: 1
--------------	------------------------------	---------------------------------	------------------------------	----------------------------------	------------------------------	----------------------------------	-------------------------------	----------------------------------	-------------------------------	----------------------------------	------------------------------	----------------------------------	-------------------------------	----------------------------------	-------------------------------	----------------------------------	-------------------------------	----------------------------------	-----------------------------------	------------------------------------	----------------------------------

PITCHER	IP	WLS	BF	H	R	ER	SO	BB	IBB	HBP	BLK	WP	HR	S	P	ERA	WHIP
Tim Hudson, R (1, 1) ERA: 3.21	6.2		31	11	5	2	6	0	0	0	0	0	0	66	104	2.70	1.650
Chad Bradford, R (7, 1) ERA: 2.82	0.1		5	1	4	4	0	2	0	0	0	0	0	12	23	108.00	9.000
Ricardo Rincon, L (8, 1) ERA: 4.1	0.2	H	2	0	0	0	1	0	0	0	0	0	0	5	10	0.00	0.000
Jeff Tam, R (8, 1) ERA: 4.98	0.0		1	1	1	1	0	0	0	0	0	0	1	6	9	∞	∞
Micah Bowie, L (8, 1) ERA: 1.0	0.1	H	1	0	0	0	0	0	0	0	0	0	0	4	6	0.00	0.000

PITCHER	IP	WLS	BF	H	R	ER	SO	BB	IBB	HBP	BLK	WP	HR	S	P	ERA	WHIP
Billy Koch, R (9, 1) ERA: 2.93	1.0	W	4	2	1	1	1	0	0	0	0	0	0	13	20	9.00	2.000

Batter	1	2	3	4	5	6	7	8	9	AB	R	H	RBI	BB	SO	LOB
Ray Durham, S OBP: 0.385, SLG: 0.460 (1, 10)										5	2	2	0	0	1	1
John Mabry, L OBP: 0.343, SLG: 0.554 (1, 3)										5	2	2	2	0	0	3
Miguel Tejada, R OBP: 0.353, SLG: 0.515 (1, 6)										4	1	1	0	0	1	3
3 Eric Chavez, L OBP: 0.353, SLG: 0.536 (1, 5)										5	1	2	3	0	3	1
Jermaine Dye, R OBP: 0.336, SLG: 0.447 (1, 9)										5	1	1	1	0	2	2
David Justice, L OBP: 0.388, SLG: 0.453 (1, 7)										4	1	1	0	0	1	1
Eric Byrnes, R OBP: 0.304, SLG: 0.422 (8, 7)										0	0	0	0	0	0	0
Scott Hatteberg, L OBP: 0.363, SLG: 0.426 (9, PH)										1	1	1	1	0	0	0
Mark Ellis, R OBP: 0.345, SLG: 0.397 (1, 4)										3	1	1	2	0	1	0
Terrence Long, L OBP: 0.307, SLG: 0.397 (1, 8)										3	1	2	0	1	0	0
Ramon Hernandez, R OBP: 0.321, SLG: 0.341 (1, 2)										4	1	2	2	0	0	1

Inning Stats	R: 6	H: 6	LOB: 1	K: 1	S: 23	P: 35	R: 1	H: 1	LOB: 0	K: 2	S: 13	R: 4	H: 5	LOB: 2	K: 1	S: 20	R: 0	H: 0	LOB: 0	K: 0	S: 7	R: 0	H: 0	LOB: 0	K: 1	S: 9	R: 0	H: 1	LOB: 1	K: 1	S: 8	R: 0	H: 1	LOB: 1	K: 1	S: 14	R: 1	H: 1	LOB: 0	K: 0	S: 6	1B: 6	SF: 1	2B: 5	SAC: 0	3B: 2	DP: 0	HR: 2	HBP: 1	WP: 0	PA: 42
--------------	------	------	--------	------	-------	-------	------	------	--------	------	-------	------	------	--------	------	-------	------	------	--------	------	------	------	------	--------	------	------	------	------	--------	------	------	------	------	--------	------	-------	------	------	--------	------	------	-------	-------	-------	--------	-------	-------	-------	--------	-------	--------

PITCHER	IP	WLS	BF	H	R	ER	SO	BB	IBB	HBP	BLK	WP	HR	S	P	ERA	WHIP
Paul Byrd, R ERA: 3.69 (1, 1)	1.0		10	6	6	6	1	0	0	0	0	0	0	23	35	54.00	6.000
Darrell May, L ERA: 5.7 (2, 1)	5.0		22	6	5	5	6	1	0	0	0	0	1	56	87	9.00	1.400
Blake Stein, R ERA: 6.75 (7, 1)	1.0		4	1	0	0	1	0	0	0	0	0	0	8	14	0.00	1.000
Jeremy Affeldt, L ERA: 4.11 (8, 1)	0.2		2	0	0	0	0	0	0	0	0	0	0	8	14	0.00	0.000
Jason Grimsley, R ERA: 3.38 (8, 1)	0.2	L	4	2	1	1	1	0	0	0	0	0	1	12	19	13.50	3.000

BOTTOM

Kansas City Royals @ Oakland Athletics
Network Associates Coliseum, Oakland, CA

Wed Sep 04 2002, 10:05 PM EDT
Att: 55,528 - Sunny - 67 F

livebaseballscorecards.com

AB	39
R	12
H	15
RBI	11
BB	1
SO	9
LOB	12

Batter	1	2	3	4	5	6	7	8	9	AB	R	H	RBI	BB	SO	LOB	TOP	
51 Ichiro Suzuki, L OBP: 0.397, SLG: 0.433 16 Willie Bloomquist, R	4-0 E S 2B BB	1-0 CS	4-0 1B 1B BB	1-0 FC4-6	2-1 SF9		1-3 K		1-0 G6-3	2	2	0	1	2	1	1		
Desi Relaford, S OBP: 0.347, SLG: 0.373	1-2 G6-3 1H 1B 2B		1-1 1B 1B 1B	2-3 K	0-1 F8		0-1 P6		0-3 K	6	2	2	1	0	2	2		
Edgar Martinez, R OBP: 0.392, SLG: 0.514 Pat Borders, R	2-0 G6-3 2-3		0-1 1B SF8 1B		1-0 1B 2B 1B		1-2 HR		3-2 F9	5	3	3	2	0	0	1		
John Olerud, L OBP: 0.404, SLG: 0.508 Ben Davis, S OBP: 0.310, SLG: 0.386	0-0 G3		0-0 1B		0-0 2B E 1B		1-1 E 2B		4-2 BB 1B BB	4	2	3	1	1	0	1		
Bret Boone, R OBP: 0.336, SLG: 0.452 Charles Gipson, R OBP: 0.347, SLG: 0.385	1-1 1B		3-1 SF8		2-0 E 2B		1-1 E6		4-1 1B 1B BB	3	2	2	3	1	0	0		
Mike Cameron, R OBP: 0.340, SLG: 0.441 23 Luis Ugueto, S OBP: 0.250, SLG: 0.333	1-8 K		1-3 K		0-0 E1 G3-1 1B 1B		1-1 F2		2-3 K	5	1	1	0	0	3	5		
Carlos Guillen, S OBP: 0.333, SLG: 0.419 Jeff Cirillo, R OBP: 0.294, SLG: 0.323			0-1 F5		0-1 G3-1		1-0 F7		1-2 1B 1B	3	0	0	0	0	0	2		
Dan Wilson, R OBP: 0.324, SLG: 0.413			0-1 G1		4-1 FC4-6 BB		0-0 2B 51 SF9 1B		0-0 G5-3	4	1	2	2	1	0	1		
Jose Offerman, S OBP: 0.323, SLG: 0.333 Scott Podsednik, L	1-7 E4 51 CS		1-0 E4 51 CS		3-1 FC4-6 51 FC4-6		2-2 2B		2-1 P6	3	0	1	0	0	0	1		
Inning Stats	R: 2 E: 0 K: 1 S: 10 H: 2 LOB: 1 BB: 1 P: 21	R: 0 E: 1 K: 0 S: 4 H: 0 LOB: 0 BB: 0 P: 6	R: 3 E: 0 K: 1 S: 12 H: 3 LOB: 1 BB: 1 P: 21	R: 0 E: 0 K: 1 S: 7 H: 0 LOB: 1 BB: 1 P: 17	R: 5 E: 1 K: 0 S: 14 H: 6 LOB: 1 BB: 0 P: 21	R: 2 E: 1 K: 0 S: 12 H: 2 LOB: 1 BB: 0 P: 18	R: 0 E: 0 K: 2 S: 11 H: 0 LOB: 0 BB: 0 P: 14	R: 2 E: 0 K: 1 S: 17 H: 2 LOB: 2 BB: 2 P: 33	R: 0 E: 0 K: 2 S: 7 H: 0 LOB: 0 BB: 0 P: 9	1B: 10 2B: 4 3B: 0 HR: 1 SF: 2 SAC: 0 DP: 0 HBP: 0	WP: 0 PB: 0 SB: 1 CS: 1 PA: 49							
PITCHER	IP	WLS	BF	H	R	ER	SO	BB	IBB	HBP	BLK	WP	HR	S	P	ERA	WHIP	
56 Shawn Sedlacek, R ERA: 6.69	4.0	L	22	7	7	7	3	3	0	0	0	0	0	35	68	15.75	2.500	
51 Kris Wilson, R ERA: 6.75	2.0		13	6	5	4	0	0	0	0	0	0	1	24	36	18.00	3.000	
Blake Stein, R ERA: 6.85	2.0		10	2	2	2	3	2	0	0	0	0	0	28	47	9.00	2.000	
Scott Mullen, L ERA: 2.36	1.0		3	0	0	0	2	0	0	0	0	0	0	7	9	0.00	0.000	

Seattle Mariners @ Kansas City Royals
Kauffman Stadium, Kansas City, MO
Fri Sep 06 2002, 7:05 PM CDT
Att. 13,363 - Cloudy - 89 F

AB	41
R	14
H	15
RBI	11
BB	5
SO	8
LOB	17



Batter	1	2	3	4	5	6	7	8	9	AB R H RBI BB SO LOB
Michael Tucker, L (1, 10) OBP: 0.336, SLG: 0.429	1-1 SF9 3B	1-2 G4-3			2-2 29 3B 2B	0-2 L6			1-2 E7 1B	5 3 3 0 0 0 3
Carlos Beltrán, S (1, 8) OBP: 0.345, SLG: 0.498 Brandon Berger, R (9, 8) OBP: 0.287, SLG: 0.414	2-1 SF9		2-2 HR		0-1 G5-3		3-2 HR		0-0 P4	3 2 2 3 0 0 1 1 0 0 0 0 0 1
29 Mike Sweeney, R (1, 3) OBP: 0.418, SLG: 0.574 Kit Pellow, R (9, 3) OBP: 0.382, SLG: 0.433	0-2 F7		0-3 K		0-0 1B 3B		2-2 L6		2-2 F8 1B	4 1 1 1 0 1 0 1 1 1 0 0 0 0
Raul Ibanez, L (1, 9) OBP: 0.346, SLG: 0.551 Aaron Guiel, L (9, 9) OBP: 0.295, SLG: 0.336	2-2 1B		2-0 1B		2-2 G4-6-3 1B		2-1 F8		0-0 BB 1B	4 0 3 1 0 0 0 1 0 1 1 0 0 0
Joe Randa, R (1, 5) OBP: 0.345, SLG: 0.437 Luis Alicea, S (9, 5) OBP: 0.318, SLG: 0.295	3-1 1B		0-0 F8		2-1 G4-6-3 1B		2-2 G6-3		1-1 F8	4 0 1 0 0 0 2 1 0 0 0 0 0 2
Dee Brown, L (1, 7) OBP: 0.400, SLG: 0.444	2-0 F8		1-3 K			1-1 4 1B 2B		3-3 K	1-2 BB	5 0 2 1 0 2 3
Brent Mayne, L (1, 2)		2-2 1B		3-1 G3		0-1 L8		0-1 F7	1-2 BB	4 0 1 0 1 0 1
4 Angel Berroa, R (1, 6) OBP: 0.200, SLG: 0.200		1-1 F8		1-0 F3		0-0 1B		1-1 E6	1-2 G6-3	5 0 1 0 0 0 4
Luis Ordaz, R (1, 4) OBP: 0.321, SLG: 0.246		1-2 F3		3-2 G5-3		0-1 1B		1-1 G5-3		4 0 1 0 0 0 2

Inning Stats	R: 1	H: 3	E: 0	K: 0	S: 13	LOB: 2	BB: 0	P: 23	R: 0	H: 1	E: 0	K: 0	S: 11	LOB: 1	BB: 0	P: 16	R: 1	H: 2	E: 0	K: 2	S: 11	LOB: 1	BB: 0	P: 16	R: 0	H: 0	E: 0	K: 0	S: 6	LOB: 0	BB: 0	P: 13	R: 2	H: 3	E: 0	K: 0	S: 11	LOB: 0	BB: 0	P: 17	R: 0	H: 3	E: 0	K: 0	S: 10	LOB: 2	BB: 0	P: 11	R: 1	H: 1	E: 0	K: 0	S: 12	LOB: 0	BB: 0	P: 21	R: 0	H: 0	E: 1	K: 1	S: 9	LOB: 1	BB: 0	P: 14	R: 2	H: 4	E: 1	K: 0	S: 18	LOB: 3	BB: 1	P: 28	1B: 11	SF: 1	2B: 2	SAC: 0	3B: 2	DP: 1	HR: 2	HBP: 0	WP: 0	PA: 44
--------------	------	------	------	------	-------	--------	-------	-------	------	------	------	------	-------	--------	-------	-------	------	------	------	------	-------	--------	-------	-------	------	------	------	------	------	--------	-------	-------	------	------	------	------	-------	--------	-------	-------	------	------	------	------	-------	--------	-------	-------	------	------	------	------	-------	--------	-------	-------	------	------	------	------	------	--------	-------	-------	------	------	------	------	-------	--------	-------	-------	--------	-------	-------	--------	-------	-------	-------	--------	-------	--------

PITCHER	IP	WLS	BF	H	R	ER	SO	BB	IBB	HBP	BLK	WP	HR	S	P	ERA	WHIP
Freddy Garcia, R (1, 1) ERA: 4.39	6.0	W	28	12	4	4	2	0	0	0	0	0	1	62	96	6.00	2.000
John Halama, L (7, 1) ERA: 3.66	1.2		6	1	1	1	1	0	0	0	0	0	1	17	29	5.40	0.600
James Baldwin, R (8, 1) ERA: 5.31	1.1		10	4	2	2	0	1	0	0	0	0	0	22	34	13.50	3.750

BOTTOM

Seattle Mariners @ Kansas City Royals
Kauffman Stadium, Kansas City, MO

livebaseballscorecards.com

AB	42
R	7
H	17
RBI	7
BB	1
SO	3
LOB	19



WP	HR	S	P	ERA	WHIP
0	0	0	0	0	0

Fri Sep 06 2002, 7:05 PM CDT
Att. 13,363 - Cloudy - 89 F

Batter	1	2	3	4	5	6	7	8	9	AB R H RBI BB SO LOB	TOP							
51 Ichiro Suzuki, L (1, 9) OBP: 0.394, SLG: 0.430 Scott Podsednik, L (9, PH) OBP: 0.333, SLG: 0.333	0-0 G6-3		2-2 G3-1	1-0 F8		2-3 K	0-3 K		2-0 WP 1B	5 0 0 0 0 2 4 1 0 1 0 0 0 0								
Desi Relaford, S (1, 6) OBP: 0.347, SLG: 0.380	0-2 F8 WP 2B		1-3 K		1-1 G4-3		1-3 K	3-1 G4-3 1B 2B	2-3 K	6 2 2 0 0 3 2								
Edgar Martinez, R (1, 10) OBP: 0.396, SLG: 0.517	1-1 F8 2-3		4-1 BB 3B BB		1-0 G4-3 2B		1-2 1B S FC4-6 1B	0-0 F3		4 2 2 0 1 0 2								
John Olerud, L (1, 3) OBP: 0.405, SLG: 0.507	4-1 FC6-4 BB 3-H		4-0 3B BB		3-2 G4-3		2-1 FC4-6 1B	0-1 G4-3		3 1 1 0 2 0 2								
Bret Boone, R (1, 4) OBP: 0.337, SLG: 0.455 23 Luis Ugueto, S (9, 4) OBP: 0.250, SLG: 0.333	2-2 FC6-4 1-2f		1-1 3B		2-1 G4-3		1-2 FC4-6 BB 1B 1-2f	0-1 1B 3-H		5 1 2 4 0 0 3 0 0 0 0 0 0 0								
Jose Offerman, S (1, 7) OBP: 0.325, SLG: 0.341 Charles Gipson, R (7, PR) OBP: 0.342, SLG: 0.379		3-1 G3-1	0-0 F7			2-0 G6-4-3 3B	4-2 1B BB	2-3 K		3 1 1 0 1 0 1 1 1 0 0 0 1 1								
Mike Cameron, R (1, 8) OBP: 0.342, SLG: 0.441		1-3 K		1-2 S S SF7 1B		2-1 E5 G6-4-3 HBP 1B BB	4-0 1B BB	2-1 WP 1B 1B		4 1 2 0 1 1 1	AB 39 R 9 H 13 RBI 7 BB 6 SO 10 LOB 22							
Ben Davis, S (1, 2) OBP: 0.316, SLG: 0.394		2-2 2B		1-3 K		1-2 G6-4-3 HBP 1B BB	1-2 BB 1B	0-3 K		4 0 2 2 0 2 2								
Jeff Cirillo, R (1, 5) OBP: 0.293, SLG: 0.320		2-3 K		1-1 SF7 2-H		3-1 G6-4-3 1-2f 2-3 3-H	4-1 BB	0-1 L7		3 0 0 1 1 1 4								
Inning Stats	R: 1 E: 0 K: 0 S: 11	H: 1 LOB: 1 BB: 1 P: 18	R: 0 E: 0 K: 2 S: 13	H: 1 LOB: 1 BB: 0 P: 21	R: 2 E: 0 K: 1 S: 11	H: 1 LOB: 0 BB: 0 P: 14	R: 1 E: 0 K: 1 S: 10	H: 1 LOB: 1 BB: 0 P: 20	R: 3 E: 0 K: 2 S: 26	H: 3 LOB: 3 BB: 3 P: 44	R: 1 E: 0 K: 1 S: 11	H: 2 LOB: 1 BB: 0 P: 16	R: 0 E: 0 K: 2 S: 11	H: 2 LOB: 2 BB: 0 P: 17	1B: 7 2B: 4 3B: 2 HR: 0	SF: 1 SAC: 0 DP: 1 HBP: 1	WP: 2 PB: 0 SB: 3 CS: 0	PA: 47
PITCHER	IP WLS BF H R ER SO BB IBB HBP BLK WP HR S P ERA WHIP																	
Miguel Asencio, R (1, 1) ERA: 5.21	5.0 L 26 6 5 4 4 3 0 1 0 1 0 60 103 7.20 1.800																	
Mike MacDougal, R (6, 1) ERA: 16.2	1.2 8 2 3 3 2 2 0 0 0 0 0 24 42 16.20 2.400																	
Jeremy Hill, R (7, 1) ERA:	0.1 3 1 0 0 1 1 0 0 0 0 0 7 12 0.00 6.000																	
Jason Grimsley, R (8, 1) ERA: 3.47	1.0 5 2 1 1 1 0 0 0 0 0 0 11 16 9.00 2.000																	
Roberto Hernandez, R (9, 1) ERA: 4.31	1.0 5 2 0 0 0 2 0 0 0 0 1 0 11 17 0.00 2.000																	

Seattle Mariners @ Kansas City Royals
Kauffman Stadium, Kansas City, MO
Sat Sep 07 2002, 6:05 PM CDT
Att. 19,775 - Sunny - 88 F

livebaseballscorecards.com



Batter	1	2	3	4	5	6	7	8	9	AB	R	H	RBI	BB	SO	LOB
Michael Tucker, L (1, 9) OBP: 0.335, SLG: 0.427 Aaron Guiel, L (9, 9) OBP: 0.295, SLG: 0.336	1-1 29 G3-1 1B		0-1 F7			3-2 G6-3	1-2 G6-3			4	1	1	0	0	0	1
Carlos Beltrán, S (1, 8) OBP: 0.346, SLG: 0.499 Brandon Berger, R (9, 8) OBP: 0.287, SLG: 0.414	1-2 L8		1-1 F7			0-0 29 1B FC6-4 2B		4-1 29 G5-4-3 BB		3	1	1	0	1	0	1
29 Mike Sweeney, R (1, 10) OBP: 0.416, SLG: 0.570	1-2 G3-1		1-0 G3			3-2 FC6-4 1B		2-2 G5-4-3		4	0	1	0	0	0	2
Raul Ibanez, L (1, 3) OBP: 0.345, SLG: 0.548 Luis Alicea, S (9, 5) OBP: 0.318, SLG: 0.295	2-2 S 1B			1-0 G3-1		2-2 FC6-4 1B		0-0 G4-3		4	0	1	2	0	0	1
Joe Randa, R (1, 5) OBP: 0.345, SLG: 0.436 Kit Pellow, R (9, 3) OBP: 0.400, SLG: 0.452	1-3 K 1-2			0-1 F8		0-1 1B			1-1 1B	3	0	1	0	0	1	1
Dee Brown, L (1, 7) OBP: 0.286, SLG: 0.308		1-3 K		3-2 G3		2-3 1B			1-3 1B	1	0	1	0	0	0	0
Brent Mayne, L (1, 2) OBP: 0.317, SLG: 0.309		1-1 G3-1			1-1 F7		1-2 G1-3		0-0 F7	4	0	0	0	0	0	1
4 Angel Berroa, R (1, 6) OBP: 0.222, SLG: 0.333		0-1 2B			2-1 P4		1-2 G5-3		0-2 L9	4	0	1	0	0	0	1
Carlos Febles, R (1, 4) OBP: 0.324, SLG: 0.343		1-1 G1-4-3			0-2 G3		1-1 1B			3	0	1	0	0	0	1

Inning Stats	R: 1	H: 2	E: 0	K: 1	S: 16	LOB: 1	BB: 0	P: 22	R: 0	H: 1	E: 0	K: 1	S: 10	LOB: 1	BB: 0	P: 13	R: 0	H: 0	E: 0	K: 0	S: 5	LOB: 0	BB: 0	P: 7	R: 0	H: 0	E: 0	K: 0	S: 7	LOB: 0	BB: 0	P: 11	R: 0	H: 0	E: 0	K: 0	S: 8	LOB: 0	BB: 0	P: 11	R: 1	H: 3	E: 0	K: 1	S: 21	LOB: 2	BB: 0	P: 31	R: 0	H: 1	E: 0	K: 0	S: 13	LOB: 1	BB: 0	P: 17	R: 0	H: 0	E: 0	K: 0	S: 6	LOB: 0	BB: 1	P: 12	R: 0	H: 1	E: 0	K: 1	S: 9	LOB: 1	BB: 0	P: 11	1B: 6	SF: 0	2B: 2	SAC: 0	3B: 0	DP: 1	HR: 0	HBP: 0	WP: 0	PA: 35
--------------	------	------	------	------	-------	--------	-------	-------	------	------	------	------	-------	--------	-------	-------	------	------	------	------	------	--------	-------	------	------	------	------	------	------	--------	-------	-------	------	------	------	------	------	--------	-------	-------	------	------	------	------	-------	--------	-------	-------	------	------	------	------	-------	--------	-------	-------	------	------	------	------	------	--------	-------	-------	------	------	------	------	------	--------	-------	-------	-------	-------	-------	--------	-------	-------	-------	--------	-------	--------

PITCHER	IP	WLS	BF	H	R	ER	SO	BB	IBB	HBP	BLK	WP	HR	S	P	ERA	WHIP
Ryan Franklin, R (1, 1) ERA: 4.05	5.2	W	23	6	2	2	2	0	0	0	0	0	0	63	89	3.18	1.059
Arthur Rhodes, L (6, 1) ERA: 2.31	0.2	H	2	0	0	0	1	0	0	0	0	0	0	8	11	0.00	0.000
Shigetoshi Hasegawa, R (7, 1) ERA: 2.9	1.2		6	1	0	0	0	1	0	0	0	0	0	15	24	0.00	1.200
Doug Creek, L (9, 1) ERA: 5.57	1.0		4	1	0	0	1	0	0	0	0	0	0	9	11	0.00	1.000

BOTTOM

Seattle Mariners @ Kansas City Royals
Kauffman Stadium, Kansas City, MO

Sat Sep 07 2002, 6:05 PM CDT
Att: 19,775 - Sunny - 88 F

livebaseballscorecards.com

AB	34
R	2
H	8
RBI	2
BB	1
SO	4
LOB	12



Batter	1	2	3	4	5	6	7	8	9	10	11	AB	R	H	RBI	BB	SO	LOB	TOP							
Mike Cameron, R OBP: 0.341, SLG: 0.444 (1, 8)	F9		F3		FC5-4		G4-3		SH3-1		K	6	1	1	1	0	1	3								
Desi Relaford, S OBP: 0.352, SLG: 0.391 (1, 9) (7, 5)	P6		F8		G3		G4-3		E6		HR	7	3	4	2	0	0	2								
Edgar Martinez, R OBP: 0.404, SLG: 0.534 23 Luis Ugueto, S OBP: 0.238, SLG: 0.316 (1, 10) (11, PR)	HBP				HR		G3-6-3		G5-3		HR	3	2	2	2	2	0	0								
John Olerud, L OBP: 0.405, SLG: 0.511 (1, 3)	F5		F7		F7		G3-6-3		G6-3		HR	6	1	2	5	0	0	2								
Bret Boone, R OBP: 0.335, SLG: 0.451 (1, 4)			G5-3		G6-3		L6		F4		G3-1	5	1	0	0	0	0	1								
Ruben Sierra, S OBP: 0.328, SLG: 0.429 Charles Gipson, R OBP: 0.338, SLG: 0.373 Scott Podsednik, L OBP: 0.400, SLG: 0.250 (1, 7) (7, 7) (10, PH) (10, 7)			G1-3		K		G3		51 G3		F9	2	1	0	0	1	1	0								
Carlos Guillen, S OBP: 0.333, SLG: 0.418 (1, 6)			F7		G3		G3		G5-3		K	5	1	1	0	1	1	3								
Dan Wilson, R OBP: 0.325, SLG: 0.413 51 Ichiro Suzuki, L OBP: 0.394, SLG: 0.428 (1, 2) (7, PH) (7, 9)			G4-3		FC5-4		G3		G3-1		HR	2	0	1	0	0	0	0								
Jeff Cirillo, R OBP: 0.294, SLG: 0.321 Jose Offerman, S OBP: 0.327, SLG: 0.343 Ben Davis, S OBP: 0.321, SLG: 0.413 (1, 5) (7, PH) (7, 2)			1B		K		G4-3		SH3-1		HR	2	0	1	0	0	1	1								
Inning Stats	R: 0 E: 0 K: 0 S: 10	H: 0 LOB: 1 BB: 0 P: 14	R: 0 E: 0 K: 0 S: 10	H: 0 LOB: 0 BB: 0 P: 13	R: 0 E: 0 K: 0 S: 9	H: 1 LOB: 1 BB: 0 P: 14	R: 1 E: 0 K: 1 S: 13	H: 1 LOB: 1 BB: 0 P: 21	R: 0 E: 0 K: 1 S: 10	H: 1 LOB: 1 BB: 0 P: 14	R: 0 E: 0 K: 0 S: 7	H: 0 LOB: 0 BB: 1 P: 15	R: 5 E: 0 K: 0 S: 17	H: 4 LOB: 1 BB: 2 P: 27	R: 0 E: 0 K: 1 S: 6	H: 0 LOB: 0 BB: 0 P: 9	R: 2 E: 1 K: 0 S: 7	H: 2 LOB: 0 BB: 0 P: 16	R: 0 E: 0 K: 0 S: 8	H: 1 LOB: 2 BB: 1 P: 20	R: 8 E: 0 K: 3 S: 21	H: 5 LOB: 2 BB: 3 P: 44	1B: 7 2B: 4 3B: 0 HR: 4	SF: 0 SAC: 1 DP: 1 HBP: 2	WP: 2 PB: 0 SB: 2 CS: 0	PA: 57
PITCHER	IP	WLS	BF	H	R	ER	SO	BB	IBB	HBP	BLK	WP	HR	S	P	ERA	WHIP									
Jeff Suppan, R ERA: 5.65 Jason Grimsley, R ERA: 3.86 Jeremy Affeldt, L ERA: 4.04 Roberto Hernandez, R ERA: 4.41 Jeremy Hill, R ERA:	6.0		25	3	3	3	2	3	0	1	0	1	1	63	103	4.50	1.000									
Blake Stein, R ERA: 7.91 51 Kris Wilson, R ERA: 7.64	0.2	L	8	2	6	6	2	2	1	0	0	0	2	7	12	81.00	6.000									

Seattle Mariners @ Kansas City Royals
Kauffman Stadium, Kansas City, MO
Sun Sep 08 2002, 1:05 PM CDT
Att. 11,442 - Sunny - 88 F

livebaseballscorecards.com

AB	47
R	16
H	15
RBI	16
BB	7
SO	6
LOB	18



Batter	1	2	3	4	5	6	7	8	9	AB	R	H	RBI	BB	SO	LOB
Michael Tucker, L (1, 9) OBP: 0.335, SLG: 0.424	3-3 K		1-3 K		0-2 29 HR G3 1B	4-2 1B BB		2-2 F8		4	1	1	0	1	2	1
Carlos Beltrán, S (1, 8) OBP: 0.350, SLG: 0.508	0-3 K		1-2 HR		0-2 G3	3-0 29 S 1B			2-2 F7	5	1	2	4	0	1	1
29 Mike Sweeney, R (1, 3) OBP: 0.413, SLG: 0.577	1-3 K2-3		3-1 G5-3		0-1 HR	3-1 P4			0-0 F7	5	1	1	2	0	1	2
Raul Ibanez, L (1, 7) OBP: 0.344, SLG: 0.540		0-0 F5	3-2 1B 1B		3-2 G6-3			1-1 F9	0-3 K	5	0	1	0	0	1	0
Joe Randa, R (1, 5) OBP: 0.346, SLG: 0.434		4-1 1B BB	2-0 1B		1-0 G4-3			2-1 F9		3	0	1	0	1	0	0
Dee Brown, L (1, 10) OBP: 0.368, SLG: 0.444		1-1 F9	0-3 K			1-1 1B G4-3 1B		1-1 FC4-6 1B		4	1	2	0	0	1	3
Brent Mayne, L (1, 2) OBP: 0.317, SLG: 0.319		1-1 1B		0-1 F9		2-0 G4-3		0-0 FC4-6		4	0	1	0	0	0	2
4 Angel Berroa, R (1, 6) OBP: 0.167, SLG: 0.250 Luis Alicea, S (8, PH) OBP: 0.318, SLG: 0.292 (9, 4)		1-0 P4		2-0 F8		1-3 K		0-3 K		3	0	0	0	0	1	3
Luis Ordaz, R (1, 4) OBP: 0.333, SLG: 0.257 Aaron Guiel, L (8, PH) OBP: 0.290, SLG: 0.330 Carlos Febles, R (9, 6) OBP: 0.326, SLG: 0.345			4-2 WP HR BB		0-1 G4-3	0-1 S 1B 1B		2-1 L5		1	0	0	0	0	0	0

Inning Stats	R: 0	H: 0	E: 0	K: 3	S: 9	H: 0	LOB: 0	BB: 0	P: 13	R: 0	H: 1	E: 0	K: 0	S: 7	R: 2	H: 3	E: 0	K: 2	S: 17	R: 0	H: 0	E: 0	K: 0	S: 5	R: 2	H: 2	E: 0	K: 0	S: 13	R: 2	H: 3	E: 0	K: 1	S: 13	R: 0	H: 1	E: 0	K: 0	S: 7	R: 0	H: 0	E: 0	K: 1	S: 8	R: 0	H: 0	E: 0	K: 1	S: 8	R: 0	H: 0	E: 0	K: 1	S: 8	1B: 8	2B: 0	3B: 0	HR: 2	SF: 0	SAC: 0	DP: 0	HBP: 0	WP: 1	PB: 0	SB: 2	CS: 0	PA: 40
--------------	------	------	------	------	------	------	--------	-------	-------	------	------	------	------	------	------	------	------	------	-------	------	------	------	------	------	------	------	------	------	-------	------	------	------	------	-------	------	------	------	------	------	------	------	------	------	------	------	------	------	------	------	------	------	------	------	------	-------	-------	-------	-------	-------	--------	-------	--------	-------	-------	-------	-------	--------

PITCHER	IP	WLS	BF	H	R	ER	SO	BB	IBB	HBP	BLK	WP	HR	S	P	ERA	WHIP
Dan Wright, R (1, 1) ERA: 5.59	5.2	W	27	8	6	6	6	2	0	0	0	1	2	59	94	9.53	1.765
Matt Ginter, R (6, 1) ERA: 4.61	0.0		2	1	0	0	0	1	0	0	0	0	0	3	10	∞	∞
Keith Foulke, R (6, 1) ERA: 3.26	2.1	H	8	1	0	0	1	0	0	0	0	0	0	17	28	0.00	0.429
Damaso Marte, L (9, 1) ERA: 3.04	1.0		3	0	0	0	1	0	0	0	0	0	0	8	10	0.00	0.000

BOTTOM

Chicago White Sox @ Kansas City Royals
Kauffman Stadium, Kansas City, MO

Mon Sep 09 2002, 7:05 PM CDT
Att. 9,555 - Sunny - 84 F

livebaseballscores.com

AB	37
R	6
H	10
RBI	6
BB	3
SO	8
LOB	12



Batter	1	2	3	4	5	6	7	8	9	AB R H RBI BB SO LOB	TOP									
Willie Harris, L (1, 4) OBP: 0.275, SLG: 0.297	1-2 1B 14 1B	2-1 G3-1 S 1B			1-1 B2-3		0-0 G3		3-2 14 S 14 2B 1B	5 2 3 0 0 0 0	Chicago White Sox @ Kansas City Royals Kauffman Stadium, Kansas City, MO Tue Sep 10 2002, 7:05 PM CDT Att. 10,106 - Cloudy - 77 F									
Jose Valentin, S (1, 6) OBP: 0.310, SLG: 0.479	2-0 14 1B BB SF7 1B	0-1 G3-1			4-0 1B BB		1-2 14 1B BB 1B	2-2 P4	4 2 2 0 1 0 2											
Frank Thomas, R (1, 10) OBP: 0.354, SLG: 0.459	4-1 14 1B 24 1B BB	3-3 K			2-0 14 1B G4-6-3 1B		4-2 14 1B 3B BB	4-1 14 2B HR BB	2 3 1 0 3 1 1											
14 Paul Konerko, R (1, 3) OBP: 0.367, SLG: 0.516 Joe Borchard, S (9, PR) OBP: 0.250, SLG: 0.750	0-0 24 1B 1B		0-3 K		1-2 G4-6-3		1-0 3B 1B	1-2 HR 2B	5 1 3 3 0 1 2 0 1 0 0 0 0 0											
Carlos Lee, R (1, 7) OBP: 0.353, SLG: 0.472	0-2 SF7		0-0 F7		2-1 F8		2-2 3B	4-0 HR IBB	3 1 1 3 1 0 0											
Jeff Liefer, L (1, 9) OBP: 0.289, SLG: 0.337	1-3 K		2-3 K		0-1 G4-3		1-2 P3	1-0 HR	5 1 1 4 0 2 3											
24 Joe Crede, R (1, 5) OBP: 0.287, SLG: 0.493	0-0 1-2 2-H 1B			0-0 F8		2-3 K		1-0 G6-3	1-2 G5-3	5 0 1 1 0 1 1										
Aaron Rowand, R (1, 8) OBP: 0.287, SLG: 0.387	3-3 K			1-0 G1-3			0-0 HR	1-3 K	3-3 K	5 1 1 1 0 3 3										
Mark Johnson, L (1, 2) OBP: 0.290, SLG: 0.276			0-1 G3		3-1 F9		3-2 G6-3	0-0 G4-3		4 0 0 0 0 0 0										
Inning Stats	R: 3 E: 0 K: 2 S: 17	H: 4 LOB: 2 BB: 1 P: 28	R: 0 E: 0 K: 1 S: 15	H: 1 LOB: 1 BB: 0 P: 20	R: 0 E: 0 K: 2 S: 7	H: 0 LOB: 0 BB: 0 P: 9	R: 0 E: 0 K: 0 S: 4	H: 0 LOB: 0 BB: 0 P: 8	R: 0 E: 0 K: 1 S: 9	H: 0 LOB: 0 BB: 0 P: 13		R: 4 E: 0 K: 0 S: 21	H: 4 LOB: 1 BB: 1 P: 33	R: 0 E: 0 K: 1 S: 5	H: 0 LOB: 0 BB: 0 P: 7	R: 5 E: 0 K: 1 S: 17	H: 3 LOB: 1 BB: 2 P: 36	1B: 9 2B: 1 3B: 1 HR: 2	SF: 1 SAC: 0 DP: 1 HBP: 0	WP: 0 PB: 0 SB: 3 CS: 0
PITCHER	IP WLS BF H R ER SO BB IBB HBP BLK WP HR S P ERA WHIP																			
Runelvys Hernandez, R (1, 1) ERA: 4.82	6.2 L 29 8 5 5 6 2 0 0 0 0 0 1 70 108 6.75 1.500																			
Jeremy Hill, R (7, 1) ERA: 10.8	0.1 4 2 2 2 0 1 0 0 0 0 0 0 9 17 54.00 9.000																			
Jeremy Affeldt, L (8, 1) ERA: 4.54	2.0 11 3 5 5 2 1 1 0 0 0 0 1 22 43 22.50 2.000																			

AB	38
R	12
H	13
RBI	12
BB	5
SO	8
LOB	12



Batter	1	2	3	4	5	6	7	8	9	AB	R	H	RBI	BB	SO	LOB
Michael Tucker, L (1, 9) OBP: 0.338, SLG: 0.427	3-3 K		1-1 F9		2-2 29 1B	1-2 1B		0-2 1B		5	1	3	0	0	1	2
Carlos Beltrán, S (1, 8) OBP: 0.349, SLG: 0.504	1-2 L9		2-2 F7		4-2 29 1B	0-0 G5-3		3-3 K		4	1	0	0	0	1	6
29 Mike Sweeney, R (1, 3) OBP: 0.413, SLG: 0.577	1-2 G5-3		2-1 2B		2-1 G5-3		2-0 G1		2-2 E5	5	0	2	3	0	0	0
Raul Ibanez, L (1, 7) OBP: 0.342, SLG: 0.536		2-1 F8	1-2 G4-3		2-3 K		2-1 1B		0-3 K	5	0	1	0	0	2	4
Joe Randa, R (1, 5) OBP: 0.347, SLG: 0.432		2-2 1B		4-2 4 WP 1B	1-1 G5-3		1-1 P4		0-1 F9	4	0	1	1	1	0	3
Dee Brown, L (1, 10) OBP: 0.292, SLG: 0.348		2-3 K		1-1 F8	0-1 F9		3-3 K		2-3 K	5	0	0	0	0	3	5
Brent Mayne, L (1, 2) OBP: 0.319, SLG: 0.320		2-1 G4-3		0-0 4 WP 1B		2-1 4 FC4-6 HBP		1-3 K		3	0	1	0	0	1	1
4 Angel Berroa, R (1, 6) OBP: 0.188, SLG: 0.200			2-2 29 2B HBP		1-2 F8		0-0 FC4-6		0-1 G5-3	3	1	0	0	0	0	3
Carlos Febles, R (1, 4) OBP: 0.328, SLG: 0.343			4-1 29 2B BB		0-0 F7		1-3 K		2-1 1B HBP	2	1	0	0	1	1	3

Inning Stats	R: 0	H: 0	E: 0	K: 1	S: 9	H: 0	LOB: 0	BB: 0	P: 14	R: 0	H: 1	E: 0	K: 1	S: 14	H: 1	LOB: 1	BB: 0	P: 22	R: 2	H: 1	E: 0	K: 0	S: 13	H: 1	LOB: 1	BB: 1	P: 25	R: 0	H: 1	E: 0	K: 0	S: 11	H: 1	LOB: 2	BB: 1	P: 17	R: 2	H: 2	E: 0	K: 1	S: 16	H: 1	LOB: 1	BB: 1	P: 27	R: 0	H: 1	E: 0	K: 1	S: 12	H: 1	LOB: 2	BB: 0	P: 16	R: 0	H: 1	E: 0	K: 1	S: 10	H: 1	LOB: 1	BB: 0	P: 18	R: 0	H: 1	E: 0	K: 2	S: 12	H: 1	LOB: 2	BB: 0	P: 18	R: 0	H: 0	E: 1	K: 2	S: 14	H: 0	LOB: 1	BB: 0	P: 18	1B: 7	2B: 1	3B: 0	HR: 0	SF: 0	SAC: 0	DP: 0	HBP: 3	WP: 1	PB: 0	SB: 2	CS: 0	PA: 42
--------------	------	------	------	------	------	------	--------	-------	-------	------	------	------	------	-------	------	--------	-------	-------	------	------	------	------	-------	------	--------	-------	-------	------	------	------	------	-------	------	--------	-------	-------	------	------	------	------	-------	------	--------	-------	-------	------	------	------	------	-------	------	--------	-------	-------	------	------	------	------	-------	------	--------	-------	-------	------	------	------	------	-------	------	--------	-------	-------	------	------	------	------	-------	------	--------	-------	-------	-------	-------	-------	-------	-------	--------	-------	--------	-------	-------	-------	-------	--------

PITCHER	IP	WLS	BF	H	R	ER	SO	BB	IBB	HBP	BLK	WP	HR	S	P	ERA	WHIP
Gary Glover, R (1, 1) ERA: 5.18	4.0		21	5	4	4	2	3	0	1	0	1	0	56	95	9.00	2.000
Mike Porzio, L (5, 1) ERA: 4.1	2.0	W	8	1	0	0	2	0	0	1	0	0	0	19	26	0.00	0.500
Antonio Osuna, R (7, 1) ERA: 4.33	3.0	S	13	2	0	0	5	0	0	1	0	0	0	36	54	0.00	0.667

BOTTOM

Chicago White Sox @ Kansas City Royals
Kauffman Stadium, Kansas City, MO

Tue Sep 10 2002, 7:05 PM CDT
Att. 10,106 - Cloudy - 77 F

livebaseballscorecards.com

AB	36
R	4
H	8
RBI	4
BB	3
SO	9
LOB	27



Batter	1	2	3	4	5	6	7	8	9	AB R H RBI BB SO LOB	TOP											
D'Angelo Jimenez, S (1, 6) OBP: 0.319, SLG: 0.332	2-0 G6-3		4-2 BB		1-1 F8		0-1 1-3 1B		2-2 G4-3	4 0 1 0 1 0 0												
Willie Harris, L (1, 4) OBP: 0.273, SLG: 0.293	2-2 1B		2-2 G1-3		0-0 B1-3		2-0 G3-2		0-3 K	5 0 1 0 0 1 3												
Frank Thomas, R (1, 10) OBP: 0.355, SLG: 0.457	4-2 G5-4-3 1-2 BB			1-1 F3		0-1 F7		3-3 K	0-1 FC6 1B	4 0 1 0 1 1 0												
Magglio Ordonez, R (1, 9) OBP: 0.375, SLG: 0.578	0-2 G5-4-3 1-2f			1-0 14 24 E 2B		3-2 P3		1-2 24 BB 2B 1B	0-1 FC6 1-2f	5 2 2 0 0 0 3												
14 Paul Konerko, R (1, 3) OBP: 0.366, SLG: 0.514		2-1 E5 G1-6-3		1-1 24 E 1B		3-2 P6		1-2 F3		4 0 1 0 0 0 1												
24 Joe Crede, R (1, 5) OBP: 0.293, SLG: 0.486		0-0 F8		1-1 1-2 3-H			4-1 HR BB	4-2 2B BB		2 2 0 1 2 0 2												
Aaron Rowand, R (1, 8) OBP: 0.290, SLG: 0.405		1-2 G1-6-3 1-2f		1-0 P6			2-2 1-H HR	1-2 1-H 2-H 2B		4 1 2 4 0 0 3												
Joe Borchart, S (1, 7) OBP: 0.250, SLG: 0.625			2-3 K		0-3 K		1-1 1B G3-2 1B	1-1 G5-3		4 0 1 0 0 2 3												
Josh Paul, R (1, 2) OBP: 0.324, SLG: 0.300			2-0 F9		0-0 F7		0-1 F7		0-2 HR	3 0 0 0 0 0 1												
Jose Valentin, S (9, PH) OBP: 0.312, SLG: 0.487										1 1 1 1 0 0 0												
Inning Stats	R: 0 E: 0 K: 0 S: 11	H: 1 LOB: 1 BB: 1 P: 19	R: 0 E: 1 K: 0 S: 6	H: 0 LOB: 0 BB: 0 P: 9	R: 0 E: 0 K: 1 S: 10	H: 0 LOB: 1 BB: 1 P: 20	R: 1 E: 1 K: 1 S: 11	H: 2 LOB: 2 BB: 0 P: 16	R: 0 E: 0 K: 0 S: 4	H: 0 LOB: 0 BB: 0 P: 5	R: 0 E: 0 K: 0 S: 12	H: 0 LOB: 0 BB: 0 P: 18	R: 2 E: 0 K: 0 S: 12	H: 3 LOB: 1 BB: 1 P: 21	R: 2 E: 0 K: 1 S: 19	H: 2 LOB: 1 BB: 1 P: 30	R: 1 E: 0 K: 1 S: 13	H: 2 LOB: 1 BB: 0 P: 15	1B: 6 2B: 3 3B: 0 HR: 2	SF: 0 SAC: 0 DP: 3 HBP: 0	WP: 0 PB: 0 SB: 1 CS: 0	PA: 40
PITCHER	IP WLS BF H R ER SO BB IBB HBP BLK WP HR S P ERA WHIP																					
Darrell May, L (1, 1) ERA: 5.64	6.0 W 25 4 3 3 2 3 0 0 0 0 1 59 98 4.50 1.167																					
Scott Mullen, L (7, 1) ERA: 2.29	1.0 H 4 2 0 0 0 0 0 0 0 0 0 7 10 0.00 2.000																					
Jason Grimsley, R (8, 1) ERA: 4.02	1.0 H 6 2 2 2 1 1 0 0 0 0 0 19 30 18.00 3.000																					
Roberto Hernandez, R (9, 1) ERA: 4.5	1.0 5 2 1 1 1 1 0 0 0 0 0 1 13 15 9.00 2.000																					

Chicago White Sox @ Kansas City Royals
Kauffman Stadium, Kansas City, MO
Wed Sep 11 2002, 7:05 PM CDT
Att. 12,104 - Sunny - 74 F

AB	36
R	6
H	10
RBI	6
BB	4
SO	4
LOB	16



Batter	1	2	3	4	5	6	7	8	9	AB	R	H	RBI	BB	SO	LOB
Luis Ordaz, R OBP: 0.326, SLG: 0.253 (1, 4) (8, 5)	1-1 1B 29 BB 1B	2-1 L8		1-2 F9		0-0 FC6-4 WP HR		2-2 F9		5	1	1	0	0	0	3
Carlos Beltrán, S OBP: 0.351, SLG: 0.511 (1, 8)	2-1 F8		2-3 K	3-0 1B		1-1 HR		1-1 29 HR 1B		5	2	3	2	0	1	1
29 Mike Sweeney, R OBP: 0.415, SLG: 0.583 (1, 3)	4-2 1B 1-2 BB		4-1 2B 2B	1-2 F8		1-1 G5-3		0-0 HR		3	2	1	3	2	0	2
Raul Ibanez, L OBP: 0.343, SLG: 0.537 (1, 7)	1-2 1B 1-2 2-3 G6-4-3		3-2 2B 2B		1-3 K		0-1 F9	0-1 F8		5	1	2	0	0	1	0
Joe Randa, R OBP: 0.348, SLG: 0.435 (1, 10)	0-0 G6-4-3 1-2f		3-1 2B		0-2 1B		2-3 K			4	0	2	2	0	1	3
Kit Pellow, R OBP: 0.410, SLG: 0.441 Carlos Febles, R OBP: 0.328, SLG: 0.343 (7, PR) (8, 4)		0-0 HR 1B	0-0 F7		3-3 K		4-2 WP BB			3	1	1	0	1	1	2
Brandon Berger, R OBP: 0.279, SLG: 0.424 (1, 9)		1-0 HR	3-2 L6		1-3 K		2-1 G6-3			4	1	1	2	0	1	3
A.J. Hinch, R OBP: 0.304, SLG: 0.392 (1, 2)		2-0 F8		2-1 G5-3		0-2 F8		1-0 F9		4	0	0	0	0	0	0
4 Angel Berroa, R OBP: 0.250, SLG: 0.263 (1, 6)		1-0 G6-3		0-0 1B 1B		1-0 FC6-4 1B		1-1 E6 29 HR 1B		4	1	2	0	0	0	0

Inning Stats	R: 0	H: 2	E: 0	K: 0	S: 11	H: 2	LOB: 2	BB: 1	P: 19	R: 2	H: 2	E: 0	K: 0	S: 6	R: 2	H: 2	E: 0	K: 1	S: 13	R: 0	H: 2	E: 0	K: 0	S: 10	R: 0	H: 1	E: 0	K: 3	S: 12	R: 2	H: 2	E: 0	K: 0	S: 9	R: 0	H: 0	E: 0	K: 1	S: 11	R: 3	H: 2	E: 1	K: 0	S: 12	1B: 8	2B: 2	3B: 0	HR: 3	SF: 0	SAC: 0	DP: 1	HBP: 0	WP: 2	PB: 0	SB: 0	CS: 0
--------------	------	------	------	------	-------	------	--------	-------	-------	------	------	------	------	------	------	------	------	------	-------	------	------	------	------	-------	------	------	------	------	-------	------	------	------	------	------	------	------	------	------	-------	------	------	------	------	-------	-------	-------	-------	-------	-------	--------	-------	--------	-------	-------	-------	-------

PITCHER	IP	WLS	BF	H	R	ER	SO	BB	IBB	HBP	BLK	WP	HR	S	P	ERA	WHIP
56 Mark Buehrle, L ERA: 3.67 (1, 1)	6.0	L	30	11	6	6	4	2	0	0	0	1	2	61	105	9.00	2.167
Todd Ritchie, R ERA: 6.14 (7, 1)	1.0		4	0	0	0	1	1	0	0	0	1	0	11	19	0.00	1.000
Matt Ginter, R ERA: 4.53 (8, 1)	1.0		6	2	3	0	0	0	0	0	0	0	1	12	16	0.00	2.000

BOTTOM

Chicago White Sox @ Kansas City Royals
Kauffman Stadium, Kansas City, MO

Wed Sep 11 2002, 7:05 PM CDT
Att: 12,104 - Sunny - 74 F

AB	37
R	9
H	13
RBI	9
BB	3
SO	5
LOB	14



WP: 2	PA: 40
PB: 0	
SB: 0	
CS: 0	

livebaseballscorecards.com

Batter	1	2	3	4	5	6	7	8	9	AB R H RBI BB SO LOB	TOP											
D'Angelo Jimenez, S OBP: 0.318, SLG: 0.335 (1, 4)	3-2 F8	2-0 1B 3B		0-0 G4-3			1-0 G4-3	1-0 G1		5 1 1 1 0 0 2												
Jose Valentin, S OBP: 0.315, SLG: 0.488 (1, 6)	2-1 1B 1B	1-1 1B			2-1 G6-3		1-0 1B 1B		1-1 P6	5 2 3 1 0 0 0												
Carlos Lee, R OBP: 0.357, SLG: 0.481 (1, 10)	1-1 1B 1-3 1B	1-1 F7			1-2 HR		0-2 1B 1B		4-0 G5-4-3 BB	4 1 3 1 1 0 1												
Magglio Ordonez, R OBP: 0.376, SLG: 0.577 (1, 9)	0-0 FC6-4 1-3 3-H 1B			0-1 G6-3		2-3 K	0-2 1-2 2-H 1B		3-2 G5-4-3 1-2f	5 0 2 2 0 1 1												
Jeff Liefer, L OBP: 0.283, SLG: 0.329 (1, 3)	2-3 K			0-0 G6-3		0-1 G5-3				4 0 0 0 0 2 4												
Aaron Rowand, R OBP: 0.290, SLG: 0.402 (1, 8)	1-1 FC6-4 1-2f			1-3 K			1-3 K			4 0 1 0 0 2 4												
24 Joe Crede, R OBP: 0.285, SLG: 0.472 (1, 5)				1-2 P6		0-3 K		0-0 G6-3		4 0 0 0 0 2 1												
Joe Borchard, S OBP: 0.250, SLG: 0.526 (1, 7)		2-1 F2		0-1 P6		0-3 K		4-2 BB		3 0 0 0 1 1 1												
Mark Johnson, L OBP: 0.293, SLG: 0.276 (1, 2)		4-2 3B BB		0-1 1B		2-2 G4-3		1-1 L8		3 1 1 0 1 0 2												
Inning Stats	R: 1 E: 0 K: 1 S: 14	H: 3 LOB: 2 BB: 0 P: 23	R: 2 E: 0 K: 1 S: 13	H: 2 LOB: 1 BB: 1 P: 25	R: 0 E: 0 K: 1 S: 6	H: 0 LOB: 0 BB: 0 P: 7	R: 0 E: 0 K: 0 S: 8	H: 1 LOB: 1 BB: 0 P: 9	R: 1 E: 0 K: 1 S: 11	H: 1 LOB: 0 BB: 0 P: 16	R: 0 E: 0 K: 2 S: 12	H: 1 LOB: 1 BB: 0 P: 14	R: 1 E: 0 K: 2 S: 14	H: 3 LOB: 2 BB: 0 P: 18	R: 0 E: 0 K: 0 S: 6	H: 0 LOB: 1 BB: 1 P: 12	R: 0 E: 0 K: 0 S: 5	H: 0 LOB: 0 BB: 1 P: 13	1B: 9 2B: 0 3B: 1 HR: 1	SF: 0 SAC: 0 DP: 1 HBP: 0	WP: 0 PB: 0 SB: 0 CS: 0	PA: 40
PITCHER	IP WLS BF H R ER SO BB IBB HBP BLK WP HR S P ERA WHIP																					
Miguel Asencio, R ERA: 5.32 (1, 1)	6.1 L 31 11 5 5 6 1 0 0 0 0 0 1 72 104 7.11 1.895																					
Mike MacDougal, R ERA: 8.1 (7, 1)	1.2 6 0 0 0 2 1 0 0 0 0 0 0 12 20 0.00 0.600																					
Jeremy Hill, R ERA: 6.75 (9, 1)	1.0 3 0 0 0 0 1 0 0 0 0 0 0 5 13 0.00 1.000																					

Chicago White Sox @ Kansas City Royals
Kauffman Stadium, Kansas City, MO
Thu Sep 12 2002, 1:05 PM CDT
Att. 10,427 - Cloudy - 70 F

AB	37
R	5
H	11
RBI	5
BB	3
SO	8
LOB	16



Batter	1	2	3	4	5	6	7	8	9	AB	R	H	RBI	BB	SO	LOB
Michael Tucker, L (1, 9) OBP: 0.335, SLG: 0.422	3-2 P3		2-1 G6-3		0-0 FC4-6			1-2 L7		4	0	0	0	0	0	1
Carlos Beltrán, S (1, 8) OBP: 0.351, SLG: 0.509	2-0 L7			2-2 1B HBP		4-2 29 G5-4-3 BB			0-3 K	2	0	0	0	1	1	0
29 Mike Sweeney, R (1, 10) OBP: 0.413, SLG: 0.580	2-0 F8			0-1 F3		0-0 G5-4-3			1-0 G6-4-3 1B	4	0	1	0	0	0	2
Raul Ibanez, L (1, 3) OBP: 0.345, SLG: 0.544		0-1 HR		0-1 1-2 1B		2-2 G3-1			2-2 G6-4-3	3	1	2	1	0	0	0
Kit Pellow, R (7, 3) OBP: 0.400, SLG: 0.429										1	0	0	0	0	0	1
Joe Randa, R (1, 5) OBP: 0.346, SLG: 0.432		1-0 F8		3-3 K						3	0	0	0	0	1	2
Dee Brown, L (1, 7) OBP: 0.259, SLG: 0.308			3-3 K		1-0 P3					3	0	0	0	0	1	2
Brent Mayne, L (1, 2) OBP: 0.316, SLG: 0.316		0-2 G3-1			1-3 K					3	0	0	0	0	1	0
Luis Ordaz, R (1, 4) OBP: 0.316, SLG: 0.244			1-1 G6-3		2-2 L7				2-2 F7	3	0	0	0	0	0	0
4 Angel Berroa, R (1, 6) OBP: 0.261, SLG: 0.238			1-1 L8		4-2 BB				0-0 F8	2	0	0	0	1	0	0

Inning Stats	R: 0	H: 0	E: 0	K: 0	S: 5	R: 1	H: 1	E: 0	K: 1	S: 10	R: 0	H: 0	E: 0	K: 0	S: 6	R: 0	H: 1	E: 0	K: 1	S: 13	R: 0	H: 0	E: 0	K: 1	S: 15	R: 0	H: 0	E: 0	K: 0	S: 8	R: 0	H: 0	E: 0	K: 0	S: 10	R: 0	H: 0	E: 0	K: 0	S: 9	R: 0	H: 1	E: 0	K: 1	S: 10	1B: 2	2B: 0	3B: 0	HR: 1	SF: 0	SAC: 0	DP: 2	HBP: 1	WP: 0	PA: 31
PITCHER	IP	WLS	BF	H	R	ER	SO	BB	IBB	HBP	BLK	WP	HR	S	P	ERA	WHIP																																						
Jon Garland, R (1, 1) ERA: 4.74	7.0	W	25	2	1	1	3	2	0	1	0	0	1	67	105	1.29	0.571																																						
Keith Foulke, R (8, 1) ERA: 3.17	2.0		6	1	0	0	1	0	0	0	0	0	0	19	25	0.00	0.500																																						

BOTTOM

Chicago White Sox @ Kansas City Royals
Kauffman Stadium, Kansas City, MO

Thu Sep 12 2002, 1:05 PM CDT
Att: 10,427 - Cloudy - 70 F

livebaseballscorecards.com

AB	28
R	1
H	3
RBI	1
BB	2
SO	4
LOB	8



Batter	1	2	3	4	5	6	7	8	9	10	AB R H RBI BB SO LOB
George Lombard, L (1, 8) OBP: 0.330, SLG: 0.425	0-0 F7		1-1 20 G6-3 SF7 2B		2-1 G4-3		2-2 E4 20 S		0-3 K		5 1 1 0 0 1 0
20 Omar Infante, R (1, 6) OBP: 0.348, SLG: 0.500	0-1 1B		1-0 G6-3		1-1 L9		4-2 1-2 BB		3-2 P4		4 0 1 0 1 0 1
Bobby Higginson, L (1, 7) OBP: 0.351, SLG: 0.423	3-2 P6		0-0 SF7		2-0 1B SF7 2B		1-1 L7		3-1 HR 1B		4 2 2 1 0 0 3
Robert Fick, L (1, 9) OBP: 0.328, SLG: 0.433	1-2 F9		1-1 P6		4-1 1B BB		0-1 G4-3		1-2 L8		4 0 0 0 1 0 4
Carlos Pena, L (1, 3) OBP: 0.311, SLG: 0.452		0-1 G3		1-2 CS 1B		0-0 F5		2-2 G3-1		1-2 HR	5 1 2 2 0 0 2
Mike Rivera, R (1, 2) OBP: 0.283, SLG: 0.360 Ramon Santiago, S (8, PR) OBP: 0.305, SLG: 0.370 Matt Walbeck, S (9, 2) OBP: 0.264, SLG: 0.265		4-1 FC6-4 1B BB		2-1 F9 1-2		0-1 1-2 2-3 1B		1-2 WP 2B			3 0 2 0 1 0 1 0 0 0 0 0 0 0 0 0 0 0 0 0 0
Eric Munson, L (1, 10) OBP: 0.273, SLG: 0.571		0-0 FC6-4 1B		1-0 1B		1-1 SF7 3-H		2-0 F7			3 0 2 1 0 0 1
Damian Jackson, R (1, 4) OBP: 0.319, SLG: 0.360		1-2 FC6-4 1-2 2-3		1-0 G3		1-0 F9		3-2 F9 2-3			4 0 0 0 0 0 6
Chris Truby, R (1, 5) OBP: 0.239, SLG: 0.324		2-2 G6-3		2-2 G5-3		1-0 L9		2-1 F8			4 0 0 0 0 0 2

Inning Stats	R: 0	H: 1	E: 0	K: 0	S: 10	P: 14	R: 0	H: 1	E: 0	K: 0	S: 11	P: 18	R: 1	H: 1	E: 0	K: 0	S: 6	R: 0	H: 2	E: 0	K: 0	S: 7	P: 12	R: 0	H: 0	E: 0	K: 0	S: 7	P: 12	R: 1	H: 2	E: 0	K: 0	S: 8	P: 16	R: 0	H: 0	E: 1	K: 0	S: 10	P: 18	R: 0	H: 1	E: 0	K: 0	S: 12	P: 20	R: 0	H: 0	E: 0	K: 1	S: 8	P: 13	R: 2	H: 2	E: 0	K: 0	S: 8	P: 13	1B: 6	SF: 2	2B: 3	SAC: 0	3B: 0	DP: 0	HR: 1	HBP: 0
--------------	------	------	------	------	-------	-------	------	------	------	------	-------	-------	------	------	------	------	------	------	------	------	------	------	-------	------	------	------	------	------	-------	------	------	------	------	------	-------	------	------	------	------	-------	-------	------	------	------	------	-------	-------	------	------	------	------	------	-------	------	------	------	------	------	-------	-------	-------	-------	--------	-------	-------	-------	--------

PITCHER	IP	WLS	BF	H	R	ER	SO	BB	IBB	HBP	BLK	WP	HR	S	P	ERA	WHIP
Jeff Suppan, R (1, 1) ERA: 5.56	6.1		29	7	2	2	0	3	0	0	0	0	0	55	94	2.84	1.579
Jeremy Affeldt, L (7, 1) ERA: 4.46	1.1		5	1	0	0	0	0	0	0	0	0	0	12	18	0.00	0.750
Jason Grimsley, R (8, 1) ERA: 3.93	1.1		4	0	0	0	1	0	0	0	0	1	0	12	20	0.00	0.000
Scott Mullen, L (10, 1) ERA: 2.78	0.1	L	3	2	2	2	0	0	0	0	0	0	1	8	13	54.00	6.000

BOTTOM


Kansas City Royals @ Detroit Tigers
Comerica Park, Detroit, MI

Fri Sep 13 2002, 7:05 PM EDT
Att. 17,023 - Cloudy - 79 F

livebaseballscorecards.com

AB	36
R	4
H	10
RBI	4
BB	3
SO	1
LOB	20

WP: 1 PA: 41
PB: 0
SB: 1
CS: 1



Batter	1	2	3	4	5	6	7	8	9	AB	R	H	RBI	BB	SO	LOB	TOP										
Michael Tucker, L (1, 7) OBP: 0.330, SLG: 0.414	4-0 1B 29 1B BB	2-1 L9	1-1 F7		0-0 FC3-2 29 FC5 S		0-1 F7			4	1	0	0	1	0	4											
Carlos Beltrán, S (1, 8) OBP: 0.352, SLG: 0.508	1-0 BB 29 1B 1B	1-0 29 1B 2B		2-1 29 L9-3 1B	4-2 29 FC5 BB		1-1 F8			4	1	3	1	1	0	0											
29 Mike Sweeney, R (1, 3) OBP: 0.412, SLG: 0.574	1-1 BB 1B	0-2 PB 1B 1B		0-1 L9-3 1-2	1-1 FC5 1-2 2-3f		1-1 F8			5	0	2	2	0	0	3											
Joe Randa, R (1, 10) OBP: 0.349, SLG: 0.433	1-2 F7	1-1 PB 1B		1-1 FC6-4 1B		1-1 G4-3		1-1 F9		5	0	2	0	0	0	2											
Kit Pellow, R (1, 5) OBP: 0.409, SLG: 0.405	4-0 BB 1B	4-2 BB 1B		0-0 FC6-4 1-2f		2-1 F9				2	0	0	0	2	0	1											
Carlos Febles, R (8, 4) OBP: 0.326, SLG: 0.340	1-2 2-3 BB	1-2 2-3 BB								1	0	0	0	0	0	0											
Brandon Berger, R (1, 9) OBP: 0.268, SLG: 0.409	0-0 P3	1-1 P6				0-1 G5-3		1-2 G5-3		5	0	0	0	0	0	6											
4 Angel Berroa, R (1, 6) OBP: 0.281, SLG: 0.333	0-2 F8		1-0 F3		2-2 E9 E 2B		0-2 F9			5	1	1	0	0	0	3											
A.J. Hinch, R (1, 2) OBP: 0.313, SLG: 0.402		1-2 SH1-3 2B 2B	4-1 BB		1-2 E6 E 1B		0-0 1B			3	2	2	1	1	0	0											
Luis Ordaz, R (1, 4) OBP: 0.316, SLG: 0.247		0-0 SH1-3 2-3	2-2 F9		0-1 E9 FC3-2 1B		1-3 K			3	0	1	0	0	1	2											
Inning Stats	R: 1 E: 0 K: 0 S: 11	H: 2 LOB: 3 BB: 2 P: 22	R: 2 E: 0 K: 0 S: 16	H: 4 LOB: 3 BB: 1 P: 26	R: 0 E: 0 K: 0 S: 7	H: 0 LOB: 1 BB: 1 P: 15	R: 0 E: 0 K: 0 S: 7	H: 2 LOB: 1 BB: 0 P: 10	R: 2 E: 3 K: 0 S: 18	H: 2 LOB: 2 BB: 1 P: 26	R: 0 E: 0 K: 0 S: 8	H: 0 LOB: 0 BB: 0 P: 12	R: 0 E: 0 K: 1 S: 9	H: 1 LOB: 1 BB: 0 P: 10	R: 0 E: 0 K: 0 S: 6	H: 0 LOB: 0 BB: 0 P: 9	R: 0 E: 0 K: 0 S: 7	H: 0 LOB: 0 BB: 0 P: 10	1B: 8 2B: 4 3B: 0 HR: 0	SF: 0 SAC: 1 DP: 1 HBP: 0	WP: 0 PB: 1 SB: 1 CS: 0	PA: 43					
PITCHER	IP	WLS	BF	H	R	ER	SO	BB	IBB	HBP	BLK	WP	HR	S	P	ERA	WHIP										
50 Andy Van Hekken, L (1, 1) ERA: 2.16	1.2	L	13	6	3	3	0	2	0	0	0	0	0	23	39	16.20	4.800										
Brian Powell, R (2, 1) ERA: 4.72	3.0		16	4	2	1	0	3	0	0	0	0	0	34	57	3.00	2.333										
Jeff Farnsworth, R (5, 1) ERA: 5.45	3.1		11	1	0	0	1	0	0	0	0	0	0	25	34	0.00	0.300										
Fernando Rodney, R (9, 1) ERA: 7.2	1.0		3	0	0	0	0	0	0	0	0	0	0	7	10	0.00	0.000										

Kansas City Royals @ Detroit Tigers
Comerica Park, Detroit, MI
Sat Sep 14 2002, 2:05 PM EDT
Att. 18,693 - Cloudy - 83 F

AB	37
R	5
H	11
RBI	4
BB	5
SO	1
LOB	21



1B:	8	SF:	0
2B:	4	SAC:	1
3B:	0	DP:	1
HR:	0	HBP:	0

livebaseballscorecards.com

Batter	1	2	3	4	5	6	7	8	9	AB R H RBI BB SO LOB
George Lombard, L (1, 8) OBP: 0.329, SLG: 0.422	0-1 F7		0-3 K			1-0 FC4-6 2-3 1B		0-0 F3		4 0 1 0 0 1 1
Ramon Santiago, S (1, 6) OBP: 0.300, SLG: 0.363	0-1 L3			0-1 G6-3		0-0 FC4-6 1-2f 3-H		1-2 G1-3		4 0 0 1 0 0 1
Bobby Higginson, L (1, 7) OBP: 0.348, SLG: 0.419	1-2 F6			2-3 K		1-2 F8			1-3 K	4 0 0 0 0 2 1
Robert Fick, L (1, 9) OBP: 0.325, SLG: 0.429				1-2 G6-3		1-3 K			0-0 G5-3	4 0 0 0 0 1 1
Carlos Pena, L (1, 3) OBP: 0.313, SLG: 0.455					0-0 E3				1-3 K	4 0 2 0 0 1 0
Mike Rivera, R (1, 2) OBP: 0.275, SLG: 0.350					0-1 F8					3 0 0 0 0 0 3
Eric Munson, L (1, 10) OBP: 0.240, SLG: 0.500					1-3 K					3 0 0 0 0 2 2
Damion Easley, R (1, 4) OBP: 0.307, SLG: 0.345					1-1 G6-3					2 0 0 0 1 0 2
Chris Truby, R (1, 5) OBP: 0.240, SLG: 0.327					1-2 F5				2-1 P6	3 1 1 0 0 0 1

Inning Stats	R: 0 E: 0 K: 0 S: 7	H: 0 LOB: 0 BB: 0 P: 8	R: 0 E: 0 K: 0 S: 7	H: 1 LOB: 0 BB: 0 P: 8	R: 0 E: 0 K: 1 S: 9	H: 0 LOB: 1 BB: 1 P: 14	R: 0 E: 0 K: 1 S: 10	H: 0 LOB: 0 BB: 0 P: 13	R: 0 E: 1 K: 1 S: 8	H: 0 LOB: 1 BB: 0 P: 10	R: 1 E: 0 K: 1 S: 10	H: 2 LOB: 1 BB: 0 P: 13	R: 0 E: 0 K: 1 S: 18	H: 1 LOB: 1 BB: 0 P: 21	R: 0 E: 0 K: 0 S: 6	H: 0 LOB: 0 BB: 0 P: 9	R: 0 E: 0 K: 2 S: 7	H: 0 LOB: 0 BB: 0 P: 9	1B: 2 2B: 2 3B: 0 HR: 0	SF: 0 SAC: 0 DP: 1 HBP: 0	WP: 0 PB: 0 SB: 0 CS: 0	PA: 32
--------------	------------------------------	---------------------------------	------------------------------	---------------------------------	------------------------------	----------------------------------	-------------------------------	----------------------------------	------------------------------	----------------------------------	-------------------------------	----------------------------------	-------------------------------	----------------------------------	------------------------------	---------------------------------	------------------------------	---------------------------------	----------------------------------	------------------------------------	----------------------------------	--------


PITCHER	IP	WLS	BF	H	R	ER	SO	BB	IBB	HBP	BLK	WP	HR	S	P	ERA	WHIP	PITCHER	IP	WLS	BF	H	R	ER	SO	BB	IBB	HBP	BLK	WP	HR	S	P	ERA	WHIP	
Paul Byrd, R (1, 1) ERA: 3.86	9.0	W	32	4	1	1	7	1	0	0	0	0	0	82	105	1.00	0.556																			

BOTTOM

Kansas City Royals @ Detroit Tigers
Comerica Park, Detroit, MI

Sat Sep 14 2002, 2:05 PM EDT
Att: 18,693 - Cloudy - 83 F

AB	31
R	1
H	4
RBI	1
BB	1
SO	7
LOB	12



Batter	1	2	3	4	5	6	7	8	9	AB R H RBI BB SO LOB	TOP											
Michael Tucker, L (1, 10) OBP: 0.329, SLG: 0.411	0-1 F8	1-2 F9	0-0 1B		1-3 K			0-3 K		5 0 1 1 0 2 0												
Carlos Beltrán, S (1, 8) OBP: 0.351, SLG: 0.504 Brandon Berger, R (8, 8) OBP: 0.268, SLG: 0.409	1-3 K	0-0 G4-3	3-2 G3		1-0 G1-3			4-1 BB		4 0 0 0 1 1 2 0 0 0 0 0 0 0												
29 Mike Sweeney, R (1, 3) OBP: 0.414, SLG: 0.575 Kit Pellow, R (8, PH) OBP: 0.400, SLG: 0.395	4-2 1B		1-1 3B		1-2 1B		2-3 K	1-3 K		3 2 2 0 1 1 0 1 0 0 0 0 1 1												
Joe Randa, R (1, 5) OBP: 0.352, SLG: 0.440 Luis Ordaz, R (8, PH) OBP: 0.313, SLG: 0.244	0-0 1B		2-1 1B		1-2 2B		1-2 F9	0-1 FC6-4		4 3 3 1 0 0 0 1 0 0 0 0 0 1												
Dee Brown, L (1, 7) OBP: 0.281, SLG: 0.419	2-2 BB		1-3 K		0-0 F7		1-1 HR	1-3 K		5 1 2 2 0 2 2												
Brent Mayne, L (1, 2) OBP: 0.317, SLG: 0.318	4-1 BB		2-1 1B		1-0 1B		2-2 G4-3	1-3 K		4 2 2 2 1 1 0												
Aaron Guiel, L (1, 9) OBP: 0.291, SLG: 0.328	4-2 BB		3-2 F7		0-1 1B		2-3 K	3-2 G4-3		4 0 1 2 1 1 1												
Neifi Perez, S (1, 6) OBP: 0.261, SLG: 0.303	1-2 F8		2-1 1B		0-0 F7		0-1 G3-1			4 1 1 0 0 0 4												
Carlos Febles, R (1, 4) OBP: 0.325, SLG: 0.339		1-1 G4-3	3-2 1B		0-0 G5-3		1-2 G1-3			4 0 1 1 0 0 0												
Inning Stats	R: 2 E: 0 K: 1 S: 22	H: 2 LOB: 3 BB: 3 P: 38	R: 0 E: 0 K: 0 S: 7	H: 0 LOB: 0 BB: 0 P: 9	R: 4 E: 0 K: 1 S: 26	H: 6 LOB: 2 BB: 0 P: 43	R: 2 E: 0 K: 0 S: 16	H: 4 LOB: 1 BB: 0 P: 19	R: 0 E: 0 K: 1 S: 5	H: 0 LOB: 0 BB: 0 P: 7	R: 1 E: 0 K: 1 S: 16	H: 1 LOB: 0 BB: 0 P: 22	R: 0 E: 0 K: 1 S: 8	H: 0 LOB: 0 BB: 0 P: 11	R: 0 E: 0 K: 2 S: 10	H: 0 LOB: 1 BB: 1 P: 15	R: 0 E: 0 K: 2 S: 9	H: 0 LOB: 0 BB: 0 P: 14	1B: 10 2B: 1 3B: 1 HR: 1	SF: 0 SAC: 0 DP: 0 HBP: 0	WP: 0 PB: 0 SB: 1 CS: 0	PA: 43
PITCHER	IP WLS BF H R ER SO BB IBB HBP BLK WP HR S P ERA WHIP																					
Jason Beverlin, R (1, 1) ERA: 9.9	2.2 L 18 7 6 5 2 3 0 0 0 0 0 0 51 83 16.88 3.750																					
Adam Bernero, R (3, 1) ERA: 6.45	4.1 18 6 3 3 3 0 0 0 0 0 0 1 49 66 6.23 1.385																					
Eric Eckenstahler, L (8, 1) ERA:	1.0 4 0 0 0 2 1 0 0 0 0 0 0 10 15 0.00 1.000																					
Jamie Walker, L (9, 1) ERA: 3.98	1.0 3 0 0 0 2 0 0 0 0 0 0 0 9 14 0.00 0.000																					

Kansas City Royals @ Detroit Tigers
Comerica Park, Detroit, MI
Sun Sep 15 2002, 2:05 PM EDT
Att. 20,991 - Cloudy - 69 F

AB	39
R	9
H	13
RBI	9
BB	4
SO	9
LOB	11



1B	10	SF	0
2B	1	SAC	0
3B	1	DP	0
HR	1	HBP	0

Batter	1	2	3	4	5	6	7	8	9	AB	R	H	RBI	BB	SO	LOB
George Lombard, L (1, 8) OBP: 0.328, SLG: 0.416	2-3 K		4-2 20 1B BB		1-0 G3-1			0-2 L9		3	0	0	0	1	1	0
20 Omar Infante, R (1, 6) OBP: 0.407, SLG: 0.538	0-1 G6-3		0-2 1-2 2-H 1B		0-0 L1-3 1B			1-1 BB 2B 1B		4	1	3	1	0	0	0
Bobby Higginson, L (1, 7) OBP: 0.345, SLG: 0.415	0-0 P4		2-3 K		0-0 L1-3			1-0 F8		4	0	0	0	0	1	4
Carlos Pena, L (1, 10) OBP: 0.315, SLG: 0.454		3-3 K		0-0 G5-4-3 1B		0-2 F7		4-2 2B BB		3	1	1	0	1	1	0
Mike Rivera, R (1, 2) OBP: 0.274, SLG: 0.355		1-2 F9		1-1 G5-4-3			1-2 G5-3	1-2 2B		4	0	1	2	0	0	1
Eric Munson, L (1, 3) OBP: 0.241, SLG: 0.464		1-2 G1-3		1-1 1B			3-2 G3-1	2-3 K		4	0	1	0	0	1	1
Hiram Bocachica, R (1, 9) OBP: 0.255, SLG: 0.396			0-1 F8	0-1 G6-3			2-3 K	0-1 F7		4	0	0	0	0	1	2
Damian Jackson, R (1, 4) OBP: 0.323, SLG: 0.361			4-0 FC6-4 BB		1-1 G4-6-3 1B			1-1 G6-3		2	0	1	0	1	0	0
Chris Truby, R (1, 5) OBP: 0.238, SLG: 0.324			0-2 FC6-4 20 1B BB		0-1 G4-6-3			0-3 K		3	1	0	0	0	1	2

Inning Stats	R: 0	H: 0	E: 0	K: 1	S: 6	LOB: 0	BB: 0	P: 8	R: 0	H: 0	E: 0	K: 1	S: 9	LOB: 0	BB: 0	P: 14	R: 1	H: 1	E: 0	K: 1	S: 15	LOB: 2	BB: 2	P: 25	R: 0	H: 2	E: 0	K: 0	S: 7	LOB: 1	BB: 0	P: 9	R: 0	H: 1	E: 0	K: 0	S: 5	LOB: 0	BB: 0	P: 7	R: 0	H: 1	E: 0	K: 1	S: 5	LOB: 0	BB: 0	P: 5	R: 0	H: 0	E: 0	K: 1	S: 9	LOB: 0	BB: 0	P: 15	R: 0	H: 0	E: 0	K: 1	S: 8	LOB: 0	BB: 0	P: 9	R: 2	H: 2	E: 0	K: 1	S: 17	LOB: 1	BB: 1	P: 26	1B: 6	SF: 0	2B: 2	SAC: 0	3B: 0	DP: 3	HR: 0	HBP: 0	WP: 0	PA: 34
PITCHER	IP	WLS	BF	H	R	ER	SO	BB	IBB	HBP	BLK	WP	HR	S	P	ERA	WHIP																																																																	
Runelvys Hernandez, R (1, 1) ERA: 4.6	8.1	W	32	7	3	3	5	3	0	0	0	0	0	76	111	3.24	1.200																																																																	
Jeremy Hill, R (9, 1) ERA: 5.4	0.2		2	0	0	0	1	0	0	0	0	0	0	5	7	0.00	0.000																																																																	

BOTTOM

Kansas City Royals @ Detroit Tigers
Comerica Park, Detroit, MI
Sun Sep 15 2002, 2:05 PM EDT
Att: 20,991 - Cloudy - 69 F

livebaseballscorecards.com

AB	31
R	3
H	7
RBI	3
BB	3
SO	6
LOB	10



Batter	1	2	3	4	5	6	7	8	9	AB R H RBI BB SO LOB	TOP
4 Angel Berroa, R OBP: 0.306, SLG: 0.382 (1, 6)	0-0 G5-4-3 1B		1-0 SF9-5 2B		0-2 G5-3			0-0 L9		4 0 2 1 0 0 0	
Carlos Beltrán, S OBP: 0.349, SLG: 0.501 (1, 8)	2-1 G5-4-3 1-2f		1-2 F9			3-3 K		2-2 F8		4 0 0 0 0 1 3	
29 Mike Sweeney, R OBP: 0.413, SLG: 0.572 (1, 10)	4-1 BB		3-2 SF9-5 2-3 3-H			2-3 K		0-0 G5-3		2 0 0 1 1 1 0	
Joe Randa, R OBP: 0.350, SLG: 0.436 (1, 5)	2-2 F3			2-2 G6-3		1-0 G5-3		1-3 K		4 0 0 0 0 1 1	
Kit Pellow, R OBP: 0.396, SLG: 0.390 (1, 3)		1-1 F8		1-0 1B		1-0 P6		1-0 F8		3 0 1 0 0 0 0 1 0 0 0 0 0 0	
Michael Tucker, L OBP: 0.328, SLG: 0.410 (9, PH)											
Brandon Berger, R OBP: 0.262, SLG: 0.400 (1, 9)		0-1 F7		1-1 F9		3-2 G5-3				3 0 0 0 0 0 1	
Dee Brown, L OBP: 0.286, SLG: 0.412 (1, 7)		0-1 F9		2-3 K		0-0 1B				3 0 1 0 0 1 1	
Neifi Perez, S OBP: 0.261, SLG: 0.304 (1, 4)			1-1 4 2B 1B		0-1 G6-3		1-1 F8			3 1 1 0 0 0 1	
A.J. Hinch, R OBP: 0.313, SLG: 0.401 (1, 2)			2-2 4 2B 29 SF9-5 1B		0-2 G5-3			1-3 K		3 1 1 0 0 1 0	
Inning Stats	R: 0 H: 1 E: 0 LOB: 1 K: 0 BB: 1 S: 7 P: 15	R: 0 H: 0 E: 0 LOB: 0 K: 0 BB: 0 S: 6 P: 7	R: 2 H: 3 E: 0 LOB: 0 K: 0 BB: 0 S: 16 P: 24	R: 0 H: 1 E: 0 LOB: 1 K: 1 BB: 0 S: 10 P: 16	R: 0 H: 0 E: 0 LOB: 0 K: 0 BB: 0 S: 8 P: 8	R: 0 H: 0 E: 0 LOB: 0 K: 2 BB: 0 S: 7 P: 13	R: 0 H: 1 E: 0 LOB: 1 K: 0 BB: 0 S: 11 P: 16	R: 0 H: 0 E: 0 LOB: 0 K: 1 BB: 0 S: 7 P: 10	R: 0 H: 0 E: 0 LOB: 0 K: 1 BB: 0 S: 5 P: 7	1B: 5 SF: 1 2B: 2 SAC: 0 3B: 0 DP: 2 HR: 0 HBP: 0	WP: 0 PA: 32 PB: 0 SB: 0 CS: 0
PITCHER Mike Maroth, L (1, 1) ERA: 4.69 Franklyn German, R (9, 1) ERA:	IP WLS BF H R ER SO BB IBB HBP BLK WP HR S P ERA WHIP										
	8.0 W 29 6 2 2 4 1 0 0 0 0 0 0 72 109 2.25 0.875										
	1.0 S 3 0 0 0 1 0 0 0 0 0 0 0 5 7 0.00 0.000										

Kansas City Royals @ Detroit Tigers
Comerica Park, Detroit, MI
Mon Sep 16 2002, 7:05 PM EDT
Att. 10,469 - Cloudy - 75 F

livebaseballscorecards.com

AB	30
R	2
H	6
RBI	2
BB	1
SO	5
LOB	7



Batter	1	2	3	4	5	6	7	8	9	AB R H RBI BB SO LOB	TOP
4 Angel Berroa, R OBP: 0.300, SLG: 0.351 (1, 6)	P4		BLK BB		E5 FC5		K			3 0 0 0 1 1 2	Kansas City Royals @ Chicago White Sox Comiskey Park, Chicago, IL Tue Sep 17 2002, 8:05 PM EDT Att. 12,003 - Overcast - 72 F
Carlos Beltrán, S OBP: 0.347, SLG: 0.497 (1, 8)	G1-3		P6		FC5		K		4 0 0 0 0 1 3		
29 Mike Sweeney, R OBP: 0.414, SLG: 0.579 (1, 3)	FC6-4 1B			HR	L9		F5		4 1 2 1 0 0 0		
Joe Randa, R OBP: 0.349, SLG: 0.437 (1, 5)	FC6-4		G6-3		2B		F9		4 0 1 0 0 0 1		
Brandon Berger, R OBP: 0.257, SLG: 0.391 (1, 9) Dee Brown, L OBP: 0.306, SLG: 0.429 (9, PH)		F7	L5		K			G4-6-3 1B	3 0 0 0 0 1 1 1 0 1 0 0 0 0		
Kit Pellow, R OBP: 0.365, SLG: 0.356 (1, 10)		K	F8		F8			F7	4 0 0 0 0 1 2		
Michael Tucker, L OBP: 0.327, SLG: 0.409 (1, 7)		G3			P6		CS 1B	G4-6-3	4 0 1 0 0 0 1		
Neifi Perez, S OBP: 0.261, SLG: 0.304 (1, 4)		G6-3	G6-3 FC5 4E 1B		F8		F8		3 0 1 0 0 0 1		
Brent Mayne, L OBP: 0.316, SLG: 0.317 (1, 2) A.J. Hinch, R OBP: 0.315, SLG: 0.402 (4, 2)		F7	F8		F8		SAFE 1B		1 0 0 0 0 0 0 2 0 1 0 0 0 1		
Inning Stats	R: 0 H: 1 E: 0 LOB: 1 K: 0 BB: 0 S: 15 P: 21	R: 0 H: 0 E: 0 LOB: 0 K: 1 BB: 0 S: 8 P: 11	R: 0 H: 0 E: 0 LOB: 1 K: 0 BB: 1 S: 9 P: 17	R: 1 H: 1 E: 0 LOB: 0 K: 0 BB: 0 S: 7 P: 10	R: 0 H: 1 E: 1 LOB: 2 K: 0 BB: 0 S: 9 P: 16	R: 0 H: 1 E: 0 LOB: 1 K: 1 BB: 0 S: 8 P: 12	R: 0 H: 2 E: 0 LOB: 1 K: 1 BB: 0 S: 10 P: 13	R: 0 H: 0 E: 0 LOB: 0 K: 1 BB: 0 S: 6 P: 8	R: 0 H: 1 E: 0 LOB: 0 K: 0 BB: 0 S: 11 P: 16	1B: 5 SF: 0 2B: 1 SAC: 0 3B: 0 DP: 1 HR: 1 HBP: 0	
PITCHER 56 Mark Buehrle, L ERA: 3.6 (1, 1) Keith Foulke, R ERA: 3.04 (8, 1)	IP WLS BF H R ER SO BB IBB HBP BLK WP HR S P ERA WHIP	7.0 W 28 6 1 1 3 1 0 0 0 0 0 1 66 100 1.29 1.000	2.0 S 6 1 0 0 1 0 0 0 0 0 0 0 17 24 0.00 0.500								

livebaseballscorecards.com

AB 33
R 1
H 7
RBI 1
BB 1
SO 4
LOB 12



Batter	1	2	3	4	5	6	7	8	9
D'Angelo Jimenez, S (1, 4) OBP: 0.321, SLG: 0.333	3-2 F9 BB 1B		4-1 BB BB	2-0 P4		2-3 K		0-0 G1-3	
Jose Valentin, S (1, 6) OBP: 0.314, SLG: 0.482	4-0 F9 BB 1-2		1-3 K	1-2 P4			3-2 F9	1-0 G5-3	
Frank Thomas, R (1, 10) OBP: 0.355, SLG: 0.461	0-0 F9 1-2 2-3		0-1 P5		4-2 S 1B BB		0-2 HR	4-2 2B BB	
Magglio Ordonez, R (1, 9) OBP: 0.379, SLG: 0.579	3-2 F8		3-2 F7		1-2 F8		2-0 HR	1-1 1-H 2B	
Carlos Lee, R (1, 7) OBP: 0.355, SLG: 0.474	0-1 G5-3			1-2 1B E BB 1B	2-2 F5		0-0 G6-3	1-3 K	
Joe Borchard, S (8, 7) OBP: 0.273, SLG: 0.524									
Jeff Liefer, L (1, 3) OBP: 0.285, SLG: 0.352		3-2 F9		2-1 E4 BB 1B 1-2	2-2 1B 1-H		1-1 2B		
Aaron Rowand, R (1, 8) OBP: 0.289, SLG: 0.393		1-2 G6-3		0-0 BB 1-2 2-3 1B		0-0 F9	3-1 HBP		
24 Joe Crede, R (1, 5) OBP: 0.307, SLG: 0.509		2-2 1B		1-0 F7		2-2 SH3 1B	0-0 F8		
Mark Johnson, L (1, 2) OBP: 0.304, SLG: 0.306		1-0 G4-3		4-1 BB 1-2 2-3 3-H		0-0 SH3		2-0 HR	

Inning Stats	R: 0	H: 1	E: 0	LOB: 2	K: 0	BB: 1	S: 14	R: 0	H: 1	E: 0	LOB: 1	K: 0	BB: 0	S: 12	R: 0	H: 0	E: 0	LOB: 1	K: 1	BB: 1	S: 9	R: 1	H: 2	E: 1	LOB: 3	K: 0	BB: 1	S: 13	R: 1	H: 1	E: 0	LOB: 1	K: 0	BB: 1	S: 12	R: 0	H: 1	E: 0	LOB: 1	K: 1	BB: 0	S: 11	R: 2	H: 3	E: 0	LOB: 2	K: 0	BB: 0	S: 12	R: 2	H: 2	E: 0	LOB: 1	K: 1	BB: 1	S: 11
1B: 6	SF: 0	2B: 2	SAC: 1	3B: 0	DP: 0	HR: 3	HBP: 1	1B: 6	SF: 0	2B: 2	SAC: 1	3B: 0	DP: 0	HR: 3	HBP: 1	1B: 6	SF: 0	2B: 2	SAC: 1	3B: 0	DP: 0	HR: 3	HBP: 1	1B: 6	SF: 0	2B: 2	SAC: 1	3B: 0	DP: 0	HR: 3	HBP: 1	1B: 6	SF: 0	2B: 2	SAC: 1	3B: 0	DP: 0	HR: 3	HBP: 1	1B: 6	SF: 0	2B: 2	SAC: 1	3B: 0	DP: 0	HR: 3	HBP: 1									


BOTTOM

Kansas City Royals @ Chicago White Sox
Comiskey Park, Chicago, IL

Tue Sep 17 2002, 8:05 PM EDT
Att: 12,003 - Overcast - 72 F

livebaseballscorecards.com

AB	34
R	6
H	11
RBI	6
BB	5
SO	3
LOB	26



PITCHER	IP	WLS	BF	H	R	ER	SO	BB	IBB	HBP	BLK	WP	HR	S	P	ERA	WHIP
Miguel Asencio, R (1, 1) ERA: 5.17	5.0	L	24	5	2	1	1	4	0	0	0	0	0	60	105	1.80	1.800
56 Shawn Sedlacek, R (6, 1) ERA: 6.75	2.0		11	4	2	2	1	0	0	1	0	0	2	23	36	9.00	2.000
51 Kris Wilson, R (8, 1) ERA: 8.2	1.0		6	2	2	2	1	1	0	0	0	0	1	11	20	18.00	3.000

Batter	1	2	3	4	5	6	7	8	9	AB R H RBI BB SO LOB	TOP											
Michael Tucker, L (1, 9) OBP: 0.329, SLG: 0.410	3-2 F7		1-2 29 1B		3-2 G4-3			4-2 L3 BB		3 1 1 0 1 0 0												
Carlos Beltrán, S (1, 8) OBP: 0.348, SLG: 0.496	3-1 G1-3		4-0 29 1B BB			4-1 29 CS BB		2-2 L3		2 0 0 0 2 0 1												
29 Mike Sweeney, R (1, 3) OBP: 0.415, SLG: 0.577	3-1 G6-3		0-0 1-2 2-H 1B			4-2 WP 1B BB		0-3 K		3 0 1 1 1 1 0												
Raul Ibanez, L (1, 10) OBP: 0.344, SLG: 0.544		3-2 2B	1-2 L8			2-2 F8			1-0 F8	4 0 1 0 0 0 3												
Joe Randa, R (1, 5) OBP: 0.348, SLG: 0.435		1-2 P4		0-0 L4		2-2 WP 1B			0-2 P4	4 0 1 0 0 0 1												
Dee Brown, L (1, 7) OBP: 0.282, SLG: 0.395		1-0 F7		3-2 P6		3-2 F3			0-2 G1-3	3 0 0 0 0 0 3												
Kit Pellow, R (9, PH) OBP: 0.358, SLG: 0.348						1-2 2-3				1 0 0 0 0 0 0												
Brent Mayne, L (1, 2) OBP: 0.313, SLG: 0.314		2-2 G4-3		0-3 K			0-0 G1-3			3 0 0 0 0 1 1												
4 Angel Berroa, R (1, 6) OBP: 0.279, SLG: 0.325			1-2 F8		2-1 F8		2-0 F9			3 0 0 0 0 0 0												
Luis Ordaz, R (1, 4) OBP: 0.307, SLG: 0.239			2-3 K		2-2 G1-3		1-2 G3-1			2 0 0 0 0 1 0												
Aaron Guiel, L (7, PH) OBP: 0.290, SLG: 0.326										1 0 0 0 0 0 0												
Carlos Febles, R (7, 4) OBP: 0.325, SLG: 0.339										0 0 0 0 0 0 0												
Inning Stats	R: 0 E: 0 K: 0 S: 10	H: 0 LOB: 0 BB: 0 P: 19	R: 0 E: 0 K: 0 S: 13	H: 1 LOB: 1 BB: 0 P: 20	R: 1 E: 0 K: 1 S: 21	H: 2 LOB: 2 BB: 1 P: 30	R: 0 E: 0 K: 1 S: 8	H: 0 LOB: 0 BB: 0 P: 11	R: 0 E: 0 K: 0 S: 10	H: 0 LOB: 0 BB: 0 P: 17	R: 0 E: 0 K: 0 S: 16	H: 1 LOB: 2 BB: 2 P: 31	R: 0 E: 0 K: 0 S: 6	H: 0 LOB: 0 BB: 0 P: 9	R: 0 E: 0 K: 1 S: 10	H: 0 LOB: 0 BB: 1 P: 16	R: 0 E: 0 K: 0 S: 7	H: 0 LOB: 0 BB: 0 P: 8	1B: 2 2B: 3 3B: 0 HR: 0	SF: 0 SAC: 0 DP: 1 HBP: 0	WP: 1 PB: 0 SB: 0 CS: 1	PA: 33
PITCHER	IP WLS BF H R ER SO BB IBB HBP BLK WP HR S P ERA WHIP																					
Jon Garland, R (1, 1) ERA: 4.65	5.1 W 21 3 1 1 2 3 0 0 0 0 0 0 66 109 1.69 1.125																					
Mike Porzio, L (6, 1) ERA: 4.58	1.0 H 4 1 0 0 0 0 0 0 0 0 1 0 13 20 0.00 1.000																					
Antonio Osuna, R (7, 1) ERA: 4.02	1.2 H 5 0 0 0 1 1 0 0 0 0 0 0 15 24 0.00 0.600																					
Damaso Marte, L (9, 1) ERA: 2.93	1.0 S 3 0 0 0 0 0 0 0 0 0 0 0 7 8 0.00 0.000																					

Kansas City Royals @ Chicago White Sox
 Comiskey Park, Chicago, IL
 Wed Sep 18 2002, 8:05 PM EDT
 Att. 10,246 - Overcast - 74 F

AB	29
R	1
H	4
RBI	1
BB	4
SO	3
LOB	9



WP	1	PA	33
PB	0		
SB	0		
CS	1		

1B	2	SF	0	2B	3	SAC	0	3B	0	DP	1	HR	0	HBP	0
----	---	----	---	----	---	-----	---	----	---	----	---	----	---	-----	---

livebaseballscorecards.com

Batter	1	2	3	4	5	6	7	8	9	AB R H RBI BB SO LOB	TOP										
Chuck Knoblauch, R (1, 7) <small>OBP: 0.289, SLG: 0.297</small> Aaron Guiel, L (8, 9) <small>OBP: 0.290, SLG: 0.326</small>	1-0 G6-3 		3-1 1B			1-0 G5-3 		0-2 G6-3 		4 0 1 0 0 0 2 0 0 0 0 0 0 0	Kansas City Royals @ Chicago White Sox Comiskey Park, Chicago, IL Thu Sep 19 2002, 8:05 PM EDT Att. 10,354 - Cloudy - 81 F										
Carlos Beltrán, S (1, 8) <small>OBP: 0.350, SLG: 0.501</small>	4-0 G4-3 S BB		2-1 G3 			1-1 HR		4-0 FC6-4 IBB		2 1 1 2 2 0 1											
Joe Randa, R (1, 5) <small>OBP: 0.346, SLG: 0.432</small>	0-2 G4-3 			1-0 L9 		0-0 G6-3 		0-2 FC6-4 		4 0 0 0 0 0 3											
Raul Ibanez, L (1, 3) <small>OBP: 0.343, SLG: 0.543</small>	0-3 K			2-2 G3-1 		0-0 G6-3 		1-0 2B		4 0 1 0 0 1 1											
Michael Tucker, L (1, 9) <small>OBP: 0.328, SLG: 0.408</small> (8, 7)		4-0 4 CS BB		1-0 F8 			0-1 L6 	0-1 B1 		3 0 0 0 1 0 1											
4 Angel Berroa, R (1, 6) <small>OBP: 0.298, SLG: 0.372</small>		0-2 F8 			0-1 FC8-2 3B		1-3 K	4-0 IBB		3 0 1 0 1 1 1											
Brent Mayne, L (1, 2) <small>OBP: 0.309, SLG: 0.310</small>		3-2 G3 			2-0 FC8-2 		1-2 F8 	1-1 F7 		4 0 0 0 0 0 3											
Dee Brown, L (1, 10) <small>OBP: 0.262, SLG: 0.366</small> Kit Pellow, R (9, PH) <small>OBP: 0.358, SLG: 0.348</small> Luis Alicea, S (9, PH) <small>OBP: 0.317, SLG: 0.291</small>			1-1 G5-3 		2-3 K			2-0 G4-3 	1-3 K	3 0 0 0 0 1 0 0 0 0 0 0 0 0 1 0 0 0 0 1 2											
Carlos Febles, R (1, 4) <small>OBP: 0.328, SLG: 0.345</small>			2-3 K		1-0 G5-3 HR		2-2 G6-3 S 1B			3 1 2 0 0 1 0											
Inning Stats	R: 0 H: 0 E: 0 LOB: 1 K: 1 BB: 1 S: 8 P: 13	R: 0 H: 0 E: 0 LOB: 0 K: 0 BB: 1 S: 7 P: 14	R: 0 H: 1 E: 0 LOB: 1 K: 1 BB: 0 S: 9 P: 17	R: 0 H: 0 E: 0 LOB: 0 K: 0 BB: 0 S: 5 P: 9	R: 0 H: 1 E: 0 LOB: 0 K: 1 BB: 0 S: 6 P: 10	R: 2 H: 2 E: 0 LOB: 0 K: 0 BB: 0 S: 6 P: 9	R: 0 H: 0 E: 0 LOB: 0 K: 1 BB: 0 S: 8 P: 10	R: 0 H: 1 E: 0 LOB: 2 K: 0 BB: 1 S: 11 P: 19	R: 0 H: 1 E: 0 LOB: 2 K: 1 BB: 1 S: 9 P: 16	1B: 2 SF: 0 2B: 3 SAC: 0 3B: 1 DP: 1 HR: 1 HBP: 0		WP: 0 PA: 35 PB: 0 SB: 2 CS: 1									
PITCHER Rocky Biddle, R (1, 1) <small>ERA: 4.21</small> Kelly Wunsch, L (7, 1) <small>ERA: 3.21</small> Todd Ritchie, R (8, 1) <small>ERA: 6.11</small> Mike Porzio, L (9, 1) <small>ERA: 4.5</small> Matt Ginter, R (9, 1) <small>ERA: 4.47</small>	IP	WLS	BF	H	R	ER	SO	BB	IBB	HBP	BLK	WP	HR	S	P	ERA	WHIP				
	6.0	L	22	4	2	2	3	2	0	0	0	0	1	41	72	3.00	1.000				
	1.1		4	0	0	0	1	0	0	0	0	0	0	9	13	0.00	0.000				
	0.2		4	1	0	0	0	0	1	0	0	0	0	10	16	0.00	1.500				
	0.2		4	1	0	0	0	0	1	0	0	0	0	5	11	0.00	1.500				
	0.1		1	0	0	0	1	0	0	0	0	0	0	4	5	0.00	0.000				

livebaseballscorecards.com

AB	31
R	2
H	6
RBI	2
BB	4
SO	5
LOB	14



Batter	1	2	3	4	5	6	7	8	9	AB	R	H	RBI	BB	SO	LOB
D'Angelo Jimenez, S (1, 6) OBP: 0.322, SLG: 0.340	0-0 G6-3		2-1 1B			1-1 G4-6-3		2-0 3B		4	0	2	1	0	0	1
Willie Harris, L (1, 4) OBP: 0.266, SLG: 0.291	0-3 K		1-2 G4-3			1-2 G4-3		2-3 K		4	0	0	0	0	2	2
Frank Thomas, R (1, 10) OBP: 0.354, SLG: 0.466	0-2 2B				3-3 K		0-0 F8	2-2 G5-3		4	0	1	0	0	1	1
14 Paul Konerko, R (1, 3) OBP: 0.364, SLG: 0.508	2-3 K				0-1 P3		2-1 F7		3-2 G4-3	4	0	0	0	0	1	1
Carlos Lee, R (1, 7) OBP: 0.354, SLG: 0.471			1-3 K		0-2 F9		4-2 BB		1-2 G5-3	3	0	0	0	1	1	0
Jeff Liefer, L (1, 9) OBP: 0.294, SLG: 0.355			0-2 G4-3			1-2 G6-4-3		4-2 24 FC6-4		3	0	2	0	1	0	0
Joe Borchard, S (9, PR) OBP: 0.308, SLG: 0.520							1-2 BB		0-0 24 1B	0	0	0	0	0	0	0
24 Joe Crede, R (1, 5) OBP: 0.305, SLG: 0.500			3-3 K			1-1 F9		0-0 FC6-4		4	0	1	0	0	1	3
Aaron Rowand, R (1, 8) OBP: 0.289, SLG: 0.391						2-2 G6-4-3		0-1 3B		4	1	1	0	0	0	3
Josh Paul, R (1, 2) OBP: 0.312, SLG: 0.289			1-2 F8					0-1 1B		2	0	1	0	0	0	0
Jose Valentin, S (8, PH) OBP: 0.312, SLG: 0.479										1	0	0	0	0	0	1
Mark Johnson, L (9, 2) OBP: 0.304, SLG: 0.306			0-1 G5-3			0-1 G4-6-3		1-0 P6		0	0	0	0	0	0	0

Inning Stats	R: 0	H: 1	E: 0	K: 2	S: 10	LOB: 1	BB: 0	P: 12	R: 0	H: 0	E: 0	K: 2	S: 11	LOB: 0	BB: 0	P: 15	R: 0	H: 1	E: 0	K: 0	S: 11	LOB: 1	BB: 0	P: 15	R: 0	H: 0	E: 0	K: 1	S: 9	LOB: 0	BB: 0	P: 12	R: 0	H: 1	E: 0	K: 0	S: 8	LOB: 0	BB: 0	P: 12	R: 0	H: 1	E: 0	K: 0	S: 8	LOB: 2	BB: 2	P: 18	R: 1	H: 2	E: 0	K: 1	S: 10	LOB: 1	BB: 0	P: 17	R: 0	H: 2	E: 0	K: 0	S: 15	LOB: 2	BB: 0	P: 20	1B: 6	SF: 0	2B: 1	SAC: 0	3B: 1	DP: 2	HR: 0	HBP: 0	WP: 0	PA: 35
--------------	------	------	------	------	-------	--------	-------	-------	------	------	------	------	-------	--------	-------	-------	------	------	------	------	-------	--------	-------	-------	------	------	------	------	------	--------	-------	-------	------	------	------	------	------	--------	-------	-------	------	------	------	------	------	--------	-------	-------	------	------	------	------	-------	--------	-------	-------	------	------	------	------	-------	--------	-------	-------	-------	-------	-------	--------	-------	-------	-------	--------	-------	--------

PITCHER	IP	WLS	BF	H	R	ER	SO	BB	IBB	HBP	BLK	WP	HR	S	P	ERA	WHIP
Paul Byrd, R (1, 1) ERA: 3.78	7.1	W	28	6	1	1	5	2	0	0	0	0	0	69	101	1.23	1.091
Jason Grimsley, R (8, 1) ERA: 3.88	0.2	H	2	0	0	0	1	0	0	0	0	0	0	6	10	0.00	0.000
Roberto Hernandez, R (9, 1) ERA: 4.41	1.0	S	5	2	0	0	0	0	0	0	0	0	0	15	20	0.00	2.000


BOTTOM

Kansas City Royals @ Chicago White Sox
Comiskey Park, Chicago, IL

Thu Sep 19 2002, 8:05 PM EDT
Att: 10,354 - Cloudy - 81 F

livebaseballscorecards.com

AB	33
R	1
H	8
RBI	1
BB	2
SO	6
LOB	12



Batter	1	2	3	4	5	6	7	8	9	AB R H RBI BB SO LOB	TOP											
Milton Bradley, S OBP: 0.317, SLG: 0.406 (1, 8)	1-1 HR 1B		0-0 G4-3	1-1 G5-3			4-1 G3 BB		0-3 K	4 1 1 0 1 1 2												
Omar Vizquel, S OBP: 0.341, SLG: 0.411 (1, 6)	1-1 F5		4-1 FC5-4 BB		0-0 G6-3		3-2 G3		3-2 2B 2B	4 1 1 0 1 0 2												
Ellis Burks, R OBP: 0.359, SLG: 0.527 (1, 10)	0-0 HR		1-1 FC5-4		2-1 1B		3-2 F8		0-0 FC5-4 2B	5 1 3 3 0 0 2												
Jim Thome, L OBP: 0.440, SLG: 0.657 (1, 3)	1-0 HR		3-3 K		2-0 1B		1-0 F7		4-0 FC5-4 IBB	4 1 2 1 1 1 2												
Karim Garcia, L OBP: 0.313, SLG: 0.590 (1, 9)	3-3 K			0-1 41 G4-3 1B 2B	1-3 K		1-1 SH1-3 1B 2B		0-1 FC5-4	5 2 2 0 0 2 4												
Lee Stevens, L OBP: 0.307, SLG: 0.375 (1, 7)	1-1 P5			1-0 F8	1-0 G4-3		0-0 SH1-3		3-2 F5	3 0 0 0 0 0 3 1 0 0 0 0 0 2												
Coco Crisp, S OBP: 0.280, SLG: 0.359 (7, 7)							2-3															
41 Victor Martinez, S OBP: 0.150, SLG: 0.150 (1, 2)		3-2 G6-3		2-1 G4-3		2-3 K		3-2 G6-3		4 0 0 0 0 1 2												
Greg LaRocca, R OBP: 0.356, SLG: 0.359 (1, 5)		1-2 G4-3		0-1 1B		2-0 G4-6-3		2-1 FC6-4 1B		4 0 2 2 0 0 0												
John McDonald, R OBP: 0.295, SLG: 0.335 (1, 4)		1-2 G5-3		2-1 1B		1-0 G6-3		2-2 FC6-4		4 0 1 0 0 0 1												
Inning Stats	R: 3 E: 0 K: 1 S: 12	H: 3 LOB: 0 BB: 0 P: 19	R: 0 E: 0 K: 0 S: 9	H: 0 LOB: 0 BB: 0 P: 14	R: 0 E: 0 K: 1 S: 7	H: 0 LOB: 1 BB: 1 P: 15	R: 1 E: 0 K: 0 S: 11	H: 3 LOB: 2 BB: 0 P: 17	R: 0 E: 0 K: 1 S: 8	H: 2 LOB: 2 BB: 0 P: 14	R: 0 E: 0 K: 1 S: 5	H: 0 LOB: 0 BB: 0 P: 10	R: 0 E: 0 K: 0 S: 10	H: 0 LOB: 1 BB: 1 P: 21	R: 1 E: 0 K: 0 S: 11	H: 2 LOB: 1 BB: 0 P: 19	R: 1 E: 0 K: 1 S: 13	H: 2 LOB: 2 BB: 1 P: 23	1B: 6 2B: 4 3B: 0 HR: 2	SF: 0 SAC: 1 DP: 0 HBP: 0	WP: 0 PB: 0 SB: 0 CS: 0	PA: 42
PITCHER	IP WLS BF H R ER SO BB IBB HBP BLK WP HR S P ERA WHIP																					
Wes Obermueller, R ERA: 9.82 (1, 1)	3.2 L 18 6 4 4 2 1 0 0 0 0 0 2 37 62 9.82 1.909																					
Mike MacDougal, R ERA: 5.4 (4, 1)	2.1 9 2 0 0 2 0 0 0 0 0 0 0 15 27 0.00 0.857																					
Jeremy Hill, R ERA: 4.5 (7, 1)	0.2 3 0 0 0 0 1 0 0 0 0 0 0 9 19 0.00 1.500																					
Scott Mullen, L ERA: 2.92 (7, 1)	1.1 6 2 1 1 0 0 0 0 0 0 0 0 12 21 6.75 1.500																					
Ryan Bukvich, R ERA: 6.26 (9, 1)	1.0 6 2 1 1 1 0 1 0 0 0 0 0 13 23 9.00 2.000																					

Cleveland Indians @ Kansas City Royals
Kauffman Stadium, Kansas City, MO

Fri Sep 20 2002, 7:05 PM CDT
Att. 13,271 - Sunny - 71 F

AB	38
R	6
H	12
RBI	6
BB	3
SO	5
LOB	20



WP	0	PA	42
PB	0		
SB	0		
CS	0		

livebaseballscorecards.com

Batter	1	2	3	4	5	6	7	8	9	AB	R	H	RBI	BB	SO	LOB
Michael Tucker, L (1, 10) OBP: 0.327, SLG: 0.406	0-1 B1-3		0-1 1B		3-3 K			0-3 K		4	0	1	0	0	2	1
Carlos Beltrán, S (1, 8) OBP: 0.348, SLG: 0.498	2-3 K		0-2 G3		2-0 G4-3			0-0 G4-3		4	0	0	0	0	1	3
29 Mike Sweeney, R (1, 3) OBP: 0.415, SLG: 0.575 Kit Pellow, R (9, 3) OBP: 0.358, SLG: 0.348	1-0 F8			2-2 G4-6-3 1B		1-1 G4-6-3 HBP		2-2 F9		3	0	1	0	0	0	0
Raul Ibanez, L (1, 9) OBP: 0.341, SLG: 0.539		2-2 F8		0-0 G4-6-3 1-2f		1-1 G4-6-3 1-2f		3-2 G4-3		4	0	0	0	0	0	2
Joe Randa, R (1, 5) OBP: 0.345, SLG: 0.432		0-2 L3		2-0 E6		1-1 G5-3		0-1 1B 4 1B 2B		4	1	1	0	0	0	0
Brent Mayne, L (1, 2) OBP: 0.309, SLG: 0.309		1-3 K		1-3 K			1-0 F8	0-0 4 1B 1B		4	0	1	0	0	2	1
4 Angel Berroa, R (1, 6) OBP: 0.333, SLG: 0.413			1-2 G5-3		4-0 2B BB		0-0 2B	1-0 1B 1-2 3-H 1B		3	1	2	1	1	0	0
Dee Brown, L (1, 7) OBP: 0.283, SLG: 0.386			4-0 1B BB		0-1 1-H 2B		1-0 F8	1-0 F7		3	0	1	1	1	0	3
Neifi Perez, S (1, 4) OBP: 0.260, SLG: 0.301			1-1 F8		0-0 G6-3		1-3 K	0-0 G4-3		4	0	0	0	0	1	5

Inning Stats	R: 0	H: 0	E: 0	K: 1	S: 7	R: 0	H: 0	E: 0	K: 1	S: 10	R: 0	H: 1	E: 0	K: 1	S: 11	R: 0	H: 1	E: 1	K: 1	S: 11	R: 1	H: 1	E: 0	K: 1	S: 7	R: 0	H: 0	E: 0	K: 1	S: 5	R: 0	H: 1	E: 0	K: 1	S: 6	R: 0	H: 0	E: 0	K: 1	S: 10	R: 1	H: 3	E: 0	K: 0	S: 11	1B: 4	2B: 3	3B: 0	HR: 0	SF: 0	SAC: 0	DP: 2	HBP: 1	WP: 0	PB: 0	SB: 0	CS: 0	PA: 36
--------------	------	------	------	------	------	------	------	------	------	-------	------	------	------	------	-------	------	------	------	------	-------	------	------	------	------	------	------	------	------	------	------	------	------	------	------	------	------	------	------	------	-------	------	------	------	------	-------	-------	-------	-------	-------	-------	--------	-------	--------	-------	-------	-------	-------	--------

PITCHER	IP	WLS	BF	H	R	ER	SO	BB	IBB	HBP	BLK	WP	HR	S	P	ERA	WHIP
Jason Davis, R (1, 1) ERA: 1.84	5.0	W	20	3	1	1	4	2	0	0	0	0	0	46	72	1.80	1.000
Dave Elder, R (6, 1) ERA: 2.66	2.0	H	7	1	0	0	1	0	0	1	0	0	0	11	17	0.00	0.500
Mark Wohlers, R (8, 1) ERA: 4.97	1.0		3	0	0	0	1	0	0	0	0	0	0	10	12	0.00	0.000
Jerrold Riggan, R (9, 1) ERA: 7.71	0.2		5	3	1	1	0	0	0	0	0	0	0	10	15	13.50	4.500
Danys Baez, R (9, 1) ERA: 4.44	0.1	S	1	0	0	0	0	0	0	0	0	0	0	1	1	0.00	0.000


BOTTOM

Cleveland Indians @ Kansas City Royals
Kauffman Stadium, Kansas City, MO

Fri Sep 20 2002, 7:05 PM CDT
Att. 13,271 - Sunny - 71 F

livebaseballscorecards.com

AB	33
R	2
H	7
RBI	2
BB	2
SO	6
LOB	15



Batter	1	2	3	4	5	6	7	8	9	AB R H RBI BB SO LOB	TOP																									
Coco Crisp, S (1, 8) OBP: 0.295, SLG: 0.385	0-0 G4-3 1B		2-0 3B		4-1 FC5 BB		2-1 F9		1-0 B5-3	4 0 2 0 1 0 0	Cleveland Indians @ Kansas City Royals Kauffman Stadium, Kansas City, MO Sat Sep 21 2002, 6:05 PM CDT Att. 15,448 - Cloudy - 79 F																									
Brandon Phillips, R (1, 4) OBP: 0.176, SLG: 0.125	0-0 L7		0-1 G6-3		1-1 FC5		1-2 G5-3		0-3 K	5 0 0 0 0 1 4																										
Bill Selby, L (1, 7) OBP: 0.288, SLG: 0.419	2-1 G4-3 1-2f			2-0 F7		0-2 HR	3-1 HR		0-1 G6-3	5 2 2 2 0 0 1																										
Jim Thome, L (1, 10) OBP: 0.440, SLG: 0.656		0-0 G5-3 1B		2-1 G4-3		0-2 G4-6-3 1B	1-3 K			4 0 2 0 0 1 0																										
Karim Garcia, L (1, 9) OBP: 0.317, SLG: 0.585		1-1 P6		2-2 WP 1B		0-0 G4-6-3 1-2f		4-1 41 CS BB		3 0 1 0 1 0 2																										
Josh Bard, S (1, 2) 41 Victor Martinez, S (6, PH) OBP: 0.227, SLG: 0.190		1-0 G5-3 1-2		1-1 G5-3 1-2		4-2 1B 1B BB		3-2 FC6-4 1B 1B		2 0 0 0 0 0 2 1 0 1 0 1 0 0																										
Greg LaRocca, R (1, 5) Lee Stevens, L (8, PH) Chris Magruder, S (8, 7) OBP: 0.260, SLG: 0.359		2-0 L1			2-2 G5-3	0-1 1B 1-2 1B		1-3 K		3 0 1 0 0 0 1 1 0 0 0 0 1 1 0 0 0 0 0 0 0																										
Ben Broussard, L (1, 3) OBP: 0.298, SLG: 0.396			0-0 F7		2-2 G4-3	1-0 FC6-4 1-2 2-3 1B		1-1 FC6-4 1-2 1B		4 0 2 0 0 0 0																										
John McDonald, R (1, 6) OBP: 0.294, SLG: 0.333			1-2 G5-3		1-0 FC5 BB 1B	0-0 FC6-4 1-2f		0-2 FC6-4 1-2f 2-3		4 0 1 0 0 0 5																										
Inning Stats	R: 0 E: 0 K: 0 S: 4	H: 1 LOB: 0 BB: 0 P: 6	R: 0 E: 0 K: 0 S: 5	H: 1 LOB: 1 BB: 0 P: 9	R: 0 E: 0 K: 0 S: 8	H: 1 LOB: 1 BB: 0 P: 15	R: 0 E: 0 K: 0 S: 10	H: 1 LOB: 2 BB: 1 P: 20	R: 1 E: 0 K: 0 S: 17	H: 4 LOB: 3 BB: 1 P: 22		R: 1 E: 0 K: 1 S: 10	H: 1 LOB: 0 BB: 0 P: 17	R: 0 E: 0 K: 1 S: 15	H: 2 LOB: 2 BB: 1 P: 24	R: 0 E: 0 K: 1 S: 6	H: 0 LOB: 0 BB: 0 P: 7	1B: 9 2B: 0 3B: 1 HR: 2	SF: 0 SAC: 0 DP: 2 HBP: 0	WP: 1 PB: 0 SB: 0 CS: 1	PA: 39															
PITCHER	IP WLS BF H R ER SO BB IBB HBP BLK WP HR S P ERA WHIP																																			
Runelvys Hernandez, R (1, 1) ERA: 4.41	6.2		30	10	2	2	0	2	0	0	0	1	2	59	96	2.70	1.800																			
Jeremy Affeldt, L (7, 1) ERA: 4.5	0.2		3	1	0	0	1	1	0	0	0	0	0	9	17	0.00	3.000																			
Jason Grimsley, R (8, 1) ERA: 3.78	1.2	W	6	1	0	0	2	0	0	0	0	0	0	15	18	0.00	0.600																			

livebaseballscorecards.com

AB	36
R	2
H	12
RBI	2
BB	3
SO	3
LOB	16



Batter	1	2	3	4	5	6	7	8	9	AB	R	H	RBI	BB	SO	LOB
Chuck Knoblauch, R (1, 7) OBP: 0.292, SLG: 0.298 Dee Brown, L (9, PH) OBP: 0.277, SLG: 0.378	F8		G4-3		F8		BB		K	3	0	0	0	1	0	3
Carlos Beltrán, S (1, 8) OBP: 0.346, SLG: 0.493	F8		F9		F9	29 1B E	F9		29 1B BB	4	1	1	0	1	0	3
29 Mike Sweeney, R (1, 3) OBP: 0.421, SLG: 0.576	E5 1B		G5-3		E	E	F2		FC5-4 1B	5	1	3	1	0	0	2
Joe Randa, R (1, 10) OBP: 0.343, SLG: 0.427	F8		G5-3		L8	L8	PB 4 2B 1B		FC5-4	5	1	1	0	0	0	5
Raul Ibanez, L (1, 9) OBP: 0.340, SLG: 0.536		L7		F7	E3 1B 2B	E3	4 2B BB			3	1	1	2	1	0	0
Kit Pellow, R (1, 5) OBP: 0.373, SLG: 0.353 Michael Tucker, L (8, PH) OBP: 0.327, SLG: 0.406 Luis Ordaz, R (9, 5) OBP: 0.307, SLG: 0.239		K		K	4 G6-3 1B	K	F8			3	0	1	1	0	2	0
4 Angel Berroa, R (1, 6) OBP: 0.339, SLG: 0.404		G1-3			F8	G6-3	F8			4	0	1	1	0	0	1
Brent Mayne, L (1, 2) OBP: 0.308, SLG: 0.308			G4-3 1B		G3		K		G3	4	0	1	0	0	1	0
Carlos Febles, R (1, 4) OBP: 0.331, SLG: 0.348 Luis Alicea, S (9, PH) OBP: 0.320, SLG: 0.291			G4-3 1B				K		29 1B BB	3	0	2	0	0	1	0

Inning Stats	R: 0	H: 1	E: 1	K: 0	S: 10	R: 0	H: 0	E: 0	K: 1	S: 8	R: 0	H: 2	E: 0	K: 0	S: 12	R: 0	H: 0	E: 0	K: 1	S: 8	R: 0	H: 1	E: 0	K: 0	S: 11	R: 3	H: 4	E: 1	K: 0	S: 13	R: 0	H: 0	E: 0	K: 2	S: 12	R: 1	H: 2	E: 0	K: 0	S: 10	R: 1	H: 1	E: 0	K: 1	S: 13	1B: 9	2B: 2	3B: 0	HR: 0	SF: 0	SAC: 0	DP: 1	HBP: 0	WP: 0	PB: 1	SB: 0	CS: 0	PA: 40
--------------	------	------	------	------	-------	------	------	------	------	------	------	------	------	------	-------	------	------	------	------	------	------	------	------	------	-------	------	------	------	------	-------	------	------	------	------	-------	------	------	------	------	-------	------	------	------	------	-------	-------	-------	-------	-------	-------	--------	-------	--------	-------	-------	-------	-------	--------

PITCHER	IP	WLS	BF	H	R	ER	SO	BB	IBB	HBP	BLK	WP	HR	S	P	ERA	WHIP
CC Sabathia, L (1, 1) ERA: 4.48	7.0	W	29	8	3	2	4	1	0	0	0	0	0	74	119	2.57	1.286
Mark Wohlers, R (8, 1) ERA: 4.93	1.0	H	5	2	1	1	0	1	0	0	0	0	0	10	16	9.00	3.000
Danys Baez, R (9, 1) ERA: 4.46	1.0	S	6	1	1	1	1	2	0	0	0	0	0	13	25	9.00	3.000

BOTTOM

Cleveland Indians @ Kansas City Royals
 Kauffman Stadium, Kansas City, MO

livebaseballscores.com

AB	36
R	5
H	11
RBI	5
BB	4
SO	5
LOB	17



Sun Sep 22 2002, 1:05 PM CDT
 Att. 11,177 - Sunny - 66 F

Batter	1	2	3	4	5	6	7	8	9	AB R H RBI BB SO LOB	TOP
Andres Torres, S OBP: 0.267, SLG: 0.250 (1, 8)	F9		G4-6-3 1B	BB			K		K	3 1 0 0 2 2 0	
20 Omar Infante, R OBP: 0.404, SLG: 0.481 (1, 6)	K		G4-6-3 1B	BB			1B			3 0 1 0 1 1 3	
Robert Fick, L OBP: 0.330, SLG: 0.433 Craig Monroe, R (7, PR) (7, 9)	2B		G4-6-3				G4-6-3 1B			4 0 2 0 0 1 1 0 0 0 0 0 0 0	
Carlos Pena, L OBP: 0.318, SLG: 0.455 (1, 3)	BB		G3-1				G4-6-3			2 0 0 0 2 0 2	
Mike Rivera, R OBP: 0.262, SLG: 0.339 (1, 2)	F3			1B			K		G3-1	4 1 1 0 0 1 3	
Eric Munson, L OBP: 0.250, SLG: 0.319 (1, 10)				BB			L3		F8	3 0 1 0 1 0 1	
Shane Halter, R OBP: 0.312, SLG: 0.393 (1, 5)				K			K		L8	4 0 1 1 0 2 1	
Damion Easley, R OBP: 0.310, SLG: 0.357 Hiram Bocachica, R OBP: 0.263, SLG: 0.408 (1, 4) (7, 4)			P3				K		F3	3 0 0 0 0 1 3 1 0 0 0 0 0 0	
George Lombard, L OBP: 0.317, SLG: 0.401 (1, 7)			K				F7		G6-3	4 0 0 0 0 1 3	


Inning Stats	R: 0	H: 1	E: 0	K: 1	S: 10	P: 18	R: 0	H: 0	E: 0	K: 2	S: 8	P: 13	R: 1	H: 1	E: 0	K: 0	S: 7	P: 15	R: 1	H: 3	E: 0	K: 0	S: 14	P: 24	R: 0	H: 0	E: 0	K: 2	S: 10	P: 18	R: 0	H: 1	E: 0	K: 1	S: 10	P: 19	R: 0	H: 0	E: 0	K: 0	S: 8	P: 13	R: 0	H: 0	E: 0	K: 1	S: 8	P: 12	1B: 5	2B: 1	3B: 0	HR: 0	SF: 0	SAC: 0	DP: 2	HBP: 0	WP: 0	PB: 0	SB: 0	CS: 0	PA: 37
--------------	------	------	------	------	-------	-------	------	------	------	------	------	-------	------	------	------	------	------	-------	------	------	------	------	-------	-------	------	------	------	------	-------	-------	------	------	------	------	-------	-------	------	------	------	------	------	-------	------	------	------	------	------	-------	-------	-------	-------	-------	-------	--------	-------	--------	-------	-------	-------	-------	--------

PITCHER	IP	WLS	BF	H	R	ER	SO	BB	IBB	HBP	BLK	WP	HR	S	P	ERA	WHIP
Miguel Asencio, R ERA: 5.11 (1, 1)	5.0	W	24	5	2	2	5	5	0	0	0	0	0	49	88	3.60	2.000
Mike MacDougal, R ERA: 4.15 (6, 1)	2.0		7	1	0	0	3	1	0	0	0	0	0	19	33	0.00	1.000
Ryan Bukvich, R ERA: 6.0 (8, 1)	1.0		3	0	0	0	0	0	0	0	0	0	0	8	13	0.00	0.000
Jeremy Hill, R ERA: 4.26 (9, 1)	1.0		3	0	0	0	1	0	0	0	0	0	0	8	12	0.00	0.000

Detroit Tigers @ Kansas City Royals
Kauffman Stadium, Kansas City, MO

Tue Sep 24 2002, 7:05 PM CDT
Att: 9,878 - Sunny - 68 F

AB	31
R	2
H	6
RBI	1
BB	6
SO	9
LOB	17



Batter	1	2	3	4	5	6	7	8	9
Chuck Knoblauch, R (1, 7) <small>OBP: 0.290, SLG: 0.307</small> Ryan Bukvich, R (8, 1) Aaron Guiel, L (8, PH) <small>OBP: 0.292, SLG: 0.341</small>	2-1 G5-3 		3-1 HR	1-1 F3 	0-3 K 	0-0 F9 		0-2 HR <small>1-H 2-H</small>	
Carlos Beltrán, S (1, 8) <small>OBP: 0.348, SLG: 0.491</small> Jeremy Hill, R (9, 1)	1-0 G4-3 		4-1 HR BB		4-2 29 2B BB	0-2 29 1B 1B	0-3 K 	1-1 G4-3 	
29 Mike Sweeney, R (1, 3) <small>OBP: 0.423, SLG: 0.578</small> Kit Pellow, R (7, 3) <small>OBP: 0.367, SLG: 0.346</small>	4-0 BB		2-1 P6 		0-1 1B <small>1-H</small> 2B	1-0 1B HBP	0-3 K2-3 		
Raul Ibanez, L (1, 9) <small>OBP: 0.343, SLG: 0.541</small>	2-3 K 		1-1 HR <small>1-H</small>		4-2 1B 1B BB	4-2 1B 4 E BB	2-3 K 		
Joe Randa, R (1, 5) <small>OBP: 0.342, SLG: 0.426</small> Luis Ordez, R (7, 5) <small>OBP: 0.314, SLG: 0.247</small>		3-1 G1-3 	3-2 G6-3 		0-0 1B 1B <small>1-2 3-H</small>	0-2 L9 		1-0 1B 2B 1B	
Michael Tucker, L (1, 10) <small>OBP: 0.330, SLG: 0.408</small>		2-1 4 WP E2		0-1 G6-3 1B 1B	2-3 K 	0-0 4 E 4 E SF8 1B		1-1 2B FC5-2 1B	
4 Angel Berroa, R (1, 6) <small>OBP: 0.313, SLG: 0.368</small>		3-2 F8 <small>2-H</small>		0-1 P6 	1-0 F9 	0-2 E6 1B <small>1-3 3-H</small>		1-0 F7 	
Brent Mayne, L (1, 2) <small>OBP: 0.310, SLG: 0.312</small> Dusty Wathan, R (8, 2) <small>OBP: 1.000, SLG: 2.000</small>		3-2 F7 		2-1 G6-3 1B 1B	0-0 1B 1B <small>1-2 2-H</small>	3-1 SF8 		2-2 HR <small>1-3 2-H</small> 2B	
Carlos Febles, R (1, 4) <small>OBP: 0.332, SLG: 0.350</small> Brandon Berger, R (8, 7) <small>OBP: 0.255, SLG: 0.388</small>			3-2 G6-3 	3-1 G6-3 	3-2 1B <small>1-3 2-H</small>	1-2 1B <small>2-H</small>		2-2 FC5-2 HR <small>3-H</small>	

Inning Stats	R: 0	H: 0	E: 0	K: 1	S: 6	LOB: 1	BB: 1	P: 15	R: 1	H: 0	E: 1	K: 0	S: 10	LOB: 0	BB: 0	P: 21	R: 3	H: 2	E: 0	K: 0	S: 15	LOB: 0	BB: 1	P: 31	R: 0	H: 2	E: 0	K: 0	S: 10	LOB: 2	BB: 0	P: 16	R: 4	H: 4	E: 0	K: 2	S: 18	LOB: 2	BB: 2	P: 32	R: 5	H: 3	E: 1	K: 0	S: 23	LOB: 1	BB: 1	P: 32	R: 0	H: 0	E: 0	K: 3	S: 9	LOB: 0	BB: 0	P: 11	R: 4	H: 4	E: 0	K: 0	S: 17	LOB: 0	BB: 0	P: 25
--------------	------	------	------	------	------	--------	-------	-------	------	------	------	------	-------	--------	-------	-------	------	------	------	------	-------	--------	-------	-------	------	------	------	------	-------	--------	-------	-------	------	------	------	------	-------	--------	-------	-------	------	------	------	------	-------	--------	-------	-------	------	------	------	------	------	--------	-------	-------	------	------	------	------	-------	--------	-------	-------

PITCHER	IP	WLS	BF	H	R	ER	SO	BB	IBB	HBP	BLK	WP	HR	S	P	ERA	WHIP
Shane Loux, R (1, 1) <small>ERA: 9.0</small>	4.0	L	21	5	6	5	1	3	0	0	0	1	2	45	91	11.25	2.000
Brian Powell, R (5, 1) <small>ERA: 4.95</small>	1.0		7	3	2	2	2	1	0	0	0	1	0	14	24	18.00	4.000
Matt Anderson, R (6, 1) <small>ERA: 9.0</small>	0.2		7	2	5	3	0	1	0	1	0	0	0	18	26	40.50	4.500
Eric Eckenstahler, L (6, 1) <small>ERA: 2.35</small>	1.1		5	1	0	0	3	0	0	0	0	0	0	14	17	0.00	0.750
Jeff Farnsworth, R (8, 1) <small>ERA: 5.87</small>	1.0		7	4	4	4	0	0	0	0	0	0	1	17	25	36.00	4.000

BOTTOM

AB	R	H	RBI	BB	SO	LOB
5	1	1	1	0	1	5
0	0	0	0	0	0	0
1	1	1	3	0	0	0
4	3	1	0	2	1	0
0	0	0	0	0	0	0
2	2	1	1	1	0	1
1	0	0	0	0	1	0
3	3	1	2	2	2	1
4	1	1	1	0	0	3
1	1	1	0	0	0	0
5	2	3	2	0	1	2
5	1	0	1	0	0	6
3	0	2	2	0	0	0
1	1	1	1	0	0	0
4	0	2	2	0	0	2
1	1	0	0	0	0	2

AB 40
R 17
H 15
RBI 16
BB 5
SO 6
LOB 22

WP: 2 **PA: 47**
PB: 0
SB: 0
CS: 0

1B: 10 **SF: 1**
2B: 2 **SAC: 0**
3B: 0 **DP: 0**
HR: 3 **HBP: 1**

livebaseballscorecards.com

DETROIT TIGERS @ KANSAS CITY ROYALS
Kauffman Stadium, Kansas City, MO

Royals

Tue Sep 24 2002, 7:05 PM CDT
 Att. 9,878 - Sunny - 68 F

Batter	1	2	3	4	5	6	7	8	9	10	11	12
Chuck Knoblauch, R (1, 7) OBP: 0.289, SLG: 0.305 Dusty Wathan, R (9, 2) OBP: 0.500, SLG: 1.000												
Carlos Beltrán, S (1, 8) OBP: 0.346, SLG: 0.493												
29 Mike Sweeney, R (1, 10) OBP: 0.422, SLG: 0.573												
Raul Ibanez, L (1, 3) OBP: 0.341, SLG: 0.538												
Joe Randa, R (1, 5) OBP: 0.344, SLG: 0.426												
Michael Tucker, L (1, 9) OBP: 0.332, SLG: 0.409												
4 Angel Berroa, R (1, 6) OBP: 0.314, SLG: 0.381												
Neifi Perez, S (1, 4) OBP: 0.260, SLG: 0.304 Kit Pellow, R (8, PH) OBP: 0.367, SLG: 0.346 Luis Alicea, S (8, PH) OBP: 0.322, SLG: 0.291 Carlos Febles, R (8, PR) OBP: 0.331, SLG: 0.348												
A.J. Hinch, R (1, 2) OBP: 0.324, SLG: 0.402 Aaron Guiel, L (8, PH) OBP: 0.293, SLG: 0.342												

AB	R	H	RBI	BB	SO	LOB
5	1	1	0	0	0	6
1	0	0	0	0	0	1
6	1	1	2	0	1	0
4	1	0	0	2	0	0
6	1	1	0	0	0	2
6	0	3	1	0	0	2
6	1	3	1	0	1	2
6	1	2	1	0	2	3
3	0	1	1	0	1	3
0	0	0	0	0	0	0
0	0	0	0	1	0	0
2	0	0	0	0	1	0
2	0	1	0	1	1	2
2	0	1	0	0	1	2

AB	R	H	RBI	BB	SO	LOB
49	6	14	6	4	8	23

Inning Stats	R	H	E	K	S	P	ERA	WHIP
1	5	6	1	18	2	3	2.84	1.737
2	0	0	0	5	0	0	0.00	2.000
3	0	2	0	9	0	0	0.00	1.500
4	0	0	0	2	0	0	0.00	2.000
5	0	0	0	7	0	0	0.00	0.667
6	1	1	0	6	1	10		
7	0	1	0	9	1	18		
8	0	1	0	18	2	29		
9	1	1	0	12	1	20		
10	0	1	0	11	1	17		
11	0	1	0	10	1	9		
12	0	0	0	10	0	14		

PITCHER	IP	WLS	BF	H	R	ER	SO	BB	IBB	HBP	BLK	WP	HR	S	P	ERA	WHIP
Steve Sparks, R (1, 1) ERA: 5.52	6.1		30	9	5	2	3	2	0	0	0	0	1	54	82	2.84	1.737
Jamie Walker, L (7, 1) ERA: 3.77	1.0	H	4	2	0	0	1	0	0	0	1	0	0	14	21	0.00	2.000
Franklyn German, R (8, 1) ERA:	0.2	H	3	0	0	0	1	1	0	0	0	0	0	10	17	0.00	1.500
Juan Acevedo, R (9, 1) ERA: 2.65	1.0	B	5	1	1	0	0	1	0	0	0	0	0	12	20	0.00	2.000
Adam Bernero, R (10, 1) ERA: 6.2	3.0	W	11	2	0	0	3	0	0	0	0	0	0	27	40	0.00	0.667

Detroit Tigers @ Kansas City Royals
 Kauffman Stadium, Kansas City, MO

Wed Sep 25 2002, 7:05 PM CDT
 Att: 10,203 - Sunny - 73 F

livebaseballscorecards.com

WP: 0 PA: 53
 PB: 0
 SB: 1
 CS: 0

Batter	1	2	3	4	5	6	7	8	9	AB R H RBI BB SO LOB	TOP	
Andres Torres, S (1, 8) OBP: 0.286, SLG: 0.262	2-3 K			1-2 G1-3 20 G5-3 1B		1-2 E4 20 CS			0-1 20 1B SF9 1B	4 2 2 0 0 1 0		
20 Omar Infante, R (1, 6) OBP: 0.388, SLG: 0.453	2-3 K			1-2 G5-3		2-2 G6-3			0-1 1-3 1B	4 0 1 0 0 1 2		
Shane Halter, R (1, 5) OBP: 0.311, SLG: 0.399	1-2 F9			1-1 G1-3			2-2 G6-3		0-0 SF9	3 0 0 1 0 0 1		
Randall Simon, L (1, 10) OBP: 0.320, SLG: 0.459			0-0 G4-3		4-0 1B IBB		4-0 G4-6-3 BB		3-H 0-0 G5-3	2 0 0 0 2 0 1		
Eric Munson, L (1, 3) OBP: 0.255, SLG: 0.320			1-1 F9		3-2 1-3 3-H 1B		1-1 G4-6-3 1-2f			3 0 1 1 0 0 1		
Hiram Bocachica, R (1, 9) OBP: 0.263, SLG: 0.406			1-1 G5-3			1-0 G1-3				3 0 0 0 0 0 0		
George Lombard, L (1, 7) OBP: 0.307, SLG: 0.387			1-1 G4-3		3-3 K				2-3 K	3 0 0 0 0 2 0		
Damion Easley, R (1, 4) OBP: 0.305, SLG: 0.350			3-2 15 G6-4-3 1B		1-2 F9				2-1 G5-3	3 0 1 0 0 0 0		
15 Brandon Inge, R (1, 2) OBP: 0.268, SLG: 0.336			2-2 G6-4-3 1-2f			1-2 G1-3			1-3 K	3 0 0 0 0 1 1		
Inning Stats	R: 0 E: 0 K: 2 S: 11 H: 0 LOB: 0 BB: 0 P: 16	R: 0 E: 0 K: 0 S: 5 H: 0 LOB: 0 BB: 0 P: 7	R: 0 E: 0 K: 0 S: 8 H: 1 LOB: 0 BB: 0 P: 14	R: 1 E: 0 K: 0 S: 11 H: 2 LOB: 2 BB: 1 P: 21	R: 0 E: 0 K: 1 S: 9 H: 0 LOB: 0 BB: 0 P: 14	R: 0 E: 1 K: 0 S: 9 H: 0 LOB: 0 BB: 0 P: 13	R: 0 E: 0 K: 0 S: 6 H: 0 LOB: 0 BB: 1 P: 13	R: 0 E: 0 K: 1 S: 9 H: 0 LOB: 0 BB: 0 P: 16	R: 1 E: 0 K: 1 S: 9 H: 2 LOB: 1 BB: 0 P: 10	1B: 5 2B: 0 3B: 0 HR: 0 SF: 1 SAC: 0 DP: 2 HBP: 0	WP: 0 PB: 0 SB: 0 CS: 1 PA: 31	
PITCHER Jeff Suppan, R (1, 1) ERA: 5.32	IP WLS BF H R ER SO BB IBB HBP BLK WP HR S P ERA WHIP	9.0 W 31 5 2 2 5 1 1 0 0 0 0 77 124 2.00 0.667										

Detroit Tigers @ Kansas City Royals
Kauffman Stadium, Kansas City, MO

Thu Sep 26 2002, 7:05 PM CDT
Att. 11,092 - Sunny - 74 F

livebaseballscorecards.com

AB 28
R 2
H 5
RBI 2
BB 2
SO 5
LOB 6



Batter	1	2	3	4	5	6	7	8	9
Michael Tucker, L (1, 4) OBP: 0.333, SLG: 0.406	2-2 L4		0-1 F7		4-0 BB		4-0 HR	3-3 K	
Carlos Beltrán, S (1, 8) OBP: 0.345, SLG: 0.496	3-2 F9			0-0 F8	0-0 SF7		2-1 HR	0-3 K	
29 Mike Sweeney, R (1, 3) OBP: 0.421, SLG: 0.570	3-1 G6-3			2-1 1B	0-0 G5-4-3		0-2 F9		
Raul Ibanez, L (1, 7) OBP: 0.344, SLG: 0.540		0-1 G6-3		1-1 1B		1-1 3B	2-0 1B		
Joe Randa, R (1, 5) OBP: 0.343, SLG: 0.425		2-2 F8		1-0 G6-4-3		1-0 F9	3-2 1B		
Dee Brown, L (1, 10) OBP: 0.314, SLG: 0.426		4-2 BB			4-2 WP	1-1 FC6-2	1-3 K		
4 Angel Berroa, R (1, 6) OBP: 0.297, SLG: 0.358		0-0 L4			0-1 E4	0-1 FC6-2	1-0 FC6-4		
Aaron Guiel, L (1, 9) OBP: 0.294, SLG: 0.339			2-2 G1-3		4-0 SF7	0-0 G3		2-2 1B	
Carlos Febles, R (7, 4) OBP: 0.332, SLG: 0.350					1-2 2-3 BB				
A.J. Hinch, R (1, 2) OBP: 0.322, SLG: 0.404			3-2 G4-3		0-1 E5		1-0 HR	2-3 K	

Inning Stats	R: 0	H: 0	E: 0	K: 0	S: 8	R: 0	H: 0	E: 0	K: 0	S: 11	R: 0	H: 0	E: 0	K: 0	S: 12	R: 0	H: 2	E: 0	K: 0	S: 6	R: 3	H: 0	E: 2	K: 0	S: 9	R: 1	H: 2	E: 0	K: 0	S: 8	R: 3	H: 4	E: 0	K: 1	S: 19	R: 0	H: 1	E: 0	K: 3	S: 15
	LOB: 0	BB: 0	P: 16	LOB: 1	BB: 1	P: 17	LOB: 0	BB: 0	P: 17		LOB: 1	BB: 0	P: 10	LOB: 1	BB: 3	P: 21	LOB: 2	BB: 0	P: 11		LOB: 2	BB: 1	P: 33	LOB: 1	BB: 0	P: 22		LOB: 1	BB: 0	P: 22		LOB: 1	BB: 0	P: 22		LOB: 1	BB: 0	P: 22		

PITCHER	IP	WLS	BF	H	R	ER	SO	BB	IBB	HBP	BLK	WP	HR	S	P	ERA	WHIP
34 Nate Cornejo, R (1, 1) ERA: 5.04	6.0	L	26	4	4	1	0	4	0	0	0	1	0	54	92	1.50	1.333
Eric Eckenstahler, L (7, 1) ERA: 5.63	0.1		5	3	3	3	0	1	0	0	0	0	1	8	17	81.00	12.000
Fernando Rodney, R (7, 1) ERA: 6.11	1.2		7	2	0	0	4	0	0	0	0	0	0	26	38	0.00	1.200

AB R H RBI BB SO LOB

3	1	0	0	2	1	1
4	1	1	4	0	1	1
4	0	1	0	0	0	2
4	1	3	0	0	0	0
4	0	1	0	0	0	3
2	1	1	1	2	1	2
4	1	0	0	0	0	5
2	1	0	0	1	0	1
1	0	1	0	0	0	0
4	1	1	1	0	1	2

1B: 6	SF: 1	WP: 1	PA: 38
2B: 1	SAC: 0	PB: 1	
3B: 1	DP: 2	SB: 0	
HR: 1	HBP: 0	CS: 0	

AB	R	H	RBI	BB	SO	LOB
32	7	9	6	5	4	17

Detroit Tigers @ Kansas City Royals
Kauffman Stadium, Kansas City, MO
Thu Sep 26 2002, 7:05 PM CDT
Att: 11,092 - Sunny - 74 F

livebaseballscores.com



Batter	1	2	3	4	5	6	7	8	9	AB R H RBI BB SO LOB	TOP
Chuck Knoblauch, R (1, 7) OBP: 0.284, SLG: 0.300	1-1 		0-0 		1-0 		0-1 		1-1 	5 0 0 0 0 0 4	
Carlos Beltrán, S (1, 8) OBP: 0.346, SLG: 0.497	0-2 			1-0 		3-0 		1-0 	2-3 	5 2 2 0 0 1 0	
29 Mike Sweeney, R (1, 3) OBP: 0.420, SLG: 0.567	0-1 			2-2 		0-1 		3-2 		4 1 1 0 0 0 2	
Joe Randa, R (1, 5) OBP: 0.343, SLG: 0.423	1-3 			4-2 		1-2 		1-1 		3 0 0 1 1 1 3	
Raul Ibanez, L (1, 9) OBP: 0.343, SLG: 0.538		2-3 		0-1 		1-2 		1-0 		4 0 1 0 0 1 2	
Kit Pellow, R (1, 10) OBP: 0.344, SLG: 0.321		3-3 		2-3 			2-2 	0-0 		4 0 0 0 0 2 3	
Neifi Perez, S (1, 6) OBP: 0.260, SLG: 0.303		2-3 			0-0 		0-1 	2-2 		4 0 1 1 0 1 0	
A.J. Hinch, R (1, 2) OBP: 0.321, SLG: 0.401			0-2 		2-1 		1-2 	2-2 		4 0 1 0 0 0 2	
Carlos Febles, R (1, 4) OBP: 0.337, SLG: 0.351			1-0 		4-2 		4-2 		2-2 	2 0 1 0 2 0 0	
Inning Stats	R: 0 H: 0 E: 1 LOB: 1 K: 1 BB: 0 S: 11 P: 13	R: 0 H: 0 E: 0 LOB: 0 K: 3 BB: 0 S: 10 P: 17	R: 0 H: 1 E: 0 LOB: 0 K: 0 BB: 0 S: 5 P: 6	R: 0 H: 1 E: 0 LOB: 2 K: 1 BB: 1 S: 12 P: 21	R: 0 H: 0 E: 0 LOB: 1 K: 0 BB: 1 S: 7 P: 14	R: 1 H: 1 E: 0 LOB: 0 K: 0 BB: 0 S: 10 P: 15	R: 0 H: 1 E: 0 LOB: 2 K: 0 BB: 1 S: 15 P: 22	R: 2 H: 3 E: 1 LOB: 2 K: 0 BB: 0 S: 17 P: 27	R: 0 H: 0 E: 0 LOB: 0 K: 1 BB: 0 S: 8 P: 13	1B: 6 SF: 0 2B: 1 SAC: 0 3B: 0 DP: 1 HR: 0 HBP: 0	WP: 0 PA: 38 PB: 0 SB: 0 CS: 0
PITCHER CC Sabathia, L (1, 1) ERA: 4.37 Roy Smith, R (8, 1) ERA: David Riske, R (8, 1) ERA: 5.29	IP WLS BF H R ER SO BB IBB HBP BLK WP HR S P ERA WHIP 7.0 W 28 4 1 1 5 3 0 0 0 0 0 0 70 108 1.29 1.000 0.2 6 3 2 0 0 0 0 0 0 0 0 0 12 20 0.00 4.500 1.1 4 0 0 0 1 0 0 0 0 0 0 0 13 20 0.00 0.000	PITCHER IP WLS BF H R ER SO BB IBB HBP BLK WP HR S P ERA WHIP									

Kansas City Royals @ Cleveland Indians
 Jacobs Field, Cleveland, OH
 Fri Sep 27 2002, 7:05 PM EDT
 Att. 27,706 - Cloudy - 64 F

AB	35
R	3
H	7
RBI	2
BB	3
SO	6
LOB	16



Batter	1	2	3	4	5	6	7	8	9
Coco Crisp, S (1, 8) OBP: 0.321, SLG: 0.395	2-2 G6-3	0-1 G4-3			0-0 2B 1B	0-2 G3 WP 1B		4-2 1B BB	
Omar Vizquel, S (1, 6) OBP: 0.338, SLG: 0.415	1-1 G6-3		1-1 G5-3		0-0 1B 2B	2-2 G3		0-0 1-3 1B	
Ellis Burks, R (1, 10) OBP: 0.363, SLG: 0.542 Ben Broussard, L (8, PH) OBP: 0.296, SLG: 0.393	3-3 K		2-3 K		0-0 1B 1B	1-2 G5-3		2-3 K	
Jim Thome, L (1, 3) OBP: 0.445, SLG: 0.674		4-2 1B 3B BB	1-1 HR		1-1 1-2 1B		2-3 K		
Karim Garcia, L (1, 9) OBP: 0.322, SLG: 0.589		0-2 1-2 3B 1B	0-0 1B		3-3 K		0-1 HR		
Lee Stevens, L (1, 7) OBP: 0.305, SLG: 0.377 Chris Magruder, S (6, 7) OBP: 0.265, SLG: 0.363		2-2 1-H 2-H 2B 3B	0-1 L4		1-3 K		0-0 G6-3		
Greg LaRocca, R (1, 5) OBP: 0.367, SLG: 0.365		1-1 L6		0-0 P6	2-0 P4		0-1 G4-3		
John McDonald, R (1, 4) OBP: 0.290, SLG: 0.328		2-1 F5		1-2 F8		1-0 F9 1B 2B		0-0 F7	
Eddie Pérez, R (1, 2) OBP: 0.252, SLG: 0.291		2-1 3-H 2B		1-3 K		0-0 F9		1-3 K	

Inning Stats	R: 0	H: 0	E: 0	K: 1	S: 8	R: 3	H: 3	E: 0	K: 0	S: 17	R: 1	H: 2	E: 0	K: 1	S: 11	R: 0	H: 0	E: 0	K: 1	S: 7	R: 2	H: 4	E: 0	K: 2	S: 14	R: 1	H: 1	E: 0	K: 1	S: 8	R: 0	H: 1	E: 0	K: 2	S: 13
	LOB: 0	BB: 0	P: 14	LOB: 1	BB: 1	P: 28	LOB: 1	BB: 0	P: 15	LOB: 0	BB: 0	P: 9	LOB: 2	BB: 0	P: 21	LOB: 0	BB: 0	P: 18	LOB: 1	BB: 0	LOB: 0	BB: 0	P: 10	LOB: 2	BB: 1	P: 20	LOB: 0	BB: 0	LOB: 2	BB: 1	P: 20				

PITCHER	IP	WLS	BF	H	R	ER	SO	BB	IBB	HBP	BLK	WP	HR	S	P	ERA	WHIP
Wes Obermueller, R (1, 1) ERA: 11.74	4.0	L	21	8	6	6	3	1	0	0	0	0	1	46	69	13.50	2.250
Scott Mullen, L (5, 1) ERA: 2.77	1.0		4	1	0	0	2	0	0	0	0	0	0	11	18	0.00	1.000
56 Shawn Sedlacek, R (6, 1) ERA: 6.72	3.0		14	4	2	2	3	1	0	0	0	1	1	35	48	6.00	1.667

BOTTOM

Kansas City Royals @ Cleveland Indians
Jacobs Field, Cleveland, OH
 Fri Sep 27 2002, 7:05 PM EDT
 Att: 27,706 - Cloudy - 64 F

AB	R	H	RBI	BB	SO	LOB
4	1	2	1	1	0	1
5	1	2	0	0	0	1
4	0	1	1	0	2	1
1	0	0	0	0	1	2
3	2	2	2	1	1	0
4	2	3	1	0	1	2
3	1	1	2	0	1	3
1	0	0	0	0	0	0
4	0	0	0	0	0	3
4	1	1	0	0	0	1
4	0	1	1	0	2	1

AB	37
R	8
H	13
RBI	8
BB	2
SO	8
LOB	15

livebaseballscores.com

AB 37
R 8
H 13
RBI 8
BB 2
SO 8
LOB 15

C

1B	2B	3B	SF	SAC	DP	HBP	WP	PA
7	3	1	0	0	0	0	1	39

PITCHER	IP	WLS	BF	H	R	ER	SO	BB	IBB	HBP	BLK	WP	HR	S	P	ERA	WHIP
Wes Obermueller, R (1, 1) ERA: 11.74	4.0	L	21	8	6	6	3	1	0	0	0	0	1	46	69	13.50	2.250
Scott Mullen, L (5, 1) ERA: 2.77	1.0		4	1	0	0	2	0	0	0	0	0	0	11	18	0.00	1.000
56 Shawn Sedlacek, R (6, 1) ERA: 6.72	3.0		14	4	2	2	3	1	0	0	0	1	1	35	48	6.00	1.667

Batter	1	2	3	4	5	6	7	8	9	10	AB R H RBI BB SO LOB
Coco Crisp, S OBP: 0.324, SLG: 0.395 (1, 8)	L4		1B		B1-3			F8 HR 1B	K		5 1 2 0 0 1 0
Omar Vizquel, S OBP: 0.341, SLG: 0.418 (1, 6)	1B FC4-6		F9		1B			1-2 HR 1B		S WP E BB	4 3 3 0 1 0 1
Bill Selby, L OBP: 0.277, SLG: 0.401 (1, 5)	FC4-6		F8		K			F8		K	3 0 1 0 0 1 2
Travis Fryman, R OBP: 0.292, SLG: 0.349 (8, PH) (9, 5)	1B							2-3			2 0 0 0 0 1 3
Jim Thome, L OBP: 0.446, SLG: 0.679 (1, 10)	FC4-6		1B					3-2		E	4 1 2 4 1 0 1
Karim Garcia, L OBP: 0.316, SLG: 0.577 (1, 9)	G3		F6					1-1		IBB	4 0 0 0 0 0 3
Ellis Burks, R OBP: 0.362, SLG: 0.541 (10, PH)					L8			1-1		E6	1 0 0 1 0 0 1
41 Victor Martinez, S OBP: 0.313, SLG: 0.300 (1, 2)		G3-1			L8			0-1			4 1 2 0 0 0 0
Milton Bradley, S OBP: 0.317, SLG: 0.406 (8, PR)		1B			G6-3			3-1			0 0 0 0 0 0 0
Eddie Pérez, R OBP: 0.252, SLG: 0.291 (9, 2)		2B								1B	0 0 0 0 0 0 0
Brandon Phillips, R OBP: 0.323, SLG: 0.407 (1, 4)		G3-1			G1-3			0-0		F8	4 0 0 0 0 0 2
Ben Broussard, L OBP: 0.294, SLG: 0.387 (1, 3)					G4-3			1-2			4 0 1 1 0 0 0
Chris Magruder, S OBP: 0.261, SLG: 0.357 (1, 7)		G6-4-3			G4-3			1-0		F7	4 0 0 0 0 1 1

Inning Stats	R: 1	H: 2	E: 0	LOB: 1	K: 0	S: 11	P: 16	R: 1	H: 2	E: 0	LOB: 0	K: 0	BB: 0	S: 12	P: 19	R: 0	H: 2	E: 0	LOB: 2	K: 0	BB: 0	S: 12	P: 18	R: 0	H: 0	E: 0	LOB: 0	K: 0	BB: 0	S: 7	P: 10	R: 0	H: 1	E: 0	LOB: 1	K: 1	BB: 0	S: 7	P: 12	R: 0	H: 0	E: 0	LOB: 0	K: 0	BB: 0	S: 5	P: 9	R: 0	H: 0	E: 0	LOB: 0	K: 0	BB: 0	S: 6	P: 8	R: 3	H: 4	E: 0	LOB: 1	K: 0	BB: 0	S: 18	P: 28	R: 0	H: 0	E: 0	LOB: 0	K: 2	BB: 0	S: 10	P: 13	R: 1	H: 0	E: 1	LOB: 2	K: 1	BB: 2	S: 9	P: 21	1B: 9	SF: 0	2B: 1	SAC: 0	3B: 0	DP: 1	HR: 1	HBP: 0
--------------	------	------	------	--------	------	-------	-------	------	------	------	--------	------	-------	-------	-------	------	------	------	--------	------	-------	-------	-------	------	------	------	--------	------	-------	------	-------	------	------	------	--------	------	-------	------	-------	------	------	------	--------	------	-------	------	------	------	------	------	--------	------	-------	------	------	------	------	------	--------	------	-------	-------	-------	------	------	------	--------	------	-------	-------	-------	------	------	------	--------	------	-------	------	-------	-------	-------	-------	--------	-------	-------	-------	--------

PITCHER	IP	WLS	BF	H	R	ER	SO	BB	IBB	HBP	BLK	WP	HR	S	P	ERA	WHIP
Runelvys Hernandez, R ERA: 4.36 (1, 1)	7.0		28	8	3	3	1	0	0	0	0	0	0	62	97	3.86	1.143
Jeremy Affeldt, L ERA: 4.64 (8, 1)	1.0	B	6	3	2	2	0	0	0	0	0	0	1	16	23	18.00	3.000
Jason Grimsley, R ERA: 3.91 (9, 1)	1.0		3	0	0	0	2	0	0	0	0	0	0	10	13	0.00	0.000
Mike MacDougal, R ERA: 5.0 (10, 1)	0.1	L	4	0	1	1	1	1	1	0	0	1	0	9	21	27.00	3.000

BOTTOM

Kansas City Royals @ Cleveland Indians
Jacobs Field, Cleveland, OH

Sat Sep 28 2002, 1:05 PM EDT
Att. 31,428 - Sunny - 63 F

livebaseballscorecards.com

AB	39
R	6
H	11
RBI	6
BB	2
SO	4
LOB	14

C

WP: 1	PA: 41
PB: 0	
SB: 1	
CS: 0	

Batter	1	2	3	4	5	6	7	8	9	AB R H RBI BB SO LOB	TOP																
Michael Tucker, L OBP: 0.330, SLG: 0.406 (1, 8)	3-3 K	1-2 FC1-6		1-3 K		2-3 K		2-2 1-H 2B		5 0 1 1 0 3 3																	
Carlos Beltrán, S OBP: 0.346, SLG: 0.501 (1, 10)	0-2 HR	1-1 G4-3		0-0 2B		4-1 BB		2-1 F5		4 1 2 1 1 0 2																	
Raul Ibanez, L OBP: 0.346, SLG: 0.537 (1, 3)	3-0 1B		0-0 G6-3	2-3 K		0-0 G3			1-3 K	5 1 1 0 0 2 4																	
Kit Pellow, R OBP: 0.342, SLG: 0.302 (1, 5)	4-1 1B BB		4-1 E BB		3-2 G6-3		1-3 K		2-2 G4-3	3 0 0 0 2 1 0																	
Aaron Guiel, L OBP: 0.296, SLG: 0.338 (1, 9)	1-2 1B		1-1 E4		0-1 G3		1-3 K		4-2 BB	4 0 1 1 1 1 1																	
4 Angel Berroa, R OBP: 0.301, SLG: 0.347 (1, 6)	2-3 K		1-1 P3		0-1 1B		2-3 K		0-3 K	5 0 1 0 0 3 5																	
Dee Brown, L OBP: 0.291, SLG: 0.392 (1, 7)	1-1 G3		0-2 G4-3		2-3 K			1-3 K		4 0 0 0 0 2 5																	
Luis Ordaz, R OBP: 0.308, SLG: 0.245 (1, 4)		1-0 G1-3		0-1 G1-3		2-3 K		3-1 2B 1B		4 1 1 0 0 1 0																	
Dusty Wathan, R OBP: 0.667, SLG: 0.800 (1, 2)		1-2 FC1-6 1B		1-1 2B HBP		2-1 BB 1B		2-3 K		3 0 2 0 0 1 1																	
Inning Stats	R: 2 E: 0 K: 2 S: 21	H: 3 LOB: 2 BB: 1 P: 35	R: 0 E: 0 K: 0 S: 9	H: 1 LOB: 1 BB: 0 P: 13	R: 0 E: 1 K: 0 S: 10	H: 0 LOB: 2 BB: 1 P: 16	R: 0 E: 0 K: 2 S: 11	H: 1 LOB: 2 BB: 0 P: 15	R: 0 E: 0 K: 3 S: 10	H: 0 LOB: 0 BB: 0 P: 14	R: 1 E: 0 K: 2 S: 14	H: 2 LOB: 1 BB: 0 P: 24	R: 0 E: 0 K: 2 S: 13	H: 0 LOB: 1 BB: 1 P: 20	1B: 6 2B: 2 3B: 0 HR: 1	SF: 0 SAC: 0 DP: 0 HBP: 1	WP: 0 PB: 0 SB: 0 CS: 0	PA: 42									
PITCHER	IP WLS BF H R ER SO BB IBB HBP BLK WP HR S P ERA WHIP																										
Roy Smith, R ERA: 3.0 (1, 1)	3.1		4	2	2	2	2	0	1	0	0	1	43	68	5.40	1.800											
Alex Herrera, L ERA: (4, 1)	1.2		7	2	0	0	3	0	0	0	0	0	18	26	0.00	1.200											
Jaret Wright, R ERA: 15.71 (6, 1)	1.0	W	5	1	0	0	2	1	0	0	0	0	11	21	0.00	2.000											
David Riske, R ERA: 5.26 (7, 1)	2.0	H	8	2	1	1	5	0	0	0	0	0	24	38	4.50	1.000											
53 Carl Sadler, L ERA: 4.43 (9, 1)	1.0		4	0	0	0	2	1	0	0	0	0	13	20	0.00	1.000											

Kansas City Royals @ Cleveland Indians
 Jacobs Field, Cleveland, OH
 Sun Sep 29 2002, 1:05 PM EDT
 Att. 32,018 - Sunny - 72 F

AB	37
R	3
H	9
RBI	3
BB	4
SO	14
LOB	21



livebaseballscorecards.com

Batter	1	2	3	4	5	6	7	8	9
Coco Crisp, S (1, 8) OBP: 0.314, SLG: 0.386	1-1 G6-3			2-1 F8		1-0 F9	1-1 SF8		
Brandon Phillips, R (1, 4) OBP: 0.343, SLG: 0.419	0-1 P6			0-1 1B		1-2 E5 FC5 1B	2-2 F2		
Travis Fryman, R (1, 5) OBP: 0.292, SLG: 0.350	3-2 G6-3			1-3 K		1-2 FC5 1B 41 SF9	2-1 2B		
Jim Thome, L (1, 10) OBP: 0.445, SLG: 0.677 Ben Broussard, L (6, PR) OBP: 0.292, SLG: 0.384	0-1 G6-3			1-3 K		1-0 FC5-4 1B	2-2 F5		
41 Victor Martinez, S (1, 2) OBP: 0.333, SLG: 0.406	0-0 P6				3-1 HR	3-0 SF9	4-1 WP BB		
Earl Snyder, R (1, 3) OBP: 0.279, SLG: 0.291	1-3 K				1-2 HR	0-0 FC5-4	2-0 F4		
Bill Selby, L (1, 7) OBP: 0.278, SLG: 0.396 Karim Garcia, L (8, PH) OBP: 0.314, SLG: 0.574			2-3 K		1-2 G4-3		4-2 SH BB SF8 BB	2-3 K	
Chris Magruder, S (1, 9) OBP: 0.261, SLG: 0.353			0-0 G5-3		1-3 K		4-2 SH 2B BB	2-3 K	
John McDonald, R (1, 6) OBP: 0.288, SLG: 0.326			2-3 K		0-0 G1-3		0-0 SH 2B		

Inning Stats	R: 0 E: 0 K: 0 S: 7	H: 0 LOB: 0 BB: 0 P: 11	R: 0 E: 0 K: 1 S: 7	H: 0 LOB: 0 BB: 0 P: 8	R: 0 E: 0 K: 2 S: 14	H: 0 LOB: 0 BB: 0 P: 18	R: 0 E: 0 K: 2 S: 10	H: 1 LOB: 1 BB: 0 P: 14	R: 2 E: 0 K: 1 S: 13	H: 2 LOB: 0 BB: 0 P: 19	R: 2 E: 1 K: 0 S: 11	H: 2 LOB: 1 BB: 0 P: 18	R: 3 E: 1 K: 0 S: 16	H: 1 LOB: 1 BB: 2 P: 31	R: 0 E: 0 K: 2 S: 8	H: 0 LOB: 1 BB: 1 P: 18
1B: 3 2B: 1 3B: 0 HR: 2	SF: 2 SAC: 1 DP: 0 HBP: 0	WP: 1 PB: 0 SB: 0 CS: 0	PA: 35													

PITCHER	IP	WLS	BF	H	R	ER	SO	BB	IBB	HBP	BLK	WP	HR	S	P	ERA	WHIP
Darrell May, L (1, 1) ERA: 5.35	5.0		18	3	2	2	6	0	0	0	0	0	2	51	70	3.60	0.600
Scott Mullen, L (6, 1) ERA: 3.15	1.0	L	6	2	2	2	0	0	0	0	0	0	0	11	18	18.00	2.000
Ryan Bukvich, R (7, 1) ERA: 6.12	1.0		7	1	3	1	0	2	0	0	0	0	0	16	31	9.00	3.000
Jeremy Hill, R (8, 1) ERA: 3.86	1.0		4	0	0	0	2	1	0	0	0	1	0	8	18	0.00	1.000

BOTTOM

Kansas City Royals @ Cleveland Indians
Jacobs Field, Cleveland, OH
 Sun Sep 29 2002, 1:05 PM EDT
 Att: 32,018 - Sunny - 72 F

AB	R	H	RBI	BB	SO	LOB
3	0	0	1	0	0	0
4	1	2	0	0	0	2
4	1	1	2	0	1	2
3	0	1	1	0	1	1
1	0	0	0	0	0	1
2	1	1	2	1	0	0
4	1	1	1	0	1	2
2	1	0	0	1	1	0
1	0	0	0	0	1	1
3	1	0	0	1	2	1
2	1	0	0	0	1	0

AB	29
R	7
H	6
RBI	7
BB	3
SO	8
LOB	10

