

Kansas City Royals - 2002

Batter	1	2	3	4	5	6	7	8	9	AB	R	H	RBI	BB	SO	LOB	TOP
Jacque Jones, L OBP: 0.800, SLG: 1.800 (1, 7)			G3														5 2 3 4 0 1 0
Cristian Guzman, S (1, 6)			G5-3				G4-3		G1-3								5 0 0 0 0 0 2
Doug Mientkiewicz, L OBP: 0.200, SLG: 0.200 (1, 3)			G3-1				G5-3										5 1 1 0 0 0 0
David Ortiz, L OBP: 0.800, SLG: 1.750 (1, 10)							G4-3										4 1 3 1 1 0 0
Tori Hunter, R OBP: 0.400, SLG: 1.000 (1, 8)				G6-4-3													4 1 1 1 1 1 2
Corey Koskie, L (1, 5)				G4-3													3 0 0 1 1 1 0
Brian Buchanan, R OBP: 0.500, SLG: 1.250 Denny Hocking, S (7, 9)																	4 2 2 1 0 1 3 0 0 0 0 0 0 0
A.J. Pierzynski, L (1, 2)							G1-3										4 0 0 0 0 1 1
Luis Rivas, R OBP: 0.500, SLG: 0.500 (1, 4)																	4 1 2 0 0 0 0
Inning Stats	R: 2 H: 2 E: 0 LOB: 0 K: 1 BB: 0 S: 13 P: 18	R: 1 H: 1 E: 0 LOB: 0 K: 0 BB: 0 S: 9 P: 10	R: 0 H: 0 E: 0 LOB: 0 K: 0 BB: 0 S: 8 P: 12	R: 0 H: 1 E: 0 LOB: 0 K: 0 BB: 0 S: 6 P: 10	R: 0 H: 2 E: 0 LOB: 2 K: 1 BB: 0 S: 12 P: 18	R: 1 H: 1 E: 0 LOB: 0 K: 1 BB: 0 S: 13 P: 20	R: 4 H: 5 E: 0 LOB: 3 K: 0 BB: 2 S: 17 P: 30	R: 0 H: 0 E: 0 LOB: 0 K: 0 BB: 1 S: 10 P: 13	R: 0 H: 0 E: 0 LOB: 1 K: 0 BB: 1 S: 8 P: 15	1B: 6 SF: 0 2B: 1 3B: 0 3B: 0 DP: 1 HR: 5 HBP: 0	WP: 0 PA: 41 PB: 0 CS: 0						
PITCHER	IP WLS BF H R ER SO BB IBB HBP BLK WP HR S P ERA WHIP																
Jeff Suppan, R ERA: 6.0 (1, 1)	6.0	24	7	4	4	3	0	0	0	0	0	4	61	88	6.00	1.167	
Cory Bailey, R ERA: 54.0 (7, 1)	0.2	L	8	5	4	4	0	1	0	0	0	1	11	18	54.00	7.500	
Brian Shouse, L ERA: (7, 1)	1.1		5	0	0	2	1	0	0	0	0	0	16	25	0.00	0.750	
Jason Grimsley, R ERA: (9, 1)	1.0		4	0	0	0	1	0	0	0	0	0	8	15	0.00	1.000	

Minnesota Twins @ Kansas City Royals
Kauffman Stadium, Kansas City, MO
Mon Apr 01 2002, 3:05 PM CST
Att: 40,605 - Cloudy - 68 F

AB 38
R 8
H 12
RBI 8
BB 3
SO 5
LOB 8



Batter	1	2	3	4	5	6	7	8	9	AB	R	H	RBI	BB	SO	LOB	BOTTOM
Chuck Knoblauch, R OBP: 0.400, SLG: 0.250 (1, 7)																	4 1 1 0 1 0 1
Neftali Pérez, S OBP: 0.600, SLG: 1.000 (1, 6)																	5 2 3 1 0 0 2
Carlos Beltrán, S OBP: 0.250, SLG: 1.000 (1, 8)																	3 0 1 2 0 1 1
29 Mike Sweeney, R OBP: 0.500, SLG: 0.750 (1, 3)																	4 0 2 2 0 0 1
Michael Tucker, L OBP: 0.500, SLG: 0.333 (1, 9)																	3 1 1 0 1 1 2
Joe Randa, R (1, 5)																	3 0 0 1 0 1 3
Raul Ibanez, L Donnie Sadler, R (9, PH)																	3 0 0 0 0 0 0 1 0 0 0 0 0 0
Brent Mayne, L OBP: 0.333, SLG: 0.333 Brandon Berger, R (9, PH)																	3 1 1 0 0 0 0 1 0 0 0 0 1 0
Carlos Febles, R OBP: 0.500, SLG: 0.667 (1, 4)																	3 1 1 0 1 2 1
Inning Stats	R: 0 H: 1 E: 0 LOB: 0 K: 0 BB: 0 S: 10 P: 14	R: 1 H: 1 E: 0 LOB: 0 K: 0 BB: 0 S: 10 P: 18	R: 3 H: 4 E: 0 LOB: 1 K: 2 BB: 0 S: 24 P: 33	R: 0 H: 0 E: 0 LOB: 0 K: 0 BB: 0 S: 10 P: 17	R: 2 H: 3 E: 0 LOB: 2 K: 1 BB: 1 S: 13 P: 24	R: 0 H: 0 E: 0 LOB: 0 K: 1 BB: 0 S: 5 P: 8	R: 0 H: 0 E: 0 LOB: 0 K: 1 BB: 0 S: 8 P: 12	R: 0 H: 1 E: 0 LOB: 0 K: 0 BB: 0 S: 6 P: 7	R: 0 H: 0 E: 0 LOB: 2 K: 1 BB: 2 S: 14 P: 26	1B: 6 SF: 2 2B: 2 3B: 2 3B: 2 DP: 2 HR: 0 HBP: 0	WP: 0 PA: 38 PB: 0 CS: 0						
PITCHER	IP WLS BF H R ER SO BB IBB HBP BLK WP HR S P ERA WHIP																
Brad Radke, R ERA: 10.38 (1, 1)	4.1		20	8	6	5	2	0	0	0	0	0	7	15	0.00	3.000	
Jack Cressend, R ERA: (5, 1)	0.2		4	1	0	0	1	1	0	0	0	0	13	20	0.00	0.000	
J.C. Romero, L ERA: (6, 1)	2.0	W	6	0	0	0	2	0	0	0	0	0	6	7	0.00	1.000	
Michael Jackson, R ERA: (8, 1)	1.0	H	3	1	0	0	0	0	0	0	0	0	14	26	0.00	2.000	
Eddie Guardado, L ERA: (9, 1)	1.0	S	5	0	0	0	1	2	0	0	0	0	14	26	0.00	2.000	

Minnesota Twins @ Kansas City Royals
Kauffman Stadium, Kansas City, MO
Mon Apr 01 2002, 3:05 PM CST
Att: 40,605 - Cloudy - 68 F

AB 33
R 6
H 10
RBI 6
BB 3
SO 6
LOB 11



Batter	1	2	3	4	5	6	7	8	9	AB	R	H	RBI	BB	SO	LOB	TOP					
Jacque Jones, L OBP: 0.500, SLG: 1.111	G3-1		G1-3 SH2-3 1B	F7					G5-3	4	1	1	0	1	0	3						
Cristian Guzman, S (1, 6)	K		SH2-3							3	0	0	0	0	2	1						
Doug Mientkiewicz, L OBP: 0.333, SLG: 0.250			G1-3							3	0	1	0	1	0	1						
David Ortiz, L OBP: 0.556, SLG: 1.000	F8									4	0	1	1	0	1	2						
Tori Hunter, R OBP: 0.444, SLG: 0.750										4	0	2	0	0	2	2						
Corey Koskie, L (1, 5)	K									4	0	0	0	0	2	3						
Brian Buchanan, R Denny Hocking, S (1, 9) (8, 9)										3	0	0	0	0	2	1						
A.J. Pierzynski, L OBP: 0.250, SLG: 0.250										4	0	2	0	0	0	0						
Luis Rivas, R Jay Canizaro, R (1, 4) (4, PR) (4, 4)										1	0	0	0	0	0	2						
										1	0	0	0	1	1	0						
Inning Stats	R: 0 H: 0 E: 0 K: 1 S: 7	H: 0 LOB: 1 BB: 1 P: 13	R: 0 H: 2 E: 0 K: 2 S: 15	LOB: 2 BB: 0 P: 20	R: 1 H: 2 E: 0 K: 1 S: 9	H: 2 LOB: 1 BB: 0 P: 14	R: 0 H: 1 E: 0 K: 0 S: 9	H: 1 LOB: 2 BB: 0 P: 13	R: 0 H: 0 E: 0 K: 2 S: 5	H: 0 LOB: 0 BB: 0 P: 9	R: 0 H: 1 E: 0 K: 2 S: 8	H: 0 LOB: 1 BB: 1 P: 12	R: 0 H: 0 E: 0 K: 2 S: 12	H: 0 LOB: 1 BB: 1 P: 20	R: 0 H: 1 E: 0 K: 2 S: 11	H: 1 LOB: 1 BB: 0 P: 21	R: 0 H: 0 E: 0 K: 2 S: 10	H: 0 LOB: 1 BB: 1 P: 20	1B: 7 2B: 0 3B: 0 HR: 0	SF: 0 SAC: 1 DP: 0 HBP: 1	WP: 1 PB: 1 CS: 0	PA: 37
PITCHER	IP	WLS	BF	H	R	ER	SO	BB	IBB	HBP	BLK	WP	HR	S	P	ERA	WHIP					
Dan Reichert, R ERA: 1.29	7.0	L	29	6	1	1	8	2	0	1	0	0	0	65	101	1.29	1.143					
Brian Shouse, L ERA:	1.0		4	1	0	0	2	0	0	0	0	1	0	11	21	0.00	1.000					
Jason Grimsley, R ERA:	1.0		4	0	0	0	0	1	0	0	0	0	0	10	20	0.00	1.000					

Minnesota Twins @ Kansas City Royals
Kauffman Stadium, Kansas City, MO
Wed Apr 03 2002, 7:05 PM CST
Att: 10,856 - Sunny - 34 F

AB 32
R 1
H 7
RBI 1
BB 3
SO 10
LOB 15



Batter	1	2	3	4	5	6	7	8	9	AB	R	H	RBI	BB	SO	LOB	BOTTOM					
Chuck Knoblauch, R OBP: 0.222, SLG: 0.125	G4-3		F9							4	0	0	0	0	0	2						
Neftali Perez, S OBP: 0.333, SLG: 0.556	F7		F3							4	0	0	0	0	0	0						
Carlos Beltrán, S OBP: 0.250, SLG: 0.571										4	0	1	0	0	0	0						
29 Mike Sweeney, R OBP: 0.375, SLG: 0.500										4	0	1	0	0	0	0						
Joe Randa, R (1, 5)	F3									3	0	0	0	0	0	2						
Dave McCarty, R Donnie Sadler, R (1, 3) (8, PR) (9, 9)										3	0	1	0	0	0	0						
										0	0	0	0	0	0	0						
Brandon Berger, R Luis Alicea, S (1, 9) (9, 3)										3	0	0	0	0	1	1						
										0	0	0	0	0	0	0						
Brent Mayne, L OBP: 0.167, SLG: 0.167										3	0	0	0	0	2	1						
Carlos Febles, R OBP: 0.429, SLG: 0.400										2	0	0	0	1	1	0						
Inning Stats	R: 0 H: 2 E: 0 K: 0 S: 15	H: 0 LOB: 0 BB: 0 P: 22	R: 0 H: 0 E: 0 K: 0 S: 7	LOB: 0 BB: 0 P: 12	R: 0 H: 0 E: 0 K: 0 S: 10	H: 0 LOB: 0 BB: 0 P: 14	R: 0 H: 0 E: 0 K: 0 S: 7	H: 0 LOB: 0 BB: 0 P: 10	R: 0 H: 0 E: 0 K: 1 S: 9	H: 0 LOB: 0 BB: 0 P: 12	R: 0 H: 0 E: 0 K: 1 S: 7	H: 0 LOB: 0 BB: 0 P: 11	R: 0 H: 0 E: 0 K: 0 S: 9	H: 0 LOB: 0 BB: 0 P: 13	R: 0 H: 1 E: 0 K: 2 S: 14	H: 1 LOB: 2 BB: 1 P: 22	R: 0 H: 0 E: 0 K: 0 S: 7	H: 0 LOB: 0 BB: 0 P: 11	1B: 2 2B: 1 3B: 0 HR: 0	SF: 0 SAC: 0 DP: 0 HBP: 0	WP: 0 PB: 0 CS: 0	PA: 31
PITCHER	IP	WLS	BF	H	R	ER	SO	BB	IBB	HBP	BLK	WP	HR	S	P	ERA	WHIP					
Eric Milton, L ERA:	7.0	W	23	2	0	0	2	1	0	0	0	0	0	64	94	0.00	0.286					
J.C. Romero, L ERA:	0.2	H	4	1	0	0	2	1	0	0	0	0	0	11	17	0.00	3.000					
Bob Wells, R ERA:	0.1	H	1	0	0	0	0	0	0	0	0	0	0	3	5	0.00	0.000					
Eddie Guardado, L ERA:	1.0	S	3	0	0	0	0	0	0	0	0	0	0	7	11	0.00	0.000					

Minnesota Twins @ Kansas City Royals
Kauffman Stadium, Kansas City, MO
Wed Apr 03 2002, 7:05 PM CST
Att: 10,856 - Sunny - 34 F

AB 30
R 0
H 3
RBI 0
BB 1
SO 4
LOB 6



Batter	1	2	3	4	5	6	7	8	9	AB	R	H	RBI	BB	SO	LOB	TOP								
Kenny Lofton, L OBP: 0.444, SLG: 0.333 (1, 8)										4	1	2	0	1	0	1	Chicago White Sox @ Kansas City Royals Kauffman Stadium, Kansas City, MO Fri Apr 05 2002, 7:05 PM CST Att: 15,975 - Sunny - 61 F								
Ray Durham, S OBP: 0.389, SLG: 0.333 (1, 4)										5	0	3	1	0	0	3									
Frank Thomas, R OBP: 0.294, SLG: 0.286 (1, 10)										3	0	0	1	0	0	3									
Magglio Ordonez, R OBP: 0.294, SLG: 0.267 (1, 9)										4	0	1	0	0	1	3									
14 Paul Konerko, R OBP: 0.353, SLG: 0.412 (1, 3)										4	0	1	0	0	1	3									
Jose Valentin, S OBP: 0.176, SLG: 0.235 (1, 5)										4	0	1	0	0	0	2									
Carlos Lee, R OBP: 0.375, SLG: 0.600 (1, 7)										4	0	1	0	0	1	1									
Mark Johnson, L OBP: 0.375, SLG: 0.286 (1, 2)										3	0	0	0	1	0	2									
Tony Graffanino, R OBP: 0.250, SLG: 0.250 (1, 6)										4	1	1	0	0	1	4									
Inning Stats	R: 0 E: 0 K: 0 S: 16	H: 2 LOB: 2 BB: 0 P: 25	R: 0 E: 0 K: 1 S: 10	H: 0 LOB: 0 BB: 0 P: 16	R: 2 E: 0 K: 0 S: 14	H: 3 LOB: 0 BB: 0 P: 17	R: 0 E: 0 K: 0 S: 11	H: 2 LOB: 2 BB: 0 P: 16	R: 0 E: 0 K: 1 S: 7	H: 1 LOB: 0 BB: 0 P: 9	R: 0 E: 0 K: 1 S: 8	H: 1 LOB: 1 BB: 0 P: 10	R: 0 E: 0 K: 1 S: 12	H: 0 LOB: 1 BB: 1 P: 20	R: 0 E: 0 K: 1 S: 9	H: 1 LOB: 1 BB: 0 P: 14	R: 0 E: 1 K: 0 S: 11	H: 0 LOB: 2 BB: 1 P: 18	1B: 8 2B: 3 3B: 0 HR: 0	SF: 1 SAC: 0 DP: 2 HBP: 0	WP: 0 PB: 0 SB: 0 CS: 0	PA: 38			
PITCHER	IP	WLS	BF	H	R	ER	SO	BB	IBB	HBP	BLK	WP	HR	S	P	ERA	WHIP								
Paul Byrd, R ERA: 3.0 (1, 1)	6.0	W	25	9	2	2	2	0	0	0	0	0	0	66	93	3.00	1.500								
Blake Stein, R ERA: (7, 1)	3.0	S	13	1	0	0	2	2	0	0	0	0	0	32	52	0.00	1.000								

Batter	1	2	3	4	5	6	7	8	9	AB	R	H	RBI	BB	SO	LOB	BOTTOM								
Chuck Knoblauch, R OBP: 0.214, SLG: 0.083 (1, 7)										4	0	0	0	1	0	5	Chicago White Sox @ Kansas City Royals Kauffman Stadium, Kansas City, MO Fri Apr 05 2002, 7:05 PM CST Att: 15,975 - Sunny - 61 F								
Neftali Feliz, S OBP: 0.231, SLG: 0.385 (1, 6)										4	0	0	0	0	0	2									
Carlos Beltrán, S OBP: 0.250, SLG: 0.545 (1, 8)										4	1	1	0	0	0	2									
29 Mike Sweeney, R OBP: 0.417, SLG: 0.750 (1, 3)										4	2	2	2	0	0	2									
Michael Tucker, L OBP: 0.500, SLG: 0.200 (1, 9)										2	1	0	0	2	0	2									
Joe Randa, R OBP: 0.100, SLG: 0.222 (1, 5)										3	0	1	0	0	0	1									
Raul Ibanez, L OBP: 0.286, SLG: 0.429 (1, 10)										4	0	2	2	0	0	1									
Brent Mayne, L OBP: 0.200, SLG: 0.111 (1, 2)										3	0	0	0	1	0	5									
Carlos Febles, R OBP: 0.500, SLG: 0.333 (1, 4)										1	1	0	0	1	0	2									
Inning Stats	R: 0 E: 1 K: 0 S: 11	H: 0 LOB: 0 BB: 0 P: 16	R: 2 E: 1 K: 0 S: 14	H: 2 LOB: 2 BB: 1 P: 23	R: 2 E: 0 K: 0 S: 14	H: 3 LOB: 2 BB: 1 P: 22	R: 1 E: 1 K: 0 S: 7	H: 0 LOB: 2 BB: 2 P: 18	R: 0 E: 0 K: 1 S: 11	H: 1 LOB: 0 BB: 0 P: 14	R: 0 E: 1 K: 0 S: 14	H: 0 LOB: 0 BB: 0 P: 22	R: 0 E: 0 K: 0 S: 7	H: 0 LOB: 0 BB: 0 P: 11	R: 0 E: 0 K: 0 S: 7	H: 0 LOB: 1 BB: 1 P: 14	1B: 2 2B: 3 3B: 0 HR: 1	SF: 0 SAC: 3 DP: 1 HBP: 1	WP: 0 PB: 0 SB: 0 CS: 1	PA: 39					
PITCHER	IP	WLS	BF	H	R	ER	SO	BB	IBB	HBP	BLK	WP	HR	S	P	ERA	WHIP								
Jon Garland, R ERA: 7.2 (1, 1)	5.0	L	28	6	0	4	0	4	0	0	0	0	0	12	18	0.00	0.000								
Lorenzo Barcelo, R ERA: 18.0 (6, 1)	0.2		3	0	0	0	0	0	0	0	0	0	0	9	15	0.00	0.000								
Mike Porzio, L ERA: (6, 1)	1.1		3	0	0	0	0	0	0	0	0	0	0	7	14	0.00	1.000								
Gary Glover, R ERA: 18.0 (8, 1)	1.0		4	0	0	0	0	1	0	0	0	0	0	7	14	0.00	1.000								

Batter	1	2	3	4	5	6	7	8	9	AB	R	H	RBI	BB	SO	LOB	TOP					
Kenny Lofton, L OBP: 0.417, SLG: 0.300 (1, 8)										5	2	1	0	1	1	2	Chicago White Sox @ Kansas City Royals Kauffman Stadium, Kansas City, MO Sat Apr 06 2002, 1:05 PM CST Att: 15,178 - Sunny - 71 F					
Ray Durham, S OBP: 0.458, SLG: 0.474 (1, 4)										4	2	2	0	1	0	0						
Frank Thomas, R OBP: 0.318, SLG: 0.278 Jeff Liefer, L (8, 3)										4	1	1	0	1	0	3						
Magglio Ordonez, R OBP: 0.391, SLG: 0.500 (1, 9)										5	4	3	3	1	0	2						
14 Paul Konerko, R OBP: 0.391, SLG: 0.500 (1, 10)										5	3	2	3	1	0	2						
Jose Valentin, S OBP: 0.190, SLG: 0.286 Tony Graffanino, R OBP: 0.400, SLG: 0.400 (7, 5)										4	1	1	1	0	0	2						
Carlos Lee, R Aaron Rowand, R (8, 7)										5	0	2	2	0	0	4						
Sandy Alomar Jr., R OBP: 0.538, SLG: 0.833 (1, 2)										4	1	3	2	0	0	1						
Royce Clayton, R OBP: 0.063, SLG: 0.267 (1, 6)										4	0	0	1	0	1	4						
Inning Stats	R: 4 H: 4 E: 0 K: 0 S: 21	H: 4 LOB: 1 BB: 0 P: 30	R: 0 H: 1 E: 0 K: 0 S: 10	LOB: 1 BB: 0 P: 16	R: 1 H: 1 E: 0 K: 0 S: 7	H: 1 LOB: 0 BB: 0 P: 8	R: 1 H: 1 E: 0 K: 1 S: 10	H: 1 LOB: 0 BB: 0 P: 14	R: 2 H: 4 E: 0 K: 0 S: 16	H: 4 LOB: 2 BB: 0 P: 33	R: 0 H: 1 E: 0 K: 1 S: 7	H: 1 LOB: 1 BB: 0 P: 10	R: 1 H: 2 E: 0 K: 0 S: 8	H: 2 LOB: 1 BB: 0 P: 16	R: 5 H: 1 E: 0 K: 0 S: 13	H: 1 LOB: 2 BB: 5 P: 40		R: 0 H: 1 E: 0 K: 1 S: 7	H: 1 LOB: 1 BB: 0 P: 9	1B: 9 2B: 5 HR: 2	SF: 1 SAC: 0 DP: 1 HBP: 2	WP: 2 PB: 0 SB: 3 CS: 0
PITCHER	IP	WLS	BF	H	R	ER	SO	BB	IBB	HBP	BLK	WP	HR	S	P	ERA	WHIP			ERA	WHIP	
Chad Durbin, R ERA: 14.54 (1, 1)	4.1	L	22	8	7	1	1	0	0	0	0	0	0	10	29	14.54	1.846			0.00	1.000	
Jeff Austin, R ERA: 13.5 (5, 1)	0.2		5	3	1	1	0	0	0	0	0	1	0	10	22	13.50	4.500					
Jeremy Afeldt, L ERA: 4.5 (6, 1)	2.0		9	3	1	1	1	0	0	0	0	0	0	15	26	4.50	1.500					
Miguel Asencio, R ERA: (8, 1)	0.0		4	0	4	4	0	4	0	0	0	1	0	0	16	∞	∞					
Cory Bailey, R ERA: 27.0 (8, 1)	1.0		6	1	1	1	0	1	0	1	0	0	0	13	24	9.00	2.000					
Chad Durbin, R ERA: 14.54 (1, 1)	4.1	L	22	8	7	1	1	0	0	0	0	0	0	10	29	14.54	1.846			0.00	1.000	
Brian Shouse, L ERA: (9, 1)	1.0		4	1	0	0	1	0	0	0	0	0	0	15	26	4.50	1.500					

Batter	1	2	3	4	5	6	7	8	9	AB	R	H	RBI	BB	SO	LOB	BOTTOM				
Chuck Knoblauch, R OBP: 0.176, SLG: 0.067 Raul Ibanez, L OBP: 0.250, SLG: 0.375 (8, 7)										3	0	0	0	0	1	2	Chicago White Sox @ Kansas City Royals Kauffman Stadium, Kansas City, MO Sat Apr 06 2002, 1:05 PM CST Att: 15,178 - Sunny - 71 F				
Neftali Feliz, S OBP: 0.250, SLG: 0.438 Donnie Sadler, R (8, 6)										3	0	1	0	0	1	0					
Carlos Beltrán, S OBP: 0.188, SLG: 0.400 (1, 8)										4	0	0	0	0	1	2					
29 Mike Sweeney, R OBP: 0.438, SLG: 0.667 (1, 10)										3	0	1	0	1	0	0					
Joe Randa, R OBP: 0.214, SLG: 0.385 (1, 5)										4	0	2	0	0	0	3					
Dave McCarty, R OBP: 0.143, SLG: 0.286 (1, 3)										4	0	0	0	0	2	2					
Brandon Berger, R OBP: 0.286, SLG: 0.167 (1, 9)										2	0	1	0	1	0	0					
A.J. Hinch, R (1, 2)										2	0	0	0	1	1	2					
Carlos Febles, R OBP: 0.500, SLG: 0.375 Luis Alicea, S (8, 4)										2	0	1	0	0	0	2					
Inning Stats	R: 0 H: 0 E: 0 K: 0 S: 8	H: 1 LOB: 2 BB: 1 P: 22	R: 0 H: 1 E: 0 K: 2 S: 8	LOB: 0 BB: 0 P: 14	R: 0 H: 1 E: 0 K: 1 S: 9	H: 1 LOB: 1 BB: 1 P: 16	R: 0 H: 1 E: 0 K: 1 S: 9	H: 1 LOB: 1 BB: 1 P: 18	R: 0 H: 0 E: 0 K: 2 S: 9	H: 0 LOB: 0 BB: 0 P: 13	R: 0 H: 0 E: 0 K: 0 S: 8	H: 0 LOB: 1 BB: 1 P: 15	R: 0 H: 1 E: 0 K: 0 S: 7	H: 1 LOB: 0 BB: 0 P: 9	1B: 4 2B: 3 HR: 0	SF: 0 SAC: 0 DP: 4 HBP: 0		WP: 0 PB: 0 SB: 0 CS: 1	PA: 33		
PITCHER	IP	WLS	BF	H	R	ER	SO	BB	IBB	HBP	BLK	WP	HR	S	P	ERA	WHIP			ERA	WHIP
56 Mark Buehrle, L ERA: 0.75 (7, 1)	6.0	W	23	5	0	0	4	3	0	0	0	0	0	17	28	0.00	0.500				
Bob Howry, R ERA: (9, 1)	1.0		3	1	0	0	0	0	0	0	0	0	0	7	9	0.00	1.000				

Batter	1	2	3	4	5	6	7	8	9	AB	R	H	RBI	BB	SO	LOB	TOP								
Kenny Lofton, L OBP: 0.393, SLG: 0.261 (1, 8)	G3-1		F7		P4			1B SF7 BB		3	1	0	0	1	0	0	Chicago White Sox @ Kansas City Royals Kauffman Stadium, Kansas City, MO Sun Apr 07 2002, 1:05 PM CDT Att: 10,788 - Cloudy - 61 F								
Ray Durham, S OBP: 0.464, SLG: 0.478 (1, 4)	K		CS 1B			P6		F 1B		4	0	2	0	0	1	0									
Frank Thomas, R OBP: 0.308, SLG: 0.429 (1, 3)	HR		CS 1-2	F7		F8		SF7		3	1	1	2	0	0	0									
Magglio Ordonez, R OBP: 0.370, SLG: 0.458 (1, 9)	14 FC6-4 1B			G6-3		F7		P6		4	0	1	0	0	0	1									
14 Paul Konerko, R OBP: 0.407, SLG: 0.500 (1, 10)	FC6-4 1-2			1B			F9 G3 1B		K	4	0	2	0	0	1	1									
Jose Valentin, S OBP: 0.200, SLG: 0.280 (1, 5)		P4		1B		G3		G3-1		4	0	1	0	0	0	1									
Carlos Lee, R OBP: 0.320, SLG: 0.458 (1, 7)		G4-3		K		F9		K		4	0	0	0	0	2	3									
Sandy Alomar Jr., R OBP: 0.438, SLG: 0.667 (1, 2)		G5-3			L7		G1-3			3	0	0	0	0	0	1									
Royce Clayton, R OBP: 0.053, SLG: 0.222 (1, 6)			K		G6-3			K		3	0	0	0	0	2	0									
Inning Stats	R: 1 E: 0 K: 1 S: 15	H: 2 LOB: 1 BB: 0 P: 21	R: 0 E: 0 K: 0 S: 8	H: 0 LOB: 0 BB: 0 P: 14	R: 0 E: 0 K: 1 S: 11	H: 1 LOB: 0 BB: 0 P: 21	R: 0 E: 0 K: 1 S: 11	H: 2 LOB: 2 BB: 0 P: 22	R: 0 E: 0 K: 0 S: 8	H: 0 LOB: 0 BB: 0 P: 10	R: 0 E: 0 K: 0 S: 9	H: 0 LOB: 0 BB: 0 P: 16	R: 0 E: 0 K: 0 S: 8	H: 1 LOB: 1 BB: 0 P: 13	R: 1 E: 1 K: 1 S: 8	H: 1 LOB: 1 BB: 1 P: 16	R: 0 E: 0 K: 2 S: 11	H: 0 LOB: 0 BB: 0 P: 16	1B: 6 2B: 0 3B: 0 HR: 1	SF: 1 SAC: 0 DP: 0 HBP: 0	WP: 0 PB: 0 CS: 1	PA: 35			
PITCHER	IP	WLS	BF	H	R	ER	SO	BB	IBB	HBP	BLK	WP	HR	S	P	ERA	WHIP								
Jeff Suppan, R ERA: 3.46 (1, 1)	7.0	W	26	6	1	1	3	0	0	0	0	0	1	70	117	1.29	0.857								
Blake Stein, R ERA: 2.25 (8, 1)	1.0		5	1	1	1	1	1	0	0	0	0	0	8	16	9.00	2.000								
Jason Grimsley, R ERA: (9, 1)	1.0		3	0	0	0	2	0	0	0	0	0	0	11	16	0.00	0.000								

Batter	1	2	3	4	5	6	7	8	9	AB	R	H	RBI	BB	SO	LOB	BOTTOM								
Chuck Knoblauch, R OBP: 0.182, SLG: 0.150 (1, 7)	G6-3	G6-3			K			G1-3		5	1	1	2	0	1	1	Chicago White Sox @ Kansas City Royals Kauffman Stadium, Kansas City, MO Sun Apr 07 2002, 1:05 PM CDT Att: 10,788 - Cloudy - 61 F								
Neftali Feliz, S OBP: 0.286, SLG: 0.524 (1, 6)	F8		F8			29 G6-3 3B	29 G3-1 2B	F7		5	2	2	1	0	0	0									
Carlos Beltrán, S OBP: 0.300, SLG: 0.529 (1, 8)	3B		G3			29 G6-3 1B	29 G3-1 2B			2	2	1	0	1	0	0									
29 Mike Sweeney, R OBP: 0.400, SLG: 0.556 (1, 3)	BB		G1-3			G6-3	G3-1			3	0	0	1	1	0	3									
Michael Tucker, L OBP: 0.500, SLG: 0.250 (1, 9)	G4-3			P5		E S 1B	2B IBB			3	1	1	1	1	0	2									
Joe Randa, R OBP: 0.276, SLG: 0.438 (1, 5)		1B SF9 BB		G4-3		F8	WP 2B			3	1	1	3	1	0	1									
Raul Ibanez, L OBP: 0.250, SLG: 0.333 (1, 10)				G3-1		K	F9			4	0	1	0	0	1	2									
Brent Mayne, L OBP: 0.214, SLG: 0.167 (1, 2)		SF9			F7					3	1	1	1	0	0	1									
Donnie Sadler, R OBP: 0.167, SLG: 0.167 (1, 4)		F8			K		E3 2B 1B	G6-3		4	1	1	0	0	1	1									
Inning Stats	R: 0 E: 0 K: 0 S: 17	H: 1 LOB: 2 BB: 1 P: 32	R: 1 E: 0 K: 0 S: 10	H: 1 LOB: 1 BB: 1 P: 18	R: 0 E: 0 K: 0 S: 10	H: 0 LOB: 0 BB: 0 P: 14	R: 0 E: 0 K: 2 S: 10	H: 0 LOB: 0 BB: 0 P: 14	R: 2 E: 0 K: 1 S: 11	H: 2 LOB: 1 BB: 0 P: 16	R: 6 E: 1 K: 0 S: 16	H: 5 LOB: 1 BB: 2 P: 31	R: 0 E: 0 K: 0 S: 5	H: 0 LOB: 0 BB: 0 P: 6	R: 0 E: 0 K: 0 S: 5	H: 0 LOB: 0 BB: 0 P: 6	1B: 5 2B: 2 3B: 2 HR: 0	SF: 1 SAC: 0 DP: 0 HBP: 1	WP: 1 PB: 0 CS: 0	PA: 38					
PITCHER	IP	WLS	BF	H	R	ER	SO	BB	IBB	HBP	BLK	WP	HR	S	P	ERA	WHIP								
Todd Ritchie, R ERA: 4.63 (1, 1)	5.2	L	24	4	3	3	2	2	0	1	0	0	0	63	105	4.76	1.059								
Damaso Marte, L ERA: 40.5 (6, 1)	0.1		2	1	1	1	1	0	0	0	0	0	0	4	4	27.00	3.000								
Antonio Osuna, R ERA: 14.73 (7, 1)	0.1		6	3	2	2	0	1	1	0	0	0	0	8	19	54.00	12.000								
Gary Glover, R ERA: 6.75 (7, 1)	1.2		6	1	3	3	0	0	0	0	0	1	0	12	17	16.20	0.600								

Batter	1	2	3	4	5	6	7	8	9	AB	R	H	RBI	BB	SO	LOB	TOP					
Chuck Knoblauch R (1,7) OBP: 0.192, SLG: 0.292	G4-3		K				G6-3			4	1	1	4	0	1	0	Kansas City Royals @ Boston Red Sox Fenway Park, Boston, MA Tue Apr 09 2002, 6:05 PM EDT Att: 31,115 - Overcast - 72 F					
Neftali Feliz S (1,6) OBP: 0.240, SLG: 0.440	F7		K					K		4	0	0	0	0	2	0						
Carlos Beltrán S (1,8) OBP: 0.250, SLG: 0.429	E5			G4-3	F8			G3		4	0	0	0	0	0	0						
29 Mike Sweeney R (1,3) OBP: 0.333, SLG: 0.455	G5-3			F8				G6-3		4	0	0	0	0	1	1						
Michael Tucker L (1,9) OBP: 0.375, SLG: 0.167		F8		K					G4-3	4	0	0	0	0	2	0						
Joe Randa R (1,5) OBP: 0.364, SLG: 0.474		S 1B				1B HR			G5-3	3	1	2	0	1	0	0						
Raul Ibanez L (1,10) OBP: 0.286, SLG: 0.357 Brandon Berger R (6,PH) Luis Alicaia S (9,PH)		K				1B HR			G4-3	2	1	1	0	0	1	1						
Brent Mayne L (1,2) OBP: 0.176, SLG: 0.133		G4-3					F7			3	0	0	0	0	0	3						
Carlos Febles R (1,4) OBP: 0.467, SLG: 0.364				L6				G3-1		3	1	1	0	0	0	0						
								G3-1														
Inning Stats	R: 0 E: 1 K: 0 S: 8	H: 0 LOB: 1 BB: 0 P: 12	R: 0 E: 0 K: 1 S: 14	H: 1 LOB: 1 BB: 0 P: 22	R: 0 E: 0 K: 2 S: 9	H: 0 LOB: 0 BB: 0 P: 9	R: 0 E: 0 K: 1 S: 8	H: 0 LOB: 0 BB: 0 P: 13	R: 4 E: 0 K: 0 S: 17	H: 4 LOB: 0 BB: 0 P: 22	R: 0 E: 0 K: 3 S: 11	H: 0 LOB: 1 BB: 0 P: 19	R: 0 E: 0 K: 0 S: 4	H: 0 LOB: 0 BB: 0 P: 7	R: 0 E: 0 K: 1 S: 8	H: 0 LOB: 0 BB: 0 P: 12	R: 0 E: 0 K: 0 S: 9	H: 0 LOB: 0 BB: 0 P: 11	1B: 4 2B: 0 3B: 0 HR: 1	SF: 0 SAC: 0 DP: 0 HBP: 0	WP: 0 PB: 0 SB: 1 CS: 0	PA: 34
PITCHER	IP	WLS	BF	H	R	ER	SO	BB	IBB	HBP	BLK	WP	HR	S	P	ERA	WHIP					
49 Tim Wakefield R (1,1) ERA: 7.2	5.0	W	21	5	4	4	4	0	0	0	0	0	1	56	78	7.20	1.000					
Casey Fossum L (6,1) ERA: 1.3	2.0	H	7	0	0	0	3	1	0	0	0	0	0	15	26	0.00	0.500					
Willie Banks R (8,1) ERA:	2.0		6	0	0	0	1	0	0	0	0	0	0	17	23	0.00	0.000					

Batter	1	2	3	4	5	6	7	8	9	AB	R	H	RBI	BB	SO	LOB	BOTTOM				
18 Johnny Damon L (1,8) OBP: 0.400, SLG: 0.476	1B BB		2B HR	1B FC5				L4-3		3	1	1	0	2	0	2	Kansas City Royals @ Boston Red Sox Fenway Park, Boston, MA Tue Apr 09 2002, 6:05 PM EDT Att: 31,115 - Overcast - 72 F				
Rey Sanchez R (1,4) OBP: 0.294, SLG: 0.250	G6-4-3 1B		K	FC5				G5-3		5	0	2	0	0	1	5					
Nomar Garciaparra R (1,6) OBP: 0.349, SLG: 0.826	G6-4-3		HR							4	2	2	1	0	0	2					
Manny Ramirez R (1,7) OBP: 0.455, SLG: 0.500		E1 HR	HR		G4-3 2B					4	3	2	3	0	1	1					
Tony Clark S (1,3) OBP: 0.333, SLG: 0.529		F8	G4-3		G4-3					4	0	0	0	0	1	2					
Brian Daubach L (1,10) OBP: 0.500, SLG: 1.000		HR		2B 1B						4	1	3	3	0	1	0					
Shea Hillenbrand R (1,5) OBP: 0.364, SLG: 0.700		G4-6-3 1B		F7				G1-3		4	0	1	0	0	1	2					
Trot Nixon L (1,9) OBP: 0.364, SLG: 0.500		G4-6-3		FC5						4	0	2	0	0	1	2					
Jason Varitek S (1,2) OBP: 0.471, SLG: 0.800			G4-3	G4-3						4	1	2	1	0	0	2					
Inning Stats	R: 0 E: 0 K: 0 S: 4	H: 1 LOB: 0 BB: 1 P: 9	R: 2 E: 1 K: 0 S: 13	H: 2 LOB: 0 BB: 0 P: 21	R: 3 E: 0 K: 1 S: 16	H: 3 LOB: 0 BB: 0 P: 26	R: 0 E: 0 K: 0 S: 11	H: 2 LOB: 3 BB: 1 P: 21	R: 2 E: 0 K: 2 S: 18	H: 3 LOB: 1 BB: 0 P: 25	R: 1 E: 0 K: 1 S: 9	H: 2 LOB: 1 BB: 0 P: 13	R: 0 E: 0 K: 2 S: 9	H: 0 LOB: 0 BB: 0 P: 12	R: 0 E: 0 K: 0 S: 8	H: 2 LOB: 1 BB: 0 P: 14	1B: 7 2B: 5 3B: 0 HR: 4	SF: 0 SAC: 0 DP: 3 HBP: 0	WP: 0 PB: 0 SB: 0 CS: 0	PA: 38	
PITCHER	IP	WLS	BF	H	R	ER	SO	BB	IBB	HBP	BLK	WP	HR	S	P	ERA	WHIP				
Dan Reichert R (1,1) ERA: 4.91	4.0	L	21	9	6	5	1	1	0	0	0	0	1	25	36	9.00	2.500				
Blake Stein R (5,1) ERA: 4.5	2.0		10	4	2	2	3	0	0	0	0	0	0	17	26	0.00	1.000				
Jeremy Affeldt L (7,1) ERA: 2.25	2.0		7	2	0	0	2	0	0	0	0	0	0	17	26	0.00	1.000				

AB	33
R	4
H	5
RBI	4
BB	1
SO	8
LOB	6


AB	36
R	8
H	15
RBI	8
BB	2
SO	6
LOB	18



Batter	1	2	3	4	5	6	7	8	9	AB	R	H	RBI	BB	SO	LOB	TOP		
Chuck Knoblauch, R (1, 7) OBP: 0.267, SLG: 0.333										3	1	2	0	0	0	0			
Neftali Pérez, S (1, 6) OBP: 0.233, SLG: 0.400										5	0	1	1	0	0	3			
Carlos Beltrán, S (1, 8) OBP: 0.276, SLG: 0.423										5	1	2	0	0	1	2			
29 Mike Sweeney, R (1, 3) OBP: 0.379, SLG: 0.556										5	2	3	1	0	0	4			
Michael Tucker, L (1, 9) OBP: 0.350, SLG: 0.188										4	1	1	1	0	1	4			
Joe Randa, R (1, 5) OBP: 0.385, SLG: 0.565										4	1	2	1	0	1	1			
Raul Ibanez, L (1, 10) OBP: 0.278, SLG: 0.313										2	0	0	1	1	0	1			
Brent Mayne, L (1, 2) OBP: 0.190, SLG: 0.167										3	0	1	2	0	1	1			
Carlos Febles, R (1, 4) OBP: 0.368, SLG: 0.267										4	0	0	0	0	0	3			
Inning Stats	R: 1 E: 0 K: 1 S: 14	H: 2 LOB: 1 BB: 0 P: 23	R: 0 E: 0 K: 1 S: 7	H: 1 LOB: 1 BB: 0 P: 11	R: 0 E: 0 K: 0 S: 7	H: 0 LOB: 0 BB: 0 P: 11	R: 1 E: 0 K: 1 S: 13	H: 2 LOB: 2 BB: 1 P: 20	R: 0 E: 0 K: 0 S: 10	H: 0 LOB: 0 BB: 0 P: 14	R: 0 E: 1 K: 0 S: 5	H: 0 LOB: 0 BB: 0 P: 8	R: 4 E: 0 K: 0 S: 17	H: 4 LOB: 0 BB: 0 P: 24	R: 0 E: 0 K: 1 S: 10	H: 0 LOB: 1 BB: 0 P: 19	1B: 8 2B: 5 3B: 0 HR: 0	SF: 2 SAC: 1 DP: 2 HBP: 1	WP: 0 PA: 40 PB: 0 SB: 5 CS: 0
PITCHER	IP WLS BF H R ER SO BB IBB HBP BLK WP HR S P ERA WHIP																		
Derek Lowe, R (1, 1) ERA: 1.29	7.0 L 29 8 2 2 3 1 0 0 0 0 0 0 62 96 2.57 1.286																		
Rich Garcés, R (8, 1) ERA: 12.0	1.0 7 4 4 4 0 0 0 0 0 0 0 0 17 24 36.00 4.000																		
Sun-Woo Kim, R (9, 1) ERA:	1.0 4 0 0 0 1 0 0 1 0 0 0 0 10 19 0.00 0.000																		

Kansas City Royals @ Boston Red Sox
Fenway Park, Boston, MA
Wed Apr 10 2002, 6:05 PM EDT
Att: 33,376 - Sunny - 61 F


AB	35
R	6
H	12
RBI	6
BB	1
SO	4
LOB	19



Batter	1	2	3	4	5	6	7	8	9	AB	R	H	RBI	BB	SO	LOB	BOTTOM				
18 Johnny Damon, L (1, 8) OBP: 0.379, SLG: 0.417										3	0	0	0	0	0	0					
Rey Sanchez, R (1, 4) OBP: 0.250, SLG: 0.211										3	0	0	0	0	0	0					
Carlos Baerga, S (8, FH) OBP: 0.333, SLG: 0.400										0	0	0	1	0	0	0					
Nomar Garciaparra, R (1, 6) OBP: 0.290, SLG: 0.704										4	0	0	0	0	1	2					
Manny Ramirez, R (1, 7) OBP: 0.385, SLG: 0.400										4	0	0	0	0	1	0					
Tony Clark, S (1, 3) OBP: 0.273, SLG: 0.429										4	0	0	0	0	0	0					
Brian Daubach, L (1, 10) OBP: 0.500, SLG: 1.083										4	1	2	1	0	1	0					
Shea Hillenbrand, R (1, 5) OBP: 0.400, SLG: 0.696										3	1	2	0	0	1	0					
Trot Nixon, L (1, 9) OBP: 0.320, SLG: 0.435										3	0	0	0	0	0	3					
Jason Varitek, S (1, 2) OBP: 0.450, SLG: 0.722										3	0	1	0	0	2	2					
Inning Stats	R: 0 E: 0 K: 0 S: 6	H: 0 LOB: 0 BB: 0 P: 8	R: 1 E: 0 K: 1 S: 13	H: 1 LOB: 0 BB: 0 P: 17	R: 0 E: 0 K: 1 S: 8	H: 0 LOB: 0 BB: 0 P: 10	R: 0 E: 0 K: 0 S: 8	H: 0 LOB: 0 BB: 0 P: 12	R: 0 E: 0 K: 1 S: 14	H: 2 LOB: 2 BB: 0 P: 21	R: 0 E: 0 K: 0 S: 9	H: 0 LOB: 0 BB: 0 P: 11	R: 0 E: 0 K: 0 S: 8	H: 0 LOB: 0 BB: 0 P: 13	R: 1 E: 0 K: 1 S: 17	H: 2 LOB: 2 BB: 0 P: 24	R: 0 E: 0 K: 2 S: 11	H: 0 LOB: 0 BB: 0 P: 16	1B: 4 2B: 0 3B: 0 HR: 1	SF: 1 SAC: 0 DP: 0 HBP: 1	WP: 0 PA: 33 PB: 0 SB: 0 CS: 0
PITCHER	IP WLS BF H R ER SO BB IBB HBP BLK WP HR S P ERA WHIP																				
Paul Byrd, R (1, 1) ERA: 2.7	7.1 W 27 5 2 2 3 0 0 0 0 0 0 5 7 0.00 0.682																				
Brian Shouse, L (8, 1) ERA:	0.1 H 2 0 0 0 0 0 0 1 0 0 0 0 5 7 0.00 0.000																				
Cory Bailey, R (8, 1) ERA: 15.0	1.1 S 4 0 0 0 3 0 0 0 0 0 0 0 14 20 0.00 0.000																				

Kansas City Royals @ Boston Red Sox
Fenway Park, Boston, MA
Wed Apr 10 2002, 6:05 PM EDT
Att: 33,376 - Sunny - 61 F

AB	31
R	2
H	5
RBI	2
BB	0
SO	6
LOB	7



Batter	1	2	3	4	5	6	7	8	9	AB	R	H	RBI	BB	SO	LOB	TOP								
Chuck Knoblauch, R OBP: 0.257, SLG: 0.344	1-3 K	1-3 K			1-2 G6-3		0-1 G6-3		0-0 S 2B	5	1	2	0	2	3		Kansas City Royals @ Boston Red Sox Fenway Park, Boston, MA Thu Apr 11 2002, 6:05 PM EDT Att: 32,953 - Sunny - 49 F								
Neftali Feliz, S OBP: 0.229, SLG: 0.364	1-0 B1-3		0-1 F7			2-2 F7	3-2 SF8		4-1 3-H 2B PB	3	1	0	1	1	0	0									
Carlos Beltrán, S OBP: 0.324, SLG: 0.500	3-2 29 S 2B		1-0 B1-3			4-1 29 L G4-3 BB	3-1 3-H G5-3		1-1 2-3 1-H 3-H 2B	4	1	2	2	1	0	1									
29 Mike Sweeney, R OBP: 0.382, SLG: 0.516	4-1 2-3 BB		0-1 P6			1-0 G4-3 1B		1-2 F9	2-3 K	4	0	1	0	1	1	2									
Michael Tucker, L OBP: 0.280, SLG: 0.143	1-0 G3			1-3 K		1-2 G4-3		0-0 G3-1	2-3 K	5	0	0	1	0	2	5									
Joe Randa, R OBP: 0.333, SLG: 0.481		1-2 G4-3		1-3 K		3-2 3-H G6-3		2-2 G6-3		4	0	0	0	0	1	1									
Raul Ibanez, L OBP: 0.304, SLG: 0.526 Donnie Sadler, R OBP: 0.167, SLG: 0.167		3-2 HR		3-2 F8			4-1 1B HBP G6-3 BB		2-2 WP S G4-3 1B	3	2	2	1	1	0	0									
A.J. Hinch, R OBP: 0.167, SLG: 0.167		1-1 G5-3			0-0 F8		1-2 G6-3 1B SF8 HBP		4-0 G4-3 WP 2B BB	2	2	0	0	1	0	0									
Luis Alicaia, S OBP: 0.500, SLG: 0.250 Carlos Febles, R OBP: 0.368, SLG: 0.267		4-2 BB			2-2 L4		2-1 G6-3 1B		2-2 G4-3 1-3 2-H	3	0	1	1	1	0	1									
										0	0	0	0	0	0	0									
Inning Stats	R: 0 E: 0 K: 1 S: 11	H: 1 LOB: 2 BB: 1 P: 21	R: 1 E: 0 K: 1 S: 14	H: 1 LOB: 1 BB: 1 P: 23	R: 0 E: 0 K: 0 S: 5	H: 0 LOB: 0 BB: 0 P: 6	R: 0 E: 0 K: 2 S: 15	H: 0 LOB: 0 BB: 0 P: 20	R: 0 E: 0 K: 0 S: 9	H: 0 LOB: 0 BB: 0 P: 12	R: 1 E: 1 K: 0 S: 13	H: 1 LOB: 1 BB: 1 P: 24	R: 2 E: 0 K: 0 S: 15	H: 1 LOB: 1 BB: 1 P: 28	R: 0 E: 0 K: 0 S: 7	H: 0 LOB: 0 BB: 0 P: 10	R: 4 E: 0 K: 2 S: 18	H: 3 LOB: 2 BB: 2 P: 35	1B: 3 2B: 3 3B: 0 HR: 1	SF: 1 SAC: 0 DP: 0 HBP: 1	WP: 1 PB: 2 SB: 3 CS: 0	PA: 41			
PITCHER	IP WLS BF H R ER SO BB IBB HBP BLK WP HR S P ERA WHIP	6.0 2.25	1.0 B 6 1 2 2 0 1 0 0 0 0 0 0 15 3.00 1.000	7.1 1.0 3 0 0 0 0 0 0 0 0 0 0 7 10 0.00 0.000	8.1 1.0 5 2 4 3 0 2 0 0 0 1 0 9 21 81.00 12.000	9.1 0.2 3 1 0 0 2 0 0 0 0 0 0 9 14 0.00 1.500																			

AB 33
R 8
H 7
RBI 8
BB 6
SO 6
LOB 13



Batter	1	2	3	4	5	6	7	8	9	AB	R	H	RBI	BB	SO	LOB	BOTTOM									
18 Johnny Damon, L OBP: 0.382, SLG: 0.464	0-1 G3-1	0-1 G3		4-2 S BB		1-0 P6		1-2 1 SAFE 3B		4	0	1	2	1	0	1	Kansas City Royals @ Boston Red Sox Fenway Park, Boston, MA Thu Apr 11 2002, 6:05 PM EDT Att: 32,953 - Sunny - 49 F									
Shea Hillenbrand, R OBP: 0.400, SLG: 0.741	1-3 K	1-2 3-H HR		3-3 K		4-0 BB		1-3 K		4	1	1	2	1	3	3										
Nomar Garciaparra, R OBP: 0.313, SLG: 0.633	4-1 E BB BB	2-2 F8		0-0 F9		1-2 F8			4-2 BB	3	0	0	0	2	0	3										
Manny Ramirez, R OBP: 0.387, SLG: 0.348	4-1 E BB	3-2 G6-3			3-1 F9		4-2 G4-6-3 BB		1-1 F8	3	0	0	0	2	0	1										
Tony Clark, S OBP: 0.259, SLG: 0.360	4-2 BB		0-2 G1-3		1-2 E7 BB		2-2 G4-6-3 1-2f		1-3 K	4	0	0	0	1	1	2										
Brian Daubach, L OBP: 0.412, SLG: 0.813	1-2 2-3 BB		3-3 K		4-0 BB		1-3 K		2-3 K	4	0	0	0	1	4	4										
Jason Varitek, S OBP: 0.417, SLG: 0.636		3-1 1B 2B 1B		0-0 G3		0-2 P6		0-2 F7		4	1	1	0	0	0	2										
Trot Nixon, L OBP: 0.310, SLG: 0.407		1-0 2B 18 G3 1B		2-1 F8		0-3 K		1-0 G4-6-3		4	1	1	0	0	1	2										
Rey Sanchez, R OBP: 0.333, SLG: 0.348		1-0 18 G3 HR 2B		1-0 S 18 BB 1B		0-1 F9		1-1 18 E 3B 1B		4	2	3	1	0	0	0										
Inning Stats	R: 0 E: 1 K: 2 S: 14	H: 0 LOB: 3 BB: 3 P: 30	R: 4 E: 0 K: 0 S: 16	H: 4 LOB: 0 BB: 0 P: 27	R: 0 E: 0 K: 1 S: 7	H: 0 LOB: 0 BB: 0 P: 9	R: 0 E: 0 K: 1 S: 11	H: 1 LOB: 2 BB: 1 P: 21	R: 0 E: 0 K: 0 S: 12	H: 0 LOB: 1 BB: 1 P: 20	R: 0 E: 0 K: 0 S: 6	H: 0 LOB: 1 BB: 1 P: 12	R: 0 E: 0 K: 1 S: 11	H: 0 LOB: 0 BB: 1 P: 18	R: 1 E: 1 K: 1 S: 13	H: 2 LOB: 1 BB: 0 P: 17	R: 0 E: 0 K: 2 S: 10	H: 0 LOB: 1 BB: 1 P: 18	1B: 4 2B: 1 3B: 1 HR: 1	SF: 0 SAC: 0 DP: 1 HBP: 0	WP: 0 PB: 0 SB: 2 CS: 0	PA: 42				
PITCHER	IP WLS BF H R ER SO BB IBB HBP BLK WP HR S P ERA WHIP	4.0 11.88	3.0 12	5.0 4	4.0 4	2.0 9	2.0 23	3.0 35	4.0 29	5.0 50	2.0 23	3.0 35	4.0 29	5.0 50	2.0 23	3.0 35	4.0 29	5.0 50	2.0 23	3.0 35	4.0 29	5.0 50	2.0 23	3.0 35	4.0 29	5.0 50

AB 34
R 5
H 7
RBI 5
BB 8
SO 9
LOB 18



Batter	1	2	3	4	5	6	7	8	9	AB	R	H	RBI	BB	SO	LOB	TOP			
Chuck Knoblauch, R OBP: 0.275, SLG: 0.333 (1, 7)										4	1	1	0	1	1	3	Kansas City Royals @ Cleveland Indians Jacobs Field, Cleveland, OH Fri Apr 12 2002, 7:05 PM EDT Att: 29,970 - Cloudy - 67 F			
Neftali Feliz, S OBP: 0.205, SLG: 0.324 (1, 6)										4	0	0	0	0	3	3				
Carlos Beltrán, S OBP: 0.342, SLG: 0.469 (1, 8)										2	0	0	0	2	2	0				
29 Mike Sweeney, R OBP: 0.395, SLG: 0.514 (1, 10)										4	0	2	0	0	2	2				
Joe Randa, R OBP: 0.324, SLG: 0.433 (1, 5)										3	0	0	0	1	0	0				
Brandon Berger, R OBP: 0.273, SLG: 0.200 (1, 9)										3	0	1	0	0	2	3				
Michael Tucker, L OBP: 0.269, SLG: 0.136 (8, PH)										1	0	0	0	0	1	0				
Dave McCarty, R OBP: 0.200, SLG: 0.300 (1, 3)										3	0	1	0	0	1	4				
Raul Ibanez, L OBP: 0.348, SLG: 0.500 (8, PH)										1	0	0	0	0	1	0				
A.J. Hinch, R OBP: 0.182, SLG: 0.158 (9, PH)										2	0	0	0	1	0	2				
Carlos Febles, R OBP: 0.364, SLG: 0.278 (1, 4)										3	0	1	0	0	1	1				
Luis Alicea, S OBP: 0.429, SLG: 0.200 (9, PH)										1	0	0	0	0	0	0				
Inning Stats	R: 1 E: 0 K: 3 S: 15	H: 1 LOB: 3 BB: 3 P: 32	R: 0 E: 0 K: 1 S: 8	H: 0 LOB: 1 BB: 1 P: 16	R: 0 E: 0 K: 2 S: 10	H: 0 LOB: 0 BB: 0 P: 16	R: 0 E: 0 K: 1 S: 13	H: 2 LOB: 2 BB: 0 P: 18	R: 0 E: 0 K: 2 S: 8	H: 1 LOB: 1 BB: 0 P: 15	R: 0 E: 0 K: 0 S: 7	H: 1 LOB: 2 BB: 1 P: 23	R: 0 E: 0 K: 2 S: 9	H: 0 LOB: 0 BB: 0 P: 12	R: 0 E: 0 K: 1 S: 7	H: 0 LOB: 0 BB: 0 P: 8	1B: 6 2B: 0 3B: 0 HR: 0	SF: 0 SAC: 0 DP: 0 HBP: 0	WP: 0 PB: 0 SB: 6 CS: 1	PA: 38
PITCHER	IP	WLS	BF	H	R	ER	SO	BB	IBB	HBP	BLK	WP	HR	S	P	ERA	WHIP			
CC Sabathia, L ERA: 2.79 (1, 1)	6.0	W	26	5	1	1	9	4	0	0	0	0	0	61	108	1.50	1.500			
Mark Wohlers, R ERA: 1.42 (7, 1)	1.0	H	5	1	0	0	2	1	0	0	0	0	0	13	23	0.00	2.000			
Paul Shuey, R ERA: (8, 1)	1.0	H	3	0	0	0	2	0	0	0	0	0	0	9	12	0.00	0.000			
Bob Wickman, R ERA: 3.86 (9, 1)	1.0	S	3	0	0	0	1	0	0	0	0	0	0	7	8	0.00	0.000			

Batter	1	2	3	4	5	6	7	8	9	AB	R	H	RBI	BB	SO	LOB	BOTTOM			
Matt Lawton, L OBP: 0.404, SLG: 0.558 (1, 9)										4	0	0	0	0	0	1	Kansas City Royals @ Cleveland Indians Jacobs Field, Cleveland, OH Fri Apr 12 2002, 7:05 PM EDT Att: 29,970 - Cloudy - 67 F			
Omar Vizquel, S OBP: 0.388, SLG: 0.561 (1, 6)										3	1	2	1	0	0	0				
Ellis Burks, R OBP: 0.531, SLG: 0.625 (1, 10)										3	1	1	0	0	0	1				
Jim Thome, L OBP: 0.354, SLG: 0.526 (1, 3)										3	1	1	2	0	1	1				
Travis Fryman, R OBP: 0.317, SLG: 0.444 (1, 5)										3	0	0	0	0	0	0				
Brady Anderson, L OBP: 0.357, SLG: 0.381 (1, 8)										3	0	0	0	0	0	0				
Ricky Gutierrez, R OBP: 0.262, SLG: 0.300 (1, 4)										3	0	0	0	0	1	0				
Russell Branyan, L OBP: 0.355, SLG: 0.400 (1, 7)										3	0	1	0	0	0	0				
Einar Diaz, R OBP: 0.278, SLG: 0.444 (1, 2)										2	0	0	0	0	2	0				
Inning Stats	R: 0 E: 0 K: 0 S: 13	H: 1 LOB: 1 BB: 0 P: 20	R: 0 E: 0 K: 0 S: 5	H: 0 LOB: 0 BB: 0 P: 8	R: 0 E: 0 K: 1 S: 6	H: 0 LOB: 0 BB: 0 P: 10	R: 2 E: 0 K: 0 S: 11	H: 2 LOB: 0 BB: 0 P: 19	R: 0 E: 0 K: 1 S: 6	H: 0 LOB: 0 BB: 0 P: 9	R: 1 E: 0 K: 1 S: 11	H: 1 LOB: 0 BB: 0 P: 17	R: 0 E: 0 K: 1 S: 12	H: 0 LOB: 0 BB: 0 P: 17	R: 0 E: 0 K: 0 S: 5	H: 1 LOB: 0 BB: 0 P: 8		1B: 2 2B: 1 3B: 0 HR: 2	SF: 0 SAC: 1 DP: 0 HBP: 0	WP: 0 PB: 0 SB: 0 CS: 1
PITCHER	IP	WLS	BF	H	R	ER	SO	BB	IBB	HBP	BLK	WP	HR	S	P	ERA	WHIP			
Jeff Suppan, R ERA: 3.6 (1, 1)	7.0	L	25	4	3	3	4	0	0	0	0	0	0	3	4	0.00	3.000			
Nate Field, R ERA: (8, 1)	0.1		2	1	0	0	0	0	0	0	0	0	0	3	4	0.00	3.000			
Brian Shouse, L ERA: (8, 1)	0.2		1	0	0	0	0	0	0	0	0	0	0	2	4	0.00	0.000			

Batter	1	2	3	4	5	6	7	8	9	AB	R	H	RBI	BB	SO	LOB	TOP										
Chuck Knoblauch, R (1, 7) OBP: 0.267, SLG: 0.300	G4-3		G4-3			K			G3	4	0	0	1	1	1	4	Kansas City Royals @ Cleveland Indians Jacobs Field, Cleveland, OH Sat Apr 13 2002, 1:05 PM EDT Att: 28,455 - Cloudy - 53 F										
Neftali Pérez, S (1, 6) OBP: 0.205, SLG: 0.317	G4-3			SF7-3-6-4			G6-3		K	4	0	1	2	0	1	2											
Carlos Beltrán, S (1, 8) OBP: 0.333, SLG: 0.444	K		K				K			4	1	1	0	0	3	1											
29 Mike Sweeney, R (1, 3) OBP: 0.381, SLG: 0.487		G4-3					G6-3			4	1	1	0	0	0	1											
Michael Tucker, L (1, 9) OBP: 0.300, SLG: 0.240	K							G3		3	2	1	1	1	1	0											
Joe Randa, R (1, 5) OBP: 0.316, SLG: 0.406								F8		2	0	0	1	1	0	2											
Raul Ibanez, L (1, 10) OBP: 0.370, SLG: 0.583								G3		4	1	2	2	0	0	0											
Brent Mayne, L (1, 2) OBP: 0.269, SLG: 0.273										3	2	2	0	1	1	0											
Donnie Sadler, R (9, PR) OBP: 0.167, SLG: 0.167										0	0	0	0	0	0	0											
Carlos Febles, R (1, 4) OBP: 0.400, SLG: 0.300										2	0	1	0	1	1	1											
A.J. Hinch, R (9, 2)										0	0	0	0	0	0	0											
Inning Stats	R: 0 E: 0 K: 1 S: 6	H: 0 LOB: 0 BB: 0 P: 11	R: 0 E: 0 K: 1 S: 12	H: 1 LOB: 2 BB: 1 P: 20	R: 1 E: 0 K: 2 S: 12	H: 2 LOB: 1 BB: 0 P: 17	R: 4 E: 0 K: 0 S: 18	H: 2 LOB: 1 BB: 4 P: 40	R: 2 E: 0 K: 2 S: 13	H: 2 LOB: 0 BB: 0 P: 21	R: 0 E: 0 K: 1 S: 9	H: 1 LOB: 0 BB: 0 P: 14	R: 0 E: 0 K: 1 S: 7	H: 0 LOB: 0 BB: 0 P: 11	R: 0 E: 0 K: 0 S: 7	H: 0 LOB: 0 BB: 0 P: 13	R: 0 E: 0 K: 1 S: 9	H: 1 LOB: 2 BB: 0 P: 15	1B: 5 2B: 4 3B: 1 HR: 0	SF: 2 SAC: 1 DP: 1 HBP: 0	WP: 1 PB: 0 SB: 0 CS: 1	PA: 38					
PITCHER	IP	WLS	BF	H	R	ER	SO	BB	IBB	HBP	BLK	WP	HR	S	P	ERA	WHIP										
Ryan Drese, R (1, 1) ERA: 8.4	4.1		23	7	7	7	4	5	0	0	0	1	0	56	101	14.54	2.769										
Jerrod Riggan, R (5, 1) ERA: 2.57	2.2		8	1	0	0	3	0	0	0	0	0	0	21	33	0.00	0.375										
David Riske, R (8, 1) ERA:	1.0		3	0	0	0	0	0	0	0	0	0	0	7	13	0.00	0.000										
Paul Shuey, R (9, 1) ERA:	1.0	W	4	1	0	0	1	0	0	0	0	0	0	9	15	0.00	1.000										

Batter	1	2	3	4	5	6	7	8	9	AB	R	H	RBI	BB	SO	LOB	BOTTOM										
Matt Lawton, L (1, 9) OBP: 0.404, SLG: 0.596	K		K							4	1	1	3	1	2	2	Kansas City Royals @ Cleveland Indians Jacobs Field, Cleveland, OH Sat Apr 13 2002, 1:05 PM EDT Att: 28,455 - Cloudy - 53 F										
Omar Vizquel, S (1, 6) OBP: 0.385, SLG: 0.533	L9									4	1	1	0	1	0	0											
Ellis Burks, R (1, 10) OBP: 0.528, SLG: 0.674										4	2	1	1	1	0	2											
Jim Thome, L (1, 3) OBP: 0.365, SLG: 0.619	F7									4	1	2	2	0	0	0											
Travis Fryman, R (1, 5) OBP: 0.289, SLG: 0.400										4	0	0	1	0	0	1											
Wil Cordero, R (1, 7) OBP: 0.083, SLG: 0.083										4	0	0	0	0	2	1											
Brady Anderson, L (1, 8) OBP: 0.313, SLG: 0.320										4	0	0	0	0	2	1											
Eddie Pérez, R (1, 2) OBP: 0.556, SLG: 0.778										4	1	3	0	0	1	0											
Einar Díaz, R (9, PR) OBP: 0.276, SLG: 0.444										0	1	0	0	0	0	0											
John McDonald, R (1, 4) OBP: 0.333, SLG: 0.333										4	1	2	0	0	1	1											
Inning Stats	R: 1 E: 0 K: 1 S: 8	H: 1 LOB: 0 BB: 0 P: 11	R: 0 E: 0 K: 0 S: 9	H: 0 LOB: 0 BB: 0 P: 14	R: 0 E: 0 K: 2 S: 8	H: 0 LOB: 0 BB: 0 P: 12	R: 1 E: 0 K: 0 S: 9	H: 1 LOB: 0 BB: 0 P: 12	R: 0 E: 0 K: 2 S: 11	H: 2 LOB: 2 BB: 0 P: 16	R: 0 E: 0 K: 0 S: 6	H: 0 LOB: 0 BB: 0 P: 13	R: 0 E: 0 K: 2 S: 8	H: 0 LOB: 0 BB: 0 P: 13	R: 5 E: 0 K: 0 S: 23	H: 4 LOB: 1 BB: 2 P: 40	R: 1 E: 0 K: 1 S: 6	H: 2 LOB: 3 BB: 1 P: 15	1B: 5 2B: 2 3B: 0 HR: 3	SF: 0 SAC: 0 DP: 0 HBP: 0	WP: 1 PB: 0 SB: 0 CS: 0	PA: 39					
PITCHER	IP	WLS	BF	H	R	ER	SO	BB	IBB	HBP	BLK	WP	HR	S	P	ERA	WHIP										
Darrell May, L (1, 1) ERA: 4.15	4.1		15	2	2	2	4	0	0	0	0	0	0	28	46	6.75	1.500										
Jeremy Affeldt, L (5, 1) ERA: 4.05	2.2		12	4	2	2	3	0	0	0	0	0	0	14	29	20.25	3.000										
Brian Shouse, L (8, 1) ERA: 4.15	0.0		2	1	1	1	0	1	0	0	0	0	1	8	14	∞	∞										
Cory Bailey, R (8, 1) ERA: 14.54	1.1	L	8	2	3	3	1	2	0	0	0	0	0	14	29	20.25	3.000										
Jason Grimsley, R (9, 1) ERA: 1.5	0.0		2	1	0	0	0	0	0	0	0	1	0	1	4	∞	∞										



Batter	1	2	3	4	5	6	7	8	9	AB	R	H	RBI	BB	SO	LOB	TOP					
Chuck Knoblauch, R (1, 7) <small>OBP: 0.278, SLG: 0.327</small> Carlos Febles, R (7, 4) <small>OBP: 0.400, SLG: 0.292</small>	G5-3	G6-3					FC6 HR	2B SF7 1B	F9	4	1	1	0	0	0	1						
Neftali Feliz, S (1, 6) <small>OBP: 0.222, SLG: 0.333</small> Brandon Berger, R (9, PH) <small>OBP: 0.250, SLG: 0.182</small>	1B		G6-3				G4-3	1B 2B	F7	5	2	2	1	0	0	3						
Carlos Beltrán, S (1, 8) <small>OBP: 0.377, SLG: 0.524</small>	2B BB		G4-3			K	HR	SF7	BB	3	2	1	4	2	1	0						
29 Mike Sweeney, R (1, 3) <small>OBP: 0.423, SLG: 0.521</small> Dave McCarty, R (8, PR) <small>OBP: 0.187, SLG: 0.250</small>	2B 1B		F9				G4-3	BB 1B 2B BB	K	4	1	2	1	1	0	0						
Michael Tucker, L (1, 9) <small>OBP: 0.325, SLG: 0.273</small>	P6							K		4	2	1	1	1	2	2						
Joe Randa, R (1, 5) <small>OBP: 0.356, SLG: 0.526</small> Donnie Sadler, R (6, PR) <small>OBP: 0.375, SLG: 0.286</small>	2B		L6					1B		3	0	2	3	0	0	0						
Raul Ibanez, L (1, 10) <small>OBP: 0.371, SLG: 0.548</small>	L9		G3-1					1B		5	1	2	3	0	0	2						
Brent Mayne, L (1, 2) <small>OBP: 0.257, SLG: 0.233</small>		G3						F7		4	2	1	1	1	0	2						
Luis Alícea, S (1, 4) <small>OBP: 0.462, SLG: 0.300</small>	1B		G4-3					1B		4	1	2	1	1	1	1						
Inning Stats	R: 3 H: 3 E: 0 K: 0 S: 19	H: 3 LOB: 1 BB: 1 P: 28	R: 0 H: 1 E: 0 K: 0 S: 10	LOB: 0 BB: 0 P: 12	R: 0 H: 0 E: 0 K: 1 S: 7	LOB: 0 BB: 0 P: 10	R: 0 H: 0 E: 0 K: 1 S: 13	LOB: 0 BB: 0 P: 19	R: 0 H: 1 E: 0 K: 0 S: 8	LOB: 1 BB: 0 P: 10	R: 1 H: 2 E: 0 K: 0 S: 16	H: 2 LOB: 1 BB: 1 P: 30	R: 3 H: 1 E: 1 K: 1 S: 16	H: 1 LOB: 0 BB: 1 P: 26	R: 9 H: 8 E: 0 K: 1 S: 28	H: 8 LOB: 2 BB: 2 P: 46	R: 0 H: 0 E: 0 K: 1 S: 13	LOB: 2 BB: 2 P: 24	1B: 11 2B: 4 3B: 0 HR: 1	SF: 1 SAC: 0 DP: 0 HBP: 0	WP: 0 PB: 0 SB: 0 CS: 2	PA: 49
PITCHER	IP	WLS	BF	H	R	ER	SO	BB	IBB	HBP	BLK	WP	HR	S	P	ERA	WHIP					
Brad Radke, R (1, 1) <small>ERA: 5.56</small>	5.2	L	24	7	4	4	2	2	0	0	0	0	0	71	104	6.35	1.588					
LaTroy Hawkins, R (6, 1) <small>ERA: 0.73</small>	1.1		7	1	3	0	1	1	0	0	0	0	1	18	31	0.00	1.500					
Bob Wells, R (8, 1) <small>ERA: 8.31</small>	0.1		6	5	5	1	1	0	0	0	0	0	0	15	20	135.00	15.000					
Jack Cressend, R (8, 1) <small>ERA: 8.1</small>	1.2		12	3	4	4	1	4	0	0	0	0	0	26	50	21.60	4.200					

Kansas City Royals @ Minnesota Twins
 Hubert H. Humphrey Metrodome, Minneapolis, MN
 Wed Apr 17 2002, 8:05 PM EDT
 Att: 13,693 - Dome - 72 F

AB 41
 R 16
 H 16
 RBI 16
 BB 7
 SO 5
 LOB 15



Batter	1	2	3	4	5	6	7	8	9	AB	R	H	RBI	BB	SO	LOB	BOTTOM					
Jacque Jones, L (1, 7) <small>OBP: 0.423, SLG: 0.607</small>	G6-3		1B					G6-3		4	0	1	0	0	0	0						
Cristian Guzman, S (1, 6) <small>OBP: 0.286, SLG: 0.295</small> Jay Canizaro, R (8, PH) <small>OBP: 0.278, SLG: 0.313</small>	2B		G5-3					G5-3		3	0	1	0	0	0	1						
Doug Mientkiewicz, L (1, 3) <small>OBP: 0.373, SLG: 0.417</small> Matthew LeCroy, R (9, 3) <small>OBP: 0.333, SLG: 0.778</small>	G5-3							P4		3	1	1	0	0	0	1						
David Ortiz, L (1, 10) <small>OBP: 0.300, SLG: 0.519</small>	F7							L7		4	1	1	2	0	1	1						
Tori Hunter, R (1, 8) <small>OBP: 0.409, SLG: 0.610</small>			K					1B		4	0	1	0	0	2	0						
Corey Koskie, L (1, 5) <small>OBP: 0.406, SLG: 0.404</small>	F8		G5-3					1B		4	0	1	0	0	1	0						
Bobby Kielty, S (1, 9) <small>OBP: 0.375, SLG: 0.769</small>								G1-4-3		4	1	1	1	0	1	2						
A.J. Pierzynski, L (1, 2) <small>OBP: 0.306, SLG: 0.370</small>			F7					1B		3	0	0	0	0	0	0						
Denny Hocking, S (1, 4) <small>OBP: 0.172, SLG: 0.115</small>			P9					K		3	0	0	0	0	1	0						
Inning Stats	R: 0 H: 1 E: 0 K: 0 S: 11	H: 0 LOB: 0 BB: 0 P: 18	R: 0 H: 0 E: 0 K: 2 S: 9	LOB: 0 BB: 0 P: 13	R: 0 H: 1 E: 0 K: 0 S: 11	LOB: 1 BB: 0 P: 19	R: 0 H: 0 E: 0 K: 1 S: 7	LOB: 0 BB: 0 P: 11	R: 1 H: 1 E: 0 K: 0 S: 10	LOB: 0 BB: 0 P: 15	R: 2 H: 2 E: 0 K: 1 S: 14	H: 2 LOB: 0 BB: 0 P: 18	R: 0 H: 0 E: 0 K: 1 S: 7	H: 0 LOB: 0 BB: 0 P: 8	R: 0 H: 0 E: 0 K: 1 S: 8	H: 0 LOB: 0 BB: 0 P: 13	R: 0 H: 2 E: 0 K: 0 S: 15	LOB: 2 BB: 0 P: 26	1B: 3 2B: 2 3B: 0 HR: 2	SF: 0 SAC: 0 DP: 0 HBP: 0	WP: 0 PB: 0 SB: 0 CS: 0	PA: 34
PITCHER	IP	WLS	BF	H	R	ER	SO	BB	IBB	HBP	BLK	WP	HR	S	P	ERA	WHIP					
Paul Byrd, R (1, 1) <small>ERA: 3.26</small>	6.0	W	23	5	3	3	4	0	0	0	0	0	0	7	8	0.00	0.000					
Jeremy Affeldt, L (7, 1) <small>ERA: 3.52</small>	1.0		3	0	0	0	1	0	0	0	0	0	0	8	13	0.00	0.000					
Cory Bailey, R (8, 1) <small>ERA: 11.81</small>	1.0		3	0	0	0	1	0	0	0	0	0	0	8	13	0.00	0.000					
Miguel Asencio, R (9, 1) <small>ERA: 36.0</small>	1.0		5	2	0	0	0	0	0	0	0	0	0	15	26	0.00	2.000					

Kansas City Royals @ Minnesota Twins
 Hubert H. Humphrey Metrodome, Minneapolis, MN
 Wed Apr 17 2002, 8:05 PM EDT
 Att: 13,693 - Dome - 72 F

AB 34
 R 3
 H 7
 RBI 3
 BB 0
 SO 6
 LOB 5



Batter	1	2	3	4	5	6	7	8	9	AB	R	H	RBI	BB	SO	LOB	TOP					
Donnie Sadler, R OBP: 0.250, SLG: 0.182 (1, 9)	F9		B1-3			G6-3			K	4	0	0	0	0	1	0						
Neft Perez, S OBP: 0.224, SLG: 0.327 (1, 6)	G5-4-3 1B			G5-3			F2		K2-3	4	0	1	0	0	1	0						
Carlos Beltrán, S OBP: 0.357, SLG: 0.489 (1, 8)	G5-4-3 1-2			K2-3			G1-3			3	0	0	0	0	1	1						
29 Mike Sweeney, R OBP: 0.400, SLG: 0.490 (1, 10)		F9					G5-3			3	0	0	0	0	1	0						
Brandon Berger, R OBP: 0.333, SLG: 0.357 (1, 7)						G4-6-3 1B		G6-3		3	0	2	0	0	0	0						
Luis Alicaña, S OBP: 0.375, SLG: 0.231 (1, 5)		G5-3			G4-6-3 1-2			G4-3		3	0	0	0	0	0	2						
Dave McCarty, R OBP: 0.200, SLG: 0.467 (1, 3)		P4			F7				HR	3	1	1	1	0	0	1						
A.J. Hinch, R (1, 2)			F8				K		G5-3	3	0	0	0	0	1	0						
Carlos Febles, R OBP: 0.364, SLG: 0.259 (1, 4)			F9				K		K	3	0	0	0	0	2	0						
Inning Stats	R: 0 E: 0 K: 0 S: 10	H: 1 LOB: 0 BB: 0 P: 14	R: 0 E: 0 K: 0 S: 12	H: 1 LOB: 1 BB: 0 P: 20	R: 0 E: 0 K: 2 S: 6	H: 0 LOB: 0 BB: 0 P: 10	R: 0 E: 0 K: 2 S: 8	H: 0 LOB: 0 BB: 0 P: 10	R: 0 E: 0 K: 0 S: 9	H: 1 LOB: 0 BB: 0 P: 13	R: 0 E: 0 K: 2 S: 10	H: 0 LOB: 0 BB: 0 P: 12	R: 0 E: 0 K: 0 S: 9	H: 0 LOB: 0 BB: 0 P: 16	R: 1 E: 0 K: 0 S: 11	H: 1 LOB: 0 BB: 0 P: 17	R: 0 E: 0 K: 3 S: 11	H: 0 LOB: 0 BB: 0 P: 13	1B: 2 2B: 1 3B: 0 HR: 1	SF: 0 SAC: 0 DP: 2 HBP: 0	WP: 0 PB: 0 SB: 0 CS: 0	PA: 29
PITCHER	IP	WLS	BF	H	R	ER	SO	BB	IBB	HBP	BLK	WP	HR	S	P	ERA	WHIP					
Eric Milton, L ERA: 4.74 (1, 1)	7.2	W	25	4	1	1	4	0	0	0	0	0	1	73	109	1.17	0.522					
J.C. Romero, L ERA: (8, 1)	0.1	H	1	0	0	0	0	0	0	0	0	0	0	2	3	0.00	0.000					
Eddie Guardado, L ERA: 2.25 (9, 1)	1.0	S	3	0	0	0	3	0	0	0	0	0	0	11	13	0.00	0.000					

Kansas City Royals @ Minnesota Twins
Hubert H. Humphrey Metrodome, Minneapolis, MN

AB 29
R 1
H 4
RBI 1
BB 0
SO 7
LOB 4



Thu Apr 18 2002, 1:05 PM EDT
Att: 13,313 - Dome - 72 F

Batter	1	2	3	4	5	6	7	8	9	AB	R	H	RBI	BB	SO	LOB	BOTTOM				
Jacque Jones, L OBP: 0.427, SLG: 0.594 (1, 7)	G4-3		P5					E1 1B		3	1	1	0	1	0	0					
Cristian Guzman, S OBP: 0.286, SLG: 0.277 (1, 6)	E5 1B		F9		FC3-2 BB			G5-3		4	0	0	0	0	0	3					
Corey Koskie, L OBP: 0.412, SLG: 0.446 (1, 5)	F8			SF7 3B			K			4	2	2	1	0	1	3					
David Ortiz, L OBP: 0.313, SLG: 0.527 (1, 3)				SF7						3	0	2	2	0	0	0					
Doug Mientkiewicz, L OBP: 0.373, SLG: 0.417 (8, PR) (9, 3)						G1-3				0	0	0	0	0	0	0					
Tori Hunter, R OBP: 0.400, SLG: 0.635 (1, 8)	FC6-4 1-2					K				4	1	1	1	0	2	3					
Bobby Kielty, S OBP: 0.300, SLG: 0.588 (1, 10)		F7			G3					4	0	0	0	0	1	1					
Dustan Mohr, R OBP: 0.391, SLG: 0.581 (1, 9)			K		L6					3	0	0	0	0	1	0					
A.J. Pierzynski, L OBP: 0.327, SLG: 0.408 (1, 2)		G1-3								3	0	2	0	0	0	0					
Jay Canizaro, R OBP: 0.238, SLG: 0.263 (1, 4)										3	0	0	0	0	1	2					
Denny Hocking, S OBP: 0.172, SLG: 0.115 (8, 4)			K							0	0	0	0	0	0	0					
Inning Stats	R: 0 E: 1 K: 0 S: 11	H: 1 LOB: 2 BB: 0 P: 18	R: 0 E: 0 K: 1 S: 8	H: 0 LOB: 0 BB: 0 P: 11	R: 0 E: 0 K: 1 S: 7	H: 0 LOB: 0 BB: 0 P: 12	R: 2 E: 0 K: 0 S: 6	H: 2 LOB: 0 BB: 0 P: 9	R: 0 E: 0 K: 1 S: 11	H: 1 LOB: 2 BB: 1 P: 18	R: 0 E: 0 K: 1 S: 7	H: 0 LOB: 0 BB: 0 P: 10	R: 0 E: 0 K: 0 S: 8	H: 1 LOB: 0 BB: 0 P: 11	R: 2 E: 1 K: 2 S: 11	H: 3 LOB: 1 BB: 0 P: 19	1B: 5 2B: 2 3B: 1 HR: 1	SF: 1 SAC: 0 DP: 1 HBP: 0	WP: 0 PB: 0 SB: 0 CS: 0	PA: 33	
PITCHER	IP	WLS	BF	H	R	ER	SO	BB	IBB	HBP	BLK	WP	HR	S	P	ERA	WHIP				
Jeff Suppan, R ERA: 3.95 (1, 1)	7.1	L	30	7	4	4	4	1	0	0	0	0	1	61	94	4.91	1.091				
Brian Shouse, L ERA: 3.99 (8, 1)	0.0		1	1	0	0	0	0	0	0	0	0	0	2	3	∞	∞				
Jason Grimsley, R ERA: 1.59 (8, 1)	0.2		2	0	0	0	2	0	0	0	0	0	0	6	11	0.00	0.000				

Kansas City Royals @ Minnesota Twins
Hubert H. Humphrey Metrodome, Minneapolis, MN

AB 31
R 4
H 8
RBI 4
BB 1
SO 6
LOB 12



Thu Apr 18 2002, 1:05 PM EDT
Att: 13,313 - Dome - 72 F

Batter	1	2	3	4	5	6	7	8	9	AB	R	H	RBI	BB	SO	LOB	TOP								
Rickey Henderson, R OBP: 0.391, SLG: 0.381 (1, 7)	G5-3		F7				F8			4	0	1	0	0	0	0	Boston Red Sox @ Kansas City Royals Kauffman Stadium, Kansas City, MO Fri Apr 19 2002, 7:05 PM CDT Att: 24,456 - Overcast - 62 F								
18 Johnny Damon, L OBP: 0.385, SLG: 0.429 (1, 8)	K		L9							4	2	2	0	0	1	0									
Nomar Garciaparra, R OBP: 0.329, SLG: 0.556 (1, 6)	K		F8							4	1	1	0	0	1	1									
Manny Ramirez, R OBP: 0.484, SLG: 0.646 (1, 10)		P6			G1-3		F9			3	0	0	0	1	0	2									
Tony Clark, S OBP: 0.250, SLG: 0.295 (1, 3)		G6-3			G4-6-3					3	1	2	0	1	0	1									
Shea Hillenbrand, R OBP: 0.424, SLG: 0.755 (1, 5)		G6-3			G4-6-3					3	0	1	3	1	0	2									
Jason Varitek, S OBP: 0.310, SLG: 0.425 (1, 2)		G6-3			F9		L4			4	0	0	0	0	0	3									
Trot Nixon, L OBP: 0.316, SLG: 0.320 (1, 9)					K		F9			3	0	0	0	1	2	0									
Rey Sanchez, R OBP: 0.298, SLG: 0.289 (1, 4)		P4			G1-3		F8			4	0	0	0	0	0	3									
Inning Stats	R: 0 H: 0 E: 0 K: 2 S: 7	H: 0 LOB: 0 BB: 0 P: 10	R: 0 H: 1 E: 0 K: 0 S: 16	LOB: 3 BB: 2 P: 30	R: 0 H: 0 E: 0 K: 0 S: 9	H: 0 LOB: 0 BB: 0 P: 14	R: 0 H: 1 E: 0 K: 0 S: 7	H: 0 LOB: 0 BB: 0 P: 10	R: 0 H: 0 E: 0 K: 1 S: 20	H: 0 LOB: 0 BB: 0 P: 12	R: 3 H: 4 E: 0 K: 0 S: 20	H: 4 LOB: 1 BB: 1 P: 28	R: 0 H: 0 E: 0 K: 0 S: 6	H: 0 LOB: 0 BB: 0 P: 13	R: 1 H: 1 E: 0 K: 0 S: 13	H: 1 LOB: 1 BB: 2 P: 22	R: 0 H: 0 E: 0 K: 1 S: 6	H: 0 LOB: 0 BB: 0 P: 9	1B: 5 2B: 1 3B: 1 HR: 0	SF: 0 SAC: 0 DP: 1 HBP: 0	WP: 1 PB: 0 SB: 1 CS: 0	PA: 36			
PITCHER	IP	WLS	BF	H	R	ER	SO	BB	IBB	HBP	BLK	WP	HR	S	P	ERA	WHIP								
Chris George, L ERA: 3.38 (1, 1)	5.1	L	21	5	2	2	3	2	0	0	0	0	0	55	85	3.38	1.312								
Blake Stein, R ERA: 6.55 (6, 1)	1.2		7	1	1	1	0	1	0	0	0	0	0	17	32	5.40	1.200								
Nate Field, R ERA: 3.0 (8, 1)	1.0		5	1	1	1	0	0	0	0	0	1	0	13	22	9.00	1.000								
Brian Shouse, L ERA: 2.84 (9, 1)	1.0		3	0	0	0	1	0	0	0	0	0	0	6	9	0.00	0.000								

AB 32
R 4
H 7
RBI 3
BB 4
SO 4
LOB 12



Batter	1	2	3	4	5	6	7	8	9	AB	R	H	RBI	BB	SO	LOB	BOTTOM								
Donnie Sadler, R OBP: 0.188, SLG: 0.133 (1, 7)	G6-3				F9				G5-3	4	0	0	0	0	1	0	Boston Red Sox @ Kansas City Royals Kauffman Stadium, Kansas City, MO Fri Apr 19 2002, 7:05 PM CDT Att: 24,456 - Overcast - 62 F								
Neftali Perez, S OBP: 0.226, SLG: 0.322 (1, 6)	G3				F7					4	0	1	0	0	0	0									
Carlos Beltrán, S OBP: 0.333, SLG: 0.449 (1, 8)	F8				E1					4	0	0	0	0	0	1									
29 Mike Sweeney, R OBP: 0.397, SLG: 0.481 (1, 3)		P4								3	0	1	0	0	0	0									
Michael Tucker, L OBP: 0.302, SLG: 0.250 (1, 9)		K								3	0	0	0	0	2	2									
Raul Ibanez, L OBP: 0.342, SLG: 0.500 (1, 10)		F7								3	0	0	0	0	1	0									
Luis Alica, S OBP: 0.316, SLG: 0.188 (1, 5)					K					3	0	0	0	0	1	0									
Brent Mayne, L OBP: 0.237, SLG: 0.212 (1, 2)					F7					3	0	0	0	0	1	0									
Carlos Febles, R OBP: 0.333, SLG: 0.233 (1, 4)					G4-3					3	0	0	0	0	0	0									
Inning Stats	R: 0 H: 0 E: 0 K: 0 S: 8	H: 0 LOB: 0 BB: 0 P: 12	R: 0 H: 0 E: 0 K: 1 S: 13	LOB: 0 BB: 0 P: 20	R: 0 H: 0 E: 0 K: 1 S: 5	LOB: 0 BB: 0 P: 9	R: 0 H: 1 E: 1 K: 1 S: 12	LOB: 2 BB: 0 P: 14	R: 0 H: 0 E: 0 K: 1 S: 8	H: 0 LOB: 0 BB: 0 P: 10	R: 0 H: 0 E: 0 K: 1 S: 6	H: 0 LOB: 0 BB: 0 P: 7	R: 0 H: 0 E: 0 K: 1 S: 6	H: 0 LOB: 0 BB: 0 P: 7	R: 0 H: 0 E: 0 K: 1 S: 10	H: 0 LOB: 0 BB: 0 P: 13	R: 0 H: 1 E: 0 K: 0 S: 10	H: 1 LOB: 1 BB: 0 P: 11	1B: 2 2B: 0 3B: 0 HR: 0	SF: 0 SAC: 0 DP: 0 HBP: 0	WP: 0 PB: 0 SB: 0 CS: 0	PA: 30			
PITCHER	IP	WLS	BF	H	R	ER	SO	BB	IBB	HBP	BLK	WP	HR	S	P	ERA	WHIP								
Pedro Martinez, R ERA: 4.43 (1, 1)	8.0	W	26	1	0	0	6	0	0	0	0	0	0	68	92	0.00	0.125								
Rich Garces, R ERA: 10.13 (9, 1)	1.0		4	1	0	0	0	0	0	0	0	0	0	10	11	0.00	1.000								

AB 30
R 0
H 2
RBI 0
BB 0
SO 6
LOB 3



Batter	1	2	3	4	5	6	7	8	9	AB	R	H	RBI	BB	SO	LOB	TOP		
18 Johnny Damon, L (1, 8) OBP: 0.400, SLG: 0.517	G6-3		SF7 3B		G4-3		HR BB		HR	4	3	2	2	1	0	0	Boston Red Sox @ Kansas City Royals Kauffman Stadium, Kansas City, MO Sun Apr 21 2002, 1:05 PM CDT Overcast - 56 F livebaseballscorecards.com		
Jose Offerman, S (1, 10) OBP: 0.357, SLG: 0.600	L7		SF7		G3		HR		HR	4	2	2	4	0	0	0			
Nomar Garciaparra, R (1, 6) OBP: 0.317, SLG: 0.525	L8		G5-3			G5-4-3 1B	G5-3		F7	5	0	1	0	0	0	1			
Manny Ramirez, R (1, 7) OBP: 0.493, SLG: 0.755		1B 2B 1B	K			G5-4-3 1-2		HR	HR	5	3	3	3	0	1	1			
Brian Daubach, L (1, 3) OBP: 0.355, SLG: 0.667		2B 1B		HR		1B		FC6-4 1B	F9	5	2	4	1	0	0	0			
Shea Hillenbrand, R (1, 5) OBP: 0.351, SLG: 0.650		P4		K		F9		FC6-4 1B	P4	5	0	0	0	0	1	4			
Trot Nixon, L (1, 9) OBP: 0.344, SLG: 0.370		CS 1-2 2H 2B		G4-3			G5-3 HR 1B	G6-4-3 1B		4	1	3	2	0	0	0			
Doug Mirabelli, R (1, 2) OBP: 0.263, SLG: 0.125		CS BB		G6-3			F5	G6-4-3		3	0	0	0	1	0	3			
Rey Sanchez, R (1, 4) OBP: 0.280, SLG: 0.271							F9			3	0	0	0	0	1	3			
Carlos Baerga, S (8, 4) OBP: 0.500, SLG: 0.636									18 HR 2B	1	1	1	0	0	0	0			
Inning Stats	R: 0 E: 0 K: 0 S: 6	H: 0 LOB: 0 BB: 0 P: 11	R: 2 E: 0 K: 1 S: 12	H: 3 LOB: 1 BB: 1 P: 21	R: 1 E: 0 K: 1 S: 8	H: 1 LOB: 0 BB: 0 P: 12	R: 1 E: 0 K: 1 S: 13	H: 1 LOB: 0 BB: 0 P: 21	R: 0 E: 0 K: 0 S: 6	H: 2 LOB: 1 BB: 0 P: 13	R: 3 E: 0 K: 0 S: 13	H: 2 LOB: 0 BB: 1 P: 27	R: 1 E: 0 K: 0 S: 12	H: 3 LOB: 1 BB: 0 P: 17	R: 4 E: 0 K: 0 S: 14	H: 4 LOB: 0 BB: 0 P: 26	1B: 8 2B: 2 3B: 1 HR: 5	SF: 1 SAC: 0 DP: 2 HBP: 0	WP: 1 PA: 42 PB: 0 SB: 1 CS: 2
PITCHER	IP WLS BF H R ER SO BB IBB HBP BLK WP HR S P ERA WHIP																		
Dan Reichert, R (1, 1) ERA: 6.35	6.2 L 28 8 6 6 3 2 0 0 0 0 1 1 62 105 8.10 1.500																		
Cory Bailey, R (7, 1) ERA: 12.15	1.1 7 4 2 2 0 0 0 0 0 0 2 16 24 13.50 3.000																		
Miguel Ascencio, R (9, 1) ERA: 36.0	1.0 7 4 4 4 0 0 0 0 0 0 2 14 26 36.00 4.000																		

Batter	1	2	3	4	5	6	7	8	9	AB	R	H	RBI	BB	SO	LOB	BOTTOM				
Chuck Knoblauch, R (1, 10) OBP: 0.259, SLG: 0.302	P6	P3		G3			P4			4	0	0	0	0	0	3	Boston Red Sox @ Kansas City Royals Kauffman Stadium, Kansas City, MO Sun Apr 21 2002, 1:05 PM CDT Overcast - 56 F livebaseballscorecards.com				
Michael Tucker, L (1, 9) OBP: 0.340, SLG: 0.325			29 WP S 1B			FC4-6 1B		G5-3		4	0	3	0	0	0	0					
Carlos Beltrán, S (1, 8) OBP: 0.313, SLG: 0.415			K		FC4-6 29 F9-3 1-2			P2		4	0	0	0	0	2	3					
29 Mike Sweeney, R (1, 3) OBP: 0.371, SLG: 0.448			P6		P3		F9-3		K	4	0	0	0	0	1	3					
Raul Ibanez, L (1, 7) OBP: 0.333, SLG: 0.500		1B 2B		G6-3			G3-1		G4-3	4	1	1	0	0	0	1					
Joe Randa, R (1, 5) OBP: 0.354, SLG: 0.585							K		L5	3	1	1	1	0	1	1					
Dave McCarty, R (9, FH) OBP: 0.188, SLG: 0.438		L9								1	0	0	0	0	0	0					
Neifi Perez, S (1, 6) OBP: 0.212, SLG: 0.302			F7		G5-3		G5-3		F7	4	0	0	0	0	0	1					
Brent Mayne, L (1, 2) OBP: 0.244, SLG: 0.200		1B BB			G5-3			G6-3		2	0	0	0	1	0	0					
Carlos Febles, R (1, 4) OBP: 0.359, SLG: 0.333							G5-3			3	0	2	1	0	0	0					
Inning Stats	R: 0 E: 0 K: 1 S: 7	H: 1 LOB: 1 BB: 0 P: 9	R: 1 E: 0 K: 0 S: 13	H: 2 LOB: 2 BB: 1 P: 22	R: 0 E: 0 K: 1 S: 11	H: 1 LOB: 1 BB: 0 P: 21	R: 1 E: 0 K: 0 S: 13	H: 2 LOB: 1 BB: 0 P: 19	R: 0 E: 0 K: 0 S: 9	H: 1 LOB: 0 BB: 0 P: 17	R: 0 E: 0 K: 1 S: 7	H: 0 LOB: 0 BB: 0 P: 11	R: 0 E: 0 K: 0 S: 6	H: 0 LOB: 0 BB: 0 P: 10	R: 0 E: 0 K: 1 S: 8	H: 0 LOB: 0 BB: 0 P: 10	R: 0 E: 0 K: 0 S: 6	H: 0 LOB: 0 BB: 0 P: 9	1B: 3 2B: 3 3B: 1 HR: 1	SF: 0 SAC: 0 DP: 1 HBP: 0	WP: 1 PA: 34 PB: 0 SB: 1 CS: 0
PITCHER	IP WLS BF H R ER SO BB IBB HBP BLK WP HR S P ERA WHIP																				
John Burkett, R (1, 1) ERA: 3.6	5.0 W 22 7 2 2 2 1 0 0 0 0 1 1 53 88 3.60 1.600																				
49 Tim Wakefield, R (6, 1) ERA: 3.0	4.0 S 12 0 0 0 2 0 0 0 0 0 0 0 27 40 0.00 0.000																				

Batter	1	2	3	4	5	6	7	8	9	AB	R	H	RBI	BB	SO	LOB	TOP								
Rickey Henderson, R OBP: 0.393, SLG: 0.333	F7		18 HR BB	K		G6-3 18 1B HBP	G6-4-3			3	1	0	0	1	1	3									
18 Johnny Damon, L OBP: 0.427, SLG: 0.585	P3		HR			BB 1B G5-3	G6-3 1B	G6-4-3 1B		5	2	4	4	0	0	0									
Shea Hillenbrand, R OBP: 0.391, SLG: 0.667	G6-3		G4-3 1B			G5-3 BB 1B	G6-3	G6-4-3		5	1	2	0	0	0	3									
Manny Ramirez, R OBP: 0.514, SLG: 0.745		G1-3	G4-3 BB			G5-3 2B BB	IBB	1B 1B		2	1	1	0	3	0	0									
Tony Clark, S OBP: 0.245, SLG: 0.286	K		G4-3			G5-3	K	1B		5	0	1	1	0	2	7									
Carlos Baerga, S OBP: 0.412, SLG: 0.467	G4-3		G3-1			2B BB	L6	G4-3		4	1	0	0	1	0	7									
Trot Nixon, L OBP: 0.318, SLG: 0.339			F9		G3	K		K		5	0	0	0	0	2	3									
Jason Varitek, S OBP: 0.362, SLG: 0.511			BB 18 HR 1B		G5-3 1B	1B 2B	1B 2B	G6-3		5	1	4	3	0	0	0									
Rey Sanchez, R OBP: 0.291, SLG: 0.283			BB 18 HR 1B		G5-3 1B	G6-3	G6-4-3 1B	G6-3		5	1	2	0	0	0	2									
Inning Stats	R: 0 E: 0 K: 0 S: 7	H: 0 LOB: 0 BB: 0 P: 12	R: 0 E: 0 K: 1 S: 7	H: 0 LOB: 0 BB: 0 P: 11	R: 4 E: 0 K: 0 S: 20	H: 4 LOB: 2 BB: 2 P: 34	R: 0 E: 0 K: 1 S: 11	H: 1 LOB: 1 BB: 0 P: 17	R: 4 E: 0 K: 1 S: 21	H: 3 LOB: 1 BB: 2 P: 36	R: 0 E: 0 K: 1 S: 11	H: 1 LOB: 3 BB: 1 P: 24	R: 0 E: 0 K: 1 S: 9	H: 2 LOB: 1 BB: 0 P: 18	R: 0 E: 0 K: 0 S: 12	H: 3 LOB: 2 BB: 0 P: 19	R: 0 E: 0 K: 0 S: 6	H: 0 LOB: 0 BB: 0 P: 9	1B: 11 2B: 2 3B: 0 HR: 1	SF: 0 SAC: 0 DP: 2 HBP: 1	WP: 0 PB: 0 SB: 1 CS: 0	PA: 45			
PITCHER	IP	WLS	BF	H	R	ER	SO	BB	IBB	HBP	BLK	WP	HR	S	P	ERA	WHIP								
Bryan Rekar, R ERA: 15.75	4.0	L	22	7	7	7	2	3	0	0	0	0	1	54	89	15.75	2.500								
Jeremy Affeldt, L ERA: 3.33	3.0		15	4	1	1	3	1	1	1	0	0	0	32	63	3.00	1.667								
Nate Field, R ERA: 2.25	1.0		5	3	0	0	0	0	0	0	0	0	0	12	19	0.00	3.000								
Jason Grimsley, R ERA: 1.35	1.0		3	0	0	0	0	0	0	0	0	0	0	6	9	0.00	0.000								

Boston Red Sox @ Kansas City Royals
Kauffman Stadium, Kansas City, MO
Sun Apr 21 2002, 4:05 PM CDT
Att: 17,289 - Overcast - 63 F

AB 39
R 8
H 14
RBI 8
BB 5
SO 5
LOB 25



Batter	1	2	3	4	5	6	7	8	9	AB	R	H	RBI	BB	SO	LOB	BOTTOM								
Donnie Sadler, R OBP: 0.190, SLG: 0.150	3B 1B		F7			L9	K		P4	5	1	1	0	0	1	2									
Michael Tucker, L OBP: 0.346, SLG: 0.378	SF8 3B		K			29 BB 1B	FC4-6 1B 29 1B	G4-3		5	3	2	1	0	1	1									
Carlos Beltrán, S OBP: 0.333, SLG: 0.482	SF8					29 BB 1B	29 1B 1B	HR		3	2	2	2	1	1	0									
29 Mike Sweeney, R OBP: 0.388, SLG: 0.452	F9				G6-3	1B E BB	WP 1B	1B		4	1	2	1	1	0	0									
Raul Ibanez, L OBP: 0.318, SLG: 0.475	G3-1					K				2	0	0	0	0	1	0									
Joe Randa, R OBP: 0.353, SLG: 0.558						K				2	0	0	0	1	2	4									
Nefti Perez, S OBP: 0.228, SLG: 0.313		L7				FC6-4 1B	E 1B	L9		4	0	2	2	0	0	3									
Luis Alicea, S OBP: 0.304, SLG: 0.200	G6-3					F8	E7 1B	F8		4	0	1	1	0	0	1									
A.J. Hinch, R	G6-3					K	K	F8		3	0	0	0	0	2	3									
Brent Maynes, L OBP: 0.238, SLG: 0.194						K	K	F8		1	0	0	0	0	0	0									
Carlos Febles, R OBP: 0.372, SLG: 0.314						FC6-4 1B	FC4-6 BB	L8		2	0	0	0	2	0	1									
Inning Stats	R: 2 E: 0 K: 0 S: 15	H: 2 LOB: 0 BB: 0 P: 21	R: 0 E: 0 K: 0 S: 8	H: 0 LOB: 0 BB: 0 P: 10	R: 0 E: 0 K: 1 S: 8	H: 0 LOB: 1 BB: 1 P: 16	R: 0 E: 0 K: 2 S: 9	H: 0 LOB: 0 BB: 0 P: 13	R: 0 E: 0 K: 1 S: 8	H: 1 LOB: 1 BB: 0 P: 12	R: 3 E: 1 K: 2 S: 13	H: 3 LOB: 2 BB: 2 P: 30	R: 1 E: 0 K: 1 S: 22	H: 2 LOB: 2 BB: 2 P: 36	R: 0 E: 0 K: 0 S: 7	H: 0 LOB: 0 BB: 0 P: 8	R: 1 E: 0 K: 1 S: 19	H: 2 LOB: 1 BB: 0 P: 27	1B: 8 2B: 0 3B: 1 HR: 1	SF: 1 SAC: 0 DP: 0 HBP: 0	WP: 1 PB: 0 SB: 0 CS: 1	PA: 41			
PITCHER	IP	WLS	BF	H	R	ER	SO	BB	IBB	HBP	BLK	WP	HR	S	P	ERA	WHIP								
Derek Lowe, R ERA: 2.73	5.1	W	22	4	5	5	4	3	0	0	0	0	0	22	88	6.75	3.000								
Casey Fossum, L ERA: 2.16	1.1		8	3	1	1	3	1	0	0	0	0	0	15	21	0.00	1.500								
Sun-Woo Kim, R ERA: 3.24	1.1	H	6	1	0	0	0	1	0	0	0	1	0	19	27	9.00	2.000								
Ugueth Urbina, R ERA: 6.48	1.0	S	5	2	1	1	1	0	0	0	0	0	1	19	27	9.00	2.000								

Boston Red Sox @ Kansas City Royals
Kauffman Stadium, Kansas City, MO
Sun Apr 21 2002, 4:05 PM CDT
Att: 17,289 - Overcast - 63 F

AB 35
R 7
H 10
RBI 7
BB 5
SO 8
LOB 15



Batter	1	2	3	4	5	6	7	8	9	AB	R	H	RBI	BB	SO	LOB	TOP					
Andres Torres, S OBP: 0.294, SLG: 0.367 (1, 8)	1-2 G4-3		1-0 G4-6-3			1-3 K		0-0 G1-3		4	0	0	0	0	1	1						
Robert Fick, L OBP: 0.459, SLG: 0.589 (1, 9)	2-2 1B		2-0 F8			2-1 2B			1-0 F7	4	0	2	0	0	0	0						
Bobby Higginson, L OBP: 0.321, SLG: 0.493 (1, 7)	1-2 F5			0-2 F8		2-2 F9			1-1 G6-3	4	0	0	0	0	0	2						
Randall Simon, L OBP: 0.354, SLG: 0.652 (1, 3)	0-0 1B			2-3 K				0-0 F5		4	0	1	0	0	1	0						
Shane Halter, R OBP: 0.297, SLG: 0.288 (1, 6)	0-0 G5-3			2-0 F3				1-2 F8		3	0	0	0	0	0	2						
Craig Paquette, R OBP: 0.292, SLG: 0.492 (1, 5)		1-2 G4-3			0-1 1B			0-2 1B		3	0	2	0	0	0	0						
Jacob Cruz, L OBP: 0.378, SLG: 0.475 (1, 10)		0-1 P5			0-1 F7			2-1 G4-3		3	0	0	0	0	0	1						
Mike Rivera, R OBP: 0.325, SLG: 0.526 (1, 2)		0-3 K			1-2 F9			1-3 K		3	0	0	0	0	2	0						
Jose Macias, S OBP: 0.218, SLG: 0.160 (1, 4)			0-0 G4-6-3 1B			1-1 G4-3		1-2 F9		3	0	1	0	0	0	0						
Inning Stats	R: 0 E: 0 K: 0 S: 14	H: 2 LOB: 2 BB: 0 P: 18	R: 0 E: 0 K: 1 S: 8	H: 0 LOB: 0 BB: 0 P: 9	R: 0 E: 0 K: 1 S: 3	H: 1 LOB: 0 BB: 0 P: 6	R: 0 E: 0 K: 1 S: 8	H: 0 LOB: 0 BB: 0 P: 12	R: 0 E: 0 K: 0 S: 8	H: 1 LOB: 1 BB: 0 P: 9	R: 0 E: 0 K: 1 S: 10	H: 1 LOB: 1 BB: 0 P: 16	R: 0 E: 0 K: 0 S: 11	H: 1 LOB: 1 BB: 0 P: 14	R: 0 E: 0 K: 1 S: 8	H: 0 LOB: 0 BB: 0 P: 10	R: 0 E: 0 K: 0 S: 5	H: 0 LOB: 0 BB: 0 P: 7	1B: 5 2B: 1 3B: 0 HR: 0	SF: 0 SAC: 0 DP: 1 HBP: 0	WP: 0 PB: 0 SB: 0 CS: 0	PA: 31
PITCHER Paul Byrd, R ERA: 2.22 (1, 1)	IP: 9.0 WLS: W BF: 31 H: 6 R: 0 ER: 0 SO: 4 BB: 0 IBB: 0 HBP: 0 BLK: 0 WP: 0 HR: 0 S: 75 P: 101 ERA: 0.00 WHIP: 0.667															PITCHER						

Detroit Tigers @ Kansas City Royals
 Kauffman Stadium, Kansas City, MO
 Mon Apr 22 2002, 7:05 PM CDT
 Att: 10,470 - Cloudy - 61 F

AB	31
R	0
H	6
RBI	0
BB	0
SO	4
LOB	6



Batter	1	2	3	4	5	6	7	8	9	AB	R	H	RBI	BB	SO	LOB	BOTTOM					
Chuck Knoblauch, R OBP: 0.258, SLG: 0.286 (1, 7)	0-2 G6-3			4-1 BB		0-0 G4-3				3	0	0	0	1	0	0						
Michael Tucker, L OBP: 0.357, SLG: 0.362 (1, 9)	4-2 2B BB			3-3 K			1-1 FC3-6 HBP			2	1	0	0	1	1	2						
Carlos Beltrán, S OBP: 0.342, SLG: 0.550 (1, 8)	0-1 29 1B 2B				1-1 HR		2-0 FC3-6 1-2			4	2	2	2	0	0	2						
29 Mike Sweeney, R OBP: 0.394, SLG: 0.455 (1, 10)	2-1 2B 1B				0-2 G6-3		2-2 1B			4	1	2	1	0	0	0						
Joe Randa, R OBP: 0.364, SLG: 0.565 (1, 5)	1-1 2B 2B			1-3 K		4-2 BB		1-0 P4		3	1	1	1	1	1	1						
Dave McCarty, R OBP: 0.150, SLG: 0.350 (1, 3)	2-2 F7			3-3 K		0-0 F8		0-1 G5-3		4	0	0	0	0	1	2						
Neifi Perez, S OBP: 0.230, SLG: 0.324 (1, 6)	1-0 2B			1-1 G5-3		2-2 F2		0-1 F9		4	0	1	1	0	0	1						
Brent Mayne, L OBP: 0.239, SLG: 0.250 (1, 2)	0-1 G4-3			0-0 F8		0-0 G4-3		0-0 3B		4	0	1	0	0	0	1						
Carlos Febles, R OBP: 0.383, SLG: 0.410 (1, 4)		1-1 HR		1-0 BB 1B		1-3 K		0-1 G4-3		4	1	2	1	0	1	1						
Inning Stats	R: 4 E: 0 K: 0 S: 19	H: 4 LOB: 1 BB: 1 P: 29	R: 1 E: 1 K: 0 S: 14	H: 1 LOB: 0 BB: 0 P: 22	R: 0 E: 0 K: 2 S: 7	H: 0 LOB: 0 BB: 0 P: 11	R: 0 E: 0 K: 1 S: 8	H: 1 LOB: 2 BB: 1 P: 17	R: 1 E: 0 K: 0 S: 13	H: 1 LOB: 1 BB: 1 P: 20	R: 0 E: 0 K: 1 S: 5	H: 0 LOB: 0 BB: 0 P: 6	R: 0 E: 0 K: 0 S: 7	H: 1 LOB: 1 BB: 0 P: 13	R: 0 E: 0 K: 0 S: 7	H: 1 LOB: 1 BB: 0 P: 7	R: 0 E: 0 K: 0 S: 7	H: 0 LOB: 0 BB: 0 P: 7	1B: 3 2B: 3 3B: 1 HR: 2	SF: 0 SAC: 0 DP: 0 HBP: 1	WP: 0 PB: 0 SB: 0 CS: 0	PA: 36
PITCHER Mark Redman, L ERA: 7.4 Julio Santana, R ERA: (7, 1)	IP: 6.0 WLS: L BF: 28 H: 7 R: 6 ER: 6 SO: 4 BB: 3 IBB: 0 HBP: 0 BLK: 0 WP: 0 HR: 2 S: 66 P: 105 ERA: 9.00 WHIP: 1.667															PITCHER						

Detroit Tigers @ Kansas City Royals
 Kauffman Stadium, Kansas City, MO
 Mon Apr 22 2002, 7:05 PM CDT
 Att: 10,470 - Cloudy - 61 F


AB	32
R	6
H	9
RBI	6
BB	3
SO	4
LOB	10



Batter	1	2	3	4	5	6	7	8	9	AB	R	H	RBI	BB	SO	LOB	TOP										
Andres Torres, S OBP: 0.256, SLG: 0.314 (1, 8)	1-3 K		0-0 B1-3	1-3 K			0-1 G6-3		1-1 G1-3	5	0	0	0	0	2	1											
Robert Fick, L OBP: 0.462, SLG: 0.569 (1, 9)	4-0 FC5-4 BB		4-2 1B HR	2-2 P4			2-2 F8			2	1	0	0	2	0	0											
Wendell Magee, R OBP: 0.486, SLG: 0.647 (1, 7)	1-2 FC5-4 WP		0-0 1B HR		2-3 K		0-0 F9			4	1	1	0	0	1	1											
Randall Simon, L OBP: 0.365, SLG: 0.700 (1, 3)	1-0 G5-3		1-0 HR		0-1 FC5-4 1B			1-2 G4-3		4	1	2	3	0	0	1											
Shane Halter, R OBP: 0.295, SLG: 0.286 (1, 6)		2-2 F9	2-1 FC5 HBP 1B		0-0 FC5-4 1-2		0-1 F8			4	0	1	0	0	0	1											
Craig Paquette, R OBP: 0.275, SLG: 0.462 (1, 5)		1-1 L7	0-0 F9		2-3 K			0-2 G1-3		4	0	0	0	0	1	2											
Jacob Cruz, L OBP: 0.408, SLG: 0.476 (1, 10)		2-2 E5	1-2 HBP		4-2 G6-4-3 BB			2-0 1B		2	0	1	0	1	0	0											
Mike Rivera, R OBP: 0.295, SLG: 0.476 (1, 2)		3-2 E5	3-1 FC5		1-2 G6-4-3 1-2			0-0 L5		4	0	0	0	0	0	5											
Jose Macias, S OBP: 0.203, SLG: 0.148 (1, 4)		3-2 G6-3		0-0 B5-3		0-1 F9		2-2 G1-3 1-2		4	0	0	0	0	0	3											
Inning Stats	R: 0 E: 0 K: 1 S: 7	H: 0 LOB: 1 BB: 1 P: 14	R: 0 E: 2 K: 0 S: 17	H: 0 LOB: 2 BB: 0 P: 28	R: 3 E: 0 K: 0 S: 13	H: 3 LOB: 2 BB: 1 P: 24	R: 0 E: 0 K: 1 S: 7	H: 0 LOB: 0 BB: 0 P: 10	R: 0 E: 0 K: 2 S: 11	H: 1 LOB: 1 BB: 0 P: 15	R: 0 E: 0 K: 0 S: 8	H: 0 LOB: 0 BB: 0 P: 10	R: 0 E: 0 K: 0 S: 10	H: 0 LOB: 0 BB: 0 P: 11	R: 0 E: 0 K: 0 S: 7	H: 1 LOB: 1 BB: 0 P: 12	1B: 4 2B: 0 3B: 0 HR: 1	SF: 0 SAC: 0 DP: 1 HBP: 1	WP: 1 PB: 0 SB: 1 CS: 0	PA: 37							
PITCHER	IP	WLS	BF	H	R	ER	SO	BB	IBB	HBP	BLK	WP	HR	S	P	ERA	WHIP										
Jeff Suppan, R ERA: 4.05 (1, 1)	6.0	L	27	4	3	3	4	3	0	1	0	1	1	68	109	4.50	1.167										
Cory Bailey, R ERA: 9.35 (7, 1)	2.0		6	0	0	0	0	0	0	0	0	0	0	18	21	0.00	0.000										
Jason Grimsley, R ERA: 1.17 (9, 1)	1.0		4	1	0	0	0	0	0	0	0	0	0	7	12	0.00	1.000										
Batter	1	2	3	4	5	6	7	8	9	AB	R	H	RBI	BB	SO	LOB	BOTTOM										
Chuck Knoblauch, R OBP: 0.258, SLG: 0.283 (1, 7)	3-2 F9		1-1 G4-3			2-1 1B		0-0 FC6-4 1-2		4	0	1	0	0	0	1											
Michael Tucker, L OBP: 0.350, SLG: 0.373 (1, 9)	0-0 F7			2-2 2B		2-2 G5-3			1-1 F8	4	0	1	0	0	0	0											
Carlos Beltrán, S OBP: 0.325, SLG: 0.516 (1, 8)	2-3 K			2-3 K		3-2 F7			1-2 G6-3	4	0	0	0	0	2	0											
29 Mike Sweeney, R OBP: 0.373, SLG: 0.429 (1, 3)		0-1 G4-3		1-1 G6-3			0-0 F9		1-1 L8	4	0	0	0	0	0	0											
Raul Ibanez, L OBP: 0.319, SLG: 0.488 (1, 10)		3-1 L8 2B			0-2 G4-3		0-1 L8			3	0	1	0	0	0	0											
Joe Randa, R OBP: 0.362, SLG: 0.571 (1, 5)		2-1 L8			2-2 2B		0-1 G6-3			3	0	1	0	0	0	1											
Neifi Perez, S OBP: 0.221, SLG: 0.311 (1, 6)		3-2 F7			1-0 F9			0-0 F7		3	0	0	0	0	0	2											
Brent Mayne, L OBP: 0.265, SLG: 0.262 (1, 2)			2-0 F7		4-2 FC4 BB			3-1 FC4-6 1B		2	0	1	0	1	0	0											
Carlos Febles, R OBP: 0.360, SLG: 0.381 (1, 4)			0-1 G4-3		1-2 FC4 1-2			0-0 FC4-6 FC6-4		3	0	0	0	0	0	3											
Inning Stats	R: 0 E: 0 K: 1 S: 7	H: 0 LOB: 0 BB: 0 P: 12	R: 0 E: 0 K: 0 S: 9	H: 1 LOB: 1 BB: 0 P: 17	R: 0 E: 0 K: 0 S: 5	H: 0 LOB: 0 BB: 0 P: 8	R: 0 E: 0 K: 1 S: 8	H: 1 LOB: 0 BB: 0 P: 13	R: 0 E: 0 K: 0 S: 14	H: 1 LOB: 2 BB: 1 P: 22	R: 0 E: 0 K: 0 S: 8	H: 1 LOB: 0 BB: 0 P: 15	R: 0 E: 0 K: 0 S: 5	H: 0 LOB: 0 BB: 0 P: 5	R: 0 E: 0 K: 0 S: 5	H: 1 LOB: 1 BB: 0 P: 8	R: 0 E: 0 K: 0 S: 7	H: 0 LOB: 0 BB: 0 P: 10	1B: 2 2B: 3 3B: 0 HR: 0	SF: 0 SAC: 0 DP: 0 HBP: 0	WP: 0 PB: 0 SB: 0 CS: 0	PA: 31					
PITCHER	IP	WLS	BF	H	R	ER	SO	BB	IBB	HBP	BLK	WP	HR	S	P	ERA	WHIP										
Jeff Weaver, R ERA: 3.31 (1, 1)	9.0	W	31	5	0	0	2	1	0	0	0	0	0	68	110	0.00	0.667										


Detroit Tigers @ Kansas City Royals
Kauffman Stadium, Kansas City, MO
Tue Apr 23 2002, 7:05 PM CDT
Att: 11,125 - Cloudy - 76 F

AB 33
R 3
H 5
RBI 3
BB 3
SO 4
LOB 14



Detroit Tigers @ Kansas City Royals
Kauffman Stadium, Kansas City, MO
Tue Apr 23 2002, 7:05 PM CDT
Att: 11,125 - Cloudy - 76 F

AB 30
R 0
H 5
RBI 0
BB 1
SO 2
LOB 7



Batter	1	2	3	4	5	6	7	8	9	AB	R	H	RBI	BB	SO	LOB	TOP										
Andres Torres, S OBP: 0.256, SLG: 0.289	1-2 P3		1-3 K		2-2 F9		4-2 BB			3	0	0	0	1	1	4	Detroit Tigers @ Kansas City Royals Kauffman Stadium, Kansas City, MO Wed Apr 24 2002, 1:05 PM CDT Att: 11,825 - Overcast - 56 F										
Robert Fick, L OBP: 0.435, SLG: 0.532	2-3 K		3-3 K		3-3 K		0-0 P6			4	0	0	0	0	3	5											
Wendell Magee, R OBP: 0.487, SLG: 0.658	2-2 1B			0-1 P6		2-0 2B		1-1 L3		4	1	2	0	0	0	0											
Randall Simon, L OBP: 0.339, SLG: 0.648	1-2 F9			0-0 G3		1-0 G1-3		0-0 G6-3		4	0	0	0	0	0	2											
Shane Halter, R OBP: 0.293, SLG: 0.297		1-2 G6-3		0-0 G6-3		2-2 2B		0-0 F8		4	0	1	1	0	0	0											
Craig Paquette, R OBP: 0.280, SLG: 0.435		1-1 G6-3			0-0 G5-3		0-1 G6-3		2-3 K	4	0	0	0	0	1	1											
Mike Rivera, R OBP: 0.292, SLG: 0.457		3-2 G5-3			2-1 2B		2-3 K		3-2 F7	4	1	1	0	0	1	1											
Jacob Cruz, L OBP: 0.415, SLG: 0.489			2-1 1B		4-1 2B		1-3 K		3-3 K	3	0	1	0	1	2	0											
Jose Macias, S OBP: 0.226, SLG: 0.193			0-2 1B		2-1 2B		1-3 K			3	0	2	1	0	1	0											
Inning Stats	R: 0 E: 0 K: 1 S: 12	H: 1 LOB: 1 BB: 0 P: 18	R: 0 E: 0 K: 0 S: 12	H: 0 LOB: 0 BB: 0 P: 17	R: 0 E: 0 K: 2 S: 16	H: 2 LOB: 1 BB: 0 P: 22	R: 0 E: 0 K: 0 S: 4	H: 0 LOB: 0 BB: 0 P: 4	R: 1 E: 0 K: 1 S: 15	H: 2 LOB: 2 BB: 1 P: 28	R: 1 E: 0 K: 1 S: 11	H: 2 LOB: 1 BB: 0 P: 18	R: 0 E: 0 K: 2 S: 12	H: 0 LOB: 0 BB: 0 P: 18	R: 0 E: 0 K: 0 S: 4	H: 0 LOB: 0 BB: 0 P: 5		R: 0 E: 0 K: 2 S: 12	H: 0 LOB: 0 BB: 0 P: 20	1B: 3 2B: 4 3B: 0 HR: 0	SF: 0 SAC: 0 DP: 0 HBP: 0	WP: 1 PB: 0 SB: 0 CS: 1	PA: 35				
PITCHER	IP	WLS	BF	H	R	ER	SO	BB	IBB	HBP	BLK	WP	HR	S	P	ERA	WHIP										
Chris George, L ERA: 3.38	(1, 1)	5.1	23	7	2	2	4	1	0	0	0	0	0	65	100	3.38	1.500										
Jeremy Affeldt, L ERA: 2.51	(6, 1)	3.2	W	12	0	0	0	5	1	0	0	1	0	33	50	0.00	0.273										

Batter	1	2	3	4	5	6	7	8	9	AB	R	H	RBI	BB	SO	LOB	BOTTOM										
Chuck Knoblauch, R OBP: 0.254, SLG: 0.277	2-2 F8		1-0 1B		2-1 F9		1-2 G4-3		2-1 G6-3	5	0	1	0	0	0	1	Detroit Tigers @ Kansas City Royals Kauffman Stadium, Kansas City, MO Wed Apr 24 2002, 1:05 PM CDT Att: 11,825 - Overcast - 56 F										
Michael Tucker, L OBP: 0.344, SLG: 0.352	0-0 G3-1		2-1 FC6-4		0-0 G3		4-2 1B			3	1	0	0	1	0	1											
Carlos Beltrán, S OBP: 0.333, SLG: 0.515	0-1 1B		0-0 G4-6-3		2-0 P4		1-0 2B		1-2 1B	4	1	2	0	0	0	1											
29 Mike Sweeney, R OBP: 0.380, SLG: 0.459	2-2 G5-6-3			2-0 1B		0-1 G6-3		2-1 2B		4	2	2	1	0	0	1											
Raul Ibanez, L OBP: 0.314, SLG: 0.468		2-1 F8		0-2 P5		0-2 1B		2-2 G4-3		4	1	1	0	0	0	2											
Joe Randa, R OBP: 0.371, SLG: 0.569		1-1 G1-3		4-2 1B		1-0 2B		0-2 SF7		2	2	1	1	1	0	0											
Donnie Sadler, R OBP: 0.190, SLG: 0.150				1-2 E		1-2 1B		3-H SF7		0	0	0	0	0	0	0											
Neifi Perez, S OBP: 0.247, SLG: 0.346		0-0 1B		0-0 E8		2-0 1B		0-0 G6-3		4	0	3	3	0	0	0											
Brent Mayne, L OBP: 0.264, SLG: 0.261		1-1 E5		0-1 P6		2-2 2B		1-0 F9		4	1	1	0	0	0	2											
Carlos Febles, R OBP: 0.352, SLG: 0.391		0-0 G6-3		1-2 G6-3		1-1 2B		0-0 P4		4	0	1	1	0	0	3											
Inning Stats	R: 0 E: 0 K: 0 S: 10	H: 1 LOB: 1 BB: 0 P: 14	R: 0 E: 1 K: 0 S: 8	H: 1 LOB: 2 BB: 0 P: 12	R: 0 E: 0 K: 0 S: 4	H: 1 LOB: 0 BB: 0 P: 7	R: 2 E: 1 K: 0 S: 12	H: 2 LOB: 1 BB: 1 P: 19	R: 0 E: 0 K: 0 S: 4	H: 0 LOB: 0 BB: 0 P: 8	R: 3 E: 0 K: 0 S: 15	H: 5 LOB: 1 BB: 0 P: 22	R: 3 E: 0 K: 0 S: 17	H: 2 LOB: 0 BB: 1 P: 26	R: 0 E: 0 K: 0 S: 4	H: 0 LOB: 0 BB: 0 P: 7	1B: 8 2B: 4 3B: 0 HR: 0	SF: 1 SAC: 0 DP: 1 HBP: 0	WP: 1 PB: 0 SB: 1 CS: 0	PA: 37							
PITCHER	IP	WLS	BF	H	R	ER	SO	BB	IBB	HBP	BLK	WP	HR	S	P	ERA	WHIP										
Steve Sparks, R ERA: 3.0	(1, 1)	5.2	L	27	10	5	4	0	0	0	0	0	0	9	17	81.00	9.000										
Juan Acevedo, R ERA: 5.93	(6, 1)	0.1		4	2	3	3	0	1	0	0	0	0	0	17	81.00	9.000										
Jamie Walker, L ERA: 2.08	(7, 1)	1.0		3	0	0	0	0	0	0	0	1	0	11	13	0.00	0.000										
Matt Anderson, R ERA: 7.5	(8, 1)	1.0		3	0	0	0	0	0	0	0	0	0	4	7	0.00	0.000										

AB	33
R	2
H	7
RBI	2
BB	2
SO	9
LOB	13



AB	34
R	8
H	12
RBI	6
BB	2
SO	0
LOB	11



Batter	1	2	3	4	5	6	7	8	9	10	AB	R	H	RBI	BB	SO	LOB	TOP
6 Melvin Mora, R OBP: 0.451, SLG: 0.367	4-1 2B 1B BB	2-3 K		0-0 G6-3			2-2 1B SH1-4 HBP		2-1 G6-3	1-3 K	4	1	0	0	1	2	3	
Gary Matthews, S OBP: 0.371, SLG: 0.299	1-3 K		1-3 K		1-0 G4-3		1-1 SH1-4			4-2 CS BB	3	0	0	0	1	2	1	
David Segui, S OBP: 0.393, SLG: 0.375	0-0		1-0		1-2 G5-3		1-0			0-1	3	1	2	0	0	0	0	
Chris Singleton, L OBP: 0.187, SLG: 0.200 (7, PH)	1-3 2B		1-0 1B				1-2 2-3 G5-4-3 1B			1-2 1B	2	1	2	1	0	0	0	
Jeff Conine, R OBP: 0.277, SLG: 0.382	1-0 31 G4-3 HR		0-0 1B		2-1		2-3 3-H 2-2 G5-4-3 1B			1-1 1B	5	2	4	2	0	0	2	
31 Jay Gibbons, L OBP: 0.321, SLG: 0.577	1-1 G4-3		1-0 F8		2-0 1B		1-2 1B			4-0 21 FC4-6 1B IBB	4	1	0	0	1	1	3	
Tony Batista, R OBP: 0.283, SLG: 0.476	0-2 HR		2-3 K		1-0 F8		2-1 F9			2-1 21 FC4-6 1B	5	1	2	4	0	1	0	
21 Marty Cordova, R OBP: 0.373, SLG: 0.444	1-2 G3		0-1 1B 2B		4-2 CS BB		2-3 K			1-2 2-2 FC4-6 E	4	1	1	0	1	1	2	
Geronimo Gil, R OBP: 0.274, SLG: 0.424		2-2 G6-3		1-2 G5-3			1-3 K			1-2 1B	5	1	1	1	0	2	2	
Jerry Hairston, R OBP: 0.296, SLG: 0.313		3-2 F8		1-0 1B		4-1 SH1-4 6 HBP 1B BB				1-3 E7 1B	4	1	2	2	1	1	0	
Inning Stats	R: 4 E: 0 K: 1 S: 16	H: 3 LOB: 0 BB: 1 P: 24	R: 0 E: 0 K: 1 S: 10	H: 0 LOB: 0 BB: 0 P: 17	R: 0 E: 0 K: 1 S: 6	H: 2 LOB: 1 BB: 0 P: 9	R: 0 E: 0 K: 1 S: 10	H: 0 LOB: 0 BB: 0 P: 15	R: 0 E: 0 K: 2 S: 9	H: 0 LOB: 0 BB: 0 P: 14	R: 0 E: 0 K: 2 S: 8	H: 0 LOB: 0 BB: 0 P: 12	R: 5 E: 2 K: 1 S: 20	H: 5 LOB: 1 BB: 2 P: 35	1B: 9 2B: 4 3B: 0 HR: 1	SF: 0 SAC: 1 DP: 1 HBP: 1	WP: 0 PB: 0 SB: 0 CS: 2	PA: 46
PITCHER	IP 6.0	WLS B	BF 9	H 1	R 0	ER 0	SO 4	BB 0	IBB 0	HBP 0	BLK 0	WP 0	HR 0	S 23	P 36	ERA 0.00	WHIP 0.333	
Dan Reichert, R ERA: 6.59	(1, 1)																	
Cory Bailey, R ERA: 6.94	(7, 1)																	
Jason Grimsley, R ERA: 5.19	(10, 1)																	

Baltimore Orioles @ Kansas City Royals
Kauffman Stadium, Kansas City, MO
Fri Apr 26 2002, 7:05 PM CDT
Att. 12,372 - Cloudy - 57 F

AB 39
R 10
H 14
RBI 10
BB 5
SO 10
LOB 13



Batter	1	2	3	4	5	6	7	8	9	10	AB	R	H	RBI	BB	SO	LOB	BOTTOM						
Chuck Knoblauch, R OBP: 0.253, SLG: 0.265	4-2 HR BB	1-0 G6-3		1-2 FC5-4 1B E		0-2 F9		1-1 G4-3 1B		4-2 BB BB	3	2	0	0	1	0	2							
Donnie Sadler, R OBP: 0.261, SLG: 0.190 (8, PH)	1-1 HR	1-0 F9		1-2 E8 2B 1B		4-1 BB		1-2 G4-3		4-2 BB BB	4	2	2	2	2	0	2							
Michael Tucker, L OBP: 0.371, SLG: 0.414	1-1 HR	1-0 F9		1-2 E8 2B 1B		4-1 BB		1-2 G4-3		4-2 BB BB	4	2	2	2	2	0	2							
Carlos Beltrán, S OBP: 0.345, SLG: 0.514	4-1 L3-6 29 BB BB		4-2 29 BB BB		1-1 29 2B 2B		0-2 F8		1-1 F8		3-1 G4-3	4	1	1	1	2	0	5						
29 Mike Sweeney, R OBP: 0.351, SLG: 0.462	4-1 1B BB		1-3 K		3-1 2B		0-1 F8			3-2 G6-3	4	0	1	1	1	1	2							
Raul Ibanez, L OBP: 0.291, SLG: 0.431	0-1 L3-6		1-2 P4		0-0 F2		2-3 K			0-3 K	4	0	0	0	0	1	4							
Dave McCarty, R OBP: 0.143, SLG: 0.333 (9, PH)	2-3 1B		1-2 F9		1-2 F2		1-3 K			2-3 K	1	0	0	0	0	1	0							
Joe Randa, R OBP: 0.388, SLG: 0.564	3-2 1B		4-1 BB		2-2 1B		1-3 K			2-3 K	4	0	2	0	1	2	0							
Neifi Perez, S OBP: 0.244, SLG: 0.337	1-3 K		1-2 F9		1-0 FC1-5-4 1B		2-1 1B			1-1 G3	5	0	1	0	0	1	5							
Brent Mayne, L OBP: 0.276, SLG: 0.260		4-2 G6-3 SH5-3 BB		3-1 F8		2-1 G5-3 1B		0-3 K		3-2 G3	4	0	1	0	1	1	1							
Carlos Febles, R OBP: 0.362, SLG: 0.420		0-0 SH5-3		3-2 FC5-4 1B		1-2 G5-3		0-1 G1-3		2-1 BB 2B	4	0	2	0	0	0	2							
Inning Stats	R: 2 E: 0 K: 1 S: 14	H: 2 LOB: 2 BB: 3 P: 31	R: 0 E: 0 K: 0 S: 11	H: 0 LOB: 1 BB: 1 P: 17	R: 0 E: 0 K: 1 S: 13	H: 0 LOB: 2 BB: 2 P: 24	R: 3 E: 1 K: 0 S: 16	H: 4 LOB: 1 BB: 0 P: 28	R: 0 E: 0 K: 0 S: 11	H: 2 LOB: 1 BB: 0 P: 17	R: 0 E: 0 K: 0 S: 9	H: 0 LOB: 1 BB: 0 P: 13	R: 0 E: 0 K: 3 S: 11	H: 1 LOB: 1 BB: 0 P: 16	R: 0 E: 0 K: 0 S: 9	H: 1 LOB: 1 BB: 0 P: 12	R: 0 E: 0 K: 2 S: 9	H: 0 LOB: 0 BB: 0 P: 14	R: 0 E: 0 K: 0 S: 16	H: 1 LOB: 3 BB: 2 P: 33	1B: 7 2B: 4 3B: 0 HR: 1	SF: 0 SAC: 1 DP: 2 HBP: 0	WP: 0 PB: 0 SB: 2 CS: 0	PA: 48
PITCHER	IP 3.2	WLS 12	BF 5	H 2	R 3	ER 2	SO 2	BB 6	IBB 0	HBP 0	BLK 0	WP 0	HR 0	S 46	P 87	ERA 7.71	WHIP 2.455							
Sean Dougllass, R ERA: 7.36	(1, 1)																							
Travis Driskill, R ERA: 7.71	(4, 1)																							
B.J. Ryan, L ERA: 7.88	(7, 1)																							
Willis Roberts, R ERA: 2.45	(8, 1)																							
Buddy Groom, L ERA:	(8, 1)																							

Baltimore Orioles @ Kansas City Royals
Kauffman Stadium, Kansas City, MO
Fri Apr 26 2002, 7:05 PM CDT
Att. 12,372 - Cloudy - 57 F

AB 38
R 5
H 11
RBI 4
BB 9
SO 7
LOB 23



Batter	1	2	3	4	5	6	7	8	9	AB	R	H	RBI	BB	SO	LOB	TOP										
6 Melvin Mora, R OBP: 0.452, SLG: 0.388	P4		2B SF9	F8		2B	K	K		4	2	0	0	2	2	3											
Chris Singleton, L OBP: 0.186, SLG: 0.222	G3-1		SF9	K		1B		K	G6-3	6	0	2	1	0	2	1											
Jeff Conine, R OBP: 0.276, SLG: 0.367	F8		SF9		F9	3B		2B	F9	5	1	2	1	0	0	0											
31 Jay Gibbons, L OBP: 0.358, SLG: 0.588		2B	F7		2B			2B	WP	3	3	2	0	3	0	1											
Tony Batista, R OBP: 0.314, SLG: 0.565	F8	2B	G6-3		2B	K		2B	F2	4	2	1	1	2	1	5											
21 Marty Cordova, R OBP: 0.400, SLG: 0.500	1B			WP	FC5-4		SF6	2B		5	3	4	2	0	0	1											
Mike Bordick, R OBP: 0.238, SLG: 0.290	F8			WP	F9		SF6	2B	6 WP	2	2	0	1	2	0	3											
Geronimo Gil, R OBP: 0.296, SLG: 0.500	G4-6-3			K		G4-3		6 WP		5	0	3	3	0	1	2											
Mike Moriarty, R OBP: 0.300, SLG: 0.400	G4-6-3					G5-3	F9	P5		5	0	1	2	0	0	5											
Inning Stats	R: 0 E: 0 K: 0 S: 5	H: 0 LOB: 0 BB: 0 P: 6	R: 2 E: 0 K: 0 S: 15	H: 3 LOB: 1 BB: 1 P: 24	R: 1 E: 0 K: 0 S: 10	H: 1 LOB: 1 BB: 1 P: 19	R: 2 E: 0 K: 2 S: 14	H: 2 LOB: 1 BB: 1 P: 26	R: 1 E: 1 K: 0 S: 8	H: 1 LOB: 1 BB: 1 P: 16	R: 1 E: 0 K: 1 S: 16	H: 2 LOB: 3 BB: 2 P: 29	R: 1 E: 0 K: 1 S: 12	H: 2 LOB: 1 BB: 0 P: 17	R: 5 E: 0 K: 2 S: 23	H: 4 LOB: 1 BB: 2 P: 39	R: 0 E: 0 K: 0 S: 11	H: 0 LOB: 1 BB: 1 P: 19	1B: 7 2B: 7 3B: 1 HR: 0	SF: 2 SAC: 0 DP: 1 HBP: 0	WP: 4 PB: 0 SB: 0 CS: 0	PA: 50					
PITCHER	IP	WLS	BF	H	R	ER	SO	BB	IBB	HBP	BLK	WP	HR	S	P	ERA	WHIP										
Bryan Rekar, R ERA: 15.43	3.0	L	16	5	5	5	0	3	0	0	0	1	0	32	56	15.00	2.667										
Jeremy Affeldt, L ERA: 2.5	3.0		16	4	2	1	3	3	0	0	0	0	0	36	64	3.00	2.333										
Blake Stein, R ERA: 10.22	1.1		12	6	6	6	2	2	0	0	0	0	0	30	48	40.50	6.000										
Brad Voyles, R ERA: 19.64	0.2		2	0	0	0	1	0	0	0	0	1	0	5	8	0.00	0.000										
Miguel Asencio, R ERA: 19.64	1.0		4	0	0	0	0	1	0	0	0	1	0	11	19	0.00	1.000										

Baltimore Orioles @ Kansas City Royals
Kauffman Stadium, Kansas City, MO
Sun Apr 28 2002, 1:05 PM CDT
Att: 15,643 - Sunny - 54 F

AB	39
R	13
H	15
RBI	11
BB	9
SO	6
LOB	21



Batter	1	2	3	4	5	6	7	8	9	AB	R	H	RBI	BB	SO	LOB	BOTTOM										
Donnie Sadler, R OBP: 0.281, SLG: 0.300	G6-3		G4-3			G5-3			FC4-6	4	0	1	0	0	0	0											
Michael Tucker, L OBP: 0.359, SLG: 0.375	G4-3			G5-4-3			G6-3		FC4-6	3	0	0	0	1	0	1											
Carlos Beltrán, S OBP: 0.337, SLG: 0.488				G5-4-3			F8		L8	4	0	1	0	0	0	2											
29 Mike Sweeney, R OBP: 0.391, SLG: 0.500	P4			G5-3					WP	3	0	1	0	1	0	1											
Luis Alcega, S OBP: 0.250, SLG: 0.160		G6-3			G4-3		L8		G6-3	4	0	0	0	0	0	3											
Joe Randa, R OBP: 0.385, SLG: 0.508		G3-1			L5			F3		3	0	0	0	0	0	0											
Neifi Perez, S OBP: 0.247, SLG: 0.356		F8			G3					3	0	1	0	0	0	0											
Raul Ibanez, L OBP: 0.262, SLG: 0.386			F7			G6-3		L8		3	0	0	0	0	0	1											
A.J. Hinch, R OBP: 0.262, SLG: 0.386			G3-1			G6-3		P4		3	0	0	0	0	0	1											
Inning Stats	R: 0 E: 0 K: 0 S: 9	H: 1 LOB: 1 BB: 0 P: 17	R: 0 E: 0 K: 0 S: 6	H: 0 LOB: 0 BB: 0 P: 10	R: 0 E: 0 K: 0 S: 8	H: 0 LOB: 0 BB: 0 P: 11	R: 0 E: 0 K: 0 S: 5	H: 0 LOB: 0 BB: 1 P: 13	R: 0 E: 0 K: 0 S: 6	H: 0 LOB: 0 BB: 0 P: 11	R: 0 E: 0 K: 0 S: 9	H: 0 LOB: 0 BB: 0 P: 17	R: 0 E: 0 K: 0 S: 6	H: 1 LOB: 1 BB: 0 P: 10	R: 0 E: 0 K: 0 S: 6	H: 1 LOB: 1 BB: 0 P: 8	R: 0 E: 0 K: 0 S: 15	H: 1 LOB: 2 BB: 1 P: 27	1B: 2 2B: 2 3B: 0 HR: 0	SF: 0 SAC: 0 DP: 1 HBP: 0	WP: 1 PB: 0 SB: 0 CS: 0	PA: 32					
PITCHER	IP	WLS	BF	H	R	ER	SO	BB	IBB	HBP	BLK	WP	HR	S	P	ERA	WHIP										
Scott Erickson, R ERA: 3.57	9.0	W	32	4	0	0	0	2	0	0	0	1	0	70	124	0.00	0.667										

Baltimore Orioles @ Kansas City Royals
Kauffman Stadium, Kansas City, MO
Sun Apr 28 2002, 1:05 PM CDT
Att: 15,643 - Sunny - 54 F

AB	30
R	0
H	4
RBI	0
BB	2
SO	0
LOB	9



Batter	1	2	3	4	5	6	7	8	9	AB	R	H	RBI	BB	SO	LOB	TOP										
Donnie Sadler, R OBP: 0.324, SLG: 0.353 (1, 7)	G1-3		CS 1B			G6-3		WP 2B	FC6-4 BB	4	0	2	1	1	0	0	Kansas City Royals @ Detroit Tigers Comerica Park, Detroit, MI Mon Apr 29 2002, 7:05 PM EDT Att: 9,643 - Cloudy - 46 F										
Michael Tucker, L OBP: 0.361, SLG: 0.368 (1, 9)	FC6-4 BB		1-2			1B		2-3 3-H	F7	4	0	1	0	1	2	5											
Carlos Beltrán, S OBP: 0.320, SLG: 0.459 (1, 8)	F7					K		G4-3	FC6-4	5	0	0	0	0	1	6											
29 Mike Sweeney, R OBP: 0.396, SLG: 0.500 (1, 3)	FC6-4							G6-3	2B 1B	4	1	2	0	0	0	1											
Raul Ibanez, L OBP: 0.277, SLG: 0.410 (1, 10)		G1-6-3				G6-3		FC4-6 1B	1B 1B	4	1	2	0	0	0	1											
Joe Randa, R OBP: 0.372, SLG: 0.500 Chuck Knoblauch, R OBP: 0.253, SLG: 0.265 (9, 7)								FC4-6 FC4-6	1B S BB	3	0	1	1	1	0	1											
Neifi Perez, S OBP: 0.237, SLG: 0.340 (1, 6)						F8		FC4-6	1B S BB	0	1	0	0	0	0	0											
Brent Mayne, L OBP: 0.292, SLG: 0.273 (1, 2)						L5		FC4-6	K	4	0	0	0	0	1	4											
Carlos Febles, R OBP: 0.379, SLG: 0.448 (1, 4)						F8		K	BB 1B IBB	3	0	0	0	1	1	1											
Inning Stats	R: 0 E: 0 K: 0 S: 9	H: 0 LOB: 1 BB: 1 P: 15	R: 0 E: 0 K: 0 S: 10	H: 0 LOB: 1 BB: 1 P: 17	R: 0 E: 0 K: 1 S: 7	H: 1 LOB: 1 BB: 0 P: 10	R: 0 E: 0 K: 0 S: 7	H: 1 LOB: 0 BB: 0 P: 9	R: 0 E: 0 K: 0 S: 6	H: 0 LOB: 0 BB: 0 P: 8	R: 0 E: 0 K: 0 S: 8	H: 1 LOB: 1 BB: 0 P: 12	R: 0 E: 0 K: 0 S: 8	H: 1 LOB: 1 BB: 0 P: 11	R: 1 E: 0 K: 2 S: 13	H: 2 LOB: 1 BB: 0 P: 20	R: 3 E: 0 K: 1 S: 20	H: 4 LOB: 3 BB: 2 P: 39	1B: 8 2B: 3 3B: 0 HR: 0	SF: 0 SAC: 0 DP: 2 HBP: 0	WP: 1 PB: 0 SB: 1 CS: 1	PA: 39					
PITCHER	IP	WLS	BF	H	R	ER	SO	BB	IBB	HBP	BLK	WP	HR	S	P	ERA	WHIP										
Jeff Weaver, R ERA: 3.54 (1, 1)	8.0	L	33	9	4	4	4	2	0	0	0	1	0	76	115	4.50	1.375										
Julio Santana, R ERA: (9, 1)	0.1		4	1	0	0	1	1	1	0	0	0	0	6	16	0.00	6.000										
Jamie Walker, L ERA: 1.59 (9, 1)	0.2		2	0	0	0	0	0	0	0	0	0	0	6	10	0.00	0.000										

AB	35
R	4
H	10
RBI	3
BB	4
SO	5
LOB	19



Batter	1	2	3	4	5	6	7	8	9	AB	R	H	RBI	BB	SO	LOB	BOTTOM										
Wendell Magee, R OBP: 0.368, SLG: 0.482 (1, 8)	G3-1		K			G5-3			G6-3	4	0	0	0	0	1	1	Kansas City Royals @ Detroit Tigers Comerica Park, Detroit, MI Mon Apr 29 2002, 7:05 PM EDT Att: 9,643 - Cloudy - 46 F										
Robert Fick, L OBP: 0.414, SLG: 0.532 (1, 9)	F7					K			L3	4	0	0	0	0	1	1											
Bobby Higginson, L OBP: 0.347, SLG: 0.545 (1, 7)	L6					F8		G4-3	F8	4	0	0	0	0	0	0											
Randall Simon, L OBP: 0.380, SLG: 0.706 (1, 3)						F9		1B		3	0	1	0	0	0	0											
Shane Halter, R OBP: 0.289, SLG: 0.292 (1, 6)						F9		P5		3	0	1	0	0	0	1											
Craig Paquette, R OBP: 0.227, SLG: 0.369 (1, 5)						K		G3-1		3	0	0	0	0	1	2											
Mike Rivera, R OBP: 0.276, SLG: 0.429 (1, 2)						F7			P6	3	0	0	0	0	0	1											
Jacob Cruz, L OBP: 0.375, SLG: 0.418 (1, 10)						F7		SH1-4 BB	G4-3	2	0	0	0	1	0	0											
Jose Macias, S OBP: 0.240, SLG: 0.214 (1, 4)						F8		SH1-4	F8	2	0	0	0	0	0	0											
Inning Stats	R: 0 E: 0 K: 0 S: 8	H: 0 LOB: 0 BB: 0 P: 10	R: 0 E: 0 K: 0 S: 6	H: 1 LOB: 0 BB: 0 P: 11	R: 0 E: 0 K: 1 S: 7	H: 0 LOB: 0 BB: 0 P: 10	R: 0 E: 0 K: 0 S: 5	H: 0 LOB: 0 BB: 0 P: 9	R: 0 E: 0 K: 0 S: 8	H: 0 LOB: 1 BB: 1 P: 11	R: 0 E: 0 K: 1 S: 10	H: 0 LOB: 1 BB: 1 P: 19	R: 0 E: 0 K: 0 S: 6	H: 1 LOB: 1 BB: 0 P: 10	R: 0 E: 0 K: 0 S: 8	H: 0 LOB: 0 BB: 0 P: 10	R: 0 E: 0 K: 0 S: 7	H: 0 LOB: 0 BB: 0 P: 9	1B: 2 2B: 0 3B: 0 HR: 0	SF: 0 SAC: 1 DP: 0 HBP: 0	WP: 0 PB: 0 SB: 0 CS: 0	PA: 30					
PITCHER	IP	WLS	BF	H	R	ER	SO	BB	IBB	HBP	BLK	WP	HR	S	P	ERA	WHIP										
Jeff Suppan, R ERA: 3.19 (1, 1)	9.0	W	30	2	0	0	3	1	0	0	0	0	0	65	99	0.00	0.333										


AB	28
R	0
H	2
RBI	0
BB	1
SO	3
LOB	6




Batter	1	2	3	4	5	6	7	8	9	AB	R	H	RBI	BB	SO	LOB	TOP					
Donnie Sadler, R OBP: 0.293, SLG: 0.316 (1, 7)	K2-3		F3		K			P6		4	0	0	0	0	2	1	Kansas City Royals @ Detroit Tigers Comerica Park, Detroit, MI Tue Apr 30 2002, 7:05 PM EDT Att: 14,421 - Cloudy - 60 F					
Michael Tucker, L OBP: 0.345, SLG: 0.347 (1, 9)	G1-4-3		F8			F8		G1		4	0	0	0	0	0							
29 Mike Sweeney, R OBP: 0.380, SLG: 0.478 (1, 3)	F7			G6-3		G6-3		G5-3		4	0	0	0	0	0							
Carlos Beltrán, S OBP: 0.327, SLG: 0.489 (1, 8)		G4-3 S SF9 BB		G4-3		G3-1		HR		3	2	1	1	1	0	0						
Joe Randa, R OBP: 0.354, SLG: 0.471 (1, 5)		G4-3		G5-3			P4	L8		4	0	0	0	0	0	1						
Raul Ibanez, L OBP: 0.285, SLG: 0.397 (1, 10)		SF9			F8		K			2	0	0	1	0	1	0						
Neifi Perez, S OBP: 0.240, SLG: 0.333 (1, 6)		E5				G6-3				2	1	0	0	1	0	0						
A.J. Hinch, R OBP: 0.217, SLG: 0.158 (1, 2)		L3						G5-3		3	0	1	1	0	0	1						
Carlos Febles, R OBP: 0.362, SLG: 0.426 (1, 4)			G6-3		F9			G6-3		3	0	0	0	0	0	1						
Inning Stats	R: 0 E: 0 K: 1 S: 8	H: 0 LOB: 0 BB: 0 P: 8	R: 1 E: 1 K: 0 S: 5	H: 0 LOB: 1 BB: 1 P: 14	R: 0 E: 0 K: 0 S: 6	H: 0 LOB: 0 BB: 0 P: 10	R: 0 E: 0 K: 0 S: 12	H: 0 LOB: 0 BB: 0 P: 18	R: 1 E: 0 K: 1 S: 12	H: 1 LOB: 1 BB: 1 P: 18	R: 0 E: 0 K: 0 S: 11	H: 0 LOB: 0 BB: 0 P: 14	R: 0 E: 0 K: 1 S: 10	H: 0 LOB: 0 BB: 0 P: 13	R: 0 E: 0 K: 0 S: 7	H: 0 LOB: 0 BB: 0 P: 13	R: 1 E: 0 K: 0 S: 8	H: 1 LOB: 0 BB: 0 P: 11	1B: 0 2B: 0 3B: 1 HR: 1	SF: 1 SAC: 0 DP: 0 HBP: 0	WP: 0 PB: 0 SB: 1 CS: 0	PA: 32
PITCHER Steve Sparks, R ERA: 3.0 (1, 1)	IP: 9.0 WLS: W BF: 32	H: 2 R: 3 ER: 3 SO: 3	BB: 2 IBB: 0 HBP: 0 BLK: 0	WP: 0 HR: 1 S: 79 P: 119	ERA: 3.00 WHIP: 0.444											IP: 9.0 WLS: W BF: 32	H: 2 R: 3 ER: 3 SO: 3	BB: 2 IBB: 0 HBP: 0 BLK: 0	WP: 0 HR: 1 S: 79 P: 119	ERA: 3.00 WHIP: 0.444		

Batter	1	2	3	4	5	6	7	8	9	AB	R	H	RBI	BB	SO	LOB	BOTTOM					
Jose Macias, S OBP: 0.284, SLG: 0.243 (1, 5)	G3 1B					G3-1				4	2	3	2	2	0	2	Kansas City Royals @ Detroit Tigers Comerica Park, Detroit, MI Tue Apr 30 2002, 7:05 PM EDT Att: 14,421 - Cloudy - 60 F					
Robert Fick, L OBP: 0.413, SLG: 0.513 (1, 9)	G3			K						3	0	0	0	2	1	5						
Bobby Higginson, L OBP: 0.350, SLG: 0.533 (1, 7)			G3		F7					4	0	1	1	1	0	4						
Randall Simon, L OBP: 0.375, SLG: 0.696 (3, PH)	FC4-6							G4-3		1	0	0	0	0	0	1						
Jacob Cruz, L OBP: 0.382, SLG: 0.414 (4, 3)										3	0	1	1	1	0	0						
Wendell Magee, R OBP: 0.355, SLG: 0.450 (1, 8)	F9		F8		P4					4	1	0	0	1	1	5						
Shane Halter, R OBP: 0.294, SLG: 0.290 (1, 6)		K								4	2	1	0	1	1	1						
Mike Rivera, R OBP: 0.270, SLG: 0.410 (1, 2)		F3								5	1	1	0	0	2	4						
15 Brandon Inge, R OBP: 0.556, SLG: 0.875 (1, 10)										5	2	3	1	0	1	2						
Damian Jackson, R OBP: 0.444, SLG: 0.625 (1, 4)										4	1	3	4	1	0	0						
Inning Stats	R: 1 E: 0 K: 0 S: 12	H: 2 LOB: 1 BB: 0 P: 15	R: 1 E: 0 K: 1 S: 17	H: 2 LOB: 2 BB: 1 P: 26	R: 0 E: 0 K: 0 S: 5	H: 0 LOB: 0 BB: 0 P: 6	R: 2 E: 0 K: 1 S: 18	H: 3 LOB: 2 BB: 1 P: 29	R: 0 E: 1 K: 0 S: 5	H: 1 LOB: 1 BB: 0 P: 10	R: 1 E: 0 K: 2 S: 15	H: 0 LOB: 3 BB: 4 P: 37	R: 2 E: 0 K: 1 S: 19	H: 3 LOB: 2 BB: 1 P: 32	R: 2 E: 0 K: 1 S: 18	H: 2 LOB: 2 BB: 2 P: 30	R: 2 E: 0 K: 0 S: 8	H: 2 LOB: 2 BB: 2 P: 11	1B: 11 2B: 2 3B: 0 HR: 0	SF: 0 SAC: 0 DP: 1 HBP: 0	WP: 1 PB: 0 SB: 1 CS: 0	PA: 46
PITCHER Chris George, L ERA: 4.6 (6, 1)	IP: 5.0 WLS: L BF: 25	H: 4 R: 4 ER: 4 SO: 2	BB: 2 IBB: 0 HBP: 0 BLK: 0	WP: 0 HR: 0 S: 15 P: 37	ERA: 9.00 WHIP: 4.000											IP: 5.0 WLS: L BF: 25	H: 4 R: 4 ER: 4 SO: 2	BB: 2 IBB: 0 HBP: 0 BLK: 0	WP: 0 HR: 0 S: 15 P: 37	ERA: 9.00 WHIP: 4.000		
Blake Stein, R ERA: 10.13 (7, 1)	IP: 1.0 WLS: 7 BF: 3	H: 2 R: 2 ER: 2 SO: 1	BB: 1 IBB: 0 HBP: 0 BLK: 0	WP: 0 HR: 0 S: 19 P: 32	ERA: 18.00 WHIP: 4.000											IP: 1.0 WLS: 7 BF: 3	H: 2 R: 2 ER: 2 SO: 1	BB: 1 IBB: 0 HBP: 0 BLK: 0	WP: 0 HR: 0 S: 19 P: 32	ERA: 18.00 WHIP: 4.000		
Brad Voyles, R ERA: 10.8 (8, 1)	IP: 1.0 WLS: 7 BF: 2	H: 2 R: 2 ER: 2 SO: 1	BB: 0 IBB: 0 HBP: 0 BLK: 0	WP: 1 HR: 0 S: 18 P: 30	ERA: 18.00 WHIP: 4.000											IP: 1.0 WLS: 7 BF: 2	H: 2 R: 2 ER: 2 SO: 1	BB: 0 IBB: 0 HBP: 0 BLK: 0	WP: 1 HR: 0 S: 18 P: 30	ERA: 18.00 WHIP: 4.000		

AB 29
R 3
H 2
RBI 3
BB 2
SO 3
LOB 4




AB 37
R 9
H 13
RBI 9
BB 9
SO 6
LOB 24



Batter	1	2	3	4	5	6	7	8	9	AB	R	H	RBI	BB	SO	LOB	TOP					
Luis Alica, S OBP: 0.242, SLG: 0.167	1-1 F8		1-3 F9		2-0 E9	3-2 E5		1-1 F7		5	1	1	1	0	0	2						
Michael Tucker, L OBP: 0.326, SLG: 0.325	2-1 F6		1-2 G3		1-2 2-H 2-H K	2-3 K			0-0 B5	5	0	0	0	0	2	4						
29 Mike Sweeney, R OBP: 0.371, SLG: 0.464	1-2 F8			2-2 1B	1-0 P6		2-2 G6-3		2-1 G4-3	5	0	1	0	0	0	2						
Carlos Beltrán, S OBP: 0.321, SLG: 0.495		3-1 G4-3		2-3 K	0-0 3B		2-1 L6		1-3 K	5	0	1	2	0	2	1						
Joe Randa, R OBP: 0.360, SLG: 0.472		3-1 1B		1-0 F9	2-1 F7		1-0 FC6-4 1B			4	0	2	0	0	0	2						
Raul Ibanez, L OBP: 0.250, SLG: 0.373	2-1 P6			1-1 L8		2-1 F9	0-0 FC6-4 1B			4	0	0	0	0	0	3						
Neifi Perez, S OBP: 0.250, SLG: 0.333		0-1 G1-3			4-0 1B 1B BB	3-2 P5		0-2 G4-3 SH3-4 1B		3	1	1	0	1	0	1						
A.J. Hinch, R OBP: 0.269, SLG: 0.227			1-2 G2-3		1-2 1B 1B BB	2-2 E 1B		0-1 SH3-4		3	2	2	0	0	0	0						
Carlos Febles, R OBP: 0.384, SLG: 0.429			4-2 F9 S BB		0-0 3B 1B	4-2 E BB		0-1 G4-3		2	2	1	0	2	0	1						
Inning Stats	R: 0 E: 0 K: 0 S: 7	H: 0 LOB: 0 BB: 0 P: 11	R: 0 E: 0 K: 0 S: 8	H: 1 LOB: 1 BB: 0 P: 16	R: 0 E: 0 K: 0 S: 13	H: 0 LOB: 1 BB: 1 P: 21	R: 0 E: 0 K: 1 S: 9	H: 1 LOB: 1 BB: 0 P: 14	R: 4 E: 1 K: 1 S: 12	H: 4 LOB: 1 BB: 1 P: 24	R: 2 E: 1 K: 1 S: 17	H: 1 LOB: 1 BB: 1 P: 33	R: 0 E: 0 K: 0 S: 9	H: 1 LOB: 0 BB: 0 P: 9	R: 0 E: 0 K: 1 S: 6	H: 0 LOB: 0 BB: 0 P: 9	1B: 8 2B: 0 3B: 1 HR: 0	SF: 0 SAC: 1 DP: 0 HBP: 0	WP: 0 PB: 0 SB: 1 CS: 0	PA: 40		
PITCHER	IP	WLS	BF	H	R	ER	SO	BB	IBB	HBP	BLK	WP	HR	S	P	ERA	WHIP					
Seth Greisinger, R ERA: 6.0	(1, 1)	4.0		19	5	4	4	1	2	0	0	0	0	0	42	74	9.00	1.750				
Jose Paniagua, R ERA: 6.23	(5, 1)	1.2		8	2	2	0	1	1	0	0	0	0	18	34	0.00	1.800					
Jamie Walker, L ERA: 1.29	(6, 1)	1.1	W	6	1	0	0	1	0	0	0	0	0	13	23	0.00	0.750					
Juan Acevedo, R ERA: 4.74	(8, 1)	2.0	S	7	1	0	0	1	0	0	0	0	0	15	19	0.00	0.500					

Kansas City Royals @ Detroit Tigers
Comerica Park, Detroit, MI
Wed May 01 2002, 2:05 PM EDT
Att: 24,481 - Cloudy - 54 F


AB 36
R 6
H 9
RBI 3
BB 3
SO 4
LOB 16



Batter	1	2	3	4	5	6	7	8	9	AB	R	H	RBI	BB	SO	LOB	BOTTOM					
Jose Macias, S OBP: 0.298, SLG: 0.250	3-2 G5-3		0-0 SH2-3		4-2 1B HBP BB	1-1 SH1-4		0-0 S 1B		2	1	1	0	1	0	0						
Damian Jackson, R OBP: 0.500, SLG: 0.545	2-1 F8		0-0 1B		4-2 1B HR	1-3 K		4-1 G4-6-3 BB		3	1	1	0	1	1	1						
Bobby Higginson, L OBP: 0.361, SLG: 0.546	2-2 2B		0-0 G3-6-3 1B		2-2 HR 1B	0-2 L9		1-0 G4-6-3		5	1	3	2	0	0	3						
Robert Fick, L OBP: 0.396, SLG: 0.488	1-2 G1-6-3		0-2 G3-6-3		1-2 P3		1-0 G4-3			4	0	0	0	0	0	5						
Shane Halter, R OBP: 0.302, SLG: 0.323		2-3 K		2-2 G6-3	1-2 HR		4-2 BB 1B BB			3	2	1	3	1	1	0						
Jacob Cruz, L OBP: 0.403, SLG: 0.417		2-2 G6-3		0-0 B1-3 1B	4-1 1B BB		4-1 G5-3 1B BB			2	0	1	0	2	0	0						
Wendell Magee, R OBP: 0.379, SLG: 0.516		3-1 HR		2-1 B1-3	0-0 1B		0-0 1-2 2-H 1B			4	1	3	2	0	0	1						
Craig Paquette, R OBP: 0.217, SLG: 0.352		0-1 P4		1-1 G6-3	1-0 F9		0-0 G5-3			4	0	0	0	0	0	5						
15 Brandon Inge, R OBP: 0.538, SLG: 0.750			1-2 1B SH2-3 1B		0-0 F7	2-0 SH1-4 1B		3-2 G3-1		4	1	2	0	0	0	0						
Inning Stats	R: 0 E: 0 K: 0 S: 12	H: 1 LOB: 1 BB: 0 P: 20	R: 1 E: 0 K: 1 S: 11	H: 1 LOB: 0 BB: 0 P: 18	R: 1 E: 0 K: 0 S: 9	H: 3 LOB: 1 BB: 0 P: 10	R: 0 E: 0 K: 0 S: 8	H: 1 LOB: 1 BB: 0 P: 13	R: 4 E: 0 K: 1 S: 9	H: 3 LOB: 2 BB: 2 P: 35	R: 0 E: 0 K: 1 S: 9	H: 1 LOB: 1 BB: 0 P: 13	R: 1 E: 0 K: 0 S: 6	H: 1 LOB: 1 BB: 2 P: 15	R: 0 E: 0 K: 0 S: 8	H: 1 LOB: 1 BB: 1 P: 16	1B: 9 2B: 1 3B: 0 HR: 2	SF: 0 SAC: 2 DP: 3 HBP: 1	WP: 0 PB: 0 SB: 1 CS: 0	PA: 39		
PITCHER	IP	WLS	BF	H	R	ER	SO	BB	IBB	HBP	BLK	WP	HR	S	P	ERA	WHIP					
Dan Reichert, R ERA: 7.01	(1, 1)	6.0		30	10	6	6	2	2	0	1	0	0	2	67	109	9.00	2.000				
Cory Bailey, R ERA: 6.59	(7, 1)	2.0	L	9	2	1	1	0	3	0	0	0	0	14	31	4.50	2.500					

Kansas City Royals @ Detroit Tigers
Comerica Park, Detroit, MI
Wed May 01 2002, 2:05 PM EDT
Att: 24,481 - Cloudy - 54 F

AB 31
R 7
H 12
RBI 7
BB 5
SO 2
LOB 15



Batter	1	2	3	4	5	6	7	8	9	AB	R	H	RBI	BB	SO	LOB	TOP								
Chuck Knoblauch R (1, 7) OBP: 0.253, SLG: 0.264	F8			G6-3 1B		L6	F9			4	0	1	0	0	0	3	Kansas City Royals @ Baltimore Orioles Oriole Park at Camden Yards, Baltimore, MD Thu May 02 2002, 7:05 PM EDT Att: 25,748 - Cloudy - 74 F livebaseballscorecards.com								
Raul Ibanez L (1, 9) OBP: 0.237, SLG: 0.352	G4-3			G6-3 1-2		G6-3		G4-3		4	0	0	0	0	2										
29 Mike Sweeney R (1, 10) OBP: 0.385, SLG: 0.480	G6-3			G6-3 1B		G6-3		G4-3		3	1	2	0	1	0										
Carlos Beltrán, S (1, 8) OBP: 0.319, SLG: 0.485		G4-3		G4-3		G4-3		G5-3		4	0	1	1	0	2										
Joe Randa, R (1, 5) OBP: 0.367, SLG: 0.474		G3-1				G6-3 1B		G6-3		4	0	2	1	0	1										
Dave McCarty, R (1, 3) OBP: 0.160, SLG: 0.292		G4-3				G6-3 1-2		G6-3		3	0	0	0	1	2										
Neifi Perez, S (1, 6) OBP: 0.250, SLG: 0.324				G4-3		G6-3 BB		G6-3		3	0	0	0	1	0										
A.J. Hinch, R (1, 2) OBP: 0.241, SLG: 0.200				F8		G1-3		G6-3		3	0	0	0	0	2										
Luis Alica, S (9, PH) OBP: 0.235, SLG: 0.161				F8		G1-3		G6-3		1	0	0	0	0	0										
Carlos Febles, R (1, 4) OBP: 0.390, SLG: 0.448				K				G3		4	1	2	0	0	1										
Inning Stats	R: 0 E: 0 K: 0 S: 5	H: 0 LOB: 0 BB: 0 P: 8	R: 0 E: 0 K: 0 S: 6	H: 0 LOB: 0 BB: 0 P: 9	R: 0 E: 0 K: 1 S: 7	H: 0 LOB: 0 BB: 0 P: 11	R: 0 E: 0 K: 0 S: 12	H: 2 LOB: 1 BB: 0 P: 19	R: 0 E: 0 K: 0 S: 11	H: 1 LOB: 1 BB: 1 P: 16	R: 1 E: 0 K: 1 S: 12	H: 2 LOB: 2 BB: 1 P: 23	R: 0 E: 0 K: 0 S: 10	H: 1 LOB: 2 BB: 1 P: 17	R: 1 E: 0 K: 0 S: 12	H: 2 LOB: 1 BB: 0 P: 20	R: 0 E: 0 K: 0 S: 11	H: 0 LOB: 0 BB: 0 P: 17	1B: 6 2B: 2 HR: 0	SF: 0 SAC: 0 DP: 2 HBP: 0	WP: 0 PB: 0 SB: 0 CS: 0	PA: 36			
PITCHER	IP	WLS	BF	H	R	ER	SO	BB	IBB	HBP	BLK	WP	HR	S	P	ERA	WHIP								
Sidney Ponson, R (1, 1) ERA: 4.54	7.0	W	28	6	1	1	2	3	0	0	0	0	0	63	103	1.29	1.286								
Buddy Groom, L (8, 1) ERA: 1.13	0.2	H	4	2	1	1	0	0	0	0	0	0	0	9	14	13.50	3.000								
Rick Bauer, R (8, 1) ERA: 1.38	1.1	S	4	0	0	0	0	0	0	0	0	0	0	14	23	0.00	0.000								

Batter	1	2	3	4	5	6	7	8	9	AB	R	H	RBI	BB	SO	LOB	BOTTOM								
6 Melvin Mora, R (1, 4) OBP: 0.448, SLG: 0.443	F7		K		F8			1B 2B		4	1	1	0	0	1	0	Kansas City Royals @ Baltimore Orioles Oriole Park at Camden Yards, Baltimore, MD Thu May 02 2002, 7:05 PM EDT Att: 25,748 - Cloudy - 74 F livebaseballscorecards.com								
Chris Singleton, L (1, 8) OBP: 0.204, SLG: 0.269	B1-3		G4-3 HR 2B		F7			1B 2B		4	2	2	0	0	0										
David Segui, S (1, 10) OBP: 0.375, SLG: 0.417		HR	G4-3		F8			1B 2B		4	1	2	3	0	1										
Jeff Conine, R (1, 3) OBP: 0.264, SLG: 0.368		HR	G4-3		F8			1B 2B		4	1	2	2	0	1										
31 Jay Gibbons, L (1, 9) OBP: 0.355, SLG: 0.550	K		G4-3		F7			1B 2B		4	0	0	0	0	2										
Tony Batista, R (1, 5) OBP: 0.310, SLG: 0.594		HR	G4-3		F8			1B 2B		3	1	1	1	0	0										
21 Marty Cordova, R (1, 7) OBP: 0.392, SLG: 0.478		F8		L7		G6-3		G6-3		3	0	0	0	0	0										
Brook Fordyce, R (1, 2) OBP: 0.097, SLG: 0.034		K		F7		K		K		3	0	0	0	0	2										
Mike Bordick, R (1, 6) OBP: 0.242, SLG: 0.304		F9		K		K		G6-3		3	0	0	0	0	1										
Inning Stats	R: 1 E: 0 K: 1 S: 8	H: 2 LOB: 1 BB: 0 P: 10	R: 1 E: 0 K: 1 S: 7	H: 1 LOB: 0 BB: 0 P: 9	R: 2 E: 0 K: 2 S: 13	H: 2 LOB: 0 BB: 0 P: 21	R: 0 E: 0 K: 0 S: 6	H: 0 LOB: 0 BB: 0 P: 10	R: 0 E: 0 K: 1 S: 8	H: 0 LOB: 0 BB: 0 P: 13	R: 0 E: 0 K: 1 S: 6	H: 0 LOB: 0 BB: 0 P: 7	R: 0 E: 0 K: 1 S: 9	H: 0 LOB: 0 BB: 0 P: 11	R: 2 E: 0 K: 0 S: 9	H: 3 LOB: 1 BB: 0 P: 14		1B: 3 2B: 2 HR: 3	SF: 0 SAC: 0 DP: 0 HBP: 0	WP: 0 PB: 0 SB: 0 CS: 0	PA: 32				
PITCHER	IP	WLS	BF	H	R	ER	SO	BB	IBB	HBP	BLK	WP	HR	S	P	ERA	WHIP								
Paul Byrd, R (1, 1) ERA: 3.4	7.0	L	26	5	4	4	7	0	0	0	0	0	0	9	14	18.00	3.000								
Roberto Hernandez, R (8, 1) ERA: 18.0	1.0		6	3	2	2	0	0	0	0	0	0	0	9	14	18.00	3.000								

Batter	1	2	3	4	5	6	7	8	9	AB	R	H	RBI	BB	SO	LOB	TOP			
Chuck Knoblauch R (1, 7) OBP: 0.262, SLG: 0.263	1-2 2B 1B	0-1 G5-4-3			2-2 FC4-2		4-0 2B 29 E BB		2-2 G5-3	4	2	1	0	1	0	3	Kansas City Royals @ Baltimore Orioles Oriole Park at Camden Yards, Baltimore, MD Fri May 03 2002, 7:05 PM EDT Att: 31,792 - Cloudy - 66 F			
Michael Tucker L (1, 9) OBP: 0.333, SLG: 0.358	1-2 29 1B SF9		2-1 G4-3		2-1 FC4-6		1-1 29 E 2B			4	1	2	0	0	0	2				
29 Mike Sweeney R (1, 3) OBP: 0.389, SLG: 0.476	0-0 1B		3-1 G5-3		4-2 1-2 BB		2-2 E5			3	0	1	1	1	0	1				
Carlos Beltrán, S (1, 8) OBP: 0.308, SLG: 0.465	1-3 K		1-1 F7		2-0 L8		2-3 3-H 0-0 G3-1			4	0	0	0	0	1	7				
Joe Randa, R (1, 5) OBP: 0.351, SLG: 0.456	1-0 SF9			1-2 L9		1-2 G6-3		2-2 F9		3	0	0	1	0	0	0				
Raul Ibanez, L (1, 10) OBP: 0.238, SLG: 0.347	3-H 2-0 1-2 1B		0-1 F8		0-1 F8		0-0 G4-3			4	0	1	0	0	0	0				
Neifi Perez, S (1, 6) OBP: 0.241, SLG: 0.311	1-0 G1-3		0-3 K		0-0 G4-3		0-2 G5-3			4	0	0	0	0	1	2				
Juan Brito, R (1, 2) OBP: 0.333, SLG: 0.333		0-1 G6-3		1-2 E5		3-2 G5-3		1-1 F9	3	0	1	0	0	0	0	0				
Luis Alicaia, S (9, PH) OBP: 0.226, SLG: 0.156				1B FC4-2 1B					1	0	0	0	0	0	0	0				
Carlos Febles, R (1, 4) OBP: 0.395, SLG: 0.443		4-1 G5-4-3 BB		3-2 FC4-6 FC4-2 2-3 1B		0-0 F8		1-3 K	3	0	1	0	1	1	0					
Inning Stats	R: 2 E: 0 K: 1 S: 18	H: 4 LOB: 2 BB: 0 P: 25	R: 0 E: 0 K: 0 S: 5	H: 0 LOB: 0 BB: 1 P: 9	R: 0 E: 0 K: 0 S: 6	H: 0 LOB: 0 BB: 0 P: 12	R: 0 E: 0 K: 1 S: 9	H: 0 LOB: 0 BB: 0 P: 10	R: 0 E: 0 K: 0 S: 6	H: 0 LOB: 0 BB: 0 P: 7	R: 1 E: 1 K: 0 S: 10	H: 1 LOB: 2 BB: 1 P: 20	R: 0 E: 0 K: 0 S: 7	H: 0 LOB: 0 BB: 0 P: 9	R: 0 E: 0 K: 1 S: 10	H: 0 LOB: 0 BB: 0 P: 14	1B: 5 2B: 2 3B: 0 HR: 0	SF: 1 SAC: 0 DP: 1 HBP: 0	WP: 0 PB: 0 SB: 1 CS: 0	PA: 37
PITCHER	IP WLS BF H R ER SO BB IBB HBP BLK WP HR S P ERA WHIP	IP WLS BF H R ER SO BB IBB HBP BLK WP HR S P ERA WHIP																		
Scott Erickson, R (1, 1) ERA: 3.45	6.2	28	6	3	2	2	3	0	0	0	0	0	0	0	63	103	2.70	1.350		
B.J. Ryan, L (7, 1) ERA: 7.2	0.0	1	1	0	0	0	0	0	0	0	0	0	0	2	3	∞	∞			
Willis Roberts, R (7, 1) ERA: 2.03	1.1	W	5	0	0	0	0	0	0	0	0	0	0	11	15	0.00	0.000			
Jorge Julio, R (9, 1) ERA: 1.23	1.0	S	3	0	0	0	1	0	0	0	0	0	0	10	14	0.00	0.000			

Batter	1	2	3	4	5	6	7	8	9	AB	R	H	RBI	BB	SO	LOB	BOTTOM	
6 Melvin Mora, R (1, 8) OBP: 0.445, SLG: 0.427	2-2 CS HBP		4-2 1B G6-3 BB		2-3 K	3-3 K		1-1 G1-6-3		3	0	0	0	1	2	1	Kansas City Royals @ Baltimore Orioles Oriole Park at Camden Yards, Baltimore, MD Fri May 03 2002, 7:05 PM EDT Att: 31,792 - Cloudy - 66 F	
Gary Matthews, S (1, 9) OBP: 0.348, SLG: 0.235	0-3 K		0-0 G6-3		3-2 21 1B BB		4-2 1B G5-4-3 BB			3	2	1	0	1	1	2		
Jeff Conine, R (1, 3) OBP: 0.280, SLG: 0.381	2-2 SAFE 1-2 1B		1-2 1B		0-3 K		2-2 G5-4-3 1B			4	0	3	0	0	1	1		
Tony Batista, R (1, 5) OBP: 0.308, SLG: 0.578	1-2 F9		1-3 K2-3		4-0 21 1B BB		3-1 G5-4-3			3	0	0	0	1	1	4		
21 Marty Cordova, R (1, 7) OBP: 0.410, SLG: 0.535		1-2 HR	0-0 G6-3		2-2 1-3 2-H 1B		1-1 1B			4	1	3	2	0	0	2		
31 Jay Gibbons, L (1, 10) OBP: 0.351, SLG: 0.548		1-3 K		1-2 2B	2-2 G4-3		0-0 G5-3			4	0	1	0	0	1	3		
Mike Bordick, R (1, 6) OBP: 0.242, SLG: 0.313	0-0 B3-1		2-3 K		3-2 G6-3		0-1 SH1-4 PB 2B			4	1	1	0	0	1	1		
Brook Fordyce, R (1, 2) OBP: 0.118, SLG: 0.032	4-1 BLK BB		1-0 G5-3		0-0 G6-3		1-0 SH1-4			2	0	0	0	1	0	1		
Jerry Hairston, R (1, 4) OBP: 0.267, SLG: 0.269	2-1 F3		0-0 G6-3		4-0 6 S BB		3-2 G5-3			3	0	0	0	1	0	2		
Inning Stats	R: 0 E: 0 K: 1 S: 12	H: 1 LOB: 1 BB: 0 P: 17	R: 1 E: 0 K: 1 S: 10	H: 1 LOB: 1 BB: 1 P: 18	R: 0 E: 0 K: 1 S: 10	H: 1 LOB: 0 BB: 0 P: 13	R: 0 E: 0 K: 1 S: 9	H: 0 LOB: 1 BB: 1 P: 19	R: 1 E: 0 K: 0 S: 11	H: 2 LOB: 1 BB: 1 P: 21	R: 1 E: 0 K: 0 S: 8	H: 1 LOB: 0 BB: 0 P: 13	R: 0 E: 0 K: 0 S: 8	H: 0 LOB: 0 BB: 0 P: 13	1B: 6 2B: 2 3B: 0 HR: 1	SF: 0 SAC: 1 DP: 1 HBP: 1		WP: 0 PB: 1 SB: 1 CS: 1
PITCHER	IP WLS BF H R ER SO BB IBB HBP BLK WP HR S P ERA WHIP	IP WLS BF H R ER SO BB IBB HBP BLK WP HR S P ERA WHIP																
Jeremy Affeldt, L (1, 1) ERA: 2.53	4.0	18	4	1	1	4	2	0	0	0	0	0	0	0	41	64	2.25	1.500
Blake Stein, R (5, 1) ERA: 9.39	2.0	L	2	1	1	3	2	0	0	0	0	0	0	27	50	4.50	2.000	
Cory Bailey, R (7, 1) ERA: 6.32	2.0	L	9	3	2	1	0	1	0	0	0	0	0	19	34	4.50	2.000	

AB	33
R	3
H	7
RBI	2
BB	3
SO	3
LOB	15



AB	30
R	4
H	9
RBI	2
BB	5
SO	7
LOB	17



Batter	1	2	3	4	5	6	7	8	9	AB	R	H	RBI	BB	SO	LOB	TOP										
Chuck Knoblauch, R OBP: 0.261, SLG: 0.263 (1, 7)	F7		F7		G1			BB 1B		4	0	1	0	0	0	1	Kansas City Royals @ Baltimore Orioles Oriole Park at Camden Yards, Baltimore, MD Sat May 04 2002, 1:35 PM EDT Att: 42,131 - Sunny - 64 F										
Michael Tucker, L OBP: 0.330, SLG: 0.345 (1, 9)	G1-3		L7			F7		BB BB		3	0	0	0	1	0												
29 Mike Sweeney, R OBP: 0.393, SLG: 0.477 (1, 10)	1B				F8	G6-4-3 1B		K		4	0	2	0	0	1	2											
Carlos Beltrán, S OBP: 0.314, SLG: 0.476 (1, 8)	1B				2B	G6-4-3		L4		4	0	2	0	0	0	3											
Joe Randa, R OBP: 0.351, SLG: 0.451 Donnie Sadler, R OBP: 0.286, SLG: 0.308 (7, PR) (7, 5)	F8				G5-3			F9		3	0	1	0	0	0	3											
Dave McCarty, R OBP: 0.138, SLG: 0.250 (1, 3)		F8			G6-3			K		4	0	0	0	0	1	2											
Neifi Perez, S OBP: 0.233, SLG: 0.300 (1, 6)		P6				F8		G6-3		4	0	0	0	0	0	1											
A.J. Hinch, R OBP: 0.219, SLG: 0.179 (1, 2)						G1-6-3		F7		3	0	0	0	0	0	1											
Carlos Febles, R OBP: 0.398, SLG: 0.437 Luis Alicea, S OBP: 0.222, SLG: 0.152 (8, PH) (8, 4)					G6-3			G1-6-3		1	0	0	0	1	0	0											
Luis Alicea, S OBP: 0.222, SLG: 0.152 (8, 4)										1	0	0	0	0	0	0											
Inning Stats	R: 0 E: 0 K: 0 S: 9	H: 2 LOB: 2 BB: 0 P: 13	R: 0 E: 0 K: 0 S: 11	H: 0 LOB: 0 BB: 0 P: 16	R: 0 E: 0 K: 0 S: 8	H: 0 LOB: 0 BB: 0 P: 10	R: 0 E: 0 K: 0 S: 10	H: 1 LOB: 1 BB: 0 P: 16	R: 0 E: 0 K: 0 S: 10	H: 0 LOB: 1 BB: 1 P: 16	R: 0 E: 0 K: 0 S: 7	H: 1 LOB: 0 BB: 0 P: 10	R: 0 E: 0 K: 1 S: 10	H: 1 LOB: 2 BB: 1 P: 13	R: 0 E: 0 K: 0 S: 11	H: 0 LOB: 0 BB: 0 P: 10	1B: 5 2B: 1 3B: 0 HR: 0	SF: 0 SAC: 0 DP: 1 HBP: 0	WP: 0 PB: 0 SB: 0 CS: 0	PA: 34							
PITCHER	IP	WLS	BF	H	R	ER	SO	BB	IBB	HBP	BLK	WP	HR	S	P	ERA	WHIP										
Rodrigo Lopez, R ERA: 1.91 (1, 1)	7.0	W	26	5	0	0	1	1	0	0	0	0	0	65	94	0.00	0.857										
Travis Driskill, R ERA: 5.4 (8, 1)	1.0		5	1	0	0	1	1	0	0	0	0	0	11	20	0.00	2.000										
Buddy Groom, L ERA: 1.0 (9, 1)	1.0		3	0	0	0	0	0	0	0	0	0	0	7	10	0.00	0.000										

Batter	1	2	3	4	5	6	7	8	9	AB	R	H	RBI	BB	SO	LOB	BOTTOM											
6 Melvin Mora, R OBP: 0.443, SLG: 0.453 (1, 7)	K		FC5		F4			FC4-6 HBP		4	1	1	3	0	1	4	Kansas City Royals @ Baltimore Orioles Oriole Park at Camden Yards, Baltimore, MD Sat May 04 2002, 1:35 PM EDT Att: 42,131 - Sunny - 64 F											
Chris Singleton, L OBP: 0.194, SLG: 0.255 (1, 8)	F5		F9		F8		G4-3	FC4-6 HBP		5	0	0	0	0	0	3												
Jeff Conine, R OBP: 0.277, SLG: 0.374 (1, 3)	G5-3				F8		G5-3			5	1	1	0	0	0	0												
31 Jay Gibbons, L OBP: 0.339, SLG: 0.528 Gary Matthews, S OBP: 0.394, SLG: 0.235 (7, 9)		G4-3	F7		K		G6-3			4	0	0	0	0	1	1												
Tony Batista, R OBP: 0.336, SLG: 0.613 (1, 5)										0	0	0	0	1	0	0												
21 Marty Cordova, R OBP: 0.422, SLG: 0.573 (1, 10)										2	4	2	1	3	0	0												
Mike Bordick, R ERA: 4.83 Mike Moriarty, R OBP: 0.188, SLG: 0.250 (7, PH) (8, 6)										4	2	2	3	1	1	3												
Mike Bordick, R ERA: 4.83 Mike Moriarty, R OBP: 0.188, SLG: 0.250 (7, PH) (8, 6)										2	1	1	0	1	1	2												
Brook Fordyce, R OBP: 0.184, SLG: 0.088 (1, 2)										3	0	2	0	1	0	1												
Jerry Hairston, R OBP: 0.278, SLG: 0.275 (1, 4)										2	1	1	3	1	0	2												
Inning Stats	R: 0 E: 0 K: 1 S: 11	H: 0 LOB: 0 BB: 0 P: 13	R: 5 E: 0 K: 0 S: 22	H: 4 LOB: 0 BB: 1 P: 34	R: 3 E: 0 K: 0 S: 14	H: 2 LOB: 2 BB: 3 P: 31	R: 0 E: 0 K: 1 S: 10	H: 0 LOB: 0 BB: 0 P: 18	R: 1 E: 0 K: 1 S: 14	H: 2 LOB: 2 BB: 1 P: 23	R: 0 E: 0 K: 0 S: 5	H: 0 LOB: 0 BB: 0 P: 10	R: 1 E: 0 K: 2 S: 14	H: 2 LOB: 3 BB: 1 P: 22	R: 0 E: 1 K: 0 S: 12	H: 0 LOB: 2 BB: 2 P: 25	1B: 7 2B: 0 3B: 0 HR: 3	SF: 1 SAC: 0 DP: 1 HBP: 1	WP: 0 PB: 0 SB: 0 CS: 0	PA: 43								
PITCHER	IP	WLS	BF	H	R	ER	SO	BB	IBB	HBP	BLK	WP	HR	S	P	ERA	WHIP											
Jeff Suppan, R ERA: 4.83 (1, 1)	2.1	L	16	6	8	8	1	3	0	0	0	0	0	3	41	65	30.86	3.857										
Brad Voyles, R ERA: 5.4 (3, 1)	1.2		6	0	0	0	1	1	0	0	0	0	0	16	31	0.00	0.600											
Miguel Asencio, R ERA: 14.29 (5, 1)	2.0		9	2	1	1	1	1	0	0	0	0	0	19	33	4.50	1.500											
Roberto Hernandez, R ERA: 13.5 (7, 1)	1.0		7	2	1	1	2	1	0	1	0	0	0	14	22	9.00	3.000											
Jason Grimsley, R ERA: 5.91 (8, 1)	1.0		5	0	0	0	0	2	0	0	0	0	0	12	25	0.00	2.000											



Batter	1	2	3	4	5	6	7	8	9	AB	R	H	RBI	BB	SO	LOB	TOP			
Chuck Knoblauch, R (1, 7) OBP: 0.261, SLG: 0.262	P4		F8			G3 29 1B PB	K			4	1	1	0	0	1	2	Kansas City Royals @ Baltimore Orioles Oriole Park at Camden Yards, Baltimore, MD Sun May 05 2002, 1:35 PM EDT Att: 39,348 - Sunny - 73 F livebaseballscorecards.com			
Michael Tucker, L (1, 9) OBP: 0.327, SLG: 0.375	HR		F7			F7		G4-3		4	1	1	1	0	0	1				
29 Mike Sweeney, R (1, 3) OBP: 0.388, SLG: 0.468	G1-3				P4	PB G3 1B		F3		4	0	1	0	0	0	0				
Carlos Beltrán, S (1, 8) OBP: 0.320, SLG: 0.477	S 1B				K	G3		1B		4	0	2	0	0	1	2				
Luis Alícea, S (1, 5) Donnie Sadler, R (8, PR) OBP: 0.286, SLG: 0.308 (8, 5)	F9				G3-1	G3-1		1B		4	0	1	0	0	0	2				
Raul Ibanez, L (1, 10) Joe Randa, R (8, PH) OBP: 0.229, SLG: 0.333 (8, PH) OBP: 0.347, SLG: 0.446					K			F9		3	0	0	0	0	2	0				
Neifi Pérez, S (1, 6) OBP: 0.233, SLG: 0.298					K	G1-3		1B		4	0	1	0	0	2	0				
Juan Brito, R (1, 2) Dave McCarty, R (9, PH) OBP: 0.500, SLG: 0.500 (9, PH) OBP: 0.133, SLG: 0.241	G6-3					1B		1B		3	0	2	0	0	0	0				
Carlos Febles, R (1, 4) OBP: 0.379, SLG: 0.413						F7		K		1	0	0	0	0	1	0				
Carlos Febles, R (1, 4) OBP: 0.379, SLG: 0.413						K		G6-3		4	0	0	0	0	2	3				
Inning Stats	R: 1 E: 0 K: 0 S: 11	H: 2 LOB: 1 BB: 0 P: 16	R: 0 E: 0 K: 2 S: 9	H: 0 LOB: 0 BB: 0 P: 11	R: 0 E: 0 K: 1 S: 12	H: 0 LOB: 0 BB: 0 P: 16	R: 0 E: 0 K: 1 S: 8	H: 0 LOB: 0 BB: 0 P: 12	R: 0 E: 0 K: 1 S: 8	H: 1 LOB: 1 BB: 0 P: 12	R: 1 E: 0 K: 0 S: 8	H: 2 LOB: 1 BB: 0 P: 14	R: 0 E: 0 K: 2 S: 15	H: 2 LOB: 2 BB: 0 P: 21	R: 0 E: 0 K: 1 S: 11	H: 0 LOB: 0 BB: 0 P: 9	1B: 8 2B: 0 3B: 0 HR: 1	SF: 0 SAC: 0 DP: 0 HBP: 0	WP: 0 PB: 1 SB: 1 CS: 0	PA: 36
PITCHER	IP WLS BF H R ER SO BB IBB HBP BLK WP HR S P ERA WHIP	6.1 W 26 7 2 1 5 0 0 0 0 0 1 64 92 1.42 1.105	1.1 H 6 2 0 0 2 0 0 0 0 0 0 15 21 0.00 1.500	0.1 H 1 0 0 0 1 0 0 0 0 0 0 3 4 0.00 0.000	1.0 S 3 0 0 0 2 0 0 0 0 0 0 7 9 0.00 0.000	PITCHER										IP WLS BF H R ER SO BB IBB HBP BLK WP HR S P ERA WHIP				

Batter	1	2	3	4	5	6	7	8	9	AB	R	H	RBI	BB	SO	LOB	BOTTOM			
6 Melvin Mora, R (1, 8) OBP: 0.445, SLG: 0.449	2B 1B		F7		G5-3		G4-3 WP FC5-2 BB			3	0	1	0	1	0	1	Kansas City Royals @ Baltimore Orioles Oriole Park at Camden Yards, Baltimore, MD Sun May 05 2002, 1:35 PM EDT Att: 39,348 - Sunny - 73 F livebaseballscorecards.com			
Gary Matthews, S (1, 9) OBP: 0.375, SLG: 0.289	2B		F9			HR 1B	G4-3			4	1	2	0	0	0	1				
Jeff Conine, R (1, 3) OBP: 0.276, SLG: 0.394	L1		F8			HR 1B	FC5-2			4	1	1	2	0	0	3				
Tony Batista, R (1, 5) OBP: 0.326, SLG: 0.591	G1-3				F2	F7	K			4	0	0	0	0	1	3				
21 Marty Cordova, R (1, 7) OBP: 0.425, SLG: 0.570	F9				CS 1B	31 G4-3 1B		K		4	1	2	0	0	1	2				
31 Jay Gibbons, L (1, 10) OBP: 0.336, SLG: 0.514			P3		F7	G4-3		1B BB		3	0	0	0	1	0	2				
Mike Bordick, R (1, 6) OBP: 0.275, SLG: 0.348	2B				CS	K	1B 2H	1B		4	0	3	1	0	1	0				
Brook Fordyce, R (1, 2) OBP: 0.214, SLG: 0.132	P3				G5-3	G5-3	1B	1B		4	0	2	0	0	0	1				
Jerry Hairston, R (1, 4) OBP: 0.277, SLG: 0.265	L3				6 CS BB	G1-3		L8		3	0	0	0	1	0	5				
Inning Stats	R: 0 E: 0 K: 0 S: 7	H: 2 LOB: 2 BB: 0 P: 15	R: 0 E: 0 K: 0 S: 10	H: 1 LOB: 1 BB: 0 P: 17	R: 0 E: 0 K: 0 S: 10	H: 0 LOB: 0 BB: 0 P: 14	R: 0 E: 0 K: 0 S: 8	H: 1 LOB: 0 BB: 0 P: 11	R: 0 E: 0 K: 1 S: 11	H: 0 LOB: 1 BB: 1 P: 19	R: 3 E: 0 K: 0 S: 20	H: 5 LOB: 2 BB: 0 P: 32	R: 0 E: 0 K: 1 S: 11	H: 0 LOB: 1 BB: 1 P: 19	R: 0 E: 0 K: 1 S: 10	H: 2 LOB: 2 BB: 1 P: 21		1B: 8 2B: 2 3B: 0 HR: 1	SF: 0 SAC: 0 DP: 0 HBP: 0	WP: 1 PB: 0 SB: 0 CS: 2
PITCHER	IP WLS BF H R ER SO BB IBB HBP BLK WP HR S P ERA WHIP	5.2 L 25 8 3 3 1 1 0 0 0 1 0 63 105 4.76 1.588	1.1 6 1 0 0 1 1 0 0 0 0 1 0 14 22 0.00 1.500	1.0 5 2 0 0 1 1 0 0 0 0 0 0 10 21 0.00 3.000	PITCHER										IP WLS BF H R ER SO BB IBB HBP BLK WP HR S P ERA WHIP					

Batter	1	2	3	4	5	6	7	8	9	AB	R	H	RBI	BB	SO	LOB	TOP								
Chuck Knoblauch R OBP: 0.260, SLG: 0.273	0-1 2B		3-2 F7		0-1 G6-3		0-0 G4-3			4	0	1	0	0	0	1	Kansas City Royals @ Minnesota Twins Hubert H. Humphrey Metrodome, Minneapolis, MN Tue May 07 2002, 8:05 PM EDT Att: 12,229 - Dome - 72 F livebaseballscorecards.com								
Michael Tucker L OBP: 0.333, SLG: 0.396	2-2 F5		4-2 WP BB		1-0 29 SF8 3B		3-3 K			3	1	1	0	1	1	2									
29 Mike Sweeney R OBP: 0.384, SLG: 0.460	4-0 BB		0-1 F8		0-2 SF8			0-2 G5-3		2	0	0	1	1	0	1									
Carlos Beltrán, S OBP: 0.318, SLG: 0.478	1-3 K		2-2 G4-3		3-H 3-2 F7			2-1 S E 2B		4	1	1	0	0	1	3									
Joe Randa, R OBP: 0.333, SLG: 0.425	1-3 K			0-0 G5-3		0-0 G4-3		0-0 F9		4	0	0	0	0	1	3									
Brandon Berger, R OBP: 0.316, SLG: 0.333		2-3 K		3-2 F3			0-0 E 1B	1-2 G6-3		4	1	1	0	0	1	0									
Neifi Perez, S OBP: 0.234, SLG: 0.297		1-2 G3-1		3-1 F9			1-2 E 1B		1-2 G4-3	4	1	1	0	0	0	0									
A.J. Hinch, R OBP: 0.278, SLG: 0.200		4-1 BB			4-1 G6-3 BB		2 SAFE G4-3 SH5-3 1B		0-1 F9	2	0	1	2	2	0	0									
Carlos Febles, R OBP: 0.367, SLG: 0.397		1-3 K			2-1 G6-3		0-0 SH5-3		1-1 G3-1	3	0	0	0	0	1	2									
Inning Stats	R: 0 E: 0 K: 2 S: 13	H: 1 LOB: 2 BB: 1 P: 21	R: 0 E: 0 K: 2 S: 10	H: 0 LOB: 1 BB: 1 P: 18	R: 0 E: 0 K: 0 S: 12	H: 0 LOB: 1 BB: 1 P: 21	R: 0 E: 0 K: 0 S: 7	H: 0 LOB: 0 BB: 0 P: 13	R: 0 E: 0 K: 0 S: 5	H: 0 LOB: 0 BB: 0 P: 11	R: 1 E: 0 K: 0 S: 9	H: 1 LOB: 0 BB: 0 P: 13	R: 2 E: 1 K: 1 S: 10	H: 3 LOB: 1 BB: 0 P: 16	R: 1 E: 0 K: 0 S: 9	H: 1 LOB: 0 BB: 0 P: 12	R: 0 E: 0 K: 0 S: 8	H: 0 LOB: 0 BB: 0 P: 10	1B: 3 2B: 2 3B: 1 HR: 0	SF: 1 SAC: 1 DP: 0 HBP: 0	WP: 1 PB: 0 SB: 1 CS: 0	PA: 36			
PITCHER	IP	WLS	BF	H	R	ER	SO	BB	IBB	HBP	BLK	WP	HR	S	P	ERA	WHIP								
Matt Kinney, R ERA: 2.95	(1, 1)	6.0	L	23	2	1	1	4	4	0	0	0	0	56	97	1.50	1.000								
Bob Wells, R ERA: 7.2	(7, 1)	1.1		8	4	3	2	1	0	0	0	0	0	15	23	13.50	3.000								
LaTroy Hawkins, R ERA: 1.77	(8, 1)	1.2		5	0	0	0	0	0	0	0	0	0	12	15	0.00	0.000								

Batter	1	2	3	4	5	6	7	8	9	AB	R	H	RBI	BB	SO	LOB	BOTTOM								
Jacque Jones, L OBP: 0.353, SLG: 0.489	0-2 1B		1-3 K		4-1 BB		0-3 K			3	0	1	0	1	2	0	Kansas City Royals @ Minnesota Twins Hubert H. Humphrey Metrodome, Minneapolis, MN Tue May 07 2002, 8:05 PM EDT Att: 12,229 - Dome - 72 F livebaseballscorecards.com								
Cristian Guzman, S OBP: 0.250, SLG: 0.281	0-0 F7		1-2 BB		0-2 G1			2-1 HR		4	1	2	1	0	0	3									
Doug Mientkiewicz, L OBP: 0.371, SLG: 0.412	1-2 F8		0-1 F8			1-1 L7		0-1 P3		4	0	0	0	0	0	2									
Corey Koskie, L OBP: 0.418, SLG: 0.496	2-1 BB			1-3 K		1-0 G4-3		3-2 WP G4-3 1B		4	0	2	0	0	1	0									
Denny Hocking, S OBP: 0.200, SLG: 0.209	1-2 1B				0-1 F5		4-2 BB BB		0-0 G4-3	0	0	0	0	0	0	0									
Tori Hunter, R OBP: 0.404, SLG: 0.630	3-2 F8				0-1 F5		4-2 BB BB		1-2 G4-3	3	0	0	0	1	0	3									
Bobby Kielty, S OBP: 0.393, SLG: 0.522		1-2 F9		3-2 F7		4-1 BB		2-0 G6-3		3	0	0	0	1	0	1									
Brian Buchanan, R OBP: 0.373, SLG: 0.457		1-2 G5-3			1-0 G4-3 HBP		0-2 L4		3-1 G6-3	3	0	0	0	0	2										
A.J. Pierzynski, L OBP: 0.346, SLG: 0.427		0-0 G1-3			0-1 G4-3		0-1 G3		0-3 K	4	0	0	0	0	1	1									
Jay Canizaro, R OBP: 0.290, SLG: 0.306			0-1 G6-3		3-3 K		1-0 F7		3-1 L4	4	0	0	0	0	1	1									
Inning Stats	R: 0 E: 0 K: 0 S: 14	H: 2 LOB: 0 BB: 0 P: 20	R: 0 E: 0 K: 0 S: 7	H: 0 LOB: 0 BB: 0 P: 9	R: 0 E: 0 K: 1 S: 11	H: 1 LOB: 0 BB: 0 P: 13	R: 0 E: 0 K: 1 S: 8	H: 0 LOB: 0 BB: 0 P: 12	R: 0 E: 0 K: 1 S: 9	H: 0 LOB: 2 BB: 1 P: 17	R: 0 E: 0 K: 0 S: 6	H: 0 LOB: 0 BB: 0 P: 7	R: 1 E: 0 K: 0 S: 10	H: 2 LOB: 2 BB: 0 P: 17	R: 0 E: 0 K: 1 S: 7	H: 0 LOB: 0 BB: 0 P: 13	1B: 4 2B: 0 3B: 0 HR: 1	SF: 0 SAC: 0 DP: 0 HBP: 1	WP: 1 PB: 0 SB: 0 CS: 0	PA: 36					
PITCHER	IP	WLS	BF	H	R	ER	SO	BB	IBB	HBP	BLK	WP	HR	S	P	ERA	WHIP								
Paul Byrd, R ERA: 2.92	(1, 1)	7.0	W	28	3	0	1	0	4	0	0	0	0	64	97	0.00	0.857								
Jason Grimsley, R ERA: 6.17	(8, 1)	1.0		5	2	1	1	0	0	0	0	0	1	10	17	9.00	2.000								
Roberto Hernandez, R ERA: 9.0	(9, 1)	1.0	S	3	0	0	0	1	0	0	0	0	0	7	13	0.00	0.000								



Batter	1	2	3	4	5	6	7	8	9	AB	R	H	RBI	BB	SO	LOB	TOP			
Chuck Knoblauch R OBP: 0.250, SLG: 0.261	F5		F9			G4-3			F8	4	0	0	0	0	0	0				
Michael Tucker L OBP: 0.321, SLG: 0.379	G6-3			F9		F7			G3	4	0	0	0	0	0	0				
29 Mike Sweeney R OBP: 0.388, SLG: 0.466				G4-3			P6		1B 2B	3	1	1	0	1	0	0				
Carlos Beltrán, S OBP: 0.323, SLG: 0.474	F9			F8			P4-3 BB		DI 1B	3	0	1	1	1	0	1				
Joe Randa, R OBP: 0.321, SLG: 0.407		F8			G5-3		P4-3		F8	4	0	0	0	0	2					
Raul Ibanez, L OBP: 0.233, SLG: 0.325	G6-3				G5-3 1B BB			F8		2	0	0	0	1	0	0				
Neifi Perez, S OBP: 0.244, SLG: 0.306			F7			G5-3 1B			G3 1B	3	0	2	0	0	0	0				
Juan Brito, R OBP: 0.375, SLG: 0.375				G4-3					G3	2	0	0	0	0	2					
Luis Alcaez, S OBP: 0.220, SLG: 0.158					G5-3					1	0	0	0	0	1					
A.J. Hinch, R OBP: 0.278, SLG: 0.200										0	0	0	0	0	0	0				
Carlos Febles, R OBP: 0.366, SLG: 0.395			P3			G6-3				3	0	1	0	0	0	0				
Inning Stats	R: 0 E: 0 K: 0 S: 6	H: 0 LOB: 1 BB: 1 P: 11	R: 0 E: 0 K: 0 S: 6	H: 0 LOB: 0 BB: 0 P: 11	R: 0 E: 0 K: 0 S: 6	H: 0 LOB: 0 BB: 0 P: 10	R: 0 E: 0 K: 0 S: 7	H: 0 LOB: 0 BB: 0 P: 13	R: 0 E: 0 K: 0 S: 4	H: 0 LOB: 0 BB: 0 P: 4	R: 0 E: 0 K: 0 S: 10	H: 0 LOB: 0 BB: 1 P: 16	R: 0 E: 0 K: 0 S: 7	H: 2 LOB: 2 BB: 0 P: 11	R: 1 E: 0 K: 0 S: 11	H: 2 LOB: 1 BB: 0 P: 16	1B: 4 2B: 2 3B: 0 HR: 0	SF: 0 SAC: 0 DP: 2 HBP: 0	WP: 0 PB: 0 SB: 0 CS: 0	PA: 32
PITCHER Brad Radke, R ERA: 5.29	IP: 9.0 WLS: W BF: 32	H: 5 R: 1 ER: 1 SO: 0	BB: 3 IBB: 0 HBP: 0 BLK: 0	WP: 0 HR: 0 S: 65 P: 106	ERA: 1.00 WHIP: 0.889															

Kansas City Royals @ Minnesota Twins
Hubert H. Humphrey Metrodome, Minneapolis, MN
Wed May 08, 2002, 8:05 PM EDT
Att: 13,026 - Dome - 72 F

AB 29
R 1
H 5
RBI 1
BB 3
SO 0
LOB 6



Batter	1	2	3	4	5	6	7	8	9	AB	R	H	RBI	BB	SO	LOB	BOTTOM			
Jay Canizaro, R OBP: 0.297, SLG: 0.308	E G1-3 1B	K		SF8		2B BB		K		3	0	1	1	1	2	2				
Cristian Guzman, S OBP: 0.250, SLG: 0.288	G1-3		E3 FC1-5 G3	F9		2B				4	0	1	1	0	0	3				
Doug Mientkiewicz, L OBP: 0.369, SLG: 0.462	E BB		G3		G3-1		F7			3	0	0	0	1	0	1				
Matthew LeCroy, R OBP: 0.339, SLG: 0.529	SAFE BB		FC1-5 WP		K		CS 1B		1B	3	0	1	0	1	1	1				
Tori Hunter, R OBP: 0.400, SLG: 0.618	K		P6		K			1B		4	0	1	0	0	2	4				
Dustan Mohr, R OBP: 0.383, SLG: 0.500	F9			BB SF8 BB		G4-3 2B 2B		K		3	2	1	0	1	1	5				
Brian Buchanan, R OBP: 0.345, SLG: 0.420		L4		F8		G4-3		E6 CS		4	0	0	0	0	2					
Jacque Jones, L OBP: 0.353, SLG: 0.489										0	0	0	0	0	0	0				
Tom Prince, R OBP: 0.419, SLG: 0.778				SF8 BB 1B		2B 2B		F9		3	1	2	1	0	0	1				
Denny Hocking, S OBP: 0.272, SLG: 0.229		K		SF8 BB		F7				3	0	1	0	1	1	2				
Inning Stats	R: 0 E: 1 K: 1 S: 14	H: 1 LOB: 3 BB: 2 P: 25	R: 0 E: 0 K: 2 S: 10	H: 0 LOB: 0 BB: 0 P: 12	R: 0 E: 1 K: 0 S: 10	H: 0 LOB: 1 BB: 0 P: 16	R: 1 E: 0 K: 0 S: 12	H: 1 LOB: 2 BB: 2 P: 25	R: 0 E: 0 K: 2 S: 7	H: 0 LOB: 0 BB: 0 P: 10	R: 2 E: 0 K: 0 S: 6	H: 3 LOB: 2 BB: 1 P: 11	R: 0 E: 0 K: 1 S: 9	H: 2 LOB: 2 BB: 0 P: 16	R: 0 E: 1 K: 1 S: 11	H: 1 LOB: 1 BB: 0 P: 12	1B: 4 2B: 5 3B: 0 HR: 0	SF: 1 SAC: 0 DP: 1 HBP: 1	WP: 1 PB: 0 SB: 0 CS: 2	PA: 37
PITCHER Jeremy Affeldt, L ERA: 2.49	IP: 4.0 WLS: L BF: 20	H: 2 R: 1 ER: 1 SO: 3	BB: 4 IBB: 0 HBP: 1 BLK: 0	WP: 1 HR: 0 S: 46 P: 78	ERA: 2.25 WHIP: 1.500															
Dan Reichert, R ERA: 6.87	IP: 2.0 WLS: 0 BF: 9	H: 3 R: 2 ER: 2 SO: 2	BB: 1 IBB: 0 HBP: 0 BLK: 0	WP: 0 HR: 0 S: 13 P: 21	ERA: 9.00 WHIP: 2.000															
Blake Stein, R ERA: 8.82	IP: 1.0 WLS: 0 BF: 4	H: 2 R: 0 ER: 0 SO: 1	BB: 0 IBB: 0 HBP: 0 BLK: 0	WP: 0 HR: 0 S: 9 P: 16	ERA: 0.00 WHIP: 2.000															
Cory Bailey, R ERA: 5.6	IP: 1.0 WLS: 0 BF: 4	H: 1 R: 0 ER: 0 SO: 1	BB: 0 IBB: 0 HBP: 0 BLK: 0	WP: 0 HR: 0 S: 11 P: 12	ERA: 0.00 WHIP: 1.000															

Kansas City Royals @ Minnesota Twins
Hubert H. Humphrey Metrodome, Minneapolis, MN
Wed May 08, 2002, 8:05 PM EDT
Att: 13,026 - Dome - 72 F

AB 30
R 3
H 8
RBI 3
BB 5
SO 7
LOB 21



Batter	1	2	3	4	5	6	7	8	9	AB	R	H	RBI	BB	SO	LOB	TOP										
Omar Vizquel, S OBP: 0.415, SLG: 0.537 (1, 6)	1-2 F9	1-3 K				2-1 F7	3-1 G4-3		0-1 P6	5	0	0	0	0	1	0											
Ricky Gutierrez, R OBP: 0.299, SLG: 0.317 (1, 4)	4-0 G4-3 2B BB		0-0 F8			1-0 2B	2-3 K			3	1	1	0	1	1	0											
Matt Lawton, L OBP: 0.361, SLG: 0.481 (1, 9)	0-0 G4-3 2B 1B		4-1 CS BB			2-1 G3	0-0 1B			3	1	2	0	1	0	1											
Jim Thome, L OBP: 0.324, SLG: 0.479 (1, 3)	1-2 G4-3		1-3 K			1-0 F7	1-1 G3			4	0	0	0	0	1	4											
Ellis Burks, R OBP: 0.419, SLG: 0.535 (1, 10)	2-1 2H 3H 2B		0-1 CS	1-3 K		0-0 1B G1-3 1B	3-3 K			4	1	2	2	0	2	0											
Travis Fryman, R OBP: 0.295, SLG: 0.339 (1, 5)	4-1 BB		0-0 G5-3			0-1 G1-3 1B 1-2 1B	4-2 G6-4-3 BB			2	0	1	0	2	0	0											
Russell Branyan, L OBP: 0.288, SLG: 0.490 Brady Anderson, L OBP: 0.350, SLG: 0.286 (1, 7)	2-3 K		4-1 BB			2-1 G1-3 1-2 2-3 1B	0-0 G6-4-3			1	0	0	0	0	1	2											
Einar Diaz, R OBP: 0.293, SLG: 0.398 (1, 2)		1-1 G6-3		1-0 G5-3		0-0 G1-3		0-3 K		4	0	0	1	0	1	3											
Jolbert Cabrera, R OBP: 0.148, SLG: 0.160 (1, 8)	2-3 K		0-0 F9			0-0 F7		3-3 K		4	0	0	0	0	2	2											
Inning Stats	R: 2 E: 0 K: 1 S: 15	H: 2 LOB: 2 BB: 2 P: 29	R: 0 E: 0 K: 1 S: 8	H: 0 LOB: 0 BB: 0 P: 12	R: 0 E: 0 K: 1 S: 6	H: 0 LOB: 1 BB: 1 P: 11	R: 0 E: 0 K: 1 S: 6	H: 0 LOB: 1 BB: 1 P: 12	R: 0 E: 0 K: 1 S: 6	H: 1 LOB: 1 BB: 0 P: 11	R: 1 E: 0 K: 0 S: 8	H: 3 LOB: 2 BB: 0 P: 11	R: 0 E: 0 K: 1 S: 7	H: 0 LOB: 0 BB: 1 P: 14	R: 0 E: 0 K: 2 S: 9	H: 0 LOB: 0 BB: 0 P: 12	1B: 5 2B: 2 3B: 0 HR: 0	SF: 0 SAC: 0 DP: 1 HBP: 0	WP: 0 PB: 0 SB: 0 CS: 1	PA: 38							
PITCHER	IP	WLS	BF	H	R	ER	SO	BB	IBB	HBP	BLK	WP	HR	S	P	ERA	WHIP										
Jeff Suppan, R ERA: 4.44 (1, 1)	8.0	W	34	7	3	3	7	5	0	0	0	0	0	64	114	3.38	1.500										
Roberto Hernandez, R ERA: 6.75 (9, 1)	1.0	S	3	0	0	0	2	0	0	0	0	0	0	9	12	0.00	0.000										

Cleveland Indians @ Kansas City Royals
Kauffman Stadium, Kansas City, MO

Thu May 09 2002, 7:05 PM CDT
Att. 12,555 - Sunny - 60 F

AB 32
R 3
H 7
RBI 3
BB 5
SO 9
LOB 13



Batter	1	2	3	4	5	6	7	8	9	AB	R	H	RBI	BB	SO	LOB	BOTTOM										
Chuck Knoblauch, R OBP: 0.250, SLG: 0.253 (1, 7)	1-1 F8		4-2 FC6-4 BB			1-0 G6-3		2-2 P5		3	0	0	0	1	0	0											
Michael Tucker, L OBP: 0.310, SLG: 0.364 (1, 9)	0-0 G5-3		0-2 F8			2-3 K		2-2 G4-3		4	0	0	0	0	1	2											
29 Mike Sweeney, R OBP: 0.391, SLG: 0.517 (1, 3)	2-1 F8		1-1 FC6-4			3-2 HR		1-1 HR		4	2	2	2	0	0	2											
Carlos Beltrán, S OBP: 0.328, SLG: 0.475 (1, 8)		0-3 K2-3		1-3 K		0-0 1B		1-2 S 1B 1B		4	1	2	0	0	2	0											
Joe Randa, R OBP: 0.327, SLG: 0.421 Donnie Sadler, R OBP: 0.286, SLG: 0.308 (8, PR) (9, 5)		1-2 2B		1-0 G4-3		0-0 F8		3-2 S 1B 1B		4	0	2	1	0	0	1											
Raul Ibanez, L OBP: 0.233, SLG: 0.313 (1, 10)	2-1 F7		2-2 G1-3			0-0 F9		4-1 1B 1-2 IBB		3	0	0	0	1	0	1											
Neifi Perez, S OBP: 0.244, SLG: 0.304 (1, 6)	0-2 G4-3				2-0 F9		0-1 F7		1-1 1-3 2-H 1B	4	0	1	1	0	0	1											
A.J. Hinch, R OBP: 0.300, SLG: 0.303 (1, 2)			1-1 F8 E5		1-1 F9		0-0 HR		4-2 BB	3	1	1	1	1	0	0											
Luis Alicaia, S OBP: 0.200, SLG: 0.143 Carlos Febles, R OBP: 0.366, SLG: 0.395 (9, 4)			1-0 L4		2-3 K		1-0 G1-3		3-1 P6	4	0	0	0	0	1	4											
Inning Stats	R: 0 E: 0 K: 0 S: 5	H: 0 LOB: 0 BB: 0 P: 8	R: 0 E: 0 K: 1 S: 12	H: 1 LOB: 1 BB: 0 P: 15	R: 0 E: 1 K: 0 S: 12	H: 0 LOB: 2 BB: 1 P: 19	R: 0 E: 0 K: 1 S: 9	H: 0 LOB: 0 BB: 0 P: 13	R: 0 E: 0 K: 1 S: 8	H: 0 LOB: 0 BB: 0 P: 13	R: 1 E: 0 K: 0 S: 10	H: 2 LOB: 1 BB: 0 P: 16	R: 1 E: 0 K: 0 S: 5	H: 1 LOB: 0 BB: 0 P: 6	R: 3 E: 0 K: 0 S: 22	H: 4 LOB: 3 BB: 2 P: 43	1B: 4 2B: 1 3B: 0 HR: 3	SF: 0 SAC: 0 DP: 0 HBP: 0	WP: 0 PB: 0 SB: 0 CS: 0	PA: 36							
PITCHER	IP	WLS	BF	H	R	ER	SO	BB	IBB	HBP	BLK	WP	HR	S	P	ERA	WHIP										
Bartolo Colon, R ERA: 3.0 (1, 1)	7.2	L	30	5	3	3	4	1	0	0	0	0	0	3	69	3.52	0.783										
Ricardo Rincon, L ERA: 3.75 (8, 1)	0.0	L	1	1	0	0	0	0	0	0	0	0	0	3	4	∞	∞										
David Riske, R ERA: 4.32 (8, 1)	0.1		5	2	2	2	0	1	1	0	0	0	0	11	26	54.00	9.000										

Cleveland Indians @ Kansas City Royals
Kauffman Stadium, Kansas City, MO

Thu May 09 2002, 7:05 PM CDT
Att. 12,555 - Sunny - 60 F

AB 33
R 5
H 8
RBI 5
BB 3
SO 4
LOB 11



Batter	1	2	3	4	5	6	7	8	9	AB	R	H	RBI	BB	SO	LOB	TOP										
Omar Vizquel, S OBP: 0.417, SLG: 0.532 (1, 6)	1-1 F8		0-0 F5		4-1 BB			2-2 G4-6-3 1B		3	0	1	0	1	0	0	Cleveland Indians @ Kansas City Royals Kauffman Stadium, Kansas City, MO Fri May 10 2002, 7:05 PM CDT Att: 24,279 - Cloudy - 67 F										
Ricky Gutierrez, R OBP: 0.312, SLG: 0.331 (1, 4)	0-0 G4-3 1B		3-2 WP 1B		3-1 G5-3			2-2 G4-6-3 1B		4	0	3	0	0	0	1											
Matt Lawton, L OBP: 0.358, SLG: 0.471 (1, 9)	3-2 G4-3		4-2 BB			0-2 F9		2-1 G4-6-3		3	0	0	0	1	0	3											
Ellis Burks, R OBP: 0.405, SLG: 0.514 (1, 10)	2-0 L9		0-1 G4-3			0-0 G5-3		1-2 F8		4	0	0	0	0	0	4											
Jim Thome, L OBP: 0.329, SLG: 0.476 (1, 3)		3-2 HBP		0-0 G4-3		1-0 1B		1-2 L8		3	0	1	0	0	0	0											
Travis Fryman, R OBP: 0.287, SLG: 0.328 (1, 5)		2-0 F7		0-1 L4		0-1 F7		1-1 G6-3		4	0	0	0	0	0	2											
Russell Branyan, L OBP: 0.296, SLG: 0.490 (1, 7)		1-3 K		1-2 G3-1			3-2 G6-4-3 1B		3-1 1B	4	0	2	0	0	1	1											
Einar Diaz, R OBP: 0.282, SLG: 0.381 (1, 2)	1-1 P6				3-3 K		2-1 G6-4-3		0-1 G2-3	4	0	0	0	0	1	3											
Jolbert Cabrera, R OBP: 0.133, SLG: 0.143 (1, 8)			3-2 F9		0-0 F7		0-3 K2-3			3	0	0	0	0	1	0											
Inning Stats	R: 0 E: 0 K: 0 S: 8	H: 1 LOB: 1 BB: 0 P: 14	R: 0 E: 0 K: 1 S: 9	H: 0 LOB: 1 BB: 0 P: 16	R: 0 E: 0 K: 0 S: 12	H: 1 LOB: 2 BB: 1 P: 22	R: 0 E: 0 K: 0 S: 7	H: 0 LOB: 0 BB: 0 P: 8	R: 0 E: 0 K: 1 S: 7	H: 1 LOB: 1 BB: 0 P: 8	R: 0 E: 0 K: 1 S: 9	H: 1 LOB: 0 BB: 0 P: 14	R: 0 E: 0 K: 0 S: 11	H: 2 LOB: 1 BB: 0 P: 18	R: 0 E: 0 K: 0 S: 9	H: 1 LOB: 1 BB: 0 P: 14	1B: 7 2B: 0 3B: 0 HR: 0	SF: 0 SAC: 0 DP: 2 HBP: 1	WP: 1 PB: 1 SB: 0 CS: 0	PA: 35							
PITCHER	IP	WLS	BF	H	R	ER	SO	BB	IBB	HBP	BLK	WP	HR	S	P	ERA	WHIP										
Chris George, L ERA: 4.07 (1, 1)	3.0		13	2	0	0	1	1	0	1	0	1	0	29	52	0.00	1.000										
Dan Reichert, R ERA: 6.37 (4, 1)	3.0	W	11	1	0	0	1	1	0	0	0	0	0	21	33	0.00	0.667										
Cory Bailey, R ERA: 5.03 (7, 1)	2.0		7	3	0	0	1	0	0	0	0	0	0	20	32	0.00	1.500										
Jason Grimsley, R ERA: 5.68 (9, 1)	1.0		4	1	0	0	0	0	0	0	0	0	0	9	14	0.00	1.000										

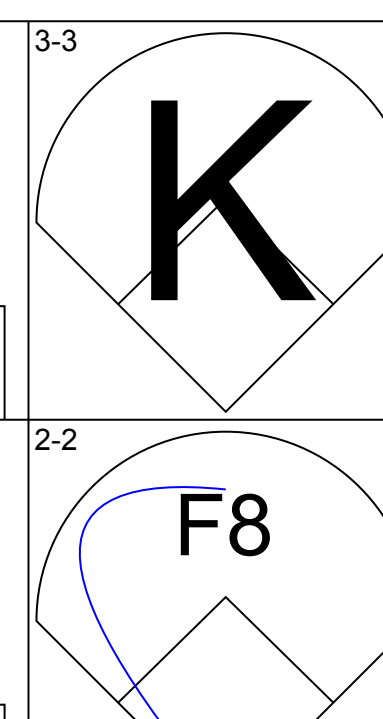
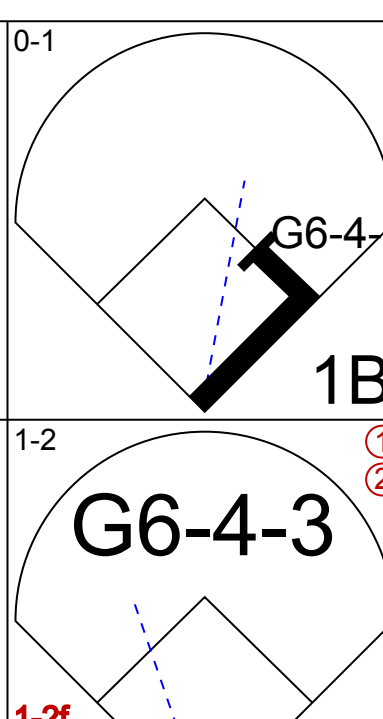
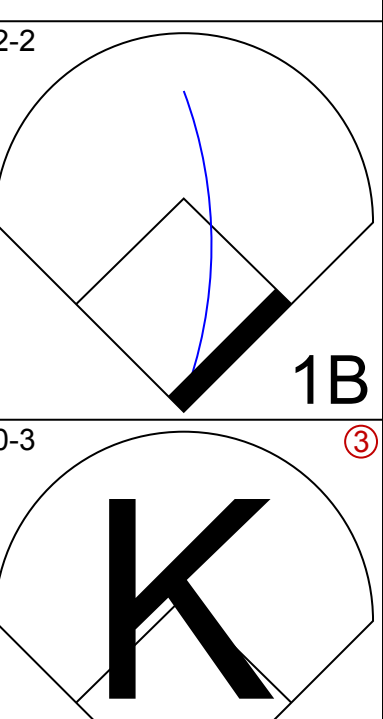
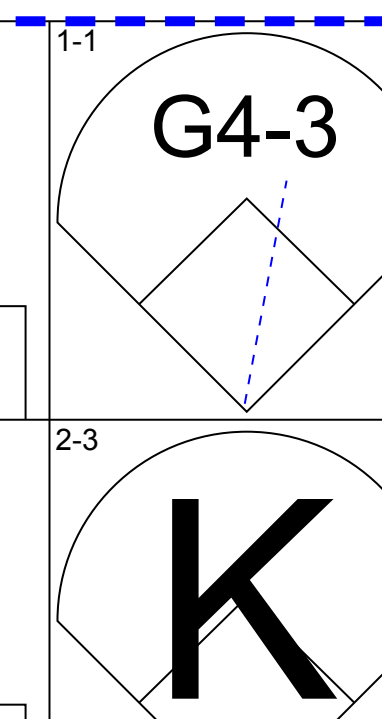
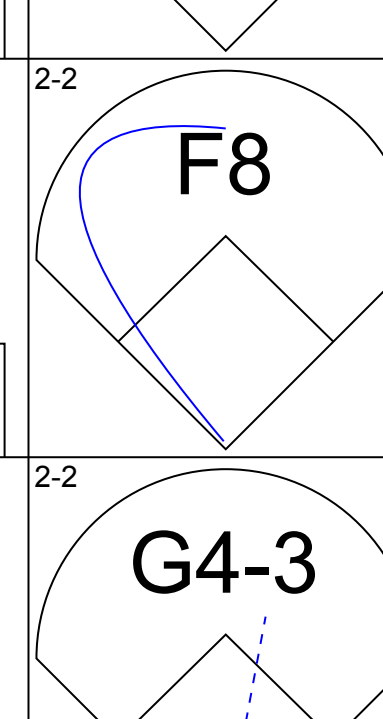
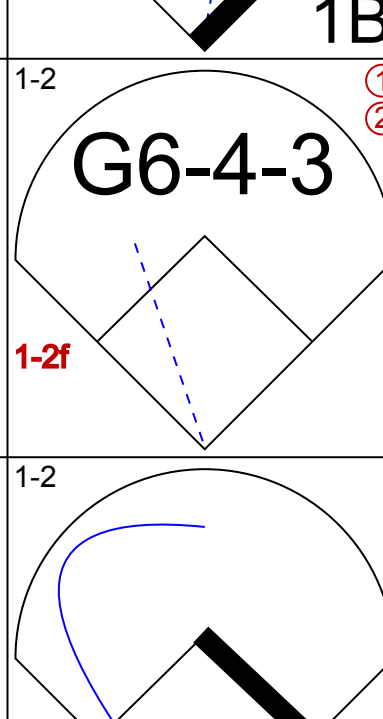
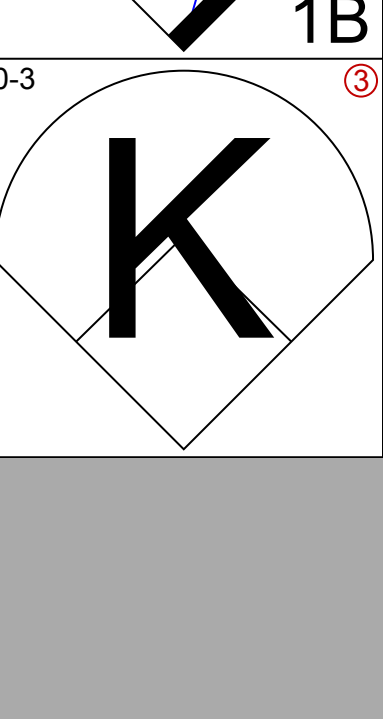
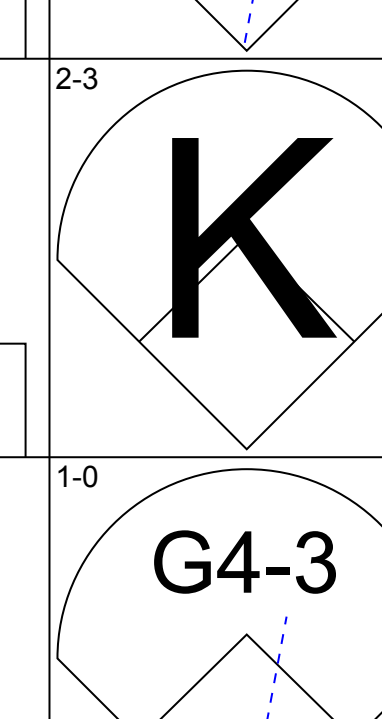
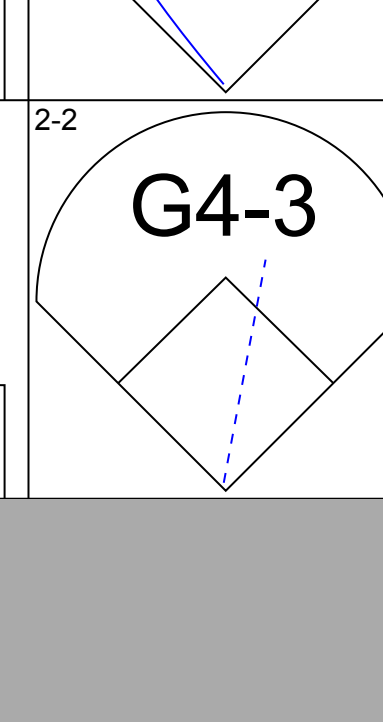
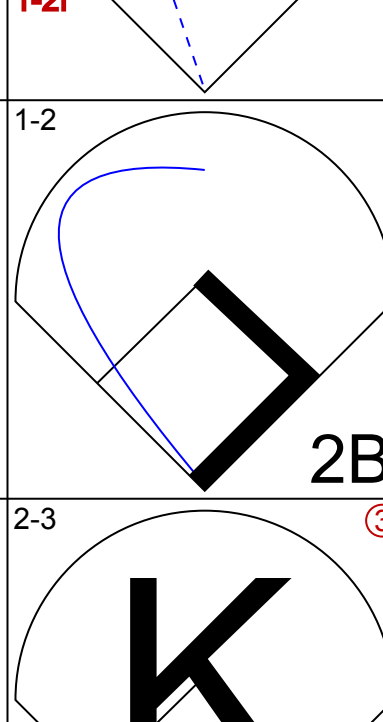
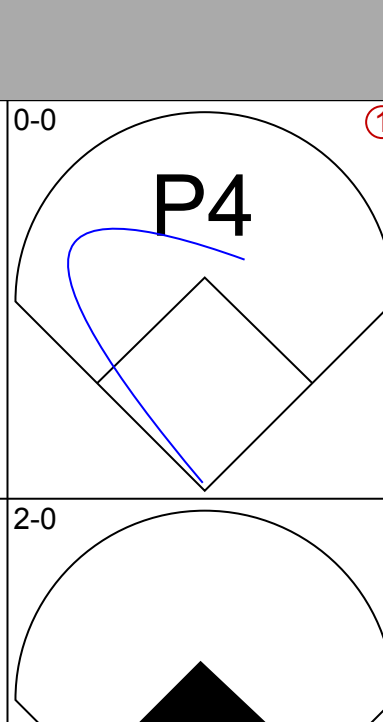
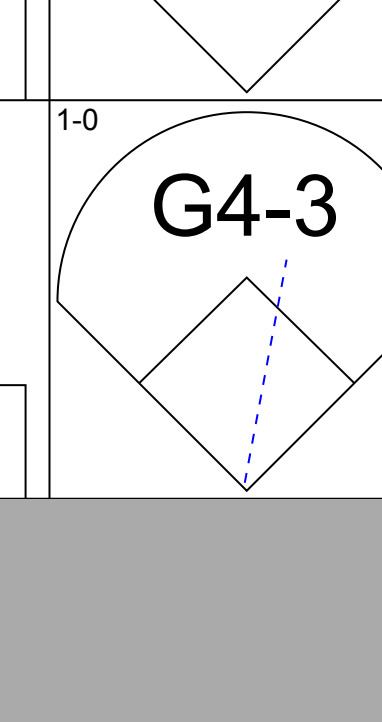
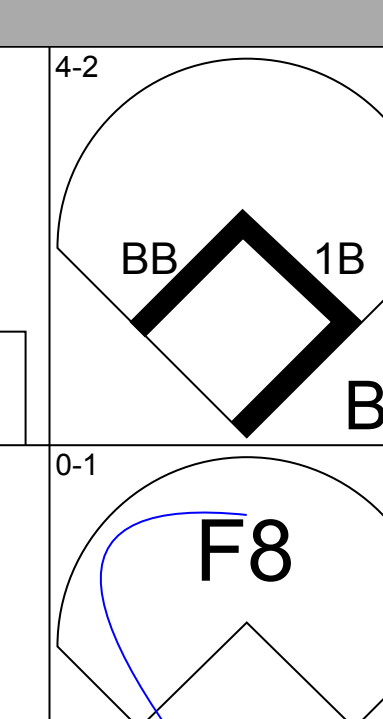

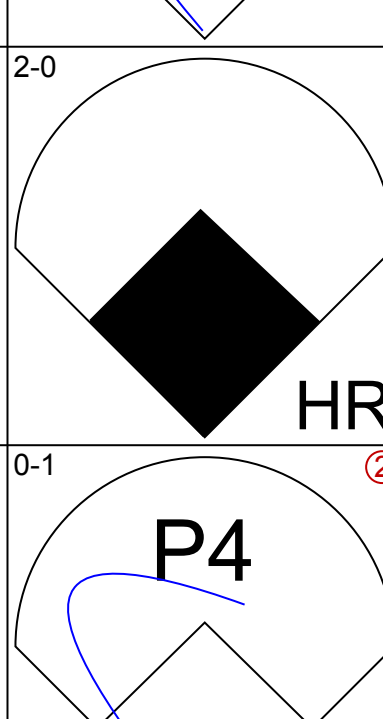
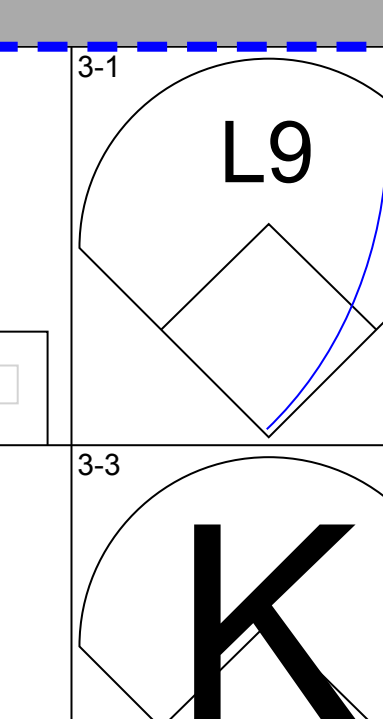
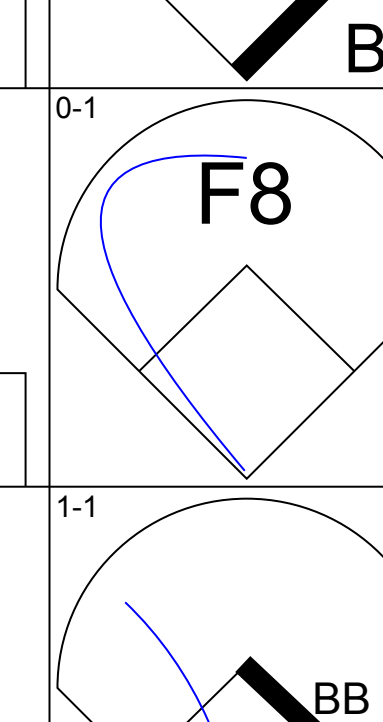
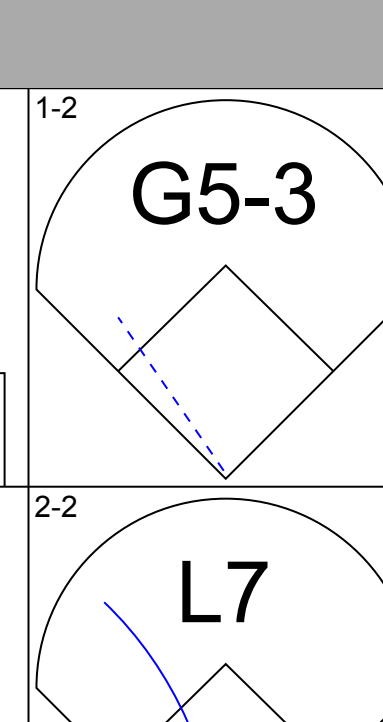
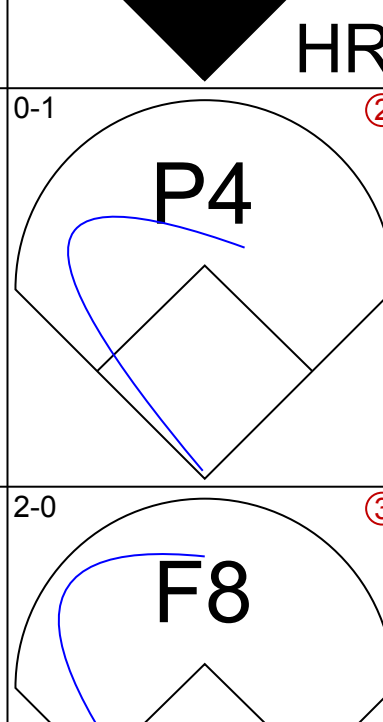
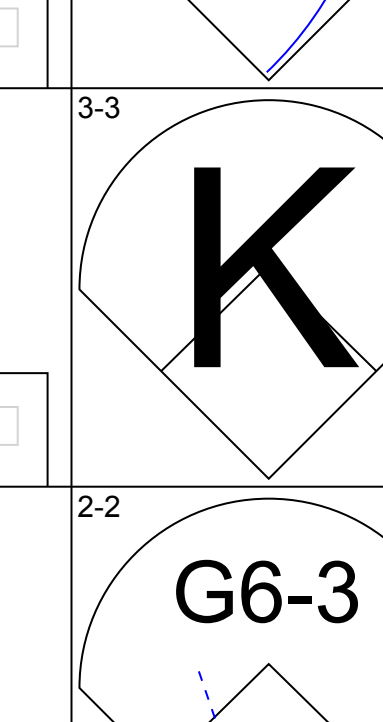
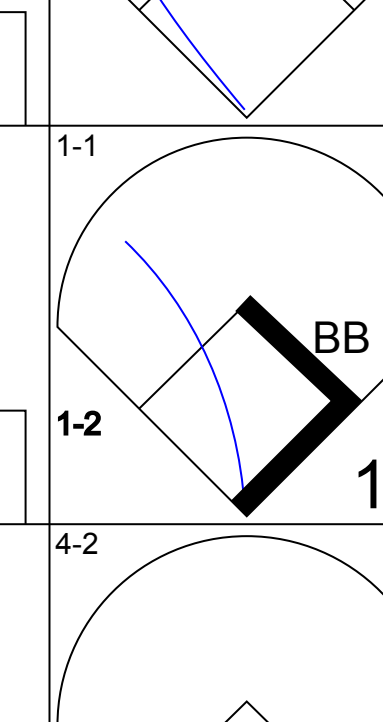
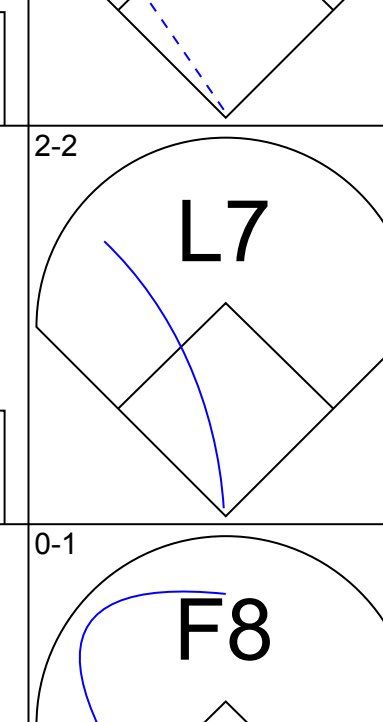
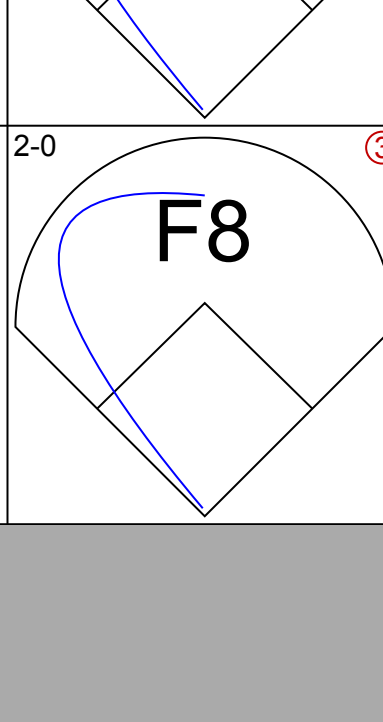
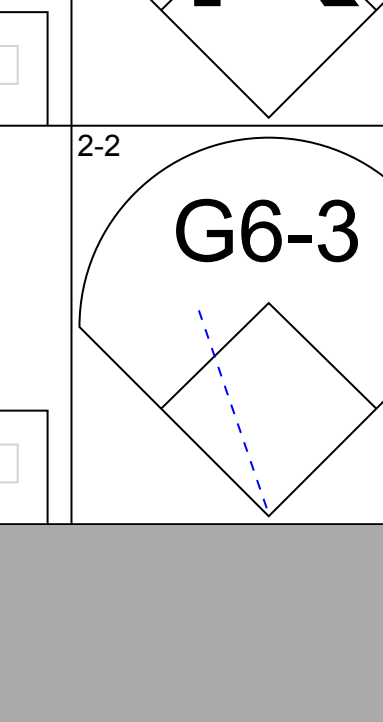
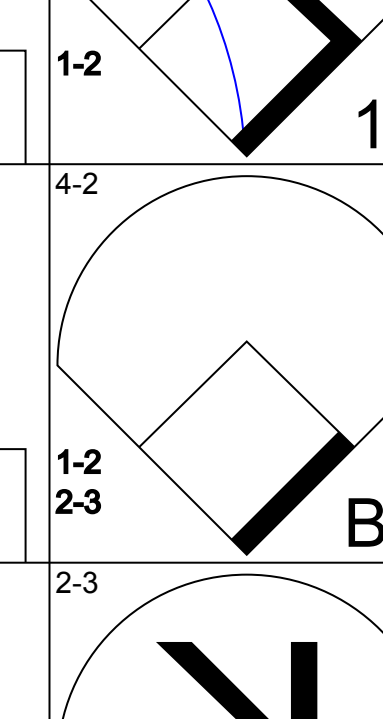
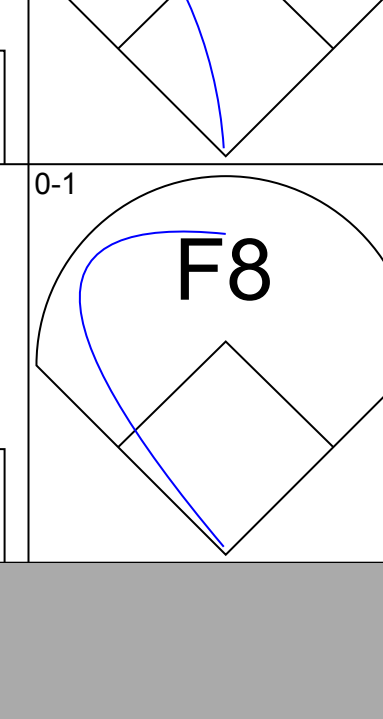
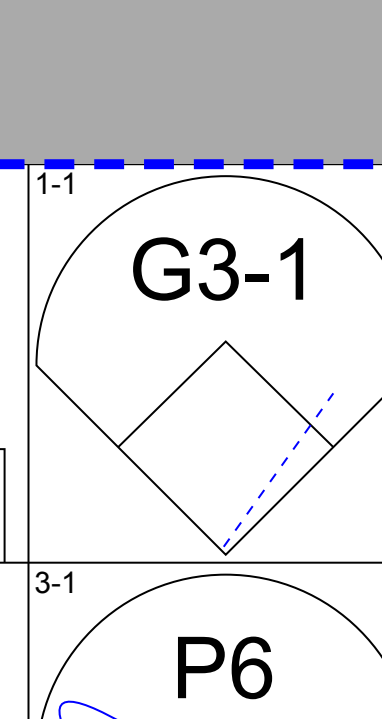
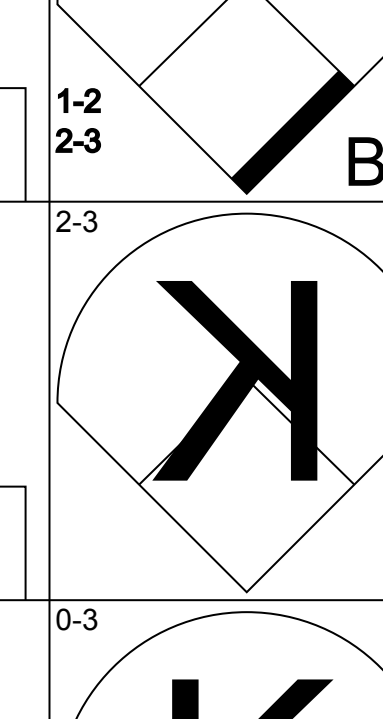
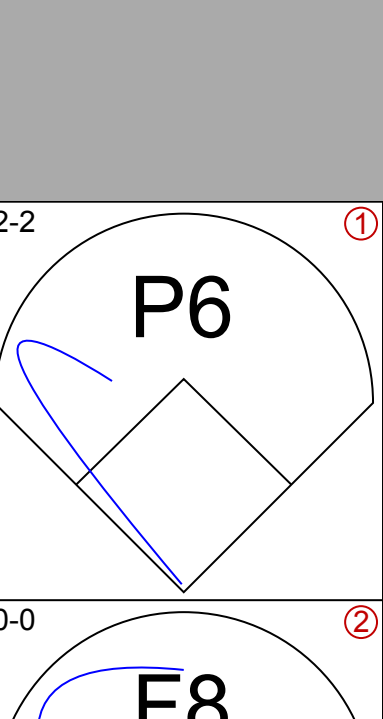
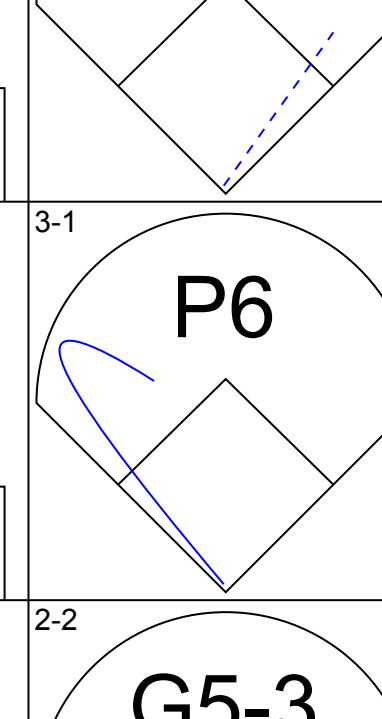
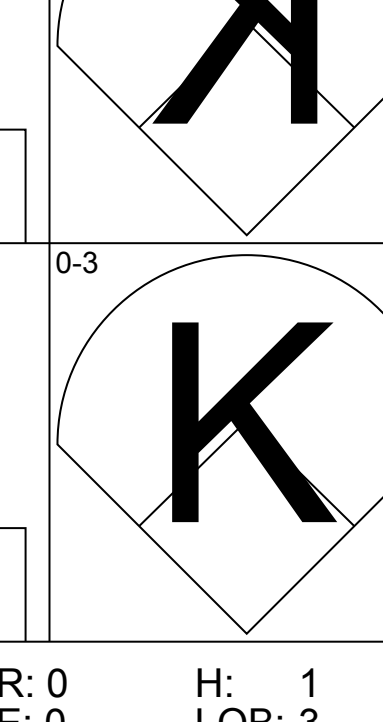
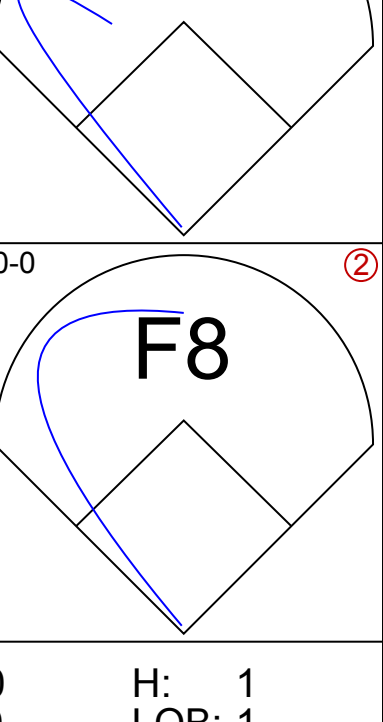
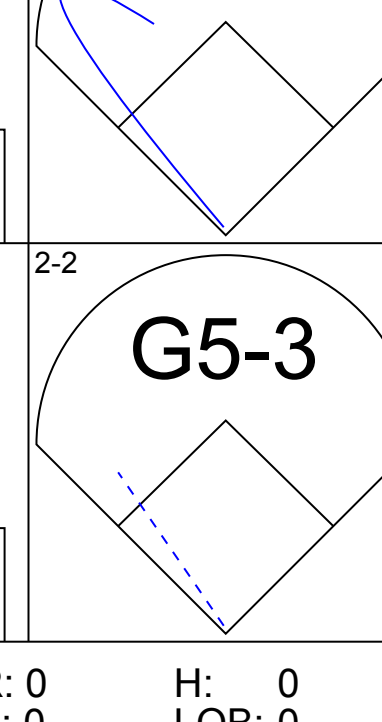
Batter	1	2	3	4	5	6	7	8	9	AB	R	H	RBI	BB	SO	LOB	BOTTOM										
Chuck Knoblauch, R OBP: 0.259, SLG: 0.263 (1, 7)	0-1 G6-3 1B		2-1 G6-4-3		2-2 1B		0-1 G5-3			4	0	2	0	0	0	1	Cleveland Indians @ Kansas City Royals Kauffman Stadium, Kansas City, MO Fri May 10 2002, 7:05 PM CDT Att: 24,279 - Cloudy - 67 F										
Donnie Sadler, R OBP: 0.286, SLG: 0.308 (9, 7)			1-2 F7		2-1 G4-3					0	0	0	0	0	0	0											
Neftali Perez, S OBP: 0.237, SLG: 0.295 (1, 6)	3-2 G6-3		1-2 G6-3		2-1 G4-3		0-0 F7			4	0	0	0	0	0	2											
29 Mike Sweeney, R OBP: 0.387, SLG: 0.504 (1, 10)	2-1 F9		1-0 F9		3-3 K 1B WP		4-1 1B 2B BB			3	2	0	0	1	1	0											
Carlos Beltrán, S OBP: 0.340, SLG: 0.484 (1, 8)		1-0 S 1B		2-2 G6-3		1-1 S 1B		0-0 DI 2B 1B		4	2	3	0	0	0	0											
Joe Randa, R OBP: 0.333, SLG: 0.434 (1, 5)		0-1 F8		3-3 K		3-2 1B FC6-4 1B		2-1 1B 2B 2B		4	2	2	4	0	1	1											
Brandon Berger, R OBP: 0.391, SLG: 0.455 (1, 9)		1-1 P3		0-2 BB HR 1B		3-2 BB 1B		0-1 2B 2B		4	1	3	1	0	0	1											
Dave McCarty, R OBP: 0.147, SLG: 0.219 (1, 3)		3-3 K		4-1 HR BB		1-1 FC6-4		1-0 G6-3		3	1	0	1	1	1	3											
A.J. Hinch, R OBP: 0.295, SLG: 0.378 (1, 2)			0-1 G4-3		0-0 HR		0-1 G6-4-3		1-0 F9	4	1	1	3	0	0	2											
Carlos Febles, R OBP: 0.361, SLG: 0.381 (1, 4)			4-1 G6-4-3 BB		0-0 F9		2-2 G4-3		2-1 F7	3	0	0	0	1	0	1											
Inning Stats	R: 0 E: 0 K: 0 S: 7	H: 1 LOB: 0 BB: 0 P: 12	R: 0 E: 0 K: 1 S: 8	H: 1 LOB: 1 BB: 0 P: 13	R: 0 E: 0 K: 0 S: 5	H: 0 LOB: 0 BB: 1 P: 11	R: 0 E: 0 K: 0 S: 7	H: 0 LOB: 0 BB: 0 P: 11	R: 3 E: 0 K: 1 S: 17	H: 3 LOB: 1 BB: 1 P: 28	R: 3 E: 0 K: 1 S: 18	H: 3 LOB: 0 BB: 0 P: 29	R: 0 E: 0 K: 0 S: 12	H: 0 LOB: 0 BB: 0 P: 14	R: 3 E: 0 K: 0 S: 10	H: 3 LOB: 1 BB: 1 P: 20	1B: 8 2B: 2 3B: 0 HR: 1	SF: 0 SAC: 0 DP: 3 HBP: 0	WP: 1 PB: 1 SB: 2 CS: 0	PA: 36							
PITCHER	IP	WLS	BF	H	R	ER	SO	BB	IBB	HBP	BLK	WP	HR	S	P	ERA	WHIP										
CC Sabathia, L ERA: 6.31 (1, 1)	6.0	L	26	8	6	5	3	2	0	0	0	0	0	62	104	7.50	1.667										
Chad Paronto, R ERA: 6.75 (7, 1)	1.0		3	0	0	0	0	0	0	0	0	0	0	12	14	0.00	0.000										
Charles Nagy, R ERA: 7.3 (8, 1)	1.0		7	3	3	3	0	1	0	0	0	0	0	10	20	27.00	4.000										

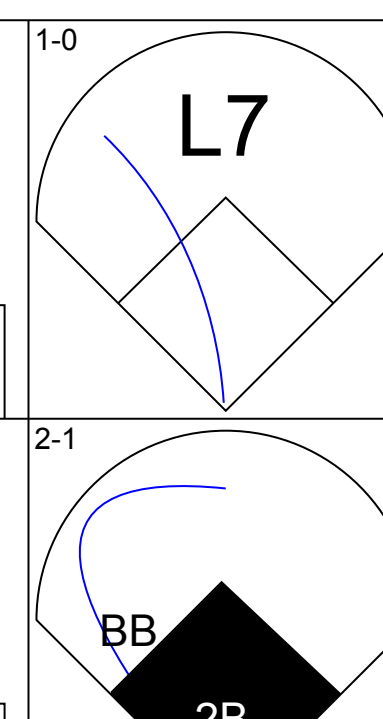
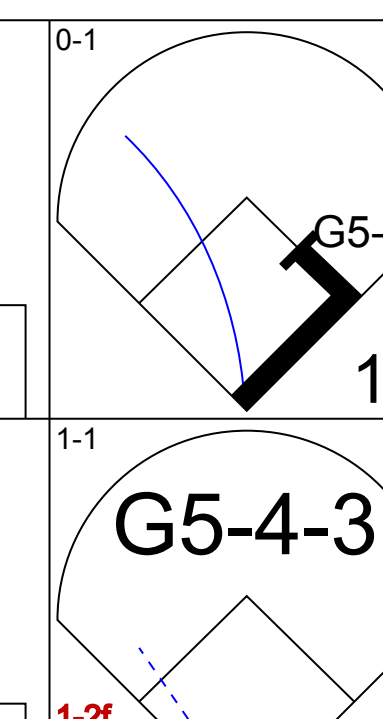
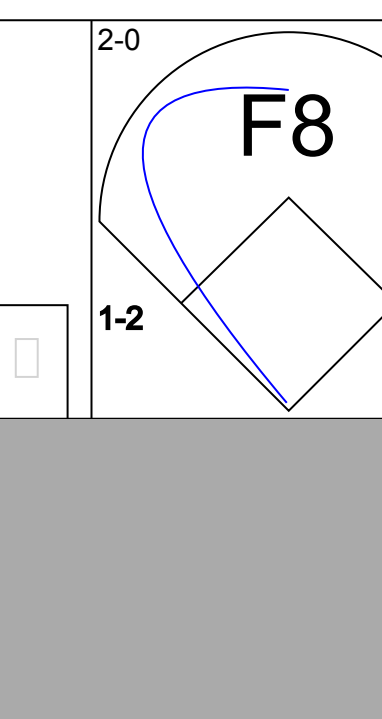
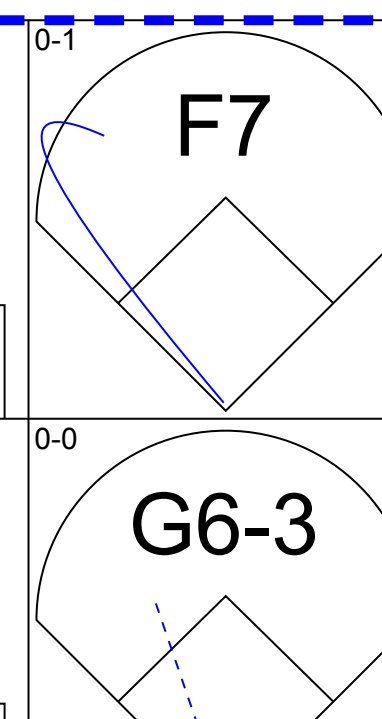
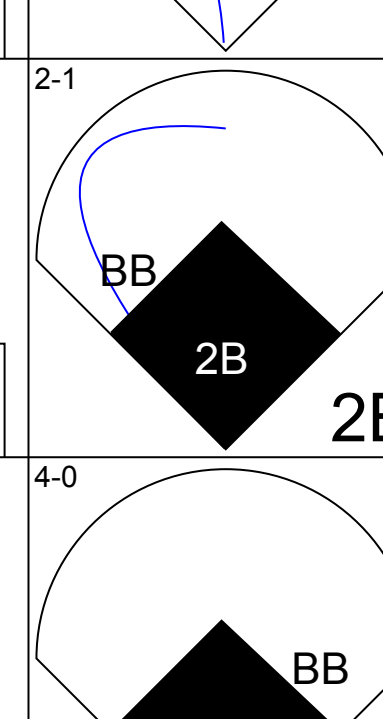
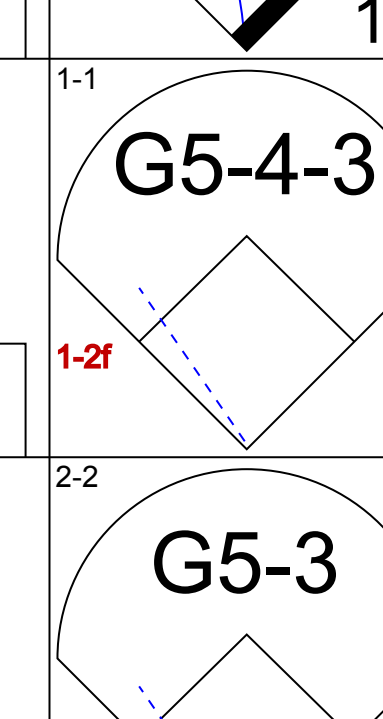
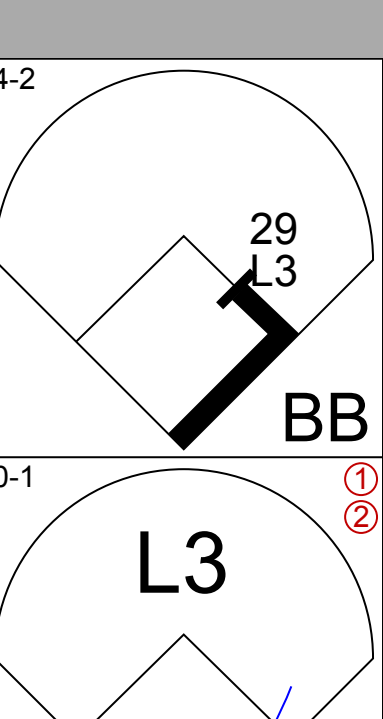
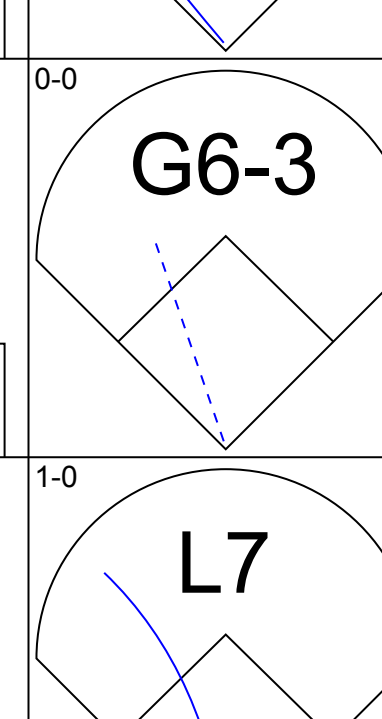
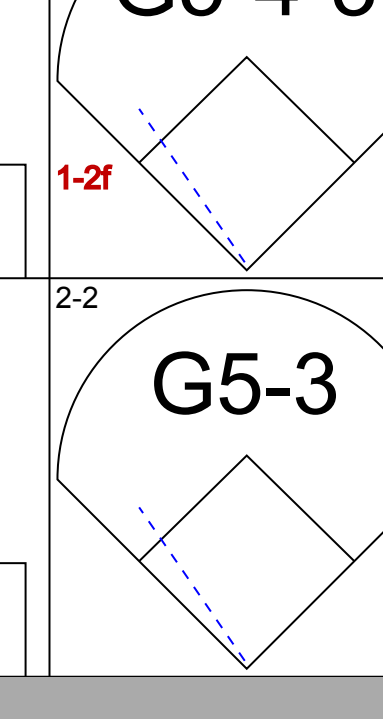
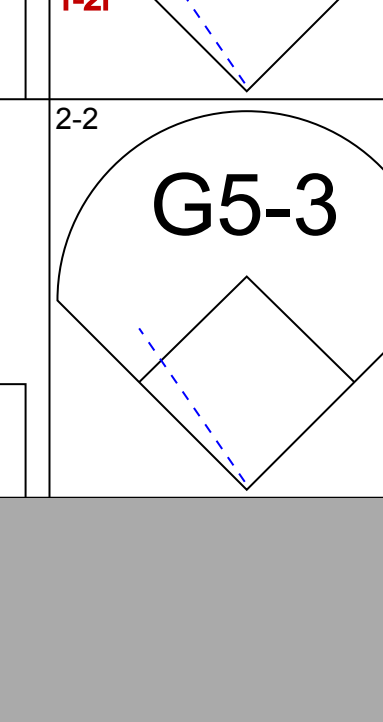
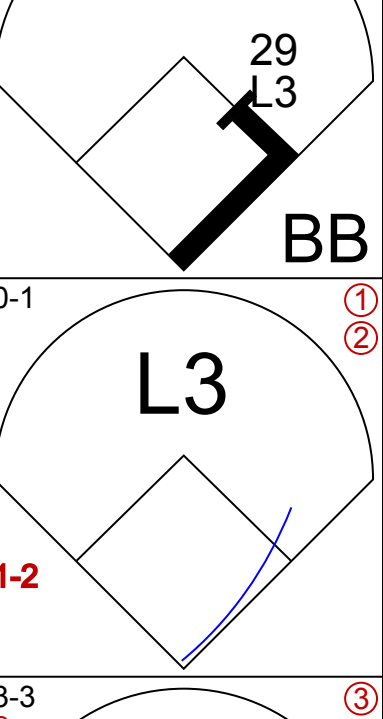
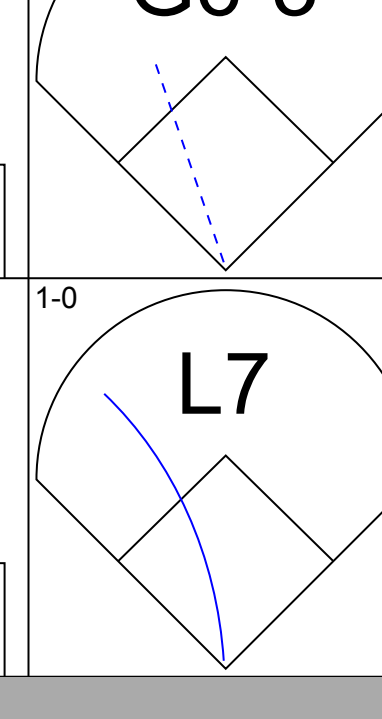
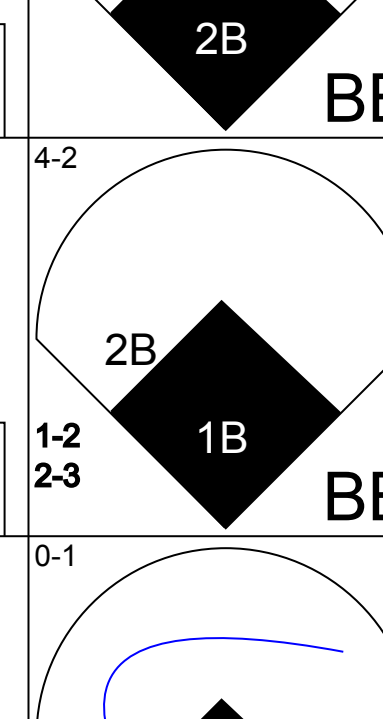
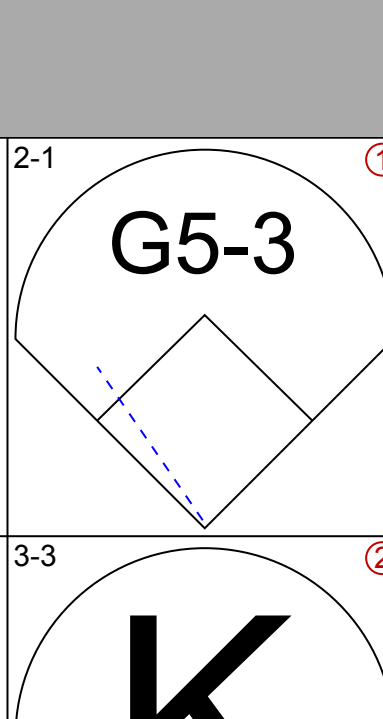
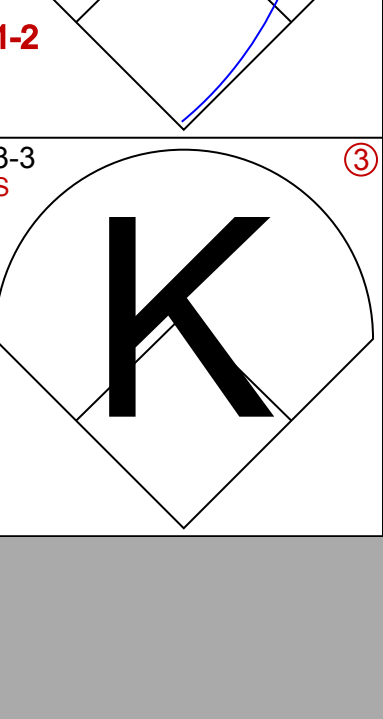
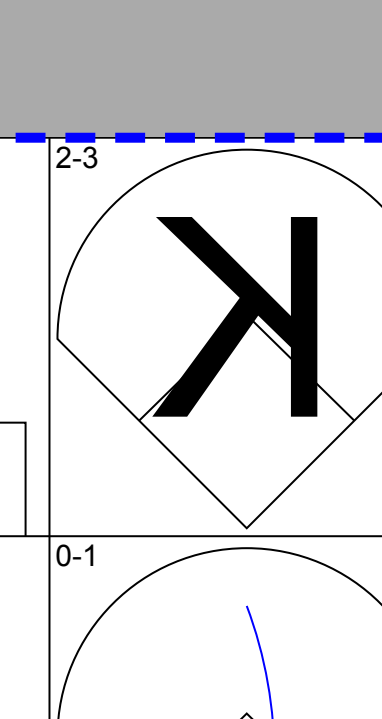
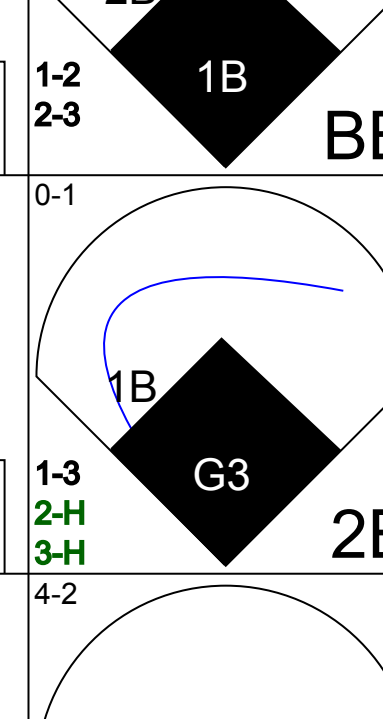
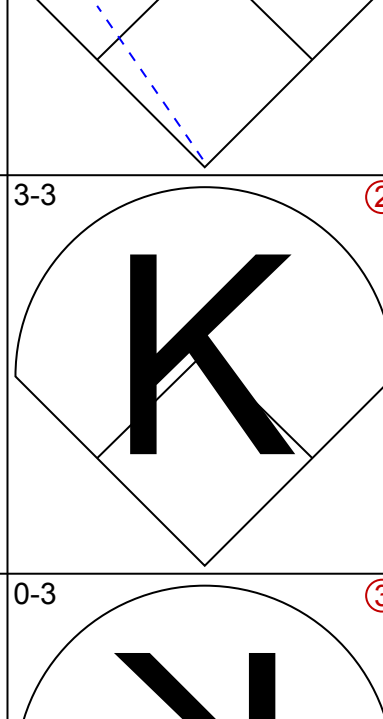
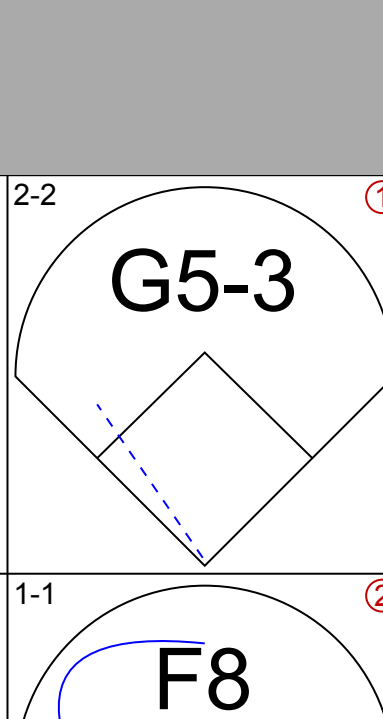
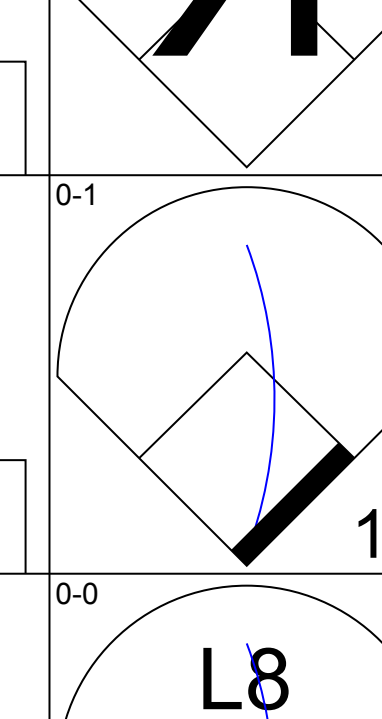
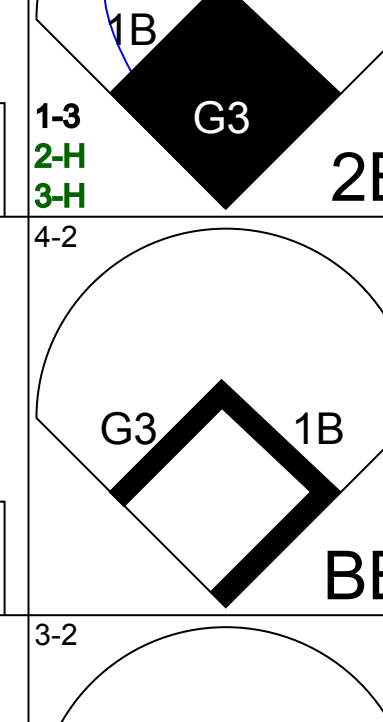
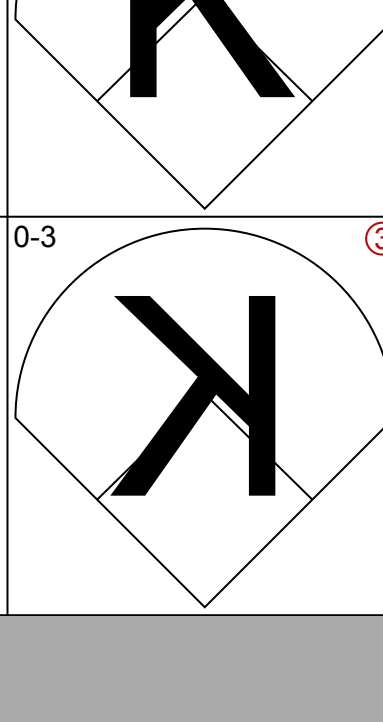
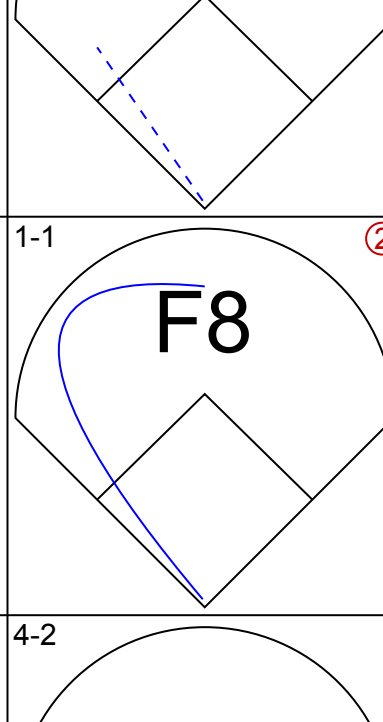
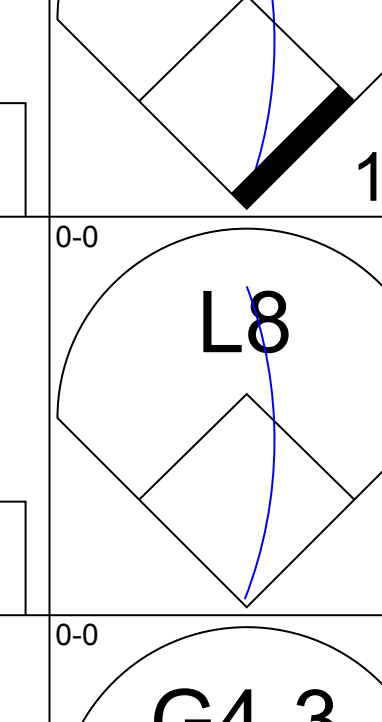
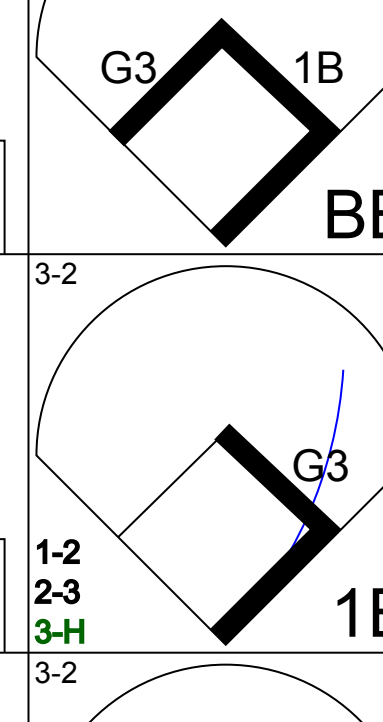
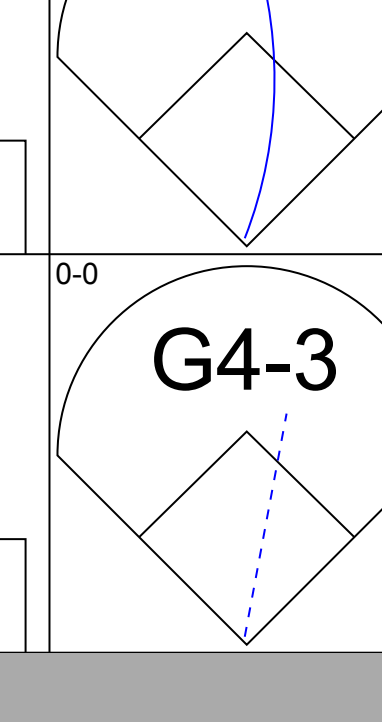
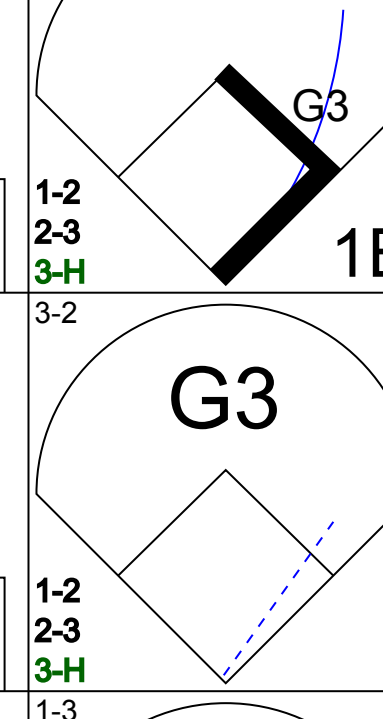
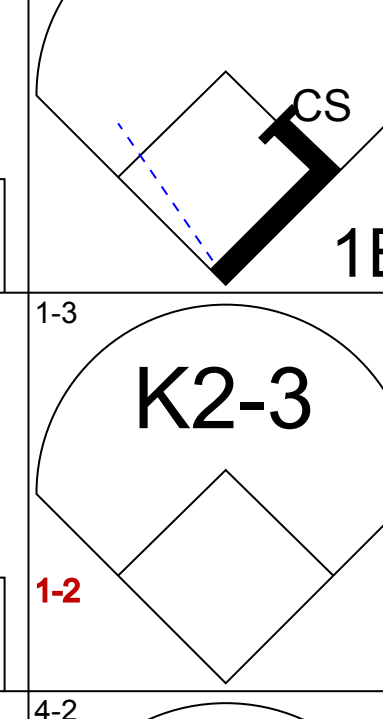
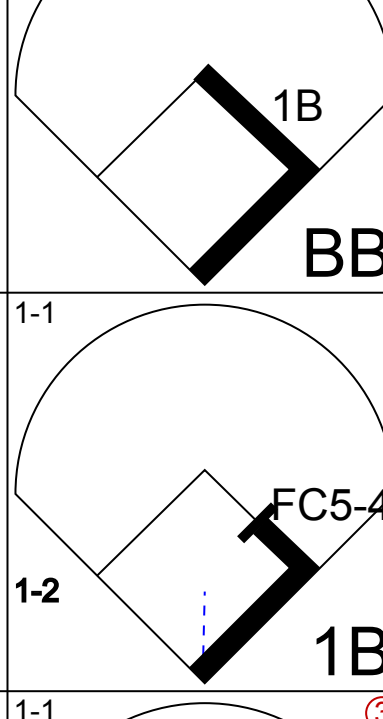
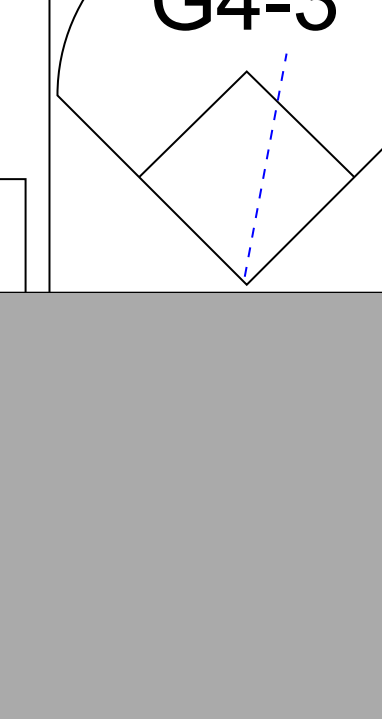
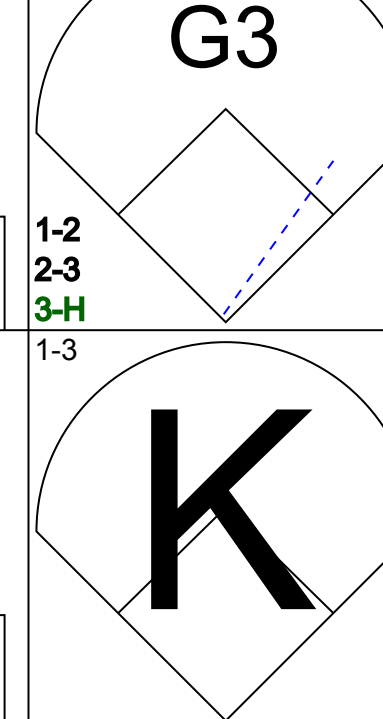
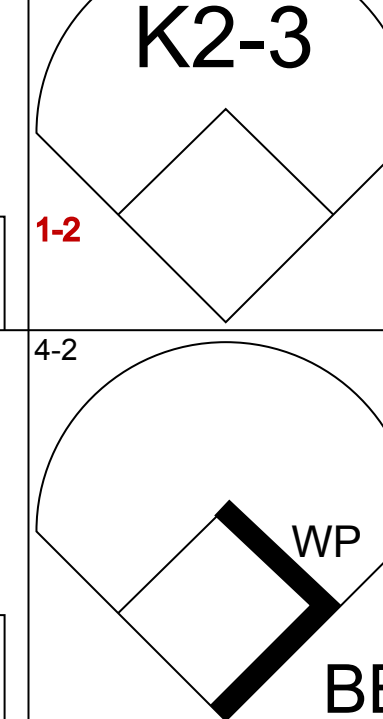
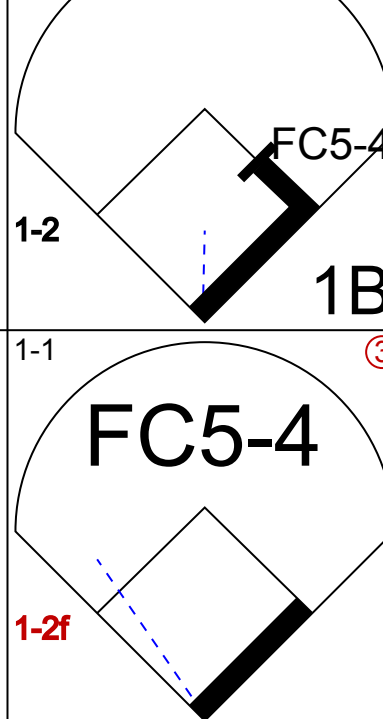
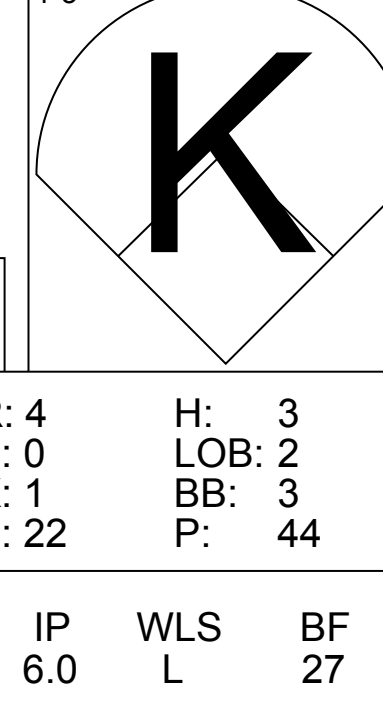
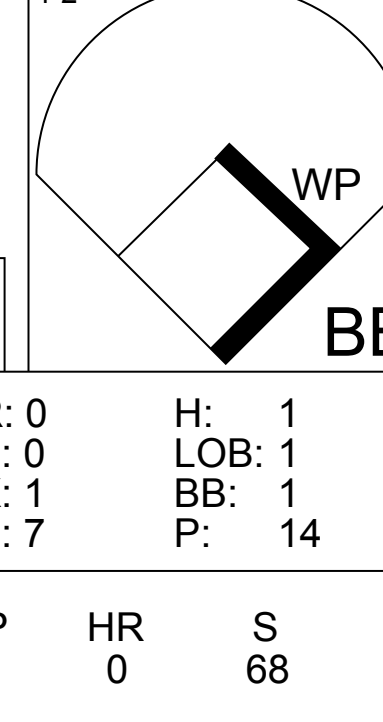
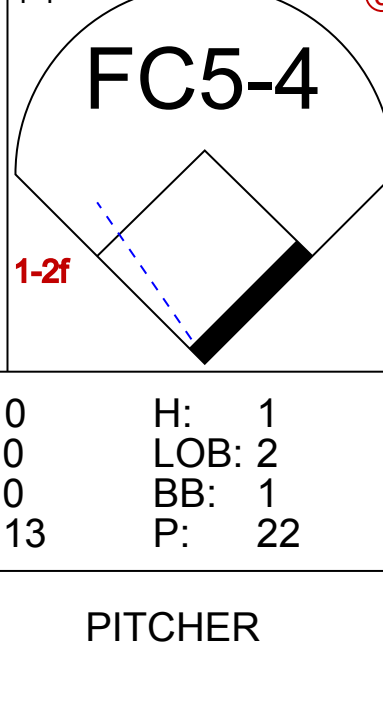
AB 32
R 0
H 7
RBI 0
BB 2
SO 3
LOB 14



AB 33
R 9
H 11
RBI 9
BB 3
SO 3
LOB 11



Batter	1	2	3	4	5	6	7	8	9	AB	R	H	RBI	BB	SO	LOB	TOP					
Omar Vizquel, S OBP: 0.419, SLG: 0.531 (1, 6)										4	0	2	0	0	1	0	Cleveland Indians @ Kansas City Royals Kauffman Stadium, Kansas City, MO Sun May 12 2002, 7:05 PM CDT Att: 10,820 - Cloudy - 58 F					
Ricky Gutierrez, R OBP: 0.303, SLG: 0.321 (1, 4)										4	0	0	0	0	2	2						
Matt Lawton, L OBP: 0.356, SLG: 0.471 (1, 9)										4	0	1	0	0	0	0						
Jim Thome, L OBP: 0.333, SLG: 0.496 (1, 3)										3	1	1	1	1	1	1						
Ellis Burks, R OBP: 0.392, SLG: 0.495 (1, 10)										4	0	0	0	0	1	1						
Travis Fryman, R OBP: 0.286, SLG: 0.325 (1, 5)										4	0	1	0	0	0	0						
Russell Branyan, L OBP: 0.297, SLG: 0.481 (1, 7)										2	0	0	0	1	0	0						
Brady Anderson, L OBP: 0.337, SLG: 0.273 (1, 8)										3	0	0	0	0	1	3						
Einar Diaz, R OBP: 0.274, SLG: 0.370 (1, 2)										3	0	0	0	0	1	3						
Inning Stats	R: 0 E: 0 K: 1 S: 10	H: 0 LOB: 0 BB: 0 P: 17	R: 0 E: 0 K: 2 S: 16	H: 1 LOB: 3 BB: 2 P: 27	R: 0 E: 0 K: 1 S: 13	H: 2 LOB: 1 BB: 0 P: 17	R: 0 E: 0 K: 0 S: 11	H: 0 LOB: 0 BB: 0 P: 14	R: 0 E: 0 K: 1 S: 11	H: 1 LOB: 1 BB: 0 P: 15	R: 1 E: 0 K: 0 S: 5	H: 1 LOB: 0 BB: 0 P: 9	R: 0 E: 0 K: 0 S: 7	H: 0 LOB: 0 BB: 0 P: 13	R: 0 E: 0 K: 1 S: 6	H: 0 LOB: 0 BB: 0 P: 10	R: 0 E: 0 K: 1 S: 8	H: 0 LOB: 0 BB: 0 P: 16	1B: 3 2B: 1 3B: 0 HR: 1	SF: 0 SAC: 0 DP: 1 HBP: 0	WP: 0 PB: 0 SB: 0 CS: 0	PA: 33
PITCHER	IP	WLS	BF	H	R	ER	SO	BB	IBB	HBP	BLK	WP	HR	S	P	ERA	WHIP					
Paul Byrd, R ERA: 2.77 (1, 1)	6.0	W	24	5	1	1	5	2	0	0	0	0	1	66	99	1.50	1.167					
Cory Bailey, R ERA: 4.76 (7, 1)	1.0	H	3	0	0	0	0	0	0	0	0	0	0	7	13	0.00	0.000					
Jason Grimsley, R ERA: 5.27 (8, 1)	1.0	H	3	0	0	0	1	0	0	0	0	0	0	6	10	0.00	0.000					
Roberto Hernandez, R ERA: 5.4 (9, 1)	1.0	S	3	0	0	0	1	0	0	0	0	0	0	8	16	0.00	0.000					

Batter	1	2	3	4	5	6	7	8	9	AB	R	H	RBI	BB	SO	LOB	BOTTOM				
Chuck Knoblauch, R OBP: 0.259, SLG: 0.262 (1, 7)										4	0	1	0	0	0	1	Cleveland Indians @ Kansas City Royals Kauffman Stadium, Kansas City, MO Sun May 12 2002, 7:05 PM CDT Att: 10,820 - Cloudy - 58 F				
Neftali Feliz, S OBP: 0.245, SLG: 0.303 (1, 6)										3	1	1	0	1	0	1					
29 Mike Sweeney, R OBP: 0.383, SLG: 0.492 (1, 3)										3	1	0	0	1	0	1					
Carlos Beltrán, S OBP: 0.338, SLG: 0.472 (1, 8)										3	1	0	0	1	2	0					
Mark Quinn, R OBP: 0.500, SLG: 0.750 (1, 10)										4	1	2	2	0	1	0					
Brandon Berger, R OBP: 0.385, SLG: 0.417 (1, 9)										2	0	0	0	1	1	0					
Michael Tucker, L OBP: 0.308, SLG: 0.360 (8, PH) (9, 9)										1	0	0	0	0	0	1					
A.J. Hinch, R OBP: 0.333, SLG: 0.490 (1, 2)										3	0	2	1	1	0	1					
Donnie Sadler, R OBP: 0.289, SLG: 0.310 (1, 5)										3	0	1	1	0	1	3					
Carlos Febles, R OBP: 0.360, SLG: 0.372 (1, 4)										2	0	0	0	1	1	4					
Inning Stats	R: 4 E: 0 K: 1 S: 22	H: 3 LOB: 2 BB: 3 P: 44	R: 0 E: 0 K: 0 S: 7	H: 1 LOB: 0 BB: 0 P: 10	R: 0 E: 0 K: 2 S: 8	H: 0 LOB: 0 BB: 0 P: 13	R: 0 E: 0 K: 1 S: 7	H: 1 LOB: 1 BB: 1 P: 14	R: 0 E: 0 K: 0 S: 11	H: 0 LOB: 0 BB: 1 P: 18	R: 0 E: 0 K: 0 S: 13	H: 1 LOB: 2 BB: 1 P: 22	R: 0 E: 0 K: 0 S: 4	H: 0 LOB: 0 BB: 0 P: 5	R: 0 E: 0 K: 1 S: 10	H: 1 LOB: 1 BB: 0 P: 12	1B: 5 2B: 3 3B: 0 HR: 0	SF: 0 SAC: 0 DP: 2 HBP: 0	WP: 1 PB: 0 SB: 0 CS: 1	PA: 34	
PITCHER	IP	WLS	BF	H	R	ER	SO	BB	IBB	HBP	BLK	WP	HR	S	P	ERA	WHIP				
Chuck Finley, L ERA: 5.26 (1, 1)	6.0	L	27	6	4	4	5	6	0	0	0	0	1	68	121	6.00	2.000				
Mark Wohlers, R ERA: 7.56 (7, 1)	1.0		3	0	0	0	0	0	0	0	0	0	0	4	5	0.00	0.000				
Bob Wickman, R ERA: 4.35 (8, 1)	1.0		4	1	0	0	1	0	0	0	0	0	0	10	12	0.00	1.000				

Batter	1	2	3	4	5	6	7	8	9	AB	R	H	RBI	BB	SO	LOB	TOP										
Jay Canizaro, R OBP: 0.314, SLG: 0.342										4	0	1	0	1	0	2	Minnesota Twins @ Kansas City Royals Kauffman Stadium, Kansas City, MO Mon May 13 2002, 7:05 PM CDT Att. 12,389 - Sunny - 67 F										
Cristian Guzman, S OBP: 0.246, SLG: 0.279										5	0	1	1	0	0	3											
Doug Mientkiewicz, L OBP: 0.374, SLG: 0.397										3	1	0	0	1	0	4											
David Ortiz, L OBP: 0.309, SLG: 0.525 Bobby Kielty, S OBP: 0.397, SLG: 0.500										4	0	1	1	0	1	2											
Tori Hunter, R OBP: 0.377, SLG: 0.586										4	0	0	0	0	1	3											
Brian Buchanan, R OBP: 0.324, SLG: 0.470 Jacque Jones, L OBP: 0.341, SLG: 0.466										4	1	2	1	0	0	1											
Dustan Mohr, R OBP: 0.358, SLG: 0.459										4	0	1	0	0	1	3											
Tom Prince, R OBP: 0.385, SLG: 0.676										3	1	1	0	0	0	1											
Denny Hocking, S OBP: 0.264, SLG: 0.213										2	0	0	0	0	0	0											
Inning Stats	R: 0 E: 1 K: 0 S: 9	H: 1 LOB: 2 BB: 0 P: 15	R: 0 E: 0 K: 0 S: 6	H: 0 LOB: 0 BB: 0 P: 9	R: 0 E: 0 K: 0 S: 10	H: 0 LOB: 1 BB: 1 P: 16	R: 0 E: 0 K: 2 S: 13	H: 1 LOB: 1 BB: 0 P: 20	R: 1 E: 0 K: 0 S: 7	H: 2 LOB: 1 BB: 0 P: 11	R: 1 E: 0 K: 0 S: 15	H: 2 LOB: 1 BB: 0 P: 23	R: 0 E: 0 K: 0 S: 4	H: 0 LOB: 0 BB: 0 P: 6	R: 1 E: 0 K: 0 S: 13	H: 1 LOB: 2 BB: 1 P: 23		R: 0 E: 0 K: 0 S: 6	H: 0 LOB: 1 BB: 0 P: 8	1B: 4 2B: 2 3B: 0 HR: 1	SF: 0 SAC: 2 DP: 0 HBP: 1	WP: 0 PB: 0 SB: 0 CS: 0	PA: 38				
PITCHER	IP	WLS	BF	H	R	ER	SO	BB	IBB	HBP	BLK	WP	HR	S	P	ERA	WHIP										
Jeremy Affeldt, L ERA: 2.61	(1, 1)	5.2	24	5	2	2	3	1	0	0	0	0	1	54	86	3.18	1.059										
Dan Reichert, R ERA: 6.17	(6, 1)	1.1	5	1	0	0	0	0	0	0	0	0	0	10	14	0.00	0.750										
Jason Grimsley, R ERA: 5.52	(8, 1)	1.0	L	5	1	1	0	1	0	0	0	0	0	13	23	9.00	2.000										
Brian Shouse, L ERA: 2.35	(9, 1)	1.0		4	0	0	0	0	0	1	0	0	0	6	8	0.00	0.000										
Batter	1	2	3	4	5	6	7	8	9	AB	R	H	RBI	BB	SO	LOB	BOTTOM										
Chuck Knoblauch, R OBP: 0.259, SLG: 0.255										3	0	0	0	1	0	0	Minnesota Twins @ Kansas City Royals Kauffman Stadium, Kansas City, MO Mon May 13 2002, 7:05 PM CDT Att. 12,389 - Sunny - 67 F										
Michael Tucker, L OBP: 0.322, SLG: 0.363										2	1	1	0	2	0	0											
29 Mike Sweeney, R OBP: 0.379, SLG: 0.481										3	0	0	0	1	2	4											
Carlos Beltrán, S OBP: 0.336, SLG: 0.462										3	1	0	0	1	0	1											
Joe Randa, R OBP: 0.331, SLG: 0.427										4	0	1	0	0	2	2											
Mark Quinn, R OBP: 0.250, SLG: 0.375										4	0	0	1	0	1	1											
Neifi Perez, S OBP: 0.252, SLG: 0.324										4	0	2	0	0	0	1											
Juan Brito, R OBP: 0.273, SLG: 0.273 A.J. Hinch, R OBP: 0.327, SLG: 0.390										3	0	0	0	0	0	3											
Carlos Febles, R OBP: 0.350, SLG: 0.360 Brandon Berger, R OBP: 0.370, SLG: 0.400										1	0	0	0	0	1	0											
Inning Stats	R: 0 E: 0 K: 1 S: 7	H: 1 LOB: 0 BB: 0 P: 9	R: 0 E: 0 K: 1 S: 7	H: 0 LOB: 0 BB: 0 P: 10	R: 0 E: 0 K: 0 S: 10	H: 1 LOB: 3 BB: 2 P: 24	R: 1 E: 0 K: 0 S: 13	H: 1 LOB: 1 BB: 1 P: 25	R: 1 E: 1 K: 0 S: 12	H: 0 LOB: 2 BB: 2 P: 22	R: 0 E: 0 K: 0 S: 9	H: 1 LOB: 1 BB: 0 P: 14	R: 0 E: 0 K: 1 S: 6	H: 0 LOB: 0 BB: 0 P: 11	R: 0 E: 0 K: 2 S: 10	H: 0 LOB: 0 BB: 0 P: 16		R: 0 E: 0 K: 1 S: 7	H: 0 LOB: 0 BB: 0 P: 12	1B: 2 2B: 2 3B: 0 HR: 0	SF: 0 SAC: 0 DP: 0 HBP: 0	WP: 0 PB: 0 SB: 2 CS: 0	PA: 36				
PITCHER	IP	WLS	BF	H	R	ER	SO	BB	IBB	HBP	BLK	WP	HR	S	P	ERA	WHIP										
Brad Radke, R ERA: 5.08	(1, 1)	2.0		6	1	0	2	1	0	0	0	0	0	14	19	0.00	0.500										
Tony Fiore, R ERA: 9.89	(3, 1)	2.0		11	2	1	1	3	0	0	0	0	0	23	49	4.50	2.500										
Jack Cressend, R ERA: 8.47	(5, 1)	0.2		4	0	1	0	2	0	0	0	0	0	8	17	0.00	3.000										
J.C. Romero, L ERA: 0.4	(5, 1)	2.2	W	10	1	0	0	1	0	0	0	0	0	22	35	0.00	0.375										
Michael Jackson, R ERA: 1.26	(8, 1)	0.2	H	2	0	0	0	2	0	0	0	0	0	7	11	0.00	0.000										
Batter	1	2	3	4	5	6	7	8	9	AB	R	H	RBI	BB	SO	LOB	BOTTOM										
Chuck Knoblauch, R OBP: 0.259, SLG: 0.255										3	0	0	0	1	0	0	Minnesota Twins @ Kansas City Royals Kauffman Stadium, Kansas City, MO Mon May 13 2002, 7:05 PM CDT Att. 12,389 - Sunny - 67 F										
Michael Tucker, L OBP: 0.322, SLG: 0.363										2	1	1	0	2	0	0											
29 Mike Sweeney, R OBP: 0.379, SLG: 0.481										3	0	0	0	1	2	4											
Carlos Beltrán, S OBP: 0.336, SLG: 0.462										3	1	0	0	1	0	1											
Joe Randa, R OBP: 0.331, SLG: 0.427										4	0	1	0	0	2	2											
Mark Quinn, R OBP: 0.250, SLG: 0.375										4	0	0	1	0	1	1											
Neifi Perez, S OBP: 0.252, SLG: 0.324										4	0	2	0	0	0	1											
Juan Brito, R OBP: 0.273, SLG: 0.273 A.J. Hinch, R OBP: 0.327, SLG: 0.390										3	0	0	0	0	0	3											
Carlos Febles, R OBP: 0.350, SLG: 0.360 Brandon Berger, R OBP: 0.370, SLG: 0.400										1	0	0	0	0	1	0											
Inning Stats	R: 0 E: 0 K: 1 S: 7	H: 1 LOB: 0 BB: 0 P: 9	R: 0 E: 0 K: 1 S: 7	H: 0 LOB: 0 BB: 0 P: 10	R: 0 E: 0 K: 0 S: 10	H: 1 LOB: 3 BB: 2 P: 24	R: 1 E: 0 K: 0 S: 13	H: 1 LOB: 1 BB: 1 P: 25	R: 1 E: 1 K: 0 S: 12	H: 0 LOB: 2 BB: 2 P: 22	R: 0 E: 0 K: 0 S: 9	H: 1 LOB: 1 BB: 0 P: 14	R: 0 E: 0 K: 1 S: 6	H: 0 LOB: 0 BB: 0 P: 11	R: 0 E: 0 K: 2 S: 10	H: 0 LOB: 0 BB: 0 P: 16		R: 0 E: 0 K: 1 S: 7	H: 0 LOB: 0 BB: 0 P: 12	1B: 2 2B: 2 3B: 0 HR: 0	SF: 0 SAC: 0 DP: 0 HBP: 0	WP: 0 PB: 0 SB: 2 CS: 0	PA: 36				
PITCHER	IP	WLS	BF	H	R	ER	SO	BB	IBB	HBP	BLK	WP	HR	S	P	ERA	WHIP										
Eddie Guardado, L ERA: 2.0	(9, 1)	1.0	S	3	0	0	1	0	0	0	0	0	0	7	12	0.00	0.000										

Batter	1	2	3	4	5	6	7	8	9	AB	R	H	RBI	BB	SO	LOB	TOP										
Jacque Jones, L (1, 7) OBP: 0.333, SLG: 0.454	F8		F7		K		F8			4	0	0	0	0	1	3	Minnesota Twins @ Kansas City Royals Kauffman Stadium, Kansas City, MO Tue May 14 2002, 7:05 PM CDT Att. 12,334 - Sunny - 71 F										
Cristian Guzman, S (1, 6) OBP: 0.246, SLG: 0.279	SF9 1B			K	FC5			F7		4	1	1	0	0	1	2											
Doug Mientkiewicz, L (1, 3) Casey Blake, R (7, 3) OBP: 0.367, SLG: 0.391 OBP: 0.333, SLG: 0.364	SF9 1-H			F7		G5-3			2B	2	0	0	1	0	0	0											
David Ortiz, L (1, 10) OBP: 0.306, SLG: 0.508	G4-3			1B	1B	K			P6	4	0	1	0	0	1	1											
Tori Hunter, R (1, 8) Bobby Kielty, S (6, 8) OBP: 0.393, SLG: 0.588 OBP: 0.391, SLG: 0.491		G4-3		1B	1B	FC5-4			K	3	0	2	0	0	0	0											
Brian Buchanan, R (1, 9) OBP: 0.320, SLG: 0.457		K		1B	1B	FC5-4				4	0	1	0	0	1	1											
A.J. Pierzynski, L (1, 2) OBP: 0.342, SLG: 0.422	G3-1								L4	4	0	2	0	0	0	0											
Jay Canizaro, R (1, 5) OBP: 0.300, SLG: 0.325			G3-1		F8				P6	4	0	0	0	0	2	2											
Denny Hocking, S (1, 4) OBP: 0.267, SLG: 0.218			F7							3	0	1	0	0	1	1											
Inning Stats	R: 1 E: 0 K: 0 S: 7	H: 1 LOB: 0 BB: 0 P: 13	R: 0 E: 0 K: 1 S: 7	H: 0 LOB: 0 BB: 0 P: 8	R: 0 E: 0 K: 0 S: 7	H: 0 LOB: 0 BB: 0 P: 10	R: 0 E: 0 K: 1 S: 10	H: 3 LOB: 2 BB: 0 P: 15	R: 0 E: 0 K: 1 S: 12	H: 2 LOB: 2 BB: 0 P: 16	R: 0 E: 0 K: 1 S: 12	H: 1 LOB: 1 BB: 0 P: 17	R: 0 E: 0 K: 1 S: 9	H: 1 LOB: 1 BB: 0 P: 12	R: 0 E: 0 K: 1 S: 13	H: 1 LOB: 1 BB: 0 P: 19		R: 0 E: 0 K: 0 S: 8	H: 0 LOB: 0 BB: 0 P: 9	1B: 8 2B: 1 3B: 0 HR: 0	SF: 1 SAC: 0 DP: 0 HBP: 0	WP: 0 PB: 0 SB: 1 CS: 1	PA: 35				
PITCHER	IP	WLS	BF	H	R	ER	SO	BB	IBB	HBP	BLK	WP	HR	S	P	ERA	WHIP										
Jeff Suppan, R (1, 1) ERA: 3.86	8.0	W	32	9	1	0	6	0	0	0	0	0	0	77	110	0.00	1.125										
Miguel Asencio, R (9, 1) ERA: 12.15	1.0		3	0	0	0	0	0	0	0	0	0	0	8	9	0.00	0.000										

Batter	1	2	3	4	5	6	7	8	9	AB	R	H	RBI	BB	SO	LOB	BOTTOM										
Chuck Knoblauch, R (1, 7) OBP: 0.275, SLG: 0.294	HR			G4-3 29 SF9 1B						3	2	2	2	1	0	0	Minnesota Twins @ Kansas City Royals Kauffman Stadium, Kansas City, MO Tue May 14 2002, 7:05 PM CDT Att. 12,334 - Sunny - 71 F										
Raul Ibanez, L (8, 7) OBP: 0.231, SLG: 0.310		BB			L6			F7		1	0	0	0	0	0	0											
Michael Tucker, L (1, 9) OBP: 0.317, SLG: 0.349	B1-3			G4-3				G3		4	0	0	1	1	1	1											
29 Mike Sweeney, R (1, 3) OBP: 0.376, SLG: 0.473										2	0	0	1	1	0	3											
Brandon Berger, R (6, PH) OBP: 0.357, SLG: 0.385	G3-6-3 BB			SF9		G4-3		G5-3		1	0	0	0	0	0	0											
Carlos Beltrán, S (1, 8) OBP: 0.340, SLG: 0.455	G3-6-3 1-2			1B		F8				2	0	0	0	2	0	1											
Joe Randa, R (1, 5) OBP: 0.328, SLG: 0.421					G4-3			G6-3		4	0	1	0	0	0	1											
Mark Quinn, R (1, 10) OBP: 0.250, SLG: 0.333										4	1	1	0	0	2	2											
Neifi Perez, S (1, 6) OBP: 0.285, SLG: 0.350										4	2	3	0	0	0	2											
A.J. Hinch, R (1, 2) OBP: 0.340, SLG: 0.467										4	2	2	4	0	0	3											
Carlos Febles, R (1, 4) OBP: 0.358, SLG: 0.370										3	1	2	0	0	0	0											
Donnie Sadler, R (7, PH) OBP: 0.283, SLG: 0.302										1	0	0	0	0	0	1											
Inning Stats	R: 1 E: 0 K: 0 S: 11	H: 1 LOB: 1 BB: 1 P: 16	R: 2 E: 0 K: 0 S: 15	H: 3 LOB: 3 BB: 2 P: 29	R: 0 E: 0 K: 1 S: 11	H: 1 LOB: 2 BB: 1 P: 21	R: 2 E: 0 K: 0 S: 18	H: 2 LOB: 1 BB: 1 P: 31	R: 3 E: 0 K: 1 S: 13	H: 3 LOB: 0 BB: 0 P: 17	R: 0 E: 0 K: 0 S: 6	H: 0 LOB: 0 BB: 0 P: 9	R: 0 E: 0 K: 1 S: 9	H: 1 LOB: 1 BB: 0 P: 14	R: 0 E: 0 K: 0 S: 5	H: 0 LOB: 0 BB: 0 P: 6	1B: 8 2B: 0 3B: 1 HR: 2	SF: 1 SAC: 0 DP: 1 HBP: 0	WP: 0 PB: 0 SB: 1 CS: 0	PA: 39							
PITCHER	IP	WLS	BF	H	R	ER	SO	BB	IBB	HBP	BLK	WP	HR	S	P	ERA	WHIP										
Matt Kinney, R (1, 1) ERA: 4.32	3.2	L	22	7	5	5	1	5	0	0	0	0	0	20	27	11.57	1.286										
Bob Wells, R (4, 1) ERA: 7.59	2.1		10	3	3	3	1	0	0	0	0	0	1	20	27	11.57	1.286										
LaTroy Hawkins, R (7, 1) ERA: 1.52	2.0		7	1	0	0	1	0	0	0	0	0	0	14	20	0.00	0.500										

AB	34
R	1
H	9
RBI	1
BB	0
SO	6
LOB	11



Batter	1	2	3	4	5	6	7	8	9	AB	R	H	RBI	BB	SO	LOB	TOP											
Jacque Jones, L OBP: 0.335, SLG: 0.490	1-0 HR	1-2 F7		0-2 F5		2-0 HR		1-1 G4-3		5	2	2	4	0	0	2												
Cristian Guzman, S OBP: 0.245, SLG: 0.276	0-0 FC5-4 1B		1-3 K		0-0 G3	1-1 L8		2-2 G6-3		5	0	1	0	0	1	0												
Tori Hunter, R OBP: 0.377, SLG: 0.572	0-1 FC5-4 1B		4-2 1B BB		2-1 G5-3		1-2 G4-3		0-0 F9	4	2	0	0	1	0	1												
David Ortiz, L OBP: 0.299, SLG: 0.485	2-3 K		0-2 1B		3-1 G4-3		0-2 F7		1-2 L7	5	0	1	0	0	1	1												
Bobby Kielty, S OBP: 0.412, SLG: 0.500	3-2 1B		1-0 1B			4-2 FC5-4 BB		0-1 G5-3		3	0	2	2	1	0	0												
Brian Buchanan, R OBP: 0.304, SLG: 0.432	0-1 L4		3-2 F7			0-0 FC5-4 1B G4-3		1-2 G1-3		4	1	0	0	0	0	4												
A.J. Pierzynski, L OBP: 0.347, SLG: 0.425		1-1 P4		0-2 G4-3		0-1 G4-3 HR 1B		1-2 1B E		4	2	2	0	0	0	2												
Casey Blake, R OBP: 0.313, SLG: 0.333		2-3 K		1-0 F8		2-0 FC4 HR G4-3		0-0 FC6-4 1B		4	1	1	0	0	1	2												
Denny Hocking, S OBP: 0.266, SLG: 0.220		2-1 1B		1-3 K		0-0 G4-3		2-2 FC6-4		4	0	1	1	0	1	3												
Inning Stats	R: 2 E: 0 K: 1 S: 16	H: 3 LOB: 1 BB: 0 P: 22	R: 0 E: 0 K: 1 S: 10	H: 1 LOB: 1 BB: 0 P: 16	R: 1 E: 0 K: 1 S: 18	H: 2 LOB: 2 BB: 1 P: 27	R: 0 E: 0 K: 1 S: 7	H: 0 LOB: 0 BB: 0 P: 9	R: 0 E: 0 K: 0 S: 5	H: 0 LOB: 0 BB: 0 P: 10	R: 0 E: 0 K: 0 S: 10	H: 0 LOB: 0 BB: 0 P: 11	R: 1 E: 1 K: 0 S: 13	H: 2 LOB: 1 BB: 0 P: 18	R: 0 E: 0 K: 0 S: 7	H: 0 LOB: 0 BB: 0 P: 10	1B: 8 2B: 0 3B: 0 HR: 2	SF: 0 SAC: 0 DP: 0 HBP: 0	WP: 0 PB: 0 SB: 1 CS: 0	PA: 40								
PITCHER	IP	WLS	BF	H	R	ER	SO	BB	IBB	HBP	BLK	WP	HR	S	P	ERA	WHIP											
Blake Stein, R ERA: 8.41	(1, 1)	4.0		19	6	3	3	4	1	0	0	0	0	1	51	74	6.75	1.750										
Dan Reichert, R ERA: 5.03	(5, 1)	1.2	L	8	1	3	1	0	1	0	0	0	0	0	12	23	5.40	1.200										
Brian Shouse, L ERA: 3.0	(6, 1)	1.1		5	1	1	0	0	0	0	0	0	0	1	13	17	0.00	0.750										
Cory Bailey, R ERA: 4.37	(8, 1)	2.0		8	2	1	0	0	0	0	0	0	0	0	20	28	0.00	1.000										

Minnesota Twins @ Kansas City Royals
Kauffman Stadium, Kansas City, MO
Wed May 15 2002, 7:05 PM CDT
Att. 12,620 - Sunny - 71 F

AB 38
R 8
H 10
RBI 7
BB 2
SO 4
LOB 15



Batter	1	2	3	4	5	6	7	8	9	AB	R	H	RBI	BB	SO	LOB	BOTTOM										
Chuck Knoblauch, R OBP: 0.272, SLG: 0.289	1-1 F7		2-2 F9	3-2 F7			0-1 HR		0-1 S 29 1B	5	1	1	0	0	0	4											
Neftali Perez, S OBP: 0.263, SLG: 0.366	2-2 F5		0-0 F5		0-2 F9		1-1 HR		0-1 F9	5	1	1	2	0	0	3											
29 Mike Sweeney, R OBP: 0.350, SLG: 0.522	1-0 1B		2-0 L5		0-0 HR		2-2 2B		1-0 S 1B	5	1	4	1	0	0	1											
Michael Tucker, L OBP: 0.317, SLG: 0.349			1-2 3-H 1B						1-2 S 1B	0	0	0	0	0	0	0											
Carlos Beltrán, S OBP: 0.329, SLG: 0.438	0-1 G5-3			1-1 F7	1-2 L5		1-1 F8		0-3 K2-3	5	0	0	0	0	1	4											
Joe Randa, R OBP: 0.325, SLG: 0.414		2-1 G4-3		0-0 1B HBP 1B	2-0 F8		1-0 L1			4	1	1	0	0	0	1											
Mark Quinn, R OBP: 0.250, SLG: 0.267		2-2 G1-3		1-2 1B HBP		2-2 G5-3		1-0 F8		3	1	0	0	0	0	0											
Brandon Berger, R OBP: 0.350, SLG: 0.379		0-1 F3		3-2 1B		1-0 F7		1-1 F9		3	0	1	0	0	0	0											
Raul Ibanez, L OBP: 0.228, SLG: 0.306				1-2 2-3 1B						1	0	0	0	0	0	0											
A.J. Hinch, R OBP: 0.333, SLG: 0.449			0-1 F9 29 WP 1B	2-0 F7		0-1 F9		0-0 F7		4	1	1	0	0	0	3											
Carlos Febles, R OBP: 0.364, SLG: 0.375			1-0 1B	2-0 1B		1-0 F9			3-2 P3	4	0	2	2	0	0	0											
Inning Stats	R: 0 E: 0 K: 0 S: 9	H: 1 LOB: 1 BB: 0 P: 13	R: 0 E: 0 K: 0 S: 7	H: 0 LOB: 0 BB: 0 P: 11	R: 1 E: 0 K: 0 S: 11	H: 2 LOB: 1 BB: 0 P: 16	R: 2 E: 0 K: 0 S: 14	H: 3 LOB: 0 BB: 0 P: 26	R: 1 E: 0 K: 0 S: 10	H: 1 LOB: 0 BB: 0 P: 13	R: 0 E: 0 K: 0 S: 7	H: 0 LOB: 0 BB: 0 P: 10	R: 2 E: 1 K: 0 S: 11	H: 2 LOB: 1 BB: 0 P: 17	R: 0 E: 0 K: 0 S: 4	H: 0 LOB: 0 BB: 0 P: 6	R: 0 E: 0 K: 1 S: 11	H: 2 LOB: 3 BB: 0 P: 15	1B: 7 2B: 2 3B: 0 HR: 2	SF: 0 SAC: 0 DP: 0 HBP: 1	WP: 1 PB: 0 SB: 3 CS: 0	PA: 40					
PITCHER	IP	WLS	BF	H	R	ER	SO	BB	IBB	HBP	BLK	WP	HR	S	P	ERA	WHIP										
Eric Milton, L ERA: 5.53	(1, 1)	6.1	W	29	8	5	0	0	0	0	0	0	0	5	8	0.00	3.000										
Mike Trombley, R ERA:	(7, 1)	0.1	H	2	1	0	0	0	0	0	0	0	0	5	8	0.00	3.000										
Michael Jackson, R ERA: 1.15	(7, 1)	1.1	H	4	0	0	0	0	0	0	0	0	0	5	8	0.00	0.000										
Eddie Guardado, L ERA: 1.89	(9, 1)	1.0	S	5	2	0	0	1	0	0	0	0	0	11	15	0.00	2.000										

Minnesota Twins @ Kansas City Royals
Kauffman Stadium, Kansas City, MO
Wed May 15 2002, 7:05 PM CDT
Att. 12,620 - Sunny - 71 F

AB 39
R 6
H 11
RBI 5
BB 0
SO 1
LOB 16



Batter	1	2	3	4	5	6	7	8	9	AB	R	H	RBI	BB	SO	LOB	TOP										
Chuck Knoblauch R (1, 7) OBP: 0.276, SLG: 0.306										4	1	2	1	2	0		Kansas City Royals @ Cleveland Indians Jacobs Field, Cleveland, OH Fri May 17 2002, 7:05 PM EDT Att: 32,593 - Cloudy - 47 F										
Neftali Feliz S (1, 6) OBP: 0.250, SLG: 0.346										5	1	0	0	0	1	2											
29 Mike Sweeney R (1, 3) OBP: 0.395, SLG: 0.535										5	2	2	1	0	0	3											
Joe Randa R (1, 5) OBP: 0.351, SLG: 0.443										2	1	2	2	3	0	0											
Mark Quinn R (1, 9) OBP: 0.320, SLG: 0.238										3	0	1	0	2	0	2											
Carlos Beltrán S (1, 8) OBP: 0.335, SLG: 0.431										4	0	0	0	1	2	5											
Brandon Berger R (1, 10) OBP: 0.324, SLG: 0.429										5	0	0	0	0	3	7											
A.J. Hinch R (1, 2) OBP: 0.311, SLG: 0.415										4	0	0	0	0	0	0											
Carlos Febles R (1, 4) OBP: 0.364, SLG: 0.373										2	1	0	0	1	0	0											
Inning Stats	R: 2 H: 2 E: 0 K: 3 S: 15	H: 2 LOB: 1 BB: 1 P: 25	R: 0 H: 0 E: 0 K: 1 S: 9	H: 0 LOB: 0 BB: 0 P: 15	R: 1 H: 0 E: 1 K: 1 S: 15	H: 0 LOB: 3 BB: 3 P: 30	R: 1 H: 1 E: 0 K: 0 S: 9	H: 1 LOB: 0 BB: 0 P: 11	R: 0 H: 2 E: 0 K: 1 S: 10	H: 2 LOB: 2 BB: 0 P: 16	R: 0 H: 0 E: 0 K: 0 S: 7	H: 0 LOB: 2 BB: 2 P: 16	R: 0 H: 0 E: 0 K: 1 S: 12	H: 0 LOB: 1 BB: 1 P: 23	R: 1 H: 0 E: 0 K: 0 S: 10	H: 0 LOB: 0 BB: 0 P: 15	R: 1 H: 1 E: 0 K: 1 S: 13	H: 1 LOB: 1 BB: 1 P: 23	1B: 3 2B: 0 3B: 0 HR: 3	SF: 0 SAC: 0 DP: 0 HBP: 1	WP: 0 PB: 2 SB: 4 CS: 0	PA: 43					
PITCHER	IP	WLS	BF	H	R	ER	SO	BB	IBB	HBP	BLK	WP	HR	S	P	ERA	WHIP										
Chuck Finley L (1, 1) ERA: 5.19	5.2	L	29	5	4	3	6	6	0	0	0	0	2	63	111	4.76	1.941										
Chad Paronto R (6, 1) ERA: 5.79	1.1		5	0	0	0	1	1	0	0	0	0	0	14	25	0.00	0.750										
Mark Wohlers R (8, 1) ERA: 7.64	1.0		4	0	1	1	0	0	0	1	0	0	0	10	15	9.00	0.000										
David Riske R (9, 1) ERA: 4.34	1.0		5	1	1	1	1	1	0	0	0	0	1	13	23	9.00	2.000										

AB	34
R	6
H	6
RBI	5
BB	8
SO	8
LOB	19



Batter	1	2	3	4	5	6	7	8	9	AB	R	H	RBI	BB	SO	LOB	BOTTOM										
Omar Vizquel S (1, 6) OBP: 0.423, SLG: 0.553										2	0	0	0	2	0	0	Kansas City Royals @ Cleveland Indians Jacobs Field, Cleveland, OH Fri May 17 2002, 7:05 PM EDT Att: 32,593 - Cloudy - 47 F										
Ricky Gutierrez R (1, 4) OBP: 0.303, SLG: 0.317										3	1	0	0	1	0	2											
Matt Lawton L (1, 9) OBP: 0.369, SLG: 0.510										4	1	2	0	0	0	0											
Jim Thome L (1, 3) OBP: 0.358, SLG: 0.500										3	0	1	1	1	1	2											
Ellis Burks R (1, 10) OBP: 0.387, SLG: 0.471										4	0	1	0	0	2	2											
Russell Brannan L (1, 5) OBP: 0.292, SLG: 0.452										3	0	0	0	1	2	2											
Bruce Aven R (1, 7) OBP: 0.333, SLG: 0.270										4	0	0	0	0	1	3											
Brady Anderson L (1, 8) OBP: 0.333, SLG: 0.270										4	0	1	0	0	0	1											
Einar Diaz R (1, 2) OBP: 0.265, SLG: 0.364										3	0	0	0	0	0	1											
Inning Stats	R: 1 H: 2 E: 0 K: 1 S: 19	H: 2 LOB: 1 BB: 0 P: 29	R: 0 H: 0 E: 0 K: 1 S: 7	H: 0 LOB: 0 BB: 0 P: 10	R: 1 H: 0 E: 1 K: 0 S: 11	H: 0 LOB: 1 BB: 2 P: 22	R: 0 H: 0 E: 0 K: 1 S: 6	H: 0 LOB: 0 BB: 0 P: 7	R: 0 H: 1 E: 0 K: 1 S: 13	H: 1 LOB: 1 BB: 1 P: 22	R: 0 H: 1 E: 0 K: 1 S: 8	H: 1 LOB: 2 BB: 1 P: 13	R: 0 H: 0 E: 0 K: 2 S: 11	H: 0 LOB: 1 BB: 0 P: 14	R: 0 H: 1 E: 0 K: 2 S: 11	H: 0 LOB: 0 BB: 1 P: 12	R: 0 H: 0 E: 0 K: 0 S: 5	H: 0 LOB: 0 BB: 1 P: 12	1B: 4 2B: 1 3B: 0 HR: 0	SF: 0 SAC: 0 DP: 2 HBP: 0	WP: 0 PB: 0 SB: 1 CS: 1	PA: 35					
PITCHER	IP	WLS	BF	H	R	ER	SO	BB	IBB	HBP	BLK	WP	HR	S	P	ERA	WHIP										
Paul Byrd R (1, 1) ERA: 2.56	8.0	W	32	5	2	1	6	4	0	0	0	0	0	81	127	1.12	1.125										
Jason Grimsley R (9, 1) ERA: 4.76	1.0		3	0	0	0	0	1	0	0	0	0	0	5	12	0.00	1.000										


AB	30
R	2
H	5
RBI	1
BB	5
SO	6
LOB	13



Batter	1	2	3	4	5	6	7	8	9	AB	R	H	RBI	BB	SO	LOB	TOP										
Chuck Knoblauch R (1,7) OBP: 0.268, SLG: 0.298	G6-3		F8		SF7			K		3	0	0	1	0	1	1	Kansas City Royals @ Cleveland Indians Jacobs Field, Cleveland, OH Sat May 18 2002, 1:05 PM EDT Att: 29,388 - Sunny - 46 F										
Neftali Pérez S (1,6) OBP: 0.250, SLG: 0.344	G6-3		F8		K			B1-3		4	0	1	1	0	1	1											
29 Mike Sweeney R (1,3) OBP: 0.392, SLG: 0.524	K		FC5-4					K		3	0	0	0	1	2	1											
Joe Randa R (1,5) OBP: 0.348, SLG: 0.445 Donnie Sadler R (9, PR) OBP: 0.271, SLG: 0.289	G5-3				K			F9		4	0	1	0	0	1	1											
Mark Quinn R (1,10) OBP: 0.345, SLG: 0.320	FC5-4				K			L8		4	1	2	1	0	1	1											
Carlos Beltrán S (1,8) OBP: 0.335, SLG: 0.429	F8				CS			FC5-4		3	0	1	0	1	0	2											
A.J. Hinch R (1,2) OBP: 0.292, SLG: 0.386	FC5-4				CS			G6-3		4	0	0	1	0	1	3											
Brandon Berger R (1,9) OBP: 0.333, SLG: 0.417 Michael Tucker L (7, PH) OBP: 0.316, SLG: 0.354			F9					F8		1	1	0	0	1	0	0											
Carlos Febles R (1,4) OBP: 0.369, SLG: 0.371								B1-3		2	0	0	0	0	1	2											
Inning Stats	R: 0 E: 0 K: 1 S: 8	H: 0 LOB: 0 BB: 0 P: 11	R: 0 E: 0 K: 0 S: 9	H: 1 LOB: 1 BB: 0 P: 13	R: 1 E: 0 K: 0 S: 20	H: 1 LOB: 1 BB: 1 P: 31	R: 0 E: 0 K: 2 S: 11	H: 0 LOB: 0 BB: 1 P: 20	R: 1 E: 0 K: 1 S: 12	H: 1 LOB: 1 BB: 1 P: 22	R: 0 E: 0 K: 0 S: 6	H: 0 LOB: 1 BB: 1 P: 14	R: 0 E: 0 K: 3 S: 10	H: 0 LOB: 0 BB: 0 P: 12	R: 0 E: 0 K: 2 S: 8	H: 0 LOB: 0 BB: 0 P: 10		R: 2 E: 0 K: 0 S: 13	H: 3 LOB: 2 BB: 0 P: 19	1B: 4 2B: 2 3B: 0 HR: 0	SF: 1 SAC: 0 DP: 0 HBP: 0	WP: 0 PB: 0 SB: 2 CS: 1	PA: 37				
PITCHER	IP	WLS	BF	H	R	ER	SO	BB	IBB	HBP	BLK	WP	HR	S	P	ERA	WHIP										
CC Sabathia L (1,1) ERA: 5.92	6.0		24	3	2	2	4	4	0	0	0	0	0	66	111	3.00	1.167										
David Riske R (7,1) ERA: 4.12	1.0	3	0	0	0	3	0	0	0	0	0	0	0	10	12	0.00	0.000										
Paul Shuey R (8,1) ERA: 1.06	1.0	3	0	0	0	2	0	0	0	0	0	0	0	8	10	0.00	0.000										
Bob Wickman R (9,1) ERA: 5.11	1.0	L	6	3	2	2	0	0	0	0	0	0	0	13	19	18.00	3.000										

Batter	1	2	3	4	5	6	7	8	9	AB	R	H	RBI	BB	SO	LOB	BOTTOM										
Omar Vizquel S (1,6) OBP: 0.416, SLG: 0.538	F8	FC5			L8				P6	4	1	0	0	1	0	3	Kansas City Royals @ Cleveland Indians Jacobs Field, Cleveland, OH Sat May 18 2002, 1:05 PM EDT Att: 29,388 - Sunny - 46 F										
Jolbert Cabrera R (1,8) OBP: 0.128, SLG: 0.135 Brady Anderson L (7, PH) OBP: 0.326, SLG: 0.263	F8		F9		1B			G4-3		3	1	1	0	0	0	0											
Travis Fryman R (1,5) OBP: 0.292, SLG: 0.331			G5-3		1B			G5-3		4	0	2	1	0	0	0											
Ellis Burks R (1,10) OBP: 0.383, SLG: 0.463	F8		K		1B			E5		4	0	1	1	0	1	1											
Jim Thome L (1,3) OBP: 0.361, SLG: 0.496					K			G3-1		3	0	1	0	1	1	3											
Bruce Aven R (1,9) Matt Lawton L (8, PH) OBP: 0.367, SLG: 0.506					FC4-6			G4-3		2	0	0	0	1	1	2											
Russell Branyan L (1,7) OBP: 0.284, SLG: 0.437					K			G4-3		4	0	0	0	0	3	5											
Eddie Pérez R (1,2) OBP: 0.250, SLG: 0.313					F8			K		4	0	1	0	0	1	1											
John McDonald R (1,4) OBP: 0.304, SLG: 0.273					G4-3			G6-3		4	0	1	0	0	1	0											
Inning Stats	R: 0 E: 0 K: 0 S: 8	H: 1 LOB: 1 BB: 0 P: 15	R: 0 E: 0 K: 2 S: 13	H: 2 LOB: 3 BB: 1 P: 26	R: 0 E: 0 K: 1 S: 9	H: 0 LOB: 0 BB: 0 P: 11	R: 0 E: 0 K: 1 S: 11	H: 1 LOB: 1 BB: 0 P: 17	R: 2 E: 0 K: 2 S: 20	H: 3 LOB: 3 BB: 2 P: 32	R: 0 E: 0 K: 1 S: 7	H: 0 LOB: 0 BB: 0 P: 7	R: 0 E: 1 K: 0 S: 5	H: 0 LOB: 1 BB: 0 P: 7	R: 0 E: 0 K: 1 S: 6	H: 0 LOB: 0 BB: 0 P: 7		R: 0 E: 0 K: 0 S: 10	H: 0 LOB: 0 BB: 0 P: 14	1B: 7 2B: 0 3B: 0 HR: 0	SF: 0 SAC: 0 DP: 0 HBP: 0	WP: 0 PB: 0 SB: 0 CS: 0	PA: 38				
PITCHER	IP	WLS	BF	H	R	ER	SO	BB	IBB	HBP	BLK	WP	HR	S	P	ERA	WHIP										
Jeremy Affeldt L (1,1) ERA: 2.75	5.0		25	7	2	2	6	3	0	0	0	0	0	61	101	3.60	2.000										
Dan Reichert R (6,1) ERA: 5.55	3.0	W	10	0	0	0	2	0	0	0	0	0	0	18	21	0.00	0.000										
Roberto Hernandez R (9,1) ERA: 3.86	1.0	S	3	0	0	0	0	0	0	0	0	0	0	10	14	0.00	0.000										

AB 31
R 4
H 6
RBI 4
BB 4
SO 9
LOB 14




AB 35
R 2
H 7
RBI 2
BB 3
SO 8
LOB 15




Batter	1	2	3	4	5	6	7	8	9	AB	R	H	RBI	BB	SO	LOB	TOP										
Neft Perez, S (1, 6) OBP: 0.244, SLG: 0.335	G4-3			K		G1-3		G5-3		4	0	0	0	0	1	0	Kansas City Royals @ Cleveland Indians Jacobs Field, Cleveland, OH Sat May 18 2002, 7:05 PM EDT Att: 32,110 - Cloudy - 45 F										
Luis Alicaes, S (1, 5) OBP: 0.196, SLG: 0.188	G5-3			G4-3		K			G3	4	1	1	0	0	1	0											
Carlos Beltrán, S (1, 8) OBP: 0.331, SLG: 0.417	F9			G4-3		K			K	4	0	0	1	0	2	0											
29 Mike Sweeney, R (1, 10) OBP: 0.382, SLG: 0.510		K2-3		F8					F9	4	0	0	0	0	1	0											
Michael Tucker, L (1, 3) OBP: 0.324, SLG: 0.357		G1-3				1B				2	0	1	0	1	0	0											
Mark Quinn, R (1, 9) OBP: 0.313, SLG: 0.286						K			L7	3	0	0	0	0	2	2											
Raul Ibanez, L (1, 7) OBP: 0.227, SLG: 0.300				G3-1		K			F8	3	0	0	0	0	1	2											
Donnie Sadler, R (1, 4) OBP: 0.294, SLG: 0.313				K					L4	3	0	2	0	0	1	0											
Juan Brito, R (1, 2) OBP: 0.294, SLG: 0.412				K					L4	2	0	0	0	0	2	2											
Carlos Febles, R (8, PH) OBP: 0.369, SLG: 0.368				K						1	0	0	0	0	0	1											
A.J. Hinch, R (8, 2) OBP: 0.292, SLG: 0.386										0	0	0	0	0	0	0											
Inning Stats	R: 0 E: 0 K: 0 S: 6	H: 0 LOB: 0 BB: 0 P: 9	R: 0 E: 0 K: 2 S: 10	H: 0 LOB: 0 BB: 0 P: 13	R: 0 E: 0 K: 2 S: 12	H: 0 LOB: 0 BB: 0 P: 18	R: 1 E: 0 K: 1 S: 6	H: 1 LOB: 0 BB: 0 P: 11	R: 0 E: 0 K: 3 S: 12	H: 2 LOB: 2 BB: 0 P: 15	R: 0 E: 0 K: 2 S: 8	H: 0 LOB: 1 BB: 0 P: 13	R: 0 E: 0 K: 0 S: 10	H: 0 LOB: 1 BB: 1 P: 18	R: 0 E: 0 K: 1 S: 7	H: 1 LOB: 0 BB: 0 P: 13	R: 0 E: 0 K: 1 S: 7	H: 0 LOB: 0 BB: 0 P: 13	1B: 3 2B: 1 3B: 1 HR: 0	SF: 0 SAC: 0 DP: 1 HBP: 0	WP: 0 PB: 0 SB: 1 CS: 0	PA: 31					
PITCHER	IP	WLS	BF	H	R	ER	SO	BB	IBB	HBP	BLK	WP	HR	S	P	ERA	WHIP										
Ryan Drese, R (1, 1) ERA: 5.81	8.0	W	28	4	1	1	10	1	0	0	0	0	0	72	110	1.12	0.625										
Bob Wickman, R (9, 1) ERA: 4.73	1.0	S	3	0	0	0	1	0	0	0	0	0	0	7	13	0.00	0.000										

Batter	1	2	3	4	5	6	7	8	9	AB	R	H	RBI	BB	SO	LOB	BOTTOM										
Omar Vizquel, S (1, 6) OBP: 0.416, SLG: 0.550	P4			K				L8		4	1	1	4	1	1	1	Kansas City Royals @ Cleveland Indians Jacobs Field, Cleveland, OH Sat May 18 2002, 7:05 PM EDT Att: 32,110 - Cloudy - 45 F										
Ricky Gutierrez, R (1, 4) OBP: 0.302, SLG: 0.311	B3					G4-3			G6-3	3	0	0	0	1	0	3											
Matt Lawton, L (1, 9) OBP: 0.365, SLG: 0.497	G1-5-3			L6						3	0	0	0	1	0	2											
Ellis Burks, R (1, 10) OBP: 0.379, SLG: 0.452						F8			G4-3	3	0	0	0	1	0	1											
Jim Thome, L (1, 3) OBP: 0.353, SLG: 0.483				K					G4-3	4	0	0	0	0	2	2											
Travis Fryman, R (1, 5) OBP: 0.291, SLG: 0.336				K		P6				4	1	1	0	0	1	2											
Bruce Aven, R (1, 7) OBP: 0.365, SLG: 0.111										1	1	1	0	1	0	0											
Brady Anderson, L (6, PH) OBP: 0.330, SLG: 0.260										1	0	0	0	1	1	2											
Einar Diaz, R (1, 2) OBP: 0.259, SLG: 0.355										3	0	0	0	0	0	4											
Jolbert Cabrera, R (1, 8) OBP: 0.163, SLG: 0.150										3	1	1	0	1	1	3											
Inning Stats	R: 0 E: 0 K: 0 S: 5	H: 0 LOB: 0 BB: 0 P: 7	R: 0 E: 0 K: 2 S: 12	H: 0 LOB: 2 BB: 2 P: 25	R: 0 E: 0 K: 1 S: 14	H: 1 LOB: 1 BB: 1 P: 19	R: 0 E: 0 K: 1 S: 6	H: 0 LOB: 0 BB: 0 P: 8	R: 3 E: 0 K: 0 S: 9	H: 2 LOB: 1 BB: 2 P: 20	R: 1 E: 1 K: 0 S: 9	H: 1 LOB: 3 BB: 2 P: 22	R: 0 E: 2 K: 1 S: 11	H: 0 LOB: 2 BB: 0 P: 18	R: 0 E: 0 K: 1 S: 8	H: 0 LOB: 0 BB: 0 P: 12	R: 0 E: 0 K: 1 S: 8	H: 0 LOB: 0 BB: 0 P: 12	1B: 2 2B: 2 3B: 0 HR: 1	SF: 0 SAC: 1 DP: 1 HBP: 0	WP: 0 PB: 0 SB: 0 CS: 0	PA: 37					
PITCHER	IP	WLS	BF	H	R	ER	SO	BB	IBB	HBP	BLK	WP	HR	S	P	ERA	WHIP										
Darrell May, L (1, 1) ERA: 5.0	4.2	L	21	3	3	3	4	5	0	0	0	0	1	45	78	5.79	1.714										
Cory Bailey, R (5, 1) ERA: 4.13	1.1		8	1	1	0	0	1	1	0	0	0	0	10	23	0.00	1.500										
Brian Shouse, L (7, 1) ERA: 6.75	1.0		5	0	0	0	1	0	0	0	0	0	0	11	18	0.00	0.000										
Miguel Asencio, R (8, 1) ERA: 10.13	1.0		3	0	0	0	1	0	0	0	0	0	0	8	12	0.00	0.000										

AB 30
R 1
H 4
RBI 1
BB 1
SO 11
LOB 7



AB 29
R 4
H 4
RBI 4
BB 7
SO 6
LOB 20



Batter	1	2	3	4	5	6	7	8	9	AB	R	H	RBI	BB	SO	LOB	TOP																	
Chuck Knoblauch R (1, 7) <small>OBP: 0.268, SLG: 0.291</small> Raul Ibanez L (9, PH) <small>OBP: 0.235, SLG: 0.300</small>	G6-3		F9			P3			G6-3	3	0	0	0	1	0	1	Kansas City Royals @ Cleveland Indians Jacobs Field, Cleveland, OH Sun May 19 2002, 1:05 PM EDT Att: 31,105 - Sunny - 46 F																	
Carlos Febles R (1, 4) <small>OBP: 0.352, SLG: 0.351</small>	K			G6-3		K			G6-3	5	0	0	0	0	3	3																		
Carlos Beltrán S (1, 8) <small>OBP: 0.328, SLG: 0.406</small>	G6-3			G4-3				B3	E3	4	1	0	0	1	0	0																		
29 Mike Sweeney R (1, 3) <small>OBP: 0.394, SLG: 0.523</small>		G6-4-3						G5-3		4	1	3	0	1	0	0																		
Joe Randa R (1, 5) <small>OBP: 0.357, SLG: 0.463</small>		G6-4-3								4	0	2	1	1	1	3																		
Michael Tucker L (1, 9) <small>OBP: 0.321, SLG: 0.347</small>			F7							3	0	0	1	1	1	2																		
Mark Quinn R (1, 10) <small>OBP: 0.306, SLG: 0.313</small>			F8							4	1	1	0	0	2	3																		
A.J. Hinch R (1, 2) <small>OBP: 0.294, SLG: 0.400</small> Neftali Pérez S (9, PH) <small>OBP: 0.243, SLG: 0.333</small>									G4-3	3	0	1	0	0	2	0																		
Donnie Sadler R (1, 6) <small>OBP: 0.278, SLG: 0.294</small> Luis Alicea S (9, PH) <small>OBP: 0.212, SLG: 0.168</small> Juan Brito R (9, 2) <small>OBP: 0.294, SLG: 0.412</small>									G6-3	3	0	0	0	0	1	1																		
Inning Stats	R: 0 E: 0 K: 1 S: 8	H: 0 LOB: 0 BB: 0 P: 12	R: 0 E: 0 K: 0 S: 9	H: 1 LOB: 0 BB: 0 P: 13	R: 0 E: 0 K: 1 S: 12	H: 1 LOB: 1 BB: 0 P: 23	R: 1 E: 0 K: 0 S: 15	H: 2 LOB: 1 BB: 0 P: 27	R: 0 E: 0 K: 2 S: 10	H: 0 LOB: 0 BB: 0 P: 13	R: 1 E: 0 K: 2 S: 22	H: 0 LOB: 3 BB: 4 P: 41	R: 0 E: 0 K: 2 S: 12	H: 0 LOB: 1 BB: 1 P: 19	R: 0 E: 0 K: 1 S: 9	H: 1 LOB: 1 BB: 0 P: 14		R: 3 E: 1 K: 1 S: 23	H: 2 LOB: 2 BB: 2 P: 39	1B: 2 2B: 5 3B: 0 HR: 0	SF: 0 SAC: 0 DP: 1 HBP: 0	WP: 1 PB: 1 SB: 0 CS: 0	PA: 41											
PITCHER	IP WLS BF H R ER SO BB IBB HBP BLK WP HR S P ERA WHIP																																	
Danys Baez R (1, 1) <small>ERA: 4.09</small> Ricardo Rincon L (6, 1) <small>ERA: 3.45</small> Chad Paronto R (6, 1) <small>ERA: 5.06</small> Paul Shuey R (8, 1) <small>ERA: 1.0</small> Bob Wickman R (9, 1) <small>ERA: 4.5</small>	5.2	23	4	2	2	5	2	1	0	0	0	1	0	0	4	8	3.18	1.059																
David Riske R (9, 1) <small>ERA: 4.05</small>	0.1	2	1	0	0	1	0	0	0	0	0	0	0	0	0	0	0.00	3.000																

Batter	1	2	3	4	5	6	7	8	9	AB	R	H	RBI	BB	SO	LOB	BOTTOM																
Omar Vizquel S (1, 6) <small>OBP: 0.415, SLG: 0.539</small>	F7		F7			FC3-6			G4-3	3	0	0	0	2	0	1	Kansas City Royals @ Cleveland Indians Jacobs Field, Cleveland, OH Sun May 19 2002, 1:05 PM EDT Att: 31,105 - Sunny - 46 F																
Ricky Gutierrez R (1, 4) <small>OBP: 0.299, SLG: 0.307</small>	K		K						K	5	0	1	0	0	3	3																	
Matt Lawton L (1, 9) <small>OBP: 0.362, SLG: 0.488</small> Jolbert Cabrera R (9, 9) <small>OBP: 0.163, SLG: 0.150</small>		2B			G5-3					3	1	0	0	1	0	4																	
Jim Thome L (1, 3) <small>OBP: 0.362, SLG: 0.493</small>										3	1	2	0	1	0	0																	
Ellis Burks R (1, 10) <small>OBP: 0.369, SLG: 0.438</small>										4	1	0	0	0	2	6																	
Travis Fryman R (1, 5) <small>OBP: 0.289, SLG: 0.355</small>			F9							4	1	1	4	0	1	2																	
Russell Branyan L (1, 7) <small>OBP: 0.275, SLG: 0.423</small>										4	0	0	0	0	3	1																	
Brady Anderson L (1, 8) <small>OBP: 0.327, SLG: 0.250</small>										3	0	0	0	1	1	0																	
Einar Díaz R (1, 2) <small>OBP: 0.261, SLG: 0.354</small>			F9							3	0	1	0	0	0	0																	
Inning Stats	R: 0 E: 0 K: 2 S: 17	H: 1 LOB: 2 BB: 1 P: 29	R: 0 E: 0 K: 1 S: 7	H: 0 LOB: 0 BB: 0 P: 13	R: 0 E: 0 K: 1 S: 10	H: 0 LOB: 0 BB: 0 P: 15	R: 0 E: 0 K: 1 S: 10	H: 1 LOB: 1 BB: 0 P: 15	R: 0 E: 0 K: 1 S: 6	H: 0 LOB: 0 BB: 0 P: 9	R: 4 E: 0 K: 0 S: 19	H: 2 LOB: 0 BB: 2 P: 33	R: 0 E: 0 K: 0 S: 6	H: 0 LOB: 2 BB: 2 P: 18	R: 0 E: 1 K: 2 S: 9	H: 0 LOB: 1 BB: 0 P: 15		R: 0 E: 0 K: 2 S: 15	H: 1 LOB: 1 BB: 0 P: 20	1B: 3 2B: 1 3B: 0 HR: 1	SF: 0 SAC: 1 DP: 0 HBP: 0	WP: 1 PB: 0 SB: 0 CS: 0	PA: 38										
PITCHER	IP WLS BF H R ER SO BB IBB HBP BLK WP HR S P ERA WHIP																																
Jeff Suppan R (1, 1) <small>ERA: 4.05</small> Cory Bailey R (7, 1) <small>ERA: 4.01</small> Brian Shouse L (7, 1) <small>ERA: 6.38</small> Jason Grimsley R (8, 1) <small>ERA: 4.58</small> Roberto Hernandez R (9, 1) <small>ERA: 3.38</small>	6.0	25	4	4	4	6	3	0	0	0	0	0	0	5	15	0.00	1.500																
Roberto Hernandez R (9, 1) <small>ERA: 3.38</small>	1.0	4	1	0	0	2	0	0	0	0	0	0	0	15	20	0.00	1.000																



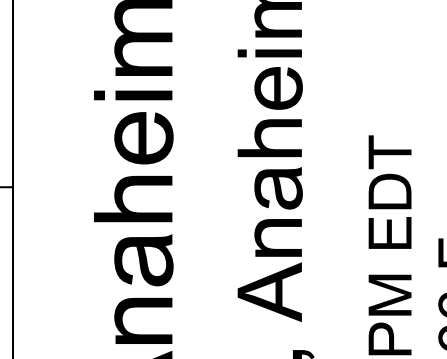
Batter	1	2	3	4	5	6	7	8	9	AB	R	H	RBI	BB	SO	LOB	TOP										
Chuck Knoblauch R (1, 7) OBP: 0.260, SLG: 0.282	2-3 K		2-1 F9			2-3 K	3-3 K			4	0	0	0	0	3	1	Kansas City Royals @ Anaheim Angels Edison International Field, Anaheim, CA Mon May 20 2002, 10:05 PM EDT Att: 14,035 - Cloudy - 66 F										
Neftali Pérez S (1, 6) OBP: 0.243, SLG: 0.331	2-2 G5-3		0-0 F5			3-2 BB 29 1B		2-3 K2-3		4	1	1	0	0	1	0											
Carlos Beltrán S (1, 8) OBP: 0.332, SLG: 0.411	1-1 2B			3-2 G4-1		4-2 BB 29 1B		1-0 G4-3		3	0	1	0	1	0	0											
29 Mike Sweeney R (1, 3) OBP: 0.402, SLG: 0.526	4-1 FC6-4 BB			1-0 F9		2-1 BB		1-0 1B		3	0	2	1	1	0	0											
Joe Randa R (1, 5) OBP: 0.354, SLG: 0.465	2-0 FC6-4 1-2			0-1 F9				1-3 1B		4	1	1	0	0	1	3											
Michael Tucker L (1, 9) OBP: 0.319, SLG: 0.344		0-1 F7			1-1 F2			0-0 B5-3		4	1	1	0	0	0	0											
Mark Quinn R (1, 10) OBP: 0.275, SLG: 0.278		0-3 K			1-3 K			0-0 G5-3		4	0	0	0	0	2	2											
A.J. Hinch R (1, 2) OBP: 0.296, SLG: 0.397 Luis Alicaes S (9, PH) OBP: 0.206, SLG: 0.184		0-1 F8			2-0 P4			1-3 K		3	0	1	2	0	0	0											
Carlos Febles R (1, 4) OBP: 0.351, SLG: 0.360			0-1 L3			3-2 F8		1-2 2B		3	0	1	0	0	0	0											
Inning Stats	R: 0 E: 0 K: 1 S: 12	H: 1 LOB: 2 BB: 1 P: 23	R: 0 E: 0 K: 1 S: 7	H: 0 LOB: 0 BB: 0 P: 7	R: 0 E: 0 K: 0 S: 5	H: 0 LOB: 0 BB: 0 P: 7	R: 0 E: 0 K: 0 S: 8	H: 0 LOB: 0 BB: 0 P: 12	R: 0 E: 0 K: 1 S: 6	H: 0 LOB: 0 BB: 0 P: 10	R: 1 E: 0 K: 1 S: 13	H: 2 LOB: 2 BB: 1 P: 27	R: 2 E: 0 K: 1 S: 16	H: 4 LOB: 1 BB: 0 P: 30	R: 0 E: 0 K: 2 S: 8	H: 1 LOB: 1 BB: 0 P: 13		R: 0 E: 0 K: 1 S: 5	H: 0 LOB: 0 BB: 0 P: 6	1B: 5 2B: 3 3B: 0 HR: 0	SF: 0 SAC: 0 DP: 0 HBP: 0	WP: 0 PB: 0 SB: 1 CS: 1	PA: 35				
PITCHER	IP	WLS	BF	H	R	ER	SO	BB	IBB	HBP	BLK	WP	HR	S	P	ERA	WHIP										
Kevin Appier R (1, 1) ERA: 2.96	6.1	W	26	6	3	3	4	2	0	0	0	0	0	61	106	4.26	1.263										
Ben Weber R (7, 1) ERA: 4.24	0.2	H	2	1	0	0	1	0	0	0	0	0	0	6	10	0.00	1.500										
Dennis Cook L (8, 1) ERA: 1.38	0.2	H	2	0	0	0	1	0	0	0	0	0	0	4	7	0.00	0.000										
Al Levine R (8, 1) ERA: 3.27	0.1		2	1	0	0	1	0	0	0	0	0	0	4	6	0.00	3.000										
Troy Percival R (9, 1) ERA: 3.09	1.0	S	3	0	0	0	1	0	0	0	0	0	0	5	6	0.00	0.000										

Batter	1	2	3	4	5	6	7	8	9	AB	R	H	RBI	BB	SO	LOB	BOTTOM										
David Eckstein R (1, 6) OBP: 0.352, SLG: 0.380	1-2 HBP 16 1B	2-2 HBP 3B		1-2 E4 G3-6-3		0-0 G5-3				3	2	1	0	0	0	1	Kansas City Royals @ Anaheim Angels Edison International Field, Anaheim, CA Mon May 20 2002, 10:05 PM EDT Att: 14,035 - Cloudy - 66 F										
Darin Erstad L (1, 8) OBP: 0.342, SLG: 0.405	1-0 F7	1-1 H 3B		1-1 G3-6-3 1-2			1-3 K			4	0	1	1	0	1	2											
Troy Glaus R (1, 5) OBP: 0.379, SLG: 0.568	3-0 HBP 16 1B	1-2 F9			0-0 L4-6 16 2B		0-0 S PB 2B			3	2	2	0	0	0	1											
16 Garret Anderson L (1, 7) OBP: 0.303, SLG: 0.483	2-1 HBP 1B	0-3 K			1-0 L4-6 2-3		0-3 K			4	1	1	1	0	2	3											
Brad Fullmer L (1, 10) OBP: 0.357, SLG: 0.481	1-1 1B			0-3 K		1-0 F9		4-1 S BB		3	0	1	1	1	1	0											
Tim Lincecum R (1, 9) OBP: 0.371, SLG: 0.428	2-2 F8			2-2 G5-3		1-1 1B SF8 1B		2-3 K		4	1	1	0	0	1	3											
Scott Spiezio S (1, 3) OBP: 0.370, SLG: 0.392	0-0 1B					3-3 K		0-1 G6-3		4	0	2	1	0	1	1											
Bengie Molina R (1, 2) OBP: 0.308, SLG: 0.326	0-0 F8					0-0 1B		2-3 K		4	0	1	0	0	1	3											
Adam Kennedy L (1, 4) OBP: 0.323, SLG: 0.387		3-1 F9			0-0 B2-3			2-1 G4-3		3	0	0	1	0	0	0											
Inning Stats	R: 3 E: 0 K: 0 S: 14	H: 4 LOB: 2 BB: 0 P: 24	R: 1 E: 0 K: 1 S: 14	H: 1 LOB: 1 BB: 0 P: 21	R: 0 E: 0 K: 1 S: 13	H: 1 LOB: 1 BB: 0 P: 15	R: 0 E: 1 K: 0 S: 7	H: 0 LOB: 0 BB: 0 P: 8	R: 0 E: 0 K: 0 S: 3	H: 1 LOB: 0 BB: 0 P: 5	R: 1 E: 0 K: 3 S: 11	H: 1 LOB: 1 BB: 1 P: 18	R: 0 E: 0 K: 1 S: 8	H: 0 LOB: 0 BB: 0 P: 12	1B: 7 2B: 3 3B: 1 HR: 0	SF: 1 SAC: 0 DP: 2 HBP: 2		WP: 0 PB: 1 SB: 3 CS: 0	PA: 36								
PITCHER	IP	WLS	BF	H	R	ER	SO	BB	IBB	HBP	BLK	WP	HR	S	P	ERA	WHIP										
Blake Stein R (1, 1) ERA: 8.42	5.1	L	25	8	5	5	3	0	0	2	0	0	0	56	82	8.44	1.500										
Dan Reichert R (6, 1) ERA: 5.49	0.2		3	1	0	0	0	0	0	0	0	0	0	5	7	0.00	1.500										
Darrell May L (7, 1) ERA: 4.5	1.0		5	1	1	0	3	1	0	0	0	0	0	11	18	0.00	2.000										
Jason Grimsley R (8, 1) ERA: 4.34	1.0		3	0	0	0	1	0	0	0	0	0	0	8	12	0.00	0.000										

AB 33
R 3
H 8
RBI 3
BB 2
SO 8
LOB 6



AB 32
R 6
H 10
RBI 5
BB 1
SO 7
LOB 14



Batter	1	2	3	4	5	6	7	8	9	AB	R	H	RBI	BB	SO	LOB	TOP										
Neft Perez, S (1, 6) OBP: 0.239, SLG: 0.325	G3		F7		F8		SH3			3	0	0	0	0	0	1	Kansas City Royals @ Anaheim Angels Edison International Field, Anaheim, CA Tue May 21 2002, 10:05 PM EDT Att. 15,593 - Sunny - 68 F										
Carlos Febles, R (1, 4) OBP: 0.346, SLG: 0.356	G6-3		1B		K		P3			4	0	1	0	0	1	1											
Carlos Beltrán, S (1, 8) OBP: 0.335, SLG: 0.414	K		1B		1B		G6-3			4	0	2	0	0	1	1											
29 Mike Sweeney, R (1, 3) OBP: 0.404, SLG: 0.522		1B	1B		L4			G1-3		3	1	1	0	1	0	1											
Joe Randa, R (1, 5) OBP: 0.344, SLG: 0.450	F8		F8		F8		L4			4	0	0	0	0	0	4											
Michael Tucker, L (1, 9) OBP: 0.324, SLG: 0.344	G4-3				F9		S	G4-3		3	0	1	0	1	0	0											
Raul Ibanez, L (1, 7) OBP: 0.235, SLG: 0.298	G4-3				CS		K			4	0	1	1	0	2	2											
Luis Alicaia, S (1, 10) OBP: 0.211, SLG: 0.173	G4-3				1B		G3-1			3	0	0	0	1	0	2											
Juan Brito, R (1, 2) OBP: 0.350, SLG: 0.450										3	0	2	0	0	1	1											
Chuck Knoblauch, R (7, PR) OBP: 0.260, SLG: 0.282										0	0	0	0	0	0	0											
A.J. Hinch, R (7, 2) OBP: 0.292, SLG: 0.391			1B		K		SH3			1	0	0	0	0	1	0											
Inning Stats	R: 0 E: 0 K: 1 S: 9	H: 0 LOB: 0 BB: 0 P: 10	R: 1 E: 0 K: 0 S: 11	H: 2 LOB: 1 BB: 0 P: 20	R: 0 E: 0 K: 0 S: 12	H: 3 LOB: 3 BB: 1 P: 22	R: 0 E: 0 K: 1 S: 8	H: 1 LOB: 1 BB: 1 P: 11	R: 0 E: 0 K: 1 S: 12	H: 0 LOB: 1 BB: 1 P: 15	R: 0 E: 0 K: 0 S: 9	H: 1 LOB: 0 BB: 0 P: 15	R: 0 E: 0 K: 0 S: 6	H: 0 LOB: 0 BB: 0 P: 7	R: 0 E: 0 K: 2 S: 11	H: 0 LOB: 0 BB: 0 P: 14	1B: 8 2B: 0 3B: 0 HR: 0	SF: 0 SAC: 1 DP: 0 HBP: 0	WP: 1 PB: 0 SB: 1 CS: 1	PA: 36							
PITCHER	IP	WLS	BF	H	R	ER	SO	BB	IBB	HBP	BLK	WP	HR	S	P	ERA	WHIP										
Aaron Sele, R (1, 1) ERA: 4.64	6.2		29	8	1	1	4	3	0	0	0	1	0	68	108	1.35	1.650										
Dennis Cook, L (7, 1) ERA: 1.35	0.1	W	1	0	0	0	0	0	0	0	0	0	0	2	5	0.00	0.000										
Lou Pote, R (8, 1) ERA: 1.57	2.0		6	0	0	0	2	0	0	0	0	0	0	17	21	0.00	0.000										

AB	32
R	1
H	8
RBI	1
BB	3
SO	6
LOB	13



Batter	1	2	3	4	5	6	7	8	9	AB	R	H	RBI	BB	SO	LOB	BOTTOM										
Adam Kennedy, L (1, 4) OBP: 0.319, SLG: 0.379	P6		K		S		FC2	K		5	1	1	1	0	2	1	Kansas City Royals @ Anaheim Angels Edison International Field, Anaheim, CA Tue May 21 2002, 10:05 PM EDT Att. 15,593 - Sunny - 68 F										
Darin Erstad, L (1, 8) OBP: 0.335, SLG: 0.397	G4-3		G3-1		G3-1		SH1-4			3	0	0	0	0	0	1											
Troy Glaus, R (1, 5) OBP: 0.387, SLG: 0.570	S		K				16 HR			3	1	2	1	1	1	0											
16 Garret Anderson, L (1, 7) OBP: 0.302, SLG: 0.495	K				G3-1		G3			4	1	1	3	0	1	2											
Brad Fullmer, L (1, 10) OBP: 0.354, SLG: 0.489			K		F7		K			4	0	1	0	0	2	1											
Tim Salmon, R (1, 9) OBP: 0.374, SLG: 0.421			S		F8		BB			2	0	0	0	2	1	1											
Scott Spiezio, S (1, 3) OBP: 0.373, SLG: 0.386	L8						F2			2	1	0	0	2	0	2											
Bengie Molina, R (1, 2) OBP: 0.307, SLG: 0.319			FC6-4		G5-3		F7			3	0	0	0	1	0	4											
Jose Nieves, R (1, 6) OBP: 0.245, SLG: 0.286			FC6-4		F8		E5			4	1	0	0	0	1	3											
Inning Stats	R: 0 E: 0 K: 1 S: 11	H: 0 LOB: 1 BB: 1 P: 21	R: 0 E: 0 K: 1 S: 10	H: 0 LOB: 2 BB: 2 P: 21	R: 0 E: 0 K: 2 S: 8	H: 0 LOB: 0 BB: 0 P: 13	R: 0 E: 0 K: 0 S: 5	H: 0 LOB: 0 BB: 0 P: 8	R: 1 E: 0 K: 0 S: 10	H: 1 LOB: 1 BB: 1 P: 17	R: 0 E: 0 K: 1 S: 11	H: 1 LOB: 3 BB: 2 P: 25	R: 4 E: 2 K: 1 S: 13	H: 3 LOB: 1 BB: 0 P: 18	R: 0 E: 0 K: 2 S: 11	H: 0 LOB: 0 BB: 0 P: 13		1B: 3 2B: 0 3B: 1 HR: 1	SF: 0 SAC: 1 DP: 0 HBP: 0	WP: 0 PB: 0 SB: 3 CS: 0	PA: 37						
PITCHER	IP	WLS	BF	H	R	ER	SO	BB	IBB	HBP	BLK	WP	HR	S	P	ERA	WHIP										
Miguel Asencio, R (1, 1) ERA: 7.47	5.0		20	1	1	1	4	4	0	0	0	0	0	44	80	1.80	1.000										
Brian Shouse, L (6, 1) ERA: 6.0	0.2		5	1	0	0	1	1	1	0	0	0	0	9	21	0.00	3.000										
Dan Reichert, R (6, 1) ERA: 5.4	0.2	L	7	3	4	0	0	0	0	0	0	0	1	11	17	0.00	4.500										
Cory Bailey, R (7, 1) ERA: 3.76	1.2		5	0	0	0	3	0	0	0	0	0	0	15	18	0.00	0.000										


AB	30
R	5
H	5
RBI	5
BB	6
SO	8
LOB	15




Batter	1	2	3	4	5	6	7	8	9	AB	R	H	RBI	BB	SO	LOB	TOP				
Neft Perez, S (1, 6) OBP: 0.238, SLG: 0.322	F7		1B	P4			G6-3		K	5	1	1	0	0	1	3	Kansas City Royals @ Anaheim Angels Edison International Field, Anaheim, CA Wed May 22 2002, 10:05 PM EDT Att: 16,163 - Sunny - 68 F				
Carlos Febles, R (1, 4) OBP: 0.350, SLG: 0.347	G4-3		1B	G1-3			L7-4-3 BB		K	3	1	0	0	2	1	3					
Carlos Beltrán, S (1, 8) OBP: 0.339, SLG: 0.412			1B				L7-4-3			3	1	1	2	1	0	1					
29 Mike Sweeney, R (1, 3) OBP: 0.406, SLG: 0.540	P3		1B							4	1	2	2	0	0	1					
Joe Randa, R (1, 5) OBP: 0.348, SLG: 0.448			1B							3	0	1	0	1	0	0					
Mark Quinn, R (1, 9) OBP: 0.273, SLG: 0.275			HR							4	1	1	0	0	0	3					
Luis Alica, S (1, 10) OBP: 0.246, SLG: 0.218										3	1	2	0	1	0	0					
A.J. Hinch, R (1, 2) OBP: 0.280, SLG: 0.373										3	0	0	0	0	1	3					
Michael Tucker, L (9, PH) OBP: 0.322, SLG: 0.341										1	0	0	0	0	0	1					
Donnie Sadler, R (1, 7) OBP: 0.263, SLG: 0.283										2	0	0	1	0	0	1					
Raul Ibanez, L (9, PH) OBP: 0.243, SLG: 0.305										1	0	1	1	0	0	0					
Inning Stats	R: 0 E: 0 K: 0 S: 5	H: 0 LOB: 1 BB: 1 P: 11	R: 0 E: 0 K: 0 S: 6	H: 1 LOB: 0 BB: 0 P: 11	R: 4 E: 0 K: 1 S: 15	H: 3 LOB: 0 BB: 1 P: 22	R: 1 E: 1 K: 0 S: 9	H: 1 LOB: 2 BB: 1 P: 15	R: 0 E: 0 K: 0 S: 9	H: 1 LOB: 1 BB: 1 P: 17	R: 0 E: 0 K: 0 S: 6	H: 0 LOB: 0 BB: 1 P: 11	R: 0 E: 0 K: 0 S: 4	H: 0 LOB: 0 BB: 0 P: 5	R: 1 E: 0 K: 2 S: 18	H: 2 LOB: 1 BB: 0 P: 24	1B: 7 2B: 3 3B: 0 HR: 1	SF: 1 SAC: 0 DP: 4 HBP: 0	WP: 0 PB: 0 SB: 2 CS: 0	PA: 38	
PITCHER	IP	WLS	BF	H	R	ER	SO	BB	IBB	HBP	BLK	WP	HR	S	P	ERA	WHIP				
Scott Schoeneweis, L (1, 1) ERA: 5.43	7.0		30	7	5	5	1	5	0	0	1	0	1	55	94	6.43	1.714				
Ben Weber, R (8, 1) ERA: 4.0	1.0	W	3	0	0	0	0	0	0	0	0	0	0	4	5	0.00	0.000				
Troy Percival, R (9, 1) ERA: 3.55	1.0	S	5	2	1	1	2	0	0	0	0	0	0	18	24	9.00	2.000				

Batter	1	2	3	4	5	6	7	8	9	AB	R	H	RBI	BB	SO	LOB	BOTTOM				
Adam Kennedy, L (1, 4) OBP: 0.317, SLG: 0.383	F7		G3				K			4	1	1	1	0	1	1	Kansas City Royals @ Anaheim Angels Edison International Field, Anaheim, CA Wed May 22 2002, 10:05 PM EDT Att: 16,163 - Sunny - 68 F				
Darin Erstad, L (1, 8) OBP: 0.333, SLG: 0.400	G1-3						G3-1			4	1	1	2	0	0	0					
Troy Glaus, R (1, 5) OBP: 0.384, SLG: 0.559	K									3	1	0	0	1	2	0					
16 Garret Anderson, L (1, 7) OBP: 0.306, SLG: 0.500										4	0	2	2	0	1	0					
Brad Fullmer, L (1, 10) OBP: 0.351, SLG: 0.489										4	1	1	0	0	1	2					
Tim Salmon, R (1, 9) OBP: 0.371, SLG: 0.438										4	1	1	2	0	1	1					
Scott Spiezio, S (1, 3) OBP: 0.370, SLG: 0.377										3	0	0	0	1	0	0					
Jorge Fabregas, L (1, 2) OBP: 0.194, SLG: 0.167										4	1	1	0	0	1	2					
Jose Nieves, R (1, 6) OBP: 0.255, SLG: 0.294										2	0	1	0	0	0	0					
Orlando Palmeiro, L (8, PH) OBP: 0.429, SLG: 0.400										0	1	0	0	1	0	0					
Julio Ramirez, R (9, 8) OBP: 0.429, SLG: 0.789										0	0	0	0	0	0	0					
Inning Stats	R: 0 E: 0 K: 1 S: 10	H: 0 LOB: 0 BB: 0 P: 12	R: 0 E: 0 K: 0 S: 11	H: 0 LOB: 0 BB: 0 P: 15	R: 0 E: 0 K: 0 S: 10	H: 1 LOB: 1 BB: 0 P: 16	R: 0 E: 0 K: 1 S: 8	H: 1 LOB: 1 BB: 0 P: 9	R: 0 E: 0 K: 0 S: 6	H: 0 LOB: 0 BB: 0 P: 7	R: 0 E: 0 K: 1 S: 8	H: 0 LOB: 0 BB: 0 P: 11	R: 2 E: 0 K: 1 S: 12	H: 2 LOB: 0 BB: 0 P: 20	R: 5 E: 0 K: 3 S: 18	H: 4 LOB: 2 BB: 3 P: 34	1B: 3 2B: 4 3B: 0 HR: 1	SF: 0 SAC: 0 DP: 0 HBP: 0	WP: 0 PB: 0 SB: 0 CS: 0	PA: 35	
PITCHER	IP	WLS	BF	H	R	ER	SO	BB	IBB	HBP	BLK	WP	HR	S	P	ERA	WHIP				
Paul Byrd, R (1, 1) ERA: 2.82	7.0		27	5	4	4	4	1	0	0	0	0	0	9	14	81.00	9.000				
Darrell May, L (8, 1) ERA: 6.97	0.1	L	5	3	3	3	1	0	1	0	0	0	0	3	7	0.00	0.000				
Cory Bailey, R (8, 1) ERA: 3.71	0.1		2	0	0	0	1	0	1	0	0	0	0	3	4	0.00	0.000				
Brian Shouse, L (8, 1) ERA: 5.84	0.1		1	0	0	0	1	0	0	0	0	0	0	3	4	0.00	0.000				

AB 32
R 6
H 9
RBI 6
BB 5
SO 3
LOB 16



AB 32
R 7
H 8
RBI 7
BB 3
SO 7
LOB 6



livebaseballscores.com

livebaseballscores.com

Batter	1	2	3	4	5	6	7	8	9	AB	R	H	RBI	BB	SO	LOB	TOP					
29 Rusty Greer, L OBP: 0.348, SLG: 0.372 Gabe Kapler, R OBP: 0.294, SLG: 0.344	F7		G1-3			FC6-4 BB		E BB	K	2	0	0	0	2	0	0	20					
10 Michael Young, R OBP: 0.324, SLG: 0.419	F9			G5-3		FC6-4 HR		SH1-3		3	1	0	0	0	0	1	3					
Alex Rodriguez, R OBP: 0.398, SLG: 0.619	P4			G4-3		HR		E8 1B		4	2	2	3	0	0	0	0					
Rafael Palmeiro, L OBP: 0.354, SLG: 0.529		G4-3		L4		K		K		4	0	0	0	0	2	1	1					
Juan Gonzalez, R OBP: 0.268, SLG: 0.245							F8	K		4	0	2	0	0	1	1	1					
Carl Everett, S OBP: 0.238, SLG: 0.333 Calvin Murray, R OBP: 0.221, SLG: 0.250	F9			G3-6 1B		G3-6 1B		G3	F9 2B	4	0	1	0	0	0	2	0					
Herbert Perry, R OBP: 0.383, SLG: 0.535	F9			HR		HR		E 1B	F9	4	1	2	1	0	0	2	2					
Mike Lamb, L OBP: 0.274, SLG: 0.420			K		G4-3			E6 1B		3	0	1	0	1	1	0	0					
Bill Haselman, R OBP: 0.311, SLG: 0.339			P3			G5-3		F8	F9	4	0	0	0	0	0	4	4					
Inning Stats	R: 0 E: 0 K: 0 S: 8	H: 0 LOB: 0 BB: 0 P: 16	R: 0 E: 0 K: 0 S: 8	H: 1 LOB: 1 BB: 0 P: 14	R: 0 E: 0 K: 1 S: 9	H: 0 LOB: 0 BB: 0 P: 13	R: 0 E: 0 K: 0 S: 6	H: 0 LOB: 0 BB: 0 P: 11	R: 1 E: 0 K: 0 S: 8	H: 2 LOB: 0 BB: 0 P: 13	R: 2 E: 0 K: 1 S: 11	H: 1 LOB: 0 BB: 1 P: 18	R: 0 E: 1 K: 0 S: 10	H: 2 LOB: 2 BB: 0 P: 10	R: 2 E: 1 K: 2 S: 9	H: 1 LOB: 1 BB: 1 P: 15	R: 0 E: 0 K: 1 S: 12	H: 1 LOB: 3 BB: 1 P: 24	1B: 5 2B: 1 3B: 0 HR: 2	SF: 0 SAC: 1 DP: 1 HBP: 0	WP: 0 PB: 0 SB: 0 CS: 0	PA: 37
PITCHER	IP	WLS	BF	H	R	ER	SO	BB	IBB	HBP	BLK	WP	HR	S	P	ERA	WHIP					
Miguel Asencio, R ERA: 6.65	6.0		22	4	3	3	2	1	0	0	0	0	2	50	85	4.50	0.833					
Dan Reichert, R ERA: 5.35	2.0		10	3	2	1	2	1	0	0	0	0	0	19	25	4.50	2.000					
Cory Bailey, R ERA: 3.58	1.0	W	5	1	0	0	1	0	1	0	0	0	0	12	24	0.00	1.000					

Texas Rangers @ Kansas City Royals
Kauffman Stadium, Kansas City, MO
Sun May 26 2002, 1:05 PM CDT
Sunny - 75 F

AB 33
R 5
H 8
RBI 4
BB 3
SO 5
LOB 14



Batter	1	2	3	4	5	6	7	8	9	AB	R	H	RBI	BB	SO	LOB	BOTTOM					
Neftali Feliz, S OBP: 0.237, SLG: 0.317	P6	G6-3		F8			F7	K		5	0	0	0	0	1	5	5					
Carlos Febles, R OBP: 0.342, SLG: 0.328	G5-3		L3			FC6-4 BB	K		B1-3	4	0	0	0	1	1	0	0					
Carlos Beltrán, S OBP: 0.348, SLG: 0.437			G1-3			F8		K		5	1	2	0	0	1	1	1					
29 Mike Sweeney, R OBP: 0.408, SLG: 0.547 Chuck Knoblauch, R OBP: 0.295, SLG: 0.272			L9			G4-6-3		F8	HR 1B	5	0	2	1	0	0	1	1					
Joe Randa, R OBP: 0.360, SLG: 0.471	P4			FC3 1B			K	BB E BB	HR	4	3	2	2	1	1	2	2					
Michael Tucker, L OBP: 0.338, SLG: 0.356		G4-3 2B		FC1-5 FC3 1B			1B BB	K		3	1	2	0	1	1	1	1					
Raul Ibanez, L OBP: 0.252, SLG: 0.306		G4-3		FC3 FC4-6 FC1-5			HBP 1B	BB E BB		3	1	1	1	1	0	2	2					
Luis Alicaia, S OBP: 0.277, SLG: 0.214 Donnie Sadler, R OBP: 0.263, SLG: 0.283				FC1-5 FC4-6			G6-3 HBP	E BB		1	0	0	0	2	0	2	2					
Juan Brito, R OBP: 0.304, SLG: 0.391 Mark Quinn, R OBP: 0.245, SLG: 0.244 A.J. Hinch, R OBP: 0.278, SLG: 0.408		G4-3 BB		FC4-6			G6-3 HBP	E BB		0	0	0	0	0	0	0	0					
Juan Brito, R OBP: 0.304, SLG: 0.391 Mark Quinn, R OBP: 0.245, SLG: 0.244 A.J. Hinch, R OBP: 0.278, SLG: 0.408		G4-3		FC4-6			G6-3	E6		3	0	0	1	0	0	6	6					
Inning Stats	R: 0 E: 0 K: 0 S: 7	H: 2 LOB: 2 BB: 0 P: 11	R: 1 E: 0 K: 0 S: 9	H: 1 LOB: 1 BB: 1 P: 18	R: 0 E: 0 K: 0 S: 6	H: 0 LOB: 0 BB: 0 P: 10	R: 1 E: 0 K: 0 S: 11	H: 2 LOB: 2 BB: 0 P: 17	R: 0 E: 0 K: 1 S: 14	H: 1 LOB: 1 BB: 1 P: 22	R: 0 E: 0 K: 2 S: 7	H: 0 LOB: 0 BB: 0 P: 11	R: 2 E: 2 K: 2 S: 12	H: 0 LOB: 2 BB: 3 P: 27	R: 3 E: 0 K: 0 S: 10	H: 3 LOB: 1 BB: 0 P: 17	1B: 7 2B: 1 3B: 0 HR: 1	SF: 0 SAC: 0 DP: 2 HBP: 1	WP: 0 PB: 0 SB: 1 CS: 0	PA: 41		
PITCHER	IP	WLS	BF	H	R	ER	SO	BB	IBB	HBP	BLK	WP	HR	S	P	ERA	WHIP					
Ismael Valdez, R ERA: 3.85	5.1		26	6	2	2	1	3	0	1	0	0	0	53	90	3.38	1.688					
Francisco Cordero, R ERA: 6.43	1.2	H	4	0	0	0	2	0	0	0	0	0	0	10	15	0.00	0.000					
Rudy Seanez, R ERA: 4.96	0.2	H	5	0	2	0	1	3	0	0	0	0	0	7	20	0.00	4.500					
Hideki Irabu, R ERA: 4.34	0.2	L	6	3	3	3	1	0	0	0	0	0	1	15	24	40.50	4.500					

Texas Rangers @ Kansas City Royals
Kauffman Stadium, Kansas City, MO
Sun May 26 2002, 1:05 PM CDT
Sunny - 75 F

AB 34
R 7
H 9
RBI 5
BB 6
SO 5
LOB 21



Batter	1	2	3	4	5	6	7	8	9	AB	R	H	RBI	BB	SO	LOB	TOP					
Gabe Kapler, R OBP: 0.286, SLG: 0.336 (1, 7)	F9		K			SF7	SH1-3	F8		3	0	0	1	0	1	0	Texas Rangers @ Kansas City Royals Kauffman Stadium, Kansas City, MO Sun May 26 2002, 4:05 PM CDT Att: 21,740 - Sunny - 76 F					
10 Michael Young, R OBP: 0.320, SLG: 0.411 (1, 4)	F9		G5-3			BB 1B	F9	K		5	0	1	0	0	1							
Alex Rodriguez, R OBP: 0.403, SLG: 0.616 (1, 6)	BB		G6-3			BB 1B	BB 1B			4	0	2	2	1	1	0						
Rafael Palmeiro, L OBP: 0.361, SLG: 0.545 (1, 10)	F8					HR	BB			3	1	1	1	2	0	1						
Juan Gonzalez, R OBP: 0.279, SLG: 0.328 (1, 9)			G4-3 1B			F3	K	P4		5	2	2	1	0	1	5						
Carl Everett, S OBP: 0.237, SLG: 0.328 (1, 8)	P3					G4-6-3 1B	K			5	0	1	0	0	1	4						
Herbert Perry, R OBP: 0.378, SLG: 0.556 (1, 5)	G4-3					G4-6-3 1B		K		4	1	1	1	0	1	2						
Todd Greene, R OBP: 0.385, SLG: 0.692 (1, 2)	FC4-6 1B					SF7 2B		K		4	2	3	2	0	1	0						
Mike Lamb, L OBP: 0.286, SLG: 0.425 (1, 3)	FC4-6					1B	SH1-3 1B	G6-3		4	2	2	0	0	0	1						
Inning Stats	R: 0 E: 0 K: 0 S: 5	H: 0 LOB: 1 BB: 1 P: 12	R: 1 E: 0 K: 0 S: 18	H: 2 LOB: 1 BB: 0 P: 22	R: 0 E: 0 K: 1 S: 8	H: 0 LOB: 0 BB: 0 P: 10	R: 1 E: 0 K: 0 S: 10	H: 2 LOB: 0 BB: 0 P: 15	R: 2 E: 0 K: 2 S: 29	H: 4 LOB: 3 BB: 1 P: 41	R: 3 E: 0 K: 0 S: 16	H: 4 LOB: 2 BB: 1 P: 27	R: 0 E: 0 K: 2 S: 9	H: 0 LOB: 0 BB: 0 P: 12	R: 0 E: 0 K: 1 S: 10	H: 0 LOB: 0 BB: 0 P: 15	R: 1 E: 0 K: 1 S: 7	H: 1 LOB: 0 BB: 0 P: 9	1B: 7 2B: 2 3B: 0 HR: 4	SF: 1 SAC: 1 DP: 1 HBP: 0	WP: 0 PB: 0 SB: 0 CS: 0	PA: 42
PITCHER	IP WLS BF H R ER SO BB IBB HBP BLK WP HR S P ERA WHIP																					
Darrell May, L ERA: 7.36 (1, 1)	4.1	22	8	4	4	1	2	0	0	0	0	1	59	86	8.31	2.308						
Blake Stein, R ERA: 9.11 (5, 1)	1.0	6	3	3	3	2	0	0	0	0	0	2	21	27	27.00	3.000						
Cory Bailey, R ERA: 3.49 (6, 1)	0.2	W	4	1	0	0	0	0	0	0	0	6	14	0.00	3.000							
Jason Grimsley, R ERA: 3.63 (7, 1)	2.0	H	6	0	0	0	0	0	0	0	0	19	27	0.00	0.000							
Roberto Hernandez, R ERA: 3.6 (9, 1)	1.0	S	4	1	1	1	0	0	0	0	0	1	7	9	9.00	1.000						

Batter	1	2	3	4	5	6	7	8	9	AB	R	H	RBI	BB	SO	LOB	BOTTOM			
Chuck Knoblauch, R OBP: 0.252, SLG: 0.271 (1, 7)	1B WP		G6-3			G4-3				4	1	1	0	0	0	3	Texas Rangers @ Kansas City Royals Kauffman Stadium, Kansas City, MO Sun May 26 2002, 4:05 PM CDT Att: 21,740 - Sunny - 76 F			
Michael Tucker, L OBP: 0.342, SLG: 0.361 (7, 7)	1B					G4-3				1	0	1	0	0	0					
Neftali Pérez, S OBP: 0.251, SLG: 0.326 (1, 6)	G6-4-3 1B		S 29 1B			F9				4	2	3	0	1	0	0				
Carlos Beltrán, S OBP: 0.345, SLG: 0.447 (1, 8)	G6-4-3 1B		F8 1B			F8 1B				5	1	1	2	0	1	4				
29 Mike Sweeney, R OBP: 0.413, SLG: 0.571 (1, 3)	2B		S 1B 1B			HR 1B				5	2	3	2	0	0	2				
Joe Randa, R OBP: 0.361, SLG: 0.469 (1, 10)	G4-3		S 1B 1B			G1-3 1B				5	1	2	0	0	1	1				
Mark Quinn, R OBP: 0.296, SLG: 0.347 (1, 9)	HR		S 1B 1B			1B 1B				4	2	3	3	1	0	0				
A.J. Hinch, R OBP: 0.310, SLG: 0.440 (1, 2)	FC5-6 1B		FC4-6 HBP			1B 1B				4	0	3	0	0	0	2				
Donnie Sadler, R OBP: 0.258, SLG: 0.276 (1, 5)	FC5-6 1B		FC4-6			FC6-4				5	0	1	1	0	0	6				
Carlos Febles, R OBP: 0.340, SLG: 0.321 (1, 4)	G6-4-3					HR				3	0	0	0	0	1	1				
Inning Stats	R: 1 E: 0 K: 0 S: 9	H: 3 LOB: 1 BB: 0 P: 14	R: 1 E: 0 K: 0 S: 7	H: 2 LOB: 0 BB: 0 P: 10	R: 3 E: 0 K: 0 S: 19	H: 4 LOB: 2 BB: 0 P: 28	R: 0 E: 0 K: 1 S: 9	H: 0 LOB: 0 BB: 0 P: 12	R: 2 E: 0 K: 0 S: 23	H: 3 LOB: 3 BB: 1 P: 39	R: 2 E: 0 K: 0 S: 13	H: 4 LOB: 2 BB: 0 P: 18	R: 0 E: 0 K: 1 S: 11	H: 1 LOB: 2 BB: 1 P: 19	R: 0 E: 0 K: 1 S: 10	H: 1 LOB: 1 BB: 0 P: 13	1B: 13 2B: 2 3B: 0 HR: 3	SF: 0 SAC: 0 DP: 2 HBP: 2	WP: 1 PB: 0 SB: 4 CS: 0	PA: 44
PITCHER	IP WLS BF H R ER SO BB IBB HBP BLK WP HR S P ERA WHIP																			
Doug Davis, L ERA: 4.98 (1, 1)	3.0	17	9	5	5	0	0	0	0	0	1	35	52	15.00	3.000					
Steve Woodard, R ERA: 6.62 (4, 1)	2.0	11	3	2	2	1	1	0	1	0	1	32	51	9.00	2.000					
Chris Michalak, L ERA: 4.4 (6, 1)	0.2	L	6	4	2	2	0	0	0	0	1	11	16	27.00	6.000					
Todd Van Poppel, R ERA: 4.43 (6, 1)	2.1	10	2	0	0	2	1	0	0	0	0	23	34	0.00	1.286					

AB	37
R	8
H	13
RBI	8
BB	3
SO	7
LOB	14



AB	40
R	9
H	18
RBI	8
BB	2
SO	3
LOB	19



Batter	1	2	3	4	5	6	7	8	9	AB	R	H	RBI	BB	SO	LOB	TOP										
Adam Kennedy, L (1, 4) OBP: 0.301, SLG: 0.366	E8 HR	F8			F7		G4-3			4	1	0	0	0	0	1											
Darin Erstad, L (1, 8) OBP: 0.341, SLG: 0.412	HR		F8		F7			K		4	1	1	2	0	1	0											
Troy Glaus, R (1, 5) OBP: 0.361, SLG: 0.534	HR		K		1B			F8		4	1	2	1	0	1	0											
16 Garret Anderson, L (1, 7) OBP: 0.297, SLG: 0.505	G3-1		1B		G4-3			HR		4	1	2	1	0	0	1											
Brad Fullmer, L (1, 10) OBP: 0.337, SLG: 0.490	F7		F8				F9	G6-3		4	0	0	0	0	0	1											
Tim Salmon, R (1, 9) OBP: 0.354, SLG: 0.427	K				F8		F8		K	4	0	0	0	0	2	0											
Scott Spiezio, S (1, 3)		F8			F7		P3	G4-3		4	0	0	0	0	0	0											
Bengie Molina, R (1, 2) OBP: 0.303, SLG: 0.321		F4					P4			4	0	2	0	0	0	0											
Alfredo Amezaga, S (9, PR) OBP: 0.200, SLG: 0.400					1B			DI 1B		0	0	0	0	0	0	0											
Jose Nieves, R (1, 6) OBP: 0.290, SLG: 0.323							L8	G4-3		3	0	1	0	0	1	1											
Orlando Palmeiro, L (9, PH) OBP: 0.419, SLG: 0.406					K					1	0	0	0	0	0	1											
Inning Stats	R: 3 E: 1 K: 1 S: 11	H: 2 LOB: 0 BB: 0 P: 15	R: 0 E: 0 K: 0 S: 9	H: 1 LOB: 1 BB: 0 P: 12	R: 0 E: 0 K: 1 S: 9	H: 1 LOB: 1 BB: 0 P: 11	R: 0 E: 0 K: 1 S: 12	H: 1 LOB: 1 BB: 0 P: 16	R: 0 E: 0 K: 0 S: 4	H: 0 LOB: 0 BB: 0 P: 4	R: 0 E: 0 K: 0 S: 6	H: 0 LOB: 0 BB: 0 P: 8	R: 1 E: 0 K: 1 S: 10	H: 1 LOB: 0 BB: 0 P: 14	R: 0 E: 0 K: 1 S: 7	H: 1 LOB: 2 BB: 0 P: 10	1B: 5 2B: 0 3B: 0 HR: 3	SF: 0 SAC: 0 DP: 0 HBP: 0	WP: 0 PB: 0 SB: 0 CS: 0	PA: 36							
PITCHER	IP	WLS	BF	H	R	ER	SO	BB	IBB	HBP	BLK	WP	HR	S	P	ERA	WHIP										
Paul Byrd, R (1, 1) ERA: 2.88	7.2	W	31	7	4	3	4	0	0	0	0	0	3	68	89	3.52	0.913										
Brian Shouse, L (8, 1) ERA: 5.68	0.1		1	0	0	0	0	0	0	0	0	0	0	2	4	0.00	0.000										
Roberto Hernandez, R (9, 1) ERA: 3.27	1.0	S	4	1	0	0	1	0	0	0	0	0	0	7	10	0.00	1.000										

Anaheim Angels @ Kansas City Royals
Kauffman Stadium, Kansas City, MO
Tue May 28 2002, 7:05 PM CDT
Att: 11,773 - Cloudy - 80 F

AB 36
R 4
H 8
RBI 4
BB 0
SO 5
LOB 5



Batter	1	2	3	4	5	6	7	8	9	AB	R	H	RBI	BB	SO	LOB	BOTTOM										
Neftali Perez, S (1, 6) OBP: 0.260, SLG: 0.333	G5-3		PB G3 1B	3B 1B		2B 29 SF9 1B		L4		5	2	3	1	0	0	0											
Carlos Febles, R (1, 4) OBP: 0.348, SLG: 0.348	29 1B BB		G3	1H 3B		29 SF9 2B		F8		4	0	2	2	1	0	1											
Carlos Beltrán, S (1, 8) OBP: 0.346, SLG: 0.440	K		K	29 CS BB		CS HBP		G3		3	0	0	0	1	2	2											
29 Mike Sweeney, R (1, 3) OBP: 0.415, SLG: 0.572	1B			1B		SF9				3	1	2	1	0	0	2											
Joe Randa, R (1, 5) OBP: 0.358, SLG: 0.463	K			SH1-3 2B 1B		G3				4	1	1	0	0	1	4											
Michael Tucker, L (1, 7) OBP: 0.352, SLG: 0.368				SH1-3 2B 1B		L4		G6-3		3	1	2	1	1	0	0											
Mark Quinn, R (1, 9) OBP: 0.298, SLG: 0.333				SH1-3 1B		G3				2	0	0	0	1	0	2											
Luis Alicaia, S (1, 10) OBP: 0.290, SLG: 0.250				G4-3 1B 2B		G5-3				4	1	2	2	0	0	1											
Brent Mayne, L (1, 2) OBP: 0.290, SLG: 0.271				F8		G4-3		G4-6-3		4	1	1	0	0	0	3											
Inning Stats	R: 0 E: 0 K: 2 S: 11	H: 1 LOB: 2 BB: 1 P: 19	R: 0 E: 0 K: 0 S: 5	H: 1 LOB: 0 BB: 0 P: 9	R: 0 E: 0 K: 1 S: 10	H: 1 LOB: 1 BB: 0 P: 14	R: 5 E: 0 K: 0 S: 17	H: 6 LOB: 2 BB: 1 P: 28	R: 0 E: 0 K: 0 S: 10	H: 0 LOB: 1 BB: 1 P: 16	R: 2 E: 0 K: 0 S: 14	H: 3 LOB: 1 BB: 0 P: 22	R: 0 E: 0 K: 0 S: 9	H: 1 LOB: 1 BB: 1 P: 14	R: 0 E: 0 K: 0 S: 6	H: 0 LOB: 0 BB: 0 P: 9	1B: 10 2B: 2 3B: 1 HR: 0	SF: 1 SAC: 1 DP: 2 HBP: 1	WP: 0 PB: 1 SB: 2 CS: 1	PA: 39							
PITCHER	IP	WLS	BF	H	R	ER	SO	BB	IBB	HBP	BLK	WP	HR	S	P	ERA	WHIP										
Aaron Sele, R (1, 1) ERA: 5.31	5.0	L	28	11	7	7	3	3	0	0	0	0	0	56	92	12.60	2.800										
Lou Pote, R (6, 1) ERA: 2.03	2.0		8	2	0	0	0	1	0	1	0	0	0	20	30	0.00	1.500										
Donne Wall, R (8, 1) ERA: 7.98	1.0		3	0	0	0	0	0	0	0	0	0	0	6	9	0.00	0.000										

Anaheim Angels @ Kansas City Royals
Kauffman Stadium, Kansas City, MO
Tue May 28 2002, 7:05 PM CDT
Att: 11,773 - Cloudy - 80 F

AB 32
R 7
H 13
RBI 7
BB 4
SO 3
LOB 15



Batter	1	2	3	4	5	6	7	8	9	AB	R	H	RBI	BB	SO	LOB	TOP										
David Eckstein, R (1, 10) OBP: 0.353, SLG: 0.377 Brad Fullmer, L (8, FH) OBP: 0.333, SLG: 0.483	1-1 E S 1B	2-1 F7			4-1 1B HR BB	1-2 G4-3		3-2 G3-1	1-0 G6-3	3	1	1	0	1	0	3											
Darin Erstad, L (1, 8) OBP: 0.348, SLG: 0.414 Julio Ramirez, R (8, FR) OBP: 0.368, SLG: 0.611	1-1 F7		1-1 F7		0-0 HR 1B	2-2 HR 1B		4-0 1B BB		4	2	2	2	1	0	1											
Troy Glaus, R (1, 5) OBP: 0.367, SLG: 0.549	4-1 16 C4-6-3 BB		2-2 F8		1-0 1-H 2-H HR	1-3 K		2-2 16 C4-6-3 1B		4	1	2	3	1	1	1											
16 Garret Anderson, L (1, 7) OBP: 0.304, SLG: 0.510 Otiando Palmeiro, L (8, 7) OBP: 0.419, SLG: 0.406	1-0 G4-6-3		0-0 2B		2-1 S 1B G3	4-0 1B HR		1-0 G4-6-3		4	2	2	0	1	0	4											
Tim Salmon, R (1, 9) OBP: 0.365, SLG: 0.469		3-2 S 1B 2B	2-1 P3		2-1 G3 S 1B	0-0 1-H 2-H HR		1-1 G4-3		5	3	4	3	0	0	1											
Benjie Molina, R (1, 2) OBP: 0.294, SLG: 0.311		1-1 G1-3		0-1 G6-3	3-2 P3	0-1 F8		1-2 G4-3		5	0	0	0	0	0	4											
Scott Spiezio, S (1, 3) OBP: 0.362, SLG: 0.367		1-3 K		4-0 G6-3 BB	1-1 G3		2-2 P6	1-0 2B		4	1	1	2	1	1	2											
Jose Nieves, R (1, 4) OBP: 0.288, SLG: 0.318 Adam Kennedy, L (9, FH) OBP: 0.299, SLG: 0.364	2-0 1B BLK 1B		2-2 G6-3		0-0 F8		1-0 P4	2-3 K		4	0	1	1	0	0	2											
Alfredo Amezaga, S (1, 6) OBP: 0.500, SLG: 0.700	3-H 1B		2-0 1B		0-2 BB 1B	0-2 G4-3 S 1B	3-2 G4-3	1-1 2B		5	2	4	1	0	0	0											
Inning Stats	R: 0 E: 0 K: 0 S: 6	H: 1 LOB: 1 BB: 1 P: 13	R: 1 E: 0 K: 1 S: 13	H: 3 LOB: 2 BB: 0 P: 24	R: 0 E: 0 K: 0 S: 8	H: 1 LOB: 1 BB: 0 P: 13	R: 0 E: 0 K: 0 S: 5	H: 0 LOB: 0 BB: 1 P: 11	R: 5 E: 0 K: 0 S: 16	H: 5 LOB: 1 BB: 1 P: 29	R: 4 E: 0 K: 1 S: 15	H: 3 LOB: 0 BB: 0 P: 23	R: 0 E: 0 K: 0 S: 8	H: 0 LOB: 0 BB: 0 P: 14	R: 0 E: 0 K: 0 S: 8	H: 1 LOB: 2 BB: 1 P: 18	R: 2 E: 0 K: 1 S: 13	H: 3 LOB: 1 BB: 0 P: 20	1B: 10 2B: 5 3B: 0 HR: 2	SF: 0 SAC: 0 DP: 3 HBP: 0	WP: 0 PB: 0 SB: 6 CS: 0	PA: 46					
PITCHER	IP	WLS	BF	H	R	ER	SO	BB	IBB	HBP	BLK	WP	HR	S	P	ERA	WHIP										
Jeremy Affeldt, L (1, 1) ERA: 3.83	4.0	L	23	10	6	6	1	3	0	0	1	0	1	42	80	13.50	3.250										
Mac Suzuki, R (5, 1) ERA: 18.0	2.0	10	3	4	4	1	0	1	0	0	0	0	1	21	33	18.00	1.500										
Brad Voyles, R (7, 1) ERA: 4.15	1.0	3	0	0	0	0	0	0	0	0	0	0	0	8	14	0.00	0.000										
Cory Bailey, R (8, 1) ERA: 3.38	1.0	4	1	0	0	0	1	0	0	0	0	0	0	8	18	0.00	2.000										
Miguel Asencio, R (9, 1) ERA: 7.15	1.0	6	3	2	2	1	0	0	0	0	0	0	0	13	20	18.00	3.000										

Anaheim Angels @ Kansas City Royals
Kauffman Stadium, Kansas City, MO
Wed May 29 2002, 7:05 PM CDT
Att: 13,662 - Sunny - 82 F

AB	41
R	12
H	17
RBI	12
BB	5
SO	3
LOB	20



Batter	1	2	3	4	5	6	7	8	9	AB	R	H	RBI	BB	SO	LOB	BOTTOM										
Neftali Perez, S (1, 6) OBP: 0.265, SLG: 0.344	1-0 E 3B		0-1 L6			4-2 FC6-4 BB		3-2 F8		3	1	1	0	1	0	0											
Carlos Febles, R (1, 4) OBP: 0.346, SLG: 0.345	2-3 K		1-1 G4-3		0-1 FC6-4 G6-3 WP 1-2	2-1 1B		2-1 1B		4	0	1	0	0	1	2											
Carlos Beltrán, S (1, 8) OBP: 0.344, SLG: 0.435	1-0 E4		2-1 29 C5-4-3 1B		2-0 G6-3	1-3 1B		1-0 G3-1		4	0	1	1	0	0	2											
29 Mike Sweeney, R (1, 3) OBP: 0.407, SLG: 0.560	3-H F9		0-0 G5-4-3		1-3 K			1-3 K		4	0	0	0	0	2	2											
Joe Randa, R (1, 5) OBP: 0.350, SLG: 0.451		2-0 P4			1-0 F9		0-1 F8		0-1 G6-3	4	0	0	0	0	0	0											
Michael Tucker, L (1, 7) OBP: 0.348, SLG: 0.364		1-1 CS 1B			1-1 G6-3		0-1 F7		0-3 K	4	0	1	0	0	1	0											
Mark Quinn, R (1, 9) OBP: 0.317, SLG: 0.407		2-2 G4-3			2-1 HR		0-0 1B			3	1	2	1	0	0	1											
Luis Alicea, S (1, 10) OBP: 0.292, SLG: 0.270			2-2 F8		0-1 2B		0-3 K			3	0	1	0	0	1	1											
A.J. Hinch, R (1, 2) OBP: 0.299, SLG: 0.423			1-3 K		2-2 F8			0-0 P4		3	0	0	0	0	1	1											
Inning Stats	R: 1 E: 1 K: 1 S: 7	H: 1 LOB: 0 BB: 0 P: 12	R: 0 E: 0 K: 0 S: 7	H: 1 LOB: 0 BB: 0 P: 12	R: 0 E: 0 K: 1 S: 8	H: 0 LOB: 0 BB: 0 P: 11	R: 0 E: 0 K: 0 S: 5	H: 1 LOB: 0 BB: 0 P: 8	R: 1 E: 0 K: 0 S: 10	H: 2 LOB: 1 BB: 0 P: 16	R: 0 E: 0 K: 1 S: 10	H: 0 LOB: 1 BB: 1 P: 17	R: 0 E: 0 K: 1 S: 8	H: 1 LOB: 1 BB: 0 P: 8	R: 0 E: 0 K: 0 S: 8	H: 1 LOB: 0 BB: 0 P: 14	R: 0 E: 0 K: 2 S: 8	H: 0 LOB: 0 BB: 0 P: 9	1B: 4 2B: 1 3B: 1 HR: 1	SF: 0 SAC: 0 DP: 1 HBP: 0	WP: 1 PB: 0 SB: 0 CS: 1	PA: 33					
PITCHER	IP	WLS	BF	H	R	ER	SO	BB	IBB	HBP	BLK	WP	HR	S	P	ERA	WHIP										
Ramon Ortiz, R (1, 1) ERA: 3.47	8.0	W	30	7	2	2	4	1	0	0	0	0	1	63	98	2.25	1.000										
Ben Weber, R (9, 1) ERA: 3.6	1.0	3	0	0	0	0	2	0	0	0	0	0	0	8	9	0.00	0.000										

Anaheim Angels @ Kansas City Royals
Kauffman Stadium, Kansas City, MO
Wed May 29 2002, 7:05 PM CDT
Att: 13,662 - Sunny - 82 F

AB	32
R	2
H	7
RBI	2
BB	1
SO	6
LOB	9




Batter	1	2	3	4	5	6	7	8	9	AB	R	H	RBI	BB	SO	LOB	TOP					
Neft Perez, S (1, 6) OBP: 0.271, SLG: 0.358	G5-3		G5-3			G6-4-3 1B		K		4	0	1	0	0	1	1						
Carlos Febles, R (1, 4) OBP: 0.339, SLG: 0.340	G3		K			G6-4-3 1-2			F9 29 G4-3 2B	4	1	1	0	0	1	1						
Carlos Beltrán, S (1, 8) OBP: 0.351, SLG: 0.464	29 1B BB			G5-3			K		F9	3	0	0	0	1	1	1						
29 Mike Sweeney, R (1, 3) OBP: 0.402, SLG: 0.567	FC5-4 1B			F8			G6-3		G4-3	4	0	1	1	0	0	0						
Joe Randa, R (1, 5) OBP: 0.364, SLG: 0.484	FC5-4 1-2			F3			1B		G6-3	4	0	1	0	0	0	2						
Mark Quinn, R (1, 9) OBP: 0.309, SLG: 0.377		G6-3			G4-3		G5-3			3	0	0	0	0	0	1						
Luis Alica, S (1, 10) OBP: 0.276, SLG: 0.254		G4-3			G5-3			K		3	0	0	0	0	1	0						
A.J. Hinch, R (1, 2) OBP: 0.300, SLG: 0.420		G4-3			K			1B		3	0	1	0	0	1	0						
Donnie Sadler, R (1, 7) OBP: 0.242, SLG: 0.258			G4-3			G1-3		K		3	0	0	0	0	1	1						
Inning Stats	R: 0 E: 0 K: 0 S: 12	H: 1 LOB: 2 BB: 1 P: 22	R: 0 E: 0 K: 0 S: 8	H: 0 LOB: 0 BB: 0 P: 11	R: 0 E: 0 K: 1 S: 7	H: 0 LOB: 0 BB: 0 P: 12	R: 0 E: 0 K: 0 S: 3	H: 0 LOB: 0 BB: 0 P: 5	R: 0 E: 0 K: 1 S: 7	H: 0 LOB: 0 BB: 0 P: 9	R: 0 E: 0 K: 0 S: 8	H: 1 LOB: 0 BB: 0 P: 13	R: 0 E: 0 K: 1 S: 10	H: 1 LOB: 1 BB: 0 P: 14	R: 0 E: 0 K: 3 S: 11	H: 1 LOB: 1 BB: 0 P: 17	R: 1 E: 0 K: 0 S: 14	H: 1 LOB: 0 BB: 0 P: 24	1B: 4 2B: 1 3B: 0 HR: 0	SF: 0 SAC: 0 DP: 1 HBP: 0	WP: 0 PB: 0 SB: 0 CS: 0	PA: 32
PITCHER Kenny Rogers, L (1, 1) ERA: 2.87	IP: 9.0 WLS: W BF: 32	H: 5 R: 1 ER: 1 SO: 6	BB: 1 IBB: 0 HBP: 0 BLK: 0	WP: 0 HR: 0 S: 80 P: 127	ERA: 1.00 WHIP: 0.667																	

Kansas City Royals @ Texas Rangers
The Ballpark at Arlington, Arlington, TX
Sat Jun 01 2002, 8:05 PM EDT
Att: 39,245 - Cloudy - 86 F

livebaseballscorecards.com

AB	31
R	1
H	5
RBI	1
BB	1
SO	6
LOB	7




Batter	1	2	3	4	5	6	7	8	9	AB	R	H	RBI	BB	SO	LOB	BOTTOM					
Calvin Murray, R (1, 8) OBP: 0.211, SLG: 0.238	G6-3	FC5-4 1-2			K		F7			4	0	0	0	0	1	4						
Herbert Perry, R (1, 5) OBP: 0.392, SLG: 0.573	HR		K		2H 1B			G6-4-3 1B		4	1	3	2	0	1	0						
Alex Rodriguez, R (1, 6) OBP: 0.395, SLG: 0.624	K		K		L8			G6-4-3 1-2		4	0	0	0	0	2	2						
Rafael Palmeiro, L (1, 10) OBP: 0.369, SLG: 0.542	G1-3		F8			K		1B BB		3	0	0	0	1	1	0						
Jason Romano, R (8, PR) OBP: 0.200, SLG: 0.063								1B		0	0	0	0	0	0	0						
Juan Gonzalez, R (1, 9) OBP: 0.321, SLG: 0.430		1B 2B		P4		G6-3		1-2 1B		4	1	2	0	0	0	0						
Todd Greene, R (1, 3) OBP: 0.385, SLG: 0.538		10 BB 1B		P6		G6-3		L6		3	0	1	1	0	0	0						
Mike Lamb, L (8, PH) OBP: 0.323, SLG: 0.461		2H 1B								1	0	0	0	0	0	2						
Gabe Kapler, R (1, 7) OBP: 0.299, SLG: 0.343		F9		K			10 G3-1 G4-3 BB			2	0	0	0	1	1	1						
Bill Haselman, R (1, 2) OBP: 0.308, SLG: 0.336		F3			G6-3		G4-3			3	0	0	0	0	0	2						
10 Michael Young, R (1, 4) OBP: 0.306, SLG: 0.375		FC5-4 1-2 BB			1B 2B		G3-1 2-3			2	1	1	0	1	0	1						
Inning Stats	R: 1 E: 0 K: 1 S: 13	H: 1 LOB: 0 BB: 0 P: 19	R: 1 E: 0 K: 0 S: 14	H: 2 LOB: 2 BB: 1 P: 25	R: 0 E: 0 K: 2 S: 10	H: 0 LOB: 0 BB: 0 P: 13	R: 0 E: 0 K: 1 S: 7	H: 0 LOB: 0 BB: 0 P: 11	R: 1 E: 0 K: 1 S: 10	H: 2 LOB: 1 BB: 0 P: 15	R: 0 E: 0 K: 1 S: 6	H: 0 LOB: 0 BB: 0 P: 9	R: 0 E: 0 K: 0 S: 14	H: 0 LOB: 1 BB: 1 P: 23	R: 0 E: 0 K: 0 S: 12	H: 2 LOB: 2 BB: 1 P: 22	R: 0 E: 0 K: 0 S: 14	H: 2 LOB: 2 BB: 1 P: 24	1B: 4 2B: 2 3B: 0 HR: 1	SF: 0 SAC: 0 DP: 1 HBP: 0	WP: 0 PB: 0 SB: 0 CS: 0	PA: 33
PITCHER Darrell May, L (1, 1) ERA: 6.43	IP: 6.1 WLS: L BF: 26	H: 5 R: 3 ER: 3 SO: 6	BB: 2 IBB: 0 HBP: 0 BLK: 0	WP: 0 HR: 1 S: 66 P: 102	ERA: 4.26 WHIP: 1.105																	
Dan Reichert, R (7, 1) ERA: 5.19	IP: 1.1 WLS: L BF: 6	H: 2 R: 0 ER: 0 SO: 0	BB: 1 IBB: 0 HBP: 0 BLK: 0	WP: 0 HR: 0 S: 17 P: 30	ERA: 0.00 WHIP: 2.250																	
Brian Shouse, L (8, 1) ERA: 5.54	IP: 0.1 WLS: L BF: 1	H: 0 R: 0 ER: 0 SO: 0	BB: 0 IBB: 0 HBP: 0 BLK: 0	WP: 0 HR: 0 S: 3 P: 5	ERA: 0.00 WHIP: 0.000																	

Kansas City Royals @ Texas Rangers
The Ballpark at Arlington, Arlington, TX
Sat Jun 01 2002, 8:05 PM EDT
Att: 39,245 - Cloudy - 86 F

livebaseballscorecards.com

AB	30
R	3
H	7
RBI	3
BB	3
SO	6
LOB	12



Batter	1	2	3	4	5	6	7	8	9	AB	R	H	RBI	BB	SO	LOB	TOP								
Neft Perez, S (1, 6) OBP: 0.266, SLG: 0.353	F9		F8		SF7		G5-3			3	0	0	1	0	0	0	Kansas City Royals @ Texas Rangers The Ballpark at Arlington, Arlington, TX Sun Jun 02 2002, 3:05 PM EDT Att: 26,464 - Cloudy - 86 F								
Carlos Febles, R (1, 4) OBP: 0.349, SLG: 0.384	G5-3			1B	HR			29 SF8 3B		4	2	3	2	0	0										
Carlos Beltrán, S (1, 8) OBP: 0.349, SLG: 0.457	K			K	G4-3			FC4-6 BB		3	0	0	0	1	2										
29 Mike Sweeney, R (1, 3) OBP: 0.399, SLG: 0.563		2-2 1B		L4				SF8		3	0	1	1	0	1										
Joe Randa, R (1, 5) OBP: 0.361, SLG: 0.497	K			G6-3				FC4-6		4	1	1	1	0	1										
Michael Tucker, L (1, 9) OBP: 0.341, SLG: 0.345	F7				F8 BB 1B BB			F7		2	1	0	0	1	0										
Luis Alicaia, S (1, 10) OBP: 0.288, SLG: 0.246	B1-3				1B BB SF7 BB			G4-6-3 BB		2	1	0	0	2	0										
Raul Ibanez, L (1, 7) OBP: 0.252, SLG: 0.302			G3		F8		G1-3			4	0	0	0	0	3										
Brent Mayne, L (1, 2) OBP: 0.295, SLG: 0.279	K				F9			G4-6-3		4	1	1	1	0	1										
Inning Stats	R: 0 E: 0 K: 1 S: 6	H: 0 LOB: 0 BB: 0 P: 9	R: 0 E: 0 K: 1 S: 10	H: 1 LOB: 1 BB: 0 P: 16	R: 0 E: 0 K: 1 S: 7	H: 0 LOB: 0 BB: 0 P: 9	R: 0 E: 0 K: 1 S: 10	H: 1 LOB: 1 BB: 0 P: 17	R: 4 E: 0 K: 0 S: 12	H: 2 LOB: 0 BB: 2 P: 25	R: 1 E: 0 K: 1 S: 8	H: 1 LOB: 0 BB: 0 P: 13	R: 0 E: 0 K: 0 S: 8	H: 0 LOB: 0 BB: 0 P: 13	R: 1 E: 0 K: 0 S: 15	H: 1 LOB: 1 BB: 1 P: 24	R: 0 E: 0 K: 0 S: 6	H: 0 LOB: 0 BB: 1 P: 11	1B: 3 2B: 0 3B: 1 HR: 2	SF: 2 SAC: 0 DP: 2 HBP: 1	WP: 0 PB: 0 SB: 0 CS: 0	PA: 36			
PITCHER	IP	WLS	BF	H	R	ER	SO	BB	IBB	HBP	BLK	WP	HR	S	P	ERA	WHIP								
Chan Ho Park, R (1, 1) ERA: 8.28	5.1	W	24	5	5	5	5	2	0	1	0	0	2	51	87	8.44	1.312								
Randy Flores, L (6, 1) ERA: 3.89	1.2	H	4	0	0	0	0	0	0	0	0	0	0	10	15	0.00	0.000								
Anthony Telford, R (8, 1) ERA: 1.5	1.0	H	5	1	1	1	0	1	0	0	0	0	0	15	24	9.00	2.000								
Hideki Irabu, R (9, 1) ERA: 4.73	1.0	S	3	0	0	0	0	1	0	0	0	0	0	6	11	0.00	1.000								

Batter	1	2	3	4	5	6	7	8	9	AB	R	H	RBI	BB	SO	LOB	BOTTOM								
29 Rusty Greer, L (1, 7) OBP: 0.355, SLG: 0.376	S 1B	G1-3		WP BB 1B		L6		F7		5	1	2	0	0	0	1	Kansas City Royals @ Texas Rangers The Ballpark at Arlington, Arlington, TX Sun Jun 02 2002, 3:05 PM EDT Att: 26,464 - Cloudy - 86 F								
Calvin Murray, R (9, 8) OBP: 0.211, SLG: 0.238	1B			1B						0	0	0	0	0	0										
Herbert Perry, R (1, 5) OBP: 0.387, SLG: 0.563	1B 2B HBP	F8		SF9		G5-3				2	1	0	1	0	0										
Alex Rodriguez, R (1, 6) OBP: 0.401, SLG: 0.639	2B 1B	K		WP BB				HR		3	2	2	2	1	1										
Rafael Palmeiro, L (1, 10) OBP: 0.367, SLG: 0.541	2B		F9	K		P5				4	1	1	1	0	1										
Juan Gonzalez, R (1, 9) OBP: 0.318, SLG: 0.434	G3 1B 2B		K		K		L8			4	1	1	2	0	2										
Carl Everett, S (1, 8) OBP: 0.247, SLG: 0.331	G3		G4-3		1B		G6-3			3	0	0	0	1	0										
10 Michael Young, R (8, 4) OBP: 0.306, SLG: 0.375					BB					0	0	0	0	0	0										
Mike Lamb, L (1, 3) OBP: 0.330, SLG: 0.462	1B			K		G5-4-3 1B		F8		4	0	2	1	0	1										
Bill Haselman, R (1, 2) OBP: 0.306, SLG: 0.358	F7			HR		G5-4-3		K		4	1	1	1	0	1										
Jason Romano, R (1, 4) OBP: 0.250, SLG: 0.150	K			29 1B SF9		L6				4	1	2	0	0	1										
Inning Stats	R: 5 E: 0 K: 1 S: 24	H: 5 LOB: 1 BB: 0 P: 30	R: 0 E: 0 K: 1 S: 7	H: 0 LOB: 0 BB: 0 P: 9	R: 0 E: 0 K: 1 S: 8	H: 0 LOB: 0 BB: 0 P: 11	R: 2 E: 0 K: 2 S: 17	H: 3 LOB: 2 BB: 1 P: 30	R: 0 E: 0 K: 1 S: 7	H: 1 LOB: 1 BB: 1 P: 17	R: 0 E: 0 K: 0 S: 7	H: 0 LOB: 0 BB: 0 P: 11	R: 1 E: 0 K: 0 S: 11	H: 1 LOB: 0 BB: 0 P: 18	R: 0 E: 0 K: 1 S: 8	H: 1 LOB: 1 BB: 0 P: 16	1B: 7 2B: 2 3B: 0 HR: 2	SF: 1 SAC: 0 DP: 1 HBP: 1	WP: 1 PB: 0 SB: 3 CS: 0	PA: 37					
PITCHER	IP	WLS	BF	H	R	ER	SO	BB	IBB	HBP	BLK	WP	HR	S	P	ERA	WHIP								
Paul Byrd, R (1, 1) ERA: 3.53	3.2	L	21	8	7	7	4	1	0	1	0	0	1	52	73	17.18	2.455								
Mae Suzuki, R (4, 1) ERA: 8.31	2.1		8	1	0	0	2	1	0	0	0	1	0	18	35	0.00	0.857								
Brad Voyles, R (7, 1) ERA: 3.52	1.2		7	2	1	1	1	0	0	0	0	0	1	16	28	5.40	1.200								
Jason Grimsley, R (8, 1) ERA: 3.38	0.1		1	0	0	0	0	0	0	0	0	0	0	3	6	0.00	0.000								



Batter	1	2	3	4	5	6	7	8	9	AB	R	H	RBI	BB	SO	LOB	TOP																			
Chuck Knoblauch, R (1,7) OBP: 0.252, SLG: 0.266	G6-3		F8			FC6-4 BB	F9			3	0	0	0	1	0	2	Kansas City Royals @ Chicago White Sox Comiskey Park, Chicago, IL Mon Jun 03 2002, 8:05 PM EDT Att: 15,168 - Cloudy - 64 F																			
Neftali Pérez, S (1,6) OBP: 0.261, SLG: 0.346	F8			P3		FC6-4 BB	F9			4	0	0	0	0	0	1																				
Carlos Beltrán, S (1,8) OBP: 0.352, SLG: 0.455	K			K		FC6-4 BB	FC1-2 1B			3	0	1	0	1	2	0																				
29 Mike Sweeney, R (1,3) OBP: 0.401, SLG: 0.567		P5				P5				4	0	2	0	0	0	2																				
Joe Randa, R (1,5) OBP: 0.359, SLG: 0.491 Donnie Sadler, R (8, PR) OBP: 0.242, SLG: 0.258 (8,9)				G4-3		FC6-4	FC1-2			4	0	1	0	0	0	5																				
Michael Tucker, L (1,9) OBP: 0.341, SLG: 0.344 Luis Alicaia, S (8, PH) OBP: 0.284, SLG: 0.243 (8,5)										3	0	1	0	0	1	1																				
Mark Quinn, R (1,10) OBP: 0.306, SLG: 0.369										1	0	0	0	0	2																					
Brent Mayne, L (1,2) OBP: 0.293, SLG: 0.268										4	0	1	0	0	1	1																				
Carlos Febles, R (1,4) OBP: 0.346, SLG: 0.377										3	0	0	0	1	1	1																				
Inning Stats	R: 0 E: 0 K: 1 S: 7	H: 0 LOB: 0 BB: 0 P: 10	R: 0 E: 0 K: 1 S: 11	H: 1 LOB: 1 BB: 0 P: 17	R: 0 E: 0 K: 1 S: 7	H: 0 LOB: 0 BB: 0 P: 13	R: 0 E: 0 K: 1 S: 9	H: 1 LOB: 1 BB: 0 P: 15	R: 0 E: 0 K: 1 S: 8	H: 0 LOB: 2 BB: 1 P: 16	R: 0 E: 0 K: 0 S: 8	H: 2 LOB: 2 BB: 1 P: 17	R: 0 E: 0 K: 0 S: 11	H: 2 LOB: 0 BB: 0 P: 19	R: 0 E: 0 K: 1 S: 8	H: 0 LOB: 0 BB: 0 P: 10		1B: 5 2B: 1 3B: 0 HR: 0	SF: 0 SAC: 0 DP: 0 HBP: 0	WP: 0 PB: 0 SB: 2 CS: 0	PA: 36															
PITCHER	IP	WLS	BF	H	R	ER	SO	BB	IBB	HBP	BLK	WP	HR	S	P	ERA	WHIP	PITCHER		IP	WLS	BF	H	R	ER	SO	BB	IBB	HBP	BLK	WP	HR	S	P	ERA	WHIP
Jon Garland, R (1,1) ERA: 4.48	6.2	W	27	4	0	0	5	4	0	0	0	0	0	56	100	0.00	1.200	Keith Foulke, R (9,1) ERA: 5.11		1.0		3	0	0	0	1	0	0	0	0	0	8	10	0.00	0.000	
Antonio Osuna, R (7,1) ERA: 4.23	0.1	H	1	0	0	0	0	0	0	0	0	0	0	1	2	0.00	0.000																			
Damaso Marte, L (8,1) ERA: 4.35	0.1	H	2	1	0	0	0	0	0	0	0	0	0	3	5	0.00	3.000																			
Bob Howry, R (8,1) ERA: 3.6	0.1	H	2	1	0	0	0	0	0	0	0	0	0	5	10	0.00	3.000																			
Kelly Wunsch, L (8,1) ERA: 3.66	0.1	H	1	0	0	0	0	0	0	0	0	0	0	3	4	0.00	0.000																			


Batter	1	2	3	4	5	6	7	8	9	AB	R	H	RBI	BB	SO	LOB	BOTTOM																			
Ray Durham, S (1,4) OBP: 0.385, SLG: 0.375	K			SH1-3 2B BB				BB 1B		1	2	0	0	3	1	0	Kansas City Royals @ Chicago White Sox Comiskey Park, Chicago, IL Mon Jun 03 2002, 8:05 PM EDT Att: 15,168 - Cloudy - 64 F																			
Tony Graffanino, R (1,6) OBP: 0.374, SLG: 0.506 Kenny Lofton, L (8,8) OBP: 0.382, SLG: 0.433	F8			SH1-3		G5-3		BB 1B 14 2B BB		2	0	0	0	0	2	0																				
Frank Thomas, R (1,10) OBP: 0.352, SLG: 0.488	F7							BB 1B		4	0	1	1	0	1	1																				
Magglio Ordonez, R (1,9) OBP: 0.356, SLG: 0.531		K						BB 1B		4	0	1	1	0	1	2																				
14 Paul Konerko, R (1,3) OBP: 0.356, SLG: 0.495		K						BB 1B		4	0	2	1	0	1	1																				
Carlos Lee, R (1,7) OBP: 0.289, SLG: 0.445 Royce Clayton, R (8,6) OBP: 0.235, SLG: 0.362								BB 1B		3	0	0	0	0	1	1																				
Sandy Alomar Jr., R (1,2) OBP: 0.310, SLG: 0.463								BB 1B		2	1	0	0	1	0	0																				
Jose Valentin, S (1,5) OBP: 0.298, SLG: 0.451								BB 1B		3	0	0	0	0	2	1																				
Aaron Rowand, R (1,8) OBP: 0.244, SLG: 0.378 (8,7)								BB 1B		3	0	1	1	0	0	0																				
Inning Stats	R: 0 E: 0 K: 1 S: 10	H: 0 LOB: 0 BB: 0 P: 15	R: 0 E: 0 K: 2 S: 9	H: 0 LOB: 0 BB: 0 P: 11	R: 0 E: 0 K: 1 S: 6	H: 0 LOB: 0 BB: 0 P: 7	R: 1 E: 0 K: 0 S: 9	H: 1 LOB: 1 BB: 1 P: 16	R: 1 E: 0 K: 1 S: 14	H: 1 LOB: 2 BB: 2 P: 29	R: 0 E: 0 K: 1 S: 10	H: 0 LOB: 0 BB: 0 P: 15	R: 0 E: 0 K: 0 S: 9	H: 0 LOB: 0 BB: 0 P: 15	R: 2 E: 0 K: 0 S: 12	H: 2 LOB: 1 BB: 2 P: 28		1B: 2 2B: 3 3B: 0 HR: 0	SF: 0 SAC: 1 DP: 0 HBP: 0	WP: 0 PB: 0 SB: 0 CS: 0	PA: 33															
PITCHER	IP	WLS	BF	H	R	ER	SO	BB	IBB	HBP	BLK	WP	HR	S	P	ERA	WHIP	PITCHER		IP	WLS	BF	H	R	ER	SO	BB	IBB	HBP	BLK	WP	HR	S	P	ERA	WHIP
Jeremy Affeldt, L (1,1) ERA: 3.64	7.0	L	27	3	2	2	6	3	0	0	0	0	0	67	108	2.57	0.857	Cory Bailey, R (8,1) ERA: 3.13		0.1		1	0	0	0	0	0	0	0	0	0	3	6	0.00	0.000	
Jason Grimsley, R (8,1) ERA: 4.01	0.2		5	2	2	2	0	2	0	0	0	0	0	9	22	27.00	6.000																			
Cory Bailey, R (8,1) ERA: 3.13	0.1		1	0	0	0	0	0	0	0	0	0	0	3	6	0.00	0.000																			



Batter	1	2	3	4	5	6	7	8	9	AB	R	H	RBI	BB	SO	LOB	TOP								
Chuck Knoblauch , R (1, 7) OBP: 0.245, SLG: 0.259	2-0 P4		1-1 F8		1-2 P4		2-0 G6-3			4	0	0	0	0	0	1									
Neftali Pérez , S (1, 6) OBP: 0.257, SLG: 0.340	0-0 P5		0-1 G5-3			0-0 L5	2-2 G5-3			4	0	0	0	0	0	0									
Carlos Beltrán , S (1, 8) OBP: 0.354, SLG: 0.466	1-2 2B		3-1 G5-3			1-2 1B	2-1 G5-3			4	2	2	0	0	0	0									
29 Mike Sweeney , R (1, 3) OBP: 0.403, SLG: 0.564	0-2 1B			1-0 G6-3		4-0 1B		0-1 F9		3	1	1	1	1	0	0									
Joe Randa , R (1, 5) OBP: 0.362, SLG: 0.491	2-2 1B			3-1 L5		3-2 1B		1-1 F8		4	0	2	1	0	0	0									
Mark Quinn , R (1, 9) OBP: 0.303, SLG: 0.362	0-0 F8			1-2 E4		0-0 1B		0-0 L6		4	0	1	1	0	0	2									
Raul Ibanez , L (1, 10) OBP: 0.244, SLG: 0.291		0-2 F7		0-1 CS	0-0 F9	0-3 K		2-2 G1-3		4	0	0	0	0	1	2									
Brent Mayne , L (1, 2) OBP: 0.302, SLG: 0.270		2-0 F8			4-0 G4-3	1-2 1B		3-3 K		3	0	1	0	1	1	0									
Carlos Febles , R (1, 4) OBP: 0.339, SLG: 0.367		1-1 F9			0-1 G4-3	0-0 G4-3		3-1 P3		4	0	0	0	0	0	4									
Inning Stats	R: 1 E: 0 K: 0 S: 13	H: 3 LOB: 2 BB: 0 P: 18	R: 0 E: 0 K: 0 S: 6	H: 0 LOB: 0 BB: 0 P: 9	R: 0 E: 0 K: 0 S: 6	H: 0 LOB: 0 BB: 0 P: 10	R: 0 E: 1 K: 0 S: 7	H: 0 LOB: 0 BB: 0 P: 12	R: 0 E: 0 K: 0 S: 6	H: 0 LOB: 1 BB: 1 P: 11	R: 2 E: 0 K: 1 S: 16	H: 4 LOB: 3 BB: 1 P: 25	R: 0 E: 0 K: 0 S: 8	H: 0 LOB: 0 BB: 0 P: 14	R: 0 E: 0 K: 0 S: 5	H: 0 LOB: 0 BB: 0 P: 6	R: 0 E: 0 K: 1 S: 10	H: 0 LOB: 0 BB: 0 P: 18	1B: 5 2B: 2 3B: 0 HR: 0	SF: 0 SAC: 0 DP: 0 HBP: 0	WP: 0 PB: 0 SB: 1 CS: 1	PA: 37			
PITCHER	IP	WLS	BF	H	R	ER	SO	BB	IBB	HBP	BLK	WP	HR	S	P	ERA	WHIP								
56 Mark Buehrle , L (1, 1) ERA: 2.82	8.0	L	33	7	3	3	1	1	1	0	0	0	0	67	105	3.38	1.000								
Damaso Marte , L (9, 1) ERA: 4.22	0.2		2	0	0	0	1	0	0	0	0	0	0	8	13	0.00	0.000								
Antonio Osuna , R (9, 1) ERA: 4.18	0.1		1	0	0	0	0	0	0	0	0	0	0	2	5	0.00	0.000								

Kansas City Royals @ Chicago White Sox
Comiskey Park, Chicago, IL
Tue Jun 04 2002, 8:05 PM EDT
Att. 13,063 - Overcast - 60 F


AB 34
R 3
H 7
RBI 3
BB 2
SO 2
LOB 9



Batter	1	2	3	4	5	6	7	8	9	AB	R	H	RBI	BB	SO	LOB	BOTTOM									
Kenny Lofton , L (1, 8) OBP: 0.384, SLG: 0.436	3-2 G6-3		2-1 G3-1		2-1 F9			4-0 G5-3		3	1	1	0	1	0	0										
Ray Durham , S (1, 4) OBP: 0.378, SLG: 0.367	1-0 F8		1-0 G3-1			2-1 G1-3		3-2 G5-3		4	0	0	0	0	0	2										
Frank Thomas , R (1, 10) OBP: 0.351, SLG: 0.484	0-0 F5		3-3 K			2-1 L5		0-1 1B		4	0	1	1	0	1	1										
Magglio Ordonez , R (1, 9) OBP: 0.354, SLG: 0.524		4-1 BB		0-0 L5		2-3 K		3-3 K		3	0	0	0	1	2	1										
14 Paul Konerko , R (1, 3) OBP: 0.358, SLG: 0.496		3-2 F9		1-0 1B		1-0 F8		1-0 1B		4	0	2	0	0	0	1										
Royce Clayton , R (9, PR) OBP: 0.235, SLG: 0.362										0	0	0	0	0	0	0										
Jose Valentin , S (1, 5) OBP: 0.303, SLG: 0.469		1-2 F9		3-2 F8		3-2 F8		3-2 HR		4	1	2	1	0	0	2										
Carlos Lee , R (1, 7) OBP: 0.293, SLG: 0.440		4-1 1B		1-2 F2		1-2 G6-3		4-0 BB		2	0	0	0	2	1	3										
Tony Graffanino , R (1, 6) OBP: 0.379, SLG: 0.506		3-1 F8			2-1 CS		3-2 G6-3		1-0 G6-4-3	4	0	2	0	0	0	3										
Mark Johnson , L (1, 2) OBP: 0.284, SLG: 0.261			0-1 F8		2-2 P6			2-1 G6-3		2	0	0	0	0	0	1										
Aaron Rowand , R (8, PH) OBP: 0.239, SLG: 0.370										1	0	0	0	0	0	0										
Sandy Alomar Jr. , R (9, 2) OBP: 0.307, SLG: 0.459										1	0	0	0	0	0	3										
Inning Stats	R: 0 E: 0 K: 0 S: 7	H: 0 LOB: 0 BB: 0 P: 11	R: 0 E: 0 K: 0 S: 12	H: 0 LOB: 2 BB: 2 P: 27	R: 0 E: 0 K: 1 S: 9	H: 1 LOB: 1 BB: 0 P: 15	R: 0 E: 0 K: 0 S: 10	H: 1 LOB: 1 BB: 0 P: 15	R: 0 E: 0 K: 1 S: 7	H: 0 LOB: 0 BB: 0 P: 13	R: 1 E: 0 K: 0 S: 8	H: 1 LOB: 0 BB: 1 P: 19	R: 1 E: 0 K: 1 S: 10	H: 1 LOB: 1 BB: 1 P: 22	R: 0 E: 0 K: 1 S: 9	H: 3 LOB: 3 BB: 0 P: 14	1B: 6 2B: 1 3B: 0 HR: 1	SF: 0 SAC: 0 DP: 2 HBP: 0	WP: 1 PB: 0 SB: 0 CS: 1	PA: 36						
PITCHER	IP	WLS	BF	H	R	ER	SO	BB	IBB	HBP	BLK	WP	HR	S	P	ERA	WHIP									
Miguel Asencio , R (1, 1) ERA: 5.9	6.1	W	24	4	1	1	2	2	0	0	0	0	0	1	56	102	1.42	0.947								
Dan Reichert , R (7, 1) ERA: 5.13	0.2	H	2	0	0	0	0	1	0	0	0	0	0	4	11	0.00	1.500									
Brian Shouse , L (8, 1) ERA: 5.93	0.2	H	3	0	1	1	0	1	0	0	0	0	0	5	14	13.50	1.500									
Cory Bailey , R (8, 1) ERA: 3.09	0.1	H	2	1	0	0	1	0	0	0	0	0	1	0	5	8	0.00	3.000								
Roberto Hernandez , R (9, 1) ERA: 4.05	1.0	S	5	3	0	0	1	0	0	0	0	0	0	9	14	0.00	3.000									

Kansas City Royals @ Chicago White Sox
Comiskey Park, Chicago, IL
Tue Jun 04 2002, 8:05 PM EDT
Att. 13,063 - Overcast - 60 F

AB 32
R 2
H 8
RBI 2
BB 4
SO 4
LOB 17



Batter	1	2	3	4	5	6	7	8	9	AB	R	H	RBI	BB	SO	LOB	TOP				
Chuck Knoblauch R (1,7) <small>OBP: 0.241, SLG: 0.253</small> Raul Ibanez L (6,7) <small>OBP: 0.242, SLG: 0.288</small>	F9		F3		F8		F8			3	0	0	0	0	0	0	Kansas City Royals @ Chicago White Sox Comiskey Park, Chicago, IL Wed Jun 05 2002, 8:05 PM EDT Att: 12,167 - Overcast - 54 F				
Neftali Feliz S (1,6) <small>OBP: 0.257, SLG: 0.338</small>	L4		G4-3			1B				4	0	1	0	0	1	0					
Carlos Beltrán S (1,8) <small>OBP: 0.349, SLG: 0.457</small>	K			F7		K				4	0	0	0	0	3	1					
29 Mike Sweeney R (1,3) <small>OBP: 0.396, SLG: 0.553</small>		G6-3		G6-3		F1				4	0	0	0	0	0	0					
Joe Randa R (1,5) <small>OBP: 0.361, SLG: 0.486</small>		2B		G6-3		G6-3				2	1	0	0	1	0	0					
Michael Tucker L (1,10) <small>OBP: 0.335, SLG: 0.338</small>		K			K		F7			3	0	0	0	0	2	1					
Mark Quinn R (1,9) <small>OBP: 0.304, SLG: 0.375</small>		1H			F9			F9		3	0	1	1	0	0	0					
Brent Mayne L (1,2) <small>OBP: 0.303, SLG: 0.273</small>		F8						F8		3	0	1	0	0	0	1					
Carlos Febles R (1,4) <small>OBP: 0.339, SLG: 0.363</small>			K			F8				2	0	0	0	1	1	1					
Inning Stats	R: 0 H: 0 E: 0 K: 1 S: 10	H: 0 LOB: 0 BB: 0 P: 14	R: 1 H: 1 E: 0 K: 1 S: 20	LOB: 1 BB: 1 P: 30	R: 0 H: 0 E: 0 K: 1 S: 8	H: 0 LOB: 0 BB: 0 P: 11	R: 0 H: 0 E: 0 K: 0 S: 7	H: 0 LOB: 0 BB: 0 P: 9	R: 0 H: 1 E: 0 K: 1 S: 8	LOB: 1 BB: 0 P: 12	R: 0 H: 1 E: 0 K: 1 S: 7	H: 0 LOB: 0 BB: 0 P: 13	R: 0 H: 0 E: 0 K: 0 S: 8	H: 0 LOB: 1 BB: 1 P: 13	R: 0 H: 0 E: 0 K: 2 S: 12	H: 0 LOB: 0 BB: 0 P: 16		1B: 2 2B: 1 3B: 0 HR: 0	SF: 0 SAC: 0 DP: 0 HBP: 0	WP: 1 PB: 0 SB: 0 CS: 1	PA: 31
PITCHER Gary Glover R (1,1) <small>ERA: 4.71</small> Rocky Biddle R (8,1) <small>ERA: 2.94</small>	IP	WLS	BF	H	R	ER	SO	BB	IBB	HBP	BLK	WP	HR	S	P	ERA	WHIP				
	7.0	W	24	3	1	1	5	1	0	0	0	1	0	68	101	1.29	0.571				
	2.0		7	0	0	0	2	1	0	0	0	0	0	20	29	0.00	0.500				



Batter	1	2	3	4	5	6	7	8	9	AB	R	H	RBI	BB	SO	LOB	BOTTOM				
Kenny Lofton L (1,8) <small>OBP: 0.384, SLG: 0.442</small>	L6		K					K		4	0	1	3	1	2	0	Kansas City Royals @ Chicago White Sox Comiskey Park, Chicago, IL Wed Jun 05 2002, 8:05 PM EDT Att: 12,167 - Overcast - 54 F				
Ray Durham S (1,4) <small>OBP: 0.372, SLG: 0.359</small>	F7		K					K		4	0	0	0	0	3	4					
Frank Thomas R (1,10) <small>OBP: 0.353, SLG: 0.481</small>	1B							F9		3	1	1	0	1	0	3					
14 Paul Konerko R (1,3) <small>OBP: 0.365, SLG: 0.498</small>	1B							F9		3	1	2	0	1	0	0					
Jose Valentin S (1,5) <small>OBP: 0.307, SLG: 0.470</small>	G3-1							G6-3		4	1	2	0	0	0	3					
Carlos Lee R (1,7) <small>OBP: 0.292, SLG: 0.435</small>	K							F7		2	1	0	1	1	1	1					
Jeff Liefer L (1,9) <small>OBP: 0.250, SLG: 0.240</small> Aaron Rowand R (8,9) <small>OBP: 0.238, SLG: 0.370</small>	G6-3							E4		4	1	1	1	0	1	2					
Tony Graffanino R (1,6) <small>OBP: 0.364, SLG: 0.483</small>	G6-3							K		0	0	0	0	0	0	0					
Mark Johnson L (1,2) <small>OBP: 0.292, SLG: 0.271</small>								F7		4	0	0	0	0	0	4					
Inning Stats	R: 0 H: 1 E: 0 K: 0 S: 11	H: 1 LOB: 2 BB: 1 P: 20	R: 0 H: 0 E: 0 K: 1 S: 10	LOB: 0 BB: 0 P: 15	R: 0 H: 0 E: 0 K: 2 S: 8	H: 0 LOB: 0 BB: 0 P: 15	R: 5 H: 5 E: 0 K: 1 S: 20	H: 5 LOB: 1 BB: 1 P: 33	R: 0 H: 1 E: 0 K: 0 S: 7	H: 1 LOB: 3 BB: 2 P: 11	R: 1 H: 1 E: 1 K: 1 S: 12	H: 1 LOB: 1 BB: 2 P: 26	R: 0 H: 1 E: 0 K: 1 S: 10	H: 0 LOB: 0 BB: 0 P: 18	R: 0 H: 0 E: 0 K: 1 S: 6	H: 0 LOB: 0 BB: 0 P: 10		1B: 8 2B: 0 3B: 1 HR: 0	SF: 1 SAC: 0 DP: 1 HBP: 0	WP: 0 PB: 0 SB: 0 CS: 0	PA: 37
PITCHER Jeff Suppan R (1,1) <small>ERA: 4.68</small> Brad Voyles R (6,1) <small>ERA: 2.89</small> Jeff Austin R (8,1) <small>ERA: 5.4</small>	IP	WLS	BF	H	R	ER	SO	BB	IBB	HBP	BLK	WP	HR	S	P	ERA	WHIP				
	5.1	L	27	8	6	5	4	3	0	0	0	0	0	64	110	8.44	2.062				
	1.2		7	1	0	0	2	1	0	0	0	0	0	14	28	0.00	1.200				
	1.0		3	0	0	0	1	0	0	0	0	0	0	6	10	0.00	0.000				




Batter	1	2	3	4	5	6	7	8	9	AB	R	H	RBI	BB	SO	LOB	TOP					
Neft Perez, S OBP: 0.260, SLG: 0.339 (1, 6)	F9	1B		F7		L8			P5	5	1	2	0	0	0	0						
Luis Alica, S OBP: 0.302, SLG: 0.257 (1, 4)	SH1-3	1B		BB					L9	4	1	2	0	1	0	1						
Carlos Beltrán, S OBP: 0.347, SLG: 0.453 (1, 8)	SH1-3			G4-3					F8	4	0	1	1	0	1	1						
29 Mike Sweeney, R OBP: 0.402, SLG: 0.559 (1, 3)	1B	F7			SF8					3	2	2	0	1	0	2						
Joe Randa, R OBP: 0.359, SLG: 0.483 (1, 10)	1B		L9		SF8					3	0	1	2	0	1	1						
Mark Quinn, R OBP: 0.301, SLG: 0.368 (1, 9)	1B		L8		F8				F5	4	0	1	1	0	0	0						
Brandon Berger, R OBP: 0.326, SLG: 0.400 (8, PR)	F9		E5		G6-3					4	0	1	0	0	0	2						
Michael Tucker, L OBP: 0.335, SLG: 0.338 (8, 7)									1B	0	0	0	0	0	0	0						
A.J. Hinch, R OBP: 0.374, SLG: 0.400 (1, 2)		L7		K					K	4	0	0	0	0	3	2						
Donnie Sadler, R OBP: 0.229, SLG: 0.242 (1, 5)		L9		L9					K	4	0	0	0	0	2	1						
Inning Stats	R: 2 E: 0 K: 0 S: 16	H: 3 LOB: 2 BB: 1 P: 28	R: 1 E: 0 K: 0 S: 10	H: 3 LOB: 2 BB: 0 P: 19	R: 0 E: 1 K: 1 S: 10	H: 0 LOB: 1 BB: 0 P: 15	R: 0 E: 0 K: 0 S: 6	H: 0 LOB: 1 BB: 1 P: 12	R: 1 E: 0 K: 0 S: 9	H: 1 LOB: 0 BB: 0 P: 14	R: 0 E: 0 K: 2 S: 9	H: 1 LOB: 1 BB: 0 P: 11	R: 0 E: 0 K: 2 S: 10	H: 1 LOB: 0 BB: 0 P: 17	R: 0 E: 0 K: 2 S: 12	H: 1 LOB: 1 BB: 0 P: 14	R: 0 E: 0 K: 0 S: 4	H: 0 LOB: 0 BB: 0 P: 7	1B: 9 2B: 1 3B: 0 HR: 0	SF: 1 SAC: 1 DP: 0 HBP: 0	WP: 0 PB: 0 SB: 1 CS: 1	PA: 39
PITCHER	IP	WLS	BF	H	R	ER	SO	BB	IBB	HBP	BLK	WP	HR	S	P	ERA	WHIP					
Todd Ritchie, R ERA: 4.44 (1, 1)	7.0	L	32	9	4	4	5	2	0	0	0	0	0	70	116	5.14	1.571					
Bob Howry, R ERA: 3.33 (8, 1)	2.0		7	1	0	0	2	0	0	0	0	0	0	16	21	0.00	0.500					

Kansas City Royals @ Chicago White Sox
Comiskey Park, Chicago, IL
Thu Jun 06 2002, 2:05 PM EDT
Att: 14,311 - Cloudy - 59 F

livebaseballscorecards.com

AB 35
R 4
H 10
RBI 4
BB 2
SO 7
LOB 10




Batter	1	2	3	4	5	6	7	8	9	AB	R	H	RBI	BB	SO	LOB	BOTTOM					
Kenny Lofton, L OBP: 0.380, SLG: 0.437 (1, 8)	SH2-3		G5-3		K				G4-3	5	0	1	0	0	1	0						
Ray Durham, S OBP: 0.374, SLG: 0.362 (1, 4)	SH2-3		BB		P4				1B	4	0	2	0	0	0	0						
Frank Thomas, R OBP: 0.358, SLG: 0.479 (1, 10)	BB		F7		BB				F8	3	0	1	0	2	0	1						
Magglio Ordonez, R OBP: 0.359, SLG: 0.521 (1, 9)	E5		BB		BB				G4-3	3	1	1	0	2	0	4						
14 Paul Konerko, R OBP: 0.367, SLG: 0.496 (1, 3)	G6-4-3		BB		F7				1B	3	1	1	0	1	0	5						
Tony Graffanino, R OBP: 0.359, SLG: 0.473 (1, 5)		P5	P4			K			1B	4	0	1	1	0	1	3						
Sandy Alomar Jr., R OBP: 0.309, SLG: 0.460 (1, 2)		G4-3			2B				G6-3	4	0	1	1	0	1	1						
Aaron Rowand, R OBP: 0.245, SLG: 0.429 (8, PH)			G1-3							3	1	1	1	0	1	0						
Jeff Liefer, L OBP: 0.245, SLG: 0.235 (9, 7)		HR							K	1	0	0	0	0	1	1						
Royce Clayton, R OBP: 0.233, SLG: 0.358 (7, PH)										2	0	0	0	0	1	0						
Jose Valentin, S OBP: 0.303, SLG: 0.464 (8, 6)	F9				K				K	2	0	0	0	0	1	0						
Inning Stats	R: 0 E: 1 K: 0 S: 12	H: 1 LOB: 2 BB: 1 P: 23	R: 1 E: 0 K: 0 S: 11	H: 1 LOB: 0 BB: 0 P: 20	R: 0 E: 0 K: 0 S: 14	H: 1 LOB: 3 BB: 2 P: 31	R: 0 E: 0 K: 1 S: 5	H: 1 LOB: 0 BB: 0 P: 8	R: 0 E: 0 K: 1 S: 7	H: 0 LOB: 2 BB: 2 P: 17	R: 0 E: 0 K: 3 S: 10	H: 0 LOB: 0 BB: 0 P: 15	R: 0 E: 0 K: 0 S: 9	H: 0 LOB: 0 BB: 0 P: 11	R: 2 E: 0 K: 1 S: 14	H: 3 LOB: 1 BB: 0 P: 18	R: 0 E: 0 K: 1 S: 13	H: 2 LOB: 2 BB: 0 P: 21	1B: 7 2B: 1 3B: 0 HR: 1	SF: 0 SAC: 1 DP: 1 HBP: 0	WP: 0 PB: 0 SB: 2 CS: 0	PA: 40
PITCHER	IP	WLS	BF	H	R	ER	SO	BB	IBB	HBP	BLK	WP	HR	S	P	ERA	WHIP					
Darrell May, L ERA: 5.54 (1, 1)	5.0	W	23	4	1	1	2	5	0	0	0	0	0	49	99	1.80	1.800					
Dan Reichert, R ERA: 5.24 (8, 1)	2.1	H	10	3	2	2	3	0	0	0	0	0	0	29	37	7.71	1.286					
Cory Bailey, R ERA: 3.03 (8, 1)	0.2	H	2	0	0	0	1	0	0	0	0	0	0	4	7	0.00	0.000					
Roberto Hernandez, R ERA: 3.77 (9, 1)	1.0	S	5	2	0	0	1	0	0	0	0	0	0	13	21	0.00	2.000					

Kansas City Royals @ Chicago White Sox
Comiskey Park, Chicago, IL
Thu Jun 06 2002, 2:05 PM EDT
Att: 14,311 - Cloudy - 59 F

livebaseballscorecards.com

AB 34
R 3
H 9
RBI 3
BB 5
SO 7
LOB 15



Batter	1	2	3	4	5	6	7	8	9	AB	R	H	RBI	BB	SO	LOB	TOP										
Fernando Vina, L (1,4) OBP: 0.363, SLG: 0.386 Miguel Cairo, R (9,PH) OBP: 0.300, SLG: 0.375	F8	1B		F9		FC1-2		FC6-4	FC6-4	5	1	1	2	0	0	4											
Placido Polanco, R (1,5) OBP: 0.281, SLG: 0.316	K	1B		G6-3		G4-3		FC4-6	FC6-4	6	1	1	2	0	1	5											
J.D. Drew, L (1,9) OBP: 0.318, SLG: 0.478 Mike DiFelice, R (8,2) OBP: 0.281, SLG: 0.367	E3	1B		F9						4	2	1	1	1	1	0											
5 Albert Pujols, R (1,7) OBP: 0.388, SLG: 0.532	1B	G6-4-3				G4-3		1B	1B	5	2	3	3	0	0	2											
Tino Martinez, L (1,3) OBP: 0.352, SLG: 0.387		1B		HR		K		1B	1B	5	1	4	2	0	1	0											
Edgar Renteria, R (1,6) OBP: 0.352, SLG: 0.409	FC6-4	BB		2B		BLK		1B	1B	5	1	3	1	0	1	2											
Eli Marrero, R (1,8) OBP: 0.327, SLG: 0.385	E6	1B		F9		G5-3		G4-3		5	1	0	0	0	0	6											
Mike Matheny, R (1,2) OBP: 0.318, SLG: 0.393 Kerry Robinson, L (8,FR) OBP: 0.316, SLG: 0.397	1B	BB		L8		FC1-2		FC6-4	HBP	3	1	2	0	1	0	1											
Eduardo Perez, R (1,10) OBP: 0.242, SLG: 0.321	1B	BB		F9		FC1-2		FC6-4	K	3	1	1	1	1	1	1											
Inning Stats	R: 1 E: 1 K: 1 S: 10	H: 1 LOB: 1 BB: 0 P: 18	R: 5 E: 1 K: 0 S: 16	H: 4 LOB: 1 BB: 2 P: 28	R: 1 E: 0 K: 0 S: 9	H: 2 LOB: 1 BB: 0 P: 11	R: 0 E: 0 K: 0 S: 8	H: 0 LOB: 0 BB: 0 P: 9	R: 0 E: 0 K: 1 S: 10	H: 1 LOB: 1 BB: 0 P: 15	R: 0 E: 0 K: 0 S: 8	H: 2 LOB: 1 BB: 0 P: 13	R: 1 E: 0 K: 2 S: 12	H: 2 LOB: 1 BB: 0 P: 17	R: 4 E: 0 K: 0 S: 17	H: 4 LOB: 2 BB: 1 P: 33	R: 0 E: 0 K: 1 S: 10	H: 1 LOB: 1 BB: 0 P: 14	1B: 11 2B: 5 3B: 0 HR: 1	SF: 0 SAC: 0 DP: 2 HBP: 1	WP: 0 PB: 0 SB: 0 CS: 0	PA: 47					
PITCHER	IP	WLS	BF	H	R	ER	SO	BB	IBB	HBP	BLK	WP	HR	S	P	ERA	WHIP										
Paul Byrd, R (1,1) ERA: 3.8	6.0	L	29	10	7	5	2	2	0	0	1	0	1	61	94	7.50	2.000										
Brad Voyles, R (7,1) ERA: 6.55	1.2	H	4	5	5	2	1	0	0	1	0	0	0	22	38	27.00	3.000										
Brian Shouse, L (8,1) ERA: 5.79	0.1	3	2	0	0	0	0	0	0	0	0	0	0	7	12	0.00	6.000										
Jeff Austin, R (9,1) ERA: 3.38	1.0	4	1	0	0	1	0	0	0	0	0	0	0	10	14	0.00	1.000										

St. Louis Cardinals @ Kansas City Royals
Kauffman Stadium, Kansas City, MO
Fri Jun 07 2002, 7:05 PM CDT
Att: 34,194 - Sunny - 81 F

AB 43
R 12
H 17
RBI 12
BB 3
SO 5
LOB 21



Batter	1	2	3	4	5	6	7	8	9	AB	R	H	RBI	BB	SO	LOB	BOTTOM										
Neftali Feliz, S (1,6) OBP: 0.263, SLG: 0.341	G3	1B			G6-3	F8		K		5	0	2	0	0	1	2											
Luis Alica, S (1,4) OBP: 0.297, SLG: 0.253	G4-3	G1-3			G3	F8		1B		5	0	1	0	0	0	4											
Carlos Beltrán, S (1,8) OBP: 0.344, SLG: 0.447	G3			G6-3	2B			K		5	0	1	0	0	1	2											
29 Mike Sweeney, R (1,3) OBP: 0.406, SLG: 0.556	P6			BB	BB			F3		3	0	1	0	2	0	1											
Joe Randa, R (1,5) OBP: 0.355, SLG: 0.475		E5		K		K		WP		5	1	1	0	0	2	4											
Michael Tucker, L (1,7) OBP: 0.337, SLG: 0.331	HR	HR		G3		L9		G3-1		3	1	0	0	2	0	2											
Mark Quinn, R (1,9) OBP: 0.301, SLG: 0.368 Brandon Berger, R (2,7) OBP: 0.333, SLG: 0.533	HR	HR		F8		HR		G5-3	F8	0	0	0	0	0	0	0											
Raul Ibanez, L (1,10) OBP: 0.248, SLG: 0.310	G4-3	G4-3		F7		2B		HR	G4-3	5	1	2	0	0	0	2											
A.J. Hinch, R (1,2) OBP: 0.296, SLG: 0.432	G5-3			G6-3		BB		HR		3	1	1	2	1	0	0											
Inning Stats	R: 0 E: 0 K: 0 S: 9	H: 1 LOB: 1 BB: 0 P: 19	R: 3 E: 1 K: 0 S: 15	H: 2 LOB: 1 BB: 1 P: 27	R: 0 E: 0 K: 1 S: 8	H: 0 LOB: 1 BB: 1 P: 14	R: 0 E: 0 K: 0 S: 6	H: 0 LOB: 0 BB: 0 P: 11	R: 0 E: 0 K: 1 S: 13	H: 1 LOB: 2 BB: 1 P: 21	R: 1 E: 0 K: 0 S: 8	H: 2 LOB: 2 BB: 1 P: 15	R: 0 E: 0 K: 2 S: 12	H: 1 LOB: 1 BB: 0 P: 15	R: 2 E: 0 K: 2 S: 12	H: 3 LOB: 1 BB: 0 P: 15	R: 0 E: 0 K: 0 S: 8	H: 1 LOB: 2 BB: 1 P: 15	1B: 6 2B: 2 3B: 0 HR: 3	SF: 0 SAC: 0 DP: 0 HBP: 0	WP: 1 PB: 0 SB: 1 CS: 0	PA: 44					
PITCHER	IP	WLS	BF	H	R	ER	SO	BB	IBB	HBP	BLK	WP	HR	S	P	ERA	WHIP										
Darryl Kile, R (1,1) ERA: 3.59	5.1	W	27	6	4	3	2	4	0	0	0	1	0	8	11	0.00	0.600										
Dave Veres, R (6,1) ERA: 3.02	1.2	H	6	1	0	0	0	0	0	0	0	0	0	8	11	0.00	0.600										
Mike Timlin, R (8,1) ERA: 2.89	1.0	6	3	2	2	2	2	0	0	0	0	0	1	12	15	18.00	3.000										
Luther Hackman, R (9,1) ERA: 2.1	1.0	5	1	0	0	0	0	1	0	0	0	0	0	8	15	0.00	2.000										

St. Louis Cardinals @ Kansas City Royals
Kauffman Stadium, Kansas City, MO
Fri Jun 07 2002, 7:05 PM CDT
Att: 34,194 - Sunny - 81 F

AB 39
R 6
H 11
RBI 6
BB 5
SO 4
LOB 19



Batter	1	2	3	4	5	6	7	8	9	AB	R	H	RBI	BB	SO	LOB	TOP																	
Fernando Vina, L OBP: 0.397, SLG: 0.385	G6-3		G6-3	G4-3			G3			4	0	0	0	0	0	4	St. Louis Cardinals @ Kansas City Royals Kauffman Stadium, Kansas City, MO Sun Jun 09 2002, 1:05 PM CDT Att: 26,905 - Overcast - 80 F livebaseballscorecards.com																	
Placido Polanco, R OBP: 0.282, SLG: 0.316	L9		G4-6-3 1B		G5-3		G6-3			4	0	1	1	0	0	0																		
J.D. Drew, L OBP: 0.359, SLG: 0.465	G4-3		G4-6-3 1-2f		G6-4-3 BB			G3-1		3	0	0	0	1	0	1																		
5 Albert Pujols, R OBP: 0.394, SLG: 0.549		G6-3		1B WP 2B	G6-4-3 1-2f			G4-3 1B		4	1	2	0	0	0	1																		
Tino Martinez, L OBP: 0.352, SLG: 0.376		FC1-5 WP BB		WP 1B BB		F9		G4-3		2	0	0	0	2	0	1																		
Edgar Renteria, R OBP: 0.380, SLG: 0.410		FC1-5 BB		F8		FC4-6 1B		G5-3		3	0	1	0	1	0	3																		
Kerry Robinson, L OBP: 0.325, SLG: 0.395		FC1-5		WP 1B		FC4-6 FC5-4		P1		3	0	1	0	0	0	3																		
Eduardo Perez, R OBP: 0.234, SLG: 0.309		FC1-5 1-2 2-3f		WP 1B		FC5-4		G5-3		1	0	0	0	0	0	0																		
Mike Matheny, R OBP: 0.311, SLG: 0.383		G4-3		L4		FC5-4				3	0	0	0	0	0	6																		
Miguel Cairo, R OBP: 0.297, SLG: 0.412										1	0	0	0	0	0	0																		
Eli Marrero, R OBP: 0.340, SLG: 0.420			G6-3 1B 2B		1-2 2-3 3-H BB		K		F2	3	1	1	0	1	1	0																		
Inning Stats	R: 0 E: 0 K: 0 S: 11	H: 0 LOB: 0 BB: 0 P: 16	R: 0 E: 0 K: 0 S: 6	H: 0 LOB: 2 BB: 2 P: 18	R: 1 E: 0 K: 0 S: 6	H: 2 LOB: 0 BB: 0 P: 8	R: 1 E: 0 K: 0 S: 12	H: 2 LOB: 3 BB: 2 P: 21	R: 0 E: 0 K: 0 S: 7	H: 0 LOB: 0 BB: 1 P: 14	R: 0 E: 0 K: 0 S: 6	H: 1 LOB: 1 BB: 0 P: 13	R: 0 E: 0 K: 0 S: 8	H: 0 LOB: 0 BB: 0 P: 13	R: 0 E: 0 K: 0 S: 12	H: 1 LOB: 1 BB: 0 P: 22	R: 0 E: 0 K: 0 S: 6	H: 0 LOB: 0 BB: 0 P: 7	1B: 4 2B: 2 3B: 0 HR: 0	SF: 0 SAC: 0 DP: 2 HBP: 0	WP: 2 PB: 2 SB: 0 CS: 0	PA: 36												
PITCHER	IP WLS BF H R ER SO BB IBB HBP BLK WP HR S P ERA WHIP																																	
Miguel Asencio, R ERA: 5.25	(1, 1)	7.0	29	5	2	2	1	5	0	0	0	0	2	0	56	103	2.57	1.429																
Cory Bailey, R ERA: 3.63	(8, 1)	1.0	4	1	0	0	0	0	0	0	0	0	0	0	12	22	0.00	1.000																
Roberto Hernandez, R ERA: 3.52	(9, 1)	1.0	W	3	0	0	0	0	0	0	0	0	0	0	6	7	0.00	0.000																

Batter	1	2	3	4	5	6	7	8	9	AB	R	H	RBI	BB	SO	LOB	BOTTOM																	
Donzell McDonald, S OBP: 0.250, SLG: 0.286	L7		G1-3		E4 G4-6-3 1-2		K			4	0	0	0	0	1	2	St. Louis Cardinals @ Kansas City Royals Kauffman Stadium, Kansas City, MO Sun Jun 09 2002, 1:05 PM CDT Att: 26,905 - Overcast - 80 F livebaseballscorecards.com																	
Neftali Perez, S OBP: 0.255, SLG: 0.331	G6-3		F7		G4-6-3 1-2f		F3			4	0	0	0	0	0	3																		
Carlos Beltrán, S OBP: 0.341, SLG: 0.453	F7		G4-3			K		F8		4	0	0	0	0	1	0																		
29 Mike Sweeney, R OBP: 0.401, SLG: 0.543		P3		P3		G6-3 BB		G5-3		3	0	0	0	1	0	0																		
Joe Randa, R OBP: 0.356, SLG: 0.466		K		HBP		G6-3 1-2		G3-1		3	0	0	0	0	1	1																		
Raul Ibanez, L OBP: 0.284, SLG: 0.353		F 1B 2B		F8		F8 BB			HR	3	2	2	1	1	0	1																		
Brandon Berger, R OBP: 0.309, SLG: 0.480		E 1B BB		F8		G4-3				2	1	0	0	1	0	3																		
Carlos Febles, R OBP: 0.344, SLG: 0.374		SAFE 1B		P4		SH5-4 2B				3	0	2	2	0	0	0																		
Brent Mayne, L OBP: 0.295, SLG: 0.256		G3		E BB		SH5-4 2-3				1	0	0	0	1	0	1																		
Inning Stats	R: 0 E: 0 K: 0 S: 5	H: 0 LOB: 0 BB: 0 P: 7	R: 2 E: 1 K: 1 S: 11	H: 2 LOB: 1 BB: 1 P: 21	R: 0 E: 0 K: 0 S: 5	H: 0 LOB: 0 BB: 0 P: 7	R: 0 E: 0 K: 0 S: 7	H: 0 LOB: 1 BB: 0 P: 12	R: 0 E: 1 K: 0 S: 7	H: 0 LOB: 1 BB: 1 P: 15	R: 0 E: 0 K: 1 S: 10	H: 0 LOB: 2 BB: 2 P: 22	R: 0 E: 0 K: 1 S: 10	H: 1 LOB: 1 BB: 0 P: 15	R: 0 E: 0 K: 0 S: 4	H: 0 LOB: 0 BB: 0 P: 5		R: 1 E: 0 K: 0 S: 2	H: 1 LOB: 0 BB: 0 P: 5	1B: 1 2B: 2 3B: 0 HR: 1	SF: 0 SAC: 1 DP: 1 HBP: 1	WP: 0 PB: 0 SB: 0 CS: 0	PA: 33											
PITCHER	IP WLS BF H R ER SO BB IBB HBP BLK WP HR S P ERA WHIP																																	
Jason Simontacchi, R ERA: 2.98	(1, 1)	5.0	20	2	2	1	1	2	0	1	0	0	0	35	62	1.80	0.800																	
Dave Veres, R ERA: 3.51	(6, 1)	1.0	5	0	0	0	1	2	0	0	0	0	0	10	22	0.00	2.000																	
Steve Kline, L ERA: 4.38	(7, 1)	1.0	4	1	0	0	1	0	0	0	0	0	0	10	15	0.00	1.000																	
Mike Timlin, R ERA: 3.05	(8, 1)	1.0	L	4	1	1	1	0	0	0	0	0	0	1	6	10	9.00	1.000																

Batter	1	2	3	4	5	6	7	8	9	10	11	12	13	14	AB	R	H	RBI	BB	SO	LOB	TOP						
Luis Castillo, S OBP: 0.379, SLG: 0.393 (1, 4)	L6		FC5 1B		F5		WP 1B 1B		G6-3		SH5-4	L5		WP 2B 1B	7	2	3	0	0	0	4							
Andy Fox, L OBP: 0.323, SLG: 0.307 (1, 6)	K		FC5				1B FC6-4 BB		G4-3		G4-3			1B 2B	6	2	2	3	2	1	3							
Cliff Floyd, L OBP: 0.415, SLG: 0.542 (1, 9)	PO BB		F8				1B FC6-4 1B		G4-3			F8		BB 1B IBB	5	1	1	1	1	3	1	7						
Mike Lowell, R OBP: 0.389, SLG: 0.541 (1, 5)	PO	F9		G6-3		P6	FC6-4		G6-3	P5		F8		BB BB 1B 1B	8	1	1	2	0	0	3							
Kevin Millar, R OBP: 0.355, SLG: 0.488 (12, PR)		1B		G5-3		K	F2		G5-3		BB 1B BB		K	BB 1B BB	5	0	1	0	1	1	1							
Preston Wilson, R OBP: 0.336, SLG: 0.429 (12, 8)		1B												BB 1B BB	1	2	0	0	1	1	0							
Derek Lee, R OBP: 0.344, SLG: 0.536 (1, 3)							HR							1B SF9 BB	4	4	3	3	4	1	0							
Eric Owens, R OBP: 0.356, SLG: 0.417 (12, 7)							HR							1B FC6-4 BB	8	1	4	4	0	0	3							
Mike Redmond, R OBP: 0.398, SLG: 0.398 (8, PH)														FC6-4 1B	2	1	1	0	0	0	0							
Ramon Castro, R OBP: 0.364, SLG: 0.600 (8, 2)							BB 1B							FC6-4 1B	2	0	0	1	1	1	2							
Homer Bush, R OBP: 0.284, SLG: 0.300 (14, PR)							1B							FC6-4 1B	1	0	0	1	0	0	1							
Charles Johnson, R OBP: 0.323, SLG: 0.358 (14, 2)							1B							FC6-4 1B	0	0	0	0	0	0	0							
Tim Raines, S OBP: 0.420, SLG: 0.385 (1, 10)							BB							FC1-5 1B	6	1	1	0	2	1	3							
Inning Stats	R: 0 E: 0 K: 1 S: 13	H: 0 LOB: 0 BB: 1 P: 24	R: 0 E: 0 K: 0 S: 11	H: 2 LOB: 1 BB: 0 P: 17	R: 0 E: 0 K: 1 S: 9	H: 1 LOB: 2 BB: 1 P: 15	R: 0 E: 0 K: 1 S: 9	H: 2 LOB: 2 BB: 1 P: 19	R: 1 E: 0 K: 1 S: 8	H: 1 LOB: 0 BB: 0 P: 14	R: 0 E: 0 K: 0 S: 4	H: 0 LOB: 0 BB: 1 P: 5	R: 0 E: 0 K: 0 S: 10	H: 1 LOB: 2 BB: 1 P: 16	R: 2 E: 0 K: 1 S: 13	H: 1 LOB: 3 BB: 4 P: 34	R: 0 E: 0 K: 1 S: 9	H: 0 LOB: 1 BB: 1 P: 17	R: 7 E: 0 K: 0 S: 14	H: 4 LOB: 1 BB: 4 P: 35	1B: 13 2B: 1 3B: 0 HR: 3	SF: 1 SAC: 1 DP: 1 HBP: 1	WP: 3 PA: 73					
PITCHER	IP 5.2	WLS 25	BF 7	H 3	R 3	ER 3	SO 4	BB 2	IBB 0	HBP 0	BLK 0	WP 0	HR 2	S 64	P 108	ERA 4.69	WHIP 1.588											
Jeff Suppan, R ERA: 4.69 (1, 1)											Roberto Hernandez, R ERA: 3.24 (10, 1)	IP 1.1	WLS 6	BF 1	H 0	R 0	ER 0	SO 0	BB 0	IBB 0	HBP 0	BLK 0	WP 0	HR 0	S 11	P 18	ERA 0.00	WHIP 0.750
Dan Reichert, R ERA: 5.34 (6, 1)	0.2	H 3	3	1	1	1	0	0	0	0	0	0	0	5	8	13.50	1.500											
Brian Shouse, L ERA: 6.14 (7, 1)	0.0	H 2	1	0	0	0	0	1	0	0	0	0	0	4	8	∞	∞											
Brad Voyles, R ERA: 6.39 (7, 1)	1.2	B 6	1	2	2	2	2	0	0	0	0	0	1	13	23	10.80	0.600											
Jeff Austin, R ERA: 2.08 (9, 1)	1.2	H 7	1	0	0	0	0	1	0	0	0	0	0	12	21	0.00	1.200											

Florida Marlins @ Kansas City Royals
Kauffman Stadium, Kansas City, MO
Mon Jun 10 2002, 7:05 PM CDT
Att. 13,493 - Overcast - 83 F

AB	55
R	15
H	17
RBI	15
BB	14
SO	7
LOB	27



Batter	1	2	3	4	5	6	7	8	9	10	11	12	13	14	AB	R	H	RBI	BB	SO	LOB	BOTTOM						
Donzell McDonald, S OBP: 0.250, SLG: 0.300 (1, 7)	P4			SF7		K					SH3-4				3	1	1	1	0	1	1							
Michael Tucker, R OBP: 0.337, SLG: 0.331 (9, PH)		1B													2	0	1	0	0	1	0							
Nelfi Perez, S OBP: 0.256, SLG: 0.331 (1, 6)		1B		F9			F8		SF9		F7			P3	6	1	2	2	0	0	2							
Carlos Beltrán, S OBP: 0.340, SLG: 0.448 (1, 8)		1B									F5			F8	7	1	2	1	0	3	3							
29 Mike Sweeney, R OBP: 0.394, SLG: 0.531 (1, 3)		1B					P5		F9		G6-3			F9	7	1	1	0	0	0	2							
Joe Randa, R OBP: 0.354, SLG: 0.464 (1, 5)		1B					G6-3		G6-3		F8			HR	7	1	2	1	0	0	0							
Raul Ibanez, L OBP: 0.274, SLG: 0.395 (1, 10)				L3					F7					HR	5	1	3	3	0	0	0							
Brandon Berger, R OBP: 0.311, SLG: 0.444 (1, 9)				G6-3			F8		F8					K2-3	4	0	0	0	1	1	1							
Carlos Febles, R OBP: 0.338, SLG: 0.373 (1, 4)											G4-3			G5-3	6	1	1	0	0	3	4							
Brent Mayne, L OBP: 0.229, SLG: 0.282 (9, PR)														G5-3	3	0	3	0	1	0	0							
Donnie Sadler, R OBP: 0.229, SLG: 0.242 (9, PR)															0	1	0	0	0	0	0							
A.J. Hinch, R OBP: 0.300, SLG: 0.427 (10, 2)															1	0	0	0	1	0	0							
Inning Stats	R: 3 E: 0 K: 1 S: 17	H: 4 LOB: 2 BB: 0 P: 28	R: 1 E: 0 K: 0 S: 10	H: 4 LOB: 1 BB: 0 P: 13	R: 0 E: 0 K: 0 S: 9	H: 0 LOB: 0 BB: 0 P: 13	R: 1 E: 0 K: 1 S: 9	H: 2 LOB: 1 BB: 0 P: 13	R: 0 E: 0 K: 0 S: 14	H: 1 LOB: 1 BB: 0 P: 22	R: 0 E: 0 K: 1 S: 7	H: 0 LOB: 0 BB: 0 P: 15	R: 0 E: 0 K: 0 S: 7	H: 0 LOB: 1 BB: 1 P: 13	R: 2 E: 0 K: 1 S: 12	H: 2 LOB: 0 BB: 0 P: 19	R: 0 E: 0 K: 1 S: 6	H: 0 LOB: 0 BB: 0 P: 9	R: 0 E: 0 K: 0 S: 11	H: 0 LOB: 0 BB: 0 P: 17	1B: 12 2B: 4 3B: 0 HR: 1	SF: 3 SAC: 1 DP: 2 HBP: 1	WP: 0 PA: 59					
PITCHER	IP 7.0	WLS 31	BF 12	H 5	R 5	ER 5	SO 5	BB 0	IBB 0	HBP 0	BLK 0	WP 0	HR 0	S 75	P 116	ERA 6.43	WHIP 1.714											
A.J. Burnett, R ERA: 3.61 (8, 1)											Armando Almanza, L ERA: 1.04 (12, 1)	IP 1.2	WLS 5	BF 0	H 0	R 0	ER 0	SO 2	BB 0	IBB 0	HBP 0	BLK 0	WP 0	HR 0	S 11	P 16	ERA 0.00	WHIP 0.000
Briden Looper, R ERA: 5.01 (8, 1)	1.0	H 3	0	0	0	0	0	0	0	0	0	0	0	8	13	0.00	0.000											
Vladimir Nunez, R ERA: 2.1 (9, 1)	1.0	B 5	1	1	1	2	1	0	0	0	0	0	0	13	22	9.00	2.000											
Hansel Izquierdo, R ERA: 1.03 (10, 1)	1.0	B 6	1	0	0	0	1	1	0	0	0	0	0	10	22	0.00	2.000											
46 Oswaldo Mairana, L ERA: 3.6 (11, 1)	1.1	B 6	2	2	2	2	0	0	0	0	1	11	18	13.50	1.500													

Florida Marlins @ Kansas City Royals
Kauffman Stadium, Kansas City, MO
Mon Jun 10 2002, 7:05 PM CDT
Att. 13,493 - Overcast - 83 F

AB	51
R	8
H	16
RBI	8
BB	3
SO	9
LOB	13



Batter	1	2	3	4	5	6	7	8	9	AB	R	H	RBI	BB	SO	LOB	TOP					
Neftali Feliz , S (1,6) OBP: 0.256, SLG: 0.331	F8		F8		G4-3			FC6-4		4	0	0	0	0	0	2						
Carlos Febles , R (1,4) OBP: 0.337, SLG: 0.365	G3		G5-3			G6-3		F8		4	0	1	0	0	0	1						
Carlos Beltrán , S (1,8) OBP: 0.336, SLG: 0.463	G3		K			K		F9		4	0	0	0	0	2	1						
29 Mike Sweeney , R (1,3) OBP: 0.402, SLG: 0.538	BB				G3			G1-4-3		3	0	1	0	1	0	0						
Joe Randa , R (1,5) OBP: 0.350, SLG: 0.471	F8				F8			G6-3		4	0	0	0	0	0	3						
Raul Ibanez , L (1,7) OBP: 0.267, SLG: 0.385					K			K		4	0	1	0	0	2	1						
Brandon Berger , R (1,9) OBP: 0.284, SLG: 0.400	F7				K			K2-3		3	0	0	0	0	2	1						
Brent Mayne , L (1,2) OBP: 0.327, SLG: 0.281	F9							F7		2	0	0	0	1	0	1						
Miguel Asencio , R (1,1) Mac Suzuki , R (6,1) Donzell McDonald , S (8,PH) Jeff Austin , R (8,1)	G4-3				K			FC6-4		2	0	0	0	0	1	2						
Inning Stats	R: 0 E: 0 K: 0 S: 12	H: 1 LOB: 2 BB: 1 P: 22	R: 0 E: 0 K: 0 S: 7	H: 1 LOB: 1 BB: 0 P: 10	R: 0 E: 0 K: 1 S: 7	H: 0 LOB: 0 BB: 0 P: 10	R: 0 E: 0 K: 1 S: 10	H: 0 LOB: 0 BB: 0 P: 17	R: 0 E: 0 K: 2 S: 13	H: 0 LOB: 1 BB: 1 P: 17	R: 0 E: 0 K: 1 S: 9	H: 0 LOB: 0 BB: 0 P: 16	R: 0 E: 0 K: 2 S: 7	H: 0 LOB: 0 BB: 0 P: 11	R: 0 E: 0 K: 0 S: 8	H: 0 LOB: 1 BB: 1 P: 16	R: 0 E: 0 K: 0 S: 13	H: 1 LOB: 1 BB: 0 P: 18	1B: 2 2B: 1 3B: 0 HR: 0	SF: 0 SAC: 0 DP: 0 HBP: 0	WP: 0 PB: 0 SB: 1 CS: 0	PA: 33
PITCHER	IP	WLS	BF	H	R	ER	SO	BB	IBB	HBP	BLK	WP	HR	S	P	ERA	WHIP					
Matt Morris , R (1,1) ERA: 3.09	8.0	W	29	2	0	0	7	3	0	0	0	0	0	73	119	0.00	0.625					
Dave Veres , R (9,1) ERA: 3.57	0.2	H	3	1	0	0	0	0	0	0	0	0	0	10	14	0.00	1.500					
Steve Kline , L (9,1) ERA: 5.4	0.1	S	1	0	0	0	0	0	0	0	0	0	0	3	4	0.00	0.000					

Kansas City Royals @ St. Louis Cardinals
 Busch Stadium, St. Louis, MO
 Fri Jun 14 2002, 7:10 PM CDT
 Att: 40,510 - Cloudy - 72 F

AB 30
 R 0
 H 3
 RBI 0
 BB 3
 SO 7
 LOB 12



Batter	1	2	3	4	5	6	7	8	9	AB	R	H	RBI	BB	SO	LOB	BOTTOM					
Fernando Vina , L (1,4) OBP: 0.353, SLG: 0.382	G6-3	K		SF8			G4-3			2	0	0	1	0	1	1						
Placido Polanco , R (1,5) OBP: 0.282, SLG: 0.313	G6-3		G4-3	G5-3			G6-3			4	0	1	0	0	0	1						
J.D. Drew , L (1,9) OBP: 0.362, SLG: 0.456	G6-3		G4-3		G3		BB			3	0	1	0	1	0	2						
5 Albert Pujols , R (1,7) OBP: 0.387, SLG: 0.540	HBP		F8		F8		BB			2	0	0	0	1	0	1						
Tino Martinez , L (1,3) OBP: 0.349, SLG: 0.383	G4-3		G4-3		G4-3		BB			3	0	0	0	1	0	3						
Edgar Renteria , R (1,6) OBP: 0.356, SLG: 0.413	G6-3		G6-3		G6-3		F9	K		4	0	1	0	0	1	3						
Eli Marrero , R (1,8) OBP: 0.341, SLG: 0.435		HR		1B			F9	F5		4	2	2	1	0	0	1						
Mike DiFelice , R (1,2) OBP: 0.276, SLG: 0.352	F8			1B			K	K		4	1	1	0	0	2	1						
Matt Morris , R (1,1) OBP: 0.194, SLG: 0.176 Eduardo Perez , R (8,PH) Dave Veres , R (9,1) Steve Kline , S (9,1)	BB						P4	G6-3		2	0	1	1	1	0	1						
Inning Stats	R: 0 E: 0 K: 0 S: 7	H: 1 LOB: 2 BB: 0 P: 14	R: 1 E: 0 K: 1 S: 13	H: 1 LOB: 1 BB: 1 P: 25	R: 0 E: 0 K: 0 S: 10	H: 1 LOB: 1 BB: 0 P: 16	R: 2 E: 0 K: 0 S: 13	H: 3 LOB: 1 BB: 0 P: 21	R: 0 E: 0 K: 1 S: 6	H: 0 LOB: 0 BB: 0 P: 11	R: 0 E: 0 K: 1 S: 10	H: 1 LOB: 0 BB: 0 P: 13	R: 0 E: 0 K: 1 S: 10	H: 0 LOB: 3 BB: 3 P: 23	R: 0 E: 0 K: 1 S: 5	H: 0 LOB: 0 BB: 0 P: 6	R: 0 E: 0 K: 1 S: 13	H: 0 LOB: 0 BB: 0 P: 6	1B: 5 2B: 1 3B: 0 HR: 1	SF: 1 SAC: 0 DP: 1 HBP: 2	WP: 0 PB: 0 SB: 1 CS: 0	PA: 36
PITCHER	IP	WLS	BF	H	R	ER	SO	BB	IBB	HBP	BLK	WP	HR	S	P	ERA	WHIP					
Miguel Asencio , R (1,1) ERA: 5.27	5.0	L	23	6	3	3	1	1	0	2	0	0	0	49	87	5.40	1.400					
Mac Suzuki , R (6,1) ERA: 9.49	2.0		10	1	0	0	2	3	0	0	0	0	0	20	36	0.00	2.000					
Jeff Austin , R (8,1) ERA: 1.69	1.0		3	0	0	0	1	0	0	0	0	0	0	5	6	0.00	0.000					

Kansas City Royals @ St. Louis Cardinals
 Busch Stadium, St. Louis, MO
 Fri Jun 14 2002, 7:10 PM CDT
 Att: 40,510 - Cloudy - 72 F

AB 29
 R 3
 H 7
 RBI 3
 BB 4
 SO 4
 LOB 14



Batter	1	2	3	4	5	6	7	8	9	AB	R	H	RBI	BB	SO	LOB	TOP										
Donzell McDonald, S OBP: 0.320, SLG: 0.300										4	0	0	0	0	1	1											
Neftali Perez, S OBP: 0.252, SLG: 0.326										4	0	0	0	0	1	1											
Carlos Beltrán, S OBP: 0.338, SLG: 0.480										4	1	2	1	0	0	0											
29 Mike Sweeney, R OBP: 0.396, SLG: 0.529										4	0	0	0	0	0	1											
Joe Randa, R OBP: 0.349, SLG: 0.481										4	1	1	1	0	0	1											
Raul Ibanez, L OBP: 0.273, SLG: 0.396										4	1	2	0	0	0	1											
Brent Mayne, L OBP: 0.324, SLG: 0.280										4	0	1	1	0	1	1											
Carlos Febles, R OBP: 0.341, SLG: 0.367										2	0	1	0	1	0	0											
Jeff Suppan, R (7, PH)										1	0	0	0	0	1	0											
Michael Tucker, L OBP: 0.338, SLG: 0.345										1	0	0	0	0	0	2											
Scott Mullen, R (7, 1)										0	0	0	0	0	0	0											
Cory Bailey, R (7, 1)										0	0	0	0	0	0	0											
Inning Stats	R: 0 E: 0 K: 1 S: 7	H: 0 LOB: 0 BB: 0 P: 12	R: 0 E: 0 K: 1 S: 16	H: 1 LOB: 1 BB: 0 P: 25	R: 0 E: 0 K: 0 S: 8	H: 1 LOB: 1 BB: 0 P: 11	R: 0 E: 0 K: 0 S: 6	H: 1 LOB: 1 BB: 0 P: 7	R: 0 E: 0 K: 1 S: 9	H: 0 LOB: 0 BB: 0 P: 11	R: 1 E: 0 K: 0 S: 9	H: 1 LOB: 0 BB: 0 P: 11	R: 1 E: 0 K: 0 S: 12	H: 2 LOB: 2 BB: 1 P: 23	R: 0 E: 0 K: 1 S: 8	H: 0 LOB: 0 BB: 0 P: 12	R: 1 E: 0 K: 0 S: 7	H: 1 LOB: 0 BB: 0 P: 10	1B: 3 2B: 2 3B: 0 HR: 2	SF: 0 SAC: 1 DP: 0 HBP: 0	WP: 1 PB: 0 SB: 0 CS: 0	PA: 34					
PITCHER	IP	WLS	BF	H	R	ER	SO	BB	IBB	HBP	BLK	WP	HR	S	P	ERA	WHIP										
Jason Simontacchi, R ERA: 2.45	(1, 1)	6.1	W	25	6	2	2	3	0	0	0	0	0	1	63	90	2.84	0.947									
Gene Stechschulte, R ERA: 3.77	(7, 1)	0.2	H	3	0	0	0	0	1	0	0	0	0	1	0	4	10	0.00	1.500								
Steve Kline, L ERA: 5.02	(8, 1)	1.0	H	3	0	0	0	1	0	0	0	0	0	0	8	12	0.00	0.000									
Mike Timlin, R ERA: 3.18	(9, 1)	0.1	H	2	1	1	1	0	0	0	0	0	0	1	4	6	27.00	3.000									
Dave Veres, R ERA: 3.5	(9, 1)	0.2	S	2	0	0	0	0	0	0	0	0	0	0	3	4	0.00	0.000									

Kansas City Royals @ St. Louis Cardinals
 Busch Stadium, St. Louis, MO
 Sat Jun 15 2002, 1:10 PM CDT
 Att: 47,453 - Sunny - 84 F

AB	32
R	3
H	7
RBI	3
BB	1
SO	4
LOB	8

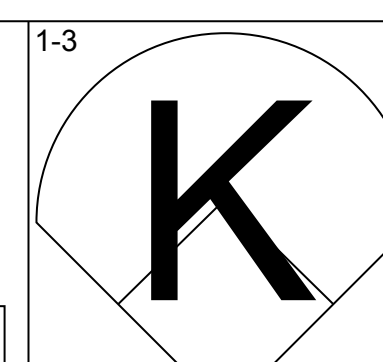


Batter	1	2	3	4	5	6	7	8	9	AB	R	H	RBI	BB	SO	LOB	BOTTOM								
Fernando Vina, L OBP: 0.355, SLG: 0.384										4	1	2	0	0	0	1									
Placido Polanco, R OBP: 0.286, SLG: 0.314										3	2	1	0	1	0	2									
J.D. Drew, L OBP: 0.365, SLG: 0.461										2	1	1	1	1	0	1									
5 Albert Pujols, R OBP: 0.389, SLG: 0.541										3	0	1	2	1	0	2									
Tino Martinez, L OBP: 0.348, SLG: 0.380										4	0	1	1	0	0	4									
Edgar Renteria, R OBP: 0.350, SLG: 0.406										4	0	0	0	0	1	4									
Eli Marrero, R OBP: 0.287, SLG: 0.285										4	1	1	0	0	2	1									
So Taguchi, R (9, 8)										0	0	0	0	0	0	0									
Mike Matheny, R OBP: 0.289, SLG: 0.352										4	0	0	0	0	0	2									
Jason Simontacchi, R OBP: 0.287, SLG: 0.285	(1, 1)									3	0	2	1	0	0	0									
Gene Stechschulte, R ERA: 3.77	(7, 1)									0	0	0	0	0	0	0									
Steve Kline, S ERA: 5.02	(8, 1)									0	0	0	0	0	0	0									
Kerry Robinson, L OBP: 0.339, SLG: 0.385	(8, PH)									1	0	0	0	0	0	0									
Mike Timlin, R ERA: 3.18	(9, 1)									0	0	0	0	0	0	0									
Dave Veres, R ERA: 3.5	(9, 1)									0	0	0	0	0	0	0									
Inning Stats	R: 0 E: 0 K: 0 S: 9	H: 1 LOB: 1 BB: 1 P: 15	R: 0 E: 0 K: 1 S: 10	H: 1 LOB: 1 BB: 0 P: 14	R: 3 E: 1 K: 1 S: 17	H: 3 LOB: 1 BB: 0 P: 23	R: 0 E: 0 K: 0 S: 13	H: 1 LOB: 1 BB: 0 P: 19	R: 0 E: 0 K: 0 S: 10	H: 1 LOB: 1 BB: 0 P: 16	R: 1 E: 0 K: 0 S: 10	H: 2 LOB: 1 BB: 0 P: 14	R: 1 E: 1 K: 0 S: 9	H: 0 LOB: 2 BB: 2 P: 21	R: 0 E: 0 K: 1 S: 6	H: 0 LOB: 0 BB: 0 P: 12	1B: 6 2B: 3 3B: 0 HR: 0	SF: 0 SAC: 1 DP: 0 HBP: 0	WP: 0 PB: 0 SB: 0 CS: 1	PA: 36					
PITCHER	IP	WLS	BF	H	R	ER	SO	BB	IBB	HBP	BLK	WP	HR	S	P	ERA	WHIP								
Jeff Suppan, R ERA: 4.67	(1, 1)	6.0	L	27	9	4	3	2	1	0	0	0	0	69	101	4.50	1.667								
Scott Mullen, L ERA: 4.5	(7, 1)	0.1		3	0	1	0	0	1	0	0	0	0	5	10	0.00	3.000								
Cory Bailey, R ERA: 3.86	(7, 1)	1.2		6	0	0	0	1	0	1	0	1	0	10	23	0.00	0.000								

Kansas City Royals @ St. Louis Cardinals
 Busch Stadium, St. Louis, MO
 Sat Jun 15 2002, 1:10 PM CDT
 Att: 47,453 - Sunny - 84 F

AB	32
R	5
H	9
RBI	5
BB	3
SO	3
LOB	17



Batter	1	2	3	4	5	6	7	8	9	AB	R	H	RBI	BB	SO	LOB	TOP					
Alexis Gomez, L OBP: 0.250, SLG: 0.250 Roberto Hernandez, R (8, 1)			G5-3			G6-3 1B		G6-3		4	0	1	0	0	1	1	Kansas City Royals @ St. Louis Cardinals Busch Stadium, St. Louis, MO Sun Jun 16 2002, 1:10 PM CDT Att: 47,522 - Sunny - 79 F					
Neft Perez, S OBP: 0.252, SLG: 0.324 (1, 6)	F5					G6-3 1-2f			B1-3	4	0	1	1	0	0	1						
Carlos Beltrán, S OBP: 0.333, SLG: 0.472 (1, 8)	K2-3		G1-3			E6			K	4	0	0	0	0	2	1						
29 Mike Sweeney, R OBP: 0.394, SLG: 0.525 (1, 3)		F9			F8	F9				4	0	1	0	0	0	1						
Joe Randa, R OBP: 0.347, SLG: 0.477 (1, 5)					G6-3				E6 FC3-6	4	0	1	0	0	0	1						
Raul Ibanez, L OBP: 0.275, SLG: 0.390 (1, 7)					K2-3				FC3-6 G3-6-1	2	0	0	0	1	1	1						
Brent Mayne, L OBP: 0.315, SLG: 0.271 (1, 2)					G4-3				G3-6-1	3	0	0	0	0	0	3						
Carlos Febles, R OBP: 0.341, SLG: 0.372 (1, 4)									B1-3	3	1	1	0	0	1	0						
Darrell May, L Scott Mullen, R Michael Tucker, L (8, PH) (8, 9)									L1	2	0	0	0	0	1	1						
										0	0	0	0	0	0	0						
										1	0	0	0	0	0	0						
Inning Stats	R: 0 E: 0 K: 2 S: 7	H: 0 LOB: 0 BB: 0 P: 8	R: 0 E: 0 K: 0 S: 10	H: 1 LOB: 1 BB: 1 P: 18	R: 1 E: 0 K: 1 S: 12	H: 2 LOB: 1 BB: 0 P: 16	R: 0 E: 0 K: 1 S: 10	H: 0 LOB: 0 BB: 0 P: 14	R: 0 E: 0 K: 1 S: 11	H: 0 LOB: 0 BB: 0 P: 14	R: 0 E: 1 K: 0 S: 6	H: 1 LOB: 1 BB: 0 P: 7	R: 0 E: 0 K: 0 S: 7	H: 0 LOB: 0 BB: 0 P: 13	R: 0 E: 0 K: 0 S: 5	H: 0 LOB: 0 BB: 0 P: 7	R: 0 E: 0 K: 1 S: 10	H: 1 LOB: 1 BB: 0 P: 13	1B: 4 2B: 1 3B: 0 HR: 0	SF: 0 SAC: 0 DP: 3 HBP: 0	WP: 0 PB: 0 SB: 1 CS: 0	PA: 32
PITCHER Woody Williams, R ERA: 2.2 (1, 1)	IP: 9.0 WLS: W BF: 32	H: 5 R: 1 ER: 1 SO: 6	BB: 1 IBB: 0 HBP: 0 BLK: 0	WP: 0 HR: 0 S: 78 P: 110	ERA: 1.00 WHIP: 0.667																	

Batter	1	2	3	4	5	6	7	8	9	AB	R	H	RBI	BB	SO	LOB	BOTTOM					
Fernando Vina, L OBP: 0.352, SLG: 0.384 (1, 4)	G6-3		F7			F8		G1-2-3		5	0	1	1	0	0	6	Kansas City Royals @ St. Louis Cardinals Busch Stadium, St. Louis, MO Sun Jun 16 2002, 1:10 PM CDT Att: 47,522 - Sunny - 79 F					
Placido Polanco, R OBP: 0.286, SLG: 0.313 (1, 5)			F7			G6-3			G5-3	4	0	1	0	0	0	2						
J.D. Drew, L OBP: 0.367, SLG: 0.472 (1, 9)									G4-3	3	1	1	2	1	0	1						
5 Albert Pujols, R OBP: 0.387, SLG: 0.537 (8, 7)										4	0	1	0	0	0	3						
15 Jim Edmonds, L OBP: 0.462, SLG: 0.647 Eduardo Perez, R OBP: 0.229, SLG: 0.295 Tino Martinez, L OBP: 0.348, SLG: 0.380 (7, PH) (8, 3)										3	1	1	0	0	2	0						
										1	0	0	0	0	0	1						
										0	0	0	0	0	0	0						
Edgar Renteria, R OBP: 0.352, SLG: 0.405 (1, 6)										3	1	1	0	1	0	0						
Eli Marrero, R OBP: 0.343, SLG: 0.434 (8, 8)										1	0	0	1	2	0	0						
Mike Matheny, R OBP: 0.301, SLG: 0.367 (1, 2)										3	1	2	0	1	0	1						
Woody Williams, R OBP: 0.286, SLG: 0.417 (1, 1)										1	1	1	1	0	0	0						
Inning Stats	R: 0 E: 0 K: 0 S: 9	H: 1 LOB: 1 BB: 0 P: 11	R: 1 E: 0 K: 0 S: 8	H: 2 LOB: 0 BB: 0 P: 10	R: 2 E: 0 K: 0 S: 10	H: 2 LOB: 0 BB: 0 P: 18	R: 0 E: 0 K: 1 S: 8	H: 0 LOB: 0 BB: 0 P: 10	R: 1 E: 0 K: 0 S: 9	H: 2 LOB: 2 BB: 1 P: 15	R: 0 E: 0 K: 0 S: 9	H: 0 LOB: 3 BB: 3 P: 25	R: 0 E: 0 K: 0 S: 8	H: 1 LOB: 1 BB: 0 P: 11	R: 0 E: 0 K: 0 S: 9	H: 1 LOB: 2 BB: 1 P: 15	R: 0 E: 0 K: 0 S: 9	H: 0 LOB: 1 BB: 1 P: 15	1B: 4 2B: 4 3B: 0 HR: 1	SF: 2 SAC: 1 DP: 2 HBP: 1	WP: 0 PB: 0 SB: 3 CS: 0	PA: 37
PITCHER Darrell May, L ERA: 5.2 Scott Mullen, L ERA: 2.45 Roberto Hernandez, R ERA: 3.06 (1, 1) (6, 1) (8, 1)	IP: 5.1 WLS: L BF: 26	H: 7 R: 5 ER: 5 SO: 2	BB: 4 IBB: 0 HBP: 0 BLK: 0	WP: 0 HR: 0 S: 40 P: 15	ERA: 0.00 WHIP: 0.600																	

Batter	1	2	3	4	5	6	7	8	9	AB	R	H	RBI	BB	SO	LOB	TOP					
Neft Perez, S (1, 6) OBP: 0.251, SLG: 0.322	G1-3		K		F5		F7		1B	5	0	1	0	0	1	0	Kansas City Royals @ Montreal Expos Olympic Stadium, Montreal, QB Tue Jun 18 2002, 7:05 PM EDT Att: 6,249 - Dome - 72 F					
Carlos Febles, R (1, 4) OBP: 0.345, SLG: 0.369	K		2B		2B		F9		K	4	2	1	0	0	2	1						
Carlos Beltrán, S (1, 8) OBP: 0.339, SLG: 0.478	BB		2B		2B		K			3	2	2	1	1	1	0						
29 Mike Sweeney, R (1, 3) OBP: 0.396, SLG: 0.522	BB		K		CS		K			3	0	1	0	0	2	2						
Joe Randa, R (1, 5) OBP: 0.357, SLG: 0.493	BB		K		CS		K			3	0	3	3	1	0	0						
Alexis Gomez, L (8, PR)										0	0	0	0	0	0	0						
Luis Aroca, S (8, 5) OBP: 0.292, SLG: 0.241	BB		2B		2B		FC4-6		1B	0	0	0	0	0	0	0						
Michael Tucker, L (1, 9) OBP: 0.330, SLG: 0.335	F7		G1-3		G3-1		FC4-6			4	0	0	0	0	0	6						
Brandon Berger, R (1, 7) OBP: 0.268, SLG: 0.375			K		K		K		K	4	0	0	0	0	4	1						
Brent Mayne, L (1, 2) OBP: 0.307, SLG: 0.263			F7		F8		K		K	3	0	0	0	0	1	0						
Donzell McDonald, S (9, PH) OBP: 0.308, SLG: 0.286										1	0	0	0	0	1	0						
56 Shawn Sedlacek, R (1, 1)			F9		G6-3		K		K	3	0	0	0	0	1	0						
Dan Reichert, R (6, 1)										0	0	0	0	0	0	0						
Scott Mullen, R (7, 1)										0	0	0	0	0	0	0						
Cory Bailey, R (7, 1)										0	0	0	0	0	0	0						
A.J. Hinch, R (9, PH) OBP: 0.295, SLG: 0.415										1	0	0	0	0	1	0						
Inning Stats	R: 0 E: 0 K: 1 S: 10	H: 2 LOB: 3 BB: 1 P: 19	R: 0 E: 0 K: 1 S: 7	H: 0 LOB: 0 BB: 0 P: 12	R: 2 E: 0 K: 2 S: 17	H: 2 LOB: 1 BB: 1 P: 29	R: 0 E: 0 K: 1 S: 6	H: 0 LOB: 0 BB: 0 P: 13	R: 2 E: 0 K: 0 S: 14	H: 2 LOB: 1 BB: 0 P: 23	R: 0 E: 0 K: 3 S: 9	H: 0 LOB: 0 BB: 0 P: 10	R: 0 E: 0 K: 1 S: 9	H: 0 LOB: 0 BB: 0 P: 14	R: 0 E: 0 K: 2 S: 8	H: 1 LOB: 1 BB: 0 P: 13	R: 0 E: 0 K: 3 S: 10	H: 1 LOB: 1 BB: 0 P: 15	1B: 5 2B: 3 3B: 0 HR: 0	SF: 0 SAC: 0 DP: 0 HBP: 2	WP: 0 PB: 0 SB: 2 CS: 2	PA: 38
PITCHER	IP	WLS	BF	H	R	ER	SO	BB	IBB	HBP	BLK	WP	HR	S	P	ERA	WHIP					
Tony Armas, R (1, 1) ERA: 4.03	0.2		4	2	0	0	1	0	0	0	0	0	0	8	12	0.00	3.000					
Jim Brower, R (1, 1)	3.1		14	2	2	2	4	2	0	0	0	0	0	32	61	5.40	1.200					
Carl Pavano, R (5, 1) ERA: 4.22	0.2		5	2	2	2	0	0	0	2	0	0	0	12	19	27.00	3.000					
Joey Eischen, L (5, 1) ERA: 2.04	1.1		4	0	0	0	3	0	0	0	0	0	0	11	14	0.00	0.000					
Zach Day, R (7, 1) ERA:	1.0	W	3	0	0	0	1	0	0	0	0	0	0	9	14	0.00	0.000					
52 T.J. Tucker, R (8, 1) ERA: 2.17	1.0	H	4	1	0	0	2	0	0	0	0	0	0	8	13	0.00	1.000					
Scott Stewart, L (9, 1) ERA: 1.82	1.0	S	4	1	0	0	3	0	0	0	0	0	0	10	15	0.00	1.000					
Brad Wilkerson, L (1, 8) OBP: 0.373, SLG: 0.423	F8		F8		G1-3		F8			4	0	0	0	0	0	2	Kansas City Royals @ Montreal Expos Olympic Stadium, Montreal, QB Tue Jun 18 2002, 7:05 PM EDT Att: 6,249 - Dome - 72 F					
Jose Vidro, S (1, 4) OBP: 0.394, SLG: 0.495	F8		G3-1		1B		F9			4	0	1	1	0	0	0						
Vladimir Guerrero, R (1, 9) OBP: 0.397, SLG: 0.557	F8		G2-3		1B		G6-3			4	0	1	0	0	0	0						
Troy O'Leary, L (1, 7) OBP: 0.392, SLG: 0.495			K		F9		1-2		G4-3	4	1	1	0	0	1	0						
Fernando Tatis, R (1, 5) OBP: 0.336, SLG: 0.448			K		G6-3		2B			2	0	0	0	0	1	0						
Jose Macias, S (7, PR) OBP: 0.283, SLG: 0.297			K				2B			0	1	0	0	0	0	0						
Les Stevens, L (1, 3) OBP: 0.325, SLG: 0.378			G6-3		F9		P3			2	0	0	0	0	0	0						
Andres Galarraga, R (7, PH) OBP: 0.391, SLG: 0.385										1	0	0	0	0	0	2						
Orlando Cabrera, R (1, 6) OBP: 0.304, SLG: 0.355			G5-3		F9		1B			3	1	1	2	0	0	0						
Brian Schneider, L (1, 2) OBP: 0.289, SLG: 0.398			HR		K		G5-3			3	1	1	1	0	1	2						
Inning Stats	R: 0 E: 0 K: 0 S: 7	H: 0 LOB: 0 BB: 0 P: 10	R: 0 E: 0 K: 2 S: 9	H: 0 LOB: 0 BB: 0 P: 15	R: 1 E: 0 K: 1 S: 11	H: 1 LOB: 0 BB: 0 P: 16	R: 0 E: 0 K: 0 S: 9	H: 0 LOB: 0 BB: 0 P: 12	R: 0 E: 0 K: 0 S: 5	H: 0 LOB: 0 BB: 0 P: 7	R: 1 E: 0 K: 0 S: 12	H: 2 LOB: 2 BB: 1 P: 23	R: 3 E: 0 K: 0 S: 15	H: 3 LOB: 1 BB: 0 P: 26	R: 0 E: 0 K: 0 S: 6	H: 0 LOB: 0 BB: 0 P: 9	1B: 4 2B: 1 3B: 0 HR: 1	SF: 0 SAC: 0 DP: 0 HBP: 1	WP: 0 PB: 0 SB: 0 CS: 0	PA: 31		
PITCHER	IP	WLS	BF	H	R	ER	SO	BB	IBB	HBP	BLK	WP	HR	S	P	ERA	WHIP					
56 Shawn Sedlacek, R (1, 1) ERA: 3.18	5.2		20	2	2	2	4	1	0	0	0	0	0	50	76	3.18	0.529					
Dan Reichert, R (6, 1) ERA: 5.43	0.1	H	4	2	2	2	0	0	0	1	0	0	0	5	13	54.00	6.000					
Scott Mullen, L (7, 1) ERA: 4.15	0.2	L	3	1	0	0	0	0	0	0	0	0	0	8	11	0.00	1.500					
Cory Bailey, R (7, 1) ERA: 3.72	1.1		5	1	1	1	0	0	0	0	0	0	0	11	18	6.75	0.750					

Batter	1	2	3	4	5	6	7	8	9	AB	R	H	RBI	BB	SO	LOB	TOP					
Carlos Febles, R OBP: 0.348, SLG: 0.372 (1, 4)										4	0	2	0	1	0	0	Kansas City Royals @ Montreal Expos Olympic Stadium, Montreal, QB Wed Jun 19 2002, 7:05 PM EDT Att. 6,187 - Dome - 72 F					
Neftali Feliz, S OBP: 0.250, SLG: 0.320 (1, 6)										5	1	1	0	0	0	4						
Carlos Beltrán, S OBP: 0.340, SLG: 0.481 (1, 8)										5	1	2	1	0	0	2						
29 Mike Sweeney, R OBP: 0.401, SLG: 0.524 (1, 3)										3	1	2	0	0	0	0						
Raul Ibanez, L OBP: 0.269, SLG: 0.382 Joe Randa, R OBP: 0.360, SLG: 0.495 (1, 7) (8, PH) (8, 5)										3	0	0	1	0	0	3						
Brandon Berger, R OBP: 0.267, SLG: 0.358 (1, 9) (8, 7)										3	0	0	1	0	0	1						
Luis Alicaia, S Jeff Austin, R Dan Reichert, R (1, 5) (8, 1) (8, 1)										4	0	0	0	0	0	3						
Brent Mayne, L OBP: 0.305, SLG: 0.262 (1, 2)										4	0	1	0	0	1	1						
Mac Suzuki, R OBP: 0.500, SLG: 0.500 Alexis Gomez, L OBP: 0.200, SLG: 0.200 Brad Voyles, R OBP: 0.328, SLG: 0.333 (1, 1) (6, PH) (6, 1) (8, 9)										2	0	1	0	0	1	1						
Inning Stats	R: 0 E: 0 K: 0 S: 8	H: 1 LOB: 2 BB: 0 P: 11	R: 0 E: 0 K: 1 S: 9	H: 1 LOB: 1 BB: 0 P: 13	R: 2 E: 0 K: 0 S: 11	H: 3 LOB: 2 BB: 0 P: 18	R: 0 E: 0 K: 0 S: 11	H: 3 LOB: 0 BB: 0 P: 13	R: 0 E: 0 K: 0 S: 6	H: 0 LOB: 0 BB: 0 P: 8	R: 0 E: 0 K: 0 S: 8	H: 0 LOB: 0 BB: 0 P: 10	R: 0 E: 0 K: 0 S: 8	H: 0 LOB: 0 BB: 0 P: 11	R: 1 E: 1 K: 1 S: 9	H: 2 LOB: 1 BB: 0 P: 14		R: 0 E: 0 K: 1 S: 10	H: 0 LOB: 1 BB: 1 P: 19	1B: 9 2B: 1 3B: 0 HR: 0	SF: 0 SAC: 0 DP: 0 HBP: 2	WP: 0 PB: 0 SB: 1 CS: 0
PITCHER	IP WLS BF H R ER SO BB IBB HBP BLK WP HR S P ERA WHIP																					
Tomo Ohka, R ERA: 2.89	7.0 W 31 9 3 2 1 0 0 0 2 0 0 0 62 87 2.57 1.286																					
Graeme Lloyd, L ERA: 5.75	0.0 1 1 0 0 0 0 0 0 0 0 0 0 2 3 ∞ ∞																					
52 T.J. Tucker, R ERA: 2.13	0.2 H 2 0 0 0 0 0 0 0 0 0 0 0 3 4 0.00 0.000																					
Joey Eischen, L ERA: 2.0	0.1 H 1 0 0 0 1 0 0 0 0 0 0 0 3 4 0.00 0.000																					
Scott Stewart, L ERA: 1.77	1.0 S 4 0 0 0 1 1 0 0 0 0 0 0 10 19 0.00 1.000																					

Batter	1	2	3	4	5	6	7	8	9	AB	R	H	RBI	BB	SO	LOB	BOTTOM			
Brad Wilkerson, L OBP: 0.380, SLG: 0.431 (1, 8) (9, 7)										3	2	0	1	0	1					
Jose Vidro, S OBP: 0.395, SLG: 0.496 (1, 4)										3	1	1	1	1	0	2				
Vladimir Guerrero, R OBP: 0.399, SLG: 0.556 (1, 9)										3	1	1	1	1	0	2				
Troy O'Leary, L OBP: 0.406, SLG: 0.495 Jose Macias, S OBP: 0.293, SLG: 0.297 (1, 7) (8, PR) (9, 8)										2	0	1	1	2	0	1				
Fernando Tatis, R OBP: 0.333, SLG: 0.449 Mike Mordecai, R OBP: 0.307, SLG: 0.284 (1, 5) (8, PR) (9, 5)										4	0	1	2	0	2	2				
Lee Stevens, L OBP: 0.323, SLG: 0.372 Scott Stewart, R (1, 3) (9, 1)										3	1	0	0	1	2	1				
Orlando Cabrera, R OBP: 0.303, SLG: 0.358 (1, 6)										4	0	1	1	0	0	0				
Michael Barrett, R OBP: 0.388, SLG: 0.480 (1, 2)										4	0	0	0	0	2	2				
Tomo Ohka, S OBP: 0.250, SLG: 0.231 Graeme Lloyd, L ERA: 5.89 52 T.J. Tucker, R OBP: 0.750, SLG: 0.750 Joey Eischen, L OBP: 0.391, SLG: 0.385 (1, 1) (8, 1) (8, 1) (9, 3)										2	0	1	0	1	1	0				
Inning Stats	R: 3 E: 0 K: 0 S: 12	H: 3 LOB: 0 BB: 0 P: 21	R: 0 E: 0 K: 2 S: 8	H: 0 LOB: 0 BB: 0 P: 13	R: 1 E: 1 K: 1 S: 11	H: 2 LOB: 1 BB: 1 P: 23	R: 0 E: 0 K: 2 S: 9	H: 0 LOB: 0 BB: 0 P: 13	R: 0 E: 0 K: 2 S: 5	H: 0 LOB: 1 BB: 1 P: 13	R: 0 E: 0 K: 2 S: 9	H: 0 LOB: 1 BB: 1 P: 16	R: 0 E: 0 K: 0 S: 11	H: 1 LOB: 2 BB: 1 P: 21	R: 2 E: 0 K: 0 S: 11	H: 2 LOB: 2 BB: 3 P: 27	1B: 3 2B: 5 3B: 0 HR: 0	SF: 0 SAC: 0 DP: 2 HBP: 0	WP: 0 PB: 0 SB: 0 CS: 3	PA: 35
PITCHER	IP WLS BF H R ER SO BB IBB HBP BLK WP HR S P ERA WHIP																			
Mac Suzuki, R ERA: 8.83	5.0 L 20 5 4 4 5 2 0 0 0 1 0 0 45 83 7.20 1.400																			
Brad Voyles, R ERA: 6.89	2.0 9 1 0 0 2 2 0 0 0 0 0 0 20 37 0.00 1.500																			
Jeff Austin, R ERA: 4.76	0.1 4 1 2 2 0 2 1 0 0 0 0 0 2 14 54.00 9.000																			
Dan Reichert, R ERA: 5.37	0.2 2 1 0 0 0 0 0 0 0 0 0 0 9 13 0.00 1.500																			

AB	36
R	3
H	10
RBI	3
BB	1
SO	3
LOB	15



AB	28
R	6
H	8
RBI	6
BB	7
SO	7
LOB	11



Batter	1	2	3	4	5	6	7	8	9	10	11	AB	R	H	RBI	BB	SO	LOB
Carlos Febles, R OBP: 0.339, SLG: 0.360	(1,4) K	(0,0) G5-3	(0,0) G5-3	(0,1) G5-3	(0,0) G6-3	(1,2) G6-3	(0,0) G6-3	(1,1) G6-3	(0,0) G4-3	(0,0) G4-3	(0,0) G4-3	6	0	0	0	0	1	6
Nelfi Perez, S OBP: 0.245, SLG: 0.313	(1,6) G1-3	(0,0) G1-3	(2,3) K	(0,0) K	(3,2) G3	(1,0) F8	(0,1) F9	(0,1) F9	(0,1) F9	(0,1) F9	(0,1) F9	6	0	0	0	0	1	0
Carlos Beltrán, S OBP: 0.340, SLG: 0.481	(1,8) 1B	(0,0) 1B	(1,3) K	(0,0) K	(3,2) G4-3	(2,2) 1B	(2,3) K	(2,3) K	(2,3) K	(2,3) K	(2,3) K	6	1	2	0	0	2	0
29 Mike Sweeney, R OBP: 0.406, SLG: 0.528	(1,3) 1B	(1,0) 1B	(0,0) 1B	(0,0) 1B	(0,1) 1B	(1,3) K	(1,3) K	(1,3) K	(2,2) 1B	(0,0) 1B	(0,0) 1B	6	0	4	0	0	1	1
Joe Randa, R OBP: 0.361, SLG: 0.493	(1,5) K	(2,3) K	(1,1) 1B	(1,2) 1B	(0,1) L8	(0,0) 1B	(0,0) 1B	(0,0) 1B	(0,1) G4-6-3	(0,1) G4-6-3	(0,1) G4-6-3	5	1	2	1	0	1	4
Raul Ibanez, L OBP: 0.273, SLG: 0.378	(1,7) K2-3	(1,3) K2-3	(3,2) F8	(0,0) F8	(4,1) SH1-4	(1,2) 1B	(1,2) 1B	(1,2) 1B	(2,2) F8	(2,2) F8	(2,2) F8	4	1	1	0	1	1	2
Michael Tucker, L OBP: 0.330, SLG: 0.335	(1,9) 1B	(0,0) 1B	(1,1) G5-3	(3,1) F9	(0,1) 1B	(1,3) 1B	(1,3) 1B	(1,3) 1B	(2,3) K	(2,3) K	(2,3) K	5	1	2	1	0	1	1
A.J. Hinch, R OBP: 0.309, SLG: 0.424	(1,2) 1B	(1,1) 1B	(1,3) K	(1,2) 1B	(0,0) 1B	(1,1) E8	(1,1) E8	(1,1) E8	(1,1) E8	(1,1) E8	(1,1) E8	5	0	3	1	0	1	0
Jeff Suppan, R Donzell McDonald, S Cory Bailey, R Roberto Hernandez, R Alexis Gomez, L Dan Reichert, R Scott Mullen, R	(1,1) SH1-2-4	(1,0) SH1-2-4	(4,0) SH1-2-4	(0,0) SH1-4	(1,2) SH1-4	(3,2) F8	(3,2) F8	(3,2) F8	(3,2) F8	(3,2) F8	(3,2) F8	0	0	0	0	1	0	0

Inning Stats	R	H	E	K	S	IP	WLS	BF	H	R	ER	SO	BB	IBB	HBP	BLK	WP	HR	S	P	ERA	WHIP
Masato Yoshii, R ERA: 4.44	0	2	0	2	9	5.0	24	8	3	2	2	1	0	0	0	0	0	0	16	24	10.80	1.800
Joey Eischen, L ERA: 1.89	0	1	0	1	8	1.0	3	3	0	0	0	0	0	0	0	0	0	0	3	3	0.00	0.000


TOP

Kansas City Royals @ Montreal Expos
Olympic Stadium, Montreal, QB

Thu Jun 20 2002, 7:05 PM EDT
Att. 5,773 - Dome - 72 F

livebaseballscorecards.com

AB 45
R 4
H 15
RBI 3
BB 2
SO 9
LOB 15



Batter	1	2	3	4	5	6	7	8	9	10	11	AB	R	H	RBI	BB	SO	LOB
Brad Wilkerson, L OBP: 0.384, SLG: 0.442	(1,8) G4-3	(0,2) G6-3	(2,1) 1B	(2,1) 1B	(2,1) 1B	(4,1) G4-6-3	(1,0) G4-6-3	(1,0) G4-6-3	(2,2) G5-3	(1,0) F7	(1,0) F7	4	1	2	2	1	0	1
Jose Vidro, S OBP: 0.369, SLG: 0.488	(1,4) G4-3	(0,1) G4-3	(2,2) F9	(1,1) G3	(1,1) G3	(1,0) G4-6-3	(1,0) G4-6-3	(1,0) G4-6-3	(2,3) K	(2,3) K	(2,3) K	5	0	0	1	0	1	3
Vladimir Guerrero, R OBP: 0.405, SLG: 0.661	(1,9) HBP	(2,0) HBP	(2,1) L9	(0,0) 1B	(2,0) 1B	(2,0) 1B	(2,0) 1B	(2,0) 1B	(3,2) E4	(3,2) E4	(3,2) E4	4	1	3	0	0	0	0
Troy O'Leary, L OBP: 0.391, SLG: 0.475	(1,7) G3-1	(1,1) G3-1	(1,1) L9	(1,1) L9	(1,1) L9	(0,0) F9	(0,0) F9	(0,0) F9	(1,3) K	(1,3) K	(1,3) K	4	0	0	0	0	1	3
Jose Macias, S OBP: 0.263, SLG: 0.297	(11, PH) G3-1	(1,2) G3-1	(1,3) L9	(1,3) L9	(1,3) L9	(2,1) G5-3	(2,1) G5-3	(2,1) G5-3	(0,2) HR	(0,2) HR	(0,2) HR	4	1	1	1	0	0	2
Fernando Tatis, R OBP: 0.331, SLG: 0.465	(1,5) F9	(1,2) F9	(2,1) G5-3	(3,0) F8	(3,0) F8	(0,1) G4-3	(0,1) G4-3	(0,1) G4-3	(2,3) K	(2,3) K	(2,3) K	3	1	0	0	1	1	1
Lee Stevens, L OBP: 0.322, SLG: 0.367	(1,3) F9	(0,0) F9	(4,2) SH5-4	(0,1) G4-3	(0,1) G4-3	(0,1) G4-3	(0,1) G4-3	(0,1) G4-3	(2,3) K	(2,3) K	(2,3) K	4	0	1	0	0	0	1
Orlando Cabrera, R OBP: 0.302, SLG: 0.356	(1,6) L5	(2,2) L5	(3,2) F9	(0,0) 1B	(0,0) 1B	(1,1) CS	(1,1) CS	(1,1) CS	(0,1) F9	(0,1) F9	(0,1) F9	4	0	1	0	0	0	1
Michael Barrett, R OBP: 0.390, SLG: 0.478	(1,2) G5-3	(2,1) G5-3	(0,0) SH5-4	(1,2) 1B	(1,2) 1B	(2,2) G5-3	(2,2) G5-3	(2,2) G5-3	(4,2) SH3-4	(4,2) SH3-4	(4,2) SH3-4	3	1	1	0	1	0	1
Masato Yoshii, R Jim Brower, R Graeme Lloyd, L Matt Herges, L Wil Cordero, R Dan Smith, R Mike Mordecai, R Joey Eischen, L	(1,1) K	(3,3) K	(0,0) SH5-4	(0,0) SH5-4	(0,0) SH5-4	(0,0) F9	(0,0) F9	(0,0) F9	(2,1) SH3-4	(2,1) SH3-4	(2,1) SH3-4	1	0	0	0	0	1	0

Inning Stats	R	H	E	K	S	IP	WLS	BF	H	R	ER	SO	BB	IBB	HBP	BLK	WP	HR	S	P	ERA	WHIP
Jeff Suppan, R ERA: 4.66	0	1	0	1	7	6.0	24	5	3	3	0	1	1	0	1	0	0	0	8	16	0.00	1.200
Roberto Hernandez, R ERA: 3.32	0	2	0	2	11	1.1	5	1	1	1	2	0	0	0	0	0	0	0	14	19	6.75	0.750


BOTTOM

Kansas City Royals @ Montreal Expos
Olympic Stadium, Montreal, QB

Thu Jun 20 2002, 7:05 PM EDT
Att. 5,773 - Dome - 72 F

livebaseballscorecards.com

AB 33
R 5
H 8
RBI 4
BB 3
SO 4
LOB 12



Batter	1	2	3	4	5	6	7	8	9	AB	R	H	RBI	BB	SO	LOB	TOP					
Carlos Febles, R (1,4) OBP: 0.329, SLG: 0.345				G6-3	G5-3				G5-3	5	0	0	0	0	2	2	Kansas City Royals @ New York Mets Shea Stadium, Flushing, NY Sat Jun 22 2002, 7:10 PM EDT Att: 44,790 - Sunny - 85 F					
Neft Perez, S (1,6) OBP: 0.244, SLG: 0.310							G1-3 2B 1B		F6	4	1	1	0	0	2	1						
Carlos Beltrán, S (1,8) OBP: 0.347, SLG: 0.489	 29 CS BB			 29 1B BB			G1-3			2	2	1	1	2	0	1						
29 Mike Sweeney, R (1,3) OBP: 0.416, SLG: 0.544	 1-2			 1-2 1B			2B BB		 1B	3	1	2	0	1	0	0						
Raul Ibanez, L (1,7) OBP: 0.284, SLG: 0.423				 1-1 2H HR			1-2 2B		 1-2	4	1	2	4	0	0	1						
Michael Tucker, L (1,9) OBP: 0.329, SLG: 0.330							1-3 2H 2B			3	0	0	0	1	2	2						
Luis Alica, S (1,5) OBP: 0.286, SLG: 0.222							1-2 BB			3	0	0	0	1	0	3						
Brent Mayne, L (1,2) OBP: 0.301, SLG: 0.259				G6-3	F7		0-1 1B		G4-3	4	0	1	0	0	0	1						
Paul Byrd, R (1,1) Scott Mullen, R (6,1) Brandon Berger, R (7,PH) Dan Reichert, R (7,1) Aaron Guiel, L (9,PH) Roberto Hernandez, R (9,1)							0-3 2B			2	0	0	0	0	0	0						
Inning Stats	R: 0 E: 0 K: 2 S: 12	H: 0 LOB: 0 BB: 1 P: 20	R: 0 E: 0 K: 0 S: 10	H: 0 LOB: 0 BB: 0 P: 15	R: 0 E: 0 K: 1 S: 7	H: 0 LOB: 0 BB: 0 P: 11	R: 3 E: 0 K: 2 S: 19	H: 2 LOB: 0 BB: 1 P: 34	R: 0 E: 0 K: 1 S: 12	H: 0 LOB: 1 BB: 1 P: 18	R: 1 E: 0 K: 1 S: 13	H: 2 LOB: 1 BB: 0 P: 21	R: 0 E: 0 K: 1 S: 8	H: 1 LOB: 1 BB: 0 P: 10	R: 1 E: 0 K: 0 S: 13	H: 2 LOB: 1 BB: 1 P: 23		R: 0 E: 0 K: 1 S: 10	H: 0 LOB: 0 BB: 0 P: 16	1B: 4 2B: 2 3B: 0 HR: 2	SF: 0 SAC: 0 DP: 1 HBP: 0	WP: 0 PB: 0 SB: 0 CS: 1
PITCHER	IP WLS BF H R ER SO BB IBB HBP BLK WP HR S P ERA WHIP																					
Pedro Astacio, R (1,1) ERA: 2.92	5.1 L 23 4 4 4 6 4 0 0 0 0 0 1 67 110 6.75 1.500																					
Bobby Jones, L (6,1) ERA: 1.42	2.2 11 3 1 1 2 1 0 0 0 0 0 1 27 42 3.38 1.500																					
Mark Corey, R (9,1) ERA: 3.0	1.0 3 0 0 0 1 0 0 0 0 0 0 0 10 16 0.00 0.000																					

AB 32
R 5
H 7
RBI 5
BB 5
SO 9
LOB 13



Batter	1	2	3	4	5	6	7	8	9	AB	R	H	RBI	BB	SO	LOB	BOTTOM					
Roberto Alomar, S (1,4) OBP: 0.316, SLG: 0.358								G6-3		4	0	1	0	0	0	1	Kansas City Royals @ New York Mets Shea Stadium, Flushing, NY Sat Jun 22 2002, 7:10 PM EDT Att: 44,790 - Sunny - 85 F					
Timo Perez, L (1,8) OBP: 0.329, SLG: 0.481				G3			1B G4-3 1B		G3	4	0	1	0	0	1	2						
Mo Vaughn, L (1,3) OBP: 0.318, SLG: 0.327	G4-3			F7			G4-3			4	0	0	0	0	1	3						
Edgardo Alfonzo, R (1,5) OBP: 0.418, SLG: 0.424									 31 G6-4-3 2B	4	0	2	0	0	0	0						
Jeremy Burnitz, L (1,9) OBP: 0.325, SLG: 0.336							G6-4-3 1B		G4-3	2	0	1	0	0	0	0						
31 Mike Piazza, R (6,PH) OBP: 0.382, SLG: 0.530				 1B			G6-4-3 1-2f		G4-3	1	0	0	0	0	0	2						
Roger Cedeno, S (7,7) OBP: 0.305, SLG: 0.329							 1-2f			1	0	0	0	0	0	1						
Tony Tarasco, L (1,7) OBP: 0.286, SLG: 0.556							G4-6-3 1-2f		G4-3	4	1	1	1	0	0	2						
Vance Wilson, R (1,2) OBP: 0.286, SLG: 0.356							G5-3			3	0	0	0	0	1	0						
Rey Ordóñez, R (1,6) OBP: 0.260, SLG: 0.321				G6-3			P6		G4-1	3	0	0	0	0	0	0						
Pedro Astacio, R (1,1) OBP: 0.171, SLG: 0.176				 1B			G5-3		G1-3	2	0	2	0	0	0	0						
Bobby Jones, R (6,1)							 1B			0	0	0	0	0	0	0						
Jay Payton, R (6,PH) OBP: 0.302, SLG: 0.360										1	0	0	0	0	0	0						
Mark Corey, R (9,1)										0	0	0	0	0	0	0						
Inning Stats	R: 0 E: 0 K: 1 S: 12	H: 0 LOB: 0 BB: 0 P: 15	R: 1 E: 0 K: 0 S: 7	H: 1 LOB: 0 BB: 0 P: 10	R: 0 E: 0 K: 0 S: 9	H: 2 LOB: 2 BB: 0 P: 13	R: 0 E: 0 K: 0 S: 5	H: 1 LOB: 0 BB: 0 P: 7	R: 0 E: 0 K: 0 S: 12	H: 1 LOB: 1 BB: 0 P: 16	R: 0 E: 0 K: 0 S: 8	H: 2 LOB: 1 BB: 0 P: 14	R: 0 E: 0 K: 1 S: 6	H: 0 LOB: 0 BB: 0 P: 7	R: 0 E: 0 K: 0 S: 9	H: 0 LOB: 0 BB: 0 P: 10	R: 0 E: 0 K: 1 S: 7	H: 1 LOB: 1 BB: 0 P: 10	1B: 5 2B: 2 3B: 0 HR: 1	SF: 0 SAC: 0 DP: 2 HBP: 0	WP: 0 PB: 0 SB: 0 CS: 0	PA: 33
PITCHER	IP WLS BF H R ER SO BB IBB HBP BLK WP HR S P ERA WHIP																					
Paul Byrd, R (1,1) ERA: 4.25	0.2 H 1 0 0 0 0 0 0 0 0 0 0 2 4 0.00 0.000																					
Scott Mullen, L (6,1) ERA: 3.18	2.0 H 6 0 0 0 1 0 0 0 0 0 0 0 15 17 0.00 0.000																					
Dan Reichert, R (7,1) ERA: 5.16	1.0 4 1 0 0 1 0 0 0 0 0 0 0 7 10 0.00 1.000																					

AB 33
R 1
H 8
RBI 1
BB 0
SO 3
LOB 11



Batter	1	2	3	4	5	6	7	8	9	AB	R	H	RBI	BB	SO	LOB	TOP								
Alexis Gomez, L (1, 9) <small>OBP: 0.200, SLG: 0.200</small> Michael Tucker, L (9, FH) <small>OBP: 0.327, SLG: 0.328</small>										4	0	0	0	0	1	10									
Neft Perez, S (1, 6) <small>OBP: 0.248, SLG: 0.313</small>										4	1	2	0	0	0	0									
Carlos Beltrán, S (1, 8) <small>OBP: 0.346, SLG: 0.489</small>										4	1	1	0	0	1	1									
29 Mike Sweeney, R (1, 3) <small>OBP: 0.417, SLG: 0.542</small>										3	1	1	0	1	0	2									
Joe Randa, R (1, 5) <small>OBP: 0.357, SLG: 0.485</small>										4	1	1	2	0	2	1									
Raul Ibanez, L (1, 7) <small>OBP: 0.283, SLG: 0.419</small>										4	0	1	1	0	0	1									
Luis Aícea, S (1, 4) <small>OBP: 0.294, SLG: 0.226</small>										3	0	1	0	1	1	0									
Brent Mayne, L (1, 2) <small>OBP: 0.299, SLG: 0.259</small> Carlos Febles, R (9, PR) <small>OBP: 0.329, SLG: 0.345</small>										4	0	1	0	0	0	3									
56 Shawn Sedlacek, R (1, 1) Cory Bailey, R (7, 1) Jason Grimsley, R (8, 1) Brad Voyles, R (8, 1) Aaron Guiel, L (9, PH)										3	0	0	0	0	3	3									
Inning Stats	R: 0 H: 0 E: 0 K: 2 S: 12	H: 0 LOB: 0 BB: 0 P: 17	R: 0 H: 1 E: 0 K: 0 S: 8	LOB: 0 BB: 0 P: 13	R: 0 H: 0 E: 0 K: 2 S: 9	H: 0 LOB: 0 BB: 0 P: 13	R: 0 H: 1 E: 1 K: 0 S: 7	LOB: 1 BB: 0 P: 7	R: 0 H: 1 E: 0 K: 1 S: 11	LOB: 1 BB: 0 P: 15	R: 4 H: 4 E: 1 K: 2 S: 29	H: 4 LOB: 3 BB: 2 P: 47	R: 0 H: 0 E: 0 K: 0 S: 6	H: 0 LOB: 0 BB: 0 P: 8	R: 0 H: 0 E: 0 K: 1 S: 8	H: 0 LOB: 0 BB: 0 P: 12	R: 0 H: 1 E: 0 K: 2 S: 13	LOB: 1 BB: 0 P: 21	1B: 7 2B: 1 3B: 0 HR: 0	SF: 0 SAC: 0 DP: 2 HBP: 0	WP: 0 PB: 0 SB: 0 CS: 0	PA: 37			
PITCHER	IP	WLS	BF	H	R	ER	SO	BB	IBB	HBP	BLK	WP	HR	S	P	ERA	WHIP								
Jeff D'Amico, R (1, 1) <small>ERA: 4.21</small> Mark Guthrie, L (6, 1) <small>ERA: 1.93</small> Scott Strickland, R (8, 1) <small>ERA: 3.24</small> Armando Benitez, R (9, 1) <small>ERA: 2.76</small>	5.2		25	7	4	3	6	1	1	0	0	0	0	69	101	4.76	1.412								
	1.1		5	0	0	0	1	0	0	0	0	0	0	13	19	0.00	0.000								
	1.0	W	3	0	0	0	1	0	0	0	0	0	0	8	12	0.00	0.000								
	1.0	S	4	1	0	0	2	0	0	0	0	0	0	13	21	0.00	1.000								

Kansas City Royals @ New York Mets
 Shea Stadium, Flushing, NY
 Sun Jun 23 2002, 1:10 PM EDT
 Att: 41,406 - Cloudy - 82 F

AB	35
R	4
H	8
RBI	3
BB	2
SO	10
LOB	13






Batter	1	2	3	4	5	6	7	8	9	AB	R	H	RBI	BB	SO	LOB	BOTTOM									
Roberto Alomar, S (1, 4) <small>OBP: 0.319, SLG: 0.358</small>										3	1	1	0	1	0	0										
Timo Perez, L (1, 8) <small>OBP: 0.339, SLG: 0.494</small> Scott Strickland, R (8, 1) Armando Benitez, R (9, 1)										4	0	3	0	0	1	1										
										0	0	0	0	0	0	0										
31 Mike Piazza, R (1, 2) <small>OBP: 0.380, SLG: 0.525</small>										4	0	1	1	0	0	2										
Mo Vaughn, L (1, 3) <small>OBP: 0.321, SLG: 0.324</small> Joe McEwing, R (9, PR) <small>OBP: 0.291, SLG: 0.333</small>										2	0	0	0	1	2	0										
										0	1	0	0	0	0	0										
Edgardo Alfonzo, R (1, 5) <small>OBP: 0.416, SLG: 0.419</small>										3	0	0	0	0	0	3										
Jeromy Burnitz, L (1, 9) <small>OBP: 0.327, SLG: 0.343</small>										4	2	2	0	0	0	1										
John Valentin, R (1, 6) <small>OBP: 0.336, SLG: 0.391</small> Rey Ordóñez, R (9, PR) <small>OBP: 0.260, SLG: 0.321</small>										2	1	1	2	2	1	1										
										0	0	0	0	0	0	0										
Roger Cedeno, S (1, 7) <small>OBP: 0.304, SLG: 0.328</small>										4	0	1	2	0	0	1										
Jeff D'Amico, R (1, 1) <small>OBP: 0.138, SLG: 0.074</small> Mark Guthrie, R (6, 1) Tony Tarasco, L (7, PH) <small>OBP: 0.267, SLG: 0.517</small>										2	0	0	0	0	1	0										
										0	0	0	0	0	0	0										
										2	0	0	0	0	1	2										
Inning Stats	R: 0 H: 1 E: 0 K: 0 S: 7	H: 0 LOB: 0 BB: 0 P: 12	R: 0 H: 0 E: 0 K: 2 S: 9	LOB: 1 BB: 0 P: 16	R: 1 H: 3 E: 0 K: 1 S: 11	H: 3 LOB: 2 BB: 0 P: 15	R: 0 H: 0 E: 0 K: 1 S: 9	LOB: 0 BB: 0 P: 14	R: 0 H: 1 E: 0 K: 0 S: 12	LOB: 2 BB: 0 P: 17	R: 2 H: 2 E: 0 K: 1 S: 11	LOB: 1 BB: 1 P: 21	R: 2 H: 2 E: 0 K: 1 S: 13	LOB: 2 BB: 2 P: 28	R: 2 H: 2 E: 0 K: 1 S: 13	LOB: 2 BB: 2 P: 28	1B: 6 2B: 3 3B: 0 HR: 1	SF: 0 SAC: 0 DP: 2 HBP: 2	WP: 0 PB: 0 SB: 0 CS: 0	PA: 36						
PITCHER	IP	WLS	BF	H	R	ER	SO	BB	IBB	HBP	BLK	WP	HR	S	P	ERA	WHIP									
56 Shawn Sedlacek, R (1, 1) <small>ERA: 2.31</small> Cory Bailey, R (7, 1) <small>ERA: 4.04</small> Jason Grimsley, R (8, 1) <small>ERA: 4.62</small> Brad Voyles, R (8, 1) <small>ERA: 6.48</small>	6.0		23	5	1	1	4	1	0	2	0	0	0	1	11	21	18.00	3.000								
	1.0	H	6	2	2	2	1	1	0	0	0	0	0	10	22	27.00	6.000									
	0.1	L	6	2	2	2	0	2	0	0	0	0	0	3	6	0.00	0.000									

Kansas City Royals @ New York Mets
 Shea Stadium, Flushing, NY
 Sun Jun 23 2002, 1:10 PM EDT
 Att: 41,406 - Cloudy - 82 F

AB	30
R	5
H	9
RBI	5
BB	4
SO	6
LOB	11



Batter	1	2	3	4	5	6	7	8	9	AB	R	H	RBI	BB	SO	LOB	TOP											
Ramon Santiago, S OBP: 0.319, SLG: 0.440	G4-3	G6-3					G4-3		G4-3	5	0	1	1	0	0	1	Detroit Tigers @ Kansas City Royals Kauffman Stadium, Kansas City, MO Tue Jun 25 2002, 7:05 PM CDT Att. 12,952 - Sunny - 88 F											
Wendell Magee, R OBP: 0.303, SLG: 0.424	WP 2B		G5-3		SF9		G6-3		K	4	1	1	1	0	1	1												
Dmitri Young, S OBP: 0.341, SLG: 0.467	K		G6-3				G3-1			4	0	1	0	0	1	1												
Randall Simon, L OBP: 0.293, SLG: 0.435	HR		G4-1		P6				G6-3	4	1	1	1	0	0	2												
Robert Fick, L OBP: 0.359, SLG: 0.492	HR				FC1				K	3	1	2	2	1	1	0												
15 Brandon Inge, R OBP: 0.325, SLG: 0.474	HR				F8				G6-3	4	1	1	1	0	1	4												
Chris Truby, R OBP: 0.259, SLG: 0.351	F8				FC1				L4	4	1	1	0	0	0	1												
Damion Easley, R OBP: 0.212, SLG: 0.247					G5-3				P4	4	0	0	0	0	0	2												
George Lombard, L OBP: 0.250, SLG: 0.333	G4-3								F7	4	1	2	0	0	0	0												
Inning Stats	R: 4 E: 0 K: 1 S: 12	H: 4 LOB: 0 BB: 0 P: 19	R: 0 E: 0 K: 0 S: 8	H: 0 LOB: 0 BB: 0 P: 11	R: 0 E: 0 K: 0 S: 7	H: 0 LOB: 0 BB: 0 P: 10	R: 0 E: 0 K: 0 S: 13	H: 1 LOB: 1 BB: 0 P: 19	R: 1 E: 0 K: 1 S: 10	H: 3 LOB: 3 BB: 1 P: 19	R: 0 E: 0 K: 0 S: 4	H: 0 LOB: 0 BB: 0 P: 5	R: 0 E: 0 K: 0 S: 4	H: 0 LOB: 0 BB: 0 P: 6	R: 0 E: 0 K: 1 S: 6	H: 0 LOB: 0 BB: 0 P: 9		R: 1 E: 0 K: 1 S: 14	H: 2 LOB: 1 BB: 0 P: 17	1B: 3 2B: 5 3B: 0 HR: 2	SF: 1 SAC: 0 DP: 0 HBP: 0	WP: 1 PB: 0 SB: 0 CS: 0	PA: 38					
PITCHER	IP	WLS	BF	H	R	ER	SO	BB	IBB	HBP	BLK	WP	HR	S	P	ERA	WHIP											
Jeff Suppan, R ERA: 4.78	(1, 1)	7.0	W	30	8	5	5	2	1	0	0	0	1	2	58	89	6.43	1.286										
Scott Muller, L ERA: 2.84	(8, 1)	0.2	H	2	0	0	0	1	0	0	0	0	0	0	5	7	0.00	0.000										
Jason Grimsley, R ERA: 4.56	(8, 1)	0.1		1	0	0	0	0	0	0	0	0	0	0	1	2	0.00	0.000										
Roberto Hernandez, R ERA: 3.43	(9, 1)	1.0	S	5	2	1	1	1	0	0	0	0	0	0	14	17	9.00	2.000										

Batter	1	2	3	4	5	6	7	8	9	AB	R	H	RBI	BB	SO	LOB	BOTTOM											
Carlos Febles, R OBP: 0.331, SLG: 0.340	G6-4-3	G6-4-3				G1-3			E1	3	0	0	0	2	0	2	Detroit Tigers @ Kansas City Royals Kauffman Stadium, Kansas City, MO Tue Jun 25 2002, 7:05 PM CDT Att. 12,952 - Sunny - 88 F											
Neftali Perez, S OBP: 0.244, SLG: 0.307	G6-4-3		G6-3		K		G6-3		P5	5	0	0	0	0	1	3												
Carlos Beltrán, S OBP: 0.344, SLG: 0.484	F8					G4-3			F9	5	1	1	0	0	0	1												
29 Mike Sweeney, R OBP: 0.421, SLG: 0.563									F8	4	3	3	1	0	0	0												
Joe Randa, R OBP: 0.360, SLG: 0.485									L5	4	2	2	0	0	0	3												
Raul Ibanez, L OBP: 0.299, SLG: 0.466									1B	3	2	3	4	1	0	0												
Brandon Berger, R OBP: 0.265, SLG: 0.360									HR	3	0	1	0	0	2	3												
Michael Tucker, L OBP: 0.330, SLG: 0.332									1B	1	0	1	1	0	0	0												
Aaron Guiel, L OBP: 0.333, SLG: 0.200									F5	3	0	1	2	1	0	3												
A.J. Hinch, R OBP: 0.308, SLG: 0.415									F8	4	0	1	0	0	0	1												
Inning Stats	R: 0 E: 0 K: 0 S: 5	H: 0 LOB: 1 BB: 1 P: 9	R: 3 E: 0 K: 1 S: 15	H: 5 LOB: 1 BB: 0 P: 26	R: 2 E: 0 K: 1 S: 12	H: 3 LOB: 1 BB: 0 P: 18	R: 0 E: 0 K: 1 S: 8	H: 0 LOB: 2 BB: 2 P: 20	R: 2 E: 0 K: 0 S: 18	H: 3 LOB: 1 BB: 0 P: 29	R: 0 E: 0 K: 0 S: 7	H: 0 LOB: 0 BB: 0 P: 12	R: 1 E: 0 K: 0 S: 9	H: 2 LOB: 2 BB: 1 P: 19	R: 0 E: 1 K: 0 S: 8	H: 0 LOB: 1 BB: 0 P: 15		1B: 7 2B: 3 3B: 1 HR: 2	SF: 0 SAC: 0 DP: 2 HBP: 0	WP: 0 PB: 0 SB: 1 CS: 1	PA: 39							
PITCHER	IP	WLS	BF	H	R	ER	SO	BB	IBB	HBP	BLK	WP	HR	S	P	ERA	WHIP											
Mike Maroth, L ERA: 3.86	(1, 1)	2.2	L	15	3	2	2	2	2	0	0	0	0	1	24	47	9.00	2.500										
Julio Santana, R ERA: 3.49	(3, 1)	2.0		10	3	2	2	2	0	0	0	0	0	15	25	0.00	0.000											
Jamie Walker, L ERA: 3.27	(5, 1)	1.2		5	0	0	0	0	0	0	0	0	0	14	29	5.40	1.200											
Jeff Farnsworth, R ERA: 4.5	(7, 1)	1.2		9	2	1	1	0	0	1	0	0	0	14	29	5.40	1.200											

Batter	1	2	3	4	5	6	7	8	9	AB	R	H	RBI	BB	SO	LOB	TOP					
Ramon Santiago, S OBP: 0.322, SLG: 0.438	0-3 K	1-0 2H 1B			1-3 K		0-0 FC3-6 E FC6 SF9		0-1 FC6-5 SH3-4 1B	5	1	2	1	0	2	1	Detroit Tigers @ Kansas City Royals Kauffman Stadium, Kansas City, MO Wed Jun 26 2002, 7:05 PM CDT Att: 12,828 - Overcast - 72 F					
Damian Jackson, R OBP: 0.331, SLG: 0.393	2-2 BB 1B	2-2 P6			2-3 K		3-2 FC6 SF9		0-0 SH3-4	4	0	1	0	0	1	2						
Wendell Magee, R OBP: 0.301, SLG: 0.419	4-2 BB 1-2 BB		1-2 G3-1		0-0 F9		0-0 SF9		0-1 FC6-5	3	0	0	1	1	0	1						
Dmitri Young, S OBP: 0.337, SLG: 0.465	0-0 P4		1-1 G4-3		1-0 F9 1B		1-0 G1-3		1-0 G6-3	5	1	1	0	0	0	4						
Robert Fick, L OBP: 0.358, SLG: 0.487	4-1 1-2 2-3 BB		1-3 K		0-0 F9		1-0 G6-3			3	0	0	0	1	1	1						
15 Brandon Inge, R OBP: 0.331, SLG: 0.483	1-2 F9			0-1 G6-4-3 1B		1-0 P4		1-0 2B		4	1	2	0	0	0	4						
Craig Paquette, R OBP: 0.240, SLG: 0.346		1-0 1B 2B		1-2 G6-4-3 1-2		2-1 FC6-4 1B		0-0 PB FC3-2-5 2B		4	1	3	2	0	0	1						
Chris Truby, R OBP: 0.256, SLG: 0.346		2-3 K		0-2 F2		1-1 FC6-4		1-1 FC3-2-5		3	0	0	0	0	1	2						
Randall Simon, L OBP: 0.292, SLG: 0.433										1	0	0	0	0	0	1						
Shane Halter, R OBP: 0.296, SLG: 0.351										0	0	0	0	0	0	0						
Damion Easley, R OBP: 0.225, SLG: 0.296		0-2 P6			0-0 HR		2-1 FC3-6 1B		0-0 F8	4	1	2	1	0	0	2						
Inning Stats	R: 0 E: 0 K: 1 S: 15	H: 1 LOB: 3 BB: 2 P: 26	R: 1 E: 0 K: 1 S: 13	H: 2 LOB: 1 BB: 0 P: 19	R: 0 E: 0 K: 1 S: 9	H: 0 LOB: 0 BB: 0 P: 12	R: 0 E: 0 K: 0 S: 9	H: 1 LOB: 0 BB: 0 P: 10	R: 1 E: 0 K: 2 S: 8	H: 1 LOB: 0 BB: 0 P: 11	R: 1 E: 0 K: 0 S: 7	H: 2 LOB: 1 BB: 0 P: 12	R: 1 E: 1 K: 0 S: 10	H: 1 LOB: 0 BB: 0 P: 16	R: 1 E: 0 K: 0 S: 6	H: 2 LOB: 1 BB: 0 P: 9	R: 0 E: 0 K: 0 S: 6	H: 1 LOB: 1 BB: 0 P: 7	1B: 6 2B: 4 3B: 0 HR: 1	SF: 1 SH: 1 DP: 1 HBP: 0	WP: 0 PB: 1 SB: 0 CS: 0	PA: 40
PITCHER	IP WLS BF H R ER SO BB IBB HBP BLK WP HR S P ERA WHIP	IP WLS BF H R ER SO BB IBB HBP BLK WP HR S P ERA WHIP	IP WLS BF H R ER SO BB IBB HBP BLK WP HR S P ERA WHIP	IP WLS BF H R ER SO BB IBB HBP BLK WP HR S P ERA WHIP	IP WLS BF H R ER SO BB IBB HBP BLK WP HR S P ERA WHIP	IP WLS BF H R ER SO BB IBB HBP BLK WP HR S P ERA WHIP	IP WLS BF H R ER SO BB IBB HBP BLK WP HR S P ERA WHIP	IP WLS BF H R ER SO BB IBB HBP BLK WP HR S P ERA WHIP	IP WLS BF H R ER SO BB IBB HBP BLK WP HR S P ERA WHIP	IP WLS BF H R ER SO BB IBB HBP BLK WP HR S P ERA WHIP	IP WLS BF H R ER SO BB IBB HBP BLK WP HR S P ERA WHIP	IP WLS BF H R ER SO BB IBB HBP BLK WP HR S P ERA WHIP	IP WLS BF H R ER SO BB IBB HBP BLK WP HR S P ERA WHIP	IP WLS BF H R ER SO BB IBB HBP BLK WP HR S P ERA WHIP	IP WLS BF H R ER SO BB IBB HBP BLK WP HR S P ERA WHIP	IP WLS BF H R ER SO BB IBB HBP BLK WP HR S P ERA WHIP	IP WLS BF H R ER SO BB IBB HBP BLK WP HR S P ERA WHIP					
Darrell May, L ERA: 4.71	6.1	29	8	4	3	5	2	0	0	0	0	0	0	1	67	101	4.26	1.579				
Dan Reichert, R ERA: 5.11	0.2	W	2	0	0	0	0	0	0	0	0	0	0	0	4	5	0.00	0.000				
Jason Grimsley, R ERA: 4.73	1.0	H	5	2	1	1	0	0	0	0	0	0	0	6	9	9.00	2.000					
Roberto Hernandez, R ERA: 3.27	1.0	S	4	1	0	0	0	0	0	0	0	0	0	6	7	0.00	1.000					

Batter	1	2	3	4	5	6	7	8	9	AB	R	H	RBI	BB	SO	LOB	BOTTOM			
Luis Altea, S OBP: 0.301, SLG: 0.229	1-1 CS 1B		2-2 G4-3		0-2 FC6-4		4-0 HR BB			3	1	1	0	1	0	1	Detroit Tigers @ Kansas City Royals Kauffman Stadium, Kansas City, MO Wed Jun 26 2002, 7:05 PM CDT Att: 12,828 - Overcast - 72 F			
Aaron Guiel, L OBP: 0.400, SLG: 0.667	1-3 K		3-3 K		0-1 29 1B SF8		2-2 G3-1 1B		1-2 HR	4	2	2	3	0	2	1				
Carlos Beltrán, S OBP: 0.340, SLG: 0.477	2-2 G4-3			0-0 G3		2-2 G3-1		0-0 P4		4	0	0	0	0	0	1				
29 Mike Sweeney, R OBP: 0.425, SLG: 0.581		2-2 L7		0-1 HR		1-0 BB		0-2 2B		4	1	3	1	0	0	0				
Joe Randa, R OBP: 0.362, SLG: 0.483		4-1 BLK BB		0-0 G6-3		2-2 SF8		4-1 BB		1	0	0	1	2	0	0				
Raul Ibanez, L OBP: 0.298, SLG: 0.458		3-3 K		0-2 F9		4-1 BB		3-3 K		3	0	0	0	1	2	3				
Michael Tucker, L OBP: 0.329, SLG: 0.326		4-0 BB			1-1 P5		0-0 G3		0-1 G3	3	0	0	0	1	0	2				
Nelfi Perez, S OBP: 0.244, SLG: 0.307		0-0 L4			0-0 2B 1B		0-0 F7		1-1 G5-3	4	1	1	0	0	0	2				
Brent Mayne, L OBP: 0.305, SLG: 0.270			3-3 K		0-0 FC6-4 1H 2B		4-1 BB HR		0-2 G1-3	3	1	1	1	1	1	0				
Inning Stats	R: 0 E: 0 K: 1 S: 9	H: 1 LOB: 0 BB: 0 P: 13	R: 0 E: 0 K: 1 S: 11	H: 0 LOB: 2 BB: 2 P: 24	R: 0 E: 0 K: 2 S: 13	H: 0 LOB: 0 BB: 0 P: 21	R: 1 E: 0 K: 0 S: 7	H: 1 LOB: 0 BB: 0 P: 7	R: 1 E: 0 K: 0 S: 7	H: 2 LOB: 0 BB: 0 P: 8	R: 1 E: 0 K: 0 S: 11	H: 2 LOB: 2 BB: 1 P: 20	R: 3 E: 0 K: 1 S: 14	H: 2 LOB: 2 BB: 3 P: 31	R: 0 E: 0 K: 0 S: 9	H: 0 LOB: 0 BB: 0 P: 10		1B: 4 2B: 4 3B: 0 HR: 2	SF: 1 SH: 0 DP: 2 HBP: 0	WP: 0 PB: 0 SB: 0 CS: 1
PITCHER	IP WLS BF H R ER SO BB IBB HBP BLK WP HR S P ERA WHIP	IP WLS BF H R ER SO BB IBB HBP BLK WP HR S P ERA WHIP	IP WLS BF H R ER SO BB IBB HBP BLK WP HR S P ERA WHIP	IP WLS BF H R ER SO BB IBB HBP BLK WP HR S P ERA WHIP	IP WLS BF H R ER SO BB IBB HBP BLK WP HR S P ERA WHIP	IP WLS BF H R ER SO BB IBB HBP BLK WP HR S P ERA WHIP	IP WLS BF H R ER SO BB IBB HBP BLK WP HR S P ERA WHIP	IP WLS BF H R ER SO BB IBB HBP BLK WP HR S P ERA WHIP	IP WLS BF H R ER SO BB IBB HBP BLK WP HR S P ERA WHIP	IP WLS BF H R ER SO BB IBB HBP BLK WP HR S P ERA WHIP	IP WLS BF H R ER SO BB IBB HBP BLK WP HR S P ERA WHIP	IP WLS BF H R ER SO BB IBB HBP BLK WP HR S P ERA WHIP	IP WLS BF H R ER SO BB IBB HBP BLK WP HR S P ERA WHIP	IP WLS BF H R ER SO BB IBB HBP BLK WP HR S P ERA WHIP	IP WLS BF H R ER SO BB IBB HBP BLK WP HR S P ERA WHIP	IP WLS BF H R ER SO BB IBB HBP BLK WP HR S P ERA WHIP				
Adam Bernero, R ERA: 4.87	6.1	L	28	5	4	4	5	0	0	1	60	103	7.11	1.737						
Jamie Walker, L ERA: 3.63	0.1	B	2	1	1	1	0	0	0	1	5	7	27.00	3.000						
Jose Paniagua, R ERA: 4.5	1.1	6	1	0	0	1	1	0	0	0	16	24	0.00	1.500						

livebaseballscores.com

livebaseballscores.com



Batter	1	2	3	4	5	6	7	8	9	AB	R	H	RBI	BB	SO	LOB	TOP			
Ramon Santiago, S OBP: 0.320, SLG: 0.448 (1, 6)	G4-3		G6-3			SF9 3B		F5		4	1	1	0	0	0	0	Detroit Tigers @ Kansas City Royals Kauffman Stadium, Kansas City, MO Thu Jun 27 2002, 1:05 PM CDT Att: 16,373 - Sunny - 88 F			
Damian Jackson, R OBP: 0.329, SLG: 0.384 (1, 8) (7, 4)	K		F9			HBP		F7		3	0	0	0	0	1	0				
Dmitri Young, S OBP: 0.330, SLG: 0.455 (1, 10)	F7			G4-3		K		K		4	0	0	0	0	2	2				
Randall Simon, L OBP: 0.299, SLG: 0.444 (1, 3)					G1-6-3 1B	SF9			F8 BB SF8 1B	3	1	3	1	0	0	0				
Robert Fick, L OBP: 0.356, SLG: 0.482 (1, 9)	P6			G1-6-3 1-2		F8				3	0	0	0	1	0	3				
Craig Parquette, R OBP: 0.240, SLG: 0.340 (1, 7)	K						G5-3		F8	3	0	0	0	1	1	3				
Shane Halter, R OBP: 0.300, SLG: 0.353 (1, 5)						F8			SF8	2	0	1	1	1	0	1				
Damon Easley, R OBP: 0.228, SLG: 0.298 Wendell Magee, R OBP: 0.300, SLG: 0.417 (7, PR) (7, 8)	L8					FC5-4 BB			F9	3	0	1	0	0	0	3				
Matt Walbeck, S OBP: 0.194, SLG: 0.182 (1, 2)			G4-3							1	0	0	0	0	0	1				
Inning Stats	R: 0 E: 0 K: 1 S: 8	H: 0 LOB: 0 BB: 0 P: 12	R: 0 E: 0 K: 1 S: 15	H: 1 LOB: 2 BB: 1 P: 21	R: 0 E: 0 K: 0 S: 9	H: 0 LOB: 0 BB: 0 P: 11	R: 0 E: 0 K: 0 S: 9	H: 1 LOB: 0 BB: 0 P: 12	R: 0 E: 0 K: 1 S: 12	H: 0 LOB: 1 BB: 1 P: 20	R: 1 E: 0 K: 1 S: 11	H: 1 LOB: 1 BB: 0 P: 18	R: 0 E: 0 K: 0 S: 5	H: 0 LOB: 0 BB: 0 P: 7	R: 1 E: 0 K: 0 S: 5	H: 1 LOB: 1 BB: 1 P: 10		1B: 4 2B: 1 3B: 1 HR: 0	SF: 2 SAC: 0 DP: 2 HBP: 1	WP: 0 PB: 0 SB: 0 CS: 0
PITCHER	IP WLS BF H R ER SO BB IBB HBP BLK WP HR S P ERA WHIP	IP WLS BF H R ER SO BB IBB HBP BLK WP HR S P ERA WHIP	IP WLS BF H R ER SO BB IBB HBP BLK WP HR S P ERA WHIP	IP WLS BF H R ER SO BB IBB HBP BLK WP HR S P ERA WHIP	IP WLS BF H R ER SO BB IBB HBP BLK WP HR S P ERA WHIP	IP WLS BF H R ER SO BB IBB HBP BLK WP HR S P ERA WHIP	IP WLS BF H R ER SO BB IBB HBP BLK WP HR S P ERA WHIP	IP WLS BF H R ER SO BB IBB HBP BLK WP HR S P ERA WHIP	IP WLS BF H R ER SO BB IBB HBP BLK WP HR S P ERA WHIP	IP WLS BF H R ER SO BB IBB HBP BLK WP HR S P ERA WHIP	IP WLS BF H R ER SO BB IBB HBP BLK WP HR S P ERA WHIP	IP WLS BF H R ER SO BB IBB HBP BLK WP HR S P ERA WHIP	IP WLS BF H R ER SO BB IBB HBP BLK WP HR S P ERA WHIP	IP WLS BF H R ER SO BB IBB HBP BLK WP HR S P ERA WHIP	IP WLS BF H R ER SO BB IBB HBP BLK WP HR S P ERA WHIP	IP WLS BF H R ER SO BB IBB HBP BLK WP HR S P ERA WHIP	IP WLS BF H R ER SO BB IBB HBP BLK WP HR S P ERA WHIP			
Paul Byrd, R ERA: 4.08 Brad Voyles, R ERA: 6.38 Roberto Hernandez, R ERA: 3.13	6.1 W 26 5 1 1 4 2 0 1 0 0 0 68 98 1.42 1.105	1.2 H 6 1 1 1 1 1 0 0 0 0 0 8 15 5.40 1.200	1.0 S 3 0 0 0 0 0 0 0 0 0 0 3 4 0.00 0.000																	

AB 29
R 2
H 6
RBI 2
BB 3
SO 5
LOB 16



Batter	1	2	3	4	5	6	7	8	9	AB	R	H	RBI	BB	SO	LOB	BOTTOM			
Luis Altea, S OBP: 0.316, SLG: 0.280 (1, 4)	G3-6-3 1B		1B 3B		G3					4	1	3	2	0	0	0	Detroit Tigers @ Kansas City Royals Kauffman Stadium, Kansas City, MO Thu Jun 27 2002, 1:05 PM CDT Att: 16,373 - Sunny - 88 F			
Aaron Guiel, L OBP: 0.357, SLG: 0.583 (1, 9)	K		2B G1-2-3 1B		G4-3			SF7		3	0	1	2	0	1	1				
Carlos Beltrán, S OBP: 0.338, SLG: 0.477 (1, 10)	G3-6-3 1-2		3H 2B			F8		G4-3		4	0	1	0	0	0	2				
29 Mike Sweeney, R OBP: 0.429, SLG: 0.591 (1, 3)									G6-3	2	1	1	1	2	0	0				
Joe Randa, R OBP: 0.356, SLG: 0.475 (1, 5)										4	0	0	0	0	1	4				
Raul Ibanez, L OBP: 0.292, SLG: 0.447 (1, 7)										4	0	0	0	0	0	1				
Michael Tucker, L OBP: 0.333, SLG: 0.332 (1, 8)										3	1	2	0	0	0	0				
Nelfi Perez, S OBP: 0.244, SLG: 0.307 (1, 6)										3	1	1	0	0	0	2				
Brent Mayne, L OBP: 0.306, SLG: 0.265 (1, 2)										2	1	0	0	1	1	1				
Inning Stats	R: 0 E: 0 K: 1 S: 8	H: 1 LOB: 0 BB: 0 P: 12	R: 1 E: 0 K: 0 S: 10	H: 1 LOB: 0 BB: 0 P: 14	R: 2 E: 0 K: 1 S: 17	H: 4 LOB: 2 BB: 1 P: 30	R: 0 E: 0 K: 0 S: 8	H: 1 LOB: 0 BB: 0 P: 13	R: 0 E: 0 K: 0 S: 5	H: 0 LOB: 0 BB: 0 P: 8	R: 0 E: 0 K: 1 S: 8	H: 0 LOB: 1 BB: 1 P: 15	R: 2 E: 0 K: 0 S: 16	H: 2 LOB: 1 BB: 1 P: 29	R: 0 E: 0 K: 0 S: 9	H: 0 LOB: 0 BB: 0 P: 12		1B: 5 2B: 2 3B: 1 HR: 1	SF: 1 SAC: 0 DP: 2 HBP: 0	WP: 1 PB: 0 SB: 0 CS: 1
PITCHER	IP WLS BF H R ER SO BB IBB HBP BLK WP HR S P ERA WHIP	IP WLS BF H R ER SO BB IBB HBP BLK WP HR S P ERA WHIP	IP WLS BF H R ER SO BB IBB HBP BLK WP HR S P ERA WHIP	IP WLS BF H R ER SO BB IBB HBP BLK WP HR S P ERA WHIP	IP WLS BF H R ER SO BB IBB HBP BLK WP HR S P ERA WHIP	IP WLS BF H R ER SO BB IBB HBP BLK WP HR S P ERA WHIP	IP WLS BF H R ER SO BB IBB HBP BLK WP HR S P ERA WHIP	IP WLS BF H R ER SO BB IBB HBP BLK WP HR S P ERA WHIP	IP WLS BF H R ER SO BB IBB HBP BLK WP HR S P ERA WHIP	IP WLS BF H R ER SO BB IBB HBP BLK WP HR S P ERA WHIP	IP WLS BF H R ER SO BB IBB HBP BLK WP HR S P ERA WHIP	IP WLS BF H R ER SO BB IBB HBP BLK WP HR S P ERA WHIP	IP WLS BF H R ER SO BB IBB HBP BLK WP HR S P ERA WHIP	IP WLS BF H R ER SO BB IBB HBP BLK WP HR S P ERA WHIP	IP WLS BF H R ER SO BB IBB HBP BLK WP HR S P ERA WHIP	IP WLS BF H R ER SO BB IBB HBP BLK WP HR S P ERA WHIP	IP WLS BF H R ER SO BB IBB HBP BLK WP HR S P ERA WHIP			
Steve Sparks, R ERA: 6.02 Jeff Farnsworth, R ERA: 4.4 Jose Lima, R ERA: 11.12	6.1 L 28 5 5 3 0 0 0 0 0 0 7 10 0.00 0.000	0.2 2 0 0 0 0 0 0 0 0 0 0 7 10 0.00 0.000	1.0 3 0 0 0 0 0 0 0 0 0 0 9 12 0.00 0.000																	

AB 29
R 5
H 9
RBI 5
BB 3
SO 3
LOB 11



Batter	1	2	3	4	5	6	7	8	9	AB	R	H	RBI	BB	SO	LOB	TOP										
Ramón Vázquez, L (1.4) OBP: 0.327, SLG: 0.318	L6		F8		G1-3	G3-1		FC4-6		5	1	2	1	1	0	4	San Diego Padres @ Kansas City Royals Kauffman Stadium, Kansas City, MO Fri Jun 28 2002, 7:05 PM CDT Att: 29,935 - Sunny - 89 F										
Mark Kotsay, L (1.8) OBP: 0.377, SLG: 0.450	BB				F8		G6-3	FC4-6		5	1	1	1	1	0	6											
Ryan Klesko, L (1.3) OBP: 0.399, SLG: 0.514	BB	L4	L4		G1-3		1B		G6-3	5	1	1	0	1	0	3											
Bubba Trammell, R (1.9) OBP: 0.339, SLG: 0.370	BB				F8		G6-4-3			5	1	4	1	1	0	0											
Ron Gant, R (1.10) OBP: 0.336, SLG: 0.426	P6	K			G6-3	G5-3	G6-4-3		K	6	0	0	0	0	2	8											
Ray Lankford, L (1.7) OBP: 0.346, SLG: 0.360	BB	FC4-6			2B		G3-1		G4-3	6	2	2	2	0	0	2											
Deivi Cruz, R (1.6) OBP: 0.290, SLG: 0.355	BB				G4-3	2B	G6-3	F9		4	2	1	1	1	0	0											
D'Angelo Jimenez, S (1.5) OBP: 0.310, SLG: 0.324	3B				BB	WP	HBP	DI	1B	4	2	4	4	1	0	0											
Tom Lampkin, L (1.2) OBP: 0.286, SLG: 0.301	BB				1B	K		1B		1	0	0	0	3	1	1											
Inning Stats	R: 5 E: 0 K: 0 S: 19	H: 2 LOB: 3 BB: 6 P: 52	R: 0 E: 0 K: 1 S: 8	H: 1 LOB: 1 BB: 0 P: 11	R: 1 E: 0 K: 0 S: 10	H: 1 LOB: 2 BB: 2 P: 23	R: 2 E: 0 K: 1 S: 11	H: 3 LOB: 1 BB: 0 P: 21	R: 1 E: 0 K: 0 S: 13	H: 2 LOB: 1 BB: 0 P: 22	R: 0 E: 0 K: 0 S: 8	H: 1 LOB: 2 BB: 0 P: 14	R: 0 E: 0 K: 0 S: 8	H: 2 LOB: 1 BB: 0 P: 15	R: 1 E: 0 K: 0 S: 9	H: 2 LOB: 2 BB: 1 P: 21	R: 0 E: 0 K: 1 S: 11	H: 1 LOB: 1 BB: 0 P: 15	1B: 11 2B: 3 3B: 1 HR: 0	SF: 0 SAC: 0 DP: 1 HBP: 1	WP: 1 PB: 1 SB: 0 CS: 0	PA: 51					
PITCHER	IP	WLS	BF	H	R	ER	SO	BB	IBB	HBP	BLK	WP	HR	S	P	ERA	WHIP										
Miguel Asencio, R (1.1) ERA: 6.26	0.2		9	2	5	5	0	5	0	0	0	0	0	17	45	67.50	10.500										
Mac Suzuki, R (1.1) ERA: 9.0	3.2		20	6	4	4	2	3	0	0	0	1	0	35	70	9.82	2.455										
Cory Bailey, R (5.1) ERA: 3.86	2.0		11	4	0	0	2	0	0	1	0	0	0	24	42	0.00	2.000										
Jason Grimsley, R (7.1) ERA: 4.76	1.2	W	7	2	1	1	0	1	0	0	0	0	0	10	22	5.40	1.800										
Scott Mullen, L (9.1) ERA: 2.45	1.0		4	1	0	0	1	0	0	0	0	0	0	11	15	0.00	1.000										

Batter	1	2	3	4	5	6	7	8	9	AB	R	H	RBI	BB	SO	LOB	BOTTOM										
Luis Altea, S (1.4) OBP: 0.317, SLG: 0.286	G1		F7	G3-1			P3	FC8-5		5	0	1	2	1	0	2	San Diego Padres @ Kansas City Royals Kauffman Stadium, Kansas City, MO Fri Jun 28 2002, 7:05 PM CDT Att: 29,935 - Sunny - 89 F										
Aaron Guiel, L (1.9) OBP: 0.450, SLG: 0.706	2B						29 HR	2B	FC8-5	5	3	3	0	1	1	5											
Carlos Beltrán, S (1.10) OBP: 0.339, SLG: 0.476	G6-3		K				29 HR	2B		5	2	2	0	0	1	2											
29 Mike Sweeney, R (1.3) OBP: 0.432, SLG: 0.604	G4-3						1B	2B		4	2	2	5	1	0	1											
Joe Randa, R (1.5) OBP: 0.361, SLG: 0.475			F8				SH5-4	1B	G6-3	4	2	2	2	1	0	0											
Raul Ibanez, L (1.7) OBP: 0.305, SLG: 0.463							BB	SH5-4		5	2	4	2	0	0	2											
Michael Tucker, L (1.8) OBP: 0.345, SLG: 0.347							SH5-4			3	2	3	1	1	0	0											
Nelfi Perez, S (1.6) OBP: 0.244, SLG: 0.303	L4									4	0	0	1	1	0	5											
Brent Mayne, L (1.2) OBP: 0.309, SLG: 0.264	G4-6-3									4	1	1	0	1	1	6											
Inning Stats	R: 0 E: 0 K: 0 S: 9	H: 1 LOB: 1 BB: 0 P: 14	R: 1 E: 0 K: 0 S: 8	H: 3 LOB: 0 BB: 0 P: 12	R: 2 E: 0 K: 1 S: 10	H: 2 LOB: 0 BB: 0 P: 15	R: 1 E: 1 K: 0 S: 9	H: 2 LOB: 1 BB: 0 P: 14	R: 4 E: 0 K: 2 S: 19	H: 4 LOB: 3 BB: 3 P: 37	R: 0 E: 0 K: 0 S: 10	H: 0 LOB: 0 BB: 0 P: 12	R: 5 E: 0 K: 0 S: 12	H: 4 LOB: 2 BB: 3 P: 35	R: 1 E: 0 K: 0 S: 8	H: 2 LOB: 1 BB: 1 P: 15	1B: 11 2B: 7 3B: 0 HR: 1	SF: 0 SAC: 1 DP: 2 HBP: 0	WP: 0 PB: 0 SB: 1 CS: 0	PA: 47							
PITCHER	IP	WLS	BF	H	R	ER	SO	BB	IBB	HBP	BLK	WP	HR	S	P	ERA	WHIP										
Brian Lawrence, R (1.1) ERA: 3.63	4.0		23	11	8	7	1	1	0	0	0	0	0	26	45	9.00	2.000										
49 Eric Cyr, L (5.1) ERA: 6.1	2.0	L	11	3	2	2	2	1	1	0	0	0	0	8	23	40.50	4.500										
Jeremy Fikac, R (7.1) ERA: 4.62	0.2	B	6	2	3	3	0	1	1	0	1	0	0	9	20	6.75	3.000										
David Lundquist, R (7.1) ERA: 16.88	1.1		7	2	1	1	0	2	0	0	0	0	0	9	20	6.75	3.000										

AB	41
R	10
H	15
RBI	10
BB	9
SO	3
LOB	24



AB	39
R	14
H	18
RBI	13
BB	7
SO	3
LOB	23



Batter	1	2	3	4	5	6	7	8	9	AB	R	H	RBI	BB	SO	LOB	TOP										
Ramón Vázquez, L OBP: 0.317, SLG: 0.302 (1, 4)	F8		G4-3		L4			F7		4	0	0	0	0	0	1	San Diego Padres @ Kansas City Royals Kauffman Stadium, Kansas City, MO Sun Jun 30 2002, 1:05 PM CDT Att: 22,073 - Cloudy - 91 F										
Mark Kotsay, L OBP: 0.382, SLG: 0.450 Bubba Trammell, R OBP: 0.341, SLG: 0.366 (1, 8) (8, 9)	F7					G6-3		G4-3		3	0	0	0	1	0	0											
Ryan Klesko, L OBP: 0.599, SLG: 0.520 D'Angelo Jimenez, S OBP: 0.311, SLG: 0.321 (1, 3) (7, 1)			G5-3			P4			1B G4-3 BB	3	0	1	0	0	0	1											
Ron Gant, R OBP: 0.328, SLG: 0.431 (1, 7)	K				F7		F7		K	4	0	0	0	0	2	2											
Mark Sweeney, L OBP: 0.215, SLG: 0.262 (1, 10) (7, 3)		G4-3		G4-1				K	G4-3	4	0	0	0	0	1	1											
Deivi Cruz, R OBP: 0.288, SLG: 0.352 (1, 6)	G4-3			L4			F7		G4-3	4	0	1	0	0	0	0											
Julius Matos, R OBP: 0.290, SLG: 0.397 (1, 5)									1B	4	1	3	1	0	0	2											
Tom Lampkin, L OBP: 0.286, SLG: 0.307 (1, 2)	G4-3				G1				L3	3	0	0	0	0	1	2											
Gene Kingsale, S OBP: 0.292, SLG: 0.391 (1, 9) (8, 8)			G4-3				F8		K	3	0	0	0	0	1	1											
Inning Stats	R: 0 E: 0 K: 1 S: 19	H: 1 LOB: 1 BB: 0 P: 28	R: 0 E: 0 K: 0 S: 10	H: 1 LOB: 1 BB: 0 P: 16	R: 0 E: 0 K: 0 S: 10	H: 0 LOB: 1 BB: 1 P: 17	R: 0 E: 0 K: 0 S: 14	H: 0 LOB: 0 BB: 0 P: 21	R: 0 E: 0 K: 0 S: 7	H: 1 LOB: 1 BB: 0 P: 9	R: 0 E: 0 K: 0 S: 4	H: 0 LOB: 0 BB: 0 P: 7	R: 1 E: 0 K: 2 S: 11	H: 1 LOB: 0 BB: 0 P: 14	R: 0 E: 0 K: 1 S: 6	H: 0 LOB: 0 BB: 0 P: 7		R: 0 E: 0 K: 1 S: 9	H: 1 LOB: 2 BB: 1 P: 20	1B: 4 2B: 0 3B: 0 HR: 1	SF: 0 SAC: 0 DP: 0 HBP: 0	WP: 0 PB: 0 SB: 0 CS: 0	PA: 34				
PITCHER	IP	WLS	BF	H	R	ER	SO	BB	IBB	HBP	BLK	WP	HR	S	P	ERA	WHIP										
Jeff Suppan, R ERA: 4.57 (1, 1)	7.0	W	26	4	1	1	3	1	0	0	0	0	1	75	112	1.29	0.714										
Jason Grimsley, R ERA: 5.52 (8, 1)	1.0		3	0	0	0	1	0	0	0	0	0	0	6	7	0.00	0.000										
Cory Bailey, R ERA: 3.77 (9, 1)	1.0		5	1	0	0	1	1	0	0	0	0	0	9	20	0.00	2.000										

Batter	1	2	3	4	5	6	7	8	9	AB	R	H	RBI	BB	SO	LOB	BOTTOM											
Luis Altea, S OBP: 0.321, SLG: 0.287 (1, 4)	G5-3 HBP 1B	1B		SH5-3 BB		K	E4 PB 2B	F9		5	1	2	1	1	1	1	San Diego Padres @ Kansas City Royals Kauffman Stadium, Kansas City, MO Sun Jun 30 2002, 1:05 PM CDT Att: 22,073 - Cloudy - 91 F											
Aaron Guiel, L OBP: 0.517, SLG: 0.696 (1, 10)	G5-3 HBP	1B		SH5-3		2B	2B			2	2	2	3	1	0	0												
Carlos Beltrán, S OBP: 0.338, SLG: 0.480 (1, 8)	K	G3-1		K		1B 2B	F7			5	1	1	1	0	2	7												
29 Mike Sweeney, R OBP: 0.431, SLG: 0.604 Brandon Berger, R OBP: 0.265, SLG: 0.360 (1, 3) (8, 9)	G5-3		K			K	1B 2B			3	1	0	0	2	2	3												
Joe Randa, R OBP: 0.363, SLG: 0.484 (1, 5)		G3		HR		HR	1B			5	3	3	3	0	0	3												
Raul Ibanez, L OBP: 0.322, SLG: 0.500 (1, 7)		1B SF7 BB		1B		G3-6 1B BB	HR			3	2	3	4	2	0	0												
Michael Tucker, L OBP: 0.345, SLG: 0.361 (1, 9) (8, 3)		1B		K		G3-1	F9			5	1	2	0	0	1	2												
Neffi Perez, S OBP: 0.241, SLG: 0.303 Mike Caruso, S (1, 6) (8, 6)	SF7		P5			G3-6				3	1	1	1	0	0	3												
A.J. Hinch, R OBP: 0.311, SLG: 0.409 (1, 2)	1B			SH5-3 BB		L6				4	1	1	0	1	0	2												
Inning Stats	R: 0 E: 0 K: 1 S: 13	H: 1 LOB: 1 BB: 0 P: 22	R: 3 E: 0 K: 0 S: 16	H: 4 LOB: 2 BB: 1 P: 28	R: 1 E: 0 K: 2 S: 19	H: 2 LOB: 1 BB: 0 P: 26	R: 0 E: 0 K: 1 S: 10	H: 0 LOB: 3 BB: 3 P: 24	R: 0 E: 0 K: 0 S: 6	H: 1 LOB: 1 BB: 1 P: 12	R: 4 E: 0 K: 2 S: 13	H: 3 LOB: 0 BB: 1 P: 29	R: 5 E: 1 K: 0 S: 18	H: 4 LOB: 1 BB: 1 P: 27	R: 0 E: 0 K: 0 S: 4	H: 0 LOB: 0 BB: 0 P: 8		1B: 9 2B: 3 3B: 1 HR: 2	SF: 1 SAC: 1 DP: 2 HBP: 1	WP: 1 PB: 1 SB: 0 CS: 0	PA: 46							
PITCHER	IP	WLS	BF	H	R	ER	SO	BB	IBB	HBP	BLK	WP	HR	S	P	ERA	WHIP											
44 Jake Peavy, R ERA: 5.0 (1, 1)	3.0	L	19	7	4	4	3	3	0	1	0	0	0	6	10	0.00	1.500											
Jason Middlebrook, R ERA: 5.09 (4, 1)	0.2		3	0	0	0	1	1	0	0	0	0	0	6	10	0.00	1.500											
Rodney Myers, R ERA: 5.25 (4, 1)	2.1		12	4	4	4	2	2	0	0	0	0	1	21	45	15.43	2.571											
Jeremy Fikac, R ERA: 4.78 (7, 1)	0.2		8	4	5	1	0	1	0	0	0	0	1	0	17	26	13.50	7.500										
D'Angelo Jimenez, R ERA: (7, 1)	1.1		4	0	0	0	0	0	0	0	0	0	0	5	9	0.00	0.000											



Batter	1	2	3	4	5	6	7	8	9	AB	R	H	RBI	BB	SO	LOB	TOP			
Luis Alica S OBP: 0.312, SLG: 0.277 (1, 4)	L7		G1-3			L7		G3		4	0	0	0	0	0	0				
Aaron Guiel L OBP: 0.485, SLG: 0.630 (1, 9)	L9		K			G3			1B	4	0	1	0	0	1	0				
Carlos Beltrán S OBP: 0.339, SLG: 0.484 Michael Tucker L OBP: 0.342, SLG: 0.358 (4, 8)	2B			K		G5-3			P6	2	0	1	0	0	1	0				
29 Mike Sweeney R OBP: 0.429, SLG: 0.602 (1, 3)	L7								P4	4	0	1	0	0	0	2				
Joe Randa R OBP: 0.358, SLG: 0.476 (1, 5)		F8		K		G6-3			F9	4	0	0	0	0	1	2				
Raul Ibanez L OBP: 0.322, SLG: 0.497 (1, 7)	G4-3									3	0	1	0	0	0	1				
Brandon Berger R OBP: 0.267, SLG: 0.372 (1, 10)										3	0	1	0	0	0	1				
Neff Perez S OBP: 0.239, SLG: 0.300 (1, 6)	F7									3	0	0	0	0	0	1				
Brent Mayne L OBP: 0.295, SLG: 0.250 (1, 2)			P4			G3-1			G1-4-3	3	0	0	0	0	0	0				
Inning Stats	R: 0 H: 1 E: 0 K: 0 S: 13	H: 1 LOB: 1 BB: 0 P: 17	R: 0 H: 1 E: 0 K: 0 S: 9	H: 1 LOB: 1 BB: 0 P: 16	R: 0 H: 0 E: 0 K: 1 S: 10	LOB: 0 BB: 0 P: 17	R: 0 H: 1 E: 0 K: 2 S: 9	H: 1 LOB: 1 BB: 0 P: 12	R: 0 H: 0 E: 0 K: 0 S: 6	LOB: 0 BB: 0 P: 7	R: 0 H: 1 E: 0 K: 0 S: 10	H: 1 LOB: 1 BB: 0 P: 13	R: 0 H: 0 E: 0 K: 0 S: 5	LOB: 0 BB: 0 P: 7	R: 0 H: 1 E: 0 K: 0 S: 8	H: 1 LOB: 1 BB: 0 P: 12	1B: 2 2B: 3 3B: 0 HR: 0	SF: 0 SAC: 0 DP: 0 HBP: 0	WP: 0 PB: 0 SB: 0 CS: 0	PA: 32
PITCHER J amie Moyer L ERA: 3.02 (1, 1)	IP: 9.0 WLS: W BF: 32 H: 5 R: 0 ER: 0 SO: 3 BB: 0 IBB: 0 HBP: 0 BLK: 0 WP: 0 HR: 0 S: 77 P: 113 ERA: 0.00 WHIP: 0.556															PITCHER				

Kansas City Royals @ Seattle Mariners
Safeco Field, Seattle, WA
Mon Jul 01 2002, 7:05 PM PDT
Att: 43,577 - Sunny - 67 F

AB 32
R 0
H 5
RBI 0
BB 0
SO 3
LOB 8



Batter	1	2	3	4	5	6	7	8	9	AB	R	H	RBI	BB	SO	LOB	BOTTOM			
51 Ichiro Suzuki L OBP: 0.436, SLG: 0.471 (1, 9)	BB E 1B	HR 1B					G4-3			4	2	3	0	1	0	1				
Jeff Cirillo R OBP: 0.312, SLG: 0.353 Carlos Guillen S OBP: 0.369, SLG: 0.483 (6, 6)	E BB	F9		K	L8			G4-3		3	1	0	0	1	1	5				
Bret Boone R OBP: 0.305, SLG: 0.403 (1, 4)	E3 WP SF8	HR		F9		K2-3		FC6-4 HBP		4	2	1	2	0	1	1				
Edgar Martinez R OBP: 0.365, SLG: 0.476 23 Luis Ugueto S OBP: 0.200, SLG: 0.077 (6, PR)	BB	HR		G4-3				FC6-4		4	1	2	1	1	0	2				
John Olerud L OBP: 0.421, SLG: 0.534 (1, 3)	SF8	G4-3					1B BB 2B	K		4	1	1	1	0	1	2				
Ruben Sierra S OBP: 0.356, SLG: 0.487 Charles Gipson R OBP: 0.378, SLG: 0.462 (9, 7)	BB			F9			L8			3	0	1	0	1	0	1				
Mike Cameron R OBP: 0.321, SLG: 0.437 (1, 8)	K						L4			3	0	0	0	1	1	4				
Dan Wilson R OBP: 0.337, SLG: 0.405 (1, 2)	K			K			K			4	0	0	0	0	3	5				
Desi Relaford S OBP: 0.367, SLG: 0.331 (6, 5)		F3								3	0	1	1	1	0	1				
Inning Stats	R: 3 H: 1 E: 1 K: 2 S: 16	H: 3 LOB: 2 BB: 3 P: 37	R: 3 H: 3 E: 0 K: 0 S: 9	H: 3 LOB: 0 BB: 0 P: 12	R: 0 H: 0 E: 0 K: 1 S: 9	LOB: 1 BB: 1 P: 19	R: 0 H: 1 E: 0 K: 1 S: 10	H: 1 LOB: 1 BB: 0 P: 15	R: 1 H: 3 E: 0 K: 1 S: 16	LOB: 3 BB: 1 P: 23	R: 0 H: 1 E: 0 K: 2 S: 12	H: 1 LOB: 1 BB: 0 P: 18	R: 0 H: 0 E: 0 K: 0 S: 9	LOB: 1 BB: 1 P: 16	R: 0 H: 0 E: 0 K: 0 S: 8	LOB: 1 BB: 0 P: 11	1B: 6 2B: 1 3B: 0 HR: 2	SF: 1 SAC: 0 DP: 0 HBP: 1	WP: 1 PB: 0 SB: 1 CS: 0	PA: 41
PITCHER Darrell May L ERA: 5.3 51 Kris Wilson R ERA: (5, 1)	IP: 4.2 WLS: L BF: 28 H: 8 R: 7 ER: 6 SO: 5 BB: 5 IBB: 0 HBP: 0 BLK: 0 WP: 0 HR: 2 S: 58 P: 104 ERA: 11.57 WHIP: 2.786															PITCHER				

Kansas City Royals @ Seattle Mariners
Safeco Field, Seattle, WA
Mon Jul 01 2002, 7:05 PM PDT
Att: 43,577 - Sunny - 67 F

AB 33
R 7
H 9
RBI 5
BB 6
SO 7
LOB 22




Batter	1	2	3	4	5	6	7	8	9	AB	R	H	RBI	BB	SO	LOB	TOP										
Luis Altea, S OBP: 0.308, SLG: 0.274 Carlos Febles, R OBP: 0.331, SLG: 0.340	1-3 K		0-1 G3-1	2-2 G6-3	1-0 G6-3			2-2 1B		5	0	1	0	0	1	1											
Aaron Guiel, L OBP: 0.500, SLG: 0.656	1-1 1B		1-1 BB	1-1 BB			1-3 K	1-3 K		5	0	3	1	0	2	1											
Carlos Beltrán, S OBP: 0.337, SLG: 0.477	2-2 P6		1-0 F7	4-1 BB			2-1 F8		0-3 K	4	0	0	0	1	1	2											
29 Mike Sweeney, R OBP: 0.435, SLG: 0.613	0-0 1B		4-1 BB	4-2 BB			2-1 G4-3		1-1 HR	3	1	2	1	2	0	0											
Joe Randa, R OBP: 0.356, SLG: 0.469	0-1 L7		4-0 BB	1-3 K			0-1 G4-3		0-3 K	4	0	0	0	1	2	5											
Raul Ibanez, L OBP: 0.329, SLG: 0.537		2-2 HR	1-1 F8		1-1 HR		1-3 K		1-2 HR	5	3	3	2	0	1	3											
Michael Tucker, L OBP: 0.343, SLG: 0.373		1-0 F8		1-2 2B	1-2 HR		0-3 K		1-3 K	5	2	2	2	0	2	0											
Neffi Perez, S OBP: 0.239, SLG: 0.299	0-1 1B		2-3 K	0-0 F9			1-3 K			4	0	1	0	0	2	1											
Brent Mayne, L OBP: 0.295, SLG: 0.260 Brandon Berger, R OBP: 0.264, SLG: 0.367 A.J. Hinch, R OBP: 0.311, SLG: 0.409	2-3 K		3-1 2B	0-0 F7			1-3 K			3	1	1	1	0	1	1											
Inning Stats	R: 0 E: 0 K: 1 S: 11	H: 2 LOB: 2 BB: 0 P: 15	R: 1 E: 0 K: 0 S: 10	H: 2 LOB: 0 BB: 0 P: 14	R: 0 E: 0 K: 0 S: 8	H: 1 LOB: 3 BB: 2 P: 19	R: 2 E: 0 K: 2 S: 24	H: 3 LOB: 3 BB: 2 P: 42	R: 2 E: 0 K: 0 S: 8	H: 2 LOB: 0 BB: 0 P: 11	R: 0 E: 0 K: 2 S: 8	H: 0 LOB: 0 BB: 0 P: 9	R: 0 E: 0 K: 3 S: 12	H: 1 LOB: 1 BB: 0 P: 17	R: 2 E: 0 K: 3 S: 14	H: 2 LOB: 0 BB: 0 P: 17	1B: 6 2B: 3 3B: 0 HR: 4	SF: 0 SAC: 0 DP: 0 HBP: 0	WP: 0 PB: 0 SB: 1 CS: 1	PA: 43							
PITCHER	IP	WLS	BF	H	R	ER	SO	BB	IBB	HBP	BLK	WP	HR	S	P	ERA	WHIP										
Rafael Soriano, R ERA: 4.56	3.1		18	7	3	3	3	2	0	0	0	0	1	38	63	8.10	2.700										
John Halama, L ERA: 2.5	3.0		14	3	2	2	2	2	0	0	0	0	1	33	53	6.00	1.667										
Arthur Rhodes, L ERA: 3.07	1.2		6	1	0	0	5	0	0	0	0	0	0	18	24	0.00	0.600										
Kazuhiro Sasaki, R ERA: 1.5	1.0	L	5	2	2	2	3	0	0	0	0	0	2	14	17	18.00	2.000										

Kansas City Royals @ Seattle Mariners
Safeco Field, Seattle, WA
Tue Jul 02 2002, 7:05 PM PDT
Att. 45,652 - Overcast - 67 F

livebaseballscores.com

AB 39
R 7
H 13
RBI 7
BB 4
SO 13
LOB 14




Batter	1	2	3	4	5	6	7	8	9	AB	R	H	RBI	BB	SO	LOB	BOTTOM										
51 Ichiro Suzuki, L OBP: 0.438, SLG: 0.471	1-2 G3	4-0 BB			1-2 G4-3	1-2 L5			3-2 S	4	0	2	0	1	0	0											
Mark McLemore, S OBP: 0.371, SLG: 0.413	1-0 F9	4-2 BB			1-2 1B		0-1 1B		2-2 F8	4	0	2	1	1	0	2											
John Olerud, L OBP: 0.418, SLG: 0.526 23 Luis Ugueto, S OBP: 0.200, SLG: 0.077	2-2 G3	1-2 F8			0-1 F8		2-1 P5		4-1 BB	4	0	0	0	1	0	6											
Edgar Martinez, R OBP: 0.354, SLG: 0.456	2-3 K		0-1 FC4-6		0-3 K		2-3 K		1-3 K	5	0	1	0	0	4	5											
Ruben Sierra, S OBP: 0.356, SLG: 0.496		2-2 HR	0-1 FC4-6		0-2 HR		2-1 F7		0-2 G4-3	5	2	2	1	0	0	4											
Bret Boone, R OBP: 0.301, SLG: 0.398	0-2 P3		0-1 G6-4-3		0-1 L9		0-0 L9			4	0	0	0	0	0	2											
Carlos Guillen, S OBP: 0.367, SLG: 0.483	2-2 E			1-2 F8		2-0 E3		1-0 L9		4	1	1	0	0	0	1											
Dan Wilson, R OBP: 0.346, SLG: 0.409	1-0 E8			2-2 F9		0-2 HR		4-1 BB		3	1	2	0	1	0	0											
Mike Cameron, R OBP: 0.320, SLG: 0.445	1-2 P3			0-0 F9		1-1 HR		0-2 F3		4	1	1	3	0	0	3											
Inning Stats	R: 0 E: 0 K: 1 S: 12	H: 1 LOB: 1 BB: 0 P: 18	R: 2 E: 1 K: 0 S: 18	H: 3 LOB: 3 BB: 2 P: 33	R: 0 E: 0 K: 0 S: 6	H: 1 LOB: 0 BB: 0 P: 6	R: 0 E: 0 K: 0 S: 7	H: 0 LOB: 0 BB: 0 P: 10	R: 0 E: 0 K: 1 S: 11	H: 1 LOB: 1 BB: 0 P: 13	R: 3 E: 1 K: 0 S: 15	H: 3 LOB: 0 BB: 0 P: 19	R: 0 E: 0 K: 1 S: 9	H: 1 LOB: 1 BB: 0 P: 15	R: 0 E: 0 K: 0 S: 6	H: 0 LOB: 1 BB: 1 P: 11	R: 0 E: 0 K: 1 S: 15	H: 1 LOB: 2 BB: 1 P: 25	1B: 8 2B: 1 3B: 0 HR: 2	SF: 0 SAC: 0 DP: 1 HBP: 0	WP: 0 PB: 0 SB: 1 CS: 0	PA: 41					
PITCHER	IP	WLS	BF	H	R	ER	SO	BB	IBB	HBP	BLK	WP	HR	S	P	ERA	WHIP										
Paul Byrd, R ERA: 3.95	8.0		36	10	5	2	3	2	1	0	0	0	2	84	125	2.25	1.500										
Roberto Hernandez, R ERA: 2.88	1.0	S	5	1	0	0	1	1	0	0	0	0	0	15	25	0.00	2.000										

Kansas City Royals @ Seattle Mariners
Safeco Field, Seattle, WA
Tue Jul 02 2002, 7:05 PM PDT
Att. 45,652 - Overcast - 67 F

livebaseballscores.com

AB 37
R 5
H 11
RBI 5
BB 4
SO 4
LOB 23



Batter	1	2	3	4	5	6	7	8	9	AB	R	H	RBI	BB	SO	LOB	TOP										
Luis Alcega, S OBP: 0.299, SLG: 0.266 (1, 4)										4	0	0	0	0	1	1											
Aaron Guiel, L OBP: 0.476, SLG: 0.600 (1, 9)										3	0	0	0	1	2	0											
Carlos Beltrán, S OBP: 0.335, SLG: 0.474 Carlos Febles, R OBP: 0.328, SLG: 0.336 (1, 8)										2	0	0	0	0	0	1											
29 Mike Sweeney, R OBP: 0.435, SLG: 0.611 Brandon Berger, R OBP: 0.256, SLG: 0.358 (4, PR)										1	0	0	0	0	0	0											
Joe Randa, R OBP: 0.355, SLG: 0.471 (1, 5)										3	0	1	0	0	0	1											
Raul Ibanez, L OBP: 0.329, SLG: 0.534 (1, 7)										3	0	1	0	0	1	1											
Michael Tucker, L OBP: 0.343, SLG: 0.370 (1, 10)										2	0	0	0	1	1	0											
Neff Perez, S OBP: 0.240, SLG: 0.297 (1, 6)										2	0	0	0	1	0	3											
Brent Mayne, L OBP: 0.289, SLG: 0.254 (1, 2)										3	0	0	0	0	1	4											
Inning Stats	R: 0 E: 0 K: 0 S: 6	H: 0 LOB: 0 BB: 1 P: 12	R: 0 E: 0 K: 0 S: 16	H: 2 LOB: 3 BB: 1 P: 26	R: 0 E: 0 K: 2 S: 10	H: 0 LOB: 0 BB: 0 P: 14	R: 0 E: 0 K: 0 S: 6	H: 0 LOB: 1 BB: 0 P: 12	R: 0 E: 0 K: 1 S: 4	H: 0 LOB: 0 BB: 0 P: 6	R: 0 E: 0 K: 1 S: 9	H: 0 LOB: 0 BB: 0 P: 10	R: 0 E: 0 K: 1 S: 6	H: 0 LOB: 1 BB: 1 P: 12	R: 0 E: 0 K: 2 S: 8	H: 0 LOB: 0 BB: 0 P: 10	1B: 1 2B: 1 3B: 0 HR: 0	SF: 0 SAC: 0 DP: 2 HBP: 1	WP: 0 PB: 0 SB: 0 CS: 0	PA: 31							
PITCHER	IP	WLS	BF	H	R	ER	SO	BB	IBB	HBP	BLK	WP	HR	S	P	ERA	WHIP										
Joel Pineiro, R ERA: 2.7 Kazuhiro Sasaki, R ERA: 1.45	(1, 1)	8.0	W	28	2	0	5	3	0	1	0	0	0	64	104	0.00	0.625										
(9, 1)	1.0	S	3	0	0	0	2	0	0	0	0	0	0	8	10	0.00	0.000										

Kansas City Royals @ Seattle Mariners
Safeco Field, Seattle, WA
Wed Jul 03 2002, 7:05 PM PDT
Att: 44,340 - Cloudy - 64 F

AB	27
R	0
H	2
RBI	0
BB	3
SO	7
LOB	11



Batter	1	2	3	4	5	6	7	8	9	AB	R	H	RBI	BB	SO	LOB	BOTTOM										
51 Ichiro Suzuki, L OBP: 0.436, SLG: 0.472 (1, 9)										4	1	1	0	0	1	6											
Mark McLemore, S OBP: 0.373, SLG: 0.417 (1, 7)										3	0	1	1	1	0	1											
John Olerud, L OBP: 0.416, SLG: 0.521 (1, 3)										3	0	0	1	1	0	3											
Edgar Martinez, R OBP: 0.337, SLG: 0.431 (1, 10)										4	0	0	0	0	1	2											
Bret Boone, R OBP: 0.301, SLG: 0.396 (1, 4)										4	1	1	0	0	0	2											
Carlos Guillen, S OBP: 0.386, SLG: 0.479 (1, 6)										4	1	1	0	0	2	0											
Mike Cameron, R OBP: 0.328, SLG: 0.454 (1, 8)										3	0	3	0	1	0	0											
Ben Davis, S OBP: 0.295, SLG: 0.276 (1, 2)										2	0	0	1	2	0	1											
Jeff Cirillo, R OBP: 0.311, SLG: 0.349 (1, 5)										3	0	0	0	1	0	4											
Inning Stats	R: 0 E: 0 K: 1 S: 10	H: 1 LOB: 2 BB: 1 P: 19	R: 0 E: 0 K: 1 S: 11	H: 1 LOB: 1 BB: 0 P: 20	R: 1 E: 0 K: 0 S: 7	H: 1 LOB: 0 BB: 0 P: 11	R: 0 E: 0 K: 0 S: 10	H: 1 LOB: 3 BB: 2 P: 25	R: 0 E: 0 K: 1 S: 6	H: 0 LOB: 0 BB: 0 P: 10	R: 2 E: 0 K: 1 S: 17	H: 2 LOB: 3 BB: 3 P: 33	R: 0 E: 0 K: 1 S: 10	H: 0 LOB: 0 BB: 0 P: 16	R: 0 E: 0 K: 0 S: 5	H: 1 LOB: 0 BB: 0 P: 8	1B: 4 2B: 3 3B: 0 HR: 0	SF: 0 SAC: 0 DP: 0 HBP: 0	WP: 0 PB: 0 SB: 1 CS: 0	PA: 36							
PITCHER	IP	WLS	BF	H	R	ER	SO	BB	IBB	HBP	BLK	WP	HR	S	P	ERA	WHIP										
Miguel Asencio, R ERA: 5.79 Cory Bailey, R ERA: 4.11 Brad Voyles, R ERA: 5.85 Dan Reichert, R ERA: 5.09	(1, 1)	5.0	L	22	4	1	1	2	3	0	0	0	0	14	29	27.00	7.500										
(6, 1)	0.2	7	2	2	2	1	3	0	0	0	0	0	0	13	20	0.00	0.000										
(6, 1)	1.1	4	0	0	0	1	0	0	0	0	0	0	0	5	8	0.00	1.000										
(8, 1)	1.0	3	1	0	0	0	0	0	0	0	0	0	0	5	8	0.00	1.000										

Kansas City Royals @ Seattle Mariners
Safeco Field, Seattle, WA
Wed Jul 03 2002, 7:05 PM PDT
Att: 44,340 - Cloudy - 64 F

AB	30
R	3
H	7
RBI	3
BB	6
SO	4
LOB	19



Batter	1	2	3	4	5	6	7	8	9	AB	R	H	RBI	BB	SO	LOB	TOP				
Carlos Febles, R (1,4) OBP: 0.331, SLG: 0.353	G1-3			1B		HR			G4-3	4	1	2	1	0	0	0					
Aaron Guiel, L (1,9) OBP: 0.435, SLG: 0.538	L8			F8		K			G4-3	4	0	0	0	0	1	1					
Carlos Beltrán, S (1,10) OBP: 0.331, SLG: 0.468	K			K					K	4	0	0	0	0	3	1					
Joe Randa, R (1,5) OBP: 0.352, SLG: 0.466		G5-3		G6-3					L3	3	0	0	0	0	0	1					
Raul Ibanez, L (1,3) OBP: 0.333, SLG: 0.551		CS 1B			P3				HR	3	1	2	1	0	0	0					
Michael Tucker, L (1,8) OBP: 0.339, SLG: 0.364	K				G4-3				K	3	0	0	0	0	2	1					
Brandon Berger, R (1,7) OBP: 0.250, SLG: 0.345				F3		G6-3			G5-3	3	0	0	0	0	0	0					
Neffi Perez, S (1,6) OBP: 0.238, SLG: 0.294				B1-3					G4-3	3	0	0	0	0	0	0					
Brent Mayne, L (1,2) OBP: 0.284, SLG: 0.248				F8					G4-3	3	0	0	0	0	0	0					
Inning Stats	R: 0 H: 0 E: 0 K: 1 S: 11	H: 0 LOB: 0 BB: 0 P: 15	R: 0 H: 1 E: 0 K: 1 S: 7	LOB: 1 BB: 0 P: 11	R: 0 H: 0 E: 0 K: 0 S: 5	LOB: 0 BB: 0 P: 8	R: 0 H: 1 E: 0 K: 1 S: 10	LOB: 1 BB: 0 P: 16	R: 0 H: 0 E: 0 K: 0 S: 6	LOB: 0 BB: 0 P: 9	R: 1 H: 1 E: 0 K: 1 S: 10	H: 1 LOB: 0 BB: 0 P: 14	R: 1 H: 1 E: 0 K: 1 S: 7	LOB: 1 BB: 0 P: 14	R: 0 H: 0 E: 0 K: 0 S: 9	LOB: 0 BB: 0 P: 15	R: 0 H: 0 E: 0 K: 1 S: 9	LOB: 0 BB: 0 P: 13	1B: 2 2B: 1 3B: 0 HR: 2	SF: 0 SAC: 0 DP: 1 HBP: 0	WP: 0 PA: 30 SB: 0 CS: 1
PITCHER	IP	WLS	BF	H	R	ER	SO	BB	IBB	HBP	BLK	WP	HR	S	P	ERA	WHIP				
Cory Lidle, R (1,1) ERA: 5.3	8.0		27	4	2	2	5	0	0	0	0	0	2	65	102	2.25	0.500				
Billy Koch, R (9,1) ERA: 3.39	1.0	W	3	0	0	0	1	0	0	0	0	0	0	9	13	0.00	0.000				

Kansas City Royals @ Oakland Athletics
Network Associates Coliseum, Oakland, CA
Thu Jul 04 2002, 9:35 PM EDT
Att: 28,315 - Cloudy - 61 F

livebaseballscores.com

AB 30
R 2
H 4
RBI 2
BB 0
SO 6
LOB 4



Batter	1	2	3	4	5	6	7	8	9	AB	R	H	RBI	BB	SO	LOB	BOTTOM				
Mark Ellis, R (1,4) OBP: 0.305, SLG: 0.361	1B									4	0	1	0	0	0	2					
Olmedo Saenz, R (9, FH) OBP: 0.373, SLG: 0.505	FC6-4									0	0	0	0	0	0	0					
Randy Velarde, R (9, PR) OBP: 0.339, SLG: 0.388	1B									0	0	0	0	0	0	0					
Scott Hatteberg, L (1,3) OBP: 0.370, SLG: 0.452	F5			K		G6-3			K	5	0	0	0	0	2	2					
Miguel Tejada, R (1,6) OBP: 0.341, SLG: 0.481	BB 1B			F8		F9			G5-3	4	0	1	0	0	0	0					
David Justice, L (1,10) OBP: 0.406, SLG: 0.400	BB 1B			2B		P4			WP 3B 1B	3	0	2	0	1	0	0					
3 Eric Chavez, L (1,5) OBP: 0.351, SLG: 0.554	F8			K		L8			WP 1B	4	0	1	0	0	1	4					
Jermaine Dye, R (1,9) OBP: 0.335, SLG: 0.403	K			G3-1 SF7 2B		G5-3			G1-3	4	1	1	0	0	1	5					
John Mabry, L (1,7) OBP: 0.357, SLG: 0.550		L7		G3-1		G4-3			F9	4	0	0	0	0	0	1					
Terrence Long, L (1,8) OBP: 0.315, SLG: 0.396		FC6-4 BB		SF7		P6			HBP BB E 1B	2	1	1	1	1	0	0					
Ramon Hernandez, R (1,2) OBP: 0.281, SLG: 0.321		P4		P4						2	0	0	0	1	0	1					
Eric Byrnes, R (7, PR) OBP: 0.304, SLG: 0.452										0	0	0	0	0	0	0					
Greg Myers, L (8,2) OBP: 0.350, SLG: 0.471										0	1	0	0	1	0	0					
Inning Stats	R: 0 H: 2 E: 0 K: 1 S: 12	H: 0 LOB: 3 BB: 1 P: 20	R: 0 H: 0 E: 0 K: 0 S: 10	LOB: 1 BB: 1 P: 17	R: 0 H: 1 E: 0 K: 2 S: 13	LOB: 1 BB: 0 P: 21	R: 1 H: 1 E: 0 K: 0 S: 7	LOB: 0 BB: 0 P: 9	R: 0 H: 0 E: 0 K: 0 S: 9	LOB: 0 BB: 0 P: 15	R: 0 H: 0 E: 0 K: 0 S: 4	H: 0 LOB: 2 BB: 1 P: 10	R: 0 H: 2 E: 0 K: 1 S: 18	LOB: 2 BB: 0 P: 26	R: 2 H: 1 E: 1 K: 0 S: 9	LOB: 2 BB: 1 P: 20	1B: 5 2B: 2 3B: 0 HR: 0	SF: 1 SAC: 0 DP: 0 HBP: 1	WP: 1 PA: 38 SB: 0 CS: 0		
PITCHER	IP	WLS	BF	H	R	ER	SO	BB	IBB	HBP	BLK	WP	HR	S	P	ERA	WHIP				
56 Shawn Sedlacek, R (1,1) ERA: 2.84	7.0		28	4	1	1	3	3	0	0	0	0	0	62	103	1.29	1.000				
Jason Grimsley, R (8,1) ERA: 5.34	1.0	H	5	2	0	0	1	0	0	0	0	1	0	18	26	0.00	2.000				
Roberto Hernandez, R (9,1) ERA: 2.84	0.1	L	5	1	2	0	0	1	0	1	0	0	0	9	20	0.00	6.000				

Kansas City Royals @ Oakland Athletics
Network Associates Coliseum, Oakland, CA
Thu Jul 04 2002, 9:35 PM EDT
Att: 28,315 - Cloudy - 61 F

livebaseballscores.com

AB 32
R 3
H 7
RBI 1
BB 4
SO 4
LOB 15



Batter	1	2	3	4	5	6	7	8	9	AB	R	H	RBI	BB	SO	LOB	TOP			
Carlos Febles, R OBP: 0.336, SLG: 0.365 (1, 4)										4	1	2	1	1	0	2				
Aaron Guiel, L OBP: 0.392, SLG: 0.488 (1, 9)										4	0	0	1	0	3	3				
Carlos Beltrán, S OBP: 0.332, SLG: 0.465 (1, 8)										4	0	1	0	1	0	0				
Joe Randa, R OBP: 0.354, SLG: 0.470 (1, 10)										4	0	2	0	0	0	3				
Raul Ibanez, L OBP: 0.346, SLG: 0.569 (1, 3)										1	1	1	1	3	0	0				
Michael Tucker, L OBP: 0.333, SLG: 0.358 (1, 7)										4	0	0	0	0	1	5				
Luis Alica, S OBP: 0.298, SLG: 0.265 (1, 5)										4	0	1	0	0	2	3				
A.J. Hinch, R OBP: 0.317, SLG: 0.421 (1, 2)										4	0	2	0	0	0	0				
Mike Caruso, S (1, 6)										3	1	0	0	1	1	3				
Inning Stats	R: 0 H: 0 E: 0 K: 1 S: 12	H: 0 LOB: 1 BB: 2 P: 23	R: 1 H: 3 E: 0 K: 0 S: 10	H: 3 LOB: 2 BB: 0 P: 15	R: 0 H: 1 E: 0 K: 1 S: 7	H: 1 LOB: 0 BB: 0 P: 10	R: 0 H: 0 E: 0 K: 0 S: 6	H: 0 LOB: 0 BB: 1 P: 14	R: 0 H: 0 E: 0 K: 1 S: 6	H: 1 LOB: 2 BB: 1 P: 7	R: 0 H: 1 E: 0 K: 2 S: 15	H: 1 LOB: 2 BB: 1 P: 26	R: 0 H: 1 E: 0 K: 1 S: 14	H: 1 LOB: 2 BB: 0 P: 24	R: 2 H: 2 E: 0 K: 0 S: 7	H: 2 LOB: 0 BB: 0 P: 9	1B: 5 2B: 2 3B: 1 HR: 1	SF: 1 SAC: 0 DP: 2 HBP: 0	WP: 1 PB: 1 SB: 0 CS: 1	PA: 40
PITCHER	IP	WLS	BF	H	R	ER	SO	BB	IBB	HBP	BLK	WP	HR	S	P	ERA	WHIP			
Tim Hudson, R ERA: 3.44 (1, 1)	7.0		29	6	1	1	6	5	0	0	0	1	1	68	115	1.29	1.571			
Jim Mecir, R ERA: 4.65 (8, 1)	2.0	W	10	3	2	2	1	0	1	0	0	0	0	21	33	9.00	1.500			

Kansas City Royals @ Oakland Athletics
Network Associates Coliseum, Oakland, CA
Fri Jul 05 2002, 9:05 PM EDT
Att: 53,802 - Sunny - 63 F

livebaseballscores.com

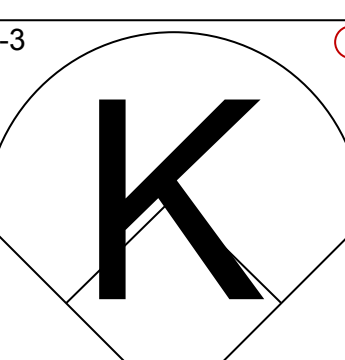
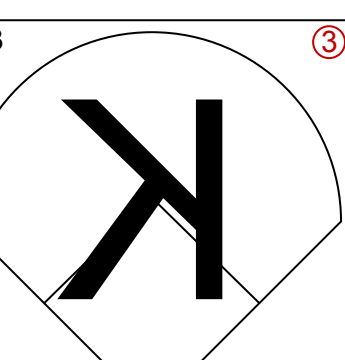
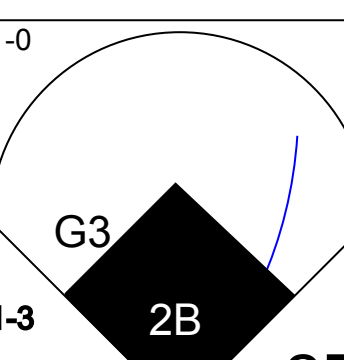
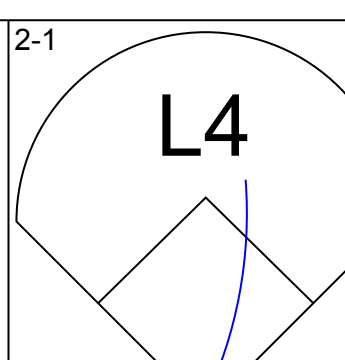
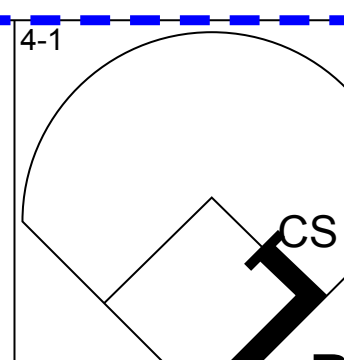
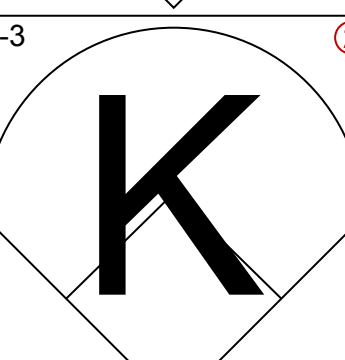
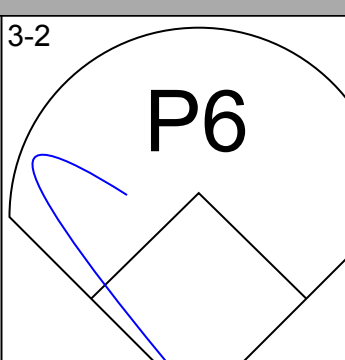
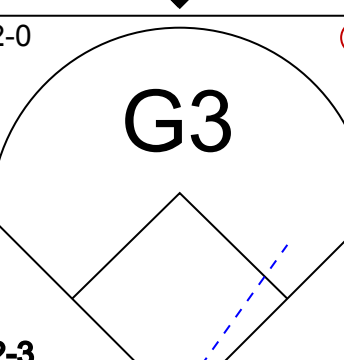
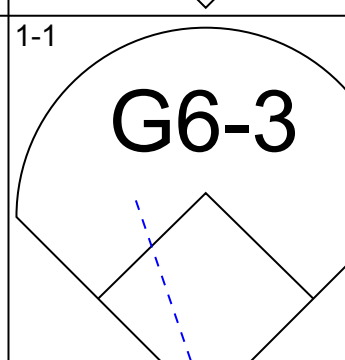
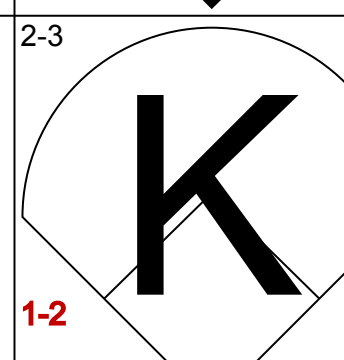
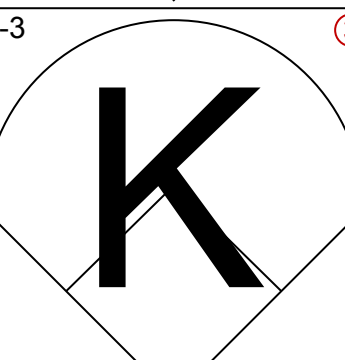
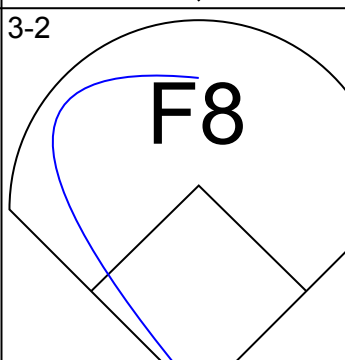
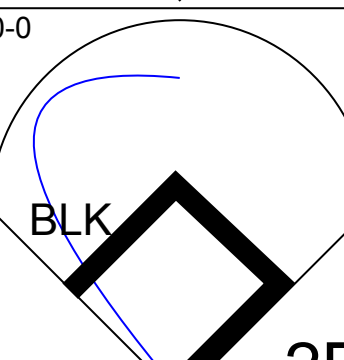
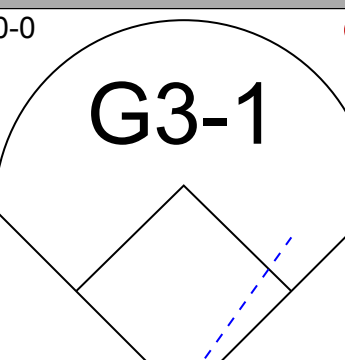
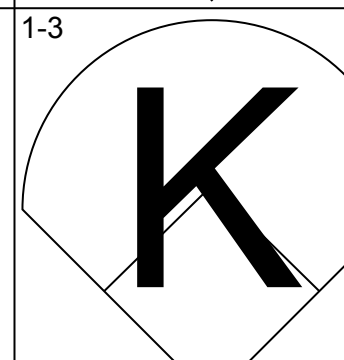
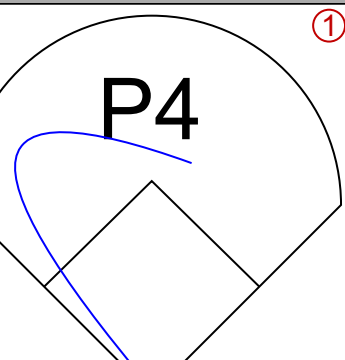
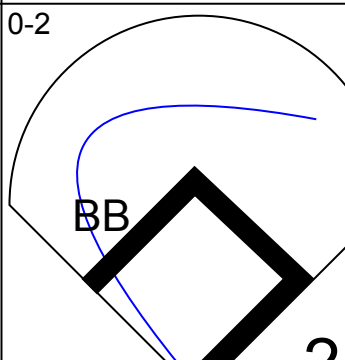
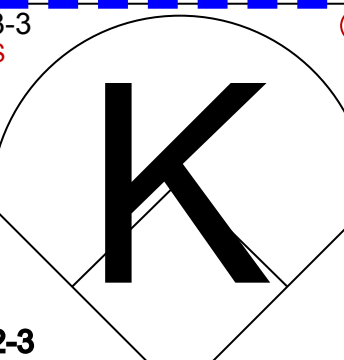
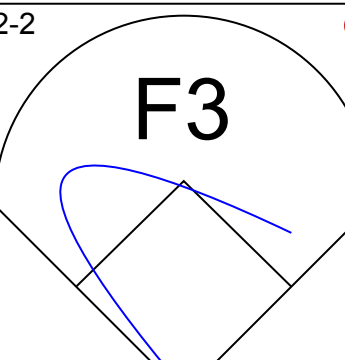
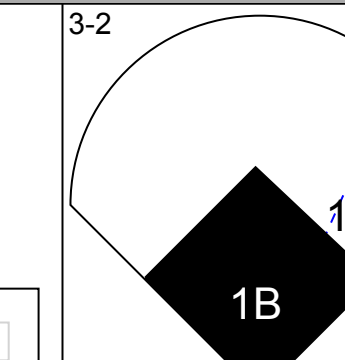
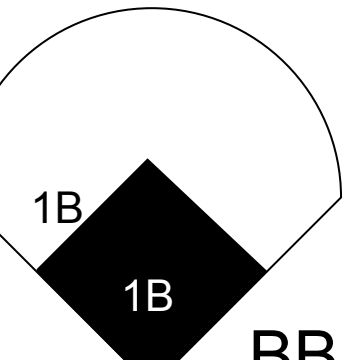
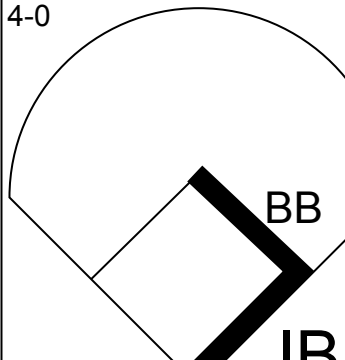
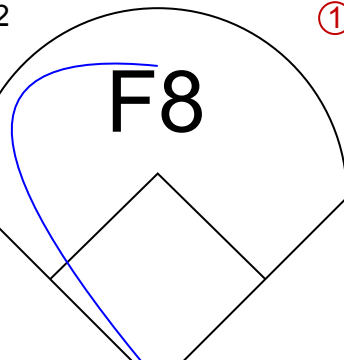
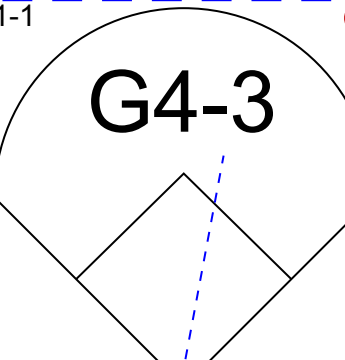
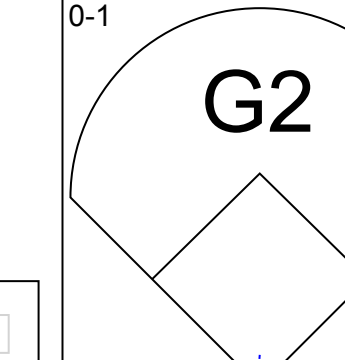
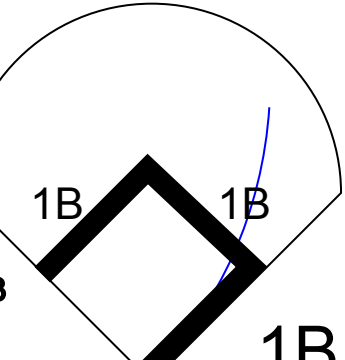
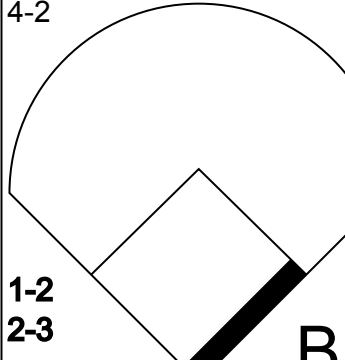
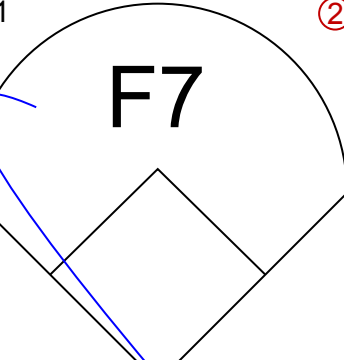
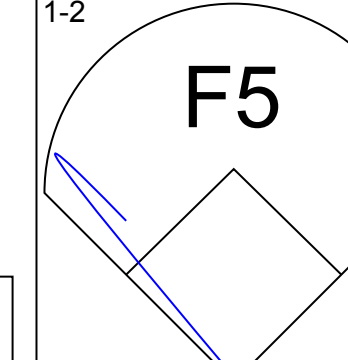
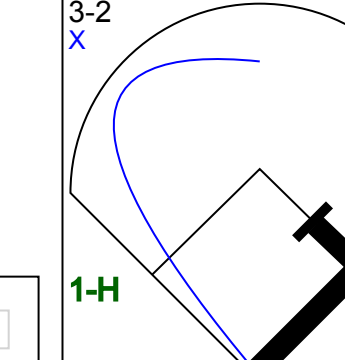
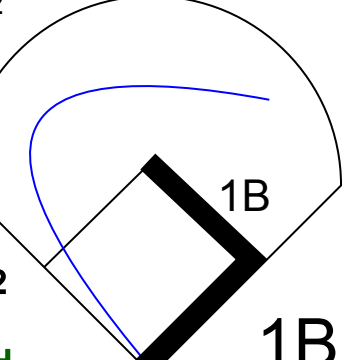
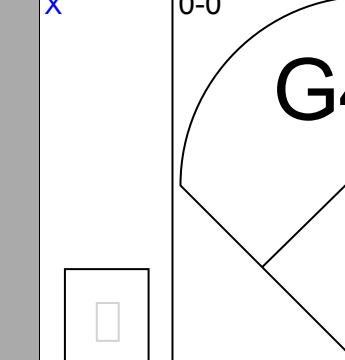
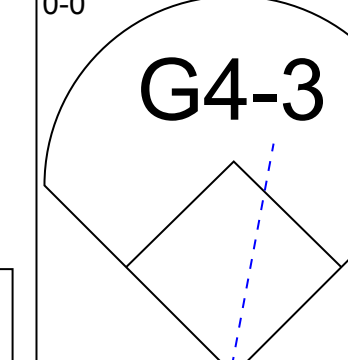
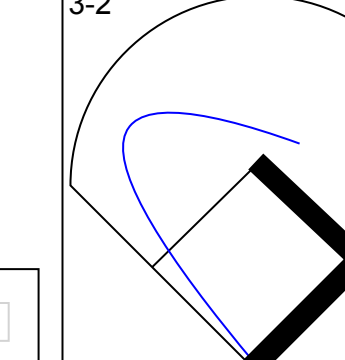
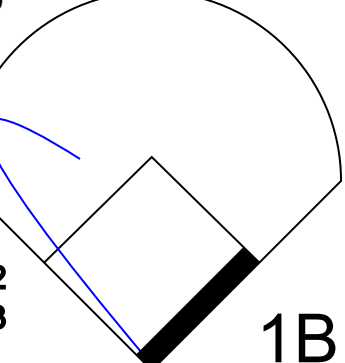
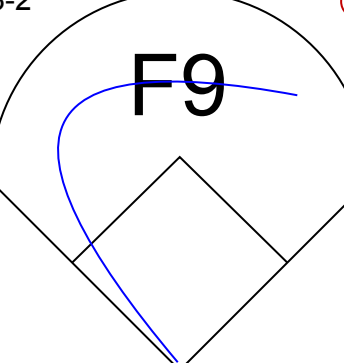
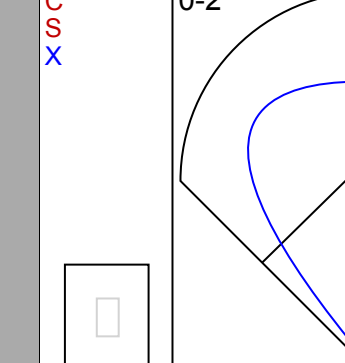
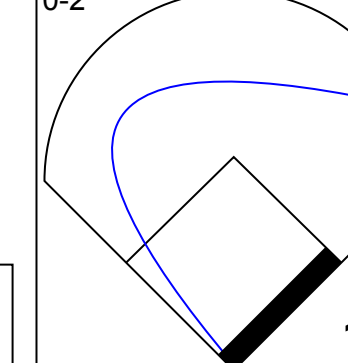
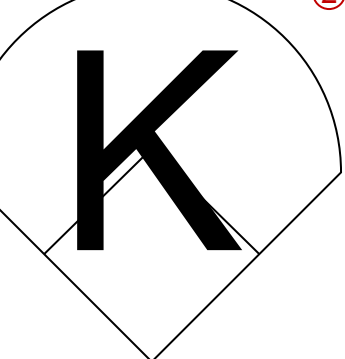
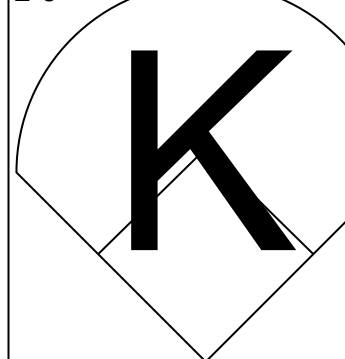
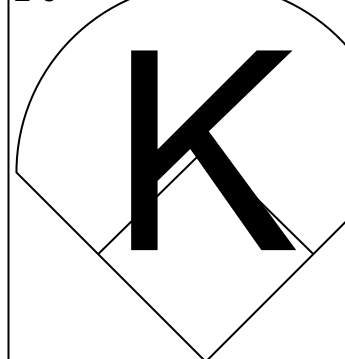
AB 32
R 3
H 9
RBI 3
BB 6
SO 7
LOB 19

Batter	1	2	3	4	5	6	7	8	9	AB	R	H	RBI	BB	SO	LOB	BOTTOM					
Mark Ellis, R OBP: 0.294, SLG: 0.347 (1, 4)										4	0	0	0	0	0	2						
Terrence Long, L OBP: 0.314, SLG: 0.397 (1, 8)										4	0	1	0	0	1	0						
Miguel Tejada, R OBP: 0.340, SLG: 0.479 (1, 6)										4	1	1	0	0	0	2						
David Justice, L OBP: 0.408, SLG: 0.417 (1, 10)										3	1	1	1	1	1	0						
Eric Byrnes, R OBP: 0.304, SLG: 0.452 (9, PR)										0	1	0	0	0	0	0						
3 Eric Chavez, L OBP: 0.346, SLG: 0.547 (1, 5)										4	0	0	0	0	0	2						
Jermaine Dye, R OBP: 0.333, SLG: 0.400 (1, 9)										4	1	1	1	0	1	0						
John Mabry, L OBP: 0.375, SLG: 0.583 (1, 3)										4	0	3	2	0	0	0						
Adam Piatt, R OBP: 0.319, SLG: 0.413 (1, 7)										3	0	0	0	0	0	2						
Greg Myers, L OBP: 0.340, SLG: 0.456 (1, 2)										3	0	0	0	0	1	1						
Inning Stats	R: 0 H: 0 E: 0 K: 0 S: 9	H: 0 LOB: 0 BB: 0 P: 15	R: 0 H: 0 E: 0 K: 0 S: 10	H: 0 LOB: 0 BB: 0 P: 15	R: 0 H: 1 E: 0 K: 1 S: 11	H: 1 LOB: 1 BB: 0 P: 16	R: 0 H: 0 E: 0 K: 1 S: 7	H: 0 LOB: 0 BB: 0 P: 12	R: 0 H: 0 E: 0 K: 1 S: 11	H: 0 LOB: 0 BB: 0 P: 15	R: 0 H: 1 E: 1 K: 0 S: 17	H: 1 LOB: 2 BB: 0 P: 26	R: 1 H: 2 E: 0 K: 0 S: 13	H: 2 LOB: 1 BB: 0 P: 19	R: 0 H: 0 E: 0 K: 1 S: 8	H: 0 LOB: 0 BB: 0 P: 9	R: 3 H: 3 E: 1 K: 0 S: 9	H: 3 LOB: 2 BB: 1 P: 14	1B: 3 2B: 3 3B: 0 HR: 1	SF: 0 SAC: 0 DP: 0 HBP: 0	WP: 0 PB: 0 SB: 0 CS: 0	PA: 34
PITCHER	IP	WLS	BF	H	R	ER	SO	BB	IBB	HBP	BLK	WP	HR	S	P	ERA	WHIP					
Jeff Suppan, R ERA: 4.38 (1, 1)	7.0		26	4	1	1	3	0	0	0	0	0	0	78	118	1.29	0.571					
Scott Mullen, L ERA: 1.93 (8, 1)	1.0		3	0	0	0	1	0	0	0	0	0	0	8	9	0.00	0.000					
Roberto Hernandez, R ERA: 9.86 (9, 1)	0.1	L	5	3	3	3	0	1	0	0	0	0	0	9	14	81.00	12.000					

Kansas City Royals @ Oakland Athletics
Network Associates Coliseum, Oakland, CA
Fri Jul 05 2002, 9:05 PM EDT
Att: 53,802 - Sunny - 63 F

livebaseballscores.com

AB 33
R 4
H 7
RBI 4
BB 1
SO 4
LOB 9

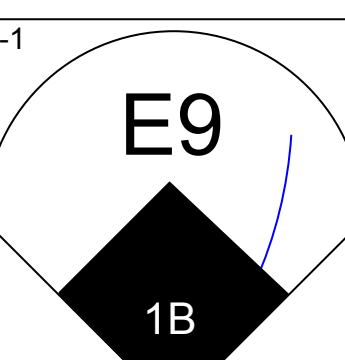
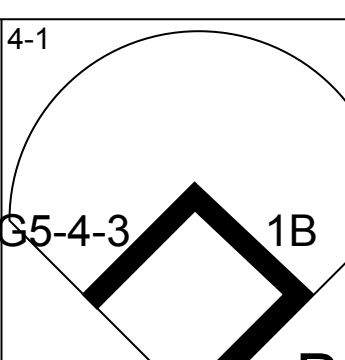
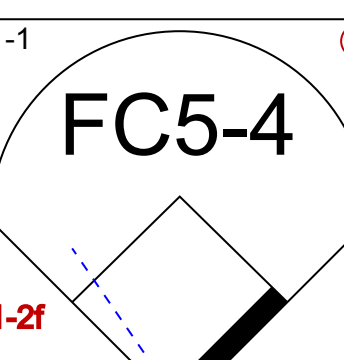
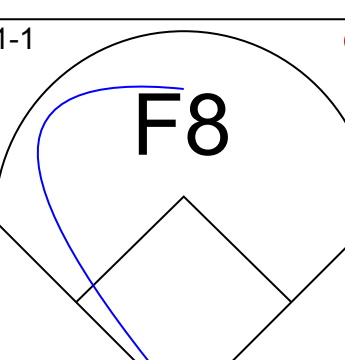
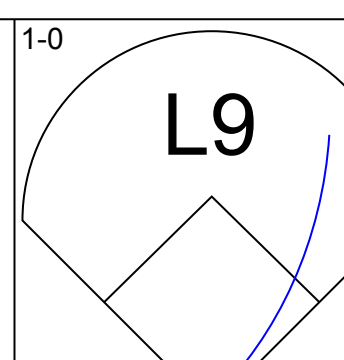
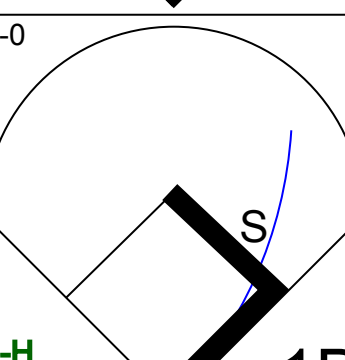
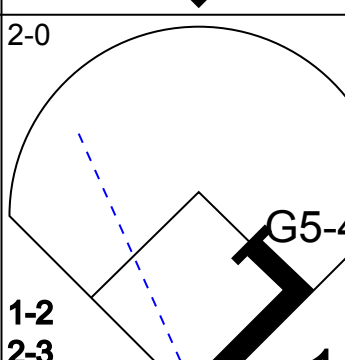
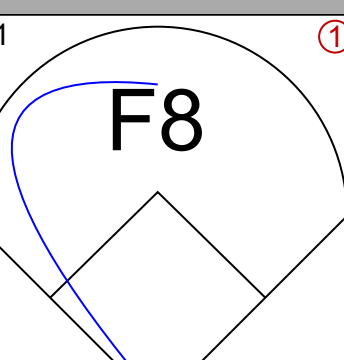
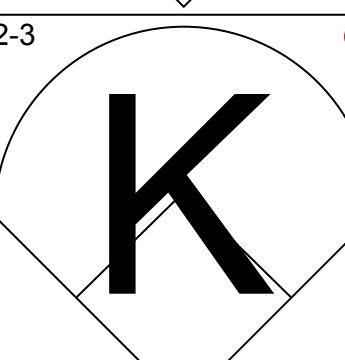
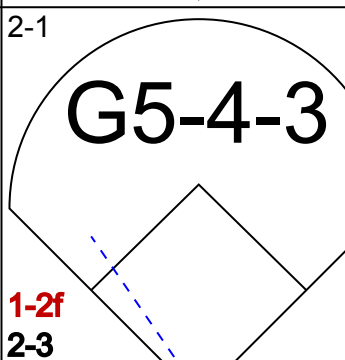
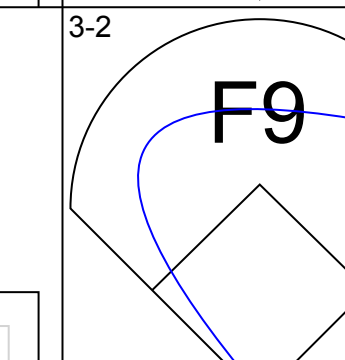
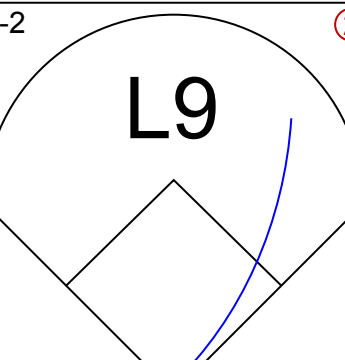
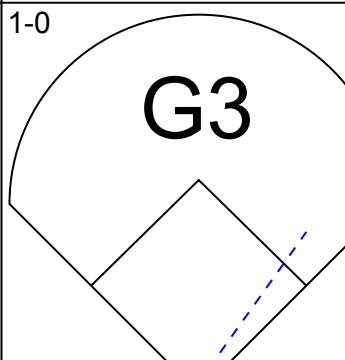
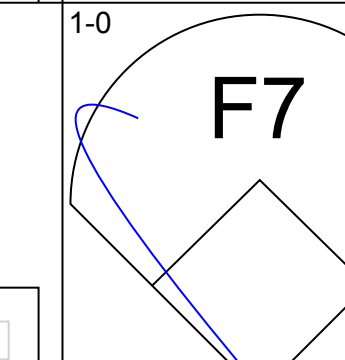
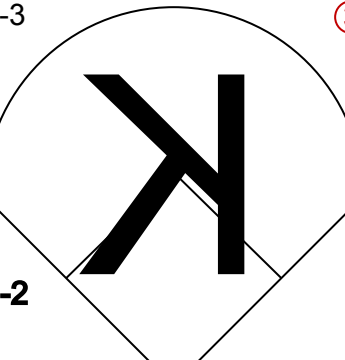

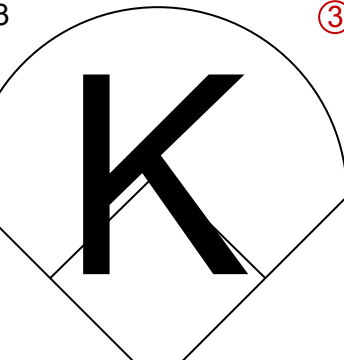
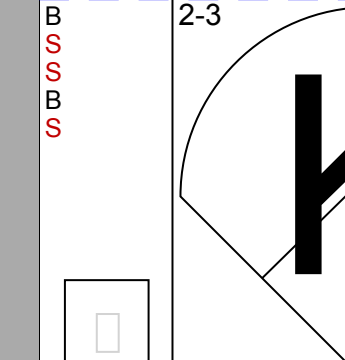



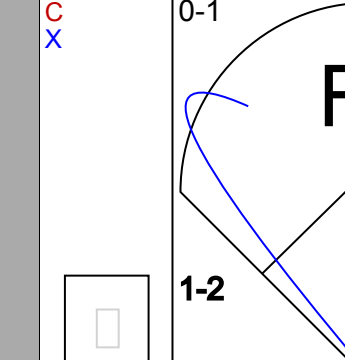

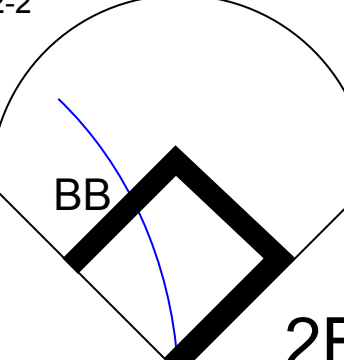

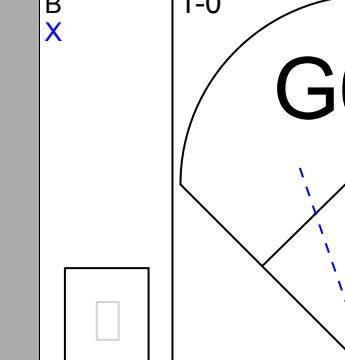
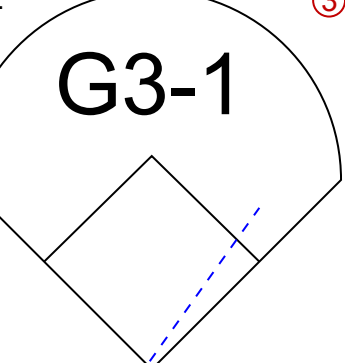
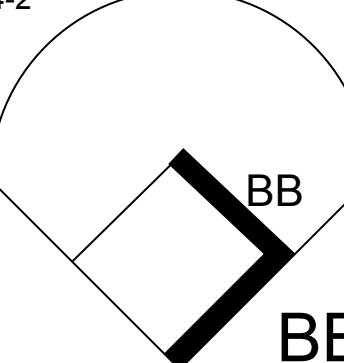
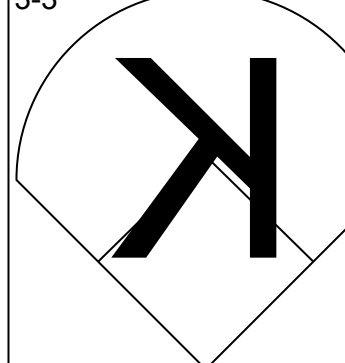


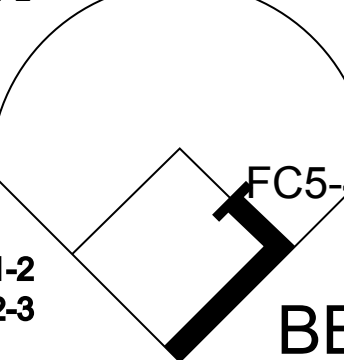

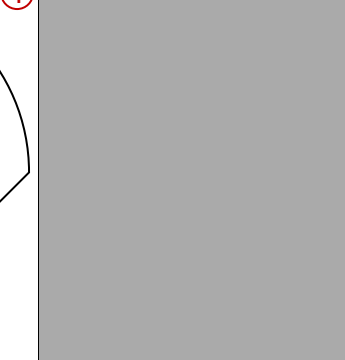
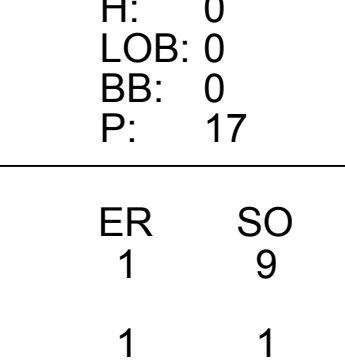
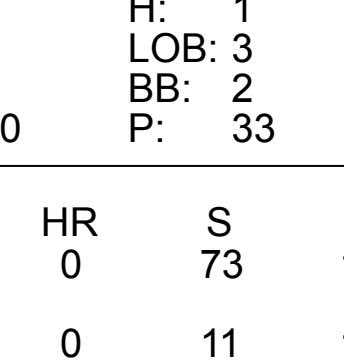
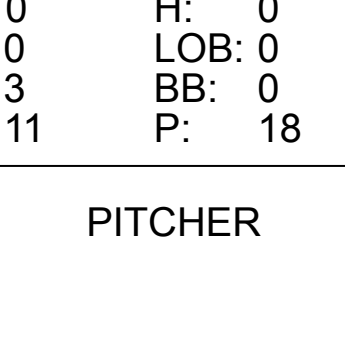
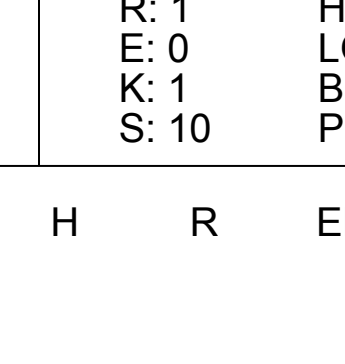



Batter	1	2	3	4	5	6	7	8	9	10	AB	R	H	RBI	BB	SO	LOB	TOP						
Carlos Febles, R OBP: 0.337, SLG: 0.368 (1, 4)											4	1	1	0	1	2	3							
Aaron Guiel, L OBP: 0.357, SLG: 0.438 (1, 9)											5	0	0	1	0	2	2							
Carlos Beltrán, S OBP: 0.331, SLG: 0.464 (1, 8)											5	0	1	1	0	2	0							
Joe Randa, R OBP: 0.355, SLG: 0.473 (10, PR)											5	0	2	0	0	1	1							
Luis Alicea, S OBP: 0.298, SLG: 0.285 (10, 5)											0	1	0	0	0	0	0							
Raul Ibanez, L OBP: 0.347, SLG: 0.560 (1, 3)											3	1	0	0	2	0	1							
Michael Tucker, L OBP: 0.339, SLG: 0.360 (1, 7)											4	0	2	1	1	0	0							
Neifi Perez, S OBP: 0.243, SLG: 0.302 (1, 6)											5	0	3	1	0	1	3							
Brandon Berger, R OBP: 0.298, SLG: 0.348 (1, 10)											5	0	2	0	0	1	3							
Brent Mayne, L OBP: 0.283, SLG: 0.248 (1, 2)											4	1	1	0	0	2	4							
Inning Stats	R: 0 E: 0 K: 3 S: 11	H: 0 LOB: 0 BB: 0 P: 18	R: 1 E: 0 K: 2 S: 17	H: 3 LOB: 3 BB: 1 P: 27	R: 0 E: 0 K: 1 S: 22	H: 1 LOB: 3 BB: 2 P: 39	R: 2 E: 0 K: 1 S: 15	H: 3 LOB: 1 BB: 0 P: 25	R: 0 E: 0 K: 1 S: 14	H: 0 LOB: 0 BB: 0 P: 21	R: 0 E: 0 K: 0 S: 7	H: 0 LOB: 0 BB: 0 P: 9	R: 0 E: 0 K: 0 S: 8	H: 1 LOB: 1 BB: 0 P: 9	R: 0 E: 0 K: 2 S: 8	H: 0 LOB: 0 BB: 1 P: 14	R: 1 E: 0 K: 1 S: 22	H: 3 LOB: 2 BB: 0 P: 34	1B: 8 2B: 4 3B: 0 HR: 0	SF: 0 SAC: 0 DP: 0 HBP: 0	WP: 0 PB: 0 SB: 0 CS: 1	PA: 44		
PITCHER	IP WLS BF H R ER SO BB IBB HBP BLK WP HR S P ERA WHIP	PITCHER																						
Aaron Harang, R ERA: 2.84 (1, 1)	3.2	21	7	3	3	6	2	0	0	0	0	0	0	0	58	99	7.36	2.455						
Mike Fyhrie, R ERA: 4.89 (4, 1)	3.0	10	1	0	0	2	0	0	0	1	0	0	0	32	49	0.00	0.333							
Mike Venafro, L ERA: 3.06 (7, 1)	1.0	3	0	0	0	0	0	0	0	0	0	0	0	6	8	0.00	0.000							
Chad Bradford, R ERA: 1.73 (8, 1)	0.1	2	1	0	0	0	0	0	0	0	0	0	0	4	4	0.00	3.000							
Billy Koch, R ERA: 3.42 (9, 1)	2.0	8	3	1	1	3	1	0	0	0	0	0	0	30	48	4.50	2.000							

Kansas City Royals @ Oakland Athletics
Network Associates Coliseum, Oakland, CA

Sat Jul 06 2002, 4:05 PM EDT
Att: 18,259 - Cloudy - 63 F

AB 40
R 4
H 12
RBI 4
BB 4
SO 11
LOB 17



Batter	1	2	3	4	5	6	7	8	9	10	AB	R	H	RBI	BB	SO	LOB	BOTTOM						
Randy Velarde, R OBP: 0.333, SLG: 0.374 (1, 4)											4	1	0	0	1	0	3							
Eric Byrnes, R OBP: 0.327, SLG: 0.467 (1, 7)											3	0	2	1	0	0	0							
John Mabry, L OBP: 0.371, SLG: 0.576 (7, PH)											1	0	0	0	0	1	0							
Adam Piatt, R OBP: 0.316, SLG: 0.410 (10, PH)											1	0	0	0	0	1	0							
Miguel Tejada, R OBP: 0.338, SLG: 0.478 (1, 6)											5	1	1	0	0	2	3							
David Justice, L OBP: 0.408, SLG: 0.423 (1, 10)											5	0	2	1	0	0	2							
Jermaine Dye, R OBP: 0.328, SLG: 0.393 (1, 9)											4	0	0	0	0	4	3							
3 Eric Chavez, L OBP: 0.342, SLG: 0.540 (1, 5)											4	0	0	0	0	1	1							
Olmedo Saenz, R OBP: 0.368, SLG: 0.505 (1, 3)											4	0	1	0	0	2	1							
Terrence Long, L OBP: 0.313, SLG: 0.394 (1, 8)											3	0	0	0	1	1	0							
Ramon Hernandez, R OBP: 0.288, SLG: 0.329 (1, 2)											1	1	1	0	1	0	0							
Greg Myers, L OBP: 0.333, SLG: 0.446 (7, PH)											2	0	0	0	0	0	0							
Inning Stats	R: 1 E: 1 K: 2 S: 13	H: 1 LOB: 1 BB: 0 P: 23	R: 0 E: 0 K: 1 S: 10	H: 0 LOB: 0 BB: 0 P: 17	R: 1 E: 0 K: 0 S: 8	H: 2 LOB: 1 BB: 1 P: 18	R: 0 E: 0 K: 1 S: 20	H: 1 LOB: 3 BB: 2 P: 33	R: 0 E: 0 K: 2 S: 11	H: 0 LOB: 0 BB: 0 P: 15	R: 0 E: 0 K: 3 S: 11	H: 0 LOB: 0 BB: 0 P: 18	R: 0 E: 0 K: 1 S: 7	H: 0 LOB: 0 BB: 0 P: 13	R: 1 E: 0 K: 1 S: 10	H: 2 LOB: 1 BB: 0 P: 15	R: 0 E: 0 K: 0 S: 4	H: 0 LOB: 0 BB: 0 P: 5	R: 0 E: 0 K: 1 S: 8	H: 0 LOB: 0 BB: 0 P: 13	1B: 3 2B: 4 3B: 0 HR: 0	SF: 0 SAC: 0 DP: 1 HBP: 0	WP: 0 PB: 0 SB: 1 CS: 0	PA: 40
PITCHER	IP WLS BF H R ER SO BB IBB HBP BLK WP HR S P ERA WHIP	PITCHER																						
Darrell May, L ERA: 4.92 (1, 1)	6.0	26	5	2	1	1	9	3	0	0	0	0	0	0	73	124	1.50	1.333						
51 Kris Wilson, R ERA: 2.09 (7, 1)	1.0	5	2	1	1	1	0	0	0	0	0	0	0	11	19	9.00	2.000							
Jason Grimsley, R ERA: 5.17 (8, 1)	1.0	3	0	0	0	1	0	0	0	0	0	0	0	6	9	0.00	0.000							
Scott Mullen, L ERA: 1.74 (9, 1)	1.0	3	0	0	0	0	0	0	0	0	0	0	0	4	5	0.00	0.000							
Brad Voyles, R ERA: 5.57 (10, 1)	1.0	3	0	0	0	1	0	0	0	0	0	0	0	8	13	0.00	0.000							

Kansas City Royals @ Oakland Athletics
Network Associates Coliseum, Oakland, CA

Sat Jul 06 2002, 4:05 PM EDT
Att: 18,259 - Cloudy - 63 F

AB 37
R 3
H 7
RBI 2
BB 3
SO 12
LOB 13



Batter	1	2	3	4	5	6	7	8	9	AB	R	H	RBI	BB	SO	LOB	TOP											
Carlos Febles, R OBP: 0.332, SLG: 0.361	1-3 K		0-3 K		0-3 K			1-1 P4		4	0	0	0	0	3	1	Kansas City Royals @ Oakland Athletics Network Associates Coliseum, Oakland, CA Sun Jul 07 2002, 4:05 PM EDT Att: 31,676 - Sunny - 66 F livebaseballscorecards.com											
Luis Alcaez, S OBP: 0.297, SLG: 0.265	1-0 P4		2-1 G5-3			1-3 K		2-2 1B		4	0	1	0	0	1	0												
Carlos Beltrán, S OBP: 0.327, SLG: 0.459	3-3 K			0-0 P4		1-0 G5-3		0-1 P6		4	0	0	0	0	1	1												
29 Mike Sweeney, R OBP: 0.436, SLG: 0.608		0-1 1B		4-0 S		0-0 G5-3		1-3 K		3	0	1	0	1	1	1												
Joe Randa, R OBP: 0.350, SLG: 0.466		0-1 F8		0-0 BB			1-1 G4-3		1-2 G6-3	4	0	0	0	0	0	2												
Raul Ibanez, L OBP: 0.341, SLG: 0.549		1-3 K		3-3 K			1-2 G4-3		1-3 K	4	0	0	0	0	3	2												
Neifi Perez, S OBP: 0.249, SLG: 0.307		2-2 FC6-4			0-0 1B		0-1 HR		3-1 F7	4	1	3	0	0	0	0												
Brandon Berger, R OBP: 0.260, SLG: 0.380		1-2 FC6-4			2-3 K		0-1 HR			3	1	1	2	0	1	3												
A.J. Hinch, R OBP: 0.310, SLG: 0.410			0-1 F2		1-3 K		3-2 G3			3	0	0	0	0	1	1												
Inning Stats	R: 0 E: 0 K: 2 S: 8	H: 0 LOB: 0 BB: 0 P: 13	R: 0 E: 0 K: 1 S: 15	H: 2 LOB: 2 BB: 0 P: 18	R: 0 E: 0 K: 1 S: 7	H: 0 LOB: 0 BB: 0 P: 9	R: 0 E: 0 K: 1 S: 7	H: 0 LOB: 1 BB: 1 P: 14	R: 0 E: 0 K: 3 S: 11	H: 1 LOB: 0 BB: 0 P: 14	R: 0 E: 0 K: 1 S: 6	H: 0 LOB: 0 BB: 0 P: 8	R: 2 E: 0 K: 0 S: 13	H: 2 LOB: 0 BB: 0 P: 18	R: 0 E: 0 K: 1 S: 10	H: 1 LOB: 1 BB: 0 P: 14		R: 0 E: 0 K: 1 S: 8	H: 0 LOB: 0 BB: 0 P: 13	1B: 5 2B: 0 3B: 0 HR: 1	SF: 0 SAC: 0 DP: 0 HBP: 0	WP: 0 PB: 0 SB: 1 CS: 0	PA: 34					
PITCHER	IP	WLS	BF	H	R	ER	SO	BB	IBB	HBP	BLK	WP	HR	S	P	ERA	WHIP											
Barry Zito, L ERA: 3.49	(1, 1)	7.2	W	30	6	2	2	9	1	0	0	0	0	1	74	104	2.35	0.913										
Chad Bradford, R ERA: 1.71	(8, 1)	0.1	H	1	0	0	0	1	0	0	0	0	0	3	4	0.00	0.000											
Billy Koch, R ERA: 3.35	(9, 1)	1.0	S	3	0	0	0	1	0	0	0	0	0	8	13	0.00	0.000											

Batter	1	2	3	4	5	6	7	8	9	AB	R	H	RBI	BB	SO	LOB	BOTTOM										
Mark Ellis, R OBP: 0.292, SLG: 0.343	1-2 F7		0-1 P6		1-2 1B	0-1 G6-3				4	0	1	0	0	0	3	Kansas City Royals @ Oakland Athletics Network Associates Coliseum, Oakland, CA Sun Jul 07 2002, 4:05 PM EDT Att: 31,676 - Sunny - 66 F livebaseballscorecards.com										
Terrence Long, L OBP: 0.313, SLG: 0.392	0-2 G4-3		0-0 F8		0-1 1B		1-3 K			4	0	1	0	0	1	1											
Miguel Tejada, R OBP: 0.334, SLG: 0.472	1-2 P3			0-1 F8	0-3 K		3-2 G5-3			4	0	0	0	0	1	2											
David Justice, L OBP: 0.405, SLG: 0.419		1-1 1B		1-0 G4-3	2-2 F9		2-1 L8			4	0	1	0	0	0	2											
3 Eric Chavez, L OBP: 0.341, SLG: 0.542		0-3 K		0-1 1B		1-2 L4		1-1 G6-3		4	1	1	0	0	1	1											
John Mabry, L OBP: 0.397, SLG: 0.584		0-1 P6		0-2 1B		0-1 2B		0-1 1B		4	1	3	1	0	0	1											
Olmedo Saenz, R OBP: 0.364, SLG: 0.505		0-2 L8		3-H L9		2-2 2B		1-1 F9		4	0	1	0	0	0	3											
Eric Byrnes, R OBP: 0.321, SLG: 0.521			0-1 P4		0-1 HR		3-2 SF8		3-3 K	3	1	1	2	0	1	1											
Ramon Hernandez, R OBP: 0.292, SLG: 0.327			4-0 BB		2-2 G3-1		3-H BB			1	0	0	0	2	0	0											
Inning Stats	R: 0 E: 0 K: 0 S: 12	H: 0 LOB: 0 BB: 0 P: 14	R: 0 E: 0 K: 1 S: 14	H: 1 LOB: 1 BB: 0 P: 15	R: 0 E: 0 K: 0 S: 5	H: 0 LOB: 1 BB: 1 P: 9	R: 1 E: 0 K: 0 S: 11	H: 2 LOB: 1 BB: 0 P: 12	R: 1 E: 0 K: 1 S: 16	H: 3 LOB: 2 BB: 0 P: 21	R: 1 E: 0 K: 0 S: 18	H: 2 LOB: 2 BB: 1 P: 28	R: 0 E: 0 K: 1 S: 9	H: 0 LOB: 0 BB: 0 P: 15	R: 0 E: 0 K: 1 S: 10	H: 1 LOB: 1 BB: 0 P: 15		R: 0 E: 0 K: 1 S: 8	H: 1 LOB: 0 BB: 0 P: 13	1B: 6 2B: 1 3B: 1 HR: 1	SF: 1 SAC: 0 DP: 0 HBP: 0	WP: 0 PB: 0 SB: 0 CS: 0	PA: 35				
PITCHER	IP	WLS	BF	H	R	ER	SO	BB	IBB	HBP	BLK	WP	HR	S	P	ERA	WHIP										
Paul Byrd, R ERA: 3.99	(1, 1)	5.2	L	27	8	3	3	2	2	0	0	0	0	9	13	0.00	0.000										
Dan Reichert, R ERA: 5.01	(6, 1)	1.0		3	0	0	0	1	0	0	0	0	0	9	13	0.00	0.000										
Scott Mullen, L ERA: 1.64	(7, 1)	0.2		3	1	0	0	0	0	0	0	0	0	6	9	0.00	1.500										
Jason Grimsley, R ERA: 5.06	(8, 1)	0.2		2	0	0	0	1	0	0	0	0	0	6	10	0.00	0.000										



Batter	1	2	3	4	5	6	7	8	9	AB	R	H	RBI	BB	SO	LOB	TOP					
David Eckstein, R (1, 6) OBP: 0.355, SLG: 0.377										3	1	2	1	0	0	0	Anaheim Angels @ Kansas City Royals Kauffman Stadium, Kansas City, MO Fri Jul 12, 2002, 7:05 PM CDT Att: 24,824 - Cloudy - 78 F					
Darin Erstad, L (1, 8) OBP: 0.336, SLG: 0.411										5	0	0	0	0	1	3						
Tim Salmon, R (1, 9) OBP: 0.379, SLG: 0.510 Orlando Palmeiro, L (9, 9) OBP: 0.368, SLG: 0.375										4	2	3	1	1	0	0						
16 Garret Anderson, L (1, 7) OBP: 0.311, SLG: 0.518										5	2	2	3	0	0	3						
Troy Glaus, R (1, 5) OBP: 0.352, SLG: 0.441										2	3	0	0	3	0	1						
Brad Fullmer, L (1, 10) OBP: 0.331, SLG: 0.515 Shawn Wooten, R (7, PH) OBP: 0.600, SLG: 1.200										3	1	0	0	0	0	2						
Scott Spiezio, S (1, 3) OBP: 0.359, SLG: 0.389										5	0	2	3	0	0	2						
Bengie Molina, R (1, 2) OBP: 0.290, SLG: 0.333 Jose Nieves, R (7, PH) OBP: 0.312, SLG: 0.319 Jorge Fabregas, L (7, PH) OBP: 0.299, SLG: 0.246										3	1	2	1	0	0	1						
Adam Kennedy, L (1, 4) OBP: 0.331, SLG: 0.433										5	1	1	0	0	1	3						
Inning Stats	R: 0 E: 0 K: 0 S: 9	H: 0 LOB: 1 BB: 1 P: 17	R: 0 E: 0 K: 0 S: 5	H: 0 LOB: 0 BB: 0 P: 6	R: 2 E: 0 K: 0 S: 11	H: 3 LOB: 1 BB: 1 P: 14	R: 2 E: 1 K: 1 S: 11	H: 0 LOB: 0 BB: 1 P: 22	R: 2 E: 0 K: 0 S: 9	H: 3 LOB: 1 BB: 0 P: 12	R: 0 E: 0 K: 0 S: 7	H: 2 LOB: 2 BB: 0 P: 10	R: 3 E: 1 K: 0 S: 10	H: 3 LOB: 1 BB: 1 P: 25	R: 0 E: 0 K: 1 S: 9	H: 0 LOB: 0 BB: 0 P: 13		R: 2 E: 0 K: 0 S: 17	H: 3 LOB: 2 BB: 1 P: 33	1B: 10 2B: 3 3B: 0 HR: 1	SF: 1 SAC: 0 DP: 2 HBP: 1	WP: 1 PB: 0 SB: 0 CS: 0
PITCHER	IP WLS BF H R ER SO BB IBB HBP BLK WP HR S P ERA WHIP																					
Jeff Suppan, R (1, 1) ERA: 4.58	6.1 L 32 9 9 6 1 2 1 1 0 0 0 0 57 97 8.53 1.737																					
Scott Mullen, L (7, 1) ERA: 1.54	0.0 2 2 0 0 0 0 0 0 0 0 0 0 2 4 ∞ ∞																					
Ryan Bukvich, R (7, 1) ERA:	1.2 4 0 0 0 1 0 0 0 0 0 0 0 12 18 0.00 0.000																					
Brad Voyles, R (9, 1) ERA: 6.14	1.0 7 3 2 2 0 1 0 0 0 0 0 1 17 33 18.00 4.000																					

Batter	1	2	3	4	5	6	7	8	9	AB	R	H	RBI	BB	SO	LOB	BOTTOM					
Carlos Febles, R (1, 4) OBP: 0.326, SLG: 0.353										4	0	0	0	0	3	1	Anaheim Angels @ Kansas City Royals Kauffman Stadium, Kansas City, MO Fri Jul 12, 2002, 7:05 PM CDT Att: 24,824 - Cloudy - 78 F					
Aaron Guiel, L (1, 9) OBP: 0.328, SLG: 0.393										4	1	1	0	0	1	0						
Carlos Beltrán, S (1, 8) OBP: 0.328, SLG: 0.452										3	0	0	0	1	0	1						
29 Mike Sweeney, R (1, 3) OBP: 0.429, SLG: 0.599										4	1	1	1	0	1	1						
Joe Randa, R (1, 5) OBP: 0.348, SLG: 0.474										4	1	2	2	0	0	1						
Raul Ibanez, L (1, 7) OBP: 0.335, SLG: 0.536										3	0	0	0	0	2	1						
Michael Tucker, L (1, 10) OBP: 0.337, SLG: 0.363										3	0	0	0	0	2	1						
Nelfi Perez, S (1, 6) OBP: 0.244, SLG: 0.302										3	0	0	0	0	0	0						
Brent Mayne, L (1, 2) OBP: 0.284, SLG: 0.250										3	0	1	0	0	0	0						
Inning Stats	R: 0 E: 0 K: 2 S: 10	H: 0 LOB: 0 BB: 0 P: 15	R: 1 E: 0 K: 0 S: 10	H: 1 LOB: 0 BB: 0 P: 14	R: 0 E: 0 K: 1 S: 7	H: 1 LOB: 1 BB: 0 P: 13	R: 2 E: 0 K: 2 S: 16	H: 3 LOB: 1 BB: 0 P: 21	R: 0 E: 0 K: 0 S: 7	H: 0 LOB: 0 BB: 0 P: 12	R: 0 E: 0 K: 0 S: 12	H: 0 LOB: 1 BB: 1 P: 22	R: 0 E: 0 K: 2 S: 8	H: 0 LOB: 0 BB: 0 P: 11	R: 0 E: 0 K: 1 S: 8	H: 0 LOB: 0 BB: 0 P: 10		R: 0 E: 0 K: 1 S: 8	H: 0 LOB: 0 BB: 0 P: 15	1B: 2 2B: 3 3B: 0 HR: 1	SF: 0 SAC: 0 DP: 1 HBP: 0	WP: 0 PB: 0 SB: 0 CS: 1
PITCHER	IP WLS BF H R ER SO BB IBB HBP BLK WP HR S P ERA WHIP																					
Kevin Appier, R (1, 1) ERA: 4.68	6.0 W 23 5 3 3 5 1 0 0 0 0 0 0 62 97 4.50 1.000																					
Scott Schoeneweis, L (7, 1) ERA: 5.21	2.0 6 0 0 0 3 0 0 0 0 0 0 0 16 21 0.00 0.000																					
Lou Pote, R (9, 1) ERA: 2.76	1.0 3 0 0 0 1 0 0 0 0 0 0 0 8 15 0.00 0.000																					

AB	39
R	11
H	14
RBI	10
BB	4
SO	2
LOB	18



AB	31
R	3
H	5
RBI	3
BB	1
SO	9
LOB	6



Batter	1	2	3	4	5	6	7	8	9	AB	R	H	RBI	BB	SO	LOB	TOP				
David Eckstein, R (1, 6) OBP: 0.357, SLG: 0.377	B1-3		1-2 BB 1B		3-2 HBP			2-2 L8		3	0	1	0	0	0	0	Anaheim Angels @ Kansas City Royals Kauffman Stadium, Kansas City, MO Sat Jul 13 2002, 6:05 PM CDT Att: 19,504 - Sunny - 81 F				
Darin Erstad, L (1, 8) OBP: 0.335, SLG: 0.407	G3-1		4-2 BB		1-2 L4-6			2-1 G4-3		3	0	0	0	1	0	2					
Tim Salmon, R (1, 9) OBP: 0.370, SLG: 0.503	F8		0-1 L6				0-1 G5-3		3-1 F9	4	0	0	0	0	0	2					
16 Garret Anderson, L (1, 7) OBP: 0.308, SLG: 0.512		0-2 G3-1		0-1 F9		1-1 G3-1		0-2 L7		4	0	0	0	0	0	0					
Troy Glaus, R (1, 5) OBP: 0.351, SLG: 0.436		4-0 BB		3-3 K		2-2 F7		0-2 G6-3		3	0	0	0	1	1	0					
Brad Fullmer, L (1, 10) OBP: 0.331, SLG: 0.516		0-0 F8		0-1 2B			0-1 F8			3	0	1	0	0	0	1					
Shawn Wooten, R (1, 3) OBP: 0.375, SLG: 0.750		1-3 K		0-2 F9			0-0 F5			3	0	0	0	0	1	2					
Jorge Fabregas, L (1, 2) OBP: 0.286, SLG: 0.234			2-1 G4-3		1-0 G6-3		1-1 F8			3	0	0	0	0	0	0					
Adam Kennedy, L (1, 4) OBP: 0.331, SLG: 0.432			0-0 B5-3		1-1 L4-6 HBP 1B		2-1 F8			3	0	1	0	0	0	0					
Inning Stats	R: 0 E: 0 K: 0 S: 5	H: 0 LOB: 0 BB: 0 P: 9	R: 0 E: 0 K: 1 S: 7	H: 0 LOB: 1 BB: 1 P: 12	R: 0 E: 0 K: 0 S: 11	H: 1 LOB: 2 BB: 1 P: 18	R: 0 E: 0 K: 1 S: 10	H: 1 LOB: 1 BB: 0 P: 13	R: 0 E: 0 K: 0 S: 10	H: 0 LOB: 0 BB: 0 P: 10	R: 0 E: 0 K: 0 S: 5	H: 0 LOB: 0 BB: 0 P: 6	R: 0 E: 0 K: 0 S: 7	H: 0 LOB: 0 BB: 0 P: 13	R: 0 E: 0 K: 0 S: 9	H: 0 LOB: 0 BB: 0 P: 12	1B: 2 2B: 2 3B: 0 HR: 0	SF: 0 SAC: 0 DP: 1 HBP: 1	WP: 0 PB: 0 SB: 0 CS: 0	PA: 32	
PITCHER Paul Byrd, R (1, 1) ERA: 3.7	IP: 9.0	WLS: W	BF: 32	H: 3	R: 0	ER: 0	SO: 2	BB: 2	IBB: 0	HBP: 1	BLK: 0	WP: 0	HR: 0	S: 71	P: 109	ERA: 0.00	WHIP: 0.556				

Batter	1	2	3	4	5	6	7	8	9	AB	R	H	RBI	BB	SO	LOB	BOTTOM				
Aaron Guiel, L (1, 9) OBP: 0.338, SLG: 0.400	2-2 CS 1B		0-1 CS 1B	1-2 G3-1			1-0 F7			4	1	2	0	0	0	1	Anaheim Angels @ Kansas City Royals Kauffman Stadium, Kansas City, MO Sat Jul 13 2002, 6:05 PM CDT Att: 19,504 - Sunny - 81 F				
Carlos Febles, R (1, 4) OBP: 0.326, SLG: 0.350	4-1 2B 29 SF9 BB		4-2 1B 29 1B BB		0-0 P4		0-3 K			2	2	0	0	2	1	0					
Carlos Beltrán, S (1, 8) OBP: 0.332, SLG: 0.467	1-2 29 SF9 2B		2-1 29 1B 1B		0-0 HR		0-2 G4-3			4	1	3	2	0	0	0					
29 Mike Sweeney, R (1, 3) OBP: 0.427, SLG: 0.596	1-2 SF9		2-1 1B		2-1 F9		1-0 F8			3	0	1	2	0	0	0					
Joe Randa, R (1, 5) OBP: 0.347, SLG: 0.474	2-3 3-H 1-3 K		1-2 1B		1-2 L8		2-2 2B		1-1 F9	4	0	1	0	0	1	3					
Raul Ibanez, L (1, 7) OBP: 0.329, SLG: 0.526		0-2 P4	0-1 G3		3-2 F9		2-2 G3			4	0	0	0	0	0	3					
Michael Tucker, L (1, 10) OBP: 0.333, SLG: 0.358		1-1 F7		1-2 L4		0-0 G3				3	0	0	0	0	0	0					
Nelfi Perez, S (1, 6) OBP: 0.242, SLG: 0.299		1-2 F8		1-0 F8		2-3 K				3	0	0	0	0	1	0					
Brent Mayne, L (1, 2) OBP: 0.291, SLG: 0.253			4-1 CS 1B BB		3-1 1B		2-1 G4-3			2	0	1	0	1	0	0					
Inning Stats	R: 1 E: 0 K: 1 S: 15	H: 2 LOB: 1 BB: 1 P: 23	R: 0 E: 0 K: 0 S: 9	H: 0 LOB: 0 BB: 0 P: 11	R: 2 E: 0 K: 0 S: 17	H: 3 LOB: 2 BB: 2 P: 30	R: 0 E: 0 K: 0 S: 9	H: 1 LOB: 1 BB: 0 P: 15	R: 1 E: 0 K: 0 S: 12	H: 2 LOB: 1 BB: 0 P: 19	R: 0 E: 0 K: 1 S: 6	H: 0 LOB: 0 BB: 0 P: 10	R: 0 E: 0 K: 1 S: 7	H: 0 LOB: 0 BB: 0 P: 8	R: 0 E: 0 K: 0 S: 6	H: 0 LOB: 0 BB: 0 P: 10	1B: 5 2B: 2 3B: 0 HR: 1	SF: 1 SAC: 0 DP: 0 HBP: 0	WP: 0 PB: 0 SB: 0 CS: 3	PA: 33	
PITCHER Aaron Sele, R (1, 1) ERA: 5.68 Brendan Donnelly, R (7, 1) ERA: 5.4 62 Scot Shields, R (8, 1) ERA: 3.21	IP: 6.0	WLS: L	BF: 27	H: 8	R: 4	ER: 4	SO: 2	BB: 3	IBB: 0	HBP: 0	BLK: 0	WP: 0	HR: 1	S: 68	P: 108	ERA: 6.00	WHIP: 1.833				

AB	29
R	0
H	3
RBI	0
BB	2
SO	2
LOB	7

AB	29
R	4
H	8
RBI	4
BB	3
SO	3
LOB	7

Batter	1	2	3	4	5	6	7	8	9	AB	R	H	RBI	BB	SO	LOB	TOP								
David Eckstein, R OBP: 0.357, SLG: 0.377 (1, 6)										5	0	2	0	0	0	2	Anaheim Angels @ Kansas City Royals Kauffman Stadium, Kansas City, MO Sun Jul 14 2002, 1:05 PM CDT Att: 12,457 - Sunny - 82 F								
Darin Erstad, L OBP: 0.332, SLG: 0.403 Shawn Wooten, R OBP: 0.333, SLG: 0.667 (1, 8) (6, 3)										3	0	0	0	0	1	2									
Tim Salmon, R OBP: 0.373, SLG: 0.511 Orlando Palmeiro, L OBP: 0.366, SLG: 0.372 (1, 9) (6, PR) (6, 8)										3	0	2	0	0	0	1									
16 Garret Anderson, L OBP: 0.311, SLG: 0.512 Jose Nieves, R OBP: 0.309, SLG: 0.315 (1, 7) (6, 9)										2	1	1	0	1	0	1									
Troy Glaus, R OBP: 0.353, SLG: 0.437 (1, 5)										4	0	2	1	0	1	3									
Brad Fullmer, L OBP: 0.332, SLG: 0.512 (1, 10)										4	0	1	1	0	0	2									
Scott Spiezio, S OBP: 0.361, SLG: 0.398 (1, 3) (6, 7)										4	1	2	0	0	0	0									
Jorge Fabregas, L OBP: 0.270, SLG: 0.221 (1, 2)										4	0	0	1	0	0	1									
Adam Kennedy, L OBP: 0.333, SLG: 0.433 (1, 4)										4	0	2	0	0	0	1									
Inning Stats	R: 0 E: 0 K: 1 S: 10	H: 2 LOB: 2 BB: 0 P: 13	R: 0 E: 0 K: 0 S: 4	H: 0 LOB: 0 BB: 0 P: 10	R: 0 E: 0 K: 1 S: 9	H: 0 LOB: 0 BB: 0 P: 12	R: 0 E: 0 K: 0 S: 10	H: 2 LOB: 1 BB: 0 P: 12	R: 0 E: 0 K: 0 S: 5	H: 1 LOB: 3 BB: 0 P: 10	R: 2 E: 0 K: 0 S: 8	H: 4 LOB: 1 BB: 1 P: 14	R: 0 E: 0 K: 0 S: 8	H: 1 LOB: 1 BB: 0 P: 15	R: 0 E: 1 K: 1 S: 11	H: 0 LOB: 1 BB: 0 P: 11	R: 1 E: 0 K: 0 S: 11	H: 2 LOB: 1 BB: 0 P: 14	1B: 9 2B: 2 3B: 1 HR: 0	SF: 0 SAC: 0 DP: 3 HBP: 0	WP: 0 PB: 0 SB: 0 CS: 0	PA: 37			
PITCHER	IP	WLS	BF	H	R	ER	SO	BB	IBB	HBP	BLK	WP	HR	S	P	ERA	WHIP								
Miguel Asencio, R ERA: 5.47 Ryan Bukvich, R ERA: 4.91 Jason Grimsley, R ERA: 4.91 Roberto Hernandez, R ERA: 4.05	6.0	W	24	9	2	2	2	1	0	0	0	0	0	46	71	3.00	1.667								

Batter	1	2	3	4	5	6	7	8	9	AB	R	H	RBI	BB	SO	LOB	BOTTOM								
Aaron Guiel, L OBP: 0.342, SLG: 0.422 (1, 9)										4	0	2	1	0	0	2	Anaheim Angels @ Kansas City Royals Kauffman Stadium, Kansas City, MO Sun Jul 14 2002, 1:05 PM CDT Att: 12,457 - Sunny - 82 F								
Luis Alica, S OBP: 0.306, SLG: 0.266 (1, 4) (7, 5)										3	1	1	0	2	1	2									
Carlos Beltrán, S OBP: 0.331, SLG: 0.462 (1, 8)										4	2	0	1	1	0	3									
Joe Randa, R OBP: 0.348, SLG: 0.473 Mike Caruso, S (1, 5) (7, 4)										3	2	1	0	1	1	2									
Raul Ibanez, L OBP: 0.335, SLG: 0.553 (1, 3)										4	3	2	7	0	0	2									
Michael Tucker, L OBP: 0.332, SLG: 0.369 (1, 7)										4	1	1	2	0	2	2									
Neifi Perez, S OBP: 0.242, SLG: 0.299 (1, 6)										4	1	1	0	0	0	0									
Brandon Berger, R OBP: 0.264, SLG: 0.398 (1, 10)										4	1	2	0	0	0	0									
A.J. Hinch, R OBP: 0.324, SLG: 0.415 (1, 2)										4	1	2	1	0	1	2									
Inning Stats	R: 4 E: 0 K: 0 S: 13	H: 2 LOB: 0 BB: 2 P: 24	R: 5 E: 0 K: 1 S: 14	H: 5 LOB: 0 BB: 0 P: 20	R: 0 E: 0 K: 0 S: 10	H: 1 LOB: 1 BB: 0 P: 14	R: 0 E: 0 K: 1 S: 10	H: 0 LOB: 2 BB: 2 P: 21	R: 1 E: 0 K: 0 S: 9	H: 2 LOB: 1 BB: 0 P: 17	R: 2 E: 0 K: 1 S: 9	H: 1 LOB: 0 BB: 0 P: 17	R: 0 E: 0 K: 2 S: 12	H: 1 LOB: 1 BB: 0 P: 18	R: 0 E: 0 K: 0 S: 9	H: 0 LOB: 0 BB: 0 P: 15	1B: 7 2B: 1 3B: 1 HR: 3	SF: 1 SAC: 0 DP: 0 HBP: 1	WP: 1 PB: 0 SB: 0 CS: 0	PA: 41					
PITCHER	IP	WLS	BF	H	R	ER	SO	BB	IBB	HBP	BLK	WP	HR	S	P	ERA	WHIP								
Ramon Ortiz, R ERA: 3.8 Lou Pote, R ERA: 3.11 Brendan Donnelly, R ERA: 4.36	2.0	L	15	7	9	9	1	2	0	0	0	0	0	27	44	40.50	4.500								

Batter	1	2	3	4	5	6	7	8	9	AB	R	H	RBI	BB	SO	LOB	TOP										
Frank Catalanotto, L (1, 4) OBP: 0.358, SLG: 0.435 10 Michael Young, R (7, PH) OBP: 0.317, SLG: 0.468	2-1 BB HBP 1B	1-1 F9			1-0 1B		2-1 G6-3		4-0 HR BB	3	1	2	0	0	0	0											
Mike Lamb, L (1, 5) OBP: 0.338, SLG: 0.399 Herbert Perry, R (7, PH) OBP: 0.340, SLG: 0.480	4-1 HBP BB G3 BB		0-1 F8		2-2 F8		1-3 K2-3		2-2 HR	2	1	0	0	1	0	1											
Alex Rodriguez, R (1, 6) OBP: 0.403, SLG: 0.629	4-2 G3 HBP BB		1-1 F9		3-3 K		1-2 E6		0-1 DI 1B	4	1	1	0	1	1	0											
Juan Gonzalez, R (1, 9) OBP: 0.346, SLG: 0.459	2-2 G3 HBP		1-0 G5-3		1-1 WP 2B 1B		0-0 F9		0-1 1B	4	1	2	2	0	0	1											
Rafael Palmeiro, L (1, 3) OBP: 0.376, SLG: 0.541	0-0 G3			0-1 L9		4-2 2B BB		4-1 BB BB		0-1 F8	3	0	0	1	2	0	3										
Ivan Rodriguez, R (1, 10) OBP: 0.324, SLG: 0.464	1-0 F3			0-1 F3		1-2 BB		2-2 F8		1-1 F7	5	0	1	1	0	0	4										
Carl Everett, S (1, 7) OBP: 0.247, SLG: 0.326	3-1 F9			0-2 P6		4-0 FC6-4 IBB		4-2 G6-4-3 BB			2	0	0	0	2	0	2										
Bill Haselman, R (1, 2) OBP: 0.294, SLG: 0.338			1-3 K		0-0 B5-3		1-3 K		0-1 G6-4-3	4	0	0	0	0	2	5											
Ruben Rivera, R (1, 8) OBP: 0.250, SLG: 0.316			0-0 P6		0-3 K		2-2 FC6-4		3-1 L8	4	0	0	0	0	1	3											
Inning Stats	R: 2 E: 0 K: 0 S: 11	H: 1 LOB: 2 BB: 2 P: 27	R: 0 E: 0 K: 1 S: 6	H: 0 LOB: 0 BB: 0 P: 8	R: 0 E: 0 K: 0 S: 5	H: 0 LOB: 0 BB: 0 P: 7	R: 0 E: 0 K: 0 S: 7	H: 0 LOB: 0 BB: 0 P: 7	R: 0 E: 0 K: 1 S: 9	H: 1 LOB: 1 BB: 0 P: 12	R: 1 E: 0 K: 2 S: 18	H: 2 LOB: 3 BB: 2 P: 34	R: 0 E: 1 K: 1 S: 9	H: 0 LOB: 1 BB: 0 P: 13	R: 0 E: 0 K: 0 S: 11	H: 0 LOB: 1 BB: 2 P: 21	R: 3 E: 0 K: 0 S: 14	H: 3 LOB: 1 BB: 1 P: 24	1B: 5 2B: 1 3B: 0 HR: 1	SF: 0 SAC: 0 DP: 1 HBP: 1	WP: 1 PB: 0 SB: 0 CS: 0	PA: 42					
PITCHER	IP	WLS	BF	H	R	ER	SO	BB	IBB	HBP	BLK	WP	HR	S	P	ERA	WHIP										
56 Shawn Sedlacek, R (1, 1) ERA: 3.16	6.0	W	27	4	3	3	4	3	1	1	0	1	0	56	95	4.50	1.167										
Scott Mullen, L (7, 1) ERA: 1.5	1.0		4	0	0	0	1	0	0	0	0	0	0	9	13	0.00	0.000										
Dan Reichert, R (8, 1) ERA: 5.32	1.1	H	2	3	3	0	0	3	0	0	0	0	1	19	38	20.25	3.750										
Jason Grimsley, R (9, 1) ERA: 4.86	0.1	S	1	0	0	0	0	0	0	0	0	0	0	4	4	0.00	3.000										
Roberto Hernandez, R (9, 1) ERA: 4.0	0.1	S	1	0	0	0	0	0	0	0	0	0	0	2	3	0.00	0.000										

Texas Rangers @ Kansas City Royals
Kauffman Stadium, Kansas City, MO
Mon Jul 15 2002, 4:05 PM CDT
Cloudy - 86 F

AB 34
R 6
H 7
RBI 6
BB 7
SO 5
LOB 19

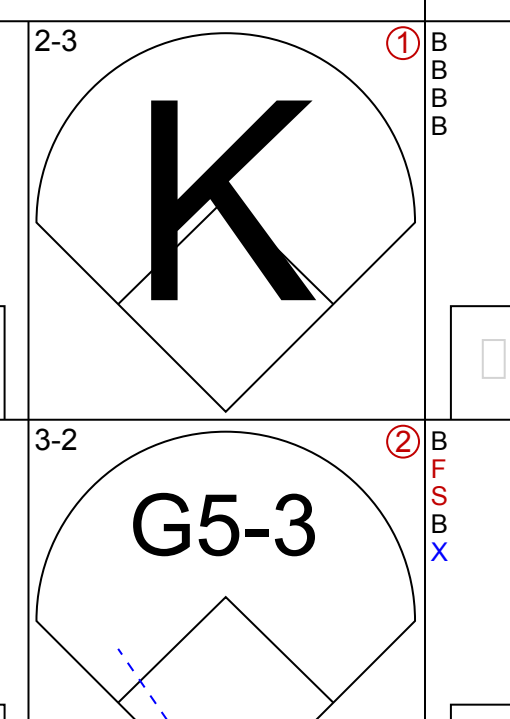
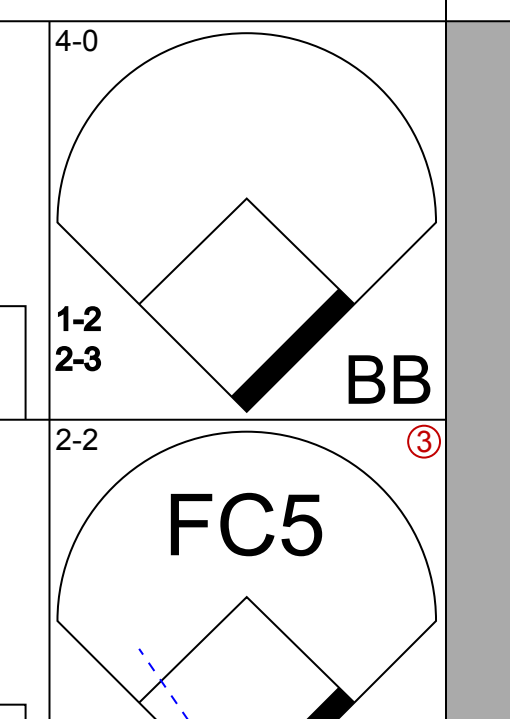
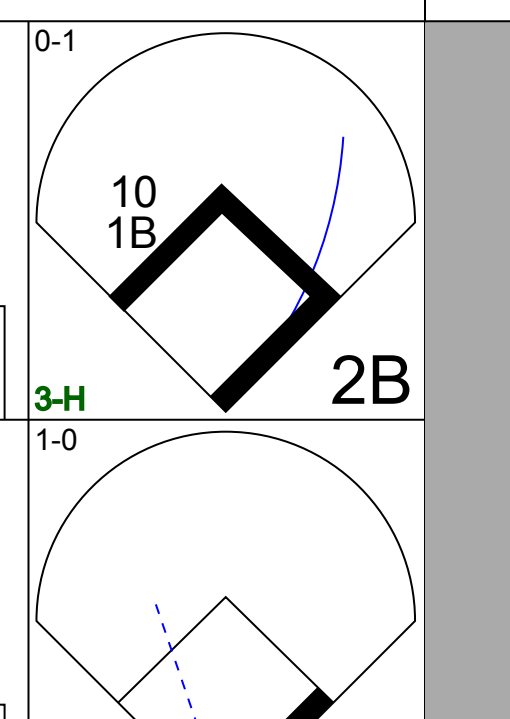
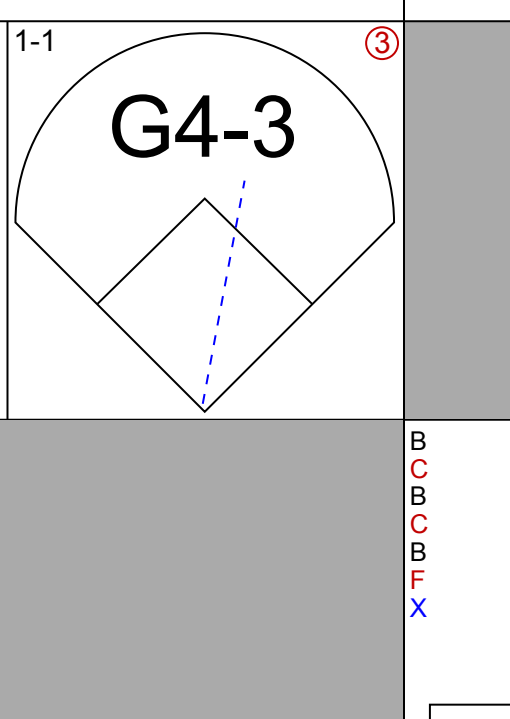
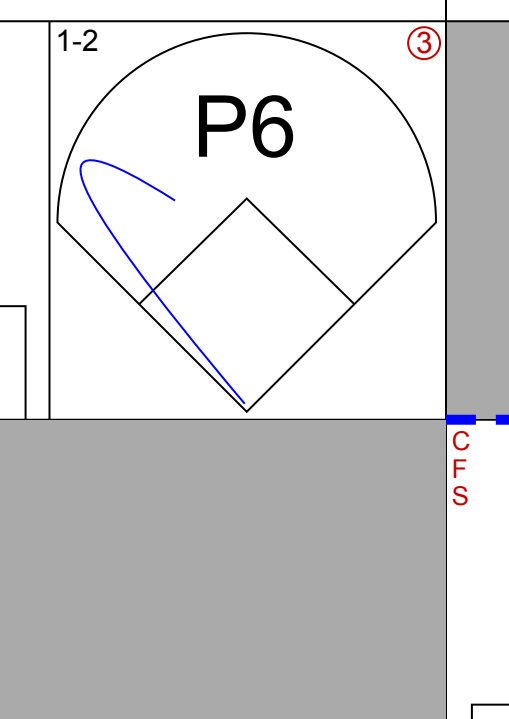
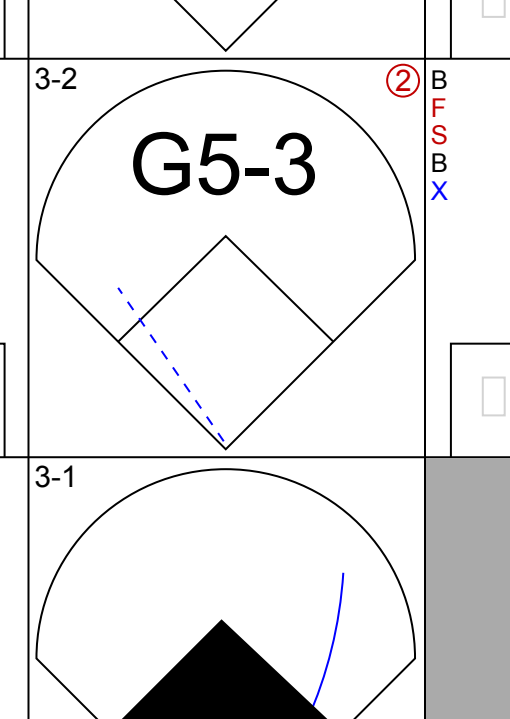
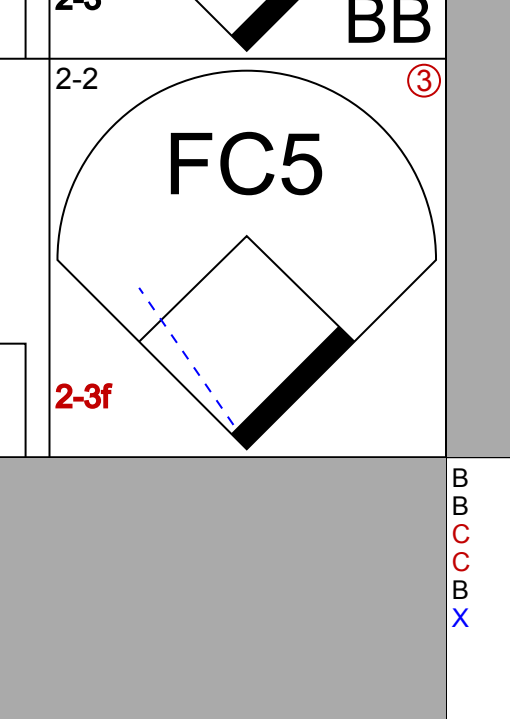
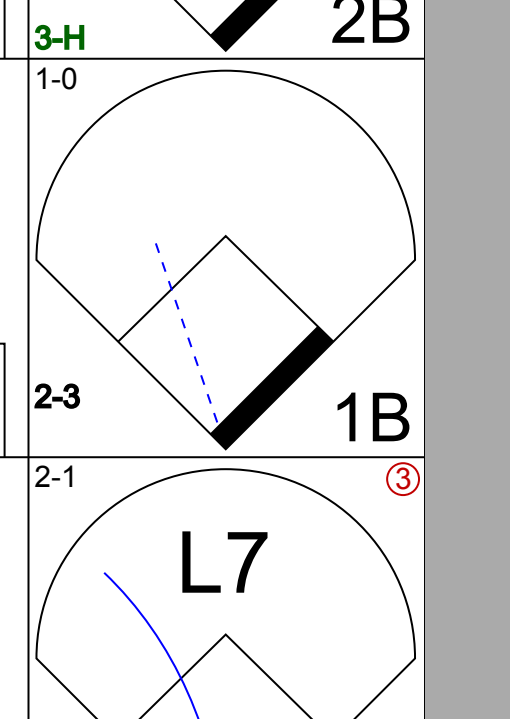
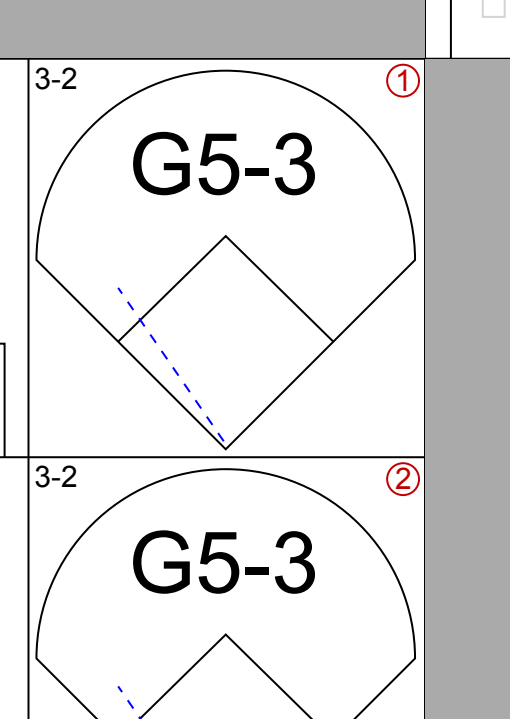
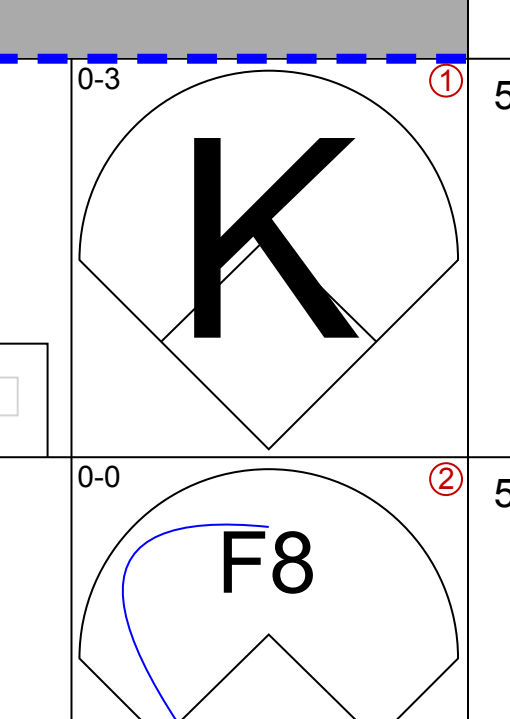
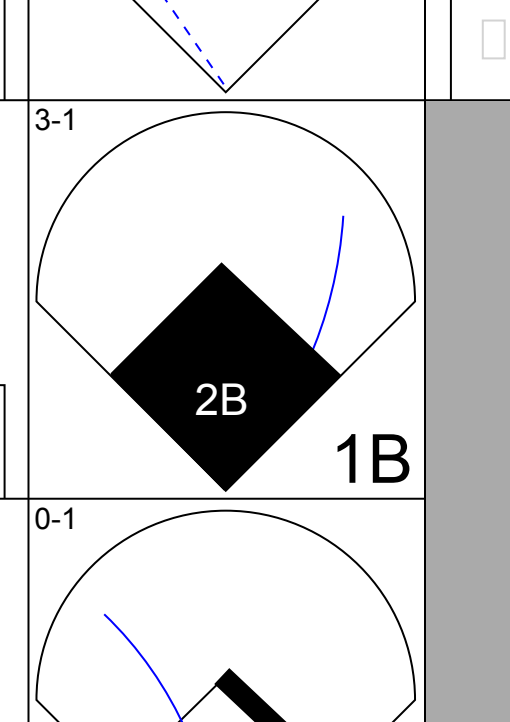
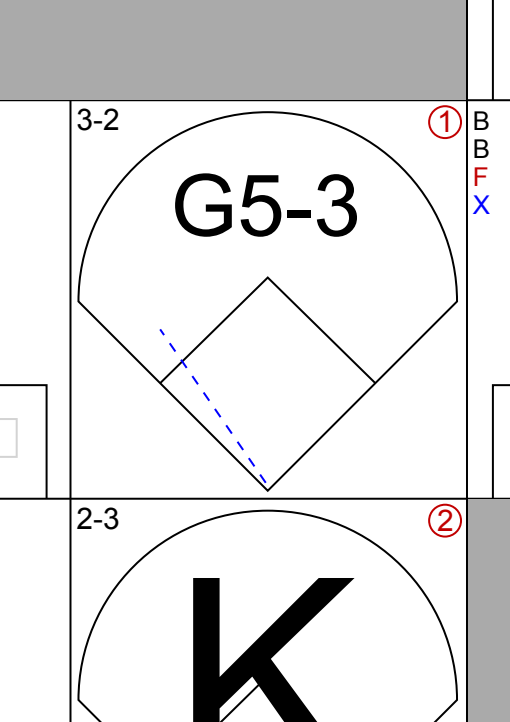
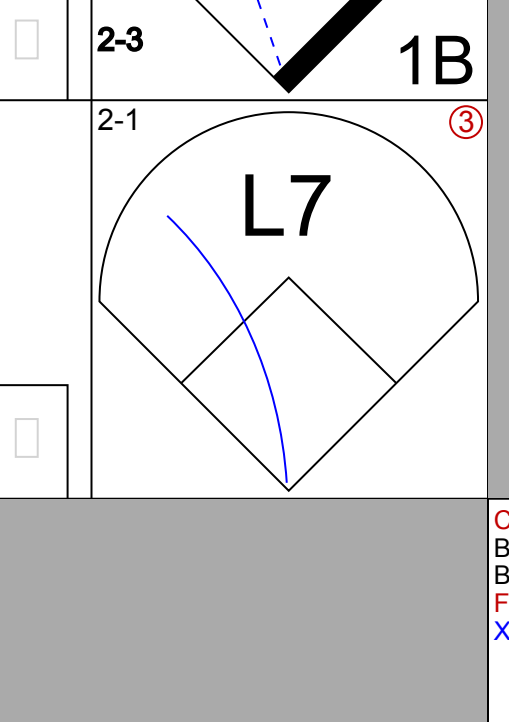
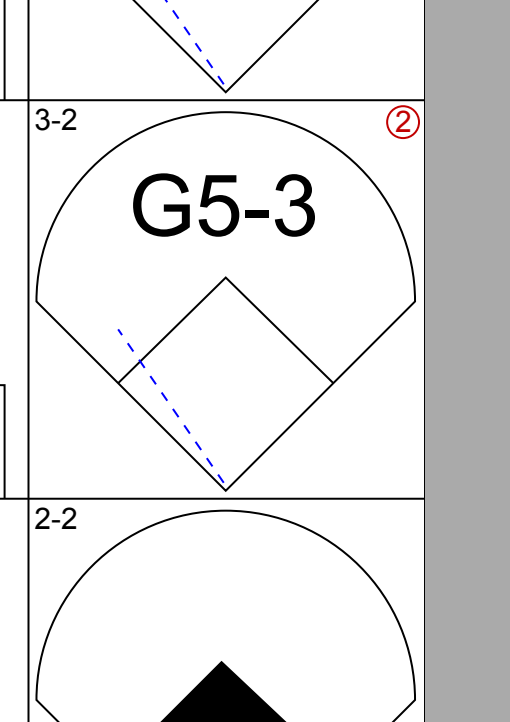
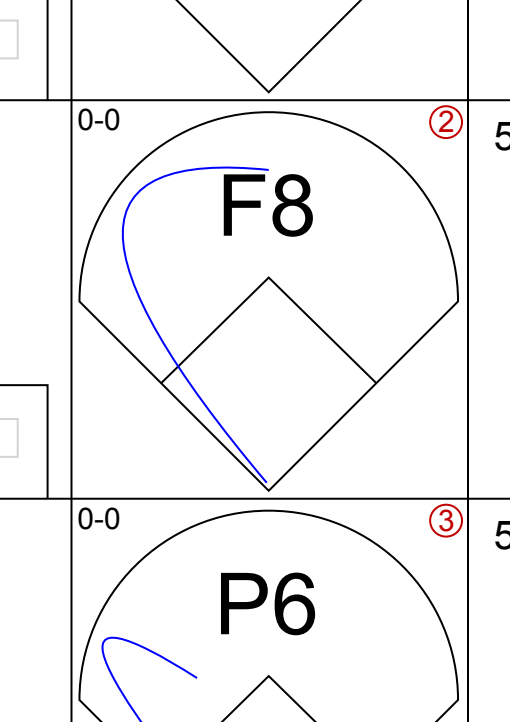
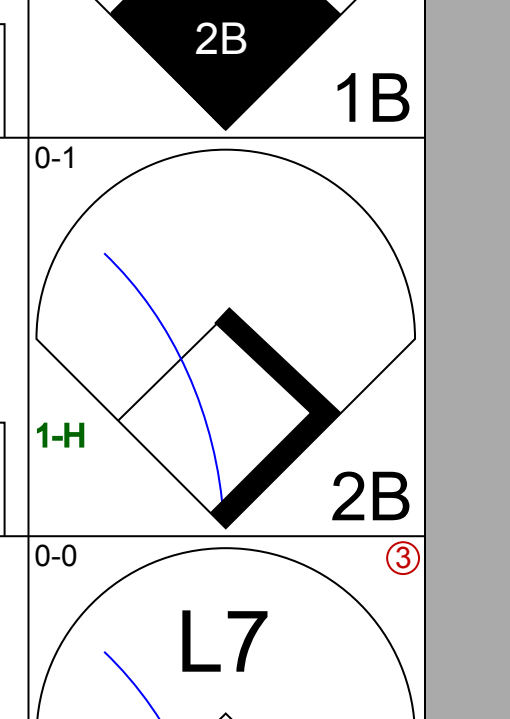
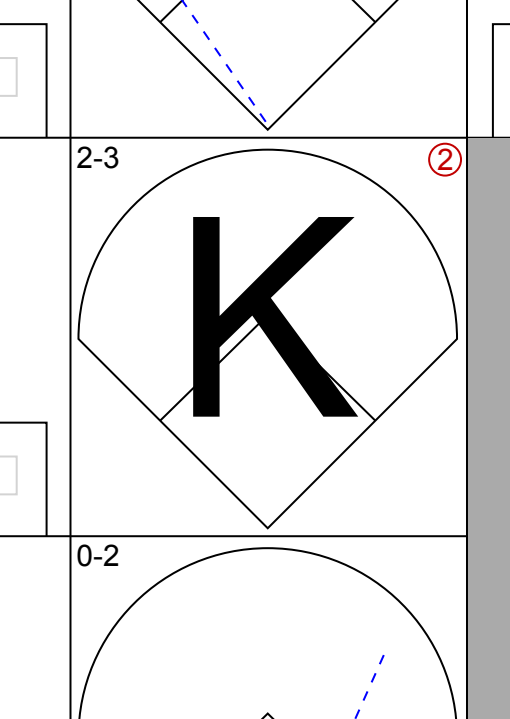
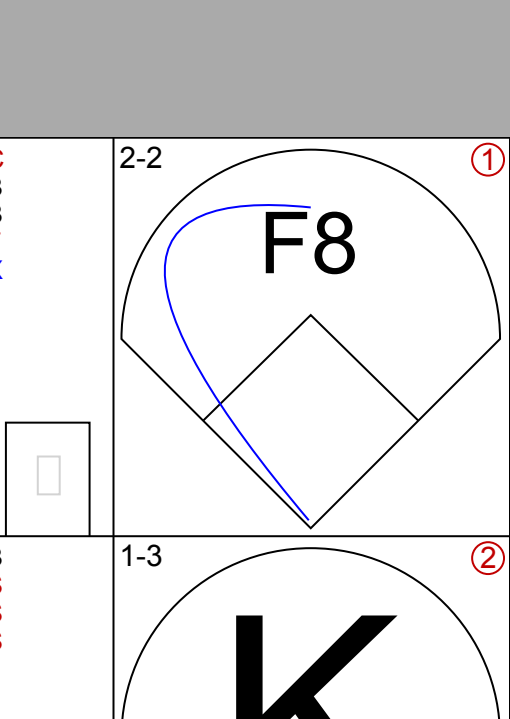
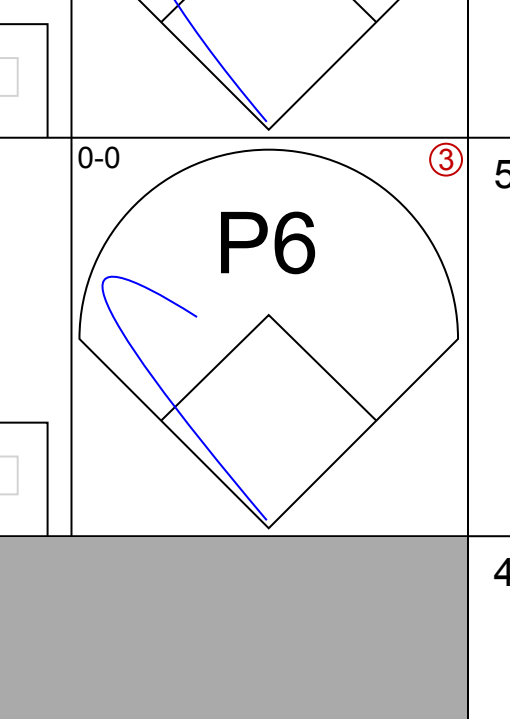
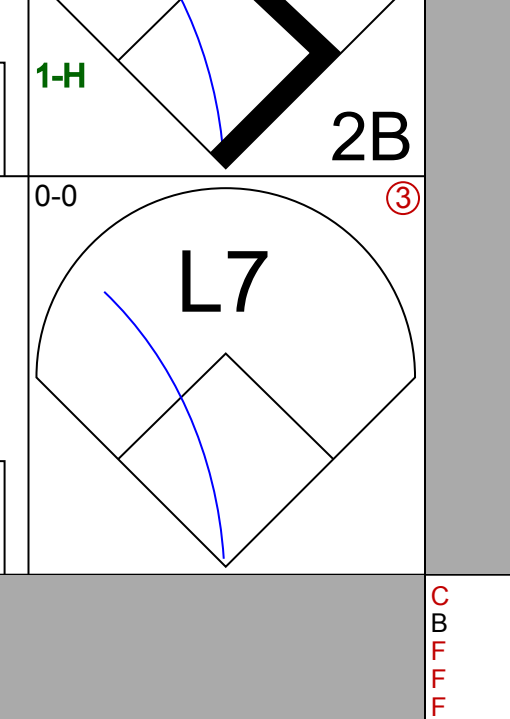
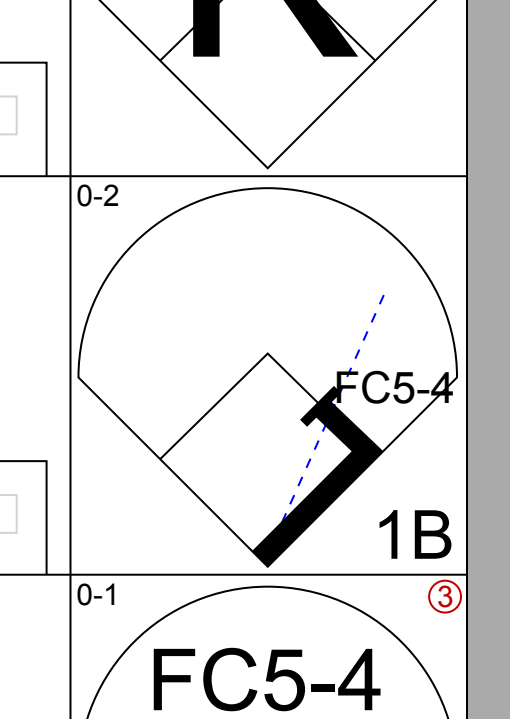
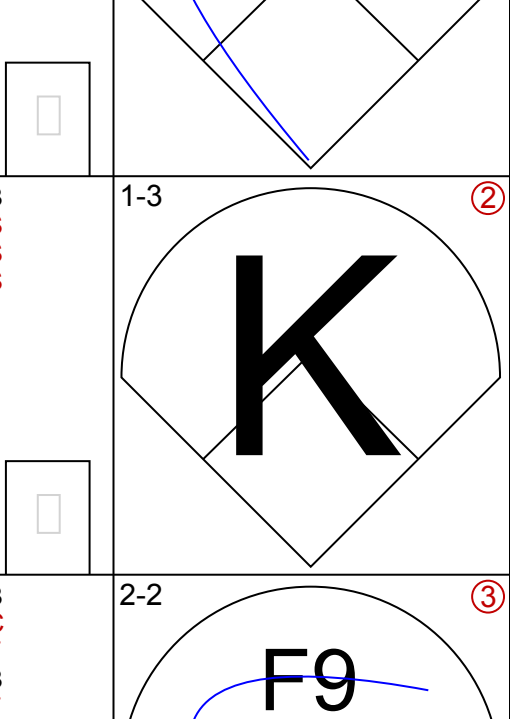
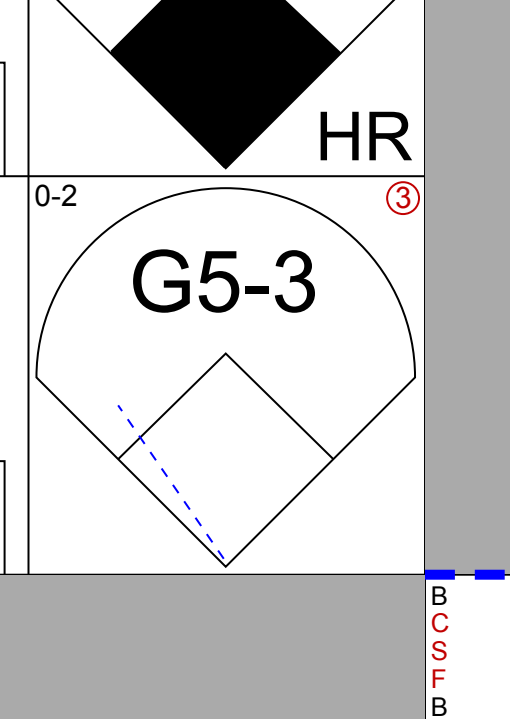
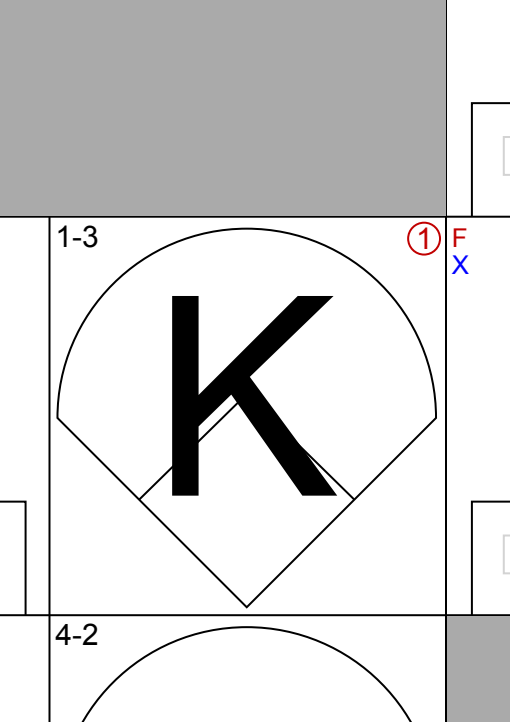
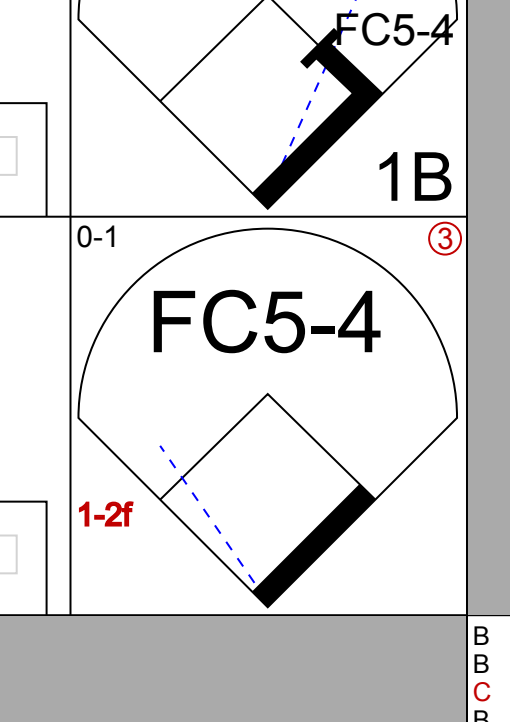
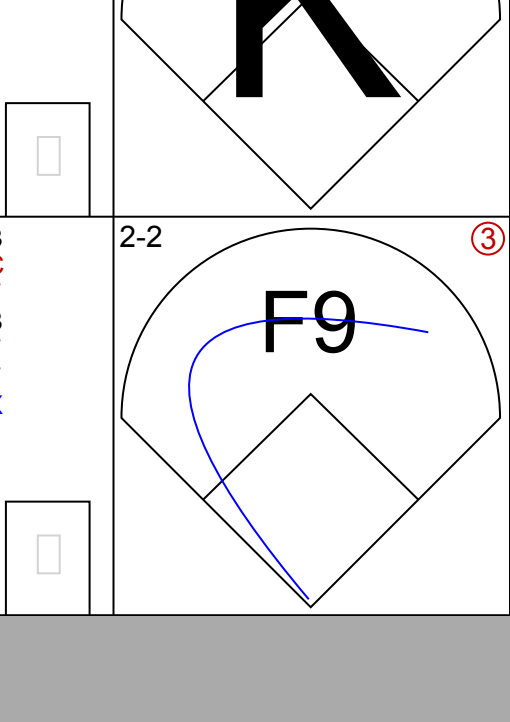
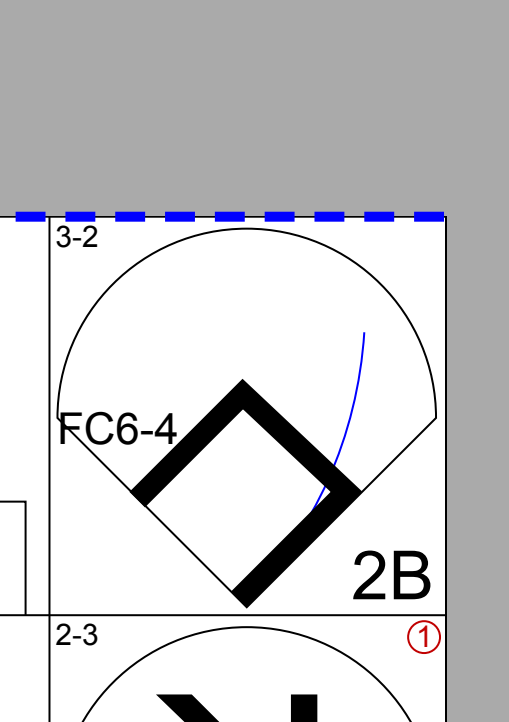
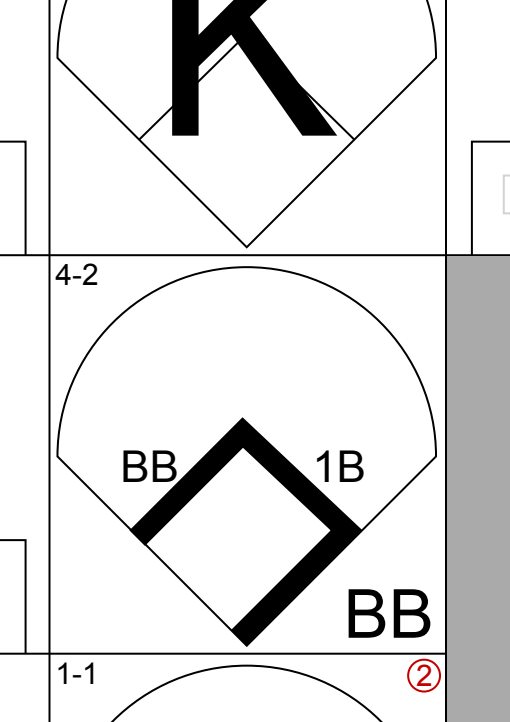
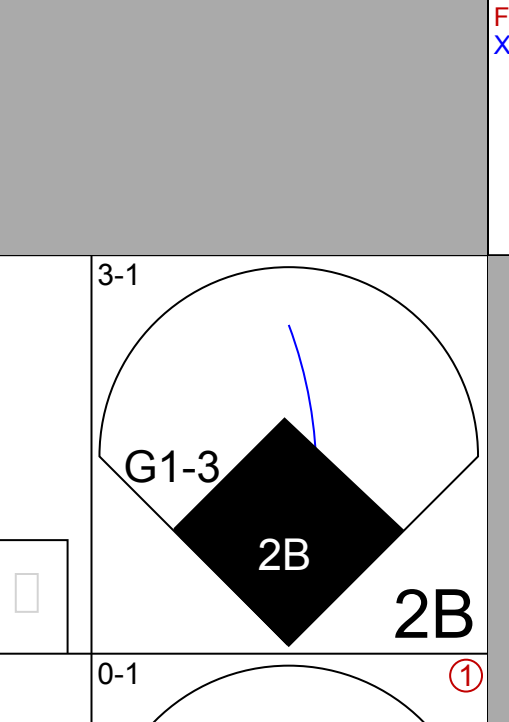
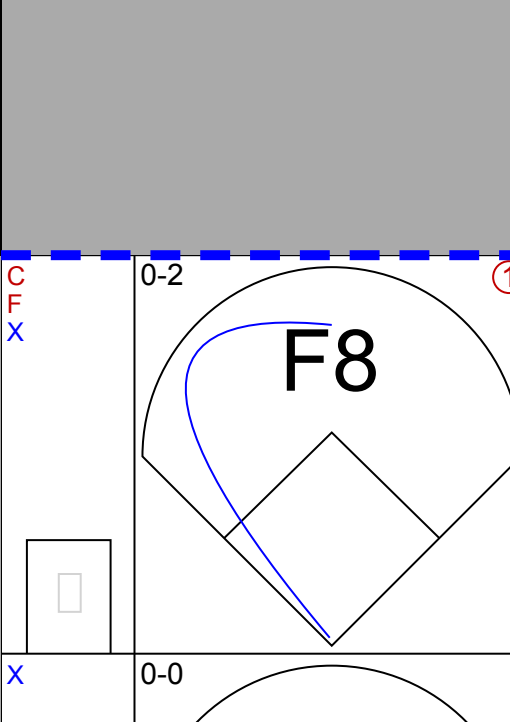

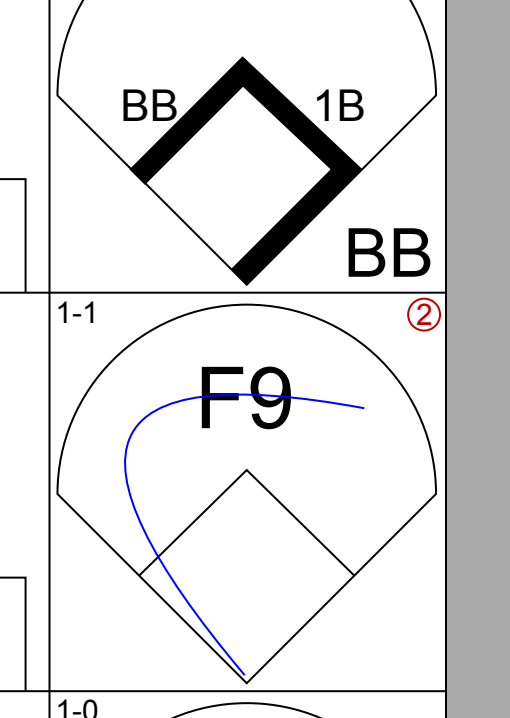
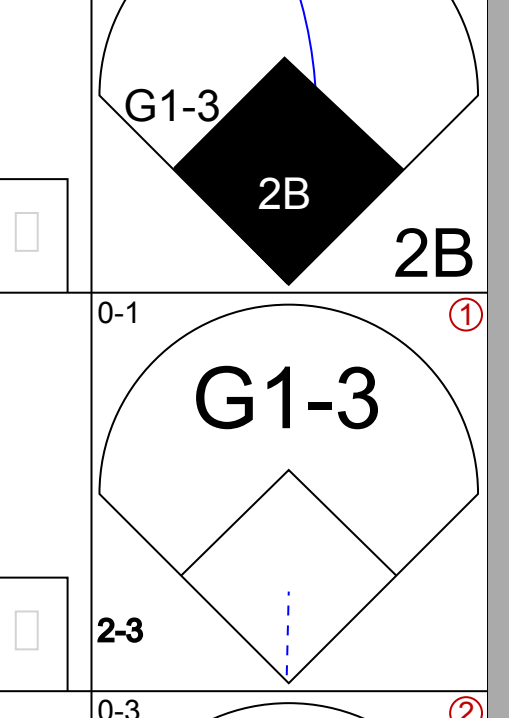
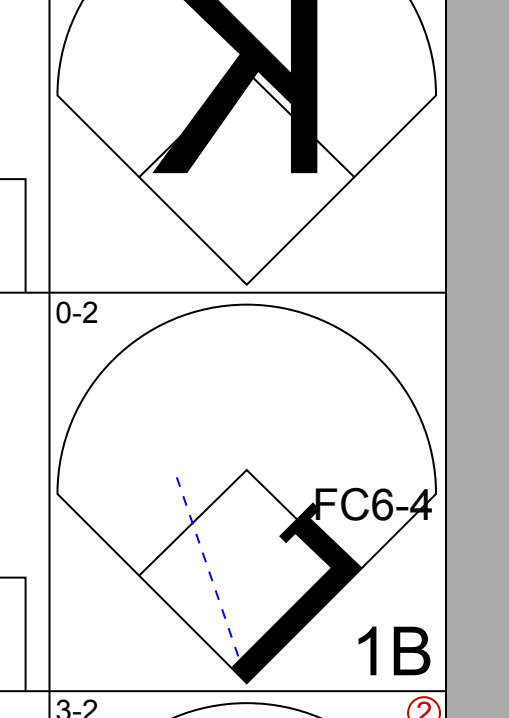
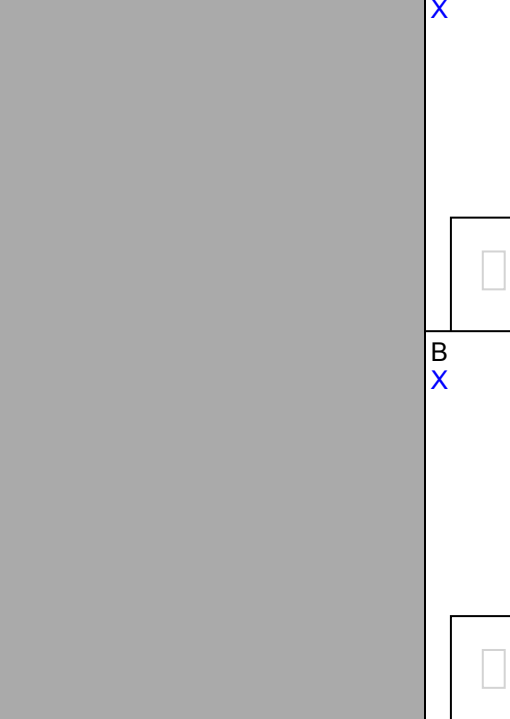


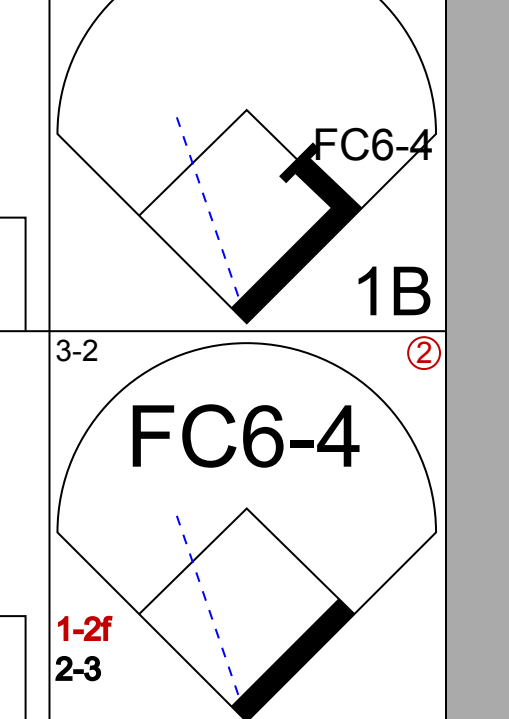


Batter	1	2	3	4	5	6	7	8	9	AB	R	H	RBI	BB	SO	LOB	BOTTOM										
Aaron Guiel, L (1, 9) OBP: 0.359, SLG: 0.463	4-1 BB S 3B BB	4-2 BB		1-1 F9		3-2 HR		2-1 G4-3		3	2	1	3	2	0	0											
Carlos Febles, R (1, 4) OBP: 0.323, SLG: 0.343	3-3 K	3-3 K		1-2 P4		2-2 G6-3		1-2 P6		5	0	0	0	0	2	3											
Carlos Beltrán, S (1, 8) OBP: 0.332, SLG: 0.464	4-0 BB BB	1-1 G1-3		0-1 S 2B		1-2 G5-3				3	1	1	0	1	0	2											
Joe Randa, R (1, 5) OBP: 0.353, SLG: 0.476	4-2 BB BB		4-1 FC4-6 BB		1-0 P4		2-1 E 2B			2	2	1	0	2	0	1											
Raul Ibanez, L (1, 3) OBP: 0.333, SLG: 0.556	3-2 SF7 3B		0-0 FC4-6 FC6-4		3-2 G6-3		0-0 P6			4	1	1	3	0	0	3											
Michael Tucker, L (1, 7) OBP: 0.335, SLG: 0.370	0-2 SF7		2-2 F8		4-2 WP SH3-4 FC4-2 BB		3-2 E2 1B			2	0	1	2	1	0	1											
Neifi Perez, S (1, 6) OBP: 0.243, SLG: 0.297	0-2 P6		2-1 FC6-4		0-1 SH3-4		4-2 BB			2	0	0	0	1	0	1											
Brandon Berger, R (1, 10) OBP: 0.273, SLG: 0.390		4-1 BB BB		1-3 K		4-0 FC4-2 WP HR IBB		0-2 P5		2	1	0	0	2	1	2											
Brent Mayne, L (1, 2) OBP: 0.284, SLG: 0.247		1-3 K		1-1 F8		3-2 FC4-2 HR		1-2 L9		4	1	0	0	0	1	3											
Inning Stats	R: 4 E: 0 K: 1 S: 16	H: 1 LOB: 3 BB: 3 P: 34	R: 0 E: 0 K: 2 S: 13	H: 0 LOB: 2 BB: 2 P: 26	R: 0 E: 0 K: 0 S: 7	H: 0 LOB: 1 BB: 1 P: 15	R: 0 E: 0 K: 1 S: 7	H: 0 LOB: 0 BB: 0 P: 10	R: 0 E: 0 K: 0 S: 9	H: 1 LOB: 1 BB: 0 P: 14	R: 3 E: 0 K: 0 S: 14	H: 1 LOB: 2 BB: 2 P: 30	R: 1 E: 1 K: 0 S: 25	H: 2 LOB: 2 BB: 1 P: 35	R: 0 E: 0 K: 0 S: 8	H: 0 LOB: 0 BB: 0 P: 12	1B: 1 2B: 2 3B: 1 HR: 1	SF: 1 SAC: 1 DP: 0 HBP: 0	WP: 1 PB: 0 SB: 3 CS: 0	PA: 38							
PITCHER	IP	WLS	BF	H	R	ER	SO	BB	IBB	HBP	BLK	WP	HR	S	P	ERA	WHIP										
53 Joaquin Benoit, R (1, 1) ERA: 4.5	5.0	L	24	2	5	5	4	7	0	0	0	1	1	12	24	18.00	1.800										
Randy Flores, L (6, 1) ERA: 4.5	1.0		5	1	2	2	0	0	1	0	0	1	1	12	24	18.00	1.800										
Todd Van Poppel, R (7, 1) ERA: 4.43	2.0		9	2	1	1	0	1	0	0	0	0	0	33	47	4.50	1.500										

Texas Rangers @ Kansas City Royals
Kauffman Stadium, Kansas City, MO
Mon Jul 15 2002, 4:05 PM CDT
Cloudy - 86 F

AB 27
R 8
H 5
RBI 8
BB 9
SO 4
LOB 16

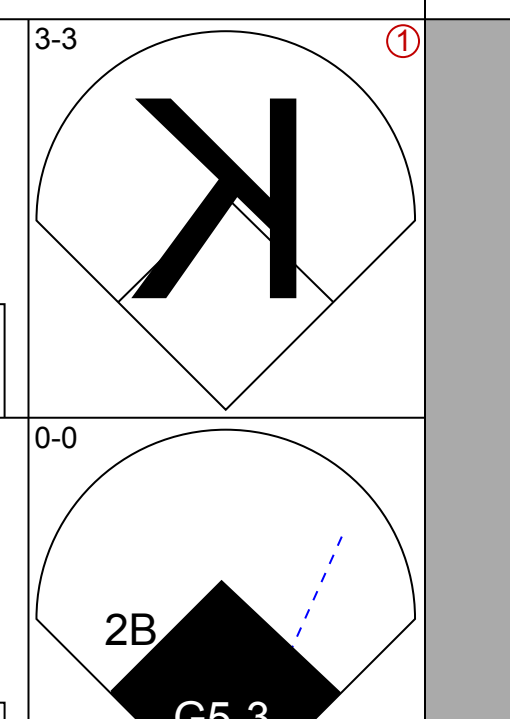
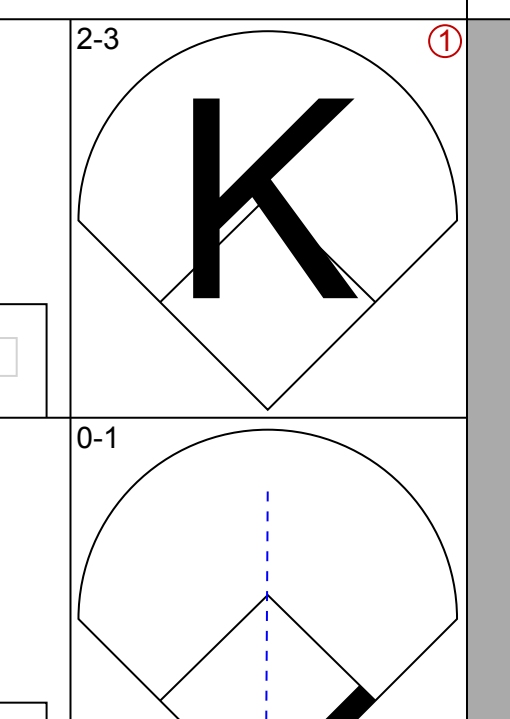
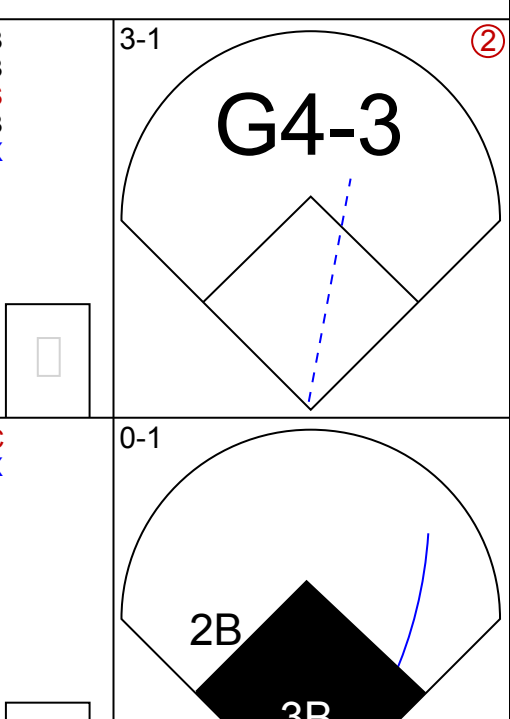
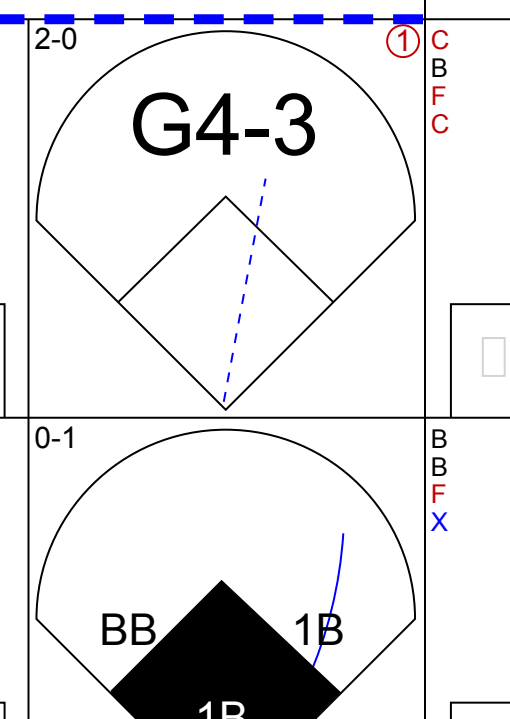

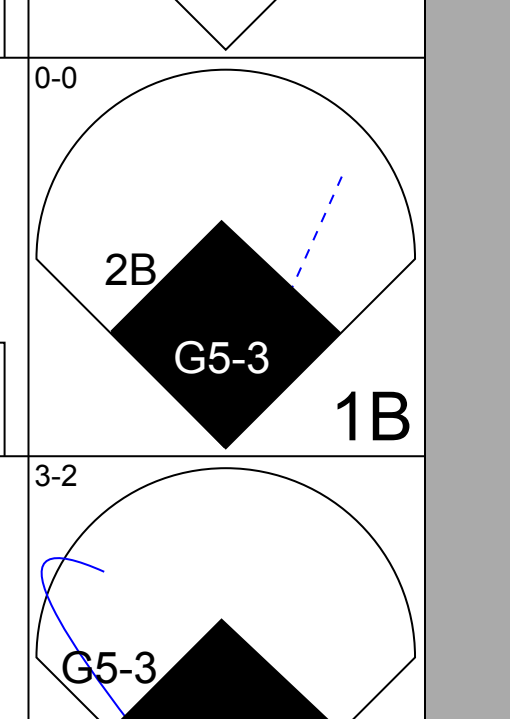


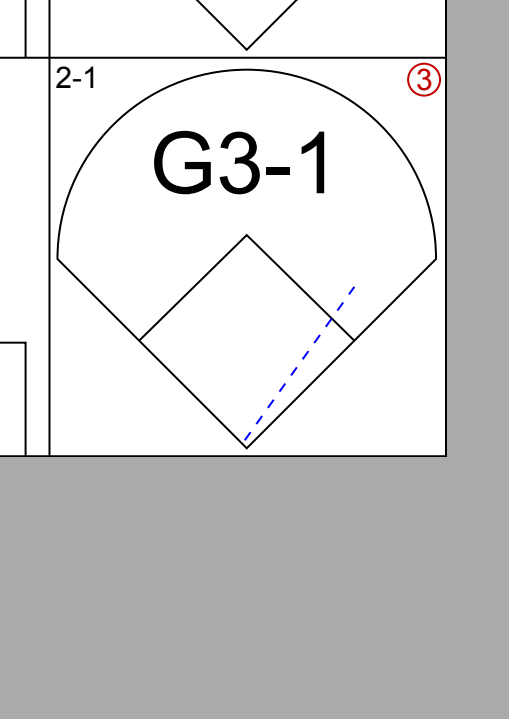
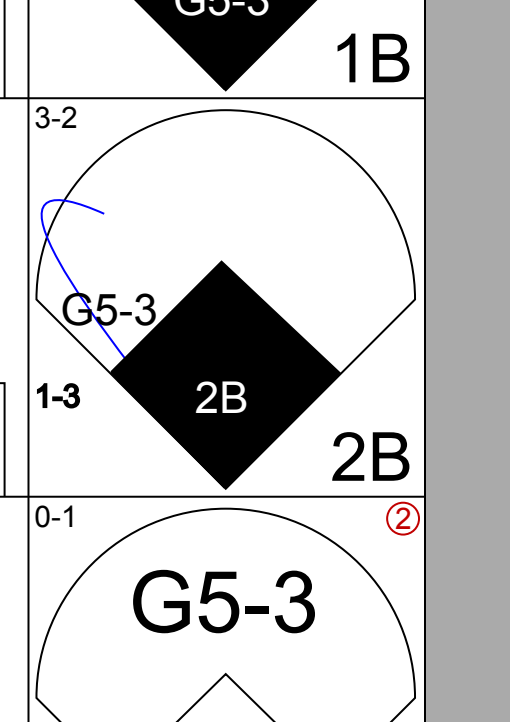
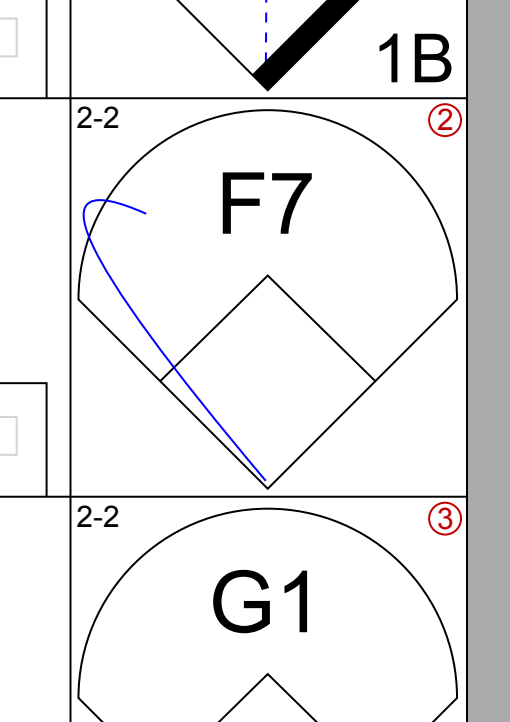


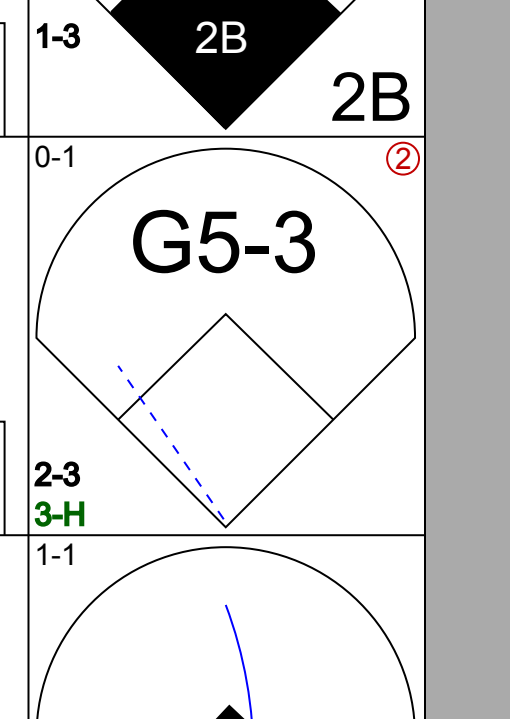
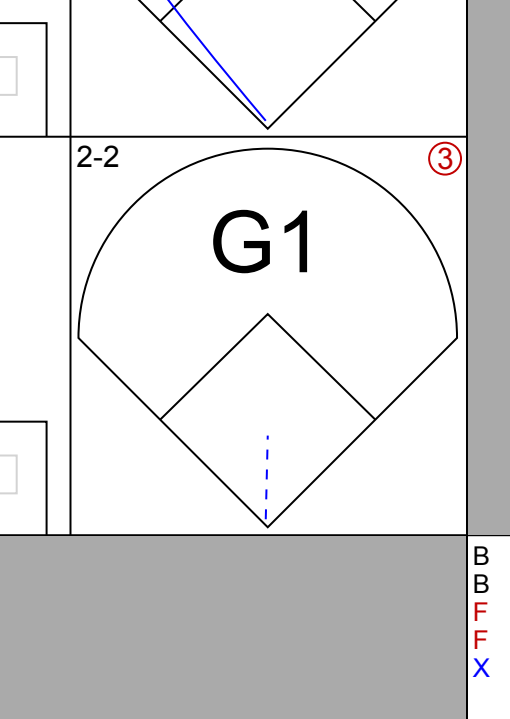
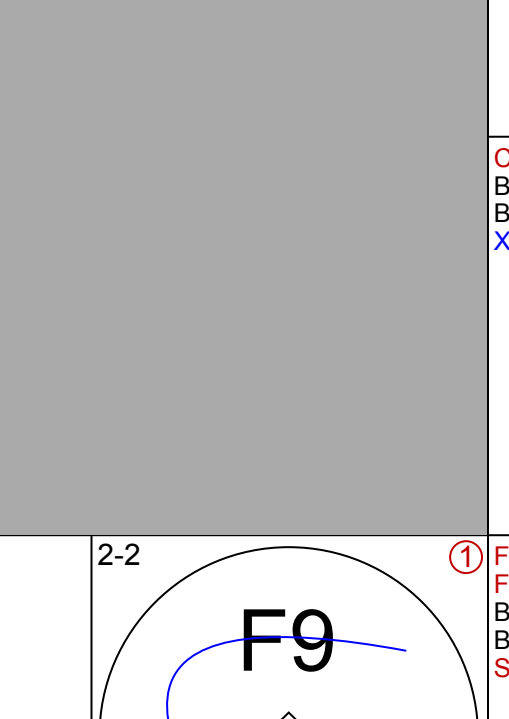

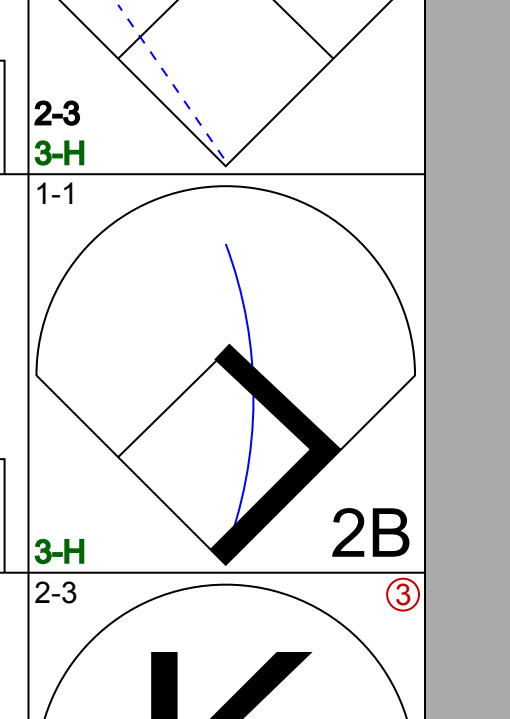
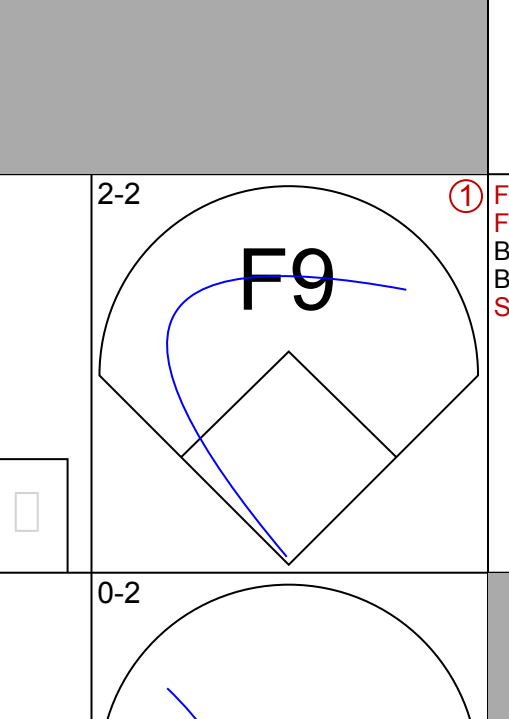
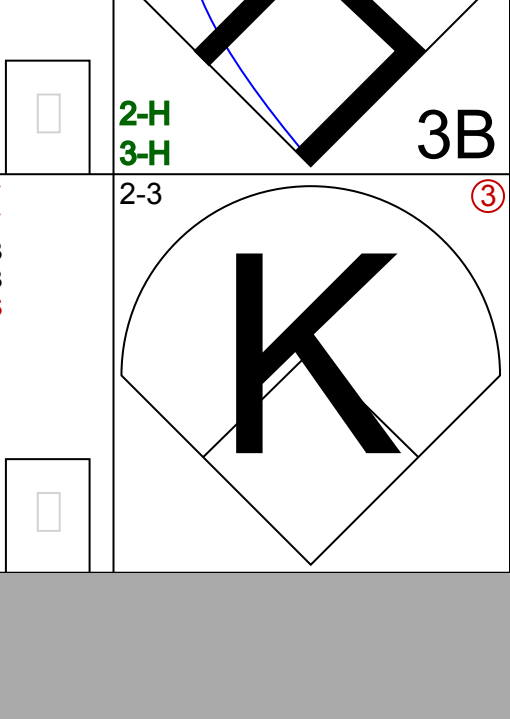

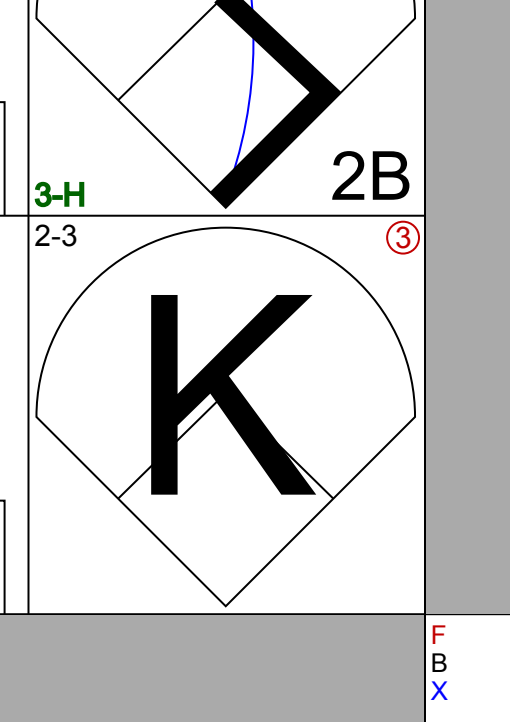
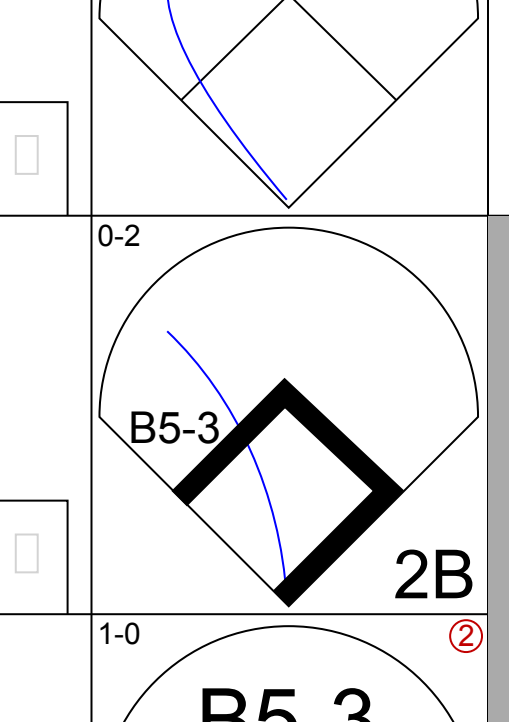


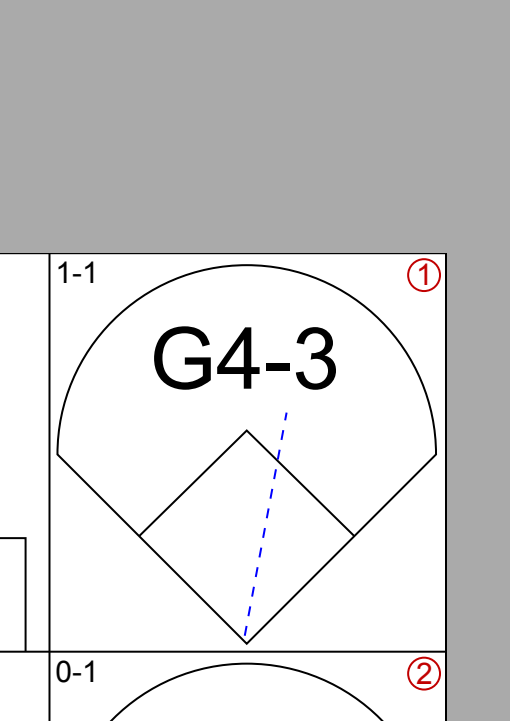
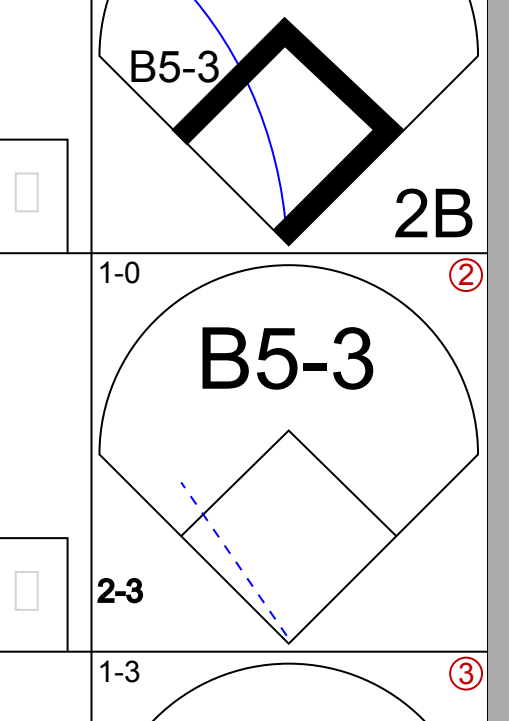

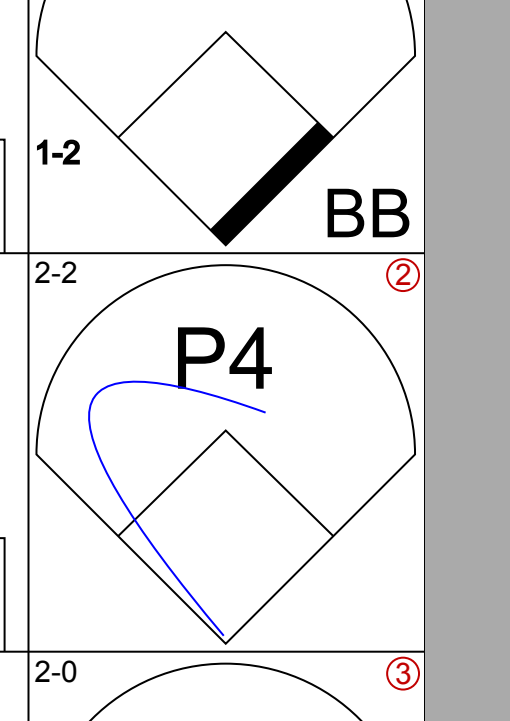
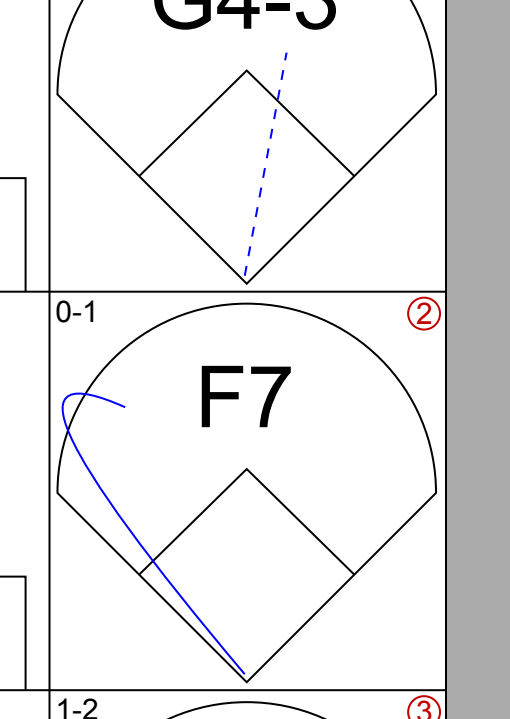
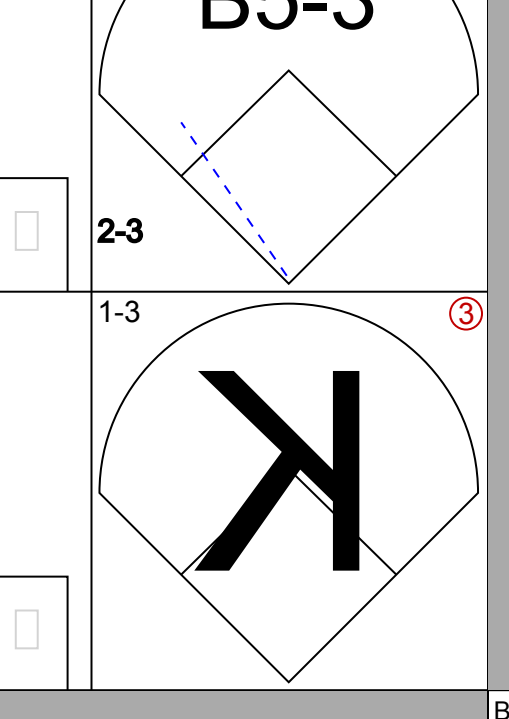

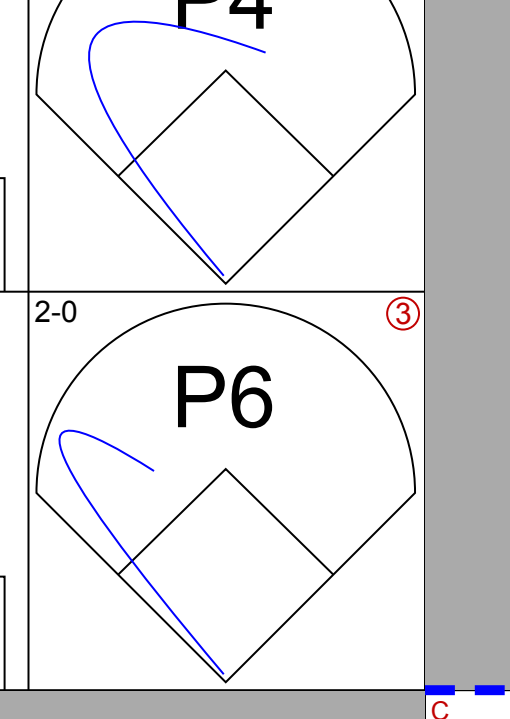
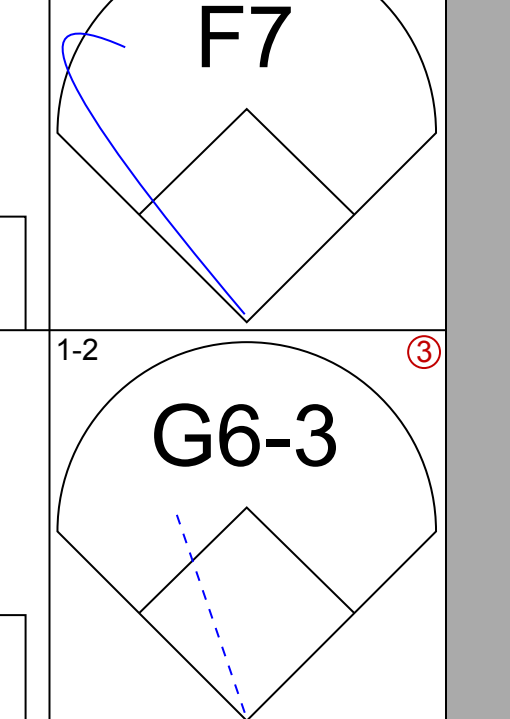
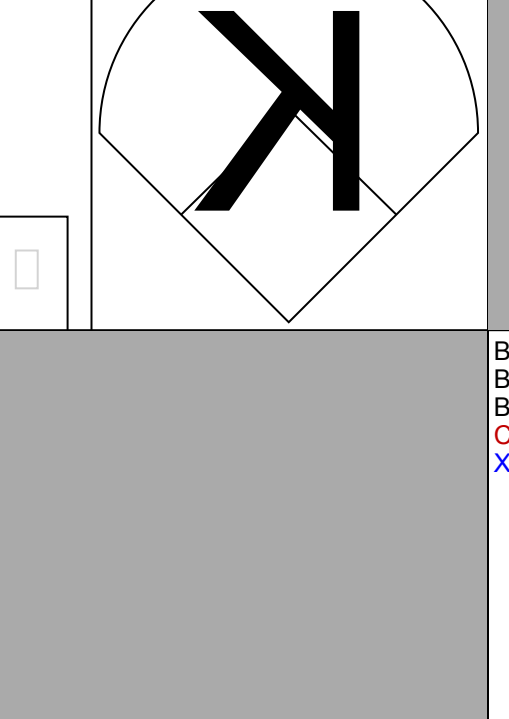
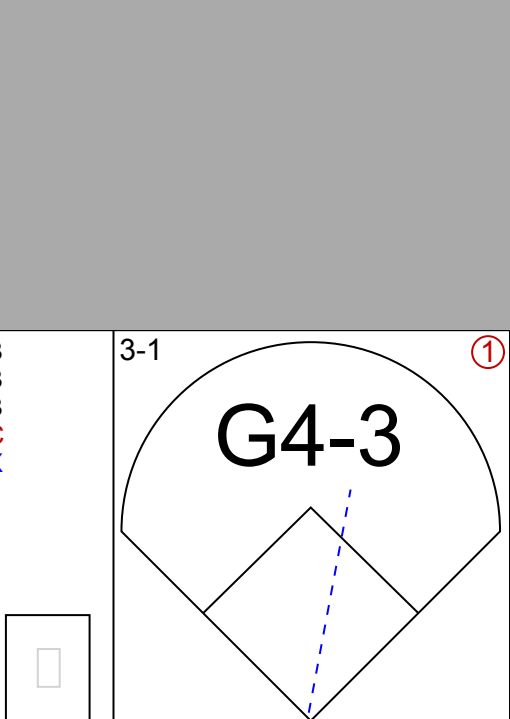
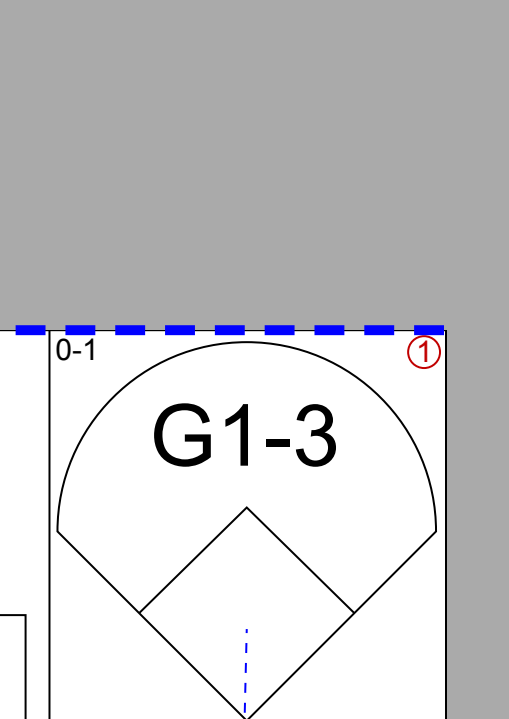


Batter	1	2	3	4	5	6	7	8	9	AB	R	H	RBI	BB	SO	LOB	TOP							
Frank Catalanotto, L (1, 3) OBP: 0.359, SLG: 0.437										4	0	1	1	1	1	2								
10 Michael Young, R (1, 4) OBP: 0.315, SLG: 0.405										5	0	1	0	0	1	3								
Alex Rodriguez, R (1, 6) OBP: 0.400, SLG: 0.623											5	1	1	0	0	2								
Rafael Palmeiro, L (1, 10) OBP: 0.377, SLG: 0.552										5	1	2	2	0	1	0								
Ivan Rodriguez, R (1, 2) OBP: 0.323, SLG: 0.459										4	0	1	0	0	1	1								
Herbert Perry, R (1, 5) OBP: 0.339, SLG: 0.480										4	0	1	0	0	1	1								
Carl Everett, S (1, 7) (8, 8)										3	1	1	0	1	1	1								
Kevin Mench, R (1, 9) OBP: 0.366, SLG: 0.583 (8, 7)										4	1	2	1	0	0	2								
Ruben Rivera, R (1, 8) OBP: 0.261, SLG: 0.318 Juan Gonzalez, R (8, PH) OBP: 0.345, SLG: 0.457 (8, 9)										3 1	0 0	1 0	0 0	0 0	1 2									
Inning Stats	R: 1 E: 0 K: 12 S: 12	H: 2 LOB: 1 BB: 0 P: 20	R: 0 E: 0 K: 13 S: 13	H: 1 LOB: 3 BB: 2 P: 26	R: 0 E: 0 K: 11 S: 11	H: 1 LOB: 1 BB: 0 P: 16	R: 1 E: 0 K: 12 S: 12	H: 3 LOB: 2 BB: 0 P: 18	R: 0 E: 0 K: 11 S: 11	H: 0 LOB: 0 BB: 0 P: 16	R: 1 E: 0 K: 9 S: 9	H: 1 LOB: 0 BB: 0 P: 10	R: 1 E: 0 K: 13 S: 13	H: 1 LOB: 0 BB: 0 P: 21	R: 0 E: 0 K: 19 S: 19	H: 2 LOB: 2 BB: 0 P: 28	R: 0 E: 0 K: 5 S: 5	H: 0 LOB: 0 BB: 0 P: 5	1B: 5 2B: 4 3B: 0 HR: 2	SF: 0 SAC: 0 DP: 0 HBP: 0	WP: 0 PB: 0 SB: 0 CS: 0	PA: 40		
PITCHER	IP WLS BF H R ER SO BB IBB HBP BLK WP HR S P ERA WHIP	IP WLS BF H R ER SO BB IBB HBP BLK WP HR S P ERA WHIP	IP WLS BF H R ER SO BB IBB HBP BLK WP HR S P ERA WHIP	IP WLS BF H R ER SO BB IBB HBP BLK WP HR S P ERA WHIP	IP WLS BF H R ER SO BB IBB HBP BLK WP HR S P ERA WHIP	IP WLS BF H R ER SO BB IBB HBP BLK WP HR S P ERA WHIP	IP WLS BF H R ER SO BB IBB HBP BLK WP HR S P ERA WHIP	IP WLS BF H R ER SO BB IBB HBP BLK WP HR S P ERA WHIP	IP WLS BF H R ER SO BB IBB HBP BLK WP HR S P ERA WHIP	IP WLS BF H R ER SO BB IBB HBP BLK WP HR S P ERA WHIP	IP WLS BF H R ER SO BB IBB HBP BLK WP HR S P ERA WHIP	IP WLS BF H R ER SO BB IBB HBP BLK WP HR S P ERA WHIP	IP WLS BF H R ER SO BB IBB HBP BLK WP HR S P ERA WHIP	IP WLS BF H R ER SO BB IBB HBP BLK WP HR S P ERA WHIP	IP WLS BF H R ER SO BB IBB HBP BLK WP HR S P ERA WHIP	IP WLS BF H R ER SO BB IBB HBP BLK WP HR S P ERA WHIP	IP WLS BF H R ER SO BB IBB HBP BLK WP HR S P ERA WHIP	IP WLS BF H R ER SO BB IBB HBP BLK WP HR S P ERA WHIP	IP WLS BF H R ER SO BB IBB HBP BLK WP HR S P ERA WHIP	IP WLS BF H R ER SO BB IBB HBP BLK WP HR S P ERA WHIP	IP WLS BF H R ER SO BB IBB HBP BLK WP HR S P ERA WHIP	IP WLS BF H R ER SO BB IBB HBP BLK WP HR S P ERA WHIP	IP WLS BF H R ER SO BB IBB HBP BLK WP HR S P ERA WHIP	IP WLS BF H R ER SO BB IBB HBP BLK WP HR S P ERA WHIP

Texas Rangers @ Kansas City Royals
Kauffman Stadium, Kansas City, MO
Mon Jul 15 2002, 7:05 PM CDT
Att: 14,905 - Cloudy - 82 F

AB 38
R 4
H 11
RBI 4
BB 2
SO 7
LOB 15



Batter	1	2	3	4	5	6	7	8	9	AB	R	H	RBI	BB	SO	LOB	BOTTOM							
Aaron Guiel, L (1, 9) OBP: 0.337, SLG: 0.431										5	0	0	0	0	3	0								
Luis Alicaia, S (1, 5) OBP: 0.321, SLG: 0.285										5	3	4	0	0	0	0								
Carlos Beltrán, S (1, 8) OBP: 0.337, SLG: 0.473										4	3	3	0	0	0	1								
Joe Randa, R (1, 10) OBP: 0.355, SLG: 0.481										3	0	1	3	1	0	2								
Raul Ibanez, L (1, 3) OBP: 0.336, SLG: 0.559										4	0	2	3	0	1	1								
Michael Tucker, L (1, 7) OBP: 0.337, SLG: 0.374										3	0	1	0	1	2	1								
Neifi Perez, S (1, 6) OBP: 0.243, SLG: 0.297										4	0	1	0	0	0	4								
A.J. Hinch, R (1, 2) OBP: 0.314, SLG: 0.402										4	0	0	0	0	1	5								
Mike Caruso, S (1, 4) OBP: 0.337, SLG: 0.374										4	0	0	0	0	0	1								
Inning Stats	R: 2 E: 0 K: 2 S: 15	H: 3 LOB: 1 BB: 0 P: 24	R: 0 E: 0 K: 0 S: 7	H: 0 LOB: 0 BB: 0 P: 9	R: 0 E: 0 K: 1 S: 12	H: 1 LOB: 1 BB: 0 P: 18	R: 0 E: 0 K: 1 S: 11	H: 1 LOB: 1 BB: 0 P: 15	R: 2 E: 0 K: 1 S: 15	H: 3 LOB: 1 BB: 0 P: 28	R: 0 E: 0 K: 9 S: 9	H: 1 LOB: 1 BB: 0 P: 14	R: 2 E: 0 K: 16 S: 16	H: 3 LOB: 3 BB: 2 P: 31	R: 0 E: 0 K: 1 S: 7	H: 0 LOB: 0 BB: 0 P: 10	1B: 7 2B: 4 3B: 1 HR: 0	SF: 0 SAC: 0 DP: 0 HBP: 0	WP: 1 PB: 0 SB: 0 CS: 0	PA: 38				
PITCHER	IP WLS BF H R ER SO BB IBB HBP BLK WP HR S P ERA WHIP	IP WLS BF H R ER SO BB IBB HBP BLK WP HR S P ERA WHIP	IP WLS BF H R ER SO BB IBB HBP BLK WP HR S P ERA WHIP	IP WLS BF H R ER SO BB IBB HBP BLK WP HR S P ERA WHIP	IP WLS BF H R ER SO BB IBB HBP BLK WP HR S P ERA WHIP	IP WLS BF H R ER SO BB IBB HBP BLK WP HR S P ERA WHIP	IP WLS BF H R ER SO BB IBB HBP BLK WP HR S P ERA WHIP	IP WLS BF H R ER SO BB IBB HBP BLK WP HR S P ERA WHIP	IP WLS BF H R ER SO BB IBB HBP BLK WP HR S P ERA WHIP	IP WLS BF H R ER SO BB IBB HBP BLK WP HR S P ERA WHIP	IP WLS BF H R ER SO BB IBB HBP BLK WP HR S P ERA WHIP	IP WLS BF H R ER SO BB IBB HBP BLK WP HR S P ERA WHIP	IP WLS BF H R ER SO BB IBB HBP BLK WP HR S P ERA WHIP	IP WLS BF H R ER SO BB IBB HBP BLK WP HR S P ERA WHIP	IP WLS BF H R ER SO BB IBB HBP BLK WP HR S P ERA WHIP	IP WLS BF H R ER SO BB IBB HBP BLK WP HR S P ERA WHIP	IP WLS BF H R ER SO BB IBB HBP BLK WP HR S P ERA WHIP	IP WLS BF H R ER SO BB IBB HBP BLK WP HR S P ERA WHIP	IP WLS BF H R ER SO BB IBB HBP BLK WP HR S P ERA WHIP	IP WLS BF H R ER SO BB IBB HBP BLK WP HR S P ERA WHIP	IP WLS BF H R ER SO BB IBB HBP BLK WP HR S P ERA WHIP	IP WLS BF H R ER SO BB IBB HBP BLK WP HR S P ERA WHIP	IP WLS BF H R ER SO BB IBB HBP BLK WP HR S P ERA WHIP	IP WLS BF H R ER SO BB IBB HBP BLK WP HR S P ERA WHIP

Texas Rangers @ Kansas City Royals
Kauffman Stadium, Kansas City, MO
Mon Jul 15 2002, 7:05 PM CDT
Att: 14,905 - Cloudy - 82 F

AB 36
R 6
H 12
RBI 6
BB 2
SO 7
LOB 15



Batter	1	2	3	4	5	6	7	8	9	AB	R	H	RBI	BB	SO	LOB	TOP										
Kenny Lofton, L OBP: 0.344, SLG: 0.400 (1, 8)	F7			G3-1		P6		P4		4	0	1	1	0	1		Chicago White Sox @ Kansas City Royals Kauffman Stadium, Kansas City, MO Wed Jul 17 2002, 7:05 PM CDT Att: 13,823 - Sunny - 87 F										
Tony Graffanino, R OBP: 0.343, SLG: 0.443 (1, 4)	E5			G6-3				L7		5	1	1	0	0	3												
Carlos Lee, R OBP: 0.337, SLG: 0.472 (1, 7)	F8			HR		F9		K		3	1	0	0	2	1	2											
Magglio Ordonez, R OBP: 0.371, SLG: 0.548 (1, 9)	K			HR		14 G5-3		14 1B		4	2	2	2	1	1	2											
14 Paul Konerko, R OBP: 0.376, SLG: 0.563 (1, 3)				G6-3		G5-3				5	1	1	1	0	1	1											
Frank Thomas, R OBP: 0.343, SLG: 0.443 (1, 10)				BB		G6-3		WP		5	1	4	2	0	0	1											
Jose Valentin, S OBP: 0.301, SLG: 0.449 (1, 5)	F7			G6-4-3		K		G6-3		5	0	1	0	0	2	3											
Mark Johnson, L OBP: 0.311, SLG: 0.270 (1, 2)				BB		1B		L1		2	0	1	0	2	0	2											
Ray Durham, S OBP: 0.381, SLG: 0.413 (9, PH)	BB			G6-4-3		1B				1	0	0	0	0	0	1											
Royce Clayton, R OBP: 0.271, SLG: 0.340 (1, 6)				G6-3		F9		G1-3		3	0	0	0	1	0	3											
Inning Stats	R: 0 E: 1 K: 1 S: 8	H: 0 LOB: 1 BB: 0 P: 11	R: 1 E: 0 K: 0 S: 12	H: 1 LOB: 3 BB: 3 P: 28	R: 2 E: 0 K: 0 S: 12	H: 3 LOB: 1 BB: 1 P: 22	R: 0 E: 0 K: 0 S: 7	H: 0 LOB: 0 BB: 0 P: 10	R: 0 E: 0 K: 1 S: 8	H: 1 LOB: 1 BB: 0 P: 12	R: 3 E: 0 K: 1 S: 23	H: 3 LOB: 2 BB: 2 P: 39	R: 0 E: 0 K: 2 S: 17	H: 0 LOB: 1 BB: 0 P: 17	R: 0 E: 0 K: 2 S: 12	H: 1 LOB: 1 BB: 0 P: 17	1B: 6 2B: 3 3B: 0 HR: 1	SF: 0 SAC: 0 DP: 1 HBP: 0	WP: 1 PB: 0 SB: 0 CS: 0	PA: 44							
PITCHER	IP	WLS	BF	H	R	ER	SO	BB	IBB	HBP	BLK	WP	HR	S	P	ERA	WHIP										
Jeff Suppan, R ERA: 4.77 (1, 1)	6.1	W	32	8	6	6	3	5	0	0	1	0	1	65	113	8.53	2.053										
Ryan Bukvich, R ERA: 4.46 (7, 1)	0.2	H	4	1	0	0	0	1	0	0	0	1	0	11	18	0.00	3.000										
Jason Grimsley, R ERA: 4.46 (8, 1)	1.0	H	4	1	0	0	0	1	0	0	0	0	0	17	27	0.00	1.000										
Roberto Hernandez, R ERA: 3.72 (9, 1)	1.0	S	4	1	0	0	2	0	0	0	0	0	0	12	17	0.00	1.000										

Batter	1	2	3	4	5	6	7	8	9	AB	R	H	RBI	BB	SO	LOB	BOTTOM										
Aaron Guiel, L OBP: 0.344, SLG: 0.413 (1, 9)	K			1-2 2H		F7		K		5	0	1	1	0	2	2	Chicago White Sox @ Kansas City Royals Kauffman Stadium, Kansas City, MO Wed Jul 17 2002, 7:05 PM CDT Att: 13,823 - Sunny - 87 F										
Luis Alica, S OBP: 0.320, SLG: 0.288 (1, 5)	K			G1-3		1B				4	0	1	1	1	2	2											
Carlos Beltrán, S OBP: 0.343, SLG: 0.480 (1, 8)	1B			K		K		F8		5	0	2	0	0	2	2											
Raul Ibanez, L OBP: 0.332, SLG: 0.551 (1, 3)				G1-3		G3-1		K		4	1	1	0	0	1	2											
Michael Tucker, L OBP: 0.344, SLG: 0.402 (1, 7)				P5				P6		4	1	2	2	0	0	0											
Brandon Berger, R OBP: 0.281, SLG: 0.388 (1, 10)				HR		1B		F2		3	2	1	0	1	0	1											
Neifi Perez, S OBP: 0.253, SLG: 0.303 (1, 6)				SH2-4		1B		G4-3		3	3	2	0	1	0	0											
Carlos Febles, R OBP: 0.324, SLG: 0.341 (1, 4)				1B		1B		G4-3		3	0	0	0	0	0	3											
Brent Mayne, L OBP: 0.298, SLG: 0.283 (1, 2)				1B		1B		G4-3		4	1	4	4	0	0	0											
Inning Stats	R: 0 E: 0 K: 2 S: 8	H: 1 LOB: 1 BB: 0 P: 11	R: 4 E: 0 K: 0 S: 14	H: 4 LOB: 0 BB: 1 P: 27	R: 0 E: 0 K: 2 S: 10	H: 0 LOB: 0 BB: 0 P: 16	R: 2 E: 0 K: 0 S: 14	H: 3 LOB: 2 BB: 1 P: 24	R: 0 E: 0 K: 1 S: 9	H: 1 LOB: 1 BB: 0 P: 10	R: 2 E: 0 K: 1 S: 16	H: 4 LOB: 2 BB: 0 P: 23	R: 0 E: 0 K: 1 S: 7	H: 0 LOB: 0 BB: 0 P: 9	R: 0 E: 0 K: 1 S: 10	H: 1 LOB: 2 BB: 1 P: 20		1B: 11 2B: 2 3B: 0 HR: 1	SF: 0 SAC: 1 DP: 0 HBP: 0	WP: 1 PB: 0 SB: 1 CS: 0	PA: 39						
PITCHER	IP	WLS	BF	H	R	ER	SO	BB	IBB	HBP	BLK	WP	HR	S	P	ERA	WHIP										
Todd Ritchie, R ERA: 5.98 (1, 1)	5.2	L	29	12	8	8	5	2	0	0	0	0	0	66	106	12.71	2.471										
Rocky Biddle, R ERA: 3.73 (6, 1)	1.2		6	1	0	0	1	0	0	0	0	0	0	13	17	0.00	0.600										
Kelly Wunsch, L ERA: 4.6 (8, 1)	0.2		4	1	0	0	1	1	0	0	0	0	0	9	17	0.00	3.000										



Batter	1	2	3	4	5	6	7	8	9	AB	R	H	RBI	BB	SO	LOB	TOP					
Kenny Lofton, L OBP: 0.342, SLG: 0.406 (1, 8)										5	1	1	1	0	2	3						
Ray Durham, S OBP: 0.377, SLG: 0.408 (1, 4)										4	0	0	0	0	0	2						
Frank Thomas, R OBP: 0.342, SLG: 0.441 (1, 10)										4	0	1	0	0	0	0						
Magglio Ordonez, R OBP: 0.373, SLG: 0.547 (1, 9)										4	0	2	0	0	0	0						
14 Paul Konerko, R OBP: 0.377, SLG: 0.565 (1, 3)										4	1	2	0	0	0	2						
Jose Valentin, S OBP: 0.298, SLG: 0.443 (1, 5)										4	0	0	0	0	0	5						
Jeff Liefer, L OBP: 0.257, SLG: 0.287 (1, 7)										4	1	1	0	0	0	2						
Aaron Rowand, R OBP: 0.212, SLG: 0.299 (8, 7)										0	0	0	0	0	0	0						
Sandy Alomar Jr., R OBP: 0.304, SLG: 0.500 (1, 2)										4	0	1	0	0	0	2						
Royce Clayton, R OBP: 0.275, SLG: 0.346 (1, 6)										4	0	2	2	0	1	0						
Inning Stats	R: 1 E: 0 K: 0 S: 6	H: 1 LOB: 0 BB: 0 P: 9	R: 2 E: 1 K: 0 S: 13	H: 3 LOB: 1 BB: 0 P: 21	R: 0 E: 0 K: 0 S: 13	H: 2 LOB: 2 BB: 0 P: 17	R: 0 E: 0 K: 1 S: 11	H: 2 LOB: 2 BB: 0 P: 13	R: 0 E: 0 K: 0 S: 11	H: 0 LOB: 0 BB: 0 P: 15	R: 0 E: 0 K: 0 S: 7	H: 0 LOB: 0 BB: 0 P: 8	R: 0 E: 0 K: 0 S: 8	H: 0 LOB: 0 BB: 0 P: 10	R: 0 E: 0 K: 0 S: 11	H: 0 LOB: 0 BB: 0 P: 15	R: 0 E: 0 K: 2 S: 8	H: 0 LOB: 0 BB: 0 P: 12	1B: 7 2B: 2 3B: 0 HR: 1	SF: 0 SAC: 0 DP: 0 HBP: 0	WP: 1 PB: 0 CS: 0	PA: 37
PITCHER Paul Byrd, R ERA: 3.66 (1, 1)	IP: 9.0 WLS: W BF: 37 H: 10 R: 3 ER: 3 SO: 3 BB: 0 IBB: 0 HBP: 0 BLK: 0 WP: 1 HR: 1 S: 88 P: 120 ERA: 3.00 WHIP: 1.111															PITCHER	IP: WLS: BF: H: R: ER: SO: BB: IBB: HBP: BLK: WP: HR: S: P: ERA: WHIP:					

Chicago White Sox @ Kansas City Royals
Kauffman Stadium, Kansas City, MO
Thu Jul 18 2002, 1:05 PM CDT
Att: 15,522 - Sunny - 92 F

AB 37
R 3
H 10
RBI 3
BB 0
SO 3
LOB 16



Batter	1	2	3	4	5	6	7	8	9	AB	R	H	RBI	BB	SO	LOB	BOTTOM					
Aaron Guiel, L OBP: 0.330, SLG: 0.393 (1, 9)										4	0	0	0	0	0	0						
Luis Alicaia, S OBP: 0.324, SLG: 0.293 (1, 5)										4	1	2	0	0	0	0						
Carlos Beltrán, S OBP: 0.342, SLG: 0.486 (1, 10)										4	1	1	1	0	1	2						
Raul Ibanez, L OBP: 0.335, SLG: 0.554 (1, 3)										4	1	2	1	0	0	1						
Michael Tucker, L OBP: 0.343, SLG: 0.412 (1, 8)										4	1	1	2	0	0	1						
Brandon Berger, R OBP: 0.282, SLG: 0.415 (1, 7)										3	1	1	1	0	0	0						
Neifi Perez, S OBP: 0.254, SLG: 0.303 (1, 6)										3	0	1	0	0	0	0						
Carlos Febles, R OBP: 0.321, SLG: 0.337 (1, 4)										3	0	0	0	0	1	1						
A.J. Hinch, R OBP: 0.306, SLG: 0.389 (1, 2)										3	0	0	0	0	2	0						
Inning Stats	R: 1 E: 0 K: 0 S: 9	H: 2 LOB: 1 BB: 0 P: 16	R: 0 E: 0 K: 0 S: 4	H: 0 LOB: 0 BB: 0 P: 6	R: 0 E: 0 K: 1 S: 9	H: 0 LOB: 0 BB: 0 P: 15	R: 0 E: 0 K: 0 S: 9	H: 0 LOB: 0 BB: 0 P: 13	R: 1 E: 0 K: 1 S: 8	H: 1 LOB: 1 BB: 0 P: 12	R: 0 E: 0 K: 1 S: 8	H: 1 LOB: 1 BB: 0 P: 9	R: 0 E: 0 K: 1 S: 9	H: 1 LOB: 1 BB: 0 P: 11	R: 0 E: 0 K: 1 S: 6	H: 0 LOB: 0 BB: 0 P: 8	R: 3 E: 0 K: 0 S: 4	H: 3 LOB: 0 BB: 0 P: 7	1B: 4 2B: 1 3B: 0 HR: 3	SF: 0 SAC: 0 DP: 0 HBP: 0	WP: 1 PB: 0 CS: 0	PA: 32
PITCHER 56 Mark Buehrle, L ERA: 3.63 Damaso Marte, L ERA: 3.55 (9, 1)	IP: 8.0 WLS: L BF: 2 H: 2 R: 3 ER: 2 SO: 2 BB: 0 IBB: 0 HBP: 0 BLK: 0 WP: 0 HR: 1 S: 3 P: 5 ERA: 3.38 WHIP: 0.750															PITCHER	IP: WLS: BF: H: R: ER: SO: BB: IBB: HBP: BLK: WP: HR: S: P: ERA: WHIP:					

Chicago White Sox @ Kansas City Royals
Kauffman Stadium, Kansas City, MO
Thu Jul 18 2002, 1:05 PM CDT
Att: 15,522 - Sunny - 92 F

AB 32
R 5
H 8
RBI 5
BB 0
SO 4
LOB 5



Batter	1	2	3	4	5	6	7	8	9	AB	R	H	RBI	BB	SO	LOB	TOP					
Chris Magruder, S OBP: 0.270, SLG: 0.373 (1, 9)										5	1	3	1	0	0	3						
Omar Vizquel, S OBP: 0.397, SLG: 0.468 (1, 6)										5	0	1	0	0	0	5						
Ellis Burks, R OBP: 0.336, SLG: 0.502 (1, 10)										4	1	1	1	1	2	3						
Lee Stevens, L OBP: 0.300, SLG: 0.340 (1, 3)										4	1	0	0	1	0	5						
Bill Selby, L OBP: 0.290, SLG: 0.404 (1, 5)										5	0	0	0	0	2	3						
Milton Bradley, S OBP: 0.313, SLG: 0.419 John McDonald, R OBP: 0.311, SLG: 0.381 (1, 8) (7, 5)										4	1	2	2	0	1	0						
Ricky Gutierrez, R OBP: 0.310, SLG: 0.341 (1, 4)										4	0	1	0	0	2	1						
Ben Broussard, L OBP: 0.308, SLG: 0.414 (1, 7)										4	1	3	1	0	0	1						
Einar Diaz, R OBP: 0.263, SLG: 0.290 (1, 2)										2	0	1	0	1	0	0						
Inning Stats	R: 0 E: 0 K: 1 S: 17	H: 1 LOB: 2 BB: 1 P: 27	R: 0 E: 0 K: 1 S: 19	H: 2 LOB: 3 BB: 1 P: 31	R: 1 E: 0 K: 3 S: 21	H: 1 LOB: 1 BB: 1 P: 33	R: 0 E: 0 K: 0 S: 6	H: 1 LOB: 1 BB: 0 P: 10	R: 2 E: 0 K: 1 S: 12	H: 2 LOB: 0 BB: 0 P: 20	R: 0 E: 1 K: 1 S: 13	H: 3 LOB: 3 BB: 0 P: 21	R: 0 E: 0 K: 0 S: 5	H: 0 LOB: 0 BB: 0 P: 5	R: 2 E: 0 K: 0 S: 11	H: 2 LOB: 0 BB: 0 P: 17	R: 0 E: 0 K: 1 S: 6	H: 0 LOB: 0 BB: 0 P: 11	1B: 5 2B: 3 3B: 0 HR: 4	SF: 0 SAC: 1 DP: 0 HBP: 0	WP: 0 PB: 0 SB: 0 CS: 0	PA: 42
PITCHER	IP	WLS	BF	H	R	ER	SO	BB	IBB	HBP	BLK	WP	HR	S	P	ERA	WHIP					
Miguel Asencio, R ERA: 5.49 (1, 1)	4.2	24	7	3	3	5	3	0	0	0	0	0	2	72	118	5.79	2.143					
51 Kris Wilson, R ERA: 3.24 (6, 1)	1.0	6	3	0	0	2	0	0	0	0	0	0	0	13	19	0.00	3.000					
Scott Mullen, L ERA: 2.51 (6, 1)	2.1	W	9	2	2	2	0	0	0	0	0	0	2	19	27	7.71	0.857					
Roberto Hernandez, R ERA: 3.6 (9, 1)	1.0	S	3	0	0	0	1	0	0	0	0	0	0	6	11	0.00	0.000					

Cleveland Indians @ Kansas City Royals
Kauffman Stadium, Kansas City, MO

AB 38
R 5
H 12
RBI 5
BB 3
SO 8
LOB 21



WP: 0 PA: 42
PB: 0
SB: 0
CS: 0

livebaseballscores.com

Fri Jul 19, 2002, 7:05 PM CDT
Att: 20,922 - Cloudy - 82 F

Batter	1	2	3	4	5	6	7	8	9	AB	R	H	RBI	BB	SO	LOB	BOTTOM					
Aaron Guiel, L OBP: 0.333, SLG: 0.379 (1, 9)										3	2	0	0	2	2	1						
Luis Alica, S OBP: 0.332, SLG: 0.302 (1, 10)										5	2	3	0	0	0	1						
Carlos Beltrán, S OBP: 0.343, SLG: 0.485 (1, 8)										5	1	2	2	0	1	1						
Joe Randa, R OBP: 0.355, SLG: 0.475 (1, 5)										3	1	1	0	0	1	3						
Raul Ibanez, L OBP: 0.341, SLG: 0.568 (1, 3)										3	1	2	3	1	1							
Michael Tucker, L OBP: 0.339, SLG: 0.407 (1, 7)										3	0	0	1	0	0	2						
Neifi Perez, S OBP: 0.254, SLG: 0.302 (1, 6)										4	0	1	0	0	0	3						
Carlos Febles, R OBP: 0.323, SLG: 0.337 (1, 4)										3	0	1	0	1	1							
Brent Mayne, L OBP: 0.297, SLG: 0.278 (1, 2)										3	1	0	0	1	1	3						
Inning Stats	R: 2 E: 0 K: 1 S: 11	H: 2 LOB: 2 BB: 2 P: 29	R: 0 E: 0 K: 1 S: 7	H: 0 LOB: 0 BB: 0 P: 13	R: 0 E: 0 K: 1 S: 9	H: 1 LOB: 1 BB: 0 P: 14	R: 0 E: 0 K: 0 S: 4	H: 1 LOB: 0 BB: 0 P: 7	R: 1 E: 1 K: 0 S: 8	H: 0 LOB: 1 BB: 1 P: 21	R: 0 E: 0 K: 0 S: 8	H: 1 LOB: 2 BB: 1 P: 15	R: 5 E: 0 K: 2 S: 21	H: 4 LOB: 1 BB: 1 P: 36	R: 0 E: 0 K: 2 S: 9	H: 1 LOB: 0 BB: 0 P: 14	1B: 9 2B: 0 3B: 0 HR: 1	SF: 0 SAC: 1 DP: 0 HBP: 1	WP: 0 PB: 0 SB: 0 CS: 2	PA: 41		
PITCHER	IP	WLS	BF	H	R	ER	SO	BB	IBB	HBP	BLK	WP	HR	S	P	ERA	WHIP					
Jason Phillips, R ERA: 3.86 (1, 1)	5.0	22	4	3	2	3	3	0	0	0	0	0	0	39	84	3.60	1.400					
Heath Murray, L ERA: 7.15 (6, 1)	1.0	L	8	3	3	3	0	2	0	0	0	0	0	11	22	27.00	5.000					
David Riske, R ERA: 5.87 (7, 1)	2.0	9	3	2	2	4	0	0	0	1	0	0	1	27	43	9.00	1.500					

Cleveland Indians @ Kansas City Royals
Kauffman Stadium, Kansas City, MO

AB 32
R 8
H 10
RBI 6
BB 5
SO 7
LOB 16



WP: 0 PA: 41
PB: 0
SB: 0
CS: 2

livebaseballscores.com

Fri Jul 19, 2002, 7:05 PM CDT
Att: 20,922 - Cloudy - 82 F

Batter	1	2	3	4	5	6	7	8	9	AB	R	H	RBI	BB	SO	LOB	TOP								
Chris Magruder, S OBP: 0.274, SLG: 0.392 (1, 9)										5	2	2	2	0	2	3									
Omar Vizquel, S OBP: 0.397, SLG: 0.466 (1, 6)										4	0	1	0	1	2	1									
Bill Selby, L OBP: 0.303, SLG: 0.410 (1, 5)										4	0	2	1	0	0	1									
Ellis Burks, R OBP: 0.332, SLG: 0.495 (1, 10)										4	0	0	2	0	2	3									
Milton Bradley, S OBP: 0.311, SLG: 0.412 (1, 8)										3	0	0	0	1	0	2									
Earl Snyder, R OBP: 0.292, SLG: 0.200 (1, 3)										4	0	0	0	0	3	2									
Ben Broussard, L OBP: 0.319, SLG: 0.435 (1, 7)										4	1	2	0	0	1	0									
John McDonald, R OBP: 0.318, SLG: 0.386 (1, 4)										4	1	2	0	0	0	1									
Einar Diaz, R OBP: 0.264, SLG: 0.290 (1, 2)										3	1	1	0	0	1	2									
Lee Stevens, L OBP: 0.299, SLG: 0.339 (9, PH)										1	0	0	0	0	0	2									
Inning Stats	R: 1 E: 0 K: 1 S: 12	H: 2 LOB: 2 BB: 1 P: 26	R: 0 E: 1 K: 2 S: 10	H: 0 LOB: 1 BB: 0 P: 14	R: 0 E: 0 K: 2 S: 10	H: 0 LOB: 0 BB: 0 P: 17	R: 0 E: 0 K: 2 S: 10	H: 0 LOB: 0 BB: 0 P: 15	R: 2 E: 0 K: 1 S: 15	H: 4 LOB: 2 BB: 0 P: 19	R: 0 E: 0 K: 1 S: 6	H: 1 LOB: 1 BB: 0 P: 8	R: 0 E: 0 K: 0 S: 4	H: 0 LOB: 0 BB: 1 P: 8	R: 0 E: 0 K: 1 S: 9	H: 0 LOB: 0 BB: 0 P: 15	R: 2 E: 0 K: 1 S: 12	H: 3 LOB: 0 BB: 0 P: 20	1B: 8 2B: 1 3B: 0 HR: 1	SF: 0 SAC: 0 DP: 2 HBP: 0	WP: 0 PB: 0 SB: 0 CS: 0	PA: 38			
PITCHER	IP	WLS	BF	H	R	ER	SO	BB	IBB	HBP	BLK	WP	HR	S	P	ERA	WHIP								
Runeivs Hernandez, R ERA: 3.75	7.0	W	30	7	3	3	9	2	0	0	0	0	0	67	107	3.86	1.286								
Ryan Bukvich, R ERA: 1.69	1.0		5	2	2	2	1	0	0	0	0	0	0	13	22	18.00	2.000								
Roberto Hernandez, R ERA: 3.77	1.0	S	3	1	0	0	1	0	0	0	0	0	1	8	13	0.00	1.000								

Cleveland Indians @ Kansas City Royals
Kauffman Stadium, Kansas City, MO
Sat Jul 20 2002, 4:05 PM CDT
Sunny - 97 F

AB 36
R 5
H 10
RBI 5
BB 2
SO 11
LOB 17



Batter	1	2	3	4	5	6	7	8	9	AB	R	H	RBI	BB	SO	LOB	BOTTOM								
Aaron Guiel, L OBP: 0.346, SLG: 0.396 (1, 10)										4	1	2	0	1	1	1									
Carlos Febles, R OBP: 0.321, SLG: 0.335 (1, 4)										5	0	1	1	0	0	2									
Carlos Beltrán, S OBP: 0.347, SLG: 0.486 (1, 8)										3	1	2	1	0	0	0									
Joe Randa, R OBP: 0.351, SLG: 0.469 (1, 5)										4	0	0	0	0	2	5									
Raul Ibanez, L OBP: 0.343, SLG: 0.565 (1, 3)										3	1	1	1	1	0	1									
Michael Tucker, L OBP: 0.338, SLG: 0.409 (1, 9)										4	1	1	0	0	0	1									
Brandon Berger, R OBP: 0.289, SLG: 0.418 (1, 7)										4	1	2	2	0	0	0									
Nelfi Perez, S OBP: 0.251, SLG: 0.299 (1, 6)										4	0	0	0	0	0	2									
A.J. Hinch, R OBP: 0.311, SLG: 0.410 (1, 2)										3	2	1	2	1	1	1									
Inning Stats	R: 2 E: 0 K: 1 S: 13	H: 2 LOB: 1 BB: 1 P: 24	R: 1 E: 0 K: 1 S: 15	H: 2 LOB: 3 BB: 1 P: 24	R: 2 E: 0 K: 1 S: 18	H: 2 LOB: 1 BB: 1 P: 27	R: 0 E: 0 K: 0 S: 10	H: 1 LOB: 0 BB: 0 P: 17	R: 2 E: 0 K: 1 S: 11	H: 2 LOB: 0 BB: 0 P: 18	R: 0 E: 0 K: 0 S: 7	H: 0 LOB: 0 BB: 0 P: 12	R: 0 E: 0 K: 0 S: 5	H: 0 LOB: 0 BB: 0 P: 8	R: 0 E: 0 K: 0 S: 12	H: 1 LOB: 1 BB: 0 P: 17	1B: 7 2B: 2 3B: 0 HR: 1	SF: 0 SAC: 0 DP: 0 HBP: 1	WP: 0 PB: 0 SB: 3 CS: 0	PA: 38					
PITCHER	IP	WLS	BF	H	R	ER	SO	BB	IBB	HBP	BLK	WP	HR	S	P	ERA	WHIP								
Jaret Wright, R ERA: 11.25	4.0	L	23	7	5	5	3	3	0	1	0	0	0	56	92	11.25	2.500								
37 Jake Westbrook, R ERA: 6.75	4.0		15	3	2	2	1	0	0	0	0	0	1	35	55	4.50	0.750								

Cleveland Indians @ Kansas City Royals
Kauffman Stadium, Kansas City, MO
Sat Jul 20 2002, 4:05 PM CDT
Sunny - 97 F

AB 34
R 7
H 10
RBI 7
BB 3
SO 4
LOB 13



Batter	1	2	3	4	5	6	7	8	9	10	AB	R	H	RBI	BB	SO	LOB	TOP							
Chris Magruder, S OBP: 0.276, SLG: 0.390 Milton Bradley, S OBP: 0.307, SLG: 0.406	(1, 8) 2-1 G6-3	(1, 1) 1-1 SH1-4		(4, 1) 4-1 FC6-4 BB		(1, 0) 1-0 G3-1		(0, 1) 0-1 G6-3		(0, 0) 0-0 P6	1	0	0	0	1	0	0								
Ricky Gutierrez, R OBP: 0.311, SLG: 0.339 Omar Vizquel, S OBP: 0.369, SLG: 0.470	(1, 4) 1-0 HR	(9, PR) 0-1 G5-3		(1, 1) 1-1 FC6-4			(0, 1) 0-1 G5-3		(1, 0) 1-0 G3 BB HBP	(0, 0) 0-0 HR	4	1	1	0	0	0	4								
Ellis Burks, R OBP: 0.335, SLG: 0.512	(1, 10) 0-0 HR	(3, 3) 3-3 K			(2, 2) 2-2 F9		(0, 0) 0-0 F9		(4, 2) 4-2 G3 BB	(2, 2) 2-2 HR	5	2	2	5	1	1	2								
Lee Stevens, L OBP: 0.299, SLG: 0.347	(1, 3) 2-0 2B		(1, 1) 1-1 P6		(0, 1) 0-1 G6-3		(0, 0) 0-0 BB 2B		(0, 0) 0-0 G3	(2, 3) 2-3 K	6	0	2	0	0	1	2								
Bill Selby, L OBP: 0.324, SLG: 0.397	(1, 9) 4-1 BB		(2, 1) 2-1 F8		(1, 3) 1-3 K		(4, 0) 4-0 BB IBB		(1, 2) 1-2 IBB		2	0	0	0	3	1	0								
Earl Snyder, R OBP: 0.310, SLG: 0.208	(1, 5) 1-3 K		(0, 2) 0-2 G5-3			(2, 2) 2-2 SH1-4 1B		(4, 2) 4-2 1B		(0, 0) 0-0 L6	4	0	1	0	1	1	5								
Ben Broussard, L OBP: 0.324, SLG: 0.448	(1, 7) 2-1 G3			(3, 0) 3-0 SH1-4 2B		(0, 0) 0-0 SH1-4 1B		(0, 1) 0-1 P6		(1, 0) 1-0 F8	5	0	2	0	0	0	8								
John McDonald, R OBP: 0.318, SLG: 0.379	(1, 6) 0-0 HBP	(9, 4) 1-1 SH1-4 1B		(0, 1) 0-1 SH1-4		(1, 1) 1-1 SH1-4		(3, 2) 3-2 F3		(2, 2) 2-2 F8	2	0	0	0	0	0	0								
Eddie Pérez, R OBP: 0.308, SLG: 0.351	(1, 2) 0-0 SH1-4 1B		(0, 0) 0-0 F8		(1, 0) 1-0 G6-3		(1, 0) 1-0 G4-3			(4, 2) 4-2 2B HR BB	4	1	1	0	1	0	3								
Inning Stats	R: 2 E: 0 K: 13 S: 13	H: 3 LOB: 2 BB: 1 P: 25	R: 0 E: 0 K: 1 S: 9	H: 1 LOB: 2 BB: 0 P: 14	R: 0 E: 0 K: 1 S: 7	H: 0 LOB: 0 BB: 0 P: 10	R: 0 E: 0 K: 0 S: 7	H: 1 LOB: 2 BB: 1 P: 15	R: 0 E: 0 K: 1 S: 8	H: 0 LOB: 0 BB: 0 P: 11	R: 0 E: 0 K: 0 S: 9	H: 2 LOB: 2 BB: 0 P: 13	R: 0 E: 0 K: 0 S: 9	H: 1 LOB: 3 BB: 2 P: 17	R: 0 E: 0 K: 0 S: 6	H: 0 LOB: 0 BB: 0 P: 10	R: 0 E: 0 K: 0 S: 5	H: 0 LOB: 3 BB: 2 P: 15	R: 3 E: 0 K: 1 S: 15	H: 2 LOB: 0 BB: 1 P: 25	1B: 4 2B: 4 3B: 0 HR: 2	SF: 0 SAC: 3 DP: 0 HBP: 2	WP: 0 PB: 0 SB: 0 CS: 0	PA: 49	
PITCHER	IP	WLS	BF	H	R	ER	SO	BB	IBB	HBP	BLK	WP	HR	S	P	ERA	WHIP								
56 Shawn Sedlacek, R (1, 1) ERA: 3.05	7.0		34	8	2	2	3	3		1	0	0	1	62	105	2.57	1.571								
Jason Grimsley, R (8, 1) ERA: 4.23	2.0		9	0	0	0	0	1	1	1	0	0	0	11	25	0.00	0.500								
Brad Voytes, R (10, 1) ERA: 6.84	1.0	L	6	2	3	3	1	1	0	0	0	0	1	15	25	27.00	3.000								

Cleveland Indians @ Kansas City Royals
Kauffman Stadium, Kansas City, MO

AB 37
R 5
H 10
RBI 5
BB 7
SO 4
LOB 27



WP: 0 PA: 49
PB: 0
SB: 0
CS: 0

Cleveland Indians @ Kansas City Royals
Kauffman Stadium, Kansas City, MO

AB 35
R 3
H 7
RBI 3
BB 0
SO 2
LOB 9



WP: 0 PA: 37
PB: 0
SB: 2
CS: 0

Batter	1	2	3	4	5	6	7	8	9	10	AB	R	H	RBI	BB	SO	LOB	BOTTOM							
Aaron Guiel, L OBP: 0.339, SLG: 0.385	(1, 9) 1-1 SH2-3 1B		(1, 0) 1-0 G4-3		(0, 2) 0-2 G4-3			(0, 1) 0-1 F8		(2, 2) 2-2 F9	5	0	1	0	0	0	2								
Luis Alica, S OBP: 0.330, SLG: 0.301	(1, 5) 0-0 SH2-3 1B		(1, 3) 1-3 K		(1, 0) 1-0 P6			(0, 0) 0-0 L8			4	0	1	0	0	1	1								
Carlos Beltrán, S OBP: 0.344, SLG: 0.482	(1, 8) 0-0 SH2-3		(2, 3) 2-3 K			(1, 2) 1-2 G1-3			(1, 0) 1-0 G3		3	0	0	0	0	1	0								
Raul Ibanez, L OBP: 0.338, SLG: 0.556	(1, 3) 1-2 F5		(2, 2) 2-2 P4			(0, 0) 0-0 G4-3			(0, 1) 0-1 G4-3		4	0	0	0	0	0	2								
Michael Tucker, L OBP: 0.333, SLG: 0.402	(1, 10) 0-1 L1		(1, 1) 1-1 G3			(2, 2) 2-2 F7			(0, 1) 0-1 G4-3		4	0	0	0	0	0	2								
Chuck Knoblauch, R OBP: 0.247, SLG: 0.255		(1, 7) 0-1 L6			(3, 2) 3-2 1B HBP			(2, 1) 2-1 F9		(0, 0) 0-0 DI 1B	3	2	1	0	0	0	0								
Neifi Pérez, S OBP: 0.251, SLG: 0.299		(1, 6) 0-0 B5-3			(2, 1) 2-1 1B			(2, 1) 2-1 L8		(0, 0) 0-0 L6	4	1	1	0	0	0	1								
Brent Mayne, L OBP: 0.296, SLG: 0.277		(1, 2) 0-2 G4-3			(2, 1) 2-1 1B			(2, 2) 2-2 G6-3		(3, 2) 3-2 G5-3	4	0	1	2	0	0	1								
Mike Caruso, S OBP: 0.154, SLG: 0.083 Joe Randa, R (10, PH) OBP: 0.353, SLG: 0.471	(1, 4) 0-1 G4-3		(0, 1) 0-1 G4-3			(1, 3) 1-3 1B			(1, 1) 1-1 B1-3		(1, 2) 1-2 1B	3	0	1	0	0	0								
Inning Stats	R: 0 E: 0 K: 0 S: 9	H: 2 LOB: 2 BB: 0 P: 11	R: 0 E: 0 K: 0 S: 6	H: 0 LOB: 0 BB: 0 P: 6	R: 0 E: 0 K: 1 S: 6	H: 0 LOB: 0 BB: 0 P: 8	R: 0 E: 0 K: 1 S: 10	H: 0 LOB: 0 BB: 0 P: 15	R: 2 E: 0 K: 0 S: 11	H: 3 LOB: 1 BB: 0 P: 19	R: 0 E: 0 K: 0 S: 8	H: 0 LOB: 0 BB: 0 P: 11	R: 0 E: 0 K: 0 S: 7	H: 0 LOB: 0 BB: 0 P: 13	R: 0 E: 0 K: 0 S: 5	H: 0 LOB: 0 BB: 0 P: 6	R: 0 E: 0 K: 0 S: 5	H: 0 LOB: 0 BB: 0 P: 6	R: 1 E: 0 K: 0 S: 11	H: 2 LOB: 1 BB: 0 P: 17	1B: 7 2B: 0 3B: 0 HR: 0	SF: 0 SAC: 1 DP: 0 HBP: 1	WP: 0 PB: 0 SB: 2 CS: 0	PA: 37	
PITCHER	IP	WLS	BF	H	R	ER	SO	BB	IBB	HBP	BLK	WP	HR	S	P	ERA	WHIP								
Charles Nagy, R (1, 1) ERA: 9.25	6.0		23	5	2	2	2	0	0	0	0	0	0	50	70	3.00	0.833								
Mark Wohlers, R (7, 1) ERA: 5.86	2.0		6	0	0	0	0	0	0	0	0	0	0	12	19	0.00	0.000								
Paul Shuey, R (9, 1) ERA: 2.29	1.0	W	3	0	0	0	0	0	0	0	0	0	0	5	6	0.00	0.000								
Bob Wickman, R (10, 1) ERA: 4.18	1.0	S	5	2	1	1	0	0	0	0	0	0	0	11	17	9.00	2.000								

Cleveland Indians @ Kansas City Royals
Kauffman Stadium, Kansas City, MO

AB 35
R 3
H 7
RBI 3
BB 0
SO 2
LOB 9



WP: 0 PA: 37
PB: 0
SB: 2
CS: 0

Batter	1	2	3	4	5	6	7	8	9	10	AB	R	H	RBI	BB	SO	LOB	TOP			
Chris Magruder, S OBP: 0.271, SLG: 0.398 (1, 9)											7	1	1	1	0	2	5				
Omar Vizquel, S OBP: 0.373, SLG: 0.482 (1, 6)											4	3	3	2	1	0	0				
Ricky Gutierrez, R OBP: 0.318, SLG: 0.342 (1, 4)											4	3	2	0	2	0	3				
Ellis Burks, R OBP: 0.339, SLG: 0.515 Lee Stevens, L OBP: 0.305, SLG: 0.354 (4, PH)										2	1	2	0	0	0	0					
Milton Bradley, S OBP: 0.316, SLG: 0.448 (1, 8)										6	2	5	5	0	0	1					
Earl Snyder, R OBP: 0.324, SLG: 0.250 (1, 3)										4	0	1	1	1	1	4					
Ben Broussard, L OBP: 0.313, SLG: 0.417 (1, 7)										5	0	0	1	1	2	4					
John McDonald, R OBP: 0.316, SLG: 0.368 Bill Selby, L OBP: 0.315, SLG: 0.385 (8, PH)										3	0	0	0	1	0	1					
Einar Diaz, R OBP: 0.269, SLG: 0.307 (1, 2)										6	1	3	0	0	1	4					
Inning Stats	R: 4 E: 0 K: 1 S: 24	H: 4 LOB: 1 BB: 1 P: 37	R: 2 E: 0 K: 0 S: 17	H: 4 LOB: 2 BB: 0 P: 30	R: 0 E: 0 K: 2 S: 10	H: 1 LOB: 1 BB: 0 P: 17	R: 0 E: 0 K: 0 S: 6	H: 1 LOB: 1 BB: 0 P: 7	R: 1 E: 1 K: 0 S: 9	H: 2 LOB: 2 BB: 1 P: 18	R: 0 E: 1 K: 1 S: 11	H: 0 LOB: 2 BB: 2 P: 23	R: 0 E: 0 K: 1 S: 16	H: 2 LOB: 3 BB: 1 P: 25	R: 3 E: 0 K: 1 S: 19	H: 4 LOB: 1 BB: 1 P: 8	R: 0 E: 0 K: 0 S: 8	1B: 10 2B: 7 3B: 0 HR: 3	SF: 2 SAC: 1 DP: 1 HBP: 0	WP: 0 PB: 0 SB: 0 CS: 0	PA: 55
PITCHER	IP	WLS	BF	H	R	ER	SO	BB	IBB	HBP	BLK	WP	HR	S	P	ERA	WHIP				
Darrell May, L ERA: 5.14 51 Kris Wilson, R ERA: 4.22 Jeff Austin, R ERA: 4.7 Ryan Bukvich, R ERA: 1.42 Jason Grimsley, R ERA: 4.12	(1, 1)	1.2	14	8	6	6	1	1	0	0	0	0	2	37	60	32.40	5.400				
PITCHER	IP	WLS	BF	H	R	ER	SO	BB	IBB	HBP	BLK	WP	HR	S	P	ERA	WHIP				
Roberto Hernandez, R ERA: 4.5 Scott Mullen, L ERA: 2.35	(9, 1)	1.0	7	4	3	3	1	1	0	0	0	0	0	19	32	27.00	5.000				
Scott Mullen, L ERA: 2.35	(10, 1)	1.0	3	0	0	0	0	0	0	0	0	0	4	8	0.00	0.000					

Cleveland Indians @ Kansas City Royals
Kauffman Stadium, Kansas City, MO
Sun Jul 21 2002, 1:05 PM CDT
Att. 15,637 - Sunny - 97 F

AB 46
R 12
H 20
RBI 12
BB 6
SO 6
LOB 25



Batter	1	2	3	4	5	6	7	8	9	10	AB	R	H	RBI	BB	SO	LOB	BOTTOM						
Aaron Guiel, L OBP: 0.331, SLG: 0.376 (1, 9)											5	1	1	1	0	1	1							
Chuck Knoblauch, R OBP: 0.261, SLG: 0.281 (1, 7)											4	2	2	0	2	0	1							
Carlos Beltrán, S OBP: 0.344, SLG: 0.487 (1, 10)											5	2	1	4	1	2	4							
Joe Randa, R OBP: 0.361, SLG: 0.479 (1, 5)											3	2	2	1	2	1	0							
Raul Ibanez, L OBP: 0.342, SLG: 0.573 (1, 3)											5	2	2	5	0	1	2							
Michael Tucker, L OBP: 0.331, SLG: 0.398 (1, 8)											5	1	1	0	0	4	2							
Neifi Perez, S OBP: 0.253, SLG: 0.300 (1, 6)											5	0	2	1	0	0	2							
Carlos Febles, R OBP: 0.319, SLG: 0.330 (1, 4)											4	1	0	0	1	2								
A.J. Hinch, R OBP: 0.311, SLG: 0.410 Brent Mayne, L OBP: 0.304, SLG: 0.282 (1, 2)											0	0	0	0	0	0	0							
Inning Stats	R: 1 E: 0 K: 1 S: 12	H: 2 LOB: 1 BB: 0 P: 20	R: 2 E: 0 K: 0 S: 13	H: 2 LOB: 0 BB: 1 P: 23	R: 3 E: 0 K: 1 S: 16	H: 2 LOB: 0 BB: 1 P: 26	R: 0 E: 0 K: 0 S: 6	H: 0 LOB: 1 BB: 1 P: 13	R: 0 E: 0 K: 2 S: 10	H: 1 LOB: 1 BB: 0 P: 12	R: 4 E: 0 K: 1 S: 20	H: 3 LOB: 0 BB: 1 P: 33	R: 0 E: 0 K: 1 S: 13	H: 1 LOB: 1 BB: 0 P: 16	R: 0 E: 0 K: 1 S: 9	H: 0 LOB: 0 BB: 0 P: 12	R: 2 E: 0 K: 2 S: 11	H: 1 LOB: 0 BB: 0 P: 16	R: 1 E: 0 K: 1 S: 12	H: 1 LOB: 3 BB: 2 P: 25	1B: 8 2B: 2 3B: 1 HR: 2	SF: 1 SAC: 0 DP: 1 HBP: 2	WP: 1 PB: 0 SB: 2 CS: 0	PA: 50
PITCHER	IP	WLS	BF	H	R	ER	SO	BB	IBB	HBP	BLK	WP	HR	S	P	ERA	WHIP							
CC Sabathia, L ERA: 5.27 Sean DePaula, R ERA: 36.0 Mark Wohlers, R ERA: 5.74 Paul Shuey, R ERA: 2.23 Bob Wickman, R ERA: 4.59	(1, 1)	5.0	25	7	6	6	4	1	0	0	0	0	1	20	33	36.00	4.000							
PITCHER	IP	WLS	BF	H	R	ER	SO	BB	IBB	HBP	BLK	WP	HR	S	P	ERA	WHIP							
Heath Murray, L ERA: 7.5	(10, 1)	0.2	6	1	1	1	1	2	0	1	0	0	0	12	25	13.50	4.500							

Cleveland Indians @ Kansas City Royals
Kauffman Stadium, Kansas City, MO
Sun Jul 21 2002, 1:05 PM CDT
Att. 15,637 - Sunny - 97 F

AB 40
R 13
H 13
RBI 13
BB 7
SO 10
LOB 15



Batter	1	2	3	4	5	6	7	8	9	AB	R	H	RBI	BB	SO	LOB	TOP										
Chuck Knoblauch, R OBP: 0.256, SLG: 0.255	F6		P6			G5-3		G4-3		4	0	0	0	0	0	0	Kansas City Royals @ Detroit Tigers Comerica Park, Detroit, MI Tue Jul 23 2002, 7:05 PM EDT Att: 14,470 - Sunny - 78 F										
Luis Alicaes, S OBP: 0.333, SLG: 0.302	1B		F2			F8		FC4-6 BB	3	0	1	0	1	0	0												
Carlos Beltrán, S OBP: 0.343, SLG: 0.489	F8			P4			1B 3B	FC4-6 1-2	4	1	1	0	0	0	2												
Joe Randa, R OBP: 0.361, SLG: 0.478				L9			K		3	0	1	0	0	1	1												
Mike Caruso, S OBP: 0.143, SLG: 0.077	1B							K	1	0	0	0	0	1	1												
Raul Ibanez, L OBP: 0.340, SLG: 0.568	K			K				G4-3	4	0	1	1	0	2	3												
Michael Tucker, L OBP: 0.328, SLG: 0.394		B1-3				F9		K	3	0	0	0	0	1	1												
Neifi Perez, S OBP: 0.251, SLG: 0.298		K				F2		F8	3	0	0	0	0	1	1												
Carlos Febles, R OBP: 0.316, SLG: 0.326		K				G1-3		F9	3	0	0	0	0	1	0												
Brent Mayne, L OBP: 0.299, SLG: 0.277				G4-3			L3	F8	3	0	0	0	0	0	0												
Inning Stats	R: 0 E: 0 K: 1 S: 10	H: 2 LOB: 2 BB: 0 P: 15	R: 0 E: 0 K: 2 S: 9	H: 0 LOB: 0 BB: 0 P: 13	R: 0 E: 0 K: 0 S: 6	H: 0 LOB: 0 BB: 0 P: 12	R: 0 E: 0 K: 1 S: 7	H: 0 LOB: 0 BB: 0 P: 10	R: 0 E: 0 K: 0 S: 4	H: 0 LOB: 0 BB: 0 P: 6	R: 1 E: 0 K: 2 S: 15	H: 2 LOB: 1 BB: 0 P: 21	R: 0 E: 0 K: 0 S: 5	H: 0 LOB: 0 BB: 0 P: 8	R: 0 E: 0 K: 1 S: 15	H: 0 LOB: 1 BB: 1 P: 21	1B: 3 2B: 0 3B: 1 HR: 0	SF: 0 SAC: 0 DP: 0 HBP: 0	WP: 0 PB: 0 SB: 0 CS: 0	PA: 32							
PITCHER	IP	WLS	BF	H	R	ER	SO	BB	IBB	HBP	BLK	WP	HR	S	P	ERA	WHIP										
Mark Redman, L ERA: 3.33	(1, 1)	8.0	W	28	4	1	1	6	0	0	0	0	0	62	94	1.12	0.500										
Juan Acevedo, R ERA: 2.65	(9, 1)	1.0		4	0	0	0	1	1	0	0	0	0	15	21	0.00	1.000										

Batter	1	2	3	4	5	6	7	8	9	AB	R	H	RBI	BB	SO	LOB	BOTTOM										
Ramon Santiago, S OBP: 0.312, SLG: 0.382	B4-3		FC4-6			1B 3B				2	0	0	0	0	0	1	Kansas City Royals @ Detroit Tigers Comerica Park, Detroit, MI Tue Jul 23 2002, 7:05 PM EDT Att: 14,470 - Sunny - 78 F										
Craig Paquette, R OBP: 0.235, SLG: 0.320		F5				K				3	1	1	0	0	1	4											
Damion Easley, R OBP: 0.310, SLG: 0.318	K		G5-3		F9					4	0	0	0	1	2	1											
Bobby Higginson, L OBP: 0.358, SLG: 0.440										4	1	2	0	0	0	0											
George Lombard, L OBP: 0.344, SLG: 0.567	1B		F8		G4-3					1	0	0	0	0	1	3											
Randall Simon, L OBP: 0.305, SLG: 0.433	L6					1B 3B				5	1	3	2	0	0	4											
Robert Fick, L OBP: 0.343, SLG: 0.449		SH1-3 WP BB				L6				4	2	2	0	1	1	2											
Carlos Pena, L OBP: 0.327, SLG: 0.452		WP SH1-3 1B				G5-4-3 15 3B BB		F5		4	3	2	1	1	0	2											
Shane Halter, R OBP: 0.336, SLG: 0.416	SH1-3							F9		4	2	3	1	0	0	1											
Wendell Magee, R OBP: 0.290, SLG: 0.390						G5-4-3				5	0	3	4	0	1	3											
15 Brandon Inge, R OBP: 0.313, SLG: 0.447										4	0	3	1	0	1	1											
Inning Stats	R: 0 E: 0 K: 1 S: 9	H: 1 LOB: 1 BB: 0 P: 13	R: 2 E: 0 K: 1 S: 14	H: 2 LOB: 1 BB: 1 P: 25	R: 4 E: 0 K: 0 S: 20	H: 6 LOB: 2 BB: 0 P: 29	R: 0 E: 0 K: 1 S: 9	H: 1 LOB: 1 BB: 0 P: 16	R: 1 E: 0 K: 0 S: 6	H: 2 LOB: 1 BB: 1 P: 12	R: 2 E: 0 K: 1 S: 16	H: 3 LOB: 1 BB: 0 P: 24	R: 1 E: 0 K: 2 S: 18	H: 3 LOB: 3 BB: 1 P: 33	R: 0 E: 0 K: 1 S: 9	H: 1 LOB: 1 BB: 0 P: 14	1B: 15 2B: 1 3B: 3 HR: 0	SF: 0 SAC: 1 DP: 1 HBP: 0	WP: 1 PB: 0 SB: 0 CS: 0	PA: 44							
PITCHER	IP	WLS	BF	H	R	ER	SO	BB	IBB	HBP	BLK	WP	HR	S	P	ERA	WHIP										
Jeff Suppan, R ERA: 5.17	(1, 1)		30	14	9	9	4	2	0	0	0	0	0	68	112	5.40	3.000										
Brad Voyles, R ERA: 6.75	(6, 1)	1.2	10	4	1	1	2	1	0	0	0	0	0	24	40	5.40	3.000										
Jeff Austin, R ERA: 4.15	(8, 1)	1.0	4	1	0	0	1	0	0	0	0	0	0	9	14	0.00	1.000										

Batter	1	2	3	4	5	6	7	8	9	AB	R	H	RBI	BB	SO	LOB	TOP																					
Aaron Guiel, L (1,9) OBP: 0.320, SLG: 0.362	F8		F8			F8			K	4	0	0	0	0	1	2	Kansas City Royals @ Detroit Tigers Comerica Park, Detroit, MI Wed Jul 24 2002, 7:05 PM EDT Att: 18,848 - Cloudy - 71 F																					
Luis Alcaez, S (1,10) OBP: 0.327, SLG: 0.295	K			G1-6-3		G3			G4-6-3	4	0	0	0	0	1	1																						
Carlos Beltrán, S (1,8) OBP: 0.341, SLG: 0.486	G3				G3		F7			3	0	0	0	0	0	0																						
Joe Randa, R (1,5) OBP: 0.361, SLG: 0.475		F8			BB		K			2	0	0	0	1	1	0																						
Raul Ibanez, L (1,3) OBP: 0.337, SLG: 0.561	G3				K		G4-3			3	0	0	0	0	1	1																						
Michael Tucker, L (1,7) OBP: 0.325, SLG: 0.390	K					F9			K	3	0	0	0	0	2	0																						
Neifi Perez, S (1,6) OBP: 0.254, SLG: 0.301									F8	3	0	2	0	0	0	0																						
Brent Mayne, L (1,2) OBP: 0.294, SLG: 0.273									K	3	0	0	0	0	2	2																						
Carlos Febles, R (1,4) OBP: 0.316, SLG: 0.326										3	0	1	0	0	0	1																						
Inning Stats	R: 0 E: 0 K: 1 S: 8	H: 0 LOB: 0 BB: 0 P: 12	R: 0 E: 0 K: 1 S: 8	H: 0 LOB: 0 BB: 0 P: 10	R: 0 E: 0 K: 1 S: 9	H: 1 LOB: 1 BB: 0 P: 11	R: 0 E: 0 K: 1 S: 9	H: 0 LOB: 1 BB: 1 P: 16	R: 0 E: 0 K: 0 S: 7	H: 1 LOB: 0 BB: 0 P: 9	R: 0 E: 0 K: 0 S: 6	H: 0 LOB: 0 BB: 0 P: 8	R: 0 E: 0 K: 1 S: 10	H: 0 LOB: 0 BB: 0 P: 12	R: 0 E: 0 K: 2 S: 9	H: 0 LOB: 0 BB: 0 P: 12	R: 0 E: 0 K: 1 S: 6	H: 1 LOB: 0 BB: 0 P: 8	1B: 3 2B: 1 3B: 0 HR: 0	SF: 0 SAC: 0 DP: 2 HBP: 0	WP: 0 PB: 0 SB: 0 CS: 0	PA: 29																
PITCHER	IP	WLS	BF	H	R	ER	SO	BB	IBB	HBP	BLK	WP	HR	S	P	ERA	WHIP	PITCHER				IP	WLS	BF	H	R	ER	SO	BB	IBB	HBP	BLK	WP	HR	S	P	ERA	WHIP
Jose Lima, R (1,1) ERA: 7.36	7.0	W	23	2	0	0	5	1	0	0	0	0	0	57	78	0.00	0.429					7.0																
Oscar Henriquez, R (8,1) ERA: 3.39	1.0	H	3	0	0	0	2	0	0	0	0	0	0	9	12	0.00	0.000					1.0																
Juan Acevedo, R (9,1) ERA: 2.6	1.0	S	3	1	0	0	1	0	0	0	0	0	0	6	8	0.00	1.000					1.0																

AB	28
R	0
H	3
RBI	0
BB	1
SO	8
LOB	7



Batter	1	2	3	4	5	6	7	8	9	AB	R	H	RBI	BB	SO	LOB	BOTTOM																						
George Lombard, L (1,8) OBP: 0.340, SLG: 0.553	F7					F7			F7	4	0	1	0	0	0	0	Kansas City Royals @ Detroit Tigers Comerica Park, Detroit, MI Wed Jul 24 2002, 7:05 PM EDT Att: 18,848 - Cloudy - 71 F																						
Damion Easley, R (1,4) OBP: 0.303, SLG: 0.309	P6		1B			K			P4	4	0	0	0	0	1	2																							
Bobby Higginson, L (1,7) OBP: 0.354, SLG: 0.435	F8					G4-3				3	0	0	0	0	1	2																							
Randall Simon, L (1,10) OBP: 0.308, SLG: 0.445										3	2	2	1	0	0	0																							
Robert Fick, L (1,9) OBP: 0.343, SLG: 0.448										3	1	1	0	0	1	0																							
Carlos Pena, L (1,3) OBP: 0.322, SLG: 0.444										3	0	0	0	0	1	2																							
Shane Halter, R (1,6) OBP: 0.332, SLG: 0.413										2	0	0	1	0	1	0																							
Craig Paquette, R (1,5) OBP: 0.236, SLG: 0.320										3	0	1	1	0	1	0																							
Matt Walbeck, S (1,2) OBP: 0.196, SLG: 0.209										3	0	1	0	0	0	0																							
Inning Stats	R: 0 E: 0 K: 0 S: 4	H: 0 LOB: 0 BB: 0 P: 9	R: 1 E: 0 K: 1 S: 9	H: 1 LOB: 0 BB: 0 P: 10	R: 0 E: 0 K: 2 S: 15	H: 2 LOB: 2 BB: 0 P: 22	R: 0 E: 0 K: 0 S: 5	H: 0 LOB: 0 BB: 0 P: 5	R: 0 E: 0 K: 1 S: 6	H: 0 LOB: 0 BB: 0 P: 8	R: 0 E: 0 K: 1 S: 7	H: 0 LOB: 0 BB: 0 P: 10	R: 2 E: 0 K: 1 S: 9	H: 3 LOB: 1 BB: 0 P: 13	R: 0 E: 0 K: 0 S: 4	H: 0 LOB: 0 BB: 0 P: 6	1B: 4 2B: 1 3B: 0 HR: 1	SF: 1 SAC: 0 DP: 0 HBP: 0	WP: 1 PB: 0 SB: 0 CS: 0	PA: 29																			
PITCHER	IP	WLS	BF	H	R	ER	SO	BB	IBB	HBP	BLK	WP	HR	S	P	ERA	WHIP	PITCHER				IP	WLS	BF	H	R	ER	SO	BB	IBB	HBP	BLK	WP	HR	S	P	ERA	WHIP	
Paul Byrd, R (1,1) ERA: 3.64	8.0	L	29	6	3	3	6	0	0	0	0	1	1	59	83	3.38	0.750					8.0																	

AB	28
R	3
H	6
RBI	3
BB	0
SO	6
LOB	6



Batter	1	2	3	4	5	6	7	8	9	AB	R	H	RBI	BB	SO	LOB	TOP										
Aaron Guiel, L (1, 9) OBP: 0.317, SLG: 0.352										3	0	0	0	1	2	1	Kansas City Royals @ Detroit Tigers Comerica Park, Detroit, MI Thu Jul 25 2002, 2:05 PM EDT Att: 19,540 - Cloudy - 72 F										
Chuck Knoblauch, R (1, 7) OBP: 0.255, SLG: 0.255										4	1	1	0	0	0	1											
Carlos Beltrán, S (1, 8) OBP: 0.343, SLG: 0.494										4	0	2	0	0	2	1											
Joe Randa, R (1, 5) OBP: 0.365, SLG: 0.483										3	1	2	0	1	0	1											
Raul Ibanez, L (1, 10) OBP: 0.336, SLG: 0.556										4	0	1	1	0	1	3											
Chan Perry, R (1, 3)										3	0	0	1	0	1	2											
Michael Tucker, L (6, 3) OBP: 0.327, SLG: 0.392										1	0	1	0	0	0	0											
Neifi Pérez, S (1, 6) OBP: 0.254, SLG: 0.300										4	0	1	0	0	0	2											
A.J. Hinch, R (1, 2) OBP: 0.305, SLG: 0.401										3	0	0	0	0	1	0											
Luis Aícea, S (9, PH) OBP: 0.225, SLG: 0.293										1	0	0	0	0	0	0											
Carlos Febles, R (1, 4) OBP: 0.316, SLG: 0.326										3	0	1	0	0	1	0											
Inning Stats	R: 0 E: 0 K: 1 S: 9	H: 1 LOB: 1 BB: 0 P: 14	R: 0 E: 0 K: 1 S: 9	H: 1 LOB: 0 BB: 0 P: 15	R: 0 E: 0 K: 1 S: 6	H: 0 LOB: 1 BB: 1 P: 13	R: 0 E: 0 K: 2 S: 12	H: 1 LOB: 1 BB: 0 P: 18	R: 0 E: 0 K: 0 S: 6	H: 1 LOB: 1 BB: 0 P: 9	R: 2 E: 0 K: 1 S: 21	H: 3 LOB: 1 BB: 0 P: 33	R: 0 E: 0 K: 2 S: 8	H: 0 LOB: 0 BB: 0 P: 12	R: 0 E: 0 K: 0 S: 11	H: 1 LOB: 1 BB: 1 P: 22	R: 0 E: 0 K: 0 S: 9	H: 1 LOB: 0 BB: 0 P: 13	1B: 6 2B: 3 3B: 2 HR: 0	SF: 0 SAC: 0 DP: 2 HBP: 0	WP: 1 PB: 0 SB: 0 CS: 1	PA: 36					
PITCHER	IP	WLS	BF	H	R	ER	SO	BB	IBB	HBP	BLK	WP	HR	S	P	ERA	WHIP										
Mike Maroth, L (1, 1) ERA: 4.53	6.0	W	25	7	2	2	6	1	0	0	0	1	0	63	102	3.00	1.333										
Julio Santana, R (7, 1) ERA: 2.39	1.1	H	6	1	0	0	2	1	0	0	0	0	0	17	31	0.00	1.500										
Jamie Walker, L (8, 1) ERA: 4.68	0.2	H	1	0	0	0	0	0	0	0	0	0	0	2	3	0.00	0.000										
Juan Acevedo, R (9, 1) ERA: 2.55	1.0	S	3	1	0	0	0	0	0	0	0	0	0	9	13	0.00	1.000										

Batter	1	2	3	4	5	6	7	8	9	AB	R	H	RBI	BB	SO	LOB	BOTTOM										
George Lombard, L (1, 8) OBP: 0.327, SLG: 0.531										4	0	0	0	0	2	1	Kansas City Royals @ Detroit Tigers Comerica Park, Detroit, MI Thu Jul 25 2002, 2:05 PM EDT Att: 19,540 - Cloudy - 72 F										
Damon Easley, R (1, 4) OBP: 0.302, SLG: 0.327										4	1	1	1	0	1	1											
Bobby Higginson, L (1, 7) OBP: 0.353, SLG: 0.430										3	1	0	0	1	1	0											
Randall Simon, L (1, 10) OBP: 0.313, SLG: 0.458										4	1	3	1	0	0	0											
Craig Monroe, R (8, PR)										0	1	0	0	0	0	0											
Robert Fick, L (1, 9) OBP: 0.344, SLG: 0.461										3	1	2	3	0	0	0											
Carlos Pena, L (1, 3) OBP: 0.320, SLG: 0.437										3	0	0	0	1	1	2											
Shane Halter, R (1, 6) OBP: 0.335, SLG: 0.416										3	0	1	0	1	0	3											
Craig Paquette, R (1, 5) OBP: 0.232, SLG: 0.314										4	0	0	0	0	1	5											
15 Brandon Inge, R (1, 2) OBP: 0.313, SLG: 0.446										3	0	1	0	0	1	1											
Inning Stats	R: 2 E: 0 K: 2 S: 15	H: 2 LOB: 0 BB: 0 P: 22	R: 0 E: 0 K: 1 S: 11	H: 0 LOB: 1 BB: 1 P: 21	R: 0 E: 0 K: 0 S: 6	H: 0 LOB: 0 BB: 0 P: 10	R: 0 E: 0 K: 0 S: 9	H: 1 LOB: 1 BB: 0 P: 12	R: 0 E: 0 K: 0 S: 5	H: 1 LOB: 2 BB: 0 P: 8	R: 1 E: 0 K: 3 S: 10	H: 1 LOB: 2 BB: 2 P: 22	R: 0 E: 0 K: 3 S: 9	H: 0 LOB: 0 BB: 0 P: 13	R: 2 E: 0 K: 1 S: 12	H: 3 LOB: 3 BB: 0 P: 18	R: 0 E: 0 K: 1 S: 9	H: 0 LOB: 0 BB: 0 P: 13	1B: 3 2B: 2 3B: 0 HR: 3	SF: 1 SAC: 0 DP: 0 HBP: 0	WP: 0 PB: 0 SB: 0 CS: 0	PA: 35					
PITCHER	IP	WLS	BF	H	R	ER	SO	BB	IBB	HBP	BLK	WP	HR	S	P	ERA	WHIP										
Miguel Asencio, R (1, 1) ERA: 5.49	5.0	L	22	5	3	3	3	2	0	0	0	0	0	47	78	5.40	1.400										
Ryan Bukvich, R (6, 1) ERA: 1.23	1.0		4	0	0	0	0	1	0	0	0	0	0	9	17	0.00	1.000										
Jason Grimsley, R (7, 1) ERA: 4.02	1.0		3	0	0	0	3	0	0	0	0	0	0	9	13	0.00	0.000										
Scott Mullen, L (8, 1) ERA: 3.38	0.2		5	3	2	2	0	0	0	0	0	0	1	9	13	27.00	4.500										
Jeff Austin, R (8, 1) ERA: 4.0	0.1		1	0	0	0	1	0	0	0	0	0	0	3	5	0.00	0.000										

AB	33
R	2
H	9
RBI	2
BB	2
SO	8
LOB	11



AB	31
R	5
H	8
RBI	5
BB	3
SO	7
LOB	13



Batter	1	2	3	4	5	6	7	8	9	AB	R	H	RBI	BB	SO	LOB	TOP					
Aaron Guiel, L OBP: 0.313, SLG: 0.345										5	0	1	0	0	4	2	Kansas City Royals @ Chicago White Sox Comiskey Park, Chicago, IL Fri Jul 26 2002, 8:05 PM EDT Att: 20,803 - Sunny - 88 F					
Chuck Knoblauch, R OBP: 0.270, SLG: 0.276										5	0	4	2	0	1	0						
Carlos Beltrán, S OBP: 0.341, SLG: 0.488										4	0	0	0	1	2	3						
Joe Randa, R OBP: 0.363, SLG: 0.478										5	0	1	0	0	0	6						
Raul Ibanez, L OBP: 0.333, SLG: 0.548										4	0	0	0	1	0	4						
Michael Tucker, L OBP: 0.326, SLG: 0.390										4	0	1	0	0	2	2						
Neifi Pérez, S OBP: 0.254, SLG: 0.299										4	0	1	0	0	2	1						
Brent Mayne, L OBP: 0.303, SLG: 0.275										2	1	1	0	2	0	0						
Carlos Febles, R OBP: 0.319, SLG: 0.326										3	1	1	0	1	0	2						
Inning Stats	R: 0 E: 0 K: 2 S: 11	H: 1 LOB: 1 BB: 0 P: 18	R: 0 E: 0 K: 1 S: 16	H: 1 LOB: 2 BB: 1 P: 24	R: 0 E: 0 K: 1 S: 9	H: 1 LOB: 0 BB: 0 P: 15	R: 0 E: 0 K: 0 S: 8	H: 1 LOB: 0 BB: 0 P: 12	R: 0 E: 0 K: 1 S: 12	H: 0 LOB: 2 BB: 1 P: 16	R: 0 E: 0 K: 2 S: 14	H: 1 LOB: 2 BB: 1 P: 24	R: 2 E: 0 K: 0 S: 14	H: 4 LOB: 1 BB: 1 P: 28	R: 0 E: 0 K: 3 S: 11	H: 0 LOB: 2 BB: 2 P: 23	R: 0 E: 0 K: 1 S: 10	H: 1 LOB: 1 BB: 0 P: 13	1B: 9 2B: 1 3B: 0 HR: 0	SF: 0 SAC: 0 DP: 0 HBP: 0	WP: 0 PB: 0 SB: 3 CS: 1	PA: 42
PITCHER	IP	WLS	BF	H	R	ER	SO	BB	IBB	HBP	BLK	WP	HR	S	P	ERA	WHIP					
Dan Wright, R ERA: 5.39	6.1	W	28	8	2	2	7	2	0	0	0	0	0	78	125	2.84	1.579					
Bob Howry, R ERA: 4.15	0.1	H	3	1	0	0	0	1	0	0	0	0	0	4	9	0.00	6.000					
Damaso Marte, L ERA: 3.66	0.1	H	1	0	0	0	0	0	0	0	0	0	0	2	3	0.00	0.000					
Rocky Biddle, R ERA: 3.88	1.0		5	0	0	0	3	2	0	0	0	0	0	11	23	0.00	2.000					
Matt Ginter, R ERA: 3.31	1.0		4	1	0	0	1	0	0	0	0	0	0	10	13	0.00	1.000					

Batter	1	2	3	4	5	6	7	8	9	AB	R	H	RBI	BB	SO	LOB	BOTTOM					
Kenny Lofton, L OBP: 0.348, SLG: 0.418										4	2	3	0	1	0	0	Kansas City Royals @ Chicago White Sox Comiskey Park, Chicago, IL Fri Jul 26 2002, 8:05 PM EDT Att: 20,803 - Sunny - 88 F					
Willie Harris, L OBP: 0.167, SLG: 0.455										4	1	2	2	0	0	2						
Carlos Lee, R OBP: 0.355, SLG: 0.463										4	1	0	1	0	0	3						
Aaron Rowand, R OBP: 0.213, SLG: 0.321										1	0	0	0	0	1	1						
Magglio Ordonez, R OBP: 0.376, SLG: 0.552										4	2	2	0	1	1	0						
14 Paul Konerko, R OBP: 0.371, SLG: 0.543										4	1	2	3	1	1	2						
Frank Thomas, R OBP: 0.345, SLG: 0.461										4	0	1	1	0	2	2						
Jose Valentin, S OBP: 0.295, SLG: 0.447										3	1	1	1	1	2	3						
Sandy Alomar Jr., R OBP: 0.304, SLG: 0.482										4	1	3	1	0	0	1						
Royce Clayton, R OBP: 0.276, SLG: 0.340										3	1	0	0	0	1	3						
Inning Stats	R: 2 E: 1 K: 0 S: 15	H: 4 LOB: 1 BB: 0 P: 19	R: 0 E: 0 K: 1 S: 7	H: 0 LOB: 0 BB: 1 P: 14	R: 1 E: 0 K: 1 S: 10	H: 1 LOB: 0 BB: 0 P: 13	R: 1 E: 0 K: 1 S: 11	H: 2 LOB: 1 BB: 0 P: 18	R: 0 E: 0 K: 2 S: 12	H: 0 LOB: 1 BB: 1 P: 17	R: 0 E: 0 K: 2 S: 8	H: 0 LOB: 1 BB: 1 P: 14	R: 6 E: 1 K: 1 S: 24	H: 4 LOB: 2 BB: 2 P: 41	R: 0 E: 0 K: 2 S: 12	H: 2 LOB: 2 BB: 0 P: 17	R: 0 E: 0 K: 2 S: 10	H: 1 LOB: 1 BB: 0 P: 13	1B: 9 2B: 4 3B: 0 HR: 2	SF: 1 SAC: 0 DP: 2 HBP: 1	WP: 0 PB: 0 SB: 0 CS: 1	PA: 41
PITCHER	IP	WLS	BF	H	R	ER	SO	BB	IBB	HBP	BLK	WP	HR	S	P	ERA	WHIP					
56 Shawn Sedlacek, R ERA: 3.45	6.0	L	25	8	4	4	5	2	0	0	0	0	0	12	22	135.00	9.000					
Ryan Bukvich, R ERA: 7.04	0.1		6	1	5	5	0	2	0	1	0	0	0	12	22	135.00	9.000					
Jason Grimsley, R ERA: 4.17	0.2		5	3	1	1	1	0	0	0	0	0	0	12	19	13.50	4.500					
Brad Voyles, R ERA: 6.51	1.0		5	2	0	0	2	0	0	0	0	0	0	12	17	0.00	2.000					



Batter	1	2	3	4	5	6	7	8	9	AB	R	H	RBI	BB	SO	LOB	TOP										
Chuck Knoblauch R (1.7) OBP: 0.264, SLG: 0.270	G1-3		K		F8		F9			4	0	0	0	0	1	2	Kansas City Royals @ Chicago White Sox Comiskey Park, Chicago, IL Sat Jul 27 2002, 7:05 PM EDT Att: 28,931 - Cloudy - 84 F										
Luis Alica S (1.10) OBP: 0.318, SLG: 0.287	E4 FC4-6		K		G1-3			K		4	0	0	0	0	2	1											
Carlos Beltrán S (1.8) OBP: 0.340, SLG: 0.486	FC4-6 1-2				G3-1			L7		4	0	1	1	0	0	1											
Joe Randa R (1.5) OBP: 0.359, SLG: 0.473	F9 1-2		F9			G5-3		F8		4	0	0	0	0	2												
Raul Ibanez L (1.3) OBP: 0.336, SLG: 0.546		1B			P5			FC1-6 BB		3	0	1	0	1	0	0											
Michael Tucker L (1.9) OBP: 0.322, SLG: 0.384	F7		F8			K		K		4	0	0	0	0	2	2											
Neifi Perez S (1.6) OBP: 0.254, SLG: 0.299	F8							F8		4	0	1	0	0	0	2											
Brent Mayne L (1.2) OBP: 0.302, SLG: 0.271	G3							L3		3	0	0	0	1	1	2											
Carlos Febles R (1.4) OBP: 0.322, SLG: 0.330					F9					3	1	2	0	0	0	2											
Inning Stats	R: 0 E: 1 K: 0 S: 7	H: 0 LOB: 1 BB: 0 P: 10	R: 0 E: 0 K: 0 S: 7	H: 1 LOB: 1 BB: 0 P: 10	R: 1 E: 0 K: 2 S: 11	H: 2 LOB: 1 BB: 0 P: 16	R: 0 E: 0 K: 0 S: 15	H: 1 LOB: 2 BB: 1 P: 26	R: 0 E: 0 K: 1 S: 8	H: 0 LOB: 0 BB: 0 P: 11	R: 0 E: 0 K: 1 S: 8	H: 1 LOB: 1 BB: 0 P: 10	R: 0 E: 0 K: 1 S: 9	H: 0 LOB: 0 BB: 0 P: 14	R: 0 E: 0 K: 2 S: 11	H: 0 LOB: 1 BB: 1 P: 21	1B: 5 2B: 0 3B: 0 HR: 0	SF: 0 SAC: 0 DP: 0 HBP: 0	WP: 0 PB: 0 SB: 2 CS: 0	PA: 35							
PITCHER	IP	WLS	BF	H	R	ER	SO	BB	IBB	HBP	BLK	WP	HR	S	P	ERA	WHIP										
Gary Glover R (1.1) ERA: 4.2	7.0	W	28	5	1	1	3	1	0	0	0	0	0	61	92	1.29	0.857										
Keith Foulke R (8.1) ERA: 4.29	1.0		3	0	0	0	1	0	0	0	0	0	0	9	14	0.00	0.000										
Kelly Wunsch L (9.1) ERA: 5.0	1.0		4	0	0	0	2	1	0	0	0	0	0	11	21	0.00	1.000										

Batter	1	2	3	4	5	6	7	8	9	AB	R	H	RBI	BB	SO	LOB	BOTTOM										
Willie Harris L (1.4) OBP: 0.235, SLG: 0.400	G1-3		HR 1B		K			L5		4	1	1	0	1	1	2	Kansas City Royals @ Chicago White Sox Comiskey Park, Chicago, IL Sat Jul 27 2002, 7:05 PM EDT Att: 28,931 - Cloudy - 84 F										
Aaron Rowand R (1.8) OBP: 0.221, SLG: 0.345	K		HR			1B BB		G4-3		4	1	1	2	1	1	2											
Carlos Lee R (1.7) OBP: 0.339, SLG: 0.471	G6-3		P6					HR 2B		5	2	3	0	0	0	0											
Magglio Ordonez R (1.9) OBP: 0.381, SLG: 0.573		E 2B	HR		F8			HR 2B		4	3	3	3	0	0	2											
14 Paul Konerko R (1.3) OBP: 0.367, SLG: 0.536	L3		F9		K			K		5	0	0	0	0	2	5											
Frank Thomas R (1.10) OBP: 0.342, SLG: 0.456	F7 2-H				G6-3			P3		4	0	0	0	0	0	4											
Tony Graffanino R (1.5) OBP: 0.352, SLG: 0.479	HR							F9		3	1	2	2	1	0	0											
Sandy Alomar Jr. R (1.2) OBP: 0.309, SLG: 0.485	F3				P6			1B BB		3	1	1	0	1	0	1											
Royce Clayton R (1.6) OBP: 0.279, SLG: 0.342			G6-3					FC6-4		4	0	2	1	0	0	3											
Inning Stats	R: 0 E: 0 K: 1 S: 7	H: 0 LOB: 0 BB: 0 P: 11	R: 2 E: 1 K: 0 S: 14	H: 2 LOB: 0 BB: 0 P: 23	R: 3 E: 0 K: 0 S: 11	H: 3 LOB: 0 BB: 0 P: 17	R: 0 E: 0 K: 1 S: 14	H: 1 LOB: 2 BB: 1 P: 25	R: 0 E: 0 K: 0 S: 10	H: 1 LOB: 1 BB: 1 P: 17	R: 1 E: 0 K: 0 S: 14	H: 2 LOB: 3 BB: 1 P: 28	R: 2 E: 0 K: 1 S: 13	H: 2 LOB: 0 BB: 0 P: 19	R: 0 E: 0 K: 2 S: 11	H: 0 LOB: 1 BB: 1 P: 21	1B: 5 2B: 4 3B: 0 HR: 4	SF: 0 SAC: 0 DP: 1 HBP: 1	WP: 0 PB: 0 SB: 0 CS: 0	PA: 41							
PITCHER	IP	WLS	BF	H	R	ER	SO	BB	IBB	HBP	BLK	WP	HR	S	P	ERA	WHIP										
Darrell May L (1.1) ERA: 5.47	5.1	L	28	9	6	6	3	3	0	0	0	0	0	16	30	5.40	1.800										
51 Kris Wilson R (6.1) ERA: 4.38	1.2		8	2	1	1	0	1	0	1	0	0	0	16	30	5.40	1.800										
Roberto Hernandez R (8.1) ERA: 4.91	1.0		5	2	2	2	1	0	0	0	0	0	1	13	19	18.00	2.000										

Batter	1	2	3	4	5	6	7	8	9	AB	R	H	RBI	BB	SO	LOB	TOP										
Chuck Knoblauch, R OBP: 0.269, SLG: 0.271	4-2 1B BB		3-1 1B		1-2 G5-3			0-1 G5-3		3	1	1	0	1	0	0	Kansas City Royals @ Chicago White Sox Sun Jul 28 2002, 2:05 PM EDT Att: 29,534 - Overcast - 88 F livebaseballscorecards.com										
Luis Alicaia, S OBP: 0.317, SLG: 0.286	1-2 F5		2-1 2B 1B		1-1 F8			1-0 L4		4	1	1	1	0	0	1											
Carlos Beltrán, S OBP: 0.339, SLG: 0.484	0-0 1B		2-3 K		1-3 K			1-1 F9		4	0	1	0	0	2	1											
Raul Ibanez, L OBP: 0.334, SLG: 0.545	3-3 K		1-0 2B		3-0 G4-3			1-3 K		4	0	1	1	0	2	2											
Joe Randa, R OBP: 0.355, SLG: 0.467		1-0 G5-3	1-1 G6-3		0-1 F9			3-3 K		4	0	0	0	0	1	1											
Aaron Guiel, L OBP: 0.311, SLG: 0.336		0-0 G4-3		2-0 CS HBP		2-0 F8		0-3 K		3	0	0	0	0	1	0											
Neifi Pérez, S OBP: 0.257, SLG: 0.303		1-1 2B	4-1 G4-3 BB		1-1 F6					2	0	1	0	1	0	0											
Carlos Febles, R OBP: 0.319, SLG: 0.326		1-0 G6-3	2-1 G4-3		3-1 F9					3	0	0	0	0	0	2											
A.J. Hinch, R OBP: 0.299, SLG: 0.393			0-1 G5-3	1-3 K		3-2 F8				3	0	0	0	0	1	1											
Inning Stats	R: 0 E: 0 K: 1 S: 9	H: 1 LOB: 1 BB: 1 P: 17	R: 0 E: 0 K: 0 S: 5	H: 1 LOB: 1 BB: 0 P: 8	R: 2 E: 0 K: 1 S: 12	H: 3 LOB: 1 BB: 0 P: 21	R: 0 E: 0 K: 1 S: 7	H: 0 LOB: 1 BB: 1 P: 15	R: 0 E: 0 K: 0 S: 4	H: 0 LOB: 0 BB: 0 P: 9	R: 0 E: 0 K: 0 S: 8	H: 0 LOB: 0 BB: 0 P: 15	R: 0 E: 0 K: 0 S: 5	H: 0 LOB: 0 BB: 0 P: 7	R: 0 E: 0 K: 3 S: 9	H: 0 LOB: 0 BB: 0 P: 13	1B: 3 2B: 2 3B: 0 HR: 0	SF: 0 SAC: 0 DP: 0 HBP: 1	WP: 0 PB: 0 SB: 3 CS: 2	PA: 33							
PITCHER	IP	WLS	BF	H	R	ER	SO	BB	IBB	HBP	BLK	WP	HR	S	P	ERA	WHIP										
Rocky Biddle, R ERA: 3.76	4.0		18	5	2	2	3	2	0	1	0	0	0	33	61	4.50	1.750										
Bob Howry, R ERA: 3.91	3.0	W	9	0	0	0	1	0	0	0	0	0	0	21	36	0.00	0.000										
Keith Foulke, R ERA: 4.21	1.0	H	3	0	0	0	0	0	0	0	0	0	0	5	7	0.00	0.000										
Damaso Marte, L ERA: 3.57	1.0	S	3	0	0	0	3	0	0	0	0	0	0	9	13	0.00	0.000										

Batter	1	2	3	4	5	6	7	8	9	AB	R	H	RBI	BB	SO	LOB	BOTTOM										
Willie Harris, L OBP: 0.238, SLG: 0.353	2-2 G4-3		0-0 B3-4	1-2 SF8			4-1 1B SH3 BB			2	1	0	1	1	0	0	Kansas City Royals @ Chicago White Sox Sun Jul 28 2002, 2:05 PM EDT Att: 29,534 - Overcast - 88 F livebaseballscorecards.com										
Aaron Rowand, R OBP: 0.224, SLG: 0.345	0-1 F8		3-2 2B 1B	3-H F9			1-0 SH3			3	1	1	0	0	0	0											
Carlos Lee, R OBP: 0.340, SLG: 0.474	2-1 F7		1-2 WP 1-H 2B		1-2 G5-3		1-0 1B			4	0	2	1	0	0	0											
Magglio Ordonez, R OBP: 0.384, SLG: 0.576		0-1 2B 2B	1-0 WP HBP		2-2 F7		1-1 1B			3	1	2	1	0	0	0											
Frank Thomas, R OBP: 0.339, SLG: 0.451		1-0 F7	2-3 K		0-0 F9		1-1 P5			4	0	0	0	0	1	5											
Jose Valentin, S OBP: 0.295, SLG: 0.443		3-2 P6	4-1 BB		3-2 F9		2-3 K			3	0	0	0	1	1	3											
Jeff Liefer, L OBP: 0.269, SLG: 0.290	4-2 2B BB		3-3 K		2-2 P6		2-2 G1-6-3 1B			3	0	1	0	1	1	3											
Royce Clayton, R OBP: 0.284, SLG: 0.354	0-2 2B		0-1 SF8 2B		2-2 1B		0-2 G1-6-3			4	1	3	1	0	0	1											
Mark Johnson, L OBP: 0.287, SLG: 0.247	1-3 2H 2B		1-2 L4		1-3 K		2-2 F8			4	0	0	0	0	1	4											
Inning Stats	R: 0 E: 0 K: 0 S: 7	H: 0 LOB: 0 BB: 0 P: 11	R: 1 E: 0 K: 0 S: 17	H: 2 LOB: 2 BB: 1 P: 25	R: 1 E: 0 K: 2 S: 19	H: 2 LOB: 3 BB: 1 P: 33	R: 1 E: 1 K: 0 S: 11	H: 1 LOB: 0 BB: 0 P: 16	R: 0 E: 0 K: 0 S: 7	H: 0 LOB: 0 BB: 0 P: 10	R: 0 E: 0 K: 1 S: 16	H: 1 LOB: 1 BB: 0 P: 24	R: 1 E: 0 K: 1 S: 10	H: 2 LOB: 2 BB: 1 P: 20	R: 0 E: 0 K: 0 S: 12	H: 1 LOB: 0 BB: 0 P: 16	1B: 5 2B: 4 3B: 0 HR: 0	SF: 1 SAC: 1 DP: 1 HBP: 1	WP: 1 PB: 0 SB: 0 CS: 0	PA: 36							
PITCHER	IP	WLS	BF	H	R	ER	SO	BB	IBB	HBP	BLK	WP	HR	S	P	ERA	WHIP										
Jeff Suppan, R ERA: 5.08	6.0	L	27	6	3	2	3	2	0	1	0	0	0	10	119	3.00	1.333										
Ryan Bukvich, R ERA: 7.27	1.0		6	2	1	1	1	1	0	0	0	0	0	10	20	9.00	3.000										
Scott Mullen, L ERA: 3.18	1.0		3	1	0	0	0	0	0	0	0	0	0	12	16	0.00	1.000										

Batter	1	2	3	4	5	6	7	8	9	AB	R	H	RBI	BB	SO	LOB	TOP			
Shannon Stewart, R OBP: 0.356, SLG: 0.425	F8		F7			FC6		G6-3		4	0	0	0	0	0	2				
Eric Hinske, L OBP: 0.371, SLG: 0.506	G4-3			G4-3		G4-3			K	4	0	0	0	0	1	1				
José Cruz Jr., S OBP: 0.306, SLG: 0.424	K			F7			G6-3		G4-6-3 1B	4	0	1	0	0	1	0				
Carlos Delgado, L OBP: 0.383, SLG: 0.500		P6		G4-3			F8		G4-6-3	4	0	0	0	0	0	1				
10 Vernon Wells, R OBP: 0.309, SLG: 0.457		G5-3			F8		1B 2B			3	1	1	0	0	0	0				
Chris Woodward, R OBP: 0.364, SLG: 0.569		F3			K		2H 1B			3	0	1	1	0	1	0				
Josh Phelps, R OBP: 0.315, SLG: 0.376			K		K		F9			3	0	0	0	0	2	1				
Ken Huckaby, R OBP: 0.326, SLG: 0.368			1B			FC6 1B		G3		3	0	2	0	0	0	0				
Orlando Hudson, S OBP: 0.091, SLG: 0.091			F8			F7		G4-3		3	0	0	0	0	0	2				
Inning Stats	R: 0 E: 0 K: 1 S: 8	H: 0 LOB: 0 BB: 0 P: 10	R: 0 E: 0 K: 0 S: 9	H: 0 LOB: 0 BB: 0 P: 13	R: 0 E: 0 K: 1 S: 7	H: 1 LOB: 1 BB: 0 P: 11	R: 0 E: 0 K: 0 S: 8	H: 0 LOB: 0 BB: 0 P: 10	R: 0 E: 0 K: 0 S: 8	H: 1 LOB: 1 BB: 0 P: 13	R: 1 E: 0 K: 0 S: 9	H: 2 LOB: 1 BB: 0 P: 14	R: 0 E: 0 K: 1 S: 7	H: 0 LOB: 0 BB: 0 P: 9	R: 0 E: 0 K: 1 S: 7	H: 1 LOB: 0 BB: 0 P: 8	1B: 4 2B: 1 3B: 0 HR: 0	SF: 0 SAC: 0 DP: 1 HBP: 0	WP: 0 PB: 0 CS: 0	PA: 31
PITCHER Paul Byrd, R ERA: 3.49	IP: 9.0 WLS: W BF: 31 H: 5 R: 1 ER: 1 SO: 5 BB: 0 IBB: 0 HBP: 0 BLK: 0 WP: 0 HR: 0 S: 71 P: 97 ERA: 1.00 WHIP: 0.556															PITCHER				

Toronto Blue Jays @ Kansas City Royals
Kauffman Stadium, Kansas City, MO
Mon Jul 29 2002, 7:05 PM CDT
Att: 14,759 - Cloudy - 85 F

AB 31
R 1
H 5
RBI 1
BB 0
SO 5
LOB 7



Batter	1	2	3	4	5	6	7	8	9	AB	R	H	RBI	BB	SO	LOB	BOTTOM	
Chuck Knoblauch, R OBP: 0.269, SLG: 0.271	G4-6-3 1B		E6 CS			F7		FC1-6 G4-3 HR		4	1	1	0	0	0	2		
Luis Alica, S OBP: 0.321, SLG: 0.290	G4-6-3		CS	PB WP SF8 1B		F7		G4-3		4	1	2	0	0	0	2		
Carlos Beltrán, S OBP: 0.338, SLG: 0.490	G3			SF8 1H		K		HR		3	1	1	3	0	1	2		
Raul Ibanez, L OBP: 0.333, SLG: 0.541		G4-3		P3		G3-1		1B		4	0	1	0	0	0	2		
Joe Randa, R OBP: 0.351, SLG: 0.461		G6-3		G4-3			K	F8		4	0	0	0	0	1	1		
Michael Tucker, L OBP: 0.322, SLG: 0.382		G3			F7		FC4-6 BB			2	0	0	0	1	0	0		
Aaron Guiel, L OBP: 0.304, SLG: 0.328			E3 FC1-6		G3		FC4-6			3	0	0	0	0	0	1		
Nelfi Perez, S OBP: 0.255, SLG: 0.300			FC1-6 CS		F8		G3			3	0	0	0	0	2			
Brent Mayne, L OBP: 0.313, SLG: 0.284			E 2B			1B BB		FC1-6 1B		2	1	2	0	1	0	0		
Inning Stats	R: 0 E: 0 K: 0 S: 6	H: 1 LOB: 0 BB: 0 P: 9	R: 0 E: 0 K: 0 S: 7	H: 0 LOB: 0 BB: 0 P: 12	R: 1 E: 2 K: 0 S: 9	H: 1 LOB: 0 BB: 0 P: 18	R: 1 E: 0 K: 0 S: 7	H: 1 LOB: 0 BB: 0 P: 12	R: 0 E: 0 K: 1 S: 10	H: 1 LOB: 2 BB: 1 P: 17	R: 0 E: 0 K: 1 S: 11	H: 0 LOB: 1 BB: 1 P: 18	R: 2 E: 0 K: 0 S: 14	H: 3 LOB: 1 BB: 0 P: 19	1B: 5 2B: 1 3B: 0 HR: 1	SF: 1 SAC: 0 DP: 1 HBP: 0	WP: 1 PB: 1 CS: 2	PA: 33
PITCHER Chris Carpenter, R ERA: 4.4	IP: 8.0 WLS: L BF: 32 H: 7 R: 4 ER: 2 SO: 2 BB: 2 IBB: 0 HBP: 0 BLK: 0 WP: 1 HR: 1 S: 68 P: 110 ERA: 2.25 WHIP: 1.125															PITCHER		

Toronto Blue Jays @ Kansas City Royals
Kauffman Stadium, Kansas City, MO
Mon Jul 29 2002, 7:05 PM CDT
Att: 14,759 - Cloudy - 85 F

AB 29
R 4
H 7
RBI 3
BB 2
SO 2
LOB 12



Batter	1	2	3	4	5	6	7	8	9	AB	R	H	RBI	BB	SO	LOB	TOP								
Shannon Stewart, R OBP: 0.361, SLG: 0.427	L6		BB		1B	1B	L7		1B	5	2	3	2	1	0	1	Toronto Blue Jays @ Kansas City Royals Kauffman Stadium, Kansas City, MO Tue Jul 30 2002, 7:05 PM CDT Att: 13,066 - Sunny - 87 F								
Dave Berg, R OBP: 0.307, SLG: 0.386	P3		SF8		1B	BB	L1		SF8	4	2	2	3	0	0	1									
José Cruz Jr., S OBP: 0.306, SLG: 0.421	G6-3		BB		1B	G3		F8	P4	5	1	1	1	1	0	3									
Carlos Delgado, L OBP: 0.386, SLG: 0.499 Tom Wilson, R OBP: 0.336, SLG: 0.385	G4-6-3		F8		1B	F9		1B	K	3	1	1	0	2	0	3									
10 Vernon Wells, R OBP: 0.313, SLG: 0.464	K				1B	1B		F7		5	1	3	4	0	1	2									
Chris Woodward, R OBP: 0.351, SLG: 0.550	G4-6-3		F7		SF7	F2		L8		4	0	0	1	0	0	4									
Josh Phelps, R OBP: 0.323, SLG: 0.409 Pedro Swann, L OBP: 0.143, SLG: 0.143	L8		1B		1B	K		BB	1B	3	1	1	1	1	1	0									
Ken Huckaby, R OBP: 0.326, SLG: 0.369	1B		1B		P4	G5-3		1B	SF8	5	2	2	0	0	1	2									
Orlando Hudson, S OBP: 0.375, SLG: 0.286	SF8		1B		1B	E9		BB	1B	3	2	3	0	2	0	0									
Inning Stats	R: 0 E: 0 K: 0 S: 6	H: 0 LOB: 0 BB: 0 P: 8	R: 0 E: 0 K: 1 S: 5	H: 0 LOB: 0 BB: 1 P: 12	R: 2 E: 0 K: 0 S: 24	H: 3 LOB: 2 BB: 1 P: 40	R: 0 E: 0 K: 0 S: 9	H: 2 LOB: 2 BB: 1 P: 18	R: 5 E: 1 K: 1 S: 20	H: 4 LOB: 0 BB: 1 P: 30	R: 3 E: 1 K: 0 S: 12	H: 3 LOB: 1 BB: 1 P: 21	R: 1 E: 0 K: 1 S: 11	H: 1 LOB: 1 BB: 1 P: 20	R: 0 E: 0 K: 0 S: 7	H: 1 LOB: 1 BB: 0 P: 12	R: 2 E: 0 K: 1 S: 13	H: 3 LOB: 2 BB: 1 P: 21	1B: 14 2B: 1 3B: 1 HR: 1	SF: 3 SAC: 0 DP: 1 HBP: 0	WP: 0 PB: 0 SB: 0 CS: 0	PA: 49			
PITCHER	IP	WLS	BF	H	R	ER	SO	BB	IBB	HBP	BLK	WP	HR	S	P	ERA	WHIP								
Miguel Asencio, R ERA: 5.97	4.0	L	22	8	6	6	1	3	1	0	0	0	0	50	90	13.50	2.750								
51 Kris Wilson, R ERA: 4.73	1.0		4	1	1	1	1	0	0	0	0	0	0	14	18	9.00	1.000								
Blake Stein, R ERA: 9.73	2.0		12	4	4	4	1	2	0	0	0	0	1	23	41	18.00	3.000								
Jeff Austin, R ERA: 4.91	2.0		11	4	2	2	1	1	0	0	0	0	0	20	33	9.00	2.500								

Batter	1	2	3	4	5	6	7	8	9	AB	R	H	RBI	BB	SO	LOB	BOTTOM								
Chuck Knoblauch, R OBP: 0.272, SLG: 0.280	G4-6-3		HR		F7		K		L4	5	1	2	0	0	1	4	Toronto Blue Jays @ Kansas City Royals Kauffman Stadium, Kansas City, MO Tue Jul 30 2002, 7:05 PM CDT Att: 13,066 - Sunny - 87 F								
Luis Alicaes, S OBP: 0.315, SLG: 0.284	F8		G1-3		F5		K			4	0	0	0	0	1	5									
Carlos Beltrán, S OBP: 0.338, SLG: 0.495	G4-6-3		HR		L8				K	4	1	1	2	0	1	2									
Raul Ibanez, L OBP: 0.332, SLG: 0.547 Chan Perry, R	HR		L6		F8		G6-3			4	1	1	1	0	0	0									
Joe Randa, R OBP: 0.348, SLG: 0.456	F9		G1-3		F9		F7			4	0	0	0	0	0	0									
Michael Tucker, L OBP: 0.324, SLG: 0.387	BB		1B		L7		G1-3		1B	4	1	2	0	0	0	0									
Neifi Perez, S OBP: 0.254, SLG: 0.298 Mike Caruso, S OBP: 0.133, SLG: 0.071	F9		G3		G3		F8		F8	3	0	0	0	0	0	1									
Brent Mayne, L OBP: 0.325, SLG: 0.292	BB		1B		1B		BB		FC6-4	2	0	2	0	2	0	0									
Carlos Febles, R OBP: 0.321, SLG: 0.326	G4-3		1B		1B		BB		FC6-4	3	0	1	1	1	0	3									
Inning Stats	R: 0 E: 0 K: 0 S: 7	H: 1 LOB: 0 BB: 0 P: 10	R: 1 E: 0 K: 0 S: 7	H: 2 LOB: 2 BB: 1 P: 15	R: 2 E: 0 K: 0 S: 10	H: 2 LOB: 0 BB: 0 P: 15	R: 0 E: 0 K: 0 S: 9	H: 1 LOB: 1 BB: 0 P: 16	R: 0 E: 0 K: 0 S: 12	H: 1 LOB: 1 BB: 0 P: 20	R: 0 E: 0 K: 0 S: 5	H: 0 LOB: 0 BB: 0 P: 9	R: 0 E: 0 K: 2 S: 11	H: 0 LOB: 2 BB: 2 P: 26	R: 0 E: 0 K: 1 S: 8	H: 0 LOB: 0 BB: 0 P: 10	R: 0 E: 0 K: 0 S: 16	H: 2 LOB: 1 BB: 0 P: 20	1B: 5 2B: 2 3B: 0 HR: 2	SF: 0 SAC: 0 DP: 1 HBP: 0	WP: 0 PB: 0 SB: 0 CS: 0	PA: 37			
PITCHER	IP	WLS	BF	H	R	ER	SO	BB	IBB	HBP	BLK	WP	HR	S	P	ERA	WHIP								
Pete Walker, R ERA: 4.69	5.0		21	7	3	3	0	1	0	0	0	0	0	5	9	0.00	0.000								
Felix Heredia, L ERA: 4.46	1.0		3	0	0	0	0	2	0	0	0	0	0	11	26	0.00	2.000								
Corey Thurman, R ERA: 3.61	1.0		3	0	0	0	1	0	0	0	0	0	0	8	10	0.00	0.000								
Luke Prokopec, R ERA: 6.33	1.0		5	2	1	1	0	0	0	0	0	0	0	16	20	9.00	2.000								
Scott Cassidy, R ERA: 5.29	1.0		5	2	1	1	0	0	0	0	0	0	0	16	20	9.00	2.000								

AB 39
R 13
H 17
RBI 12
BB 7
SO 4
LOB 18



AB 34
R 4
H 9
RBI 4
BB 3
SO 3
LOB 16



Batter	1	2	3	4	5	6	7	8	9	AB	R	H	RBI	BB	SO	LOB	TOP										
Shannon Stewart, R OBP: 0.361, SLG: 0.425	2-2 HR 1B	1-2 FC5-4		0-2 G4-3	0-1 G6-3			4-1 FC4-6 BB		4	1	1	0	1	0	2											
Eric Hinske, L OBP: 0.369, SLG: 0.510	3-2 HR		0-0 P6	1-3 K		0-1 G4-3		1-2 FC4-6 WP		5	1	1	2	0	1	1											
José Cruz Jr., S OBP: 0.308, SLG: 0.421	0-0 E5 SF7 1B		0-0 P5		3-2 1B 10 1B	3-1 G5-3		2-3 K		5	2	2	0	0	1	1											
Carlos Delgado, L OBP: 0.386, SLG: 0.497	0-0 SF7		4-2 10 1B BB		1-0 F7 10 1B	0-3 K			1-2 G6-3	3	2	1	1	1	1	0											
10 Vernon Wells, R OBP: 0.314, SLG: 0.463	2-2 F9		2-0 1B 1B		1-2 1B F7		1-1 F3		1-1 F8	5	2	2	1	0	0	0											
Chris Woodward, R OBP: 0.360, SLG: 0.552	1-2 F8		1-0 WP 1B		0-0 F7		2-1 FC4-6 1B		0-2 FC6-4 1B	5	0	3	1	0	0	2											
Dewayne Wise, L OBP: 0.235, SLG: 0.412		1-1 F7	0-1 FC5-4 WP 1B		0-1 1B G4-6-3 1B		2-2 FC4-6 1-2f		0-1 FC6-4 1-2f	5	1	2	3	0	0	2											
Tom Wilson, R OBP: 0.337, SLG: 0.382		2-3 K	2-1 FC5		1-2 G4-6-3 1B		3-2 F8			4	0	1	0	0	1	3											
Orlando Hudson, S OBP: 0.350, SLG: 0.278		1-0 FC5-4 1B		2-2 F8	1-1 G4-6-3			2-0 F7		4	0	1	1	0	0	1											
Inning Stats	R: 3 E: 1 K: 0 S: 15	H: 3 LOB: 0 BB: 0 P: 23	R: 0 E: 0 K: 1 S: 11	H: 1 LOB: 1 BB: 0 P: 16	R: 2 E: 0 K: 0 S: 12	H: 3 LOB: 2 BB: 1 P: 21	R: 0 E: 0 K: 1 S: 10	H: 0 LOB: 0 BB: 0 P: 13	R: 4 E: 0 K: 0 S: 19	H: 5 LOB: 1 BB: 0 P: 26	R: 0 E: 0 K: 1 S: 7	H: 0 LOB: 0 BB: 0 P: 10	R: 0 E: 0 K: 0 S: 15	H: 1 LOB: 1 BB: 0 P: 23	R: 0 E: 0 K: 1 S: 9	H: 0 LOB: 1 BB: 1 P: 18	R: 0 E: 0 K: 0 S: 12	H: 1 LOB: 1 BB: 0 P: 14	1B: 13 2B: 0 3B: 0 HR: 1	SF: 1 SAC: 0 DP: 0 HBP: 0	WP: 2 PA: 43						
PITCHER	IP	WLS	BF	H	R	ER	SO	BB	IBB	HBP	BLK	WP	HR	S	P	ERA	WHIP										
56 Shawn Sedlacek, R ERA: 4.47	4.0	L	23	10	8	7	2	1	0	0	0	1	1	57	87	15.75	2.750										
Darrell May, L ERA: 5.44	2.0		8	2	1	1	1	0	0	0	0	0	0	17	22	4.50	1.000										
Ryan Bukvich, R ERA: 6.52	1.0		4	1	0	0	0	0	0	0	0	0	0	15	23	0.00	1.000										
Jason Grimsley, R ERA: 4.07	1.0		4	0	0	0	1	1	0	0	0	1	0	9	18	0.00	1.000										
Scott Mullen, L ERA: 3.0	1.0		4	1	0	0	0	0	0	0	0	0	0	12	14	0.00	1.000										

Toronto Blue Jays @ Kansas City Royals
Kauffman Stadium, Kansas City, MO
Wed Jul 31 2002, 7:05 PM CDT
Att: 13,461 - Cloudy - 90 F

AB	40
R	9
H	14
RBI	9
BB	2
SO	4
LOB	12



Batter	1	2	3	4	5	6	7	8	9	AB	R	H	RBI	BB	SO	LOB	BOTTOM										
Chuck Knoblauch, R OBP: 0.271, SLG: 0.275	4-1 FC3-6 BB		1-2 G6-4-3		2-1 FC6-4			0-2 G6-3		3	0	0	0	1	0	2											
Aaron Guiel, L OBP: 0.303, SLG: 0.333	1-2 FC3-6 FC6-4			1-2 1B 2B		3-2 G3-1		0-0 F7		4	0	1	0	0	0	1											
Carlos Beltrán, S OBP: 0.339, SLG: 0.502	0-0 FC6-4			2-2 F7		2-0 FC5-4 1B		0-1 HR		4	1	2	1	0	0	2											
Raul Ibanez, L OBP: 0.331, SLG: 0.543	2-2 F8			0-1 CS 1B		1-2 F7		2-2 G6-3		4	0	1	0	0	0	2											
Joe Randa, R OBP: 0.344, SLG: 0.451		0-3 K		3-3 K		1-1 FC5-4			2-2 F8	4	0	0	0	0	2	3											
Michael Tucker, L OBP: 0.326, SLG: 0.402		1-2 L3			2-1 HR		0-0 1B 2B		2-0 F8	4	1	2	1	0	0	0											
Neifi Perez, S OBP: 0.254, SLG: 0.298		1-1 G6-3			0-1 HR		1-2 F2		0-0 1B	3	0	1	0	0	0	1											
Mike Caruso, S OBP: 0.188, SLG: 0.133					FC6-4 1B					1	0	1	0	0	0	0											
Brent Mayne, L OBP: 0.324, SLG: 0.291			3-2 L7		1-2 FC6-4 1B		1-3 K		1-2 G3	4	0	1	0	0	1	2											
Carlos Febles, R OBP: 0.324, SLG: 0.328			4-1 G6-4-3 BB		2-2 FC6-5-4 FC6-4		1-0 2H 1B			2	0	1	0	1	0	2											
Inning Stats	R: 0 E: 0 K: 0 S: 8	H: 0 LOB: 1 BB: 1 P: 15	R: 0 E: 0 K: 1 S: 8	H: 0 LOB: 0 BB: 0 P: 10	R: 0 E: 0 K: 0 S: 7	H: 0 LOB: 0 BB: 1 P: 15	R: 0 E: 0 K: 1 S: 11	H: 2 LOB: 2 BB: 0 P: 17	R: 1 E: 0 K: 0 S: 12	H: 3 LOB: 1 BB: 0 P: 19	R: 0 E: 0 K: 0 S: 9	H: 1 LOB: 1 BB: 0 P: 16	R: 0 E: 0 K: 1 S: 8	H: 2 LOB: 2 BB: 0 P: 11	R: 1 E: 0 K: 0 S: 9	H: 1 LOB: 0 BB: 0 P: 11	R: 0 E: 0 K: 0 S: 8	H: 1 LOB: 1 BB: 0 P: 13	1B: 6 2B: 3 3B: 0 HR: 2	SF: 0 SAC: 0 DP: 3 HBP: 0	WP: 0 PA: 35						
PITCHER	IP	WLS	BF	H	R	ER	SO	BB	IBB	HBP	BLK	WP	HR	S	P	ERA	WHIP										
Steve Parris, R ERA: 4.2	6.0	W	23	6	1	1	2	2	0	0	0	0	0	8	11	1.50	1.333										
Scott Eyre, L ERA: 4.94	1.0		4	2	0	0	1	0	0	0	0	0	0	8	11	0.00	2.000										
Cliff Politte, R ERA: 4.5	1.0		4	1	1	1	0	0	0	0	0	0	1	9	11	9.00	1.000										
Kelvin Escobar, R ERA: 4.65	1.0		4	1	0	0	0	0	0	0	0	0	0	8	13	0.00	1.000										

Toronto Blue Jays @ Kansas City Royals
Kauffman Stadium, Kansas City, MO
Wed Jul 31 2002, 7:05 PM CDT
Att: 13,461 - Cloudy - 90 F

AB	33
R	2
H	10
RBI	2
BB	2
SO	3
LOB	15



Batter	1	2	3	4	5	6	7	8	9	AB	R	H	RBI	BB	SO	LOB	TOP								
Shannon Stewart, R OBP: 0.359, SLG: 0.422 (1, 7)	G1-3	G6-3			G1-3		BB 1B		G6-3	5	1	1	0	0	0	2	Toronto Blue Jays @ Kansas City Royals Kauffman Stadium, Kansas City, MO Thu Aug 01 2002, 1:05 PM CDT Att: 12,669 - Cloudy - 96 F								
Eric Hinske, L OBP: 0.369, SLG: 0.506 (1, 5)	G3 BB		L7		G3-1		BB 1B		K	3	0	0	0	2	1										
José Cruz Jr., S OBP: 0.312, SLG: 0.424 (1, 9)	G3		1B		1B		1B			4	0	3	1	0	0	1									
Carlos Delgado, L OBP: 0.385, SLG: 0.495 (1, 3)	F7		1B		G6-3		1-3 2-H 1B		L6	4	0	1	0	0	0	4									
10 Vernon Wells, R OBP: 0.313, SLG: 0.464 (1, 8)		1B 2B	F8				G6-3		K	4	1	1	0	0	1	2									
Chris Woodward, R OBP: 0.357, SLG: 0.543 (1, 6)		2B SF8	G1-3				G5-3		K	4	1	1	0	0	1	2									
Josh Phelps, R OBP: 0.320, SLG: 0.413 (1, 10)		G6-3 1-3 3-H 2B			K		F9		G5-3	4	0	1	1	0	1	0									
Orlando Hudson, S OBP: 0.333, SLG: 0.286 (1, 4)		SF8	G3				G6-3		G4-3 E 1B	3	0	1	1	0	0	0									
Ken Huckaby, R OBP: 0.319, SLG: 0.358 (1, 2)	G6-3		G5-3				G4-3		G4-3	4	0	0	0	0	0	2									
Inning Stats	R: 0 E: 0 K: 0 S: 9	H: 0 LOB: 1 BB: 1 P: 20	R: 2 E: 0 K: 0 S: 16	H: 3 LOB: 1 BB: 0 P: 21	R: 0 E: 0 K: 0 S: 11	H: 2 LOB: 2 BB: 0 P: 16	R: 0 E: 0 K: 1 S: 11	H: 0 LOB: 0 BB: 0 P: 16	R: 0 E: 0 K: 0 S: 5	H: 1 LOB: 1 BB: 0 P: 8	R: 0 E: 0 K: 0 S: 8	H: 0 LOB: 0 BB: 0 P: 10	R: 1 E: 0 K: 0 S: 13	H: 2 LOB: 2 BB: 1 P: 21	R: 0 E: 0 K: 2 S: 8	H: 0 LOB: 0 BB: 0 P: 15	R: 0 E: 1 K: 1 S: 10	H: 1 LOB: 1 BB: 0 P: 15	1B: 7 2B: 2 3B: 0 HR: 0	SF: 1 SAC: 0 DP: 0 HBP: 0	WP: 0 PB: 0 SB: 0 CS: 0	PA: 38			
PITCHER	IP	WLS	BF	H	R	ER	SO	BB	IBB	HBP	BLK	WP	HR	S	P	ERA	WHIP								
Runeivs Hernandez, R ERA: 3.88 (1, 1)	6.2	L	30	8	3	3	1	2	0	0	0	0	0	70	107	4.05	1.500								
Scott Muller, L ERA: 2.95 (7, 1)	0.1		1	0	0	0	0	0	0	0	0	0	0	3	5	0.00	0.000								
Jason Grimsley, R ERA: 0.98 (8, 1)	1.0		3	0	0	0	2	0	0	0	0	0	0	11	15	0.00	0.000								
Roberto Hernandez, R ERA: 4.76 (9, 1)	1.0		4	1	0	0	1	0	0	0	0	0	0	10	15	0.00	1.000								

Batter	1	2	3	4	5	6	7	8	9	AB	R	H	RBI	BB	SO	LOB	BOTTOM								
Mike Caruso, S OBP: 0.150, SLG: 0.105 (1, 6)	G5-3		G4-3		G4-3			G4-3		4	0	0	0	0	0	2	Toronto Blue Jays @ Kansas City Royals Kauffman Stadium, Kansas City, MO Thu Aug 01 2002, 1:05 PM CDT Att: 12,669 - Cloudy - 96 F								
Luis Alica, S OBP: 0.313, SLG: 0.280 (1, 5)	K		G4-1		BB			K		3	0	0	0	1	2	1									
Carlos Beltrán, S OBP: 0.341, SLG: 0.502 (1, 8)	1B		1B		F7			K		4	0	2	1	0	1	2									
Raul Ibanez, L OBP: 0.330, SLG: 0.539 (1, 10)	G3		K		G5-4-3 1B			F8		4	0	1	0	0	1	2									
Michael Tucker, L OBP: 0.325, SLG: 0.400 (1, 7)		E9 S G6-3 1B		G6-3		K		F7		4	1	1	0	0	1	1									
Chan Perry, R (1, 3)		G6-3		G6-3		G5-4-3		F7		3	0	0	1	0	0	1									
Joe Randa, R OBP: 0.343, SLG: 0.449 (9, FH)		G6-3		G6-3		1-2		F7		1	0	0	0	0	0	0									
Aaron Guiel, L OBP: 0.297, SLG: 0.325 (1, 9)		K		F7		L7				3	0	0	0	0	1	0									
A.J. Hinch, R OBP: 0.299, SLG: 0.387 (1, 2)		L5			G4-3 G4-3 BB		G6-3			2	0	0	0	1	0	0									
Carlos Febles, R OBP: 0.324, SLG: 0.328 (1, 4)			G4-1 1B G4-3 1B		G4-3		G4-3			3	1	1	0	0	0	1									
Inning Stats	R: 0 E: 0 K: 1 S: 10	H: 1 LOB: 0 BB: 0 P: 15	R: 1 E: 1 K: 1 S: 9	H: 1 LOB: 0 BB: 0 P: 15	R: 1 E: 0 K: 1 S: 12	H: 2 LOB: 1 BB: 0 P: 17	R: 0 E: 0 K: 0 S: 7	H: 0 LOB: 0 BB: 0 P: 13	R: 0 E: 0 K: 0 S: 10	H: 0 LOB: 2 BB: 2 P: 20	R: 0 E: 0 K: 1 S: 8	H: 1 LOB: 0 BB: 0 P: 10	R: 0 E: 0 K: 0 S: 4	H: 0 LOB: 0 BB: 0 P: 7	R: 0 E: 0 K: 2 S: 8	H: 0 LOB: 0 BB: 0 P: 12	R: 0 E: 0 K: 0 S: 6	H: 0 LOB: 0 BB: 0 P: 7	1B: 5 2B: 0 3B: 0 HR: 0	SF: 0 SAC: 0 DP: 1 HBP: 0	WP: 0 PB: 0 SB: 2 CS: 0	PA: 33			
PITCHER	IP	WLS	BF	H	R	ER	SO	BB	IBB	HBP	BLK	WP	HR	S	P	ERA	WHIP								
32 Roy Halladay, R ERA: 2.75 (1, 1)	7.0	W	27	5	2	1	4	2	0	0	0	0	0	60	97	1.29	1.000								
Cliff Politte, R ERA: 4.41 (8, 1)	1.0	H	3	0	0	0	2	0	0	0	0	0	0	8	12	0.00	0.000								
Kelvin Escobar, R ERA: 4.56 (9, 1)	1.0	S	3	0	0	0	0	0	0	0	0	0	0	6	7	0.00	0.000								



Batter	1	2	3	4	5	6	7	8	9	AB	R	H	RBI	BB	SO	LOB	TOP								
Chuck Knoblauch, R OBP: 0.271, SLG: 0.271	G4-3		G5-3			HBP		K		3	0	0	0	0	1	0	Kansas City Royals @ Minnesota Twins Hubert H. Humphrey Metrodome, Minneapolis, MN Fri Aug 02 2002, 8:05 PM EDT Att: 23,230 - Dome - 72 F livebaseballscores.com								
Luis Alcaez, S OBP: 0.317, SLG: 0.281	F9			FC4-6 1B		F8		BB		3	0	1	0	1	0										
Carlos Beltrán, S OBP: 0.338, SLG: 0.498	K			F7		K		K		4	0	0	0	0	3										
Raul Ibanez, L OBP: 0.332, SLG: 0.549		HR		FC4-6 1B		G4-3		K		4	1	2	1	0	1										
Joe Randa, R OBP: 0.343, SLG: 0.447	F7			FC4-6			SH3-4 BB		F2	4	0	1	0	0	0										
Michael Tucker, L OBP: 0.324, SLG: 0.396	F9			G4-3			SH3-4 BB		K	3	0	0	0	1	1										
Neifi Perez, S OBP: 0.252, SLG: 0.296	G4-3					G6-3		SH3-4		3	0	0	0	0	1										
Brent Mayne, L OBP: 0.320, SLG: 0.286			K			K		K		3	0	0	0	0	3										
Carlos Febles, R OBP: 0.321, SLG: 0.324			L6			F9		L4		3	0	0	0	0	0										
Inning Stats	R: 0 E: 0 K: 1 S: 11	H: 0 LOB: 0 BB: 0 P: 17	R: 1 E: 0 K: 0 S: 8	H: 1 LOB: 0 BB: 0 P: 12	R: 0 E: 0 K: 1 S: 8	H: 0 LOB: 0 BB: 0 P: 12	R: 0 E: 0 K: 0 S: 9	H: 2 LOB: 2 BB: 0 P: 12	R: 0 E: 0 K: 1 S: 7	H: 0 LOB: 0 BB: 0 P: 11	R: 0 E: 0 K: 1 S: 6	H: 1 LOB: 1 BB: 0 P: 8	R: 0 E: 0 K: 1 S: 11	H: 1 LOB: 2 BB: 1 P: 22	R: 0 E: 0 K: 3 S: 14	H: 0 LOB: 1 BB: 1 P: 20	R: 0 E: 0 K: 2 S: 10	H: 0 LOB: 0 BB: 0 P: 14	1B: 3 2B: 0 3B: 0 HR: 1	SF: 0 SAC: 1 DP: 0 HBP: 1	WP: 0 PB: 0 SB: 0 CS: 0	PA: 34			
PITCHER	IP	WLS	BF	H	R	ER	SO	BB	IBB	HBP	BLK	WP	HR	S	P	ERA	WHIP								
Rick Reed, R ERA: 4.45	6.0	W	24	4	1	1	4	1	0	1	0	0	1	52	80	1.50	0.833								
J.C. Romero, L ERA: 1.89	0.2	H	2	0	0	0	1	0	0	0	0	0	0	6	9	0.00	0.000								
LaTroy Hawkins, R ERA: 1.53	0.2	H	3	0	0	0	1	1	0	0	0	0	0	10	18	0.00	1.500								
Johan Santana, L ERA: 3.28	0.2	H	2	0	0	0	2	0	0	0	0	0	0	6	7	0.00	0.000								
Eddie Guardado, L ERA: 2.47	1.0	S	3	0	0	0	2	0	0	0	0	0	0	10	14	0.00	0.000								

Batter	1	2	3	4	5	6	7	8	9	AB	R	H	RBI	BB	SO	LOB	BOTTOM								
Jacque Jones, L OBP: 0.333, SLG: 0.495	HR	K		BB			G3			3	1	1	1	1	1	2	Kansas City Royals @ Minnesota Twins Hubert H. Humphrey Metrodome, Minneapolis, MN Fri Aug 02 2002, 8:05 PM EDT Att: 23,230 - Dome - 72 F livebaseballscores.com								
Denny Hocking, S OBP: 0.321, SLG: 0.333	G6-3	G6-3		K			E3			4	0	0	0	0	1	3									
Corey Koskie, L OBP: 0.398, SLG: 0.470	G3-1		K			2B	G4-6-3			4	0	1	0	0	1	1									
David Ortiz, L OBP: 0.357, SLG: 0.516	2B		2B	1B		K		G4-3		4	0	2	0	0	1	1									
Tori Hunter, R OBP: 0.359, SLG: 0.586	F7		2B	1B		L5		G1-3		4	0	1	0	0	0	2									
Dustin Mohr, R OBP: 0.340, SLG: 0.467		1B	3B	G1-3		G4-3		F8		4	1	1	0	0	0	3									
5 Michael Cuddyer, R OBP: 0.279, SLG: 0.436		K	G2-3				G6-3			3	0	0	0	0	1	3									
Doug Mientkiewicz, L OBP: 0.375, SLG: 0.375										0	0	0	0	0	0	0									
A.J. Pierzynski, L OBP: 0.345, SLG: 0.457	1B	1B		K			G3			3	0	1	1	0	1	0									
Luis Rivas, R OBP: 0.313, SLG: 0.350	1B			G4-3			G1-3			3	0	1	0	0	0	0									
Inning Stats	R: 1 E: 0 K: 0 S: 13	H: 2 LOB: 1 BB: 0 P: 23	R: 1 E: 0 K: 2 S: 14	H: 3 LOB: 2 BB: 0 P: 21	R: 0 E: 0 K: 1 S: 11	H: 2 LOB: 2 BB: 0 P: 19	R: 0 E: 0 K: 2 S: 16	H: 0 LOB: 1 BB: 1 P: 23	R: 0 E: 0 K: 1 S: 10	H: 1 LOB: 1 BB: 0 P: 15	R: 0 E: 0 K: 0 S: 7	H: 0 LOB: 0 BB: 0 P: 14	R: 0 E: 1 K: 0 S: 6	H: 0 LOB: 0 BB: 0 P: 9	R: 0 E: 0 K: 0 S: 8	H: 0 LOB: 0 BB: 0 P: 9	R: 0 E: 0 K: 2 S: 10	H: 0 LOB: 0 BB: 0 P: 14	1B: 3 2B: 3 3B: 1 HR: 1	SF: 0 SAC: 0 DP: 1 HBP: 0	WP: 0 PB: 0 SB: 1 CS: 0	PA: 33			
PITCHER	IP	WLS	BF	H	R	ER	SO	BB	IBB	HBP	BLK	WP	HR	S	P	ERA	WHIP								
Jeff Suppan, R ERA: 4.96	7.0	L	30	8	2	2	6	1	0	0	0	0	1	77	124	2.57	1.286								
Jeremy Affeldt, L ERA: 4.35	1.0		3	0	0	0	0	0	0	0	0	0	0	8	9	0.00	0.000								



Batter	1	2	3	4	5	6	7	8	9	10	AB	R	H	RBI	BB	SO	LOB	TOP						
Chuck Knoblauch, R OBP: 0.274, SLG: 0.270	G6-4-3 BB			G4-3	G5-3		F9			1B	4	0	1	0	1	0	1	Kansas City Royals @ Minnesota Twins Hubert H. Humphrey Metrodome, Minneapolis, MN Sat/Aug 03 2002, 7:05 PM EDT Alt. 32,567 - Dome - 72 F AB 35 R 3 H 7 RBI 3 BB 3 SO 10 LOB 14						
Michael Tucker, L OBP: 0.326, SLG: 0.399	F9			2B		K		L5-4 BB		F9	5	0	2	0	0	1	2							
Carlos Beltrán, S OBP: 0.336, SLG: 0.493	G6-4-3			K		K		BB		K	4	0	0	0	1	3	3							
Raul Ibanez, L OBP: 0.331, SLG: 0.543		K		P6		1B BB		L5-4 BB			3	0	0	0	1	1	3							
Joe Randa, R OBP: 0.344, SLG: 0.446	G6-3				1B HR HBP	1B BB		G4-3			3	1	1	0	0	0	1							
Aaron Guiel, L OBP: 0.288, SLG: 0.315	P6			K		K					4	0	0	0	0	3	3							
Neifi Perez, S OBP: 0.252, SLG: 0.296				F8		1B HR		B1-3		F9	4	1	1	0	0	0	0							
Brent Mayne, L OBP: 0.323, SLG: 0.306				K		1B HR		G6-3			4	1	2	3	0	1	0							
Carlos Febles, R OBP: 0.318, SLG: 0.320	G6-3			G6-3		K		F9		G6-3	4	0	0	0	0	1	1							
Inning Stats	R: 0 E: 0 K: 0 S: 6	H: 0 LOB: 0 BB: 1 P: 10	R: 0 E: 0 K: 1 S: 7	H: 0 LOB: 0 BB: 0 P: 10	R: 0 E: 0 K: 1 S: 8	H: 0 LOB: 0 BB: 0 P: 10	R: 0 E: 0 K: 1 S: 9	H: 1 LOB: 1 BB: 0 P: 12	R: 3 E: 0 K: 2 S: 14	H: 2 LOB: 0 BB: 0 P: 18	R: 0 E: 0 K: 3 S: 13	H: 1 LOB: 2 BB: 1 P: 23	R: 0 E: 0 K: 0 S: 9	H: 1 LOB: 1 BB: 0 P: 10	R: 0 E: 0 K: 1 S: 7	H: 0 LOB: 0 BB: 0 P: 11	R: 0 E: 0 K: 1 S: 13		H: 1 LOB: 1 BB: 0 P: 20	1B: 5 2B: 2 3B: 0 HR: 1	SF: 0 SAC: 0 DP: 2 HBP: 1	WP: 0 PB: 0 SB: 0 CS: 0	PA: 39	
PITCHER	IP WLS BF H R ER SO BB IBB HBP BLK WP HR S P ERA WHIP	PITCHER																						
Brad Radke, R ERA: 5.15	(1, 1)	6.0	24	4	3	3	8	2	0	0	0	0	0	0	0	0	0	0	0	0	13	19	0.00	3.000
Tony Fiore, R ERA: 3.15	(7, 1)	1.0	6	2	0	0	0	1	0	0	0	0	0	0	0	0	0	0	0	0	9	14	0.00	0.000
J.C. Romero, L ERA: 1.83	(8, 1)	2.0	5	0	0	0	1	0	0	0	0	0	0	0	0	0	0	0	0	0	7	11	0.00	3.000
Bob Wells, R ERA: 6.23	(10, 1)	0.1	2	1	0	0	0	0	0	0	0	0	0	0	0	0	0	0	0	0	6	9	0.00	0.000
Johan Santana, L ERA: 3.25	(10, 1)	0.2	W	2	0	0	0	1	0	0	0	0	0	0	0	0	0	0	0	0	6	9	0.00	0.000

Batter	1	2	3	4	5	6	7	8	9	10	AB	R	H	RBI	BB	SO	LOB	BOTTOM				
Jacque Jones, L OBP: 0.332, SLG: 0.493	1B E 1B			K		G4-3		F9			4	1	1	0	0	1	1	Kansas City Royals @ Minnesota Twins Hubert H. Humphrey Metrodome, Minneapolis, MN Sat/Aug 03 2002, 7:05 PM EDT Alt. 32,567 - Dome - 72 F AB 33 R 4 H 10 RBI 3 BB 1 SO 4 LOB 8				
Cristian Guzman, S OBP: 0.285, SLG: 0.367	E9 SF8 1B		G1-3			S 1B		CS 1B			4	1	3	1	0	0	0					
Corey Koskie, L OBP: 0.394, SLG: 0.466	SF8			G4-3		K		CS		F7	3	0	0	1	0	1	1					
David Ortiz, L OBP: 0.356, SLG: 0.512	3H 1B			P6		F5				F5	4	0	1	0	0	0	1					
Torii Hunter, R OBP: 0.360, SLG: 0.584	F7			G5-3				FC6 1B		1B BB	3	0	1	0	1	0	0					
Doug Mientkiewicz, L OBP: 0.374, SLG: 0.373			K		P6		FC6 CS				4	0	1	0	0	1	1					
Bobby Kielty, S OBP: 0.443, SLG: 0.510	G4-3			G3-1				1-2 K		G1-3	4	0	0	0	0	1	3					
A.J. Pierzynski, L OBP: 0.347, SLG: 0.458	G4-3									P3	4	1	2	0	0	0	0					
Luis Rivas, R OBP: 0.313, SLG: 0.367	F2					F9		SH2-4 1B		SH2-4 HR	3	1	1	1	0	0	1					
Inning Stats	R: 2 E: 1 K: 0 S: 12	H: 3 LOB: 0 BB: 0 P: 18	R: 0 E: 0 K: 1 S: 7	H: 0 LOB: 0 BB: 0 P: 12	R: 0 E: 0 K: 1 S: 7	H: 0 LOB: 0 BB: 0 P: 8	R: 0 E: 0 K: 0 S: 6	H: 0 LOB: 0 BB: 0 P: 10	R: 0 E: 0 K: 1 S: 15	H: 1 LOB: 1 BB: 0 P: 22	R: 0 E: 0 K: 1 S: 6	H: 1 LOB: 1 BB: 0 P: 9	R: 1 E: 0 K: 0 S: 11	H: 2 LOB: 0 BB: 0 P: 17	R: 0 E: 0 K: 0 S: 9	H: 1 LOB: 2 BB: 1 P: 17	R: 1 E: 0 K: 0 S: 5		H: 1 LOB: 0 BB: 0 P: 9	1B: 9 2B: 1 3B: 0 HR: 1	SF: 1 SAC: 1 DP: 1 HBP: 0	WP: 0 PB: 0 SB: 1 CS: 2
PITCHER	IP WLS BF H R ER SO BB IBB HBP BLK WP HR S P ERA WHIP	PITCHER																				
Paul Byrd, R ERA: 3.42	(1, 1)	8.0	29	8	3	2	4	0	0	0	0	0	0	0	0	0	0	0				
Scott Mullen, L ERA: 2.84	(9, 1)	0.2	2	0	0	0	0	0	0	0	0	0	0	0	0	0	0	5				
Jason Grimsley, R ERA: 3.95	(9, 1)	0.1	3	1	0	0	0	1	0	0	0	0	0	0	0	0	0	4				
Darrell May, L ERA: 5.53	(10, 1)	0.1	L	2	1	1	1	0	0	0	0	0	0	0	0	0	0	1				



Batter	1	2	3	4	5	6	7	8	9	10	AB	R	H	RBI	BB	SO	LOB	TOP									
Aaron Guiel, L OBP: 0.297, SLG: 0.326 (1, 9)											5	0	2	1	0	0	3										
Luis Alica, S OBP: 0.316, SLG: 0.276 Carlos Febles, R OBP: 0.318, SLG: 0.320 (9, PR)											3	0	0	0	1	0	1										
Carlos Beltrán, S OBP: 0.339, SLG: 0.501 (1, 8)											5	1	3	1	0	1	1										
Raul Ibanez, L OBP: 0.326, SLG: 0.534 (1, 10)											5	0	0	0	0	1	5										
Joe Randa, R OBP: 0.345, SLG: 0.444 (1, 5)											4	1	1	0	1	1	0										
Michael Tucker, L OBP: 0.335, SLG: 0.413 (1, 7)											2	1	2	1	3	0	0										
Neifi Perez, S OBP: 0.252, SLG: 0.293 (1, 6)											4	0	0	0	1	1	5										
Chan Perry, R OBP: 0.091, SLG: 0.091 (1, 3)											5	0	1	1	0	0	5										
A.J. Hinch, R OBP: 0.302, SLG: 0.384 (1, 2)											4	1	1	0	1	0	2										
Inning Stats	R: 1 E: 0 K: 1 S: 13	H: 1 LOB: 0 BB: 0 P: 18	R: 0 E: 0 K: 2 S: 9	H: 0 LOB: 1 BB: 1 P: 16	R: 0 E: 0 K: 0 S: 7	H: 0 LOB: 0 BB: 0 P: 12	R: 2 E: 0 K: 1 S: 19	H: 3 LOB: 2 BB: 1 P: 30	R: 0 E: 0 K: 0 S: 5	H: 1 LOB: 1 BB: 0 P: 8	R: 0 E: 0 K: 0 S: 8	H: 0 LOB: 1 BB: 1 P: 14	R: 1 E: 0 K: 0 S: 8	H: 2 LOB: 1 BB: 0 P: 13	R: 0 E: 0 K: 0 S: 10	H: 1 LOB: 1 BB: 0 P: 12	R: 0 E: 0 K: 0 S: 18	H: 2 LOB: 3 BB: 1 P: 22	R: 0 E: 0 K: 0 S: 16	H: 0 LOB: 3 BB: 3 P: 31	1B: 6 2B: 2 3B: 1 HR: 1	SF: 0 SAC: 1 DP: 1 HBP: 1	WP: 0 PB: 0 SB: 2 CS: 1	PA: 46			
PITCHER	IP	WLS	BF	H	R	ER	SO	BB	IBB	HBP	BLK	WP	HR	S	P	ERA	WHIP										
Kyle Lohse, R ERA: 4.59 (1, 1)	6.0		28	7	4	4	4	3	0	0	0	0	0	65	103	6.00	1.667										
LaTroy Hawkins, R ERA: 1.49 (7, 1)	2.0		7	1	0	0	0	0	0	0	0	0	0	14	20	0.00	0.500										
Bob Wells, R ERA: 6.18 (9, 1)	0.1		3	1	0	0	0	1	0	0	0	0	0	13	17	0.00	6.000										
Tony Fiore, R ERA: 3.12 (9, 1)	0.2		4	1	0	0	0	2	0	0	0	0	0	11	19	0.00	4.500										
J.C. Romero, L ERA: 1.8 (10, 1)	1.0	W	4	0	0	0	0	1	0	0	0	0	0	10	17	0.00	1.000										

Kansas City Royals @ Minnesota Twins
Hubert H. Humphrey Metrodome, Minneapolis, MN
Sun-Aug 04 2002, 2:05 PM EDT
Att. 35,641 - Dome - 72 F

AB 37
R 4
H 10
RBI 4
BB 7
SO 4
LOB 22



Batter	1	2	3	4	5	6	7	8	9	10	AB	R	H	RBI	BB	SO	LOB	BOTTOM									
Jacque Jones, L OBP: 0.333, SLG: 0.492 (1, 7)											5	0	2	0	0	0	1										
Cristian Guzman, S OBP: 0.284, SLG: 0.365 (1, 6)											5	0	1	0	0	1	3										
Toni Hunter, R OBP: 0.361, SLG: 0.582 (1, 8)											5	1	2	0	0	1	2										
David Ortiz, L OBP: 0.356, SLG: 0.508 (1, 10)											4	0	1	0	1	0	2										
Dustan Mohr, R OBP: 0.341, SLG: 0.467 (1, 9)											4	1	1	0	1	0	2										
Doug Mientkiewicz, L OBP: 0.374, SLG: 0.373 (1, 3)											5	0	2	1	0	1	5										
Michael Cuddyer, R OBP: 0.261, SLG: 0.405 Corey Koskie, L OBP: 0.395, SLG: 0.465 (9, PH)											3	0	0	0	0	0	3										
Tom Prince, R OBP: 0.336, SLG: 0.452 A.J. Pierzynski, L OBP: 0.345, SLG: 0.456 (10, 2)											2	1	1	0	1	1	1										
Luis Rivas, R OBP: 0.319, SLG: 0.391 (1, 4)											3	2	2	2	0	0	1										
Inning Stats	R: 0 E: 0 K: 1 S: 6	H: 0 LOB: 0 BB: 0 P: 7	R: 0 E: 0 K: 0 S: 7	H: 1 LOB: 1 BB: 0 P: 11	R: 2 E: 0 K: 0 S: 17	H: 3 LOB: 1 BB: 0 P: 24	R: 1 E: 0 K: 1 S: 10	H: 2 LOB: 1 BB: 0 P: 16	R: 0 E: 0 K: 1 S: 8	H: 0 LOB: 1 BB: 1 P: 12	R: 0 E: 0 K: 0 S: 7	H: 0 LOB: 1 BB: 1 P: 14	R: 0 E: 1 K: 0 S: 8	H: 1 LOB: 1 BB: 0 P: 12	R: 1 E: 1 K: 1 S: 11	H: 2 LOB: 1 BB: 1 P: 23	R: 1 E: 0 K: 1 S: 10	H: 2 LOB: 3 BB: 1 P: 17	1B: 10 2B: 1 3B: 0 HR: 1	SF: 0 SAC: 1 DP: 1 HBP: 0	WP: 0 PB: 0 SB: 1 CS: 0	PA: 43					
PITCHER	IP	WLS	BF	H	R	ER	SO	BB	IBB	HBP	BLK	WP	HR	S	P	ERA	WHIP										
Miguel Asencio, R ERA: 5.85 (1, 1)	6.0		25	7	3	3	3	1	0	0	0	0	0	55	81	4.50	1.333										
Ryan Burkovich, R ERA: 5.3 (7, 1)	0.1	H	2	0	0	0	0	1	0	0	0	0	0	2	7	0.00	3.000										
Jeremy Affeldt, L ERA: 4.29 (7, 1)	1.2	H	6	1	0	0	0	0	0	0	0	0	0	12	19	0.00	0.600										
Roberto Hernandez, R ERA: 4.63 (8, 1)	1.0	B	5	2	1	0	1	1	0	0	0	0	0	11	23	0.00	3.000										
Scott Mullen, L ERA: 3.32 (10, 1)	0.0	L	3	2	1	1	0	1	0	0	0	0	0	5	11	=	=										
PITCHER	IP	WLS	BF	H	R	ER	SO	BB	IBB	HBP	BLK	WP	HR	S	P	ERA	WHIP										
Jason Grimley, R ERA: 3.89 (10, 1)	0.2		2	0	0	0	1	0	0	0	0	0	0	5	6	0.00	0.000										

Kansas City Royals @ Minnesota Twins
Hubert H. Humphrey Metrodome, Minneapolis, MN
Sun-Aug 04 2002, 2:05 PM EDT
Att. 35,641 - Dome - 72 F

AB 38
R 5
H 12
RBI 4
BB 4
SO 5
LOB 23



Batter	1	2	3	4	5	6	7	8	9	AB	R	H	RBI	BB	SO	LOB	TOP								
Aaron Guiel, L (1,9) OBP: 0.300, SLG: 0.329	G4-3		G4-1			G1-3 1B		F7		5	1	2	2	0	0	3									
Luis Alcaes, S (1,5) OBP: 0.322, SLG: 0.296	F9		G6-3			G1-3 1B		G1-3 1B		4	2	2	4	1	0	1									
Carlos Beltrán, S (1,8) OBP: 0.337, SLG: 0.498	G1-3		G3			G1-3 1B		G3-1		5	0	1	2	0	0	3									
Raul Ibanez, L (1,3)		F7			F9			G1-3		5	0	0	1	0	1	3									
Joe Randa, R (1,10) OBP: 0.345, SLG: 0.443	L3				F3			G6-3		5	0	2	0	0	0	0									
Michael Tucker, L (1,7) OBP: 0.333, SLG: 0.408					G5-3			P6		4	0	0	0	1	1	3									
Neifi Perez, S (1,6)			2B 1B			E1 1B		F8		5	3	3	0	0	0	1	AB 43								
Brent Mayne, L (1,2) OBP: 0.329, SLG: 0.318			1B G4-1 2B			F7 1B		F7 1B		5	3	3	1	0	0	1	R 12								
Carlos Febles, R (1,4) OBP: 0.325, SLG: 0.334			2B 1B			1B 2B		G4-3		5	3	4	2	0	0	0	H 17								
Inning Stats	R: 0 E: 0 K: 0 S: 6	H: 0 LOB: 0 BB: 0 P: 9	R: 0 E: 0 K: 1 S: 9	H: 0 LOB: 0 BB: 0 P: 13	R: 2 E: 0 K: 0 S: 12	H: 3 LOB: 1 BB: 0 P: 17	R: 0 E: 0 K: 0 S: 5	H: 0 LOB: 0 BB: 0 P: 8	R: 2 E: 0 K: 0 S: 10	H: 4 LOB: 2 BB: 0 P: 18	R: 5 E: 1 K: 0 S: 15	H: 6 LOB: 0 BB: 0 P: 22	R: 0 E: 0 K: 1 S: 9	H: 0 LOB: 1 BB: 1 P: 17	R: 3 E: 0 K: 0 S: 14	H: 4 LOB: 2 BB: 1 P: 27	R: 0 E: 0 K: 0 S: 7	H: 0 LOB: 0 BB: 0 P: 10	1B: 12 2B: 4 3B: 0 HR: 1	SF: 0 SAC: 0 DP: 1 HBP: 0	WP: 0 PB: 0 SB: 0 CS: 0	PA: 45			
PITCHER	IP	WLS	BF	H	R	ER	SO	BB	IBB	HBP	BLK	WP	HR	S	P	ERA	WHIP								
Joe Mays, R (1,1) ERA: 8.07	5.2	L	28	12	8	8	1	0	0	0	0	0	0	54	80	12.71	2.118								
Kevin Frederick, R (6,1) ERA: 5.53	1.1		8	3	3	3	1	1	0	0	0	0	1	15	31	20.25	3.000								
Tony Fiore, R (8,1) ERA: 3.21	1.0		6	2	1	1	0	1	0	0	0	0	0	11	20	9.00	3.000								
Bob Wells, R (9,1) ERA: 6.02	1.0		3	0	0	0	0	0	0	0	0	0	0	7	10	0.00	0.000								

Kansas City Royals @ Minnesota Twins
Hubert H. Humphrey Metrodome, Minneapolis, MN

AB 43
R 12
H 17
RBI 12
BB 2
SO 2
LOB 15



Mon Aug 05 2002, 1:05 PM EDT
Att: 27,182 - Dome - 72 F

Batter	1	2	3	4	5	6	7	8	9	AB	R	H	RBI	BB	SO	LOB	BOTTOM								
Jacque Jones, L (1,7) OBP: 0.329, SLG: 0.486	G3		K			F2		G4-3		5	0	0	0	0	2	2									
Cristian Guzman, S (1,6) OBP: 0.286, SLG: 0.367	F8		F3			1B SF8 1B		1B		4	1	2	1	0	0	1									
Tori Hunter, R (1,8) OBP: 0.360, SLG: 0.578	G5-3		K			P6		G4-6-3 BB		3	0	0	0	1	1	2									
David Ortiz, L (1,10) OBP: 0.362, SLG: 0.508		1B SF7 BB			CS BB			G4-6-3		2	1	1	0	2	0	2									
Bobby Kielty, S (1,9) OBP: 0.436, SLG: 0.502	F7		P4			SF8		F8		3	0	0	1	0	0	2									
Doug Mientkiewicz, L (1,3) OBP: 0.379, SLG: 0.377										2	0	2	0	1	0	0									
5 Michael Cuddyer, R (8,PH) OBP: 0.295, SLG: 0.395										1	0	0	0	0	0	0									
Denny Hocking, S (1,5) OBP: 0.315, SLG: 0.329	SF7		F8			L3		K		3	0	0	1	0	1	3	AB 30								
A.J. Pierzynski, L (1,2) OBP: 0.347, SLG: 0.460	P6					G6-4-3 1B		F7		4	1	2	0	0	0	1	R 4								
Luis Rivas, R (1,4) OBP: 0.323, SLG: 0.395			S BB			G6-4-3 1B		F8		3	1	1	1	1	0	1	H 8								
Inning Stats	R: 0 E: 0 K: 0 S: 5	H: 1 LOB: 1 BB: 1 P: 20	R: 0 E: 0 K: 2 S: 11	H: 0 LOB: 1 BB: 1 P: 21	R: 0 E: 0 K: 0 S: 8	H: 0 LOB: 2 BB: 0 P: 16	R: 0 E: 0 K: 0 S: 5	H: 1 LOB: 0 BB: 0 P: 8	R: 1 E: 0 K: 0 S: 18	H: 3 LOB: 2 BB: 0 P: 25	R: 2 E: 0 K: 0 S: 8	H: 3 LOB: 1 BB: 1 P: 18	R: 0 E: 0 K: 1 S: 8	H: 0 LOB: 0 BB: 0 P: 13	R: 0 E: 0 K: 1 S: 6	H: 0 LOB: 0 BB: 0 P: 11	1B: 6 2B: 2 3B: 0 HR: 0	SF: 2 SAC: 0 DP: 2 HBP: 0	WP: 0 PB: 0 SB: 1 CS: 1	PA: 37					
PITCHER	IP	WLS	BF	H	R	ER	SO	BB	IBB	HBP	BLK	WP	HR	S	P	ERA	WHIP								
56 Shawn Sedlacek, R (1,1) ERA: 4.61	6.1	W	30	4	4	4	2	5	0	0	0	0	0	63	114	5.68	2.053								
Scott Mullen, L (7,1) ERA: 3.05	1.2		4	0	0	0	1	0	0	0	0	0	0	10	16	0.00	0.000								
Blake Stein, R (9,1) ERA: 9.4	1.0		3	0	0	0	1	0	0	0	0	0	0	6	11	0.00	0.000								

Kansas City Royals @ Minnesota Twins
Hubert H. Humphrey Metrodome, Minneapolis, MN

AB 30
R 4
H 8
RBI 4
BB 5
SO 4
LOB 14



Mon Aug 05 2002, 1:05 PM EDT
Att: 27,182 - Dome - 72 F

Batter	1	2	3	4	5	6	7	8	9	AB	R	H	RBI	BB	SO	LOB	TOP					
Chuck Knoblauch, R OBP: 0.277, SLG: 0.274 (1, 7)	F2		2B 1B		CS 1B		G3-1	F9		5	1	2	0	0	0	1						
Aaron Guiel, L OBP: 0.297, SLG: 0.324 (1, 9)	G4-3		F2		P4 1-2		1B 1B		F8	5	0	1	0	0	0	2						
Carlos Beltrán, S OBP: 0.340, SLG: 0.501 (1, 8)	K		1B 2B		3B 1B		F7		1B	5	2	3	1	0	1	1						
Raul Ibanez, L OBP: 0.328, SLG: 0.537 (1, 3)		G4-3 2B 1B	1B 1B		1H 3B		1B		F5	5	2	4	2	0	0	1						
Joe Randa, R OBP: 0.344, SLG: 0.440 (1, 5)	G4-3		1B 1B		F9		F9		F7	5	0	1	0	0	0	5						
Michael Tucker, L OBP: 0.338, SLG: 0.415 (1, 10)		G4-3 2H 2B	1-3 2H 1B				P5		2B 1B	4	1	3	2	0	0	0						
Neifi Perez, S OBP: 0.258, SLG: 0.303 (1, 6)	G4-3		CS 1B		CS 1B		F5		1H 2B	4	0	2	1	0	0	1						
Brent Mayne, L OBP: 0.328, SLG: 0.317 (1, 2)	K				L3 1-2		1B		K	4	0	1	0	0	2	3						
Carlos Febles, R OBP: 0.321, SLG: 0.330 (1, 4)			K		G6-3		F9		K	4	0	0	0	0	2	2						
Inning Stats	R: 0 H: 0 E: 0 K: 1 S: 13	H: 0 LOB: 0 BB: 0 P: 20	R: 1 H: 2 E: 0 K: 1 S: 14	H: 2 LOB: 1 BB: 0 P: 20	R: 3 H: 5 E: 0 K: 1 S: 26	H: 5 LOB: 1 BB: 0 P: 38	R: 0 H: 1 E: 0 K: 0 S: 7	H: 1 LOB: 0 BB: 0 P: 10	R: 1 H: 3 E: 0 K: 0 S: 7	H: 3 LOB: 1 BB: 0 P: 10	R: 0 H: 1 E: 0 K: 0 S: 8	H: 1 LOB: 1 BB: 0 P: 13	R: 0 H: 2 E: 0 K: 0 S: 14	H: 2 LOB: 2 BB: 0 P: 20	R: 1 H: 2 E: 0 K: 2 S: 12	H: 2 LOB: 1 BB: 0 P: 16	R: 0 H: 1 E: 0 K: 0 S: 9	H: 1 LOB: 1 BB: 0 P: 14	1B: 13 2B: 3 3B: 1 HR: 0	SF: 0 SAC: 0 DP: 0 HBP: 0	WP: 0 PB: 0 CS: 3	PA: 42
PITCHER	IP	WLS	BF	H	R	ER	SO	BB	IBB	HBP	BLK	WP	HR	S	P	ERA	WHIP					
35 Mike Mussina, R ERA: 4.8 Sterling Hitchcock, L ERA: 6.75	(1, 1)	7.0	L	32	14	5	3	0	0	0	0	0	0	89	131	6.43	2.000					
Sterling Hitchcock, L ERA: 6.75	(8, 1)	2.0		9	3	1	2	0	0	0	0	0	0	21	30	4.50	1.500					

Kansas City Royals @ New York Yankees
Yankee Stadium, Bronx, NY
Tue Aug 06 2002, 7:05 PM EDT
Att: 48,275 - Cloudy - 76 F

AB 41
R 6
H 17
RBI 6
BB 0
SO 5
LOB 16



Batter	1	2	3	4	5	6	7	8	9	AB	R	H	RBI	BB	SO	LOB	BOTTOM				
Alfonso Soriano, R OBP: 0.336, SLG: 0.567 (1, 4)	P6		BB HBP		G5-3		K		K	4	0	0	0	0	2	0					
2 Derek Jeter, R OBP: 0.380, SLG: 0.423 (1, 6)	K		L5		FC6 BB		G4-3			3	0	0	0	1	1	1					
25 Jason Giambi, L OBP: 0.433, SLG: 0.594 (1, 10)	WP BB		F8		P5		F8			3	0	0	0	1	0	2					
Bernie Williams, S OBP: 0.408, SLG: 0.485 (1, 8)	K		BB		FC6		G1-3			3	0	0	0	1	1	2					
Robin Ventura, L OBP: 0.370, SLG: 0.482 (1, 5)		1B BB	G5-3				F9		FC6-4 BB	2	0	0	0	2	0	2					
20 Jorge Posada, S OBP: 0.371, SLG: 0.494 (1, 2)		F7			K		HR 1B		K	4	1	1	0	0	2	2					
Raul Mondesi, R OBP: 0.311, SLG: 0.449 (1, 9)		P6			G3 1B		1H HR		FC6-4	4	1	2	2	0	0	2					
Nick Johnson, L OBP: 0.345, SLG: 0.422 (1, 3)		1B			G3		G3		G3-1	4	0	1	0	0	0	1					
Rondell White, R OBP: 0.312, SLG: 0.391 (1, 7)		F7			G6-3		L5		K	4	0	0	0	0	1	3					
Inning Stats	R: 0 H: 0 E: 0 K: 2 S: 9	H: 1 LOB: 2 BB: 1 P: 24	R: 0 H: 1 E: 0 K: 0 S: 13	H: 0 LOB: 2 BB: 1 P: 13	R: 0 H: 1 E: 0 K: 1 S: 7	H: 1 LOB: 1 BB: 0 P: 15	R: 0 H: 0 E: 0 K: 0 S: 12	H: 0 LOB: 1 BB: 1 P: 18	R: 2 H: 2 E: 0 K: 0 S: 10	H: 2 LOB: 0 BB: 0 P: 14	R: 0 H: 0 E: 0 K: 1 S: 10	H: 0 LOB: 0 BB: 0 P: 16	R: 0 H: 0 E: 0 K: 1 S: 9	H: 0 LOB: 1 BB: 1 P: 19	R: 0 H: 0 E: 0 K: 2 S: 10	H: 0 LOB: 0 BB: 0 P: 14	1B: 3 2B: 0 3B: 0 HR: 1	SF: 0 SAC: 0 DP: 0 HBP: 1	WP: 1 PB: 0 CS: 0	PA: 37	
PITCHER	IP	WLS	BF	H	R	ER	SO	BB	IBB	HBP	BLK	WP	HR	S	P	ERA	WHIP				
Rinelvis Hernandez, R ERA: 3.65 Ryan Bukvich, R ERA: 5.73 Jeremy Affeldt, L ERA: 4.17 Jason Grimsley, R ERA: 3.8	(1, 1)	6.0	W	27	4	2	3	4	0	1	0	0	0	10	16	0.00	0.000				
Jeremy Affeldt, L ERA: 4.17 Jason Grimsley, R ERA: 3.8	(8, 1)	1.0		4	0	0	1	1	0	0	0	0	0	9	19	0.00	1.000				
Jason Grimsley, R ERA: 3.8	(9, 1)	1.0		3	0	0	2	0	0	0	0	0	0	10	14	0.00	0.000				


Kansas City Royals @ New York Yankees
Yankee Stadium, Bronx, NY
Tue Aug 06 2002, 7:05 PM EDT
Att: 48,275 - Cloudy - 76 F

AB 31
R 2
H 4
RBI 2
BB 5
SO 7
LOB 15



Batter	1	2	3	4	5	6	7	8	9	AB	R	H	RBI	BB	SO	LOB	TOP										
Chuck Knoblauch R (1, 7) OBP: 0.276, SLG: 0.273	F8			F9		E9		G6-3		4	1	1	0	0	0	0	Kansas City Royals @ New York Yankees Yankee Stadium, Bronx, NY Wed Aug 07 2002, 7:05 PM EDT Att: 40,184 - Cloudy - 78 F										
Aaron Guiel L (1, 9) OBP: 0.302, SLG: 0.336	FC2-6 1B			G3-1		G3-1 2B		F7		4	0	2	1	0	0												
Carlos Beltrán S (1, 8) OBP: 0.339, SLG: 0.501	FC2-6 1-2			G3-1 2B		G3-1		G3		4	0	1	0	0	2												
Raul Ibanez L (1, 3) OBP: 0.325, SLG: 0.530	PO 1-2	L3		K		G4-3			G3	4	0	0	0	1	2												
Joe Randa R (1, 5) OBP: 0.340, SLG: 0.435		L9			G3				G4-3	4	0	0	0	1	0												
Michael Tucker L (1, 10) OBP: 0.334, SLG: 0.410				K		K			K	4	0	0	0	0	4	0											
Neifi Perez S (1, 6) OBP: 0.258, SLG: 0.303					K					3	0	1	0	0	1	0											
Brent Mayne L (1, 2) OBP: 0.328, SLG: 0.314				K		F7				2	0	0	0	1	1	0											
Carlos Febles R (1, 4) OBP: 0.322, SLG: 0.331						E5				2	1	1	0	0	0	0											
Luis Alica S (7, PH) OBP: 0.320, SLG: 0.294										1	0	0	0	0	1	2											
Inning Stats	R: 0 E: 0 K: 0 S: 10	H: 1 LOB: 0 BB: 0 P: 16	R: 0 E: 0 K: 1 S: 7	H: 0 LOB: 0 BB: 0 P: 8	R: 0 E: 0 K: 1 S: 10	H: 0 LOB: 0 BB: 0 P: 15	R: 0 E: 0 K: 1 S: 9	H: 1 LOB: 1 BB: 0 P: 14	R: 0 E: 0 K: 2 S: 8	H: 0 LOB: 0 BB: 0 P: 12	R: 2 E: 2 K: 0 S: 12	H: 3 LOB: 1 BB: 0 P: 14	R: 0 E: 0 K: 3 S: 17	H: 1 LOB: 2 BB: 1 P: 26	R: 0 E: 0 K: 0 S: 6	H: 0 LOB: 0 BB: 0 P: 12	R: 0 E: 0 K: 1 S: 8	H: 0 LOB: 0 BB: 0 P: 11	1B: 4 2B: 2 3B: 0 HR: 0	SF: 0 SAC: 0 DP: 0 HBP: 0	WP: 0 PB: 0 SB: 0 CS: 0	PA: 34					
PITCHER	IP	WLS	BF	H	R	ER	SO	BB	IBB	HBP	BLK	WP	HR	S	P	ERA	WHIP										
Roger Clemens R (1, 1) ERA: 3.94	7.0	W	27	6	2	2	8	1	0	0	0	0	0	73	105	2.57	1.000										
Steve Karsay R (8, 1) ERA: 3.5	2.0		6	0	0	0	1	0	0	0	0	0	0	14	23	0.00	0.000										

AB	32
R	2
H	6
RBI	1
BB	1
SO	9
LOB	6



Batter	1	2	3	4	5	6	7	8	9	AB	R	H	RBI	BB	SO	LOB	BOTTOM										
Alfonso Soriano R (1, 4) OBP: 0.335, SLG: 0.565	25 2B	K			K		G5-3	G4-3		5	1	1	0	0	2	0	Kansas City Royals @ New York Yankees Yankee Stadium, Bronx, NY Wed Aug 07 2002, 7:05 PM EDT Att: 40,184 - Cloudy - 78 F										
2 Derek Jeter R (1, 6) OBP: 0.381, SLG: 0.429	P6			K		HR	BB 25 S			3	2	1	1	1	1	1											
25 Jason Giambi L (1, 10) OBP: 0.433, SLG: 0.595	20 HR			G3		G4-3	BB 20 BB	BB		3	1	1	1	1	0	0											
Bernie Williams S (1, 8) OBP: 0.407, SLG: 0.483	F8			1B		G4-3	K			4	0	1	0	0	1	3											
Robin Ventura L (1, 5) OBP: 0.372, SLG: 0.479	20 HR	BB		K		L9	BB 20 BB	BB		2	1	0	0	2	1	1											
20 Jorge Posada S (1, 2) OBP: 0.375, SLG: 0.504	HR				1B	F9	BB	BB		3	1	2	4	1	0	0											
Raul Mondesi R (1, 9) OBP: 0.311, SLG: 0.447	K			F9		1B	K			4	0	1	0	0	2	4											
John Vander Wal L (1, 7) OBP: 0.332, SLG: 0.425		G4-3			1B					4	0	2	0	0	0	0											
Shane Spencer R (9, 7) ERA: 3.0					G4-6-3			P4		0	0	0	0	0	0	0											
Nick Johnson L (1, 3) OBP: 0.344, SLG: 0.421				K		K		F8		1	0	0	0	0	1	0											
Ron Coomer R (4, 3) OBP: 0.347, SLG: 0.483					G4-6-3					3	0	0	0	0	1	4											
Inning Stats	R: 4 E: 0 K: 1 S: 23	H: 3 LOB: 0 BB: 1 P: 36	R: 0 E: 0 K: 2 S: 9	H: 0 LOB: 0 BB: 0 P: 13	R: 0 E: 0 K: 2 S: 9	H: 1 LOB: 1 BB: 0 P: 16	R: 0 E: 0 K: 0 S: 7	H: 2 LOB: 1 BB: 0 P: 10	R: 1 E: 0 K: 1 S: 12	H: 1 LOB: 0 BB: 0 P: 21	R: 0 E: 0 K: 1 S: 10	H: 2 LOB: 2 BB: 0 P: 14	R: 1 E: 0 K: 2 S: 16	H: 0 LOB: 3 BB: 4 P: 33	R: 0 E: 0 K: 0 S: 6	H: 0 LOB: 0 BB: 0 P: 9	1B: 5 2B: 2 3B: 0 HR: 2	SF: 0 SAC: 0 DP: 1 HBP: 0	WP: 0 PB: 0 SB: 1 CS: 0	PA: 37							
PITCHER	IP	WLS	BF	H	R	ER	SO	BB	IBB	HBP	BLK	WP	HR	S	P	ERA	WHIP										
Jeff Suppan R (1, 1) ERA: 5.11	6.1	L	29	9	6	6	7	2	0	0	0	0	0	74	118	8.53	1.737										
Scott Mullen L (7, 1) ERA: 3.0	0.1		4	0	0	0	1	3	0	0	0	0	0	9	22	0.00	9.000										
Blake Stein R (7, 1) ERA: 9.0	1.1		4	0	0	0	1	0	0	0	0	0	0	9	12	0.00	0.000										

AB	32
R	6
H	9
RBI	6
BB	5
SO	9
LOB	13



Batter	1	2	3	4	5	6	7	8	9	AB	R	H	RBI	BB	SO	LOB	TOP				
Chuck Knoblauch R (1,7) OBP: 0.280, SLG: 0.278	L6		E S 1B			G1-3 1B		F7		4	0	2	0	0	0	0	Kansas City Royals @ New York Yankees Yankee Stadium, Bronx, NY Thu Aug 08 2002, 1:05 PM EDT Att: 55,142 - Sunny - 78 F livebaseballscorecards.com				
Luis Alica S (1,5) OBP: 0.315, SLG: 0.288	G4-3		F7			G1-3		P4		4	0	0	0	0	0	2					
Carlos Beltrán S (1,8) OBP: 0.341, SLG: 0.503	K2-3					E5 G4-6-3 1B		1B 2B		4	1	2	0	0	1	1					
Raul Ibanez L (1,3)		G3 1B 2B				G4-3 1-2		G4-6-3 1-2		4	1	2	1	0	0	3					
Joe Randa R (1,10) OBP: 0.342, SLG: 0.436	G3							K		4	1	2	0	0	1	2					
Aaron Guiel L (1,9) OBP: 0.301, SLG: 0.333		G5-4-3 1B				F7		F9		4	0	1	1	0	0	2					
Neifi Perez S (1,6) OBP: 0.256, SLG: 0.300		G5-4-3 1-2				L8		F7		4	0	0	0	0	0	2					
A.J. Hinch R (1,2) OBP: 0.303, SLG: 0.389			G6-3			G3-1		G1-3		3	0	1	1	0	0	0					
Brent Mayne L (9,PH) OBP: 0.326, SLG: 0.313										1	0	0	0	0	0	0					
Carlos Febles R (1,4) OBP: 0.319, SLG: 0.328			G5-3			F8		P4		3	0	0	0	0	0	1					
Inning Stats	R: 0 E: 0 K: 1 S: 11	H: 0 LOB: 0 BB: 0 P: 14	R: 1 E: 0 K: 0 S: 7	H: 2 LOB: 0 BB: 0 P: 13	R: 0 E: 0 K: 0 S: 13	H: 1 LOB: 1 BB: 0 P: 18	R: 0 E: 0 K: 0 S: 8	H: 2 LOB: 1 BB: 0 P: 12	R: 0 E: 1 K: 0 S: 11	H: 1 LOB: 1 BB: 0 P: 19	R: 1 E: 0 K: 0 S: 11	H: 2 LOB: 1 BB: 0 P: 17	R: 1 E: 0 K: 1 S: 12	H: 2 LOB: 1 BB: 0 P: 18	R: 0 E: 0 K: 0 S: 5	H: 0 LOB: 0 BB: 0 P: 7		1B: 7 2B: 3 3B: 0 HR: 0	SF: 0 SAC: 0 DP: 2 HBP: 0	WP: 0 PB: 0 SB: 1 CS: 0	PA: 35
PITCHER	IP WLS BF H R ER SO BB IBB HBP BLK WP HR S P ERA WHIP																				
Andy Pettitte L (1,1) ERA: 3.17	7.2 W 31 10 3 3 1 0 0 0 0 0 0 74 113 3.52 1.304																				
Steve Karsay R (8,1) ERA: 3.48	0.1 H 1 0 0 0 1 0 0 0 0 0 0 3 5 0.00 0.000																				
42 Mariano Rivera R (9,1) ERA: 2.97	1.0 S 3 0 0 0 0 0 0 0 0 0 0 5 7 0.00 0.000																				

Batter	1	2	3	4	5	6	7	8	9	AB	R	H	RBI	BB	SO	LOB	BOTTOM				
Alfonso Soriano R (1,4) OBP: 0.334, SLG: 0.569	K		K					K		4	1	1	3	0	3	0	Kansas City Royals @ New York Yankees Yankee Stadium, Bronx, NY Thu Aug 08 2002, 1:05 PM EDT Att: 55,142 - Sunny - 78 F livebaseballscorecards.com				
2 Derek Jeter R (1,6) OBP: 0.380, SLG: 0.426	P4		CS BB			1-H 3-H HR		G4-3		3	0	0	0	1	1	0					
25 Jason Giambi L (1,10) OBP: 0.430, SLG: 0.589	L9		F8			F8		K		4	0	0	0	0	1	1					
Bernie Williams S (1,8) OBP: 0.406, SLG: 0.481		F8	CS			P4		G5-3		4	0	1	0	0	0	0					
Robin Ventura L (1,5) OBP: 0.373, SLG: 0.488		HR				K		F8		4	1	2	1	0	1	0					
20 Jorge Posada S (1,2) OBP: 0.374, SLG: 0.504		HR				K		G3		4	1	1	0	0	1	2					
Raul Mondesi R (1,9) OBP: 0.315, SLG: 0.457		HR								2	2	2	2	1	0	0					
Rondell White R (1,7) OBP: 0.309, SLG: 0.387						G4-3 1B		K		3	0	0	0	0	1	4					
Ron Coomer R (1,3) OBP: 0.337, SLG: 0.467						E5 HR		FC6-4		3	1	0	0	0	0	4					
Inning Stats	R: 0 E: 0 K: 1 S: 12	H: 0 LOB: 0 BB: 0 P: 16	R: 3 E: 0 K: 0 S: 13	H: 3 LOB: 0 BB: 0 P: 18	R: 0 E: 0 K: 1 S: 7	H: 0 LOB: 0 BB: 1 P: 16	R: 0 E: 0 K: 2 S: 8	H: 0 LOB: 0 BB: 0 P: 12	R: 3 E: 1 K: 1 S: 14	H: 2 LOB: 0 BB: 0 P: 18	R: 0 E: 0 K: 2 S: 11	H: 0 LOB: 0 BB: 0 P: 18	R: 0 E: 0 K: 0 S: 8	H: 0 LOB: 0 BB: 0 P: 13	R: 0 E: 0 K: 0 S: 5	H: 0 LOB: 0 BB: 0 P: 7		1B: 3 2B: 1 3B: 0 HR: 3	SF: 0 SAC: 0 DP: 0 HBP: 0	WP: 0 PB: 0 SB: 1 CS: 1	PA: 34
PITCHER	IP WLS BF H R ER SO BB IBB HBP BLK WP HR S P ERA WHIP																				
Paul Byrd R (1,1) ERA: 3.59	5.1 L 25 7 6 5 5 2 0 0 0 0 0 0 3 60 95 8.44 1.688																				
Ryan Bukvich R (6,1) ERA: 5.11	1.1 4 0 0 0 2 0 0 0 0 0 0 0 12 21 0.00 0.000																				
Darrell May L (7,1) ERA: 5.51	0.1 1 0 0 0 1 0 0 0 0 0 0 0 5 6 0.00 0.000																				
Roberto Hernandez R (8,1) ERA: 4.5	1.0 3 0 0 0 0 0 0 0 0 0 0 0 8 13 0.00 0.000																				

Batter	1	2	3	4	5	6	7	8	9	10	11	12	AB	R	H	RBI	BB	SO	LOB	TOP								
Randy Winn, S OBP: 0.361, SLG: 0.470													6	0	0	0	0	3	0									
13 Carl Crawford, L OBP: 0.313, SLG: 0.470													6	1	3	0	0	0	0									
Aubrey Huff, L OBP: 0.343, SLG: 0.481													6	1	2	0	0	2	3									
18 Jared Sandberg, R OBP: 0.290, SLG: 0.463													5	0	0	0	1	1	2									
Siege Cox, L OBP: 0.342, SLG: 0.424													4	0	1	1	2	0	0									
John Fleury, R OBP: 0.303, SLG: 0.381													5	1	1	0	0	0	4									
Jason Conti, L OBP: 0.333, SLG: 0.402													5	0	4	0	0	0	0									
Andy Sheets, R OBP: 0.370, SLG: 0.532													3	1	1	2	1	0	4									
Felix Escalona, R OBP: 0.266, SLG: 0.294													5	0	0	0	0	1	5									
Inning Stats	R: 1 E: 0 K: 2 S: 9	H: 1 LOB: 0 BB: 0 P: 16	R: 0 E: 0 K: 0 S: 8	H: 1 LOB: 2 BB: 1 P: 19	R: 0 E: 1 K: 1 S: 9	H: 1 LOB: 1 BB: 0 P: 18	R: 1 E: 0 K: 0 S: 17	H: 2 LOB: 0 BB: 0 P: 29	R: 0 E: 0 K: 0 S: 10	H: 1 LOB: 1 BB: 1 P: 15	R: 0 E: 0 K: 1 S: 15	H: 1 LOB: 2 BB: 1 P: 29	R: 1 E: 0 K: 1 S: 8	H: 1 LOB: 0 BB: 0 P: 10	R: 0 E: 0 K: 0 S: 6	H: 1 LOB: 1 BB: 1 P: 15	R: 0 E: 0 K: 1 S: 9	H: 0 LOB: 0 BB: 0 P: 14	R: 0 E: 0 K: 1 S: 11	H: 0 LOB: 0 BB: 0 P: 16	1B: 7 2B: 3 3B: 1 HR: 1	SF: 1 SAC: 0 DP: 2 HBP: 0	WP: 1 PB: 0 CS: 0 S: 1	PA: 50				
PITCHER	IP	WLS	BF	H	R	ER	SO	BB	IBB	HBP	BLK	WP	HR	S	P	ERA	WHIP											
Miguel Asencio, R ERA: 5.7	(1, 1)	5.0	22	6	2	2	3	1	0	0	0	0	0	0	53	97	3.80	1.400										
Jeremy Affeldt, L ERA: 4.2	(6, 1)	1.2	10	3	1	1	1	1	1	0	0	0	0	0	19	35	5.40	2.400										
Jason Grimsley, R ERA: 3.88	(7, 1)	1.1	5	1	1	1	1	0	0	0	0	0	0	1	12	17	6.75	0.750										
Scott Mullen, L ERA: 2.86	(8, 1)	1.0	4	1	0	0	0	1	0	0	0	0	0	7	15	0.00	2.000											
Roberto Hernandez, R ERA: 4.39	(10, 1)	1.0	3	1	0	0	0	0	0	0	0	0	0	6	10	0.00	1.000											
PITCHER	IP	WLS	BF	H	R	ER	SO	BB	IBB	HBP	BLK	WP	HR	S	P	ERA	WHIP											
Darrell May, L ERA: 5.38	(11, 1)	2.0	6	0	0	0	2	0	0	0	0	0	0	0	20	30	0.00	0.000										

Tampa Bay Devil Rays @ Kansas City Royals
Kauffman Stadium, Kansas City, MO
Fri Aug 09 2002, 7:05 PM CDT
Alt. 23,003 - Cloudy - 84 F

AB 45
R 4
H 12
RBI 3
BB 4
SO 7
LOB 18

Batter	1	2	3	4	5	6	7	8	9	10	11	12	AB	R	H	RBI	BB	SO	LOB	BOTTOM								
Chuck Knoblauch, R OBP: 0.294, SLG: 0.291													4	0	3	0	2	0	1									
Aaron Guiel, L OBP: 0.302, SLG: 0.340													6	1	2	2	0	0	4									
Carlos Beltrán, S OBP: 0.341, SLG: 0.500													5	0	1	1	1	1	5									
Raul Ibanez, L OBP: 0.324, SLG: 0.524													5	0	0	0	1	1	4									
Joe Randa, R OBP: 0.344, SLG: 0.439													6	2	3	0	0	0	2									
Michael Tucker, L OBP: 0.334, SLG: 0.410													5	0	1	1	1	0	3									
Neftali Pérez, S OBP: 0.258, SLG: 0.305													4	0	2	1	0	0	1									
A.J. Hinch, R OBP: 0.310, SLG: 0.391													2	0	1	0	0	1	0									
Luis Alicaia, S OBP: 0.316, SLG: 0.292													1	0	1	0	0	0	0									
Mike Caruso, S OBP: 0.143, SLG: 0.100													1	1	0	0	0	0	2									
Carlos Febles, R OBP: 0.239, SLG: 0.328													3	1	1	0	0	0	2									
Brent Mayne, L OBP: 0.324, SLG: 0.310													2	0	0	0	0	0	1									
Inning Stats	R: 0 E: 0 K: 0 S: 13	H: 1 LOB: 1 BB: 1 P: 23	R: 1 E: 0 K: 0 S: 16	H: 2 LOB: 1 BB: 0 P: 25	R: 1 E: 0 K: 0 S: 10	H: 2 LOB: 1 BB: 1 P: 16	R: 0 E: 0 K: 0 S: 10	H: 1 LOB: 1 BB: 0 P: 15	R: 0 E: 0 K: 1 S: 8	H: 1 LOB: 0 BB: 0 P: 11	R: 0 E: 0 K: 0 S: 4	H: 1 LOB: 1 BB: 0 P: 8	R: 1 E: 1 K: 1 S: 17	H: 1 LOB: 1 BB: 0 P: 26	R: 0 E: 0 K: 0 S: 8	H: 1 LOB: 2 BB: 1 P: 14	R: 1 E: 0 K: 0 S: 18	H: 2 LOB: 2 BB: 1 P: 27	R: 0 E: 0 K: 0 S: 6	H: 1 LOB: 2 BB: 1 P: 12	R: 0 E: 0 K: 0 S: 5	H: 1 LOB: 1 BB: 1 P: 22	R: 1 E: 0 K: 0 S: 6	H: 1 LOB: 1 BB: 1 P: 12	1B: 10 2B: 5 3B: 0 HR: 0	SF: 1 SAC: 0 DP: 3 HBP: 1	WP: 0 PB: 1 CS: 1	PA: 51
PITCHER	IP	WLS	BF	H	R	ER	SO	BB	IBB	HBP	BLK	WP	HR	S	P	ERA	WHIP											
Joe Kennedy, L ERA: 4.28	(1, 1)	7.0	30	9	3	2	2	2	0	1	0	0	0	76	124	2.57	1.571											
Travis Harper, R ERA: 3.74	(8, 1)	1.0	3	1	0	0	0	0	0	0	0	0	0	8	14	0.00	1.000											
Esteban Yan, R ERA: 4.15	(9, 1)	2.0	11	3	1	1	0	2	0	0	0	0	0	24	39	4.50	2.500											
Travis Phelps, R ERA: 6.52	(11, 1)	1.1	7	2	1	1	1	1	0	0	0	0	0	17	34	6.75	2.250											


Tampa Bay Devil Rays @ Kansas City Royals
Kauffman Stadium, Kansas City, MO
Fri Aug 09 2002, 7:05 PM CDT
Alt. 23,003 - Cloudy - 84 F

AB 44
R 5
H 15
RBI 5
BB 5
SO 3
LOB 25

Batter	1	2	3	4	5	6	7	8	9	AB	R	H	RBI	BB	SO	LOB	TOP					
Brent Abernathy, R (1,4) OBP: 0.286, SLG: 0.315	F8	13 HR	F3			1B		G4-3		5	2	2	1	0	0	0						
13 Carl Crawford, L (1,7) OBP: 0.307, SLG: 0.489	K	HR				L1		G1		5	1	1	3	0	1	1						
Aubrey Huff, L (1,10) OBP: 0.350, SLG: 0.498	HR	K				1B			18 HR	5	2	4	2	0	1	0						
18 Jared Sandberg, R (1,5) OBP: 0.296, SLG: 0.492	1B					P6			HR	5	2	3	3	0	0	2						
Steve Cox, L (1,3) OBP: 0.341, SLG: 0.428	P3					G3-1			G5-3	5	1	1	1	0	0	2						
Toby Hall, R (1,2) OBP: 0.283, SLG: 0.324		1B				G6-3			G4-3	5	2	3	0	0	0	0						
Jason Conti, L (1,8) OBP: 0.325, SLG: 0.392	F8					K			F5	5	0	0	0	0	2	3						
Ben Grieve, L (1,9) OBP: 0.346, SLG: 0.402	13 HR	1B				CS			G3-6	2	2	1	0	2	0	1						
Andy Sheets, R (1,6) OBP: 0.362, SLG: 0.569	K					CS			F8	4	1	1	3	0	1	2						
Inning Stats	R: 1 E: 0 K: 1 S: 13	H: 2 LOB: 1 BB: 0 P: 19	R: 4 E: 0 K: 2 S: 17	H: 3 LOB: 0 BB: 1 P: 30	R: 4 E: 1 K: 0 S: 21	H: 3 LOB: 0 BB: 1 P: 32	R: 0 E: 0 K: 0 S: 12	H: 1 LOB: 1 BB: 0 P: 18	R: 0 E: 0 K: 1 S: 8	H: 1 LOB: 0 BB: 0 P: 9	R: 1 E: 0 K: 0 S: 12	H: 2 LOB: 1 BB: 0 P: 17	R: 1 E: 0 K: 1 S: 11	H: 2 LOB: 0 BB: 0 P: 17	R: 0 E: 0 K: 0 S: 7	H: 0 LOB: 0 BB: 0 P: 11	R: 2 E: 0 K: 0 S: 10	H: 2 LOB: 0 BB: 0 P: 14	1B: 9 2B: 0 3B: 1 HR: 6	SF: 0 SAC: 0 DP: 1 HBP: 0	WP: 0 PB: 0 SB: 0 CS: 1	PA: 44
PITCHER	IP	WLS	BF	H	R	ER	SO	BB	IBB	HBP	BLK	WP	HR	S	P	ERA	WHIP					
56 Shawn Sedlacek, R (1,1) ERA: 5.77	3.0	L	19	8	9	9	3	2	0	0	0	0	4	51	81	27.00	3.333					
Blake Stein, R (4,1) ERA: 8.47	3.0		12	4	1	1	1	0	0	0	0	0	0	32	44	3.00	1.333					
Scott Mullen, L (7,1) ERA: 3.0	2.0		7	2	1	1	1	0	0	0	0	0	1	18	28	4.50	1.000					
Ryan Bukvich, R (9,1) ERA: 6.08	1.0		5	2	2	2	0	0	0	0	0	0	1	10	14	18.00	2.000					

Tampa Bay Devil Rays @ Kansas City Royals
 Kauffman Stadium, Kansas City, MO
 Sat Aug 10 2002, 6:05 PM CDT
 Att: 18,213 - Cloudy - 82 F

AB 41
 R 13
 H 16
 RBI 13
 BB 2
 SO 5
 LOB 11



Batter	1	2	3	4	5	6	7	8	9	AB	R	H	RBI	BB	SO	LOB	BOTTOM					
Chuck Knoblauch, R (1,7) OBP: 0.288, SLG: 0.286	G4-3	SF8				G6-3		F8		4	0	0	1	0	1	4						
Aaron Guiel, L (1,9) OBP: 0.304, SLG: 0.348	F8	K				2B			P6	5	1	2	1	0	1	0						
Carlos Beltrán, S (1,10) OBP: 0.339, SLG: 0.496	HR					K			F7	4	1	0	0	1	2	2						
Raul Ibanez, L (1,3) OBP: 0.325, SLG: 0.535	HR					2B			G3	5	2	2	3	0	0	0						
Joe Randa, R (1,5) OBP: 0.346, SLG: 0.443	1B					2B			G3-1	4	0	2	1	0	0	0						
Michael Tucker, L (1,8) OBP: 0.336, SLG: 0.409	1B					L7			F8	3	0	1	0	0	0	1						
Neifi Perez, S (1,6) OBP: 0.258, SLG: 0.302	F8					F9			P4	3	0	0	0	1	0	3						
Brent Mayne, L (1,2) OBP: 0.326, SLG: 0.307		1B				F7			K	2	1	0	0	1	1	2						
Luis Alicaia, S (1,4) OBP: 0.321, SLG: 0.300		1B				F7			F9	4	1	2	0	0	0	3						
Inning Stats	R: 2 E: 0 K: 0 S: 17	H: 3 LOB: 2 BB: 1 P: 30	R: 1 E: 0 K: 1 S: 9	H: 1 LOB: 0 BB: 1 P: 17	R: 0 E: 0 K: 0 S: 9	H: 0 LOB: 0 BB: 0 P: 14	R: 0 E: 0 K: 1 S: 7	H: 0 LOB: 2 BB: 1 P: 16	R: 2 E: 0 K: 1 S: 15	H: 3 LOB: 1 BB: 0 P: 25	R: 1 E: 0 K: 2 S: 19	H: 2 LOB: 1 BB: 0 P: 28	R: 0 E: 0 K: 0 S: 13	H: 0 LOB: 1 BB: 0 P: 20	R: 0 E: 0 K: 0 S: 7	H: 0 LOB: 0 BB: 0 P: 11	R: 0 E: 0 K: 0 S: 7	H: 0 LOB: 0 BB: 0 P: 11	1B: 4 2B: 4 3B: 0 HR: 1	SF: 1 SAC: 0 DP: 0 HBP: 2	WP: 0 PB: 0 SB: 0 CS: 0	PA: 40
PITCHER	IP	WLS	BF	H	R	ER	SO	BB	IBB	HBP	BLK	WP	HR	S	P	ERA	WHIP					
Victor Zambrano, R (1,1) ERA: 6.79	5.0	W	25	7	5	5	3	3	0	1	0	0	0	47	71	2.25	0.500					
Wilson Alvarez, L (6,1) ERA: 5.67	4.0	S	15	2	1	1	2	0	0	1	0	0	0	47	71	2.25	0.500					

Tampa Bay Devil Rays @ Kansas City Royals
 Kauffman Stadium, Kansas City, MO
 Sat Aug 10 2002, 6:05 PM CDT
 Att: 18,213 - Cloudy - 82 F

AB 34
 R 6
 H 9
 RBI 6
 BB 3
 SO 5
 LOB 15



Batter	1	2	3	4	5	6	7	8	9	AB	R	H	RBI	BB	SO	LOB	TOP					
Brent Abernathy, R OBP: 0.288, SLG: 0.315	2-1 SH1-3 1B		1-2 F9			1-0 L4			4-1 G6-4-3 BB	3	0	1	0	1	0	1						
13 Carl Crawford, L OBP: 0.308, SLG: 0.478	0-0 SH1-3			0-1 P4		1-3 K			4-1 G6-4-3 BB	2	0	0	0	1	1	1						
Aubrey Huff, L OBP: 0.346, SLG: 0.491	1-1 F8			1-2 G4-3			3-1 G4-3		0-2 G6-4-3	4	0	0	0	0	0	3						
18 Jared Sandberg, R OBP: 0.291, SLG: 0.483				0-1 G4-3			3-3 K		2-2 G3	4	0	0	0	0	2	2						
Steve Cox, L OBP: 0.341, SLG: 0.426		2-2 G4-3			0-1 F8		4-2 FC6-4 BB			2	0	0	0	1	0	0						
Toby Hall, R OBP: 0.250, SLG: 0.320		2-3 K			1-1 F8		1-0 FC6-4			3	0	0	0	0	1	1						
Ben Grieve, L OBP: 0.343, SLG: 0.398		0-1 G4-3			3-3 K			1-3 K		3	0	0	0	0	2	0						
Chris Gomez, R OBP: 0.303, SLG: 0.399			4-2 G6-3 BB			2-1 K 2B		1-0 F8		2	0	1	0	1	0	0						
Jason Conti, L OBP: 0.321, SLG: 0.385			0-2 G6-3			2-3 K		0-0 F7		3	0	0	0	0	1	2						
Inning Stats	R: 0 E: 0 K: 1 S: 8	H: 1 LOB: 1 BB: 0 P: 13	R: 0 E: 0 K: 1 S: 9	H: 0 LOB: 0 BB: 0 P: 13	R: 0 E: 0 K: 0 S: 8	H: 0 LOB: 0 BB: 1 P: 13	R: 0 E: 0 K: 0 S: 7	H: 0 LOB: 0 BB: 0 P: 8	R: 0 E: 0 K: 1 S: 7	H: 0 LOB: 2 BB: 0 P: 11	R: 0 E: 0 K: 2 S: 12	H: 1 LOB: 1 BB: 0 P: 18	R: 0 E: 0 K: 1 S: 8	H: 0 LOB: 1 BB: 1 P: 19	R: 0 E: 0 K: 1 S: 5	H: 0 LOB: 0 BB: 0 P: 7	R: 0 E: 0 K: 0 S: 9	H: 0 LOB: 1 BB: 2 P: 19	1B: 1 2B: 1 3B: 0 HR: 0	SF: 0 SAC: 1 DP: 2 HBP: 0	WP: 0 PB: 0 SB: 0 CS: 0	PA: 31
PITCHER	IP	WLS	BF	H	R	ER	SO	BB	IBB	HBP	BLK	WP	HR	S	P	ERA	WHIP					
Runelvis Hernandez, R ERA: 3.03	5.0	W	16	1	0	0	3	1	0	0	0	0	0	39	58	0.00	0.400					
Ryan Bukvich, R ERA: 5.65	1.0		4	1	0	0	2	0	0	0	0	0	0	12	18	0.00	1.000					
Jason Grimsley, R ERA: 3.72	2.0		7	0	0	0	2	1	0	0	0	0	0	13	26	0.00	0.500					
Roberto Hernandez, R ERA: 4.26	1.0		4	0	0	0	0	2	0	0	0	0	0	9	19	0.00	2.000					

Tampa Bay Devil Rays @ Kansas City Royals
Kauffman Stadium, Kansas City, MO
Sun Aug 11 2002, 1:05 PM CDT
Att: 15,527 - Cloudy - 91 F

AB 26
R 0
H 2
RBI 0
BB 4
SO 7
LOB 10



Batter	1	2	3	4	5	6	7	8	9	AB	R	H	RBI	BB	SO	LOB	BOTTOM						
Chuck Knoblauch, R OBP: 0.294, SLG: 0.290	3-2 P6			0-1 2B G4-3 1B	1-1 1B		2-2 FC6-4 HBP			4	1	2	0	0	0	0							
Chan Perry, R OBP: 0.091, SLG: 0.091		3-2 G5-3								0	0	0	0	0	0	0							
Aaron Guiel, L OBP: 0.307, SLG: 0.367	2-0 HR	1-2 F8		1-3 K	2-0 1B		0-3 K			5	1	2	2	0	2	4							
Carlos Beltrán, S OBP: 0.340, SLG: 0.496	4-0 E S HR BB	0-0 F9		2-1 G4-3 2B	1-2 F7		1-0 FC6-4			4	1	1	1	1	0	4							
Raul Ibanez, L OBP: 0.321, SLG: 0.527	2-0 E3 HR		0-1 F9	0-0 G4-3		1-1 G4-3	0-0 G4-3			5	1	0	1	0	0	4							
Joe Randa, R OBP: 0.347, SLG: 0.450	1-0 HR		1-1 G6-3	4-1 BB		1-1 F8		1-0 F8		3	1	1	3	1	0	0							
Luis Alicaia, S OBP: 0.320, SLG: 0.299	1-H 3-H HR									1	0	0	0	0	0	0							
Michael Tucker, L OBP: 0.340, SLG: 0.419	3-2 S 1B		4-1 S BB	3-2 G4-3		1-1 E1 1B		1-0 HR		4	1	2	1	1	0	2							
Brent Mayne, L OBP: 0.324, SLG: 0.304	2-1 F9		3-2 G3		2-0 G1-3	0-0 1B		0-2 G3		5	0	1	0	0	0	2							
Neftali Perez, S OBP: 0.259, SLG: 0.304	0-0 F8			0-2 BLK E 1B	1-0 1B 1B	2-0 F8		1-0 P6		5	2	2	0	0	0	3							
Carlos Febles, R OBP: 0.324, SLG: 0.343		1-0 HR		3-0 E3 1B 2B 1B	1-3 K		0-0 FC6-4 HBP 1B			4	2	3	1	0	1	1							
Inning Stats	R: 4 E: 1 K: 0 S: 13	H: 3 LOB: 1 BB: 1 P: 30	R: 1 E: 0 K: 0 S: 9	H: 1 LOB: 0 BB: 0 P: 14	R: 0 E: 0 K: 0 S: 8	H: 0 LOB: 1 BB: 1 P: 16	R: 3 E: 1 K: 1 S: 16	H: 4 LOB: 2 BB: 1 P: 29	R: 1 E: 0 K: 1 S: 12	H: 3 LOB: 2 BB: 0 P: 20	R: 0 E: 0 K: 0 S: 8	H: 1 LOB: 2 BB: 0 P: 13	R: 0 E: 0 K: 1 S: 10	H: 1 LOB: 2 BB: 0 P: 13	R: 1 E: 0 K: 0 S: 6	H: 1 LOB: 0 BB: 0 P: 9	R: 1 E: 0 K: 0 S: 9	H: 1 LOB: 0 BB: 0 P: 9	1B: 9 2B: 1 3B: 0 HR: 4	SF: 0 SAC: 0 DP: 0 HBP: 1	WP: 0 PB: 0 SB: 3 CS: 0	PA: 44	
PITCHER	IP	WLS	BF	H	R	ER	SO	BB	IBB	HBP	BLK	WP	HR	S	P	ERA	WHIP						
Jorge Sosa, R ERA: 6.29	3.0	L	16	4	5	4	0	2	0	0	0	0	0	3	30	60	12.00	2.000					
Steve Kent, L ERA: 5.4	3.0		19	8	4	4	2	1	0	0	1	0	0	36	62	12.00	3.000						
Brandon Backe, R ERA: 7.2	1.0		5	1	0	0	1	0	0	1	0	0	0	10	13	0.00	1.000						
Jesus Colome, R ERA: 7.41	1.0		4	1	1	1	0	0	0	0	0	0	1	6	9	9.00	1.000						

Tampa Bay Devil Rays @ Kansas City Royals
Kauffman Stadium, Kansas City, MO
Sun Aug 11 2002, 1:05 PM CDT
Att: 15,527 - Cloudy - 91 F

AB 40
R 10
H 14
RBI 9
BB 3
SO 3
LOB 20



Batter	1	2	3	4	5	6	7	8	9	AB	R	H	RBI	BB	SO	LOB	TOP										
Alfonso Soriano, R OBP: 0.337, SLG: 0.571 (1, 4)	G6-3	PO	WP 2B	2E BB		K	WP 1B			5	1	3	2	1	1	0	New York Yankees @ Kansas City Royals Kauffman Stadium, Kansas City, MO Tue Aug 13 2002, 7:05 PM CDT Att: 28,834 - Cloudy - 70 F										
2 Derek Jeter, R OBP: 0.376, SLG: 0.419 (1, 6)	G4-3		K	E4 1B			K		K	6	0	2	0	0	3	4											
25 Jason Giambi, L OBP: 0.428, SLG: 0.576 (1, 3)	HR BB		WP 2B BB	F8			F8		K	3	2	0	0	3	1	5											
Bernie Williams, S OBP: 0.412, SLG: 0.495 (1, 8)	HR				G1-3	FC6-4			G5-3	5	1	2	4	1	0	3											
Robin Ventura, L OBP: 0.369, SLG: 0.489 (1, 5)	1B		K		G4-3					5	1	2	1	0	1	4											
20 Jorge Posada, S OBP: 0.375, SLG: 0.501 (1, 2)	F7		F8						F7	4	1	1	0	1	0	2											
Raul Mondesi, R OBP: 0.309, SLG: 0.442 (1, 9)		F7		G4-3	G3					4	1	1	0	1	0	1											
John Vander Wal, L OBP: 0.335, SLG: 0.446 (7, PH) Rondell White, R OBP: 0.375, SLG: 0.375	K			G4-3						3	1	1	1	0	1	0											
Shane Spencer, R OBP: 0.335, SLG: 0.400 (1, 7)						HR				1	1	0	0	1	1	1											
										4	1	2	1	1	1	1											
Inning Stats	R: 2 E: 0 K: 0 S: 17	H: 2 LOB: 1 BB: 1 P: 31	R: 0 E: 0 K: 1 S: 11	H: 0 LOB: 0 BB: 1 P: 16	R: 2 E: 1 K: 2 S: 11	H: 2 LOB: 1 BB: 1 P: 20	R: 1 E: 1 K: 0 S: 12	H: 2 LOB: 2 BB: 1 P: 20	R: 0 E: 0 K: 0 S: 4	H: 0 LOB: 1 BB: 1 P: 12	R: 1 E: 0 K: 2 S: 10	H: 2 LOB: 2 BB: 1 P: 18	R: 4 E: 0 K: 1 S: 34	H: 4 LOB: 3 BB: 3 P: 60	R: 0 E: 0 K: 1 S: 13	H: 1 LOB: 1 BB: 0 P: 20	R: 0 E: 0 K: 2 S: 10	H: 1 LOB: 1 BB: 0 P: 13	1B: 9 2B: 2 3B: 0 HR: 3	SF: 0 SAC: 0 DP: 0 HBP: 0	WP: 2 PB: 2 SB: 0 CS: 0	PA: 50					
PITCHER	IP	WLS	BF	H	R	ER	SO	BB	IBB	HBP	BLK	WP	HR	S	P	ERA	WHIP	PITCHER									
Jeff Suppan, R ERA: 5.2 (1, 1)	5.2	L	29	8	6	5	5	5	0	0	0	1	2	63	109	7.94	2.294										
Jeremy Affeldt, L ERA: 4.66 (6, 1)	0.1		5	2	3	3	0	2	0	0	0	0	1	11	26	81.00	12.000										
Ryan Bukvich, R ERA: 6.14 (7, 1)	0.1		4	2	1	1	1	1	0	0	0	0	0	18	28	27.00	9.000										
Scott Mullen, L ERA: 2.92 (7, 1)	0.2		3	0	0	0	0	1	0	0	0	1	0	7	14	0.00	1.500										
Darrell May, L ERA: 5.29 (8, 1)	2.0		8	2	0	0	3	0	0	0	0	0	0	23	33	0.00	1.000										
Batter	1	2	3	4	5	6	7	8	9	AB	R	H	RBI	BB	SO	LOB	BOTTOM										
Chuck Knoblauch, R OBP: 0.292, SLG: 0.292 (1, 7)	PB G3-1 2B		K	G5-3		FC6-5 G4-3			F9	5	1	1	2	0	1	3	New York Yankees @ Kansas City Royals Kauffman Stadium, Kansas City, MO Tue Aug 13 2002, 7:05 PM CDT Att: 28,834 - Cloudy - 70 F										
Neftali Feliz, S OBP: 0.258, SLG: 0.302 (1, 6)	G3-1		WP 1B	K		G4-3			P6	5	0	1	1	0	1	3											
Carlos Beltrán, S OBP: 0.340, SLG: 0.492 (1, 8)	G6-3		WP 1B BB		G3	G4-3				3	0	0	0	2	0	2											
29 Mike Sweeney, R OBP: 0.426, SLG: 0.596 (1, 10)					F8				K	5	0	2	0	0	1	1											
Raul Ibanez, L OBP: 0.323, SLG: 0.529 (1, 3)	F7		K							4	1	2	0	0	1	4											
Joe Randa, R OBP: 0.351, SLG: 0.451 (1, 5)										3	1	2	1	1	0	1											
Aaron Guiel, L OBP: 0.311, SLG: 0.366 (1, 9)		G4-6-3								3	2	1	0	1	0	1											
Brent Mayne, L OBP: 0.323, SLG: 0.303 (1, 2)		P5								4	0	1	0	0	0	2											
Luis Orta, R OBP: 0.500, SLG: 0.333 (1, 4)			G3							3	0	1	1	1	0	0											
										3	0	1	1	1	0	0											
Inning Stats	R: 1 E: 0 K: 0 S: 16	H: 2 LOB: 1 BB: 0 P: 24	R: 0 E: 0 K: 0 S: 6	H: 0 LOB: 0 BB: 1 P: 13	R: 0 E: 0 K: 2 S: 18	H: 2 LOB: 3 BB: 1 P: 24	R: 2 E: 0 K: 1 S: 12	H: 3 LOB: 1 BB: 0 P: 16	R: 1 E: 0 K: 0 S: 13	H: 2 LOB: 1 BB: 0 P: 17	R: 1 E: 0 K: 0 S: 12	H: 1 LOB: 2 BB: 2 P: 20	R: 0 E: 0 K: 1 S: 13	H: 1 LOB: 0 BB: 0 P: 19	R: 0 E: 0 K: 0 S: 7	H: 0 LOB: 0 BB: 0 P: 10	R: 0 E: 0 K: 0 S: 8	H: 0 LOB: 1 BB: 1 P: 14	1B: 8 2B: 3 3B: 0 HR: 0	SF: 0 SAC: 0 DP: 2 HBP: 0	WP: 1 PB: 1 SB: 0 CS: 0	PA: 40					
PITCHER	IP	WLS	BF	H	R	ER	SO	BB	IBB	HBP	BLK	WP	HR	S	P	ERA	WHIP	PITCHER									
Roger Clemens, R ERA: 4.13 (1, 1)	5.0	W	27	10	5	5	3	4	0	0	0	0	0	72	109	9.00	2.800										
Steve Karsay, R ERA: 3.31 (6, 1)	2.0	H	6	1	0	0	1	0	0	0	0	0	0	18	24	0.00	0.500										
Sterling Hitchcock, L ERA: 6.16 (8, 1)	2.0		7	0	0	0	0	1	0	0	0	0	0	15	24	0.00	0.500										

Batter	1	2	3	4	5	6	7	8	9	10	11	12	13	14	AB	R	H	RBI	BB	SO	LOB	TOP				
Alfonso Soriano, R OBP: 0.335, SLG: 0.565 (1, 4)	F8		F9		G4-3		K			F9		G6-3		25 1B	7	1	1	0	0	1	1					
2 Derek Jeter, R OBP: 0.381, SLG: 0.422 (1, 6)	F8		F9				G3 1B		K		25 WP 1B			F9	7	0	4	0	0	1	1					
25 Jason Giambi, L OBP: 0.426, SLG: 0.578 (1, 3)			F9				L7		K		K			L7	7	1	2	1	0	2	4					
Bernie Williams, S OBP: 0.412, SLG: 0.492 (1, 9)	HR				G4-3				G4-3						6	0	2	1	1	1	1					
Robin Ventura, L OBP: 0.371, SLG: 0.492 Enrique Wilson, S OBP: 0.264, SLG: 0.333 (9, 5)					FC6-4 1B		F8						SH1-4 BB	1-2 3H 1B	4	0	2	0	0	0	2					
20 Jorge Posada, S OBP: 0.374, SLG: 0.497 (1, 2)							L7								5	0	1	0	1	1	3					
Raul Mondesi, R OBP: 0.311, SLG: 0.442 (1, 9)															5	1	2	0	1	0	4					
Rondell White, R OBP: 0.370, SLG: 0.444 John Vander Wal, L OBP: 0.333, SLG: 0.444 (13, PH)															5	0	0	0	0	1	5					
Shane Spencer, R OBP: 0.327, SLG: 0.391 (1, 7)															1	0	0	0	0	0	2					
															5	0	0	1	0	0	0					
Inning Stats	R: 1 E: 0 K: 0 S: 10	H: 1 LOB: 0 BB: 0 P: 14	R: 0 E: 0 K: 2 S: 10	H: 1 LOB: 1 BB: 0 P: 17	R: 0 E: 0 K: 0 S: 12	H: 1 LOB: 1 BB: 0 P: 18	R: 0 E: 0 K: 0 S: 5	H: 0 LOB: 0 BB: 0 P: 7	R: 0 E: 0 K: 0 S: 10	H: 0 LOB: 0 BB: 0 P: 10	R: 0 E: 0 K: 0 S: 9	H: 2 LOB: 2 BB: 0 P: 15	R: 0 E: 0 K: 0 S: 7	H: 1 LOB: 1 BB: 0 P: 13	R: 0 E: 0 K: 0 S: 4	H: 0 LOB: 2 BB: 2 P: 15	R: 1 E: 0 K: 0 S: 17	H: 3 LOB: 2 BB: 0 P: 27	1B: 12 2B: 1 3B: 0 HR: 1	SF: 1 SAC: 1 DP: 1 HBP: 0	WP: 2 PB: 0 CS: 0	PA: 59				
PITCHER	IP 9.0	WLS 35	BF 8	H 2	ER 1	SO 5	BB 0	IBB 0	HBP 0	BLK 0	WP 0	HR 1	S 89	P 122	ERA 1.00	WHIP 0.889										
Paul Byrd, R ERA: 3.45	1.0	4	1	0	0	1	0	0	0	0	1	0	10	18	0.00	1.000										
Roberto Hernandez, R ERA: 4.15	2.0	9	2	0	0	1	0	0	0	0	1	0	18	33	0.00	1.500										
Jason Grimsley, R ERA: 3.59	1.0	5	0	0	0	0	1	1	0	0	0	0	4	15	0.00	1.000										
Ryan Bukovich, R ERA: 5.74	1.0	L	6	3	1	1	0	0	0	0	0	0	17	27	9.00	3.000										
Blake Stein, R ERA: 8.49																										

New York Yankees @ Kansas City Royals
Kauffman Stadium, Kansas City, MO
Wed Aug 14 2002, 7:05 PM CDT
Att. 26,383 - Sunny - 78 F

AB	54
R	3
H	14
RBI	3
BB	3
SO	7
LOB	25



Batter	1	2	3	4	5	6	7	8	9	10	11	12	13	14	AB	R	H	RBI	BB	SO	LOB	BOTTOM				
Chuck Knoblauch, R OBP: 0.292, SLG: 0.289 (1, 7)			F7				F7					G4-3		K	6	0	1	0	1	2	3					
Nelfi Perez, S OBP: 0.259, SLG: 0.302 (1, 6)	F7						G6-3							L6	7	0	2	0	0	0	6					
Carlos Beltrán, S OBP: 0.340, SLG: 0.493 (1, 9)	K														6	1	2	0	0	3	2					
29 Mike Sweeney, R OBP: 0.425, SLG: 0.594 (1, 10)	G5-3														6	1	2	1	0	0	4					
Joe Randa, R OBP: 0.356, SLG: 0.453 (1, 5)															3	0	2	0	2	1	1					
Kit Pellow, R (1, 3)															4	0	0	0	0	1	4					
Raul Ibanez, L OBP: 0.321, SLG: 0.528 (11, 3)															2	0	0	0	0	0	2					
Aaron Guiel, L OBP: 0.302, SLG: 0.354 (1, 9)															6	0	0	0	0	2	2					
Brent Mayne, L OBP: 0.319, SLG: 0.300 Michael Tucker, L OBP: 0.340, SLG: 0.419 (14, PR)															6	0	1	0	0	1	2					
Luis Orta, R OBP: 0.333, SLG: 0.375 (1, 4)															5	0	1	0	0	1	1					
Inning Stats	R: 0 E: 0 K: 1 S: 12	H: 1 LOB: 1 BB: 0 P: 18	R: 0 E: 0 K: 1 S: 9	H: 1 LOB: 1 BB: 0 P: 13	R: 0 E: 0 K: 0 S: 15	H: 2 LOB: 2 BB: 0 P: 20	R: 0 E: 0 K: 1 S: 8	H: 0 LOB: 0 BB: 0 P: 11	R: 2 E: 0 K: 2 S: 12	H: 2 LOB: 1 BB: 0 P: 15	R: 0 E: 0 K: 0 S: 6	H: 0 LOB: 1 BB: 1 P: 8	R: 0 E: 0 K: 0 S: 8	H: 1 LOB: 1 BB: 0 P: 16	R: 0 E: 0 K: 1 S: 14	H: 0 LOB: 0 BB: 0 P: 11	R: 0 E: 0 K: 0 S: 4	H: 0 LOB: 1 BB: 1 P: 11	R: 0 E: 0 K: 1 S: 9	H: 1 LOB: 2 BB: 0 P: 11	1B: 8 2B: 3 3B: 0 HR: 0	SF: 0 SAC: 2 DP: 1 HBP: 0	WP: 0 PB: 0 CS: 0	PA: 56		
PITCHER	IP 8.0	WLS 33	BF 7	H 2	ER 2	SO 6	BB 1	IBB 0	HBP 0	BLK 0	WP 0	HR 0	S 82	P 118	ERA 2.25	WHIP 1.000										
Andy Pettitte, L ERA: 3.09	1.1	6	1	0	0	1	0	1	0	0	0	0	11	21	0.00	0.750										
Mike Stanton, L ERA: 2.86	0.2	3	1	0	0	1	0	0	0	0	0	0	11	14	0.00	1.500										
Steve Karsay, R ERA: 3.28	3.0	W	10	1	0	0	2	1	0	0	0	0	23	36	0.00	0.667										
Ramiro Mendoza, R ERA: 3.27	1.0	S	4	1	0	0	1	0	0	0	0	0	9	11	0.00	1.000										
42 Mariano Rivera, R ERA: 2.93																										

New York Yankees @ Kansas City Royals
Kauffman Stadium, Kansas City, MO
Wed Aug 14 2002, 7:05 PM CDT
Att. 26,383 - Sunny - 78 F

AB	51
R	2
H	11
RBI	1
BB	3
SO	11
LOB	27



Batter	1	2	3	4	5	6	7	8	9	AB	R	H	RBI	BB	SO	LOB	TOP				
Alfonso Soriano, R OBP: 0.331, SLG: 0.560 (1, 4)	L9	SF8		G6-4-3		G6-3		FC5-4	P6	5	0	0	1	0	0	5					
2 Derek Jeter, R OBP: 0.376, SLG: 0.419 (1, 6)	F8	F9			G4-3			G1-3	FC5-4	6	0	1	1	0	0	4					
25 Jason Giambi, L OBP: 0.426, SLG: 0.575 (1, 10)	BB									4	1	1	0	1	2	2					
Bernie Williams, S OBP: 0.418, SLG: 0.500 (1, 8)	BB									5	1	5	0	0	0	0					
Robin Ventura, L OBP: 0.371, SLG: 0.487 (1, 5)										3	0	0	0	2	2	3					
Raul Mondesi, R OBP: 0.314, SLG: 0.449 (1, 9)	F9									4	1	2	3	1	0	4					
John Vander Wal, L OBP: 0.338, SLG: 0.464 Ron Coomer, R OBP: 0.315, SLG: 0.429 (7, PH) (7, 3)										3	2	2	1	0	0	3					
Shane Spencer, R OBP: 0.332, SLG: 0.396 (1, 7)										2	1	1	0	0	0	2					
Chris Widger, R OBP: 0.357, SLG: 0.425 20 Jorge Posada, S OBP: 0.377, SLG: 0.500 (8, PH) (8, 2)										3	1	1	0	0	0	3					
										2	0	2	1	0	0	0					
Inning Stats	R: 0 E: 0 K: 0 S: 14	H: 1 LOB: 3 BB: 2 P: 28	R: 1 E: 0 K: 0 S: 8	H: 2 LOB: 1 BB: 0 P: 8	R: 0 E: 0 K: 2 S: 10	H: 1 LOB: 0 BB: 0 P: 17	R: 1 E: 0 K: 0 S: 6	H: 2 LOB: 0 BB: 0 P: 10	R: 1 E: 0 K: 0 S: 6	H: 2 LOB: 1 BB: 2 P: 18	R: 0 E: 0 K: 1 S: 10	H: 2 LOB: 2 BB: 0 P: 12	R: 0 E: 0 K: 1 S: 12	H: 1 LOB: 1 BB: 0 P: 15	R: 3 E: 0 K: 0 S: 18	H: 5 LOB: 2 BB: 0 P: 28	1B: 14 2B: 2 3B: 0 HR: 2	SF: 1 SAC: 0 DP: 2 HBP: 0	WP: 0 PB: 0 SB: 2 CS: 0	PA: 47	
PITCHER	IP	WLS	BF	H	R	ER	SO	BB	IBB	HBP	BLK	WP	HR	S	P	ERA	WHIP				
Miguel Asencio, R ERA: 5.75 (1, 1)	5.2		29	10	4	4	2	3	1	0	0	0	1	51	91	6.35	2.294				
Jeremy Affeldt, L ERA: 4.55 (6, 1)	1.1	H	6	2	0	0	1	0	0	0	0	0	0	12	15	0.00	1.500				
Jason Grimsley, R ERA: 3.53 (8, 1)	0.2	H	3	1	0	0	0	0	0	0	0	0	0	9	11	0.00	1.500				
Scott Mullen, L ERA: 2.88 (8, 1)	0.1	H	1	0	0	0	1	0	0	0	0	0	0	3	4	0.00	0.000				
Roberto Hernandez, R ERA: 4.75 (9, 1)	1.0	L	8	5	3	3	0	0	0	0	0	0	1	18	28	27.00	5.000				

New York Yankees @ Kansas City Royals
Kauffman Stadium, Kansas City, MO
Thu Aug 15 2002, 7:05 PM CDT
Att: 27,565 - Cloudy - 87 F

AB	42
R	7
H	18
RBI	7
BB	4
SO	4
LOB	28

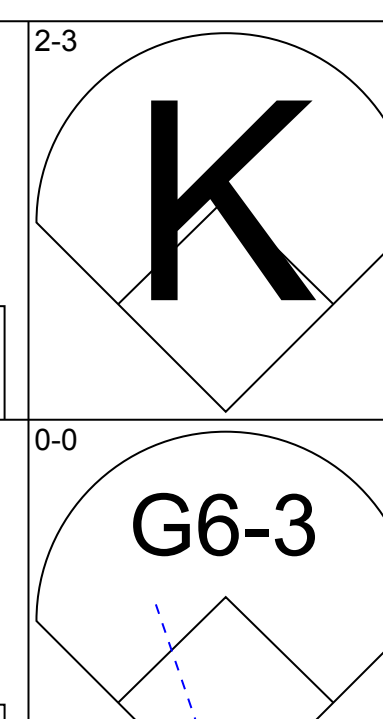
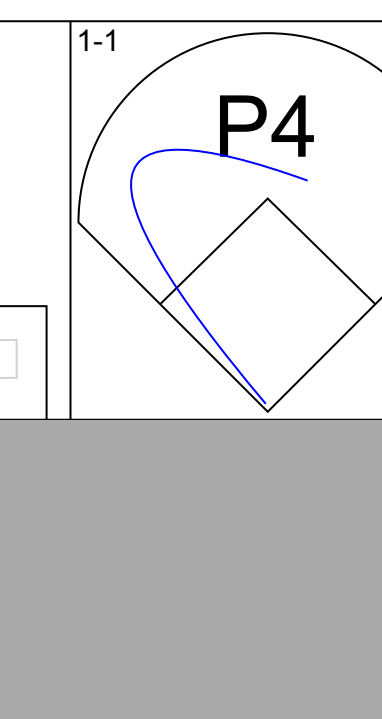
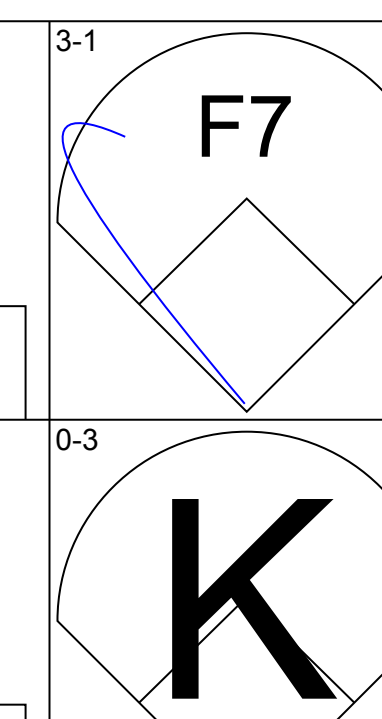
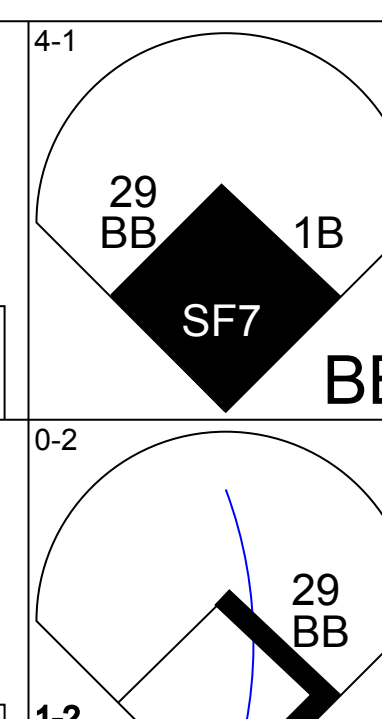
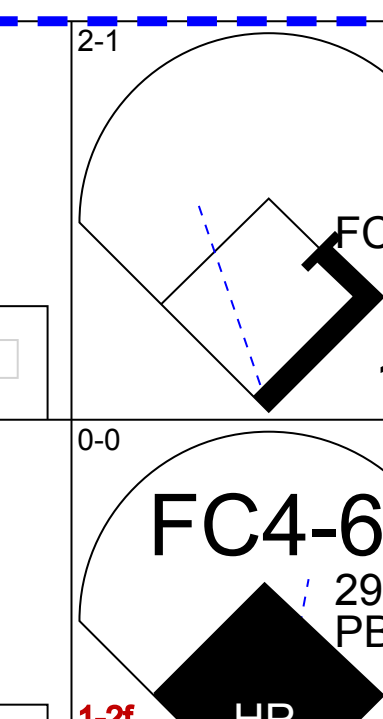
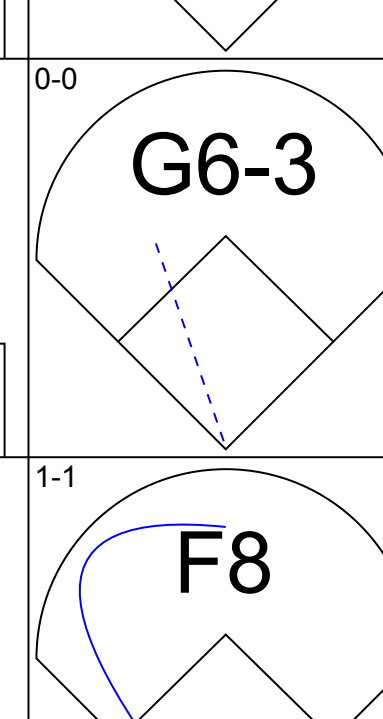
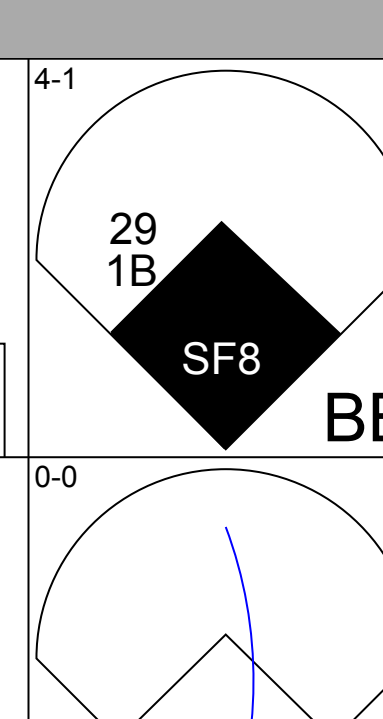
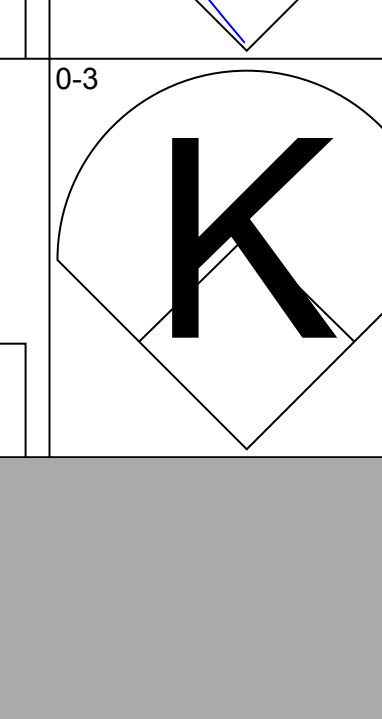
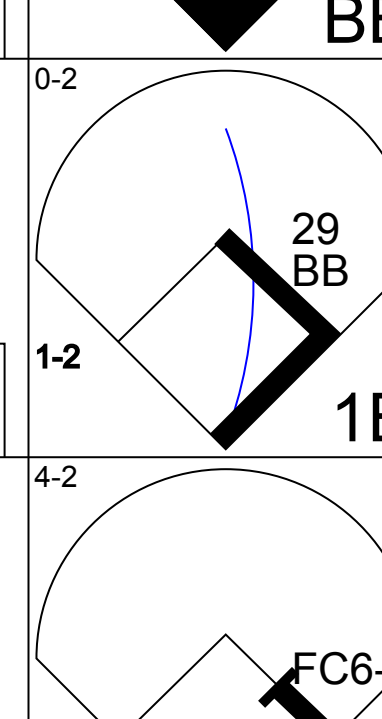
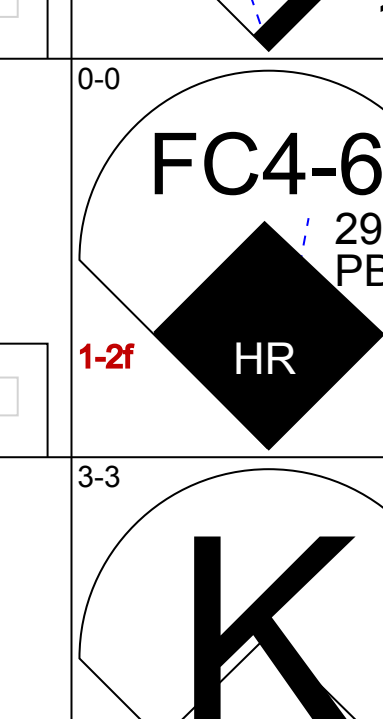
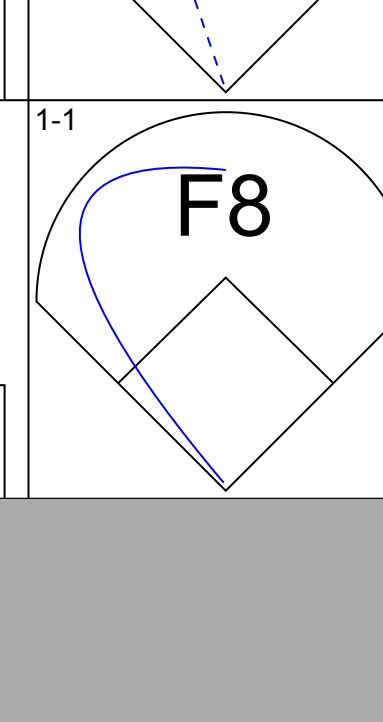
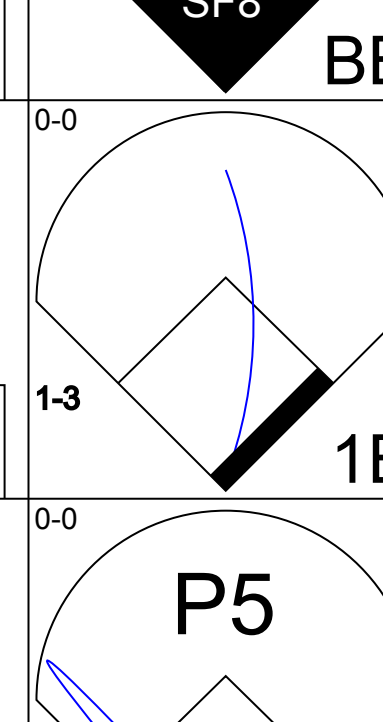
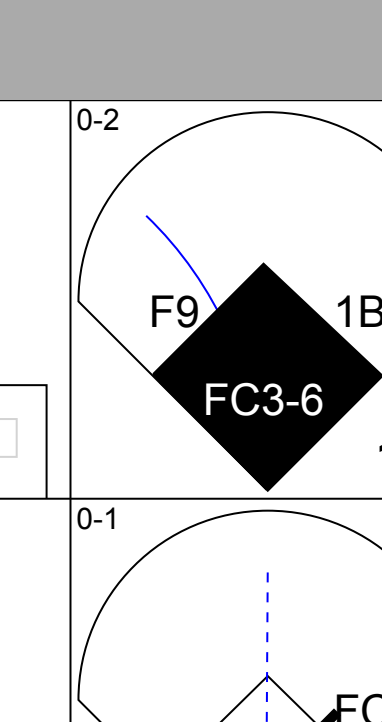
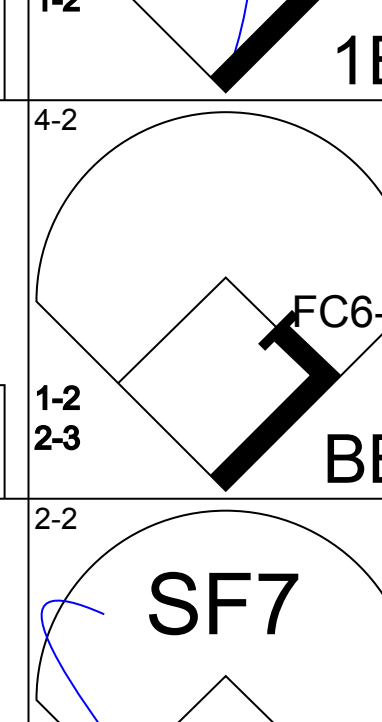
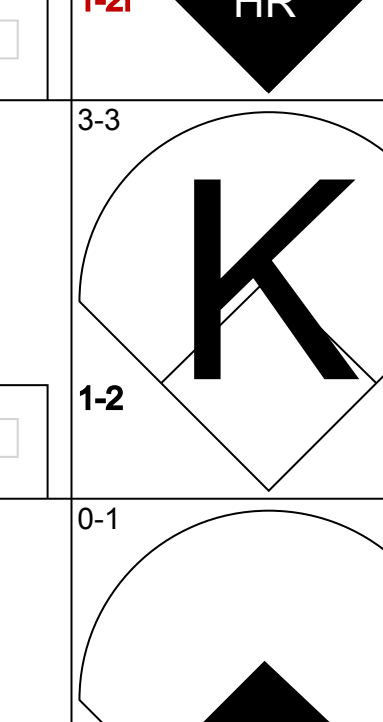
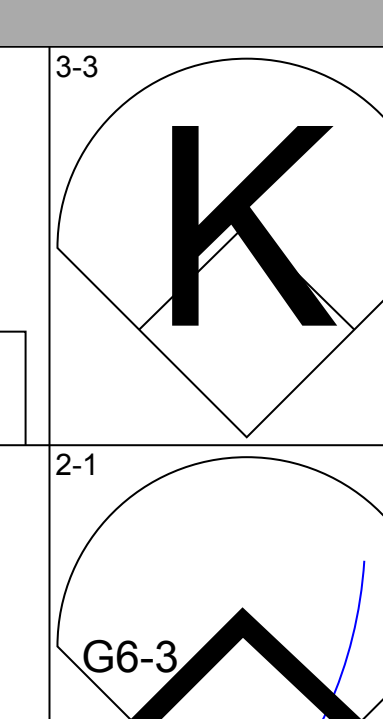
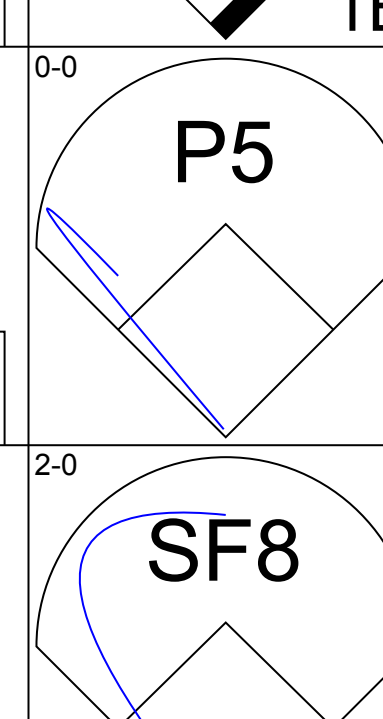
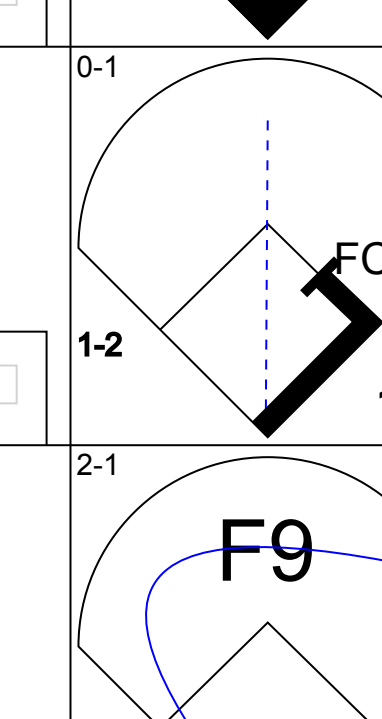
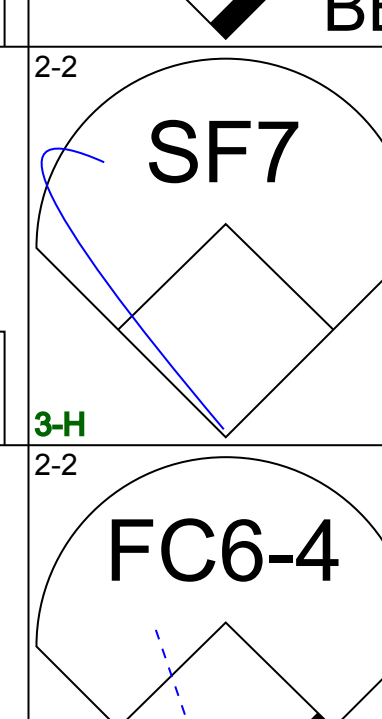
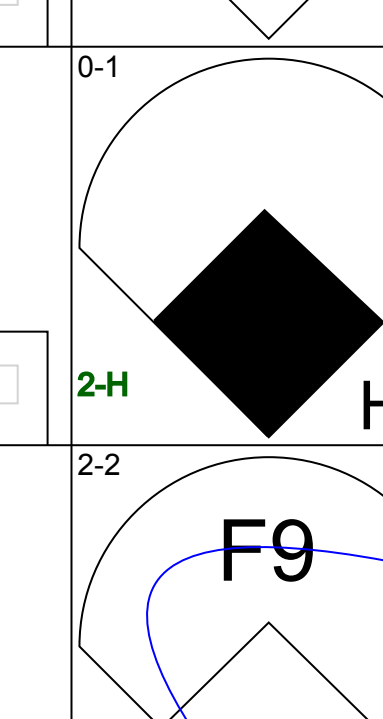

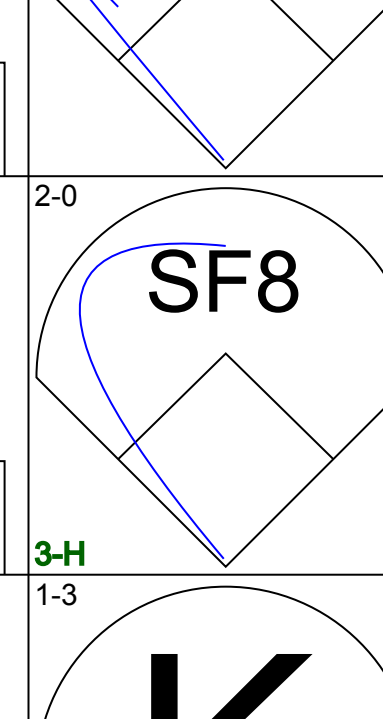
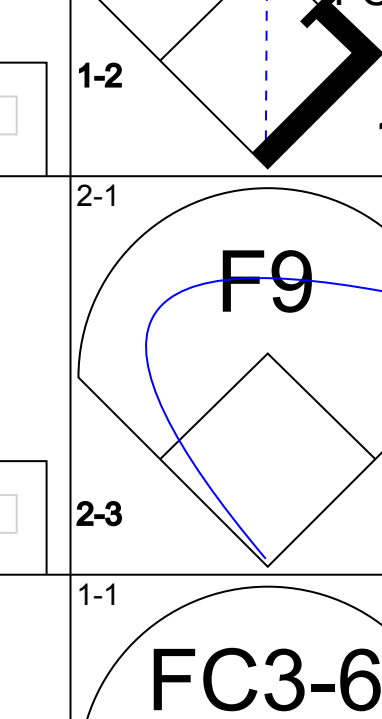
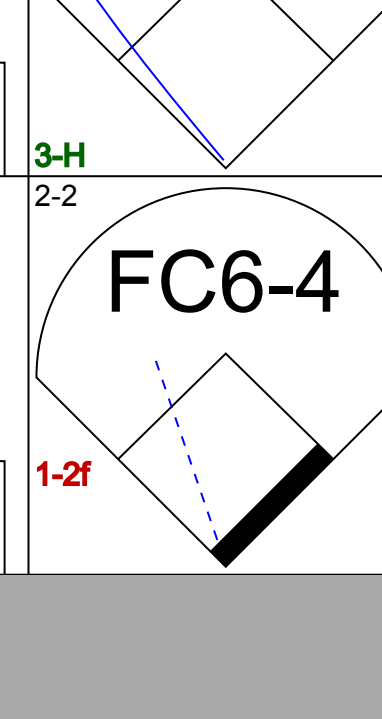
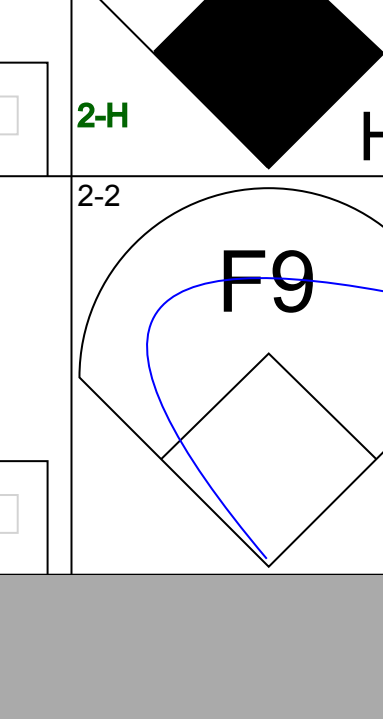

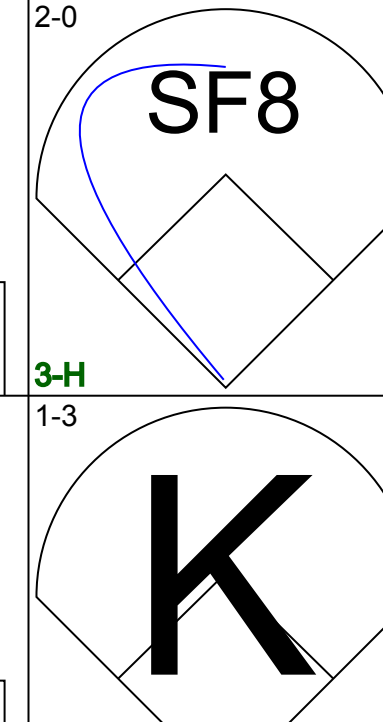
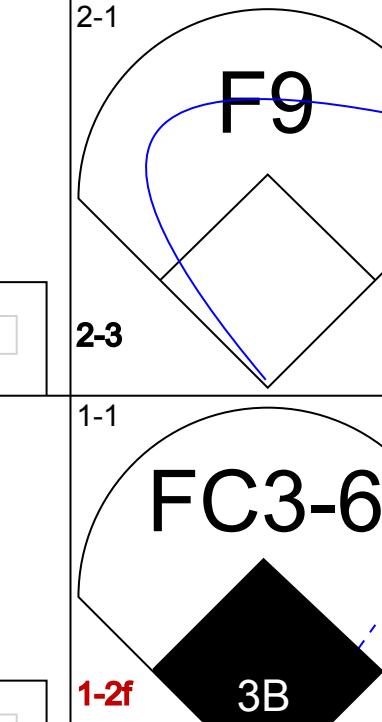
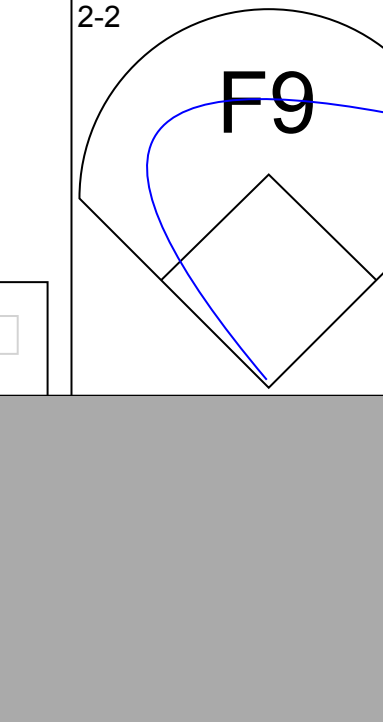


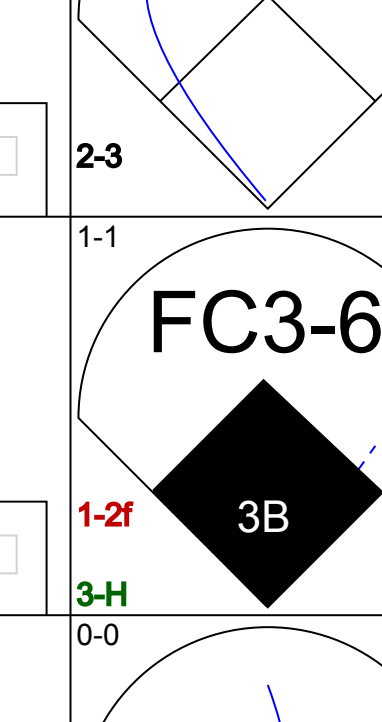
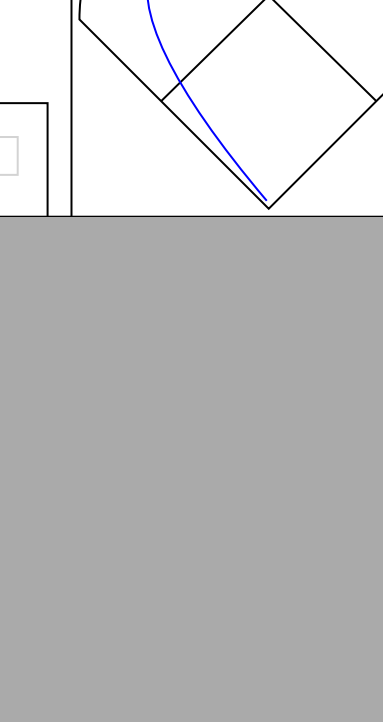

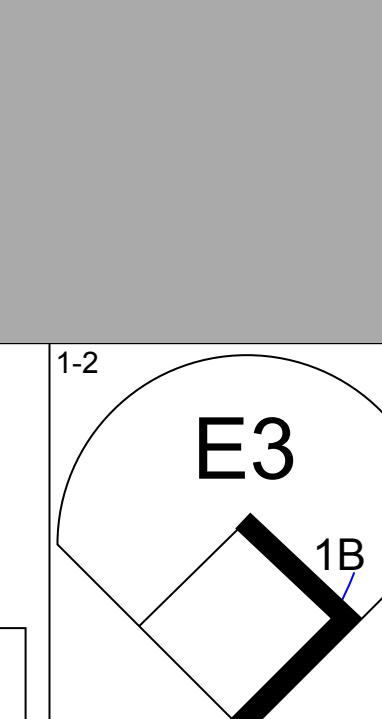
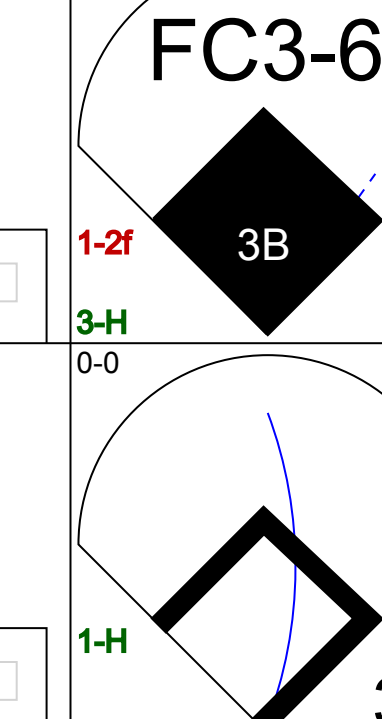


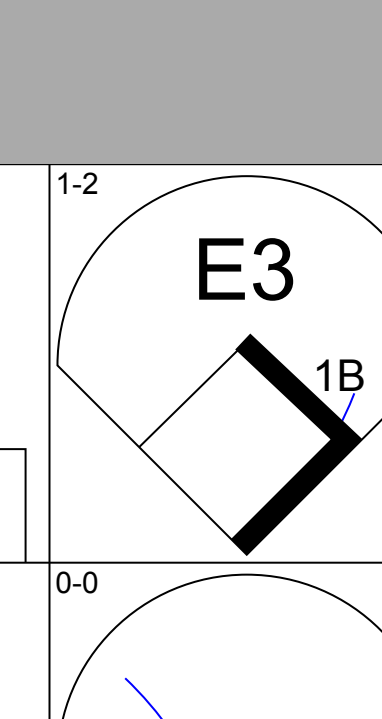




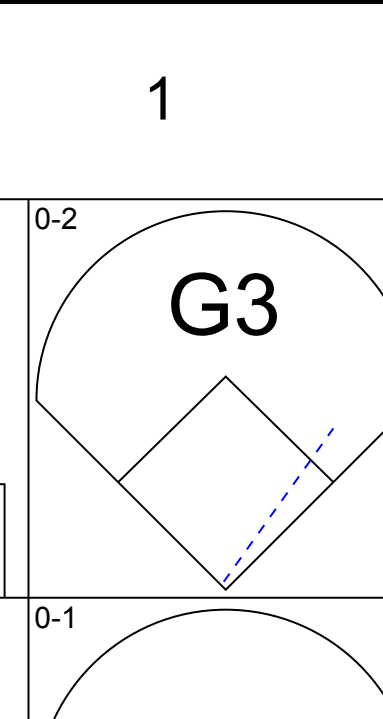
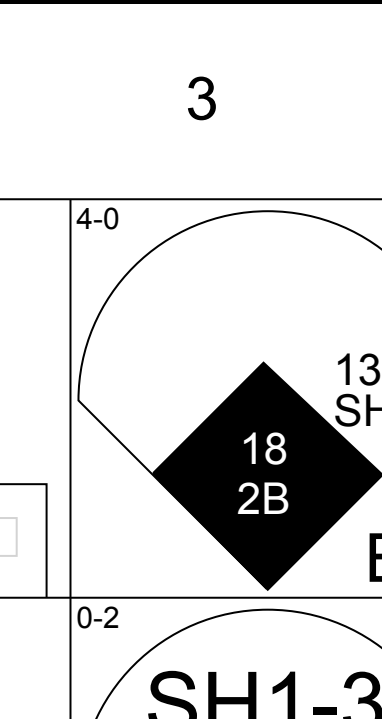
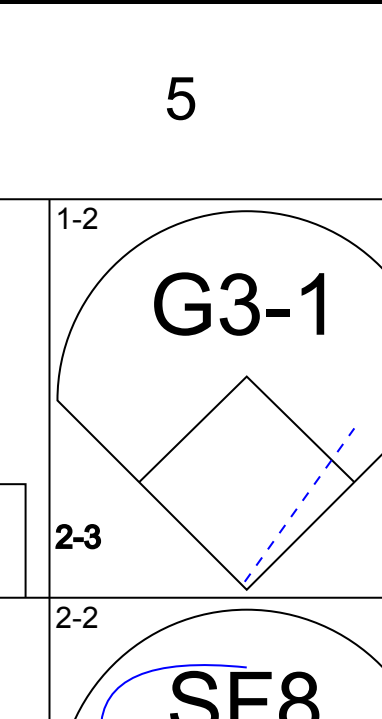
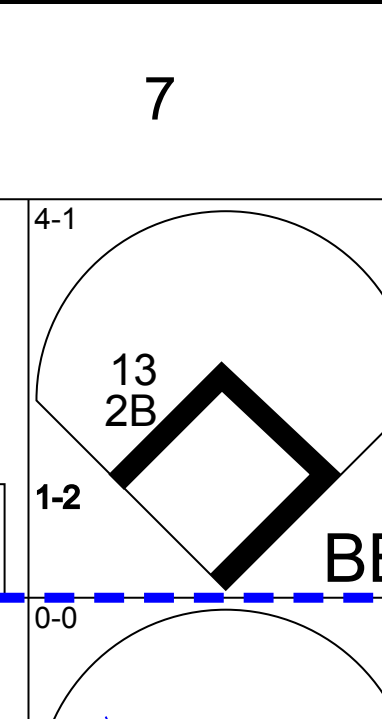
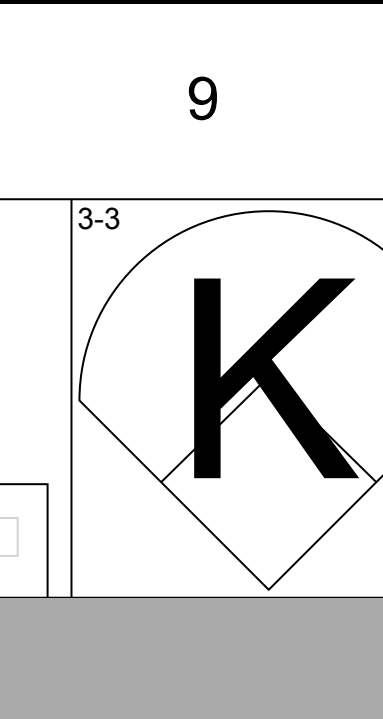
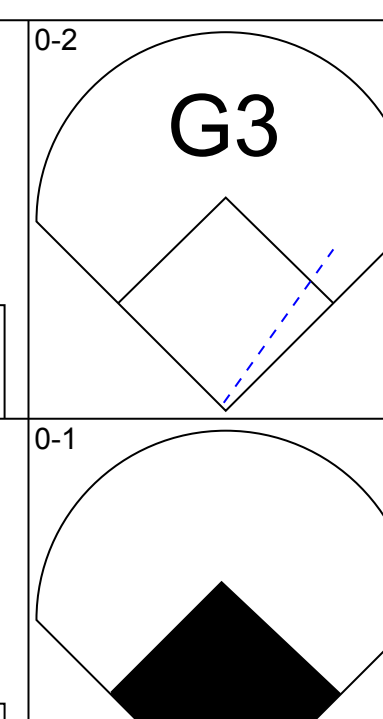
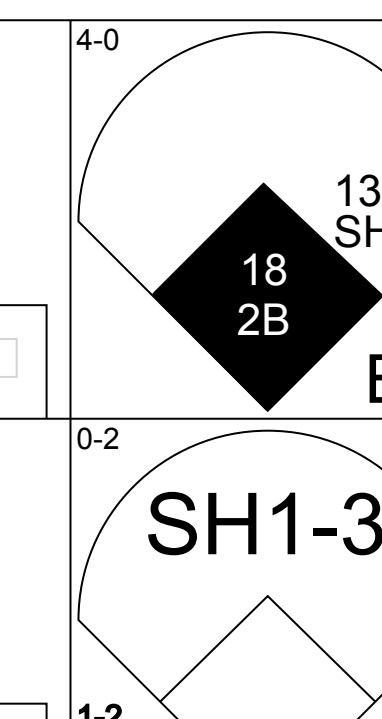
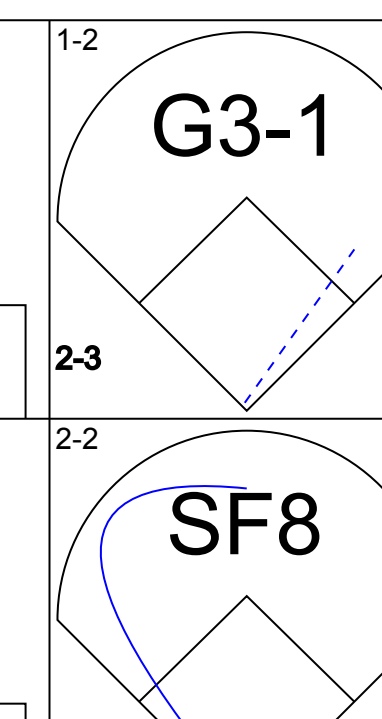
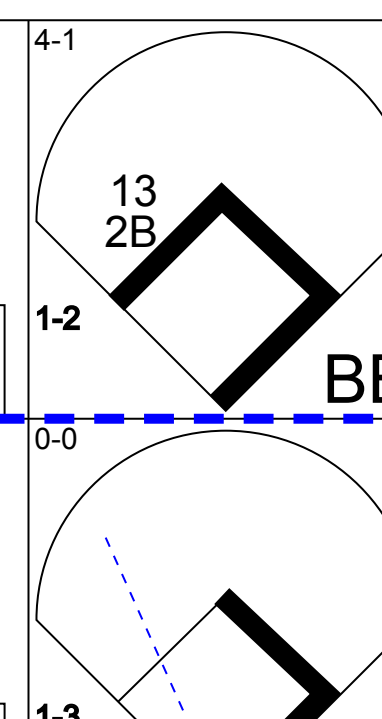
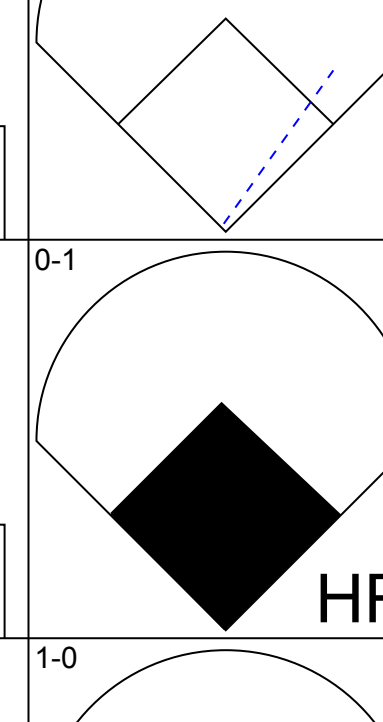
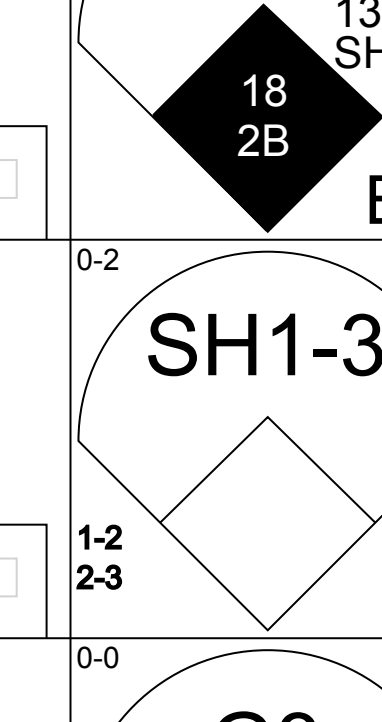
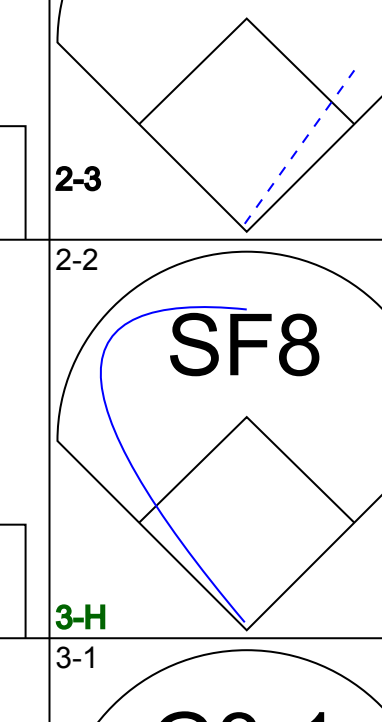
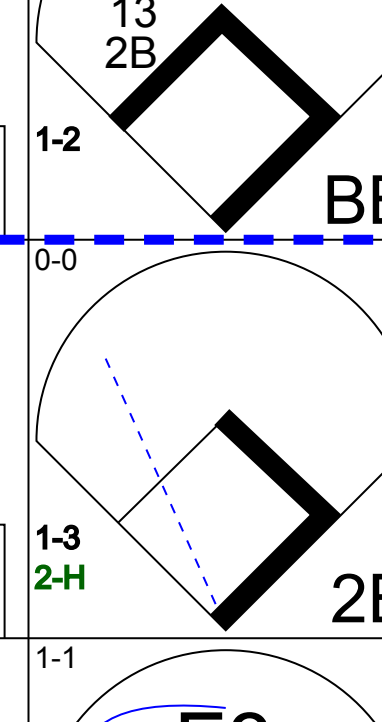
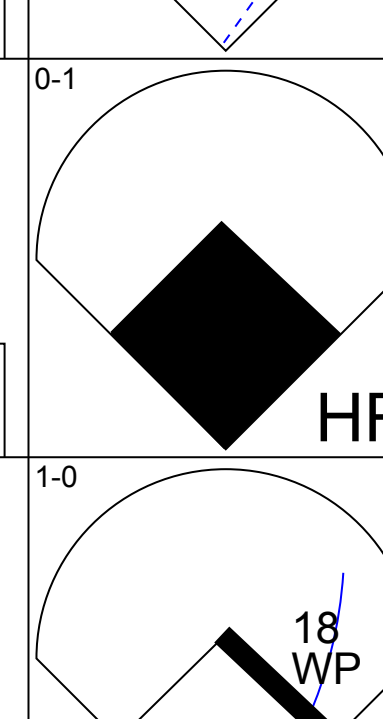
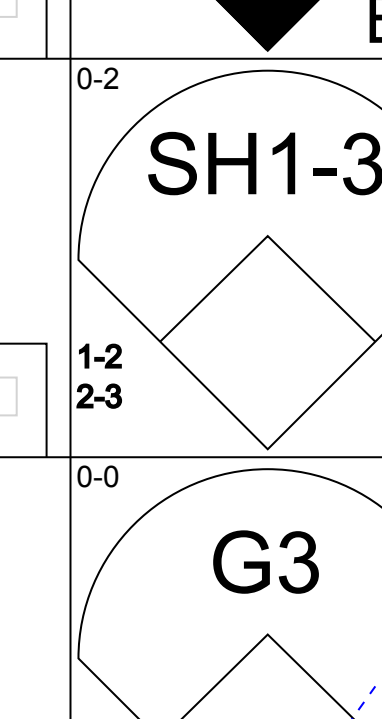


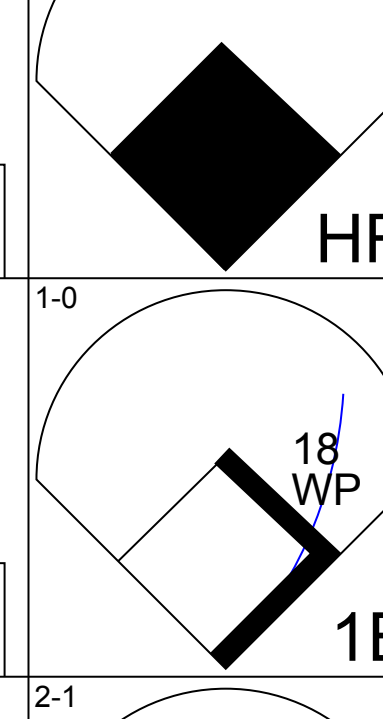
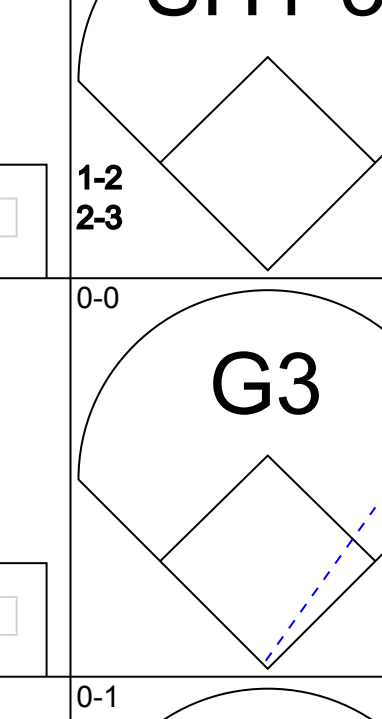
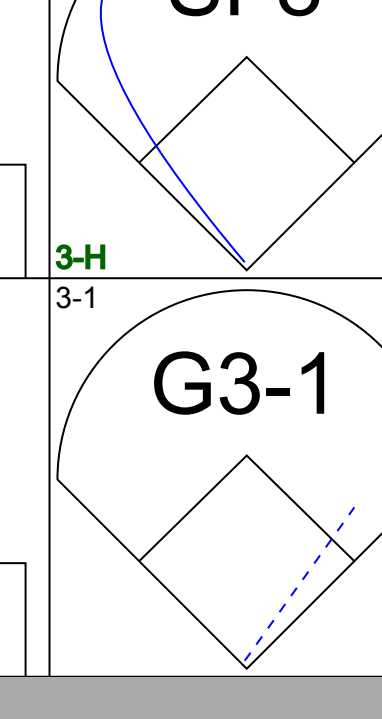
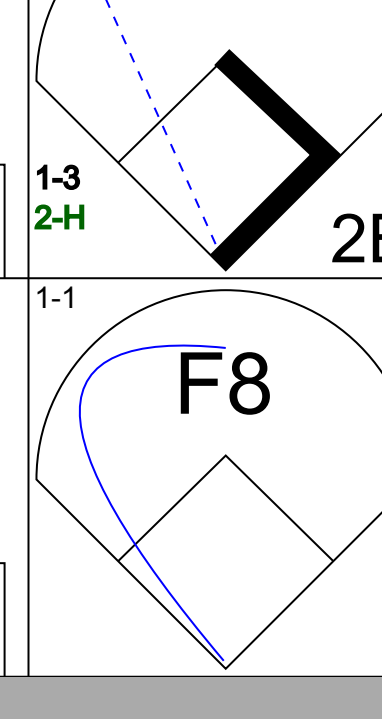



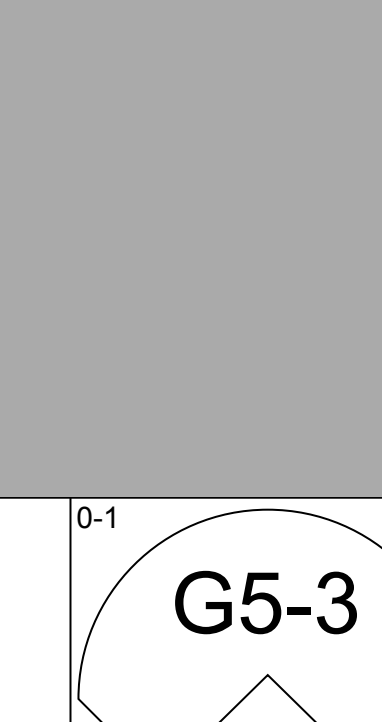

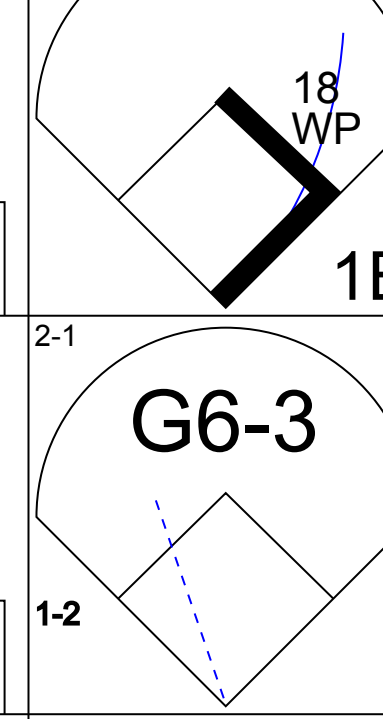
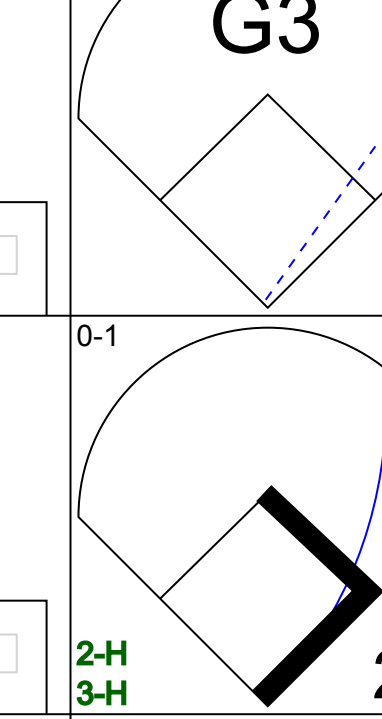
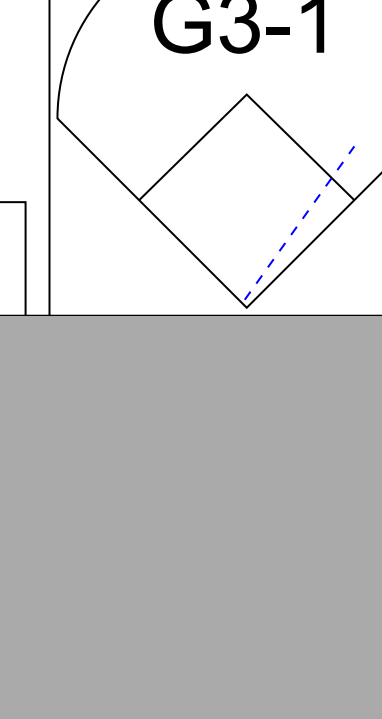
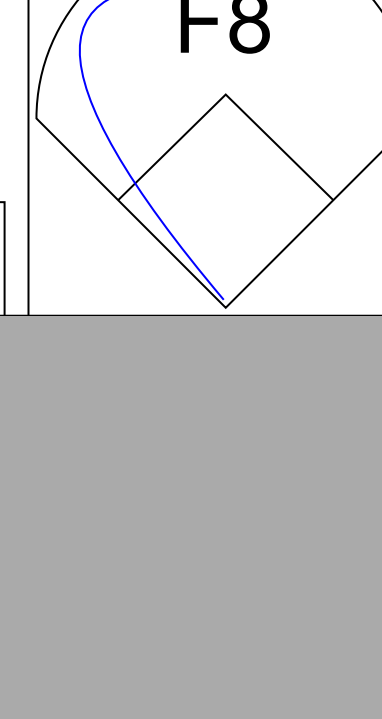



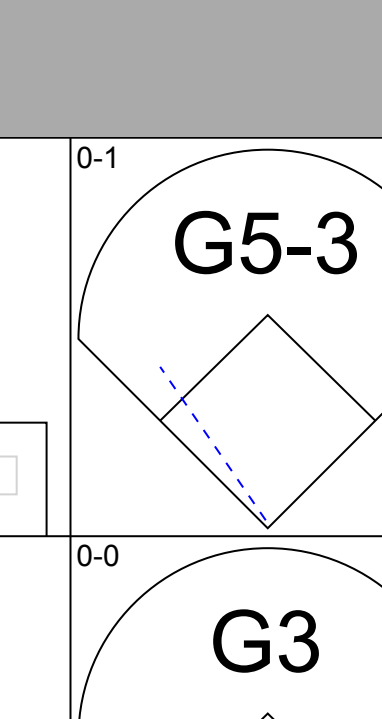

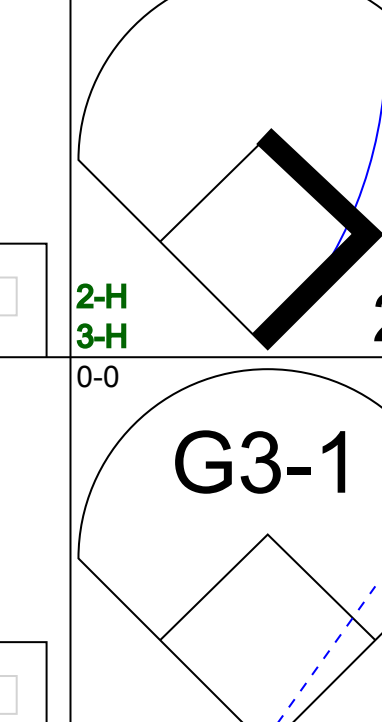



Batter	1	2	3	4	5	6	7	8	9	AB	R	H	RBI	BB	SO	LOB	BOTTOM				
Aaron Guiel, L OBP: 0.294, SLG: 0.344 (1, 9)	G4-3		G1-4-3							5	0	0	0	0	1	2					
Carlos Beltrán, S OBP: 0.341, SLG: 0.492 (1, 8)	G3									5	1	2	0	0	0	2					
29 Mike Sweeney, R OBP: 0.422, SLG: 0.590 (1, 10)	F8									4	0	1	1	0	0	2					
Raul Ibanez, L OBP: 0.323, SLG: 0.533 (1, 3)										3	1	1	1	1	0	0					
Joe Randa, R OBP: 0.355, SLG: 0.451 (1, 5)										4	1	1	0	0	0	3					
Michael Tucker, L OBP: 0.344, SLG: 0.432 (1, 7)										4	2	3	2	0	0	0					
Luis Alicaia, S OBP: 0.314, SLG: 0.294 Luis Ordaz, R OBP: 0.333, SLG: 0.375 (9, 4)										4	0	0	0	0	2	2					
Nelfi Perez, S OBP: 0.261, SLG: 0.304 (1, 6)										4	0	2	1	0	0	1					
A.J. Hinch, R OBP: 0.310, SLG: 0.390 Chuck Knoblauch, R OBP: 0.295, SLG: 0.292 (8, PH)										3	0	1	0	0	0	1					
										1	0	1	0	0	0	0					
Inning Stats	R: 0 E: 0 K: 0 S: 6	H: 0 LOB: 0 BB: 0 P: 8	R: 2 E: 0 K: 0 S: 13	H: 3 LOB: 0 BB: 0 P: 22	R: 0 E: 0 K: 1 S: 6	H: 0 LOB: 0 BB: 0 P: 10	R: 0 E: 0 K: 0 S: 7	H: 1 LOB: 1 BB: 0 P: 7	R: 2 E: 0 K: 1 S: 14	H: 3 LOB: 1 BB: 0 P: 22	R: 1 E: 0 K: 0 S: 10	H: 1 LOB: 0 BB: 0 P: 18	R: 0 E: 0 K: 0 S: 6	H: 1 LOB: 1 BB: 0 P: 10	R: 0 E: 0 K: 1 S: 18	H: 1 LOB: 1 BB: 0 P: 25	1B: 10 2B: 0 3B: 0 HR: 2	SF: 1 SAC: 0 DP: 0 HBP: 0	WP: 2 PB: 0 SB: 1 CS: 1	PA: 40	
PITCHER	IP	WLS	BF	H	R	ER	SO	BB	IBB	HBP	BLK	WP	HR	S	P	ERA	WHIP				
Orlando Hernandez, R ERA: 3.94 (1, 1)	7.0		31	10	5	4	2	0	1	0	0	0	2	65	105	5.14	1.429				
Mike Stanton, L ERA: 2.81 (8, 1)	1.0	W	4	1	0	0	0	0	0	0	0	0	0	6	10	0.00	1.000				
42 Mariano Rivera, R ERA: 2.85 (9, 1)	1.0	S	4	1	0	0	1	0	0	0	1	0	0	18	25	0.00	1.000				

New York Yankees @ Kansas City Royals
Kauffman Stadium, Kansas City, MO
Thu Aug 15 2002, 7:05 PM CDT
Att: 27,565 - Cloudy - 87 F

AB	37
R	5
H	12
RBI	5
BB	1
SO	3
LOB	13



Batter	1	2	3	4	5	6	7	8	9	AB	R	H	RBI	BB	SO	LOB	TOP					
Chuck Knoblauch R OBP: 0.297, SLG: 0.291 (1, 7)										4	1	1	0	1	1	2	Kansas City Royals @ Tampa Bay Devil Rays Tropicana Field, St. Petersburg, FL Fri Aug 16 2002, 7:15 PM EDT Att: 10,311 - Dome - 72 F livebaseballscorecards.com					
Carlos Beltrán S OBP: 0.341, SLG: 0.489 (1, 8)									4	2	1	0	1	1	3							
29 Mike Sweeney R OBP: 0.424, SLG: 0.589 (1, 10)									4	1	2	0	1	1	1							
Raul Ibanez L OBP: 0.324, SLG: 0.541 (1, 3)									4	1	2	3	0	1	2							
Joe Randa R OBP: 0.353, SLG: 0.451 (1, 5)									4	0	1	1	0	0	4							
Michael Tucker L OBP: 0.340, SLG: 0.427 (1, 9)									4	1	0	1	0	2	3							
Brent Mayne L OBP: 0.322, SLG: 0.309 (1, 2)									3	0	1	1	1	0	1							
Neff Perez S OBP: 0.261, SLG: 0.303 (1, 6)									4	0	1	0	0	1	2							
Luis Ordez R OBP: 0.250, SLG: 0.273 (1, 4)									3	0	0	0	0	1	2							
Aaron Guiel L OBP: 0.293, SLG: 0.342 (8, PH)									1	0	0	0	0	1	1							
Luis Alica S OBP: 0.314, SLG: 0.294 (8, 4)									0	0	0	0	0	0	0							
Inning Stats	R: 0 E: 0 K: 1 S: 6	H: 0 LOB: 0 BB: 0 P: 9	R: 0 E: 0 K: 1 S: 9	H: 1 LOB: 1 BB: 0 P: 15	R: 0 E: 0 K: 0 S: 7	H: 0 LOB: 0 BB: 0 P: 12	R: 1 E: 0 K: 1 S: 7	H: 1 LOB: 1 BB: 1 P: 14	R: 0 E: 1 K: 2 S: 13	H: 1 LOB: 2 BB: 0 P: 18	R: 2 E: 0 K: 0 S: 14	H: 3 LOB: 1 BB: 0 P: 17	R: 1 E: 0 K: 0 S: 14	H: 1 LOB: 2 BB: 2 P: 26	R: 0 E: 0 K: 3 S: 11	H: 0 LOB: 1 BB: 1 P: 19	R: 2 E: 0 K: 1 S: 12	H: 2 LOB: 0 BB: 0 P: 19	1B: 6 2B: 1 3B: 1 HR: 1	SF: 2 SAC: 0 DP: 0 HBP: 0	WP: 0 PB: 1 CS: 0	PA: 41
PITCHER	IP	WLS	BF	H	R	ER	SO	BB	IBB	HBP	BLK	WP	HR	S	P	ERA	WHIP					
Victor Zambrano R ERA: 6.58 (1, 1)	6.0		26	6	3	3	5	1	0	0	0	0	0	56	85	4.50	1.167					
Jesus Colome R ERA: 7.46 (7, 1)	1.0	B	6	1	1	1	0	2	0	0	0	0	0	14	26	9.00	3.000					
Travis Harper R ERA: 3.9 (8, 1)	1.0	H	4	0	0	0	3	1	0	0	0	0	0	11	19	0.00	1.000					
Esteban Yan R ERA: 4.38 (9, 1)	1.0	L	5	2	2	2	1	0	0	0	0	0	1	12	19	18.00	2.000					

Batter	1	2	3	4	5	6	7	8	9	AB	R	H	RBI	BB	SO	LOB	BOTTOM					
Randy Winn S OBP: 0.358, SLG: 0.458 (1, 8)										3	1	0	0	2	1	3	Kansas City Royals @ Tampa Bay Devil Rays Tropicana Field, St. Petersburg, FL Fri Aug 16 2002, 7:15 PM EDT Att: 10,311 - Dome - 72 F livebaseballscorecards.com					
13 Carl Crawford L OBP: 0.296, SLG: 0.491 (1, 7)										2	1	2	3	0	0	0						
Aubrey Huff L OBP: 0.352, SLG: 0.503 (1, 10)										4	0	1	0	0	0	4						
18 Jared Sandberg R OBP: 0.289, SLG: 0.474 (1, 5)									4	0	1	2	0	1	1							
Steve Cox L OBP: 0.340, SLG: 0.422 (1, 3)									4	0	0	0	0	1	2							
Andy Sheets R OBP: 0.338, SLG: 0.530 (1, 4)									4	0	0	0	0	3	0							
Ben Grieve L OBP: 0.305, SLG: 0.393 (1, 9)										4	0	0	0	0	1	0						
John Flaherty R OBP: 0.305, SLG: 0.389 (1, 2)										4	0	1	0	0	2	0						
Jason Conti L OBP: 0.319, SLG: 0.392 (9, PR)										0	0	0	0	0	0	0						
Chris Gomez R OBP: 0.302, SLG: 0.403 (1, 6)										4	3	3	0	0	0	1						
Inning Stats	R: 1 E: 0 K: 0 S: 11	H: 2 LOB: 1 BB: 0 P: 14	R: 0 E: 0 K: 2 S: 8	H: 0 LOB: 0 BB: 0 P: 12	R: 2 E: 0 K: 0 S: 8	H: 2 LOB: 1 BB: 1 P: 12	R: 0 E: 0 K: 1 S: 6	H: 0 LOB: 0 BB: 0 P: 8	R: 1 E: 0 K: 0 S: 9	H: 1 LOB: 0 BB: 0 P: 16	R: 0 E: 0 K: 1 S: 6	H: 0 LOB: 0 BB: 0 P: 7	R: 1 E: 0 K: 2 S: 13	H: 2 LOB: 2 BB: 1 P: 18	R: 0 E: 0 K: 2 S: 7	H: 0 LOB: 0 BB: 0 P: 14	R: 0 E: 0 K: 1 S: 9	H: 1 LOB: 2 BB: 0 P: 18	1B: 3 2B: 4 3B: 0 HR: 1	SF: 1 SAC: 1 DP: 0 HBP: 0	WP: 1 PB: 0 CS: 0	PA: 37
PITCHER	IP	WLS	BF	H	R	ER	SO	BB	IBB	HBP	BLK	WP	HR	S	P	ERA	WHIP					
56 Shawn Sedlacek R ERA: 5.88 (1, 1)	6.2		28	6	5	5	6	2	0	0	0	0	0	3	4	0.00	3.000					
Scott Mullen L ERA: 2.84 (7, 1)	0.1		2	1	0	0	0	0	0	0	0	0	0	3	4	0.00	3.000					
Ryan Bukvich R ERA: 5.4 (8, 1)	1.0	W	3	0	0	0	2	0	0	0	0	0	0	7	14	0.00	0.000					
Roberto Hernandez R ERA: 4.61 (9, 1)	1.0	S	4	1	0	0	1	0	0	0	0	0	0	9	18	0.00	1.000					

Batter	1	2	3	4	5	6	7	8	9	AB	R	H	RBI	BB	SO	LOB	TOP					
Aaron Quiel, L (1, 9) OBP: 0.289, SLG: 0.337	F5		29 2B	G4-3		CS	G4-3		K	5	1	1	0	0	1	0	Kansas City Royals @ Tampa Bay Devil Rays Tropicana Field, St. Petersburg, FL Sun Aug 18 2002, 1:15 PM EDT Att: 10,607 - Dome - 72 F livebaseballscorecards.com					
Carlos Beltrán, S (1, 10) OBP: 0.340, SLG: 0.487	K		K	G4-3			F8		29 HR	5	1	1	0	0	2	1						
29 Mike Sweeney, R (1, 3) OBP: 0.425, SLG: 0.603			1B	L9			F9		HR	4	2	2	3	1	0	0						
Raul Ibanez, L (1, 7) OBP: 0.327, SLG: 0.546			BB			G1-3			F8	4	1	2	0	1	0	0						
Kit Pellow, R (1, 5) OBP: 0.250, SLG: 0.250	K		BB	G6-3						4	1	2	1	0	1	2						
Michael Tucker, L (1, 8) OBP: 0.337, SLG: 0.419		P6	BB	L8					F7	3	0	0	0	1	0	2						
Luis Alicaia, S (1, 4) Joe Randa, R (6, PH) Neftali Perez, S (6, 6) OBP: 0.352, SLG: 0.447 OBP: 0.260, SLG: 0.304	K		BB			K			K	2	0	0	1	1	2	0						
A.J. Hinch, R (1, 2) OBP: 0.309, SLG: 0.382	K		BB			F8			K	3	0	0	1	1	2	2						
Luis Ordez, R (1, 6) OBP: 0.263, SLG: 0.235			K						K	4	0	1	0	0	2	3						
Inning Stats	R: 0 E: 0 K: 2 S: 12	H: 0 LOB: 2 BB: 2 P: 23	R: 0 E: 0 K: 2 S: 7	H: 0 LOB: 0 BB: 0 P: 8	R: 4 E: 0 K: 2 S: 24	H: 4 LOB: 3 BB: 3 P: 42	R: 0 E: 0 K: 0 S: 8	H: 0 LOB: 0 BB: 0 P: 14	R: 0 E: 0 K: 0 S: 9	H: 0 LOB: 0 BB: 0 P: 10	R: 0 E: 0 K: 1 S: 8	H: 1 LOB: 0 BB: 0 P: 10	R: 0 E: 0 K: 0 S: 7	H: 0 LOB: 0 BB: 0 P: 10	R: 0 E: 0 K: 2 S: 15	H: 2 LOB: 2 BB: 0 P: 23	R: 2 E: 0 K: 2 S: 12	H: 2 LOB: 0 BB: 0 P: 22	1B: 7 2B: 1 3B: 0 HR: 1	SF: 0 SAC: 0 DP: 0 HBP: 0	WP: 0 PB: 0 SB: 1 CS: 1	PA: 41
PITCHER	IP	WLS	BF	H	R	ER	SO	BB	IBB	HBP	BLK	WP	HR	S	P	ERA	WHIP					
Tanyon Sturtze, R (1, 1) ERA: 5.16	7.0	W	30	5	4	4	7	5	0	0	0	0	0	75	117	5.14	1.429					
Wilson Alvarez, L (8, 1) ERA: 5.93	2.0		10	4	2	2	4	0	0	0	0	0	1	27	45	9.00	2.000					

Batter	1	2	3	4	5	6	7	8	9	AB	R	H	RBI	BB	SO	LOB	BOTTOM				
Brent Abernathy, R (1, 4) OBP: 0.291, SLG: 0.317	G5-3			K						4	1	2	1	1	1	2	Kansas City Royals @ Tampa Bay Devil Rays Tropicana Field, St. Petersburg, FL Sun Aug 18 2002, 1:15 PM EDT Att: 10,607 - Dome - 72 F livebaseballscorecards.com				
13 Carl Crawford, L (1, 7) OBP: 0.291, SLG: 0.470	G1-3		F7		G6-3	FC1-2	K			5	0	0	0	0	1	5					
Aubrey Huff, L (1, 3) OBP: 0.354, SLG: 0.522			K		WP				K2-3	5	1	3	3	0	2	0					
18 Jared Sandberg, R (1, 5) OBP: 0.290, SLG: 0.467			K		P4		2B		K	5	1	1	0	0	3	1					
Steve Cox, L (1, 10) OBP: 0.339, SLG: 0.416		BB	F7		WP		2B		K	3	2	1	0	2	1	1					
Toby Hall, R (1, 2) OBP: 0.269, SLG: 0.354		G4-6-3		FC5-4			FC4-6			4	2	3	1	0	1	2					
Ben Grieve, L (1, 9) OBP: 0.342, SLG: 0.390		G4-6-3				SH1-4	G3			2	0	1	0	2	0	2					
Jason Conti, L (1, 8) OBP: 0.323, SLG: 0.391		G4-6-3		B1		FC1-2				3	1	1	0	1	0	4					
Felix Escalona, R (1, 6) Randy Winn, S (7, PH) Andy Sheets, R (6, 6) Chris Gomez, R (6, 6) OBP: 0.272, SLG: 0.311 OBP: 0.359, SLG: 0.462 OBP: 0.316, SLG: 0.493 OBP: 0.298, SLG: 0.398		G4-6-3		FC5-4		SH1-4			FC4-6	1	0	0	0	1	0	2					
										1	0	0	1	0	0	2					
										0	0	0	0	0	0	0					
										0	0	0	0	0	0	0					
Inning Stats	R: 1 E: 0 K: 1 S: 9	H: 1 LOB: 0 BB: 0 P: 18	R: 2 E: 0 K: 0 S: 12	H: 3 LOB: 1 BB: 2 P: 25	R: 0 E: 0 K: 2 S: 8	H: 0 LOB: 1 BB: 0 P: 12	R: 0 E: 0 K: 1 S: 12	H: 1 LOB: 2 BB: 1 P: 20	R: 0 E: 0 K: 1 S: 13	H: 1 LOB: 2 BB: 1 P: 21	R: 2 E: 0 K: 0 S: 9	H: 3 LOB: 2 BB: 1 P: 16	R: 3 E: 0 K: 1 S: 14	H: 3 LOB: 2 BB: 2 P: 24	R: 0 E: 0 K: 3 S: 9	H: 0 LOB: 0 BB: 0 P: 14	1B: 8 2B: 3 3B: 0 HR: 1	SF: 0 SAC: 1 DP: 1 HBP: 0	WP: 3 PB: 0 SB: 0 CS: 0	PA: 41	
PITCHER	IP	WLS	BF	H	R	ER	SO	BB	IBB	HBP	BLK	WP	HR	S	P	ERA	WHIP				
Jeff Suppan, R (1, 1) ERA: 5.3	5.1	L	27	8	5	5	5	4	0	0	0	0	0	58	100	8.44	2.250				
Ryan Bukich, R (6, 1) ERA: 6.75	0.2	B	6	3	3	3	0	2	0	0	0	0	0	11	22	40.50	7.500				
Jason Grimsley, R (7, 1) ERA: 3.33	1.0		5	1	0	0	1	0	1	0	0	0	0	8	14	0.00	1.000				
Blake Stein, R (8, 1) ERA: 8.25	1.0		3	0	0	0	3	0	0	0	0	0	0	9	14	0.00	0.000				

Batter	1	2	3	4	5	6	7	8	9	AB	R	H	RBI	BB	SO	LOB	TOP				
Chuck Knoblauch R (1, 7) <small>OBP: 0.293, SLG: 0.285</small> Luis Alicaia S (8, 4) <small>OBP: 0.317, SLG: 0.291</small>	G1-3		F8			G4-3		K		4	0	0	0	0	1	2					
Carlos Beltrán S (1, 8) <small>OBP: 0.335, SLG: 0.487</small>	K		F7			K			2B	4	0	1	0	0	2	1					
29 Mike Sweeney R (1, 10) <small>OBP: 0.426, SLG: 0.599</small>	F8			CS BB		F9			BB	2	0	0	0	2	0	0					
Raul Ibanez L (1, 3) <small>OBP: 0.327, SLG: 0.545</small>		G3-1		2B		F7			F7	4	0	1	0	0	2						
Joe Randa R (1, 5) <small>OBP: 0.349, SLG: 0.443</small>		F8		P4		G5-3			K	4	0	0	0	0	1	3					
Michael Tucker L (1, 9) <small>OBP: 0.336, SLG: 0.420</small>				F7					K	4	0	1	0	0	2	3					
Brent Mayne L (1, 2) <small>OBP: 0.326, SLG: 0.328</small>		G1-3							1B	3	0	1	0	0	0	1					
Neff Perez S (1, 6) <small>OBP: 0.258, SLG: 0.302</small>			G5-3			G6-3			F7	3	0	0	0	0	0	1					
Luis Ordez R (1, 4) <small>OBP: 0.286, SLG: 0.222</small> Aaron Guiel L (8, PH) <small>OBP: 0.288, SLG: 0.335</small>						G4-3			P6	1	0	0	0	1	0	0					
Inning Stats	R: 0 E: 0 K: 1 S: 7	H: 0 LOB: 0 BB: 0 P: 13	R: 0 E: 0 K: 0 S: 13	H: 1 LOB: 1 BB: 0 P: 20	R: 0 E: 0 K: 0 S: 7	H: 0 LOB: 1 BB: 1 P: 14	R: 0 E: 0 K: 0 S: 12	H: 1 LOB: 1 BB: 1 P: 22	R: 0 E: 0 K: 1 S: 10	H: 0 LOB: 0 BB: 0 P: 16	R: 0 E: 0 K: 1 S: 9	H: 0 LOB: 0 BB: 0 P: 16	R: 0 E: 0 K: 1 S: 9	H: 1 LOB: 1 BB: 0 P: 14	R: 0 E: 0 K: 2 S: 12	H: 1 LOB: 2 BB: 1 P: 20	1B: 1 2B: 3 3B: 0 HR: 0	SF: 0 SAC: 0 DP: 0 HBP: 0	WP: 0 PB: 0 SB: 0 CS: 1	PA: 33	
PITCHER	IP	WLS	BF	H	R	ER	SO	BB	IBB	HBP	BLK	WP	HR	S	P	ERA	WHIP				
Pete Walker R (1, 1) <small>ERA: 4.45</small>	7.0	W	24	2	0	0	3	2	0	0	0	0	0	64	112	0.00	0.571				
Cliff Politte R (8, 1) <small>ERA: 4.37</small>	1.0	H	4	1	0	0	1	0	0	0	0	0	0	9	14	0.00	1.000				
Kelvim Escobar R (9, 1) <small>ERA: 4.84</small>	1.0	S	5	1	0	0	2	1	0	0	0	0	0	12	20	0.00	2.000				

Kansas City Royals @ Toronto Blue Jays
 SkyDome, Toronto, ON
 Mon Aug 19 2002, 7:05 PM EDT
 Att: 16,218 - Dome - 72 F

AB 30
R 0
H 4
RBI 0
BB 3
SO 6
LOB 14



Batter	1	2	3	4	5	6	7	8	9	AB	R	H	RBI	BB	SO	LOB	BOTTOM				
Shannon Stewart R (1, 7) <small>OBP: 0.359, SLG: 0.441</small>	G6-3			HR		FC1-6 1B SF8		G5-3		4	2	1	1	0	0	1					
Eric Hinske L (1, 5) <small>OBP: 0.372, SLG: 0.483</small>	G4-3			G3-1				G6-3		4	0	1	0	0	0	0					
Chris Woodward R (1, 6) <small>OBP: 0.363, SLG: 0.568</small>	F8			K		SF8				2	0	0	1	0	1	0					
Josh Phelps R (1, 10) <small>OBP: 0.327, SLG: 0.443</small>			K			G5-3				3	0	1	0	0	1	1					
10 Vernon Wells R (1, 8) <small>OBP: 0.295, SLG: 0.438</small>		G6-3								3	0	1	0	0	0	1					
Orlando Hudson S (1, 4) <small>OBP: 0.355, SLG: 0.581</small>		G3-1								3	0	0	0	0	0	1					
Dave Berg R (1, 9) <small>OBP: 0.313, SLG: 0.390</small>			F9							3	0	0	0	0	2						
Tom Wilson R (1, 2) <small>OBP: 0.328, SLG: 0.362</small>			K							3	0	0	0	0	2	1					
Brian Leshar R (1, 3) <small>OBP: 0.194, SLG: 0.077</small>			G5-3							3	0	0	0	0	0	0					
Inning Stats	R: 0 E: 0 K: 0 S: 12	H: 0 LOB: 0 BB: 0 P: 15	R: 0 E: 0 K: 1 S: 8	H: 0 LOB: 0 BB: 0 P: 12	R: 0 E: 0 K: 1 S: 8	H: 0 LOB: 0 BB: 0 P: 10	R: 1 E: 0 K: 1 S: 9	H: 2 LOB: 1 BB: 0 P: 12	R: 0 E: 0 K: 0 S: 6	H: 0 LOB: 0 BB: 0 P: 10	R: 1 E: 1 K: 0 S: 12	H: 1 LOB: 1 BB: 0 P: 15	R: 0 E: 0 K: 1 S: 12	H: 1 LOB: 1 BB: 0 P: 17	R: 0 E: 0 K: 0 S: 5	H: 0 LOB: 0 BB: 0 P: 7	1B: 2 2B: 1 3B: 0 HR: 1	SF: 1 SAC: 0 DP: 1 HBP: 0	WP: 0 PB: 0 SB: 0 CS: 0	PA: 29	
PITCHER	IP	WLS	BF	H	R	ER	SO	BB	IBB	HBP	BLK	WP	HR	S	P	ERA	WHIP				
Paul Byrd R (1, 1) <small>ERA: 3.35</small>	8.0	L	29	4	2	1	4	0	0	0	0	0	1	72	98	1.12	0.500				

Kansas City Royals @ Toronto Blue Jays
 SkyDome, Toronto, ON
 Mon Aug 19 2002, 7:05 PM EDT
 Att: 16,218 - Dome - 72 F

AB 28
R 2
H 4
RBI 2
BB 0
SO 4
LOB 7



Batter	1	2	3	4	5	6	7	8	9	AB	R	H	RBI	BB	SO	LOB	TOP								
Jacque Jones, L (1, 7) OBP: 0.334, SLG: 0.505	1-0 HR	2-2 G6-3			1-0 G3		0-0 HR	1-3 K		5	2	2	1	0	1	1	Minnesota Twins @ Kansas City Royals Kauffman Stadium, Kansas City, MO Thu Aug 22 2002, 7:05 PM CDT Att: 11,785 - Cloudy - 90 F								
Cristian Guzman, S (1, 6) OBP: 0.294, SLG: 0.382	1-2 F9 1B		1-2 G4-3		0-1 BB 1B		1-2 HR	0-0 F9		5	2	3	3	0	0	0									
Corey Koskie, L (1, 5) OBP: 0.374, SLG: 0.429 Denny Hocking, S (7, 5) OBP: 0.306, SLG: 0.314	2-3 K		0-3 K		0-0 P6		2-2 F7		2-3 K	4	0	0	0	0	2	2									
David Ortiz, L (1, 10) OBP: 0.353, SLG: 0.516	3-2 F9		1-0 2B		4-1 BB		1-0 G3-1		0-2 F8	4	0	1	0	1	0	1									
Tori Hunter, R (1, 8) OBP: 0.347, SLG: 0.539	0-1 S 2B		1-0 G5-3		1-3 K		4-0 FC6 BB		0-0 F8	4	1	1	1	1	1	3									
Doug Mientkiewicz, L (1, 3) OBP: 0.375, SLG: 0.405	1-0 1-H 2B			4-1 G6-3 BB		0-0 F7		2-2 FC6		3	0	1	1	1	0	1									
Dustan Mohr, R (1, 9) OBP: 0.332, SLG: 0.439	2-0 G4-3			0-3 K		1-2 G3-1		1-3 K		4	0	0	0	0	2	2									
A.J. Pierzynski, L (1, 2) OBP: 0.337, SLG: 0.440		0-2 F7		0-1 G6-3		1-1 FC6 1B		0-1 HR 2B		4	1	2	0	0	0	1									
Luis Rivas, R (1, 4) OBP: 0.303, SLG: 0.395		0-2 G1-3			2-0 G3 1B		1-0 FC6		1-0 HR	4	2	2	2	0	0	1									
Inning Stats	R: 3 E: 0 K: 1 S: 16	H: 4 LOB: 1 BB: 0 P: 26	R: 0 E: 0 K: 0 S: 11	H: 0 LOB: 0 BB: 0 P: 13	R: 0 E: 0 K: 1 S: 8	H: 1 LOB: 1 BB: 0 P: 11	R: 0 E: 0 K: 1 S: 6	H: 0 LOB: 0 BB: 1 P: 10	R: 1 E: 0 K: 1 S: 10	H: 2 LOB: 2 BB: 1 P: 18	R: 0 E: 0 K: 0 S: 7	H: 1 LOB: 1 BB: 0 P: 10	R: 2 E: 0 K: 0 S: 11	H: 2 LOB: 1 BB: 1 P: 21	R: 2 E: 0 K: 2 S: 11	H: 2 LOB: 0 BB: 0 P: 14		R: 0 E: 0 K: 1 S: 12	H: 0 LOB: 0 BB: 0 P: 14	1B: 4 2B: 5 3B: 0 HR: 3	SF: 0 SAC: 0 DP: 1 HBP: 0	WP: 0 PB: 0 SB: 1 CS: 0	PA: 41		
PITCHER	IP	WLS	BF	H	R	ER	SO	BB	IBB	HBP	BLK	WP	HR	S	P	ERA	WHIP								
RuneLVs Hernandez, R (1, 1) ERA: 3.63	5.0	L	23	7	4	4	4	2	0	0	0	0	1	51	78	7.20	1.800								
Darrell May, L (6, 1) ERA: 5.46	3.0		15	5	4	4	2	1	0	0	0	0	2	29	45	12.00	2.000								
Blake Stein, R (9, 1) ERA: 7.62	1.0		3	0	0	0	1	0	0	0	0	0	0	12	14	0.00	0.000								

Batter	1	2	3	4	5	6	7	8	9	AB	R	H	RBI	BB	SO	LOB	BOTTOM								
Chuck Knoblauch, R (1, 7) OBP: 0.295, SLG: 0.284	4-1 E 29 1B BB			2-3 K			0-1 F7		2-1 FC4-6 1B	4	1	1	0	1	2	2	Minnesota Twins @ Kansas City Royals Kauffman Stadium, Kansas City, MO Thu Aug 22 2002, 7:05 PM CDT Att: 11,785 - Cloudy - 90 F								
Carlos Beltrán, S (1, 8) OBP: 0.340, SLG: 0.495	1-1 F3		2-2 HR	3-1 L8			3-2 F8		0-0 FC4-6 29 BB 1B	5	2	1	2	0	0	3									
29 Mike Sweeney, R (1, 3) OBP: 0.429, SLG: 0.589	0-2 1B		0-0 WP 1B		0-3 K		3-1 HBP		3-1 4-2 1B BB	3	2	2	0	1	1	0									
Joe Randa, R (1, 5) OBP: 0.342, SLG: 0.431	1-2 L5		1-3 K		0-2 F9		0-0 F3		1-0 1B BB	5	0	1	1	0	1	5									
Raul Ibanez, L (1, 9) OBP: 0.336, SLG: 0.554	1-2 1B		3-2 F9 1B		1-2 P4			3-2 G6-3	0-2 1B	5	0	3	3	0	0	0									
Kit Pellow, R (1, 10) OBP: 0.250, SLG: 0.400	2-3 K		4-2 BB			1-2 F9		3-3 K	0-1 F8	4	0	0	0	1	2	4									
Neifi Perez, S (1, 6) OBP: 0.235, SLG: 0.297		0-0 F8		0-1 F9		0-0 P3		2-1 G5-3		4	0	0	0	0	0	2									
Luis Ordez, R (1, 4) OBP: 0.364, SLG: 0.259		1-2 G4-3		1-1 F9		2-1 F9			3-2 1B FC4-6 1B	4	1	1	0	0	0	2									
A.J. Hinch, R (1, 2) OBP: 0.313, SLG: 0.391		3-1 1B		2-1 F9			3-2 2B		2-2 F9	4	0	2	0	0	0	1									
Inning Stats	R: 1 E: 1 K: 1 S: 17	H: 2 LOB: 2 BB: 1 P: 26	R: 0 E: 0 K: 1 S: 10	H: 1 LOB: 1 BB: 0 P: 16	R: 2 E: 0 K: 1 S: 18	H: 3 LOB: 2 BB: 1 P: 29	R: 0 E: 0 K: 1 S: 8	H: 0 LOB: 0 BB: 0 P: 15	R: 0 E: 0 K: 0 S: 6	H: 0 LOB: 0 BB: 0 P: 9	R: 0 E: 0 K: 0 S: 10	H: 1 LOB: 2 BB: 0 P: 19	R: 0 E: 0 K: 1 S: 11	H: 0 LOB: 0 BB: 0 P: 19	R: 3 E: 0 K: 0 S: 22	H: 4 LOB: 2 BB: 1 P: 34		1B: 9 2B: 1 3B: 0 HR: 1	SF: 0 SAC: 0 DP: 0 HBP: 1	WP: 1 PB: 0 SB: 0 CS: 0	PA: 42				
PITCHER	IP	WLS	BF	H	R	ER	SO	BB	IBB	HBP	BLK	WP	HR	S	P	ERA	WHIP								
Johan Santana, L (1, 1) ERA: 3.46	6.0	W	26	6	3	3	3	2	0	1	0	0	0	9	18	0.00	1.500								
Tony Flores, R (7, 1) ERA: 2.92	0.2	H	4	1	0	0	0	0	0	0	0	0	0	12	20	0.00	0.000								
J.C. Romero, L (7, 1) ERA: 1.58	1.1	H	4	0	0	0	1	0	0	0	0	0	0	17	29	40.50	6.000								
Bob Wells, R (9, 1) ERA: 5.79	0.2	S	6	3	3	3	0	1	0	0	0	0	0	5	5	0.00	3.000								
Eddie Guardado, L (9, 1) ERA: 2.77	0.1	S	2	1	0	0	0	0	0	0	0	0	0	5	5	0.00	3.000								

AB	38
R	8
H	12
RBI	8
BB	3
SO	7
LOB	12



AB	38
R	6
H	11
RBI	6
BB	3
SO	6
LOB	19



Batter	1	2	3	4	5	6	7	8	9	AB	R	H	RBI	BB	SO	LOB	TOP				
Jacque Jones, L (1, 7) OBP: 0.337, SLG: 0.504	4-0 BB	4-1 1B BB		0-0 F8		1-1 1B E 1B		0-0 G6-3		3	2	1	0	2	0	0	Minnesota Twins @ Kansas City Royals Kauffman Stadium, Kansas City, MO Fri Aug 23 2002, 7:05 PM CDT Att: 29,685 - Sunny - 82 F				
Cristian Guzman, S (1, 6) OBP: 0.295, SLG: 0.383	1-1 F7	2-0 1B 1B		1-1 F7		0-1 1B E7 1B G4-6-3		0-1 G5-3		4	2	2	1	0	0	1					
Denny Hocking, S (7, 6) OBP: 0.305, SLG: 0.313		1-2 2-H 1B								1	0	0	0	0	0	0					
Corey Koskie, L (1, 5) OBP: 0.376, SLG: 0.430	1-1 F5	3-2 1B 1B			4-0 G3-1 BB BB	2-2 G4-6-3 1B		1-2 G3-1		4	1	2	1	1	0	1					
David Ortiz, L (1, 10) OBP: 0.352, SLG: 0.512	0-1 F8	0-0 FC6-4 1B			3-1 F8	1-1 G4-6-3			1-3 K	4	0	1	1	0	0	3					
Matthew LeCroy, R (9, PH) OBP: 0.306, SLG: 0.457		1-3 3-H 1B								1	0	0	0	0	1	0					
Tori Hunter, R (1, 8) OBP: 0.346, SLG: 0.536		P5			4-2 G3-1 1B BB	0-1 G5-3			4-2 BB BB	3	1	0	0	1	0	2					
Dustan Mohr, R (6, 9) OBP: 0.334, SLG: 0.439		FC6-4			1-2 1B BB					0	0	0	0	1	0	0					
Doug Mientkiewicz, L (1, 3) OBP: 0.375, SLG: 0.407		0-1 1B 2B	0-1 P6		1-2 G3-1			0-1 2B		5	1	2	0	0	0	3					
Bobby Kielty, S (1, 9) OBP: 0.422, SLG: 0.466		3-2 2B G6-3 1B	3-1 F8		4-0 1B IBB			4-0 G6-3		3	1	1	0	2	0	1					
A.J. Pierzynski, L (1, 2) OBP: 0.336, SLG: 0.442		0-1 1B 2B	1-0 L9		0-0 FC6-4 1B			1-2 G4-3		5	1	2	3	0	0	3					
Luis Rivas, R (1, 4) OBP: 0.298, SLG: 0.388		0-0 G6-3			3-2 G4-3	0-0 FC6-4		1-1 P4		4	0	0	1	0	0	4					
Inning Stats	R: 0 E: 0 K: 0 S: 6	H: 0 LOB: 1 BB: 1 P: 12	R: 5 E: 0 K: 0 S: 17	H: 6 LOB: 2 BB: 1 P: 32	R: 0 E: 0 K: 0 S: 5	H: 0 LOB: 0 BB: 0 P: 9	R: 0 E: 0 K: 0 S: 6	H: 0 LOB: 0 BB: 0 P: 10	R: 2 E: 0 K: 0 S: 12	H: 1 LOB: 2 BB: 3 P: 28	R: 2 E: 1 K: 0 S: 11	H: 3 LOB: 0 BB: 0 P: 15	R: 0 E: 0 K: 0 S: 7	H: 0 LOB: 0 BB: 0 P: 8	R: 0 E: 0 K: 0 S: 11	H: 0 LOB: 2 BB: 2 P: 23	1B: 9 2B: 2 3B: 0 HR: 0	SF: 0 SAC: 0 DP: 1 HBP: 0	WP: 0 PB: 0 SB: 0 CS: 0	PA: 44	
PITCHER	IP	WLS	BF	H	R	ER	SO	BB	IBB	HBP	BLK	WP	HR	S	P	ERA	WHIP				
Jeff Suppan, R (1, 1) ERA: 5.62	5.0	L	30	10	9	9	0	4	1	0	0	0	0	53	101	16.20	2.800				
Scott Mullen, L (6, 1) ERA: 2.45	2.0	6	1	0	0	0	0	0	0	0	0	0	0	10	13	0.00	0.500				
Ryan Bukvich, R (8, 1) ERA: 5.85	1.0	3	0	0	0	0	0	0	0	0	0	0	0	7	8	0.00	0.000				
Blake Stein, R (9, 1) ERA: 7.43	1.0	5	0	0	0	1	2	2	0	0	0	0	0	11	23	0.00	2.000				

AB	37
R	9
H	11
RBI	7
BB	7
SO	1
LOB	18



Batter	1	2	3	4	5	6	7	8	9	AB	R	H	RBI	BB	SO	LOB	BOTTOM					
Chuck Knoblauch, R (1, 7) OBP: 0.291, SLG: 0.280	0-3 K		2-1 F3		0-0 G6-3			2-0 G5-3		4	0	0	0	0	1	0	Minnesota Twins @ Kansas City Royals Kauffman Stadium, Kansas City, MO Fri Aug 23 2002, 7:05 PM CDT Att: 29,685 - Sunny - 82 F					
Carlos Beltrán, S (1, 8) OBP: 0.335, SLG: 0.493	2-2 G4-3		3-2 1B		1-3 K			1-1 F9		4	0	1	0	0	1	0						
29 Mike Sweeney, R (1, 3) OBP: 0.427, SLG: 0.585	1-2 1B		0-3 K					0-0 F8		4	0	1	0	0	1	1						
Raul Ibanez, L (1, 9) OBP: 0.337, SLG: 0.556	1-3 K			1-1 G4-3 3B 2B				1-1 1B		4	1	2	0	0	2	1						
Joe Randa, R (1, 5) OBP: 0.341, SLG: 0.429		0-1 1B		0-1 G4-3				2-1 P4		4	0	1	0	0	0	2						
Michael Tucker, L (1, 10) OBP: 0.332, SLG: 0.419		2-1 P6		1-0 E 3B				3-2 F7		4	1	1	1	0	1	2						
Brent Mayne, L (1, 2) OBP: 0.330, SLG: 0.324		2-2 F9		3-H G1-3				2-2 F7		3	0	0	0	0	0	1						
Nelfi Perez, S (1, 6) OBP: 0.254, SLG: 0.295		0-1 F7		3-H K				1-0 P6		3	0	0	0	0	1	1						
Luis Ordez, R (1, 4) OBP: 0.333, SLG: 0.233			1-1 G4-3		2-2 L8			1-1 F9		3	0	0	0	0	0	0						
Inning Stats	R: 0 E: 0 K: 2 S: 14	H: 1 LOB: 1 BB: 0 P: 18	R: 0 E: 0 K: 0 S: 9	H: 1 LOB: 1 BB: 0 P: 13	R: 0 E: 0 K: 1 S: 11	H: 1 LOB: 0 BB: 0 P: 17	R: 2 E: 1 K: 1 S: 9	H: 2 LOB: 0 BB: 0 P: 12	R: 0 E: 0 K: 1 S: 7	H: 0 LOB: 0 BB: 0 P: 10	R: 0 E: 0 K: 0 S: 8	H: 1 LOB: 1 BB: 0 P: 14	R: 0 E: 0 K: 0 S: 6	H: 0 LOB: 0 BB: 0 P: 10	R: 0 E: 0 K: 0 S: 6	H: 0 LOB: 0 BB: 0 P: 9		R: 0 E: 0 K: 2 S: 11	H: 0 LOB: 0 BB: 0 P: 17	1B: 4 2B: 1 3B: 1 HR: 0	SF: 0 SAC: 0 DP: 0 HBP: 0	WP: 0 PB: 0 SB: 0 CS: 0
PITCHER	IP	WLS	BF	H	R	ER	SO	BB	IBB	HBP	BLK	WP	HR	S	P	ERA	WHIP					
Rick Reed, R (1, 1) ERA: 4.1	7.0	W	27	6	2	1	5	0	0	0	0	0	0	64	94	1.29	0.857					
Michael Jackson, R (8, 1) ERA: 2.99	2.0	6	0	0	0	2	0	0	0	0	0	0	0	17	26	0.00	0.000					

AB	33
R	2
H	6
RBI	1
BB	0
SO	7
LOB	8



Batter	1	2	3	4	5	6	7	8	9	AB	R	H	RBI	BB	SO	LOB	TOP								
Jacque Jones, L (1, 7) OBP: 0.337, SLG: 0.503	0-1 1B	1-3 K		1-2 F8		0-0 G6-3		2-0 1B		5	1	2	0	0	1	4	Minnesota Twins @ Kansas City Royals Kauffman Stadium, Kansas City, MO Sat Aug 24 2002, 1:05 PM CDT Att: 22,180 - Overcast - 78 F								
Cristian Guzman, S (1, 6) OBP: 0.296, SLG: 0.386	2-1 1B	0-0 G3		1-1 G3		1-0 SF9		2-3 1B		4	1	2	2	0	1	4									
Corey Koskie, L (1, 5) OBP: 0.374, SLG: 0.426	3-3 1B			4-2 HR		3-H G3		1-2 F7		4	1	0	0	1	1	5									
David Ortiz, L (1, 3) OBP: 0.353, SLG: 0.514	0-1 FC4-6			1-2 F7		3-2 1B		3-2 G4-6-3		5	0	3	2	0	1	1									
Doug Mientkiewicz, L (9, 3) OBP: 0.375, SLG: 0.407	1-3 2H			3-2 1B				1-2 1B		0	0	0	0	0	0	0									
Tori Hunter, R (1, 8) OBP: 0.342, SLG: 0.530	1-3 K			3-H 1B		2-2 G6-3		2-0 G4-6-3		5	0	0	0	0	2	5									
Bobby Kielty, S (1, 9) OBP: 0.422, SLG: 0.475	0-1 FC4-6			3-1 HR		4-2 BB		0-0 F5		4	1	1	2	1	1	2									
Matthew LeCroy, R (1, 10) OBP: 0.305, SLG: 0.448				4-0 BB		0-0 F7		3-2 P4		3	0	0	0	1	1	1									
A.J. Pierzynski, L (1, 2) OBP: 0.337, SLG: 0.443	1-2 2B			0-0 F8		1-1 G3		2-3 K		4	0	1	0	0	1	1									
Denny Hocking, S (1, 4) OBP: 0.315, SLG: 0.335	4-2 BB			0-1 F8		1-2 G6-3		2-2 1B		3	2	3	0	1	0	0									
Inning Stats	R: 1 E: 0 K: 2 S: 15	H: 3 LOB: 2 BB: 0 P: 21	R: 0 E: 0 K: 2 S: 15	H: 1 LOB: 2 BB: 1 P: 21	R: 2 E: 0 K: 1 S: 10	H: 1 LOB: 1 BB: 2 P: 22	R: 2 E: 0 K: 1 S: 17	H: 3 LOB: 1 BB: 0 P: 26	R: 0 E: 0 K: 1 S: 7	H: 0 LOB: 0 BB: 0 P: 9	R: 1 E: 0 K: 0 S: 8	H: 1 LOB: 0 BB: 0 P: 10	R: 0 E: 0 K: 1 S: 16	H: 0 LOB: 1 BB: 1 P: 28	R: 0 E: 0 K: 2 S: 15	H: 2 LOB: 2 BB: 0 P: 24	R: 0 E: 0 K: 0 S: 6	H: 1 LOB: 0 BB: 0 P: 11	1B: 6 2B: 5 3B: 0 HR: 1	SF: 1 SAC: 0 DP: 1 HBP: 0	WP: 0 PB: 0 SB: 0 CS: 0	PA: 42			
PITCHER	IP	WLS	BF	H	R	ER	SO	BB	IBB	HBP	BLK	WP	HR	S	P	ERA	WHIP								
Paul Byrd, R (1, 1) ERA: 3.53	6.0	L	30	9	6	6	6	3	0	0	0	0	1	72	109	9.00	2.000								
Jeremy Affeldt, L (7, 1) ERA: 4.12	2.0		9	2	0	0	3	1	0	0	0	0	0	31	52	0.00	1.500								
Jason Grimsley, R (9, 1) ERA: 3.16	1.0		3	1	0	0	0	0	0	0	0	0	0	6	11	0.00	1.000								

Batter	1	2	3	4	5	6	7	8	9	AB	R	H	RBI	BB	SO	LOB	BOTTOM								
Aaron Guiel, L (1, 9) OBP: 0.289, SLG: 0.340	2-2 G4-3	2-0 G4-3		0-0 F9		1-2 1B		0-3 K	0-3 K	6	1	1	1	0	2	6	Minnesota Twins @ Kansas City Royals Kauffman Stadium, Kansas City, MO Sat Aug 24 2002, 1:05 PM CDT Att: 22,180 - Overcast - 78 F								
Carlos Beltrán, S (1, 8) OBP: 0.340, SLG: 0.494	1-2 G3-1	0-3 K		1-0 2B		2-1 2B		0-0 P4		5	0	2	1	0	1	2									
29 Mike Sweeney, R (1, 10) OBP: 0.429, SLG: 0.585	0-1 FC4-6			2-2 L1		0-0 P4		2-1 1B		5	0	3	1	0	0	1									
Raul Ibanez, L (1, 3) OBP: 0.333, SLG: 0.549	2-2 FC4-6			2-1 F5		2-2 F9		1-2 G4-3		5	0	0	0	0	0	5									
Joe Randa, R (1, 5) OBP: 0.343, SLG: 0.433				1-0 2B		0-1 1B		2-2 G4-3		5	1	3	0	0	0	0									
Michael Tucker, L (1, 7) OBP: 0.335, SLG: 0.420				4-2 2B		0-3 K		0-0 WP		4	1	2	0	1	1	1									
Brent Mayne, L (1, 2) OBP: 0.326, SLG: 0.320				0-0 BB		1-2 L6		3-3 K		3	0	0	0	0	1	4									
Chuck Knoblauch, R (9, PH) OBP: 0.294, SLG: 0.282				1-2 2B		0-0 L6		1-2 K		1	0	1	0	0	0	0									
Luis Alicaia, S (1, 4) OBP: 0.316, SLG: 0.290				2-1 2B		0-1 B5-3		2-1 F7		4	1	1	2	0	0	1									
Kit Pellow, R (9, PH) OBP: 0.294, SLG: 0.438				2H 3-H		0-2 2B		0-1 F7		1	0	1	0	0	0	0									
Neifi Perez, S (9, FR) OBP: 0.254, SLG: 0.295				2B G4-3				1-0 G5-3		0	0	0	0	0	0	0									
Luis Ortdaz, R (1, 6) OBP: 0.390, SLG: 0.303				0-2 G4-3		0-2 2B		4-1 2B		3	1	2	0	2	0	0									
Inning Stats	R: 0 E: 0 K: 0 S: 12	H: 1 LOB: 1 BB: 0 P: 17	R: 3 E: 0 K: 1 S: 14	H: 4 LOB: 1 BB: 0 P: 20	R: 0 E: 0 K: 0 S: 12	H: 1 LOB: 2 BB: 1 P: 21	R: 1 E: 0 K: 0 S: 8	H: 2 LOB: 1 BB: 0 P: 9	R: 0 E: 0 K: 1 S: 12	H: 1 LOB: 1 BB: 0 P: 15	R: 1 E: 0 K: 0 S: 14	H: 3 LOB: 2 BB: 0 P: 23	R: 0 E: 0 K: 1 S: 11	H: 1 LOB: 1 BB: 0 P: 17	R: 0 E: 0 K: 1 S: 10	H: 1 LOB: 2 BB: 1 P: 17	R: 0 E: 0 K: 1 S: 15	H: 2 LOB: 3 BB: 1 P: 21	1B: 12 2B: 4 3B: 0 HR: 0	SF: 0 SAC: 1 DP: 0 HBP: 0	WP: 1 PB: 0 SB: 0 CS: 0	PA: 46			
PITCHER	IP	WLS	BF	H	R	ER	SO	BB	IBB	HBP	BLK	WP	HR	S	P	ERA	WHIP								
Brad Radke, R (1, 1) ERA: 5.31	5.2	W	29	11	5	5	2	1	0	0	0	1	0	15	24	0.00	2.000								
LaTroy Hawkins, R (6, 1) ERA: 2.25	1.0	H	5	2	0	0	1	0	0	0	0	0	0	11	19	0.00	1.500								
J.C. Romero, L (7, 1) ERA: 1.55	1.1	H	6	1	0	0	1	1	0	0	0	0	0	11	19	0.00	1.500								
Eddie Guardado, L (9, 1) ERA: 2.72	1.0	S	6	2	0	0	1	1	0	0	0	0	0	15	21	0.00	3.000								

AB	37
R	6
H	12
RBI	6
BB	4
SO	9
LOB	23



Batter	1	2	3	4	5	6	7	8	9	AB	R	H	RBI	BB	SO	LOB	TOP										
Jacque Jones, L OBP: 0.336, SLG: 0.501 (1, 7)	L3		G5-3			G3		1B		4	0	1	0	0	0	1	Minnesota Twins @ Kansas City Royals Kauffman Stadium, Kansas City, MO Sun Aug 25 2002, 1:05 PM CDT Att: 13,440 - Sunny - 83 F										
Cristian Guzman, S OBP: 0.296, SLG: 0.385 (1, 6)	G4-3		K			1B		P4		4	0	1	0	0	1	2											
Corey Koskie, L OBP: 0.373, SLG: 0.423 (1, 5)	BB				L8	K		F7		3	0	0	0	1	1	2											
David Ortiz, L OBP: 0.354, SLG: 0.511 (1, 10)	F7				1B	F8		K		4	0	1	0	0	1	3											
Bobby Kielty, S OBP: 0.426, SLG: 0.477 (1, 8)		G3-1			1B			HR		3	1	2	0	1	0	0											
Doug Mientkiewicz, L OBP: 0.372, SLG: 0.403 (1, 3)	F7				1B	K		FC1-6		4	0	0	0	0	1	4											
Dustan Mohr, R OBP: 0.333, SLG: 0.447 (1, 9)	F8					HR		P4		4	1	1	2	0	1	1											
Tom Prince, R OBP: 0.314, SLG: 0.406 A.J. Pierzynski, L OBP: 0.336, SLG: 0.442 (9, PH)					P4			F8		2	0	0	0	1	0	0											
Luis Rivas, R OBP: 0.295, SLG: 0.383 (1, 4)					L7			G3-1		3	0	0	0	0	0	1											
Inning Stats	R: 0 E: 0 K: 0 S: 4	H: 0 LOB: 1 BB: 1 P: 13	R: 0 E: 0 K: 0 S: 4	H: 0 LOB: 0 BB: 0 P: 6	R: 0 E: 0 K: 1 S: 9	H: 0 LOB: 1 BB: 1 P: 17	R: 0 E: 0 K: 0 S: 8	H: 2 LOB: 1 BB: 0 P: 14	R: 0 E: 0 K: 1 S: 10	H: 0 LOB: 0 BB: 0 P: 16	R: 0 E: 0 K: 1 S: 9	H: 1 LOB: 1 BB: 0 P: 12	R: 2 E: 0 K: 1 S: 12	H: 2 LOB: 0 BB: 0 P: 18	R: 0 E: 0 K: 1 S: 14	H: 1 LOB: 1 BB: 1 P: 20		R: 0 E: 0 K: 0 S: 8	H: 0 LOB: 1 BB: 1 P: 13	1B: 5 2B: 0 3B: 0 HR: 1	SF: 0 SAC: 0 DP: 1 HBP: 0	WP: 0 PB: 0 SB: 0 CS: 0	PA: 35				
PITCHER	IP	WLS	BF	H	R	ER	SO	BB	IBB	HBP	BLK	WP	HR	S	P	ERA	WHIP										
Miguel Asencio, R ERA: 5.34 (1, 1)	7.0	W	27	5	2	2	4	2	0	0	0	0	1	56	96	2.57	1.000										
Scott Mullen, L ERA: 2.37 (8, 1)	1.0	H	4	1	0	0	1	0	0	0	0	0	0	14	23	0.00	1.000										
Roberto Hernandez, R ERA: 4.6 (9, 1)	1.0	S	4	0	0	0	0	1	0	0	0	0	0	8	13	0.00	1.000										

Batter	1	2	3	4	5	6	7	8	9	AB	R	H	RBI	BB	SO	LOB	BOTTOM										
Chuck Knoblauch, R OBP: 0.292, SLG: 0.292 (1, 7)	HR		F7			F9		P5		5	1	1	1	0	0	5	Minnesota Twins @ Kansas City Royals Kauffman Stadium, Kansas City, MO Sun Aug 25 2002, 1:05 PM CDT Att: 13,440 - Sunny - 83 F										
Carlos Beltrán, S OBP: 0.339, SLG: 0.490 (1, 8)	G3					F8		F7		4	0	0	0	1	1	1											
29 Mike Sweeney, R OBP: 0.427, SLG: 0.582 (1, 10)	G5-3					F8		1B		4	0	1	0	0	1	1											
Raul Ibanez, L OBP: 0.340, SLG: 0.559 (1, 3)	BB					HR		FC3-2		2	1	2	1	2	0	0											
Joe Randa, R OBP: 0.343, SLG: 0.432 (1, 5)	F9					F8		FC3-2		4	0	1	0	0	0	2											
Michael Tucker, L OBP: 0.336, SLG: 0.431 (1, 9)						G3-1		FC3-2		4	2	2	1	0	0	3											
Brent Mayne, L OBP: 0.322, SLG: 0.315 (1, 2)	G1-3					K		F7		4	0	0	0	0	1	4											
Nelfi Perez, S OBP: 0.258, SLG: 0.300 (1, 6)	K					BB		2B		4	0	3	1	0	1	0											
Luis Ortaiz, R OBP: 0.409, SLG: 0.314 (1, 4)	1B					BB		G5-3		2	0	1	0	1	0	1											
Inning Stats	R: 1 E: 0 K: 0 S: 14	H: 1 LOB: 1 BB: 1 P: 21	R: 1 E: 0 K: 1 S: 12	H: 2 LOB: 1 BB: 0 P: 18	R: 1 E: 0 K: 1 S: 6	H: 1 LOB: 0 BB: 1 P: 16	R: 0 E: 0 K: 1 S: 15	H: 1 LOB: 2 BB: 1 P: 26	R: 0 E: 0 K: 0 S: 6	H: 0 LOB: 1 BB: 1 P: 11	R: 1 E: 0 K: 0 S: 13	H: 2 LOB: 1 BB: 0 P: 20	R: 0 E: 0 K: 0 S: 10	H: 3 LOB: 3 BB: 0 P: 15	R: 0 E: 0 K: 1 S: 12	H: 1 LOB: 1 BB: 0 P: 16		1B: 6 2B: 2 3B: 0 HR: 3	SF: 0 SAC: 1 DP: 0 HBP: 0	WP: 0 PB: 0 SB: 1 CS: 1	PA: 38						
PITCHER	IP	WLS	BF	H	R	ER	SO	BB	IBB	HBP	BLK	WP	HR	S	P	ERA	WHIP										
Kyle Lohse, R ERA: 4.35 (1, 1)	5.0	L	23	5	3	3	3	4	0	0	0	0	0	13	20	9.00	2.000										
Juan Rincon, R ERA: 5.33 (6, 1)	1.0		5	2	1	1	0	0	0	0	0	0	0	22	31	0.00	2.000										
Tony Fiore, R ERA: 2.85 (7, 1)	2.0		10	4	0	0	1	0	0	0	0	0	0	22	31	0.00	2.000										



Batter	1	2	3	4	5	6	7	8	9	AB	R	H	RBI	BB	SO	LOB	TOP										
Ray Durham, S OBP: 0.379, SLG: 0.442 (1, 10)	F9		L8		F8	1B		F7		5	0	1	1	0	0	2	Oakland Athletics @ Kansas City Royals Kauffman Stadium, Kansas City, MO Mon Aug 26 2002, 7:05 PM CDT Att: 11,096 - Sunny - 83 F										
Scott Hatteberg, L OBP: 0.381, SLG: 0.413 Mark Ellis, R OBP: 0.353, SLG: 0.403 (1, 3) (9, 4)	L7		F8		F5	FC3-2-5-3		G4-3		5	0	0	0	0	0	4											
Miguel Tejada, R OBP: 0.352, SLG: 0.509 (1, 6)	F9			1B	P4	G4-3		1B		5	1	2	0	0	0	3											
David Justice, L OBP: 0.389, SLG: 0.429 Eric Byrnes, R OBP: 0.304, SLG: 0.422 (9, 7) (9, 7)		P6		1B		1B	F9		1B	5	1	3	0	0	0	0											
Jermaine Dye, R OBP: 0.343, SLG: 0.457 (1, 9)		K		K		1B	2B		1B	5	1	3	2	0	2	2											
3 Eric Chavez, L OBP: 0.345, SLG: 0.532 (1, 5)		1B		P6		1B	F7			3	1	1	0	2	0	3											
Randy Velarde, R OBP: 0.338, SLG: 0.364 John Mabry, L OBP: 0.344, SLG: 0.541 (9, 3) (9, 3)	G5-3		F7		1B	1B	F3		P6	3	1	0	0	1	0	4											
Terrence Long, L OBP: 0.307, SLG: 0.391 (1, 8)			G4-3		1B	K		G6-3		4	1	1	0	0	1	3											
Ramon Hernandez, R OBP: 0.321, SLG: 0.339 (1, 2)		L8		1B	2B	1B		G6-3		4	0	3	3	0	0	0											
Inning Stats	R: 0 E: 0 K: 0 S: 9	H: 0 LOB: 0 BB: 0 P: 12	R: 0 E: 0 K: 1 S: 14	H: 1 LOB: 1 BB: 0 P: 22	R: 0 E: 0 K: 1 S: 8	H: 1 LOB: 1 BB: 0 P: 12	R: 0 E: 0 K: 1 S: 13	H: 2 LOB: 2 BB: 0 P: 20	R: 1 E: 0 K: 0 S: 8	H: 2 LOB: 1 BB: 0 P: 14	R: 0 E: 0 K: 0 S: 12	H: 1 LOB: 1 BB: 0 P: 19	R: 0 E: 0 K: 0 S: 9	H: 0 LOB: 0 BB: 0 P: 14	R: 1 E: 0 K: 0 S: 15	H: 3 LOB: 2 BB: 1 P: 27		1B: 9 2B: 5 3B: 0 HR: 0	SF: 0 SAC: 0 DP: 0 HBP: 0	WP: 0 PB: 0 SB: 2 CS: 0	PA: 43						
PITCHER	IP	WLS	BF	H	R	ER	SO	BB	IBB	HBP	BLK	WP	HR	S	P	ERA	WHIP										
Darrell May, L ERA: 5.54 (1, 1)	5.0	L	24	8	4	4	2	1	0	0	0	0	0	63	98	7.20	1.800										
Ryan Bukich, R ERA: 6.0 (6, 1)	1.0	6	2	1	1	1	1	1	0	0	0	0	0	14	25	9.00	3.000										
Blake Stein, R ERA: 7.07 (7, 1)	2.0	7	1	0	0	0	0	0	0	0	0	0	0	21	33	0.00	0.500										
Jason Grimsley, R ERA: 3.26 (9, 1)	1.0	6	3	1	1	0	0	0	1	0	0	0	0	15	27	9.00	3.000										

Batter	1	2	3	4	5	6	7	8	9	AB	R	H	RBI	BB	SO	LOB	BOTTOM										
Chuck Knoblauch, R OBP: 0.294, SLG: 0.292 (1, 7)	G5-3	FC6-4			G5-3			2B	FC5-4	4	1	1	0	1	0	1	Oakland Athletics @ Kansas City Royals Kauffman Stadium, Kansas City, MO Mon Aug 26 2002, 7:05 PM CDT Att: 11,096 - Sunny - 83 F										
Carlos Beltrán, S OBP: 0.340, SLG: 0.492 (1, 8)	G6-3	FC6-4			F8			2B		4	1	2	0	0	0	2											
29 Mike Sweeney, R OBP: 0.428, SLG: 0.580 (1, 3)	G6-3				F7			1B		3	0	1	1	1	0	1											
Raul Ibanez, L OBP: 0.341, SLG: 0.557 (1, 10)	FC6-4				CS			1B		3	0	1	0	1	0	2											
Joe Randa, R OBP: 0.340, SLG: 0.429 (1, 5)	FC6-4				L9			1B		3	0	0	1	0	0	3											
Michael Tucker, L OBP: 0.333, SLG: 0.427 (1, 9)		E7			FC6			G6-3		4	0	0	0	0	0	2											
Brent Mayne, L OBP: 0.317, SLG: 0.310 (1, 2)		G3			F8			F9		4	0	0	0	0	0	1											
Nelfi Perez, S OBP: 0.256, SLG: 0.298 (1, 6)		FC3-2-5			G4-3			F7		4	1	0	0	0	0	1											
Luis Orta, R OBP: 0.417, SLG: 0.316 (1, 4)		1B			G4-3			G4-3		3	0	1	1	1	0	0											
Inning Stats	R: 0 E: 0 K: 0 S: 13	H: 1 LOB: 2 BB: 1 P: 20	R: 1 E: 1 K: 0 S: 14	H: 1 LOB: 2 BB: 1 P: 25	R: 0 E: 0 K: 0 S: 9	H: 1 LOB: 1 BB: 0 P: 12	R: 0 E: 0 K: 0 S: 8	H: 0 LOB: 0 BB: 0 P: 11	R: 0 E: 0 K: 0 S: 6	H: 0 LOB: 0 BB: 0 P: 11	R: 0 E: 0 K: 0 S: 8	H: 0 LOB: 0 BB: 0 P: 10	R: 2 E: 0 K: 0 S: 12	H: 3 LOB: 1 BB: 0 P: 16	R: 0 E: 0 K: 0 S: 11	H: 0 LOB: 1 BB: 1 P: 17		1B: 5 2B: 1 3B: 0 HR: 0	SF: 1 SAC: 0 DP: 0 HBP: 0	WP: 0 PB: 0 SB: 0 CS: 1	PA: 38						
PITCHER	IP	WLS	BF	H	R	ER	SO	BB	IBB	HBP	BLK	WP	HR	S	P	ERA	WHIP										
Cory Lidle, R ERA: 3.86 (8, 1)	0.0	3	3	2	2	0	0	0	0	0	0	0	0	5	5	∞	∞										
Ricardo Rincon, L ERA: 3.94 (8, 1)	1.0	H	3	0	0	0	0	0	0	0	0	0	0	7	11	0.00	0.000										
Billy Koch, R ERA: 2.92 (9, 1)	1.0	S	4	0	0	0	0	1	0	0	0	0	0	11	17	0.00	1.000										

AB	40
R	6
H	14
RBI	6
BB	3
SO	3
LOB	23



AB	32
R	3
H	6
RBI	3
BB	4
SO	0
LOB	13



Batter	1	2	3	4	5	6	7	8	9	AB	R	H	RBI	BB	SO	LOB	TOP					
Ray Durham, S (1, 10) OBP: 0.377, SLG: 0.446										5	1	1	1	0	2	4	Oakland Athletics @ Kansas City Royals Kauffman Stadium, Kansas City, MO Tue Aug 27 2002, 7:05 PM CDT Att: 13,077 - Sunny - 82 F					
Terence Long, L (1, 8) OBP: 0.308, SLG: 0.396										4	0	2	2	0	1	0						
Miguel Tejada, R (1, 6) OBP: 0.350, SLG: 0.505										4	0	0	0	0	1	3						
3 Eric Chavez, L (1, 5) OBP: 0.350, SLG: 0.534										4	1	2	0	0	1	1						
Jermaine Dye, R (1, 9) OBP: 0.342, SLG: 0.457										4	1	1	0	0	1	1						
David Justice, L (1, 7) OBP: 0.393, SLG: 0.446										4	1	3	3	0	0	0						
Eric Byrnes, R (8, PR) OBP: 0.304, SLG: 0.422										0	0	0	0	0	0	0						
John Mabry, L (1, 3) OBP: 0.342, SLG: 0.534										4	1	1	0	0	2	2						
Mark Ellis, R (1, 4) OBP: 0.352, SLG: 0.401										4	0	1	0	0	0	2						
Greg Myers, L (1, 2) OBP: 0.342, SLG: 0.414										3	1	1	0	1	0	0						
Ramon Hernandez, R (9, 2) OBP: 0.321, SLG: 0.339										0	0	0	0	0	0	0						
Inning Stats	R: 0 E: 0 K: 1 S: 11	H: 0 LOB: 0 BB: 0 P: 17	R: 0 E: 0 K: 2 S: 8	H: 0 LOB: 0 BB: 0 P: 12	R: 1 E: 0 K: 1 S: 11	H: 2 LOB: 2 BB: 1 P: 24	R: 1 E: 0 K: 1 S: 11	H: 3 LOB: 1 BB: 0 P: 16	R: 1 E: 0 K: 0 S: 13	H: 2 LOB: 1 BB: 0 P: 19	R: 1 E: 0 K: 1 S: 9	H: 1 LOB: 0 BB: 0 P: 11	R: 1 E: 0 K: 1 S: 8	H: 2 LOB: 0 BB: 0 P: 13	R: 1 E: 0 K: 1 S: 13	H: 2 LOB: 1 BB: 0 P: 22	R: 0 E: 0 K: 1 S: 8	H: 0 LOB: 0 BB: 0 P: 11	1B: 5 2B: 5 3B: 0 HR: 2	SF: 1 SAC: 0 DP: 0 HBP: 0	WP: 0 PB: 0 SB: 1 CS: 1	PA: 38
PITCHER	IP WLS BF H R ER SO BB IBB HBP BLK WP HR S P ERA WHIP																					
Runelvys Hernandez, R (1, 1) ERA: 3.98	6.0 L 26 8 4 4 5 1 0 0 0 0 0 2 63 99 6.00 1.500																					
Jeremy Affeldt, L (7, 1) ERA: 4.27	2.0 9 4 2 2 2 0 0 0 0 0 0 0 21 35 9.00 2.000																					
Scott Mullen, L (9, 1) ERA: 2.3	1.0 3 0 0 0 1 0 0 0 0 0 0 0 8 11 0.00 0.000																					

AB	36
R	6
H	12
RBI	6
BB	1
SO	8
LOB	13



Batter	1	2	3	4	5	6	7	8	9	AB	R	H	RBI	BB	SO	LOB	BOTTOM					
Chuck Knoblauch, R (1, 7) OBP: 0.292, SLG: 0.289										2	0	0	0	0	1	1	Oakland Athletics @ Kansas City Royals Kauffman Stadium, Kansas City, MO Tue Aug 27 2002, 7:05 PM CDT Att: 13,077 - Sunny - 82 F					
Aaron Guiel, L (6, 9) OBP: 0.290, SLG: 0.337										2	1	0	0	0	0	1						
Carlos Beltrán, S (1, 8) OBP: 0.339, SLG: 0.490										4	1	1	1	0	0	0						
29 Mike Sweeney, R (1, 3) OBP: 0.424, SLG: 0.573										4	0	0	0	0	1	2						
Raul Ibanez, L (1, 9) OBP: 0.340, SLG: 0.554										4	0	1	0	0	1	2						
Joe Randa, R (1, 5) OBP: 0.343, SLG: 0.438										4	1	3	2	0	0	0						
Kit Pellow, R (1, 10) OBP: 0.333, SLG: 0.421										3	0	1	1	0	1	3						
Neifi Perez, S (1, 6) OBP: 0.254, SLG: 0.296										3	0	0	0	0	1	2						
Luis Alicaia, S (9, PH) OBP: 0.315, SLG: 0.289										1	0	0	0	0	1	0						
Luis Ordaz, R (1, 4) OBP: 0.385, SLG: 0.286										4	0	0	0	0	1	1						
A.J. Hinch, R (1, 2) OBP: 0.319, SLG: 0.396										3	1	2	0	0	1	0						
Michael Tucker, L (9, PH) OBP: 0.335, SLG: 0.428										1	0	1	0	0	0	0						
Inning Stats	R: 0 E: 0 K: 1 S: 6	H: 0 LOB: 0 BB: 0 P: 11	R: 0 E: 0 K: 0 S: 7	H: 0 LOB: 1 BB: 0 P: 14	R: 0 E: 0 K: 2 S: 10	H: 1 LOB: 0 BB: 0 P: 12	R: 0 E: 0 K: 0 S: 10	H: 2 LOB: 2 BB: 0 P: 15	R: 0 E: 0 K: 1 S: 7	H: 0 LOB: 0 BB: 0 P: 12	R: 0 E: 0 K: 0 S: 8	H: 0 LOB: 0 BB: 0 P: 14	R: 1 E: 0 K: 1 S: 11	H: 2 LOB: 1 BB: 0 P: 14	R: 3 E: 0 K: 2 S: 14	H: 3 LOB: 1 BB: 0 P: 21	R: 0 E: 0 K: 1 S: 10	H: 1 LOB: 1 BB: 0 P: 14	1B: 7 2B: 1 3B: 1 HR: 0	SF: 0 SAC: 0 DP: 0 HBP: 2	WP: 1 PB: 0 SB: 0 CS: 1	PA: 38
PITCHER	IP WLS BF H R ER SO BB IBB HBP BLK WP HR S P ERA WHIP																					
Mark Mulder, L (1, 1) ERA: 3.77	7.0 W 29 7 4 4 5 0 0 0 0 0 0 0 63 99 5.14 1.000																					
Jim Mecir, R (8, 1) ERA: 4.37	1.0 H 4 1 0 0 2 0 0 0 0 0 0 0 10 14 0.00 1.000																					
Billy Koch, R (9, 1) ERA: 2.88	1.0 S 4 1 0 0 1 0 0 0 0 0 0 0 10 14 0.00 1.000																					

AB	35
R	4
H	9
RBI	4
BB	0
SO	8
LOB	12



Batter	1	2	3	4	5	6	7	8	9	AB	R	H	RBI	BB	SO	LOB	TOP					
Ray Durham, S (1, 10) OBP: 0.378, SLG: 0.444										4	1	1	1	1	2	3						
Scott Hatteberg, L (1, 3) OBP: 0.359, SLG: 0.410										5	0	1	0	0	0	4						
Miguel Tejada, R (1, 6) OBP: 0.350, SLG: 0.510										5	2	2	1	0	0	1						
3 Eric Chavez, L (1, 5) OBP: 0.351, SLG: 0.533										5	1	2	1	0	2	0						
Jermaine Dye, R (1, 9) OBP: 0.341, SLG: 0.455										4	1	1	1	0	1	1						
David Justice, L (1, 7) OBP: 0.392, SLG: 0.443										4	1	1	1	0	0	1						
Eric Byrnes, R (9, 7) OBP: 0.304, SLG: 0.422										0	0	0	0	0	0	0						
Mark Ellis, R (1, 4) OBP: 0.350, SLG: 0.404										3	0	1	1	0	0	1						
Terrence Long, L (1, 8) OBP: 0.307, SLG: 0.395										4	1	1	1	0	0	1						
Ramon Hernandez, R (1, 2) OBP: 0.325, SLG: 0.340										2	0	1	0	2	0	1						
Inning Stats	R: 6 E: 0 K: 0 S: 30	H: 7 LOB: 2 BB: 1 P: 46	R: 0 E: 0 K: 1 S: 8	H: 0 LOB: 0 BB: 0 P: 11	R: 0 E: 0 K: 0 S: 7	H: 0 LOB: 0 BB: 0 P: 10	R: 0 E: 0 K: 0 S: 7	H: 1 LOB: 1 BB: 1 P: 16	R: 0 E: 0 K: 0 S: 11	H: 0 LOB: 1 BB: 1 P: 15	R: 0 E: 0 K: 1 S: 11	H: 0 LOB: 0 BB: 0 P: 16	R: 1 E: 0 K: 1 S: 9	H: 1 LOB: 0 BB: 0 P: 14	R: 0 E: 0 K: 1 S: 7	H: 1 LOB: 1 BB: 0 P: 11	R: 0 E: 0 K: 1 S: 7	H: 0 LOB: 0 BB: 0 P: 11	1B: 9 2B: 1 3B: 0 HR: 1	SF: 1 SAC: 0 DP: 1 HBP: 0	WP: 1 PB: 0 SB: 0 CS: 0	PA: 40
PITCHER	IP WLS BF H R ER SO BB IBB HBP BLK WP HR S P ERA WHIP																					
56 Shawn Sedlacek, R (1, 1) ERA: 6.21	6.0 L 29 9 6 6 2 3 0 0 0 0 1 0 74 114 9.00 2.000																					
Ryan Bukvich, R (7, 1) ERA: 6.14	1.0 4 1 1 1 1 0 0 0 0 0 0 1 9 14 9.00 1.000																					
Jason Grimsley, R (8, 1) ERA: 5.2	1.0 4 1 0 0 1 0 0 0 0 0 0 0 7 11 0.00 1.000																					
Roberto Hernandez, R (9, 1) ERA: 4.5	1.0 3 0 0 0 1 0 0 0 0 0 0 0 7 11 0.00 0.000																					

Oakland Athletics @ Kansas City Royals
Kauffman Stadium, Kansas City, MO
Wed Aug 28 2002, 7:05 PM CDT
Att: 15,952 - Sunny - 81 F

AB	36
R	7
H	11
RBI	7
BB	3
SO	5
LOB	13



Batter	1	2	3	4	5	6	7	8	9	AB	R	H	RBI	BB	SO	LOB	BOTTOM			
Luis Ordez, R (1, 4) OBP: 0.375, SLG: 0.283										4	0	1	0	0	1	0				
Carlos Beltrán, S (1, 8) OBP: 0.338, SLG: 0.488										3	0	0	0	1	0	0				
29 Mike Sweeney, R (1, 3) OBP: 0.420, SLG: 0.587										4	0	0	0	0	0	3				
Raul Ibanez, L (1, 7) OBP: 0.339, SLG: 0.554										4	1	1	0	0	1	0				
Joe Randa, R (1, 10) OBP: 0.342, SLG: 0.437										4	0	1	0	0	0	0				
Kit Pellow, R (1, 5) OBP: 0.292, SLG: 0.364										3	0	0	0	0	1	1				
Michael Tucker, L (1, 9) OBP: 0.335, SLG: 0.426										2	0	0	0	1	0	0				
Nelfi Perez, S (1, 6) OBP: 0.255, SLG: 0.296										3	0	1	0	0	0	1				
A.J. Hinch, R (1, 2) OBP: 0.314, SLG: 0.389										3	0	0	0	0	1	1				
Inning Stats	R: 0 E: 0 K: 1 S: 8	H: 0 LOB: 0 BB: 0 P: 11	R: 0 E: 0 K: 1 S: 8	H: 0 LOB: 0 BB: 0 P: 14	R: 0 E: 0 K: 0 S: 11	H: 0 LOB: 0 BB: 0 P: 16	R: 0 E: 0 K: 0 S: 10	H: 0 LOB: 0 BB: 0 P: 16	R: 0 E: 0 K: 0 S: 14	H: 2 LOB: 3 BB: 1 P: 24	R: 1 E: 0 K: 0 S: 9	H: 2 LOB: 1 BB: 1 P: 16	R: 0 E: 0 K: 1 S: 11	H: 0 LOB: 0 BB: 0 P: 15	R: 0 E: 0 K: 0 S: 6	H: 0 LOB: 0 BB: 0 P: 9	1B: 3 2B: 1 3B: 0 HR: 0	SF: 0 SAC: 0 DP: 1 HBP: 0	WP: 0 PB: 0 SB: 0 CS: 0	PA: 32
PITCHER	IP WLS BF H R ER SO BB IBB HBP BLK WP HR S P ERA WHIP																			
Barry Zito, L (1, 1) ERA: 2.83	7.0 W 26 4 1 1 3 2 0 0 0 0 0 0 68 109 1.29 0.857																			
Chad Bradford, R (8, 1) ERA: 2.31	1.0 3 0 0 0 1 0 0 0 0 0 0 0 11 15 0.00 0.000																			
Jeff Tam, R (9, 1) ERA: 4.64	1.0 3 0 0 0 0 0 0 0 0 0 0 0 6 9 0.00 0.000																			

Oakland Athletics @ Kansas City Royals
Kauffman Stadium, Kansas City, MO
Wed Aug 28 2002, 7:05 PM CDT
Att: 15,952 - Sunny - 81 F

AB	30
R	1
H	4
RBI	0
BB	2
SO	4
LOB	6



Batter	1	2	3	4	5	6	7	8	9	AB	R	H	RBI	BB	SO	LOB	TOP										
Chuck Knoblauch R (1, 7) OBP: 0.290, SLG: 0.299	F8		G5-3		F8		G4-3		HR	5	1	1	1	0	0	0	Kansas City Royals @ Seattle Mariners Safeco Field, Seattle, WA Fri Aug 30 2002, 7:05 PM PDT Att: 45,260 - Sunny - 73 F										
Carlos Beltrán S (1, 8) OBP: 0.341, SLG: 0.488	2B		P6		2B		BB		K	4	2	2	0	1	1	0											
29 Mike Sweeney R (1, 10) OBP: 0.421, SLG: 0.565	2B		K		2B		P2			3	2	1	0	1	1	1											
Raul Ibanez L (1, 3) OBP: 0.343, SLG: 0.559	2B				2B				K	3	0	2	4	1	1	0											
Michael Tucker L (1, 9) OBP: 0.334, SLG: 0.423	K				G4-1				K	3	0	0	0	1	1	2											
Brent Mayne L (1, 2)									K	4	0	1	0	0	1	1											
Luis Alica S (1, 5) OBP: 0.314, SLG: 0.293									K	4	0	1	0	0	1	3											
Neffi Perez S (1, 6) OBP: 0.255, SLG: 0.296									K	4	0	1	0	0	1	3											
Luis Ordaz R (1, 4) OBP: 0.350, SLG: 0.260									G4-6-3	4	0	0	0	0	0	2											
Inning Stats	R: 2 E: 0 K: 1 S: 18	H: 2 LOB: 0 BB: 1 P: 32	R: 0 E: 0 K: 1 S: 9	H: 1 LOB: 1 BB: 0 P: 13	R: 0 E: 0 K: 1 S: 7	H: 0 LOB: 0 BB: 0 P: 9	R: 0 E: 0 K: 0 S: 8	H: 1 LOB: 2 BB: 1 P: 17	R: 2 E: 0 K: 0 S: 12	H: 3 LOB: 1 BB: 0 P: 17	R: 0 E: 0 K: 0 S: 8	H: 0 LOB: 0 BB: 0 P: 11	R: 0 E: 0 K: 3 S: 10	H: 0 LOB: 1 BB: 1 P: 17	R: 0 E: 0 K: 3 S: 11	H: 0 LOB: 1 BB: 1 P: 23	R: 1 E: 0 K: 1 S: 15	H: 2 LOB: 2 BB: 0 P: 21	1B: 5 2B: 3 3B: 0 HR: 1	SF: 0 SAC: 0 DP: 1 HBP: 0	WP: 0 PB: 0 SB: 1 CS: 0	PA: 38					
PITCHER	IP	WLS	BF	H	R	ER	SO	BB	IBB	HBP	BLK	WP	HR	S	P	ERA	WHIP										
Freddy Garcia R (1, 1) ERA: 4.34	7.0	L	30	7	4	4	3	3	0	0	0	0	0	72	116	5.14	1.429										
Doug Creek L (8, 1) ERA: 5.8	1.0		4	0	0	0	3	1	0	0	0	0	0	11	23	0.00	1.000										
Shigetoshi Hasegawa R (9, 1) ERA: 3.09	1.0		4	2	1	1	1	0	0	0	0	0	1	15	21	9.00	2.000										

Batter	1	2	3	4	5	6	7	8	9	AB	R	H	RBI	BB	SO	LOB	BOTTOM										
51 Ichiro Suzuki L (1, 9) OBP: 0.401, SLG: 0.442	G6-3				1B		L7		G4-3	5	0	1	0	0	0	3	Kansas City Royals @ Seattle Mariners Safeco Field, Seattle, WA Fri Aug 30 2002, 7:05 PM PDT Att: 45,260 - Sunny - 73 F										
Mark McLemore S (1, 7) OBP: 0.385, SLG: 0.402	G3-1		F7		L7		F7		G3	5	0	1	0	0	0	2											
John Olerud L (1, 3) OBP: 0.398, SLG: 0.505	G3-1		F8				FC6-4			4	0	1	0	0	0	2											
Edgar Martinez R (1, 10) OBP: 0.375, SLG: 0.484	P4		K		F8				F7	4	0	0	0	0	1	3											
Bret Boone R (1, 4) OBP: 0.337, SLG: 0.455					G4-6-3		P6		P3	4	1	2	1	0	0	0											
Mike Cameron R (1, 8) OBP: 0.345, SLG: 0.455			K				FC4-6		1B	3	0	2	0	1	1	0											
Carlos Guillen S (1, 6) OBP: 0.338, SLG: 0.416			G4-3		G4-6-3		FC4-6		1B	4	0	1	0	0	0	3											
Dan Wilson R (1, 2) OBP: 0.318, SLG: 0.403					F8		FC6-4		K	4	0	1	0	0	1	4											
Desi Relaford S (1, 5) OBP: 0.334, SLG: 0.351									G4-3	3	0	1	0	1	1	0											
Inning Stats	R: 0 E: 0 K: 0 S: 12	H: 1 LOB: 1 BB: 0 P: 16	R: 1 E: 0 K: 1 S: 11	H: 2 LOB: 2 BB: 1 P: 23	R: 0 E: 0 K: 1 S: 8	H: 0 LOB: 0 BB: 0 P: 10	R: 0 E: 0 K: 0 S: 6	H: 2 LOB: 1 BB: 0 P: 9	R: 0 E: 0 K: 1 S: 12	H: 2 LOB: 2 BB: 0 P: 18	R: 0 E: 0 K: 0 S: 10	H: 0 LOB: 1 BB: 1 P: 16	R: 0 E: 0 K: 1 S: 5	H: 1 LOB: 1 BB: 0 P: 7	R: 0 E: 0 K: 1 S: 9	H: 2 LOB: 2 BB: 0 P: 11	R: 0 E: 0 K: 0 S: 8	H: 0 LOB: 0 BB: 0 P: 13	1B: 8 2B: 1 3B: 0 HR: 1	SF: 0 SAC: 0 DP: 1 HBP: 0	WP: 0 PB: 0 SB: 0 CS: 0	PA: 38					
PITCHER	IP	WLS	BF	H	R	ER	SO	BB	IBB	HBP	BLK	WP	HR	S	P	ERA	WHIP										
Paul Byrd R (1, 1) ERA: 3.44	7.2	W	34	10	1	1	3	2	0	0	0	0	0	70	106	1.17	1.565										
Jason Grimsley R (8, 1) ERA: 3.13	1.1	S	4	0	0	0	1	0	0	0	0	0	0	11	17	0.00	0.000										

Batter	1	2	3	4	5	6	7	8	9	AB	R	H	RBI	BB	SO	LOB	TOP					
Chuck Knoblauch, R (1, 7) OBP: 0.290, SLG: 0.298 Kit Pellow, R (8, 5) OBP: 0.320, SLG: 0.391	L9		F7			F2		1B	1B	4	0	1	0	0	0	0						
Carlos Beltrán, S (1, 8) OBP: 0.345, SLG: 0.491	29 CS BB			G4-3		29 F 1B		29 1B FC6-4	1B	3	2	2	1	2	0	0						
29 Mike Sweeney, R (1, 3) OBP: 0.418, SLG: 0.561	K			G5-3		E6		FC6-4	K	5	0	1	0	0	2	4						
Raul Ibanez, L (1, 9) OBP: 0.345, SLG: 0.558 (8, 7)		BB		L8		1B		FC6-4		3	0	1	2	1	0	1						
Michael Tucker, L (1, 10) OBP: 0.333, SLG: 0.421	F7					CS 1B		3-H	K	4	0	1	0	0	2	4						
Brent Mayne, L (1, 2) OBP: 0.316, SLG: 0.308	K					1B			G4-3	4	0	1	0	0	1	3						
Luis Aícea, S (1, 5) Aaron Guiel, L (8, 9) OBP: 0.289, SLG: 0.335	G4-3					FC4 1B			P5	3	0	1	0	0	0	1						
Néfi Pérez, S (1, 6) OBP: 0.255, SLG: 0.294			G3-1			F9			1B	3	1	0	0	1	1	2						
Luis Ordoz, R (1, 4) OBP: 0.344, SLG: 0.259			K			FC4			1B	4	1	1	0	0	1	2						
Inning Stats	R: 0 E: 0 K: 1 S: 10	H: 0 LOB: 1 BB: 1 P: 18	R: 0 E: 0 K: 1 S: 8	H: 0 LOB: 1 BB: 1 P: 14	R: 0 E: 0 K: 1 S: 6	H: 0 LOB: 0 BB: 0 P: 8	R: 0 E: 0 K: 0 S: 4	H: 0 LOB: 0 BB: 0 P: 6	R: 0 E: 0 K: 0 S: 8	H: 3 LOB: 2 BB: 0 P: 11	R: 1 E: 1 K: 1 S: 16	H: 2 LOB: 2 BB: 0 P: 20	R: 0 E: 0 K: 1 S: 10	H: 0 LOB: 1 BB: 1 P: 16	R: 1 E: 0 K: 1 S: 16	H: 2 LOB: 1 BB: 1 P: 27	R: 2 E: 0 K: 1 S: 17	H: 3 LOB: 2 BB: 1 P: 27	1B: 9 2B: 2 3B: 0 HR: 0	SF: 0 SAC: 0 DP: 1 HBP: 0	WP: 0 PB: 0 CS: 3	PA: 39
PITCHER	IP	WLS	BF	H	R	ER	SO	BB	IBB	HBP	BLK	WP	HR	S	P	ERA	WHIP					
Ryan Franklin, R (1, 1) ERA: 4.11 Jeff Nelson, R (8, 1) ERA: 4.54 Arthur Rhodes, L (8, 1) ERA: 2.38 Kazuhiro Sasaki, R (9, 1) ERA: 1.72	7.0		27	5	1	1	5	2	0	0	0	0	0	62	93	1.29	1.000					

Kansas City Royals @ Seattle Mariners
 Safeco Field, Seattle, WA
 Sat Aug 31 2002, 7:05 PM PDT
 Att: 45,500 - Sunny - 77 F

AB	35
R	4
H	10
RBI	4
BB	4
SO	7
LOB	17

Batter	1	2	3	4	5	6	7	8	9	AB	R	H	RBI	BB	SO	LOB	BOTTOM					
51 Ichiro Suzuki, L (1, 9) OBP: 0.399, SLG: 0.440	L4		F8			FC6-4 1B	F8		F7	5	1	1	0	0	0	1						
Desi Relaford, S (1, 5) OBP: 0.336, SLG: 0.352 (8, 7)	G4-3		G1-4-3			FC6-4 1B	PB 1B		L4	5	0	2	0	0	0	0						
Bret Boone, R (1, 4) OBP: 0.336, SLG: 0.452	G4-3			K		FC6-4 1B	IBB			3	0	0	0	1	1	2						
Mike Cameron, R (1, 8) OBP: 0.344, SLG: 0.452		F8		G6-3		E5 1B	K			3	0	0	1	1	1	4						
John Olerud, L (1, 10) OBP: 0.401, SLG: 0.505 Charles Gipson, R (8, PR) OBP: 0.347, SLG: 0.385		BB		G6-3		1B			G5-4-3	2	0	1	0	2	0	1						
Jose Offerman, S (1, 3) OBP: 0.323, SLG: 0.319		BB				L6			G5-4-3	2	0	0	0	2	0	4						
Carlos Guillen, S (1, 6) OBP: 0.338, SLG: 0.423	F9					SH2-3	G3		HR	3	1	1	1	0	0	5						
Ben Davis, S (1, 2) OBP: 0.316, SLG: 0.395	G4-3					G4-3			K	4	0	1	0	0	1	4						
Mark McLemore, S (1, 7) OBP: 0.383, SLG: 0.398 Jeff Cirillo, R (7, PR) OBP: 0.298, SLG: 0.328 (8, 5)			K			G6-3		FC1-6 1B	F3	3	0	0	0	0	1	2						
Inning Stats	R: 0 E: 0 K: 0 S: 6	H: 0 LOB: 0 BB: 0 P: 11	R: 0 E: 0 K: 0 S: 10	H: 0 LOB: 2 BB: 2 P: 19	R: 0 E: 0 K: 1 S: 9	H: 0 LOB: 0 BB: 0 P: 11	R: 0 E: 0 K: 1 S: 8	H: 0 LOB: 1 BB: 1 P: 17	R: 0 E: 0 K: 0 S: 7	H: 0 LOB: 1 BB: 1 P: 15	R: 1 E: 1 K: 0 S: 17	H: 3 LOB: 3 BB: 0 P: 26	R: 0 E: 0 K: 1 S: 10	H: 2 LOB: 3 BB: 1 P: 18	R: 1 E: 0 K: 1 S: 9	H: 1 LOB: 1 BB: 1 P: 17	R: 0 E: 0 K: 0 S: 6	H: 0 LOB: 0 BB: 0 P: 8	1B: 5 2B: 0 3B: 0 HR: 1	SF: 0 SAC: 1 DP: 2 HBP: 0	WP: 0 PB: 1 CS: 0	PA: 38
PITCHER	IP	WLS	BF	H	R	ER	SO	BB	IBB	HBP	BLK	WP	HR	S	P	ERA	WHIP					
Miguel Asencio, R (1, 1) ERA: 5.12 Jeremy Affeldt, L (7, 1) ERA: 4.28 Roberto Hernandez, R (9, 1) ERA: 4.4	6.0	W	10	3	1	1	2	1	1	0	0	0	1	19	35	4.50	2.000					

Kansas City Royals @ Seattle Mariners
 Safeco Field, Seattle, WA
 Sat Aug 31 2002, 7:05 PM PDT
 Att: 45,500 - Sunny - 77 F

AB	31
R	2
H	6
RBI	2
BB	6
SO	4
LOB	23

Batter	1	2	3	4	5	6	7	8	9	AB	R	H	RBI	BB	SO	LOB	TOP				
Aaron Guiel, L OBP: 0.291, SLG: 0.333	1-0 29 HR 1B	1-3 K		4-0 1-2 2-3 BB			2-3 K		1-2 F8	4	1	1	0	1	2	1	Kansas City Royals @ Seattle Mariners Safeco Field, Seattle, WA Sun Sep 01 2002, 1:35 PM PDT Att: 45,461 - Overcast - 67 F				
Carlos Beltrán, S OBP: 0.347, SLG: 0.492	0-1 29 HR 1B	2-2 CS	3-2 G1-6-3 1B	0-0 G3-1			2-0 1B		3-1 F8	5	1	3	0	0	0	3					
29 Mike Sweeney, R OBP: 0.417, SLG: 0.585	3-1 1H 2H HR		2-2 F8		0-2 F9		2-1 L8			4	1	1	3	0	0	2					
Raul Ibanez, L OBP: 0.341, SLG: 0.552	1-3 K		0-0 G1-6-3		1-0 G4-3		1-3 K			4	0	0	0	0	2	2					
Michael Tucker, L OBP: 0.335, SLG: 0.419	4-2 S BB			1-3 K	2-3 K			4-0 G4-6-3 BB BB		2	0	0	0	2	2	0					
Kit Pellow, R OBP: 0.379, SLG: 0.440	0-0 F8			2-0 2B		4-2 G1-3 BB		4-2 G4-6-3 1-2 BB		2	1	1	0	2	0	1					
Brent Mayne, L OBP: 0.315, SLG: 0.311	1-2 F8			1-1 BB 2B		0-2 G1-3		1-3 K		4	0	1	1	0	1	4					
Neffi Perez, S OBP: 0.253, SLG: 0.292		1-1 G4-3		0-0 L8		1-1 F8		3-2 G4-6-3 1-2 2-3		4	0	0	0	0	0	4					
Luis Ordez, R OBP: 0.353, SLG: 0.263		2-1 CS 1B		4-2 BB BB		1-1 G6-3		2-3 K		3	0	1	0	1	1	1					
Inning Stats	R: 3 E: 0 K: 1 S: 16	H: 3 LOB: 1 BB: 1 P: 26	R: 0 E: 0 K: 1 S: 9	H: 1 LOB: 0 BB: 0 P: 15	R: 0 E: 0 K: 0 S: 9	H: 1 LOB: 0 BB: 0 P: 14	R: 1 E: 0 K: 1 S: 11	H: 2 LOB: 3 BB: 2 P: 23	R: 0 E: 0 K: 0 S: 7	H: 0 LOB: 1 BB: 0 P: 10	R: 0 E: 0 K: 2 S: 9	H: 1 LOB: 1 BB: 0 P: 16	R: 0 E: 0 K: 1 S: 10	H: 0 LOB: 1 BB: 2 P: 22	R: 0 E: 0 K: 1 S: 8	H: 0 LOB: 0 BB: 0 P: 14	1B: 5 2B: 2 3B: 0 HR: 1	SF: 0 SAC: 0 DP: 2 HBP: 0	WP: 0 PB: 0 SB: 1 CS: 1	PA: 39	
PITCHER	IP WLS BF H R ER SO	IP WLS BF H R ER SO	IP WLS BF H R ER SO	IP WLS BF H R ER SO	IP WLS BF H R ER SO	IP WLS BF H R ER SO	IP WLS BF H R ER SO	IP WLS BF H R ER SO	IP WLS BF H R ER SO	IP WLS BF H R ER SO	IP WLS BF H R ER SO	IP WLS BF H R ER SO	IP WLS BF H R ER SO	IP WLS BF H R ER SO	IP WLS BF H R ER SO	IP WLS BF H R ER SO	ERA WHIP	ERA WHIP			
Ismael Valdez, R ERA: 4.05	(1, 1)	5.0	W	24	7	4	4	4	4	0	0	0	0	0	0	0	0	7.20	2.200		
Shigetoshi Hasegawa, R ERA: 2.98	(6, 1)	2.0		9	1	0	0	2	2	0	0	0	0	0	0	0	0	0.00	1.500		
Jeff Nelson, R ERA: 4.3	(8, 1)	2.0		5	0	0	0	2	0	0	0	0	0	0	0	0	0.00	0.000			

Batter	1	2	3	4	5	6	7	8	9	AB	R	H	RBI	BB	SO	LOB	BOTTOM			
51 Ichiro Suzuki, L OBP: 0.398, SLG: 0.436	4-2 1B BB	0-1 G3-1		0-1 G6-3	1-0 F8		1-0 P6			4	1	0	0	1	0	1	Kansas City Royals @ Seattle Mariners Safeco Field, Seattle, WA Sun Sep 01 2002, 1:35 PM PDT Att: 45,461 - Overcast - 67 F			
Desti Relaford, S OBP: 0.343, SLG: 0.362	1-1 1B	1-1 L6		1-1 G6-3 2B	0-1 E9		4-1 G5-3 BB			4	2	3	0	1	0	0				
Charles Gipson, R OBP: 0.347, SLG: 0.385	1-2 1B			2-1 G6-3	1-3 1B			0-0 G5-3		5	1	1	1	0	0	4				
Bret Boone, R OBP: 0.335, SLG: 0.450	2-0 E SF7 1B	2-0 G5-3		2-1 G6-3	2-1 F8			1-2 G5-3		5	1	3	2	0	0	1				
John Olerud, L OBP: 0.402, SLG: 0.509	1-0 E8 BB BB 1B		2-2 G4-3 E 1B	1-1 2B		0-1 G6-3		2-2 L7		2	0	0	0	3	0	1				
Edgar Martinez, R OBP: 0.379, SLG: 0.480	4-1 BB		4-2 G4-3 BB	1-1 G6-3		1-0 F7		4-0 BB		2	0	0	0	3	0	1				
16 Willie Bloomquist, R OBP: 0.345, SLG: 0.449	1-2 BB		1-2 BB		4-1 S 2B BB	4-2 S BB		3-3 K		3	1	0	0	2	2	7				
Mike Cameron, R OBP: 0.345, SLG: 0.449	1-3 K		2-0 G4-3		1-2 2B BB					3	2	1	2	0	0	1				
Carlos Guillen, S OBP: 0.337, SLG: 0.425	0-1 SF7		2-1 E6 HR		1-2 1B 2B		2-2 F8			3	2	1	2	0	0	1				
Dan Wilson, R OBP: 0.323, SLG: 0.416	4-2 BB		4-2 HR		0-0 E 1B		1-1 F9			3	1	2	3	1	0	0				
Jeff Cirillo, R OBP: 0.296, SLG: 0.325	2-1 F7		1-2 G6-3		0-1 F8		2-3 K			4	0	0	0	0	1	4				
Inning Stats	R: 3 E: 1 K: 1 S: 18	H: 3 LOB: 3 BB: 3 P: 37	R: 0 E: 0 K: 0 S: 5	H: 0 LOB: 0 BB: 0 P: 8	R: 3 E: 1 K: 0 S: 16	H: 2 LOB: 1 BB: 1 P: 29	R: 1 E: 0 K: 0 S: 10	H: 2 LOB: 1 BB: 0 P: 15	R: 2 E: 0 K: 0 S: 12	H: 3 LOB: 2 BB: 1 P: 20	R: 0 E: 0 K: 0 S: 9	H: 0 LOB: 1 BB: 1 P: 16	R: 0 E: 0 K: 1 S: 6	H: 0 LOB: 0 BB: 0 P: 10	R: 0 E: 0 K: 1 S: 8	H: 0 LOB: 2 BB: 2 P: 21	1B: 6 2B: 3 3B: 0 HR: 1	SF: 1 SAC: 0 DP: 1 HBP: 0	WP: 0 PB: 0 SB: 2 CS: 0	PA: 42
PITCHER	IP WLS BF H R ER SO	IP WLS BF H R ER SO	IP WLS BF H R ER SO	IP WLS BF H R ER SO	IP WLS BF H R ER SO	IP WLS BF H R ER SO	IP WLS BF H R ER SO	IP WLS BF H R ER SO	IP WLS BF H R ER SO	IP WLS BF H R ER SO	IP WLS BF H R ER SO	IP WLS BF H R ER SO	IP WLS BF H R ER SO	IP WLS BF H R ER SO	IP WLS BF H R ER SO	IP WLS BF H R ER SO	ERA WHIP	ERA WHIP		
Jeff Suppan, R ERA: 5.69	(1, 1)	4.0	L	23	7	4	1	4	4	0	0	0	0	0	0	0	9.00	2.750		
51 Kris Wilson, R ERA: 5.29	(5, 1)	2.0		11	3	2	2	0	2	0	0	0	0	0	0	0	9.00	2.500		
Blake Stein, R ERA: 6.91	(7, 1)	1.0		3	0	0	0	1	0	0	0	0	0	0	0	0	0.00	0.000		
Scott Mullen, L ERA: 2.23	(8, 1)	1.0		5	0	0	0	1	2	0	0	0	0	0	0	0	0.00	2.000		

AB 32
R 4
H 8
RBI 4
BB 6
SO 8
LOB 18



AB 33
R 9
H 10
RBI 8
BB 8
SO 3
LOB 19



Batter	1	2	3	4	5	6	7	8	9	AB	R	H	RBI	BB	SO	LOB	TOP										
51 Ichiro Suzuki, L (1, 9) OBP: 0.394, SLG: 0.430 Scott Podsednik, L (9, PH) OBP: 0.333, SLG: 0.333	G6-3		G3-1	F8		K	K		WP 1B	5	0	0	0	0	2	4											
Desti Relaford, S (1, 6) OBP: 0.347, SLG: 0.380	F8 WP 2B		K				K	G4-3 1B 2B	K	6	2	2	0	0	3	2											
Edgar Martinez, R (1, 10) OBP: 0.396, SLG: 0.517	F8 2-3		BB 3B BB		G4-3 2B		1B FC4-6 1B	F3		4	2	2	0	1	0	2											
John Olerud, L (1, 3) OBP: 0.405, SLG: 0.507	FC6-4 BB		BB 3B BB		G4-3 2-3		FC4-6 1B	G4-3		3	1	1	0	2	0	2											
Bret Boone, R (1, 4) OBP: 0.337, SLG: 0.455 23 Luis Ugueto, S (9, 4) OBP: 0.250, SLG: 0.333	FC6-4 1-2		BB 3B		G4-3		FC4-6 BB 1B			5	1	2	4	0	0	3											
Jose Offerman, S (1, 7) OBP: 0.325, SLG: 0.341 Charles Gipson, R (7, PR) OBP: 0.342, SLG: 0.379		G3-1	F7			G6-4-3 3B	BB 1B BB	K		3	1	1	0	1	0	1											
Mike Cameron, R (1, 8) OBP: 0.342, SLG: 0.441		K		S SF7 1B		G6-4-3 HBP	BB 1B BB	WP 1B		4	1	2	0	1	1	1											
Ben Davis, S (1, 2) OBP: 0.316, SLG: 0.394			K			G6-4-3 HBP	BB 1B	K		4	0	2	2	0	2	2											
Jeff Cirillo, R (1, 5) OBP: 0.293, SLG: 0.320			SF7			G6-4-3 1-2 2-3 3-H	BB	L7		3	0	0	1	1	1	4											
Inning Stats	R: 1 E: 0 K: 0 S: 11	H: 1 LOB: 1 BB: 1 P: 18	R: 0 E: 0 K: 2 S: 13	H: 1 LOB: 1 BB: 0 P: 21	R: 2 E: 0 K: 1 S: 11	H: 1 LOB: 0 BB: 2 P: 23	R: 1 E: 0 K: 1 S: 10	H: 1 LOB: 0 BB: 0 P: 14	R: 0 E: 0 K: 0 S: 10	H: 1 LOB: 1 BB: 0 P: 17	R: 3 E: 0 K: 2 S: 26	H: 3 LOB: 3 BB: 3 P: 44	R: 1 E: 0 K: 1 S: 11	H: 2 LOB: 1 BB: 0 P: 16	R: 0 E: 0 K: 2 S: 11	H: 2 LOB: 2 BB: 0 P: 17	1B: 7 2B: 4 3B: 2 HR: 0	SF: 1 SAC: 0 DP: 1 HBP: 1	WP: 2 PB: 0 SB: 3 CS: 0	PA: 47							
PITCHER	IP	WLS	BF	H	R	ER	SO	BB	IBB	HBP	BLK	WP	HR	S	P	ERA	WHIP										
Miguel Asencio, R (1, 1) ERA: 5.21	5.0	L	26	6	5	4	4	3	0	1	0	1	0	60	103	7.20	1.800										
Mike MacDougal, R (6, 1) ERA: 16.2	1.2		8	2	3	3	2	2	0	0	0	0	0	24	42	16.20	2.400										
Jeremy Hill, R (7, 1) ERA:	0.1		3	1	0	0	1	1	0	0	0	0	0	7	12	0.00	6.000										
Jason Grimsley, R (8, 1) ERA: 3.47	1.0		5	2	1	1	1	0	0	0	0	0	0	11	16	9.00	2.000										
Roberto Hernandez, R (9, 1) ERA: 4.31	1.0		5	2	0	0	2	0	0	0	0	1	0	11	17	0.00	2.000										

Seattle Mariners @ Kansas City Royals
Kauffman Stadium, Kansas City, MO
Sat Sep 07 2002, 6:05 PM CDT
Att: 19,775 - Sunny - 88 F

AB 39
R 9
H 13
RBI 7
BB 6
SO 10
LOB 22



Batter	1	2	3	4	5	6	7	8	9	AB	R	H	RBI	BB	SO	LOB	BOTTOM										
Michael Tucker, L (1, 9) OBP: 0.335, SLG: 0.427 Aaron Guiel, L (9, 9) OBP: 0.295, SLG: 0.336	29 G3-1 1B		F7			G6-3	G6-3			4	1	1	0	0	0	1											
Carlos Beltrán, S (1, 8) OBP: 0.346, SLG: 0.499 Brandon Berger, R (9, 8) OBP: 0.287, SLG: 0.414	L8		F7			29 1B FC6-4 2B		29 G5-4-3 BB		3	1	1	0	1	0	1											
29 Mike Sweeney, R (1, 10) OBP: 0.416, SLG: 0.570	G3-1		G3			FC6-4 1B		G5-4-3		4	0	1	0	0	0	2											
Raul Ibanez, L (1, 3) OBP: 0.345, SLG: 0.548 Luis Alices, S (9, 5) OBP: 0.316, SLG: 0.295	2H 1B		G3-1			FC6-4 1B		G4-3		4	0	1	2	0	0	1											
Joe Randa, R (1, 5) OBP: 0.345, SLG: 0.436 Kit Pellow, R (9, 3) OBP: 0.400, SLG: 0.452	K		F8			1-2 3-H				3	0	1	0	0	1	1											
Dee Brown, L (1, 7) OBP: 0.286, SLG: 0.308		K			G3	K		K		4	0	0	0	0	3	3											
Brent Mayne, L (1, 2) OBP: 0.317, SLG: 0.309		G3-1				F7		G1-3		4	0	0	0	0	0	1											
4 Angel Berroa, R (1, 6) OBP: 0.222, SLG: 0.333						P4		G5-3		4	0	1	0	0	0	1											
Carlos Febles, R (1, 4) OBP: 0.324, SLG: 0.343		G1-4-3				G3				3	0	1	0	0	0	1											
Inning Stats	R: 1 E: 0 K: 1 S: 16	H: 2 LOB: 1 BB: 0 P: 22	R: 0 E: 0 K: 1 S: 10	H: 1 LOB: 1 BB: 0 P: 13	R: 0 E: 0 K: 0 S: 5	H: 0 LOB: 0 BB: 0 P: 7	R: 0 E: 0 K: 0 S: 7	H: 0 LOB: 0 BB: 0 P: 11	R: 0 E: 0 K: 1 S: 21	H: 3 LOB: 2 BB: 0 P: 31	R: 0 E: 0 K: 0 S: 13	H: 1 LOB: 1 BB: 0 P: 17	R: 0 E: 0 K: 0 S: 6	H: 0 LOB: 0 BB: 1 P: 12	R: 0 E: 0 K: 1 S: 9	H: 1 LOB: 1 BB: 0 P: 11	1B: 6 2B: 2 3B: 0 HR: 0	SF: 0 SAC: 0 DP: 1 HBP: 0	WP: 0 PB: 0 SB: 1 CS: 0	PA: 35							
PITCHER	IP	WLS	BF	H	R	ER	SO	BB	IBB	HBP	BLK	WP	HR	S	P	ERA	WHIP										
Ryan Franklin, R (1, 1) ERA: 4.05	5.2	W	23	6	2	2	2	0	0	0	0	0	0	63	89	3.18	1.059										
Arthur Rhodes, L (6, 1) ERA: 2.31	0.2	H	2	0	0	0	1	0	0	0	0	0	0	8	11	0.00	0.000										
Shigetoshi Hasegawa, R (7, 1) ERA: 2.9	1.2		6	1	0	0	0	1	0	0	0	0	0	15	24	0.00	1.200										
Doug Creek, L (9, 1) ERA: 5.57	1.0		4	1	0	0	1	0	0	0	0	0	0	9	11	0.00	1.000										

Seattle Mariners @ Kansas City Royals
Kauffman Stadium, Kansas City, MO
Sat Sep 07 2002, 6:05 PM CDT
Att: 19,775 - Sunny - 88 F

AB 34
R 2
H 8
RBI 2
BB 1
SO 4
LOB 12




Batter	1	2	3	4	5	6	7	8	9	10	11	AB	R	H	RBI	BB	SO	LOB						
Mike Cameron, R OBP: 0.341, SLG: 0.444	F9		F3		FC5-4		G4-3		SH3-1		K	6	1	1	1	0	1	3						
Desi Relaford, S OBP: 0.352, SLG: 0.391 (7, 5)	P6		F8		G3		2B 1B		E6 G5-3		K	7	3	4	2	0	0	2						
Edgar Martinez, R OBP: 0.404, SLG: 0.534 23 Luis Ugueto, S OBP: 0.238, SLG: 0.316 (11, PR)	HBP				HR		G3-6-3 BB		G5-3		K2-3	3	2	2	2	2	0	0						
John Olerud, L OBP: 0.405, SLG: 0.511	F5				F7		G3-6-3		G6-3		HR	6	1	2	5	0	0	2						
Bret Boone, R OBP: 0.335, SLG: 0.451		G5-3			G6-3		L6		F4		G3-1	5	1	0	0	0	0	1						
Ruben Sierra, S OBP: 0.328, SLG: 0.429 Charles Gipson, R OBP: 0.338, SLG: 0.373 Scott Podsednik, L OBP: 0.400, SLG: 0.250 (10, PH)	G1-3				K		51 G3 BB		K		F9	2	1	0	0	1	1	0						
Carlos Guillen, S OBP: 0.333, SLG: 0.418	F7				G3		51 G3 BB		G5-3		K	5	1	1	0	1	1	3						
Dan Wilson, R OBP: 0.325, SLG: 0.413 51 Ichiro Suzuki, L OBP: 0.394, SLG: 0.428 (7, PH)	G4-3				FC5-4 1B		G3		G3-1		IBB	2	0	1	0	0	0	0						
Jeff Cirillo, R OBP: 0.294, SLG: 0.321 Jose Offerman, S OBP: 0.327, SLG: 0.343 Ben Davis, S OBP: 0.321, SLG: 0.413	1B				K		G4-3 1B		SH3-1 E		G4-3	2	0	1	0	0	1	1						
Inning Stats	R: 0 E: 0 K: 0 S: 10	H: 0 LOB: 1 BB: 0 P: 14	R: 0 E: 0 K: 0 S: 10	H: 0 LOB: 0 BB: 0 P: 13	R: 0 E: 0 K: 2 S: 12	H: 1 LOB: 1 BB: 1 P: 14	R: 0 E: 0 K: 1 S: 10	H: 1 LOB: 1 BB: 0 P: 14	R: 0 E: 0 K: 0 S: 7	H: 0 LOB: 0 BB: 1 P: 15	R: 5 E: 0 K: 0 S: 17	H: 4 LOB: 1 BB: 2 P: 27	R: 0 E: 0 K: 1 S: 6	H: 0 LOB: 0 BB: 0 P: 9	R: 2 E: 1 K: 0 S: 7	H: 2 LOB: 0 BB: 0 P: 16	R: 0 E: 0 K: 0 S: 8	H: 1 LOB: 2 BB: 1 P: 20	R: 8 E: 0 K: 3 S: 21	H: 5 LOB: 2 BB: 3 P: 44	1B: 7 2B: 4 3B: 0 HR: 4	SF: 0 SAC: 1 DP: 1 HBP: 2	WP: 2 PB: 0 SB: 2 CS: 0	PA: 57
PITCHER	IP ERA WLS BF H R ER SO BB IBB HBP BLK WP HR S P ERA WHIP	11.1 5.65 0.2 5 3 1 1 2 0 0 0 0 0 0 8 9 13.50 4.500	7.1 4.86 1.1 5 1 2 2 1 0 0 0 0 0 0 11 15 13.50 0.750	9.1 4.41 1.0 5 2 2 1 0 0 0 0 0 0 0 7 16 9.00 2.000	10.1 ERA 1.0 5 1 0 0 0 0 1 0 0 0 0 0 8 20 0.00 1.000	PITCHER	IP ERA WLS BF H R ER SO BB IBB HBP BLK WP HR S P ERA WHIP	11.1 7.91 0.1 4 3 2 2 1 0 0 0 0 0 0 2 7 12 54.00 9.000	11.1 7.64 0.1 4 3 2 2 1 0 0 0 0 0 0 0 2 7 12 54.00 9.000															

Seattle Mariners @ Kansas City Royals
Kauffman Stadium, Kansas City, MO
Sun Sep 08 2002, 1:05 PM CDT
Att: 11,442 - Sunny - 88 F

TOP

livebaseballscorecards.com

AB 47
R 16
H 15
RBI 16
BB 7
SO 6
LOB 18




Batter	1	2	3	4	5	6	7	8	9	10	11	AB	R	H	RBI	BB	SO	LOB								
Aaron Guiel, L OBP: 0.291, SLG: 0.332 (8, PH)	G1-3		F8		G4-3			2B BB	SH5-4		F7	3	0	0	0	0	0	1								
Luis Alicia, S OBP: 0.320, SLG: 0.294 (9, 7)								2B BB	K		2B	5	2	3	2	1	1	1								
Carlos Beltrán, S OBP: 0.349, SLG: 0.504	HR				BB			2B	K		2B	6	1	2	3	0	1	3								
29 Mike Sweeney, R OBP: 0.415, SLG: 0.574	HR				K			1B	L5		G6-3	5	1	1	0	1	3	2								
Raul Ibanez, L OBP: 0.345, SLG: 0.544	K				F7			K			K	5	1	1	0	1	3	2								
Joe Randa, R OBP: 0.345, SLG: 0.434	G4-3				G1-3			1B	F6		K	4	0	1	0	1	0	1								
Brandon Berger, R OBP: 0.280, SLG: 0.404 Michael Tucker, L OBP: 0.334, SLG: 0.428 (8, PH)					F9			K			SH5-4	3	0	0	0	0	2	1								
Neif Perez, S OBP: 0.261, SLG: 0.304	P6							K			SH5-4	4	1	1	0	1	0	0								
A.J. Hinch, R OBP: 0.311, SLG: 0.401 Brent Mayne, L OBP: 0.318, SLG: 0.320 (10, 2)	K				F9			K			G4-6-3	3	0	0	0	0	2	0								
Luis Ordez, R OBP: 0.301, SLG: 0.250 Dee Brown, L OBP: 0.333, SLG: 0.429 Carlos Febles, R OBP: 0.320, SLG: 0.345 (10, 4)	K							K			SH5-4	3	0	1	0	0	2	0								
Inning Stats	R: 2 E: 0 K: 1 S: 15	H: 2 LOB: 0 BB: 0 P: 19	R: 0 E: 0 K: 2 S: 10	H: 0 LOB: 0 BB: 0 P: 13	R: 0 E: 0 K: 2 S: 12	H: 0 LOB: 1 BB: 1 P: 20	R: 0 E: 0 K: 0 S: 8	H: 0 LOB: 0 BB: 0 P: 9	R: 0 E: 0 K: 1 S: 11	H: 2 LOB: 1 BB: 0 P: 14	R: 1 E: 1 K: 1 S: 15	H: 2 LOB: 1 BB: 0 P: 24	R: 0 E: 0 K: 2 S: 10	H: 0 LOB: 0 BB: 1 P: 15	R: 2 E: 0 K: 2 S: 14	H: 2 LOB: 1 BB: 1 P: 23	R: 3 E: 1 K: 1 S: 14	H: 3 LOB: 1 BB: 0 P: 24	R: 0 E: 0 K: 0 S: 10	H: 0 LOB: 2 BB: 3 P: 22	R: 1 E: 0 K: 1 S: 15	H: 2 LOB: 1 BB: 0 P: 25	1B: 7 2B: 3 3B: 0 HR: 2	SF: 0 SAC: 2 DP: 1 HBP: 0	WP: 2 PB: 0 SB: 1 CS: 0	PA: 49
PITCHER	IP ERA WLS BF H R ER SO BB IBB HBP BLK WP HR S P ERA WHIP	11.1 4.02 1.1 4 0 0 0 3 0 0 0 0 0 0 1 0 10 18 3.18 1.059	6.1 4.15 0.1 4 2 2 2 1 1 0 0 0 1 0 10 18 54.00 9.000	8.1 2.61 1.2 8 3 3 3 2 0 0 0 0 1 1 18 29 16.20 1.800	10.1 5.47 1.0 5 0 0 0 0 2 1 0 0 0 0 10 22 0.00 2.000	PITCHER	IP ERA WLS BF H R ER SO BB IBB HBP BLK WP HR S P ERA WHIP	11.1 3.0 1.0 5 2 1 1 1 0 0 0 0 0 0 0 0 15 25 9.00 2.000	11.1 3.0 1.0 5 2 1 1 1 0 0 0 0 0 0 0 0 15 25 9.00 2.000																	

Seattle Mariners @ Kansas City Royals
Kauffman Stadium, Kansas City, MO
Sun Sep 08 2002, 1:05 PM CDT
Att: 11,442 - Sunny - 88 F

BOTTOM

livebaseballscorecards.com

AB 42
R 9
H 12
RBI 7
BB 5
SO 12
LOB 14



Batter	1	2	3	4	5	6	7	8	9	AB	R	H	RBI	BB	SO	LOB	TOP					
D'Angelo Jimenez, S OBP: 0.319, SLG: 0.332	0-0 SF9 3B		4-2 CS BB		0-0 2B WP 2B		1-1 F8		2-0 G3	4	2	2	1	1	0	1	Chicago White Sox @ Kansas City Royals Kauffman Stadium, Kansas City, MO Mon Sep 09 2002, 7:05 PM CDT Att: 9,555 - Sunny - 84 F					
Jose Valentin, S OBP: 0.307, SLG: 0.478	0-0 SF9		1-2 F8		1-0 WP SF8 2B		0-2 G3-1		1-1 1B	4	1	2	2	0	0	1						
Frank Thomas, R OBP: 0.350, SLG: 0.459	2-1 G3-4-3 1B		3-3 K		2-2 SF8			1-1 P5	2-3 K	4	0	1	1	0	2	2						
Magglio Ordonez, R OBP: 0.375, SLG: 0.578	0-0 G3-4-3			1-1 G6-3	0-0 F8			2-1 F8		4	0	0	0	0	0	1						
14 Paul Konerko, R OBP: 0.365, SLG: 0.514 Aaron Rowand, R OBP: 0.289, SLG: 0.379	2-2 G6-3			0-0 F8		1-1 HR		1-3 K		4	1	1	1	0	1	1						
Jeff Liefer, L OBP: 0.291, SLG: 0.323		1-0 G6-3		0-0 F7		0-0 L4			4-1 24 HR BB	3	1	0	0	1	0	0						
24 Joe Crede, R OBP: 0.290, SLG: 0.504		0-2 HR			0-0 F7	2-1 P4			0-0 HR	4	2	2	3	0	0	0						
Joe Borchard, S OBP: 0.250, SLG: 0.750		0-3 K		0-1 IHR	3-2 G4-3			3-2 G3 1B		4	2	2	1	0	1	0						
Josh Paul, R OBP: 0.333, SLG: 0.310		1-0 F9		2-0 2B			0-1 F8		0-0 B1	4	1	1	0	0	0	1						
Inning Stats	R: 1 E: 0 K: 0 S: 8	H: 2 LOB: 1 BB: 0 P: 12	R: 1 E: 0 K: 1 S: 9	H: 1 LOB: 0 BB: 0 P: 11	R: 0 E: 0 K: 1 S: 11	H: 0 LOB: 1 BB: 1 P: 19	R: 0 E: 0 K: 0 S: 4	H: 0 LOB: 0 BB: 0 P: 5	R: 4 E: 0 K: 0 S: 11	H: 4 LOB: 0 BB: 0 P: 16	R: 1 E: 0 K: 0 S: 10	H: 1 LOB: 0 BB: 0 P: 16	R: 0 E: 0 K: 0 S: 9	H: 0 LOB: 0 BB: 0 P: 10	R: 0 E: 0 K: 1 S: 7	H: 0 LOB: 0 BB: 0 P: 11	R: 3 E: 0 K: 1 S: 12	H: 3 LOB: 1 BB: 1 P: 24	1B: 3 2B: 4 3B: 1 HR: 4	SF: 2 SAC: 0 DP: 1 HBP: 0	WP: 1 PB: 0 CS: 0	PA: 39
PITCHER	IP WLS BF	H R ER SO	BB IBB HBP BLK	WP HR S P	ERA WHIP	PITCHER	IP WLS BF	H R ER SO	BB IBB HBP BLK	WP HR S P	ERA WHIP											
Paul Byrd, R ERA: 3.99	8.0 L	35 10 10 3	2 0 0 0	1 3 74 112	11.25 1.500	Jason Grimsley, R ERA: 3.8	1.0 4	1 0 0 1	0 0 0 0	0 0 7 12	0.00 1.000											

Batter	1	2	3	4	5	6	7	8	9	AB	R	H	RBI	BB	SO	LOB	BOTTOM							
Michael Tucker, L OBP: 0.335, SLG: 0.424	3-3 K		1-3 K		0-2 G3 29 HR	4-2 1B BB		2-2 F8		4	1	1	0	1	2	1	Chicago White Sox @ Kansas City Royals Kauffman Stadium, Kansas City, MO Mon Sep 09 2002, 7:05 PM CDT Att: 9,555 - Sunny - 84 F							
Carlos Beltrán, S OBP: 0.350, SLG: 0.508	0-3 K		1-2 HR		0-2 G3	3-0 29 S 1B		2-2 F7		5	1	2	4	0	1	1								
29 Mike Sweeney, R OBP: 0.413, SLG: 0.577	1-3 K2-3		3-1 G5-3		0-1 HR	3-1 P4		0-0 F7		5	1	1	2	0	1	2								
Raul Ibanez, L OBP: 0.344, SLG: 0.540		0-0 F5	3-2 1B		3-2 G6-3		1-1 F9		0-3 K	5	0	1	0	0	1	0								
Joe Randa, R OBP: 0.346, SLG: 0.434		4-1 1B BB	2-0 1B		1-0 G4-3		2-1 F9			3	0	1	0	1	0	0								
Dee Brown, L OBP: 0.368, SLG: 0.444		1-1 F9	0-3 K			1-1 1B G4-3 1B	1-1 FC4-6 1B			4	1	2	0	0	1	3								
Brent Mayne, L OBP: 0.317, SLG: 0.319		1-1 1B		0-1 F9		2-0 G4-3	0-0 FC4-6			4	0	1	0	0	0	2								
4 Angel Berroa, R OBP: 0.167, SLG: 0.250 Luis Alices, S OBP: 0.316, SLG: 0.292	1-0 P4			2-0 F8		1-3 K		0-3 K		3	0	0	0	0	1	3								
Luis Ordez, R OBP: 0.333, SLG: 0.257 Aaron Guiel, L OBP: 0.290, SLG: 0.330 Carlos Febles, R OBP: 0.326, SLG: 0.345			4-2 WP HR BB	0-1 G4-3		0-1 S 1B	2-1 L5			2	2	1	0	1	0	0								
Inning Stats	R: 0 E: 0 K: 3 S: 9	H: 0 LOB: 0 BB: 0 P: 13	R: 0 E: 0 K: 0 S: 7	H: 1 LOB: 2 BB: 1 P: 14	R: 2 E: 0 K: 2 S: 17	H: 3 LOB: 2 BB: 1 P: 31	R: 0 E: 0 K: 0 S: 5	H: 0 LOB: 0 BB: 0 P: 7	R: 2 E: 0 K: 1 S: 13	H: 3 LOB: 2 BB: 1 P: 27	R: 0 E: 0 K: 0 S: 7	H: 1 LOB: 1 BB: 0 P: 11	R: 0 E: 0 K: 1 S: 8	H: 0 LOB: 0 BB: 0 P: 12	R: 0 E: 0 K: 1 S: 8	H: 0 LOB: 0 BB: 0 P: 10	1B: 8 2B: 0 3B: 0 HR: 2	SF: 0 SAC: 0 DP: 0 HBP: 0	WP: 1 PB: 0 CS: 0	PA: 40				
PITCHER	IP WLS BF	H R ER SO	BB IBB HBP BLK	WP HR S P	ERA WHIP	PITCHER	IP WLS BF	H R ER SO	BB IBB HBP BLK	WP HR S P	ERA WHIP													
Dan Wright, R ERA: 5.59	5.2 W	27 8 6 6	2 0 0 0	0 0 3 10	9.53 1.765	Matt Ginter, R ERA: 4.61	0.0 2	1 0 0 0	1 0 0 0	0 0 3 10	∞ ∞	Keith Foulke, R ERA: 3.26	2.1 H	8 1 0 0	1 0 0 1	0 0 0 0	0 0 8 10	0.00 0.000	Damaso Marte, L ERA: 3.04	1.0 3	0 0 0 1	0 0 0 0	0 0 8 10	0.00 0.000


AB	35
R	10
H	11
RBI	9
BB	2
SO	4
LOB	7

AB	37
R	6
H	10
RBI	6
BB	3
SO	8
LOB	12

Batter	1	2	3	4	5	6	7	8	9	AB	R	H	RBI	BB	SO	LOB	TOP				
D'Angelo Jimenez, S OBP: 0.319, SLG: 0.332	G6-3		BB		F8		1B		G4-3	4	0	1	0	1	0	0	Chicago White Sox @ Kansas City Royals Kauffman Stadium, Kansas City, MO Wed Sep 11 2002, 7:05 PM CDT Att: 12,104 - Sunny - 74 F				
Willie Harris, L OBP: 0.273, SLG: 0.293	1B		G1-3		B1-3		G3-2	K		5	0	1	0	0	1	3					
Frank Thomas, R OBP: 0.355, SLG: 0.457	G5-4-3				F3		F7	K	FC6	4	0	1	0	1	1	0					
Magglio Ordonez, R OBP: 0.375, SLG: 0.578	G5-4-3				14 1B 24 E		P3	24 BB 2B	FC6	5	2	2	0	0	0	3					
14 Paul Konerko, R OBP: 0.366, SLG: 0.514		E5			24 E		P6	F3		4	0	1	0	0	0	1					
24 Joe Crede, R OBP: 0.293, SLG: 0.486		F8			E6			HR	2B	2	2	0	1	2	0	2					
Aaron Rowand, R OBP: 0.290, SLG: 0.405		G1-6-3			P6			HR	2B	4	1	2	4	0	0	3					
Joe Borchard, S OBP: 0.250, SLG: 0.625			K		K			G5-3		4	0	1	0	0	2	3					
Josh Paul, R OBP: 0.324, SLG: 0.300					F9					3	0	0	0	0	0	1					
Jose Valentin, S OBP: 0.312, SLG: 0.487								HR		1	1	1	1	0	0	0					
Inning Stats	R: 0 E: 0 K: 0 S: 11	H: 1 LOB: 1 BB: 1 P: 19	R: 0 E: 1 K: 0 S: 6	H: 0 LOB: 0 BB: 0 P: 9	R: 0 E: 0 K: 1 S: 10	H: 0 LOB: 1 BB: 1 P: 20	R: 1 E: 1 K: 1 S: 11	H: 2 LOB: 2 BB: 0 P: 16	R: 0 E: 0 K: 0 S: 4	H: 0 LOB: 0 BB: 0 P: 5	R: 2 E: 0 K: 0 S: 12	H: 3 LOB: 1 BB: 1 P: 21	R: 2 E: 0 K: 1 S: 19	H: 2 LOB: 1 BB: 0 P: 30	R: 1 E: 0 K: 1 S: 13	H: 2 LOB: 1 BB: 0 P: 15	1B: 6 2B: 3 3B: 0 HR: 2	SF: 0 SAC: 0 DP: 3 HBP: 0	WP: 0 PB: 0 SB: 1 CS: 0	PA: 40	
PITCHER	IP	WLS	BF	H	R	ER	SO	BB	IBB	HBP	BLK	WP	HR	S	P	ERA	WHIP				
Darrell May, L ERA: 3.64	6.0	W	25	4	3	3	2	3	0	0	0	0	1	59	98	4.50	1.167				
Scott Mullen, L ERA: 2.29	1.0	H	4	2	0	0	0	0	0	0	0	0	0	7	10	0.00	2.000				
Jason Grimsley, R ERA: 4.02	1.0	H	6	2	2	2	1	1	0	0	0	0	0	19	30	18.00	3.000				
Roberto Hernandez, R ERA: 4.5	1.0		5	2	1	1	1	0	0	0	0	0	1	13	15	9.00	2.000				

Batter	1	2	3	4	5	6	7	8	9	AB	R	H	RBI	BB	SO	LOB	BOTTOM				
Luis Ordez, R OBP: 0.326, SLG: 0.253	1B	L8		F9		FC6-4 WP HR		F9		5	1	1	0	0	0	3	Chicago White Sox @ Kansas City Royals Kauffman Stadium, Kansas City, MO Wed Sep 11 2002, 7:05 PM CDT Att: 12,104 - Sunny - 74 F				
Carlos Beltrán, S OBP: 0.351, SLG: 0.511	F8		K	1B		HR		29 HR 1B		5	2	3	2	0	1	1					
29 Mike Sweeney, R OBP: 0.415, SLG: 0.583	1B		2B	F8		G5-3		HR		3	2	1	3	2	0	2					
Raul Ibanez, L OBP: 0.343, SLG: 0.537	G6-4-3		2B	2B		K		F9	F8	5	1	2	0	0	1	0					
Joe Randa, R OBP: 0.348, SLG: 0.435	G6-4-3		2B	1B		K		K		4	0	2	2	0	1	3					
Kit Pellow, R OBP: 0.410, SLG: 0.441			F7	1B		K		WP		3	1	1	0	1	1	2					
Carlos Febles, R OBP: 0.328, SLG: 0.343		HR				K		BB		0	0	0	0	0	0	0					
Brandon Berger, R OBP: 0.279, SLG: 0.424		HR	L6		1B		G6-3			4	1	1	2	0	1	3					
A.J. Hinch, R OBP: 0.304, SLG: 0.392	F8			G5-3		F8		F9		4	0	0	0	0	0	0					
4 Angel Berroa, R OBP: 0.250, SLG: 0.263	G6-3			1B		FC6-4 1B		E6		4	1	2	0	0	0	0					
Inning Stats	R: 0 E: 0 K: 0 S: 11	H: 2 LOB: 2 BB: 1 P: 19	R: 2 E: 0 K: 0 S: 6	H: 2 LOB: 0 BB: 0 P: 12	R: 2 E: 0 K: 1 S: 13	H: 2 LOB: 1 BB: 1 P: 28	R: 0 E: 0 K: 0 S: 10	H: 2 LOB: 2 BB: 0 P: 17	R: 0 E: 0 K: 3 S: 12	H: 1 LOB: 1 BB: 0 P: 17	R: 2 E: 0 K: 0 S: 9	H: 2 LOB: 0 BB: 0 P: 12	R: 0 E: 1 K: 0 S: 11	H: 0 LOB: 2 BB: 1 P: 19	R: 3 E: 1 K: 0 S: 12	H: 2 LOB: 0 BB: 0 P: 16	1B: 8 2B: 2 3B: 0 HR: 3	SF: 0 SAC: 0 DP: 1 HBP: 0	WP: 2 PB: 0 SB: 0 CS: 0	PA: 40	
PITCHER	IP	WLS	BF	H	R	ER	SO	BB	IBB	HBP	BLK	WP	HR	S	P	ERA	WHIP				
56 Mark Buehrle, L ERA: 3.67	6.0	L	30	11	6	6	4	2	0	0	0	1	0	61	105	9.00	2.167				
Todd Ritchie, R ERA: 6.14	1.0		4	0	0	0	1	1	0	0	0	1	0	11	19	0.00	1.000				
Matt Ginter, R ERA: 4.53	1.0		6	2	3	0	0	0	0	0	0	0	1	12	16	0.00	2.000				

AB	36
R	6
H	10
RBI	6
BB	4
SO	4
LOB	16



AB	37
R	9
H	13
RBI	9
BB	3
SO	5
LOB	14



Batter	1	2	3	4	5	6	7	8	9	AB	R	H	RBI	BB	SO	LOB	TOP					
D'Angelo Jimenez, S OBP: 0.319, SLG: 0.335	F8	1B		G4-3			G4-3	G1		5	1	1	1	0	0	2						
Jose Valentin, S OBP: 0.315, SLG: 0.488	1B	1B			G6-3		1B		P6	5	2	3	1	0	0	0						
Carlos Lee, R OBP: 0.357, SLG: 0.481	1B						1B			4	1	3	1	1	0	1						
Magglio Ordonez, R OBP: 0.376, SLG: 0.577					G6-3					5	0	2	2	0	1	1						
Jeff Liefer, L OBP: 0.283, SLG: 0.329	K				G6-3					4	0	0	0	0	2	4						
Aaron Rowand, R OBP: 0.290, SLG: 0.402	FC6-4									4	0	1	0	0	2	4						
24 Joe Crede, R OBP: 0.285, SLG: 0.472										4	0	0	0	0	2	1						
Joe Borchard, S OBP: 0.250, SLG: 0.526		F2								3	0	0	0	1	1	1						
Mark Johnson, L OBP: 0.293, SLG: 0.276										3	1	1	0	1	0	2						
Inning Stats	R: 1 H: 3 E: 0 K: 1 S: 14	H: 3 LOB: 2 BB: 0 P: 23	R: 2 H: 2 E: 0 K: 1 S: 13	H: 2 LOB: 1 BB: 1 P: 25	R: 0 H: 0 E: 0 K: 1 S: 6	H: 0 LOB: 0 BB: 0 P: 7	R: 0 H: 1 E: 0 K: 0 S: 8	H: 1 LOB: 1 BB: 0 P: 9	R: 1 H: 1 E: 0 K: 1 S: 11	H: 1 LOB: 0 BB: 0 P: 16	R: 0 H: 1 E: 0 K: 2 S: 12	H: 1 LOB: 1 BB: 0 P: 14	R: 1 H: 3 E: 0 K: 2 S: 14	H: 3 LOB: 2 BB: 0 P: 18	R: 0 H: 0 E: 0 K: 0 S: 6	H: 0 LOB: 1 BB: 1 P: 12	R: 0 H: 0 E: 0 K: 0 S: 5	H: 0 LOB: 0 BB: 1 P: 13	1B: 9 2B: 0 3B: 1 HR: 1	SF: 0 SAC: 0 DP: 1 HBP: 0	WP: 0 PB: 0 CS: 0	PA: 40
PITCHER	IP	WLS	BF	H	R	ER	SO	BB	IBB	HBP	BLK	WP	HR	S	P	ERA	WHIP					
Miguel Asencio, R ERA: 5.32	6.1	L	31	11	5	5	6	1	0	0	0	0	1	72	104	7.11	1.895					
Mike MacDougal, R ERA: 8.1	1.2		6	0	0	0	2	1	0	0	0	0	0	12	20	0.00	0.600					
Jeremy Hill, R ERA: 6.75	1.0		3	0	0	0	0	1	0	0	0	0	0	5	13	0.00	1.000					

Chicago White Sox @ Kansas City Royals
Kauffman Stadium, Kansas City, MO
Thu Sep 12 2002, 1:05 PM CDT
Att: 10,427 - Cloudy - 70 F

AB	37
R	5
H	11
RBI	5
BB	3
SO	8
LOB	16



Batter	1	2	3	4	5	6	7	8	9	AB	R	H	RBI	BB	SO	LOB	BOTTOM					
Michael Tucker, L OBP: 0.335, SLG: 0.422	P3									4	0	0	0	0	0	1						
Carlos Beltrán, S OBP: 0.351, SLG: 0.509	L7									2	0	0	0	1	1	0						
29 Mike Sweeney, R OBP: 0.413, SLG: 0.580	F8									4	0	1	0	0	0	2						
Raul Ibanez, L OBP: 0.345, SLG: 0.544										3	1	2	1	0	0	0						
Kit Pellow, R OBP: 0.400, SLG: 0.429										1	0	0	0	0	0	1						
Joe Randa, R OBP: 0.346, SLG: 0.432										3	0	0	0	0	1	2						
Dee Brown, L OBP: 0.259, SLG: 0.308										3	0	0	0	0	1	2						
Brent Mayne, L OBP: 0.316, SLG: 0.316										3	0	0	0	0	1	0						
Luis Ordez, R OBP: 0.316, SLG: 0.244										3	0	0	0	0	0	0						
4 Angel Berroa, R OBP: 0.261, SLG: 0.238										2	0	0	0	1	0	0						
Inning Stats	R: 0 H: 0 E: 0 K: 0 S: 5	H: 0 LOB: 0 BB: 0 P: 12	R: 1 H: 1 E: 0 K: 1 S: 10	H: 1 LOB: 0 BB: 0 P: 14	R: 0 H: 0 E: 0 K: 0 S: 6	H: 0 LOB: 0 BB: 0 P: 10	R: 0 H: 1 E: 0 K: 1 S: 13	H: 1 LOB: 2 BB: 0 P: 19	R: 0 H: 0 E: 0 K: 1 S: 15	H: 0 LOB: 1 BB: 1 P: 22	R: 0 H: 0 E: 0 K: 0 S: 8	H: 0 LOB: 0 BB: 1 P: 14	R: 0 H: 0 E: 0 K: 0 S: 10	H: 0 LOB: 0 BB: 0 P: 14	R: 0 H: 0 E: 0 K: 0 S: 9	H: 0 LOB: 0 BB: 0 P: 12	R: 0 H: 1 E: 0 K: 1 S: 10	H: 1 LOB: 0 BB: 0 P: 13	1B: 2 2B: 0 3B: 0 HR: 1	SF: 0 SAC: 0 DP: 2 HBP: 1	WP: 0 PB: 0 CS: 0	PA: 31
PITCHER	IP	WLS	BF	H	R	ER	SO	BB	IBB	HBP	BLK	WP	HR	S	P	ERA	WHIP					
Jon Garland, R ERA: 4.74	7.0	W	25	2	1	1	3	2	0	1	0	0	0	67	105	1.29	0.571					
Keith Foulke, R ERA: 3.17	2.0		6	1	0	0	1	0	0	0	0	0	0	19	25	0.00	0.500					

Chicago White Sox @ Kansas City Royals
Kauffman Stadium, Kansas City, MO
Thu Sep 12 2002, 1:05 PM CDT
Att: 10,427 - Cloudy - 70 F

AB	28
R	1
H	3
RBI	1
BB	2
SO	4
LOB	8



Batter	1	2	3	4	5	6	7	8	9	10	AB	R	H	RBI	BB	SO	LOB	TOP			
Michael Tucker, L OBP: 0.331, SLG: 0.417	G3-1		G4-6-3			G5-3		K		K	5	0	0	0	0	2	3	Kansas City Royals @ Detroit Tigers Comerica Park, Detroit, MI Fri Sep 13 2002, 7:05 PM EDT Att: 17,023 - Cloudy - 79 F			
Carlos Beltrán, S OBP: 0.349, SLG: 0.504	F7		G4-3			F7		P4		F7	5	0	0	0	0	2					
29 Mike Sweeney, R OBP: 0.412, SLG: 0.576	HBP 1B					K		F9			4	0	1	0	0	1					
Joe Randa, R OBP: 0.349, SLG: 0.434	FC6-4 HBP					F8		1B 2B 1B		G6-4-3 1B	3	1	2	0	0	1					
Aaron Guiel, L OBP: 0.299, SLG: 0.329	FC6-4					FC4-6		2B FC4-5 1B		K	4	1	1	0	0	1					
Brandon Berger, R OBP: 0.278, SLG: 0.426		G1-3				G5-3		FC4-5 2B		G6-4-3	4	0	1	1	0	2					
Brent Mayne, L OBP: 0.313, SLG: 0.312		K				G4-3		K		G4-1	4	0	0	0	2	2					
Carlos Febles, R OBP: 0.327, SLG: 0.341		G5-3				G6-3		FC4-5 4S		4B 2B 1B	4	0	1	1	0	1					
4 Angel Berroa, R OBP: 0.296, SLG: 0.320						G6-3		F3		1B 2B	4	0	2	0	0	1					
Inning Stats	R: 0 E: 0 K: 0 S: 9	H: 1 LOB: 2 BB: 0 P: 19	R: 0 E: 0 K: 1 S: 8	H: 0 LOB: 0 BB: 0 P: 9	R: 0 E: 0 K: 0 S: 5	H: 1 LOB: 0 BB: 0 P: 11	R: 0 E: 1 K: 0 S: 6	H: 0 LOB: 1 BB: 0 P: 8	R: 0 E: 0 K: 0 S: 7	H: 0 LOB: 0 BB: 0 P: 13	R: 2 E: 0 K: 1 S: 13	H: 3 LOB: 1 BB: 0 P: 22	R: 0 E: 0 K: 1 S: 9	H: 0 LOB: 0 BB: 0 P: 12	R: 0 E: 0 K: 1 S: 6	H: 1 LOB: 0 BB: 0 P: 9	R: 0 E: 0 K: 1 S: 13		H: 2 LOB: 2 BB: 0 P: 20	1B: 6 2B: 2 3B: 0 HR: 0	SF: 0 SAC: 0 DP: 2 HBP: 1
PITCHER	IP WLS BF H R ER SO BB IBB HBP BLK WP HR S P ERA WHIP	IP WLS BF H R ER SO BB IBB HBP BLK WP HR S P ERA WHIP	IP WLS BF H R ER SO BB IBB HBP BLK WP HR S P ERA WHIP	IP WLS BF H R ER SO BB IBB HBP BLK WP HR S P ERA WHIP	IP WLS BF H R ER SO BB IBB HBP BLK WP HR S P ERA WHIP	IP WLS BF H R ER SO BB IBB HBP BLK WP HR S P ERA WHIP	IP WLS BF H R ER SO BB IBB HBP BLK WP HR S P ERA WHIP	IP WLS BF H R ER SO BB IBB HBP BLK WP HR S P ERA WHIP	IP WLS BF H R ER SO BB IBB HBP BLK WP HR S P ERA WHIP	IP WLS BF H R ER SO BB IBB HBP BLK WP HR S P ERA WHIP	IP WLS BF H R ER SO BB IBB HBP BLK WP HR S P ERA WHIP	IP WLS BF H R ER SO BB IBB HBP BLK WP HR S P ERA WHIP	IP WLS BF H R ER SO BB IBB HBP BLK WP HR S P ERA WHIP	IP WLS BF H R ER SO BB IBB HBP BLK WP HR S P ERA WHIP	IP WLS BF H R ER SO BB IBB HBP BLK WP HR S P ERA WHIP	IP WLS BF H R ER SO BB IBB HBP BLK WP HR S P ERA WHIP	IP WLS BF H R ER SO BB IBB HBP BLK WP HR S P ERA WHIP	IP WLS BF H R ER SO BB IBB HBP BLK WP HR S P ERA WHIP	IP WLS BF H R ER SO BB IBB HBP BLK WP HR S P ERA WHIP	IP WLS BF H R ER SO BB IBB HBP BLK WP HR S P ERA WHIP	IP WLS BF H R ER SO BB IBB HBP BLK WP HR S P ERA WHIP
34 Nate Comejo, R ERA: 5.52	6.0	0.1	0.2	1.0	0.0	1.0	1.0	1.0	1.0	1.0	6.0	0.1	0.2	1.0	0.0	1.0	0.0	3.00	0.833		
Jamie Walker, L ERA: 4.08	7.1	0.1	0.2	0.0	0.0	0.0	0.0	0.0	0.0	0.0	7.1	0.1	0.2	0.0	0.0	0.0	0.0	0.00	0.000		
Fernando Rodney, R ERA: 7.71	7.1	0.2	0.2	0.0	0.0	0.0	0.0	0.0	0.0	0.0	7.1	0.2	0.2	0.0	0.0	0.0	0.0	0.00	0.000		
Franklyn German, R ERA:	8.1	1.0	3.0	0.0	0.0	1.0	0.0	0.0	0.0	0.0	8.1	1.0	3.0	0.0	0.0	0.0	0.0	0.00	1.000		
Juan Acevedo, R ERA: 2.76	9.1	1.0	3.0	1.0	0.0	1.0	0.0	0.0	0.0	0.0	9.1	1.0	3.0	1.0	0.0	0.0	0.0	0.00	1.000		

Batter	1	2	3	4	5	6	7	8	9	10	AB	R	H	RBI	BB	SO	LOB	BOTTOM					
George Lombard, L OBP: 0.330, SLG: 0.425	F7		G6-3 SF7 2B			G4-3		E4 20S		K	5	1	1	0	0	1	0	Kansas City Royals @ Detroit Tigers Comerica Park, Detroit, MI Fri Sep 13 2002, 7:05 PM EDT Att: 17,023 - Cloudy - 79 F					
20 Omar Infante, R OBP: 0.348, SLG: 0.500	1B		G6-3			L9		BB		P4	4	0	1	0	1	0							
Bobby Higginson, L OBP: 0.351, SLG: 0.423	P6		SF7			L7		SF7 2B		L7	4	2	2	1	0	3							
Robert Fick, L OBP: 0.328, SLG: 0.433	F9		P6			BB		G4-3		L8	4	0	0	0	1	0							
Carlos Pena, L OBP: 0.311, SLG: 0.452		G3				F5		G3-1		HR	5	1	2	2	0	2							
Mike Rivera, R OBP: 0.283, SLG: 0.360		1B				F9		G3-1		HR	3	0	2	0	1	0							
Ramon Santiago, S OBP: 0.305, SLG: 0.370		BB				1B		WP 2B			0	0	0	0	0	0							
Matt Walbeck, S OBP: 0.264, SLG: 0.285		BB				1B		F7			0	0	0	0	0	0							
Eric Munson, L OBP: 0.273, SLG: 0.571		1B				SF7		F7			3	0	2	1	0	1							
Damian Jackson, R OBP: 0.319, SLG: 0.360		BB				G3		F9			4	0	0	0	0	0							
Chris Truby, R OBP: 0.239, SLG: 0.324		G6-3				G5-3		L9		F8	4	0	0	0	0	2							
Inning Stats	R: 0 E: 0 K: 0 S: 10	H: 1 LOB: 1 BB: 0 P: 14	R: 0 E: 0 K: 0 S: 11	H: 1 LOB: 2 BB: 1 P: 18	R: 1 E: 0 K: 0 S: 6	H: 1 LOB: 0 BB: 0 P: 9	R: 0 E: 0 K: 0 S: 7	H: 2 LOB: 1 BB: 0 P: 12	R: 0 E: 0 K: 0 S: 7	H: 0 LOB: 0 BB: 0 P: 12	R: 1 E: 0 K: 0 S: 8	H: 2 LOB: 2 BB: 1 P: 16	R: 0 E: 1 K: 0 S: 10	H: 0 LOB: 2 BB: 1 P: 18	R: 0 E: 0 K: 0 S: 12	H: 1 LOB: 2 BB: 0 P: 20	R: 0 E: 0 K: 1 S: 8	H: 0 LOB: 0 BB: 0 P: 13	R: 2 E: 0 K: 0 S: 8	H: 2 LOB: 0 BB: 0 P: 13	1B: 6 2B: 3 3B: 0 HR: 1	SF: 2 SAC: 0 DP: 0 HBP: 0	WP: 1 PA: 41
PITCHER	IP WLS BF H R ER SO BB IBB HBP BLK WP HR S P ERA WHIP	IP WLS BF H R ER SO BB IBB HBP BLK WP HR S P ERA WHIP	IP WLS BF H R ER SO BB IBB HBP BLK WP HR S P ERA WHIP	IP WLS BF H R ER SO BB IBB HBP BLK WP HR S P ERA WHIP	IP WLS BF H R ER SO BB IBB HBP BLK WP HR S P ERA WHIP	IP WLS BF H R ER SO BB IBB HBP BLK WP HR S P ERA WHIP	IP WLS BF H R ER SO BB IBB HBP BLK WP HR S P ERA WHIP	IP WLS BF H R ER SO BB IBB HBP BLK WP HR S P ERA WHIP	IP WLS BF H R ER SO BB IBB HBP BLK WP HR S P ERA WHIP	IP WLS BF H R ER SO BB IBB HBP BLK WP HR S P ERA WHIP	IP WLS BF H R ER SO BB IBB HBP BLK WP HR S P ERA WHIP	IP WLS BF H R ER SO BB IBB HBP BLK WP HR S P ERA WHIP	IP WLS BF H R ER SO BB IBB HBP BLK WP HR S P ERA WHIP	IP WLS BF H R ER SO BB IBB HBP BLK WP HR S P ERA WHIP	IP WLS BF H R ER SO BB IBB HBP BLK WP HR S P ERA WHIP	IP WLS BF H R ER SO BB IBB HBP BLK WP HR S P ERA WHIP	IP WLS BF H R ER SO BB IBB HBP BLK WP HR S P ERA WHIP	IP WLS BF H R ER SO BB IBB HBP BLK WP HR S P ERA WHIP	IP WLS BF H R ER SO BB IBB HBP BLK WP HR S P ERA WHIP	IP WLS BF H R ER SO BB IBB HBP BLK WP HR S P ERA WHIP	IP WLS BF H R ER SO BB IBB HBP BLK WP HR S P ERA WHIP		
Jeff Suppan, R ERA: 5.56	6.1	1.1	1.1	0.0	0.0	0.0	0.0	0.0	0.0	0.0	6.1	1.1	1.1	0.0	0.0	0.0	0.00	1.579					
Jeremy Affeldt, L ERA: 4.46	7.1	1.1	4.0	0.0	0.0	1.0	0.0	0.0	1.0	0.0	7.1	1.1	4.0	0.0	0.0	0.0	0.00	0.000					
Jason Grimsley, R ERA: 3.93	8.1	1.1	4.0	0.0	0.0	1.0	0.0	0.0	1.0	0.0	8.1	1.1	4.0	0.0	0.0	0.0	0.00	0.000					
Scott Mullen, L ERA: 2.78	10.1	0.1	3.0	2.0	2.0	0.0	0.0	0.0	0.0	1.0	10.1	0.1	3.0	2.0	2.0	0.0	0.0	54.00	6.000				


Batter	1	2	3	4	5	6	7	8	9	AB	R	H	RBI	BB	SO	LOB	TOP										
Michael Tucker, L (1, 7) OBP: 0.330, SLG: 0.414										4	1	0	0	1	0	4	Kansas City Royals @ Detroit Tigers Comerica Park, Detroit, MI Sat Sep 14 2002, 2:05 PM EDT Att: 18,693 - Cloudy - 83 F										
Carlos Beltrán, S (1, 8) OBP: 0.352, SLG: 0.508										4	1	3	1	1	0	0											
29 Mike Sweeney, R (1, 3) OBP: 0.412, SLG: 0.574										5	0	2	2	0	0	3											
Joe Randa, R (1, 10) OBP: 0.349, SLG: 0.433										5	0	2	0	0	0	2											
Kit Pellow, R (1, 5) OBP: 0.409, SLG: 0.405										2	0	0	0	2	0	1											
Carlos Febles, R (8, 4) OBP: 0.326, SLG: 0.340										1	0	0	0	0	0	0											
Brandon Berger, R (1, 9) OBP: 0.288, SLG: 0.409										5	0	0	0	0	0	6											
4 Angel Berroa, R (1, 6) OBP: 0.281, SLG: 0.333										5	1	1	0	0	0	3											
A.J. Hinch, R (1, 2) OBP: 0.313, SLG: 0.402										3	2	2	1	1	0	0											
Luis Ordez, R (1, 4) OBP: 0.316, SLG: 0.247										3	0	1	0	0	1	2											
Inning Stats	R: 1 E: 0 K: 0 S: 11	H: 2 LOB: 3 BB: 2 P: 22	R: 2 E: 0 K: 0 S: 16	H: 4 LOB: 3 BB: 1 P: 26	R: 0 E: 0 K: 0 S: 7	H: 0 LOB: 1 BB: 1 P: 15	R: 0 E: 0 K: 0 S: 7	H: 2 LOB: 1 BB: 0 P: 10	R: 2 E: 3 K: 0 S: 18	H: 2 LOB: 2 BB: 1 P: 26	R: 0 E: 0 K: 0 S: 8	H: 0 LOB: 0 BB: 0 P: 12	R: 0 E: 0 K: 1 S: 9	H: 1 LOB: 1 BB: 0 P: 10	R: 0 E: 0 K: 0 S: 6	H: 0 LOB: 0 BB: 0 P: 9	R: 0 E: 0 K: 0 S: 7	H: 0 LOB: 0 BB: 0 P: 10	1B: 8 2B: 4 3B: 0 HR: 0	SF: 0 SAC: 1 DP: 1 HBP: 0	WP: 0 PB: 1 SB: 1 CS: 0	PA: 43					
PITCHER	IP	WLS	BF	H	R	ER	SO	BB	IBB	HBP	BLK	WP	HR	S	P	ERA	WHIP										
50 Andy Van Hekken, L (1, 1) ERA: 2.16	1.2	L	13	6	3	3	0	2	0	0	0	0	0	23	39	16.20	4.800										
Brian Powell, R (2, 1) ERA: 4.72	3.0		16	4	2	1	0	3	0	0	0	0	0	34	57	3.00	2.333										
Jeff Farnsworth, R (5, 1) ERA: 5.45	3.1		11	1	0	0	1	0	0	0	0	0	0	25	34	0.00	0.300										
Fernando Rodney, R (9, 1) ERA: 7.2	1.0		3	0	0	0	0	0	0	0	0	0	0	7	10	0.00	0.000										

Batter	1	2	3	4	5	6	7	8	9	AB	R	H	RBI	BB	SO	LOB	BOTTOM										
George Lombard, L (1, 8) OBP: 0.329, SLG: 0.422										4	0	1	0	0	1	1	Kansas City Royals @ Detroit Tigers Comerica Park, Detroit, MI Sat Sep 14 2002, 2:05 PM EDT Att: 18,693 - Cloudy - 83 F										
Ramon Santiago, S (1, 6) OBP: 0.300, SLG: 0.363										4	0	0	1	0	0	1											
Bobby Higginson, L (1, 7) OBP: 0.348, SLG: 0.419										4	0	0	0	0	2	1											
Robert Flick, L (1, 9) OBP: 0.325, SLG: 0.429										4	0	0	0	0	1	1											
Carlos Pena, L (1, 3) OBP: 0.313, SLG: 0.455										4	0	2	0	0	1	0											
Mike Rivera, R (1, 2) OBP: 0.275, SLG: 0.350										3	0	0	0	0	0	3											
Eric Munson, L (1, 10) OBP: 0.240, SLG: 0.500										3	0	0	0	0	2	2											
Damon Easley, R (1, 4) OBP: 0.307, SLG: 0.345										2	0	0	0	1	0	2											
Chris Truby, R (1, 5) OBP: 0.240, SLG: 0.327										3	1	1	0	0	0	1											
Inning Stats	R: 0 E: 0 K: 0 S: 7	H: 0 LOB: 0 BB: 0 P: 8	R: 0 E: 0 K: 0 S: 7	H: 1 LOB: 0 BB: 0 P: 8	R: 0 E: 0 K: 1 S: 9	H: 0 LOB: 1 BB: 1 P: 14	R: 0 E: 0 K: 1 S: 10	H: 0 LOB: 0 BB: 0 P: 13	R: 0 E: 0 K: 1 S: 8	H: 0 LOB: 1 BB: 0 P: 10	R: 1 E: 0 K: 1 S: 10	H: 2 LOB: 1 BB: 0 P: 13	R: 0 E: 0 K: 1 S: 18	H: 1 LOB: 1 BB: 0 P: 21	R: 0 E: 0 K: 0 S: 6	H: 0 LOB: 0 BB: 0 P: 9		R: 0 E: 0 K: 2 S: 7	H: 0 LOB: 0 BB: 0 P: 9	1B: 2 2B: 2 3B: 0 HR: 0	SF: 0 SAC: 0 DP: 1 HBP: 0	WP: 0 PB: 0 SB: 0 CS: 0	PA: 32				
PITCHER	IP	WLS	BF	H	R	ER	SO	BB	IBB	HBP	BLK	WP	HR	S	P	ERA	WHIP										
Paul Byrd, R (1, 1) ERA: 3.86	9.0	W	32	4	1	1	7	1	0	0	0	0	0	82	105	1.00	0.556										

Batter	1	2	3	4	5	6	7	8	9	AB	R	H	RBI	BB	SO	LOB	TOP					
4 Angel Berroa, R OBP: 0.306, SLG: 0.382	0-0 G5-4-3 1B		1-0 SF9-5 2B		0-2 G5-3			0-0 L9		4	0	2	1	0	0	0						
Carlos Beltrán, S OBP: 0.345, SLG: 0.501	2-1 G5-4-3 1-2		1-2 F9			3-3 K		2-2 F8		4	0	0	0	0	1	3						
29 Mike Sweeney, R OBP: 0.413, SLG: 0.572	4-1 BB		3-2 SF9-5 2-3 3-H			2-3 K		0-0 G5-3		2	0	0	1	1	1	0						
Joe Randa, R OBP: 0.350, SLG: 0.436	2-2 F3			2-2 G6-3		1-0 G5-3		1-3 K		4	0	0	0	0	1	1						
Kit Pellow, R OBP: 0.396, SLG: 0.390 Michael Tucker, L (9, PH) OBP: 0.328, SLG: 0.410		1-1 F8		1-0 1B			1-0 P6		1-0 F8	3	0	1	0	0	0	0						
Brandon Berger, R OBP: 0.262, SLG: 0.400	0-1 F7		1-1 F9			3-2 G5-3				3	0	0	0	0	0	1						
Dee Brown, L OBP: 0.286, SLG: 0.412	0-1 F9		2-3 K			0-0 1B				3	0	1	0	0	1	1						
Neffi Perez, S OBP: 0.261, SLG: 0.304			1-1 4 2B 1B		0-1 G6-3		1-1 F8			3	1	1	0	0	0	1						
A.J. Hinch, R OBP: 0.313, SLG: 0.401		2-2 4 2B 29 SF9-5 1B		0-2 G5-3			1-3 K			3	1	1	0	0	1	0						
Inning Stats	R: 0 E: 0 K: 0 S: 7	H: 1 LOB: 1 BB: 1 P: 15	R: 0 E: 0 K: 0 S: 6	H: 0 LOB: 0 BB: 0 P: 7	R: 2 E: 0 K: 0 S: 16	H: 3 LOB: 0 BB: 0 P: 24	R: 0 E: 0 K: 1 S: 10	H: 1 LOB: 1 BB: 0 P: 16	R: 0 E: 0 K: 0 S: 8	H: 0 LOB: 0 BB: 0 P: 8	R: 0 E: 0 K: 0 S: 7	H: 0 LOB: 0 BB: 0 P: 13	R: 0 E: 0 K: 0 S: 11	H: 1 LOB: 1 BB: 0 P: 16	R: 0 E: 0 K: 1 S: 7	H: 0 LOB: 0 BB: 0 P: 10	R: 0 E: 0 K: 1 S: 5	H: 0 LOB: 0 BB: 0 P: 7	1B: 5 2B: 2 3B: 0 HR: 0	SF: 1 SAC: 0 DP: 2 HBP: 0	WP: 0 PB: 0 SB: 0 CS: 0	PA: 32
PITCHER	IP	WLS	BF	H	R	ER	SO	BB	IBB	HBP	BLK	WP	HR	S	P	ERA	WHIP					
Mike Maroth, L ERA: 4.69	8.0	W	29	6	2	2	4	1	0	0	0	0	0	72	109	2.25	0.875					
Franklyn German, R ERA:	1.0	S	3	0	0	0	1	0	0	0	0	0	0	5	7	0.00	0.000					

Kansas City Royals @ Detroit Tigers
Comerica Park, Detroit, MI
Mon Sep 16 2002, 7:05 PM EDT
Att: 10,469 - Cloudy - 75 F


AB 30
R 2
H 6
RBI 2
BB 1
SO 5
LOB 7



Batter	1	2	3	4	5	6	7	8	9	AB	R	H	RBI	BB	SO	LOB	BOTTOM				
Hiram Bocachica, R OBP: 0.255, SLG: 0.392	0-1 1B HR		1-2 F8		2-2 L5		0-2 L7			4	1	1	0	0	0	0					
20 Omar Infante, R OBP: 0.418, SLG: 0.517	1-1 F3		3-2 E7 1B		2-0 F9			4-0 FC6-4 1B BB		3	1	1	0	1	0	1					
Robert Fick, L OBP: 0.328, SLG: 0.432	1-2 1B HR		2-3 K			0-1 1B		2-1 FC6-4 1B		4	1	3	0	0	1	1					
Carlos Pena, L OBP: 0.317, SLG: 0.461	1-0 1B HR		4-2 FC6-4 BB		2-2 F5			2-3 K		3	1	1	3	1	1	3					
Shane Halter, R OBP: 0.313, SLG: 0.394	1-3 K		1-2 FC6-4		0-0 1B			1-2 FC6-4 BB 1B		4	1	1	0	0	1	4					
Eric Munson, L OBP: 0.242, SLG: 0.419	0-0 G4-1		2-3 K		1-3 K			4-2 1B BB		3	0	0	0	1	2	2					
Damian Jackson, R OBP: 0.322, SLG: 0.359		1-0 L5		0-1 G3-1		2-2 F9		2-1 1B BB		4	0	1	2	0	0	2					
George Lombard, L OBP: 0.322, SLG: 0.408		0-1 G4-3		2-3 K			0-1 F7		1-2 2-H 3-H 2-3	4	0	0	0	0	2	2					
15 Brandon Inge, R OBP: 0.272, SLG: 0.343		1-1 G6-3			2-1 F3		3-2 G5-3			3	0	0	0	0	0	0					
Inning Stats	R: 3 E: 0 K: 1 S: 12	H: 3 LOB: 0 BB: 0 P: 16	R: 0 E: 0 K: 0 S: 5	H: 0 LOB: 0 BB: 0 P: 7	R: 0 E: 1 K: 1 S: 15	H: 1 LOB: 2 BB: 1 P: 26	R: 0 E: 0 K: 2 S: 10	H: 0 LOB: 0 BB: 0 P: 14	R: 0 E: 0 K: 1 S: 14	H: 2 LOB: 2 BB: 0 P: 19	R: 0 E: 0 K: 0 S: 8	H: 0 LOB: 0 BB: 0 P: 11	R: 2 E: 0 K: 2 S: 16	H: 2 LOB: 2 BB: 2 P: 33	R: 0 E: 0 K: 2 S: 5	H: 0 LOB: 0 BB: 0 P: 7	1B: 7 2B: 0 3B: 0 HR: 1	SF: 0 SAC: 0 DP: 0 HBP: 0	WP: 0 PB: 0 SB: 0 CS: 0	PA: 35	
PITCHER	IP	WLS	BF	H	R	ER	SO	BB	IBB	HBP	BLK	WP	HR	S	P	ERA	WHIP				
Darrell May, L ERA: 5.58	6.0	L	25	6	3	3	5	1	0	0	0	0	0	62	94	4.50	1.167				
Mike MacDougal, R ERA: 8.31	1.0		4	0	1	1	0	1	0	0	0	0	0	8	15	9.00	1.000				
Jeremy Affeldt, L ERA: 4.54	0.2		4	1	0	0	1	1	0	0	0	0	0	11	20	0.00	3.000				
Jason Grimsley, R ERA: 3.92	0.1		2	1	1	1	1	0	0	0	0	0	0	5	9	27.00	3.000				

Kansas City Royals @ Detroit Tigers
Comerica Park, Detroit, MI
Mon Sep 16 2002, 7:05 PM EDT
Att: 10,469 - Cloudy - 75 F

AB 32
R 5
H 8
RBI 5
BB 3
SO 7
LOB 15



Batter	1	2	3	4	5	6	7	8	9	AB	R	H	RBI	BB	SO	LOB	TOP										
4 Angel Berroa, R OBP: 0.300, SLG: 0.351	P4		BLK BB		E5 FC5		K			3	0	0	0	1	1	2											
Carlos Beltrán, S OBP: 0.347, SLG: 0.497	G1-3		P6		FC5			K		4	0	0	0	0	1	3											
29 Mike Sweeney, R OBP: 0.414, SLG: 0.579	FC6-4 1B					L9		F5		4	1	2	1	0	0	0											
Joe Randa, R OBP: 0.349, SLG: 0.437	FC6-4 1-2			G6-3				F9		4	0	1	0	0	0	1											
Brandon Berger, R OBP: 0.257, SLG: 0.391 Dee Brown, L OBP: 0.306, SLG: 0.429		F7		L5			K			3	0	0	0	0	1	1											
Kit Pellow, R OBP: 0.365, SLG: 0.356	K			F8				F8		4	0	0	0	0	1	2											
Michael Tucker, L OBP: 0.327, SLG: 0.409	G3				P6			G4-6-3 1B		4	0	1	0	0	0	1											
Nelfi Perez, S OBP: 0.261, SLG: 0.304			G6-3					F8		3	0	1	0	0	0	1											
Brent Mayne, L OBP: 0.316, SLG: 0.317 A.J. Hinch, R OBP: 0.315, SLG: 0.402			F7		F8					1	0	0	0	0	0	0											
										2	0	1	0	0	0	1											
Inning Stats	R: 0 E: 0 K: 0 S: 15	H: 1 LOB: 1 BB: 0 P: 21	R: 0 E: 0 K: 1 S: 8	H: 0 LOB: 0 BB: 0 P: 11	R: 0 E: 0 K: 0 S: 9	H: 0 LOB: 1 BB: 1 P: 17	R: 1 E: 0 K: 0 S: 7	H: 1 LOB: 0 BB: 0 P: 10	R: 0 E: 1 K: 0 S: 9	H: 1 LOB: 2 BB: 0 P: 16	R: 0 E: 0 K: 1 S: 8	H: 1 LOB: 1 BB: 0 P: 12	R: 0 E: 0 K: 1 S: 10	H: 2 LOB: 1 BB: 0 P: 13	R: 0 E: 0 K: 1 S: 6	H: 0 LOB: 0 BB: 0 P: 8	R: 0 E: 0 K: 0 S: 11	H: 1 LOB: 0 BB: 0 P: 16	1B: 5 2B: 1 3B: 0 HR: 1	SF: 0 SAC: 0 DP: 1 HBP: 0	WP: 0 PB: 0 SB: 0 CS: 1	PA: 34					
PITCHER	IP	WLS	BF	H	R	ER	SO	BB	IBB	HBP	BLK	WP	HR	S	P	ERA	WHIP										
56 Mark Buehrle, L ERA: 3.6 Keith Foulke, R ERA: 3.04	7.0	W	28	6	1	1	3	1	0	0	1	0	1	66	100	1.29	1.000										
	2.0	S	6	1	0	0	1	0	0	0	0	0	0	17	24	0.00	0.500										

Kansas City Royals @ Chicago White Sox
Comiskey Park, Chicago, IL
Tue Sep 17 2002, 8:05 PM EDT
Att: 12,003 - Overcast - 72 F

livebaseballscorecards.com

AB 33
R 1
H 7
RBI 1
BB 1
SO 4
LOB 12



Batter	1	2	3	4	5	6	7	8	9	AB	R	H	RBI	BB	SO	LOB	BOTTOM										
D'Angelo Jimenez, S OBP: 0.321, SLG: 0.333	F9 BB 1B			P4		K		G1-3		4	0	1	0	1	1	4											
Jose Valentin, S OBP: 0.314, SLG: 0.482	F9 BB		K	P4			F9	G5-3		4	0	0	0	1	1	4											
Frank Thomas, R OBP: 0.355, SLG: 0.461	F9 1-2 2-3		P5							3	3	1	1	2	0	3											
Magglio Ordonez, R OBP: 0.379, SLG: 0.579	F8		F7							5	1	2	2	0	0	4											
Carlos Lee, R OBP: 0.355, SLG: 0.474 Joe Borchard, S OBP: 0.273, SLG: 0.524	G5-3									4	1	1	0	0	0	3											
										1	0	0	0	0	1	1											
Jeff Liefer, L OBP: 0.285, SLG: 0.352		F9								4	0	2	1	0	0	1											
Aaron Rowand, R OBP: 0.289, SLG: 0.393		G6-3								3	0	1	0	0	0	0											
24 Joe Crede, R OBP: 0.307, SLG: 0.509										4	0	2	0	0	0	5											
Mark Johnson, L OBP: 0.304, SLG: 0.306		G4-3								2	1	1	2	1	0	1											
Inning Stats	R: 0 E: 0 K: 0 S: 14	H: 1 LOB: 2 BB: 1 P: 24	R: 0 E: 0 K: 0 S: 12	H: 1 LOB: 0 BB: 0 P: 19	R: 0 E: 0 K: 1 S: 9	H: 0 LOB: 1 BB: 1 P: 17	R: 1 E: 1 K: 0 S: 13	H: 2 LOB: 3 BB: 1 P: 24	R: 1 E: 0 K: 0 S: 12	H: 1 LOB: 1 BB: 1 P: 21	R: 0 E: 0 K: 1 S: 11	H: 1 LOB: 1 BB: 0 P: 15	R: 2 E: 0 K: 0 S: 12	H: 3 LOB: 2 BB: 0 P: 21	R: 2 E: 0 K: 1 S: 11	H: 2 LOB: 1 BB: 1 P: 20	1B: 6 2B: 2 3B: 0 HR: 3	SF: 0 SAC: 1 DP: 0 HBP: 1	WP: 0 PB: 0 SB: 1 CS: 0	PA: 41							
PITCHER	IP	WLS	BF	H	R	ER	SO	BB	IBB	HBP	BLK	WP	HR	S	P	ERA	WHIP										
Miguel Asencio, R ERA: 5.17 56 Shawn Sedlacek, R ERA: 8.75 51 Kris Wilson, R ERA: 8.2	5.0	L	24	5	2	1	1	4	0	0	0	0	0	60	105	1.80	1.800										
	2.0		11	4	2	2	1	0	0	1	0	0	2	23	36	9.00	2.000										
	1.0		6	2	2	2	1	1	0	0	0	0	1	11	20	18.00	3.000										

Kansas City Royals @ Chicago White Sox
Comiskey Park, Chicago, IL
Tue Sep 17 2002, 8:05 PM EDT
Att: 12,003 - Overcast - 72 F

livebaseballscorecards.com

AB 34
R 6
H 11
RBI 6
BB 5
SO 3
LOB 26



Batter	1	2	3	4	5	6	7	8	9	AB	R	H	RBI	BB	SO	LOB	TOP					
Chuck Knoblauch, R (1, 7) <small>OBP: 0.289, SLG: 0.297</small> Aaron Guiel, L (8, 9) <small>OBP: 0.290, SLG: 0.326</small>	G6-3					G5-3		G6-3		4	0	1	0	0	0	2	Kansas City Royals @ Chicago White Sox Comiskey Park, Chicago, IL Thu Sep 19 2002, 8:05 PM EDT Att: 10,354 - Cloudy - 81 F					
Carlos Beltrán, S (1, 8) <small>OBP: 0.350, SLG: 0.501</small>	G4-3 BB		G3			HR		FC6-4 IBB		2	1	1	2	2	0	1						
Joe Randa, R (1, 5) <small>OBP: 0.346, SLG: 0.432</small>	G4-3			L9		G6-3		FC6-4		4	0	0	0	0	3							
Raul Ibanez, L (1, 3) <small>OBP: 0.343, SLG: 0.543</small>	K			G3-1		G6-3				4	0	1	0	0	1							
Michael Tucker, L (1, 9) <small>OBP: 0.328, SLG: 0.408</small>		4 CS BB		F8			L6		B1	3	0	0	0	1	0	1						
4 Angel Berroa, R (1, 6) <small>OBP: 0.298, SLG: 0.372</small>	F8				FC8-2 3B		K			3	0	1	0	1	1	1						
Brent Mayne, L (1, 2) <small>OBP: 0.309, SLG: 0.310</small>	G3				FC8-2		F8		F7	4	0	0	0	0	3							
Dee Brown, L (1, 10) <small>OBP: 0.262, SLG: 0.366</small> Kit Pellow, R (9, PH) <small>OBP: 0.358, SLG: 0.348</small> Luis Alicea, S (9, PH) <small>OBP: 0.317, SLG: 0.291</small>			G5-3			K		G4-3		3	0	0	0	0	1	0						
Carlos Febles, R (1, 4) <small>OBP: 0.328, SLG: 0.345</small>			K					G6-3 S		3	1	2	0	0	1	0						
Inning Stats	R: 0 E: 0 K: 1 S: 8	H: 0 LOB: 1 BB: 1 P: 13	R: 0 E: 0 K: 0 S: 7	H: 0 LOB: 0 BB: 1 P: 14	R: 0 E: 0 K: 1 S: 9	H: 1 LOB: 1 BB: 0 P: 17	R: 0 E: 0 K: 0 S: 5	H: 0 LOB: 0 BB: 0 P: 9	R: 0 E: 0 K: 1 S: 6	H: 1 LOB: 0 BB: 0 P: 10	R: 2 E: 0 K: 0 S: 6	H: 2 LOB: 0 BB: 0 P: 9	R: 0 E: 0 K: 1 S: 8	H: 0 LOB: 0 BB: 0 P: 10	R: 0 E: 0 K: 0 S: 11	H: 1 LOB: 2 BB: 1 P: 19		R: 0 E: 0 K: 1 S: 9	H: 1 LOB: 2 BB: 1 P: 16	1B: 2 2B: 3 3B: 1 HR: 1	SF: 0 SAC: 0 DP: 1 HBP: 0	WP: 0 PB: 0 SB: 2 CS: 1
PITCHER	IP WLS BF H R ER SO BB IBB HBP BLK WP HR S P ERA WHIP																					
Rocky Biddle, R (1, 1) <small>ERA: 4.21</small> Kelly Wünsch, L (7, 1) <small>ERA: 3.21</small> Todd Ritchie, R (8, 1) <small>ERA: 6.11</small> Mike Porzio, L (9, 1) <small>ERA: 4.5</small> Matt Ginter, R (9, 1) <small>ERA: 4.47</small>	6.0 L 22 4 2 2 3 2 0 0 0 0 0 1 41 72 3.00 1.000																					

Batter	1	2	3	4	5	6	7	8	9	AB	R	H	RBI	BB	SO	LOB	BOTTOM			
D'Angelo Jimenez, S (1, 6) <small>OBP: 0.322, SLG: 0.340</small>	G6-3					G4-6-3				4	0	2	1	0	0	1	Kansas City Royals @ Chicago White Sox Comiskey Park, Chicago, IL Thu Sep 19 2002, 8:05 PM EDT Att: 10,354 - Cloudy - 81 F			
Willie Harris, L (1, 4) <small>OBP: 0.286, SLG: 0.291</small>	K		G4-3			G4-3		K		4	0	0	0	0	2	2				
Frank Thomas, R (1, 10) <small>OBP: 0.354, SLG: 0.466</small>				K			F8	G5-3		4	0	1	0	0	1	1				
14 Paul Konerko, R (1, 3) <small>OBP: 0.364, SLG: 0.508</small>	K			P3			F7		G4-3	4	0	0	0	0	1	1				
Carlos Lee, R (1, 7) <small>OBP: 0.354, SLG: 0.471</small>		K		F9			BB BB		G5-3	3	0	0	0	1	1	0				
Jeff Liefer, L (1, 9) <small>OBP: 0.294, SLG: 0.355</small> Joe Borchard, S (9, FR) <small>OBP: 0.308, SLG: 0.520</small>	G4-3					G6-4-3 1B		24 FC6-4 1B		3	0	2	0	1	0	0				
24 Joe Crede, R (1, 5) <small>OBP: 0.305, SLG: 0.500</small>	K				F9		FC6-4		FC5-4 1B	4	0	1	0	0	1	3				
Aaron Rowand, R (1, 8) <small>OBP: 0.289, SLG: 0.391</small>			F8		G6-4-3			3B 1B	FC5-4	4	1	1	0	0	0	3				
Josh Paul, R (1, 2) <small>OBP: 0.312, SLG: 0.289</small> Jose Valentin, S (8, PH) <small>OBP: 0.312, SLG: 0.479</small> Mark Johnson, L (9, 2) <small>OBP: 0.304, SLG: 0.306</small>			G5-3			G4-6-3 1B			P6	2	0	1	0	0	0	0				
Inning Stats	R: 0 E: 0 K: 2 S: 10	H: 1 LOB: 0 BB: 0 P: 12	R: 0 E: 0 K: 2 S: 11	H: 0 LOB: 0 BB: 0 P: 15	R: 0 E: 0 K: 0 S: 11	H: 1 LOB: 1 BB: 0 P: 15	R: 0 E: 0 K: 1 S: 9	H: 0 LOB: 0 BB: 0 P: 12	R: 0 E: 0 K: 0 S: 8	H: 1 LOB: 0 BB: 0 P: 12	R: 0 E: 0 K: 0 S: 8	H: 0 LOB: 2 BB: 2 P: 18	R: 1 E: 0 K: 1 S: 10	H: 2 LOB: 1 BB: 0 P: 17	R: 0 E: 0 K: 0 S: 15	H: 2 LOB: 2 BB: 0 P: 20		1B: 6 2B: 1 3B: 1 HR: 0	SF: 0 SAC: 0 DP: 2 HBP: 0	WP: 0 PB: 0 SB: 0 CS: 0
PITCHER	IP WLS BF H R ER SO BB IBB HBP BLK WP HR S P ERA WHIP																			
Paul Byrd, R (1, 1) <small>ERA: 3.78</small> Jason Grimsley, R (8, 1) <small>ERA: 3.88</small> Roberto Hernandez, R (9, 1) <small>ERA: 4.41</small>	7.1 W 28 6 1 1 5 2 0 0 0 0 0 0 69 101 1.23 1.091																			

Batter	1	2	3	4	5	6	7	8	9	AB	R	H	RBI	BB	SO	LOB	TOP										
Coco Crisp, S (1, 8) OBP: 0.295, SLG: 0.385	G4-3 1B		G6-3 3B		FC5 BB		F9		B5-3	4	0	2	0	1	0	0	Cleveland Indians @ Kansas City Royals Kauffman Stadium, Kansas City, MO Sat Sep 21 2002, 6:05 PM CDT Att: 15,448 - Cloudy - 79 F										
Brandon Phillips, R (1, 4) OBP: 0.176, SLG: 0.125	L7		G6-3		FC5		G5-3		K	5	0	0	0	0	1	4											
Bill Selby, L (1, 7) OBP: 0.288, SLG: 0.419	G4-3			F7		HR		HR	G6-3	5	2	2	2	0	0	1											
Jim Thome, L (1, 10) OBP: 0.440, SLG: 0.656		G5-3 1B		G4-3		G4-6-3 1B		K		4	0	2	0	0	1	0											
Karim Garcia, L (1, 9) OBP: 0.317, SLG: 0.585	P6			WP 1B		G4-6-3			41 CS BB	3	0	1	0	1	0	2											
Josh Bard, S (1, 2) OBP: 0.279, SLG: 0.415	G5-3			G5-3		1B BB			FC6-4 1B	2	0	0	0	0	0	2											
41 Victor Martinez, S (6, PH) OBP: 0.227, SLG: 0.190				G5-3		1B BB			FC6-4 1B	1	0	1	0	1	0	0											
Greg LaRocca, R (1, 5) OBP: 0.354, SLG: 0.357				L1		1B			K	3	0	1	0	0	0	1											
Lee Stevens, L (8, PH) OBP: 0.306, SLG: 0.374						1B				1	0	0	0	0	1	1											
Chris Magruder, S (8, 7) OBP: 0.260, SLG: 0.359						1B				0	0	0	0	0	0	0											
Ben Broussard, L (1, 3) OBP: 0.298, SLG: 0.396			F7		G4-3		FC6-4 1B		FC6-4 1B	4	0	2	0	0	0	0											
John McDonald, R (1, 6) OBP: 0.294, SLG: 0.333			G5-3		FC5 BB 1B		FC6-4		FC6-4	4	0	1	0	0	0	5											
Inning Stats	R: 0 E: 0 K: 0 S: 4	H: 1 LOB: 0 BB: 6	R: 0 E: 0 K: 0 S: 5	H: 1 LOB: 1 BB: 9	R: 0 E: 0 K: 0 S: 8	H: 1 LOB: 1 BB: 0	R: 0 E: 0 K: 0 S: 8	H: 1 LOB: 1 BB: 15	R: 0 E: 0 K: 0 S: 10	H: 1 LOB: 2 BB: 20	R: 1 E: 0 K: 0 S: 17	H: 4 LOB: 3 BB: 1	R: 1 E: 0 K: 1 S: 10	H: 1 LOB: 0 BB: 17	R: 0 E: 0 K: 1 S: 15	H: 2 LOB: 2 BB: 24	R: 0 E: 0 K: 1 S: 6	H: 0 LOB: 0 BB: 7	1B: 9 2B: 0 3B: 1 HR: 2	SF: 0 SAC: 0 DP: 2 HBP: 0	WP: 1 PB: 0 SB: 0 CS: 1	PA: 39					
PITCHER	IP	WLS	BF	H	R	ER	SO	BB	IBB	HBP	BLK	WP	HR	S	P	ERA	WHIP										
Runevs Hernandez, R (1, 1) ERA: 4.47	6.2		30	10	2	2	0	2	0	0	0	1	2	59	96	2.70	1.800										
Jeremy Affeldt, L (7, 1) ERA: 4.5	0.2		3	1	0	0	1	1	0	0	0	0	0	9	17	0.00	3.000										
Jason Grimsley, R (8, 1) ERA: 3.78	1.2	W	6	1	0	0	2	0	0	0	0	0	0	15	18	0.00	0.600										

Batter	1	2	3	4	5	6	7	8	9	AB	R	H	RBI	BB	SO	LOB	BOTTOM										
Chuck Knoblauch, R (1, 7) OBP: 0.292, SLG: 0.301	K		SH5-4 1-2 2-3		29 1B BB		F8		SH5-3 1B 2B	3	1	1	0	1	1	0	Cleveland Indians @ Kansas City Royals Kauffman Stadium, Kansas City, MO Sat Sep 21 2002, 6:05 PM CDT Att: 15,448 - Cloudy - 79 F										
Carlos Beltrán, S (1, 8) OBP: 0.346, SLG: 0.494	G1-3		P4		F8		P6		SH5-3	4	0	0	0	0	0	4											
29 Mike Sweeney, R (1, 10) OBP: 0.419, SLG: 0.576	L5		IBB		1B		S 1B WP		1B IBB	3	1	2	1	2	0	0											
Raul Ibanez, L (1, 9) OBP: 0.339, SLG: 0.535		K	F8		P6		WP S 1B		P4	5	0	1	0	0	1	7											
Joe Randa, R (1, 5) OBP: 0.344, SLG: 0.429	F9			L6	G4-3		G5-3		1B	4	0	0	0	1	0	3											
Kit Pellow, R (1, 3) OBP: 0.375, SLG: 0.354										2	0	1	0	1	1	0											
Michael Tucker, L (8, PH) OBP: 0.328, SLG: 0.407				S BB					B4-3	2	0	1	1	0	0	0											
4 Angel Berroa, R (1, 6) OBP: 0.345, SLG: 0.396		F8		F7		FC1-6 BB			BB	2	0	0	0	2	0	2											
Neff Perez, S (1, 4) OBP: 0.260, SLG: 0.303					F7		FC1-6		K	3	0	1	0	0	0	2											
Aaron Cuello, L (8, PH) OBP: 0.289, SLG: 0.325			SH5-4 2B		F7		FC1-6			1	0	0	0	0	1	1											
Carlos Febles, R (9, 4) OBP: 0.328, SLG: 0.345										0	0	0	0	0	0	0											
A.J. Hinch, R (1, 2) OBP: 0.319, SLG: 0.401					SH5-4 BB		F8		F9	3	1	1	0	1	0	2											
Inning Stats	R: 0 E: 0 K: 1 S: 7	H: 0 LOB: 0 BB: 9	R: 0 E: 0 K: 1 S: 10	H: 1 LOB: 1 BB: 14	R: 0 E: 0 K: 0 S: 7	H: 0 LOB: 1 BB: 1	R: 0 E: 0 K: 0 S: 7	H: 0 LOB: 1 BB: 13	R: 1 E: 0 K: 0 S: 16	H: 2 LOB: 2 BB: 1	R: 0 E: 0 K: 1 S: 11	H: 0 LOB: 1 BB: 1	R: 1 E: 0 K: 0 S: 10	H: 2 LOB: 1 BB: 16	R: 0 E: 0 K: 1 S: 6	H: 0 LOB: 1 BB: 11	R: 1 E: 0 K: 0 S: 7	H: 2 LOB: 3 BB: 2	1B: 6 2B: 2 3B: 0 HR: 0	SF: 0 SAC: 2 DP: 0 HBP: 0	WP: 1 PB: 0 SB: 3 CS: 0	PA: 42					
PITCHER	IP	WLS	BF	H	R	ER	SO	BB	IBB	HBP	BLK	WP	HR	S	P	ERA	WHIP										
31 Cliff Lee, L (1, 1) ERA: 1.74	5.0		23	4	1	1	2	3	1	0	0	0	0	47	79	1.80	1.400										
David Riske, R (6, 1) ERA: 5.67	1.1		5	0	0	0	1	1	0	0	0	0	0	13	21	0.00	0.750										
53 Carl Sadler, L (7, 1) ERA: 5.29	0.1	H	3	2	0	0	0	0	0	0	0	0	0	5	7	0.00	6.000										
Mark Wohlers, R (7, 1) ERA: 4.87	1.1	B	5	0	1	1	1	1	0	0	0	1	0	9	17	6.75	0.750										
Terry Mulholland, L (9, 1) ERA: 5.7	0.2	L	6	2	1	1	0	0	2	0	0	0	0	7	17	13.50	3.000										

AB	36
R	2
H	12
RBI	2
BB	3
SO	3
LOB	16



Batter	1	2	3	4	5	6	7	8	9	AB	R	H	RBI	BB	SO	LOB	TOP										
Coco Crisp, S OBP: 0.291, SLG: 0.376 (1, 8)	G5-3		G3-6 1B		G6-3		G1-3		F9	5	0	1	0	0	0	0	Cleveland Indians @ Kansas City Royals Kauffman Stadium, Kansas City, MO Sun Sep 22 2002, 1:05 PM CDT Att: 11,177 - Sunny - 66 F										
Omar Vizquel, S OBP: 0.342, SLG: 0.418 (1, 6)	G5-3		G3-6 1-2f					K	5	1	2	1	0	1	1												
Ellis Burks, R OBP: 0.361, SLG: 0.533 (1, 10)	P6		HR					HR	4	2	2	1	1	0	0												
Karim Garcia, L OBP: 0.316, SLG: 0.594 (1, 9)		K	F8		G4-3			HR	4	1	1	2	0	1	2												
Greg LaRocca, R OBP: 0.385, SLG: 0.364 (1, 5)		WP 1B BB			G5-3			HR	2	1	1	0	2	0	0												
Earl Snyder, R OBP: 0.281, SLG: 0.235 (1, 3)		K			F8		K		4	0	0	0	0	3	3												
Brandon Phillips, R OBP: 0.289, SLG: 0.222 (1, 4)		1B E BB			G6-3				2	1	1	0	2	0	0												
Chris Magruder, S OBP: 0.260, SLG: 0.357 (1, 7)		E2 1-H 2-H			G5-3			K	4	0	1	1	0	1	3												
Eddie Pérez, R OBP: 0.252, SLG: 0.283 (1, 2)	F2				P6		P4		4	0	0	0	0	0	1												
Inning Stats	R: 0 E: 0 K: 0 S: 6	H: 0 LOB: 0 BB: 0 P: 10	R: 2 E: 1 K: 2 S: 21	H: 1 LOB: 1 BB: 2 P: 33	R: 1 E: 0 K: 0 S: 6	H: 2 LOB: 0 BB: 0 P: 9	R: 0 E: 0 K: 0 S: 7	H: 2 LOB: 1 BB: 0 P: 11	R: 0 E: 0 K: 0 S: 10	H: 1 LOB: 2 BB: 1 P: 18	R: 0 E: 0 K: 1 S: 9	H: 0 LOB: 0 BB: 0 P: 12	R: 0 E: 0 K: 0 S: 6	H: 0 LOB: 0 BB: 0 P: 8	R: 2 E: 0 K: 3 S: 18	H: 2 LOB: 2 BB: 2 P: 36		R: 1 E: 0 K: 0 S: 9	H: 1 LOB: 0 BB: 0 P: 15	1B: 4 2B: 2 3B: 0 HR: 3	SF: 0 SAC: 0 DP: 1 HBP: 0	WP: 1 PB: 0 CS: 1	PA: 39				
PITCHER	IP	WLS	BF	H	R	ER	SO	BB	IBB	HBP	BLK	WP	HR	S	P	ERA	WHIP										
Darrell May, L ERA: 5.41 (1, 1)	7.0		28	6	3	2	3	2	1	0	0	1	1	65	101	2.57	1.143										
Jason Grimsley, R ERA: 4.0 (8, 1)	0.2	L	5	2	2	2	2	1	0	0	0	0	1	14	25	27.00	4.500										
Jeremy Hill, R ERA: 5.06 (8, 1)	1.1		6	1	1	1	1	1	0	0	0	0	1	13	26	6.75	1.500										

Batter	1	2	3	4	5	6	7	8	9	AB	R	H	RBI	BB	SO	LOB	BOTTOM										
Chuck Knoblauch, R OBP: 0.292, SLG: 0.298 (1, 7)	F8		G4-3		F8				K	3	0	0	0	1	0	3	Cleveland Indians @ Kansas City Royals Kauffman Stadium, Kansas City, MO Sun Sep 22 2002, 1:05 PM CDT Att: 11,177 - Sunny - 66 F										
Dee Brown, L ERA: 4.0 (9, FH)			1-2 2-3				BB			1	0	0	0	0	1	1											
Carlos Beltrán, S OBP: 0.346, SLG: 0.493 (1, 8)	F8		F9				F9		4	1	1	0	1	0	3												
29 Mike Sweeney, R OBP: 0.421, SLG: 0.576 (1, 3)	E5 1B		G5-3						5	1	3	1	0	0	2												
Joe Randa, R OBP: 0.343, SLG: 0.427 (1, 10)	F8				G5-3		L8		5	1	1	0	0	0	5												
Raul Ibanez, L OBP: 0.340, SLG: 0.536 (1, 9)		L7			F7		E3 1B 2B		3	1	1	2	1	0	0												
Kit Pellow, R OBP: 0.373, SLG: 0.353 (1, 5)									3	0	1	1	0	2	0												
Michael Tucker, L OBP: 0.327, SLG: 0.406 (8, FH)		K							1	0	0	0	0	0	2												
Luis Ordaz, R OBP: 0.307, SLG: 0.239 (9, 5)					K				0	0	0	0	0	0	0												
4 Angel Berroa, R OBP: 0.339, SLG: 0.404 (1, 6)		G1-3			F8		G6-3		4	0	1	1	0	0	1												
Brent Mayne, L OBP: 0.308, SLG: 0.308 (1, 2)			G4-3 1B		G3				4	0	1	0	0	1	0												
Carlos Febles, R OBP: 0.331, SLG: 0.348 (1, 4)									3	0	2	0	0	1	0												
Luis Alicea, S OBP: 0.320, SLG: 0.291 (9, FH)			G4-3 1B						0	1	0	0	1	0	0												
Inning Stats	R: 0 E: 1 K: 0 S: 10	H: 1 LOB: 1 BB: 0 P: 18	R: 0 E: 0 K: 1 S: 8	H: 0 LOB: 0 BB: 0 P: 13	R: 0 E: 0 K: 0 S: 12	H: 2 LOB: 2 BB: 0 P: 18	R: 0 E: 0 K: 1 S: 8	H: 0 LOB: 0 BB: 0 P: 12	R: 0 E: 0 K: 0 S: 11	H: 1 LOB: 1 BB: 0 P: 16	R: 3 E: 1 K: 0 S: 13	H: 4 LOB: 0 BB: 0 P: 22	R: 0 E: 0 K: 2 S: 12	H: 0 LOB: 1 BB: 1 P: 20	R: 1 E: 0 K: 0 S: 10	H: 2 LOB: 2 BB: 1 P: 16	R: 1 E: 0 K: 1 S: 13	H: 1 LOB: 2 BB: 2 P: 25	1B: 9 2B: 2 3B: 0 HR: 0	SF: 0 SAC: 0 DP: 1 HBP: 0	WP: 0 PB: 1 CS: 0	PA: 40					
PITCHER	IP	WLS	BF	H	R	ER	SO	BB	IBB	HBP	BLK	WP	HR	S	P	ERA	WHIP										
CC Sabathia, L ERA: 4.48 (1, 1)	7.0		29	8	3	2	4	1	0	0	0	0	0	10	16	9.00	3.000										
Mark Wohlers, R ERA: 4.93 (8, 1)	1.0	H	5	2	1	1	0	1	0	0	0	0	0	10	16	9.00	3.000										
Danys Baez, R ERA: 4.46 (9, 1)	1.0	S	6	1	1	1	1	2	0	0	0	0	0	13	25	9.00	3.000										

Batter	1	2	3	4	5	6	7	8	9	AB	R	H	RBI	BB	SO	LOB	TOP											
Andres Torres, S OBP: 0.267, SLG: 0.250	F9		20 1B G4-6-3 BB	4-1 1-2 2-3 BB			2-3 K		3-3 K	3	1	0	0	2	2	0	Detroit Tigers @ Kansas City Royals Kauffman Stadium, Kansas City, MO Tue Sep 24 2002, 7:05 PM CDT Att: 9,878 - Sunny - 68 F											
20 Omar Infante, R OBP: 0.404, SLG: 0.481	K		1-1 1-3 G4-6-3 1B	0-0 L6			4-1 1B BB			3	0	1	0	1	1	3												
Robert Fick, L OBP: 0.330, SLG: 0.433 Craig Monroe, R (7, PR) (7, 9)	0-0 2B		1-1 G4-6-3 1-2 3-H 2-2		1-3 K		1-2 G4-6-3 1B			4	0	2	0	0	1	1												
Carlos Pena, L OBP: 0.318, SLG: 0.455	4-1 BB		G3-1		4-1 BB		2-1 G4-6-3 1-2			2	0	0	0	2	0	2												
Mike Rivera, R OBP: 0.262, SLG: 0.339	1-1 F3			1-1 1B 1B	2-3 K		3-1 G3-1			4	1	1	0	0	1	3												
Eric Munson, L OBP: 0.250, SLG: 0.319		4-0 BB		1-1 BB 1B	1-0 L3		1-2 F8			3	0	1	0	1	0	1												
Shane Halter, R OBP: 0.312, SLG: 0.393	1-3 K			1-0 BB 1B		2-3 K		1-1 L8		4	0	1	1	0	2	1												
Damion Easley, R OBP: 0.310, SLG: 0.357 Hiram Bocachica, R OBP: 0.263, SLG: 0.408	0-1 P3			1-1 F7	1-3 K		0-0 F3			3	0	0	0	0	1	3												
George Lombard, L OBP: 0.317, SLG: 0.401	0-3 K			3-2 F7	2-0 F7		1-2 G6-3			4	0	0	0	0	1	3												
Inning Stats	R: 0 E: 0 K: 1 S: 10	H: 1 LOB: 2 BB: 1 P: 18	R: 0 E: 0 K: 2 S: 8	H: 0 LOB: 1 BB: 1 P: 13	R: 1 E: 0 K: 0 S: 7	H: 1 LOB: 0 BB: 1 P: 15	R: 1 E: 0 K: 0 S: 14	H: 3 LOB: 3 BB: 1 P: 24	R: 0 E: 0 K: 2 S: 10	H: 0 LOB: 1 BB: 1 P: 18	R: 0 E: 0 K: 1 S: 10	H: 1 LOB: 2 BB: 1 P: 19	R: 0 E: 0 K: 1 S: 8	H: 0 LOB: 0 BB: 0 P: 13	R: 0 E: 0 K: 1 S: 8	H: 0 LOB: 0 BB: 0 P: 12		1B: 5 2B: 1 3B: 0 HR: 0	SF: 0 SAC: 0 DP: 2 HBP: 0	WP: 0 PB: 0 SB: 0 CS: 0	PA: 37							
PITCHER	IP	WLS	BF	H	R	ER	SO	BB	IBB	HBP	BLK	WP	HR	S	P	ERA	WHIP											
Miguel Asencio, R ERA: 5.11	(1, 1)	5.0	W	24	5	2	2	5	5	0	0	0	0	0	49	88	3.60	2.000										
Mike MacDougal, R ERA: 4.15	(6, 1)	2.0		7	1	0	0	3	1	0	0	0	0	0	19	33	0.00	1.000										
Ryan Bukvich, R ERA: 6.0	(8, 1)	1.0		3	0	0	0	0	0	0	0	0	0	8	13	0.00	0.000											
Jeremy Hill, R ERA: 4.26	(9, 1)	1.0		3	0	0	0	1	0	0	0	0	0	8	12	0.00	0.000											

Batter	1	2	3	4	5	6	7	8	9	AB	R	H	RBI	BB	SO	LOB	BOTTOM											
Chuck Knoblauch, R OBP: 0.290, SLG: 0.307 Ryan Bukvich, R	2-1 G5-3		3-1 HR	1-1 F3	0-3 K	0-0 F9		0-2 HR		5	1	1	1	0	1	5	Detroit Tigers @ Kansas City Royals Kauffman Stadium, Kansas City, MO Tue Sep 24 2002, 7:05 PM CDT Att: 9,878 - Sunny - 68 F											
Carlos Beltrán, S OBP: 0.348, SLG: 0.491 Jeremy Hill, R	1-0 G4-3		4-1 HR BB		4-2 29 2B BB	0-2 29 HBP 1B		1-1 G4-3		4	3	1	0	2	1	0												
29 Mike Sweeney, R OBP: 0.423, SLG: 0.578 Kit Pellow, R OBP: 0.367, SLG: 0.346	4-0 BB		2-1 P6		0-1 WP 1-H 1B	1-0 BB HBP 2B		0-3 K2-3		2	2	1	1	1	0	1												
Raul Ibanez, L OBP: 0.343, SLG: 0.541	2-3 K		1-1 1-H HR		4-2 1B BB	4-2 1B 4 E BB		2-3 K		3	3	1	2	2	2	1												
Joe Randa, R OBP: 0.342, SLG: 0.426 Luis Ordaz, R OBP: 0.314, SLG: 0.247		3-1 G1-3	3-2 G6-3		0-0 1B 1B	0-2 L9		1-0 1B 2B 1B		4	1	1	1	0	0	3												
Michael Tucker, L OBP: 0.330, SLG: 0.408	2-1 E2 4 WP			0-1 G6-3 1B		0-0 K		1-1 2B FC5-2 1B		5	2	3	2	0	1	2												
4 Angel Berroa, R OBP: 0.313, SLG: 0.368	3-2 F8 2-H			0-1 P6	1-0 F9	0-2 E6 1B		1-0 F7		5	1	0	1	0	0	6												
Brent Mayne, L OBP: 0.310, SLG: 0.312 Dusty Wathan, R OBP: 1.000, SLG: 2.000	3-2 F7			2-1 G6-3 1B	0-0 1B 2-H 1B	0-0 SF8		2-2 HR 2B		3	0	2	2	0	0	0												
Carlos Febles, R OBP: 0.332, SLG: 0.350 Brandon Berger, R OBP: 0.255, SLG: 0.388			3-2 G6-3	3-1 G6-3	3-2 1B	3-2 1B		2-2 FC5-2 HR		4	0	2	2	0	0	2												
Inning Stats	R: 0 E: 0 K: 1 S: 6	H: 0 LOB: 1 BB: 1 P: 15	R: 1 E: 1 K: 0 S: 10	H: 0 LOB: 0 BB: 0 P: 21	R: 3 E: 0 K: 0 S: 15	H: 2 LOB: 1 BB: 1 P: 31	R: 0 E: 0 K: 0 S: 10	H: 2 LOB: 2 BB: 0 P: 16	R: 4 E: 0 K: 2 S: 18	H: 4 LOB: 2 BB: 2 P: 32	R: 5 E: 1 K: 0 S: 23	H: 3 LOB: 1 BB: 1 P: 32	R: 0 E: 0 K: 3 S: 9	H: 0 LOB: 0 BB: 0 P: 11	R: 4 E: 0 K: 0 S: 17	H: 4 LOB: 0 BB: 0 P: 25		1B: 10 2B: 2 3B: 0 HR: 3	SF: 1 SAC: 0 DP: 0 HBP: 1	WP: 2 PB: 0 SB: 0 CS: 0	PA: 47							
PITCHER	IP	WLS	BF	H	R	ER	SO	BB	IBB	HBP	BLK	WP	HR	S	P	ERA	WHIP											
Shane Loux, R ERA: 9.0	(1, 1)	4.0	L	21	5	6	5	1	3	0	0	0	0	0	45	91	11.25	2.000										
Brian Powell, R ERA: 4.95	(5, 1)	1.0		7	3	2	2	2	1	0	0	0	1	0	14	24	18.00	4.000										
Matt Anderson, R ERA: 9.0	(6, 1)	0.2		7	2	5	3	0	1	0	1	0	0	0	18	26	40.50	4.500										
Eric Eckenstahler, L ERA: 2.35	(6, 1)	1.1		5	1	0	0	3	0	0	0	0	0	14	17	0.00	0.750											
Jeff Farnsworth, R ERA: 5.87	(8, 1)	1.0		7	4	4	4	0	0	0	0	0	1	17	25	36.00	4.000											



Batter	1	2	3	4	5	6	7	8	9	AB	R	H	RBI	BB	SO	LOB	TOP			
Andres Torres, S OBP: 0.286, SLG: 0.262										4	2	2	0	0	1	0	Detroit Tigers @ Kansas City Royals Kauffman Stadium, Kansas City, MO Thu Sep 26 2002, 7:05 PM CDT Att: 11,092 - Sunny - 74 F			
20 Omar Infante, R OBP: 0.388, SLG: 0.453										4	0	1	0	0	1	2				
Shane Halter, R OBP: 0.311, SLG: 0.399										3	0	0	1	0	0	1				
Randall Simon, L OBP: 0.320, SLG: 0.459										2	0	0	0	2	0	1				
Eric Munson, L OBP: 0.255, SLG: 0.320										3	0	1	1	0	0	1				
Hiram Bocachica, R OBP: 0.263, SLG: 0.406										3	0	0	0	0	0	0				
George Lombard, L OBP: 0.307, SLG: 0.387										3	0	0	0	0	2	0				
Damon Easley, R OBP: 0.305, SLG: 0.350										3	0	1	0	0	0	0				
15 Brandon Inge, R OBP: 0.268, SLG: 0.336										3	0	0	0	0	1	1				
Inning Stats	R: 0 E: 0 K: 2 S: 11	H: 0 LOB: 0 BB: 0 P: 16	R: 0 E: 0 K: 0 S: 5	H: 0 LOB: 0 BB: 0 P: 7	R: 0 E: 0 K: 0 S: 8	H: 1 LOB: 0 BB: 0 P: 14	R: 1 E: 0 K: 0 S: 11	H: 2 LOB: 2 BB: 1 P: 21	R: 0 E: 1 K: 0 S: 9	H: 0 LOB: 0 BB: 0 P: 13	R: 0 E: 0 K: 0 S: 6	H: 0 LOB: 0 BB: 1 P: 13	R: 0 E: 0 K: 1 S: 9	H: 0 LOB: 0 BB: 0 P: 16	R: 1 E: 0 K: 1 S: 9	H: 2 LOB: 1 BB: 0 P: 10	1B: 5 2B: 0 3B: 0 HR: 0	SF: 1 SAC: 0 DP: 2 HBP: 0	WP: 0 PB: 0 SB: 0 CS: 1	PA: 31
PITCHER Jeff Suppan, R ERA: 5.32	IP: 9.0 WLS: W BF: 31	H: 5 R: 2 ER: 2 SO: 5	BB: 1 IBB: 1 HBP: 0 BLK: 0	WP: 0 HR: 0 S: 77 P: 124	ERA: 2.00 WHIP: 0.667											ERA: 2.00 WHIP: 0.667				

Batter	1	2	3	4	5	6	7	8	9	AB	R	H	RBI	BB	SO	LOB	BOTTOM			
Michael Tucker, L OBP: 0.333, SLG: 0.406										3	1	0	0	2	1	1	Detroit Tigers @ Kansas City Royals Kauffman Stadium, Kansas City, MO Thu Sep 26 2002, 7:05 PM CDT Att: 11,092 - Sunny - 74 F			
Carlos Beltrán, S OBP: 0.345, SLG: 0.496										4	1	1	4	0	1	1				
29 Mike Sweeney, R OBP: 0.421, SLG: 0.570										4	0	1	0	0	0	2				
Raul Ibanez, L OBP: 0.344, SLG: 0.540										4	1	3	0	0	0	0				
Joe Randa, R OBP: 0.343, SLG: 0.425										4	0	1	0	0	0	3				
Dee Brown, L OBP: 0.314, SLG: 0.426										2	1	1	1	2	1	2				
4 Angel Berroa, R OBP: 0.297, SLG: 0.358										4	1	0	0	0	0	5				
Aaron Guiel, L OBP: 0.294, SLG: 0.339										2	1	0	0	1	0	1				
Carlos Febles, R OBP: 0.332, SLG: 0.350										1	0	1	0	0	0	0				
A.J. Hinch, R OBP: 0.322, SLG: 0.404										4	1	1	1	0	1	2				
Inning Stats	R: 0 E: 0 K: 0 S: 8	H: 0 LOB: 0 BB: 0 P: 16	R: 0 E: 0 K: 0 S: 11	H: 0 LOB: 1 BB: 1 P: 17	R: 0 E: 0 K: 0 S: 12	H: 0 LOB: 0 BB: 0 P: 17	R: 0 E: 0 K: 0 S: 6	H: 2 LOB: 1 BB: 0 P: 10	R: 3 E: 2 K: 0 S: 9	H: 0 LOB: 1 BB: 3 P: 21	R: 1 E: 0 K: 0 S: 8	H: 2 LOB: 1 BB: 0 P: 11	R: 3 E: 0 K: 1 S: 19	H: 4 LOB: 2 BB: 1 P: 33	R: 0 E: 0 K: 3 S: 15	H: 1 LOB: 1 BB: 0 P: 22	1B: 6 2B: 1 3B: 1 HR: 1	SF: 1 SAC: 0 DP: 2 HBP: 0	WP: 1 PB: 1 SB: 0 CS: 0	PA: 38
PITCHER 34 Nate Cornejo, R ERA: 5.04 Eric Eckenstahler, L ERA: 5.63 Fernando Rodney, R ERA: 6.11	IP: 6.0 WLS: L BF: 26	H: 4 R: 4 ER: 3 SO: 0	BB: 4 IBB: 0 HBP: 0 BLK: 0	WP: 1 HR: 1 S: 8 P: 17	ERA: 1.50 WHIP: 1.333											ERA: 81.00 WHIP: 12.000				
PITCHER	IP: 1.2 WLS: L BF: 7	H: 2 R: 0 ER: 0 SO: 4	BB: 0 IBB: 0 HBP: 0 BLK: 0	WP: 0 HR: 0 S: 26 P: 38	ERA: 0.00 WHIP: 1.200											ERA: 0.00 WHIP: 1.200				

Batter	1	2	3	4	5	6	7	8	9	AB	R	H	RBI	BB	SO	LOB	TOP										
Chuck Knoblauch R (1.7) OBP: 0.284, SLG: 0.300	1-1 F9		0-0 G5-4-3		1-0 L9		0-1 F9		1-1 F2	5	0	0	0	0	0	4											
Carlos Beltrán S (1.8) OBP: 0.346, SLG: 0.497	0-2 E5			1-0 P5		3-0 G5-3 2B		1-0 G3-1 1B	2-3 K	5	2	2	0	0	1	0											
29 Mike Sweeney R (1.3) OBP: 0.420, SLG: 0.567	0-1 F8			2-2 P6		0-1 G5-3		3-2 G3-1 1B		4	1	1	0	0	0	2											
Joe Randa R (1.5) OBP: 0.343, SLG: 0.423	1-3 K			4-2 1B BB		1-2 G4-3		1-1 G3-1		3	0	0	1	1	1	3											
Raul Ibanez L (1.9) OBP: 0.343, SLG: 0.538		2-3 K		0-1 1B		1-2 G5-3		1-0 P6		4	0	1	0	0	1	2											
Kit Pellow R (1.10) OBP: 0.344, SLG: 0.321		3-3 K		2-3 1B			2-2 F8	0-0 E5 1B		4	0	0	0	0	2	3											
Neifi Pérez S (1.6) OBP: 0.280, SLG: 0.303		2-3 K			0-0 G6-3		0-1 G6-3	2-3 3-H 2-2 1B		4	0	1	1	0	1	0											
A.J. Hinch R (1.2) OBP: 0.321, SLG: 0.401			0-2 G4-3		2-1 G6-3		1-2 BB 1B	3-H 2-2 F5		4	0	1	0	0	0	2											
Carlos Febles R (1.4) OBP: 0.337, SLG: 0.351			1-0 G5-4-3 1B		4-2 BB		4-2 BB	2-2 P4		2	0	1	0	2	0	0											
Inning Stats	R: 0 E: 1 K: 1 S: 11	H: 0 LOB: 1 BB: 0 P: 13	R: 0 E: 0 K: 3 S: 10	H: 0 LOB: 0 BB: 0 P: 17	R: 0 E: 0 K: 0 S: 5	H: 1 LOB: 0 BB: 0 P: 6	R: 0 E: 0 K: 1 S: 12	H: 1 LOB: 2 BB: 1 P: 21	R: 0 E: 0 K: 0 S: 7	H: 0 LOB: 1 BB: 1 P: 14	R: 1 E: 0 K: 0 S: 10	H: 1 LOB: 0 BB: 0 P: 15	R: 0 E: 0 K: 0 S: 15	H: 1 LOB: 2 BB: 1 P: 22	R: 2 E: 1 K: 0 S: 17	H: 3 LOB: 2 BB: 0 P: 27	R: 0 E: 0 K: 1 S: 8	H: 0 LOB: 0 BB: 0 P: 13	1B: 6 2B: 1 3B: 0 HR: 0	SF: 0 SAC: 0 DP: 1 HBP: 0	WP: 0 PA: 38 PB: 0 SB: 0 CS: 0						
PITCHER	IP	WLS	BF	H	R	ER	SO	BB	IBB	HBP	BLK	WP	HR	S	P	ERA	WHIP										
CC Sabathia L (1.1) ERA: 4.37	7.0	W	28	4	1	1	5	3	0	0	0	0	0	70	108	1.29	1.000										
Roy Smith R (8.1) ERA:	0.2		6	3	2	0	0	0	0	0	0	0	0	12	20	0.00	4.500										
David Riske R (8.1) ERA: 5.29	1.1		4	0	0	0	1	0	0	0	0	0	0	13	20	0.00	0.000										

Kansas City Royals @ Cleveland Indians
 Jacobs Field, Cleveland, OH
 Fri Sep 27 2002, 7:05 PM EDT
 Att: 27,706 - Cloudy - 64 F

AB 35
 R 3
 H 7
 RBI 2
 BB 3
 SO 6
 LOB 16



Batter	1	2	3	4	5	6	7	8	9	AB	R	H	RBI	BB	SO	LOB	BOTTOM										
Coco Crisp S (1.8) OBP: 0.321, SLG: 0.395	2-2 G6-3	0-1 G4-3			0-0 2B 1B	0-2 G3 WP 1B		4-2 1B BB		4	1	2	1	1	0	1											
Omar Vizquel S (1.6) OBP: 0.338, SLG: 0.415	1-1 G6-3		1-1 G5-3		0-0 1B 2B	2-2 G3		0-0 1B		5	1	2	0	0	0	1											
Ellis Burks R (1.10) OBP: 0.363, SLG: 0.542	3-3 K		2-3 K		0-0 1B	1-2 G5-3		2-3 K		4	0	1	1	0	2	1											
Ben Broussard L (6. PH) OBP: 0.296, SLG: 0.393					2-3 3-H 1B					1	0	0	0	0	1	2											
Jim Thome L (1.3) OBP: 0.445, SLG: 0.674		4-2 1B 3B BB	1-1 HR		1-2 3-H 1B		2-3 K			3	2	2	2	1	1	0											
Karim Garcia L (1.9) OBP: 0.322, SLG: 0.589		0-2 3B 1B	0-0 1B		3-3 K		0-1 HR			4	2	3	1	0	1	2											
Lee Stevens L (1.7) OBP: 0.305, SLG: 0.377		2-2 2B 3B	0-1 L4		1-3 K		0-0 G6-3			3	1	1	2	0	1	3											
Chris Magruder S (6.7) OBP: 0.265, SLG: 0.363		1-H 2-H 2B 3B								1	0	0	0	0	0	0											
Greg LaRocca R (1.5) OBP: 0.367, SLG: 0.365		1-1 L6		0-0 P6	2-0 P4		0-1 G4-3			4	0	0	0	0	0	3											
John McDonald R (1.4) OBP: 0.290, SLG: 0.328		2-1 F5		1-2 F8		1-0 F9 1B 2B		0-0 F7		4	1	1	0	0	0	1											
Eddie Pérez R (1.2) OBP: 0.252, SLG: 0.291		2-1 3-H 2B		1-3 K		0-0 F9		1-3 K		4	0	1	1	0	2	1											
Inning Stats	R: 0 E: 0 K: 1 S: 8	H: 3 LOB: 1 BB: 1 P: 28	R: 3 E: 0 K: 0 S: 17	H: 3 LOB: 1 BB: 1 P: 28	R: 1 E: 0 K: 1 S: 11	H: 2 LOB: 0 BB: 0 P: 15	R: 0 E: 0 K: 1 S: 7	H: 0 LOB: 0 BB: 0 P: 9	R: 2 E: 0 K: 2 S: 14	H: 4 LOB: 2 BB: 0 P: 21	R: 1 E: 0 K: 0 S: 14	H: 2 LOB: 1 BB: 0 P: 18	R: 1 E: 0 K: 1 S: 8	H: 1 LOB: 0 BB: 0 P: 10	R: 0 E: 0 K: 2 S: 13	H: 1 LOB: 2 BB: 1 P: 20	R: 0 E: 0 K: 2 S: 8	H: 0 LOB: 0 BB: 0 P: 13	1B: 7 2B: 3 3B: 1 HR: 2	SF: 0 SAC: 0 DP: 0 HBP: 0	WP: 1 PA: 39 PB: 0 SB: 0 CS: 0						
PITCHER	IP	WLS	BF	H	R	ER	SO	BB	IBB	HBP	BLK	WP	HR	S	P	ERA	WHIP										
Wes Obermueller R (1.1) ERA: 11.74	4.0	L	21	8	1	0	0	0	0	0	0	0	0	11	18	0.00	1.000										
Scott Mullen L (5.1) ERA: 2.77	1.0		4	1	0	0	2	0	0	0	0	0	0	11	18	0.00	1.000										
56 Shawn Sedlacek R (6.1) ERA: 6.72	3.0		14	4	2	2	3	1	0	0	0	1	1	35	48	6.00	1.667										

Kansas City Royals @ Cleveland Indians
 Jacobs Field, Cleveland, OH
 Fri Sep 27 2002, 7:05 PM EDT
 Att: 27,706 - Cloudy - 64 F

AB 37
 R 8
 H 13
 RBI 8
 BB 2
 SO 8
 LOB 15



Batter	1	2	3	4	5	6	7	8	9	AB	R	H	RBI	BB	SO	LOB	TOP				
Michael Tucker, L OBP: 0.330, SLG: 0.406	3-3 K	1-2 FC1-6		1-3 K		2-3 K		2-2 K		5	0	1	1	0	3	3	Kansas City Royals @ Cleveland Indians Jacobs Field, Cleveland, OH Sun Sep 29 2002, 1:05 PM EDT Att: 32,018 - Sunny - 72 F				
Carlos Beltrán, S OBP: 0.346, SLG: 0.501	0-2 HR	1-1 G4-3		0-0 2B		4-1 BB		2-1 F5		4	1	2	1	1	0	2					
Raul Ibanez, L OBP: 0.346, SLG: 0.537	3-0 BB 1B		0-0 G6-3	2-3 K		0-0 G3			1-3 K	5	1	1	0	0	2	4					
Kit Pellow, R OBP: 0.342, SLG: 0.302	4-1 BB 1B		4-1 BB	3-2 G6-3			1-3 K		2-2 G4-3	3	0	0	0	2	1	0					
Aaron Guiel, L OBP: 0.296, SLG: 0.338	1-2 BB 1B		1-1 BB	0-1 G3			1-3 K		4-2 BB	4	0	1	1	1	1	1					
4 Angel Berroa, R OBP: 0.301, SLG: 0.347	2-3 K		2-3 P3	0-1 1B			2-3 K		0-3 K	5	0	1	0	0	3	5					
Dee Brown, L OBP: 0.291, SLG: 0.392	1-1 G3		0-2 G4-3	2-3 K				1-3 K		4	0	0	0	0	2	5					
Luis Ordoz, R OBP: 0.308, SLG: 0.245		1-0 G1-3		0-1 G1-3		2-3 K		3-1 2B 1B		4	1	1	0	0	1	0					
Dusty Wathan, R OBP: 0.667, SLG: 0.800	1-2 FC1-6 1B		1-1 2B HBP	2-1 BB 1B				2-3 K		3	0	2	0	0	1	1					
Inning Stats	R: 2 E: 0 K: 2 S: 21	H: 3 LOB: 2 BB: 1 P: 35	R: 0 E: 0 K: 0 S: 9	H: 1 LOB: 1 BB: 0 P: 13	R: 0 E: 1 K: 0 S: 10	H: 0 LOB: 2 BB: 1 P: 16	R: 0 E: 0 K: 2 S: 11	H: 1 LOB: 2 BB: 0 P: 15	R: 0 E: 0 K: 1 S: 10	H: 0 LOB: 0 BB: 0 P: 14	R: 1 E: 0 K: 2 S: 14	H: 2 LOB: 1 BB: 0 P: 24	R: 0 E: 0 K: 2 S: 13	H: 0 LOB: 1 BB: 1 P: 20	1B: 6 2B: 2 3B: 0 HR: 1	SF: 0 SAC: 0 DP: 0 HBP: 1		WP: 0 PB: 0 SB: 0 CS: 0	PA: 42		
PITCHER	IP WLS BF H R ER SO BB IBB HBP BLK WP HR S P ERA WHIP	IP WLS BF H R ER SO BB IBB HBP BLK WP HR S P ERA WHIP																			
Roy Smith, R ERA: 3.0	(1, 1) 3.1 18 4 2 2 2 2 0 0 0 0 0 1 43 68 5.40 1.800	(4, 1) 1.2 7 2 0 0 3 0 0 0 0 0 0 0 18 26 0.00 1.200	(6, 1) 1.0 W 5 1 0 0 2 1 0 0 0 0 0 0 24 38 4.50 1.000	(7, 1) 2.0 H 8 2 1 1 5 0 0 0 0 0 0 24 38 4.50 1.000	(9, 1) 1.0 4 0 0 0 2 1 0 0 0 0 0 0 13 20 0.00 1.000																
Batter	1	2	3	4	5	6	7	8	9	AB	R	H	RBI	BB	SO	LOB	BOTTOM				
Coco Crisp, S OBP: 0.314, SLG: 0.386	1-1 G6-3			2-1 F8		1-0 F9	1-1 SF8			3	0	0	1	0	0	0	Kansas City Royals @ Cleveland Indians Jacobs Field, Cleveland, OH Sun Sep 29 2002, 1:05 PM EDT Att: 32,018 - Sunny - 72 F				
Brandon Phillips, R OBP: 0.343, SLG: 0.419	0-1 P6			0-1 1B		1-2 E5 FC5 1B	2-2 F2			4	1	2	0	0	0	2					
Travis Fryman, R OBP: 0.292, SLG: 0.350	3-2 G6-3			1-3 K		1-2 FC5 1B 41 SF9	2-1 2B			4	1	1	2	0	1	2					
Jim Thome, L OBP: 0.445, SLG: 0.677				1-3 K		1-0 1B	2-2 F5			3	0	1	1	0	1	1					
Ben Broussard, L OBP: 0.292, SLG: 0.384		0-1 G6-3				1-3 FC5-4 1B				1	0	0	0	0	0	1					
41 Victor Martinez, S OBP: 0.333, SLG: 0.406		0-0 P6			3-1 HR	3-0 SF9		4-1 WP BB		2	1	1	2	1	0	0					
Earl Snyder, R OBP: 0.279, SLG: 0.291		1-3 K			1-2 HR	0-0 FC5-4		2-0 F4		4	1	1	1	0	1	2					
Bill Selby, L OBP: 0.276, SLG: 0.396			2-3 K		1-2 G4-3		4-2 SH BB SF8 BB	2-3 K		2	1	0	0	1	1	0					
Karim Garcia, L OBP: 0.314, SLG: 0.574							1-2 SH BB 2B BB	1-2 K		1	0	0	0	0	1	1					
Chris Magruder, S OBP: 0.261, SLG: 0.353			0-0 G5-3		1-3 K		4-2 SH 2B BB	2-3 K		3	1	0	0	1	2	1					
John McDonald, R OBP: 0.288, SLG: 0.326			2-3 K		0-0 G1-3		0-0 SH 2B			2	1	0	0	0	1	0					
Inning Stats	R: 0 E: 0 K: 0 S: 7	H: 0 LOB: 0 BB: 0 P: 11	R: 0 E: 0 K: 1 S: 7	H: 0 LOB: 0 BB: 0 P: 8	R: 0 E: 0 K: 2 S: 14	H: 0 LOB: 0 BB: 0 P: 18	R: 0 E: 0 K: 2 S: 10	H: 1 LOB: 1 BB: 0 P: 14	R: 2 E: 1 K: 0 S: 11	H: 2 LOB: 1 BB: 0 P: 18	R: 2 E: 1 K: 0 S: 16	H: 1 LOB: 1 BB: 2 P: 31	R: 0 E: 0 K: 2 S: 8	H: 0 LOB: 1 BB: 1 P: 18	1B: 3 2B: 1 3B: 0 HR: 2	SF: 2 SAC: 1 DP: 0 HBP: 0	WP: 1 PB: 0 SB: 0 CS: 0	PA: 35			
PITCHER	IP WLS BF H R ER SO BB IBB HBP BLK WP HR S P ERA WHIP	IP WLS BF H R ER SO BB IBB HBP BLK WP HR S P ERA WHIP																			
Darrell May, L ERA: 5.35	(1, 1) 5.0 18 3 2 2 6 0 0 0 0 0 0 0 11 18 18.00 2.000	(6, 1) 1.0 L 6 2 2 2 0 0 0 0 0 0 0 0 16 31 9.00 3.000	(7, 1) 1.0 7 1 3 1 0 2 0 0 0 0 0 0 16 31 9.00 3.000	(8, 1) 1.0 4 0 0 0 2 1 0 0 0 1 0 0 8 18 0.00 1.000																	
Scott Mullen, L ERA: 3.15																					
Ryan Bukvich, R ERA: 6.12																					
Jeremy Hill, R ERA: 3.86																					