

Kansas City Royals - 2003

Batter	1	2	3	4	5	6	7	8	9	AB R H RBI BB SO LOB	TOP									
D'Angelo Jimenez, S (1, 4) FC X	0-2 F9 ①		1-0 G6-3 ②			3-2 F7 ②		1-1 G6-3 ③		4 0 0 0 0 0 0	Chicago White Sox @ Kansas City Royals Kauffman Stadium, Kansas City, MO Mon Mar 31 2003, 2:05 PM CST Att. 40,302 - Cloudy - 71 F									
Jose Valentin, S (1, 6) B C X	2-1 L6 ②		1-2 L4 ③			0-3 K ③		2-2 L9 ①	4 0 0 0 0 1 0											
Frank Thomas, R (1, 10) OBP: 0.750, SLG: 0.500 C C X	0-2 1B			4-2 14 G6-4-3 BB		4-0 1B 14 FC5-2 BB		1-3 K	2 0 1 0 2 1 0											
Magglio Ordonez, R (1, 9) OBP: 0.250, SLG: 0.250 C B X	1-1 F9 ③			0-3 K		0-0 14 FC5-2 1B		0-0 G6-3 ③	4 0 1 0 0 1 2											
14 Paul Konerko, R (1, 3) C B X		0-3 K ①		1-1 G6-4-3 ② ③ 1-2f		0-1 FC5-2 ①		0-1 FC5-2 ①	3 0 0 0 0 1 3											
Carlos Lee, R (1, 7) C B T B F T		2-3 K ②			0-1 G5-3 ①		0-3 K ②		0-3 K ②	3 0 0 0 0 2 2										
24 Joe Crede, R (1, 5) OBP: 0.333, SLG: 0.667 C X		0-1 2B			1-2 F8 ②		2-3 K ③			3 0 1 0 0 1 2										
Aaron Rowand, R (1, 8) C B T B F T		1-2 G4-3 ③			3-3 K ③			1-2 G4-3 ①		3 0 0 0 0 1 1										
Sandy Alomar Jr., R (1, 2) S B B X			3-1 G6-3 ①			0-1 G5-3 ①		2-2 G5-3 ②		3 0 0 0 0 0 0										
Inning Stats	R: 0 E: 0 K: 0 S: 10	H: 1 LOB: 1 BB: 0 P: 13	R: 0 E: 0 K: 2 S: 11	H: 1 LOB: 1 BB: 0 P: 14	R: 0 E: 0 K: 0 S: 6	H: 0 LOB: 0 BB: 0 P: 11	R: 0 E: 0 K: 1 S: 9	H: 0 LOB: 0 BB: 1 P: 14	R: 0 E: 0 K: 1 S: 10	H: 0 LOB: 0 BB: 0 P: 14	R: 0 E: 0 K: 2 S: 10	H: 1 LOB: 2 BB: 1 P: 16	R: 0 E: 0 K: 2 S: 13	H: 0 LOB: 0 BB: 0 P: 17	R: 0 E: 0 K: 1 S: 7	H: 0 LOB: 0 BB: 0 P: 10	1B: 2 2B: 1 3B: 0 HR: 0	SF: 0 SAC: 0 DP: 1 HBP: 0	WP: 0 PB: 0 SB: 0 CS: 0	PA: 31
PITCHER	IP WLS BF H R ER SO BB IBB HBP BLK WP HR S P ERA WHIP																			
Runelvys Hernandez, R (1, 1) ERA:	6.0 W 20 2 0 0 5 1 0 0 0 0 0 0 54 77 0.00 0.500																			
Jason Grimsley, R (7, 1) ERA:	2.0 H 8 1 0 0 2 1 0 0 0 0 0 0 23 33 0.00 1.000																			
Mike MacDougal, R (9, 1) ERA:	1.0 S 3 0 0 0 1 0 0 0 0 0 0 0 7 10 0.00 0.000																			

AB	29
R	0
H	3
RBI	0
BB	2
SO	8
LOB	10



Batter	1	2	3	4	5	6	7	8	9
Michael Tucker, L (1, 8) (9, 9)	1-3 K	1-0 F8			3-2 P5		0-1 F8		
Joe Randa, R (1, 5)	0-0 G4-3		2-2 E6 FC5-4		4-2 BB 29 G4-3		3-2 L8		
29 Mike Sweeney, R OBP: 0.500, SLG: 0.667 (1, 3)	4-2 BB		2-1 F8		0-1 G4-3		0-0 WP 2B		
Raul Ibanez, L (1, 7)	0-2 P5		1-1 F7		1-2 F7		1-0 F7		
Brandon Berger, R (1, 9) Desi Relaford, S (8, PH) Rontrez Johnson, R (9, 8)		4-2 BB 2B 4 1B	0-0 FC5-4		0-1 G6-3		4-2 BB 4 S 2-H		
Ken Harvey, R (1, 10) OBP: 0.500, SLG: 1.000		1-2 BB 4 1B SF8		1-2 G4-3		1-0 BB 1B 2B	0-0 F9		
4 Angel Berroa, R (1, 6) OBP: 0.250, SLG: 0.250		0-0 BB 2B 1B		0-0 F9		1-2 BB G6-3	3-3 BB SAFE K		
Brent Mayne, L (1, 2) OBP: 0.667, SLG: 1.000		2-1 BB SAFE SF8		0-2 BB 1B		1-2 BB 2-H 1B			
Carlos Febles, R (1, 4) OBP: 0.333, SLG: 0.667		1-1 BB SAFE SAFE 1-H 2B		0-0 F7		0-0 BB B3			

Inning Stats	R: 0	H: 0	E: 0	K: 1	S: 9	R: 2	H: 3	E: 0	K: 0	S: 11	R: 0	H: 0	E: 1	K: 0	S: 8	R: 0	H: 1	E: 0	K: 0	S: 8	R: 0	H: 2	E: 0	K: 0	S: 9	R: 0	H: 0	E: 0	K: 0	S: 6	R: 1	H: 1	E: 0	K: 1	S: 9
	LOB: 1	BB: 1	BB: 14			LOB: 1	BB: 1	LOB: 1	BB: 0	P: 20	LOB: 1	BB: 1	LOB: 1	BB: 0	P: 13	LOB: 2	BB: 0	LOB: 2	BB: 0	P: 12	LOB: 0	BB: 0	LOB: 0	BB: 0	P: 9	LOB: 1	BB: 1	LOB: 1	BB: 1	P: 17					

PITCHER	IP	WLS	BF	H	R	ER	SO	BB	IBB	HBP	BLK	WP	HR	S	P	ERA	WHIP
56 Mark Buehrle, L (1, 1) ERA: 2.57	7.0	L	29	6	2	2	1	3	0	0	0	0	0	62	96	2.57	1.286
Tom Gordon, R (8, 1) ERA: 9.0	1.0		5	1	1	1	1	1	0	0	0	1	0	9	17	9.00	2.000

AB R H RBI BB SO LOB

4	0	0	0	0	1	1
3	0	0	0	1	0	0
3	1	1	0	1	0	2
4	0	0	0	0	0	4
2	1	0	0	1	0	1
0	0	0	0	1	0	0
0	0	0	0	0	0	0
4	1	2	0	0	0	1
4	0	1	1	0	1	2
2	0	2	1	0	0	0
3	0	1	0	0	0	1

1B: 3	SF: 1	WP: 1	PA: 34
2B: 4	SAC: 0	PB: 1	
3B: 0	DP: 0	SB: 1	
HR: 0	HBP: 0	CS: 0	

PITCHER	IP	WLS	BF	H	R	ER	SO	BB	IBB	HBP	BLK	WP	HR	S	P	ERA	WHIP
---------	----	-----	----	---	---	----	----	----	-----	-----	-----	----	----	---	---	-----	------

Chicago White Sox @ Kansas City Royals
Kauffman Stadium, Kansas City, MO
 Mon Mar 31 2003, 2:05 PM CST
 Att: 40,302 - Cloudy - 71 F

livebaseballscorecards.com

AB	29
R	3
H	7
RBI	2
BB	4
SO	2
LOB	12



Batter	1	2	3	4	5	6	7	8	9	AB R H RBI BB SO LOB	TOP														
D'Angelo Jimenez, S OBP: 0.222, SLG: 0.125 (1, 4)	1-3 		1-1 		2-1 		0-1 		4-2 	4 1 1 0 1 1 1															
Tony Graffanino, R OBP: 0.600, SLG: 0.800 (1, 6)	0-2 		1-1 		3-3 		0-0 		3-3 	5 1 3 0 0 2 1															
Frank Thomas, R OBP: 0.556, SLG: 0.333 (1, 10)	4-2 		0-0 		3-2 		3-1 		1-0 	4 0 1 1 1 0 2															
Magglio Ordonez, R OBP: 0.125, SLG: 0.143 (1, 9)	0-3 		1-0 				2-1 			3 0 0 1 0 1 4															
14 Paul Konerko, R OBP: 0.143, SLG: 0.286 (1, 3)	1-1 		0-0 				1-2 		1-3 	4 0 1 0 0 1 2															
Carlos Lee, R (1, 7)			0-1 				4-0 		3-3 	3 0 0 0 1 2 1															
24 Joe Crede, R OBP: 0.429, SLG: 0.714 (1, 5)			1-1 		1-2 		1-3 		0-0 	4 1 2 0 0 1 1															
Aaron Rowand, R (1, 8)			0-0 		0-2 		1-2 		1-0 	3 0 0 0 0 0 1															
Armando Rios, L OBP: 1.000, SLG: 1.000 (8, PH)										1 0 1 1 0 0 0															
Sandy Alomar Jr., R OBP: 0.167, SLG: 0.167 (1, 2)			2-1 		0-0 		1-2 		0-0 	3 0 1 0 0 0 1															
Miguel Olivo, R (7, PR)										0 1 0 0 0 0 0															
Brian Daubach, L (8, PH)										1 0 0 0 0 0 1															
Josh Paul, R (8, 2)										0 0 0 0 0 0 0															
Inning Stats	R: 0 E: 0 K: 2 S: 13	H: 1 LOB: 2 BB: 1 P: 19	R: 0 E: 0 K: 0 S: 7	H: 1 LOB: 1 BB: 0 P: 10	R: 2 E: 1 K: 1 S: 10	H: 3 LOB: 1 BB: 0 P: 13	R: 0 E: 0 K: 0 S: 8	H: 0 LOB: 0 BB: 0 P: 9	R: 0 E: 0 K: 1 S: 10	H: 0 LOB: 0 BB: 0 P: 18	R: 0 E: 0 K: 1 S: 8	H: 0 LOB: 1 BB: 1 P: 15	R: 1 E: 0 K: 0 S: 14	H: 3 LOB: 2 BB: 0 P: 21	R: 1 E: 0 K: 2 S: 14	H: 2 LOB: 1 BB: 0 P: 19	R: 0 E: 0 K: 1 S: 6	H: 0 LOB: 0 BB: 1 P: 14	1B: 7 2B: 3 3B: 0 HR: 0	SF: 1 SAC: 0 DP: 1 HBP: 0	WP: 1 PB: 0 SB: 0 CS: 0	PA: 39			
PITCHER	IP WLS BF H R ER SO BB IBB HBP BLK WP HR S P ERA WHIP																								
Jeremy Affeldt, L (1, 1)	5.2		24	5	2	2	4	2	0	0	0	0	0	53	80	3.18	1.235								
Jason Grimsley, R (6, 1)	0.1	H	1	0	0	0	1	0	0	0	0	0	0	3	4	0.00	0.000								
Albie Lopez, R (7, 1)	1.2	W	10	5	2	2	2	0	0	0	0	1	0	27	39	10.80	3.000								
D.J. Carrasco, R (8, 1)	0.1	H	1	0	0	0	0	0	0	0	0	0	0	1	1	0.00	0.000								
Mike MacDougal, R (9, 1)	1.0	S	3	0	0	0	1	1	0	0	0	0	0	6	14	0.00	1.000								

Chicago White Sox @ Kansas City Royals
Kauffman Stadium, Kansas City, MO
Wed Apr 02 2003, 1:05 PM CST
Att. 10,429 - Sunny - 75 F

AB	35
R	4
H	10
RBI	3
BB	3
SO	8
LOB	15



Batter	1	2	3	4	5	6	7	8	9
Michael Tucker, L (1, 8) (8, 9)	2-0 F7		4-1 1B 29 1B BB		0-1 F7		2-3 K		
Joe Randa, R OBP: 0.500, SLG: 0.833 (1, 5)	2-3 K		0-1 29 1B 1-3 SF8 1B		4-1 2B 1-2 BB		0-1 1-H HR		
29 Mike Sweeney, R OBP: 0.375, SLG: 0.429 (1, 3)	1-1 G5-3		1-2 1-3 3-H 1B		2-1 F9		0-1 P4		
Raul Ibanez, L OBP: 0.375, SLG: 0.714 (1, 7)		2-2 F7 2B	0-0 SF8		0-2 1-3 3-H 2B		0-2 1B		
Dee Brown, L (1, 9)		1-2 P3	1-2 2-2 G4-3		2-2 F9		2-3 K		
Rontrez Johnson, R (7, PH) (8, 8)									
Ken Harvey, R OBP: 0.250, SLG: 0.500 (1, 10)		0-0 F7 2-3		0-1 G5-3		2-1 F8		1-1 G6-3	
Desi Relaford, S (1, 4)		4-2 BB		3-3 K		0-0 G6-3		2-2 P1	
Carlos Febles, R OBP: 0.333, SLG: 0.667 (9, 4)									
Brent Mayne, L OBP: 0.286, SLG: 0.333 (1, 2)		1 SAFE 3-2 P4		0-0 F9		1-2 P3		3-1 G3	
4 Angel Berroa, R OBP: 0.286, SLG: 0.167 (1, 6)			2-2 F9		1-2 29 F9 2B HBP		2-2 E6 HR		

Inning Stats	R: 0 E: 0 K: 1 S: 9	H: 0 LOB: 0 BB: 0 P: 14	R: 0 E: 0 K: 0 S: 15	H: 1 LOB: 2 BB: 1 P: 25	R: 2 E: 0 K: 0 S: 15	H: 2 LOB: 1 BB: 1 P: 24	R: 0 E: 0 K: 1 S: 6	H: 0 LOB: 0 BB: 0 P: 9	R: 1 E: 0 K: 0 S: 16	H: 1 LOB: 2 BB: 1 P: 25	R: 0 E: 0 K: 0 S: 7	H: 0 LOB: 0 BB: 0 P: 10	R: 2 E: 1 K: 2 S: 17	H: 2 LOB: 1 BB: 0 P: 23	R: 0 E: 0 K: 0 S: 7	H: 0 LOB: 0 BB: 0 P: 13
1B: 3 2B: 2 3B: 0 HR: 1	SF: 1 SAC: 0 DP: 0 HBP: 1	WP: 0 PB: 0 SB: 1 CS: 0	PA: 35													

PITCHER	IP	WLS	BF	H	R	ER	SO	BB	IBB	HBP	BLK	WP	HR	S	P	ERA	WHIP
Bartolo Colon, R ERA: 4.5 (1, 1)	6.0		26	4	3	3	2	3	0	0	0	0	0	68	107	4.50	1.167
Rick White, R ERA: 13.5 (7, 1)	0.2	L	4	1	2	1	1	0	0	0	0	0	1	11	15	13.50	1.500
Damaso Marte, L ERA: (7, 1)	0.1		2	1	0	0	1	0	0	0	0	0	0	6	8	0.00	3.000
Billy Koch, R ERA: (8, 1)	1.0		3	0	0	0	0	0	0	0	0	0	0	7	13	0.00	0.000

AB R H RBI BB SO LOB

3 1 0 0 1 1 2

3 2 2 2 1 1 0

4 0 1 1 0 0 2

3 0 3 2 0 0 0

3 0 0 0 0 0 4
1 0 0 0 0 1 1

4 0 0 0 0 0 1

3 0 0 0 1 1 0
0 0 0 0 0 0 0

4 0 0 0 0 0 2

2 2 0 0 0 0 0

1B: 3 SF: 1
2B: 2 SAC: 0
3B: 0 DP: 0
HR: 1 HBP: 1

WP: 0 PA: 35
PB: 0
SB: 1
CS: 0

ERA WHIP

Chicago White Sox @ Kansas City Royals

Kauffman Stadium, Kansas City, MO

Wed Apr 02 2003, 1:05 PM CST

Att. 10,429 - Sunny - 75 F

livebaseballscorecards.com

AB 30

R 5

H 6

RBI 5

BB 3

SO 4

LOB 12



Batter	1	2	3	4	5	6	7	8	9	AB R H RBI BB SO LOB	TOP																
D'Angelo Jimenez, S OBP: 0.286, SLG: 0.167 (1, 4)	2-1 G1-3	1-0 F8			4-2 HR		0-1 HR		2-1 F7	4 2 1 0 1 0 1																	
Jose Valentin, S OBP: 0.444, SLG: 1.375 (1, 6)	0-1 SF7		2-3 K		2-0 HR		0-1 HR		4-2 BB	4 3 3 4 1 1 0																	
Frank Thomas, R OBP: 0.500, SLG: 0.222 (1, 10)	2-2 HBP		2-1 G5-3		4-0 BB		3-3 K		1-2 F7	3 0 0 0 1 1 1																	
Magglio Ordonez, R OBP: 0.167, SLG: 0.300 (1, 9)	2-2 SF7		0-2 2B		1-1 G6-4-3		3-2 G5-3			3 0 1 1 0 0 1																	
14 Paul Konerko, R OBP: 0.091, SLG: 0.182 (1, 3)	3-3 K		0-1 L3		0-0 G5-3			1-2 G5-3		4 0 0 0 0 1 2																	
Carlos Lee, R OBP: 0.273, SLG: 0.111 (1, 7)		1-1 24 2B SF7		4-1 WP 24 G1-3		3-3 K		3-3 K		3 1 1 0 1 2 0																	
24 Joe Crede, R OBP: 0.455, SLG: 0.727 (1, 5)		2-1 SAFE		0-0 G1-3		0-3 K		0-1 1B		4 0 2 0 0 1 1																	
Armando Rios, L OBP: 0.200, SLG: 0.250 (1, 8)		1-2 SF7		0-1 F7		2-2 G3-1		1-1 G1-3		3 0 0 1 0 0 2																	
Aaron Rowand, R (8, 8)		3-H								0 0 0 0 0 0 0																	
Miguel Olivo, R (1, 2)		0-1 G5-3		3-2 F7			1-2 G4-3		2-2 G1-3	4 0 0 0 0 0 2																	
Inning Stats	R: 1 E: 0 K: 1 S: 13	H: 1 LOB: 1 BB: 0 P: 22	R: 1 E: 0 K: 0 S: 11	H: 2 LOB: 1 BB: 0 P: 16	R: 0 E: 0 K: 1 S: 10	H: 1 LOB: 1 BB: 1 P: 14	R: 0 E: 0 K: 0 S: 7	H: 0 LOB: 1 BB: 1 P: 14	R: 2 E: 0 K: 0 S: 10	H: 1 LOB: 0 BB: 2 P: 21	R: 0 E: 0 K: 2 S: 13	H: 0 LOB: 0 BB: 0 P: 18	R: 2 E: 0 K: 1 S: 13	H: 2 LOB: 0 BB: 0 P: 20	R: 0 E: 0 K: 1 S: 11	H: 1 LOB: 1 BB: 0 P: 16	R: 0 E: 0 K: 0 S: 10	H: 0 LOB: 1 BB: 1 P: 19	1B: 3 2B: 2 3B: 1 HR: 2	SF: 2 SAC: 0 DP: 1 HBP: 1	WP: 1 PB: 0 SB: 0 CS: 0	PA: 39					
PITCHER	IP WLS BF H R ER SO BB IBB HBP BLK WP HR S P ERA WHIP																										
Miguel Asencio, R ERA: 7.2 (1, 1)	5.0		23	5	4	4	2	3	0	1	0	1	1	51	87	7.20	1.600										
51 Kris Wilson, R ERA: 9.0 (6, 1)	2.0	B	8	2	2	2	3	0	0	0	0	0	1	26	38	9.00	1.000										
Ryan Bukvich, R ERA: (8, 1)	2.0	W	8	1	0	0	1	1	0	0	0	0	0	21	35	0.00	1.000										

Chicago White Sox @ Kansas City Royals
Kauffman Stadium, Kansas City, MO
Thu Apr 03 2003, 1:05 PM CST
Att. 9,524 - Overcast - 73 F

AB	32
R	6
H	8
RBI	6
BB	4
SO	6
LOB	10



Batter	1	2	3	4	5	6	7	8	9	AB	R	H	RBI	BB	SO	LOB
Michael Tucker, L OBP: 0.143, SLG: 0.077	(1, 8) SAFE K	0-0 E4 G5-4-3		0-1 L5		3-3 K		K		6	0	1	0	0	3	1
Joe Randa, R OBP: 0.500, SLG: 0.556 Brandon Berger, R	(1, 5) F8	1-2 G5-4-3		1-2 F8		4-2 29 1B BB		FC5 29 BB HBP		3	0	0	0	2	0	2
29 Mike Sweeney, R OBP: 0.643, SLG: 0.900	(1, 3) 1B WP BB	1-1 2B 1B		0-0 HR		0-1 1-2 1B		BB FC5 BB		3	3	3	3	3	0	0
Raul Ibanez, L OBP: 0.357, SLG: 0.615	(1, 7) 1B 1B	1-2 1-3 1B 1B		3-2 F8		1-1 G1-3		FC5 BB 1B		6	2	2	0	0	0	7
Dee Brown, L OBP: 0.333, SLG: 0.200 Rontrez Johnson, R Desi Relaford, S	(1, 9) 1B 1B	2-2 G4-3		2-2 CS HBP		2-3 K		4-2 1B BB		2	1	1	1	0	0	2
Ken Harvey, R OBP: 0.462, SLG: 0.667	(1, 10) E 1B		0-2 F8 2B		2-3 K		4-2 1B BB		1-1 1-3 2-H 3-H HR 1B	4	1	3	3	1	1	1
Brent Mayne, L OBP: 0.500, SLG: 0.818	(1, 2) E6 1B		1-1 F8		0-0 4 FC5-4 1B		1-2 4 WP 1B		0-0 1-H 3-H HR	5	1	4	4	0	0	1
4 Angel Berroa, R OBP: 0.250, SLG: 0.273	(1, 6) P5		0-0 G6-3		2-2 FC5-4		1-3 K2-3		1-2 E 2B	5	1	1	0	0	1	6
Carlos Febles, R OBP: 0.250, SLG: 0.375	(1, 4) G5-4-3 29 1B 1B		1-1 F9		1-1 P3		2-0 F8		2-2 BB 29 BB 1B	5	2	1	0	0	0	3

Inning Stats	R: 3	H: 4	E: 1	LOB: 2	K: 1	S: 25	P: 39	R: 1	H: 3	E: 1	LOB: 2	K: 0	S: 13	P: 18	R: 0	H: 1	E: 0	LOB: 1	K: 0	S: 8	R: 1	H: 1	E: 0	LOB: 0	K: 0	S: 12	R: 0	H: 1	E: 0	LOB: 1	K: 1	S: 20	R: 0	H: 1	E: 0	LOB: 2	K: 2	S: 16	R: 7	H: 4	E: 1	LOB: 3	K: 1	S: 37	P: 66
--------------	------	------	------	--------	------	-------	-------	------	------	------	--------	------	-------	-------	------	------	------	--------	------	------	------	------	------	--------	------	-------	------	------	------	--------	------	-------	------	------	------	--------	------	-------	------	------	------	--------	------	-------	-------

PITCHER	IP	WLS	BF	H	R	ER	SO	BB	IBB	HBP	BLK	WP	HR	S	P	ERA	WHIP
Jon Garland, R ERA: 11.25	(1, 1)	4.0	22	9	5	5	1	1	0	0	0	1	1	58	83	11.25	2.500
Gary Glover, R ERA:	(5, 1)	1.2	8	2	0	0	2	1	0	1	0	0	0	29	43	0.00	1.800
Kelly Wunsch, L ERA:	(6, 1)	0.1	1	0	0	0	0	0	0	0	0	0	0	2	3	0.00	0.000
Tom Gordon, R ERA: 11.57	(7, 1)	1.1	L 8	1	2	2	3	2	0	1	0	1	0	28	49	13.50	2.250
Damaso Marte, L ERA: 13.5	(8, 1)	0.1	H 2	0	0	0	0	1	0	0	0	0	0	4	10	0.00	3.000


BOTTOM

Chicago White Sox @ Kansas City Royals
Kauffman Stadium, Kansas City, MO

Thu Apr 03 2003, 1:05 PM CST
Att. 9,524 - Overcast - 73 F

AB	40
R	12
H	16
RBI	11
BB	7
SO	6
LOB	23

livebaseballscores.com



1B: 11	SF: 0	WP: 2	PA: 49
2B: 3	SAC: 0	PB: 0	
3B: 0	DP: 1	SB: 0	
HR: 2	HBP: 2	CS: 1	

Batter	1	2	3	4	5	6	7	8	9	AB R H RBI BB SO LOB	TOP
Milton Bradley, S (1, 8) OBP: 0.368, SLG: 0.353	0-2 G1-3		1-0 FC6-4 1B		0-2 F9			0-0 L8		4 0 1 0 0 0 1	
Brandon Phillips, R (1, 4) OBP: 0.125, SLG: 0.125	1-1 G6-3		1-0 FC6-4 1-2f			3-2 1B		1-3 K		4 0 1 0 0 1 2	
Matt Lawton, L (1, 7) OBP: 0.214, SLG: 0.462	3-2 G4-3			1-2 G1-4-3		1 SAFE F9		1-0 2B		4 0 1 0 0 0 1	
Ellis Burks, R (1, 10) OBP: 0.389, SLG: 0.400		1-1 G6-3		1-0 L1		1 SAFE L7		0-1 G1-3		4 0 0 0 0 0 2	
Shane Spencer, R (1, 9) OBP: 0.250, SLG: 0.286		2-2 P6		2-1 G5-3		X G6-3			0-3 K	4 0 0 0 0 1 1	
48 Travis Hafner, L (1, 3) OBP: 0.313, SLG: 0.267		1-3 K			2-3 K				3-2 G4-3	4 0 0 0 0 3 0	
Casey Blake, R (1, 5) OBP: 0.176, SLG: 0.125 Bill Selby, L (9, PH)			1-1 G4-3		2-0 BLK 1B		3-3 K		1-3 K	3 1 1 0 0 1 0 1 0 0 0 0 1 0	AB 33 R 1 H 6 RBI 1 BB 1 SO 7 LOB 10
Tim Laker, R (1, 2) OBP: 0.667, SLG: 0.500			4-0 1B BB		0-2 L6		3-2 1B			2 0 1 0 1 0 1	
John McDonald, R (1, 6) OBP: 0.333, SLG: 0.333			0-2 L8		1-1 2-H 1B		0-0 G4-3			3 0 1 1 0 0 2	
Inning Stats	R: 0 E: 0 K: 0 S: 8 H: 0 LOB: 0 BB: 0 P: 12	R: 0 E: 0 K: 1 S: 10 H: 0 LOB: 0 BB: 0 P: 14	R: 0 E: 0 K: 0 S: 7 H: 1 LOB: 2 BB: 1 P: 14	R: 0 E: 0 K: 0 S: 6 H: 0 LOB: 0 BB: 0 P: 10	R: 1 E: 0 K: 1 S: 12 H: 2 LOB: 1 BB: 0 P: 17	R: 0 E: 0 K: 0 S: 7 H: 1 LOB: 1 BB: 0 P: 13	R: 0 E: 0 K: 2 S: 10 H: 1 LOB: 1 BB: 0 P: 18	R: 0 E: 0 K: 1 S: 7 H: 1 LOB: 1 BB: 0 P: 9	R: 0 E: 0 K: 2 S: 9 H: 0 LOB: 0 BB: 0 P: 13	1B: 5 2B: 1 3B: 0 HR: 0 SF: 0 SAC: 0 DP: 0 HBP: 0	WP: 0 PB: 0 SB: 1 CS: 0 PA: 34
PITCHER	IP WLS BF H R ER SO BB IBB HBP BLK WP HR S P ERA WHIP										
Chris George, L (1, 1) ERA: 1.35	6.2 W 26 5 1 1 4 1 0 0 0 0 0 0 59 97 1.35 0.900										
Jason Grimsley, R (7, 1) ERA:	1.1 5 1 0 0 1 0 0 0 0 0 0 0 8 10 0.00 0.750										
D.J. Carrasco, R (9, 1) ERA:	1.0 3 0 0 0 0 2 0 0 0 0 0 0 0 9 13 0.00 0.000										

Cleveland Indians @ Kansas City Royals
Kauffman Stadium, Kansas City, MO

Fri Apr 04 2003, 7:05 PM CST
Att. 15,241 - Cloudy - 44 F

livebaseballscorecards.com



Batter	1	2	3	4	5	6	7	8	9
Michael Tucker, L OBP: 0.211, SLG: 0.118 (1, 8)	0-3 K	1-2 S 1B		4-1 PB BB		2-2 FC3-6 CS 1-2f		1-0 L4	
Joe Randa, R OBP: 0.444, SLG: 0.462 (1, 5)	2-1 G4-3	3-1 G5-3 1-2		2-2 F7		2-1 29 WP 1B 1-2			
29 Mike Sweeney, R OBP: 0.611, SLG: 0.750 Mendy López, R (8, 3)	4-0 PO BB		3-1 G6-3	0-0 F9		4-2 1B 1-2 IBB			
Raul Ibanez, L OBP: 0.444, SLG: 0.625 (1, 7)	0-2 PO 1-2	1-0 SH5-3 4 1B 1B	3-1 WP G4-3 1B	4-1 1B 1-2 BB		0-0 G3			
Ken Harvey, R OBP: 0.471, SLG: 0.600 (1, 10)		4-0 FC1-5 SH5-3 BB 1-2	2-0 4 1B G4-3 1B	0-2 F7		1-2 G4-3			
Desi Relaford, S (1, 9)		0-1 SH5-3 1-2 2-3	2-0 G4-3 1-2 2-H		0-0 G4-3	1-2 F7			
4 Angel Berroa, R OBP: 0.313, SLG: 0.333 (1, 6)		0-1 FC1-5 1B 3-H	2-2 HBP 1B 2-3		1-2 F8	0-0 G4-3			
Carlos Febles, R OBP: 0.250, SLG: 0.273 (1, 4)		2-2 FC1-5 WP 1B 1-2 2-3f	1-0 HBP		3-2 G4-3		2-3 K		
Mike DiFelice, R OBP: 0.250, SLG: 0.250 (1, 2)		1-0 WP 1B 1-2 2-H	1-1 F8		1-2 E6 FC3-6		2-3 K		

Inning Stats	R: 0	H: 0	E: 0	K: 1	S: 8	LOB: 0	BB: 1	P: 14
	R: 4	H: 4	E: 0	K: 0	S: 16 <td>LOB: 1</td> <td>BB: 1</td> <td>P: 27 </td>	LOB: 1	BB: 1	P: 27
	R: 1	H: 3	E: 0	K: 0	S: 11 <td>LOB: 3</td> <td>BB: 0</td> <td>P: 25 </td>	LOB: 3	BB: 0	P: 25
	R: 0	H: 0	E: 0	K: 0	S: 9 <td>LOB: 2</td> <td>BB: 2</td> <td>P: 19 </td>	LOB: 2	BB: 2	P: 19
	R: 0	H: 0	E: 0	K: 0	S: 7 <td>LOB: 0</td> <td>BB: 0</td> <td>P: 11 </td>	LOB: 0	BB: 0	P: 11
	R: 0	H: 1	E: 1	K: 0	S: 12 <td>LOB: 2</td> <td>BB: 1</td> <td>P: 21 </td>	LOB: 2	BB: 1	P: 21
	R: 0	H: 0	E: 0	K: 0	S: 8 <td>LOB: 0</td> <td>BB: 0</td> <td>P: 10 </td>	LOB: 0	BB: 0	P: 10
	R: 0	H: 0	E: 0	K: 2	S: 8 <td>LOB: 0</td> <td>BB: 0</td> <td>P: 13 </td>	LOB: 0	BB: 0	P: 13

PITCHER	IP	WLS	BF	H	R	ER	SO	BB	IBB	HBP	BLK	WP	HR	S	P	ERA	WHIP
Jason Davis, R ERA: 15.0 (1, 1)	3.0	L	18	7	5	5	1	2	0	1	0	2	0	35	66	15.00	3.000
Billy Traber, L ERA: (4, 1)	3.0		13	1	0	0	0	2	1	0	0	1	0	28	51	0.00	1.000
Chad Paronto, R ERA: (7, 1)	2.0		6	0	0	0	2	0	0	0	0	0	0	16	23	0.00	0.000

AB R H RBI BB SO LOB

4	0	1	2	1	1	1
4	0	1	0	0	0	2
2	0	0	0	2	0	1
0	0	0	0	0	0	0
3	2	2	0	1	0	2
3	0	1	0	1	0	2
3	0	0	1	0	0	1
4	1	2	1	0	0	0
3	1	0	0	0	1	2
4	1	1	1	0	1	3

1B: 8	SF: 0	WP: 3	PA: 38
2B: 0	SAC: 1	PB: 1	
3B: 0	DP: 0	SB: 1	
HR: 0	HBP: 1	CS: 1	

Cleveland Indians @ Kansas City Royals
Kauffman Stadium, Kansas City, MO
 Fri Apr 04 2003, 7:05 PM CST
 Att: 15,241 - Cloudy - 44 F

livebaseballscorecards.com

AB	30
R	5
H	8
RBI	5
BB	5
SO	3
LOB	14



Batter	1	2	3	4	5	6	7	8	9	AB R H RBI BB SO LOB	TOP		
Milton Bradley, S (1, 8) OBP: 0.391, SLG: 0.400	1-0 P6		1-0 2B			4-2 BB			1-3 K	3 0 1 1 1 1 0	Cleveland Indians @ Kansas City Royals Kauffman Stadium, Kansas City, MO Sat Apr 05 2003, 1:05 PM CST Att. 19,912 - Sunny - 42 F		
Omar Vizquel, S (1, 6) OBP: 0.316, SLG: 0.333	1-1 G6-3		0-1 F9			0-0 B5-3			2-3 K	4 0 0 0 0 1 2			
Matt Lawton, L (1, 7) OBP: 0.167, SLG: 0.353	3-2 G6-3				0-0 G4-3				1-2 G1-3	4 0 0 0 0 1 1			
Ellis Burks, R (1, 10) OBP: 0.381, SLG: 0.353		0-0 G1-3			4-2 HBP				2-0 G5-3	2 0 0 0 0 0 0			
Karim Garcia, L (1, 9) OBP: 0.176, SLG: 0.333		2-3 K			0-1 G3-6-3				2-0 F9	3 0 0 0 0 1 1			
48 Travis Hafner, L (1, 3) OBP: 0.263, SLG: 0.222		3-1 F8			0-0 F7				0-0 L6	3 0 0 0 0 0 0			
Bill Selby, L (1, 5)			3-1 G4-3			1-2 G4-3			1-3 K	3 0 0 0 0 1 0			
Josh Bard, S (1, 2) OBP: 0.063, SLG: 0.063			1-1 G3-1			2-3 K			3-2 G1-6-3	3 0 0 0 0 1 0			
John McDonald, R (1, 4) OBP: 0.400, SLG: 0.600 Shane Spencer, R (8, PH) OBP: 0.222, SLG: 0.250 Brandon Phillips, R (8, 4) OBP: 0.125, SLG: 0.125			1-1 2B			1-2 L6			1-3 K	2 1 1 0 0 0 0 1 0 0 0 0 1 0 0 0 0 0 0 0 0			
Inning Stats	R: 0 H: 0 E: 0 K: 0 S: 8 H: 0 LOB: 0 BB: 0 P: 13	R: 0 H: 0 E: 0 K: 1 S: 7 H: 0 LOB: 0 BB: 0 P: 12	R: 1 H: 2 E: 0 K: 0 S: 9 H: 2 LOB: 1 BB: 0 P: 15	R: 0 H: 0 E: 0 K: 0 S: 5 H: 0 LOB: 0 BB: 0 P: 9	R: 0 H: 0 E: 0 K: 1 S: 7 H: 0 LOB: 0 BB: 0 P: 10	R: 0 H: 0 E: 0 K: 1 S: 11 H: 0 LOB: 1 BB: 1 P: 19	R: 0 H: 0 E: 0 K: 0 S: 3 H: 0 LOB: 0 BB: 0 P: 7	R: 0 H: 0 E: 0 K: 2 S: 10 H: 0 LOB: 0 BB: 0 P: 15	R: 0 H: 0 E: 0 K: 2 S: 10 H: 0 LOB: 0 BB: 0 P: 14	1B: 0 SF: 0 2B: 2 SAC: 0 3B: 0 DP: 1 HR: 0 HBP: 1	WP: 0 PA: 30 PB: 0 SB: 0 CS: 0		
PITCHER	IP WLS BF H R ER SO BB IBB HBP BLK WP HR S P ERA WHIP											PITCHER	IP WLS BF H R ER SO BB IBB HBP BLK WP HR S P ERA WHIP
Runelvys Hernandez, R (1, 1) ERA: 0.69	7.0 W 24 2 1 1 3 1 0 1 0 0 0 0 50 85 1.29 0.429												
Jason Grimsley, R (8, 1) ERA:	1.0 H 3 0 0 0 2 0 0 0 0 0 0 0 10 15 0.00 0.000												
Mike MacDougal, R (9, 1) ERA:	1.0 S 3 0 0 0 2 0 0 0 0 0 0 0 10 14 0.00 0.000												

livebaseballscorecards.com

AB	28
R	1
H	2
RBI	1
BB	1
SO	7
LOB	4



Batter	1	2	3	4	5	6	7	8	9	AB	R	H	RBI	BB	SO	LOB
Michael Tucker, L OBP: 0.292, SLG: 0.333 (1, 8) F X (9, 9)	0-2 SH1-3 29 SF8 2B		2-0 E6 3B		4-2 G6-4-3 BB		3-2 F8	2-0 P6		4	2	2	0	1	0	5
Desi Relaford, S OBP: 0.417, SLG: 0.222 (1, 5) B C X (9, 9)	1-1 SH1-3 2-3		0-2 29 S 1B 1B		0-0 G6-4-3 1-2f		0-0 1-2 2-3 1B			3	0	2	0	0	0	1
29 Mike Sweeney, R OBP: 0.545, SLG: 0.643 (1, 10) B B X (9, 9)	2-0 SF8 3-H		4-0 1B 1-2 IBB		3-3 K		2-2 G5-3			2	0	0	1	1	1	3
Raul Ibanez, L OBP: 0.455, SLG: 0.579 (1, 7) C H (9, 9)	1-1 HBP		2-1 1-3 2-H 1B		2-2 G6-3			2-1 G1-3		3	0	1	0	0	0	0
Ken Harvey, R OBP: 0.429, SLG: 0.500 (1, 3) B B X (9, 9)	2-0 F9		3-2 G5-3		0-0 F8			4-1 1B 4 FC6-4 BB		3	1	0	0	1	0	3
Brandon Berger, R OBP: 0.429, SLG: 0.200 Rontrez Johnson, R (8, PR) (9, 8)			0-2 G5-3		4-1 4 G4-6-3 BB		1-1 G5-3	0-1 4 FC6-4 1B		3	0	1	0	1	0	0
4 Angel Berroa, R OBP: 0.250, SLG: 0.263 (1, 6) C B X (9, 9)			3-2 G5-3		1-2 G4-6-3 1-2f		0-3 K2-3	0-2 FC6-4 1B 1B 1-2f 3-H		4	0	0	1	0	1	2
Brent Mayne, L OBP: 0.563, SLG: 0.800 (1, 2) F B X (9, 9)			1-1 G4-3		3-2 2B 1B		1-2 1B 1B 1B	3-1 1B 1B		4	0	3	0	0	0	0
Carlos Febles, R OBP: 0.375, SLG: 0.467 (1, 4) C X (9, 9)			0-1 G6-3		0-1 1-H 2B		0-2 1B 1B	0-0 1-2 2-3 1B		4	0	3	0	0	0	0

Inning Stats		R: 1	H: 1	R: 0	H: 0	R: 1	H: 3	R: 0	H: 2	R: 0	H: 0	R: 0	H: 3	R: 1	H: 3	1B: 9	SF: 1
E: 0	LOB: 1	E: 0	LOB: 0	E: 1	LOB: 2	E: 0	LOB: 2	E: 0	LOB: 0	E: 0	LOB: 0	E: 0	LOB: 3	E: 0	LOB: 3	2B: 2	SAC: 1
K: 0	BB: 0	K: 0	BB: 0	K: 0	BB: 1	K: 0	BB: 1	K: 1	BB: 0	K: 1	BB: 0	K: 1	BB: 0	K: 0	BB: 1	3B: 1	DP: 2
S: 8	P: 14	S: 8	P: 12	S: 11	P: 22	S: 11	P: 19	S: 7	P: 14	S: 6	P: 9	S: 17	P: 23	S: 12	P: 23	HR: 0	HBP: 1


BOTTOM

Cleveland Indians @ Kansas City Royals
Kauffman Stadium, Kansas City, MO

Sat Apr 05 2003, 1:05 PM CST
Att: 19,912 - Sunny - 42 F


livebaseballscorecards.com

AB	30
R	3
H	12
RBI	2
BB	4
SO	2
LOB	14



WP: 0	PA: 37
PB: 0	
SB: 1	
CS: 0	

PITCHER	IP	WLS	BF	H	R	ER	SO	BB	IBB	HBP	BLK	WP	HR	S	P	ERA	WHIP
CC Sabathia, L ERA: 2.63 (1, 1)	6.2	L	28	8	2	2	2	2	2	1	0	0	0	64	107	2.70	1.500
Jose Santiago, R ERA: 5.4 (7, 1)	1.0		8	4	1	1	0	1	0	0	0	0	0	15	26	9.00	5.000
53 Carl Sadler, L ERA: (8, 1)	0.1		1	0	0	0	0	0	0	0	0	0	0	1	3	0.00	0.000

Batter	1	2	3	4	5	6	7	8	9	AB R H RBI BB SO LOB	TOP																
Michael Tucker, L OBP: 0.294, SLG: 0.300 (1, 8) (8, 9)	0-0 F8			3-2 F8		2-2 G3-1	1-3 K		1-0 L9	5 0 0 0 0 1 2																	
Joe Randa, R OBP: 0.519, SLG: 0.571 (1, 5) C C B B S	2-3 K			0-0 1B		1-1 1B		4-2 HR BB		3 2 2 0 1 1 0																	
29 Mike Sweeney, R OBP: 0.452, SLG: 0.476 (1, 10) X	0-0 P5			1-2 F7		0-0 1B WP		3-1 P3		4 1 1 0 0 0 2																	
Raul Ibanez, L OBP: 0.452, SLG: 0.630 (1, 7) B C X		1-1 F7		1-2 F8		1-0 G6-3 WP 1B		2-1 HR		4 1 2 3 0 0 1																	
Brandon Berger, R OBP: 0.364, SLG: 0.125 Rontrez Johnson, R (8, 8) B C X		1-1 F8			4-0 FC3-6 BB	2-0 G6-3		1-1 G6-3		3 0 0 0 1 0 1 0 0 0 0 0 0 0																	
Mendy López, R (1, 3) B B X		2-0 G6-3			3-2 FC3-6 HBP	3-2 G1-3		2-1 P4		4 0 0 0 0 0 2																	
4 Angel Berroa, R OBP: 0.241, SLG: 0.259 (1, 6) F S B S			2-3 K		0-1 L5		0-1 L1		0-0 G6-3 2B	4 0 1 0 0 1 1	AB 34 R 4 H 7 RBI 3 BB 2 SO 4 LOB 13																
Brent Mayne, L OBP: 0.520, SLG: 0.826 (1, 2) C C B B X			3-1 F8		2-2 HBP		1-2 F7		0-1 F9	3 0 0 0 0 0 1																	
Carlos Febles, R OBP: 0.292, SLG: 0.348 (1, 4) C C B L			1-3 K		2-1 G1-3		0-0 1B		2-1 G6-3	4 0 1 0 0 1 3																	
Inning Stats	R: 0 E: 0 K: 1 S: 5	H: 0 LOB: 0 BB: 0 P: 7	R: 0 E: 0 K: 0 S: 5	H: 0 LOB: 0 BB: 0 P: 9	R: 0 E: 0 K: 2 S: 8	H: 0 LOB: 0 BB: 0 P: 14	R: 0 E: 0 K: 0 S: 12	H: 1 LOB: 1 BB: 0 P: 17	R: 0 E: 0 K: 0 S: 9	H: 0 LOB: 2 BB: 1 P: 20	R: 2 E: 0 K: 0 S: 13	H: 3 LOB: 1 BB: 0 P: 22	R: 0 E: 0 K: 1 S: 9	H: 1 LOB: 1 BB: 0 P: 11	R: 2 E: 0 K: 0 S: 12	H: 1 LOB: 0 BB: 1 P: 24	R: 0 E: 0 K: 0 S: 6	H: 1 LOB: 1 BB: 0 P: 9	1B: 5 2B: 1 3B: 0 HR: 1	SF: 0 SAC: 0 DP: 0 HBP: 1	WP: 1 PB: 0 SB: 0 CS: 0	PA: 37					
PITCHER	IP	WLS	BF	H	R	ER	SO	BB	IBB	HBP	BLK	WP	HR	S	P	ERA	WHIP										
Mike Maroth, L ERA: 3.93 (1, 1)	7.0	L	28	5	2	2	4	1	0	1	0	1	0	61	100	2.57	0.857										
Franklyn German, R ERA: 7.36 (8, 1)	0.1		2	0	1	1	0	1	0	0	0	0	0	6	13	27.00	3.000										
Jamie Walker, L ERA: 6.0 (8, 1)	0.2		3	1	1	1	0	0	0	0	0	0	1	6	11	13.50	1.500										
Matt Anderson, R ERA: 7.71 (9, 1)	1.0		4	1	0	0	0	0	0	0	0	0	0	6	9	0.00	1.000										

Kansas City Royals @ Detroit Tigers
 Comerica Park, Detroit, MI
 Thu Apr 10 2003, 1:05 PM EDT
 Att: 9,080 - Sunny - 44 F

livebaseballscorecards.com

Batter	1	2	3	4	5	6	7	8	9	AB R H RBI BB SO LOB	TOP	
Michael Tucker, L (1, 8) OBP: 0.263, SLG: 0.265	0-1 L3		0-0 F8			2-2 G3			3-1 G4-3	4 0 0 0 0 0 1		
Joe Randa, R (1, 5) OBP: 0.484, SLG: 0.520	0-1 G3			1-1 F8		1-2 G6-3			3-2 29 G5-3 1B	4 0 1 0 0 0 0		
29 Mike Sweeney, R (1, 3) OBP: 0.400, SLG: 0.400	3-3 K			0-0 G1-3		1-2 G5-3			0-1 G5-3	4 0 0 0 0 1 1		
Raul Ibanez, L (1, 7) OBP: 0.429, SLG: 0.567		3-3 K		3-1 L7			1-2 G4-6-3 HBP		1-0 G4-3	3 0 0 0 0 1 1		
Dee Brown, L (1, 10) OBP: 0.500, SLG: 0.600		3-2 G6-3 1B			4-0 G4-3 4 E BB		2-3 K			2 1 1 0 1 1 1		
Desi Relaford, S (1, 9) OBP: 0.333, SLG: 0.167		0-0 G6-3 1-2f		1-1 G4-3		1-1 G4-6-3 1-2f				3 0 0 0 0 0 3		
Brent Mayne, L (1, 2) OBP: 0.500, SLG: 0.808			2-2 SH5-3 4 2B		1-2 G5-3			1-2 G3-1		3 0 1 0 0 0 1		
4 Angel Berroa, R (1, 6) OBP: 0.258, SLG: 0.276			0-0 SH5-3		2-2 E5 2-H 1B			2-2 G4-3		2 0 1 1 0 0 0		
Carlos Febles, R (1, 4) OBP: 0.259, SLG: 0.308			2-1 G2-3		0-3 K			1-3 K		3 0 0 0 0 2 2		
Inning Stats	R: 0 E: 0 K: 1 S: 8 H: 0 LOB: 0 BB: 0 P: 11	R: 0 E: 0 K: 1 S: 7 H: 1 LOB: 0 BB: 0 P: 13	R: 0 E: 0 K: 0 S: 7 H: 1 LOB: 1 BB: 0 P: 11	R: 0 E: 0 K: 0 S: 5 H: 0 LOB: 0 BB: 0 P: 9	R: 1 E: 1 K: 1 S: 11 H: 1 LOB: 1 BB: 1 P: 19	R: 0 E: 0 K: 0 S: 9 H: 0 LOB: 0 BB: 0 P: 13	R: 0 E: 0 K: 1 S: 7 H: 0 LOB: 0 BB: 0 P: 11	R: 0 E: 0 K: 1 S: 10 H: 0 LOB: 0 BB: 0 P: 14	R: 0 E: 0 K: 0 S: 8 H: 1 LOB: 1 BB: 0 P: 15	1B: 3 2B: 1 3B: 0 HR: 0 SF: 0 SAC: 1 DP: 2 HBP: 1	WP: 0 PB: 0 SB: 0 CS: 0 PA: 31	
PITCHER	IP WLS BF H R ER SO BB IBB HBP BLK WP HR S P ERA WHIP											
37 Jake Westbrook, R (1, 1) ERA: 1.35	6.0 L 21 3 1 1 3 1 0 0 0 0 0 0 47 76 1.50 0.667											
Billy Traber, L (7, 1) ERA:	2.1 7 0 0 0 2 0 0 1 0 0 0 0 19 30 0.00 0.000											
Jose Santiago, R (9, 1) ERA: 6.35	0.1 2 1 0 0 0 0 0 0 0 0 0 0 5 8 0.00 3.000											
53 Carl Sadler, L (9, 1) ERA:	0.1 1 0 0 0 0 0 0 0 0 0 0 0 1 2 0.00 0.000											

Kansas City Royals @ Cleveland Indians
Jacobs Field, Cleveland, OH
 Fri Apr 11 2003, 7:05 PM EDT
 Att. 17,931 - Sunny - 50 F

livebaseballscorecards.com

AB	28
R	1
H	4
RBI	1
BB	1
SO	5
LOB	10



Batter	1	2	3	4	5	6	7	8	9	AB R H RBI BB SO LOB	TOP											
Michael Tucker, L (1, 8) OBP: 0.256, SLG: 0.333	2-3 		0-0 G2-3		0-3 K		0-0 1-H HR		0-1 F8	5 1 1 2 0 2 0	Kansas City Royals @ Cleveland Indians Jacobs Field, Cleveland, OH Sat Apr 12 2003, 1:05 PM EDT Att. 18,168 - Sunny - 43 F											
Joe Randa, R (1, 5) OBP: 0.444, SLG: 0.500	1-1 BLK 2B		3-2 F9		0-0 L9		0-3 K		1-1 G5-3	5 0 1 0 0 1 0												
Ken Harvey, R (1, 10) OBP: 0.433, SLG: 0.462	2-3 K		1-1 G6-3			2-1 HR 1B	1-0 G5-3			4 1 1 0 0 1 1												
Raul Ibanez, L (1, 7) OBP: 0.436, SLG: 0.647	2-3 K			0-0 L5-3 1B		3-2 1-H HR	1-3 K			4 1 2 2 0 2 1												
Brandon Berger, R (1, 9) OBP: 0.333, SLG: 0.091		4-2 SH1-3 1B BB		0-2 L5-3 1-1		1-2 G6-3		0-2 F8		3 0 0 0 1 0 1												
Desi Relaford, S (1, 4) OBP: 0.474, SLG: 0.357		1-0 SH1-3 1B		4-0 E BB		0-0 2B		4-0 S BB		2 1 2 0 2 0 0												
Mendy López, R (1, 3) OBP: 0.143, SLG: 0.286		0-0 SH1-3 1-2 2-3		1-1 E6 1-H 2B		0-0 F8		3-3 K 1-2		3 0 1 1 0 1 2												
4 Angel Berroa, R (1, 6) OBP: 0.229, SLG: 0.242		2-3 K		1-3 K		2-3 K		0-3 K		4 0 0 0 0 4 5												
Mike DiFelice, R (1, 2) OBP: 0.250, SLG: 0.250		0-2 P2		3-2 G6-3			2-0 HR 1B		0-0 F8	4 1 1 0 0 0 2												
Inning Stats	R: 0 E: 0 K: 3 S: 11	H: 1 LOB: 1 BB: 0 P: 18	R: 0 E: 0 K: 1 S: 18	H: 1 LOB: 2 BB: 1 P: 25	R: 0 E: 0 K: 0 S: 6	H: 0 LOB: 0 BB: 0 P: 10	R: 1 E: 1 K: 1 S: 10	H: 2 LOB: 1 BB: 1 P: 16	R: 0 E: 0 K: 1 S: 9	H: 0 LOB: 0 BB: 0 P: 12	R: 2 E: 0 K: 1 S: 13	H: 3 LOB: 1 BB: 0 P: 21	R: 2 E: 0 K: 2 S: 10	H: 2 LOB: 0 BB: 0 P: 14	R: 0 E: 0 K: 2 S: 9	H: 0 LOB: 1 BB: 1 P: 16	R: 0 E: 0 K: 0 S: 5	H: 0 LOB: 0 BB: 0 P: 6	1B: 4 2B: 4 3B: 0 HR: 2	SF: 0 SAC: 1 DP: 1 HBP: 0	WP: 0 PB: 0 SB: 1 CS: 0	PA: 38
PITCHER	IP WLS BF H R ER SO BB IBB HBP BLK WP HR S P ERA WHIP																					
CC Sabathia, L (1, 1) ERA: 3.32	5.1 L 24 7 3 3 6 2 0 0 0 1 0 63 96 5.06 1.688																					
David Riske, R (6, 1) ERA: 10.8	1.1 6 2 2 2 2 0 0 0 0 0 1 11 16 13.50 1.500																					
53 Carl Sadler, L (7, 1) ERA:	1.1 5 0 0 0 3 1 0 0 0 0 0 12 20 0.00 0.750																					
Chad Paronto, R (9, 1) ERA: 3.6	1.0 3 0 0 0 0 0 0 0 0 0 0 5 6 0.00 0.000																					

livebaseballscorecards.com

AB	34
R	5
H	9
RBI	5
BB	3
SO	11
LOB	12



Batter	1	2	3	4	5	6	7	8	9	AB R H RBI BB SO LOB
Milton Bradley, S OBP: 0.370, SLG: 0.488 (1, 8)	2-1 HR	0-2 1B			1-1 F9		3-2 G4-3		0-0 FC4-6	5 1 2 1 0 0 2
Omar Vizquel, S OBP: 0.333, SLG: 0.368 (1, 6)	3-2 F7	1-0 F7-4			0-3 K		2-2 F7		2-0 P6	5 0 0 0 0 1 3
Ellis Burks, R OBP: 0.357, SLG: 0.324 (1, 10)	3-3 K		0-0 L4		3-1 1B			3-3 K		4 0 1 0 0 2 0
Shane Spencer, R OBP: 0.208, SLG: 0.304 (1, 9)	0-2 1B BB		1-1 G5-3		0-0 G4-3			3-3 K		4 0 0 0 0 1 2
Matt Lawton, L OBP: 0.275, SLG: 0.242 (1, 7)	4-2 1B BB		1-1 F8		2-2 1B HBP			2-2 1B		2 0 1 0 1 0 0
Josh Bard, S OBP: 0.219, SLG: 0.200 (1, 2)	0-1 1B		0-0 G4-3		1-0 48 FC5-4 1B		0-1 1B		1-2 1B	4 0 3 0 0 0 0
Casey Blake, R OBP: 0.241, SLG: 0.231 48 Travis Hafner, L OBP: 0.212, SLG: 0.133 (6, PH) (7, 3)	3-3 K		1-0 G6-3		2-2 FC5-4 1B		1-3 K		1-3 K	2 0 0 0 0 1 3 2 0 0 0 0 1 3
Brandon Phillips, R OBP: 0.194, SLG: 0.400 (1, 4)		1-0 HR		2-1 F9		0-3 K			0-1 G6-3	4 1 1 1 0 1 1
John McDonald, R OBP: 0.417, SLG: 0.455 Bill Selby, L (9, PH)		3-1 L9			0-0 1B		2-2 G3-1		4-0 FC4-6 BB	3 0 1 0 0 0 0 0 0 0 0 1 0 0

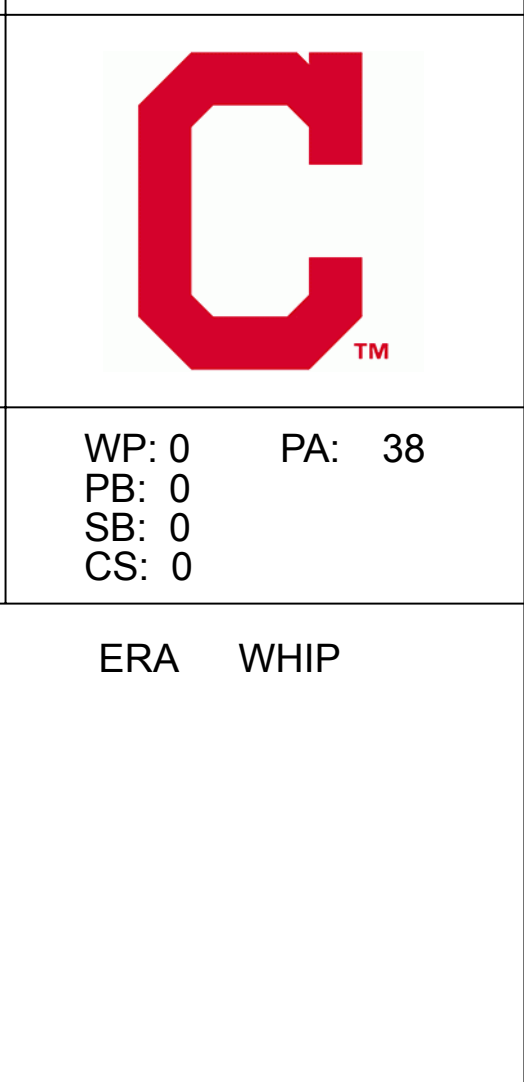
Inning Stats	R: 1	H: 2	E: 1	LOB: 3	K: 2	P: 34	R: 1	H: 2	E: 0	LOB: 0	K: 0	P: 13	R: 0	H: 0	E: 0	LOB: 0	K: 0	P: 7	R: 0	H: 0	E: 0	LOB: 0	K: 0	P: 7	R: 0	H: 2	E: 0	LOB: 2	K: 1	P: 13	R: 0	H: 1	E: 0	LOB: 1	K: 1	P: 16	R: 0	H: 0	E: 0	LOB: 0	K: 0	P: 20	R: 0	H: 2	E: 0	LOB: 2	K: 3	P: 26	R: 0	H: 0	E: 0	LOB: 1	K: 0	P: 10	1B: 7	SF: 0	2B: 1	SAC: 0	3B: 0	DP: 1	HR: 2	HBP: 1	WP: 0	PA: 38
--------------	------	------	------	--------	------	-------	------	------	------	--------	------	-------	------	------	------	--------	------	------	------	------	------	--------	------	------	------	------	------	--------	------	-------	------	------	------	--------	------	-------	------	------	------	--------	------	-------	------	------	------	--------	------	-------	------	------	------	--------	------	-------	-------	-------	-------	--------	-------	-------	-------	--------	-------	--------

PITCHER	IP	WLS	BF	H	R	ER	SO	BB	IBB	HBP	BLK	WP	HR	S	P	ERA	WHIP
Chris George, L ERA: 2.25 (1, 1)	5.1	W	24	7	2	2	3	1	0	0	0	0	2	50	82	3.38	1.500
Jason Grimsley, R ERA: 1.35 (6, 1)	0.2	H	2	0	0	0	1	0	0	0	0	0	0	6	8	0.00	0.000
Albie Lopez, R ERA: 3.18 (7, 1)	2.0	H	8	2	0	0	3	0	0	0	0	0	0	30	46	0.00	1.000
D.J. Carrasco, R ERA: (9, 1)	1.0	S	4	0	0	0	0	1	0	0	0	0	0	4	10	0.00	1.000

BOTTOM

Kansas City Royals @ Cleveland Indians
Jacobs Field, Cleveland, OH
 Sat Apr 12 2003, 1:05 PM EDT
 Att: 18,168 - Sunny - 43 F

AB	35
R	2
H	9
RBI	2
BB	2
SO	7
LOB	14



Batter	1	2	3	4	5	6	7	8	9	AB R H RBI BB SO LOB	TOP	
Michael Tucker, L (1, 8) OBP: 0.271, SLG: 0.326	0-0 G3-1 SH1-3 1B	0-3 K		0-0 G6-3 1-2f		4-1 S BB			0-3 K	4 0 1 0 1 2 6		
Joe Randa, R (1, 10) OBP: 0.450, SLG: 0.485	0-0 SH1-3 1-2		1-2 1B		0-0 F8	2-2 F7 1-2			4-1 BB	3 0 1 0 1 0 1		
Raul Ibanez, L (1, 7) OBP: 0.409, SLG: 0.667	1-1 G3-1 2-3		1-0 L6		1-2 HR				1-2 F8	5 1 1 1 0 0 3		
Ken Harvey, R (1, 3) OBP: 0.371, SLG: 0.387	1-3 K		0-3 K		0-2 G1-3				1-3 K	5 0 0 0 0 4 3		
Desi Relaford, S (1, 6) OBP: 0.435, SLG: 0.333			0-1 F8 1 SAFE 4 SAFE	0-2 G1-3		1-1 E 1B			0-2 F9	4 0 1 0 0 0 1		
Dee Brown, L (1, 9) OBP: 0.444, SLG: 0.500			1-1 G4-3		0-1 1B BB 1B	0-0 E3 FC5-6-4			2-3 K	4 0 1 0 0 1 1		
Mendy López, R (1, 5) OBP: 0.182, SLG: 0.364			0-2 1B 2B		1-2 F7	0-2 FC5-6-4 1-2f			0-1 G6-3	4 0 1 0 0 0 3		
Carlos Febles, R (1, 4) OBP: 0.323, SLG: 0.321			1-2 1B HBP		4-2 1B 1-2 BB				2-2 1B	2 0 1 0 1 0 0		
Mike DiFelice, R (1, 2) OBP: 0.333, SLG: 0.333			1-0 1-2 2-3 1B		0-1 G6-3 1-2 2-3 1B				1-2 G2-3	4 0 2 0 0 0 1		
Inning Stats	R: 0 E: 0 K: 1 S: 8 H: 1 LOB: 1 BB: 0 P: 10	R: 0 E: 0 K: 1 S: 13 H: 2 LOB: 3 BB: 0 P: 16	R: 0 E: 0 K: 1 S: 10 H: 1 LOB: 1 BB: 0 P: 12	R: 0 E: 0 K: 0 S: 10 H: 2 LOB: 2 BB: 1 P: 15	R: 1 E: 1 K: 0 S: 13 H: 2 LOB: 2 BB: 0 P: 15	R: 0 E: 0 K: 0 S: 10 H: 0 LOB: 1 BB: 1 P: 18	R: 0 E: 0 K: 1 S: 9 H: 0 LOB: 0 BB: 0 P: 13	R: 0 E: 0 K: 1 S: 13 H: 1 LOB: 1 BB: 0 P: 18	R: 0 E: 0 K: 2 S: 11 H: 0 LOB: 1 BB: 1 P: 17	1B: 7 2B: 1 3B: 0 HR: 1 SF: 0 SAC: 1 DP: 1 HBP: 1	WP: 0 PB: 0 SB: 1 CS: 0 PA: 40	
PITCHER	IP WLS BF H R ER SO BB IBB HBP BLK WP HR S P ERA WHIP											
Ricardo Rodriguez, R (1, 1) ERA: 1.35	7.0 W 32 8 1 1 4 2 0 1 0 0 1 73 99 1.29 1.429											
Jose Santiago, R (8, 1) ERA: 5.4	1.0 H 4 1 0 0 1 0 0 0 0 0 0 0 13 18 0.00 1.000											
Danys Baez, R (9, 1) ERA:	1.0 4 0 0 0 2 1 0 0 0 0 0 0 11 17 0.00 1.000											

Kansas City Royals @ Cleveland Indians
 Jacobs Field, Cleveland, OH
 Sun Apr 13 2003, 1:05 PM EDT
 Att. 19,335 - Sunny - 40 F

AB	35
R	1
H	9
RBI	1
BB	3
SO	7
LOB	19



Batter	1	2	3	4	5	6	7	8	9	AB R H RBI BB SO LOB	TOP											
Michael Tucker, L (1, 8) OBP: 0.296, SLG: 0.396	1-2 G6-3		0-1 G5-3		0-1 BB 2B 1B		0-0 HR	2-0 HBP	2-3 K	5 2 2 1 0 1 1												
Joe Randa, R (1, 5) OBP: 0.467, SLG: 0.500	2-1 G6-3		0-1		4-2 SAFE BB 2B		4-0 BB	1-1 F7		3 1 1 0 2 0 3												
Mendy López, R (9, 5) OBP: 0.182, SLG: 0.364										0 0 0 0 0 0 0												
29 Mike Sweeney, R (1, 3) OBP: 0.400, SLG: 0.533	2-2 F7		3-2 F9		1-0 2B		1-3 SAFE K		0-1 HR	5 1 2 4 0 1 2												
Raul Ibanez, L (1, 7) OBP: 0.388, SLG: 0.614		1-2 P6		1-2 F8		0-0 G3		2-3 K	0-1 1B 1B	5 1 1 0 0 1 1												
Ken Harvey, R (1, 10) OBP: 0.365, SLG: 0.471		2-2		2-3 K		0-0 F8		4-2 BB 1B HBP	0-0 1B E 1B	3 1 1 1 0 1 0												
Rontrez Johnson, R (8, PR) OBP: 0.333, SLG: 0.333										1 2 1 0 0 0 0												
Brandon Berger, R (1, 9) OBP: 0.300, SLG: 0.125		1-1 P3		0-2 G4-3		1-2 L8		2-2 SAFE BB 1B	1-3 K	5 1 1 0 0 1 2												
4 Angel Berroa, R (1, 6) OBP: 0.225, SLG: 0.263		1-3 K				0-1 1B 2B 2B		1-3 K	0-3 K	5 1 1 0 0 3 4												
Brent Mayne, L (1, 2) OBP: 0.515, SLG: 0.867			1-2 HR		1-2 G6-3		1-3 K	4-0 1B BB	3-2 1B 1B	4 2 2 2 1 1 1												
Carlos Febles, R (1, 4) OBP: 0.361, SLG: 0.394			2-3 K		1-1 G6-3		0-1 2B	2-2 HBP 1B	1-2 1B	5 0 3 3 0 1 1												
Inning Stats	R: 0 E: 0 K: 0 S: 8	H: 0 LOB: 0 BB: 0 P: 13	R: 1 E: 0 K: 1 S: 14	H: 1 LOB: 0 BB: 0 P: 19	R: 1 E: 0 K: 1 S: 15	H: 2 LOB: 1 BB: 0 P: 21	R: 0 E: 0 K: 1 S: 11	H: 0 LOB: 0 BB: 0 P: 14	R: 3 E: 0 K: 0 S: 14	H: 3 LOB: 1 BB: 1 P: 21	R: 0 E: 0 K: 0 S: 7	H: 0 LOB: 0 BB: 0 P: 8	R: 1 E: 0 K: 2 S: 10	H: 2 LOB: 1 BB: 1 P: 16	R: 2 E: 0 K: 2 S: 18	H: 2 LOB: 3 BB: 1 P: 36	R: 4 E: 1 K: 3 S: 22	H: 5 LOB: 1 BB: 0 P: 29	1B: 7 2B: 4 3B: 0 HR: 4	SF: 0 SAC: 0 DP: 0 HBP: 2	WP: 0 PB: 0 SB: 0 CS: 0	PA: 46
PITCHER	IP WLS BF H R ER SO BB IBB HBP BLK WP HR S P ERA WHIP											PITCHER	IP WLS BF H R ER SO BB IBB HBP BLK WP HR S P ERA WHIP									
Brian Anderson, L (1, 1) ERA: 3.48	6.2 L 28 8 6 6 4 1 0 0 0 0 3 76 104 8.10 1.350																					
David Riske, R (7, 1) ERA: 12.46	1.0 6 1 2 2 3 1 0 1 0 0 0 0 16 30 18.00 2.000																					
53 Carl Sadler, L (8, 1) ERA:	0.0 3 1 0 0 0 0 1 0 1 0 0 0 3 11 ∞ ∞																					
Chad Paronto, R (8, 1) ERA: 7.11	1.1 9 5 4 3 3 0 0 0 0 0 0 1 24 32 20.25 3.750																					

Kansas City Royals @ Cleveland Indians
 Jacobs Field, Cleveland, OH
 Mon Apr 14 2003, 7:05 PM EDT
 Att. 15,875 - Sunny - 70 F

AB	41
R	12
H	15
RBI	11
BB	3
SO	10
LOB	15



Batter	1	2	3	4	5	6	7	8	9	AB	R	H	RBI	BB	SO	LOB
Milton Bradley, S OBP: 0.418, SLG: 0.700 (1, 8)	G5-3		FC5-4 1B							4	2	2	1	0	0	1
Omar Vizquel, S OBP: 0.300, SLG: 0.311 (1, 6)	G1-3		E1 1B							3	1	0	0	0	0	1
Ellis Burks, R OBP: 0.373, SLG: 0.333 (1, 10)	F7		1B							3	1	1	1	1	1	0
Shane Spencer, R OBP: 0.333, SLG: 0.367 (1, 9)			1B							3	0	2	1	0	0	2
Matt Lawton, L OBP: 0.286, SLG: 0.244 (1, 7)			1B							3	0	1	1	1	0	2
Josh Bard, S OBP: 0.275, SLG: 0.222 (1, 2)			1B							4	0	1	0	0	1	3
Casey Blake, R OBP: 0.243, SLG: 0.265 (1, 3)										4	0	1	0	0	1	2
John McDonald, R OBP: 0.313, SLG: 0.333 (1, 5)										4	0	0	0	0	1	3
Brandon Phillips, R OBP: 0.205, SLG: 0.351 (1, 4)										3	0	0	0	1	0	1

Inning Stats	R: 0	H: 0	E: 0	K: 8	S: 8	H: 0	LOB: 0	BB: 0	P: 12	R: 0	H: 1	E: 0	K: 2	S: 12	R: 3	H: 3	E: 1	K: 0	S: 19	R: 0	H: 0	E: 0	K: 0	S: 8	R: 0	H: 1	E: 0	K: 0	S: 9	R: 0	H: 0	E: 0	K: 0	S: 3	R: 1	H: 1	E: 0	K: 0	S: 10	R: 0	H: 1	E: 0	K: 1	S: 5	R: 0	H: 1	E: 0	K: 1	S: 10	R: 0	H: 1	E: 0	K: 1	S: 10	1B: 6	SF: 0	2B: 1	SAC: 1	3B: 0	DP: 4	HR: 1	HBP: 1	WP: 0	PA: 36
--------------	------	------	------	------	------	------	--------	-------	-------	------	------	------	------	-------	------	------	------	------	-------	------	------	------	------	------	------	------	------	------	------	------	------	------	------	------	------	------	------	------	-------	------	------	------	------	------	------	------	------	------	-------	------	------	------	------	-------	-------	-------	-------	--------	-------	-------	-------	--------	-------	--------

PITCHER	IP	WLS	BF	H	R	ER	SO	BB	IBB	HBP	BLK	WP	HR	S	P	ERA	WHIP
Jeremy Affeldt, L ERA: 4.96 (1, 1)	5.0	W	22	5	3	2	2	2	2	0	0	0	0	56	93	3.60	1.400
D.J. Carrasco, R ERA: 1.23 (6, 1)	2.0	H	7	1	1	1	0	1	0	0	0	0	1	13	31	4.50	1.000
Jason Grimsley, R ERA: 1.17 (8, 1)	1.0		3	1	0	0	1	0	0	0	0	0	0	5	5	0.00	1.000
Ryan Bukvich, R ERA: 4.5 (9, 1)	1.0		4	1	0	0	1	0	0	0	0	0	0	10	12	0.00	1.000

BOTTOM

Kansas City Royals @ Cleveland Indians
Jacobs Field, Cleveland, OH

Mon Apr 14 2003, 7:05 PM EDT
 Att. 15,875 - Sunny - 70 F

livebaseballscorecards.com

AB	31
R	4
H	8
RBI	4
BB	3
SO	4
LOB	15



BOTTOM

Kansas City Royals @ Chicago White Sox
U.S. Cellular Field, Chicago, IL

AB 31
R 5
H 7
RBI 5
BB 5
SO 4
LOB 12



WP: 0 PA: 37
PB: 0
SB: 1
CS: 0

ERA WHIP

Tue Apr 15 2003, 8:05 PM EDT
Att. 20,591 - Sunny - 84 F

AB R H RBI BB SO LOB

5 0 1 0 0 1 2

3 1 1 0 1 0 1

3 2 1 1 0 0 1

4 1 1 0 0 2 2

3 1 0 0 1 0 1

3 0 1 1 1 0 0

0 0 0 0 0 0 0

3 0 2 3 1 0 0

3 0 0 0 1 0 3

3 0 0 0 0 0 0

1 0 0 0 0 1 2

1B: 4 SF: 0
2B: 2 SAC: 0
3B: 0 DP: 1
HR: 1 HBP: 1

WP: 0 PA: 37
PB: 0
SB: 1
CS: 0

ERA WHIP

Batter	1	2	3	4	5	6	7	8	9
D'Angelo Jimenez, S OBP: 0.386, SLG: 0.580 (1, 4)	2-0 F9	1-0 L4		3-2 G3-1			2-2 G6-3		1-3 K
Jose Valentin, S OBP: 0.420, SLG: 0.721 (1, 6)	4-1 14 BB HBP BB	1-2 1B		1-2 P2			2-2 G6-3		1-0 2-5
Frank Thomas, R OBP: 0.436, SLG: 0.410 (1, 10)	1-0 14 BB 2B HBP	3-1 G5-3			2-2 P3			1-0 HR	
Magglio Ordonez, R OBP: 0.333, SLG: 0.451 (1, 9)	0-1 P3		1-1 1B 2B 1B		0-3 K			0-3 K	
14 Paul Konerko, R OBP: 0.264, SLG: 0.261 (1, 3)	4-1 2B BB		2-2 L4		1-0 P4			1-0 G6-3	
Carlos Lee, R OBP: 0.277, SLG: 0.190 Aaron Rowand, R OBP: 0.212, SLG: 0.250 (1, 7) (9, 8)	4-1 2B BB		3-1 2B 1B			2-2 G6-3		1-1 F9	
Armando Rios, L OBP: 0.381, SLG: 0.474 (1, 8) (9, 7)	1-2 2B		1-2 2B			0-0 G6-3			4-1 24 BB
24 Joe Crede, R OBP: 0.327, SLG: 0.435 (1, 5)	1-2 G4-3		0-2 G4-3			1-0 F8			4-0 BB
Sandy Alomar Jr., R OBP: 0.423, SLG: 0.680 Brian Daubach, L OBP: 0.231, SLG: 0.091 (1, 2) (9, PH)		1-0 L5		0-1 F7			1-1 G5-3		2-3 K

Inning Stats	R: 3	H: 1	E: 0	K: 0	S: 14	LOB: 2	BB: 3	P: 31	R: 0	H: 1	E: 0	K: 0	S: 8	LOB: 1	BB: 0	P: 14	R: 1	H: 3	E: 0	K: 0	S: 13	LOB: 1	BB: 0	P: 20	R: 0	H: 0	E: 0	K: 0	S: 9	LOB: 0	BB: 0	P: 13	R: 0	H: 0	E: 0	K: 1	S: 8	LOB: 0	BB: 0	P: 11	R: 0	H: 0	E: 0	K: 0	S: 7	LOB: 0	BB: 0	P: 10	R: 0	H: 1	E: 0	K: 0	S: 10	LOB: 0	BB: 0	P: 15	R: 1	H: 1	E: 0	K: 1	S: 7	LOB: 0	BB: 0	P: 10	R: 0	H: 0	E: 0	K: 2	S: 8	LOB: 2	BB: 2	P: 20	1B: 4	SF: 0	2B: 2	SAC: 0	3B: 0	DP: 1	HR: 1	HBP: 1	WP: 0	PA: 37
--------------	------	------	------	------	-------	--------	-------	-------	------	------	------	------	------	--------	-------	-------	------	------	------	------	-------	--------	-------	-------	------	------	------	------	------	--------	-------	-------	------	------	------	------	------	--------	-------	-------	------	------	------	------	------	--------	-------	-------	------	------	------	------	-------	--------	-------	-------	------	------	------	------	------	--------	-------	-------	------	------	------	------	------	--------	-------	-------	-------	-------	-------	--------	-------	-------	-------	--------	-------	--------

PITCHER	IP	WLS	BF	H	R	ER	SO	BB	IBB	HBP	BLK	WP	HR	S	P	ERA	WHIP
Miguel Asencio, R ERA: 4.5 (1, 1)	6.0		26	5	4	4	1	3	0	1	0	0	0	59	99	6.00	1.333
Jason Grimsley, R ERA: 1.04 (7, 1)	1.0		3	1	0	0	0	0	0	0	0	0	0	10	15	0.00	1.000
Albie Lopez, R ERA: 4.05 (8, 1)	1.0	W	4	1	1	1	1	0	0	0	0	0	1	7	10	9.00	1.000
Mike MacDougal, R ERA: (9, 1)	1.0	S	5	0	0	0	2	2	0	0	0	0	0	8	20	0.00	2.000

Batter	1	2	3	4	5	6	7	8	9	AB R H RBI BB SO LOB	TOP																									
Michael Tucker, L (1, 8) OBP: 0.317, SLG: 0.421	0-1 WP SF9 1B		2-3 K			0-1 G6-3		0-0 1B		4 1 2 0 0 1 0	Kansas City Royals @ Chicago White Sox U.S. Cellular Field, Chicago, IL Wed Apr 16 2003, 8:05 PM EDT Att: 9,882 - Cloudy - 50 F																									
Joe Randa, R (1, 5) OBP: 0.444, SLG: 0.533	3-3 SAFE 1-2 K		2-2 F7			0-2 G4-3		0-1 SAFE F9		4 0 0 0 0 1 2																										
29 Mike Sweeney, R (1, 3) OBP: 0.408, SLG: 0.622	3-1 2-H SF9				0-1 G4-3		0-0 1B	2-2 SAFE L8		3 0 1 1 0 0 1																										
Raul Ibanez, L (1, 7) OBP: 0.397, SLG: 0.560	4-0 BB				2-1 G4-3		0-2 F7	2-0 F7		3 0 0 0 1 0 2																										
Ken Harvey, R (1, 10) OBP: 0.340, SLG: 0.405	2-3 K				2-3 K		1-2 G6-3	1-3 K2-3		4 0 0 0 0 3 1																										
Dee Brown, L (1, 9) OBP: 0.409, SLG: 0.444		0-3 K			2-2 G4-3		2-1 G4-6-3 1B	0-2 G4-3		4 0 1 0 0 1 0																										
Mendy López, R (9, 9) OBP: 0.182, SLG: 0.364										0 0 0 0 0 0 0																										
Desi Relaford, S (1, 4) OBP: 0.393, SLG: 0.348		0-1 G3-1			0-1 G6-3		0-0 1-2f G4-6-3	2-2 P6		4 0 0 0 0 0 1																										
Brent Mayne, L (1, 2) OBP: 0.512, SLG: 0.806		1-3 K			4-2 BB			4-1 4 HR BB		1 1 0 0 2 1 0																										
4 Angel Berroa, R (1, 6) OBP: 0.229, SLG: 0.326			1-0 G4-3		1-1 F9			0-0 1-H HR		3 1 1 2 0 0 1																										
Inning Stats	R: 1 E: 0 K: 2 S: 11	H: 1 LOB: 1 BB: 1 P: 23	R: 0 E: 0 K: 2 S: 9	H: 0 LOB: 0 BB: 0 P: 10	R: 0 E: 0 K: 1 S: 8	H: 0 LOB: 0 BB: 0 P: 13	R: 0 E: 0 K: 1 S: 7	H: 0 LOB: 0 BB: 0 P: 11	R: 0 E: 0 K: 0 S: 10	H: 1 LOB: 1 BB: 1 P: 17	R: 0 E: 0 K: 0 S: 10	H: 1 LOB: 0 BB: 0 P: 10	R: 0 E: 0 K: 0 S: 7	H: 1 LOB: 0 BB: 0 P: 10	R: 2 E: 0 K: 0 S: 9	H: 2 LOB: 1 BB: 1 P: 17	R: 0 E: 0 K: 1 S: 10	H: 0 LOB: 0 BB: 0 P: 13	1B: 4 2B: 0 3B: 0 HR: 1	SF: 1 SAC: 0 DP: 1 HBP: 0	WP: 1 PB: 0 SB: 1 CS: 0	PA: 34														
PITCHER	IP WLS BF H R ER SO BB IBB HBP BLK WP HR S P ERA WHIP																																			
Jon Garland, R (1, 1) ERA: 5.82	7.0		25	3	1	1	6	2	0	0	0	1	0	62	94	1.29	0.714																			
Damaso Marte, L (8, 1) ERA: 4.26	0.0	B	3	2	2	2	0	1	0	0	0	0	1	3	7	∞	∞																			
Tom Gordon, R (8, 1) ERA: 6.75	2.0	W	6	0	0	0	1	0	0	0	0	0	0	16	23	0.00	0.000																			

AB	30
R	3
H	5
RBI	3
BB	3
SO	7
LOB	8



livebaseballscorecards.com

BOTTOM

Kansas City Royals @ Chicago White Sox
U.S. Cellular Field, Chicago, IL

livebaseballscorecards.com

AB	30
R	4
H	5
RBI	4
BB	8
SO	3
LOB	21



WP:	1	PA:	39
PB:	0	SB:	1
CS:	0		

Wed Apr 16 2003, 8:05 PM EDT
Att. 9,882 - Cloudy - 50 F

AB R H RBI BB SO LOB

3	0	1	0	2	0	0
4	1	0	0	1	1	5
2	1	0	1	2	0	1
3	1	1	1	1	0	3
3	0	0	0	1	1	2
4	0	0	1	0	1	3
3	0	0	0	1	0	4
4	0	2	1	0	0	1
0	1	0	0	0	0	0
4	0	1	0	0	0	2

4-0	IBB
1-0	P5
0-1	SF8
3-H	
1-1	F8
1-0	G1-3
1-1	F7
1-0	E 1B SF8 1B
2-0	E1 1B

4-2	BB
3-3	K
4-2	BB
1-0	P3
1-1	F8
1-0	G1-3
1-1	F7
1-1	F9
3-1	P4

4-2	3B
1-0	G4-3
3-1	FC6-4-2
0-0	P6
2-2	G4-3
1-2	F7
4-1	BB
0-1	F9

4-0	WP 2B BB
4-1	2B E BB
2-1	FC6-4 24 1B 2B
1-3	K
0-0	E6 FC6-4
2-0	FC6-4 24 1B
1-0	E6 1B
1-2	G1-3

1-1	G4-3
1-0	G4-3
3-1	FC6-4-2
0-0	P6
2-2	G4-3
1-2	F7
4-1	BB
0-1	F9

2-1	G4-3
4-0	WP 2B BB
4-1	2B E BB
2-1	FC6-4 24 1B 2B
1-3	K
0-0	E6 FC6-4
2-0	FC6-4 24 1B
1-0	E6 1B
1-2	G1-3

1-0	G4-3
1-1	F8
2-1	P6
4-2	BB BB
4-2	G1-6-3 BB
0-3	K
1-0	G1-6-3
1-0	F9
1-0	E6 1B
1-0	F9
1-0	G1-3

1-0	G4-3
1-1	F8
2-1	P6
4-2	BB BB
4-2	G1-6-3 BB
0-3	K
1-0	G1-6-3
1-0	F9
1-0	E6 1B
1-0	F9
1-0	G1-3

1-0	G4-3
1-1	F8
2-1	P6
4-2	BB BB
4-2	G1-6-3 BB
0-3	K
1-0	G1-6-3
1-0	F9
1-0	E6 1B
1-0	F9
1-0	G1-3

1-0	G4-3
1-1	F8
2-1	P6
4-2	BB BB
4-2	G1-6-3 BB
0-3	K
1-0	G1-6-3
1-0	F9
1-0	E6 1B
1-0	F9
1-0	G1-3

1-0	G4-3
1-1	F8
2-1	P6
4-2	BB BB
4-2	G1-6-3 BB
0-3	K
1-0	G1-6-3
1-0	F9
1-0	E6 1B
1-0	F9
1-0	G1-3

Inning Stats										R: 0	H: 0	E: 0	K: 0	S: 5	R: 0	H: 0	E: 0	K: 1	S: 11	R: 0	H: 0	E: 0	K: 0	S: 4	R: 3	H: 2	E: 2	K: 1	S: 13	R: 0	H: 1	E: 0	K: 0	S: 6	R: 0	H: 0	E: 0	K: 0	S: 9	R: 0	H: 0	E: 0	K: 1	S: 16	R: 0	H: 0	E: 0	K: 1	S: 16	R: 0	H: 0	E: 0	K: 0	S: 5	R: 1	H: 2	E: 1	K: 0	S: 5	1B: 3	2B: 1	3B: 1	HR: 0	SF: 1	SAC: 0	DP: 1	HBP: 0	WP: 1	PA: 39
--------------	--	--	--	--	--	--	--	--	--	------	------	------	------	------	------	------	------	------	-------	------	------	------	------	------	------	------	------	------	-------	------	------	------	------	------	------	------	------	------	------	------	------	------	------	-------	------	------	------	------	-------	------	------	------	------	------	------	------	------	------	------	-------	-------	-------	-------	-------	--------	-------	--------	-------	--------

PITCHER										IP	WLS	BF	H	R	ER	SO	BB	IBB	HBP	BLK	WP	HR	S	P	ERA	WHIP	PITCHER										IP	WLS	BF	H	R	ER	SO	BB	IBB	HBP	BLK	WP	HR	S	P	ERA	WHIP																														
Runelvys Hernandez, R										(1, 1)	6.0		26	3	3	2	2	5	0	0	0	1	0	48	92	3.00	1.333	Ryan Bukvich, R										(7, 1)	2.0		8	0	0	0	1	2	0	0	0	0	0	21	39	0.00	1.000	Jason Grimsley, R										(9, 1)	0.2	L	5	2	1	1	0	0	1	0	0	0	0	5	13	13.50	3.000

Batter	1	2	3	4	5	6	7	8	9	AB R H RBI BB SO LOB	TOP		
Michael Tucker, L (1, 8) OBP: 0.324, SLG: 0.410	3-3 C K		4-1 BB K			2-3 K	0-1 1B		1-3 K	4 0 1 0 1 3 0	Kansas City Royals @ Chicago White Sox U.S. Cellular Field, Chicago, IL Thu Apr 17 2003, 2:05 PM EDT Att. 10,716 - Cloudy - 43 F		
Desi Relaford, S (1, 5) OBP: 0.364, SLG: 0.321	0-1 P4		0-3 K			2-2 1B	0-2 F9		0-2 P4	5 1 1 0 0 1 3			
29 Mike Sweeney, R (1, 3) OBP: 0.415, SLG: 0.600	4-2 BB					1-3 K		2-0 1B		3 1 1 0 1 2 1			
Raul Ibanez, L (1, 7) OBP: 0.403, SLG: 0.574	0-3 K					1-2 1B	1-2 1B	2-1 2B		4 0 2 0 0 1 1			
Dee Brown, L (1, 10) OBP: 0.385, SLG: 0.409						2-2 1B		0-3 K		4 0 1 1 0 1 2			
Brandon Berger, R (1, 9) OBP: 0.345, SLG: 0.240						2-1 1B		3-2 1B		4 0 2 1 0 2 2			
4 Angel Berroa, R (1, 6) OBP: 0.250, SLG: 0.327						1-3 K		4-2 1B		3 0 1 0 1 2 1			
Carlos Febles, R (1, 4) OBP: 0.311, SLG: 0.317						1-0 G5-3		1-1 G5-4-3		4 0 0 0 0 1 5			
Mike DiFelice, R (1, 2) OBP: 0.250, SLG: 0.250						2-1 G6-3		1-1 P6		4 0 0 0 0 1 2			
Inning Stats	R: 0 H: 0 E: 0 LOB: 1 K: 2 BB: 1 S: 15 P: 22	R: 0 H: 0 E: 0 LOB: 0 K: 2 BB: 0 S: 13 P: 15	R: 0 H: 0 E: 0 LOB: 1 K: 2 BB: 1 S: 10 P: 19	R: 0 H: 0 E: 0 LOB: 0 K: 1 BB: 0 S: 6 P: 8	R: 0 H: 1 E: 0 LOB: 1 K: 1 BB: 0 S: 9 P: 15	R: 1 H: 3 E: 0 LOB: 2 K: 3 BB: 0 S: 19 P: 27	R: 0 H: 2 E: 0 LOB: 2 K: 0 BB: 0 S: 11 P: 12	R: 1 H: 3 E: 0 LOB: 2 K: 1 BB: 1 S: 14 P: 26	R: 0 H: 0 E: 0 LOB: 0 K: 2 BB: 0 S: 11 P: 14	1B: 8 SF: 0 2B: 1 SAC: 0 3B: 0 DP: 1 HR: 0 HBP: 0	WP: 0 PA: 38 PB: 1 SB: 0 CS: 0		
PITCHER	IP WLS BF H R ER SO BB IBB HBP BLK WP HR S P ERA WHIP											PITCHER	IP WLS BF H R ER SO BB IBB HBP BLK WP HR S P ERA WHIP
Esteban Loaiza, R (1, 1) ERA: 1.31	6.0 W 24 4 1 1 11 2 0 0 0 0 0 0 72 106 1.50 1.000												
Gary Glover, R (7, 1) ERA: 1.35	1.1 9 5 1 1 1 0 0 0 0 0 0 0 21 29 6.75 3.750												
Rick White, R (8, 1) ERA: 1.59	1.2 5 0 0 0 0 2 1 0 0 0 0 0 0 15 23 0.00 0.600												

AB	35
R	2
H	9
RBI	2
BB	3
SO	14
LOB	17



Batter	1	2	3	4	5	6	7	8	9
Tony Graffanino, R OBP: 0.500, SLG: 0.800 (1, 4)	4-1 BLK SH5-3 1B BB	0-2 HR		2-1 G5-3		1-2 F9		3-2 P3	
Jose Valentin, S OBP: 0.414, SLG: 0.673 (1, 6)	0-0 SH5-3 1-2	0-0 G5-3			4-0 2B WP HR BB	2-1 2B			
Frank Thomas, R OBP: 0.438, SLG: 0.409 (1, 10)	4-2 14 FC5 1B BB		1-0 F8		2-1 HR 2B	1-2 P2			
Magglio Ordonez, R OBP: 0.338, SLG: 0.448 (1, 9)	2-2 14 FC5 1B		3-2 P6		1-0 G5-3	2-3 K			
14 Paul Konerko, R OBP: 0.281, SLG: 0.327 (1, 3)	3-1 FC5 1-2 2-3 G6-4-3		2-2 HR		4-0 HR IBB		2-3 K		
Carlos Lee, R OBP: 0.273, SLG: 0.260 (1, 7)	1-0 G6-4-3 1-2f		2-0 1B		0-2 HR	3-1 F9			
24 Joe Crede, R OBP: 0.316, SLG: 0.407 (1, 5)		0-1 F9	1-1 P6		2-2 G4-3	1-0 L7			
Aaron Rowand, R OBP: 0.189, SLG: 0.222 (1, 8)		1-3 K		1-0 F7	1-2 E6		0-0 G5-3		
Miguel Olivo, R OBP: 0.160, SLG: 0.292 (1, 2)		2-2 HR		0-0 G6-3	2-3 K		1-2 G3-1		

Inning Stats	R: 1	H: 1	E: 0	K: 0	S: 12	LOB: 2	BB: 2	P: 26	R: 2	H: 2	E: 0	K: 1	S: 14	LOB: 0	BB: 0	P: 17	R: 1	H: 2	E: 0	K: 0	S: 10	LOB: 1	BB: 0	P: 19	R: 0	H: 0	E: 0	K: 0	S: 4	LOB: 0	BB: 0	P: 7	R: 4	H: 2	E: 1	K: 1	S: 17	LOB: 1	BB: 2	P: 33	R: 0	H: 1	E: 0	K: 1	S: 11	LOB: 1	BB: 0	P: 17	R: 0	H: 0	E: 0	K: 1	S: 7	LOB: 0	BB: 0	P: 13	R: 0	H: 0	E: 0	K: 0	S: 7	LOB: 0	BB: 0	P: 11
--------------	------	------	------	------	-------	--------	-------	-------	------	------	------	------	-------	--------	-------	-------	------	------	------	------	-------	--------	-------	-------	------	------	------	------	------	--------	-------	------	------	------	------	------	-------	--------	-------	-------	------	------	------	------	-------	--------	-------	-------	------	------	------	------	------	--------	-------	-------	------	------	------	------	------	--------	-------	-------

PITCHER	IP	WLS	BF	H	R	ER	SO	BB	IBB	HBP	BLK	WP	HR	S	P	ERA	WHIP
Chris George, L ERA: 5.94 (1, 1)	4.2	L	26	7	8	8	1	3	1	0	1	1	4	54	97	15.43	2.143
51 Kris Wilson, R ERA: 2.16 (5, 1)	3.1		11	1	0	0	3	0	0	0	0	0	0	28	46	0.00	0.300

AB R H RBI BB SO LOB

4	2	1	1	1	0	0
2	1	1	0	1	0	0
3	1	1	0	1	0	1
4	0	1	1	0	1	3
3	2	1	1	1	1	2
4	1	2	4	0	0	3
4	0	0	0	0	0	1
4	0	0	0	0	1	0
4	1	1	1	0	1	1


WP: 1	PA: 37
PB: 0	
SB: 0	
CS: 0	

AB	32
R	8
H	8
RBI	8
BB	4
SO	4
LOB	11



Kansas City Royals @ Chicago White Sox
U.S. Cellular Field, Chicago, IL
Thu Apr 17 2003, 2:05 PM EDT
Att: 10,716 - Cloudy - 43 F

livebaseballscorecards.com


Batter	1	2	3	4	5	6	7	8	9	10	11	AB R H RBI BB SO LOB	TOP																						
Bobby Higginson, L OBP: 0.338, SLG: 0.327 (1, 9)	0-0 G3		1-2 HR	0-1 1B			2-2 G3-1		2-1 F9		3-2 F8	6 1 2 1 0 0 2																							
Ramon Santiago, S OBP: 0.348, SLG: 0.341 (1, 4)	4-2 1B BB		4-0 F9 1B BB	3-1 E6			0-0 G3 1B		0-0 G6-3			3 1 1 0 2 0 2																							
Carlos Pena, L OBP: 0.292, SLG: 0.341 (1, 3)	0-1 WP 1B		0-3 1B	1-1 G1-3			0-1 G3			0-1 F8 BB 1B		5 0 2 0 0 1 4																							
Dean Palmer, R OBP: 0.217, SLG: 0.103 (1, 10)	1-3 K		2-2 F9		1-0 P5		2-3 K			1-0 F9		5 0 0 0 0 2 5																							
Craig Monroe, R OBP: 0.400, SLG: 0.250 (1, 7)	2-0 G5-3		1-1 1B		0-0 G5-3		2-3 K		4-2 BB			4 0 1 1 1 1 2																							
Shane Halter, R OBP: 0.237, SLG: 0.297 (1, 5) (10, 6)		0-0 20 CS 1B	1-3 K		0-1 F8		0-0 F9		1-1 F8			5 0 1 0 0 1 3																							
20 Omar Infante, R OBP: 0.209, SLG: 0.250 Dmitri Young, S OBP: 0.137, SLG: 0.122 Eric Munson, L OBP: 0.233, SLG: 0.375 (1, 6) (10, PH) (10, 5)		2-1 F8		1-2 P5		0-1 F9		0-1 G6-3		1-1 G4-3		4 0 0 0 0 0 1 1 0 0 0 0 0 2 0 0 0 0 0 0 0	AB 43 R 3 H 11 RBI 2 BB 3 SO 7 LOB 22																						
15 Brandon Inge, R OBP: 0.150, SLG: 0.105 (1, 2)		1-0 1B		1-1 G1-3		3-1 L7			1-1 G4-3			5 0 1 0 0 1 0																							
Gene Kingsale, S OBP: 0.405, SLG: 0.313 (1, 8)		1-1 F9		0-2 1B E 1B		2-3 K			2-1 1B		0-0 CS 1B	5 1 3 0 0 1 1																							
Inning Stats	R: 0 E: 0 K: 1 S: 9	H: 1 LOB: 2 BB: 1 P: 16	R: 0 E: 0 K: 0 S: 6	H: 2 LOB: 1 BB: 0 P: 10	R: 2 E: 0 K: 2 S: 17	H: 2 LOB: 1 BB: 1 P: 26	R: 1 E: 1 K: 0 S: 14	H: 2 LOB: 2 BB: 0 P: 20	R: 0 E: 0 K: 1 S: 7	H: 0 LOB: 0 BB: 0 P: 12	R: 0 E: 0 K: 1 S: 10	H: 1 LOB: 1 BB: 0 P: 14	R: 0 E: 0 K: 1 S: 6	H: 0 LOB: 0 BB: 0 P: 8	R: 0 E: 0 K: 0 S: 7	H: 1 LOB: 1 BB: 0 P: 12	R: 0 E: 0 K: 0 S: 11	H: 1 LOB: 2 BB: 1 P: 18	R: 0 E: 0 K: 1 S: 7	H: 1 LOB: 0 BB: 0 P: 10	1B: 10 2B: 0 3B: 0 HR: 1	SF: 0 SAC: 0 DP: 0 HBP: 0	WP: 1 PB: 0 SB: 1 CS: 2	PA: 46											
PITCHER	IP WLS BF H R ER SO BB IBB HBP BLK WP HR S P ERA WHIP																																		
Darrell May, L ERA: 4.5 (1, 1)	6.0	27	7	3	2	4	2	0	0	0	1	1	57	89	3.00	1.500																			
Jason Grimsley, R ERA: 1.59 (7, 1)	2.0	7	1	0	0	2	0	0	0	0	0	0	16	22	0.00	0.500																			
Mike MacDougal, R ERA: (9, 1)	1.0	4	1	0	0	0	0	0	0	0	0	0	7	12	0.00	1.000																			
D.J. Carrasco, R ERA: 0.96 (10, 1)	2.0	W 8	2	0	0	1	1	0	0	0	0	0	18	28	0.00	1.500																			

Detroit Tigers @ Kansas City Royals
 Kauffman Stadium, Kansas City, MO
 Fri Apr 18 2003, 7:05 PM CDT
 Att: 38,937 - Sunny - 71 F

livebaseballscorecards.com

Batter	1	2	3	4	5	6	7	8	9	10	11	AB R H RBI BB SO LOB	BOTTOM																							
Michael Tucker, L (1, 9) OBP: 0.329, SLG: 0.409	0-1 CS 1B		3-2 G3		1-0 E6			1-3 K		1 SAFE 0-0 FC4-2 SH 1-2 1B		5 0 2 0 0 1 1	Detroit Tigers @ Kansas City Royals Kauffman Stadium, Kansas City, MO Fri Apr 18 2003, 7:05 PM CDT Att: 38,937 - Sunny - 71 F livebaseballscorecards.com																							
Joe Randa, R (1, 5) OBP: 0.431, SLG: 0.531	1-2 G6-3			2-0 G6-3 29 G6-3 2B	3-1 FC5			2-3 K		0-0 SH FC4-2 1-2 2-3		4 1 1 0 0 1 3																								
Carlos Beltrán, S (1, 8)	2-1 G4-3			2-2 G6-3		4-2 29 G6-4-3 BB		0-3 K		1-0 FC4-2		4 0 0 0 1 1 4																								
29 Mike Sweeney, R (1, 3) OBP: 0.397, SLG: 0.545		4-2 G5-3 BB		0-0 G6-3		0-0 G6-4-3			1-3 K	0-1 P5		4 0 0 1 1 1 4																								
Raul Ibanez, L (1, 7) OBP: 0.403, SLG: 0.627		1-1 F8		3-1 G4-3		2-1 HR		0-1 2B		0-0 L8		5 1 2 1 0 0 4																								
Ken Harvey, R (1, 10) OBP: 0.346, SLG: 0.468		1-2 G5-3		1-2 G5-3	1-0 FC5-4 4 1B E	0-0 F9			1-0 G5-3		0-2 HR	5 2 2 1 0 0 2																								
Brent Mayne, L (1, 2) OBP: 0.489, SLG: 0.744		0-3 K		0-1 F8			1-1 L6		4-0 IBB			3 0 0 0 1 1 2																								
4 Angel Berroa, R (1, 6) OBP: 0.273, SLG: 0.346			2-2 G1-6-3 1B		2-2 FC5-4 1B		2-3 K		0-3 K			3 0 2 0 0 1 0																								
Desi Relaford, S (9, PH) OBP: 0.353, SLG: 0.310				1-2 FC5-4 1B								1 0 0 0 0 1 2																								
Carlos Febles, R (1, 4) OBP: 0.306, SLG: 0.311			0-1 G1-6-3		0-2 FC5-4 E		1-1 G6-3			0-1 SH FC4-2 1B		4 0 1 0 0 0 3																								
Inning Stats	R: 0 E: 0 K: 0 S: 8	H: 1 LOB: 0 BB: 0 P: 11	R: 0 E: 0 K: 1 S: 10	H: 0 LOB: 1 BB: 1 P: 16	R: 0 E: 0 K: 0 S: 8	H: 1 LOB: 0 BB: 0 P: 13	R: 1 E: 0 K: 0 S: 7	H: 1 LOB: 0 BB: 0 P: 14	R: 1 E: 1 K: 0 S: 12	H: 2 LOB: 2 BB: 0 P: 19	R: 1 E: 0 K: 0 S: 6	H: 1 LOB: 0 BB: 1 P: 12		R: 0 E: 0 K: 3 S: 9	H: 0 LOB: 0 BB: 0 P: 12	R: 0 E: 0 K: 3 S: 10	H: 1 LOB: 2 BB: 1 P: 16	R: 0 E: 0 K: 0 S: 8	H: 2 LOB: 3 BB: 0 P: 9	R: 1 E: 0 K: 0 S: 4	H: 1 LOB: 0 BB: 0 P: 4	1B: 6 2B: 2 3B: 0 HR: 2	SF: 0 SAC: 1 DP: 2 HBP: 0	WP: 0 PB: 0 SB: 0 CS: 1	PA: 42											
PITCHER	IP WLS BF H R ER SO BB IBB HBP BLK WP HR S P ERA WHIP																																			
34 Nate Cornejo, R (1, 1) ERA: 4.4	7.0	27	6	3	2	2	2	0	0	0	0	0	1	58	96	2.57	1.143																			
Jamie Walker, L (8, 1) ERA: 3.86	0.1	1	0	0	0	1	0	0	0	0	0	0	0	3	4	0.00	0.000																			
Franklyn German, R (8, 1) ERA: 6.75	1.2	7	1	0	0	4	0	1	0	0	0	0	0	16	24	0.00	0.600																			
Matt Anderson, R (10, 1) ERA: 7.94	1.0	L 7	3	1	1	0	0	0	0	0	0	0	1	12	13	9.00	3.000																			



Batter	1	2	3	4	5	6	7	8	9	AB R H RBI BB SO LOB	TOP														
Bobby Higginson, L (1, 9) OBP: 0.342, SLG: 0.365	0-1 1B BB 1B	3-2 1-3 3-H 1B		1-1 CS 1-2	2-0 P6		2-1 L9		3-2 L4-6 2-2	5 1 2 1 0 0 2															
Gene Kingsale, S (1, 8) OBP: 0.409, SLG: 0.316	2-0 BB 1B 1-2 1B	1 SAFE 0-3 K			4-0 1B 1B SF8 BB		0-0 F8			3 1 1 0 1 1 2															
Carlos Pena, L (1, 3) OBP: 0.286, SLG: 0.327	2-3 K	0-0 G4-3			1-0 SF8 1B 1-2 1B		1-3 K			4 0 1 0 0 2 4															
Dmitri Young, S (1, 10) OBP: 0.190, SLG: 0.179	0-0 L6 BB 1-2 2-3 1B		0-0 G4-3		2 SAFE 0-0 1-2 2-3 1B			1-1 FC5-8 1B		4 0 3 0 0 0 0															
Eric Munson, L (1, 5) OBP: 0.250, SLG: 0.357	4-2 1-2 2-3 3-H BB		3-2 F8		2-1 SF8			0-0 FC5-6 G6-4-3 1-2f		2 0 0 2 1 0 1															
Craig Monroe, R (1, 7) OBP: 0.154, SLG: 0.083	3-2 L6 2-2		2-3 K		3-2 G5-3			2-1 G6-4-3 1-2f		4 0 0 0 0 1 6															
20 Omar Infante, R (1, 6) OBP: 0.216, SLG: 0.250		0-0 1B 1B 1B		1-1 F8		3-2 CS 1B			3-2 E1 L4-6 SH3-4	4 1 2 0 0 0 0	AB 31 R 3 H 10 RBI 3 BB 4 SO 7 LOB 17														
Matt Walbeck, S (1, 2) OBP: 0.067, SLG: 0.133		0-0 F7		0-3 K		1 SAFE 3-3 K			1-0 SH3-4 1-2	3 0 0 0 0 2 2															
Ramon Santiago, S (1, 4) OBP: 0.352, SLG: 0.319		0-0 1B 1B 1-3 1B		4-0 CS BB		3-3 K			4-0 BB	2 0 1 0 2 1 0															
Inning Stats	R: 1 E: 0 K: 1 S: 16	H: 3 LOB: 2 BB: 1 P: 27	R: 1 E: 0 K: 1 S: 11	H: 3 LOB: 2 BB: 0 P: 14	R: 0 E: 0 K: 1 S: 10	H: 0 LOB: 0 BB: 0 P: 15	R: 0 E: 0 K: 1 S: 6	H: 0 LOB: 0 BB: 1 P: 12	R: 1 E: 0 K: 0 S: 9	H: 2 LOB: 2 BB: 1 P: 21	R: 0 E: 0 K: 2 S: 10	H: 1 LOB: 0 BB: 0 P: 18	R: 0 E: 0 K: 1 S: 6	H: 0 LOB: 0 BB: 0 P: 9	R: 0 E: 0 K: 0 S: 5	H: 1 LOB: 0 BB: 0 P: 8	R: 0 E: 1 K: 0 S: 8	H: 0 LOB: 1 BB: 1 P: 19	1B: 10 2B: 3 3B: 0 HR: 0	SF: 1 SAC: 1 DP: 4 HBP: 0	WP: 0 PB: 0 SB: 0 CS: 2	PA: 38			
PITCHER	IP WLS BF H R ER SO BB IBB HBP BLK WP HR S P ERA WHIP																								
Miguel Asencio, R (1, 1) ERA: 4.5	6.0		27	9	3	3	6	3	0	0	0	0	0	62	107	4.50	2.000								
51 Kris Wilson, R (7, 1) ERA: 1.74	2.0		6	1	0	0	1	0	0	0	0	0	0	11	17	0.00	0.500								
Mike MacDougal, R (9, 1) ERA:	1.0	W	4	0	0	0	0	1	0	0	0	0	0	8	19	0.00	1.000								

Detroit Tigers @ Kansas City Royals
Kauffman Stadium, Kansas City, MO

Sun Apr 20 2003, 1:05 PM CDT
Att. 16,203 - Overcast - 60 F


livebaseballscorecards.com


Batter	1	2	3	4	5	6	7	8	9	AB R H RBI BB SO LOB
Desi Relaford, S OBP: 0.390, SLG: 0.444 (1, 4)	2-1 HR 1B		2-1 L7			1-0 SH5-4			2-2 E6 SH 1B	3 2 2 0 0 0 0
Joe Randa, R OBP: 0.429, SLG: 0.604 (1, 5)	1-2 HR 1-H		1-2 F9			1-1 SF8			0-0 SH 2-H	2 1 1 3 0 0 0
Carlos Beltrán, S (1, 8)	3-3 K			1-1 E5		2-2 F9				3 0 0 0 0 1 0
29 Mike Sweeney, R OBP: 0.369, SLG: 0.490 (1, 10)	1-0 F9			2-2 G4-3			2-1 F8			3 0 0 0 0 0 0
Raul Ibanez, L OBP: 0.392, SLG: 0.591 (1, 7)	2-1 G3-1			1-1 F9			3-3 K			3 0 0 0 0 1 0
Ken Harvey, R OBP: 0.305, SLG: 0.407 (1, 3)		2-0 F8			2-1 F9		0-2 G6-3			3 0 0 0 0 0 0
Mendy López, R OBP: 0.182, SLG: 0.364 (9, 3)										0 0 0 0 0 0 0
Brandon Berger, R OBP: 0.313, SLG: 0.214 (1, 9)		0-1 F8			1-3 K			1-1 G6-3		3 0 0 0 0 1 0
Brent Mayne, L OBP: 0.458, SLG: 0.690 (1, 2)		1-2 P5			1-1 L3			3-2 G4-3		3 0 0 0 0 0 0
4 Angel Berroa, R OBP: 0.306, SLG: 0.424 (1, 6)			2-2 G5-3			1-2 SH5-4 SF8 2B		2-2 L7		3 1 1 0 0 0 0

Inning Stats	R: 2	H: 2	E: 0	LOB: 0	K: 1	S: 12	P: 21	R: 0	H: 0	E: 0	LOB: 0	K: 0	S: 6	P: 9	R: 0	H: 0	E: 0	LOB: 0	K: 0	S: 9	P: 14	R: 0	H: 0	E: 1	LOB: 0	K: 0	S: 8	P: 12	R: 0	H: 0	E: 0	LOB: 0	K: 1	S: 7	P: 11	R: 1	H: 1	E: 0	LOB: 0	K: 0	S: 9	P: 14	R: 0	H: 0	E: 0	LOB: 0	K: 1	S: 8	P: 13	R: 0	H: 0	E: 0	LOB: 0	K: 0	S: 10	P: 16	R: 1	H: 1	E: 2	LOB: 1	K: 0	S: 4	P: 6	1B: 2	SF: 1	2B: 1	SAC: 2	3B: 0	DP: 0	HR: 1	HBP: 0	WP: 0	PA: 29
PITCHER Mike Maroth, L ERA: 4.55 (1, 1)	IP	WLS	BF	H	R	ER	SO	BB	IBB	HBP	BLK	WP	HR	S	P	ERA	WHIP	IP	WLS	BF	H	R	ER	SO	BB	IBB	HBP	BLK	WP	HR	S	P	ERA	WHIP																																							

DETROIT TIGERS @ KANSAS CITY ROYALS
Kauffman Stadium, Kansas City, MO
 Sun Apr 20 2003, 1:05 PM CDT
 Att. 16,203 - Overcast - 60 F

AB	26
R	4
H	4
RBI	3
BB	0
SO	3
LOB	0




Batter	1	2	3	4	5	6	7	8	9	AB R H RBI BB SO LOB	TOP											
Jacque Jones, L (1, 7) OBP: 0.338, SLG: 0.438	0-1 G3		0-2 G4-3		1-1 G3-1		1-2 G6-3		4-0 G4-3 G3-1 1B BB	4 1 0 0 1 0 0												
Cristian Guzman, S (1, 6) OBP: 0.319, SLG: 0.415	0-2 G3		1-2 G3		0-0 F8		0-2 BB 1B		0-1 G3-1	5 0 1 0 0 0 2												
Bobby Kielty, S (1, 9) OBP: 0.436, SLG: 0.638	3-3 K		4-0 BB		4-2 BB BB		4-1 BB 1-2 BB		0-0 G4-3	2 0 0 1 3 1 1												
Corey Koskie, L (1, 5) OBP: 0.394, SLG: 0.441		4-2 SH5-3 FC1-2 BB BB	1-0 G4-3		4-2 BB 1-2 BB		0-0 G3-1		4-2 1B BB	2 0 0 0 3 0 3												
Torii Hunter, R (1, 8) OBP: 0.284, SLG: 0.314		4-2 SH5-3 BB 1-2		0-2 FC5 G3-4-3 1B	0-0 G4-3			4-2 G6-3 G3-1 BB	3-2 BB 1B	3 0 2 1 2 0 2												
Doug Mientkiewicz, L (1, 3) OBP: 0.289, SLG: 0.408		0-0 SH5-3		1-0 G3-4-3		0-3 K		0-1 G3-1	3-3 K	4 0 0 0 0 2 4												
Matthew LeCroy, R (1, 10) OBP: 0.292, SLG: 0.391		2-3 K		1-1 P2		0-0 G6-3		1-1 G6-3		4 0 0 0 0 1 4	AB 30 R 3 H 4 RBI 3 BB 10 SO 4 LOB 21											
A.J. Pierzynski, L (1, 2) OBP: 0.303, SLG: 0.350		4-2 BB		2-1 FC5		1-1 F7		2-0 G3-1		3 0 0 0 1 0 2												
Luis Rivas, R (1, 4) OBP: 0.254, SLG: 0.333		1-1 FC1-2			3-2 HR		1-1 F8		2-2 G3-1 BB G4-3 HBP	3 2 1 1 0 0 3												
Inning Stats	R: 0 E: 0 K: 1 S: 10	H: 0 LOB: 0 BB: 0 P: 13	R: 0 E: 0 K: 1 S: 13	H: 0 LOB: 3 BB: 3 P: 28	R: 0 E: 0 K: 0 S: 7	H: 1 LOB: 1 BB: 1 P: 13	R: 0 E: 0 K: 0 S: 8	H: 1 LOB: 1 BB: 0 P: 12	R: 1 E: 0 K: 0 S: 12	H: 1 LOB: 2 BB: 2 P: 24	R: 0 E: 0 K: 1 S: 6	H: 0 LOB: 0 BB: 0 P: 7	R: 0 E: 0 K: 0 S: 12	H: 1 LOB: 2 BB: 1 P: 18	R: 0 E: 0 K: 0 S: 7	H: 0 LOB: 1 BB: 1 P: 14	R: 2 E: 0 K: 1 S: 18	H: 1 LOB: 2 BB: 2 P: 34	1B: 3 2B: 0 3B: 0 HR: 1	SF: 0 SAC: 1 DP: 0 HBP: 1	WP: 0 PB: 0 SB: 0 CS: 0	PA: 42
PITCHER	IP WLS BF H R ER SO BB IBB HBP BLK WP HR S P ERA WHIP																					
Runelvys Hernandez, R (1, 1) ERA: 1.1	6.2 W 29 3 1 1 3 6 0 0 0 0 1 66 109 1.35 1.350																					
Jason Grimsley, R (7, 1) ERA: 1.42	1.1 H 6 0 0 0 0 2 0 0 0 0 0 9 20 0.00 1.500																					
Mike MacDougal, R (9, 1) ERA: 1.8	1.0 S 7 1 2 2 1 2 0 1 0 0 0 0 18 34 18.00 3.000																					

Minnesota Twins @ Kansas City Royals
Kauffman Stadium, Kansas City, MO

Tue Apr 22 2003, 7:05 PM CDT
Att. 17,439 - Sunny - 65 F

livebaseballscorecards.com

Batter	1	2	3	4	5	6	7	8	9	AB R H RBI BB SO LOB	TOP											
Jacque Jones, L (1, 7) OBP: 0.321, SLG: 0.416	1-2 P5		2-1 G1-3			0-3 K	0-0 G3-1			4 0 0 0 0 1 1												
Cristian Guzman, S (1, 6) OBP: 0.315, SLG: 0.406	3-1 G1 1B		2-3 K			1-1 F8		0-1 G2-3		4 0 1 0 0 1 0												
Bobby Kielty, S (1, 10) OBP: 0.441, SLG: 0.620	1-0 G1 1B		2-2 G6-3			4-2 1B BB		1-1 G4-3		3 1 1 0 1 0 0												
Corey Koskie, L (1, 5) OBP: 0.387, SLG: 0.429	2-2 G1			1-0 F9		2-1 1B 1B		1-0 G3-1		4 0 1 0 0 0 2												
Torii Hunter, R (1, 8) OBP: 0.294, SLG: 0.324	3-2 G6-3			2-1 G4-3		3-0 1B		1-1 L7-4 WP 1B		4 0 2 1 0 0 2												
Doug Mientkiewicz, L (1, 3) OBP: 0.275, SLG: 0.357		2-1 G3		0-1 P6		0-1 G3-1		2-3 K		4 0 0 0 0 1 3												
5 Michael Cuddyer, R (1, 9) OBP: 0.270, SLG: 0.316		2-3 K			4-2 CS G4-3 BB		1-1 G4-6-3		0-0 L7-4	3 0 0 0 1 1 1	AB 32 R 1 H 7 RBI 1 BB 2 SO 5 LOB 13											
A.J. Pierzynski, L (1, 2) OBP: 0.319, SLG: 0.365		3-2 1B			0-1 G4-3		2-0 1B			3 0 2 0 0 0 1												
Luis Rivas, R (1, 4) OBP: 0.242, SLG: 0.317		1-2 G6-3			1-2 G3		0-3 K			3 0 0 0 0 1 3												
Inning Stats	R: 0 E: 0 K: 0 S: 13	H: 2 LOB: 2 BB: 0 P: 23	R: 0 E: 0 K: 1 S: 13	H: 1 LOB: 1 BB: 0 P: 21	R: 0 E: 0 K: 1 S: 8	H: 0 LOB: 0 BB: 0 P: 14	R: 0 E: 0 K: 0 S: 5	H: 0 LOB: 0 BB: 1 P: 8	R: 0 E: 0 K: 0 S: 10	H: 0 LOB: 0 BB: 1 P: 15	R: 1 E: 0 K: 1 S: 12	H: 2 LOB: 2 BB: 1 P: 22	R: 0 E: 0 K: 1 S: 7	H: 1 LOB: 1 BB: 0 P: 10	R: 0 E: 0 K: 0 S: 5	H: 0 LOB: 0 BB: 0 P: 7	R: 0 E: 0 K: 1 S: 6	H: 1 LOB: 0 BB: 0 P: 9	1B: 7 2B: 1 3B: 0 HR: 0	SF: 0 SAC: 0 DP: 1 HBP: 0	WP: 1 PB: 0 SB: 0 CS: 1	PA: 34
PITCHER	IP WLS BF H R ER SO BB IBB HBP BLK WP HR S P ERA WHIP																					
Chris George, L (1, 1) ERA: 4.76	6.0 W 24 5 1 1 3 2 0 0 0 0 0 0 61 103 1.50 1.167																					
Jason Grimsley, R (7, 1) ERA: 1.23	2.0 H 7 1 0 0 1 0 0 0 0 0 0 0 12 17 0.00 0.500																					
Mike MacDougal, R (9, 1) ERA: 1.64	1.0 S 3 1 0 0 1 0 0 0 0 0 1 0 6 9 0.00 1.000																					

Minnesota Twins @ Kansas City Royals
Kauffman Stadium, Kansas City, MO

Thu Apr 24 2003, 1:05 PM CDT
Att: 11,981 - Overcast - 54 F

livebaseballscorecards.com



Batter	1	2	3	4	5	6	7	8	9	AB	R	H	RBI	BB	SO	LOB
Shannon Stewart, R (1, 7) OBP: 0.364, SLG: 0.394	1-1 2B	4-2 BB		1-2 L6	0-0 G5-3			1-2 P4		4	0	1	0	1	0	1
Jayson Werth, R (1, 9) OBP: 0.154, SLG: 0.167	2-1 G6-3	3-2 G6-3		1-1 G5-3			3-3 K	1-2 L1		5	0	0	0	0	1	3
10 Vernon Wells, R (1, 8) OBP: 0.297, SLG: 0.515	0-2 G6-3			1-0 2B 3B	3-2 1B 2B		0-0 F7		1-1 HR	5	3	3	1	0	0	1
Carlos Delgado, L (1, 10) OBP: 0.475, SLG: 0.620	2-1 G1-3			1-1 FC4-6 2B 2B	4-0 1B IBB		3-2 1B			3	1	2	1	1	0	1
Josh Phelps, R (1, 3) OBP: 0.364, SLG: 0.398				2-0 G5-3	1-2 1B		0-0 F8			3	1	1	1	1	0	2
Tom Wilson, R (1, 2) OBP: 0.380, SLG: 0.535				1-3 K FC4-6 BB	2-0 G3			2-3 K		3	0	0	0	1	2	3
Eric Hinske, L (1, 5) OBP: 0.286, SLG: 0.381				4-2 2B BB	1-2 FC4-6 2B		2-3 K	2-2 F8		3	1	0	0	1	1	2
Dave Berg, R (1, 4) OBP: 0.364, SLG: 0.645				0-1 F8	0-0 2B		0-0 G5-3 1B	1-0 P3		4	0	2	1	0	0	2
Mike Bordick, R (1, 6) OBP: 0.324, SLG: 0.364				1-1 2B	3-2 G3-1		3-2 G5-3	2-3 K		4	0	1	2	0	1	3

Inning Stats	R: 0	H: 1	E: 0	K: 0	S: 9	R: 2	H: 1	E: 0	K: 1	S: 21	R: 2	H: 3	E: 0	K: 0	S: 18	R: 1	H: 2	E: 0	K: 0	S: 12	R: 0	H: 1	E: 0	K: 1	S: 10	R: 0	H: 1	E: 0	K: 1	S: 8	R: 0	H: 0	E: 0	K: 1	S: 10	R: 0	H: 0	E: 0	K: 1	S: 11	R: 1	H: 1	E: 0	K: 0	S: 2	1B: 3	2B: 5	3B: 1	SF: 0	SAC: 0	DP: 0	HBP: 0	WP: 0	PB: 0	SB: 0	CS: 0	PA: 39
--------------	------	------	------	------	------	------	------	------	------	-------	------	------	------	------	-------	------	------	------	------	-------	------	------	------	------	-------	------	------	------	------	------	------	------	------	------	-------	------	------	------	------	-------	------	------	------	------	------	-------	-------	-------	-------	--------	-------	--------	-------	-------	-------	-------	--------

PITCHER	IP	WLS	BF	H	R	ER	SO	BB	IBB	HBP	BLK	WP	HR	S	P	ERA	WHIP
Darrell May, L (1, 1) ERA: 6.39	2.2		17	5	4	4	1	4	0	0	0	0	0	44	75	13.50	3.375
51 Kris Wilson, R (3, 1) ERA: 1.98	3.1		15	4	1	1	2	0	1	0	0	0	0	34	59	2.70	1.200
D.J. Carrasco, R (7, 1) ERA: 1.59	2.0	L	7	1	1	1	2	0	0	0	0	0	1	23	33	4.50	0.500

BOTTOM

Kansas City Royals @ Toronto Blue Jays
 SkyDome, Toronto, ON
 Fri Apr 25 2003, 7:05 PM EDT
 Att: 16,417 - Dome - 72 F

livebaseballscorecards.com

AB	34
R	6
H	10
RBI	6
BB	5
SO	5
LOB	18



Batter	1	2	3	4	5	6	7	8	9	AB R H RBI BB SO LOB	TOP																									
Michael Tucker, L (1, 9) OBP: 0.347, SLG: 0.453	1-2 F8		1-2 L9		3-1 2B		1-2 3B 1B	2-1 1B		5 1 3 0 0 0 1																										
Desi Relaford, S (1, 5) OBP: 0.380, SLG: 0.477	0-2 WP G4-3 2B		4-1 1B BB		0-3 K		2-1 29 1B 3B	0-3 K		4 2 2 2 1 2 2																										
Carlos Beltrán, S (1, 8) OBP: 0.207, SLG: 0.115	2-2 G4-3		0-1 29 BB 1B		0-0 G1-3		3-3 SAFE K	0-0 F7		5 0 1 2 0 1 3																										
29 Mike Sweeney, R (1, 10) OBP: 0.395, SLG: 0.500	3-1 G1-3		4-1 1B BB		2-0 G5-3		3-2 1B 1B	1-1 1B HR		4 2 2 1 1 0 0																										
Raul Ibanez, L (1, 7) OBP: 0.378, SLG: 0.543		2-0 F7	0-2 G4-3		0-1 G4-3		1-1 SAFE 1B	2-2 HR 1B		5 1 2 0 0 0 3																										
Ken Harvey, R (1, 3) OBP: 0.306, SLG: 0.433		1-3 K		1-1 G6-3		1-1 1B	0-1 1B	0-2 HR		5 1 3 4 0 1 0																										
Brent Mayne, L (1, 2) OBP: 0.400, SLG: 0.623		3-3 K		3-2 L4		2-3 K	4-0 IBB	0-0 F8		4 0 0 0 1 2 1																										
4 Angel Berroa, R (1, 6) OBP: 0.321, SLG: 0.438			0-3 K		2-3 K		3-2 HBP G4-3	0-0 G5-3		4 1 0 0 0 2 3																										
Carlos Febles, R (1, 4) OBP: 0.323, SLG: 0.328			2-2 S 1B		2-3 K		3-2 SAFE SAFE SAFE F8	1-2 F7	2-2 P4	5 1 1 0 0 1 1																										
Inning Stats	R: 1 E: 0 K: 0 S: 13	H: 1 LOB: 0 BB: 0 P: 19	R: 0 E: 0 K: 2 S: 8	H: 0 LOB: 0 BB: 0 P: 14	R: 1 E: 0 K: 1 S: 18	H: 2 LOB: 3 BB: 2 P: 29	R: 0 E: 0 K: 1 S: 14	H: 0 LOB: 0 BB: 0 P: 20	R: 0 E: 0 K: 2 S: 9	H: 1 LOB: 1 BB: 0 P: 14	R: 0 E: 0 K: 1 S: 8	H: 1 LOB: 1 BB: 0 P: 13	R: 4 E: 0 K: 1 S: 23	H: 5 LOB: 3 BB: 1 P: 41	R: 0 E: 0 K: 1 S: 9	H: 1 LOB: 1 BB: 0 P: 12	R: 3 E: 0 K: 0 S: 13	H: 3 LOB: 0 BB: 0 P: 18	1B: 10 2B: 2 3B: 1 HR: 1	SF: 0 SAC: 0 DP: 0 HBP: 1	WP: 1 PB: 0 SB: 1 CS: 0	PA: 45														
PITCHER	IP WLS BF H R ER SO BB IBB HBP BLK WP HR S P ERA WHIP																																			
Cory Lidle, R (1, 1) ERA: 5.75	5.2		24	5	2	2	6	2	0	0	0	1	0	67	104	3.18	1.235																			
Doug Creek, L (6, 1) ERA: 6.75	0.1	H	1	0	0	0	1	0	0	0	0	0	0	3	5	0.00	0.000																			
Aquilino Lopez, R (7, 1) ERA: 4.82	0.1	H	2	0	1	1	0	0	0	1	0	0	0	4	8	27.00	0.000																			
Trever Miller, L (7, 1) ERA: 9.0	0.0	B	2	2	1	1	0	0	0	0	0	0	0	5	8	∞	∞																			
Jeff Tam, R (7, 1) ERA: 5.68	1.2	L	11	5	3	3	2	0	1	0	0	0	0	25	40	16.20	3.000																			
PITCHER	IP WLS BF H R ER SO BB IBB HBP BLK WP HR S P ERA WHIP																																			
Jason Kershner, L (9, 1) ERA: 11.57	1.0		5	2	2	2	0	0	0	0	0	0	0	1	15	18.00	2.000																			

Kansas City Royals @ Toronto Blue Jays
 SkyDome, Toronto, ON
 Sat Apr 26 2003, 1:05 PM EDT
 Att: 17,197 - Dome - 72 F

AB	41
R	9
H	14
RBI	9
BB	3
SO	9
LOB	14



Batter	1	2	3	4	5	6	7	8	9	AB	R	H	RBI	BB	SO	LOB
Shannon Stewart, R (1, 7) OBP: 0.357, SLG: 0.391	1-2 G1-3		0-1 L9		1-2 E6		0-0 1-H 2B		10 BB G4-3 1B E6 1B	6	1	3	1	0	0	0
Frank Catalanotto, L (1, 9) OBP: 0.340, SLG: 0.461	0-1 F7		0-0 2B		0-2 10 FC6-4 1B		3-2 L7		2-2 G4-3 10 BB 2B 1B	5	1	3	0	0	0	1
10 Vernon Wells, R (1, 8) OBP: 0.269, SLG: 0.477	1-1 L8		0-0 P3		2-2 FC6-4 1-2f		1-2 G6-3		4-1 G4-3 2B BB	4	1	0	0	1	0	4
Carlos Delgado, L (1, 3) OBP: 0.461, SLG: 0.682		2-1 HR		1-1 G6-3 2B		0-1 F8		2-0 2B 2B	2-2 G4-3	5	2	3	2	0	0	2
Josh Phelps, R (1, 10) OBP: 0.380, SLG: 0.462		0-0 G4-3		1-0 F8		4-1 BB		0-1 1B 2B	0-2 2B FC5 2B	4	1	2	3	1	0	1
Jayson Werth, R (9, PR) OBP: 0.154, SLG: 0.167										0	1	0	0	0	0	0
Eric Hinske, L (1, 5) OBP: 0.290, SLG: 0.380		1-3 K		0-0 G6-3 2-3		1-3 K		2-3 K	1-0 FC5 2B	5	0	1	0	0	3	3
Tom Wilson, R (1, 2) OBP: 0.414, SLG: 0.551		2-2 FC6-4 1B		3-3 K		0-1 F8		4-0 1B BB	3-2 FC5 1B HBP	3	1	1	0	1	1	2
Dave Berg, R (1, 4) OBP: 0.333, SLG: 0.568		3-1 FC6-4 1-2f			0-0 F8		0-1 2B 1B	2-2 F9	1-1 FC5 1B 1B E	5	2	1	1	0	0	5
Chris Woodward, R (1, 6) OBP: 0.316, SLG: 0.348			0-3 K		0-1 P6		0-2 F9	1-0 1B	3-1 E 1B	3	0	0	0	0	1	1
Greg Myers, L (8, PH) OBP: 0.392, SLG: 0.455										1	0	1	1	0	0	0
Mike Bordick, R (9, 6) OBP: 0.342, SLG: 0.382										1	0	1	1	0	0	0


Inning Stats	R: 0	H: 0	E: 0	K: 0	S: 7	R: 1	H: 2	E: 0	K: 1	S: 11	R: 0	H: 1	E: 0	K: 1	S: 8	R: 0	H: 1	E: 0	K: 1	S: 7	R: 0	H: 1	E: 1	K: 0	S: 13	R: 0	H: 0	E: 0	K: 1	S: 9	R: 1	H: 2	E: 0	K: 0	S: 13	R: 2	H: 3	E: 0	K: 1	S: 12	R: 6	H: 6	E: 1	K: 0	S: 22	1B: 8	2B: 7	3B: 0	HR: 1	SF: 0	SAC: 0	DP: 0	HBP: 1	WP: 0	PA: 46
--------------	------	------	------	------	------	------	------	------	------	-------	------	------	------	------	------	------	------	------	------	------	------	------	------	------	-------	------	------	------	------	------	------	------	------	------	-------	------	------	------	------	-------	------	------	------	------	-------	-------	-------	-------	-------	-------	--------	-------	--------	-------	--------

PITCHER	IP	WLS	BF	H	R	ER	SO	BB	IBB	HBP	BLK	WP	HR	S	P	ERA	WHIP
Runelvys Hernandez, R (1, 1) ERA: 1.36	7.0		30	7	2	2	4	1	0	0	0	0	1	68	95	2.57	1.143
Albie Lopez, R (8, 1) ERA: 3.55	1.0		6	3	2	2	1	1	0	0	0	0	0	12	23	18.00	4.000
Ryan Bukvich, R (9, 1) ERA: 7.36	0.1		5	3	4	4	0	1	0	0	0	0	0	12	20	108.00	12.000
Mike MacDougal, R (9, 1) ERA: 2.19	0.1	L	5	3	2	1	0	0	0	1	0	0	0	10	21	27.00	9.000

BOTTOM

Kansas City Royals @ Toronto Blue Jays
 SkyDome, Toronto, ON
 Sun Apr 27 2003, 1:05 PM EDT
 Att. 17,059 - Dome - 72 F

AB	42
R	10
H	16
RBI	9
BB	3
SO	5
LOB	19



PITCHER	IP	WLS	BF	H	R	ER	SO	BB	IBB	HBP	BLK	WP	HR	S	P	ERA	WHIP
---------	----	-----	----	---	---	----	----	----	-----	-----	-----	----	----	---	---	-----	------

Batter	1	2	3	4	5	6	7	8	9	AB R H RBI BB SO LOB	TOP											
Michael Tucker, L (1, 9) OBP: 0.340, SLG: 0.440	2-3 K		1-1 F8	1-2 CS 1B			0-0 G5-3		1-1 F7	5 0 1 0 0 1 1	Kansas City Royals @ Boston Red Sox Fenway Park, Boston, MA Tue Apr 29 2003, 6:05 PM EDT Att. 30,438 - Overcast - 75 F											
Joe Randa, R (1, 5) OBP: 0.388, SLG: 0.627	2-2 P2		1-3 K	1-0 CS 1-2	1-2 G3-1 2B		2-2 G4-3			4 0 1 0 0 1 0												
Carlos Beltrán, S (1, 8) OBP: 0.282, SLG: 0.353	4-1 BB		0-1 IHR		3-2 G3-1 2-3		0-0 F8			3 1 1 1 1 0 1												
29 Mike Sweeney, R (1, 3) OBP: 0.411, SLG: 0.536	0-1 G6-3		1-2 2B 1B		3-3 K		4-2 BB			3 0 1 0 1 1 2												
Raul Ibanez, L (1, 7) OBP: 0.398, SLG: 0.568		1-1 SH1-4 2B	2-2 SAFE 1-3 2B		1-2 F8		0-1 P5			4 0 2 0 0 0 2												
Ken Harvey, R (1, 10) OBP: 0.309, SLG: 0.419		1-0 SH1-4 HBP	2-2 G6-3		2-2 P4		0-3 K			3 0 0 0 0 1 3												
4 Angel Berroa, R (1, 6) OBP: 0.337, SLG: 0.438		0-1 SH1-4		1-3 K		1-2 G6-3		1-2 G3 1B		3 0 1 0 0 1 0												
Mike DiFelice, R (1, 2) OBP: 0.231, SLG: 0.385		0-3 K		0-1 HR		2-2 F7		0-3 K		3 1 1 1 0 1 2												
Brent Mayne, L (9, PH) OBP: 0.394, SLG: 0.593										1 0 0 0 0 1 1												
Carlos Febles, R (1, 4) OBP: 0.308, SLG: 0.311		1-1 G1-3		3-3 K			2-1 G1-3		0-0 G3	3 0 0 0 0 1 2												
Desi Relaford, S (9, PH) OBP: 0.404, SLG: 0.480									1-2	1 0 0 0 0 0 1												
Inning Stats	R: 0 E: 0 K: 1 S: 9	H: 0 LOB: 1 BB: 1 P: 17	R: 0 E: 0 K: 1 S: 9	H: 1 LOB: 2 BB: 0 P: 12	R: 1 E: 0 K: 1 S: 17	H: 3 LOB: 2 BB: 0 P: 24	R: 1 E: 0 K: 2 S: 12	H: 2 LOB: 0 BB: 0 P: 18	R: 0 E: 0 K: 1 S: 13	H: 1 LOB: 1 BB: 0 P: 21	R: 0 E: 0 K: 0 S: 9	H: 0 LOB: 0 BB: 0 P: 14	R: 0 E: 0 K: 0 S: 6	H: 0 LOB: 0 BB: 0 P: 10	R: 0 E: 0 K: 1 S: 10	H: 0 LOB: 1 BB: 1 P: 14	R: 0 E: 0 K: 1 S: 9	H: 1 LOB: 1 BB: 0 P: 11	1B: 3 2B: 3 3B: 0 HR: 2	SF: 0 SAC: 1 DP: 0 HBP: 1	WP: 0 PB: 0 SB: 0 CS: 1	PA: 38
PITCHER	IP WLS BF H R ER SO BB IBB HBP BLK WP HR S P ERA WHIP																					
49 Tim Wakefield, R (1, 1) ERA: 4.31	6.0 W 26 7 2 2 6 1 0 1 0 0 0 1 69 106 3.00 1.333																					
50 Mike Timlin, R (7, 1) ERA: 4.42	1.0 H 3 0 0 0 0 0 0 0 0 0 0 0 6 10 0.00 0.000																					
Alan Embree, L (8, 1) ERA: 9.64	1.0 H 4 0 0 0 1 1 0 0 0 0 0 0 10 14 0.00 1.000																					
Brandon Lyon, R (9, 1) ERA: 2.08	1.0 4 1 0 0 1 0 0 0 0 0 0 0 9 11 0.00 1.000																					

livebaseballscorecards.com

AB	33
R	2
H	8
RBI	2
BB	2
SO	8
LOB	15



Batter	1	2	3	4	5	6	7	8	9
18 Johnny Damon, L OBP: 0.304, SLG: 0.433 (1, 8)	2-2 P4		0-1 G3-1		2-2 G4-3		1-1 G4-3	1-2 1B	
Todd Walker, L OBP: 0.343, SLG: 0.388 (1, 4)	1-1 G3-1			3-2 G6-3		1-1 F9 1B SF9 1B	1-3 K	1-1 P2	
Nomar Garciaparra, R OBP: 0.311, SLG: 0.477 (1, 6)	1-2 1B			3-2 G6-4-3 1B		0-0 E S 1B	1-0 F8		
Manny Ramirez, R OBP: 0.416, SLG: 0.541 (1, 7)	2-2 L8			2-2 G6-4-3 1-2f		1-1 F9		0-0 WP 2B 1B	
Kevin Millar, R OBP: 0.370, SLG: 0.562 Damian Jackson, R OBP: 0.348, SLG: 0.250 (8, PR)		1-1 G5-3			4-1 FC5-4 1B BB	2-1 SF9		3-2 1B 2B	
Shea Hillenbrand, R OBP: 0.381, SLG: 0.495 (1, 3)		3-1 G3-1			0-1 FC5-4 1B	3-1 1B HBP		2-2 F8 1B 1B HBP	
Bill Mueller, S OBP: 0.390, SLG: 0.480 (1, 5)		2-2 F9			2-2 FC5-4 18 WP 1B 1-2f 2-3	1-1 1B 1B		0-0 FC6-4 1B 1-2 2-H	
Trot Nixon, L OBP: 0.404, SLG: 0.474 (1, 9)			0-1 G4-3		2-0 18 WP 1B 1-2 3-H	0-1 S 1B 1-3 2-H		1-1 F8	
Doug Mirabelli, R OBP: 0.212, SLG: 0.387 (1, 2)			2-2 L5		1-3 K	2-0 G1-4-3		2-1 FC6-4 18 1B 1-2f	

Inning Stats	R: 0 E: 0 K: 0 S: 11	H: 1 LOB: 1 BB: 0 P: 17	R: 0 E: 0 K: 0 S: 7	H: 0 LOB: 0 BB: 0 P: 13	R: 0 E: 0 K: 0 S: 7	H: 0 LOB: 0 BB: 0 P: 9	R: 0 E: 0 K: 0 S: 13	H: 1 LOB: 0 BB: 0 P: 21	R: 1 E: 0 K: 1 S: 13	H: 2 LOB: 2 BB: 1 P: 24	R: 3 E: 0 K: 0 S: 13	H: 4 LOB: 2 BB: 0 P: 23	R: 0 E: 0 K: 1 S: 6	H: 0 LOB: 0 BB: 0 P: 9	R: 3 E: 0 K: 0 S: 20	H: 4 LOB: 2 BB: 0 P: 30
--------------	-------------------------------	----------------------------------	------------------------------	----------------------------------	------------------------------	---------------------------------	-------------------------------	----------------------------------	-------------------------------	----------------------------------	-------------------------------	----------------------------------	------------------------------	---------------------------------	-------------------------------	----------------------------------

PITCHER	IP	WLS	BF	H	R	ER	SO	BB	IBB	HBP	BLK	WP	HR	S	P	ERA	WHIP
Chris George, L ERA: 4.82 (1, 1)	5.1	L	22	6	3	3	1	1	0	0	0	1	0	56	91	5.06	1.312
Jason Grimsley, R ERA: 2.6 (6, 1)	0.2	B	5	2	1	1	0	0	0	1	0	0	0	8	16	13.50	3.000
D.J. Carrasco, R ERA: 3.65 (7, 1)	1.0		7	3	3	3	1	0	0	1	0	1	0	16	24	27.00	3.000
Jeremy Hill, R ERA: (8, 1)	1.0		4	1	0	0	0	0	0	0	0	0	0	10	15	0.00	1.000

BOTTOM


Kansas City Royals @ Boston Red Sox
Fenway Park, Boston, MA

Tue Apr 29 2003, 6:05 PM EDT
Att. 30,438 - Overcast - 75 F

AB	R	H	RBI	BB	SO	LOB
5	0	1	1	0	0	2
5	1	1	0	0	1	2
4	1	3	0	0	0	0
4	1	1	0	0	0	4
2	1	1	2	1	0	0
0	1	0	0	0	0	0
2	2	1	0	0	0	0
4	0	2	2	0	0	2
4	0	2	2	0	0	2
4	0	0	0	0	1	7

AB	34
R	7
H	12
RBI	7
BB	1
SO	2
LOB	19

WP: 2 PA: 38
PB: 0
SB: 2
CS: 0



1B	SF	WP	PA
11	1	2	38
2B	1	PB	0
3B	0	SB	2
HR	0	CS	0

Batter	1	2	3	4	5	6	7	8	9	AB R H RBI BB SO LOB	TOP						
Michael Tucker, L (1, 9) OBP: 0.337, SLG: 0.442	2-2 F7		0-1 G4-3 1-3 3-H 2B			1-1 F7		0-0 G3		4 0 1 1 0 0 0							
Joe Randa, R (1, 5) OBP: 0.382, SLG: 0.608 Carlos Febles, R (9, PR) OBP: 0.308, SLG: 0.311 (9, 4)	0-1 G3-1		0-0 G4-3			2-2 F9			2-2 2B 1B 1B	4 0 1 1 0 0 1 0 1 0 0 0 0 0							
Carlos Beltrán, S (1, 8) OBP: 0.279, SLG: 0.368	0-1 G5-3		0-1 G3			3-2 F7			1 SAFE 0-0 1B 1-3 1B 2B	4 1 1 0 0 0 1							
29 Mike Sweeney, R (1, 3) OBP: 0.415, SLG: 0.521		0-2 G5-3		4-2 G5-4-3 BB			4-2 CS BB		3-3 K	2 0 0 0 2 1 3							
Raul Ibanez, L (1, 7) OBP: 0.392, SLG: 0.549		1-1 G3		3-2 F8			3-1 F8		4-0 1B IBB	3 0 0 0 1 0 2							
Ken Harvey, R (1, 10) OBP: 0.318, SLG: 0.416		1-3 K		1-2 G5-4-3 1-2f			4-2 BB		1-1 1-3 2-H 3-H 1B	3 0 1 2 1 1 1							
Desi Relaford, S (1, 4) OBP: 0.393, SLG: 0.481 (9, 5)			1-2 G4-3 2B 2B		0-0 G4-3		1-3 K		1-1 F7	4 1 1 0 0 1 3							
Brent Mayne, L (1, 2) OBP: 0.371, SLG: 0.556		0-1 G4-3		0-1 G5-3				1-2 G6-3	0-0 F8	4 0 0 0 0 0 3							
4 Angel Berroa, R (1, 6) OBP: 0.337, SLG: 0.427			2-1 2B G4-3 HBP		1-2 G6-3			1-2 G1-3		2 1 0 0 0 0 0							
Inning Stats	R: 0 E: 0 K: 0 S: 7 H: 0 LOB: 0 BB: 0 P: 9	R: 0 E: 0 K: 1 S: 8 H: 0 LOB: 0 BB: 0 P: 10	R: 2 E: 0 K: 0 S: 12 H: 2 LOB: 1 BB: 0 P: 15	R: 0 E: 0 K: 0 S: 9 H: 0 LOB: 0 BB: 1 P: 17	R: 0 E: 0 K: 0 S: 7 H: 0 LOB: 0 BB: 0 P: 8	R: 0 E: 0 K: 0 S: 10 H: 0 LOB: 0 BB: 0 P: 16	R: 0 E: 0 K: 1 S: 9 H: 0 LOB: 1 BB: 2 P: 21	R: 0 E: 0 K: 0 S: 12 H: 0 LOB: 0 BB: 0 P: 14	R: 2 E: 0 K: 1 S: 12 H: 3 LOB: 2 BB: 1 P: 23	1B: 2 2B: 3 3B: 0 HR: 0 SF: 0 SAC: 0 DP: 1 HBP: 1	WP: 0 PB: 0 SB: 0 CS: 1 PA: 35						
PITCHER	IP WLS BF H R ER SO BB IBB HBP BLK WP HR S P ERA WHIP																
Derek Lowe, R (1, 1) ERA: 5.29	7.0	25	2	2	2	2	3	0	1	0	0	0	0	62	96	2.57	0.714
Ramiro Mendoza, R (8, 1) ERA: 8.82	1.0	5	2	2	2	0	0	0	0	0	0	0	0	16	20	18.00	2.000
Brandon Lyon, R (9, 1) ERA: 1.98	0.2	4	1	0	0	1	0	1	0	0	0	0	0	7	16	0.00	1.500
Alan Embree, L (9, 1) ERA: 9.0	0.1	W	1	0	0	0	0	0	0	0	0	0	0	1	1	0.00	0.000

Kansas City Royals @ Boston Red Sox
Fenway Park, Boston, MA
Wed Apr 30 2003, 7:05 PM EDT
Att. 31,334 - Sunny - 54 F

livebaseballscorecards.com

AB	30
R	4
H	5
RBI	4
BB	4
SO	3
LOB	14



Batter	1	2	3	4	5	6	7	8	9
18 Johnny Damon, L (1, 8) OBP: 0.320, SLG: 0.426	2-2 E3 WP 3B		1-2 G3-1 S SF8 1B	2-1 G3		3-1 HBP		2-2 FC3-2-5-2 2B	
Todd Walker, L (1, 4) OBP: 0.347, SLG: 0.417	1-1 SF8 3B		1-2 G3-1 1-3		3-2 FC6-4 1B	2-0 G3		0-0 2B	
Nomar Garciaparra, R (1, 6) OBP: 0.318, SLG: 0.471	0-2 G5-3		2-2 SF8 3-H		1-1 FC6-4 1-2f 1B		1-1 1B 34 G4-6-3 1B	0-0 F9	
Manny Ramirez, R (1, 7) OBP: 0.426, SLG: 0.543	1-0 SF8 3-H		2-2 34 BB 1B		2-2 P4		2-2 34 G4-6-3 1B		
34 David Ortiz, L (1, 3) OBP: 0.308, SLG: 0.327	0-1 G1-5-3		4-1 BB		1-0 P6		0-0 G4-6-3 1-2f 3-H		
Trot Nixon, L (1, 9) OBP: 0.421, SLG: 0.512		0-0 F8	2-3 K			3-2 HR	0-1 1B		
Bill Mueller, S (1, 5) OBP: 0.397, SLG: 0.534		0-1 G4-3		0-1 F7		3-1 2B	3-1 G3-1		
Jeremy Giambi, L (1, 10) OBP: 0.317, SLG: 0.320 Damian Jackson, R (8, PR) OBP: 0.320, SLG: 0.227		3-2 2B		4-1 BB		2-3 K	4-2 SH1-3 18 S FC3-2-5-2 BB		
Doug Mirabelli, R (1, 2) OBP: 0.194, SLG: 0.353 Jason Varitek, S (8, PH) OBP: 0.354, SLG: 0.514 (9, 2)		0-1 G4-3		1-1 F7		2-2 G5-3	1-2 SH1-3 1-3		

Inning Stats	R: 2 E: 1 K: 0 S: 11	H: 1 LOB: 0 BB: 0 P: 15	R: 0 E: 0 K: 10 S: 10	H: 1 LOB: 1 BB: 0 P: 13	R: 1 E: 0 K: 1 S: 17	H: 2 LOB: 2 BB: 1 P: 29	R: 0 E: 0 K: 0 S: 7	H: 0 LOB: 1 BB: 1 P: 14	R: 0 E: 0 K: 0 S: 11	H: 1 LOB: 1 BB: 0 P: 18	R: 1 E: 0 K: 1 S: 14	H: 2 LOB: 2 BB: 0 P: 29	R: 1 E: 0 K: 0 S: 11	H: 3 LOB: 1 BB: 0 P: 17	R: 1 E: 0 K: 0 S: 11	H: 1 LOB: 2 BB: 1 P: 18
--------------	-------------------------------	----------------------------------	--------------------------------	----------------------------------	-------------------------------	----------------------------------	------------------------------	----------------------------------	-------------------------------	----------------------------------	-------------------------------	----------------------------------	-------------------------------	----------------------------------	-------------------------------	----------------------------------

PITCHER	IP	WLS	BF	H	R	ER	SO	BB	IBB	HBP	BLK	WP	HR	S	P	ERA	WHIP
Kyle Snyder, R (1, 1) ERA: 1.8	5.0		23	5	3	1	1	2	0	0	0	1	0	56	89	1.80	1.400
51 Kris Wilson, R (6, 1) ERA: 3.0	1.0	H	8	4	2	2	1	0	0	1	0	0	1	20	38	18.00	4.000
Jason Grimsley, R (7, 1) ERA: 2.75	2.0	L	8	2	1	1	0	1	0	0	0	0	0	16	26	4.50	1.500


BOTTOM

Kansas City Royals @ Boston Red Sox
Fenway Park, Boston, MA

Thu May 01 2003, 6:05 PM EDT
Att: 31,950 - Cloudy - 62 F

AB	R	H	RBI	BB	SO	LOB
4	3	1	0	0	0	3
5	1	3	2	0	0	3
4	1	1	1	0	0	4
3	0	2	1	0	0	1
3	0	0	0	1	0	2
4	1	2	1	0	1	2
4	0	1	0	0	0	1
2	0	1	0	2	1	1
0	0	0	0	0	0	0
3	0	0	0	0	0	3
0	0	0	0	0	0	0

AB	32
R	6
H	11
RBI	5
BB	3
SO	2
LOB	20



1B	6	SF	2	WP	1	PA	39
2B	3	SAC	1	PB	0		
3B	1	DP	1	SB	2		
HR	1	HBP	1	CS	0		

livebaseballscorecards.com

Batter	1	2	3	4	5	6	7	8	9	AB R H RBI BB SO LOB	TOP											
Desi Relaford, S OBP: 0.394, SLG: 0.475 (1, 6)	0-0 G4-3		2-2 1B		0-0 L8	1-2 1B			0-3 K	5 0 2 1 0 1 2												
Joe Randa, R OBP: 0.378, SLG: 0.580 (1, 5)	0-1 F8		3-2 F8		2-2 G4-3			3-2 G6-3	3-2 1B	5 0 1 1 0 0 2												
Carlos Beltrán, S OBP: 0.288, SLG: 0.413 (1, 8)	3-2 G3		2-0 L7			4-2 29 S 29 HR BB		1-2 G4-3	3-2 G6-3	4 1 0 0 1 0 2												
29 Mike Sweeney, R OBP: 0.412, SLG: 0.582 (1, 10)		2-0 F7		2-3 K		2-0 HR		0-3 K		4 1 1 2 0 2 0												
Raul Ibanez, L OBP: 0.382, SLG: 0.556 (1, 7)		2-3 K		0-0 F7		2-3 K		3-3 K		4 0 0 0 0 3 0												
Ken Harvey, R OBP: 0.312, SLG: 0.435 (1, 3)		0-0 FC5 1B		2-0 E4		1-1 HR		0-2 F7		4 1 2 1 0 0 0												
Brent Mayne, L OBP: 0.373, SLG: 0.537 (1, 2)		0-1 1B		2-1 F8		4-2 1B BB		0-0 P5		3 1 1 0 1 0 1												
Dee Brown, L OBP: 0.308, SLG: 0.343 (1, 9)		1-2 FC5			0-2 G6-3	0-0 F8			1-0 SH1-4 1B	4 1 1 0 0 0 3												
Carlos Febles, R OBP: 0.310, SLG: 0.313 (1, 4)			2-2 F9		0-0 E1 1B	0-1 1B			2-1 SH1-4	3 0 2 0 0 0 0												
Inning Stats	R: 0 E: 0 K: 0 S: 7	H: 0 LOB: 0 BB: 0 P: 10	R: 0 E: 0 K: 1 S: 13	H: 2 LOB: 2 BB: 0 P: 18	R: 0 E: 0 K: 0 S: 19	H: 1 LOB: 1 BB: 0 P: 27	R: 0 E: 1 K: 1 S: 7	H: 0 LOB: 1 BB: 0 P: 13	R: 0 E: 1 K: 0 S: 8	H: 1 LOB: 1 BB: 0 P: 10	R: 4 E: 0 K: 1 S: 17	H: 4 LOB: 2 BB: 2 P: 31	R: 0 E: 0 K: 1 S: 11	H: 0 LOB: 0 BB: 0 P: 15	R: 0 E: 0 K: 1 S: 11	H: 0 LOB: 0 BB: 0 P: 14	R: 1 E: 0 K: 1 S: 12	H: 2 LOB: 1 BB: 0 P: 21	1B: 8 2B: 0 3B: 0 HR: 2	SF: 0 SAC: 1 DP: 0 HBP: 0	WP: 0 PB: 0 SB: 1 CS: 0	PA: 39
PITCHER	IP WLS BF H R ER SO BB IBB HBP BLK WP HR S P ERA WHIP																					
Rick Helling, R ERA: 5.86 (1, 1)	5.2 L 27 7 4 4 3 2 0 0 0 0 0 2 68 105 6.35 1.588																					
Rick Bauer, R ERA: 5.59 (6, 1)	3.0 11 3 1 1 3 0 0 0 0 0 0 0 34 48 3.00 1.000																					
B.J. Ryan, L ERA: 0.82 (9, 1)	0.1 1 0 0 0 0 0 0 0 0 0 0 0 3 6 0.00 0.000																					

Kansas City Royals @ Baltimore Orioles
Oriole Park at Camden Yards, Baltimore, MD

livebaseballscorecards.com

AB	36
R	5
H	10
RBI	5
BB	2
SO	6
LOB	10



Fri May 02 2003, 7:05 PM EDT
Att. 26,737 - Cloudy - 79 F

Batter	1	2	3	4	5	6	7	8	9	AB R H RBI BB SO LOB	TOP											
Michael Tucker, L (1, 8) OBP: 0.313, SLG: 0.408	2-3 K		2-3 K		0-0 G4-3			0-1 G1-3		4 0 0 0 0 2 2												
Desi Relaford, S (1, 5) OBP: 0.386, SLG: 0.460	1-1 P4			0-0 29 1B SF8 1B		2-3 K		3-3 K		4 1 1 0 0 2 0												
29 Mike Sweeney, R (1, 10) OBP: 0.406, SLG: 0.566	2-2 G6-3			0-0 G5-4-3 1B		2-3 K			1-1 P6	4 0 1 0 0 1 0												
Raul Ibanez, L (1, 7) OBP: 0.377, SLG: 0.545		0-1 P4		0-1 SF8		4-2 S BB		0-2 G6-3		2 0 0 1 1 0 0												
Ken Harvey, R (1, 3) OBP: 0.305, SLG: 0.425		0-3 K		1-1 G5-4-3		2-3 K		1-2 K	1-2 1B	2 0 0 0 0 1 1												
Mendy López, R (4, 3) OBP: 0.154, SLG: 0.308				1-2f						1 0 0 0 0 1 1												
Brandon Berger, R (9, PH) OBP: 0.324, SLG: 0.233										1 0 1 0 0 0 0												
Dee Brown, L (1, 9) OBP: 0.302, SLG: 0.359		1-1 2B			0-3 K		1-1 F9		1-3 K	4 0 1 0 0 2 1												
Brent Mayne, L (1, 2) OBP: 0.372, SLG: 0.529		3-2 G4-3			2-2 1B 1B		0-0 F7			3 0 1 0 0 0 1												
4 Angel Berroa, R (1, 6) OBP: 0.313, SLG: 0.393			1-1 F7		1-2 F9		0-1 P3			3 0 0 0 0 0 1												
Carlos Febles, R (1, 4) OBP: 0.311, SLG: 0.314			3-3 K		2-2 1B			1-1 L6		3 0 1 0 0 1 0												
Inning Stats	R: 0 E: 0 K: 1 S: 10	H: 0 LOB: 0 BB: 0 P: 15	R: 0 E: 0 K: 1 S: 11	H: 1 LOB: 1 BB: 0 P: 15	R: 0 E: 0 K: 2 S: 12	H: 0 LOB: 0 BB: 0 P: 18	R: 1 E: 0 K: 0 S: 6	H: 2 LOB: 0 BB: 0 P: 7	R: 0 E: 0 K: 1 S: 14	H: 2 LOB: 2 BB: 0 P: 19	R: 0 E: 0 K: 3 S: 13	H: 0 LOB: 1 BB: 1 P: 23	R: 0 E: 0 K: 0 S: 5	H: 0 LOB: 0 BB: 0 P: 6	R: 0 E: 0 K: 1 S: 9	H: 0 LOB: 0 BB: 0 P: 13	R: 0 E: 0 K: 1 S: 14	H: 1 LOB: 1 BB: 0 P: 17	1B: 5 2B: 1 3B: 0 HR: 0	SF: 1 SAC: 0 DP: 1 HBP: 0	WP: 0 PB: 0 SB: 1 CS: 0	PA: 33
PITCHER	IP WLS BF H R ER SO BB IBB HBP BLK WP HR S P ERA WHIP																					
Sidney Ponson, R (1, 1) ERA: 4.03	8.0 W 29 5 1 1 9 1 0 0 0 0 0 80 116 1.12 0.750																					
Kerry Ligtenberg, R (9, 1) ERA: 3.95	1.0 4 1 0 0 1 0 0 0 0 0 0 14 17 0.00 1.000																					

Kansas City Royals @ Baltimore Orioles
Oriole Park at Camden Yards, Baltimore, MD

Sat May 03 2003, 1:35 PM EDT
 Att. 27,866 - Overcast - 70 F

AB	31
R	1
H	6
RBI	1
BB	1
SO	10
LOB	7



WP: 0	PA: 33
-------	--------

ERA	WHIP
-----	------

1B: 5	SF: 1
2B: 1	SAC: 0
3B: 0	DP: 1
HR: 0	HBP: 0

Batter	1	2	3	4	5	6	7	8	9	AB	R	H	RBI	BB	SO	LOB
Jerry Hairston, R OBP: 0.398, SLG: 0.438 (1, 4)	4-1 6 2B SF9 BB		2-2 G6-3		0-1 6 CS 1B		1-0 P4			3	1	1	0	1	0	1
6 Melvin Mora, R OBP: 0.418, SLG: 0.585 (1, 6)	1 SAFE SF9 1-3 2B		3-2 2B		1-1 F7 1-2		3-2 P3			4	0	2	0	0	0	2
David Segui, S OBP: 0.465, SLG: 0.421 (1, 10)	1-0 F7		1-1 F7		0-3 K			0-1 F7		4	0	0	0	0	1	3
Jeff Conine, R OBP: 0.374, SLG: 0.462 (1, 3)	2-2 SF9 2-3 3-H			2-2 31 2B G5-3		2-2 HR		4-1 31 1B BB		2	3	1	2	1	0	0
31 Jay Gibbons, L OBP: 0.317, SLG: 0.402 (1, 9)	0-2 G4-3			0-0 1B 2B		1-0 G3		2-3 K 1-2		4	1	1	0	0	1	2
Tony Batista, R OBP: 0.333, SLG: 0.422 (1, 5)		1-2 F9		0-0 G5-3		0-3 K		2-1 2B 1B		4	1	1	2	0	1	1
B.J. Surhoff, L OBP: 0.333, SLG: 0.386 (1, 7)		0-1 F7		1-1 3-H FC6-4 1B		1-1 F9		1-2 WP 1-H 2B		4	0	2	2	0	0	0
Larry Bigbie, L OBP: 0.310, SLG: 0.308 (8, PR) (9, 7)										0	0	0	0	0	0	0
Gary Matthews, S OBP: 0.254, SLG: 0.368 (1, 8)		1-1 G1-3		1-3 K			3-2 G4-3 2B	3-3 K		4	0	1	0	0	2	2
Geronimo Gil, R OBP: 0.242, SLG: 0.258 (1, 2)			3-2 G5-3	1-1 FC6-4 1-2f			1-2 G4-3			3	0	0	0	0	0	2
Inning Stats	R: 1 E: 0 K: 0 S: 13	H: 1 LOB: 1 BB: 1 P: 20	R: 0 E: 0 K: 0 S: 7	H: 0 LOB: 0 BB: 0 P: 9	R: 0 E: 0 K: 0 S: 13	H: 1 LOB: 1 BB: 0 P: 22	R: 2 E: 1 K: 1 S: 12	H: 2 LOB: 1 BB: 0 P: 17	R: 0 E: 0 K: 1 S: 9	H: 1 LOB: 0 BB: 0 P: 13	R: 0 E: 0 K: 0 S: 10	H: 1 LOB: 1 BB: 0 P: 18	R: 2 E: 0 K: 2 S: 16	H: 2 LOB: 2 BB: 1 P: 28	1B: 3 2B: 5 3B: 0 HR: 1	SF: 1 SAC: 0 DP: 0 HBP: 0

BOTTOM

Kansas City Royals @ Baltimore Orioles
Oriole Park at Camden Yards, Baltimore, MD

livebaseballscorecards.com

AB 32
R 6
H 9
RBI 6
BB 2
SO 5
LOB 13



WP: 1 PA: 35
PB: 0
SB: 1
CS: 1

Sat May 03 2003, 1:35 PM EDT
Att. 27,866 - Overcast - 70 F

PITCHER	IP	WLS	BF	H	R	ER	SO	BB	IBB	HBP	BLK	WP	HR	S	P	ERA	WHIP
Runelvys Hernandez, R ERA: 1.74 (1, 1)	7.0	L	29	7	4	3	3	1	0	0	0	0	1	71	107	3.86	1.143
Ryan Bukvich, R ERA: 8.64 (8, 1)	1.0		6	2	2	2	2	1	0	0	0	1	0	16	28	18.00	3.000

Batter	1	2	3	4	5	6	7	8	9	AB	R	H	RBI	BB	SO	LOB
Jerry Hairston, R OBP: 0.394, SLG: 0.426 (1, 4)	0-2 K		1-0 F8			4-2 1B 6 1B BB		0-1 F9		3	0	0	0	1	1	0
6 Melvin Mora, R OBP: 0.422, SLG: 0.594 (1, 7)	1-1 CS 2B		1-1 G5-3			2-1 1B 1-2 1B		1-1 G5-3		4	0	2	0	0	0	0
David Segui, S OBP: 0.447, SLG: 0.390 (1, 10)	4-2 2-3 BB				0-0 L5	2-2 L9		0-0 G4-3		3	0	0	0	1	0	2
Jeff Conine, R OBP: 0.370, SLG: 0.454 (1, 3)	0-1 L5				3-2 G6-3	3-2 1-2 2-3 1B				4	0	1	0	0	0	1
31 Jay Gibbons, L OBP: 0.323, SLG: 0.422 (1, 9)					0-1 2B	0-3 K				4	0	2	0	0	1	3
Tony Batista, R OBP: 0.331, SLG: 0.416 (1, 5)					0-1 G6-3	0-0 G4-3				4	0	1	0	0	1	5
Brook Fordyce, R OBP: 0.298, SLG: 0.372 (1, 2)										4	0	1	0	0	2	1
Deivi Cruz, R OBP: 0.180, SLG: 0.253 (1, 6)										3	0	0	0	0	1	2
Gary Matthews, S OBP: 0.248, SLG: 0.359 (1, 8)										3	0	0	0	0	1	0

Inning Stats		R: 0	H: 1	E: 0	K: 1	S: 9	R: 0	H: 2	E: 0	K: 0	S: 12	R: 0	H: 0	E: 0	K: 0	S: 6	R: 0	H: 1	E: 0	K: 0	S: 9	R: 0	H: 0	E: 0	K: 0	S: 6	R: 0	H: 2	E: 0	K: 1	S: 16	R: 0	H: 0	E: 0	K: 3	S: 9	R: 0	H: 0	E: 0	K: 0	S: 5	R: 0	H: 1	E: 0	K: 2	S: 14	R: 0	H: 0	E: 0	K: 0	S: 5	R: 0	H: 1	E: 0	K: 2	S: 19	1B: 4	2B: 3	3B: 0	HR: 0	SF: 0	SAC: 0	DP: 1	HBP: 0	WP: 0	PB: 0	SB: 0	CS: 1	PA: 34
PITCHER	IP	WLS	BF	H	R	ER	SO	BB	IBB	HBP	BLK	WP	HR	S	P	ERA	WHIP	PITCHER	IP	WLS	BF	H	R	ER	SO	BB	IBB	HBP	BLK	WP	HR	S	P	ERA	WHIP	PITCHER	IP	WLS	BF	H	R	ER	SO	BB	IBB	HBP	BLK	WP	HR	S	P	ERA	WHIP																
Chris George, L ERA: 4.05 (1, 1)	5.1	W	21	5	0	0	1	2	0	0	0	0	0	49	78	0.00	1.312	Chris George, L ERA: 4.05 (1, 1)	5.1	W	21	5	0	0	1	2	0	0	0	0	49	78	0.00	1.312	Chris George, L ERA: 4.05 (1, 1)	5.1	W	21	5	0	0	1	2	0	0	0	0	49	78	0.00	1.312																		
Jason Grimsley, R ERA: 2.53 (6, 1)	1.2	H	6	1	0	0	4	0	0	0	0	0	0	18	24	0.00	0.600	Jason Grimsley, R ERA: 2.53 (6, 1)	1.2	H	6	1	0	0	4	0	0	0	18	24	0.00	0.600	Jason Grimsley, R ERA: 2.53 (6, 1)	1.2	H	6	1	0	0	4	0	0	0	18	24	0.00	0.600																						
D.J. Carrasco, R ERA: 3.14 (8, 1)	2.0	S	7	1	0	0	2	0	0	0	0	0	0	19	25	0.00	0.500	D.J. Carrasco, R ERA: 3.14 (8, 1)	2.0	S	7	1	0	0	2	0	0	0	19	25	0.00	0.500	D.J. Carrasco, R ERA: 3.14 (8, 1)	2.0	S	7	1	0	0	2	0	0	0	19	25	0.00	0.500																						

BOTTOM

Kansas City Royals @ Baltimore Orioles
Oriole Park at Camden Yards, Baltimore, MD

Sun May 04 2003, 1:35 PM EDT
Att. 26,890 - Cloudy - 64 F

livebaseballscorecards.com

AB	32
R	0
H	7
RBI	0
BB	2
SO	7
LOB	14



Batter	1	2	3	4	5	6	7	8	9	AB R H RBI BB SO LOB
Michael Tucker, L (1, 8) OBP: 0.314, SLG: 0.429	0-0 E 29 G6-3 1B	2-1 G3-1		1 SAFE 3-1 1-H HR		1-0 F8			1-2 1B SH1-3 HBP 1B	5 3 3 2 0 0 2
Joe Randa, R (1, 5) OBP: 0.368, SLG: 0.543	1-2 E6 1-3		0-0 F9	4-1 29 1B BB		0-1 CS 1-2	0-1 G5-3		1-0 SH1-3 1-2	3 0 0 0 1 0 1
29 Mike Sweeney, R (1, 3) OBP: 0.409, SLG: 0.544	1-2 G6-3		4-1 G6-3 BB	0-1 1B 1-2 1B			1-0 G5-3		4-2 HBP 1B E BB	3 1 1 1 2 0 1
Raul Ibanez, L (1, 7) OBP: 0.382, SLG: 0.528	4-2 BB		0-1 G6-3 1-2f	0-0 1-2 2-H 1B			2-2 G5-3		2-1 E HBP 1-2 2-3 1B	4 0 2 0 1 0 1
Ken Harvey, R (1, 10) OBP: 0.300, SLG: 0.413	1-3 K			1-0 HR 1B	1-2 G6-3			2-3 K	2-3 K	5 1 1 0 0 3 5
Desi Relaford, S (1, 4) (9, 9) OBP: 0.405, SLG: 0.485	3-2 L9		1 SAFE 0-0 1-H HR	2-2 G4-3			4-0 1B BB	1-0 E HBP 1-2 2-3 3-H	3 1 1 3 1 0 2	
Brent Mayne, L (1, 2) OBP: 0.349, SLG: 0.493		0-1 G4-3		1-3 K	3-3 K		1 SAFE 0-2 F8	0-0 E6 1-2 2-3 3-H	5 0 0 0 0 2 3	
Dee Brown, L (1, 9) OBP: 0.304, SLG: 0.357 Carlos Beltrán, S (8, PH) OBP: 0.302, SLG: 0.426 Carlos Febles, R (9, 4) OBP: 0.321, SLG: 0.338		2-3 K		0-0 4 FC6-4 1B		1-3 K		2-0 1B 1-2	3 0 1 0 0 2 0 1 0 1 0 0 0 0 0 0 0 0 0 0 0	
4 Angel Berroa, R (1, 6) OBP: 0.317, SLG: 0.400		0-2 3B		2-2 FC6-4 1-2f HR		1-0 CS HBP		2-2 G5-3	3 1 1 0 0 0 3	

Inning Stats	R: 1	H: 1	E: 1	K: 1	S: 18	H: 1	LOB: 2	BB: 1	P: 28	R: 0	H: 1	E: 0	K: 1	S: 12	R: 0	H: 0	E: 0	K: 0	S: 4	R: 4	H: 6	E: 0	K: 1	S: 18	R: 0	H: 0	E: 0	K: 1	S: 10	R: 0	H: 0	E: 0	K: 1	S: 5	R: 0	H: 1	E: 0	K: 1	S: 10	R: 2	H: 2	E: 1	K: 1	S: 16	1B: 8	2B: 0	3B: 1	HR: 2	SF: 0	SAC: 1	DP: 1	HBP: 2	WP: 0	PB: 0	SB: 0	CS: 1	PA: 44
PITCHER	IP	WLS	BF	H	R	ER	SO	BB	IBB	HBP	BLK	WP	HR	S	P	ERA	WHIP																																								
Derek Lowe, R (1, 1) ERA: 5.75	3.2		21	7	5	4	3	3	0	0	0	0	2	51	80	9.82	2.727																																								
Ramiro Mendoza, R (4, 1) ERA: 8.69	3.1		10	1	0	0	2	0	0	1	0	0	0	23	35	0.00	0.300																																								
Alan Embree, L (8, 1) ERA: 12.71	0.2		4	1	0	0	1	1	0	0	0	0	0	7	15	0.00	3.000																																								
Brandon Lyon, R (8, 1) ERA: 2.16	1.0	L	8	2	2	1	1	1	0	1	0	0	0	19	32	9.00	3.000																																								

BOTTOM

Boston Red Sox @ Kansas City Royals
Kauffman Stadium, Kansas City, MO

Mon May 05 2003, 7:05 PM CDT
Att. 21,232 - Sunny - 79 F

livebaseballscores.com

AB	35
R	7
H	11
RBI	6
BB	5
SO	7
LOB	18



Batter	1	2	3	4	5	6	7	8	9	AB R H RBI BB SO LOB	TOP											
18 Johnny Damon, L (1, 8) OBP: 0.322, SLG: 0.405	2-3 		0-0 SH5-3 1-2 		4-0 1B BB 	2-2 1B 		1-0 SH5-4 2-3 		2 2 1 1 1 1 0	Boston Red Sox @ Kansas City Royals Kauffman Stadium, Kansas City, MO Tue May 06 2003, 7:05 PM CDT Att. 15,848 - Cloudy - 70 F											
Todd Walker, L (1, 4) OBP: 0.355, SLG: 0.416	1-3 		2-2 1B 2-H 		0-0 L4-6 2-2 	2-1 1B 2-H 		3-2 SF8 3-H 		4 0 2 3 0 1 2												
Nomar Garciaparra, R (1, 6) OBP: 0.320, SLG: 0.479	1-2 G5-3 		1-0 P6 		3-1 FC5-4 1-H 1B 	1-0 F8 		2-3 K 		5 0 1 1 0 1 2												
Manny Ramirez, R (1, 7) OBP: 0.421, SLG: 0.520		3-3 K 	0-0 P6 		0-1 FC5-4 1-2f 		0-2 F8 		1-3 	5 0 0 0 0 2 2												
Kevin Millar, R (1, 9) OBP: 0.370, SLG: 0.518		0-3 K 		1-1 G1-3 		4-2 G3-1 1B BB 	0-0 1B 		1-0 G5-3 	4 1 1 0 1 1 0 0 0 0 0 0 0 0												
Damian Jackson, R (9, 9) OBP: 0.310, SLG: 0.231																						
Shea Hillenbrand, R (1, 3) OBP: 0.349, SLG: 0.458		1-1 1B 		1-3 K 		2-2 L8 	2-3 K 		1-2 P3 	5 0 1 0 0 2 2												
Bill Mueller, S (1, 5) OBP: 0.430, SLG: 0.608		2-2 1B 		3-1 2B 		4-1 G3-1 1B BB 	1-1 1B 			3 1 3 0 1 0 0												
Jason Varitek, S (1, 10) OBP: 0.340, SLG: 0.506		2-3 K 		1-2 G5-3 		1-2 G3-1 1B 2-3 	0-1 L9 			4 0 0 0 0 1 7												
Doug Mirabelli, R (1, 2) OBP: 0.273, SLG: 0.429			1-0 18 SH5-3 1B 		1-2 18 L4-6 BB 1B 	2-2 18 1B 2-H 3-H 		0-0 18 SH5-4 SF8 2B 		4 3 4 2 0 0 0												
Inning Stats	R: 0 E: 0 K: 2 S: 10	H: 0 LOB: 0 BB: 0 P: 14	R: 0 E: 0 K: 3 S: 16	H: 2 LOB: 2 BB: 0 P: 24	R: 1 E: 0 K: 0 S: 7	H: 2 LOB: 1 BB: 0 P: 11	R: 0 E: 0 K: 1 S: 13	H: 1 LOB: 1 BB: 0 P: 19	R: 1 E: 0 K: 0 S: 8	H: 2 LOB: 1 BB: 1 P: 16	R: 4 E: 0 K: 0 S: 25	H: 3 LOB: 1 BB: 2 P: 43	R: 0 E: 0 K: 1 S: 14	H: 2 LOB: 2 BB: 0 P: 17	R: 1 E: 0 K: 1 S: 8	H: 1 LOB: 0 BB: 0 P: 14	R: 0 E: 0 K: 1 S: 7	H: 0 LOB: 0 BB: 0 P: 10	1B: 11 2B: 3 3B: 0 HR: 0	SF: 1 SAC: 2 DP: 1 HBP: 0	WP: 0 PB: 0 SB: 1 CS: 0	PA: 42
PITCHER	IP WLS BF H R ER SO BB IBB HBP BLK WP HR S P ERA WHIP																					
Jeremy Affeldt, L (1, 1) ERA: 4.63	4.0 L 17 5 1 1 6 0 0 0 0 0 0 0 46 68 2.25 1.250																					
51 Kris Wilson, R (5, 1) ERA: 5.4	1.2 11 4 5 5 0 3 0 0 0 0 0 0 30 53 27.00 4.200																					
D.J. Carrasco, R (6, 1) ERA: 2.87	1.1 7 3 0 0 1 0 0 0 0 0 0 0 17 23 0.00 2.250																					
Ryan Bukvich, R (8, 1) ERA: 8.68	1.0 4 1 1 1 1 0 0 0 0 0 0 0 8 14 9.00 1.000																					
Mike MacDougal, R (9, 1) ERA: 3.29	1.0 3 0 0 0 1 0 0 0 0 0 0 0 7 10 0.00 0.000																					

livebaseballscorecards.com

AB	36
R	7
H	13
RBI	7
BB	3
SO	9
LOB	15



Batter	1	2	3	4	5	6	7	8	9	AB R H RBI BB SO LOB
Michael Tucker, L OBP: 0.317, SLG: 0.427 (1, 8)	0-2 CS 1B		3-1 P6		1-0 L7		1-2 E S 1B		0-2 G6-3	5 0 2 1 0 0 3
Joe Randa, R OBP: 0.360, SLG: 0.520 (1, 5)	1-0 L9		4-2 1-2 BB			0-2 F7	1-2 F8		2-2 G6-3	4 0 0 0 1 0 3
Carlos Beltrán, S OBP: 0.281, SLG: 0.392 (1, 10)	0-1 G6-3		0-0 F8			2-1 P6		0-0 G4-3		4 0 0 0 0 0 2
29 Mike Sweeney, R OBP: 0.403, SLG: 0.527 (1, 3)		1-2 F9		0-2 F8		3-2 G6-3		4-1 1B BB		3 0 0 0 1 0 0
Raul Ibanez, L OBP: 0.386, SLG: 0.523 (1, 7)		2-2 G3		4-0 G6-3 BB			0-0 1B BB	0-1 P5		3 1 1 0 1 0 1
Desi Relaford, S OBP: 0.422, SLG: 0.486 (1, 9)		4-1 BB		1-1 G6-3			4-0 1B BB	1-2 1B		2 1 1 0 2 0 1
4 Angel Berroa, R OBP: 0.306, SLG: 0.384 (1, 6)		0-1 F9			2-3 K		1-3 K	0-0 G5-3		4 0 0 0 0 2 5
Brent Mayne, L OBP: 0.345, SLG: 0.481 (1, 2)			1-0 F8		0-0 F7		1-0 P3		0-2 G6-3 1B	4 0 1 0 0 0 2
Carlos Febles, R OBP: 0.341, SLG: 0.351 (1, 4)			2-2 S 1B		4-2 BB		2-2 1B S 1B		3-2 F9	3 1 2 1 1 0 1

Inning Stats	R: 0 E: 0 K: 0 S: 6	H: 1 LOB: 0 BB: 0 P: 7	R: 0 E: 0 K: 0 S: 10	H: 0 LOB: 1 BB: 1 P: 17	R: 0 E: 0 K: 0 S: 11	H: 1 LOB: 2 BB: 1 P: 21	R: 0 E: 0 K: 0 S: 6	H: 0 LOB: 0 BB: 1 P: 11	R: 0 E: 0 K: 1 S: 7	H: 0 LOB: 1 BB: 1 P: 14	R: 0 E: 0 K: 0 S: 9	H: 0 LOB: 0 BB: 0 P: 14	R: 3 E: 0 K: 1 S: 16	H: 3 LOB: 1 BB: 1 P: 26	R: 0 E: 0 K: 0 S: 9	H: 1 LOB: 2 BB: 1 P: 14	R: 0 E: 0 K: 0 S: 14	H: 1 LOB: 1 BB: 0 P: 19	1B: 7 2B: 0 3B: 0 HR: 0	SF: 0 SAC: 0 DP: 1 HBP: 0
--------------	------------------------------	---------------------------------	-------------------------------	----------------------------------	-------------------------------	----------------------------------	------------------------------	----------------------------------	------------------------------	----------------------------------	------------------------------	----------------------------------	-------------------------------	----------------------------------	------------------------------	----------------------------------	-------------------------------	----------------------------------	----------------------------------	------------------------------------

PITCHER	IP	WLS	BF	H	R	ER	SO	BB	IBB	HBP	BLK	WP	HR	S	P	ERA	WHIP
Casey Fossum, L ERA: 4.38 (1, 1)	6.2	W	28	5	3	3	2	5	0	0	0	0	0	61	105	4.05	1.500
50 Mike Timlin, R ERA: 4.15 (7, 1)	1.1	H	6	1	0	0	0	1	0	0	0	0	0	13	19	0.00	1.500
49 Tim Wakefield, R ERA: 4.5 (9, 1)	1.0		4	1	0	0	0	0	0	0	0	0	0	14	19	0.00	1.000

BOTTOM

Boston Red Sox @ Kansas City Royals
Kauffman Stadium, Kansas City, MO

Tue May 06 2003, 7:05 PM CDT
Att. 15,848 - Cloudy - 70 F

AB	32
R	3
H	7
RBI	2
BB	6
SO	2
LOB	18



WP	PA	ERA	WHIP
0	38		
0			
3			
1			

Batter	1	2	3	4	5	6	7	8	9	AB R H RBI BB SO LOB
Michael Tucker, L (1, 8) OBP: 0.326, SLG: 0.433	1-1 G4-1		4-0 1B BB		2-3 K2-3		1-2 F7		1-2 FC3-6 1B	4 0 1 0 1 1 1
Joe Randa, R (1, 5) OBP: 0.339, SLG: 0.477	3-3 K		0-0 L4		2-2 F7			1-0 G5-3	1-0 FC3-6 G6-4-3	5 0 0 0 0 1 2
Carlos Beltrán, S (1, 10) OBP: 0.310, SLG: 0.391	2-0 1B		2-2 1-3 1B				0-2 G4-3	1-0 1B 1B	2-1 G6-4-3	5 1 3 0 0 0 1
Raul Ibanez, L (1, 7) OBP: 0.371, SLG: 0.492	1-1 G4-3		0-0 F9				1-3 K	2-1 L8		4 0 0 0 0 1 4
Desi Relaford, S (1, 4) (9, 9) OBP: 0.411, SLG: 0.506		4-2 E S 1B BB		0-0 L5			0-1 G6-3	1-1 1B 1B		3 2 1 0 1 0 0
Ken Harvey, R (1, 3) OBP: 0.306, SLG: 0.404		0-1 4 G5-4-3 1B		1-3 K			2-0 G4-3	0-0 4 BB 1B		4 0 2 2 0 1 0
Dee Brown, L (1, 9) OBP: 0.345, SLG: 0.490		2-3 K		0-0 2B			1-1 4 G4-3 1B 2B	0-2 1-2 2-H 1B		4 1 3 1 0 1 1
Carlos Febles, R (8, PR) OBP: 0.333, SLG: 0.333		1 SAFE 2 BD X	2-0 G5-4-3		2-0 P6		1-2 G4-3	4-1 1-2 2-3 BB		3 0 0 0 1 0 3
4 Angel Berroa, R (1, 6) OBP: 0.319, SLG: 0.406			1-1 F8		2-3 K		0-2 3-H 1B	1-2 G3		3 0 1 1 0 1 0
Mike DiFelice, R (1, 2) OBP: 0.231, SLG: 0.410										1 0 0 0 0 0 3
Brent Mayne, L (8, PH) OBP: 0.337, SLG: 0.464										

Inning Stats	R: 0	H: 1	E: 0	K: 1	S: 9	LOB: 1	BB: 0	P: 16	R: 1	H: 1	E: 0	K: 1	S: 9	LOB: 0	BB: 1	P: 17	R: 0	H: 1	E: 0	K: 0	S: 10	LOB: 2	BB: 1	P: 17	R: 0	H: 0	E: 0	K: 2	S: 10	LOB: 0	BB: 0	P: 16	R: 0	H: 0	E: 0	K: 1	S: 8	LOB: 0	BB: 0	P: 9	R: 1	H: 2	E: 0	K: 0	S: 12	LOB: 1	BB: 0	P: 17	R: 2	H: 4	E: 0	K: 0	S: 16	LOB: 3	BB: 1	P: 26	R: 0	H: 1	E: 0	K: 0	S: 7	LOB: 0	BB: 0	P: 11	1B: 9	SF: 0	2B: 2	SAC: 0	3B: 0	DP: 2	HR: 0	HBP: 0	WP: 0	PA: 39
--------------	------	------	------	------	------	--------	-------	-------	------	------	------	------	------	--------	-------	-------	------	------	------	------	-------	--------	-------	-------	------	------	------	------	-------	--------	-------	-------	------	------	------	------	------	--------	-------	------	------	------	------	------	-------	--------	-------	-------	------	------	------	------	-------	--------	-------	-------	------	------	------	------	------	--------	-------	-------	-------	-------	-------	--------	-------	-------	-------	--------	-------	--------

PITCHER	IP	WLS	BF	H	R	ER	SO	BB	IBB	HBP	BLK	WP	HR	S	P	ERA	WHIP
Sidney Ponson, R (1, 1) ERA: 3.6	7.0	W	28	6	2	1	6	2	0	0	0	0	0	64	101	1.29	1.143
Buddy Groom, L (8, 1) ERA: 2.31	0.2	H	6	4	2	2	0	0	0	0	0	0	0	12	17	27.00	6.000
Kerry Ligtenberg, R (8, 1) ERA: 3.38	0.1	H	2	0	0	0	0	1	0	0	0	0	0	4	9	0.00	3.000
Jorge Julio, R (9, 1) ERA: 4.4	1.0	S	3	1	0	0	0	0	0	0	0	0	0	7	11	0.00	1.000


BOTTOM

Baltimore Orioles @ Kansas City Royals
Kauffman Stadium, Kansas City, MO

Fri May 09 2003, 4:10 PM CDT
Att: 38,995 - Cloudy - 70 F

livebaseballscorecards.com

AB	36
R	4
H	11
RBI	4
BB	3
SO	6
LOB	15



Batter	1	2	3	4	5	6	7	8	9	AB R H RBI BB SO LOB	TOP																
Jerry Hairston, R (1, 4) OBP: 0.374, SLG: 0.386	1-0 G5-3		1-1 G5-3		2-2 SF7		0-1 G5-3		1-1 F7	4 0 0 1 0 0 2																	
6 Melvin Mora, R (1, 7) OBP: 0.415, SLG: 0.523	2-3 K		2-1 HBP		0-1 1B		4-1 G6-3 BB		2-1 1B	3 0 2 0 1 1 0																	
David Segui, S (1, 10) OBP: 0.427, SLG: 0.500	2-1 G5-3		2-3 K		3-1 L9		3-2 G6-3		2-3 K	5 0 0 0 0 2 6																	
Jeff Conine, R (1, 3) OBP: 0.359, SLG: 0.412		3-3 K		0-0 G5-3		1-1 31 HR 1B		2-3 K2-3		4 1 1 0 0 2 1																	
31 Jay Gibbons, L (1, 9) OBP: 0.336, SLG: 0.467		4-0 BB		2-2 L3		0-1 1-H HR		0-0 G6-3		3 1 1 2 1 0 0																	
Jose Leon, R (1, 5) OBP: 0.320, SLG: 0.190		0-2 F7		1-2 G6-3		0-0 G5-3		1-3 K G4-6-3		4 0 0 0 0 1 1																	
Gary Matthews, S (1, 8) OBP: 0.247, SLG: 0.353		1-2 P6			2-2 G5-3		4-0 BB		1-2 G4-6-3	3 0 0 0 1 0 2																	
Deivi Cruz, R (1, 6) OBP: 0.189, SLG: 0.255			1-0 F9		2-1 2B 1B		0-2 F9		3-2 6 1B 1B	3 1 1 0 0 0 1																	
Larry Bigbie, L (9, PH) OBP: 0.375, SLG: 0.372										1 0 1 0 0 0 0																	
Geronimo Gil, R (1, 2) OBP: 0.295, SLG: 0.296			4-2 BLK BB		1-1 WP SF7 2B		1-2 G4-3		0-2 P4	3 1 1 1 1 0 2																	
Inning Stats	R: 0 E: 0 K: 1 S: 6	H: 0 LOB: 0 BB: 0 P: 11	R: 0 E: 0 K: 1 S: 9	H: 0 LOB: 1 BB: 1 P: 17	R: 0 E: 0 K: 1 S: 12	H: 0 LOB: 2 BB: 1 P: 22	R: 0 E: 0 K: 0 S: 8	H: 0 LOB: 0 BB: 0 P: 11	R: 2 E: 0 K: 0 S: 17	H: 3 LOB: 1 BB: 0 P: 27	R: 2 E: 0 K: 0 S: 13	H: 2 LOB: 1 BB: 1 P: 19	R: 0 E: 0 K: 1 S: 10	H: 0 LOB: 1 BB: 1 P: 19	R: 0 E: 0 K: 1 S: 8	H: 0 LOB: 0 BB: 0 P: 10	R: 0 E: 0 K: 1 S: 13	H: 2 LOB: 2 BB: 0 P: 21	1B: 5 2B: 1 3B: 0 HR: 1	SF: 1 SAC: 0 DP: 1 HBP: 1	WP: 2 PB: 0 SB: 0 CS: 0	PA: 39					
PITCHER	IP WLS BF H R ER SO BB IBB HBP BLK WP HR S P ERA WHIP																										
Chris George, L (1, 1) ERA: 4.35	6.0		27	5	4	4	3	3	0	1	1	1	65	107	6.00	1.333											
D.J. Carrasco, R (7, 1) ERA: 2.37	2.0	W	7	0	0	0	2	1	0	0	0	1	0	18	29	0.00	0.500										
Mike MacDougal, R (9, 1) ERA: 3.07	1.0		5	2	0	0	1	0	0	0	0	0	0	13	21	0.00	2.000										

Baltimore Orioles @ Kansas City Royals
Kauffman Stadium, Kansas City, MO
Sat May 10 2003, 6:05 PM CDT
Att. 25,930 - Cloudy - 74 F

livebaseballscorecards.com

AB	33
R	4
H	7
RBI	4
BB	4
SO	6
LOB	15



BOTTOM

Baltimore Orioles @ Kansas City Royals
Kauffman Stadium, Kansas City, MO

livebaseballscorecards.com

AB 35
R 8
H 14
RBI 8
BB 2
SO 4
LOB 17



WP: 0 PA: 38
PB: 0
SB: 1
CS: 0

Sat May 10 2003, 6:05 PM CDT
Att. 25,930 - Cloudy - 74 F

AB R H RBI BB SO LOB

4 0 3 1 1 0 0

5 0 1 2 0 1 4

4 0 1 0 0 1 2

4 1 1 0 0 1 2

4 1 1 2 0 0 1

3 1 2 0 0 1 0

3 2 1 0 1 0 2

1 0 0 0 0 0 2

3 2 2 0 0 0 1

4 1 2 3 0 0 3

1B: 9 SF: 0
2B: 4 SAC: 0
3B: 0 DP: 2
HR: 1 HBP: 1

Batter	1	2	3	4	5	6	7	8	9
Desi Relaford, S (1, 10) OBP: 0.430, SLG: 0.518	0-1 G6-3 1B		2-1 F8		1-1 2B 1B		2-2 G6-3 1B	4-2 BB	
Joe Randa, R (1, 5) OBP: 0.333, SLG: 0.474	1-1 G6-3 1-2		1-3 K		0-0 2B		2-0 G6-3	0-1 G6-4-3	
Carlos Beltrán, S (1, 8) OBP: 0.307, SLG: 0.382	2-1 F7		1-3 K			3-2 G5-4-3 1B	2-2 F9		
Raul Ibanez, L (1, 7) OBP: 0.368, SLG: 0.492	2-0 P5			0-1 L3		2-3 K		2-2 HR 2B	
Ken Harvey, R (1, 3) OBP: 0.304, SLG: 0.427		1-0 L8		3-2 G6-3		0-0 G5-4-3		1-2 HR	
Dee Brown, L (1, 9) OBP: 0.373, SLG: 0.500		1-0 FC6 4 BB 1B		3-3 K			3-1 FC4-6 HBP	0-2 2B 1B	
4 Angel Berroa, R (1, 6) OBP: 0.325, SLG: 0.404		4-0 FC6 1-2 BB			2-1 1B 2B 1B		0-2 FC4-6 1B	1-2 P4	
Carlos Febles, R (1, 4) OBP: 0.330, SLG: 0.329		1-1 FC6			0-1 F7		1-2 1B 1B	0-1 2B	
Mendy López, R (5, PH) OBP: 0.222, SLG: 0.389		1-2 2-3f						1-3 2B	
Mike DiFelice, R (1, 2) OBP: 0.256, SLG: 0.442		3-2 G6-3			2-0 F7		1-1 1B G6-3 1B	0-0 2B	

Inning Stats	R: 0	H: 1	E: 0	LOB: 1	K: 0	BB: 0	S: 7	R: 0	H: 1	E: 0	LOB: 2	K: 0	BB: 1	S: 7	R: 0	H: 0	E: 0	LOB: 0	K: 2	BB: 0	S: 10	R: 0	H: 0	E: 0	LOB: 0	K: 1	BB: 0	S: 9	R: 1	H: 3	E: 0	LOB: 2	K: 0	BB: 0	S: 8	R: 0	H: 1	E: 0	LOB: 0	K: 1	BB: 0	S: 9	R: 3	H: 3	E: 0	LOB: 1	K: 0	BB: 0	S: 18	R: 4	H: 5	E: 0	LOB: 1	K: 0	BB: 1	S: 23
--------------	------	------	------	--------	------	-------	------	------	------	------	--------	------	-------	------	------	------	------	--------	------	-------	-------	------	------	------	--------	------	-------	------	------	------	------	--------	------	-------	------	------	------	------	--------	------	-------	------	------	------	------	--------	------	-------	-------	------	------	------	--------	------	-------	-------

PITCHER	IP	WLS	BF	H	R	ER	SO	BB	IBB	HBP	BLK	WP	HR	S	P	ERA	WHIP
Jason Johnson, R (1, 1) ERA: 2.21	5.0		20	5	1	1	3	1	0	0	0	0	0	41	71	1.80	1.200
B.J. Ryan, L (6, 1) ERA: 4.15	1.1	H	7	3	3	3	1	0	0	1	0	0	0	19	29	20.25	2.250
Kerry Ligtenberg, R (7, 1) ERA: 3.24	0.2	B	3	1	0	0	0	0	0	0	0	0	0	8	14	0.00	1.500
Buddy Groom, L (8, 1) ERA: 4.63	0.0	L	3	3	3	3	0	0	0	0	0	0	1	10	13	∞	∞
Rick Bauer, R (8, 1) ERA: 5.4	1.0		5	2	1	1	0	1	0	0	0	0	0	13	18	9.00	3.000

PITCHER	IP	WLS	BF	H	R	ER	SO	BB	IBB	HBP	BLK	WP	HR	S	P	ERA	WHIP
---------	----	-----	----	---	---	----	----	----	-----	-----	-----	----	----	---	---	-----	------

Batter	1	2	3	4	5	6	7	8	9	AB R H RBI BB SO LOB	TOP						
Jerry Hairston, R (1, 4) OBP: 0.377, SLG: 0.385	4-0 FC5-4 BB		1-1 SH5-3	1-1 1B		0-0 P4		1-1 G3-1		3 0 1 1 1 0 1							
6 Melvin Mora, R (1, 7) OBP: 0.414, SLG: 0.511	1-2 FC5-4 1-2f		4-2 BB	1-1 P3		0-0 F9		1-1 HR 1B		4 1 1 0 1 0 3							
David Segui, S (1, 10) OBP: 0.438, SLG: 0.549	3-2 F7		3-2 F8		2-2 31 G4-3 WP 1B		1-0 2B 1B		3-1 1-H HR	5 1 3 2 0 0 3							
Jeff Conine, R (1, 3) OBP: 0.354, SLG: 0.412	3-2 K		3-2 P2		1-0 F7 1-2		1-2 2B		2-3 K	5 0 1 0 0 2 4							
31 Jay Gibbons, L (1, 9) OBP: 0.338, SLG: 0.482		2-1 G4-3		1-1 HR	1-0 G4-3		4-0 G6-4-3 IBB		1-0 L9	4 1 1 1 1 0 1							
Tony Batista, R (1, 5) OBP: 0.301, SLG: 0.388		1-0 G5-3		1-3 K	2-2 P2		2-2 G6-4-3 1-2f		0-1 F8	5 0 0 0 0 1 4							
Gary Matthews, S (1, 8) OBP: 0.247, SLG: 0.350		0-1 1B		1-2 G6-3		1-0 F8		2-2 G6-3		4 0 1 0 0 0 0							
Deivi Cruz, R (1, 6) OBP: 0.209, SLG: 0.298		1-2 G4-3		2-2 BB 1B 1B		0-0 HR		2-1 1B		4 2 3 1 0 0 1							
Geronimo Gil, R (1, 2) OBP: 0.305, SLG: 0.297			1-1 SH5-3 1B	4-1 1B BB		2-3 K		1-0 P6		3 0 1 0 1 1 1							
Inning Stats	R: 0 H: 0 E: 0 LOB: 1 K: 1 BB: 1 S: 10 P: 21	R: 0 H: 1 E: 0 LOB: 1 K: 0 BB: 0 S: 8 P: 12	R: 0 H: 1 E: 0 LOB: 2 K: 0 BB: 1 S: 14 P: 26	R: 2 H: 3 E: 0 LOB: 2 K: 1 BB: 1 S: 16 P: 27	R: 0 H: 1 E: 0 LOB: 1 K: 0 BB: 0 S: 8 P: 14	R: 1 H: 1 E: 0 LOB: 0 K: 1 BB: 0 S: 8 P: 11	R: 0 H: 2 E: 0 LOB: 2 K: 0 BB: 1 S: 8 P: 16	R: 0 H: 1 E: 0 LOB: 1 K: 0 BB: 0 S: 8 P: 14	R: 2 H: 2 E: 0 LOB: 0 K: 1 BB: 0 S: 10 P: 17	1B: 8 SF: 0 2B: 1 SAC: 1 3B: 0 DP: 1 HR: 3 HBP: 0	WP: 1 PA: 42 PB: 0 SB: 0 CS: 0						
PITCHER	IP WLS BF H R ER SO BB IBB HBP BLK WP HR S P ERA WHIP																
Darrell May, L (1, 1) ERA: 4.83	6.0	28	7	3	3	3	3	3	0	0	0	1	2	64	111	4.50	1.667
Sean Lowe, R (7, 1) ERA: 3.6	3.0	W	14	5	2	2	1	0	1	0	0	0	1	26	47	6.00	1.667

Baltimore Orioles @ Kansas City Royals
Kauffman Stadium, Kansas City, MO

Sun May 11 2003, 1:05 PM CDT
Att. 16,105 - Cloudy - 66 F

AB	37
R	5
H	12
RBI	5
BB	4
SO	4
LOB	18



Batter	1	2	3	4	5	6	7	8	9
Michael Tucker, L OBP: 0.336, SLG: 0.470 (1, 9)	1-2 G3-1 BB 1B		3-0 SF9 2B	1-1 FC4-6 1-2f			1-1 G4-3	0-2 HR	
Desi Relaford, S OBP: 0.419, SLG: 0.500 (1, 4)	0-1 F9		0-1 SF9		0-0 L9		4-0 2B BB	1-2 G4-3	
Carlos Beltrán, S OBP: 0.313, SLG: 0.389 (1, 8)	4-0 G3-1 BB		3-2 K		1-0 G3		1-2 1B 2B	1-0 G3-1	
Raul Ibanez, L OBP: 0.376, SLG: 0.496 (1, 10)	0-2 G3-1		1-1 2B		4-2 1B BB		4-0 1B 1B IBB	1-1 G3	
Ken Harvey, R OBP: 0.310, SLG: 0.430 (1, 3)	2-3 K		2-2 G6-3		0-0 1B		0-1 1B 4 1B 1B		
Dee Brown, L OBP: 0.349, SLG: 0.466 (1, 7)		2-2 P6		0-0 G6-3		3-2 G4-3		3-2 K	
Brent Mayne, L OBP: 0.344, SLG: 0.477 (1, 2)		2-2 G6-3		2-2 1B 2B			1-0 P2	0-0 4 1B 1B	
4 Angel Berroa, R OBP: 0.323, SLG: 0.398 (1, 6)		2-2 F8		3-1 G5-3			3-1 F7	0-0 1B	
Mendy López, R OBP: 0.273, SLG: 0.409 (1, 5)			1-0 2B SF9 1B	0-0 FC4-6 1B			2-3 K	0-3 K	

Inning Stats	R: 0	H: 1	E: 0	K: 1	S: 11	LOB: 2	BB: 1	P: 18
	R: 0	H: 0	E: 0	K: 0	S: 10	LOB: 0	BB: 0	P: 16
	R: 2	H: 3	E: 0	K: 1	S: 12	LOB: 1	BB: 0	P: 22
	R: 1	H: 2	E: 0	K: 0	S: 10	LOB: 1	BB: 0	P: 16
	R: 0	H: 1	E: 0	K: 0	S: 9	LOB: 2	BB: 1	P: 17
	R: 0	H: 0	E: 0	K: 1	S: 7	LOB: 0	BB: 0	P: 13
	R: 4	H: 4	E: 0	K: 2	S: 16	LOB: 2	BB: 2	P: 29
	R: 1	H: 1	E: 0	K: 0	S: 9	LOB: 0	BB: 0	P: 12

PITCHER	IP	WLS	BF	H	R	ER	SO	BB	IBB	HBP	BLK	WP	HR	S	P	ERA	WHIP
Pat Hentgen, R ERA: 4.81 (1, 1)	5.0		24	7	3	3	2	2	0	0	0	0	0	52	89	5.40	1.800
Travis Driskill, R ERA: 9.0 (6, 1)	3.0	L	16	5	5	5	3	1	1	0	0	0	1	32	54	15.00	2.000


BOTTOM

Baltimore Orioles @ Kansas City Royals
Kauffman Stadium, Kansas City, MO

Sun May 11 2003, 1:05 PM CDT
Att: 16,105 - Cloudy - 66 F

AB	35
R	8
H	12
RBI	8
BB	4
SO	5
LOB	15

livebaseballscorecards.com



1B: 7	SF: 1	WP: 0	PA: 40
2B: 4	SAC: 0	PB: 0	
3B: 0	DP: 0	SB: 0	
HR: 1	HBP: 0	CS: 0	

PITCHER	IP	WLS	BF	H	R	ER	SO	BB	IBB	HBP	BLK	WP	HR	S	P	ERA	WHIP
---------	----	-----	----	---	---	----	----	----	-----	-----	-----	----	----	---	---	-----	------

Batter	1	2	3	4	5	6	7	8	9	AB R H RBI BB SO LOB	TOP									
Michael Tucker, L (1, 9) OBP: 0.333, SLG: 0.463	0-0 F7	2-2 G4-3			2-2 G1-6-3 1B		0-0 G6-3			4 0 1 0 0 0 1										
Joe Randa, R (1, 5) OBP: 0.331, SLG: 0.462	4-2 29 BB 1B BB		0-1 F7		0-0 G1-6-3 1-2f		2-2 F8			3 1 0 0 1 0 2										
Carlos Beltrán, S (1, 8) OBP: 0.333, SLG: 0.447	3-1 29 BB 1B 1B		0-1 S 1B		0-0 HR		2-2 G6-3			4 2 3 1 0 0 0										
29 Mike Sweeney, R (1, 10) OBP: 0.405, SLG: 0.525 Carlos Febles, R (8, PR) OBP: 0.330, SLG: 0.329	4-0 1B 1-2 BB		2-1 F8		1-1 F7		1-1 P4-3 1B			3 0 1 0 1 0 1 0 0 0 0 0 0 0										
Raul Ibanez, L (1, 7) OBP: 0.373, SLG: 0.489	3-2 1-2 2-H 3-H 1B		2-2 G6-3 1-2		0-0 P2		1-0 P4-3 1-1f			4 0 1 2 0 0 2										
Ken Harvey, R (1, 3) OBP: 0.308, SLG: 0.418	1-3 K		4-1 BB BB		2-3 K		1-2 G6-3			3 0 0 0 1 2 2										
Desi Relaford, S (1, 4) OBP: 0.404, SLG: 0.478	2-1 F7		2-1 P5 SAFE		2-0 G4-3		2-1 G4-3			4 0 0 0 0 0 3										
Brent Mayne, L (1, 2) OBP: 0.350, SLG: 0.478		2-2 G4-3		0-0 F8		0-0 4 SH1-3 1B		1-2 1B		4 0 2 0 0 0 1										
4 Angel Berroa, R (1, 6) OBP: 0.315, SLG: 0.388		0-1 G3-1		1-1 F8		1-0 SH1-3 1-2		1-1 F8		3 0 0 0 0 0 2										
Inning Stats	R: 2 E: 0 K: 1 S: 13	H: 2 LOB: 2 BB: 2 P: 30	R: 0 E: 0 K: 0 S: 9	H: 0 LOB: 0 BB: 0 P: 13	R: 0 E: 0 K: 0 S: 10	H: 1 LOB: 1 BB: 1 P: 14	R: 0 E: 0 K: 0 S: 7	H: 0 LOB: 1 BB: 1 P: 13	R: 1 E: 0 K: 1 S: 5	H: 2 LOB: 0 BB: 0 P: 9	R: 0 E: 0 K: 0 S: 8	H: 1 LOB: 1 BB: 0 P: 11	R: 0 E: 0 K: 0 S: 6	H: 1 LOB: 1 BB: 0 P: 10	R: 0 E: 0 K: 0 S: 11	H: 1 LOB: 1 BB: 0 P: 16	1B: 7 2B: 1 3B: 0 HR: 1	SF: 0 SAC: 1 DP: 2 HBP: 0	WP: 0 PB: 0 SB: 1 CS: 0	PA: 36
PITCHER	IP WLS BF H R ER SO BB IBB HBP BLK WP HR S P ERA WHIP																			
Joe Mays, R (1, 1) ERA: 5.83	7.0 L 29 6 3 3 2 3 0 0 0 0 0 1 59 100 3.86 1.286																			
J.C. Romero, L (8, 1) ERA: 3.5	1.0 3 1 0 0 0 0 0 0 0 0 0 0 6 10 0.00 1.000																			
Juan Rincon, R (9, 1) ERA: 1.45	1.0 4 1 0 0 0 0 0 0 0 0 0 0 11 16 0.00 1.000																			

Kansas City Royals @ Minnesota Twins
 Hubert H. Humphrey Metrodome, Minneapolis, MN

Mon May 12 2003, 8:05 PM EDT
 Att. 12,199 - Dome - 72 F

livebaseballscorecards.com

AB 32
 R 3
 H 8
 RBI 3
 BB 3
 SO 2
 LOB 14



Batter	1	2	3	4	5	6	7	8	9	AB	R	H	RBI	BB	SO	LOB
Jacque Jones, L (1, 7) OBP: 0.354, SLG: 0.500	0-3 K		0-3 K		2-3 K		3-2 G4-3			4	0	0	0	0	3	3
Cristian Guzman, S (1, 6) OBP: 0.301, SLG: 0.377	0-1 1B		1-0 P6		0-1 CS		0-0 B3			4	0	1	0	0	1	2
Corey Koskie, L (1, 5) OBP: 0.367, SLG: 0.432	0-1 P4			0-0 G4-3		1-2 2B		2-0 F7		4	1	1	0	0	0	1
Matthew LeCroy, R (1, 2) OBP: 0.337, SLG: 0.549	2-1 F9			2-3 K		0-0 G5-3		2-1 G4-3		4	0	1	1	0	1	1
Tom Prince, R (9, 2) OBP: 0.450, SLG: 0.333						1-H 2B				0	0	0	0	0	0	0
Torii Hunter, R (1, 8) OBP: 0.305, SLG: 0.419			0-3 K		0-0 HR		1-1 G5-3		2-2 CS	4	1	2	1	0	1	1
Bobby Kielty, S (1, 10) OBP: 0.400, SLG: 0.515			3-1 F8		1-1 1B		4-0 BB		1-0 CS	3	0	1	0	1	1	0
Doug Mientkiewicz, L (1, 3) OBP: 0.298, SLG: 0.365			0-1 G4-3		2-2 P3		1-1 F8			3	0	0	0	0	1	0
Denny Hocking, S (9, PR) OBP: 0.150, SLG: 0.158										0	0	0	0	0	0	0
Dustan Mohr, R (1, 9) OBP: 0.310, SLG: 0.488			3-3 K		1-2 K		0-0 G4-3		0-0 P3	4	0	1	0	0	2	1
Luis Rivas, R (1, 4) OBP: 0.270, SLG: 0.347			2-2 S		2-1 CS		1-2 SH1-3		1-0 L5	2	0	2	0	0	0	0
A.J. Pierzynski, L (9, PH) OBP: 0.319, SLG: 0.421							1-2 SH1-3			1	0	0	0	0	0	1

Inning Stats	R: 0	H: 1	E: 0	K: 1	S: 9	R: 0	H: 0	E: 0	K: 1	S: 9	R: 0	H: 1	E: 0	K: 2	S: 10	R: 1	H: 2	E: 0	K: 1	S: 10	R: 0	H: 1	E: 0	K: 2	S: 11	R: 1	H: 2	E: 0	K: 1	S: 11	R: 0	H: 1	E: 0	K: 0	S: 8	R: 0	H: 1	E: 0	K: 0	S: 8	R: 0	H: 0	E: 0	K: 1	S: 9	R: 0	H: 0	E: 0	K: 1	S: 9	1B: 7	2B: 1	3B: 0	HR: 1	SF: 0	SAC: 1	DP: 0	HBP: 0	WP: 0	PB: 0	SB: 2	CS: 2	PA: 38
--------------	------	------	------	------	------	------	------	------	------	------	------	------	------	------	-------	------	------	------	------	-------	------	------	------	------	-------	------	------	------	------	-------	------	------	------	------	------	------	------	------	------	------	------	------	------	------	------	------	------	------	------	------	-------	-------	-------	-------	-------	--------	-------	--------	-------	-------	-------	-------	--------

PITCHER	IP	WLS	BF	H	R	ER	SO	BB	IBB	HBP	BLK	WP	HR	S	P	ERA	WHIP
Jeremy Affeldt, L (1, 1) ERA: 4.3	6.0	W	25	7	2	2	8	1	0	0	0	0	1	60	90	3.00	1.333
Jason Grimsley, R (7, 1) ERA: 2.52	2.0	H	7	2	0	0	0	0	0	0	0	0	0	16	27	0.00	1.000
Mike MacDougal, R (9, 1) ERA: 2.87	1.0	S	4	0	0	0	1	1	0	0	0	0	0	9	17	0.00	1.000

BOTTOM

Kansas City Royals @ Minnesota Twins
Hubert H. Humphrey Metrodome, Minneapolis, MN

Mon May 12 2003, 8:05 PM EDT
Att. 12,199 - Dome - 72 F

livebaseballscorecards.com

AB	33
R	2
H	9
RBI	2
BB	2
SO	9
LOB	13



Batter	1	2	3	4	5	6	7	8	9	10	AB	R	H	RBI	BB	SO	LOB	
Luis Rivas, R OBP: 0.272, SLG: 0.347 Jacque Jones, L OBP: 0.351, SLG: 0.496 Cristian Guzman, S OBP: 0.301, SLG: 0.377	3-2 P6		0-2 G6-3			3-1 G6-4-3 1B		1-3 K			3	0	1	0	0	0	0	
Chris Gomez, R OBP: 0.298, SLG: 0.326	1-0 G5-3			1-2 L5		0-0 G6-4-3 1-2f			3-2 F8 WP 1B		4	1	1	0	0	0	1	
Corey Koskie, L OBP: 0.364, SLG: 0.426	0-1 G3-1			3-2 1B			1-1 G6-3		3-1 F8		4	0	1	0	0	0	1	
Matthew LeCroy, R OBP: 0.348, SLG: 0.565 Tom Prince, R OBP: 0.450, SLG: 0.333 Bobby Kielty, S OBP: 0.405, SLG: 0.520		3-2 FC6-4 1B		0-3 K			0-0 1B 2B		2-2 G4-6-3 1B		3	0	2	0	0	1	1	
Torii Hunter, R OBP: 0.297, SLG: 0.407	1-0 FC6-4 G3 1-2f		1-2 G5-3				2-2 P5		3-H G4-6-3		4	0	0	0	0	0	4	
Doug Mientkiewicz, L OBP: 0.297, SLG: 0.361	0-1 G3				2-2 F7		2-0 1B			0-0 F9		4	0	1	1	0	0	1
Dustan Mohr, R OBP: 0.318, SLG: 0.488	2-0 G1				0-0 G3-6-1 1B					0-0 F9		4	0	2	0	0	0	1
A.J. Pierzynski, L OBP: 0.308, SLG: 0.405			1-3 K		0-0 G3-6-1 1-2f				1-1 G3		4	1	0	0	0	1	2	
Denny Hocking, S OBP: 0.136, SLG: 0.143 Todd Sears, L OBP: 0.361, SLG: 0.548			0-0 G3			3-3 K			4-0 BB		2	0	0	0	0	1	0	
										1-0 HR		1	1	1	2	1	0	0

Inning Stats	R: 0	H: 0	E: 0	K: 0	S: 7	R: 0	H: 1	E: 0	K: 0	S: 7	R: 0	H: 0	E: 0	K: 1	S: 7	R: 0	H: 1	E: 0	K: 1	S: 13	R: 0	H: 1	E: 0	K: 0	S: 5	R: 0	H: 1	E: 0	K: 1	S: 7	R: 1	H: 2	E: 0	K: 0	S: 8	R: 0	H: 0	E: 0	K: 1	S: 6	R: 1	H: 2	E: 0	K: 0	S: 9	R: 2	H: 2	E: 1	K: 0	S: 6	1B: 8	SF: 0	2B: 1	SAC: 0	3B: 0	DP: 3	HR: 1	HBP: 0	WP: 1	PA: 36
--------------	------	------	------	------	------	------	------	------	------	------	------	------	------	------	------	------	------	------	------	-------	------	------	------	------	------	------	------	------	------	------	------	------	------	------	------	------	------	------	------	------	------	------	------	------	------	------	------	------	------	------	-------	-------	-------	--------	-------	-------	-------	--------	-------	--------

PITCHER	IP	WLS	BF	H	R	ER	SO	BB	IBB	HBP	BLK	WP	HR	S	P	ERA	WHIP
Kyle Snyder, R ERA: 3.5	(1, 1)	6.1	22	5	1	1	3	0	0	0	0	0	0	49	74	1.42	0.789
D.J. Carrasco, R ERA: 2.18	(7, 1)	1.2	6	1	0	0	1	1	0	0	0	0	0	11	21	0.00	1.200
Mike MacDougal, R ERA: 3.24	(9, 1)	1.0	4	2	1	1	0	0	0	0	0	1	0	9	17	9.00	2.000
Albie Lopez, R ERA: 10.0	(10, 1)	0.2	4	2	2	2	0	0	0	0	0	0	1	6	8	27.00	3.000


BOTTOM

Kansas City Royals @ Minnesota Twins
 Hubert H. Humphrey Metrodome, Minneapolis, MN

Tue May 13 2003, 8:05 PM EDT
 Att: 13,898 - Dome - 72 F

livebaseballscorecards.com

AB	35
R	4
H	10
RBI	4
BB	1
SO	4
LOB	12



Batter	1	2	3	4	5	6	7	8	9	AB R H RBI BB SO LOB	TOP
Michael Tucker, L (1, 9) OBP: 0.314, SLG: 0.434	0-0 F7			2-1 F7		2-2 G3		1-1 F8		4 0 0 0 0 0 1	
Joe Randa, R (1, 5) OBP: 0.310, SLG: 0.429	1-2 G4-3			0-0 F8		1-2 P2		0-2 E6		4 0 0 0 0 0 0	
Carlos Beltrán, S (1, 8) OBP: 0.344, SLG: 0.434	1-1 F8			4-1 29 1B BB		2-0 G3-1		0-0 G4-6-3		3 0 0 0 1 0 1	
29 Mike Sweeney, R (1, 10) OBP: 0.403, SLG: 0.514 Dee Brown, L (9, PH) OBP: 0.344, SLG: 0.458			1-2 F8	1-2 1 SAFE 1 SAFE 1B		1-0 G5-3		2-1 P5		3 0 1 0 0 0 0 1 0 0 0 0 0 0	
Raul Ibanez, L (1, 7) OBP: 0.366, SLG: 0.472			1-2 G5-4-3 1B	1-2 F7		0-2 G6-3				3 0 1 0 0 0 2	
Ken Harvey, R (1, 3) OBP: 0.307, SLG: 0.419			0-0 G5-4-3 1-2f		1-1 L5		1-2 G4-3			3 0 0 0 0 0 1	
Desi Relaford, S (1, 4) OBP: 0.405, SLG: 0.475			1-1 G3		1-1 G6-3		0-3 K			3 0 0 0 0 1 0	
Brent Mayne, L (1, 2) OBP: 0.355, SLG: 0.469			2-3 K		2-2 1B		3-1 G6-3			3 0 1 0 0 1 0	
4 Angel Berroa, R (1, 6) OBP: 0.308, SLG: 0.372			0-2 G5-3		0-1 F7		1-1 HBP			2 0 0 0 0 0 1	
Inning Stats	R: 0 E: 0 K: 0 S: 6 H: 0 LOB: 0 BB: 0 P: 8	R: 0 E: 0 K: 0 S: 8 H: 1 LOB: 0 BB: 0 P: 10	R: 0 E: 0 K: 1 S: 8 H: 0 LOB: 0 BB: 0 P: 11	R: 0 E: 0 K: 0 S: 10 H: 1 LOB: 2 BB: 1 P: 18	R: 0 E: 0 K: 0 S: 9 H: 1 LOB: 1 BB: 0 P: 13	R: 0 E: 0 K: 0 S: 8 H: 0 LOB: 0 BB: 0 P: 13	R: 0 E: 0 K: 0 S: 9 H: 0 LOB: 0 BB: 0 P: 11	R: 0 E: 0 K: 1 S: 8 H: 0 LOB: 1 BB: 0 P: 13	R: 0 E: 1 K: 0 S: 6 H: 0 LOB: 0 BB: 0 P: 8	1B: 3 2B: 0 3B: 0 HR: 0 SF: 0 SAC: 0 DP: 2 HBP: 1	WP: 0 PB: 0 SB: 0 CS: 0 PA: 31
PITCHER Rick Reed, R (1, 1) ERA: 4.54	IP 9.0 WLS W BF 31 H 3 R 0 ER 0 SO 2 BB 1 IBB 0 HBP 1 BLK 0 WP 0 HR 0 S 72 P 105 ERA 0.00 WHIP 0.444	PITCHER IP WLS BF H R ER SO BB IBB HBP BLK WP HR S P ERA WHIP									

Kansas City Royals @ Minnesota Twins
 Hubert H. Humphrey Metrodome, Minneapolis, MN

Wed May 14 2003, 8:05 PM EDT
 Att. 15,148 - Dome - 72 F

AB	29
R	0
H	3
RBI	0
BB	1
SO	2
LOB	6



Batter	1	2	3	4	5	6	7	8	9	AB	R	H	RBI	BB	SO	LOB
Cristian Guzman, S (1, 6) OBP: 0.305, SLG: 0.392	2-2 1B 3B		1-1 F7	1-0 P4		1-1 FC6-4		1-2 2B 1B		5	1	2	1	0	0	3
Doug Mientkewicz, L (1, 9) OBP: 0.309, SLG: 0.389	3-0 FC1-6 1B		1-0 G6-3		2-2 HR 2B	2-0 L3		3-2 2B		5	1	3	1	0	0	1
Corey Koskie, L (1, 5) OBP: 0.365, SLG: 0.444	0-0 P6		3-2 F9		0-0 HR		0-0 L1	4-2 BB		4	1	1	2	1	0	1
Matthew LeCroy, R (1, 10) OBP: 0.352, SLG: 0.558 Bobby Kielty, S (4, PR) OBP: 0.403, SLG: 0.525	0-1 FC5 FC1-6 1-2			1-2 BB FC5-4 HBP	2-2 F8		3-2 2B	0-1 F7		1	0	0	0	0	0	1
Torii Hunter, R (1, 8) OBP: 0.296, SLG: 0.399	2-2 FC1-6 CS			4-0 FC5-4 BB SF9 BB	3-3 K		0-0 FC1-6-5 1B			3	1	0	0	1	1	3
Todd Sears, L (1, 3) OBP: 0.375, SLG: 0.529	3-2 CS	1-3 K		4-2 FC5-4 BB	1-3 K		3-1 HBP 1B			3	0	1	0	1	2	0
Dustan Mohr, R (1, 7) OBP: 0.337, SLG: 0.506				3-1 FC5-4 1B S		0-1 1B FC6-4 2B	3-2 HBP 1B			3	2	2	1	0	0	2
A.J. Pierzynski, L (1, 2) OBP: 0.298, SLG: 0.395				0-0 SF9		1-0 G5-3	1-2 G4-3			3	0	0	1	0	0	5
Luis Rivas, R (1, 4) OBP: 0.280, SLG: 0.353				0-1 1B		1-2 FC6-4 1B		0-2 F9		4	0	2	1	0	0	1

Inning Stats	R: 1	H: 2	E: 1	K: 0	S: 12	LOB: 1	BB: 0	P: 22	R: 0	H: 1	E: 0	K: 1	S: 8	LOB: 1	BB: 0	P: 10	R: 0	H: 0	E: 0	K: 0	S: 6	LOB: 0	BB: 0	P: 11	R: 3	H: 1	E: 0	K: 0	S: 10	LOB: 2	BB: 2	P: 23	R: 2	H: 2	E: 0	K: 2	S: 14	LOB: 0	BB: 0	P: 22	R: 1	H: 2	E: 0	K: 0	S: 9	LOB: 1	BB: 0	P: 14	R: 0	H: 2	E: 0	K: 0	S: 13	LOB: 3	BB: 0	P: 23	R: 0	H: 2	E: 0	K: 0	S: 18	LOB: 2	BB: 1	P: 26
--------------	------	------	------	------	-------	--------	-------	-------	------	------	------	------	------	--------	-------	-------	------	------	------	------	------	--------	-------	-------	------	------	------	------	-------	--------	-------	-------	------	------	------	------	-------	--------	-------	-------	------	------	------	------	------	--------	-------	-------	------	------	------	------	-------	--------	-------	-------	------	------	------	------	-------	--------	-------	-------

PITCHER	IP	WLS	BF	H	R	ER	SO	BB	IBB	HBP	BLK	WP	HR	S	P	ERA	WHIP
Runelvys Hernandez, R (1, 1) ERA: 2.79	5.0	L	24	6	6	6	3	2	0	0	0	0	1	50	88	10.80	1.600
51 Kris Wilson, R (6, 1) ERA: 4.87	2.0		11	4	1	1	0	0	0	1	0	0	0	22	37	4.50	2.000
Albie Lopez, R (8, 1) ERA: 9.47	1.0		5	2	0	0	0	1	0	0	0	0	0	18	26	0.00	3.000


BOTTOM

Kansas City Royals @ Minnesota Twins
 Hubert H. Humphrey Metrodome, Minneapolis, MN

Wed May 14 2003, 8:05 PM EDT
 Att. 15,148 - Dome - 72 F

livebaseballscorecards.com

AB	34
R	7
H	12
RBI	7
BB	3
SO	3
LOB	19



WP: 0	PA: 41
PB: 0	
SB: 1	
CS: 1	

TOP

Toronto Blue Jays @ Kansas City Royals
 Kauffman Stadium, Kansas City, MO

AB	48
R	18
H	22
RBI	15
BB	5
SO	9
LOB	24



WP	5	PA	56
PB	0		
SB	0		
CS	0		

Fri May 16 2003, 7:05 PM CDT
 Att. 24,167 - Overcast - 60 F

Batter	1	2	3	4	5	6	7	8	9	AB	R	H	RBI	BB	SO	LOB					
Shannon Stewart, R (1, 7) OBP: 0.367, SLG: 0.429 3 Reed Johnson, R (8, PH) OBP: 0.833, SLG: 1.000 (8, 9)										4	3	3	0	1	1	0					
Mike Bordick, R (1, 5)										6	1	1	1	1	2	7					
10 Vernon Wells, R (1, 8) OBP: 0.325, SLG: 0.559										6	3	4	4	0	1	1					
Carlos Delgado, L (1, 3) OBP: 0.439, SLG: 0.633										4	1	1	1	1	0	2					
Tom Wilson, R (1, 2) OBP: 0.380, SLG: 0.481										5	2	3	2	0	1	1					
Josh Phelps, R (1, 10) OBP: 0.371, SLG: 0.456										4	2	2	0	2	1	3					
Frank Catalanotto, L (1, 9) OBP: 0.356, SLG: 0.473 (8, 7)										6	1	1	2	0	1	7					
Orlando Hudson, S (1, 4) OBP: 0.341, SLG: 0.390										5	2	2	2	0	0	1					
Chris Woodward, R (1, 6) OBP: 0.336, SLG: 0.372										6	2	3	2	0	2	2					
Inning Stats	R: 0 E: 0 K: 2 S: 7	H: 0 LOB: 0 BB: 0 P: 13	R: 1 E: 0 K: 2 S: 23	H: 2 LOB: 2 BB: 1 P: 35	R: 3 E: 0 K: 0 S: 16	H: 3 LOB: 1 BB: 1 P: 27	R: 1 E: 0 K: 2 S: 14	H: 2 LOB: 1 BB: 0 P: 18	R: 0 E: 0 K: 0 S: 6	H: 0 LOB: 1 BB: 0 P: 10	R: 4 E: 0 K: 2 S: 26	H: 5 LOB: 2 BB: 1 P: 40	R: 0 E: 0 K: 0 S: 7	H: 0 LOB: 1 BB: 1 P: 14	R: 7 E: 0 K: 0 S: 24	H: 7 LOB: 1 BB: 1 P: 40	R: 2 E: 1 K: 1 S: 15	H: 3 LOB: 2 BB: 0 P: 21	1B: 17 2B: 4 3B: 0 HR: 1	SF: 1 SAC: 0 DP: 0 HBP: 2	WP: 5 PA: 56

Batter	1	2	3	4	5	6	7	8	9
Shannon Stewart, R (1, 7) OBP: 0.367, SLG: 0.429 3 Reed Johnson, R (8, PH) OBP: 0.833, SLG: 1.000 (8, 9)									
Mike Bordick, R (1, 5)									
10 Vernon Wells, R (1, 8) OBP: 0.325, SLG: 0.559									
Carlos Delgado, L (1, 3) OBP: 0.439, SLG: 0.633									
Tom Wilson, R (1, 2) OBP: 0.380, SLG: 0.481									
Josh Phelps, R (1, 10) OBP: 0.371, SLG: 0.456									
Frank Catalanotto, L (1, 9) OBP: 0.356, SLG: 0.473 (8, 7)									
Orlando Hudson, S (1, 4) OBP: 0.341, SLG: 0.390									
Chris Woodward, R (1, 6) OBP: 0.336, SLG: 0.372									

PITCHER	IP	WLS	BF	H	R	ER	SO	BB	IBB	HBP	BLK	WP	HR	S	P	ERA	WHIP
Chris George, L (1, 1) ERA: 4.87	5.0	L	25	7	5	5	6	2	0	1	0	2	0	66	103	9.00	1.800
Jason Giffilan, R (6, 1) ERA: 36.0	1.0		9	5	4	4	2	1	0	0	0	1	1	26	40	36.00	6.000
Albie Lopez, R (7, 1) ERA: 9.9	1.0		6	2	2	2	0	1	0	0	0	0	0	10	17	18.00	3.000
Sean Lowe, R (8, 1) ERA: 10.8	1.0		9	5	5	5	0	1	0	0	0	1	0	21	37	45.00	6.000
Mike MacDougal, R (9, 1) ERA: 4.08	1.0		7	3	2	2	1	0	0	1	0	0	0	15	21	18.00	3.000

Batter	1	2	3	4	5	6	7	8	9	AB	R	H	RBI	BB	SO	LOB
Desi Relaford, S OBP: 0.398, SLG: 0.459 (1, 4)	3-1 L6		1-2 SAFE 1B		0-0 FC5-4		0-1 1B		1-0 L1-3	5	0	2	0	0	0	3
Joe Randa, R OBP: 0.307, SLG: 0.419 Mendy López, R OBP: 0.261, SLG: 0.391 (1, 5) (7, 5)	0-1 G6-3		1-2 L9			2-2 FC6-4 1B	2-2 G3			3	0	1	0	0	0	2
Carlos Beltrán, S OBP: 0.356, SLG: 0.444 (1, 8)	0-0 G6-3			0-0 G5-3		1-1 FC6-4		4-0 G4-3 29 WP BB		3	0	0	0	1	0	1
29 Mike Sweeney, R OBP: 0.400, SLG: 0.496 (1, 3)		1-2 G4-6-3 1B		1-1 1B		1-2 P5		1-1 G2-3		4	0	2	0	0	0	2
Raul Ibanez, L OBP: 0.355, SLG: 0.451 (1, 7)		2-1 G4-6-3 1-2f		2-3 K		2-2 L3		1-1 G4-3		4	0	0	0	0	1	4
Ken Harvey, R OBP: 0.304, SLG: 0.413 (1, 10)		0-0 P4		2-2 G1-3			0-2 F9	1-0 L6		4	0	0	0	0	0	2
Dee Brown, L OBP: 0.338, SLG: 0.444 (1, 9)			1-1 F7		3-2 G4-3		1-1 F8		0-1 1B	4	0	1	0	0	0	0
Mike DiFelice, R OBP: 0.315, SLG: 0.519 (1, 2)			0-0 L8		0-0 P6		1-0 4 E 2B	2-2 L1-3 1B		4	1	2	0	0	0	0
4 Angel Berroa, R OBP: 0.322, SLG: 0.377 Carlos Febles, R OBP: 0.326, SLG: 0.326 (9, PH)			1-2 1B		4-1 FC5-4 BB		3-2 E6 1B	2-1 F8		2	0	2	0	1	0	0

Inning Stats	R: 0	H: 0	R: 0	H: 1	R: 0	H: 2	R: 0	H: 0	R: 0	H: 1	R: 1	H: 3	R: 0	H: 0	R: 0	H: 2	1B: 9	SF: 0
	E: 0	LOB: 0	E: 0	LOB: 0	E: 0	LOB: 2	E: 0	LOB: 1	E: 0	LOB: 1	E: 1	LOB: 2	E: 0	LOB: 1	E: 0	LOB: 1	2B: 2	SAC: 0
	K: 0	BB: 0	K: 0	BB: 0	K: 1	BB: 0	K: 0	BB: 1	K: 0	BB: 0	K: 0	BB: 0	K: 0	BB: 1	K: 0	BB: 0	3B: 0	DP: 2
	S: 5	P: 8	S: 6	P: 9	S: 18	P: 22	S: 9	P: 14	S: 7	P: 14	S: 15	P: 22	S: 5	P: 12	S: 11	P: 16	HR: 0	HBP: 0

PITCHER	IP	WLS	BF	H	R	ER	SO	BB	IBB	HBP	BLK	WP	HR	S	P	ERA	WHIP
Mark Hendrickson, L ERA: 5.4 (1, 1)	7.0	W	29	8	1	1	1	1	0	0	0	0	0	72	107	1.29	1.286
Doug Creek, L ERA: 3.29 (8, 1)	2.0		8	2	0	0	0	1	0	0	0	1	0	16	28	0.00	1.500

PITCHER	IP	WLS	BF	H	R	ER	SO	BB	IBB	HBP	BLK	WP	HR	S	P	ERA	WHIP

Toronto Blue Jays @ Kansas City Royals
Kauffman Stadium, Kansas City, MO

AB 35
R 1
H 10
RBI 0
BB 2
SO 1
LOB 18



WP: 1 PA: 37
PB: 0
SB: 0
CS: 0

Fri May 16 2003, 7:05 PM CDT
Att. 24,167 - Overcast - 60 F

livebaseballscorecards.com

Batter	1	2	3	4	5	6	7	8	9	AB R H RBI BB SO LOB	TOP														
Shannon Stewart, R (1, 7) OBP: 0.363, SLG: 0.423	2-1 F8	1-1 G6-3		2-1 1B			1-2 G6-3	1-3 K		5 0 1 0 0 1 2															
3 Reed Johnson, R (1, 9) OBP: 0.636, SLG: 1.111	1-1 HR		3-2 1B 2B	1-2 CS	1-1 F8		1-3 K		1-3 K	5 2 2 1 0 2 0															
10 Vernon Wells, R (1, 8) OBP: 0.327, SLG: 0.554	0-0 F9		2-0 F8		3-1 P4			1-2 FC6-4 1B	0-2 G3-6-3 1B	5 0 2 0 0 0 1															
Carlos Delgado, L (1, 3) OBP: 0.438, SLG: 0.623	4-0 2B BB		0-0 1B	2-3 1B	0-1 P6			1-3 K	0-0 G3-6-3 1-2f	4 1 1 0 1 1 2															
Tom Wilson, R (1, 2) OBP: 0.375, SLG: 0.482	3-2 2B		1-3 K			0-2 G4-3		1-2 FC6-4 1B 3B		4 1 1 1 0 1 3															
Josh Phelps, R (1, 10) OBP: 0.370, SLG: 0.453	0-0 L1		0-1	1-2 1B		0-3 K		4-1 1B	1-2 3B BB	3 0 1 1 0 1 1 0 1 0 0 1 0 0															
Greg Myers, L (8, PH) OBP: 0.424, SLG: 0.595			1-2 1B	3-H																					
Orlando Hudson, S (1, 4) OBP: 0.346, SLG: 0.393		0-0 F7	2-2 P2			2-1 1B		0-2 3B 1B		4 1 2 0 0 0 2															
Mike Bordick, R (1, 5) OBP: 0.338, SLG: 0.397		3-2		3-1 P2		3-1 P4		1-0 1B 3B		3 0 1 0 0 0 1 1 1 1 3 0 0 0 0 0 0 0 0 0 0															
Frank Catalanotto, L (8, PH) OBP: 0.360, SLG: 0.490								1-H 2-H 3-H																	
Eric Hinske, L (8, 5)																									
Chris Woodward, R (1, 6) OBP: 0.333, SLG: 0.368		2-3 K		3-1 G5-3			1-2 L6	3-2 1B		4 0 1 1 0 1 1															
Inning Stats	R: 2 E: 0 K: 0 S: 13	H: 2 LOB: 1 BB: 1 P: 23	R: 0 E: 0 K: 1 S: 11	H: 1 LOB: 1 BB: 0 P: 17	R: 1 E: 0 K: 1 S: 16	H: 3 LOB: 2 BB: 0 P: 24	R: 0 E: 0 K: 0 S: 8	H: 1 LOB: 0 BB: 0 P: 17	R: 0 E: 0 K: 0 S: 6	H: 0 LOB: 0 BB: 0 P: 10	R: 0 E: 0 K: 1 S: 10	H: 1 LOB: 1 BB: 0 P: 15	R: 0 E: 0 K: 1 S: 9	H: 0 LOB: 0 BB: 0 P: 12	R: 4 E: 0 K: 2 S: 21	H: 4 LOB: 1 BB: 1 P: 34	R: 0 E: 0 K: 1 S: 7	H: 1 LOB: 0 BB: 0 P: 8	1B: 9 2B: 2 3B: 1 HR: 1	SF: 0 SAC: 0 DP: 1 HBP: 0	WP: 0 PB: 0 SB: 1 CS: 1	PA: 41			
PITCHER	IP WLS BF H R ER SO BB IBB HBP BLK WP HR S P ERA WHIP																								
Jeremy Affeldt, L (1, 1) ERA: 4.33	6.0		26	8	3	3	3	1	0	0	0	0	1	64	106	4.50	1.500								
Jason Grimsley, R (7, 1) ERA: 3.81	1.2	L	9	3	4	4	2	1	0	0	0	0	0	24	36	21.60	2.400								
D.J. Carrasco, R (8, 1) ERA: 1.9	0.1		2	1	0	0	1	0	0	0	0	0	0	6	10	0.00	3.000								
51 Kris Wilson, R (9, 1) ERA: 4.64	1.0		3	1	0	0	1	0	0	0	0	0	0	7	8	0.00	1.000								

Toronto Blue Jays @ Kansas City Royals
Kauffman Stadium, Kansas City, MO
Sat May 17 2003, 6:05 PM CDT
Att. 25,032 - Cloudy - 75 F

AB	38
R	7
H	13
RBI	7
BB	2
SO	7
LOB	13



Batter	1	2	3	4	5	6	7	8	9	AB	R	H	RBI	BB	SO	LOB
Michael Tucker, L (1, 8) OBP: 0.310, SLG: 0.429	0-2 G5-3		1-1 G4-3		2-2 G6-3 29 WP 2B		1-0 G4-3			4	1	1	0	0	0	0
Joe Randa, R (1, 5) OBP: 0.306, SLG: 0.414	0-1 1B 29 S 1B		1-1 E6 29 2B		0-1 G6-3			0-1 F8		4	2	1	0	0	0	1
29 Mike Sweeney, R (1, 3) OBP: 0.403, SLG: 0.500	3-3 K		1-1 1-H 2B		1-3 K 3-H			4-2 2B BB		3	1	1	1	1	2	1
Raul Ibanez, L (1, 10) OBP: 0.352, SLG: 0.446	3-2 1B 2-3 1B		2-1 F8			1-1 E4 E		1-1 L7		4	0	1	0	0	0	2
Desi Relaford, S (1, 9) OBP: 0.402, SLG: 0.470	2-1 1-2 3-H 1B		0-3 K			1-1 SAFE L8 SAFE		1-1 1-H 2B		4	0	2	2	0	1	2
Dee Brown, L (1, 7) OBP: 0.319, SLG: 0.418	1-3 K			0-1 G3		1-1 E6 4 G1-6-3		0-0 P6		4	0	0	0	0	1	4
4 Angel Berroa, R (1, 6) OBP: 0.313, SLG: 0.366		1-3 K		2-3 K		0-2 G1-6-3 1-2f			1-1 G4-3	4	0	0	0	0	2	2
Brent Mayne, L (1, 2) OBP: 0.342, SLG: 0.451		1-0 G5-3		1-1 G6-3			1-3 K		2-2 G3-1	4	0	0	0	0	1	0
Carlos Febles, R (1, 4) OBP: 0.313, SLG: 0.311		3-2 G6-3			0-2 P3		3-2 G5-3		1-1 G4-3	4	0	0	0	0	0	0

Inning Stats	R: 1	H: 3	E: 0	K: 2	S: 18	LOB: 2	BB: 0	P: 26	R: 0	H: 0	E: 0	K: 1	S: 7	LOB: 0	BB: 0	P: 12	R: 1	H: 1	E: 1	K: 1	S: 11	LOB: 1	BB: 0	P: 16	R: 0	H: 0	E: 0	K: 1	S: 7	LOB: 0	BB: 0	P: 10	R: 1	H: 1	E: 0	K: 1	S: 12	LOB: 0	BB: 0	P: 15	R: 0	H: 0	E: 2	K: 0	S: 9	LOB: 1	BB: 0	P: 12	R: 0	H: 0	E: 0	K: 1	S: 10	LOB: 0	BB: 0	P: 15	R: 1	H: 1	E: 0	K: 0	S: 9	LOB: 1	BB: 1	P: 15	R: 0	H: 0	E: 0	K: 0	S: 9	LOB: 0	BB: 0	P: 13	1B: 3	2B: 3	3B: 0	HR: 0	SF: 0	SAC: 0	DP: 1	HBP: 0	WP: 1	PB: 0	SB: 1	CS: 0	PA: 36
PITCHER	IP	WLS	BF	H	R	ER	SO	BB	IBB	HBP	BLK	WP	HR	S	P	ERA	WHIP																																																																				
32 Roy Halladay, R (1, 1) ERA: 4.54	7.0	W	28	5	3	2	7	0	0	0	0	1	0	74	106	2.57	0.714																																																																				
Aquilino Lopez, R (8, 1) ERA: 6.11	1.0		5	1	1	1	0	1	0	0	0	0	0	9	15	9.00	2.000																																																																				
Cliff Politte, R (9, 1) ERA: 2.89	1.0	S	3	0	0	0	0	0	0	0	0	0	0	9	13	0.00	0.000																																																																				

BOTTOM

Toronto Blue Jays @ Kansas City Royals
Kauffman Stadium, Kansas City, MO

Sat May 17 2003, 6:05 PM CDT
Att: 25,032 - Cloudy - 75 F

livebaseballscorecards.com

AB	35
R	4
H	6
RBI	3
BB	1
SO	7
LOB	12



Batter	1	2	3	4	5	6	7	8	9	AB R H RBI BB SO LOB	TOP									
Shannon Stewart, R (1, 7) OBP: 0.361, SLG: 0.420	0-1 F7		0-1 F9		0-0 F9		3-2 G4-3			4 0 1 0 0 0 2										
Frank Catalanotto, L (1, 9) OBP: 0.352, SLG: 0.477	1-1 F9		1-0 F7			0-1 G4-3	2-1 G4-3			4 0 0 0 0 0 2										
3 Reed Johnson, R (9, 9) OBP: 0.636, SLG: 1.111										0 0 0 0 0 0 0										
10 Vernon Wells, R (1, 8) OBP: 0.325, SLG: 0.553	3-1 L6				3-2 F7	0-0 FC3-6 HR		1-2 F9		4 1 1 0 0 0 0										
Carlos Delgado, L (1, 3) OBP: 0.444, SLG: 0.643		3-0 HR		3-2 1B L9-2 1B		4-0 FC3-6 IBB		1-3 K		3 1 2 1 1 1 0										
Greg Myers, L (1, 2) OBP: 0.416, SLG: 0.577		1-1 P6		2-0 1B		2-2 FC3-6 HR		0-0 G4-3		4 1 1 0 0 0 2										
Josh Phelps, R (1, 10) OBP: 0.373, SLG: 0.471		0-0 F9		2-1 L9-2		0-0 HR			4-2 G6-4-3 BB	3 1 1 3 1 0 2										
Dave Berg, R (9, PR) OBP: 0.357, SLG: 0.509				3-H		1-H 3-H				0 0 0 0 0 0 0										
Eric Hinske, L (1, 5) OBP: 0.302, SLG: 0.378		2-2 L3			4-2 CS BB	0-0 P5		0-1 G6-4-3		3 0 0 0 1 0 1										
Orlando Hudson, S (1, 4) OBP: 0.343, SLG: 0.397			1-3 K		0-1 F8		2-1 F8		2-2 2B	4 0 1 0 0 1 1										
Chris Woodward, R (1, 6) OBP: 0.338, SLG: 0.372			2-3 K		1-2 1B		2-2 G4-3 1B		3-3 K	4 0 2 0 0 2 2										
Inning Stats	R: 0 E: 0 K: 0 S: 6	H: 0 LOB: 0 BB: 0 P: 10	R: 1 E: 0 K: 0 S: 7	H: 1 LOB: 0 BB: 0 P: 13	R: 0 E: 0 K: 2 S: 10	H: 1 LOB: 1 BB: 0 P: 14	R: 0 E: 0 K: 0 S: 8	H: 1 LOB: 1 BB: 1 P: 13	R: 3 E: 0 K: 0 S: 8	H: 2 LOB: 0 BB: 1 P: 14	R: 0 E: 0 K: 0 S: 10	H: 1 LOB: 1 BB: 0 P: 19	R: 0 E: 0 K: 1 S: 7	H: 0 LOB: 0 BB: 0 P: 9	R: 0 E: 0 K: 1 S: 10	H: 1 LOB: 2 BB: 1 P: 19	1B: 5 2B: 3 3B: 0 HR: 2	SF: 0 SAC: 0 DP: 2 HBP: 0	WP: 0 PB: 0 SB: 0 CS: 1	PA: 36
PITCHER	IP WLS BF H R ER SO BB IBB HBP BLK WP HR S P ERA WHIP																			
Kyle Snyder, R (1, 1) ERA: 4.07	6.1 L 27 8 4 4 2 1 1 0 0 0 2 56 95 5.68 1.421																			
Sean Lowe, R (7, 1) ERA: 9.82	0.2 2 0 0 0 0 0 0 0 0 0 0 5 10 0.00 0.000																			
Darrell May, L (8, 1) ERA: 4.21	1.0 3 0 0 0 1 0 0 0 0 0 0 7 9 0.00 0.000																			
Mike MacDougal, R (9, 1) ERA: 3.86	1.0 4 1 0 0 1 1 0 0 0 0 0 10 19 0.00 2.000																			

Toronto Blue Jays @ Kansas City Royals
Kauffman Stadium, Kansas City, MO

Sun May 18 2003, 1:05 PM CDT
Att. 15,462 - Cloudy - 79 F

AB	33
R	4
H	9
RBI	4
BB	3
SO	4
LOB	12



livebaseballscorecards.com

Batter	1	2	3	4	5	6	7	8	9	AB R H RBI BB SO LOB
Michael Tucker, L (1, 8) OBP: 0.306, SLG: 0.429	2-1 G3 2B		1-3 K		1-1 G4-3		0-3 K		2-2 E4	5 1 1 0 0 2 0
Desi Relaford, S (1, 6) OBP: 0.387, SLG: 0.450	3-2 G3 2-H		2-3 K		2-1 F7			3-2 P3	3-2 P5	5 0 0 1 0 1 1
29 Mike Sweeney, R (1, 3) OBP: 0.412, SLG: 0.504	0-2 G6-3		4-1 1B BB			1-1 2B 1B		0-1 1B		3 1 2 0 1 0 0
Raul Ibanez, L (1, 7) OBP: 0.356, SLG: 0.444	4-0 BB		2-1 FC6-4 1B		3-2 F8			3-1 F8		3 0 1 0 1 0 2
Ken Harvey, R (1, 10) OBP: 0.310, SLG: 0.423	1-1 F8		1-1 FC6-4		2-1 G3-1 1-H 2B			0-1 1B	1-3 1B	4 0 2 1 0 0 3
Dee Brown, L (1, 9) OBP: 0.303, SLG: 0.394		2-1 G6-3		2-3 K		1-0 G3-1		0-1 G1-4-3		4 0 0 0 0 1 3
Brent Mayne, L (1, 2) OBP: 0.330, SLG: 0.434		0-1 F7		0-3 K		2-1 G4-3			0-2 P6	4 0 0 0 0 1 1
Mendy López, R (1, 5) OBP: 0.259, SLG: 0.346		4-0 S BB		0-0 F9			2-3 K		1-3 K	3 0 0 0 1 2 0
Carlos Febles, R (1, 4) OBP: 0.303, SLG: 0.301 Carlos Beltrán, S (9, PH) OBP: 0.362, SLG: 0.484		3-3 K			3-3 K		2-2 G4-3		0-1 HR	3 0 0 0 0 2 1 1 1 1 1 0 0 0

Inning Stats	R: 1 E: 0 K: 0 S: 11	H: 1 LOB: 1 BB: 1 P: 21	R: 0 E: 0 K: 1 S: 10	H: 0 LOB: 1 BB: 1 P: 18	R: 0 E: 0 K: 2 S: 12	H: 1 LOB: 2 BB: 1 P: 22	R: 0 E: 0 K: 2 S: 7	H: 0 LOB: 0 BB: 0 P: 9	R: 0 E: 0 K: 1 S: 8	H: 0 LOB: 0 BB: 0 P: 14	R: 1 E: 0 K: 0 S: 10	H: 2 LOB: 1 BB: 0 P: 19	R: 0 E: 0 K: 2 S: 10	H: 0 LOB: 0 BB: 0 P: 14	R: 0 E: 0 K: 0 S: 11	H: 2 LOB: 2 BB: 0 P: 17	R: 1 E: 1 K: 1 S: 14	H: 1 LOB: 1 BB: 0 P: 20	1B: 4 2B: 2 3B: 0 HR: 1	SF: 0 SAC: 0 DP: 0 HBP: 0
--------------	-------------------------------	----------------------------------	-------------------------------	----------------------------------	-------------------------------	----------------------------------	------------------------------	---------------------------------	------------------------------	----------------------------------	-------------------------------	----------------------------------	-------------------------------	----------------------------------	-------------------------------	----------------------------------	-------------------------------	----------------------------------	----------------------------------	------------------------------------

PITCHER	IP	WLS	BF	H	R	ER	SO	BB	IBB	HBP	BLK	WP	HR	S	P	ERA	WHIP
Kelvim Escobar, R (1, 1) ERA: 7.08	3.0		14	2	1	1	3	3	0	0	0	0	0	33	61	3.00	1.667
Tanyon Sturtze, R (4, 1) ERA: 6.02	2.1	W	9	2	1	1	3	0	0	0	0	0	0	22	36	3.86	0.857
Trevor Miller, L (6, 1) ERA: 5.63	0.2	H	2	0	0	0	0	0	0	0	0	0	0	3	6	0.00	0.000
Jeff Tam, R (7, 1) ERA: 4.56	2.0	H	8	2	0	0	2	0	0	0	0	0	0	21	31	0.00	1.000
Cliff Politte, R (9, 1) ERA: 3.2	1.0	S	5	1	1	1	1	0	0	0	0	0	1	14	20	9.00	1.000


BOTTOM

Toronto Blue Jays @ Kansas City Royals
Kauffman Stadium, Kansas City, MO

Sun May 18 2003, 1:05 PM CDT
 Att: 15,462 - Cloudy - 79 F

livebaseballscorecards.com

AB	35
R	3
H	7
RBI	3
BB	3
SO	9
LOB	11



WP	PA	ERA	WHIP
0	38		

Batter	1	2	3	4	5	6	7	8	9	AB R H RBI BB SO LOB	TOP														
Michael Tucker, L (1, 9) OBP: 0.305, SLG: 0.424	1-1 B4-3		1-0 SAFE F9		3-1 1B		0-0 B2-3			4 0 1 0 0 0 1															
Joe Randa, R (1, 5) OBP: 0.298, SLG: 0.406	3-2 F9		2-2 SAFE L8		0-0 SF7		3-3 K			3 0 0 1 0 1 1															
Carlos Beltrán, S (1, 8) OBP: 0.358, SLG: 0.468	4-2 29 S BB			0-0 SAFE P6		3-3 K		3-0 G4-3		3 0 0 0 1 1 2															
29 Mike Sweeney, R (1, 3) OBP: 0.408, SLG: 0.496	0-3 K			0-0 L7		0-0 G4-3		2-2 1B		4 0 1 0 0 1 1															
Raul Ibanez, L (1, 7) OBP: 0.364, SLG: 0.485		1-1 L8		0-1 HR		3-2 HR		4-2 PB 2B BB		3 3 2 2 1 0 0															
Ken Harvey, R (1, 10) OBP: 0.301, SLG: 0.410		3-3 K		1-2 P3		0-1 P3		3-2 F9		4 0 0 0 0 1 1															
Desi Relaford, S (1, 4) OBP: 0.383, SLG: 0.452		1-2 L7			1-1 F8		3-2 L7		1-2 G4-3 2B	4 0 1 1 0 0 0	AB 31 R 4 H 6 RBI 4 BB 3 SO 5 LOB 8														
Brent Mayne, L (1, 2) OBP: 0.328, SLG: 0.422			1-2 G4-3		4-2 1B SF7 BB		3-2 F8		2-2 G4-3	3 1 0 0 1 0 1															
4 Angel Berroa, R (1, 6) OBP: 0.318, SLG: 0.365			2-2 S HBP		0-1 SF7 1B		0-1 G6-3		0-3 K	3 0 1 0 0 1 1															
Inning Stats	R: 0 E: 0 K: 1 S: 16	H: 0 LOB: 1 BB: 1 P: 24	R: 0 E: 0 K: 1 S: 10	H: 0 LOB: 0 BB: 0 P: 15	R: 0 E: 0 K: 0 S: 10	H: 0 LOB: 1 BB: 0 P: 16	R: 1 E: 0 K: 0 S: 8	H: 1 LOB: 0 BB: 0 P: 9	R: 1 E: 0 K: 1 S: 16	H: 2 LOB: 2 BB: 1 P: 27	R: 1 E: 0 K: 0 S: 11	H: 1 LOB: 0 BB: 0 P: 17	R: 0 E: 0 K: 0 S: 7	H: 0 LOB: 0 BB: 0 P: 10	R: 0 E: 0 K: 1 S: 7	H: 1 LOB: 1 BB: 0 P: 15	R: 1 E: 0 K: 1 S: 16	H: 1 LOB: 1 BB: 1 P: 26	1B: 3 2B: 1 3B: 0 HR: 2	SF: 1 SAC: 0 DP: 0 HBP: 1	WP: 0 PB: 1 SB: 2 CS: 0	PA: 36			
PITCHER	IP	WLS	BF	H	R	ER	SO	BB	IBB	HBP	BLK	WP	HR	S	P	ERA	WHIP								
Ryan Franklin, R (1, 1) ERA: 3.67	6.0		25	4	3	3	3	2	0	1	0	0	2	71	108	4.50	1.000								
Shigetoshi Hasegawa, R (7, 1) ERA: 0.35	1.0		3	0	0	0	0	0	0	0	0	0	0	7	10	0.00	0.000								
Jeff Nelson, R (8, 1) ERA: 2.35	1.0	W	3	1	0	0	1	0	0	0	0	0	0	7	15	0.00	1.000								
Arthur Rhodes, L (9, 1) ERA: 3.0	1.0		5	1	1	1	1	1	0	0	0	0	0	16	26	9.00	2.000								

Kansas City Royals @ Seattle Mariners
 Safeco Field, Seattle, WA
 Tue May 20 2003, 7:05 PM PDT
 Att. 36,423 - Dome - 72 F

livebaseballscorecards.com



Batter	1	2	3	4	5	6	7	8	9
51 Ichiro Suzuki, L OBP: 0.367, SLG: 0.420 (1, 9)	3-2 F9 1B	0-0 1-3 3-H 1B			0-2 F9 1B		2-0 G5-3	1-1 G3-1	
Carlos Guillen, S OBP: 0.369, SLG: 0.447 (1, 6)	1-1 SF9 3B	0-3 SAFE 1B			2-2 G6-4-3 1-2 1B		2-3 K		
Bret Boone, R OBP: 0.381, SLG: 0.556 (1, 4)	2-1 SF9 3-H		3-2 G6-3		0-1 G6-4-3 1-2f			0-2 1B 2B	
Edgar Martinez, R OBP: 0.447, SLG: 0.620 16 Willie Bloomquist, R OBP: 0.267, SLG: 0.275 (1, 10) (8, PR)	1-3 K		1-2 G6-3			4-0 FC4-6 HBP BB		0-0 E 1B	
John Olerud, L OBP: 0.380, SLG: 0.415 (1, 3)		0-2 1B 1B	2-2 G6-3			3-2 FC4-6 1-2 HBP		2-0 SAFE L7	
Mike Cameron, R OBP: 0.398, SLG: 0.519 (1, 8)		0-1 L8		3-3 K		1-3 K		0-0 1-H HR 2B	
Randy Winn, S OBP: 0.357, SLG: 0.404 (1, 7)		2-2 P3		3-3 K		0-0 FC4-6 1-2f 2-3		0-0 3-H HR	
Jeff Cirillo, R OBP: 0.313, SLG: 0.322 (1, 5)		1-0 1B 1-2 51 1B 1B		0-3 K		3-1 G6-3 SAFE		0-2 G6-3	
Dan Wilson, R OBP: 0.312, SLG: 0.356 (1, 2)		0-1 51 1B 1-3 2-H 1B			4-1 1B BB		3-1 G5-3	2-2 1B	

Inning Stats	R: 1	H: 1	E: 0	K: 1	S: 10	H: 1	LOB: 0	BB: 0	P: 17	R: 2	H: 4	E: 0	K: 1	S: 17	H: 0	LOB: 0	BB: 0	P: 20	R: 0	H: 0	E: 0	K: 3	S: 11	R: 0	H: 1	E: 0	K: 0	S: 9	R: 0	H: 0	E: 0	K: 1	S: 8	R: 0	H: 0	E: 0	K: 1	S: 6	R: 4	H: 5	E: 1	K: 0	S: 15	1B: 7	2B: 2	3B: 1	HR: 1	SF: 1	SAC: 0	DP: 1	HBP: 1	WP: 0	PA: 37
--------------	------	------	------	------	-------	------	--------	-------	-------	------	------	------	------	-------	------	--------	-------	-------	------	------	------	------	-------	------	------	------	------	------	------	------	------	------	------	------	------	------	------	------	------	------	------	------	-------	-------	-------	-------	-------	-------	--------	-------	--------	-------	--------

PITCHER	IP	WLS	BF	H	R	ER	SO	BB	IBB	HBP	BLK	WP	HR	S	P	ERA	WHIP
Darrell May, L ERA: 4.32 (1, 1)	5.1		24	6	3	3	6	2	0	1	0	0	0	61	97	5.06	1.500
Jason Grimsley, R ERA: 3.72 (6, 1)	0.2		2	0	0	0	0	0	0	0	0	0	0	3	6	0.00	0.000
D.J. Carrasco, R ERA: 3.2 (7, 1)	1.2	L	10	5	4	4	1	0	0	0	0	0	1	19	30	21.60	3.000
Jason Giffilan, R ERA: 27.0 (8, 1)	0.1		1	0	0	0	0	0	0	0	0	0	0	2	3	0.00	0.000

BOTTOM

Kansas City Royals @ Seattle Mariners
Safeco Field, Seattle, WA

Tue May 20 2003, 7:05 PM PDT
Att: 36,423 - Dome - 72 F

livebaseballscorecards.com

AB	33
R	7
H	11
RBI	7
BB	2
SO	7
LOB	16



Batter	1	2	3	4	5	6	7	8	9	AB R H RBI BB SO LOB	TOP											
Michael Tucker, L (1, 9) OBP: 0.308, SLG: 0.438	4-2 1B 29 BB BB	2-0 1-H HR			0-0 G3		2-2 G3	2-3 K		4 2 1 2 1 1 0												
Joe Randa, R (1, 5) OBP: 0.301, SLG: 0.426	2-3 K	2-0 F8			1-1 F8		2-0 HR		1-1 BLK 29 BB HR 1B	5 2 2 1 0 1 1												
29 Mike Sweeney, R (1, 3) OBP: 0.407, SLG: 0.485 Mendy López, R (9, PR) OBP: 0.259, SLG: 0.346	4-0 1B HR BB	1-0 G5-3			0-0 F7		0-1 P6		4-1 BLK HR BB	3 1 0 0 2 0 0 0 1 0 0 0 0 0												
Raul Ibanez, L (1, 7) OBP: 0.370, SLG: 0.506	3-2 1-3 2-H HR 1B				2-2 G4-3		0-1 WP 1B 1B		1-1 HR	2-2 P6	5 2 3 2 0 0 2											
Carlos Beltrán, S (1, 8) OBP: 0.368, SLG: 0.531	1-0 1-H 3-H HR				1-1 F7		0-1 F7		4-2 1B S G5-2-3 BB	0-0 1-H 2-H HR	4 2 2 6 1 0 1											
Ken Harvey, R (1, 10) OBP: 0.297, SLG: 0.404 Dee Brown, L (6, PH) OBP: 0.304, SLG: 0.384	2-3 K				0-3 K		1-3 K		1 SAFE 1 B 1 SAFE B G5-2-3 4 1B HR BB	1-1 G4-3	2 0 0 0 0 2 0 2 1 0 0 1 1 2											
Desi Relaford, S (1, 4) OBP: 0.384, SLG: 0.450	2-2 P6				1-0 G3-1		0-0 WP 1B		1-2 1-2 2-3 4 HR 1B	3-1 P3	5 1 2 0 0 0 1											
Mike DiFelice, R (1, 2) OBP: 0.310, SLG: 0.491					4-2 4 G5-4-3 BB		2-1 G4-3		0-0 G5-2-3		3 0 0 0 1 0 5											
4 Angel Berroa, R (1, 6) OBP: 0.323, SLG: 0.390					0-2 G5-4-3				1-2 2-H 3-H HR		4 2 2 3 0 0 1											
Inning Stats	R: 4 E: 0 K: 2 S: 16	H: 2 LOB: 0 BB: 2 P: 34	R: 2 E: 0 K: 0 S: 10	H: 2 LOB: 0 BB: 0 P: 19	R: 0 E: 0 K: 1 S: 9	H: 0 LOB: 0 BB: 0 P: 12	R: 0 E: 0 K: 0 S: 6	H: 0 LOB: 0 BB: 1 P: 11	R: 0 E: 0 K: 0 S: 4	H: 0 LOB: 0 BB: 0 P: 5	R: 0 E: 0 K: 1 S: 10	H: 2 LOB: 2 BB: 0 P: 13	R: 1 E: 0 K: 0 S: 9	H: 1 LOB: 0 BB: 0 P: 15	R: 4 E: 0 K: 1 S: 18	H: 3 LOB: 0 BB: 2 P: 31	R: 3 E: 0 K: 0 S: 11	H: 2 LOB: 1 BB: 1 P: 22	1B: 6 2B: 0 3B: 0 HR: 6	SF: 0 SAC: 0 DP: 2 HBP: 0	WP: 1 PB: 0 SB: 1 CS: 0	PA: 43
PITCHER	IP WLS BF H R ER SO BB IBB HBP BLK WP HR S P ERA WHIP																					
Freddy Garcia, R (1, 1) ERA: 5.9	7.0 L 30 7 7 7 4 3 0 0 0 1 3 64 109 9.00 1.429																					
Giovanni Carrara, R (8, 1) ERA: 6.17	1.0 7 3 4 4 1 2 0 0 0 0 2 18 31 36.00 5.000																					
40 Julio Mateo, R (9, 1) ERA: 4.91	1.0 6 2 3 3 0 1 0 0 0 1 0 1 11 22 27.00 3.000																					

Kansas City Royals @ Seattle Mariners
Safeco Field, Seattle, WA
 Wed May 21 2003, 7:05 PM PDT
 Att. 31,251 - Cloudy - 67 F

AB	37
R	14
H	12
RBI	14
BB	6
SO	5
LOB	13



WP: 1	PA: 43
PB: 0	
SB: 1	
CS: 0	

ERA	WHIP

livebaseballscorecards.com

Batter	1	2	3	4	5	6	7	8	9	AB R H RBI BB SO LOB
51 Ichiro Suzuki, L (1, 9) OBP: 0.370, SLG: 0.418 16 Willie Bloomquist, R (9, PH) OBP: 0.261, SLG: 0.268	1-2 G4-3		1-2 HR 1B	2-2 G5-3		4-0 IBB			1-1 G4-3	3 1 1 0 1 0 0 1 0 0 0 0 0 0
Carlos Guillen, S (1, 6) OBP: 0.377, SLG: 0.460	0-1 1B 2B		0-0 HR 1B		1-0 E4 2B	2-2 P4			2-1 G6-4-3 1B	5 3 3 0 0 0 2
Bret Boone, R (1, 4) OBP: 0.382, SLG: 0.569	2-2 2-H 1B		0-2 HR		1-2 F8				1-1 G6-4-3 1-2f	5 1 2 4 0 1 2
Edgar Martinez, R (1, 10) OBP: 0.448, SLG: 0.621	2-3 K		4-1 1B BB		3-2 1-H 2B					3 0 1 1 1 2 1
John Olerud, L (1, 3) OBP: 0.377, SLG: 0.411	3-1 G6-3		0-1 F8		2-1 L8					4 0 1 0 0 0 3
Mike Cameron, R (1, 8) OBP: 0.394, SLG: 0.511			3-2 1B		0-0 G5-3					4 0 1 0 0 1 2
Randy Winn, S (1, 7) OBP: 0.349, SLG: 0.394			0-0 P4							4 0 0 0 0 0 2
Mark McLemore, S (1, 5) OBP: 0.306, SLG: 0.329			1-3 K		3-2 G5-3					4 0 1 0 0 1 0
Dan Wilson, R (1, 2) OBP: 0.302, SLG: 0.344 John Mabry, L (8, PH) OBP: 0.250, SLG: 0.313 Ben Davis, S (9, 2) OBP: 0.296, SLG: 0.493			3-2 P4		3-2 P4					3 0 0 0 0 0 1 1 0 0 0 0 0 0 0 0 0 0 0 0 0

Inning Stats	R: 1 E: 0 K: 13 S: 13	H: 2 LOB: 1 BB: 0 P: 21	R: 0 E: 0 K: 2 S: 10	H: 0 LOB: 0 BB: 0 P: 13	R: 3 E: 0 K: 0 S: 20	H: 4 LOB: 2 BB: 1 P: 31	R: 0 E: 0 K: 0 S: 12	H: 0 LOB: 0 BB: 0 P: 20	R: 1 E: 1 K: 0 S: 11	H: 1 LOB: 1 BB: 0 P: 18	R: 0 E: 0 K: 0 S: 12	H: 1 LOB: 2 BB: 1 P: 25	R: 0 E: 0 K: 2 S: 14	H: 1 LOB: 1 BB: 0 P: 20	R: 0 E: 0 K: 0 S: 5	H: 0 LOB: 0 BB: 0 P: 7	R: 0 E: 0 K: 0 S: 6	H: 1 LOB: 0 BB: 0 P: 10	1B: 7 2B: 2 3B: 0 HR: 1	SF: 0 SAC: 0 DP: 1 HBP: 0
--------------	--------------------------------	----------------------------------	-------------------------------	----------------------------------	-------------------------------	----------------------------------	-------------------------------	----------------------------------	-------------------------------	----------------------------------	-------------------------------	----------------------------------	-------------------------------	----------------------------------	------------------------------	---------------------------------	------------------------------	----------------------------------	----------------------------------	------------------------------------

BOTTOM

Kansas City Royals @ Seattle Mariners
Safeco Field, Seattle, WA

Wed May 21 2003, 7:05 PM PDT
Att: 31,251 - Cloudy - 67 F

AB	37
R	5
H	10
RBI	5
BB	2
SO	5
LOB	13

WP: 0 PA: 39
PB: 0 SB: 0
CS: 0



PITCHER	IP	WLS	BF	H	R	ER	SO	BB	IBB	HBP	BLK	WP	HR	S	P	ERA	WHIP
Chris George, L (1, 1) ERA: 5.11	5.0	W	24	7	5	4	3	1	0	0	0	0	1	66	103	7.20	1.600
Sean Lowe, R (6, 1) ERA: 7.71	2.0	H	9	2	0	0	2	0	1	0	0	0	0	26	45	0.00	1.000
Jason Grimsley, R (8, 1) ERA: 3.6	1.0		3	0	0	0	0	0	0	0	0	0	0	5	7	0.00	0.000
Mike MacDougal, R (9, 1) ERA: 3.66	1.0		3	1	0	0	0	0	0	0	0	0	0	6	10	0.00	1.000

Batter	1	2	3	4	5	6	7	8	9	AB R H RBI BB SO LOB	TOP											
Michael Tucker, L (1, 10) OBP: 0.304, SLG: 0.433 Dee Brown, L (6, PH) OBP: 0.296, SLG: 0.373	2-3 K			1-3 K		1-3 SAFE K		2-3 K		2 0 0 0 0 2 0 2 0 0 0 0 2 1	Kansas City Royals @ Seattle Mariners Safeco Field, Seattle, WA Thu May 22 2003, 1:35 PM PDT Att. 38,322 - Cloudy - 65 F											
Joe Randa, R (1, 5) OBP: 0.300, SLG: 0.417	1-1 F8			1-1 P4		2-1 L8		4-0 29 BB BB	3 0 0 0 1 0 1													
29 Mike Sweeney, R (1, 3) OBP: 0.404, SLG: 0.474	1-2 F7			2-1 G4-3		1-0 G5-3		4-1 1-2 BB	3 0 0 0 1 0 1													
Raul Ibanez, L (1, 7) OBP: 0.368, SLG: 0.497		2-3 K			4-1 1B G4-6-3 BB		1-3 K	1-2 F7	3 1 0 0 1 2 2													
Carlos Beltrán, S (1, 8) OBP: 0.364, SLG: 0.520		3-2 G4-3		1-3 1B G4-6-3		1-2 G4-3		2-3 K	4 0 1 0 0 1 2													
Desi Relaford, S (1, 9) OBP: 0.390, SLG: 0.444		3-3 K		0-1 G4-6-3 1-2f 3-H		1-2 4 1B BB 1B		2-3 K	4 0 1 0 0 2 1													
Brent Mayne, L (1, 2) OBP: 0.333, SLG: 0.420			3-1 F7		3-2 1B		4-0 4 1B 1-2 BB	3-2 F9	3 0 1 0 1 0 0													
4 Angel Berroa, R (1, 6) OBP: 0.327, SLG: 0.393			0-1 CS 1B		2-2 K		0-1 1-2 2-3 1B	1-2 G3	4 0 2 0 0 1 1													
Carlos Febles, R (1, 4) OBP: 0.304, SLG: 0.302			2-0 SAFE 1-2 G3		0-1 1B		2-1 F9		3 0 1 0 0 0 4													
Inning Stats	R: 0 E: 0 K: 1 S: 10	H: 0 LOB: 0 BB: 0 P: 14	R: 0 E: 0 K: 2 S: 9	H: 0 LOB: 0 BB: 0 P: 17	R: 0 E: 0 K: 0 S: 5	H: 1 LOB: 0 BB: 0 P: 10	R: 0 E: 0 K: 1 S: 7	H: 0 LOB: 0 BB: 0 P: 11	R: 1 E: 0 K: 1 S: 16	H: 2 LOB: 1 BB: 1 P: 28	R: 0 E: 0 K: 1 S: 8	H: 1 LOB: 1 BB: 0 P: 12	R: 0 E: 0 K: 1 S: 14	H: 2 LOB: 3 BB: 1 P: 23	R: 0 E: 0 K: 2 S: 11	H: 0 LOB: 2 BB: 2 P: 24	R: 0 E: 0 K: 1 S: 10	H: 0 LOB: 0 BB: 0 P: 16	1B: 6 2B: 0 3B: 0 HR: 0	SF: 0 SAC: 0 DP: 1 HBP: 0	WP: 0 PB: 0 SB: 0 CS: 1	PA: 35
PITCHER	IP WLS BF H R ER SO BB IBB HBP BLK WP HR S P ERA WHIP																					
Gil Meche, R (1, 1) ERA: 2.86	6.2 W 26 6 1 1 7 2 0 0 0 0 0 0 67 111 1.35 1.200																					
Jeff Nelson, R (7, 1) ERA: 2.25	0.2 H 4 0 0 0 1 2 0 0 0 0 0 0 6 18 0.00 3.000																					
Arthur Rhodes, L (8, 1) ERA: 2.91	0.2 H 2 0 0 0 1 0 0 0 0 0 0 0 7 10 0.00 0.000																					
Kazuhiro Sasaki, R (9, 1) ERA: 5.65	1.0 3 0 0 0 1 0 0 0 0 0 0 0 10 16 0.00 0.000																					

livebaseballscorecards.com

AB	31
R	1
H	6
RBI	0
BB	4
SO	10
LOB	13



Batter	1	2	3	4	5	6	7	8	9	AB	R	H	RBI	BB	SO	LOB
51 Ichiro Suzuki, L OBP: 0.373, SLG: 0.426 (1, 9)	2-0 P3		2-0 1B SF8 1B		1-0 1B 2B		2-1 G4-3			4	2	2	0	0	0	0
Carlos Guillen, S OBP: 0.385, SLG: 0.468 Mark McLemore, S OBP: 0.310, SLG: 0.333 (1, 6) (5, 6)	1-1 1B 1B		2-2 1-3 1B		1-1 2-H 1B		1-0 F8			2	0	2	0	0	0	0
Bret Boone, R OBP: 0.384, SLG: 0.568 (1, 4)	1-2 1B		1-0 SF8		3-2 F9		4-2 1B BB			2	1	1	1	1	0	1
Edgar Martinez, R OBP: 0.444, SLG: 0.610 (1, 10)	1-0 F7		3-2 G6-3		0-2 G5-3		3-1 1-H 2B 1B			4	1	1	1	0	0	3
Mike Cameron, R OBP: 0.391, SLG: 0.504 (1, 8)	3-1 G1-3			2-2 1B		0-1 G6-3		3-1 F7		4	0	1	0	0	0	3
Greg Colbrunn, R OBP: 0.282, SLG: 0.371 John Olerud, L OBP: 0.375, SLG: 0.408 (1, 3) (7, 3)		1-1 L7		0-1 F9		1-1 1B		3-3 2-3		3	0	1	0	0	0	1
Randy Winn, S OBP: 0.347, SLG: 0.396 (1, 7)		3-2 G6-3		1-1 F8		1-0 P3		2-2 3-H 2B		4	0	1	1	0	0	2
Jeff Cirillo, R OBP: 0.309, SLG: 0.317 16 Willie Bloomquist, R OBP: 0.271, SLG: 0.262 (1, 5) (7, 5)		1-0 L8		2-2 P6			0-2 G4-3		4-2 BB	2	0	0	0	0	0	1
Ben Davis, S OBP: 0.293, SLG: 0.521 (1, 2)			2-2 G6-3		3-1 F9		1-1 HR		3-1 F7	1	0	0	0	1	0	0

Inning Stats	R: 0	H: 2	E: 0	K: 0	S: 9	R: 0	H: 0	E: 0	K: 0	S: 6	R: 1	H: 2	E: 0	K: 0	S: 11	R: 0	H: 1	E: 0	K: 0	S: 10	R: 1	H: 2	E: 0	K: 0	S: 8	R: 0	H: 1	E: 0	K: 0	S: 8	R: 1	H: 1	E: 0	K: 0	S: 8	R: 2	H: 2	E: 0	K: 1	S: 19	R: 0	H: 0	E: 0	K: 0	S: 8
	LOB: 2	BB: 0	P: 17			LOB: 0	BB: 0	P: 11			LOB: 1	BB: 0	P: 21			LOB: 1	BB: 0	P: 15			LOB: 0	BB: 0	P: 16			LOB: 1	BB: 0	P: 10			LOB: 0	BB: 0	P: 12			LOB: 2	BB: 2	P: 41			LOB: 0	BB: 0	P: 0		

PITCHER	IP	WLS	BF	H	R	ER	SO	BB	IBB	HBP	BLK	WP	HR	S	P	ERA	WHIP
Jeremy Affeldt, L ERA: 4.25 (1, 1)	7.0	L	29	9	3	3	0	0	0	0	0	0	1	60	102	3.86	1.286
Scott Mullen, L ERA: 27.0 (8, 1)	0.2		5	2	2	2	1	1	0	0	0	1	0	13	28	27.00	4.500
Jason Giffilan, R ERA: 21.6 (8, 1)	0.1		2	0	0	0	0	1	0	0	0	0	0	6	13	0.00	3.000

BOTTOM

Kansas City Royals @ Seattle Mariners
Safeco Field, Seattle, WA

Thu May 22 2003, 1:35 PM PDT
Att. 38,322 - Cloudy - 65 F

AB	R	H	RBI	BB	SO	LOB
33	5	11	5	2	1	14

WP: 1 PA: 36
PB: 1
SB: 2
CS: 1



1B	2B	3B	HR	SF	SAC	DP	HBP
8	2	0	1	1	0	0	0

Batter	1	2	3	4	5	6	7	8	9	AB R H RBI BB SO LOB	TOP	
Michael Tucker, L (1, 9) OBP: 0.309, SLG: 0.431	1-1 CS 1B		4-1 BB			0-3 K		2-2 G3-1		3 0 1 0 1 1 0		
Joe Randa, R (1, 5) OBP: 0.293, SLG: 0.406	0-3 K		2-2 P3			0-1 L5		0-0 L9		4 0 0 0 0 1 3		
29 Mike Sweeney, R (1, 3) OBP: 0.400, SLG: 0.467	0-1 F9		2-1 G6-3			0-0 1B		0-0 G6-3		4 0 1 0 0 0 3		
Raul Ibanez, L (1, 7) OBP: 0.360, SLG: 0.486	2-2 CS 1-2	3-2 F9			1-1 G4-3	1-0 G4-3			1-3 K	4 0 0 0 0 1 1		
Carlos Beltrán, S (1, 8) OBP: 0.361, SLG: 0.509					2-1 F8		1-3 K		0-0 2B G6-3 1B	4 1 1 0 0 1 0		
Ken Harvey, R (1, 10) OBP: 0.303, SLG: 0.421					2-2 G4-3		0-1 G4-3		0-0 1B 2B	4 0 2 0 0 0 0		
Brent Mayne, L (1, 2) OBP: 0.339, SLG: 0.417						1-1 G4-3		4-1 4 1B BB	0-1 G6-3	3 0 1 1 1 0 1		
4 Angel Berroa, R (1, 6) OBP: 0.331, SLG: 0.396						0-0 G6-3		0-1 1-2 1B	1-3 3-H K	4 0 2 0 0 1 1		
Carlos Febles, R (1, 4) OBP: 0.295, SLG: 0.293						1-1 G5-3 1B		0-1 G4-3		3 0 0 0 0 1 3		
Inning Stats	R: 0 H: 1 E: 0 LOB: 0 K: 1 BB: 0 S: 9 P: 12	R: 0 H: 2 E: 0 LOB: 1 K: 0 BB: 0 S: 8 P: 14	R: 0 H: 1 E: 0 LOB: 2 K: 0 BB: 1 S: 11 P: 21	R: 0 H: 0 E: 0 LOB: 0 K: 0 BB: 0 S: 7 P: 12	R: 0 H: 0 E: 0 LOB: 0 K: 1 BB: 0 S: 6 P: 8	R: 0 H: 1 E: 0 LOB: 1 K: 1 BB: 0 S: 7 P: 8	R: 0 H: 1 E: 0 LOB: 2 K: 1 BB: 1 S: 10 P: 15	R: 0 H: 0 E: 0 LOB: 0 K: 0 BB: 0 S: 5 P: 7	R: 1 H: 2 E: 0 LOB: 1 K: 2 BB: 0 S: 10 P: 12	1B: 6 SF: 0 2B: 2 SAC: 0 3B: 0 DP: 0 HR: 0 HBP: 0	WP: 0 PA: 36 PB: 0 SB: 0 CS: 1	
PITCHER Mark Mulder, L (1, 1) ERA: 2.45	IP WLS BF H R ER SO BB IBB HBP BLK WP HR S P ERA WHIP	9.0 W 35 8 1 1 6 2 0 0 0 0 0 0 73 109 1.00 1.111										
PITCHER	IP WLS BF H R ER SO BB IBB HBP BLK WP HR S P ERA WHIP											

Kansas City Royals @ Oakland Athletics
Network Associates Coliseum, Oakland, CA

AB	33
R	1
H	8
RBI	1
BB	2
SO	6
LOB	12



Fri May 23 2003, 9:05 PM EDT
Att. 32,682 - Cloudy - 59 F

livebaseballscorecards.com

Batter	1	2	3	4	5	6	7	8	9	AB R H RBI BB SO LOB	TOP											
Desi Relaford, S (1, 4) OBP: 0.370, SLG: 0.431	1-1 G6-3		2-1 F8		0-0 L4-3			1-2 L7		4 0 0 0 0 0 1												
Joe Randa, R (1, 5) OBP: 0.292, SLG: 0.421	2-3 K		2-2 HR			2-1 F9		0-0 G4-3		4 1 1 1 0 1 0												
29 Mike Sweeney, R (1, 10) OBP: 0.408, SLG: 0.489	1-0 HR		4-2 BB			2-3 K2-3			4-0 S BB	2 1 1 1 2 1 0												
Raul Ibanez, L (1, 7) OBP: 0.353, SLG: 0.475	0-3 K		0-3 K			0-0 L6		2-2 SAFE P4	2-2 SAFE BB	4 0 0 0 0 2 2												
Carlos Beltrán, S (1, 8) OBP: 0.357, SLG: 0.495		0-0 G5-3		1-3 K			4-0 WP 1B BB	0-3 K		3 1 0 0 1 2 1												
Ken Harvey, R (1, 3) OBP: 0.295, SLG: 0.410		1-0 F8		1-3 K			1-3 K	3-1 L9		4 0 0 0 0 2 2												
Michael Tucker, L (1, 9) OBP: 0.314, SLG: 0.432		4-2 4 BLK BB		2-2 G4-3			3-2 4 CS 1B			2 0 1 1 1 0 0												
4 Angel Berroa, R (1, 6) OBP: 0.325, SLG: 0.388		2-2 F7			3-2 G6-3		2-3 2-H K			3 0 0 0 0 1 2												
Mike DiFelice, R (1, 2) OBP: 0.295, SLG: 0.466			1-0 P6			2-2 E5		0-3 K		3 0 0 0 0 1 0												
Inning Stats	R: 1 E: 0 K: 2 S: 10	H: 1 LOB: 0 BB: 0 P: 14	R: 0 E: 0 K: 0 S: 7	H: 0 LOB: 1 BB: 1 P: 14	R: 1 E: 0 K: 1 S: 13	H: 1 LOB: 1 BB: 1 P: 22	R: 0 E: 0 K: 2 S: 11	H: 0 LOB: 0 BB: 0 P: 15	R: 0 E: 1 K: 0 S: 7	H: 0 LOB: 0 BB: 0 P: 12	R: 0 E: 0 K: 1 S: 6	H: 0 LOB: 0 BB: 0 P: 10	R: 1 E: 0 K: 2 S: 10	H: 1 LOB: 0 BB: 1 P: 20	R: 0 E: 0 K: 1 S: 7	H: 0 LOB: 0 BB: 0 P: 8	R: 0 E: 0 K: 1 S: 12	H: 0 LOB: 1 BB: 1 P: 21	1B: 1 2B: 1 3B: 0 HR: 2	SF: 0 SAC: 0 DP: 1 HBP: 0	WP: 2 PB: 0 SB: 1 CS: 1	PA: 33
PITCHER	IP WLS BF H R ER SO BB IBB HBP BLK WP HR S P ERA WHIP																					
Ted Lilly, L (1, 1) ERA: 4.1	6.1 L 25 3 3 3 7 3 0 0 0 2 2 60 101 4.26 0.947																					
Chad Bradford, R (7, 1) ERA: 2.88	1.2 4 0 0 0 2 0 0 0 0 0 0 11 14 0.00 0.000																					
Keith Foulke, R (9, 1) ERA: 2.28	1.0 4 0 0 0 1 1 0 0 0 0 0 12 21 0.00 1.000																					

Kansas City Royals @ Oakland Athletics
Network Associates Coliseum, Oakland, CA

Sat May 24 2003, 4:05 PM EDT
Att. 24,099 - Overcast - 57 F

AB	29
R	3
H	3
RBI	3
BB	4
SO	10
LOB	8



Batter	1	2	3	4	5	6	7	8	9	AB R H RBI BB SO LOB
Eric Byrnes, R OBP: 0.417, SLG: 0.569 (1, 7)	0-2 G3-1		2-2 G4-3		0-1 G5-3		1-1 1B		0-1 1B	5 0 2 0 0 0 0
Scott Hatteberg, L OBP: 0.347, SLG: 0.378 (1, 3)	0-1 G1-3		0-3 K			1-1 G3-1	2-1 L8		1-1 G1-3	5 0 0 0 0 1 3
3 Eric Chavez, L OBP: 0.346, SLG: 0.485 (1, 5)	0-2 1B		0-0 F7			4-1 BB E BB		2-1 G6-3		3 0 1 0 1 0 0
Miguel Tejada, R OBP: 0.280, SLG: 0.383 (1, 6)	1-1 G3-1			0-0 F9		0-2 E1	1-2 BB	3-2 G4-3 PB 1B		4 0 1 0 0 0 2
Erubiel Durazo, L OBP: 0.364, SLG: 0.467 (1, 10)		2-2 HR		1-0 F7		4-1 FC6-4 BB	1-2 2-3	3-1 G4-3		3 1 1 1 1 0 1
Terrence Long, L OBP: 0.319, SLG: 0.420 (1, 9)		2-0 1B		1-2 2B		0-1 F7		3-2 P4		4 0 2 0 0 0 4
Mark Ellis, R OBP: 0.330, SLG: 0.406 (1, 4)		1 SAFE 3-2 1 SAFE G6-3		1-2 G4-3		0-1 FC6-4			1-3 K	4 0 0 0 0 1 5
Chris Singleton, L OBP: 0.336, SLG: 0.417 (1, 8)		2 SAFE 2-1 P5			1-2 G1-3		2-3 K		1-3 K	4 0 0 0 0 2 1
Mark Johnson, L OBP: 0.226, SLG: 0.154 (1, 2) 17 Adam Melhuse, S (7, PH) (8, 2)		2 SAFE 0-1 F8			1-0 G3-1		0-0 F7		4-1 1B BB	2 0 0 0 0 0 1 1 0 0 0 1 0 0

Inning Stats	R: 0 E: 0 K: 10 S: 10	H: 1 LOB: 1 BB: 0 P: 11	R: 1 E: 0 K: 0 S: 17	H: 2 LOB: 1 BB: 0 P: 25	R: 0 E: 0 K: 1 S: 7	H: 0 LOB: 0 BB: 0 P: 9	R: 0 E: 0 K: 0 S: 10	H: 1 LOB: 1 BB: 0 P: 13	R: 0 E: 0 K: 0 S: 7	H: 0 LOB: 0 BB: 0 P: 9	R: 0 E: 1 K: 0 S: 11	H: 0 LOB: 3 BB: 2 P: 20	R: 0 E: 0 K: 1 S: 10	H: 1 LOB: 1 BB: 0 P: 15	R: 0 E: 0 K: 0 S: 10	H: 1 LOB: 1 BB: 0 P: 21	R: 0 E: 0 K: 2 S: 13	H: 1 LOB: 2 BB: 1 P: 20	1B: 5 2B: 1 3B: 0 HR: 1	SF: 0 SAC: 0 DP: 0 HBP: 0
--------------	--------------------------------	----------------------------------	-------------------------------	----------------------------------	------------------------------	---------------------------------	-------------------------------	----------------------------------	------------------------------	---------------------------------	-------------------------------	----------------------------------	-------------------------------	----------------------------------	-------------------------------	----------------------------------	-------------------------------	----------------------------------	----------------------------------	------------------------------------


BOTTOM

Kansas City Royals @ Oakland Athletics
Network Associates Coliseum, Oakland, CA

Sat May 24 2003, 4:05 PM EDT
Att. 24,099 - Overcast - 57 F

livebaseballscorecards.com

AB	35
R	1
H	7
RBI	1
BB	3
SO	4
LOB	17



PITCHER	IP	WLS	BF	H	R	ER	SO	BB	IBB	HBP	BLK	WP	HR	S	P	ERA	WHIP
51 Kris Wilson, R ERA: 4.1 (1, 1)	5.0	W	19	4	1	1	1	0	0	0	0	0	1	51	67	1.80	0.800
Sean Lowe, R ERA: 6.35 (6, 1)	2.0	H	10	1	0	0	1	2	0	0	0	0	0	21	35	0.00	1.500
Jason Grimsley, R ERA: 3.48 (8, 1)	1.0	H	4	1	0	0	0	0	0	0	0	0	0	10	21	0.00	1.000
Mike MacDougal, R ERA: 3.48 (9, 1)	1.0	S	5	1	0	0	2	1	0	0	0	0	0	13	20	0.00	2.000

TOP

Kansas City Royals @ Oakland Athletics
Network Associates Coliseum, Oakland, CA

Sun May 25 2003, 4:05 PM EDT
Att. 37,705 - Overcast - 63 F

AB	38
R	3
H	8
RBI	3
BB	2
SO	7
LOB	13



AB R H RBI BB SO LOB

5	0	0	0	0	1	1
5	1	1	0	0	1	0
5	0	3	0	0	0	1
5	1	2	1	0	0	2
4	1	1	1	0	0	2
3	0	1	1	1	2	3
4	0	0	0	0	1	2
4	0	0	0	0	1	1
3	0	0	0	1	1	1

Batter	1	2	3	4	5	6	7	8	9	10
Desi Relaford, S OBP: 0.358, SLG: 0.415 (1, 4)	2-2 F7 ①		0-1 F8 ①		1-2 F8 ①		3-3 K ③		1 SAFE 0-0 P4 ③	
Joe Randa, R OBP: 0.290, SLG: 0.415 (1, 5)	0-0 P4 ②		0-0 2B 1B		2-2 F8 ②			2-3 K ①		1-1 P4 ①
29 Mike Sweeney, R OBP: 0.413, SLG: 0.500 (1, 3)	0-2 1B		0-1 L8 ②		0-1 F8 ③			1-1 FC3-6 1B 1B		0-1 L6-4 2B
Raul Ibanez, L OBP: 0.354, SLG: 0.478 (1, 7)	1-2 G5-3 ③		3-2 1B 2B			3-2 G3 ①		2-2 FC3-6 1B 1-2		2-2 L6-4 ② ③
Carlos Beltrán, S OBP: 0.354, SLG: 0.487 (1, 8)		0-1 E3 2B WP	1-2 1B			0-0 L6 ②		1-1 FC3-6 ②		
Michael Tucker, L OBP: 0.318, SLG: 0.436 (1, 9)		2-1 G6-3 1-H 2B	1-3 K ③			4-2 FC5-4 BB		2-3 K ③		
Ken Harvey, R OBP: 0.288, SLG: 0.399 (1, 10)		1-1 G6-3 ①		1-2 K ①		1 SAFE 1-1 FC5-4 ③			0-0 G5-3 ①	
Brent Mayne, L OBP: 0.328, SLG: 0.403 (1, 2)		1-2 L3-4 ②		1-0 L9 ②			0-0 G3 ①		1-3 K ②	
4 Angel Berroa, R OBP: 0.324, SLG: 0.381 (1, 6)		2-2 G5-3 ③		1-2 G6-3 ③			1-3 K ②		4-2 BB	

Inning Stats	R: 0 E: 0 K: 0 S: 14	H: 1 LOB: 1 BB: 0 P: 17	R: 1 E: 1 K: 0 S: 12	H: 1 LOB: 1 BB: 0 P: 18	R: 2 E: 0 K: 1 S: 15	H: 3 LOB: 1 BB: 0 P: 20	R: 0 E: 0 K: 1 S: 8	H: 0 LOB: 0 BB: 0 P: 11	R: 0 E: 0 K: 0 S: 9	H: 0 LOB: 0 BB: 0 P: 12	R: 0 E: 0 K: 0 S: 10	H: 0 LOB: 1 BB: 1 P: 18	R: 0 E: 0 K: 2 S: 8	H: 0 LOB: 0 BB: 0 P: 12	R: 0 E: 0 K: 2 S: 15	H: 2 LOB: 2 BB: 0 P: 23	R: 0 E: 0 K: 1 S: 8	H: 0 LOB: 1 BB: 1 P: 13	R: 0 E: 0 K: 0 S: 7	H: 1 LOB: 0 BB: 0 P: 10	1B: 5 2B: 4 3B: 0 HR: 0	SF: 0 SAC: 0 DP: 1 HBP: 0	WP: 1 PB: 0 SB: 1 CS: 0	PA: 40
--------------	-------------------------------	----------------------------------	-------------------------------	----------------------------------	-------------------------------	----------------------------------	------------------------------	----------------------------------	------------------------------	----------------------------------	-------------------------------	----------------------------------	------------------------------	----------------------------------	-------------------------------	----------------------------------	------------------------------	----------------------------------	------------------------------	----------------------------------	----------------------------------	------------------------------------	----------------------------------	--------

PITCHER	IP	WLS	BF	H	R	ER	SO	BB	IBB	HBP	BLK	WP	HR	S	P	ERA	WHIP
Tim Hudson, R ERA: 2.68 (1, 1)	7.0		28	5	3	2	4	1	0	0	0	1	0	76	108	2.57	0.857
Jim Mecir, R ERA: 5.14 (8, 1)	0.2		4	2	0	0	1	0	0	0	0	0	0	12	18	0.00	3.000
Ricardo Rincon, L ERA: 4.24 (8, 1)	0.1		1	0	0	0	1	0	0	0	0	0	0	3	5	0.00	0.000
Keith Foulke, R ERA: 2.1 (9, 1)	2.0	W	7	1	0	0	1	1	0	0	0	0	0	15	23	0.00	1.000

Batter	1	2	3	4	5	6	7	8	9	10	AB R H RBI BB SO LOB
Eric Byrnes, R (1, 8) OBP: 0.416, SLG: 0.558	0-2 1B		2-1 F8			0-1 G5-3		1-3 K		4-1 1B BB	4 0 1 0 1 1 1
Mark Ellis, R (1, 4) OBP: 0.327, SLG: 0.400	1-1 L5		0-3 K			1-0 P5			1-3 K	0-2 1B	5 0 1 1 0 2 2
3 Eric Chavez, L (1, 5) OBP: 0.338, SLG: 0.474	1-2 F8				0-1 P5	0-1 F9			0-0 F8		4 0 0 0 0 0 1
Miguel Tejada, R (1, 6) OBP: 0.279, SLG: 0.386	1-0 G1-3				1-1 F8		1-1 G6-3		2-0 HR 2B		4 1 1 0 0 0 1
Erubiel Durazo, L (1, 3)		0-2 G4-3		3-1 1B		2-2 F8			1-2 HR		4 1 2 2 0 0 0
Ramon Hernandez, R (1, 2)		2-1 F9		1-0 F7		0-0 HR			0-0 F9		4 1 1 1 0 0 1
Ron Gant, R (1, 10) OBP: 0.182, SLG: 0.220 Scott Hatteberg, L (10, PH) OBP: 0.345, SLG: 0.376		0-3 K			1-2 G6-3		3-2 F9			1-1 G6-3	3 0 0 0 0 1 0 1 0 0 0 0 0 0
Terrence Long, L (1, 9)			0-2 G1-3		0-0 G3-1		1-1 L7			1-1 E6 1B	4 1 0 0 0 0 0
Adam Platt, R (1, 7) OBP: 0.147, SLG: 0.281 Chris Singleton, L (10, PH) OBP: 0.341, SLG: 0.417			0-1 2B		1-1 F8		2-2 F9			4-0 1B BB IBB	3 0 1 0 0 0 0 0 0 0 0 1 0 0

Inning Stats	R: 0 E: 0 K: 0 S: 10	H: 1 LOB: 1 BB: 0 P: 13	R: 0 E: 0 K: 1 S: 8	H: 0 LOB: 0 BB: 0 P: 10	R: 0 E: 0 K: 1 S: 11	H: 1 LOB: 1 BB: 0 P: 13	R: 0 E: 0 K: 0 S: 7	H: 1 LOB: 1 BB: 0 P: 12	R: 0 E: 0 K: 0 S: 8	H: 0 LOB: 0 BB: 0 P: 10	R: 0 E: 0 K: 0 S: 5	H: 0 LOB: 0 BB: 0 P: 6	R: 1 E: 0 K: 0 S: 10	H: 1 LOB: 0 BB: 0 P: 16	R: 0 E: 0 K: 1 S: 9	H: 0 LOB: 0 BB: 0 P: 13	R: 2 E: 0 K: 1 S: 9	H: 2 LOB: 0 BB: 0 P: 13	R: 1 E: 1 K: 0 S: 9	H: 1 LOB: 3 BB: 2 P: 19	1B: 3 2B: 2 3B: 0 HR: 2	SF: 0 SAC: 0 DP: 0 HBP: 0	WP: 0 PB: 0 SB: 0 CS: 0	PA: 38
--------------	-------------------------------	----------------------------------	------------------------------	----------------------------------	-------------------------------	----------------------------------	------------------------------	----------------------------------	------------------------------	----------------------------------	------------------------------	---------------------------------	-------------------------------	----------------------------------	------------------------------	----------------------------------	------------------------------	----------------------------------	------------------------------	----------------------------------	----------------------------------	------------------------------------	----------------------------------	--------

PITCHER	IP	WLS	BF	H	R	ER	SO	BB	IBB	HBP	BLK	WP	HR	S	P	ERA	WHIP
Darrell May, L (1, 1) ERA: 4.09	9.0		33	6	3	3	4	0	0	0	0	0	2	77	106	3.00	0.667
D.J. Carrasco, R (10, 1) ERA: 3.38	0.1	L	5	1	1	0	0	1	1	0	0	0	0	9	19	0.00	6.000

PITCHER	IP	WLS	BF	H	R	ER	SO	BB	IBB	HBP	BLK	WP	HR	S	P	ERA	WHIP
---------	----	-----	----	---	---	----	----	----	-----	-----	-----	----	----	---	---	-----	------


BOTTOM

Kansas City Royals @ Oakland Athletics
 Network Associates Coliseum, Oakland, CA

Sun May 25 2003, 4:05 PM EDT
 Att. 37,705 - Overcast - 63 F

livebaseballscorecards.com

AB	36
R	4
H	7
RBI	4
BB	2
SO	4
LOB	6



Batter	1	2	3	4	5	6	7	8	9	AB R H RBI BB SO LOB	TOP											
51 Ichiro Suzuki, L (1, 9) <small>OBP: 0.368, SLG: 0.422</small> John Mabry, L (5, 9) <small>OBP: 0.270, SLG: 0.424</small>	0-1 G4-3	0-0 1B 1B 2B 1-H 2-H	2-2 G3 1B HR 1B	2-2 G6-3	2-2 F7			1-2 HR		5 2 2 2 0 0 0 1 1 1 1 0 0 0												
Randy Winn, S (1, 7) <small>OBP: 0.357, SLG: 0.411</small>	4-0 FC6-4 BB	0-2 BB 1B 1B 2-3	0-0 G3 HR 1B	1-2				1-1 G5-4-3 1B		5 2 5 0 1 0 0												
Bret Boone, R (1, 4) <small>OBP: 0.374, SLG: 0.563</small> Mark McLemore, S (6, PH) <small>OBP: 0.312, SLG: 0.358</small>	0-1 FC6-4 HR 1-2f	0-1 BB 1B 1B 1-2 3-H	0-1 G3	1-1 P4				0-3 K		4 2 1 1 0 0 4 2 0 0 0 0 2 2												
Edgar Martinez, R (1, 10) <small>OBP: 0.425, SLG: 0.605</small> Greg Colbrunn, R (9, PH) <small>OBP: 0.300, SLG: 0.389</small>	2-2 1-H HR	4-0 1B 1B BB 1-2 2-3	1-1 HR	3-2 L7				2-2 G5-4-3 1-2f	2-1 1B 1B	4 3 2 5 1 0 2 1 0 1 0 0 0 0												
John Olerud, L (1, 3) <small>OBP: 0.387, SLG: 0.414</small>	2-1 1B	0-0 BB 1B 1B 1-2 2-H 3-H	4-1 BB BB BB		0-0 1B HR 1B			0-1 G4-3	0-0 WP 1B	5 1 4 2 1 0 0												
Mike Cameron, R (1, 8) <small>OBP: 0.376, SLG: 0.474</small>	2-0 G4-3	3-1 F7	4-1 BB BB		2-3 K			2-1 G5-3	3-3 K	5 0 0 0 1 2 6												
Jeff Cirillo, R (1, 5) <small>OBP: 0.310, SLG: 0.313</small>		G6-3	4-2 BB BB		1-2 HR 1B			2-3 K	1-2 F7	5 1 2 0 1 1 2												
Ben Davis, S (1, 2) <small>OBP: 0.310, SLG: 0.544</small>		1B BB 1B	2-3 K		0-1 HR			1-3 K	2-3 K	5 2 2 4 1 3 5												
16 Willie Bloomquist, R (1, 6) <small>OBP: 0.264, SLG: 0.239</small>		BB BB G4-3	1-1 F8		0-0 G4-3			0-3 K		4 1 0 0 1 1 6												
Inning Stats	R: 2 E: 0 K: 0 S: 10	H: 2 LOB: 1 BB: 1 P: 20	R: 6 E: 0 K: 0 S: 19	H: 6 LOB: 3 BB: 3 P: 39	R: 3 E: 0 K: 1 S: 17	H: 3 LOB: 3 BB: 3 P: 35	R: 0 E: 0 K: 0 S: 11	H: 1 LOB: 1 BB: 0 P: 18	R: 3 E: 0 K: 1 S: 13	H: 3 LOB: 0 BB: 0 P: 18	R: 0 E: 0 K: 1 S: 12	H: 1 LOB: 0 BB: 0 P: 16	R: 0 E: 0 K: 1 S: 7	H: 0 LOB: 0 BB: 0 P: 11	R: 1 E: 0 K: 3 S: 15	H: 2 LOB: 1 BB: 0 P: 18	R: 0 E: 0 K: 2 S: 14	H: 2 LOB: 2 BB: 0 P: 22	1B: 14 2B: 2 3B: 0 HR: 4	SF: 0 SAC: 0 DP: 1 HBP: 0	WP: 1 PB: 0 SB: 0 CS: 0	PA: 53
PITCHER	IP WLS BF H R ER SO BB IBB HBP BLK WP HR S P ERA WHIP																					
Chris George, L (1, 1) <small>ERA: 6.39</small>	1.1 L 13 6 8 8 0 3 0 0 0 0 1 20 43 54.00 6.750																					
Scott Mullen, L (2, 1) <small>ERA: 16.62</small>	3.2 24 9 6 6 2 4 0 0 0 0 2 50 87 14.73 3.545																					
Jason Gilfillan, R (6, 1) <small>ERA: 9.64</small>	3.0 11 3 1 1 5 0 0 0 0 0 1 34 45 3.00 1.000																					
Brad Voyles, R (9, 1) <small>ERA:</small>	1.0 5 2 0 0 0 2 0 0 0 0 1 0 14 22 0.00 2.000																					

Seattle Mariners @ Kansas City Royals
Kauffman Stadium, Kansas City, MO
Tue May 27 2003, 7:05 PM CDT
Att. 14,154 - Sunny - 77 F

livebaseballscorecards.com

AB	46
R	15
H	20
RBI	15
BB	7
SO	9
LOB	27



Batter	1	2	3	4	5	6	7	8	9	AB R H RBI BB SO LOB	TOP											
51 Ichiro Suzuki, L (1, 9) OBP: 0.360, SLG: 0.411	0-0 F9	0-3 K		3-1 P5		2-3 K2-3			2-3 K	5 0 0 0 0 3 4												
Carlos Guillen, S (1, 6) OBP: 0.378, SLG: 0.447	3-2 G4-3	0-1 G5-3			1-1 G5-4-3 1B				1-3 K	4 0 1 0 0 1 1												
Bret Boone, R (1, 4) OBP: 0.372, SLG: 0.571	2-0 HR			1-1 G5-3		3-2 P4			2-1 F7	4 1 1 1 0 0 1												
Edgar Martinez, R (1, 10) OBP: 0.416, SLG: 0.590	1-3 K			2-3 K		1-0 G5-4-3 1-2f			0-0 G6-3	4 0 0 0 0 2 1												
Mike Cameron, R (1, 8) OBP: 0.379, SLG: 0.478									1-2 F8	3 1 1 0 1 0 0												
Greg Colbrunn, R (1, 3) OBP: 0.302, SLG: 0.385									0-1 L4	3 0 1 0 0 0 2												
John Olerud, L (7, 3) OBP: 0.365, SLG: 0.412									2-1 G4-3	1 0 0 0 0 0 0												
Randy Winn, S (1, 7) OBP: 0.355, SLG: 0.404									2-1 G5-3	3 2 0 0 0 1 1												
Jeff Cirillo, R (1, 5) OBP: 0.315, SLG: 0.313									3-2 L9	3 1 1 1 1 0 0												
Dan Wilson, R (1, 2) OBP: 0.308, SLG: 0.366									1-2 F7	4 0 3 3 0 0 0												
Inning Stats	R: 1 E: 0 K: 1 S: 8	H: 1 LOB: 0 BB: 0 P: 14	R: 3 E: 0 K: 1 S: 15	H: 3 LOB: 1 BB: 0 P: 20	R: 0 E: 0 K: 1 S: 8	H: 0 LOB: 1 BB: 1 P: 18	R: 0 E: 0 K: 1 S: 11	H: 1 LOB: 1 BB: 0 P: 18	R: 0 E: 0 K: 0 S: 7	H: 1 LOB: 0 BB: 0 P: 12	R: 1 E: 0 K: 1 S: 16	H: 2 LOB: 2 BB: 1 P: 28	R: 0 E: 0 K: 1 S: 6	H: 0 LOB: 0 BB: 0 P: 9	R: 0 E: 0 K: 0 S: 6	H: 0 LOB: 0 BB: 0 P: 10	R: 0 E: 0 K: 1 S: 9	H: 0 LOB: 0 BB: 0 P: 15	1B: 4 2B: 3 3B: 0 HR: 1	SF: 0 SAC: 0 DP: 1 HBP: 1	WP: 0 PB: 0 SB: 3 CS: 0	PA: 37
PITCHER	IP WLS BF H R ER SO BB IBB HBP BLK WP HR S P ERA WHIP																					
Jeremy Affeldt, L (1, 1) ERA: 4.66	6.0 L 28 8 5 5 5 2 0 1 0 0 0 1 65 110 7.50 1.667																					
Sean Lowe, R (7, 1) ERA: 5.4	2.0 6 0 0 0 1 0 0 0 0 0 0 0 12 19 0.00 0.000																					
Mike MacDougal, R (9, 1) ERA: 3.32	1.0 3 0 0 0 1 0 0 0 0 0 0 0 9 15 0.00 0.000																					

Seattle Mariners @ Kansas City Royals
Kauffman Stadium, Kansas City, MO
Wed May 28 2003, 1:05 PM CDT
Att. 14,928 - Sunny - 81 F

livebaseballscorecards.com

AB	34
R	5
H	8
RBI	5
BB	2
SO	7
LOB	10



Batter	1	2	3	4	5	6	7	8	9	AB	R	H	RBI	BB	SO	LOB
Brent Abernathy, R OBP: 0.091, SLG: 0.091 (1, 4)	3-2 G5-3 ①		0-1 G4-6-3 ② 1-2f		1-3 K ②			3-2 G5-4-3 1B ①		4	0	1	0	0	1	2
Joe Randa, R OBP: 0.280, SLG: 0.400 (1, 5)	2-0 G1-4-3 ②			2-0 G3 ①	2-1 L5 ③			1-3 K ①		4	0	0	0	0	1	2
29 Mike Sweeney, R OBP: 0.425, SLG: 0.530 (1, 3)	2-2 F8 ③			4-2 BB BB ①			1-1 HR ①	1-2 G5-4-3 ② ③ 1-2f		3	1	1	1	1	0	1
Raul Ibanez, L OBP: 0.353, SLG: 0.479 (1, 7)		0-1 G6-3 ①		0-1 F7 ②		1-1 G4-3 ①		2-3 K2-3 ①		4	0	0	0	0	1	1
Carlos Beltrán, S OBP: 0.360, SLG: 0.471 (1, 8)		2-1 G4-3 ②		4-2 FC6-4 BB ①		0-3 K ②		4-0 G4-3 BB ①		2	0	0	0	2	1	0
Ken Harvey, R OBP: 0.277, SLG: 0.383 (1, 10)		0-1 E5 ①		0-0 FC6-4 ③ 1-2f		1-1 G5-3 ③		2-2 G4-3 ② 1-2		4	0	0	0	0	0	3
Michael Tucker, L OBP: 0.310, SLG: 0.430 (1, 9)		3-2 G4-3 ③			0-0 G4-3 ①		1-1 G4-3 ①	0-0 F8 ③		4	0	0	0	0	0	2
Mike DiFelice, R OBP: 0.324, SLG: 0.508 (1, 2)			0-1 G4-6-3 1B ①		3-2 4 2B ②		1-2 G6-3 ②			3	1	2	0	0	0	0
4 Angel Berroa, R OBP: 0.316, SLG: 0.377 (1, 6)			1-2 P4 ①		0-1 2B ①		1-2 G1-3 ③			3	0	1	1	0	0	1

Inning Stats	R: 0	H: 0	E: 0	K: 0	S: 8	R: 0	H: 0	E: 1	K: 0	S: 9	R: 0	H: 1	E: 0	K: 0	S: 7	R: 0	H: 0	E: 0	K: 0	S: 10	R: 1	H: 2	E: 0	K: 1	S: 12	R: 0	H: 1	E: 0	K: 1	S: 9	R: 0	H: 0	E: 0	K: 0	S: 8	R: 0	H: 1	E: 0	K: 1	S: 9	R: 0	H: 0	E: 0	K: 1	S: 11	R: 0	H: 0	E: 0	K: 1	S: 11	1B: 2	2B: 2	3B: 0	HR: 1	SF: 0	SAC: 0	DP: 2	HBP: 0	WP: 0	PB: 0	SB: 0	CS: 0	PA: 34
--------------	------	------	------	------	------	------	------	------	------	------	------	------	------	------	------	------	------	------	------	-------	------	------	------	------	-------	------	------	------	------	------	------	------	------	------	------	------	------	------	------	------	------	------	------	------	-------	------	------	------	------	-------	-------	-------	-------	-------	-------	--------	-------	--------	-------	-------	-------	-------	--------

PITCHER	IP	WLS	BF	H	R	ER	SO	BB	IBB	HBP	BLK	WP	HR	S	P	ERA	WHIP
Jamie Moyer, L ERA: 3.55 (1, 1)	7.0	W	27	4	2	2	2	2	2	0	0	0	1	63	98	2.57	0.857
Jeff Nelson, R ERA: 2.5 (8, 1)	1.0	H	3	1	0	0	1	0	0	0	0	0	0	9	14	0.00	1.000
Kazuhiro Sasaki, R ERA: 4.86 (9, 1)	1.0	S	4	0	0	0	1	1	0	0	0	0	0	11	19	0.00	1.000

BOTTOM

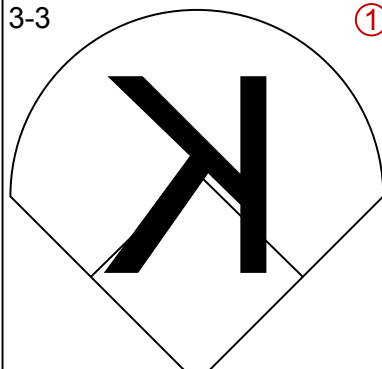
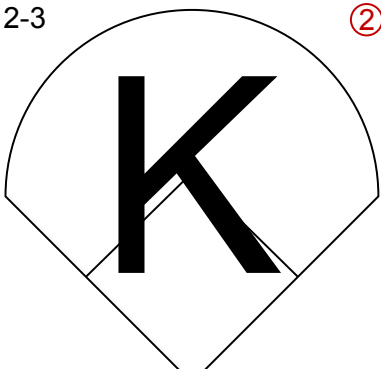
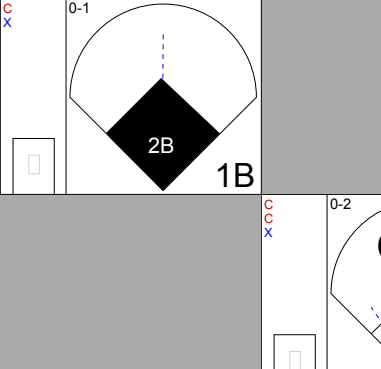
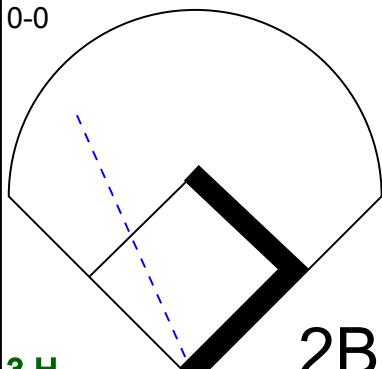
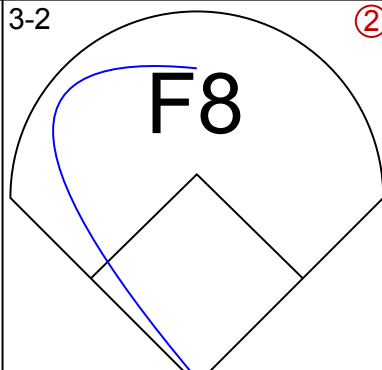
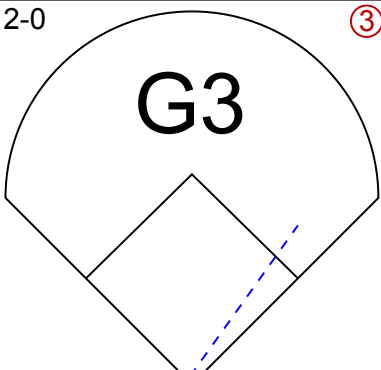
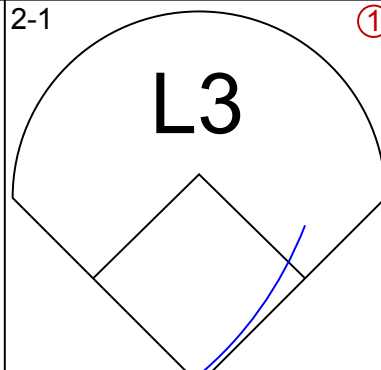
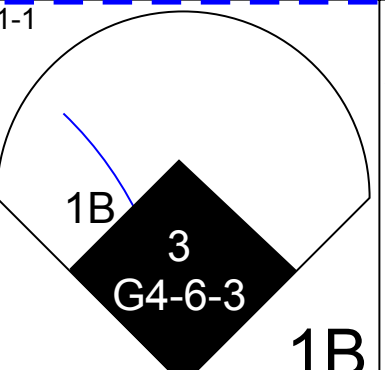
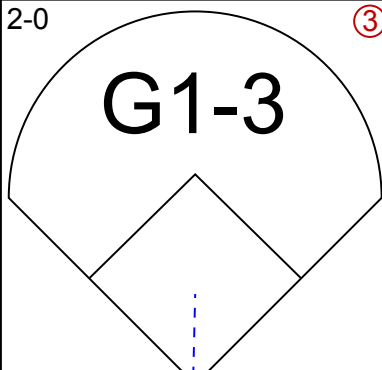
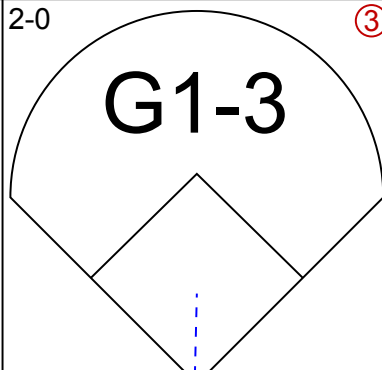
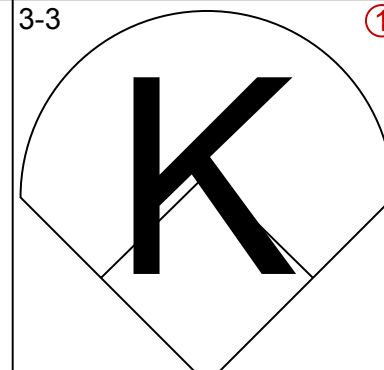
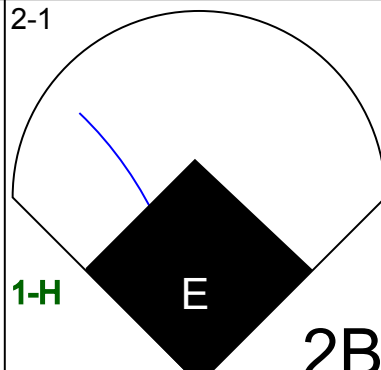
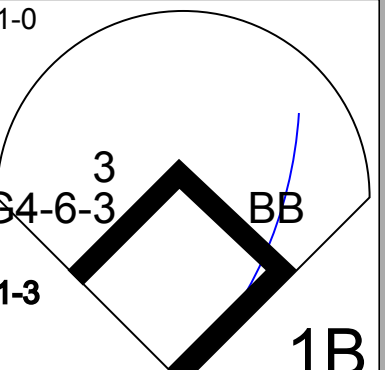
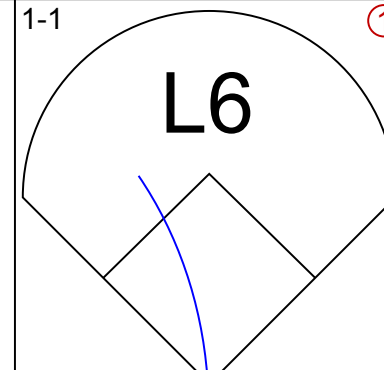
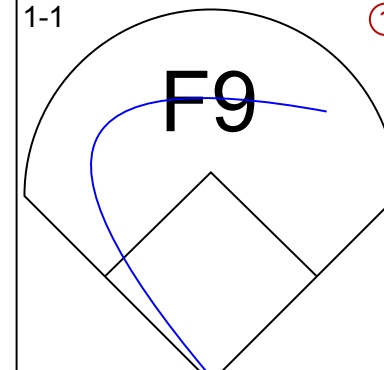
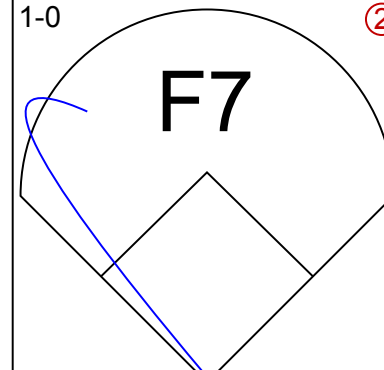
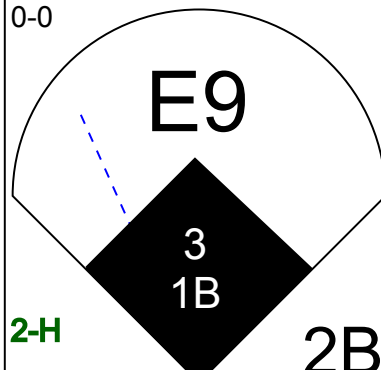
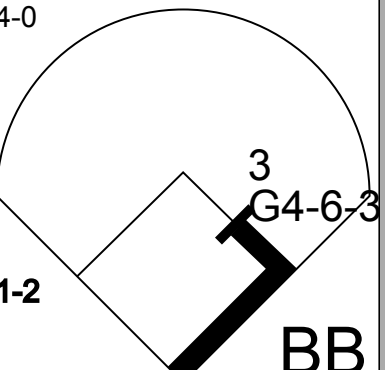
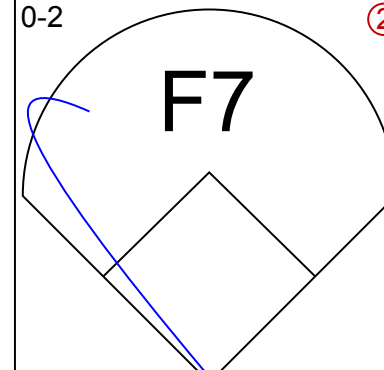
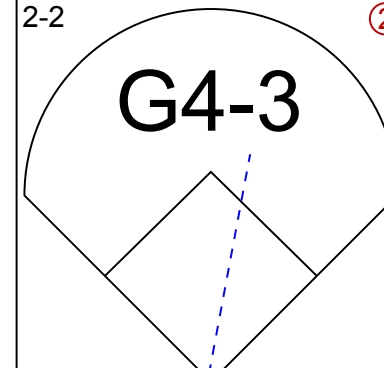
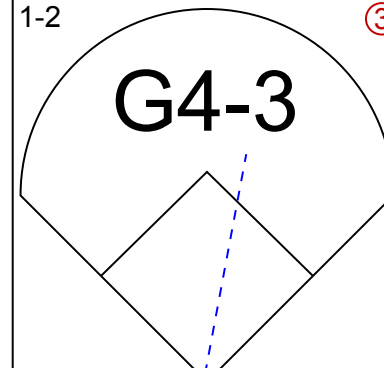
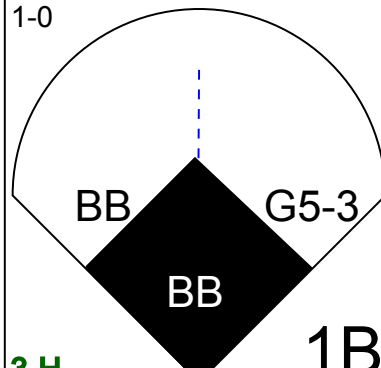
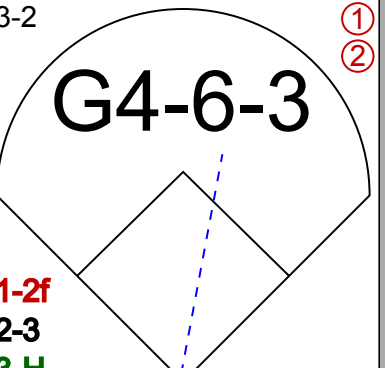
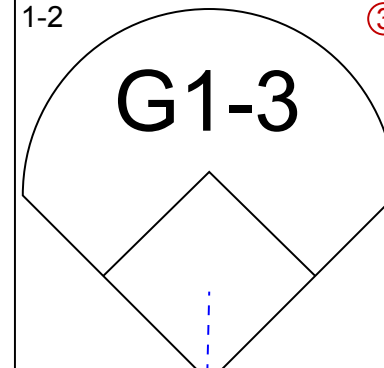
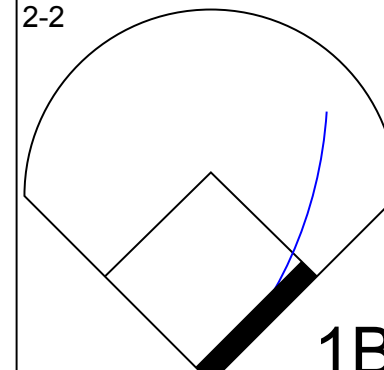
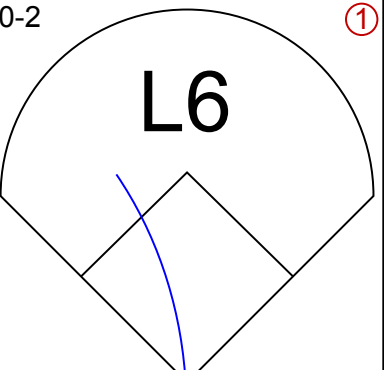
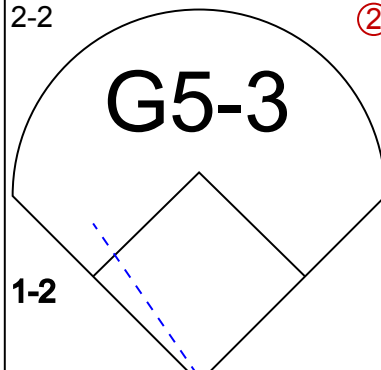
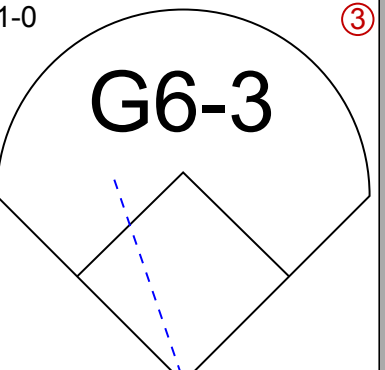
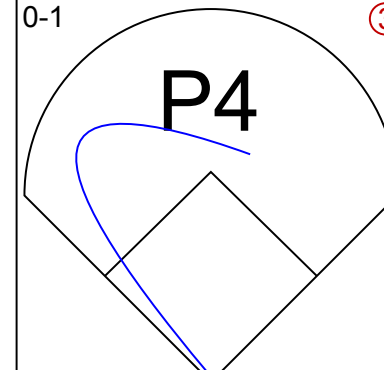
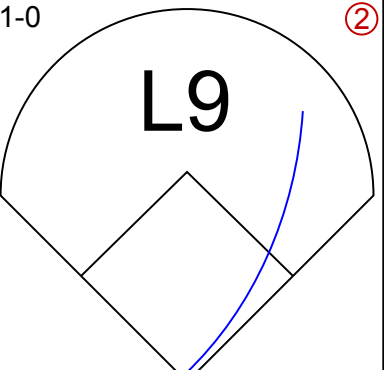
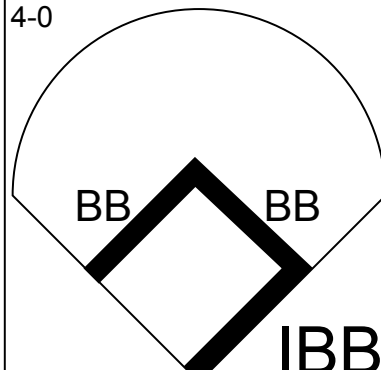
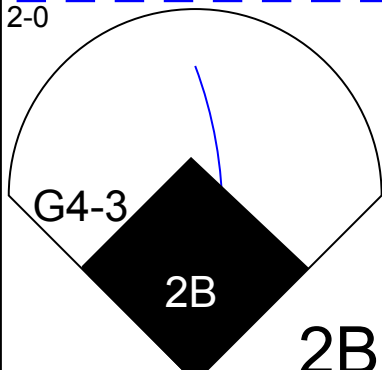
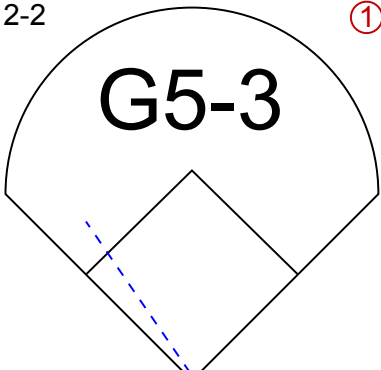
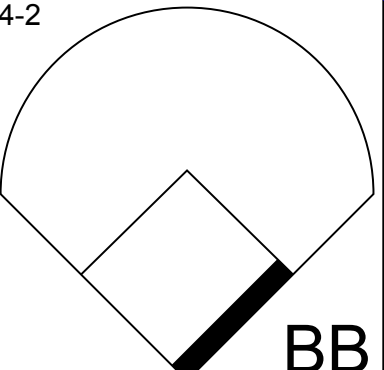
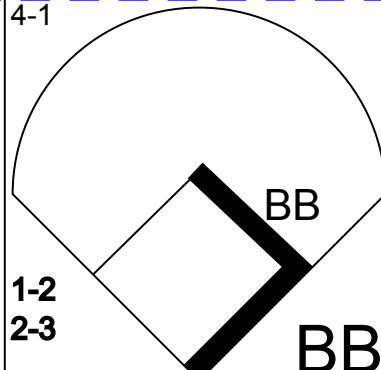
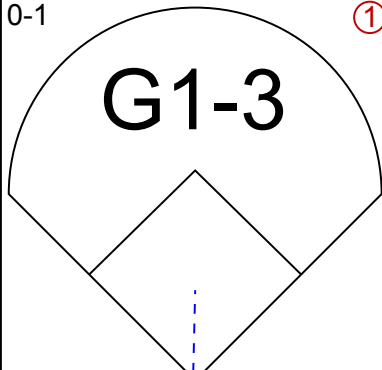
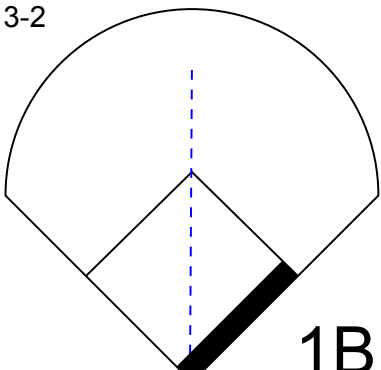
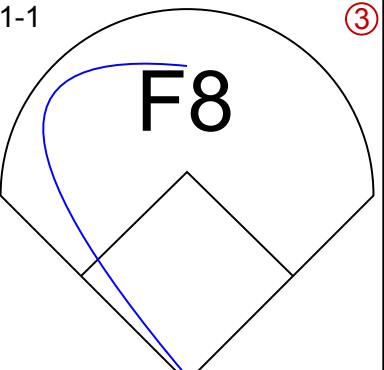
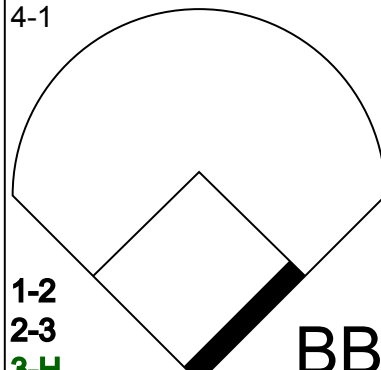
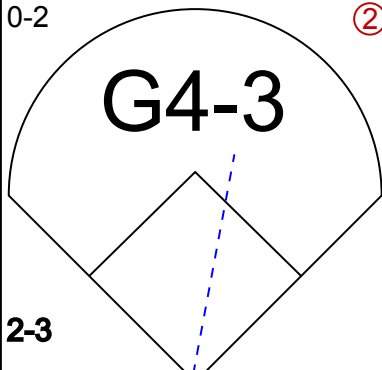
Seattle Mariners @ Kansas City Royals
Kauffman Stadium, Kansas City, MO

Wed May 28 2003, 1:05 PM CDT
Att. 14,928 - Sunny - 81 F

livebaseballscorecards.com

AB	31
R	2
H	5
RBI	2
BB	3
SO	4
LOB	12



Batter	1	2	3	4	5	6	7	8	9	AB R H RBI BB SO LOB	TOP											
Eric Byrnes, R OBP: 0.411, SLG: 0.560 (1, 7)	3-3 		2-3 					0-0 		5 1 2 1 0 2 4												
Scott Hatteberg, L OBP: 0.351, SLG: 0.387 (1, 3)	3-2 		2-0 			2-1 	1-1 	2-0 		5 1 1 0 0 0 3												
Miguel Tejada, R OBP: 0.284, SLG: 0.395 (1, 6)	2-0 			3-3 		2-1 	1-0 		1-1 	5 1 2 1 0 1 0												
Erubiel Durazo, L OBP: 0.371, SLG: 0.481 (1, 10)		1-1 		1-0 		0-0 	4-0 		0-2 	4 1 1 1 1 0 0												
3 Eric Chavez, L OBP: 0.325, SLG: 0.449 (1, 5)		2-2 		1-2 		1-0 	3-2 		1-2 	5 1 1 1 0 0 2												
Ramon Hernandez, R OBP: 0.345, SLG: 0.468 (1, 2)		2-2 			0-2 	2-2 	1-0 			4 0 1 0 0 0 2												
Terrence Long, L OBP: 0.312, SLG: 0.405 (1, 9)		0-1 			1-0 	4-0 		2-0 		3 1 1 0 1 0 1												
Mark Ellis, R OBP: 0.332, SLG: 0.392 (1, 4)			2-2 		4-2 	4-1 		0-1 		2 0 0 0 2 0 1												
Chris Singleton, L OBP: 0.350, SLG: 0.437 (1, 8)			3-2 		1-1 	4-1 		0-2 		3 0 1 1 1 0 2												
Inning Stats	R: 0 E: 0 K: 1 S: 8	H: 0 LOB: 0 BB: 0 P: 16	R: 0 E: 0 K: 0 S: 10	H: 1 LOB: 1 BB: 0 P: 15	R: 0 E: 0 K: 1 S: 12	H: 1 LOB: 1 BB: 0 P: 21	R: 0 E: 0 K: 1 S: 7	H: 0 LOB: 0 BB: 0 P: 12	R: 0 E: 0 K: 0 S: 8	H: 0 LOB: 1 BB: 1 P: 14	R: 4 E: 1 K: 0 S: 18	H: 4 LOB: 3 BB: 3 P: 37	R: 1 E: 0 K: 0 S: 10	H: 2 LOB: 1 BB: 1 P: 20	R: 1 E: 0 K: 0 S: 8	H: 2 LOB: 1 BB: 0 P: 12	R: 0 E: 0 K: 0 S: 8	H: 0 LOB: 0 BB: 0 P: 10	1B: 6 2B: 4 3B: 0 HR: 0	SF: 0 SAC: 0 DP: 1 HBP: 0	WP: 0 PB: 0 SB: 0 CS: 0	PA: 41
PITCHER	IP WLS BF H R ER SO BB IBB HBP BLK WP HR S P ERA WHIP																					
Kyle Snyder, R ERA: 4.14 (1, 1)	5.2 L 25 6 4 4 3 1 1 0 0 0 0 58 102 6.35 1.235																					
Jason Grimsley, R ERA: 3.45 (6, 1)	0.1 3 0 0 0 0 2 0 0 0 0 0 5 13 0.00 6.000																					
D.J. Carrasco, R ERA: 3.58 (7, 1)	1.0 5 2 1 1 0 1 0 0 0 0 0 10 20 9.00 3.000																					
Rick DeHart, L ERA: 4.5 (8, 1)	2.0 8 2 1 1 0 0 0 0 0 0 0 16 22 4.50 1.000																					

Oakland Athletics @ Kansas City Royals
Kauffman Stadium, Kansas City, MO
 Thu May 29 2003, 7:05 PM CDT
 Att. 15,259 - Cloudy - 81 F

livebaseballscorecards.com

AB	36
R	6
H	10
RBI	5
BB	5
SO	3
LOB	15



Batter	1	2	3	4	5	6	7	8	9	AB	R	H	RBI	BB	SO	LOB
Brent Abernathy, R OBP: 0.067, SLG: 0.067 (1, 4) C F X	0-2 G5-3 ①		2-2 F7 ①		0-1 CS ③ 1-2	0-2 G5-3 ① X	0-1 F7 ③			4	0	0	0	0	0	1
Desi Relaford, S OBP: 0.357, SLG: 0.417 (1, 5) C S B B F B X	3-2 FC6-4 29 BB 1B		3-2 G4-3 ②			1-2 29 1B 1B		1-1 F8 ①		4	0	2	0	0	0	0
29 Mike Sweeney, R OBP: 0.426, SLG: 0.526 (1, 10) B S B S B B	4-2 FC6-4 1-2 BB		1-0 F9 ③			1-0 1-2 1B		2-1 F7 ②		3	0	1	0	1	0	0
Raul Ibanez, L OBP: 0.356, SLG: 0.480 (1, 7) C X	0-1 FC6-4 ② 1-2f 2-3			1-2 G6-4-3 1B		0-3 K ②		2-1 1B ③		4	0	2	0	0	1	4
Carlos Beltrán, S OBP: 0.350, SLG: 0.455 (1, 8) C X	0-1 F9 ③			0-0 G6-4-3 ① ② 1-2f		2-1 F8 ③		0-0 P2 ③		4	0	0	0	0	0	6
Ken Harvey, R OBP: 0.276, SLG: 0.380 (1, 3) X		0-0 G4-3 ①		0-2 G4-3 ③			1-1 G4-3 G3-1 4 2B 1B		2-3 K ①	4	1	1	0	0	1	0
Aaron Guiel, L OBP: 0.250, SLG: 0.250 (1, 9) C B B T T T T C C		2-2 G4-3 ②			1-1 CS 1B		1-0 G3-1 ① 1-2		1-1 F9 ②	4	0	1	0	0	0	1
Mike DiFelice, R OBP: 0.319, SLG: 0.493 (1, 2) B B B B B B C C C C		3-2 1B			1-1 F8 ①		2-2 G4-3 ② 2-3		3-3 K ③	4	0	1	0	0	1	2
4 Angel Berroa, R OBP: 0.317, SLG: 0.382 (1, 6) X		0-0 G4-3 ③			1-3 K ②		0-0 2B ③-H			3	0	1	1	0	1	2

Inning Stats	R: 0	H: 1	E: 0	LOB: 2	K: 0	BB: 1	S: 13	R: 0	H: 1	E: 0	LOB: 1	K: 0	BB: 0	S: 11	R: 0	H: 0	E: 0	LOB: 0	K: 0	BB: 0	S: 9	R: 0	H: 1	E: 0	LOB: 0	K: 0	BB: 0	S: 8	R: 0	H: 2	E: 0	LOB: 2	K: 1	BB: 0	S: 12	R: 1	H: 2	E: 0	LOB: 1	K: 0	BB: 0	S: 9	R: 0	H: 1	E: 0	LOB: 1	K: 0	BB: 0	S: 7	R: 0	H: 0	E: 0	LOB: 0	K: 2	BB: 0	S: 8	1B: 8	SF: 0	2B: 1	SAC: 0	3B: 0	DP: 1	HR: 0	HBP: 0	WP: 0	PA: 36
--------------	------	------	------	--------	------	-------	-------	------	------	------	--------	------	-------	-------	------	------	------	--------	------	-------	------	------	------	------	--------	------	-------	------	------	------	------	--------	------	-------	-------	------	------	------	--------	------	-------	------	------	------	------	--------	------	-------	------	------	------	------	--------	------	-------	------	-------	-------	-------	--------	-------	-------	-------	--------	-------	--------

PITCHER	IP	WLS	BF	H	R	ER	SO	BB	IBB	HBP	BLK	WP	HR	S	P	ERA	WHIP
Mark Mulder, L ERA: 2.36 (1, 1)	7.0	W	28	8	1	1	2	1	0	0	0	0	0	70	100	1.29	1.286
Jim Mecir, R ERA: 4.5 (8, 1)	1.0		4	1	0	0	0	0	0	0	0	0	0	7	12	0.00	1.000
Keith Foulke, R ERA: 2.03 (9, 1)	1.0		3	0	0	0	2	0	0	0	0	0	0	8	14	0.00	0.000

BOTTOM

Oakland Athletics @ Kansas City Royals
Kauffman Stadium, Kansas City, MO

livebaseballscorecards.com

AB 34
R 1
H 9
RBI 1
BB 1
SO 4
LOB 16



Thu May 29 2003, 7:05 PM CDT
Att. 15,259 - Cloudy - 81 F

Batter	1	2	3	4	5	6	7	8	9	AB R H RBI BB SO LOB	TOP		
Eric Byrnes, R (1, 7) OBP: 0.409, SLG: 0.562 Terrence Long, L (7, PH) OBP: 0.314, SLG: 0.422 (7, 7)	1-1 1B SF9 2B		0-0 F7		1-2 F8		1-2 1H 2H HR		1-1 F8	3 1 1 0 0 0 1 2 1 1 3 0 0 0			
Scott Hatteberg, L (1, 3) OBP: 0.349, SLG: 0.384	0-1 1B 3 FC3-6 1B		3-2 G4-3		0-2 G6-3		1-3 K			4 1 1 0 0 1 1			
Miguel Tejada, R (1, 6) OBP: 0.283, SLG: 0.399	0-1 SF9		1-1 G6-3			0-1 L8	1-2 1B 2B			3 0 1 1 0 0 0			
Erubiel Durazo, L (1, 10) OBP: 0.378, SLG: 0.487	3-1 3 FC3-6 1B			1-1 3 G3 1B		1-3 K	0-0 2H 1B			4 0 3 0 0 1 0			
3 Eric Chavez, L (1, 5) OBP: 0.319, SLG: 0.440	0-0 FC3-6			0-1 G3		0-1 L6		1-3 K		4 0 0 1 0 1 2			
Jermaine Dye, R (1, 9) OBP: 0.250, SLG: 0.269	2-3 K			1-2 G6-3			2-1 G1-3	2-2 G5-3		4 0 0 0 0 1 2			
Ramon Hernandez, R (1, 2) OBP: 0.341, SLG: 0.462 17 Adam Melhuse, S (5, 2) OBP: 0.500, SLG: 0.333				0-0 P6			0-0 1B 1B	1-3 K		2 0 0 0 0 0 1 2 1 1 0 0 1 0			
Mark Ellis, R (1, 4) OBP: 0.329, SLG: 0.388 Frank Menechino, R (7, PH) OBP: 0.296, SLG: 0.136 (7, 4)						0-1 G6-3	3-2 1B HR 1B		1-3 K	2 0 0 0 0 0 0 2 1 1 0 0 1 0			
Chris Singleton, L (1, 8) OBP: 0.357, SLG: 0.450 Billy MacMillon, L (9, PH)						1-0 F8 2B	0-0 1H 2H HR 1B		3-2 L3	3 1 2 1 0 0 0 1 0 0 0 0 0 0			
Inning Stats	R: 2 H: 3 E: 0 LOB: 1 K: 1 BB: 0 S: 13 P: 19	R: 0 H: 0 E: 0 LOB: 0 K: 0 BB: 0 S: 7 P: 13	R: 0 H: 0 E: 0 LOB: 0 K: 0 BB: 0 S: 8 P: 12	R: 0 H: 1 E: 0 LOB: 1 K: 0 BB: 0 S: 8 P: 10	R: 0 H: 1 E: 0 LOB: 1 K: 0 BB: 0 S: 9 P: 11	R: 0 H: 0 E: 0 LOB: 0 K: 1 BB: 0 S: 7 P: 8	R: 4 H: 6 E: 0 LOB: 2 K: 1 BB: 0 S: 18 P: 26	R: 0 H: 0 E: 0 LOB: 0 K: 2 BB: 0 S: 11 P: 15	R: 0 H: 0 E: 0 LOB: 0 K: 1 BB: 0 S: 8 P: 13	1B: 7 SF: 1 2B: 3 SAC: 0 3B: 0 DP: 0 HR: 1 HBP: 0	WP: 0 PA: 37 PB: 0 SB: 1 CS: 0		
PITCHER	IP WLS BF H R ER SO BB IBB HBP BLK WP HR S P ERA WHIP											PITCHER	IP WLS BF H R ER SO BB IBB HBP BLK WP HR S P ERA WHIP
51 Kris Wilson, R (1, 1) ERA: 4.41	6.1 W 26 7 4 4 2 0 0 0 0 0 0 0 59 85 5.68 1.105												
Jason Grimsley, R (7, 1) ERA: 3.94	0.2 5 4 2 2 1 0 0 0 0 0 0 1 11 14 27.00 6.000												
Sean Lowe, R (8, 1) ERA: 5.02	1.0 H 3 0 0 0 2 0 0 0 0 0 0 0 11 15 0.00 0.000												
Mike MacDougal, R (9, 1) ERA: 3.18	1.0 3 0 0 0 1 0 0 0 0 0 0 0 8 13 0.00 0.000												

Oakland Athletics @ Kansas City Royals
Kauffman Stadium, Kansas City, MO

Fri May 30 2003, 7:05 PM CDT
Att. 22,172 - Sunny - 86 F

AB	36
R	6
H	11
RBI	6
BB	0
SO	6
LOB	7



livebaseballscorecards.com

Batter	1	2	3	4	5	6	7	8	9	AB	R	H	RBI	BB	SO	LOB
Desi Relaford, S OBP: 0.353, SLG: 0.417 (1, 4)	1-1 G4-3 G1-6-3 2B	1-2 G3-1 2-3 3-H		0-1 P5	1-3 K		1-1 G4-3			5	1	1	1	0	1	1
Joe Randa, R OBP: 0.289, SLG: 0.402 (1, 5)	2-1 G4-3 2-3	0-1 P4		2-1 WP 1B	4-1 BB			2-0 BB 1B 2B 1B		4	2	2	0	1	0	2
29 Mike Sweeney, R OBP: 0.426, SLG: 0.519 (1, 10)	4-1 G1-6-3 HR BB		2-0 E4 FC6-4 1B HR	2-2 G1-3 WP 1B 1B	3-3 K			1 SAFE 1-3 K		4	3	1	0	1	2	2
Raul Ibanez, L OBP: 0.353, SLG: 0.473 (1, 7)	2-1 G1-6-3 1-2 3-H		1-1 FC6-4 1B	3-2 G1-3 1-3 3-H		0-2 G4-3		0-0 L9		5	0	1	1	0	0	3
Carlos Beltrán, S OBP: 0.365, SLG: 0.488 (1, 8)	1-1 HR 2-H		2-3 K	2-2 1B 1B		4-1 G5-3 BB		3-1 BB 2B 1B		4	2	3	3	1	1	2
Ken Harvey, R OBP: 0.280, SLG: 0.377 (1, 3)	2-1 G4-3		1-1 FC6-4 HR 1-2f 2-3	1-0 BB 1B		1-0 G5-3 1-2		4-2 2B BB		4	1	1	0	1	0	3
Michael Tucker, L OBP: 0.322, SLG: 0.458 (1, 9)		0-1 SH1-3 G3-1 1B 4 1B	1-1 HR 1-H 3-H	4-0 FC6-4 BB		1-1 G1-3		0-0 2B		4	2	3	5	1	0	1
4 Angel Berroa, R OBP: 0.324, SLG: 0.385 (1, 6)		1-2 G3-1 SH1-3 1B	0-0 1B	2-2 FC6-4 1-2f			0-2 G5-3		4-0 IBB	4	0	2	0	1	0	3
Brent Mayne, L OBP: 0.319, SLG: 0.390 (1, 2)		1-0 SH1-3 1-2 2-3	1-0 P5		2-3 K		0-1 G5-3		2-1 F8	4	0	0	0	0	1	4

Inning Stats	R: 3	H: 2	E: 0	K: 0	S: 11	LOB: 0	BB: 1	P: 23	R: 1	H: 2	E: 0	K: 0	S: 12	LOB: 1	BB: 0	P: 15	R: 3	H: 3	E: 1	K: 1	S: 14	LOB: 1	BB: 0	P: 22	R: 2	H: 4	E: 0	K: 0	S: 19	LOB: 3	BB: 1	P: 35	R: 0	H: 0	E: 0	K: 3	S: 12	LOB: 1	BB: 1	P: 22	R: 0	H: 0	E: 0	K: 0	S: 7	LOB: 1	BB: 1	P: 13	R: 0	H: 0	E: 0	K: 0	S: 7	LOB: 0	BB: 0	P: 8	R: 2	H: 3	E: 0	K: 1	S: 14	LOB: 3	BB: 2	P: 30
1B: 10	SF: 0	2B: 2	SAC: 1	3B: 0	DP: 0	HR: 2	HBP: 0	WP: 1	PA: 45	PB: 0	SB: 0	CS: 0																																																				

PITCHER	IP	WLS	BF	H	R	ER	SO	BB	IBB	HBP	BLK	WP	HR	S	P	ERA	WHIP
Tim Hudson, R ERA: 3.2 (1, 1)	3.2	L	23	10	9	6	1	1	0	0	0	1	2	51	83	14.73	3.000
Mike Neu, R ERA: 0.6 (4, 1)	2.1		11	1	0	0	3	3	0	0	0	0	0	24	47	0.00	1.714
Chad Bradford, R ERA: 3.08 (7, 1)	1.1		5	1	1	1	1	0	0	0	0	0	0	13	17	6.75	0.750
Ricardo Rincon, L ERA: 4.58 (8, 1)	0.2		6	2	1	1	0	1	1	0	0	0	0	8	21	13.50	4.500

BOTTOM

Oakland Athletics @ Kansas City Royals
Kauffman Stadium, Kansas City, MO

Fri May 30 2003, 7:05 PM CDT
Att. 22,172 - Sunny - 86 F

livebaseballscores.com

AB	38
R	11
H	14
RBI	10
BB	6
SO	5
LOB	21



Batter	1	2	3	4	5	6	7	8	9	AB R H RBI BB SO LOB	TOP											
Eric Byrnes, R OBP: 0.403, SLG: 0.570 (1, 8) (7, 7)	0-1 P6		0-2 G6-3			3-2 E6 HR		1-2 G3	1-0 HR	5 2 1 3 0 0 0												
Scott Hatteberg, L OBP: 0.350, SLG: 0.381 (1, 3)	2-2 1B			1-2 F9		4-0 HR BB		3-2 E8 1B	3-1 G6-3	4 1 1 0 1 0 0												
Miguel Tejada, R OBP: 0.283, SLG: 0.410 (1, 6)	1-2 F8			0-0 P3		1-0 HR		2-1 F7		4 1 1 3 0 0 2												
Erubiel Durazo, L OBP: 0.376, SLG: 0.479 (1, 10)	1-1 G3			2-2 G6-3		0-3 K		4-0 1B IBB		3 0 0 0 1 1 1												
Ramon Hernandez, R OBP: 0.339, SLG: 0.456 (1, 2)		0-1 F7			3-1 F8	2-2 G4-3		1-2 1B		4 0 1 0 0 0 0												
Mark Ellis, R OBP: 0.323, SLG: 0.380 (1, 4)		2-3 K			0-0 P4	0-1 F7			2-1 G5-3	4 0 0 0 0 1 0												
Adam Piatt, R OBP: 0.179, SLG: 0.297 Chris Singleton, L OBP: 0.359, SLG: 0.450 (7, PH) (7, 8)		2-3 K			2-0 1B		0-1 G4-3		0-0 HR 1B	2 0 1 0 0 1 0 2 1 1 0 0 0 0	AB 36											
Terrence Long, L OBP: 0.308, SLG: 0.414 (1, 9)			0-0 L7		3-2 G4-3		0-0 F7		1-1 E6 HR	4 1 0 0 0 0 2	RBI 7											
Frank Menechino, R OBP: 0.300, SLG: 0.280 Billy McMillon, L (9, PH) 3 Eric Chavez, L OBP: 0.319, SLG: 0.440 (9, 5)			0-1 L8			1-1 HR	3-2 G5-3		1-3 K	3 1 1 1 0 0 0 1 0 0 0 0 1 2 0 0 0 0 0 0 0	SO 4											
Inning Stats	R: 0 E: 0 K: 0 S: 10	H: 1 LOB: 1 BB: 0 P: 14	R: 0 E: 0 K: 2 S: 8	H: 0 LOB: 0 BB: 0 P: 12	R: 0 E: 0 K: 0 S: 6	H: 0 LOB: 0 BB: 0 P: 6	R: 0 E: 0 K: 0 S: 7	H: 0 LOB: 0 BB: 0 P: 10	R: 0 E: 0 K: 0 S: 7	H: 1 LOB: 1 BB: 0 P: 15	R: 4 E: 1 K: 1 S: 15	H: 2 LOB: 0 BB: 1 P: 26	R: 0 E: 0 K: 0 S: 6	H: 0 LOB: 0 BB: 0 P: 9	R: 0 E: 1 K: 0 S: 11	H: 1 LOB: 2 BB: 1 P: 22	R: 3 E: 1 K: 1 S: 11	H: 2 LOB: 0 BB: 0 P: 19	1B: 4 2B: 0 3B: 0 HR: 3	SF: 0 SAC: 0 DP: 0 HBP: 0	WP: 0 PB: 0 SB: 0 CS: 0	PA: 38
PITCHER Darrell May, L ERA: 4.13 Jason Grimsley, R ERA: 3.82 Sean Lowe, R ERA: 4.7 Mike MacDougal, R ERA: 3.04	IP WLS BF H R ER SO BB IBB HBP BLK WP HR S P ERA WHIP	6.0 H 3 0 0 3 3 1 0 0 0 0 2 53 83 4.50 0.833	1.0 H 5 1 0 0 0 0 1 0 0 0 0 6 9 0.00 0.000	1.0 H 5 1 0 0 0 0 1 0 0 0 0 11 22 0.00 1.000	1.0 L 6 2 3 0 1 0 0 0 0 0 1 11 19 0.00 2.000	PITCHER IP WLS BF H R ER SO BB IBB HBP BLK WP HR S P ERA WHIP																

Oakland Athletics @ Kansas City Royals
Kauffman Stadium, Kansas City, MO
 Sat May 31 2003, 1:05 PM CDT
 Att. 31,650 - Cloudy - 70 F

livebaseballscorecards.com

AB	36
R	7
H	7
RBI	7
BB	2
SO	4
LOB	7



Batter	1	2	3	4	5	6	7	8	9	AB	R	H	RBI	BB	SO	LOB
Brent Abernathy, R (1, 4) OBP: 0.053, SLG: 0.053 Desi Relaford, S (9, PH) OBP: 0.356, SLG: 0.433	1-3 		2-3 		0-1 		1-1 		0-1 	4	0	0	0	0	2	0
Joe Randa, R (1, 5) OBP: 0.291, SLG: 0.399	4-0 			2-2 	1-2 		2-1 		0-1 	4	0	1	1	1	0	0
29 Mike Sweeney, R (1, 3) OBP: 0.430, SLG: 0.519	4-2 			0-1 	2-2 		2-1 		0-1 	4	1	2	0	1	0	0
Ken Harvey, R (1, 10) OBP: 0.278, SLG: 0.371	1-0 			0-0 		1-1 		2-3 	1-0 	5	1	1	0	0	1	4
Carlos Beltrán, S (1, 8)		0-1 		0-2 		1-0 		0-1 		4	2	2	0	0	0	1
Mendy López, R (1, 7) OBP: 0.290, SLG: 0.367 Aaron Guiel, L (9, 7) OBP: 0.250, SLG: 0.250		1-2 		2-0 		3-1 		1-3 		4	1	2	1	0	1	1
Michael Tucker, L (1, 9) OBP: 0.321, SLG: 0.456		0-2 		1-2 		1-1 		2-3 		3	0	1	2	0	1	1
4 Angel Berroa, R (1, 6) OBP: 0.323, SLG: 0.380			0-0 		0-1 		4-0 		1-3 	2	0	0	1	1	1	0
Brent Mayne, L (1, 2) OBP: 0.309, SLG: 0.378			0-1 		0-1 		1-3 		2-2 	4	0	0	0	0	1	3

Inning Stats		R: 0	H: 0	E: 0	K: 1	S: 7	R: 0	H: 0	E: 0	K: 0	S: 10	R: 0	H: 0	E: 0	K: 1	S: 11	R: 4	H: 5	E: 0	K: 0	S: 18	R: 0	H: 0	E: 0	K: 0	S: 8	R: 1	H: 1	E: 1	K: 1	S: 10	R: 0	H: 0	E: 0	K: 0	S: 6	R: 0	H: 1	E: 0	K: 3	S: 12	R: 1	H: 3	E: 0	K: 1	S: 15	1B: 9	2B: 0	3B: 1	HR: 0	SF: 2	SAC: 0	DP: 1	HBP: 0	WP: 0	PB: 0	SB: 2	CS: 0	PA: 40
Ted Lilly, L (1, 1) ERA: 4.21	PITCHER	IP	WLS	BF	H	R	ER	SO	BB	IBB	HBP	BLK	WP	HR	S	P	ERA	WHIP																																									
Jim Mecir, R (8, 1) ERA: 4.0		7.0		30	6	5	4	3	2	1	0	0	0	0	70	107	5.14	1.143																																									
Keith Foulke, R (9, 1) ERA: 2.28		1.0	W	4	1	0	0	3	0	0	0	0	0	0	12	17	0.00	1.000																																									
		1.0	S	6	3	1	1	1	0	0	0	0	0	0	15	19	9.00	3.000																																									

BOTTOM

Oakland Athletics @ Kansas City Royals
Kauffman Stadium, Kansas City, MO

livebaseballscores.com

AB	35
R	6
H	10
RBI	5
BB	3
SO	7
LOB	10



Sat May 31 2003, 1:05 PM CDT
Att: 31,650 - Cloudy - 70 F

Batter	1	2	3	4	5	6	7	8	9	AB R H RBI BB SO LOB	TOP																								
Eric Byrnes, R OBP: 0.402, SLG: 0.582 (1, 8) (9, 7)	1-2 HR	1-0 F9		0-3 K			4-1 1B BB	1-0 P6		4 1 1 1 1 1 3																									
Scott Hatteberg, L OBP: 0.347, SLG: 0.377 (1, 3)	1-0 G3-1		0-2 P5		1-1 F7		2-2 SAFE 1-H 1B	3-1 F8		5 0 1 0 0 0 0																									
Miguel Tejada, R OBP: 0.281, SLG: 0.403 (1, 6)	0-1 G3		4-1 1B SF8 BB		1-2 F8		0-1 G6-3	0-0 P5		4 1 0 0 1 0 1																									
Erubiel Durazo, L OBP: 0.381, SLG: 0.485 (1, 10)	2-1 E4 1B		1-1 3 HR 1B		3-2 G3		2-1 F9 1B 2B	4-2 FC6-4 BB		4 2 2 0 1 0 0																									
Jermaine Dye, R OBP: 0.258, SLG: 0.272 Chris Singleton, L OBP: 0.359, SLG: 0.450 (1, 9) (9, 8)	0-1 1-2 1B		0-0 SF8		4-1 BB		2-0 F9 2-3	0-1 FC6-4 1-2f		3 0 1 1 1 0 2 0 0 0 0 0 0 0																									
3 Eric Chavez, L OBP: 0.318, SLG: 0.451 (1, 5)	1-2 F8		3-H 2-2 1-H HR		0-1 L6		1-1 G4-3			4 1 1 2 0 0 4																									
Ramon Hernandez, R OBP: 0.337, SLG: 0.451 (1, 2)		2-2 L4	0-2 G6-3		1 SAFE L7		2-0 BB 1B			4 1 1 1 0 0 1																									
Mark Ellis, R OBP: 0.322, SLG: 0.374 (1, 4)		2-3 K		3-1 P6		3-2 G1-3	4-1 1B BB			3 0 0 0 1 1 1																									
Adam Piatt, R OBP: 0.195, SLG: 0.333 Terrence Long, L OBP: 0.310, SLG: 0.415 (1, 7) (7, PH) (7, 7) (9, 9)		2-2 2B		1-0 G5-3		1-3 K	1-1 1-2 2-H 1B			2 0 1 0 0 0 0 2 0 1 1 0 1 0																									
Inning Stats	R: 1 E: 1 K: 0 S: 14	H: 2 LOB: 2 BB: 0 P: 19	R: 0 E: 0 K: 1 S: 12	H: 1 LOB: 1 BB: 0 P: 19	R: 3 E: 0 K: 0 S: 13	H: 2 LOB: 0 BB: 1 P: 20	R: 0 E: 0 K: 1 S: 7	H: 0 LOB: 0 BB: 0 P: 11	R: 0 E: 0 K: 0 S: 9	H: 0 LOB: 0 BB: 0 P: 14	R: 0 E: 0 K: 1 S: 10	H: 1 LOB: 1 BB: 1 P: 17	R: 2 E: 0 K: 0 S: 10	H: 3 LOB: 2 BB: 1 P: 23	R: 0 E: 0 K: 0 S: 7	H: 0 LOB: 1 BB: 1 P: 14	1B: 5 2B: 2 3B: 0 HR: 2	SF: 1 SAC: 0 DP: 0 HBP: 0	WP: 0 PB: 0 SB: 1 CS: 0	PA: 41															
PITCHER	IP WLS BF H R ER SO BB IBB HBP BLK WP HR S P ERA WHIP																			PITCHER	IP WLS BF H R ER SO BB IBB HBP BLK WP HR S P ERA WHIP														
Chris George, L ERA: 6.35 (1, 1)	6.0		26	5	4	4	2	2	0	0	0	0	2	62	97	6.00	1.167																		
D.J. Carrasco, R ERA: 3.45 (7, 1)	1.0		4	1	0	0	1	1	0	0	0	0	0	10	17	0.00	2.000																		
Rick DeHart, L ERA: 6.75 (8, 1)	0.2	L	3	1	1	1	0	0	0	0	0	0	0	5	10	13.50	1.500																		
Jason Grimsley, R ERA: 4.09 (8, 1)	0.0		3	2	1	1	0	1	0	0	0	0	0	4	11	∞	∞																		
Brad Voyles, R ERA: (8, 1)	1.1		5	0	0	0	0	1	0	0	0	0	0	8	16	0.00	0.750																		

Oakland Athletics @ Kansas City Royals
Kauffman Stadium, Kansas City, MO

Sun Jun 01 2003, 1:05 PM CDT
Att. 16,249 - Cloudy - 70 F

livebaseballscorecards.com

AB	35
R	6
H	9
RBI	6
BB	5
SO	3
LOB	12



Batter	1	2	3	4	5	6	7	8	9	AB	R	H	RBI	BB	SO	LOB
Desi Relaford, S OBP: 0.358, SLG: 0.429 (1, 4)	4-0 29 1B 29 S 3B BB	3-2 P4			3-3 K		0-1 1B 1-3 1B		3-2 G6-3	4	1	1	0	1	1	0
Joe Randa, R OBP: 0.291, SLG: 0.396 (1, 5)	1-3 K		0-1 G6-3		2-2 P5		3-1 1B 1-2 1B			4	0	1	1	0	1	1
29 Mike Sweeney, R OBP: 0.431, SLG: 0.518 (1, 10)	2-1 3B 1-3 1B		2-0 1B 1B		1-1 P4		2-3 K			4	1	2	0	0	1	2
Raul Ibanez, L OBP: 0.351, SLG: 0.478 (1, 7)	1-0 1B 3B		3-2 F8		2-3 K		2-3 K			4	1	1	2	0	2	1
Carlos Beltrán, S OBP: 0.378, SLG: 0.496 (1, 8)	1-2 S 1B		1-0 1-2 1B		1-0 G5-3		1-1 S 1B			4	0	3	1	0	0	0
Mendy López, R OBP: 0.257, SLG: 0.324 (1, 3)	3-2 P4 1-2		2-1 G6-3		0-0 G5-3		1-3 K			4	0	0	0	0	1	4
Michael Tucker, L OBP: 0.315, SLG: 0.447 (1, 9)	3-2 F7			3-0 G6-3			3-2 G3		0-1 G4-3	4	0	0	0	0	0	2
4 Angel Berroa, R OBP: 0.316, SLG: 0.371 (1, 6)		0-1 F8		2-1 F7			2-1 F7		3-2 F8	4	0	0	0	0	0	0
Mike DiFelice, R OBP: 0.316, SLG: 0.479 (1, 2)		2-3 K		0-0 L6			2-0 1B 1B 1B		2-3 K	4	1	1	0	0	2	0

Inning Stats	R: 3	H: 3	E: 0	K: 1	S: 16	R: 0	H: 0	E: 0	K: 1	S: 11	R: 0	H: 2	E: 0	K: 0	S: 9	R: 0	H: 0	E: 0	K: 1	S: 4	R: 0	H: 0	E: 0	K: 1	S: 5	R: 1	H: 3	E: 0	K: 1	S: 13	R: 0	H: 1	E: 0	K: 2	S: 11	R: 0	H: 0	E: 0	K: 1	S: 14	1B: 8	2B: 0	3B: 1	HR: 0	SF: 0	SAC: 0	DP: 0	HBP: 0	WP: 0	PB: 0	SB: 3	CS: 0	PA: 37
--------------	------	------	------	------	-------	------	------	------	------	-------	------	------	------	------	------	------	------	------	------	------	------	------	------	------	------	------	------	------	------	-------	------	------	------	------	-------	------	------	------	------	-------	-------	-------	-------	-------	-------	--------	-------	--------	-------	-------	-------	-------	--------

PITCHER	IP	WLS	BF	H	R	ER	SO	BB	IBB	HBP	BLK	WP	HR	S	P	ERA	WHIP
Barry Zito, L ERA: 2.94 (1, 1)	6.2		28	7	4	4	4	1	0	0	0	0	0	62	111	5.40	1.200
Chad Bradford, R ERA: 3.04 (7, 1)	0.1	W	2	1	0	0	1	0	0	0	0	0	0	5	10	0.00	3.000
Ricardo Rincon, L ERA: 4.34 (8, 1)	1.0	H	4	1	0	0	2	0	0	0	0	0	0	11	15	0.00	1.000
Keith Foulke, R ERA: 2.2 (9, 1)	1.0	S	3	0	0	0	1	0	0	0	0	0	0	14	22	0.00	0.000

BOTTOM

Oakland Athletics @ Kansas City Royals
Kauffman Stadium, Kansas City, MO


AB	36
R	4
H	9
RBI	4
BB	1
SO	8
LOB	10



PITCHER	IP	WLS	BF	H	R	ER	SO	BB	IBB	HBP	BLK	WP	HR	S	P	ERA	WHIP
Barry Zito, L ERA: 2.94 (1, 1)	6.2		28	7	4	4	4	1	0	0	0	0	0	62	111	5.40	1.200
Chad Bradford, R ERA: 3.04 (7, 1)	0.1	W	2	1	0	0	1	0	0	0	0	0	0	5	10	0.00	3.000
Ricardo Rincon, L ERA: 4.34 (8, 1)	1.0	H	4	1	0	0	2	0	0	0	0	0	0	11	15	0.00	1.000
Keith Foulke, R ERA: 2.2 (9, 1)	1.0	S	3	0	0	0	1	0	0	0	0	0	0	14	22	0.00	0.000

Sun Jun 01 2003, 1:05 PM CDT
Att: 16,249 - Cloudy - 70 F

livebaseballscorecards.com

Batter	1	2	3	4	5	6	7	8	9	AB R H RBI BB SO LOB	TOP																
Desi Relaford, S (1, 4) OBP: 0.355, SLG: 0.424	1-1 G5-3		3-3 K			2-2 1B 29 G4-3 1B	1-1 G1-3			4 1 1 0 0 1 0	Kansas City Royals @ Los Angeles Dodgers Dodger Stadium, Los Angeles, CA Tue Jun 03 2003, 7:10 PM PDT Att. 26,409 - Cloudy - 68 F																
Joe Randa, R (1, 5) OBP: 0.300, SLG: 0.414	1-1 2B		1-1 G1-3			1-0 1 SAFE 1 SAFE 1 SAFE 2B 1B	1-0 G1-3 2B			4 1 3 0 0 0 0																	
29 Mike Sweeney, R (1, 3) OBP: 0.423, SLG: 0.506	0-3 K			3-3 K		2-2 G4-3	0-0 G5-3			4 0 0 1 0 2 3																	
Raul Ibanez, L (1, 7) OBP: 0.349, SLG: 0.478	3-2 P6			1-1 G4-3		0-2 G5-3 2H 2B	0-2 G1-3			4 0 1 1 0 0 2																	
Carlos Beltrán, S (1, 8) OBP: 0.375, SLG: 0.486		1-2 L9		0-2 F7		0-0 G5-3	4-0 IBB			3 0 0 0 1 0 1																	
Michael Tucker, L (1, 9) OBP: 0.314, SLG: 0.448		0-2 2B			3-3 K	1-3 K2-3	1-3 K			4 0 1 0 0 3 3																	
4 Angel Berroa, R (1, 6) OBP: 0.320, SLG: 0.391		0-3 K2-3			0-1 1B		1-0 HR			4 1 2 1 0 2 1																	
Brent Mayne, L (1, 2) OBP: 0.301, SLG: 0.366		1-1 G4-3			1-3 K		0-0 F7			4 0 0 0 0 1 2																	
Jeremy Affeldt, L (1, 1) Jason Gilfillan, R (6, 1) Mendy López, R (7, PH) Sean Lowe, R (7, 1) Aaron Guiel, L (9, PH) D.J. Carrasco, R (9, 1)			0-1 G1-3		1-1 G1-3		1-0 F7		2-3 K	2 0 0 0 0 0 1 0 0 0 0 0 0 0 1 0 0 0 0 0 0 0 0 0 0 0 0 0 1 0 0 0 0 1 0 0 0 0 0 0 0 0																	
Inning Stats	R: 0 E: 0 K: 1 S: 13	H: 1 LOB: 1 BB: 0 P: 18	R: 0 E: 0 K: 1 S: 14	H: 1 LOB: 1 BB: 0 P: 16	R: 0 E: 0 K: 1 S: 7	H: 0 LOB: 0 BB: 0 P: 11	R: 0 E: 0 K: 1 S: 8	H: 0 LOB: 0 BB: 0 P: 12	R: 0 E: 0 K: 2 S: 15	H: 1 LOB: 1 BB: 0 P: 20	R: 2 E: 0 K: 1 S: 15		H: 3 LOB: 1 BB: 0 P: 21	R: 1 E: 0 K: 0 S: 5	H: 1 LOB: 0 BB: 0 P: 8	R: 0 E: 0 K: 1 S: 9	H: 1 LOB: 2 BB: 1 P: 15	R: 0 E: 0 K: 2 S: 9	H: 0 LOB: 0 BB: 0 P: 12	1B: 3 2B: 4 3B: 0 HR: 1	SF: 0 SAC: 0 DP: 0 HBP: 0	WP: 0 PB: 0 SB: 1 CS: 0	PA: 36				
PITCHER	IP WLS BF H R ER SO BB IBB HBP BLK WP HR S P ERA WHIP																										
Odalis Perez, L (1, 1) ERA: 4.29	7.0		28	7	3	3	7	0	0	0	0	0	1	77	106	3.86	1.000										
Paul Shuey, R (8, 1) ERA: 1.02	0.1		2	1	0	0	0	0	0	0	0	0	0	2	3	0.00	3.000										
Tom Martin, L (8, 1) ERA: 2.7	0.2		3	0	0	0	1	0	1	0	0	0	0	7	12	0.00	0.000										
Eric Gagne, R (9, 1) ERA: 2.17	1.0	W	3	0	0	0	2	0	0	0	0	0	0	9	12	0.00	0.000										

livebaseballscores.com

AB	35
R	3
H	8
RBI	3
BB	1
SO	10
LOB	13

Batter	1	2	3	4	5	6	7	8	9	AB	R	H	RBI	BB	SO	LOB
Dave Roberts, L OBP: 0.342, SLG: 0.331 (1, 8)	4-2 B G5-4-3 BB		0-3 K		0-0 B1-3	0-0 L9		0-0 B1		4	0	0	0	1	1	3
Paul Lo Duca, R OBP: 0.390, SLG: 0.450 (1, 2)	3-1 G5-4-3 1-2f		1-0 2B		3-2 F8		2-0 2B G4-6-3 1B		2-2 F8	5	1	2	0	0	0	1
Shawn Green, L OBP: 0.344, SLG: 0.453 (1, 9)	2-2 G3		4-2 BB		2-3 K		2-2 G4-6-3 1-3 2B		4-1 HBP WP BB BB	3	1	1	0	2	1	0
Brian Jordan, R OBP: 0.396, SLG: 0.420 (1, 7)		2-1 G6-4-3 1B	0-3 K		0-0 1B E 1B		4-1 G4-6-3 BB		1-3 K	4	1	2	0	1	2	4
Fred McGriff, L OBP: 0.335, SLG: 0.454 (1, 3)		2-2 G6-4-3 1-2f		2-0 G1-3		0-0 WP E G4-3 1B		0-2 G4-6-3	4-1 BB HBP IBB	4	1	1	0	1	0	3
Jolbert Cabrera, R OBP: 0.350, SLG: 0.557 (1, 4)		0-0 2B	1-3 K		0-1 E6 SH2-4 WP 1-2 3-H		2-2 HBP		1-0 BB HBP	3	0	1	1	0	1	1
Adrian Beltré, R OBP: 0.282, SLG: 0.353 (1, 5)		1-3 K	2-2 1B 1B		1-1 G4-3 1-2 2-H		2-2 G1-3		4-2 BB	4	0	1	2	1	1	4
Cesar Izturis, S OBP: 0.287, SLG: 0.291 (1, 6)		0-1 G4-3	0-0 1B		4-0 SH2-4 BB		2-0 P5		1-2 2-3 3-H	3	0	1	0	1	0	0
Odalis Perez, L OBP: 0.048, SLG: 0.048 Paul Shuey, R Tom Martin, L Alex Cora, L Eric Gagne, R	(1, 1) (8, 1) (8, 1) (8, PH) (9, 1)	2-1 2B 1B	1-0 G2-3		0-1 SH2-4		0-0 F9			2	0	1	0	0	0	2

Inning Stats	R: 0	H: 0	E: 0	K: 0	S: 11	H: 0	LOB: 0	BB: 1	P: 20	R: 0	H: 2	E: 0	K: 1	S: 9	H: 2	LOB: 1	BB: 0	P: 14	R: 0	H: 2	E: 0	K: 2	S: 14	H: 2	LOB: 3	BB: 1	P: 21	R: 0	H: 2	E: 0	K: 1	S: 9	H: 2	LOB: 2	BB: 0	P: 15	R: 0	H: 0	E: 1	K: 0	S: 9	H: 2	LOB: 2	BB: 1	P: 14	R: 1	H: 2	E: 0	K: 0	S: 14	H: 2	LOB: 2	BB: 1	P: 26	R: 0	H: 0	E: 0	K: 0	S: 3	H: 0	LOB: 0	BB: 0	P: 5	R: 1	H: 0	E: 0	K: 1	S: 13	H: 0	LOB: 3	BB: 3	P: 29	1B: 7	2B: 3	3B: 0	HR: 0	SF: 0	SAC: 1	DP: 3	HBP: 2	WP: 2	PA: 43
--------------	------	------	------	------	-------	------	--------	-------	-------	------	------	------	------	------	------	--------	-------	-------	------	------	------	------	-------	------	--------	-------	-------	------	------	------	------	------	------	--------	-------	-------	------	------	------	------	------	------	--------	-------	-------	------	------	------	------	-------	------	--------	-------	-------	------	------	------	------	------	------	--------	-------	------	------	------	------	------	-------	------	--------	-------	-------	-------	-------	-------	-------	-------	--------	-------	--------	-------	--------

PITCHER	IP	WLS	BF	H	R	ER	SO	BB	IBB	HBP	BLK	WP	HR	S	P	ERA	WHIP
Jeremy Affeldt, L ERA: 4.22 (1, 1)	5.0		21	6	0	0	5	2	0	0	0	0	0	55	87	0.00	1.600
Jason Gifflian, R ERA: 11.12 (6, 1)	1.0	B	7	2	2	2	0	1	0	0	0	1	0	9	14	18.00	3.000
Sean Lowe, R ERA: 4.67 (7, 1)	2.0	B	9	2	1	1	0	1	0	1	0	0	0	17	31	4.50	1.500
D.J. Carrasco, R ERA: 3.68 (9, 1)	0.2	L	6	0	1	1	1	2	1	1	0	1	0	13	29	13.50	3.000

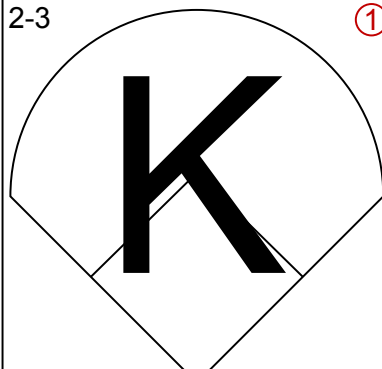
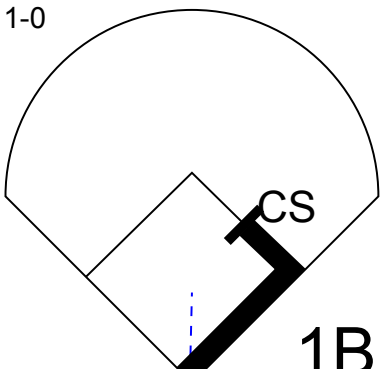
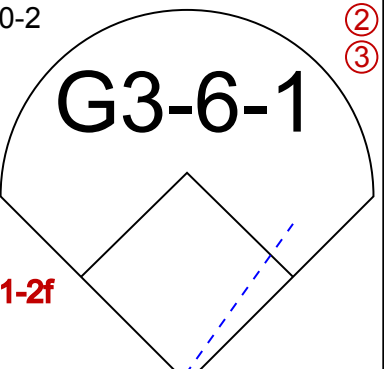
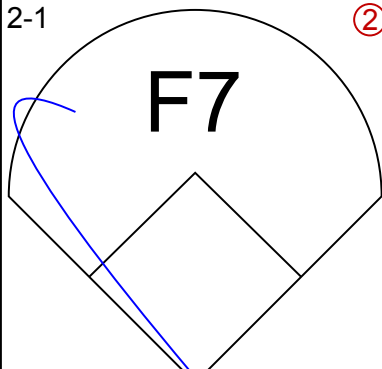
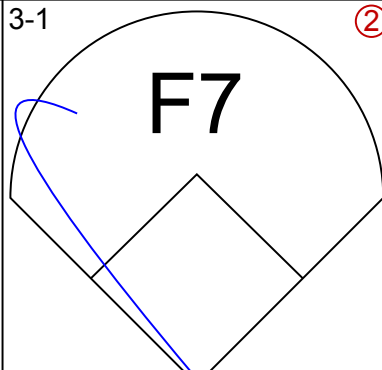
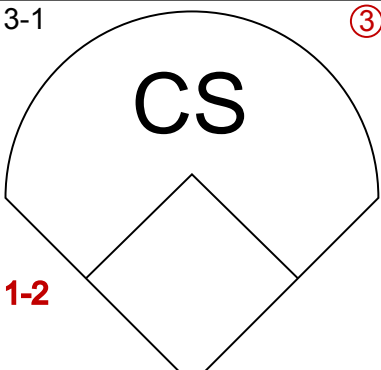
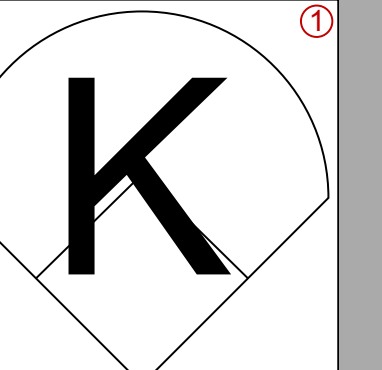
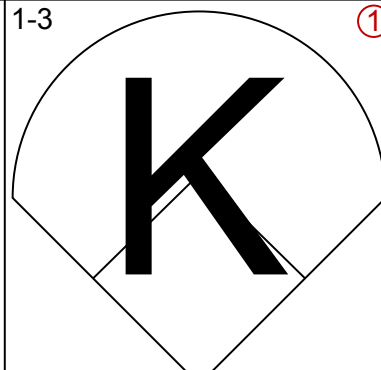
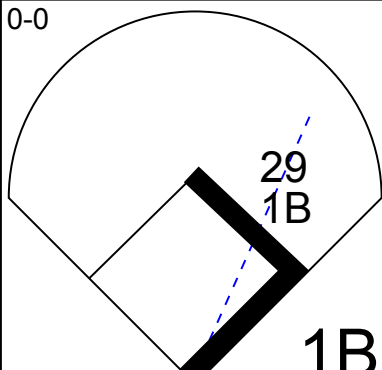
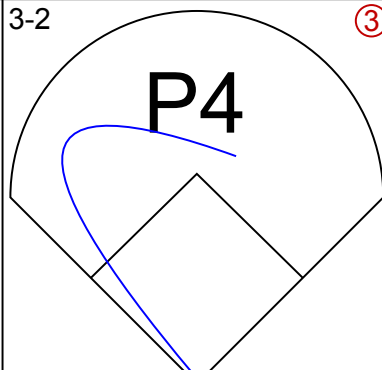
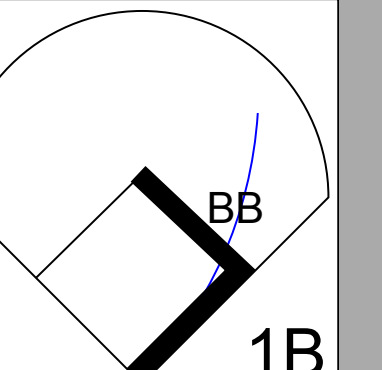
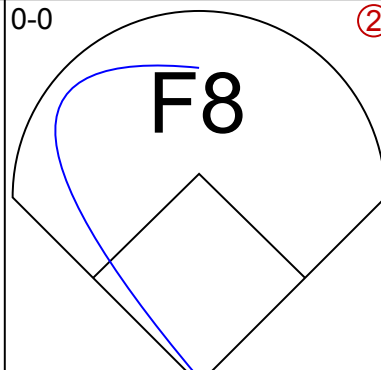
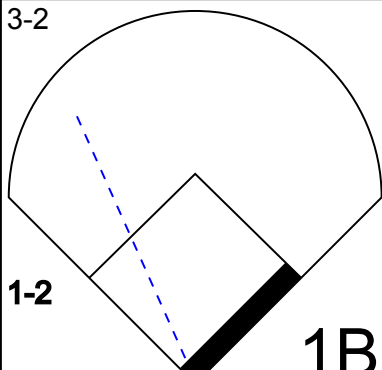
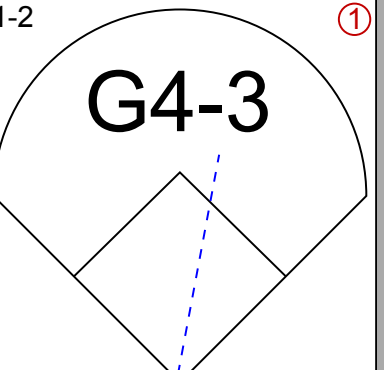
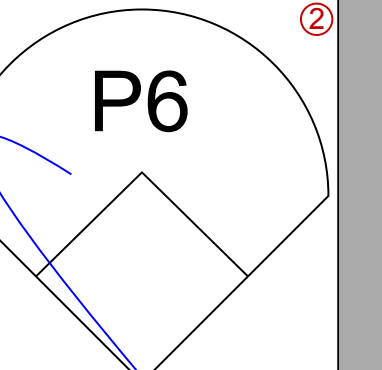
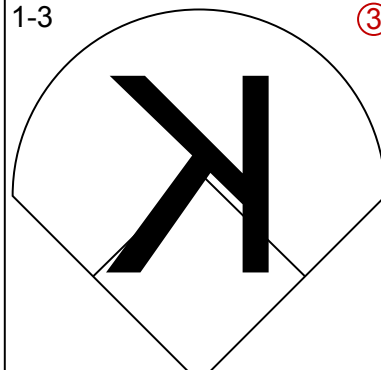
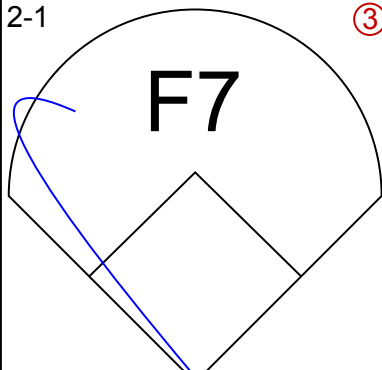
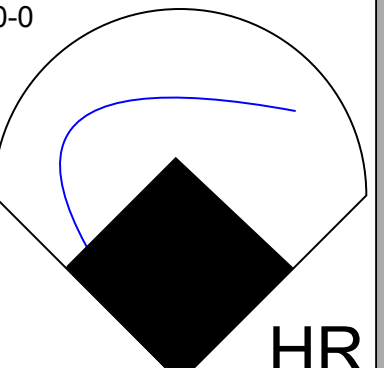
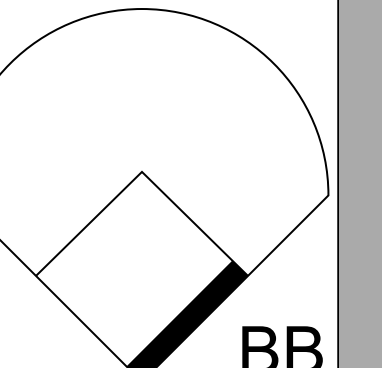
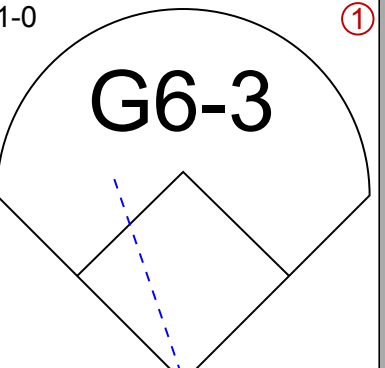
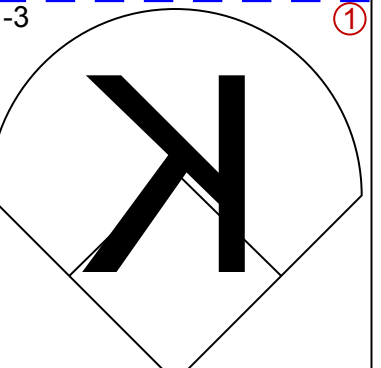
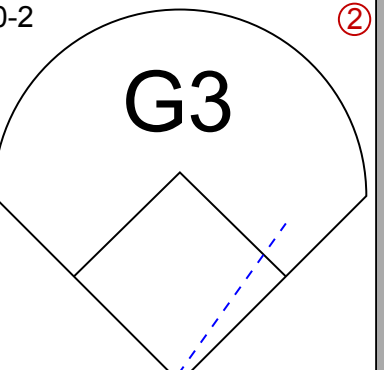
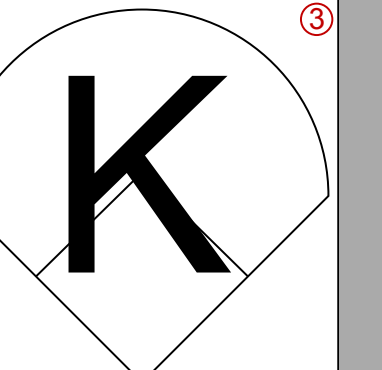
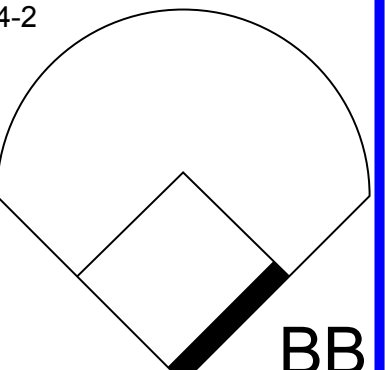
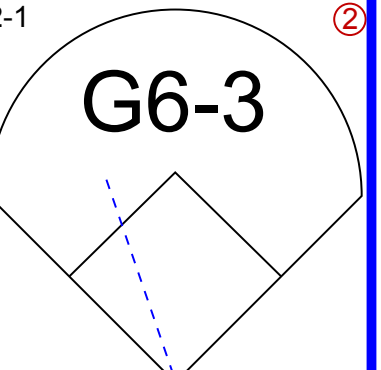
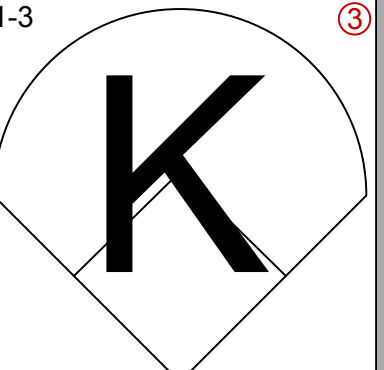
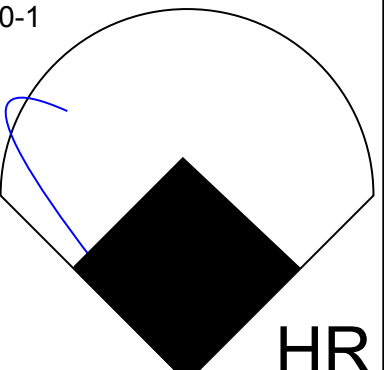
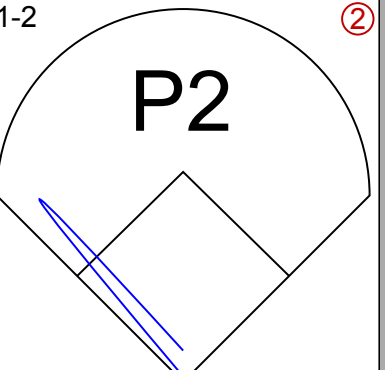
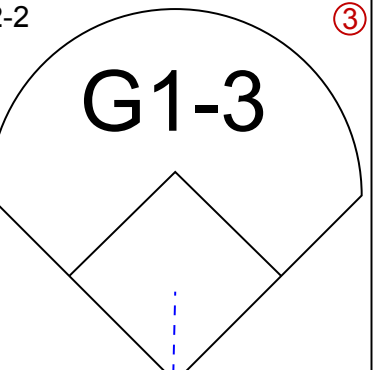
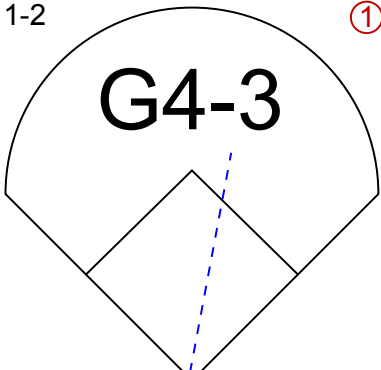
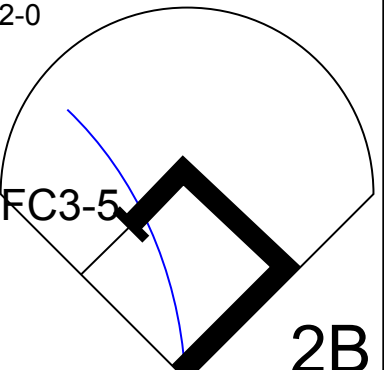
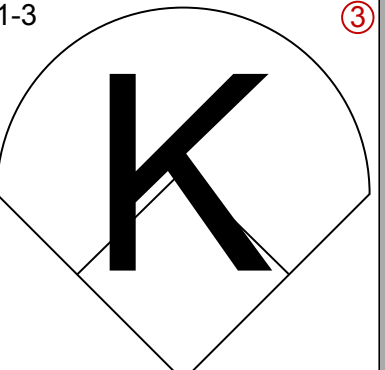
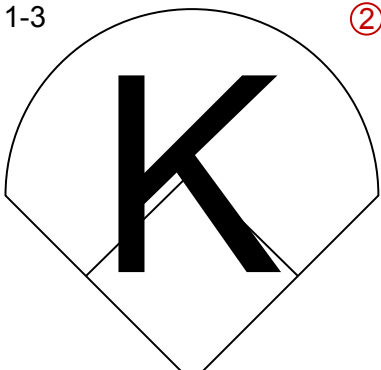
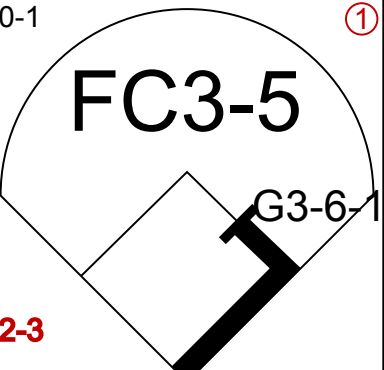
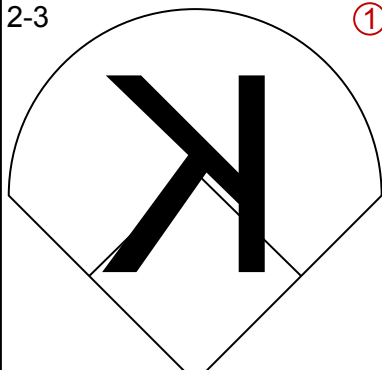
BOTTOM

Kansas City Royals @ Los Angeles Dodgers
 Dodger Stadium, Los Angeles, CA
 Tue Jun 03 2003, 7:10 PM PDT
 Att: 26,409 - Cloudy - 68 F

livebaseballscores.com

AB	33
R	4
H	10
RBI	3
BB	7
SO	6
LOB	18



Batter	1	2	3	4	5	6	7	8	9	AB R H RBI BB SO LOB	TOP											
Desi Relaford, S (1, 4) OBP: 0.353, SLG: 0.420	2-3 		1-0  1B		0-2  1-2f			2-1 		4 0 1 0 0 1 1												
Joe Randa, R (1, 5) OBP: 0.299, SLG: 0.411	3-1 		3-1  1-2	1-3 		1-3 		0-0  1B		4 0 1 0 0 2 0												
29 Mike Sweeney, R (1, 3) OBP: 0.425, SLG: 0.506	3-2 			0-1  1B		0-0 		3-2  1-2 1B		4 0 2 0 0 0 0												
Raul Ibanez, L (1, 7) OBP: 0.343, SLG: 0.469		1-2 		3-1  1-2		1-3 		2-1  3		4 0 0 0 0 1 3												
Carlos Beltrán, S (1, 8) OBP: 0.378, SLG: 0.504		0-0 		4-1  1-2 BB		1-0 		1-3  1		3 1 1 1 1 1 0												
Michael Tucker, L (1, 9) OBP: 0.314, SLG: 0.443		0-2 		1-3  3		4-2  BB		2-1  2		2 0 0 0 1 1 2												
Jason Grimsley, R (7, 1)										0 0 0 0 0 0 0												
Ken Harvey, R (9, PH) OBP: 0.276, SLG: 0.369										1 0 0 0 0 0 0												
Mike MacDougal, S (9, 1)										0 0 0 0 0 0 0												
4 Angel Berroa, R (1, 6) OBP: 0.318, SLG: 0.404		1-3 			0-1  HR		1-2  2		2-2  3		4 1 1 1 0 1 1											
Brent Mayne, L (1, 2) OBP: 0.301, SLG: 0.373			1-2 		2-0  2B		1-3  3				3 0 1 0 0 1 1											
Kyle Snyder, S (1, 1)			1-3 		0-1  G3-6 2-3			2-3  1			2 0 0 0 0 1 1											
Aaron Guiel, L (7, 9) OBP: 0.167, SLG: 0.167											1 0 0 0 0 1 0											
Inning Stats	R: 0 E: 0 K: 1 S: 8	H: 0 LOB: 0 BB: 0 P: 16	R: 1 E: 0 K: 1 S: 11	H: 1 LOB: 0 BB: 0 P: 13	R: 0 E: 0 K: 1 S: 8	H: 1 LOB: 0 BB: 0 P: 14	R: 0 E: 0 K: 2 S: 11	H: 1 LOB: 2 BB: 1 P: 20	R: 1 E: 0 K: 0 S: 8	H: 2 LOB: 0 BB: 0 P: 10	R: 0 E: 0 K: 2 S: 8	H: 0 LOB: 0 BB: 0 P: 10	R: 0 E: 0 K: 1 S: 10	H: 0 LOB: 1 BB: 1 P: 17	R: 0 E: 0 K: 1 S: 12	H: 2 LOB: 2 BB: 0 P: 21	R: 0 E: 0 K: 1 S: 9	H: 0 LOB: 0 BB: 0 P: 14	1B: 4 2B: 1 3B: 0 HR: 2	SF: 0 SAC: 0 DP: 1 HBP: 0	WP: 0 PB: 0 SB: 0 CS: 1	PA: 35
PITCHER	IP WLS BF H R ER SO BB IBB HBP BLK WP HR S P ERA WHIP																					
Hideo Nomo, R (1, 1) ERA: 2.84	8.0 L 31 7 2 2 9 2 0 0 0 0 0 2 76 121 2.25 1.125																					
Paul Quantrill, R (9, 1) ERA: 1.46	1.0 3 0 0 0 1 0 0 0 0 0 0 0 9 14 0.00 0.000																					

Kansas City Royals @ Los Angeles Dodgers
 Dodger Stadium, Los Angeles, CA
 Wed Jun 04 2003, 7:10 PM PDT
 Att. 23,677 - Sunny - 66 F

AB	32
R	2
H	7
RBI	2
BB	2
SO	10
LOB	9



Batter	1	2	3	4	5	6	7	8	9	AB	R	H	RBI	BB	SO	LOB
Dave Roberts, L OBP: 0.340, SLG: 0.329 (1, 8)	L9			G4-3		2B 1B			G3	4	1	1	0	0	0	0
Paul Lo Duca, R OBP: 0.393, SLG: 0.456 (1, 2)	F9			1B		2B			G5-3	4	0	2	1	0	0	0
Shawn Green, L OBP: 0.339, SLG: 0.445 (1, 9)	K			K		G1-3			L8	4	0	0	0	0	2	2
Fred McGriff, L OBP: 0.330, SLG: 0.447 (1, 3)			G3	G3			K			3	0	0	0	0	1	1
Brian Jordan, R OBP: 0.389, SLG: 0.412 (1, 7)			G5-3		G1-3		K			3	0	0	0	0	1	0
Adrian Beltré, R OBP: 0.278, SLG: 0.347 (1, 5)			F7		F8		G3-1			3	0	0	0	0	0	0
Alex Cora, L OBP: 0.307, SLG: 0.337 (1, 4)			F8		G6-3			F8		3	0	0	0	0	0	0
Cesar Izturis, S OBP: 0.283, SLG: 0.286 (1, 6)			F8			K		K		3	0	0	0	0	2	0
Hideo Nomo, R OBP: 0.167, SLG: 0.107 (1, 1) Mike Kinkade, R OBP: 0.389, SLG: 0.417 (8, PH) Paul Quantrill, L (9, 1)			K			G5-3		K		2	0	0	0	0	1	0
										1	0	0	0	0	1	0
										0	0	0	0	0	0	0

Inning Stats	R: 0	H: 0	E: 0	K: 1	S: 9	LOB: 0	BB: 0	P: 12	R: 0	H: 0	E: 0	K: 0	S: 8	LOB: 0	BB: 0	P: 14	R: 0	H: 0	E: 0	K: 1	S: 7	LOB: 0	BB: 0	P: 10	R: 0	H: 1	E: 0	K: 1	S: 10	LOB: 1	BB: 0	P: 16	R: 0	H: 0	E: 0	K: 0	S: 4	LOB: 0	BB: 0	P: 6	R: 1	H: 2	E: 0	K: 1	S: 15	LOB: 1	BB: 0	P: 20	R: 0	H: 0	E: 0	K: 2	S: 7	LOB: 0	BB: 0	P: 10	R: 0	H: 0	E: 0	K: 2	S: 12	LOB: 0	BB: 0	P: 20	R: 0	H: 0	E: 0	K: 0	S: 7	LOB: 0	BB: 0	P: 11	1B: 2	SF: 0	2B: 1	SAC: 0	3B: 0	DP: 0	HR: 0	HBP: 0	WP: 0	PA: 30
--------------	------	------	------	------	------	--------	-------	-------	------	------	------	------	------	--------	-------	-------	------	------	------	------	------	--------	-------	-------	------	------	------	------	-------	--------	-------	-------	------	------	------	------	------	--------	-------	------	------	------	------	------	-------	--------	-------	-------	------	------	------	------	------	--------	-------	-------	------	------	------	------	-------	--------	-------	-------	------	------	------	------	------	--------	-------	-------	-------	-------	-------	--------	-------	-------	-------	--------	-------	--------

PITCHER	IP	WLS	BF	H	R	ER	SO	BB	IBB	HBP	BLK	WP	HR	S	P	ERA	WHIP
Kyle Snyder, R ERA: 3.77 (1, 1)	6.0	W	21	3	1	1	4	0	0	0	0	0	0	53	78	1.50	0.500
Jason Grimsley, R ERA: 3.86 (7, 1)	2.0	H	6	0	0	0	4	0	0	0	0	0	0	19	30	0.00	0.000
Mike MacDougal, R ERA: 2.92 (9, 1)	1.0	S	3	0	0	0	0	0	0	0	0	0	0	7	11	0.00	0.000

BOTTOM

Kansas City Royals @ Los Angeles Dodgers
Dodger Stadium, Los Angeles, CA

Wed Jun 04 2003, 7:10 PM PDT
Att. 23,677 - Sunny - 66 F

livebaseballscores.com

AB	30
R	1
H	3
RBI	1
BB	0
SO	8
LOB	3



Batter	1	2	3	4	5	6	7	8	9	AB R H RBI BB SO LOB	TOP											
Desi Relaford, S (1, 4) OBP: 0.351, SLG: 0.416	0-0 29 E G6-3 1B		0-2 G4-3		0-0 L3		0-1 L6			4 0 1 0 0 0 2												
Joe Randa, R (1, 5) OBP: 0.298, SLG: 0.407	0-2 G6-3 1-2		2-2 G6-3			1-1 29 2B 1B		2-3 K		4 1 1 0 0 1 1												
29 Mike Sweeney, R (1, 3) OBP: 0.426, SLG: 0.509 Mendy López, R (8, PR) OBP: 0.250, SLG: 0.314	2-0 E3 FC4-6 2-3		2-1 G6-3		2-0 SH2-3 4 WP 2B		1-1 FC4 HBP			3 1 1 1 0 0 1 0 0 0 0 0 0 0												
Raul Ibanez, L (1, 7) OBP: 0.339, SLG: 0.463	2-3 K		2-1 G4-3		0-0 SH2-3		0-1 FC4 CS			3 0 0 0 0 1 3												
Carlos Beltrán, S (1, 8) OBP: 0.375, SLG: 0.493	1-2 FC4-6 1-2f		0-0 G6-3		4-0 4 S BB		0-1 CS 1-2		1-3 K	3 0 0 0 1 1 2												
Michael Tucker, L (1, 9) OBP: 0.308, SLG: 0.435		1-1 G3		2-3 K		2-3 SAFE K		3-3 K		4 0 0 0 0 3 2												
4 Angel Berroa, R (1, 6) OBP: 0.317, SLG: 0.401		2-2 G6-3		0-2 SH1-4 1B		3-2 SAFE G5-3		2-2 G6-3		4 0 1 0 0 0 1												
Mike DiFelice, R (1, 2) OBP: 0.316, SLG: 0.474		1-0 G5-3		0-1 SH1-4 1B		2-3 K				3 0 1 0 0 1 0												
Darrell May, L (1, 1) Sean Lowe, R (8, 1) Rick DeHart, L (8, 1)			0-3 K		0-2 SH1-4		0-1 G4-3			2 0 0 0 0 1 0 0 0 0 0 0 0 0 0 0 0 0 0 0 0												
Inning Stats	R: 0 E: 1 K: 1 S: 12	H: 1 LOB: 2 BB: 0 P: 17	R: 0 E: 0 K: 0 S: 6	H: 0 LOB: 0 BB: 0 P: 10	R: 0 E: 0 K: 1 S: 9	H: 0 LOB: 0 BB: 0 P: 11	R: 0 E: 0 K: 0 S: 5	H: 0 LOB: 0 BB: 0 P: 9	R: 0 E: 0 K: 1 S: 12	H: 2 LOB: 2 BB: 0 P: 14	R: 2 E: 0 K: 1 S: 18	H: 2 LOB: 1 BB: 1 P: 30	R: 0 E: 0 K: 1 S: 7	H: 0 LOB: 0 BB: 0 P: 9	R: 0 E: 0 K: 1 S: 7	H: 0 LOB: 1 BB: 0 P: 10	R: 0 E: 0 K: 2 S: 12	H: 0 LOB: 0 BB: 0 P: 18	1B: 4 2B: 1 3B: 0 HR: 0	SF: 0 SAC: 2 DP: 0 HBP: 1	WP: 1 PB: 0 SB: 1 CS: 1	PA: 35
PITCHER	IP WLS BF H R ER SO BB IBB HBP BLK WP HR S P ERA WHIP																					
Kevin Brown, R (1, 1) ERA: 2.06	7.0 W 28 5 2 2 5 1 0 0 0 1 0 69 100 2.57 0.857																					
Paul Shuey, R (8, 1) ERA: 1.0	0.1 H 2 0 0 0 1 0 0 1 0 0 0 4 7 0.00 0.000																					
Tom Martin, L (8, 1) ERA: 2.6	0.2 H 1 0 0 0 0 0 0 0 0 0 0 3 3 0.00 0.000																					
Eric Gagne, R (9, 1) ERA: 2.1	1.0 S 3 0 0 0 2 0 0 0 0 0 0 0 12 18 0.00 0.000																					

Kansas City Royals @ Los Angeles Dodgers
Dodger Stadium, Los Angeles, CA

Thu Jun 05 2003, 7:10 PM PDT
Att. 29,170 - Overcast - 64 F

livebaseballscorecards.com

AB	30
R	2
H	5
RBI	1
BB	1
SO	8
LOB	12



Batter	1	2	3	4	5	6	7	8	9
Dave Roberts, L OBP: 0.343, SLG: 0.347 (1, 8)	1-0 E1 1B		3-2 2B			1-1 SH2-3 SF8 2B	1-3 K		
Paul Lo Duca, R OBP: 0.392, SLG: 0.465 (1, 2)	1-2 P5		1-2 F9			0-0 SH2-3 2-3		0-0 HR 3B	
Shawn Green, L OBP: 0.337, SLG: 0.443 (1, 9)	1-0 FC6-4 1B		1-0 F7			0-1 SF8 3-H		0-1 G4-3	
Brian Jordan, R OBP: 0.381, SLG: 0.402 (1, 7)	0-0 FC6-4 1-2f			1-2 G6-3		2-2 P3		2-3 K	
Fred McGriff, L OBP: 0.329, SLG: 0.458 (1, 3)	0-0 F9			2-2 G4-3			0-1 G3	1-1 HR	
Jolbert Cabrera, R OBP: 0.336, SLG: 0.533 (1, 4)		3-2 L7		1-0 F9			3-2 F9	2-2 G6-3	
Adrian Beltré, R OBP: 0.278, SLG: 0.352 (1, 5)		2-2 G2-3			1-0 F8		2-1 1B 2B		
Cesar Izturis, S OBP: 0.284, SLG: 0.287 (1, 6)		1-0 F9			1-1 G3		2-0 1B		
Kevin Brown, R OBP: 0.167, SLG: 0.241 (7, PH) Ron Coomer, R OBP: 0.306, SLG: 0.279 Paul Shuey, R Tom Martin, L Eric Gagne, R			1-0 P4		3-2 G5-3		4-0 IBB		

Inning Stats	R: 1 E: 1 K: 0 S: 8	H: 1 LOB: 1 BB: 0 P: 11	R: 0 E: 0 K: 0 S: 7	H: 0 LOB: 0 BB: 0 P: 13	R: 0 E: 0 K: 0 S: 12	H: 1 LOB: 1 BB: 0 P: 18	R: 0 E: 0 K: 0 S: 8	H: 0 LOB: 0 BB: 0 P: 12	R: 0 E: 0 K: 0 S: 7	H: 0 LOB: 0 BB: 0 P: 12	R: 1 E: 0 K: 0 S: 8	H: 1 LOB: 0 BB: 0 P: 11	R: 1 E: 0 K: 1 S: 12	H: 2 LOB: 2 BB: 1 P: 24	R: 2 E: 0 K: 1 S: 14	H: 2 LOB: 0 BB: 0 P: 19
1B: 2 2B: 3 3B: 1 HR: 1	SF: 1 SAC: 1 DP: 0 HBP: 0	WP: 0 PB: 0 SB: 0 CS: 0														

PITCHER	IP	WLS	BF	H	R	ER	SO	BB	IBB	HBP	BLK	WP	HR	S	P	ERA	WHIP
Darrell May, L ERA: 4.08	(1, 1)	7.1	L	30	6	4	3	1	0	0	0	0	0	65	104	3.68	0.818
Sean Lowe, R ERA: 4.58	(8, 1)	0.1		1	0	0	0	1	0	0	0	0	0	3	5	0.00	0.000
Rick DeHart, L ERA: 9.0	(8, 1)	0.1		2	1	1	0	0	0	0	0	0	1	8	11	27.00	3.000

AB R H RBI BB SO LOB

4 2 2 0 0 1 2

3 1 1 0 0 0 2

3 0 1 2 0 0 2

4 0 0 0 0 1 2

4 1 1 2 0 0 1

4 0 0 0 0 0 0

3 1 1 0 0 0 0

3 0 1 1 0 0 0

2 0 0 0 0 0 0

0 0 0 0 1 0 0

0 0 0 0 0 0 0

0 0 0 0 0 0 0

0 0 0 0 0 0 0

1B: 2 SF: 1
2B: 3 SAC: 1
3B: 1 DP: 0
HR: 1 HBP: 0

WP: 0 PA: 33
PB: 0
SB: 0
CS: 0

ERA WHIP

3.68 0.818

0.00 0.000

27.00 3.000

AB 30

R 5

H 7

RBI 5


BB 1

SO 2

LOB 9



Kansas City Royals @ Los Angeles Dodgers
Dodger Stadium, Los Angeles, CA
Thu Jun 05 2003, 7:10 PM PDT
Att. 29,170 - Overcast - 64 F

Batter	1	2	3	4	5	6	7	8	9	AB R H RBI BB SO LOB	TOP											
Brent Abernathy, R (1, 4) OBP: 0.080, SLG: 0.042	1-1 F8	4-1 29 HR 1B BB		L4		0-1 F8			0-2 G4-3	5 1 0 0 1 0 5												
Desi Relaford, S (1, 5) OBP: 0.355, SLG: 0.436 (8, 6)	0-1 2B	2-1 29 HR 1B		1-2 WP 3B	2-1 G3		1-3 K		1-3 K	6 2 3 1 0 2 0												
29 Mike Sweeney, R (1, 3) OBP: 0.434, SLG: 0.528	4-2 BB	3-1 HR		4-1 WP 1B BB	2-1 G5-3		2-1 1B			3 2 2 4 2 0 0												
Raul Ibanez, L (1, 7) OBP: 0.336, SLG: 0.457	2-2 F7	0-3 K		1-0 3B 1B	3-2 K		0-3 K			5 1 1 1 0 3 3												
Carlos Beltrán, S (1, 8) OBP: 0.376, SLG: 0.500	2-3 K		4-1 4 G6-4-3 BB	1-2 4 2B 3B		2-3 K	0-1 F7			4 1 1 1 1 2 3												
Michael Tucker, L (1, 9) OBP: 0.310, SLG: 0.436		0-2 G4-3	1-0 P6	4-1 4 2B 1B BB		0-0 4 1B 2B		2-2 G4-3		4 2 1 0 1 0 1												
4 Angel Berroa, R (1, 6) OBP: 0.324, SLG: 0.427 Mike MacDougal, S (9, 1)		1-2 HR	1 SAFE 0-1 SAFE G6-4-3	0-2 1B WP 2B		1-2 1B 1B		0-1 G6-3		5 2 3 2 0 0 1 0 0 0 0 0 0 0	AB 38 R 13 H 14 RBI 11 BB 7 SO 8 LOB 15											
Mike DiFelice, R (1, 2) OBP: 0.345, SLG: 0.481		0-0 1B 29 HR 1B		SH1-3 3B BB		0-1 1B 1B		0-1 G5-3		3 2 2 1 2 0 0												
Chris George, L (1, 1) OBP: 1.000, SLG: 1.000 Aaron Guiel, L (6, PH) OBP: 0.143, SLG: 0.143 Sean Lowe, R (6, 1) Jason Grimsley, R (8, 1) Mendy López, R (8, 5) OBP: 0.243, SLG: 0.306		0-0 SH5-4		SH1-3		0-3 K		2-2 F7		1 0 1 1 0 0 0 1 0 0 0 0 1 2 0 0 0 0 0 0 0 0 0 0 0 0 0 0 1 0 0 0 0 0 0												
Inning Stats	R: 0 E: 0 K: 1 S: 16	H: 1 LOB: 2 BB: 1 P: 25	R: 5 E: 0 K: 1 S: 16	H: 4 LOB: 0 BB: 1 P: 26	R: 0 E: 0 K: 0 S: 4	H: 0 LOB: 0 BB: 1 P: 9	R: 7 E: 0 K: 0 S: 28	H: 5 LOB: 2 BB: 4 P: 52	R: 0 E: 0 K: 1 S: 7	H: 0 LOB: 0 BB: 0 P: 14	R: 1 E: 0 K: 2 S: 15	H: 3 LOB: 2 BB: 0 P: 18	R: 0 E: 0 K: 2 S: 10	H: 1 LOB: 1 BB: 0 P: 13	R: 0 E: 0 K: 0 S: 7	H: 0 LOB: 0 BB: 0 P: 9	R: 0 E: 0 K: 1 S: 9	H: 0 LOB: 0 BB: 0 P: 12	1B: 7 2B: 3 3B: 2 HR: 2	SF: 0 SAC: 2 DP: 1 HBP: 0	WP: 2 PB: 0 SB: 0 CS: 0	PA: 47
PITCHER	IP WLS BF H R ER SO BB IBB HBP BLK WP HR S P ERA WHIP																				PITCHER	IP WLS BF H R ER SO BB IBB HBP BLK WP HR S P ERA WHIP
Shawn Chacon, R (1, 1) ERA: 4.37	3.2 L 25 9 12 12 2 6 0 0 0 1 2 55 96 29.45 4.091																					
Nelson Cruz, R (4, 1) ERA: 6.7	1.1 6 1 0 0 1 1 0 0 0 1 0 16 30 0.00 1.500																					
Justin Speier, R (6, 1) ERA: 4.15	2.0 10 4 1 1 4 0 0 0 0 0 0 25 31 4.50 2.000																					
Javier López, L (8, 1) ERA: 0.75	1.0 3 0 0 0 0 0 0 0 0 0 0 7 9 0.00 0.000																					
Steve Reed, R (9, 1) ERA: 3.14	1.0 3 0 0 0 1 0 0 0 0 0 0 9 12 0.00 0.000																					

Kansas City Royals @ Colorado Rockies
Coors Field, Denver, CO
 Sat Jun 07 2003, 1:05 PM MDT
 Att. 25,421 - Cloudy - 52 F

livebaseballscorecards.com

Batter	1	2	3	4	5	6	7	8	9	AB R H RBI BB SO LOB	TOP											
Aaron Guiel, L (1, 9) OBP: 0.385, SLG: 0.462	3-1 FC3-6 1B	1-3 K			0-1 1B 2B	0-1 PB 1B		1-0 L6-3 1-1	1-2 G5-4-3 1B	6 2 4 2 0 1 1												
Joe Randa, R (1, 5) OBP: 0.303, SLG: 0.410	0-1 FC3-6 1B		1-2 G5-3		2-2 2B	3-1 L4		1-0 2B 1B	1-2 G5-4-3 1B	6 2 3 0 0 0 4												
29 Mike Sweeney, R (1, 3) OBP: 0.442, SLG: 0.536	0-0 FC3-6 1B		0-2 G4-3		1-1 HR 2B	4-0 IBB		4-1 BB		3 1 2 2 2 0 0												
Raul Ibanez, L (1, 7) OBP: 0.329, SLG: 0.447	1-1 FC3-6 1B		0-0 G5-3		1-2 P2	3-2 L3		0-1 F8		5 0 0 1 0 0 8												
Carlos Beltrán, S (1, 8) OBP: 0.376, SLG: 0.523	0-1 FC6-4 1B			1-0 G3	0-1 HR		0-1 F8		0-0 SH FC6-2 2B	5 1 2 3 0 0 1												
4 Angel Berroa, R (1, 6) OBP: 0.327, SLG: 0.434	1-2 1B		2-2 G3 2B		1-0 E5		0-0 L6		0-1 SH FC6-2 1B	4 1 2 0 0 0 0												
Brent Mayne, L (1, 2) OBP: 0.298, SLG: 0.362	1-2 G4-3		0-1 G3		2-3 K		4-0 BB		0-0 FC6-2 1B	4 1 0 0 1 1 6												
Mendy López, R (1, 4) OBP: 0.268, SLG: 0.325		1-1 B3-6-4 1B		1-2 L4		1-2 PB 1B		1-0 F8	4-0 1B IBB	4 0 2 0 0 0 2												
Jason Gilfillan, R (8, 1)										0 0 0 0 0 0 0												
Michael Tucker, L (9, PH) OBP: 0.313, SLG: 0.436										0 1 0 0 1 0 0												
Mike MacDougal, S (9, 1)										0 0 0 0 0 0 0												
D.J. Carrasco, R (1, 1)		0-0 B3-6-4			1-3 K			4-2 L6-3 BB	3-1 1B	2 0 0 0 0 1 1												
Brad Voyles, R (5, 1)										1 0 0 0 0 1 1												
Desi Relaford, S (8, PH) OBP: 0.362, SLG: 0.439									1-2 2-3 3-H	1 0 1 1 1 0 0												
Inning Stats	R: 2 E: 0 K: 0 S: 19	H: 4 LOB: 2 BB: 0 P: 25	R: 0 E: 0 K: 1 S: 6	H: 1 LOB: 0 BB: 0 P: 8	R: 0 E: 0 K: 0 S: 8	H: 0 LOB: 0 BB: 0 P: 9	R: 0 E: 0 K: 0 S: 9	H: 1 LOB: 1 BB: 0 P: 11	R: 4 E: 1 K: 2 S: 20	H: 4 LOB: 1 BB: 0 P: 28	R: 0 E: 0 K: 1 S: 13	H: 2 LOB: 3 BB: 1 P: 24	R: 0 E: 0 K: 0 S: 4	H: 0 LOB: 1 BB: 1 P: 9	R: 0 E: 0 K: 0 S: 9	H: 1 LOB: 2 BB: 2 P: 19	R: 3 E: 1 K: 0 S: 13	H: 3 LOB: 1 BB: 1 P: 22	1B: 11 2B: 5 3B: 0 HR: 1	SF: 0 SAC: 1 DP: 3 HBP: 0	WP: 0 PB: 1 SB: 0 CS: 0	PA: 47
PITCHER	IP WLS BF H R ER SO BB IBB HBP BLK WP HR S P ERA WHIP																					
Todd Jones, R (1, 1) ERA: 8.47	4.1 L 21 9 5 5 2 0 0 0 0 0 0 0 52 67 10.38 2.077																					
Darren Oliver, L (5, 1) ERA: 4.67	2.2 14 3 1 1 2 1 1 0 0 0 1 27 47 3.38 1.500																					
40 Brian Fuentes, L (8, 1) ERA: 3.33	1.0 5 1 0 0 0 2 0 0 0 0 0 9 19 0.00 3.000																					
Jose Jimenez, R (9, 1) ERA: 5.97	1.0 7 3 3 2 0 0 0 1 0 0 0 0 13 22 18.00 3.000																					

Kansas City Royals @ Colorado Rockies
 Coors Field, Denver, CO
 Sat Jun 07 2003, 6:05 PM MDT
 Att. 26,435 - Cloudy - 56 F

AB	41
R	9
H	16
RBI	9
BB	5
SO	4
LOB	24



Batter	1	2	3	4	5	6	7	8	9	AB R H RBI BB SO LOB
Mark Sweeney, L (1, 9) OBP: 0.381, SLG: 0.444	3-1 F8 ①		4-1 1B BB		2-0 F7 ②		1-1 F7 ②		4-2 17 DI 1B BB	3 1 0 0 2 0 1
Juan Uribe, R (1, 4) OBP: 0.348, SLG: 0.571	1-2 G5-3 ②		1-2 1B		4-1 17 2B BB		4-2 17 1B BB		1-2 K ②	3 1 1 0 2 1 1
17 Todd Helton, L (1, 3) OBP: 0.430, SLG: 0.558	2-2 F8 ③		0-0 F8 ③		1-0 1B 2B		1-1 1B		3-1 1B DI 1B	5 1 3 3 0 0 2
Preston Wilson, R (1, 8) OBP: 0.366, SLG: 0.575		2-0 L6 ①		1-2 F9 ①	2-2 1B			1-0 G4-3 2B	1-2 DI 1B	5 0 3 1 0 0 0
Greg Vaughn, R (1, 7) OBP: 0.333, SLG: 0.266		3-2 F8 ②		2-1 G6-3 ②	2-3 K ③			2-1 G4-3 ①	4-2 FC5-4 BB	4 0 0 0 1 1 2
Greg Norton, S (1, 5) OBP: 0.272, SLG: 0.333		0-0 1B		2-0 G3 ③		1-0 L3 ①		1-0 P2 ②	1-2 FC5-4 ③	5 0 1 0 0 0 4
José Hernández, R (1, 6) OBP: 0.327, SLG: 0.383		2-2 K ③			0-1 1B 2B	0-3 K		4-2 BB		3 1 1 0 1 2 1
Bobby Estalella, R (1, 2) OBP: 0.271, SLG: 0.434			3-3 K ①		2-0 17 2B BB 1B	1-2 G5-3 ③		2-2 P4 ③		3 1 1 1 0 1 0
Larry Walker, L (8, PH) OBP: 0.430, SLG: 0.483										1 0 0 0 0 0 2
Charles Johnson, R (9, 2) OBP: 0.339, SLG: 0.410										0 0 0 0 0 0 0
Todd Jones, L (1, 1) OBP: 0.308, SLG: 0.333			1-3 K ②		1-2 L5 ①		1-1 F7 ①		2-3 K ①	1 0 0 0 0 0 1 0
Darren Oliver, R (5, 1) OBP: 0.256, SLG: 0.239										1 0 0 0 0 0 0 1
Brent Butler, R (7, PH) OBP: 0.256, SLG: 0.239										1 0 0 0 0 0 0 0
40 Brian Fuentes, L (8, 1) OBP: 0.364, SLG: 0.433										0 0 0 0 0 0 0 0
Jose Jimenez, R (9, 1) OBP: 0.364, SLG: 0.433										0 0 0 0 0 0 0 0
Chris Stynes, R (9, PH) OBP: 0.364, SLG: 0.433										1 0 0 0 0 0 1 0

Inning Stats	R: 0	H: 0	E: 0	K: 10	S: 10	H: 1	LOB: 1	BB: 0	P: 16	R: 0	H: 1	E: 0	K: 2	S: 12	R: 0	H: 0	E: 0	K: 0	S: 7	R: 4	H: 4	E: 0	K: 1	S: 19	R: 0	H: 0	E: 0	K: 1	S: 7	R: 0	H: 1	E: 0	K: 0	S: 9	R: 0	H: 1	E: 0	K: 0	S: 9	R: 1	H: 2	E: 0	K: 2	S: 19	1B: 7	2B: 3	3B: 0	HR: 0	SF: 0	SAC: 0	DP: 0	HBP: 0	WP: 0	PA: 42
--------------	------	------	------	-------	-------	------	--------	-------	-------	------	------	------	------	-------	------	------	------	------	------	------	------	------	------	-------	------	------	------	------	------	------	------	------	------	------	------	------	------	------	------	------	------	------	------	-------	-------	-------	-------	-------	-------	--------	-------	--------	-------	--------


PITCHER	IP	WLS	BF	H	R	ER	SO	BB	IBB	HBP	BLK	WP	HR	S	P	ERA	WHIP
D.J. Carrasco, R (1, 1) ERA: 3.74	4.1		18	4	2	2	3	1	0	0	0	0	0	49	79	4.15	1.154
Brad Voyles, R (5, 1) ERA: 3.6	2.2		12	3	2	2	2	2	0	0	0	0	0	25	45	6.75	1.875
Jason Giffilan, R (8, 1) ERA: 9.45	1.0	W	5	1	0	0	0	1	0	0	0	0	0	9	19	0.00	2.000
Mike MacDougal, R (9, 1) ERA: 3.04	1.0		7	2	1	1	2	2	0	0	0	0	0	19	35	9.00	4.000

BOTTOM

Kansas City Royals @ Colorado Rockies
Coors Field, Denver, CO

Sat Jun 07 2003, 6:05 PM MDT
Att. 26,435 - Cloudy - 56 F

AB	36
R	5
H	10
RBI	5
BB	6
SO	7
LOB	14



PITCHER	IP	WLS	BF	H	R	ER	SO	BB	IBB	HBP	BLK	WP	HR	S	P	ERA	WHIP
D.J. Carrasco, R (1, 1) ERA: 3.74	4.1		18	4	2	2	3	1	0	0	0	0	0	49	79	4.15	1.154
Brad Voyles, R (5, 1) ERA: 3.6	2.2		12	3	2	2	2	2	0	0	0	0	0	25	45	6.75	1.875
Jason Giffilan, R (8, 1) ERA: 9.45	1.0	W	5	1	0	0	0	1	0	0	0	0	0	9	19	0.00	2.000
Mike MacDougal, R (9, 1) ERA: 3.04	1.0		7	2	1	1	2	2	0	0	0	0	0	19	35	9.00	4.000

Batter	1	2	3	4	5	6	7	8	9	AB R H RBI BB SO LOB	TOP																
Tony Womack, L (1, 6) OBP: 0.253, SLG: 0.319	1-1 F9	0-2 G3-1		1-2 G3			0-0 B1-3			4 0 0 0 0 0 0	Arizona Diamondbacks @ Kansas City Royals Kauffman Stadium, Kansas City, MO Tue Jun 10 2003, 7:05 PM CDT Att. 16,772 - Cloudy - 73 F																
Alex Cintron, S (1, 5) OBP: 0.327, SLG: 0.489	1-1 F8		1-1 F8		1-2 G1-3		1-0 G3-1			4 0 0 0 0 0 0																	
Junior Spivey, R (1, 4) OBP: 0.324, SLG: 0.448	1-2 BB 1B		0-1 P3		2-1 G4-3 2B		2-3 K			4 1 2 0 0 1 0																	
Luis Gonzalez, L (1, 7) OBP: 0.381, SLG: 0.561	4-2 1B 1B BB		1-1 HR		0-0 G4-3		1-2 2B			3 2 2 1 1 0 1																	
Carlos Baerga, S (1, 10) OBP: 0.339, SLG: 0.481	0-1 1B 1-2 2-H 1B		1-2 2B		1-0 F9		0-1 G5-3			4 0 2 1 0 0 2																	
Danny Bautista, R (1, 8) OBP: 0.301, SLG: 0.329	1-2 1-2 2-H 1B		2-0 HBP		1-2 G1-6-3 1B		0-1 G4-3			3 0 2 1 0 0 1																	
Mark Grace, L (1, 3) OBP: 0.314, SLG: 0.375	0-0 G3		3-2 F9		1-1 G1-6-3 1-2f		1-2 G4-3			4 0 0 0 0 0 5																	
Robby Hammock, R (1, 9) OBP: 0.361, SLG: 0.657		1-3 K		1-0 G6-3		0-0 G6-3		0-2 G5-3		4 0 0 0 0 1 0																	
Chad Moeller, R (1, 2) OBP: 0.390, SLG: 0.520		1-3 K		0-1 G5-3		1-2 G6-3		1-1 F7		4 0 0 0 0 1 0																	
Inning Stats	R: 2 E: 0 K: 0 S: 15	H: 3 LOB: 2 BB: 1 P: 23	R: 0 E: 0 K: 2 S: 9	H: 0 LOB: 0 BB: 0 P: 11	R: 1 E: 0 K: 0 S: 12	H: 2 LOB: 2 BB: 0 P: 20	R: 0 E: 0 K: 0 S: 9	H: 0 LOB: 0 BB: 0 P: 11	R: 0 E: 0 K: 0 S: 7	H: 1 LOB: 1 BB: 0 P: 11	R: 0 E: 0 K: 0 S: 6	H: 1 LOB: 0 BB: 0 P: 8	R: 0 E: 0 K: 0 S: 5	H: 0 LOB: 0 BB: 0 P: 7	R: 0 E: 0 K: 1 S: 13	H: 1 LOB: 1 BB: 0 P: 16	R: 0 E: 0 K: 0 S: 11	H: 0 LOB: 0 BB: 0 P: 13	1B: 4 2B: 3 3B: 0 HR: 1	SF: 0 SAC: 0 DP: 1 HBP: 1	WP: 0 PB: 0 SB: 0 CS: 0	PA: 36					
PITCHER	IP WLS BF H R ER SO BB IBB HBP BLK WP HR S P ERA WHIP																										
Kyle Snyder, R (1, 1) ERA: 3.86	6.0		26	7	3	3	2	1	0	1	0	0	1	58	84	4.50	1.333										
Jason Grimsley, R (7, 1) ERA: 4.14	1.0	W	3	0	0	0	0	0	0	0	0	0	0	5	7	0.00	0.000										
Sean Lowe, R (8, 1) ERA: 4.57	2.0		7	1	0	0	1	0	0	0	0	0	0	24	29	0.00	0.500										

AB	34
R	3
H	8
RBI	3
BB	1
SO	3
LOB	9



Batter	1	2	3	4	5	6	7	8	9	AB	R	H	RBI	BB	SO	LOB
Desi Relaford, S OBP: 0.357, SLG: 0.435 (1, 4) C C X	0-2 L5		1-1 G3			1-1 G1-3	1-2 29 1B	2-1 F8		5	1	1	1	0	0	1
Joe Randa, R OBP: 0.309, SLG: 0.416 (1, 5) B F X	1-1 G6-3			1-2 P3		1-2 29 1B 2B	1-0 29 1B			4	2	1	0	0	0	1
29 Mike Sweeney, R OBP: 0.438, SLG: 0.526 (1, 10) B F X	2-2 F8			0-0 G5-3		1-0 2B 1B	1-1 1B			4	1	2	1	0	0	0
Raul Ibanez, L OBP: 0.329, SLG: 0.448 (1, 7) C B X		1-2 G6-3		3-2 F8		0-0 1B 2B	1-2 1B			4	2	2	1	0	0	0
Carlos Beltrán, S OBP: 0.390, SLG: 0.528 (1, 8) B B X		2-1 1B			3-2 F8	1-1 FC4-6 1B	2-0 E9			4	0	3	3	0	0	0
Michael Tucker, L OBP: 0.311, SLG: 0.443 (1, 9) 1 B SAFE X		1-0 L8			0-0 FC6-4 1B	0-1 FC4-6 CS BB	1-3 K			4	0	1	0	0	1	3
Ken Harvey, R OBP: 0.280, SLG: 0.363 (1, 3) 1 SAFE SAFE C B F F F F 1 SAFE X		2-2 P3			0-1 FC6-4 FC5 1B	4-0 BB		1-3 K		3	0	0	0	1	1	2
Brent Mayne, L OBP: 0.319, SLG: 0.397 (1, 2) C C B B F F B X			3-2 G6-3			0-0 1B	1-2 CS	0-0 4 G3 1B	0-2 1B	4	1	3	0	0	0	0
4 Angel Berroa, R OBP: 0.323, SLG: 0.431 (1, 6) C X			0-1 G6-3			1-2 FC5		1-0 G3	0-1 P4	4	0	0	0	0	0	4

Inning Stats	R: 0	H: 0	E: 0	K: 0	S: 8	R: 0	H: 1	E: 0	K: 0	S: 11	R: 0	H: 0	E: 0	K: 0	S: 8	R: 0	H: 0	E: 0	K: 0	S: 8	R: 0	H: 0	E: 0	K: 0	S: 14	R: 3	H: 4	E: 0	K: 0	S: 13	R: 4	H: 5	E: 2	K: 1	S: 18	R: 0	H: 1	E: 0	K: 1	S: 10	1B: 11	SF: 0	2B: 2	SAC: 0	3B: 0	DP: 0	HR: 0	HBP: 0	WP: 0	PA: 38
	0	0	0	0	8	0	1	0	0	11	0	0	0	0	8	0	0	0	0	0	8	0	0	0	0	14	3	4	0	0	13	4	5	2	1	18	0	1	0	1	10	11	0	2	0	0	0	0	38	

PITCHER	IP	WLS	BF	H	R	ER	SO	BB	IBB	HBP	BLK	WP	HR	S	P	ERA	WHIP
Elmer Dessens, R ERA: 5.24 (1, 1)	5.1		23	7	3	3	0	0	0	0	0	0	0	58	82	5.06	1.312
Eddie Oropesa, L ERA: 3.65 (6, 1)	1.0	L	5	2	2	1	0	1	0	0	0	0	0	10	17	9.00	3.000
Oscar Villarreal, R ERA: 2.9 (7, 1)	0.1		4	3	2	0	0	0	0	0	0	0	0	8	13	0.00	9.000
Mike Myers, L ERA: 5.5 (7, 1)	0.1		1	0	0	0	1	0	0	0	0	0	0	4	5	0.00	0.000
Scott Service, R ERA: 4.91 (8, 1)	1.0		4	1	0	0	1	0	0	0	0	0	0	10	13	0.00	1.000

BOTTOM

Arizona Diamondbacks @ Kansas City Royals
Kauffman Stadium, Kansas City, MO

Tue Jun 10 2003, 7:05 PM CDT
Att: 16,772 - Cloudy - 73 F

livebaseballscorecards.com

AB	36
R	7
H	13
RBI	6
BB	1
SO	2
LOB	11



BOTTOM

Arizona Diamondbacks @ Kansas City Royals
Kauffman Stadium, Kansas City, MO

livebaseballscorecards.com

AB	38
R	3
H	9
RBI	3
BB	3
SO	5
LOB	23



WP:	0	PA:	42
PB:	0		
SB:	3		
CS:	0		

Wed Jun 11 2003, 7:05 PM CDT
Att. 15,165 - Sunny - 82 F

AB R H RBI BB SO LOB

5 1 0 0 0 1 3

4 1 0 0 1 0 4

5 0 1 0 0 1 1

5 0 2 0 0 0 2

5 1 3 2 0 0 1

3 0 0 0 2 2 3

2 0 0 0 0 0 5
1 0 1 0 0 0 0
1 0 0 0 0 1 0

4 0 1 1 0 0 1

3 0 1 0 0 0 3

1B: 9 SF: 0
2B: 0 SAC: 0
3B: 0 DP: 0
HR: 0 HBP: 1

1-1

4-2

2-3

0-0

0-2

1-3

1-3

3-3

2-1

0-1

R: 1 H: 2
E: 0 LOB: 2
K: 2 BB: 1
S: 17 P: 25

0-3

0-2

0-1

0-1

0-1

2-2

0-1

0-2

0-0

3-2

R: 0 H: 1
E: 0 LOB: 2
K: 1 BB: 0
S: 12 P: 15

0-1

0-1

0-1

0-1

0-1

1-1

0-1

0-2

0-0

0-1

R: 0 H: 1
E: 0 LOB: 1
K: 0 BB: 0
S: 9 P: 11

2-0

0-2

0-2

0-1

0-1

1-1

0-3

0-2

1-2

3-2

R: 0 H: 1
E: 0 LOB: 2
K: 1 BB: 0
S: 7 P: 8

2-0

0-2

0-2

0-1

0-1

2-2

0-3

0-2

0-0

3-2

R: 0 H: 0
E: 0 LOB: 0
K: 0 BB: 0
S: 6 P: 8

2-0

0-2

0-2

0-1

0-1

1-1

0-3

0-2

0-0

0-0

R: 0 H: 0
E: 0 LOB: 0
K: 0 BB: 0
S: 6 P: 8

1-2

2-1

2-1

0-1

1-1

2-2

4-2

2-2

3-2

0-0

R: 1 H: 2
E: 1 LOB: 3
K: 0 BB: 1
S: 18 P: 29

1-2

2-1

2-1

0-1

1-1

2-2

4-2

2-2

2-1

0-0

R: 0 H: 1
E: 0 LOB: 1
K: 0 BB: 0
S: 8 P: 13

1-0

2-2

2-2

2-0

1-1

0-0

4-1

0-1

2-1

0-0

R: 1 H: 2
E: 1 LOB: 3
K: 0 BB: 1
S: 11 P: 21

(1, 4)

(1, 5)

(1, 10)

(1, 7)

(1, 8)

(1, 9)

(1, 3)

(5, 3)

(8, PH)

(9, 9)

(1, 2)

(1, 6)

(1, 1)

(7, 1)

(8, 1)

(9, 1)

(1, 1)

(7, 1)

(8, 1)

(9, 1)

(1, 1)

(7, 1)

(8, 1)

(9, 1)

(1, 1)

(7, 1)

(8, 1)

(9, 1)

(1, 1)

(7, 1)

(8, 1)

(9, 1)

(1, 1)

(7, 1)

(8, 1)

(9, 1)

(1, 1)

(7, 1)

(8, 1)

(9, 1)

(1, 1)

(7, 1)

(8, 1)

(9, 1)

(1, 1)

(7, 1)

(8, 1)

(9, 1)

(1, 1)

(7, 1)

(8, 1)

(9, 1)

(1, 1)

(7, 1)

(8, 1)

(9, 1)

(1, 1)

(7, 1)

(8, 1)

(9, 1)

(1, 1)

(7, 1)

(8, 1)

(9, 1)

(1, 1)

(7, 1)

(8, 1)

(9, 1)

(1, 1)

(7, 1)

(8, 1)

(9, 1)

(1, 1)

(7, 1)

(8, 1)

(9, 1)

(1, 1)

(7, 1)

(8, 1)

(9, 1)

(1, 1)

(7, 1)

(8, 1)

(9, 1)

(1, 1)

(7, 1)

(8, 1)

(9, 1)

(1, 1)

(7, 1)

(8, 1)

(9, 1)

(1, 1)

(7, 1)

(8, 1)

(9, 1)

(1, 1)

(7, 1)

(8, 1)

(9, 1)

(1, 1)

(7, 1)

(8, 1)

(9, 1)

(1, 1)

(7, 1)

(8, 1)

(9, 1)

(1, 1)

(7, 1)

(8, 1)

(9, 1)

(1, 1)

(7, 1)

(8, 1)

(9, 1)

(1, 1)

(7, 1)

(8, 1)

(9, 1)

(1, 1)

(7, 1)

(8, 1)

(9, 1)

(1, 1)

(7, 1)

(8, 1)

(9, 1)

(1, 1)

(7, 1)

(8, 1)

(9, 1)

(1, 1)

(7, 1)

(8, 1)

(9, 1)

(1, 1)

(7, 1)

(8, 1)

(9, 1)

(1, 1)

(7, 1)

(8, 1)

(9, 1)

(1, 1)

(7, 1)

(8, 1)

(9, 1)

(1, 1)

(7, 1)

(8, 1)

(9, 1)

(1, 1)

(7, 1)

(8, 1)

(9, 1)

(1, 1)

(7, 1)

(8, 1)

(9, 1)

(1, 1)

(7, 1)

(8, 1)

(9, 1)

(1, 1)

(7, 1)

(8, 1)

(9, 1)

(1, 1)

(7, 1)

(8, 1)

(9, 1)

(1, 1)

(7, 1)

(8, 1)

(9, 1)

(1, 1)

(7, 1)

(8, 1)

(9, 1)

(1, 1)

(7, 1)

(8, 1)

(9, 1)

(1, 1)

(7, 1)

(8, 1)

(9, 1)

(1, 1)

(7, 1)

(8, 1)

(9, 1)

(1, 1)

(7, 1)

(8, 1)

(9, 1)

(1

Batter	1	2	3	4	5	6	7	8	9	AB R H RBI BB SO LOB	TOP
Marquis Grissom, R (1, 8) <small>OBP: 0.340, SLG: 0.500</small>	0-0 	2-1 		1-0 		3-2 			2-2 	5 0 3 0 0 0 4	
Rich Aurilia, R (1, 10) <small>OBP: 0.322, SLG: 0.412</small>	2-1 		1-1 		2-1 	0-1 			0-3 	5 0 1 0 0 1 3	
Ray Durham, S (1, 4) <small>OBP: 0.426, SLG: 0.456</small>	1-1 		0-1 		1-1 		1-0 		4-2 	4 0 1 0 1 0 2	
Barry Bonds, L (1, 7) <small>OBP: 0.492, SLG: 0.676</small>	4-0 		3-1 		0-2 		2-3 		0-3 	4 0 2 0 1 2 3	
Benito Santiago, R (1, 2) <small>OBP: 0.333, SLG: 0.468</small>	1-1 		1-0 		0-1 		1-3 		0-0 	5 0 0 0 0 1 8	
Pedro Feliz, R (1, 3) <small>OBP: 0.297, SLG: 0.507</small>		0-0 		1-1 	2-2 		3-2 			4 0 1 0 0 0 3	
Edgardo Alfonzo, R (1, 5) <small>OBP: 0.296, SLG: 0.325</small>		2-1 		0-1 		1-1 		0-1 		4 0 1 0 0 0 0	
Neifi Perez, S (1, 6) <small>OBP: 0.307, SLG: 0.378</small>		1-1 		0-0 		0-0 		2-3 		3 0 1 0 0 1 0	
José Cruz Jr., S (1, 9) <small>OBP: 0.384, SLG: 0.470</small>		4-0 		2-3 		2-0 		3-2 		3 1 1 1 1 1 2	
Inning Stats	R: 0 H: 1 E: 0 LOB: 2 K: 0 BB: 1 S: 7 P: 15	R: 0 H: 1 E: 0 LOB: 2 K: 0 BB: 1 S: 7 P: 16	R: 0 H: 1 E: 0 LOB: 1 K: 0 BB: 0 S: 7 P: 12	R: 0 H: 2 E: 0 LOB: 2 K: 1 BB: 0 S: 10 P: 14	R: 0 H: 2 E: 0 LOB: 2 K: 0 BB: 0 S: 13 P: 18	R: 1 H: 2 E: 0 LOB: 1 K: 0 BB: 0 S: 11 P: 17	R: 0 H: 1 E: 0 LOB: 1 K: 2 BB: 0 S: 11 P: 18	R: 0 H: 0 E: 0 LOB: 0 K: 1 BB: 0 S: 10 P: 15	R: 0 H: 1 E: 0 LOB: 2 K: 2 BB: 1 S: 17 P: 23	1B: 8 SF: 0 2B: 2 SAC: 1 3B: 0 DP: 0 HR: 1 HBP: 0	WP: 0 PA: 41 PB: 0 SB: 1 CS: 0
PITCHER Chris George, L (1, 1) <small>ERA: 6.35</small> Jason Grimsley, R (7, 1) <small>ERA: 3.96</small> Mike MacDougal, R (9, 1) <small>ERA: 2.83</small>	IP WLS BF H R ER SO BB IBB HBP BLK WP HR S P ERA WHIP 6.1 W 31 10 1 1 2 2 1 1 0 0 0 1 59 99 1.42 1.737 1.2 H 5 0 0 0 2 0 0 0 0 0 0 0 17 26 0.00 0.000 1.0 5 1 0 0 2 1 0 0 0 0 0 0 17 23 0.00 2.000	PITCHER IP WLS BF H R ER SO BB IBB HBP BLK WP HR S P ERA WHIP									

San Francisco Giants @ Kansas City Royals
 Kauffman Stadium, Kansas City, MO

Fri Jun 13 2003, 7:05 PM CDT
 Att. 31,426 - Cloudy - 81 F

AB	37
R	1
H	11
RBI	1
BB	3
SO	6
LOB	25



Batter	1	2	3	4	5	6	7	8	9	AB R H RBI BB SO LOB
Desi Relaford, S OBP: 0.347, SLG: 0.429 (1, 9) C B S (9, 4)	2-3 K		0-3 K			4-1 29 HR BB	1-2 F7		0-1 1B	4 1 1 0 1 2 1
Joe Randa, R OBP: 0.306, SLG: 0.419 (1, 5) C X	0-1 G5-3		1-0 G6-3			0-1 F8		2-2 1B	0-1 SF8	4 0 1 1 0 0 2
29 Mike Sweeney, R OBP: 0.432, SLG: 0.527 (1, 3) B C C B B X	3-2 G1-3			2-1 G6-3		0-2 1-H HR		1-3 K	1-1 G5-3	5 1 1 2 0 1 3
Raul Ibanez, L OBP: 0.327, SLG: 0.443 (1, 7) B X		1-0 F8		3-2 G3-1		1-0 P4-6 2B		2-3 K		4 0 1 0 0 1 1
Ken Harvey, R OBP: 0.281, SLG: 0.358 (1, 10) C B B T C		1-3 K2-3		0-0 G3-1		4-0 IBB		2-0 1B		3 0 1 0 1 1 0
Mendy López, R OBP: 0.295, SLG: 0.349 (1, 4) C B B T C B B		3-2 1B		0-0 G6-3		0-1 P4-6 2-2f		0-3 K		2 0 1 0 0 0 0
Brent Abernathy, R OBP: 0.077, SLG: 0.040 (6, 4) X B B T C B B		0-1 1B		1-0 F7						1 0 0 0 0 0 2
Aaron Guiel, L OBP: 0.348, SLG: 0.565 (8, PH) C B B T C B B										0 0 0 0 0 0 0
Carlos Beltrán, S OBP: 0.396, SLG: 0.526 (8, PH) C B B T C B B										1 0 0 0 0 1 2
Michael Tucker, L OBP: 0.319, SLG: 0.447 (1, 8) C X		0-1 G1-3								3 1 0 0 1 0 1
4 Angel Berroa, R OBP: 0.336, SLG: 0.451 (1, 6) B B C C B X			3-1 2B							3 1 2 1 1 1 1
Mike DiFelice, R OBP: 0.326, SLG: 0.448 (1, 2) X			0-0 B3							4 0 1 0 0 1 2

Inning Stats	R: 0	H: 0	E: 0	K: 1	S: 8	H: 0	LOB: 0	BB: 0	P: 13	R: 0	H: 1	E: 0	K: 1	S: 10	H: 1	LOB: 1	BB: 0	P: 15	R: 0	H: 1	E: 0	K: 1	S: 9	R: 0	H: 0	E: 0	K: 0	S: 6	H: 0	LOB: 0	BB: 0	P: 11	R: 0	H: 0	E: 0	K: 0	S: 5	R: 2	H: 2	E: 0	K: 0	S: 9	H: 2	LOB: 1	BB: 2	P: 18	R: 1	H: 1	E: 0	K: 1	S: 12	H: 1	LOB: 0	BB: 0	P: 15	R: 0	H: 2	E: 0	K: 3	S: 16	H: 2	LOB: 2	BB: 0	P: 23	R: 1	H: 2	E: 0	K: 1	S: 14	H: 2	LOB: 2	BB: 1	P: 21	1B: 5	SF: 1	2B: 3	SAC: 0	3B: 0	DP: 1	HR: 2	HBP: 0	WP: 0	PA: 39
--------------	------	------	------	------	------	------	--------	-------	-------	------	------	------	------	-------	------	--------	-------	-------	------	------	------	------	------	------	------	------	------	------	------	--------	-------	-------	------	------	------	------	------	------	------	------	------	------	------	--------	-------	-------	------	------	------	------	-------	------	--------	-------	-------	------	------	------	------	-------	------	--------	-------	-------	------	------	------	------	-------	------	--------	-------	-------	-------	-------	-------	--------	-------	-------	-------	--------	-------	--------

PITCHER	IP	WLS	BF	H	R	ER	SO	BB	IBB	HBP	BLK	WP	HR	S	P	ERA	WHIP
Damian Moss, L ERA: 4.41 (1, 1)	6.1	W	26	5	3	3	3	2	1	0	0	0	2	52	87	4.26	1.105
Joe Nathan, R ERA: 3.47 (7, 1)	0.2	H	2	0	0	0	1	0	0	0	0	0	0	7	8	0.00	0.000
Felix Rodriguez, R ERA: 4.31 (8, 1)	0.2	H	4	2	0	0	2	0	0	0	0	0	0	13	20	0.00	3.000
Scott Eyre, L ERA: 3.81 (8, 1)	0.1	H	2	0	1	1	1	1	0	0	0	0	0	4	8	27.00	3.000
Tim Worrell, R ERA: 1.49 (9, 1)	1.0		5	2	0	0	1	0	0	0	0	0	0	13	16	0.00	2.000

BOTTOM

San Francisco Giants @ Kansas City Royals
Kauffman Stadium, Kansas City, MO

Sat Jun 14 2003, 6:05 PM CDT
Att: 38,261 - Cloudy - 82 F

livebaseballscorecards.com

AB	34
R	4
H	9
RBI	4
BB	4
SO	8
LOB	15



Batter	1	2	3	4	5	6	7	8	9	AB R H RBI BB SO LOB	TOP																									
Jacque Jones, L (1, 7) OBP: 0.325, SLG: 0.480	2-1 G1-3		0-0 F8			3-2 G4-3	1-3 K		0-2 1B 1B	5 1 1 0 0 1 2																										
Cristian Guzman, S (1, 6) OBP: 0.298, SLG: 0.373	0-2 F7			1-0 P6		4-0 CS BB		0-1 E6 F9 1B	0-0 1B 1B	4 2 1 0 1 0 0																										
Corey Koskie, L (1, 5) OBP: 0.390, SLG: 0.444	2-2 G3			1-0 F7		3-3 K 1-2		0-0 20 HR 1B	3-2 1B 1B	5 2 2 1 0 1 1																										
Matthew LeCroy, R (1, 10) Tom Prince, R (9, PR) OBP: 0.336, SLG: 0.500 OBP: 0.355, SLG: 0.360		2-2 1B		1-0 1B			3-3 K	0-2 F9	2-2 F9 1B 2B	5 0 3 2 0 1 2 0 0 0 0 0 0 0																										
Torii Hunter, R (1, 8) 20 Lew Ford, R (7, PH) OBP: 0.327, SLG: 0.420 OBP: 0.550, SLG: 0.944			1-3 K		0-1 FC1-5 1B		2-2 1B 2B	2-1 1B HR	4-2 BB BB	2 0 1 0 0 1 1 2 2 2 3 1 0 0																										
Doug Mientkiewicz, L (1, 3) OBP: 0.364, SLG: 0.492		1 SAFE 1-1 F8		2-2 G3 FC1-5 1B		0-0 1B BB G3	0-0 2B 1B	0-0 2B 1B	0-0 F9	5 1 3 0 0 0 3																										
Dustan Mohr, R (1, 9) OBP: 0.326, SLG: 0.478		2-3 K		0-0 FC1-5 G3		4-2 G3 1B BB	4-2 G3 1B 2B	1-0 2B	0-0 G4-6-3	4 0 1 0 1 1 6																										
A.J. Pierzynski, L (1, 2) OBP: 0.336, SLG: 0.490			2-1 G4-3		2-1 G3		3-2 G3 1B	0-0 F8		4 0 1 1 0 0 4																										
Luis Rivas, R (1, 4) Bobby Kielty, S (7, PH) Denny Hocking, S (7, 4) 33 Justin Moreau, L (8, PH) OBP: 0.308, SLG: 0.337 OBP: 0.372, SLG: 0.440 OBP: 0.196, SLG: 0.222 OBP: 0.364, SLG: 0.381			0-2 L6		1-2 G6-3		1-1 G3	0-2 G3-1		2 0 0 0 0 0 2 1 0 0 1 0 0 2 0 0 0 0 0 0 0 1 0 0 0 0 0 2																										
Inning Stats	R: 0 E: 0 K: 0 S: 9	H: 0 LOB: 0 BB: 0 P: 13	R: 0 E: 0 K: 2 S: 11	H: 1 LOB: 1 BB: 0 P: 17	R: 0 E: 0 K: 0 S: 6	H: 0 LOB: 0 BB: 0 P: 8	R: 0 E: 0 K: 0 S: 3	H: 1 LOB: 1 BB: 0 P: 6	R: 0 E: 0 K: 1 S: 9	H: 2 LOB: 2 BB: 0 P: 17	R: 2 E: 0 K: 2 S: 25	H: 3 LOB: 2 BB: 1 P: 39	R: 3 E: 1 K: 0 S: 15	H: 4 LOB: 2 BB: 0 P: 18	R: 3 E: 0 K: 0 S: 18	H: 4 LOB: 2 BB: 1 P: 27	1B: 11 2B: 4 3B: 0 HR: 1	SF: 0 SAC: 0 DP: 2 HBP: 0	WP: 0 PB: 0 SB: 0 CS: 1	PA: 43																
PITCHER	IP WLS BF H R ER SO BB IBB HBP BLK WP HR S P ERA WHIP																																			
Darrell May, L (1, 1) ERA: 4.04	6.1		26	7	2	2	4	2	0	0	0	0	0	70	112	2.84	1.421																			
Sean Lowe, R (7, 1) ERA: 5.04	1.1		9	4	3	2	1	0	0	0	0	0	1	17	22	13.50	3.000																			
Jason Grimsley, R (8, 1) ERA: 3.92	0.1	H	1	0	0	0	0	0	0	0	0	0	0	3	3	0.00	0.000																			
Mike MacDougal, R (9, 1) ERA: 3.52	1.0	W	7	4	3	3	0	1	0	0	0	0	0	18	27	27.00	5.000																			

Minnesota Twins @ Kansas City Royals
Kauffman Stadium, Kansas City, MO
Mon Jun 16 2003, 7:05 PM CDT
Att. 13,442 - Sunny - 82 F

livebaseballscorecards.com

AB	40
R	8
H	15
RBI	8
BB	3
SO	5
LOB	25



BOTTOM

Minnesota Twins @ Kansas City Royals
Kauffman Stadium, Kansas City, MO

Mon Jun 16 2003, 7:05 PM CDT
Att. 13,442 - Sunny - 82 F

livebaseballscorecards.com

AB	33
R	9
H	12
RBI	9
BB	7
SO	4
LOB	14



WP:	1	PA:	41
PB:	0	SB:	1
CS:	1		

AB	R	H	RBI	BB	SO	LOB
4	2	2	0	1	0	0
5	1	1	1	0	1	3
4	2	2	5	1	0	0
2	2	2	1	3	0	0
5	0	2	1	0	0	4
4	0	1	1	0	1	1
4	1	2	0	0	2	2
2	1	0	0	2	0	2
3	0	0	0	0	0	2

R	H	ER	SO	BB	IBB	HBP	BLK	WP	HR	S	P	ERA	WHIP
0	0	0	0	0	0	0	0	0	0	0	0	9.00	2.000
1	1	0	0	0	0	0	0	0	0	6	10	0.00	0.000
1	1	1	0	1	0	0	0	1	0	4	10	∞	∞

R	H	ER	SO	BB	IBB	HBP	BLK	WP	HR	S	P	ERA	WHIP
0	0	0	0	0	0	0	0	0	0	0	0	9.00	2.000
0	0	0	0	0	0	0	0	0	0	0	0	13.50	3.000
0	0	0	0	0	0	0	0	0	0	0	0	0.00	0.000
0	0	0	0	0	0	0	0	0	0	0	0	∞	∞

R	H	ER	SO	BB	IBB	HBP	BLK	WP	HR	S	P	ERA	WHIP
0	0	0	0	0	0	0	0	0	0	0	0	9.00	2.000
0	0	0	0	0	0	0	0	0	0	0	0	13.50	3.000
0	0	0	0	0	0	0	0	0	0	0	0	0.00	0.000
0	0	0	0	0	0	0	0	0	0	0	0	∞	∞

R	H	ER	SO	BB	IBB	HBP	BLK	WP	HR	S	P	ERA	WHIP
0	0	0	0	0	0	0	0	0	0	0	0	9.00	2.000
0	0	0	0	0	0	0	0	0	0	0	0	13.50	3.000
0	0	0	0	0	0	0	0	0	0	0	0	0.00	0.000
0	0	0	0	0	0	0	0	0	0	0	0	∞	∞

R	H	ER	SO	BB	IBB	HBP	BLK	WP	HR	S	P	ERA	WHIP
0	0	0	0	0	0	0	0	0	0	0	0	9.00	2.000
0	0	0	0	0	0	0	0	0	0	0	0	13.50	3.000
0	0	0	0	0	0	0	0	0	0	0	0	0.00	0.000
0	0	0	0	0	0	0	0	0	0	0	0	∞	∞

R	H	ER	SO	BB	IBB	HBP	BLK	WP	HR	S	P	ERA	WHIP
0	0	0	0	0	0	0	0	0	0	0	0	9.00	2.000
0	0	0	0	0	0	0	0	0	0	0	0	13.50	3.000
0	0	0	0	0	0	0	0	0	0	0	0	0.00	0.000
0	0	0	0	0	0	0	0	0	0	0	0	∞	∞

R	H	ER	SO	BB	IBB	HBP	BLK	WP	HR	S	P	ERA	WHIP
0	0	0	0	0	0	0	0	0	0	0	0	9.00	2.000
0	0	0	0	0	0	0	0	0	0	0	0	13.50	3.000
0	0	0	0	0	0	0	0	0	0	0	0	0.00	0.000
0	0	0	0	0	0	0	0	0	0	0	0	∞	∞

R	H	ER	SO	BB	IBB	HBP	BLK	WP	HR	S	P	ERA	WHIP
0	0	0	0	0	0	0	0	0	0	0	0	9.00	2.000
0	0	0	0	0	0	0	0	0	0	0	0	13.50	3.000
0	0	0	0	0	0	0	0	0	0	0	0	0.00	0.000
0	0	0	0	0	0	0	0	0	0	0	0	∞	∞

R	H	ER	SO	BB	IBB	HBP	BLK	WP	HR	S	P	ERA	WHIP
0	0	0	0	0	0	0	0	0	0	0	0	9.00	2.000
0	0	0	0	0	0	0	0	0	0	0	0	13.50	3.000
0	0	0	0	0	0	0	0	0	0	0	0	0.00	0.000
0	0	0	0	0	0	0	0	0	0	0	0	∞	∞

R	H	ER	SO	BB	IBB	HBP	BLK	WP	HR	S	P	ERA	WHIP
0	0	0	0	0	0	0	0	0	0	0	0	9.00	2.000
0	0	0	0	0	0	0	0	0	0	0	0	13.50	3.000
0	0	0	0	0	0	0	0	0	0	0	0	0.00	0.000
0	0	0	0	0	0	0	0	0	0	0	0	∞	∞

R	H	ER	SO	BB	IBB	HBP	BLK	WP	HR	S	P	ERA	WHIP
0	0	0	0	0	0	0	0	0	0	0	0	9.00	2.000
0	0	0	0	0	0	0	0	0	0	0	0	13.50	3.000
0	0	0	0	0	0	0	0	0	0	0	0	0.00	0.000
0	0	0	0	0	0	0	0	0	0	0	0	∞	∞

Batter	1	2	3	4	5	6	7	8	9	AB	R	H	RBI	BB	SO	LOB
Michael Tucker, L (1, 7) OBP: 0.324, SLG: 0.448	F8		F8		29 HR	29 1B		L3		4	2	2	0	1	0	0
Joe Randa, R (1, 5) OBP: 0.304, SLG: 0.414	L7		F8		29 HR	G3		K		5	1	1	1	0	1	3
29 Mike Sweeney, R (1, 3) OBP: 0.438, SLG: 0.538	2B					BB		G6-3		4	2	2	5	1	0	0
Carlos Beltrán, S (1, 8) OBP: 0.417, SLG: 0.534	2B				1B	S		1B	WP	2	2	2	1	3	0	0
Raul Ibanez, L (1, 10) OBP: 0.324, SLG: 0.437	P2				1B	F7		G4-3		5	0	2	1	0	0	4
Aaron Guiel, L (1, 9) OBP: 0.406, SLG: 0.567	K				1B	F7		G1		4	0	1	1	0	1	1
4 Angel Berroa, R (1, 6) OBP: 0.350, SLG: 0.482	K				1B			G3	BB	4	1	2	0	0	2	2
Brent Mayne, L (1, 2) OBP: 0.314, SLG: 0.378	F7				G4-3			29 1B	BB	2	1	0	0	2	0	2
Brent Abernathy, R (1, 4) OBP: 0.094, SLG: 0.065	G6-3					F9		SH1-3	G1-6-3	3	0	0	0	0	0	2

Batter	1	2	3	4	5	6	7	8	9	AB R H RBI BB SO LOB	TOP																									
20 Lew Ford, R OBP: 0.538, SLG: 0.818 (1, 7) C X	0-1 P3		0-1 WP 1-3 1B		4-1 2B SF8 BB	4-1 BB 1B BB	0-0 FC6-4 1-2f		2-2 F8	4 1 1 0 2 0 2																										
Denny Hocking, S OBP: 0.230, SLG: 0.259 (1, 6) B C X	2-1 F9		4-0 WP BB		1-1 SF8 1-3 2B	0-0 BB 1B 3-H		2-1 F8		4 0 2 1 1 0 0																										
Corey Koskie, L OBP: 0.394, SLG: 0.444 (1, 5) F C B B X	2-2 2-6 1B		4-2 1-2 2-3 BB		1-0 SF8 2-3 3-H BB	4-1 1-2 2-3 BB		2-3 K		2 0 1 1 2 1 0																										
Matthew LeCroy, R OBP: 0.333, SLG: 0.489 (1, 3) Doug Mientkiewicz, L OBP: 0.364, SLG: 0.492 (6, 3) 33 Justin Morneau, L OBP: 0.391, SLG: 0.545 (8, PH) (8, 3)	1-1 2-6 1-2	1-2 G6-3	2-3 K		4-2 BB	1-2 F7		0-1 HR		3 0 0 0 1 1 6 0 0 0 0 0 0 0 1 1 1 1 0 0 0																										
Torii Hunter, R OBP: 0.322, SLG: 0.412 (1, 8) B B X		2-0 F8		2-2 G6-3	1-1 L8		1-1 G5-3	1-2 P3		5 0 0 0 0 0 2																										
Bobby Kielty, S OBP: 0.373, SLG: 0.435 (1, 10) B B C C F B		4-2 BB		3-1 F7		3-2 S 3B 1B	0-0 G4-3		2-3 K	4 1 1 0 1 1 0																										
Dustan Mohr, R OBP: 0.333, SLG: 0.500 (1, 9) 1 SAFE B C F B SAFE F B		3-3 K		0-1 2B		1-3 K	4-1 HR BB		2-0 HR	4 2 2 1 1 2 2																										
Tom Prince, R OBP: 0.361, SLG: 0.467 (1, 2) C B X			1-1 20 1B		1-3 K	1-1 G6-3	0-1 1-H HR		1-2 E6	5 1 2 2 0 1 2																										
Luis Rivas, R OBP: 0.311, SLG: 0.347 (1, 4) F B B X			2-1 F9		0-2 F9	1-1 1B 3B	4-1 20 FC6-4 BB		1-1 G5-3	4 1 1 1 1 0 2																										
Inning Stats	R: 0 E: 0 K: 0 S: 8	H: 1 LOB: 1 BB: 0 P: 13	R: 0 E: 0 K: 1 S: 11	H: 0 LOB: 1 BB: 1 P: 21	R: 0 E: 0 K: 1 S: 13	H: 2 LOB: 3 BB: 2 P: 26	R: 0 E: 0 K: 1 S: 10	H: 1 LOB: 1 BB: 0 P: 16	R: 1 E: 0 K: 0 S: 14	H: 1 LOB: 2 BB: 2 P: 25	R: 2 E: 0 K: 1 S: 21	H: 3 LOB: 3 BB: 2 P: 36	R: 2 E: 0 K: 0 S: 8	H: 1 LOB: 1 BB: 2 P: 17	R: 1 E: 0 K: 1 S: 10	H: 1 LOB: 0 BB: 0 P: 15	R: 1 E: 1 K: 1 S: 17	H: 1 LOB: 1 BB: 0 P: 25	1B: 5 2B: 2 3B: 1 HR: 3	SF: 1 SAC: 0 DP: 0 HBP: 0	WP: 1 PB: 0 SB: 1 CS: 0	PA: 46														
PITCHER	IP WLS BF H R ER SO BB IBB HBP BLK WP HR S P ERA WHIP																																			
Jeremy Affeldt, L ERA: 4.11 (1, 1)	5.0		24	5	1	1	3	5	0	0	0	1	0	56	101	1.80	2.000																			
51 Kris Wilson, R ERA: 4.81 (6, 1)	1.0	W	8	3	2	2	1	2	0	0	0	0	0	21	36	18.00	5.000																			
Albie Lopez, R ERA: 10.23 (7, 1)	2.0		10	2	3	3	1	2	0	0	0	0	2	18	32	13.50	2.000																			
Jason Gilfillan, R ERA: 6.75 (9, 1)	1.0		5	1	1	1	1	0	0	0	0	0	1	17	25	9.00	1.000																			

Minnesota Twins @ Kansas City Royals
Kauffman Stadium, Kansas City, MO
Tue Jun 17 2003, 7:05 PM CDT
Att. 16,359 - Cloudy - 80 F

livebaseballscorecards.com

AB	36
R	7
H	11
RBI	7
BB	9
SO	6
LOB	16



Batter	1	2	3	4	5	6	7	8	9	AB	R	H	RBI	BB	SO	LOB
Aaron Guiel, L OBP: 0.432, SLG: 0.531 (1, 9) BB	4-1 G4-6-3 BB		2-2 F8			1-2 BB	0-2 FC4-6 1-2f			2	2	0	0	2	0	1
Joe Randa, R OBP: 0.306, SLG: 0.411 (1, 5) SAFE	1-2 P4		1-0 L5			1-1 1B	1-3 K			4	2	1	1	0	1	2
29 Mike Sweeney, R OBP: 0.442, SLG: 0.542 (1, 3) SAFE	0-2 G4-6-3 1-2f			1-2 G4-3 1B		1-1 BB		2-1 G5-3		4	2	2	2	1	0	1
Carlos Beltrán, S OBP: 0.417, SLG: 0.528 (1, 8) BB		4-1 2B BB		0-3 K		0-0 1B	1-3 K	0-1 F8		4	2	1	1	1	2	2
Raul Ibanez, L OBP: 0.329, SLG: 0.440 (1, 7) SAFE		0-1 F7		1-0 G4-3		0-1 1B	1-2 1B	3-1 PB 2B 1B		5	3	3	2	0	0	2
Ken Harvey, R OBP: 0.294, SLG: 0.384 (1, 10) 1-H		0-1 2B		1-3 K		0-1 1B	1-1 2B	2-1 1-H 2B		5	1	4	5	0	1	1
4 Angel Berroa, R OBP: 0.344, SLG: 0.473 (1, 6) SAFE		1-0 L5			1-3 K	1-2 SH1-4		2-0 F8		4	0	0	0	0	1	3
Brent Mayne, L OBP: 0.318, SLG: 0.377 (1, 2) SAFE		2-1 F7		2-2 G4-3		1-0 HBP 1B	4-1 FC6-4 BB			3	1	1	1	1	0	1
Carlos Febles, R OBP: 0.286, SLG: 0.283 (1, 4) SAFE			3-2 F9		0-0 G5-3	0-0 HBP 2B 1B	1-1 FC6-4			4	1	1	1	0	0	1

Inning Stats	R: 0	H: 0	E: 0	K: 0	S: 7	R: 1	H: 1	E: 0	K: 0	S: 8	R: 0	H: 0	E: 0	K: 0	S: 7	R: 0	H: 1	E: 0	K: 2	S: 11	R: 0	H: 0	E: 0	K: 1	S: 8	R: 12	H: 9	E: 1	K: 1	S: 28	R: 0	H: 0	E: 0	K: 1	S: 12	R: 1	H: 2	E: 0	K: 0	S: 9	1B: 9	2B: 4	3B: 0	HR: 0	SF: 0	SAC: 1	DP: 1	HBP: 2	WP: 0	PB: 1	SB: 0	CS: 0	PA: 43
	0	0	0	0	7	1	1	0	0	8	0	0	0	0	7	0	1	0	2	11	0	0	0	0	0	12	9	1	0	1	28	0	0	0	1	12	1	2	0	0	9	9	4	0	0	2	0	1	0	0	43		

PITCHER	IP	WLS	BF	H	R	ER	SO	BB	IBB	HBP	BLK	WP	HR	S	P	ERA	WHIP
Kenny Rogers, L ERA: 5.14 (1, 1)	5.0	L	24	6	7	7	3	4	0	0	0	0	0	51	84	12.60	2.000
Juan Rincon, R ERA: 3.41 (6, 1)	0.1		1	0	0	0	0	0	0	0	0	0	0	2	2	0.00	0.000
J.C. Romero, L ERA: 4.5 (6, 1)	0.0		3	2	0	0	0	0	0	1	0	0	0	2	4	∞	∞
Micheal Nakamura, R ERA: 8.53 (6, 1)	0.2		6	3	6	6	1	0	0	1	0	0	0	14	20	81.00	4.500
LaTroy Hawkins, R ERA: 2.16 (7, 1)	1.0		4	0	0	0	1	1	0	0	0	0	0	12	18	0.00	1.000

MINNESOTA TWINS @ KANSAS CITY ROYALS
Kauffman Stadium, Kansas City, MO
 Tue Jun 17 2003, 7:05 PM CDT
 Att: 16,359 - Cloudy - 80 F

AB	35
R	14
H	13
RBI	13
BB	5
SO	5
LOB	14



Batter	1	2	3	4	5	6	7	8	9	AB R H RBI BB SO LOB	TOP									
Jacque Jones, L (1, 7) OBP: 0.322, SLG: 0.475	2-2 L9	0-0 F8		0-1 1B		2-3 K		0-0 G3-6-1		5 0 1 1 0 1 3										
Cristian Guzman, S (1, 6) OBP: 0.293, SLG: 0.366	1-0 F9		0-2 G5-3	2-1 G4-3		3-1 F8		1-0 G3		5 0 0 0 0 0 3										
Corey Koskie, L (1, 5) OBP: 0.397, SLG: 0.450	2-1 33 1B 2B		3-2 G3		3-2 33 1B SF9 1B	0-0 F7			4-2 BB	4 2 2 0 1 0 1										
33 Justin Moreau, L (1, 10) OBP: 0.393, SLG: 0.519	0-2 FC5-4 1B		1-1 G3		0-0 FC5-4 1B		0-0 F8		0-3 K	5 0 2 1 0 1 1										
Torii Hunter, R (1, 8) OBP: 0.323, SLG: 0.417	1-1 FC5-4 1-2f			3-2 G3 20 1B 2B	3-2 SF9		0-1 1B 20 FC5-4 1B		1-2 P4	4 2 2 1 0 0 2										
Doug Mientkiewicz, L (1, 3) OBP: 0.364, SLG: 0.490		1-1 1B 1B		1-2 G3	2-2 FC5-4		1-2 20 FC5-4 1B		2-1 L7	5 0 2 0 0 0 3										
20 Lew Ford, R (1, 9) OBP: 0.500, SLG: 0.731				2-3 1B	1-1 P4		1-2 FC5-4			4 1 1 2 0 0 3										
A.J. Pierzynski, L (1, 2) OBP: 0.339, SLG: 0.500				3-H G4-3 1B			1-2 FC6			4 1 2 0 0 0 2										
Denny Hocking, S (1, 4) OBP: 0.246, SLG: 0.262				0-1 G4-3		1-2 G6-3 3B		0-0 FC6		3 0 1 1 1 1 2										
				4-2 1B BB		0-1 G6-3		3-1 G3-6-1 1B												
Inning Stats	R: 1 E: 0 K: 0 S: 12	H: 2 LOB: 1 BB: 0 P: 18	R: 0 E: 0 K: 1 S: 12	H: 2 LOB: 2 BB: 0 P: 18	R: 0 E: 0 K: 0 S: 9	H: 0 LOB: 0 BB: 0 P: 13	R: 2 E: 0 K: 0 S: 15	H: 3 LOB: 2 BB: 1 P: 26	R: 1 E: 0 K: 1 S: 13	H: 1 LOB: 1 BB: 0 P: 19	R: 1 E: 0 K: 0 S: 10	H: 2 LOB: 1 BB: 0 P: 12	R: 0 E: 0 K: 0 S: 4	H: 1 LOB: 0 BB: 0 P: 8	R: 0 E: 0 K: 1 S: 11	H: 0 LOB: 1 BB: 1 P: 18	1B: 10 2B: 2 3B: 1 HR: 0	SF: 1 SAC: 0 DP: 1 HBP: 0	WP: 1 PB: 0 SB: 0 CS: 0	PA: 42
PITCHER	IP WLS BF H R ER SO BB IBB HBP BLK WP HR S P ERA WHIP																			
Chris George, L (1, 1) ERA: 6.53	5.0 W 26 10 5 5 1 1 0 0 0 0 0 0 65 102 9.00 2.200																			
D.J. Carrasco, R (6, 1) ERA: 3.79	2.0 H 9 2 1 1 1 0 0 0 0 1 0 18 25 4.50 1.000																			
Jason Grimsley, R (8, 1) ERA: 3.83	1.0 H 3 1 0 0 0 0 0 0 0 0 0 4 8 0.00 1.000																			
Mike MacDougal, R (9, 1) ERA: 3.41	1.0 S 4 0 0 0 0 1 1 0 0 0 0 0 11 18 0.00 1.000																			

Minnesota Twins @ Kansas City Royals
Kauffman Stadium, Kansas City, MO

AB 39
R 6
H 13
RBI 6
BB 2
SO 3
LOB 20



Wed Jun 18 2003, 7:05 PM CDT
Att. 21,581 - Sunny - 83 F

livebaseballscorecards.com

Batter	1	2	3	4	5	6	7	8	9	AB	R	H	RBI	BB	SO	LOB
Desi Relaford, S OBP: 0.340, SLG: 0.416 (1, 4)	3-2 L9		0-1 F8	1-2 S 2B 1B	0-0 G3			2-3 K		5	1	1	0	0	1	2
Joe Randa, R OBP: 0.312, SLG: 0.419 (1, 5)	0-1 F9		0-1 1B 1B	2-2 1B 2B		3-2 G3-1		1-2 1B 1B		5	2	3	1	0	0	0
29 Mike Sweeney, R OBP: 0.440, SLG: 0.540 Aaron Guiel, L OBP: 0.415, SLG: 0.500 (1, 3) (3, PH) (4, 9)	1-3 K		2-0 WP FC5-2 1B	0-2 P2		1-2 F8		0-0 F8		1	0	0	0	0	1	0
Carlos Beltrán, S OBP: 0.426, SLG: 0.533 (1, 8)		1-0 G3	0-2 FC5-2 WP 2B 1B	2-0 2B 1B		4-2 S 1B BB		0-0 1B		4	2	3	2	1	0	0
Raul Ibanez, L OBP: 0.330, SLG: 0.437 (1, 7) (4, 3)		4-1 FC6-4 4 E BB	3-2 FC5-2 2B 1B	2-1 G4-3		3-1 S 1B		3-2 F9		4	2	1	1	1	0	5
Ken Harvey, R OBP: 0.296, SLG: 0.392 (1, 10)		0-2 FC6-4 1B	0-1 1B 2B		1-1 G4-3	2-2 G4-3				4	1	2	1	0	0	1
Michael Tucker, L OBP: 0.327, SLG: 0.449 (1, 9) (4, 7)		0-1 FC6-4 4 E	1-1 1B		2-2 4 HBP 1B		1-3 K			4	0	2	2	0	1	2
4 Angel Berroa, R OBP: 0.343, SLG: 0.467 (1, 6)		1-1 E5	0-0 P2		1 SAFE 3-1 K 1B		1-0 P3			3	0	0	0	0	0	2
Mike DiFelice, R OBP: 0.313, SLG: 0.429 (1, 2)		1-2 P3		1-2 G5-3	1-3 K		2-3 K			4	0	0	0	0	2	4

Inning Stats	R: 0	H: 0	E: 0	K: 1	S: 12	R: 1	H: 1	E: 1	K: 0	S: 13	R: 4	H: 5	E: 0	K: 0	S: 20	R: 2	H: 3	E: 0	K: 0	S: 16	R: 0	H: 1	E: 0	K: 1	S: 11	R: 1	H: 1	E: 0	K: 0	S: 15	R: 0	H: 0	E: 0	K: 2	S: 9	R: 0	H: 2	E: 0	K: 1	S: 12
	LOB: 0	BB: 0	P: 16	LOB: 2	BB: 1	P: 20	LOB: 1	BB: 0	P: 26	LOB: 1	BB: 0	P: 24	LOB: 2	BB: 0	P: 18	LOB: 1	BB: 1	LOB: 0	BB: 0	P: 13	LOB: 2	BB: 0	P: 18	LOB: 0	BB: 0	P: 13	LOB: 2	BB: 0	P: 18	LOB: 0	BB: 0	P: 13	LOB: 2	BB: 0	P: 18	LOB: 0	BB: 0	P: 18		

PITCHER	IP	WLS	BF	H	R	ER	SO	BB	IBB	HBP	BLK	WP	HR	S	P	ERA	WHIP
Rick Reed, R ERA: 4.97 (1, 1)	3.2	L	22	9	7	6	1	1	0	0	0	1	0	59	82	14.73	2.727
Juan Rincon, R ERA: 3.45 (4, 1)	2.1		11	2	1	1	1	1	0	1	0	0	0	28	50	3.86	1.286
Johan Santana, L ERA: 2.24 (7, 1)	2.0		8	2	0	0	3	0	0	0	0	0	0	21	31	0.00	1.000


BOTTOM

Minnesota Twins @ Kansas City Royals
Kauffman Stadium, Kansas City, MO

Wed Jun 18 2003, 7:05 PM CDT
Att: 21,581 - Sunny - 83 F

livebaseballscorecards.com

AB	38
R	8
H	13
RBI	7
BB	2
SO	5
LOB	18



1B	2B	3B	HR	SF	SAC	DP	HBP	WP	HR	S	P	ERA	WHIP
11	2	0	0	0	0	0	1	1	0	0	0	0	0

Batter	1	2	3	4	5	6	7	8	9	AB	R	H	RBI	BB	SO	LOB	TOP										
Jacque Jones, L (1, 7) OBP: 0.327, SLG: 0.489 Bobby Kielty, S (6, 9) OBP: 0.371, SLG: 0.433	1-0 1B 1B		0-0 B1-3	2-2 2-H HR	1-0 HR 1B	1-0 G3-1		0-0 G3-1		5 1	3 0	3 0	3 0	0 0	0 0												
Cristian Guzman, S (1, 6) OBP: 0.301, SLG: 0.372	1-1 1B 33 G3 1B		2-2 33 S 2B 1B	1-1 WP E 1B	1-2 HR 1B		0-0 G3-1	2-0 F8		6	4	4	1	0	0	1											
Corey Koskie, L (1, 5) OBP: 0.406, SLG: 0.481	1-2 33 G3 1B		0-3 K	3-2 E9 1B	0-0 HR		1-0 HR		4-2 1B BB	5	3	4	6	1	1	1											
33 Justin Moreneau, L (1, 10) OBP: 0.394, SLG: 0.516 Matthew LeCroy, R (9, PH) OBP: 0.338, SLG: 0.492	0-0 G3		2-1 2B	3-2 G4-3	4-1 1B 2B BB		0-1 G4-3		3-2 BB 1B 1B	4 1	2 0	1 1	2 0	0 0	2 0												
Torii Hunter, R (1, 8) OBP: 0.329, SLG: 0.430 20 Lew Ford, R (6, 8) OBP: 0.500, SLG: 0.714	1-0 F7		0-1 2B				0-1 1B 1B		3-1 F7	4 2	1 0	3 1	1 0	0 0	1 2												
Doug Mientkiewicz, L (1, 3) OBP: 0.368, SLG: 0.495	2-1 F7		1-2 F7				1-1 1B 1B		3-1 BB 1B	6	0	3	2	0	0	3											
Dustan Mohr, R (1, 9) OBP: 0.328, SLG: 0.487		2-0 P4		1-2 G5-3			0-2 F9		3-2 F9	5	1	0	0	1	1	6											
A.J. Pierzynski, L (1, 2) OBP: 0.336, SLG: 0.493 Tom Prince, R (9, PH) (9, 2)		3-2 G4-3		1-1 G5-3 HR 1B	2-0 F8	0-0 G1-3		2-2 G5-3	4-2 BB	5 0	1 0	1 0	0 0	0 1	0 0	2											
Luis Rivas, R (1, 4) OBP: 0.311, SLG: 0.352		1-3 K		1-0 G5-3	1-0 1B 1B 2B	0-1 L5		0-0 G3-1 1B	0-0 F8	6	1	2	1	0	1	4											
Inning Stats	R: 2 E: 0 K: 0 S: 10	H: 3 LOB: 1 BB: 0 P: 16	R: 0 E: 0 K: 1 S: 9	H: 0 LOB: 0 BB: 0 P: 15	R: 2 E: 0 K: 1 S: 14	H: 3 LOB: 1 BB: 0 P: 19	R: 3 E: 1 K: 0 S: 19	H: 4 LOB: 1 BB: 0 P: 31	R: 7 E: 0 K: 1 S: 20	H: 7 LOB: 2 BB: 2 P: 38	R: 0 E: 0 K: 0 S: 4	H: 0 LOB: 0 BB: 0 P: 5	R: 1 E: 0 K: 0 S: 11	H: 3 LOB: 2 BB: 0 P: 13	R: 0 E: 0 K: 0 S: 8	H: 1 LOB: 1 BB: 0 P: 12	R: 1 E: 0 K: 0 S: 15	H: 2 LOB: 3 BB: 2 P: 35	1B: 15 2B: 5 3B: 0 HR: 3	SF: 0 SAC: 0 DP: 0 HBP: 0	WP: 1 PB: 0 SB: 1 CS: 0	PA: 54					
PITCHER	IP	WLS	BF	H	R	ER	SO	BB	IBB	HBP	BLK	WP	HR	S	P	ERA	WHIP										
Kyle Snyder, R (1, 1) ERA: 4.75	4.0	L	22	10	7	7	2	0	0	0	0	1	1	52	81	15.75	2.500										
Albie Lopez, R (5, 1) ERA: 12.71	0.2		10	6	7	7	0	2	0	0	0	0	1	15	32	94.50	12.000										
51 Kris Wilson, R (5, 1) ERA: 4.62	3.1		15	5	1	1	1	0	0	0	0	0	1	28	36	2.70	1.500										
Jason Gilfillan, R (9, 1) ERA: 6.94	1.0		7	2	1	1	0	2	0	0	0	0	0	15	35	9.00	4.000										

Minnesota Twins @ Kansas City Royals
Kauffman Stadium, Kansas City, MO

Thu Jun 19 2003, 1:05 PM CDT
Att. 22,559 - Cloudy - 81 F

AB	50
R	16
H	23
RBI	16
BB	4
SO	3
LOB	23



WP: 1	PA: 54
PB: 0	
SB: 1	
CS: 0	

Batter	1	2	3	4	5	6	7	8	9	AB	R	H	RBI	BB	SO	LOB
Desi Relaford, S OBP: 0.343, SLG: 0.419 (1, 4) C X (6, 5)	1-1 G4-3 ①		2-1 G4-3 ③			4-2 BB ③		0-0 1-H 2B		3	0	1	1	1	0	0
Joe Randa, R OBP: 0.309, SLG: 0.416 Brent Abernathy, R OBP: 0.088, SLG: 0.061 (1, 5) C F B B X (6, 4)	3-2 F8 ②			2-1 G5-3 ①		0-2 P3 ③		0-0 G6-3 ③		2	0	0	0	0	0	0
Carlos Beltrán, S OBP: 0.423, SLG: 0.532 (1, 8) B C C D F X	3-2 G1-3 ③			0-2 G5-3 ②			1-1 1B 2B		1-0 G5-3 ①	4	1	1	0	0	0	0
Raul Ibanez, L OBP: 0.332, SLG: 0.438 (1, 3) S B T F X		1-2 FC4-6 1B		0-2 G5-3 ③			0-1 2-H G1-6-3 1B		0-1 G3 ②	4	0	2	1	0	0	0
Ken Harvey, R OBP: 0.297, SLG: 0.385 (1, 10) B F C C B 1 SAFE		2-3 K ①			1-0 G6-3 ①		0-0 G1-6-3 ① ②		4-2 BB BB	3	0	0	0	1	1	2
Michael Tucker, L OBP: 0.326, SLG: 0.444 (1, 7) X		0-0 P6 ②			2-1 G6-3 ②		1-0 F7 ③		4-1 1-2 BB	3	0	0	0	1	0	1
Aaron Guiel, L OBP: 0.400, SLG: 0.475 (1, 9) B B X		2-0 FC4-6 ③ 1-2f			2-3 K ③			0-1 G5-4-3 1B	1-3 K ③	4	0	1	0	0	2	3
4 Angel Berroa, R OBP: 0.345, SLG: 0.469 Carlos Febles, R OBP: 0.281, SLG: 0.278 (1, 6) (6, 6)			1-2 G6-4-3 1B			1-0 L3 ①		0-1 G5-4-3 ① ② 1-2f		1	0	1	0	0	0	0
Brent Mayne, L OBP: 0.318, SLG: 0.373 (1, 2) B B 1 SAFE C X			3-1 G6-4-3 ① ② 1-2f			2-2 G5-3 ②		4-0 2B BB		2	1	0	0	1	0	1

BOTTOM

Minnesota Twins @ Kansas City Royals
Kauffman Stadium, Kansas City, MO

Thu Jun 19 2003, 1:05 PM CDT
Att. 22,559 - Cloudy - 81 F

livebaseballscorecards.com

AB	30
R	2
H	6
RBI	2
BB	4
SO	3
LOB	10



Inning Stats	R: 0	H: 0	E: 0	K: 0	S: 8	R: 0	H: 1	E: 0	K: 1	S: 9	R: 0	H: 1	E: 0	K: 0	S: 7	R: 0	H: 0	E: 0	K: 0	S: 9	R: 0	H: 0	E: 0	K: 1	S: 8	R: 0	H: 0	E: 0	K: 0	S: 9	R: 1	H: 2	E: 0	K: 0	S: 6	R: 1	H: 2	E: 0	K: 0	S: 6	R: 0	H: 0	E: 0	K: 1	S: 9	1B: 4	SF: 0	2B: 2	SAC: 0	3B: 0	DP: 3	HR: 0	HBP: 0	WP: 0	PA: 34
--------------	------	------	------	------	------	------	------	------	------	------	------	------	------	------	------	------	------	------	------	------	------	------	------	------	------	------	------	------	------	------	------	------	------	------	------	------	------	------	------	------	------	------	------	------	------	-------	-------	-------	--------	-------	-------	-------	--------	-------	--------

PITCHER	IP	WLS	BF	H	R	ER	SO	BB	IBB	HBP	BLK	WP	HR	S	P	ERA	WHIP
Joe Mays, R ERA: 5.48 (1, 1)	8.0	W	29	6	2	2	2	2	0	0	0	0	0	62	100	2.25	1.000
J.C. Romero, L ERA: 4.34 (9, 1)	1.0		5	0	0	0	1	2	0	0	0	0	0	9	19	0.00	2.000

PITCHER	IP	WLS	BF	H	R	ER	SO	BB	IBB	HBP	BLK	WP	HR	S	P	ERA	WHIP
---------	----	-----	----	---	---	----	----	----	-----	-----	-----	----	----	---	---	-----	------

Batter	1	2	3	4	5	6	7	8	9	AB	R	H	RBI	BB	SO	LOB	TOP										
Desi Relaford, S (1, 4) OBP: 0.352, SLG: 0.439	0-1 HR	1-2 P3			0-2 2B 1B	4-1 BB		2-1 1B		4	3	3	1	1	0	2	Kansas City Royals @ St. Louis Cardinals Busch Stadium, St. Louis, MO Fri Jun 20 2003, 7:10 PM CDT Att. 38,226 - Cloudy - 79 F livebaseballscorecards.com										
Joe Randa, R (1, 5) OBP: 0.303, SLG: 0.407	0-3 K		1-1 F8		0-1 G1-3	0-1 G4-6-3		2-3 K		5	0	0	0	0	2	5											
Carlos Beltrán, S (1, 8) OBP: 0.422, SLG: 0.524	4-2 BB		1-1 G6-3		4-1 2B HBP		2-0 F9	1-3 K		3	1	0	0	1	1	1											
Raul Ibanez, L (1, 7) OBP: 0.340, SLG: 0.450	0-0 F7		1-2 2B		2-0 2B		1-2 HR	4-0 1B IBB		4	2	3	3	1	0	1											
Ken Harvey, R (1, 3) OBP: 0.304, SLG: 0.411	1-2 F9		1-3 K		0-2 2B		0-2 HR	3-1 1B		5	1	3	4	0	1	2											
Michael Tucker, L (1, 9) OBP: 0.327, SLG: 0.443		1-0 1B			0-0 F8		0-0 4 HR	1-3 K		5	1	2	0	0	2	3											
4 Angel Berroa, R (1, 6) OBP: 0.342, SLG: 0.476		0-0 B1			1-3 K		0-0 HR			5	1	1	2	0	2	2											
Brent Mayne, L (1, 2) OBP: 0.321, SLG: 0.373		3-2 1B			0-2 F9		3-2 SH1-4 1B	G6-3		5	0	2	0	0	0	0											
Jose Lima, R (1, 1) OBP: 0.500, SLG: 0.500 Jason Grimsley, R (6, 1) Morgan Burkhardt, S (7, PH) Sean Lowe, R (7, 1) Aaron Guiel, L (9, PH) D.J. Carrasco, R (9, 1)		2-1 B2			0-1 G1-3 2B 1B		0-0 SH1-4	0-1 L4		2	1	1	0	0	0	2											
Inning Stats	R: 1 E: 0 K: 1 S: 11	H: 1 LOB: 1 BB: 1 P: 16	R: 0 E: 0 K: 0 S: 11	H: 2 LOB: 2 BB: 0 P: 18	R: 0 E: 0 K: 1 S: 13	H: 1 LOB: 1 BB: 0 P: 17	R: 0 E: 0 K: 1 S: 9	H: 0 LOB: 0 BB: 0 P: 10	R: 4 E: 0 K: 2 S: 18	H: 4 LOB: 1 BB: 0 P: 28	R: 0 E: 0 K: 0 S: 11	H: 1 LOB: 1 BB: 1 P: 16	R: 4 E: 0 K: 0 S: 18	H: 4 LOB: 0 BB: 0 P: 24	R: 1 E: 0 K: 3 S: 13	H: 2 LOB: 2 BB: 1 P: 26	R: 0 E: 0 K: 0 S: 9	H: 0 LOB: 0 BB: 0 P: 13	1B: 9 2B: 3 3B: 0 HR: 3	SF: 0 SAC: 1 DP: 1 HBP: 1	WP: 0 PB: 0 SB: 1 CS: 0	PA: 45					
PITCHER	IP	WLS	BF	H	R	ER	SO	BB	IBB	HBP	BLK	WP	HR	S	P	ERA	WHIP										
Matt Morris, R (1, 1) ERA: 3.64	5.0	L	25	8	5	5	5	1	0	1	0	0	1	62	89	9.00	1.800										
Jeff Fassero, L (6, 1) ERA: 6.49	1.1		9	5	4	4	0	1	0	0	0	0	2	20	28	27.00	4.500										
Kiko Calero, R (7, 1) ERA: 3.06	1.2		8	2	1	1	3	0	1	0	0	0	0	22	38	5.40	1.200										
Esteban Yan, R (9, 1) ERA: 7.57	1.0		3	0	0	0	0	0	0	0	0	0	0	9	13	0.00	0.000										



Batter	1	2	3	4	5	6	7	8	9	AB	R	H	RBI	BB	SO	LOB
Eduardo Perez, R OBP: 0.384, SLG: 0.477 (1, 5)	0-0 E5 BB		0-3 K		0-2 P3 1-2	2-2 L5		1-0 1B 2B		5	0	1	0	0	1	2
J.D. Drew, L OBP: 0.382, SLG: 0.594 Esteban Yan, R (1, 9) (9, 1)	4-2 15 G4-3 BB		2-2 G4-3		3-2 F7		4-2 15 1B BB	2-0 5 FC6-4 1B		3	1	1	0	2	0	1
5 Albert Pujols, R OBP: 0.443, SLG: 0.705 (1, 7)	1-0 P3		3-1 G6-3		2-1 G6-3		0-2 F8	2-2 FC6-4 1-2f		5	0	0	0	0	0	6
15 Jim Edmonds, L OBP: 0.405, SLG: 0.647 (1, 8)	3-2 G4-3 1-2f			2-0 F7		4-1 WP 1B G4-3 BB	2-1 1B 1-2		4-2 G5-4-3 BB	3	1	1	0	2	0	2
Edgar Renteria, R OBP: 0.396, SLG: 0.505 (1, 6)		1-1 G6-3		1-0 G5-3		0-1 G4-3 3B 1B 1-2	1-2 1B 1-2 2-H		2-1 G5-4-3 1-2f	5	1	2	1	0	0	1
Tino Martinez, L OBP: 0.325, SLG: 0.428 (1, 3)		4-1 2B BB		3-2 FC5 E 1B		3-1 G4-3 1-3 2-H	0-3 K		0-1 G5-3	4	0	1	1	1	1	3
Mike Matheny, R OBP: 0.329, SLG: 0.380 (1, 2)		1-0 F8		1-0 E5 1-2		0-2 1B 3B	0-3 K			4	1	1	1	0	1	4
Bo Hart, R OBP: 0.625, SLG: 1.143 (1, 4)		2-2 1-3 2B		1-2 FC5 2-3f		2-2 3-H 1B		1-1 G5-3		4	0	2	1	0	0	2
Matt Morris, R OBP: 0.236, SLG: 0.313 Kerry Robinson, L OBP: 0.214, SLG: 0.191 Jeff Fassero, L (5, PH) Kiko Calero, R OBP: 0.250, SLG: 0.250 Orlando Palmeiro, L OBP: 0.362, SLG: 0.366 (6, 1) (7, 1) (8, PH) (9, 9)		1-3 K2-3		2-1 1B		0-3 K		1-2 P3		1	0	0	0	0	1	2

Inning Stats	R: 0	H: 0	E: 1	K: 0	S: 7	LOB: 1	BB: 1	P: 15	R: 0	H: 1	E: 0	K: 1	S: 12	LOB: 2	BB: 1	P: 21	R: 0	H: 0	E: 0	K: 1	S: 8	LOB: 0	BB: 0	P: 13	R: 0	H: 1	E: 1	K: 0	S: 13	LOB: 2	BB: 0	P: 21	R: 0	H: 1	E: 0	K: 0	S: 11	LOB: 1	BB: 0	P: 18	R: 3	H: 3	E: 0	K: 1	S: 18	LOB: 1	BB: 1	P: 29	R: 1	H: 2	E: 0	K: 2	S: 17	LOB: 2	BB: 1	P: 24	R: 0	H: 2	E: 0	K: 0	S: 10	LOB: 2	BB: 0	P: 17	R: 0	H: 0	E: 0	K: 0	S: 7	LOB: 0	BB: 1	P: 13	1B: 7	2B: 2	3B: 1	HR: 0	SF: 0	SAC: 0	DP: 2	HBP: 0	WP: 1	PA: 42
--------------	------	------	------	------	------	--------	-------	-------	------	------	------	------	-------	--------	-------	-------	------	------	------	------	------	--------	-------	-------	------	------	------	------	-------	--------	-------	-------	------	------	------	------	-------	--------	-------	-------	------	------	------	------	-------	--------	-------	-------	------	------	------	------	-------	--------	-------	-------	------	------	------	------	-------	--------	-------	-------	------	------	------	------	------	--------	-------	-------	-------	-------	-------	-------	-------	--------	-------	--------	-------	--------

PITCHER	IP	WLS	BF	H	R	ER	SO	BB	IBB	HBP	BLK	WP	HR	S	P	ERA	WHIP
Jose Lima, R ERA: 4.76 (1, 1)	5.1	W	24	4	2	2	2	3	0	0	0	1	0	56	100	3.38	1.312
Jason Grimsley, R ERA: 3.98 (6, 1)	0.2		4	2	1	1	1	0	0	0	0	0	0	13	17	13.50	3.000
Sean Lowe, R ERA: 5.0 (7, 1)	2.0		11	4	1	1	2	1	0	0	0	0	0	27	41	4.50	2.500
D.J. Carrasco, R ERA: 3.7 (9, 1)	1.0		3	0	0	0	0	1	0	0	0	0	0	7	13	0.00	1.000

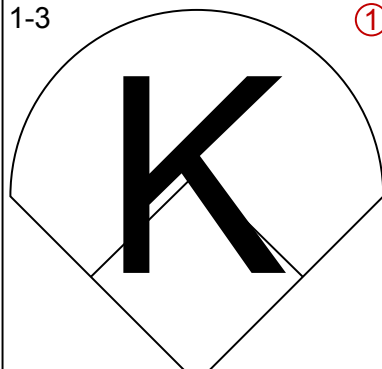
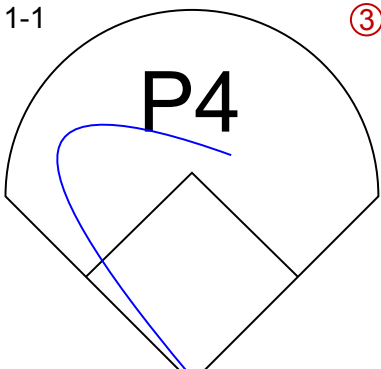
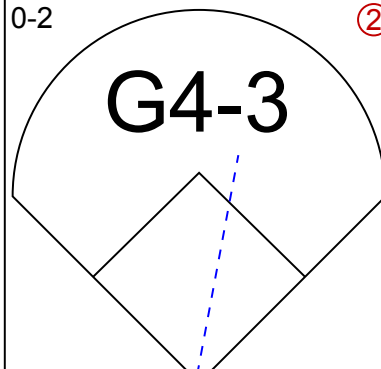
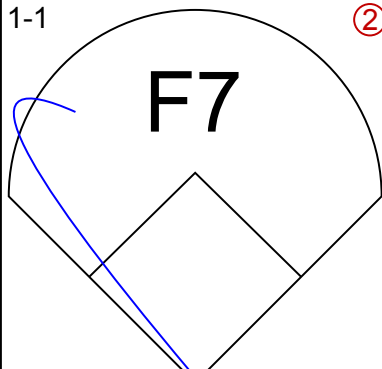
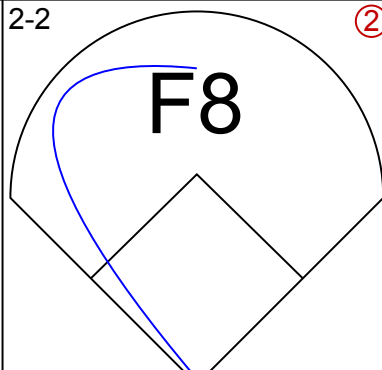
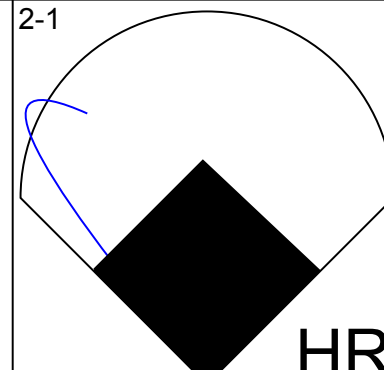
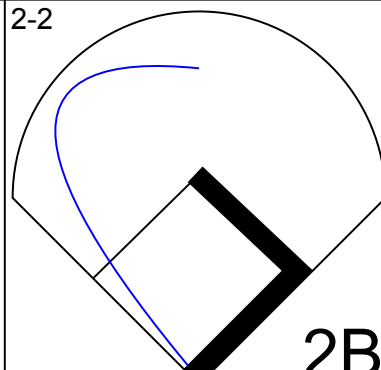
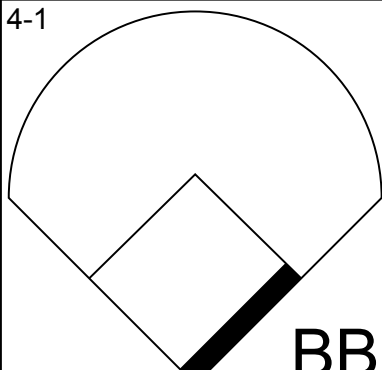
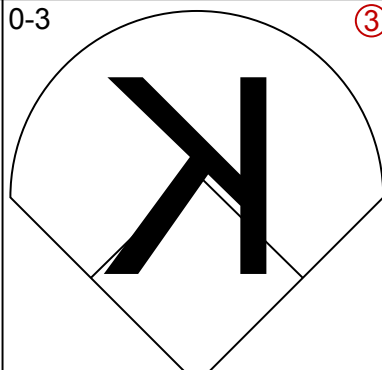
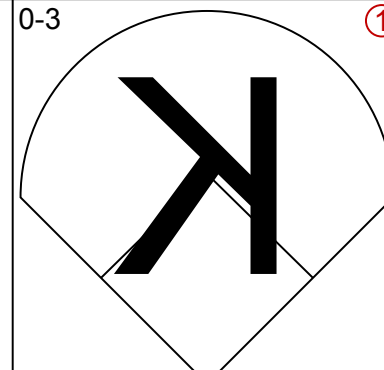
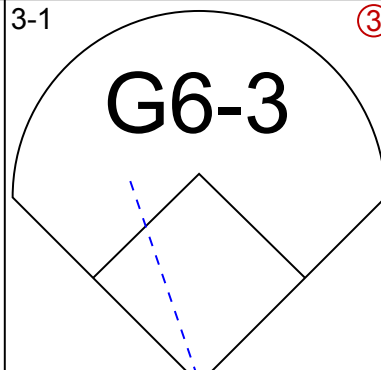
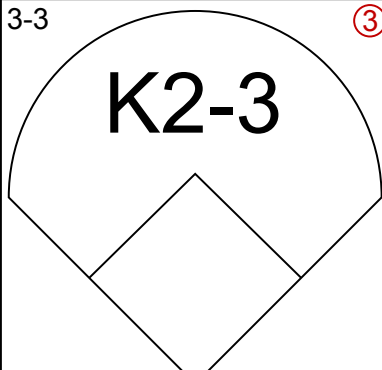
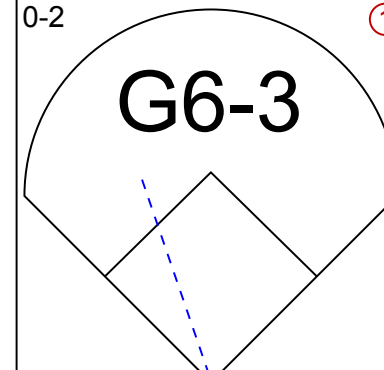
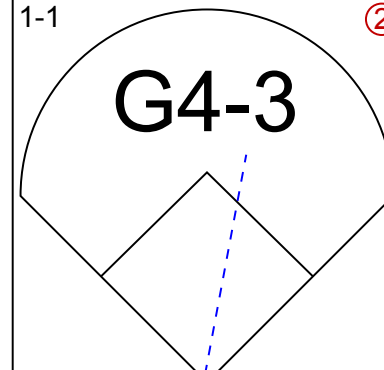
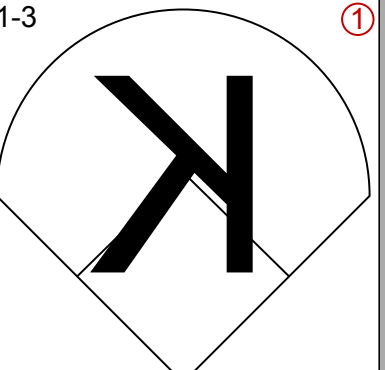
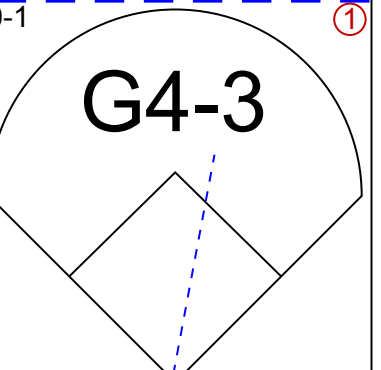
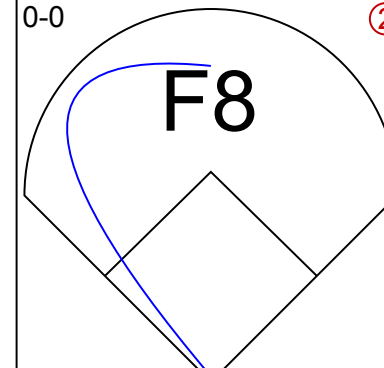
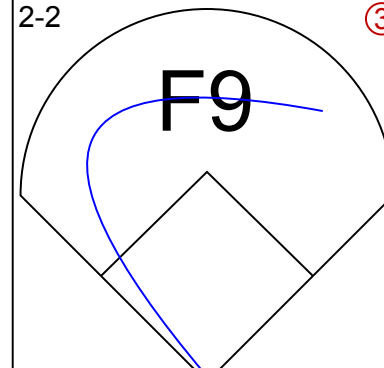
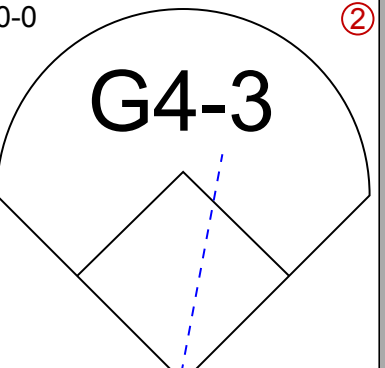
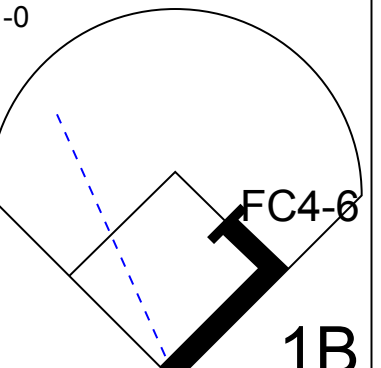
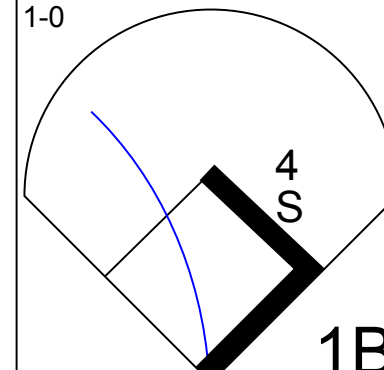
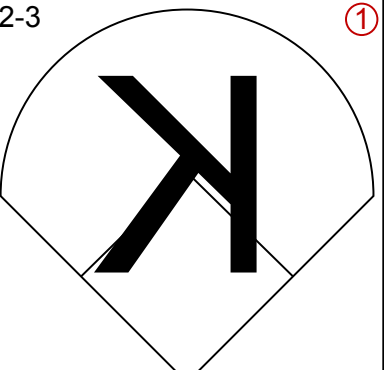
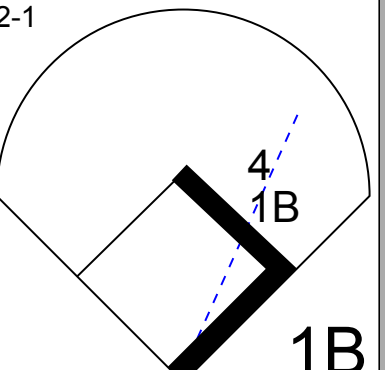
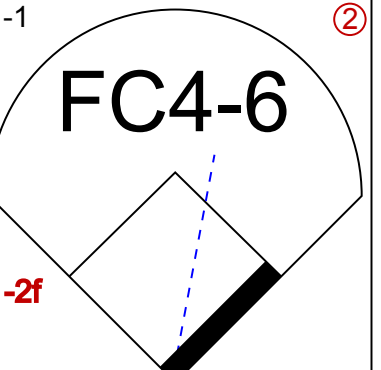
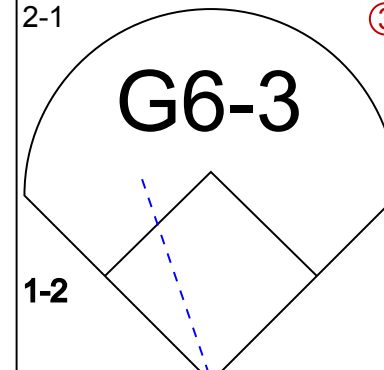
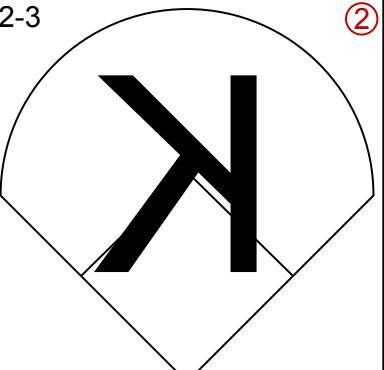
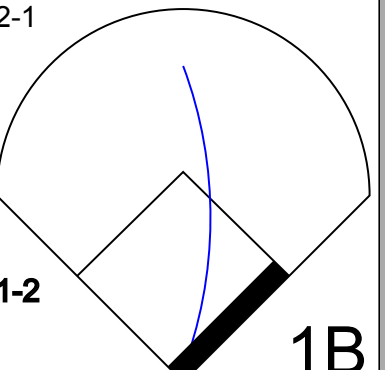
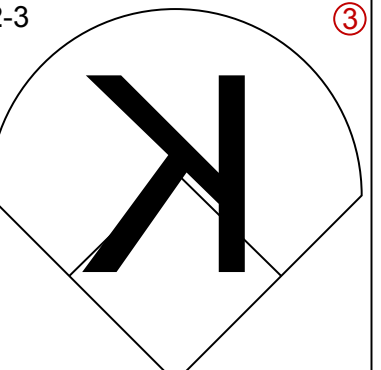
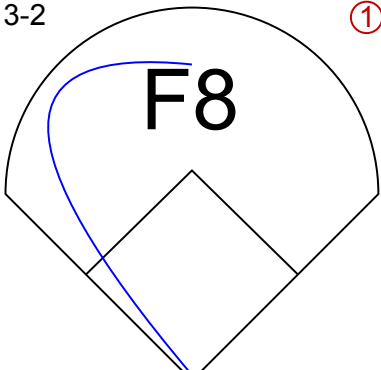
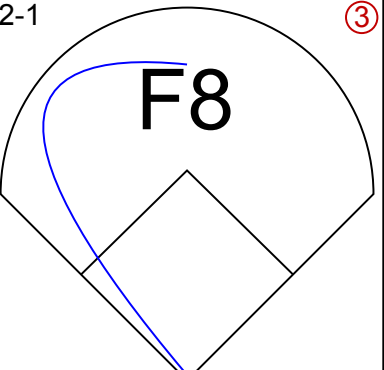
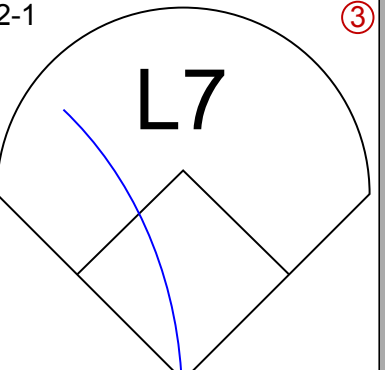
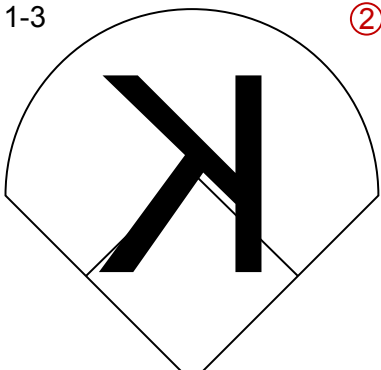
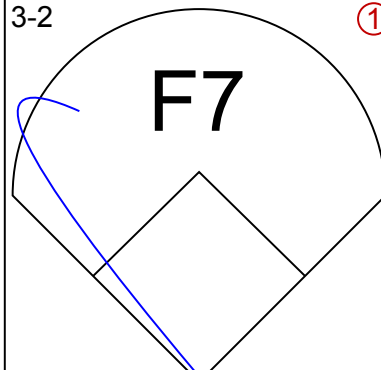
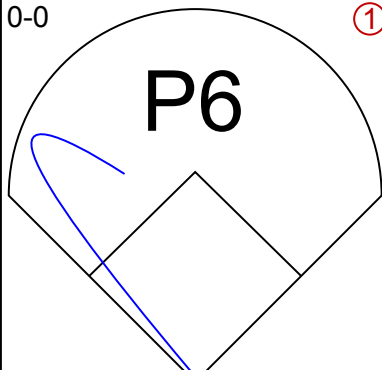
BOTTOM

Kansas City Royals @ St. Louis Cardinals
 Busch Stadium, St. Louis, MO
 Fri Jun 20 2003, 7:10 PM CDT
 Att: 38,226 - Cloudy - 79 F

livebaseballscorecards.com

AB	37
R	4
H	10
RBI	4
BB	5
SO	5
LOB	24



Batter	1	2	3	4	5	6	7	8	9	AB R H RBI BB SO LOB	TOP												
Desi Relaford, S (1, 4) OBP: 0.347, SLG: 0.431	1-3 		1-1 			0-2 		1-1 		4 0 0 0 0 1 0	Kansas City Royals @ St. Louis Cardinals Busch Stadium, St. Louis, MO Sat Jun 21 2003, 7:10 PM CDT Att. 44,473 - Cloudy - 79 F												
Joe Randa, R (1, 5) OBP: 0.310, SLG: 0.427	2-2 			2-1 		2-2 		4-1 		3 1 2 1 1 0 0													
Carlos Beltrán, S (1, 8) OBP: 0.415, SLG: 0.513	0-3 			0-3 		3-1 		3-3 		4 0 0 0 0 3 2													
Raul Ibanez, L (1, 7) OBP: 0.336, SLG: 0.444		0-2 		1-1 			1-3 		0-1 	4 0 0 0 0 1 0													
Ken Harvey, R (1, 3) OBP: 0.303, SLG: 0.408		0-0 		2-2 			0-0 		1-0 	4 0 1 0 0 0 0													
Michael Tucker, L (1, 9) OBP: 0.330, SLG: 0.444		1-0 			2-3 		2-1 		1-1 	4 0 2 0 0 1 1													
4 Angel Berroa, R (1, 6) OBP: 0.341, SLG: 0.473		2-1 			2-3 		2-1 		2-3 	4 0 1 0 0 2 2													
Brent Mayne, L (1, 2) OBP: 0.316, SLG: 0.367			3-2 		2-1 		2-1 			3 0 0 0 0 0 2													
Darrell May, L (1, 1) Jason Giffilan, R (7, 1) Aaron Guiel, L (8, PH) Ryan Bukvich, R (8, 1)			1-3 			3-2 		0-0 		2 0 0 0 0 1 0 0 0 0 0 0 0 0 1 0 0 0 0 0 0 0 0 0 0 0 0 0													
Inning Stats	R: 0 E: 0 K: 2 S: 10	H: 0 LOB: 0 BB: 0 P: 13	R: 0 E: 0 K: 0 S: 7	H: 1 LOB: 1 BB: 0 P: 10	R: 0 E: 0 K: 1 S: 11	H: 0 LOB: 0 BB: 0 P: 16	R: 1 E: 0 K: 1 S: 10	H: 1 LOB: 0 BB: 0 P: 15	R: 0 E: 0 K: 2 S: 9	H: 0 LOB: 0 BB: 0 P: 15	R: 0 E: 0 K: 0 S: 14	H: 1 LOB: 1 BB: 0 P: 22	R: 0 E: 0 K: 1 S: 10	H: 2 LOB: 2 BB: 0 P: 17	R: 0 E: 0 K: 1 S: 8	H: 0 LOB: 1 BB: 1 P: 16	R: 0 E: 0 K: 1 S: 8	H: 1 LOB: 1 BB: 0 P: 12	1B: 4 2B: 1 3B: 0 HR: 1	SF: 0 SAC: 0 DP: 0 HBP: 0	WP: 0 PB: 0 SB: 1 CS: 0	PA: 34	
PITCHER Woody Williams, R (1, 1) ERA: 2.55 Steve Kline, L (9, 1) ERA: 3.99	IP	WLS	BF	H	R	ER	SO	BB	IBB	HBP	BLK	WP	HR	S	P	ERA	WHIP						
	8.0	W	30	5	1	1	8	1	0	0	0	0	1	79	124	1.12	0.750						
	1.0		4	1	0	0	1	0	0	0	0	0	0	8	12	0.00	1.000						

livebaseballscorecards.com

AB	33
R	1
H	6
RBI	1
BB	1
SO	9
LOB	7



Batter	1	2	3	4	5	6	7	8	9
Bo Hart, R OBP: 0.615, SLG: 1.083 (1, 4)	3-2 5 2B 3B	1-0 1-2 1B		0-0 F8			2-2 5 2B 1B	2-3 K	
15 Jim Edmonds, L OBP: 0.397, SLG: 0.633 (1, 8)	3-2 F7	3-2 F8			2-3 K		1-2 F7	2-1 F7	
5 Albert Pujols, R OBP: 0.445, SLG: 0.722 (1, 7)	0-2 PB 2B 3-H		3-1 F7		3-0 P2		1-1 2B 1-H	3-1 HR	
Edgar Renteria, R OBP: 0.399, SLG: 0.509 (1, 6)	2-1 P6		1-1 G6-3		0-0 1B		0-0 WP 2B 2-H	4-2 BB	
Eduardo Perez, R OBP: 0.377, SLG: 0.474 Steve Kline, S (9, 1)	1-1 2B 2-H		2-2 L5		3-1 F7		1-1 G6-3	1-1 P4	
Tino Martinez, L OBP: 0.324, SLG: 0.422 (1, 3)	2-3 K			0-0 F8		0-2 G4-3	4-0 WP IBB		
Mike Matheny, R OBP: 0.332, SLG: 0.393 (1, 2)		1-2 G5-3		1-3 K		2-2 HR	4-1 BB 1-2 2-3		
Wilson Delgado, S OBP: 0.262, SLG: 0.268 (1, 5)		2-2 G5-3		0-0 2B		1-1 G6-3	2-3 K2-3		
Woody Williams, R OBP: 0.361, SLG: 0.406 Orlando Palmeiro, L OBP: 0.365, SLG: 0.372 (8, PH) (9, 9)		1-1 1B		0-1 2B 2-H		1-3 K		1-2 5 HR 1B	

AB	R	H	RBI	BB	SO	LOB
5	2	3	0	0	1	2
5	0	0	0	0	1	5
5	3	3	4	0	0	0
4	0	2	1	1	0	1
5	0	1	1	0	0	3
0	0	0	0	0	0	0
3	0	0	0	1	1	1
3	1	1	1	1	1	0
4	1	1	0	0	1	3
3	0	2	1	0	1	0
1	1	1	0	0	0	0
1B: 5	SF: 0					
2B: 6	SAC: 0					
3B: 1	DP: 0					
HR: 2	HBP: 0					

BOTTOM

Kansas City Royals @ St. Louis Cardinals
 Busch Stadium, St. Louis, MO
 Sat Jun 21 2003, 7:10 PM CDT
 Att: 44,473 - Cloudy - 79 F

livebaseballscorecards.com

AB	38
R	8
H	14
RBI	8
BB	3
SO	6
LOB	15



Inning	R	H	E	K	S	IP	WLS	BF	H	R	ER	SO	BB	IBB	HBP	BLK	WP	HR	S	P	ERA	WHIP
1	2	3	0	1	17	6.0	L	27	9	4	4	4	0	0	0	0	0	1	73	111	6.00	1.500
2	0	0	0	0	12				0	2	2	1	1	1	0	0	0	0	19	34	18.00	4.000
3	0	0	0	0	17				0	2	2	1	1	0	0	0	0	1	19	32	18.00	3.000

PITCHER	IP	WLS	BF	H	R	ER	SO	BB	IBB	HBP	BLK	WP	HR	S	P	ERA	WHIP
Darrell May, L ERA: 4.18 (1, 1)	6.0	L	27	9	4	4	4	0	0	0	0	0	1	73	111	6.00	1.500
Jason Gilfillan, R ERA: 7.82 (7, 1)	1.0		8	3	2	2	1	1	1	0	0	1	0	19	34	18.00	4.000
Ryan Bukvich, R ERA: 9.58 (8, 1)	1.0		6	2	2	2	1	1	0	0	0	0	1	19	32	18.00	3.000

WP	PA	ERA	WHIP
1	41		
1			
0			
0			

Batter	1	2	3	4	5	6	7	8	9	AB R H RBI BB SO LOB	TOP											
Desi Relaford, S (1, 5) OBP: 0.345, SLG: 0.432	0-1 SH1-3 G5-3 2B		1-2 F8		2-1 F9		3-3 K			4 1 1 0 0 1 3	Kansas City Royals @ St. Louis Cardinals Busch Stadium, St. Louis, MO Sun Jun 22 2003, 1:10 PM CDT Att. 39,962 - Cloudy - 84 F livebaseballscorecards.com											
Carlos Febles, R (1, 4) OBP: 0.274, SLG: 0.270	0-0 SH1-3 2-3			2-1 G4-3	0-0 F8		1-2 FC6-4 1-2f			3 0 0 0 0 0 3												
Carlos Beltrán, S (1, 8) OBP: 0.412, SLG: 0.508	2-2 G5-3 3-H			0-3 K		1-1 F7		0-1 1B		4 0 1 1 0 1 0												
Raul Ibanez, L (1, 7) OBP: 0.331, SLG: 0.437	1-1 G4-3			0-2 G1-3		1-0 G4-3		0-2 P6		4 0 0 0 0 0 1												
Ken Harvey, R (1, 3) OBP: 0.306, SLG: 0.424		1-2 G5-3			0-0 WP 2B	0-2 HR		3-0 F9		4 2 2 1 0 0 1												
Aaron Guiel, L (1, 9) OBP: 0.392, SLG: 0.467		2-2 4 CS HBP			1 SAFE 2-2 2B	3-3 K		1 SAFE 3-3 K		3 1 1 1 0 2 1												
4 Angel Berroa, R (1, 6) OBP: 0.340, SLG: 0.469		1-3 K 1-2			0-3 K		2-2 BB 1B		0-3 K	4 0 1 0 0 3 2												
Mike DiFelice, R (1, 2) OBP: 0.310, SLG: 0.432			1-2 G6-3		0-1 1B 2B		1 SAFE 3-2 P4		1-2 F9	4 1 1 1 0 0 1												
Jeremy Affeldt, L (1, 1) OBP: 0.429, SLG: 0.333			1-3 K		0-0 1B		4-0 FC6-4 BB		1-2 G4-3	2 0 1 1 1 1 0												
Jason Grimsley, R (7, 1)										0 0 0 0 0 0 0												
Morgan Burkhardt, S (9, PH)										1 0 0 0 0 0 0												
Mike MacDougal, S (9, 1)										0 0 0 0 0 0 0												
Inning Stats	R: 1 E: 0 K: 0 S: 9	H: 1 LOB: 0 BB: 0 P: 12	R: 0 E: 0 K: 1 S: 9	H: 0 LOB: 1 BB: 0 P: 13	R: 0 E: 0 K: 1 S: 9	H: 0 LOB: 0 BB: 0 P: 12	R: 0 E: 0 K: 1 S: 8	H: 0 LOB: 0 BB: 0 P: 10	R: 3 E: 0 K: 1 S: 13	H: 4 LOB: 1 BB: 0 P: 17	R: 1 E: 0 K: 1 S: 9	H: 1 LOB: 0 BB: 0 P: 14	R: 0 E: 0 K: 1 S: 14	H: 1 LOB: 2 BB: 1 P: 27	R: 0 E: 0 K: 1 S: 10	H: 1 LOB: 1 BB: 0 P: 16	R: 0 E: 0 K: 1 S: 11	H: 0 LOB: 0 BB: 0 P: 13	1B: 4 2B: 4 3B: 0 HR: 1	SF: 0 SAC: 1 DP: 1 HBP: 1	WP: 1 PB: 0 SB: 0 CS: 1	PA: 36
PITCHER	IP WLS BF H R ER SO BB IBB HBP BLK WP HR S P ERA WHIP																					
Garrett Stephenson, R (1, 1) ERA: 4.45	6.0 L 25 7 5 5 5 0 0 1 0 1 1 60 83 7.50 1.167																					
Cal Eldred, R (7, 1) ERA: 5.46	1.0 4 0 0 0 1 1 0 0 0 0 0 0 11 22 0.00 1.000																					
28 Lance Painter, L (8, 1) ERA: 2.84	1.0 4 1 0 0 1 0 0 0 0 0 0 0 10 16 0.00 1.000																					
44 Jason Isringhausen, R (9, 1) ERA:	1.0 3 0 0 0 1 0 0 0 0 0 0 0 11 13 0.00 0.000																					

Batter	1	2	3	4	5	6	7	8	9	AB R H RBI BB SO LOB
Bo Hart, R OBP: 0.500, SLG: 0.824 (1, 4)	1-1 G6-3		2-1 E5 FC1-6	3-2 F7			3-2 5 1B 1B		0-3 K	5 1 1 0 0 1 1
Orlando Palmeiro, L OBP: 0.368, SLG: 0.375 28 Lance Painter, L 44 Jason Isringhausen, R J.D. Drew, L OBP: 0.386, SLG: 0.597 (1, 8) (8, 1) (9, 1) (9, PH)	2-2 5 1B 1B		0-1 FC1-6 5 1B 1-2f		3-2 F7		1-1 5 1B 1-2 1B		0-0 1B	4 0 2 0 0 0 1 0 0 0 0 0 0 0 0 0 0 0 0 0 0 1 0 1 0 0 0 0
5 Albert Pujols, R OBP: 0.448, SLG: 0.720 (1, 7) (9, 3)	2-1 1-2 1B		2-2 1-2 1B		2-2 G5-3		2-1 1-3 2-H 1B		0-3 K	5 0 3 1 0 1 1
Edgar Renteria, R OBP: 0.394, SLG: 0.502 (1, 6)	1-0 L3		0-0 F8		1-1 F9		0-3 K			4 0 0 0 0 1 6
Eduardo Perez, R OBP: 0.366, SLG: 0.458 (1, 9)	1-3 K		1-1 F9		3-1 G5-3		1-2 G3-1			4 0 0 0 0 1 4
Tino Martinez, L OBP: 0.329, SLG: 0.429 Joe Girardi, R OBP: 0.143, SLG: 0.077 15 Jim Edmonds, L OBP: 0.396, SLG: 0.630 (1, 3) (6, 2) (8, PH) (9, 8)		4-2 BB		1-0 1B G5-4-3 2B		1-0 F8		1-2 G4-3		1 1 1 0 1 0 0 1 0 0 0 0 0 0 1 0 0 0 0 0 0
Mike Matheny, R OBP: 0.331, SLG: 0.390 (1, 2) (6, 3) (9, 2)		2-3 K		0-0 G5-4-3 2-3 1B		2-2 F7		1-2 E4		4 0 1 0 0 1 1
Wilson Delgado, S OBP: 0.246, SLG: 0.250 (1, 5)		2-3 K		0-0 G5-4-3 1-2f 3-H		1-3 K2-3		1-3 K		4 0 0 0 0 3 3
Garrett Stephenson, R OBP: 0.250, SLG: 0.172 Cal Eldred, R Kerry Robinson, L OBP: 0.208, SLG: 0.186 (1, 1) (7, 1) (7, PH) (8, 8) (9, 7)		0-1 G5-3		0-1 1B		3-2 F8		0-2 G4-3		2 0 1 0 0 0 1 0 0 0 0 0 0 0 2 0 0 0 0 0 0

Inning Stats	R: 0	H: 2	E: 0	K: 1	S: 12	H: 0	LOB: 2	BB: 0	P: 19	R: 0	H: 0	E: 0	K: 2	S: 12	H: 1	LOB: 1	BB: 1	P: 20	R: 0	H: 1	E: 1	K: 0	S: 12	H: 3	LOB: 1	BB: 0	P: 17	R: 0	H: 0	E: 0	K: 0	S: 9	R: 0	H: 0	E: 0	K: 0	S: 9	R: 0	H: 0	E: 0	K: 0	S: 7	R: 1	H: 3	E: 0	K: 2	S: 19	R: 0	H: 0	E: 1	K: 1	S: 12	R: 0	H: 1	E: 0	K: 2	S: 10	1B: 9	SF: 0	2B: 1	SAC: 0	3B: 0	DP: 1	HR: 0	HBP: 0	WP: 0	PA: 39
--------------	------	------	------	------	-------	------	--------	-------	-------	------	------	------	------	-------	------	--------	-------	-------	------	------	------	------	-------	------	--------	-------	-------	------	------	------	------	------	------	------	------	------	------	------	------	------	------	------	------	------	------	------	-------	------	------	------	------	-------	------	------	------	------	-------	-------	-------	-------	--------	-------	-------	-------	--------	-------	--------


PITCHER	IP	WLS	BF	H	R	ER	SO	BB	IBB	HBP	BLK	WP	HR	S	P	ERA	WHIP
Jeremy Affeldt, L ERA: 3.97 (1, 1)	6.2	W	28	7	2	2	4	1	0	0	0	0	0	73	116	2.70	1.200
Jason Grimsley, R ERA: 3.86 (7, 1)	1.1		7	2	0	0	2	0	0	0	0	0	0	19	26	0.00	1.500
Mike MacDougal, R ERA: 3.31 (9, 1)	1.0	S	4	1	0	0	2	0	0	0	0	0	0	10	10	0.00	1.000

BOTTOM

Kansas City Royals @ St. Louis Cardinals
Busch Stadium, St. Louis, MO
 Sun Jun 22 2003, 1:10 PM CDT
 Att: 39,962 - Cloudy - 84 F

livebaseballscorecards.com

AB	38
R	2
H	10
RBI	1
BB	1
SO	8
LOB	18



Batter	1	2	3	4	5	6	7	8	9	AB R H RBI BB SO LOB	TOP		
Desi Relaford, S (1, 4) OBP: 0.346, SLG: 0.436	1-0 G4-3		3-2 2B		0-1 FC6-5 WP	0-1 G3			2-2 FC1-5 1B	5 0 2 0 0 0 2			
Joe Randa, R (1, 5) OBP: 0.308, SLG: 0.420	1-1 F8		1-2 G5-3		1-2 F8			4-1 G4-6-3 BB	2-1 FC1-5 1B	4 0 0 0 1 0 4			
Carlos Beltrán, S (1, 10) OBP: 0.412, SLG: 0.502	3-1 G4-3			2-2 G6-3	4-1 F8			2-0 F8	1-1 1B	4 0 1 0 1 0 1			
Raul Ibanez, L (1, 7) OBP: 0.326, SLG: 0.430		1-2 G6-3		2-2 F8	0-0 F7			0-1 G4-6-3	2-1 G4-3	5 0 0 0 0 0 5			
Ken Harvey, R (1, 3) OBP: 0.310, SLG: 0.426		0-1 G1-3		0-0 1B 4 1B		0-2 SH1-4 SF8 1B		2-0 G4-3		4 2 2 0 0 0 0			
Michael Tucker, L (1, 8) OBP: 0.339, SLG: 0.448		4-1 BB		2-1 1B 4 E 4 1B		2-2 SF8 SH1-4 1B		4-2 G4-3 BB		2 1 2 0 2 0 0			
4 Angel Berroa, R (1, 6) OBP: 0.340, SLG: 0.467		0-3 K		0-1 E7 1B 1-3 2-H		0-1 SH1-4		1-1 G4-3		3 0 1 1 0 1 2			
Aaron Guiel, L (1, 9) OBP: 0.364, SLG: 0.438			0-1 G3-1	0-3 K		1-2 SF8		2-3 K		3 0 0 1 0 2 3			
Mike DiFelice, R (1, 2) OBP: 0.327, SLG: 0.455			0-3 K		1-0 FC6-5 2B	0-0 1B			0-2 FC1-5 1B	4 0 3 1 0 1 0			
Inning Stats	R: 0 E: 0 K: 0 S: 5 H: 0 LOB: 0 BB: 0 P: 10	R: 0 E: 0 K: 1 S: 13 H: 0 LOB: 1 BB: 1 P: 18	R: 0 E: 0 K: 1 S: 13 H: 1 LOB: 1 BB: 0 P: 17	R: 1 E: 1 K: 1 S: 16 H: 3 LOB: 2 BB: 0 P: 22	R: 0 E: 0 K: 0 S: 9 H: 1 LOB: 2 BB: 1 P: 15	R: 2 E: 0 K: 0 S: 16 H: 3 LOB: 1 BB: 0 P: 19	R: 0 E: 0 K: 0 S: 4 H: 0 LOB: 0 BB: 1 P: 10	R: 0 E: 0 K: 1 S: 8 H: 0 LOB: 1 BB: 1 P: 17	R: 0 E: 0 K: 0 S: 12 H: 3 LOB: 2 BB: 0 P: 19	1B: 9 2B: 2 3B: 0 HR: 0 SF: 1 SAC: 1 DP: 1 HBP: 0	WP: 1 PB: 0 SB: 0 CS: 0 PA: 40		
PITCHER	IP WLS BF H R ER SO BB IBB HBP BLK WP HR S P ERA WHIP											PITCHER	IP WLS BF H R ER SO BB IBB HBP BLK WP HR S P ERA WHIP
Jason Davis, R (1, 1) ERA: 4.82	5.2 L 26 7 3 3 3 2 0 0 0 1 0 69 98 4.76 1.588												
Dan Miceli, R (6, 1) ERA: 3.79	0.2 4 1 0 0 0 1 0 0 0 0 0 5 11 0.00 3.000												
Terry Mulholland, L (7, 1) ERA: 3.56	1.2 7 2 0 0 1 1 0 0 0 0 0 16 27 0.00 1.800												
37 Jake Westbrook, R (9, 1) ERA: 4.7	1.0 3 1 0 0 0 0 0 0 0 0 0 6 11 0.00 1.000												

Kansas City Royals @ Cleveland Indians
Jacobs Field, Cleveland, OH
 Tue Jun 24 2003, 7:05 PM EDT
 Att. 19,638 - Sunny - 83 F

AB	34
R	3
H	11
RBI	3
BB	4
SO	4
LOB	17



Batter	1	2	3	4	5	6	7	8	9	10	AB R H RBI BB SO LOB
Coco Crisp, S OBP: 0.298, SLG: 0.294 (1, 10)	1-2 P6		1-0 BB 1B		0-0 B1-3			1-1 G6-3		1-2 G5-3	5 0 1 0 0 0 0
Matt Lawton, L OBP: 0.331, SLG: 0.374 (1, 7)	1-2 P6		1-0 F8		1-0 F9			2-1 E 2B		4-2 BB	4 0 1 0 1 0 1
Jody Gerut, L OBP: 0.318, SLG: 0.494 (1, 9)	1-1 G3-1		0-0 F9				1-1 G4-3	4-0 E BB		0-1 G3-1	4 0 0 0 1 0 2
Milton Bradley, S OBP: 0.444, SLG: 0.529 (1, 8)		0-0 1B SF9 1B	4-2 BB				0-1 2B	0-1 E3 G4-6-3			3 1 2 0 1 0 2
Ben Broussard, L OBP: 0.326, SLG: 0.468 (1, 3)		1-0 SF9 1B	2-0 G4-3				0-1 F8	1-2 G4-6-3			4 0 1 0 0 0 6
Casey Blake, R OBP: 0.326, SLG: 0.401 (1, 5)		1-1 1B		3-3 K			0-1 F7		0-1 F9		4 0 1 0 0 1 1
Ricky Gutierrez, R OBP: 0.125, SLG: 0.143 (1, 6)		0-0 SF9		0-0 G6-3				0-2 G6-3		2-2 G4-3	3 0 0 1 0 0 0
Tim Laker, R OBP: 0.296, SLG: 0.397 (1, 2)		0-3 K		1-0 G4-3				1-3 K		0-3 K	4 0 0 0 0 3 2
Brandon Phillips, R OBP: 0.249, SLG: 0.315 (1, 4)		0-0 P6			3-3 K			1-3 K		1-2 G6-3	4 0 0 0 0 2 2

Inning Stats	R: 0 E: 0 K: 0 S: 9	H: 0 LOB: 0 BB: 0 P: 12	R: 1 E: 0 K: 1 S: 9	H: 3 LOB: 2 BB: 0 P: 11	R: 0 E: 0 K: 0 S: 7	H: 1 LOB: 1 BB: 1 P: 14	R: 0 E: 0 K: 1 S: 5	H: 0 LOB: 0 BB: 0 P: 9	R: 0 E: 0 K: 1 S: 5	H: 0 LOB: 0 BB: 0 P: 9	R: 0 E: 0 K: 0 S: 8	H: 1 LOB: 1 BB: 0 P: 9	R: 0 E: 0 K: 2 S: 9	H: 0 LOB: 0 BB: 0 P: 11	R: 0 E: 1 K: 0 S: 10	H: 1 LOB: 2 BB: 1 P: 18	R: 0 E: 0 K: 1 S: 8	H: 0 LOB: 0 BB: 0 P: 10	R: 0 E: 0 K: 0 S: 12	H: 0 LOB: 1 BB: 1 P: 18	1B: 4 2B: 2 3B: 0 HR: 0	SF: 1 SAC: 0 DP: 1 HBP: 0	WP: 0 PB: 0 SB: 0 CS: 0	PA: 39
--------------	------------------------------	----------------------------------	------------------------------	----------------------------------	------------------------------	----------------------------------	------------------------------	---------------------------------	------------------------------	---------------------------------	------------------------------	---------------------------------	------------------------------	----------------------------------	-------------------------------	----------------------------------	------------------------------	----------------------------------	-------------------------------	----------------------------------	----------------------------------	------------------------------------	----------------------------------	--------

PITCHER	IP	WLS	BF	H	R	ER	SO	BB	IBB	HBP	BLK	WP	HR	S	P	ERA	WHIP
Kyle Snyder, R ERA: 4.33 (1, 1)	7.1		30	6	1	1	5	2	0	0	0	0	0	56	86	1.23	1.091
Jason Grimsley, R ERA: 3.77 (8, 1)	0.2		2	0	0	0	0	0	0	0	0	0	0	6	7	0.00	0.000
Jason Gilfillan, R ERA: 7.24 (9, 1)	1.0	W	3	0	0	0	1	0	0	0	0	0	0	8	10	0.00	0.000
Mike MacDougal, R ERA: 3.12 (10, 1)	1.0	S	4	0	0	0	0	1	0	0	0	0	0	12	18	0.00	1.000


PITCHER	IP	WLS	BF	H	R	ER	SO	BB	IBB	HBP	BLK	WP	HR	S	P	ERA	WHIP

BOTTOM

Kansas City Royals @ Cleveland Indians
Jacobs Field, Cleveland, OH
 Wed Jun 25 2003, 7:05 PM EDT
 Att. 18,527 - Sunny - 87 F

livebaseballscorecards.com

AB	35
R	1
H	6
RBI	1
BB	3
SO	6
LOB	16



Batter	1	2	3	4	5	6	7	8	9	AB R H RBI BB SO LOB	TOP											
Aaron Guiel, L (1, 9) OBP: 0.367, SLG: 0.481	2-2 1B HBP		1-0 F8		2-2 1-H HR		1-1 G4-3		0-1 G4-6-3 1-2f	4 2 1 2 0 0 2												
Joe Randa, R (1, 5) OBP: 0.302, SLG: 0.409	1-1 P4		3-2 G4-3		1-0 G5-3			2-1 F8		4 0 0 0 0 0 1												
Carlos Beltrán, S (1, 8) OBP: 0.402, SLG: 0.488	1-2 1B 1-3 1B		1-0 G3-1				0-1 G4-1		0-1 F8	4 0 1 0 0 0 0												
Raul Ibanez, L (1, 10) OBP: 0.333, SLG: 0.436	1-2 G6-3 1-3 3-H 1B			2-0 G4-3		3-1 WP G1-4-3 1B		4-1 1B BB		3 1 2 1 1 0 0												
Ken Harvey, R (1, 3) OBP: 0.312, SLG: 0.424	1-0 G6-3 1-2f			0-3 K		0-1 G1-4-3		1-1 1B 1-2 1B		4 0 1 0 0 1 3												
Michael Tucker, L (1, 7) OBP: 0.334, SLG: 0.440		0-0 G4-3		2-2 G4-3		2-3 K		3-2 1-3 2-H 1B		4 0 1 1 0 1 1												
4 Angel Berroa, R (1, 6) OBP: 0.341, SLG: 0.464		2-3 K			1-3 K2-3		1-2 E G1-3 1B		1-1 F9	4 0 1 0 0 2 2												
Brent Mayne, L (1, 2) OBP: 0.303, SLG: 0.350		1-1 E6			3-2 G5-3		1 SAFE 2-2 G1-3		0-1 G5-3	4 0 0 0 0 0 1												
Carlos Febles, R (1, 4) OBP: 0.288, SLG: 0.286		1-0 F7			0-0 WP S HR 1B		2-2 L6		0-0 G4-6-3 1B	4 1 2 0 0 0 2												
Inning Stats	R: 1 E: 0 K: 0 S: 12	H: 2 LOB: 1 BB: 0 P: 18	R: 0 E: 1 K: 1 S: 7	H: 0 LOB: 1 BB: 0 P: 11	R: 0 E: 0 K: 0 S: 6	H: 0 LOB: 0 BB: 0 P: 11	R: 0 E: 0 K: 1 S: 7	H: 0 LOB: 0 BB: 0 P: 11	R: 2 E: 0 K: 1 S: 11	H: 2 LOB: 0 BB: 0 P: 18	R: 0 E: 0 K: 1 S: 10	H: 1 LOB: 1 BB: 0 P: 15	R: 0 E: 1 K: 0 S: 11	H: 1 LOB: 1 BB: 0 P: 17	R: 1 E: 0 K: 0 S: 12	H: 2 LOB: 2 BB: 1 P: 23	R: 0 E: 0 K: 0 S: 5	H: 1 LOB: 0 BB: 0 P: 5	1B: 8 2B: 0 3B: 0 HR: 1	SF: 0 SAC: 0 DP: 2 HBP: 1	WP: 2 PB: 0 SB: 1 CS: 0	PA: 37
PITCHER	IP WLS BF H R ER SO BB IBB HBP BLK WP HR S P ERA WHIP																					
Ricardo Rodriguez, R (1, 1) ERA: 5.4	6.0 L 24 5 3 3 4 0 0 1 0 2 1 53 84 4.50 0.833																					
Jason Boyd, R (7, 1) ERA: 4.23	2.0 10 3 1 1 0 1 0 0 0 0 0 23 40 4.50 2.000																					
37 Jake Westbrook, R (9, 1) ERA: 4.62	1.0 3 1 0 0 0 0 0 0 0 0 0 5 5 0.00 1.000																					

Kansas City Royals @ Cleveland Indians
 Jacobs Field, Cleveland, OH
 Thu Jun 26 2003, 7:05 PM EDT
 Att. 17,494 - Overcast - 80 F

AB	35
R	4
H	9
RBI	4
BB	1
SO	4
LOB	12



WP: 2	PA: 37
PB: 0	
SB: 1	
CS: 0	

ERA	WHIP

Batter	1	2	3	4	5	6	7	8	9	AB	R	H	RBI	BB	SO	LOB
Coco Crisp, S OBP: 0.295, SLG: 0.291 (1, 7)	0-0 G4-3 1B		1-2 P5		0-0 F8		0-1 G4-3			4	0	1	0	0	0	1
Matt Lawton, L OBP: 0.327, SLG: 0.368 (1, 9)	1-1 G4-3		3-3 K2-3		1-1 G6-3			1-0 G3-1		4	0	0	0	0	1	1
Jody Gerut, L OBP: 0.324, SLG: 0.494 Shane Spencer, R OBP: 0.307, SLG: 0.335 (1, 10) (8, PH)	1-0 G4-3			0-1 2B 1B		4-1 G3-6-1 BB		1-3 K		2	0	1	0	1	0	1
Milton Bradley, S OBP: 0.449, SLG: 0.533 (1, 8)	4-1 BB			0-1 1-3 2B		2-3 K		4-1 BB		2	0	1	0	2	1	1
Ben Broussard, L OBP: 0.326, SLG: 0.460 Ricky Gutierrez, R OBP: 0.111, SLG: 0.125 (1, 3) (8, PH) (9, 5)	1-1 F8			4-0 BB		1 SAFE G3-6-1		1-2 G3		2	0	0	0	1	0	3
Casey Blake, R OBP: 0.325, SLG: 0.398 (1, 5) (9, 3)		1-2 G6-3		1-1 F9			2-2 1B SF9 1B		1-2 F9	4	1	1	0	0	0	3
Josh Bard, S OBP: 0.280, SLG: 0.316 (1, 2)		1-1 P6		2-0 F8			3-2 1B		3-3 K	4	0	1	0	0	1	3
John McDonald, R OBP: 0.287, SLG: 0.351 (1, 6)		0-1 F7		2-2 G1-3			0-0 SF9		2-2 2B	3	0	1	1	0	0	3
Brandon Phillips, R OBP: 0.245, SLG: 0.310 (1, 4)			3-2 F9		1-0 F9		0-0 F9		0-3 K	4	0	0	0	0	1	2

Inning Stats	R: 0	H: 1	E: 0	K: 0	S: 7	R: 0	H: 0	E: 0	K: 0	S: 7	R: 0	H: 0	E: 0	K: 1	S: 10	R: 0	H: 2	E: 0	K: 0	S: 10	R: 0	H: 0	E: 0	K: 0	S: 4	R: 0	H: 0	E: 0	K: 1	S: 6	R: 1	H: 2	E: 0	K: 0	S: 11	R: 0	H: 0	E: 0	K: 1	S: 8	R: 0	H: 1	E: 0	K: 2	S: 13	R: 0	H: 1	E: 0	K: 0	S: 13	1B: 4	SF: 1	2B: 2	3B: 0	HR: 0
	LOB: 2	BB: 1	P: 14	LOB: 0	BB: 0	P: 9	LOB: 0	BB: 0	P: 17	LOB: 3	BB: 1	P: 19	LOB: 0	BB: 0	P: 6	LOB: 1	BB: 0	P: 16	LOB: 1	BB: 1	P: 15	LOB: 1	BB: 0	P: 19	1B: 4 <td>SF: 1 <td>2B: 2 <td>3B: 0 <td>HR: 0</td> </td></td></td>	SF: 1 <td>2B: 2 <td>3B: 0 <td>HR: 0</td> </td></td>	2B: 2 <td>3B: 0 <td>HR: 0</td> </td>	3B: 0 <td>HR: 0</td>	HR: 0																										

PITCHER	IP	WLS	BF	H	R	ER	SO	BB	IBB	HBP	BLK	WP	HR	S	P	ERA	WHIP
Jose Lima, R ERA: 3.44 (1, 1)	7.0	W	28	5	1	1	2	3	0	0	0	0	0	55	94	1.29	1.143
Les Walrond, L ERA: 6.35 (8, 1)	1.0	H	4	0	0	0	1	1	0	0	0	0	0	8	15	0.00	1.000
Mike MacDougal, R ERA: 3.03 (9, 1)	1.0	S	4	1	0	0	2	0	0	0	0	0	0	13	19	0.00	1.000

BOTTOM

Kansas City Royals @ Cleveland Indians
Jacobs Field, Cleveland, OH
Thu Jun 26 2003, 7:05 PM EDT
Att. 17,494 - Overcast - 80 F

livebaseballscorecards.com

AB	31
R	1
H	6
RBI	1
BB	4
SO	5
LOB	19



WP: 0	PA: 36
PB: 0	
SB: 0	
CS: 0	

Batter	1	2	3	4	5	6	7	8	9	AB R H RBI BB SO LOB	TOP									
Bo Hart, R (1, 4) OBP: 0.475, SLG: 0.692	0-1 L5		1-2 F8		3-2 F9			1-0 G6-3		4 0 0 0 0 0 2										
15 Jim Edmonds, L (1, 8) OBP: 0.399, SLG: 0.663	2-3 K			1-1 HR		0-0 F7		1-0 5B 2B		4 2 2 1 0 1 0										
5 Albert Pujols, R (1, 3) OBP: 0.453, SLG: 0.712	0-1 G4-3			2-2 F9		1-1 F9		1-2 2-H 1B		4 0 1 1 0 0 0										
27 Scott Rolen, R (1, 5) OBP: 0.402, SLG: 0.550		1-1 F9-3 1B		1-0 HR		1-2 2B		2-2 G4-3		4 1 3 1 0 0 1										
Eduardo Perez, R (1, 7) OBP: 0.366, SLG: 0.445 (4, 9)		0-1 F8		2-2 F8		1-3 K		1-1 G1-3		4 0 0 0 0 1 2										
Edgar Renteria, R (1, 6) OBP: 0.382, SLG: 0.482		1-2 F9-3 1-1		2-0 L7			1-1 G4-3		1-0 G4-3	4 0 0 0 0 0 1										
Tino Martinez, L (1, 10) OBP: 0.343, SLG: 0.473			4-2 BB		2-2 1B		1-1 G6-3		2-1 G4-3	3 0 1 0 1 0 0										
Mike Matheny, R (1, 2) OBP: 0.326, SLG: 0.382			0-2 P3		0-0 F8		3-2 F7			3 0 0 0 0 0 2										
J.D. Drew, L (1, 9) Orlando Palmeiro, L (4, 7) OBP: 0.383, SLG: 0.575 OBP: 0.363, SLG: 0.365			0-0 F7		0-0 L5			1-2 G1-3		1 0 0 0 0 0 1 2 0 0 0 0 0 1										
Inning Stats	R: 0 E: 0 K: 1 S: 9	H: 0 LOB: 0 BB: 0 P: 11	R: 0 E: 0 K: 0 S: 7	H: 1 LOB: 0 BB: 0 P: 9	R: 0 E: 0 K: 0 S: 9	H: 0 LOB: 1 BB: 1 P: 14	R: 2 E: 0 K: 0 S: 11	H: 2 LOB: 0 BB: 0 P: 19	R: 0 E: 0 K: 1 S: 9	H: 1 LOB: 1 BB: 0 P: 12	R: 0 E: 0 K: 0 S: 9	H: 0 LOB: 0 BB: 0 P: 14	R: 1 E: 0 K: 0 S: 16	H: 2 LOB: 1 BB: 0 P: 22	R: 0 E: 0 K: 0 S: 5	H: 0 LOB: 0 BB: 0 P: 9	1B: 3 2B: 3 3B: 0 HR: 2	SF: 0 SAC: 0 DP: 1 HBP: 0	WP: 0 PB: 0 SB: 0 CS: 0	PA: 34
PITCHER	IP WLS BF H R ER SO BB IBB HBP BLK WP HR S P ERA WHIP																			
Darrell May, L (1, 1) ERA: 4.05	7.0 W 26 5 2 2 2 1 0 0 0 0 0 2 63 93 2.57 0.857																			
Jason Grimsley, R (8, 1) ERA: 3.89	1.0 H 5 2 1 1 0 0 0 0 0 0 0 0 16 22 9.00 2.000																			
Mike MacDougal, R (9, 1) ERA: 2.95	1.0 S 3 0 0 0 0 0 0 0 0 0 0 0 5 9 0.00 0.000																			

St. Louis Cardinals @ Kansas City Royals
Kauffman Stadium, Kansas City, MO
Fri Jun 27 2003, 7:05 PM CDT
Att. 40,189 - Sunny - 85 F

AB	33
R	3
H	7
RBI	3
BB	1
SO	2
LOB	10



Batter	1	2	3	4	5	6	7	8	9	AB R H RBI BB SO LOB	TOP		
Bo Hart, R OBP: 0.500, SLG: 0.689 (1, 4)	0-3 		1-0 27 BB 15 BB PB 1B	1-1 5 FC1 5 E 15 BB 1B	1-2 15 2B 1B		1-3 		1-2 15 2B 27 BB 1B	6 4 4 0 0 2 0	St. Louis Cardinals @ Kansas City Royals Kauffman Stadium, Kansas City, MO Sat Jun 28 2003, 6:05 PM CDT Att. 40,347 - Sunny - 83 F livebaseballscorecards.com		
15 Jim Edmonds, L OBP: 0.412, SLG: 0.700 (1, 8)	3-2 		4-1 PB 27 BB 1B BB	4-2 BB 5 E SF8 BB	2-1 		1-0 		2-0 27 BB 1-3 	4 4 4 3 2 0 0			
5 Albert Pujols, R OBP: 0.447, SLG: 0.700 (1, 3)	0-2 P6		0-2 F7	2-0 FC1 BB 2B	1-0 G6-3		0-1 G5-3		4-0 27 BB IBB	5 1 0 0 1 0 4			
27 Scott Rolen, R OBP: 0.407, SLG: 0.558 (1, 5)	2-1 		4-0 PB 1B BB	1-2 P6	0-2 G5-3			3-2 CS HBP	4-0 1-2 2-3 3-H BB	3 2 1 2 2 0 3			
Eduardo Perez, R OBP: 0.362, SLG: 0.435 J.D. Drew, L OBP: 0.378, SLG: 0.568 (1, 7) (8, PH) (8, 9)	2-3 		2-2 F9	4-0 2B BB		1-0 G6-3		2-2 G6-3	1-0 P5	3 0 0 0 1 1 2 2 0 0 0 0 0 4			
Edgar Renteria, R OBP: 0.387, SLG: 0.495 (1, 6)		4-2 S BB	0-0 S 2B 1B	3-2 SF8		0-0 		0-0 S 1B	1-1 G5-3	4 2 3 4 1 0 3			
Tino Martinez, L OBP: 0.348, SLG: 0.476 (1, 10)		0-1 SAFE F8	4-1 2B BB	1-2 2B		0-0 P5		4-2 SAFE BB		3 0 1 1 2 0 1			
Mike Matheny, R OBP: 0.323, SLG: 0.382 (1, 2)		1-0 F9	1-0 2B	1-3 K		0-0 P6		0-0 F9		5 0 1 1 0 1 5			
Oriando Palmeiro, L OBP: 0.354, SLG: 0.355 (1, 9) (8, 7)		1-2 G4-3	1-2 G4-3		3-2 F8		3-2 F7		0-0 B5	5 0 0 0 0 0 3			
Inning Stats	R: 2 E: 0 K: 2 S: 14 H: 2 LOB: 0 BB: 0 P: 21	R: 0 E: 0 K: 0 S: 8 H: 0 LOB: 1 BB: 1 P: 14	R: 4 E: 0 K: 0 S: 16 H: 3 LOB: 2 BB: 3 P: 33	R: 3 E: 1 K: 1 S: 19 H: 2 LOB: 2 BB: 2 P: 36	R: 1 E: 0 K: 0 S: 13 H: 2 LOB: 1 BB: 0 P: 20	R: 1 E: 0 K: 0 S: 4 H: 1 LOB: 0 BB: 0 P: 5	R: 1 E: 0 K: 1 S: 10 H: 1 LOB: 0 BB: 0 P: 15	R: 0 E: 0 K: 0 S: 10 H: 1 LOB: 2 BB: 1 P: 19	R: 1 E: 0 K: 0 S: 8 H: 2 LOB: 3 BB: 2 P: 21	1B: 6 2B: 4 3B: 0 HR: 4 SF: 1 SAC: 0 DP: 0 HBP: 1		WP: 0 PB: 1 SB: 3 CS: 1 PA: 51	
PITCHER	IP WLS BF H R ER SO BB IBB HBP BLK WP HR S P ERA WHIP											PITCHER	IP WLS BF H R ER SO BB IBB HBP BLK WP HR S P ERA WHIP
Jeremy Affeldt, L ERA: 4.82 (1, 1)	3.0 L 20 6 8 8 2 5 0 0 0 0 0 2 43 78 24.00 3.667												
51 Kris Wilson, R ERA: 4.95 (4, 1)	3.0 15 4 3 3 1 1 0 0 0 0 0 1 31 51 9.00 1.667												
Sean Lowe, R ERA: 4.65 (7, 1)	2.0 9 2 1 1 1 1 0 1 0 0 0 1 20 34 4.50 1.500												
Les Walrond, L ERA: 6.75 (9, 1)	1.0 7 2 1 1 0 1 1 0 0 0 0 0 8 21 9.00 3.000												

Batter	1	2	3	4	5	6	7	8	9	AB	R	H	RBI	BB	SO	LOB
Desi Relaford, S OBP: 0.347, SLG: 0.434 (1, 4)	1-3 K	2-2 SF8		0-0 SF7	3-2 1B		2-2 FC8-2			3	0	1	2	0	1	2
Joe Randa, R OBP: 0.300, SLG: 0.402 (1, 5)	1-1 F8	1-1 F9		2-2 1B	0-0 L9			1-1 P3		5	0	1	1	0	0	3
Carlos Beltrán, S OBP: 0.396, SLG: 0.486 (1, 8)	3-2 F8		0-1 G3	1-1 F8		2-2 P5		2-3 K		5	0	0	0	0	1	1
Raul Ibanez, L OBP: 0.336, SLG: 0.452 (1, 7)		0-1 WP 2B	2-1 2B	2-1 F7		2-0 HR		1-1 L8		5	2	3	1	0	0	1
Ken Harvey, R OBP: 0.313, SLG: 0.420 (1, 3)		1-1 G5-3	4-1 BB		2-1 P3	1-2 G6-3		1-3 K		4	0	0	0	1	1	1
Aaron Guiel, L OBP: 0.362, SLG: 0.483 (1, 9)		4-2 2B 4 1B BB	2-2 F8		1-1 1B 2B	2-1 F7		0-3 K		4	2	1	0	1	1	2
Michael Tucker, L OBP: 0.337, SLG: 0.447 (1, 10)		0-0 4 1B 2B	1-2 G3		1-1 4 1B 1B		2-2 G3 FC8-2 2B		1-1 L6	5	2	3	1	0	0	2
4 Angel Berroa, R OBP: 0.342, SLG: 0.459 (1, 6)		0-0 1B SF8 1B		1-2 2B SF7 1B		1-1 G3		4-1 G3 BB		3	2	2	1	1	0	2
Brent Mayne, L OBP: 0.312, SLG: 0.365 (1, 2)		1-1 SF8 1B		1-0 1B 2B		3-2 1B 1B		1-1 G3		4	1	3	3	0	0	2

Inning Stats	R: 0	H: 0	E: 0	K: 1	S: 8	LOB: 0	BB: 0	P: 13	R: 4	H: 4	E: 0	K: 0	S: 15	LOB: 1	BB: 1	P: 24	R: 0	H: 1	E: 0	K: 0	S: 11	LOB: 2	BB: 1	P: 20	R: 2	H: 3	E: 0	K: 0	S: 13	LOB: 1	BB: 0	P: 20	R: 2	H: 4	E: 0	K: 0	S: 16	LOB: 2	BB: 0	P: 27	R: 1	H: 1	E: 0	K: 0	S: 12	LOB: 0	BB: 0	P: 19	R: 0	H: 1	E: 0	K: 0	S: 11	LOB: 1	BB: 1	P: 20	R: 0	H: 0	E: 0	K: 1	S: 8	LOB: 0	BB: 0	P: 12	R: 0	H: 0	E: 0	K: 2	S: 8	LOB: 0	BB: 0	P: 10	1B: 7	SF: 2	3B: 0	HR: 1	WP: 1	PA: 43
--------------	------	------	------	------	------	--------	-------	-------	------	------	------	------	-------	--------	-------	-------	------	------	------	------	-------	--------	-------	-------	------	------	------	------	-------	--------	-------	-------	------	------	------	------	-------	--------	-------	-------	------	------	------	------	-------	--------	-------	-------	------	------	------	------	-------	--------	-------	-------	------	------	------	------	------	--------	-------	-------	------	------	------	------	------	--------	-------	-------	-------	-------	-------	-------	-------	--------


PITCHER	IP	WLS	BF	H	R	ER	SO	BB	IBB	HBP	BLK	WP	HR	S	P	ERA	WHIP
Jason Simontacchi, R ERA: 6.57 (1, 1)	3.1		20	8	6	6	1	2	0	0	0	1	0	43	70	16.20	3.000
28 Lance Painter, L ERA: 4.5 (4, 1)	1.1		7	3	2	2	0	0	0	0	0	0	0	15	26	13.50	2.250
Kiko Calero, R ERA: 2.92 (5, 1)	0.0		1	1	0	0	0	0	0	0	0	0	0	4	7	∞	∞
Jeff Fassero, L ERA: 7.14 (5, 1)	1.1	W	5	1	1	1	0	0	0	0	0	0	1	13	20	6.75	0.750
Cal Eldred, R ERA: 4.73 (7, 1)	2.0	H	7	1	0	0	1	1	0	0	0	0	0	19	32	0.00	1.000

BOTTOM

St. Louis Cardinals @ Kansas City Royals
Kauffman Stadium, Kansas City, MO

Sat Jun 28 2003, 6:05 PM CDT
Att: 40,347 - Sunny - 83 F

AB	38
R	9
H	14
RBI	9
BB	3
SO	4
LOB	16



PITCHER	IP	WLS	BF	H	R	ER	SO	BB	IBB	HBP	BLK	WP	HR	S	P	ERA	WHIP
44 Jason Isringhausen, R ERA: (9, 1)	1.0		3	0	0	0	2	0	0	0	0	0	0	8	10	0.00	0.000

Batter	1	2	3	4	5	6	7	8	9	AB	R	H	RBI	BB	SO	LOB	TOP										
Bo Hart, R (1, 4) OBP: 0.481, SLG: 0.660	2-3 K	1-1 15 G3-1 5 1B 2B	1-0 F9		4-0 15 G4-6-3 BB	2-2 L9		1-0 F8		5	1	1	1	1	1	5											
15 Jim Edmonds, L (1, 8) OBP: 0.408, SLG: 0.690 Wilson Delgado, S (9, PH) OBP: 0.232, SLG: 0.234 Orlando Palmeiro, L (9, 9) OBP: 0.354, SLG: 0.355	3-2 F9	2-1 G3-1		0-3 K	1-2 G4-6-3	2-0		0-0 G5-3		5	0	1	3	0	1	2											
5 Albert Pujols, R (1, 7) OBP: 0.451, SLG: 0.719	1-1 27 E 1B	0-0 27 E 1B		0-1 HR				0-0 G6-3		6	2	4	3	0	0	1											
27 Scott Rolen, R (1, 5) OBP: 0.402, SLG: 0.548	3-2 G5-3	2-2 E5		4-0 1B FC4-6 BB		0-2 G6-3	0-1 P3	2-1 F8		5	1	0	0	1	0	3											
Eduardo Perez, R (1, 10) OBP: 0.370, SLG: 0.437				0-1 FC4-6 1B		4-0 HBP BB WP BB	3-1 F8			4	2	2	0	1	0	3											
Edgar Renteria, R (1, 6) OBP: 0.390, SLG: 0.498				0-0 FC4-6 BB		1 SAFE 4-1 WP HBP 2B BB	1-3 K			4	2	2	1	1	1	1											
Tino Martinez, L (1, 3) OBP: 0.349, SLG: 0.470				1-1 FC3 FC3-6 1B		1-2 2B WP HBP		1-2 P6		3	2	0	1	1	0	2											
Joe Girardi, R (1, 2) OBP: 0.158, SLG: 0.059 Mike Matheny, R (3, PH) OBP: 0.326, SLG: 0.382				4-0 FC3-6 BB		4-2 2B 15 1B BB		1-3 K		0	0	0	0	1	0	0											
J.D. Drew, L (1, 9) OBP: 0.376, SLG: 0.564 Kerry Robinson, L (2, PR) OBP: 0.241, SLG: 0.247				0-0 FC3-6 2B 15 G3-1		1-2 P5		1-2 2B		3	1	1	0	1	1	2											
Inning Stats	R: 0 E: 1 K: 1 S: 13	H: 1 LOB: 1 BB: 0 P: 22	R: 5 E: 1 K: 0 S: 17	H: 4 LOB: 3 BB: 1 P: 28	R: 0 E: 0 K: 0 S: 8	H: 3 LOB: 2 BB: 0 P: 11	R: 2 E: 0 K: 1 S: 11	H: 2 LOB: 2 BB: 2 P: 19	R: 0 E: 0 K: 0 S: 6	H: 0 LOB: 0 BB: 1 P: 12	R: 6 E: 0 K: 0 S: 18	H: 3 LOB: 1 BB: 3 P: 38	R: 0 E: 0 K: 1 S: 7	H: 0 LOB: 0 BB: 0 P: 11	R: 0 E: 0 K: 1 S: 12	H: 1 LOB: 1 BB: 0 P: 16	R: 0 E: 0 K: 0 S: 4	H: 0 LOB: 0 BB: 0 P: 6	1B: 8 2B: 4 3B: 0 HR: 2	SF: 0 SAC: 0 DP: 1 HBP: 1	WP: 1 PB: 0 SB: 0 CS: 0	PA: 49					
PITCHER	IP	WLS	BF	H	R	ER	SO	BB	IBB	HBP	BLK	WP	HR	S	P	ERA	WHIP										
Chris George, L (1, 1) ERA: 6.86	5.1	L	33	11	10	10	2	6	0	0	0	0	2	62	108	16.88	3.188										
Jason Giffilan, R (6, 1) ERA: 7.71	2.2		13	3	3	3	2	1	0	1	0	1	0	30	49	10.12	1.500										
Les Walrond, L (9, 1) ERA: 5.87	1.0		3	0	0	0	0	0	0	0	0	0	0	4	6	0.00	0.000										

St. Louis Cardinals @ Kansas City Royals
Kauffman Stadium, Kansas City, MO
 Sun Jun 29 2003, 1:05 PM CDT
 Att. 38,270 - Cloudy - 85 F

AB	41
R	13
H	14
RBI	12
BB	7
SO	4
LOB	21



Batter	1	2	3	4	5	6	7	8	9	AB	R	H	RBI	BB	SO	LOB
Desi Relaford, S (1, 5) OBP: 0.349, SLG: 0.447 Brent Abernathy, R (9, PH) OBP: 0.086, SLG: 0.059	1-0 HR		1-1 P6		0-1 1B		1-1 G4-3		0-1 F9	4	1	2	1	0	0	1
Carlos Febles, R (1, 4) OBP: 0.280, SLG: 0.272	1-0 G6-3		3-3 K		1-2 G1-3			4-0 1B BB	3-2 G6-3	4	1	0	0	1	1	2
Carlos Beltrán, S (1, 10) OBP: 0.392, SLG: 0.480	2-2 F8		0-0 1B				3-2 G4-3	3-3 K	0-0 G3-1	5	0	1	1	0	1	1
Raul Ibanez, L (1, 7) OBP: 0.335, SLG: 0.449	3-2 L7		1-2 P3				0-0 F9	2-0 1B 1B		4	1	1	0	0	0	1
Ken Harvey, R (1, 3) OBP: 0.311, SLG: 0.418 Morgan Burkhardt, S (3, 3) OBP: 0.400, SLG: 0.250		2-0 G4-3		4-2 L4-3 BB			2-2 HR 1B	0-1 F4		1	0	0	0	0	0	0
Michael Tucker, L (1, 8) OBP: 0.342, SLG: 0.466		0-1 G3 2B		1-3 K			1-1 HR	0-0 1B 1B		4	1	3	3	0	1	1
Aaron Guiel, L (1, 9) OBP: 0.356, SLG: 0.469		1-1 G3		0-1 L4-3			2-3 K	2-1 4 BB 1B		4	0	1	1	0	1	2
4 Angel Berroa, R (1, 6) OBP: 0.340, SLG: 0.454		0-1 G5-3		2-1 L9			2-2 G6-3	4-2 FC6-4 BB		3	0	0	0	1	0	1
Mike DiFelice, R (1, 2) OBP: 0.315, SLG: 0.443			0-0 1B 2B		2-1 G5-3		2-2 F9	0-0 FC6-4		4	1	1	0	0	0	3

Inning Stats	R: 1	H: 1	E: 0	K: 0	S: 8	LOB: 0	BB: 0	P: 15	R: 0	H: 1	E: 0	K: 0	S: 7	LOB: 1	BB: 0	P: 10	R: 1	H: 2	E: 0	K: 1	S: 12	LOB: 1	BB: 0	P: 17	R: 0	H: 0	E: 0	K: 1	S: 9	LOB: 0	BB: 1	P: 14	R: 0	H: 1	E: 0	K: 0	S: 9	LOB: 1	BB: 0	P: 14	R: 2	H: 2	E: 0	K: 1	S: 14	LOB: 0	BB: 0	P: 22	R: 0	H: 0	E: 0	K: 0	S: 8	LOB: 0	BB: 0	P: 13	R: 2	H: 3	E: 0	K: 1	S: 13	LOB: 3	BB: 2	P: 28	R: 0	H: 0	E: 0	K: 0	S: 7	LOB: 0	BB: 0	P: 10	1B: 6	SF: 0	2B: 3	SAC: 0	3B: 0	DP: 1	HR: 2	HBP: 0	WP: 0	PA: 39
--------------	------	------	------	------	------	--------	-------	-------	------	------	------	------	------	--------	-------	-------	------	------	------	------	-------	--------	-------	-------	------	------	------	------	------	--------	-------	-------	------	------	------	------	------	--------	-------	-------	------	------	------	------	-------	--------	-------	-------	------	------	------	------	------	--------	-------	-------	------	------	------	------	-------	--------	-------	-------	------	------	------	------	------	--------	-------	-------	-------	-------	-------	--------	-------	-------	-------	--------	-------	--------

PITCHER	IP	WLS	BF	H	R	ER	SO	BB	IBB	HBP	BLK	WP	HR	S	P	ERA	WHIP
Brett Tomko, R (1, 1) ERA: 5.69	7.0	W	28	7	4	4	3	1	0	0	0	0	2	67	105	5.14	1.143
Jimmy Journell, R (8, 1) ERA: 18.0	1.0		8	3	2	2	1	2	0	0	0	0	0	13	28	18.00	5.000
Esteban Yan, R (9, 1) ERA: 7.47	1.0		3	0	0	0	0	0	0	0	0	0	0	7	10	0.00	0.000

BOTTOM

St. Louis Cardinals @ Kansas City Royals
Kauffman Stadium, Kansas City, MO

livebaseballscorecards.com

AB	36
R	6
H	10
RBI	6
BB	3
SO	4
LOB	14



PITCHER	IP	WLS	BF	H	R	ER	SO	BB	IBB	HBP	BLK	WP	HR	S	P	ERA	WHIP
---------	----	-----	----	---	---	----	----	----	-----	-----	-----	----	----	---	---	-----	------

Sun Jun 29 2003, 1:05 PM CDT
Att: 38,270 - Cloudy - 85 F

Batter	1	2	3	4	5	6	7	8	9	AB R H RBI BB SO LOB	TOP											
Coco Crisp, S OBP: 0.300, SLG: 0.310 (1, 7) X	0-0 1B BB 1B		1-2 F9		4-0 2B SF7 BB	0-1 1B 2B		1-0 F8	1-2 G3	5 2 2 0 1 0 0												
Matt Lawton, L OBP: 0.338, SLG: 0.402 (1, 9) SAFE	4-0 1B 1-2 BB		1-1 1B		2-0 2B 1-3	4-2 1B BB		3-0 1B 2B	3-3 K	4 2 3 0 2 1 0												
Milton Bradley, S OBP: 0.445, SLG: 0.523 (1, 8) C X	0-1 G4-6-3 1-2 2-3 1B		1-1 F8		1-0 SF7 3-H	3-1 WP 1B 1-3 2-H		4-0 1B HR IBB	2-3 K	4 1 2 2 1 1 1												
Jody Gerut, L OBP: 0.326, SLG: 0.494 (1, 10) C S S	0-3 K		0-1 L7		1-2 1B SF8 2-H	0-1 F8		1-2 1-3 2-H HR 1B		5 2 2 2 0 1 5												
Ben Broussard, L OBP: 0.323, SLG: 0.429 (1, 3) F B B X	2-1 G4-6-3 1-2f			1-0 G3	2-1 41 1B 2B 1B 2-3	2-1 F8 2-3		4-0 HR IBB		4 2 1 0 1 0 4												
Casey Blake, R OBP: 0.330, SLG: 0.414 (1, 5) F B B B B		4-1 BB		0-0 FC5 41 1B 1B	2-0 SF8 3-H		2-2 G6-3	0-0 HR 1-H 2-H 3-H		3 1 2 5 1 0 0												
41 Victor Martinez, S OBP: 0.333, SLG: 0.500 (1, 2) F 1 SAFE		2-2 F8		1-1 1-2 1B	2-1 2B 1B 1-2		2-3 K	0-0 2B		5 0 3 0 0 1 1												
Ricky Gutierrez, R OBP: 0.292, SLG: 0.333 (1, 6) B X		1-0 L4		2-1 F7 1-3 2-H 2B	1-2 2B		1-1 1B	0-3 K		5 0 2 1 0 1 4												
Brandon Phillips, R OBP: 0.248, SLG: 0.315 (1, 4) B B B X		3-1 G5-3		0-0 FC5 2-3f	1-0 F9		2-0 F8	0-0 P5		5 0 0 0 0 0 7												
Inning Stats	R: 0 E: 0 K: 1 S: 8	H: 2 LOB: 2 BB: 1 P: 14	R: 0 E: 0 K: 0 S: 8	H: 0 LOB: 1 BB: 1 P: 18	R: 0 E: 0 K: 0 S: 9	H: 1 LOB: 1 BB: 0 P: 12	R: 0 E: 0 K: 0 S: 7	H: 2 LOB: 2 BB: 0 P: 11	R: 4 E: 0 K: 0 S: 15	H: 5 LOB: 2 BB: 1 P: 31	R: 1 E: 0 K: 0 S: 10	H: 2 LOB: 1 BB: 1 P: 19	R: 0 E: 0 K: 1 S: 10	H: 1 LOB: 1 BB: 0 P: 17	R: 5 E: 0 K: 1 S: 11	H: 4 LOB: 1 BB: 2 P: 24	R: 0 E: 0 K: 2 S: 13	H: 0 LOB: 0 BB: 0 P: 19	1B: 10 2B: 6 3B: 0 HR: 1	SF: 2 SAC: 0 DP: 1 HBP: 0	WP: 1 PB: 0 SB: 0 CS: 0	PA: 48
PITCHER	IP WLS BF H R ER SO BB IBB HBP BLK WP HR S P ERA WHIP																					
Brad Voyles, R ERA: 5.79 (1, 1)	4.1 L 23 8 4 4 1 3 0 0 0 0 0 0 39 72 8.31 2.538																					
Sean Lowe, R ERA: 4.68 (5, 1)	1.2 9 4 1 1 0 1 0 0 0 1 0 18 33 5.40 3.000																					
51 Kris Wilson, R ERA: 5.79 (7, 1)	2.0 13 5 5 5 2 0 2 0 0 0 1 21 41 22.50 2.500																					
D.J. Carrasco, R ERA: 3.61 (9, 1)	1.0 3 0 0 0 0 2 0 0 0 0 0 0 13 19 0.00 0.000																					

Cleveland Indians @ Kansas City Royals
Kauffman Stadium, Kansas City, MO
 Mon Jun 30 2003, 4:05 PM CDT
 Cloudy - 82 F

AB	40
R	10
H	17
RBI	10
BB	6
SO	5
LOB	22



WP: 1	PA: 48
PB: 0	
SB: 0	
CS: 0	

PITCHER	IP	WLS	BF	H	R	ER	SO	BB	IBB	HBP	BLK	WP	HR	S	P	ERA	WHIP
Brad Voyles, R	4.1	L	23	8	4	4	1	3	0	0	0	0	0	39	72	8.31	2.538
Sean Lowe, R	1.2		9	4	1	1	0	1	0	0	0	1	0	18	33	5.40	3.000
51 Kris Wilson, R	2.0		13	5	5	5	2	0	2	0	0	0	1	21	41	22.50	2.500
D.J. Carrasco, R	1.0		3	0	0	0	2	0	0	0	0	0	0	13	19	0.00	0.000

Batter	1	2	3	4	5	6	7	8	9	AB R H RBI BB SO LOB
Desi Relaford, S OBP: 0.344, SLG: 0.440 (1, 4) Aaron Guiel, L OBP: 0.351, SLG: 0.462 (9, PH)	3-2 P2			1-0 F8		0-2 G4-6-3	0-0 F8		2-3 K	4 0 0 0 0 0 5 1 0 0 0 0 1 0
Joe Randa, R OBP: 0.296, SLG: 0.396 (1, 5)	2-3 K			1-1 G6-3		2-2 F8		3-1 L7		4 0 0 0 0 1 1
Carlos Beltrán, S OBP: 0.394, SLG: 0.476 (1, 8)	1-2 F7			4-1 BB			4-2 E BB	2-1 F9		2 1 0 0 2 0 0
Ken Harvey, R OBP: 0.306, SLG: 0.410 (1, 10)			0-3 K	1-3 K			0-0 E4 1B	1-0 F9		4 1 0 0 0 2 2
Raul Ibanez, L OBP: 0.340, SLG: 0.454 (1, 7) (8, 3)			1-0 1B		1-1 F7		4-2 1B BB		0-2 3B 2B	3 1 2 0 1 0 0
4 Angel Berroa, R OBP: 0.339, SLG: 0.449 (1, 6)			2-2 L5-3		1-2 G5-3		1-0 L6		4-2 3B BB	3 1 0 0 1 0 4
Michael Tucker, L OBP: 0.341, SLG: 0.471 (1, 9) (8, 7)			1-0 G4-3		2-3 K		2-2 E1 1B		1-2 SF7 3B	4 1 1 2 0 1 2
Morgan Burkhardt, S OBP: 0.500, SLG: 0.429 Carlos Febles, R OBP: 0.278, SLG: 0.270 (7, PR) (8, 4)			1-1 G5-3			1-0 G4-6-3 1B	0-1 1B		0-1 G3	3 0 2 1 0 0 0 1 0 0 0 0 0 1
Brent Mayne, L OBP: 0.310, SLG: 0.364 (1, 2)			2-3 K			1-1 G4-6-3 1B	0-3 K		0-0 SF7	3 0 1 1 0 2 3

Inning Stats	R: 0 E: 0 K: 10 S: 10	H: 0 LOB: 0 BB: 0 P: 16	R: 0 E: 0 K: 8 S: 8	H: 1 LOB: 0 BB: 0 P: 11	R: 0 E: 0 K: 1 S: 8	H: 0 LOB: 0 BB: 0 P: 12	R: 0 E: 0 K: 1 S: 8	H: 0 LOB: 1 BB: 1 P: 15	R: 0 E: 0 K: 1 S: 8	H: 0 LOB: 0 BB: 0 P: 12	R: 0 E: 0 K: 9 S: 9	H: 2 LOB: 1 BB: 0 P: 13	R: 2 E: 2 K: 1 S: 16	H: 1 LOB: 3 BB: 2 P: 27	R: 0 E: 0 K: 5 S: 5	H: 0 LOB: 0 BB: 0 P: 11	R: 3 E: 0 K: 1 S: 15	H: 2 LOB: 0 BB: 1 P: 22	1B: 4 2B: 2 3B: 1 HR: 0	SF: 1 SAC: 0 DP: 2 HBP: 0
--------------	--------------------------------	----------------------------------	------------------------------	----------------------------------	------------------------------	----------------------------------	------------------------------	----------------------------------	------------------------------	----------------------------------	------------------------------	----------------------------------	-------------------------------	----------------------------------	------------------------------	----------------------------------	-------------------------------	----------------------------------	----------------------------------	------------------------------------

PITCHER	IP	WLS	BF	H	R	ER	SO	BB	IBB	HBP	BLK	WP	HR	S	P	ERA	WHIP
31 Cliff Lee, L ERA: 0.00	(1, 1)	6.0	W	23	3	2	0	5	3	0	0	0	0	57	93	0.00	1.000
Jason Boyd, R ERA: 4.13	(7, 1)	0.2	H	4	1	0	1	0	0	0	0	0	0	9	12	0.00	1.500
David Riske, R ERA: 3.19	(7, 1)	0.1	H	1	0	0	0	0	0	0	0	0	0	1	1	0.00	0.000
Nick Bierbrodt, L ERA: 9.38	(8, 1)	2.0		9	2	3	1	1	0	0	0	0	0	20	33	13.50	1.500

BOTTOM

Cleveland Indians @ Kansas City Royals
Kauffman Stadium, Kansas City, MO
Mon Jun 30 2003, 4:05 PM CDT
Cloudy - 82 F

livebaseballscorecards.com

AB	32
R	5
H	6
RBI	4
BB	4
SO	7
LOB	18



WP: 0	PA: 37
PB: 0	
SB: 0	
CS: 0	

Batter	1	2	3	4	5	6	7	8	9	AB R H RBI BB SO LOB	TOP																									
Coco Crisp, S OBP: 0.294, SLG: 0.303 (1, 7) B C B X	2-1 HR 1B	1-3 SAFE		2-0 P6 1-2 2-3		3-1 F8		2-2 G3-1 1-2		5 1 1 0 0 1 4																										
Matt Lawton, L OBP: 0.339, SLG: 0.413 (1, 10) C X	0-1 HR 1-H	2-2 F9		0-0 F7		2-3 K		1-1 G3-6-3 1B		5 1 2 2 0 1 3																										
Milton Bradley, S OBP: 0.441, SLG: 0.516 (1, 8) F F B B C T	2-3 K		2-2 G5-3		1-0 HR 1B	3-1 P5		2-2 G3-6-3 1-2f		5 1 1 0 0 1 1																										
Jody Gerut, L OBP: 0.333, SLG: 0.511 (1, 9) C B B X	2-1 HR 1B		2-3 K		0-1 HR 1-H		0-0 G1-3		4-2 BB	4 2 2 2 1 1 0																										
Casey Blake, R OBP: 0.335, SLG: 0.430 (1, 5) B F F B B 1 SAFE X	3-2 HR 1-H		3-1 1B		1-0 CS 1B 1B		0-1 G5-3		3-3 K	5 1 3 2 0 1 1																										
Shane Spencer, R OBP: 0.311, SLG: 0.345 (1, 3) Ben Broussard, L OBP: 0.323, SLG: 0.429 (7, 3) C B B B S	2-3 K		2-2 G6-3		1-0 WP CS HR 1-2 1B		0-0 2B			4 1 2 0 0 1 1 0 0 0 0 0 0 0																										
Tim Laker, R OBP: 0.295, SLG: 0.417 (1, 2) C B B F C X	1-2 G5-3			4-1 PB 1B BB	2-2 HR 1-H 2-3		2-3 K			3 1 1 2 1 1 1																										
Brandon Phillips, R OBP: 0.245, SLG: 0.310 (1, 4) C S X		0-2 G1-3		1-2 L5	1-0 P4		0-3 K			4 0 0 0 0 1 1																										
Zach Sorensen, S OBP: 0.316, SLG: 0.412 (1, 6) B B X		2-0 1B		1-0 PB 1B 1-2	1-2 F9		4-2 CS BB			3 0 2 0 1 0 0																										
Inning Stats	R: 4 E: 0 K: 2 S: 23	H: 4 LOB: 0 BB: 0 P: 35	R: 0 E: 0 K: 1 S: 10	H: 1 LOB: 1 BB: 0 P: 15	R: 0 E: 0 K: 1 S: 12	H: 1 LOB: 1 BB: 0 P: 21	R: 0 E: 0 K: 0 S: 7	H: 1 LOB: 2 BB: 1 P: 15	R: 4 E: 0 K: 1 S: 12	H: 5 LOB: 0 BB: 0 P: 19	R: 0 E: 0 K: 1 S: 7	H: 0 LOB: 0 BB: 0 P: 15	R: 0 E: 0 K: 1 S: 7	H: 1 LOB: 1 BB: 0 P: 9	R: 0 E: 0 K: 1 S: 9	H: 0 LOB: 0 BB: 1 P: 15	R: 0 E: 0 K: 1 S: 10	H: 1 LOB: 1 BB: 1 P: 20	1B: 9 2B: 1 3B: 0 HR: 4	SF: 0 SAC: 0 DP: 1 HBP: 0	WP: 1 PB: 1 SB: 0 CS: 3	PA: 41														
PITCHER	IP WLS BF H R ER SO BB IBB HBP BLK WP HR S P ERA WHIP																																			
Kyle Snyder, R ERA: 4.62 (1, 1)	4.0		20	7	4	4	4	1	0	0	0	0	2	52	86	9.00	2.000																			
Les Walrond, L ERA: 10.13 (5, 1)	0.1	L	5	5	4	4	0	0	0	0	0	1	2	8	13	108.00	15.000																			
Nate Field, R ERA: 1.93 (5, 1)	3.2		12	1	0	0	3	1	0	0	0	0	0	27	45	0.00	0.545																			
Jason Grimsley, R ERA: 3.8 (9, 1)	1.0		4	1	0	0	1	1	0	0	0	0	0	10	20	0.00	2.000																			

Cleveland Indians @ Kansas City Royals
Kauffman Stadium, Kansas City, MO

Mon Jun 30 2003, 4:10 PM CDT
Att. 14,645 - Cloudy - 80 F

AB	38
R	8
H	14
RBI	8
BB	3
SO	8
LOB	12



livebaseballscorecards.com

Batter	1	2	3	4	5	6	7	8	9	AB R H RBI BB SO LOB
Aaron Guiel, L OBP: 0.342, SLG: 0.457 (1, 9)	0-1 F8	1-2 1B 2B	1-1 F7			3-2 F9			1-2 G4-3	5 0 1 0 0 0 2
Joe Randa, R OBP: 0.301, SLG: 0.398 (1, 5)	2-2 1B HR HBP	1-1 FC6-4 1B			1-3 K		1-0 G5-3		0-1 1B	4 1 2 0 0 1 0
Carlos Beltrán, S OBP: 0.387, SLG: 0.465 (1, 8)	1-1 F9	0-1 FC6-4			2-2 G6-3		1-2 G3		1-1 L9	5 0 0 0 0 0 4
Ken Harvey, R OBP: 0.310, SLG: 0.425 (1, 3)	1-1 1B HR				0-0 G6-3		2-1 G6-3			4 2 2 1 0 0 0
Raul Ibanez, L OBP: 0.339, SLG: 0.461 (1, 7)	1-0 1B HR				2-1 G1-3		1-3 K		2-2 P5	4 1 1 3 0 1 0
4 Angel Berroa, R OBP: 0.345, SLG: 0.457 (1, 6)	2-2 1B				2-1 F8 1B 2B		2-2 G6-3		0-0 1B	4 1 3 0 0 0 0
Morgan Burkhardt, S OBP: 0.333, SLG: 0.273 (1, 10)	2-0 L5				0-0 F8		1-1 F9		2-2 F8	4 0 0 0 0 0 3
Mike DiFelice, R OBP: 0.313, SLG: 0.431 (1, 2)					2-1 G5-3		4-1 1B BB		3-2 L6	3 0 0 0 1 0 1
Carlos Febles, R OBP: 0.279, SLG: 0.271 Michael Tucker, L OBP: 0.340, SLG: 0.469 (9, PH)					2-3 K		2-2 F9		1-3 K	3 0 1 1 0 1 0 1 0 0 0 0 1 0

Inning Stats	R: 3 E: 0 K: 0 S: 16	H: 3 LOB: 1 BB: 0 P: 25	R: 0 E: 0 K: 1 S: 12	H: 2 LOB: 2 BB: 0 P: 18	R: 2 E: 0 K: 0 S: 12	H: 3 LOB: 2 BB: 1 P: 24	R: 0 E: 0 K: 1 S: 8	H: 0 LOB: 0 BB: 0 P: 11	R: 0 E: 0 K: 1 S: 9	H: 0 LOB: 0 BB: 0 P: 13	R: 0 E: 0 K: 0 S: 8	H: 0 LOB: 0 BB: 0 P: 15	R: 0 E: 0 K: 0 S: 6	H: 0 LOB: 0 BB: 0 P: 10	R: 0 E: 0 K: 0 S: 13	H: 1 LOB: 1 BB: 0 P: 20	R: 0 E: 0 K: 1 S: 10	H: 1 LOB: 1 BB: 0 P: 13	1B: 6 2B: 2 3B: 0 HR: 2	SF: 0 SAC: 0 DP: 0 HBP: 1
--------------	-------------------------------	----------------------------------	-------------------------------	----------------------------------	-------------------------------	----------------------------------	------------------------------	----------------------------------	------------------------------	----------------------------------	------------------------------	----------------------------------	------------------------------	----------------------------------	-------------------------------	----------------------------------	-------------------------------	----------------------------------	----------------------------------	------------------------------------

PITCHER	IP	WLS	BF	H	R	ER	SO	BB	IBB	HBP	BLK	WP	HR	S	P	ERA	WHIP
Brian Anderson, L ERA: 4.27 (1, 1)	6.0	W	28	8	5	5	3	1	0	1	0	0	2	65	106	7.50	1.500
Jason Boyd, R ERA: 3.99 (7, 1)	1.0	H	3	0	0	0	0	0	0	0	0	0	0	6	10	0.00	0.000
David Riske, R ERA: 3.11 (8, 1)	1.0	H	4	1	0	0	0	0	0	0	0	0	0	13	20	0.00	1.000
Danys Baez, R ERA: 3.51 (9, 1)	1.0	S	4	1	0	0	1	0	0	0	0	0	0	10	13	0.00	1.000


BOTTOM

Cleveland Indians @ Kansas City Royals
Kauffman Stadium, Kansas City, MO

Mon Jun 30 2003, 4:10 PM CDT
Att: 14,645 - Cloudy - 80 F

livebaseballscorecards.com

AB	37
R	5
H	10
RBI	5
BB	1
SO	4
LOB	10



WP	HR	S	P	ERA	WHIP
0	2	65	106	7.50	1.500

Batter	1	2	3	4	5	6	7	8	9	AB	R	H	RBI	BB	SO	LOB
Desi Relaford, S OBP: 0.343, SLG: 0.437 (1, 4)	1-1 F9	1-3 K		2-2 2B 1B		1-0 F8				4	1	1	0	0	1	2
Joe Randa, R OBP: 0.304, SLG: 0.414 (1, 5)	0-1 G6-3	3-2 HR		0-1 1B 2B		3-2 F9				4	2	2	4	0	0	0
Carlos Beltrán, S OBP: 0.392, SLG: 0.468 (1, 8)	4-0 BLK S BB	1-0 1B		0-0 1B 1B		1-1 F7				3	0	2	1	1	0	0
Raul Ibanez, L OBP: 0.341, SLG: 0.460 (1, 3)	4-1 BLK BB	0-0 L7		1-2 FC6-4 1B		3-2 P5				3	0	1	0	1	0	1
Ken Harvey, R OBP: 0.305, SLG: 0.418 (1, 10)	2-3 K 1-2 2-3			0-0 FC6-4		0-3 K				4	0	0	0	0	2	4
Michael Tucker, L OBP: 0.339, SLG: 0.464 (1, 7)		4-2 2B 4 G6-3 BB		1-2 F7		0-0 L7				3	1	0	0	1	1	0
Aaron Guiel, L OBP: 0.337, SLG: 0.459 (1, 9)		3-1 1B HR 2B		2-0 F8		0-1 F7				4	1	1	0	0	0	0
4 Angel Berroa, R OBP: 0.340, SLG: 0.451 (1, 6)		1-2 G6-3		0-0 G5-3		1-1 F9				4	0	0	1	0	0	1
Brent Mayne, L OBP: 0.311, SLG: 0.364 (1, 2)		0-1 WP HR 1B		0-1 G5-3		1-1 G3				3	1	1	0	0	0	0

Inning Stats	R: 0	H: 0	E: 0	K: 1	S: 8	R: 4	H: 4	E: 0	K: 1	S: 24	R: 0	H: 0	E: 0	K: 0	S: 5	R: 2	H: 4	E: 0	K: 0	S: 13	R: 0	H: 0	E: 0	K: 0	S: 5	R: 0	H: 0	E: 0	K: 1	S: 10	R: 0	H: 0	E: 0	K: 1	S: 8	R: 0	H: 0	E: 0	K: 1	S: 6	1B: 5	2B: 2	3B: 0	HR: 1	SF: 0	SAC: 0	DP: 0	HBP: 0	WP: 1	PB: 0	SB: 1	CS: 0	PA: 35
--------------	------	------	------	------	------	------	------	------	------	-------	------	------	------	------	------	------	------	------	------	-------	------	------	------	------	------	------	------	------	------	-------	------	------	------	------	------	------	------	------	------	------	-------	-------	-------	-------	-------	--------	-------	--------	-------	-------	-------	-------	--------

PITCHER	IP	WLS	BF	H	R	ER	SO	BB	IBB	HBP	BLK	WP	HR	S	P	ERA	WHIP
Ricardo Rodriguez, R ERA: 5.73 (1, 1)	1.2	L	12	4	4	4	2	3	0	0	1	1	1	31	55	21.60	4.200
Terry Mulholland, L ERA: 3.86 (2, 1)	3.1		14	4	2	2	0	0	0	0	0	0	0	24	31	5.40	1.200
Jack Cressend, R ERA: (6, 1)	2.0		6	0	0	0	1	0	0	0	0	0	0	18	27	0.00	0.000
Alex Herrera, L ERA: (8, 1)	1.0		3	0	0	0	1	0	0	0	0	0	0	6	7	0.00	0.000

BOTTOM

Cleveland Indians @ Kansas City Royals
Kauffman Stadium, Kansas City, MO

Tue Jul 01 2003, 7:05 PM CDT
Att: 12,831 - Cloudy - 83 F

livebaseballscorecards.com

AB	32
R	6
H	8
RBI	6
BB	3
SO	4
LOB	8



Batter	1	2	3	4	5	6	7	8	9	AB R H RBI BB SO LOB	TOP
Coco Crisp, S OBP: 0.290, SLG: 0.325 (1, 7) C B X	1-1 G4-6-3 1B		1-2 SF8		0-1 G6-3			2-0 F8		3 0 1 1 0 0 0	
Matt Lawton, L OBP: 0.337, SLG: 0.418 (1, 9) F SAFE X	0-1 G4-6-3 1-2f		1-0 L4			0-0 G3			1-2 L4	4 0 0 0 0 0 2	
Milton Bradley, S OBP: 0.436, SLG: 0.510 (1, 8) C B C B B C F	3-3 K			0-2 G3-1		1-3 K			2-2 P4	4 0 0 0 0 2 0	
Shane Spencer, R OBP: 0.320, SLG: 0.364 (1, 10) B B B B		4-0 G4-6-3 BB		2-2 HR		0-0 G5-3			4-1 BB	2 1 1 1 2 0 0	
Casey Blake, R OBP: 0.329, SLG: 0.421 (1, 5) X		0-0 F8		0-0 F9			1-0 P4		0-0 G5-3	4 0 0 0 0 0 2	
Tim Laker, R OBP: 0.297, SLG: 0.414 (1, 2) B B C X C B B X		2-1 G4-6-3 1-2f		3-2 FC6 1B			2-2 G5-3			3 0 1 0 0 0 1	
Ben Broussard, L OBP: 0.327, SLG: 0.421 (1, 3) X C X			0-0 P5	0-1 FC6 1-2f			2-2 F8			3 0 0 0 0 0 1	
Brandon Phillips, R OBP: 0.246, SLG: 0.310 (1, 4) X			0-0 2 1B SF8 1B		1-2 2 G5-4-3 1B			0-1 P6		3 1 2 0 0 0 0	
2 Jhonny Peralta, R OBP: 0.241, SLG: 0.185 (1, 6) X C C X			0-2 1-3 1B	0-1 G5-4-3 1-2f				2-3 K		3 0 1 0 0 1 1	
Inning Stats	R: 0 E: 0 K: 1 S: 8 H: 1 LOB: 0 BB: 0 P: 12	R: 0 E: 0 K: 0 S: 3 H: 0 LOB: 0 BB: 1 P: 9	R: 1 E: 0 K: 0 S: 9 H: 2 LOB: 1 BB: 0 P: 11	R: 1 E: 0 K: 0 S: 12 H: 2 LOB: 1 BB: 0 P: 17	R: 0 E: 0 K: 1 S: 5 H: 1 LOB: 0 BB: 0 P: 9	R: 0 E: 0 K: 1 S: 5 H: 0 LOB: 0 BB: 0 P: 6	R: 0 E: 0 K: 0 S: 9 H: 0 LOB: 0 BB: 0 P: 14	R: 0 E: 0 K: 1 S: 6 H: 0 LOB: 0 BB: 0 P: 10	R: 0 E: 0 K: 0 S: 8 H: 0 LOB: 1 BB: 1 P: 15	1B: 5 2B: 0 3B: 0 HR: 1 SF: 1 SAC: 0 DP: 3 HBP: 0	WP: 0 PB: 0 SB: 0 CS: 0 PA: 32
PITCHER Darrell May, L ERA: 3.87 (1, 1)	IP: 9.0 WLS: W BF: 32 H: 6 R: 2 ER: 2 SO: 3 BB: 2 IBB: 0 HBP: 0 BLK: 0 WP: 0 HR: 1 S: 67 P: 103 ERA: 2.00 WHIP: 0.889						PITCHER	IP: 0.0 WLS: 0 BF: 0 H: 0 R: 0 ER: 0 SO: 0 BB: 0 IBB: 0 HBP: 0 BLK: 0 WP: 0 HR: 0 S: 0 P: 0 ERA: 0.00 WHIP: 0.000			

Cleveland Indians @ Kansas City Royals
Kauffman Stadium, Kansas City, MO

Wed Jul 02 2003, 7:05 PM CDT
Att. 12,918 - Sunny - 88 F

AB	29
R	2
H	6
RBI	2
BB	2
SO	3
LOB	7



livebaseballscorecards.com

Batter	1	2	3	4	5	6	7	8	9	AB	R	H	RBI	BB	SO	LOB
Michael Tucker, L OBP: 0.338, SLG: 0.461 (1, 9)	3-3 K	0-0 SH3-4	0-0 FC3-6 1B		0-1 G4-3			3-3 K		4	0	1	0	0	2	0
Joe Randa, R OBP: 0.304, SLG: 0.414 Desi Relaford, S OBP: 0.347, SLG: 0.448 (1, 5) (1, PH) (2, 5)	0-0 1B BB 1B	2-2 1B 2B	0-1 FC3-6 E 1-2f 2-3		1-1 G1-4-3			1-0 G1-3 2B		0	0	0	0	0	0	0
Carlos Beltrán, S OBP: 0.403, SLG: 0.475 (1, 8)	0-0 BB 4 SF7 1B	0-1 1B FC6-4 1B	1-0 E8 1-3 3-H 1B		4-2 G6-3 S SF8 BB			4-1 G1-3 BB		3	3	3	2	2	0	0
Ken Harvey, R OBP: 0.310, SLG: 0.419 (1, 3)	0-0 BB 1-2 2-3 1B	0-0 FC6-4 1B	4-0 IBB		2-0 G6-3 1-3			0-0 G1-3 1-2 2-3		4	0	2	0	1	0	3
Raul Ibanez, L OBP: 0.339, SLG: 0.456 (1, 7)	4-0 BB 1-2 2-3 3-H	2-2 FC6-4 4 E 4 1B	0-3 K		2-1 SF8 3-H			3-3 K		3	0	0	3	1	2	6
4 Angel Berroa, R OBP: 0.339, SLG: 0.449 (1, 6)	0-0 SF7	1-1 E5 1-3 1B		0-2 F9		1-2 F9				3	0	1	1	0	0	0
Morgan Burkhardt, S OBP: 0.250, SLG: 0.200 (1, 10)	0-0 G1-6-3	1-3 K		0-1 G3			3-3 K			4	0	0	0	0	2	4
Brent Mayne, L OBP: 0.310, SLG: 0.358 (1, 2)		4-1 SH3-4 1B 2B BB	1-3 K	2-3 K			2-1 G4-3			3	1	0	0	1	2	0
Carlos Febles, R OBP: 0.286, SLG: 0.278 (1, 4)		0-0 SH3-4 2B 1B	0-0 FC3-6 1B E 1B		1-0 G5-3		1-2 F9			4	2	2	0	0	0	0

Inning Stats	R: 2	H: 3	E: 0	LOB: 2	K: 1	BB: 1	S: 8	R: 4	H: 5	E: 1	LOB: 2	K: 1	BB: 1	S: 19	R: 1	H: 3	E: 1	LOB: 3	K: 2	BB: 1	S: 11	R: 0	H: 0	E: 0	LOB: 0	K: 1	BB: 0	S: 8	R: 0	H: 0	E: 0	LOB: 0	K: 0	BB: 0	S: 5	R: 1	H: 0	E: 0	LOB: 0	K: 1	BB: 1	S: 9	R: 0	H: 0	E: 0	LOB: 0	K: 1	BB: 0	S: 9	R: 0	H: 1	E: 0	LOB: 2	K: 2	BB: 1	S: 10	R: 0	H: 1	E: 0	LOB: 2	K: 2	BB: 1	S: 10
--------------	------	------	------	--------	------	-------	------	------	------	------	--------	------	-------	-------	------	------	------	--------	------	-------	-------	------	------	------	--------	------	-------	------	------	------	------	--------	------	-------	------	------	------	------	--------	------	-------	------	------	------	------	--------	------	-------	------	------	------	------	--------	------	-------	-------	------	------	------	--------	------	-------	-------


PITCHER	IP	WLS	BF	H	R	ER	SO	BB	IBB	HBP	BLK	WP	HR	S	P	ERA	WHIP
Billy Traber, L ERA: 4.89 (1, 1)	2.2	L	22	11	7	7	3	2	1	0	0	0	0	35	58	23.62	4.875
Terry Mulholland, L ERA: 3.67 (3, 1)	2.1		7	0	0	0	2	0	0	0	0	0	0	16	20	0.00	0.000
Nick Bierbrodt, L ERA: 9.15 (6, 1)	2.0		7	0	1	1	1	1	0	0	0	0	0	18	33	4.50	0.500
Alex Herrera, L ERA: (8, 1)	1.0		5	1	0	0	2	1	0	0	0	0	0	10	21	0.00	2.000

BOTTOM

Cleveland Indians @ Kansas City Royals
Kauffman Stadium, Kansas City, MO

Wed Jul 02 2003, 7:05 PM CDT
Att. 12,918 - Sunny - 88 F

AB	33
R	8
H	12
RBI	8
BB	5
SO	8
LOB	15



1B: 10	SF: 2	WP: 0	PA: 41
2B: 2	SAC: 1	PB: 0	
3B: 0	DP: 0	SB: 1	
HR: 0	HBP: 0	CS: 0	

PITCHER	IP	WLS	BF	H	R	ER	SO	BB	IBB	HBP	BLK	WP	HR	S	P	ERA	WHIP
---------	----	-----	----	---	---	----	----	----	-----	-----	-----	----	----	---	---	-----	------

Batter	1	2	3	4	5	6	7	8	9	AB R H RBI BB SO LOB	TOP		
Alex Sanchez, L (1, 8) OBP: 0.303, SLG: 0.349	3-2 G5-3		0-0 1B		2-1 B4-3			0-3 K2-3		4 0 1 0 0 1 1			
Warren Morris, L (1, 4) OBP: 0.330, SLG: 0.420	2-0 F7		4-1 BB		1-0 F8			4-0 BB		2 0 0 0 2 0 1			
Dmitri Young, S (1, 10) OBP: 0.364, SLG: 0.544	0-1 L6		3-1 F9			1-3 K		0-3 K		4 0 0 0 0 2 3			
Craig Monroe, R (1, 7) OBP: 0.282, SLG: 0.391		1-1 HR		0-0 G5-3		2-1 G4-3 1B		1-3 K		4 1 2 1 0 1 1			
Carlos Pena, L (1, 3) OBP: 0.319, SLG: 0.406		1-2 G4-3		2-2 F7		2-1 G4-3			2-0 G3	4 0 0 0 0 0 1			
Shane Hatter, R (1, 5) Eric Munson, L (9, PH) OBP: 0.311, SLG: 0.415		1-0 P4		1-3 K		1-0 G5-3			4-2 G4-3 BB	3 0 0 0 0 1 1 0 0 0 0 1 0 0			
Ramon Santiago, S (1, 6) OBP: 0.303, SLG: 0.290		1-2 G5-3			0-0 G4-3			0-1 G6-3		4 0 0 0 0 0 1			
A.J. Hinch, R (1, 2) Kevin Witt, L (9, PH) OBP: 0.309, SLG: 0.439			0-0 P3		1-2 2B 1B			3-2 F7		3 1 1 0 0 0 0 1 0 0 0 0 0 1			
Andres Torres, S (1, 9) OBP: 0.259, SLG: 0.288			2-1 G6-3		3-2 B4-3 1-H 2B			1-0 G5-3		3 0 1 1 0 0 0			
Inning Stats	R: 0 E: 0 K: 0 S: 6 H: 0 LOB: 0 P: 11	R: 1 E: 0 K: 0 S: 9 H: 1 LOB: 0 P: 13	R: 0 E: 0 K: 0 S: 7 H: 1 LOB: 2 P: 16	R: 0 E: 0 K: 1 S: 8 H: 0 LOB: 0 P: 11	R: 1 E: 0 K: 0 S: 14 H: 2 LOB: 1 P: 21	R: 0 E: 0 K: 1 S: 8 H: 1 LOB: 1 P: 14	R: 0 E: 0 K: 0 S: 9 H: 0 LOB: 0 P: 13	R: 0 E: 0 K: 3 S: 10 H: 0 LOB: 1 P: 15	R: 0 E: 0 K: 0 S: 7 H: 0 LOB: 1 P: 14	1B: 3 2B: 1 3B: 0 HR: 1 SF: 0 SAC: 0 DP: 0 HBP: 0	WP: 0 PB: 1 SB: 1 CS: 0 PA: 35		
PITCHER	IP WLS BF H R ER SO BB IBB HBP BLK WP HR S P ERA WHIP											PITCHER	IP WLS BF H R ER SO BB IBB HBP BLK WP HR S P ERA WHIP
Jeremy Affeldt, L (1, 1) ERA: 4.62	7.0 W 27 5 2 2 2 1 0 0 0 0 0 1 61 99 2.57 0.857												
Curt Leskanic, R (8, 1) ERA: 2.6	1.0 H 4 0 0 0 3 1 0 0 0 0 0 0 10 15 0.00 1.000												
Mike MacDougal, R (9, 1) ERA: 2.82	1.0 S 4 0 0 0 0 1 0 0 0 0 0 0 7 14 0.00 1.000												

Detroit Tigers @ Kansas City Royals
 Kauffman Stadium, Kansas City, MO
 Thu Jul 03 2003, 7:05 PM CDT
 Att. 12,978 - Sunny - 90 F

livebaseballscorecards.com

AB	32
R	2
H	5
RBI	2
BB	3
SO	5
LOB	10



Batter	1	2	3	4	5	6	7	8	9
Aaron Guiel, L OBP: 0.322, SLG: 0.436 (1, 9) C F B B S	3-3 K		1-0 G4-3		2-0 F7		3-2 G1-3		
Desi Relaford, S OBP: 0.346, SLG: 0.445 (1, 5) S F B B S	2-3 K			2-2 G4-3 S 1B		1-0 G4-3	1-2 G3		
Carlos Beltrán, S OBP: 0.401, SLG: 0.471 (1, 8) X	0-0 B1-3			1-0 G4-3		0-2 S 1B		1-2 F8	
Raul Ibanez, L OBP: 0.338, SLG: 0.453 (1, 10) C X		0-1 FC3-6 1B		3-2 P3		1-3 K		3-3 K	
Ken Harvey, R OBP: 0.309, SLG: 0.416 (1, 3) C B F SAFE C		1-3 K		0-3 K		0-1 2-H 1B		0-1 G5-3	
Michael Tucker, L OBP: 0.341, SLG: 0.472 (1, 7) X		0-0 FC3-6 1-2f			1-2 HR	4-0 IBB			
4 Angel Berroa, R OBP: 0.339, SLG: 0.446 (1, 6) 1 SAFE C F B X		1-1 G5-3			1-1 1B S G6-4-3 HBP	1-3 K			
Brent Mayne, L OBP: 0.310, SLG: 0.358 (1, 2) C X			0-1 G4-3		2-0 G6-4-3 1B		0-0 L8		
Carlos Febles, R OBP: 0.287, SLG: 0.274 (1, 4) C B C S			1-3 K		0-1 G6-4-3 1-2f 3-H		4-0 G1-3 PB BB		

Inning Stats	R: 0	H: 0	E: 0	K: 2	S: 8	LOB: 0	BB: 0	P: 13
	R: 0	H: 1	E: 0	K: 1	S: 9	LOB: 1	BB: 0	P: 10
	R: 0	H: 0	E: 0	K: 1	S: 6	LOB: 0	BB: 0	P: 8
	R: 0	H: 1	E: 0	K: 1	S: 10	LOB: 1	BB: 0	P: 16
	R: 2	H: 2	E: 0	K: 0	S: 8	LOB: 0	BB: 0	P: 14
	R: 1	H: 2	E: 0	K: 2	S: 13	LOB: 2	BB: 1	P: 20
	R: 0	H: 0	E: 0	K: 0	S: 7	LOB: 1	BB: 1	P: 15
	R: 0	H: 0	E: 0	K: 1	S: 8	LOB: 0	BB: 0	P: 12


PITCHER	IP	WLS	BF	H	R	ER	SO	BB	IBB	HBP	BLK	WP	HR	S	P	ERA	WHIP
38 Jeremy Bonderman, R ERA: 5.01 (1, 1)	6.1	L	27	6	3	3	7	1	1	1	0	0	1	55	86	4.26	1.105
Jamie Walker, L ERA: 3.34 (7, 1)	1.1		4	0	0	0	1	0	0	0	0	0	0	12	20	0.00	0.000
45 Chris Mears, R ERA: (8, 1)	0.1		1	0	0	0	0	0	0	0	0	0	0	2	2	0.00	0.000

BOTTOM

Detroit Tigers @ Kansas City Royals
Kauffman Stadium, Kansas City, MO

Thu Jul 03 2003, 7:05 PM CDT
Att. 12,978 - Sunny - 90 F

AB	29
R	3
H	6
RBI	2
BB	2
SO	8
LOB	12



1B: 5	SF: 0	WP: 0	PA: 32
2B: 0	SAC: 0	PB: 1	
3B: 0	DP: 1	SB: 3	
HR: 1	HBP: 1	CS: 0	

Batter	1	2	3	4	5	6	7	8	9	AB R H RBI BB SO LOB	TOP																									
Andres Torres, S OBP: 0.248, SLG: 0.276 (1, 8) (6, 9)	1-2 G4-3	0-3 K		1-1 G6-4-3		1-3 K			2-3 K	5 0 0 0 0 3 4																										
Warren Morris, L OBP: 0.333, SLG: 0.412 (1, 4)	4-2 1B 2B BB		0-0 L7		0-1 G4-3	0-1 FC6			0-1 HR 1B	4 2 1 0 1 0 2																										
Dmitri Young, S OBP: 0.364, SLG: 0.552 (1, 10)	0-0 2B 1B		1-1 HR		1-1 G1-3			3-2 G6-3	0-3 K	5 2 2 1 0 1 1																										
Craig Monroe, R OBP: 0.290, SLG: 0.413 (1, 7)	0-1 1B 2B		0-1 G5-3		4-1 S BB			3-2 G4-3	1-0 HR	4 2 2 4 1 0 0																										
Eric Munson, L OBP: 0.317, SLG: 0.430 (1, 5)	2-3 K		0-0 G6-3		4-0 1-2 BB			1-0 1B	0-1 HR	4 1 2 1 1 1 1																										
Shane Halter, R OBP: 0.289, SLG: 0.365 Kevin Witt, L OBP: 0.306, SLG: 0.435 (1, 3) (9, PH)	1-0 FC6-4 1B			1-1 HR	1-3 K			1-0 G6-3	0-0 G3	4 1 2 2 0 1 3 1 0 0 0 0 0 0																										
Cody Ross, R Alex Sanchez, L OBP: 0.302, SLG: 0.348 (1, 9) (6, PR) (6, 8)	1-0 FC6-4			3-1 E5 1B		1-0 1B HBP		1-0 B1-3		2 0 0 0 0 0 1 1 0 0 0 0 0 0	AB 38 R 8 H 11 RBI 8 BB 3 SO 6 LOB 14																									
A.J. Hinch, R OBP: 0.186, SLG: 0.317 (1, 2)			1-1 F8		0-1 P4	1-0 P4		1-0 F8		4 0 0 0 0 0 2																										
Ramon Santiago, S OBP: 0.306, SLG: 0.294 (1, 6)			1-0 G5-3		1-0 G6-4-3 1B	3-2 FC6 1B		1-2 G5-3		4 0 2 0 0 0 0																										
Inning Stats	R: 3 E: 0 K: 1 S: 13	H: 3 LOB: 1 BB: 1 P: 22	R: 0 E: 0 K: 1 S: 6	H: 0 LOB: 0 BB: 0 P: 8	R: 1 E: 0 K: 0 S: 6	H: 1 LOB: 0 BB: 0 P: 7	R: 1 E: 1 K: 0 S: 9	H: 2 LOB: 1 BB: 0 P: 15	R: 0 E: 0 K: 1 S: 8	H: 0 LOB: 2 BB: 2 P: 18	R: 0 E: 0 K: 1 S: 10	H: 1 LOB: 2 BB: 0 P: 16	R: 0 E: 0 K: 0 S: 11	H: 1 LOB: 1 BB: 0 P: 19	R: 0 E: 0 K: 0 S: 5	H: 0 LOB: 0 BB: 0 P: 8	R: 3 E: 0 K: 2 S: 12	H: 3 LOB: 0 BB: 0 P: 15	1B: 6 2B: 1 3B: 0 HR: 4	SF: 0 SAC: 0 DP: 1 HBP: 1	WP: 0 PB: 0 SB: 1 CS: 0	PA: 42														
PITCHER	IP WLS BF H R ER SO BB IBB HBP BLK WP HR S P ERA WHIP																																			
Chris George, L ERA: 7.0 (1, 1)	4.2		23	6	5	5	2	3	0	0	0	0	2	39	66	9.64	1.929																			
Nate Field, R ERA: 1.5 (5, 1)	1.1	W	6	1	0	0	2	0	0	1	0	0	0	13	20	0.00	0.750																			
Sean Lowe, R ERA: 5.09 (7, 1)	2.2		12	4	3	3	2	0	0	0	0	0	2	27	41	10.12	1.500																			
Mike MacDougal, R ERA: 2.79 (9, 1)	0.1	S	1	0	0	0	0	0	0	0	0	0	0	1	1	0.00	0.000																			

Detroit Tigers @ Kansas City Royals
Kauffman Stadium, Kansas City, MO

Fri Jul 04 2003, 7:05 PM CDT
Att. 39,920 - Sunny - 95 F

livebaseballscorecards.com



Batter	1	2	3	4	5	6	7	8	9	AB	R	H	RBI	BB	SO	LOB
Michael Tucker, L (1, 9) OBP: 0.348, SLG: 0.484	3-2 G3 1B 1B	2-1 2-H 1B		0-0 FC4-6 SF9 1B		2-2 1-H FC4-2 3B	0-0 F8			5	2	4	3	0	0	1
Desi Relaford, S (1, 5) OBP: 0.344, SLG: 0.440	0-1 G3 1B 1B	1-0 P4		0-0 E3 FC4-6 1B		1-0 G3		0-1 G1-3		5	1	1	1	0	0	4
Carlos Beltrán, S (1, 8) OBP: 0.394, SLG: 0.461	2-2 G3 1B 2-3	2-2 F8		1-1 FC4-6 E S 1-2f 2-3 3-H		0-1 FC4-2 1B 1B		1-0 F7		5	1	0	1	0	0	6
Raul Ibanez, L (1, 7) OBP: 0.336, SLG: 0.451	1-1 P6		1-2 G3-1	0-1 SF9		2-0 1B 1B 1-3		0-1 F7		4	0	1	1	0	0	2
Ken Harvey, R (1, 3) OBP: 0.312, SLG: 0.418	0-0 BB 1B 2-H 3-H		0-0 F9	2-2 L3		0-2 1B 1B 1-3 3-H				4	0	2	3	0	0	1
Jarrod Patterson, L (1, 10) OBP: 0.319, SLG: 0.434	4-2 1B 1-2 BB		2-2 G3-1		1-2 L5	0-0 G3				3	0	0	0	1	0	2
4 Angel Berroa, R (1, 6) OBP: 0.338, SLG: 0.443	1-1 L5			1-2 1B 1B 1B	0-1 P4		1-1 E5			4	1	1	0	0	0	2
Mike DiFelice, R (1, 2) OBP: 0.319, SLG: 0.434		2-2 SH1-3 1B 1B		1-0 1B 1B 1B 1-3	1-0 G6-3		0-1 F9			4	2	2	0	0	0	1
Carlos Febles, R (1, 4) OBP: 0.295, SLG: 0.283		0-0 SH1-3		1-1 E FC4-6 1B 1-2		1-1 WP 3B 1B	1-1 F8			3	2	2	0	0	0	1

Inning Stats	R: 2	H: 3	E: 0	LOB: 2	K: 0	S: 19	P: 30	R: 1	H: 2	E: 0	LOB: 1	K: 0	S: 10	P: 17	R: 0	H: 0	E: 0	LOB: 0	K: 0	S: 7	P: 10	R: 4	H: 4	E: 1	LOB: 1	K: 0	S: 16	P: 21	R: 0	H: 0	E: 0	LOB: 0	K: 0	S: 7	P: 9	R: 2	H: 4	E: 0	LOB: 2	K: 0	S: 14	P: 20	R: 0	H: 0	E: 1	LOB: 1	K: 0	S: 7	P: 6	R: 0	H: 0	E: 0	LOB: 0	K: 0	S: 5	P: 6
--------------	------	------	------	--------	------	-------	-------	------	------	------	--------	------	-------	-------	------	------	------	--------	------	------	-------	------	------	------	--------	------	-------	-------	------	------	------	--------	------	------	------	------	------	------	--------	------	-------	-------	------	------	------	--------	------	------	------	------	------	------	--------	------	------	------

PITCHER	IP	WLS	BF	H	R	ER	SO	BB	IBB	HBP	BLK	WP	HR	S	P	ERA	WHIP
34 Nate Cornejo, R (1, 1) ERA: 4.81	3.0	L	19	9	7	6	0	1	0	0	0	0	0	43	67	18.00	3.333
Chris Spurling, R (4, 1) ERA: 4.85	2.2		12	3	2	2	0	0	0	0	0	1	0	26	36	6.75	1.125
Fernando Rodney, R (6, 1) ERA: 16.2	1.1		6	1	0	0	0	0	0	0	0	0	0	11	13	0.00	0.750
Steve Avery, L (8, 1) ERA: 5.54	1.0		3	0	0	0	0	0	0	0	0	0	0	5	6	0.00	0.000

BOTTOM

Detroit Tigers @ Kansas City Royals
Kauffman Stadium, Kansas City, MO

Fri Jul 04 2003, 7:05 PM CDT
Att: 39,920 - Sunny - 95 F

livebaseballscorecards.com

AB	37
R	9
H	13
RBI	9
BB	1
SO	0
LOB	20



WP: 1	PA: 40
PB: 0	
SB: 3	
CS: 0	

Batter	1	2	3	4	5	6	7	8	9	AB R H RBI BB SO LOB	TOP											
Alex Sanchez, L (1, 8) OBP: 0.306, SLG: 0.360	2-1 F7	4-1 BB		2-2 HR		0-0 CS 1B			2-3 K	4 1 2 3 1 1 0												
Warren Morris, L (1, 4) OBP: 0.337, SLG: 0.411	0-3 K	1-3 K2-3		0-0 1B		1-1 F8			0-0 HBP 1B	5 1 2 0 0 2 3												
Dmitri Young, S (1, 7) OBP: 0.365, SLG: 0.558	1-1 HR		1-3 K	2-2 F9		0-2 F9			2-2 HBP 1B SF8	4 2 1 1 0 1 0												
Kevin Witt, L (1, 10) OBP: 0.318, SLG: 0.475	1-2 2B		0-1 HR		3-2 G4-3			0-2 P6	1-2 HBP 1B SF8 BB	5 1 3 2 0 0 0												
Carlos Pena, L (1, 3) OBP: 0.321, SLG: 0.403	0-1 G1-3		0-3 K		1-0 E SF9 1B		1-1 F8		4-1 HBP BB	4 1 1 0 1 1 1												
Eric Munson, L (1, 5) OBP: 0.314, SLG: 0.424		0-3 K	2-1 G3-1		4-2 E BB		1-3 K		0-1 SF8	3 0 0 1 1 2 0												
Craig Monroe, R (1, 9) OBP: 0.292, SLG: 0.423		1-1 1B 2B		1-2 SH2-3 HR 2B	1-0 E9			2-3 K	0-2 F9	5 2 2 0 0 1 4												
A.J. Hinch, R (1, 2) OBP: 0.213, SLG: 0.326		0-1 BB 1B		4-2 SH2-3 HR BB	0-0 SF9			0-1 G4-3		2 1 1 2 1 0 0												
Ramon Santiago, S (1, 6) OBP: 0.302, SLG: 0.290		2-0 F8		0-1 SH2-3	1-2 F8			1-1 G1-3		3 0 0 0 0 0 3												
Inning Stats	R: 1 E: 0 K: 1 S: 14	H: 2 LOB: 1 BB: 0 P: 18	R: 1 E: 0 K: 2 S: 13	H: 2 LOB: 2 BB: 1 P: 21	R: 1 E: 0 K: 2 S: 10	H: 1 LOB: 0 BB: 0 P: 13	R: 3 E: 0 K: 0 S: 16	H: 3 LOB: 0 BB: 1 P: 25	R: 1 E: 1 K: 0 S: 14	H: 1 LOB: 2 BB: 1 P: 24	R: 0 E: 0 K: 0 S: 6	H: 1 LOB: 0 BB: 0 P: 7	R: 0 E: 0 K: 1 S: 8	H: 0 LOB: 0 BB: 0 P: 10	R: 0 E: 0 K: 1 S: 7	H: 0 LOB: 0 BB: 0 P: 10	R: 2 E: 0 K: 1 S: 18	H: 2 LOB: 2 BB: 1 P: 27	1B: 6 2B: 3 3B: 0 HR: 3	SF: 2 SAC: 1 DP: 0 HBP: 1	WP: 0 PB: 0 SB: 0 CS: 1	PA: 43
PITCHER	IP WLS BF H R ER SO BB IBB HBP BLK WP HR S P ERA WHIP																					
Brad Voyles, R (1, 1) ERA: 8.1	4.0 L 21 8 6 6 5 2 0 0 0 0 0 3 53 77 13.50 2.500																					
51 Kris Wilson, R (5, 1) ERA: 5.4	3.0 12 2 1 0 1 1 0 0 0 0 0 0 28 41 0.00 1.000																					
Jason Grimsley, R (8, 1) ERA: 3.8	1.0 3 0 0 0 1 0 0 0 0 0 0 0 7 10 0.00 0.000																					
D.J. Carrasco, R (9, 1) ERA: 3.95	1.0 7 2 2 2 1 1 0 1 0 0 0 0 18 27 18.00 3.000																					

Detroit Tigers @ Kansas City Royals
Kauffman Stadium, Kansas City, MO
Sat Jul 05 2003, 6:05 PM CDT
Att. 19,030 - Cloudy - 91 F

livebaseballscorecards.com

AB	35
R	9
H	12
RBI	9
BB	4
SO	8
LOB	11



Batter	1	2	3	4	5	6	7	8	9	AB R H RBI BB SO LOB	TOP		
Alex Sanchez, L (1, 8) OBP: 0.305, SLG: 0.357	2-2 BB BB BB 1B	2-1 F7			0-0 B3		0-0 F8		1-2 G1-3	5 1 1 0 0 0 0			
Warren Morris, L (1, 4) OBP: 0.330, SLG: 0.394	4-0 BB BB 1-2 BB		1-2 F8		3-2 G1			1-0 G3	1-2 G1-3	4 0 0 0 1 0 0			
Dmitri Young, S (1, 7) OBP: 0.363, SLG: 0.557	1-0 F7		1-0 F7		1-3 K			0-2 2B		4 1 1 0 0 1 2			
Kevin Witt, L (1, 10) OBP: 0.316, SLG: 0.463	4-1 BB BB 1-2 2-3 BB		1-3 K		0-0 F7			1-0 F8		3 0 0 0 1 1 1			
Carlos Pena, L (1, 3) OBP: 0.320, SLG: 0.405	1-2 P5			2-3 K		2-3 K		1-2 HBP 2B		4 0 1 1 0 2 3			
Eric Munson, L (1, 5) OBP: 0.325, SLG: 0.440	4-2			0-2		4-1		4-1 HBP BB		1 1 1 2 3 0 0			
Andres Torres, S (8, PR) OBP: 0.248, SLG: 0.276										0 0 0 0 0 0 0			
Shane Halter, R (8, 5) OBP: 0.269, SLG: 0.365	1-2 2-3 3-H BB									0 0 0 0 0 0 0			
Craig Monroe, R (1, 9) OBP: 0.291, SLG: 0.417	0-2 G6-3			0-0 P3		3-2 F7		4-2 1-2 2-3 HBP		3 0 0 0 0 0 4			
Matt Walbeck, S (1, 2) OBP: 0.154, SLG: 0.195		1-1 G4-3		4-1 BB			0-2 G1-3	2-3 K		3 0 0 0 1 1 3			
Ramon Santiago, S (1, 6) OBP: 0.297, SLG: 0.284		0-0 F7		0-3 K			2-2 F8		2-1 G4-3	4 0 0 0 0 1 1			
Inning Stats	R: 1 H: 1 E: 0 LOB: 3 K: 0 BB: 3 S: 15 P: 31	R: 0 H: 0 E: 0 LOB: 0 K: 0 BB: 0 S: 5 P: 8	R: 0 H: 0 E: 0 LOB: 0 K: 1 BB: 0 S: 8 P: 11	R: 1 H: 1 E: 0 LOB: 1 K: 2 BB: 1 S: 13 P: 19	R: 0 H: 0 E: 0 LOB: 0 K: 1 BB: 0 S: 8 P: 12	R: 0 H: 0 E: 0 LOB: 1 K: 1 BB: 1 S: 10 P: 19	R: 0 H: 0 E: 0 LOB: 0 K: 0 BB: 0 S: 13 P: 15	R: 1 H: 2 E: 0 LOB: 3 K: 1 BB: 1 S: 17 P: 30	R: 0 H: 0 E: 0 LOB: 0 K: 0 BB: 0 S: 9 P: 13	1B: 1 SF: 0 2B: 2 SAC: 0 3B: 0 DP: 0 HR: 1 HBP: 1	WP: 0 PA: 38 PB: 0 SB: 0 CS: 0		
PITCHER	IP WLS BF H R ER SO BB IBB HBP BLK WP HR S P ERA WHIP											PITCHER	IP WLS BF H R ER SO BB IBB HBP BLK WP HR S P ERA WHIP
Jose Lima, R (1, 1) ERA: 3.06	7.0 W 28 2 2 2 5 5 0 0 0 0 0 1 72 115 2.57 1.000												
Jason Grimsley, R (8, 1) ERA: 3.94	0.2 H 6 2 1 1 0 1 0 0 1 0 0 0 0 13 24 13.50 4.500												
Curt Leskanic, R (8, 1) ERA: 2.57	0.1 H 1 0 0 0 0 1 0 0 0 0 0 0 0 4 6 0.00 0.000												
Mike MacDougal, R (9, 1) ERA: 2.72	1.0 S 3 0 0 0 0 0 0 0 0 0 0 0 0 9 13 0.00 0.000												

Detroit Tigers @ Kansas City Royals
Kauffman Stadium, Kansas City, MO

Sun Jul 06 2003, 1:05 PM CDT
Att. 12,844 - Cloudy - 93 F

AB	31
R	3
H	4
RBI	3
BB	6
SO	6
LOB	14



Batter	1	2	3	4	5	6	7	8	9	AB R H RBI BB SO LOB
Aaron Guiel, L OBP: 0.333, SLG: 0.450 (1, 9) B F F B X	2-2 E9 1B 2B		C F B B B B B 4-2 BB BB		B X 1-0 P6		1-1 SH2-3 1-2			2 1 1 0 1 0 0
Desi Relaford, S OBP: 0.352, SLG: 0.450 (1, 5) X	0-0 S S E 1B		B B C B F F B 4-2 BB 1-2		C B F X 1-2 1B E 1B		2 SAFE B X 1-0 2-H 2B			3 2 3 2 1 0 0
Carlos Beltrán, S OBP: 0.386, SLG: 0.451 (1, 8) B B F F F B X	3-2 F7 1-2		F B X 1-1 F7		B F B B X 3-1 E5 1-H 1B		B X 1-0 G5-3			4 0 1 0 0 0 4
Raul Ibanez, L OBP: 0.340, SLG: 0.459 (1, 7) B C B F B X	3-1 G4-3 2-H		B B F X 2-2 F8		B B I 4-0 IBB		C B B X 2-1 F8			3 0 0 0 1 0 3
Ken Harvey, R OBP: 0.307, SLG: 0.420 (1, 3) B B B F C X	3-2 G1-3		B X 1-0 G6-3		F B F X 1-2 G4-3		S T C C 2-3 K			4 0 0 0 0 1 2
Michael Tucker, L OBP: 0.345, SLG: 0.497 (1, 10) X	0-0 L9		B B B C B B X 3-2 HR		X 0-0 P5		F B B C 3-3 K			4 1 1 1 0 1 0
4 Angel Berroa, R OBP: 0.345, SLG: 0.448 (1, 6) B B B B	4-0 CS BB		C X 0-1 L6		B B B B 4-0 G6-4-3 BB		X 0-0 P4			2 0 0 0 2 0 0
Brent Mayne, L OBP: 0.303, SLG: 0.348 (1, 2) 1 SAFE F 1 SAFE B B B X	2-3 K		F X 0-1 L9		1 SAFE B B X 2-0 G6-4-3 1-2f					3 0 0 0 0 1 2
Carlos Febles, R OBP: 0.292, SLG: 0.271 (1, 4) B	1-0 CS 1-2		B S C B X 2-2 F7		C B X 1-1 F8		B C B B B 4-1 SH2-3 2B BB			2 1 0 0 1 0 0

Inning Stats	R: 2	H: 2	E: 1	K: 0	S: 14	LOB: 0	BB: 0	P: 25	R: 0	H: 0	E: 0	K: 1	S: 5	LOB: 0	BB: 1	P: 12	R: 0	H: 0	E: 0	K: 0	S: 12	LOB: 2	BB: 2	P: 25	R: 1	H: 1	E: 0	K: 0	S: 9	LOB: 0	BB: 0	P: 13	R: 1	H: 2	E: 1	K: 0	S: 11	LOB: 2	BB: 1	P: 22	R: 0	H: 0	E: 0	K: 0	S: 2	LOB: 0	BB: 1	P: 8	R: 1	H: 1	E: 0	K: 0	S: 7	LOB: 1	BB: 1	P: 16	R: 0	H: 0	E: 0	K: 2	S: 8	LOB: 0	BB: 0	P: 13
--------------	------	------	------	------	-------	--------	-------	-------	------	------	------	------	------	--------	-------	-------	------	------	------	------	-------	--------	-------	-------	------	------	------	------	------	--------	-------	-------	------	------	------	------	-------	--------	-------	-------	------	------	------	------	------	--------	-------	------	------	------	------	------	------	--------	-------	-------	------	------	------	------	------	--------	-------	-------


PITCHER	IP	WLS	BF	H	R	ER	SO	BB	IBB	HBP	BLK	WP	HR	S	P	ERA	WHIP
Matt Roney, R ERA: 3.58 (1, 1)	5.0	L	23	5	4	3	1	3	1	0	0	0	1	51	97	5.40	1.600
Adam Bernero, R ERA: 6.08 (6, 1)	1.0		4	0	1	1	0	2	0	0	0	0	0	3	13	9.00	2.000
Jamie Walker, L ERA: 3.38 (7, 1)	1.0		4	1	0	0	0	0	0	0	0	0	0	6	11	0.00	1.000
45 Chris Mears, R ERA: (8, 1)	1.0		3	0	0	0	2	0	0	0	0	0	0	8	13	0.00	0.000

BOTTOM

Detroit Tigers @ Kansas City Royals
Kauffman Stadium, Kansas City, MO

Sun Jul 06 2003, 1:05 PM CDT
Att: 12,844 - Cloudy - 93 F

AB	27
R	5
H	6
RBI	3
BB	6
SO	3
LOB	11



WP	HR	S	P	ERA	WHIP
0	0	0	35	0	0

Batter	1	2	3	4	5	6	7	8	9	AB R H RBI BB SO LOB	TOP											
Aaron Guiel, L (1, 9) OBP: 0.330, SLG: 0.476	1-2 G6-3		2-3 K		2-0 HR			1-1 F8		4 1 1 2 0 1 0												
Desi Relaford, S (1, 5) OBP: 0.351, SLG: 0.447	0-1 G4-3			1-1 2B 1B	1-1 G3-1			2-3 K		4 1 1 0 0 1 0												
Carlos Beltrán, S (1, 8) OBP: 0.381, SLG: 0.444	1-3 K2-3			2-3 K		0-1 F8		1-3 K		4 0 0 0 0 3 1												
Raul Ibanez, L (1, 7) OBP: 0.336, SLG: 0.454		0-2 P6		1 SAFE 0-0 F7		2-0 G4-3			2-2 G4-3	4 0 0 0 0 0 1												
Ken Harvey, R (1, 3) OBP: 0.310, SLG: 0.425		0-1 G6-3		1-1 1-3 1B 2B		1-2 F8		1-2 G1-6-3 1B		4 1 2 0 0 0 0												
Michael Tucker, L (1, 10) OBP: 0.349, SLG: 0.497		4-2 BB		1-1 2-H 3-H 1B		4-1 G5-4-3 BB		0-0 G1-6-3		2 0 1 2 2 0 1												
4 Angel Berroa, R (1, 6) OBP: 0.342, SLG: 0.443		1 SAFE 0-1 F8		1-1 CS	1-0 L8		0-1 G5-4-3			3 0 0 0 0 0 2												
Brent Mayne, L (1, 2) OBP: 0.308, SLG: 0.353			1-3 K		1-0 HR 1B		3-2 1B			3 1 2 0 0 1 0												
Carlos Febles, R (1, 4) OBP: 0.287, SLG: 0.265			2-3 K		1-0 F9		2-2 F7			3 0 0 0 0 1 2												
Inning Stats	R: 0 E: 0 K: 1 S: 8	H: 0 LOB: 0 BB: 0 P: 10	R: 0 E: 0 K: 0 S: 9	H: 0 LOB: 1 BB: 1 P: 13	R: 0 E: 0 K: 3 S: 9	H: 0 LOB: 0 BB: 0 P: 14	R: 2 E: 0 K: 1 S: 12	H: 3 LOB: 0 BB: 0 P: 17	R: 2 E: 0 K: 0 S: 6	H: 2 LOB: 0 BB: 0 P: 12	R: 0 E: 0 K: 0 S: 6	H: 0 LOB: 0 BB: 0 P: 9	R: 0 E: 0 K: 0 S: 9	H: 1 LOB: 1 BB: 1 P: 18	R: 0 E: 0 K: 2 S: 8	H: 0 LOB: 0 BB: 0 P: 12	R: 0 E: 0 K: 0 S: 8	H: 1 LOB: 0 BB: 0 P: 11	1B: 5 2B: 1 3B: 0 HR: 1	SF: 0 SAC: 0 DP: 2 HBP: 0	WP: 0 PB: 0 SB: 0 CS: 1	PA: 34
PITCHER	IP WLS BF H R ER SO BB IBB HBP BLK WP HR S P ERA WHIP																					
41 John Lackey, R (1, 1) ERA: 5.02	7.0 L 27 6 4 4 5 2 0 0 0 0 0 1 59 93 5.14 1.143																					
62 Scot Shields, R (8, 1) ERA: 1.76	1.0 3 0 0 0 2 0 0 0 0 0 0 0 8 12 0.00 0.000																					
Scott Schoeneweis, L (9, 1) ERA: 4.4	1.0 3 1 0 0 0 0 0 0 0 0 0 0 8 11 0.00 1.000																					

Kansas City Royals @ Anaheim Angels
Edison International Field, Anaheim, CA

Tue Jul 08 2003, 10:05 PM EDT
Att. 34,283 - Sunny - 74 F

livebaseballscorecards.com

AB	31
R	4
H	7
RBI	4
BB	2
SO	7
LOB	7



Batter	1	2	3	4	5	6	7	8	9	AB	R	H	RBI	BB	SO	LOB
9 Chone Figgins, S OBP: 0.291, SLG: 0.294 (1, 4)	1-1 B3-4		2-2 G6-3		3-2 P3			2-3 K		4	0	0	0	0	1	1
Darin Erstad, L OBP: 0.328, SLG: 0.348 (1, 8)	1-0 G6-3		4-0 BB		0-1 F7			2-2 G5-3		3	0	0	0	1	0	1
Tim Salmon, R OBP: 0.359, SLG: 0.475 (1, 10)	4-2 16 1B BB		0-0 F9				2-2 P4		2-2 L5	3	0	0	0	1	0	1
16 Garret Anderson, L OBP: 0.337, SLG: 0.578 (1, 7)	1-0 1-2 1B		1-2 L3				1-1 F8		1-1 5-3	4	0	1	0	0	0	1
Shawn Wooten, R OBP: 0.344, SLG: 0.430 (1, 3)	0-2 L3			2-2 F9			1-2 P6		0-1 G5-3	4	0	0	0	0	0	2
Troy Glaus, R OBP: 0.358, SLG: 0.484 (1, 5)		2-3 K		1-0 P6			3-1 1B		0-0 F8	4	0	1	0	0	1	0
Bengie Molina, R OBP: 0.320, SLG: 0.453 (1, 2)		1-2 G6-3		0-0 F7			1-1 F9			3	0	0	0	0	0	1
Benji Gil, R OBP: 0.229, SLG: 0.303 (1, 6)		3-2 2B			2-2 G5-3		2-3 K			3	0	1	0	0	1	1
Eric Owens, R OBP: 0.255, SLG: 0.273 (1, 9)		2-3 K			1-0 1B		3-2 F8			3	0	1	0	0	1	2

Inning Stats	R: 0	H: 1	E: 0	LOB: 2	K: 0	S: 11	R: 0	H: 1	E: 0	LOB: 1	K: 2	S: 15	R: 0	H: 0	E: 0	LOB: 0	K: 0	S: 7	R: 0	H: 0	E: 0	LOB: 0	K: 0	S: 6	R: 0	H: 1	E: 0	LOB: 1	K: 0	S: 11	R: 0	H: 0	E: 0	LOB: 0	K: 0	S: 9	R: 0	H: 1	E: 0	LOB: 1	K: 1	S: 10	R: 0	H: 0	E: 0	LOB: 0	K: 1	S: 9	R: 0	H: 0	E: 0	LOB: 0	K: 0	S: 5	R: 0	H: 0	E: 0	LOB: 0	K: 0	S: 6	1B: 3	SF: 0	2B: 1	SAC: 0	3B: 0	DP: 0	HR: 0	HBP: 0	WP: 0	PA: 33
--------------	------	------	------	--------	------	-------	------	------	------	--------	------	-------	------	------	------	--------	------	------	------	------	------	--------	------	------	------	------	------	--------	------	-------	------	------	------	--------	------	------	------	------	------	--------	------	-------	------	------	------	--------	------	------	------	------	------	--------	------	------	------	------	------	--------	------	------	-------	-------	-------	--------	-------	-------	-------	--------	-------	--------

PITCHER	IP	WLS	BF	H	R	ER	SO	BB	IBB	HBP	BLK	WP	HR	S	P	ERA	WHIP
Darrell May, L ERA: 3.62 (1, 1)	7.0	W	27	4	0	0	3	2	0	0	0	0	0	69	113	0.00	0.857
Jason Grimsley, R ERA: 3.86 (8, 1)	1.0		3	0	0	0	1	0	0	0	0	0	0	9	15	0.00	0.000
D.J. Carrasco, R ERA: 3.86 (9, 1)	1.0		3	0	0	0	0	0	0	0	0	0	0	5	6	0.00	0.000

BOTTOM

Kansas City Royals @ Anaheim Angels
Edison International Field, Anaheim, CA

livebaseballscores.com

AB	31
R	0
H	4
RBI	0
BB	2
SO	4
LOB	10



PITCHER	IP	WLS	BF	H	R	ER	SO	BB	IBB	HBP	BLK	WP	HR	S	P	ERA	WHIP
---------	----	-----	----	---	---	----	----	----	-----	-----	-----	----	----	---	---	-----	------

Tue Jul 08 2003, 10:05 PM EDT
Att. 34,283 - Sunny - 74 F

Batter	1	2	3	4	5	6	7	8	9	AB R H RBI BB SO LOB	TOP																									
Aaron Guiel, L (1, 9) OBP: 0.323, SLG: 0.461	2-2 FC4-6 1B		0-2 G6-3		1-2 G4-3		0-1 G4-3		3-2 F9-6 1-2 2-3	5 0 1 0 0 0 4																										
Desi Relaford, S (1, 5) OBP: 0.349, SLG: 0.450	2-2 F8		2-2 G4-3			0-2 1B 3B	1-0 L6		3-1 F8	5 1 1 0 0 0 3																										
Carlos Beltrán, S (1, 8) OBP: 0.380, SLG: 0.441	1-2 FC4-6 1B 1-2f		3-2 F7			1-0 E 2B 1B 3-H	2-3 K			4 1 1 1 0 1 2																										
Raul Ibanez, L (1, 7) OBP: 0.335, SLG: 0.451	0-1 1-3 1B			1-2 L9		1 SAFE 2-1 E6 2B 4 SF8 1-3		1-2 G3-1		4 1 1 0 0 0 1																										
Ken Harvey, R (1, 3) OBP: 0.312, SLG: 0.430	1-3 K			0-0 F8		0-0 4 SF8 CS 2B 3-H		1-2 CB-8-4 1B		4 0 2 1 0 1 2																										
Michael Tucker, L (1, 10) OBP: 0.345, SLG: 0.490				3-2 L6		2-0 P6		3-1 FC6-8-4 1-2f		4 0 0 0 0 1 3																										
4 Angel Berroa, R (1, 6) OBP: 0.340, SLG: 0.442				0-1 F8		1-1 WP 1B		0-1 L9		3 0 1 1 0 0 1																										
Brent Mayne, L (1, 2) OBP: 0.316, SLG: 0.355				4-1 BB		0-2 F7			1-2 F9-6 1B 1B	2 0 1 0 2 0 1																										
Carlos Febles, R (1, 4) OBP: 0.288, SLG: 0.273 Jarrod Patterson, L (9, PH) OBP: 0.333, SLG: 0.143				2-3 K		1 SAFE 2-1 G5-3 1-2		0-2 CS 3-H	1-2 F9-6 1B	3 0 1 0 0 1 2 1 0 1 0 0 0 0																										
Inning Stats	R: 0 E: 0 K: 1 S: 14	H: 2 LOB: 2 BB: 0 P: 20	R: 0 E: 0 K: 2 S: 11	H: 0 LOB: 1 BB: 1 P: 20	R: 0 E: 0 K: 0 S: 11	H: 0 LOB: 0 BB: 0 P: 16	R: 0 E: 0 K: 0 S: 10	H: 1 LOB: 1 BB: 0 P: 14	R: 3 E: 1 K: 0 S: 12	H: 3 LOB: 1 BB: 1 P: 22	R: 0 E: 0 K: 1 S: 9	H: 1 LOB: 1 BB: 0 P: 15	R: 0 E: 0 K: 0 S: 13	H: 1 LOB: 1 BB: 0 P: 18	R: 0 E: 0 K: 0 S: 16	H: 2 LOB: 1 BB: 0 P: 23	1B: 7 2B: 3 3B: 1 HR: 0	SF: 1 SAC: 0 DP: 1 HBP: 0	WP: 1 PB: 0 SB: 0 CS: 1	PA: 39																
PITCHER	IP WLS BF H R ER SO BB IBB HBP BLK WP HR S P ERA WHIP																																			
Kevin Appier, R (1, 1) ERA: 4.78	5.0		22	5	3	1	3	1	0	0	0	1	0	60	91	1.80	1.200																			
Francisco Rodriguez, R (6, 1) ERA: 3.13	2.0	W	8	2	0	0	1	0	1	0	0	0	0	15	28	0.00	1.000																			
Brendan Donnelly, R (8, 1) ERA: 0.4	1.0	H	4	1	0	0	0	0	0	0	0	0	0	13	18	0.00	1.000																			
Troy Percival, R (9, 1) ERA: 2.57	1.0	S	4	2	0	0	0	0	0	0	0	0	0	16	23	0.00	2.000																			

Kansas City Royals @ Anaheim Angels
Edison International Field, Anaheim, CA

Wed Jul 09 2003, 10:05 PM EDT
Att. 34,196 - Sunny - 74 F

livebaseballscorecards.com

AB 35
R 3
H 10
RBI 3
BB 2
SO 4
LOB 19



Batter	1	2	3	4	5	6	7	8	9	AB	R	H	RBI	BB	SO	LOB
Darin Erstad, L OBP: 0.326, SLG: 0.345 (1, 8)	0-1 G3-1		2-1 F8		3-2 S 1B		2-2 G5-3			4	0	1	1	0	0	0
Scott Spiezio, S OBP: 0.326, SLG: 0.422 (1, 3)	1-0 16 F8 1B		0-1 F8		1-3 SAFE K		3-1 P6			4	0	1	0	0	1	1
Tim Salmon, R OBP: 0.364, SLG: 0.477 (1, 9)	3-1 1-2 1B			4-2 16 1B G4-6-3 BB		1-1 16 1B HR		2-2 G5-3		3	2	2	0	1	0	0
Eric Owens, R OBP: 0.255, SLG: 0.273 (9, 9)										0	0	0	0	0	0	0
16 Garret Anderson, L OBP: 0.339, SLG: 0.577 (1, 7)	0-0 F8		2-1 G4-6-3 1B		1-0 HR 1B		0-0 G4-3			4	1	2	0	0	0	2
Troy Glas, R OBP: 0.353, SLG: 0.478 (1, 5)	1-1 P4		1-2 G4-6-3		2-2 P4		1-2 G6-3			4	0	0	0	0	0	5
Shawn Wooten, R OBP: 0.344, SLG: 0.453 (1, 10)		1-1 G5-3		1-1 P3		2-2 HR				3	1	1	3	0	0	0
Bengie Molina, R OBP: 0.320, SLG: 0.452 (1, 2)		1-0 G5-4-3 1B			1-3 K		0-0 G5-3			3	0	1	0	0	1	0
Benji Gil, R OBP: 0.231, SLG: 0.304 (1, 6)		2-2 G5-4-3			1-2 BLK 1B		1-0 G3			3	1	1	0	0	0	1
Adam Kennedy, L OBP: 0.318, SLG: 0.316 (1, 4)			2-2 F8		1-2 P4		0-0 L9			3	0	0	0	0	0	1

Inning Stats	R: 0	H: 2	E: 0	LOB: 2	K: 0	BB: 0	S: 8	P: 13	R: 0	H: 1	E: 0	LOB: 0	K: 0	BB: 0	S: 6	P: 10	R: 0	H: 0	E: 0	LOB: 0	K: 0	BB: 0	S: 7	P: 11	R: 1	H: 1	E: 0	LOB: 0	K: 0	BB: 1	S: 9	P: 17	R: 1	H: 2	E: 0	LOB: 1	K: 2	BB: 0	S: 19	P: 27	R: 3	H: 3	E: 0	LOB: 0	K: 0	BB: 0	S: 11	P: 18	R: 0	H: 0	E: 0	LOB: 0	K: 0	BB: 0	S: 11	P: 16	R: 0	H: 0	E: 0	LOB: 0	K: 0	BB: 0	S: 9	P: 12
--------------	------	------	------	--------	------	-------	------	-------	------	------	------	--------	------	-------	------	-------	------	------	------	--------	------	-------	------	-------	------	------	------	--------	------	-------	------	-------	------	------	------	--------	------	-------	-------	-------	------	------	------	--------	------	-------	-------	-------	------	------	------	--------	------	-------	-------	-------	------	------	------	--------	------	-------	------	-------


PITCHER	IP	WLS	BF	H	R	ER	SO	BB	IBB	HBP	BLK	WP	HR	S	P	ERA	WHIP
Jeremy Affeldt, L ERA: 4.82 (1, 1)	6.0	L	26	9	5	5	2	1	0	0	1	0	1	60	96	7.50	1.667
Nate Field, R ERA: 1.29 (7, 1)	1.0		3	0	0	0	0	0	0	0	0	0	0	11	16	0.00	0.000
Sean Lowe, R ERA: 4.95 (8, 1)	1.0		3	0	0	0	0	0	0	0	0	0	0	9	12	0.00	0.000

BOTTOM

Kansas City Royals @ Anaheim Angels
Edison International Field, Anaheim, CA

Wed Jul 09 2003, 10:05 PM EDT
Att: 34,196 - Sunny - 74 F

AB	31
R	5
H	9
RBI	4
BB	1
SO	2
LOB	10



WP	HR	S	P	ERA	WHIP
0	0	0	0	0	0

Batter	1	2	3	4	5	6	7	8	9	AB R H RBI BB SO LOB	TOP		
Aaron Guiel, L (1, 9) OBP: 0.320, SLG: 0.446	1-1 F8		1 SAFE 1 SAFE 4-2 1 SAFE 1-2 FC4-6 BB		3-2 2-3 3-H G3			2-3 K		3 0 0 1 1 1 1			
Desi Relaford, S (1, 4) OBP: 0.344, SLG: 0.444	0-1 G4-3		2-2 FC4-6		3-2 G6-3			3-2 K		4 0 0 0 0 1 3			
Carlos Beltrán, S (1, 8) OBP: 0.375, SLG: 0.434	2-1 G1-3		3-2 G6-3		2-2 G4-3			3-2 G5-3		4 0 0 0 0 0 2			
Raul Ibanez, L (1, 7) OBP: 0.337, SLG: 0.452		1-2 G6-3		1-1 G5-4-3 1B		0-0 FC5-4 1B			0-1 G4-3	4 0 2 0 0 0 0			
Ken Harvey, R (1, 3) OBP: 0.311, SLG: 0.428		1-0 1B		0-1 G5-4-3 1-2f		2-2 FC5-4 1-2f			1-3 K	4 0 1 0 0 1 2			
Michael Tucker, L (1, 10) OBP: 0.341, SLG: 0.484		2-2 F9		0-1 B5-3		1-0 G4-3			0-3 K	4 0 0 0 0 1 2			
4 Angel Berroa, R (1, 6) OBP: 0.340, SLG: 0.441		2-3 K			0-1 SH5-3 G3 HBP 1B			2-2 G3		3 1 1 0 0 1 1			
Mike DiFelice, R (1, 2) OBP: 0.323, SLG: 0.422			0-1 F7		3-1 G3 SH5-3 HBP			3-2 G6-3		2 0 0 0 0 0 0			
Julius Matos, R (1, 5) OBP: 0.333, SLG: 0.333			1-0 FC4-6 BB 1B		0-0 SH5-3			0-3 K2-3		2 0 1 0 0 1 0			
Inning Stats	R: 0 E: 0 K: 0 S: 6 H: 0 LOB: 0 BB: 0 P: 9	R: 0 E: 0 K: 1 S: 12 H: 1 LOB: 1 BB: 0 P: 18	R: 0 E: 0 K: 0 S: 17 H: 1 LOB: 2 BB: 1 P: 27	R: 0 E: 0 K: 0 S: 6 H: 1 LOB: 0 BB: 0 P: 7	R: 1 E: 0 K: 0 S: 18 H: 1 LOB: 1 BB: 0 P: 27	R: 0 E: 0 K: 0 S: 10 H: 1 LOB: 1 BB: 0 P: 15	R: 0 E: 0 K: 1 S: 11 H: 0 LOB: 0 BB: 0 P: 16	R: 0 E: 0 K: 2 S: 10 H: 0 LOB: 0 BB: 0 P: 18	R: 0 E: 0 K: 2 S: 8 H: 0 LOB: 0 BB: 0 P: 9	1B: 5 2B: 0 3B: 0 HR: 0 SF: 0 SAC: 1 DP: 1 HBP: 1	WP: 0 PB: 0 SB: 0 CS: 0 PA: 33		
PITCHER	IP WLS BF H R ER SO BB IBB HBP BLK WP HR S P ERA WHIP											PITCHER	IP WLS BF H R ER SO BB IBB HBP BLK WP HR S P ERA WHIP
Aaron Sele, R (1, 1) ERA: 5.37	5.0 W 20 4 1 1 1 1 1 0 1 0 0 0 59 88 1.80 1.000												
Ben Weber, R (6, 1) ERA: 2.72	2.0 H 7 1 0 0 1 0 0 0 0 0 0 0 21 31 0.00 0.500												
Scott Schoeneweis, L (8, 1) ERA: 4.13	2.0 6 0 0 0 4 0 0 0 0 0 0 0 18 27 0.00 0.000												

Kansas City Royals @ Anaheim Angels
Edison International Field, Anaheim, CA

Thu Jul 10 2003, 4:05 PM EDT
Att. 38,836 - Sunny - 78 F

AB	30
R	1
H	5
RBI	1
BB	1
SO	6
LOB	11



WP: 0	PA: 33
PB: 0	
SB: 0	
CS: 0	

ERA	WHIP

1B: 5	SF: 0
2B: 0	SAC: 1
3B: 0	DP: 1
HR: 0	HBP: 1

Batter	1	2	3	4	5	6	7	8	9	AB	R	H	RBI	BB	SO	LOB
Darin Erstad, L (1, 8) OBP: 0.328, SLG: 0.347 9 Chone Figgins, S (8, PR) OBP: 0.291, SLG: 0.294 (9, 8)	1-2 F8		2-2 F8		2-0 G3		0-2 2B 1B	1-0 1B		5	0	2	0	0	0	0
Benji Gil, R (1, 6) OBP: 0.221, SLG: 0.290	2-0 F9		0-0 G6-3		2-2 G6-3		1-0 F8	0-1 G6-3		5	0	0	0	0	0	4
Tim Salmon, R (1, 9) OBP: 0.371, SLG: 0.482 Jeff DaVanon, S (7, PR) OBP: 0.393, SLG: 0.592 (8, 9)	4-0 16 HR BB		4-0 BB		4-2 16 HR BB		1-0 1-3 2-H 2B			1	2	1	1	3	0	0
16 Garret Anderson, L (1, 10) OBP: 0.343, SLG: 0.595	0-2 1-H HR		0-0 P3		3-2 1-H HR		4-0 FC5-4 IBB			3	2	2	4	1	0	1
Troy Glaus, R (1, 5) OBP: 0.352, SLG: 0.473	2-2 L6			4-1 FC6-4 BB		0-2 F9	2-1 FC5-4			3	0	0	0	1	0	3
Shawn Wooten, R (1, 3) OBP: 0.344, SLG: 0.445 Scott Spiezio, S (6, PR) OBP: 0.329, SLG: 0.429 (7, 3)		1-1 G3-1		1-2 FC6-4 G6-4-3		4-1 CS BB		1-0 G1 1B 2B		2	0	0	0	1	0	1
Eric Owens, R (1, 7) OBP: 0.248, SLG: 0.265		1-2 G4-3		1-0 G6-4-3		3-2 G6-3		0-0 G1		4	0	0	0	0	0	3
José Molina, R (1, 2) OBP: 0.237, SLG: 0.288		0-1 1B			1-0 L4		0-0 F7	0-1 1B 1B		4	0	2	1	0	0	0
Adam Kennedy, L (1, 4) OBP: 0.321, SLG: 0.333		1-0 F9			2-2 HR		0-1 1B 2B 1B	2-1 F8		4	2	2	1	0	0	2

Inning Stats	R: 2	H: 1	E: 0	LOB: 0	K: 0	S: 11	P: 20	R: 0	H: 1	E: 0	LOB: 1	K: 0	S: 8	P: 11	R: 0	H: 0	E: 0	LOB: 0	K: 0	S: 5	R: 1	H: 1	E: 0	LOB: 0	K: 0	S: 8	P: 15	R: 2	H: 1	E: 0	LOB: 1	K: 0	S: 17	R: 1	H: 3	E: 0	LOB: 3	K: 0	S: 11	R: 1	H: 3	E: 0	LOB: 2	K: 0	S: 9	P: 13
--------------	------	------	------	--------	------	-------	-------	------	------	------	--------	------	------	-------	------	------	------	--------	------	------	------	------	------	--------	------	------	-------	------	------	------	--------	------	-------	------	------	------	--------	------	-------	------	------	------	--------	------	------	-------

PITCHER	IP	WLS	BF	H	R	ER	SO	BB	IBB	HBP	BLK	WP	HR	S	P	ERA	WHIP
Chris George, L (1, 1) ERA: 7.11	5.0	L	22	4	5	5	0	4	0	0	0	0	3	49	87	9.00	1.600
Jason Grimsley, R (6, 1) ERA: 3.78	1.0		3	0	0	0	0	1	0	0	0	0	0	8	15	0.00	1.000
Brad Voyles, R (7, 1) ERA: 8.16	1.0		7	3	1	1	0	0	1	0	0	0	0	11	19	9.00	3.000
D.J. Carrasco, R (8, 1) ERA: 3.97	1.0		6	3	1	1	0	0	0	0	0	0	0	9	13	9.00	3.000


BOTTOM

Kansas City Royals @ Anaheim Angels
Edison International Field, Anaheim, CA

Thu Jul 10 2003, 4:05 PM EDT
Att: 38,836 - Sunny - 78 F

AB	R	H	RBI	BB	SO	LOB
32	7	10	7	6	0	14

WP: 0 PA: 38
PB: 0
SB: 0
CS: 1



PITCHER	IP	WLS	BF	H	R	ER	SO	BB	IBB	HBP	BLK	WP	HR	S	P	ERA	WHIP
---------	----	-----	----	---	---	----	----	----	-----	-----	-----	----	----	---	---	-----	------

Kansas City Royals @ Texas Rangers
 The Ballpark at Arlington, Arlington, TX

Fri Jul 11 2003, 8:05 PM EDT
 Att. 33,536 - Sunny - 91 F

livebaseballscorecards.com



AB	40
R	13
H	14
RBI	12
BB	4
SO	6
LOB	13

WP:	0	PA:	46
PB:	0		
SB:	1		
CS:	0		

AB R H RBI BB SO LOB

6	2	1	1	0	0	4
4	1	1	1	1	1	1
4	2	2	3	1	0	0
5	2	2	3	0	1	0
5	1	3	0	0	1	3
4	1	0	0	1	2	2
5	2	3	2	0	1	1
4	2	2	1	1	0	1
3	0	0	1	0	0	1

1B:	6	SF:	0
2B:	6	SAC:	1
3B:	0	DP:	1
HR:	2	HBP:	1

Batter	1	2	3	4	5	6	7	8	9
Michael Tucker, L (1, 9) OBP: 0.338, SLG: 0.478	3-2 P3		1-2 G3		0-1 G4-3			HR 1B	3-2 F8
Desi Relaford, S (1, 5) OBP: 0.345, SLG: 0.441	1-0 F8		4-0 1B BLK BB		3-2 F8			K	
Carlos Beltrán, S (1, 8) OBP: 0.378, SLG: 0.446	3-2 F8		3-2 S' BLK HR 1B		0-1 G4-3			HR	
Raul Ibanez, L (1, 7) OBP: 0.338, SLG: 0.460		1-1 L4	2-2 HR			3-3 K		E3	
Ken Harvey, R (1, 3) OBP: 0.316, SLG: 0.438		1-1 1B	0-0 2B		2-2 G4-3			2B	
Jarrod Patterson, L (1, 10) OBP: 0.288, SLG: 0.091		1-3 K	0-2 F9		3-3 K			4 2B HBP IBB	1-2 F8
4 Angel Berroa, R (1, 6) OBP: 0.344, SLG: 0.450		0-1 G5-3		1-0 G3-6-1 1B			3-3 K	HBP FC4-6 2B	3-2 2B 2B
Brent Mayne, L (1, 2) OBP: 0.322, SLG: 0.367			1-0 SH1-3 1B 2B	1 SAFE 0-0 G3-6-1			2-2 F7	FC4-6 HBP IBB	0-0 2B
Carlos Febles, R (1, 4) OBP: 0.287, SLG: 0.268			1-0 SH1-3	0-0 F9			0-1 G6-3	FC4-6 HBP	1-0 F9

Inning Stats	R: 0	H: 0	E: 0	K: 0	S: 8	P: 15	R: 0	H: 1	E: 0	K: 1	S: 12	P: 15	R: 4	H: 4	E: 0	K: 0	S: 17	R: 0	H: 1	E: 0	K: 0	S: 3	P: 4	R: 0	H: 0	E: 0	K: 2	S: 17	P: 25	R: 0	H: 0	E: 0	K: 1	S: 8	P: 13	R: 8	H: 6	E: 1	K: 2	S: 25	P: 49	R: 1	H: 2	E: 0	K: 0	S: 11	P: 19	1B: 6	2B: 6	3B: 0	HR: 2	SF: 0	SAC: 1	DP: 1	HBP: 1	WP: 0	PA: 46
--------------	------	------	------	------	------	-------	------	------	------	------	-------	-------	------	------	------	------	-------	------	------	------	------	------	------	------	------	------	------	-------	-------	------	------	------	------	------	-------	------	------	------	------	-------	-------	------	------	------	------	-------	-------	-------	-------	-------	-------	-------	--------	-------	--------	-------	--------

PITCHER	IP	WLS	BF	H	R	ER	SO	BB	IBB	HBP	BLK	WP	HR	S	P	ERA	WHIP
R.A. Dickey, R (1, 1) ERA: 5.0	5.0	L	21	6	4	4	1	1	0	0	1	0	1	47	73	7.20	1.400
32 Ron Mahay, L (6, 1) ERA:	1.0		3	0	0	0	2	0	0	0	0	0	0	17	25	0.00	0.000
Jay Powell, R (7, 1) ERA: 8.74	1.0		3	0	0	0	1	0	0	0	0	0	0	8	13	0.00	0.000
Aaron Fultz, L (8, 1) ERA: 4.5	0.1		6	3	5	5	1	0	1	0	0	0	1	13	24	135.00	9.000
Victor Santos, R (8, 1) ERA: 7.01	1.2		13	5	4	3	1	1	1	1	0	0	0	23	44	16.20	3.600

Batter	1	2	3	4	5	6	7	8	9	AB	R	H	RBI	BB	SO	LOB
10 Michael Young, R OBP: 0.357, SLG: 0.468 (1, 4) C X	0-1 G5-3 ①		1-2 1B ①		1-3 K ①			1-3 K ①		4	0	1	0	0	2	0
9 Hank Blalock, L OBP: 0.377, SLG: 0.529 (1, 5) C X	0-1 G5-3 ②		1-1 G4-3 ③		0-1 G6-3 ②			1-1 F7 ②		4	0	0	0	0	0	1
Alex Rodriguez, R OBP: 0.378, SLG: 0.555 Donnie Sadler, R OBP: 0.300, SLG: 0.324 (1, 6) (9, 6) S F H	1-2 HBP			1-2 1B E 1B	1-0 F9 ③			1-3 K ③		3	1	1	0	0	1	0
Rafael Palmeiro, L OBP: 0.355, SLG: 0.489 (1, 10) B F B F X	2-2 G3 ③			2-0 SAFE 1-2 E 1B	0-0 G4-3 ①			3-1 F7 ①		4	1	1	0	0	0	1
Juan Gonzalez, R OBP: 0.321, SLG: 0.569 Mike Lamb, L OBP: 0.190, SLG: 0.132 (1, 9) (9, 3)		1-2 G4-3 ①		1-0 E7 G4-3 1B 1-H 2-H	0-1 G6-3 ②			2-1 G4-3 ②		3	1	1	1	0	0	0
23 Mark Teixeira, S OBP: 0.339, SLG: 0.474 (1, 3) (9, 7)		1-3 K ②		3-2 WP G4-3 HBP	0-3 K ③			0-0 FC4-6 1B		3	0	1	0	0	2	0
Laynce Nix, L OBP: 0.125, SLG: 0.125 (1, 8)		0-3 K ③		1-0 G4-3 ① 1-2 3-H	2-2 G1-3 ①			0-1 FC4-6 ③ 1-2f		4	0	0	1	0	1	2
Ryan Ludwick, R OBP: 0.238, SLG: 0.211 (1, 7) (9, 9)		2-3 K ①		1-1 F8 ②	1-1 F9 ②			3-0 K ③		3	0	0	0	0	1	1
Einar Diaz, R OBP: 0.296, SLG: 0.346 (1, 2)		1-0 F8 ②		2-2 G3-1 ③ 2-3	1-1 G6-3 ③					3	0	0	0	0	0	1

Inning Stats	R: 0	H: 0	E: 0	K: 0	S: 9	R: 0	H: 0	E: 0	K: 2	S: 13	R: 0	H: 1	E: 0	K: 1	S: 9	R: 3	H: 3	E: 1	K: 0	S: 14	R: 0	H: 0	E: 0	K: 1	S: 6	R: 0	H: 0	E: 0	K: 1	S: 6	R: 0	H: 0	E: 0	K: 0	S: 7	R: 0	H: 0	E: 0	K: 2	S: 8	R: 0	H: 1	E: 0	K: 0	S: 7	R: 0	H: 0	E: 0	K: 2	S: 8	R: 0	H: 1	E: 0	K: 0	S: 7	1B: 5	2B: 0	3B: 0	HR: 0	SF: 0	SAC: 0	DP: 0	HBP: 2	WP: 1	PB: 0	SB: 0	CS: 0	PA: 34
--------------	------	------	------	------	------	------	------	------	------	-------	------	------	------	------	------	------	------	------	------	-------	------	------	------	------	------	------	------	------	------	------	------	------	------	------	------	------	------	------	------	------	------	------	------	------	------	------	------	------	------	------	------	------	------	------	------	-------	-------	-------	-------	-------	--------	-------	--------	-------	-------	-------	-------	--------

PITCHER	IP	WLS	BF	H	R	ER	SO	BB	IBB	HBP	BLK	WP	HR	S	P	ERA	WHIP
Runelvys Hernandez, R ERA: 3.05 (1, 1)	4.0		18	4	3	3	3	0	0	0	0	1	0	45	66	6.75	1.000
51 Kris Wilson, R ERA: 5.06 (5, 1)	3.0	W	9	0	0	0	2	0	0	0	0	0	0	19	25	0.00	0.000
Nate Field, R ERA: 1.13 (8, 1)	1.0		3	0	0	0	2	0	0	0	0	0	0	8	11	0.00	0.000
Mike MacDougal, R ERA: 2.66 (9, 1)	1.0		4	1	0	0	0	0	0	0	0	0	0	7	12	0.00	1.000

BOTTOM

Kansas City Royals @ Texas Rangers
The Ballpark at Arlington, Arlington, TX

livebaseballscorecards.com

AB	32
R	3
H	5
RBI	2
BB	0
SO	7
LOB	6



Fri Jul 11 2003, 8:05 PM EDT
Att. 33,536 - Sunny - 91 F

Batter	1	2	3	4	5	6	7	8	9	AB	R	H	RBI	BB	SO	LOB	TOP					
Aaron Guiel, L (1, 10) OBP: 0.333, SLG: 0.495	1-1 SH1-3 SF7 2B		2-2 F7		3-1 HR	2-2 F7		3-1 FC6-4 1B		5	2	3	1	0	0	1						
Desi Relaford, S (1, 5) OBP: 0.341, SLG: 0.435	0-1 SH1-3		3-2 P5		1-2 F7		2-1 G4-3	1-1 FC6-4 3B		4	1	0	1	0	0	2						
Julius Matos, R (9, 5) OBP: 0.333, SLG: 0.333	2-3							1-2f 2-3 3-H		0	0	0	0	0	0	0						
Carlos Beltrán, S (1, 8) OBP: 0.385, SLG: 0.465	0-0 SF7			3-1 3B 1B	2-1 E 1B		3-2 1B 2B	1-0 1-H 3B		4	2	4	3	0	0	0						
Raul Ibanez, L (1, 7) OBP: 0.339, SLG: 0.459	3-H 2-2 1B			1-0 F8 1B	0-0 E7 1B		2-3 K	1-0 L6		5	0	2	0	0	1	3						
Ken Harvey, R (1, 3) OBP: 0.318, SLG: 0.433	1-1 G1-3			0-0 L7	4-0 BB		4-0 1B IBB	2-3 K		3	0	0	0	2	1	3						
Michael Tucker, L (1, 9) OBP: 0.339, SLG: 0.483		1-1 F9		2-2 4 1B 3B	0-0 P5		1-1 4 FC5-4 1B	2-1 F7		5	1	2	2	0	0	3						
4 Angel Berroa, R (1, 6) OBP: 0.342, SLG: 0.446		3-2 F8		1-2 3-H 1B		3-3 K	1-1 FC5-4	2-2 G5-3		5	0	1	1	0	1	2						
Brent Mayne, L (1, 2) OBP: 0.319, SLG: 0.363		3-2 F7		1-2 G3		0-0 F9		1-2 1B FC6-4 1B	1-1 G4-3	5	1	1	0	0	0	1						
Carlos Febles, R (1, 4) OBP: 0.292, SLG: 0.274			1-2 P3		0-1 G6-3		1-2 S 1B	2-2 FC6-4 1B 3B 1B		4	1	2	0	0	0	0						
Inning Stats	R: 1 E: 0 K: 0 S: 10	H: 2 LOB: 1 BB: 0 P: 14	R: 0 E: 0 K: 0 S: 9	H: 0 LOB: 0 BB: 0 P: 16	R: 0 E: 0 K: 0 S: 11	H: 0 LOB: 0 BB: 0 P: 17	R: 2 E: 0 K: 0 S: 14	H: 3 LOB: 1 BB: 0 P: 22	R: 1 E: 1 K: 0 S: 12	H: 3 LOB: 3 BB: 1 P: 22	R: 0 E: 0 K: 1 S: 10	H: 1 LOB: 1 BB: 0 P: 16	R: 1 E: 0 K: 1 S: 12	H: 2 LOB: 2 BB: 1 P: 25	R: 3 E: 0 K: 1 S: 18	H: 4 LOB: 1 BB: 0 P: 29	R: 0 E: 0 K: 0 S: 8	H: 0 LOB: 0 BB: 0 P: 13	1B: 10 2B: 2 3B: 2 HR: 1	SF: 1 SAC: 1 DP: 0 HBP: 0	WP: 0 PB: 0 SB: 2 CS: 0	PA: 44
PITCHER	IP WLS BF H R ER SO BB IBB HBP BLK WP HR S P ERA WHIP																	PITCHER	IP WLS BF H R ER SO BB IBB HBP BLK WP HR S P ERA WHIP			
Ismael Valdez, R (1, 1) ERA: 6.22	4.2 L 23 8 4 4 0 1 0 0 0 0 1 55 90 7.71 1.929																					
32 Ron Mahay, L (5, 1) ERA:	1.1 5 1 0 0 1 0 0 0 0 0 0 0 11 17 0.00 0.750																					
Aaron Fultz, L (7, 1) ERA: 4.61	1.0 6 2 1 1 1 0 1 0 0 0 0 0 12 25 9.00 2.000																					
Brian Shouse, L (8, 1) ERA: 3.79	0.2 6 4 3 3 0 0 0 0 0 0 0 0 15 24 40.50 6.000																					
Jay Powell, R (8, 1) ERA: 8.42	1.1 4 0 0 0 1 0 0 0 0 0 0 0 11 18 0.00 0.000																					

Kansas City Royals @ Texas Rangers
 The Ballpark at Arlington, Arlington, TX
 Sat Jul 12 2003, 8:05 PM EDT
 Att. 32,654 - Sunny - 96 F

livebaseballscorecards.com

AB 40
R 8
H 15
RBI 8
BB 2
SO 3
LOB 15



Batter	1	2	3	4	5	6	7	8	9	AB R H RBI BB SO LOB
10 Michael Young, R OBP: 0.356, SLG: 0.464 (1, 4) C C X	0-2 G3		2-2 G4-3			1-0 E5 G6-4-3		4-1 SF8 9 1B BB		3 0 0 0 1 0 0
9 Hank Blalock, L OBP: 0.376, SLG: 0.526 (1, 5) B C X	1-1 G4-3		1-3 K			2-1 F9		3-2 1-2 2-3 1B		4 0 1 0 0 1 1
Alex Rodriguez, R OBP: 0.375, SLG: 0.550 (1, 6) B B C C S	3-3 K				0-0 F9	1-1 G6-4-3 1-2f		3-1 SF8 2-3 3-H		3 0 0 1 0 1 1
Rafael Palmeiro, L OBP: 0.357, SLG: 0.487 (1, 10)		2-2 G6-3		2-2 1B			4-2 BB	3-3 K		3 0 1 0 1 1 2
Juan Gonzalez, R OBP: 0.320, SLG: 0.565 (1, 9)		1-1 1B 1B 1B		3-2 P6 1 SAFE 1 SAFE			2-2 F9	2-2 F8		4 0 1 0 0 0 4
23 Mark Teixeira, S OBP: 0.338, SLG: 0.471 (1, 3)		0-1 F8		1-1 G4-3			2-2 P4		1-2 G6-4-3 1B	4 0 1 0 0 0 3
Laynce Nix, L OBP: 0.167, SLG: 0.167 (1, 7)		1-1 1B 1-2 1B			1-2 F7		0-3 K		0-1 G6-4-3 1-2f	4 0 1 0 0 1 2
Doug Glanville, R OBP: 0.245, SLG: 0.290 (1, 8)		0-1 1-3 2-H 1B			1-1 L4			1-2 HR	1-2 1B	4 1 3 1 0 0 0
Einar Diaz, R OBP: 0.295, SLG: 0.344 (1, 2)			2-1 P3		1-0 F9			1-2 9 1B 10 BB SF8 1B	0-2 G6-3	4 1 1 0 0 0 1

Inning Stats	R: 0 E: 0 K: 1 S: 8	H: 0 LOB: 0 BB: 0 P: 12	R: 0 E: 0 K: 0 S: 11	H: 3 LOB: 2 BB: 0 P: 15	R: 0 E: 0 K: 1 S: 9	H: 0 LOB: 0 BB: 0 P: 14	R: 0 E: 0 K: 0 S: 11	H: 1 LOB: 1 BB: 0 P: 17	R: 0 E: 0 K: 0 S: 7	H: 0 LOB: 0 BB: 0 P: 10	R: 0 E: 1 K: 0 S: 5	H: 0 LOB: 0 BB: 0 P: 9	R: 0 E: 0 K: 1 S: 11	H: 0 LOB: 1 BB: 1 P: 19	R: 2 E: 0 K: 1 S: 19	H: 3 LOB: 2 BB: 1 P: 36	R: 0 E: 0 K: 0 S: 12	H: 2 LOB: 1 BB: 0 P: 14	1B: 8 2B: 0 3B: 0 HR: 1	SF: 1 SAC: 0 DP: 2 HBP: 0	WP: 0 PB: 0 SB: 0 CS: 0	PA: 36
--------------	------------------------------	----------------------------------	-------------------------------	----------------------------------	------------------------------	----------------------------------	-------------------------------	----------------------------------	------------------------------	----------------------------------	------------------------------	---------------------------------	-------------------------------	----------------------------------	-------------------------------	----------------------------------	-------------------------------	----------------------------------	----------------------------------	------------------------------------	----------------------------------	--------

PITCHER	IP	WLS	BF	H	R	ER	SO	BB	IBB	HBP	BLK	WP	HR	S	P	ERA	WHIP
Jose Lima, R ERA: 2.52 (1, 1)	7.0	W	25	4	0	0	3	1	0	0	0	0	0	62	96	0.00	0.714
Jason Grimsley, R ERA: 4.14 (8, 1)	0.0		4	3	2	2	0	1	0	0	0	0	1	11	20	∞	∞
Curt Leskanic, R ERA: 2.48 (8, 1)	1.0		3	0	0	0	1	0	0	0	0	0	0	8	16	0.00	0.000
Sean Lowe, R ERA: 4.82 (9, 1)	1.0		4	2	0	0	0	0	0	0	0	0	0	12	14	0.00	2.000

BOTTOM

Kansas City Royals @ Texas Rangers
The Ballpark at Arlington, Arlington, TX

Sat Jul 12 2003, 8:05 PM EDT
Att. 32,654 - Sunny - 96 F

livebaseballscorecards.com

AB	33
R	2
H	9
RBI	2
BB	2
SO	4
LOB	14



Kansas City Royals @ Texas Rangers
 The Ballpark at Arlington, Arlington, TX

Sun Jul 13 2003, 8:05 PM EDT
 Att. 21,424 - Sunny - 97 F

livebaseballscorecards.com

AB	38
R	8
H	11
RBI	8
BB	3
SO	8
LOB	21



WP:	1	PA:	44
PB:	0		
SB:	2		
CS:	1		

Batter	1	2	3	4	5	6	7	8	9	AB	R	H	RBI	BB	SO	LOB					
Aaron Guiel, L (1, 10) OBP: 0.345, SLG: 0.520	2-1 FC5 1B HBP		2-1 F9 1B	4-1 1B HBP		3-2 HR		3-1 G3 1-2		3	2	1	1	0	0	2					
Julius Matos, R (1, 5) OBP: 0.455, SLG: 0.727	1-0 FC4-6 FC5 1-2 1B		2-0 1-H HR	1-0 1-2 1B		0-0 E1 WP		0-3 K		5	1	3	2	0	1	1					
Carlos Beltrán, S (1, 8) OBP: 0.391, SLG: 0.469	1-2 FC5 FC4-6 1-2 2-3f		1-0 G3 1B	0-1 1-2 2-H 1B		4-2 1-2 BB		2-1 BB 1B		4	1	3	2	1	0	2					
Raul Ibanez, L (1, 7) OBP: 0.337, SLG: 0.454 Desi Relaford, S (8, PR) OBP: 0.341, SLG: 0.435	1-0 FC4-6 S 1-2f 2-3		2-2 G3	0-2 G6-3		1-2 F7		4-2 1-2 BB		4	0	0	0	1	0	7					
Ken Harvey, R (1, 3) OBP: 0.316, SLG: 0.429	1-3 K 1-2		0-0 4 HR 1B			1-1 G4-3		1-0 G4-3		5	1	1	1	0	2	6					
4 Angel Berroa, R (1, 6) OBP: 0.343, SLG: 0.453		2-3 K	1-0 1-H HR			2-2 HBP		3-1 F8		4	1	1	2	0	1	0					
Michael Tucker, L (1, 9) OBP: 0.337, SLG: 0.478		1-1 CS 1B	1-0 G3			2-2 L6		0-1 P5		5	0	1	0	0	1	1					
Mike DiFelice, R (1, 2) OBP: 0.310, SLG: 0.405		2-3 K 1-2				0-1 P5		0-3 K		5	0	0	0	0	3	2					
Carlos Febles, R (1, 4) OBP: 0.297, SLG: 0.275			4-1 S HR BB			1-2 L9		2-2 G5-3		3	2	1	0	1	0	0					
Inning Stats	R: 0 E: 0 K: 1 S: 10	H: 1 LOB: 2 BB: 0 P: 16	R: 0 E: 0 K: 2 S: 10	H: 1 LOB: 0 BB: 0 P: 15	R: 5 E: 0 K: 0 S: 11	H: 4 LOB: 0 BB: 1 P: 24	R: 1 E: 0 K: 0 S: 12	H: 2 LOB: 2 BB: 0 P: 18	R: 0 E: 0 K: 1 S: 11	H: 0 LOB: 1 BB: 0 P: 16	R: 1 E: 1 K: 0 S: 16	H: 1 LOB: 2 BB: 1 P: 27	R: 0 E: 0 K: 1 S: 9	H: 0 LOB: 0 BB: 0 P: 12	R: 1 E: 0 K: 2 S: 20	H: 2 LOB: 2 BB: 1 P: 31	R: 0 E: 0 K: 1 S: 8	H: 0 LOB: 0 BB: 0 P: 13	1B: 8 2B: 0 3B: 0 HR: 3	SF: 0 SAC: 0 DP: 0 HBP: 3	WP: 1 PA: 44
PITCHER	IP	WLS	BF	H	R	ER	SO	BB	IBB	HBP	BLK	WP	HR	S	P	ERA	WHIP				
Tony Mounce, L (1, 1) ERA: 5.67	4.0	L	22	8	6	6	3	1	0	2	0	0	2	43	73	13.50	2.250				
53 Joaquín Benoit, R (5, 1) ERA: 5.24	2.0		10	1	1	1	1	1	0	1	0	1	1	27	43	4.50	1.000				
56 Rosman Garcia, R (7, 1) ERA: 4.78	2.0		9	2	1	1	3	1	0	0	0	0	0	29	43	4.50	1.500				
Francisco Cordero, R (9, 1) ERA: 3.33	1.0		3	0	0	0	1	0	0	0	0	0	0	8	13	0.00	0.000				

Batter	1	2	3	4	5	6	7	8	9	AB	R	H	RBI	BB	SO	LOB
10 Michael Young, R OBP: 0.356, SLG: 0.463 (1, 4)	F9		1B	K			1B		G4-3	5	1	2	0	0	1	1
Doug Glanville, R OBP: 0.257, SLG: 0.308 (1, 8)	L9		K		2B		1B		HBP	5	0	3	0	0	1	1
Alex Rodriguez, R OBP: 0.373, SLG: 0.544 (1, 6)	F9		K		K		FC6-4		HBP	4	0	0	1	1	2	3
Rafael Palmeiro, L OBP: 0.358, SLG: 0.486 (1, 3)		2B	1B	1B	F8		F8		K	5	0	2	0	0	1	4
Juan Gonzalez, R OBP: 0.321, SLG: 0.561 (1, 10)		K	P3		G6-3			23 1B	K	4	0	1	0	0	1	4
23 Mark Teixeira, S OBP: 0.339, SLG: 0.481 (1, 7)		K		HR		K		1B	P6	5	1	2	1	0	2	4
Todd Greene, R OBP: 0.250, SLG: 0.416 (1, 2)		1B	F8		G6-3		K			4	0	1	0	0	1	2
Ryan Ludwick, R OBP: 0.280, SLG: 0.227 (1, 9)		BB	1B		K			F4		3	0	1	0	1	1	2
Donnie Sadler, R OBP: 0.289, SLG: 0.311 9 Hank Blalock, L OBP: 0.375, SLG: 0.524 (8, PH) (9, 5)		F7	F8			L9		G1-3		3	0	0	0	0	0	4
										1	0	0	0	0	0	2

Inning Stats	R: 0	H: 0	E: 0	K: 9	S: 9	H: 0	LOB: 0	BB: 0	P: 11	R: 0	H: 2	E: 0	K: 2	S: 22	H: 2	LOB: 3	BB: 1	P: 34	R: 0	H: 2	E: 0	K: 2	S: 20	R: 1	H: 2	E: 0	K: 1	S: 15	H: 2	LOB: 1	BB: 0	P: 23	R: 0	H: 1	E: 0	K: 1	S: 9	R: 0	H: 0	E: 0	K: 2	S: 8	R: 1	H: 2	E: 0	K: 0	S: 11	R: 0	H: 2	E: 0	K: 1	S: 13	R: 0	H: 2	E: 0	K: 1	S: 18	R: 0	H: 1	E: 0	K: 1	S: 16	1B: 9	SF: 0	2B: 2	3B: 0	HR: 1	SAC: 0	DP: 0	HBP: 1	WP: 0	PB: 0	SB: 0	CS: 0	PA: 42
--------------	------	------	------	------	------	------	--------	-------	-------	------	------	------	------	-------	------	--------	-------	-------	------	------	------	------	-------	------	------	------	------	-------	------	--------	-------	-------	------	------	------	------	------	------	------	------	------	------	------	------	------	------	-------	------	------	------	------	-------	------	------	------	------	-------	------	------	------	------	-------	-------	-------	-------	-------	-------	--------	-------	--------	-------	-------	-------	-------	--------

PITCHER	IP	WLS	BF	H	R	ER	SO	BB	IBB	HBP	BLK	WP	HR	S	P	ERA	WHIP
Darrell May, L ERA: 3.54 (1, 1)	5.0		23	7	1	1	6	1	0	0	0	0	1	75	106	1.80	1.600
Jeremy Affeldt, L ERA: 4.76 (6, 1)	1.0		3	0	0	0	2	0	0	0	0	0	0	8	13	0.00	0.000
D.J. Carrasco, R ERA: 4.08 (7, 1)	1.0		5	2	1	1	0	0	0	0	0	0	0	11	16	9.00	2.000
Nate Field, R ERA: 1.0 (8, 1)	1.0		5	2	0	0	1	0	0	0	0	0	0	13	18	0.00	2.000
Mike MacDougal, R ERA: 2.59 (9, 1)	1.0		6	1	0	0	1	1	0	1	0	0	0	16	30	0.00	2.000

BOTTOM

Kansas City Royals @ Texas Rangers
The Ballpark at Arlington, Arlington, TX

Sun Jul 13 2003, 8:05 PM EDT
Att. 21,424 - Sunny - 97 F

livebaseballscores.com

AB	39
R	2
H	12
RBI	2
BB	2
SO	10
LOB	27



Batter	1	2	3	4	5	6	7	8	9	AB R H RBI BB SO LOB	TOP											
51 Ichiro Suzuki, L (1, 9) OBP: 0.392, SLG: 0.476	1-1 G4-3 S HBP		2-2 1B		0-1 1B	2-1 FC4			1-1 G6-3	4 0 2 0 0 0 2												
Mark McLemore, S (1, 6) OBP: 0.294, SLG: 0.307	3-2 G4-3		0-0 L3		1-0 F7			0-1 2B 1B	2-2 G3	5 0 1 0 0 0 4												
Bret Boone, R (1, 4) OBP: 0.373, SLG: 0.592	2-3 K			0-1 3B	4-2 BB			1-3 K	0-3 K	4 0 1 0 1 3 2												
Edgar Martinez, R (1, 10) OBP: 0.406, SLG: 0.546	2-1 F8			3-3 K	1-1 P3			2-2 2B		4 0 1 0 0 1 5												
John Olerud, L (1, 3) OBP: 0.381, SLG: 0.382			0-2 F9	4-0 BB		0-1 FC6-4 1B		1-2 P4		3 1 1 0 1 0 2												
Mike Cameron, R (1, 8) OBP: 0.357, SLG: 0.469			1-2 F7	3-3 K		0-1 P2		3-3 K		4 0 0 0 0 2 5												
Randy Winn, S (1, 7) OBP: 0.324, SLG: 0.351			0-1 G3-1	2-1 F7		4-2 FC6-4 BB		2-1 G6-3		3 0 0 0 1 0 2												
16 Willie Bloomquist, R (1, 5) OBP: 0.302, SLG: 0.330			2-3 K		1-1 F9	0-2 FC6-4 1B		2-3 K		4 0 0 0 0 2 2												
Dan Wilson, R (1, 2) OBP: 0.278, SLG: 0.309			2-3 K		0-1 51 1B	1-0 51 FC4 1B		3-1 G5-3		4 0 2 1 0 1 0												
Inning Stats	R: 0 E: 0 K: 1 S: 9	H: 0 LOB: 1 BB: 0 P: 17	R: 0 E: 0 K: 0 S: 8	H: 0 LOB: 0 BB: 0 P: 9	R: 0 E: 0 K: 2 S: 10	H: 1 LOB: 1 BB: 0 P: 16	R: 0 E: 0 K: 2 S: 10	H: 1 LOB: 2 BB: 1 P: 22	R: 0 E: 0 K: 0 S: 11	H: 2 LOB: 3 BB: 1 P: 18	R: 1 E: 0 K: 0 S: 13	H: 2 LOB: 2 BB: 1 P: 20	R: 0 E: 0 K: 2 S: 18	H: 2 LOB: 2 BB: 0 P: 25	R: 0 E: 0 K: 1 S: 10	H: 0 LOB: 0 BB: 0 P: 17	R: 0 E: 0 K: 1 S: 9	H: 0 LOB: 0 BB: 0 P: 12	1B: 6 2B: 1 3B: 1 HR: 0	SF: 0 SAC: 0 DP: 0 HBP: 1	WP: 0 PB: 0 SB: 1 CS: 0	PA: 39
PITCHER	IP WLS BF H R ER SO BB IBB HBP BLK WP HR S P ERA WHIP																					
Jose Lima, R (1, 1) ERA: 2.42	5.1 W 24 5 1 1 5 2 0 1 0 0 0 0 52 86 1.69 1.312																					
Jason Grimsley, R (6, 1) ERA: 4.09	0.2 H 4 1 0 0 0 1 0 0 0 0 0 0 9 16 0.00 3.000																					
Curt Leskanic, R (7, 1) ERA: 2.4	1.0 5 2 0 0 2 0 0 0 0 0 0 0 18 25 0.00 2.000																					
Sean Lowe, R (8, 1) ERA: 4.58	2.0 6 0 0 0 2 0 0 0 0 0 0 0 19 29 0.00 0.000																					

Seattle Mariners @ Kansas City Royals
Kauffman Stadium, Kansas City, MO
Thu Jul 17 2003, 7:05 PM CDT
Att. 22,481 - Cloudy - 96 F

livebaseballscorecards.com

AB	35
R	1
H	8
RBI	1
BB	3
SO	9
LOB	24



Batter	1	2	3	4	5	6	7	8	9
Aaron Guiel, L OBP: 0.356, SLG: 0.529 (1, 9)	2-1 G3-1		3-2 2B		2-2 G4-3 HBP	1-0 F8		3-2 1B	
Julius Matos, R OBP: 0.313, SLG: 0.500 (1, 5)	1-3 K		2-3 K		0-1 G4-3 1-2f	2-2 F9		0-0 P3	
Carlos Beltrán, S OBP: 0.391, SLG: 0.466 (1, 8)	3-2 1B		4-2 2B BB		2-0 G4-3	0-3 K		1-2 F7	
Raul Ibanez, L OBP: 0.341, SLG: 0.458 (1, 7)	0-1 FC6-4 1B		0-0 1-H 2-H 2B		4-1 1B 2B BB	2-1 L8			
Ken Harvey, R OBP: 0.314, SLG: 0.426 Jarrod Patterson, L OBP: 0.375, SLG: 0.231 (1, 3) (6, 3)	1-2 FC6-4		0-3 K		2-0 SAFE 2B 4 1B 1B	2-1 1B			
Michael Tucker, L OBP: 0.336, SLG: 0.479 (1, 10)		0-0 G4-3		2-2 L3	1-1 4 1B 1B 2B	2-0 F9			
4 Angel Berroa, R OBP: 0.345, SLG: 0.463 (1, 6)		0-2 G4-3		0-1 HR	1-2 1B WP 1B	0-0 F7			
Brent Mayne, L OBP: 0.322, SLG: 0.366 (1, 2)		3-2 G6-3		1-0 CS 1B	0-0 WP 1B		0-0 G3		
Carlos Febles, R OBP: 0.301, SLG: 0.272 (1, 4)			3-2 G5-3	2-2 G6-3 1-2	2-0 HBP		2-2 1B HBP		

Inning Stats	R: 0 E: 0 K: 1 S: 13	H: 2 LOB: 2 BB: 0 P: 20	R: 0 E: 0 K: 0 S: 7	H: 0 LOB: 0 BB: 0 P: 10	R: 2 E: 0 K: 2 S: 19	H: 2 LOB: 1 BB: 1 P: 31	R: 1 E: 0 K: 0 S: 9	H: 2 LOB: 0 BB: 0 P: 14	R: 0 E: 0 K: 0 S: 5	H: 0 LOB: 0 BB: 0 P: 9	R: 4 E: 0 K: 1 S: 16	H: 4 LOB: 2 BB: 1 P: 29	R: 0 E: 0 K: 0 S: 6	H: 1 LOB: 1 BB: 0 P: 12	R: 0 E: 0 K: 0 S: 14	H: 1 LOB: 2 BB: 0 P: 20
--------------	-------------------------------	----------------------------------	------------------------------	----------------------------------	-------------------------------	----------------------------------	------------------------------	----------------------------------	------------------------------	---------------------------------	-------------------------------	----------------------------------	------------------------------	----------------------------------	-------------------------------	----------------------------------

PITCHER	IP	WLS	BF	H	R	ER	SO	BB	IBB	HBP	BLK	WP	HR	S	P	ERA	WHIP
Freddy Garcia, R ERA: 4.66 (1, 1)	5.0	L	24	8	6	6	3	2	0	1	0	0	1	57	95	10.80	2.000
Aaron Taylor, R ERA: 3.86 (6, 1)	2.0		10	3	1	1	1	0	0	1	0	1	0	18	30	4.50	1.500
Rafael Soriano, R ERA: 2.57 (8, 1)	0.1		2	0	0	0	0	0	0	1	0	0	0	3	5	0.00	0.000
40 Julio Mateo, R ERA: 3.4 (8, 1)	0.2		3	1	0	0	0	0	0	0	0	0	0	11	15	0.00	1.500

AB R H RBI BB SO LOB

4	1	2	0	0	0	2
5	0	0	0	0	2	6
4	1	1	0	1	1	4
3	1	2	2	1	0	0
2	0	0	0	0	1	3
2	1	2	0	0	0	0
4	1	1	1	0	0	1
4	2	2	2	0	0	1
4	0	2	1	0	0	0
2	0	0	0	0	0	1

AB	R	H	RBI	BB	SO	LOB
34	7	12	6	2	4	18

WP	PA
1	39

Seattle Mariners @ Kansas City Royals
Kauffman Stadium, Kansas City, MO
Thu Jul 17 2003, 7:05 PM CDT
Att: 22,481 - Cloudy - 96 F

livebaseballscores.com



Batter	1	2	3	4	5	6	7	8	9	AB R H RBI BB SO LOB	TOP																
51 Ichiro Suzuki, L (1, 9) OBP: 0.390, SLG: 0.480	1-3 K		0-0 G4-3		1-1 B1-3			1-2 F7	0-1 HR	5 1 1 4 0 1 1																	
Mike Cameron, R (1, 8) OBP: 0.355, SLG: 0.474	1-2 F7			0-0 HR		3-2 F9		3-3 K	2-2 F9	5 1 1 1 0 1 1																	
Bret Boone, R (1, 4) OBP: 0.372, SLG: 0.591	1-3 K			4-1 1B BB		4-0 G3 S BB		0-0 F8		1 0 0 0 0 1 0																	
Mark McLemore, S (1, 4) OBP: 0.300, SLG: 0.305										1 0 0 0 2 0 0																	
Edgar Martinez, R (1, 10) OBP: 0.413, SLG: 0.552		1-1 2B		3-1 1B FC3-6		4-2 G3 BB			4-0 1B 1B BB	2 1 2 0 2 0 0																	
John Olerud, L (1, 3) OBP: 0.377, SLG: 0.377		2-1 F8		1-2 FC3-6 G1-6-3		1-0 G3			0-1 F7	4 0 0 0 0 0 6																	
Ben Davis, S (1, 2) OBP: 0.331, SLG: 0.484		0-0 G6-3		1-0 G1-6-3		0-2 G4-3			2-2 1B 51 1B HR 1B	4 0 1 0 0 0 5																	
23 Luis Ugueto, S (9, PR) (9, 5)										0 1 0 0 0 0 0																	
Randy Winn, S (1, 7) OBP: 0.324, SLG: 0.350		0-1 F8			1-0 F8		1-0 G6-4-3 1B		2-3 K	4 0 1 0 0 1 3																	
16 Willie Bloomquist, R (1, 6) OBP: 0.300, SLG: 0.327			0-0 G6-3		2-1 P4			1-2 F9	2-1 51 HR 1B	4 1 1 0 0 0 1																	
Jeff Cirillo, R (1, 5) OBP: 0.293, SLG: 0.286			2-1 F9		1-1 HBP			1-1 G6-4-3	1-0 51 HR 1B	2 0 0 0 0 0 1																	
John Mabry, L (9, PH) OBP: 0.208, SLG: 0.306										1 1 1 1 0 0 0																	
Dan Wilson, R (9, 2) OBP: 0.278, SLG: 0.309										0 0 0 0 0 0 0																	
Inning Stats	R: 0 E: 0 K: 2 S: 12	H: 0 LOB: 0 BB: 0 P: 15	R: 0 E: 0 K: 0 S: 7	H: 1 LOB: 1 BB: 0 P: 10	R: 0 E: 0 K: 0 S: 4	H: 0 LOB: 0 BB: 0 P: 6	R: 1 E: 0 K: 0 S: 8	H: 2 LOB: 1 BB: 1 P: 17	R: 0 E: 0 K: 0 S: 6	H: 0 LOB: 1 BB: 0 P: 11	R: 0 E: 0 K: 0 S: 9	H: 0 LOB: 2 BB: 2 P: 21	R: 0 E: 0 K: 0 S: 6	H: 1 LOB: 0 BB: 0 P: 9	R: 0 E: 0 K: 1 S: 8	H: 0 LOB: 0 BB: 0 P: 12	R: 5 E: 0 K: 1 S: 21	H: 4 LOB: 1 BB: 1 P: 34	1B: 5 2B: 1 3B: 0 HR: 2	SF: 0 SAC: 0 DP: 2 HBP: 1	WP: 0 PB: 0 SB: 1 CS: 0	PA: 38					
PITCHER	IP WLS BF H R ER SO BB IBB HBP BLK WP HR S P ERA WHIP																										
Jeremy Affeldt, L (1, 1) ERA: 4.58	5.1		20	3	1	1	2	1	0	1	0	0	1	40	65	1.69	0.750										
Jason Grimsley, R (6, 1) ERA: 4.03	0.2	H	4	0	0	0	0	2	0	0	0	0	0	6	15	0.00	3.000										
D.J. Carrasco, R (7, 1) ERA: 3.99	1.0	H	3	1	0	0	0	0	0	0	0	0	0	6	9	0.00	1.000										
Nate Field, R (8, 1) ERA: 0.9	1.0	H	3	0	0	0	1	0	0	0	0	0	0	8	12	0.00	0.000										
Mike MacDougal, R (9, 1) ERA: 3.59	1.0	L	8	4	5	5	1	1	0	0	0	0	1	21	34	45.00	5.000										

Seattle Mariners @ Kansas City Royals
Kauffman Stadium, Kansas City, MO

AB 33
R 6
H 8
RBI 6
BB 4
SO 4
LOB 18



Fri Jul 18 2003, 7:05 PM CDT
Att. 30,698 - Sunny - 90 F

livebaseballscorecards.com

Batter	1	2	3	4	5	6	7	8	9	AB	R	H	RBI	BB	SO	LOB
Aaron Guiel, L OBP: 0.361, SLG: 0.556 (1, 9) C B F B S	2-3 K		X 0-0 HR		X 0-0 G1-4-3			B B X 2-0 1-2 1B		4	1	2	1	0	1	0
Carlos Febles, R OBP: 0.300, SLG: 0.271 (1, 4) B B F C X	3-2 BLK 3B 1B		C B X 1-1 P4			B F X 1-1 L9		B L C X 1-2 G5-3 2-3f		4	1	1	0	0	0	2
Carlos Beltrán, S OBP: 0.390, SLG: 0.470 (1, 8) 1 SAFE 1 SAFE 1 SAFE C 1 SAFE 1 SAFE X	0-1 1-H 3B		C B F B X 3-2 F9			L B B F C 2-3 K		B B C X 2-1 G3-1		4	0	1	1	0	1	0
Raul Ibanez, L OBP: 0.343, SLG: 0.459 (1, 7) X	0-0 G6-4-3 1B			B B C B X 3-2 G3		C B X 1-1 F7		B B C X 2-1 FC6-4 1B		4	0	2	0	0	0	0
Ken Harvey, R OBP: 0.310, SLG: 0.420 (1, 3) F B X	1-1 G6-4-3 1-2f			B B C X 1-2 P5		X 0-0 G6-3		B B C X 1-2 FC6-4 1-2f		4	0	0	0	0	0	3
Michael Tucker, L OBP: 0.335, SLG: 0.476 (1, 10) B C X	1-1 F7		X 0-0 4 PO 1B		C X 0-1 G5-3		C X 0-1 G5-3		C X 0-1 G4-3		4	0	1	0	0	1
4 Angel Berroa, R OBP: 0.348, SLG: 0.475 (1, 6) X	0-0 G6-4-3 1B		B B C X 2-2 PO 1-2		F B B F X 3-2 HR		B B F C X 1-2 F8			3	1	2	1	0	0	0
Brent Mayne, L OBP: 0.322, SLG: 0.365 (1, 2) 1 SAFE B C X	1-1 G6-4-3 1-2f		X 0-0 G4-3		X 0-0 G4-3		C B B X 3-1 FC3-6 1B			3	0	1	0	0	0	1
Julius Matos, R OBP: 0.263, SLG: 0.421 (1, 5) X	0-0 F8		B B C X 2-3 K			B B C X 0-0 FC3-6 G5-3 1B 1-2f			3	0	0	0	0	1	1	

Inning Stats	R: 1	H: 3	E: 0	K: 1	S: 11	H: 3	LOB: 1	BB: 0	P: 17	R: 0	H: 1	E: 0	K: 0	S: 5	H: 1	LOB: 0	BB: 0	P: 7	R: 1	H: 1	E: 0	K: 0	S: 7	R: 0	H: 1	E: 0	K: 0	S: 11	R: 1	H: 1	E: 0	K: 1	S: 11	R: 0	H: 0	E: 0	K: 1	S: 7	R: 0	H: 0	E: 0	K: 0	S: 6	R: 0	H: 2	E: 0	K: 0	S: 7	R: 0	H: 1	E: 0	K: 0	S: 9	1B: 7	SF: 0	2B: 0	SAC: 0	3B: 1	DP: 3	HR: 2	HBP: 0	WP: 0	PA: 34
--------------	------	------	------	------	-------	------	--------	-------	-------	------	------	------	------	------	------	--------	-------	------	------	------	------	------	------	------	------	------	------	-------	------	------	------	------	-------	------	------	------	------	------	------	------	------	------	------	------	------	------	------	------	------	------	------	------	------	-------	-------	-------	--------	-------	-------	-------	--------	-------	--------

PITCHER	IP	WLS	BF	H	R	ER	SO	BB	IBB	HBP	BLK	WP	HR	S	P	ERA	WHIP
Ryan Franklin, R ERA: 3.75 (1, 1)	7.0		25	7	3	3	3	0	0	0	1	0	2	58	86	3.86	1.000
Arthur Rhodes, L ERA: 3.72 (8, 1)	1.0	W	4	2	0	0	0	0	0	0	0	0	0	7	13	0.00	2.000
Shigetoshi Hasegawa, R ERA: 0.76 (9, 1)	1.0	S	4	1	0	0	0	0	0	0	0	0	0	9	14	0.00	1.000

BOTTOM

Seattle Mariners @ Kansas City Royals
Kauffman Stadium, Kansas City, MO

Fri Jul 18 2003, 7:05 PM CDT
Att: 30,698 - Sunny - 90 F

AB	33
R	3
H	10
RBI	3
BB	0
SO	3
LOB	8



PITCHER	IP	WLS	BF	H	R	ER	SO	BB	IBB	HBP	BLK	WP	HR	S	P	ERA	WHIP
---------	----	-----	----	---	---	----	----	----	-----	-----	-----	----	----	---	---	-----	------

Batter	1	2	3	4	5	6	7	8	9	AB R H RBI BB SO LOB	TOP									
51 Ichiro Suzuki, L (1, 9) OBP: 0.386, SLG: 0.475	0-2 G1-3	2-2 G6-3			1-2 G6-3			0-2 L9		4 0 0 0 0 0 1										
Mike Cameron, R (1, 8) OBP: 0.354, SLG: 0.469	1-2 F8		0-0 L8		2-0 F7			4-0 L3-6 WP BB		3 0 0 0 1 0 0										
Bret Boone, R (1, 4) OBP: 0.373, SLG: 0.589	0-0 BB 1B		4-0 BB		0-0 F8			3-2 L3-6 1-2		3 0 1 0 1 0 1										
Edgar Martinez, R (1, 10) OBP: 0.414, SLG: 0.549	4-2 1-2 BB		1-1 F9		4-0 16 FC6-4 BB			1-1 F9		2 0 0 0 2 0 1										
John Olerud, L (1, 3) OBP: 0.375, SLG: 0.373	2-3 K		0-1 F9	1 SAFE 1 SAFE	0-2 F7			4-1 16 G1-6-3 BB		3 0 0 0 1 1 4										
16 Willie Bloomquist, R (1, 6) OBP: 0.289, SLG: 0.314		0-2 G5-3		2-0 F9	0-1 FC6-4 1-2f			0-1 G1-6-3 BB		4 0 0 0 0 0 2										
Randy Winn, S (1, 7) OBP: 0.324, SLG: 0.358		1-2 HR		2-1 F9		1-0 F9				3 1 1 1 0 0 0										
Dan Wilson, R (1, 2) OBP: 0.279, SLG: 0.315		0-1 2B		0-3 K		3-1 F8				3 0 1 0 0 1 0										
Jeff Cirillo, R (1, 5) OBP: 0.289, SLG: 0.283		1-0 P6		1-2 F9		1-1 G6-3				3 0 0 0 0 0 1										
Inning Stats	R: 0 E: 0 K: 1 S: 15	H: 1 LOB: 2 BB: 1 P: 22	R: 1 E: 0 K: 0 S: 13	H: 2 LOB: 1 BB: 0 P: 17	R: 0 E: 0 K: 0 S: 5	H: 0 LOB: 1 BB: 1 P: 10	R: 0 E: 0 K: 1 S: 7	H: 0 LOB: 0 BB: 0 P: 11	R: 0 E: 0 K: 0 S: 6	H: 0 LOB: 1 BB: 1 P: 10	R: 0 E: 0 K: 0 S: 5	H: 0 LOB: 0 BB: 0 P: 10	R: 0 E: 0 K: 0 S: 10	H: 0 LOB: 0 BB: 1 P: 17	R: 0 E: 0 K: 0 S: 5	H: 0 LOB: 0 BB: 1 P: 10	1B: 1 2B: 2 3B: 0 HR: 1	SF: 0 SAC: 0 DP: 2 HBP: 0	WP: 1 PB: 0 SB: 0 CS: 0	PA: 33
PITCHER	IP WLS BF H R ER SO BB IBB HBP BLK WP HR S P ERA WHIP																			
Darrell May, L (1, 1) ERA: 3.38	8.0 W 30 3 1 1 2 4 0 0 0 1 1 68 108 1.12 0.875																			
Curt Leskanic, R (9, 1) ERA: 2.32	1.0 3 0 0 0 0 1 0 0 0 0 0 5 10 0.00 1.000																			

Seattle Mariners @ Kansas City Royals
Kauffman Stadium, Kansas City, MO

Sat Jul 19 2003, 6:05 PM CDT
Att. 39,808 - Sunny - 91 F

AB	28
R	1
H	3
RBI	1
BB	5
SO	2
LOB	10



WP: 1	PA: 33
PB: 0	
SB: 0	
CS: 0	

livebaseballscorecards.com

Batter	1	2	3	4	5	6	7	8	9	AB	R	H	RBI	BB	SO	LOB
Aaron Guiel, L (1, 9) OBP: 0.365, SLG: 0.563	1-3 K			1-1 1B	0-2 F8		1-0 2B			4	0	2	2	0	1	1
Desi Relaford, S (1, 5) OBP: 0.340, SLG: 0.436	0-0 F8			1-3 K		3-2 1B	1-0 G4-3			4	1	1	0	0	1	2
Carlos Beltrán, S (1, 8) OBP: 0.388, SLG: 0.467	2-2 G1-3			2-2 F8		0-0 1B	2-2 P5			4	0	1	0	0	0	2
Raul Ibanez, L (1, 7) OBP: 0.344, SLG: 0.459		1-1 G1-3		1-0 1B		3-1 G6-4-3		3-2 1B		4	0	2	0	0	0	1
Ken Harvey, R (1, 3) OBP: 0.306, SLG: 0.414		1-3 K		0-0 FC4-6		0-3 K		0-0 G4-3-6-3-5		4	0	0	0	0	2	3
Michael Tucker, L (1, 10) OBP: 0.337, SLG: 0.474		3-0 P5			4-1 2B		0-2 1B	0-3 K		3	2	1	0	1	1	0
4 Angel Berroa, R (1, 6) OBP: 0.347, SLG: 0.474			3-2 L8		1-3 K		2-2 1B			3	1	1	0	0	1	1
Brent Mayne, L (1, 2) OBP: 0.327, SLG: 0.374			2-1 F8		0-1 2B		0-1 1B			3	1	2	1	0	0	0
Carlos Febles, R (1, 4) OBP: 0.295, SLG: 0.266			2-2 F9		2-3 K		1-3 K			3	0	0	0	0	2	3

Inning Stats	R: 0	H: 0	E: 0	K: 1	S: 7	R: 0	H: 0	E: 0	K: 1	S: 6	R: 0	H: 0	E: 0	K: 0	S: 8	R: 0	H: 2	E: 0	K: 1	S: 10	R: 1	H: 1	E: 0	K: 2	S: 12	R: 1	H: 2	E: 0	K: 1	S: 10	R: 3	H: 4	E: 1	K: 1	S: 16	R: 0	H: 1	E: 0	K: 1	S: 7	1B: 7	2B: 3	3B: 0	HR: 0	SF: 0	SAC: 0	DP: 2	HBP: 0	WP: 0	PB: 0	SB: 1	CS: 0	PA: 33
--------------	------	------	------	------	------	------	------	------	------	------	------	------	------	------	------	------	------	------	------	-------	------	------	------	------	-------	------	------	------	------	-------	------	------	------	------	-------	------	------	------	------	------	-------	-------	-------	-------	-------	--------	-------	--------	-------	-------	-------	-------	--------

PITCHER	IP	WLS	BF	H	R	ER	SO	BB	IBB	HBP	BLK	WP	HR	S	P	ERA	WHIP
Gil Meche, R (1, 1) ERA: 3.8	6.0	L	26	8	5	5	6	1	0	0	0	0	0	61	96	7.50	1.500
40 Julio Mateo, R (7, 1) ERA: 3.32	1.0		5	2	0	0	1	0	0	0	0	0	0	11	19	0.00	2.000
Jeff Nelson, R (8, 1) ERA: 3.98	1.0		2	0	0	0	1	0	0	0	0	0	0	4	4	0.00	0.000

BOTTOM

Seattle Mariners @ Kansas City Royals
Kauffman Stadium, Kansas City, MO
 Sat Jul 19 2003, 6:05 PM CDT
 Att: 39,808 - Sunny - 91 F

livebaseballscorecards.com

AB	32
R	5
H	10
RBI	3
BB	1
SO	8
LOB	13



Seattle Mariners @ Kansas City Royals
Kauffman Stadium, Kansas City, MO

Sun Jul 20 2003, 1:05 PM CDT
Att. 16,880 - Sunny - 96 F

livebaseballscorecards.com

AB 31
R 7
H 8
RBI 7
BB 2
SO 7
LOB 8



WP: 0 PA: 39
PB: 0
SB: 2
CS: 0

Batter	1	2	3	4	5	6	7	8	9	10	AB R H RBI BB SO LOB
Aaron Guiel, L (1, 9) OBP: 0.351, SLG: 0.543	G3-1		G3-1		SF9		K			K	4 0 0 1 0 2 1
Desi Relaford, S (1, 5) OBP: 0.341, SLG: 0.435											3 0 1 1 0 0 0
Julius Matos, R (8, 5) OBP: 0.300, SLG: 0.450	1B HBP				G3-1		G3			HR 1B	1 1 1 0 0 0 0
Carlos Beltrán, S (1, 8) OBP: 0.391, SLG: 0.478											4 2 2 2 1 1 1
Raul Ibanez, L (1, 10) OBP: 0.343, SLG: 0.460	G4-6-3										4 1 1 1 0 1 3
Ken Harvey, R (1, 3) OBP: 0.308, SLG: 0.422											4 1 2 1 0 0 0
Michael Tucker, L (1, 7) OBP: 0.337, SLG: 0.472											2 0 0 0 0 0 1
4 Angel Berroa, R (1, 6) OBP: 0.344, SLG: 0.469											3 0 0 1 0 1 1
Mike DiFelice, R (1, 2) OBP: 0.308, SLG: 0.408											4 1 1 0 0 1 1
Carlos Febles, R (1, 4) OBP: 0.297, SLG: 0.265											1 1 0 0 1 1 0
Dee Brown, L (9, PH) OBP: 0.291, SLG: 0.363											1 0 0 0 0 0 0
Gookie Dawkins, R (10, 4)											0 0 0 0 0 0 0

Inning Stats	R: 0	H: 1	E: 0	K: 0	S: 9	R: 0	H: 0	E: 0	K: 0	S: 5	R: 1	H: 1	E: 0	K: 2	S: 16	R: 0	H: 0	E: 0	K: 0	S: 6	R: 1	H: 1	E: 0	K: 1	S: 5	R: 3	H: 2	E: 0	K: 1	S: 13	R: 0	H: 0	E: 0	K: 2	S: 8	R: 0	H: 1	E: 0	K: 0	S: 9	R: 0	H: 0	E: 0	K: 1	S: 8	R: 2	H: 2	E: 0	K: 1	S: 9	1B: 3	SF: 2	2B: 4	SAC: 2	3B: 0	DP: 1	HR: 1	HBP: 2
--------------	------	------	------	------	------	------	------	------	------	------	------	------	------	------	-------	------	------	------	------	------	------	------	------	------	------	------	------	------	------	-------	------	------	------	------	------	------	------	------	------	------	------	------	------	------	------	------	------	------	------	------	-------	-------	-------	--------	-------	-------	-------	--------

PITCHER	IP	WLS	BF	H	R	ER	SO	BB	IBB	HBP	BLK	WP	HR	S	P	ERA	WHIP
Jamie Moyer, L (1, 1) ERA: 3.24	5.1		24	5	5	5	2	2	0	2	0	0	0	49	75	8.44	1.312
Rafael Soriano, R (6, 1) ERA: 2.16	2.2		9	1	0	0	3	0	0	0	0	0	0	22	32	0.00	0.375
Jeff Nelson, R (9, 1) ERA: 3.9	0.2		2	0	0	0	1	0	0	0	0	0	0	7	8	0.00	0.000
Arthur Rhodes, L (9, 1) ERA: 4.12	0.2	L	4	2	2	2	1	0	0	0	0	0	1	10	12	27.00	3.000

Batter	1	2	3	4	5	6	7	8	9	AB R H RBI BB SO LOB	TOP						
Terrence Long, L (1, 9) OBP: 0.301, SLG: 0.407	1-2 F8		1-1 G6-4-3			2-0 F8			G4-3	5 0 0 0 0 0 3							
Eric Byrnes, R (1, 8) OBP: 0.352, SLG: 0.495	0-1 G1-3			2-0 G5-3			0-2 F8		3-1 BB BB S	3 0 0 0 0 0 0							
Chris Singleton, L (9, PH) OBP: 0.324, SLG: 0.385									1B	1 1 1 0 0 0 0							
Erubiel Durazo, L (1, 10) OBP: 0.396, SLG: 0.439	2-2 G3			0-2 F8			1-2 G3-1		3-2 F8	4 0 0 0 0 0 1							
Miguel Tejada, R (1, 6) OBP: 0.306, SLG: 0.425		1-0 G4-1 SF8		0-2 P3			1-1 3 WP		4-0 BB BB	3 2 2 0 1 0 0							
3 Eric Chavez, L (1, 5) OBP: 0.328, SLG: 0.462		0-0 G4-1			0-0 G4-3		4-0 FC5-4		4-0 BB BB	2 1 0 0 2 0 1							
Ramon Hernandez, R (1, 2) OBP: 0.322, SLG: 0.451		0-1 SF8			3-1 G6-3		1-2 IBB		1-2 2-3 BB BB	2 1 0 2 1 0 2							
Scott Hatteberg, L (1, 3) OBP: 0.339, SLG: 0.371		3-H G4-3			2-0 G3		1-1 FC5-4		4-2 BB BB	2 1 0 2 1 0 2							
Dave McCarty, R (1, 7) OBP: 0.316, SLG: 0.412			2-3 K			1-1 G4-3		0-1 G4-3	4-2 1B BB	3 1 0 1 1 0 0							
Billy McMillon, L (9, PH) OBP: 0.391, SLG: 0.397								0-1 G6-3	1-2 2-3 3-H 1B BB	3 0 0 0 0 0 1 0							
Adam Piatt, R (9, PR) OBP: 0.288, SLG: 0.411										0 0 0 1 1 0 0							
Mark Ellis, R (1, 4) OBP: 0.333, SLG: 0.384			0-1 G6-4-3			1-0 G1-3		1-3 K	0-0 1B	0 0 0 0 0 0 0							
									1-2 2-3 3-H 1B	4 0 2 2 0 1 0							
Inning Stats	R: 0 H: 0 E: 0 K: 0 S: 9	H: 0 LOB: 0 BB: 0 P: 12	R: 1 H: 1 E: 0 K: 0 S: 8	H: 1 LOB: 0 BB: 0 P: 10	R: 0 H: 1 E: 0 K: 1 S: 7	H: 1 LOB: 0 BB: 0 P: 10	R: 0 H: 0 E: 0 K: 0 S: 4	H: 0 LOB: 0 BB: 0 P: 9	R: 0 H: 1 E: 0 K: 0 S: 10	H: 0 LOB: 2 BB: 1 P: 17	R: 0 H: 0 E: 0 K: 1 S: 7	H: 0 LOB: 0 BB: 0 P: 8	R: 5 H: 2 E: 0 K: 0 S: 23	H: 2 LOB: 2 BB: 5 P: 53	1B: 4 SF: 1 2B: 1 SAC: 0 3B: 0 DP: 1 HR: 0 HBP: 0	WP: 1 PA: 37 PB: 0 SB: 1 CS: 0	
PITCHER	IP WLS BF H R ER SO BB IBB HBP BLK WP HR S P ERA WHIP																
Kyle Snyder, R (1, 1) ERA: 4.29	7.0		3	0	0	0	1	0	0	0	0	0	0	7	8	0.00	0.000
Curt Leskanic, R (8, 1) ERA: 2.25	1.0		3	0	0	0	1	0	0	0	0	0	0	7	8	0.00	0.000
Sean Lowe, R (9, 1) ERA: 5.27	0.2	L	5	1	3	3	0	1	1	0	0	0	0	9	26	40.50	3.000
Jason Grimsley, R (9, 1) ERA: 4.38	0.0		2	0	0	0	0	2	0	0	0	0	0	7	15	∞	∞
Nate Field, R (9, 1) ERA: 2.31	0.1		3	1	2	2	0	1	0	0	0	0	0	7	12	54.00	6.000

Oakland Athletics @ Kansas City Royals
Kauffman Stadium, Kansas City, MO
Mon Jul 21 2003, 7:05 PM CDT
Att. 22,627 - Cloudy - 82 F

livebaseballscorecards.com

AB	30
R	6
H	5
RBI	6
BB	6
SO	2
LOB	7



Batter	1	2	3	4	5	6	7	8	9	AB R H RBI BB SO LOB
Aaron Guiel, L OBP: 0.356, SLG: 0.538 (1, 9)	1-0 G6-3		2-1 1B			4-1 FC4-6 1B SF9 BB		3-3 K		3 1 1 0 1 1 1
Desi Relaford, S OBP: 0.340, SLG: 0.432 (1, 5)	2-1 G5-3		1-0 G3-1			0-0 FC4-6 1B			1-1 G5-3	4 0 1 0 0 0 1
Carlos Beltrán, S OBP: 0.392, SLG: 0.476 (1, 8)	4-2 S BB				0-1 G4-6-3 1B	2-2 FC4-6 PO			0-3 K	3 0 1 0 1 1 2
Raul Ibanez, L OBP: 0.340, SLG: 0.456 (1, 7)	3-2 G4-3				2-1 G4-6-3	2-1 SF9			2-2 G1-3	3 0 0 1 0 0 2
Ken Harvey, R OBP: 0.305, SLG: 0.418 (1, 3)		1-3 K			0-0 E8	1-0 PO			0-0 G6-3	3 0 0 0 0 1 0
Michael Tucker, L OBP: 0.334, SLG: 0.467 (1, 10)		2-3 K			3-1 G4-3				1-1 G3	3 0 0 0 0 1 1
4 Angel Berroa, R OBP: 0.341, SLG: 0.465 (1, 6)		1-1 G3							0-2 G6-3	3 0 0 0 0 0 0
Brent Mayne, L OBP: 0.323, SLG: 0.369 (1, 2)			2-0 G4-3			0-3 K			1-0 F8	3 0 0 0 0 1 0
Carlos Febles, R OBP: 0.303, SLG: 0.267 (1, 4)			2-2 1B			0-3 K			4-2 CS BB	2 0 1 0 1 1 0

Inning Stats	R: 0 E: 0 K: 0 S: 10	H: 0 LOB: 1 BB: 1 P: 20	R: 0 E: 0 K: 2 S: 11	H: 0 LOB: 0 BB: 0 P: 15	R: 0 E: 0 K: 0 S: 7	H: 2 LOB: 1 BB: 0 P: 14	R: 0 E: 1 K: 0 S: 7	H: 1 LOB: 1 BB: 0 P: 12	R: 0 E: 0 K: 2 S: 7	H: 0 LOB: 0 BB: 0 P: 7	R: 1 E: 0 K: 0 S: 10	H: 1 LOB: 0 BB: 1 P: 18	R: 0 E: 0 K: 0 S: 6	H: 0 LOB: 0 BB: 0 P: 7	R: 0 E: 0 K: 1 S: 8	H: 0 LOB: 1 BB: 1 P: 16	R: 0 E: 0 K: 1 S: 8	H: 0 LOB: 0 BB: 0 P: 11	1B: 4 2B: 1 3B: 0 HR: 0	SF: 1 SAC: 0 DP: 2 HBP: 0	WP: 0 PB: 0 SB: 1 CS: 1	PA: 32
--------------	-------------------------------	----------------------------------	-------------------------------	----------------------------------	------------------------------	----------------------------------	------------------------------	----------------------------------	------------------------------	---------------------------------	-------------------------------	----------------------------------	------------------------------	---------------------------------	------------------------------	----------------------------------	------------------------------	----------------------------------	----------------------------------	------------------------------------	----------------------------------	--------

PITCHER	IP	WLS	BF	H	R	ER	SO	BB	IBB	HBP	BLK	WP	HR	S	P	ERA	WHIP
40 Rich Harden, R ERA: 1.29 (1, 1)	7.0		25	4	1	1	4	2	0	0	0	0	0	58	93	1.29	0.857
Ricardo Rincon, L ERA: 3.97 (8, 1)	1.0	W	3	0	0	0	1	1	0	0	0	0	0	8	16	0.00	1.000
Keith Foulke, R ERA: 2.58 (9, 1)	1.0		3	0	0	0	1	0	0	0	0	0	0	8	11	0.00	0.000

BOTTOM

Oakland Athletics @ Kansas City Royals
Kauffman Stadium, Kansas City, MO

Mon Jul 21 2003, 7:05 PM CDT
Att: 22,627 - Cloudy - 82 F

livebaseballscorecards.com

AB	27
R	1
H	4
RBI	1
BB	3
SO	6
LOB	7



Batter	1	2	3	4	5	6	7	8	9	AB R H RBI BB SO LOB	TOP
Terrence Long, L (1, 9) OBP: 0.300, SLG: 0.404	1-0 G3-1		1-0 G4-3	2-1 G3			1-1 P4	0-1 2B 1B		5 0 1 0 0 0 0	
Billy McMillon, L (1, 7) Adam Piatt, R (1, 7) OBP: 0.400, SLG: 0.397 OBP: 0.298, SLG: 0.468	1-2 HR HBP		3-1 HR		1-0 G5-3		3-3 K	1-1 2B		0 1 0 0 0 0 0 4 1 2 1 0 1 0	
Erubiel Durazo, L (1, 10) OBP: 0.402, SLG: 0.460	1-0 HR		1-1 HR		4-0 BB		4-1 3 1B 2B BB	1-0 G4-3		3 3 2 3 2 0 2	
Miguel Tejada, R (1, 6) OBP: 0.307, SLG: 0.423	3-2 1B HBP		1-2 F8		0-1 F9		1-0 3 2B 1B		1-3 K	4 1 1 0 0 1 1	
3 Eric Chavez, L (1, 5) OBP: 0.332, SLG: 0.475	1-1 1B		1-1 F9		0-3 K		0-1 1B 2B		3-1 HR	5 2 3 3 0 1 1	
Ramon Hernandez, R (1, 2) 17 Adam Melhuse, S (8, 2) OBP: 0.324, SLG: 0.462 OBP: 0.250, SLG: 0.405	3-3 K			0-0 HR		1-1 F7	2-2 2H 1B		4-2 BB BB	4 1 2 2 0 1 1 0 0 0 0 1 0 0	
Scott Hatteberg, L (1, 3) OBP: 0.339, SLG: 0.372		2-2 F8		3-2 E G3 2B		0-1 F9	1-1 L4		4-0 1-2 BB	4 1 1 0 1 0 1	
Chris Singleton, L (1, 8) OBP: 0.321, SLG: 0.386		0-1 G3		2-2 SAFE G3		0-1 2B		2-2 G1-3	2-1 F7	5 0 1 1 0 0 2	
Mark Ellis, R (1, 4) OBP: 0.329, SLG: 0.378		0-2 G6-3		1-1 P4		2-1 F8		0-1 G6-3	1-1 G4-3	5 0 0 0 0 0 3	
Inning Stats	R: 2 H: 2 E: 0 LOB: 1 K: 1 BB: 0 S: 15 P: 25	R: 0 H: 0 E: 0 LOB: 0 K: 0 BB: 0 S: 8 P: 10	R: 2 H: 2 E: 0 LOB: 0 K: 0 BB: 0 S: 10 P: 17	R: 2 H: 2 E: 1 LOB: 0 K: 0 BB: 0 S: 11 P: 19	R: 0 H: 0 E: 0 LOB: 1 K: 1 BB: 1 S: 6 P: 11	R: 0 H: 1 E: 0 LOB: 1 K: 0 BB: 0 S: 8 P: 11	R: 3 H: 3 E: 0 LOB: 1 K: 1 BB: 1 S: 14 P: 26	R: 0 H: 2 E: 0 LOB: 2 K: 0 BB: 0 S: 11 P: 15	R: 1 H: 1 E: 0 LOB: 2 K: 1 BB: 2 S: 13 P: 28	1B: 4 SF: 0 2B: 4 SAC: 0 3B: 0 DP: 0 HR: 5 HBP: 2	WP: 0 PA: 45 PB: 0 SB: 0 CS: 0
PITCHER 51 Kris Wilson, R (1, 1) ERA: 5.37 Brad Voyles, R (6, 1) ERA: 8.35	IP WLS BF H R ER SO BB IBB HBP BLK WP HR S P ERA WHIP	5.0 L 23 6 6 5 2 1 0 2 0 0 4 50 82 9.00 1.400	4.0 22 7 4 4 2 3 0 0 0 0 1 46 80 9.00 2.500	PITCHER IP WLS BF H R ER SO BB IBB HBP BLK WP HR S P ERA WHIP							

Oakland Athletics @ Kansas City Royals
Kauffman Stadium, Kansas City, MO
Tue Jul 22 2003, 1:05 PM CDT
Att. 23,500 - Cloudy - 83 F

AB	39
R	10
H	13
RBI	10
BB	4
SO	4
LOB	11



Batter	1	2	3	4	5	6	7	8	9	AB R H RBI BB SO LOB	TOP											
Aaron Guiel, L (1, 9) OBP: 0.361, SLG: 0.575	0-3 K		1-0 F7		3-2 HR	0-1 F7			2-1 HR	5 2 2 2 0 1 0												
Joe Randa, R (1, 5) OBP: 0.302, SLG: 0.410 Gookie Dawkins, R (9, PR) (9, 4)	3-2 P6		2-3 K		3-2 G6-3		1-3 K		0-1 1B	5 0 1 0 0 2 0 0 0 0 0 0 0 0												
Carlos Beltrán, S (1, 8) OBP: 0.395, SLG: 0.488	0-0 2B			3-2 HR		0-0 F9	4-2 BB		2-2 1B	4 1 3 1 1 0 0												
Raul Ibanez, L (1, 7) OBP: 0.337, SLG: 0.457	4-0 BB			2-2 P2		0-1 HR	2-1 P5		2-2 P3	4 1 1 1 1 0 3												
Ken Harvey, R (1, 3) OBP: 0.306, SLG: 0.414	1-3 K			0-0 F8		4-2 2B 4 WP BB	0-3 K		0-1 1B	4 1 1 0 1 2 3												
Michael Tucker, L (1, 10) OBP: 0.337, SLG: 0.468		3-2 F8		4-0 BB		0-0 4 WP 4 HR 2B		2-2 1B	1-2 G4-6-3	4 1 2 0 1 0 3												
Desi Relaford, S (1, 4) OBP: 0.338, SLG: 0.424 (9, 5)		1-2 F8		0-1 F8		4-1 4 WP 4 HR BB		1-1 F7		3 1 0 0 1 0 2												
4 Angel Berroa, R (1, 6) OBP: 0.337, SLG: 0.467		0-2 L5			1-2 F7	3-2 HR		0-3 K		4 1 1 3 0 1 1												
Mike DiFelice, R (1, 2) OBP: 0.299, SLG: 0.395			3-3 K		1-1 F8	0-0 F9		1-1 F9		4 0 0 0 0 1 1												
Inning Stats	R: 0 E: 0 K: 2 S: 13	H: 1 LOB: 2 BB: 1 P: 21	R: 0 E: 0 K: 0 S: 11	H: 0 LOB: 0 BB: 0 P: 15	R: 0 E: 0 K: 2 S: 9	H: 0 LOB: 0 BB: 0 P: 15	R: 1 E: 0 K: 0 S: 14	H: 1 LOB: 1 BB: 1 P: 23	R: 1 E: 0 K: 0 S: 13	H: 1 LOB: 0 BB: 0 P: 21	R: 5 E: 0 K: 0 S: 16	H: 3 LOB: 0 BB: 2 P: 26	R: 0 E: 0 K: 2 S: 13	H: 0 LOB: 1 BB: 1 P: 20	R: 0 E: 0 K: 1 S: 11	H: 1 LOB: 1 BB: 0 P: 15	R: 1 E: 0 K: 0 S: 15	H: 4 LOB: 3 BB: 0 P: 22	1B: 4 2B: 2 3B: 0 HR: 5	SF: 0 SAC: 0 DP: 1 HBP: 0	WP: 1 PB: 0 SB: 1 CS: 0	PA: 42
PITCHER	IP WLS BF H R ER SO BB IBB HBP BLK WP HR S P ERA WHIP																					
Johan Santana, L (1, 1) ERA: 3.19	5.1 L 24 5 5 5 4 3 0 0 0 0 3 67 106 8.44 1.500																					
Juan Rincon, R (6, 1) ERA: 3.29	3.0 16 5 3 3 3 2 0 0 0 1 2 43 66 9.00 2.333																					
Joe Mays, R (9, 1) ERA: 6.73	0.2 2 1 0 0 0 0 0 0 0 0 0 5 6 0.00 1.500																					

Kansas City Royals @ Minnesota Twins
 Hubert H. Humphrey Metrodome, Minneapolis, MN

Wed Jul 23 2003, 7:05 PM EDT
 Att. 24,193 - Dome - 72 F

AB	37
R	8
H	11
RBI	7
BB	5
SO	7
LOB	13



Batter	1	2	3	4	5	6	7	8	9	AB R H RBI BB SO LOB
Shannon Stewart, R OBP: 0.363, SLG: 0.466 (1, 9)	1-2 CS 1B		1-2 F8		0-0 G4-3		3-2 BB 1B		4-0 WP 33 1B G4-3 BB	4 1 2 0 1 0 0
Luis Rivas, R OBP: 0.321, SLG: 0.363 33 Justin Moreau, L (9, PH) OBP: 0.314, SLG: 0.392 (1, 4)	2-3 K		2-2 G4-3			1-0 HR	0-0 F9		3-1 G4-3 WP 1B 1B	4 1 1 1 0 1 2 1 1 1 0 0 0 0
Doug Mientkiewicz, L OBP: 0.364, SLG: 0.467 (1, 3)	2-2 SAFE 1-2 2B			4-2 CS BB		4-1 BB BB	4-2 FC6-4 BB		3-1 G4-3 1-3 2-H	2 0 1 1 3 0 1
Torii Hunter, R OBP: 0.328, SLG: 0.456 (1, 8)	1-0 F8			1-3 K		4-0 BB BB	0-1 FC6-4		3-1 BB 1B	4 0 1 1 1 1 4
A.J. Pierzynski, L OBP: 0.331, SLG: 0.463 (1, 2)		2-3 K		1-2 HBP 1B		1-2 L5		1-1 G3-1	4-1 BB	4 0 1 0 1 1 2
Matthew LeCroy, R OBP: 0.337, SLG: 0.497 (1, 10)		3-3 K		1-0 HBP		1-3 K		1-2 E8 G4-3 1B	1-0 F7	4 0 1 0 0 2 4
Jacque Jones, L OBP: 0.327, SLG: 0.469 (1, 7)		4-2 S BB		3-0 P6		4-1 BB BB		1-0 G4-3		2 0 0 0 2 0 3
Chris Gomez, R OBP: 0.307, SLG: 0.393 (1, 5)		3-3 SAFE K			0-2 G6-3	1-2 G1-3		1-3 K		4 0 0 0 0 2 5
Cristian Guzman, S OBP: 0.278, SLG: 0.334 (1, 6)			1-2 G3		2-0 G6-3		2-2 G4-3		1-3 K	4 0 0 0 0 1 0


Inning Stats	R: 0 E: 0 K: 11 S: 11	H: 2 LOB: 1 BB: 0 P: 17	R: 0 E: 0 K: 3 S: 23	H: 0 LOB: 1 BB: 1 P: 35	R: 0 E: 0 K: 0 S: 9	H: 0 LOB: 0 BB: 0 P: 13	R: 0 E: 0 K: 1 S: 12	H: 1 LOB: 2 BB: 1 P: 22	R: 0 E: 0 K: 0 S: 6	H: 0 LOB: 0 BB: 0 P: 8	R: 1 E: 0 K: 1 S: 12	H: 1 LOB: 3 BB: 3 P: 28	R: 0 E: 0 K: 0 S: 12	H: 1 LOB: 2 BB: 1 P: 21	R: 0 E: 1 K: 1 S: 9	H: 1 LOB: 1 BB: 0 P: 13	R: 2 E: 0 K: 1 S: 11	H: 2 LOB: 2 BB: 2 P: 30	1B: 6 2B: 1 3B: 0 HR: 1	SF: 0 SAC: 0 DP: 0 HBP: 1
--------------	--------------------------------	----------------------------------	-------------------------------	----------------------------------	------------------------------	----------------------------------	-------------------------------	----------------------------------	------------------------------	---------------------------------	-------------------------------	----------------------------------	-------------------------------	----------------------------------	------------------------------	----------------------------------	-------------------------------	----------------------------------	----------------------------------	------------------------------------

BOTTOM

Kansas City Royals @ Minnesota Twins
 Hubert H. Humphrey Metrodome, Minneapolis, MN

Wed Jul 23 2003, 7:05 PM EDT
 Att. 24,193 - Dome - 72 F

AB	33
R	3
H	8
RBI	3
BB	8
SO	8
LOB	21



PITCHER	IP	WLS	BF	H	R	ER	SO	BB	IBB	HBP	BLK	WP	HR	S	P	ERA	WHIP
Jeremy Affeldt, L ERA: 4.34 (1, 1)	5.0		19	3	0	0	5	2	0	1	0	0	0	61	95	0.00	1.000
D.J. Carrasco, R ERA: 3.93 (6, 1)	2.0		12	2	1	1	1	4	0	0	0	0	1	24	49	4.50	3.000
Curt Leskanic, R ERA: 2.18 (8, 1)	1.0		4	1	0	0	1	0	0	0	0	0	0	9	13	0.00	1.000
Mike MacDougal, R ERA: 4.33 (9, 1)	0.2		6	2	2	2	1	2	0	0	0	1	0	10	28	27.00	6.000
Nate Field, R ERA: 2.25 (9, 1)	0.1		1	0	0	0	0	0	0	0	0	0	0	1	2	0.00	0.000

Batter	1	2	3	4	5	6	7	8	9	AB R H RBI BB SO LOB	TOP															
Aaron Guiel, L (1, 9) OBP: 0.358, SLG: 0.565	0-2 SH1-3 3B 1B		1-0 F9			1-2 P4		3-1 G4-3 1-2		4 1 1 0 0 0 1																
Desi Relaford, S (1, 5) OBP: 0.335, SLG: 0.420	1-1 SH1-3 1-2		2-3 K			0-0 G4-3		1-1 P3		3 0 0 0 0 1 0																
Carlos Beltrán, S (1, 8) OBP: 0.393, SLG: 0.484	0-1 L8				1-2 P4		1-2 F8		4-2 1B DI BB	3 0 0 0 1 0 1																
Raul Ibanez, L (1, 10) OBP: 0.339, SLG: 0.470	2-2 2-H 3B				1-3 K		2-2 HR		3-2 P5 1-2	4 1 2 2 0 1 1																
Ken Harvey, R (1, 3) OBP: 0.308, SLG: 0.415	1-1 G6-3				2-2 G5-3		0-0 4 2B 1B		0-2 2-3 1B	4 0 2 0 0 0 1																
Michael Tucker, L (1, 7) OBP: 0.333, SLG: 0.463		2-2 G3			1-1 G3-1		0-3 K		0-3 K	4 0 0 0 0 2 3																
4 Angel Berroa, R (1, 6) OBP: 0.336, SLG: 0.467		2-3 K			2-2 G6-3		1-1 1-3 2B		1-1 G3	4 0 1 0 0 1 2																
Brent Mayne, L (1, 2) OBP: 0.315, SLG: 0.359		1-0 F9			2-1 F7		0-1 F7			3 0 0 0 0 0 2																
Carlos Febles, R (1, 4) OBP: 0.304, SLG: 0.264			3-2 P3			3-2 F9		4-0 CS BB		2 0 0 0 1 0 0																
Inning Stats	R: 1 E: 0 K: 0 S: 12	H: 2 LOB: 1 BB: 0 P: 16	R: 0 E: 0 K: 1 S: 9	H: 0 LOB: 0 BB: 0 P: 14	R: 0 E: 0 K: 1 S: 8	H: 0 LOB: 0 BB: 0 P: 14	R: 0 E: 0 K: 1 S: 11	H: 0 LOB: 0 BB: 0 P: 15	R: 0 E: 0 K: 0 S: 7	H: 0 LOB: 0 BB: 0 P: 12	R: 0 E: 0 K: 0 S: 10	H: 0 LOB: 0 BB: 0 P: 14	R: 1 E: 0 K: 1 S: 17	H: 3 LOB: 2 BB: 0 P: 21	R: 0 E: 0 K: 0 S: 4	H: 0 LOB: 0 BB: 1 P: 12	R: 0 E: 0 K: 1 S: 17	H: 1 LOB: 2 BB: 1 P: 25	1B: 3 2B: 1 3B: 1 HR: 1	SF: 0 SAC: 1 DP: 0 HBP: 0	WP: 0 PB: 0 SB: 0 CS: 1	PA: 34				
PITCHER	IP WLS BF H R ER SO BB IBB HBP BLK WP HR S P ERA WHIP																									
Brad Radke, R (1, 1) ERA: 5.33	7.0		5	2	2	4	0	0	0	0	0	1	74	106	2.57	0.714										
LaTroy Hawkins, R (8, 1) ERA: 2.59	1.0	W	3	0	0	0	1	0	0	0	0	0	4	12	0.00	1.000										
Eddie Guardado, L (9, 1) ERA: 3.6	1.0		5	1	0	0	1	1	0	0	0	0	17	25	0.00	2.000										

Kansas City Royals @ Minnesota Twins
Hubert H. Humphrey Metrodome, Minneapolis, MN

Thu Jul 24 2003, 1:05 PM EDT
Att: 29,687 - Dome - 72 F

livebaseballscorecards.com

AB	31
R	2
H	6
RBI	2
BB	2
SO	5
LOB	11



Batter	1	2	3	4	5	6	7	8	9	AB R H RBI BB SO LOB
Shannon Stewart, R OBP: 0.363, SLG: 0.464 (1, 9)	1-3 K		4-2 BB		2-2 F7			0-1 SH 1B WP		2 1 0 0 1 1 0
Luis Rivas, R OBP: 0.318, SLG: 0.359 A.J. Pierzynski, L OBP: 0.333, SLG: 0.465 (8, PH) (9, 2)	1-0 P3		2-3 K			2-1 G6-3		0-0 WP 2B 1B		3 0 0 0 0 1 1 1 1 1 1 0 0 0
Doug Mientkiewicz, L OBP: 0.366, SLG: 0.464 (1, 3)	0-2 P5			1-0 L3		4-2 FC6-4 BB		4-2 2B BB		2 1 0 0 2 0 0
Torii Hunter, R OBP: 0.327, SLG: 0.462 (1, 8)		1-1 G3-1		1-0 HR		3-1 P4		1-3 K		4 1 1 1 0 1 3
Matthew LeCroy, R OBP: 0.337, SLG: 0.492 Cristian Guzman, S OBP: 0.277, SLG: 0.333 (8, PH) (9, 6)		1-0 G5-3		4-2 BB		0-1 FC6-4 1-2f		2-3 K		2 0 0 0 1 0 1 1 0 0 0 0 1 2
Jacque Jones, L OBP: 0.332, SLG: 0.485 (1, 7)		3-2 HR		1-2 F8		2-0 G3-6-3 1B		2-1 2B		4 1 3 3 0 0 1
33 Justin Morneau, L OBP: 0.300, SLG: 0.373 (1, 10)		1-0 F9		2-2 G4-3		1-2 G3-6-3 1-2f		1-3 K		4 0 0 0 0 1 3
Chris Gomez, R OBP: 0.300, SLG: 0.384 (1, 5)			2-0 G6-3		2-1 F8		1-1 F8			3 0 0 0 0 0 0
Denny Hocking, S OBP: 0.306, SLG: 0.380 (9, 4)			2-0 F9		1-2 F9			0-2 SH 1B 1B		3 1 1 0 0 0 0

Inning Stats	R: 0	H: 0	E: 0	K: 1	S: 9	P: 11	R: 1	H: 1	E: 0	K: 0	S: 10	P: 16	R: 0	H: 0	E: 0	K: 1	S: 7	R: 1	H: 1	E: 0	K: 0	S: 13	P: 22	R: 0	H: 0	E: 0	K: 0	S: 8	P: 13	R: 0	H: 0	E: 0	K: 0	S: 15	R: 0	H: 1	E: 0	K: 0	S: 7	P: 11	R: 4	H: 3	E: 1	K: 3	S: 20	P: 30
	LOB: 0	BB: 0		LOB: 0	BB: 0		LOB: 0	BB: 0	LOB: 1	BB: 1		LOB: 0	BB: 0	LOB: 1	BB: 1		LOB: 0	BB: 0	LOB: 1	BB: 1		LOB: 0	BB: 0	LOB: 0	BB: 0	LOB: 1	BB: 1		LOB: 0	BB: 0	LOB: 0	BB: 0	LOB: 1	BB: 1		LOB: 0	BB: 0	LOB: 0	BB: 0	LOB: 1	BB: 1		LOB: 1	SAC: 1	DP: 1	HBP: 0

PITCHER	IP	WLS	BF	H	R	ER	SO	BB	IBB	HBP	BLK	WP	HR	S	P	ERA	WHIP
Darrell May, L ERA: 3.33 (1, 1)	7.0		26	3	2	2	2	3	0	0	0	0	2	69	114	2.57	0.857
Jason Grimsley, R ERA: 4.47 (8, 1)	1.0	L	8	3	4	1	3	1	0	0	0	1	0	20	30	9.00	4.000


BOTTOM

Kansas City Royals @ Minnesota Twins
 Hubert H. Humphrey Metrodome, Minneapolis, MN

Thu Jul 24 2003, 1:05 PM EDT
 Att. 29,687 - Dome - 72 F

livebaseballscorecards.com

AB	29
R	6
H	6
RBI	5
BB	4
SO	5
LOB	11



1B	3	SF	0	WP	1	PA	34
2B	1	SAC	1	PB	0		
3B	0	DP	1	SB	0		
HR	2	HBP	0	CS	0		

Batter	1	2	3	4	5	6	7	8	9	AB R H RBI BB SO LOB	TOP											
Aaron Guiel, L (1, 9) OBP: 0.359, SLG: 0.581	1-2 CS 1B		3-1 L9		1-2 G3	1-2 HR		0-3 K		5 1 2 3 0 1 2												
Joe Randa, R (1, 5) OBP: 0.304, SLG: 0.408	2-1 F8		4-1 BB 1B		3-2 1B	1-1 G3		3-2 G5-3		4 1 1 0 1 0 2												
Carlos Beltrán, S (1, 8) OBP: 0.396, SLG: 0.490	2-2 3B		4-2 4S 1B BB		0-3 K		2-1 4S 1B 1B	2-0 G4-3		4 1 2 0 1 1 2												
Ken Harvey, R (1, 3) OBP: 0.310, SLG: 0.415	1-3 K		0-0 4S 1B		0-0 F9		0-1 4 1B 1B		1-1 F9	5 1 2 2 0 1 2												
4 Angel Berroa, R (1, 6) OBP: 0.340, SLG: 0.472		0-2 CS 1B	1-2 F7			1-2 1B SF8 2B	0-1 1B	1-2 2-H 1B	1-2 G5-3	5 1 3 1 0 0 2												
Michael Tucker, L (1, 7) OBP: 0.332, SLG: 0.459		1 SAFE 1 SAFE 2-3 K		0-3 K		0-2 BB HR 1B	3-1 F9		1-3 K	5 1 1 0 0 3 3												
Desi Relaford, S (1, 10) OBP: 0.334, SLG: 0.418		0-2 P6		1-2 G4-3		1-1 L7	0-0 G1-4-3 1B			4 0 1 1 0 0 2												
Mike DiFelice, R (1, 2) OBP: 0.298, SLG: 0.394			3-2 F9		0-0 FC6-4 1B	0-1 SF8	0-0 G1-4-3			3 0 1 1 0 0 2												
Carlos Febles, R (1, 4) OBP: 0.313, SLG: 0.271			3-1 BB BB 1B		3-1 FC6-4	1 SAFE 4-2 HR BB		3-2 G5-3 1B		3 2 2 0 1 0 1												
Inning Stats	R: 0 E: 0 K: 1 S: 18	H: 2 LOB: 1 BB: 0 P: 24	R: 0 E: 0 K: 1 S: 9	H: 1 LOB: 0 BB: 0 P: 11	R: 2 E: 0 K: 0 S: 16	H: 2 LOB: 2 BB: 2 P: 34	R: 0 E: 0 K: 1 S: 9	H: 1 LOB: 1 BB: 0 P: 13	R: 0 E: 0 K: 1 S: 10	H: 1 LOB: 1 BB: 0 P: 14	R: 4 E: 0 K: 0 S: 17	H: 3 LOB: 0 BB: 1 P: 25	R: 2 E: 0 K: 0 S: 10	H: 4 LOB: 1 BB: 0 P: 15	R: 0 E: 0 K: 1 S: 12	H: 1 LOB: 1 BB: 0 P: 20	R: 0 E: 0 K: 1 S: 9	H: 0 LOB: 0 BB: 0 P: 12	1B: 12 2B: 1 3B: 1 HR: 1	SF: 1 SAC: 0 DP: 1 HBP: 0	WP: 0 PB: 0 SB: 3 CS: 2	PA: 42
PITCHER	IP WLS BF H R ER SO BB IBB HBP BLK WP HR S P ERA WHIP																					
Wilfredo Ledezma, L (1, 1) ERA: 4.28	5.1 L 25 9 4 4 4 2 0 0 0 0 0 0 70 106 6.75 2.062																					
Chris Spurling, R (6, 1) ERA: 5.04	0.2 4 1 2 2 0 1 0 0 0 0 0 1 9 15 27.00 3.000																					
Fernando Rodney, R (7, 1) ERA: 10.13	0.1 5 4 2 2 0 0 0 0 0 0 0 0 9 14 54.00 12.000																					
Steve Sparks, R (7, 1) ERA: 4.19	2.2 8 1 0 0 2 0 0 0 0 0 0 0 22 33 0.00 0.375																					

Kansas City Royals @ Detroit Tigers
 Comerica Park, Detroit, MI
 Fri Jul 25 2003, 7:05 PM EDT
 Att. 29,697 - Sunny - 83 F

livebaseballscorecards.com

AB	38
R	8
H	15
RBI	8
BB	3
SO	6
LOB	18



Batter	1	2	3	4	5	6	7	8	9	AB	R	H	RBI	BB	SO	LOB
Alex Sanchez, L OBP: 0.310, SLG: 0.373 Andres Torres, S OBP: 0.266, SLG: 0.295	1-1 G5-3		0-0 F8-3 1B		3-3 K		0-0 G6-3	0-3 K		2	0	1	0	0	0	0
Warren Morris, L OBP: 0.331, SLG: 0.400	0-1 G4-3		2-0 F8-3 1-1		1-0 G4-3		1-0 1B 1B		4-0 DI BB	4	0	1	0	1	0	2
Bobby Higginson, L OBP: 0.333, SLG: 0.341	2-0 2B		0-1 G4-3			1-2 1B 1B	0-0 1-2 1B		3-1 G1-3	5	2	3	0	0	0	1
Dmitri Young, S OBP: 0.362, SLG: 0.554	0-1 2B			0-0 F7		1-1 F8	0-1 G3		2-3 K	5	0	1	1	0	1	4
Kevin Witt, L OBP: 0.311, SLG: 0.429	2-0 G3			0-1 1B		4-2 1B BB		3-2 HR	1-3 K	4	1	2	1	1	1	2
Carlos Pena, L OBP: 0.326, SLG: 0.445		3-2 G3 2B		4-1 1-2 BB		1-3 BB		0-0 1B DI 1B		3	0	2	0	1	1	2
Eric Munson, L OBP: 0.311, SLG: 0.428		3-2 F8		1-1 G3-6-3 1-2f		2-1 1-3 2-H 1B		2-2 F9		4	0	1	1	0	0	4
Matt Walbeck, S OBP: 0.209, SLG: 0.234 Ben Petrick, R OBP: 0.200, SLG: 0.250		1-2 G3			1-2 F8	1-1 G5-3		0-3 K		2	0	0	0	0	0	1
Ramon Santiago, S OBP: 0.299, SLG: 0.282		1-3 K			0-0 2B		1-3 K	2-1 1-3 1B		2	0	0	0	0	1	3
										4	0	2	0	0	2	1

Inning Stats		R: 1	H: 2	E: 0	K: 0	S: 8	R: 0	H: 1	E: 0	K: 1	S: 16	R: 0	H: 1	E: 0	K: 0	S: 4	R: 0	H: 1	E: 0	K: 1	S: 9	R: 0	H: 2	E: 0	K: 1	S: 16	R: 0	H: 2	E: 0	K: 1	S: 8	R: 1	H: 3	E: 0	K: 2	S: 17	R: 0	H: 0	E: 0	K: 2	S: 9																
LOB: 1		BB: 0		P: 13		LOB: 1		BB: 0		P: 24		LOB: 1		BB: 0		P: 11		LOB: 2		BB: 1		P: 26		LOB: 2		BB: 0		P: 10		LOB: 2		BB: 0		P: 24		LOB: 1		BB: 1		P: 19																	
1B: 8		2B: 5		3B: 0		HR: 1		SF: 0		SAC: 0		DP: 2		HBP: 0		WP: 0		PA: 41		ERA		WHIP		IP		WLS		BF		H		R		ER		SO		BB		IBB		HBP		BLK		WP		HR		S		P		ERA		WHIP	
Runelvys Hernandez, R ERA: 2.81		(1, 1)		6.0		WLS		W		26		H		8		R		2		ER		2		3		BB		2		IBB		0		HBP		0		BLK		0		WP		0		HR		0		59		94		3.00		1.667	
Nate Field, R ERA: 2.57		(7, 1)		2.0		WLS				11		H		5		R		1		ER		1		3		BB		0		IBB		0		HBP		0		BLK		0		WP		0		1		25		34		4.50		2.500			
Curt Leskanic, R ERA: 2.12		(9, 1)		1.0		WLS				4		H		0		R		0		ER		0		2		BB		1		IBB		0		HBP		0		BLK		0		WP		0		0		9		19		0.00		1.000			

BOTTOM

Kansas City Royals @ Detroit Tigers
Comerica Park, Detroit, MI

Fri Jul 25 2003, 7:05 PM EDT
Att: 29,697 - Sunny - 83 F

livebaseballscorecards.com

AB	38
R	3
H	13
RBI	3
BB	3
SO	8
LOB	23



Batter	1	2	3	4	5	6	7	8	9	AB R H RBI BB SO LOB	TOP
Aaron Guiel, L OBP: 0.363, SLG: 0.572 (1, 9)	4-2 G4-6-3 1B BB		2-2 P4			0-1 F8			4-2 G6-3 WP G6-3 BB	2 1 0 0 2 0 0	
Desi Relaford, S OBP: 0.336, SLG: 0.417 (1, 5) (8, 4)	0-0 G4-6-3 1B		3-2 P6			0-1 F8			4-2 G6-3 G6-3 BB	3 0 1 0 1 0 0	
Carlos Beltrán, S OBP: 0.392, SLG: 0.484 (1, 8)	3-2 G4-6-3 1-2f 2-3		1-2 F9			3-3 K			1-1 G6-3 1-2 2-3	4 0 0 0 0 1 4	
Ken Harvey, R OBP: 0.306, SLG: 0.409 (1, 3)	1-3 K		0-0 G5-3			1-1 F7			1-1 G6-3 2-3 3-H 2-2	4 0 0 1 0 1 2	
Michael Tucker, L OBP: 0.331, SLG: 0.460 (1, 7)			0-1 F7			2-2 2B			0-1 G3	4 0 1 0 0 0 1	
4 Angel Berroa, R OBP: 0.339, SLG: 0.471 (1, 6)			0-2 P4			1-1 G6-3			1-1 FC4-6 1B	3 0 1 0 0 0 1	
Brent Mayne, L OBP: 0.311, SLG: 0.355 (1, 2)			0-1 G3-1			1-2 F9			2-2 FC4-6 BB 1-2f	3 0 0 0 0 0 2	
Dee Brown, L OBP: 0.289, SLG: 0.349 (1, 10)			1-2 F8			0-0 G4-3			4-1 G6-4-3 BB 1-2	2 0 0 0 1 0 1	
Carlos Febles, R OBP: 0.310, SLG: 0.268 Joe Randa, R OBP: 0.303, SLG: 0.406 (8, PH) (8, 5)			3-3 K			0-3 K			3-1 G6-4-3 BB 1-2f	2 0 0 0 0 2 0 1 0 0 0 0 0 2	
Inning Stats	R: 0 E: 0 K: 1 S: 11 H: 1 LOB: 1 BB: 1 P: 19	R: 0 E: 0 K: 0 S: 7 H: 0 LOB: 0 BB: 0 P: 7	R: 0 E: 0 K: 1 S: 9 H: 0 LOB: 0 BB: 0 P: 15	R: 0 E: 0 K: 0 S: 10 H: 0 LOB: 0 BB: 0 P: 14	R: 0 E: 0 K: 0 S: 9 H: 1 LOB: 1 BB: 0 P: 13	R: 0 E: 0 K: 1 S: 7 H: 0 LOB: 0 BB: 0 P: 7	R: 0 E: 0 K: 1 S: 7 H: 0 LOB: 0 BB: 0 P: 11	R: 0 E: 0 K: 0 S: 8 H: 1 LOB: 1 BB: 1 P: 18	R: 1 E: 0 K: 0 S: 14 H: 0 LOB: 1 BB: 2 P: 26	1B: 2 2B: 1 3B: 0 HR: 0 SF: 0 SAC: 0 DP: 2 HBP: 0	WP: 1 PB: 0 SB: 0 CS: 0 PA: 32
PITCHER 38 Jeremy Bolderman, R ERA: 5.08 45 Chris Mears, R ERA: 2.4	IP WLS BF H R ER SO BB IBB HBP BLK WP HR S P ERA WHIP	IP WLS BF H R ER SO BB IBB HBP BLK WP HR S P ERA WHIP	IP WLS BF H R ER SO BB IBB HBP BLK WP HR S P ERA WHIP	IP WLS BF H R ER SO BB IBB HBP BLK WP HR S P ERA WHIP	IP WLS BF H R ER SO BB IBB HBP BLK WP HR S P ERA WHIP	IP WLS BF H R ER SO BB IBB HBP BLK WP HR S P ERA WHIP	IP WLS BF H R ER SO BB IBB HBP BLK WP HR S P ERA WHIP	IP WLS BF H R ER SO BB IBB HBP BLK WP HR S P ERA WHIP	IP WLS BF H R ER SO BB IBB HBP BLK WP HR S P ERA WHIP	ERA WHIP	ERA WHIP

Kansas City Royals @ Detroit Tigers
Comerica Park, Detroit, MI
Sat Jul 26 2003, 7:05 PM EDT
Att. 24,664 - Overcast - 79 F

livebaseballscorecards.com

AB	28
R	1
H	3
RBI	1
BB	4
SO	4
LOB	13



Batter	1	2	3	4	5	6	7	8	9	AB R H RBI BB SO LOB	TOP		
Aaron Guiel, L (1, 9) OBP: 0.366, SLG: 0.574	1-0 F8 SF8 2B		3-3 K		4-2 BB		3-2 F7			3 1 1 0 1 1 0			
Joe Randa, R (1, 5) OBP: 0.302, SLG: 0.404	3-0 F8 2-3			2-1 1B 2B 1B		2-2 F8		1-3 K		4 1 1 0 0 1 2			
Carlos Beltrán, S (1, 8) OBP: 0.393, SLG: 0.484	1-2 SF8 3-H			0-0 2B 4 SF8 1B		4-0 G6-4-3 BB		1-2 G4-3		2 1 1 1 1 0 0			
Ken Harvey, R (1, 3) OBP: 0.305, SLG: 0.410	2-0 L6			1-0 G4-3 1-3 2-H 2B		1-1 G6-4-3 1-2f		3-3 K		4 0 1 1 0 1 1			
4 Angel Berroa, R (1, 6) OBP: 0.341, SLG: 0.481				2-1 SF8 3-H		2-2 HR		3-2 S BB 1B		3 1 2 2 0 0 0			
Michael Tucker, L (1, 7) OBP: 0.328, SLG: 0.455				1-1 G4-3 2-3		1-1 F8		1-1 F7		4 0 0 0 0 0 2			
Desi Relaford, S (1, 10) OBP: 0.338, SLG: 0.425				1-0 G3-1			0-1 HR	4-2 S BB		3 1 1 1 1 0 1			
Mike DiFelice, R (1, 2) OBP: 0.297, SLG: 0.390				0-1 G5-4-3 1B		2-2 G4-3	2-2 F9	2-3 K		4 0 1 0 0 1 2			
Carlos Febles, R (1, 4) OBP: 0.303, SLG: 0.262				1-0 G5-4-3 1-2f		1-0 G6-3	2-1 F9	1-1 P5		4 0 0 0 0 0 3			
Inning Stats	R: 1 E: 0 K: 0 S: 6 H: 1 LOB: 0 BB: 0 P: 13	R: 0 E: 0 K: 0 S: 8 H: 0 LOB: 0 BB: 0 P: 12	R: 0 E: 0 K: 1 S: 6 H: 1 LOB: 0 BB: 0 P: 10	R: 2 E: 0 K: 0 S: 9 H: 3 LOB: 1 BB: 0 P: 16	R: 0 E: 0 K: 0 S: 10 H: 0 LOB: 1 BB: 1 P: 19	R: 1 E: 0 K: 0 S: 7 H: 1 LOB: 0 BB: 1 P: 15	R: 1 E: 0 K: 0 S: 10 H: 1 LOB: 0 BB: 0 P: 17	R: 0 E: 0 K: 2 S: 10 H: 0 LOB: 0 BB: 0 P: 15	R: 0 E: 0 K: 1 S: 12 H: 1 LOB: 2 BB: 1 P: 23	1B: 4 2B: 2 3B: 0 HR: 2 SF: 2 SAC: 0 DP: 2 HBP: 0	WP: 0 PB: 0 SB: 2 CS: 0 PA: 36		
PITCHER	IP WLS BF H R ER SO BB IBB HBP BLK WP HR S P ERA WHIP											PITCHER	IP WLS BF H R ER SO BB IBB HBP BLK WP HR S P ERA WHIP
Mike Maroth, L (1, 1) ERA: 5.35	7.0 L 28 7 5 5 1 2 0 0 0 0 0 2 56 102 6.43 1.286												
Danny Patterson, R (8, 1) ERA: 2.25	1.0 4 1 0 0 2 0 0 0 0 0 0 0 13 21 0.00 1.000												
Eric Eckenstahler, L (9, 1) ERA:	0.1 2 0 0 0 0 1 0 0 0 0 0 0 4 9 0.00 3.000												
Chris Spurling, R (9, 1) ERA: 4.96	0.2 2 0 0 0 1 0 0 0 0 0 0 0 5 8 0.00 0.000												

Kansas City Royals @ Detroit Tigers
 Comerica Park, Detroit, MI
 Sun Jul 27 2003, 1:05 PM EDT
 Att. 35,326 - Overcast - 81 F

livebaseballscorecards.com

AB	31
R	5
H	8
RBI	5
BB	3
SO	4
LOB	11



Batter	1	2	3	4	5	6	7	8	9	AB	R	H	RBI	BB	SO	LOB
Alex Sanchez, L OBP: 0.311, SLG: 0.376 (1, 8) B F X	1-1 G6-3 ①		0-0 B5-3 ②		4-2 S BB		1-3 K ③			3	0	0	0	1	1	1
Warren Morris, L OBP: 0.321, SLG: 0.386 (1, 4) X	0-0 1B		1-2 G3-1 ③		1-2 F7 ③			3-2 G4-3 ①		4	0	1	0	0	0	1
Bobby Higginson, L OBP: 0.334, SLG: 0.346 (1, 9) X	0-0 F8 ②			1-2 1B 2B		3-1 F9 ①		2-1 L4 ②		4	0	1	0	0	0	1
Dmitri Young, S OBP: 0.357, SLG: 0.545 (1, 7) C F S	0-3 K ③			1-2 2-3 1B		2-1 L9 ②		0-0 G4-3 ③		4	0	1	0	0	1	1
Kevin Witt, L OBP: 0.324, SLG: 0.457 (1, 10)		3-2 FC6-4 1B		2-1 P6 ①		2-2 HR			2-2 G4-6-3 ①	4	1	2	1	0	0	2
Carlos Pena, L OBP: 0.324, SLG: 0.437 (1, 3) C SAFE B X	1-1 F8 ①		0-0 F7 ②		1-0 G1-3 ③			3-2 F7 ②		4	0	0	0	0	0	3
Shane Halter, R OBP: 0.260, SLG: 0.336 (1, 5) C SAFE F B X	1-2 FC6-4 1-2f		0-3 K ③			1-2 G6-3 ①			1-3 K ③	4	0	0	0	0	2	3
Ben Petrick, R OBP: 0.217, SLG: 0.227 (1, 2) C S S B X	1-3 K ③				3-1 F9 ①		4-2 BB			2	0	0	0	1	1	1
Ramon Santiago, S OBP: 0.296, SLG: 0.287 (1, 6) B X	1-1 F8 ①				1-0 G3 ②		2-2 F9 ②			3	0	0	0	0	0	1

BOTTOM

Kansas City Royals @ Detroit Tigers
Comerica Park, Detroit, MI

Sun Jul 27 2003, 1:05 PM EDT
Att. 35,326 - Overcast - 81 F

livebaseballscorecards.com

AB	32
R	1
H	5
RBI	1
BB	2
SO	5
LOB	14



Inning Stats	R: 0	H: 1	E: 0	LOB: 1	K: 1	BB: 0	S: 7	P: 8	R: 0	H: 1	E: 0	LOB: 1	K: 1	BB: 0	S: 11	P: 17	R: 0	H: 0	E: 0	LOB: 0	K: 0	BB: 0	S: 6	P: 8	R: 0	H: 2	E: 0	LOB: 2	K: 1	BB: 0	S: 12	P: 16	R: 0	H: 0	E: 0	LOB: 1	K: 0	BB: 1	S: 11	P: 20	R: 1	H: 1	E: 0	LOB: 0	K: 0	BB: 0	S: 9	P: 17	R: 0	H: 0	E: 0	LOB: 1	K: 1	BB: 1	S: 14	P: 22	R: 0	H: 0	E: 0	LOB: 0	K: 0	BB: 0	S: 6	P: 11	R: 0	H: 0	E: 0	LOB: 0	K: 1	BB: 0	S: 10	P: 16	1B: 3	SF: 0	2B: 1	SAC: 0	3B: 0	DP: 0	HR: 1	HBP: 0	WP: 0	PA: 34
--------------	------	------	------	--------	------	-------	------	------	------	------	------	--------	------	-------	-------	-------	------	------	------	--------	------	-------	------	------	------	------	------	--------	------	-------	-------	-------	------	------	------	--------	------	-------	-------	-------	------	------	------	--------	------	-------	------	-------	------	------	------	--------	------	-------	-------	-------	------	------	------	--------	------	-------	------	-------	------	------	------	--------	------	-------	-------	-------	-------	-------	-------	--------	-------	-------	-------	--------	-------	--------

PITCHER	IP	WLS	BF	H	R	ER	SO	BB	IBB	HBP	BLK	WP	HR	S	P	ERA	WHIP
Jose Lima, R ERA: 2.17 (1, 1)	5.0		20	4	0	0	3	1	0	0	0	0	0	47	69	0.00	1.000
Sean Lowe, R ERA: 5.23 (6, 1)	2.0		8	1	1	1	1	1	0	0	0	0	1	23	39	4.50	1.000
Jason Grimsley, R ERA: 4.39 (8, 1)	1.0		3	0	0	0	0	0	0	0	0	0	0	6	11	0.00	0.000
Mike MacDougal, R ERA: 4.23 (9, 1)	1.0		3	0	0	0	1	0	0	0	0	0	0	10	16	0.00	0.000

Batter	1	2	3	4	5	6	7	8	9	AB R H RBI BB SO LOB	TOP		
Tony Graffanino, R (1, 6) OBP: 0.356, SLG: 0.485	3-2 SH3 1B		4-2 G6-3 BB		2-2 F9		3-2 HR	2-1 2B		4 1 3 2 1 0 0	Chicago White Sox @ Kansas City Royals Kauffman Stadium, Kansas City, MO Tue Jul 29 2003, 7:05 PM CDT Att. 24,485 - Sunny - 82 F		
Roberto Alomar, S (1, 4) OBP: 0.350, SLG: 0.354	0-0 SH3 1-2		2-2 G6-3 1-2f		0-1 HR 1B		1-0 1B 2B 1B	1-3 K		4 2 2 0 0 1 3			
Frank Thomas, R (1, 10) OBP: 0.403, SLG: 0.560	2-0 P2		0-1 F9		1-2 P2		1-2 2B SF8 1B	2-2 G5-3		5 1 1 0 0 0 4			
Magglio Ordonez, R (1, 9) OBP: 0.386, SLG: 0.567	2-3 K			0-1 14 HR 1B	1-0 HR		3-2 SF8 1-3 2-H 2B	4-2 FC6-4 BB		4 2 3 3 1 1 1			
Carlos Lee, R (1, 7) OBP: 0.312, SLG: 0.467		0-0 F8		2-2 F7	0-3 K		1-1 SF8	0-1 FC6-4 2B 1-2f		4 0 0 1 0 1 2 0 0 0 0 0 0 0			
Willie Harris, L (9, 8) OBP: 0.228, SLG: 0.220													
Carl Everett, S (1, 8) OBP: 0.348, SLG: 0.499		2-3 K		2-2 P4		1-0 G5-3	0-0 L7	1-2 2B		4 0 0 0 0 1 2 1 0 1 0 0 0 0			
Aaron Rowand, R (7, 8) OBP: 0.321, SLG: 0.430													
14 Paul Konerko, R (1, 3) OBP: 0.285, SLG: 0.347		1-1 24 1B 1B		3-2 HR		0-0 F9		0-1 24 1B 2B 1B		4 2 3 2 1 0 0			
24 Joe Crede, R (1, 5) OBP: 0.284, SLG: 0.371		2-2 FC6-4 1B 1-3		0-0 HR		1-3 K		1-2 2B 1B	2-3 K	5 1 3 1 0 2 3			
Sandy Alomar Jr., R (1, 2) OBP: 0.270, SLG: 0.378		0-1 FC6-4 1-2f		2-2 F8		2-0 F8	0-3 K	0-0 G1-3		5 0 0 0 0 1 7			
Inning Stats	R: 0 E: 0 K: 1 S: 8 H: 1 LOB: 1 BB: 0 P: 15	R: 0 E: 0 K: 1 S: 14 H: 2 LOB: 2 BB: 0 P: 19	R: 0 E: 0 K: 0 S: 9 H: 0 LOB: 0 BB: 1 P: 15	R: 3 E: 0 K: 0 S: 20 H: 3 LOB: 0 BB: 0 P: 29	R: 2 E: 0 K: 1 S: 12 H: 2 LOB: 0 BB: 0 P: 16	R: 0 E: 0 K: 1 S: 5 H: 0 LOB: 0 BB: 0 P: 7	R: 3 E: 0 K: 0 S: 16 H: 4 LOB: 1 BB: 0 P: 27	R: 1 E: 0 K: 2 S: 19 H: 3 LOB: 2 BB: 0 P: 25	R: 0 E: 0 K: 1 S: 13 H: 1 LOB: 3 BB: 2 P: 24	1B: 9 2B: 3 3B: 0 HR: 4 SF: 1 SAC: 1 DP: 1 HBP: 0	WP: 0 PB: 0 SB: 0 CS: 0 PA: 45		
PITCHER	IP WLS BF H R ER SO BB IBB HBP BLK WP HR S P ERA WHIP											PITCHER	IP WLS BF H R ER SO BB IBB HBP BLK WP HR S P ERA WHIP
Darrell May, L (1, 1) ERA: 3.65	6.1 L 29 10 7 7 4 1 0 0 0 0 0 4 74 113 9.95 1.737												
D.J. Carrasco, R (7, 1) ERA: 4.15	1.2 10 5 2 2 2 0 0 0 0 0 0 0 29 40 10.80 3.000												
Nate Field, R (9, 1) ERA: 2.4	1.0 6 1 0 0 0 1 1 1 0 0 0 0 13 24 0.00 2.000												

AB	40
R	9
H	16
RBI	9
BB	3
SO	7
LOB	22



Batter	1	2	3	4	5	6	7	8	9	AB R H RBI BB SO LOB
Aaron Guiel, L (1, 9) OBP: 0.359, SLG: 0.553 Dee Brown, L (9, PH) OBP: 0.286, SLG: 0.345	2-1 G3-1	1-0 CS, HBP 2-H 1B		1-2 G3			1-2 F9 1B 1B		0-0 L4	4 0 2 1 0 0 1 1 0 0 0 0 0 0
Joe Randa, R (1, 5) OBP: 0.309, SLG: 0.407	1-0 2B 1B	1-0 1-2 HBP			1-2 G5-3		2-2 1-2 1B		1-0 F9	4 1 2 0 0 0 0
Carlos Beltrán, S (1, 8) OBP: 0.387, SLG: 0.478	0-0 1B 1-3 G4-3 2B	3-3 2-3			2-3 K		0-1 F9 2-3			4 1 1 0 0 2 4
Raul Ibanez, L (1, 10) OBP: 0.342, SLG: 0.471	1-2 G4-3 2-3 3-H 1B		2-1 P6		0-1 1B		0-0 F8			4 0 2 1 0 0 2
Ken Harvey, R (1, 3) OBP: 0.301, SLG: 0.407	1-1 G4-3		1-1 G5-3		1-0 G4-3		1-2 G3			4 0 0 1 0 0 4
Desi Relaford, S (1, 4) OBP: 0.342, SLG: 0.426	0-2 G3		3-2 G3			3-2 L1		3-1 G3-1		4 0 0 0 0 0 1
4 Angel Berroa, R (1, 6) OBP: 0.342, SLG: 0.487		0-1 G5-3		0-0 G6-3		0-2 G4-3		2-1 E6 G4-6-3		4 0 0 0 0 0 0
Michael Tucker, L (1, 7) OBP: 0.331, SLG: 0.454		4-1 S 2B BB		3-2 1B		1-2 1B		2-1 G4-6-3 1-2f		3 1 2 0 1 0 1
Mike DiFelice, R (1, 2) OBP: 0.295, SLG: 0.393		3-1 1B 2B		1-1 F9		0-0 F8		0-1 G6-3		4 1 1 1 0 0 2


Inning Stats	R: 2 E: 0 K: 0 S: 13	H: 3 LOB: 1 BB: 0 P: 18	R: 2 E: 0 K: 1 S: 10	H: 2 LOB: 2 BB: 1 P: 21	R: 0 E: 0 K: 0 S: 8	H: 0 LOB: 0 BB: 0 P: 14	R: 0 E: 0 K: 0 S: 9	H: 1 LOB: 1 BB: 0 P: 14	R: 0 E: 0 K: 1 S: 9	H: 1 LOB: 1 BB: 0 P: 13	R: 0 E: 0 K: 0 S: 14	H: 1 LOB: 1 BB: 0 P: 18	R: 0 E: 0 K: 0 S: 12	H: 2 LOB: 2 BB: 0 P: 16	R: 0 E: 1 K: 0 S: 6	H: 0 LOB: 0 BB: 0 P: 13	R: 0 E: 0 K: 0 S: 4	H: 0 LOB: 0 BB: 0 P: 5	1B: 8 2B: 3 3B: 0 HR: 0	SF: 0 SAC: 0 DP: 2 HBP: 1
--------------	-------------------------------	----------------------------------	-------------------------------	----------------------------------	------------------------------	----------------------------------	------------------------------	----------------------------------	------------------------------	----------------------------------	-------------------------------	----------------------------------	-------------------------------	----------------------------------	------------------------------	----------------------------------	------------------------------	---------------------------------	----------------------------------	------------------------------------

BOTTOM

Chicago White Sox @ Kansas City Royals
Kauffman Stadium, Kansas City, MO

Wed Jul 30 2003, 7:05 PM CDT
Att: 20,722 - Sunny - 89 F

AB	36
R	4
H	10
RBI	4
BB	1
SO	2
LOB	15



PITCHER	IP	WLS	BF	H	R	ER	SO	BB	IBB	HBP	BLK	WP	HR	S	P	ERA	WHIP
Jon Garland, R (1, 1) ERA: 4.48	6.0	W	27	8	4	4	2	1	0	1	0	0	0	63	98	6.00	1.500
Scott Schoeneweis, L (7, 1) ERA: 3.86	1.0		5	2	0	0	0	0	0	0	0	0	0	12	16	0.00	2.000
Matt Ginter, R (8, 1) ERA:	1.0		3	0	0	0	0	0	0	0	0	0	0	6	13	0.00	0.000
Billy Koch, R (9, 1) ERA: 5.4	1.0		3	0	0	0	0	0	0	0	0	0	0	4	5	0.00	0.000

Batter	1	2	3	4	5	6	7	8	9	10	11	AB R H RBI BB SO LOB	TOP												
Roberto Alomar, S (1, 4) OBP: 0.348, SLG: 0.350	G3-1		L8				G4-3		K			6 0 2 1 0 1 1	Chicago White Sox @ Kansas City Royals Kauffman Stadium, Kansas City, MO Thu Jul 31 2003, 7:05 PM CDT Att: 21,352 - Sunny - 89 F												
Carlos Lee, R (1, 7) OBP: 0.317, SLG: 0.494 Aaron Rowand, R (11, 7) OBP: 0.318, SLG: 0.426	HR		HR				SF8		K		P2	5 2 3 3 0 1 2 0 0 0 0 0 0 0													
Frank Thomas, R (1, 10) OBP: 0.396, SLG: 0.546	P4		P2				F7		F9		G5-3	5 0 0 0 0 0 2													
Magglio Ordonez, R (1, 9) OBP: 0.389, SLG: 0.573	K						G5-3		K		P5	5 0 0 0 0 2 0													
Carl Everett, S (1, 8) OBP: 0.350, SLG: 0.496 Willie Harris, L (8, 8) OBP: 0.233, SLG: 0.218		F8					P4		G6-3		14 CS BB	4 1 1 0 0 0 0 0 0 0 0 1 0 0													
14 Paul Konerko, R (1, 3) OBP: 0.288, SLG: 0.370 Tony Graffanino, R (11, PR) OBP: 0.354, SLG: 0.482		G6-3					E5		F9		24 BB 2B	5 1 2 2 0 0 0 0 1 0 0 0 0 0													
Jose Valentin, S (1, 6) OBP: 0.327, SLG: 0.459							G3		P4		F8	5 0 1 0 0 1 2													
24 Joe Crede, R (1, 5) OBP: 0.286, SLG: 0.369		G1-4-3					P6		L8		WP 2B	4 1 1 0 1 0 1													
Miguel Olivo, R (1, 2) OBP: 0.288, SLG: 0.369 Brian Daubach, L (11, PH) OBP: 0.360, SLG: 0.403 Sandy Alomar Jr., R (11, PH) OBP: 0.276, SLG: 0.392			P6				1B SF8		K		K	4 1 1 0 0 2 1 0 0 0 0 0 0 0 1 1 1 2 0 0 0													
Inning Stats	R: 1 E: 0 K: 1 S: 17	H: 1 LOB: 0 BB: 0 P: 25	R: 0 E: 0 K: 0 S: 10	H: 1 LOB: 1 BB: 0 P: 14	R: 1 E: 0 K: 0 S: 9	H: 1 LOB: 0 BB: 0 P: 9	R: 0 E: 1 K: 0 S: 8	H: 0 LOB: 1 BB: 0 P: 12	R: 1 E: 0 K: 0 S: 12	H: 2 LOB: 1 BB: 0 P: 15	R: 2 E: 0 K: 0 S: 14	H: 2 LOB: 0 BB: 0 P: 20		R: 0 E: 0 K: 1 S: 14	H: 1 LOB: 1 BB: 0 P: 22	R: 0 E: 0 K: 1 S: 7	H: 0 LOB: 0 BB: 0 P: 11	R: 0 E: 0 K: 1 S: 10	H: 0 LOB: 0 BB: 0 P: 11	R: 3 E: 0 K: 0 S: 12	H: 3 LOB: 2 BB: 2 P: 26	1B: 8 2B: 1 3B: 0 HR: 3	SF: 1 SAC: 0 DP: 0 HBP: 0	WP: 1 PB: 0 SB: 2 CS: 1	PA: 47
PITCHER	IP	WLS	BF	H	R	ER	SO	BB	IBB	HBP	BLK	WP		HR	S	P	ERA	WHIP							
Kyle Snyder, R (1, 1) ERA: 4.75	6.0		26	7	5	5	1	0	0	0	0	0	3	70	95	7.50	1.167								
Jason Grimsley, R (7, 1) ERA: 4.39	1.0		4	1	0	0	1	0	0	0	0	0	0	14	22	0.00	1.000								
Curt Leskanic, R (8, 1) ERA: 2.06	1.0		3	0	0	0	1	0	0	0	0	0	0	7	11	0.00	0.000								
Mike MacDougal, R (9, 1) ERA: 4.05	1.0		4	1	0	0	3	0	0	0	0	1	0	13	22	0.00	1.000								
Nate Field, R (10, 1) ERA: 3.24	1.2	L	7	1	2	2	1	2	0	0	0	0	0	17	29	10.80	1.800								
PITCHER	IP	WLS	BF	H	R	ER	SO	BB	IBB	HBP	BLK	WP	HR	S	P	ERA	WHIP								
Graeme Lloyd, L (11, 1) ERA: 3.5	0.1		3	2	1	1	0	0	0	0	0	0	0	5	8	27.00	6.000								

livebaseballscores.com

AB	44
R	8
H	12
RBI	8
BB	2
SO	7
LOB	9



Batter	1	2	3	4	5	6	7	8	9	10	11	AB R H RBI BB SO LOB	BOTTOM							
Desi Relaford, S OBP: 0.342, SLG: 0.428 (1, 4) F X	0-1 1B		1-0 SH1-3 1-2		0-0 SH3-4 G3-4 2B		0-1 G4-3		1-3 K	0-0 G3		5 1 2 0 0 1 0	Chicago White Sox @ Kansas City Royals Kauffman Stadium, Kansas City, MO Thu Jul 31 2003, 7:05 PM CDT Att. 21,352 - Sunny - 89 F							
Joe Randa, R OBP: 0.308, SLG: 0.403 (1, 5) B F X	1-1 F9		1-1 F9		1-0 SH3-4 2-3		3-2 E6		1-2 1B BB 1B HBP		2-3 K	3 0 0 0 0 0 2 1 1 0 0 0 1 0								
Carlos Febles, R OBP: 0.302, SLG: 0.261 (9, PR) F X																				
Carlos Beltrán, S OBP: 0.389, SLG: 0.486 (1, 8) B F X			1-3 K		0-0 G3-4 3-H		2-3 K		4-0 1B 1B 1-2 BB		1-0 HR	5 2 2 3 1 2 2								
Raul Ibanez, L OBP: 0.346, SLG: 0.474 (1, 7) B F X	2-2 1B		2-2 FC6-4 2-H 1B		1-3 K		0-1 1B 4 1B 1B		1-2 1B 1B		2-2 F7	6 1 4 1 0 1 0								
Ken Harvey, R OBP: 0.302, SLG: 0.405 (1, 3) F X	1-1 F9		0-1 FC6-4 1-2f				0-1 4 G5-3 1B		1-1 1B 4 1B 1-3 1B		0-1 P3	6 0 2 0 0 0 6								
Michael Tucker, L OBP: 0.329, SLG: 0.451 (1, 10) S C		0-3 K		3-3 K		3-3 K		0-0 F9	0-1 1B		1-2 2-3 3-H 1B	5 0 1 1 0 3 3								
4 Angel Berroa, R OBP: 0.343, SLG: 0.486 (1, 6) C X		0-1 G5-3		1-0 1B		0-0 G5-3 1-2		2-0 1B	1-2 3-H 1B		0-1 F7	5 0 2 1 0 0 4								
Aaron Guiel, L OBP: 0.349, SLG: 0.535 (1, 9) B B X		3-1 G4-3		3-2 F7		0-0 P6		0-0 K		1-2 G3-1		5 0 0 0 0 1 4								
Brent Mayne, L OBP: 0.309, SLG: 0.351 (1, 2) C X			1-2 SH1-3 1B	2-3 K			3-2 G1-3	0-0 P5		0-0 1B		5 1 2 0 0 1 3								
Inning Stats	R: 0 H: 2 E: 0 K: 1 S: 12	H: 0 LOB: 0 BB: 0 P: 10	R: 2 H: 3 E: 0 K: 0 S: 15	H: 1 LOB: 1 BB: 0 P: 22	R: 0 H: 1 E: 0 K: 2 S: 14	H: 1 LOB: 1 BB: 0 P: 10	R: 1 H: 1 E: 0 K: 1 S: 6	H: 1 LOB: 1 BB: 0 P: 8	R: 0 H: 0 E: 1 K: 1 S: 13	H: 0 LOB: 1 BB: 0 P: 21	R: 1 H: 3 E: 0 K: 1 S: 11	H: 3 LOB: 2 BB: 0 P: 16		R: 1 H: 2 E: 0 K: 1 S: 18	H: 2 LOB: 3 BB: 1 P: 25	R: 0 H: 1 E: 0 K: 0 S: 5	H: 1 LOB: 0 BB: 0 P: 6	R: 1 H: 1 E: 0 K: 1 S: 10	H: 1 LOB: 0 BB: 0 P: 15	1B: 13 SF: 0 2B: 1 SAC: 2 3B: 0 DP: 0 HR: 1 HBP: 1
PITCHER	IP WLS BF H R ER SO BB IBB HBP BLK WP HR S P ERA WHIP																			
Esteban Loaiza, R ERA: 2.27 (1, 1)	7.0 30 8 3 3 7 0 0 0 0 0 0 0 74 110 3.86 1.143																			
Damaso Marte, L ERA: 1.7 (8, 1)	1.0 H 6 3 1 1 1 0 0 0 0 0 0 0 11 16 9.00 3.000																			
Tom Gordon, R ERA: 3.04 (9, 1)	1.0 B 7 2 1 1 1 1 0 0 1 0 0 0 18 25 9.00 3.000																			
Scott Schoeneweis, L ERA: 3.89 (10, 1)	2.0 W 7 2 1 1 1 0 0 0 0 0 0 1 15 21 4.50 1.000																			

livebaseballscores.com

AB	46
R	6
H	15
RBI	6
BB	1
SO	10
LOB	24



Batter	1	2	3	4	5	6	7	8	9	AB	R	H	RBI	BB	SO	LOB	TOP						
13 Carl Crawford, L OBP: 0.306, SLG: 0.351 (1, 7)	2-2 2B 1B	1-0 1B 1B		1-2 G4-3		0-0 F8	3-3 K			5	2	2	0	0	1	4							
Marlon Anderson, L OBP: 0.322, SLG: 0.364 Antonio Perez, R OBP: 0.379, SLG: 0.447 (7, PH) (7, 4)	2-2 FC6-5 1-H 2B	2-2 WP S 1B		1-3 K2-3			2-3 K	1-0 G6-3 2B		3	0	2	2	0	1	0							
Aubrey Huff, L OBP: 0.361, SLG: 0.533 18 Jared Sandberg, R OBP: 0.333, SLG: 0.460 (1, 9) (8, 5)	1-2 FC6-5 5 2B HR	3-2 G3			1-2 L9-3 1B		0-2 5 2B 2B	0-2 G6-3		5	2	2	0	0	0	3							
5 Rocco Baldelli, R OBP: 0.337, SLG: 0.462 (1, 8)	1-1 1-3 HR 2B		2-0 G5-3		0-2 L9-3 1-1		0-1 2-H 1B 2B	2-0 G6-3		5	2	2	1	0	0	2							
Travis Lee, L OBP: 0.362, SLG: 0.468 (1, 3)	2-1 2-H 3-H HR		0-1 1B 1B		0-3 K		1-0 WP 1B 1B	4-2 BB		4	2	3	4	1	1	0							
Damian Rolls, R OBP: 0.305, SLG: 0.408 (1, 5) (8, 9)	0-2 P4		1-1 1-2 1B			2-2 P6	3-1 G5-3	0-0 F8		5	0	1	0	0	0	3							
Jeff Liefer, L OBP: 0.212, SLG: 0.318 (1, 10)	0-1 L8		2-3 K			1-0 P5	4-1 1B 1B IBB		0-0 G4-3	4	1	0	0	1	1	2	AB 43						
Toby Hall, R OBP: 0.316, SLG: 0.393 (1, 2)		1-1 G3	0-3 K			1-0 1B 1B	0-0 1B 1B		0-0 F8	5	0	2	1	0	1	2	R 9						
Julio Lugo, R OBP: 0.320, SLG: 0.353 (1, 6)		2-1 G6-3		2-2 G6-3		0-1 1B	0-1 3-H 1B		3-2 G5-3								H 17						
																	RBI 9						
																	BB 2						
																	SO 6						
																	LOB 16						
Inning Stats	R: 4 E: 0 K: 0 S: 18	H: 4 LOB: 0 BB: 0 P: 26	R: 1 E: 0 K: 0 S: 14	H: 2 LOB: 1 BB: 0 P: 23	R: 0 E: 0 K: 2 S: 11	H: 2 LOB: 0 BB: 0 P: 16	R: 0 E: 0 K: 1 S: 12	H: 0 LOB: 0 BB: 0 P: 16	R: 0 E: 0 K: 1 S: 9	H: 1 LOB: 0 BB: 0 P: 10	R: 0 E: 0 K: 0 S: 11	H: 2 LOB: 2 BB: 0 P: 15	R: 4 E: 0 K: 2 S: 18	H: 5 LOB: 2 BB: 1 P: 31	R: 0 E: 0 K: 0 S: 13	H: 1 LOB: 2 BB: 1 P: 20	R: 0 E: 0 K: 0 S: 5	H: 0 LOB: 0 BB: 0 P: 8	1B: 11 2B: 6 3B: 0 HR: 1	SF: 0 SAC: 0 DP: 1 HBP: 0	WP: 2 PB: 0 SB: 2 CS: 0	PA: 45	
PITCHER	IP	WLS	BF	H	R	ER	SO	BB	IBB	HBP	BLK	WP	HR	S	P	ERA	WHIP					ERA	WHIP
Jose Lima, R ERA: 2.96 (1, 1)	2.0		12	6	5	5	0	0	0	0	0	1	1	32	49	22.50	3.000						
51 Kris Wilson, R ERA: 4.83 (3, 1)	4.0		16	5	0	0	4	0	0	0	0	0	0	43	57	0.00	1.250						
Graeme Lloyd, L ERA: 4.21 (7, 1)	0.1	L	4	3	3	3	1	0	0	0	0	0	0	9	12	81.00	9.000						
Jason Grimsley, R ERA: 4.5 (7, 1)	0.2		5	2	1	1	1	0	1	0	0	1	0	9	19	13.50	3.000						
D.J. Carrasco, R ERA: 4.0 (8, 1)	2.0		8	1	0	0	0	1	0	0	0	0	0	18	28	0.00	1.000						

Tampa Bay Devil Rays @ Kansas City Royals
Kauffman Stadium, Kansas City, MO

Fri Aug 01 2003, 7:05 PM CDT
Att. 33,379 - Cloudy - 82 F

livebaseballscores.com



Batter	1	2	3	4	5	6	7	8	9	AB R H RBI BB SO LOB
Desi Relaford, S OBP: 0.343, SLG: 0.426 (1, 9) BB FC5 BB BB	4-2 FC5 BB BB	0-2 BB 1B 1B	3-3 K			0-0 F9		2-2 F7		4 0 1 0 1 1 2
Joe Randa, R OBP: 0.310, SLG: 0.404 (1, 5) BB FC5 HR BB	4-1 FC5 HR BB	3-2 F7		3-2 1B SF7 2B		2-1 F9		2-1 F7		4 2 1 0 1 0 2
Carlos Beltrán, S OBP: 0.392, SLG: 0.488 (1, 8) FC5 HR	1-1 FC5 HR	0-2 BB 1B		0-1 1B		1-0 CS 1B		2-2 F7		5 1 3 0 0 0 2
Raul Ibanez, L OBP: 0.347, SLG: 0.480 (1, 7) HR	2-2 HR	4-1 BB		2-2 SF7		2-1 CS		1-3 K		3 1 1 5 1 2 0
Ken Harvey, R OBP: 0.299, SLG: 0.401 (1, 3) G6-3	0-2 G6-3	3-3 K		3-H 1-2 F7		0-1 G6-3				4 0 0 0 0 1 4
4 Angel Berroa, R OBP: 0.342, SLG: 0.492 (1, 6) IHR	2-0 IHR	0-0 G3-1		2-2 G4-3		2-0 P3				4 1 1 1 0 0 4
Michael Tucker, L OBP: 0.331, SLG: 0.448 (1, 10) BB	4-2 BB		2-3 K		0-0 G3		4-2 BB			2 0 0 0 2 1 0
Mike DiFelice, R OBP: 0.294, SLG: 0.389 (1, 2) K	0-3 K		0-0 1B		0-3 K		0-1 F8			4 0 1 0 0 2 2
Carlos Febles, R OBP: 0.302, SLG: 0.262 Dee Brown, L OBP: 0.283, SLG: 0.341 (8, PH) (9, 9) 1B BB 1B		1-1 1B BB 1B	0-0 F9		1-0 P2		2-3 K			3 1 1 0 0 0 1 1 0 0 0 0 1 1

Inning Stats	R: 4	H: 2	E: 0	K: 1	S: 20	H: 2	LOB: 1	BB: 3	P: 37	R: 1	H: 3	E: 0	K: 1	S: 18	R: 0	H: 1	E: 0	K: 2	S: 9	R: 1	H: 2	E: 0	K: 0	S: 17	R: 0	H: 0	E: 0	K: 1	S: 5	R: 0	H: 1	E: 0	K: 0	S: 5	R: 0	H: 0	E: 0	K: 1	S: 6	R: 0	H: 0	E: 0	K: 1	S: 12	R: 0	H: 0	E: 0	K: 1	S: 8	R: 0	H: 0	E: 0	K: 1	S: 8	1B: 6	SF: 1	3B: 0	HR: 2	WP: 0	PA: 41
--------------	------	------	------	------	-------	------	--------	-------	-------	------	------	------	------	-------	------	------	------	------	------	------	------	------	------	-------	------	------	------	------	------	------	------	------	------	------	------	------	------	------	------	------	------	------	------	-------	------	------	------	------	------	------	------	------	------	------	-------	-------	-------	-------	-------	--------

PITCHER	IP	WLS	BF	H	R	ER	SO	BB	IBB	HBP	BLK	WP	HR	S	P	ERA	WHIP
Joe Kennedy, L ERA: 6.48 (1, 1)	1.0		10	4	5	5	1	3	0	0	0	0	1	25	43	45.00	7.000
Chad Gaudin, R ERA: 3.86 (2, 1)	2.1		12	4	1	1	3	1	0	0	0	0	0	31	51	3.86	2.143
Brandon Backe, R ERA: 4.5 (4, 1)	4.0	W	13	1	0	0	2	1	0	0	0	0	0	29	45	0.00	0.500
Mark Malaska, L ERA: 7.36 (8, 1)	0.2	H	2	0	0	0	1	0	0	0	0	0	0	7	11	0.00	0.000
Lance Carter, R ERA: 4.42 (9, 1)	1.0	S	3	0	0	0	1	0	0	0	0	0	0	8	13	0.00	0.000

BOTTOM

Tampa Bay Devil Rays @ Kansas City Royals
Kauffman Stadium, Kansas City, MO

livebaseballscorecards.com

AB	34
R	6
H	9
RBI	6
BB	5
SO	8
LOB	18



PITCHER	IP	WLS	BF	H	R	ER	SO	BB	IBB	HBP	BLK	WP	HR	S	P	ERA	WHIP
---------	----	-----	----	---	---	----	----	----	-----	-----	-----	----	----	---	---	-----	------

Fri Aug 01 2003, 7:05 PM CDT
Att: 33,379 - Cloudy - 82 F

Batter	1	2	3	4	5	6	7	8	9	AB R H RBI BB SO LOB	TOP																
13 Carl Crawford, L OBP: 0.307, SLG: 0.352 (1, 7)	1-3 K		0-0 B1-3			2-2 G4-3	3-2 S S 1B		1-1 S S 1B	5 1 2 0 0 1 0	Tampa Bay Devil Rays @ Kansas City Royals Kauffman Stadium, Kansas City, MO Sat Aug 02 2003, 6:05 PM CDT Att. 38,709 - Cloudy - 88 F																
Antonio Perez, R OBP: 0.380, SLG: 0.432 (1, 4) (7, 5)	4-2 BB			4-2 5 1B BB		2-1 F7	1-1 SAFE F8	1-3 K	3 1 0 0 2 1 1																		
5 Rocco Baldelli, R OBP: 0.336, SLG: 0.459 (1, 8)	2-0 F8			0-0 1B 1-2 G6-4-3 1B		1-2 F8	1-0 G6-3	1-3 K	5 1 1 0 0 1 2																		
Aubrey Huff, L OBP: 0.362, SLG: 0.533 (1, 10)	1 SAFE F8			0-1 1-3 2-H G6-4-3 1B			2-2 2B 1B	G5-3	4 1 2 1 0 0 1																		
Toby Hall, R OBP: 0.312, SLG: 0.387 (1, 2)		3-1 F8		0-1 G6-4-3		2-2 P5	2-2 P6		4 0 0 0 0 0 2																		
Travis Lee, L OBP: 0.363, SLG: 0.471 (1, 3)		0-0 F8		0-0 3-H F9		3-2 1B 1B 2B	3-2 1B 1B		4 1 2 1 0 0 0																		
Damian Rolls, R OBP: 0.308, SLG: 0.410 (1, 9)		1-0 F8			3-1 F7	0-0 S 2B 1B	3-1 1B		4 1 2 0 0 0 0																		
18 Jared Sandberg, R OBP: 0.324, SLG: 0.446 (1, 5) Marlon Anderson, L OBP: 0.323, SLG: 0.365 (7, PH) (7, 4)			2-3 K		2-3 K	0-0 S 2B 1B	3-2 F8		2 0 0 0 0 2 0 2 1 1 1 0 0 2																		
Julio Lugo, R OBP: 0.319, SLG: 0.355 (1, 6)			1-3 K		2-3 K	1-2 13 1B E 2B		1-3 K	4 1 1 2 0 3 0																		
Inning Stats	R: 0 E: 0 K: 1 S: 7	H: 0 LOB: 1 BB: 1 P: 14	R: 0 E: 0 K: 0 S: 4	H: 0 LOB: 0 BB: 0 P: 8	R: 0 E: 0 K: 2 S: 7	H: 0 LOB: 0 BB: 0 P: 10	R: 2 E: 0 K: 0 S: 8	H: 2 LOB: 0 BB: 1 P: 12	R: 0 E: 0 K: 2 S: 9	H: 0 LOB: 0 BB: 0 P: 16		R: 0 E: 0 K: 0 S: 8	H: 0 LOB: 0 BB: 0 P: 13	R: 6 E: 0 K: 0 S: 23	H: 6 LOB: 0 BB: 0 P: 36	R: 0 E: 0 K: 0 S: 17	H: 2 LOB: 2 BB: 0 P: 31	R: 0 E: 0 K: 3 S: 11	H: 1 LOB: 1 BB: 0 P: 15	1B: 9 2B: 2 3B: 0 HR: 0	SF: 0 SAC: 0 DP: 1 HBP: 0	WP: 0 PB: 0 SB: 5 CS: 0	PA: 39				
PITCHER	IP WLS BF H R ER SO BB IBB HBP BLK WP HR S P ERA WHIP																										
Darrell May, L ERA: 3.8 (1, 1)	6.1		5	5	5	5	2	0	0	0	0	0	0	56	93	7.11	1.105										
Curt Leskanic, R ERA: 2.27 (7, 1)	0.2	W	5	3	3	1	0	0	0	0	0	0	0	10	16	13.50	4.500										
Al Levine, R ERA: 2.84 (8, 1)	1.0	H	5	2	0	0	0	0	0	0	0	0	0	17	31	0.00	2.000										
Mike MacDougal, R ERA: 3.97 (9, 1)	1.0	S	4	1	0	0	3	0	0	0	0	0	0	11	15	0.00	1.000										

AB	37
R	8
H	11
RBI	5
BB	2
SO	8
LOB	8



Tampa Bay Devil Rays @ Kansas City Royals
 Kauffman Stadium, Kansas City, MO

Sat Aug 02 2003; 6:05 PM CDT
 Att: 38,709 - Cloudy - 88 F

livebaseballscorecards.com

AB	32
R	10
H	14
RBI	9
BB	5
SO	7
LOB	15



WP:	0	PA:	42
PB:	1	SB:	0
CS:	1		

Batter	1	2	3	4	5	6	7	8	9	AB	R	H	RBI	BB	SO	LOB
Aaron Guiel, L OBP: 0.350, SLG: 0.538 (1, 9)	0-2 SH1-3 2B		1-3 K	1-1 SF7		3-2 1B HBP	1-3 K			3	1	1	1	0	2	2
Joe Randa, R OBP: 0.309, SLG: 0.402 (1, 5)	0-1 SH1-3 2-3		0-3 K	2-2 G4-3		1-1 1B		3-1 G5-3		4	0	1	1	0	1	3
Carlos Beltrán, S OBP: 0.399, SLG: 0.500 (1, 10)	4-0 CS BB			4-1 2B G3 BB	2-0 HR	3-2 1B		4-1 1B 4 1B BB		2	3	2	2	3	0	0
Raul Ibanez, L OBP: 0.347, SLG: 0.480 (1, 3) (9, 7)	2-2 G4-3 1-2			3-1 G3 1B 2B	1-1 G4-6-3 HBP	0-2 F8		1-2 F7		4	1	1	0	0	0	5
Michael Tucker, L OBP: 0.332, SLG: 0.448 (1, 8)		0-0 G3		1-0 G3	3-2 G4-6-3		0-2 SH5-4 4 1B 1B	2-1 4 1B 1B		5	1	2	1	0	0	2
4 Angel Berroa, R OBP: 0.345, SLG: 0.492 (1, 6)		1-3 K		4-0 E 1B 1B BB	3-1 P3		0-1 SH5-4 E 1B	0-2 1B		4	2	2	1	1	1	0
Desi Relaford, S OBP: 0.343, SLG: 0.425 (1, 4)		3-1 G4-3		0-0 1B BB		2-3 K	1-0 SH5-4			3	1	1	1	0	1	0
Brent Mayne, L OBP: 0.320, SLG: 0.359 (1, 2)			2-1 1B	4-2 PB 1B BB		1-2 1B HBP	2-2 E8 1B			3	1	3	1	1	0	0
Dee Brown, L OBP: 0.281, SLG: 0.337 Ken Harvey, R OBP: 0.299, SLG: 0.401 (1, 7) (9, 3)			1-3 K	2-2 PB 1B		2-1 F7	3-3 K			4	0	1	1	0	2	3
				1-2 2-3 3-H						0	0	0	0	0	0	0

Inning Stats	R: 0	H: 1	E: 0	K: 0	S: 9	H: 0	LOB: 0	BB: 0	P: 10	R: 0	H: 1	E: 0	K: 3	S: 11	R: 4	H: 3	E: 1	K: 0	S: 15	R: 1	H: 1	E: 0	K: 0	S: 7	R: 2	H: 3	E: 0	K: 1	S: 20	R: 2	H: 3	E: 1	K: 2	S: 16	R: 1	H: 2	E: 0	K: 0	S: 12
--------------	------	------	------	------	------	------	--------	-------	-------	------	------	------	------	-------	------	------	------	------	-------	------	------	------	------	------	------	------	------	------	-------	------	------	------	------	-------	------	------	------	------	-------

PITCHER	IP	WLS	BF	H	R	ER	SO	BB	IBB	HBP	BLK	WP	HR	S	P	ERA	WHIP
Rob Bell, R ERA: 6.85 (1, 1)	3.1		18	5	4	4	4	4	0	0	0	0	0	36	68	10.80	2.700
Jon Switzer, L ERA: 10.13 (4, 1)	2.2		13	4	3	3	1	0	0	2	0	0	1	32	56	10.12	1.500
Mark Malaska, L ERA: 7.71 (7, 1)	1.0	L	6	3	2	1	2	0	0	0	0	0	0	16	23	9.00	3.000
Travis Harper, R ERA: 3.67 (8, 1)	1.0		5	2	1	1	0	1	0	0	0	0	0	12	22	9.00	3.000

Batter	1	2	3	4	5	6	7	8	9	AB R H RBI BB SO LOB	TOP	
13 Carl Crawford, L OBP: 0.309, SLG: 0.353 (1, 7) C X	0-1 SH1-3 1B		1-1 FC1-6 1-2f 2-3		2-1 S 1B		1-0 G4-3			4 0 2 0 0 0 3	Tampa Bay Devil Rays @ Kansas City Royals Kauffman Stadium, Kansas City, MO Sun Aug 03 2003, 1:05 PM CDT Att. 15,870 - Cloudy - 90 F	
Antonio Perez, R OBP: 0.369, SLG: 0.418 (1, 4) (7, 5) B X	1-0 SH1-3		1-3 K 1 SAFE 1 SAFE		0-1 F9		1-2 P4			3 0 0 0 0 1 4		
5 Rocco Baldelli, R OBP: 0.333, SLG: 0.455 (1, 8) C F B B X	1-2 G5-3		2-3 K 1 SAFE		0-1 G5-3		0-2 L8			4 0 0 0 0 1 3		
Aubrey Huff, L OBP: 0.359, SLG: 0.528 (1, 10) B C B X	2-1 G4-3			3-2 G6-3		0-1 F8		1-3 K		4 0 0 0 0 1 1		
Toby Hall, R OBP: 0.311, SLG: 0.389 (1, 2) B X		1-0 F9		0-0 P5		1-1 2B		0-1 G3-1		4 0 1 0 0 0 0		
Travis Lee, L OBP: 0.359, SLG: 0.466 (1, 3) C X		0-1 F8		1-1 F7		0-2 F8		2-3 K		4 0 0 0 0 1 1		
Damian Rolls, R OBP: 0.307, SLG: 0.412 (1, 9) B F F		0-3 K			1-0 L5		2-2 G3-1 2B		0-3 K	4 0 1 0 0 2 0		
18 Jared Sandberg, R OBP: 0.329, SLG: 0.448 (1, 5) Marlon Anderson, L OBP: 0.322, SLG: 0.364 (7, PH) (7, 4) X			0-0 FC1-6 1B		0-2 G5-3		1-1 G3-1 2B			2 0 1 0 0 0 0 1 0 0 0 0 0 1		
Julio Lugo, R OBP: 0.322, SLG: 0.355 (1, 6) C C B B X			1-2 FC1-6 1B		4-2 13 1B BB		1-1 L1			2 0 1 0 1 0 1		
Inning Stats	R: 0 H: 1 E: 0 LOB: 1 K: 0 BB: 0 S: 9 P: 13	R: 0 H: 0 E: 0 LOB: 0 K: 1 BB: 0 S: 6 P: 7	R: 0 H: 2 E: 0 LOB: 2 K: 2 BB: 0 S: 13 P: 18	R: 0 H: 0 E: 0 LOB: 0 K: 0 BB: 0 S: 6 P: 10	R: 0 H: 1 E: 0 LOB: 2 K: 0 BB: 1 S: 11 P: 18	R: 0 H: 1 E: 0 LOB: 1 K: 0 BB: 0 S: 9 P: 10	R: 0 H: 1 E: 0 LOB: 1 K: 0 BB: 0 S: 10 P: 15	R: 0 H: 0 E: 0 LOB: 0 K: 1 BB: 0 S: 10 P: 12	R: 0 H: 0 E: 0 LOB: 0 K: 2 BB: 0 S: 8 P: 10	1B: 4 SF: 0 2B: 2 SAC: 1 3B: 0 DP: 0 HR: 0 HBP: 0		WP: 0 PA: 34 PB: 0 SB: 2 CS: 0
PITCHER 41 Jimmy Gobble, L ERA: (1, 1) Curt Leskanic, R ERA: 2.21 (7, 1) Jeremy Affeldt, L ERA: 4.33 (8, 1)	IP WLS BF H R ER SO BB IBB HBP BLK WP HR S P ERA WHIP											PITCHER IP WLS BF H R ER SO BB IBB HBP BLK WP HR S P ERA WHIP
	6.0 W 25 6 0 0 3 1 0 0 0 0 0 0 59 83 0.00 1.167											
	1.0 H 3 0 0 0 0 0 0 0 0 0 0 0 5 8 0.00 0.000											
	2.0 S 6 0 0 0 3 0 0 0 0 0 0 0 18 22 0.00 0.000											

AB	32
R	0
H	6
RBI	0
BB	1
SO	6
LOB	14



Batter	1	2	3	4	5	6	7	8	9	AB R H RBI BB SO LOB	TOP														
Aaron Guiel, L (1, 9) OBP: 0.353, SLG: 0.548	1-2 G4-3 S HBP		3-2 G4-3	0-1 P6		1-1 SH3-4 FC4-6 2B	1-3 K		1 SAFE 4-2 B SAFE 1B BB	4 1 1 3 1 1 3															
Joe Randa, R (1, 5) OBP: 0.310, SLG: 0.409	1-1 F8		0-0 F8		2-0 G5-3	1-1 SH3-4		2-3 K	1-1 1B	5 0 1 1 0 1 2															
Carlos Beltrán, S (1, 8) OBP: 0.396, SLG: 0.490	2-1 G4-3			4-2 1B BB	0-0 G4-3	2-1 FC4-6 HBP		1-2 P4	1-3 K	4 1 0 0 1 1 3															
Raul Ibanez, L (1, 3) OBP: 0.346, SLG: 0.476	3-2 F7			1-0 1B 4 SF9 1B	1-0 WP 1B	0-1 FC4-6 BB 2B		1-0 G3-1		5 2 2 1 0 0 2															
Desi Relaford, S (1, 4) OBP: 0.344, SLG: 0.425				0-0 4 SF9 1B 1B	2-1 F9	4-0 4 2B BB		2-2 4 E 2B		4 3 2 1 1 1 1															
4 Angel Berroa, R (1, 6) OBP: 0.346, SLG: 0.493				1-0 SF9		1-2 1B 2B		2-0 SH SH1-4 1B		3 2 2 3 0 0 0															
Michael Tucker, L (1, 7) OBP: 0.330, SLG: 0.443				0-0 G3		1-1 1B 1B 2B BB		0-1 SH1-4		2 0 0 0 0 0 1															
Ken Harvey, R (6, PH) OBP: 0.297, SLG: 0.396								2-3 K		1 1 0 0 1 0 1															
Brent Mayne, L (1, 2) OBP: 0.321, SLG: 0.357				1-0 G1-6-3	4-1 1B BB	1-1 1B 2B 1B	3-3 K	2-3 K		4 1 1 1 1 2 1															
Dee Brown, L (1, 10) OBP: 0.307, SLG: 0.362				1-1 G4-3 1B	0-0 1B	1-0 1B 2B 1B	0-3 K	0-1 WP 1B		5 2 4 2 0 1 0															
Inning Stats	R: 0 E: 0 K: 0 S: 9	H: 0 LOB: 1 BB: 0 P: 16	R: 0 E: 0 K: 1 S: 10	H: 0 LOB: 0 BB: 0 P: 14	R: 0 E: 0 K: 0 S: 7	H: 1 LOB: 1 BB: 0 P: 12	R: 3 E: 0 K: 0 S: 13	H: 3 LOB: 2 BB: 2 P: 23	R: 0 E: 0 K: 0 S: 5	H: 1 LOB: 1 BB: 0 P: 10	R: 7 E: 0 K: 0 S: 24	H: 5 LOB: 1 BB: 2 P: 40	R: 0 E: 0 K: 3 S: 12	H: 0 LOB: 0 BB: 0 P: 16	R: 0 E: 0 K: 1 S: 7	H: 0 LOB: 0 BB: 0 P: 11	R: 3 E: 1 K: 2 S: 21	H: 3 LOB: 2 BB: 1 P: 33	1B: 10 2B: 3 3B: 0 HR: 0	SF: 1 SAC: 3 DP: 0 HBP: 2	WP: 2 PB: 0 SB: 1 CS: 0	PA: 48			
PITCHER	IP WLS BF H R ER SO BB IBB HBP BLK WP HR S P ERA WHIP																								
Jon Garland, R (1, 1) ERA: 4.58	5.0		24	6	4	4	1	2	0	1	0	47	79	7.20	1.600										
Scott Schoeneweis, L (6, 1) ERA: 4.64	0.0	L	4	3	3	3	0	1	0	0	0	9	16	∞	∞										
Matt Ginter, R (6, 1) ERA: 13.5	0.1		2	0	0	0	0	0	0	1	0	3	6	0.00	0.000										
Kelly Wunsch, L (6, 1) ERA: 1.33	1.2		7	1	3	3	3	1	0	0	0	21	30	16.20	1.200										
Tom Gordon, R (8, 1) ERA: 3.42	2.0		11	3	3	3	3	1	0	0	0	28	44	13.50	2.000										

Kansas City Royals @ Chicago White Sox
 U.S. Cellular Field, Chicago, IL
 Mon Aug 04 2003, 8:05 PM EDT
 Att. 43,922 - Sunny - 72 F

livebaseballscorecards.com

AB	37
R	13
H	13
RBI	12
BB	5
SO	7
LOB	14



Batter	1	2	3	4	5	6	7	8	9	AB	R	H	RBI	BB	SO	LOB
Roberto Alomar, S OBP: 0.352, SLG: 0.347 (1, 4)	1-0 SAFE G5-3 1B	4-1 BB BB 1-2 BB		3-2 G5-3		0-1 E 1B		1-2 G4-3		4	2	2	0	1	0	0
Carlos Lee, R OBP: 0.322, SLG: 0.498 (1, 7)	2-1 SAFE G5-3	4-1 BB 1-2 2-3 BB		0-1 F9		3-2 G1-3 1-H		2-2 F7		4	0	0	0	1	0	1
Frank Thomas, R OBP: 0.394, SLG: 0.543 (1, 10)	3-1 HBP 1B	4-1 BB 1-2 2-3 3-H BB			0-1 P6	0-1 HR		2-1 P4		3	1	1	2	1	0	0
Magglio Ordonez, R OBP: 0.383, SLG: 0.559 (1, 9)	1-0 P6	0-1 G4-3			0-0 1B 2B	3-2 G4-3			0-1 F7	5	1	1	0	0	0	5
Carl Everett, S OBP: 0.353, SLG: 0.500 (1, 8)	2-2 2-H 1B		2-2 P5		0-1 24 HR 1B	1-1 G6-3			0-0 G4-3	5	1	2	1	0	0	0
14 Paul Konerko, R OBP: 0.287, SLG: 0.376 (1, 3)	0-0 F7		1-1 BB 1B		1-2 P3				3-2 P3	5	0	1	0	0	0	4
Jose Valentin, S OBP: 0.324, SLG: 0.456 (1, 6)		3-2 F8	4-2 24 G1-6-3 BB		2-1 24 HR 1B	1-1 HR		2-2 HR		3	2	2	2	1	0	0
24 Joe Crede, R OBP: 0.288, SLG: 0.375 (1, 5)		2-0 F8	1-1 G1-6-3		1-1 HR	2-2 G5-3		2-2 G5-3		4	1	1	3	0	0	2
Miguel Olivo, R OBP: 0.285, SLG: 0.362 (1, 2)		3-2 BB BB BB 1B			0-0 G5-3	2-3 K		2-3 K		4	1	1	0	0	2	0

Inning Stats	R: 1	H: 2	E: 0	K: 10	LOB: 2	BB: 0	P: 19	R: 1	H: 1	E: 0	K: 12	LOB: 1	BB: 1	P: 20	R: 0	H: 0	E: 0	K: 10	LOB: 0	BB: 0	P: 13	R: 4	H: 4	E: 0	K: 13	LOB: 0	BB: 0	P: 17	R: 2	H: 2	E: 1	K: 12	LOB: 0	BB: 0	P: 19	R: 1	H: 1	E: 0	K: 17	LOB: 0	BB: 0	P: 26	R: 0	H: 0	E: 0	K: 8	LOB: 0	BB: 0	P: 13	R: 0	H: 0	E: 0	K: 8	LOB: 0	BB: 11	P: 11
	1B: 7	SF: 0	2B: 1	SAC: 0	3B: 0	DP: 1	HR: 3	HBP: 1	WP: 0	PA: 42	1B: 7	SF: 0	2B: 1	SAC: 0	3B: 0	DP: 1	HR: 3	HBP: 1	WP: 0	PA: 42	1B: 7	SF: 0	2B: 1	SAC: 0	3B: 0	DP: 1	HR: 3	HBP: 1	WP: 0	PA: 42	1B: 7	SF: 0	2B: 1	SAC: 0	3B: 0	DP: 1	HR: 3	HBP: 1	WP: 0	PA: 42	1B: 7	SF: 0	2B: 1	SAC: 0	3B: 0	DP: 1	HR: 3	HBP: 1	WP: 0	PA: 42						

PITCHER	IP	WLS	BF	H	R	ER	SO	BB	IBB	HBP	BLK	WP	HR	S	P	ERA	WHIP
Runelvys Hernandez, R ERA: 3.87 (1, 1)	5.0	W	27	8	6	6	1	4	0	0	0	0	1	57	101	10.80	2.400
Nate Field, R ERA: 4.08 (6, 1)	1.0		5	2	2	2	0	0	0	0	0	0	1	12	19	18.00	2.000
Jason Grimsley, R ERA: 4.58 (7, 1)	1.0	H	4	1	1	1	1	0	0	0	0	0	1	17	26	9.00	1.000
Al Levine, R ERA: 2.73 (8, 1)	2.0	S	6	0	0	0	0	0	0	0	0	0	0	16	24	0.00	0.000

BOTTOM

Kansas City Royals @ Chicago White Sox
U.S. Cellular Field, Chicago, IL
Mon Aug 04 2003, 8:05 PM EDT
Att. 43,922 - Sunny - 72 F

livebaseballscorecards.com

AB	37
R	9
H	11
RBI	8
BB	4
SO	2
LOB	12



Batter	1	2	3	4	5	6	7	8	9	AB R H RBI BB SO LOB	TOP										
Aaron Guiel, L (1, 9) OBP: 0.354, SLG: 0.550	2-2 1B 2B		3-2 1B 1B	1-3 K			2-0 G4-3		0-2 G5-3	5 2 2 0 0 1 2	Kansas City Royals @ Chicago White Sox U.S. Cellular Field, Chicago, IL Tue Aug 05 2003, 8:05 PM EDT Att. 38,973 - Sunny - 77 F										
Joe Randa, R (1, 5) OBP: 0.308, SLG: 0.406	1-2 L4		1-1 1B 1B			1-2 F9	1-1 G1-3		2-1 E5 1B	5 1 1 0 0 0 1											
Carlos Beltrán, S (1, 8) OBP: 0.393, SLG: 0.486	1-2 G6-3		1-3 K			1-3 K		3-2 K	3-2 1B	5 0 1 1 0 3 3											
Raul Ibanez, L (1, 7) OBP: 0.344, SLG: 0.473	3-2 1B 2-H		3-2 L7			0-1 G3		2-3 K	1-1 F8	5 0 1 1 0 1 3											
Ken Harvey, R (1, 3) OBP: 0.299, SLG: 0.400	1-3 K		0-0 1B 1-2 2-H			1-1 G1-3		2-1 2B		4 0 2 1 0 1 1											
Desi Relaford, S (1, 4) OBP: 0.345, SLG: 0.423			3-2 F9	1-0 L1		4-2 4 G5-3 BB		4-2 BB		2 0 0 0 2 0 2											
4 Angel Berroa, R (1, 6) OBP: 0.348, SLG: 0.493			1-2 1B			2-2 E1 1B		2-1 F8		4 0 2 0 0 0 3											
Brent Mayne, L (1, 2) OBP: 0.318, SLG: 0.353			2-3 K			2-3 K		2-1 G3-1		3 0 0 0 0 2 3											
Mike DiFelice, R (9, PH) OBP: 0.292, SLG: 0.386										1 0 0 0 0 1 0											
Dee Brown, L (1, 10) OBP: 0.298, SLG: 0.351			2-3 K			2-2 P6		0-0 G3		3 0 0 0 0 1 2											
Carlos Febles, R (9, PH) OBP: 0.306, SLG: 0.266									2-2 G5-3 1B	1 1 1 0 0 0 0											
Inning Stats	R: 1 E: 0 K: 1 S: 19	H: 2 LOB: 1 BB: 0 P: 27	R: 0 E: 0 K: 2 S: 14	H: 1 LOB: 1 BB: 0 P: 22	R: 1 E: 0 K: 1 S: 14	H: 3 LOB: 2 BB: 0 P: 23	R: 0 E: 1 K: 2 S: 15	H: 1 LOB: 1 BB: 0 P: 22	R: 0 E: 0 K: 1 S: 8	H: 0 LOB: 0 BB: 0 P: 10	R: 0 E: 0 K: 0 S: 9	H: 0 LOB: 1 BB: 1 P: 17	R: 0 E: 0 K: 0 S: 4	H: 0 LOB: 0 BB: 0 P: 7	R: 0 E: 0 K: 2 S: 19	H: 1 LOB: 2 BB: 1 P: 32	R: 2 E: 1 K: 1 S: 16	H: 2 LOB: 1 BB: 0 P: 26	1B: 8 2B: 2 3B: 0 HR: 0	SF: 0 SAC: 0 DP: 0 HBP: 0	WP: 0 PA: 40 PB: 0 SB: 0 CS: 0
PITCHER	IP WLS BF H R ER SO BB IBB HBP BLK WP HR S P ERA WHIP																				
Esteban Loaiza, R (1, 1) ERA: 2.3	6.0 W 26 7 2 2 7 1 0 0 0 0 0 0 79 121 3.00 1.333																				
Kelly Wunsch, L (7, 1) ERA: 1.23	1.2 H 5 0 0 0 2 0 0 0 0 0 0 0 16 24 0.00 0.000																				
Billy Koch, R (8, 1) ERA: 5.55	0.0 1 1 0 0 0 0 0 0 0 0 0 0 2 4 ∞ ∞																				
Damaso Marte, L (8, 1) ERA: 1.63	1.1 S 8 2 2 0 1 1 0 0 0 0 0 0 21 37 0.00 2.250																				

AB	38
R	4
H	10
RBI	3
BB	2
SO	10
LOB	20



WP: 0	PA: 40
PB: 0	
SB: 0	
CS: 0	

PITCHER	IP	WLS	BF	H	R	ER	SO	BB	IBB	HBP	BLK	WP	HR	S	P	ERA	WHIP
---------	----	-----	----	---	---	----	----	----	-----	-----	-----	----	----	---	---	-----	------

Batter	1	2	3	4	5	6	7	8	9
Roberto Alomar, S OBP: 0.351, SLG: 0.346 (1, 4)	2-1 F7	2-2 1B		2-2 F7		1-0 F4			
Carlos Lee, R OBP: 0.323, SLG: 0.496 (1, 7)	4-1 HBP BB	1-0 HR 1B		2-2 G5-3		1-3 K			
Frank Thomas, R OBP: 0.393, SLG: 0.548 (1, 10)	2-0 F9	3-2 HR			3-0 F8		3-2 F7		
Magglio Ordonez, R OBP: 0.384, SLG: 0.557 (1, 9)	2-1 HBP	3-1 G6-3			0-1 14 G5-3 1B		0-3 K		
Carl Everett, S OBP: 0.352, SLG: 0.497 Willie Harris, L OBP: 0.240, SLG: 0.228 (1, 8) (8, 8)	2-3 K		2-2 G6-3		0-1 1B		1-1 P4		
14 Paul Konerko, R OBP: 0.287, SLG: 0.374 (1, 3)		2-2 24 F8 BB 1B	0-1 F8		3-2 G5-3		0-1 G5-3		
Jose Valentin, S OBP: 0.326, SLG: 0.455 (1, 6)		4-2 24 F8 1B BB	2-2 1B		2-3 K		2-2 P4		
24 Joe Crede, R OBP: 0.288, SLG: 0.373 (1, 5)		2-2 F8	1-1 F7		0-1 1B 1B		1-3 K		
Miguel Olivo, R OBP: 0.287, SLG: 0.364 Sandy Alomar Jr., R OBP: 0.273, SLG: 0.384 (1, 2) (3, 2)		1-0 1B		1-1 G4-3		1-0 1B			

Inning Stats	R: 0	H: 0	E: 0	K: 1	S: 8	L: 2	BB: 1	P: 20	R: 5	H: 5	E: 0	K: 0	S: 22	R: 0	H: 1	E: 0	K: 0	S: 11	R: 0	H: 0	E: 0	K: 0	S: 8	R: 0	H: 2	E: 0	K: 0	S: 8	R: 0	H: 2	E: 0	K: 2	S: 11	R: 0	H: 0	E: 0	K: 1	S: 9	R: 0	H: 0	E: 0	K: 1	S: 8	R: 0	H: 0	E: 0	K: 1	S: 11
	0	0	0	1	8	2	1	20	5	5	0	0	22	0	1	0	0	11	0	0	0	0	8	0	2	0	0	0	2	0	0	13	0	0	0	13	0	0	0	8	0	0	0	11	0	0	0	11

PITCHER	IP	WLS	BF	H	R	ER	SO	BB	IBB	HBP	BLK	WP	HR	S	P	ERA	WHIP
Kyle Snyder, R ERA: 5.17 (1, 1)	2.0	L	13	5	5	5	1	2	0	1	0	0	1	30	60	22.50	3.500
D.J. Carrasco, R ERA: 3.79 (3, 1)	3.0		11	3	0	0	0	0	0	0	0	0	0	27	43	0.00	1.000
Graeme Lloyd, L ERA: 4.1 (6, 1)	1.0		5	2	0	0	2	0	0	0	0	0	0	11	16	0.00	2.000
Curt Leskanic, R ERA: 2.15 (7, 1)	1.0		3	0	0	0	1	0	0	0	0	0	0	9	13	0.00	0.000
Jason Grimsley, R ERA: 4.5 (8, 1)	1.0		3	0	0	0	1	0	0	0	0	0	0	8	11	0.00	0.000

BOTTOM


Kansas City Royals @ Chicago White Sox
U.S. Cellular Field, Chicago, IL

Tue Aug 05 2003, 8:05 PM EDT
Att. 38,973 - Sunny - 77 F

AB	R	H	RBI	BB	SO	LOB
4	1	1	1	0	0	2
3	1	1	1	1	1	2
4	1	1	2	0	0	1
3	0	1	0	0	1	0
4	0	1	0	0	1	2
0	0	0	0	0	0	0
4	1	1	0	0	0	2
3	0	1	0	1	1	0
4	0	1	0	0	1	3
1	1	1	1	0	0	0
2	0	1	0	0	0	0

AB	32
R	5
H	10
RBI	5
BB	2
SO	5
LOB	12

WP: 0 PA: 35
PB: 0
SB: 0
CS: 0



PITCHER	IP	WLS	BF	H	R	ER	SO	BB	IBB	HBP	BLK	WP	HR	S	P	ERA	WHIP
Kyle Snyder, R ERA: 5.17 (1, 1)	2.0	L	13	5	5	5	1	2	0	1	0	0	1	30	60	22.50	3.500
D.J. Carrasco, R ERA: 3.79 (3, 1)	3.0		11	3	0	0	0	0	0	0	0	0	0	27	43	0.00	1.000
Graeme Lloyd, L ERA: 4.1 (6, 1)	1.0		5	2	0	0	2	0	0	0	0	0	0	11	16	0.00	2.000
Curt Leskanic, R ERA: 2.15 (7, 1)	1.0		3	0	0	0	1	0	0	0	0	0	0	9	13	0.00	0.000
Jason Grimsley, R ERA: 4.5 (8, 1)	1.0		3	0	0	0	1	0	0	0	0	0	0	8	11	0.00	0.000

Batter	1	2	3	4	5	6	7	8	9	AB R H RBI BB SO LOB	TOP											
Aaron Guiel, L (1, 9) OBP: 0.357, SLG: 0.546	1-1 BB HBP		1-2 F9			0-0 F8			2-1 HR 1B	3 1 1 0 0 0 0												
Joe Randa, R (1, 5) OBP: 0.310, SLG: 0.405	4-1 E BB			2-1 P4			3-2 F8		3-1 HR 1B	3 1 1 0 1 0 0												
Carlos Beltrán, S (1, 8) OBP: 0.392, SLG: 0.491	2-3 K			1-2 F7			0-0 F7		0-0 HR	4 1 1 3 0 1 1												
Raul Ibanez, L (1, 7) OBP: 0.341, SLG: 0.468	1-2 P5			0-3 K			2-3 K		3-2 P6	4 0 0 0 0 2 1												
Ken Harvey, R (1, 3) OBP: 0.304, SLG: 0.404		3-3 K			1-1 L5-3 1B			0-1 G6-4-3 1B	1-2 1B	4 0 3 0 0 1 0												
Carlos Febles, R (9, PR) OBP: 0.306, SLG: 0.266										0 0 0 0 0 0 0												
Desi Relaford, S (1, 4) OBP: 0.344, SLG: 0.421		0-2 F7			1-2 P4			0-1 G6-4-3 1B	1-3 K	4 0 1 0 0 1 2												
4 Angel Berroa, R (1, 6) OBP: 0.345, SLG: 0.490		0-1 F7			1-1 L5-3			1-2 G6-4-3		3 0 0 0 0 0 3												
Dee Brown, L (1, 10) OBP: 0.290, SLG: 0.340			0-3 K			3-3 K		1-1 P5		3 0 0 0 0 2 1												
Mike DiFelice, R (1, 2) OBP: 0.287, SLG: 0.378			3-3 K			3-2 G6-3			2-2 L6	3 0 0 0 0 1 0												
Inning Stats	R: 0 E: 1 K: 1 S: 10	H: 0 LOB: 1 BB: 1 P: 18	R: 0 E: 0 K: 1 S: 8	H: 0 LOB: 0 BB: 0 P: 11	R: 0 E: 0 K: 2 S: 9	H: 0 LOB: 0 BB: 0 P: 13	R: 0 E: 0 K: 1 S: 8	H: 0 LOB: 0 BB: 0 P: 11	R: 0 E: 0 K: 0 S: 7	H: 1 LOB: 0 BB: 0 P: 10	R: 0 E: 0 K: 1 S: 7	H: 0 LOB: 0 BB: 0 P: 13	R: 0 E: 0 K: 1 S: 7	H: 0 LOB: 0 BB: 0 P: 12	R: 0 E: 0 K: 0 S: 9	H: 2 LOB: 1 BB: 0 P: 11	R: 3 E: 0 K: 1 S: 19	H: 4 LOB: 1 BB: 0 P: 31	1B: 6 2B: 1 3B: 0 HR: 1	SF: 0 SAC: 0 DP: 2 HBP: 1	WP: 0 PB: 0 SB: 0 CS: 0	PA: 33
PITCHER	IP WLS BF H R ER SO BB IBB HBP BLK WP HR S P ERA WHIP																					
Bartolo Colon, R (1, 1) ERA: 3.76	8.0 W 26 3 0 0 7 1 0 1 0 0 0 0 65 99 0.00 0.500																					
Tom Gordon, R (9, 1) ERA: 3.88	0.1 4 3 3 3 0 0 0 0 0 0 0 1 10 17 81.00 9.000																					
Damaso Marte, L (9, 1) ERA: 1.61	0.2 S 3 1 0 0 1 0 0 0 0 0 0 0 9 14 0.00 1.500																					

Kansas City Royals @ Chicago White Sox
 U.S. Cellular Field, Chicago, IL
 Wed Aug 06 2003, 2:05 PM EDT
 Att. 25,348 - Cloudy - 82 F

AB	31
R	3
H	7
RBI	3
BB	1
SO	8
LOB	8



Batter	1	2	3	4	5	6	7	8	9
Roberto Alomar, S (1, 4) OBP: 0.354, SLG: 0.354	4-0 F9 BB		1-1 HR		1-3 K		0-2 G1-3	4-1 FC6-4 BB	
Carlos Lee, R (1, 7) OBP: 0.326, SLG: 0.505	1-1 F8		3-2 HR		3-2 1B		3-2 G6-3 S 1B	1-0 FC6-4 1-2f	
Aaron Rowand, R (9, 7) OBP: 0.321, SLG: 0.449									
Frank Thomas, R (1, 10) OBP: 0.394, SLG: 0.546	1-1 F9 1-2		1-2 FC5-4 1B		1-1 F9		4-1 G6-3 BB		
Magglio Ordonez, R (1, 9) OBP: 0.381, SLG: 0.552		2-1 P2	1-1 FC5-4 1B 1-2f		3-2 F7		3-2 G6-3		
Carl Everett, S (1, 8) OBP: 0.351, SLG: 0.495		2-1 P6	0-1 1B			2-3 K	3-3 K		
Willie Harris, L (8, 8) OBP: 0.240, SLG: 0.228									
Brian Daubach, L (1, 3) OBP: 0.363, SLG: 0.391		4-1 BB BB	2-3 K			1-2 1B		2-2 G6-3 FC1-6 2B	
14 Paul Konerko, R (6, PH) OBP: 0.291, SLG: 0.382									
Jose Valentin, S (1, 6) OBP: 0.325, SLG: 0.452		4-2 SAFE B 1-2 BB			3-3 K		3-3 K	1-2 G6-3	
24 Joe Crede, R (1, 5) OBP: 0.287, SLG: 0.370		3-2 G5-3			2-1 P4		1-2 G3	4-2 FC1-6 BB	
Sandy Alomar Jr., R (1, 2) OBP: 0.273, SLG: 0.388			0-1 F8		0-2 F7		0-0 G1-3 1B 2B	0-0 FC1-6 BB 1-2f 3-H	

Inning Stats	R: 0	H: 0	E: 0	K: 0	S: 4	R: 0	H: 0	E: 0	K: 0	S: 14	R: 2	H: 4	E: 0	K: 1	S: 19	R: 0	H: 0	E: 0	K: 1	S: 9	R: 0	H: 1	E: 0	K: 1	S: 12	R: 0	H: 1	E: 0	K: 2	S: 12	R: 1	H: 2	E: 0	K: 1	S: 16	R: 1	H: 1	E: 0	K: 0	S: 13	1B: 5	2B: 2	3B: 0	HR: 2	SF: 0	SAC: 0	DP: 0	HBP: 0	WP: 0	PB: 0	SB: 1	CS: 0	PA: 38
--------------	------	------	------	------	------	------	------	------	------	-------	------	------	------	------	-------	------	------	------	------	------	------	------	------	------	-------	------	------	------	------	-------	------	------	------	------	-------	------	------	------	------	-------	-------	-------	-------	-------	-------	--------	-------	--------	-------	-------	-------	-------	--------


PITCHER	IP	WLS	BF	H	R	ER	SO	BB	IBB	HBP	BLK	WP	HR	S	P	ERA	WHIP
51 Kris Wilson, R (1, 1) ERA: 4.73	5.0	L	22	5	2	2	3	3	0	0	0	0	2	58	100	3.60	1.600
Jeremy Affeldt, L (6, 1) ERA: 4.34	2.0		10	3	1	1	3	1	0	0	0	0	0	28	48	4.50	2.000
Al Levine, R (8, 1) ERA: 2.85	1.0		6	1	1	1	0	2	0	0	0	0	0	13	25	9.00	3.000

BOTTOM

Kansas City Royals @ Chicago White Sox
U.S. Cellular Field, Chicago, IL

Wed Aug 06 2003, 2:05 PM EDT
Att. 25,348 - Cloudy - 82 F

AB	32
R	4
H	9
RBI	4
BB	6
SO	6
LOB	20



PITCHER	IP	WLS	BF	H	R	ER	SO	BB	IBB	HBP	BLK	WP	HR	S	P	ERA	WHIP
---------	----	-----	----	---	---	----	----	----	-----	-----	-----	----	----	---	---	-----	------

Batter	1	2	3	4	5	6	7	8	9	AB R H RBI BB SO LOB	TOP						
Aaron Guiel, L (1, 9) OBP: 0.348, SLG: 0.531	1-2 F8		1-1 F8		1-1 G6-3		3-1 F7		1-2 G4-3	5 0 0 0 0 0 1	Kansas City Royals @ Tampa Bay Devil Rays Tropicana Field, St. Petersburg, FL Thu Aug 07 2003, 7:15 PM EDT Att. 8,834 - Dome - 72 F						
Joe Randa, R (1, 10) OBP: 0.312, SLG: 0.405	2-0 F9		1-0 HBP		0-1 2B 1B		1-2 G5-3			3 0 1 0 0 0 0							
Carlos Beltrán, S (1, 8) OBP: 0.388, SLG: 0.486	1-0 F8		0-0 F8		1-1 F9		1-0 E4			4 0 0 0 0 0 3							
Raul Ibanez, L (1, 7) OBP: 0.345, SLG: 0.472		2-2 FC5-4 1B		4-2 2B BB	2-1 2B		2-2 F7			3 1 2 0 1 0 1							
Ken Harvey, R (1, 3) OBP: 0.304, SLG: 0.405		0-2 FC5-4 1-2f		1-0 1B 4 1B 2B	0-1 F9			1-3 K		4 1 1 1 0 1 3							
Desi Relaford, S (1, 5) OBP: 0.343, SLG: 0.419		0-3 K		1-2 4 1B 4 S FC3-2-5-1 1B		0-0 F7		1-1 G6-3		4 0 1 0 0 1 1							
4 Angel Berroa, R (1, 6) OBP: 0.347, SLG: 0.490		0-3 K2-3		2-1 FC3-2-5-1 1B		2-1 E6 L4-6 1B		1-2 F7		4 0 2 1 0 1 1							
Brent Mayne, L (1, 2) OBP: 0.320, SLG: 0.350			4-1 G4-3 BB	1-0 FC3-2-5-1 G6-4-3 1-3 3-H		4-0 BB			1-2 G4-3	2 0 0 0 2 0 2							
Carlos Febles, R (1, 4) OBP: 0.300, SLG: 0.260			1-1 G4-3	0-1 G6-4-3 1-2f		0-0 L4-6 2-2		0-3 K		4 0 0 0 0 1 5							
Inning Stats	R: 0 H: 0 E: 0 LOB: 0 K: 0 BB: 0 S: 5 P: 9	R: 0 H: 1 E: 0 LOB: 1 K: 2 BB: 0 S: 12 P: 14	R: 0 H: 0 E: 0 LOB: 2 K: 0 BB: 1 S: 6 P: 13	R: 2 H: 3 E: 0 LOB: 1 K: 0 BB: 1 S: 14 P: 23	R: 0 H: 2 E: 0 LOB: 2 K: 0 BB: 0 S: 10 P: 14	R: 0 H: 1 E: 1 LOB: 1 K: 0 BB: 1 S: 4 P: 10	R: 0 H: 0 E: 1 LOB: 1 K: 0 BB: 0 S: 10 P: 17	R: 0 H: 0 E: 0 LOB: 0 K: 1 BB: 0 S: 8 P: 11	R: 0 H: 0 E: 0 LOB: 0 K: 1 BB: 0 S: 9 P: 11	1B: 5 SF: 0 2B: 3 SAC: 0 3B: 0 DP: 2 HR: 0 HBP: 1	WP: 0 PA: 37 PB: 0 SB: 1 CS: 0						
PITCHER	IP WLS BF H R ER SO BB IBB HBP BLK WP HR S P ERA WHIP																
Rob Bell, R (1, 1) ERA: 6.27	7.0	31	7	2	2	2	3	0	1	0	0	0	0	61	100	2.57	1.429
Chad Gaudin, R (8, 1) ERA: 1.69	2.0	W	6	0	0	0	2	0	0	0	0	0	0	17	22	0.00	0.000

livebaseballscores.com

AB	33
R	2
H	7
RBI	2
BB	3
SO	4
LOB	17



BOTTOM

Kansas City Royals @ Tampa Bay Devil Rays
Tropicana Field, St. Petersburg, FL

livebaseballscorecards.com

AB	31
R	3
H	7
RBI	3
BB	3
SO	9
LOB	16



WP	0	PA	36
PB	0		
SB	0		
CS	0		

Thu Aug 07 2003, 7:15 PM EDT
Att. 8,834 - Dome - 72 F

AB R H RBI BB SO LOB

4	0	0	0	0	2	3	
2	0	0	0	1	1	1	
0	0	0	0	1	0	0	
4	0	0	0	0	1	3	
4	0	1	0	0	0	1	
4	0	2	0	0	0	2	
0	1	0	0	0	0	0	
4	1	1	0	0	1	4	
3	0	0	0	0	1	2	
3	0	0	0	0	3	0	
1	1	1	2	0	0	0	
2	0	2	1	1	0	0	
1B: 6	SF: 0	2B: 0	SAC: 1	3B: 1	DP: 2	HR: 0	HBP: 1

Batter	1	2	3	4	5	6	7	8	9								
13 Carl Crawford, L (1, 7) OBP: 0.303, SLG: 0.345	2-1 P3		0-1 L8		1-3 K		1-3 K										
Antonio Perez, R (1, 4) OBP: 0.367, SLG: 0.400 Marlon Anderson, L (6, 4) OBP: 0.324, SLG: 0.361	1-0 L7		4-0 BB		3-3 K			4-0 BB									
5 Rocco Baldelli, R (1, 8) OBP: 0.327, SLG: 0.443	2-3 K		2-2 F9			0-2 E5		2-1 F7									
Aubrey Huff, L (1, 10) OBP: 0.357, SLG: 0.518		3-2 F7		1-0 F7		0-0 G1-6-3		1-1 G3-6-1									
Toby Hall, R (1, 2) OBP: 0.308, SLG: 0.386 Brandon Backe, R (9, PR)		1-2 1B		2-2 F8		3-2 F8		0-0 SH1-4									
Travis Lee, L (1, 3) OBP: 0.359, SLG: 0.474		3-3 K		1-2 1B		1-2 G1-6-3		2-2 E4									
Damian Rolls, R (1, 9) OBP: 0.313, SLG: 0.414		3-2 F9		0-0 P6			2-3 K	0-1 SH1-4									
18 Jared Sandberg, R (1, 5) OBP: 0.305, SLG: 0.411 Al Martin, L (9, PH) OBP: 0.320, SLG: 0.375			0-3 K		0-3 K		0-3 K	1-2 1B									
Julio Lugo, R (1, 6) OBP: 0.329, SLG: 0.365			1-2 BB		0-0 1B		4-1 BB	0-0 1B									
Inning Stats	R: 0 H: 0 E: 0 K: 7	H: 0 LOB: 0 BB: 0 P: 12	R: 0 H: 1 E: 0 K: 18	H: 1 LOB: 1 BB: 0 P: 28	R: 0 H: 0 E: 0 K: 13	H: 0 LOB: 2 BB: 1 P: 20	R: 0 H: 1 E: 0 K: 9	H: 1 LOB: 1 BB: 0 P: 13	R: 0 H: 0 E: 0 K: 11	H: 0 LOB: 0 BB: 1 P: 18	R: 0 H: 0 E: 0 K: 4	H: 0 LOB: 0 BB: 1 P: 11	R: 3 H: 3 E: 1 K: 12	H: 3 LOB: 1 BB: 0 P: 15	1B: 6 2B: 0 3B: 1 HR: 0	SF: 0 SAC: 1 DP: 2 HBP: 1	
PITCHER	IP WLS BF H R ER SO BB IBB HBP BLK WP HR S P ERA WHIP																
Darrell May, L (1, 1) ERA: 3.65	6.0		4	0	0	6	1	0	0	0	0	0	0	69	103	0.00	0.833
Jason Grimsley, R (7, 1) ERA: 4.42	1.0	H	4	0	0	3	1	0	0	0	0	0	0	11	18	0.00	1.000
Curt Leskanic, R (8, 1) ERA: 2.09	1.0	H	3	0	0	0	1	0	0	0	0	0	0	4	11	0.00	1.000
Mike MacDougal, R (9, 1) ERA: 4.31	0.1	L	5	3	3	2	0	0	0	0	0	0	0	12	15	54.00	9.000

Batter	1	2	3	4	5	6	7	8	9	AB R H RBI BB SO LOB	TOP																						
Aaron Guiel, L (1, 9) OBP: 0.346, SLG: 0.525	2-3 K		2-1 BB 1B			1-1 G4-3		3-2 F8		4 0 1 0 0 1 0	Kansas City Royals @ Tampa Bay Devil Rays Tropicana Field, St. Petersburg, FL Fri Aug 08 2003, 7:15 PM EDT Att. 9,381 - Dome - 72 F																						
Joe Randa, R (1, 5) OBP: 0.315, SLG: 0.408 Julius Matos, R (7, 5) OBP: 0.286, SLG: 0.429	3-2 E6		4-2 SAFE 1-2 BB			2-1 2B		1-3 K		2 0 1 0 1 0 0 1 0 0 0 0 1 0																							
Carlos Beltrán, S (1, 8) OBP: 0.384, SLG: 0.481	0-0 L8		1-2 L9			3-3 K		3-2 G4-3		4 0 0 0 0 1 4																							
Raul Ibanez, L (1, 7) OBP: 0.346, SLG: 0.471	0-1 F9			0-1 CS 1B		4-2 BB		2-3 K		3 0 1 0 1 1 1																							
29 Mike Sweeney, R (1, 10) OBP: 0.437, SLG: 0.534		1-0 G5-3		2-1 P3		2-2 F8		3-2 1B		4 0 1 0 0 0 3																							
Desi Relaford, S (1, 4) OBP: 0.340, SLG: 0.414		0-1 P2		3-3 SAFE 1-2 K			0-0 G6-3		0-1 F7	4 0 0 0 0 1 2																							
Ken Harvey, R (1, 3) OBP: 0.303, SLG: 0.402		1-0 P3			3-2 G6-3		4-0 BB		1-1 G1-3	3 0 0 0 1 0 1																							
4 Angel Berroa, R (1, 6) OBP: 0.344, SLG: 0.486			3-1 F9		0-0 G5-3		0-1 F8			3 0 0 0 0 0 1																							
Brent Mayne, L (1, 2) OBP: 0.317, SLG: 0.346			3-1 L6		3-2 F8		2-1 L7			3 0 0 0 0 0 1																							
Inning Stats	R: 0 E: 1 K: 1 S: 10	H: 0 LOB: 1 BB: 0 P: 15	R: 0 E: 0 K: 0 S: 4	H: 0 LOB: 0 BB: 0 P: 6	R: 0 E: 0 K: 0 S: 11	H: 1 LOB: 2 BB: 1 P: 24	R: 0 E: 0 K: 1 S: 7	H: 1 LOB: 1 BB: 0 P: 12	R: 0 E: 0 K: 1 S: 7	H: 0 LOB: 0 BB: 0 P: 13		R: 0 E: 0 K: 1 S: 12	H: 1 LOB: 2 BB: 1 P: 24	R: 0 E: 0 K: 0 S: 5	H: 0 LOB: 1 BB: 1 P: 11	R: 0 E: 0 K: 1 S: 10	H: 0 LOB: 0 BB: 0 P: 17	R: 0 E: 0 K: 1 S: 12	H: 1 LOB: 1 BB: 0 P: 18	1B: 3 2B: 2 3B: 0 HR: 0	SF: 0 SAC: 0 DP: 1 HBP: 0	WP: 0 PB: 0 SB: 0 CS: 1	PA: 34										
PITCHER Geremi Gonzalez, R (1, 1) ERA: 3.46 Jesus Colome, R (9, 1) ERA: 4.31	IP 8.0	WLS W	BF 30	H 3	R 0	ER 0	SO 4	BB 3	IBB 0	HBP 0	BLK 0	WP 0	HR 0	S 66	P 122	ERA 0.00	WHIP 0.750																
											PITCHER	IP	WLS	BF	H	R	ER	SO	BB	IBB	HBP	BLK	WP	HR	S	P	ERA	WHIP					

AB	31
R	0
H	4
RBI	0
BB	3
SO	5
LOB	13



Batter	1	2	3	4	5	6	7	8	9
13 Carl Crawford, L OBP: 0.300, SLG: 0.341 (1, 7)	2-2 G6-3		2-1 P6		1-1 FC6		1-1 G1-3	1-0 G1-3	
Antonio Perez, R OBP: 0.363, SLG: 0.394 (1, 4)	3-2 2B 1B		0-1 P3		1-0 FC5-2-5		1-2 G6-3		
Aubrey Huff, L OBP: 0.358, SLG: 0.519 (1, 9)	1-1 5 WP 5 1B 2B		1-1 G5-3		2-1 F7		4-0 IBB		
18 Jared Sandberg, R OBP: 0.305, SLG: 0.411 (9, 5)									
5 Rocco Baldelli, R OBP: 0.326, SLG: 0.442 (1, 8)	2-2 F8-4 2-H 1B			2-2 F8		1-3 K	1-3 K		
Travis Lee, L OBP: 0.363, SLG: 0.474 (1, 3)	0-0 F8-4 1-2			4-0 BB		4-0 HBP 1B BB		0-1 2B 1B 1B	
Damian Rolls, R OBP: 0.312, SLG: 0.408 (1, 5)				1-0 F9		1-1 1B HBP		0-0 L4	
Marlon Anderson, L OBP: 0.326, SLG: 0.366 (1, 10)				3-2 G6-3		1-0 G6-4-3 1B		1-0 1B 2B	
Toby Hall, R OBP: 0.311, SLG: 0.387 (1, 2)						0-1 13 FC6 SH 1B		0-0 P5	
Julio Lugo, R OBP: 0.332, SLG: 0.366 (1, 6)						0-0 SH 13 FC6 1-2		0-0 13 G1-3 BB	

Inning Stats	R: 2 E: 0 K: 0 S: 15	H: 3 LOB: 0 BB: 20 P: 23	R: 0 E: 0 K: 2 S: 13	H: 1 LOB: 1 BB: 0 P: 18	R: 0 E: 0 K: 0 S: 6	H: 0 LOB: 1 BB: 0 P: 9	R: 0 E: 0 K: 0 S: 9	H: 0 LOB: 1 BB: 1 P: 19	R: 0 E: 1 K: 0 S: 8	H: 1 LOB: 2 BB: 0 P: 12	R: 1 E: 0 K: 1 S: 8	H: 1 LOB: 1 BB: 1 P: 15	R: 0 E: 0 K: 1 S: 8	H: 0 LOB: 2 BB: 2 P: 19	R: 1 E: 0 K: 0 S: 7	H: 3 LOB: 2 BB: 0 P: 9
--------------	-------------------------------	-----------------------------------	-------------------------------	----------------------------------	------------------------------	---------------------------------	------------------------------	----------------------------------	------------------------------	----------------------------------	------------------------------	----------------------------------	------------------------------	----------------------------------	------------------------------	---------------------------------

PITCHER	IP	WLS	BF	H	R	ER	SO	BB	IBB	HBP	BLK	WP	HR	S	P	ERA	WHIP
Kevin Appier, R ERA: 5.53 (1, 1)	5.0	L	21	5	2	2	2	1	0	0	0	1	0	51	81	3.60	1.200
D.J. Carrasco, R ERA: 3.81 (6, 1)	2.0		10	1	1	1	2	2	1	1	0	0	0	16	34	4.50	1.500
Graeme Lloyd, L ERA: 4.3 (8, 1)	0.1		3	2	1	1	0	0	0	0	0	0	0	4	5	27.00	6.000
Al Levine, R ERA: 2.82 (8, 1)	0.2		3	1	0	0	0	0	0	0	0	0	0	3	4	0.00	1.500

BOTTOM

AB	R	H	RBI	BB	SO	LOB
5	0	0	0	0	0	5
4	1	1	0	0	0	3
3	1	1	1	1	0	2
0	0	0	0	0	0	0
4	0	1	1	0	2	2
2	2	1	0	2	0	1
3	0	0	0	0	1	2
4	0	2	1	0	1	1
4	0	2	0	0	0	4
2	0	1	1	1	0	1

AB 31
R 4
H 9
RBI 4
BB 4
SO 4
LOB 21

WP: 1 **PA: 37**
PB: 0
SB: 0
CS: 0

SF: 0 **SAC: 1**
DP: 2 **HBP: 1**

Kansas City Royals @ Tampa Bay Devil Rays
Tropicana Field, St. Petersburg, FL

Fri Aug 08 2003, 7:15 PM EDT
Att. 9,381 - Dome - 72 F



PITCHER	IP	WLS	BF	H	R	ER	SO	BB	IBB	HBP	BLK	WP	HR	S	P	ERA	WHIP
---------	----	-----	----	---	---	----	----	----	-----	-----	-----	----	----	---	---	-----	------

Batter	1	2	3	4	5	6	7	8	9	AB R H RBI BB SO LOB	TOP											
Aaron Guiel, L (1, 9) OBP: 0.357, SLG: 0.529	2-1 WP 29 SH5-3 1B	0-1 1-2 1B		0-1 G3		4-2 FC5-4 BB		1-2 HR 1B		4 1 3 0 1 0 0	Kansas City Royals @ Tampa Bay Devil Rays Tropicana Field, St. Petersburg, FL Sat Aug 09 2003, 6:15 PM EDT Att. 15,975 - Dome - 72 F											
4 Angel Berroa, R (1, 6) OBP: 0.342, SLG: 0.482	0-0 SH5-3 1-2	0-3 K		2-0 F9		0-0 FC5-4 1B		0-0 SH5-3 1-2		3 0 0 0 0 1 4												
Carlos Beltrán, S (1, 8) OBP: 0.387, SLG: 0.489	1-3 K		4-1 BB 29 HBP 1B BB	3-2 G6-3		2-0 29 BB 1-3 3-H 1B		1-0 HR 2-H		4 2 2 3 1 1 1												
29 Mike Sweeney, R (1, 10) OBP: 0.440, SLG: 0.536	3-0 P6 2-3		1-1 1B BB 1-2 HBP		0-0 G6-3 2B	4-1 FC6 1-2 BB		0-2 F7		3 0 1 0 1 0 1												
Raul Ibanez, L (1, 7) (2, 3) OBP: 0.344, SLG: 0.468		2-1 WP BB WP 1B	2-0 F7		0-0 G6-3 2-3	1-1 FC6 1-2f		1-0 P5		5 1 1 0 0 0 6												
Joe Randa, R (1, 5) OBP: 0.319, SLG: 0.406		4-2 WP WP SF8 1-2 BB	4-2 1B 1-2 2-3 BB		3-3 K		4-2 BB		2-1 F9	2 1 0 0 3 1 1												
Ken Harvey, R (1, 3) OBP: 0.302, SLG: 0.401 Desi Relaford, S (2, PH) OBP: 0.342, SLG: 0.415 (2, 7)		0-3 K	2-2 SAFE 1-2 2-3 1B		0-0 G4-3		0-3 K		1-1 1B	0 0 0 0 0 0 0 5 0 2 1 0 2 4												
Brent Mayne, L (1, 2) OBP: 0.312, SLG: 0.341		3-0 SF8 2-H 3-H	1-2 F9			2-1 F8	3-2 F7		0-0 P5	4 0 0 1 0 0 5												
Julius Matos, R (1, 4) OBP: 0.308, SLG: 0.400		4-1 1B BB	0-3 K			2-2 FC5-4 1B 1B	0-2 P3		0-1 F7	4 1 1 0 1 1 5												
Inning Stats	R: 0 E: 0 K: 1 S: 8	H: 1 LOB: 1 BB: 0 P: 14	R: 2 E: 0 K: 2 S: 15	H: 2 LOB: 2 BB: 2 P: 28	R: 1 E: 0 K: 1 S: 16	H: 1 LOB: 3 BB: 2 P: 30	R: 0 E: 0 K: 0 S: 7	H: 0 LOB: 0 BB: 0 P: 12	R: 0 E: 0 K: 1 S: 6	H: 1 LOB: 1 BB: 0 P: 9		R: 1 E: 0 K: 0 S: 12	H: 2 LOB: 3 BB: 2 P: 27	R: 0 E: 0 K: 1 S: 12	H: 0 LOB: 1 BB: 1 P: 19	R: 2 E: 0 K: 0 S: 9	H: 2 LOB: 0 BB: 0 P: 12	R: 0 E: 0 K: 0 S: 7	H: 1 LOB: 1 BB: 0 P: 10	1B: 8 2B: 1 3B: 0 HR: 1	SF: 1 SAC: 2 DP: 0 HBP: 1	WP: 3 PB: 0 SB: 0 CS: 0
PITCHER	IP WLS BF H R ER SO BB IBB HBP BLK WP HR S P ERA WHIP																					
Victor Zambrano, R (1, 1) ERA: 4.24	5.2 L 31 7 4 4 5 6 0 1 1 3 0 62 117 6.35 2.294																					
Jon Switzer, L (6, 1) ERA: 9.0	1.1 6 1 1 1 1 1 0 0 0 0 0 17 26 6.75 1.500																					
Lance Carter, R (8, 1) ERA: 4.88	2.0 8 2 1 1 0 0 0 0 0 0 1 13 18 4.50 1.000																					

livebaseballscorecards.com

AB	34
R	6
H	10
RBI	5
BB	7
SO	6
LOB	27



Batter	1	2	3	4	5	6	7	8	9	AB R H RBI BB SO LOB
Julio Lugo, R OBP: 0.328, SLG: 0.360 (1, 6)	3-3 K		0-2 F9		3-1 P3		1-2 G6-3		0-0 G6-4-3	5 0 0 0 0 1 4
Antonio Perez, R OBP: 0.353, SLG: 0.382 (1, 4)	0-0 B1-3		2-3 K			0-1 G6-3	0-0 G3-1			3 0 0 0 0 1 1
Al Martin, L OBP: 0.318, SLG: 0.373 (7, PH)										1 0 0 0 0 0 2
Jeff Liefer, L OBP: 0.217, SLG: 0.319 (8, 7)										0 0 0 0 0 0 0
5 Rocco Baldelli, R OBP: 0.330, SLG: 0.443 (1, 8)	1-1 F9			0-1 1B		0-1 1B		4-2 G4-3		3 0 2 0 1 0 0
Aubrey Huff, L OBP: 0.359, SLG: 0.519 (1, 9)		0-0 1B		0-1 1B		0-1 F8		1-2 G4-3		4 0 2 0 0 0 2
Toby Hall, R OBP: 0.307, SLG: 0.382 (1, 2)		2-2 F8		1-2 F8		0-1 G6-3		1-0 P6		4 0 0 0 0 0 5
Travis Lee, L OBP: 0.360, SLG: 0.469 (1, 3)		1-1 P6		2-0 F7			2-1 P5	3-3 K		4 0 0 0 0 1 4
Damian Rolls, R OBP: 0.315, SLG: 0.423 (1, 7)		1-3 K		0-1 1B			3-1 HR		2-3 K	4 1 2 1 0 2 1
18 Jared Sandberg, R OBP: 0.314, SLG: 0.429 (1, 5)			1-0 F8		0-2 G3-1		2-1 G6-3		1-1 1B	4 1 2 0 0 0 0
Marlon Anderson, L OBP: 0.331, SLG: 0.369 (1, 10)			2-0 HBP		2-2 G4-3		0-0 G6-3		3-1 1B	3 0 2 1 0 0 0

Inning Stats	R: 0	H: 0	E: 0	K: 1	S: 7	LOB: 0	BB: 0	P: 11	R: 0	H: 1	E: 0	K: 1	S: 11	LOB: 1	BB: 0	P: 15	R: 0	H: 0	E: 0	K: 1	S: 9	LOB: 1	BB: 0	P: 14	R: 0	H: 3	E: 0	K: 0	S: 10	LOB: 2	BB: 0	P: 13	R: 0	H: 0	E: 0	K: 0	S: 9	LOB: 0	BB: 0	P: 14	R: 1	H: 3	E: 0	K: 0	S: 11	LOB: 2	BB: 0	P: 19	R: 0	H: 0	E: 0	K: 1	S: 9	LOB: 1	BB: 1	P: 18	R: 1	H: 2	E: 0	K: 1	S: 9	LOB: 0	BB: 0	P: 15	1B: 8	2B: 1	3B: 0	HR: 1	SF: 0	SAC: 0	DP: 1	HBP: 1	WP: 0	PA: 37
--------------	------	------	------	------	------	--------	-------	-------	------	------	------	------	-------	--------	-------	-------	------	------	------	------	------	--------	-------	-------	------	------	------	------	-------	--------	-------	-------	------	------	------	------	------	--------	-------	-------	------	------	------	------	-------	--------	-------	-------	------	------	------	------	------	--------	-------	-------	------	------	------	------	------	--------	-------	-------	-------	-------	-------	-------	-------	--------	-------	--------	-------	--------

PITCHER	IP	WLS	BF	H	R	ER	SO	BB	IBB	HBP	BLK	WP	HR	S	P	ERA	WHIP
41 Jimmy Gobble, L ERA: 0.73 (1, 1)	6.1	W	26	7	1	1	3	0	0	1	0	0	1	60	88	1.42	1.105
Jason Grimsley, R ERA: 4.37 (7, 1)	0.2	H	3	1	0	0	0	0	0	0	0	0	0	5	6	0.00	1.500
Curt Leskanic, R ERA: 2.04 (8, 1)	1.0		4	0	0	0	1	1	0	0	0	0	0	9	18	0.00	1.000
Mike MacDougal, R ERA: 4.41 (9, 1)	1.0		4	2	1	1	1	0	0	0	0	0	0	9	15	9.00	2.000

BOTTOM

Kansas City Royals @ Tampa Bay Devil Rays
Tropicana Field, St. Petersburg, FL

livebaseballscorecards.com

AB	35
R	2
H	10
RBI	2
BB	1
SO	5
LOB	19



WP	HR	S	P	ERA	WHIP
0	0	0	0	0.00	1.000

Sat Aug 09 2003, 6:15 PM EDT
Att: 15,975 - Dome - 72 F

Batter	1	2	3	4	5	6	7	8	9	AB R H RBI BB SO LOB	TOP
Aaron Guiel, L (1, 9) OBP: 0.359, SLG: 0.534 Joe Randa, R (9, PH) OBP: 0.318, SLG: 0.405 (9, 5)										4 1 2 0 0 1 2 1 0 0 0 0 0 0	Kansas City Royals @ Tampa Bay Devil Rays Tropicana Field, St. Petersburg, FL Sun Aug 10 2003, 1:15 PM EDT Att: 11,327 - Dome - 72 F livebaseballscorecards.com AB 36 R 7 H 12 RBI 7 BB 2 SO 6 LOB 13
4 Angel Berroa, R (1, 6) OBP: 0.340, SLG: 0.479										5 1 1 0 0 2 2	
Raul Ibanez, L (1, 3) OBP: 0.345, SLG: 0.468										4 0 2 2 0 1 0	
29 Mike Sweeney, R (1, 10) OBP: 0.437, SLG: 0.531										4 1 1 0 0 1 3	
Desi Relaford, S (1, 8) OBP: 0.343, SLG: 0.415										3 1 1 1 1 0 2	
Mike DiFelice, R (1, 2) OBP: 0.286, SLG: 0.382										4 1 1 1 0 1 1	
Dee Brown, L (1, 7) OBP: 0.297, SLG: 0.340										3 0 1 0 1 0 0	
Julius Matos, R (1, 5) OBP: 0.333, SLG: 0.517 (9, 9)										4 1 2 3 0 0 1	
Carlos Febles, R (1, 4) OBP: 0.299, SLG: 0.260										4 1 1 0 0 0 2	
Inning Stats	R: 5 H: 6 E: 0 LOB: 2 K: 0 BB: 1 S: 27 P: 46	R: 0 H: 0 E: 0 LOB: 0 K: 2 BB: 0 S: 7 P: 11	R: 0 H: 0 E: 0 LOB: 0 K: 0 BB: 0 S: 6 P: 9	R: 2 H: 4 E: 0 LOB: 2 K: 1 BB: 0 S: 21 P: 31	R: 0 H: 1 E: 0 LOB: 0 K: 1 BB: 0 S: 8 P: 10	R: 0 H: 0 E: 0 LOB: 0 K: 2 BB: 0 S: 9 P: 15	R: 0 H: 1 E: 0 LOB: 1 K: 0 BB: 1 S: 4 P: 11	R: 0 H: 0 E: 0 LOB: 0 K: 0 BB: 0 S: 8 P: 12	R: 0 H: 0 E: 0 LOB: 0 K: 0 BB: 0 S: 7 P: 13	1B: 9 SF: 1 2B: 3 SAC: 0 3B: 0 DP: 2 HR: 1 HBP: 0	WP: 0 PA: 39 PB: 0 SB: 0 CS: 0
PITCHER Jorge Sosa, R (1, 1) ERA: 5.06 Chad Gaudin, R (1, 1) ERA: 2.7 Mark Malaska, L (6, 1) ERA: 5.14 Brandon Backe, R (7, 1) ERA: 4.4 Jesus Colome, R (9, 1) ERA: 4.31	IP WLS BF H R ER SO BB IBB HBP BLK WP HR S P ERA WHIP 0.1 L 8 6 5 5 0 0 0 1 0 0 0 0 22 38 135.00 18.000 4.2 18 5 2 2 4 0 0 0 0 0 0 1 47 69 3.86 1.071 1.2 6 1 0 0 2 1 0 0 0 0 0 0 12 22 0.00 1.200 1.1 4 0 0 0 0 0 0 0 0 0 0 0 9 16 0.00 0.000 0.0 0 0 0 0 0 0 0 0 0 0 0 0 0 0 ∞ ∞	PITCHER Lance Carter, R (9, 1) ERA: 4.79	IP WLS BF H R ER SO BB IBB HBP BLK WP HR S P ERA WHIP 1.0 3 0 0 0 0 0 0 0 0 0 0 0 7 13 0.00 0.000								

Batter	1	2	3	4	5	6	7	8	9	AB R H RBI BB SO LOB	TOP																
Alfonso Soriano, R (1, 4) OBP: 0.330, SLG: 0.486	0-1 SH1-3 2 2B	0-0 L5		0-2 CS 2B		3-3 K		0-1 E6 1B		5 0 3 0 0 1 0																	
Nick Johnson, L (1, 10) OBP: 0.436, SLG: 0.509	0-0 SH1-3 2-3		0-1 FC1-6-5 2 2B	4-0 BB		2-3 K		0-3 K		3 0 1 0 1 2 1																	
2 Derek Jeter, R (1, 6) OBP: 0.392, SLG: 0.478	2-2 FC5-2-6 1B		1-0 FC1-6-5 25 S 25 HR 2-3	3-2 F9			1-2 G5-3		1-1 25 2B	5 3 1 0 0 0 3																	
25 Jason Giambi, L (1, 3) OBP: 0.425, SLG: 0.570	2-0 1B 55 WP HBP		3-1 HR		0-0 F9		2-2 F9		0-0 1B 2B	4 3 2 3 0 0 0																	
Bernie Williams, S (1, 8) OBP: 0.374, SLG: 0.404	1-2 55 WP 20 1B		4-2 55 2B BB		1-1 L8		1-0 55 1B 2B		0-1 20 G4-6-3 1B	4 2 3 2 1 0 0																	
55 Hideki Matsui, L (1, 7) OBP: 0.358, SLG: 0.469	4-1 20 1B BB		2-1 2B		0-0 HR		1-0 2B 1B		1-3 K	4 1 3 2 1 1 1																	
20 Jorge Posada, S (1, 2) OBP: 0.399, SLG: 0.474	1-2 1B		1-2 G3		0-0 2B		0-2 G4-3		1-0 G4-6-3 1-2	5 0 2 1 0 0 4																	
Aaron Boone, R (1, 5) OBP: 0.321, SLG: 0.441		0-1 F7	0-1 F8		1-1 G6-3		1-0 G5-3			4 0 0 0 0 0 3																	
David Dellucci, L (1, 9) OBP: 0.320, SLG: 0.369		1-2 K		1-2 G1		0-0 G4-3		1-0 G4-3		4 0 0 0 0 1 0																	
Inning Stats	R: 3 E: 0 K: 0 S: 14	H: 3 LOB: 2 BB: 1 P: 24	R: 0 E: 0 K: 1 S: 6	H: 0 LOB: 0 BB: 0 P: 7	R: 2 E: 0 K: 0 S: 14	H: 3 LOB: 2 BB: 1 P: 25	R: 0 E: 0 K: 0 S: 13	H: 1 LOB: 1 BB: 1 P: 21	R: 1 E: 0 K: 0 S: 7	H: 2 LOB: 1 BB: 0 P: 9	R: 0 E: 0 K: 2 S: 7	H: 0 LOB: 0 BB: 0 P: 12	R: 1 E: 0 K: 0 S: 11	H: 2 LOB: 1 BB: 0 P: 16	R: 0 E: 1 K: 1 S: 7	H: 1 LOB: 1 BB: 0 P: 9	R: 2 E: 0 K: 1 S: 9	H: 3 LOB: 0 BB: 0 P: 12	1B: 5 2B: 8 3B: 0 HR: 2	SF: 0 SAC: 1 DP: 1 HBP: 1	WP: 1 PB: 0 SB: 2 CS: 1	PA: 43					
PITCHER	IP WLS BF H R ER SO BB IBB HBP BLK WP HR S P ERA WHIP																										
Paul Abbott, R (1, 1) ERA: 11.57	4.2		25	9	6	6	1	3	0	1	0	1	2	52	83	11.57	2.571										
D.J. Carrasco, R (5, 1) ERA: 3.71	1.2	W	5	0	0	0	2	0	0	0	0	0	0	12	19	0.00	0.000										
Graeme Lloyd, L (7, 1) ERA: 4.5	0.1	H	3	2	1	1	0	0	0	0	0	0	0	5	9	27.00	6.000										
Jason Grimsley, R (7, 1) ERA: 4.28	1.1	H	5	1	0	0	1	0	0	0	0	0	0	10	12	0.00	0.750										
Mike MacDougal, R (9, 1) ERA: 4.68	1.0		5	3	2	2	1	0	0	0	0	0	0	9	12	18.00	3.000										

New York Yankees @ Kansas City Royals
Kauffman Stadium, Kansas City, MO

Mon Aug 11 2003, 7:05 PM CDT
 Att. 40,406 - Sunny - 83 F

AB	38
R	9
H	15
RBI	8
BB	3
SO	5
LOB	12



livebaseballscorecards.com

Batter	1	2	3	4	5	6	7	8	9	AB R H RBI BB SO LOB
Aaron Guiel, L (1, 9) OBP: 0.362, SLG: 0.536	0-1 F8		4-0 4 G5-3 1B BB	2-2 F8		3-0 4 2B		0-0 SH3-4		3 2 1 2 1 0 0
4 Angel Berroa, R (1, 6) OBP: 0.341, SLG: 0.483	3-2 G4-3 29 2B		1-2 G5-3	0-0 L6		1-0 29 S 2B		0-1 G4-3		5 1 2 1 0 0 2
Raul Ibanez, L (1, 3) OBP: 0.344, SLG: 0.464	0-0 G4-3		2-3 K		2-1 F8	1-0 F7		4-2 29 2B BB		4 1 0 0 1 1 3
29 Mike Sweeney, R (1, 10) OBP: 0.440, SLG: 0.539	1-2 2B		4-2 1B 2B BB		2-1 L4	0-1 F8		0-1 1-H 2B		4 2 2 3 1 0 1
Joe Randa, R (1, 5) OBP: 0.322, SLG: 0.411	2-2 P6		0-1 2B 2B 1B		0-1 1B		1-1 G5-3	3-2 2B 2B		5 2 3 2 0 0 1
Desi Relaford, S (1, 8) OBP: 0.344, SLG: 0.416		2-1 G5-3	1-2 1B 2B 2B		0-1 F9		2-2 P4	4-0 2B IBB		4 1 1 1 1 0 1
Mike DiFelice, R (1, 2) OBP: 0.301, SLG: 0.410		3-1 2B	0-1 2B 2B			4-2 S 1B 2B BB	1-0 E5	1-1 1-3 2-H 2B		4 1 3 3 1 0 0
Julius Matos, R (1, 4) OBP: 0.314, SLG: 0.471		1-0 P3	0-1 F8			0-0 S 2B 1B	2-3 K	1-0 F9		5 1 1 0 0 1 5
Dee Brown, L (1, 7) OBP: 0.296, SLG: 0.346		2-2 P5		3-2 F8		1-3 K		1-1 SH3-4 29 2B 2B		4 1 1 0 0 1 3

Inning Stats	R: 1 E: 0 K: 0 S: 13	H: 2 LOB: 1 BB: 0 P: 19	R: 0 E: 0 K: 0 S: 8	H: 1 LOB: 1 BB: 0 P: 16	R: 4 E: 0 K: 1 S: 22	H: 3 LOB: 1 BB: 2 P: 34	R: 0 E: 0 K: 0 S: 8	H: 0 LOB: 0 BB: 0 P: 13	R: 0 E: 0 K: 0 S: 8	H: 1 LOB: 1 BB: 0 P: 12	R: 3 E: 0 K: 1 S: 11	H: 3 LOB: 1 BB: 1 P: 21	R: 0 E: 1 K: 1 S: 16	H: 0 LOB: 1 BB: 0 P: 22	R: 4 E: 0 K: 0 S: 15	H: 4 LOB: 2 BB: 2 P: 29
1B: 3 2B: 11 3B: 0 HR: 0	SF: 0 SAC: 1 DP: 0 HBP: 0	WP: 0 PA: 44	ERA WHIP	ERA WHIP	ERA WHIP	ERA WHIP	ERA WHIP	ERA WHIP	ERA WHIP	ERA WHIP	ERA WHIP	ERA WHIP	ERA WHIP	ERA WHIP	ERA WHIP	

PITCHER	IP	WLS	BF	H	R	ER	SO	BB	IBB	HBP	BLK	WP	HR	S	P	ERA	WHIP
David Wells, L (1, 1) ERA: 3.91	3.0		17	6	5	5	1	2	0	0	0	0	0	43	69	15.00	2.667
Sterling Hitchcock, L (4, 1) ERA: 4.98	4.0	L	18	4	3	3	2	1	0	0	0	0	0	43	68	6.75	1.250
Chris Hammond, L (8, 1) ERA: 3.66	0.2		3	1	1	1	0	0	0	0	0	0	0	5	6	13.50	1.500
Jesse Orosco, L (8, 1) ERA: 7.62	0.0		1	0	0	0	0	1	0	0	0	0	0	2	6	∞	∞
Bret Prinz, R (8, 1) ERA: 13.5	0.1		5	3	3	3	0	0	1	0	0	0	0	8	17	81.00	9.000

BOTTOM

New York Yankees @ Kansas City Royals
Kauffman Stadium, Kansas City, MO

Mon Aug 11 2003, 7:05 PM CDT
Att: 40,406 - Sunny - 83 F

livebaseballscores.com

AB	38
R	12
H	14
RBI	12
BB	5
SO	3
LOB	16



New York Yankees @ Kansas City Royals

Kauffman Stadium, Kansas City, MO

Tue Aug 12 2003, 7:05 PM CDT
Att. 37,820 - Cloudy - 80 F

AB	39
R	6
H	15
RBI	6
BB	2
SO	2
LOB	18



WP	0	PA	42
PB	0		
SB	0		
CS	0		

Batter	1	2	3	4	5	6	7	8	9	AB R H RBI BB SO LOB	TOP									
Alfonso Soriano, R (1, 4) OBP: 0.330, SLG: 0.491	2-2 F9		0-0 2 1B 3B		0-0 G6-3		0-1 F8		1-2 2 G5-3 1B 2B	5 2 2 0 0 0 0										
2 Derek Jeter, R (1, 6) OBP: 0.390, SLG: 0.474	1-1 F8		3-1 F8-6-3 1B		0-0 F7		1-1 F8		1-0 G5-3 2-3	5 0 1 1 0 0 1										
25 Jason Giambi, L (1, 3) OBP: 0.429, SLG: 0.570	4-1 1B 20 2B BB		0-0 F8		1-0 FC6-4 1B		3-2 1B		4-0 1B IBB	3 1 2 0 2 0 1										
Bernie Williams, S (1, 8) OBP: 0.375, SLG: 0.404	0-2 20 2B 1-2 1B		3-2 F8-6-3 SAFE 1-1		1-2 FC6-4 1-2f		0-0 G1-3		3-1 1-3 3-H 1B	5 0 2 1 0 0 3										
20 Jorge Posada, S (1, 2) OBP: 0.404, SLG: 0.490	1-2 1-3 2-H 2B			2-0 F7 55 1B SF7 1B		1-0 HR		2-1 55 FC4-6 1B	0-3 K 1B	5 2 4 2 0 1 2										
55 Hideki Matsui, L (1, 7) OBP: 0.356, SLG: 0.466	1-1 G3-1			1-1 SF7 F7 1-2 1B		0-1 L9		1-2 FC4-6 1B 1-2f 1B	2-2 G4-3	5 1 1 0 0 0 5										
Aaron Boone, R (1, 5) OBP: 0.320, SLG: 0.439				1-2 F7 1-2 2-3		0-1 F9		2-2 1B 1-3 1B		4 0 1 0 0 1 2										
Todd Zeile, R (1, 10) OBP: 0.294, SLG: 0.349				2-1 SF7		3-0 1B		0-2 SAFE G6-4-3 1B		2 0 1 1 0 0 0										
Nick Johnson, L (8, PH) OBP: 0.439, SLG: 0.512				2-3 3-H				1-2 3-H 1B		1 0 1 1 0 0 0										
David Dellucci, L (1, 9) OBP: 0.314, SLG: 0.362				2-1 F9		0-0 G4-3		2-2 G6-4-3 1-2f		4 0 0 0 0 0 4										
Inning Stats	R: 1 E: 0 K: 0 S: 14	H: 2 LOB: 2 BB: 1 P: 23	R: 0 E: 0 K: 1 S: 9	H: 0 LOB: 0 BB: 0 P: 11	R: 1 E: 0 K: 0 S: 7	H: 2 LOB: 1 BB: 0 P: 19	R: 0 E: 0 K: 0 S: 6	H: 1 LOB: 1 BB: 0 P: 8	R: 1 E: 0 K: 0 S: 7	H: 2 LOB: 1 BB: 0 P: 11	R: 0 E: 0 K: 0 S: 8	H: 1 LOB: 1 BB: 0 P: 12	R: 1 E: 0 K: 0 S: 15	H: 3 LOB: 1 BB: 0 P: 22	R: 1 E: 0 K: 1 S: 13	H: 2 LOB: 2 BB: 1 P: 24	1B: 11 2B: 3 3B: 1 HR: 1	SF: 1 SAC: 0 DP: 2 HBP: 0	WP: 0 PB: 0 SB: 0 CS: 0	PA: 42
PITCHER	IP WLS BF H R ER SO BB IBB HBP BLK WP HR S P ERA WHIP																			
Darrell May, L (1, 1) ERA: 3.76	7.1 L 34 12 5 5 1 1 0 0 0 0 0 1 70 110 6.14 1.773																			
Al Levine, R (8, 1) ERA: 2.86	1.1 7 3 1 1 1 0 1 0 0 0 0 0 17 28 6.75 2.250																			
Graeme Lloyd, L (9, 1) ERA: 4.46	0.1 1 0 0 0 0 0 0 0 0 0 0 0 3 5 0.00 0.000																			

livebaseballscorecards.com

Batter	1	2	3	4	5	6	7	8	9	AB	R	H	RBI	BB	SO	LOB
Aaron Guiel, L (1, 9) OBP: 0.360, SLG: 0.528	2-2 L8	1-0 G4-3			4-2 BB		1-2 L8			3	0	0	0	1	0	1
4 Angel Berroa, R (1, 6) OBP: 0.338, SLG: 0.478	1-1 F8		0-0 F7		1-1 F3			1-2 G5-3		4	0	0	0	0	0	2
Raul Ibanez, L (1, 3) OBP: 0.345, SLG: 0.464	0-2 BB 29 BB 1B		1-1 BB 29 G5-4-3 1B		0-3 K			0-1 F9		4	0	2	0	0	1	2
29 Mike Sweeney, R (1, 10) OBP: 0.438, SLG: 0.532	4-0 BB 1-2 BB		0-0 G5-4-3 1-2f		0-3 K			0-2 G6-3		3	0	0	0	1	1	1
Joe Randa, R (1, 5) OBP: 0.324, SLG: 0.408	4-2 BB 1-2 2-3 BB			2-1 F9		4-2 G4-3 PB BB			1-1 G4-3	2	0	0	0	2	0	0
Desi Relaford, S (1, 8) OBP: 0.343, SLG: 0.414	0-3 K			1-3 K		1-2 G4-3 1-3			3-2 1B G5-3 1B	4	0	1	0	0	2	4
Brent Mayne, L (1, 2) OBP: 0.307, SLG: 0.336		2-2 F7		0-2 G6-3		0-0 G4-3			2-2 G5-3 1-2	4	0	0	0	0	0	2
Julius Matos, R (1, 4) OBP: 0.316, SLG: 0.459			0-3 K2-3			2-2 BB 1B		0-2 G3-1	2-2 BB 2-3 1B	3	0	1	0	0	1	0
Carlos Beltrán, S (9, PH) OBP: 0.388, SLG: 0.490										1	0	1	0	0	0	0
Dee Brown, L (1, 7) OBP: 0.294, SLG: 0.351		1-0 BB 2B			0-1 F9		1-1 P5		0-3 K	4	0	1	0	0	1	3

Inning Stats	R: 0	H: 1	E: 0	K: 1	S: 15	LOB: 3	BB: 2	P: 26	R: 0	H: 1	E: 0	K: 1	S: 10	LOB: 1	BB: 0	P: 14	R: 0	H: 0	E: 0	K: 1	S: 9	LOB: 0	BB: 0	P: 5	R: 0	H: 1	E: 0	K: 1	S: 14	LOB: 2	BB: 1	P: 21	R: 0	H: 0	E: 0	K: 1	S: 13	LOB: 1	BB: 1	P: 18	R: 0	H: 0	E: 0	K: 0	S: 8	LOB: 0	BB: 0	P: 10	R: 0	H: 0	E: 0	K: 0	S: 10	LOB: 0	BB: 0	P: 11	R: 0	H: 2	E: 0	K: 1	S: 14	LOB: 2	BB: 0	P: 22	1B: 5	SF: 0	2B: 1	SAC: 0	3B: 0	DP: 1	HR: 0	HBP: 0	WP: 0	PA: 36
--------------	------	------	------	------	-------	--------	-------	-------	------	------	------	------	-------	--------	-------	-------	------	------	------	------	------	--------	-------	------	------	------	------	------	-------	--------	-------	-------	------	------	------	------	-------	--------	-------	-------	------	------	------	------	------	--------	-------	-------	------	------	------	------	-------	--------	-------	-------	------	------	------	------	-------	--------	-------	-------	-------	-------	-------	--------	-------	-------	-------	--------	-------	--------

PITCHER	IP	WLS	BF	H	R	ER	SO	BB	IBB	HBP	BLK	WP	HR	S	P	ERA	WHIP
35 Mike Mussina, R (1, 1) ERA: 3.19	8.0	W	31	4	0	0	5	4	0	0	0	0	0	83	117	0.00	1.000
42 Mariano Rivera, R (9, 1) ERA: 1.82	1.0		5	2	0	0	1	0	0	0	0	0	0	14	22	0.00	2.000

BOTTOM

New York Yankees @ Kansas City Royals
Kauffman Stadium, Kansas City, MO
 Tue Aug 12 2003, 7:05 PM CDT
 Att: 37,820 - Cloudy - 80 F

livebaseballscores.com

AB	32
R	0
H	6
RBI	0
BB	4
SO	6
LOB	15



Batter	1	2	3	4	5	6	7	8	9	AB R H RBI BB SO LOB	TOP									
Alfonso Soriano, R (1, 4) OBP: 0.330, SLG: 0.488	4-1 BB		1-0 G6-3			0-1 F8		2-2 K		3 0 0 0 1 1 0	New York Yankees @ Kansas City Royals Kauffman Stadium, Kansas City, MO Wed Aug 13 2003, 7:05 PM CDT Att. 35,596 - Sunny - 85 F									
2 Derek Jeter, R (1, 6) OBP: 0.391, SLG: 0.473	1-3 K		3-2 F7			1-0 1B		4-2 BB		3 0 1 0 1 1 1										
25 Jason Giambi, L (1, 10) OBP: 0.426, SLG: 0.565	2-2 L9		2-1 P5			1-3 K		0-2 F8		4 0 0 0 0 1 3										
Bernie Williams, S (1, 8) OBP: 0.373, SLG: 0.399	1 SAFE 3-2 G4-3				1-0 F9		0-0 G3		4-0 20 G3-1 20 WJP BB	3 0 0 0 1 0 2										
55 Hideki Matsui, L (1, 7) OBP: 0.356, SLG: 0.464		3-2 G3			2-2 F8		1-2 1B		2-3 K	4 0 1 0 0 1 1										
20 Jorge Posada, S (1, 2) OBP: 0.402, SLG: 0.487		1-0 1B 1B			1-1 F8		1-3 K		2-2 G3-1	4 0 1 0 0 1 2										
Nick Johnson, L (1, 3) OBP: 0.431, SLG: 0.500		3-2 F7			1-1 G3-1		1-3 K		1-2 L5	4 0 0 0 0 1 3										
Aaron Boone, R (1, 5) OBP: 0.320, SLG: 0.438		2-1 1-2 1B			1-2 G5-3		3-2 G5-3			3 0 1 0 0 0 1										
Karim Garcia, L (1, 9) OBP: 0.275, SLG: 0.404 Ruben Sierra, S (8, PH) OBP: 0.337, SLG: 0.419 (8, 9)		1-0 F8			2-0 F7			0-1 F8		2 0 0 0 0 0 2 1 0 0 0 0 0 0										
Inning Stats	R: 0 E: 0 K: 1 S: 11	H: 0 LOB: 1 BB: 1 P: 21	R: 0 E: 0 K: 0 S: 11	H: 2 LOB: 2 BB: 0 P: 21	R: 0 E: 0 K: 0 S: 7	H: 0 LOB: 0 BB: 0 P: 13	R: 0 E: 0 K: 0 S: 6	H: 0 LOB: 0 BB: 0 P: 10	R: 0 E: 0 K: 1 S: 9	H: 1 LOB: 1 BB: 0 P: 11	R: 0 E: 0 K: 2 S: 15	H: 1 LOB: 1 BB: 0 P: 21	R: 0 E: 0 K: 1 S: 10	H: 0 LOB: 1 BB: 1 P: 16	R: 0 E: 0 K: 1 S: 10	H: 0 LOB: 1 BB: 1 P: 19	1B: 4 2B: 0 3B: 0 HR: 0	SF: 0 SAC: 0 DP: 0 HBP: 0	WP: 1 PB: 0 SB: 0 CS: 0	PA: 34
PITCHER	IP WLS BF H R ER SO BB IBB HBP BLK WP HR S P ERA WHIP																			
Kevin Appier, R (1, 1) ERA: 5.21	6.0 W 22 3 0 0 2 1 0 0 0 0 0 0 50 86 0.00 0.667																			
Jeremy Affeldt, L (7, 1) ERA: 4.21	2.0 8 1 0 0 3 1 0 0 0 0 0 0 25 37 0.00 1.000																			
Curt Leskanic, R (9, 1) ERA: 1.99	1.0 4 0 0 0 1 1 0 0 0 1 0 10 19 0.00 1.000																			

livebaseballscorecards.com

AB	31
R	0
H	4
RBI	0
BB	3
SO	6
LOB	15



Batter	1	2	3	4	5	6	7	8	9	AB R H RBI BB SO LOB	TOP												
Shannon Stewart, R (1, 7) OBP: 0.364, SLG: 0.469	1-2 F8		1-0 F9	1-1 F7	0-1 G5-3		1-3 K2-3		1-1 FC6-4	6 0 0 0 0 1 4													
Luis Rivas, R (1, 4) OBP: 0.315, SLG: 0.377	0-2 B5-3		1-2 2B 1B	0-1 G6-3		2-2 HR		2-2 G4-3		5 2 2 1 0 0 0													
Corey Koskie, L (1, 5) OBP: 0.393, SLG: 0.490	3-2 G4-3		1-1 1B 2B	3-2 G3-1		1-1 FC6-4 1B		0-2 1B 1B		5 1 3 1 0 0 0													
Matthew LeCroy, R (1, 3) OBP: 0.335, SLG: 0.509		2-1 1B 1B	4-2 1B HR BB		1-0 2B FC1-2 1B	0-3 K		0-3 K		4 1 2 0 1 2 2													
Jacque Jones, L (1, 10) OBP: 0.338, SLG: 0.466 Michael Restovich, R (8, PH) OBP: 0.460, SLG: 0.500		1-0 1B	1-0 HR 1B		0-0 FC1-2 1B 2B	1-0 P6		1-0 1B		4 2 3 1 0 0 1 1 0 1 0 0 0 0													
Torii Hunter, R (1, 8) OBP: 0.311, SLG: 0.450		2-1 P2	1-0 HR		0-2 G6-3	0-2 FC6-4			0-2 G6-3	5 1 1 3 0 0 5													
A.J. Pierzynski, L (1, 2) OBP: 0.336, SLG: 0.450		1-1 F8	1-0 1B 2B		4-0 FC1-2 1B IBB		1-0 F7		1-2 G4-3	4 1 1 0 1 0 2													
Dustan Mohr, R (1, 9) OBP: 0.325, SLG: 0.416		3-2 F7	2-2 1B		2-2 FC1-2 1B E		0-1 F8		3-1 2B	5 1 2 0 0 0 5													
Cristian Guzman, S (1, 6) OBP: 0.298, SLG: 0.341			F7 K		1-1 E8 1B		0-1 1B		4-0 FC6-4 BB	4 0 2 2 1 1 2													
Inning Stats	R: 0 E: 0 K: 0 S: 11	H: 0 LOB: 0 BB: 0 P: 15	R: 0 E: 0 K: 0 S: 11	H: 2 LOB: 2 BB: 0 P: 20	R: 5 E: 0 K: 1 S: 21	H: 6 LOB: 2 BB: 1 P: 35	R: 0 E: 0 K: 0 S: 7	H: 0 LOB: 0 BB: 0 P: 11	R: 3 E: 1 K: 0 S: 14	H: 3 LOB: 1 BB: 1 P: 22	R: 1 E: 0 K: 1 S: 12	H: 2 LOB: 1 BB: 0 P: 16	R: 0 E: 0 K: 1 S: 8	H: 1 LOB: 1 BB: 0 P: 10	R: 0 E: 0 K: 1 S: 10	H: 2 LOB: 2 BB: 0 P: 13	R: 0 E: 0 K: 0 S: 11	H: 1 LOB: 2 BB: 1 P: 20	1B: 11 2B: 4 3B: 0 HR: 2	SF: 0 SAC: 0 DP: 0 HBP: 0	WP: 0 PB: 0 SB: 0 CS: 0	PA: 46	
PITCHER	IP WLS BF H R ER SO BB IBB HBP BLK WP HR S P ERA WHIP																					PITCHER	IP WLS BF H R ER SO BB IBB HBP BLK WP HR S P ERA WHIP
41 Jimmy Gobble, L (1, 1) ERA: 3.52	3.0 L 18 8 5 5 1 1 0 0 0 0 0 1 43 70 15.00 3.000																						
Paul Abbott, R (4, 1) ERA: 9.35	4.0 19 6 4 3 2 0 1 0 0 0 0 1 41 59 6.75 1.500																						
Graeme Lloyd, L (8, 1) ERA: 4.35	1.0 4 2 0 0 1 0 0 0 0 0 0 0 10 13 0.00 2.000																						
Mike MacDougal, R (9, 1) ERA: 4.59	1.0 5 1 0 0 0 1 0 0 0 0 0 0 11 20 0.00 2.000																						

Minnesota Twins @ Kansas City Royals
Kauffman Stadium, Kansas City, MO
Fri Aug 15 2003, 7:05 PM CDT
Att. 39,927 - Sunny - 87 F

livebaseballscorecards.com

AB	43
R	9
H	17
RBI	8
BB	3
SO	4
LOB	21



Batter	1	2	3	4	5	6	7	8	9	AB	R	H	RBI	BB	SO	LOB
Aaron Guiel, L OBP: 0.366, SLG: 0.522 (1, 9)	1-3 K			2-3 K		4-1 4B BB		3-2 L3		3	0	0	0	1	2	0
4 Angel Berroa, R OBP: 0.339, SLG: 0.475 (1, 6)	2-2 P3			1-2 F9		1-2 1B		0-1 P4		4	0	1	0	0	0	0
Raul Ibanez, L OBP: 0.345, SLG: 0.463 (1, 7)	2-3 K			0-1 L3		3-2 P2		3-2 29B 1B 2B		4	1	1	0	0	1	2
29 Mike Sweeney, R OBP: 0.438, SLG: 0.527 (1, 10)			3-3 K		2-2 F7	3-2 F8		0-0 1B 1B		4	0	1	0	0	1	2
Joe Randa, R OBP: 0.317, SLG: 0.399 (1, 5)			2-1 G6-3		2-1 E5 1B		1-1 F8		0-3 K	4	1	0	0	0	1	2
Mendy López, R OBP: 0.327, SLG: 0.431 (1, 3)			3-2 G6-3		0-0 FC5-4 1B		0-3 K		0-1 1B	4	0	2	2	0	1	0
Desi Relaford, S OBP: 0.340, SLG: 0.409 (1, 8)			3-1 F8		0-0 FC5-4 FC4-6 1-2f		1-1 L9		2-3 K	4	0	0	0	0	1	3
Julius Matos, R OBP: 0.293, SLG: 0.425 (1, 4)			1-1 G6-3		1-1 FC4-6 1-2f		0-2 P4			3	0	0	0	0	0	1
Brent Mayne, L OBP: 0.316, SLG: 0.349 (1, 2)			1-3 K		1-1 G3		2-3 K			3	0	0	0	0	2	0

BOTTOM

Minnesota Twins @ Kansas City Royals
Kauffman Stadium, Kansas City, MO

Fri Aug 15 2003, 7:05 PM CDT
Att: 39,927 - Sunny - 87 F

AB	33
R	2
H	5
RBI	2
BB	1
SO	9
LOB	10



Inning Stats	R: 0	H: 0	E: 0	K: 2	S: 13	LOB: 0	BB: 0	P: 18	R: 0	H: 0	E: 0	K: 1	S: 10	LOB: 0	BB: 0	P: 18	R: 0	H: 0	E: 0	K: 1	S: 7	LOB: 0	BB: 0	P: 12	R: 0	H: 0	E: 0	K: 1	S: 13	LOB: 0	BB: 0	P: 16	R: 1	H: 1	E: 1	K: 0	S: 9	LOB: 1	BB: 0	P: 14	R: 0	H: 1	E: 0	K: 0	S: 18	LOB: 2	BB: 1	P: 30	R: 0	H: 0	E: 0	K: 1	S: 7	LOB: 0	BB: 0	P: 9	R: 0	H: 0	E: 0	K: 1	S: 9	LOB: 0	BB: 0	P: 14	R: 1	H: 3	E: 0	K: 2	S: 16	LOB: 2	BB: 0	P: 21	1B: 4	SF: 0	2B: 1	SAC: 0	3B: 0	DP: 0	HR: 0	HBP: 0	WP: 0	PA: 34
PITCHER	IP	WLS	BF	H	R	ER	SO	BB	IBB	HBP	BLK	WP	HR	S	P	ERA	WHIP																																																																	
Kenny Rogers, L ERA: 4.7 (1, 1)	8.0	W	28	2	1	0	7	1	0	0	0	0	0	86	131	0.00	0.375																																																																	
J.C. Romero, L ERA: 5.06 (9, 1)	1.0		6	3	1	1	2	0	0	0	0	0	0	16	21	9.00	3.000																																																																	

Batter	1	2	3	4	5	6	7	8	9	AB	R	H	RBI	BB	SO	LOB	TOP										
Shannon Stewart, R (1, 7) OBP: 0.366, SLG: 0.468 Michael Ryan, L (7, 7) OBP: 0.500, SLG: 1.000	2-1 F9	4-1 1B 1B BB	0-2 F8		1-0 1B G5-3 1B 2-H		4-0 1B BB HBP BB	0-0 SF8		3	2	1	1	2	0	1											
Luis Rivas, R (1, 4) OBP: 0.318, SLG: 0.377	1-3 K	0-0 1B 1-2 SF9 1B		2-1 G4-3 1B BB 1B	3-2 G5-3		4-2 HBP 1B FC5-4 BB	1-0 FC6-4		5	3	2	0	1	1	2											
Doug Mientkiewicz, L (1, 3) OBP: 0.384, SLG: 0.461	4-1 1B BB	3-1 SF9 1B 1-3 2-H		0-1 F8	0-0		1-1 FC5-4 HBP 1B 1-2 2-3 3-H		0-1 G6-3	5	1	3	2	1	0	1											
Corey Koskie, L (1, 5) OBP: 0.395, SLG: 0.490 Denny Hocking, S (7, 5) OBP: 0.290, SLG: 0.354	2-2 1B 1-3 1B	1-1 SF9		4-1 G4-3 1B BB	0-1 G1-3		4-2 FC5-4 HBP		3-2 F7	2	2	1	2	1	0	2											
Jacque Jones, L (1, 10) OBP: 0.336, SLG: 0.461	0-0 1B 1-2 2B 1B 3-H	2-1 L1		2-2 G4-3			1-1 FC5-4		0-1 L7	6	1	1	2	0	0	5											
Torii Hunter, R (1, 8) OBP: 0.312, SLG: 0.450 Michael Restovich, R (9, 9) OBP: 0.460, SLG: 0.500	3-2 2B 1-2 2-H 1B			1-0 F8	1-0 1B 2-H 3-H		1-2 G5-3	0-1 F8		5	1	2	3	0	0	2											
A.J. Pierzynski, L (1, 2) OBP: 0.339, SLG: 0.453	2-2 2B 1-H 2-H			1-1 3B 1B	2-2 G1-3		1-0 G3		2-1 FC4-6 BB SF8 HBP	4	2	2	2	0	0	1											
Dustan Mohr, R (1, 9) OBP: 0.329, SLG: 0.420	1-2 F8			2-2 L7			1-0 1B 2B		4-0 PB 1B G4-3 1B 1-2 BB	4	2	2	0	1	0	2											
Cristian Guzman, S (1, 6) OBP: 0.297, SLG: 0.344		1-1 P4		0-0 3B	0-3 K		2-2 G4-3	1-2 FC4-6		5	0	1	1	0	1	4											
Inning Stats	R: 4 E: 0 K: 1 S: 21	H: 4 LOB: 1 BB: 1 P: 36	R: 2 E: 0 K: 0 S: 10	H: 2 LOB: 1 BB: 1 P: 21	R: 1 E: 0 K: 0 S: 10	H: 2 LOB: 1 BB: 0 P: 13	R: 2 E: 0 K: 0 S: 12	H: 2 LOB: 1 BB: 1 P: 23	R: 1 E: 0 K: 1 S: 13	H: 3 LOB: 2 BB: 0 P: 18	R: 0 E: 0 K: 0 S: 5	H: 0 LOB: 0 BB: 0 P: 7	R: 3 E: 0 K: 0 S: 22	H: 2 LOB: 2 BB: 2 P: 41	R: 1 E: 0 K: 0 S: 6	H: 0 LOB: 1 BB: 1 P: 14	R: 0 E: 0 K: 0 S: 8	H: 0 LOB: 0 BB: 0 P: 11	1B: 12 2B: 2 3B: 1 HR: 0	SF: 2 SAC: 0 DP: 0 HBP: 2	WP: 0 PB: 1 SB: 1 CS: 0	PA: 50					
PITCHER	IP	WLS	BF	H	R	ER	SO	BB	IBB	HBP	BLK	WP	HR	S	P	ERA	WHIP										
Runelvys Hernandez, R (1, 1) ERA: 4.61	3.1	L	22	9	9	9	1	3	0	0	0	0	0	46	81	24.30	3.600										
D.J. Carrasco, R (4, 1) ERA: 3.96	3.0		15	5	3	3	1	1	0	0	0	0	0	34	55	9.00	2.000										
Graeme Lloyd, L (7, 1) ERA: 4.5	0.2		5	1	1	1	0	1	0	1	0	0	0	13	23	13.50	3.000										
Jason Grimsley, R (8, 1) ERA: 4.35	1.0		5	0	1	1	0	1	0	1	0	0	0	6	14	9.00	1.000										
Al Levine, R (9, 1) ERA: 2.81	1.0		3	0	0	0	0	0	0	0	0	0	0	8	11	0.00	0.000										

Minnesota Twins @ Kansas City Royals
Kauffman Stadium, Kansas City, MO
Sat Aug 16 2003, 12:20 PM CDT
Att. 28,994 - Sunny - 94 F

AB	40
R	14
H	15
RBI	14
BB	6
SO	2
LOB	20



WP	0	PA	50
----	---	----	----

ERA	2.81	WHIP	0.000
-----	------	------	-------

livebaseballscorecards.com

Batter	1	2	3	4	5	6	7	8	9	AB	R	H	RBI	BB	SO	LOB
Aaron Guiel, L OBP: 0.364, SLG: 0.522 (1, 9)	1-1 HR 2B		0-2 G3			2-1 L9		1-1 G3		4	1	1	0	0	0	0
4 Angel Berroa, R OBP: 0.338, SLG: 0.475 (1, 6)	1-1 G6-3		0-0 2B			0-1 G5-3		2-2 F8		4	0	1	0	0	0	1
Carlos Beltrán, S OBP: 0.392, SLG: 0.509 (1, 8)	2-2 HR 2-H		3-3 K			0-1 HR		1-1 1B 29 1B		4	2	3	3	0	1	1
29 Mike Sweeney, R OBP: 0.435, SLG: 0.522 (1, 10)	1-0 P4			1-3 K		0-0 G4-3		1-1 1B		4	0	1	0	0	1	0
Raul Ibanez, L OBP: 0.345, SLG: 0.462 (1, 3)	2-2 P3			0-1 F8			1-1 HR 1B	0-0 G3		3	1	1	0	0	0	0
Ken Harvey, R OBP: 0.298, SLG: 0.395 (8, 3)										1	0	0	0	0	0	2
Desi Relaford, S OBP: 0.338, SLG: 0.407 (1, 4)		1-1 G1-3		0-1 G3			0-3 K		1-2 F7	2	0	0	0	0	0	0
Julius Matos, R OBP: 0.279, SLG: 0.405 (7, PH) (8, 4)										2	0	0	0	0	1	1
Mendy López, R OBP: 0.321, SLG: 0.473 (1, 5)		2-2 L7			0-0 P3		1-2 HR		2-2 F8	4	1	1	2	0	0	0
Dee Brown, L OBP: 0.289, SLG: 0.353 (1, 7)		2-1 F7			1-2 F9		1-3 K		2-2 G4-3	4	0	0	0	0	1	0
Mike DiFelice, R OBP: 0.301, SLG: 0.410 (1, 2)			1-2 G3			0-1 F7				0	0	0	0	0	0	0
Brent Mayne, L OBP: 0.313, SLG: 0.345 (1, 2)								0-0 G4-3		3	0	0	0	0	0	0

Inning Stats	R: 2	H: 2	E: 0	K: 0	S: 14	H: 2	LOB: 0	BB: 0	P: 21	R: 0	H: 0	E: 0	K: 0	S: 7	H: 0	LOB: 0	BB: 0	P: 12	R: 0	H: 1	E: 0	K: 1	S: 11	H: 0	LOB: 1	BB: 0	P: 15	R: 0	H: 0	E: 0	K: 1	S: 7	H: 0	LOB: 0	BB: 0	P: 8	R: 0	H: 0	E: 0	K: 0	S: 8	H: 0	LOB: 0	BB: 0	P: 9	R: 1	H: 1	E: 0	K: 0	S: 7	H: 1	LOB: 0	BB: 0	P: 9	R: 2	H: 2	E: 0	K: 2	S: 12	H: 2	LOB: 0	BB: 0	P: 15	R: 0	H: 2	E: 0	K: 0	S: 10	H: 2	LOB: 2	BB: 0	P: 15	R: 0	H: 0	E: 0	K: 0	S: 9	H: 0	LOB: 0	BB: 0	P: 14	1B: 3	SF: 0	2B: 2	SAC: 0	3B: 0	DP: 0	HR: 3	HBP: 0	WP: 0	PA: 35
--------------	------	------	------	------	-------	------	--------	-------	-------	------	------	------	------	------	------	--------	-------	-------	------	------	------	------	-------	------	--------	-------	-------	------	------	------	------	------	------	--------	-------	------	------	------	------	------	------	------	--------	-------	------	------	------	------	------	------	------	--------	-------	------	------	------	------	------	-------	------	--------	-------	-------	------	------	------	------	-------	------	--------	-------	-------	------	------	------	------	------	------	--------	-------	-------	-------	-------	-------	--------	-------	-------	-------	--------	-------	--------

PITCHER	IP	WLS	BF	H	R	ER	SO	BB	IBB	HBP	BLK	WP	HR	S	P	ERA	WHIP
Kyle Lohse, R ERA: 5.03 (1, 1)	7.0	W	27	6	5	5	4	0	0	0	0	0	3	66	89	6.43	0.857
Juan Rincon, R ERA: 3.8 (8, 1)	2.0		8	2	0	0	0	0	0	0	0	0	0	19	29	0.00	1.000

BOTTOM

Minnesota Twins @ Kansas City Royals
Kauffman Stadium, Kansas City, MO

Sat Aug 16 2003, 12:20 PM CDT
Att: 28,994 - Sunny - 94 F

livebaseballscorecards.com

AB	35
R	5
H	8
RBI	5
BB	0
SO	4
LOB	5



Batter	1	2	3	4	5	6	7	8	9	AB R H RBI BB SO LOB	TOP											
Shannon Stewart, R (1, 7) OBP: 0.366, SLG: 0.472	2-2 P4		1-2 P3		3-2 HR		3-2 K			4 1 1 1 0 1 3												
Luis Rivas, R (1, 4) OBP: 0.317, SLG: 0.384	0-0 HR		2-1 G1-3		3-1 F9			2-2 G6-3		4 1 1 1 0 0 1												
Doug Mientkiewicz, L (1, 3) OBP: 0.385, SLG: 0.461	0-0 P5		0-0 1B		1-2 F9			3-2 HR		2 0 1 1 0 0 0												
Matthew LeCroy, R (3, 3) OBP: 0.336, SLG: 0.522			2-H							2 1 1 1 0 0 0												
Corey Koskie, L (1, 5) OBP: 0.392, SLG: 0.485	3-3 K		0-1 G6-3		1-2 G4-3			3-3 K		4 0 0 0 0 2 1												
Jacque Jones, L (1, 10) OBP: 0.333, SLG: 0.457		0-0 F7		0-2 G6-3		1-1 G1-3		0-3 K		4 0 0 0 0 1 0												
Torii Hunter, R (1, 8) OBP: 0.311, SLG: 0.448		1-0 G4-3		3-2 P5			0-0 FC4-6 E 1B		1-1 F9	4 0 1 0 0 0 0												
A.J. Pierzynski, L (1, 2) OBP: 0.338, SLG: 0.454		1-0 2B		0-0 G4-3			1-3 K		2-2 G3-1	4 0 1 0 0 1 1												
Michael Restovich, R (1, 9) OBP: 0.442, SLG: 0.476		1-3 K			1-2 P4		1-0 E3 FC4-6		0-1 2B	2 0 0 0 0 1 1												
Michael Ryan, L (7, PH) OBP: 0.500, SLG: 1.000							1-2			2 0 1 0 0 0 1												
Cristian Guzman, S (1, 6) OBP: 0.297, SLG: 0.343			2-2 1B 1B		0-0 F8		3-2 FC4-6		0-1 G3-1	4 1 1 0 0 0 3												
Inning Stats	R: 1 E: 0 K: 1 S: 11	H: 1 LOB: 0 BB: 0 P: 16	R: 0 E: 0 K: 1 S: 7	H: 1 LOB: 1 BB: 0 P: 10	R: 1 E: 0 K: 0 S: 11	H: 2 LOB: 1 BB: 0 P: 16	R: 0 E: 0 K: 0 S: 9	H: 0 LOB: 0 BB: 0 P: 12	R: 1 E: 0 K: 0 S: 9	H: 1 LOB: 0 BB: 0 P: 16	R: 0 E: 0 K: 0 S: 8	H: 0 LOB: 0 BB: 0 P: 11	R: 0 E: 1 K: 2 S: 11	H: 1 LOB: 2 BB: 0 P: 19	R: 1 E: 0 K: 2 S: 16	H: 1 LOB: 0 BB: 0 P: 24	R: 0 E: 0 K: 0 S: 10	H: 1 LOB: 1 BB: 0 P: 13	1B: 3 2B: 2 3B: 0 HR: 3	SF: 0 SAC: 0 DP: 0 HBP: 0	WP: 0 PB: 0 SB: 0 CS: 0	PA: 36
PITCHER	IP WLS BF H R ER SO BB IBB HBP BLK WP HR S P ERA WHIP																					
Darrell May, L (1, 1) ERA: 3.78	6.1 W 25 6 3 3 3 0 0 0 0 0 2 59 86 4.26 0.947																					
Al Levine, R (7, 1) ERA: 2.91	1.0 H 5 1 1 1 1 0 0 0 0 0 1 17 29 9.00 1.000																					
Jeremy Affeldt, L (8, 1) ERA: 4.19	0.2 H 2 0 0 0 2 0 0 0 0 0 0 6 9 0.00 0.000																					
Curt Leskanic, R (9, 1) ERA: 1.94	1.0 S 4 1 0 0 0 0 0 0 0 0 0 0 10 13 0.00 1.000																					

Minnesota Twins @ Kansas City Royals
Kauffman Stadium, Kansas City, MO
Sun Aug 17 2003, 1:05 PM CDT
Att. 18,875 - Sunny - 98 F

livebaseballscorecards.com

AB	36
R	4
H	8
RBI	4
BB	0
SO	6
LOB	11



Batter	1	2	3	4	5	6	7	8	9	AB	R	H	RBI	BB	SO	LOB
Aaron Guiel, L OBP: 0.362, SLG: 0.516 (1, 9)	1-2 F8	1-1 P6		3-2 P6		1-0 FC6-4 1B				4	0	1	0	0	0	1
4 Angel Berroa, R OBP: 0.340, SLG: 0.475 (1, 6)	1-2 29 1B 1B		0-1 29 1B SF9 1B	2-0 P3		1-0 FC6-4 1-2f				4	2	2	0	0	0	1
29 Mike Sweeney, R OBP: 0.436, SLG: 0.522 (1, 10)	1 SAFE 2-0 1B 1-2 1B		0-1 HR 1B	1-1 P2			1-2 F8			4	1	2	0	0	0	0
Carlos Beltrán, S OBP: 0.390, SLG: 0.508 (1, 8)	2-2 FC6-4 1-2 2-H 1B		0-0 SF9		2-1 E3 G4-6-3		0-1 G4-3			3	0	1	2	0	0	0
Raul Ibanez, L OBP: 0.346, SLG: 0.469 (1, 7)	1-1 L8		3-H 0-0 HR		0-1 G4-6-3 1-2f		1-1 1B			4	1	2	2	0	0	3
Joe Randa, R OBP: 0.319, SLG: 0.408 (1, 5)	0-2 FC6-4 1-2f		1-1 HR		2-2 1B		3-1 F9			4	1	2	1	0	0	3
Desi Relaford, S OBP: 0.335, SLG: 0.403 (1, 4)		2-1 F7	0-0 G4-3		1-0 F9			2-1 F8		4	0	0	0	0	0	1
Ken Harvey, R OBP: 0.298, SLG: 0.394 (1, 3)		1-1 G4-3	3-0 1B			2-0 G5-3		2-2 F9		4	0	1	0	0	0	0
Brent Mayne, L OBP: 0.312, SLG: 0.344 (1, 2)		0-1 1B	0-2 P4			1-1 G1-3		3-2 G1-5-3		4	0	1	0	0	0	1

Inning Stats	R: 1	H: 3	E: 0	K: 0	S: 18	LOB: 2	BB: 0	P: 25	R: 0	H: 1	E: 0	K: 0	S: 8	LOB: 1	BB: 0	P: 12	R: 4	H: 5	E: 0	K: 0	S: 13	LOB: 1	BB: 0	P: 17	R: 0	H: 0	E: 0	K: 0	S: 7	LOB: 0	BB: 0	P: 13	R: 0	H: 1	E: 1	K: 0	S: 8	LOB: 1	BB: 0	P: 13	R: 0	H: 1	E: 0	K: 0	S: 5	LOB: 1	BB: 0	P: 10	R: 0	H: 1	E: 0	K: 0	S: 9	LOB: 1	BB: 0	P: 14	R: 0	H: 0	E: 0	K: 0	S: 9	LOB: 0	BB: 0	P: 16
1B: 10	SF: 1	2B: 0	SAC: 0	3B: 0	DP: 1	HR: 2	HBP: 0	CS: 0	WP: 0	PA: 36	1B: 10	SF: 1	2B: 0	SAC: 0	3B: 0	DP: 1	HR: 2	HBP: 0	CS: 0	WP: 0	PA: 36	1B: 10	SF: 1	2B: 0	SAC: 0	3B: 0	DP: 1	HR: 2	HBP: 0	CS: 0	WP: 0	PA: 36																																

PITCHER	IP	WLS	BF	H	R	ER	SO	BB	IBB	HBP	BLK	WP	HR	S	P	ERA	WHIP
Rick Reed, R ERA: 5.1 (1, 1)	3.0	L	18	9	5	5	0	0	0	0	0	0	2	39	54	15.00	3.000
Joe Mays, R ERA: 6.12 (4, 1)	4.0		15	3	0	0	0	0	0	0	0	0	0	29	50	0.00	0.750
LaTroy Hawkins, R ERA: 2.21 (8, 1)	1.0		3	0	0	0	0	0	0	0	0	0	0	9	16	0.00	0.000

BOTTOM

Minnesota Twins @ Kansas City Royals
Kauffman Stadium, Kansas City, MO
 Sun Aug 17 2003, 1:05 PM CDT
 Att. 18,875 - Sunny - 98 F

livebaseballscores.com

AB	35
R	5
H	12
RBI	5
BB	0
SO	0
LOB	10



Batter	1	2	3	4	5	6	7	8	9	AB R H RBI BB SO LOB	TOP											
Aaron Guiel, L (1, 9) OBP: 0.355, SLG: 0.505	0-1 F9		2-2 F7			2-3 K	2-1 F8		3-2 G3-1	5 0 0 0 0 1 2												
4 Angel Berroa, R (1, 6) OBP: 0.341, SLG: 0.474	1-2 L1			4-2 29 1B BB		1-1 3B 1B	3-3 K			3 2 1 0 1 1 0												
29 Mike Sweeney, R (1, 10) OBP: 0.434, SLG: 0.518	3-1 F9			0-0 FC6-5 1B 1-2 1B		1-2 P5	0-1 F9			4 0 1 0 0 0 1												
Carlos Beltrán, S (1, 8) OBP: 0.394, SLG: 0.524		0-2 HR		1-0 FC6-5 1B 1-2 2-H		0-0 1B 3B		1-1 G3		4 2 3 3 0 0 0												
Raul Ibanez, L (1, 7) OBP: 0.345, SLG: 0.467		0-0 G2-3		0-2 FC6-5 G4-6-3 1-2 2-3f		1-1 1B 1B		2-3 K		4 0 1 1 0 1 2												
Joe Randa, R (1, 5) OBP: 0.321, SLG: 0.408		4-2 L3 BB		0-0 G4-6-3 1-2f		3-H 2-2 1-2 1B		0-2 F8		3 0 1 0 1 0 2												
Desi Relaford, S (1, 4) OBP: 0.332, SLG: 0.399		0-0 L3			1-2 G4-3	0-0 G4-3			1-1 L6	4 0 0 0 0 0 3												
Ken Harvey, R (1, 3) OBP: 0.300, SLG: 0.396			0-1 F7		4-1 G4-6-3 BB		0-0 2B		0-1 F8	3 1 1 0 1 0 0												
Brent Mayne, L (1, 2) OBP: 0.314, SLG: 0.347			2-3 K		2-1 G4-6-3 1-2f		1-0 F8 4 WP 2B		4-2 BB	3 1 1 1 1 1 1												
Inning Stats	R: 0 E: 0 K: 0 S: 8	H: 0 LOB: 0 BB: 0 P: 12	R: 1 E: 0 K: 0 S: 8	H: 1 LOB: 0 BB: 1 P: 12	R: 0 E: 0 K: 1 S: 8	H: 0 LOB: 0 BB: 0 P: 12	R: 1 E: 0 K: 0 S: 10	H: 2 LOB: 1 BB: 1 P: 15	R: 0 E: 0 K: 0 S: 7	H: 0 LOB: 0 BB: 1 P: 14	R: 2 E: 0 K: 1 S: 17	H: 4 LOB: 2 BB: 0 P: 24	R: 2 E: 0 K: 1 S: 10	H: 2 LOB: 0 BB: 0 P: 16	R: 0 E: 0 K: 1 S: 8	H: 0 LOB: 0 BB: 0 P: 11	R: 0 E: 0 K: 0 S: 10	H: 0 LOB: 1 BB: 1 P: 18	1B: 5 2B: 3 3B: 1 HR: 1	SF: 0 SAC: 0 DP: 3 HBP: 0	WP: 1 PB: 0 SB: 0 CS: 0	PA: 37
PITCHER	IP WLS BF H R ER SO BB IBB HBP BLK WP HR S P ERA WHIP																					
Jeff Weaver, R (1, 1) ERA: 5.8	5.2 W 23 6 4 4 2 3 0 0 0 0 0 1 54 83 6.35 1.588																					
Antonio Osuna, R (6, 1) ERA: 3.47	0.2 5 3 2 2 0 0 0 0 0 0 0 0 8 13 27.00 4.500																					
Jeff Nelson, R (7, 1) ERA: 3.3	1.2 5 0 0 0 2 0 0 0 0 1 0 0 14 20 0.00 0.000																					
Chris Hammond, L (9, 1) ERA: 3.4	1.0 4 0 0 0 0 1 0 0 0 0 0 0 10 18 0.00 1.000																					

Kansas City Royals @ New York Yankees
 Yankee Stadium, Bronx, NY
 Mon Aug 18 2003, 7:05 PM EDT
 Att. 48,937 - Cloudy - 75 F

AB	33
R	6
H	9
RBI	5
BB	4
SO	4
LOB	11



Batter	1	2	3	4	5	6	7	8	9	AB	R	H	RBI	BB	SO	LOB
Alfonso Soriano, R OBP: 0.325, SLG: 0.485 (1, 4)	0-3 K	0-0 1B		0-1 F9	2-3 K		2-2 F4			5	0	1	2	0	2	3
Nick Johnson, L OBP: 0.427, SLG: 0.476 (1, 3)	3-1 P4	1-2 P2		2-2 2B		2-2 1B	1-1 1B			5	0	3	1	0	0	2
2 Derek Jeter, R OBP: 0.392, SLG: 0.472 (1, 6)	0-0 E5		0-0 3B	2-2 F8		0-1 FC3-6		0-2 1B		5	2	2	0	0	0	2
25 Jason Giambi, L OBP: 0.427, SLG: 0.561 (1, 10)	3-1 G4-3		3-1 1B	3-2 G3-1		4-1 BB		3-2 F8		4	1	1	1	1	0	3
Bernie Williams, S OBP: 0.385, SLG: 0.416 (1, 8)		4-1 1B	0-0 1B		3-2 HR		0-0 G5-3	1-2 F7		4	2	2	0	1	0	3
55 Hideki Matsui, L OBP: 0.360, SLG: 0.462 (1, 7)	SAFE F7	1-1 2B	3-2 2B		4-1 BB		4-1 SH1-4	2-0 1B		3	3	2	1	2	0	1
20 Jorge Posada, S OBP: 0.409, SLG: 0.504 (1, 2)	SAFE 1B	4-2 BB	2-1 HR		0-2 F7		0-2 SH1-4	2-2 1B		3	2	2	3	2	0	2
Aaron Boone, R OBP: 0.318, SLG: 0.438 (1, 5)	SAFE F8	0-2 BB	0-2 G6-3		0-2 F9		1-0 SH1-4	0-3 K		4	0	0	0	0	1	6
Karim Garcia, L OBP: 0.303, SLG: 0.460 (1, 9)		4-0 1B	1-3 K		3-2 HR		4-0 1B			2	1	1	3	2	1	0

Inning Stats	R: 0	H: 0	E: 1	K: 1	S: 8	LOB: 1	BB: 0	P: 14	R: 2	H: 1	E: 0	K: 0	S: 12	LOB: 2	BB: 3	P: 26	R: 4	H: 5	E: 0	K: 1	S: 15	LOB: 0	BB: 0	P: 24	R: 0	H: 1	E: 0	K: 0	S: 15	R: 3	H: 2	E: 0	K: 1	S: 22	LOB: 0	BB: 1	P: 34	R: 0	H: 1	E: 0	K: 0	S: 7	LOB: 1	BB: 1	P: 13	R: 1	H: 1	E: 0	K: 0	S: 7	LOB: 2	BB: 3	P: 23	R: 1	H: 3	E: 0	K: 1	S: 17	LOB: 2	BB: 0	P: 25
--------------	------	------	------	------	------	--------	-------	-------	------	------	------	------	-------	--------	-------	-------	------	------	------	------	-------	--------	-------	-------	------	------	------	------	-------	------	------	------	------	-------	--------	-------	-------	------	------	------	------	------	--------	-------	-------	------	------	------	------	------	--------	-------	-------	------	------	------	------	-------	--------	-------	-------

PITCHER	IP	WLS	BF	H	R	ER	SO	BB	IBB	HBP	BLK	WP	HR	S	P	ERA	WHIP
Jose Lima, R ERA: 3.72 (1, 1)	4.0	L	22	7	6	6	2	3	0	0	0	0	1	50	86	13.50	2.500
Paul Abbott, R ERA: 11.17 (5, 1)	1.0		6	2	3	3	1	1	0	0	0	0	1	22	34	27.00	3.000
Graeme Lloyd, L ERA: 4.39 (6, 1)	1.0		4	1	0	0	0	1	0	0	0	0	0	7	13	0.00	2.000
Jason Grimsley, R ERA: 4.52 (7, 1)	1.2		11	4	2	2	0	2	1	0	0	0	0	21	45	10.80	3.600
D.J. Carrasco, R ERA: 3.94 (8, 1)	0.1		1	0	0	0	1	0	0	0	0	0	0	3	3	0.00	0.000

BOTTOM

Kansas City Royals @ New York Yankees
 Yankee Stadium, Bronx, NY

Mon Aug 18 2003, 7:05 PM EDT
 Att: 48,937 - Cloudy - 75 F

AB	35
R	11
H	14
RBI	11
BB	8
SO	4
LOB	22

WP: 0 PA: 44
 PB: 0
 SB: 1
 CS: 0



PITCHER	IP	WLS	BF	H	R	ER	SO	BB	IBB	HBP	BLK	WP	HR	S	P	ERA	WHIP
---------	----	-----	----	---	---	----	----	----	-----	-----	-----	----	----	---	---	-----	------

Batter	1	2	3	4	5	6	7	8	9	AB R H RBI BB SO LOB	TOP		
Desi Relaford, S (1, 4) OBP: 0.331, SLG: 0.397	1-1 G3		1-3 K			1-0 29 F9 4 1B	1-1 E3 4 E			4 0 1 0 0 1 1			
4 Angel Berroa, R (1, 6) OBP: 0.340, SLG: 0.472	0-0 L9			2-2 G6-3		1-2 G5-4-3 1B	0-0 E4			4 0 1 0 0 0 1			
29 Mike Sweeney, R (1, 10) OBP: 0.431, SLG: 0.514	3-1 F7			0-0 1B		1-0 F9	1-1 SAFE G1-3			4 0 1 0 0 0 4			
Carlos Beltrán, S (1, 8) OBP: 0.390, SLG: 0.518		2-2 F8		1-3 K		2-2 SAFE G5-4-3 1-2f		2-3 K		4 0 0 0 0 2 3			
Raul Ibanez, L (1, 7) OBP: 0.344, SLG: 0.465		0-3 K		0-1 G3			0-2 E4 1B	1-1 F8		4 1 1 0 0 1 1			
Joe Randa, R (1, 5) OBP: 0.323, SLG: 0.409		2-1 1B			1-1 L9		2-1 E 1B	2-3 K		4 1 2 1 0 1 0			
Ken Harvey, R (1, 3) OBP: 0.304, SLG: 0.399		2-0 G3			1-1 1B		0-0 E 4 E 1B		0-1 G4-3 1B	4 1 3 0 0 0 1			
Mendy López, R (1, 9) OBP: 0.305, SLG: 0.448 Dee Brown, L (9, PH) OBP: 0.287, SLG: 0.350			2-3 K		3-3 SAFE K		2-3 K		1-3 K	3 0 0 0 0 3 3 1 0 0 0 0 1 1			
Mike DiFelice, R (1, 2) OBP: 0.294, SLG: 0.400			0-2 G1-3		0-2 G5-3		0-1 F7		0-0 G4-3	4 0 0 0 0 0 4			
Inning Stats	R: 0 E: 0 K: 0 S: 5 H: 0 LOB: 0 BB: 0 P: 9	R: 0 E: 0 K: 1 S: 11 H: 1 LOB: 1 BB: 0 P: 17	R: 0 E: 0 K: 2 S: 11 H: 0 LOB: 0 BB: 0 P: 14	R: 0 E: 0 K: 1 S: 14 H: 1 LOB: 1 BB: 0 P: 17	R: 0 E: 0 K: 1 S: 11 H: 1 LOB: 1 BB: 0 P: 16	R: 0 E: 0 K: 0 S: 9 H: 2 LOB: 1 BB: 0 P: 14	R: 3 E: 3 K: 1 S: 17 H: 3 LOB: 2 BB: 0 P: 23	R: 0 E: 0 K: 2 S: 10 H: 0 LOB: 0 BB: 0 P: 15	R: 0 E: 0 K: 1 S: 6 H: 1 LOB: 0 BB: 0 P: 7	1B: 9 2B: 0 3B: 0 HR: 0 SF: 0 SAC: 0 DP: 2 HBP: 0	WP: 0 PB: 0 SB: 0 CS: 0 PA: 36		
PITCHER	IP WLS BF H R ER SO BB IBB HBP BLK WP HR S P ERA WHIP											PITCHER	IP WLS BF H R ER SO BB IBB HBP BLK WP HR S P ERA WHIP
Andy Pettitte, L (1, 1) ERA: 4.12	6.2 W 29 8 3 1 6 0 0 0 0 0 0 0 76 107 1.35 1.200												
Jeff Nelson, R (7, 1) ERA: 3.2	1.1 H 4 0 0 0 2 0 0 0 0 0 0 0 12 18 0.00 0.000												
42 Mariano Rivera, R (9, 1) ERA: 2.01	1.0 S 3 1 0 0 1 0 0 0 0 0 0 0 6 7 0.00 1.000												

Kansas City Royals @ New York Yankees
 Yankee Stadium, Bronx, NY
 Tue Aug 19 2003, 7:05 PM EDT
 Att. 43,841 - Sunny - 80 F

livebaseballscorecards.com

AB	36
R	3
H	9
RBI	1
BB	0
SO	9
LOB	19



Batter	1	2	3	4	5	6	7	8	9	AB	R	H	RBI	BB	SO	LOB
Alfonso Soriano, R (1, 4) OBP: 0.326, SLG: 0.492	1-1 F8		1-1 HR		3-2 F7		1-1 G5-3 2B			4	1	2	2	0	0	0
Nick Johnson, L (1, 3) OBP: 0.429, SLG: 0.474	2-1 G5-4-3 1B		1-2 P4		3-2 G4-3		2-1 HBP			3	0	1	0	0	0	0
2 Derek Jeter, R (1, 6) OBP: 0.391, SLG: 0.472	2-2 G5-4-3 1-2f			2-1 HR 2B		0-2 G5-3	2-2 G5-3 2-3f			4	1	1	0	0	0	4
25 Jason Giambi, L (1, 10) OBP: 0.427, SLG: 0.558		1-1 P4		1-0 F8		4-2 55 1B BB		4-2 1B BB		2	1	0	0	2	0	1
Bernie Williams, S (1, 8) OBP: 0.389, SLG: 0.428		4-0 55 G6-3 BB		1-1 HR		1-2 P5		2-2 20 G4-6-3 1B		3	1	2	2	1	0	1
55 Hideki Matsui, L (1, 7) OBP: 0.359, SLG: 0.461		0-1 G6-3 1-2f		1-1 F7		1-1 1B		2-3 K		4	0	1	1	0	1	3
20 Jorge Posada, S (1, 2) OBP: 0.405, SLG: 0.499			0-2 F8	0-2 P5		1-0 P6		1-1 G4-6-3 1-2f		4	0	0	0	0	0	3
Aaron Boone, R (1, 5) OBP: 0.318, SLG: 0.436			4-2 F8 HR BB		3-2 G5-3		3-2 F8			2	1	0	0	1	0	0
Karim Garcia, L (1, 9) OBP: 0.309, SLG: 0.479			1-1 F8		0-0 HR		4-0 2B BB			2	1	1	1	1	0	1

Inning Stats	R: 0	H: 1	E: 0	LOB: 0	K: 0	S: 7	P: 12	R: 0	H: 0	E: 0	LOB: 0	K: 0	S: 4	P: 9	R: 2	H: 1	E: 0	LOB: 0	K: 0	S: 15	R: 2	H: 2	E: 0	LOB: 0	K: 0	S: 10	R: 1	H: 1	E: 0	LOB: 0	K: 0	S: 11	R: 1	H: 1	E: 0	LOB: 1	K: 0	S: 12	R: 0	H: 1	E: 0	LOB: 2	K: 0	S: 12	R: 0	H: 1	E: 0	LOB: 1	K: 1	S: 10	P: 19
--------------	------	------	------	--------	------	------	-------	------	------	------	--------	------	------	------	------	------	------	--------	------	-------	------	------	------	--------	------	-------	------	------	------	--------	------	-------	------	------	------	--------	------	-------	------	------	------	--------	------	-------	------	------	------	--------	------	-------	-------

PITCHER	IP	WLS	BF	H	R	ER	SO	BB	IBB	HBP	BLK	WP	HR	S	P	ERA	WHIP
Kevin Appier, R (1, 1) ERA: 5.42	6.0	L	25	6	6	6	0	3	0	0	0	0	3	59	97	9.00	1.500
Al Levine, R (7, 1) ERA: 2.87	1.0		5	1	0	0	0	1	0	1	0	0	0	12	24	0.00	2.000
Mike MacDougal, R (8, 1) ERA: 4.5	1.0		4	1	0	0	1	1	0	0	0	0	0	10	19	0.00	2.000

BOTTOM

Kansas City Royals @ New York Yankees
 Yankee Stadium, Bronx, NY

Tue Aug 19 2003, 7:05 PM EDT
 Att. 43,841 - Sunny - 80 F

AB	28
R	6
H	8
RBI	6
BB	5
SO	1
LOB	13

WP: 0 PA: 34
 PB: 0 SB: 1
 CS: 0



PITCHER	IP	WLS	BF	H	R	ER	SO	BB	IBB	HBP	BLK	WP	HR	S	P	ERA	WHIP
---------	----	-----	----	---	---	----	----	----	-----	-----	-----	----	----	---	---	-----	------

Batter	1	2	3	4	5	6	7	8	9	AB R H RBI BB SO LOB	TOP									
Aaron Guiel, L (1, 9) OBP: 0.356, SLG: 0.500	2-1 G4-3		2-2 L9			2-1 G4-3	4-0 BB		2-2 1B	4 1 1 0 1 0 0										
4 Angel Berroa, R (1, 6) OBP: 0.341, SLG: 0.471	1-3 K		1-0 G5-3			0-1 1B	2-3 K		1-2 1B	5 1 2 1 0 2 3										
29 Mike Sweeney, R (1, 10) OBP: 0.428, SLG: 0.508	3-3 K			0-3 K		1-3 K		1-1 F7	1-0 1B	5 1 1 1 0 3 1										
Carlos Beltrán, S (1, 8) OBP: 0.390, SLG: 0.522		3-2 SF7 3B		0-3 K		3-2 P4		3-2 F8	2-2 1B	5 1 2 1 0 1 1										
Raul Ibanez, L (1, 7) OBP: 0.347, SLG: 0.466		3-2 P6		1-1 F7			0-2 FC4-6 1B	3-2 1B	2-1 1B	5 1 3 0 0 0 1										
Joe Randa, R (1, 5) OBP: 0.326, SLG: 0.413		0-0 SF7			1-2 G4-3		1-1 FC4-6 1B	0-1 1B	0-2 1B	4 0 3 2 0 0 0										
Desi Relaford, S (1, 4) OBP: 0.330, SLG: 0.398		1-1 1B 2B		3-2 L9		0-1 FC4-6 1B		2-1 F9	0-3 K	5 1 1 1 0 1 5										
Ken Harvey, R (1, 3) OBP: 0.309, SLG: 0.406		1-0 CS 1B		0-0 2B		1-2 BB 1B			0-1 G4-3	4 0 3 1 0 0 0										
Brent Mayne, L (1, 2) OBP: 0.311, SLG: 0.344		1-2 CS		1-0 F8		2-1 G4-3			0-2 1B	3 0 0 0 0 1 3										
Julius Matos, R (9, PH) OBP: 0.295, SLG: 0.419										1 1 1 0 0 0 0										
Inning Stats	R: 0 E: 0 K: 2 S: 10	H: 0 LOB: 0 BB: 0 P: 16	R: 2 E: 0 K: 0 S: 15	H: 3 LOB: 0 BB: 0 P: 24	R: 0 E: 0 K: 0 S: 5	H: 0 LOB: 0 BB: 0 P: 9	R: 0 E: 0 K: 2 S: 8	H: 0 LOB: 0 BB: 0 P: 9	R: 0 E: 0 K: 1 S: 10	H: 1 LOB: 1 BB: 0 P: 16	R: 1 E: 0 K: 2 S: 17	H: 3 LOB: 3 BB: 1 P: 27	R: 0 E: 0 K: 0 S: 14	H: 2 LOB: 2 BB: 0 P: 23	R: 4 E: 0 K: 1 S: 24	H: 7 LOB: 2 BB: 0 P: 32	1B: 14 2B: 2 3B: 1 HR: 0	SF: 1 SAC: 0 DP: 0 HBP: 0	WP: 0 PB: 0 SB: 0 CS: 1	PA: 44
PITCHER	IP WLS BF H R ER SO BB IBB HBP BLK WP HR S P ERA WHIP																			
Roger Clemens, R (1, 1) ERA: 3.59	6.1 W 26 8 3 3 5 0 0 0 0 0 0 0 69 103 4.26 1.263																			
Jesse Orosco, L (7, 1) ERA: 8.07	0.1 2 0 0 0 1 1 0 0 0 0 0 0 3 9 0.00 3.000																			
Antonio Osuna, R (7, 1) ERA: 3.35	1.1 H 6 2 0 0 1 0 0 0 0 0 0 0 17 28 0.00 1.500																			
Sterling Hitchcock, L (9, 1) ERA: 5.44	0.1 4 3 3 3 0 0 0 0 0 0 0 0 12 15 81.00 9.000																			
42 Mariano Rivera, R (9, 1) ERA: 2.15	0.2 S 5 4 1 1 1 0 0 0 0 0 0 0 12 17 13.50 6.000																			

Kansas City Royals @ New York Yankees
 Yankee Stadium, Bronx, NY
 Wed Aug 20 2003, 1:05 PM EDT
 Att. 46,973 - Cloudy - 85 F

AB	41
R	7
H	17
RBI	7
BB	1
SO	8
LOB	14



Batter	1	2	3	4	5	6	7	8	9	AB	R	H	RBI	BB	SO	LOB
Alfonso Soriano, R OBP: 0.328, SLG: 0.493 (1, 4)	1-0 F7 2B	4-0 2 1B 1B	0-3 K		2-2 E5		4-2 2 FC5 BB			3	1	1	0	2	1	1
2 Derek Jeter, R OBP: 0.388, SLG: 0.468 (1, 6)	1-2 F9	3-2 1B 1-2 2-H 3-H		0-3 K	2-2 F9		1-1 FC5 1-2 2-3f			5	0	1	2	0	1	4
Bernie Williams, S OBP: 0.389, SLG: 0.427 (1, 8)	1-1 F7	1-0 1B 1-3 2-H		2-2 1B	2-3 K		0-0 L9			5	0	2	1	0	1	4
Ruben Sierra, S OBP: 0.340, SLG: 0.416 (1, 10)	4-0 BB	0-0 P3		1-0 F7		1-2 1B		2-0 L7		4	0	1	0	1	0	3
55 Hideki Matsui, L OBP: 0.356, SLG: 0.456 (1, 7)	3-2 L3	2-2 F8		1-3 K		2-3 K		3-1 G3		5	0	0	0	0	2	6
Aaron Boone, R OBP: 0.319, SLG: 0.438 (1, 5)		1-1 1B 2B 2B	0-1 F7		0-1 HR 1B		1-3 K		0-0 G5-3	5	2	2	0	0	1	1
Nick Johnson, L OBP: 0.434, SLG: 0.492 (1, 3)		1-2 2B 2 1B 1B	1-1 2B HBP		2-1 HR		1-2 G3			3	3	2	2	0	0	1
John Flaherty, R OBP: 0.286, SLG: 0.481 (1, 2)		0-0 P6	1-0 1-H 2B		0-0 F8		1-3 K			4	0	1	1	0	1	2
Juan Rivera, R OBP: 0.299, SLG: 0.398 (1, 9)		0-1 2 1B 2B	0-1 G6-3		1-1 HR		2-2 2 FC5 BB 1B			4	2	3	2	0	0	1

Inning Stats	R: 0	H: 1	E: 0	K: 0	S: 9	R: 4	H: 5	E: 0	K: 0	S: 19	R: 1	H: 1	E: 0	K: 1	S: 9	R: 0	H: 1	E: 0	K: 2	S: 10	R: 3	H: 3	E: 1	K: 1	S: 16	R: 0	H: 1	E: 0	K: 2	S: 13	R: 0	H: 1	E: 0	K: 1	S: 12	R: 0	H: 0	E: 0	K: 0	S: 4
	LOB: 2	BB: 1	P: 19	LOB: 2	BB: 1	P: 31	LOB: 1	BB: 0	P: 11	LOB: 1	BB: 0	P: 14	LOB: 1	BB: 0	P: 25	LOB: 1	BB: 0	P: 18	LOB: 2	BB: 1	P: 20	LOB: 0	BB: 0	P: 9	LOB: 0	BB: 0	P: 9	LOB: 0	BB: 0	P: 9	LOB: 0	BB: 0	P: 9	LOB: 0	BB: 0	P: 9	LOB: 0	BB: 0	P: 9	

PITCHER	IP	WLS	BF	H	R	ER	SO	BB	IBB	HBP	BLK	WP	HR	S	P	ERA	WHIP
41 Jimmy Gobble, L ERA: 6.41 (1, 1)	4.1	L	27	11	8	8	3	2	0	0	0	0	2	54	85	16.61	3.000
Jeremy Affeldt, L ERA: 4.08 (5, 1)	2.2		12	2	0	0	4	1	0	0	0	0	0	34	53	0.00	1.125
Graeme Lloyd, L ERA: 4.29 (8, 1)	1.0		3	0	0	0	0	0	0	0	0	0	0	4	9	0.00	0.000

BOTTOM

Kansas City Royals @ New York Yankees
 Yankee Stadium, Bronx, NY
 Wed Aug 20 2003, 1:05 PM EDT
 Att. 46,973 - Cloudy - 85 F

AB	38
R	8
H	13
RBI	8
BB	3
SO	7
LOB	23



WP	HR	S	P	ERA	WHIP
0	0	0	0	0.00	0.000

Batter	1	2	3	4	5	6	7	8	9	AB R H RBI BB SO LOB	TOP											
Aaron Guiel, L (1, 9) OBP: 0.353, SLG: 0.493	1-2 2B 1B		0-2 G4-3		1-2 F8		0-3 K		0-0 L4	5 1 1 0 0 1 0												
Joe Randa, R (1, 5) OBP: 0.330, SLG: 0.422	1-2 G5-3 1-H 2B		0-1 F7		1-2 2B		0-2 1B			4 0 3 1 0 0 0												
29 Mike Sweeney, R (1, 10) OBP: 0.425, SLG: 0.504	2-2 G1-3		1-0 1B		0-0 F8		1-3 K			4 0 1 0 0 1 3												
Carlos Beltrán, S (1, 8) OBP: 0.391, SLG: 0.521	1-1 G5-3			0-0 BB 1B		4-0 IBB		2-0 G5-3		3 1 1 0 1 0 2												
Raul Ibanez, L (1, 7) OBP: 0.346, SLG: 0.463	1-1 P5			4-2 SH1-4 1B BB		2-1 P5		0-0 G6-3		3 0 0 0 1 0 3												
Ken Harvey, R (1, 3) OBP: 0.308, SLG: 0.404		0-1 G1		0-0 SH1-4 1B		2-2 F7		1-0 G4-3		4 0 1 1 0 0 0												
4 Angel Berroa, R (1, 6) OBP: 0.339, SLG: 0.468		3-2 P2		0-0 SH1-4		2-1 G5-3		1-2 G5-3		3 0 0 0 0 0 0												
Desi Relaford, S (1, 4) OBP: 0.331, SLG: 0.400		0-2 G4-3		4-1 BB		0-1 2B			1-3 K	3 0 1 0 1 1 0												
Brent Mayne, L (1, 2) OBP: 0.312, SLG: 0.354			2-1 HR		3-2 FC3-2-4-2		2-3 K		2-2 G5-3	3 1 1 1 0 1 4												
Mendy López, R (9, PH) OBP: 0.300, SLG: 0.441										1 0 0 0 0 0 0												
Inning Stats	R: 1 E: 0 K: 0 S: 15	H: 2 LOB: 1 BB: 0 P: 21	R: 0 E: 0 K: 0 S: 12	H: 0 LOB: 0 BB: 0 P: 15	R: 1 E: 0 K: 0 S: 8	H: 2 LOB: 1 BB: 0 P: 11	R: 1 E: 0 K: 0 S: 9	H: 2 LOB: 3 BB: 2 P: 20	R: 0 E: 0 K: 0 S: 10	H: 1 LOB: 2 BB: 1 P: 18	R: 0 E: 0 K: 1 S: 10	H: 1 LOB: 1 BB: 0 P: 16	R: 0 E: 0 K: 2 S: 11	H: 1 LOB: 1 BB: 0 P: 14	R: 0 E: 0 K: 0 S: 6	H: 0 LOB: 0 BB: 0 P: 8	R: 0 E: 0 K: 1 S: 8	H: 0 LOB: 0 BB: 0 P: 11	1B: 5 2B: 3 3B: 0 HR: 1	SF: 0 SAC: 1 DP: 0 HBP: 0	WP: 0 PB: 0 SB: 0 CS: 0	PA: 37
PITCHER	IP WLS BF H R ER SO BB IBB HBP BLK WP HR S P ERA WHIP																					
Kenny Rogers, L (1, 1) ERA: 4.67	7.0 W 31 9 3 3 3 2 1 0 0 0 1 75 115 3.86 1.571																					
LaTroy Hawkins, R (8, 1) ERA: 2.17	1.0 H 3 0 0 0 0 0 0 0 0 0 0 6 8 0.00 0.000																					
Eddie Guardado, L (9, 1) ERA: 3.18	1.0 S 3 0 0 0 1 0 0 0 0 0 0 8 11 0.00 0.000																					

Kansas City Royals @ Minnesota Twins
 Hubert H. Humphrey Metrodome, Minneapolis, MN

AB	33
R	3
H	9
RBI	3
BB	3
SO	4
LOB	12



Thu Aug 21 2003, 8:05 PM EDT
 Att. 30,179 - Dome - 72 F

livebaseballscorecards.com

Batter	1	2	3	4	5	6	7	8	9	AB R H RBI BB SO LOB
Shannon Stewart, R OBP: 0.366, SLG: 0.478 (1, 9)	1-0 F9		2-2 2B		1-0 2B 1B		1-0 FC3-2 1B		2-3 K	5 0 3 0 0 1 1
Luis Rivas, R OBP: 0.319, SLG: 0.390 Denny Hocking, S OBP: 0.288, SLG: 0.352 (1, 4) (7, PH) (8, 4)	4-0 1B BB		2-2 G5-3		1-0 2B 1-H 2-H		2-0 FC3-2			2 0 1 1 1 0 1 1 0 0 0 0 0 2
Doug Mientkiewicz, L OBP: 0.384, SLG: 0.458 (1, 3)	1-3 K		1-1 G3-1			4-1 FC6-4 BB	1-0 G3-1			3 0 0 0 1 1 4
Matthew LeCroy, R OBP: 0.329, SLG: 0.513 (1, 10)	1-1 1-3 1B			1-3 K		2-2 F9		3-3 K		4 0 1 0 0 2 1
Corey Koskie, L OBP: 0.386, SLG: 0.470 (1, 5)	2-3 K			1-1 G4-3		2-3 K		2-2 F8		4 0 0 0 0 2 3
Torii Hunter, R OBP: 0.304, SLG: 0.436 (1, 8)			1-3 K		1-0 P4		2-1 FC6-4		2-2 G1-3	4 0 0 0 0 1 1
Jacque Jones, L OBP: 0.334, SLG: 0.460 (1, 7)			2-2 P6			0-0 1B 2B 1B			1-1 G4-3	4 2 2 0 0 0 0
A.J. Pierzynski, L OBP: 0.338, SLG: 0.453 (1, 2)			1-0 P5			2-2 F9			0-3 K	4 0 0 0 0 1 2
Cristian Guzman, S OBP: 0.302, SLG: 0.347 Dustan Mohr, R OBP: 0.327, SLG: 0.423 (1, 6) (9, PH)			3-2 P3			2-1 P4			2-3 K	3 0 1 1 0 0 1 1 0 0 0 0 1 0

Inning Stats	R: 0	H: 1	E: 0	K: 2	S: 9	H: 0	LOB: 2	BB: 1	P: 18	R: 0	H: 0	E: 0	K: 1	S: 8	H: 0	LOB: 0	BB: 0	P: 12	R: 0	H: 1	E: 0	K: 0	S: 11	H: 0	LOB: 0	BB: 0	P: 9	R: 1	H: 3	E: 0	K: 0	S: 9	H: 0	LOB: 1	BB: 1	P: 19	R: 0	H: 0	E: 0	K: 1	S: 9	H: 3	LOB: 2	BB: 0	P: 15	R: 0	H: 0	E: 0	K: 1	S: 9	R: 1	H: 3	E: 0	K: 0	S: 8	H: 0	LOB: 0	BB: 0	P: 13	R: 0	H: 0	E: 0	K: 1	S: 9	H: 0	LOB: 0	BB: 0	P: 16	R: 0	H: 0	E: 0	K: 3	S: 13	H: 0	LOB: 1	BB: 0	P: 18	1B: 5	SF: 0	2B: 3	SAC: 0	3B: 0	DP: 0	HR: 0	HBP: 0
--------------	------	------	------	------	------	------	--------	-------	-------	------	------	------	------	------	------	--------	-------	-------	------	------	------	------	-------	------	--------	-------	------	------	------	------	------	------	------	--------	-------	-------	------	------	------	------	------	------	--------	-------	-------	------	------	------	------	------	------	------	------	------	------	------	--------	-------	-------	------	------	------	------	------	------	--------	-------	-------	------	------	------	------	-------	------	--------	-------	-------	-------	-------	-------	--------	-------	-------	-------	--------

PITCHER	IP	WLS	BF	H	R	ER	SO	BB	IBB	HBP	BLK	WP	HR	S	P	ERA	WHIP
Darrell May, L ERA: 3.75 (1, 1)	6.1	W	27	7	2	2	5	2	0	0	0	0	0	57	98	2.84	1.421
Jason Grimsley, R ERA: 4.5 (7, 1)	0.1	H	2	1	0	0	0	0	0	0	0	0	0	2	5	0.00	3.000
Jeremy Affeldt, L ERA: 4.0 (7, 1)	2.1	S	8	0	0	0	4	0	0	0	0	1	0	23	36	0.00	0.000

BOTTOM

Kansas City Royals @ Minnesota Twins
Hubert H. Humphrey Metrodome, Minneapolis, MN

livebaseballscorecards.com

AB	35
R	2
H	8
RBI	2
BB	2
SO	9
LOB	16



WP: 1 PA: 37
PB: 0
SB: 0
CS: 0

Fri Aug 22 2003, 8:05 PM EDT
Att: 36,101 - Dome - 72 F

Batter	1	2	3	4	5	6	7	8	9	AB R H RBI BB SO LOB	TOP										
Aaron Guiel, L (1, 9) OBP: 0.353, SLG: 0.506	1-3 K			2-0 1B 2B	1-1 1-H 2-H HR		1-3 K			4 2 2 3 0 2 0	Kansas City Royals @ Minnesota Twins Hubert H. Humphrey Metrodome, Minneapolis, MN Sat Aug 23 2003, 7:05 PM EDT Att: 37,782 - Dome - 72 F										
Joe Randa, R (1, 5) OBP: 0.331, SLG: 0.421	0-0 G4-3			1-1 1B 2-H 1B	1-1 P6		2-1 P3			4 0 1 1 0 0 0											
29 Mike Sweeney, R (1, 10) OBP: 0.418, SLG: 0.491	1-1 F9			2-0 G5-3	2-3 K					4 0 0 0 0 2 1											
Carlos Beltrán, S (1, 8) OBP: 0.389, SLG: 0.515		2-2 L9		1-1 1B 2-3		0-3 K				4 0 1 0 0 1 0											
Raul Ibanez, L (1, 7) OBP: 0.346, SLG: 0.463		1-2 G1-6-3 1B		2-2 P6		0-1 1B 1B		2-2 G5-3		4 0 2 0 0 0 2											
Ken Harvey, R (1, 3) OBP: 0.305, SLG: 0.398		1-2 G1-6-3 1-2f		1-3 K		2-2 1B		0-2 L3		4 0 1 0 0 1 3											
Desi Relaford, S (1, 4) OBP: 0.330, SLG: 0.395			1-0 G3-1		0-0 FC1-5 4 1B 1B		1-0 F8			4 0 1 0 0 0 2											
4 Angel Berroa, R (1, 6) OBP: 0.337, SLG: 0.463			3-2 F8		2-2 FC1-5 HR 1B		0-0 F7			4 1 1 0 0 1 2											
Mike DiFelice, R (1, 2) OBP: 0.289, SLG: 0.393			1-2 G6-3		1-1 FC1-5 HR		1-1 P3			3 1 0 0 0 0 2											
Inning Stats	R: 0 E: 0 K: 1 S: 7	H: 0 LOB: 0 BB: 0 P: 9	R: 0 E: 0 K: 0 S: 9	H: 1 LOB: 0 BB: 0 P: 13	R: 0 E: 0 K: 0 S: 8	H: 0 LOB: 0 BB: 0 P: 13	R: 1 E: 0 K: 1 S: 12	H: 3 LOB: 2 BB: 0 P: 21	R: 3 E: 0 K: 1 S: 13	H: 3 LOB: 0 BB: 0 P: 20	R: 0 E: 0 K: 1 S: 10	H: 2 LOB: 2 BB: 0 P: 13	R: 0 E: 0 K: 1 S: 7	H: 0 LOB: 0 BB: 0 P: 11	R: 0 E: 0 K: 1 S: 13	H: 0 LOB: 0 BB: 0 P: 17	R: 0 E: 0 K: 1 S: 8	H: 0 LOB: 0 BB: 0 P: 14	1B: 7 2B: 1 3B: 0 HR: 1	SF: 0 SAC: 0 DP: 1 HBP: 0	WP: 0 PA: 35 PB: 0 SB: 0 CS: 0
PITCHER	IP WLS BF H R ER SO BB IBB HBP BLK WP HR S P ERA WHIP																				
Joe Mays, R (1, 1) ERA: 6.16	5.0 L 21 7 4 4 3 0 0 0 0 0 0 1 49 76 7.20 1.400																				
Grant Balfour, R (6, 1) ERA: 2.03	4.0 14 2 0 0 4 0 0 0 0 0 0 0 38 55 0.00 0.500																				

AB	35
R	4
H	9
RBI	4
BB	0
SO	7
LOB	12



Batter	1	2	3	4	5	6	7	8	9	AB	R	H	RBI	BB	SO	LOB
Shannon Stewart, R OBP: 0.365, SLG: 0.477 (1, 9)	1-1 G5-3	0-1 2B		1-2 G5-3		0-3 K			1-3 K	5	0	1	0	0	2	3
Luis Rivas, R OBP: 0.318, SLG: 0.396 (1, 4)	1-2 HR	1-3 K		1-0 L5			2-3 K2-3		2-1 G4-6-3	5	1	1	1	0	2	3
Doug Mientkiewicz, L OBP: 0.385, SLG: 0.463 (1, 3)	2-2 1B		2-2 F7		1-1 G2-3		1-0 G4-3			4	1	2	0	0	0	0
Matthew LeCroy, R OBP: 0.332, SLG: 0.512 (1, 10)	2-2 1B		2-1 1B		3-2 P2		0-0 G4-3			4	1	2	1	0	0	1
Corey Koskie, L OBP: 0.389, SLG: 0.473 (1, 5)	1-2 1B		0-0 1B		0-1 1B		1-0 P6			4	0	3	0	0	0	1
Torii Hunter, R OBP: 0.302, SLG: 0.432 (1, 8)	0-0 F8		1-0 F7		1-0 G4-3			0-3 K		4	0	0	0	0	1	5
Jacque Jones, L OBP: 0.333, SLG: 0.458 (1, 7)	1-0 G4-3		1-1 1B		3-3 K			2-2 G6-3		4	0	1	1	0	1	2
A.J. Pierzynski, L OBP: 0.340, SLG: 0.453 (1, 2)		0-2 1B	3-2 F8		0-0 1B			3-1 G3-1		4	0	2	0	0	0	2
Chris Gomez, R OBP: 0.274, SLG: 0.342 (1, 6)		1-0 G6-4-3		1-2 BLK		1-1 P4			4-2 G4-6-3	3	0	1	0	0	0	2
Michael Ryan, L OBP: 0.500, SLG: 0.833 (9, PH)										0	0	0	0	1	0	0
Cristian Guzman, S OBP: 0.302, SLG: 0.347 (9, PR)										0	0	0	0	0	0	0

Inning Stats	R: 2	H: 4	E: 0	K: 0	S: 18	H: 4	LOB: 2	BB: 0	P: 26	R: 0	H: 2	E: 0	K: 1	S: 10	H: 2	LOB: 1	BB: 0	P: 12	R: 1	H: 3	E: 0	K: 0	S: 12	H: 1	LOB: 0	BB: 0	P: 10	R: 0	H: 1	E: 0	K: 0	S: 7	H: 1	LOB: 1	BB: 0	P: 13	R: 0	H: 1	E: 0	K: 2	S: 12	H: 1	LOB: 1	BB: 0	P: 16	R: 0	H: 1	E: 0	K: 1	S: 9	H: 0	LOB: 0	BB: 0	P: 14	R: 0	H: 0	E: 0	K: 1	S: 7	H: 0	LOB: 1	BB: 1	P: 14	1B: 8	SF: 0	2B: 5	SAC: 0	3B: 0	DP: 3	HR: 1	HBP: 0	WP: 0	PA: 38
--------------	------	------	------	------	-------	------	--------	-------	-------	------	------	------	------	-------	------	--------	-------	-------	------	------	------	------	-------	------	--------	-------	-------	------	------	------	------	------	------	--------	-------	-------	------	------	------	------	-------	------	--------	-------	-------	------	------	------	------	------	------	--------	-------	-------	------	------	------	------	------	------	--------	-------	-------	-------	-------	-------	--------	-------	-------	-------	--------	-------	--------

PITCHER	IP	WLS	BF	H	R	ER	SO	BB	IBB	HBP	BLK	WP	HR	S	P	ERA	WHIP
Jose Lima, R ERA: 3.92 (1, 1)	4.0		20	10	3	3	1	0	0	0	1	0	1	47	69	6.75	2.500
D.J. Carrasco, R ERA: 3.71 (5, 1)	4.0	W	15	3	0	0	4	0	0	0	0	0	0	35	53	0.00	0.750
Mike MacDougal, R ERA: 4.42 (9, 1)	1.0	S	3	0	0	0	1	1	0	0	0	0	0	7	14	0.00	1.000

BOTTOM

Kansas City Royals @ Minnesota Twins
 Hubert H. Humphrey Metrodome, Minneapolis, MN

Sat Aug 23 2003, 7:05 PM EDT
 Att: 37,782 - Dome - 72 F

livebaseballscores.com

AB	37
R	3
H	13
RBI	3
BB	1
SO	6
LOB	19



Batter	1	2	3	4	5	6	7	8	9	AB R H RBI BB SO LOB	TOP									
Aaron Guiel, L (1, 9) OBP: 0.351, SLG: 0.504	3-3 K	3-3 K			1-0 1B 2B		3-3 K		2-2 G3	5 0 1 0 0 3 1	Kansas City Royals @ Minnesota Twins Hubert H. Humphrey Metrodome, Minneapolis, MN Sun Aug 24 2003, 2:05 PM EDT Att. 34,265 - Dome - 72 F livebaseballscorecards.com									
Joe Randa, R (1, 5) OBP: 0.333, SLG: 0.424	1-3 K		3-2 P4		0-0 BB 1B		2-1 29 WP 2B		4 0 2 0 0 1 0											
29 Mike Sweeney, R (1, 10) OBP: 0.416, SLG: 0.491	3-2 2B		0-3 K		0-3 K		2-3 K		4 0 1 0 0 3 3											
Carlos Beltrán, S (1, 8) OBP: 0.390, SLG: 0.513	4-0 BB		1-1 F9		4-1 1-2 BB		2-3 K		2 0 0 0 2 1 0											
Raul Ibanez, L (1, 7) OBP: 0.346, SLG: 0.461	1-3 K			2-2 1B	0-1 P6		2-2 F7		4 0 1 0 0 1 5											
Ken Harvey, R (1, 3) OBP: 0.304, SLG: 0.397		0-3 K		2-2 F8		1-3 K	2-0 1B		4 0 1 0 0 2 1											
Desi Relaford, S (1, 4) OBP: 0.329, SLG: 0.401		0-1 HR		1-3 K		1-1 F7	0-1 G3		4 1 1 1 0 1 2											
4 Angel Berroa, R (1, 6) OBP: 0.337, SLG: 0.467 Mendy López, R (9, PH) OBP: 0.295, SLG: 0.433		0-1 3B		3-1 P4		0-1 F9		2-3 K	3 0 1 0 0 0 1 1 0 0 0 0 1 0											
Brent Mayne, L (1, 2) OBP: 0.311, SLG: 0.356 Dee Brown, L (9, PH) OBP: 0.285, SLG: 0.347		2-3 K			3-2 F8		2-1 G4-3	0-2 G1-3	3 0 0 0 0 1 1 1 0 0 0 0 0 0											
Inning Stats	R: 0 E: 0 K: 3 S: 14	H: 1 LOB: 2 BB: 1 P: 26	R: 1 E: 0 K: 3 S: 13	H: 2 LOB: 1 BB: 0 P: 18	R: 0 E: 0 K: 1 S: 8	H: 0 LOB: 0 BB: 0 P: 12	R: 0 E: 0 K: 1 S: 12	H: 1 LOB: 1 BB: 0 P: 20	R: 0 E: 0 K: 1 S: 12	H: 2 LOB: 3 BB: 1 P: 20		R: 0 E: 0 K: 2 S: 11	H: 1 LOB: 1 BB: 0 P: 20	R: 0 E: 0 K: 1 S: 10	H: 1 LOB: 1 BB: 0 P: 16	R: 0 E: 0 K: 1 S: 14	H: 0 LOB: 0 BB: 0 P: 18	1B: 3 2B: 3 3B: 1 HR: 1	SF: 0 SAC: 0 DP: 0 HBP: 0	WP: 1 PB: 0 SB: 0 CS: 0
PITCHER	IP WLS BF H R ER SO BB IBB HBP BLK WP HR S P ERA WHIP																			
Johan Santana, L (1, 1) ERA: 2.85	6.0 W 26 6 1 1 10 2 0 0 0 0 0 1 66 105 1.50 1.333																			
J.C. Romero, L (7, 1) ERA: 4.7	1.0 4 1 0 0 2 0 0 0 0 1 0 11 20 0.00 1.000																			
Juan Rincon, R (8, 1) ERA: 3.66	2.0 7 1 0 0 2 0 0 0 0 0 0 24 34 0.00 0.500																			

Kansas City Royals @ Minnesota Twins
 Hubert H. Humphrey Metrodome, Minneapolis, MN
 Sun Aug 24 2003, 2:05 PM EDT
 Att. 34,265 - Dome - 72 F

AB	35
R	1
H	8
RBI	1
BB	2
SO	14
LOB	14



Batter	1	2	3	4	5	6	7	8	9	AB R H RBI BB SO LOB	TOP									
10 Michael Young, R (1, 4) OBP: 0.340, SLG: 0.449	2-2 F9			1-2 G4-3	3-2 F8			1-0 G6-3		4 0 0 0 0 0 3										
9 Hank Blalock, L (1, 5) OBP: 0.366, SLG: 0.530	0-1 F8			1-1 G3-1		1-2 G1-4-3		1-3 K		4 0 0 0 0 1 1										
Alex Rodriguez, R (1, 6) OBP: 0.399, SLG: 0.602	2-3 K			0-0 HR 1B		0-0 G6-3			1-0 G4-6-3 1B	4 1 2 0 0 1 0										
Rafael Palmeiro, L (1, 10)		2-1 G1-3		2-0 HR		3-2 G4-3			0-1 G4-6-3 1-2f	4 1 1 2 0 0 1										
Shane Spencer, R (1, 7) OBP: 0.332, SLG: 0.421		2-3 K		2-2 P4			0-3 K		4-2 BB	3 0 0 0 1 2 0										
23 Mark Teixeira, S (1, 3) OBP: 0.322, SLG: 0.450		2-3 K			0-0 F9		2-3 K2-3		2-3 K	4 0 0 0 0 3 1										
Marcus Thames, R (1, 9) OBP: 0.333, SLG: 0.304			1-0 G5-3		0-0 1B 1B		0-3 K			3 0 1 0 0 1 0										
Laynce Nix, L (1, 8) OBP: 0.287, SLG: 0.440			1-2 F9		2-2 F7			2-3 K		3 0 0 0 0 1 1										
Einar Diaz, R (1, 2) OBP: 0.296, SLG: 0.348			1-1 F7		1-0 1B			1-1 2B		3 0 2 0 0 0 0										
Inning Stats	R: 0 E: 0 K: 1 S: 12	H: 0 LOB: 0 BB: 0 P: 16	R: 0 E: 0 K: 2 S: 8	H: 0 LOB: 0 BB: 0 P: 14	R: 0 E: 0 K: 0 S: 6	H: 0 LOB: 0 BB: 0 P: 9	R: 2 E: 0 K: 0 S: 10	H: 2 LOB: 0 BB: 0 P: 16	R: 0 E: 0 K: 0 S: 10	H: 2 LOB: 2 BB: 0 P: 16	R: 0 E: 0 K: 3 S: 9	H: 0 LOB: 0 BB: 0 P: 11	R: 0 E: 0 K: 2 S: 9	H: 1 LOB: 1 BB: 0 P: 14	R: 0 E: 0 K: 1 S: 9	H: 1 LOB: 1 BB: 1 P: 16	1B: 4 2B: 1 3B: 0 HR: 1	SF: 0 SAC: 0 DP: 1 HBP: 0	WP: 0 PB: 0 SB: 0 CS: 0	PA: 33
PITCHER	IP WLS BF H R ER SO BB IBB HBP BLK WP HR S P ERA WHIP																			
Brian Anderson, L (1, 1) ERA: 3.68	6.0 W 22 4 2 2 3 0 0 0 0 0 1 54 83 3.00 0.667																			
Jeremy Affeldt, L (7, 1) ERA: 3.93	2.0 7 1 0 0 5 0 0 0 0 0 0 18 25 0.00 0.500																			
Curt Leskanic, R (9, 1) ERA: 1.83	1.0 4 1 0 0 1 1 0 0 0 0 0 9 16 0.00 2.000																			

Texas Rangers @ Kansas City Royals
Kauffman Stadium, Kansas City, MO

Tue Aug 26 2003, 7:05 PM CDT
Att. 12,917 - Overcast - 87 F

livebaseballscorecards.com

AB	32
R	2
H	6
RBI	2
BB	1
SO	9
LOB	7



Batter	1	2	3	4	5	6	7	8	9
Aaron Guiel, L OBP: 0.355, SLG: 0.522 (1, 9)	0-1 F7		3-0 HR		2-3 K	3-2 29 HR 1B		2-2 WP 2B	
Joe Randa, R OBP: 0.336, SLG: 0.427 (1, 5) Mendy López, R OBP: 0.295, SLG: 0.433 (9, 5)	2-3 K		0-0 29 1B 2B		4-1 BB	1-1 29 HR 1B		2-3 K2-3	
29 Mike Sweeney, R OBP: 0.419, SLG: 0.504 (1, 10)	0-1 1B		0-2 1B		0-0 L9	1-1 HR		2-2 G5-3	
Carlos Beltrán, S OBP: 0.390, SLG: 0.510 (1, 8)	1-3 K		3-3 K		2-2 FC5	0-0 1B		4-0 IBB	
Raul Ibanez, L OBP: 0.344, SLG: 0.457 (1, 7)		3-2 L6	1-2 G5-3			1B BB G6-3		0-3 K	
Ken Harvey, R OBP: 0.304, SLG: 0.396 (1, 3)		2-1 F9		3-3 K		1 SAFE 0-0 4 HBP 1B 1B	2-3 K		
Desi Relaford, S OBP: 0.326, SLG: 0.397 (1, 4)		1-2 P4		2-0 F8		1 SAFE 1-1 F9	0-1 G4-3		
4 Angel Berroa, R OBP: 0.341, SLG: 0.472 (1, 6)			0-0 HR 2B	0-2 F7		1-2 1B HBP 1B	1-1 2B		
Brent Mayne, L OBP: 0.310, SLG: 0.352 (1, 2)			3-1 F8		4-0 FC5 BB BB	3-3 K	1-1 G1		

Inning Stats	R: 0 E: 0 K: 2 S: 10	H: 1 LOB: 1 BB: 0 P: 13	R: 0 E: 0 K: 0 S: 8	H: 0 LOB: 0 BB: 0 P: 14	R: 3 E: 0 K: 1 S: 15	H: 4 LOB: 1 BB: 0 P: 25	R: 0 E: 0 K: 1 S: 7	H: 0 LOB: 0 BB: 0 P: 12	R: 0 E: 0 K: 1 S: 8	H: 0 LOB: 2 BB: 2 P: 20	R: 6 E: 0 K: 1 S: 20	H: 5 LOB: 1 BB: 1 P: 37	R: 0 E: 0 K: 1 S: 9	H: 1 LOB: 1 BB: 0 P: 13	R: 0 E: 0 K: 2 S: 14	H: 1 LOB: 2 BB: 1 P: 24
--------------	-------------------------------	----------------------------------	------------------------------	----------------------------------	-------------------------------	----------------------------------	------------------------------	----------------------------------	------------------------------	----------------------------------	-------------------------------	----------------------------------	------------------------------	----------------------------------	-------------------------------	----------------------------------

PITCHER	IP	WLS	BF	H	R	ER	SO	BB	IBB	HBP	BLK	WP	HR	S	P	ERA	WHIP
R.A. Dickey, R ERA: 4.68 (1, 1)	5.1	L	26	6	6	6	5	3	0	1	0	0	1	54	96	10.12	1.688
Aaron Fultz, L ERA: 5.34 (6, 1)	0.1		2	1	0	0	1	0	0	0	0	0	0	7	13	0.00	3.000
56 Rosman Garcia, R ERA: 6.27 (6, 1)	0.2		5	3	3	3	1	0	0	0	0	0	1	10	17	40.50	4.500
Brian Shouse, L ERA: 3.17 (7, 1)	0.2		3	1	0	0	0	0	0	0	0	0	0	6	8	0.00	1.500
32 Ron Mahay, L ERA: 1.65 (8, 1)	1.0		5	1	0	0	2	0	1	0	0	1	0	14	24	0.00	1.000

AB R H RBI BB SO LOB

5	2	3	4	0	1	1
4	2	2	1	1	2	1
0	0	0	0	0	0	0
5	1	3	4	0	0	3
4	0	1	0	1	2	4
4	1	0	0	1	1	4
4	1	1	0	0	2	0
4	0	0	0	0	0	2
3	2	2	0	0	0	0
3	0	0	0	1	1	5

AB	36
R	9
H	12
RBI	9
BB	4
SO	9
LOB	20



WP	HR	S	P	ERA	WHIP
1	1	1	5		

Texas Rangers @ Kansas City Royals
Kauffman Stadium, Kansas City, MO

Tue Aug 26 2003, 7:05 PM CDT
Att: 12,917 - Overcast - 87 F

livebaseballscorecards.com

Batter	1	2	3	4	5	6	7	8	9	AB R H RBI BB SO LOB	TOP											
10 Michael Young, R OBP: 0.339, SLG: 0.447 (1, 4)	2-1 SH1-3 1B	1-1 F9			0-2 F9			0-0 F8		4 0 1 0 0 0 3												
Donnie Sadler, R OBP: 0.286, SLG: 0.301 (1, 5) (8, 6)	0-1 SH1-3 1-2		0-3 K			0-0 1B		3-2 G5-3		3 0 1 0 0 1 0												
Alex Rodriguez, R OBP: 0.396, SLG: 0.597 21 Jason Jones, S OBP: 0.317, SLG: 0.352 (1, 6) (8, 3)	1-2 G5-3		1-0 P4			0-1 F8		0-1 F9		4 0 0 0 0 0 2 0 0 0 0 0 0 0												
Rafael Palmeiro, L OBP: 0.362, SLG: 0.516 (1, 10)	2-2 G1-4-3		0-0 P4			2-2 F8			0-2 G3-1	4 0 0 0 0 0 2												
Shane Spencer, R OBP: 0.329, SLG: 0.416 (1, 7)		1-2 F7		0-1 F8		3-3 K			1-2 P6	4 0 0 0 0 1 1												
23 Mark Teixeira, S OBP: 0.321, SLG: 0.447 (1, 3) (8, 5)		2-2 G5-3		1-0 F7			4-1 BB		2-3 K	3 0 0 0 1 1 0												
Todd Greene, R OBP: 0.234, SLG: 0.442 (1, 2)		0-0 1B 1B 1B		2-0 F8			0-0 F8			3 0 1 0 0 0 1												
Marcus Thames, R OBP: 0.333, SLG: 0.305 (1, 9)		1-0 1B 1-2 1B			2-2 F8		0-0 P6			3 0 1 0 0 0 1												
Ramon Nivar, R OBP: 0.264, SLG: 0.280 (1, 8)		0-1 1-2 2-3 1B			0-1 G4-3		0-1 G1-3			3 0 1 0 0 0 1												
Inning Stats	R: 0 E: 0 K: 0 S: 10	H: 1 LOB: 1 BB: 0 P: 15	R: 0 E: 0 K: 0 S: 14	H: 3 LOB: 3 BB: 0 P: 19	R: 0 E: 0 K: 1 S: 5	H: 0 LOB: 0 BB: 0 P: 6	R: 0 E: 0 K: 0 S: 4	H: 0 LOB: 0 BB: 0 P: 7	R: 0 E: 0 K: 0 S: 8	H: 0 LOB: 0 BB: 0 P: 10	R: 0 E: 0 K: 1 S: 9	H: 1 LOB: 1 BB: 0 P: 14	R: 0 E: 0 K: 0 S: 5	H: 0 LOB: 1 BB: 1 P: 9	R: 0 E: 0 K: 0 S: 6	H: 0 LOB: 0 BB: 0 P: 9	R: 0 E: 0 K: 1 S: 13	H: 0 LOB: 0 BB: 0 P: 16	1B: 5 2B: 0 3B: 0 HR: 0	SF: 0 SAC: 1 DP: 0 HBP: 0	WP: 0 PB: 0 SB: 0 CS: 0	PA: 33
PITCHER Darrell May, L ERA: 3.56 (1, 1)	IP 9.0 WLS W BF 33 H 5 R 0 ER 0 SO 3 BB 1 IBB 0 HBP 0 BLK 0 WP 0 HR 0 S 74 P 105 ERA 0.00 WHIP 0.667											PITCHER	IP WLS BF H R ER SO BB IBB HBP BLK WP HR S P ERA WHIP									

Texas Rangers @ Kansas City Royals
Kauffman Stadium, Kansas City, MO
Wed Aug 27 2003, 7:05 PM CDT
Att. 12,462 - Cloudy - 81 F

livebaseballscorecards.com

AB 31
R 0
H 5
RBI 0
BB 1
SO 3
LOB 11



Batter	1	2	3	4	5	6	7	8	9	10	11	AB R H RBI BB SO LOB	TOP	
10 Michael Young, R OBP: 0.337, SLG: 0.444	G5-3		G5-3		F9			FC5		P3		6 0 1 0 0 0 2		
9 Hank Blalock, L OBP: 0.366, SLG: 0.527	K		WP 1B			FC6-4 BB	FC6-4	F8			K	5 0 1 0 1 2 5		
Alex Rodriguez, R OBP: 0.399, SLG: 0.608			F8			K		HR	HR		CS BB	4 2 2 2 2 1 2		
Rafael Palmeiro, L OBP: 0.361, SLG: 0.512 Ramon Nivar, R OBP: 0.261, SLG: 0.277	P6			F9		F8		G3-1		FC4-6 1B	P6	5 0 1 0 0 0 2 1 0 0 0 0 0 1		
Shane Spencer, R OBP: 0.332, SLG: 0.413		21 G6-3 BB				FC6-4		21 2B BB		B3		2 1 0 0 3 0 2		
21 Jason Jones, S OBP: 0.328, SLG: 0.368 Donnie Sadler, R OBP: 0.284, SLG: 0.298		G6-3		K			10 1B BB	23 BB 2B		FC4-6		3 1 1 0 1 1 2 1 0 0 0 0 0 1		
Laynce Nix, L OBP: 0.283, SLG: 0.439		K		K			F7	23 1B 2B				5 1 1 2 0 3 4		
23 Mark Teixeira, S OBP: 0.322, SLG: 0.445		K			P5			10 1B BB			K	4 0 1 0 1 2 1		
Einar Diaz, R OBP: 0.294, SLG: 0.345			F7		F7		F7	10 FC5 1B			G6-3	5 0 1 1 0 0 2		
Inning Stats	R: 0 H: 0 E: 0 K: 1 S: 8	R: 0 H: 0 E: 0 K: 2 S: 9	R: 0 H: 1 E: 0 K: 0 S: 6	R: 0 H: 0 E: 0 K: 2 S: 10	R: 0 H: 0 E: 0 K: 0 S: 7	R: 0 H: 0 E: 0 K: 1 S: 5	R: 0 H: 1 E: 0 K: 0 S: 8	R: 4 H: 5 E: 0 K: 0 S: 19	R: 1 H: 2 E: 0 K: 1 S: 12	R: 0 H: 0 E: 0 K: 1 S: 11	R: 0 H: 0 E: 0 K: 1 S: 7	1B: 5 SF: 0 2B: 2 SAC: 0 3B: 0 DP: 0 HR: 2 HBP: 0	WP: 1 PA: 49	
PITCHER	IP WLS BF H R ER SO BB IBB HBP BLK WP HR S P ERA WHIP												PITCHER	IP WLS BF H R ER SO BB IBB HBP BLK WP HR S P ERA WHIP
Paul Abbott, R ERA: 6.33	(1, 1) 6.0 0 3 1 0 0 6 4 0 0 0 1 0 45 78 0.00 0.833												Mike MacDougal, R ERA: 4.75	(9, 1) 1.0 0 5 2 1 1 1 0 0 0 0 0 2 15 9.00 2.000
Jeremy Affeldt, L ERA: 3.91	(7, 1) 0.1 0 3 0 0 0 0 2 0 0 0 0 0 3 12 0.00 6.000												D.J. Carrasco, R ERA: 3.6	(10, 1) 2.0 0 6 0 0 0 2 1 0 0 0 0 0 29 0.00 0.500
Jason Grimsley, R ERA: 4.46	(7, 1) 0.2 0 3 1 0 0 0 0 0 0 0 0 0 5 8 0.00 1.500													
Curt Leskanic, R ERA: 2.62	(8, 1) 0.1 0 5 3 4 4 0 1 0 0 0 0 1 10 20 108.00 12.000													
Al Levine, R ERA: 3.0	(8, 1) 0.2 0 4 2 0 0 0 0 0 0 0 0 0 9 11 0.00 3.000													

Texas Rangers @ Kansas City Royals
Kauffman Stadium, Kansas City, MO
Thu Aug 28 2003, 7:05 PM CDT
Att: 11,944 - Cloudy - 75 F

livebaseballscorecards.com

AB	41
R	5
H	9
RBI	5
BB	8
SO	9
LOB	24



Batter	1	2	3	4	5	6	7	8	9	10	11	AB R H RBI BB SO LOB
Aaron Guiel, L OBP: 0.359, SLG: 0.512 (1, 9)	G4-3		G5-4-3 1B		F9	BB		G3		G4-3		5 0 1 0 1 0 2
Joe Randa, R OBP: 0.342, SLG: 0.439 (1, 5)	K		G5-4-3 1-2f		G4-3	L6		HR			29 WP 29 1B	6 2 2 1 0 1 4
29 Mike Sweeney, R OBP: 0.424, SLG: 0.505 (1, 10)	1B		1B BB		1B		L5	K			1-H 1B	5 0 3 1 1 1 0
Carlos Beltrán, S OBP: 0.390, SLG: 0.512 (1, 8)	G3		FC4-6 1B		G3		SF8 2B			K		5 1 2 0 0 1 2
Raul Ibanez, L OBP: 0.344, SLG: 0.461 (1, 3)		E6 1B SF9	FC4-6 1-2f			WP 3B	FC1 4 1B 4 1B			G6-3		5 3 1 0 0 0 3
Rondell White, R OBP: 0.332, SLG: 0.470 (1, 7)		4 G5-3 1B			4 FC5-4 BB		P3	SF8		F9		3 0 1 1 1 0 1
4 Angel Berroa, R OBP: 0.343, SLG: 0.471 (1, 6)		G5-3			FC5-4 FC5-4	WP S IBB	3-H 1-H 1B			G6-3 SH1-4 1B		4 0 2 1 1 0 3
Mike DiFelice, R OBP: 0.282, SLG: 0.386 (1, 2)		SF9			F8	P3	F7			SH1-4		3 0 0 1 0 0 4
Mendy López, R OBP: 0.308, SLG: 0.444 Desi Relaford, S OBP: 0.327, SLG: 0.400 (8, PH) (9, 4)		G4-3			FC5-4	BB		G3		G6-3		2 0 0 0 1 0 2 1 0 1 0 0 0 0
Ken Harvey, R OBP: 0.303, SLG: 0.395 Julius Matos, R OBP: 0.289, SLG: 0.409 (10, PH) (11, 4)					1-2f BB	1-3 BB						1 0 0 0 0 0 1 0 0 0 0 0 0 0

Inning Stats	R: 0	H: 1	E: 0	K: 1	S: 10	LOB: 1	BB: 0	P: 16	R: 1	H: 1	E: 1	K: 0	S: 8	LOB: 1	BB: 0	P: 11	R: 0	H: 2	E: 0	K: 0	S: 5	LOB: 2	BB: 1	P: 11	R: 0	H: 0	E: 0	K: 0	S: 12	LOB: 1	BB: 1	P: 17	R: 0	H: 1	E: 0	K: 0	S: 11	LOB: 1	BB: 0	P: 14	R: 1	H: 1	E: 1	K: 0	S: 17	LOB: 3	BB: 3	P: 30	R: 2	H: 2	E: 1	K: 0	S: 16	LOB: 1	BB: 0	P: 26	R: 1	H: 2	E: 0	K: 1	S: 13	LOB: 0	BB: 0	P: 17	R: 0	H: 0	E: 0	K: 1	S: 9	LOB: 0	BB: 0	P: 12	R: 0	H: 1	E: 0	K: 0	S: 7	LOB: 1	BB: 0	P: 9	R: 1	H: 2	E: 0	K: 0	S: 7	LOB: 1	BB: 0	P: 11
1B: 10	SF: 2	2B: 1	SAC: 1	3B: 1	DP: 1	HR: 1	HBP: 0	WP: 2	PA: 48	CS: 0																																																																														

PITCHER	IP	WLS	BF	H	R	ER	SO	BB	IBB	HBP	BLK	WP	HR	S	P	ERA	WHIP
Ismael Valdez, R ERA: 6.14 (1, 1)	5.1		24	6	2	1	1	2	0	0	0	0	0	49	73	1.69	1.500
32 Ron Mahay, L ERA: 1.6 (6, 1)	1.0		8	1	2	0	0	2	1	0	0	1	0	19	37	0.00	3.000
Jay Powell, R ERA: 8.17 (7, 1)	0.2		3	1	0	0	0	0	0	0	0	0	0	11	15	0.00	1.500
Francisco Cordero, R ERA: 2.94 (8, 1)	2.0		7	2	1	1	2	0	0	0	0	0	1	22	29	4.50	1.000
Erasmio Ramirez, L ERA: 3.57 (10, 1)	1.0	L	6	3	1	1	0	0	0	0	0	1	0	14	20	9.00	3.000

BOTTOM

Texas Rangers @ Kansas City Royals
Kauffman Stadium, Kansas City, MO
Thu Aug 28 2003, 7:05 PM CDT
Att: 11,944 - Cloudy - 75 F

livebaseballscores.com

AB	40
R	6
H	13
RBI	5
BB	5
SO	3
LOB	22



Batter	1	2	3	4	5	6	7	8	9	AB R H RBI BB SO LOB	TOP											
9 Chone Figgins, S OBP: 0.372, SLG: 0.394 (1, 6)	1-2 S 1B	3-2 G5-3		0-0 L8		2-2 F9		0-0 1B 2B	4-2 1B BB	5 1 2 0 1 0 1												
Eric Owens, R OBP: 0.293, SLG: 0.306 (1, 8)	0-0 B3		1-2 G6-3	1-2 G4-3			0-0 G6-3	3-2 16 1B	1-2 1B	6 0 2 3 0 0 1												
16 Garret Anderson, L OBP: 0.354, SLG: 0.568 Trent Durrington, R OBP: 0.750, SLG: 0.500 (1, 7) (8, 7)	1-0 F9		1-1 BB 2B 1B	0-2 F9			2-0 G3-1	0-2 1B	1-0 G1-3	5 1 2 0 0 0 1 1 0 0 0 0 0 2												
Tim Salmon, R OBP: 0.366, SLG: 0.452 Jeff DaVanon, S OBP: 0.365, SLG: 0.481 (1, 9) (7, PR) (7, 9)	3-1 F7		4-2 2B 1-2 SF7 BB		2-2 F8		0-1 1B 2B	1-3 K		3 1 1 0 1 0 1 1 1 0 0 0 1 2												
Scott Spiezio, S OBP: 0.324, SLG: 0.442 (1, 3)		1-0 BB HR 1B	0-0 SF7 1-3 2-H 2B		2-1 F8		0-1 1B 1B	0-3 K		5 2 3 2 0 1 2												
Shawn Wooten, R OBP: 0.323, SLG: 0.364 (1, 5)		4-2 HR BB	4-0 SF7 BB		0-2 F7		0-1 1B 1B	0-0 P4		3 1 1 0 2 0 2												
Bengie Molina, R OBP: 0.303, SLG: 0.440 (1, 2)		0-0 HR	1-0 SF7			0-1 G3 1B			0-1 F9	4 1 3 5 0 0 0												
Adam Riggs, R OBP: 0.386, SLG: 0.632 (1, 10)		1-2 L1	4-0 BB			3-2 P4			2-1 F9	4 0 0 0 1 0 3												
Adam Kennedy, L OBP: 0.336, SLG: 0.399 (1, 4)		2-0 F8	1-0 P4			2-1 G3		2-1 E3 9 2B 1B	3-1 9 BB 1B 1B	5 2 1 0 0 0 4												
Inning Stats	R: 0 E: 0 K: 0 S: 9	H: 1 LOB: 1 BB: 0 P: 14	R: 3 E: 0 K: 0 S: 17	H: 2 LOB: 0 BB: 1 P: 28	R: 2 E: 0 K: 0 S: 10	H: 2 LOB: 3 BB: 3 P: 26	R: 0 E: 0 K: 0 S: 8	H: 0 LOB: 0 BB: 0 P: 9	R: 0 E: 0 K: 0 S: 9	H: 0 LOB: 0 BB: 0 P: 13	R: 0 E: 0 K: 0 S: 11	H: 1 LOB: 1 BB: 0 P: 18	R: 2 E: 0 K: 0 S: 11	H: 4 LOB: 2 BB: 0 P: 15	R: 2 E: 1 K: 2 S: 17	H: 3 LOB: 2 BB: 0 P: 23	R: 1 E: 0 K: 0 S: 12	H: 2 LOB: 2 BB: 1 P: 23	1B: 11 2B: 3 3B: 0 HR: 1	SF: 1 SAC: 0 DP: 0 HBP: 0	WP: 0 PB: 0 SB: 1 CS: 0	PA: 48
PITCHER	IP WLS BF H R ER SO BB IBB HBP BLK WP HR S P ERA WHIP																				PITCHER	IP WLS BF H R ER SO BB IBB HBP BLK WP HR S P ERA WHIP
41 Jimmy Gobble, L ERA: 6.66 (1, 1)	6.0 L 28 6 5 5 0 4 0 0 0 0 1 64 108 7.50 1.667																					
Jason Grimsley, R ERA: 4.66 (7, 1)	1.0 7 4 2 0 0 0 0 0 0 0 0 0 11 15 18.00 4.000																					
Graeme Lloyd, L ERA: 5.0 (8, 1)	2.0 13 5 3 2 2 1 0 0 0 0 0 0 29 46 9.00 3.000																					

Anaheim Angels @ Kansas City Royals
Kauffman Stadium, Kansas City, MO

Fri Aug 29 2003, 7:05 PM CDT
Att. 23,836 - Overcast - 82 F

AB	42
R	10
H	15
RBI	10
BB	5
SO	2
LOB	19



Batter	1	2	3	4	5	6	7	8	9	AB	R	H	RBI	BB	SO	LOB
Desi Relaford, S OBP: 0.324, SLG: 0.396 (1, 4)	1-0 F7			1-1 G3		0-0 G4-3		2-3 K		4	0	0	0	0	1	1
Joe Randa, R OBP: 0.342, SLG: 0.438 (1, 5) Mendy López, R OBP: 0.303, SLG: 0.438 (8, PH) (9, 6)	2-2 L9			2-2 P4			1-0 2B 1B	2-3 K		3	1	1	0	0	0	0
29 Mike Sweeney, R OBP: 0.423, SLG: 0.507 (1, 10) Mike DiFelice, R OBP: 0.287, SLG: 0.389 (9, PH)	1-0 F8			0-0 P3			0-1 E 1-3 2B		0-0 1B 2B 1B	3	0	1	0	0	0	0
Carlos Beltrán, S OBP: 0.393, SLG: 0.514 (1, 8)			3-3 K		0-1 G3-6-3 1B		0-1 E 1B		0-1 2B 1B	4	1	3	1	0	1	0
Rondell White, R OBP: 0.330, SLG: 0.468 (1, 7) Dee Brown, L OBP: 0.280, SLG: 0.341 (6, 7)			3-2 F9		2-1 F7		1-3 K		1-3 K	2	0	0	0	0	0	1
Raul Ibanez, L OBP: 0.344, SLG: 0.462 (1, 9)			1-2 G6-3		1-2 G3-6-3 1-2f		0-3 K		1-1 1-H 2-H 2B	4	0	1	2	0	1	3
Ken Harvey, R OBP: 0.305, SLG: 0.397 (1, 3)			2-1 G3-1			2-1 2B	1-1 E5 1-2 2-3		4-2 BB	3	0	1	0	1	0	2
4 Angel Berroa, R OBP: 0.341, SLG: 0.468 (1, 6) Julius Matos, R OBP: 0.283, SLG: 0.400 (9, 5)			1-2 F9			2-2 F8	1-3 K		1-2 P3	3	0	0	0	0	1	4
Brent Mayne, L OBP: 0.303, SLG: 0.343 (1, 2)			1-3 K			1-0 P4		1-1 F8	0-3 K	4	0	0	0	0	2	3

Inning Stats	R: 0	H: 0	E: 0	K: 0	S: 5	R: 0	H: 0	E: 0	K: 1	S: 12	R: 0	H: 0	E: 0	K: 1	S: 10	R: 0	H: 1	E: 0	K: 0	S: 8	R: 0	H: 1	E: 0	K: 0	S: 7	R: 1	H: 3	E: 1	K: 3	S: 18	R: 0	H: 0	E: 0	K: 2	S: 9	R: 2	H: 3	E: 0	K: 2	S: 16	1B: 5	2B: 3	3B: 0	HR: 0	SF: 0	SAC: 0	DP: 1	HBP: 0	WP: 0	PB: 0	SB: 0	CS: 0	PA: 36
PITCHER	IP	WLS	BF	H	R	ER	SO	BB	IBB	HBP	BLK	WP	HR	S	P	ERA	WHIP																																				
Jarrod Washburn, L ERA: 4.37 (1, 1)	6.2	W	24	5	1	1	4	0	0	0	0	0	0	62	90	1.35	0.750																																				
Ben Weber, R ERA: 2.88 (7, 1)	0.1		2	0	0	0	1	0	0	0	0	0	0	6	8	0.00	0.000																																				
Greg Jones, R ERA: 3.12 (8, 1)	2.0		10	3	2	2	4	1	0	0	0	0	0	25	37	9.00	2.000																																				

BOTTOM

Anaheim Angels @ Kansas City Royals
Kauffman Stadium, Kansas City, MO

Fri Aug 29 2003, 7:05 PM CDT
Att. 23,836 - Overcast - 82 F

AB	35
R	3
H	8
RBI	3
BB	1
SO	9
LOB	20



Batter	1	2	3	4	5	6	7	8	9	AB R H RBI BB SO LOB	TOP										
9 Chone Figgins, S (1, 6) OBP: 0.380, SLG: 0.404	4-2 FC6-4 BB		3-2 SH5-4 16 G3 2B	1-0 G5-3 2-3f		3-0 1-H 3-H 1B			0-0 G4-3	4 1 2 2 1 0 3											
Eric Owens, R (1, 8) OBP: 0.287, SLG: 0.300	1-1 FC6-4 1-2f		0-1 SH5-4 2-3		0-0 G4-3		0-0 P4		1-2 L6 2-2	4 0 0 0 0 0 2											
16 Garret Anderson, L (1, 10) OBP: 0.353, SLG: 0.571	0-0 F9		3-2 G3 3-H		0-3 K		2-1 HR			4 1 1 2 0 1 1											
Tim Salmon, R (1, 9) OBP: 0.367, SLG: 0.450	1-3 K		4-2 HR BB		4-1 BB		3-3 K			2 1 0 0 2 2 1											
Scott Spiezio, S (1, 3) OBP: 0.326, SLG: 0.454		0-0 SF8 3B	0-0 HR		1-0 G5-3		2-0 G3-1			4 2 2 2 0 0 1											
Bengie Molina, R (1, 2) OBP: 0.303, SLG: 0.438		3-1 G1-3	1-1 F9			0-1 2B FC4-2 1B		0-1 P4		4 0 1 0 0 0 1											
Shawn Wooten, R (1, 5) OBP: 0.322, SLG: 0.364		1-1 SF8 3-H		1-0 G5-3 1B 1B		1-0 F8		1-1 G4-3		3 0 1 1 0 0 1											
Adam Riggs, R (1, 7) OBP: 0.383, SLG: 0.634		1-2 E5 3-H		3-2 F8		2-2 FC4-2 9 1B 2B		3-2 G6-3		3 1 1 0 0 0 1											
Jeff DaVanon, S (7, 7) OBP: 0.364, SLG: 0.479										1 0 0 0 0 0 0											
Adam Kennedy, L (1, 4) OBP: 0.337, SLG: 0.401		1-3 K		1-2 1B		0-2 FC4-2 9 1B WP			1-0 L6 9 G4-3 1B	4 1 2 0 0 1 3											
Inning Stats	R: 0 E: 0 K: 1 S: 11	H: 0 LOB: 1 BB: 1 P: 17	R: 1 E: 1 K: 1 S: 12	H: 1 LOB: 1 BB: 0 P: 18	R: 3 E: 0 K: 0 S: 15	H: 2 LOB: 0 BB: 1 P: 26	R: 0 E: 0 K: 0 S: 8	H: 2 LOB: 1 BB: 0 P: 14	R: 0 E: 0 K: 1 S: 6	H: 0 LOB: 1 BB: 1 P: 11	R: 2 E: 0 K: 0 S: 11	H: 3 LOB: 1 BB: 0 P: 17	R: 1 E: 0 K: 1 S: 7	H: 1 LOB: 0 BB: 0 P: 14	R: 0 E: 0 K: 0 S: 9	H: 0 LOB: 0 BB: 0 P: 13	R: 0 E: 0 K: 0 S: 5	H: 1 LOB: 0 BB: 0 P: 7	1B: 5 2B: 3 3B: 1 HR: 2	SF: 1 SAC: 1 DP: 2 HBP: 0	WP: 1 PA: 38 PB: 0 SB: 0 CS: 0
PITCHER	IP WLS BF H R ER SO BB IBB HBP BLK WP HR S P ERA WHIP																				
Brian Anderson, L (1, 1) ERA: 3.88	6.0 L 28 8 6 6 3 3 0 0 0 0 1 1 63 103 9.00 1.833																				
D.J. Carrasco, R (7, 1) ERA: 3.58	3.0 10 2 1 1 1 0 0 0 0 0 0 1 21 34 3.00 0.667																				

Anaheim Angels @ Kansas City Royals
Kauffman Stadium, Kansas City, MO

Sun Aug 31 2003, 1:05 PM CDT
Att. 21,324 - Cloudy - 64 F

AB	33
R	7
H	10
RBI	7
BB	3
SO	4
LOB	14



Batter	1	2	3	4	5	6	7	8	9	AB	R	H	RBI	BB	SO	LOB
Aaron Guiel, L OBP: 0.356, SLG: 0.506 (1, 9)	2-2 G3-1	1-2 L7		0-1 SF8 WP 1-2 3-H 1B		2-3 K		1-3 K		5	0	1	1	0	2	6
Joe Randa, R OBP: 0.345, SLG: 0.445 (1, 5)	1-2 29 WP 1B		1-2 29 G6-3 3B	2-1 SF8 1-3 2-H		4-1 BB 1-2		2-3 K		3	1	2	1	1	1	2
29 Mike Sweeney, R OBP: 0.417, SLG: 0.498 (1, 10)	3-2 P6 1-2		0-1 G6-3	3-1 G5-3		1-2 P4		2-3 K		5	0	0	1	0	1	6
Carlos Beltrán, S OBP: 0.393, SLG: 0.514 (1, 8)	2-2 F8		1-0 F9 2B		0-2 P5		4-0 BB		1-0 G3	4	0	1	0	1	0	1
Raul Ibanez, L OBP: 0.344, SLG: 0.467 (1, 7)		1-1 F8 SH1-3 1B	1-2 F9		1-2 G3-1		2-3 K		3-1 HR	5	1	2	1	0	1	2
Ken Harvey, R OBP: 0.307, SLG: 0.398 (1, 3)		0-0 SH1-3 1-2	2-2 G5-3		2-2 1B		2-0 P4		3-2 1B	4	0	2	0	0	0	2
Desi Relaford, S OBP: 0.321, SLG: 0.391 (1, 4)		3-2 F8 2-3		1-0 G1-3	0-0 F8		1-2 G6-3		1-2 F9	5	0	0	0	0	0	4
4 Angel Berroa, R OBP: 0.341, SLG: 0.465 (1, 6)		4-0 S BB		1-3 K 1B S 1B		0-3 K		1-2 BB HBP	2-2 P4	3	1	0	0	1	2	1
Brent Mayne, L OBP: 0.311, SLG: 0.347 (1, 2)		4-1 SAFE 1-2 BB		3-2 WP 1-3 SF8 1B		0-1 BB 1B		4-0 BB 1-2 BB		2	1	2	0	2	0	0

Inning Stats	R: 0	H: 1	E: 0	LOB: 1	K: 0	BB: 0	S: 15	R: 0	H: 1	E: 0	LOB: 3	K: 0	BB: 2	S: 15	R: 1	H: 2	E: 0	LOB: 1	K: 0	BB: 0	S: 12	R: 2	H: 2	E: 0	LOB: 1	K: 1	BB: 0	S: 16	R: 0	H: 1	E: 0	LOB: 1	K: 0	BB: 0	S: 10	R: 0	H: 1	E: 0	LOB: 2	K: 2	BB: 1	S: 13	R: 0	H: 0	E: 0	LOB: 1	K: 1	BB: 1	S: 7	R: 0	H: 0	E: 0	LOB: 2	K: 3	BB: 1	S: 12	R: 1	H: 2	E: 0	LOB: 1	K: 0	BB: 0	S: 16	1B: 7	SF: 1	2B: 1	SAC: 1	3B: 1	DP: 0	HR: 1	HBP: 1
--------------	------	------	------	--------	------	-------	-------	------	------	------	--------	------	-------	-------	------	------	------	--------	------	-------	-------	------	------	------	--------	------	-------	-------	------	------	------	--------	------	-------	-------	------	------	------	--------	------	-------	-------	------	------	------	--------	------	-------	------	------	------	------	--------	------	-------	-------	------	------	------	--------	------	-------	-------	-------	-------	-------	--------	-------	-------	-------	--------


PITCHER	IP	WLS	BF	H	R	ER	SO	BB	IBB	HBP	BLK	WP	HR	S	P	ERA	WHIP
62 Scot Shields, R ERA: 2.79 (1, 1)	5.0	W	25	7	3	3	1	2	0	0	0	3	0	68	107	5.40	1.800
Francisco Rodríguez, R ERA: 2.81 (6, 1)	2.0	H	9	1	0	0	3	2	0	0	0	0	0	20	36	0.00	1.500
Brendan Donnelly, R ERA: 1.5 (8, 1)	1.1	S	8	2	1	1	3	1	0	1	0	0	1	19	36	6.75	2.250
Troy Percival, R ERA: 3.8 (9, 1)	0.2	S	2	0	0	0	0	0	0	0	0	0	0	9	12	0.00	0.000

BOTTOM

Anaheim Angels @ Kansas City Royals
Kauffman Stadium, Kansas City, MO

Sun Aug 31 2003, 1:05 PM CDT
Att: 21,324 - Cloudy - 64 F

AB	36
R	4
H	10
RBI	4
BB	5
SO	7
LOB	24



Batter	1	2	3	4	5	6	7	8	9	AB R H RBI BB SO LOB	TOP											
Aaron Guiel, L (1, 9) OBP: 0.355, SLG: 0.500	1-2 G4-3			0-1 P5		1-0 G4-3		4-0 BB		3 0 0 0 1 0 0												
Joe Randa, R (1, 5) OBP: 0.344, SLG: 0.443	3-2 G6-3			2-2 G6-4-3 1B		3-1 F8		3-2 G6-3		4 0 1 0 0 0 2												
29 Mike Sweeney, R (1, 10) OBP: 0.416, SLG: 0.495	1-1 G6-3			2-0 G6-4-3 1-2f			2-0 F9		1-2 G4-6-3 1B	4 0 1 0 0 0 1												
Carlos Beltrán, S (1, 8) OBP: 0.390, SLG: 0.509		2-2 G4-3			1-1 G3		3-2 G3		1-3 K	4 0 0 0 0 1 1												
Raul Ibanez, L (1, 7) OBP: 0.343, SLG: 0.465		1-2 G4-3			2-2 HR 1B		2-2 G4-3		2-1 G4-6-3 1-2f	4 1 1 0 0 0 1												
Ken Harvey, R (1, 3) OBP: 0.309, SLG: 0.414		1-1 G6-3			0-0 HR			0-1 HR		3 2 2 3 0 0 0												
Desi Relaford, S (1, 4) OBP: 0.319, SLG: 0.389			1-1 G6-3		0-1 G6-3			1-1 G1-3		3 0 0 0 0 0 0												
4 Angel Berroa, R (1, 6) OBP: 0.339, SLG: 0.462			1-3 K2-3		2-3 K			0-2 F7		3 0 0 0 0 2 0												
Brent Mayne, L (1, 2) OBP: 0.309, SLG: 0.345			1-1 F8			0-1 G3-1		1-0 BB 1B		2 0 0 0 0 0 0												
Mike DiFelice, R (8, PH) OBP: 0.291, SLG: 0.393										1 0 1 0 0 0 0												
Inning Stats	R: 0 E: 0 K: 0 S: 9	H: 0 LOB: 0 BB: 0 P: 14	R: 0 E: 0 K: 0 S: 10	H: 0 LOB: 0 BB: 0 P: 14	R: 0 E: 0 K: 1 S: 7	H: 0 LOB: 0 BB: 0 P: 10	R: 0 E: 0 K: 0 S: 6	H: 1 LOB: 0 BB: 0 P: 10	R: 2 E: 0 K: 1 S: 11	H: 2 LOB: 0 BB: 0 P: 16	R: 0 E: 0 K: 0 S: 5	H: 0 LOB: 0 BB: 0 P: 9	R: 0 E: 0 K: 0 S: 8	H: 0 LOB: 0 BB: 0 P: 15	R: 1 E: 0 K: 0 S: 13	H: 2 LOB: 2 BB: 1 P: 22	R: 0 E: 0 K: 1 S: 10	H: 1 LOB: 0 BB: 0 P: 14	1B: 4 2B: 0 3B: 0 HR: 2	SF: 0 SAC: 0 DP: 2 HBP: 0	WP: 0 PB: 0 SB: 0 CS: 0	PA: 32
PITCHER	IP WLS BF H R ER SO BB IBB HBP BLK WP HR S P ERA WHIP																					
Colby Lewis, R (1, 1) ERA: 7.85	7.0 W 24 4 3 3 2 0 0 0 0 0 0 2 58 90 3.86 0.571																					
Brian Shouse, L (8, 1) ERA: 3.21	0.2 4 1 0 0 0 1 0 0 0 0 0 0 6 12 0.00 3.000																					
Jay Powell, R (8, 1) ERA: 8.12	0.1 H 2 1 0 0 0 0 0 0 0 0 0 0 8 12 0.00 3.000																					
Erasmio Ramirez, L (9, 1) ERA: 3.35	1.0 2 0 0 0 0 1 0 0 0 0 0 0 7 10 0.00 0.000																					

Kansas City Royals @ Texas Rangers
The Ballpark at Arlington, Arlington, TX

Mon Sep 01 2003, 2:05 PM EDT
Att. 24,005 - Cloudy - 70 F

livebaseballscorecards.com

AB	31
R	3
H	6
RBI	3
BB	1
SO	3
LOB	5



Batter	1	2	3	4	5	6	7	8	9
10 Michael Young, R OBP: 0.331, SLG: 0.438 (1, 4)	1-2 G4-3		1-1 G6-3		1-3 K		3-2 SF8		
Ryan Christenson, R OBP: 0.272, SLG: 0.275 (1, 8)	1-1 G6-3		3-3 K			1-3 K	1-3 K		
Alex Rodriguez, R OBP: 0.401, SLG: 0.607 (1, 6)	4-1 BB		1-1 G5-3			4-2 E 23 2B BB	0-1 BB BB 1B		
Rafael Palmeiro, L OBP: 0.361, SLG: 0.513 (1, 10)	1-3 K			1-2 F7		2-0 E3 23 2B	4-1 BB BB		
Shane Spencer, R OBP: 0.330, SLG: 0.404 (1, 7)		3-2 F9		2-3 K		2-0 F4	4-2 BB		
23 Mark Teixeira, S OBP: 0.333, SLG: 0.485 (1, 3)		1-1 HR		2-2 HR		3-2 SAFE 2B	1-3 K		
9 Hank Blalock, L OBP: 0.373, SLG: 0.546 (1, 5)		0-0 HR		1-0 L9			0-0 BB 10 SF8 2B	0-1 F8	
Marcus Thames, R OBP: 0.312, SLG: 0.273 (1, 9)		3-2 F7			0-0 G5-3		4-2 BB 1B BB	2-0 G5-3	
Todd Greene, R OBP: 0.240, SLG: 0.436 (1, 2)		3-3 K			3-2 P2		4-1 BB 1B BB	1-3 K	

Inning Stats	R: 0 E: 0 K: 1 S: 9	H: 0 LOB: 1 BB: 1 P: 16	R: 2 E: 0 K: 13 S: 13	H: 2 LOB: 0 BB: 0 P: 23	R: 0 E: 0 K: 1 S: 7	H: 0 LOB: 0 BB: 0 P: 12	R: 1 E: 0 K: 1 S: 15	H: 1 LOB: 0 BB: 0 P: 21	R: 0 E: 0 K: 1 S: 7	H: 0 LOB: 0 BB: 0 P: 11	R: 1 E: 1 K: 1 S: 12	H: 1 LOB: 2 BB: 1 P: 24	R: 3 E: 0 K: 2 S: 25	H: 2 LOB: 3 BB: 4 P: 46	R: 0 E: 0 K: 1 S: 6	H: 0 LOB: 0 BB: 0 P: 9
--------------	------------------------------	----------------------------------	--------------------------------	----------------------------------	------------------------------	----------------------------------	-------------------------------	----------------------------------	------------------------------	----------------------------------	-------------------------------	----------------------------------	-------------------------------	----------------------------------	------------------------------	---------------------------------

PITCHER																	
	IP	WLS	BF	H	R	ER	SO	BB	IBB	HBP	BLK	WP	HR	S	P	ERA	WHIP
Darrell May, L ERA: 3.59 (1, 1)	6.0	L	24	4	4	3	6	2	0	0	0	0	3	63	107	4.50	1.000
Jason Grimsley, R ERA: 5.0 (7, 1)	0.2		5	1	3	3	1	2	0	0	0	0	0	16	28	40.50	4.500
Nate Field, R ERA: 4.0 (7, 1)	0.1		4	1	0	0	1	2	0	0	0	0	0	9	18	0.00	9.000
Mike MacDougal, R ERA: 4.66 (8, 1)	1.0		3	0	0	0	1	0	0	0	0	0	0	6	9	0.00	0.000

AB R H RBI BB SO LOB

3	0	0	1	0	1	0
4	0	0	0	0	3	2
2	1	1	1	2	0	0
3	0	0	0	1	1	2
3	0	0	1	1	1	2
4	2	3	3	0	1	3
4	2	2	1	0	0	0
3	1	0	0	1	0	0
3	1	0	0	1	2	0

AB	29
R	7
H	6
RBI	7
BB	6
SO	9
LOB	9



WP	PA	ERA	WHIP
0	36		
0			
0			
0			

Kansas City Royals @ Texas Rangers
The Ballpark at Arlington, Arlington, TX

Mon Sep 01 2003, 2:05 PM EDT
Att. 24,005 - Cloudy - 70 F

livebaseballscores.com

Batter	1	2	3	4	5	6	7	8	9	AB R H RBI BB SO LOB	TOP	
4 Angel Berroa, R OBP: 0.340, SLG: 0.462 (1, 6)	0-1 G4-3 29 HR 1B		1-0 L7	1-0 F8			1-1 1B		0-0 SF9	4 1 2 1 0 0 1		
Joe Randa, R OBP: 0.342, SLG: 0.443 (1, 5)	0-2 G4-3 1-2		2-1 F8		1-1 F8		1-1 P4		3-1 29 1B 2B	5 1 1 1 0 0 2		
29 Mike Sweeney, R OBP: 0.421, SLG: 0.508 (1, 10) Desi Relaford, S (9, PR) OBP: 0.319, SLG: 0.389	1-0 HR 2-H		4-2 3B BB		0-2 G3-6-3 1B		3-2 F8		0-1 1B 2-H 3-H	4 2 3 4 1 0 1 0 0 0 0 0 0 0		
Carlos Beltrán, S OBP: 0.389, SLG: 0.512 (1, 8) 9 David DeJesus, L (8, 8) Aaron Guiel, L (9, PH) OBP: 0.354, SLG: 0.498	2-1 G4-3		2-2 3B 1-H		0-1 G3-6-3 1-2f			2-1 G6-3	1-3 K 1-2	4 0 1 1 0 0 1 0 0 0 0 0 0 0 1 0 0 0 0 1 1		
Raul Ibanez, L (1, 9)	1-0 1B		4-2 BB		0-1 F8			1-2 K	2-3 K	4 0 1 0 1 2 2		
Rondell White, R OBP: 0.330, SLG: 0.465 (1, 7)	0-2 G3		1-0 G4-3		2-2 BB HBP			1-1 G5-3		3 0 0 0 0 0 3		
Ken Harvey, R OBP: 0.313, SLG: 0.414 (1, 3)			1-1 F9		2-0 G6-3 1B			4-0 G4-6-3 1-2 BB	2-2 E 4 SF9 1B HBP	2 1 1 0 1 0 0		
Mike DiFelice, R OBP: 0.286, SLG: 0.386 (1, 2) Dee Brown, L (9, PH) OBP: 0.286, SLG: 0.347			0-2 G6-3		1-2 G6-3 1-2			0-2 G4-6-3 1-2f	1-2 4 SF9 E 2B 1B	3 0 0 0 0 0 3 1 1 1 0 0 0 0		
Julius Matos, R OBP: 0.265, SLG: 0.375 (1, 4) Jarrod Patterson, L (9, PH) OBP: 0.353, SLG: 0.214			3-3 K		2-3 K			0-1 G5-3	0-1 E6 2B 29 1B 1-2 2-3	3 0 0 0 0 2 1 1 1 0 0 0 0 2		
Inning Stats	R: 2 H: 3 E: 0 LOB: 1 K: 0 BB: 0 S: 13 P: 17	R: 0 H: 0 E: 0 LOB: 0 K: 1 BB: 0 S: 8 P: 12	R: 1 H: 1 E: 0 LOB: 2 K: 0 BB: 2 S: 12 P: 26	R: 0 H: 1 E: 0 LOB: 1 K: 1 BB: 0 S: 11 P: 17	R: 0 H: 1 E: 0 LOB: 0 K: 0 BB: 0 S: 7 P: 8	R: 0 H: 0 E: 0 LOB: 1 K: 0 BB: 1 S: 7 P: 13	R: 0 H: 1 E: 0 LOB: 1 K: 0 BB: 0 S: 10 P: 15	R: 0 H: 0 E: 0 LOB: 0 K: 1 BB: 0 S: 7 P: 11	R: 4 H: 3 E: 1 LOB: 2 K: 2 BB: 0 S: 22 P: 31	1B: 7 SF: 1 2B: 1 SAC: 0 3B: 1 DP: 2 HR: 1 HBP: 2	WP: 0 PA: 41 PB: 0 SB: 1 CS: 0	
PITCHER	IP WLS BF H R ER SO BB IBB HBP BLK WP HR S P ERA WHIP											
Ismael Valdez, R (1, 1) ERA: 6.1	5.0 W 22 6 3 3 2 2 0 0 0 0 1 51 80 5.40 1.600											
Ryan Drese, R (6, 1) ERA: 9.12	3.0 H 14 2 3 3 1 1 0 2 0 0 0 35 53 9.00 1.000											
Francisco Cordero, R (9, 1) ERA: 3.08	1.0 S 5 2 1 0 2 0 0 0 0 0 0 0 11 17 0.00 2.000											

Kansas City Royals @ Texas Rangers
The Ballpark at Arlington, Arlington, TX
Tue Sep 02 2003, 8:05 PM EDT
Att. 15,119 - Sunny - 80 F

livebaseballscorecards.com

AB	35
R	7
H	10
RBI	7
BB	3
SO	5
LOB	17



Batter	1	2	3	4	5	6	7	8	9	AB	R	H	RBI	BB	SO	LOB
10 Michael Young, R OBP: 0.329, SLG: 0.438	1-1 G6-3		0-3 K			3-2 F8 23 1B 2B	1-3 K	1-1 L3		5	1	1	0	0	2	1
9 Hank Blalock, L OBP: 0.374, SLG: 0.546	0-2 E1 23 BB BB		4-1 BB			1-2 F7	3-2 2B 2B	2-2 G3		4	1	1	0	1	0	1
Alex Rodriguez, R OBP: 0.404, SLG: 0.606	4-2 23 BB BB		1-1 F9			4-2 23 1B HR BB	4-0 2B 23 2B IBB	4-2 BB		1	2	0	0	4	0	1
Rafael Palmeiro, L OBP: 0.359, SLG: 0.512	2-3 K		3-1 L9			2-1 F8	0-0 23 2B 2B	2-3 K		5	1	1	2	0	2	6
23 Mark Teixeira, S OBP: 0.336, SLG: 0.487	4-1 BB			1-0 P6		2-2 HR 1B	0-0 2B	1-0 F7		4	1	2	3	1	0	1
Laynce Nix, L OBP: 0.299, SLG: 0.476	2-3 K			0-2 K		0-2 HR	0-1 E6	2-0 P6		5	1	1	3	0	2	5
Shane Spencer, R OBP: 0.332, SLG: 0.406		1-3 K		4-1 21 BB BB		2-2 2B	3-2 P3			3	0	1	0	1	1	2
21 Jason Jones, S OBP: 0.320, SLG: 0.397		2-2 G6-3		4-0 BB		1-2 G5-3	2-2 G6-3			3	0	0	0	1	0	3
Ryan Christenson, R OBP: 0.272, SLG: 0.275				1-2 BB						0	0	0	0	0	0	0
Einar Diaz, R OBP: 0.293, SLG: 0.342		1-1 F7		1-2 G6-3			2-2 9 2B 2B 1B	2-2 G6-3		4	1	1	0	0	0	2

Inning Stats	R: 0	H: 0	E: 1	K: 2	S: 16	LOB: 3	BB: 2	P: 29	R: 0	H: 0	E: 0	K: 1	S: 8	LOB: 0	BB: 0	P: 12	R: 0	H: 0	E: 0	K: 1	S: 11	LOB: 1	BB: 1	P: 19	R: 0	H: 0	E: 0	K: 1	S: 10	LOB: 2	BB: 2	P: 20	R: 4	H: 4	E: 0	K: 0	S: 29	LOB: 1	BB: 1	P: 44	R: 4	H: 4	E: 1	K: 1	S: 20	LOB: 2	BB: 1	P: 35	R: 0	H: 0	E: 0	K: 0	S: 10	LOB: 0	BB: 0	P: 15	R: 0	H: 0	E: 0	K: 1	S: 7	LOB: 1	BB: 1	P: 16
--------------	------	------	------	------	-------	--------	-------	-------	------	------	------	------	------	--------	-------	-------	------	------	------	------	-------	--------	-------	-------	------	------	------	------	-------	--------	-------	-------	------	------	------	------	-------	--------	-------	-------	------	------	------	------	-------	--------	-------	-------	------	------	------	------	-------	--------	-------	-------	------	------	------	------	------	--------	-------	-------

PITCHER	IP	WLS	BF	H	R	ER	SO	BB	IBB	HBP	BLK	WP	HR	S	P	ERA	WHIP
Paul Abbott, R ERA: 5.96	(1, 1)	4.1	21	1	2	2	5	6	0	0	0	0	0	58	101	4.15	1.615
Jeremy Affeldt, L ERA: 4.35	(5, 1)	1.0	L	7	6	6	1	0	1	0	0	0	1	28	45	54.00	7.000
Al Levine, R ERA: 2.92	(6, 1)	1.2	6	0	0	0	0	0	0	0	0	0	0	18	28	0.00	0.000
Nate Field, R ERA: 3.79	(8, 1)	1.0	4	0	0	0	1	1	0	0	0	0	0	7	16	0.00	1.000

BOTTOM

Kansas City Royals @ Texas Rangers
The Ballpark at Arlington, Arlington, TX

Tue Sep 02 2003, 8:05 PM EDT
Att: 15,119 - Sunny - 80 F

AB	34
R	8
H	8
RBI	8
BB	8
SO	7
LOB	22

WP: 0 PA: 42
PB: 0
SB: 0
CS: 0



PITCHER	IP	WLS	BF	H	R	ER	SO	BB	IBB	HBP	BLK	WP	HR	S	P	ERA	WHIP
---------	----	-----	----	---	---	----	----	----	-----	-----	-----	----	----	---	---	-----	------

Batter	1	2	3	4	5	6	7	8	9	AB R H RBI BB SO LOB	TOP		
Aaron Guiel, L (1, 9) OBP: 0.352, SLG: 0.498	2-3 K			2-1 1B 2B		2-0 L9		3-2 G5-3		4 1 1 0 0 1 0			
Joe Randa, R (1, 5) OBP: 0.341, SLG: 0.441	1-1 P4			1-1 29 3B 1B		0-3 K		1-0 F8		4 1 1 1 0 1 0			
29 Mike Sweeney, R (1, 10) OBP: 0.422, SLG: 0.513	0-3 K			0-2 1-H G4-3 3B		4-2 1B BB			0-0 G3-1	3 1 1 1 1 1 0			
Carlos Beltrán, S (1, 8) OBP: 0.390, SLG: 0.510		3-2 G4-3		3-2 G4-3		3-2 1-3 1B			4-2 FC4-6 BB	3 0 1 1 1 0 0			
Raul Ibanez, L (1, 7) OBP: 0.341, SLG: 0.460		2-2 F7		0-3 K		1-2 P2			1-2 FC4-6	4 0 0 0 0 1 3			
Ken Harvey, R (1, 3) OBP: 0.310, SLG: 0.411		2-1 L3		3-0 G6-3			1-2 G4-3		0-0 F7	4 0 0 0 0 0 1			
Desi Relaford, S (1, 4) OBP: 0.317, SLG: 0.386			0-1 G6-3		1-0 G6-3		1-3 K			3 0 0 0 0 1 0			
4 Angel Berroa, R (1, 6) OBP: 0.338, SLG: 0.459			0-1 G4-3		2-3 K		1-2 L9			3 0 0 0 0 1 0			
Brent Mayne, L (1, 2) OBP: 0.307, SLG: 0.342			2-3 K		0-3 K			0-0 G4-3		3 0 0 0 0 2 0			
Inning Stats	R: 0 H: 0 E: 0 LOB: 0 K: 2 BB: 0 S: 8 P: 11	R: 0 H: 0 E: 0 LOB: 0 K: 0 BB: 0 S: 9 P: 16	R: 0 H: 0 E: 0 LOB: 0 K: 1 BB: 0 S: 7 P: 9	R: 3 H: 3 E: 0 LOB: 0 K: 1 BB: 0 S: 16 P: 25	R: 0 H: 0 E: 0 LOB: 0 K: 2 BB: 0 S: 9 P: 12	R: 0 H: 1 E: 0 LOB: 2 K: 1 BB: 1 S: 12 P: 22	R: 0 H: 0 E: 0 LOB: 0 K: 1 BB: 0 S: 9 P: 12	R: 0 H: 0 E: 0 LOB: 0 K: 0 BB: 0 S: 7 P: 11	R: 0 H: 0 E: 0 LOB: 1 K: 0 BB: 1 S: 9 P: 14	1B: 2 SF: 0 2B: 1 SAC: 0 3B: 1 DP: 0 HR: 0 HBP: 0	WP: 0 PA: 33 PB: 0 SB: 0 CS: 0		
PITCHER	IP WLS BF H R ER SO BB IBB HBP BLK WP HR S P ERA WHIP											PITCHER	IP WLS BF H R ER SO BB IBB HBP BLK WP HR S P ERA WHIP
John Thomson, R (1, 1) ERA: 4.99	7.0 L 26 4 3 3 8 1 0 0 0 0 0 0 0 70 107 3.86 0.714												
Brian Shouse, L (8, 1) ERA: 3.18	0.2 2 0 0 0 0 0 0 0 0 0 0 0 0 6 9 0.00 0.000												
Reynaldo Garcia, R (8, 1) ERA: 9.82	0.2 3 0 0 0 0 1 0 0 0 0 0 0 0 6 11 0.00 1.500												
32 Ron Mahay, L (9, 1) ERA: 1.51	0.2 2 0 0 0 0 0 0 0 0 0 0 0 0 4 5 0.00 0.000												

Kansas City Royals @ Texas Rangers
The Ballpark at Arlington, Arlington, TX
Wed Sep 03 2003, 8:05 PM EDT
Att. 15,271 - Cloudy - 80 F

AB	31
R	3
H	4
RBI	3
BB	2
SO	8
LOB	4



Batter	1	2	3	4	5	6	7	8	9	AB	R	H	RBI	BB	SO	LOB
10 Michael Young, R OBP: 0.332, SLG: 0.444 (1, 4)	3-2 HR		4-0 FC6-4 BB		2-1 1B			2-2 G6-3		3	1	2	1	1	0	0
9 Hank Blalock, L OBP: 0.373, SLG: 0.543 (1, 5)	1-1 G4-3		3-3 K		2-3 K			1-2 1B		4	0	1	0	0	2	3
Alex Rodriguez, R OBP: 0.402, SLG: 0.602 (1, 6)	1-3 K		1-2 FC6-4 1-2f					2-2 L9		4	0	0	0	0	2	3
Rafael Palmeiro, L OBP: 0.358, SLG: 0.508 (1, 10)	1-2 F8			4-1 23 1B BB				0-1 L4		3	0	0	0	1	0	0
23 Mark Teixeira, S OBP: 0.335, SLG: 0.485 (1, 3)		0-3 K		0-2 G6-4-3 1B				2-1 G5-3		4	0	1	0	0	2	0
Shane Spencer, R OBP: 0.331, SLG: 0.404 (1, 7)		0-1 F9		0-0 L7				3-1 F7		4	0	1	0	0	0	2
Marcus Thames, R OBP: 0.300, SLG: 0.261 (1, 9)		1-0 F9		1-2 G6-4-3 1-2f				3-3 K		3	0	0	0	0	1	2
21 Jason Jones, S OBP: 0.329, SLG: 0.406 (9, PH)								2-0 1B		1	0	1	0	0	0	0
15 Gerald Laird, R OBP: 0.571, SLG: 0.667 (9, PR)								1-3 1B		0	0	0	0	0	0	0
Todd Greene, R OBP: 0.241, SLG: 0.437 (1, 2)			1-1 2B		0-2 G6-3			0-0 L8		4	0	1	0	0	0	2
Ryan Christenson, R OBP: 0.268, SLG: 0.270 (1, 8)			1-2 G6-3					0-2 G4-3		2	0	0	0	0	0	1
Layne Nix, L OBP: 0.296, SLG: 0.472 (8, PH) (9, 8)					1-1 F9					1	0	0	0	0	0	0

Inning Stats	R: 1	H: 1	E: 0	K: 1	S: 11	H: 1	LOB: 0	BB: 0	P: 17	R: 0	H: 0	E: 0	K: 1	S: 6	H: 0	LOB: 0	BB: 0	P: 7	R: 0	H: 1	E: 0	K: 1	S: 16	H: 1	LOB: 2	BB: 1	P: 26	R: 0	H: 1	E: 0	K: 0	S: 8	H: 1	LOB: 1	BB: 1	P: 13	R: 0	H: 1	E: 0	K: 1	S: 11	H: 0	LOB: 0	BB: 0	P: 10	R: 0	H: 0	E: 0	K: 1	S: 7	H: 0	LOB: 0	BB: 0	P: 13	R: 0	H: 1	E: 0	K: 0	S: 14	H: 1	LOB: 1	BB: 0	P: 19	R: 0	H: 2	E: 0	K: 1	S: 13	H: 2	LOB: 2	BB: 0	P: 20	1B: 5	SF: 0	2B: 1	SAC: 0	3B: 0	DP: 1	HR: 1	HBP: 0	WP: 0	PA: 35
--------------	------	------	------	------	-------	------	--------	-------	-------	------	------	------	------	------	------	--------	-------	------	------	------	------	------	-------	------	--------	-------	-------	------	------	------	------	------	------	--------	-------	-------	------	------	------	------	-------	------	--------	-------	-------	------	------	------	------	------	------	--------	-------	-------	------	------	------	------	-------	------	--------	-------	-------	------	------	------	------	-------	------	--------	-------	-------	-------	-------	-------	--------	-------	-------	-------	--------	-------	--------

PITCHER	IP	WLS	BF	H	R	ER	SO	BB	IBB	HBP	BLK	WP	HR	S	P	ERA	WHIP
41 Jimmy Gobble, L ERA: 5.51 (1, 1)	7.0	W	26	4	1	1	6	2	0	0	0	0	1	66	102	1.29	0.857
Curt Leskanic, R ERA: 2.56 (8, 1)	1.0	H	4	1	0	0	0	0	0	0	0	0	0	14	19	0.00	1.000
Mike MacDougal, R ERA: 4.58 (9, 1)	1.0	S	5	2	0	0	1	0	0	0	0	0	0	13	20	0.00	2.000

BOTTOM

Kansas City Royals @ Texas Rangers
The Ballpark at Arlington, Arlington, TX

Wed Sep 03 2003, 8:05 PM EDT
Att: 15,271 - Cloudy - 80 F

livebaseballscores.com

AB	33
R	1
H	7
RBI	1
BB	2
SO	7
LOB	13



BOTTOM

Arizona Diamondbacks @ Kansas City Royals
Kauffman Stadium, Kansas City, MO

Thu Sep 04 2003, 3:05 PM CDT
Att. 20,385 - Sunny - 77 F

livebaseballscorecards.com

AB 40
R 5
H 12
RBI 5
BB 6
SO 8
LOB 21




WP: 0 PA: 48
PB: 0
SB: 4
CS: 0

6	2	4	1	0	1	0
5	0	0	0	1	1	3
6	0	1	0	0	0	2
3	2	3	1	1	0	0
2	1	1	0	1	1	1
1	0	0	0	1	0	1
3	0	1	2	1	0	2
5	0	1	1	0	2	4
2	0	0	0	1	1	2
1	0	0	0	0	1	2
0	0	0	0	0	0	0
1	0	0	0	0	0	0
3	0	1	0	0	0	4
1	0	0	0	0	1	0
1	0	0	0	0	0	0

Batter	1	2	3	4	5	6	7	8	9	10	AB	R	H	RBI	BB	SO	LOB
Aaron Guiel, L OBP: 0.358, SLG: 0.517 (1, 9)	1-0 HR		2-2 29 1B SF9 2B	0-2 1-2 1B		0-3 K		2-2 G4-3		2-2 BB 1B	6	2	4	1	0	1	0
Joe Randa, R OBP: 0.339, SLG: 0.435 (1, 5)	2-1 F7		1-1 F9	2-1 G5-3		2-1 G3		0-3 K		4-2 BB	5	0	0	0	1	1	3
29 Mike Sweeney, R OBP: 0.418, SLG: 0.506 (1, 10)	2-1 G6-3		2-0 BB 1B		1-1 F9	1-1 F8			1-2 G4-3	1-2 P6	6	0	1	0	0	0	2
Carlos Beltrán, S OBP: 0.394, SLG: 0.514 (1, 8)	0-1 1B		1-1 SF9		0-1 1B 1B		1-0 S 1B		4-2 S SF9 BB		3	2	3	1	1	0	0
Rondell White, R OBP: 0.332, SLG: 0.465 (1, 7)	2-3 K		4-2 3-H BB		1-0 1B 1B		3-1 F8		4-2 S BB		2	1	1	0	1	1	1
Raul Ibanez, L OBP: 0.342, SLG: 0.459 (6, 7)	SAFE		1-2 BB		1-3 4 1B 1B		SAFE		1-2 S BB		1	0	0	0	1	0	1
Ken Harvey, R OBP: 0.311, SLG: 0.410 (1, 3)		0-2 E5 4 F7	3-2 G4-3		0-1 FC6-4 4 1B 1B		SAFE	4-1 BB BB	2-0 SF9	1-2 2-H	3	0	1	2	1	0	2
4 Angel Berroa, R OBP: 0.337, SLG: 0.456 (1, 6)		0-2 F7		1-3 K	0-2 FC6-4 1B		2-3 K		0-2 P2		5	0	1	1	0	2	4
Mendy López, R OBP: 0.304, SLG: 0.424 (1, 4)		4-2 BB		2-3 K	1-0 FC6-4 1B		1-3 K			3-2 G3	2	0	0	0	1	1	2
Dee Brown, L OBP: 0.284, SLG: 0.344 (7, PH)											1	0	0	0	0	1	2
Julius Matos, R OBP: 0.265, SLG: 0.375 (8, 4)											0	0	0	0	0	0	0
Desi Relaford, S OBP: 0.316, SLG: 0.385 (10, PH)											1	0	0	0	0	0	0
Tom Prince, R OBP: 0.320, SLG: 0.395 (1, 2)		3-2 G6-4-3		3-1 1B	0-1 F9			1-3 K		0-0 G1-4-3	3	0	1	0	0	0	4
9 David DeJesus, L OBP: 0.306, SLG: 0.341 (8, PH)											1	0	0	0	0	1	0
Brent Mayne, L OBP: 0.306, SLG: 0.341 (9, 2)											1	0	0	0	0	0	0

Inning Stats	R: 1 E: 0 K: 1 S: 10	H: 2 LOB: 1 BB: 0 P: 17	R: 0 E: 1 K: 0 S: 13	H: 0 LOB: 1 BB: 1 P: 20	R: 1 E: 0 K: 0 S: 15	H: 2 LOB: 2 BB: 1 P: 28	R: 0 E: 0 K: 2 S: 14	H: 2 LOB: 2 BB: 0 P: 22	R: 2 E: 0 K: 0 S: 13	H: 4 LOB: 4 BB: 0 P: 16	R: 0 E: 0 K: 1 S: 7	H: 0 LOB: 0 BB: 0 P: 10	R: 0 E: 0 K: 2 S: 10	H: 1 LOB: 2 BB: 1 P: 21	R: 0 E: 0 K: 2 S: 9	H: 0 LOB: 0 BB: 0 P: 12	R: 1 E: 0 K: 0 S: 14	H: 0 LOB: 1 BB: 2 P: 25	R: 0 E: 0 K: 0 S: 16	H: 1 LOB: 2 BB: 1 P: 26	1B: 10 2B: 1 3B: 0 HR: 1	SF: 2 SAC: 0 DP: 1 HBP: 0	WP: 0 PA: 48
--------------	-------------------------------	----------------------------------	-------------------------------	----------------------------------	-------------------------------	----------------------------------	-------------------------------	----------------------------------	-------------------------------	----------------------------------	------------------------------	----------------------------------	-------------------------------	----------------------------------	------------------------------	----------------------------------	-------------------------------	----------------------------------	-------------------------------	----------------------------------	-----------------------------------	------------------------------------	-----------------

PITCHER	IP	WLS	BF	H	R	ER	SO	BB	IBB	HBP	BLK	WP	HR	S	P	ERA	WHIP
Randy Johnson, L ERA: 4.98 (1, 1)	5.0		27	10	4	4	3	2	0	0	0	0	1	65	103	7.20	2.400
Oscar Villarreal, R ERA: 2.64 (6, 1)	2.0		8	1	0	0	3	1	0	0	0	0	0	17	31	0.00	1.000
Jose Valverde, R ERA: 1.99 (8, 1)	1.0	H	3	0	0	0	2	0	0	0	0	0	0	9	12	0.00	0.000
Matt Mantel, R ERA: 2.53 (9, 1)	2.0	W	10	1	1	1	0	3	0	0	0	0	0	30	51	4.50	2.000

Batter	1	2	3	4	5	6	7	8	9	AB R H RBI BB SO LOB	TOP		
Aaron Guiel, L (1, 9) OBP: 0.365, SLG: 0.520	1-0 F8		0-2 FC5-4 1B		3-2 29 1B		4-1 29 1B	1-0 1B		4 0 3 1 1 0 0			
Joe Randa, R (1, 5) OBP: 0.340, SLG: 0.435	1-2 29 G6-4-3 1B		3-1 F7		2-0 P2		0-0 B3	0-0 29 FC5-4 1B		5 0 2 0 0 0 4			
29 Mike Sweeney, R (1, 10) OBP: 0.417, SLG: 0.505	3-1 G6-4-3 1-2f		0-0 P4		0-0 1B		1-2 FC3-6 1B	3-1 FC5-4		5 0 2 1 0 0 4			
Carlos Beltrán, S (1, 8) OBP: 0.392, SLG: 0.510		0-0 E7 G3 1B	1-0 FC5-4		1-1 L7		1-1 FC3-6 1-2f		0-2 P6	5 1 1 0 0 0 5			
Raul Ibanez, L (1, 7) OBP: 0.339, SLG: 0.455		0-2 G3		0-2 G4-3		2-0 G3-1	0-3 K		1-2 K	5 0 0 0 0 2 3			
Ken Harvey, R (1, 3) OBP: 0.314, SLG: 0.412		1-1 1B		3-2 1B		1-1 1B		2-3 K	3-1 F9	5 0 3 1 0 1 0			
4 Angel Berroa, R (1, 6) OBP: 0.340, SLG: 0.464		4-1 E S BB		1-1 HR		1-2 F9		2-1 S 1B		3 2 2 1 1 0 1	AB 39 R 5 H 15 RBI 5 BB 3 SO 5 LOB 21		
Desi Relaford, S (1, 4) OBP: 0.318, SLG: 0.385		1 SAFE 4-2 BB		0-0 L4		1-3 K		2-0 G4-3 S 1B		3 1 1 1 1 1 1			
Brent Mayne, L (1, 2) OBP: 0.305, SLG: 0.340		1-1 F9			1-3 K		1-1 29 1B	1-0 G4-3		4 1 1 0 0 1 3			
Inning Stats	R: 0 E: 0 K: 0 S: 6 H: 1 LOB: 0 BB: 0 P: 11	R: 1 E: 1 K: 0 S: 12 H: 2 LOB: 2 BB: 2 P: 22	R: 0 E: 0 K: 0 S: 7 H: 1 LOB: 1 BB: 0 P: 11	R: 1 E: 0 K: 0 S: 9 H: 2 LOB: 0 BB: 0 P: 13	R: 0 E: 0 K: 1 S: 11 H: 2 LOB: 2 BB: 0 P: 18	R: 0 E: 0 K: 1 S: 9 H: 1 LOB: 1 BB: 0 P: 14	R: 1 E: 0 K: 1 S: 12 H: 2 LOB: 2 BB: 1 P: 19	R: 2 E: 0 K: 1 S: 12 H: 4 LOB: 2 BB: 0 P: 22	R: 0 E: 0 K: 1 S: 11 H: 0 LOB: 0 BB: 0 P: 15	1B: 14 2B: 0 3B: 0 HR: 1 SF: 0 SAC: 0 DP: 1 HBP: 0	WP: 0 PB: 0 SB: 3 CS: 0 PA: 42		
PITCHER	IP WLS BF H R ER SO BB IBB HBP BLK WP HR S P ERA WHIP											PITCHER	IP WLS BF H R ER SO BB IBB HBP BLK WP HR S P ERA WHIP
Jarrod Washburn, L (1, 1) ERA: 4.35	7.0 L 32 11 3 3 3 3 3 0 0 0 0 1 66 108 3.86 2.000												
Greg Jones, R (8, 1) ERA: 3.54	1.0 7 4 2 2 1 0 0 0 0 0 0 0 12 22 18.00 4.000												
Derrick Turnbow, R (9, 1) ERA: 2.08	1.0 3 0 0 0 0 1 0 0 0 0 0 0 0 11 15 0.00 0.000												

Kansas City Royals @ Anaheim Angels
Edison International Field, Anaheim, CA

Fri Sep 05 2003, 10:05 PM EDT
Att: 43,111 - Sunny - 87 F

livebaseballscorecards.com

Batter	1	2	3	4	5	6	7	8	9	AB	R	H	RBI	BB	SO	LOB
9 Chone Figgins, S OBP: 0.381, SLG: 0.408 (1, 8) C C F B B X	2-2 16 L8-6-3 1B		X 0-0 F9		B C F F F SAFE X	2-3 K		C X 0-1 P3		4	0	1	0	0	1	2
Eric Owens, R OBP: 0.284, SLG: 0.297 Tom Gregorio, R (9, 2) B SAFE X	1-0 F8		1 SAFE B X 1-0 G6-4-3 1-2f		C B X 1-1 F9		C B X 1-1 L8		4 0 0 0 0 0 0 0	4	0	0	0	0	0	3
16 Garret Anderson, L OBP: 0.346, SLG: 0.563 (1, 7) X	0-0 L8-6-3 1-1		X 0-0 F8		B C S B X 2-2 G4-3		X 0-0 L8		4 0 0 0 0 0 0 1	4	0	0	0	0	0	1
Tim Salmon, R OBP: 0.369, SLG: 0.448 (1, 10) B X		1-0 2B	F B B X 3-1 1B 1B		S B F F B B 4-2 BB		X 0-0 F8		3 0 2 0 1 0 0 0	4	0	1	0	0	0	3
Scott Spiezio, S OBP: 0.327, SLG: 0.463 (1, 5) (9, 9) F X		0-1 G5-3	B X 1-0 P6		C F B X 2-2 F8		B C X 1-1 2B		4 0 1 0 0 0 0 3	4	0	1	0	0	0	3
Shawn Wooten, R OBP: 0.329, SLG: 0.379 (1, 2) (9, 5) X		0-0 L8	B X 1-0 1B		F C SAFE X 1-2 F7		X 0-0 P3		4 0 1 0 0 0 0 3	4	0	1	0	0	0	3
Adam Riggs, R OBP: 0.396, SLG: 0.622 (1, 3) B B B B		4-1 BB	C F C B F 1-3 K		B F B X 3-1 F9		B X 1-0 L4		3 0 0 0 1 1 1 3	3	0	0	0	1	1	3
Adam Kennedy, L OBP: 0.333, SLG: 0.391 (1, 4) F B B X		1-2 F7	C B B X 3-2 F8		C X 0-1 G6-4-3 1B				3 0 1 0 0 0 0 2	3	0	1	0	0	0	2
Wilson Delgado, S OBP: 0.258, SLG: 0.244 (1, 6) C B X		1-1 G6-4-3 1B	B B B 4-0 BB		C X 0-1 G6-4-3 1B				2 0 1 0 1 0 1 1	2	0	1	0	1	0	1


Inning Stats	R: 0 E: 0 K: 0 S: 6	H: 1 LOB: 0 BB: 0 P: 9	R: 0 E: 0 K: 0 S: 8	H: 1 LOB: 2 BB: 1 P: 14	R: 0 E: 0 K: 0 S: 4	H: 1 LOB: 0 BB: 0 P: 6	R: 0 E: 0 K: 1 S: 9	H: 2 LOB: 2 BB: 0 P: 15	R: 0 E: 0 K: 1 S: 11	H: 0 LOB: 1 BB: 1 P: 21	R: 0 E: 0 K: 0 S: 12	H: 0 LOB: 1 BB: 1 P: 21	R: 0 E: 0 K: 0 S: 6	H: 1 LOB: 0 BB: 0 P: 9	R: 0 E: 0 K: 0 S: 5	H: 0 LOB: 0 BB: 0 P: 6	R: 0 E: 0 K: 0 S: 5	H: 1 LOB: 1 BB: 0 P: 7	1B: 5 2B: 3 3B: 0 HR: 0	SF: 0 SAC: 0 DP: 3 HBP: 0	WP: 0 PB: 0 SB: 0 CS: 0	PA: 34												
PITCHER Brian Anderson, L ERA: 3.67 (1, 1)	IP 9.0	WLS W	BF 34	H 7	R 0	ER 0	SO 2	BB 3	IBB 0	HBP 0	BLK 0	WP 0	HR 0	S 66	P 108	ERA 0.00	WHIP 1.111																	
																	PITCHER	IP	WLS	BF	H	R	ER	SO	BB	IBB	HBP	BLK	WP	HR	S	P	ERA	WHIP

BOTTOM

Kansas City Royals @ Anaheim Angels
Edison International Field, Anaheim, CA

livebaseballscorecards.com

AB	31
R	0
H	7
RBI	0
BB	3
SO	2
LOB	18



Fri Sep 05 2003, 10:05 PM EDT
Att. 43,111 - Sunny - 87 F

Batter	1	2	3	4	5	6	7	8	9	AB	R	H	RBI	BB	SO	LOB	TOP					
Aaron Guiel, L (1, 9) OBP: 0.363, SLG: 0.513	F9		G3-1	HBP		L8		K		4	0	0	0	0	1	1						
Joe Randa, R (1, 5) OBP: 0.340, SLG: 0.435	G1-3		HR	1B		FC5		K		5	1	2	0	0	1	3						
29 Mike Sweeney, R (1, 10) OBP: 0.412, SLG: 0.497	E6		P4			F9		P3		5	0	0	0	0	0	3						
Carlos Beltrán, S (1, 8) OBP: 0.394, SLG: 0.518	P2		HR	1B		S		K		5	2	3	2	0	1	1						
Raul Ibanez, L (1, 7) OBP: 0.341, SLG: 0.454			F7			FC6-4		FC6-4		3	1	1	0	2	0	1						
Ken Harvey, R (1, 3) OBP: 0.317, SLG: 0.414			G4-3	1B		BB		FC6-4		5	1	3	1	0	1	1						
4 Angel Berroa, R (1, 6) OBP: 0.341, SLG: 0.469			SH1-4	1B		G4-6-3		4		3	0	2	1	0	0	2						
Desi Relaford, S (1, 4) OBP: 0.317, SLG: 0.382			G4-3	1B		HBP		K		3	0	0	1	0	1	2						
Brent Mayne, L (1, 2) OBP: 0.304, SLG: 0.338			P5	1B		F7		G3		4	0	1	0	0	0	3						
Inning Stats	R: 0 E: 1 K: 0 S: 13	H: 0 LOB: 1 BB: 0 P: 22	R: 1 E: 0 K: 0 S: 13	H: 2 LOB: 1 BB: 0 P: 16	R: 2 E: 0 K: 0 S: 11	H: 2 LOB: 0 BB: 0 P: 16	R: 0 E: 0 K: 1 S: 9	H: 1 LOB: 3 BB: 0 P: 14	R: 1 E: 0 K: 0 S: 11	H: 2 LOB: 1 BB: 1 P: 23	R: 0 E: 0 K: 0 S: 8	H: 2 LOB: 2 BB: 0 P: 12	R: 1 E: 0 K: 1 S: 13	H: 3 LOB: 1 BB: 0 P: 20	R: 0 E: 0 K: 2 S: 9	H: 0 LOB: 0 BB: 0 P: 15	R: 0 E: 0 K: 1 S: 8	H: 0 LOB: 1 BB: 1 P: 16	1B: 10 2B: 0 3B: 1 HR: 1	SF: 0 SAC: 1 DP: 1 HBP: 2	WP: 0 PB: 0 SB: 1 CS: 1	PA: 42
PITCHER	IP	WLS	BF	H	R	ER	SO	BB	IBB	HBP	BLK	WP	HR	S	P	ERA	WHIP					
62 Scot Shields, R (1, 1) ERA: 2.97	5.0		25	7	4	4	1	1	0	2	0	0	1	57	91	7.20	1.600					
Ben Weber, R (6, 1) ERA: 2.88	2.0	W	10	5	1	1	1	0	0	0	0	0	0	21	32	4.50	2.500					
Francisco Rodriguez, R (8, 1) ERA: 2.71	1.0	H	3	0	0	0	2	0	0	0	0	0	0	9	15	0.00	0.000					
Troy Percival, R (9, 1) ERA: 3.65	1.0	S	4	0	0	0	1	1	0	0	0	0	0	8	16	0.00	1.000					

Kansas City Royals @ Anaheim Angels
Edison International Field, Anaheim, CA

AB	37
R	5
H	12
RBI	5
BB	2
SO	5
LOB	17



Sat Sep 06 2003, 7:05 PM EDT
Sunny - 89 F

livebaseballscorecards.com

Batter	1	2	3	4	5	6	7	8	9	AB	R	H	RBI	BB	SO	LOB
9 Chone Figgins, S OBP: 0.378, SLG: 0.410 (1, 6) (8, 8)	1-1 L4		2-2 G5-3		1-0 F7		2-2 1B 2B			4	1	1	1	0	0	1
Eric Owens, R OBP: 0.285, SLG: 0.297 Jeff DaVanon, S OBP: 0.371, SLG: 0.486 (1, 8) (7, PH) (8, 9)	0-1 G6-3			2-2 BB 39 1B 1B	1-0 P4		1-2 2-H 3-H 1B			3	1	1	0	0	0	0
16 Garret Anderson, L OBP: 0.347, SLG: 0.562 (1, 7)	0-0 G3-1			0-1 L4		0-0 G6-4-3 1B	4-0 IBB			3	0	1	0	1	0	1
Tim Salmon, R OBP: 0.368, SLG: 0.445 (1, 10)		1-2 F7		4-1 BB 39 1B BB		0-0 F8	0-2 F9			3	1	0	0	1	0	3
Shawn Wooten, R OBP: 0.328, SLG: 0.374 (1, 5)		1-2 G5-3		4-2 BB 39 1B BB		1-2 G6-4-3 1-2f	1-2 P3			3	1	0	0	1	0	1
39 Robb Quinlan, R OBP: 0.359, SLG: 0.375 Scott Spiezio, S OBP: 0.328, SLG: 0.467 (1, 3) (8, PH) (9, 3)		2-1 G2-3		0-2 BB 1B CS 1B			0-1 G5-3	1-1 FC3-6 2B		3	0	1	2	0	0	0
Barry Wesson, R Adam Kennedy, L OBP: 0.335, SLG: 0.391 (1, 9) (8, 4)			2-1 L3	1-3 SAFE K			1-3 K	4-0 FC3-6 IBB		3	0	0	0	0	2	2
José Molina, R OBP: 0.219, SLG: 0.245 (1, 2)			3-3 K	1-1 SAFE K			1-1 K	0-0 FC3-6		4	1	2	1	0	1	2
Wilson Delgado, S OBP: 0.267, SLG: 0.247 (1, 4) (8, 6)			4-2 BB	1-2 3-H CS	2-2 F7		1-0 9 2B 1B 1B	2-3 K		3	1	1	0	1	1	2

Inning Stats	R: 0	H: 0	E: 0	K: 0	S: 5	R: 0	H: 0	E: 0	K: 0	S: 8	R: 0	H: 0	E: 0	K: 1	S: 10	R: 3	H: 3	E: 0	K: 1	S: 25	R: 0	H: 1	E: 0	K: 0	S: 5	R: 3	H: 4	E: 0	K: 1	S: 20	R: 0	H: 1	E: 0	K: 1	S: 9	1B: 7	2B: 2	3B: 0	HR: 0	SF: 0	SAC: 0	DP: 1	HBP: 0
	0	0	0	0	6	0	0	0	0	6	0	0	0	0	6	3	3	0	0	0	25	0	1	0	0	5	3	4	2	0	1	0	1	0	1	7	2	0	0	0			

PITCHER	IP	WLS	BF	H	R	ER	SO	BB	IBB	HBP	BLK	WP	HR	S	P	ERA	WHIP
Darrell May, L ERA: 3.7 (1, 1)	6.2		27	6	5	5	3	3	0	0	0	0	0	70	106	6.75	1.350
Jason Grimsley, R ERA: 5.17 (7, 1)	0.1	L	4	2	1	1	0	0	1	0	0	0	0	11	18	27.00	6.000
Curt Leskanic, R ERA: 2.51 (8, 1)	1.0		5	1	0	0	1	0	1	0	0	0	0	9	17	0.00	1.000


BOTTOM

Kansas City Royals @ Anaheim Angels
Edison International Field, Anaheim, CA

Sat Sep 06 2003, 7:05 PM EDT
Sunny - 89 F

AB	31
R	6
H	9
RBI	6
BB	5
SO	4
LOB	12

livebaseballscorecards.com



WP	PA	ERA	WHIP
0	37		

Batter	1	2	3	4	5	6	7	8	9	AB R H RBI BB SO LOB	TOP											
Aaron Guiel, L (1, 9) OBP: 0.364, SLG: 0.514	0-1 3B 2B		3-3 K		1-0 P6			4-0 BB		3 1 1 0 1 1 1												
Desi Relaford, S (1, 4) OBP: 0.316, SLG: 0.385	1-2 29 FC5-2 3B		1-2 P6		1-0 F8			0-0 P2		4 0 1 1 0 0 2												
29 Mike Sweeney, R (1, 10) OBP: 0.410, SLG: 0.494	1-0 FC5-2			0-1 1B 1B			2-3 K	0-3 K		4 0 1 0 0 2 2												
Carlos Beltrán, S (1, 8) OBP: 0.391, SLG: 0.513	3-2 F7			1-2 F9			0-0 F8		2-2 F8	4 0 0 0 0 0 2												
Raul Ibanez, L (1, 7) OBP: 0.341, SLG: 0.451	2-2 G3			3-2 F7			0-2 G5-3		4-2 4 DI BB	3 0 0 0 1 0 2												
Ken Harvey, R (1, 3) OBP: 0.317, SLG: 0.413		2-2 G1-3		0-0 1B			2-1 F9		0-3 K	4 0 1 0 0 1 1												
4 Angel Berroa, R (1, 6) OBP: 0.339, SLG: 0.465		0-1 L6		3-3 K			1-2 G4-3		1-0 F7	4 0 0 0 0 1 3												
Mendy López, R (1, 5) OBP: 0.292, SLG: 0.406		1-2 G6-3			1-3 K		2-2 G4-3			3 0 0 0 0 1 0												
Mike DiFelice, R (1, 2) OBP: 0.288, SLG: 0.384			0-1 F8		4-2 BB			1-0 G3-1		1 0 0 0 1 0 0												
Jarrod Patterson, L (8, PH) OBP: 0.333, SLG: 0.200										1 0 0 0 0 0 0												
Tom Prince, R (8, 2) OBP: 0.320, SLG: 0.395										0 0 0 0 0 0 0												
Inning Stats	R: 1 E: 0 K: 0 S: 12	H: 2 LOB: 1 BB: 0 P: 19	R: 0 E: 0 K: 0 S: 8	H: 0 LOB: 0 BB: 0 P: 11	R: 0 E: 0 K: 1 S: 8	H: 0 LOB: 0 BB: 0 P: 12	R: 0 E: 0 K: 1 S: 15	H: 2 LOB: 2 BB: 0 P: 22	R: 0 E: 0 K: 1 S: 7	H: 0 LOB: 1 BB: 1 P: 14	R: 0 E: 0 K: 1 S: 9	H: 0 LOB: 0 BB: 0 P: 11	R: 0 E: 0 K: 0 S: 9	H: 0 LOB: 0 BB: 0 P: 14	R: 0 E: 0 K: 1 S: 6	H: 0 LOB: 1 BB: 1 P: 11	R: 0 E: 0 K: 1 S: 11	H: 0 LOB: 1 BB: 1 P: 18	1B: 2 2B: 1 3B: 1 HR: 0	SF: 0 SAC: 0 DP: 0 HBP: 0	WP: 0 PB: 0 SB: 0 CS: 0	PA: 34
PITCHER	IP WLS BF H R ER SO BB IBB HBP BLK WP HR S P ERA WHIP																					
Kevin Gregg, R (1, 1) ERA: 2.93	7.0 W 26 4 1 1 4 1 0 0 0 0 0 0 68 103 1.29 0.714																					
Brendan Donnelly, R (8, 1) ERA: 1.46	1.0 H 4 0 0 0 1 1 0 0 0 0 0 0 6 11 0.00 1.000																					
Troy Percival, R (9, 1) ERA: 3.57	1.0 S 4 0 0 0 1 1 0 0 0 0 0 0 11 18 0.00 1.000																					

Kansas City Royals @ Anaheim Angels
Edison International Field, Anaheim, CA

Sat Sep 06 2003, 7:10 PM EDT
Att. 43,044 - Sunny - 85 F

livebaseballscorecards.com

AB 31
R 1
H 4
RBI 1
BB 3
SO 6
LOB 13



Batter	1	2	3	4	5	6	7	8	9	AB R H RBI BB SO LOB	TOP											
Aaron Guiel, L (1, 9) OBP: 0.368, SLG: 0.530	1-2 HR	1-1 2B			2-1 P6		1-2 FC1-6 1B		0-0 FC6	5 1 3 1 0 0 1												
Joe Randa, R (1, 5) OBP: 0.342, SLG: 0.434	1-2 WP SF7 1B	2-1 HBP			1-2 F8		2-2 FC1-6			3 1 1 0 0 0 2												
29 Mike Sweeney, R (1, 10) OBP: 0.406, SLG: 0.488	0-1 FC5 F8 WP 1-2	1-0 P4			2-2 F7		1-1 F8			4 0 0 0 0 0 5												
Carlos Beltrán, S (1, 8) OBP: 0.388, SLG: 0.510	1-1 SF7				1-2 P6		1-1 G3-1		2-2 G3	3 0 0 1 0 0 0												
Ken Harvey, R (1, 3) OBP: 0.316, SLG: 0.418	0-0 F8				0-2 F8		0-0 HR		1-1 G4-3	4 1 1 1 0 0 1												
Dee Brown, L (1, 7) OBP: 0.283, SLG: 0.336	4-2 BB				3-3 K		0-1 G4-3		1-2 F8	3 0 0 0 1 1 0												
4 Angel Berroa, R (1, 6) OBP: 0.336, SLG: 0.462	1-2 F8				2-0 L7		2-3 K		0-0 G3-1	4 0 0 0 0 1 2												
Brent Mayne, L (1, 2) OBP: 0.307, SLG: 0.340					0-0 G4-3				0-1 F9	4 0 2 0 0 0 0												
Mendy López, R (1, 4) OBP: 0.289, SLG: 0.397					1-3 K				0-0 FC1-6 1B	4 0 1 0 0 2 2												
Inning Stats	R: 2 E: 1 K: 0 S: 19	H: 2 LOB: 2 BB: 1 P: 27	R: 0 E: 0 K: 0 S: 8	H: 2 LOB: 2 BB: 0 P: 12	R: 0 E: 0 K: 1 S: 11	H: 0 LOB: 0 BB: 0 P: 15	R: 0 E: 0 K: 1 S: 5	H: 0 LOB: 0 BB: 0 P: 8	R: 0 E: 0 K: 0 S: 9	H: 0 LOB: 0 BB: 0 P: 14	R: 1 E: 0 K: 1 S: 10	H: 1 LOB: 0 BB: 0 P: 13	R: 0 E: 0 K: 0 S: 11	H: 2 LOB: 2 BB: 0 P: 15	R: 0 E: 0 K: 0 S: 9	H: 0 LOB: 0 BB: 0 P: 13	R: 0 E: 0 K: 1 S: 6	H: 1 LOB: 1 BB: 0 P: 7	1B: 5 2B: 1 3B: 0 HR: 2	SF: 1 SAC: 0 DP: 1 HBP: 1	WP: 1 PB: 0 SB: 0 CS: 0	PA: 37
PITCHER	IP WLS BF H R ER SO BB IBB HBP BLK WP HR S P ERA WHIP																					
41 John Lackey, R (1, 1) ERA: 4.84	7.0 L 30 7 3 2 3 1 0 1 0 1 0 1 2 73 104 2.57 1.143																					
Gary Glover, R (8, 1) ERA: 3.74	1.0 3 0 0 0 0 0 0 0 0 0 0 0 9 13 0.00 0.000																					
Derrick Turnbow, R (9, 1) ERA: 1.69	1.0 4 1 0 0 1 0 0 0 0 0 0 0 6 7 0.00 1.000																					

Kansas City Royals @ Anaheim Angels
Edison International Field, Anaheim, CA

Sun Sep 07 2003, 4:05 PM EDT
Att. 38,943 - Sunny - 88 F

AB	34
R	3
H	8
RBI	3
BB	1
SO	4
LOB	13



livebaseballscorecards.com

Batter	1	2	3	4	5	6	7	8	9	AB R H RBI BB SO LOB	TOP											
Coco Crisp, S (1, 8) OBP: 0.323, SLG: 0.381	1-1 SF8 3B		1-2 L4			3-1 G6-3	0-0 1B		3-1 P6	5 1 2 0 0 0 1												
Casey Blake, R (1, 5) OBP: 0.321, SLG: 0.435	3-2 SF8			3-2 G6-3		1-2 E6 1B HBP	0-3 K		1-0 G4-3 1B	4 1 1 1 0 1 2												
Jody Gerut, L (1, 7) OBP: 0.337, SLG: 0.502	3-H 1-3 K			1-0 F8		2-0 1B 1-2 1B HBP	1-0 F8		1-0 G4-3	4 1 0 0 0 1 4												
Alex Escobar, R (1, 9) OBP: 0.255, SLG: 0.412	0-0 F7			4-2 BB		0-0 1B 1-3 2-H 41 HR 1B		1-0 F9		3 1 1 1 1 0 0												
Ben Broussard, L (1, 3) OBP: 0.333, SLG: 0.471			1-3 K		3-1 G3	0-1 41 HR 1B		1-1 41 1B 48 SF8 1B		4 2 2 1 0 1 1												
41 Victor Martinez, S (1, 2) OBP: 0.328, SLG: 0.336			0-0 P4			0-0 HR		0-0 1B		4 1 2 3 0 0 0												
Tim Laker, R (1, 10) OBP: 0.275, SLG: 0.361			2-3 K		4-2 2 CS BB	1-3 K		3-2 SF8		2 0 0 0 1 2 0												
48 Travis Hafner, L (8, PH) OBP: 0.335, SLG: 0.492										0 0 0 1 0 0 0												
2 Jhonny Peralta, R (1, 6) OBP: 0.282, SLG: 0.303			1-0 F7		3-3 K		2-2 1B	0-0 G5-3		4 0 1 0 0 1 2												
Brandon Phillips, R (1, 4) OBP: 0.246, SLG: 0.319			1-2 G6-3			0-0 F8	SAFE 2-3 K		1-2 1B	4 0 1 0 0 1 1												
Inning Stats	R: 1 E: 0 K: 1 S: 11	H: 1 LOB: 0 BB: 0 P: 16	R: 0 E: 0 K: 2 S: 10	H: 0 LOB: 0 BB: 0 P: 13	R: 0 E: 0 K: 0 S: 7	H: 0 LOB: 0 BB: 0 P: 10	R: 0 E: 0 K: 0 S: 9	H: 0 LOB: 1 BB: 1 P: 20	R: 0 E: 0 K: 1 S: 11	H: 0 LOB: 1 BB: 1 P: 21	R: 5 E: 1 K: 1 S: 13	H: 3 LOB: 0 BB: 0 P: 20	R: 0 E: 0 K: 2 S: 11	H: 2 LOB: 2 BB: 0 P: 16	R: 1 E: 0 K: 0 S: 8	H: 2 LOB: 1 BB: 0 P: 13	R: 0 E: 0 K: 0 S: 7	H: 2 LOB: 1 BB: 0 P: 13	1B: 8 2B: 1 3B: 1 HR: 1	SF: 2 SAC: 0 DP: 2 HBP: 1	WP: 0 PB: 0 SB: 0 CS: 1	PA: 39
PITCHER	IP WLS BF H R ER SO BB IBB HBP BLK WP HR S P ERA WHIP																					
41 Jimmy Gobble, L (1, 1) ERA: 4.89	6.0 L 25 4 6 1 5 2 0 0 1 0 0 1 61 100 1.50 1.000																					
D.J. Carrasco, R (7, 1) ERA: 3.89	2.0 10 4 1 1 2 0 0 0 0 0 0 0 19 29 4.50 2.000																					
Mike MacDougal, R (9, 1) ERA: 4.5	1.0 4 2 0 0 0 0 0 0 0 0 0 0 7 13 0.00 2.000																					

Cleveland Indians @ Kansas City Royals
Kauffman Stadium, Kansas City, MO

Tue Sep 09 2003, 7:05 PM CDT
Att. 12,389 - Cloudy - 81 F

livebaseballscorecards.com

AB 34
R 7
H 10
RBI 7
BB 2
SO 7
LOB 11



BOTTOM

Cleveland Indians @ Kansas City Royals
Kauffman Stadium, Kansas City, MO

livebaseballscorecards.com

AB 36
R 1
H 11
RBI 1
BB 2
SO 4
LOB 16



WP: 0 PA: 38
PB: 0
SB: 0
CS: 0

ERA WHIP

Tue Sep 09 2003, 7:05 PM CDT
Att. 12,389 - Cloudy - 81 F

AB R H RBI BB SO LOB

5 0 3 0 0 0 0

5 0 1 0 0 0 5

3 0 2 0 1 0 0

4 0 1 0 0 1 3

4 0 0 0 0 2 5

4 0 1 0 0 0 1

4 0 0 0 0 1 1

3 1 1 0 1 0 0

3 0 1 1 0 0 1

1 0 1 0 0 0 0

0 0 0 0 0 0 0

1B: 9 SF: 0
2B: 3 SAC: 0
3B: 0 DP: 2
HR: 0 HBP: 0

Batter	1	2	3	4	5	6	7	8	9
Aaron Guiel, L (1, 9) OBP: 0.372, SLG: 0.531	0-1 L4-3 1B		0-2 L8		3-2 F7		2-1 1B		0-2 1-2 1B
Joe Randa, R (1, 5) OBP: 0.340, SLG: 0.431	0-1 L4-3 1-1 1B		1-1 29 1B		0-1 P4		1-1 F7		0-1 P3
29 Mike Sweeney, R (1, 10) OBP: 0.410, SLG: 0.490	4-0 1B BB		1-0 1-2 1B		1-0 L6		0-0 1B		
Carlos Beltrán, S (1, 8) OBP: 0.387, SLG: 0.508	2-2 1-3 1B		2-1 F7		1-0 G4-3		2-3 K		
Raul Ibanez, L (1, 7) OBP: 0.338, SLG: 0.448	0-0 P5		1-1 F7		2-3 K		1-3 K		
Ken Harvey, R (1, 3) OBP: 0.316, SLG: 0.417		0-1 4 G6-4-3 1B		0-0 P6		3-2 G5-3		0-0 F8	
4 Angel Berroa, R (1, 6) OBP: 0.334, SLG: 0.458		2-2 G6-4-3 1-2f		1-3 K		2-0 P2		2-2 G6-3	
Desi Relaford, S (1, 4) OBP: 0.318, SLG: 0.387		4-0 BB		0-1 G4-3		0-0 2B		0-0 P5	
Brent Mayne, L (1, 2) OBP: 0.307, SLG: 0.343 Rondell White, R (9, PH) OBP: 0.333, SLG: 0.466 Mendy López, R (9, PR) OBP: 0.289, SLG: 0.397		1-2 SAFE F7		1-2 G4-3		0-0 1B 2B		1-2 1B	

Inning Stats	R: 0	H: 2	E: 0	K: 0	S: 8	H: 1	LOB: 2	BB: 1	P: 14	R: 0	H: 1	E: 0	K: 0	S: 8	H: 2	LOB: 1	BB: 1	P: 15	R: 0	H: 2	E: 0	K: 0	S: 10	H: 0	LOB: 0	BB: 0	P: 15	R: 0	H: 0	E: 0	K: 1	S: 7	R: 0	H: 0	E: 0	K: 0	S: 10	R: 0	H: 0	E: 0	K: 1	S: 8	R: 1	H: 3	E: 0	K: 0	S: 11	H: 0	LOB: 0	BB: 0	P: 12	R: 0	H: 0	E: 0	K: 0	S: 10	R: 0	H: 0	E: 0	K: 0	S: 19	R: 0	H: 1	E: 0	K: 2	S: 8	R: 0	H: 2	E: 0	K: 0	S: 13	H: 2	LOB: 2	BB: 0	P: 16	1B: 9	SF: 0	2B: 3	SAC: 0	3B: 0	DP: 2	HR: 0	HBP: 0	WP: 0	PA: 38
--------------	------	------	------	------	------	------	--------	-------	-------	------	------	------	------	------	------	--------	-------	-------	------	------	------	------	-------	------	--------	-------	-------	------	------	------	------	------	------	------	------	------	-------	------	------	------	------	------	------	------	------	------	-------	------	--------	-------	-------	------	------	------	------	-------	------	------	------	------	-------	------	------	------	------	------	------	------	------	------	-------	------	--------	-------	-------	-------	-------	-------	--------	-------	-------	-------	--------	-------	--------

PITCHER	IP	WLS	BF	H	R	ER	SO	BB	IBB	HBP	BLK	WP	HR	S	P	ERA	WHIP
Jason Davis, R (1, 1) ERA: 4.45	5.0	W	20	5	0	0	1	2	0	0	0	0	0	43	66	0.00	1.400
Jack Cressend, R (6, 1) ERA: 2.08	1.2		8	3	1	1	1	0	0	0	0	0	0	17	28	5.40	1.800
63 Rafael Betancourt, R (7, 1) ERA: 1.84	1.1		5	1	0	0	2	0	0	0	0	0	0	10	14	0.00	0.750
David Riske, R (9, 1) ERA: 2.21	1.0		5	2	0	0	0	0	0	0	0	0	0	13	16	0.00	2.000

Batter	1	2	3	4	5	6	7	8	9	AB	R	H	RBI	BB	SO	LOB
Aaron Guiel, L OBP: 0.369, SLG: 0.525 (1, 9)	1-2 G3	1-2 2B 1B		3-1 G1-6-3 1-2f	2-2 G3-1			1-2 E4 G6-3		5	1	1	0	0	0	2
Joe Randa, R OBP: 0.341, SLG: 0.433 (1, 5)	3-2 2B 1B	0-0 29 WP 1-H 2B			2-1 F9	0-1 P2		1-1 G6-3 1-2		5	1	2	1	0	0	1
29 Mike Sweeney, R OBP: 0.412, SLG: 0.493 (1, 10)	2-1 2B 1B	4-2 2B BB			2-0 1B 2B	2-2 P4		0-1 G6-3		4	2	2	0	1	0	1
Carlos Beltrán, S OBP: 0.387, SLG: 0.505 (1, 8)	0-1 P2	0-3 K			3-2 BB 4 BB 1B	2-1 P4		4-0 IBB		4	1	1	1	1	1	4
Rondell White, R OBP: 0.334, SLG: 0.468 (1, 7)	2-0 2B		0-0 F9		1-1 4 BB 2B 1B		1-1 G5-3	0-3 K		5	1	2	2	0	1	2
Mendy López, R OBP: 0.289, SLG: 0.397 (9, 3)	1-H 2-H 2B				1-2 2B 1B					0	0	0	0	0	0	0
Raul Ibanez, L OBP: 0.341, SLG: 0.448 (1, 3)	4-2 BB		1-1 4 WP 4 S FC8-2 1B		4-1 2B BB		1-2 F7			2	1	1	0	2	0	0
4 Angel Berroa, R OBP: 0.335, SLG: 0.456 (1, 6)	1-3 K		1-0 FC8-2 1-H		1-2 2B E BB		4-1 S 2B BB			2	2	0	1	2	1	3
Desi Relaford, S OBP: 0.317, SLG: 0.388 (1, 4)		2-3 K			1-2 G4-3		2-1 K			4	0	1	1	0	2	3
Brent Mayne, L OBP: 0.309, SLG: 0.348 (1, 2)		1-0 F7			0-0 G1-6-3 1B		0-1 E9 1-H 2-H 3-H 2B			4	0	2	2	0	0	1

Inning Stats	R: 2	H: 3	E: 0	K: 1	S: 17	H: 3	LOB: 2	BB: 1	P: 30	R: 1	H: 2	E: 0	K: 2	S: 15	H: 1	LOB: 0	BB: 0	P: 6	R: 0	H: 1	E: 0	K: 0	S: 4	R: 0	H: 1	E: 0	K: 0	S: 6	R: 5	H: 4	E: 1	K: 1	S: 21	R: 0	H: 0	E: 0	K: 0	S: 8	R: 1	H: 1	E: 0	K: 0	S: 10	R: 0	H: 0	E: 1	K: 1	S: 10	H: 0	LOB: 2	BB: 1	P: 16	1B: 7	2B: 6	3B: 0	HR: 0	SF: 0	SAC: 0	DP: 2	HBP: 0	WP: 2	PB: 0	SB: 2	CS: 0
--------------	------	------	------	------	-------	------	--------	-------	-------	------	------	------	------	-------	------	--------	-------	------	------	------	------	------	------	------	------	------	------	------	------	------	------	------	-------	------	------	------	------	------	------	------	------	------	-------	------	------	------	------	-------	------	--------	-------	-------	-------	-------	-------	-------	-------	--------	-------	--------	-------	-------	-------	-------

PITCHER	IP	WLS	BF	H	R	ER	SO	BB	IBB	HBP	BLK	WP	HR	S	P	ERA	WHIP
Chad Durbin, R ERA: 7.36 (1, 1)	4.1		22	9	5	5	3	2	0	0	0	2	0	48	82	10.38	2.538
Jose Santiago, R ERA: 3.46 (5, 1)	0.0	L	3	1	0	0	0	2	0	0	0	0	0	7	16	∞	∞
63 Rafael Betancourt, R ERA: 1.74 (5, 1)	1.2		6	1	3	2	1	0	0	0	0	0	0	16	23	10.80	0.600
Jason Boyd, R ERA: 4.5 (7, 1)	1.0		5	1	1	1	0	1	0	0	0	0	0	10	18	9.00	2.000
David Lee, R ERA: 10.8 (8, 1)	1.0		5	0	0	0	1	0	1	0	0	0	0	10	16	0.00	0.000

BOTTOM

Cleveland Indians @ Kansas City Royals
Kauffman Stadium, Kansas City, MO

livebaseballscorecards.com

AB	35
R	9
H	12
RBI	8
BB	6
SO	5
LOB	17



WP	PA	ERA	WHIP
2	41		

Wed Sep 10 2003, 7:05 PM CDT
Att. 21,581 - Sunny - 81 F

Cleveland Indians @ Kansas City Royals

Kauffman Stadium, Kansas City, MO

Thu Sep 11 2003, 1:05 PM CDT
 Att. 13,188 - Overcast - 81 F

AB	41
R	6
H	13
RBI	6
BB	4
SO	4
LOB	26



WP:	1	PA:	46
PB:	0		
SB:	0		
CS:	0		

AB R H RBI BB SO LOB

6	2	2	1	0	1	1
4	1	1	0	0	0	1
5	0	1	0	0	2	4
4	1	3	1	1	0	0
5	0	1	1	0	0	6
3	1	1	0	2	0	0
5	1	4	2	0	0	3
4	0	0	0	1	0	5
5	0	0	1	0	1	6

1B:	10	SF:	0
2B:	1	SAC:	0
3B:	1	DP:	0
HR:	1	HBP:	1

WP:	1	PA:	46
PB:	0		
SB:	0		
CS:	0		

Batter	1	2	3	4	5	6	7	8	9
Jody Gerut, L OBP: 0.340, SLG: 0.511 (1, 8)	1-2 F7 ①	1-1 P6 ③			1-1 HR ①	0-0 G3-1 ①		1-2 1B ①	2-3 K ③
Casey Blake, R OBP: 0.321, SLG: 0.431 (1, 5)	0-0 F8 ②		1-1 F7 ①		1-0 1B 41 E HBP ①	2-2 BB 1B ①		0-0 E5 48 WP 1B ①	
Ben Broussard, L OBP: 0.330, SLG: 0.463 (1, 3)	1-1 1B 1B ①		1-0 G3 ②		1-3 K ①	2-0 P6 ②		3-3 K ①	
Alex Escobar, R OBP: 0.328, SLG: 0.458 (1, 9)	1-2 1B ①		3-2 F7 ③		2-1 1B 41 E SAFE ①	4-1 BB ①		1-1 48 WP 1B ①	
41 Victor Martinez, S OBP: 0.320, SLG: 0.328 (1, 2)	0-1 G4-3 ③			0-0 F7 ①	0-0 E3 1B 2 FC3-2 1B ①	2-0 F8 ③		1-1 F7 ②	
48 Travis Hafner, L OBP: 0.339, SLG: 0.500 (1, 10)		1-0 F8 ①		1-1 1B 2B ①	4-0 FC3-2 2 1B BB ①		1-0 G6-3 ①	4-0 1B 2-3 IBB ①	
Chris Magruder, S OBP: 0.800, SLG: 1.200 (1, 7)		0-0 FC6-4 3B ①		2-1 1B 2-H ①	1-1 FC3-2 2 1B ①		0-0 G5-3 2 1B ①	2-1 F7 ③	
2 Jhonny Peralta, R OBP: 0.284, SLG: 0.313 (1, 6)		4-2 FC6-4 BB ①		0-1 L9 ②	0-2 FC3-2 1-2 2-3 3-H ②		0-1 G5-3 ②		2-2 G6-3 ①
Brandon Phillips, R OBP: 0.242, SLG: 0.314 (1, 4)		0-0 FC6-4 ②		2-2 F7 ③	0-1 P6 ③		2-2 G6-3 ③		1-3 K ②

Inning Stats	R: 0	H: 2	E: 0	LOB: 2	K: 0	S: 12	P:	15	R: 1	H: 1	E: 0	LOB: 1	K: 0	S: 8	P:	14	R: 0	H: 0	E: 0	LOB: 0	K: 0	S: 6	P:	11	R: 1	H: 2	E: 0	LOB: 1	K: 0	S: 12	P:	17	R: 3	H: 4	E: 1	LOB: 3	K: 1	S: 15	P:	25	R: 0	H: 1	E: 0	LOB: 2	K: 0	S: 7	P:	17	R: 0	H: 1	E: 0	LOB: 1	K: 0	S: 7	P:	10	R: 1	H: 2	E: 1	LOB: 3	K: 1	S: 17	P:	29	R: 0	H: 0	E: 0	LOB: 0	K: 2	S: 11	P:	16	1B: 10	SF: 0	2B: 1	SAC: 0	3B: 1	DP: 0	HR: 1	HBP: 1	WP: 1	PA: 46
--------------	------	------	------	--------	------	-------	----	----	------	------	------	--------	------	------	----	----	------	------	------	--------	------	------	----	----	------	------	------	--------	------	-------	----	----	------	------	------	--------	------	-------	----	----	------	------	------	--------	------	------	----	----	------	------	------	--------	------	------	----	----	------	------	------	--------	------	-------	----	----	------	------	------	--------	------	-------	----	----	--------	-------	-------	--------	-------	-------	-------	--------	-------	--------

PITCHER	IP	WLS	BF	H	R	ER	SO	BB	IBB	HBP	BLK	WP	HR	S	P	ERA	WHIP
Darrell May, L ERA: 3.71 (1, 1)	2.0		10	3	1	1	0	1	0	0	0	0	0	20	29	4.50	2.000
Brad Voyles, R ERA: 7.71 (3, 1)	2.1		12	4	4	4	1	0	0	1	0	0	1	25	40	15.43	1.714
Al Levine, R ERA: 2.82 (5, 1)	1.2		10	3	0	0	0	2	0	0	0	0	0	15	30	0.00	3.000
Jason Grimsley, R ERA: 5.02 (7, 1)	2.0	L	11	3	1	0	1	0	1	0	0	1	0	24	39	0.00	1.500
Mike MacDougal, R ERA: 4.42 (9, 1)	1.0		3	0	0	0	2	0	0	0	0	0	0	11	16	0.00	0.000

Batter	1	2	3	4	5	6	7	8	9	AB R H RBI BB SO LOB
Aaron Guiel, L OBP: 0.370, SLG: 0.523 (1, 9)	1-1 G3	1-0 HR 1B		2-1 PO 1-2	3-2 G4-3		0-2 2B 1B		0-1 G3	5 2 2 1 0 0 0
Joe Randa, R OBP: 0.343, SLG: 0.444 (1, 5)	0-1 29 1B	0-1 HR			2-1 F9		0-1 29 E 1-H 2B		1-3 K	5 1 3 4 0 1 0
29 Mike Sweeney, R OBP: 0.409, SLG: 0.488 (1, 10)	2-2 1-2 1B	1-0 F8			3-1 F9		2-1 E5 2-3		2-2 G4-3	5 0 1 0 0 0 1
Carlos Beltrán, S OBP: 0.386, SLG: 0.503 (1, 8)	0-2 P5		1-1 G6-3			0-0 1B 1B	1-0 F8			4 0 1 0 0 0 4
Rondell White, R OBP: 0.331, SLG: 0.463 (1, 7)	1-0 G1-3		0-1 F8			1-0 F8		3-2 F9		4 0 0 0 0 0 3
Raul Ibanez, L OBP: 0.342, SLG: 0.448 (1, 3)		0-2 G6-3	0-2 G3			1-0 4 G5-4-3 1B		4-0 1B BB		3 0 1 0 1 0 0
4 Angel Berroa, R OBP: 0.335, SLG: 0.454 (1, 6)		1-2 FC3-6 1B		1-0 G5-3		2-1 G5-4-3 1-2f		1-2 K		4 0 1 0 0 1 3
Desi Relaford, S OBP: 0.321, SLG: 0.390 (1, 4)		1 SAFE 2-1 FC3-6 1B BB		2-2 PO 1B			4-1 F8 BB	3-0 1-3 1B		3 1 2 0 1 0 1
Brent Mayne, L OBP: 0.308, SLG: 0.345 (1, 2)		4-1 1B HR BB		0-0 F7			3-2 F8 1-2	2-2 K		3 1 0 0 1 1 4

Inning Stats	R: 0	H: 2	E: 0	K: 0	S: 11	R: 4	H: 3	E: 0	K: 0	S: 14	R: 0	H: 0	E: 0	K: 0	S: 7	R: 0	H: 1	E: 0	K: 0	S: 6	R: 0	H: 0	E: 0	K: 0	S: 7	R: 1	H: 2	E: 1	K: 0	S: 12	R: 0	H: 1	E: 0	K: 2	S: 10	R: 0	H: 0	E: 0	K: 1	S: 8	1B: 9	2B: 1	3B: 0	HR: 1	SF: 0	SAC: 0	DP: 1	HBP: 0	WP: 0	PA: 40
--------------	------	------	------	------	-------	------	------	------	------	-------	------	------	------	------	------	------	------	------	------	------	------	------	------	------	------	------	------	------	------	-------	------	------	------	------	-------	------	------	------	------	------	-------	-------	-------	-------	-------	--------	-------	--------	-------	--------

PITCHER	IP	WLS	BF	H	R	ER	SO	BB	IBB	HBP	BLK	WP	HR	S	P	ERA	WHIP
37 Jake Westbrook, R ERA: 4.51 (1, 1)	1.0		5	2	0	0	0	0	0	0	0	0	0	11	15	0.00	2.000
Terry Mulholland, L ERA: 4.76 (2, 1)	5.2		23	7	5	5	0	2	0	0	0	0	1	46	80	7.94	1.588
Jack Cressend, R ERA: 2.08 (7, 1)	0.0	B	2	1	0	0	0	0	0	0	0	0	0	4	6	∞	∞
Danys Baez, R ERA: 4.02 (7, 1)	1.0	W	5	1	0	0	1	1	0	0	0	0	0	8	20	0.00	2.000
David Riske, R ERA: 2.17 (8, 1)	1.1	S	4	0	0	0	2	0	0	0	0	0	0	11	16	0.00	0.000

BOTTOM

Cleveland Indians @ Kansas City Royals
Kauffman Stadium, Kansas City, MO

livebaseballscorecards.com

AB	36
R	5
H	11
RBI	5
BB	3
SO	3
LOB	16



Thu Sep 11 2003, 1:05 PM CDT
Att. 13,188 - Overcast - 81 F

Batter	1	2	3	4	5	6	7	8	9	AB R H RBI BB SO LOB	TOP		
Aaron Guiel, L (1, 9) OBP: 0.365, SLG: 0.516	3-2 G4-3		2-0 F8		1-3 K			1-1 P4		4 0 0 0 0 1 2			
Joe Randa, R (1, 5) OBP: 0.343, SLG: 0.442	1-0 G5-3		0-1 F8		1-1 G6-3			2-2 F7		4 0 1 0 0 0 1			
29 Mike Sweeney, R (1, 10) OBP: 0.408, SLG: 0.484	4-2 BB		2-0 F8					1-3 K		3 0 0 0 1 2 3			
Carlos Beltrán, S (1, 8) OBP: 0.383, SLG: 0.499	2-3 K				2-2 G1-3			0-2 F8		4 0 0 0 0 2 1			
Rondell White, R (1, 7) OBP: 0.331, SLG: 0.464 9 David DeJesus, L (9, PR)			2-1 G6-3		1-0 1B 2B			2-2 E6		4 0 1 0 0 0 0 0 0 0 0 0 0 0			
Ken Harvey, R (1, 3) OBP: 0.317, SLG: 0.416			3-1 G3		4-2 1B BB			0-3 K		3 0 1 0 1 1 1			
4 Angel Berroa, R (1, 6) OBP: 0.334, SLG: 0.453			2-1 G6-3		1-0 F7			0-2 4 G6-4-3 1B		4 0 1 0 0 0 3			
Mendy López, R (1, 4) OBP: 0.304, SLG: 0.408 Raul Ibanez, L (9, PH) OBP: 0.342, SLG: 0.447			3-1 1B SH5-3 1B		0-1 1-2 2-H 1B			1-1 G6-4-3		4 0 1 0 0 0 3			
Brent Mayne, L (1, 2) OBP: 0.307, SLG: 0.344 Mike DiFelice, R (8, PH) OBP: 0.292, SLG: 0.384 (8, 2)			0-0 SH5-3		0-0 F7			3-3 K		3 0 2 0 0 1 0 1 0 0 0 0 0 2			
								4-2 BB		1 0 0 0 0 0 0 0 0 0 0 1 0 0			
Inning Stats	R: 0 H: 0 E: 0 LOB: 1 K: 1 BB: 1 S: 12 P: 22	R: 0 H: 0 E: 0 LOB: 0 K: 0 BB: 0 S: 6 P: 13	R: 0 H: 2 E: 0 LOB: 2 K: 0 BB: 0 S: 7 P: 14	R: 0 H: 2 E: 0 LOB: 2 K: 0 BB: 1 S: 11 P: 19	R: 0 H: 0 E: 0 LOB: 0 K: 1 BB: 0 S: 6 P: 8	R: 0 H: 0 E: 0 LOB: 0 K: 2 BB: 0 S: 11 P: 17	R: 0 H: 1 E: 0 LOB: 0 K: 1 BB: 0 S: 8 P: 12	R: 0 H: 0 E: 0 LOB: 1 K: 1 BB: 1 S: 11 P: 19	R: 0 H: 1 E: 1 LOB: 2 K: 1 BB: 0 S: 13 P: 17	1B: 5 SF: 0 2B: 1 SAC: 1 3B: 0 DP: 1 HR: 0 HBP: 0	WP: 0 PA: 35 PB: 0 SB: 0 CS: 0		
PITCHER	IP WLS BF H R ER SO BB IBB HBP BLK WP HR S P ERA WHIP											PITCHER	IP WLS BF H R ER SO BB IBB HBP BLK WP HR S P ERA WHIP
Mike Maroth, L (1, 1) ERA: 5.55	6.0 W 24 5 0 0 4 2 0 0 0 0 0 0 56 96 0.00 1.167												
Matt Anderson, R (7, 1) ERA: 4.32	1.0 H 2 0 0 0 1 0 0 0 0 0 0 0 5 9 0.00 0.000												
Jamie Walker, L (8, 1) ERA: 3.39	0.2 H 3 0 0 0 0 1 0 0 0 0 0 0 8 15 0.00 1.500												
Fernando Rodney, R (8, 1) ERA: 7.36	1.1 S 6 1 0 0 2 0 0 0 0 0 0 0 16 21 0.00 0.750												

Kansas City Royals @ Detroit Tigers
 Comerica Park, Detroit, MI
 Fri Sep 12 2003, 7:05 PM EDT
 Att. 18,042 - Sunny - 77 F

livebaseballscorecards.com

AB	31
R	0
H	6
RBI	0
BB	3
SO	7
LOB	13



Batter	1	2	3	4	5	6	7	8	9	AB R H RBI BB SO LOB	TOP		
4 Angel Berroa, R OBP: 0.336, SLG: 0.458 (1, 6)	1-0 F7	0-3 K			3-2 1B 29 SF8		3-1 29 SF8		0-1 HR	5 3 3 0 0 1 2			
Carlos Beltrán, S OBP: 0.385, SLG: 0.508 (1, 8)	1-0 1B		3-3 K		0-0 S		0-0 G4-3		0-0 HR	5 2 3 3 0 1 1			
29 Mike Sweeney, R OBP: 0.405, SLG: 0.481 (1, 10)	4-2 S 1B SF9 BB		0-2 G5-3		0-1 SF8		1-2 SF8		2-2 F9	2 1 0 2 1 0 0			
Raul Ibanez, L OBP: 0.342, SLG: 0.445 (1, 7)	2-2 SF9 S 1-2 2-H 1B		2-2 G4-3		4-2 3-H		2-2 G6-3		0-1 P5	4 0 1 1 1 0 0			
Joe Randa, R OBP: 0.339, SLG: 0.438 (1, 5)	3-1 SF9			1-1 G6-3	2-1 P4			0-0 F9	0-1 G1-3	4 0 0 1 0 0 2			
Aaron Guiel, L OBP: 0.364, SLG: 0.513 (1, 9)	3-2 F7			2-1 CS 1B		1-1 F8		0-1 F8		4 0 1 0 0 0 1			
Ken Harvey, R OBP: 0.319, SLG: 0.416 (1, 3)		1-0 FC2-6 1B		3-3 K		0-1 F8		4-0 2B BB		3 0 1 0 1 1 1	AB 34 R 7 H 12 RBI 7 BB 4 SO 3 LOB 12		
Desi Relaford, S OBP: 0.324, SLG: 0.394 (1, 4)		0-0 FC2-6 4 CS 1B			4-0 4 1B BB	2-1 1B		3-2 1-3 2B		3 1 2 0 1 0 1			
Mike DiFelice, R OBP: 0.291, SLG: 0.381 (1, 2)		1-1 1-2 1B			1-1 F9	0-0 L8		0-0 F9		4 0 1 0 0 0 4			
Inning Stats	R: 2 E: 0 K: 0 S: 14 H: 2 LOB: 1 BB: 1 P: 28	R: 0 E: 0 K: 1 S: 7 H: 2 LOB: 2 BB: 0 P: 9	R: 0 E: 0 K: 1 S: 10 H: 0 LOB: 0 BB: 0 P: 15	R: 0 E: 0 K: 1 S: 11 H: 1 LOB: 1 BB: 0 P: 17	R: 2 E: 0 K: 0 S: 15 H: 2 LOB: 2 BB: 2 P: 29	R: 0 E: 0 K: 0 S: 7 H: 1 LOB: 1 BB: 0 P: 10	R: 1 E: 0 K: 0 S: 11 H: 1 LOB: 0 BB: 0 P: 17	R: 0 E: 0 K: 0 S: 9 H: 1 LOB: 2 BB: 1 P: 16	R: 2 E: 0 K: 0 S: 10 H: 2 LOB: 0 BB: 0 P: 12	1B: 8 2B: 4 3B: 1 HR: 1 SF: 3 SAC: 0 DP: 2 HBP: 0	WP: 0 PB: 0 SB: 3 CS: 2 PA: 41		
PITCHER	IP WLS BF H R ER SO BB IBB HBP BLK WP HR S P ERA WHIP											PITCHER	IP WLS BF H R ER SO BB IBB HBP BLK WP HR S P ERA WHIP
45 Chris Mears, R ERA: 6.15 (1, 1)	4.1 L 19 6 4 4 3 2 0 0 0 0 0 0 48 83 8.31 1.846												
Chris Spurling, R ERA: 4.76 (5, 1)	1.2 8 2 0 0 0 1 0 0 0 0 0 0 16 25 0.00 1.800												
Franklyn German, R ERA: 4.97 (7, 1)	2.0 9 2 1 1 0 1 0 0 0 0 0 0 20 33 4.50 1.500												
Matt Roney, R ERA: 5.34 (9, 1)	1.0 5 2 2 2 0 0 0 0 0 0 0 0 1 10 12 18.00 2.000												

Kansas City Royals @ Detroit Tigers
 Comerica Park, Detroit, MI
 Sat Sep 13 2003, 7:05 PM EDT
 Att. 15,966 - Sunny - 79 F

livebaseballscorecards.com



Batter	1	2	3	4	5	6	7	8	9	AB R H RBI BB SO LOB	TOP									
4 Angel Berroa, R OBP: 0.339, SLG: 0.459 (1, 6)	1-2 S 29 BB 1B	0-0 1-2 2-H 1B	2-1 E8 SF7 1B		1-2 P4			1-1 G6-3		5 2 3 3 0 0 1										
Carlos Beltrán, S OBP: 0.383, SLG: 0.506 (1, 8)	0-0 P3	1-0 G1-3	2-0 SF7		0-0 F7			1-0 29 S 1B		4 0 1 1 0 0 4										
29 Mike Sweeney, R OBP: 0.405, SLG: 0.477 (1, 10)	4-1 SAFE SAFE 1B BB	4-0 IBB	0-0 F7			2-2 E1 G3-6-3		0-3 1-2 K		3 0 0 0 2 1 1										
Raul Ibanez, L OBP: 0.341, SLG: 0.445 (1, 9) (9, 7)	1-0 F7	0-1 G4-3		0-0 G4-3 2B		0-0 G3-6-3 1-2f		2-0 F8		5 0 1 0 0 0 6										
Joe Randa, R OBP: 0.338, SLG: 0.436 (1, 5)	1-2 1-2 2-H 1B		0-1 F9	1-2 F9		0-0 G1-3		2-2 F8		5 0 1 1 0 0 1										
Rondell White, R OBP: 0.329, SLG: 0.467 (1, 7) 9 David DeJesus, L (9, 9)	0-3 K		1-0 HR	0-0 G4-3		2-1 G6-3		0-0 P4		5 1 1 1 0 1 3 0 0 0 0 0 0 0										
Ken Harvey, R OBP: 0.316, SLG: 0.416 (1, 3)		1-0 G4-3	2-1 BB 4 1B 2B	1-3 K		0-1 G5-3				4 1 1 0 0 1 1	AB 37 R 7 H 11 RBI 6 BB 4 SO 5 LOB 17									
Mendy López, R OBP: 0.313, SLG: 0.405 (1, 4)		2-1 4 1B 1B	4-1 4 BB 1B BB		1-3 K	0-3 K				3 2 1 0 1 2 0										
Brent Mayne, L OBP: 0.312, SLG: 0.347 (1, 2)		0-0 SAFE SAFE SAFE G1-3 4 1B 1B	4-0 4 1B E BB		0-0 1B		2-2 P5			3 1 2 0 1 0 0										
Inning Stats	R: 1 E: 0 K: 1 S: 12	H: 2 LOB: 2 BB: 1 P: 19	R: 1 E: 0 K: 0 S: 8	H: 3 LOB: 3 BB: 1 P: 16	R: 5 E: 1 K: 0 S: 10	H: 3 LOB: 0 BB: 2 P: 25	R: 0 E: 0 K: 1 S: 8	H: 1 LOB: 1 BB: 0 P: 10	R: 0 E: 1 K: 0 S: 5	H: 0 LOB: 0 BB: 0 P: 7	R: 0 E: 0 K: 1 S: 7	H: 0 LOB: 0 BB: 0 P: 9	R: 0 E: 0 K: 1 S: 9	H: 1 LOB: 1 BB: 0 P: 13	R: 0 E: 0 K: 0 S: 5	H: 0 LOB: 0 BB: 0 P: 9	1B: 8 2B: 2 3B: 0 HR: 1	SF: 1 SAC: 0 DP: 1 HBP: 0	WP: 0 PB: 0 SB: 2 CS: 0	PA: 42
PITCHER	IP WLS BF H R ER SO BB IBB HBP BLK WP HR S P ERA WHIP																			
29 Nate Robertson, L ERA: 5.51 (1, 1)	2.1 L 18 7 6 6 1 3 1 0 0 0 1 26 52 23.14 4.286																			
53 Brian Schmack, R ERA: 5.19 (3, 1)	0.2 3 1 1 0 0 0 0 0 0 0 0 4 8 0.00 1.500																			
38 Jeremy Bondeman, R ERA: 5.49 (4, 1)	4.0 14 2 0 0 3 0 0 0 0 0 0 28 36 0.00 0.500																			
Matt Anderson, R ERA: 4.08 (8, 1)	1.0 4 1 0 0 1 0 0 0 0 0 0 9 13 0.00 1.000																			
Eric Eckenstahler, L ERA: 2.57 (9, 1)	1.0 3 0 0 0 0 0 0 0 0 0 0 5 9 0.00 0.000																			

Kansas City Royals @ Detroit Tigers
 Comerica Park, Detroit, MI
 Sun Sep 14 2003, 1:05 PM EDT
 Att. 13,579 - Cloudy - 79 F

livebaseballscorecards.com



BOTTOM

Kansas City Royals @ Detroit Tigers
Comerica Park, Detroit, MI
Sun Sep 14 2003, 1:05 PM EDT
Att. 13,579 - Cloudy - 79 F

livebaseballscorecards.com

AB 31
R 2
H 5
RBI 2
BB 1
SO 8
LOB 11



WP: 1 PA: 33
PB: 0
SB: 0
CS: 0

AB R H RBI BB SO LOB

4 1 1 1 0 0 2

3 0 1 0 1 0 0

4 0 0 0 0 3 2

4 0 0 0 0 2 1

4 1 1 0 0 0 1

4 0 0 0 0 1 1

3 0 1 0 0 1 1

2 0 1 1 0 0 0

3 0 0 0 0 1 3

1B: 3 SF: 0
2B: 1 SAC: 0
3B: 0 DP: 1
HR: 1 HBP: 1

Batter	1	2	3	4	5	6	7	8	9
Andres Torres, S (1, 8) OBP: 0.258, SLG: 0.305	1-1 F8		0-0 G4-3			2-1 HR		3-1 G5-3	
Ben Petrick, R (1, 7) OBP: 0.272, SLG: 0.387	1-2 P4			1-0 F9		0-2 G6-3 2B		4-2 FC6-4 BB	
Craig Monroe, R (1, 9) OBP: 0.269, SLG: 0.414	0-3 K			1-2 K		1-3 K		0-0 FC6-4	
Dmitri Young, S (1, 10) OBP: 0.359, SLG: 0.533		2-2 G6-3		1-3 K		0-0 G6-3		2-3 K	
Carlos Pena, L (1, 3) OBP: 0.332, SLG: 0.461		3-2 G3-1			0-2 WP E 1B	1-2 F7		0-0 F8	
Shane Halter, R (1, 5) OBP: 0.268, SLG: 0.334		1-3 K			2-0 G6-3		1-1 G5-3	0-1 F8	
Warren Morris, L (1, 4) OBP: 0.327, SLG: 0.378			2-2 HBP 1B		0-0 P2		2-3 K2-3		
A.J. Hinch, R (1, 2) OBP: 0.227, SLG: 0.304			2-2 G4-3 HBP		2-1 E8 1B		2-0 P4		
Ramon Santiago, S (1, 6) OBP: 0.285, SLG: 0.274			0-1 F9		1-3 K			1-1 G6-3	

Inning Stats	R: 0	H: 0	E: 0	K: 1	S: 9	R: 0	H: 0	E: 0	K: 1	S: 9	R: 0	H: 1	E: 0	K: 0	S: 9	R: 0	H: 0	E: 0	K: 2	S: 7	R: 1	H: 2	E: 1	K: 1	S: 11	R: 1	H: 2	E: 0	K: 1	S: 14	R: 0	H: 0	E: 0	K: 1	S: 7	R: 0	H: 0	E: 0	K: 0	S: 9	R: 0	H: 0	E: 0	K: 1	S: 7	R: 0	H: 0	E: 0	K: 1	S: 9
	LOB: 0	BB: 0	P: 11	LOB: 0	BB: 0	P: 15	LOB: 1	BB: 0	P: 13	LOB: 0	BB: 0	P: 10	LOB: 1	BB: 0	P: 16	LOB: 1	BB: 0	P: 18	LOB: 0	BB: 0	P: 12	LOB: 1	BB: 1	P: 17	LOB: 0	BB: 0	P: 9	LOB: 0	BB: 0	P: 9	LOB: 0	BB: 0	P: 9	LOB: 0	BB: 0	P: 9	LOB: 1	BB: 1	P: 17	LOB: 0	BB: 0	P: 9	LOB: 0	BB: 0	P: 9					

PITCHER	IP	WLS	BF	H	R	ER	SO	BB	IBB	HBP	BLK	WP	HR	S	P	ERA	WHIP
41 Jimmy Gobble, L (1, 1) ERA: 4.53	7.0	W	26	5	2	2	7	0	0	1	0	1	1	66	95	2.57	0.714
Jeremy Affeldt, L (8, 1) ERA: 4.13	2.0		7	0	0	0	1	1	0	0	0	0	0	16	26	0.00	0.500

Batter	1	2	3	4	5	6	7	8	9	AB R H RBI BB SO LOB	TOP											
4 Angel Berroa, R OBP: 0.339, SLG: 0.458 (1, 6)	2-3 K		4-2 3B BB	1-2 1B		0-2 G4-3		0-2 L9		4 1 1 0 1 1 0												
Carlos Beltrán, S OBP: 0.385, SLG: 0.513 (1, 8)	4-1 BB		3-2 29 1B 3B 1-H	1-1 P6		0-0 F7			0-0 HR 2B	4 2 2 1 1 0 1												
29 Mike Sweeney, R OBP: 0.403, SLG: 0.474 (1, 10)	1-1 F7		1-1 2B G1-3 1B		1-1 F9		2-0 P2		0-2 G5-3	5 1 1 1 0 0 2												
Raul Ibanez, L OBP: 0.345, SLG: 0.449 (1, 3) (8, 7)	2-2 P3		0-2 G1-3 1-3 2B		0-2 1B 1B		3-2 2B 1B		4-0 HR IBB	4 3 3 0 1 0 1												
Joe Randa, R OBP: 0.340, SLG: 0.446 (1, 5)		0-3 K	2-1 G1-3		1-2 1B 1B		2-1 FC6-5 1-H 2B		2-0 HR 1-H 2-H	5 1 3 5 0 1 1												
Rondell White, R OBP: 0.329, SLG: 0.464 (1, 7)		0-3 K	4-1 HBP		2-3 K		2-1 FC6-5		2-3 K	3 0 0 0 0 2 3 1 0 0 0 0 1 0												
Ken Harvey, R OBP: 0.318, SLG: 0.415 (8, 3)																						
Aaron Guiel, L OBP: 0.364, SLG: 0.521 (1, 9)		2-1 G4-3	0-1 L3		0-0 1B		1-0 F7		2-2 HR	5 1 2 2 0 0 3												
Desi Relaford, S OBP: 0.321, SLG: 0.390 (1, 4)			2-2 G1-3		2-2 F9		2-0 G3		2-3 K	5 0 0 0 0 1 2												
Brent Mayne, L OBP: 0.312, SLG: 0.354 (1, 2)			0-0 HR		2-0 F7		1-2 F7		1-2 G4-3	4 1 1 1 0 0 0												
Inning Stats	R: 0 E: 0 K: 1 S: 11	H: 0 LOB: 1 BB: 1 P: 20	R: 0 E: 0 K: 2 S: 9	H: 0 LOB: 0 BB: 0 P: 11	R: 4 E: 0 K: 0 S: 20	H: 4 LOB: 2 BB: 1 P: 36	R: 0 E: 0 K: 0 S: 9	H: 1 LOB: 1 BB: 0 P: 15	R: 1 E: 0 K: 1 S: 13	H: 3 LOB: 2 BB: 0 P: 19	R: 0 E: 0 K: 0 S: 7	H: 0 LOB: 0 BB: 0 P: 8	R: 1 E: 0 K: 0 S: 10	H: 2 LOB: 1 BB: 0 P: 20	R: 0 E: 0 K: 1 S: 11	H: 0 LOB: 0 BB: 0 P: 14	R: 4 E: 0 K: 1 S: 13	H: 3 LOB: 0 BB: 1 P: 24	1B: 6 2B: 3 3B: 1 HR: 3	SF: 0 SAC: 0 DP: 0 HBP: 1	WP: 0 PB: 0 SB: 0 CS: 0	PA: 44
PITCHER	IP WLS BF H R ER SO BB IBB HBP BLK WP HR S P ERA WHIP																					
Gary Knotts, R ERA: 5.65 (1, 1)	2.2 L 15 4 4 4 3 2 0 1 0 0 1 38 65 13.50 2.250																					
Wilfredo Ledezma, L ERA: 5.75 (3, 1)	2.1 11 4 1 1 1 0 0 0 0 0 0 24 36 3.86 1.714																					
Chris Spurling, R ERA: 4.77 (6, 1)	1.2 7 2 1 1 0 0 0 0 0 0 0 16 26 5.40 1.200																					
Jamie Walker, L ERA: 3.34 (7, 1)	1.0 3 0 0 0 1 0 0 0 0 0 0 8 12 0.00 0.000																					
Matt Anderson, R ERA: 5.68 (8, 1)	1.1 8 3 4 4 1 0 1 0 0 0 2 17 28 27.00 2.250																					

Kansas City Royals @ Detroit Tigers
 Comerica Park, Detroit, MI
 Mon Sep 15 2003, 7:05 PM EDT
 Att: 9,342 - Cloudy - 69 F

livebaseballscorecards.com

AB	40
R	10
H	13
RBI	10
BB	3
SO	6
LOB	13



BOTTOM

Kansas City Royals @ Detroit Tigers
Comerica Park, Detroit, MI
Mon Sep 15 2003, 7:05 PM EDT
Att. 9,342 - Cloudy - 69 F

livebaseballscorecards.com

AB 33
R 4
H 10
RBI 3
BB 1
SO 5
LOB 13



WP: 0 PA: 36
PB: 0
SB: 0
CS: 1

AB R H RBI BB SO LOB

4 0 1 0 0 0 3

3 1 2 2 0 0 1

3 0 1 1 1 1 1

4 0 0 0 0 0 3

3 0 1 0 0 1 0

1 0 0 0 0 0 2

4 0 0 0 0 2 1

4 0 0 0 0 1 1

4 2 3 0 0 0 0

3 1 2 0 0 0 1

1B: 7 SF: 1
2B: 2 SAC: 0
3B: 0 DP: 2
HR: 1 HBP: 0

Batter	1	2	3	4	5	6	7	8	9
Alex Sanchez, L (1, 8) OBP: 0.314, SLG: 0.360	1-2 G4-3 CS 1B		0-0 B1-3		0-0 G6-4-3 1-2f 3-H			0-1 F7	
Shane Halter, R (1, 5) OBP: 0.271, SLG: 0.347	0-2 G4-3 1-2		1-0 SF7 3-H		2-1 HR			0-0 FC3-6 BB 1B	
Bobby Higginson, L (1, 9) OBP: 0.325, SLG: 0.367	1-0 G4-3 2-3		1-0 1B 2-H		1-3 K			4-2 FC3-6 BB 1-2	
Dmitri Young, S (1, 10) OBP: 0.356, SLG: 0.529	1-1 CS 3-H	0-1 F9	3-2 G6-3		2-1 G1-3			1-2 FC3-6 1-2f 2-3	
Craig Monroe, R (1, 7) OBP: 0.269, SLG: 0.414 Kevin Witt, L (8, PH) OBP: 0.306, SLG: 0.406 (9, 7)		2-1 FC6-4 1B		0-1 G6-3		1-2 K		0-0 G4-3	
Carlos Pena, L (1, 3) OBP: 0.329, SLG: 0.457		1-1 F8		1-0 G4-3		1-3 K		2-3 K	
15 Brandon Inge, R (1, 2) OBP: 0.263, SLG: 0.347		2-1 FC6-4 1-2f		1-2 F8			2-2 P3	1-3 K	
Warren Morris, L (1, 4) OBP: 0.332, SLG: 0.386			1-2 2B SF7 1B		0-0 1B G6-4-3 2B		1-1 G6-4-3 1B	2-2 G6-3	
Ramon Santiago, S (1, 6) OBP: 0.288, SLG: 0.279			0-1 1B 2B		0-0 G6-4-3 1B 2-3		0-0 G6-4-3 1-2f		

Inning Stats	R: 0	H: 1	E: 0	LOB: 0	K: 0	BB: 0	S: 9	P: 12
	R: 0	H: 1	E: 0	LOB: 1	K: 0	BB: 0	S: 8	P: 13
	R: 2	H: 3	E: 0	LOB: 1	K: 0	BB: 0	S: 11	P: 17
	R: 0	H: 0	E: 0	LOB: 0	K: 0	BB: 0	S: 6	P: 8
	R: 2	H: 3	E: 0	LOB: 0	K: 1	BB: 0	S: 8	P: 11
	R: 0	H: 0	E: 0	LOB: 0	K: 2	BB: 0	S: 8	P: 12
	R: 0	H: 1	E: 0	LOB: 0	K: 0	BB: 0	S: 6	P: 9
	R: 0	H: 1	E: 0	LOB: 2	K: 0	BB: 1	S: 9	P: 14
	R: 0	H: 0	E: 0	LOB: 0	K: 2	BB: 0	S: 9	P: 14

PITCHER	IP	WLS	BF	H	R	ER	SO	BB	IBB	HBP	BLK	WP	HR	S	P	ERA	WHIP
Brian Anderson, L (1, 1) ERA: 3.94	7.1	W	30	10	4	4	3	1	0	0	0	0	1	61	91	4.91	1.500
Curt Leskanic, R (8, 1) ERA: 2.4	0.2	H	2	0	0	0	0	0	0	0	0	0	0	4	5	0.00	0.000
Mike MacDougal, R (9, 1) ERA: 4.35	1.0		3	0	0	0	2	0	0	0	0	0	0	9	14	0.00	0.000

Kansas City Royals @ Cleveland Indians
Jacobs Field, Cleveland, OH
 Tue Sep 16 2003, 7:05 PM EDT
 Att. 16,145 - Sunny - 71 F

AB	41
R	12
H	15
RBI	12
BB	3
SO	8
LOB	17



WP:	0	PA:	44
PB:	0		
SB:	3		
CS:	0		

AB R H RBI BB SO LOB

5	3	5	1	0	0	0
3	1	1	0	2	1	3
5	1	0	1	0	0	6
5	2	3	2	0	1	2
5	2	2	4	0	1	2
5	2	2	3	0	0	1
0	0	0	0	0	0	0
5	0	1	1	0	1	0
5	1	1	0	0	1	2
3	0	0	0	1	3	1

Batter	1	2	3	4	5	6	7	8	9
4 Angel Berroa, R OBP: 0.345, SLG: 0.467 (1, 6)	1-2 FC3-6 1B HR	1-1 29 S 29 S G6-3 1B		1-1 29 E 29 E 1B	0-0 2-H 3B		0-1 FC6-4 1B		
Carlos Beltrán, S OBP: 0.387, SLG: 0.511 (1, 8)	1-1 FC3-6 1B	4-2 29 G6-3 29 S 1B		2-3 K	4-1 29 G6-4-3 BB		2-1 FC6-4		
29 Mike Sweeney, R OBP: 0.398, SLG: 0.467 (1, 10)	0-1 L9	3-2 G6-3		1-1 E5 1B	2-2 G6-4-3			0-1 G6-3	
Raul Ibanez, L OBP: 0.347, SLG: 0.450 (1, 9) (9, 7)	3-1 FC3-6 HR	1-2 1B		0-1 1B HR	1-2 1B HR			1-3 K	
Joe Randa, R OBP: 0.341, SLG: 0.452 (1, 5)	2-1 HR	3-3 K		1-0 HR 1B	1-2 FC1-6 G5-4-3			3-2 L9	
Rondell White, R OBP: 0.329, SLG: 0.472 (1, 7)	3-1 E 2B			2-1 G5-3	2-1 HR			1-2 P4	
Aaron Guiel, L OBP: 0.364, SLG: 0.521 (9, 9)				1-H 2-H HR					
Ken Harvey, R OBP: 0.316, SLG: 0.413 (1, 3)	0-0 E2 1B			1-0 G6-3	0-3 K			1-0 G6-3	
Mendy López, R OBP: 0.307, SLG: 0.405 (1, 4)	1-2 F9			2-1 G5-3				2-3 K	
Brent Mayne, L OBP: 0.311, SLG: 0.351 (1, 2)				3-3 K					

Inning Stats	R: 4	H: 5	E: 1	K: 0	S: 17	P: 28	R: 2	H: 2	E: 0	K: 2	S: 18	P: 30	R: 0	H: 0	E: 0	K: 0	S: 5	P: 10	R: 5	H: 4	E: 2	K: 3	S: 20	P: 30	R: 1	H: 2	E: 0	K: 1	S: 11	P: 20	R: 0	H: 1	E: 0	K: 0	S: 10	P: 14	R: 0	H: 1	E: 1	K: 0	S: 8	P: 17	R: 0	H: 0	E: 0	K: 1	S: 10	P: 14	R: 0	H: 0	E: 0	K: 1	S: 10	P: 14	R: 0	H: 0	E: 0	K: 1	S: 10	P: 14	1B: 10	SF: 0	2B: 2	SAC: 0	3B: 1	DP: 3	HR: 2	HBP: 0	WP: 0	PA: 44
--------------	------	------	------	------	-------	-------	------	------	------	------	-------	-------	------	------	------	------	------	-------	------	------	------	------	-------	-------	------	------	------	------	-------	-------	------	------	------	------	-------	-------	------	------	------	------	------	-------	------	------	------	------	-------	-------	------	------	------	------	-------	-------	------	------	------	------	-------	-------	--------	-------	-------	--------	-------	-------	-------	--------	-------	--------

PITCHER	IP	WLS	BF	H	R	ER	SO	BB	IBB	HBP	BLK	WP	HR	S	P	ERA	WHIP
Billy Traber, L ERA: 5.24 (1, 1)	1.2	L	13	7	6	6	1	1	0	0	0	0	1	31	51	32.40	4.800
David Lee, R ERA: 4.5 (2, 1)	1.1		4	0	0	0	1	0	0	0	0	0	0	9	17	0.00	0.000
Chad Durbin, R ERA: 7.27 (4, 1)	1.1		12	6	6	1	4	1	0	0	0	0	1	28	45	6.75	5.250
Jose Santiago, R ERA: 3.14 (5, 1)	2.2		9	2	0	0	0	1	0	0	0	0	0	21	36	0.00	1.125
Danys Baez, R ERA: 3.91 (8, 1)	2.0		6	0	0	0	2	0	0	0	0	0	0	20	28	0.00	0.000

PITCHER	IP	WLS	BF	H	R	ER	SO	BB	IBB	HBP	BLK	WP	HR	S	P	ERA	WHIP
---------	----	-----	----	---	---	----	----	----	-----	-----	-----	----	----	---	---	-----	------

Batter	1	2	3	4	5	6	7	8	9	AB R H RBI BB SO LOB
Coco Crisp, S OBP: 0.322, SLG: 0.381 (1, 8)	1-3 K	1-1 2B			1-3 K	2-0 2B		2-1 G3		5 0 2 4 0 2 3
Casey Blake, R OBP: 0.318, SLG: 0.423 (1, 5)	1-1 P2				2-3 K	2-2 F8			0-1 F8	4 0 0 0 1 1 2
Jody Gerut, L OBP: 0.336, SLG: 0.507 (1, 7)	0-2 K				1-1 G4-3				3-1 P2	5 0 0 0 0 2 2
Alex Escobar, R OBP: 0.314, SLG: 0.443 (1, 9)					3-3 K				2-3 K	5 1 1 1 0 3 1
41 Victor Martinez, S OBP: 0.338, SLG: 0.338 (1, 10)					0-2 G6-3				0-0 2B	4 2 1 0 0 0 0
Ben Broussard, L OBP: 0.319, SLG: 0.445 (1, 3)					1-3 K				0-0 G6-3	4 1 0 0 0 1 2
Josh Bard, S OBP: 0.277, SLG: 0.341 (1, 2)					4-2 BB				1-0 FC1-6	3 2 3 1 1 0 0
2 Jhonny Peralta, R OBP: 0.282, SLG: 0.318 (1, 6)					1-2 F7				4-2 FC1-6	3 1 1 1 1 0 3
Brandon Phillips, R OBP: 0.242, SLG: 0.311 (1, 4)					1-2 1B				1-2 FC1-6	4 1 2 1 0 0 4

Inning Stats	R: 0	H: 0	E: 0	K: 2	S: 8	H: 0	LOB: 0	BB: 0	P: 10	R: 4	H: 4	E: 1	K: 0	S: 11	R: 0	H: 0	E: 0	K: 2	S: 11	R: 0	H: 0	E: 0	K: 1	S: 15	R: 0	H: 1	E: 0	K: 2	S: 11	R: 4	H: 4	E: 1	K: 1	S: 14	R: 0	H: 0	E: 0	K: 0	S: 5	R: 0	H: 1	E: 0	K: 0	S: 10	R: 0	H: 0	E: 0	K: 1	S: 7	1B: 5	2B: 5	3B: 0	HR: 1	SF: 0	SAC: 0	DP: 1	HBP: 0	WP: 0	PA: 40
--------------	------	------	------	------	------	------	--------	-------	-------	------	------	------	------	-------	------	------	------	------	-------	------	------	------	------	-------	------	------	------	------	-------	------	------	------	------	-------	------	------	------	------	------	------	------	------	------	-------	------	------	------	------	------	-------	-------	-------	-------	-------	--------	-------	--------	-------	--------

PITCHER	IP	WLS	BF	H	R	ER	SO	BB	IBB	HBP	BLK	WP	HR	S	P	ERA	WHIP
Darrell May, L ERA: 3.65 (1, 1)	5.2		26	7	7	2	8	2	0	0	0	0	1	64	96	3.18	1.588
Jason Grimsley, R ERA: 5.13 (6, 1)	0.1		3	2	1	0	0	0	0	0	0	0	0	6	10	0.00	6.000
Al Levine, R ERA: 2.74 (7, 1)	2.0		8	1	0	0	0	1	0	0	0	0	0	15	27	0.00	1.000
Curt Leskanic, R ERA: 2.36 (9, 1)	1.0		3	0	0	0	1	0	0	0	0	0	0	7	12	0.00	0.000

BOTTOM

Kansas City Royals @ Cleveland Indians
Jacobs Field, Cleveland, OH
 Tue Sep 16 2003, 7:05 PM EDT
 Att. 16,145 - Sunny - 71 F

livebaseballscorecards.com

AB	37
R	8
H	10
RBI	8
BB	3
SO	9
LOB	17



Batter	1	2	3	4	5	6	7	8	9	AB R H RBI BB SO LOB	TOP														
4 Angel Berroa, R (1, 6) OBP: 0.344, SLG: 0.464 Julius Matos, R (8, 6) OBP: 0.265, SLG: 0.375	1-1 G3		0-3 K			1-1 FC5-4 FC4-6 1-2f		4-2 BB		3 0 0 0 1 1 1 0 0 0 0 0 0 0	Kansas City Royals @ Cleveland Indians Jacobs Field, Cleveland, OH Wed Sep 17 2003, 7:05 PM EDT Att. 16,363 - Sunny - 73 F														
Carlos Beltrán, S (1, 8) OBP: 0.386, SLG: 0.509 9 David DeJesus, L (8, 8)	2-2 G3			1-1 G4-3 FC3-2 1B		0-0 FC4-6 FC5-4 1-2f		2-3 K		4 0 1 0 0 1 2 0 0 0 0 0 0 0															
Rondell White, R (1, 10) OBP: 0.327, SLG: 0.468	2-2 G5-3			1-1 G4-3 1-3		1-1 FC5-4 1-2f		3-3 K		4 0 0 0 0 1 3															
Raul Ibanez, L (1, 7) OBP: 0.348, SLG: 0.451 Dee Brown, L (8, 7) OBP: 0.283, SLG: 0.336		4-1 G6-4-3 BB		1-0 FC3-2 3-H		3-2 G4-3 2B		3-2 F7		3 1 1 0 1 0 2 0 0 0 0 0 0 0															
Joe Randa, R (1, 5) OBP: 0.339, SLG: 0.449 Jarrod Patterson, L (8, 5) OBP: 0.316, SLG: 0.188		0-1 G6-4-3 1-2f		3-2 G6-3		1-0 G4-3 2-3		3-3 K		3 0 0 0 0 0 3 1 0 0 0 0 1 0															
Aaron Guiel, L (1, 9) OBP: 0.366, SLG: 0.524		1-2 1B		0-3 K		0-0 1B 2B		1-2 F8		4 0 2 1 0 1 0															
Ken Harvey, R (1, 3) OBP: 0.316, SLG: 0.410		1 SAFE 1 SAFE 0-3 K		2-2 G1-3		4-1 1B BB		1-0 G6-3		3 0 0 0 1 1 1															
Desi Relaford, S (1, 4) OBP: 0.321, SLG: 0.389			2-3 K		1-0 G6-3		0-0 1B 29 G6-4-3			3 0 1 0 0 1 0															
Brent Mayne, L (1, 2) OBP: 0.312, SLG: 0.350 29 Mike Sweeney, R (7, PH) OBP: 0.397, SLG: 0.466 Tom Prince, R (7, 2) OBP: 0.320, SLG: 0.395			3-2 G5-3		3-2 FC5-4 HBP		1-0 G6-4-3 1-2f			1 0 0 0 0 0 0 1 0 0 0 0 0 3 0 0 0 0 0 0 0															
Inning Stats	R: 0 E: 0 K: 0 S: 8	H: 0 LOB: 0 BB: 0 P: 13	R: 0 E: 0 K: 1 S: 9	H: 1 LOB: 1 BB: 1 P: 14	R: 0 E: 0 K: 2 S: 12	H: 0 LOB: 0 BB: 0 P: 17	R: 0 E: 0 K: 0 S: 8	H: 1 LOB: 1 BB: 0 P: 14	R: 0 E: 0 K: 1 S: 7	H: 0 LOB: 0 BB: 0 P: 10		R: 0 E: 0 K: 0 S: 7	H: 0 LOB: 1 BB: 0 P: 12	R: 1 E: 0 K: 0 S: 9	H: 3 LOB: 2 BB: 1 P: 18	R: 0 E: 0 K: 2 S: 18	H: 0 LOB: 1 BB: 1 P: 30	R: 0 E: 0 K: 1 S: 7	H: 0 LOB: 0 BB: 0 P: 12	1B: 3 2B: 2 3B: 0 HR: 0	SF: 0 SAC: 0 DP: 2 HBP: 1	WP: 0 PB: 0 SB: 1 CS: 0	PA: 34		
PITCHER	IP WLS BF H R ER SO BB IBB HBP BLK WP HR S P ERA WHIP	IP WLS BF H R ER SO BB IBB HBP BLK WP HR S P ERA WHIP	IP WLS BF H R ER SO BB IBB HBP BLK WP HR S P ERA WHIP	IP WLS BF H R ER SO BB IBB HBP BLK WP HR S P ERA WHIP	IP WLS BF H R ER SO BB IBB HBP BLK WP HR S P ERA WHIP	IP WLS BF H R ER SO BB IBB HBP BLK WP HR S P ERA WHIP	IP WLS BF H R ER SO BB IBB HBP BLK WP HR S P ERA WHIP	IP WLS BF H R ER SO BB IBB HBP BLK WP HR S P ERA WHIP	IP WLS BF H R ER SO BB IBB HBP BLK WP HR S P ERA WHIP	IP WLS BF H R ER SO BB IBB HBP BLK WP HR S P ERA WHIP	IP WLS BF H R ER SO BB IBB HBP BLK WP HR S P ERA WHIP	IP WLS BF H R ER SO BB IBB HBP BLK WP HR S P ERA WHIP	IP WLS BF H R ER SO BB IBB HBP BLK WP HR S P ERA WHIP	IP WLS BF H R ER SO BB IBB HBP BLK WP HR S P ERA WHIP	IP WLS BF H R ER SO BB IBB HBP BLK WP HR S P ERA WHIP	IP WLS BF H R ER SO BB IBB HBP BLK WP HR S P ERA WHIP	IP WLS BF H R ER SO BB IBB HBP BLK WP HR S P ERA WHIP	IP WLS BF H R ER SO BB IBB HBP BLK WP HR S P ERA WHIP	IP WLS BF H R ER SO BB IBB HBP BLK WP HR S P ERA WHIP	IP WLS BF H R ER SO BB IBB HBP BLK WP HR S P ERA WHIP	IP WLS BF H R ER SO BB IBB HBP BLK WP HR S P ERA WHIP	IP WLS BF H R ER SO BB IBB HBP BLK WP HR S P ERA WHIP	IP WLS BF H R ER SO BB IBB HBP BLK WP HR S P ERA WHIP	IP WLS BF H R ER SO BB IBB HBP BLK WP HR S P ERA WHIP	IP WLS BF H R ER SO BB IBB HBP BLK WP HR S P ERA WHIP

livebaseballscorecards.com

AB	30
R	1
H	5
RBI	1
BB	3
SO	7
LOB	15



Batter	1	2	3	4	5	6	7	8	9	AB	R	H	RBI	BB	SO	LOB
Coco Crisp, S OBP: 0.320, SLG: 0.378 (1, 8)	0-2 G3-1	1-3 K		2-1 L7			4-1 1B BB	0-0 SF7		3	0	0	1	1	1	1
Jody Gerut, L OBP: 0.337, SLG: 0.504 (1, 7)	2-2 G3-1	4-1 BB			1-1 G3-1	0-0 1B	0-0 G3			4	0	1	2	1	0	2
Ben Broussard, L OBP: 0.317, SLG: 0.440 (1, 3)	4-1 41 1B BB	1-3 K			2-0 G4-3	2-2 G4-3		2-2 F8		4	1	0	0	1	1	4
Alex Escobar, R OBP: 0.333, SLG: 0.494 Chris Magruder, S OBP: 0.700, SLG: 1.300 (1, 9) (8, 9)	1-2 41 1B 1B		0-0 G5-3		1-1 HR		1-0 41 E 2 1B 1B	0-0 2B		4	2	3	1	0	0	0
41 Victor Martinez, S OBP: 0.333, SLG: 0.333 (1, 2)	3-2 1B		3-3 K		0-1 G3		0-0 2 1B HBP	1-0 L9		5	1	1	1	0	1	2
48 Travis Hafner, L OBP: 0.341, SLG: 0.511 (1, 10)	2-2 P6		2-1 HR		0-0 G4-3	3-2 G3	2-2 P4			5	1	1	1	0	0	5
Greg LaRocca, R OBP: 0.500, SLG: 0.400 (1, 5)		0-1 2 2B 1B	1-2 P4		3-1 BB 1B 1B	2-2 E1 HBP 2 1B SF7				4	3	2	0	0	0	2
2 Jhonny Peralta, R OBP: 0.286, SLG: 0.326 (1, 6)		2-1 1-H 2B		1-3 K	1-3 K	1-2 HBP 1B				4	0	2	2	0	2	1
Brandon Phillips, R OBP: 0.245, SLG: 0.311 (1, 4)		1-3 K		1-3 K		1-2 1B 1B	1-0 HBP			3	1	1	1	0	2	1

Inning Stats	R: 1	H: 2	E: 0	LOB: 2	K: 0	BB: 1	S: 18	R: 1	H: 2	E: 0	LOB: 2	K: 3	BB: 1	S: 14	R: 1	H: 1	E: 0	LOB: 0	K: 1	BB: 0	S: 9	R: 0	H: 0	E: 0	LOB: 0	K: 2	BB: 0	S: 10	R: 1	H: 1	E: 0	LOB: 0	K: 0	BB: 0	S: 7	R: 2	H: 3	E: 0	LOB: 2	K: 1	BB: 1	S: 15	R: 3	H: 2	E: 2	LOB: 2	K: 0	BB: 0	S: 14	R: 0	H: 1	E: 0	LOB: 1	K: 0	BB: 0	S: 9								
1B: 8	SF: 1	3B: 0	SAC: 0	DP: 0	HBP: 1	HR: 2	WP: 0	HR: 2	S: 58	P: 93	ERA: 7.20	WHIP: 1.600	1B: 2	SF: 2	3B: 0	SAC: 0	DP: 0	HBP: 1	HR: 2	WP: 0	HR: 2	S: 11	P: 20	ERA: 27.00	WHIP: 4.500	1B: 2	SF: 2	3B: 0	SAC: 0	DP: 0	HBP: 1	HR: 2	WP: 0	HR: 2	S: 15	P: 26	ERA: 7.20	WHIP: 1.600	1B: 2	SF: 2	3B: 0	SAC: 0	DP: 0	HBP: 1	HR: 2	WP: 0	HR: 2	S: 14	P: 23	ERA: 7.20	WHIP: 1.600	1B: 2	SF: 2	3B: 0	SAC: 0	DP: 0	HBP: 1	HR: 2	WP: 0	HR: 2	S: 14	P: 23	ERA: 7.20	WHIP: 1.600


PITCHER	IP	WLS	BF	H	R	ER	SO	BB	IBB	HBP	BLK	WP	HR	S	P	ERA	WHIP
Paul Abbott, R ERA: 4.95 (1, 1)	5.0	L	23	6	4	4	6	2	0	0	0	0	2	58	93	7.20	1.600
Nate Field, R ERA: 4.58 (6, 1)	0.2		5	2	2	2	1	1	0	0	0	0	0	11	20	27.00	4.500
Graeme Lloyd, L ERA: 4.93 (6, 1)	0.2		5	2	2	0	0	0	0	0	0	0	0	9	15	0.00	3.000
51 Kris Wilson, R ERA: 4.54 (7, 1)	1.2		9	2	1	0	0	0	0	1	0	0	0	18	28	0.00	1.200

BOTTOM

Kansas City Royals @ Cleveland Indians
Jacobs Field, Cleveland, OH

Wed Sep 17 2003, 7:05 PM EDT
Att. 16,363 - Sunny - 73 F

AB	37
R	9
H	12
RBI	9
BB	3
SO	7
LOB	18



WP: 0	PA: 42
PB: 0	
SB: 0	
CS: 0	

Batter	1	2	3	4	5	6	7	8	9	AB R H RBI BB SO LOB	TOP											
4 Angel Berroa, R (1, 6) OBP: 0.342, SLG: 0.462	1-1 G6-3		0-0 SF9	1-1 F9			1-3 K			3 0 0 1 0 1 1												
Carlos Beltrán, S (1, 8) OBP: 0.387, SLG: 0.513	3-2 29 1B 3B		2-1 1B 1B 29 G1-3		3-1 G5-3		0-1 G5-3			4 1 2 0 0 0 0												
29 Mike Sweeney, R (1, 10) OBP: 0.396, SLG: 0.463	0-2 FC3-6 1B		0-0 G1-3		2-0 F9			0-1 G4-3		4 0 1 1 0 0 2												
Raul Ibanez, L (1, 7) OBP: 0.349, SLG: 0.454	0-2 FC3-6 1B		2-2 S 1B		3-3 K			0-1 2B		4 0 2 1 0 1 1												
Joe Randa, R (1, 5) OBP: 0.340, SLG: 0.451	1-2 CS 1-2	2-1 F9	4-2 1B BB		2-1 G4-3 2B			2-1 P6		3 0 1 0 1 0 1												
Ken Harvey, R (1, 3) OBP: 0.313, SLG: 0.407			0-1 G6-3	1-0 G6-3		0-0 G5-3		0-1 G5-3		4 0 0 0 0 0 5												
Aaron Guiel, L (1, 9) OBP: 0.362, SLG: 0.517		1-2 G4-3		0-3 K		2-1 G4-3		1-2 G5-3		4 0 0 0 0 1 1												
Desi Relaford, S (1, 4) OBP: 0.321, SLG: 0.388			1-0 E 4 SF9 1B 1B	1-3 K		3-2 F8		0-2 L6		4 1 1 0 0 1 1												
Mike DiFelice, R (1, 2) OBP: 0.295, SLG: 0.380			0-1 E7 29 G1-3 1B 1B	1-0 HBP			3-3 K		0-0 F9	3 1 1 0 0 1 0												
Inning Stats	R: 1 E: 0 K: 0 S: 14	H: 2 LOB: 0 BB: 0 P: 19	R: 0 E: 0 K: 0 S: 7	H: 0 LOB: 0 BB: 0 P: 10	R: 2 E: 1 K: 0 S: 14	H: 4 LOB: 3 BB: 1 P: 24	R: 0 E: 0 K: 2 S: 8	H: 0 LOB: 1 BB: 0 P: 11	R: 0 E: 0 K: 1 S: 6	H: 0 LOB: 0 BB: 0 P: 14	R: 0 E: 0 K: 0 S: 8	H: 1 LOB: 1 BB: 0 P: 15	R: 0 E: 0 K: 2 S: 12	H: 0 LOB: 0 BB: 0 P: 16	R: 0 E: 0 K: 0 S: 8	H: 1 LOB: 1 BB: 0 P: 10	R: 0 E: 0 K: 0 S: 9	H: 0 LOB: 0 BB: 0 P: 10	1B: 5 2B: 2 3B: 1 HR: 0	SF: 1 SAC: 0 DP: 0 HBP: 1	WP: 0 PB: 0 SB: 1 CS: 1	PA: 37
PITCHER	IP WLS BF H R ER SO BB IBB HBP BLK WP HR S P ERA WHIP	IP WLS BF H R ER SO BB IBB HBP BLK WP HR S P ERA WHIP																				
CC Sabathia, L (1, 1) ERA: 3.63	7.0 L 29 7 3 3 5 1 0 1 0 0 0 69 109 3.86 1.143	2.0 7 1 0 0 0 0 0 0 0 0 0 0 17 20 0.00 0.500																				

Kansas City Royals @ Cleveland Indians
 Jacobs Field, Cleveland, OH
 Thu Sep 18 2003, 7:05 PM EDT
 Att. 17,275 - Overcast - 71 F

livebaseballscorecards.com

AB	33
R	3
H	8
RBI	3
BB	1
SO	5
LOB	12



Batter	1	2	3	4	5	6	7	8	9	AB	R	H	RBI	BB	SO	LOB
Coco Crisp, S OBP: 0.319, SLG: 0.377 (1, 8)	2-2 F9		0-0 G6-3		2-1 1B			0-0 L7		4	0	1	1	0	0	0
Casey Blake, R OBP: 0.317, SLG: 0.422 (1, 5)	1-2 1B FC5-4		3-0 F8		2-2 F9			1-3 K		4	1	1	0	0	1	1
Jody Gerut, L OBP: 0.336, SLG: 0.502 (1, 7)	2-1 FC5-4 1B		0-0 L4				2-3 K	0-1 F7		4	0	1	0	0	1	0
Alex Escobar, R OBP: 0.319, SLG: 0.471 (1, 9)	1-1 FC5-4			3-3 K2-3		1-0 G6-3		1-0 F8		4	0	0	1	0	1	1
48 Travis Hafner, L OBP: 0.337, SLG: 0.504 (1, 10)	3-3 K			1-0 G3		2-3 K		2-1 G4-3		4	0	0	0	0	2	1
41 Victor Martinez, S OBP: 0.331, SLG: 0.331 (1, 2)		0-0 G6-4-3 1B		1-2 P6			2-2 L8	0-0 F7		4	0	1	0	0	0	0
Ben Broussard, L OBP: 0.320, SLG: 0.440 (1, 3)		0-0 G6-4-3 1B		4-1 1B BB			1-0 L7			2	1	1	0	1	0	0
2 Jhonny Peralta, R OBP: 0.290, SLG: 0.327 (1, 6)		1-0 G6-4-3		0-2 L6-3 1B			4-0 BB			2	0	1	0	1	0	2
Brandon Phillips, R OBP: 0.243, SLG: 0.308 (1, 4)		1-2 F9		0-0 L6-3			0-3 K			3	0	0	0	0	1	4

Inning Stats	R: 1	H: 2	E: 0	K: 1	S: 13	R: 0	H: 2	E: 0	K: 0	S: 6	R: 0	H: 0	E: 0	K: 0	S: 3	R: 0	H: 0	E: 0	K: 1	S: 8	R: 1	H: 2	E: 0	K: 0	S: 11	R: 0	H: 0	E: 0	K: 2	S: 9	R: 0	H: 0	E: 0	K: 1	S: 7	R: 0	H: 0	E: 0	K: 1	S: 7	R: 0	H: 0	E: 0	K: 0	S: 4	R: 0	H: 0	E: 0	K: 0	S: 4	1B: 6	SF: 0	2B: 1	SAC: 0	3B: 0	DP: 2	HR: 0	HBP: 0	WP: 0	PA: 33
--------------	------	------	------	------	-------	------	------	------	------	------	------	------	------	------	------	------	------	------	------	------	------	------	------	------	-------	------	------	------	------	------	------	------	------	------	------	------	------	------	------	------	------	------	------	------	------	------	------	------	------	------	-------	-------	-------	--------	-------	-------	-------	--------	-------	--------

PITCHER	IP	WLS	BF	H	R	ER	SO	BB	IBB	HBP	BLK	WP	HR	S	P	ERA	WHIP
Jose Lima, R ERA: 3.9 (1, 1)	5.0	W	20	6	2	2	2	1	0	0	0	0	0	41	68	3.60	1.400
Jeremy Affeldt, L ERA: 4.02 (6, 1)	3.0	H	10	0	0	0	4	1	0	0	0	0	0	23	36	0.00	0.333
Curt Leskanic, R ERA: 2.31 (9, 1)	1.0	S	3	0	0	0	0	0	0	0	0	0	0	4	7	0.00	0.000

BOTTOM

Kansas City Royals @ Cleveland Indians
Jacobs Field, Cleveland, OH

Thu Sep 18 2003, 7:05 PM EDT
Att: 17,275 - Overcast - 71 F

AB	31
R	2
H	6
RBI	2
BB	2
SO	6
LOB	9



WP: 0	PA: 33
PB: 0	
SB: 0	
CS: 0	

PITCHER	IP	WLS	BF	H	R	ER	SO	BB	IBB	HBP	BLK	WP	HR	S	P	ERA	WHIP
---------	----	-----	----	---	---	----	----	----	-----	-----	-----	----	----	---	---	-----	------

Batter	1	2	3	4	5	6	7	8	9	AB R H RBI BB SO LOB
4 Angel Berroa, R OBP: 0.341, SLG: 0.460 (1, 6)	1-1 G6-3		1-0 FC5-4 1B		3-3 K		1-2 G1-3			4 0 1 0 0 1 1
Carlos Beltrán, S OBP: 0.384, SLG: 0.509 (1, 8)	0-0 P6		0-0 FC5-4 29 HR			1-0 F7		2-2 F9		4 1 0 0 0 0 2
29 Mike Sweeney, R OBP: 0.395, SLG: 0.469 (1, 10)	2-3 K		1-1 HR			3-2 G6-3		3-1 G5-3		4 1 1 3 0 1 0
Raul Ibanez, L OBP: 0.348, SLG: 0.452 (1, 9)		0-0 G4-3	1-2 P4			2-3 K		0-1 FC6-4 1B		4 0 1 0 0 1 0
Joe Randa, R OBP: 0.340, SLG: 0.449 (1, 5)		1-2 1B		1-1 F7			1-2 G4-3	1-1 FC6-4		4 0 1 0 0 0 1
Rondell White, R OBP: 0.326, SLG: 0.466 (1, 7)		1-0 L4		0-1 G4-3			1-1 2B 1B	2-1 F7		4 1 1 0 0 0 1
Ken Harvey, R OBP: 0.313, SLG: 0.408 (1, 3)		1-2 G5-3		0-0 L4			0-1 2B 2B	1-2 G6-3		4 1 1 1 0 0 1
Mike DiFelice, R OBP: 0.301, SLG: 0.387 (1, 2)			4-1 FC5-4 29 HR 4 1B BB		2-1 L6		1-0 G4-3 2B 2B	1-0 P6		2 1 1 1 1 0 0 1 0 0 0 0 0 0
Aaron Guiel, L OBP: 0.361, SLG: 0.515 (9, PH)										
Desi Relaford, S OBP: 0.319, SLG: 0.386 (1, 4)			0-2 F8		1-3 K		1-1 G4-3			3 0 0 0 0 1 2

Kansas City Royals @ Chicago White Sox
U.S. Cellular Field, Chicago, IL
 Fri Sep 19 2003, 8:05 PM EDT
 Att. 32,812 - Sunny - 65 F

AB	34
R	5
H	7
RBI	5
BB	1
SO	4
LOB	8



Inning Stats	R: 0	H: 0	R: 0	H: 1	R: 3	H: 2	R: 0	H: 0	R: 0	H: 0	R: 2	H: 3	R: 0	H: 1	R: 0	H: 0	1B: 4	SF: 0	WP: 0	PA: 35
E: 0	LOB: 0	E: 0	LOB: 1	E: 0	LOB: 0	E: 0	LOB: 0	E: 0	LOB: 0	E: 0	LOB: 1	E: 0	LOB: 1	E: 0	LOB: 0	E: 0	LOB: 0	2B: 2	SAC: 0	PB: 0
K: 1	BB: 0	K: 0	BB: 0	K: 0	BB: 1	K: 0	BB: 0	K: 2	BB: 0	K: 0	BB: 0	K: 0	BB: 0	K: 0	BB: 0	K: 0	BB: 0	3B: 0	DP: 0	SB: 0
S: 7	P: 10	S: 10	P: 13	S: 11	P: 18	S: 5	P: 6	S: 8	P: 14	S: 7	P: 13	S: 14	P: 19	S: 11	P: 17	S: 6	P: 10	HR: 1	HBP: 0	CS: 0

PITCHER	IP	WLS	BF	H	R	ER	SO	BB	IBB	HBP	BLK	WP	HR	S	P	ERA	WHIP
56 Mark Buehrle, L ERA: 4.19 (1, 1)	7.2	W	31	7	5	5	4	1	0	0	0	0	1	71	107	5.87	1.043
Tom Gordon, R ERA: 3.14 (8, 1)	1.1	S	4	0	0	0	0	0	0	0	0	0	0	8	13	0.00	0.000

WP: 0	PA: 35
PB: 0	
SB: 0	
CS: 0	

Batter	1	2	3	4	5	6	7	8	9
Roberto Alomar, S (1, 4) OBP: 0.335, SLG: 0.355	1-3 K		3-2 E4 FC6-4		0-2 F8		0-0 SH1-4	3-1 2B	
Carlos Lee, R (1, 7) OBP: 0.334, SLG: 0.505 Willie Harris, L (9, 8) OBP: 0.234, SLG: 0.217	0-1 G6-3		0-1 FC6-4 2B		3-2 F7		1-1 SF7	0-0 P4	
Frank Thomas, R (1, 10) OBP: 0.383, SLG: 0.550	3-3 K		0-1 2B			2-0 G6-3 2B	1-2 E7 HR		
Magglio Ordonez, R (1, 9) OBP: 0.386, SLG: 0.559			0-0 F7			2-0 G6-3	0-0 HR		
Carl Everett, S (1, 8) OBP: 0.367, SLG: 0.516 Aaron Rowand, R (8, 8) OBP: 0.309, SLG: 0.423 (9, 7)					0-0 F8		0-2 1B		
14 Paul Konerko, R (1, 3) OBP: 0.316, SLG: 0.417					1-0 F8		4-2 BB		
Jose Valentin, S (1, 6) OBP: 0.310, SLG: 0.455			2-2 24 G4-3 1B 2B		2-1 24 S 1B			1-0 HR	
24 Joe Crede, R (1, 5) OBP: 0.307, SLG: 0.427			2-1 G4-3	SAFE 1B SAFE	4-0 BB		0-1 SH1-4 SF7 1B	0-0 F9	
Sandy Alomar Jr., R (1, 2) OBP: 0.282, SLG: 0.411			1-0 FC6-4 E 2B 1B		2-5 BB		2-2 SH1-4 E 1B	1-1 F9	

Inning Stats	R: 0	H: 0	E: 0	K: 2	S: 9	LOB: 0	BB: 0	P: 13
	R: 0	H: 0	E: 0	K: 2	S: 11	LOB: 0	BB: 0	P: 16
	R: 3	H: 3	E: 1	K: 0	S: 15	LOB: 1	BB: 0	P: 23
	R: 0	H: 1	E: 0	K: 0	S: 4	LOB: 2	BB: 1	P: 12
	R: 0	H: 0	E: 0	K: 0	S: 9	LOB: 0	BB: 0	P: 13
	R: 0	H: 1	E: 0	K: 1	S: 11	LOB: 2	BB: 1	P: 22
	R: 4	H: 5	E: 1	K: 1	S: 20	LOB: 1	BB: 0	P: 25
	R: 1	H: 2	E: 0	K: 0	S: 7	LOB: 1	BB: 0	P: 12

PITCHER	IP	WLS	BF	H	R	ER	SO	BB	IBB	HBP	BLK	WP	HR	S	P	ERA	WHIP
Jamey Wright, R (1, 1) ERA: 1.57	6.0		26	5	3	1	5	2	0	0	0	0	0	59	99	1.50	1.167
D.J. Carrasco, R (7, 1) ERA: 4.2	1.0	L	8	5	4	4	1	0	0	0	0	0	1	20	25	36.00	5.000
Al Levine, R (8, 1) ERA: 2.83	1.0		5	2	1	1	0	0	0	0	0	0	1	7	12	9.00	2.000

BOTTOM

Kansas City Royals @ Chicago White Sox
U.S. Cellular Field, Chicago, IL


Fri Sep 19 2003, 8:05 PM EDT
Att: 32,812 - Sunny - 65 F

AB	R	H	RBI	BB	SO	LOB
4	0	1	0	0	1	1
4	1	0	1	0	0	3
0	0	0	0	0	0	0
4	1	3	3	0	1	0
4	1	1	2	0	1	2
4	0	1	0	0	0	1
0	0	0	0	0	0	0
3	0	0	0	1	2	1
4	2	3	1	0	1	2
3	1	1	0	1	0	1
4	2	2	1	0	0	0

AB	34
R	8
H	12
RBI	8
BB	2
SO	6
LOB	11

livebaseballscorecards.com

AB 34
R 8
H 12
RBI 8
BB 2
SO 6
LOB 11



WP	PA
0	38
PB	0
SB	1
CS	0

Batter	1	2	3	4	5	6	7	8	9	AB R H RBI BB SO LOB	TOP										
4 Angel Berroa, R OBP: 0.341, SLG: 0.458 (1, 6)	2-3 K		0-1 SH1-4		1-3 K		3-2 29 S 29 PB 1B	2-3 K		4 1 1 0 0 3 1	Kansas City Royals @ Chicago White Sox U.S. Cellular Field, Chicago, IL Sat Sep 20 2003, 7:05 PM EDT Att. 37,367 - Sunny - 63 F										
Carlos Beltrán, S OBP: 0.388, SLG: 0.513 (1, 8)	0-0 G3		4-2 1B 29 1B G4-3 BB		3-2 2B		1-1 29 PB 29 S SF9 1B	1-1 1B		4 2 3 0 1 0 0											
29 Mike Sweeney, R OBP: 0.395, SLG: 0.467 (1, 10)	1-3 K		2-2 G4-3 1B 1-2 2-3 3-H 1B		2-0 G6-3		4-2 E BB BB 1-3 2-H BB	2-1 F8		4 0 1 1 1 1 3											
Raul Ibanez, L OBP: 0.347, SLG: 0.451 (1, 3) (9, 7)		0-1 G6-3	0-0 G4-3 1B 1-2 2-3 3-H 1B		1-3 K		1-1 SF9		0-2 F7	4 0 1 2 0 1 1											
Joe Randa, R OBP: 0.342, SLG: 0.449 (1, 5)		1-1 2B 1B	1-2 G4-3			2-3 K	4-2 E BB 1-2 BB		3-2 2B 1B 1B	4 1 2 1 1 1 2											
Aaron Guiel, L OBP: 0.359, SLG: 0.514 (1, 9)		1-3 K	2-0 F8			1-1 F7	2-1 E6 1-2 2-3		1-1 1B 2B	5 1 1 0 0 1 5											
Rondell White, R OBP: 0.331, SLG: 0.471 Mendy López, R OBP: 0.307, SLG: 0.405 (1, 7) (9, PR) (9, 3)		2-0 1-H 2B		1-1 1B		4-1 BB	1-1 P4		0-1 2-H 3-H 1B	4 0 3 2 1 0 3 0 0 0 0 0 0 0											
Desi Relaford, S OBP: 0.319, SLG: 0.386 (1, 4)			1-2 SH1-4 29 1B S 1B		0-1 F7			1-0 1B G5-3 1B	1-3 K	5 1 2 0 0 1 2											
Brent Mayne, L OBP: 0.310, SLG: 0.346 (1, 2)			4-2 29 1B 4 SH1-4 1B BB		1-1 G4-3		0-1 P6	0-1 G5-3	0-3 K	4 1 0 0 1 1 2											
Inning Stats	R: 0 E: 0 K: 2 S: 8	H: 0 LOB: 0 BB: 0 P: 11	R: 0 E: 0 K: 1 S: 9	H: 2 LOB: 2 BB: 0 P: 13	R: 3 E: 0 K: 0 S: 26	H: 3 LOB: 2 BB: 2 P: 40	R: 0 E: 0 K: 0 S: 6	H: 1 LOB: 0 BB: 0 P: 8	R: 0 E: 0 K: 1 S: 13	H: 0 LOB: 1 BB: 1 P: 20	R: 2 E: 1 K: 0 S: 19	H: 2 LOB: 3 BB: 2 P: 35	R: 0 E: 0 K: 1 S: 11	H: 2 LOB: 2 BB: 0 P: 17	R: 2 E: 0 K: 2 S: 17	H: 3 LOB: 1 BB: 0 P: 22	1B: 11 2B: 3 3B: 0 HR: 0	SF: 1 SAC: 1 DP: 0 HBP: 0	WP: 0 PB: 1 SB: 3 CS: 0	PA: 45	
PITCHER	IP WLS BF H R ER SO BB IBB HBP BLK WP HR S P ERA WHIP																			PITCHER	IP WLS BF H R ER SO BB IBB HBP BLK WP HR S P ERA WHIP
Esteban Loaiza, R ERA: 2.92 (1, 1)	6.0 L 26 7 3 3 6 3 0 0 0 0 0 0 70 107 4.50 1.667																				
Scott Schoeneweis, L ERA: 4.48 (7, 1)	0.1 3 2 2 1 0 0 0 0 0 0 0 0 7 11 27.00 6.000																				
Scott Sullivan, R ERA: 3.54 (7, 1)	0.0 1 0 0 0 0 0 1 0 0 0 0 0 3 7 ∞ ∞																				
Kelly Wunsch, L ERA: 2.02 (7, 1)	0.1 3 0 0 0 0 0 1 0 0 0 0 0 7 14 0.00 3.000																				
Billy Koch, R ERA: 5.81 (7, 1)	2.1 12 5 2 2 3 0 0 0 0 0 0 0 30 42 7.71 2.143																				

livebaseballscorecards.com

AB	38
R	7
H	14
RBI	6
BB	5
SO	9
LOB	19



Batter	1	2	3	4	5	6	7	8	9	AB	R	H	RBI	BB	SO	LOB	TOP								
4 Angel Berroa, R OBP: 0.339, SLG: 0.455 (1, 6)	4-1 1B S 29 1B BB	2-2 G1-4-3		0-0 G6-3		2-0 FC6-4-5		2-1 F8		4	1	0	0	1	0	1									
Carlos Beltrán, S OBP: 0.387, SLG: 0.511 (1, 8)	2-1 29 1B 1B	1-0 G4-3		2-2 F7		1-2 F8			4-2 2B BB	4	1	1	0	0	0	1									
9 David DeJesus, L (8, 8)										0	0	0	0	1	0	0									
29 Mike Sweeney, R OBP: 0.398, SLG: 0.467 (1, 10)	1-0 1B 2B 1B			4-0 2B E BB		2-3 K		4-1 1B E SF8 BB		2-3 K	2	3	1	1	2	1	0								
Jarrod Patterson, L OBP: 0.300, SLG: 0.176 (9, PH)										1	0	0	0	0	1	1									
Raul Ibanez, L OBP: 0.347, SLG: 0.454 (1, 3)	1-3 K			2-1 E4 HR 2B		3-1 G6-3		3-2 E4 SF8 1B		1-0 2B	5	1	2	0	0	1	3								
Joe Randa, R OBP: 0.343, SLG: 0.450 (1, 5)	1-3 3-H 2B 1B			0-2 G4-3		3-3 K		1-1 G5-4-3 1B		1-3 F7	4	1	2	1	0	1	1								
Mendy López, R OBP: 0.303, SLG: 0.400 (7, PR)										1	0	0	0	0	0	2									
Aaron Guiel, L OBP: 0.359, SLG: 0.515 (1, 9)	1-1 G6-3 1-H 2-H 2B			2-2 G4-3		2-0 E 1B HBP		0-0 SF8		0-1 G3-1	3	1	1	3	0	0	3								
Rondell White, R OBP: 0.330, SLG: 0.475 (1, 7)	2-2 G6-3			1-0 HR		0-1 E6 1B		1-2 G5-4-3			4	2	1	2	0	0	4								
Desi Relaford, S OBP: 0.320, SLG: 0.386 (1, 4)	0-2 G4-3			3-H 0-3 K		0-0 FC6-4-5 1B		0-2 1B			3	0	1	2	0	1	1								
Julius Matos, R OBP: 0.280, SLG: 0.388 (8, PH)										1	0	1	0	0	0	0									
Brent Mayne, L OBP: 0.307, SLG: 0.343 (1, 2)				1-2 G4-3		0-0 F8		2-2 G4-3			4	0	0	0	0	1	1								
Inning Stats	R: 4 E: 0 K: 1 S: 18	H: 4 LOB: 1 BB: 1 P: 29	R: 0 E: 0 K: 0 S: 10	H: 0 LOB: 0 BB: 0 P: 14	R: 3 E: 1 K: 1 S: 12	H: 2 LOB: 0 BB: 1 P: 21	R: 0 E: 0 K: 1 S: 8	H: 0 LOB: 0 BB: 0 P: 11	R: 0 E: 0 K: 2 S: 9	H: 0 LOB: 0 BB: 0 P: 17	R: 2 E: 1 K: 0 S: 9	H: 1 LOB: 1 BB: 0 P: 14	R: 1 E: 1 K: 0 S: 14	H: 1 LOB: 2 BB: 1 P: 23	R: 0 E: 0 K: 0 S: 9	H: 1 LOB: 0 BB: 0 P: 13	R: 0 E: 0 K: 1 S: 16	H: 1 LOB: 2 BB: 1 P: 26	1B: 6 2B: 3 3B: 0 HR: 1	SF: 1 SAC: 0 DP: 1 HBP: 1	WP: 0 PB: 0 SB: 1 CS: 0	PA: 42			
PITCHER	IP	WLS	BF	H	R	ER	SO	BB	IBB	HBP	BLK	WP	HR	S	P	ERA	WHIP								
Jon Garland, R ERA: 4.66 (1, 1)	2.2	L	16	6	7	7	1	2	0	0	0	0	1	37	61	23.62	3.000								
Scott Schoeneweis, L ERA: 4.24 (3, 1)	3.1		13	1	2	0	4	0	0	1	0	0	0	29	45	0.00	0.300								
Jon Adkins, R ERA: 8.44 (7, 1)	3.0		13	3	1	1	1	2	0	0	0	0	0	39	62	3.00	1.667								

Kansas City Royals @ Chicago White Sox
 U.S. Cellular Field, Chicago, IL
 Sun Sep 21 2003, 2:05 PM EDT
 Att. 31,539 - Sunny - 73 F

AB	36
R	10
H	10
RBI	9
BB	4
SO	6
LOB	18



livebaseballscorecards.com

Batter	1	2	3	4	5	6	7	8	9	AB	R	H	RBI	BB	SO	LOB	TOP										
Alex Sanchez, L (1, 8) OBP: 0.314, SLG: 0.360 Ben Petrick, R (7, 9) OBP: 0.266, SLG: 0.371	2-1 G3	0-0 G4-3			1 SAFE 0-0 SF8 1B	0-1 B2		1-3 K		4	1	1	0	0	0	2											
Warren Morris, L (1, 4) OBP: 0.319, SLG: 0.370	2-0 G3-1		0-1 G4-3		1-1 SF8 BLK 1B	1-0 F7		0-1 G6-3		5	1	1	0	0	0	1											
Bobby Higginson, L (1, 9) OBP: 0.322, SLG: 0.366 20 Omar Infante, R (7, 5) OBP: 0.278, SLG: 0.246	2-2 BB 1B		2-2 G1-3		2-1 SF8		3-2 G5-3		2-1 G4-6-3 1B	3	0	1	1	0	0	0											
Dmitri Young, S (1, 10) OBP: 0.357, SLG: 0.525 Matt Walbeck, S (9, PH) OBP: 0.199, SLG: 0.241	4-1 1-2 BB		2-2 F9		1-1 1B 1B		1-0 G3-1		2-2 G4-6-3 1-2f	3	0	1	1	1	0	0											
Carlos Pena, L (1, 3) OBP: 0.331, SLG: 0.450	0-3 K			1-2 1B	2-1 F9		2-3 K			4	0	1	0	0	2	3											
Craig Monroe, R (1, 7) OBP: 0.280, SLG: 0.428		4-1 15 SH1-4 G3-1 BB		3-2 P4	0-0 1B			4-2 HR BB		2	2	1	0	2	0	1											
Shane Halter, R (1, 5) OBP: 0.265, SLG: 0.333 Andres Torres, S (7, 8) OBP: 0.248, SLG: 0.293		1-2 G3-1 15 SH1-4 1B		0-1 F9	0-0 G6-3			1-3 K		3	0	1	0	0	0	3											
15 Brandon Inge, R (1, 2) OBP: 0.268, SLG: 0.345 A.J. Hinch, R (8, PH) OBP: 0.237, SLG: 0.357 (8, 2)		1-1 SH1-4		0-1 G4-3		4-2 G4-3 BB		1-0 1-H HR		1	0	0	0	1	0	1											
Ramon Santiago, S (1, 6) OBP: 0.287, SLG: 0.278		1-2 G3-1			1-0 1B BLK 1B	0-0 G4-3		0-1 G3		4	1	1	1	0	0	2											
Inning Stats	R: 0 E: 0 K: 1 S: 10	H: 1 LOB: 2 BB: 1 P: 20	R: 1 E: 0 K: 0 S: 10	H: 1 LOB: 1 BB: 1 P: 17	R: 0 E: 0 K: 0 S: 9	H: 0 LOB: 0 BB: 0 P: 13	R: 0 E: 0 K: 0 S: 15	H: 1 LOB: 1 BB: 0 P: 19	R: 3 E: 0 K: 0 S: 12	H: 5 LOB: 2 BB: 0 P: 19	R: 0 E: 0 K: 0 S: 9	H: 0 LOB: 1 BB: 1 P: 14	R: 0 E: 0 K: 1 S: 8	H: 0 LOB: 0 BB: 0 P: 14	R: 2 E: 0 K: 2 S: 13	H: 1 LOB: 0 BB: 1 P: 20	R: 0 E: 0 K: 0 S: 7	H: 1 LOB: 0 BB: 0 P: 11	1B: 9 2B: 0 3B: 0 HR: 1	SF: 1 SAC: 1 DP: 1 HBP: 0	WP: 0 PB: 0 SB: 0 CS: 0	PA: 40					
PITCHER	IP	WLS	BF	H	R	ER	SO	BB	IBB	HBP	BLK	WP	HR	S	P	ERA	WHIP										
Paul Abbott, R (1, 1) ERA: 5.29	4.0		20	6	4	4	1	2	0	0	0	0	0	48	75	9.00	2.000										
Jeremy Affeldt, L (5, 1) ERA: 3.96	2.0	W	9	2	0	0	0	1	0	0	1	0	0	17	27	0.00	1.500										
Jason Grimsley, R (7, 1) ERA: 5.23	2.0		8	1	2	2	3	1	0	0	0	0	1	21	34	9.00	1.000										
Al Levine, R (9, 1) ERA: 2.79	1.0		3	1	0	0	0	0	0	0	0	0	0	7	11	0.00	1.000										

Detroit Tigers @ Kansas City Royals
 Kauffman Stadium, Kansas City, MO
 Mon Sep 22 2003, 7:05 PM CDT
 Att. 10,574 - Sunny - 68 F

livebaseballscorecards.com

AB	34
R	6
H	10
RBI	5
BB	4
SO	4
LOB	15



Batter	1	2	3	4	5	6	7	8	9	AB	R	H	RBI	BB	SO	LOB	TOP																											
Alex Sanchez, L (1, 8) OBP: 0.317, SLG: 0.362	0-2 F7	1-1 G4-6-3 1B		0-0 SH3-4	0-1 G4-3 HR 1B	0-1 SF7		4-2 BB		3	1	2	2	1	0	0																												
Warren Morris, L (1, 4) OBP: 0.316, SLG: 0.377	2-1 HR	0-0 G4-6-3		0-1 SF8	0-0 G4-3	1-2 F8		0-1 F7		5	1	1	3	0	0	6																												
Craig Monroe, R (1, 7) OBP: 0.284, SLG: 0.437	2-3 K		2-2 F9 20 1B 1B	0-0 2B 1B	3-2 HR	3-2 G6-3		0-3 K		5	3	3	3	0	1	1																												
Ben Petrick, R (6, 7) OBP: 0.264, SLG: 0.368										1	0	0	0	0	1	1																												
Dmitri Young, S (1, 10) OBP: 0.360, SLG: 0.526	4-0 BB		4-2 20 1B BB	2-2 1B 2B	1-2 FC6-4 HBP		1-3 K	3-2 G6-3		3	1	1	1	2	1	1																												
Carlos Pena, L (1, 3) OBP: 0.331, SLG: 0.447	0-2 F9		0-0 F4	0-0 HBP 1B	3-3 K		2-3 K		4-2 BB	5	0	1	1	1	2	4																												
A.J. Hinch, R (1, 2) OBP: 0.247, SLG: 0.392			0-3 K	0-0 F9	2-0 HBP	0-0 FC6-4		2-2 HR		4	1	1	1	0	1	3																												
Matt Walbeck, S (8, 2) OBP: 0.197, SLG: 0.239			2-3 K	2-3 HBP	1-2 HBP	1-2 K		2-2 HR		1	0	0	0	0	1	1																												
20 Omar Infante, R (1, 5) OBP: 0.288, SLG: 0.268			3-2 1B 2B	0-1 1B	1-1 G1-4-3		1-1 S 2B 2B	1-1 E 1B		6	3	4	1	0	0	3																												
Andres Torres, S (1, 9) OBP: 0.257, SLG: 0.296			0-0 1B 1B	1-3 K		0-0 1B G4-3 1B	4-2 2B SF7 BB	1-0 E7		5	3	2	1	1	1	3																												
Ramon Santiago, S (1, 6) OBP: 0.293, SLG: 0.285			0-0 1B 1B		4-2 SH3-4 BLK SF8 BB	0-0 G4-3 HR 1B	0-1 2B	0-0 G4-3		4	2	3	1	1	0	1																												
Inning Stats	R: 1 E: 0 K: 1 S: 11	H: 1 LOB: 1 BB: 1 P: 19	R: 2 E: 0 K: 1 S: 17	H: 4 LOB: 1 BB: 0 P: 21	R: 1 E: 0 K: 1 S: 13	H: 2 LOB: 2 BB: 1 P: 20	R: 3 E: 0 K: 0 S: 12	H: 3 LOB: 2 BB: 1 P: 21	R: 4 E: 0 K: 1 S: 15	H: 4 LOB: 1 BB: 0 P: 22	R: 2 E: 0 K: 0 S: 20	H: 2 LOB: 1 BB: 1 P: 29	R: 2 E: 1 K: 2 S: 14	H: 2 LOB: 1 BB: 0 P: 21	R: 0 E: 0 K: 1 S: 13	H: 0 LOB: 1 BB: 1 P: 20	R: 0 E: 0 K: 1 S: 15	H: 0 LOB: 1 BB: 1 P: 25	1B: 11 2B: 4 3B: 0 HR: 3	SF: 2 SAC: 1 DP: 1 HBP: 2	WP: 0 PB: 0 SB: 1 CS: 0	PA: 53																						
PITCHER	IP	WLS	BF	H	R	ER	SO	BB	IBB	HBP	BLK	WP	HR	S	P	ERA	WHIP	PITCHER										IP	WLS	BF	H	R	ER	SO	BB	IBB	HBP	BLK	WP	HR	S	P	ERA	WHIP
Jose Lima, R (1, 1) ERA: 4.61	3.2	L	24	10	7	7	3	3	0	1	1	0	1	51	78	17.18	3.545											3.2	L	24	10	7	7	3	3	0	1	1	0	1	51	78	17.18	3.545
51 Kris Wilson, R (4, 1) ERA: 4.97	1.1		9	4	4	4	1	0	0	1	0	0	1	17	25	27.00	3.000											1.1		9	4	4	4	1	0	0	1	0	1	17	25	27.00	3.000	
Graeme Lloyd, L (6, 1) ERA: 5.21	1.0		6	2	2	2	0	1	0	0	0	0	0	20	29	18.00	3.000											1.0		6	2	2	2	0	1	0	0	0	0	20	29	18.00	3.000	
Brad Voyles, R (7, 1) ERA: 7.22	3.0		14	2	2	1	4	2	0	0	0	0	1	42	66	3.00	1.333											3.0		14	2	2	1	4	2	0	0	0	0	1	42	66	3.00	1.333

Detroit Tigers @ Kansas City Royals
Kauffman Stadium, Kansas City, MO

Tue Sep 23 2003, 7:05 PM CDT
Att. 11,180 - Sunny - 76 F

livebaseballscorecards.com

AB	42
R	15
H	18
RBI	14
BB	6
SO	8
LOB	24



Batter	1	2	3	4	5	6	7	8	9	AB	R	H	RBI	BB	SO	LOB
4 Angel Berroa, R OBP: 0.343, SLG: 0.460 Julius Matos, R OBP: 0.269, SLG: 0.373	(1, 6) F B B X 2-2 HR	(1, 8) B C X 2-1 FC5-4		(1, 1) C H 1-1 BB 1B HBP		(2, 2) B C B S X 2-2 G4-3		(3, 2) B F S X 1-2 G4-3		3	2	1	1	0	0	1
Carlos Beltrán, S OBP: 0.388, SLG: 0.514 9 David DeJesus, L	(1, 8) B C X 1-1 F8		(1, 0) B X 1-0 G6-3	(4, 1) C B B B D 4-1 1B CS BB		(1, 1) F B X 1-1 1B			(3, 2) B F B B X 3-2 F7	3	1	1	0	1	0	0
Rondell White, R OBP: 0.338, SLG: 0.484 Tom Prince, R OBP: 0.314, SLG: 0.386	(1, 10) C F X 0-2 P6		(1, 0) B X 1-0 G3 2B	(3, 2) B F F B X 3-2 CS 1B		(1, 3) C B F S X 1-3 K			(2, 1) B F B B X 2-1 G5-3	4	0	2	2	0	1	1
Raul Ibanez, L OBP: 0.350, SLG: 0.459 Dee Brown, L OBP: 0.281, SLG: 0.333	(1, 7) C B B F X 2-2 1B		(1, 1) F B X 1-1 G3	(2, 2) 1 SAFE F F B B X 2-2 L6		(1, 1) C B X 1-1 G3			(1, 2) B F B C X 1-2 P5	4	0	1	0	0	0	2
Joe Randa, R OBP: 0.349, SLG: 0.457 Jarrod Patterson, L OBP: 0.300, SLG: 0.176	(1, 5) B 1 SAFE X 1-0 F9		(0, 1) C X 0-1 G5-3		(1, 1) B C X 1-1 1B 2B					4	0	2	0	0	0	2
Ken Harvey, R OBP: 0.314, SLG: 0.415	(1, 3)			(1, 0) B X 1-0 HR		(0, 0) B X 0-0 FC9-6 1B				4	1	2	1	0	0	1
Aaron Guiel, L OBP: 0.356, SLG: 0.509	(1, 9)			(0, 1) C X 0-1 BB 1B 2B		(1, 0) B C X 1-0 FC3-6 G6-4-3 1B				4	1	1	0	0	1	3
Mendy López, R OBP: 0.301, SLG: 0.416	(1, 4)			(1, 3) C B F B X 1-3 BB 2B		(0, 0) B C X 0-0 G6-4-3				4	1	1	0	0	2	3
Mike DiFelice, R OBP: 0.299, SLG: 0.382	(1, 2)			(2, 1) B B F B X 2-1 L7		(0, 2) C F C X 0-2 G3-1				4	0	1	1	0	0	1

Inning Stats	R: 1	H: 2	E: 0	K: 0	S: 12	LOB: 1	BB: 0	P: 18	R: 1	H: 2	E: 0	K: 1	S: 12	LOB: 1	BB: 0	P: 20	R: 0	H: 1	E: 0	K: 0	S: 6	LOB: 1	BB: 0	P: 9	R: 4	H: 3	E: 0	K: 1	S: 16	LOB: 1	BB: 1	P: 30	R: 0	H: 2	E: 0	K: 0	S: 5	LOB: 1	BB: 0	P: 7	R: 0	H: 1	E: 0	K: 1	S: 11	LOB: 1	BB: 0	P: 15	R: 0	H: 1	E: 0	K: 0	S: 9	LOB: 1	BB: 0	P: 12	R: 0	H: 0	E: 0	K: 1	S: 8	LOB: 0	BB: 0	P: 10	R: 0	H: 0	E: 0	K: 0	S: 9	LOB: 0	BB: 0	P: 15
1B: 6	SF: 0	2B: 3	SAC: 0	3B: 1	DP: 1	HR: 2	HBP: 1	WP: 0	PA: 40																																																															

PITCHER	IP	WLS	BF	H	R	ER	SO	BB	IBB	HBP	BLK	WP	HR	S	P	ERA	WHIP
Mike Maroth, L ERA: 5.81	(1, 1)	5.0	26	10	6	5	2	1	0	0	0	0	2	51	84	9.00	2.200
38 Jeremy Bondeman, R ERA: 5.99	(6, 1)	2.0	8	2	0	0	1	0	0	0	0	0	0	20	27	0.00	1.000
Matt Anderson, R ERA: 4.7	(8, 1)	2.0	6	0	0	0	1	0	0	0	0	0	0	17	25	0.00	0.000

BOTTOM


Detroit Tigers @ Kansas City Royals
Kauffman Stadium, Kansas City, MO

Tue Sep 23 2003, 7:05 PM CDT
Att: 11,180 - Sunny - 76 F

livebaseballscores.com

AB	38
R	6
H	12
RBI	5
BB	1
SO	4
LOB	14



Batter	1	2	3	4	5	6	7	8	9	AB R H RBI BB SO LOB	TOP											
Alex Sanchez, L (1, 8) OBP: 0.316, SLG: 0.361	1-2 20 1B 1B	1-0 B3		0-0 P5			2-1 B2-3			4 1 1 0 0 0 0												
20 Omar Infante, R (1, 5) OBP: 0.288, SLG: 0.268	1-1 BB 1B 1B	1-0 F7			0-3 K		1-2 G5-3			4 1 1 0 0 1 0												
15 Brandon Inge, R (1, 2) OBP: 0.267, SLG: 0.342	2-3 SAFE K	4-2 S BB			1-0 G4-3		2-3 K			3 0 0 0 1 2 2												
Dmitri Young, S (1, 10) OBP: 0.361, SLG: 0.527	1 SAFE 2-2 1B BB BB	1-1 P5			0-0 2B		3-2 P6			4 1 2 1 0 0 1												
Carlos Pena, L (1, 3) OBP: 0.332, SLG: 0.445	4-2 BB 1B SF7 BB		0-1 F8		2-3 K		4-2 BB			2 1 0 0 2 1 1												
Ben Petrick, R (1, 7) OBP: 0.264, SLG: 0.364	1-2 BB 1B		1-2 P3		1-1 F8		1-1 F7			4 0 1 1 0 0 1												
Warren Morris, L (1, 4) OBP: 0.316, SLG: 0.373	4-2 1-2 2-3 3-H BB		3-2 F7		0-1 G6-3		2-3 K			3 0 0 1 1 1 0	AB 31 R 4 H 5 RBI 4 BB 4 SO 6 LOB 7											
Andres Torres, S (1, 9) OBP: 0.251, SLG: 0.291	0-0 SF7			0-0 B1-3		1-2 G5-3	3-3 K			3 0 0 1 0 1 0												
Ramon Santiago, S (1, 6) OBP: 0.290, SLG: 0.282	2-2 P3			0-1 F7		1-0 P3	0-0 G3			4 0 0 0 0 0 2												
Inning Stats	R: 4 E: 0 K: 1 S: 23	H: 4 LOB: 2 BB: 2 P: 40	R: 0 E: 0 K: 0 S: 7	H: 0 LOB: 1 BB: 1 P: 14	R: 0 E: 0 K: 0 S: 8	H: 0 LOB: 0 BB: 0 P: 12	R: 0 E: 0 K: 0 S: 4	H: 0 LOB: 0 BB: 0 P: 4	R: 0 E: 0 K: 2 S: 8	H: 1 LOB: 1 BB: 0 P: 11	R: 0 E: 0 K: 0 S: 7	H: 0 LOB: 0 BB: 0 P: 9	R: 0 E: 0 K: 0 S: 6	H: 0 LOB: 0 BB: 0 P: 10	R: 0 E: 0 K: 1 S: 14	H: 0 LOB: 1 BB: 1 P: 24	R: 0 E: 0 K: 2 S: 9	H: 0 LOB: 0 BB: 0 P: 14	1B: 4 2B: 1 3B: 0 HR: 0	SF: 1 SAC: 0 DP: 0 HBP: 0	WP: 0 PB: 0 SB: 2 CS: 0	PA: 36
PITCHER	IP WLS BF H R ER SO BB IBB HBP BLK WP HR S P ERA WHIP																					
41 Jimmy Gobble, L (1, 1) ERA: 4.61	7.0 L 29 5 4 4 3 3 0 0 0 0 0 0 63 100 5.14 1.143																					
Curt Leskanic, R (8, 1) ERA: 2.26	1.0 4 0 0 0 1 1 0 0 0 0 0 0 14 24 0.00 1.000																					
Mike MacDougal, R (9, 1) ERA: 4.21	1.0 3 0 0 0 2 0 0 0 0 0 0 0 9 14 0.00 0.000																					

Detroit Tigers @ Kansas City Royals
Kauffman Stadium, Kansas City, MO

Wed Sep 24 2003, 7:05 PM CDT
Att. 10,758 - Cloudy - 69 F

livebaseballscorecards.com

Batter	1	2	3	4	5	6	7	8	9	AB	R	H	RBI	BB	SO	LOB
4 Angel Berroa, R OBP: 0.342, SLG: 0.459 (1, 6)	1-1 G5-3		3-3 K			0-1 L3		2-3 K		4	0	1	0	0	2	2
Carlos Beltrán, S OBP: 0.387, SLG: 0.512 (1, 8)	0-1 1B FC1-6		2-2 F8			2-0 L3		3-3 K		4	1	1	0	0	1	2
Rondell White, R OBP: 0.341, SLG: 0.485 (1, 10)	2-1 1-3 FC1-6 1B			4-1 L9-3 BB			3-1 3B 1B		1-2 P3	3	1	2	0	1	0	0
Raul Ibanez, L OBP: 0.350, SLG: 0.461 (1, 7)	2-1 FC1-6			0-0 F9			2-2 SAFE 1-H SF9 3B		0-2 F8	4	1	1	2	0	0	2
Ken Harvey, R OBP: 0.314, SLG: 0.412 (1, 3)	0-0 G4-3			1-2 L9-3			4-0 G4-6-3 BB		2-1 G6-3	3	0	0	0	1	0	2
Aaron Guiel, L OBP: 0.353, SLG: 0.506 (1, 9)		1-1 L4			3-1 F7		0-1 SAFE SF9			2	0	0	1	0	0	0
Desi Relaford, S OBP: 0.319, SLG: 0.382 (1, 4)		2-2 G3-1			0-0 F9		3-H 0-0 G4-6-3			3	0	0	0	0	0	1
Julius Matos, R OBP: 0.273, SLG: 0.370 (1, 5)		1-2 F8			2-2 G5-3			0-0 SH3-4 1B		3	0	1	0	0	0	0
Brent Mayne, L OBP: 0.308, SLG: 0.342 (1, 2)			2-2 CS 1B			2-1 F7		0-0 SH3-4 1B		2	0	1	0	0	0	0
Mike DiFelice, R OBP: 0.299, SLG: 0.382 (8, PH)										0	0	0	0	0	0	0
9 David DeJesus, L (8, PH)										0	0	0	0	0	0	0
Tom Prince, R OBP: 0.314, SLG: 0.386 (9, 2)										0	0	0	0	0	0	0

Inning Stats	R: 1	H: 2	E: 0	K: 9	LOB: 1	BB: 0	P: 14	R: 0	H: 0	E: 0	K: 8	LOB: 0	BB: 0	P: 12	R: 0	H: 1	E: 0	K: 10	LOB: 0	BB: 0	P: 17	R: 0	H: 0	E: 0	K: 5	LOB: 0	BB: 1	P: 10	R: 0	H: 0	E: 0	K: 8	LOB: 0	BB: 0	P: 13	R: 2	H: 2	E: 0	K: 10	LOB: 0	BB: 1	P: 19	R: 0	H: 1	E: 0	K: 8	LOB: 1	BB: 0	P: 13	R: 0	H: 0	E: 0	K: 9	LOB: 0	BB: 0	P: 12	1B: 6	SF: 1	2B: 3	SAC: 1	3B: 1	DP: 4	HR: 0	HBP: 0	WP: 0	PA: 32
--------------	------	------	------	------	--------	-------	-------	------	------	------	------	--------	-------	-------	------	------	------	-------	--------	-------	-------	------	------	------	------	--------	-------	-------	------	------	------	------	--------	-------	-------	------	------	------	-------	--------	-------	-------	------	------	------	------	--------	-------	-------	------	------	------	------	--------	-------	-------	-------	-------	-------	--------	-------	-------	-------	--------	-------	--------

PITCHER	IP	WLS	BF	H	R	ER	SO	BB	IBB	HBP	BLK	WP	HR	S	P	ERA	WHIP
Shane Loux, R ERA: 7.12 (1, 1)	5.0	W	17	3	1	1	1	1	1	0	0	0	0	40	66	1.80	0.800
Matt Roney, R ERA: 5.26 (6, 1)	1.0	H	6	3	2	2	0	1	0	0	0	0	0	12	25	18.00	4.000
Jamie Walker, L ERA: 3.43 (7, 1)	1.0	H	3	1	0	0	0	0	0	0	0	0	0	4	4	0.00	1.000
Fernando Rodney, R ERA: 6.33 (8, 1)	2.0	S	6	0	0	0	2	0	0	0	0	0	0	16	24	0.00	0.000

BOTTOM

Detroit Tigers @ Kansas City Royals
Kauffman Stadium, Kansas City, MO

Wed Sep 24 2003, 7:05 PM CDT
Att: 10,758 - Cloudy - 69 F

livebaseballscores.com

AB	28
R	3
H	7
RBI	3
BB	2
SO	3
LOB	9



Batter	1	2	3	4	5	6	7	8	9	AB R H RBI BB SO LOB
4 Angel Berroa, R OBP: 0.340, SLG: 0.455 Mendy López, R OBP: 0.298, SLG: 0.411	2-2 G6-3		0-1 G5-4-3			2-2 G5-3			0-2 G6-3	3 0 0 0 0 0 1 1 0 0 0 0 0 0
Carlos Beltrán, S OBP: 0.389, SLG: 0.524 9 David DeJesus, L	3-2 F9			0-1 HR		1-0 G4-3			2-3 K	3 1 1 1 0 0 0 1 0 0 0 0 1 0
29 Mike Sweeney, R OBP: 0.393, SLG: 0.463 Mike DiFelice, R OBP: 0.302, SLG: 0.401	0-1 G6-3			1-2 L8		0-2 G6-3			1-0 HR	3 0 0 0 0 0 0 1 1 1 1 0 0 0
Raul Ibanez, L OBP: 0.347, SLG: 0.457		3-2 F9		2-1 G5-3		2-2 F8			0-1 E6	4 0 0 0 0 0 0
Joe Randa, R OBP: 0.350, SLG: 0.455 Jarrod Patterson, L OBP: 0.286, SLG: 0.167		4-1 BB		1-3 K		0-0 G1-3			1-3 K	2 0 0 0 1 1 0 1 0 0 0 0 1 1
Aaron Guiel, L OBP: 0.352, SLG: 0.499		1-1 F7			4-2 1B BB		3-1 G3			2 0 0 0 1 0 1
Rondell White, R OBP: 0.342, SLG: 0.490 Dee Brown, L OBP: 0.281, SLG: 0.333		3-1 F8			1 SAFE 1 SAFE 0-2 G4-6-3 1-3 1B			3-2 F8		3 0 1 0 0 0 1 0 0 0 0 0 0 0
Desi Relaford, S OBP: 0.316, SLG: 0.378 Michael Tucker, L OBP: 0.332, SLG: 0.443 Julius Matos, R OBP: 0.273, SLG: 0.370			0-1 G4-3		0-0 P3			4-2 G5-4-3 BB		2 0 0 0 0 0 2 0 0 0 0 1 0 0 0 0 0 0 0 0 0
Brent Mayne, L OBP: 0.308, SLG: 0.345 Tom Prince, R OBP: 0.308, SLG: 0.378			1-2 G5-4-3 1B		1-0 G4-6-3 1-2f			3-1 G5-4-3 1-2f		2 0 1 0 0 0 2 1 0 0 0 0 0 1

Inning Stats	R: 0	H: 0	E: 0	K: 0	S: 9	LOB: 0	BB: 0	P: 14	R: 0	H: 0	E: 0	K: 0	S: 9	LOB: 1	BB: 1	P: 20	R: 0	H: 1	E: 0	K: 0	S: 7	LOB: 0	BB: 0	P: 8	R: 1	H: 1	E: 0	K: 1	S: 10	LOB: 0	BB: 0	P: 14	R: 0	H: 1	E: 0	K: 0	S: 7	LOB: 1	BB: 1	P: 12	R: 0	H: 0	E: 0	K: 0	S: 10	LOB: 0	BB: 0	P: 13	R: 0	H: 0	E: 0	K: 0	S: 6	LOB: 0	BB: 0	P: 11	R: 0	H: 0	E: 0	K: 0	S: 8	LOB: 1	BB: 1	P: 18	R: 1	H: 1	E: 1	K: 2	S: 12	LOB: 1	BB: 0	P: 16	1B: 2	2B: 0	3B: 0	HR: 2	SF: 0	SAC: 0	DP: 3	HBP: 0	WP: 0	PB: 0	SB: 0	CS: 0	PA: 32
--------------	------	------	------	------	------	--------	-------	-------	------	------	------	------	------	--------	-------	-------	------	------	------	------	------	--------	-------	------	------	------	------	------	-------	--------	-------	-------	------	------	------	------	------	--------	-------	-------	------	------	------	------	-------	--------	-------	-------	------	------	------	------	------	--------	-------	-------	------	------	------	------	------	--------	-------	-------	------	------	------	------	-------	--------	-------	-------	-------	-------	-------	-------	-------	--------	-------	--------	-------	-------	-------	-------	--------

PITCHER	IP	WLS	BF	H	R	ER	SO	BB	IBB	HBP	BLK	WP	HR	S	P	ERA	WHIP
Jon Garland, R ERA: 4.51	(1, 1)	8.0	27	3	1	1	1	3	0	0	0	0	1	66	110	1.12	0.750
Tom Gordon, R ERA: 3.16	(9, 1)	1.0	5	1	1	1	2	0	0	0	0	0	1	12	16	9.00	1.000

BOTTOM

Chicago White Sox @ Kansas City Royals
Kauffman Stadium, Kansas City, MO

livebaseballscorecards.com

AB	29
R	2
H	4
RBI	2
BB	3
SO	3
LOB	9



Fri Sep 26 2003, 7:05 PM CDT
Att: 36,598 - Cloudy - 69 F

Batter	1	2	3	4	5	6	7	8	9	AB R H RBI BB SO LOB	TOP											
Willie Harris, L (1, 4) OBP: 0.261, SLG: 0.242	0-2 G6-3 1B					2-2 E 1B	1-2 G4-3	2-1 G1-3	2-2 G1-3	6 3 3 1 1 0 2												
Carlos Lee, R (1, 7) OBP: 0.329, SLG: 0.498	2-2 G6-3				2-0 E4 1B	2-2 SF7		0-1 F9		4 2 0 2 1 0 3												
Frank Thomas, R (1, 10) OBP: 0.390, SLG: 0.562 Aaron Miles, S (6, PH) OBP: 0.375, SLG: 0.625	4-2 1B BB		1-0 1B HBP	1-1 2B	2-1 1B 1B	0-0 F9		1-2 G3-1 1B		2 2 2 1 1 0 0 2 1 1 0 0 0 0												
Magglio Ordonez, R (1, 9) OBP: 0.382, SLG: 0.550 Armando Rios, L (8, 9) OBP: 0.245, SLG: 0.298	0-0 F7		0-3 K	2-2 F7	1-2 1B 1B		1-0 E6 1B 2B	0-0 G3-1		6 1 1 1 0 1 7 0 0 0 0 0 0 0												
Carl Everett, S (1, 8) OBP: 0.367, SLG: 0.511 Aaron Rowand, R (7, 8) OBP: 0.327, SLG: 0.452	3-2 1B		0-0 BB 24 2B 1B	0-1 F9	0-1 1B		2-2 2B 24 WP 1B	1-1 1B		5 2 4 4 0 0 1 1 0 1 1 0 0 0												
Brian Daubach, L (1, 3) OBP: 0.349, SLG: 0.380	3-3 K		1-1 BB 24 2B 1B	0-3 K	0-3 K2-3		3-3 K	0-0 1B		6 1 2 1 0 4 7												
Jose Valentin, S (1, 6) OBP: 0.312, SLG: 0.464		1-2 F8	4-2 24 2B BB				0-0 24 WP 2B	1-3 K		5 3 2 1 1 2 4												
24 Joe Crede, R (1, 5) OBP: 0.310, SLG: 0.436		2-1 F9	0-1 1B 2B			0-0 1B E 2B	1-0 2B		2-0 G6-3	6 3 3 4 0 1 1												
Miguel Olivo, R (1, 2) OBP: 0.284, SLG: 0.362		1-0 F7	0-1 CS 1B			1-0 F8	0-2 G4-3 SF7 2B	4-2 BB	0-1 G6-3	5 1 2 1 1 0 1												
Inning Stats	R: 1 E: 0 K: 1 S: 16	H: 2 LOB: 2 BB: 1 P: 28	R: 0 E: 0 K: 0 S: 6	H: 0 LOB: 0 BB: 0 P: 10	R: 7 E: 0 K: 1 S: 17	H: 5 LOB: 1 BB: 3 P: 33	R: 0 E: 0 K: 1 S: 10	H: 1 LOB: 1 BB: 0 P: 13	R: 5 E: 1 K: 2 S: 23	H: 6 LOB: 2 BB: 0 P: 34	R: 2 E: 0 K: 0 S: 15	H: 2 LOB: 0 BB: 0 P: 19	R: 3 E: 1 K: 2 S: 15	H: 2 LOB: 1 BB: 1 P: 30	R: 1 E: 0 K: 1 S: 12	H: 3 LOB: 2 BB: 0 P: 15	R: 0 E: 0 K: 0 S: 7	H: 0 LOB: 0 BB: 0 P: 11	1B: 14 2B: 7 3B: 0 HR: 0	SF: 1 SAC: 0 DP: 0 HBP: 1	WP: 2 PB: 0 SB: 1 CS: 1	PA: 55
PITCHER	IP WLS BF H R ER SO BB IBB HBP BLK WP HR S P ERA WHIP												PITCHER	IP WLS BF H R ER SO BB IBB HBP BLK WP HR S P ERA WHIP								
Jamey Wright, R (1, 1) ERA: 4.26	2.1 L 17 5 8 8 2 4 0 1 0 0 0 33 63 30.86 3.857																					
51 Kris Wilson, R (3, 1) ERA: 5.33	2.0 13 7 5 4 1 0 0 0 0 0 0 28 42 18.00 3.500																					
Brad Voyles, R (5, 1) ERA: 7.18	2.2 16 6 5 2 4 1 0 0 0 2 0 41 62 6.75 2.625																					
Graeme Lloyd, L (8, 1) ERA: 5.29	1.0 6 3 1 1 1 0 0 0 0 0 0 12 15 9.00 3.000																					
Nate Field, R (9, 1) ERA: 4.15	1.0 3 0 0 0 0 0 0 0 0 0 0 7 11 0.00 0.000																					

Chicago White Sox @ Kansas City Royals
Kauffman Stadium, Kansas City, MO
Sat Sep 27 2003, 6:05 PM CDT
Att. 37,567 - Cloudy - 68 F

AB	48
R	19
H	21
RBI	17
BB	5
SO	8
LOB	26



Batter	1	2	3	4	5	6	7	8	9	AB	R	H	RBI	BB	SO	LOB
4 Angel Berroa, R OBP: 0.339, SLG: 0.453 Mendy López, R OBP: 0.313, SLG: 0.457 (1, 6) (6, PH) (7, 6)	1-1 G6-3 ①			1-2 F9 ①		0-1 1-H HR		0-0 1B		2	0	0	0	0	0	0
Carlos Beltrán, S OBP: 0.388, SLG: 0.523 9 David DeJesus, L OBP: 0.286, SLG: 0.500 (1, 8) (4, 8)	1-0 L3 ②			2-2 P2 ②		1-2 3B		1-2 G4-3 ③		1	0	0	0	0	0	0
29 Mike Sweeney, R OBP: 0.392, SLG: 0.468 (1, 10)	1-2 F7 ③			1-1 HR		3-3 K ②			1-1 G1-3 ①	4	1	1	1	0	1	1
Raul Ibanez, L OBP: 0.345, SLG: 0.455 Jarrod Patterson, L OBP: 0.318, SLG: 0.211 (1, 3) (7, 3)			0-3 K ①	1-1 G6-3 ③		1-1 G6-3 ③		1-2 G4-6-3 1B	3	0	0	0	0	0	1	1
Joe Randa, R OBP: 0.349, SLG: 0.453 Julius Matos, R OBP: 0.268, SLG: 0.364 Michael Tucker, L OBP: 0.331, SLG: 0.442 (1, 5) (6, 5) (9, PH)		0-1 L9 ②			1-1 G6-3 ①		3-2 G6-3 ①	0-0 G4-6-3 ② ③	2	0	0	0	0	0	0	0
Aaron Guiel, L OBP: 0.349, SLG: 0.494 (1, 9)		0-1 G3-1 ③			0-1 F8 ②		3-2 G4-3 ②	1-2 1-2f	1	0	0	0	0	0	0	0
Rondell White, R OBP: 0.341, SLG: 0.488 Dee Brown, L OBP: 0.279, SLG: 0.331 (1, 7) (7, 7)			0-3 K ①		1-0 G6-3 ③		0-2 P6 ③		2	0	0	0	0	0	1	0
Desi Relaford, S OBP: 0.316, SLG: 0.377 (1, 4)			0-1 F9 ②			4-0 HR BB		2-0 F8 ①	2	1	0	0	1	0	0	0
Mike DiFelice, R OBP: 0.299, SLG: 0.397 Tom Prince, R OBP: 0.302, SLG: 0.370 (1, 2) (8, 2)			0-1 F8 ③			1-1 F8 ①		3-2 L7 ②	2	0	0	0	0	0	0	1

Inning Stats	R: 0	H: 0	E: 0	LOB: 0	K: 0	BB: 0	S: 6	P: 9	R: 0	H: 0	E: 0	LOB: 0	K: 1	BB: 0	S: 7	P: 7	R: 0	H: 0	E: 0	LOB: 0	K: 1	BB: 0	S: 8	P: 8	R: 1	H: 1	E: 0	LOB: 0	K: 0	BB: 0	S: 10	P: 15	R: 0	H: 0	E: 0	LOB: 0	K: 0	BB: 0	S: 5	P: 7	R: 2	H: 2	E: 0	LOB: 1	K: 1	BB: 1	S: 13	P: 23	R: 0	H: 0	E: 0	LOB: 0	K: 0	BB: 0	S: 13	P: 19	R: 0	H: 1	E: 0	LOB: 1	K: 0	BB: 0	S: 10	P: 16	R: 0	H: 1	E: 0	LOB: 0	K: 0	BB: 0	S: 6	P: 8	1B: 2	SF: 0	2B: 0	SAC: 0	3B: 1	DP: 1	HR: 2	HBP: 0	WP: 0	PA: 32
PITCHER Bartolo Colon, R ERA: 3.87 (1, 1)	IP	WLS	BF	H	R	ER	SO	BB	IBB	HBP	BLK	WP	HR	S	P	ERA	WHIP	IP	WLS	BF	H	R	ER	SO	BB	IBB	HBP	BLK	WP	HR	S	P	ERA	WHIP																																																

BOTTOM

Chicago White Sox @ Kansas City Royals
Kauffman Stadium, Kansas City, MO

Sat Sep 27 2003, 6:05 PM CDT
Att. 37,567 - Cloudy - 68 F

livebaseballscorecards.com

AB	31
R	3
H	5
RBI	3
BB	1
SO	3
LOB	5



Batter	1	2	3	4	5	6	7	8	9
4 Angel Berroa, R (1, 6) OBP: 0.338, SLG: 0.451 Mendy López, R (4, 6) OBP: 0.306, SLG: 0.447	0-0 F7		2-3 K			0-1 G3-1	1-3 K		
Carlos Beltrán, S (1, 8) OBP: 0.389, SLG: 0.522 9 David DeJesus, L (4, 8) OBP: 0.444, SLG: 0.571	4-1 29 G5-3 BB		1-2 G4-3			3-2 PB HBP		0-0 L5-3 1B	
29 Mike Sweeney, R (1, 10) OBP: 0.391, SLG: 0.467 Michael Tucker, L (4, PH) OBP: 0.331, SLG: 0.440	0-2 G5-3			4-2 BB		2-3 K		1-3 K	
Raul Ibanez, L (1, 7) OBP: 0.345, SLG: 0.454 Dee Brown, L (4, 7) OBP: 0.280, SLG: 0.326	1-2 P5			1-3 K		4-2 BB		3-2 L5-3	
Joe Randa, R (1, 5) OBP: 0.348, SLG: 0.452 Jarrod Patterson, L (4, 5) OBP: 0.280, SLG: 0.182		3-3 K		1-3 K		1-2 G6-3		0-0 G4-3	
Aaron Guiel, L (1, 9) OBP: 0.346, SLG: 0.489		2-1 L7		0-2 G4-3			0-1 G4-3		2-3 K
Ken Harvey, R (1, 3) OBP: 0.313, SLG: 0.408		1-2 G6-3			1-3 K		2-0 F9		0-0 G6-3
Desi Relaford, S (1, 4) OBP: 0.315, SLG: 0.376 Julius Matos, R (4, 4) OBP: 0.276, SLG: 0.386			1-0 F8		0-0 F7		0-0 1B 2B		
Brent Mayne, L (1, 2) OBP: 0.307, SLG: 0.344 Tom Prince, R (4, 2) OBP: 0.309, SLG: 0.375			3-2 E3 BLK		3-2 F9		0-1 2-H 1B		

Inning Stats	R: 0	H: 0	E: 0	K: 0	S: 8	R: 0	H: 0	E: 0	K: 1	S: 9	R: 0	H: 0	E: 1	K: 1	S: 13	R: 0	H: 0	E: 0	K: 2	S: 11	R: 0	H: 0	E: 0	K: 1	S: 8	R: 0	H: 0	E: 0	K: 1	S: 14	R: 1	H: 2	E: 0	K: 1	S: 9	R: 0	H: 1	E: 0	K: 1	S: 8	R: 0	H: 0	E: 0	K: 1	S: 6	1B: 2	2B: 2	3B: 0	HR: 0	SF: 0	SAC: 0	DP: 1	HBP: 1	WP: 0	PB: 1	SB: 0	CS: 0	PA: 34
	0	0	0	0	8	0	0	0	1	9	0	0	1	1	13	0	0	0	2	11	0	0	0	0	1	8	0	0	0	1	14	1	2	0	1	9	0	1	0	0	8	2	2	0	0	0	1	0	0	0	0	0	34					

PITCHER	IP	WLS	BF	H	R	ER	SO	BB	IBB	HBP	BLK	WP	HR	S	P	ERA	WHIP
Esteban Loaiza, R (1, 1) ERA: 2.9	7.1	W	30	3	1	1	8	3	0	1	1	0	0	76	118	1.23	0.818
Damaso Marte, L (8, 1) ERA: 1.58	1.2		4	0	0	0	1	0	0	0	0	0	0	10	15	0.00	0.000

BOTTOM

Chicago White Sox @ Kansas City Royals
 Kauffman Stadium, Kansas City, MO

Sun Sep 28 2003, 1:05 PM CDT
 Att: 26,261 - Cloudy - 60 F

livebaseballscorecards.com

AB	30
R	1
H	3
RBI	1
BB	3
SO	9
LOB	13

