




Kansas City Royals - 2003

Batter	1	2	3	4	5	6	7	8	9	AB	R	H	RBI	BB	SO	LOB	TOP			
D'Angelo Jimenez, S (1,4)	F9		G6-3			F7		G6-3		4	0	0	0	0	0	0	Chicago White Sox @ Kansas City Royals Kauffman Stadium, Kansas City, MO Mon Mar 31 2003, 2:05 PM CST Att: 40,302 - Cloudy - 71 F			
Jose Valentin, S (1,6)	L6		L4			K		L9		4	0	0	0	0	1	0				
Frank Thomas, R (1,10) OBP: 0.750, SLG: 0.500	1B			14 G6-4-3 BB			1B 14 FC5-2 BB		K	2	0	1	0	2	1	0				
Magglio Ordonez, R (1,9) OBP: 0.250, SLG: 0.250	F9						1B 14 FC5-2 BB		G6-3	4	0	1	0	0	1	2				
14 Paul Konerko, R (1,3)		K					FC5-2			3	0	0	0	0	1	3				
Carlos Lee, R (1,7)		K								3	0	0	0	0	2	2				
24 Joe Crede, R (1,5) OBP: 0.333, SLG: 0.667										3	0	1	0	0	1	2				
Aaron Rowand, R (1,8)		2B								3	0	0	0	0	1	1				
Sandy Alomar Jr., R (1,2)										3	0	0	0	0	0	0				
Inning Stats	R: 0 E: 0 K: 0 S: 10	H: 1 LOB: 1 BB: 0 P: 13	R: 0 E: 0 K: 2 S: 11	H: 1 LOB: 1 BB: 0 P: 14	R: 0 E: 0 K: 0 S: 6	H: 0 LOB: 0 BB: 0 P: 11	R: 0 E: 0 K: 1 S: 9	H: 0 LOB: 0 BB: 1 P: 14	R: 0 E: 0 K: 1 S: 8	H: 0 LOB: 0 BB: 0 P: 11	R: 0 E: 0 K: 2 S: 10	H: 1 LOB: 2 BB: 1 P: 16	R: 0 E: 0 K: 0 S: 13	H: 0 LOB: 0 BB: 0 P: 17	R: 0 E: 0 K: 1 S: 7	H: 0 LOB: 0 BB: 0 P: 10	1B: 2 2B: 1 3B: 0 HR: 0	SF: 0 SAC: 0 DP: 1 HBP: 0	WP: 0 PB: 0 CS: 0	PA: 31
PITCHER	IP WLS BF H R ER SO BB IBB HBP BLK WP HR S P ERA WHIP	IP WLS BF H R ER SO BB IBB HBP BLK WP HR S P ERA WHIP	IP WLS BF H R ER SO BB IBB HBP BLK WP HR S P ERA WHIP	IP WLS BF H R ER SO BB IBB HBP BLK WP HR S P ERA WHIP	IP WLS BF H R ER SO BB IBB HBP BLK WP HR S P ERA WHIP	IP WLS BF H R ER SO BB IBB HBP BLK WP HR S P ERA WHIP	IP WLS BF H R ER SO BB IBB HBP BLK WP HR S P ERA WHIP	IP WLS BF H R ER SO BB IBB HBP BLK WP HR S P ERA WHIP	IP WLS BF H R ER SO BB IBB HBP BLK WP HR S P ERA WHIP	IP WLS BF H R ER SO BB IBB HBP BLK WP HR S P ERA WHIP	IP WLS BF H R ER SO BB IBB HBP BLK WP HR S P ERA WHIP	IP WLS BF H R ER SO BB IBB HBP BLK WP HR S P ERA WHIP	IP WLS BF H R ER SO BB IBB HBP BLK WP HR S P ERA WHIP	IP WLS BF H R ER SO BB IBB HBP BLK WP HR S P ERA WHIP	IP WLS BF H R ER SO BB IBB HBP BLK WP HR S P ERA WHIP	IP WLS BF H R ER SO BB IBB HBP BLK WP HR S P ERA WHIP	IP WLS BF H R ER SO BB IBB HBP BLK WP HR S P ERA WHIP			
Runelvis Hernandez, R (1,1) ERA: 2.57	6.0	W	20	2	0	0	5	1	0	0	0	0	0	0	0	0	0.00	0.500		
Jason Grimsley, R (7,1) ERA: 9.0	2.0	H	8	1	0	0	2	1	0	0	0	0	0	0	0	0	0.00	1.000		
Mike MacDougal, R (9,1) ERA: 9.0	1.0	S	3	0	0	0	1	0	0	0	0	0	0	0	0	0	0.00	0.000		

Batter	1	2	3	4	5	6	7	8	9	AB	R	H	RBI	BB	SO	LOB	BOTTOM			
Michael Tucker, L (1,8) (9,9)	K									4	0	0	0	0	1	1	Chicago White Sox @ Kansas City Royals Kauffman Stadium, Kansas City, MO Mon Mar 31 2003, 2:05 PM CST Att: 40,302 - Cloudy - 71 F			
Joe Randa, R (1,5)	G4-3									3	0	0	0	1	0	0				
29 Mike Sweeney, R (1,3) OBP: 0.500, SLG: 0.667										3	1	1	0	1	0	2				
Raul Ibanez, L (1,7)	P5									4	0	0	0	0	0	4				
Brandon Berger, R (1,9) Desi Relaford, S (8,PH) Rontrez Johnson, R (9,8)										2	1	0	0	1	0	1				
Ken Harvey, R (1,10) OBP: 0.500, SLG: 1.000										4	1	2	0	0	0	1				
4 Angel Berroa, R (1,6) OBP: 0.250, SLG: 0.250										4	0	1	1	0	1	2				
Brent Mayne, L (1,2) OBP: 0.667, SLG: 1.000										2	0	2	1	0	0	0				
Carlos Febles, R (1,4) OBP: 0.333, SLG: 0.667										3	0	1	0	0	0	1				
Inning Stats	R: 0 E: 0 K: 1 S: 9	H: 0 LOB: 1 BB: 1 P: 14	R: 2 E: 0 K: 0 S: 11	H: 3 LOB: 1 BB: 1 P: 20	R: 0 E: 1 K: 0 S: 8	H: 0 LOB: 1 BB: 0 P: 13	R: 0 E: 0 K: 0 S: 8	H: 1 LOB: 1 BB: 0 P: 9	R: 0 E: 0 K: 0 S: 11	H: 0 LOB: 2 BB: 1 P: 19	R: 0 E: 0 K: 0 S: 9	H: 2 LOB: 0 BB: 0 P: 12	R: 0 E: 0 K: 1 S: 6	H: 0 LOB: 0 BB: 0 P: 9	R: 1 E: 0 K: 1 S: 9	H: 1 LOB: 1 BB: 1 P: 17	1B: 3 2B: 4 3B: 0 HR: 0	SF: 1 SAC: 0 DP: 0 HBP: 0	WP: 1 PB: 1 CS: 0	PA: 34
PITCHER	IP WLS BF H R ER SO BB IBB HBP BLK WP HR S P ERA WHIP	IP WLS BF H R ER SO BB IBB HBP BLK WP HR S P ERA WHIP	IP WLS BF H R ER SO BB IBB HBP BLK WP HR S P ERA WHIP	IP WLS BF H R ER SO BB IBB HBP BLK WP HR S P ERA WHIP	IP WLS BF H R ER SO BB IBB HBP BLK WP HR S P ERA WHIP	IP WLS BF H R ER SO BB IBB HBP BLK WP HR S P ERA WHIP	IP WLS BF H R ER SO BB IBB HBP BLK WP HR S P ERA WHIP	IP WLS BF H R ER SO BB IBB HBP BLK WP HR S P ERA WHIP	IP WLS BF H R ER SO BB IBB HBP BLK WP HR S P ERA WHIP	IP WLS BF H R ER SO BB IBB HBP BLK WP HR S P ERA WHIP	IP WLS BF H R ER SO BB IBB HBP BLK WP HR S P ERA WHIP	IP WLS BF H R ER SO BB IBB HBP BLK WP HR S P ERA WHIP	IP WLS BF H R ER SO BB IBB HBP BLK WP HR S P ERA WHIP	IP WLS BF H R ER SO BB IBB HBP BLK WP HR S P ERA WHIP	IP WLS BF H R ER SO BB IBB HBP BLK WP HR S P ERA WHIP	IP WLS BF H R ER SO BB IBB HBP BLK WP HR S P ERA WHIP	IP WLS BF H R ER SO BB IBB HBP BLK WP HR S P ERA WHIP			
56 Mark Buehrle, L (1,1) ERA: 2.57	7.0	L	29	6	2	2	1	3	0	0	0	0	0	0	0	0	2.57	1.286		
Tom Gordon, R (8,1) ERA: 9.0	1.0		5	1	1	1	1	1	0	0	0	0	0	0	0	0	9.00	2.000		



Batter	1	2	3	4	5	6	7	8	9	AB	R	H	RBI	BB	SO	LOB	TOP					
D'Angelo Jimenez, S OBP: 0.222, SLG: 0.125	1-3 K		1-1 E 1B		2-1 G5-3		0-1 L4		4-2 G6-4-3 BB	4	1	1	0	1	1	1	Chicago White Sox @ Kansas City Royals Kauffman Stadium, Kansas City, MO Wed Apr 02 2003, 1:05 PM CST Att: 10,429 - Sunny - 75 F AB 35 R 4 H 10 RBI 3 BB 3 SO 8 LOB 15 					
Tony Graffanino, R OBP: 0.600, SLG: 0.800	0-2 14 FC5 2B		1-1 E9 SF9 1B		3-3 K		0-0 WP 1B		3-3 K	5	1	3	0	0	2	1						
Frank Thomas, R OBP: 0.556, SLG: 0.333	4-2 14 FC5 BB		0-0 G5-3		3-2 L8		3-1 1B		1-0 G6-4-3 1-2	4	0	1	1	1	0	2						
Magglio Ordonez, R OBP: 0.125, SLG: 0.143	0-3 K		1-0 SF9		1-1 G5-3		2-1 P5			3	0	0	1	0	1	4						
14 Paul Konerko, R OBP: 0.143, SLG: 0.286	1-1 FC5 1-2 2-3F		0-0 2B		1-2 G5-3		1-3 K			4	0	1	0	0	1	2						
Carlos Lee, R		0-1 G5-3	0-3 K		4-0 BB		3-3 K			3	0	0	0	1	2	1						
24 Joe Crede, R OBP: 0.429, SLG: 0.714		1-1 1B		1-2 G6-3		1-3 K		0-0 1B 2B		4	1	2	0	0	1	1						
Aaron Rowand, R		0-0 F9		0-2 F9			1-2 G5-3		1-0 1B	3	0	0	0	0	0	1						
Armando Rios, L OBP: 1.000, SLG: 1.000								2-H 1B		1	0	1	1	0	0	0						
Sandy Alomar Jr, R OBP: 0.167, SLG: 0.167 Miguel Olivo, R			2-1 F7		0-0 G5-3		1-2 1B		0-0 F7	3	0	1	0	0	0	1						
Brian Daubach, L Josh Paul, R								1B 1B		0	0	0	0	0	0	0						
Inning Stats	R: 0 E: 0 K: 2 S: 13	H: 1 LOB: 2 BB: 1 P: 19	R: 0 E: 0 K: 0 S: 7	H: 1 LOB: 1 BB: 0 P: 10	R: 2 E: 1 K: 1 S: 10	H: 3 LOB: 1 BB: 0 P: 13	R: 0 E: 0 K: 0 S: 8	H: 0 LOB: 0 BB: 0 P: 9	R: 0 E: 0 K: 1 S: 10	H: 0 LOB: 1 BB: 1 P: 15	R: 0 E: 0 K: 1 S: 8	H: 0 LOB: 0 BB: 0 P: 18	R: 1 E: 0 K: 0 S: 14	H: 3 LOB: 2 BB: 0 P: 21	R: 1 E: 0 K: 2 S: 14	H: 2 LOB: 1 BB: 0 P: 19	R: 0 E: 0 K: 1 S: 6	H: 0 LOB: 0 BB: 1 P: 14	1B: 7 2B: 3 3B: 0 HR: 0	SF: 1 SAC: 0 DP: 1 HBP: 0	WP: 1 PB: 0 SB: 0 CS: 0	PA: 39
PITCHER	IP WLS BF H R ER SO BB IBB HBP BLK WP HR S P ERA WHIP																					
Jeremy Affeldt, L ERA: 3.18	(1, 1) 5.2 0 1 0 2 2 4 2 0 0 0 0 0 0 53 80 3.18 1.235																					
Jason Grimsley, R ERA	(6, 1) 0.1 H 1 0 0 0 1 0 0 0 0 0 0 0 3 4 0.00 0.000																					
Albie Lopez, R ERA: 10.8	(7, 1) 1.2 W 10 5 2 2 2 0 0 0 0 0 1 0 27 39 10.80 3.000																					
D.J. Carrasco, R ERA	(8, 1) 0.1 H 1 0 0 0 0 0 0 0 0 0 0 0 1 1 0.00 0.000																					
Mike MacDougal, R ERA	(9, 1) 1.0 S 3 0 0 0 1 1 0 0 0 0 0 0 0 6 14 0.00 1.000																					

Batter	1	2	3	4	5	6	7	8	9	AB	R	H	RBI	BB	SO	LOB	BOTTOM			
Michael Tucker, L (8, 9)	2-0 F7		4-1 1B 1B BB		0-1 F7		2-3 K			3	1	0	0	1	1	2	Chicago White Sox @ Kansas City Royals Kauffman Stadium, Kansas City, MO Wed Apr 02 2003, 1:05 PM CST Att: 10,429 - Sunny - 75 F AB 30 R 5 H 6 RBI 5 BB 3 SO 4 LOB 12 			
Joe Randa, R OBP: 0.500, SLG: 0.833	2-3 K		1 SAFE 1 SAFE 1 SAFE 29 1B SF8 1B		4-1 2B BB		0-1 HR			3	2	2	2	1	1	0				
29 Mike Sweeney, R OBP: 0.375, SLG: 0.429	1-1 G5-3		1-2 S 1B		2-1 F9		0-1 P4			4	0	1	1	0	0	2				
Raul Ibanez, L OBP: 0.375, SLG: 0.714		2-2 F7 2B	0-0 SF8		0-2 2B		0-2 1B			3	0	3	2	0	0	0				
Dee Brown, L Rontrez Johnson, R (7, PH)		1-2 P3	2-2 G4-3		1-3 3-H 2B		2-3 K			3	0	0	0	0	0	4				
Ken Harvey, R OBP: 0.250, SLG: 0.500		0-0 F7		0-1 G5-3		2-1 F8		1-1 G6-3		4	0	0	0	0	0	1				
Desi Relaford, S Carlos Febles, R OBP: 0.333, SLG: 0.667		4-2 BB		3-3 K		0-0 G6-3		2-2 P1		3	0	0	0	1	1	0				
Brent Mayne, L OBP: 0.286, SLG: 0.333		3-2 P4		0-0 F9		1-2 P3		3-1 G3		4	0	0	0	0	0	2				
4 Angel Berroa, R OBP: 0.286, SLG: 0.167			2-2 F9		1-2 29 F9 2B HBP		2-2 E6 HR			2	2	0	0	0	0	0				
Inning Stats	R: 0 E: 0 K: 1 S: 9	H: 0 LOB: 0 BB: 0 P: 14	R: 0 E: 0 K: 0 S: 15	H: 1 LOB: 2 BB: 1 P: 25	R: 2 E: 0 K: 0 S: 15	H: 2 LOB: 1 BB: 1 P: 24	R: 0 E: 0 K: 1 S: 6	H: 0 LOB: 0 BB: 0 P: 9	R: 1 E: 0 K: 0 S: 16	H: 1 LOB: 2 BB: 1 P: 25	R: 0 E: 0 K: 0 S: 7	H: 0 LOB: 0 BB: 0 P: 10	R: 2 E: 1 K: 2 S: 17	H: 2 LOB: 1 BB: 0 P: 23	R: 0 E: 0 K: 0 S: 7	H: 0 LOB: 0 BB: 0 P: 13		1B: 3 2B: 2 3B: 0 HR: 1	SF: 1 SAC: 0 DP: 0 HBP: 1	WP: 0 PB: 0 SB: 1 CS: 0
PITCHER	IP WLS BF H R ER SO BB IBB HBP BLK WP HR S P ERA WHIP																			
Bartolo Colon, R ERA: 4.5	(1, 1) 6.0 0 1 0 3 3 2 3 0 0 0 0 0 0 68 107 4.50 1.167																			
Rick White, R ERA: 13.5	(7, 1) 0.2 L 4 1 2 1 1 0 0 0 0 0 0 1 11 15 13.50 1.500																			
Damaso Marte, L ERA	(7, 1) 0.1 2 1 0 0 1 0 0 0 0 0 0 0 6 8 0.00 3.000																			
Billy Koch, R ERA	(8, 1) 1.0 3 0 0 0 0 0 0 0 0 0 0 0 7 13 0.00 0.000																			

Batter	1	2	3	4	5	6	7	8	9	AB	R	H	RBI	BB	SO	LOB	TOP																					
D'Angelo Jimenez, S OBP: 0.286, SLG: 0.167	(1, 4) G1-3	(1, 0) F8			(4, 2) HR		(0, 1) HR		(2, 1) F7	4	2	1	0	1	0	1																						
Jose Valentin, S OBP: 0.444, SLG: 1.375	(1, 6) SF7		(2, 3) K		(2, 0) HR		(0, 1) HR		(4, 2) BB	4	3	3	4	1	1	0																						
Frank Thomas, R OBP: 0.500, SLG: 0.222	(1, 10) HBP		(2, 1) G5-3		(4, 0) BB		(3, 3) K		(1, 2) F7	3	0	0	0	1	1	1																						
Magglio Ordonez, R OBP: 0.167, SLG: 0.300	(1, 9) SF7		(0, 2) 2B		(1, 1) G6-4-3		(3, 2) G5-3			3	0	1	1	0	0	1																						
14 Paul Konerko, R OBP: 0.091, SLG: 0.182	(1, 3) K		(0, 1) L3		(0, 0) G5-3			(1, 2) G5-3		4	0	0	0	0	1	2																						
Carlos Lee, R OBP: 0.273, SLG: 0.111		(1, 1) 24 SF7		(4, 1) WP	(24) G1-3			(3, 3) K		3	1	1	0	1	2	0																						
24 Joe Crede, R OBP: 0.455, SLG: 0.727	(1, 5) 1B	(2, 1) 2B		(0, 0) G1-3		(0, 3) K		(0, 1) 1B		4	0	2	0	0	1	1																						
Armando Rios, L Aaron Rowand, R	(1, 8) SF7	(1, 2) SF7		(0, 1) F7		(2, 2) G3-1		(1, 1) G1-3		3	0	0	1	0	0	2																						
Miguel Olivo, R	(1, 2) G5-3	(0, 1) G5-3		(3, 2) F7			(1, 2) G4-3		(2, 2) G1-3	4	0	0	0	0	0	2																						
Inning Stats	R: 1 E: 0 K: 1 S: 13	H: 1 LOB: 1 BB: 0 P: 22	R: 1 E: 0 K: 0 S: 11	H: 2 LOB: 1 BB: 0 P: 16	R: 0 E: 0 K: 1 S: 10	H: 1 LOB: 1 BB: 0 P: 14	R: 0 E: 0 K: 0 S: 7	H: 0 LOB: 1 BB: 1 P: 14	R: 2 E: 0 K: 1 S: 10	H: 1 LOB: 0 BB: 0 P: 21	R: 0 E: 0 K: 2 S: 13	H: 0 LOB: 0 BB: 0 P: 18	R: 2 E: 0 K: 1 S: 13	H: 2 LOB: 0 BB: 0 P: 20	R: 0 E: 0 K: 1 S: 11	H: 1 LOB: 1 BB: 0 P: 16	R: 0 E: 0 K: 0 S: 10	H: 0 LOB: 1 BB: 1 P: 19	1B: 3 2B: 2 3B: 1 HR: 2	SF: 2 SAC: 0 DP: 1 HBP: 1	WP: 1 PA: 39 PB: 0 CS: 0																	
PITCHER	IP	WLS	BF	H	R	ER	SO	BB	IBB	HBP	BLK	WP	HR	S	P	ERA	WHIP	PITCHER				IP	WLS	BF	H	R	ER	SO	BB	IBB	HBP	BLK	WP	HR	S	P	ERA	WHIP
Miguel Asencio, R ERA: 7.2	(1, 1) 5.0		23	5	4	4	2	3	0	0	0	1	1	51	87	7.20	1.600																					
51 Kris Wilson, R ERA: 9.0	(6, 1) 2.0	B	8	2	2	2	3	0	0	0	0	0	1	26	38	9.00	1.000																					
Ryan Bukvich, R ERA:	(8, 1) 2.0	W	8	1	0	0	1	1	0	0	0	0	0	21	35	0.00	1.000																					

Chicago White Sox @ Kansas City Royals
Kauffman Stadium, Kansas City, MO
Thu Apr 03 2003, 1:05 PM CST
Att: 9,524 - Overcast - 73 F

AB 32
R 6
H 8
RBI 6
BB 4
SO 6
LOB 10



Batter	1	2	3	4	5	6	7	8	9	AB	R	H	RBI	BB	SO	LOB	BOTTOM																					
Michael Tucker, L OBP: 0.143, SLG: 0.077	(1, 8) K	(7, 9) E4		(0, 1) L5		(3, 3) K				6	0	1	0	0	3	1																						
Joe Randa, R Brandon Berger, R	(1, 5) F8	(9, 9) G5-4-3		(1, 2) F8		(4, 2) 29 1B				3	0	0	0	2	0	2																						
29 Mike Sweeney, R OBP: 0.643, SLG: 0.900	(1, 3) 1B	(1, 1) 2B		(0, 0) HR		(0, 1) 1B				3	3	3	3	3	0	0																						
Raul Ibanez, L OBP: 0.357, SLG: 0.615	(1, 7) 1B	(1, 2) 1B		(3, 2) F8		(1, 1) G1-3				6	2	2	0	0	0	7																						
Dee Brown, L Rontrez Johnson, R Desi Relaford, S	(1, 9) 1B	(7, 8) G4-3			(2, 2) CS		(2, 3) K		(4, 2) 1B	2	1	1	1	0	0	2																						
Ken Harvey, R OBP: 0.462, SLG: 0.667	(1, 10) 1B		(0, 2) F8		(2, 3) K		(4, 2) 1B		(1, 1) HR	4	1	3	3	1	1	1																						
Brent Mayne, L OBP: 0.500, SLG: 0.818	(1, 2) E6		(1, 1) F8		(0, 0) 4 FC5-4		(1, 2) 1B		(0, 0) HR	5	1	4	4	0	0	1																						
4 Angel Berroa, R OBP: 0.250, SLG: 0.273	(1, 6) P5		(0, 0) G6-3		(2, 2) FC5-4		(1, 3) K2-3		(1, 2) E	5	1	1	0	0	1	6																						
Carlos Febles, R OBP: 0.250, SLG: 0.375	(1, 4) G5-4-3		(1, 1) F9		(1, 1) P3		(2, 0) F8		(2, 2) E5	5	2	1	0	0	0	3																						
Inning Stats	R: 3 E: 1 K: 1 S: 25	H: 4 LOB: 2 BB: 1 P: 39	R: 1 E: 1 K: 0 S: 13	H: 3 LOB: 2 BB: 0 P: 18	R: 0 E: 0 K: 0 S: 8	H: 1 LOB: 1 BB: 0 P: 10	R: 1 E: 0 K: 0 S: 12	H: 1 LOB: 0 BB: 0 P: 16	R: 0 E: 0 K: 1 S: 11	H: 1 LOB: 2 BB: 1 P: 17	R: 0 E: 0 K: 1 S: 20	H: 1 LOB: 2 BB: 1 P: 29	R: 0 E: 0 K: 2 S: 16	H: 1 LOB: 2 BB: 1 P: 26	R: 7 E: 1 K: 1 S: 37	H: 4 LOB: 3 BB: 4 P: 66	1B: 11 2B: 3 3B: 0 HR: 2	SF: 0 SAC: 0 DP: 1 HBP: 2	WP: 2 PA: 49 PB: 0 CS: 1																			
PITCHER	IP	WLS	BF	H	R	ER	SO	BB	IBB	HBP	BLK	WP	HR	S	P	ERA	WHIP	PITCHER				IP	WLS	BF	H	R	ER	SO	BB	IBB	HBP	BLK	WP	HR	S	P	ERA	WHIP
Jon Garland, R ERA: 11.25	(1, 1) 4.0		22	9	5	5	1	1	0	0	0	0	0	29	43	0.00	1.800																					
Gary Glover, R ERA:	(5, 1) 1.2		8	2	0	0	2	1	0	1	0	0	0	2	3	0.00	0.000																					
Kelly Wunsch, L ERA:	(6, 1) 0.1		1	0	0	0	0	0	0	0	0	0	0	2	3	0.00	0.000																					
Tom Gordon, R ERA: 11.57	(7, 1) 1.1	L	8	1	2	2	3	2	0	1	0	1	0	28	49	13.50	2.250																					
Damaso Marte, L ERA: 13.5	(8, 1) 0.1	H	2	0	0	0	0	1	0	0	0	0	0	4	10	0.00	3.000																					

Chicago White Sox @ Kansas City Royals
Kauffman Stadium, Kansas City, MO
Thu Apr 03 2003, 1:05 PM CST
Att: 9,524 - Overcast - 73 F

AB 40
R 12
H 16
RBI 11
BB 7
SO 6
LOB 23



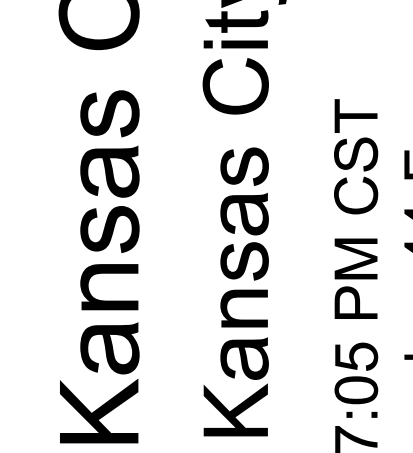
Batter	1	2	3	4	5	6	7	8	9	AB	R	H	RBI	BB	SO	LOB	TOP								
Milton Bradley, S OBP: 0.368, SLG: 0.353 (1, 8)	G1-3		FC6-4 1B		F9			L8		4	0	1	0	0	0	1	Cleveland Indians @ Kansas City Royals Kauffman Stadium, Kansas City, MO Fri Apr 04 2003, 7:05 PM CST Att: 15,241 - Cloudy - 44 F								
Brandon Phillips, R OBP: 0.125, SLG: 0.125 (1, 4)	G6-3		FC6-4 1-2			1B		K		4	0	1	0	0	1	2									
Matt Lawton, L OBP: 0.214, SLG: 0.462 (1, 7)	G4-3			G1-4-3		F9		2B		4	0	1	0	0	1										
Ellis Burks, R OBP: 0.389, SLG: 0.400 (1, 10)		G6-3		L1		L7		G1-3		4	0	0	0	0	2										
Shane Spencer, R OBP: 0.250, SLG: 0.286 (1, 9)		P6		G5-3		G6-3			K	4	0	0	0	0	1	1									
48 Travis Hafner, L OBP: 0.313, SLG: 0.267 (1, 3)						K			G4-3	4	0	0	0	0	3	0									
Casey Blake, R OBP: 0.176, SLG: 0.125 Bill Selby, L (9, PH)			G4-3		BLK 1B			K		3	1	1	0	0	1	0									
Tim Laker, R OBP: 0.667, SLG: 0.500 (1, 2)			1B BB		L6			1B		2	0	1	0	1	0	1									
John McDonald, R OBP: 0.333, SLG: 0.333 (1, 6)			L8		L8			G4-3		3	0	1	1	0	0	2									
Inning Stats	R: 0 E: 0 K: 0 S: 8	H: 0 LOB: 0 BB: 0 P: 12	R: 0 E: 0 K: 1 S: 10	H: 0 LOB: 0 BB: 0 P: 14	R: 0 E: 0 K: 0 S: 7	H: 1 LOB: 2 BB: 1 P: 14	R: 0 E: 0 K: 0 S: 6	H: 0 LOB: 0 BB: 0 P: 10	R: 1 E: 0 K: 1 S: 12	H: 2 LOB: 1 BB: 0 P: 17	R: 0 E: 0 K: 0 S: 7	H: 1 LOB: 1 BB: 0 P: 13	R: 0 E: 0 K: 2 S: 10	H: 1 LOB: 1 BB: 0 P: 18	R: 0 E: 0 K: 1 S: 7	H: 1 LOB: 1 BB: 0 P: 9		R: 0 E: 0 K: 2 S: 9	H: 0 LOB: 0 BB: 0 P: 13	1B: 5 2B: 1 3B: 0 HR: 0	SF: 0 SAC: 0 DP: 0 HBP: 0	WP: 0 PB: 0 SB: 1 CS: 1	PA: 34		
PITCHER	IP	WLS	BF	H	R	ER	SO	BB	IBB	HBP	BLK	WP	HR	S	P	ERA	WHIP								
Chris George, L ERA: 1.35 (1, 1)	6.2	W	26	5	1	1	4	1	0	0	1	0	0	59	97	1.35	0.900								
Jason Grimsley, R ERA (7, 1)	1.1		5	1	0	0	1	0	0	0	0	0	0	8	10	0.00	0.750								
D.J. Carrasco, R ERA (9, 1)	1.0		3	0	0	0	2	0	0	0	0	0	0	9	13	0.00	0.000								

Batter	1	2	3	4	5	6	7	8	9	AB	R	H	RBI	BB	SO	LOB	BOTTOM								
Michael Tucker, L OBP: 0.211, SLG: 0.118 (1, 8)	K					FC3-6 CS 1-2		L4		4	0	1	2	1	1	1	Cleveland Indians @ Kansas City Royals Kauffman Stadium, Kansas City, MO Fri Apr 04 2003, 7:05 PM CST Att: 15,241 - Cloudy - 44 F								
Joe Randa, R OBP: 0.444, SLG: 0.462 (1, 5)	G4-3		G5-3		F7					4	0	1	0	0	0	2									
29 Mike Sweeney, R OBP: 0.611, SLG: 0.750 Mendy López, R (8, 3)						29 WP 1B				2	0	0	0	2	0	1									
Raul Ibanez, L OBP: 0.444, SLG: 0.625 (1, 7)	PO		G6-3		F9					0	0	0	0	2	0	0									
Ken Harvey, R OBP: 0.471, SLG: 0.600 (1, 10)						IBB		G3		3	2	2	0	1	0	2									
Desi Relaford, S (1, 9)										3	0	1	0	1	0	2									
4 Angel Berroa, R OBP: 0.313, SLG: 0.333 (1, 6)										3	0	0	1	0	0	1									
Carlos Febles, R OBP: 0.250, SLG: 0.273 (1, 4)										4	1	2	1	0	0	0									
Mike DiFelice, R OBP: 0.250, SLG: 0.250 (1, 2)										3	1	0	0	0	1	2									
Inning Stats	R: 0 E: 0 K: 1 S: 8	H: 0 LOB: 0 BB: 1 P: 14	R: 4 E: 0 K: 0 S: 16	H: 4 LOB: 1 BB: 1 P: 27	R: 1 E: 0 K: 0 S: 11	H: 3 LOB: 3 BB: 0 P: 25	R: 0 E: 0 K: 0 S: 9	H: 0 LOB: 2 BB: 2 P: 19	R: 0 E: 1 K: 0 S: 12	H: 1 LOB: 2 BB: 1 P: 21	R: 0 E: 0 K: 0 S: 8	H: 0 LOB: 0 BB: 0 P: 10	R: 0 E: 0 K: 2 S: 8	H: 0 LOB: 0 BB: 0 P: 13	R: 0 E: 0 K: 2 S: 8	H: 0 LOB: 0 BB: 0 P: 13		1B: 8 2B: 0 3B: 0 HR: 0	SF: 0 SAC: 1 DP: 0 HBP: 1	WP: 3 PB: 1 SB: 1 CS: 1	PA: 38				
PITCHER	IP	WLS	BF	H	R	ER	SO	BB	IBB	HBP	BLK	WP	HR	S	P	ERA	WHIP								
Jason Davis, R ERA: 15.0 (1, 1)	3.0	L	18	7	0	5	1	0	1	0	0	0	0	35	66	15.00	3.000								
Billy Traber, L ERA (4, 1)	3.0		13	1	0	0	0	2	1	0	0	1	0	28	51	0.00	1.000								
Chad Paronto, R ERA (7, 1)	2.0		6	0	0	0	2	0	0	0	0	0	0	16	23	0.00	0.000								

AB 33
R 1
H 6
RBI 1
BB 1
SO 7
LOB 10



AB 30
R 5
H 8
RBI 5
BB 5
SO 3
LOB 14



Batter	1	2	3	4	5	6	7	8	9	AB	R	H	RBI	BB	SO	LOB	TOP		
Milton Bradley, S (1, 8) OBP: 0.391, SLG: 0.400	1-0 P6		1-0 2B			4-2 B5-3 BB			1-3 K	3	0	1	1	1	1	0	Cleveland Indians @ Kansas City Royals Kauffman Stadium, Kansas City, MO Sat Apr 05 2003, 1:05 PM CST Att: 19,912 - Sunny - 42 F		
Omar Vizquel, S (1, 6) OBP: 0.316, SLG: 0.333	1-1 G6-3		0-1 F9			0-0 B5-3			2-3 K	4	0	0	0	0	1	2			
Matt Lawton, L (1, 7) OBP: 0.167, SLG: 0.353	3-2 G6-3			0-0 G4-3		3-3 K			1-2 G1-3	4	0	0	0	0	1	1			
Ellis Burks, R (1, 10) OBP: 0.381, SLG: 0.353		0-0 G1-3		4-2 G3-6-3 HBP					2-0 G5-3	2	0	0	0	0	0	0			
Karim Garcia, L (1, 9) OBP: 0.176, SLG: 0.333		2-3 K		0-1 G3-6-3					2-0 F9	3	0	0	0	0	1	1			
48 Travis Hafner, L (1, 3) OBP: 0.283, SLG: 0.222		3-1 F8			0-0 F7				0-0 L6	3	0	0	0	0	0	0			
Bill Selby, L (1, 5) OBP: 0.063, SLG: 0.063			3-1 G4-3		1-2 G4-3				1-3 K	3	0	0	0	0	1	0			
Josh Bard, S (1, 2) OBP: 0.063, SLG: 0.063			1-1 G3-1		2-3 K				3-2 G1-6-3	3	0	0	0	0	1	0			
John McDonald, R (1, 4) OBP: 0.400, SLG: 0.600			1-1 2B			1-2 L6			1-3 K	2	1	1	0	0	0	0			
Shane Spencer, R (8, PH) OBP: 0.222, SLG: 0.250										1	0	0	0	0	1	0			
Brandon Phillips, R (8, 4) OBP: 0.125, SLG: 0.125										0	0	0	0	0	0	0			
Inning Stats	R: 0 H: 0 E: 0 K: 0 S: 8	H: 0 LOB: 0 BB: 0 P: 13	R: 0 H: 0 E: 0 K: 1 S: 7	H: 0 LOB: 0 BB: 0 P: 12	R: 1 H: 2 E: 0 K: 0 S: 9	H: 2 LOB: 1 BB: 0 P: 15	R: 0 H: 0 E: 0 K: 0 S: 5	H: 0 LOB: 0 BB: 0 P: 9	R: 0 H: 0 E: 0 K: 1 S: 7	H: 0 LOB: 1 BB: 0 P: 10	R: 0 H: 0 E: 0 K: 0 S: 3	H: 0 LOB: 0 BB: 0 P: 7	R: 0 H: 0 E: 0 K: 2 S: 10	H: 0 LOB: 0 BB: 0 P: 15	R: 0 H: 0 E: 0 K: 10 S: 10	H: 0 LOB: 0 BB: 0 P: 14	1B: 0 2B: 2 3B: 0 HR: 0	SF: 0 SAC: 0 DP: 1 HBP: 1	WP: 0 PA: 30 CS: 0
PITCHER	IP	WLS	BF	H	R	ER	SO	BB	IBB	HBP	BLK	WP	HR	S	P	ERA	WHIP		
RuneLVs Hernandez, R (1, 1) ERA: 0.69	7.0	W	24	2	1	1	3	1	0	1	0	0	0	50	85	1.29	0.429		
Jason Grimsley, R (8, 1) ERA:	1.0	H	3	0	0	0	2	0	0	0	0	0	0	10	15	0.00	0.000		
Mike MacDougal, R (9, 1) ERA:	1.0	S	3	0	0	0	2	0	0	0	0	0	0	10	14	0.00	0.000		

AB 28
R 1
H 2
RBI 1
BB 1
SO 7
LOB 4



Batter	1	2	3	4	5	6	7	8	9	AB	R	H	RBI	BB	SO	LOB	BOTTOM		
Michael Tucker, L (1, 8) OBP: 0.292, SLG: 0.333	0-2 SH1-3 2B		2-0 E6 3B		4-2 G6-4-3 BB		3-2 F8	2-0 P6		4	2	2	0	1	0	5	Cleveland Indians @ Kansas City Royals Kauffman Stadium, Kansas City, MO Sat Apr 05 2003, 1:05 PM CST Att: 19,912 - Sunny - 42 F		
Desi Relaford, S (1, 5) OBP: 0.417, SLG: 0.222	1-1 SH1-3		0-2 1B		0-0 G6-4-3		0-0 1B			3	0	2	0	0	0	1			
29 Mike Sweeney, R (1, 10) OBP: 0.545, SLG: 0.643	2-3 SF8		4-0 1B		3-3 K		2-2 G5-3			2	0	0	1	1	1	3			
Raul Ibanez, L (1, 7) OBP: 0.455, SLG: 0.579	3-1 HBP		2-1 1B		2-2 G6-3			2-1 G1-3		3	0	1	0	0	0	0			
Ken Harvey, R (1, 3) OBP: 0.429, SLG: 0.500	2-0 F9		3-2 G5-3			0-0 F8		4-1 1B		3	1	0	0	1	0	3			
Brandon Berger, R (1, 9) OBP: 0.429, SLG: 0.200		0-2 G5-3		4-1 G4-6-3 BB		1-1 G5-3		0-1 FC6-4 BB		3	0	1	0	1	0	0			
Rontrez Johnson, R (8, FR) ERA: 5.4									1-3 1B	0	0	0	0	0	0	0			
4 Angel Berroa, R (1, 6) OBP: 0.250, SLG: 0.263	3-2 G5-3		1-2 G4-6-3		0-3 K2-3		0-2 FC6-4			4	0	0	1	0	1	2			
Brent Mayne, L (1, 2) OBP: 0.563, SLG: 0.800	1-1 G4-3		3-2 2B 1B		1-2 1B 1B		1-2 1B 1B		3-1 1B	4	0	3	0	0	0	0			
Carlos Febles, R (1, 4) OBP: 0.375, SLG: 0.467			0-1 G6-3		0-1 1B		0-2 1B		0-0 1B	4	0	3	0	0	0	0			
Inning Stats	R: 1 H: 1 E: 0 K: 0 S: 8	H: 1 LOB: 1 BB: 0 P: 14	R: 0 H: 0 E: 0 K: 0 S: 8	H: 0 LOB: 0 BB: 0 P: 12	R: 1 H: 3 E: 1 K: 0 S: 11	H: 3 LOB: 2 BB: 1 P: 22	R: 0 H: 2 E: 0 K: 0 S: 11	H: 2 LOB: 2 BB: 1 P: 19	R: 0 H: 0 E: 0 K: 1 S: 6	H: 0 LOB: 0 BB: 0 P: 9	R: 0 H: 3 E: 0 K: 1 S: 17	H: 3 LOB: 3 BB: 0 P: 23	R: 1 H: 3 E: 0 K: 0 S: 12	H: 3 LOB: 3 BB: 1 P: 23	1B: 9 2B: 2 3B: 1 HR: 0	SF: 1 SAC: 1 DP: 2 HBP: 1	WP: 0 PA: 37 CS: 0		
PITCHER	IP	WLS	BF	H	R	ER	SO	BB	IBB	HBP	BLK	WP	HR	S	P	ERA	WHIP		
CC Sabathia, L (1, 1) ERA: 2.63	6.2	L	28	8	2	2	2	2	1	1	0	0	0	64	107	2.70	1.500		
Jose Santiago, R (7, 1) ERA: 5.4	1.0		8	4	1	1	0	1	0	0	0	0	0	15	26	9.00	5.000		
53 Carl Sadler, L (8, 1) ERA:	0.1		1	0	0	0	0	0	0	0	0	0	0	1	3	0.00	0.000		

AB 30
R 3
H 12
RBI 2
BB 4
SO 2
LOB 14



Batter	1	2	3	4	5	6	7	8	9	AB	R	H	RBI	BB	SO	LOB	TOP					
Michael Tucker, L OBP: 0.294, SLG: 0.300 (1, 8)	F8			F8		G3-1	K		L9	5	0	0	0	0	1	2						
Joe Randa, R OBP: 0.519, SLG: 0.571 (1, 5)	K			1B		1B			HR	3	2	2	0	1	1	0						
29 Mike Sweeney, R OBP: 0.452, SLG: 0.476 (1, 10)	P5			F7		1B			P3	4	1	1	0	0	0	2						
Raul Ibanez, L OBP: 0.452, SLG: 0.630 (1, 7)		F7		F8		1B			HR	4	1	2	3	0	0	1						
Brandon Berger, R OBP: 0.364, SLG: 0.125 Rontrez Johnson, R (8, 8)	F8				FC3-6	G6-3			G6-3	3	0	0	0	1	0	1						
Mendy López, R (1, 3)	G6-3				BB	G1-3			P4	4	0	0	0	0	0	2						
4 Angel Berroa, R OBP: 0.241, SLG: 0.259 (1, 6)			K						G6-3	4	0	1	0	0	1	1						
Brent Mayne, L OBP: 0.520, SLG: 0.826 (1, 2)			F8						F9	3	0	0	0	0	0	1						
Carlos Febles, R OBP: 0.292, SLG: 0.348 (1, 4)			K						G6-3	4	0	1	0	0	1	3						
Inning Stats	R: 0 E: 0 K: 1 S: 5	H: 0 LOB: 0 BB: 0 P: 7	R: 0 E: 0 K: 0 S: 5	H: 0 LOB: 0 BB: 0 P: 9	R: 0 E: 0 K: 2 S: 8	H: 0 LOB: 0 BB: 0 P: 14	R: 0 E: 0 K: 0 S: 12	H: 1 LOB: 1 BB: 0 P: 17	R: 0 E: 0 K: 0 S: 9	H: 0 LOB: 2 BB: 1 P: 20	R: 2 E: 0 K: 0 S: 13	H: 3 LOB: 1 BB: 0 P: 22	R: 0 E: 0 K: 1 S: 9	H: 1 LOB: 1 BB: 0 P: 11	R: 2 E: 0 K: 0 S: 12	H: 1 LOB: 0 BB: 1 P: 24	R: 0 E: 0 K: 0 S: 6	H: 1 LOB: 0 BB: 0 P: 9	1B: 5 2B: 1 3B: 0 HR: 1	SF: 0 SAC: 0 DP: 0 HBP: 1	WP: 1 PB: 0 SB: 0 CS: 0	PA: 37
PITCHER	IP	WLS	BF	H	R	ER	SO	BB	IBB	HBP	BLK	WP	HR	S	P	ERA	WHIP					
Mike Maroth, L ERA: 3.93 Franklyn German, R ERA: 7.35 Jamie Walker, L ERA: 6.0 Matt Anderson, R ERA: 7.71	7.0	L	28	5	2	2	4	1	0	1	0	1	0	6	100	2.57	0.857					

Kansas City Royals @ Detroit Tigers
 Comerica Park, Detroit, MI
 Thu Apr 10 2003, 1:05 PM EDT
 Att: 9,080 - Sunny - 44 F

AB	34
R	4
H	7
RBI	3
BB	2
SO	4
LOB	13



Batter	1	2	3	4	5	6	7	8	9	AB	R	H	RBI	BB	SO	LOB	BOTTOM					
Bobby Higginson, L OBP: 0.343, SLG: 0.207 (1, 9)	1B	G4-3		G4-3		K			BB	4	2	1	0	1	1	4						
20 Omar Infante, R OBP: 0.185, SLG: 0.269 Shane Halter, R OBP: 0.231, SLG: 0.167 (9, PH)	F8	G4-3		G1-3		K			FC3-6	4	0	0	0	0	1	5						
Carlos Pena, L OBP: 0.250, SLG: 0.200 (1, 3)	FC3-2		L4		G3				FC3-6	5	0	1	0	0	1	1						
Dmitri Young, S OBP: 0.097, SLG: 0.097 (1, 7)	E4		F7		FC3-6				G6-3	5	0	1	0	0	1	2						
Dean Palmer, R OBP: 0.280, SLG: 0.143 (1, 10)	FC3-2				BB					2	0	0	0	2	1	2						
Eric Munson, L OBP: 0.222, SLG: 0.400 (1, 5)			G4-3		FC3-6				K	4	0	1	0	0	1	3						
15 Brandon Inge, R OBP: 0.130, SLG: 0.091 Matt Walbeck, S (9, PH)	F7			K		FC6-4			E8	3	0	0	0	0	1	5						
Ramon Santiago, S OBP: 0.300, SLG: 0.333 (1, 4)		G4-3	SH1-3		G4-3				G6-3	2	0	1	0	2	0	1						
Gene Kingsale, S OBP: 0.385, SLG: 0.238 Hiram Bocachica, R (9, 8)		SH1-3		G4-3		G1-3			G5-3	2	0	1	0	0	0	1						
Inning Stats	R: 1 E: 1 K: 0 S: 21	H: 3 LOB: 3 BB: 0 P: 29	R: 0 E: 0 K: 0 S: 9	H: 1 LOB: 1 BB: 0 P: 14	R: 0 E: 0 K: 0 S: 10	H: 0 LOB: 1 BB: 1 P: 19	R: 0 E: 0 K: 1 S: 14	H: 1 LOB: 2 BB: 1 P: 23	R: 0 E: 0 K: 2 S: 10	H: 0 LOB: 1 BB: 1 P: 16	R: 0 E: 0 K: 3 S: 9	H: 0 LOB: 0 BB: 0 P: 12	R: 0 E: 1 K: 1 S: 8	H: 0 LOB: 1 BB: 2 P: 14	R: 1 E: 1 K: 0 S: 12	H: 0 LOB: 1 BB: 2 P: 23	1B: 6 2B: 0 3B: 0 HR: 0	SF: 0 SAC: 1 DP: 1 HBP: 0	WP: 0 PB: 0 SB: 0 CS: 0	PA: 40		
PITCHER	IP	WLS	BF	H	R	ER	SO	BB	IBB	HBP	BLK	WP	HR	S	P	ERA	WHIP					
Miguel Asencio, R ERA: 3.6 D.J. Carrasco, R ERA: Mike MacDougal, R ERA:	5.0	W	25	6	1	0	6	3	0	0	0	0	0	27	42	0.00	0.333					

Kansas City Royals @ Detroit Tigers
 Comerica Park, Detroit, MI
 Thu Apr 10 2003, 1:05 PM EDT
 Att: 9,080 - Sunny - 44 F

AB	33
R	2
H	6
RBI	0
BB	6
SO	7
LOB	24



Batter	1	2	3	4	5	6	7	8	9	AB	R	H	RBI	BB	SO	LOB	TOP							
Michael Tucker, L OBP: 0.263, SLG: 0.265	L3		F8			G3			G4-3	4	0	0	0	0	0	1								
Joe Randa, R OBP: 0.484, SLG: 0.520	G3			F8		G6-3			G5-3 29 1B	4	0	1	0	0	0	0								
29 Mike Sweeney, R OBP: 0.400, SLG: 0.490	K			G1-3		G5-3			G5-3	4	0	0	0	0	1	1								
Raul Ibanez, L OBP: 0.429, SLG: 0.567		K		L7					G4-3	3	0	0	0	0	1	1								
Dee Brown, L OBP: 0.500, SLG: 0.600		G6-3 1B				G4-3 4 E BB			K	2	1	1	0	1	1	1								
Dest Relaford, S OBP: 0.333, SLG: 0.167		G6-3 1-2f				G4-3			G4-6-3 1-2f	3	0	0	0	0	0	3								
Brent Mayne, L OBP: 0.500, SLG: 0.808			SH5-3 4 2B			G5-3			G3-1	3	0	1	0	0	0	1								
4 Angel Berroa, R OBP: 0.258, SLG: 0.276			SH5-3			E5			G4-3	2	0	1	1	0	0	0								
Carlos Febles, R OBP: 0.259, SLG: 0.308			G2-3			K			K	3	0	0	0	0	2	2								
Inning Stats	R: 0 E: 0 K: 1 S: 8	H: 0 LOB: 0 BB: 0 P: 11	R: 0 E: 0 K: 1 S: 7	H: 1 LOB: 0 BB: 0 P: 13	R: 0 E: 0 K: 0 S: 7	H: 1 LOB: 1 BB: 0 P: 11	R: 0 E: 0 K: 0 S: 5	H: 0 LOB: 0 BB: 0 P: 9	R: 1 E: 1 K: 1 S: 11	H: 1 LOB: 1 BB: 1 P: 19	R: 0 E: 0 K: 1 S: 9	H: 0 LOB: 0 BB: 0 P: 13	R: 0 E: 0 K: 1 S: 7	H: 0 LOB: 0 BB: 0 P: 11	R: 0 E: 0 K: 1 S: 10	H: 0 LOB: 0 BB: 0 P: 14	R: 0 E: 0 K: 0 S: 8	H: 1 LOB: 1 BB: 0 P: 15	1B: 3 2B: 1 3B: 0 HR: 0	SF: 0 SAC: 1 DP: 2 HBP: 1	WP: 0 PB: 0 SB: 0 CS: 0	PA: 31		
PITCHER	IP	WLS	BF	H	R	ER	SO	BB	IBB	HBP	BLK	WP	HR	S	P	ERA	WHIP							
37 Jake Westbrook, R ERA: 1.35	6.0	L	21	3	1	1	3	1	0	0	0	0	0	47	76	1.50	0.667							
Billy Traber, L ERA:	2.1		7	0	0	0	2	0	0	1	0	0	0	19	30	0.00	0.000							
Jose Santiago, R ERA: 6.35	0.1		2	1	0	0	0	0	0	0	0	0	0	5	8	0.00	3.000							
53 Carl Sadler, L ERA:	0.1		1	0	0	0	0	0	0	0	0	0	0	1	2	0.00	0.000							

Kansas City Royals @ Cleveland Indians
Jacobs Field, Cleveland, OH
Fri Apr 11 2003, 7:05 PM EDT
Att: 17,931 - Sunny - 50 F

AB	28
R	1
H	4
RBI	1
BB	1
SO	5
LOB	10



Batter	1	2	3	4	5	6	7	8	9	AB	R	H	RBI	BB	SO	LOB	BOTTOM							
Milton Bradley, S OBP: 0.366, SLG: 0.417	G4-6-3 1B		K			P6			F9	4	0	1	0	0	1	4								
Omar Vizquel, S OBP: 0.378, SLG: 0.424	G4-6-3 1-2f			1B 1B		F8			F9	4	0	1	0	0	0	3								
Matt Lawton, L OBP: 0.222, SLG: 0.226	G4-1			L7					F7	4	0	1	0	0	0	1								
Ellis Burks, R OBP: 0.368, SLG: 0.333		F8		1B 1B		K			K	4	0	1	0	0	2	1								
Shane Spencer, R OBP: 0.250, SLG: 0.368		L8		F7		K			2B	4	0	1	0	0	1	3								
Bill Selby, L OBP: 0.222, SLG: 0.226		K		G5-3		G6-3			P4	4	0	0	0	0	1	3								
48 Travis Hafner, L OBP: 0.228, SLG: 0.143			F9			G4-6-3			G3-1	4	0	0	0	0	0	0								
Tim Laker, R OBP: 0.833, SLG: 1.000				BB		1B 2B			CS 1B	2	0	2	0	1	0	0								
John McDonald, R OBP: 0.444, SLG: 0.500			F8			1B			BB	2	0	1	0	1	0	1								
Inning Stats	R: 0 E: 0 K: 0 S: 6	H: 1 LOB: 0 BB: 0 P: 7	R: 0 E: 0 K: 1 S: 5	H: 0 LOB: 0 BB: 0 P: 8	R: 0 E: 0 K: 1 S: 6	H: 0 LOB: 1 BB: 1 P: 13	R: 0 E: 0 K: 0 S: 12	H: 2 LOB: 2 BB: 0 P: 16	R: 0 E: 0 K: 0 S: 10	H: 2 LOB: 2 BB: 0 P: 15	R: 0 E: 0 K: 2 S: 11	H: 1 LOB: 1 BB: 0 P: 18	R: 0 E: 0 K: 0 S: 6	H: 1 LOB: 1 BB: 1 P: 12	R: 0 E: 0 K: 1 S: 10	H: 0 LOB: 0 BB: 0 P: 15	R: 0 E: 0 K: 0 S: 4	H: 1 LOB: 0 BB: 0 P: 7	1B: 6 2B: 2 3B: 0 HR: 0	SF: 0 SAC: 0 DP: 1 HBP: 0	WP: 0 PB: 0 SB: 1 CS: 1	PA: 34		
PITCHER	IP	WLS	BF	H	R	ER	SO	BB	IBB	HBP	BLK	WP	HR	S	P	ERA	WHIP							
Runeivys Hernandez, R ERA: 0.45	7.0	W	28	7	0	0	4	2	0	0	0	0	0	56	89	0.00	1.286							
Jason Grimsley, R ERA: 1.5	1.0	H	3	0	0	0	1	0	0	0	0	0	0	10	15	0.00	0.000							
Mike MacDougal, R ERA:	1.0	S	3	1	0	0	0	0	0	0	0	0	0	4	7	0.00	1.000							

Kansas City Royals @ Cleveland Indians
Jacobs Field, Cleveland, OH
Fri Apr 11 2003, 7:05 PM EDT
Att: 17,931 - Sunny - 50 F

AB	32
R	0
H	8
RBI	0
BB	2
SO	5
LOB	16



Batter	1	2	3	4	5	6	7	8	9	AB	R	H	RBI	BB	SO	LOB	TOP									
Michael Tucker, L (1, 8) OBP: 0.256, SLG: 0.333			G2-3			K			F8	5	1	1	2	0	2	0										
Joe Randa, R (1, 5) OBP: 0.444, SLG: 0.500			F9			L9			G5-3	5	0	1	0	0	1	0										
Ken Harvey, R (1, 10) OBP: 0.433, SLG: 0.462			G6-3				G5-3			4	1	1	0	0	1	1										
Raul Ibanez, L (1, 7) OBP: 0.436, SLG: 0.647										4	1	2	2	0	2	1										
Brandon Berger, R (1, 9) OBP: 0.333, SLG: 0.091			L5-3			G6-3			F8	3	0	0	0	1	0	1										
Dest Relaford, S (1, 4) OBP: 0.474, SLG: 0.357			SH1-3							2	1	2	0	2	0	0										
Mendy López, R (1, 3) OBP: 0.143, SLG: 0.286			SH1-3			E6	F8			3	0	1	1	0	1	2										
4 Angel Berroa, R (1, 6) OBP: 0.229, SLG: 0.242										4	0	0	0	0	4	5										
Mike DiFelice, R (1, 2) OBP: 0.250, SLG: 0.250			P2			G6-3			F8	4	1	1	0	0	0	2										
Inning Stats	R: 0 E: 0 K: 3 S: 11	H: 1 LOB: 1 BB: 0 P: 18	R: 0 E: 0 K: 1 S: 18	H: 1 LOB: 2 BB: 1 P: 25	R: 0 E: 0 K: 0 S: 6	H: 0 LOB: 0 BB: 0 P: 10	R: 1 E: 1 K: 1 S: 10	H: 2 LOB: 1 BB: 1 P: 16	R: 0 E: 0 K: 1 S: 9	H: 0 LOB: 0 BB: 0 P: 12	R: 2 E: 0 K: 1 S: 13	H: 3 LOB: 1 BB: 0 P: 21	R: 2 E: 0 K: 2 S: 10	H: 2 LOB: 0 BB: 0 P: 14	R: 0 E: 0 K: 2 S: 9	H: 0 LOB: 1 BB: 1 P: 16	R: 0 E: 0 K: 0 S: 5	H: 0 LOB: 0 BB: 0 P: 6	1B: 4 2B: 4 3B: 0 HR: 2	SF: 0 SAC: 1 DP: 1 HBP: 0	WP: 0 PB: 0 SB: 1 CS: 0	PA: 38				
PITCHER	IP	WLS	BF	H	R	ER	SO	BB	IBB	HBP	BLK	WP	HR	S	P	ERA	WHIP									
CC Sabathia, L (1, 1) ERA: 3.32	5.1	L	24	7	3	3	6	2	0	0	0	0	1	63	96	5.06	1.688									
David Riske, R (6, 1) ERA: 10.8	1.1		6	2	2	2	2	0	0	0	0	0	0	1	11	16	13.50	1.500								
53 Carl Sadler, L (7, 1) ERA:	1.1		5	0	0	0	3	1	0	0	0	0	0	12	20	0.00	0.750									
Chad Paronto, R (9, 1) ERA: 3.6	1.0		3	0	0	0	0	0	0	0	0	0	0	5	6	0.00	0.000									

Kansas City Royals @ Cleveland Indians
 Jacobs Field, Cleveland, OH
 Sat Apr 12 2003, 1:05 PM EDT
 Att: 18,168 - Sunny - 43 F

livebaseballscores.com

AB 34
 R 5
 H 9
 RBI 5
 BB 3
 SO 11
 LOB 12

Batter	1	2	3	4	5	6	7	8	9	AB	R	H	RBI	BB	SO	LOB	BOTTOM								
Milton Bradley, S (1, 8) OBP: 0.370, SLG: 0.488		F7-4			F9		G4-3		FC4-6	5	1	2	1	0	0	2									
Omar Vizquel, S (1, 6) OBP: 0.333, SLG: 0.368	F7	F7-4			K		F7		P6	5	0	0	0	0	1	3									
Ellis Burks, R (1, 10) OBP: 0.357, SLG: 0.324			L4							4	0	1	0	0	2	0									
Shane Spencer, R (1, 9) OBP: 0.208, SLG: 0.304	E6		G5-3			G4-3				4	0	0	0	0	1	2									
Matt Lawton, L (1, 7) OBP: 0.275, SLG: 0.242			F8							2	0	1	0	1	0	0									
Josh Bard, S (1, 2) OBP: 0.219, SLG: 0.200			G4-3							4	0	3	0	0	0	0									
Casey Blake, R (1, 3) OBP: 0.241, SLG: 0.231			G6-3			FC5-4				2	0	0	0	0	1	3									
48 Travis Hafner, L (6, PH) OBP: 0.212, SLG: 0.133										2	0	0	0	0	1	3									
Brandon Phillips, R (1, 4) OBP: 0.194, SLG: 0.400			F9						G6-3	4	1	1	1	0	1	1									
John McDonald, R (1, 5) OBP: 0.417, SLG: 0.455			L9							3	0	1	0	0	0	0									
Bill Selby, L (9, PH) ERA:									FC4-6	0	0	0	0	1	0	0									
Inning Stats	R: 1 E: 1 K: 2 S: 19	H: 2 LOB: 3 BB: 1 P: 34	R: 1 E: 0 K: 0 S: 8	H: 2 LOB: 0 BB: 0 P: 13	R: 0 E: 0 K: 0 S: 5	H: 0 LOB: 0 BB: 0 P: 7	R: 0 E: 0 K: 0 S: 4	H: 0 LOB: 0 BB: 0 P: 7	R: 0 E: 0 K: 1 S: 9	H: 2 LOB: 2 BB: 0 P: 13	R: 0 E: 0 K: 1 S: 11	H: 1 LOB: 1 BB: 0 P: 16	R: 0 E: 0 K: 0 S: 13	H: 0 LOB: 0 BB: 0 P: 20	R: 0 E: 0 K: 3 S: 17	H: 2 LOB: 2 BB: 0 P: 26	R: 0 E: 0 K: 0 S: 4	H: 0 LOB: 1 BB: 1 P: 10	1B: 7 2B: 1 3B: 0 HR: 2	SF: 0 SAC: 0 DP: 1 HBP: 1	WP: 0 PB: 0 SB: 0 CS: 0	PA: 38			
PITCHER	IP	WLS	BF	H	R	ER	SO	BB	IBB	HBP	BLK	WP	HR	S	P	ERA	WHIP								
Chris George, L (1, 1) ERA: 2.25	5.1	W	24	7	2	2	3	1	0	1	0	0	0	6	8	0.00	0.000								
Jason Grimsley, R (6, 1) ERA: 1.35	0.2	H	2	0	0	0	1	0	0	0	0	0	0	6	8	0.00	0.000								
Albie Lopez, R (7, 1) ERA: 3.18	2.0	H	8	2	0	0	3	0	0	0	0	0	0	30	46	0.00	1.000								
D.J. Carrasco, R (9, 1) ERA:	1.0	S	4	0	0	0	0	1	0	0	0	0	0	4	10	0.00	1.000								

Kansas City Royals @ Cleveland Indians
 Jacobs Field, Cleveland, OH
 Sat Apr 12 2003, 1:05 PM EDT
 Att: 18,168 - Sunny - 43 F

livebaseballscores.com

AB 35
 R 2
 H 9
 RBI 2
 BB 2
 SO 7
 LOB 14

Batter	1	2	3	4	5	6	7	8	9	AB	R	H	RBI	BB	SO	LOB	TOP										
Michael Tucker, L OBP: 0.271, SLG: 0.326 (1, 8)										4	0	1	0	1	2	6											
Joe Randa, R OBP: 0.450, SLG: 0.485 (1, 10)										3	0	1	0	1	0	1											
Raul Ibanez, L OBP: 0.409, SLG: 0.667 (1, 7)										5	1	1	1	0	0	3											
Ken Harvey, R OBP: 0.371, SLG: 0.387 (1, 3)										5	0	0	0	0	4	3											
Desi Relaford, S OBP: 0.435, SLG: 0.333 (1, 6)										4	0	1	0	0	0	1											
Dee Brown, L OBP: 0.444, SLG: 0.500 (1, 9)										4	0	1	0	0	1	1											
Mendy López, R OBP: 0.182, SLG: 0.364 (1, 5)										4	0	1	0	0	0	3											
Carlos Febles, R OBP: 0.323, SLG: 0.321 (1, 4)										2	0	1	0	1	0	0											
Mike DiFelice, R OBP: 0.333, SLG: 0.333 (1, 2)										4	0	2	0	0	0	1											
Inning Stats	R: 0 E: 0 K: 1 S: 8	H: 1 LOB: 1 BB: 0 P: 10	R: 0 E: 0 K: 1 S: 13	H: 2 LOB: 3 BB: 0 P: 16	R: 0 E: 0 K: 1 S: 10	H: 1 LOB: 1 BB: 0 P: 12	R: 0 E: 0 K: 0 S: 10	H: 2 LOB: 2 BB: 1 P: 15	R: 1 E: 1 K: 0 S: 13	H: 2 LOB: 2 BB: 0 P: 15	R: 0 E: 0 K: 1 S: 10	H: 0 LOB: 0 BB: 0 P: 18	R: 0 E: 0 K: 1 S: 9	H: 0 LOB: 0 BB: 0 P: 13	R: 0 E: 0 K: 1 S: 13	H: 1 LOB: 1 BB: 0 P: 18	R: 0 E: 0 K: 2 S: 11	H: 0 LOB: 1 BB: 1 P: 17	1B: 7 2B: 1 3B: 0 HR: 1	SF: 0 SAC: 1 DP: 1 HBP: 1	WP: 0 PB: 0 SB: 1 CS: 0	PA: 40					
PITCHER	IP	WLS	BF	H	R	ER	SO	BB	IBB	HBP	BLK	WP	HR	S	P	ERA	WHIP										
Ricardo Rodriguez, R ERA: 1.35 (1, 1)	7.0	W	32	8	1	1	4	2	0	1	0	0	1	73	99	1.29	1.429										
Jose Santiago, R ERA: 5.4 (8, 1)	1.0	H	4	1	0	0	1	0	0	0	0	0	0	13	18	0.00	1.000										
Danyis Baez, R ERA: (9, 1)	1.0		4	0	0	0	2	1	0	0	0	0	0	11	17	0.00	1.000										

Kansas City Royals @ Cleveland Indians
Jacobs Field, Cleveland, OH
Sun Apr 13 2003, 1:05 PM EDT
Att: 19,335 - Sunny - 40 F

livebaseballscorecards.com

AB 35
R 1
H 9
RBI 1
BB 3
SO 7
LOB 19

Batter	1	2	3	4	5	6	7	8	9	AB	R	H	RBI	BB	SO	LOB	BOTTOM										
Milton Bradley, S OBP: 0.412, SLG: 0.630 (1, 8)										5	2	4	1	0	1	1											
Omar Vizquel, S OBP: 0.319, SLG: 0.333 (1, 6)										4	1	0	0	1	1	4											
Ellis Burks, R OBP: 0.362, SLG: 0.333 (1, 10)										5	1	2	1	0	2	2											
Shane Spencer, R OBP: 0.276, SLG: 0.333 (1, 9)										4	1	2	1	1	0	0											
Matt Lawton, L OBP: 0.267, SLG: 0.237 (1, 7)										5	0	1	0	0	0	5											
Josh Bard, S OBP: 0.276, SLG: 0.219 (1, 2)										2	0	1	2	2	0	1											
Casey Blake, R OBP: 0.242, SLG: 0.267 (1, 5)										4	0	1	0	0	2	4											
48 Travis Hafner, L OBP: 0.216, SLG: 0.176 (1, 3)										4	1	1	0	0	2	2											
Brandon Phillips, R OBP: 0.200, SLG: 0.382 (1, 4)										4	0	1	0	0	0	0											
Inning Stats	R: 3 E: 0 K: 1 S: 17	H: 5 LOB: 2 BB: 0 P: 25	R: 0 E: 0 K: 1 S: 10	H: 1 LOB: 1 BB: 0 P: 16	R: 0 E: 0 K: 0 S: 9	H: 0 LOB: 1 BB: 1 P: 16	R: 0 E: 0 K: 1 S: 10	H: 1 LOB: 1 BB: 0 P: 15	R: 0 E: 2 K: 2 S: 17	H: 2 LOB: 1 BB: 0 P: 25	R: 0 E: 0 K: 1 S: 8	H: 1 LOB: 1 BB: 0 P: 12	R: 2 E: 1 K: 1 S: 21	H: 2 LOB: 2 BB: 2 P: 36	R: 0 E: 0 K: 1 S: 8	H: 0 LOB: 0 BB: 0 P: 12	R: 0 E: 0 K: 1 S: 21	H: 0 LOB: 0 BB: 0 P: 36	1B: 8 2B: 4 3B: 0 HR: 1	SF: 0 SAC: 0 DP: 0 HBP: 0	WP: 0 PB: 0 SB: 0 CS: 0	PA: 41					
PITCHER	IP	WLS	BF	H	R	ER	SO	BB	IBB	HBP	BLK	WP	HR	S	P	ERA	WHIP										
Darrell May, L ERA: 6.75 (1, 1)	4.0	L	20	7	3	3	3	1	0	0	0	0	0	46	72	6.75	2.000										
51 Kris Wilson, R ERA: 3.6 (5, 1)	3.0		14	4	1	0	4	1	0	0	0	0	0	34	53	0.00	1.667										
Ryan Bukvich, R ERA: 6.0 (8, 1)	1.0		7	2	2	2	1	2	0	0	0	0	1	21	36	18.00	4.000										

Kansas City Royals @ Cleveland Indians
Jacobs Field, Cleveland, OH
Sun Apr 13 2003, 1:05 PM EDT
Att: 19,335 - Sunny - 40 F

livebaseballscorecards.com

AB 37
R 6
H 13
RBI 5
BB 4
SO 8
LOB 19

Batter	1	2	3	4	5	6	7	8	9	AB	R	H	RBI	BB	SO	LOB	TOP								
Michael Tucker, L (1, 8) OBP: 0.317, SLG: 0.421	0-1 29 WP 29 SF9 1B		2-3 K			0-1 G6-3		0-0 1B		4	1	2	0	0	1	0									
Joe Randa, R (1, 5) OBP: 0.444, SLG: 0.533	3-3 SAFE 1-2 K		2-2 F7			0-2 G4-3		0-1 SAFE F9		4	0	0	0	0	1	2									
29 Mike Sweeney, R (1, 3) OBP: 0.408, SLG: 0.622	3-1 SF9 2-H				0-1 G4-3		0-0 1B	2-2 L8		3	0	1	1	0	0	1									
Raul Ibanez, L (1, 7) OBP: 0.397, SLG: 0.560	4-0 BB				2-1 G4-3		0-2 F7	2-0 F7		3	0	0	0	1	0	2									
Ken Harvey, R (1, 10) OBP: 0.340, SLG: 0.405	2-3 K				2-3 K					4	0	0	0	0	3	1									
Dee Brown, L (1, 9) OBP: 0.408, SLG: 0.444		0-3 K			2-2 G4-3		2-1 G4-3 1B	0-2 G4-3		4	0	1	0	0	1	0									
Mendy López, R (9, 9) OBP: 0.182, SLG: 0.364										0	0	0	0	0	0	0									
Desi Relaford, S (1, 4) OBP: 0.393, SLG: 0.348		0-1 G3-1			0-1 G6-3		0-0 G4-6-3 1-2 1B	2-2 P6		4	0	0	0	0	0	1									
Brent Mayne, L (1, 2) OBP: 0.512, SLG: 0.806		1-3 K			4-2 BB			4-1 4 HR BB		1	1	0	0	2	1	0									
4 Angel Berroa, R (1, 6) OBP: 0.229, SLG: 0.326			1-0 G4-3		1-1 F9			0-0 1-H HR		3	1	1	2	0	0	1									
Inning Stats	R: 1 E: 0 K: 2 S: 11	H: 1 LOB: 1 BB: 1 P: 23	R: 0 E: 0 K: 2 S: 9	H: 0 LOB: 0 BB: 0 P: 10	R: 0 E: 0 K: 1 S: 8	H: 0 LOB: 0 BB: 0 P: 13	R: 0 E: 0 K: 1 S: 7	H: 0 LOB: 0 BB: 0 P: 11	R: 0 E: 0 K: 0 S: 10	H: 1 LOB: 1 BB: 0 P: 17	R: 0 E: 0 K: 0 S: 10	H: 1 LOB: 1 BB: 0 P: 10	R: 0 E: 0 K: 0 S: 7	H: 1 LOB: 0 BB: 0 P: 10	R: 2 E: 0 K: 0 S: 9	H: 2 LOB: 1 BB: 1 P: 17	R: 0 E: 0 K: 1 S: 10	H: 0 LOB: 0 BB: 0 P: 13	1B: 4 2B: 0 3B: 0 HR: 1	SF: 1 SAC: 0 DP: 1 HBP: 0	WP: 1 PB: 0 SB: 1 CS: 1	PA: 34			
PITCHER	IP	WLS	BF	H	R	ER	SO	BB	IBB	HBP	BLK	WP	HR	S	P	ERA	WHIP								
Jon Garland, R (1, 1) ERA: 5.82	7.0		25	3	1	1	6	2	0	0	0	1	0	62	94	1.29	0.714								
Damaso Marte, L (8, 1) ERA: 4.29	0.0	B	3	2	2	2	0	1	0	0	0	0	1	3	7	∞	∞								
Tom Gordon, R (8, 1) ERA: 6.75	2.0	W	6	0	0	0	1	0	0	0	0	0	0	16	23	0.00	0.000								

Kansas City Royals @ Chicago White Sox
U.S. Cellular Field, Chicago, IL
Wed Apr 16 2003, 8:05 PM EDT
Att: 9,882 - Cloudy - 50 F

livebaseballscorecards.com

AB	30
R	3
H	5
RBI	3
BB	3
SO	7
LOB	8

Batter	1	2	3	4	5	6	7	8	9	AB	R	H	RBI	BB	SO	LOB	BOTTOM								
D'Angelo Jimenez, S (1, 4) OBP: 0.403, SLG: 0.604	1-0 G4-3		2-1 G4-3		1-1 3B		4-2 S BB		4-0 IBB	3	0	1	0	2	0	0									
Jose Valentin, S (1, 6) OBP: 0.400, SLG: 0.660	1-1 F8			4-0 WP BB 2B	1-0 G4-3		3-3 SAFE K	1-0 P5		4	1	0	0	1	1	5									
Frank Thomas, R (1, 10) OBP: 0.433, SLG: 0.390	2-1 P6			4-1 2B E BB	3-1 FC6-4-2		4-2 BB	0-1 SF8		2	1	0	1	2	0	1									
Magglio Ordonez, R (1, 9) OBP: 0.344, SLG: 0.463		4-2 BB BB		2-1 FC6-4 24 1B 2B	0-0 P6		1-0 P3			3	1	1	1	1	0	3									
Brian Daubach, L (1, 3) OBP: 0.235, SLG: 0.071		4-2 SAFE 1-2 BB		1-3 K		2-2 G4-3		1-1 F8		3	0	0	0	1	1	2									
Carlos Lee, R (1, 7) OBP: 0.255, SLG: 0.174		0-3 K		0-0 E6 FC6-4		1-2 F7		1-0 G1-3		4	0	0	1	0	1	3									
Armando Rios, L (1, 8) OBP: 0.360, SLG: 0.409		1-0 G1-6-3 1-2		3-H FC6-4 24 1B		4-1 BB		1-1 F7		3	0	0	0	1	0	4									
24 Joe Crede, R (1, 5) OBP: 0.340, SLG: 0.440			1-0 F9	1-0 E6	1-0 E6		0-1 F9		1-0 E 1B SF8	4	0	2	1	0	0	1									
Tony Graffanino, R (9, PR) OBP: 0.526, SLG: 0.750				1-3 1B						0	1	0	0	0	0	0									
Miguel Olivo, R (1, 2) OBP: 0.143, SLG: 0.150			1-0 F9	1-2 G1-3			3-1 P4		2-0 E1	4	0	1	0	0	0	2									
Inning Stats	R: 0 E: 0 K: 0 S: 5	H: 0 LOB: 0 BB: 0 P: 9	R: 0 E: 0 K: 1 S: 11	H: 0 LOB: 2 BB: 2 P: 20	R: 0 E: 0 K: 0 S: 4	H: 0 LOB: 0 BB: 0 P: 8	R: 3 E: 2 K: 1 S: 13	H: 2 LOB: 2 BB: 2 P: 28	R: 0 E: 0 K: 0 S: 6	H: 1 LOB: 1 BB: 0 P: 11	R: 0 E: 0 K: 0 S: 9	H: 0 LOB: 2 BB: 1 P: 16	R: 0 E: 0 K: 1 S: 16	H: 0 LOB: 2 BB: 2 P: 31	R: 0 E: 0 K: 0 S: 5	H: 0 LOB: 0 BB: 0 P: 8	R: 1 E: 1 K: 0 S: 5	H: 2 LOB: 2 BB: 1 P: 13	1B: 3 2B: 1 3B: 1 HR: 0	SF: 1 SAC: 0 DP: 1 HBP: 0	WP: 1 PB: 0 SB: 1 CS: 0	PA: 39			
PITCHER	IP	WLS	BF	H	R	ER	SO	BB	IBB	HBP	BLK	WP	HR	S	P	ERA	WHIP								
Runelvys Hernandez, R (1, 1) ERA: 1.04	6.0		26	3	3	2	2	5	0	0	0	0	0	48	92	3.00	1.333								
Ryan Bukovich, R (7, 1) ERA: 3.0	2.0		8	0	0	0	1	2	0	0	0	0	0	21	39	0.00	1.000								
Jason Grimsley, R (9, 1) ERA: 1.93	0.2	L	5	2	1	1	0	0	1	0	0	0	0	5	13	13.50	3.000								

Kansas City Royals @ Chicago White Sox
U.S. Cellular Field, Chicago, IL
Wed Apr 16 2003, 8:05 PM EDT
Att: 9,882 - Cloudy - 50 F

livebaseballscorecards.com

AB	30
R	4
H	5
RBI	4
BB	8
SO	3
LOB	21

Batter	1	2	3	4	5	6	7	8	9	AB R H RBI BB SO LOB	TOP											
Michael Tucker, L OBP: 0.324, SLG: 0.410										4 0 1 0 1 3 0	Kansas City Royals @ Chicago White Sox U.S. Cellular Field, Chicago, IL Thu Apr 17 2003, 2:05 PM EDT Att: 10,716 - Cloudy - 43 F											
Dest Relaford, S OBP: 0.364, SLG: 0.321										5 1 1 0 0 1 3												
29 Mike Sweeney, R OBP: 0.415, SLG: 0.600										3 1 1 0 1 2 1												
Raul Ibanez, L OBP: 0.403, SLG: 0.574										4 0 2 0 0 1 1												
Dee Brown, L OBP: 0.385, SLG: 0.409										4 0 1 1 0 1 2												
Brandon Berger, R OBP: 0.345, SLG: 0.240										4 0 2 1 0 2 2												
4 Angel Berroa, R OBP: 0.250, SLG: 0.327										3 0 1 0 1 2 1												
Carlos Febles, R OBP: 0.311, SLG: 0.317										4 0 0 0 0 1 5												
Mike DiFelice, R OBP: 0.250, SLG: 0.250										4 0 0 0 0 1 2												
Inning Stats	R: 0 H: 0 E: 0 K: 2 S: 15	H: 0 LOB: 1 BB: 1 P: 22	R: 0 H: 0 E: 0 K: 2 S: 13	H: 0 LOB: 0 BB: 0 P: 15	R: 0 H: 0 E: 0 K: 2 S: 10	H: 0 LOB: 1 BB: 1 P: 19	R: 0 H: 0 E: 0 K: 1 S: 6	H: 0 LOB: 0 BB: 0 P: 8	R: 0 H: 1 E: 0 K: 1 S: 9	H: 1 LOB: 1 BB: 0 P: 15	R: 1 H: 3 E: 0 K: 3 S: 19	H: 3 LOB: 2 BB: 0 P: 27	R: 0 H: 2 E: 0 K: 0 S: 11	H: 2 LOB: 2 BB: 0 P: 12	R: 1 H: 3 E: 0 K: 1 S: 14	H: 3 LOB: 2 BB: 1 P: 26	R: 0 H: 0 E: 0 K: 2 S: 11	H: 0 LOB: 0 BB: 0 P: 14	1B: 8 2B: 1 3B: 0 HR: 0	SF: 0 SAC: 0 DP: 1 HBP: 0	WP: 0 PB: 1 SB: 0 CS: 0	PA: 38
PITCHER	IP WLS BF H R ER SO BB IBB HBP BLK WP HR S P ERA WHIP											IP WLS BF H R ER SO BB IBB HBP BLK WP HR S P ERA WHIP										
Esteban Loaiza, R ERA: 1.31	(1, 1) 6.0 W 24 4 1 1 11 2 0 0 0 0 0 72 106 1.50 1.000																					
Gary Glover, R ERA: 1.35	(7, 1) 1.1 9 5 1 1 1 0 0 0 0 0 0 21 29 6.75 3.750																					
Rick White, R ERA: 1.59	(8, 1) 1.2 5 0 0 0 2 1 0 0 0 0 0 15 23 0.00 0.600																					

AB	35
R	2
H	9
RBI	2
BB	3
SO	14
LOB	17



Batter	1	2	3	4	5	6	7	8	9	AB R H RBI BB SO LOB	BOTTOM									
Tony Graffanino, R OBP: 0.500, SLG: 0.800										4 2 1 1 1 0 0	Kansas City Royals @ Chicago White Sox U.S. Cellular Field, Chicago, IL Thu Apr 17 2003, 2:05 PM EDT Att: 10,716 - Cloudy - 43 F									
Jose Valentin, S OBP: 0.414, SLG: 0.673										2 1 1 0 1 0 0										
Frank Thomas, R OBP: 0.438, SLG: 0.409										3 1 1 0 1 0 1										
Magglio Ordonez, R OBP: 0.338, SLG: 0.448										4 0 1 1 0 1 3										
14 Paul Konerko, R OBP: 0.281, SLG: 0.327										3 2 1 1 1 1 2										
Carlos Lee, R OBP: 0.273, SLG: 0.260										4 1 2 4 0 0 3										
24 Joe Crede, R OBP: 0.316, SLG: 0.407										4 0 0 0 0 0 1										
Aaron Rowand, R OBP: 0.189, SLG: 0.222										4 0 0 0 0 1 0										
Miguel Olivo, R OBP: 0.160, SLG: 0.292										4 1 1 1 0 1 1										
Inning Stats	R: 1 H: 1 E: 0 K: 0 S: 12	H: 1 LOB: 2 BB: 2 P: 26	R: 2 H: 2 E: 0 K: 1 S: 14	H: 2 LOB: 1 BB: 0 P: 17	R: 1 H: 2 E: 0 K: 0 S: 10	H: 2 LOB: 1 BB: 0 P: 19	R: 0 H: 0 E: 0 K: 0 S: 4	H: 0 LOB: 0 BB: 0 P: 7	R: 4 H: 2 E: 1 K: 1 S: 17	H: 2 LOB: 1 BB: 2 P: 33	R: 0 H: 1 E: 0 K: 1 S: 11	H: 1 LOB: 1 BB: 0 P: 17	R: 0 H: 0 E: 0 K: 1 S: 7	H: 0 LOB: 0 BB: 0 P: 13	R: 0 H: 0 E: 0 K: 0 S: 7	H: 0 LOB: 0 BB: 0 P: 11	1B: 2 2B: 2 3B: 0 HR: 4	SF: 0 SAC: 1 DP: 1 HBP: 0	WP: 1 PB: 0 SB: 0 CS: 0	PA: 37
PITCHER	IP WLS BF H R ER SO BB IBB HBP BLK WP HR S P ERA WHIP											IP WLS BF H R ER SO BB IBB HBP BLK WP HR S P ERA WHIP								
Chris George, L ERA: 5.94	(1, 1) 4.2 L 26 7 8 8 1 3 0 0 0 0 0 4 54 15.43 2.143																			
51 Kris Wilson, R ERA: 2.16	(5, 1) 3.1 11 1 0 0 3 0 0 0 0 0 0 28 46 0.00 0.300																			


AB	32
R	8
H	8
RBI	8
BB	4
SO	4
LOB	11



Batter	1	2	3	4	5	6	7	8	9	AB	R	H	RBI	BB	SO	LOB	TOP										
Bobby Higginson, L (1, 9) OBP: 0.338, SLG: 0.362 Craig Paquette, R (8, PH) OBP: 0.160, SLG: 0.160	F8		G4-3		G4-3			F7		3	0	1	2	0	0	0											
Ramon Santiago, S (1, 4) OBP: 0.320, SLG: 0.311	F8		K			L7		E3		4	0	0	0	0	1	1											
Carlos Pena, L (1, 3) OBP: 0.288, SLG: 0.333	L3		K					G3		4	0	1	0	0	1	2											
Dmitri Young, S (1, 10) OBP: 0.148, SLG: 0.135 Eric Munson, L (9, PH) OBP: 0.250, SLG: 0.375		G1-6-3		G4-3		K			L7	3	0	1	0	0	1	1											
Craig Monroe, R (1, 7) OBP: 0.222, SLG: 0.125	F8							F8		4	0	0	0	0	1	3											
Shane Halter, R (1, 5) OBP: 0.214, SLG: 0.268	G1-6-3			E3				F9		4	0	0	0	0	0	2											
20 Omar Infante, R (1, 6) OBP: 0.191, SLG: 0.227			P5	FC5-4				L7		4	0	0	0	0	0	2											
15 Brandon Inge, R (1, 2) OBP: 0.163, SLG: 0.122					G5-3					3	1	1	0	0	0	0											
Gene Kingsale, S (1, 8) OBP: 0.400, SLG: 0.314						G4-3		L3		3	1	1	0	0	0	0											
Inning Stats	R: 0 H: 0 E: 0 K: 0 S: 4	H: 0 LOB: 0 BB: 0 P: 9	R: 0 H: 1 E: 0 K: 0 S: 10	H: 1 LOB: 0 BB: 0 P: 16	R: 2 H: 3 E: 0 K: 2 S: 21	H: 3 LOB: 1 BB: 0 P: 29	R: 0 H: 0 E: 1 K: 1 S: 10	H: 0 LOB: 1 BB: 0 P: 16	R: 0 H: 1 E: 0 K: 0 S: 6	H: 1 LOB: 0 BB: 0 P: 9	R: 0 H: 0 E: 0 K: 0 S: 5	H: 0 LOB: 0 BB: 0 P: 7	R: 0 H: 0 E: 1 K: 0 S: 9	H: 0 LOB: 1 BB: 0 P: 11	R: 0 H: 0 E: 0 K: 0 S: 14	H: 0 LOB: 1 BB: 1 P: 21	1B: 4 2B: 0 3B: 1 HR: 0	SF: 0 SAC: 0 DP: 1 HBP: 0	WP: 0 PA: 34 PB: 0 SB: 0 CS: 0								
PITCHER	IP	WLS	BF	H	R	ER	SO	BB	IBB	HBP	BLK	WP	HR	S	P	ERA	WHIP										
Jeremy Affeldt, L (1, 1) ERA: 5.12	3.0		12	4	2	2	2	0	0	0	0	0	0	35	54	6.00	1.333										
Albie Lopez, R (4, 1) ERA: 2.31	5.0	W	18	1	0	0	2	0	0	0	0	0	0	38	56	0.00	0.200										
Ryan Bukvich, R (9, 1) ERA: 2.57	1.0		4	0	0	0	0	1	0	0	0	0	0	14	21	0.00	1.000										

Detroit Tigers @ Kansas City Royals
Kauffman Stadium, Kansas City, MO
Sat Apr 19 2003, 1:05 PM CDT
Att: 13,777 - Cloudy - 61 F


AB 33
R 2
H 5
RBI 2
BB 1
SO 4
LOB 11



Batter	1	2	3	4	5	6	7	8	9	AB	R	H	RBI	BB	SO	LOB	BOTTOM											
Michael Tucker, L (1, 9) OBP: 0.351, SLG: 0.435	L6-3					P6				3	1	2	2	1	0	0												
Joe Randa, R (1, 5) OBP: 0.433, SLG: 0.549 Carlos Febles, R (5, 4) OBP: 0.294, SLG: 0.298	L6-3					G5-3		F8		2	1	1	1	0	0	1												
Carlos Beltrán, S (1, 8)	G4-3					K				3	1	0	0	1	2	0												
29 Mike Sweeney, R (1, 3) OBP: 0.387, SLG: 0.521 Mendy López, R (9, 3) OBP: 0.182, SLG: 0.364		K2-3				G4-3		L7		4	0	1	0	0	1	0												
Raul Ibanez, L (1, 7) OBP: 0.408, SLG: 0.619		K						P4		4	1	2	2	0	1	0												
Ken Harvey, R (1, 10) OBP: 0.321, SLG: 0.431		G4-3				K				4	0	0	0	0	1	3												
Desi Relaford, S (1, 4) OBP: 0.368, SLG: 0.424						P5		G6-3		4	2	2	2	0	0	0												
4 Angel Berroa, R (1, 6) OBP: 0.305, SLG: 0.411										4	2	3	1	0	1	0												
Mike DiFelice, R (1, 2) OBP: 0.250, SLG: 0.300						F8		G3-1		4	1	1	1	0	0	2												
Inning Stats	R: 0 H: 0 E: 0 K: 0 S: 3	H: 0 LOB: 0 BB: 1 P: 9	R: 0 H: 0 E: 0 K: 2 S: 8	H: 0 LOB: 0 BB: 0 P: 10	R: 5 H: 6 E: 0 K: 0 S: 19	H: 6 LOB: 1 BB: 1 P: 37	R: 0 H: 0 E: 0 K: 1 S: 10	H: 0 LOB: 0 BB: 0 P: 12	R: 0 H: 5 E: 0 K: 1 S: 18	H: 5 LOB: 1 BB: 0 P: 28	R: 0 H: 0 E: 0 K: 1 S: 9	H: 0 LOB: 0 BB: 0 P: 11	R: 0 H: 1 E: 0 K: 0 S: 9	H: 1 LOB: 1 BB: 0 P: 13	1B: 6 2B: 6 3B: 0 HR: 1	SF: 0 SAC: 0 DP: 2 HBP: 0	WP: 0 PA: 36 PB: 0 SB: 1 CS: 0											
PITCHER	IP	WLS	BF	H	R	ER	SO	BB	IBB	HBP	BLK	WP	HR	S	P	ERA	WHIP											
Gary Knotts, R (1, 1) ERA: 4.91	2.1	L	13	5	5	5	2	2	0	0	0	0	0	1	28	53	19.29	3.000										
Steve Sparks, R (3, 1) ERA: 4.5	3.1		15	6	4	4	3	0	0	0	0	0	0	35	50	10.80	1.800											
Chris Spurling, R (6, 1) ERA: 4.26	1.1		4	0	0	0	1	0	0	0	0	0	0	10	12	0.00	0.000											
Wilfredo Ledezma, L (8, 1) ERA: 4.5	1.0		4	1	0	0	0	0	0	0	0	0	0	9	13	0.00	1.000											

Detroit Tigers @ Kansas City Royals
Kauffman Stadium, Kansas City, MO
Sat Apr 19 2003, 1:05 PM CDT
Att: 13,777 - Cloudy - 61 F

AB 34
R 9
H 12
RBI 9
BB 2
SO 6
LOB 7



Batter	1	2	3	4	5	6	7	8	9	AB	R	H	RBI	BB	SO	LOB	TOP	
Bobby Higginson, L (1, 9) OBP: 0.342, SLG: 0.365	0-1 1B BB 1B	3-2 1-3 3-H 1B		1-1 CS 1-2	2-0 P6		2-1 L9		3-2 L4-6 2-2	5	1	2	1	0	0	2		
Gene Kingsale, S (1, 8) OBP: 0.409, SLG: 0.316	2-0 BB 1B 1-2	1-3 SAFE 0-3 K			4-0 1B SF8 BB		0-0 F8			3	1	1	0	1	1	2		
Carlos Pena, L (1, 3) OBP: 0.288, SLG: 0.327	2-3 K	0-0 G4-3		1-0 SAFE SAFE 1-2 1B	1-0 SF8 1B		1-3 K			4	0	1	0	0	2	4		
Dmitri Young, S (1, 10) OBP: 0.190, SLG: 0.179	0-0 LG BB 1-2 2-3 3-H 1B		0-0 G4-3		0-0 1-2 2-3 1B			1-1 FC5-6 1B		4	0	3	0	0	0	0		
Eric Munson, L (1, 5) OBP: 0.250, SLG: 0.357	4-2 1-2 2-3 3-H BB		3-2 F8		2-1 SF8			0-0 FC5-6 G6-4-3 1-2		2	0	0	2	1	0	1		
Craig Monroe, R (1, 7) OBP: 0.154, SLG: 0.083	3-2 L6 2-2		2-3 K		3-2 G5-3			2-1 G6-4-3 1-2		4	0	0	0	0	1	6		
20 Omar Infante, R (1, 6) OBP: 0.216, SLG: 0.250		0-0 1B BB 1B		1-1 F8		3-2 CS 1B			3-2 E1 L4-6 SH3-4	4	1	2	0	0	0	0		
Matt Walbeck, S (1, 2) OBP: 0.067, SLG: 0.133		0-0 F7		0-3 K		3-3 SAFE SAFE 1-2 K			1-0 SH3-4	3	0	0	0	0	2	2		
Ramon Santiago, S (1, 4) OBP: 0.352, SLG: 0.319		0-0 1B 1-3 1B		4-0 CS BB		3-3 K			4-0 BB	2	0	1	0	2	1	0		
Inning Stats	R: 1 E: 0 K: 1 S: 16	H: 3 LOB: 2 BB: 1 P: 27	R: 1 E: 0 K: 1 S: 11	H: 3 LOB: 2 BB: 0 P: 14	R: 0 E: 0 K: 1 S: 10	H: 0 LOB: 0 BB: 1 P: 15	R: 0 E: 0 K: 1 S: 6	H: 1 LOB: 0 BB: 1 P: 21	R: 0 E: 0 K: 1 S: 9	H: 0 LOB: 0 BB: 0 P: 9	R: 0 E: 0 K: 0 S: 5	H: 1 LOB: 0 BB: 0 P: 8	R: 0 E: 1 K: 0 S: 8	H: 0 LOB: 1 BB: 1 P: 19	1B: 10 2B: 3 HR: 0	SF: 1 SAC: 1 DP: 4 HBP: 0	WP: 0 PA: 38 PB: 0 SB: 0 CS: 2	
PITCHER	IP	WLS	BF	H	R	ER	SO	BB	IBB	HBP	BLK	WP	HR	S	P	ERA	WHIP	
Miguel Asencio, R (1, 1) ERA: 4.5	6.0		27	9	3	3	6	3	0	0	0	0	0	62	107	4.50	2.000	
51 Kris Wilson, R (7, 1) ERA: 1.74	2.0		6	1	0	0	1	0	0	0	0	0	0	11	17	0.00	0.500	
Mike MacDougal, R (9, 1) ERA:	1.0	W	4	0	0	0	0	1	0	0	0	0	0	8	19	0.00	1.000	

Detroit Tigers @ Kansas City Royals
Kauffman Stadium, Kansas City, MO

AB 31
R 3
H 10
RBI 3
BB 4
SO 7
LOB 17



WP: 0 PA: 38
PB: 0
SB: 0
CS: 2

Detroit Tigers @ Kansas City Royals
Kauffman Stadium, Kansas City, MO

AB 26
R 4
H 4
RBI 3
BB 0
SO 3
LOB 0



WP: 0 PA: 29
PB: 0
SB: 0
CS: 0

Batter	1	2	3	4	5	6	7	8	9	AB	R	H	RBI	BB	SO	LOB	BOTTOM				
Desi Relaford, S (1, 4) OBP: 0.390, SLG: 0.444	2-1 HR 1B		2-1 L7			1-0 SH5-4			2-2 E6 SH 1B	3	2	2	0	0	0	0					
Joe Randa, R (1, 5) OBP: 0.429, SLG: 0.604	1-2 1-H HR		1-2 F9			1-1 SF8			0-0 SH	2	1	1	3	0	0	0					
Carlos Beltrán, S (1, 8) OBP: 0.369, SLG: 0.490	3-3 K			1-1 E5		3-H 2-2 F9				3	0	0	0	0	1	0					
29 Mike Sweeney, R (1, 10) OBP: 0.369, SLG: 0.490	1-0 F9		2-2 G4-3			2-1 F8				3	0	0	0	0	0	0					
Raul Ibanez, L (1, 7) OBP: 0.392, SLG: 0.591	2-1 G3-1		1-1 F9			3-3 K				3	0	0	0	0	1	0					
Ken Harvey, R (1, 3) OBP: 0.305, SLG: 0.407		2-0 F8			2-1 F9					3	0	0	0	0	0	0					
Mendy López, R (9, 3) OBP: 0.182, SLG: 0.364						0-2 G6-3				0	0	0	0	0	0	0					
Brandon Berger, R (1, 9) OBP: 0.313, SLG: 0.214		0-1 F8		1-3 K					1-1 G6-3	3	0	0	0	0	1	0					
Brent Mayne, L (1, 2) OBP: 0.458, SLG: 0.690		1-2 P5		1-1 L3					3-2 G4-3	3	0	0	0	0	0	0					
4 Angel Berroa, R (1, 6) OBP: 0.306, SLG: 0.424			2-2 G5-3			1-2 SH5-4 SF8 2B			2-2 L7	3	1	1	0	0	0	0					
Inning Stats	R: 2 E: 0 K: 1 S: 12	H: 2 LOB: 0 BB: 0 P: 21	R: 0 E: 0 K: 0 S: 6	H: 0 LOB: 0 BB: 0 P: 9	R: 0 E: 0 K: 0 S: 9	H: 0 LOB: 0 BB: 0 P: 14	R: 0 E: 1 K: 0 S: 8	H: 0 LOB: 0 BB: 0 P: 12	R: 0 E: 0 K: 1 S: 7	H: 0 LOB: 0 BB: 0 P: 11	R: 1 E: 0 K: 0 S: 9	H: 1 LOB: 0 BB: 0 P: 14	R: 0 E: 0 K: 1 S: 8	H: 0 LOB: 0 BB: 0 P: 13	R: 0 E: 0 K: 0 S: 10	H: 0 LOB: 0 BB: 0 P: 16	R: 1 E: 2 K: 0 S: 4	H: 1 LOB: 1 BB: 0 P: 6	1B: 2 2B: 1 3B: 0 HR: 1	SF: 1 SAC: 2 DP: 0 HBP: 0	WP: 0 PA: 29 PB: 0 SB: 0 CS: 0
PITCHER	IP	WLS	BF	H	R	ER	SO	BB	IBB	HBP	BLK	WP	HR	S	P	ERA	WHIP				
Mike Maroth, L (1, 1) ERA: 4.55	8.0	L	29	4	4	3	3	0	0	0	0	0	1	73	116	3.38	0.500				

Detroit Tigers @ Kansas City Royals
Kauffman Stadium, Kansas City, MO

AB 26
R 4
H 4
RBI 3
BB 0
SO 3
LOB 0



WP: 0 PA: 29
PB: 0
SB: 0
CS: 0

Sun Apr 20 2003, 1:05 PM CDT
Att: 16,203 - Overcast - 60 F

livebaseballscores.com

Batter	1	2	3	4	5	6	7	8	9	AB	R	H	RBI	BB	SO	LOB	TOP										
Jacque Jones, L (1, 7) OBP: 0.321, SLG: 0.416	P5		G1-3			K	G3-1			4	0	0	0	0	1	1	Minnesota Twins @ Kansas City Royals Kauffman Stadium, Kansas City, MO Thu Apr 24 2003, 1:05 PM CDT Att: 11,981 - Overcast - 54 F										
Cristian Guzman, S (1, 6) OBP: 0.315, SLG: 0.406	G1 1B		K			F8		G2-3		4	0	1	0	0	1	0											
Bobby Kielty, S (1, 10) OBP: 0.441, SLG: 0.620	G1 1B		G6-3			1B BB		G4-3		3	1	1	0	1	0	0											
Corey Koskie, L (1, 5) OBP: 0.387, SLG: 0.429	G1			F9		1B		G3-1		4	0	1	0	0	0	2											
Tori Hunter, R (1, 8) OBP: 0.294, SLG: 0.324	G6-3			G4-3		1B			L7-4 WP	4	0	2	1	0	0	2											
Doug Mientkiewicz, L (1, 3) OBP: 0.275, SLG: 0.387		G3		P6		G3-1			K	4	0	0	0	0	1	3											
5 Michael Cuddyer, R (1, 9) OBP: 0.270, SLG: 0.316		K				CS G4-3 BB		G4-6-3	L7-4	3	0	0	0	1	1	1											
A.J. Pierzynski, L (1, 2) OBP: 0.319, SLG: 0.365				G4-3		G4-3				3	0	2	0	0	0	1											
Luis Rivas, R (1, 4) OBP: 0.242, SLG: 0.317		G6-3			G3		K			3	0	0	0	0	1	3											
Inning Stats	R: 0 H: 2 E: 0 K: 0 S: 13	H: 2 LOB: 2 BB: 0 P: 23	R: 0 H: 1 E: 0 K: 1 S: 13	LOB: 1 BB: 0 P: 21	R: 0 H: 0 E: 0 K: 1 S: 8	LOB: 0 BB: 0 P: 14	R: 0 H: 0 E: 0 K: 0 S: 5	H: 0 LOB: 0 BB: 0 P: 8	R: 0 H: 0 E: 0 K: 0 S: 10	H: 0 LOB: 0 BB: 1 P: 15	R: 1 H: 2 E: 0 K: 1 S: 12	H: 2 LOB: 1 BB: 0 P: 22	R: 0 H: 1 E: 0 K: 1 S: 7	H: 1 LOB: 1 BB: 0 P: 10	R: 0 H: 0 E: 0 K: 0 S: 5	H: 0 LOB: 0 BB: 0 P: 7	R: 0 H: 1 E: 0 K: 1 S: 6	H: 1 LOB: 0 BB: 0 P: 9	1B: 7 2B: 1 3B: 0 HR: 0	SF: 0 SAC: 0 DP: 1 HBP: 0	WP: 1 PB: 0 SB: 0 CS: 1	PA: 34					
PITCHER	IP	WLS	BF	H	R	ER	SO	BB	IBB	HBP	BLK	WP	HR	S	P	ERA	WHIP										
Chris George, L (1, 1) ERA: 4.76	6.0	W	24	5	1	1	3	2	0	0	0	0	0	61	103	1.50	1.167										
Jason Grimsley, R (7, 1) ERA: 1.23	2.0	H	7	1	0	0	1	0	0	0	0	0	0	12	17	0.00	0.500										
Mike MacDougal, R (9, 1) ERA: 1.64	1.0	S	3	1	0	0	1	0	0	0	0	1	0	6	9	0.00	1.000										

AB	32
R	1
H	7
RBI	1
BB	2
SO	5
LOB	13



Batter	1	2	3	4	5	6	7	8	9	AB	R	H	RBI	BB	SO	LOB	BOTTOM										
Michael Tucker, L (1, 9) OBP: 0.329, SLG: 0.395	K		G5-3			L7		G3-1		4	0	0	0	0	1	2	Minnesota Twins @ Kansas City Royals Kauffman Stadium, Kansas City, MO Thu Apr 24 2003, 1:05 PM CDT Att: 11,981 - Overcast - 54 F										
Joe Randa, R (1, 5) OBP: 0.408, SLG: 0.623	L6			K		G4-3 2B		F7		4	0	1	1	0	1	0											
Carlos Beltrán, S (1, 8) OBP: 0.408, SLG: 0.623	F7			F7		G4-3				3	0	0	0	0	0	1											
29 Mike Sweeney, R (1, 3) OBP: 0.389, SLG: 0.527		G6-3			HR					2	1	1	1	1	0	0											
Raul Ibanez, L (1, 7) OBP: 0.383, SLG: 0.575		F7		G3		K				3	0	0	0	0	1	2											
Ken Harvey, R (1, 10) OBP: 0.273, SLG: 0.361		K				G6-3		G6-3		3	0	0	0	0	1	0											
4 Angel Berroa, R (1, 6) OBP: 0.319, SLG: 0.415			G6-3			G6-3		G3		3	0	0	0	0	0	0											
Mike DiFelice, R (1, 2) OBP: 0.217, SLG: 0.261			G6-3			F9		B2		3	0	0	0	0	0	0											
Carlos Febles, R (1, 4) OBP: 0.333, SLG: 0.340						2B 1B		G6-3		3	1	2	0	0	0	0											
Inning Stats	R: 0 H: 0 E: 1 K: 1 S: 7	H: 0 LOB: 0 BB: 0 P: 8	R: 0 H: 0 E: 1 K: 1 S: 8	LOB: 0 BB: 0 P: 9	R: 0 H: 1 E: 0 K: 0 S: 9	LOB: 1 BB: 0 P: 13	R: 1 H: 1 E: 0 K: 1 S: 8	H: 1 LOB: 0 BB: 0 P: 10	R: 0 H: 0 E: 0 K: 0 S: 8	H: 0 LOB: 0 BB: 0 P: 12	R: 1 H: 2 E: 0 K: 1 S: 15	H: 2 LOB: 2 BB: 1 P: 23	R: 0 H: 0 E: 0 K: 0 S: 4	H: 0 LOB: 0 BB: 0 P: 5	R: 0 H: 0 E: 0 K: 0 S: 9	H: 0 LOB: 0 BB: 0 P: 15	1B: 2 2B: 1 3B: 0 HR: 1	SF: 0 SAC: 0 DP: 0 HBP: 0	WP: 0 PB: 0 SB: 1 CS: 0	PA: 29							
PITCHER	IP	WLS	BF	H	R	ER	SO	BB	IBB	HBP	BLK	WP	HR	S	P	ERA	WHIP										
Brad Radke, R (1, 1) ERA: 6.28	8.0	L	29	4	2	2	4	1	0	0	0	0	1	68	95	2.25	0.625										

AB	28
R	2
H	4
RBI	2
BB	1
SO	4
LOB	5



Batter	1	2	3	4	5	6	7	8	9	AB	R	H	RBI	BB	SO	LOB	TOP			
Desi Relaford, S OBP: 0.411, SLG: 0.490 (1, 4) (9, 5)										5	1	3	1	0	1	0				
Joe Randa, R OBP: 0.395, SLG: 0.634 Carlos Febles, R OBP: 0.323, SLG: 0.328 (1, 5) (9, 4)										6	2	2	2	0	2	4				
Carlos Beltrán, S OBP: 0.257, SLG: 0.258 (1, 8)										5	2	2	1	1	1	3				
29 Mike Sweeney, R OBP: 0.407, SLG: 0.545 Mendy López, R OBP: 0.167, SLG: 0.333 (1, 3) (8, 3)										4	2	2	2	1	1	0				
Raul Ibanez, L OBP: 0.394, SLG: 0.548 Brandon Berger, R OBP: 0.303, SLG: 0.207 (1, 7) (8, PH) (8, 9)										3	1	2	0	1	1	0				
Ken Harvey, R OBP: 0.312, SLG: 0.437 (1, 10)										4	0	1	1	1	1	4				
Brent Mayne, L OBP: 0.400, SLG: 0.603 (1, 2)										5	0	2	0	0	1	6				
4 Angel Berroa, R OBP: 0.337, SLG: 0.442 (1, 6)										4	0	2	1	1	0	1				
Dee Brown, L OBP: 0.314, SLG: 0.355 (1, 9) (8, 7)										5	1	1	0	0	2	6				
Inning Stats	R: 5 E: 0 K: 1 S: 18	H: 4 LOB: 1 BB: 3 P: 35	R: 2 E: 0 K: 1 S: 8	H: 2 LOB: 0 BB: 0 P: 16	R: 0 E: 0 K: 1 S: 12	H: 1 LOB: 1 BB: 0 P: 16	R: 1 E: 0 K: 2 S: 15	H: 3 LOB: 3 BB: 1 P: 25	R: 0 E: 0 K: 2 S: 14	H: 2 LOB: 2 BB: 0 P: 21	R: 0 E: 0 K: 1 S: 9	H: 0 LOB: 0 BB: 1 P: 8	R: 0 E: 0 K: 1 S: 13	H: 1 LOB: 1 BB: 0 P: 15	R: 1 E: 1 K: 1 S: 15	H: 2 LOB: 2 BB: 0 P: 23	1B: 11 2B: 3 3B: 0 HR: 3	SF: 0 SAC: 0 DP: 2 HBP: 1	WP: 0 PB: 0 SB: 1 CS: 0	PA: 49
PITCHER	IP WLS BF H R ER SO BB IBB HBP BLK WP HR S P ERA WHIP																			
Pete Walker, R ERA: 5.61 (1, 1)	3.1	23	10	8	8	4	4	0	1	0	0	0	0	28	46	0.00	1.875			
Doug Creek, L ERA: 4.5 (4, 1)	2.2	13	4	0	0	4	1	0	0	0	0	0	0	31	40	3.38	1.125			
Jason Kershner, L ERA: 7.2 (7, 1)	2.2	12	3	1	1	2	0	0	0	0	0	0	0	3	6	0.00	0.000			
Cliff Politte, R ERA: 4.09 (9, 1)	0.1	W	1	0	0	0	0	0	0	0	0	0	0	3	6	0.00	0.000			

Kansas City Royals @ Toronto Blue Jays
SkyDome, Toronto, ON
Sun Apr 27 2003, 1:05 PM EDT
Att: 17,059 - Dome - 72 F

AB 43
R 9
H 17
RBI 8
BB 5
SO 11
LOB 26

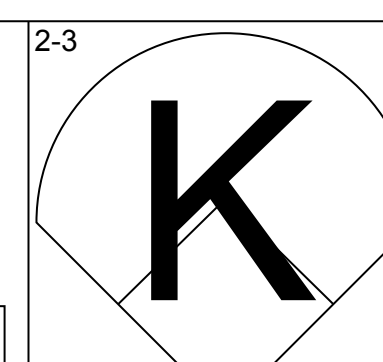
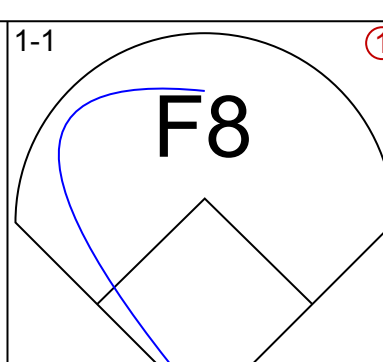
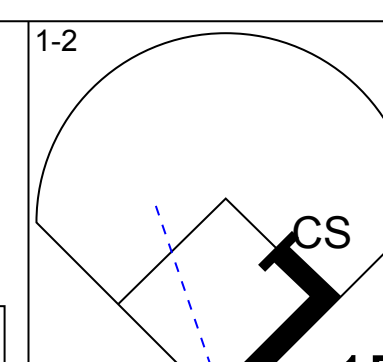
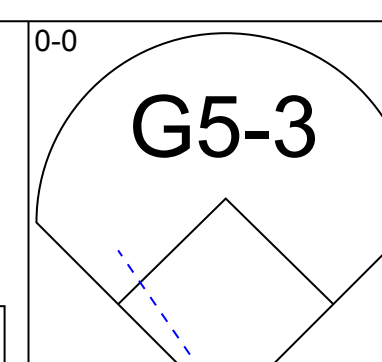
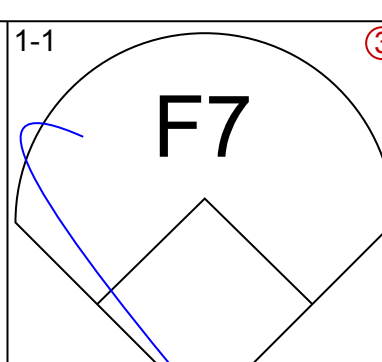
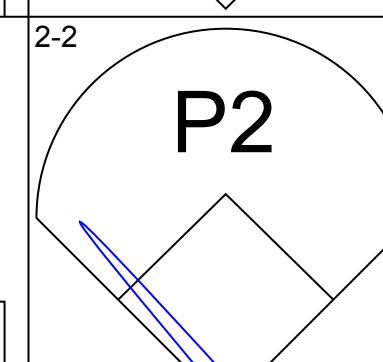
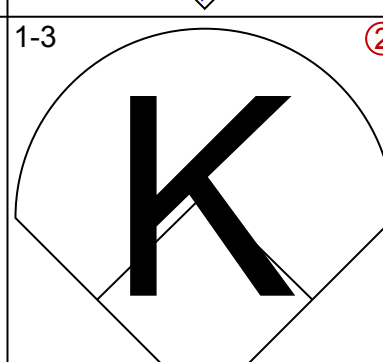
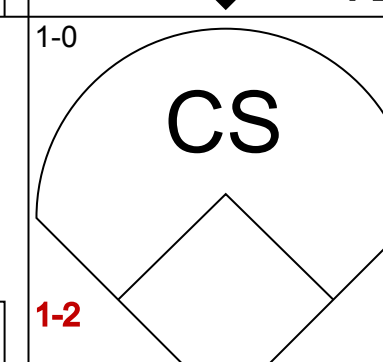
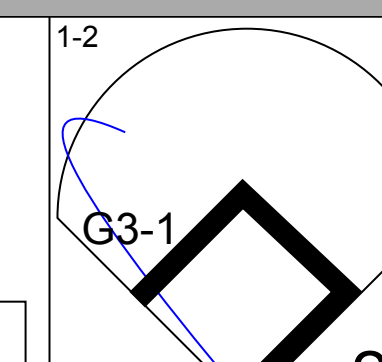
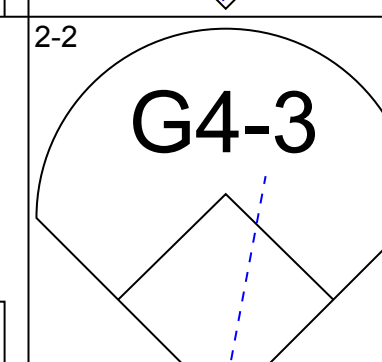
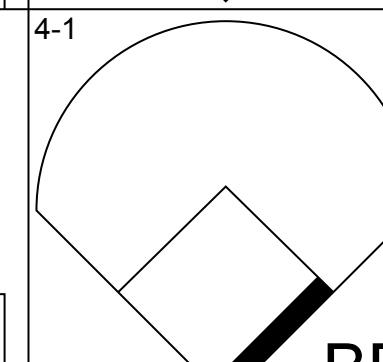
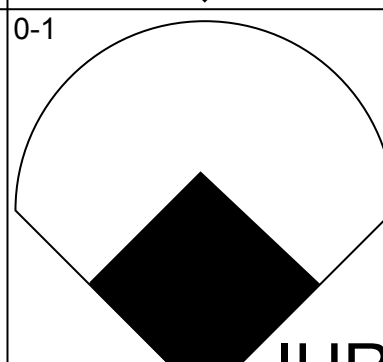
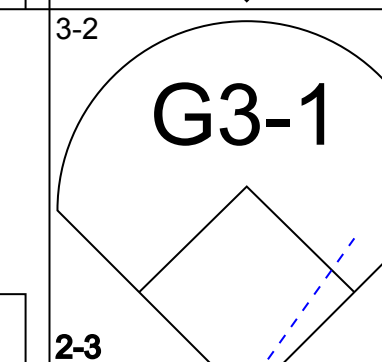
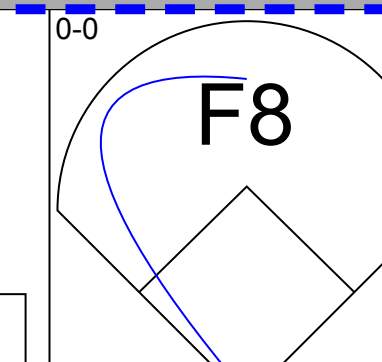
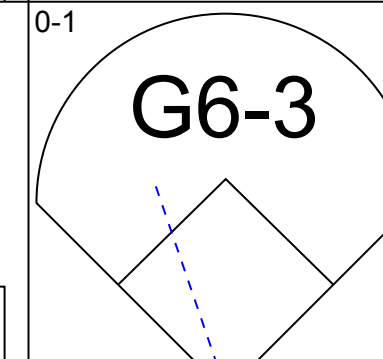
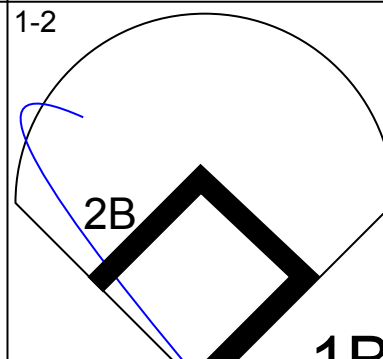
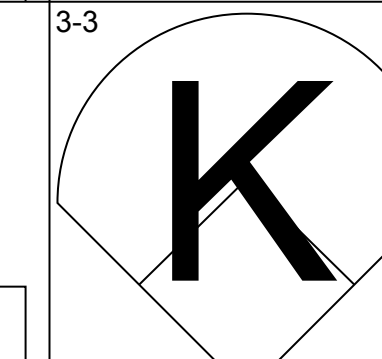
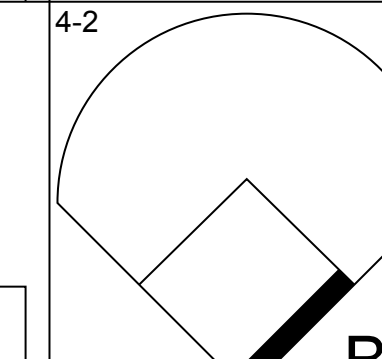
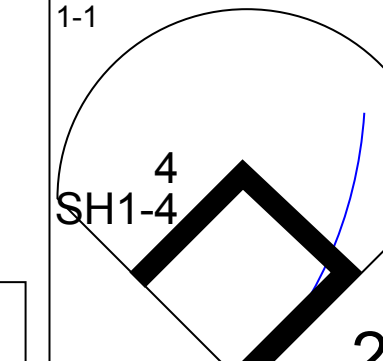
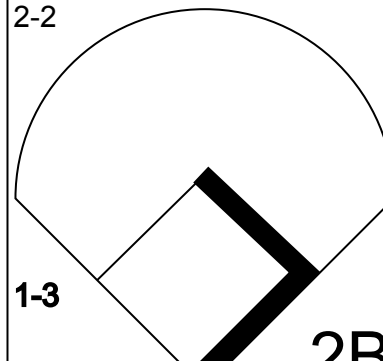
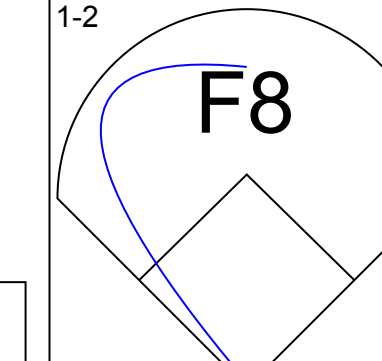
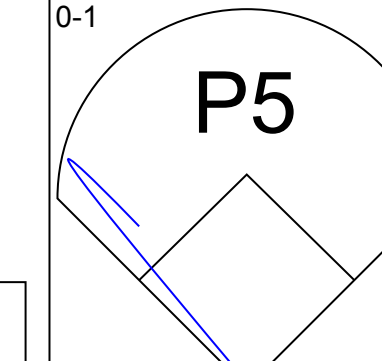
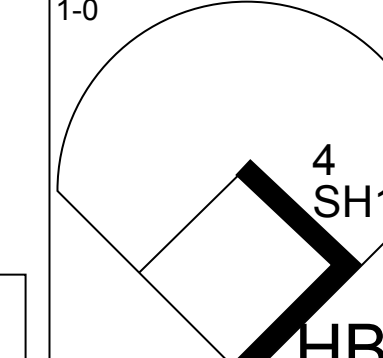
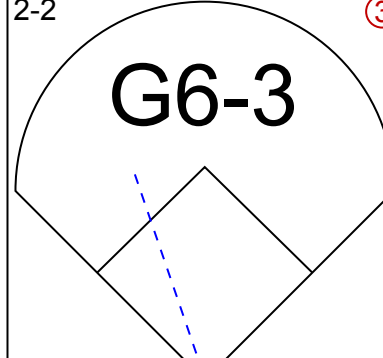
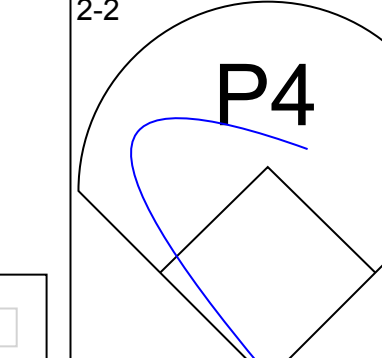
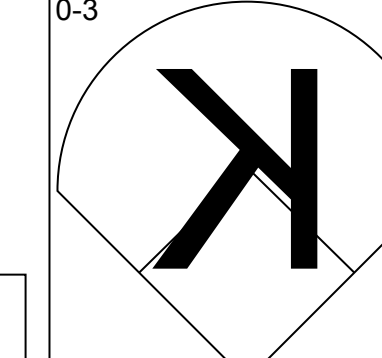
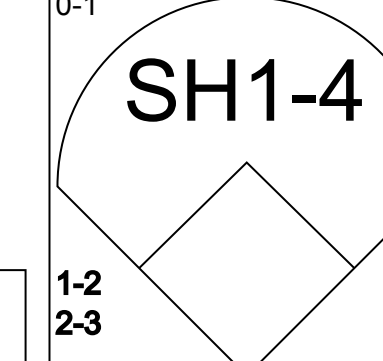
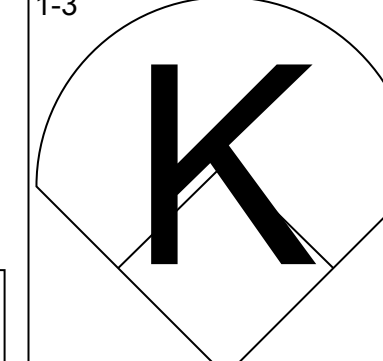
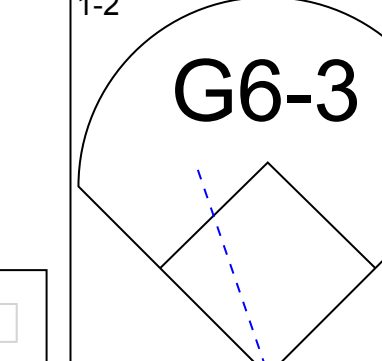
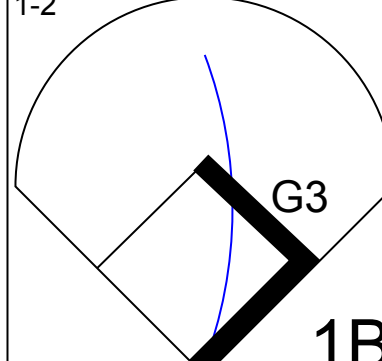
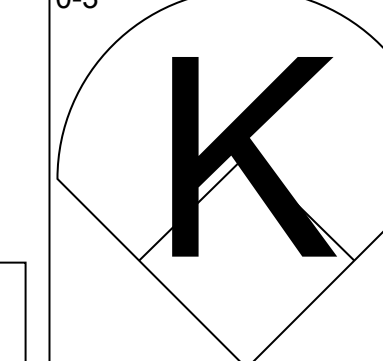
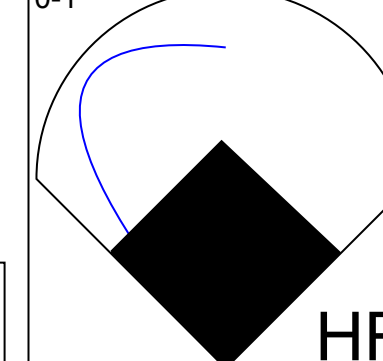
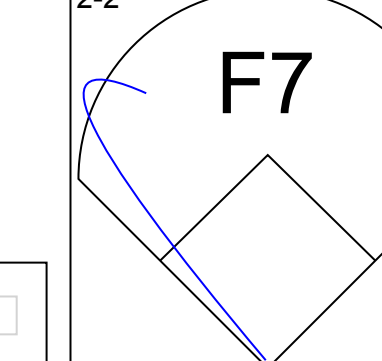
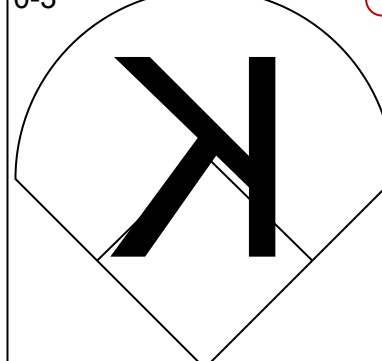
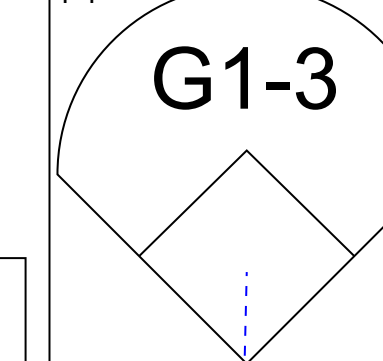
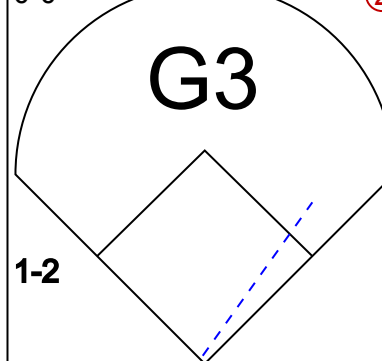
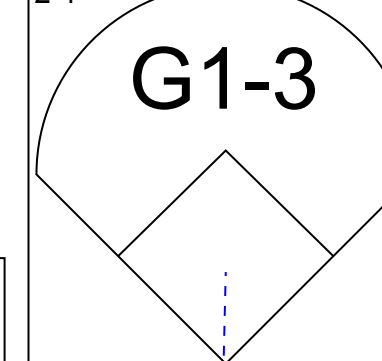


Batter	1	2	3	4	5	6	7	8	9	AB	R	H	RBI	BB	SO	LOB	BOTTOM			
Shannon Stewart, R OBP: 0.357, SLG: 0.391 (1, 7)										6	1	3	1	0	0	0				
Frank Catalanotto, L OBP: 0.340, SLG: 0.461 (1, 9)										5	1	3	0	0	0	1				
10 Vernon Wells, R OBP: 0.289, SLG: 0.477 (1, 8)										4	1	0	0	1	0	4				
Carlos Delgado, L OBP: 0.481, SLG: 0.682 (1, 3)										5	2	3	2	0	0	2				
Josh Phelps, R OBP: 0.380, SLG: 0.462 Jayson Werth, R OBP: 0.154, SLG: 0.167 (1, 10) (9, PR)										4	1	2	3	1	0	1				
Eric Hinske, L OBP: 0.290, SLG: 0.380 (1, 5)										5	0	1	0	0	3	3				
Tom Wilson, R OBP: 0.414, SLG: 0.551 (1, 2)										3	1	1	0	1	1	2				
Dave Berg, R OBP: 0.333, SLG: 0.568 (1, 4)										5	2	1	1	0	0	5				
Chris Woodward, R OBP: 0.316, SLG: 0.348 Greg Myers, L OBP: 0.392, SLG: 0.455 Mike Bordick, R OBP: 0.342, SLG: 0.382 (1, 6) (8, PH) (9, 6)										3	0	0	0	0	1	1				
Inning Stats	R: 0 E: 0 K: 0 S: 7	H: 0 LOB: 0 BB: 0 P: 9	R: 1 E: 0 K: 1 S: 11	H: 2 LOB: 1 BB: 0 P: 19	R: 0 E: 0 K: 1 S: 8	H: 1 LOB: 1 BB: 0 P: 8	R: 0 E: 0 K: 1 S: 7	H: 1 LOB: 1 BB: 0 P: 12	R: 0 E: 0 K: 1 S: 13	H: 0 LOB: 1 BB: 1 P: 14	R: 1 E: 0 K: 0 S: 13	H: 2 LOB: 1 BB: 0 P: 17	R: 2 E: 0 K: 1 S: 12	H: 3 LOB: 2 BB: 1 P: 23	R: 0 E: 1 K: 0 S: 22	H: 6 LOB: 2 BB: 1 P: 41	1B: 8 2B: 7 3B: 0 HR: 1	SF: 0 SAC: 0 DP: 0 HBP: 1	WP: 0 PB: 0 SB: 0 CS: 0	PA: 46
PITCHER	IP WLS BF H R ER SO BB IBB HBP BLK WP HR S P ERA WHIP																			
Runelvys Hernandez, R ERA: 1.36 (1, 1)	7.0	30	7	2	2	4	1	0	0	0	0	0	12	23	18.00	4.000				
Albie Lopez, R ERA: 3.55 (8, 1)	1.0	6	3	2	2	1	1	0	0	0	0	0	12	20	108.00	12.000				
Ryan Bukvich, R ERA: 7.26 (9, 1)	0.1	5	3	4	4	0	1	0	0	0	0	0	10	21	27.00	9.000				
Mike MacDougal, R ERA: 2.19 (9, 1)	0.1	L	5	3	2	1	0	0	1	0	0	0	10	21	27.00	9.000				

Kansas City Royals @ Toronto Blue Jays
SkyDome, Toronto, ON
Sun Apr 27 2003, 1:05 PM EDT
Att: 17,059 - Dome - 72 F

AB 42
R 10
H 16
RBI 9
BB 3
SO 5
LOB 19




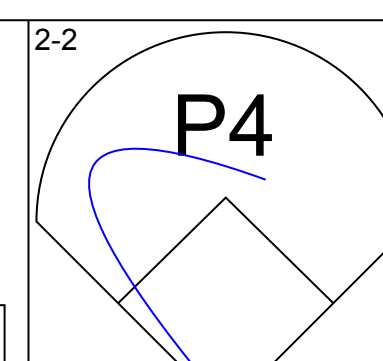
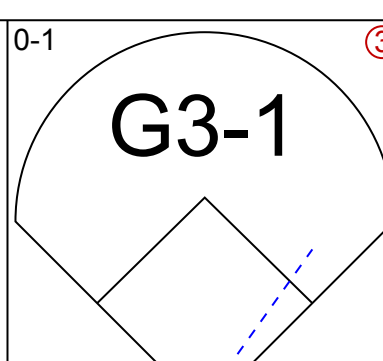
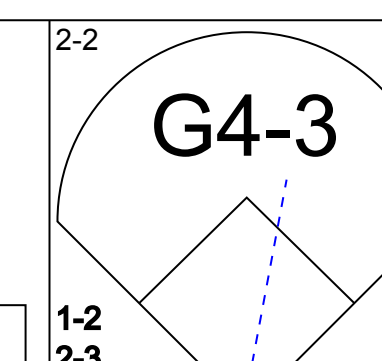
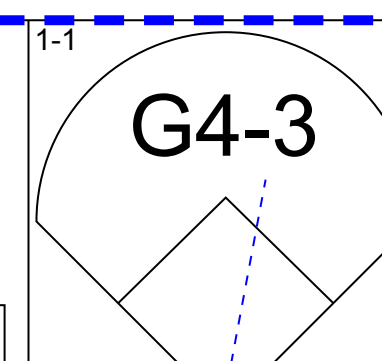
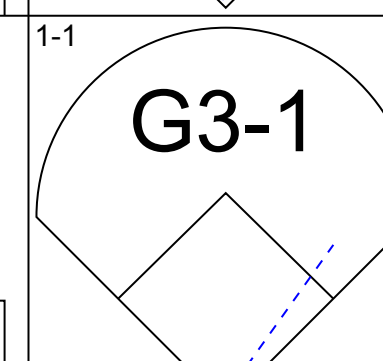
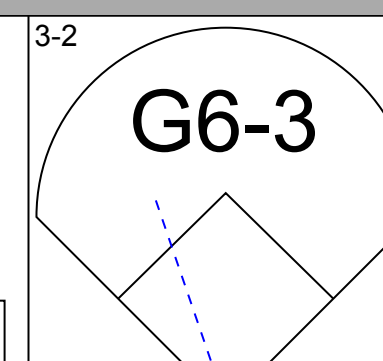
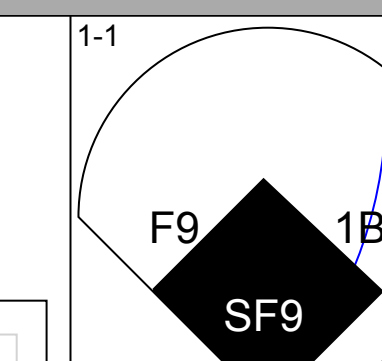
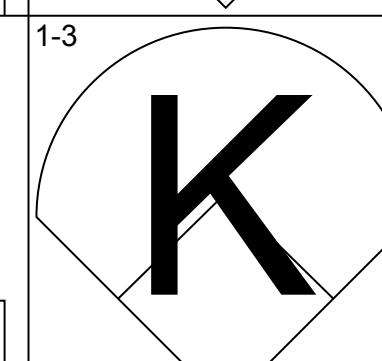
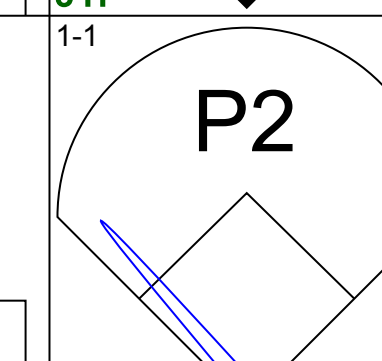
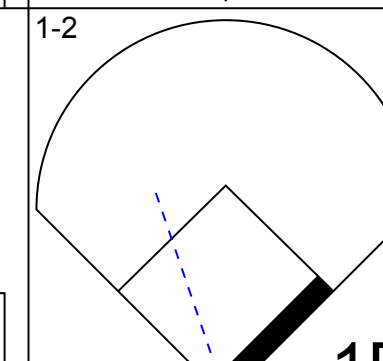
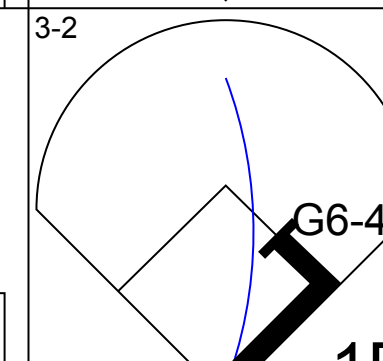
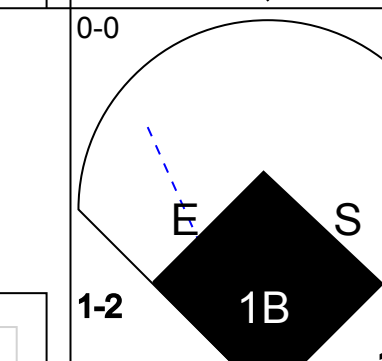
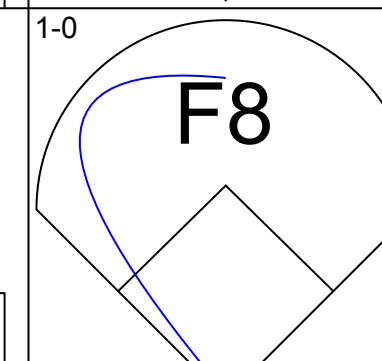
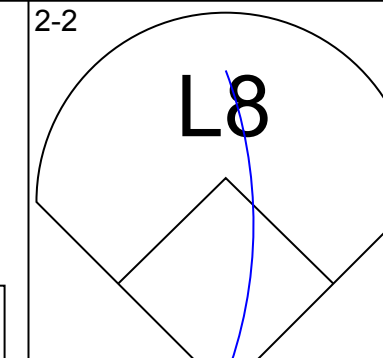
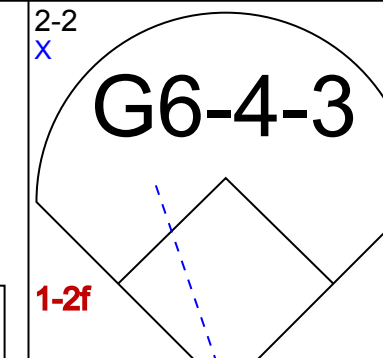
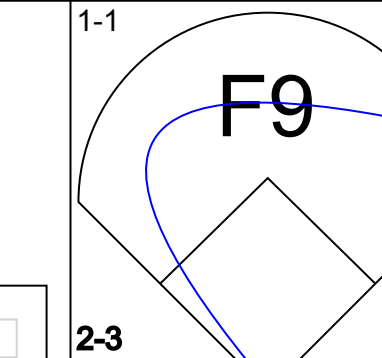
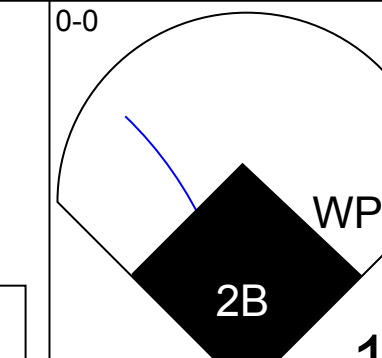
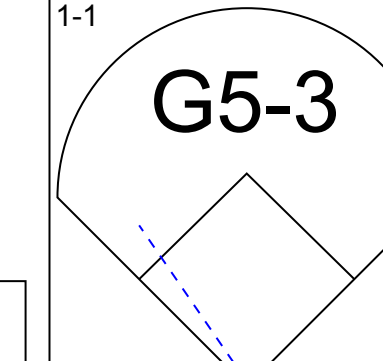
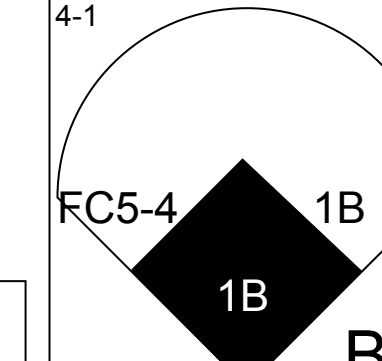
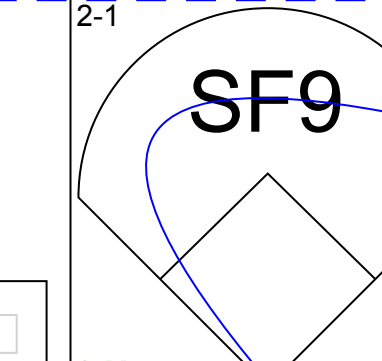
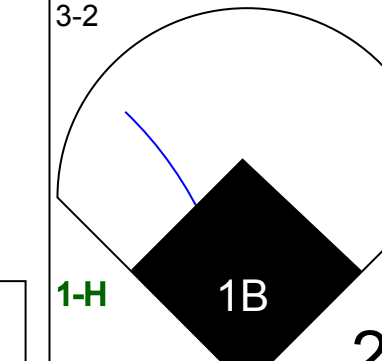
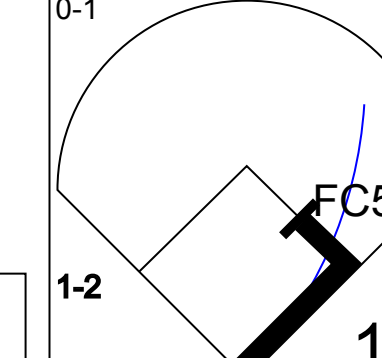
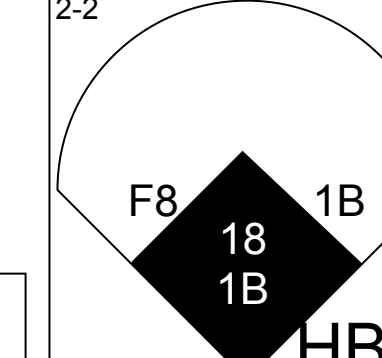
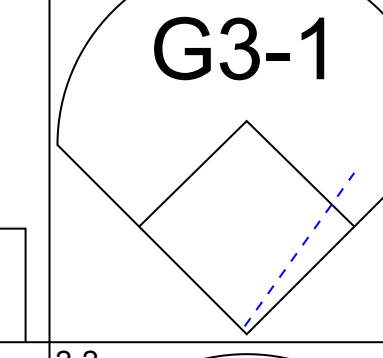
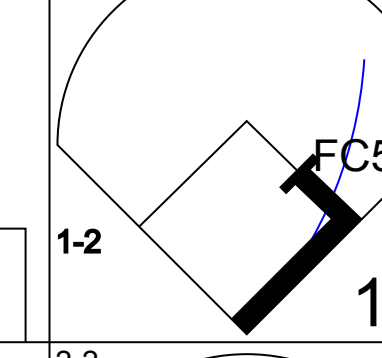
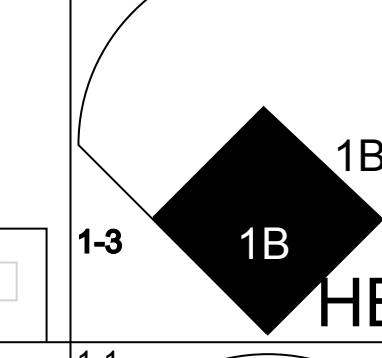
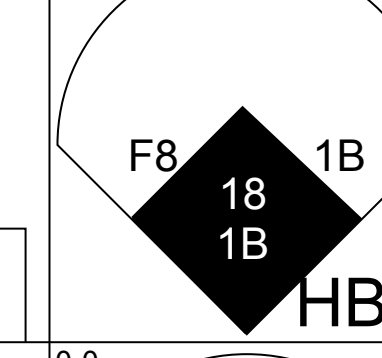
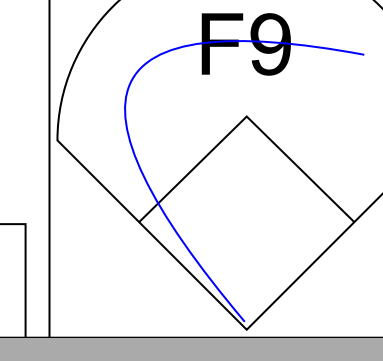
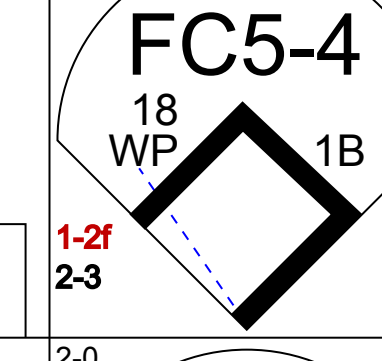
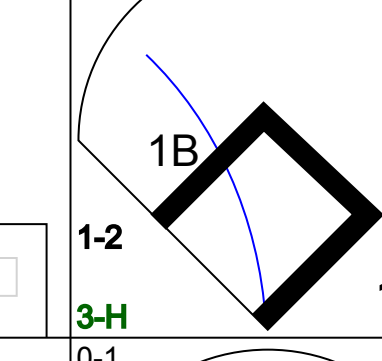
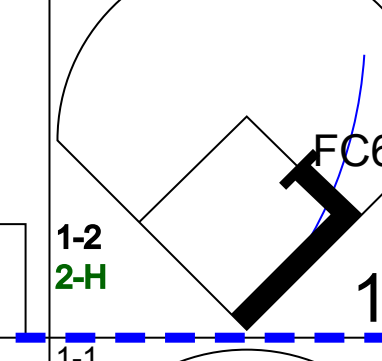
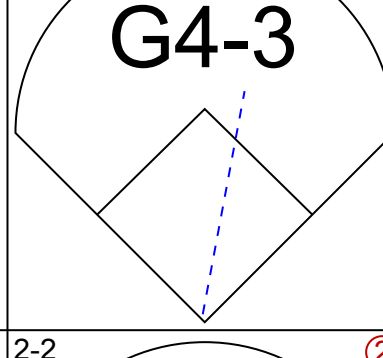
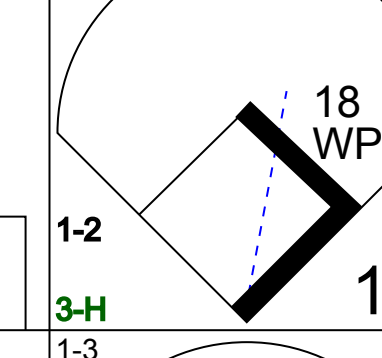
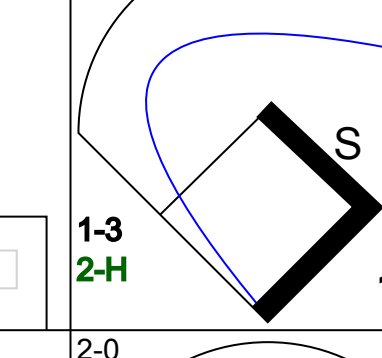
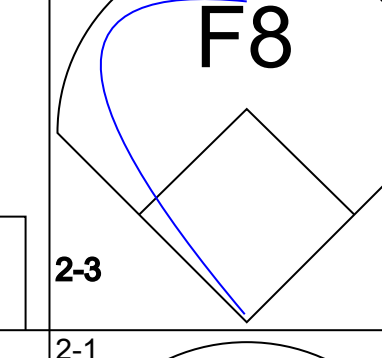
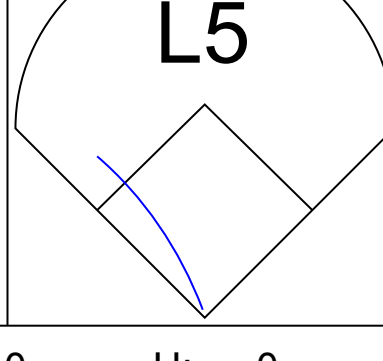
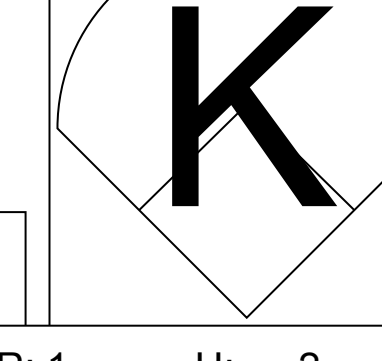
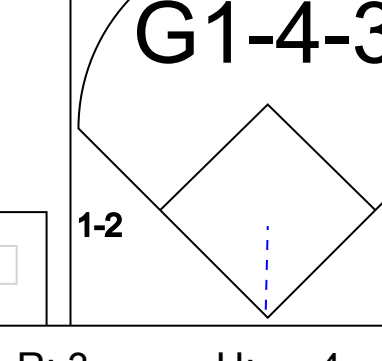
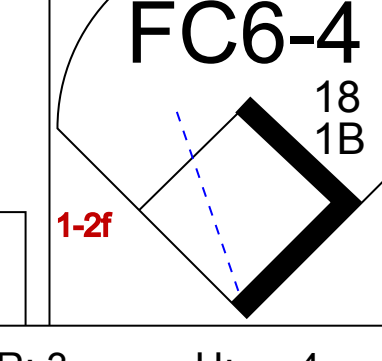
Batter	1	2	3	4	5	6	7	8	9	AB	R	H	RBI	BB	SO	LOB	TOP					
Michael Tucker, L (1,9) OBP: 0.340, SLG: 0.440										5	0	1	0	0	1	1						
Joe Randa, R (1,5) OBP: 0.388, SLG: 0.627										4	0	1	0	0	1	0						
Carlos Beltrán, S (1,8) OBP: 0.282, SLG: 0.353										3	1	1	1	1	0	1						
29 Mike Sweeney, R (1,3) OBP: 0.411, SLG: 0.536										3	0	1	0	1	1	2						
Raul Ibanez, L (1,7) OBP: 0.398, SLG: 0.568										4	0	2	0	0	0	2						
Ken Harvey, R (1,10) OBP: 0.309, SLG: 0.419										3	0	0	0	0	1	3						
4 Angel Berroa, R (1,6) OBP: 0.337, SLG: 0.438										3	0	1	0	0	1	0						
Mike DiFelice, R (1,2) OBP: 0.231, SLG: 0.385										3	1	1	1	0	1	2						
Brent Mayne, L (9, PH) OBP: 0.394, SLG: 0.593										1	0	0	0	0	1	1						
Carlos Febles, R (1,4) OBP: 0.308, SLG: 0.311										3	0	0	0	0	1	2						
Desi Relaford, S (9, PH) OBP: 0.404, SLG: 0.480										1	0	0	0	0	0	1						
Inning Stats	R: 0 E: 0 K: 1 S: 9	H: 0 LOB: 1 BB: 1 P: 17	R: 0 E: 0 K: 1 S: 9	H: 1 LOB: 2 BB: 0 P: 12	R: 1 E: 0 K: 1 S: 17	H: 3 LOB: 2 BB: 0 P: 24	R: 1 E: 0 K: 2 S: 12	H: 2 LOB: 0 BB: 0 P: 18	R: 0 E: 0 K: 0 S: 13	H: 0 LOB: 1 BB: 0 P: 21	R: 0 E: 0 K: 0 S: 9	H: 0 LOB: 0 BB: 0 P: 14	R: 0 E: 0 K: 0 S: 6	H: 0 LOB: 0 BB: 0 P: 10	R: 0 E: 0 K: 1 S: 10	H: 0 LOB: 1 BB: 0 P: 14	R: 0 E: 0 K: 1 S: 9	H: 1 LOB: 1 BB: 0 P: 11	1B: 3 2B: 3 3B: 0 HR: 2	SF: 0 SAC: 1 DP: 0 HBP: 1	WP: 0 PB: 0 SB: 0 CS: 1	PA: 38
PITCHER	IP	WLS	BF	H	R	ER	SO	BB	IBB	HBP	BLK	WP	HR	S	P	ERA	WHIP					
49 Tim Wakefield, R (1,1) ERA: 4.31	6.0	W	26	7	2	2	6	1	0	1	0	0	1	69	106	3.00	1.333					
50 Mike Timlin, R (7,1) ERA: 4.42	1.0	H	3	0	0	0	0	0	0	0	0	0	0	6	10	0.00	0.000					
Alan Embree, L (8,1) ERA: 9.64	1.0	H	4	0	0	0	1	1	0	0	0	0	0	10	14	0.00	1.000					
Brandon Lyon, R (9,1) ERA: 2.08	1.0		4	1	0	0	1	0	0	0	0	0	0	9	11	0.00	1.000					

Kansas City Royals @ Boston Red Sox
 Fenway Park, Boston, MA
 Tue Apr 29 2003, 6:05 PM EDT
 Att: 30,438 - Overcast - 75 F

livebaseballscorecards.com

AB 33
 R 2
 H 8
 RBI 2
 BB 2
 SO 8
 LOB 15



Batter	1	2	3	4	5	6	7	8	9	AB	R	H	RBI	BB	SO	LOB	BOTTOM					
18 Johnny Damon, L (1,8) OBP: 0.304, SLG: 0.433										5	0	1	1	0	0	2						
Todd Walker, L (1,4) OBP: 0.343, SLG: 0.388										5	1	1	0	0	1	2						
Nomar Garciaparra, R (1,6) OBP: 0.311, SLG: 0.477										4	1	3	0	0	0	0						
Manny Ramirez, R (1,7) OBP: 0.416, SLG: 0.541										4	1	1	0	0	0	4						
Kevin Millar, R (1,10) OBP: 0.370, SLG: 0.562										2	1	1	2	1	0	0						
Damian Jackson, R (8, PR) OBP: 0.348, SLG: 0.250										0	1	0	0	0	0	0						
Shea Hillenbrand, R (1,3) OBP: 0.381, SLG: 0.495										2	2	1	0	0	0	0						
Bill Mueller, S (1,5) OBP: 0.390, SLG: 0.480										4	0	2	2	0	0	2						
Trot Nixon, L (1,9) OBP: 0.404, SLG: 0.474										4	0	2	2	0	0	2						
Doug Mirabeli, R (1,2) OBP: 0.212, SLG: 0.387										4	0	0	0	0	1	7						
Inning Stats	R: 0 E: 0 K: 0 S: 11	H: 1 LOB: 1 BB: 0 P: 17	R: 0 E: 0 K: 0 S: 7	H: 0 LOB: 0 BB: 0 P: 13	R: 0 E: 0 K: 0 S: 7	H: 0 LOB: 0 BB: 0 P: 9	R: 0 E: 0 K: 0 S: 13	H: 1 LOB: 0 BB: 0 P: 21	R: 1 E: 0 K: 1 S: 13	H: 2 LOB: 2 BB: 1 P: 24	R: 3 E: 0 K: 0 S: 13	H: 4 LOB: 2 BB: 0 P: 23	R: 0 E: 0 K: 1 S: 6	H: 0 LOB: 0 BB: 0 P: 9	R: 3 E: 0 K: 0 S: 20	H: 4 LOB: 2 BB: 0 P: 30	R: 0 E: 0 K: 1 S: 9	H: 1 LOB: 1 BB: 0 P: 11	1B: 11 2B: 1 3B: 0 HR: 0	SF: 1 SAC: 0 DP: 1 HBP: 2	WP: 2 PB: 0 SB: 2 CS: 0	PA: 38
PITCHER	IP	WLS	BF	H	R	ER	SO	BB	IBB	HBP	BLK	WP	HR	S	P	ERA	WHIP					
Chris George, L (1,1) ERA: 4.82	5.1	L	22	6	3	3	1	1	0	0	0	0	0	8	16	13.50	3.000					
Jason Grimsley, R (6,1) ERA: 2.5	0.2	B	5	2	1	1	0	0	0	1	0	0	0	8	16	27.00	3.000					
D.J. Carrasco, R (7,1) ERA: 3.65	1.0		7	3	3	3	1	0	0	1	0	1	0	16	24	0.00	1.000					
Jeremy Hill, R (8,1) ERA:	1.0		4	1	0	0	0	0	0	0	0	0	0	10	15	0.00	1.000					

Kansas City Royals @ Boston Red Sox
 Fenway Park, Boston, MA
 Tue Apr 29 2003, 6:05 PM EDT
 Att: 30,438 - Overcast - 75 F

livebaseballscorecards.com

AB 34
 R 7
 H 12
 RBI 7
 BB 1
 SO 2
 LOB 19



Batter	1	2	3	4	5	6	7	8	9	AB	R	H	RBI	BB	SO	LOB	TOP										
Michael Tucker, L OBP: 0.337, SLG: 0.442 (1, 9)	F7		G4-3 1-3 3-H 2B			F7		G3		4	0	1	1	0	0	0											
Joe Randa, R OBP: 0.382, SLG: 0.608 Carlos Febles, R OBP: 0.308, SLG: 0.311 (9, FR) (9, 4)	G3-1		G4-3			F9		2B 1B	2-2	4	0	1	1	0	0	1											
Carlos Beltrán, S OBP: 0.279, SLG: 0.368 (1, 8)	G5-3		G3			F7		1B 2B	0-0 1 SAFE	4	1	1	0	0	0	1											
29 Mike Sweeney, R OBP: 0.415, SLG: 0.521 (1, 3)		G5-3		G5-4-3 BB			CS BB		3-3	2	0	0	0	2	1	3											
Raul Ibanez, L OBP: 0.392, SLG: 0.549 (1, 7)	G3			F8		F8		1B IBB	4-0	3	0	0	0	1	0	2											
Ken Harvey, R OBP: 0.316, SLG: 0.416 (1, 10)	K			G5-4-3 1-2			BB		1-1	3	0	1	2	1	1	1											
Desi Relaford, S OBP: 0.393, SLG: 0.481 (9, 5)			G4-3 2B		G4-3		K		1-1	4	1	1	0	0	1	3											
Brent Mayne, L OBP: 0.371, SLG: 0.556 (1, 2)		G4-3		G5-3				F8	0-0	4	0	0	0	0	0	3											
4 Angel Berroa, R OBP: 0.337, SLG: 0.427 (1, 6)			G4-3 2B HBP		G6-3			G1-3	1-2	2	1	0	0	0	0	0											
Inning Stats	R: 0 E: 0 K: 0 S: 7	H: 0 LOB: 0 BB: 0 P: 9	R: 0 E: 0 K: 1 S: 8	H: 0 LOB: 0 BB: 0 P: 10	R: 2 E: 0 K: 0 S: 12	H: 2 LOB: 1 BB: 0 P: 15	R: 0 E: 0 K: 0 S: 9	H: 0 LOB: 0 BB: 0 P: 17	R: 0 E: 0 K: 0 S: 7	H: 0 LOB: 0 BB: 0 P: 8	R: 0 E: 0 K: 0 S: 10	H: 0 LOB: 1 BB: 2 P: 21	R: 0 E: 0 K: 0 S: 12	H: 0 LOB: 0 BB: 0 P: 14	R: 2 E: 0 K: 1 S: 12	H: 3 LOB: 1 BB: 2 P: 23	1B: 2 2B: 3 3B: 0 HR: 0	SF: 0 SAC: 0 DP: 1 HBP: 1	WP: 0 PB: 0 SB: 0 CS: 1	PA: 35							
PITCHER	IP	WLS	BF	H	R	ER	SO	BB	IBB	HBP	BLK	WP	HR	S	P	ERA	WHIP										
Derek Lowe, R ERA: 5.29 (1, 1)	7.0		25	2	2	2	2	3	0	1	0	0	0	62	96	2.57	0.714										
Ramiro Mendoza, R ERA: 8.82 (8, 1)	1.0	5	2	2	2	0	0	0	0	0	0	0	0	16	20	18.00	2.000										
Brandon Lyon, R ERA: 1.98 (9, 1)	0.2	4	1	0	0	1	0	1	0	0	0	0	0	7	16	0.00	1.500										
Alan Embree, L ERA: 9.0 (9, 1)	0.1	W	1	0	0	0	0	0	0	0	0	0	0	1	1	0.00	0.000										

Kansas City Royals @ Boston Red Sox
Fenway Park, Boston, MA
Wed Apr 30 2003, 7:05 PM EDT
Att: 31,334 - Sunny - 54 F

AB 30
R 4
H 5
RBI 4
BB 4
SO 3
LOB 14



Batter	1	2	3	4	5	6	7	8	9	AB	R	H	RBI	BB	SO	LOB	BOTTOM										
Bill Mueller, S OBP: 0.406, SLG: 0.537 (1, 5)	HR		F7			1B WP BB		P4		4	1	2	1	1	0	3											
Todd Walker, L OBP: 0.336, SLG: 0.379 (1, 4)	G4-3		F8			K		1B	2-1	5	1	1	0	0	1	4											
Nomar Garciaparra, R OBP: 0.323, SLG: 0.476 (1, 6)	CS 1B		P6			1B		1B	4-2	4	1	2	0	0	0	3											
Manny Ramirez, R OBP: 0.424, SLG: 0.539 (1, 7)	WP BB			F7		1B		G6-3	0-1	4	1	2	1	1	0	0											
Kevin Millar, R OBP: 0.362, SLG: 0.548 (1, 9)	G6-3			K		K		2B WP 1B	1-1	4	1	1	1	0	2	4											
Shea Hillenbrand, R OBP: 0.382, SLG: 0.495 (1, 3)		G4-3		P4		K		WP 2B	1-1	4	0	1	0	0	1	3											
34 David Ortiz, L OBP: 0.311, SLG: 0.346 18 Johnny Damon, L OBP: 0.316, SLG: 0.433 (7, PR) (7, PH)		K			K			1B FC3-2 1B	2-1	3	0	1	0	0	2	0											
Jason Varitek, S OBP: 0.354, SLG: 0.514 (1, 2)	FC5 2B			P4				SH5-3 1B	0-0	4	0	1	0	0	1	5											
Damian Jackson, R OBP: 0.320, SLG: 0.227 Trot Nixon, L OBP: 0.418, SLG: 0.474 (8, 8)	FC5			K				FC3-2 1B	2-3	2	0	0	0	0	1	1											
Inning Stats	R: 1 E: 0 K: 0 S: 10	H: 2 LOB: 1 BB: 1 P: 23	R: 0 E: 0 K: 1 S: 11	H: 1 LOB: 0 BB: 0 P: 16	R: 0 E: 0 K: 0 S: 4	H: 0 LOB: 0 BB: 0 P: 9	R: 0 E: 0 K: 1 S: 8	H: 0 LOB: 0 BB: 0 P: 13	R: 0 E: 0 K: 2 S: 8	H: 0 LOB: 0 BB: 0 P: 12	R: 0 E: 0 K: 3 S: 14	H: 2 LOB: 3 BB: 1 P: 22	R: 0 E: 0 K: 0 S: 10	H: 2 LOB: 3 BB: 1 P: 24	R: 1 E: 0 K: 1 S: 12	H: 2 LOB: 3 BB: 2 P: 24	R: 3 E: 1 K: 0 S: 10	H: 2 LOB: 3 BB: 0 P: 20	1B: 8 2B: 2 3B: 0 HR: 1	SF: 1 SAC: 1 DP: 0 HBP: 3	WP: 4 PB: 0 SB: 0 CS: 1	PA: 44					
PITCHER	IP	WLS	BF	H	R	ER	SO	BB	IBB	HBP	BLK	WP	HR	S	P	ERA	WHIP										
Darrell May, L ERA: 4.91 (1, 1)	5.2		23	5	1	1	6	2	0	0	0	0	0	3	5	0.00	0.000										
Jason Grimsley, R ERA: 2.55 (6, 1)	0.1	H	1	0	0	0	1	0	0	0	0	0	0	3	5	0.00	0.000										
Albie Lopez, R ERA: 3.77 (7, 1)	1.2	B	12	4	1	1	1	2	1	0	0	1	0	20	46	5.40	3.600										
51 Kris Wilson, R ERA: 1.93 (8, 1)	0.1	L	1	0	0	0	0	0	0	0	0	0	0	2	2	0.00	0.000										
Mike MacDougal, R ERA: 3.55 (9, 1)	0.1	L	5	2	3	2	0	0	0	2	0	1	0	8	16	54.00	6.000										

Kansas City Royals @ Boston Red Sox
Fenway Park, Boston, MA
Wed Apr 30 2003, 7:05 PM EDT
Att: 31,334 - Sunny - 54 F

AB 34
R 5
H 11
RBI 3
BB 5
SO 8
LOB 23



Batter	1	2	3	4	5	6	7	8	9	AB	R	H	RBI	BB	SO	LOB	TOP					
Michael Tucker, L OBP: 0.324, SLG: 0.424	G4-3		F7		F8		K			4	0	0	0	0	1	0	Kansas City Royals @ Boston Red Sox Fenway Park, Boston, MA Thu May 01 2003, 6:05 PM EDT Att: 31,950 - Cloudy - 62 F					
Joe Randa, R OBP: 0.387, SLG: 0.602	K		1B			HR		G5-3		4	1	2	0	0	1	0						
Carlos Beltrán, S OBP: 0.298, SLG: 0.452	29 HR		K			HR		K		4	2	2	2	0	2	1						
29 Mike Sweeney, R OBP: 0.418, SLG: 0.560	HR		F8			G6-3				4	1	2	2	0	0	1						
Raul Ibanez, L OBP: 0.396, SLG: 0.579	1B			F8		HR		P4		4	1	2	1	0	0	1						
Ken Harvey, R OBP: 0.303, SLG: 0.395	G4-3			K		F8			G1-3	4	0	0	0	0	1	1						
4 Angel Berroa, R OBP: 0.323, SLG: 0.407		G1-3		F8		F8		F8		4	0	0	0	0	0	0						
Mike DiFelice, R OBP: 0.207, SLG: 0.345		F8			G4-3		G5-3			3	0	0	0	0	0	0						
Brent Mayne, L OBP: 0.266, SLG: 0.547								K		1	0	0	0	0	1	0						
Carlos Febles, R OBP: 0.294, SLG: 0.297		G5-3			G6-3		P3			3	0	0	0	0	0	0						
Inning Stats	R: 2 E: 0 K: 1 S: 13	H: 3 LOB: 1 BB: 0 P: 17	R: 0 E: 0 K: 0 S: 7	H: 0 LOB: 0 BB: 0 P: 11	R: 0 E: 0 K: 1 S: 10	H: 1 LOB: 1 BB: 0 P: 15	R: 0 E: 0 K: 1 S: 7	H: 0 LOB: 0 BB: 0 P: 10	R: 0 E: 0 K: 0 S: 10	H: 0 LOB: 0 BB: 0 P: 15	R: 3 E: 0 K: 0 S: 12	H: 3 LOB: 0 BB: 0 P: 21	R: 0 E: 0 K: 1 S: 9	H: 0 LOB: 0 BB: 0 P: 12	R: 0 E: 0 K: 1 S: 12	H: 1 LOB: 1 BB: 0 P: 16	R: 0 E: 0 K: 1 S: 10	H: 0 LOB: 0 BB: 0 P: 15	1B: 5 2B: 0 3B: 0 HR: 3	SF: 0 SAC: 0 DP: 0 HBP: 0	WP: 0 PB: 0 SB: 0 CS: 0	PA: 35
PITCHER	IP WLS BF H R ER SO BB IBB HBP BLK WP HR S P ERA WHIP	IP WLS BF H R ER SO BB IBB HBP BLK WP HR S P ERA WHIP															IP WLS BF H R ER SO BB IBB HBP BLK WP HR S P ERA WHIP					
Casey Fossum, L ERA: 4.45	0.2	4	2	2	2	1	0	0	0	0	0	0	0	0	0	0	27.00	3.000				
Steve Woodard, R ERA: 5.51	4.2	19	5	3	3	2	0	0	0	0	0	0	0	2	46	70	5.79	1.071				
50 Mike Timlin, R ERA: 4.05	1.2	5	0	0	0	1	0	0	0	0	0	0	0	0	13	19	0.00	0.000				
Jason Shiell, R ERA: 2.57	1.0	W	4	1	0	0	1	0	0	0	0	0	0	0	12	16	0.00	1.000				
Brandon Lyon, R ERA: 1.84	1.0	S	3	0	0	0	1	0	0	0	0	0	0	0	10	15	0.00	0.000				
Batter	1	2	3	4	5	6	7	8	9	AB	R	H	RBI	BB	SO	LOB	BOTTOM					
18 Johnny Damon, L OBP: 0.320, SLG: 0.426	E3 WP 3B		G3-1 S SF8	G3				FC3-2-5-2 2B		4	3	1	0	0	0	3	Kansas City Royals @ Boston Red Sox Fenway Park, Boston, MA Thu May 01 2003, 6:05 PM EDT Att: 31,950 - Cloudy - 62 F					
Todd Walker, L OBP: 0.347, SLG: 0.417	SF8 3B		G3-1		FC6-4 1B	G3		2B		5	1	3	2	0	0	3						
Nomar Garciaparra, R OBP: 0.319, SLG: 0.471	G5-3		SF8		FC6-4 1-2 1B		1B 34 G4-6-3	F9		4	1	1	1	0	0	4						
Manny Ramirez, R OBP: 0.426, SLG: 0.543	SF8		34 BB		P4		34 G4-6-3			3	0	2	1	0	0	1						
34 David Ortiz, L OBP: 0.308, SLG: 0.327	G1-5-3				P6		G4-6-3			3	0	0	0	1	0	2						
Trot Nixon, L OBP: 0.421, SLG: 0.512		F8	K			HR		1B		4	1	2	1	0	1	2						
Bill Mueller, S OBP: 0.397, SLG: 0.534	G4-3			F7			G3-1			4	0	1	0	0	0	1						
Jeremy Giambi, L OBP: 0.317, SLG: 0.320										2	0	1	0	2	1	1						
Damian Jackson, R OBP: 0.320, SLG: 0.227								SH1-3 18 G3-2-5-2 BB		0	0	0	0	0	0	0						
Doug Mirabeli, R OBP: 0.194, SLG: 0.353										3	0	0	0	0	0	3						
Jason Varitek, S OBP: 0.354, SLG: 0.514	G4-3			F7				SH1-3		0	0	0	0	0	0	0						
Inning Stats	R: 2 E: 1 K: 0 S: 11	H: 1 LOB: 0 BB: 0 P: 15	R: 0 E: 0 K: 0 S: 10	H: 1 LOB: 1 BB: 0 P: 13	R: 1 E: 0 K: 1 S: 17	H: 2 LOB: 2 BB: 1 P: 29	R: 0 E: 0 K: 0 S: 7	H: 0 LOB: 1 BB: 1 P: 14	R: 0 E: 0 K: 0 S: 11	H: 1 LOB: 1 BB: 0 P: 18	R: 1 E: 0 K: 0 S: 14	H: 2 LOB: 2 BB: 0 P: 29	R: 1 E: 0 K: 0 S: 11	H: 3 LOB: 1 BB: 0 P: 17	R: 1 E: 0 K: 0 S: 11	H: 1 LOB: 2 BB: 1 P: 18	1B: 6 2B: 3 3B: 1 HR: 1	SF: 2 SAC: 1 DP: 1 HBP: 1	WP: 1 PB: 0 SB: 2 CS: 0	PA: 39		
PITCHER	IP WLS BF H R ER SO BB IBB HBP BLK WP HR S P ERA WHIP	IP WLS BF H R ER SO BB IBB HBP BLK WP HR S P ERA WHIP															IP WLS BF H R ER SO BB IBB HBP BLK WP HR S P ERA WHIP					
Kyle Snyder, R ERA: 1.8	5.0	23	5	3	1	1	2	0	0	0	0	0	0	0	1	20	38	18.00	4.000			
51 Kris Wilson, R ERA: 3.0	1.0	H	8	4	2	2	1	0	0	1	20	38	18.00	4.000								
Jason Grimsley, R ERA: 2.75	2.0	L	8	2	1	1	0	1	0	0	16	26	4.50	1.500								

Batter	1	2	3	4	5	6	7	8	9	AB	R	H	RBI	BB	SO	LOB	TOP					
Desi Relaford, S OBP: 0.394, SLG: 0.475 (1, 6)	G4-3		1B		L8	1B			K	5	0	2	1	0	1	2						
Joe Randa, R OBP: 0.378, SLG: 0.580 (1, 5)	F8		F8		G4-3		G6-3		1B	5	0	1	1	0	0	2						
Carlos Beltrán, S OBP: 0.288, SLG: 0.413 (1, 8)	G3		L7			29 HR BB	G4-3		G6-3	4	1	0	0	1	0	2						
29 Mike Sweeney, R OBP: 0.412, SLG: 0.582 (1, 10)		F7		K		1-H HR	K			4	1	1	2	0	2	0						
Raul Ibanez, L OBP: 0.382, SLG: 0.556 (1, 7)		K		F7		K		K		4	0	0	0	0	3	0						
Ken Harvey, R OBP: 0.312, SLG: 0.435 (1, 3)		FC5 1B		E4		HR		F7		4	1	2	1	0	0	0						
Brent Mayne, L OBP: 0.373, SLG: 0.537 (1, 2)		1B		F8		1B BB		P5		3	1	1	0	1	0	1						
Dee Brown, L OBP: 0.308, SLG: 0.343 (1, 9)		FC5			G6-3	F8			SH1-4 1B	4	1	1	0	0	0	3						
Carlos Febles, R OBP: 0.310, SLG: 0.313 (1, 4)			F9		E1 1B	1B		SH1-4		3	0	2	0	0	0	0						
Inning Stats	R: 0 E: 0 K: 0 S: 7	H: 0 LOB: 0 BB: 0 P: 10	R: 0 E: 0 K: 1 S: 13	H: 2 LOB: 2 BB: 0 P: 18	R: 0 E: 0 K: 0 S: 19	H: 1 LOB: 1 BB: 0 P: 27	R: 0 E: 1 K: 1 S: 7	H: 0 LOB: 1 BB: 0 P: 13	R: 0 E: 1 K: 0 S: 8	H: 1 LOB: 1 BB: 0 P: 10	R: 4 E: 0 K: 1 S: 17	H: 4 LOB: 2 BB: 2 P: 31	R: 0 E: 0 K: 1 S: 11	H: 0 LOB: 0 BB: 0 P: 15	R: 0 E: 0 K: 1 S: 11	H: 0 LOB: 0 BB: 0 P: 14	R: 1 E: 0 K: 1 S: 12	H: 2 LOB: 1 BB: 0 P: 21	1B: 8 2B: 0 3B: 0 HR: 2	SF: 0 SAC: 1 DP: 0 HBP: 0	WP: 0 PB: 0 SB: 1 CS: 0	PA: 39
PITCHER	IP	WLS	BF	H	R	ER	SO	BB	IBB	HBP	BLK	WP	HR	S	P	ERA	WHIP					
Rick Helling, R ERA: 5.86 (1, 1)	5.2	L	27	7	4	4	3	2	0	0	0	0	2	68	105	6.35	1.588					
Rick Bauer, R ERA: 5.59 (6, 1)	3.0		11	3	1	1	3	0	0	0	0	0	0	34	48	3.00	1.000					
B.J. Ryan, L ERA: 0.82 (9, 1)	0.1		1	0	0	0	0	0	0	0	0	0	0	3	6	0.00	0.000					

Kansas City Royals @ Baltimore Orioles
 Oriole Park at Camden Yards, Baltimore, MD
 Fri May 02 2003, 7:05 PM EDT
 Att: 26,737 - Cloudy - 79 F

AB	36
R	5
H	10
RBI	5
BB	2
SO	6
LOB	10

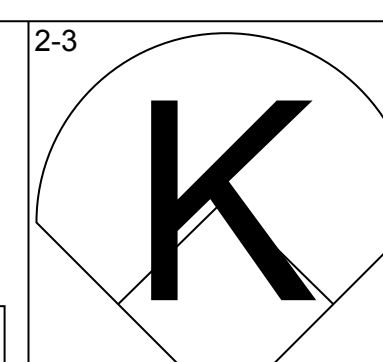
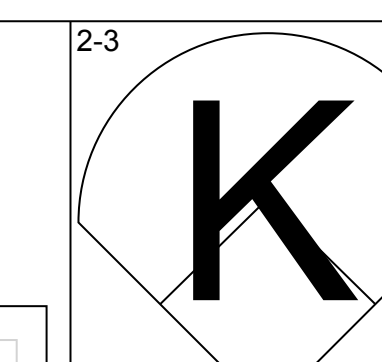
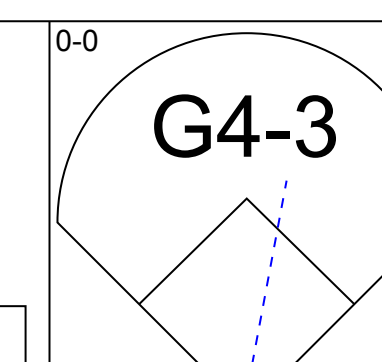
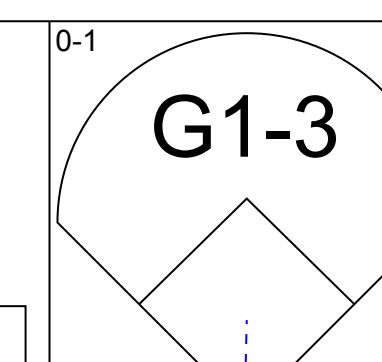
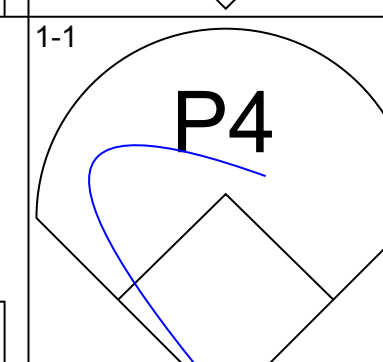
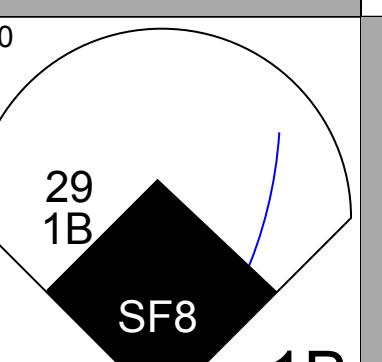
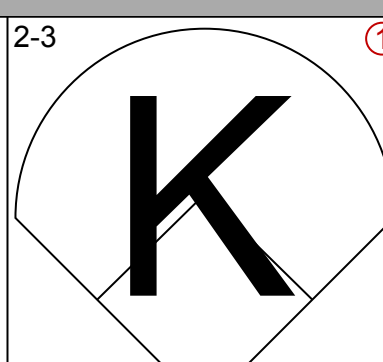
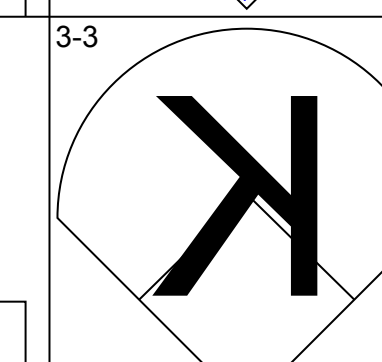
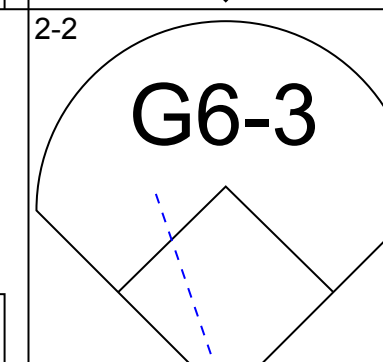
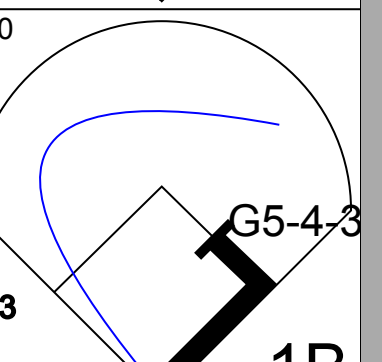
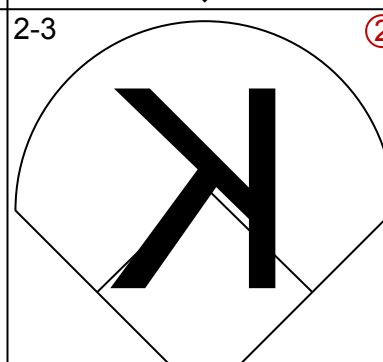
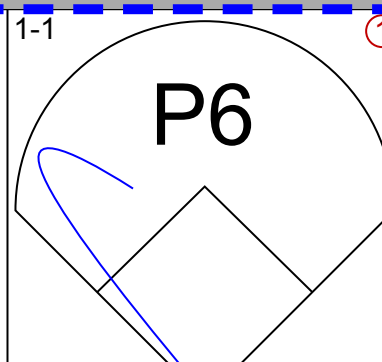
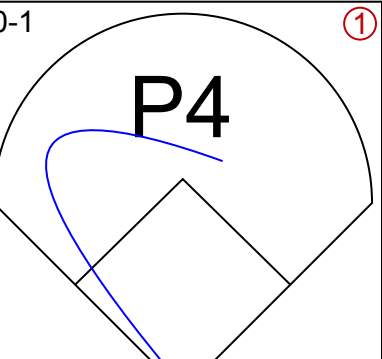
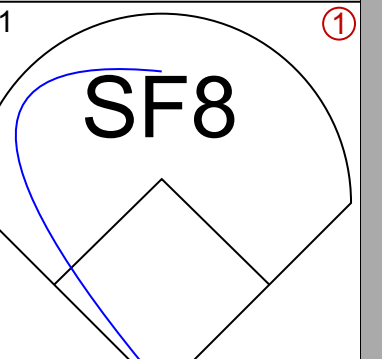
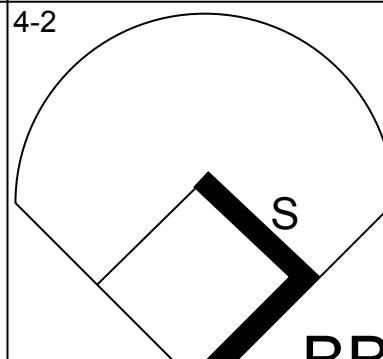
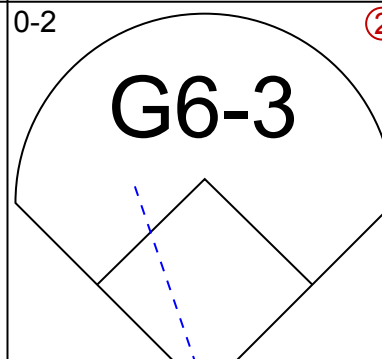
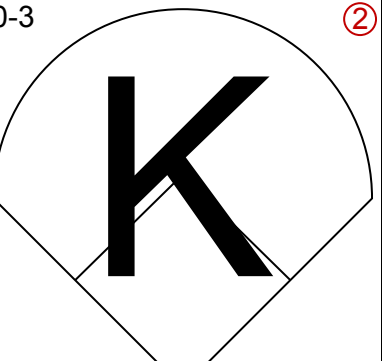
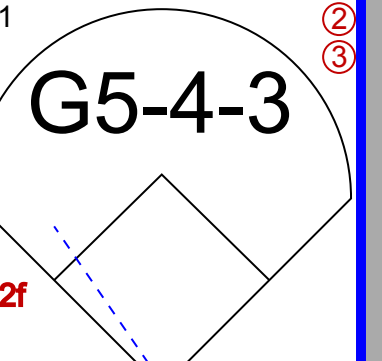
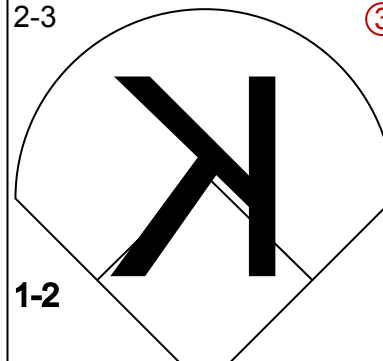
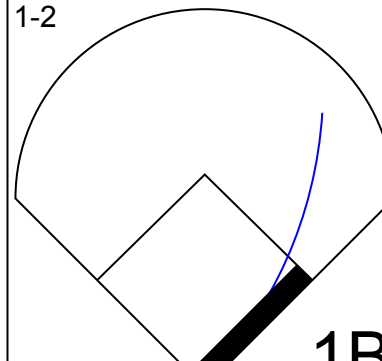
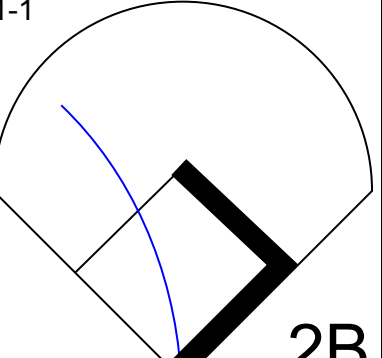
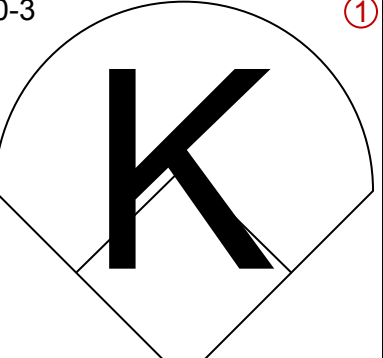
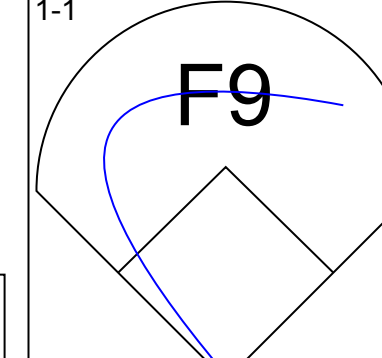
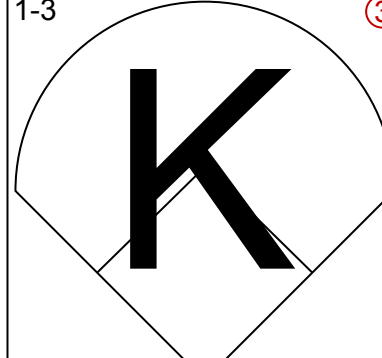
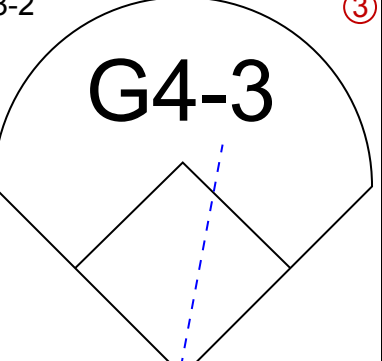
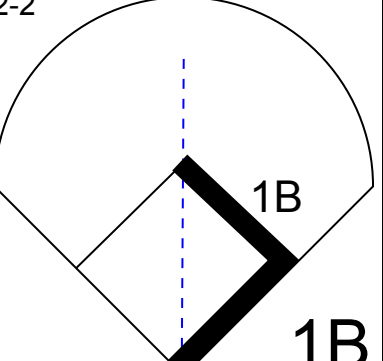
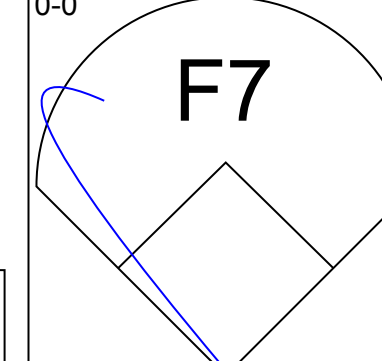
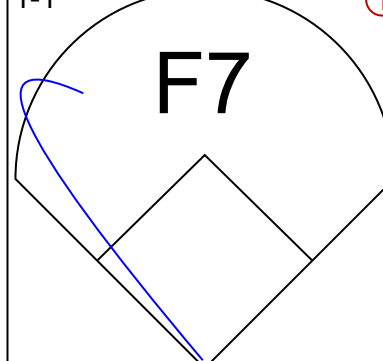
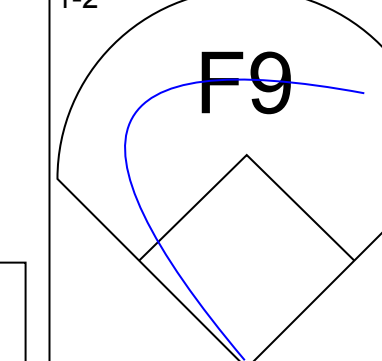
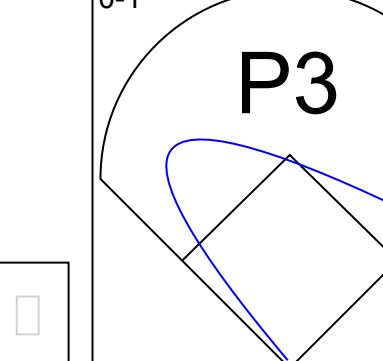

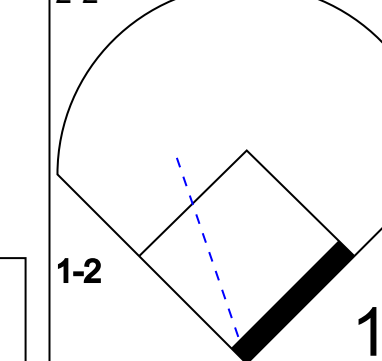
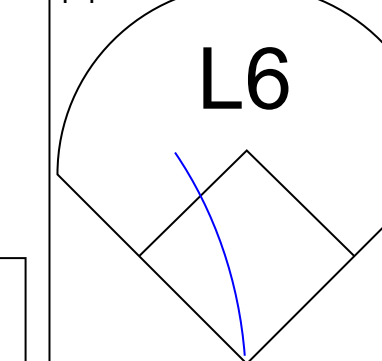


Batter	1	2	3	4	5	6	7	8	9	AB	R	H	RBI	BB	SO	LOB	BOTTOM					
Jerry Hairston, R OBP: 0.395, SLG: 0.441 (1, 4)	F9		G2-3		S 1B		G4-3			4	0	1	0	0	0	0						
Gary Matthews, S OBP: 0.254, SLG: 0.364 (1, 8)	K		G6-3		K			G3		4	0	0	0	0	2	1						
B.J. Surhoff, L OBP: 0.326, SLG: 0.367 (1, 10)	P6			G3	G1-3			BB		3	0	0	0	1	0	1						
Jeff Conine, R OBP: 0.370, SLG: 0.431 (1, 3)		31 SF9 3B		31 1B		1B BB		F9		3	1	2	0	1	0	1						
31 Jay Gibbons, L OBP: 0.319, SLG: 0.398 (1, 9)		SF9			F9			K		3	0	1	1	0	1	2						
Tony Batista, R OBP: 0.338, SLG: 0.429 (1, 5)		3-H 2B BB		1-B	F8		G4-6-3 1B		F8	3	0	1	0	1	0	2						
Larry Bigbie, L OBP: 0.310, SLG: 0.308 (1, 7)		1-H 2B		K		G4-6-3		F8		4	0	1	0	0	1	4						
Brook Fordyce, R OBP: 0.302, SLG: 0.385 (1, 2)								F8		3	1	1	1	0	1	1						
6 Melvin Mora, R OBP: 0.413, SLG: 0.557 (9, PH)								K		1	0	0	0	0	1	0						
Deivi Cruz, R OBP: 0.186, SLG: 0.260 (1, 6)			F8		F8		G4-3			3	0	0	0	0	0	0						
Inning Stats	R: 0 E: 0 K: 1 S: 7	H: 0 LOB: 0 BB: 0 P: 8	R: 1 E: 0 K: 1 S: 8	H: 2 LOB: 1 BB: 1 P: 16	R: 0 E: 0 K: 0 S: 5	H: 0 LOB: 0 BB: 0 P: 8	R: 0 E: 0 K: 1 S: 10	H: 2 LOB: 2 BB: 0 P: 16	R: 1 E: 0 K: 1 S: 14	H: 2 LOB: 1 BB: 0 P: 21	R: 0 E: 0 K: 0 S: 6	H: 1 LOB: 1 BB: 1 P: 12	R: 0 E: 0 K: 1 S: 7	H: 0 LOB: 0 BB: 0 P: 8	R: 0 E: 0 K: 1 S: 7	H: 0 LOB: 1 BB: 1 P: 16	R: 0 E: 0 K: 1 S: 7	H: 0 LOB: 0 BB: 0 P: 9	1B: 4 2B: 1 3B: 1 HR: 1	SF: 1 SAC: 0 DP: 1 HBP: 0	WP: 0 PB: 0 SB: 1 CS: 0	PA: 35
PITCHER	IP	WLS	BF	H	R	ER	SO	BB	IBB	HBP	BLK	WP	HR	S	P	ERA	WHIP					
Miguel Asencio, R ERA: 4.14 (1, 1)	9.0	W	35	7	2	2	6	3	0	0	0	0	1	71	114	2.00	1.111					

Kansas City Royals @ Baltimore Orioles
 Oriole Park at Camden Yards, Baltimore, MD
 Fri May 02 2003, 7:05 PM EDT
 Att: 26,737 - Cloudy - 79 F

AB	31
R	2
H	7
RBI	2
BB	3
SO	6
LOB	12



Batter	1	2	3	4	5	6	7	8	9	AB	R	H	RBI	BB	SO	LOB	TOP							
Michael Tucker, L OBP: 0.313, SLG: 0.408 (1, 8)										4	0	0	0	0	2	2								
Dest Relaford, S OBP: 0.396, SLG: 0.460 (1, 5)										4	1	1	0	0	2	0								
29 Mike Sweeney, R OBP: 0.406, SLG: 0.566 (1, 10)										4	0	1	0	0	1	0								
Raul Ibanez, L OBP: 0.377, SLG: 0.545 (1, 7)										2	0	0	1	1	0	0								
Ken Harvey, R OBP: 0.305, SLG: 0.425 Mendy López, R OBP: 0.154, SLG: 0.308 Brandon Berger, R OBP: 0.324, SLG: 0.233 (9, PH)										2	0	0	0	0	1	1								
Dee Brown, L OBP: 0.302, SLG: 0.359 (1, 9)										4	0	1	0	0	2	1								
Brent Mayne, L OBP: 0.372, SLG: 0.529 (1, 2)										3	0	1	0	0	0	1								
4 Angel Berroa, R OBP: 0.313, SLG: 0.393 (1, 6)										3	0	0	0	0	0	1								
Carlos Febles, R OBP: 0.311, SLG: 0.314 (1, 4)										3	0	1	0	0	1	0								
Inning Stats	R: 0 E: 0 K: 1 S: 10	H: 0 LOB: 0 BB: 0 P: 15	R: 0 E: 0 K: 1 S: 11	H: 1 LOB: 1 BB: 0 P: 15	R: 0 E: 0 K: 2 S: 12	H: 0 LOB: 0 BB: 0 P: 18	R: 1 E: 0 K: 0 S: 6	H: 2 LOB: 0 BB: 0 P: 7	R: 0 E: 0 K: 1 S: 14	H: 2 LOB: 2 BB: 0 P: 19	R: 0 E: 0 K: 3 S: 13	H: 0 LOB: 1 BB: 1 P: 23	R: 0 E: 0 K: 0 S: 5	H: 0 LOB: 0 BB: 0 P: 6	R: 0 E: 0 K: 1 S: 9	H: 0 LOB: 0 BB: 0 P: 13	R: 0 E: 0 K: 1 S: 14	H: 1 LOB: 1 BB: 0 P: 17	1B: 5 2B: 1 3B: 0 HR: 0	SF: 1 SAC: 0 DP: 1 HBP: 0	WP: 0 PB: 0 SB: 1 CS: 0	PA: 33		
PITCHER	IP	WLS	BF	H	R	ER	SO	BB	IBB	HBP	BLK	WP	HR	S	P	ERA	WHIP							
Sidney Ponson, R ERA: 4.03 Kerry Ligtenberg, R ERA: 3.95	(1, 1)	8.0	W	29	5	1	9	1	0	0	0	0	0	80	116	1.12	0.750							
(9, 1)	1.0		4	1	0	0	1	0	0	0	0	0	0	14	17	0.00	1.000							

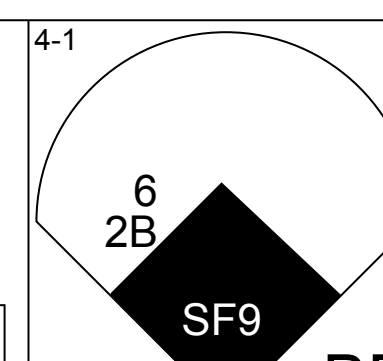
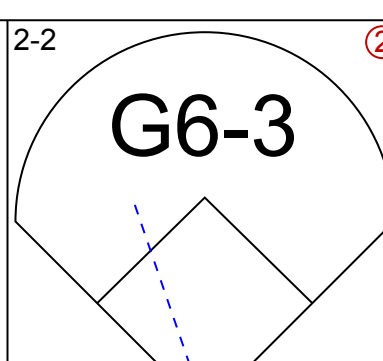
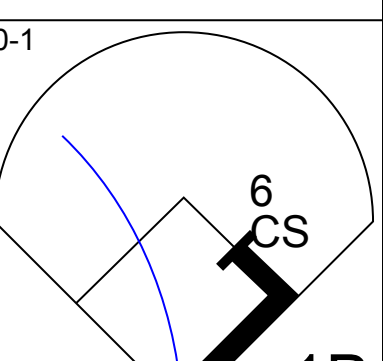
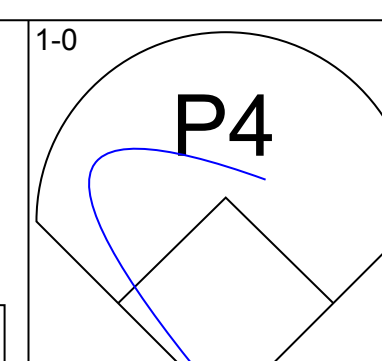
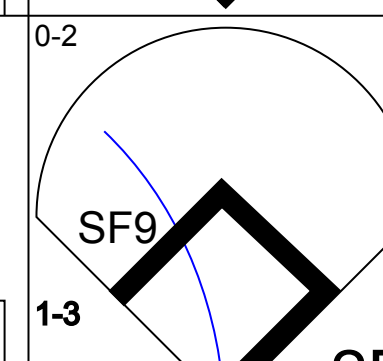
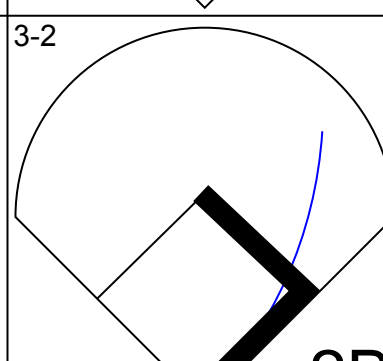
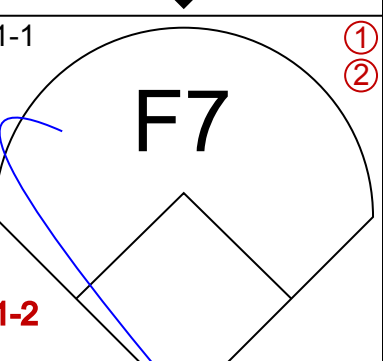
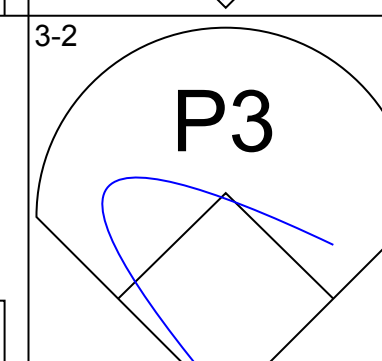
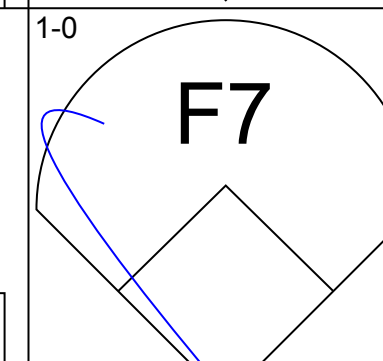
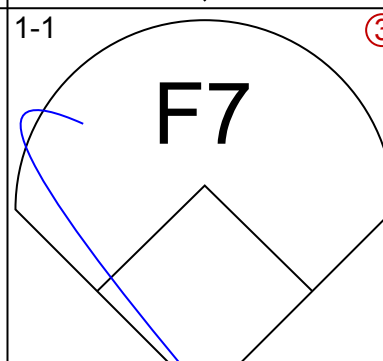
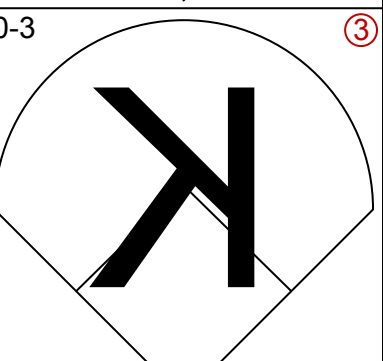
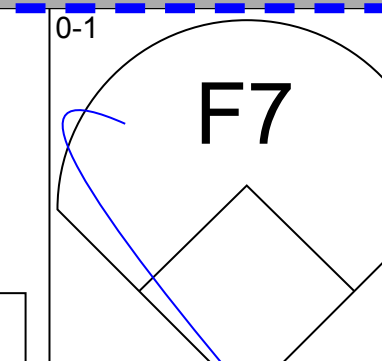
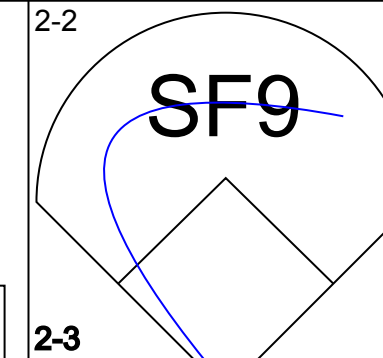
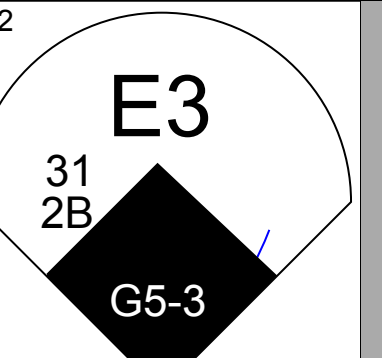
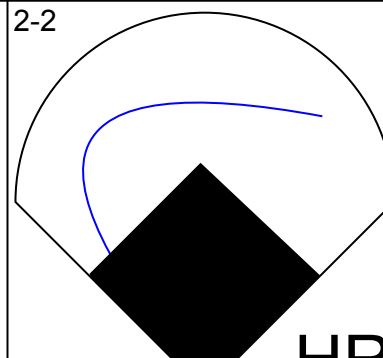
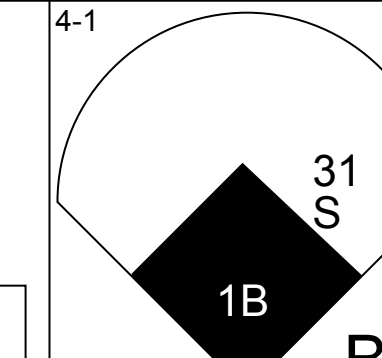
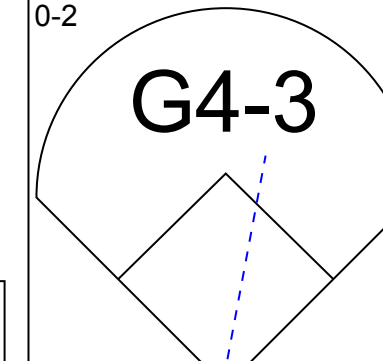
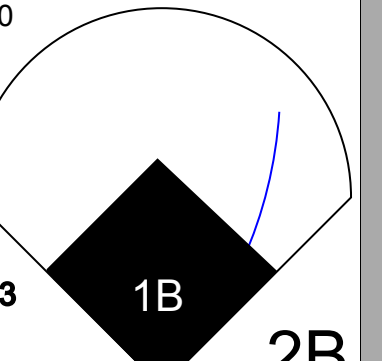
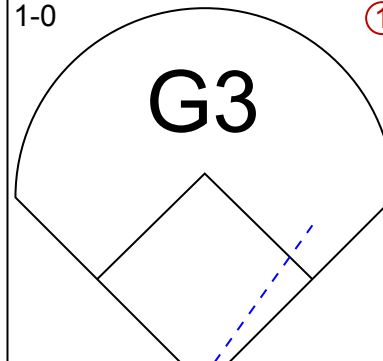
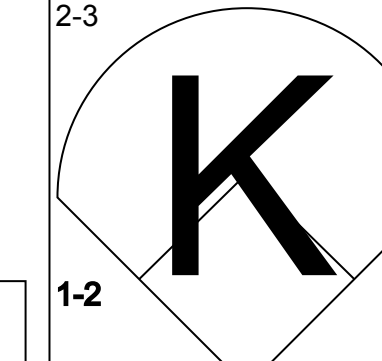
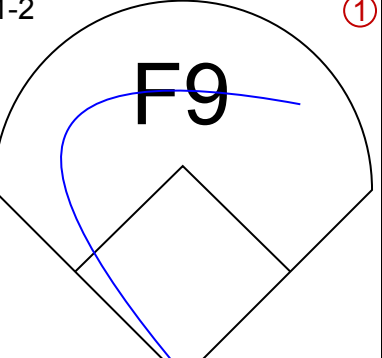
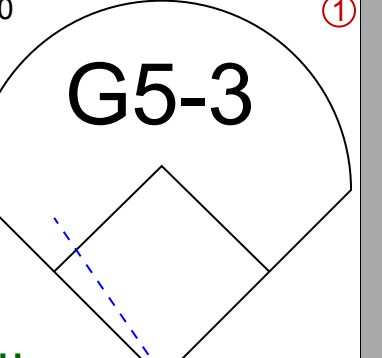
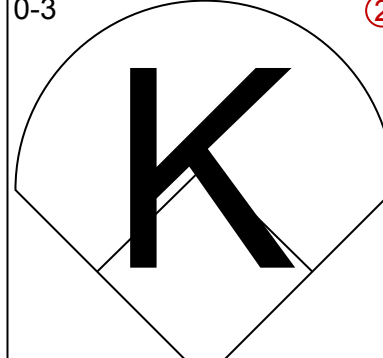
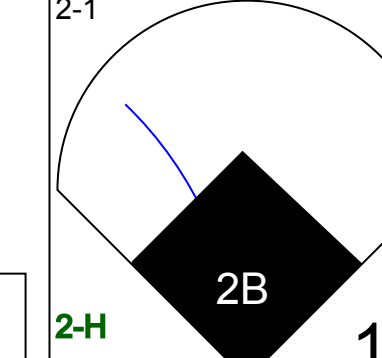
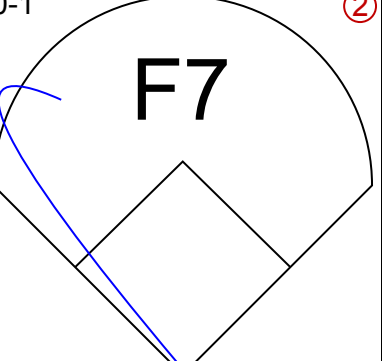
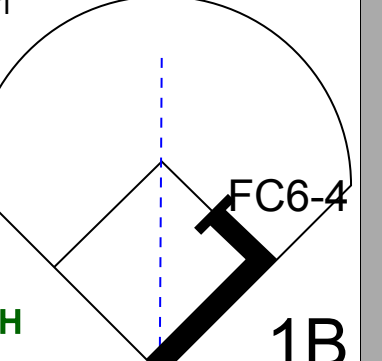
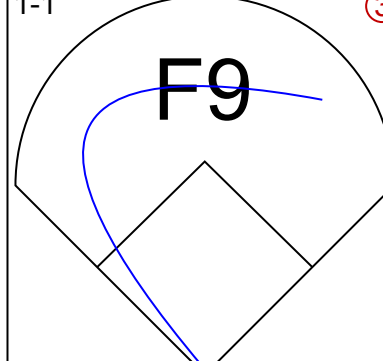
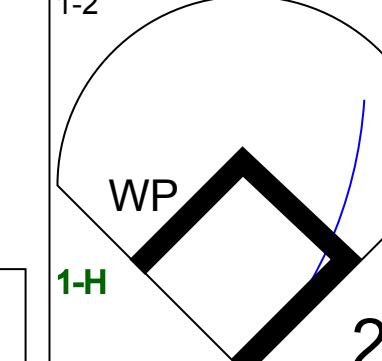
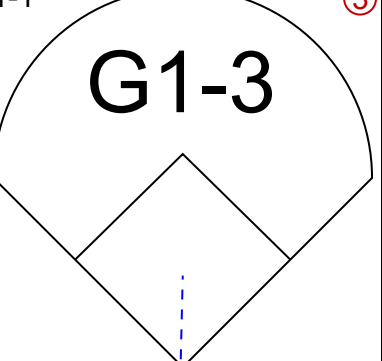

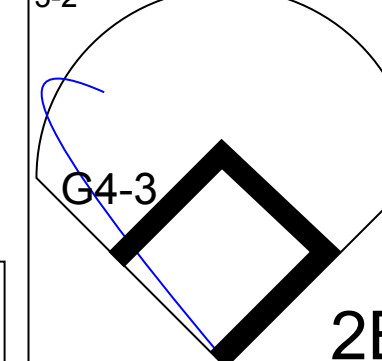
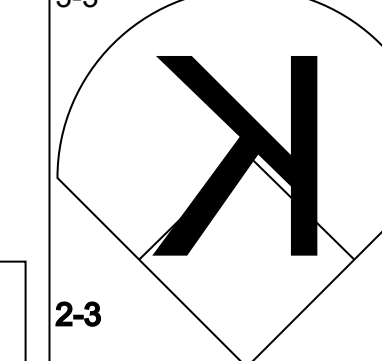
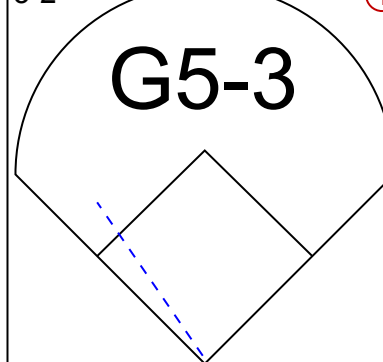
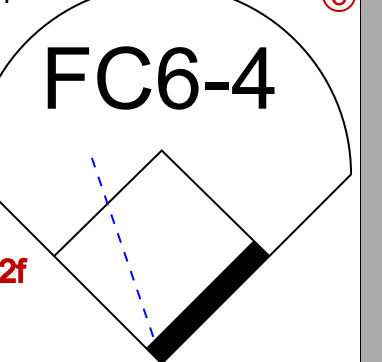
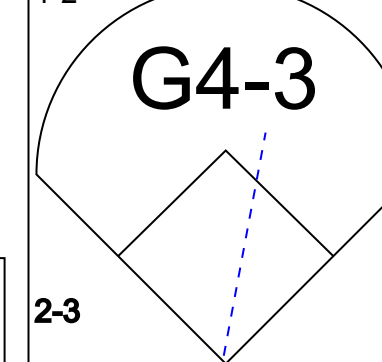
Kansas City Royals @ Baltimore Orioles
Oriole Park at Camden Yards, Baltimore, MD

AB 31
R 1
H 6
RBI 1
BB 1
SO 10
LOB 7



WP: 0 PA: 33
PB: 0
SB: 1
CS: 0

Sat May 03 2003, 1:35 PM EDT
Att: 27,866 - Overcast - 70 F

Batter	1	2	3	4	5	6	7	8	9	AB	R	H	RBI	BB	SO	LOB	BOTTOM							
Jerry Hairston, R OBP: 0.398, SLG: 0.438 (1, 4)										3	1	1	0	1	0	1								
6 Melvin Mora, R OBP: 0.418, SLG: 0.585 (1, 6)										4	0	2	0	0	0	2								
David Segui, S OBP: 0.465, SLG: 0.421 (1, 10)										4	0	0	0	0	1	3								
Jeff Conine, R OBP: 0.374, SLG: 0.462 (1, 3)										2	3	1	2	1	0	0								
31 Jay Gibbons, L OBP: 0.317, SLG: 0.402 (1, 9)										4	1	1	0	0	1	2								
Tony Batista, R OBP: 0.333, SLG: 0.422 (1, 5)										4	1	1	2	0	1	1								
B.J. Surhoff, L OBP: 0.333, SLG: 0.386 Larry Bigbie, L OBP: 0.310, SLG: 0.308 (8, PR) (9, 7)										4	0	2	2	0	0	0								
Gary Matthews, S OBP: 0.254, SLG: 0.368 (1, 8)										4	0	1	0	0	2	2								
Geronimo Gil, R OBP: 0.242, SLG: 0.258 (1, 2)										3	0	0	0	0	0	2								
Inning Stats	R: 1 E: 0 K: 0 S: 13	H: 1 LOB: 1 BB: 1 P: 20	R: 0 E: 0 K: 0 S: 7	H: 0 LOB: 0 BB: 0 P: 9	R: 0 E: 0 K: 0 S: 13	H: 1 LOB: 1 BB: 0 P: 22	R: 2 E: 1 K: 1 S: 12	H: 2 LOB: 1 BB: 0 P: 17	R: 0 E: 0 K: 1 S: 7	H: 1 LOB: 0 BB: 0 P: 8	R: 1 E: 0 K: 0 S: 9	H: 1 LOB: 1 BB: 0 P: 13	R: 0 E: 0 K: 0 S: 10	H: 1 LOB: 1 BB: 0 P: 18	R: 2 E: 0 K: 2 S: 16	H: 2 LOB: 2 BB: 1 P: 28	1B: 3 2B: 5 3B: 0 HR: 1	SF: 1 SAC: 0 DP: 0 HBP: 0	WP: 1 PB: 0 SB: 1 CS: 1	PA: 35				
PITCHER	IP	WLS	BF	H	R	ER	SO	BB	IBB	HBP	BLK	WP	HR	S	P	ERA	WHIP							
Runelvys Hernandez, R ERA: 1.74 Ryan Bukich, R ERA: 8.64	(1, 1)	7.0	L	29	7	4	3	3	1	0	0	0	0	71	107	3.86	1.143							
(8, 1)	1.0		6	2	2	2	2	1	0	0	0	1	0	16	28	18.00	3.000							

Kansas City Royals @ Baltimore Orioles
Oriole Park at Camden Yards, Baltimore, MD

AB 32
R 6
H 9
RBI 6
BB 2
SO 5
LOB 13



WP: 1 PA: 35
PB: 0
SB: 1
CS: 1


Sat May 03 2003, 1:35 PM EDT
Att: 27,866 - Overcast - 70 F


Batter	1	2	3	4	5	6	7	8	9	AB	R	H	RBI	BB	SO	LOB	TOP										
Michael Tucker, L (1, 8) OBP: 0.302, SLG: 0.393	G1-3		K					G4-3		4	0	0	0	0	2	1	Kansas City Royals @ Baltimore Orioles Oriole Park at Camden Yards, Baltimore, MD Sun May 04 2003, 1:35 PM EDT Att: 26,890 - Cloudy - 64 F										
Joe Randa, R (1, 5) OBP: 0.373, SLG: 0.560	K				P3		G5-3		3	0	0	0	1	1	1												
29 Mike Sweeney, R (1, 3) OBP: 0.400, SLG: 0.552	E5				G5-3			FC5-4	4	1	1	0	0	0	1												
Raul Ibanez, L (1, 7) OBP: 0.373, SLG: 0.529	CS	F9			K			G4-3	3	1	0	0	1	1	1												
Desi Relaford, S (1, 9)						G5-3			2	1	0	0	2	0	0												
Brandon Berger, R (1, 10) OBP: 0.324, SLG: 0.219						F7			2	0	0	0	1	0	0												
4 Angel Berroa, R (1, 6) OBP: 0.310, SLG: 0.380						F7			3	0	0	1	0	0	2												
Carlos Febles, R (1, 4) OBP: 0.321, SLG: 0.338						G2-3			4	0	2	2	0	0	3												
Mike DiFelice, R (1, 2) OBP: 0.212, SLG: 0.424									4	1	1	1	0	1	2												
Inning Stats	R: 0 E: 1 K: 1 S: 11	H: 0 LOB: 0 BB: 0 P: 17	R: 0 E: 0 K: 0 S: 7	H: 0 LOB: 0 BB: 0 P: 8	R: 1 E: 0 K: 1 S: 8	H: 1 LOB: 0 BB: 0 P: 10	R: 0 E: 0 K: 1 S: 7	H: 0 LOB: 0 BB: 0 P: 11	R: 0 E: 0 K: 2 S: 12	H: 1 LOB: 1 BB: 0 P: 19	R: 1 E: 0 K: 0 S: 21	H: 1 LOB: 2 BB: 2 P: 35	R: 0 E: 0 K: 0 S: 7	H: 0 LOB: 1 BB: 1 P: 13	R: 2 E: 0 K: 0 S: 16	H: 1 LOB: 1 BB: 2 P: 29	1B: 2 2B: 2 3B: 0 HR: 1	SF: 0 SAC: 1 DP: 1 HBP: 1	WP: 0 PB: 0 SB: 1 CS: 1	PA: 37							
PITCHER	IP	WLS	BF	H	R	ER	SO	BB	IBB	HBP	BLK	WP	HR	S	P	ERA	WHIP										
Eric DuBose, L (1, 1) ERA: 2.94	6.1	L	24	3	2	2	5	2	0	0	0	0	1	73	108	2.84	0.789										
Willis Roberts, R (7, 1) ERA: 3.52	1.2		6	0	0	0	0	1	0	1	0	0	0	11	20	0.00	0.600										
B.J. Ryan, L (9, 1) ERA: 2.45	0.0		2	0	2	2	0	2	0	0	0	0	0	4	12	∞	∞										
Kerry Ligtenberg, R (9, 1) ERA: 3.68	1.0		4	1	0	0	0	0	0	0	0	0	0	12	17	0.00	1.000										

Batter	1	2	3	4	5	6	7	8	9	AB	R	H	RBI	BB	SO	LOB	BOTTOM										
Jerry Hairston, R (1, 4) OBP: 0.394, SLG: 0.426	K		F8					F9		3	0	0	0	1	1	0	Kansas City Royals @ Baltimore Orioles Oriole Park at Camden Yards, Baltimore, MD Sun May 04 2003, 1:35 PM EDT Att: 26,890 - Cloudy - 64 F										
6 Melvin Mora, R (1, 7) OBP: 0.422, SLG: 0.594	CS		G5-3					G5-3		4	0	2	0	0	0	0											
David Segui, S (1, 10) OBP: 0.447, SLG: 0.390						L5		G4-3		3	0	0	0	1	0	2											
Jeff Conine, R (1, 3) OBP: 0.370, SLG: 0.454						L5				4	0	1	0	0	0	1											
31 Jay Gibbons, L (1, 9) OBP: 0.323, SLG: 0.422										4	0	2	0	0	1	3											
Tony Batista, R (1, 5) OBP: 0.331, SLG: 0.416										4	0	1	0	0	1	5											
Brook Fordyce, R (1, 2) OBP: 0.298, SLG: 0.372										4	0	1	0	0	2	1											
Deivi Cruz, R (1, 6) OBP: 0.180, SLG: 0.253										3	0	0	0	0	1	2											
Gary Matthews, S (1, 8) OBP: 0.248, SLG: 0.359										3	0	0	0	0	1	0											
Inning Stats	R: 0 E: 0 K: 1 S: 9	H: 1 LOB: 1 BB: 1 P: 14	R: 0 E: 0 K: 0 S: 12	H: 2 LOB: 1 BB: 0 P: 18	R: 0 E: 0 K: 0 S: 6	H: 0 LOB: 0 BB: 0 P: 9	R: 0 E: 0 K: 0 S: 9	H: 1 LOB: 1 BB: 0 P: 12	R: 0 E: 0 K: 1 S: 16	H: 2 LOB: 3 BB: 1 P: 27	R: 0 E: 0 K: 3 S: 9	H: 0 LOB: 0 BB: 0 P: 12	R: 0 E: 0 K: 0 S: 5	H: 0 LOB: 0 BB: 0 P: 6	R: 0 E: 0 K: 2 S: 14	H: 1 LOB: 1 BB: 0 P: 19	1B: 4 2B: 3 3B: 0 HR: 0	SF: 0 SAC: 0 DP: 1 HBP: 0	WP: 0 PB: 0 SB: 0 CS: 1	PA: 34							
PITCHER	IP	WLS	BF	H	R	ER	SO	BB	IBB	HBP	BLK	WP	HR	S	P	ERA	WHIP										
Chris George, L (1, 1) ERA: 4.05	5.1	W	21	5	0	0	0	2	0	0	0	0	0	49	78	0.00	1.312										
Jason Grimsley, R (6, 1) ERA: 2.53	1.2	H	6	1	0	0	4	0	0	0	0	0	0	18	24	0.00	0.600										
D.J. Carrasco, R (8, 1) ERA: 3.14	2.0	S	7	1	0	0	2	0	0	0	0	0	0	19	25	0.00	0.500										

AB	29
R	4
H	4
RBI	4
BB	5
SO	5
LOB	11



Batter	1	2	3	4	5	6	7	8	9	AB	R	H	RBI	BB	SO	LOB	TOP									
18 Johnny Damon, L OBP: 0.315, SLG: 0.403	G5-3		L3		F8			P6		4	0	0	0	1	0	1	Boston Red Sox @ Kansas City Royals Kauffman Stadium, Kansas City, MO Mon May 05 2003, 7:05 PM CDT Att: 21,232 - Sunny - 79 F									
Todd Walker, L OBP: 0.353, SLG: 0.413	F9			F7	2B			G1-3	BB	5	1	2	1	0	0	2										
Nomar Garciaparra, R OBP: 0.324, SLG: 0.489	G6-3			G6-3	G6-3			HR	1B	4	1	1	2	0	0	1										
Manny Ramirez, R OBP: 0.436, SLG: 0.542		G5-3				F8		G4-3		4	0	1	0	0	0	0										
Kevin Millar, R OBP: 0.369, SLG: 0.528		G4-3	1B		P4			K		4	0	1	0	0	2	1										
Shea Hillenbrand, R OBP: 0.355, SLG: 0.469		G4-3				HR		F8		4	1	1	0	0	0	1										
Bill Mueller, S OBP: 0.402, SLG: 0.577		G4-3				HR		G1-3		4	1	1	2	0	0	1										
Jason Varitek, S OBP: 0.354, SLG: 0.529				K				G3		4	2	2	1	0	1	0										
Damian Jackson, R OBP: 0.310, SLG: 0.231				P4		F9		P5		4	0	1	0	0	0	1										
																	AB 37 R 6 H 10 RBI 6 BB 1 SO 3 LOB 8 									
Inning Stats	R: 0 E: 0 K: 0 S: 9	H: 0 LOB: 0 BB: 0 P: 12	R: 0 E: 0 K: 0 S: 11	H: 1 LOB: 1 BB: 0 P: 17	R: 0 E: 0 K: 1 S: 8	H: 0 LOB: 0 BB: 0 P: 14	R: 0 E: 0 K: 0 S: 7	H: 1 LOB: 1 BB: 0 P: 12	R: 3 E: 0 K: 0 S: 12	H: 4 LOB: 1 BB: 0 P: 18	R: 0 E: 0 K: 1 S: 6	H: 0 LOB: 0 BB: 0 P: 11	R: 0 E: 0 K: 0 S: 5	H: 0 LOB: 0 BB: 0 P: 8	R: 2 E: 0 K: 1 S: 12	H: 2 LOB: 0 BB: 0 P: 18		R: 1 E: 0 K: 0 S: 8	H: 2 LOB: 2 BB: 1 P: 13	1B: 4 2B: 3 3B: 0 HR: 3	SF: 0 SAC: 0 DP: 0 HBP: 0	WP: 0 PB: 0 SB: 1 CS: 0	PA: 38			
PITCHER	IP	WLS	BF	H	R	ER	SO	BB	IBB	HBP	BLK	WP	HR	S	P	ERA		WHIP								
Darrell May, L ERA: 4.91	7.1		29	7	4	4	2	0	0	0	0	0	1	62	97	4.91		0.955								
Jason Grimsley, R ERA: 2.95	0.2	B	3	1	1	1	1	0	0	0	0	0	1	8	13	13.50		1.500								
Albie Lopez, R ERA: 4.11	1.0	W	6	2	1	1	0	1	0	0	0	0	1	8	13	9.00		3.000								

Batter	1	2	3	4	5	6	7	8	9	AB	R	H	RBI	BB	SO	LOB	BOTTOM									
Michael Tucker, L OBP: 0.314, SLG: 0.429	G6-3	G3-1		HR		F8			1B	5	3	3	2	0	0	2	Boston Red Sox @ Kansas City Royals Kauffman Stadium, Kansas City, MO Mon May 05 2003, 7:05 PM CDT Att: 21,232 - Sunny - 79 F									
Joe Randa, R OBP: 0.368, SLG: 0.543	E6		F9	1B		CS	G5-3		SH1-3	3	0	0	0	1	0	1										
29 Mike Sweeney, R OBP: 0.409, SLG: 0.544	G6-3		G6-3	1B			G5-3		HBP	3	1	1	1	2	0	1										
Raul Ibanez, L OBP: 0.382, SLG: 0.528			G6-3				G5-3		E	4	0	2	0	1	0	1										
Ken Harvey, R OBP: 0.300, SLG: 0.413				HR	G6-3			K	K	5	1	1	0	0	3	5										
Desi Relaford, S OBP: 0.405, SLG: 0.485	L9			HR	G4-3			1B	E	3	1	1	3	1	0	2										
Brent Mayne, L OBP: 0.349, SLG: 0.493		G4-3		K	K			F8	E6	5	0	0	0	0	2	3										
Dee Brown, L OBP: 0.304, SLG: 0.357										3	0	1	0	0	2	0										
Carlos Beltran, S OBP: 0.302, SLG: 0.426										1	0	1	0	0	0	0										
Carlos Febles, R OBP: 0.321, SLG: 0.338										0	0	0	0	0	0	0										
4 Angel Berroa, R OBP: 0.317, SLG: 0.400				HR	FC6-4				G5-3	3	1	1	0	0	0	3										
																	AB 35 R 7 H 11 RBI 6 BB 5 SO 7 LOB 18 									
Inning Stats	R: 1 E: 1 K: 1 S: 18	H: 1 LOB: 2 BB: 1 P: 28	R: 0 E: 0 K: 1 S: 12	H: 1 LOB: 0 BB: 0 P: 16	R: 0 E: 0 K: 0 S: 4	H: 0 LOB: 0 BB: 1 P: 8	R: 4 E: 0 K: 1 S: 18	H: 6 LOB: 2 BB: 1 P: 29	R: 0 E: 0 K: 1 S: 10	H: 0 LOB: 0 BB: 0 P: 16	R: 0 E: 0 K: 1 S: 5	H: 0 LOB: 0 BB: 0 P: 8	R: 0 E: 0 K: 0 S: 7	H: 0 LOB: 0 BB: 0 P: 10	R: 0 E: 0 K: 1 S: 10	H: 1 LOB: 2 BB: 1 P: 20		R: 2 E: 1 K: 1 S: 16	H: 2 LOB: 3 BB: 1 P: 27	1B: 8 2B: 0 3B: 1 HR: 2	SF: 0 SAC: 1 DP: 1 HBP: 2	WP: 0 PB: 0 SB: 0 CS: 1	PA: 44			
PITCHER	IP	WLS	BF	H	R	ER	SO	BB	IBB	HBP	BLK	WP	HR	S	P	ERA		WHIP								
Derek Lowe, R ERA: 5.75	3.2		21	7	5	4	3	3	0	0	0	0	0	23	35	0.00		0.300								
Ramiro Mendoza, R ERA: 8.69	3.1		10	1	0	0	2	0	0	1	0	0	0	7	15	0.00		3.000								
Alan Embree, L ERA: 12.71	0.2		4	1	0	0	1	1	0	0	0	0	0	7	15	0.00		3.000								
Brandon Lyon, R ERA: 2.16	1.0	L	8	2	2	1	1	1	0	1	0	0	0	19	32	9.00		3.000								

Batter	1	2	3	4	5	6	7	8	9	AB	R	H	RBI	BB	SO	LOB	TOP										
18 Johnny Damon, L OBP: 0.322, SLG: 0.405			SH5-3			1B		SH5-4		2	2	1	1	1	1	0	Boston Red Sox @ Kansas City Royals Kauffman Stadium, Kansas City, MO Tue May 06 2003, 7:05 PM CDT Att: 15,848 - Cloudy - 70 F										
Todd Walker, L OBP: 0.355, SLG: 0.416					L4-6			SF8		4	0	2	3	0	1	2											
Nomar Garciaparra, R OBP: 0.320, SLG: 0.479	G5-3		P6		FC5-4		F8	K		5	0	1	1	0	1	2											
Manny Ramirez, R OBP: 0.421, SLG: 0.520		K	P6		FC5-4		F8		K	5	0	0	0	0	2	2											
Kevin Millar, R OBP: 0.370, SLG: 0.518 Damian Jackson, R OBP: 0.310, SLG: 0.231	K			G1-3		G3-1		G5-3		4	1	1	0	1	1	0											
Shea Hillenbrand, R OBP: 0.349, SLG: 0.458	1B			K		L8		K	P3	5	0	1	0	0	2	2											
Bill Mueller, S OBP: 0.430, SLG: 0.608	1B			2B		G3-1		1B		3	1	3	0	1	0	0											
Jason Varitek, S OBP: 0.340, SLG: 0.506	K		G5-3		G3-1		L9			4	0	0	0	0	1	7											
Doug Mirabeli, R OBP: 0.273, SLG: 0.429			1B		L4-6			1B		4	3	4	2	0	0	0											
Inning Stats	R: 0 E: 0 K: 2 S: 10	H: 0 LOB: 0 BB: 0 P: 14	R: 0 E: 0 K: 3 S: 16	H: 2 LOB: 2 BB: 0 P: 24	R: 1 E: 0 K: 0 S: 7	H: 2 LOB: 1 BB: 0 P: 11	R: 0 E: 0 K: 1 S: 13	H: 1 LOB: 1 BB: 0 P: 19	R: 1 E: 0 K: 0 S: 8	H: 2 LOB: 1 BB: 1 P: 16	R: 4 E: 0 K: 0 S: 25	H: 3 LOB: 1 BB: 2 P: 43	R: 0 E: 0 K: 1 S: 14	H: 2 LOB: 2 BB: 0 P: 17	R: 1 E: 0 K: 1 S: 8	H: 1 LOB: 0 BB: 0 P: 14		R: 0 E: 0 K: 1 S: 7	H: 0 LOB: 0 BB: 0 P: 10	1B: 11 2B: 3 3B: 0 HR: 0	SF: 1 SAC: 2 DP: 1 HBP: 0	WP: 0 PB: 0 SB: 1 CS: 0	PA: 42				
PITCHER	IP	WLS	BF	H	R	ER	SO	BB	IBB	HBP	BLK	WP	HR	S	P	ERA	WHIP										
Jeremy Affeldt, L ERA: 4.63	(1, 1)	4.0	L	17	5	1	1	6	0	0	0	0	0	46	68	2.25	1.250										
51 Kris Wilson, R ERA: 5.4	(5, 1)	1.2		11	4	5	5	0	3	0	0	0	0	30	53	27.00	4.200										
D.J. Carrasco, R ERA: 2.87	(6, 1)	1.1		7	3	0	0	1	0	0	0	0	0	17	23	0.00	2.250										
Ryan Bukvich, R ERA: 8.68	(8, 1)	1.0		4	1	1	1	1	0	0	0	0	0	8	14	9.00	1.000										
Mike MacDougal, R ERA: 3.29	(9, 1)	1.0		3	0	0	0	1	0	0	0	0	0	7	10	0.00	0.000										
Batter	1	2	3	4	5	6	7	8	9	AB	R	H	RBI	BB	SO	LOB	BOTTOM										
Michael Tucker, L OBP: 0.317, SLG: 0.427			P6		L7			G6-3		5	0	2	1	0	0	3	Boston Red Sox @ Kansas City Royals Kauffman Stadium, Kansas City, MO Tue May 06 2003, 7:05 PM CDT Att: 15,848 - Cloudy - 70 F										
Joe Randa, R OBP: 0.360, SLG: 0.520	L9				F7		F8	G6-3		4	0	0	0	1	0	3											
Carlos Beltrán, S OBP: 0.281, SLG: 0.392	G6-3		F8		P6			G4-3		4	0	0	0	0	0	2											
29 Mike Sweeney, R OBP: 0.403, SLG: 0.527		F9		F8		G6-3		1B		3	0	0	0	1	0	0											
Raul Ibanez, L OBP: 0.386, SLG: 0.523		G3		G6-3		1B		P5		3	1	1	0	1	0	1											
Desi Relaford, S OBP: 0.422, SLG: 0.486				G6-3		1B		1B		2	1	1	0	2	0	1											
4 Angel Berroa, R OBP: 0.306, SLG: 0.384				F9		K		K		4	0	0	0	0	2	5											
Brent Mayne, L OBP: 0.345, SLG: 0.481			F8		F7			P3		4	0	1	0	0	0	2											
Carlos Febles, R OBP: 0.341, SLG: 0.351								F9		3	1	2	1	1	0	1											
Inning Stats	R: 0 E: 0 K: 0 S: 6	H: 1 LOB: 0 BB: 0 P: 7	R: 0 E: 0 K: 0 S: 10	H: 0 LOB: 1 BB: 1 P: 17	R: 0 E: 0 K: 0 S: 11	H: 1 LOB: 2 BB: 1 P: 21	R: 0 E: 0 K: 0 S: 6	H: 0 LOB: 0 BB: 1 P: 11	R: 0 E: 0 K: 1 S: 7	H: 0 LOB: 1 BB: 1 P: 14	R: 0 E: 0 K: 0 S: 9	H: 0 LOB: 0 BB: 0 P: 14	R: 3 E: 0 K: 1 S: 16	H: 3 LOB: 1 BB: 1 P: 26	R: 0 E: 0 K: 0 S: 9	H: 1 LOB: 2 BB: 1 P: 14		R: 0 E: 0 K: 0 S: 14	H: 1 LOB: 1 BB: 0 P: 19	1B: 7 2B: 0 3B: 0 HR: 0	SF: 0 SAC: 0 DP: 1 HBP: 0	WP: 0 PB: 0 SB: 3 CS: 1	PA: 38				
PITCHER	IP	WLS	BF	H	R	ER	SO	BB	IBB	HBP	BLK	WP	HR	S	P	ERA	WHIP										
Casey Fossum, L ERA: 4.38	(1, 1)	6.2	W	28	5	3	3	2	5	0	0	0	0	61	105	4.05	1.500										
50 Mike Timlin, R ERA: 4.15	(7, 1)	1.1	H	6	1	0	0	0	1	0	0	0	0	13	19	0.00	1.500										
49 Tim Wakefield, R ERA: 4.5	(9, 1)	1.0		4	1	0	0	0	0	0	0	0	0	14	19	0.00	1.000										

Batter	1	2	3	4	5	6	7	8	9	AB	R	H	RBI	BB	SO	LOB	TOP					
18 Johnny Damon, L (1, 8) OBP: 0.331, SLG: 0.438	G6-3		G5-3							4	2	2	3	1	0	1	Boston Red Sox @ Kansas City Royals Kauffman Stadium, Kansas City, MO Wed May 07 2003, 1:05 PM CDT Att: 28,268 - Sunny - 67 F					
Todd Walker, L (1, 10) OBP: 0.364, SLG: 0.419	K									4	1	2	1	1	1	1						
Nomar Garciaparra, R (1, 6) OBP: 0.316, SLG: 0.483	P5		P4							5	0	1	1	0	0	2						
Manny Ramirez, R (1, 7) OBP: 0.413, SLG: 0.504										4	1	0	0	1	2	1						
34 David Ortiz, L (1, 3) OBP: 0.325, SLG: 0.369 Damian Jackson, R (8, PR) OBP: 0.300, SLG: 0.222 (8, 4)										3	0	0	0	1	0	1						
Shea Hillenbrand, R (1, 5) OBP: 0.353, SLG: 0.479 (8, 3)										3	1	2	1	0	0	1						
Bill Mueller, S (1, 4) OBP: 0.422, SLG: 0.603 (8, 5)										4	1	1	1	0	0	2						
Jeremy Giambi, L (1, 9) OBP: 0.315, SLG: 0.322 Trot Nixon, L (8, PR) OBP: 0.423, SLG: 0.511 (8, 9)										3	1	2	1	1	0	0						
Jason Varitek, S (1, 2) OBP: 0.327, SLG: 0.489										3	0	0	1	0	0	2						
Inning Stats	R: 0 E: 0 K: 1 S: 7	H: 0 LOB: 0 BB: 0 P: 11	R: 1 E: 0 K: 0 S: 10	H: 0 LOB: 0 BB: 1 P: 17	R: 0 E: 0 K: 0 S: 11	H: 1 LOB: 2 BB: 1 P: 19	R: 0 E: 0 K: 0 S: 11	H: 1 LOB: 1 BB: 0 P: 19	R: 0 E: 0 K: 1 S: 6	H: 0 LOB: 1 BB: 1 P: 11	R: 0 E: 0 K: 0 S: 9	H: 0 LOB: 0 BB: 0 P: 11	R: 4 E: 0 K: 1 S: 18	H: 4 LOB: 1 BB: 1 P: 29	R: 4 E: 0 K: 0 S: 14	H: 4 LOB: 1 BB: 1 P: 25		R: 0 E: 0 K: 1 S: 9	H: 0 LOB: 0 BB: 0 P: 14	1B: 3 2B: 5 3B: 1 HR: 1	SF: 2 SAC: 0 DP: 0 HBP: 0	WP: 0 PB: 0 SB: 3 CS: 0
PITCHER	IP	WLS	BF	H	R	ER	SO	BB	IBB	HBP	BLK	WP	HR	S	P	ERA	WHIP					
Kyle Snyder, R (1, 1) ERA: 4.63	6.2		29	5	5	5	2	4	0	0	0	0	1	67	111	6.75	1.350					
Jason Grimsley, R (7, 1) ERA: 2.92	0.1	H	2	1	0	0	1	0	0	0	0	0	0	5	6	0.00	3.000					
Albie Lopez, R (8, 1) ERA: 6.19	0.2	L	6	3	4	4	0	1	0	0	0	0	0	12	22	54.00	6.000					
D.J. Carrasco, R (8, 1) ERA: 2.65	1.1		4	1	0	0	1	0	0	0	0	0	0	11	17	0.00	0.750					

Batter	1	2	3	4	5	6	7	8	9	AB	R	H	RBI	BB	SO	LOB	BOTTOM					
Michael Tucker, L (1, 8) OBP: 0.310, SLG: 0.417	P4									3	0	0	0	0	1	0	Boston Red Sox @ Kansas City Royals Kauffman Stadium, Kansas City, MO Wed May 07 2003, 1:05 PM CDT Att: 28,268 - Sunny - 67 F					
Joe Randa, R (1, 5) OBP: 0.357, SLG: 0.515										3	0	1	1	0	0	0						
Carlos Beltrán, S (1, 10) OBP: 0.295, SLG: 0.389										3	1	1	0	1	1	1						
29 Mike Sweeney, R (1, 3) OBP: 0.402, SLG: 0.531 Mendy López, R (7, 3) OBP: 0.143, SLG: 0.286										3	1	1	2	0	0	0						
Raul Ibanez, L (1, 7) OBP: 0.382, SLG: 0.513										4	1	1	1	0	1	1						
Desi Relaford, S (1, 6) OBP: 0.414, SLG: 0.486										4	0	1	1	0	1	0						
Dee Brown, L (1, 9) OBP: 0.300, SLG: 0.348										4	1	1	0	0	0	1						
Carlos Febles, R (1, 4) OBP: 0.337, SLG: 0.346										4	1	1	0	0	2	0						
Mike DiFelice, R (1, 2) OBP: 0.222, SLG: 0.417										3	1	1	1	0	2	0						
Inning Stats	R: 0 E: 0 K: 0 S: 8	H: 1 LOB: 0 BB: 0 P: 12	R: 0 E: 0 K: 1 S: 8	H: 0 LOB: 0 BB: 0 P: 14	R: 0 E: 0 K: 2 S: 8	H: 0 LOB: 0 BB: 0 P: 10	R: 0 E: 0 K: 2 S: 8	H: 0 LOB: 0 BB: 0 P: 12	R: 0 E: 0 K: 1 S: 8	H: 0 LOB: 0 BB: 0 P: 15	R: 6 E: 0 K: 0 S: 18	H: 6 LOB: 1 BB: 1 P: 30	R: 0 E: 0 K: 1 S: 7	H: 0 LOB: 0 BB: 0 P: 9	R: 0 E: 0 K: 1 S: 11	H: 1 LOB: 1 BB: 0 P: 13		R: 0 E: 0 K: 1 S: 10	H: 0 LOB: 0 BB: 0 P: 12	1B: 6 2B: 2 3B: 0 HR: 0	SF: 1 SAC: 1 DP: 1 HBP: 0	WP: 0 PB: 0 SB: 0 CS: 0
PITCHER	IP	WLS	BF	H	R	ER	SO	BB	IBB	HBP	BLK	WP	HR	S	P	ERA	WHIP					
John Burkett, R (1, 1) ERA: 6.2	5.2		23	6	6	6	6	1	0	0	0	0	0	52	83	9.53	1.235					
Steve Woodard, R (6, 1) ERA: 5.09	1.1	W	5	1	0	0	1	0	0	0	0	0	0	13	19	0.00	0.750					
Alan Embree, L (8, 1) ERA: 10.8	1.0	H	4	1	0	0	1	0	0	0	0	0	0	11	13	0.00	1.000					
Brandon Lyon, R (9, 1) ERA: 2.04	1.0	S	3	0	0	0	1	0	0	0	0	0	0	10	12	0.00	0.000					

AB	34
R	9
H	10
RBI	9
BB	5
SO	4
LOB	11



Batter	1	2	3	4	5	6	7	8	9	AB	R	H	RBI	BB	SO	LOB	TOP										
Jerry Hairston, R (1, 4) OBP: 0.397, SLG: 0.398	P4		F7		E6		6 1B BB		SH1-4	3	1	0	0	1	0	0	Baltimore Orioles @ Kansas City Royals Kauffman Stadium, Kansas City, MO Fri May 09 2003, 4:10 PM CDT Att: 38,995 - Cloudy - 70 F										
6 Melvin Mora, R (1, 6) OBP: 0.396, SLG: 0.518	K		F8		CS	F9 31 BLK HR	1B	K	K	5	1	1	2	0	2												
David Segui, S (1, 10)	1B				K		F7			3	0	1	0	2	1	3											
Jeff Conine, R (1, 3) OBP: 0.362, SLG: 0.417	P4					F9	31 FC1-6	F8		5	0	1	1	0	1	5											
31 Jay Gibbons, L (1, 9) OBP: 0.331, SLG: 0.448		L6			G3		FC1-6			4	1	1	2	0	0	2											
Tony Batista, R (1, 5) OBP: 0.311, SLG: 0.403	F7				G5-3		HR	P4	F7	4	0	0	0	0	0	0											
Larry Bigbie, L (1, 7) OBP: 0.362, SLG: 0.357					K			1B FC5-2	G6-3	4	0	2	0	0	1	0											
Gary Matthews, S (1, 8) OBP: 0.246, SLG: 0.360						G1-3		FC5-2 6 1B	G3	3	1	1	0	1	0	0											
Robert Machado, R (1, 2) OBP: 0.250, SLG: 0.250						F8		FC5-2 6 1B		4	1	1	0	0	0	4											
Jose Morban, S (9, PR) OBP: 0.333, SLG: 1.333								6 S SH1-4		0	0	0	0	0	0	0											
Geronimo Gil, R (9, 2) OBP: 0.284, SLG: 0.279										0	0	0	0	0	0	0											
Inning Stats	R: 0 E: 0 K: 1 S: 9	H: 1 LOB: 1 BB: 0 P: 13	R: 0 E: 0 K: 0 S: 6	H: 1 LOB: 2 BB: 1 P: 10	R: 0 E: 0 K: 1 S: 12	H: 0 LOB: 0 BB: 1 P: 18	R: 0 E: 0 K: 1 S: 9	H: 0 LOB: 0 BB: 0 P: 14	R: 0 E: 1 K: 0 S: 7	H: 0 LOB: 0 BB: 0 P: 11	R: 2 E: 1 K: 1 S: 12	H: 1 LOB: 0 BB: 0 P: 17	R: 3 E: 0 K: 0 S: 15	H: 4 LOB: 2 BB: 1 P: 25	R: 0 E: 0 K: 0 S: 5	H: 0 LOB: 0 BB: 0 P: 9	R: 0 E: 0 K: 1 S: 10	H: 1 LOB: 2 BB: 1 P: 20	1B: 7 2B: 0 3B: 0 HR: 1	SF: 0 SAC: 1 DP: 0 HBP: 0	WP: 0 PA: 41 PB: 0 SB: 1 CS: 1						
PITCHER	IP	WLS	BF	H	R	ER	SO	BB	IBB	HBP	BLK	WP	HR	S	P	ERA	WHIP										
RuneLVs Hernandez, R (1, 1) ERA: 2.04	6.1	L	28	5	5	3	4	3	0	0	1	0	1	60	95	4.26	1.263										
Jason Grimsley, R (7, 1) ERA: 2.74	0.2		4	2	0	0	0	0	0	0	0	0	0	10	13	0.00	3.000										
Sean Lowe, R (8, 1) ERA:	2.0		8	1	0	0	1	0	1	0	0	0	0	15	29	0.00	0.500										

Batter	1	2	3	4	5	6	7	8	9	AB	R	H	RBI	BB	SO	LOB	BOTTOM										
Michael Tucker, L (1, 8) OBP: 0.326, SLG: 0.433	G4-1		1B BB		K2-3		F7		FC3-6	4	0	1	0	1	1	1	Baltimore Orioles @ Kansas City Royals Kauffman Stadium, Kansas City, MO Fri May 09 2003, 4:10 PM CDT Att: 38,995 - Cloudy - 70 F										
Joe Randa, R (1, 5) OBP: 0.339, SLG: 0.477	K		L4		F7			G5-3	FC3-6	5	0	0	0	0	1	2											
Carlos Beltrán, S (1, 10) OBP: 0.310, SLG: 0.391	1B								G6-4-3	5	1	3	0	0	0	1											
Raul Ibanez, L (1, 7) OBP: 0.371, SLG: 0.492	G4-3		F9				K	L8		4	0	0	0	0	1	4											
Desi Relaford, S (1, 4) OBP: 0.411, SLG: 0.506					L5		G6-3	1B	1B	3	2	1	0	1	0	0											
Ken Harvey, R (1, 3) OBP: 0.306, SLG: 0.404					K		G4-3	4 BB	1B	4	0	2	2	0	1	0											
Dee Brown, L (1, 9) ERA: 3.8										4	1	3	1	0	1	1											
Carlos Febles, R (8, PR) OBP: 0.333, SLG: 0.333										0	0	0	0	0	0	0											
4 Angel Berroa, R (1, 6) OBP: 0.319, SLG: 0.406					P6		G4-3			3	0	0	0	1	0	3											
Mike DiFelice, R (1, 2) OBP: 0.231, SLG: 0.410										3	0	1	1	0	1	0											
Brent Mayne, L (8, PH) OBP: 0.337, SLG: 0.464					F8				G3	1	0	0	0	0	0	3											
Inning Stats	R: 0 E: 0 K: 1 S: 9	H: 1 LOB: 0 BB: 0 P: 16	R: 1 E: 0 K: 1 S: 9	H: 1 LOB: 0 BB: 1 P: 17	R: 0 E: 0 K: 1 S: 6	H: 1 LOB: 1 BB: 0 P: 9	R: 0 E: 0 K: 2 S: 10	H: 0 LOB: 0 BB: 0 P: 16	R: 0 E: 0 K: 1 S: 8	H: 0 LOB: 0 BB: 0 P: 9	R: 1 E: 0 K: 0 S: 12	H: 2 LOB: 1 BB: 0 P: 17	R: 2 E: 0 K: 0 S: 16	H: 4 LOB: 3 BB: 1 P: 26	R: 0 E: 0 K: 0 S: 7	H: 1 LOB: 0 BB: 0 P: 11	1B: 9 2B: 2 3B: 0 HR: 0	SF: 0 SAC: 0 DP: 2 HBP: 0	WP: 0 PA: 39 PB: 0 SB: 1 CS: 0								
PITCHER	IP	WLS	BF	H	R	ER	SO	BB	IBB	HBP	BLK	WP	HR	S	P	ERA	WHIP										
Sidney Ponson, R (1, 1) ERA: 3.8	7.0	W	28	6	2	1	6	2	0	0	0	0	0	64	101	1.29	1.143										
Buddy Groom, L (8, 1) ERA: 2.31	0.2	H	6	4	2	2	0	0	0	0	0	0	0	12	17	27.00	6.000										
Kerry Ligtenberg, R (8, 1) ERA: 3.38	0.1	H	2	0	0	0	0	1	0	0	0	0	0	4	9	0.00	3.000										
Jorge Julio, R (9, 1) ERA: 4.4	1.0	S	3	1	0	0	0	0	0	0	0	0	0	7	11	0.00	1.000										

AB	35
R	5
H	8
RBI	5
BB	4
SO	5
LOB	16



AB	36
R	4
H	11
RBI	4
BB	3
SO	6
LOB	15



Batter	1	2	3	4	5	6	7	8	9	AB	R	H	RBI	BB	SO	LOB	TOP								
Jerry Hairston, R (1, 4) OBP: 0.374, SLG: 0.386	G5-3		G5-3		SF7		G5-3		F7	4	0	0	1	0	0	2	Baltimore Orioles @ Kansas City Royals Kauffman Stadium, Kansas City, MO Sat May 10 2003, 6:05 PM CDT Att: 25,930 - Cloudy - 74 F								
6 Melvin Mora, R (1, 7) OBP: 0.415, SLG: 0.523	K		HBP		2H		G6-3		DI	3	0	2	0	1	1	0									
David Segui, S (1, 10) OBP: 0.327, SLG: 0.500	G5-3		K		L9		G6-3		K	5	0	0	0	0	2	6									
Jeff Conine, R (1, 3) OBP: 0.359, SLG: 0.412			K		G5-3		K2-3			4	1	1	0	0	2	1									
31 Jay Gibbons, L (1, 9) OBP: 0.336, SLG: 0.467					L3				G6-3	3	1	1	2	1	0	0									
Jose Leon, R (1, 5) OBP: 0.320, SLG: 0.190					G6-3				K	4	0	0	0	0	1	1									
Gary Matthews, S (1, 8) OBP: 0.247, SLG: 0.353									G4-6-3	3	0	0	0	1	0	2									
Deivi Cruz, R (1, 6) OBP: 0.189, SLG: 0.255										3	1	1	0	0	0	1									
Larry Bigbie, L (9, PH) OBP: 0.375, SLG: 0.372										1	0	1	0	0	0	0									
Geronomo Gil, R (1, 2) OBP: 0.295, SLG: 0.296										3	1	1	1	1	0	2									
Inning Stats	R: 0 E: 0 K: 1 S: 6	H: 0 LOB: 0 BB: 0 P: 11	R: 0 E: 0 K: 1 S: 9	H: 0 LOB: 1 BB: 1 P: 17	R: 0 E: 0 K: 1 S: 12	H: 0 LOB: 2 BB: 1 P: 22	R: 0 E: 0 K: 0 S: 8	H: 0 LOB: 0 BB: 0 P: 11	R: 2 E: 0 K: 0 S: 17	H: 3 LOB: 1 BB: 0 P: 27	R: 2 E: 0 K: 0 S: 13	H: 2 LOB: 1 BB: 1 P: 19	R: 0 E: 0 K: 1 S: 10	H: 0 LOB: 1 BB: 1 P: 19	R: 0 E: 0 K: 1 S: 8	H: 0 LOB: 0 BB: 0 P: 10	R: 0 E: 0 K: 1 S: 13	H: 2 LOB: 2 BB: 0 P: 21	1B: 5 2B: 1 3B: 0 HR: 1	SF: 1 SAC: 0 DP: 1 HBP: 1	WP: 2 PB: 2 SB: 0 CS: 0	PA: 39			
PITCHER	IP	WLS	BF	H	R	ER	SO	BB	IBB	HBP	BLK	WP	HR	S	P	ERA	WHIP								
Chris George, L (1, 1) ERA: 4.35	6.0		27	5	4	4	3	3	0	1	1	1	1	65	107	6.00	1.333								
D.J. Carrasco, R (7, 1) ERA: 2.37	2.0	W	7	0	0	0	2	1	0	0	0	1	0	18	29	0.00	0.500								
Mike MacDougal, R (9, 1) ERA: 3.07	1.0		5	2	0	0	1	0	0	0	0	0	0	13	21	0.00	2.000								

Batter	1	2	3	4	5	6	7	8	9	AB	R	H	RBI	BB	SO	LOB	BOTTOM								
Desi Relaford, S (1, 10) OBP: 0.430, SLG: 0.518	G6-3		F8				G6-3		G6-4-3	4	0	3	1	1	0	0	Baltimore Orioles @ Kansas City Royals Kauffman Stadium, Kansas City, MO Sat May 10 2003, 6:05 PM CDT Att: 25,930 - Cloudy - 74 F								
Joe Randa, R (1, 5) OBP: 0.333, SLG: 0.474	G6-3		K				G6-3		G6-4-3	5	0	1	2	0	1	4									
Carlos Beltrán, S (1, 8) OBP: 0.307, SLG: 0.382	F7		K				F9			4	0	1	0	0	1	2									
Raul Ibanez, L (1, 7) OBP: 0.368, SLG: 0.492	P5									4	1	1	0	0	1	2									
Ken Harvey, R (1, 3) OBP: 0.304, SLG: 0.427			L8				G5-4-3			4	1	1	2	0	0	1									
Dee Brown, L (1, 9) OBP: 0.373, SLG: 0.500										3	1	2	0	0	1	0									
4 Angel Berroa, R (1, 6) OBP: 0.325, SLG: 0.404										3	2	1	0	1	0	2									
Carlos Febles, R (1, 4) OBP: 0.330, SLG: 0.329										1	0	0	0	0	0	2									
Mendy López, R (6, PH) OBP: 0.222, SLG: 0.389										3	2	2	0	0	0	1									
Mike DiFelice, R (1, 2) OBP: 0.256, SLG: 0.442										4	1	2	3	0	0	3									
Inning Stats	R: 0 E: 0 K: 0 S: 7	H: 1 LOB: 1 BB: 0 P: 12	R: 0 E: 0 K: 0 S: 7	H: 1 LOB: 2 BB: 1 P: 17	R: 0 E: 0 K: 2 S: 10	H: 0 LOB: 0 BB: 0 P: 14	R: 0 E: 0 K: 1 S: 9	H: 0 LOB: 0 BB: 0 P: 15	R: 1 E: 0 K: 0 S: 8	H: 3 LOB: 2 BB: 0 P: 13	R: 0 E: 0 K: 1 S: 9	H: 1 LOB: 0 BB: 0 P: 14	R: 3 E: 0 K: 0 S: 18	H: 3 LOB: 1 BB: 0 P: 29	R: 4 E: 0 K: 0 S: 23	H: 5 LOB: 1 BB: 1 P: 31	1B: 9 2B: 4 3B: 0 HR: 1	SF: 0 SAC: 0 DP: 2 HBP: 1	WP: 0 PB: 0 SB: 1 CS: 0	PA: 38					
PITCHER	IP	WLS	BF	H	R	ER	SO	BB	IBB	HBP	BLK	WP	HR	S	P	ERA	WHIP								
Jason Johnson, R (1, 1) ERA: 2.21	5.0		20	5	1	1	3	1	0	0	0	0	0	41	71	1.80	1.200								
B.J. Ryan, L (6, 1) ERA: 4.15	1.1	H	7	3	3	3	1	0	0	1	0	0	0	19	29	20.25	2.250								
Kerry Ligtenberg, R (7, 1) ERA: 3.24	0.2	B	3	1	0	0	0	0	0	0	0	0	0	8	14	0.00	1.500								
Buddy Groom, L (8, 1) ERA: 4.63	0.0	L	3	3	3	3	0	0	0	0	0	0	1	10	13	=	=								
Rick Bauer, R (8, 1) ERA: 5.4	1.0		5	2	1	1	0	1	0	0	0	0	0	13	18	9.00	3.000								

AB	33
R	4
H	7
RBI	4
BB	4
SO	6
LOB	15



AB	35
R	8
H	14
RBI	8
BB	2
SO	4
LOB	17



Batter	1	2	3	4	5	6	7	8	9	AB	R	H	RBI	BB	SO	LOB	TOP				
Jerry Hairston, R OBP: 0.377, SLG: 0.385	4-0 FC5-4 BB		1-1 SH5-3	1-1 1-2 2H 1B		0-0 P4		1-1 G3-1		3	0	1	1	1	0	1					
6 Melvin Mora, R OBP: 0.414, SLG: 0.511	1-2 FC5-4 1-2		4-2 BB	1-1 P3			0-0 F9		1-1 HR 1B	4	1	1	0	1	0	3					
David Segui, S OBP: 0.438, SLG: 0.549	3-2 F7		3-2 F8		2-2 31 G4-3 WP 1B		1-0 2B 1B		3-1 HR 1H	5	1	3	2	0	0	3					
Jeff Conine, R OBP: 0.354, SLG: 0.412	3-2 K		3-2 P2		1-0 F7 1-2		1-2 2B 1B		2-3 HR	5	0	1	0	0	2	4					
31 Jay Gibbons, L OBP: 0.338, SLG: 0.482		2-1 G4-3		1-1 HR	1-0 G4-3		4-0 G6-4-3 IBB		1-0 L9	4	1	1	1	1	0	1					
Tony Batista, R OBP: 0.301, SLG: 0.388		1-0 G5-3		1-3 K	2-2 P2		2-2 G6-4-3 1-2		0-1 F8	5	0	0	0	0	1	4					
Gary Matthews, S OBP: 0.247, SLG: 0.350		0-1 1B		1-2 G6-3		1-0 F8		2-2 G6-3		4	0	1	0	0	0	0					
Deivi Cruz, R OBP: 0.209, SLG: 0.298		1-2 G4-3		2-2 BB 1B		0-0 HR		2-1 1B	4	2	3	1	0	0	1						
Gerónimo Gil, R OBP: 0.305, SLG: 0.297			1-1 SH5-3 1B	4-1 1B		2-3 K		1-0 P6	3	0	1	0	1	1	1						
Inning Stats	R: 0 E: 0 K: 1 S: 10	H: 0 LOB: 1 BB: 1 P: 21	R: 0 E: 0 K: 0 S: 8	H: 1 LOB: 1 BB: 0 P: 12	R: 0 E: 0 K: 0 S: 14	H: 1 LOB: 2 BB: 1 P: 26	R: 2 E: 0 K: 1 S: 16	H: 3 LOB: 2 BB: 1 P: 27	R: 0 E: 0 K: 0 S: 8	H: 1 LOB: 0 BB: 0 P: 14	R: 1 E: 0 K: 1 S: 8	H: 1 LOB: 0 BB: 0 P: 11	R: 0 E: 0 K: 0 S: 8	H: 2 LOB: 2 BB: 1 P: 16	R: 0 E: 0 K: 0 S: 8	H: 1 LOB: 1 BB: 0 P: 14	R: 2 E: 0 K: 1 S: 10	H: 2 LOB: 0 BB: 0 P: 17	1B: 8 2B: 1 3B: 0 HR: 3	SF: 0 SAC: 1 DP: 1 HBP: 0	WP: 1 PA: 42 PB: 0 SB: 0 CS: 0
PITCHER	IP	WLS	BF	H	R	ER	SO	BB	IBB	HBP	BLK	WP	HR	S	P	ERA	WHIP				
Darrell May, L ERA: 4.83	(1, 1)	6.0	28	7	3	3	3	3	0	0	0	1	2	64	111	4.50	1.667				
Sean Lowe, R ERA: 3.6	(7, 1)	3.0	W 14	5	2	2	1	0	1	0	0	0	1	26	47	6.00	1.667				

Baltimore Orioles @ Kansas City Royals
Kauffman Stadium, Kansas City, MO
Sun May 11 2003, 1:05 PM CDT
Att: 16,105 - Cloudy - 66 F

AB	37
R	5
H	12
RBI	5
BB	4
SO	4
LOB	18



Batter	1	2	3	4	5	6	7	8	9	AB	R	H	RBI	BB	SO	LOB	BOTTOM				
Michael Tucker, L OBP: 0.336, SLG: 0.470	1-2 G3-1 BB 1B		3-0 SF9 2B	1-1 FC4-6 1-2			1-1 G4-3	0-2 HR		5	2	3	1	0	0	1					
Desti Relaford, S OBP: 0.419, SLG: 0.500	0-1 F9		0-1 SF9		0-0 L9		4-0 2B 1B BB	1-2 G4-3		3	1	0	1	1	0	1					
Carlos Beltrán, S OBP: 0.313, SLG: 0.389	4-0 G3-1 BB		2-3 3H 3-2 K		1-0 G3		1-2 1B 2B	1-0 G3-1		4	1	1	0	1	1	1					
Raul Ibanez, L OBP: 0.376, SLG: 0.496	0-2 G3-1		1-1 2B		4-2 1B BB		4-0 1B 1B IBB	1-1 G3		3	1	1	1	2	0	2					
Ken Harvey, R OBP: 0.310, SLG: 0.430	2-3 K		3-2 G6-3		0-0 1B		0-1 1B 4 1B 1B			4	1	2	2	0	1	3					
Dee Brown, L OBP: 0.348, SLG: 0.466		2-2 P6		0-0 G6-3	1-1 SAFE SAFE G4-3		1-2 2H 3H 3-2 K			4	0	0	0	0	1	4					
Brent Mayne, L OBP: 0.344, SLG: 0.477		2-2 G6-3		2-2 1B 2B		1-0 P2	0-0 4 1B 1B			4	1	2	1	0	0	0					
4 Angel Berroa, R OBP: 0.323, SLG: 0.398		2-2 F8		3-1 G5-3		3-1 F7	0-0 1-2 3H 1B			4	0	1	1	0	0	1					
Mendy López, R OBP: 0.273, SLG: 0.409			1-0 2B SF9 1B	0-0 FC4-6 2H 1B		2-3 K	0-3 K			4	1	2	1	0	2	2					
Inning Stats	R: 0 E: 0 K: 1 S: 11	H: 1 LOB: 2 BB: 1 P: 18	R: 0 E: 0 K: 0 S: 10	H: 0 LOB: 0 BB: 0 P: 16	R: 2 E: 0 K: 1 S: 12	H: 3 LOB: 1 BB: 0 P: 22	R: 1 E: 0 K: 0 S: 10	H: 2 LOB: 1 BB: 0 P: 16	R: 0 E: 0 K: 0 S: 9	H: 1 LOB: 2 BB: 1 P: 17	R: 0 E: 0 K: 1 S: 7	H: 0 LOB: 0 BB: 0 P: 13	R: 4 E: 0 K: 2 S: 16	H: 4 LOB: 2 BB: 2 P: 29	R: 1 E: 0 K: 0 S: 9	H: 1 LOB: 0 BB: 0 P: 12	R: 7 E: 0 K: 1 S: 10	H: 7 LOB: 0 BB: 0 P: 17	1B: 7 2B: 4 3B: 0 HR: 1	SF: 1 SAC: 0 DP: 0 HBP: 0	WP: 0 PA: 40 PB: 0 SB: 0 CS: 0
PITCHER	IP	WLS	BF	H	R	ER	SO	BB	IBB	HBP	BLK	WP	HR	S	P	ERA	WHIP				
Pat Hentgen, R ERA: 4.81	(1, 1)	5.0	24	7	3	3	2	2	0	0	0	0	1	32	54	15.00	2.000				
Travis Driskill, R ERA: 9.0	(6, 1)	3.0	L 16	5	5	5	3	1	1	0	0	0	1	32	54	15.00	2.000				

Baltimore Orioles @ Kansas City Royals
Kauffman Stadium, Kansas City, MO
Sun May 11 2003, 1:05 PM CDT
Att: 16,105 - Cloudy - 66 F

AB	35
R	8
H	12
RBI	8
BB	4
SO	5
LOB	15



Batter	1	2	3	4	5	6	7	8	9	AB	R	H	RBI	BB	SO	LOB	TOP								
Michael Tucker, L (1, 9) OBP: 0.333, SLG: 0.463	F7	G4-3					G6-3			4	0	1	0	0	0	1	Kansas City Royals @ Minnesota Twins Hubert H. Humphrey Metrodome, Minneapolis, MN Mon May 12, 2003, 8:05 PM EDT Att. 12,199 - Dome - 72 F livebaseballscores.com								
Joe Randa, R (1, 5) OBP: 0.331, SLG: 0.462	29 BB 1B BB		F7			G1-6-3 1B	F8			3	1	0	0	1	0	2									
Carlos Beltrán, S (1, 8) OBP: 0.333, SLG: 0.447	29 BB 1B						G6-3			4	2	3	1	0	0	0									
29 Mike Sweeney, R (1, 10) OBP: 0.405, SLG: 0.525 Carlos Febles, R (8, PR) OBP: 0.330, SLG: 0.329	1B BB		F8			F7				3	0	1	0	1	0	1									
Raul Ibanez, L (1, 7) OBP: 0.373, SLG: 0.489	1-2 2-3 1B		G6-3				P2			4	0	1	2	0	0	2									
Ken Harvey, R (1, 3) OBP: 0.306, SLG: 0.418	K						K			3	0	0	0	1	2	2									
Desi Relaford, S (1, 4) OBP: 0.404, SLG: 0.478	F7						P5			4	0	0	0	0	0	3									
Brent Mayne, L (1, 2) OBP: 0.350, SLG: 0.478		G4-3					F8			4	0	2	0	0	0	1									
4 Angel Berroa, R (1, 6) OBP: 0.315, SLG: 0.388		G3-1					F8			3	0	0	0	0	0	2									
Inning Stats	R: 2 E: 0 K: 1 S: 13	H: 2 LOB: 2 BB: 2 P: 30	R: 0 E: 0 K: 0 S: 9	H: 0 LOB: 0 BB: 0 P: 13	R: 0 E: 0 K: 0 S: 10	H: 1 LOB: 1 BB: 0 P: 14	R: 0 E: 0 K: 0 S: 7	H: 0 LOB: 1 BB: 1 P: 13	R: 1 E: 0 K: 0 S: 7	H: 2 LOB: 0 BB: 0 P: 10	R: 0 E: 0 K: 0 S: 5	H: 0 LOB: 0 BB: 0 P: 9	R: 0 E: 0 K: 0 S: 8	H: 1 LOB: 1 BB: 0 P: 11	R: 0 E: 0 K: 0 S: 6	H: 1 LOB: 1 BB: 0 P: 10		R: 0 E: 0 K: 0 S: 11	H: 1 LOB: 1 BB: 0 P: 16	1B: 7 2B: 1 3B: 0 HR: 1	SF: 0 SAC: 1 DP: 2 HBP: 0	WP: 0 PB: 0 SB: 1 CS: 1	PA: 36		
PITCHER	IP	WLS	BF	H	R	ER	SO	BB	IBB	HBP	BLK	WP	HR	S	P	ERA	WHIP								
Joe Mays, R (1, 1) ERA: 5.83	7.0	L	29	6	3	3	2	3	0	0	0	0	1	59	100	3.86	1.286								
J.C. Romero, L (8, 1) ERA: 3.5	1.0		3	1	0	0	0	0	0	0	0	0	0	6	10	0.00	1.000								
Juan Rincon, R (9, 1) ERA: 1.45	1.0		4	1	0	0	0	0	0	0	0	0	0	11	16	0.00	1.000								

Batter	1	2	3	4	5	6	7	8	9	AB	R	H	RBI	BB	SO	LOB	BOTTOM								
Jacque Jones, L (1, 7) OBP: 0.354, SLG: 0.500	K						G4-3			4	0	0	0	0	3	3	Kansas City Royals @ Minnesota Twins Hubert H. Humphrey Metrodome, Minneapolis, MN Mon May 12, 2003, 8:05 PM EDT Att. 12,199 - Dome - 72 F livebaseballscores.com								
Cristian Guzman, S (1, 6) OBP: 0.301, SLG: 0.377							B3			4	0	1	0	0	1	2									
Corey Koskie, L (1, 5) OBP: 0.367, SLG: 0.432	P4						F7			4	1	1	0	0	0	1									
Matthew LeCroy, R (1, 2) OBP: 0.337, SLG: 0.549 Tom Prince, R (9, 2) OBP: 0.450, SLG: 0.333	F9						G4-3			4	0	1	1	0	1	1									
Tori Hunter, R (1, 8) OBP: 0.305, SLG: 0.419							G5-3			4	1	2	1	0	1	1									
Bobby Kielty, S (1, 10) OBP: 0.400, SLG: 0.515	F8						CS			3	0	1	0	1	1	0									
Doug Mientkiewicz, L (1, 3) OBP: 0.298, SLG: 0.365 Denny Hocking, S (9, PR) OBP: 0.150, SLG: 0.158	G4-3						P3			3	0	0	0	1	0	3									
Dustan Mohr, R (1, 9) OBP: 0.310, SLG: 0.488							K			4	0	1	0	0	2	1									
Luis Rivas, R (1, 4) OBP: 0.270, SLG: 0.347 A.J. Pierzynski, L (9, PH) OBP: 0.319, SLG: 0.421							SH1-3 1B			2	0	2	0	0	0	0									
Inning Stats	R: 0 E: 0 K: 1 S: 9	H: 1 LOB: 1 BB: 0 P: 11	R: 0 E: 0 K: 1 S: 9	H: 0 LOB: 0 BB: 0 P: 12	R: 0 E: 0 K: 2 S: 10	H: 1 LOB: 1 BB: 0 P: 16	R: 1 E: 0 K: 1 S: 10	H: 2 LOB: 1 BB: 0 P: 15	R: 0 E: 0 K: 2 S: 11	H: 1 LOB: 0 BB: 0 P: 16	R: 1 E: 0 K: 1 S: 11	H: 2 LOB: 2 BB: 1 P: 20	R: 0 E: 0 K: 0 S: 8	H: 1 LOB: 1 BB: 0 P: 12	R: 0 E: 0 K: 0 S: 8	H: 1 LOB: 0 BB: 0 P: 15		R: 0 E: 0 K: 1 S: 9	H: 0 LOB: 1 BB: 1 P: 17	1B: 7 2B: 1 3B: 0 HR: 1	SF: 0 SAC: 1 DP: 0 HBP: 0	WP: 0 PB: 0 SB: 2 CS: 2	PA: 38		
PITCHER	IP	WLS	BF	H	R	ER	SO	BB	IBB	HBP	BLK	WP	HR	S	P	ERA	WHIP								
Jeremy Affeldt, L (1, 1) ERA: 4.3	6.0	W	25	7	2	2	8	1	0	0	0	0	0	60	90	3.00	1.333								
Jason Grimsley, R (7, 1) ERA: 2.52	2.0	H	7	2	0	0	0	0	0	0	0	0	0	16	27	0.00	1.000								
Mike MacDougal, R (9, 1) ERA: 2.87	1.0	S	4	0	0	0	1	1	0	0	0	0	0	9	17	0.00	1.000								

Batter	1	2	3	4	5	6	7	8	9	AB	R	H	RBI	BB	SO	LOB	TOP			
Michael Tucker, L (1, 9) OBP: 0.314, SLG: 0.434	F7			F7		G3		F8		4	0	0	0	0	0	1				
Joe Randa, R (1, 5) OBP: 0.310, SLG: 0.429	G4-3			F8		P2			E6	4	0	0	0	0	0	0				
Carlos Beltrán, S (1, 8) OBP: 0.344, SLG: 0.434	F8			29 1B BB		G3-1			G4-6-3	3	0	0	0	1	0	1				
29 Mike Sweeney, R (1, 10) OBP: 0.403, SLG: 0.514 Dee Brown, L (9, PH) OBP: 0.344, SLG: 0.458	F8			1-2 1B					P5	3	0	1	0	0	0	0				
Raul Ibanez, L (1, 7) OBP: 0.366, SLG: 0.472	G5-4-3 1B			F7		G6-3				3	0	1	0	0	0	2				
Ken Harvey, R (1, 3) OBP: 0.307, SLG: 0.419	G5-4-3									3	0	0	0	0	0	1				
Desi Relaford, S (1, 4) OBP: 0.405, SLG: 0.475				G3		G6-3				3	0	0	0	0	1	0				
Brent Mayne, L (1, 2) OBP: 0.355, SLG: 0.469				K						3	0	1	0	0	1	0				
4 Angel Berroa, R (1, 6) OBP: 0.308, SLG: 0.372				G5-3		F7				2	0	0	0	0	0	1				
Inning Stats	R: 0 E: 0 K: 0 S: 6	H: 0 LOB: 0 BB: 0 P: 8	R: 0 E: 0 K: 0 S: 8	H: 1 LOB: 0 BB: 0 P: 10	R: 0 E: 0 K: 1 S: 8	H: 0 LOB: 0 BB: 0 P: 11	R: 0 E: 0 K: 0 S: 10	H: 1 LOB: 2 BB: 1 P: 18	R: 0 E: 0 K: 0 S: 9	H: 0 LOB: 0 BB: 0 P: 13	R: 0 E: 0 K: 0 S: 9	H: 0 LOB: 0 BB: 0 P: 11	R: 0 E: 0 K: 1 S: 8	H: 0 LOB: 1 BB: 0 P: 13	R: 0 E: 1 K: 0 S: 6	H: 0 LOB: 0 BB: 0 P: 8	1B: 3 2B: 0 3B: 0 HR: 0	SF: 0 SAC: 0 DP: 2 HBP: 1	WP: 0 PB: 0 SB: 0 CS: 0	PA: 31
PITCHER Rick Reed, R (1, 1) ERA: 4.54	IP: 9.0 WLS: W BF: 31 H: 3 R: 0 ER: 0 SO: 2 BB: 1 IBB: 0 HBP: 1 BLK: 0 WP: 0 HR: 0 S: 72 P: 105 ERA: 0.00 WHIP: 0.444															PITCHER				

Kansas City Royals @ Minnesota Twins
Hubert H. Humphrey Metrodome, Minneapolis, MN

AB 29
R 0
H 3
RBI 0
BB 1
SO 2
LOB 6



Wed May 14, 2003, 8:05 PM EDT
Att: 15,148 - Dome - 72 F

Batter	1	2	3	4	5	6	7	8	9	AB	R	H	RBI	BB	SO	LOB	BOTTOM			
Cristian Guzman, S (1, 6) OBP: 0.305, SLG: 0.392	1B 3B		F7	P4		FC6-4		2B 1B		5	1	2	1	0	0	3				
Doug Mientkiewicz, L (1, 9) OBP: 0.309, SLG: 0.389	FC1-6 1B		G6-3		HR	L3		2B		5	1	3	1	0	0	1				
Corey Koskie, L (1, 5) OBP: 0.365, SLG: 0.444	P6		F9		HR			L1		4	1	1	2	1	0	1				
Matthew LeCroy, R (1, 10) OBP: 0.352, SLG: 0.558 Bobby Kielty, S (4, PR) OBP: 0.405, SLG: 0.525	FC5 FC1-6			BB FC5-4 HBP		F8		F7		1	0	0	0	0	0	1				
Tori Hunter, R (1, 8) OBP: 0.296, SLG: 0.399	FC1-6 CS			FC5-4 BB SF9		K		FC1-6-5 1B		3	1	0	0	1	1	3				
Todd Sears, L (1, 3) OBP: 0.375, SLG: 0.529	CS		K	FC5-4 BB		K		HBP 1B		3	0	1	0	1	2	0				
Dustan Mohr, R (1, 7) OBP: 0.337, SLG: 0.506				FC5-4 1B		FC6-4 2B		HBP		3	2	2	1	0	0	2				
A.J. Pierzynski, L (1, 2) OBP: 0.298, SLG: 0.395			L7	SF9		G5-3		G4-3		3	0	0	1	0	0	5				
Luis Rivas, R (1, 4) OBP: 0.280, SLG: 0.353			L9	1B		FC6-4 1B		F9		4	0	2	1	0	0	1				
Inning Stats	R: 1 E: 1 K: 0 S: 12	H: 2 LOB: 1 BB: 0 P: 22	R: 0 E: 0 K: 1 S: 8	H: 1 LOB: 1 BB: 0 P: 10	R: 0 E: 0 K: 0 S: 6	H: 0 LOB: 0 BB: 0 P: 11	R: 3 E: 0 K: 0 S: 10	H: 1 LOB: 2 BB: 2 P: 23	R: 2 E: 0 K: 2 S: 14	H: 2 LOB: 0 BB: 0 P: 22	R: 1 E: 0 K: 0 S: 9	H: 2 LOB: 1 BB: 0 P: 14	R: 0 E: 0 K: 0 S: 13	H: 2 LOB: 3 BB: 0 P: 23	R: 0 E: 0 K: 0 S: 18	H: 2 LOB: 2 BB: 1 P: 26	1B: 6 2B: 4 3B: 1 HR: 1	SF: 1 SAC: 0 DP: 0 HBP: 2	WP: 0 PB: 0 SB: 1 CS: 1	PA: 41
PITCHER Runeivys Hernandez, R (1, 1) ERA: 2.75 51 Kris Wilson, R (6, 1) ERA: 4.87 Albie Lopez, R (8, 1) ERA: 9.47	IP: 5.0 WLS: L BF: 24 H: 6 R: 6 ER: 6 SO: 3 BB: 2 IBB: 0 HBP: 1 BLK: 0 WP: 0 HR: 1 S: 50 P: 88 ERA: 10.80 WHIP: 1.600															PITCHER				

Kansas City Royals @ Minnesota Twins
Hubert H. Humphrey Metrodome, Minneapolis, MN

AB 34
R 7
H 12
RBI 7
BB 3
SO 3
LOB 19



Wed May 14, 2003, 8:05 PM EDT
Att: 15,148 - Dome - 72 F

Batter	1	2	3	4	5	6	7	8	9	10	11	12	13	14	AB	R	H	RBI	BB	SO	LOB	TOP										
Michael Tucker, L OBP: 0.311, SLG: 0.428 (1, 9)															7	1	1	0	1	2	7											
Joe Randa, R OBP: 0.307, SLG: 0.421 (1, 5)															7	1	1	0	1	1	6											
Carlos Beltrán, S OBP: 0.360, SLG: 0.460 (1, 8)															4	2	1	2	3	2	2											
29 Mike Sweeney, R OBP: 0.397, SLG: 0.496 (1, 10)															6	0	1	0	1	0	3											
Carlos Febles, R OBP: 0.336, SLG: 0.329 (14, PR)															0	1	0	0	0	0	0											
Raul Ibanez, L OBP: 0.363, SLG: 0.463 (1, 7)															7	2	2	1	0	3	4											
Ken Harvey, R OBP: 0.315, SLG: 0.426 (1, 3)															5	0	2	1	0	1	1											
Mendy López, R OBP: 0.273, SLG: 0.409 (14, 3)															0	0	0	0	0	0	0											
Desi Relaford, S OBP: 0.396, SLG: 0.462 (1, 4)															7	1	2	1	0	0	3											
4 Angel Berroa, R OBP: 0.307, SLG: 0.367 (1, 6)															7	0	2	1	0	3	3											
Mike DiFelice, R OBP: 0.300, SLG: 0.500 (1, 2)															5	1	2	1	0	0	3											
Inning Stats	R: 2 E: 0 K: 1 S: 14	H: 2 LOB: 0 BB: 0 P: 21	R: 0 E: 0 K: 1 S: 9	H: 1 LOB: 1 BB: 0 P: 12	R: 0 E: 0 K: 2 S: 12	H: 0 LOB: 0 BB: 0 P: 16	R: 1 E: 0 K: 1 S: 9	H: 2 LOB: 1 BB: 0 P: 13	R: 0 E: 0 K: 1 S: 7	H: 0 LOB: 0 BB: 0 P: 11	R: 0 E: 0 K: 1 S: 10	H: 0 LOB: 0 BB: 0 P: 18	R: 2 E: 0 K: 1 S: 12	H: 2 LOB: 3 BB: 3 P: 30	R: 0 E: 0 K: 0 S: 7	H: 0 LOB: 0 BB: 0 P: 11	R: 0 E: 0 K: 1 S: 15	H: 0 LOB: 0 BB: 0 P: 24	R: 0 E: 0 K: 1 S: 6	H: 0 LOB: 0 BB: 0 P: 7	R: 0 E: 0 K: 2 S: 11	H: 1 LOB: 1 BB: 0 P: 13	R: 0 E: 0 K: 1 S: 9	H: 0 LOB: 0 BB: 0 P: 14	R: 0 E: 0 K: 0 S: 5	H: 1 LOB: 2 BB: 0 P: 8	R: 4 E: 0 K: 0 S: 21	H: 5 LOB: 3 BB: 1 P: 33	1B: 8 2B: 4 3B: 1 HR: 1	SF: 1 SAC: 0 DP: 0 HBP: 3	WP: 1 PB: 0 SB: 1 CS: 0	PA: 65
PITCHER	IP	WLS	BF	H	R	ER	SO	BB	IBB	HBP	BLK	WP	HR	S	P	ERA	WHIP															
Kenny Rogers, L ERA: 4.53	(1, 1)	6.1	27	7	5	4	6	1	0	0	0	0	0	8	23	0.00	3.000															
J. C. Romero, L ERA: 3.98	(7, 1)	0.2	5	0	0	0	1	2	1	0	1	0	0	8	23	0.00	3.000															
Juan Rincón, R ERA: 1.37	(8, 1)	1.0	3	0	0	0	0	0	0	0	0	0	0	7	11	0.00	0.000															
LaTroy Hawkins, R ERA: 1.53	(9, 1)	1.0	5	0	0	0	1	1	0	1	0	0	0	15	24	0.00	1.000															
Eddie Guardado, L ERA: 1.72	(10, 1)	1.0	3	0	0	0	1	0	0	0	0	0	0	6	7	0.00	0.000															

Kansas City Royals @ Minnesota Twins
 Hubert H. Humphrey Metrodome, Minneapolis, MN
 Thu May 15 2003, 1:05 PM EDT
 Att. 17,219 - Dome - 72 F

livebaseballscorecards.com

AB 55
R 9
H 14
RBI 7
BB 6
SO 12
LOB 32

Batter	1	2	3	4	5	6	7	8	9	10	11	12	13	14	AB	R	H	RBI	BB	SO	LOB	BOTTOM								
Cristian Guzman, S OBP: 0.316, SLG: 0.413 (1, 6)															7	1	4	0	0	2	0									
Doug Mientkiewicz, L OBP: 0.323, SLG: 0.583 (8, 3)															2	1	0	2	4	0	0									
Corey Koskie, L OBP: 0.374, SLG: 0.442 (1, 5)															5	0	2	1	2	1	4									
Todd Sears, L OBP: 0.386, SLG: 0.514 (1, 3)															3	0	1	1	1	1	3									
Denny Hocking, S OBP: 0.169, SLG: 0.130 (8, 9)															2	0	0	0	1	1	4									
Torii Hunter, R OBP: 0.296, SLG: 0.389 (1, 8)															6	1	1	0	0	1	6									
Bobby Kielty, S OBP: 0.385, SLG: 0.495 (1, 10)															6	0	0	0	1	3	3									
Dustan Mohr, R OBP: 0.316, SLG: 0.474 (1, 7)															6	0	0	0	0	3	2									
A.J. Pierzynski, L OBP: 0.300, SLG: 0.408 (1, 2)															6	0	2	1	0	3	0									
Luis Rivas, R OBP: 0.286, SLG: 0.355 (1, 4)															5	2	2	0	0	0	1									
Jacque Jones, L OBP: 0.348, SLG: 0.493 (12, PH)															1	0	0	0	0	0	2									
Chris Gomez, R OBP: 0.298, SLG: 0.326 (13, 4)															0	0	0	0	0	0	0									
Inning Stats	R: 0 E: 0 K: 1 S: 11	H: 1 LOB: 2 BB: 1 P: 23	R: 0 E: 0 K: 3 S: 10	H: 0 LOB: 0 BB: 0 P: 14	R: 1 E: 0 K: 0 S: 12	H: 1 LOB: 2 BB: 2 P: 26	R: 0 E: 0 K: 0 S: 5	H: 0 LOB: 0 BB: 0 P: 9	R: 1 E: 0 K: 0 S: 14	H: 2 LOB: 1 BB: 0 P: 20	R: 1 E: 0 K: 0 S: 12	H: 2 LOB: 1 BB: 0 P: 18	R: 1 E: 0 K: 0 S: 13	H: 2 LOB: 2 BB: 1 P: 27	R: 1 E: 0 K: 0 S: 18	H: 2 LOB: 3 BB: 2 P: 33	R: 0 E: 0 K: 3 S: 10	H: 0 LOB: 0 BB: 0 P: 16	R: 0 E: 0 K: 0 S: 9	H: 0 LOB: 0 BB: 0 P: 13	R: 0 E: 0 K: 0 S: 11	H: 1 LOB: 1 BB: 0 P: 15	R: 0 E: 0 K: 1 S: 8	H: 0 LOB: 0 BB: 0 P: 12	R: 0 E: 0 K: 1 S: 7	H: 0 LOB: 0 BB: 1 P: 13	1B: 10 2B: 0 3B: 2 HR: 0	SF: 1 SAC: 0 DP: 2 HBP: 1	WP: 1 PB: 0 SB: 0 CS: 0	PA: 60
PITCHER	IP	WLS	BF	H	R	ER	SO	BB	IBB	HBP	BLK	WP	HR	S	P	ERA	WHIP													
Miguel Ascencio, R ERA: 5.21	(1, 1)	5.1	24	5	3	3	5	3	0	0	0	0	0	20	36	5.40	2.400													
Jason Grimsley, R ERA: 2.7	(6, 1)	1.2	9	3	1	1	0	1	0	1	0	0	0	20	36	5.40	2.400													
Sean Lowe, R ERA: 4.76	(8, 1)	0.2	4	2	1	1	2	0	0	0	0	0	0	12	18	13.50	3.000													
Darrell May, L ERA: 4.33	(8, 1)	3.2	16	2	0	0	6	3	0	0	0	0	0	46	77	0.00	1.364													
D.J. Carrasco, R ERA: 1.93	(12, 1)	2.2	7	0	0	0	2	2	0	0	0	0	0	17	27	0.00	0.750													

Kansas City Royals @ Minnesota Twins
 Hubert H. Humphrey Metrodome, Minneapolis, MN
 Thu May 15 2003, 1:05 PM EDT
 Att. 17,219 - Dome - 72 F

livebaseballscorecards.com

AB 49
R 5
H 12
RBI 5
BB 9
SO 15
LOB 25

Batter	1	2	3	4	5	6	7	8	9	AB	R	H	RBI	BB	SO	LOB	TOP								
Shannon Stewart, R OBP: 0.363, SLG: 0.423	F8	G6-3					G6-3	K		5	0	1	0	0	1	2									
3 Reed Johnson, R OBP: 0.636, SLG: 1.111	HR		1B	2B	CS	F8	K		K	5	2	2	1	0	2	0									
10 Vernon Wells, R OBP: 0.327, SLG: 0.554	F9		F8		P4			FC6-4	G3-6-3	5	0	2	0	0	0	1									
Carlos Delgado, L OBP: 0.438, SLG: 0.623	2B	BB	1B	1B	P6			K	G3-6-3	4	1	1	0	1	1	2									
Tom Wilson, R OBP: 0.375, SLG: 0.482	2B		K			G4-3		FC6-4		4	1	1	1	0	1	3									
Josh Phelps, R OBP: 0.370, SLG: 0.453	L1					K		1B		3	0	1	1	0	1	1									
Greg Myers, L OBP: 0.424, SLG: 0.595			1B					3B		0	1	0	0	1	0	0									
Orlando Hudson, S OBP: 0.346, SLG: 0.393		F7	P2			1B		3B		4	1	2	0	0	0	2									
Mike Bordick, R OBP: 0.338, SLG: 0.397					P2			1B		3	0	1	0	0	0	1									
Frank Catalanotto, L OBP: 0.360, SLG: 0.490						P4		1B		1	1	1	3	0	0	0									
Eric Hinske, L OBP: 0.353, SLG: 0.386			1B					3B		0	0	0	0	0	0	0									
Chris Woodward, R OBP: 0.333, SLG: 0.368		K			G5-3		L6	1B		4	0	1	1	0	1	1									
Inning Stats	R: 2 H: 2 E: 0 K: 0 S: 13	H: 2 R: 3 ER: 1 LOB: 1 BB: 1 P: 23	R: 0 H: 1 E: 0 K: 1 S: 11	H: 1 R: 3 ER: 2 LOB: 2 BB: 0 P: 17	R: 1 H: 3 E: 0 K: 1 S: 16	H: 3 R: 0 ER: 0 LOB: 0 BB: 0 P: 24	R: 0 H: 1 E: 0 K: 0 S: 8	H: 1 R: 0 ER: 0 LOB: 0 BB: 0 P: 17	R: 0 H: 0 E: 0 K: 1 S: 6	H: 0 R: 0 ER: 0 LOB: 1 BB: 0 P: 10	R: 0 H: 1 E: 0 K: 1 S: 10	H: 1 R: 0 ER: 0 LOB: 0 BB: 0 P: 15	R: 0 H: 0 E: 0 K: 1 S: 9	H: 0 R: 0 ER: 0 LOB: 0 BB: 0 P: 12	R: 4 H: 4 E: 0 K: 2 S: 21	H: 4 R: 1 ER: 1 LOB: 1 BB: 1 P: 34	R: 0 H: 1 E: 0 K: 1 S: 7	H: 1 R: 0 ER: 0 LOB: 0 BB: 0 P: 8	1B: 9 2B: 2 3B: 1 HR: 1	SF: 0 SAC: 0 DP: 1 HBP: 0	WP: 0 PB: 0 SB: 1 CS: 1	PA: 41			
PITCHER	IP	WLS	BF	H	R	ER	SO	BB	IBB	HBP	BLK	WP	HR	S	P	ERA	WHIP								
Jeremy Affeldt, L ERA: 4.33	(1, 1)	6.0		8	3	3	3	1	0	0	0	0	1	64	106	4.50	1.500								
Jason Grimsley, R ERA: 3.51	(7, 1)	1.2	L	9	3	4	2	1	0	0	0	0	0	24	36	21.60	2.400								
D.J. Carrasco, R ERA: 1.9	(8, 1)	0.1		2	1	0	0	1	0	0	0	0	0	6	10	0.00	3.000								
51 Kris Wilson, R ERA: 4.64	(9, 1)	1.0		3	1	0	0	1	0	0	0	0	0	7	8	0.00	1.000								

Toronto Blue Jays @ Kansas City Royals
Kauffman Stadium, Kansas City, MO

AB 38
R 7
H 13
RBI 7
BB 2
SO 7
LOB 13



Sat May 17 2003, 6:05 PM CDT
Att: 25,032 - Cloudy - 75 F

Batter	1	2	3	4	5	6	7	8	9	AB	R	H	RBI	BB	SO	LOB	BOTTOM								
Michael Tucker, L OBP: 0.310, SLG: 0.429	G5-3		G4-3		G6-3		G4-3			4	1	1	0	0	0	0									
Joe Randa, R OBP: 0.306, SLG: 0.414	1B		E6		G6-3			F8		4	2	1	0	0	0	1									
29 Mike Sweeney, R OBP: 0.403, SLG: 0.500	K		2B		K			2B		3	1	1	1	1	2	1									
Raul Ibanez, L OBP: 0.352, SLG: 0.446	1B		F8			E4		L7		4	0	1	0	0	0	2									
Desi Relaford, S OBP: 0.402, SLG: 0.470	1B		K			L8				4	0	2	2	0	1	2									
Dee Brown, L OBP: 0.318, SLG: 0.418	K				G3		E6		P6	4	0	0	0	0	1	4									
4 Angel Berroa, R OBP: 0.313, SLG: 0.366		K			K		G1-6-3		G4-3	4	0	0	0	0	2	2									
Brent Mayne, L OBP: 0.342, SLG: 0.451		G5-3			G6-3				G3-1	4	0	0	0	0	1	0									
Carlos Febles, R OBP: 0.313, SLG: 0.311		G6-3			P3		G5-3		G4-3	4	0	0	0	0	0	0									
Inning Stats	R: 1 H: 3 E: 0 K: 2 S: 18	H: 3 R: 2 ER: 0 LOB: 2 BB: 0 P: 26	R: 0 H: 0 E: 0 K: 1 S: 7	H: 0 R: 7 ER: 2 LOB: 0 BB: 0 P: 12	R: 1 H: 1 E: 1 K: 1 S: 11	H: 1 R: 0 ER: 0 LOB: 1 BB: 0 P: 16	R: 0 H: 0 E: 0 K: 1 S: 7	H: 0 R: 0 ER: 0 LOB: 0 BB: 0 P: 10	R: 1 H: 1 E: 0 K: 1 S: 12	H: 1 R: 0 ER: 0 LOB: 1 BB: 0 P: 15	R: 0 H: 0 E: 2 K: 0 S: 9	H: 0 R: 0 ER: 0 LOB: 1 BB: 0 P: 12	R: 0 H: 0 E: 0 K: 1 S: 10	H: 0 R: 0 ER: 0 LOB: 0 BB: 0 P: 15	R: 1 H: 1 E: 0 K: 0 S: 9	H: 1 R: 1 ER: 1 LOB: 1 BB: 1 P: 15	R: 0 H: 0 E: 0 K: 0 S: 9	H: 0 R: 0 ER: 0 LOB: 0 BB: 0 P: 13	1B: 3 2B: 3 3B: 0 HR: 0	SF: 0 SAC: 0 DP: 1 HBP: 0	WP: 1 PB: 0 SB: 1 CS: 0	PA: 36			
PITCHER	IP	WLS	BF	H	R	ER	SO	BB	IBB	HBP	BLK	WP	HR	S	P	ERA	WHIP								
32 Roy Halladay, R ERA: 4.54	(1, 1)	7.0		5	3	2	7	0	0	0	0	0	0	74	106	2.57	0.714								
Aquilino Lopez, R ERA: 6.11	(8, 1)	1.0		5	1	1	0	1	0	0	0	0	0	9	15	9.00	2.000								
Cliff Politte, R ERA: 2.89	(9, 1)	1.0	S	3	0	0	0	0	0	0	0	0	0	9	13	0.00	0.000								

Toronto Blue Jays @ Kansas City Royals
Kauffman Stadium, Kansas City, MO

AB 35
R 4
H 6
RBI 3
BB 1
SO 7
LOB 12



Sat May 17 2003, 6:05 PM CDT
Att: 25,032 - Cloudy - 75 F

Batter	1	2	3	4	5	6	7	8	9	AB	R	H	RBI	BB	SO	LOB	TOP					
Shannon Stewart, R OBP: 0.361, SLG: 0.420	F7		F9		F9		G4-3			4	0	1	0	0	0	2						
Frank Catalanotto, L OBP: 0.332, SLG: 0.477 3 Reed Johnson, R OBP: 0.636, SLG: 1.111	F9		F7			G4-3	G4-3			4	0	0	0	0	0	2						
10 Vernon Wells, R OBP: 0.325, SLG: 0.553	L6			F7		FC3-6 HR		F9		4	1	1	0	0	0	0						
Carlos Delgado, L OBP: 0.444, SLG: 0.643		HR		1B		FC3-6 IBB		K		3	1	2	1	1	1	0						
Greg Myers, L OBP: 0.416, SLG: 0.577	P6		1B			FC3-6 HR		G4-3		4	1	1	0	0	0	2						
Josh Phelps, R OBP: 0.373, SLG: 0.471 Dave Berg, R OBP: 0.357, SLG: 0.509	F9		L9-2				HR		G6-4-3 BB	3	1	1	3	1	0	2						
Eric Hinske, L OBP: 0.302, SLG: 0.378	L3							G6-4-3		3	0	0	0	1	0	1						
Orlando Hudson, S OBP: 0.343, SLG: 0.397			K		F8		F8			4	0	1	0	0	1	1						
Chris Woodward, R OBP: 0.338, SLG: 0.372			K				G4-3		K	4	0	2	0	0	2	2						
Inning Stats	R: 0 E: 0 K: 0 S: 6	H: 0 LOB: 0 BB: 0 P: 10	R: 1 E: 0 K: 0 S: 7	H: 1 LOB: 0 BB: 0 P: 13	R: 0 E: 0 K: 2 S: 10	H: 1 LOB: 1 BB: 0 P: 14	R: 0 E: 0 K: 0 S: 12	H: 2 LOB: 1 BB: 0 P: 22	R: 0 E: 0 K: 0 S: 8	H: 1 LOB: 1 BB: 1 P: 13	R: 3 E: 0 K: 0 S: 8	H: 2 LOB: 0 BB: 1 P: 14	R: 0 E: 0 K: 0 S: 10	H: 1 LOB: 1 BB: 0 P: 19	R: 0 E: 0 K: 1 S: 7	H: 0 LOB: 0 BB: 0 P: 9	R: 0 E: 0 K: 1 S: 10	H: 1 LOB: 2 BB: 1 P: 19	1B: 5 2B: 3 3B: 0 HR: 2	SF: 0 SAC: 0 DP: 2 HBP: 0	WP: 0 PB: 0 SB: 0 CS: 1	PA: 36
PITCHER	IP	WLS	BF	H	R	ER	SO	BB	IBB	HBP	BLK	WP	HR	S	P	ERA	WHIP					
Kyle Snyder, R ERA: 4.07	6.1	L	27	8	4	4	2	1	1	0	0	0	2	56	95	5.68	1.421					
Sean Lowe, R ERA: 9.82	0.2		2	0	0	0	0	0	0	0	0	0	0	5	10	0.00	0.000					
Darrell May, L ERA: 4.21	1.0		3	0	0	0	1	0	0	0	0	0	0	7	9	0.00	0.000					
Mike MacDougal, R ERA: 3.86	1.0		4	1	0	0	1	1	0	0	0	0	0	10	19	0.00	2.000					

Toronto Blue Jays @ Kansas City Royals
Kauffman Stadium, Kansas City, MO
Sun May 18 2003, 1:05 PM CDT
Att: 15,462 - Cloudy - 79 F

AB 33
R 4
H 9
RBI 4
BB 3
SO 4
LOB 12



Batter	1	2	3	4	5	6	7	8	9	AB	R	H	RBI	BB	SO	LOB	BOTTOM					
Michael Tucker, L OBP: 0.306, SLG: 0.429	G3		K		G4-3		K		E4	5	1	1	0	0	2	0						
Desti Relaford, S OBP: 0.387, SLG: 0.450	G3		K		F7			P3	P5	5	0	0	1	0	1	1						
29 Mike Sweeney, R OBP: 0.412, SLG: 0.504	G6-3		1B			2B	1B	1B		3	1	2	0	1	0	0						
Raul Ibanez, L OBP: 0.356, SLG: 0.444						F8		F8		3	0	1	0	1	0	2						
Ken Harvey, R OBP: 0.310, SLG: 0.423	F8		FC6-4			G3-1	2B		1B	4	0	2	1	0	0	3						
Dee Brown, L OBP: 0.303, SLG: 0.394		G6-3		K		G3-1		G1-4-3		4	0	0	0	0	1	3						
Brent Mayne, L OBP: 0.330, SLG: 0.434	F7			K		G4-3			P6	4	0	0	0	0	1	1						
Mendy López, R OBP: 0.259, SLG: 0.346					F9		K		K	3	0	0	0	1	2	0						
Carlos Febles, R OBP: 0.303, SLG: 0.301 Carlos Beltrán, S OBP: 0.362, SLG: 0.484		K				K		G4-3	HR	3	0	0	0	0	2	1						
Inning Stats	R: 1 E: 0 K: 0 S: 11	H: 1 LOB: 1 BB: 1 P: 21	R: 0 E: 0 K: 1 S: 10	H: 0 LOB: 1 BB: 1 P: 18	R: 0 E: 0 K: 2 S: 12	H: 0 LOB: 0 BB: 0 P: 22	R: 0 E: 0 K: 2 S: 7	H: 0 LOB: 0 BB: 0 P: 9	R: 0 E: 0 K: 1 S: 8	H: 2 LOB: 1 BB: 0 P: 14	R: 1 E: 0 K: 0 S: 10	H: 2 LOB: 0 BB: 0 P: 19	R: 0 E: 0 K: 2 S: 10	H: 0 LOB: 0 BB: 0 P: 14	R: 0 E: 0 K: 0 S: 11	H: 2 LOB: 2 BB: 0 P: 17	R: 1 E: 1 K: 1 S: 14	H: 1 LOB: 1 BB: 0 P: 20	1B: 4 2B: 2 3B: 0 HR: 1	SF: 0 SAC: 0 DP: 0 HBP: 0	WP: 0 PB: 0 SB: 2 CS: 0	PA: 38
PITCHER	IP	WLS	BF	H	R	ER	SO	BB	IBB	HBP	BLK	WP	HR	S	P	ERA	WHIP					
Kelvim Escobar, R ERA: 7.08	3.0		14	2	1	1	3	3	0	0	0	0	0	22	36	3.86	0.857					
Tanyon Sturtze, R ERA: 6.02	2.1	W	9	2	1	1	3	0	0	0	0	0	0	3	6	0.00	0.000					
Trever Miller, L ERA: 5.63	0.2	H	2	0	0	0	0	0	0	0	0	0	0	3	6	0.00	0.000					
Jeff Tam, R ERA: 4.86	2.0	H	8	2	0	0	2	0	0	0	0	0	0	21	31	0.00	1.000					
Cliff Politte, R ERA: 3.2	1.0	S	5	1	1	1	1	0	0	0	0	0	1	14	20	9.00	1.000					

Toronto Blue Jays @ Kansas City Royals
Kauffman Stadium, Kansas City, MO
Sun May 18 2003, 1:05 PM CDT
Att: 15,462 - Cloudy - 79 F

AB 35
R 3
H 7
RBI 3
BB 3
SO 9
LOB 11




Batter	1	2	3	4	5	6	7	8	9	AB	R	H	RBI	BB	SO	LOB	TOP								
Michael Tucker, L (1.9) OBP: 0.305, SLG: 0.424	1-1 B4-3		1-0 F9		3-1 1B		0-0 B2-3			4	0	1	0	0	0	1	Kansas City Royals @ Seattle Mariners Safeco Field, Seattle, WA Tue May 20 2003, 7:05 PM PDT Att: 36,423 - Dome - 72 F								
Joe Randa, R (1.5) OBP: 0.298, SLG: 0.406	3-2 F9		2-2 L8		0-0 SF7		3-3 K			3	0	0	1	0	1										
Carlos Beltrán, S (1.8) OBP: 0.358, SLG: 0.468	4-2 BB			0-0 P6		3-3 K		3-0 G4-3		3	0	0	0	1	2										
29 Mike Sweeney, R (1.3) OBP: 0.408, SLG: 0.496	0-3 K			0-0 L7		0-0 G4-3		2-2 1B		4	0	1	0	0	1										
Raul Ibanez, L (1.7) OBP: 0.364, SLG: 0.485		1-1 L8		0-1 HR		3-2 HR		4-2 PB 2B BB		3	3	2	2	1	0	0									
Ken Harvey, R (1.10) OBP: 0.301, SLG: 0.410		3-3 K		1-2 P3		0-1 P3		3-2 F9		4	0	0	0	0	1	1									
Desi Relaford, S (1.4) OBP: 0.383, SLG: 0.452		1-2 L7			1-1 F8		3-2 L7		1-2 G4-3 2H 2B	4	0	1	1	0	0	0									
Brent Mayne, L (1.2) OBP: 0.328, SLG: 0.422			1-2 G4-3		4-2 1B SF7 BB		3-2 F8		2-2 G4-3	3	1	0	0	1	0	1									
4 Angel Berroa, R (1.6) OBP: 0.318, SLG: 0.365			2-2 HBP		0-1 SF7 1B		0-1 G6-3		0-3 K	3	0	1	0	0	1	1									
Inning Stats	R: 0 E: 0 K: 1 S: 16	H: 0 LOB: 1 BB: 1 P: 24	R: 0 E: 0 K: 1 S: 10	H: 0 LOB: 0 BB: 0 P: 15	R: 0 E: 0 K: 0 S: 10	H: 0 LOB: 1 BB: 0 P: 16	R: 1 E: 0 K: 0 S: 8	H: 1 LOB: 0 BB: 0 P: 9	R: 1 E: 0 K: 1 S: 16	H: 2 LOB: 2 BB: 1 P: 27	R: 1 E: 0 K: 0 S: 11	H: 1 LOB: 0 BB: 0 P: 17	R: 0 E: 0 K: 0 S: 7	H: 0 LOB: 0 BB: 0 P: 10	R: 0 E: 0 K: 1 S: 7	H: 1 LOB: 1 BB: 0 P: 15	R: 1 E: 0 K: 1 S: 16	H: 1 LOB: 1 BB: 1 P: 26	1B: 3 2B: 1 3B: 0 HR: 2	SF: 1 SAC: 0 DP: 0 HBP: 1	WP: 0 PB: 1 SB: 2 CS: 0	PA: 36			
PITCHER	IP	WLS	BF	H	R	ER	SO	BB	IBB	HBP	BLK	WP	HR	S	P	ERA	WHIP								
Ryan Franklin, R (1.1) ERA: 3.67	6.0	25	4	3	3	3	2	0	0	1	0	0	2	71	108	4.50	1.000								
Shigetoshi Hasegawa, R (7.1) ERA: 0.35	1.0	3	0	0	0	0	0	0	0	0	0	0	0	7	10	0.00	0.000								
Jeff Nelson, R (8.1) ERA: 2.35	1.0	W	3	1	0	0	1	0	0	0	0	0	0	7	15	0.00	0.000								
Arthur Rhodes, L (9.1) ERA: 3.0	1.0	5	1	1	1	1	1	0	0	0	0	0	0	16	26	9.00	2.000								

Batter	1	2	3	4	5	6	7	8	9	AB	R	H	RBI	BB	SO	LOB	BOTTOM								
51 Ichiro Suzuki, L (1.9) OBP: 0.367, SLG: 0.420	3-2 F9		0-0 1B		0-2 F9		2-0 G5-3	1-1 G3-1		5	0	1	1	0	0	2	Kansas City Royals @ Seattle Mariners Safeco Field, Seattle, WA Tue May 20 2003, 7:05 PM PDT Att: 36,423 - Dome - 72 F								
Carlos Guillen, S (1.6) OBP: 0.365, SLG: 0.447	1-1 SF9		0-3 K		2-2 G6-4-3 1B		2-3 K			4	1	2	0	0	2	2									
Bret Boone, R (1.4) OBP: 0.381, SLG: 0.556	2-1 SF9			3-2 G6-3		0-1 G6-4-3		0-2 1B 2B		3	1	1	1	0	0	2									
Edgar Martinez, R (1.10) OBP: 0.447, SLG: 0.620	3-3 K		1-2 G6-3			4-0 FC4-6 HBP BB		0-0 E 1B		3	0	1	1	1	1	0									
16 Willie Bloomquist, R (8. PR) OBP: 0.287, SLG: 0.275								2-0 L7		0	1	0	0	0	0	0									
John Olerud, L (1.3) OBP: 0.380, SLG: 0.415		0-2 1B 1B		2-2 G6-3		3-2 FC4-6 HBP		2-0 L7		3	1	1	0	0	0	1									
Mike Cameron, R (1.8) OBP: 0.398, SLG: 0.519		0-1 L8			3-3 K		1-3 K		0-0 E6 HR 2B	4	1	1	1	0	2	3									
Randy Winn, S (1.7) OBP: 0.357, SLG: 0.404		2-2 P3					0-0 FC4-6		0-0 HR	4	1	1	2	0	1	3									
Jeff Cirillo, R (1.5) OBP: 0.313, SLG: 0.322		1-0 1B 51 1B					3-1 G6-3		0-2 G6-3	4	1	1	0	0	1	3									
Dan Wilson, R (1.2) OBP: 0.312, SLG: 0.356		0-1 51 1B					4-1 1B		2-2 G5-3	3	0	2	1	1	0	0									
Inning Stats	R: 1 E: 0 K: 1 S: 10	H: 1 LOB: 0 BB: 0 P: 17	R: 2 E: 0 K: 1 S: 17	H: 4 LOB: 2 BB: 0 P: 20	R: 0 E: 0 K: 0 S: 9	H: 0 LOB: 0 BB: 0 P: 15	R: 0 E: 0 K: 3 S: 11	H: 0 LOB: 0 BB: 0 P: 17	R: 0 E: 0 K: 1 S: 9	H: 1 LOB: 1 BB: 1 P: 15	R: 0 E: 0 K: 1 S: 8	H: 0 LOB: 2 BB: 1 P: 19	R: 0 E: 0 K: 1 S: 6	H: 0 LOB: 0 BB: 0 P: 13	R: 4 E: 1 K: 0 S: 15	H: 5 LOB: 1 BB: 0 P: 20	1B: 7 2B: 2 3B: 1 HR: 1	SF: 1 SAC: 0 DP: 1 HBP: 1	WP: 0 PB: 0 SB: 0 CS: 0	PA: 37					
PITCHER	IP	WLS	BF	H	R	ER	SO	BB	IBB	HBP	BLK	WP	HR	S	P	ERA	WHIP								
Darrell May, L (1.1) ERA: 4.32	5.1	24	6	3	3	6	2	0	0	1	0	0	0	61	97	5.06	1.500								
Jason Grimsley, R (6.1) ERA: 3.72	0.2	2	0	0	0	0	0	0	0	0	0	0	0	3	6	0.00	0.000								
D.J. Carrasco, R (7.1) ERA: 3.2	1.2	L	10	5	4	4	1	0	0	0	0	0	1	19	30	21.60	3.000								
Jason Gillilan, R (8.1) ERA: 27.0	0.1	1	0	0	0	0	0	0	0	0	0	0	0	2	3	0.00	0.000								

Batter	1	2	3	4	5	6	7	8	9	AB	R	H	RBI	BB	SO	LOB	TOP				
Michael Tucker, L (1, 9) OBP: 0.308, SLG: 0.438	4-2 29 BB 1B	2-0 1-H HR			0-0 G3		2-2 G3	2-3 K		4	2	1	2	1	1	0					
Joe Randa, R (1, 5) OBP: 0.301, SLG: 0.426	2-3 K	2-0 F8			1-1 F8		2-0 HR		1-1 29 BB HR 1B	5	2	2	1	0	1	1					
29 Mike Sweeney, R (1, 3) OBP: 0.407, SLG: 0.485	4-0 1B	1-0 G5-3			0-0 F7		0-1 P6		4-1 BLK HR BB	3	1	0	0	2	0	0					
Mendy López, R (9, PR) OBP: 0.259, SLG: 0.346	1-2 HR BB								1-2 HR BB	0	1	0	0	0	0	0					
Raul Ibanez, L (1, 7) OBP: 0.370, SLG: 0.506	3-2 HR 1B				2-2 G4-3		0-1 WP 1B		1-1 HR P6	5	2	3	2	0	0	2					
Carlos Beltrán, S (1, 8) OBP: 0.368, SLG: 0.531	1-0 HR				1-1 F7		0-1 F7		4-2 1B S G5-2-3 BB	4	2	2	6	1	0	1					
Ken Harvey, R (1, 10) OBP: 0.297, SLG: 0.404	1-H 3-H HR				0-3 K		1-3 K		4-0 1B S G5-2-3 BB	2	0	0	0	0	2	0					
Dee Brown, L (6, PH) OBP: 0.304, SLG: 0.384	2-3 K								1-2 4 HR BB	2	1	0	0	1	1	2					
Desi Relaford, S (1, 4) OBP: 0.384, SLG: 0.450	2-2 P6				1-0 G3-1		0-0 WP 1B		1-2 4 HR G5-2-3 1B	5	1	2	0	0	0	1					
Mike DiFelice, R (1, 2) OBP: 0.310, SLG: 0.491					2-2 G6-3		4-2 4 G5-4-3 BB		0-0 G5-2-3	3	0	0	0	1	0	5					
4 Angel Berroa, R (1, 6) OBP: 0.323, SLG: 0.390	2-1 HR 1B				0-2 G5-4-3				2-2 G5-3	4	2	2	3	0	0	1					
	R: 4 E: 0 K: 2 S: 16	H: 2 LOB: 0 BB: 2 P: 34	R: 2 E: 0 K: 0 S: 10	H: 2 LOB: 0 BB: 0 P: 19	R: 0 E: 0 K: 1 S: 9	H: 0 LOB: 0 BB: 0 P: 12	R: 0 E: 0 K: 0 S: 6	H: 0 LOB: 0 BB: 1 P: 11	R: 0 E: 0 K: 1 S: 4	H: 2 LOB: 2 BB: 0 P: 13	R: 1 E: 0 K: 0 S: 9	H: 1 LOB: 0 BB: 0 P: 15	R: 4 E: 0 K: 1 S: 18	H: 3 LOB: 0 BB: 2 P: 31	R: 3 E: 0 K: 0 S: 11	H: 2 LOB: 1 BB: 1 P: 22	1B: 6 2B: 0 3B: 0 HR: 6	SF: 0 SAC: 0 DP: 2 HBP: 0	WP: 1 PB: 0 SB: 1 CS: 0	PA: 43	
PITCHER	IP	WLS	BF	H	R	ER	SO	BB	IBB	HBP	BLK	WP	HR	S	P	ERA	WHIP				
Freddy Garcia, R (1, 1) ERA: 5.11	7.0	L	30	7	7	7	4	3	0	0	0	1	3	64	109	9.00	1.429				
Giovanni Carrara, R (8, 1) ERA: 6.17	1.0		7	3	4	4	1	2	0	0	0	0	2	18	31	36.00	5.000				
40 Julio Mateo, R (9, 1) ERA: 4.91	1.0		6	2	3	3	0	1	0	0	1	0	1	11	22	27.00	3.000				

Kansas City Royals @ Seattle Mariners
Safeco Field, Seattle, WA
Wed May 21 2003, 7:05 PM PDT
Att: 31,251 - Cloudy - 67 F


AB 37
R 14
H 12
RBI 14
BB 6
SO 5
LOB 13

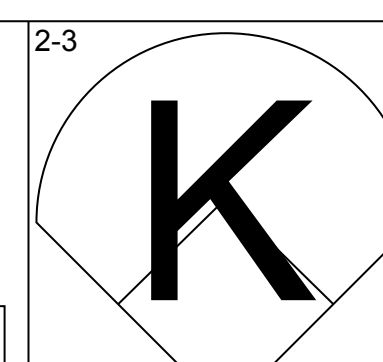
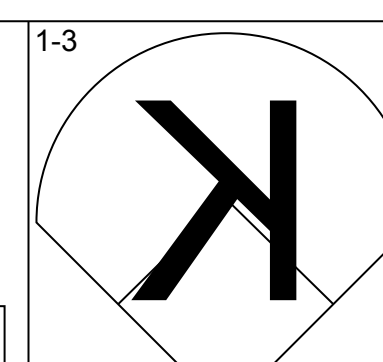
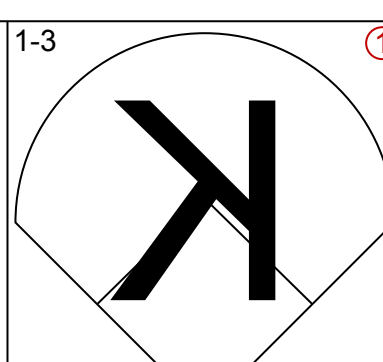
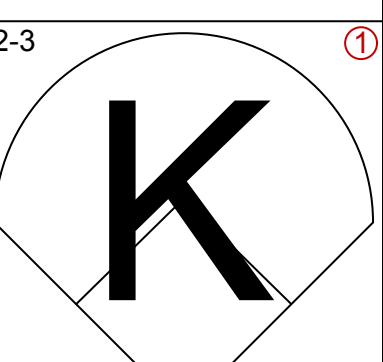
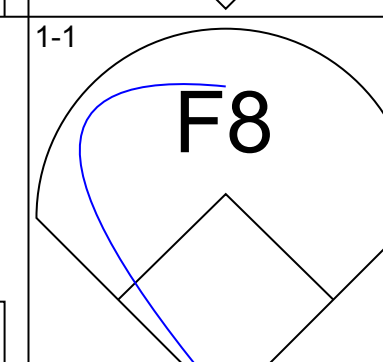
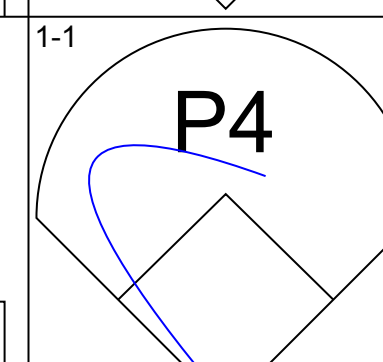
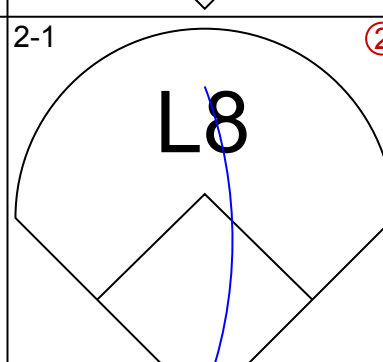
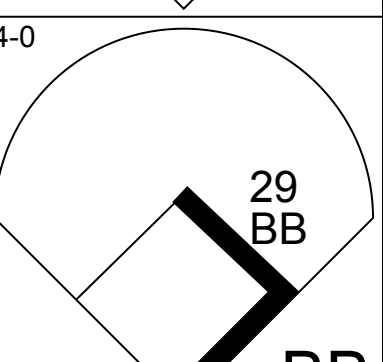
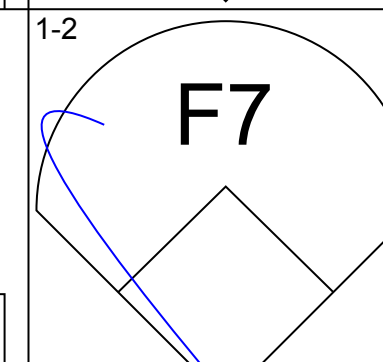
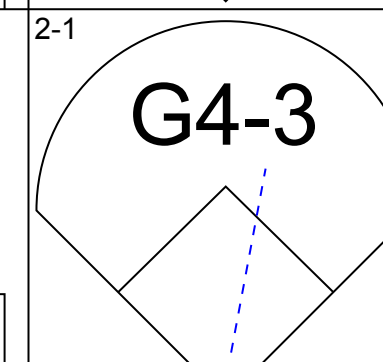
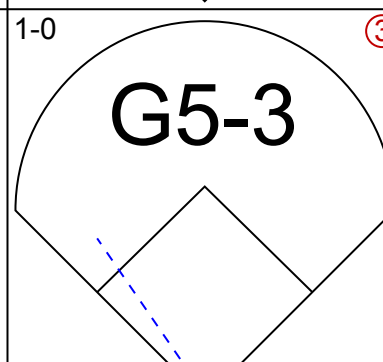
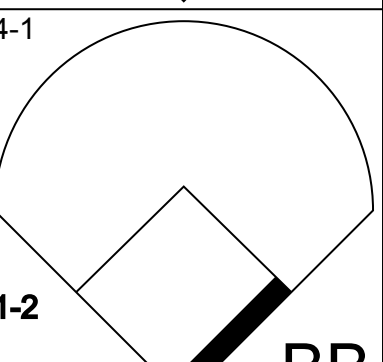
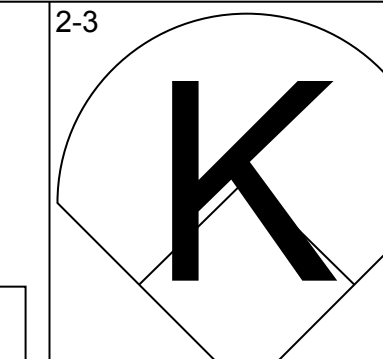
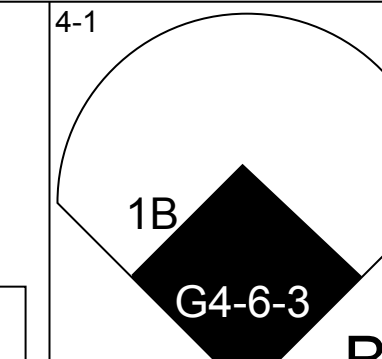
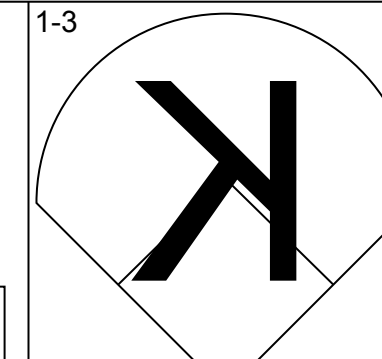
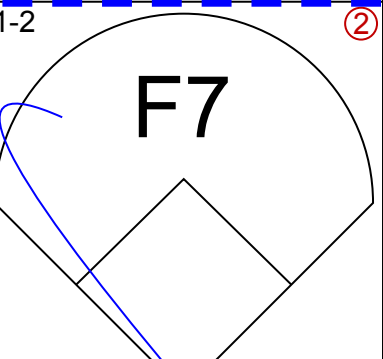
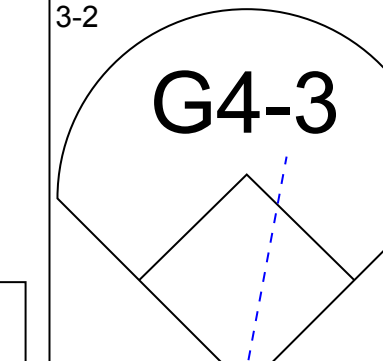
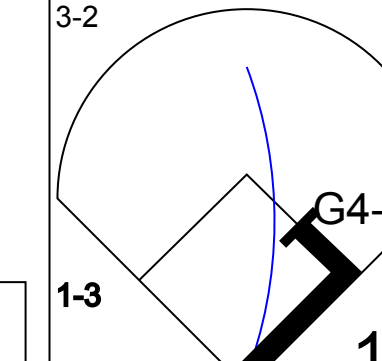
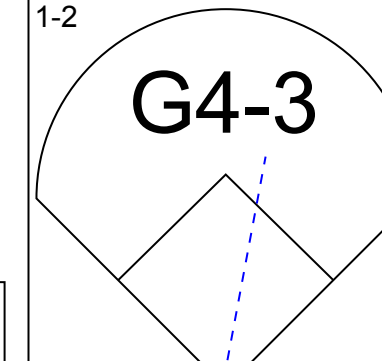
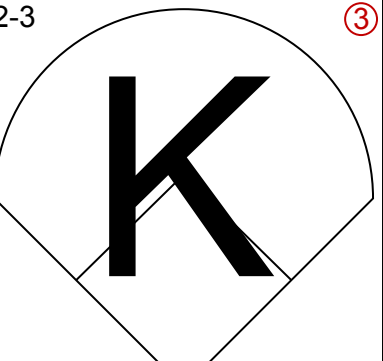
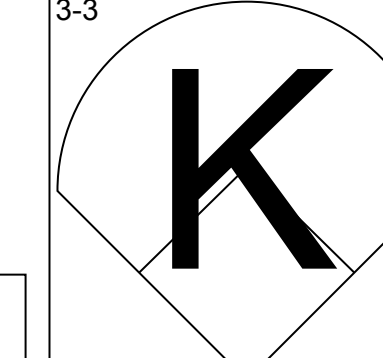
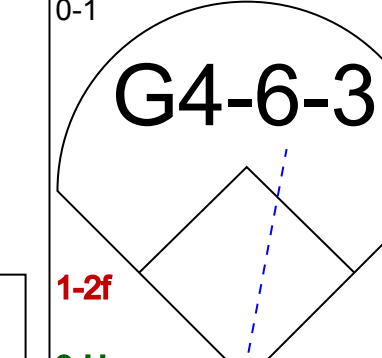
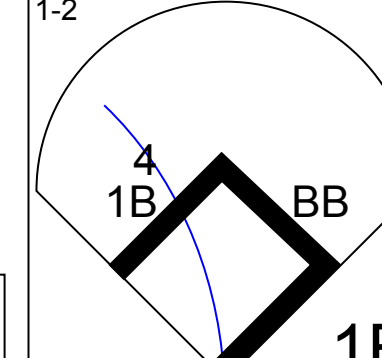
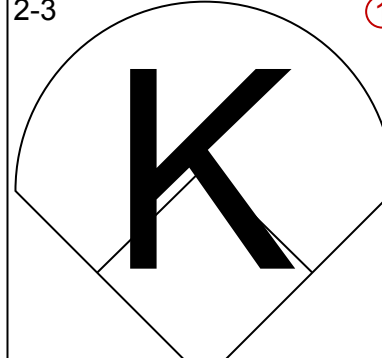
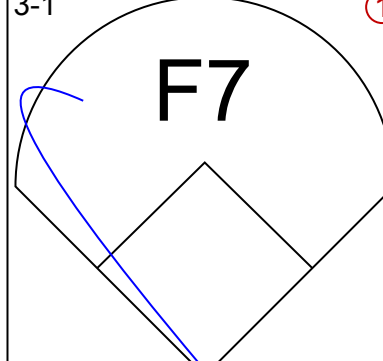
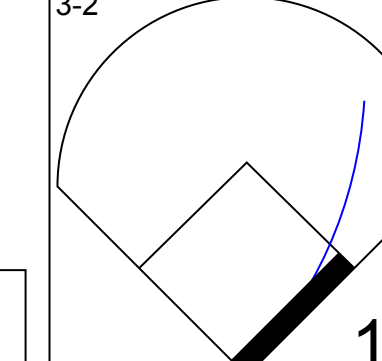
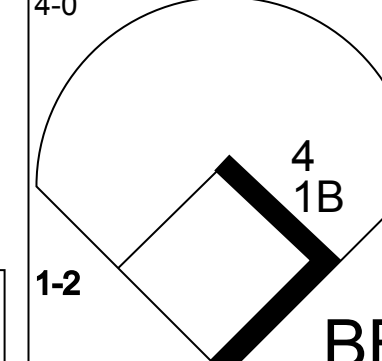
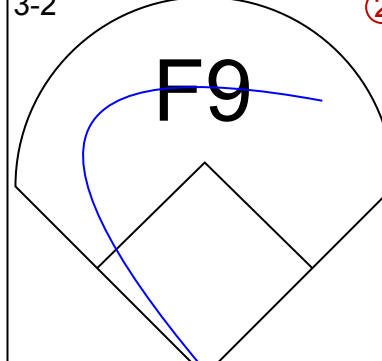
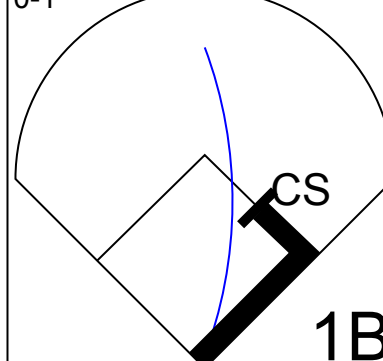
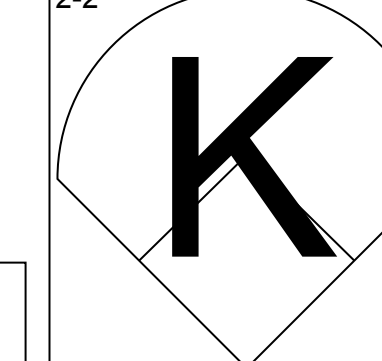
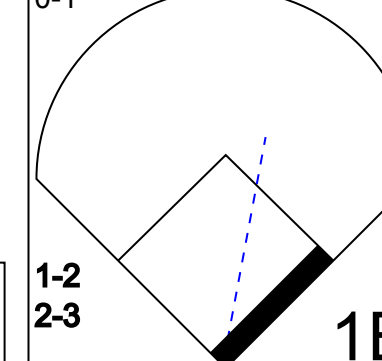
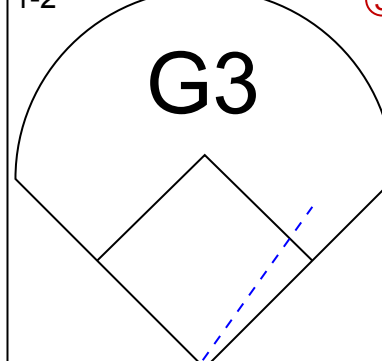
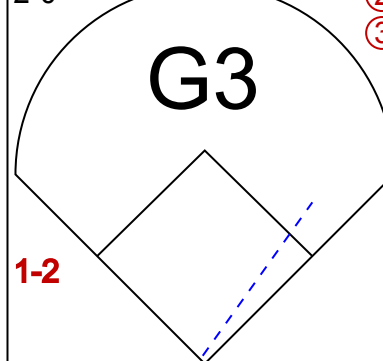

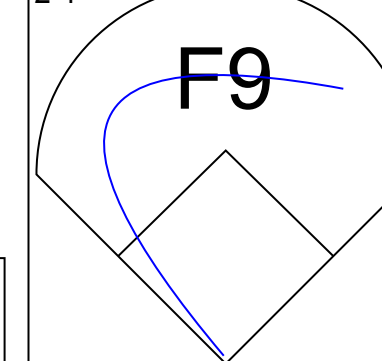


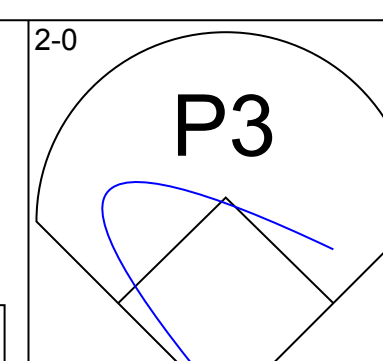
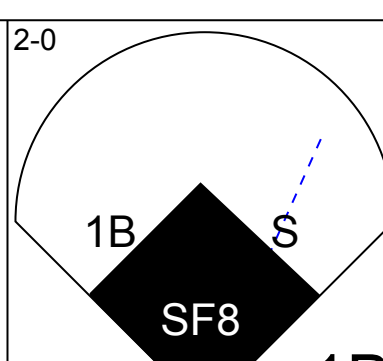
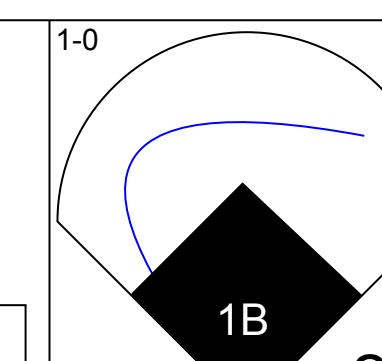
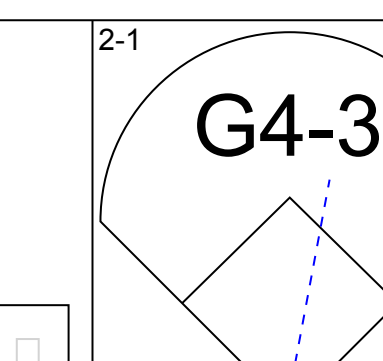
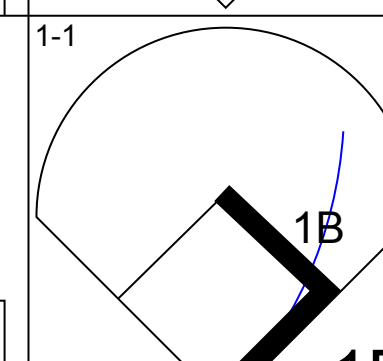
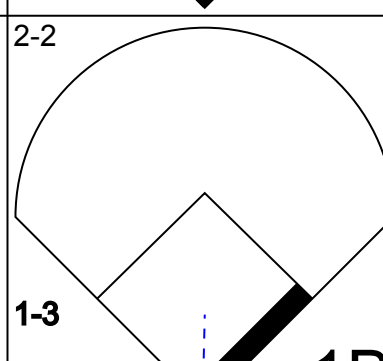
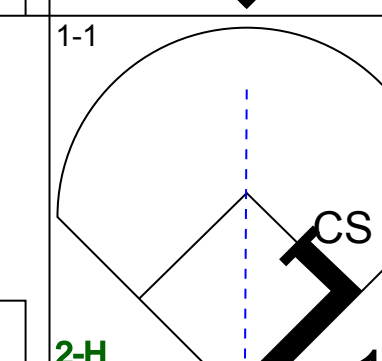
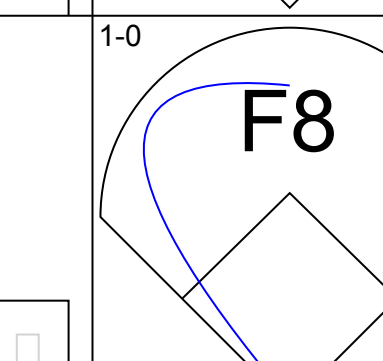
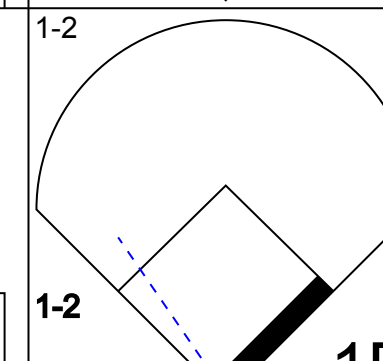
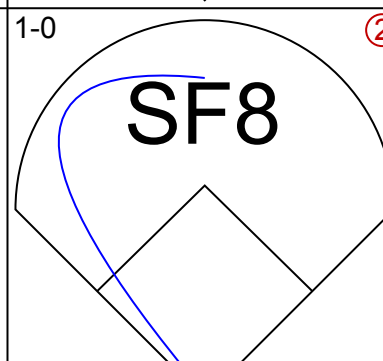
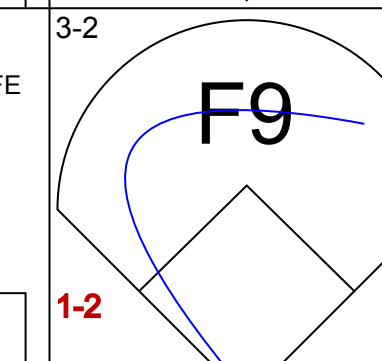
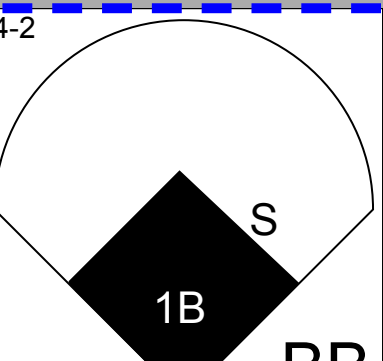
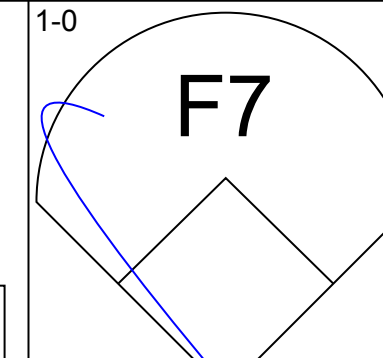
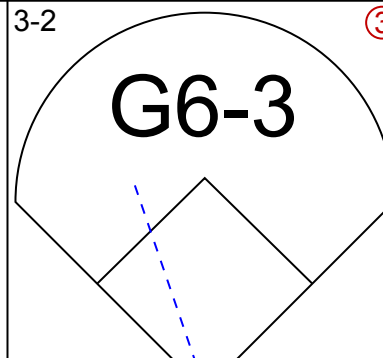
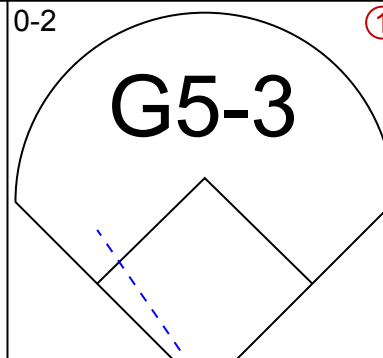
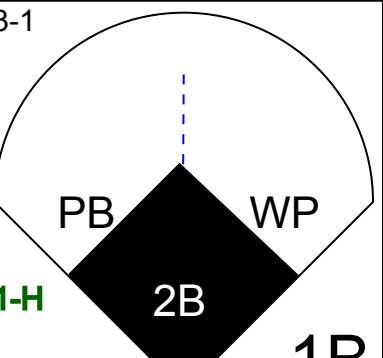
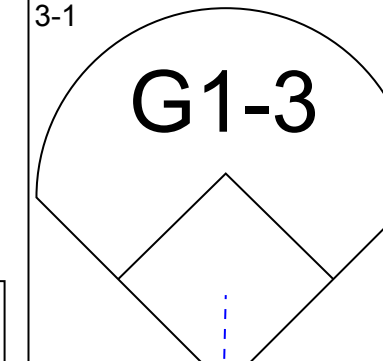
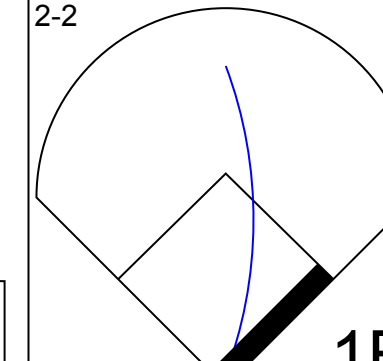
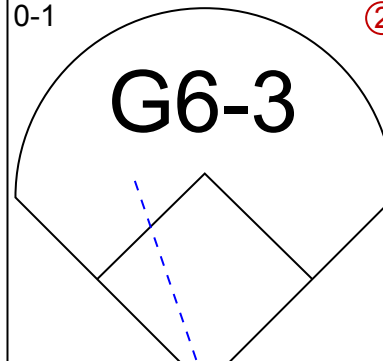
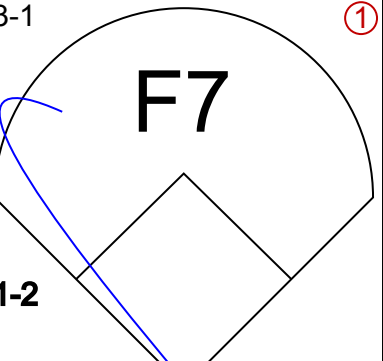
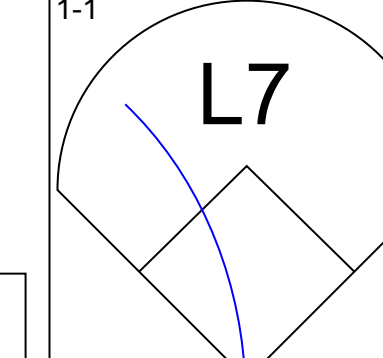
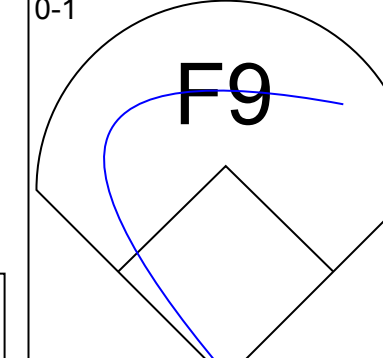
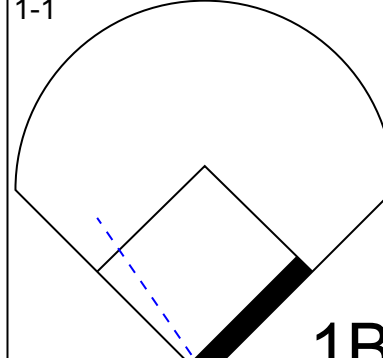
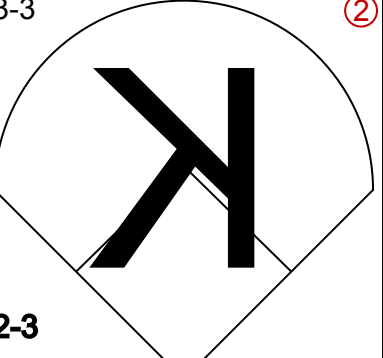
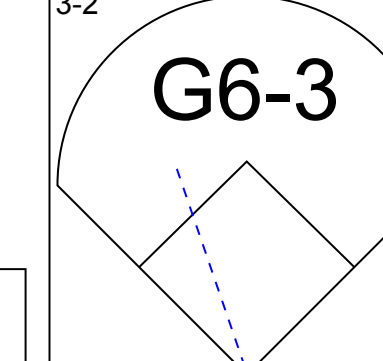
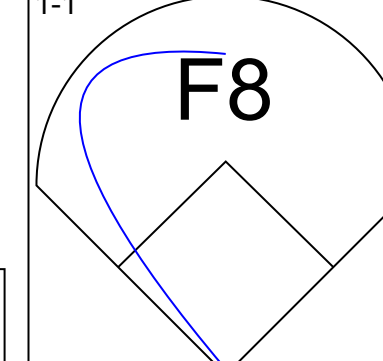
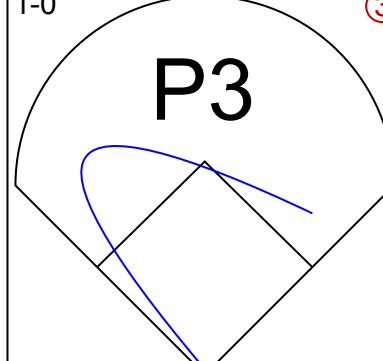
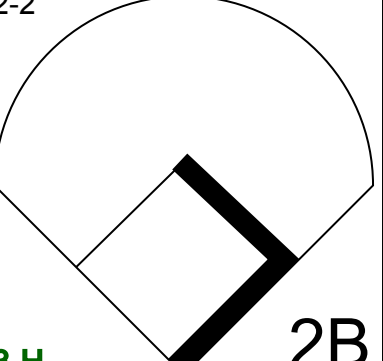
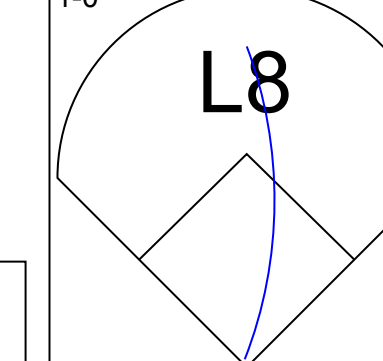
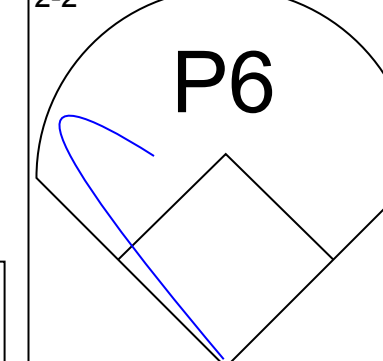

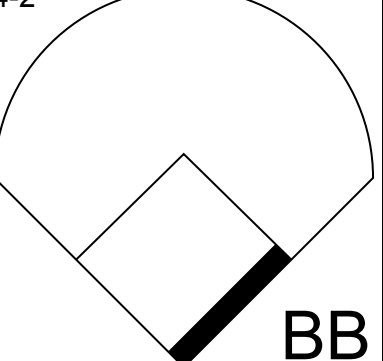
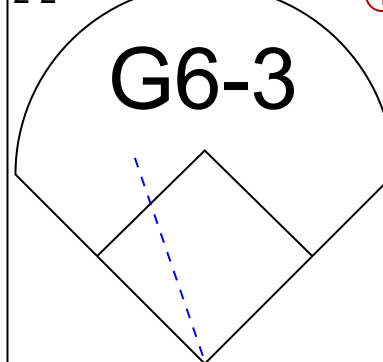
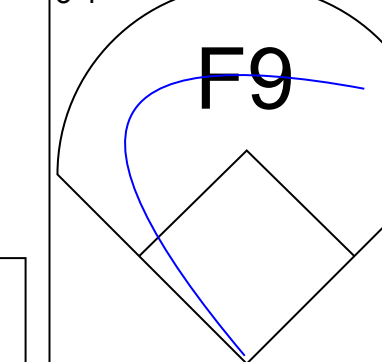
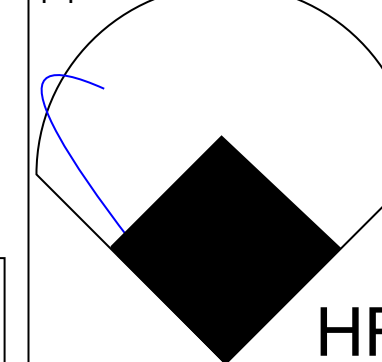
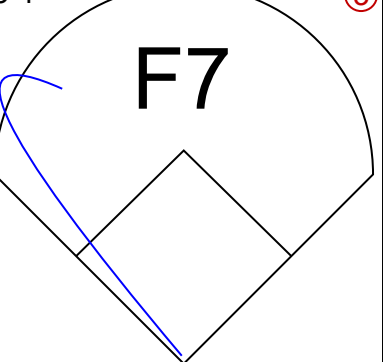
Batter	1	2	3	4	5	6	7	8	9	AB	R	H	RBI	BB	SO	LOB	BOTTOM				
51 Ichiro Suzuki, L (1, 9) OBP: 0.370, SLG: 0.418	1-2 G4-3		1-2 1B HR	2-2 G5-3		4-0 IBB			1-1 G4-3	3	1	1	0	1	0	0					
16 Willie Bloomquist, R (9, PH) OBP: 0.261, SLG: 0.265										1	0	0	0	0	0	0					
Carlos Guillen, S (1, 6) OBP: 0.377, SLG: 0.460	0-1 1B		0-0 HR		1-0 E4 2B	2-2 P4			2-1 G6-4-3 1B	5	3	3	0	0	0	2					
Bret Boone, R (1, 4) OBP: 0.382, SLG: 0.569	2-2 2H 1B		0-2 HR		1-2 F8		0-3 K		1-1 G6-4-3	5	1	2	4	0	1	2					
Edgar Martinez, R (1, 10) OBP: 0.448, SLG: 0.621	2-3 K		4-1 1B BB		3-2 1-H 2B		2-3 K			3	0	1	1	1	2	1					
John Olerud, L (1, 3) OBP: 0.377, SLG: 0.411	3-1 G6-3		0-1 F8		2-1 L8		3-2 1B			4	0	1	0	0	0	3					
Mike Cameron, R (1, 8) OBP: 0.394, SLG: 0.511			3-2 1B		0-0 G5-3		1-2 G5-3			4	0	1	0	0	1	2					
Randy Winn, S (1, 7) OBP: 0.349, SLG: 0.394	2-2 G4-3		0-0 P4				1-1 F9		1-1 G4-3	4	0	0	0	0	0	2					
Mark McLemore, S (1, 5) OBP: 0.306, SLG: 0.329	1-3 K				3-2 G5-3		3-1 G4-3 1B		1-0 G6-3	4	0	1	0	0	1	0					
Dan Wilson, R (1, 2) OBP: 0.302, SLG: 0.344			3-2 P4		3-2 P4		3-2 G4-3 1B		0-1 G3-1	3	0	0	0	0	0	1					
John Mabry, L (8, PH) OBP: 0.250, SLG: 0.313										1	0	0	0	0	0	0					
Ben Davis, S (9, 2) OBP: 0.286, SLG: 0.493										0	0	0	0	0	0	0					
	R: 1 E: 0 K: 1 S: 13	H: 2 LOB: 1 BB: 0 P: 21	R: 0 E: 0 K: 2 S: 10	H: 0 LOB: 0 BB: 0 P: 13	R: 3 E: 0 K: 0 S: 20	H: 4 LOB: 2 BB: 1 P: 31	R: 0 E: 0 K: 0 S: 12	H: 0 LOB: 0 BB: 0 P: 20	R: 1 E: 1 K: 0 S: 11	H: 1 LOB: 1 BB: 0 P: 18	R: 0 E: 0 K: 2 S: 14	H: 1 LOB: 1 BB: 0 P: 20	R: 0 E: 0 K: 0 S: 5	H: 0 LOB: 0 BB: 0 P: 7	R: 0 E: 0 K: 0 S: 6	H: 1 LOB: 0 BB: 0 P: 10	1B: 7 2B: 2 3B: 0 HR: 1	SF: 0 SAC: 0 DP: 1 HBP: 0	WP: 0 PB: 0 SB: 0 CS: 0	PA: 39	
PITCHER	IP	WLS	BF	H	R	ER	SO	BB	IBB	HBP	BLK	WP	HR	S	P	ERA	WHIP				
Chris George, L (1, 1) ERA: 5.11	5.0	W	24	7	5	4	3	1	0	0	0	0	0	26	45	0.00	1.000				
Sean Lowe, R (6, 1) ERA: 7.71	2.0	H	9	2	0	0	2	0	1	0	0	0	0	5	7	0.00	0.000				
Jason Grimsley, R (8, 1) ERA: 3.6	1.0		3	0	0	0	0	0	0	0	0	0	0	6	10	0.00	1.000				
Mike MacDougal, R (9, 1) ERA: 3.66	1.0		3	1	0	0	0	0	0	0	0	0	0	6	10	0.00	1.000				

Kansas City Royals @ Seattle Mariners
Safeco Field, Seattle, WA
Wed May 21 2003, 7:05 PM PDT
Att: 31,251 - Cloudy - 67 F

AB 37
R 5
H 10
RBI 5
BB 2
SO 5
LOB 13



Batter	1	2	3	4	5	6	7	8	9	AB	R	H	RBI	BB	SO	LOB	TOP								
Michael Tucker, L (1, 10) OBP: 0.304, SLG: 0.433 Dee Brown, L (6, FH) OBP: 0.296, SLG: 0.373										2	0	0	0	0	2	0	Kansas City Royals @ Seattle Mariners Safeco Field, Seattle, WA Thu May 22 2003, 1:35 PM PDT Att: 38,322 - Cloudy - 65 F								
Joe Randa, R (1, 5) OBP: 0.300, SLG: 0.417										3	0	0	0	1	0										
29 Mike Sweeney, R (1, 3) OBP: 0.404, SLG: 0.474										3	0	0	0	1	0										
Raul Ibanez, L (1, 7) OBP: 0.368, SLG: 0.497										3	1	0	0	1	2										
Carlos Beltrán, S (1, 8) OBP: 0.364, SLG: 0.520										4	0	1	0	0	1										
Desi Relaford, S (1, 9) OBP: 0.380, SLG: 0.444										4	0	1	0	0	2										
Brent Mayne, L (1, 2) OBP: 0.333, SLG: 0.420										3	0	1	0	1	0										
4 Angel Berroa, R (1, 6) OBP: 0.327, SLG: 0.393										4	0	2	0	0	1										
Carlos Febles, R (1, 4) OBP: 0.304, SLG: 0.302										3	0	1	0	0	4										
Inning Stats	R: 0 E: 0 K: 1 S: 10	H: 0 LOB: 0 BB: 0 P: 14	R: 0 E: 0 K: 2 S: 9	H: 0 LOB: 0 BB: 0 P: 17	R: 0 E: 0 K: 0 S: 5	H: 1 LOB: 0 BB: 0 P: 10	R: 0 E: 0 K: 1 S: 7	H: 0 LOB: 0 BB: 0 P: 11	R: 1 E: 0 K: 1 S: 16	H: 2 LOB: 1 BB: 1 P: 28	R: 0 E: 0 K: 1 S: 8	H: 1 LOB: 1 BB: 0 P: 12	R: 0 E: 0 K: 1 S: 14	H: 2 LOB: 3 BB: 1 P: 23	R: 0 E: 0 K: 2 S: 11	H: 0 LOB: 2 BB: 2 P: 24	R: 0 E: 0 K: 1 S: 10	H: 0 LOB: 0 BB: 0 P: 16	1B: 6 2B: 0 3B: 0 HR: 0	SF: 0 SAC: 0 DP: 1 HBP: 0	WP: 0 PB: 0 CS: 1	PA: 35			
PITCHER	IP	WLS	BF	H	R	ER	SO	BB	IBB	HBP	BLK	WP	HR	S	P	ERA	WHIP								
Gil Meche, R (1, 1) ERA: 2.86	6.2	W	26	6	1	1	7	2	0	0	0	0	0	67	111	1.35	1.200								
Jeff Nelson, R (7, 1) ERA: 2.25	0.2	H	4	0	0	0	1	2	0	0	0	0	0	6	18	0.00	3.000								
Arthur Rhodes, L (8, 1) ERA: 2.91	0.2	H	2	0	0	0	1	0	0	0	0	0	0	7	10	0.00	0.000								
Kazuhiro Sasaki, R (9, 1) ERA: 5.65	1.0		3	0	0	0	1	0	0	0	0	0	0	10	16	0.00	0.000								

Batter	1	2	3	4	5	6	7	8	9	AB	R	H	RBI	BB	SO	LOB	BOTTOM								
51 Ichiro Suzuki, L (1, 9) OBP: 0.373, SLG: 0.426										4	2	2	0	0	0	0	Kansas City Royals @ Seattle Mariners Safeco Field, Seattle, WA Thu May 22 2003, 1:35 PM PDT Att: 38,322 - Cloudy - 65 F								
Carlos Guillen, S (1, 6) OBP: 0.385, SLG: 0.468 Mark McLemore, S (5, 6) OBP: 0.310, SLG: 0.333										2	0	2	0	0	0	0									
Bret Boone, R (1, 4) OBP: 0.384, SLG: 0.568										2	1	1	1	1	0	1									
Edgar Martinez, R (1, 10) OBP: 0.444, SLG: 0.610										4	1	1	1	0	0	3									
Mike Cameron, R (1, 8) OBP: 0.391, SLG: 0.504										4	0	1	0	0	0	3									
Greg Colbrunn, R (1, 3) OBP: 0.282, SLG: 0.371 John Olerud, L (7, 3) OBP: 0.375, SLG: 0.408										3	0	1	0	0	0	1									
Randy Winn, S (1, 7) OBP: 0.347, SLG: 0.396										4	0	1	1	0	0	2									
Jeff Cirillo, R (1, 5) OBP: 0.309, SLG: 0.317 16 Willie Bloomquist, R (7, 5) OBP: 0.271, SLG: 0.262										2	0	0	0	0	0	1									
Ben Davis, S (1, 2) OBP: 0.293, SLG: 0.521										4	1	1	1	0	0	2									
Inning Stats	R: 0 E: 0 K: 0 S: 9	H: 2 LOB: 2 BB: 0 P: 17	R: 0 E: 0 K: 0 S: 6	H: 0 LOB: 0 BB: 0 P: 11	R: 1 E: 0 K: 0 S: 11	H: 2 LOB: 1 BB: 0 P: 21	R: 0 E: 0 K: 0 S: 10	H: 1 LOB: 1 BB: 0 P: 15	R: 1 E: 0 K: 0 S: 8	H: 2 LOB: 0 BB: 0 P: 16	R: 0 E: 0 K: 0 S: 8	H: 1 LOB: 1 BB: 0 P: 10	R: 1 E: 0 K: 0 S: 8	H: 1 LOB: 0 BB: 0 P: 12	R: 2 E: 0 K: 1 S: 19	H: 2 LOB: 2 BB: 2 P: 41	R: 0 E: 0 K: 1 S: 10	H: 0 LOB: 0 BB: 0 P: 16	1B: 8 2B: 2 3B: 0 HR: 1	SF: 1 SAC: 0 DP: 0 HBP: 0	WP: 1 PB: 1 CS: 1	PA: 36			
PITCHER	IP	WLS	BF	H	R	ER	SO	BB	IBB	HBP	BLK	WP	HR	S	P	ERA	WHIP								
Jeremy Affeldt, L (1, 1) ERA: 4.25	7.0	L	29	9	3	3	0	0	0	0	0	0	0	60	102	3.86	1.286								
Scott Mullen, L (8, 1) ERA: 27.0	0.2		5	2	2	2	1	1	0	0	0	1	0	13	28	27.00	4.500								
Jason Gillilan, R (8, 1) ERA: 21.6	0.1		2	0	0	0	0	1	0	0	0	0	0	6	13	0.00	3.000								

AB	31
R	1
H	6
RBI	0
BB	4
SO	10
LOB	13



AB	33
R	5
H	11
RBI	5
BB	2
SO	1
LOB	14



Batter	1	2	3	4	5	6	7	8	9	AB	R	H	RBI	BB	SO	LOB	TOP					
Michael Tucker, L (1, 9) OBP: 0.309, SLG: 0.431	1-1 CS 1B		4-1 BB			0-3 K		2-2 G3-1		3	0	1	0	1	1	0	Kansas City Royals @ Oakland Athletics Network Associates Coliseum, Oakland, CA Fri May 23 2003, 9:05 PM EDT Att: 32,682 - Cloudy - 59 F livebaseballscorecards.com					
Joe Randa, R (1, 5) OBP: 0.293, SLG: 0.406	0-3 K		2-2 P3			0-1 L5		0-0 L9		4	0	0	0	0	1	3						
29 Mike Sweeney, R (1, 3) OBP: 0.400, SLG: 0.467	0-1 F9		2-1 G6-3			0-0 1B		0-0 G6-3		4	0	1	0	0	0	3						
Raul Ibanez, L (1, 7) OBP: 0.360, SLG: 0.486	2-2 CS 1-2	3-2 F9		1-1 G4-3		1-0 G4-3			1-3 K	4	0	0	0	0	1	1						
Carlos Beltrán, S (1, 8) OBP: 0.361, SLG: 0.509		0-1 L9		2-1 F8			1-3 K		0-0 2B G6-3 1B	4	1	1	0	0	1	0						
Ken Harvey, R (1, 10) OBP: 0.303, SLG: 0.421		2-1 1B 2B		2-2 G4-3			0-1 G4-3		0-0 1-3 2B	4	0	2	0	0	0	0						
Brent Mayne, L (1, 2) OBP: 0.339, SLG: 0.417		1-0 1B 2-3			1-1 G4-3		4-1 4 1B BB		0-1 G6-3	3	0	1	1	1	0	1						
4 Angel Berroa, R (1, 6) OBP: 0.331, SLG: 0.396			1-2 G5-3 1B		0-0 G6-3		0-1 1-2 1B		3-H 1-3 K	4	0	2	0	0	1	1						
Carlos Febles, R (1, 4) OBP: 0.295, SLG: 0.293			1-1 G5-3		1-3 K		0-1 G4-3			3	0	0	0	0	1	3						
Inning Stats	R: 0 E: 0 K: 1 S: 9	H: 1 LOB: 0 BB: 0 P: 12	R: 0 E: 0 K: 0 S: 8	H: 2 LOB: 1 BB: 0 P: 14	R: 0 E: 0 K: 0 S: 11	H: 1 LOB: 2 BB: 1 P: 21	R: 0 E: 0 K: 0 S: 7	H: 0 LOB: 0 BB: 0 P: 12	R: 0 E: 0 K: 1 S: 6	H: 0 LOB: 0 BB: 0 P: 8	R: 0 E: 0 K: 1 S: 7	H: 1 LOB: 1 BB: 0 P: 8	R: 0 E: 0 K: 1 S: 10	H: 1 LOB: 2 BB: 1 P: 15	R: 0 E: 0 K: 0 S: 5	H: 0 LOB: 0 BB: 0 P: 7	R: 1 E: 0 K: 2 S: 10	H: 2 LOB: 1 BB: 0 P: 12	1B: 6 2B: 2 3B: 0 HR: 0	SF: 0 SAC: 0 DP: 0 HBP: 0	WP: 0 PB: 0 SB: 0 CS: 1	PA: 36
PITCHER Mark Mulder, L (1, 1) ERA: 2.45	IP: 9.0 WLS: W BF: 35 H: 8 R: 1 ER: 1 SO: 6 BB: 2 IBB: 0 HBP: 0 BLK: 0 WP: 0 HR: 0 S: 73 P: 109 ERA: 1.00 WHIP: 1.111															PITCHER	IP: WLS: BF: H: R: ER: SO: BB: IBB: HBP: BLK: WP: HR: S: P: ERA: WHIP:					

Batter	1	2	3	4	5	6	7	8	9	AB	R	H	RBI	BB	SO	LOB	BOTTOM			
Eric Byrnes, R (1, 7) OBP: 0.417, SLG: 0.577	3-2 G6-3 1B		1-0 S 1B		0-1 G5-3		4-2 BB			3	0	2	1	1	0	1	Kansas City Royals @ Oakland Athletics Network Associates Coliseum, Oakland, CA Fri May 23 2003, 9:05 PM EDT Att: 32,682 - Cloudy - 59 F livebaseballscorecards.com			
Scott Hatteberg, L (1, 3) OBP: 0.356, SLG: 0.389	1-2 G6-3 1-2		3-H 1-3 K		1-2 K		0-1 G4-3		0-0 G4-3	4	0	0	0	0	1	3				
3 Eric Chavez, L (1, 5) OBP: 0.342, SLG: 0.488	3-3 K		1-0 F7			0-1 S 1B		2-2 HR		4	2	2	1	0	1	1				
Miguel Tejada, R (1, 6) OBP: 0.280, SLG: 0.386		1-1 F7		0-0 G6-3		2-0 1B		3-1 G6-4-3 1B		4	0	2	0	0	0	0				
Erubiel Durazo, L (1, 10) OBP: 0.361, SLG: 0.451		2-3 K		2-3 K		1-1 1-2 2-H 1B		1-2 G6-4-3 1-2		4	0	1	1	0	2	1				
Ramon Hernandez, R (1, 2) OBP: 0.397, SLG: 0.449		2-2 G5-3		3-2 1B		0-2 F8		2-0 F8		4	0	1	0	0	0	2				
Terrence Long, L (1, 9) OBP: 0.315, SLG: 0.412			0-2 E6 1B		1-0 G6-4-3 1B		1-3 K			3	1	2	0	0	1	2				
Mark Ellis, R (1, 4) OBP: 0.337, SLG: 0.415			0-0 G4-3 2-H 1B		1-1 G6-4-3		0-1 F7			3	1	1	1	0	0	1				
Chris Singleton, L (1, 8) OBP: 0.347, SLG: 0.431			0-0 G4-3		0-2 1B		1-3 K			3	0	1	0	0	1	1				
Inning Stats	R: 0 E: 0 K: 1 S: 9	H: 1 LOB: 0 BB: 0 P: 16	R: 0 E: 0 K: 1 S: 11	H: 0 LOB: 0 BB: 0 P: 16	R: 2 E: 1 K: 1 S: 10	H: 3 LOB: 1 BB: 0 P: 13	R: 0 E: 0 K: 1 S: 8	H: 1 LOB: 1 BB: 0 P: 13	R: 0 E: 0 K: 0 S: 8	H: 2 LOB: 1 BB: 0 P: 10	R: 1 E: 0 K: 1 S: 13	H: 3 LOB: 2 BB: 0 P: 17	R: 0 E: 0 K: 1 S: 9	H: 0 LOB: 1 BB: 1 P: 14	R: 1 E: 0 K: 0 S: 9	H: 2 LOB: 0 BB: 0 P: 17	1B: 11 2B: 0 3B: 0 HR: 1	SF: 0 SAC: 0 DP: 3 HBP: 0	WP: 0 PB: 0 SB: 2 CS: 0	PA: 33
PITCHER Kyle Snyder, R (1, 1) ERA: 3.73 D.J. Carrasco, R (8, 1) ERA: 3.42	IP: 7.0 WLS: L BF: 29 H: 10 R: 3 ER: 2 SO: 6 BB: 1 IBB: 0 HBP: 0 BLK: 0 WP: 0 HR: 0 S: 68 P: 99 ERA: 2.57 WHIP: 1.571															PITCHER	IP: WLS: BF: H: R: ER: SO: BB: IBB: HBP: BLK: WP: HR: S: P: ERA: WHIP:			



Batter	1	2	3	4	5	6	7	8	9	AB	R	H	RBI	BB	SO	LOB	TOP								
Desi Relaford, S OBP: 0.370, SLG: 0.431 (1, 4)	1-1 G6-3		2-1 F8		0-0 L4-3			1-2 L7		4	0	0	0	0	0	1									
Joe Randa, R OBP: 0.292, SLG: 0.421 (1, 5)	2-3 K		2-2 HR			2-1 F9		0-0 G4-3		4	1	1	1	0	1	0									
29 Mike Sweeney, R OBP: 0.408, SLG: 0.489 (1, 10)	1-0 HR		4-2 BB			2-3 K2-3			4-0 BB	2	1	1	1	2	1	0									
Raul Ibanez, L OBP: 0.353, SLG: 0.475 (1, 7)	0-3 K		0-3 K			0-0 L6			2-2 P4	4	0	0	0	0	2	2									
Carlos Beltrán, S OBP: 0.357, SLG: 0.495 (1, 8)		0-0 G5-3		1-3 K			4-0 WP 1B BB		0-3 K	3	1	0	0	1	2	1									
Ken Harvey, R OBP: 0.295, SLG: 0.410 (1, 3)	1-0 F8		1-3 K			1-3 K		1-2 K	3-1 L9	4	0	0	0	0	2	2									
Michael Tucker, L OBP: 0.314, SLG: 0.432 (1, 9)		4-2 4 BLK BB		2-2 G4-3			3-2 4 CS 1B			2	0	1	1	1	0	0									
4 Angel Berroa, R OBP: 0.325, SLG: 0.388 (1, 6)		2-2 F7			3-2 G6-3		2-3 K			3	0	0	0	0	1	2									
Mike DiFelice, R OBP: 0.295, SLG: 0.466 (1, 2)		1-2 P6		1-0 P6		2-2 E5		0-3 K		3	0	0	0	0	1	0									
Inning Stats	R: 1 E: 0 K: 2 S: 10	H: 1 LOB: 0 BB: 0 P: 14	R: 0 E: 0 K: 0 S: 7	H: 0 LOB: 1 BB: 1 P: 14	R: 1 E: 0 K: 1 S: 13	H: 1 LOB: 1 BB: 1 P: 22	R: 0 E: 0 K: 2 S: 11	H: 0 LOB: 0 BB: 0 P: 15	R: 0 E: 1 K: 0 S: 7	H: 0 LOB: 0 BB: 0 P: 12	R: 0 E: 0 K: 1 S: 6	H: 0 LOB: 0 BB: 0 P: 10	R: 1 E: 0 K: 2 S: 10	H: 1 LOB: 1 BB: 1 P: 20	R: 0 E: 0 K: 1 S: 7	H: 0 LOB: 0 BB: 0 P: 8	R: 0 E: 0 K: 1 S: 12	H: 0 LOB: 1 BB: 1 P: 21	1B: 1 2B: 1 3B: 0 HR: 2	SF: 0 SAC: 0 DP: 1 HBP: 0	WP: 2 PB: 2 SB: 1 CS: 1	PA: 33			
PITCHER	IP	WLS	BF	H	R	ER	SO	BB	IBB	HBP	BLK	WP	HR	S	P	ERA	WHIP								
Ted Lilly, L ERA: 4.1 (1, 1)	6.1	L	25	3	3	3	7	3	0	0	1	2	2	60	101	4.26	0.947								
Chad Bradford, R ERA: 2.89 (7, 1)	1.2		4	0	0	0	2	0	0	0	0	0	0	11	14	0.00	0.000								
Keith Foulke, R ERA: 2.28 (9, 1)	1.0		4	0	0	0	1	1	0	0	0	0	0	12	21	0.00	1.000								

Kansas City Royals @ Oakland Athletics
Network Associates Coliseum, Oakland, CA
Sat May 24 2003, 4:05 PM EDT
Att: 24,099 - Overcast - 57 F

AB	29
R	3
H	3
RBI	3
BB	4
SO	10
LOB	8



Batter	1	2	3	4	5	6	7	8	9	AB	R	H	RBI	BB	SO	LOB	BOTTOM								
Eric Byrnes, R OBP: 0.417, SLG: 0.569 (1, 7)	0-2 G3-1		2-2 G4-3		0-1 G5-3		1-1 1B		0-1 1B	5	0	2	0	0	0	0									
Scott Hatteberg, L OBP: 0.347, SLG: 0.378 (1, 3)	0-1 G1-3		0-3 K			1-1 G3-1	2-1 L8		1-1 G1-3	5	0	0	0	0	1	3									
3 Eric Chavez, L OBP: 0.346, SLG: 0.485 (1, 5)	0-2 1B		0-0 F7			4-1 BB E BB		2-1 G6-3		3	0	1	0	1	0	0									
Miguel Tejada, R OBP: 0.280, SLG: 0.383 (1, 6)	1-1 G3-1			0-0 F9		0-2 E1 BB		3-2 G4-3 PB 1B		4	0	1	0	0	0	2									
Erubiel Durazo, L OBP: 0.364, SLG: 0.467 (1, 10)		2-2 HR		1-0 F7		4-1 FC6-4 BB		3-1 G4-3		3	1	1	1	1	0	1									
Terrence Long, L OBP: 0.319, SLG: 0.420 (1, 9)		2-0 S 1B		1-2 2B		0-1 F7		3-2 P4		4	0	2	0	0	0	4									
Mark Ellis, R OBP: 0.330, SLG: 0.406 (1, 4)		3-2 G6-3		1-2 G4-3		0-1 FC6-4		1-3 K		4	0	0	0	0	1	5									
Chris Singleton, L OBP: 0.336, SLG: 0.417 (1, 8)		2-1 P5			1-2 G1-3		2-3 K		1-3 K	4	0	0	0	0	2	1									
Mark Johnson, L OBP: 0.226, SLG: 0.154 17 Adam Melhuse, S (7, PH) (8, 2)		0-1 F8			1-0 G3-1		0-0 F7		4-1 1B BB	2	0	0	0	0	0	1									
Inning Stats	R: 0 E: 0 K: 0 S: 10	H: 1 LOB: 1 BB: 0 P: 11	R: 1 E: 0 K: 0 S: 17	H: 2 LOB: 0 BB: 0 P: 25	R: 0 E: 0 K: 1 S: 7	H: 0 LOB: 0 BB: 0 P: 9	R: 0 E: 0 K: 0 S: 10	H: 1 LOB: 1 BB: 0 P: 13	R: 0 E: 0 K: 0 S: 7	H: 0 LOB: 0 BB: 0 P: 9	R: 0 E: 1 K: 0 S: 11	H: 0 LOB: 3 BB: 2 P: 20	R: 0 E: 0 K: 1 S: 10	H: 1 LOB: 1 BB: 0 P: 15	R: 0 E: 0 K: 0 S: 10	H: 1 LOB: 1 BB: 0 P: 21	R: 0 E: 0 K: 2 S: 13	H: 1 LOB: 2 BB: 1 P: 20	1B: 5 2B: 1 3B: 0 HR: 1	SF: 0 SAC: 0 DP: 0 HBP: 0	WP: 0 PB: 1 SB: 1 CS: 0	PA: 38			
PITCHER	IP	WLS	BF	H	R	ER	SO	BB	IBB	HBP	BLK	WP	HR	S	P	ERA	WHIP								
51 Kris Wilson, R ERA: 4.1 (1, 1)	5.0	W	19	4	1	1	1	0	0	0	0	0	0	51	67	1.80	0.800								
Sean Lowe, R ERA: 6.35 (6, 1)	2.0	H	10	1	0	0	1	2	0	0	0	0	0	21	35	0.00	1.500								
Jason Grimsley, R ERA: 3.48 (8, 1)	1.0	H	4	1	0	0	0	0	0	0	0	0	0	10	21	0.00	1.000								
Mike MacDougal, R ERA: 3.48 (9, 1)	1.0	S	5	1	0	0	2	1	0	0	0	0	0	13	20	0.00	2.000								

Kansas City Royals @ Oakland Athletics
Network Associates Coliseum, Oakland, CA
Sat May 24 2003, 4:05 PM EDT
Att: 24,099 - Overcast - 57 F

AB	35
R	1
H	7
RBI	1
BB	3
SO	4
LOB	17



Batter	1	2	3	4	5	6	7	8	9	10	AB	R	H	RBI	BB	SO	LOB	TOP				
Desi Relaford, S OBP: 0.358, SLG: 0.415	(1,4) F7		(1) F8		(1) F8		(3) K		(3) P4		5	0	0	0	0	1	1					
Joe Randa, R OBP: 0.290, SLG: 0.415	(1,5) P4		(2) 2B		(2) F8		(1) K		(1) P4		5	1	1	0	0	1	0					
29 Mike Sweeney, R OBP: 0.413, SLG: 0.500	(1,3) 1B		(2) L8		(3) F8		(1) FC3-6		(1) 1B		5	0	3	0	0	0	1					
Raul Ibanez, L OBP: 0.354, SLG: 0.478	(1,7) G5-3		(3) 1B		(3) 2B		(1) G3		(2) FC3-6		5	1	2	1	0	0	2					
Carlos Beltrán, S OBP: 0.354, SLG: 0.487		(1) E3	(1) 1B		(2) L6		(2) L6		(2) FC3-6		4	1	1	1	0	0	2					
Michael Tucker, L OBP: 0.318, SLG: 0.436		(2) G6-3	(3) K		(3) K		(3) FC5-4		(3) K		3	0	1	1	1	2	3					
Ken Harvey, R OBP: 0.288, SLG: 0.399		(1) G6-3			(1) K		(3) FC5-4		(1) G5-3		4	0	0	0	0	1	2					
Brent Mayne, L OBP: 0.328, SLG: 0.403		(2) L3-4			(2) L9		(1) G3		(2) K		4	0	0	0	0	1	1					
4 Angel Berroa, R OBP: 0.324, SLG: 0.381		(3) G5-3			(3) G6-3		(2) K		(4) BB		3	0	0	0	1	1	1					
Inning Stats	R: 0 E: 0 K: 0 S: 14	H: 1 LOB: 1 BB: 0 P: 17	R: 1 E: 1 K: 0 S: 12	H: 1 LOB: 1 BB: 0 P: 18	R: 2 E: 0 K: 1 S: 15	H: 3 LOB: 1 BB: 0 P: 20	R: 0 E: 0 K: 1 S: 8	H: 0 LOB: 0 BB: 0 P: 11	R: 0 E: 0 K: 0 S: 9	H: 0 LOB: 1 BB: 1 P: 18	R: 0 E: 0 K: 2 S: 8	H: 0 LOB: 0 BB: 0 P: 12	R: 0 E: 0 K: 1 S: 8	H: 2 LOB: 2 BB: 0 P: 23	R: 0 E: 0 K: 1 S: 8	H: 0 LOB: 1 BB: 0 P: 13	R: 0 E: 0 K: 0 S: 7	H: 1 LOB: 0 BB: 0 P: 10	1B: 5 2B: 4 3B: 0 HR: 0	SF: 0 SAC: 0 DP: 1 HBP: 0	WP: 1 PB: 0 SB: 1 CS: 0	PA: 40
PITCHER	IP	WLS	BF	H	R	ER	SO	BB	IBB	HBP	BLK	WP	HR	S	P	ERA	WHIP					
Tim Hudson, R ERA: 2.68	(1,1)	7.0	28	5	3	2	4	1	0	0	0	0	0	76	108	2.57	0.857					
Jim Mecir, R ERA: 5.14	(8,1)	0.2	4	2	0	0	1	0	0	0	0	0	0	12	18	0.00	3.000					
Ricardo Rincon, L ERA: 4.24	(8,1)	0.1	1	0	0	0	1	0	0	0	0	0	0	3	5	0.00	0.000					
Keith Foulke, R ERA: 2.1	(9,1)	2.0	7	1	0	0	1	1	0	0	0	0	0	15	23	0.00	1.000					

Kansas City Royals @ Oakland Athletics
Network Associates Coliseum, Oakland, CA

AB 38
R 3
H 8
RBI 3
BB 2
SO 7
LOB 13



WP: 1 PA: 40
PB: 0
SB: 1
CS: 0

Sun May 25 2003, 4:05 PM EDT
Att: 37,705 - Overcast - 63 F

BOTTOM

Batter	1	2	3	4	5	6	7	8	9	10	AB	R	H	RBI	BB	SO	LOB	BOTTOM						
Eric Byrnes, R OBP: 0.416, SLG: 0.558	(1,8) 1B		(2) F8			(1) G5-3		(3) K		(4) 1B	4	0	1	0	1	1	1							
Mark Ellis, R OBP: 0.327, SLG: 0.400	(1,4) L5		(3) K			(2) P5		(1) K		(1) 1B	5	0	1	1	0	2	2							
3 Eric Chavez, L OBP: 0.338, SLG: 0.474	(1,5) F8				(1) P5		(3) F9		(2) F8		4	0	0	0	0	0	1							
Miguel Tejada, R OBP: 0.279, SLG: 0.386	(1,6) G1-3				(2) F8		(1) G6-3		(2) HR		4	1	1	0	0	0	1							
Erubiel Durazo, L OBP: 0.367, SLG: 0.485		(1) G4-3			(3) 1B		(2) F8		(1) HR		4	1	2	2	0	0	0							
Ramon Hernandez, R OBP: 0.354, SLG: 0.485		(2) F9			(1) F7		(3) HR		(3) F9		4	1	1	1	0	0	1							
Ron Gant, R OBP: 0.182, SLG: 0.220					(1) G6-3		(3) F9				3	0	0	0	0	1	0							
Scott Hallsberg, L OBP: 0.345, SLG: 0.376					(3) K						1	0	0	0	0	0	0							
Terrence Long, L OBP: 0.312, SLG: 0.410			(1) G1-3			(2) G3-1		(1) L7		(1) E6	4	1	0	0	0	0	0							
Adam Piatt, R OBP: 0.147, SLG: 0.281					(3) F8			(2) F9		(4) 1B	3	0	1	0	0	0	0							
Chris Singleton, L OBP: 0.341, SLG: 0.417					(2) 2B					(1) 1B	0	0	0	0	1	0	0							
Inning Stats	R: 0 E: 0 K: 0 S: 10	H: 1 LOB: 1 BB: 0 P: 13	R: 0 E: 0 K: 1 S: 8	H: 0 LOB: 0 BB: 0 P: 10	R: 0 E: 0 K: 1 S: 11	H: 1 LOB: 1 BB: 0 P: 13	R: 0 E: 0 K: 0 S: 7	H: 1 LOB: 1 BB: 0 P: 12	R: 0 E: 0 K: 0 S: 8	H: 0 LOB: 0 BB: 0 P: 10	R: 0 E: 0 K: 0 S: 5	H: 0 LOB: 0 BB: 0 P: 6	R: 1 E: 0 K: 0 S: 10	H: 1 LOB: 0 BB: 0 P: 16	R: 0 E: 0 K: 1 S: 9	H: 0 LOB: 0 BB: 0 P: 13	R: 2 E: 0 K: 1 S: 9	H: 2 LOB: 0 BB: 0 P: 13	R: 1 E: 1 K: 0 S: 9	H: 1 LOB: 3 BB: 2 P: 19	1B: 3 2B: 2 3B: 0 HR: 2	SF: 0 SAC: 0 DP: 0 HBP: 0	WP: 0 PB: 0 SB: 0 CS: 0	PA: 38
PITCHER	IP	WLS	BF	H	R	ER	SO	BB	IBB	HBP	BLK	WP	HR	S	P	ERA	WHIP							
Darrell May, L ERA: 4.09	(1,1)	9.0	33	6	3	3	4	0	0	0	0	0	0	77	106	3.00	0.667							
D.J. Carrasco, R ERA: 3.38	(10,1)	0.1	5	1	0	0	0	1	1	0	0	0	0	9	19	0.00	6.000							

Kansas City Royals @ Oakland Athletics
Network Associates Coliseum, Oakland, CA

AB 36
R 4
H 7
RBI 4
BB 2
SO 4
LOB 6



WP: 0 PA: 38
PB: 0
SB: 0
CS: 0

Sun May 25 2003, 4:05 PM EDT
Att: 37,705 - Overcast - 63 F

Batter	1	2	3	4	5	6	7	8	9	AB	R	H	RBI	BB	SO	LOB	TOP										
51 Ichiro Suzuki, L (1, 9) OBP: 0.360, SLG: 0.411	F9	K		P5		K2-3			K	5	0	0	0	0	3	4											
Carlos Guillen, S (1, 6) OBP: 0.378, SLG: 0.447	G4-3	G5-3			G5-4-3 1B		K			4	0	1	0	0	1	1											
Bret Boone, R (1, 4) OBP: 0.372, SLG: 0.571	HR		G5-3		P4		F7			4	1	1	1	0	0	1											
Edgar Martinez, R (1, 10) OBP: 0.416, SLG: 0.590	K		K		G5-4-3 1-2		G6-3			4	0	0	0	0	2	1											
Mike Cameron, R (1, 8) OBP: 0.379, SLG: 0.478		G4-3 1B 2B				F8		L4		3	1	1	0	1	0	0											
Greg Colbrunn, R (1, 3) OBP: 0.302, SLG: 0.385		G4-3						G4-3		3	0	1	0	0	0	2											
John Olerud, L (7, 3) OBP: 0.385, SLG: 0.412				F8						1	0	0	0	0	0	0											
Randy Winn, S (1, 7) OBP: 0.355, SLG: 0.404		S 1B 2B HBP		K				G5-3		3	2	0	0	0	1	1											
Jeff Cirillo, R (1, 5) OBP: 0.315, SLG: 0.313		S 2B 1B		L4					L9	3	1	1	1	1	0	0											
Dan Wilson, R (1, 2) OBP: 0.308, SLG: 0.366		1-H 2-H 2B							F7	4	0	3	3	0	0	0											
Inning Stats	R: 1 E: 0 K: 1 S: 8	H: 1 LOB: 0 BB: 0 P: 14	R: 3 E: 0 K: 1 S: 15	H: 3 LOB: 1 BB: 0 P: 20	R: 0 E: 0 K: 1 S: 8	H: 0 LOB: 1 BB: 1 P: 18	R: 0 E: 0 K: 1 S: 11	H: 1 LOB: 0 BB: 0 P: 18	R: 0 E: 0 K: 0 S: 7	H: 1 LOB: 0 BB: 1 P: 12	R: 1 E: 0 K: 1 S: 16	H: 2 LOB: 2 BB: 1 P: 28	R: 0 E: 0 K: 0 S: 6	H: 0 LOB: 0 BB: 0 P: 9	R: 0 E: 0 K: 0 S: 6	H: 0 LOB: 0 BB: 0 P: 10	R: 0 E: 0 K: 1 S: 9	H: 0 LOB: 0 BB: 0 P: 15	1B: 4 2B: 3 3B: 0 HR: 1	SF: 0 SAC: 0 DP: 1 HBP: 1	WP: 0 PB: 0 SB: 3 CS: 0	PA: 37					
PITCHER	IP	WLS	BF	H	R	ER	SO	BB	IBB	HBP	BLK	WP	HR	S	P	ERA	WHIP										
Jeremy Affeldt, L (1, 1) ERA: 4.66	6.0	L	28	8	5	5	5	2	0	0	0	0	1	65	110	7.50	1.667										
Sean Lowe, R (7, 1) ERA: 5.4	2.0		6	0	0	0	1	0	0	0	0	0	0	12	19	0.00	0.000										
Mike MacDougal, R (9, 1) ERA: 3.32	1.0	S	3	0	0	0	1	0	0	0	0	0	0	9	15	0.00	0.000										

Seattle Mariners @ Kansas City Royals
Kauffman Stadium, Kansas City, MO
Wed May 28 2003, 1:05 PM CDT
Att. 14,928 - Sunny - 81 F

AB 34
R 5
H 8
RBI 5
BB 2
SO 7
LOB 10



Batter	1	2	3	4	5	6	7	8	9	AB	R	H	RBI	BB	SO	LOB	BOTTOM										
Brent Abernathy, R (1, 4) OBP: 0.091, SLG: 0.091	G5-3		G4-6-3 1-2					G5-4-3 1B		4	0	1	0	0	1	2											
Joe Randa, R (1, 5) OBP: 0.280, SLG: 0.400	G1-4-3			G3	L5			K		4	0	0	0	0	1	2											
29 Mike Sweeney, R (1, 3) OBP: 0.425, SLG: 0.530	F8			BB BB				G5-4-3 1-2		3	1	1	1	1	0	1											
Raul Ibanez, L (1, 7) OBP: 0.353, SLG: 0.479		G6-3		F7				HR		4	0	0	0	0	1	1											
Carlos Beltrán, S (1, 8) OBP: 0.360, SLG: 0.471		G4-3		FC6-4 BB				K		2	0	0	0	2	1	0											
Ken Harvey, R (1, 10) OBP: 0.277, SLG: 0.383		E5		FC6-4 1-2				G5-3		4	0	0	0	0	3												
Michael Tucker, L (1, 9) OBP: 0.310, SLG: 0.430		G4-3			G4-3			G4-3		4	0	0	0	0	2												
Mike DiFelice, R (1, 2) OBP: 0.324, SLG: 0.508					G4-6-3 1B			G6-3		3	1	2	0	0	0												
4 Angel Berroa, R (1, 6) OBP: 0.316, SLG: 0.377				P4				G1-3		3	0	1	1	0	0	1											
Inning Stats	R: 0 E: 0 K: 0 S: 8	H: 0 LOB: 0 BB: 0 P: 15	R: 0 E: 1 K: 0 S: 9	H: 0 LOB: 1 BB: 0 P: 14	R: 0 E: 0 K: 0 S: 7	H: 1 LOB: 0 BB: 0 P: 8	R: 0 E: 0 K: 0 S: 10	H: 0 LOB: 2 BB: 2 P: 20	R: 1 E: 0 K: 1 S: 12	H: 2 LOB: 1 BB: 0 P: 18	R: 1 E: 0 K: 1 S: 9	H: 1 LOB: 0 BB: 0 P: 12	R: 0 E: 0 K: 0 S: 8	H: 0 LOB: 0 BB: 0 P: 11	R: 0 E: 0 K: 1 S: 9	H: 1 LOB: 0 BB: 0 P: 14	R: 0 E: 0 K: 1 S: 11	H: 0 LOB: 1 BB: 1 P: 19	1B: 2 2B: 2 3B: 0 HR: 1	SF: 0 SAC: 0 DP: 2 HBP: 0	WP: 0 PB: 0 SB: 0 CS: 0	PA: 34					
PITCHER	IP	WLS	BF	H	R	ER	SO	BB	IBB	HBP	BLK	WP	HR	S	P	ERA	WHIP										
Jamie Moyer, L (1, 1) ERA: 3.55	7.0	W	27	4	2	2	2	2	0	0	0	0	0	9	14	0.00	1.000										
Jeff Nelson, R (8, 1) ERA: 2.5	1.0	H	3	1	0	0	1	0	0	0	0	0	0	9	14	0.00	1.000										
Kazuhiko Sasaki, R (9, 1) ERA: 4.86	1.0	S	4	0	0	0	1	1	0	0	0	0	0	11	19	0.00	1.000										

Seattle Mariners @ Kansas City Royals
Kauffman Stadium, Kansas City, MO
Wed May 28 2003, 1:05 PM CDT
Att. 14,928 - Sunny - 81 F

AB 31
R 2
H 5
RBI 2
BB 3
SO 4
LOB 12



Batter	1	2	3	4	5	6	7	8	9	AB	R	H	RBI	BB	SO	LOB	TOP										
Eric Byrnes, R OBP: 0.411, SLG: 0.560 (1, 7)										5	1	2	1	0	2	4	Oakland Athletics @ Kansas City Royals Kauffman Stadium, Kansas City, MO Thu May 29 2003, 7:05 PM CDT Att: 15,259 - Cloudy - 81 F										
Scott Hatteberg, L OBP: 0.351, SLG: 0.387 (1, 3)										5	1	1	0	0	0	3											
Miguel Tejada, R OBP: 0.284, SLG: 0.395 (1, 6)										5	1	2	1	0	1	0											
Erbiel Durazo, L OBP: 0.371, SLG: 0.481 (1, 10)										4	1	1	1	1	0	0											
3 Eric Chavez, L OBP: 0.325, SLG: 0.449 (1, 5)										5	1	1	1	0	0	2											
Ramon Hernandez, R OBP: 0.345, SLG: 0.468 (1, 2)										4	0	1	0	0	0	2											
Terrence Long, L OBP: 0.312, SLG: 0.405 (1, 9)										3	1	1	0	1	0	1											
Mark Ellis, R OBP: 0.332, SLG: 0.392 (1, 4)										2	0	0	0	2	0	1											
Chris Singleton, L OBP: 0.350, SLG: 0.437 (1, 8)										3	0	1	1	1	0	2											
Inning Stats	R: 0 E: 0 K: 1 S: 8	H: 0 LOB: 0 BB: 0 P: 16	R: 0 E: 0 K: 0 S: 10	H: 1 LOB: 1 BB: 0 P: 15	R: 0 E: 0 K: 1 S: 12	H: 1 LOB: 1 BB: 0 P: 21	R: 0 E: 0 K: 1 S: 7	H: 0 LOB: 0 BB: 0 P: 12	R: 0 E: 0 K: 1 S: 8	H: 0 LOB: 1 BB: 1 P: 14	R: 4 E: 0 K: 0 S: 18	H: 4 LOB: 3 BB: 3 P: 37	R: 1 E: 0 K: 0 S: 10	H: 2 LOB: 1 BB: 1 P: 20	R: 1 E: 0 K: 0 S: 8	H: 2 LOB: 1 BB: 0 P: 12	R: 0 E: 0 K: 0 S: 8	H: 0 LOB: 0 BB: 0 P: 10	1B: 6 2B: 4 3B: 0 HR: 0	SF: 0 SAC: 0 DP: 1 HBP: 0	WP: 0 PB: 0 SB: 0 CS: 0	PA: 41					
PITCHER	IP	WLS	BF	H	R	ER	SO	BB	IBB	HBP	BLK	WP	HR	S	P	ERA	WHIP										
Kyle Snyder, R ERA: 4.14 (1, 1)	5.2	L	25	6	4	4	3	1	1	0	0	0	0	58	102	6.35	1.235										
Jason Grimsley, R ERA: 3.45 (6, 1)	0.1		3	0	0	0	0	2	0	0	0	0	0	5	13	0.00	6.000										
D.J. Carrasco, R ERA: 3.58 (7, 1)	1.0		5	2	1	1	0	1	0	0	0	0	0	10	20	9.00	3.000										
Rick DeHart, L ERA: 4.5 (8, 1)	2.0		8	2	1	1	0	0	0	0	0	0	0	16	22	4.50	1.000										

AB	36
R	6
H	10
RBI	5
BB	5
SO	3
LOB	15



Batter	1	2	3	4	5	6	7	8	9	AB	R	H	RBI	BB	SO	LOB	BOTTOM										
Brent Abernathy, R OBP: 0.067, SLG: 0.067 (1, 4)										4	0	0	0	0	0	1	Oakland Athletics @ Kansas City Royals Kauffman Stadium, Kansas City, MO Thu May 29 2003, 7:05 PM CDT Att: 15,259 - Cloudy - 81 F										
Desti Relaford, S OBP: 0.397, SLG: 0.417 (1, 5)										4	0	2	0	0	0	0											
29 Mike Sweeney, R OBP: 0.426, SLG: 0.526 (1, 10)										3	0	1	0	1	0	0											
Raul Ibanez, L OBP: 0.356, SLG: 0.480 (1, 7)										4	0	2	0	0	1	4											
Carlos Beltrán, S OBP: 0.350, SLG: 0.455 (1, 8)										4	0	0	0	0	0	6											
Ken Harvey, R OBP: 0.276, SLG: 0.380 (1, 3)										4	1	1	0	0	1	0											
Aaron Guiel, L OBP: 0.250, SLG: 0.250 (1, 9)										4	0	1	0	0	0	1											
Mike DiFelice, R OBP: 0.319, SLG: 0.493 (1, 2)										4	0	1	0	0	1	2											
4 Angel Berroa, R OBP: 0.317, SLG: 0.382 (1, 6)										3	0	1	1	0	1	2											
Inning Stats	R: 0 E: 0 K: 0 S: 13	H: 1 LOB: 2 BB: 1 P: 20	R: 0 E: 0 K: 0 S: 11	H: 1 LOB: 0 BB: 0 P: 16	R: 0 E: 0 K: 0 S: 9	H: 0 LOB: 0 BB: 0 P: 15	R: 0 E: 0 K: 1 S: 8	H: 1 LOB: 0 BB: 0 P: 9	R: 0 E: 0 K: 1 S: 12	H: 2 LOB: 2 BB: 0 P: 16	R: 1 E: 0 K: 0 S: 9	H: 2 LOB: 1 BB: 0 P: 13	R: 0 E: 0 K: 0 S: 7	H: 1 LOB: 1 BB: 0 P: 12	R: 0 E: 0 K: 2 S: 8	H: 0 LOB: 0 BB: 0 P: 14	1B: 8 2B: 1 3B: 0 HR: 0	SF: 0 SAC: 0 DP: 1 HBP: 0	WP: 0 PB: 0 SB: 0 CS: 1	PA: 36							
PITCHER	IP	WLS	BF	H	R	ER	SO	BB	IBB	HBP	BLK	WP	HR	S	P	ERA	WHIP										
Mark Mulder, L ERA: 2.36 (1, 1)	7.0	W	28	8	1	1	2	1	0	0	0	0	0	70	100	1.29	1.286										
Jim Mecir, R ERA: 4.5 (8, 1)	1.0		4	1	0	0	0	0	0	0	0	0	0	7	12	0.00	1.000										
Keith Foulke, R ERA: 2.03 (9, 1)	1.0		3	0	0	0	2	0	0	0	0	0	0	8	14	0.00	0.000										

AB	34
R	1
H	9
RBI	1
BB	1
SO	4
LOB	16




Batter	1	2	3	4	5	6	7	8	9	AB	R	H	RBI	BB	SO	LOB	TOP					
Eric Byrnes, R (1, 7) OBP: 0.409, SLG: 0.562 Terrence Long, L (7, PH) OBP: 0.314, SLG: 0.422	1-1 SF9 2B		0-0 F7		1-2 F8		1-2 HR		1-1 F8	3	1	1	0	0	0	1						
Scott Hatteberg, L (1, 3) OBP: 0.349, SLG: 0.384	0-1 1B FC3-6 1B		3-2 G4-3		0-2 G6-3		1-3 K			4	1	1	0	0	1	1						
Miguel Tejada, R (1, 6) OBP: 0.283, SLG: 0.399	0-1 SF9		1-1 G6-3			0-1 L8	1-2 1B 2B			3	0	1	1	0	0	0						
Erbiel Durazo, L (1, 10) OBP: 0.378, SLG: 0.487	3-1 FC3-6 1B			1-1 1B		1-3 K	0-0 1B			4	0	3	0	0	1	0						
3 Eric Chavez, L (1, 5) OBP: 0.319, SLG: 0.440	0-0 FC3-6			0-1 G3		0-1 L6		1-3 K		4	0	0	1	0	1	2						
Jermaine Dye, R (1, 9) OBP: 0.258, SLG: 0.269	2-3 K			1-2 G6-3			2-1 G1-3	2-2 G5-3		4	0	0	0	0	1	2						
Ramon Hernandez, R (1, 2) 17 Adam Melhuse, S (5, 2) OBP: 0.500, SLG: 0.333		2-1 L6		0-0 P6			0-0 1B 1B	1-3 K		2	0	0	0	0	0	1	AB 36 R 6 H 11 RBI 6 BB 0 SO 6 LOB 7					
Mark Ellis, R (1, 4) Frank Menechino, R (7, PH) OBP: 0.329, SLG: 0.388 OBP: 0.357, SLG: 0.450		3-2 G5-3			0-1 G6-3		3-2 1B HR 1B	1-3 K		2	0	0	0	0	0	0						
Chris Singleton, L (1, 8) Billy McMillon, L (9, PH)		1-1 F9			1-0 F8 2B		0-0 HR 1B	3-2 L3		3	1	2	1	0	0	0						
Inning Stats	R: 2 E: 0 K: 1 S: 13	H: 3 LOB: 1 BB: 0 P: 19	R: 0 E: 0 K: 0 S: 7	H: 0 LOB: 0 BB: 0 P: 13	R: 0 E: 0 K: 0 S: 8	H: 0 LOB: 0 BB: 0 P: 12	R: 0 E: 0 K: 0 S: 8	H: 1 LOB: 1 BB: 0 P: 10	R: 0 E: 0 K: 1 S: 9	H: 0 LOB: 0 BB: 0 P: 8	R: 4 E: 0 K: 1 S: 18	H: 6 LOB: 2 BB: 0 P: 26	R: 0 E: 0 K: 2 S: 11	H: 0 LOB: 0 BB: 0 P: 15	R: 0 E: 0 K: 1 S: 8	H: 0 LOB: 0 BB: 0 P: 13	1B: 7 2B: 3 3B: 0 HR: 1	SF: 1 SAC: 0 DP: 0 HBP: 0	WP: 0 PB: 0 SB: 1 CS: 0	PA: 37		
PITCHER	IP WLS BF H R ER SO BB IBB HBP BLK WP HR S P ERA WHIP	IP WLS BF H R ER SO BB IBB HBP BLK WP HR S P ERA WHIP	IP WLS BF H R ER SO BB IBB HBP BLK WP HR S P ERA WHIP	IP WLS BF H R ER SO BB IBB HBP BLK WP HR S P ERA WHIP	IP WLS BF H R ER SO BB IBB HBP BLK WP HR S P ERA WHIP	IP WLS BF H R ER SO BB IBB HBP BLK WP HR S P ERA WHIP	IP WLS BF H R ER SO BB IBB HBP BLK WP HR S P ERA WHIP	IP WLS BF H R ER SO BB IBB HBP BLK WP HR S P ERA WHIP	IP WLS BF H R ER SO BB IBB HBP BLK WP HR S P ERA WHIP	IP WLS BF H R ER SO BB IBB HBP BLK WP HR S P ERA WHIP	IP WLS BF H R ER SO BB IBB HBP BLK WP HR S P ERA WHIP	IP WLS BF H R ER SO BB IBB HBP BLK WP HR S P ERA WHIP	IP WLS BF H R ER SO BB IBB HBP BLK WP HR S P ERA WHIP	IP WLS BF H R ER SO BB IBB HBP BLK WP HR S P ERA WHIP	IP WLS BF H R ER SO BB IBB HBP BLK WP HR S P ERA WHIP	IP WLS BF H R ER SO BB IBB HBP BLK WP HR S P ERA WHIP	IP WLS BF H R ER SO BB IBB HBP BLK WP HR S P ERA WHIP	IP WLS BF H R ER SO BB IBB HBP BLK WP HR S P ERA WHIP	IP WLS BF H R ER SO BB IBB HBP BLK WP HR S P ERA WHIP	IP WLS BF H R ER SO BB IBB HBP BLK WP HR S P ERA WHIP	IP WLS BF H R ER SO BB IBB HBP BLK WP HR S P ERA WHIP	IP WLS BF H R ER SO BB IBB HBP BLK WP HR S P ERA WHIP

Oakland Athletics @ Kansas City Royals
Kauffman Stadium, Kansas City, MO
Fri May 30 2003, 7:05 PM CDT
Att: 22,172 - Sunny - 86 F

livebaseballscores.com

AB 36
R 6
H 11
RBI 6
BB 0
SO 6
LOB 7




Batter	1	2	3	4	5	6	7	8	9	AB	R	H	RBI	BB	SO	LOB	BOTTOM						
Desi Relaford, S (1, 4) OBP: 0.353, SLG: 0.417	1-1 G4-3 G1-6-3 2B		1-2 G3-1		0-1 P5		1-3 K		1-1 G4-3	5	1	1	1	0	1	1							
Joe Randa, R (1, 5) OBP: 0.289, SLG: 0.402	2-1 G4-3	0-1 P4		2-1 WP 1B	4-1 BB			2-0 BB 1B		4	2	2	0	1	0	2							
29 Mike Sweeney, R (1, 10) OBP: 0.426, SLG: 0.519	4-1 HR BB		2-0 E4 FC6-4 1B HR	2-2 G1-3 WP 1B	3-3 K			1-3 K		4	3	1	0	1	2	2							
Raul Ibanez, L (1, 7) OBP: 0.353, SLG: 0.473	2-1 G1-6-3		1-1 FC6-4 1B	3-2 G1-3		0-2 G4-3		0-0 L9		5	0	1	1	0	0	3							
Carlos Beltrán, S (1, 8) OBP: 0.365, SLG: 0.488	1-1 HR		2-3 K	1-3 1B	2-2 1B		4-1 G5-3 BB	3-1 BB 2B 1B		4	2	3	3	1	1	2							
Ken Harvey, R (1, 3) OBP: 0.280, SLG: 0.377	2-1 G4-3		1-1 FC6-4 HR	1-0 BB 1B		1-0 G5-3		4-2 2B BB		4	1	1	0	1	0	3							
Michael Tucker, L (1, 9) OBP: 0.322, SLG: 0.458		0-1 SH1-3 G3-1 1B	1-1 HR	4-0 BB		1-1 G1-3		0-0 2B		4	2	3	5	1	0	1	AB 38 R 11 H 14 RBI 10 BB 6 SO 5 LOB 21						
4 Angel Berroa, R (1, 6) OBP: 0.324, SLG: 0.385		1-2 G3-1 SH1-3 1B	1-2 1B	2-2 FC6-4		0-2 G5-3		4-0 IBB		4	0	2	0	1	0	3							
Brent Mayne, L (1, 2) OBP: 0.319, SLG: 0.390		1-0 SH1-3	1-0 P5		2-3 K		0-1 G5-3	2-1 F8		4	0	0	0	0	1	4							
Inning Stats	R: 3 E: 0 K: 0 S: 11	H: 2 LOB: 1 BB: 1 P: 23	R: 1 E: 0 K: 0 S: 12	H: 2 LOB: 0 BB: 0 P: 15	R: 3 E: 1 K: 1 S: 14	H: 3 LOB: 1 BB: 0 P: 22	R: 2 E: 0 K: 0 S: 19	H: 4 LOB: 3 BB: 1 P: 35	R: 0 E: 0 K: 3 S: 12	H: 0 LOB: 1 BB: 1 P: 22	R: 0 E: 0 K: 0 S: 7	H: 0 LOB: 0 BB: 1 P: 13	R: 0 E: 0 K: 0 S: 7	H: 0 LOB: 0 BB: 0 P: 8	R: 2 E: 0 K: 1 S: 14	H: 3 LOB: 3 BB: 2 P: 30	1B: 10 2B: 2 3B: 0 HR: 2	SF: 0 SAC: 1 DP: 0 HBP: 0	WP: 1 PB: 0 SB: 0 CS: 0	PA: 45			
PITCHER	IP WLS BF H R ER SO BB IBB HBP BLK WP HR S P ERA WHIP	IP WLS BF H R ER SO BB IBB HBP BLK WP HR S P ERA WHIP	IP WLS BF H R ER SO BB IBB HBP BLK WP HR S P ERA WHIP	IP WLS BF H R ER SO BB IBB HBP BLK WP HR S P ERA WHIP	IP WLS BF H R ER SO BB IBB HBP BLK WP HR S P ERA WHIP	IP WLS BF H R ER SO BB IBB HBP BLK WP HR S P ERA WHIP	IP WLS BF H R ER SO BB IBB HBP BLK WP HR S P ERA WHIP	IP WLS BF H R ER SO BB IBB HBP BLK WP HR S P ERA WHIP	IP WLS BF H R ER SO BB IBB HBP BLK WP HR S P ERA WHIP	IP WLS BF H R ER SO BB IBB HBP BLK WP HR S P ERA WHIP	IP WLS BF H R ER SO BB IBB HBP BLK WP HR S P ERA WHIP	IP WLS BF H R ER SO BB IBB HBP BLK WP HR S P ERA WHIP	IP WLS BF H R ER SO BB IBB HBP BLK WP HR S P ERA WHIP	IP WLS BF H R ER SO BB IBB HBP BLK WP HR S P ERA WHIP	IP WLS BF H R ER SO BB IBB HBP BLK WP HR S P ERA WHIP	IP WLS BF H R ER SO BB IBB HBP BLK WP HR S P ERA WHIP	IP WLS BF H R ER SO BB IBB HBP BLK WP HR S P ERA WHIP	IP WLS BF H R ER SO BB IBB HBP BLK WP HR S P ERA WHIP	IP WLS BF H R ER SO BB IBB HBP BLK WP HR S P ERA WHIP	IP WLS BF H R ER SO BB IBB HBP BLK WP HR S P ERA WHIP	IP WLS BF H R ER SO BB IBB HBP BLK WP HR S P ERA WHIP	IP WLS BF H R ER SO BB IBB HBP BLK WP HR S P ERA WHIP	IP WLS BF H R ER SO BB IBB HBP BLK WP HR S P ERA WHIP

Oakland Athletics @ Kansas City Royals
Kauffman Stadium, Kansas City, MO
Fri May 30 2003, 7:05 PM CDT
Att: 22,172 - Sunny - 86 F

livebaseballscores.com

AB 38
R 11
H 14
RBI 10
BB 6
SO 5
LOB 21



Batter	1	2	3	4	5	6	7	8	9	AB	R	H	RBI	BB	SO	LOB	TOP					
Eric Byrnes, R OBP: 0.403, SLG: 0.570 (1, 8)										5	2	1	3	0	0	0	Oakland Athletics @ Kansas City Royals Kauffman Stadium, Kansas City, MO Sat May 31 2003, 1:05 PM CDT Att: 31,650 - Cloudy - 70 F					
Scott Hatteberg, L OBP: 0.350, SLG: 0.381 (1, 3)										4	1	1	0	1	0	0						
Miguel Tejada, R OBP: 0.283, SLG: 0.410 (1, 6)										4	1	1	3	0	0	2						
Erubiel Durazo, L OBP: 0.376, SLG: 0.479 (1, 10)										3	0	0	0	1	1	1						
Ramon Hernandez, R OBP: 0.339, SLG: 0.456 (1, 2)										4	0	1	0	0	0	0						
Mark Ellis, R OBP: 0.323, SLG: 0.380 (1, 4)										4	0	0	0	0	1	0						
Adam Piatt, R OBP: 0.179, SLG: 0.297 Chris Singleton, L OBP: 0.359, SLG: 0.450 (7, PH) (7, 8)										2	0	1	0	0	1	0						
Terrence Long, L OBP: 0.308, SLG: 0.414 (1, 9)										4	1	0	0	0	0	2						
Frank Menechino, R OBP: 0.300, SLG: 0.280 Billy McMillon, L (9, PH) 3 Eric Chavez, L OBP: 0.319, SLG: 0.440 (9, 5)										3	1	1	1	0	0	0						
Inning Stats	R: 0 E: 0 K: 0 S: 10	H: 1 LOB: 1 BB: 0 P: 14	R: 0 E: 0 K: 2 S: 8	H: 0 LOB: 0 BB: 0 P: 12	R: 0 E: 0 K: 0 S: 6	H: 0 LOB: 0 BB: 0 P: 6	R: 0 E: 0 K: 0 S: 7	H: 0 LOB: 1 BB: 0 P: 10	R: 0 E: 0 K: 0 S: 7	H: 1 LOB: 1 BB: 0 P: 15	R: 4 E: 1 K: 1 S: 15	H: 2 LOB: 0 BB: 1 P: 26	R: 0 E: 0 K: 0 S: 6	H: 0 LOB: 0 BB: 0 P: 9	R: 0 E: 1 K: 0 S: 11	H: 1 LOB: 2 BB: 1 P: 22		R: 3 E: 1 K: 1 S: 11	H: 2 LOB: 0 BB: 0 P: 19	1B: 4 2B: 0 3B: 0 HR: 3	SF: 0 SAC: 0 DP: 0 HBP: 0	WP: 0 PB: 0 SB: 0 CS: 0
PITCHER	IP	WLS	BF	H	R	ER	SO	BB	IBB	HBP	BLK	WP	HR	S	P	ERA	WHIP					
Darrell May, L ERA: 4.13	(1, 1)	6.0		24	4	4	3	3	1	0	0	0	0	2	53	83	4.50	0.833				
Jason Grimsley, R ERA: 3.92	(7, 1)	1.0	H	3	0	0	0	0	0	0	0	0	0	6	9	0.00	0.000					
Sean Lowe, R ERA: 4.7	(8, 1)	1.0	H	5	1	0	0	0	0	1	0	0	0	11	22	0.00	1.000					
Mike MacDougal, R ERA: 3.04	(9, 1)	1.0	L	6	2	3	0	1	0	0	0	0	1	11	19	0.00	2.000					

AB	36
R	7
H	7
RBI	7
BB	2
SO	4
LOB	7



Batter	1	2	3	4	5	6	7	8	9	AB	R	H	RBI	BB	SO	LOB	BOTTOM					
Brent Abernathy, R OBP: 0.053, SLG: 0.053 Desi Relaford, S OBP: 0.356, SLG: 0.433 (9, PH)										4	0	0	0	0	2	0	Oakland Athletics @ Kansas City Royals Kauffman Stadium, Kansas City, MO Sat May 31 2003, 1:05 PM CDT Att: 31,650 - Cloudy - 70 F					
Joe Randa, R OBP: 0.291, SLG: 0.399 (1, 5)										4	0	1	1	1	0	0						
29 Mike Sweeney, R OBP: 0.430, SLG: 0.519 (1, 3)										4	1	2	0	1	0	0						
Ken Harvey, R OBP: 0.278, SLG: 0.371 (1, 10)										5	1	1	0	0	1	4						
Carlos Beltrán, S OBP: 0.368, SLG: 0.489 (1, 8)										4	2	2	0	0	0	1						
Mendy López, R OBP: 0.290, SLG: 0.367 Aaron Guiel, L OBP: 0.250, SLG: 0.250 (9, 7)										4	1	2	1	0	1	1						
Michael Tucker, L OBP: 0.321, SLG: 0.456 (1, 9)										3	0	1	2	0	1	1						
4 Angel Berroa, R OBP: 0.323, SLG: 0.380 (1, 6)										2	0	0	1	1	1	0						
Brent Mayne, L OBP: 0.309, SLG: 0.378 (1, 2)										4	0	0	0	0	1	3						
Inning Stats	R: 0 E: 0 K: 1 S: 7	H: 0 LOB: 1 BB: 2 P: 17	R: 0 E: 0 K: 0 S: 10	H: 0 LOB: 0 BB: 0 P: 11	R: 0 E: 0 K: 1 S: 11	H: 0 LOB: 0 BB: 0 P: 13	R: 4 E: 0 K: 0 S: 18	H: 5 LOB: 1 BB: 0 P: 23	R: 0 E: 0 K: 0 S: 8	H: 0 LOB: 0 BB: 0 P: 11	R: 1 E: 1 K: 1 S: 10	H: 1 LOB: 2 BB: 1 P: 21	R: 0 E: 0 K: 3 S: 12	H: 1 LOB: 1 BB: 0 P: 17	R: 0 E: 0 K: 3 S: 12	H: 1 LOB: 1 BB: 0 P: 17		R: 1 E: 0 K: 1 S: 15	H: 3 LOB: 2 BB: 0 P: 19	1B: 9 2B: 0 3B: 1 HR: 0	SF: 2 SAC: 0 DP: 1 HBP: 0	WP: 0 PB: 0 SB: 2 CS: 0
PITCHER	IP	WLS	BF	H	R	ER	SO	BB	IBB	HBP	BLK	WP	HR	S	P	ERA	WHIP					
Ted Lilly, L ERA: 4.21	(1, 1)	7.0		30	6	5	4	3	2	1	0	0	0	70	107	5.14	1.143					
Jim Mecir, R ERA: 4.0	(8, 1)	1.0	W	4	1	0	0	3	0	0	0	0	0	12	17	0.00	1.000					
Keith Foulke, R ERA: 2.28	(9, 1)	1.0	S	6	3	1	1	1	0	0	0	0	0	15	19	9.00	3.000					

AB	35
R	6
H	10
RBI	5
BB	3
SO	7
LOB	10



Batter	1	2	3	4	5	6	7	8	9	AB	R	H	RBI	BB	SO	LOB	TOP				
Eric Byrnes, R OBP: 0.402, SLG: 0.582 (1, 8)										4	1	1	1	1	1	3					
Scott Hatteberg, L OBP: 0.347, SLG: 0.377 (1, 3)										5	0	1	0	0	0	0					
Miguel Tejada, R OBP: 0.281, SLG: 0.403 (1, 6)											4	1	0	0	1	0					
Erbiel Durazo, L OBP: 0.381, SLG: 0.485 (1, 10)											4	2	2	0	1	0					
Jermaine Dye, R OBP: 0.258, SLG: 0.272 Chris Singleton, L OBP: 0.359, SLG: 0.450 (1, 9)											3	0	1	1	1	0					
3 Eric Chavez, L OBP: 0.318, SLG: 0.451 (1, 5)											4	1	1	2	0	0					
Ramon Hernandez, R OBP: 0.337, SLG: 0.451 (1, 2)											4	1	1	1	0	0					
Mark Ellis, R OBP: 0.322, SLG: 0.374 (1, 4)											3	0	0	0	1	1					
Adam Piatt, R OBP: 0.195, SLG: 0.333 Terrence Long, L OBP: 0.310, SLG: 0.415 (7, PH)											2	0	1	0	0	0					
Inning Stats	R: 1 E: 1 K: 0 S: 14	H: 2 LOB: 2 BB: 0 P: 19	R: 0 E: 0 K: 1 S: 12	H: 1 LOB: 1 BB: 0 P: 19	R: 3 E: 0 K: 0 S: 13	H: 2 LOB: 0 BB: 1 P: 20	R: 0 E: 0 K: 1 S: 7	H: 0 LOB: 0 BB: 0 P: 11	R: 0 E: 0 K: 0 S: 9	H: 0 LOB: 1 BB: 1 P: 14	R: 0 E: 0 K: 1 S: 10	H: 1 LOB: 1 BB: 1 P: 17	R: 2 E: 0 K: 0 S: 10	H: 3 LOB: 2 BB: 1 P: 23	R: 0 E: 0 K: 0 S: 7	H: 0 LOB: 1 BB: 1 P: 14	1B: 5 2B: 2 3B: 0 HR: 2	SF: 1 SAC: 0 DP: 0 HBP: 0	WP: 0 PB: 0 SB: 1 CS: 0	PA: 41	
PITCHER	IP	WLS	BF	H	R	ER	SO	BB	IBB	HBP	BLK	WP	HR	S	P	ERA	WHIP				
Chris George, L ERA: 6.35 (1, 1)	6.0		26	5	4	4	2	2	0	0	0	0	2	62	97	6.00	1.167				
D.J. Carrasco, R ERA: 3.45 (7, 1)	1.0	L	4	1	0	0	1	1	0	0	0	0	0	10	17	0.00	2.000				
Rick DeHart, L ERA: 6.75 (8, 1)	0.2	L	3	1	1	1	0	0	0	0	0	0	0	5	10	13.50	1.500				
Jason Grimsley, R ERA: 4.09 (8, 1)	0.0		3	2	1	1	0	1	0	0	0	0	0	4	11	∞	∞				
Brad Voyles, R ERA: (8, 1)	1.1		5	0	0	0	0	1	0	0	0	0	0	8	16	0.00	0.750				

Oakland Athletics @ Kansas City Royals
Kauffman Stadium, Kansas City, MO
Sun Jun 01 2003, 1:05 PM CDT
Att: 16,249 - Cloudy - 70 F

AB	35
R	6
H	9
RBI	6
BB	5
SO	3
LOB	12



Batter	1	2	3	4	5	6	7	8	9	AB	R	H	RBI	BB	SO	LOB	BOTTOM				
Desi Relaford, S OBP: 0.358, SLG: 0.429 (1, 4)											4	1	1	0	1	1					
Joe Randa, R OBP: 0.291, SLG: 0.396 (1, 5)											4	0	1	1	0	1					
29 Mike Sweeney, R OBP: 0.431, SLG: 0.518 (1, 10)											4	1	2	0	0	1					
Raul Ibanez, L OBP: 0.351, SLG: 0.478 (1, 7)											4	1	1	2	0	2					
Carlos Beltrán, S OBP: 0.378, SLG: 0.496 (1, 8)											4	0	3	1	0	0					
Mendy López, R OBP: 0.257, SLG: 0.324 (1, 3)											4	0	0	0	0	1					
Michael Tucker, L OBP: 0.315, SLG: 0.447 (1, 9)											4	0	0	0	0	2					
4 Angel Berroa, R OBP: 0.316, SLG: 0.371 (1, 6)											4	0	0	0	0	0					
Mike DiFelice, R OBP: 0.316, SLG: 0.479 (1, 2)											4	1	1	0	0	2					
Inning Stats	R: 3 E: 0 K: 1 S: 16	H: 3 LOB: 1 BB: 1 P: 31	R: 0 E: 0 K: 1 S: 11	H: 0 LOB: 0 BB: 0 P: 16	R: 0 E: 0 K: 0 S: 9	H: 2 LOB: 2 BB: 0 P: 17	R: 0 E: 0 K: 0 S: 4	H: 0 LOB: 0 BB: 0 P: 9	R: 0 E: 0 K: 1 S: 5	H: 0 LOB: 0 BB: 0 P: 8	R: 1 E: 0 K: 1 S: 13	H: 3 LOB: 2 BB: 0 P: 25	R: 0 E: 0 K: 2 S: 11	H: 1 LOB: 1 BB: 0 P: 15	R: 0 E: 0 K: 1 S: 14	H: 0 LOB: 0 BB: 0 P: 22	1B: 8 2B: 0 3B: 1 HR: 0	SF: 0 SAC: 0 DP: 0 HBP: 0	WP: 0 PB: 0 SB: 3 CS: 0	PA: 37	
PITCHER	IP	WLS	BF	H	R	ER	SO	BB	IBB	HBP	BLK	WP	HR	S	P	ERA	WHIP				
Barry Zito, L ERA: 2.94 (1, 1)	6.2		28	7	4	4	4	1	0	0	0	0	0	62	111	5.40	1.200				
Chad Bradford, R ERA: 3.04 (7, 1)	0.1	W	2	1	0	0	1	0	0	0	0	0	0	5	10	0.00	3.000				
Ricardo Rincon, L ERA: 4.34 (8, 1)	1.0	H	4	1	0	0	2	0	0	0	0	0	0	11	15	0.00	1.000				
Keith Foulke, R ERA: 2.2 (9, 1)	1.0	S	3	0	0	0	1	0	0	0	0	0	0	14	22	0.00	0.000				

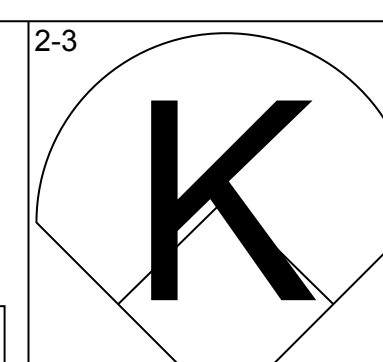
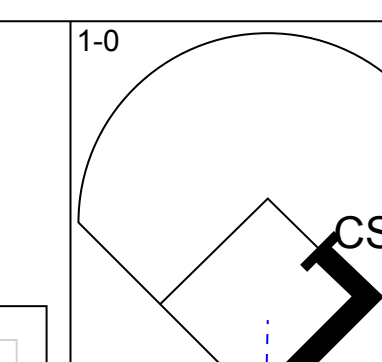
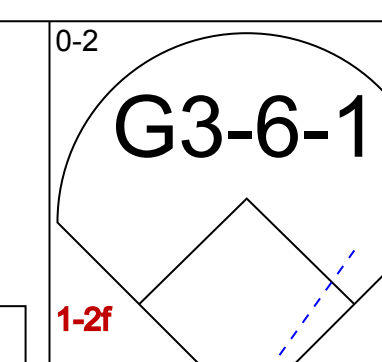
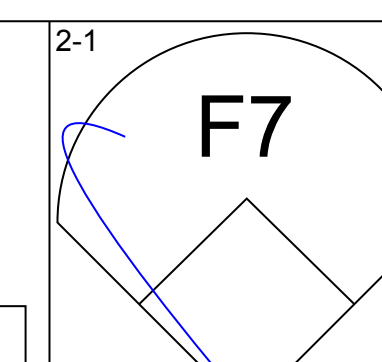
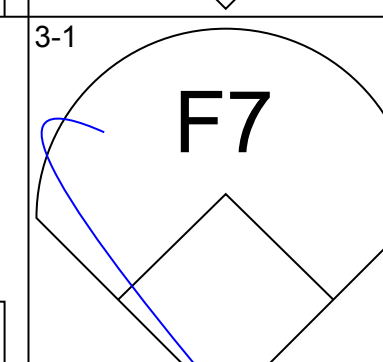
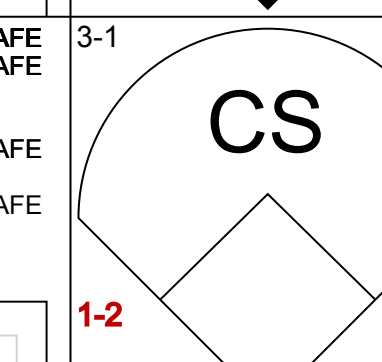
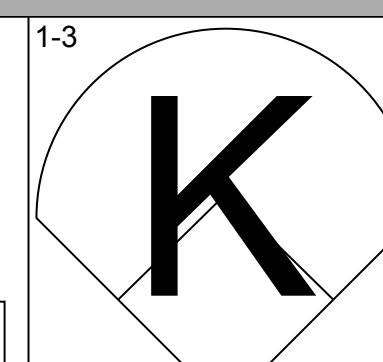
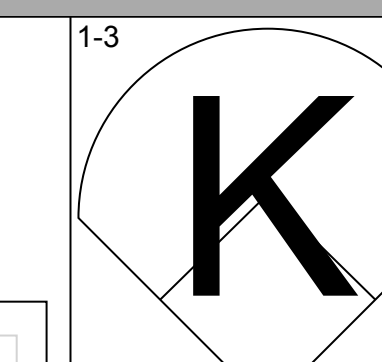
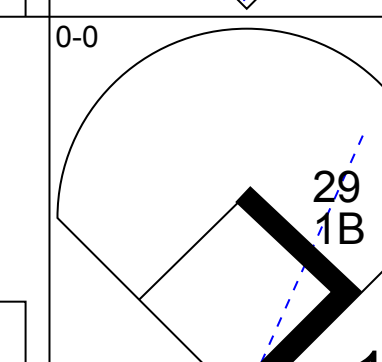
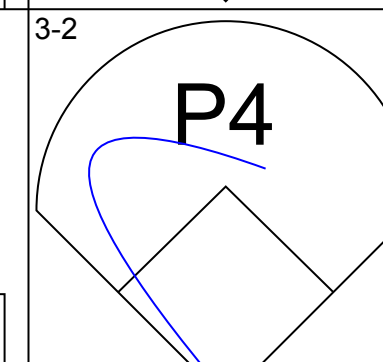
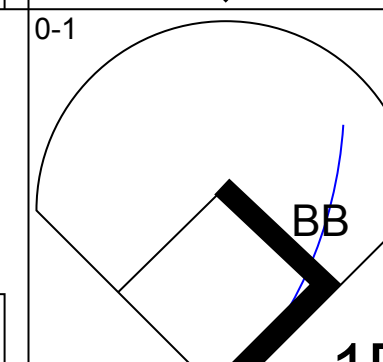
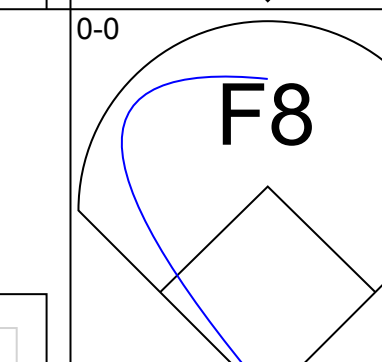
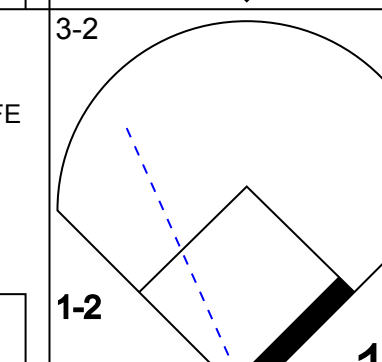
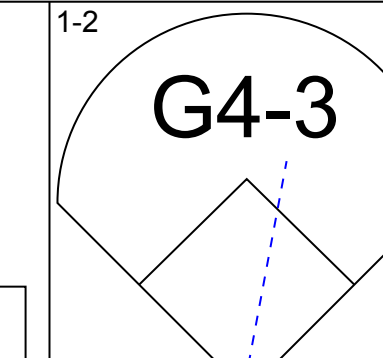
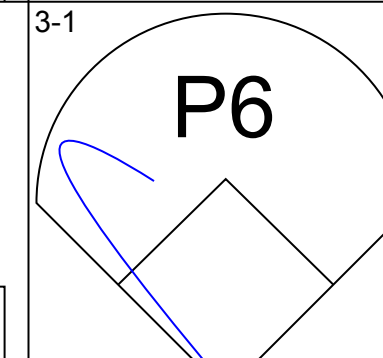
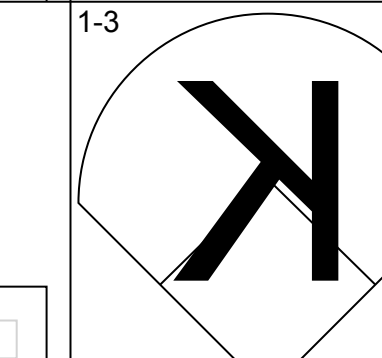
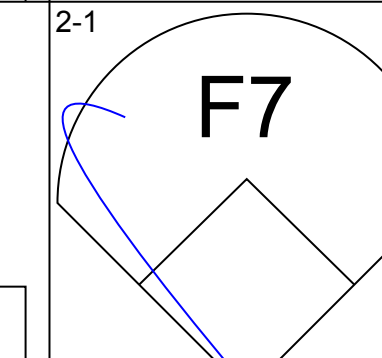
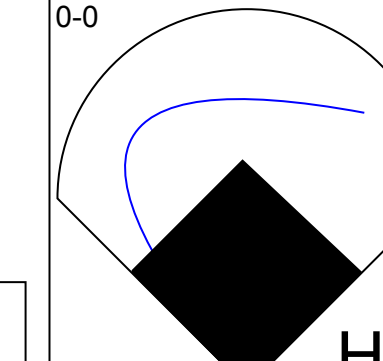
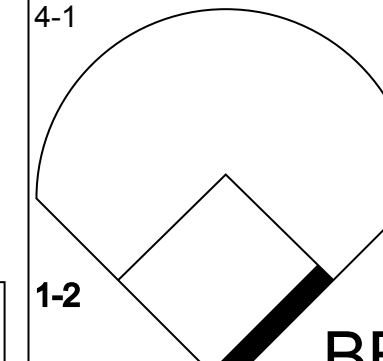


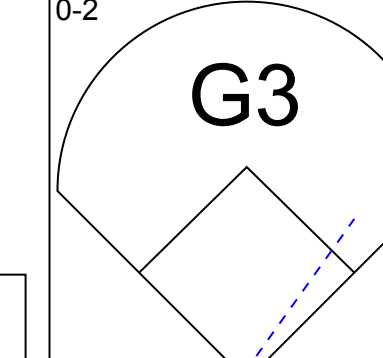
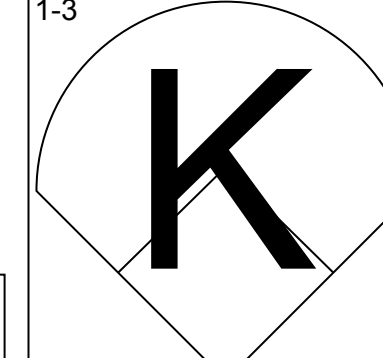


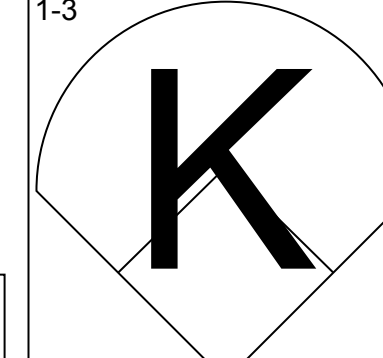
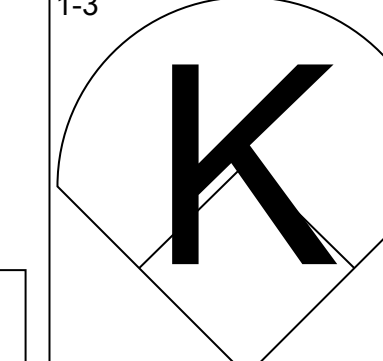
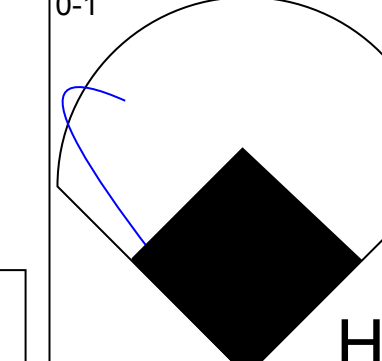
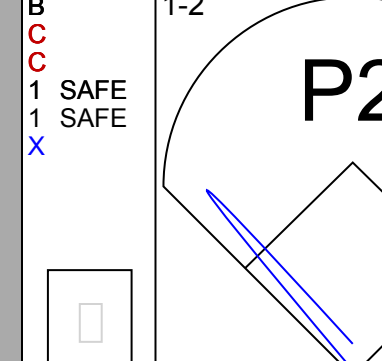
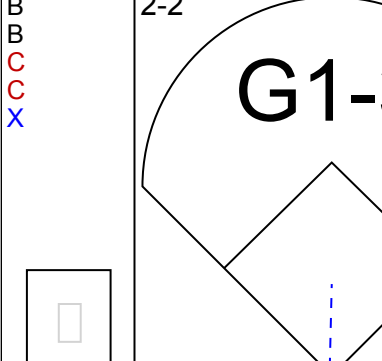
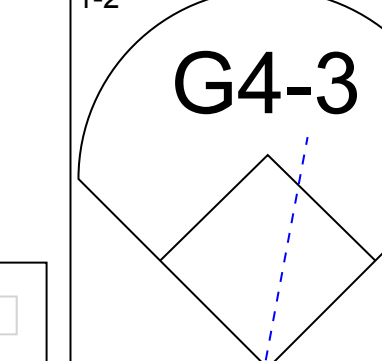
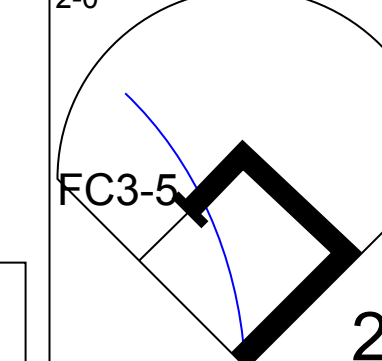
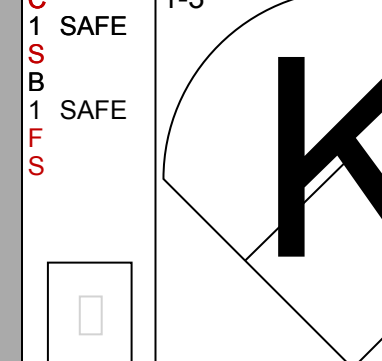
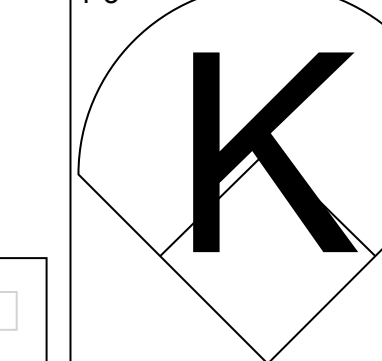
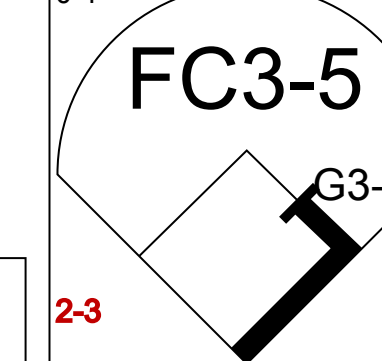
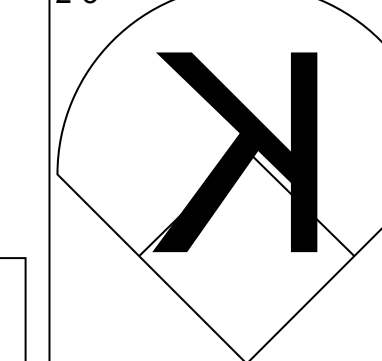
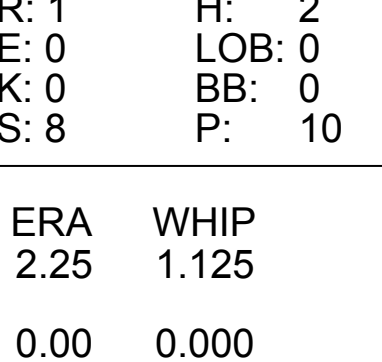
Oakland Athletics @ Kansas City Royals
Kauffman Stadium, Kansas City, MO
Sun Jun 01 2003, 1:05 PM CDT
Att: 16,249 - Cloudy - 70 F

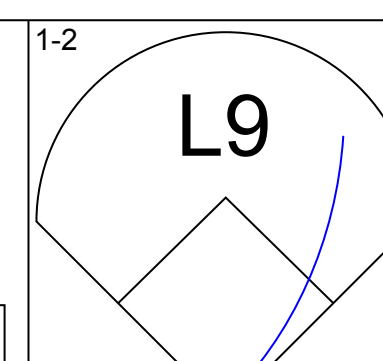
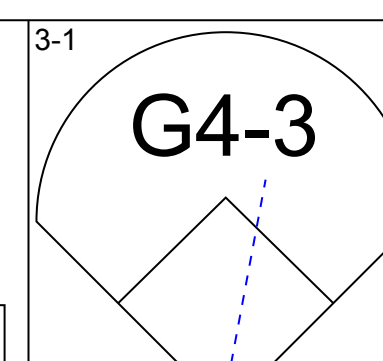
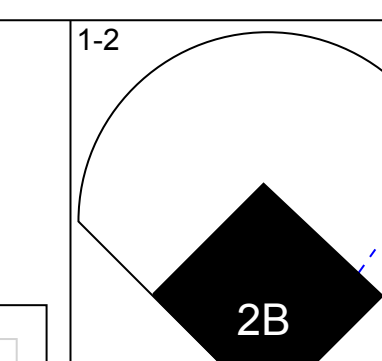
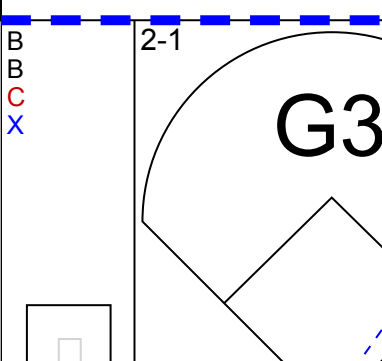
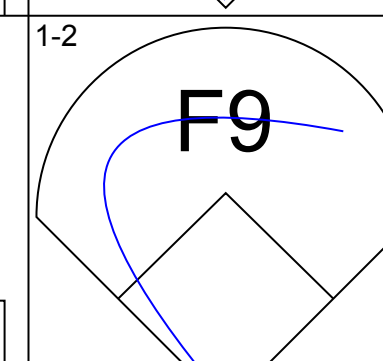
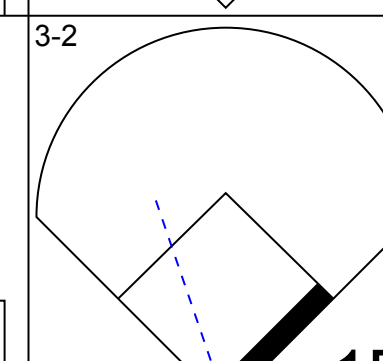
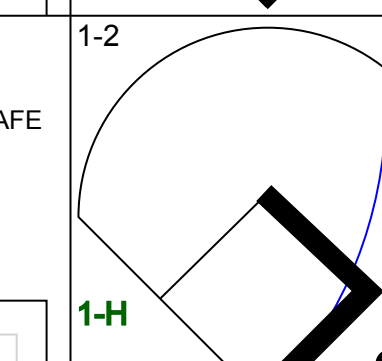
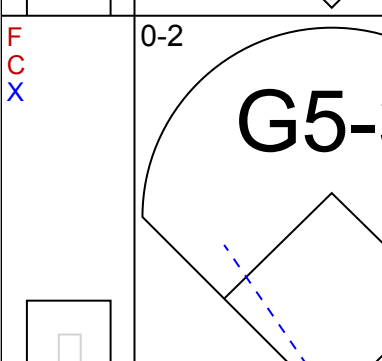
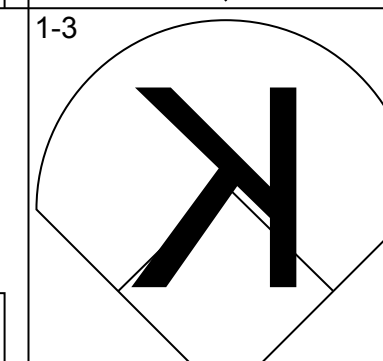
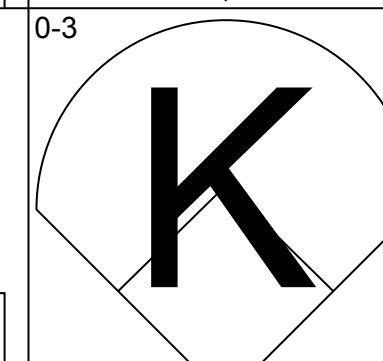
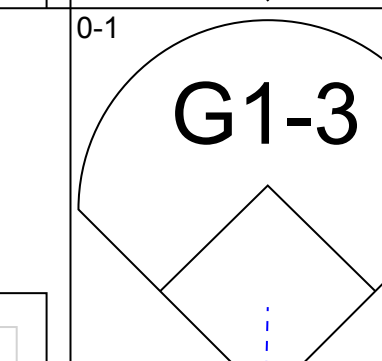
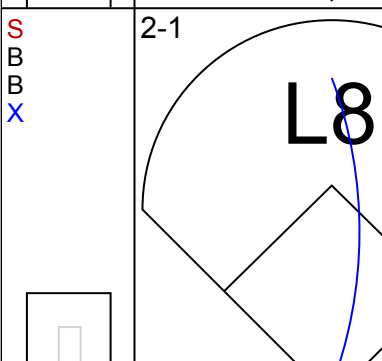
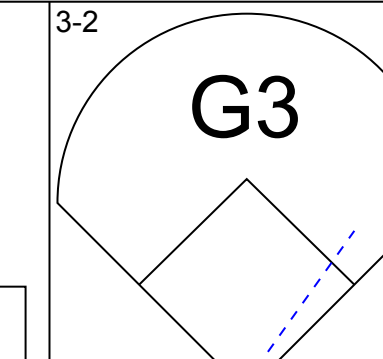
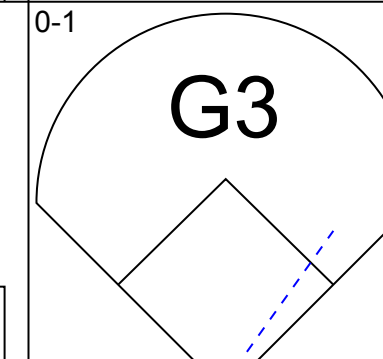
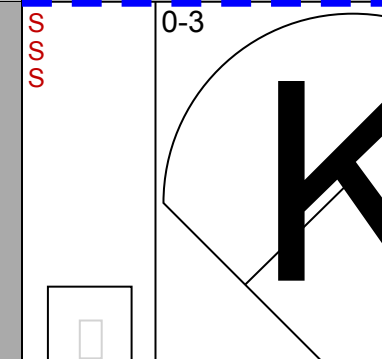
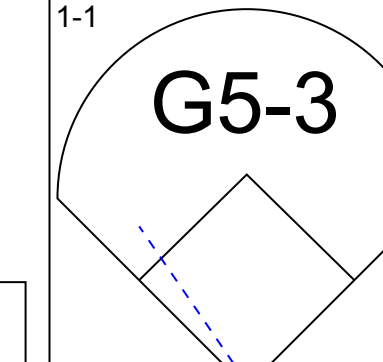
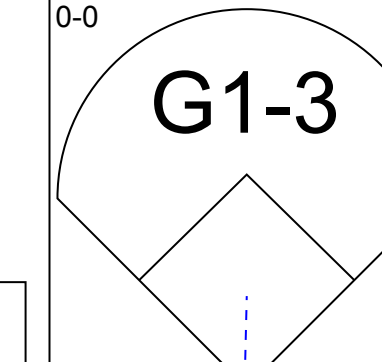
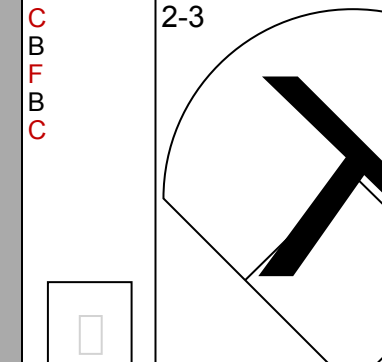
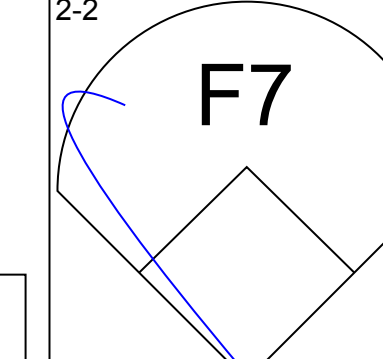
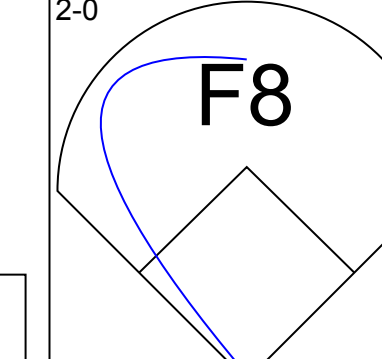
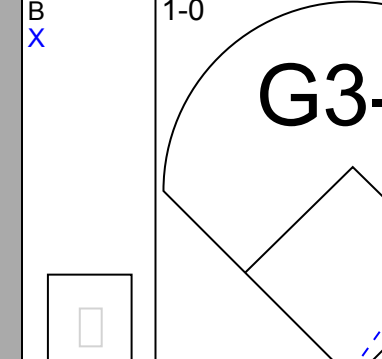
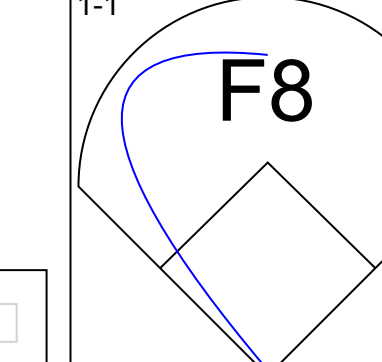
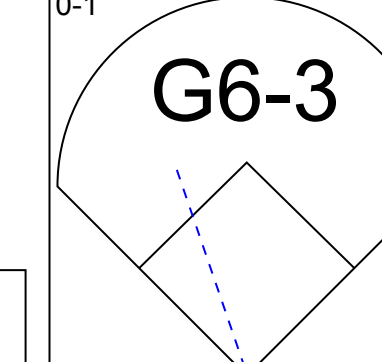
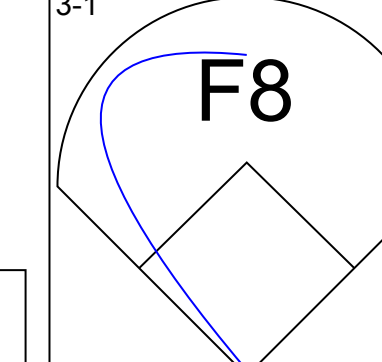
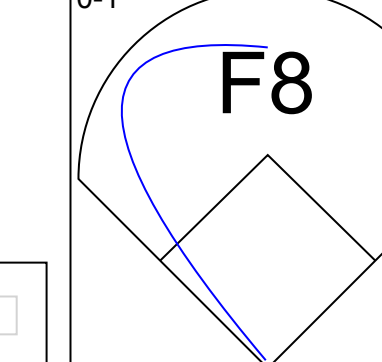
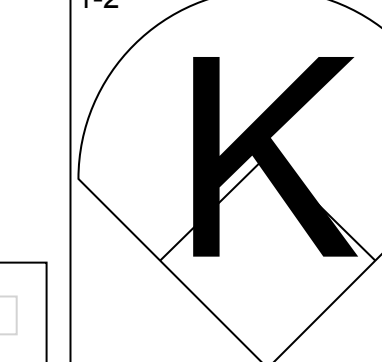
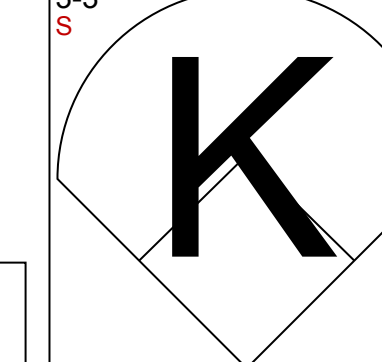
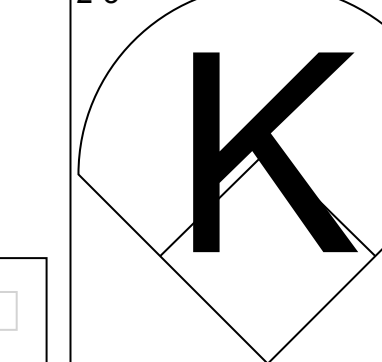
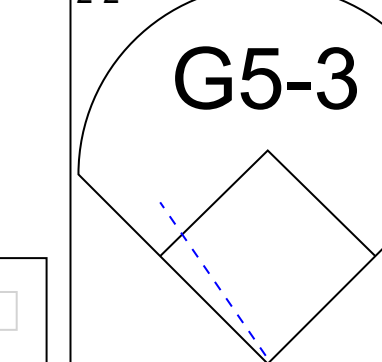
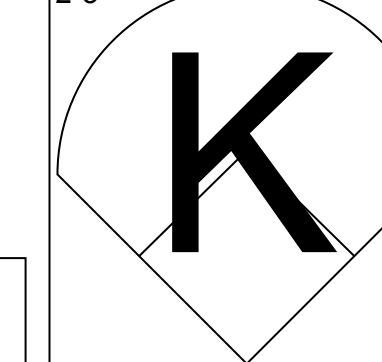
AB	36
R	4
H	9
RBI	4
BB	1
SO	8
LOB	10



Batter	1	2	3	4	5	6	7	8	9	AB	R	H	RBI	BB	SO	LOB	TOP										
Desi Relaford, S OBP: 0.355, SLG: 0.424	G5-3		K			G4-3	G1-3			4	1	1	0	0	1	0	Kansas City Royals @ Los Angeles Dodgers Dodger Stadium, Los Angeles, CA Tue Jun 03 2003, 7:10 PM PDT Att: 26,409 - Cloudy - 68 F										
Joe Randa, R OBP: 0.300, SLG: 0.414	G5-3		G1-3			G4-3		G1-3		4	1	3	0	0	0	0											
29 Mike Sweeney, R OBP: 0.423, SLG: 0.506	K				K	G4-3		G5-3		4	0	0	1	0	2	3											
Raul Ibanez, L OBP: 0.349, SLG: 0.478	P6				G4-3	G5-3		G1-3		4	0	1	1	0	0	2											
Carlos Beltrán, S OBP: 0.375, SLG: 0.486		L9			F7	G5-3				3	0	0	0	1	0	1											
Michael Tucker, L OBP: 0.314, SLG: 0.448						K		K2-3		4	0	1	0	0	3	3											
4 Angel Berroa, R OBP: 0.320, SLG: 0.391										4	1	2	1	0	2	1											
Brent Mayne, L OBP: 0.301, SLG: 0.366										4	0	0	0	0	1	2											
Jeremy Affeldt, L Jason Gilfillan, R Mendy López, R Sean Lowe, R Aaron Guiel, L D.J. Carrasco, R	G1-3					G1-3		F7		2	0	0	0	0	0	1	KC Royals										
Inning Stats	R: 0 E: 0 K: 1 S: 13	H: 1 LOB: 1 BB: 0 P: 18	R: 0 E: 0 K: 1 S: 14	H: 1 LOB: 1 BB: 0 P: 16	R: 0 E: 0 K: 1 S: 7	H: 0 LOB: 0 BB: 0 P: 11	R: 0 E: 0 K: 1 S: 8	H: 0 LOB: 0 BB: 0 P: 12	R: 0 E: 0 K: 2 S: 15	H: 1 LOB: 1 BB: 0 P: 20	R: 2 E: 0 K: 1 S: 15	H: 3 LOB: 1 BB: 0 P: 21	R: 1 E: 0 K: 0 S: 5	H: 1 LOB: 2 BB: 1 P: 8	R: 0 E: 0 K: 1 S: 9	H: 1 LOB: 2 BB: 1 P: 15		R: 0 E: 0 K: 2 S: 9	H: 0 LOB: 0 BB: 0 P: 12	1B: 3 2B: 4 3B: 0 HR: 1	SF: 0 SAC: 0 DP: 0 HBP: 0	WP: 0 PB: 0 SB: 1 CS: 0	PA: 36				
PITCHER	IP	WLS	BF	H	R	ER	SO	BB	IBB	HBP	BLK	WP	HR	S	P	ERA	WHIP										
Odalis Perez, L ERA: 4.29	7.0		28	7	3	3	7	0	0	0	0	0	1	77	106	3.86	1.000										
Paul Shuey, R ERA: 1.02	0.1		2	1	0	0	0	0	0	0	0	0	0	2	3	0.00	3.000										
Tom Martin, L ERA: 2.7	0.2		3	0	0	0	1	0	1	0	0	0	0	7	12	0.00	0.000										
Eric Gagne, R ERA: 2.17	1.0	W	3	0	0	0	2	0	0	0	0	0	0	9	12	0.00	0.000										

Batter	1	2	3	4	5	6	7	8	9	AB	R	H	RBI	BB	SO	LOB	BOTTOM										
Dave Roberts, L OBP: 0.342, SLG: 0.331	G5-4-3		K			B1-3	L9		B1	4	0	0	0	1	1	3	Kansas City Royals @ Los Angeles Dodgers Dodger Stadium, Los Angeles, CA Tue Jun 03 2003, 7:10 PM PDT Att: 26,409 - Cloudy - 68 F										
Paul Lo Duca, R OBP: 0.390, SLG: 0.450	G5-4-3					F8			F8	5	1	2	0	0	0	1											
Shawn Green, L OBP: 0.344, SLG: 0.453	G3					K				3	1	1	0	2	1	0											
Brian Jordan, R OBP: 0.396, SLG: 0.420										4	1	2	0	1	2	4											
Fred McGriff, L OBP: 0.335, SLG: 0.454										4	1	1	0	1	0	3											
Jolbert Cabrera, R OBP: 0.350, SLG: 0.557										3	0	1	1	0	1	1											
Adrian Beltré, R OBP: 0.282, SLG: 0.353										4	0	1	2	1	1	4											
Cesar Izturis, S OBP: 0.287, SLG: 0.291										3	0	1	0	1	0	0											
Odalis Perez, L OBP: 0.048, SLG: 0.048 Paul Shuey, R Tom Martin, L Alex Cora, L Eric Gagne, R										2	0	1	0	0	0	2	Dodgers										
Inning Stats	R: 0 E: 0 K: 0 S: 11	H: 0 LOB: 0 BB: 1 P: 20	R: 0 E: 0 K: 1 S: 9	H: 2 LOB: 1 BB: 0 P: 14	R: 0 E: 0 K: 2 S: 14	H: 2 LOB: 3 BB: 1 P: 21	R: 0 E: 0 K: 1 S: 9	H: 2 LOB: 2 BB: 0 P: 15	R: 0 E: 0 K: 1 S: 12	H: 0 LOB: 0 BB: 0 P: 17	R: 2 E: 1 K: 0 S: 9	H: 2 LOB: 2 BB: 1 P: 14	R: 1 E: 0 K: 0 S: 14	H: 2 LOB: 2 BB: 1 P: 26	R: 0 E: 0 K: 0 S: 3	H: 0 LOB: 0 BB: 0 P: 5		R: 1 E: 0 K: 1 S: 13	H: 0 LOB: 3 BB: 3 P: 29	1B: 7 2B: 3 3B: 0 HR: 0	SF: 0 SAC: 1 DP: 3 HBP: 2	WP: 2 PB: 0 SB: 0 CS: 0	PA: 43				
PITCHER	IP	WLS	BF	H	R	ER	SO	BB	IBB	HBP	BLK	WP	HR	S	P	ERA	WHIP										
Jeremy Affeldt, L ERA: 4.22	5.0		21	6	0	0	5	2	0	0	0	0	0	55	87	0.00	1.600										
Jason Gilfillan, R ERA: 11.12	1.0	B	7	2	2	2	0	1	0	0	0	1	0	9	14	18.00	3.000										
Sean Lowe, R ERA: 4.67	2.0	B	9	2	1	1	0	1	0	1	0	0	0	17	31	4.50	1.500										
D.J. Carrasco, R ERA: 3.88	0.2	L	6	0	1	1	1	2	1	1	0	1	0	13	29	13.50	3.000										

Batter	1	2	3	4	5	6	7	8	9	AB	R	H	RBI	BB	SO	LOB	TOP					
Desi Relaford, S (1, 4) OBP: 0.353, SLG: 0.420			 1B		 1-2			 2-1		4	0	1	0	0	1	1	Kansas City Royals @ Los Angeles Dodgers Dodger Stadium, Los Angeles, CA Wed Jun 04 2003, 7:10 PM PDT Att: 23,677 - Sunny - 66 F					
Joe Randa, R (1, 5) OBP: 0.299, SLG: 0.411			 1-2	 1-3		 1-3		 0-0		4	0	1	0	0	2	0						
29 Mike Sweeney, R (1, 3) OBP: 0.425, SLG: 0.506				 0-1		 0-0		 3-2		4	0	2	0	0	0	0						
Raul Ibanez, L (1, 7)		 1-2		 3-1		 1-3		 2-1		4	0	0	0	0	1	3						
Carlos Beltrán, S (1, 8) OBP: 0.378, SLG: 0.504		 0-0		 4-1		 1-0		 1-3		3	1	1	1	1	1	0						
Michael Tucker, L (1, 9) OBP: 0.314, SLG: 0.443		 0-2		 1-3		 4-2		 2-1		2	0	0	0	0	1	2						
Jason Grimsley, R (7, 1)				 1-3						0	0	0	0	0	0	0						
Ken Harvey, R (8, PH) OBP: 0.276, SLG: 0.369										1	0	0	0	0	0	0						
Mike MacDougal, S (9, 1)										0	0	0	0	0	0	0						
4 Angel Berroa, R (1, 6) OBP: 0.318, SLG: 0.404	 1-3				 0-1		 1-2	 2-2		4	1	1	1	0	1	1						
Brent Mayne, L (1, 2) OBP: 0.301, SLG: 0.373			 1-2		 2-0		 1-3			3	0	1	0	0	1	1						
Kyle Snyder, S (1, 1)			 1-3		 0-1			 2-3		2	0	0	0	0	1	1						
Aaron Guiel, L (7, 9) OBP: 0.167, SLG: 0.167					 2-3					1	0	0	0	0	1	0						
Inning Stats	R: 0 H: 0 E: 0 K: 1 S: 8	H: 0 LOB: 0 BB: 0 P: 16	R: 1 H: 1 E: 0 K: 1 S: 11	H: 1 LOB: 0 BB: 0 P: 13	R: 0 H: 1 E: 0 K: 1 S: 8	H: 1 LOB: 0 BB: 0 P: 14	R: 0 H: 1 E: 0 K: 2 S: 11	H: 1 LOB: 2 BB: 1 P: 20	R: 1 H: 2 E: 0 K: 0 S: 8	H: 2 LOB: 0 BB: 0 P: 10	R: 0 H: 0 E: 0 K: 2 S: 8	H: 0 LOB: 1 BB: 1 P: 10	R: 0 H: 0 E: 0 K: 1 S: 10	H: 0 LOB: 1 BB: 1 P: 17	R: 0 H: 2 E: 0 K: 1 S: 12	H: 2 LOB: 2 BB: 0 P: 21	R: 0 H: 0 E: 0 K: 1 S: 9	H: 0 LOB: 0 BB: 0 P: 14	1B: 4 2B: 1 3B: 0 HR: 2	SF: 0 SAC: 0 DP: 1 HBP: 0	WP: 0 PB: 0 SB: 0 CS: 1	PA: 35
PITCHER	IP	WLS	BF	H	R	ER	SO	BB	IBB	HBP	BLK	WP	HR	S	P	ERA	WHIP					
Hideo Nomo, R (1, 1) ERA: 2.84	8.0	L	31	7	2	2	9	2	0	0	0	0	2	76	121	2.25	1.125					
Paul Quantrill, R (9, 1) ERA: 1.46	1.0	S	3	0	0	0	1	0	0	0	0	0	0	9	14	0.00	0.000					

Batter	1	2	3	4	5	6	7	8	9	AB	R	H	RBI	BB	SO	LOB	BOTTOM				
Dave Roberts, L (1, 8) OBP: 0.340, SLG: 0.329	 1-2			 3-1		 1-2		 2-1		4	1	1	0	0	0	0	Kansas City Royals @ Los Angeles Dodgers Dodger Stadium, Los Angeles, CA Wed Jun 04 2003, 7:10 PM PDT Att: 23,677 - Sunny - 66 F				
Paul Lo Duca, R (1, 2) OBP: 0.393, SLG: 0.456	 1-2			 3-2		 1-2		 0-2		4	0	2	1	0	0	0					
Shawn Green, L (1, 9) OBP: 0.339, SLG: 0.445	 1-3			 0-3		 0-1		 2-1		4	0	0	0	0	2	2					
Fred McGriff, L (1, 3) OBP: 0.330, SLG: 0.447		 3-2		 0-1			 0-3			3	0	0	0	0	1	1					
Brian Jordan, R (1, 7) OBP: 0.389, SLG: 0.412		 1-1			 0-0		 2-3			3	0	0	0	0	1	0					
Adrian Beltré, R (1, 5) OBP: 0.276, SLG: 0.347		 2-2			 2-0		 1-0			3	0	0	0	0	0	0					
Alex Cora, L (1, 4) OBP: 0.307, SLG: 0.337			 1-1		 0-1			 3-1		3	0	0	0	0	0	0					
Cesar Izturis, S (1, 6) OBP: 0.283, SLG: 0.286			 0-1			 1-2		 3-3		3	0	0	0	0	2	0					
Hideo Nomo, R (1, 1) OBP: 0.167, SLG: 0.107			 2-3			 2-2		 2-3		2	0	0	0	0	1	0					
Mike Kinkade, R (8, PH) OBP: 0.389, SLG: 0.417										1	0	0	0	0	1	0					
Paul Quantrill, L (9, 1) ERA: 2.92										0	0	0	0	0	0	0					
Inning Stats	R: 0 H: 0 E: 0 K: 1 S: 9	H: 0 LOB: 0 BB: 0 P: 12	R: 0 H: 0 E: 0 K: 0 S: 8	H: 0 LOB: 0 BB: 0 P: 14	R: 0 H: 0 E: 0 K: 1 S: 7	H: 0 LOB: 0 BB: 0 P: 10	R: 0 H: 1 E: 0 K: 1 S: 10	H: 1 LOB: 1 BB: 0 P: 16	R: 0 H: 2 E: 0 K: 0 S: 15	H: 2 LOB: 0 BB: 0 P: 20	R: 0 H: 0 E: 0 K: 2 S: 7	H: 0 LOB: 0 BB: 0 P: 10	R: 0 H: 0 E: 0 K: 2 S: 12	H: 0 LOB: 0 BB: 0 P: 20	R: 0 H: 0 E: 0 K: 1 S: 7	H: 0 LOB: 0 BB: 0 P: 11	1B: 2 2B: 1 3B: 0 HR: 0	SF: 0 SAC: 0 DP: 0 HBP: 0	WP: 0 PB: 0 SB: 0 CS: 0	PA: 30	
PITCHER	IP	WLS	BF	H	R	ER	SO	BB	IBB	HBP	BLK	WP	HR	S	P	ERA	WHIP				
Kyle Snyder, R (1, 1) ERA: 3.77	6.0	W	21	3	1	1	4	0	0	0	0	0	0	19	30	0.00	0.000				
Jason Grimsley, R (7, 1) ERA: 3.95	2.0	H	6	0	0	0	4	0	0	0	0	0	0	7	11	0.00	0.000				
Mike MacDougal, R (9, 1) ERA: 2.92	1.0	S	3	0	0	0	0	0	0	0	0	0	0	7	11	0.00	0.000				

Batter	1	2	3	4	5	6	7	8	9	AB	R	H	RBI	BB	SO	LOB	TOP				
Desi Relaford, S OBP: 0.391, SLG: 0.416 (1, 4)										4	0	1	0	0	0	2	Kansas City Royals @ Los Angeles Dodgers Dodger Stadium, Los Angeles, CA Thu Jun 05 2003, 7:10 PM PDT Att: 29,170 - Overcast - 64 F				
Joe Randa, R OBP: 0.298, SLG: 0.407 (1, 5)										4	1	1	0	0	1	1					
29 Mike Sweeney, R OBP: 0.426, SLG: 0.509 Mendy López, R OBP: 0.250, SLG: 0.314 (8, PR) (8, 3)										3	1	1	1	0	0	1					
Raul Ibanez, L OBP: 0.339, SLG: 0.463 (1, 7)										3	0	0	0	0	1	3					
Carlos Beltrán, S OBP: 0.375, SLG: 0.493 (1, 8)										3	0	0	0	1	1	2					
Michael Tucker, L OBP: 0.308, SLG: 0.435 (1, 9)										4	0	0	0	0	3	2					
4 Angel Berroa, R OBP: 0.317, SLG: 0.401 (1, 6)										4	0	1	0	0	0	1					
Mike DiFelice, R OBP: 0.316, SLG: 0.474 (1, 2)										3	0	1	0	0	1	0					
Darrell May, L (1, 1)										2	0	0	0	0	1	0					
Sean Lowe, R (8, 1)										0	0	0	0	0	0	0					
Rick DeHart, L (8, 1)										0	0	0	0	0	0	0					
Inning Stats	R: 0 E: 1 K: 1 S: 12	H: 1 LOB: 2 BB: 0 P: 17	R: 0 E: 0 K: 0 S: 6	H: 0 LOB: 0 BB: 0 P: 10	R: 0 E: 0 K: 1 S: 9	H: 0 LOB: 0 BB: 0 P: 11	R: 0 E: 0 K: 0 S: 5	H: 0 LOB: 0 BB: 0 P: 9	R: 0 E: 0 K: 1 S: 12	H: 2 LOB: 2 BB: 0 P: 14	R: 2 E: 0 K: 1 S: 18	H: 2 LOB: 1 BB: 1 P: 30	R: 0 E: 0 K: 1 S: 7	H: 0 LOB: 0 BB: 0 P: 9	R: 0 E: 0 K: 2 S: 12	H: 0 LOB: 1 BB: 0 P: 18	1B: 4 2B: 1 3B: 0 HR: 0	SF: 0 SAC: 2 DP: 0 HBP: 1	WP: 1 PB: 0 SB: 1 CS: 1	PA: 35	
PITCHER	IP	WLS	BF	H	R	ER	SO	BB	IBB	HBP	BLK	WP	HR	S	P	ERA	WHIP				
Kevin Brown, R ERA: 2.06	7.0	W	28	5	2	2	5	1	0	0	0	1	0	0	69	100	2.57	0.857			
Paul Shuey, R ERA: 1.0	0.1	H	2	0	0	0	1	0	0	1	0	0	0	4	7	0.00	0.000				
Tom Martin, L ERA: 2.6	0.2	H	1	0	0	0	0	0	0	0	0	0	0	3	3	0.00	0.000				
Eric Gagne, R ERA: 2.1	1.0	S	3	0	0	0	2	0	0	0	0	0	0	12	18	0.00	0.000				

Batter	1	2	3	4	5	6	7	8	9	AB	R	H	RBI	BB	SO	LOB	BOTTOM			
Dave Roberts, L OBP: 0.343, SLG: 0.347 (1, 8)										4	2	2	0	0	1	2	Kansas City Royals @ Los Angeles Dodgers Dodger Stadium, Los Angeles, CA Thu Jun 05 2003, 7:10 PM PDT Att: 29,170 - Overcast - 64 F			
Paul Lo Duca, R OBP: 0.392, SLG: 0.465 (1, 2)										3	1	1	0	0	0	2				
Shawn Green, L OBP: 0.337, SLG: 0.443 (1, 9)										3	0	1	2	0	0	2				
Brian Jordan, R OBP: 0.381, SLG: 0.402 (1, 7)										4	0	0	0	0	1	2				
Fred McGriff, L OBP: 0.329, SLG: 0.458 (1, 3)										4	1	1	2	0	0	1				
Jolbert Cabrera, R OBP: 0.336, SLG: 0.533 (1, 4)										4	0	0	0	0	0	0				
Adrian Beltré, R OBP: 0.278, SLG: 0.352 (1, 5)										3	1	1	0	0	0	0				
Cesar Izturis, S OBP: 0.284, SLG: 0.287 (1, 6)										3	0	1	1	0	0	0				
Kevin Brown, R OBP: 0.167, SLG: 0.241 Ron Coomer, R OBP: 0.306, SLG: 0.279 Paul Shuey, R (8, 1) Tom Martin, L (8, 1) Eric Gagne, R (9, 1)										2	0	0	0	0	0	0				
Inning Stats	R: 1 E: 1 K: 0 S: 8	H: 1 LOB: 1 BB: 0 P: 11	R: 0 E: 0 K: 0 S: 7	H: 0 LOB: 0 BB: 0 P: 13	R: 0 E: 0 K: 0 S: 12	H: 1 LOB: 1 BB: 0 P: 18	R: 0 E: 0 K: 0 S: 8	H: 0 LOB: 0 BB: 0 P: 12	R: 0 E: 0 K: 0 S: 7	H: 0 LOB: 0 BB: 0 P: 12	R: 1 E: 0 K: 0 S: 8	H: 1 LOB: 0 BB: 0 P: 11	R: 1 E: 0 K: 1 S: 12	H: 2 LOB: 2 BB: 1 P: 24	R: 2 E: 0 K: 1 S: 14	H: 2 LOB: 0 BB: 0 P: 19		1B: 2 2B: 3 3B: 1 HR: 1	SF: 1 SAC: 1 DP: 0 HBP: 0	WP: 0 PB: 0 SB: 0 CS: 0
PITCHER	IP	WLS	BF	H	R	ER	SO	BB	IBB	HBP	BLK	WP	HR	S	P	ERA	WHIP			
Darrell May, L ERA: 4.08	7.1	L	30	6	4	3	1	0	1	0	0	0	0	65	104	3.68	0.818			
Sean Lowe, R ERA: 4.58	0.1	1	0	0	0	0	1	0	0	0	0	0	0	3	5	0.00	0.000			
Rick DeHart, L ERA: 9.0	0.1	2	1	1	1	0	0	0	0	0	0	0	1	8	11	27.00	3.000			

AB	30
R	2
H	5
RBI	1
BB	1
SO	8
LOB	12



AB	30
R	5
H	7
RBI	5
BB	1
SO	2
LOB	9



Batter	1	2	3	4	5	6	7	8	9	AB	R	H	RBI	BB	SO	LOB	TOP										
Brent Abernathy, R OBP: 0.080, SLG: 0.042 (1, 4)	1-1 F8	4-1 1B HR BB		L4		0-1 F8			0-2 G4-3	5	1	0	0	1	0	5											
Dest Relaford, S OBP: 0.355, SLG: 0.436 (1, 5) (8, 6)	0-1 2B	2-1 29 HR 1B		1-2 2H 3B		G3			1-3 K	6	2	3	1	0	2	0											
29 Mike Sweeney, R OBP: 0.434, SLG: 0.528 (1, 3)	4-2 SAFE BB	3-1 HR		4-1 WP 1B BB		G5-3			2-1 1B	3	2	2	4	2	0	0											
Raul Ibanez, L OBP: 0.336, SLG: 0.457 (1, 7)	2-2 F7			1-0 1H 3B 1B		K			0-3 K	5	1	1	1	0	3	3											
Carlos Beltrán, S OBP: 0.376, SLG: 0.500 (1, 8)				1-2 1H 4 2B 3B					0-1 F7	4	1	1	1	1	2	3											
Michael Tucker, L OBP: 0.310, SLG: 0.436 (1, 9)		G4-3		4-1 2 4B 1B BB					2-2 G4-3	4	2	1	0	1	0	1											
4 Angel Berroa, R OBP: 0.324, SLG: 0.427 Mike MacDougal, S (9, 1)	1-2 HR			0-2 1B WP 2B					0-1 G6-3	5	2	3	2	0	0	1											
Mike DiFelice, R OBP: 0.345, SLG: 0.481 (1, 2)				0-0 1B SH5-4 HR 1B					0-1 G5-3	3	2	2	1	2	0	0											
Chris George, L OBP: 1.000, SLG: 1.000 Aaron Guiel, L OBP: 0.143, SLG: 0.143 Sean Lowe, R (6, 1) Jason Grimsley, R (8, 1) Mendy López, R OBP: 0.243, SLG: 0.306 (8, 5)		SH5-4		SH1-3					2-2 F7	1	0	1	1	0	0	0											
Inning Stats	R: 0 E: 0 K: 1 S: 16	H: 1 LOB: 2 BB: 1 P: 25	R: 5 E: 0 K: 1 S: 16	H: 4 LOB: 0 BB: 1 P: 26	R: 0 E: 0 K: 0 S: 4	H: 0 LOB: 0 BB: 1 P: 9	R: 7 E: 0 K: 0 S: 28	H: 5 LOB: 4 BB: 4 P: 52	R: 0 E: 0 K: 1 S: 7	H: 0 LOB: 2 BB: 0 P: 14	R: 1 E: 0 K: 2 S: 15	H: 3 LOB: 1 BB: 0 P: 18	R: 0 E: 0 K: 2 S: 10	H: 1 LOB: 1 BB: 0 P: 13	R: 0 E: 0 K: 0 S: 7	H: 0 LOB: 0 BB: 0 P: 9	R: 0 E: 0 K: 1 S: 9	H: 0 LOB: 0 BB: 0 P: 12	1B: 7 2B: 3 3B: 2 HR: 2	SF: 0 SAC: 2 DP: 1 HBP: 0	WP: 2 PA: 47 PB: 0 CS: 0						
PITCHER	IP	WLS	BF	H	R	ER	SO	BB	IBB	HBP	BLK	WP	HR	S	P	ERA	WHIP										
Shawn Chacon, R ERA: 4.37 Nelson Cruz, R ERA: 6.7 Justin Speier, R ERA: 4.15 Javier López, L ERA: 0.75 Steve Reed, R ERA: 3.14	(1, 1)	3.2	L	25	9	12	2	6	0	0	0	1	2	55	96	29.45	4.091										
	(4, 1)	1.1		6	1	0	1	1	0	0	0	1	0	16	30	0.00	1.500										
	(6, 1)	2.0		10	4	1	4	0	0	0	0	0	0	25	31	4.50	2.000										
	(8, 1)	1.0		3	0	0	0	0	0	0	0	0	0	7	9	0.00	0.000										
	(9, 1)	1.0		3	0	0	1	0	0	0	0	0	0	9	12	0.00	0.000										

Kansas City Royals @ Colorado Rockies
Coors Field, Denver, CO
Sat Jun 07 2003, 1:05 PM MDT
Att: 25,421 - Cloudy - 52 F

AB	38
R	13
H	14
RBI	11
BB	7
SO	8
LOB	15



Batter	1	2	3	4	5	6	7	8	9	AB	R	H	RBI	BB	SO	LOB	BOTTOM										
Juan Uribe, R OBP: 0.278, SLG: 0.611 (1, 4)	1-2 G3-6 1B		3-1 G5-4-3 1-2		0-1 17 HR 1B		0-1 L8		3-2 G1-3	5	1	2	2	0	2												
Jay Payton, R OBP: 0.364, SLG: 0.465 (1, 7) (6, 8)	1-2 G3-6			4-0 17 G1-6-3 BB		0-0 F7			0-3 K	4	0	0	0	1	1	4											
17 Todd Helton, L OBP: 0.427, SLG: 0.553 (1, 3)	0-2 P4			2-2 G1-6-3		1-0 1H 2H HR			4-2 BB	4	1	1	3	1	0	1											
Preston Wilson, R OBP: 0.350, SLG: 0.570 Justin Speier, R (6, 1) Mark Sweeney, L OBP: 0.376, SLG: 0.485 Javier López, L (8, 1) Steve Reed, R (9, 1) Greg Norton, S OBP: 0.276, SLG: 0.341 (9, 9)				1-1 F9		1-0 F8			2-2 F8	3	0	0	0	0	0	0											
Larry Walker, L OBP: 0.432, SLG: 0.486 (1, 9)						0-2 HR			1-3 K																		
Chris Stynes, R OBP: 0.365, SLG: 0.435 (1, 5)									4-2 BB 1B HR BB	4	2	1	1	1	2	1											
José Hernández, R OBP: 0.324, SLG: 0.379 (1, 6)									2-1 F7	5	2	3	0	0	0	1											
Charles Johnson, R OBP: 0.339, SLG: 0.410 (1, 2)									1-0 G6-3	5	2	3	0	0	0	1											
José Hernández, R OBP: 0.324, SLG: 0.379 (1, 6)									4-2 G4-3	2	3	1	1	2	0	1											
Charles Johnson, R OBP: 0.339, SLG: 0.410 (1, 2)									1-2 1B BB	4	1	2	4	0	1	3											
Shawn Chacon, R OBP: 0.259, SLG: 0.407 Nelson Cruz, R OBP: 0.154, SLG: 0.231 Greg Vaughn, R OBP: 0.500, SLG: 0.667 (6, 7)									2-1 K	1	0	0	0	0	0	1											
José Hernández, R OBP: 0.324, SLG: 0.379 (1, 6)									4-2 G4-3	2	3	1	1	2	0	1											
Charles Johnson, R OBP: 0.339, SLG: 0.410 (1, 2)									1-2 2-3 HR BB	4	1	2	4	0	1	3											
Shawn Chacon, R OBP: 0.259, SLG: 0.407 Nelson Cruz, R OBP: 0.154, SLG: 0.231 Greg Vaughn, R OBP: 0.500, SLG: 0.667 (6, 7)									4-1 K	1	0	0	0	0	0	1											
José Hernández, R OBP: 0.324, SLG: 0.379 (1, 6)									2-1 K	1	0	0	0	0	0	1											
Charles Johnson, R OBP: 0.339, SLG: 0.410 (1, 2)									1-2 17 HR BB	2	1	1	0	1	1	0											
Inning Stats	R: 0 E: 0 K: 0 S: 14	H: 1 LOB: 0 BB: 0 P: 16	R: 0 E: 0 K: 2 S: 13	H: 0 LOB: 0 BB: 0 P: 19	R: 1 E: 0 K: 0 S: 9	H: 2 LOB: 0 BB: 0 P: 14	R: 0 E: 0 K: 0 S: 5	H: 0 LOB: 0 BB: 1 P: 12	R: 6 E: 0 K: 0 S: 14	H: 4 LOB: 0 BB: 2 P: 26	R: 0 E: 0 K: 2 S: 9	H: 1 LOB: 1 BB: 0 P: 12	R: 0 E: 0 K: 0 S: 12	H: 1 LOB: 2 BB: 1 P: 21	R: 4 E: 0 K: 2 S: 18	H: 2 LOB: 0 BB: 2 P: 31	R: 0 E: 0 K: 0 S: 7	H: 1 LOB: 1 BB: 0 P: 12	1B: 6 2B: 2 3B: 0 HR: 4	SF: 0 SAC: 0 DP: 3 HBP: 0	WP: 0 PA: 42 PB: 0 CS: 0						
PITCHER	IP	WLS	BF	H	R	ER	SO	BB	IBB	HBP	BLK	WP	HR	S	P	ERA	WHIP										
Chris George, L ERA: 6.86 Sean Lowe, R ERA: 5.03 Jason Grimsley, R ERA: 4.25 Mike MacDougal, R ERA: 2.81	(1, 1)	5.0	W	22	7	7	2	3	0	0	0	0	3	55	87	12.60	2.000										
	(6, 1)	2.0		11	3	2	2	2	0	0	0	0	0	25	42	9.00	2.500										
	(8, 1)	1.0		5	1	2	2	1	0	0	0	0	1	14	22	18.00	2.000										
	(9, 1)	1.0	S	4	1	0	0	0	0	0	0	0	0	7	12	0.00	1.000										

Kansas City Royals @ Colorado Rockies
Coors Field, Denver, CO
Sat Jun 07 2003, 1:05 PM MDT
Att: 25,421 - Cloudy - 52 F

AB	36
R	11
H	12
RBI	11
BB	6
SO	6
LOB	16



Batter	1	2	3	4	5	6	7	8	9	AB	R	H	RBI	BB	SO	LOB	TOP										
Aaron Quiel, L OBP: 0.385, SLG: 0.462 (1, 9)										6	2	4	2	0	1	1											
Joe Randa, R OBP: 0.303, SLG: 0.410 (1, 5)										6	2	3	0	0	0	4											
29 Mike Sweeney, R OBP: 0.442, SLG: 0.536 (1, 3)										3	1	2	2	2	0	0											
Raul Ibanez, L OBP: 0.329, SLG: 0.447 (1, 7)										5	0	0	1	0	0	8											
Carlos Beltrán, S OBP: 0.376, SLG: 0.523 (1, 8)										5	1	2	3	0	0	1											
4 Angel Berroa, R OBP: 0.313, SLG: 0.434 (1, 6)										4	1	2	0	0	0	0											
Brent Mayne, L OBP: 0.298, SLG: 0.362 (1, 2)										4	1	0	0	1	1	6											
Mendy López, R OBP: 0.268, SLG: 0.325 Jason Gillilan, R (8, 1)										4	0	2	0	0	0	2											
Michael Tucker, L OBP: 0.313, SLG: 0.436 Mike MacDougal, S (9, 1)										0	0	0	0	0	0	0											
D.J. Carrasco, R Brad Voyles, R Desi Relaford, S (8, 4)										2	0	0	0	0	1	1											
Inning Stats	R: 2 E: 0 K: 0 S: 19	H: 4 LOB: 2 BB: 0 P: 25	R: 0 E: 0 K: 1 S: 6	H: 1 LOB: 0 BB: 0 P: 8	R: 0 E: 0 K: 0 S: 8	H: 0 LOB: 0 BB: 0 P: 9	R: 0 E: 0 K: 0 S: 9	H: 1 LOB: 1 BB: 0 P: 11	R: 4 E: 1 K: 2 S: 20	H: 4 LOB: 1 BB: 0 P: 28	R: 0 E: 0 K: 1 S: 13	H: 2 LOB: 3 BB: 1 P: 24	R: 0 E: 0 K: 0 S: 4	H: 0 LOB: 1 BB: 1 P: 9	R: 0 E: 0 K: 0 S: 9	H: 1 LOB: 2 BB: 2 P: 19	R: 3 E: 1 K: 0 S: 13	H: 3 LOB: 1 BB: 1 P: 22	1B: 11 2B: 5 3B: 0 HR: 1	SF: 0 SAC: 1 DP: 3 HBP: 0	WP: 0 PB: 1 SB: 0 CS: 0	PA: 47					
PITCHER	IP	WLS	BF	H	R	ER	SO	BB	IBB	HBP	BLK	WP	HR	S	P	ERA	WHIP										
Todd Jones, R ERA: 8.47	4.1	L	21	9	5	5	2	0	0	0	0	0	0	52	67	10.38	2.077										
Darren Oliver, L ERA: 4.57	2.2		14	3	1	1	2	1	1	0	0	0	1	27	47	3.38	1.500										
40 Brian Fuentes, L ERA: 3.33	1.0		5	1	0	0	0	2	0	0	0	0	0	9	19	0.00	3.000										
Jose Jimenez, R ERA: 5.97	1.0		7	3	3	2	0	0	1	0	0	0	0	13	22	18.00	3.000										

Kansas City Royals @ Colorado Rockies
Coors Field, Denver, CO
Sat Jun 07 2003, 6:05 PM MDT
Att: 26,435 - Cloudy - 56 F

livebaseballscorecards.com


AB 41
R 9
H 16
RBI 9
BB 5
SO 4
LOB 24

Batter	1	2	3	4	5	6	7	8	9	AB	R	H	RBI	BB	SO	LOB	BOTTOM										
Mark Sweeney, L OBP: 0.381, SLG: 0.444 (1, 9)										3	1	0	0	2	0	1											
Juan Uribe, R OBP: 0.348, SLG: 0.571 (1, 4)										3	1	1	0	2	1	1											
17 Todd Helton, L OBP: 0.430, SLG: 0.558 (1, 3)										5	1	3	3	0	0	2											
Preston Wilson, R OBP: 0.366, SLG: 0.575 (1, 8)										5	0	3	1	0	0	0											
Greg Vaughn, R OBP: 0.333, SLG: 0.286 (1, 7)										4	0	0	0	1	1	2											
Greg Norton, S OBP: 0.272, SLG: 0.333 (1, 5)										5	0	1	0	0	0	4											
José Hernández, R OBP: 0.327, SLG: 0.383 (1, 6)										3	1	1	0	1	2	1											
Bobby Estalella, R OBP: 0.271, SLG: 0.434 Larry Walker, L OBP: 0.450, SLG: 0.483 Charles Johnson, R OBP: 0.339, SLG: 0.410 (1, 2)										3	1	1	1	0	1	0											
Todd Jones, L Darren Oliver, R Brent Butler, R 40 Brian Fuentes, L Jose Jimenez, R Chris Stynes, R (1, 1)										1	0	0	0	0	1	0											
Inning Stats	R: 0 E: 0 K: 0 S: 10	H: 0 LOB: 0 BB: 0 P: 16	R: 0 E: 0 K: 1 S: 10	H: 1 LOB: 1 BB: 0 P: 17	R: 0 E: 0 K: 2 S: 12	H: 1 LOB: 2 BB: 1 P: 21	R: 0 E: 0 K: 0 S: 7	H: 0 LOB: 0 BB: 0 P: 12	R: 4 E: 0 K: 1 S: 19	H: 4 LOB: 1 BB: 1 P: 33	R: 0 E: 0 K: 1 S: 7	H: 0 LOB: 0 BB: 0 P: 9	R: 0 E: 0 K: 0 S: 9	H: 1 LOB: 2 BB: 1 P: 16	R: 0 E: 0 K: 0 S: 9	H: 1 LOB: 2 BB: 1 P: 19	R: 1 E: 0 K: 2 S: 19	H: 2 LOB: 3 BB: 2 P: 35	1B: 7 2B: 3 3B: 0 HR: 0	SF: 0 SAC: 0 DP: 0 HBP: 0	WP: 0 PB: 0 SB: 0 CS: 0	PA: 42					
PITCHER	IP	WLS	BF	H	R	ER	SO	BB	IBB	HBP	BLK	WP	HR	S	P	ERA	WHIP										
D.J. Carrasco, R ERA: 3.74	4.1		18	4	2	2	3	1	0	0	0	0	0	49	79	4.15	1.154										
Brad Voyles, R ERA: 3.6	2.2		12	3	2	2	2	2	0	0	0	0	0	25	45	6.75	1.875										
Jason Gillilan, R ERA: 9.45	1.0	W	5	1	0	0	0	1	0	0	0	0	0	9	19	0.00	2.000										
Mike MacDougal, R ERA: 3.04	1.0		7	2	1	1	2	2	0	0	0	0	0	19	35	9.00	4.000										

Kansas City Royals @ Colorado Rockies
Coors Field, Denver, CO
Sat Jun 07 2003, 6:05 PM MDT
Att: 26,435 - Cloudy - 56 F

livebaseballscorecards.com

AB 36
R 5
H 10
RBI 5
BB 6
SO 7
LOB 14

Batter	1	2	3	4	5	6	7	8	9	AB	R	H	RBI	BB	SO	LOB	TOP							
Alex Cintron, S OBP: 0.330, SLG: 0.479 (1, 6)	G6-3		FC5 1B BB				G4-3		G6-3	4	0	1	1	1	0	0	Arizona Diamondbacks @ Kansas City Royals Kauffman Stadium, Kansas City, MO Wed Jun 11 2003, 7:05 PM CDT Att: 15,165 - Sunny - 82 F livebaseballscorecards.com							
Quinton McCracken, S OBP: 0.287, SLG: 0.296 (1, 9)	F8		1B		L9		2B		G6-3	5	1	2	0	0	0	1								
Junior Spivey, R OBP: 0.326, SLG: 0.449 (1, 4)	L6		FC5				2B		G1-3	4	1	1	1	1	0	2								
Luis Gonzalez, L OBP: 0.375, SLG: 0.552 (1, 7)		E3			F7		P5		G3	4	0	0	0	0	0	3								
Danny Bautista, R OBP: 0.306, SLG: 0.339 (1, 8)	G6-3		2B			F9				4	1	2	1	0	0	3								
Carlos Baerga, S OBP: 0.328, SLG: 0.464 (1, 10)	G5-3		P3				P6		G1-3	4	0	0	0	0	0	3								
Lyle Overbay, L OBP: 0.368, SLG: 0.397 (1, 3)	K		2B				2B			3	0	2	1	1	1	1								
Robby Hammock, R OBP: 0.325, SLG: 0.590 (8, 2)			G6-3		F9		G5-3		FC6-4	4	0	0	0	0	0	3								
Chad Moeller, R OBP: 0.386, SLG: 0.512 Tony Womack, L OBP: 0.253, SLG: 0.319 (8, 6)			L6				K		G6-4-3	4	1	1	0	0	1	2								
										0	0	0	0	0	0	0	AB 36 R 4 H 9 RBI 4 BB 3 SO 2 LOB 18 							
Inning Stats	R: 0 E: 0 K: 0 S: 9	H: 0 LOB: 0 BB: 0 P: 12	R: 0 E: 1 K: 1 S: 12	H: 0 LOB: 1 BB: 0 P: 16	R: 0 E: 0 K: 0 S: 12	H: 1 LOB: 2 BB: 1 P: 22	R: 1 E: 0 K: 0 S: 10	H: 2 LOB: 1 BB: 0 P: 17	R: 1 E: 0 K: 1 S: 12	H: 2 LOB: 2 BB: 1 P: 21	R: 0 E: 0 K: 1 S: 7	H: 1 LOB: 1 BB: 0 P: 12	R: 2 E: 0 K: 0 S: 15	H: 3 LOB: 1 BB: 0 P: 18	R: 0 E: 0 K: 0 S: 6	H: 0 LOB: 0 BB: 1 P: 12		R: 0 E: 0 K: 0 S: 5	H: 0 LOB: 0 BB: 0 P: 8	1B: 4 2B: 5 3B: 0 HR: 0	SF: 0 SAC: 0 DP: 1 HBP: 0	WP: 0 PB: 0 SB: 2 CS: 0	PA: 39	
PITCHER	IP WLS BF H R ER SO BB IBB HBP BLK WP HR S P ERA WHIP																							
Darrell May, L ERA: 4.14 Les Walrod, L ERA: 3.39 D.J. Carrasco, R ERA: 3.67 Mike MacDougal, R ERA: 2.93	(1, 1) (7, 1) (8, 1) (9, 1)	6.2 0.2 0.2 1.0	L 3 1 3	32 0 0 0	H 9 R 4 ER 4 SO 2	BB 2 IBB 0 HBP 0 BLK 0	WP 0 HR 0 S 75 P 116	ERA 5.40 WHIP 1.650																

Batter	1	2	3	4	5	6	7	8	9	AB	R	H	RBI	BB	SO	LOB	BOTTOM					
Desi Relaford, S OBP: 0.349, SLG: 0.423 (1, 4)	E4 29 1B 29 S	F9		F8		K			L9	5	1	0	0	0	1	3	Arizona Diamondbacks @ Kansas City Royals Kauffman Stadium, Kansas City, MO Wed Jun 11 2003, 7:05 PM CDT Att: 15,165 - Sunny - 82 F livebaseballscorecards.com					
Joe Randa, R OBP: 0.306, SLG: 0.408 (1, 5)	P6	F8		G6-3		G2-3			1B BB	4	1	0	0	1	0	4						
29 Mike Sweeney, R OBP: 0.433, SLG: 0.518 (1, 10)	BB 1B 1-3		G5-3	P4			G4-3		K	5	0	1	0	0	1	1						
Raul Ibanez, L OBP: 0.331, SLG: 0.447 (9, 3)	L6		G3		F7		FC4 1B		1B 1B	5	0	2	0	0	0	2						
Carlos Beltrán, S OBP: 0.396, SLG: 0.530 (1, 8)	BB 1B		E S 1B	G3		G3	FC4		1B	5	1	3	2	0	0	1						
Michael Tucker, L OBP: 0.313, SLG: 0.437 (9, 7)	FC5-4 BB		1B E BB	K		K	L3		K	3	0	0	0	2	2	3						
Ken Harvey, R OBP: 0.277, SLG: 0.358 Mendy López, R OBP: 0.286, SLG: 0.341 Aaron Guiel, L OBP: 0.368, SLG: 0.632 (9, 9)	FC5-4		E5 1B			G3 1B		K		2	0	0	0	0	0	5						
Brent Mayne, L OBP: 0.317, SLG: 0.393 (1, 2)		F7		FC6-4 1B		G3		G1-3		4	0	1	1	0	0	1						
4 Angel Berroa, R OBP: 0.326, SLG: 0.430 (1, 6)			FC6-4			HBP		G5-3		3	0	1	0	0	0	3						
Inning Stats	R: 1 E: 1 K: 0 S: 11	H: 2 LOB: 3 BB: 1 P: 21	R: 0 E: 0 K: 0 S: 8	H: 1 LOB: 0 BB: 0 P: 13	R: 1 E: 1 K: 0 S: 18	H: 2 LOB: 3 BB: 1 P: 29	R: 0 E: 0 K: 0 S: 6	H: 0 LOB: 0 BB: 0 P: 8	R: 0 E: 0 K: 1 S: 7	H: 0 LOB: 0 BB: 0 P: 8	R: 0 E: 0 K: 1 S: 12	H: 1 LOB: 1 BB: 0 P: 15	R: 0 E: 0 K: 0 S: 9	H: 1 LOB: 1 BB: 0 P: 11	R: 0 E: 0 K: 1 S: 8	H: 0 LOB: 0 BB: 0 P: 13	R: 1 E: 0 K: 2 S: 17	H: 2 LOB: 2 BB: 1 P: 25	1B: 9 2B: 0 3B: 0 HR: 0	SF: 0 SAC: 0 DP: 0 HBP: 1	WP: 0 PB: 0 SB: 3 CS: 0	PA: 42
PITCHER	IP WLS BF H R ER SO BB IBB HBP BLK WP HR S P ERA WHIP																					
Andrew Good, R ERA: 4.07 Eddie Ortopesa, L ERA: 3.38 Oscar Villarreal, R ERA: 2.83 Jose Valverde, R ERA: 4.5	(1, 1) (7, 1) (8, 1) (9, 1)	6.0 1.0 1.0 1.0	W 29 H 4 H 3 S 6	R 1 R 0 R 2 R 1	ER 0 ER 0 ER 0 ER 1	SO 2 SO 0 SO 1 SO 2	BB 2 BB 0 BB 0 BB 1	IBB 0 IBB 0 IBB 0 IBB 0	HBP 1 HBP 0 HBP 0 HBP 0	BLK 0 BLK 0 BLK 0 BLK 0	WP 0 WP 0 WP 0 WP 0	HR 0 HR 9 HR 8 HR 17	S 62 S 9 S 13 S 25	P 94 P 11 P 13 P 25	ERA 0.00 ERA 0.00 ERA 0.00 ERA 9.00	WHIP 1.333 WHIP 1.000 WHIP 0.000 WHIP 3.000						

Batter	1	2	3	4	5	6	7	8	9	AB	R	H	RBI	BB	SO	LOB	TOP		
Marquis Grissom, R OBP: 0.337, SLG: 0.492	G5-3		G5-3	BB BB		G6-3		E6		4	0	0	0	1	0	0	San Francisco Giants @ Kansas City Royals Kauffman Stadium, Kansas City, MO Sat Jun 14 2003, 6:05 PM CDT Att: 38,261 - Cloudy - 82 F		
J.T. Snow, L OBP: 0.384, SLG: 0.421	G3		2B BB	BB BB			BB 1B BB	P4		2	2	0	0	3	0	1			
Ray Durham, S OBP: 0.430, SLG: 0.462			BB	BB			BB 1B	G2-3		4	1	2	1	1	1	3			
Barry Bonds, L OBP: 0.494, SLG: 0.669	F9		2B				1B 2B BB		1B G5-3 SF7 BB	2	2	0	0	3	1	1			
Benito Santiago, R OBP: 0.332, SLG: 0.466 Yorvit Torrealba, R OBP: 0.334, SLG: 0.460		P4					K		G5-3	1	0	0	0	0	0	0			
Rich Aurilia, R OBP: 0.331, SLG: 0.421	F7						1B 2B		1B BB	4	2	3	2	1	0	0			
José Cruz Jr., S OBP: 0.466							1B 2B		1B BB	4	0	1	0	1	1	4			
Edgardo Alfonzo, R OBP: 0.298, SLG: 0.332							BB S 1B		SF7	4	0	2	4	0	2	1			
Marvin Benard, L OBP: 0.241, SLG: 0.265							F7		G1-3	5	0	0	0	0	1	4			
Inning Stats	R: 0 E: 0 K: 0 S: 8	H: 0 LOB: 1 BB: 1 P: 16	R: 0 E: 0 K: 1 S: 7	H: 0 LOB: 1 BB: 1 P: 17	R: 1 E: 0 K: 2 S: 13	H: 1 LOB: 2 BB: 2 P: 26	R: 1 E: 1 K: 1 S: 11	H: 2 LOB: 3 BB: 2 P: 26	R: 0 E: 0 K: 1 S: 7	H: 0 LOB: 0 BB: 0 P: 10	R: 4 E: 0 K: 2 S: 14	H: 3 LOB: 1 BB: 2 P: 28	R: 0 E: 1 K: 0 S: 9	H: 0 LOB: 0 BB: 0 P: 14	R: 1 E: 0 K: 0 S: 11	H: 1 LOB: 2 BB: 2 P: 22	1B: 5 2B: 3 3B: 0 HR: 0	SF: 1 SAC: 0 DP: 0 HBP: 0	WP: 0 PA: 45 PB: 0 CS: 1
PITCHER	IP WLS BF H R ER SO BB IBB HBP BLK WP HR S P ERA WHIP																		
D.J. Carrasco, R ERA: 3.76	4.0																		
Les Wairond, L ERA: 7.71	2.0	L	10	2	3	3	2	2	0	0	0	0	0	0	23	42	13.50	2.000	
Sean Lowe, R ERA: 4.56	2.0		8	2	1	1	2	0	0	0	0	0	0	18	27	4.50	1.000		
Nate Field, R ERA: 9.0	1.0		6	1	1	1	0	2	0	0	0	0	0	11	22	9.00	3.000		

Batter	1	2	3	4	5	6	7	8	9	AB	R	H	RBI	BB	SO	LOB	BOTTOM				
Desi Relaford, S OBP: 0.347, SLG: 0.429	K		K			29 HR BB	F7		1B	4	1	1	0	1	2	1	San Francisco Giants @ Kansas City Royals Kauffman Stadium, Kansas City, MO Sat Jun 14 2003, 6:05 PM CDT Att: 38,261 - Cloudy - 82 F				
Joe Randa, R OBP: 0.306, SLG: 0.419	G5-3		G6-3			F8		1B 1B	SF8	4	0	1	1	0	0	2					
29 Mike Sweeney, R OBP: 0.432, SLG: 0.527	G1-3					HR		K	G5-3	5	1	1	2	0	1	3					
Raul Ibanez, L OBP: 0.327, SLG: 0.443		F8				P4-6 2B		K		4	0	1	0	0	1	1					
Ken Harvey, R OBP: 0.281, SLG: 0.358		K2-3				G3-1		1B 1B		3	0	1	0	1	1	0					
Mendy López, R OBP: 0.295, SLG: 0.349 Brent Abernathy, R OBP: 0.077, SLG: 0.040 Aaron Guiel, L OBP: 0.348, SLG: 0.565 Carlos Beltrán, S OBP: 0.396, SLG: 0.526						G6-3	P4-6	K		2	0	1	0	0	0	0					
Michael Tucker, L OBP: 0.319, SLG: 0.447						F7		G3	1B 1B SF8 BB	3	1	0	0	1	0	1					
4 Angel Berroa, R OBP: 0.336, SLG: 0.451									K	3	1	2	1	1	1	1					
Mike DiFelice, R OBP: 0.326, SLG: 0.448			B3			F9		K	SF8 1B	4	0	1	0	0	1	2					
Inning Stats	R: 0 E: 0 K: 1 S: 8	H: 0 LOB: 0 BB: 0 P: 13	R: 0 E: 0 K: 1 S: 10	H: 1 LOB: 1 BB: 0 P: 15	R: 0 E: 0 K: 1 S: 9	H: 1 LOB: 1 BB: 0 P: 13	R: 0 E: 0 K: 0 S: 6	H: 0 LOB: 0 BB: 0 P: 11	R: 0 E: 0 K: 0 S: 5	H: 0 LOB: 1 BB: 1 P: 10	R: 2 E: 0 K: 0 S: 9	H: 2 LOB: 1 BB: 2 P: 18	R: 1 E: 0 K: 1 S: 12	H: 1 LOB: 0 BB: 0 P: 15	R: 0 E: 0 K: 3 S: 16	H: 2 LOB: 2 BB: 0 P: 23	R: 1 E: 0 K: 1 S: 14	H: 2 LOB: 1 BB: 1 P: 21	1B: 5 2B: 3 3B: 0 HR: 2	SF: 1 SAC: 0 DP: 1 HBP: 0	WP: 0 PA: 39 PB: 0 CS: 0
PITCHER	IP WLS BF H R ER SO BB IBB HBP BLK WP HR S P ERA WHIP																				
Damian Moss, L ERA: 4.41	6.1																				
Joe Nathan, R ERA: 3.47	0.2	H	2	0	0	0	1	0	0	0	0	7	8	0.00	0.000						
Felix Rodriguez, R ERA: 4.31	0.2	H	4	2	0	0	2	0	0	0	0	13	20	0.00	3.000						
Scott Eyre, L ERA: 3.81	0.1	H	2	0	1	1	1	1	0	0	0	4	8	27.00	3.000						
Tim Worrell, R ERA: 1.49	1.0		5	2	0	0	1	0	0	0	0	13	16	0.00	2.000						

Batter	1	2	3	4	5	6	7	8	9	AB	R	H	RBI	BB	SO	LOB	TOP								
Jacque Jones, L (1, 7) OBP: 0.325, SLG: 0.480	2-1 G1-3		0-0 F8			3-2 G4-3	1-3 K		0-2 1B	5	1	1	0	0	1	2									
Cristian Guzman, S (1, 6) OBP: 0.298, SLG: 0.373	0-2 F7			1-0 P6		4-0 CS BB		0-1 E6	0-0 1B	4	2	1	0	1	0	0									
Corey Koskie, L (1, 5) OBP: 0.390, SLG: 0.444	2-2 G3			1-0 F7		3-3 K		0-0 20 HR	3-2 1B	5	2	2	1	0	1	1									
Matthew LeCroy, R (1, 10) OBP: 0.336, SLG: 0.500 Tom Prince, R (9, PR) OBP: 0.355, SLG: 0.360		2-2 1B		1-0 1B			3-3 K	0-2 F9	2-2 F9	5	0	3	2	0	1	2									
Tori Hunter, R (1, 8) OBP: 0.327, SLG: 0.420 20 Lew Ford, R (7, PH) OBP: 0.550, SLG: 0.944		1-3 K			0-1 FC1-5		2-2 1B	2-1 1B	4-2 G4-6-3	2	0	1	0	0	1	1									
Doug Mientkiewicz, L (1, 3) OBP: 0.364, SLG: 0.492	1 SAFE F8	1-1 F8		2-2 G3	2-2 FC1-5		0-0 1B	0-0 2B	0-0 F9	5	1	3	0	0	0	3									
Dustan Mohr, R (1, 9) OBP: 0.326, SLG: 0.478		2-3 K			0-0 FC1-5		4-2 G3	1-0 2B	0-0 G4-6-3	4	0	1	0	1	1	6									
A.J. Pierzynski, L (1, 2) OBP: 0.336, SLG: 0.490			2-1 G4-3		2-1 G3		3-2 G3	0-0 F8		4	0	1	1	0	0	4									
Luis Rivas, R (1, 4) OBP: 0.308, SLG: 0.337 Bobby Kielty, S (7, PH) OBP: 0.372, SLG: 0.440 Denny Hocking, S (7, 4) OBP: 0.196, SLG: 0.222 33 Justin Morneau, L (8, PH) OBP: 0.364, SLG: 0.381			0-2 L6		1-2 G6-3		1-2 G3	0-2 G3-1		2	0	0	0	0	0	2									
Inning Stats	R: 0 E: 0 K: 0 S: 9	H: 0 LOB: 0 BB: 0 P: 13	R: 0 E: 0 K: 2 S: 11	H: 1 LOB: 1 BB: 0 P: 17	R: 0 E: 0 K: 0 S: 6	H: 0 LOB: 0 BB: 0 P: 8	R: 0 E: 0 K: 0 S: 3	H: 1 LOB: 1 BB: 0 P: 6	R: 0 E: 0 K: 0 S: 12	H: 2 LOB: 2 BB: 0 P: 17	R: 0 E: 0 K: 1 S: 9	H: 0 LOB: 1 BB: 1 P: 19	R: 0 E: 0 K: 2 S: 25	H: 3 LOB: 2 BB: 1 P: 39	R: 3 E: 1 K: 0 S: 15	H: 4 LOB: 2 BB: 1 P: 18	R: 3 E: 0 K: 0 S: 18	H: 4 LOB: 2 BB: 1 P: 27	1B: 11 2B: 4 3B: 0 HR: 1	SF: 0 SAC: 0 DP: 2 HBP: 0	WP: 0 PB: 0 SB: 0 CS: 1	PA: 43			
PITCHER	IP	WLS	BF	H	R	ER	SO	BB	IBB	HBP	BLK	WP	HR	S	P	ERA	WHIP								
Darrell May, L (1, 1) ERA: 4.04	6.1		26	7	2	2	4	2	0	0	0	0	0	70	112	2.84	1.421								
Sean Lowe, R (7, 1) ERA: 5.04	1.1		9	4	3	2	1	0	0	0	0	0	1	17	22	13.50	3.000								
Jason Grimsley, R (8, 1) ERA: 3.92	0.1	H	1	0	0	0	0	0	0	0	0	0	0	3	3	0.00	0.000								
Mike MacDougal, R (9, 1) ERA: 3.52	1.0	W	7	4	3	3	0	1	0	0	0	0	0	18	27	27.00	5.000								

Minnesota Twins @ Kansas City Royals
Kauffman Stadium, Kansas City, MO

AB 40
R 8
H 15
RBI 8
BB 3
SO 5
LOB 25



WP: 0 PA: 43
PB: 0
SB: 0
CS: 1

Mon Jun 16 2003, 7:05 PM CDT
Att: 13,442 - Sunny - 82 F

Batter	1	2	3	4	5	6	7	8	9	AB	R	H	RBI	BB	SO	LOB	BOTTOM								
Michael Tucker, L (1, 7) OBP: 0.324, SLG: 0.448	0-2 F8		0-1 CS		2-2 29 HR	4-0 29 HR		2-1 L3		4	2	2	0	1	0	0									
Joe Randa, R (1, 5) OBP: 0.304, SLG: 0.414	1-2 L7		2-0 F8		2-2 29 HR	0-0 G3		1-3 K		5	1	1	1	0	1	3									
29 Mike Sweeney, R (1, 3) OBP: 0.438, SLG: 0.538	4-0 2B			2-1 G4-3	0-0 1B	0-1 1B		1-0 G6-3		4	2	2	5	1	0	0									
Carlos Beltrán, S (1, 8) OBP: 0.417, SLG: 0.534	0-0 1H			4-2 1B	1-0 S	4-2 2H		4-0 WP		2	2	2	1	3	0	0									
Raul Ibanez, L (1, 10) OBP: 0.324, SLG: 0.437	3-2 P2			1-1 1B	2-1 F7	1-2 G4-3		1-0 1B		5	0	2	1	0	0	4									
Aaron Guiel, L (1, 9) OBP: 0.406, SLG: 0.567			0-3 K		0-0 1B	2-1 F7		0-1 G1		4	0	1	1	0	1	1									
4 Angel Berroa, R (1, 6) OBP: 0.350, SLG: 0.482			3-3 K		1-3 K		0-0 SH1-3	2-1 G1-6-3		4	1	2	0	0	2	2									
Brent Mayne, L (1, 2) OBP: 0.314, SLG: 0.378		2-1 F7		0-0 G4-3		4-2 G3	4-2 SH1-3	1-2 BB		2	1	0	0	2	0	2									
Brent Abernathy, R (1, 4) OBP: 0.094, SLG: 0.065			2-2 G6-3		0-1 F9	0-0 SH1-3	3-2 G1-6-3			3	0	0	0	0	0	2									
Inning Stats	R: 1 E: 0 K: 0 S: 11	H: 1 LOB: 1 BB: 1 P: 19	R: 0 E: 0 K: 2 S: 9	H: 0 LOB: 0 BB: 0 P: 14	R: 0 E: 0 K: 0 S: 8	H: 1 LOB: 0 BB: 0 P: 12	R: 1 E: 0 K: 1 S: 12	H: 2 LOB: 1 BB: 1 P: 20	R: 3 E: 0 K: 0 S: 15	H: 4 LOB: 1 BB: 0 P: 24	R: 3 E: 0 K: 0 S: 12	H: 2 LOB: 2 BB: 3 P: 25	R: 0 E: 0 K: 1 S: 19	H: 1 LOB: 1 BB: 1 P: 28	R: 0 E: 0 K: 1 S: 6	H: 0 LOB: 0 BB: 0 P: 10	R: 1 E: 0 K: 0 S: 4	H: 1 LOB: 1 BB: 1 P: 10	1B: 9 2B: 2 3B: 0 HR: 1	SF: 0 SAC: 1 DP: 1 HBP: 0	WP: 1 PB: 0 SB: 1 CS: 1	PA: 41			
PITCHER	IP	WLS	BF	H	R	ER	SO	BB	IBB	HBP	BLK	WP	HR	S	P	ERA	WHIP								
Kyle Lohse, R (1, 1) ERA: 3.23	5.0		24	8	5	5	3	2	0	0	0	0	0	55	89	9.00	2.000								
Tony Fiore, R (6, 1) ERA: 5.5	2.0		12	3	3	3	0	3	1	0	0	0	0	31	53	13.50	3.000								
Micheal Nakamura, R (8, 1) ERA: 4.78	1.0		3	0	0	0	1	0	0	0	0	0	0	6	10	0.00	0.000								
Eddie Guardado, L (9, 1) ERA: 2.83	0.0	L	2	1	1	1	0	1	0	0	0	1	0	4	10	*	*								

Minnesota Twins @ Kansas City Royals
Kauffman Stadium, Kansas City, MO

AB 33
R 9
H 12
RBI 9
BB 7
SO 4
LOB 14



WP: 1 PA: 41
PB: 0
SB: 1
CS: 1

Mon Jun 16 2003, 7:05 PM CDT
Att: 13,442 - Sunny - 82 F

Batter	1	2	3	4	5	6	7	8	9	AB	R	H	RBI	BB	SO	LOB	TOP								
20 Lew Ford, R OBP: 0.538, SLG: 0.818 (1.7)										4	1	1	0	2	0	2	Minnesota Twins @ Kansas City Royals Kauffman Stadium, Kansas City, MO Tue Jun 17 2003, 7:05 PM CDT Att: 16,359 - Cloudy - 80 F								
Denny Hocking, S OBP: 0.230, SLG: 0.259 (1.6)									4	0	2	1	1	0	0										
Corey Koskie, L OBP: 0.394, SLG: 0.444 (1.5)									2	0	1	1	2	1	0										
Matthew LeCroy, R OBP: 0.333, SLG: 0.489 (1.3)									3	0	0	0	1	1	6										
Doug Mientkiewicz, L OBP: 0.364, SLG: 0.492 (6.3)									0	0	0	0	0	0	0										
33 Justin Morneau, L OBP: 0.331, SLG: 0.545 (8.3)									1	1	1	1	0	0	0										
Tori Hunter, R OBP: 0.322, SLG: 0.412 (1.8)									5	0	0	0	0	0	2										
Bobby Kielty, S OBP: 0.373, SLG: 0.435 (1.10)										4	1	1	0	1	1	0									
Dustan Mohr, R OBP: 0.333, SLG: 0.500 (1.9)										4	2	2	1	1	2	2									
Tom Prince, R OBP: 0.361, SLG: 0.467 (1.2)										5	1	2	2	0	1	2									
Luis Rivas, R OBP: 0.311, SLG: 0.347 (1.4)										4	1	1	1	1	0	2									
Inning Stats	R: 0 E: 0 K: 0 S: 8	H: 1 LOB: 1 BB: 0 P: 13	R: 0 E: 0 K: 1 S: 11	H: 0 LOB: 1 BB: 1 P: 21	R: 0 E: 0 K: 1 S: 13	H: 2 LOB: 3 BB: 2 P: 26	R: 0 E: 0 K: 1 S: 10	H: 1 LOB: 1 BB: 0 P: 16	R: 1 E: 0 K: 0 S: 14	H: 1 LOB: 2 BB: 2 P: 25	R: 2 E: 0 K: 1 S: 21	H: 3 LOB: 3 BB: 2 P: 36	R: 2 E: 0 K: 0 S: 8	H: 1 LOB: 1 BB: 2 P: 17	R: 1 E: 0 K: 1 S: 10	H: 1 LOB: 0 BB: 0 P: 15	R: 1 E: 1 K: 1 S: 17	H: 1 LOB: 1 BB: 0 P: 25	1B: 5 2B: 2 3B: 1 HR: 3	SF: 1 SAC: 0 DP: 0 HBP: 0	WP: 1 PB: 0 SB: 1 CS: 0	PA: 46			
PITCHER	IP	WLS	BF	H	R	ER	SO	BB	IBB	HBP	BLK	WP	HR	S	P	ERA	WHIP								
Jeremy Afeldt, L ERA: 4.11 (1.1)	5.0		24	5	1	1	3	5	0	0	0	1	0	56	101	1.80	2.000								
51 Kris Wilson, R ERA: 4.31 (6.1)	1.0	W	8	3	2	2	1	2	0	0	0	0	0	21	36	18.00	5.000								
Albie Lopez, R ERA: 10.23 (7.1)	2.0		10	2	3	3	1	2	0	0	0	0	2	18	32	13.50	2.000								
Jason Giffilan, R ERA: 6.75 (9.1)	1.0		5	1	1	1	1	0	0	0	0	0	1	17	25	9.00	1.000								

Batter	1	2	3	4	5	6	7	8	9	AB	R	H	RBI	BB	SO	LOB	BOTTOM								
Aaron Guiel, L OBP: 0.432, SLG: 0.531 (1.9)										2	2	0	0	2	0	1	Minnesota Twins @ Kansas City Royals Kauffman Stadium, Kansas City, MO Tue Jun 17 2003, 7:05 PM CDT Att: 16,359 - Cloudy - 80 F								
Joe Randa, R OBP: 0.306, SLG: 0.411 (1.5)										4	2	1	1	0	1	2									
29 Mike Sweeney, R OBP: 0.442, SLG: 0.542 (1.3)										4	2	2	2	1	0	1									
Carlos Beltrán, S OBP: 0.417, SLG: 0.528 (1.8)										4	2	1	1	1	2	2									
Raul Ibanez, L OBP: 0.329, SLG: 0.440 (1.7)										5	3	3	2	0	0	2									
Ken Harvey, R OBP: 0.294, SLG: 0.384 (1.10)										5	1	4	5	0	1	1									
4 Angel Berroa, R OBP: 0.344, SLG: 0.473 (1.6)										4	0	0	0	0	1	3									
Brent Mayne, L OBP: 0.318, SLG: 0.377 (1.2)										3	1	1	1	1	0	1									
Carlos Febles, R OBP: 0.286, SLG: 0.283 (1.4)										4	1	1	1	0	0	1									
Inning Stats	R: 0 E: 0 K: 0 S: 7	H: 0 LOB: 0 BB: 1 P: 12	R: 1 E: 0 K: 0 S: 8	H: 1 LOB: 1 BB: 1 P: 15	R: 0 E: 0 K: 2 S: 11	H: 1 LOB: 1 BB: 0 P: 14	R: 0 E: 0 K: 1 S: 8	H: 0 LOB: 0 BB: 0 P: 11	R: 12 E: 1 K: 1 S: 28	H: 9 LOB: 1 BB: 2 P: 45	R: 0 E: 0 K: 1 S: 12	H: 0 LOB: 1 BB: 1 P: 18	R: 1 E: 0 K: 0 S: 9	H: 2 LOB: 1 BB: 0 P: 18	1B: 9 2B: 4 3B: 0 HR: 0	SF: 0 SAC: 1 DP: 1 HBP: 2		WP: 0 PB: 1 SB: 0 CS: 0	PA: 43						
PITCHER	IP	WLS	BF	H	R	ER	SO	BB	IBB	HBP	BLK	WP	HR	S	P	ERA	WHIP								
Kenny Rogers, L ERA: 5.14 (1.1)	5.0	L	24	6	7	7	3	4	0	0	0	0	0	51	84	12.60	2.000								
Juan Rincon, R ERA: 3.41 (6.1)	0.1		1	0	0	0	0	0	0	0	0	0	0	2	2	0.00	0.000								
J.C. Romero, L ERA: 4.5 (6.1)	0.0		3	2	0	0	0	0	0	1	0	0	0	2	4	∞	∞								
Michael Nakamura, R ERA: 8.53 (6.1)	0.2		6	3	6	6	1	0	0	1	0	0	0	14	20	81.00	4.500								
LaTroy Hawkins, R ERA: 2.16 (7.1)	1.0		4	0	0	0	1	1	0	0	0	0	0	12	18	0.00	1.000								

AB	36
R	7
H	11
RBI	7
BB	9
SO	6
LOB	16



AB	35
R	14
H	13
RBI	13
BB	5
SO	5
LOB	14



Batter	1	2	3	4	5	6	7	8	9	AB	R	H	RBI	BB	SO	LOB	TOP				
Jacque Jones, L OBP: 0.322, SLG: 0.475	L9	F8				K		G3-6-1		5	0	1	1	0	1	3	Minnesota Twins @ Kansas City Royals Kauffman Stadium, Kansas City, MO Wed Jun 18 2003, 7:05 PM CDT Att: 21,581 - Sunny - 83 F				
Cristian Guzman, S OBP: 0.293, SLG: 0.366	F9		G5-3	G4-3		F8		G3		5	0	0	0	0	3						
Corey Koskie, L OBP: 0.397, SLG: 0.450	33 1B		G3			F7				4	2	2	0	1	0						
33 Justin Morneau, L OBP: 0.393, SLG: 0.519	FC5-4 2H 1B		G3			33 1B SF9		F8		5	0	2	1	0	1						
Tori Hunter, R OBP: 0.323, SLG: 0.417	FC5-4 1-2F					SF9 20 1B		1B 20 FC5-4		4	2	2	1	0	2						
Doug Mientkiewicz, L OBP: 0.364, SLG: 0.490						G3		FC5-4 2-2 1-2F		5	0	2	0	0	3						
20 Lew Ford, R OBP: 0.500, SLG: 0.731						G4-3 1B		FC5-4 FC6 1-2F		4	1	1	2	0	3						
A.J. Pierzynski, L OBP: 0.339, SLG: 0.500						G4-3		FC6 1-2F		4	1	2	0	0	2						
Denny Hocking, S OBP: 0.246, SLG: 0.262						1B		G6-3 3B 3-H		3	0	1	1	1	2						
Inning Stats	R: 1 E: 0 K: 0 S: 12	H: 2 LOB: 1 BB: 0 P: 18	R: 0 E: 0 K: 1 S: 12	H: 2 LOB: 2 BB: 0 P: 18	R: 0 E: 0 K: 0 S: 9	H: 0 LOB: 0 BB: 0 P: 13	R: 2 E: 0 K: 0 S: 15	H: 3 LOB: 2 BB: 1 P: 26	R: 1 E: 0 K: 1 S: 13	H: 2 LOB: 1 BB: 0 P: 21	R: 1 E: 0 K: 0 S: 10	H: 2 LOB: 1 BB: 0 P: 12	R: 0 E: 0 K: 1 S: 4	H: 1 LOB: 1 BB: 1 P: 8	R: 0 E: 0 K: 1 S: 11	H: 0 LOB: 1 BB: 1 P: 18	1B: 10 2B: 2 3B: 1 HR: 0	SF: 1 SAC: 0 DP: 1 HBP: 0	WP: 1 PB: 0 SB: 0 CS: 0	PA: 42	
PITCHER	IP	WLS	BF	H	R	ER	SO	BB	IBB	HBP	BLK	WP	HR	S	P	ERA	WHIP				
Chris George, L ERA: 6.53	5.0	W	26	10	5	5	1	1	0	0	0	0	0	65	102	9.00	2.200				
D.J. Carrasco, R ERA: 3.79	2.0	H	9	2	1	1	1	0	0	0	0	1	0	18	25	4.50	1.000				
Jason Grimsley, R ERA: 3.83	1.0	H	3	1	0	0	0	0	0	0	0	0	0	4	8	0.00	1.000				
Mike MacDougal, R ERA: 3.41	1.0	S	4	0	0	0	1	1	0	0	0	0	0	11	18	0.00	1.000				

Batter	1	2	3	4	5	6	7	8	9	AB	R	H	RBI	BB	SO	LOB	BOTTOM				
Desi Relaford, S OBP: 0.340, SLG: 0.416	L9		F8	S 2B	G3			K		5	1	1	0	0	1	2	Minnesota Twins @ Kansas City Royals Kauffman Stadium, Kansas City, MO Wed Jun 18 2003, 7:05 PM CDT Att: 21,581 - Sunny - 83 F				
Joe Randa, R OBP: 0.312, SLG: 0.419	F9		1B	1B	1B	G3-1		1B		5	2	3	1	0	0						
29 Mike Sweeney, R OBP: 0.440, SLG: 0.540			1B	2B				1B		1	0	0	0	0	1	0					
Aaron Guiel, L OBP: 0.415, SLG: 0.500	K		WP FC5-2 1B	P2		F8		F8		4	0	1	0	0	2						
Carlos Beltrán, S OBP: 0.426, SLG: 0.533		G3	FC5-2 2B WP	2B	1B	S 1B		1B		4	2	3	2	1	0						
Raul Ibanez, L OBP: 0.330, SLG: 0.437		FC6-4 4 E BB	FC5-2 2B 1B	G4-3		S 1B		F9		4	2	1	1	1	5						
Ken Harvey, R OBP: 0.296, SLG: 0.392		FC6-4 1B	1B	1B	2B	G4-3		G4-3		4	1	2	1	0	1						
Michael Tucker, L OBP: 0.327, SLG: 0.449		FC6-4 4 E	1B	1B	2B			K		4	0	2	2	0	1						
4 Angel Berroa, R OBP: 0.343, SLG: 0.467		E5	P2					P3		3	0	0	0	0	2						
Mike DiFelice, R OBP: 0.313, SLG: 0.429		P3						K		4	0	0	0	0	2						
Inning Stats	R: 0 E: 0 K: 1 S: 12	H: 0 LOB: 0 BB: 0 P: 16	R: 1 E: 1 K: 0 S: 13	H: 1 LOB: 2 BB: 1 P: 20	R: 4 E: 0 K: 0 S: 20	H: 5 LOB: 1 BB: 0 P: 26	R: 2 E: 0 K: 0 S: 16	H: 3 LOB: 1 BB: 0 P: 24	R: 0 E: 0 K: 1 S: 11	H: 1 LOB: 2 BB: 0 P: 18	R: 1 E: 0 K: 0 S: 15	H: 1 LOB: 1 BB: 1 P: 28	R: 0 E: 0 K: 2 S: 9	H: 0 LOB: 0 BB: 0 P: 13	R: 0 E: 0 K: 1 S: 12	H: 2 LOB: 2 BB: 0 P: 18	1B: 11 2B: 2 3B: 0 HR: 0	SF: 0 SAC: 0 DP: 0 HBP: 1	WP: 1 PB: 0 SB: 2 CS: 0	PA: 41	
PITCHER	IP	WLS	BF	H	R	ER	SO	BB	IBB	HBP	BLK	WP	HR	S	P	ERA	WHIP				
Rick Reed, R ERA: 4.97	3.2	L	22	9	7	6	1	1	0	0	0	0	0	59	82	14.73	2.727				
Juan Rincon, R ERA: 3.45	2.1		11	2	1	1	1	1	0	1	0	0	0	28	50	3.86	1.286				
Johan Santana, L ERA: 2.24	2.0		8	2	0	0	3	0	0	0	0	0	0	21	31	0.00	1.000				

AB	39
R	6
H	13
RBI	6
BB	2
SO	3
LOB	20

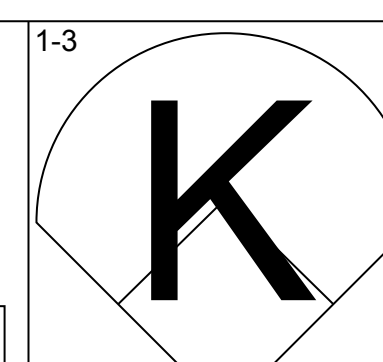
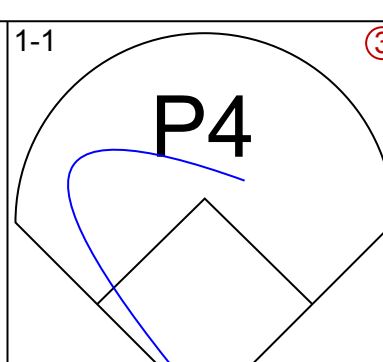
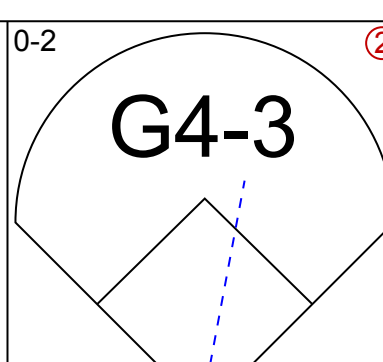
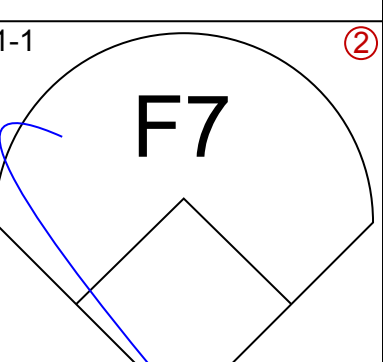
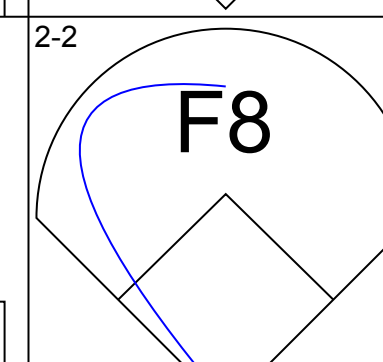
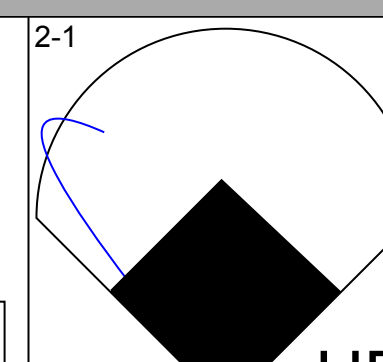
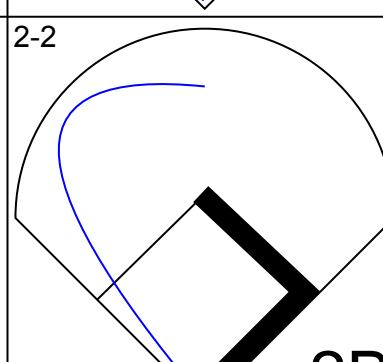
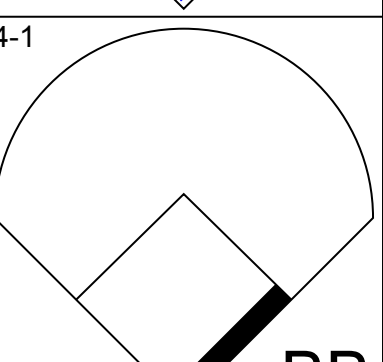
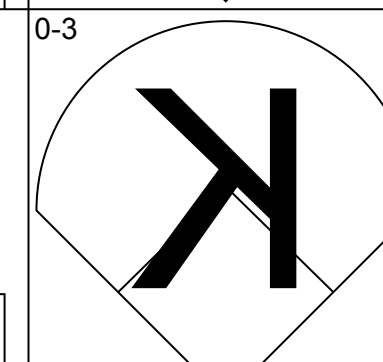
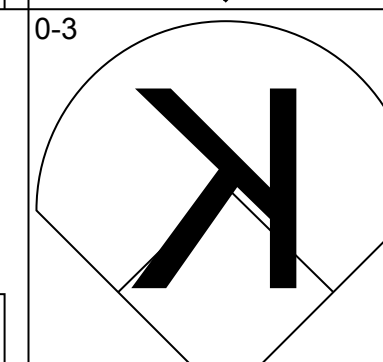
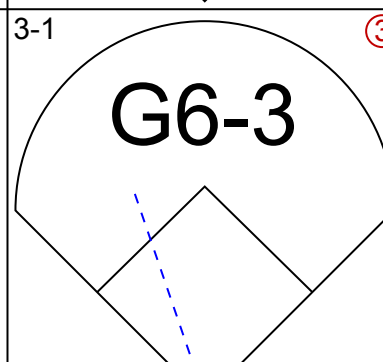
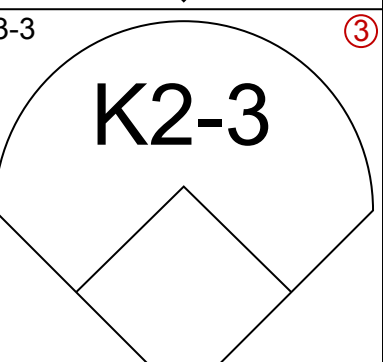
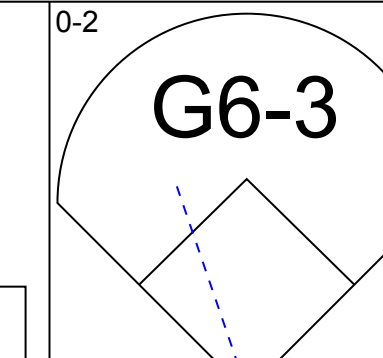
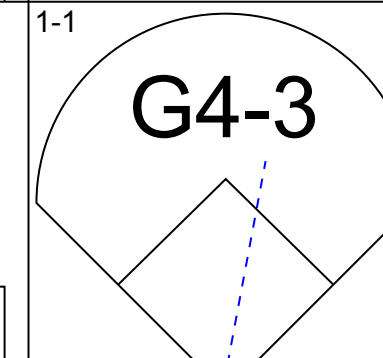
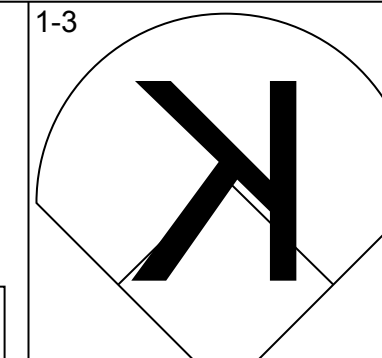
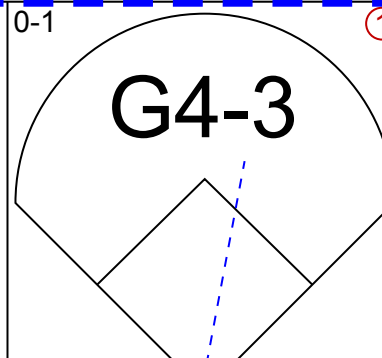
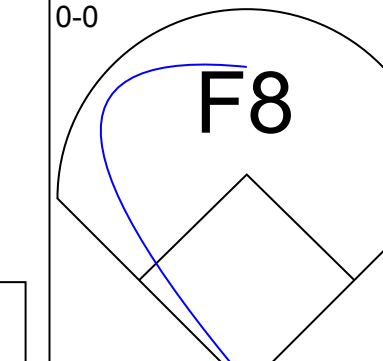
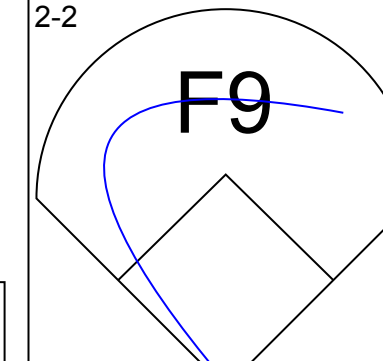
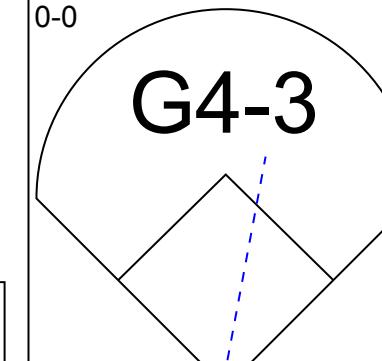
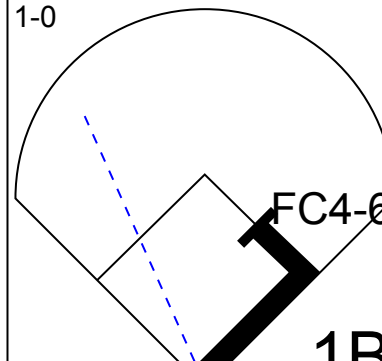
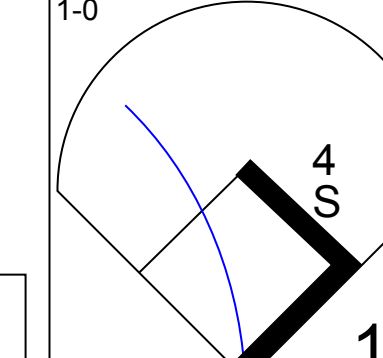
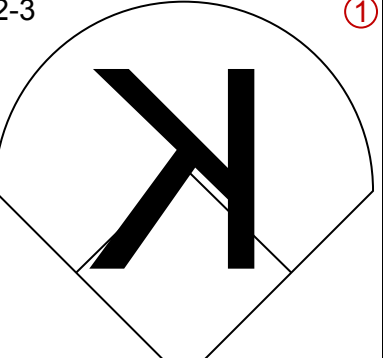
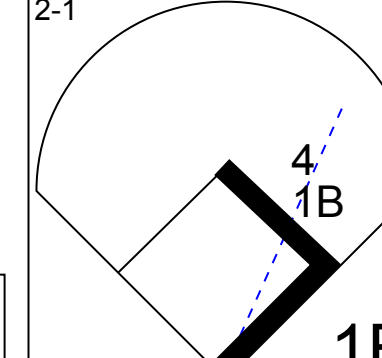
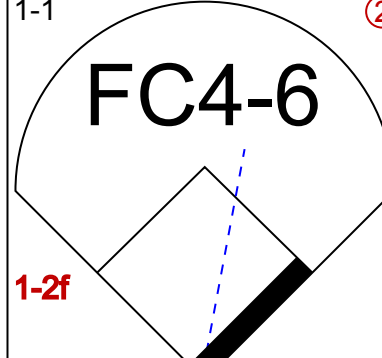
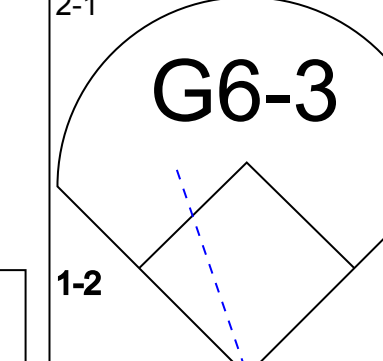
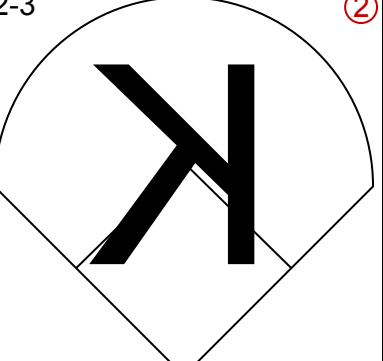
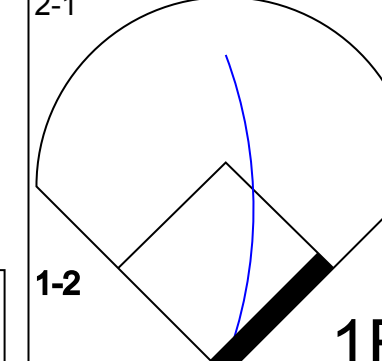
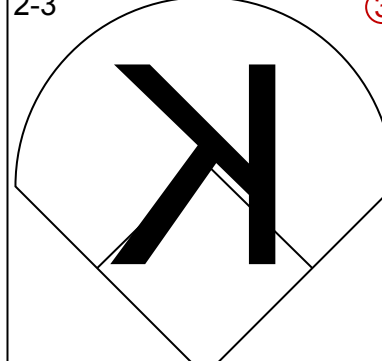
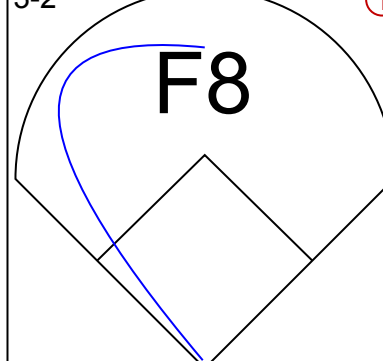
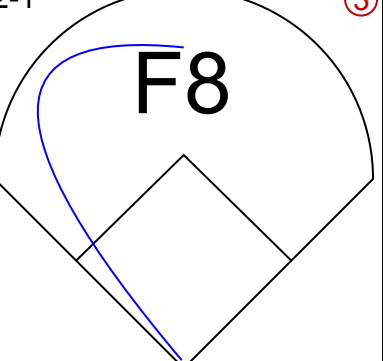
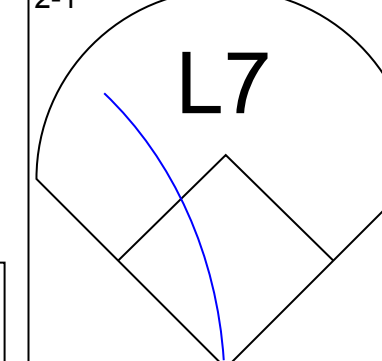
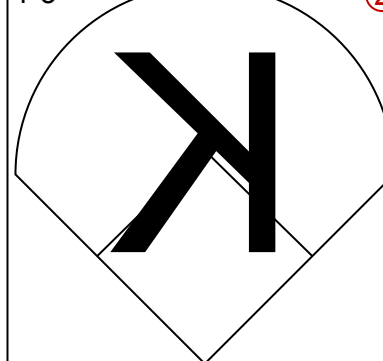
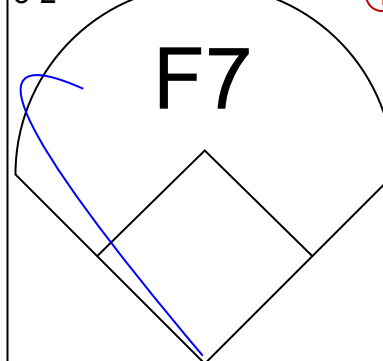
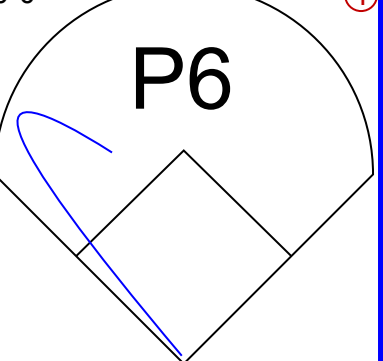


AB	38
R	8
H	13
RBI	7
BB	2
SO	5
LOB	18



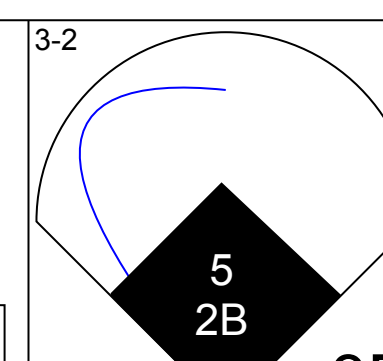
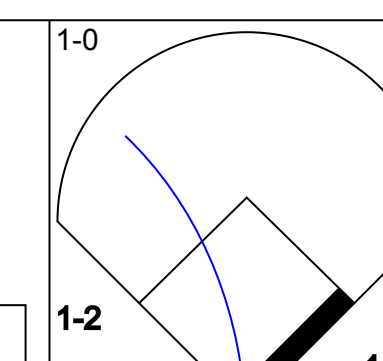
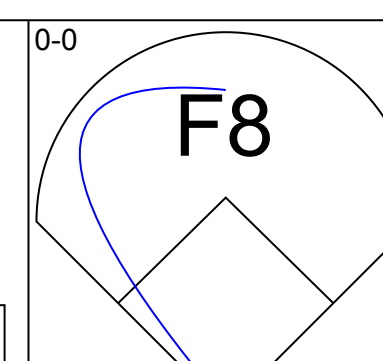
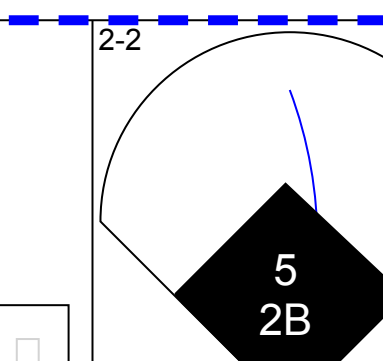
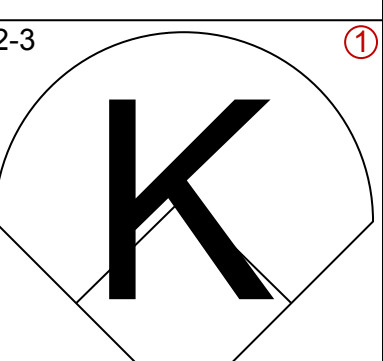
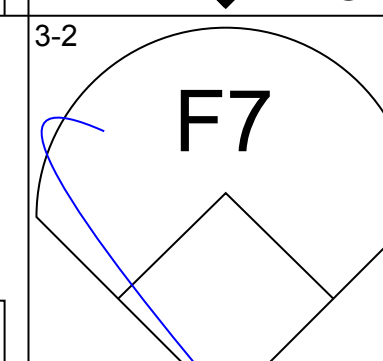
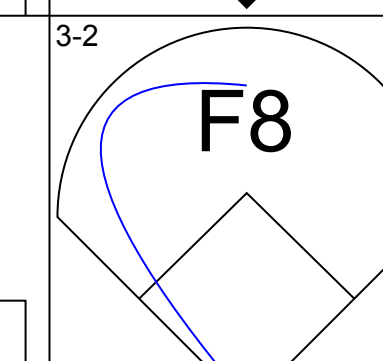
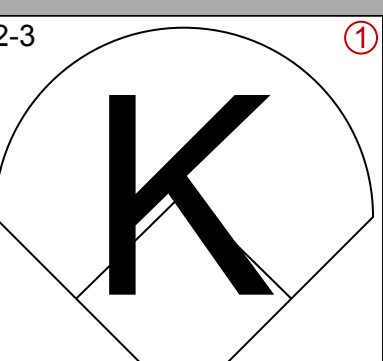
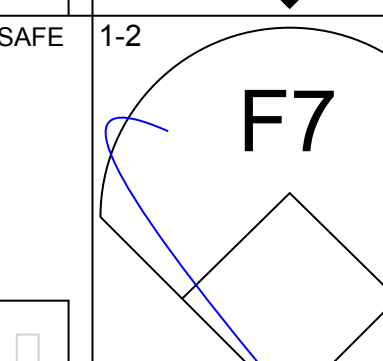
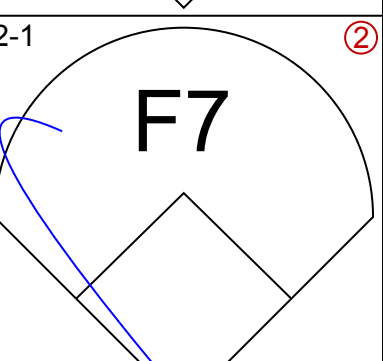
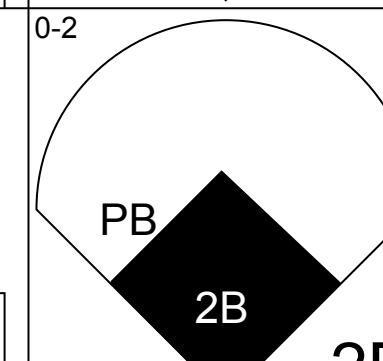
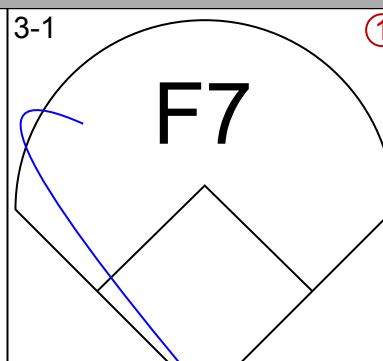
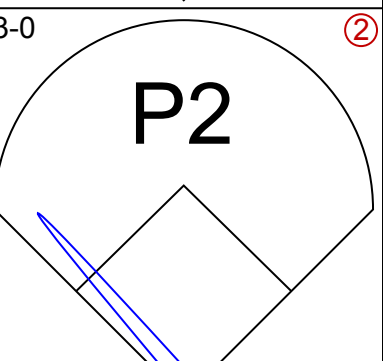
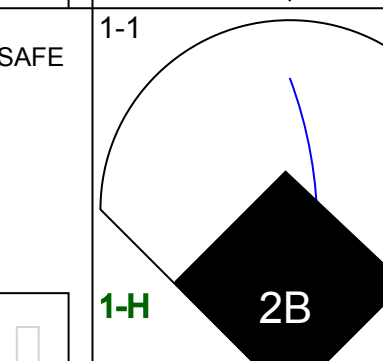
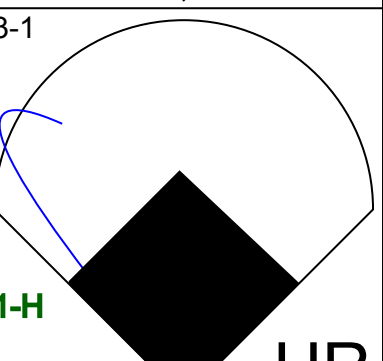
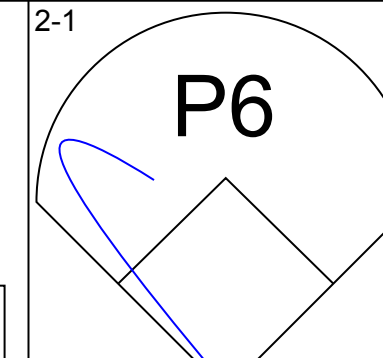
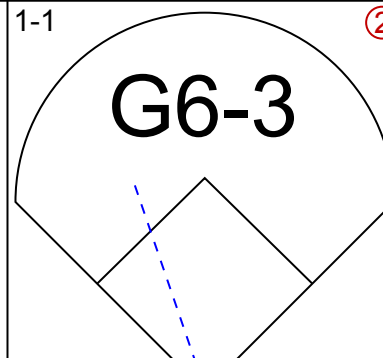
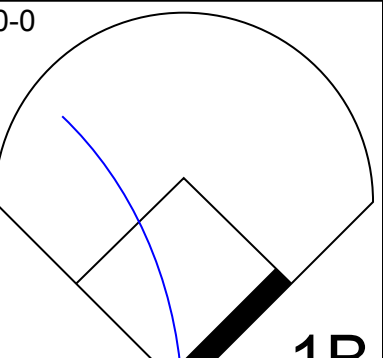
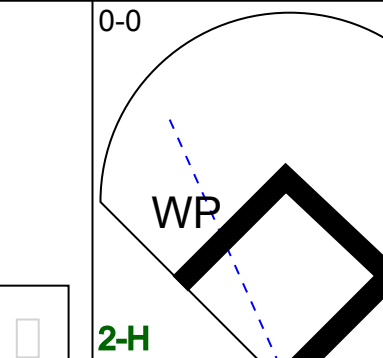
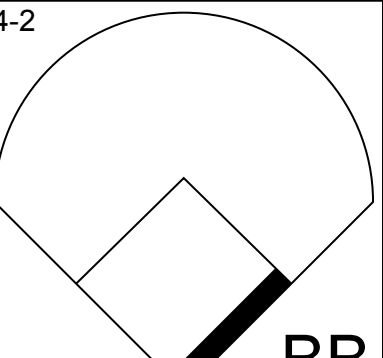
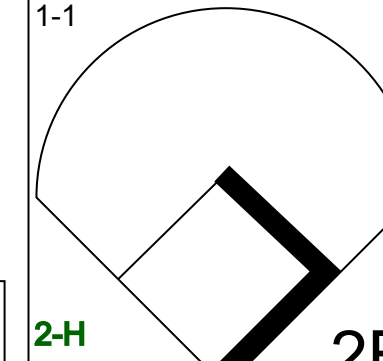
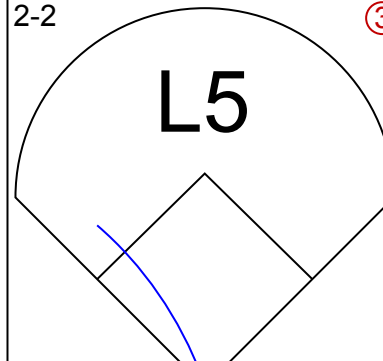
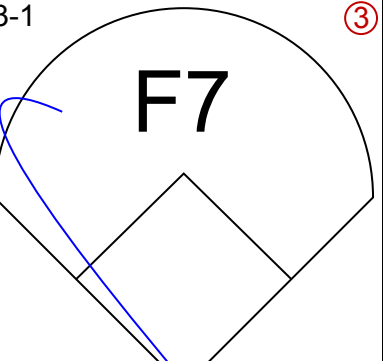
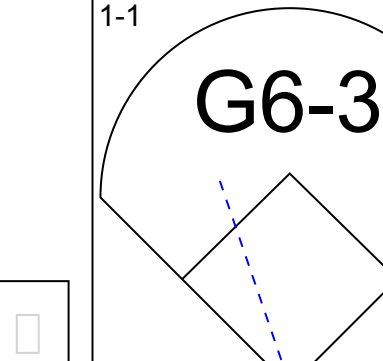
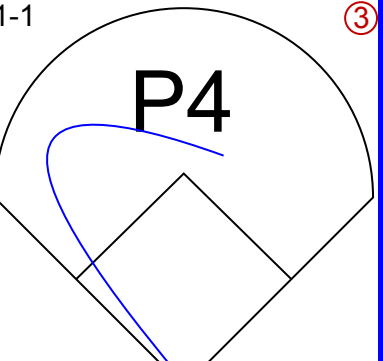
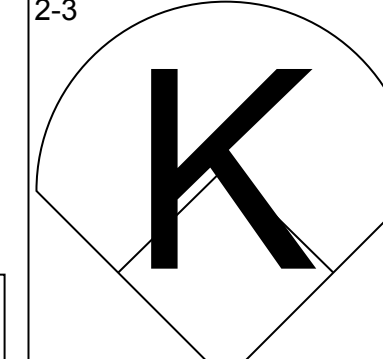
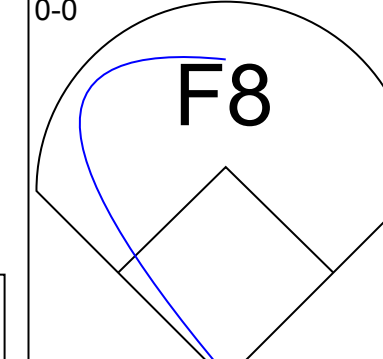
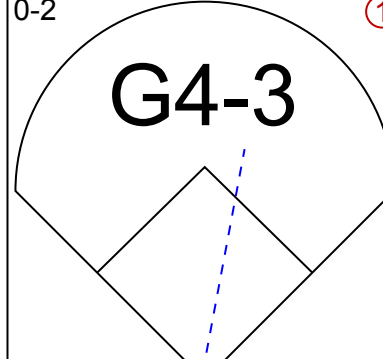
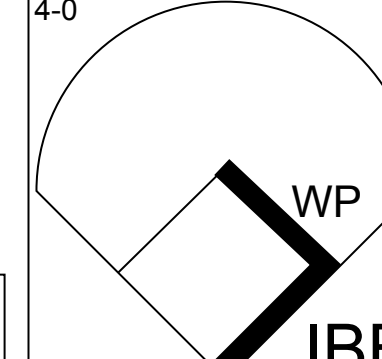
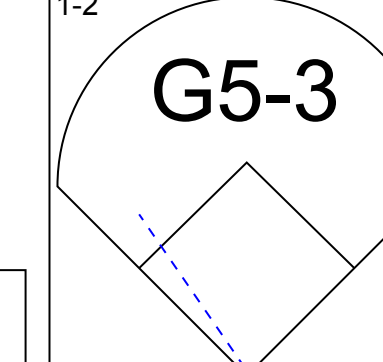
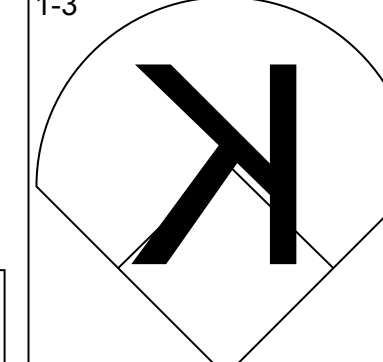
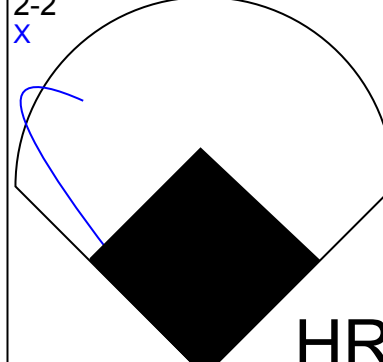
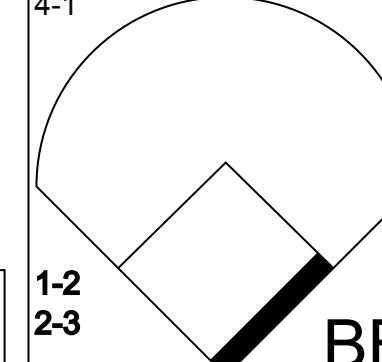
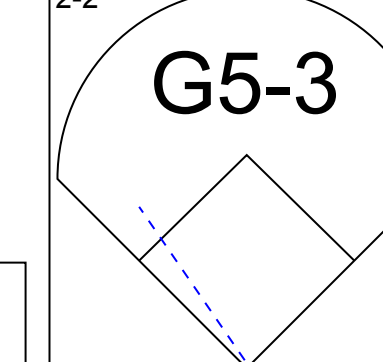
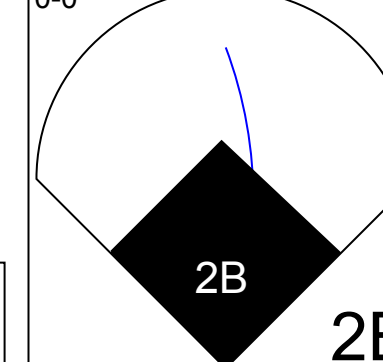
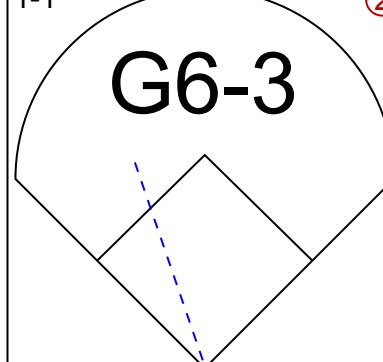
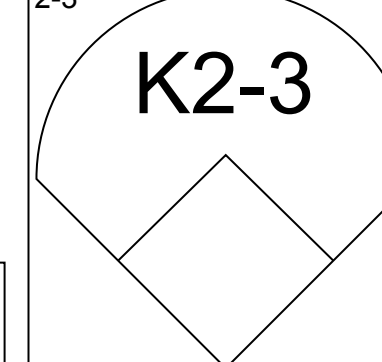
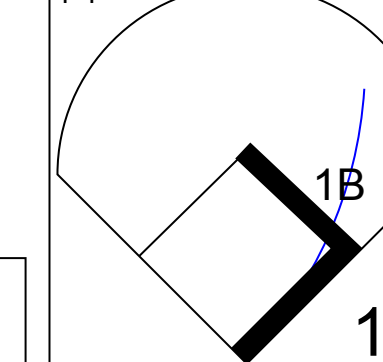
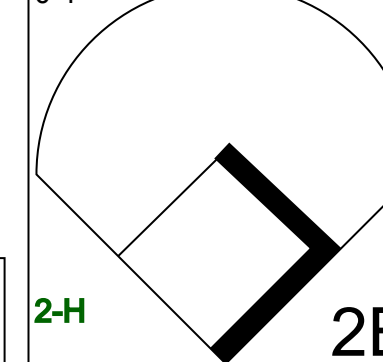
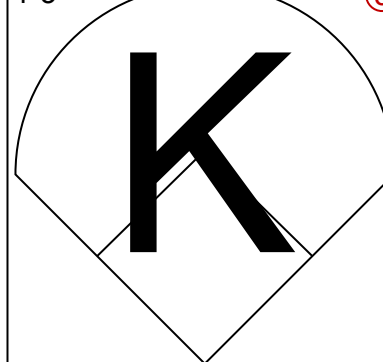
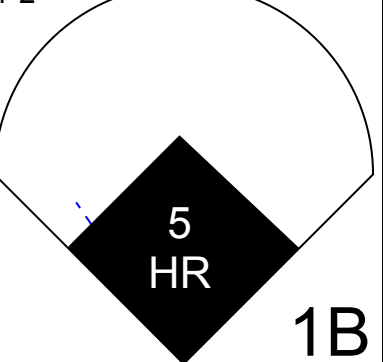
Batter	1	2	3	4	5	6	7	8	9	AB	R	H	RBI	BB	SO	LOB	TOP										
Desi Relaford, S OBP: 0.352, SLG: 0.439	0-1 HR	1-2 P3			0-2 2B 1B	4-1 BB		2-1 1B		4	3	3	1	1	0	2	Kansas City Royals @ St. Louis Cardinals Busch Stadium, St. Louis, MO Fri Jun 20 2003, 7:10 PM CDT Att: 38,226 - Cloudy - 79 F										
Joe Randa, R OBP: 0.303, SLG: 0.407	0-3 K		1-1 F8		0-1 G1-3	0-1 G4-6-3		2-3 K		5	0	0	0	0	2	5											
Carlos Beltrán, S OBP: 0.422, SLG: 0.524	4-2 BB		1-1 G6-3		4-1 2B HBP		2-0 F9	1-3 K		3	1	0	0	1	1	1											
Raul Ibanez, L OBP: 0.340, SLG: 0.450	0-0 F7		1-2 2B		2-0 2B		1-2 HR	4-0 1B IBB		4	2	3	3	1	0	1											
Ken Harvey, R OBP: 0.304, SLG: 0.411	1-2 F9		1-3 K		0-2 2B		0-2 HR	3-1 1B		5	1	3	4	0	1	2											
Michael Tucker, L OBP: 0.327, SLG: 0.443		1-0 1B		0-0 F8	1-3 K		0-0 4 HR	1-3 K		5	1	2	0	0	2	3											
4 Angel Berroa, R OBP: 0.342, SLG: 0.476		0-0 B1		1-3 K	3-3 K		0-0 HR	3-2 F9		5	1	1	2	0	2	2											
Brent Mayne, L OBP: 0.321, SLG: 0.373		3-2 1B		0-2 F9		1-2 SH1-4 1B	3-2 G6-3	0-0 G4-3		5	0	2	0	0	0	0											
Jose Lima, R OBP: 0.265, SLG: 0.350		2-1 B2		0-1 G1-3 2B	0-0 SH1-4 1B		0-1 L4	1-2 F8		2	1	1	0	0	0	2											
Inning Stats	R: 1 E: 0 K: 1 S: 11	H: 1 LOB: 1 BB: 1 P: 16	R: 0 E: 0 K: 0 S: 11	H: 2 LOB: 2 BB: 0 P: 18	R: 0 E: 0 K: 1 S: 13	H: 1 LOB: 1 BB: 0 P: 17	R: 0 E: 0 K: 1 S: 9	H: 0 LOB: 0 BB: 0 P: 10	R: 4 E: 0 K: 2 S: 18	H: 4 LOB: 1 BB: 1 P: 28	R: 0 E: 0 K: 0 S: 11	H: 1 LOB: 1 BB: 1 P: 16	R: 4 E: 0 K: 0 S: 18	H: 4 LOB: 2 BB: 0 P: 24	R: 1 E: 0 K: 3 S: 13	H: 2 LOB: 2 BB: 1 P: 26		R: 0 E: 0 K: 0 S: 9	H: 0 LOB: 0 BB: 0 P: 13	1B: 9 2B: 3 3B: 0 HR: 3	SF: 0 SAC: 1 DP: 1 HBP: 1	WP: 0 PA: 45 PB: 0 SB: 1 CS: 0					
PITCHER	IP	WLS	BF	H	R	ER	SO	BB	IBB	HBP	BLK	WP	HR	S	P	ERA	WHIP										
Matt Morris, R ERA: 3.64	5.0	L	25	8	5	5	5	1	0	1	0	0	1	62	89	9.00	1.800										
Jeff Fassero, L ERA: 6.49	1.1		9	5	4	4	0	1	0	0	0	0	2	20	28	27.00	4.500										
Kiko Calero, R ERA: 3.06	1.2		8	2	1	1	3	0	1	0	0	0	0	22	38	5.40	1.200										
Esteban Yan, R ERA: 7.57	1.0		3	0	0	0	0	0	0	0	0	0	0	9	13	0.00	0.000										

Batter	1	2	3	4	5	6	7	8	9	AB	R	H	RBI	BB	SO	LOB	BOTTOM												
Eduardo Perez, R OBP: 0.384, SLG: 0.477	0-0 BB		0-3 K		0-2 P3	2-2 L5		1-0 1B 2B		5	0	1	0	0	1	2	Kansas City Royals @ St. Louis Cardinals Busch Stadium, St. Louis, MO Fri Jun 20 2003, 7:10 PM CDT Att: 38,226 - Cloudy - 79 F												
J.D. Drew, L OBP: 0.382, SLG: 0.594	4-2 G4-3		2-2 G4-3		3-2 F7		4-2 15 1B BB	2-0 5 FC6-4 1B		3	1	1	0	2	0	1													
5 Albert Pujols, R OBP: 0.443, SLG: 0.705	1-0 P3		3-1 G6-3		2-1 G6-3		0-2 F8	2-2 FC6-4		5	0	0	0	0	0	6													
15 Jim Edmonds, L OBP: 0.405, SLG: 0.647	3-2 G4-3			2-0 F7		4-1 WP G4-3 1B BB	2-1 1B	4-2 G5-4-3 BB		3	1	1	0	2	0	2													
Edgar Renteria, R OBP: 0.396, SLG: 0.505		1-1 G6-3		1-0 G5-3		0-1 G4-3 S 3B 1B	1-2 1B	2-1 G5-4-3		5	1	2	1	0	0	1													
Tino Martinez, L OBP: 0.325, SLG: 0.428		4-1 2B BB		3-2 FC5 E 1B		3-1 G4-3	0-3 K	0-1 G5-3		4	0	1	1	1	1	3													
Mike Matheny, R OBP: 0.329, SLG: 0.380		1-0 F8		1-0 E5		0-2 1B 3B				4	1	1	1	0	1	4													
Bo Hart, R OBP: 0.625, SLG: 1.143		2-2 2B		1-2 FC5		3-H 2-2 1B		1-1 G5-3		4	0	2	1	0	0	2													
Matt Morris, R ERA: 4.76	5.1	W	24	4	2	2	2	3	0	0	0	0	0	0	0	1		2											
Jose Lima, R ERA: 4.76	0.2		4	2	1	1	1	0	0	0	0	0	0	13	17	13.50		3.000											
Jason Grimsley, R ERA: 3.98	2.0		11	4	1	1	2	1	0	0	0	0	0	27	41	4.50	2.500												
Sean Lowe, R ERA: 5.0	1.0		3	0	0	0	0	1	0	0	0	0	0	7	13	0.00	1.000												
D.J. Carrasco, R ERA: 3.7	1.0		3	0	0	0	0	1	0	0	0	0	0	7	13	0.00	1.000												
Inning Stats	R: 0 E: 1 K: 0 S: 7	H: 0 LOB: 1 BB: 1 P: 15	R: 0 E: 0 K: 1 S: 12	H: 1 LOB: 2 BB: 1 P: 21	R: 0 E: 0 K: 1 S: 8	H: 0 LOB: 0 BB: 0 P: 13	R: 0 E: 1 K: 0 S: 13	H: 1 LOB: 2 BB: 0 P: 21	R: 0 E: 0 K: 0 S: 11	H: 1 LOB: 1 BB: 0 P: 18	R: 3 E: 0 K: 1 S: 18	H: 3 LOB: 1 BB: 1 P: 29	R: 1 E: 0 K: 2 S: 17	H: 2 LOB: 2 BB: 1 P: 24	R: 0 E: 0 K: 0 S: 10	H: 2 LOB: 2 BB: 0 P: 17	R: 0 E: 0 K: 0 S: 7	H: 0 LOB: 0 BB: 1 P: 13	1B: 7 2B: 2 3B: 1 HR: 0	SF: 0 SAC: 0 DP: 2 HBP: 0	WP: 1 PA: 42 PB: 0 SB: 2 CS: 0								
PITCHER	IP	WLS	BF	H	R	ER	SO	BB	IBB	HBP	BLK	WP	HR	S	P	ERA	WHIP												
Jose Lima, R	5.1	W	24	4	2	2	2	3	0	0	0	0	0	0	0	13	17	13.50	3.000										
Jason Grimsley, R	2.0		11	4	1	1	2	1	0	0	0	0	0	27	41	4.50	2.500												
Sean Lowe, R	1.0		3	0	0	0	0	1	0	0	0	0	0	7	13	0.00	1.000												
D.J. Carrasco, R	1.0		3	0	0	0	0	1	0	0	0	0	0	7	13	0.00	1.000												

Batter	1	2	3	4	5	6	7	8	9	AB	R	H	RBI	BB	SO	LOB	TOP		
Desi Relaford, S (1,4) OBP: 0.347, SLG: 0.431										4	0	0	0	0	1	0	Kansas City Royals @ St. Louis Cardinals Busch Stadium, St. Louis, MO Sat Jun 21 2003, 7:10 PM CDT Att: 44,473 - Cloudy - 79 F		
Joe Randa, R (1,5) OBP: 0.310, SLG: 0.427										3	1	2	1	1	0	0			
Carlos Beltrán, S (1,8) OBP: 0.415, SLG: 0.513										4	0	0	0	0	3	2			
Raul Ibanez, L (1,7) OBP: 0.336, SLG: 0.444										4	0	0	0	0	1	0			
Ken Harvey, R (1,3) OBP: 0.303, SLG: 0.408										4	0	1	0	0	0	0			
Michael Tucker, L (1,9) OBP: 0.330, SLG: 0.444										4	0	2	0	0	1	1			
4 Angel Berroa, R (1,6) OBP: 0.341, SLG: 0.473										4	0	1	0	0	2	2			
Brent Mayne, L (1,2) OBP: 0.316, SLG: 0.367										3	0	0	0	0	0	2			
Darrell May, L (1,1) Jason Gillilan, R (7,1) Aaron Cuiel, L (8, PH) Ryan Bukvich, R (8,1)										2	0	0	0	0	1	0			
Inning Stats	R: 0 E: 0 K: 2 S: 10	H: 0 LOB: 0 BB: 0 P: 13	R: 0 E: 0 K: 0 S: 7	H: 1 LOB: 1 BB: 0 P: 10	R: 0 E: 0 K: 1 S: 11	H: 0 LOB: 0 BB: 0 P: 16	R: 1 E: 0 K: 1 S: 10	H: 1 LOB: 0 BB: 0 P: 15	R: 0 E: 0 K: 2 S: 9	H: 2 LOB: 2 BB: 0 P: 17	R: 0 E: 0 K: 1 S: 8	H: 0 LOB: 1 BB: 1 P: 16	R: 0 E: 0 K: 1 S: 8	H: 1 LOB: 1 BB: 0 P: 12	1B: 4 2B: 1 3B: 0 HR: 1	SF: 0 SAC: 0 DP: 0 HBP: 0		WP: 0 PB: 0 SB: 1 CS: 0	PA: 34
PITCHER	IP	WLS	BF	H	R	ER	SO	BB	IBB	HBP	BLK	WP	HR	S	P	ERA	WHIP		
Woody Williams, R (1,1) ERA: 2.55	8.0	W	30	5	1	1	8	1	0	0	0	0	1	79	124	1.12	0.750		
Steve Kline, L (9,1) ERA: 3.99	1.0		4	1	0	0	1	0	0	0	0	0	0	8	12	0.00	1.000		

AB	33
R	1
H	6
RBI	1
BB	1
SO	9
LOB	7



Batter	1	2	3	4	5	6	7	8	9	AB	R	H	RBI	BB	SO	LOB	BOTTOM			
Bo Hart, R (1,4) OBP: 0.615, SLG: 1.083										5	2	3	0	0	1	2	Kansas City Royals @ St. Louis Cardinals Busch Stadium, St. Louis, MO Sat Jun 21 2003, 7:10 PM CDT Att: 44,473 - Cloudy - 79 F			
15 Jim Edmonds, L (1,8) OBP: 0.397, SLG: 0.633										5	0	0	0	0	1	5				
5 Albert Pujols, R (1,7) OBP: 0.445, SLG: 0.722										5	3	3	4	0	0	0				
Edgar Renteria, R (1,6) OBP: 0.399, SLG: 0.509										4	0	2	1	1	0	1				
Eduardo Perez, R (1,9) OBP: 0.377, SLG: 0.474 Steve Kline, S (9,1)										5	0	1	1	0	0	3				
Tino Martinez, L (1,3) OBP: 0.324, SLG: 0.422										3	0	0	0	1	1	1				
Mike Matheny, R (1,2) OBP: 0.332, SLG: 0.393										3	1	1	1	1	1	0				
Wilson Delgado, S (1,5) OBP: 0.262, SLG: 0.268										4	1	1	0	0	1	3				
Woody Williams, R (1,1) OBP: 0.381, SLG: 0.406 Orlando Palmeiro, L (8, PH) Ryan Bukvich, R (9,9)										3	0	2	1	0	1	0				
Inning Stats	R: 2 E: 0 K: 1 S: 17	H: 3 LOB: 1 BB: 0 P: 28	R: 0 E: 0 K: 0 S: 12	H: 2 LOB: 2 BB: 0 P: 20	R: 0 E: 0 K: 0 S: 11	H: 0 LOB: 0 BB: 0 P: 17	R: 1 E: 0 K: 1 S: 8	H: 2 LOB: 1 BB: 0 P: 9	R: 0 E: 0 K: 1 S: 9	H: 1 LOB: 1 BB: 0 P: 17	R: 1 E: 0 K: 1 S: 16	H: 1 LOB: 0 BB: 0 P: 20	R: 2 E: 0 K: 1 S: 19	H: 3 LOB: 3 BB: 2 P: 34	R: 2 E: 0 K: 1 S: 19	H: 2 LOB: 1 BB: 1 P: 32		1B: 5 2B: 6 3B: 1 HR: 2	SF: 0 SAC: 0 DP: 0 HBP: 0	WP: 1 PB: 1 SB: 0 CS: 0
PITCHER	IP	WLS	BF	H	R	ER	SO	BB	IBB	HBP	BLK	WP	HR	S	P	ERA	WHIP			
Darrell May, L (1,1) ERA: 4.18	6.0	L	27	9	4	4	4	0	0	0	0	0	1	73	111	6.00	1.500			
Jason Gillilan, R (7,1) ERA: 7.52	1.0		8	3	2	2	1	1	1	0	0	1	0	19	34	18.00	4.000			
Ryan Bukvich, R (8,1) ERA: 9.58	1.0		6	2	2	2	1	1	0	0	0	0	1	19	32	18.00	3.000			

AB	38
R	8
H	14
RBI	8
BB	3
SO	6
LOB	15



Batter	1	2	3	4	5	6	7	8	9	AB	R	H	RBI	BB	SO	LOB	TOP										
Desi Relaford, S (1.5) OBP: 0.345, SLG: 0.432	0-1 SH1-3 G5-3 2B		1-2 F8		2-1 F9		3-3 K			4	1	1	0	0	1	3											
Carlos Febles, R (1.4) OBP: 0.274, SLG: 0.270	0-0 SH1-3 2-3			2-1 G4-3	0-0 F8		1-2 FC6-4			3	0	0	0	0	0	3											
Carlos Beltrán, S (1.8) OBP: 0.412, SLG: 0.508	2-2 G5-3			0-3 K		1-1 F7		0-1 1B		4	0	1	1	0	1	0											
Raul Ibanez, L (1.7) OBP: 0.331, SLG: 0.437	1-1 G4-3			0-2 G1-3		1-0 G4-3		0-2 P6		4	0	0	0	0	0	1											
Ken Harvey, R (1.3) OBP: 0.306, SLG: 0.424		1-2 G5-3			0-0 WP 2B		0-2 HR		3-0 F9		4	2	2	1	0	0											
Aaron Guiel, L (1.9) OBP: 0.392, SLG: 0.467		2-2 4 CS HBP			2-2 2B		3-3 K		3-3 K		3	1	1	1	0	2											
4 Angel Berroa, R (1.6) OBP: 0.340, SLG: 0.469				1-3 K		0-3 K		2-2 BB 1B		4	0	1	0	0	3	2											
Mike DiFelice, R (1.2) OBP: 0.310, SLG: 0.432				1-2 G6-3		0-1 1B 2B		3-2 P4		4	1	1	1	0	0	1											
Jeremy Affeldt, L (1.1) OBP: 0.429, SLG: 0.333				1-3 K		0-0 2H		4-0 FC6-4 BB		2	0	1	1	1	1	0											
Jason Grimsley, R (7.1)										0	0	0	0	0	0	0											
Morgan Burkhardt, S (9. PH)										1	0	0	0	0	0	0											
Mike MacDougal, S (9.1)										0	0	0	0	0	0	0											
Inning Stats	R: 1 E: 0 K: 0 S: 9	H: 1 LOB: 0 BB: 0 P: 12	R: 0 E: 0 K: 1 S: 9	H: 0 LOB: 1 BB: 0 P: 13	R: 0 E: 0 K: 1 S: 9	H: 0 LOB: 0 BB: 0 P: 12	R: 0 E: 0 K: 1 S: 8	H: 0 LOB: 0 BB: 0 P: 10	R: 3 E: 0 K: 1 S: 13	H: 4 LOB: 1 BB: 0 P: 17	R: 1 E: 0 K: 1 S: 9	H: 1 LOB: 0 BB: 0 P: 14	R: 0 E: 0 K: 1 S: 14	H: 1 LOB: 2 BB: 1 P: 27	R: 0 E: 0 K: 1 S: 10	H: 1 LOB: 1 BB: 0 P: 16	R: 0 E: 0 K: 1 S: 11	H: 0 LOB: 0 BB: 0 P: 13	1B: 4 2B: 4 3B: 0 HR: 1	SF: 0 SAC: 1 DP: 1 HBP: 1	WP: 1 PB: 0 SB: 0 CS: 1	PA: 36					
PITCHER	IP	WLS	BF	H	R	ER	SO	BB	IBB	HBP	BLK	WP	HR	S	P	ERA	WHIP										
Garrett Stephenson, R (1.1) ERA: 4.45	6.0	L	25	7	5	5	5	0	0	1	0	1	1	60	83	7.50	1.167										
Cal Eldred, R (7.1) ERA: 5.46	1.0		4	0	0	0	1	1	0	0	0	0	0	11	22	0.00	1.000										
28 Lance Painter, L (8.1) ERA: 2.94	1.0		4	1	0	0	1	0	0	0	0	0	0	10	16	0.00	1.000										
44 Jason Isringhausen, R (9.1) ERA:	1.0		3	0	0	0	1	0	0	0	0	0	0	11	13	0.00	0.000										

Kansas City Royals @ St. Louis Cardinals
 Busch Stadium, St. Louis, MO
 Sun Jun 22 2003, 1:10 PM CDT
 Att: 39,962 - Cloudy - 84 F

AB	33
R	5
H	8
RBI	5
BB	1
SO	8
LOB	12



Batter	1	2	3	4	5	6	7	8	9	AB	R	H	RBI	BB	SO	LOB	BOTTOM										
Bo Hart, R (1.4) OBP: 0.500, SLG: 0.824	1-1 G6-3		2-1 E5 FC1-6	3-2 F7			3-2 5 1B 1B		0-3 K	5	1	1	0	0	1	1											
Orlando Palmeiro, L (1.8) OBP: 0.369, SLG: 0.375	2-2		0-1 FC1-6 5 1B		3-2 F7		1-1 5 1B 1B		0-0	4	0	2	0	0	0	1											
28 Lance Painter, L (8.1)										0	0	0	0	0	0	0											
44 Jason Isringhausen, R (9.1)										0	0	0	0	0	0	0											
J.D. Drew, L (9. PH) OBP: 0.386, SLG: 0.597										1	0	1	0	0	0	0											
5 Albert Pujols, R (1.7) OBP: 0.448, SLG: 0.720	2-1 1B		2-2 1B		2-2 G5-3		2-1 1B		0-3 K	5	0	3	1	0	1	1											
Edgar Renteria, R (1.6) OBP: 0.394, SLG: 0.502	1-0 L3		0-0 F8		1-1 F9		0-3 K			4	0	0	0	0	1	6											
Eduardo Perez, R (1.9) OBP: 0.366, SLG: 0.458	1-3 K		1-1 F9			3-1 G5-3		1-2 G3-1		4	0	0	0	0	1	4											
Tino Martinez, L (1.3) OBP: 0.329, SLG: 0.429		4-2		1-0 1B G5-4-3 2B		1-0 F8		1-2 G4-3		1	1	1	0	1	0	0											
Joe Girardi, R (6.2) OBP: 0.143, SLG: 0.077										1	0	0	0	0	0	0											
15 Jim Edmonds, L (8. PH) OBP: 0.396, SLG: 0.630										1	0	0	0	0	0	0											
Mike Matheny, R (1.2) OBP: 0.331, SLG: 0.390		2-3 K		0-0 G5-4-3 1B		2-2 F7		1-2 E4		4	0	1	0	0	1	1											
Wilson Delgado, S (1.5) OBP: 0.246, SLG: 0.250		2-3 K		0-0 G5-4-3			1-3 K2-3		1-3 K	4	0	0	0	0	3	3											
Garrett Stephenson, R (1.1) OBP: 0.250, SLG: 0.172										2	0	1	0	0	0	1											
Cal Eldred, R (7.1) ERA: 3.97										0	0	0	0	0	0	0											
Kerry Robinson, L (7. PH) OBP: 0.208, SLG: 0.188										2	0	0	0	0	0	0											
Inning Stats	R: 0 E: 0 K: 1 S: 12	H: 2 LOB: 2 BB: 0 P: 19	R: 0 E: 0 K: 2 S: 12	H: 0 LOB: 1 BB: 1 P: 20	R: 0 E: 1 K: 0 S: 12	H: 1 LOB: 2 BB: 0 P: 17	R: 1 E: 0 K: 0 S: 9	H: 3 LOB: 1 BB: 0 P: 13	R: 0 E: 0 K: 0 S: 7	H: 0 LOB: 0 BB: 0 P: 13	R: 1 E: 0 K: 2 S: 19	H: 3 LOB: 2 BB: 0 P: 29	R: 0 E: 1 K: 1 S: 12	H: 0 LOB: 1 BB: 0 P: 16	R: 0 E: 0 K: 2 S: 10	H: 1 LOB: 1 BB: 0 P: 10	1B: 9 2B: 1 3B: 0 HR: 0	SF: 0 SAC: 0 DP: 1 HBP: 0	WP: 0 PB: 0 SB: 0 CS: 0	PA: 39							
PITCHER	IP	WLS	BF	H	R	ER	SO	BB	IBB	HBP	BLK	WP	HR	S	P	ERA	WHIP										
Jeremy Affeldt, L (1.1) ERA: 3.97	6.2	W	28	7	2	2	4	1	0	0	0	0	0	73	116	2.70	1.200										
Jason Grimsley, R (7.1) ERA: 3.95	1.1		7	2	0	0	2	0	0	0	0	0	0	19	26	0.00	1.500										
Mike MacDougal, R (9.1) ERA: 3.31	1.0	S	4	1	0	0	2	0	0	0	0	0	0	10	10	0.00	1.000										

Kansas City Royals @ St. Louis Cardinals
 Busch Stadium, St. Louis, MO
 Sun Jun 22 2003, 1:10 PM CDT
 Att: 39,962 - Cloudy - 84 F

AB	38
R	2
H	10
RBI	1
BB	1
SO	8
LOB	18



Batter	1	2	3	4	5	6	7	8	9	AB	R	H	RBI	BB	SO	LOB	TOP								
Desi Relaford, S OBP: 0.346, SLG: 0.436 (1, 4)	G4-3		2B		FC6-5 WP	G3			FC1-5 1B	5	0	2	0	0	0	2	Kansas City Royals @ Cleveland Indians Jacobs Field, Cleveland, OH Tue Jun 24 2003, 7:05 PM EDT Att: 19,638 - Sunny - 83 F								
Joe Randa, R OBP: 0.308, SLG: 0.420 (1, 5)	F8		G5-3		F8		G4-6-3 BB		FC1-5 1B	4	0	0	0	1	0	4									
Carlos Beltrán, S OBP: 0.412, SLG: 0.502 (1, 10)	G4-3			G6-3			F8		1B	4	0	1	0	1	0	1									
Raul Ibanez, L OBP: 0.326, SLG: 0.430 (1, 7)		G6-3		F8	F7		G4-6-3		G4-3	5	0	0	0	0	0	5									
Ken Harvey, R OBP: 0.310, SLG: 0.426 (1, 3)	G1-3			1B		SH1-4 1B		G4-3		4	2	2	0	0	0	0									
Michael Tucker, L OBP: 0.339, SLG: 0.448 (1, 8)				1B		SF8 SH1-4 1B		G4-3 BB		2	1	2	0	2	0	0									
4 Angel Berroa, R OBP: 0.340, SLG: 0.467 (1, 6)				1B		SH1-4		G4-3		3	0	1	1	0	1	2									
Aaron Guiel, L OBP: 0.364, SLG: 0.438 (1, 9)			G3-1	K		SF8		K		3	0	0	1	0	2	3									
Mike DiFelice, R OBP: 0.327, SLG: 0.455 (1, 2)			K		FC6-5 2B			FC1-5 1B		4	0	3	1	0	1	0									
Inning Stats	R: 0 E: 0 K: 0 S: 5	H: 0 LOB: 0 BB: 0 P: 10	R: 0 E: 0 K: 1 S: 13	H: 0 LOB: 1 BB: 1 P: 18	R: 0 E: 0 K: 1 S: 13	H: 1 LOB: 1 BB: 0 P: 17	R: 1 E: 1 K: 1 S: 16	H: 3 LOB: 2 BB: 0 P: 22	R: 0 E: 0 K: 0 S: 9	H: 1 LOB: 2 BB: 1 P: 15	R: 2 E: 0 K: 0 S: 16	H: 3 LOB: 1 BB: 0 P: 19	R: 0 E: 0 K: 0 S: 4	H: 0 LOB: 0 BB: 1 P: 10	R: 0 E: 0 K: 1 S: 8	H: 0 LOB: 1 BB: 1 P: 17	R: 0 E: 0 K: 0 S: 12	H: 3 LOB: 2 BB: 0 P: 19	1B: 9 2B: 2 3B: 0 HR: 0	SF: 1 SAC: 1 DP: 1 HBP: 0	WP: 1 PB: 0 SB: 0 CS: 0	PA: 40			
PITCHER	IP	WLS	BF	H	R	ER	SO	BB	IBB	HBP	BLK	WP	HR	S	P	ERA	WHIP								
Jason Davis, R ERA: 4.82 (1, 1)	5.2	L	26	7	3	3	3	2	0	0	0	1	0	69	98	4.76	1.588								
Dan Miceli, R ERA: 3.79 (6, 1)	0.2		4	1	0	0	0	1	0	0	0	0	0	5	11	0.00	3.000								
Terry Mulholland, L ERA: 3.96 (7, 1)	1.2		7	2	0	0	1	1	0	0	0	0	0	16	27	0.00	1.800								
37 Jake Westbrook, R ERA: 4.7 (9, 1)	1.0		3	1	0	0	0	0	0	0	0	0	0	6	11	0.00	1.000								

Batter	1	2	3	4	5	6	7	8	9	AB	R	H	RBI	BB	SO	LOB	BOTTOM								
Coco Crisp, S OBP: 0.308, SLG: 0.304 (1, 7)	S 1B BB		E4 FC1-6		K		L6		F7	4	1	0	0	1	1	3	Kansas City Royals @ Cleveland Indians Jacobs Field, Cleveland, OH Tue Jun 24 2003, 7:05 PM EDT Att: 19,638 - Sunny - 83 F								
Matt Lawton, L OBP: 0.330, SLG: 0.372 (1, 10)	1B S FC9-2 1B		FC1-6 G4-6-3		G4-3		CS BB		BB	3	0	1	0	2	0	3									
Milton Bradley, S OBP: 0.440, SLG: 0.523 (1, 8)	K		G4-6-3		S BB		G6-3		G5-3	4	0	0	0	1	1	7									
Shane Spencer, R OBP: 0.309, SLG: 0.337 (1, 9)	1B			F9						3	0	2	1	1	0	0									
Casey Blake, R OBP: 0.327, SLG: 0.404 (1, 3)	FC9-2			1B		F7		K		4	0	1	0	0	1	6									
Ricky Gutierrez, R OBP: 0.250, SLG: 0.250 (1, 5)		G6-3		1B		F8		K		4	0	1	0	0	1	1									
Josh Bard, S OBP: 0.281, SLG: 0.317 (1, 2)		G6-3		P5				G6-3		4	0	1	0	0	0	3									
John McDonald, R OBP: 0.288, SLG: 0.342 Jody Gerut, L OBP: 0.321, SLG: 0.506 (9, PH)		G6-3		F8				K		3	0	0	0	0	1	3									
Brandon Phillips, R OBP: 0.253, SLG: 0.321 (1, 4)			E 2B		S G4-3 1B		G6-3		BB BB	3	0	2	0	1	0	1									
Inning Stats	R: 1 E: 0 K: 1 S: 10	H: 2 LOB: 1 BB: 1 P: 19	R: 0 E: 0 K: 0 S: 9	H: 0 LOB: 0 BB: 0 P: 14	R: 0 E: 1 K: 0 S: 7	H: 1 LOB: 1 BB: 0 P: 12	R: 0 E: 0 K: 0 S: 12	H: 2 LOB: 2 BB: 0 P: 20	R: 0 E: 0 K: 1 S: 11	H: 1 LOB: 3 BB: 2 P: 23	R: 0 E: 0 K: 0 S: 13	H: 0 LOB: 0 BB: 1 P: 13	R: 0 E: 0 K: 2 S: 14	H: 1 LOB: 1 BB: 0 P: 17	R: 0 E: 0 K: 1 S: 11	H: 0 LOB: 2 BB: 2 P: 21	1B: 6 2B: 3 3B: 0 HR: 0	SF: 0 SAC: 0 DP: 2 HBP: 0	WP: 0 PB: 0 SB: 4 CS: 1	PA: 39					
PITCHER	IP	WLS	BF	H	R	ER	SO	BB	IBB	HBP	BLK	WP	HR	S	P	ERA	WHIP								
Chris George, L ERA: 6.18 (1, 1)	5.2	W	26	7	1	1	3	3	0	0	0	0	0	4	6	0.00	0.000								
Jason Grimsley, R ERA: 3.53 (6, 1)	0.1	H	1	0	0	0	0	0	0	0	0	0	0	4	6	0.00	0.000								
Sean Lowe, R ERA: 4.66 (7, 1)	2.0	H	7	1	0	0	2	1	0	0	0	0	0	20	30	0.00	1.000								
Mike MacDougal, R ERA: 3.21 (9, 1)	1.0	S	5	0	0	0	1	2	0	0	0	0	0	11	21	0.00	2.000								

Batter	1	2	3	4	5	6	7	8	9	AB	R	H	RBI	BB	SO	LOB	TOP				
Aaron Quiel, L (1,9) OBP: 0.367, SLG: 0.481	2-2 1B 1B HBP		1-0 F8		2-2 1-H HR		1-1 G4-3		0-1 G4-6-3	4	2	1	2	0	0	2					
Joe Randa, R (1,5) OBP: 0.302, SLG: 0.409	1-1 P4		3-2 G4-3		1-0 G5-3			2-1 F8		4	0	0	0	0	0	1					
Carlos Beltrán, S (1,8) OBP: 0.402, SLG: 0.488	1-2 1B 1-3 1B		1-0 G3-1			0-1 G4-1		0-1 F8		4	0	1	0	0	0	0					
Raul Ibanez, L (1,10) OBP: 0.333, SLG: 0.436	1-2 G6-3 1-3 1B			2-0 G4-3		3-1 WP G1-4-3 1B		4-1 1B BB		3	1	2	1	1	0	0					
Ken Harvey, R (1,3) OBP: 0.312, SLG: 0.424	1-0 G6-3			0-3 K		0-1 G1-4-3		1-1 1B 1B		4	0	1	0	0	1	3					
Michael Tucker, L (1,7) OBP: 0.334, SLG: 0.440		0-0 G4-3		2-2 G4-3		2-3 K		3-2 1B		4	0	1	1	0	1	1					
4 Angel Berroa, R (1,6) OBP: 0.341, SLG: 0.464		2-3 K			1-3 K2-3		1-2 E G1-3 1B	1-1 F9		4	0	1	0	0	2	2					
Brent Mayne, L (1,2) OBP: 0.303, SLG: 0.350	1-1 E6			3-2 G5-3		1 SAFE 2-2 G1-3		0-1 G5-3		4	0	0	0	0	0	1					
Carlos Febles, R (1,4) OBP: 0.288, SLG: 0.286	1-0 F7			0-0 WP HR 1B		2-2 L6		0-0 G4-6-3 1B		4	1	2	0	0	0	2					
Inning Stats	R: 1 E: 0 K: 0 S: 12	H: 2 LOB: 1 BB: 0 P: 18	R: 0 E: 1 K: 1 S: 7	H: 0 LOB: 1 BB: 0 P: 11	R: 0 E: 0 K: 1 S: 6	H: 0 LOB: 0 BB: 0 P: 11	R: 0 E: 0 K: 1 S: 7	H: 0 LOB: 0 BB: 0 P: 11	R: 2 E: 0 K: 1 S: 11	H: 2 LOB: 2 BB: 0 P: 18	R: 0 E: 0 K: 1 S: 10	H: 1 LOB: 1 BB: 0 P: 15	R: 0 E: 1 K: 0 S: 11	H: 1 LOB: 1 BB: 0 P: 17	R: 1 E: 0 K: 0 S: 12	H: 2 LOB: 2 BB: 1 P: 23	R: 0 E: 0 K: 0 S: 5	H: 1 LOB: 0 BB: 0 P: 5	1B: 8 2B: 0 3B: 0 HR: 1	SF: 0 SAC: 0 DP: 2 HBP: 1	WP: 2 PA: 37 PB: 0 SB: 1 CS: 0
PITCHER	IP WLS BF H R ER SO BB IBB HBP BLK WP HR S P ERA WHIP	IP WLS BF H R ER SO BB IBB HBP BLK WP HR S P ERA WHIP	IP WLS BF H R ER SO BB IBB HBP BLK WP HR S P ERA WHIP	IP WLS BF H R ER SO BB IBB HBP BLK WP HR S P ERA WHIP	IP WLS BF H R ER SO BB IBB HBP BLK WP HR S P ERA WHIP	IP WLS BF H R ER SO BB IBB HBP BLK WP HR S P ERA WHIP	IP WLS BF H R ER SO BB IBB HBP BLK WP HR S P ERA WHIP	IP WLS BF H R ER SO BB IBB HBP BLK WP HR S P ERA WHIP	IP WLS BF H R ER SO BB IBB HBP BLK WP HR S P ERA WHIP	IP WLS BF H R ER SO BB IBB HBP BLK WP HR S P ERA WHIP	IP WLS BF H R ER SO BB IBB HBP BLK WP HR S P ERA WHIP	IP WLS BF H R ER SO BB IBB HBP BLK WP HR S P ERA WHIP	IP WLS BF H R ER SO BB IBB HBP BLK WP HR S P ERA WHIP	IP WLS BF H R ER SO BB IBB HBP BLK WP HR S P ERA WHIP	IP WLS BF H R ER SO BB IBB HBP BLK WP HR S P ERA WHIP	IP WLS BF H R ER SO BB IBB HBP BLK WP HR S P ERA WHIP	IP WLS BF H R ER SO BB IBB HBP BLK WP HR S P ERA WHIP	IP WLS BF H R ER SO BB IBB HBP BLK WP HR S P ERA WHIP	IP WLS BF H R ER SO BB IBB HBP BLK WP HR S P ERA WHIP	IP WLS BF H R ER SO BB IBB HBP BLK WP HR S P ERA WHIP	IP WLS BF H R ER SO BB IBB HBP BLK WP HR S P ERA WHIP

Kansas City Royals @ Cleveland Indians
Jacobs Field, Cleveland, OH
Thu Jun 26 2003, 7:05 PM EDT
Att: 17,494 - Overcast - 80 F

AB 35
R 4
H 9
RBI 4
BB 1
SO 4
LOB 12



Batter	1	2	3	4	5	6	7	8	9	AB	R	H	RBI	BB	SO	LOB	BOTTOM			
Coco Crisp, S (1,7) OBP: 0.295, SLG: 0.291	0-0 G4-3 G4-3 1B		1-2 P5		0-0 F8		0-1 G4-3			4	0	1	0	0	0	1				
Matt Lawton, L (1,9) OBP: 0.327, SLG: 0.368	1-1 G4-3		3-3 K2-3		1-1 G6-3			1-0 G3-1		4	0	0	0	0	1	1				
Jody Gerut, L (1,10) Shane Spencer, R (6,PH) OBP: 0.307, SLG: 0.335	1-0 G4-3			0-1 2B 1B		4-1 G3-6-1 BB		1-3 K		2	0	1	0	1	0	1				
Milton Bradley, S (1,8) OBP: 0.449, SLG: 0.533	4-1 BB			0-1 1-3 2B		2-3 K		4-1 BB		2	0	1	0	2	1	1				
Ben Broussard, L (1,3) Ricky Gutierrez, R (8,PH) OBP: 0.111, SLG: 0.125	1-1 F8			4-0 BB		1 SAFE 1-1 G3-6-1		1-2 G3		2	0	0	0	1	0	3				
Casey Blake, R (1,5) OBP: 0.325, SLG: 0.398		1-2 G6-3		1-1 F9			2-2 1B SF9 1B		1-2 F9	4	1	1	0	0	0	3				
Josh Bard, S (1,2) OBP: 0.280, SLG: 0.316		1-1 P6		2-0 F8			3-2 1B		3-3 K	4	0	1	0	0	1	3				
John McDonald, R (1,6) OBP: 0.287, SLG: 0.351		0-1 F7		2-2 G1-3			0-0 SF9		2-2 2B	3	0	1	1	0	0	3				
Brandon Phillips, R (1,4) OBP: 0.245, SLG: 0.310			3-2 F9		1-0 F9		3-H 0-0 F9		0-3 K	4	0	0	0	0	1	2				
Inning Stats	R: 0 E: 0 K: 0 S: 7	H: 1 LOB: 2 BB: 1 P: 14	R: 0 E: 0 K: 0 S: 7	H: 0 LOB: 0 BB: 0 P: 9	R: 0 E: 0 K: 1 S: 10	H: 2 LOB: 3 BB: 1 P: 19	R: 0 E: 0 K: 0 S: 4	H: 0 LOB: 0 BB: 0 P: 6	R: 0 E: 0 K: 1 S: 6	H: 0 LOB: 1 BB: 1 P: 13	R: 1 E: 0 K: 0 S: 11	H: 2 LOB: 1 BB: 0 P: 16	R: 0 E: 0 K: 1 S: 8	H: 0 LOB: 1 BB: 1 P: 15	R: 0 E: 0 K: 2 S: 13	H: 1 LOB: 1 BB: 0 P: 19	1B: 4 2B: 2 3B: 0 HR: 0	SF: 1 SAC: 0 DP: 1 HBP: 0	WP: 0 PA: 36 PB: 0 SB: 0 CS: 0	
PITCHER	IP WLS BF H R ER SO BB IBB HBP BLK WP HR S P ERA WHIP	IP WLS BF H R ER SO BB IBB HBP BLK WP HR S P ERA WHIP	IP WLS BF H R ER SO BB IBB HBP BLK WP HR S P ERA WHIP	IP WLS BF H R ER SO BB IBB HBP BLK WP HR S P ERA WHIP	IP WLS BF H R ER SO BB IBB HBP BLK WP HR S P ERA WHIP	IP WLS BF H R ER SO BB IBB HBP BLK WP HR S P ERA WHIP	IP WLS BF H R ER SO BB IBB HBP BLK WP HR S P ERA WHIP	IP WLS BF H R ER SO BB IBB HBP BLK WP HR S P ERA WHIP	IP WLS BF H R ER SO BB IBB HBP BLK WP HR S P ERA WHIP	IP WLS BF H R ER SO BB IBB HBP BLK WP HR S P ERA WHIP	IP WLS BF H R ER SO BB IBB HBP BLK WP HR S P ERA WHIP	IP WLS BF H R ER SO BB IBB HBP BLK WP HR S P ERA WHIP	IP WLS BF H R ER SO BB IBB HBP BLK WP HR S P ERA WHIP	IP WLS BF H R ER SO BB IBB HBP BLK WP HR S P ERA WHIP	IP WLS BF H R ER SO BB IBB HBP BLK WP HR S P ERA WHIP	IP WLS BF H R ER SO BB IBB HBP BLK WP HR S P ERA WHIP	IP WLS BF H R ER SO BB IBB HBP BLK WP HR S P ERA WHIP	IP WLS BF H R ER SO BB IBB HBP BLK WP HR S P ERA WHIP	IP WLS BF H R ER SO BB IBB HBP BLK WP HR S P ERA WHIP	IP WLS BF H R ER SO BB IBB HBP BLK WP HR S P ERA WHIP

Kansas City Royals @ Cleveland Indians
Jacobs Field, Cleveland, OH
Thu Jun 26 2003, 7:05 PM EDT
Att: 17,494 - Overcast - 80 F

AB 31
R 1
H 6
RBI 1
BB 4
SO 5
LOB 19



Batter	1	2	3	4	5	6	7	8	9	AB	R	H	RBI	BB	SO	LOB	TOP				
Bo Hart, R OBP: 0.475, SLG: 0.692 (1, 4)	L5		F8		F9			G6-3		4	0	0	0	0	0	2					
15 Jim Edmonds, L OBP: 0.399, SLG: 0.663 (1, 8)	K			HR		F7		5 1B		4	2	2	1	0	1	0					
5 Albert Pujols, R OBP: 0.453, SLG: 0.712 (1, 3)	G4-3			F9		F9		2H 1B		4	0	1	1	0	0	0					
27 Scott Rolen, R OBP: 0.402, SLG: 0.550 (1, 5)		F9-3 1B		HR				G4-3		4	1	3	1	0	0	1					
Eduardo Perez, R OBP: 0.366, SLG: 0.445 (1, 7) (4, 9)	F8			F8				G1-3		4	0	0	0	0	1	2					
Edgar Renteria, R OBP: 0.382, SLG: 0.482 (1, 6)	F9-3			L7				G4-3		4	0	0	0	0	0	1					
Tino Martinez, L OBP: 0.343, SLG: 0.473 (1, 10)								G4-3		3	0	1	0	1	0	0					
Mike Matheny, R OBP: 0.326, SLG: 0.382 (1, 2)			P3			F8				3	0	0	0	0	0	2					
J.D. Drew, L OBP: 0.383, SLG: 0.575 (1, 9) Orlando Palmeiro, L OBP: 0.363, SLG: 0.365 (4, 7)			F7			L5		G1-3		1	0	0	0	0	0	1					
										2	0	0	0	0	0	1					
Inning Stats	R: 0 E: 0 K: 1 S: 9	H: 0 LOB: 0 BB: 0 P: 11	R: 0 E: 0 K: 0 S: 7	H: 1 LOB: 0 BB: 0 P: 9	R: 0 E: 0 K: 0 S: 9	H: 0 LOB: 1 BB: 1 P: 14	R: 2 E: 0 K: 0 S: 11	H: 2 LOB: 0 BB: 0 P: 19	R: 0 E: 0 K: 1 S: 9	H: 1 LOB: 1 BB: 0 P: 14	R: 0 E: 0 K: 0 S: 9	H: 0 LOB: 0 BB: 0 P: 14	R: 1 E: 0 K: 0 S: 16	H: 2 LOB: 1 BB: 0 P: 22	R: 0 E: 0 K: 0 S: 5	H: 0 LOB: 0 BB: 0 P: 9	1B: 3 2B: 3 3B: 0 HR: 2	SF: 0 SAC: 0 DP: 1 HBP: 0	WP: 0 PB: 0 SB: 0 CS: 0	PA: 34	
PITCHER	IP	WLS	BF	H	R	ER	SO	BB	IBB	HBP	BLK	WP	HR	S	P	ERA	WHIP				
Darrell May, L ERA: 4.05 (1, 1)	7.0	W	26	5	2	2	2	1	0	0	0	0	2	63	93	2.57	0.857				
Jason Grimsley, R ERA: 3.59 (8, 1)	1.0	H	5	2	1	1	0	0	0	0	0	0	0	16	22	9.00	2.000				
Mike MacDougal, R ERA: 2.95 (9, 1)	1.0	S	3	0	0	0	0	0	0	0	0	0	0	5	9	0.00	0.000				

St. Louis Cardinals @ Kansas City Royals
Kauffman Stadium, Kansas City, MO

AB 33
R 3
H 7
RBI 3
BB 1
SO 2
LOB 10



WP: 0 PA: 34
PB: 0
SB: 0
CS: 0

Fri Jun 27 2003, 7:05 PM CDT
Att: 40,189 - Sunny - 85 F

Batter	1	2	3	4	5	6	7	8	9	AB	R	H	RBI	BB	SO	LOB	BOTTOM				
Aaron Guiel, L OBP: 0.359, SLG: 0.482 (1, 9)	SH1-3 G4-3 2B		G3			F9		K		4	1	1	0	0	1	1					
Joe Randa, R OBP: 0.302, SLG: 0.406 (1, 5)	SH1-3		L8			G6-3		3B BB		2	1	0	0	1	0	0					
Carlos Beltrán, S OBP: 0.404, SLG: 0.498 (1, 8)	G4-3			F8 E S 1B		G6-3		1H FC5-2 3B		4	1	2	2	0	0	0					
Raul Ibanez, L OBP: 0.332, SLG: 0.432 (1, 7)	L3			F8				L1-3		3	1	0	0	1	0	2					
Ken Harvey, R OBP: 0.315, SLG: 0.427 (1, 3)		SH1-3 2B		E6 G6-3				E9 G4-3 SH BB		3	1	1	1	1	0	1					
Michael Tucker, L OBP: 0.332, SLG: 0.436 (1, 10)	SH1-3			G6-3				SH FC5-2 IBB		2	1	0	0	0	0	3					
4 Angel Berroa, R OBP: 0.336, SLG: 0.457 (1, 6)	G6-3					G6-3		L5		4	0	0	0	0	0	6					
Mike DiFelice, R OBP: 0.318, SLG: 0.441 (1, 2)	G1-3					G5-3		F9		3	0	0	1	0	0	3					
Carlos Febles, R OBP: 0.283, SLG: 0.281 (1, 4) Desi Relaford, S OBP: 0.350, SLG: 0.435 (7, PH) (8, 4)			F7			G5-3		E4		2	0	0	0	0	0	0					
										1	0	0	0	0	0	0					
Inning Stats	R: 1 E: 0 K: 0 S: 10	H: 1 LOB: 0 BB: 0 P: 18	R: 0 E: 0 K: 0 S: 6	H: 1 LOB: 0 BB: 0 P: 11	R: 0 E: 0 K: 0 S: 7	H: 0 LOB: 0 BB: 0 P: 11	R: 1 E: 1 K: 0 S: 8	H: 1 LOB: 0 BB: 0 P: 14	R: 0 E: 0 K: 0 S: 10	H: 0 LOB: 0 BB: 0 P: 15	R: 0 E: 0 K: 0 S: 5	H: 0 LOB: 0 BB: 0 P: 7	R: 3 E: 2 K: 1 S: 15	H: 0 LOB: 1 BB: 1 P: 27	R: 1 E: 0 K: 0 S: 12	H: 1 LOB: 2 BB: 2 P: 27	1B: 1 2B: 2 3B: 1 HR: 0	SF: 0 SAC: 3 DP: 1 HBP: 0	WP: 0 PB: 0 SB: 3 CS: 0	PA: 34	
PITCHER	IP	WLS	BF	H	R	ER	SO	BB	IBB	HBP	BLK	WP	HR	S	P	ERA	WHIP				
Garrett Stephenson, R ERA: 4.32 (1, 1)	7.0	L	28	3	5	2	1	1	0	0	0	0	0	61	103	2.57	0.571				
Esteban Yan, R ERA: 7.68 (8, 1)	0.0		1	0	1	1	0	1	0	0	0	0	0	4	4	-	-				
Steve Kline, L ERA: 3.69 (8, 1)	1.0		5	1	0	0	0	0	1	0	0	0	0	12	23	0.00	1.000				

St. Louis Cardinals @ Kansas City Royals
Kauffman Stadium, Kansas City, MO

AB 28
R 6
H 4
RBI 4
BB 3
SO 1
LOB 16



WP: 0 PA: 34
PB: 0
SB: 3
CS: 0

Fri Jun 27 2003, 7:05 PM CDT
Att: 40,189 - Sunny - 85 F

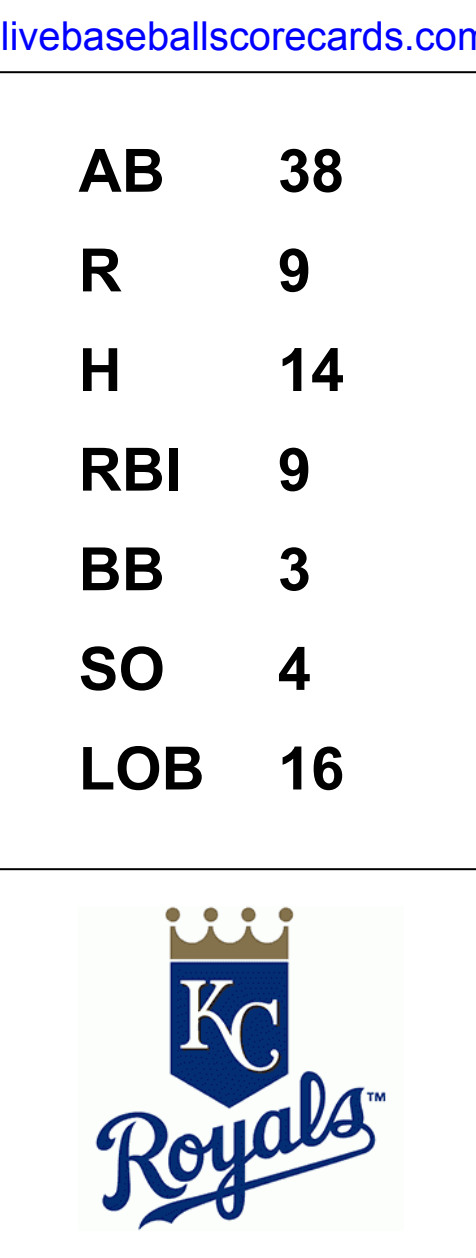
Batter	1	2	3	4	5	6	7	8	9	AB	R	H	RBI	BB	SO	LOB	TOP																										
Bo Hart, R OBP: 0.500, SLG: 0.689 (1, 4)										6	4	4	0	0	2	0	St. Louis Cardinals @ Kansas City Royals Kauffman Stadium, Kansas City, MO Sat Jun 28 2003, 6:05 PM CDT Att: 40,347 - Sunny - 83 F																										
15 Jim Edmonds, L OBP: 0.412, SLG: 0.700 (1, 8)										4	4	4	3	2	0	0																											
5 Albert Pujols, R OBP: 0.447, SLG: 0.700 (1, 3)										5	1	0	0	1	0	4																											
27 Scott Rolen, R OBP: 0.407, SLG: 0.558 (1, 5)										3	2	1	2	2	0	3																											
Eduardo Perez, R OBP: 0.362, SLG: 0.435 (1, 7)										3	0	0	0	1	1	2																											
J.D. Drew, L OBP: 0.378, SLG: 0.568 (8, 9)										2	0	0	0	0	0	4																											
Edgar Renteria, R OBP: 0.387, SLG: 0.495 (1, 6)										4	2	3	4	1	0	3																											
Tino Martinez, L OBP: 0.348, SLG: 0.476 (1, 10)										3	0	1	1	2	0	1																											
Mike Matheny, R OBP: 0.323, SLG: 0.382 (1, 2)										5	0	1	1	0	1	5																											
Orlando Palmeiro, L OBP: 0.354, SLG: 0.355 (8, 7)										5	0	0	0	0	0	3																											
Inning Stats	R: 2 E: 0 K: 2 S: 14	H: 2 LOB: 0 BB: 0 P: 21	R: 0 E: 0 K: 0 S: 8	H: 0 LOB: 1 BB: 1 P: 14	R: 4 E: 0 K: 0 S: 16	H: 3 LOB: 2 BB: 3 P: 33	R: 3 E: 1 K: 1 S: 19	H: 2 LOB: 2 BB: 2 P: 36	R: 1 E: 0 K: 0 S: 13	H: 2 LOB: 0 BB: 0 P: 20	R: 1 E: 0 K: 1 S: 10	H: 1 LOB: 0 BB: 0 P: 15	R: 0 E: 0 K: 0 S: 10	H: 1 LOB: 2 BB: 2 P: 19	R: 1 E: 0 K: 0 S: 8	H: 2 LOB: 3 BB: 2 P: 21	1B: 6 2B: 4 3B: 0 HR: 4	SF: 1 SAC: 0 DP: 0 HBP: 1	WP: 0 PB: 1 SB: 3 CS: 1	PA: 51																							
PITCHER	IP	WLS	BF	H	R	ER	SO	BB	IBB	HBP	BLK	WP	HR	S	P	ERA	WHIP	PITCHER			IP	WLS	BF	H	R	ER	SO	BB	IBB	HBP	BLK	WP	HR	S	P	ERA	WHIP						
Jeremy Affeldt, L ERA: 4.82 (1, 1)	3.0	L	20	6	8	8	2	5	0	0	0	0	2	43	78	24.00	3.667				1.0		3	0	0	0	0	0	0	0	0	0	0	0	0	0	0.00	0.000					
51 Kris Wilson, R ERA: 4.95 (4, 1)	3.0		15	4	3	3	1	1	0	0	0	0	1	31	51	9.00	1.667				4.0		7	2	1	1	1	0	0	0	0	0	0	0	0	0	0	0	0.00	0.000			
Sean Lowe, R ERA: 4.65 (7, 1)	2.0		9	2	1	1	1	1	0	1	0	0	1	20	34	4.50	1.500				7.0		19	7	2	1	1	0	0	0	0	0	0	0	0	0	0	0	0	0	0.00	1.000	
Les Walrod, L ERA: 6.75 (9, 1)	1.0		7	2	1	1	0	1	1	0	0	0	0	8	21	9.00	3.000				9.0		32	19	6	3	2	1	0	0	0	0	0	0	0	0	0	0	0	0	0	0.00	1.000

AB	40
R	13
H	14
RBI	11
BB	9
SO	4
LOB	25



BOTTOM

Desi Relaford, S OBP: 0.347, SLG: 0.434 (1, 4)										3	0	1	2	0	1	2	St. Louis Cardinals @ Kansas City Royals Kauffman Stadium, Kansas City, MO Sat Jun 28 2003, 6:05 PM CDT Att: 40,347 - Sunny - 83 F																												
Joe Randa, R OBP: 0.300, SLG: 0.402 (1, 5)										5	0	1	1	0	0	3																													
Carlos Beltrán, S OBP: 0.396, SLG: 0.486 (1, 8)										5	0	0	0	0	1	1																													
Raul Ibanez, L OBP: 0.336, SLG: 0.452 (1, 7)										5	2	3	1	0	0	1																													
Ken Harvey, R OBP: 0.313, SLG: 0.420 (1, 3)										4	0	0	0	1	1	1																													
Aaron Cuello, L OBP: 0.382, SLG: 0.483 (1, 9)										4	2	1	0	1	1	2																													
Michael Tucker, L OBP: 0.337, SLG: 0.447 (1, 10)										5	2	3	1	0	0	2																													
4 Angel Berroa, R OBP: 0.342, SLG: 0.459 (1, 6)										3	2	2	1	1	0	2																													
Brent Mayne, L OBP: 0.312, SLG: 0.365 (1, 2)										4	1	3	3	0	0	2																													
Inning Stats	R: 0 E: 0 K: 1 S: 8	H: 0 LOB: 0 BB: 0 P: 13	R: 4 E: 0 K: 0 S: 15	H: 4 LOB: 1 BB: 1 P: 24	R: 0 E: 0 K: 0 S: 11	H: 1 LOB: 2 BB: 1 P: 20	R: 2 E: 0 K: 0 S: 13	H: 3 LOB: 1 BB: 0 P: 20	R: 2 E: 0 K: 0 S: 16	H: 4 LOB: 2 BB: 0 P: 27	R: 1 E: 0 K: 0 S: 12	H: 1 LOB: 1 BB: 1 P: 19	R: 0 E: 0 K: 1 S: 8	H: 0 LOB: 0 BB: 0 P: 12	R: 0 E: 0 K: 2 S: 8	H: 0 LOB: 0 BB: 0 P: 10	1B: 7 2B: 7 3B: 0 HR: 1	SF: 2 SAC: 0 DP: 1 HBP: 0	WP: 1 PB: 0 SB: 0 CS: 0	PA: 43																									
PITCHER	IP	WLS	BF	H	R	ER	SO	BB	IBB	HBP	BLK	WP	HR	S	P	ERA	WHIP	PITCHER			IP	WLS	BF	H	R	ER	SO	BB	IBB	HBP	BLK	WP	HR	S	P	ERA	WHIP								
Jason Simontacchi, R ERA: 6.57 (1, 1)	1.1		7	3	2	2	0	0	0	0	0	0	0	15	26	13.50	2.250				1.0		3	0	0	0	0	0	0	0	0	0	0	0	0	0	0	0	0	0.00	0.000				
28 Lance Painter, L ERA: 4.5 (4, 1)	1.1		7	3	2	2	0	0	0	0	0	0	0	4	7	∞	∞				9.0		32	19	6	3	2	1	0	0	0	0	0	0	0	0	0	0	0	0	0	0.00	1.000		
Kiko Calero, R ERA: 2.85 (5, 1)	0.0		1	1	0	0	0	0	0	0	0	0	0	4	7	∞	∞				7.0		19	6	3	2	1	0	0	0	0	0	0	0	0	0	0	0	0	0	0	0	0.00	1.000	
Jeff Fassero, L ERA: 7.14 (5, 1)	1.1	W	5	1	1	1	0	0	0	0	0	0	1	13	20	6.75	0.750				9.0		32	19	6	3	2	1	0	0	0	0	0	0	0	0	0	0	0	0	0	0	0.00	1.000	
Cal Eldred, R ERA: 4.75 (7, 1)	2.0	H	7	1	0	0	1	1	0	0	0	0	0	19	32	0.00	1.000				9.0		32	19	6	3	2	1	0	0	0	0	0	0	0	0	0	0	0	0	0	0	0	0.00	1.000



Batter	1	2	3	4	5	6	7	8	9	AB	R	H	RBI	BB	SO	LOB	TOP					
Bo Hart, R OBP: 0.481, SLG: 0.660 (1,4)										5	1	1	1	1	1	5						
15 Jim Edmonds, L OBP: 0.408, SLG: 0.690 (1,8)										5	0	1	3	0	1	2						
Wilson Delgado, S OBP: 0.232, SLG: 0.234 (9, PH)										1	0	0	0	0	0	0						
Orlando Palmeiro, L OBP: 0.354, SLG: 0.355 (9,9)										0	0	0	0	0	0	0						
5 Albert Pujols, R OBP: 0.451, SLG: 0.719 (1,7)										6	2	4	3	0	0	1						
27 Scott Rolen, R OBP: 0.402, SLG: 0.548 (1,5)										5	1	0	0	1	0	3						
Eduardo Perez, R OBP: 0.370, SLG: 0.437 (1,10)										4	2	2	0	1	0	3						
Edgar Renteria, R OBP: 0.390, SLG: 0.498 (1,6)										4	2	2	1	1	1	1						
1-2																						
Tino Martinez, L OBP: 0.349, SLG: 0.470 (1,3)										3	2	0	1	1	0	2						
Joe Girardi, R OBP: 0.158, SLG: 0.059 (3, PH)										0	0	0	0	1	0	0						
Mike Matheny, R OBP: 0.326, SLG: 0.382 (3,2)										3	1	1	0	1	1	2						
J.D. Drew, L OBP: 0.376, SLG: 0.564 (2, PR)										1	0	0	1	0	0	2						
Kerry Robinson, L OBP: 0.241, SLG: 0.247 (2, PR)										4	2	3	2	0	0	0						
1-2																						
Inning Stats	R: 0 E: 1 K: 1 S: 13	H: 1 LOB: 1 BB: 0 P: 22	R: 5 E: 1 K: 0 S: 17	H: 4 LOB: 3 BB: 1 P: 28	R: 0 E: 0 K: 0 S: 8	H: 3 LOB: 2 BB: 0 P: 11	R: 2 E: 0 K: 1 S: 11	H: 2 LOB: 2 BB: 2 P: 19	R: 0 E: 0 K: 0 S: 6	H: 0 LOB: 1 BB: 1 P: 12	R: 6 E: 0 K: 0 S: 18	H: 3 LOB: 1 BB: 3 P: 38	R: 0 E: 0 K: 1 S: 7	H: 0 LOB: 0 BB: 0 P: 11	R: 0 E: 0 K: 1 S: 12	H: 1 LOB: 3 BB: 0 P: 16	R: 0 E: 0 K: 0 S: 4	H: 0 LOB: 0 BB: 0 P: 6	1B: 8 2B: 4 3B: 0 HR: 2	SF: 0 SAC: 0 DP: 1 HBP: 1	WP: 1 PB: 0 SB: 0 CS: 0	PA: 49
PITCHER	IP	WLS	BF	H	R	ER	SO	BB	IBB	HBP	BLK	WP	HR	S	P	ERA	WHIP					
Chris George, L ERA: 6.86 (1,1)	5.1	L	33	11	10	10	2	6	0	0	0	0	2	62	108	16.88	3.188					
Jason Gillilan, R ERA: 7.71 (6,1)	2.2		13	3	3	3	2	1	0	1	0	1	0	30	49	10.12	1.500					
Les Walroed, L ERA: 5.87 (9,1)	1.0		3	0	0	0	0	0	0	0	0	0	0	4	6	0.00	0.000					

St. Louis Cardinals @ Kansas City Royals
Kauffman Stadium, Kansas City, MO

AB 41
R 13
H 14
RBI 12
BB 7
SO 4
LOB 21



Sun Jun 29 2003, 1:05 PM CDT
Att: 38,270 - Cloudy - 85 F

Batter	1	2	3	4	5	6	7	8	9	AB	R	H	RBI	BB	SO	LOB	BOTTOM					
Desi Relaford, S OBP: 0.349, SLG: 0.447 (1,5)										4	1	2	1	0	0	1						
Brent Abernathy, R OBP: 0.086, SLG: 0.059 (9, PH)										1	0	0	0	0	0	0						
Carlos Febles, R OBP: 0.280, SLG: 0.272 (1,4)										4	1	0	0	1	1	2						
Carlos Beltrán, S OBP: 0.392, SLG: 0.480 (1,10)										5	0	1	1	0	1	1						
Raul Ibanez, L OBP: 0.335, SLG: 0.449 (1,7)										4	1	1	0	0	0	1						
Ken Harvey, R OBP: 0.311, SLG: 0.418 (1,3)										1	0	0	0	0	0	0						
Morgan Burkhardt, S OBP: 0.400, SLG: 0.250 (3,3)										2	1	1	0	1	0	2						
Michael Tucker, L OBP: 0.342, SLG: 0.466 (1,8)										4	1	3	3	0	1	1						
Aaron Guiel, L OBP: 0.356, SLG: 0.469 (1,9)										4	0	1	1	0	1	2						
4 Angel Berroa, R OBP: 0.340, SLG: 0.454 (1,6)										3	0	0	0	1	0	1						
Mike DiFelice, R OBP: 0.315, SLG: 0.443 (1,2)										4	1	1	0	0	0	3						
Inning Stats	R: 1 E: 0 K: 0 S: 8	H: 1 LOB: 0 BB: 0 P: 15	R: 0 E: 0 K: 0 S: 7	H: 1 LOB: 1 BB: 0 P: 10	R: 1 E: 0 K: 1 S: 12	H: 2 LOB: 1 BB: 0 P: 17	R: 0 E: 0 K: 1 S: 9	H: 0 LOB: 0 BB: 1 P: 14	R: 0 E: 0 K: 0 S: 9	H: 1 LOB: 1 BB: 0 P: 14	R: 2 E: 0 K: 1 S: 14	H: 2 LOB: 0 BB: 0 P: 22	R: 0 E: 0 K: 0 S: 8	H: 0 LOB: 0 BB: 0 P: 13	R: 2 E: 0 K: 1 S: 13	H: 3 LOB: 3 BB: 2 P: 28	R: 0 E: 0 K: 0 S: 7	H: 0 LOB: 0 BB: 0 P: 10	1B: 6 2B: 3 3B: 0 HR: 2	SF: 0 SAC: 0 DP: 1 HBP: 0	WP: 0 PB: 0 SB: 0 CS: 0	PA: 39
PITCHER	IP	WLS	BF	H	R	ER	SO	BB	IBB	HBP	BLK	WP	HR	S	P	ERA	WHIP					
Brett Tomko, R ERA: 5.69 (1,1)	7.0	W	28	7	4	4	3	1	0	0	0	0	2	67	105	5.14	1.143					
Jimmy Journell, R ERA: 18.0 (8,1)	1.0		8	3	2	2	1	2	0	0	0	0	0	13	28	18.00	5.000					
Esteban Yan, R ERA: 7.47 (9,1)	1.0		3	0	0	0	0	0	0	0	0	0	0	7	10	0.00	0.000					

St. Louis Cardinals @ Kansas City Royals
Kauffman Stadium, Kansas City, MO

AB 36
R 6
H 10
RBI 6
BB 3
SO 4
LOB 14



Sun Jun 29 2003, 1:05 PM CDT
Att: 38,270 - Cloudy - 85 F

Batter	1	2	3	4	5	6	7	8	9	AB	R	H	RBI	BB	SO	LOB	TOP					
Coco Crisp, S OBP: 0.300, SLG: 0.310 (1, 7)	0-0 1B BB 1B		1-2 F9		4-0 2B SF7 BB	0-1 1B 2B		1-0 F8	1-2 G3	5	2	2	0	1	0	0	Cleveland Indians @ Kansas City Royals Kauffman Stadium, Kansas City, MO Mon Jun 30 2003, 4:05 PM CDT Cloudy - 82 F					
Matt Lawton, L OBP: 0.338, SLG: 0.402 (1, 9)	4-0 1B BB		1-1 1B		2-0 2B 2B	4-2 1B BB		3-0 1B 2B	3-3 K	4	2	3	0	2	1	0						
Milton Bradley, S OBP: 0.445, SLG: 0.523 (1, 8)	0-1 G4-6-3 1B		1-1 F8		1-0 SF7	3-1 WP 1-3 2-H 1B		4-0 1B HR IBB	2-3 K	4	1	2	2	1	1	1						
Jody Gerut, L OBP: 0.326, SLG: 0.494 (1, 10)	0-3 K		0-1 L7		1-2 1B SF8 2B	0-1 F8		1-2 HR 1B		5	2	2	2	0	1	5						
Ben Broussard, L OBP: 0.323, SLG: 0.429 (1, 3)	2-1 G4-6-3 1-2				1-0 G3	2-1 41 1B 2B		4-0 F8		4	2	1	0	1	0	4						
Casey Blake, R OBP: 0.330, SLG: 0.414 (1, 5)		4-1 BB			0-0 FC5 41 1B 1B	2-0 SF8		2-2 G6-3	0-0 HR	3	1	2	5	1	0	0						
41 Victor Martinez, S OBP: 0.333, SLG: 0.500 (1, 2)		2-2 F8			1-1 1B	3-H 2B 1B		2-3 K	0-0 2B	5	0	3	0	0	1	1						
Ricky Gutierrez, R OBP: 0.292, SLG: 0.333 (1, 6)		1-0 L4			2-1 F7	1-2 1B		1-1 1B	0-3 K	5	0	2	1	0	1	4						
Brandon Phillips, R OBP: 0.248, SLG: 0.315 (1, 4)		3-1 G5-3			0-0 FC5	1-0 F9		2-0 F8	0-0 P5	5	0	0	0	0	0	7						
Inning Stats	R: 0 E: 0 K: 1 S: 8	H: 2 LOB: 2 BB: 1 P: 14	R: 0 E: 0 K: 0 S: 8	H: 0 LOB: 1 BB: 1 P: 18	R: 0 E: 0 K: 0 S: 9	H: 1 LOB: 1 BB: 0 P: 12	R: 0 E: 0 K: 0 S: 7	H: 2 LOB: 2 BB: 0 P: 11	R: 4 E: 0 K: 0 S: 15	H: 5 LOB: 2 BB: 1 P: 31	R: 1 E: 0 K: 1 S: 10	H: 2 LOB: 1 BB: 0 P: 19	R: 0 E: 0 K: 1 S: 10	H: 1 LOB: 1 BB: 0 P: 17	R: 5 E: 0 K: 1 S: 11	H: 4 LOB: 1 BB: 2 P: 24	R: 0 E: 0 K: 2 S: 13	H: 0 LOB: 0 BB: 0 P: 19	1B: 10 2B: 6 3B: 0 HR: 1	SF: 2 SAC: 0 DP: 1 HBP: 0	WP: 1 PB: 0 SB: 0 CS: 0	PA: 48
PITCHER	IP WLS BF H R ER SO BB IBB HBP BLK WP HR S P ERA WHIP																					
Brad Voyles, R ERA: 5.79 (1, 1)	4.1 L 23 8 4 4 1 1 3 0 0 0 0 0 0 39 72 8.31 2.538																					
Sean Lowe, R ERA: 4.69 (5, 1)	1.2 9 4 1 1 0 1 0 0 0 0 1 0 18 33 5.40 3.000																					
51 Kris Wilson, R ERA: 5.79 (7, 1)	2.0 13 5 5 5 2 0 2 0 0 0 0 1 21 41 22.50 2.500																					
D.J. Carrasco, R ERA: 3.61 (9, 1)	1.0 3 0 0 0 2 0 0 0 0 0 0 0 13 19 0.00 0.000																					

Batter	1	2	3	4	5	6	7	8	9	AB	R	H	RBI	BB	SO	LOB	BOTTOM			
Desi Relaford, S OBP: 0.344, SLG: 0.440 (1, 4)	3-2 P2			1-0 F8		0-2 G4-6-3	0-0 F8		2-3 K	4	0	0	0	0	0	5	Cleveland Indians @ Kansas City Royals Kauffman Stadium, Kansas City, MO Mon Jun 30 2003, 4:05 PM CDT Cloudy - 82 F			
Aaron Cuiel, L OBP: 0.351, SLG: 0.462 (9, PH)						1-2 2-3 F8				1	0	0	0	0	1	0				
Joe Randa, R OBP: 0.296, SLG: 0.396 (1, 5)	2-3 K			1-1 G6-3		2-2 F8		3-1 L7		4	0	0	0	0	1	1				
Carlos Beltrán, S OBP: 0.394, SLG: 0.476 (1, 8)	1-2 F7			4-1 BB		4-2 E BB		2-1 F9		2	1	0	0	2	0	0				
Ken Harvey, R OBP: 0.306, SLG: 0.410 (1, 10)		0-3 K		1-3 K		0-0 E4 E BB 1B		1-0 F9		4	1	0	0	0	2	2				
Raul Ibanez, L OBP: 0.340, SLG: 0.454 (8, 3)		1-0 4 1-5-3 1B			1-1 F7	4-2 1B E 1-2 BB		0-2 3B 2B		3	1	2	0	1	0	0				
4 Angel Berroa, R OBP: 0.339, SLG: 0.449 (1, 6)		2-2 L5-3			1-2 G5-3	1-0 L6		4-2 3B BB		3	1	0	0	1	0	4				
Michael Tucker, L OBP: 0.341, SLG: 0.471 (8, 7)			1-0 G4-3		2-3 K	2-2 E1 1B		1-2 SF7 3B		4	1	1	2	0	1	2				
Morgan Burkhart, S OBP: 0.500, SLG: 0.429 (1, 3)			1-1 G5-3			1-0 G4-6-3 1B		0-1 G3		3	0	2	1	0	0	0				
Carlos Febles, R OBP: 0.276, SLG: 0.270 (7, PR)						1-2 2-3 3-H 1B				1	0	0	0	0	0	1				
Brent Mayne, L OBP: 0.310, SLG: 0.364 (1, 2)			2-3 K			1-1 G4-6-3 1B		0-0 SF7		3	0	1	1	0	2	3				
Inning Stats	R: 0 E: 0 K: 1 S: 10	H: 0 LOB: 0 BB: 0 P: 16	R: 0 E: 0 K: 1 S: 8	H: 1 LOB: 0 BB: 0 P: 11	R: 0 E: 0 K: 1 S: 8	H: 0 LOB: 0 BB: 0 P: 12	R: 0 E: 0 K: 1 S: 8	H: 0 LOB: 1 BB: 1 P: 15	R: 0 E: 0 K: 0 S: 9	H: 2 LOB: 1 BB: 0 P: 13	R: 2 E: 2 K: 1 S: 16	H: 1 LOB: 3 BB: 2 P: 27	R: 0 E: 0 K: 0 S: 5	H: 0 LOB: 0 BB: 0 P: 11	R: 3 E: 0 K: 1 S: 15	H: 2 LOB: 0 BB: 1 P: 22	1B: 4 2B: 2 3B: 1 HR: 0	SF: 1 SAC: 0 DP: 2 HBP: 0	WP: 0 PB: 0 SB: 0 CS: 0	PA: 37
PITCHER	IP WLS BF H R ER SO BB IBB HBP BLK WP HR S P ERA WHIP																			
31 Cliff Lee, L ERA: 4.13 (7, 1)	0.2 H 4 1 0 0 1 0 0 0 0 0 0 9 12 0.00 1.500																			
David Riske, R ERA: 3.19 (7, 1)	0.1 H 1 0 0 0 0 0 0 0 0 0 0 1 1 0.00 0.000																			
Nick Bierbrodt, L ERA: 9.38 (8, 1)	2.0 9 2 3 3 1 1 0 0 0 0 0 0 20 33 13.50 1.500																			

Batter	1	2	3	4	5	6	7	8	9	AB	R	H	RBI	BB	SO	LOB	TOP										
Coco Crisp, S OBP: 0.294, SLG: 0.303 										5	1	1	0	0	1	4	Cleveland Indians @ Kansas City Royals Kauffman Stadium, Kansas City, MO Mon Jun 30 2003, 4:10 PM CDT Att: 14,645 - Cloudy - 80 F										
Matt Lawton, L OBP: 0.339, SLG: 0.413 										5	1	2	2	0	1	3											
Milton Bradley, S OBP: 0.441, SLG: 0.516 										5	1	1	0	0	1	1											
Jody Gerut, L OBP: 0.333, SLG: 0.511 										4	2	2	2	1	1	0											
Casey Blake, R OBP: 0.335, SLG: 0.430 										5	1	3	2	0	1	1											
Shane Spencer, R OBP: 0.311, SLG: 0.345 Ben Broussard, L OBP: 0.323, SLG: 0.429 										4	1	2	0	0	1	1											
Tim Laker, R OBP: 0.295, SLG: 0.417 										3	1	1	2	1	1	1											
Brandon Phillips, R OBP: 0.245, SLG: 0.310 										4	0	0	0	0	1	1											
Zach Sorensen, S OBP: 0.316, SLG: 0.412 										3	0	2	0	1	0	0											
Inning Stats	R: 4 E: 0 K: 2 S: 23	H: 4 LOB: 0 BB: 0 P: 35	R: 0 E: 0 K: 1 S: 10	H: 1 LOB: 1 BB: 0 P: 15	R: 0 E: 0 K: 1 S: 12	H: 1 LOB: 1 BB: 0 P: 21	R: 0 E: 0 K: 0 S: 7	H: 1 LOB: 2 BB: 1 P: 15	R: 4 E: 0 K: 1 S: 12	H: 5 LOB: 0 BB: 0 P: 19	R: 0 E: 0 K: 1 S: 7	H: 0 LOB: 0 BB: 0 P: 15	R: 0 E: 0 K: 1 S: 7	H: 1 LOB: 1 BB: 0 P: 9	R: 0 E: 0 K: 1 S: 9	H: 0 LOB: 0 BB: 1 P: 15		R: 0 E: 0 K: 1 S: 10	H: 1 LOB: 1 BB: 1 P: 20	1B: 9 2B: 1 3B: 0 HR: 4	SF: 0 SAC: 0 DP: 1 HBP: 0	WP: 1 PB: 1 SB: 0 CS: 3	PA: 41				
PITCHER	IP	WLS	BF	H	R	ER	SO	BB	IBB	HBP	BLK	WP	HR	S	P	ERA	WHIP										
Kyle Snyder, R ERA: 4.62	4.0		20	7	4	4	4	1	0	0	0	0	2	52	86	9.00	2.000										
Les Wairond, L ERA: 10.13	0.1	L	5	5	4	4	0	0	0	0	0	1	2	8	13	108.00	15.000										
Nate Field, R ERA: 1.93	3.2		12	1	0	0	3	1	0	0	0	0	0	27	45	0.00	0.545										
Jason Grimsley, R ERA: 3.8	1.0		4	1	0	0	1	1	0	0	0	0	0	10	20	0.00	2.000										

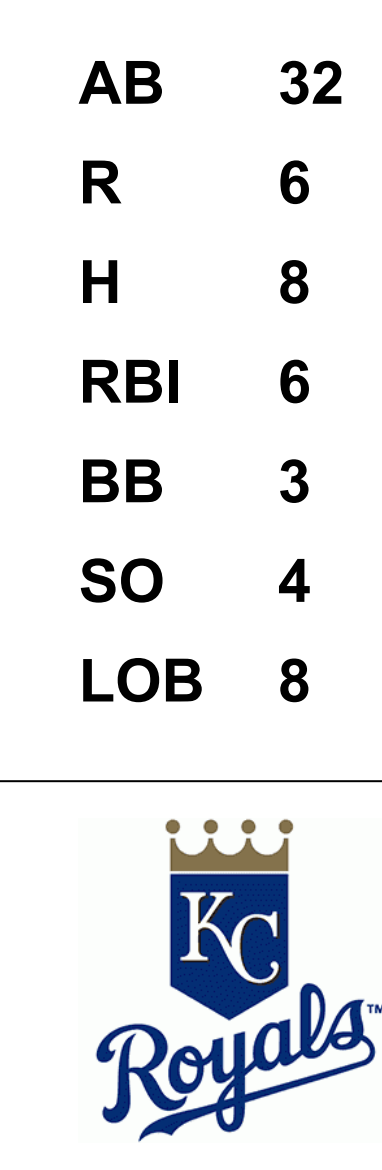
Batter	1	2	3	4	5	6	7	8	9	AB	R	H	RBI	BB	SO	LOB	BOTTOM										
Aaron Guiel, L OBP: 0.342, SLG: 0.457 										5	0	1	0	0	0	2	Cleveland Indians @ Kansas City Royals Kauffman Stadium, Kansas City, MO Mon Jun 30 2003, 4:10 PM CDT Att: 14,645 - Cloudy - 80 F										
Joe Randa, R OBP: 0.301, SLG: 0.398 										4	1	2	0	0	1	0											
Carlos Beltrán, S OBP: 0.387, SLG: 0.465 										5	0	0	0	0	0	4											
Ken Harvey, R OBP: 0.310, SLG: 0.425 										4	2	2	1	0	0	0											
Raul Ibanez, L OBP: 0.339, SLG: 0.461 										4	1	1	3	0	1	0											
4 Angel Berroa, R OBP: 0.345, SLG: 0.457 										4	1	3	0	0	0	0											
Morgan Burkhardt, S OBP: 0.333, SLG: 0.273 										4	0	0	0	0	0	3											
Mike DiFelice, R OBP: 0.313, SLG: 0.431 										3	0	0	0	1	0	1											
Carlos Febles, R OBP: 0.279, SLG: 0.271 Michael Tucker, L (9, PH) OBP: 0.340, SLG: 0.469 										3	0	1	1	0	1	0											
Inning Stats	R: 3 E: 0 K: 0 S: 16	H: 3 LOB: 1 BB: 0 P: 25	R: 0 E: 0 K: 1 S: 12	H: 2 LOB: 2 BB: 0 P: 18	R: 2 E: 0 K: 0 S: 12	H: 3 LOB: 2 BB: 1 P: 24	R: 0 E: 0 K: 1 S: 8	H: 0 LOB: 0 BB: 0 P: 11	R: 0 E: 0 K: 1 S: 9	H: 0 LOB: 0 BB: 0 P: 13	R: 0 E: 0 K: 0 S: 8	H: 0 LOB: 0 BB: 0 P: 15	R: 0 E: 0 K: 0 S: 6	H: 0 LOB: 0 BB: 0 P: 10	R: 0 E: 0 K: 0 S: 13	H: 1 LOB: 1 BB: 0 P: 20		R: 0 E: 0 K: 1 S: 10	H: 1 LOB: 1 BB: 0 P: 13	1B: 6 2B: 2 3B: 0 HR: 2	SF: 0 SAC: 0 DP: 0 HBP: 1	WP: 0 PB: 0 SB: 0 CS: 0	PA: 39				
PITCHER	IP	WLS	BF	H	R	ER	SO	BB	IBB	HBP	BLK	WP	HR	S	P	ERA	WHIP										
Brian Anderson, L ERA: 4.27	6.0		28	8	5	5	3	1	0	1	0	0	2	65	106	7.50	1.500										
Jason Boyd, R ERA: 3.99	1.0	H	3	0	0	0	0	0	0	0	0	0	0	6	10	0.00	0.000										
David Riske, R ERA: 3.11	1.0	H	4	1	0	0	0	0	0	0	0	0	0	13	20	0.00	1.000										
Danys Baez, R ERA: 3.51	1.0	S	4	1	0	0	1	0	0	0	0	0	0	10	13	0.00	1.000										



Batter	1	2	3	4	5	6	7	8	9	AB	R	H	RBI	BB	SO	LOB	TOP								
Coco Crisp, S OBP: 0.292, SLG: 0.325 (1, 7)										4	1	1	0	0	1	0	Cleveland Indians @ Kansas City Royals Kauffman Stadium, Kansas City, MO Tue Jul 01 2003, 7:05 PM CDT Att: 12,831 - Cloudy - 83 F								
Matt Lawton, L OBP: 0.341, SLG: 0.424 (1, 9)										4	1	2	2	0	0	0									
Milton Bradley, S OBP: 0.442, SLG: 0.518 (1, 8)										3	1	1	0	1	1	1									
Jody Gerut, L OBP: 0.332, SLG: 0.505 (1, 10)										4	0	1	0	0	1	2									
Casey Blake, R OBP: 0.333, SLG: 0.427 (1, 5)										4	0	1	0	0	0	2									
Ben Broussard, L OBP: 0.333, SLG: 0.430 (1, 3)										2	0	1	1	1	0	0									
41 Victor Martinez, S OBP: 0.250, SLG: 0.375 (1, 2)										4	0	0	0	0	1	5									
Ricky Gutierrez, R OBP: 0.286, SLG: 0.292 Zach Sorensen, S OBP: 0.316, SLG: 0.412 (9, PR)										3	0	0	0	0	0	2									
Brandon Phillips, R OBP: 0.241, SLG: 0.306 (1, 4)										4	0	0	0	0	0	3									
Inning Stats	R: 1 E: 0 K: 1 S: 12	H: 1 LOB: 0 BB: 0 P: 20	R: 0 E: 0 K: 0 S: 6	H: 0 LOB: 0 BB: 0 P: 13	R: 0 E: 0 K: 1 S: 9	H: 0 LOB: 0 BB: 0 P: 10	R: 0 E: 0 K: 0 S: 8	H: 1 LOB: 1 BB: 0 P: 14	R: 0 E: 0 K: 0 S: 6	H: 0 LOB: 0 BB: 0 P: 8	R: 1 E: 0 K: 0 S: 10	H: 2 LOB: 1 BB: 0 P: 14	R: 0 E: 0 K: 0 S: 14	H: 1 LOB: 2 BB: 1 P: 23	R: 0 E: 0 K: 0 S: 8	H: 0 LOB: 0 BB: 0 P: 10		R: 1 E: 0 K: 2 S: 18	H: 2 LOB: 3 BB: 1 P: 29	1B: 4 2B: 1 3B: 1 HR: 1	SF: 0 SAC: 0 DP: 1 HBP: 2	WP: 0 PB: 0 SB: 0 CS: 0	PA: 36		
PITCHER	IP	WLS	BF	H	R	ER	SO	BB	IBB	HBP	BLK	WP	HR	S	P	ERA	WHIP								
Jose Lima, R ERA: 3.2 (1, 1)	7.0	W	26	5	2	2	2	1	0	1	0	0	1	65	102	2.57	0.857								
Jason Grimsley, R ERA: 3.88 (8, 1)	1.1		7	2	1	1	1	1	0	0	0	0	0	21	32	6.75	2.250								
Mike MacDougal, R ERA: 2.89 (9, 1)	0.2	S	3	0	0	0	1	0	0	1	0	0	0	5	7	0.00	0.000								

Batter	1	2	3	4	5	6	7	8	9	AB	R	H	RBI	BB	SO	LOB	BOTTOM								
Desi Relaford, S OBP: 0.343, SLG: 0.437 (1, 4)										4	1	1	0	0	1	2	Cleveland Indians @ Kansas City Royals Kauffman Stadium, Kansas City, MO Tue Jul 01 2003, 7:05 PM CDT Att: 12,831 - Cloudy - 83 F								
Joe Randa, R OBP: 0.304, SLG: 0.414 (1, 5)										4	2	2	4	0	0	0									
Carlos Beltrán, S OBP: 0.392, SLG: 0.468 (1, 8)										3	0	2	1	1	0	0									
Raul Ibanez, L OBP: 0.341, SLG: 0.460 (1, 3)										3	0	1	0	1	0	1									
Ken Harvey, R OBP: 0.305, SLG: 0.418 (1, 10)										4	0	0	0	0	2	4									
Michael Tucker, L OBP: 0.339, SLG: 0.464 (1, 7)										3	1	0	0	1	1	0									
Aaron Guiel, L OBP: 0.337, SLG: 0.459 (1, 9)										4	1	1	0	0	0	0									
4 Angel Berroa, R OBP: 0.340, SLG: 0.451 (1, 6)										4	0	0	1	0	0	1									
Brent Mayne, L OBP: 0.311, SLG: 0.364 (1, 2)										3	1	1	0	0	0	0									
Inning Stats	R: 0 E: 0 K: 1 S: 8	H: 0 LOB: 2 BB: 2 P: 19	R: 4 E: 0 K: 1 S: 24	H: 4 LOB: 1 BB: 1 P: 37	R: 0 E: 0 K: 0 S: 5	H: 0 LOB: 0 BB: 0 P: 8	R: 2 E: 0 K: 0 S: 13	H: 4 LOB: 2 BB: 0 P: 16	R: 0 E: 0 K: 0 S: 5	H: 0 LOB: 0 BB: 0 P: 6	R: 0 E: 0 K: 0 S: 10	H: 0 LOB: 0 BB: 0 P: 15	R: 0 E: 0 K: 1 S: 8	H: 0 LOB: 0 BB: 0 P: 12	R: 0 E: 0 K: 1 S: 6	H: 0 LOB: 0 BB: 0 P: 7		1B: 5 2B: 2 3B: 0 HR: 1	SF: 0 SAC: 0 DP: 0 HBP: 0	WP: 1 PB: 0 SB: 1 CS: 0	PA: 35				
PITCHER	IP	WLS	BF	H	R	ER	SO	BB	IBB	HBP	BLK	WP	HR	S	P	ERA	WHIP								
Ricardo Rodriguez, R ERA: 5.73 (1, 1)	1.2	L	12	4	4	4	2	3	0	0	1	1	1	31	55	21.60	4.200								
Terry Mulholland, L ERA: 3.86 (2, 1)	3.1		14	4	2	2	0	0	0	0	0	0	0	24	31	5.40	1.200								
Jack Cressend, R ERA: (6, 1)	2.0		6	0	0	0	1	0	0	0	0	0	0	18	27	0.00	0.000								
Alex Herrera, L ERA: (8, 1)	1.0		3	0	0	0	1	0	0	0	0	0	0	6	7	0.00	0.000								

AB 32
R 3
H 7
RBI 3
BB 2
SO 4
LOB 15



Batter	1	2	3	4	5	6	7	8	9	AB	R	H	RBI	BB	SO	LOB	TOP					
Coco Crisp, S OBP: 0.290, SLG: 0.325 (1, 7)	1-1 G4-6-3 1B		1-2 SF8		0-1 G6-3			2-0 F8		3	0	1	1	0	0	0	Cleveland Indians @ Kansas City Royals Kauffman Stadium, Kansas City, MO Wed Jul 02 2003, 7:05 PM CDT Att: 12,918 - Sunny - 88 F					
Matt Lawton, L OBP: 0.337, SLG: 0.418 (1, 9)	0-1 G4-6-3 1-2		3-H 1-0 L4			0-0 G3			1-2 L4	4	0	0	0	0	0	2						
Milton Bradley, S OBP: 0.436, SLG: 0.510 (1, 8)	3-3 K			0-2 G3-1		1-3 K			2-2 P4	4	0	0	0	0	2	0						
Shane Spencer, R OBP: 0.320, SLG: 0.364 (1, 10)		4-0 G4-6-3 BB		2-2 HR		0-0 G5-3			4-1 BB	2	1	1	1	2	0	0						
Casey Blake, R OBP: 0.329, SLG: 0.421 (1, 5)		0-0 F8		0-0 F9			1-0 P4		0-0 G5-3	4	0	0	0	0	0	2						
Tim Laker, R OBP: 0.297, SLG: 0.414 (1, 2)	2-1 G4-6-3 1-2			3-2 FC6 1B			2-2 G5-3			3	0	1	0	0	0	1						
Ben Broussard, L OBP: 0.327, SLG: 0.421 (1, 3)			0-0 P5	0-1 FC6 1-2			2-2 F8			3	0	0	0	0	0	1						
Brandon Phillips, R OBP: 0.246, SLG: 0.310 (1, 4)			0-0 2 1B SF8 1B		1-2 G5-4-3 1B			0-1 P6		3	1	2	0	0	0	0						
2 Jhonny Peralta, R OBP: 0.241, SLG: 0.185 (1, 6)			0-2 1-3 1B		1-0 G5-4-3 1-2			2-3 K		3	0	1	0	0	1	1						
Inning Stats	R: 0 E: 0 K: 1 S: 8	H: 1 LOB: 0 BB: 0 P: 12	R: 0 E: 0 K: 0 S: 3	H: 0 LOB: 0 BB: 1 P: 9	R: 1 E: 0 K: 0 S: 9	H: 2 LOB: 1 BB: 0 P: 11	R: 1 E: 0 K: 0 S: 12	H: 2 LOB: 1 BB: 0 P: 17	R: 0 E: 0 K: 0 S: 7	H: 1 LOB: 0 BB: 0 P: 9	R: 0 E: 0 K: 0 S: 5	H: 0 LOB: 0 BB: 0 P: 6	R: 0 E: 0 K: 0 S: 9	H: 0 LOB: 0 BB: 0 P: 14	R: 0 E: 0 K: 1 S: 6	H: 0 LOB: 0 BB: 1 P: 10	R: 0 E: 0 K: 0 S: 8	H: 0 LOB: 1 BB: 1 P: 15	1B: 5 2B: 0 3B: 0 HR: 1	SF: 1 SAC: 0 DP: 3 HBP: 0	WP: 0 PB: 0 SB: 0 CS: 0	PA: 32
PITCHER Darrell May, L ERA: 3.87 (1, 1)	IP: 9.0 WLS: W BF: 32 H: 6 R: 2 ER: 2 SO: 3 BB: 2 IBB: 0 HBP: 0 BLK: 0 WP: 0 HR: 1 S: 67 P: 103 ERA: 2.00 WHIP: 0.889															PITCHER						

Batter	1	2	3	4	5	6	7	8	9	AB	R	H	RBI	BB	SO	LOB	BOTTOM					
Michael Tucker, L OBP: 0.338, SLG: 0.461 (1, 9)	3-3 K	0-0 SH3-4	0-0 FC3-6 1B		0-1 G4-3			3-3 K		4	0	1	0	0	2	0	Cleveland Indians @ Kansas City Royals Kauffman Stadium, Kansas City, MO Wed Jul 02 2003, 7:05 PM CDT Att: 12,918 - Sunny - 88 F					
Joe Randa, R OBP: 0.304, SLG: 0.414 (1, 5)	0-0 1B BB	2-2 1B	0-1 FC3-6 E		1-1 G1-4-3			1-0 G1-3 2B		0	0	0	0	0	0	0						
Desi Relaford, S OBP: 0.347, SLG: 0.448 (2, 5)		2-2 2B	1-2 2-3					4-1 G1-3 BB		3	3	3	2	2	0	0						
Carlos Beltrán, S OBP: 0.403, SLG: 0.475 (1, 8)	0-0 BB 4 SF7 1B	0-1 1B FC6-4 1B	1-0 E8 1B		4-2 G6-3 SF8 BB			0-0 G1-3 BB		4	0	2	0	1	0	3						
Ken Harvey, R OBP: 0.310, SLG: 0.419 (1, 3)	0-0 BB 1-2 2-3 1B	0-0 FC6-4 1B	4-0 IBB		2-0 G6-3			1-3 G1-3		4	0	2	0	1	0	3						
Raul Ibanez, L OBP: 0.339, SLG: 0.456 (1, 7)	4-0 BB 1-2 2-3 3-H BB	2-2 FC6-4 E 1B	0-3 K		2-1 SF8			3-3 K		3	0	0	3	1	2	6						
4 Angel Berroa, R OBP: 0.339, SLG: 0.449 (1, 6)	0-0 SF7	1-1 E5 1B		0-2 F9				1-2 F9		3	0	1	1	0	0	0						
Morgan Burkhart, S OBP: 0.250, SLG: 0.200 (1, 10)	0-0 G1-6-3	1-3 K		0-1 G3			3-3 K			4	0	0	0	0	2	4						
Brent Mayne, L OBP: 0.310, SLG: 0.358 (1, 2)		4-1 SH3-4 1B BB	1-3 K	2-3 K			2-1 G4-3			3	1	0	0	1	2	0						
Carlos Febles, R OBP: 0.286, SLG: 0.278 (1, 4)		0-0 SH3-4 2B 1B	0-0 FC3-6 1B E		1-0 G5-3			1-2 F9		4	2	2	0	0	0	0						
Inning Stats	R: 2 E: 0 K: 1 S: 8	H: 3 LOB: 2 BB: 1 P: 15	R: 4 E: 1 K: 1 S: 19	H: 5 LOB: 2 BB: 1 P: 29	R: 1 E: 1 K: 2 S: 11	H: 3 LOB: 3 BB: 1 P: 17	R: 0 E: 0 K: 1 S: 8	H: 0 LOB: 0 BB: 0 P: 10	R: 0 E: 0 K: 0 S: 5	H: 0 LOB: 0 BB: 0 P: 7	R: 1 E: 0 K: 0 S: 9	H: 0 LOB: 0 BB: 1 P: 18	R: 0 E: 0 K: 1 S: 9	H: 0 LOB: 0 BB: 0 P: 15	R: 0 E: 0 K: 2 S: 10	H: 1 LOB: 2 BB: 1 P: 21	R: 0 E: 0 K: 0 S: 8	H: 0 LOB: 0 BB: 0 P: 0	1B: 10 2B: 2 3B: 0 HR: 0	SF: 2 SAC: 1 DP: 0 HBP: 0	WP: 0 PB: 0 SB: 1 CS: 0	PA: 41
PITCHER Billy Traber, L ERA: 4.88 (1, 1)	IP: 2.2 WLS: L BF: 22 H: 7 R: 7 ER: 7 SO: 3 BB: 2 IBB: 0 HBP: 0 BLK: 0 WP: 0 HR: 0 S: 35 P: 58 ERA: 23.62 WHIP: 4.875															PITCHER						
Terry Mulholland, L ERA: 3.67 (3, 1)	2.1 7 0 0 0 2 0 0 0 0 0 0 0 0 16 20 0.00 0.000																					
Nick Bierbrodt, L ERA: 9.15 (6, 1)	2.0 7 0 1 1 1 1 0 0 0 0 0 0 0 18 33 4.50 0.500																					
Alex Herrera, L ERA: (8, 1)	1.0 5 1 0 0 2 1 0 0 0 0 0 0 0 10 21 0.00 2.000																					

AB	29
R	2
H	6
RBI	2
BB	2
SO	3
LOB	7



AB	33
R	8
H	12
RBI	8
BB	5
SO	8
LOB	15



Batter	1	2	3	4	5	6	7	8	9	AB	R	H	RBI	BB	SO	LOB	TOP										
Alex Sanchez, L (1, 8) OBP: 0.303, SLG: 0.349	G5-3		1B		B4-3			K2-3		4	0	1	0	0	1	1	Detroit Tigers @ Kansas City Royals Kauffman Stadium, Kansas City, MO Thu Jul 03 2003, 7:05 PM CDT Att: 12,978 - Sunny - 90 F										
Warren Morris, L (1, 4) OBP: 0.330, SLG: 0.420	F7		BB		F8			PB BB		2	0	0	0	2	0	1											
Dmitri Young, S (1, 10) OBP: 0.364, SLG: 0.544	L6		F9					K		4	0	0	0	0	2	3											
Craig Monroe, R (1, 7) OBP: 0.282, SLG: 0.391		HR			G5-3			K		4	1	2	1	0	1	1											
Carlos Pena, L (1, 3) OBP: 0.319, SLG: 0.406	G4-3				F7			G4-3		4	0	0	0	0	0	1											
Shane Halter, R (1, 5) OBP: 0.284, SLG: 0.346	P4									3	0	0	0	0	1	1											
Eric Munson, L (9, PH) OBP: 0.311, SLG: 0.415										0	0	0	0	1	0	0											
Ramon Santiago, S (1, 6) OBP: 0.303, SLG: 0.290	G5-3				G4-3			G6-3		4	0	0	0	0	0	1											
A.J. Hinch, R (1, 2) OBP: 0.205, SLG: 0.351			P3							3	1	1	0	0	0	0											
Kevin Witt, L (9, PH) OBP: 0.309, SLG: 0.439					2B			F7		1	0	0	0	0	0	1											
Andres Torres, S (1, 9) OBP: 0.259, SLG: 0.288			G6-3					G5-3		3	0	1	1	0	0	0											
Inning Stats	R: 0 E: 0 K: 0 S: 6	H: 0 LOB: 0 BB: 0 P: 11	R: 1 E: 0 K: 0 S: 9	H: 1 LOB: 0 BB: 0 P: 13	R: 0 E: 0 K: 0 S: 7	H: 1 LOB: 2 BB: 1 P: 16	R: 0 E: 0 K: 1 S: 8	H: 0 LOB: 0 BB: 0 P: 11	R: 1 E: 0 K: 0 S: 14	H: 2 LOB: 1 BB: 0 P: 21	R: 0 E: 0 K: 1 S: 8	H: 1 LOB: 1 BB: 0 P: 14	R: 0 E: 0 K: 0 S: 9	H: 0 LOB: 1 BB: 1 P: 13	R: 0 E: 0 K: 3 S: 10	H: 0 LOB: 1 BB: 1 P: 15	R: 0 E: 0 K: 0 S: 7	H: 0 LOB: 1 BB: 1 P: 14	1B: 3 2B: 1 3B: 0 HR: 1	SF: 0 SAC: 0 DP: 0 HBP: 0	WP: 0 PB: 1 SB: 1 CS: 0	PA: 35					
PITCHER	IP	WLS	BF	H	R	ER	SO	BB	IBB	HBP	BLK	WP	HR	S	P	ERA	WHIP										
Jeremy Affeldt, L (1, 1) ERA: 4.62	7.0	W	27	5	2	2	2	1	0	0	0	0	1	61	99	2.57	0.857										
Curt Leskanic, R (8, 1) ERA: 2.5	1.0	H	4	0	0	0	3	1	0	0	0	0	0	10	15	0.00	1.000										
Mike MacDougal, R (9, 1) ERA: 2.82	1.0	S	4	0	0	0	0	1	0	0	0	0	0	7	14	0.00	1.000										

Batter	1	2	3	4	5	6	7	8	9	AB	R	H	RBI	BB	SO	LOB	BOTTOM										
Aaron Guiel, L (1, 9) OBP: 0.322, SLG: 0.436	K		G4-3		F7			G1-3		4	0	0	0	0	1	1	Detroit Tigers @ Kansas City Royals Kauffman Stadium, Kansas City, MO Thu Jul 03 2003, 7:05 PM CDT Att: 12,978 - Sunny - 90 F										
Desi Relaford, S (1, 5) OBP: 0.346, SLG: 0.445	K				G4-3			G3		4	0	1	0	0	1	1											
Carlos Beltrán, S (1, 8) OBP: 0.401, SLG: 0.471	B1-3				G4-3			F8		4	1	1	0	0	0	1											
Raul Ibanez, L (1, 10) OBP: 0.338, SLG: 0.453					P3			K		4	0	1	0	0	2	2											
Ken Harvey, R (1, 3) OBP: 0.309, SLG: 0.416					K			G5-3		4	0	1	1	0	2	2											
Michael Tucker, L (1, 7) OBP: 0.341, SLG: 0.472					FC3-6					2	1	1	1	1	0	1											
4 Angel Berroa, R (1, 6) OBP: 0.339, SLG: 0.446					G5-3					2	1	0	0	0	1	3											
Brent Mayne, L (1, 2) OBP: 0.310, SLG: 0.358					G4-3					3	0	1	0	0	0	0											
Carlos Febles, R (1, 4) OBP: 0.287, SLG: 0.274					K					2	0	0	0	1	1	1											
Inning Stats	R: 0 E: 0 K: 2 S: 8	H: 0 LOB: 0 BB: 0 P: 13	R: 0 E: 0 K: 1 S: 9	H: 1 LOB: 1 BB: 0 P: 10	R: 0 E: 0 K: 1 S: 6	H: 0 LOB: 0 BB: 0 P: 8	R: 0 E: 0 K: 1 S: 10	H: 1 LOB: 1 BB: 0 P: 16	R: 2 E: 0 K: 0 S: 8	H: 2 LOB: 0 BB: 0 P: 14	R: 1 E: 0 K: 2 S: 13	H: 2 LOB: 2 BB: 1 P: 20	R: 0 E: 0 K: 0 S: 7	H: 0 LOB: 1 BB: 1 P: 15	R: 0 E: 0 K: 1 S: 8	H: 0 LOB: 0 BB: 0 P: 12		1B: 5 2B: 0 3B: 0 HR: 1	SF: 0 SAC: 0 DP: 1 HBP: 1	WP: 0 PB: 1 SB: 3 CS: 0	PA: 32						
PITCHER	IP	WLS	BF	H	R	ER	SO	BB	IBB	HBP	BLK	WP	HR	S	P	ERA	WHIP										
38 Jeremy Bonderman, R (1, 1) ERA: 3.01	6.1	L	27	6	3	3	7	1	1	1	0	0	0	12	20	0.00	0.000										
Jamie Walker, L (7, 1) ERA: 3.34	1.1		4	0	0	0	1	0	0	0	0	0	0	2	2	0.00	0.000										
45 Chris Mears, R (8, 1) ERA:	0.1		1	0	0	0	0	0	0	0	0	0	0	2	2	0.00	0.000										

Batter	1	2	3	4	5	6	7	8	9	AB R H RBI BB SO LOB	TOP											
Alex Sanchez, L (1, 8) OBP: 0.306, SLG: 0.360	2-1 F7	4-1 BB		2-2 HR		0-0 CS 1B			2-3 K	4 1 2 3 1 1 0	Detroit Tigers @ Kansas City Royals Kauffman Stadium, Kansas City, MO Sat Jul 05 2003, 6:05 PM CDT Att: 19,030 - Cloudy - 91 F											
Warren Morris, L (1, 4) OBP: 0.337, SLG: 0.411	0-3 K	1-3 K2-3		2-H 3-H 0-0 1B		1-1 F8		0-0 HBP 1B	5 1 2 0 0 2 3													
Dmitri Young, S (1, 7) OBP: 0.365, SLG: 0.558	1-1 HR		1-3 K	2-2 F9		0-2 F9		2-2 1B 1-2 SF8 HBP	4 2 1 1 0 1 0													
Kevin Witt, L (1, 10) OBP: 0.318, SLG: 0.475	1-2 2B		0-1 HR		3-2 G4-3		0-2 P6	1-2 SF8 BB 1-3 2-H 1B	5 1 3 2 0 0 0													
Carlos Pena, L (1, 3) OBP: 0.321, SLG: 0.403	0-1 G1-3		0-3 K		1-0 E SF9 1B		1-1 F8	4-1 BB 1-2 BB	4 1 1 0 1 1 1													
Eric Munson, L (1, 5) OBP: 0.314, SLG: 0.424		0-3 K	2-1 G3-1		4-2 1-2 BB		1-3 K	0-1 SF8	3 0 0 1 1 2 0													
Craig Monroe, R (1, 9) OBP: 0.292, SLG: 0.423	1-1 1B 2B			1-2 SH2-3 HR 2B		1-0 E9		2-3 K 2-3 3-H 0-2 F9	5 2 2 0 0 1 4													
A.J. Hinch, R (1, 2) OBP: 0.213, SLG: 0.326	0-1 BB 1B			4-2 SH2-3 HR BB		0-0 SF9		0-1 G4-3	2 1 1 2 1 0 0													
Ramon Santiago, S (1, 6) OBP: 0.302, SLG: 0.290	2-0 F8			0-1 SH2-3		1-2 F8		1-1 G1-3	3 0 0 0 0 0 3													
Inning Stats	R: 1 E: 0 K: 1 S: 14	H: 2 LOB: 1 BB: 0 P: 18	R: 1 E: 0 K: 2 S: 13	H: 2 LOB: 2 BB: 1 P: 21	R: 1 E: 0 K: 2 S: 10	H: 1 LOB: 0 BB: 0 P: 13	R: 3 E: 0 K: 0 S: 16	H: 3 LOB: 0 BB: 1 P: 25	R: 1 E: 1 K: 0 S: 14	H: 1 LOB: 2 BB: 1 P: 24	R: 0 E: 0 K: 0 S: 6	H: 1 LOB: 0 BB: 0 P: 7	R: 0 E: 0 K: 1 S: 8	H: 0 LOB: 0 BB: 0 P: 10	R: 0 E: 0 K: 1 S: 7	H: 0 LOB: 0 BB: 0 P: 10	R: 2 E: 0 K: 1 S: 18	H: 2 LOB: 2 BB: 1 P: 27	1B: 6 2B: 3 3B: 0 HR: 3	SF: 2 SAC: 1 DP: 0 HBP: 1	WP: 0 PB: 0 SB: 0 CS: 1	PA: 43
PITCHER	IP WLS BF H R ER SO BB IBB HBP BLK WP HR S P ERA WHIP											IP WLS BF H R ER SO BB IBB HBP BLK WP HR S P ERA WHIP										
Brad Voyles, R (1, 1) ERA: 8.1	4.0 L 21 8 6 6 5 2 0 0 0 0 0 3 53 77 13.50 2.500																					
51 Kris Wilson, R (5, 1) ERA: 5.4	3.0 12 2 1 0 1 1 0 0 0 0 0 0 28 41 0.00 1.000																					
Jason Grimsley, R (8, 1) ERA: 3.8	1.0 3 0 0 0 1 0 0 0 0 0 0 0 7 10 0.00 0.000																					
D.J. Carrasco, R (9, 1) ERA: 3.95	1.0 7 2 2 2 1 1 0 1 0 0 0 0 18 27 18.00 3.000																					

Batter	1	2	3	4	5	6	7	8	9	AB R H RBI BB SO LOB	BOTTOM											
Michael Tucker, L (1, 9) OBP: 0.346, SLG: 0.490	2-3 K		1-0 F9	1-1 G4-3			3-2 G4-3		2-2 HR	5 1 1 1 0 1 2	Detroit Tigers @ Kansas City Royals Kauffman Stadium, Kansas City, MO Sat Jul 05 2003, 6:05 PM CDT Att: 19,030 - Cloudy - 91 F											
Carlos Febles, R (1, 4) OBP: 0.291, SLG: 0.275	4-2 FC6-4 BB		0-0 G5-3		1-2 G1-3		1-0 F8		2-2 G1-3	4 0 0 0 1 0 0												
Carlos Beltrán, S (1, 8) OBP: 0.388, SLG: 0.454	2-1 F8			1-0 G6-3	0-1 F8			1-1 G6-3		4 0 0 0 0 0 1												
Ken Harvey, R (1, 3) OBP: 0.311, SLG: 0.427	0-1 FC6-4			1-0 HR	1-1 G4-3			0-0 F8		4 1 1 1 0 0 1												
Raul Ibanez, L (1, 7) OBP: 0.341, SLG: 0.463		1-2 G4-3		2-2 BB 4 1B		1-0 G5-3 1B		1-2 HR		4 1 3 1 0 0 0												
4 Angel Berroa, R (1, 6) OBP: 0.343, SLG: 0.451		1-0 S 1B		1-2 BB BB 1B		0-2 P3		1-2 2B		4 1 3 0 0 0 1												
Mike DiFelice, R (1, 2) OBP: 0.307, SLG: 0.430		2-3 K		4-0 BB 1B		1-2 G5-3		1-2 G1-3		1 1 0 0 1 1 1												
Brent Mayne, L (6, 2) OBP: 0.307, SLG: 0.354				1-2 2-3 BB BB		1-2 G4-3				2 0 0 0 0 0 2												
Jarrod Patterson, L (1, 10) OBP: 0.307, SLG: 0.354		1-1 G4-3		4-2 1B BB		2-0 G4-3				3 0 0 0 1 0 2												
Julius Matos, R (1, 5) OBP: 0.250, SLG: 0.250			2-1 F9	1-3 2-H 3-H 1B		0-0 P4		1-2 G6-3		4 0 1 2 0 0 0												
Inning Stats	R: 0 E: 0 K: 1 S: 10	H: 0 LOB: 1 BB: 1 P: 18	R: 0 E: 0 K: 1 S: 9	H: 1 LOB: 0 BB: 0 P: 14	R: 0 E: 0 K: 0 S: 4	H: 0 LOB: 0 BB: 0 P: 7	R: 3 E: 0 K: 0 S: 15	H: 4 LOB: 2 BB: 2 P: 30	R: 0 E: 0 K: 0 S: 7	H: 0 LOB: 0 BB: 0 P: 9	R: 0 E: 0 K: 0 S: 9	H: 1 LOB: 1 BB: 0 P: 13	R: 0 E: 0 K: 0 S: 5	H: 0 LOB: 0 BB: 0 P: 9	R: 1 E: 0 K: 0 S: 12	H: 2 LOB: 1 BB: 0 P: 16	R: 1 E: 0 K: 0 S: 12	H: 1 LOB: 0 BB: 0 P: 18	1B: 5 2B: 1 3B: 0 HR: 3	SF: 0 SAC: 0 DP: 0 HBP: 0	WP: 0 PB: 0 SB: 1 CS: 0	PA: 38
PITCHER	IP WLS BF H R ER SO BB IBB HBP BLK WP HR S P ERA WHIP											IP WLS BF H R ER SO BB IBB HBP BLK WP HR S P ERA WHIP										
Mike Maroth, L (1, 1) ERA: 4.81	7.2 W 33 8 4 4 2 3 0 0 0 0 0 1 68 112 4.70 1.435																					
Jamie Walker, L (8, 1) ERA: 3.45	1.1 S 5 1 1 1 0 0 0 0 0 0 0 1 15 22 6.75 0.750																					

Batter	1	2	3	4	5	6	7	8	9	AB	R	H	RBI	BB	SO	LOB	TOP
Alex Sanchez, L (1, 8) OBP: 0.305, SLG: 0.357	2-2 BB BB BB 1B	2-1 F7			0-0 B3		0-0 F8		1-2 G1-3	5	1	1	0	0	0	0	
Warren Morris, L (1, 4) OBP: 0.330, SLG: 0.394	4-0 BB BB BB		1-2 F8		3-2 G1		1-0 G3		1-2 G1-3	4	0	0	0	1	0	0	
Dmitri Young, S (1, 7) OBP: 0.363, SLG: 0.557	1-0 F7		1-0 F7		1-3 K				0-2 2B 2B	4	1	1	0	0	1	2	
Kevin Witt, L (1, 10) OBP: 0.316, SLG: 0.463	4-1 BB BB		1-3 K		0-0 F7				1-0 F8	3	0	0	0	1	1	1	
Carlos Pena, L (1, 3) OBP: 0.320, SLG: 0.405	1-2 P5			2-3 K		2-3 K			1-2 HBP 2B	4	0	1	1	0	2	3	
Eric Munson, L (1, 5) OBP: 0.325, SLG: 0.440	4-2		0-2		4-1				4-1 HBP 2B	1	1	1	2	3	0	0	
Andres Torres, S (8, PR) OBP: 0.248, SLG: 0.276										0	0	0	0	0	0	0	
Shane Halter, R (8, 5) OBP: 0.289, SLG: 0.365	1-2 2-3 3-H BB									0	0	0	0	0	0	0	
Craig Monroe, R (1, 9) OBP: 0.291, SLG: 0.417	0-2 G6-3		0-0 P3		3-2 F7				4-2 1-2 2-3 HBP	3	0	0	0	0	0	4	
Matt Walbeck, S (1, 2) OBP: 0.154, SLG: 0.195		1-1 G4-3		4-1 BB					0-2 G1-3	3	0	0	0	1	1	3	
Ramon Santiago, S (1, 6) OBP: 0.297, SLG: 0.284		0-0 F7		0-3 K					2-2 F8	4	0	0	0	0	1	1	
Inning Stats	R: 1 H: 1 E: 0 LOB: 3 K: 0 BB: 3 S: 15	R: 0 H: 0 E: 0 LOB: 0 K: 1 BB: 0 S: 5	R: 0 H: 0 E: 0 LOB: 0 K: 1 BB: 0 S: 8	R: 1 H: 1 E: 0 LOB: 1 K: 2 BB: 1 S: 13	R: 0 H: 0 E: 0 LOB: 0 K: 1 BB: 0 S: 8	R: 0 H: 0 E: 0 LOB: 1 K: 1 BB: 1 S: 10	R: 0 H: 0 E: 0 LOB: 0 K: 0 BB: 0 S: 13	R: 1 H: 2 E: 0 LOB: 3 K: 1 BB: 1 S: 17	R: 0 H: 0 E: 0 LOB: 0 K: 0 BB: 0 S: 9	1B: 1 SF: 0 2B: 2 SAC: 0 3B: 0 DP: 0 HR: 1 HBP: 1	WP: 0 PA: 38						
PITCHER	IP WLS BF H R ER SO BB IBB HBP BLK WP HR S P ERA WHIP																
Jose Lima, R (1, 1) ERA: 3.06	7.0 W 28 2 2 2 5 5 0 0 0 0 1 72 115 2.57 1.000																
Jason Grimsley, R (8, 1) ERA: 3.94	0.2 H 6 2 1 1 0 1 0 1 0 0 0 13 24 13.50 4.500																
Curt Leskanic, R (8, 1) ERA: 2.57	0.1 H 1 0 0 0 1 0 0 0 0 0 0 4 6 0.00 0.000																
Mike MacDougal, R (9, 1) ERA: 2.72	1.0 S 3 0 0 0 0 0 0 0 0 0 0 9 13 0.00 0.000																

Detroit Tigers @ Kansas City Royals
 Kauffman Stadium, Kansas City, MO
 Sun Jul 06 2003, 1:05 PM CDT
 Att: 12,844 - Cloudy - 93 F

AB	31
R	3
H	4
RBI	3
BB	6
SO	6
LOB	14



Batter	1	2	3	4	5	6	7	8	9	AB	R	H	RBI	BB	SO	LOB	BOTTOM
Aaron Guiel, L (1, 9) OBP: 0.333, SLG: 0.450	2-2 E9 1B 2B		4-2 BB BB		1-0 P6		1-1 SH2-3			2	1	1	0	1	0	0	
Desi Relaford, S (1, 5) OBP: 0.352, SLG: 0.450	0-0 S S E		4-2 BB		1-2 E 1B		1-0 2B			3	2	3	2	1	0	0	
Carlos Beltrán, S (1, 8) OBP: 0.386, SLG: 0.451	3-2 F7		1-1 F7		3-1 E5 1B		1-0 G5-3			4	0	1	0	0	0	4	
Raul Ibanez, L (1, 7) OBP: 0.340, SLG: 0.459	3-1 G4-3		2-2 F8		4-0 IBB		2-1 F8			3	0	0	0	1	0	3	
Ken Harvey, R (1, 3) OBP: 0.307, SLG: 0.420	3-2 G1-3			1-0 G6-3		1-2 G4-3			2-3 K	4	0	0	0	0	1	2	
Michael Tucker, L (1, 10) OBP: 0.345, SLG: 0.497		0-0 L9		3-2 HR		0-0 P5			3-3 K	4	1	1	1	0	1	0	
4 Angel Berroa, R (1, 6) OBP: 0.345, SLG: 0.448		4-0 CS BB		0-1 L6		4-0 G6-4-3 BB			0-0 P4	2	0	0	0	2	0	0	
Brent Mayne, L (1, 2) OBP: 0.303, SLG: 0.348		1 SAFE 1 SAFE 2-3 K		0-1 L9		1 SAFE 2-0 G6-4-3				3	0	0	0	0	1	2	
Carlos Febles, R (1, 4) OBP: 0.292, SLG: 0.271		1-0 CS		2-2 F7		1-1 F8			4-1 SH2-3 2B BB	2	1	0	0	1	0	0	
Inning Stats	R: 2 H: 2 E: 1 LOB: 0 K: 0 BB: 0 S: 14	R: 0 H: 0 E: 0 LOB: 1 K: 1 BB: 1 S: 5	R: 0 H: 0 E: 0 LOB: 2 K: 0 BB: 2 S: 12	R: 1 H: 1 E: 0 LOB: 0 K: 0 BB: 0 S: 9	R: 1 H: 2 E: 1 LOB: 2 K: 0 BB: 1 S: 11	R: 0 H: 0 E: 0 LOB: 1 K: 0 BB: 1 S: 2	R: 1 H: 1 E: 0 LOB: 1 K: 0 BB: 1 S: 7	R: 0 H: 0 E: 0 LOB: 0 K: 2 BB: 0 S: 8	1B: 3 SF: 0 2B: 2 SAC: 1 3B: 0 DP: 1 HR: 1 HBP: 0	WP: 0 PA: 35							
PITCHER	IP WLS BF H R ER SO BB IBB HBP BLK WP HR S P ERA WHIP																
Matt Roney, R (1, 1) ERA: 3.58	5.0 L 23 5 4 3 1 3 1 0 0 0 0 51 97 5.40 1.600																
Adam Bernero, R (6, 1) ERA: 6.09	1.0 4 0 1 1 0 2 0 0 0 0 0 3 13 9.00 2.000																
Jamie Walker, L (7, 1) ERA: 3.38	1.0 4 1 0 0 0 0 0 0 0 0 0 6 11 0.00 1.000																
45 Chris Mears, R (8, 1) ERA:	1.0 3 0 0 0 2 0 0 0 0 0 0 8 13 0.00 0.000																

Detroit Tigers @ Kansas City Royals
 Kauffman Stadium, Kansas City, MO
 Sun Jul 06 2003, 1:05 PM CDT
 Att: 12,844 - Cloudy - 93 F

AB	27
R	5
H	6
RBI	3
BB	6
SO	3
LOB	11



Batter	1	2	3	4	5	6	7	8	9	AB	R	H	RBI	BB	SO	LOB	TOP										
Aaron Quiel, L OBP: 0.330, SLG: 0.476 (1, 9)	G6-3		K					F8		4	1	1	2	0	1	0	Kansas City Royals @ Anaheim Angels Edison International Field, Anaheim, CA Tue Jul 08 2003, 10:05 PM EDT Att: 34,283 - Sunny - 74 F										
Dest Relaford, S OBP: 0.391, SLG: 0.447 (1, 5)	G4-3							K		4	1	1	0	0	1	0											
Carlos Beltrán, S OBP: 0.381, SLG: 0.444 (1, 8)	K2-3							K		4	0	0	0	0	3	1											
Raul Ibanez, L OBP: 0.336, SLG: 0.454 (1, 7)		P6								4	0	0	0	0	0	1											
Ken Harvey, R OBP: 0.310, SLG: 0.425 (1, 3)	G6-3									4	1	2	0	0	0	0											
Michael Tucker, L OBP: 0.348, SLG: 0.497 (1, 10)										2	0	1	2	2	0	1											
4 Angel Berroa, R OBP: 0.342, SLG: 0.443 (1, 6)										3	0	0	0	0	0	2											
Brent Mayne, L OBP: 0.308, SLG: 0.353 (1, 2)										3	1	2	0	0	1	0											
Carlos Febles, R OBP: 0.287, SLG: 0.265 (1, 4)										3	0	0	0	0	1	2											
Inning Stats	R: 0 E: 0 K: 1 S: 8	H: 0 LOB: 0 BB: 0 P: 10	R: 0 E: 0 K: 0 S: 9	H: 0 LOB: 1 BB: 1 P: 13	R: 0 E: 0 K: 3 S: 9	H: 0 LOB: 0 BB: 0 P: 14	R: 2 E: 0 K: 1 S: 12	H: 3 LOB: 0 BB: 0 P: 17	R: 2 E: 0 K: 0 S: 6	H: 2 LOB: 0 BB: 0 P: 12	R: 0 E: 0 K: 0 S: 6	H: 0 LOB: 0 BB: 0 P: 9	R: 0 E: 0 K: 0 S: 9	H: 1 LOB: 1 BB: 1 P: 18	R: 0 E: 0 K: 2 S: 8	H: 0 LOB: 0 BB: 0 P: 12	R: 0 E: 0 K: 0 S: 8	H: 1 LOB: 0 BB: 0 P: 11	1B: 5 2B: 1 3B: 0 HR: 1	SF: 0 SAC: 0 DP: 2 HBP: 0	WP: 0 PB: 0 SB: 0 CS: 1	PA: 34					
PITCHER	IP	WLS	BF	H	R	ER	SO	BB	IBB	HBP	BLK	WP	HR	S	P	ERA	WHIP										
41 John Lackey, R ERA: 5.02 (8, 1)	7.0	L	27	6	4	4	5	2	0	0	0	0	1	59	93	5.14	1.143										
62 Scot Shields, R ERA: 1.76 (9, 1)	1.0		3	0	0	0	2	0	0	0	0	0	0	8	12	0.00	0.000										
Scott Schoeneweis, L ERA: 4.4 (9, 1)	1.0		3	1	0	0	0	0	0	0	0	0	0	8	11	0.00	1.000										

Batter	1	2	3	4	5	6	7	8	9	AB	R	H	RBI	BB	SO	LOB	BOTTOM										
9 Chone Figgins, S OBP: 0.291, SLG: 0.294 (1, 4)	B3-4		G6-3					K		4	0	0	0	0	1	1	Kansas City Royals @ Anaheim Angels Edison International Field, Anaheim, CA Tue Jul 08 2003, 10:05 PM EDT Att: 34,283 - Sunny - 74 F										
Darin Erstad, L OBP: 0.328, SLG: 0.348 (1, 8)	G6-3							G5-3		3	0	0	0	1	0	1											
Tim Salmon, R OBP: 0.359, SLG: 0.475 (1, 10)										3	0	0	0	1	0	1											
16 Garret Anderson, L OBP: 0.337, SLG: 0.578 (1, 7)										4	0	1	0	0	0	1											
Shawn Wooten, R OBP: 0.344, SLG: 0.430 (1, 3)	L3									4	0	0	0	0	0	2											
Troy Glaus, R OBP: 0.358, SLG: 0.484 (1, 5)										4	0	1	0	0	1	0											
Bengie Molina, R OBP: 0.320, SLG: 0.453 (1, 2)										3	0	0	0	0	0	1											
Benji Gil, R OBP: 0.229, SLG: 0.303 (1, 6)										3	0	1	0	0	1	1											
Eric Owens, R OBP: 0.255, SLG: 0.273 (1, 9)										3	0	1	0	0	1	2											
Inning Stats	R: 0 E: 0 K: 0 S: 11	H: 1 LOB: 2 BB: 1 P: 18	R: 0 E: 0 K: 2 S: 15	H: 1 LOB: 0 BB: 0 P: 23	R: 0 E: 0 K: 0 S: 7	H: 0 LOB: 1 BB: 1 P: 14	R: 0 E: 0 K: 0 S: 6	H: 0 LOB: 0 BB: 0 P: 9	R: 0 E: 0 K: 0 S: 11	H: 1 LOB: 1 BB: 0 P: 17	R: 0 E: 0 K: 0 S: 9	H: 0 LOB: 0 BB: 0 P: 13	R: 0 E: 0 K: 1 S: 10	H: 1 LOB: 1 BB: 0 P: 19	R: 0 E: 0 K: 1 S: 9	H: 0 LOB: 0 BB: 0 P: 15	R: 0 E: 0 K: 0 S: 5	H: 0 LOB: 0 BB: 0 P: 6	1B: 3 2B: 1 3B: 0 HR: 0	SF: 0 SAC: 0 DP: 0 HBP: 0	WP: 0 PB: 0 SB: 0 CS: 0	PA: 33					
PITCHER	IP	WLS	BF	H	R	ER	SO	BB	IBB	HBP	BLK	WP	HR	S	P	ERA	WHIP										
Darrell May, L ERA: 3.62 (8, 1)	7.0	W	27	4	0	0	3	2	0	0	0	0	0	69	113	0.00	0.857										
Jason Grimsley, R ERA: 3.86 (9, 1)	1.0		3	0	0	0	1	0	0	0	0	0	0	9	15	0.00	0.000										
D.J. Carrasco, R ERA: 3.86 (9, 1)	1.0		3	0	0	0	0	0	0	0	0	0	0	5	6	0.00	0.000										

Batter	1	2	3	4	5	6	7	8	9	AB	R	H	RBI	BB	SO	LOB	TOP			
Michael Tucker, L (1.9) OBP: 0.338, SLG: 0.478	P3		G3		G4-3			1B FC4-6	F8	6	2	1	1	0	0	4	<p>Kansas City Royals @ Texas Rangers The Ballpark at Arlington, Arlington, TX</p> <p>Fri Jul 11 2003, 8:05 PM EDT Att: 33,536 - Sunny - 91°F</p> <p>livebaseballscores.com</p>			
Dest Relaford, S (1.5) OBP: 0.345, SLG: 0.441	F8		1B BLK		F8					4	1	1	1	1	1	1				
Carlos Beltrán, S (1.8) OBP: 0.378, SLG: 0.446	F8		S BLK HR		G4-3			HR		4	2	2	3	1	0	0				
Raul Ibanez, L (1.7) OBP: 0.338, SLG: 0.460		L4	1-H 3-H		HR			E3		5	2	2	3	0	1	0				
Ken Harvey, R (1.3) OBP: 0.316, SLG: 0.438		1B	0-0		G4-3			2B		5	1	3	0	0	1	3				
Jarrod Patterson, L (1.10) OBP: 0.296, SLG: 0.091	K		F9		K			4 2B HBP	F8	4	1	0	0	1	2	2				
4 Angel Berroa, R (1.6) OBP: 0.344, SLG: 0.450	G5-3				G3-6-1 1B			HBP FC4-6 2B	2B	5	2	3	2	0	1	1				
Brent Mayne, L (1.2) OBP: 0.322, SLG: 0.367			SH1-3 1B		G3-6-1			FC4-6 HBP	2B	4	2	2	1	1	0	1				
Carlos Febles, R (1.4) OBP: 0.287, SLG: 0.268			SH1-3		F9			1-2 2-3 3-H HBP	F9	3	0	0	1	0	0	1				
Inning Stats	R: 0 E: 0 K: 0 S: 8	H: 0 LOB: 0 BB: 0 P: 15	R: 0 E: 0 K: 1 S: 12	H: 1 LOB: 1 BB: 0 P: 15	R: 4 E: 0 K: 0 S: 17	H: 4 LOB: 1 BB: 1 P: 29	R: 0 E: 0 K: 0 S: 3	H: 1 LOB: 0 BB: 0 P: 4	R: 0 E: 0 K: 2 S: 17	H: 0 LOB: 0 BB: 0 P: 25	R: 0 E: 0 K: 1 S: 8	H: 0 LOB: 0 BB: 0 P: 13	R: 8 E: 1 K: 2 S: 25	H: 6 LOB: 3 BB: 3 P: 49	R: 1 E: 0 K: 0 S: 11	H: 2 LOB: 1 BB: 0 P: 19	1B: 6 2B: 6 3B: 0 HR: 2	SF: 0 SAC: 1 DP: 1 HBP: 1	WP: 0 PB: 0 SB: 1 CS: 0	PA: 46
PITCHER	IP WLS BF H R ER SO	IP WLS BF H R ER SO	IP WLS BF H R ER SO	IP WLS BF H R ER SO	IP WLS BF H R ER SO	IP WLS BF H R ER SO	IP WLS BF H R ER SO	IP WLS BF H R ER SO	IP WLS BF H R ER SO	IP WLS BF H R ER SO	IP WLS BF H R ER SO	IP WLS BF H R ER SO	IP WLS BF H R ER SO	IP WLS BF H R ER SO	IP WLS BF H R ER SO	IP WLS BF H R ER SO	ERA WHIP	ERA WHIP		
R.A. Dickey, R (1.1) ERA: 5.0	5.0	L	21	6	4	4	1	1	0	0	0	0	0	0	0	0	0	7.20	1.400	
32 Ron Mahay, L (6.1) ERA:	1.0	3	0	0	0	2	0	0	0	0	0	0	0	0	0	0	0	0.00	0.000	
Jay Powell, R (7.1) ERA: 8.74	1.0	3	0	0	0	1	0	0	0	0	0	0	0	0	0	0	0.00	0.000		
Aaron Fultz, L (8.1) ERA: 4.5	0.1	6	3	5	5	1	0	1	0	0	0	0	1	13	24	135.00	9.000			
Victor Santos, R (8.1) ERA: 7.01	1.2	13	5	4	3	1	1	1	1	0	0	0	0	23	44	16.20	3.600			

Batter	1	2	3	4	5	6	7	8	9	AB	R	H	RBI	BB	SO	LOB	BOTTOM			
10 Michael Young, R (1.4) OBP: 0.357, SLG: 0.468	G5-3		1B		K			K		4	0	1	0	0	2	0	<p>Kansas City Royals @ Texas Rangers The Ballpark at Arlington, Arlington, TX</p> <p>Fri Jul 11 2003, 8:05 PM EDT Att: 33,536 - Sunny - 91°F</p> <p>livebaseballscores.com</p>			
9 Hank Blalock, L (1.5) OBP: 0.377, SLG: 0.529	G5-3		G4-3		G6-3			F7		4	0	0	0	0	0	1				
Alex Rodriguez, R (1.6) OBP: 0.376, SLG: 0.555					F9			K		3	1	1	0	0	1	0				
Donnie Sadler, R (9.6) OBP: 0.300, SLG: 0.324					1B E					0	0	0	0	0	0	0				
Rafael Palmeiro, L (1.10) OBP: 0.355, SLG: 0.489	G3				G4-3			F7		4	1	1	0	0	0	1				
Juan Gonzalez, R (1.9) OBP: 0.321, SLG: 0.569					E7			G4-3		3	1	1	1	0	0	0				
Mike Lamb, L (9.3) OBP: 0.190, SLG: 0.132					G4-3 1B			G4-3		1	0	0	0	0	0	0				
23 Mark Teixeira, S (1.3) OBP: 0.339, SLG: 0.474					WP G4-3 HBP			FC4-6 1B		3	0	1	0	0	2	0				
Laynce Nix, L (1.8) OBP: 0.125, SLG: 0.125					G4-3			G1-3		4	0	0	1	0	1	2				
Ryan Ludwick, R (1.7) OBP: 0.238, SLG: 0.211					K			F9		3	0	0	0	0	1	1				
Einar Diaz, R (1.2) OBP: 0.296, SLG: 0.346					F8			G6-3		3	0	0	0	0	0	1				
Inning Stats	R: 0 E: 0 K: 0 S: 9	H: 0 LOB: 1 BB: 0 P: 12	R: 0 E: 0 K: 2 S: 13	H: 0 LOB: 0 BB: 0 P: 15	R: 0 E: 0 K: 1 S: 9	H: 1 LOB: 1 BB: 0 P: 14	R: 3 E: 1 K: 0 S: 14	H: 3 LOB: 1 BB: 0 P: 25	R: 0 E: 0 K: 1 S: 6	H: 0 LOB: 0 BB: 0 P: 6	R: 0 E: 0 K: 1 S: 7	H: 0 LOB: 0 BB: 0 P: 11	R: 0 E: 0 K: 2 S: 8	H: 0 LOB: 0 BB: 0 P: 11	R: 0 E: 0 K: 0 S: 7	H: 1 LOB: 1 BB: 0 P: 12	1B: 5 2B: 0 3B: 0 HR: 0	SF: 0 SAC: 0 DP: 0 HBP: 2	WP: 1 PB: 0 SB: 0 CS: 0	PA: 34
PITCHER	IP WLS BF H R ER SO	IP WLS BF H R ER SO	IP WLS BF H R ER SO	IP WLS BF H R ER SO	IP WLS BF H R ER SO	IP WLS BF H R ER SO	IP WLS BF H R ER SO	IP WLS BF H R ER SO	IP WLS BF H R ER SO	IP WLS BF H R ER SO	IP WLS BF H R ER SO	IP WLS BF H R ER SO	IP WLS BF H R ER SO	IP WLS BF H R ER SO	IP WLS BF H R ER SO	IP WLS BF H R ER SO	ERA WHIP	ERA WHIP		
Rinelvis Hernandez, R (1.1) ERA: 3.05	4.0	18	4	3	3	3	0	0	0	0	0	0	0	0	0	0	6.75	1.000		
51 Kris Wilson, R (5.1) ERA: 5.06	3.0	W	9	0	0	0	2	0	0	0	0	0	0	0	0	0	0.00	0.000		
Nate Field, R (8.1) ERA: 1.15	1.0	3	0	0	0	2	0	0	0	0	0	0	0	8	11	0.00	0.000			
Mike MacDougal, R (9.1) ERA: 2.66	1.0	4	1	0	0	0	0	0	0	0	0	0	0	7	12	0.00	1.000			

AB 40
R 13
H 14
RBI 12
BB 4
SO 6
LOB 13



AB 32
R 3
H 5
RBI 2
BB 0
SO 7
LOB 6



Batter	1	2	3	4	5	6	7	8	9	AB	R	H	RBI	BB	SO	LOB	TOP											
51 Ichiro Suzuki, L (1, 9) OBP: 0.392, SLG: 0.476	1-1 G4-3 HBP		2-2 1B		0-1 BB	2-1 FC4			1-1 G6-3	4	0	2	0	0	0	2	Seattle Mariners @ Kansas City Royals Kauffman Stadium, Kansas City, MO Thu Jul 17 2003, 7:05 PM CDT Att: 22,481 - Cloudy - 96 F											
Mark McLemore, S (1, 6) OBP: 0.357, SLG: 0.307	3-2 G4-3		0-0 L3		1-0 F7		0-1 2B	2-2 G3	5	0	1	0	0	0	4													
Bret Boone, R (1, 4) OBP: 0.373, SLG: 0.592	2-3 K			0-1 3B	4-2 BB		1-3 K	0-3 K	4	0	1	0	1	3	2													
Edgar Martinez, R (1, 10) OBP: 0.406, SLG: 0.546	2-1 F8			3-3 K	1-1 P3		2-2 2B		4	0	1	0	0	1	5													
John Olerud, L (1, 3)		0-2 F9		4-0 BB		0-1 FC6-4 1B	1-2 P4		3	1	1	0	1	0	2													
Mike Cameron, R (1, 8) OBP: 0.357, SLG: 0.469	1-2 F7			3-3 K		0-1 P2	3-3 K		4	0	0	0	0	2	5													
Randy Winn, S (1, 7) OBP: 0.324, SLG: 0.351	0-1 G3-1			2-1 F7		4-2 FC6-4 BB		2-1 G6-3	3	0	0	0	1	0	2													
16 Willie Bloomquist, R (1, 5) OBP: 0.302, SLG: 0.330			2-3 K		1-1 F9	0-2 FC6-4 1B		2-3 K	4	0	0	0	0	2	2													
Dan Wilson, R (1, 2) OBP: 0.278, SLG: 0.309			2-3 K		0-1 BB 51 1B	1-2 FC4 1B		3-1 G5-3	4	0	2	1	0	1	0													
Inning Stats	R: 0 E: 0 K: 1 S: 9	H: 0 LOB: 1 BB: 0 P: 17	R: 0 E: 0 K: 0 S: 8	H: 0 LOB: 0 BB: 0 P: 9	R: 0 E: 0 K: 2 S: 10	H: 1 LOB: 1 BB: 0 P: 16	R: 0 E: 0 K: 2 S: 10	H: 1 LOB: 2 BB: 1 P: 22	R: 0 E: 0 K: 0 S: 11	H: 2 LOB: 3 BB: 1 P: 18	R: 0 E: 0 K: 0 S: 13	H: 2 LOB: 2 BB: 1 P: 20	R: 0 E: 0 K: 2 S: 18	H: 2 LOB: 2 BB: 0 P: 25	R: 0 E: 0 K: 1 S: 10	H: 0 LOB: 0 BB: 0 P: 17		R: 0 E: 0 K: 1 S: 9	H: 0 LOB: 0 BB: 0 P: 12	1B: 6 2B: 1 3B: 1 HR: 0	SF: 0 SAC: 0 DP: 0 HBP: 1	WP: 0 PB: 0 SB: 1 CS: 1	PA: 39					
PITCHER	IP WLS BF H R ER SO BB IBB HBP BLK WP HR S P ERA WHIP	5.1 W 24 5 1 1 5 2 0 0 0 0 0 52 86 1.69 1.312	0.2 H 4 1 0 0 0 1 0 0 0 0 0 9 16 0.00 3.000	1.0 5 2 0 0 2 0 0 0 0 0 0 18 25 0.00 2.000	2.0 6 0 0 0 2 0 0 0 0 0 0 19 29 0.00 0.000	PITCHER										IP WLS BF H R ER SO BB IBB HBP BLK WP HR S P ERA WHIP												
Jose Lima, R (1, 1) ERA: 2.42											5.1	W	24	5	1	1	5	2	0	0	0	0	0	0	52	86	1.69	1.312
Jason Grimsley, R (6, 1) ERA: 4.09											0.2	H	4	1	0	0	0	1	0	0	0	0	0	9	16	0.00	3.000	
Curt Leskanic, R (7, 1) ERA: 2.4											1.0	5	2	0	0	2	0	0	0	0	0	0	18	25	0.00	2.000		
Sean Lowe, R (8, 1) ERA: 4.88											2.0	6	0	0	0	2	0	0	0	0	0	0	19	29	0.00	0.000		

Batter	1	2	3	4	5	6	7	8	9	AB	R	H	RBI	BB	SO	LOB	BOTTOM										
Aaron Guiel, L (1, 9) OBP: 0.356, SLG: 0.529	2-1 G3-1		3-2 2B		2-2 G4-3 HBP	1-0 F8		3-2 1B		4	1	2	0	0	0	2	Seattle Mariners @ Kansas City Royals Kauffman Stadium, Kansas City, MO Thu Jul 17 2003, 7:05 PM CDT Att: 22,481 - Cloudy - 96 F										
Julius Matos, R (1, 5) OBP: 0.313, SLG: 0.500	1-3 K		2-3 K		0-1 G4-3	2-2 F9		0-0 P3	5	0	0	0	0	2	6												
Carlos Beltrán, S (1, 8) OBP: 0.391, SLG: 0.466	3-2 1B		4-2 2B BB		2-0 G4-3	0-3 K		1-2 F7	4	1	1	0	1	1	4												
Raul Ibanez, L (1, 7) OBP: 0.341, SLG: 0.458	0-1 FC6-4 1B		0-0 2B		4-1 1B 2B BB	2-1 L8			3	1	2	2	1	0	0												
Ken Harvey, R (1, 3) OBP: 0.314, SLG: 0.426	1-2 FC6-4		0-3 K		2-0 2B 4 1B	2-1 1B			2	0	0	0	0	1	3												
Jarrod Patterson, L (6, 3) OBP: 0.376, SLG: 0.231	1-2 FC6-4				1-3 2B 4 1B	1-3 1B			2	1	2	0	0	0	0												
Michael Tucker, L (1, 10) OBP: 0.336, SLG: 0.479		0-0 G4-3		2-2 L3		1-1 4 1B 2B	2-0 F9		4	1	1	1	0	0	1												
4 Angel Berroa, R (1, 6) OBP: 0.345, SLG: 0.463		0-2 G4-3		0-1 HR		1-2 1B WP 1B	0-0 F7		4	2	2	2	0	0	1												
Brent Mayne, L (1, 2) OBP: 0.322, SLG: 0.366		3-2 G6-3		1-0 CS 1B		0-0 WP 1B	0-0 G3		4	0	2	1	0	0	0												
Carlos Febles, R (1, 4) OBP: 0.301, SLG: 0.272			3-2 G5-3	2-2 G6-3		1-2 HBP		2-2 1B HBP	2	0	0	0	0	0	1												
Inning Stats	R: 0 E: 0 K: 1 S: 13	H: 2 LOB: 2 BB: 0 P: 20	R: 0 E: 0 K: 0 S: 7	H: 0 LOB: 0 BB: 0 P: 10	R: 2 E: 0 K: 2 S: 19	H: 2 LOB: 1 BB: 1 P: 31	R: 1 E: 0 K: 0 S: 9	H: 2 LOB: 0 BB: 0 P: 14	R: 0 E: 0 K: 0 S: 5	H: 0 LOB: 0 BB: 0 P: 9	R: 4 E: 0 K: 1 S: 16	H: 4 LOB: 2 BB: 1 P: 29	R: 0 E: 0 K: 0 S: 6	H: 1 LOB: 1 BB: 0 P: 12	R: 0 E: 0 K: 0 S: 14	H: 1 LOB: 2 BB: 0 P: 20	R: 0 E: 0 K: 0 S: 9	H: 0 LOB: 0 BB: 0 P: 12	1B: 8 2B: 3 3B: 0 HR: 1	SF: 0 SAC: 0 DP: 1 HBP: 3	WP: 1 PB: 0 SB: 0 CS: 1	PA: 39					
PITCHER	IP WLS BF H R ER SO BB IBB HBP BLK WP HR S P ERA WHIP	5.0 L 24 8 6 6 3 2 0 1 0 0 1 18 30 4.50 1.500	2.0 3 1 1 1 0 0 0 0 1 0 0 0 3 5 0.00 0.000	0.1 2 0 0 0 0 0 0 0 0 0 0 0 3 5 0.00 0.000	0.2 3 1 0 0 0 0 0 0 0 0 0 0 11 15 0.00 1.500	PITCHER										IP WLS BF H R ER SO BB IBB HBP BLK WP HR S P ERA WHIP											
Freddy Garcia, R (1, 1) ERA: 4.66											5.0	L	24	8	6	6	3	2	0	1	0	0	1	18	30	4.50	1.500
Aaron Taylor, R (6, 1) ERA: 3.86											2.0	3	1	1	1	0	0	0	0	1	0	0	0	3	5	0.00	0.000
Rafael Soriano, R (8, 1) ERA: 2.57											0.1	2	0	0	0	0	0	0	0	0	0	0	0	3	5	0.00	0.000
40 Julio Mateo, R (8, 1) ERA: 3.4											0.2	3	1	0	0	0	0	0	0	0	0	0	0	11	15	0.00	1.500

AB	35
R	1
H	8
RBI	1
BB	3
SO	9
LOB	24



Batter	1	2	3	4	5	6	7	8	9	AB	R	H	RBI	BB	SO	LOB	TOP										
51 Ichiro Suzuki, L (1, 9) OBP: 0.390, SLG: 0.480	K		G4-3		B1-3			F7	HR	5	1	1	4	0	1	1	Seattle Mariners @ Kansas City Royals Kauffman Stadium, Kansas City, MO Fri Jul 18, 2003, 7:05 PM CDT Att: 30,698 - Sunny - 90 F										
Mike Cameron, R (1, 8) OBP: 0.355, SLG: 0.474	F7			HR		F9		K	F9	5	1	1	1	0	1	1											
Bret Boone, R (1, 4) Mark McLemore, S (1, 4) OBP: 0.300, SLG: 0.305	K			1B	BB	G3	S	F8		1	0	0	0	0	1	0											
Edgar Martinez, R (1, 10) OBP: 0.413, SLG: 0.552		2B		FC3-6	1B	G3	BB		16 1B	2	1	2	0	2	0	0											
John Olerud, L (1, 3) OBP: 0.377, SLG: 0.377	F8		FC3-6	G1-6-3	G3	G3		F7		4	0	0	0	0	0	6											
Ben Davis, S (1, 2) 23 Luis Ugueto, S (9, PR) (9, 5)	G6-3		G1-6-3	G4-3	G4-3			16 1B	51 HR	4	0	1	0	0	0	5											
Randy Winn, S (1, 7) OBP: 0.324, SLG: 0.350	F8				F8	G6-4-3	1B	K		4	0	1	0	0	1	3											
16 Willie Bloomquist, R (1, 6) OBP: 0.300, SLG: 0.327			G6-3	P4	F9	F9		51 HR	1B	4	1	1	0	0	0	1											
Jeff Cirillo, R (1, 5) John Mabry, L (9, PH) Dan Wilson, R (9, 2) OBP: 0.278, SLG: 0.309	F9		F9	HBP	G6-4-3	G6-4-3		51 HR	1B	2	0	0	0	0	0	1											
Inning Stats	R: 0 E: 0 K: 2 S: 12	H: 0 LOB: 0 BB: 0 P: 15	R: 0 E: 0 K: 0 S: 7	H: 1 LOB: 1 BB: 0 P: 10	R: 0 E: 0 K: 0 S: 4	H: 0 LOB: 0 BB: 0 P: 6	R: 1 E: 0 K: 0 S: 8	H: 2 LOB: 1 BB: 1 P: 17	R: 0 E: 0 K: 0 S: 6	H: 0 LOB: 1 BB: 0 P: 11	R: 0 E: 0 K: 0 S: 9	H: 0 LOB: 0 BB: 2 P: 21	R: 0 E: 0 K: 1 S: 6	H: 1 LOB: 0 BB: 0 P: 9	R: 0 E: 0 K: 1 S: 8	H: 0 LOB: 1 BB: 1 P: 12		R: 5 E: 0 K: 1 S: 21	H: 4 LOB: 1 BB: 1 P: 34	1B: 5 2B: 1 3B: 0 HR: 2	SF: 0 SAC: 0 DP: 2 HBP: 1	WP: 0 PB: 0 SB: 1 CS: 0	PA: 38				
PITCHER	IP	WLS	BF	H	R	ER	SO	BB	IBB	HBP	BLK	WP	HR	S	P	ERA	WHIP										
Jeremy Afeldt, L (1, 1) ERA: 4.58	5.1		20	3	1	1	2	1	0	1	0	0	1	40	65	1.69	0.750										
Jason Grimsley, R (6, 1) ERA: 4.03	0.2	H	4	0	0	0	0	2	0	0	0	0	0	6	15	0.00	3.000										
D.J. Carrasco, R (7, 1) ERA: 3.99	1.0	H	3	1	0	0	0	0	0	0	0	0	0	6	9	0.00	1.000										
Nate Field, R (8, 1) ERA: 0.9	1.0	H	3	0	0	0	1	0	0	0	0	0	0	8	12	0.00	0.000										
Mike MacDougal, R (9, 1) ERA: 2.59	1.0	L	8	4	5	5	1	1	0	0	0	0	1	21	34	45.00	5.000										

Batter	1	2	3	4	5	6	7	8	9	AB	R	H	RBI	BB	SO	LOB	BOTTOM										
Aaron Guiel, L (1, 9) OBP: 0.361, SLG: 0.556	K		HR		G1-4-3			1B		4	1	2	1	0	1	0	Seattle Mariners @ Kansas City Royals Kauffman Stadium, Kansas City, MO Fri Jul 18, 2003, 7:05 PM CDT Att: 30,698 - Sunny - 90 F										
Carlos Febles, R (1, 4) OBP: 0.300, SLG: 0.271	BLK	3B	1B	P4	L9	G5-3		G5-3		4	1	1	0	0	0	2											
Carlos Beltrán, S (1, 8) OBP: 0.390, SLG: 0.470	1H	3B	F9	F9	K			G3-1		4	0	1	1	0	1	0											
Raul Ibanez, L (1, 7) OBP: 0.343, SLG: 0.459	G6-4-3	1B	G3	G3	F7			FC6-4	1B	4	0	2	0	0	0	0											
Ken Harvey, R (1, 3) OBP: 0.310, SLG: 0.420	G6-4-3		P5	P5	G6-3			FC6-4		4	0	0	0	0	0	3											
Michael Tucker, L (1, 10) OBP: 0.335, SLG: 0.476	F7		F7	4 PO	G5-3			G4-3		4	0	1	0	0	0	1											
4 Angel Berroa, R (1, 6) OBP: 0.348, SLG: 0.475	G6-4-3	1B	PO	HR	F8					3	1	2	1	0	0	0											
Brent Mayne, L (1, 2) OBP: 0.322, SLG: 0.365	G6-4-3		G4-3		G4-3			FC3-6	1B	3	0	1	0	0	0	1											
Julius Matos, R (1, 5) OBP: 0.263, SLG: 0.421	F8		F8		K			FC3-6	1B	3	0	0	0	0	1	1											
Inning Stats	R: 1 E: 0 K: 1 S: 11	H: 3 LOB: 1 BB: 0 P: 17	R: 0 E: 0 K: 0 S: 5	H: 1 LOB: 0 BB: 0 P: 7	R: 1 E: 0 K: 0 S: 7	H: 1 LOB: 0 BB: 0 P: 11	R: 0 E: 0 K: 0 S: 11	H: 0 LOB: 0 BB: 0 P: 17	R: 0 E: 0 K: 1 S: 7	H: 0 LOB: 0 BB: 0 P: 11	R: 0 E: 0 K: 0 S: 6	H: 0 LOB: 0 BB: 0 P: 7	R: 0 E: 0 K: 0 S: 7	H: 2 LOB: 1 BB: 0 P: 13	R: 0 E: 0 K: 0 S: 9	H: 1 LOB: 1 BB: 0 P: 14		1B: 7 2B: 0 3B: 1 HR: 2	SF: 0 SAC: 0 DP: 3 HBP: 0	WP: 0 PB: 0 SB: 0 CS: 0	PA: 34						
PITCHER	IP	WLS	BF	H	R	ER	SO	BB	IBB	HBP	BLK	WP	HR	S	P	ERA	WHIP										
Ryan Franklin, R (1, 1) ERA: 3.75	7.0		25	7	3	3	3	0	2	58	86	0	2	7	13	0.00	2.000										
Arthur Rhodes, L (8, 1) ERA: 3.72	1.0	W	4	2	0	0	0	0	0	0	0	0	0	7	13	0.00	2.000										
Shigetoshi Hasegawa, R (9, 1) ERA: 0.76	1.0	S	4	1	0	0	0	0	0	0	0	0	0	9	14	0.00	1.000										



Batter	1	2	3	4	5	6	7	8	9	AB	R	H	RBI	BB	SO	LOB	TOP										
51 Ichiro Suzuki, L (1, 9) OBP: 0.396, SLG: 0.475	G1-3	G6-3			G6-3			L9		4	0	0	0	0	0	1	Seattle Mariners @ Kansas City Royals Kauffman Stadium, Kansas City, MO Sat Jul 19 2003, 6:05 PM CDT Att: 39,808 - Sunny - 91 F livebaseballscores.com										
Mike Cameron, R (1, 8) OBP: 0.354, SLG: 0.469	F8		L8		F7			L3-6 WP BB		3	0	0	0	1	0	0											
Bret Boone, R (1, 4) OBP: 0.373, SLG: 0.589	BB 1B							L3-6		3	0	1	0	1	0	1											
Edgar Martinez, R (1, 10) OBP: 0.414, SLG: 0.549	BB		F9		FC6-4 BB			F9		2	0	0	0	2	0	1											
John Olerud, L (1, 3) OBP: 0.375, SLG: 0.373	K		F9		F7			F9		3	0	0	0	1	1	4											
16 Willie Bloomquist, R (1, 6) OBP: 0.289, SLG: 0.314		G5-3			FC6-4			G1-6-3		4	0	0	0	0	0	2											
Randy Winn, S (1, 7) OBP: 0.324, SLG: 0.358		HR			F9			F9		3	1	1	1	0	0	0											
Dan Wilson, R (1, 2) OBP: 0.279, SLG: 0.315		2B			K			F8		3	0	1	0	0	1	0											
Jeff Cirillo, R (1, 5) OBP: 0.289, SLG: 0.283	P6				F9			G6-3		3	0	0	0	0	0	1											
Inning Stats	R: 0 E: 0 K: 1 S: 15	H: 1 LOB: 2 BB: 1 P: 22	R: 1 E: 0 K: 0 S: 13	H: 2 LOB: 1 BB: 0 P: 17	R: 0 E: 0 K: 0 S: 5	H: 0 LOB: 1 BB: 1 P: 10	R: 0 E: 0 K: 1 S: 7	H: 0 LOB: 0 BB: 0 P: 11	R: 0 E: 0 K: 0 S: 7	H: 0 LOB: 0 BB: 0 P: 11	R: 0 E: 0 K: 0 S: 6	H: 0 LOB: 1 BB: 1 P: 10	R: 0 E: 0 K: 0 S: 5	H: 0 LOB: 0 BB: 0 P: 10	R: 0 E: 0 K: 0 S: 10	H: 0 LOB: 0 BB: 1 P: 17	R: 0 E: 0 K: 0 S: 5	H: 0 LOB: 0 BB: 1 P: 10	1B: 1 2B: 2 3B: 0 HR: 1	SF: 0 SAC: 0 DP: 2 HBP: 0	WP: 1 PB: 0 SB: 0 CS: 0	PA: 33					
PITCHER	IP	WLS	BF	H	R	ER	SO	BB	IBB	HBP	BLK	WP	HR	S	P	ERA	WHIP										
Darrell May, L (1, 1) ERA: 3.38	8.0	W	30	3	1	1	2	4	0	0	0	1	1	68	108	1.12	0.875										
Curt Leskanic, R (9, 1) ERA: 2.32	1.0		3	0	0	0	0	1	0	0	0	0	0	5	10	0.00	1.000										

Batter	1	2	3	4	5	6	7	8	9	AB	R	H	RBI	BB	SO	LOB	BOTTOM										
Aaron Guiel, L (1, 9) OBP: 0.365, SLG: 0.563	K			1B	F8			S		4	0	2	2	0	1	1	Seattle Mariners @ Kansas City Royals Kauffman Stadium, Kansas City, MO Sat Jul 19 2003, 6:05 PM CDT Att: 39,808 - Sunny - 91 F livebaseballscores.com										
Desti Relaford, S (1, 5) OBP: 0.340, SLG: 0.436	F8			K		1B		G4-3		4	1	1	0	0	1	2											
Carlos Beltrán, S (1, 8) OBP: 0.388, SLG: 0.467	G1-3			F8		2B		P5		4	0	1	0	0	0	2											
Raul Ibanez, L (1, 7) OBP: 0.344, SLG: 0.459		G1-3		FC4-6		G6-4-3		G6-4-3		4	0	2	0	0	0	1											
Ken Harvey, R (1, 3) OBP: 0.306, SLG: 0.414	K			FC4-6		K		G4-3-6-3-5		4	0	0	0	0	2	3											
Michael Tucker, L (1, 10) OBP: 0.337, SLG: 0.474	P5			1B		2B		K		3	2	1	0	1	1	0											
4 Angel Berroa, R (1, 6) OBP: 0.347, SLG: 0.474				L8		K		E		3	1	1	0	0	1	1											
Brent Mayne, L (1, 2) OBP: 0.327, SLG: 0.374				F8				E1		3	1	2	1	0	0	0											
Carlos Febles, R (1, 4) OBP: 0.295, SLG: 0.266				F9		K		K		3	0	0	0	0	2	3											
Inning Stats	R: 0 E: 0 K: 1 S: 7	H: 0 LOB: 0 BB: 0 P: 10	R: 0 E: 0 K: 1 S: 6	H: 0 LOB: 0 BB: 0 P: 11	R: 0 E: 0 K: 0 S: 8	H: 0 LOB: 0 BB: 0 P: 15	R: 0 E: 0 K: 1 S: 10	H: 2 LOB: 2 BB: 0 P: 15	R: 1 E: 0 K: 2 S: 12	H: 1 LOB: 1 BB: 1 P: 19	R: 1 E: 0 K: 1 S: 10	H: 2 LOB: 0 BB: 0 P: 16	R: 3 E: 1 K: 1 S: 16	H: 4 LOB: 1 BB: 0 P: 23	R: 0 E: 0 K: 1 S: 7	H: 1 LOB: 0 BB: 0 P: 10	1B: 7 2B: 3 3B: 0 HR: 0	SF: 0 SAC: 0 DP: 2 HBP: 0	WP: 0 PB: 0 SB: 1 CS: 0	PA: 33							
PITCHER	IP	WLS	BF	H	R	ER	SO	BB	IBB	HBP	BLK	WP	HR	S	P	ERA	WHIP										
Gil Meche, R (1, 1) ERA: 3.8	6.0	L	26	8	5	5	6	1	0	0	0	0	0	61	96	7.50	1.500										
40 Julio Mateo, R (7, 1) ERA: 3.32	1.0		5	2	0	0	1	0	0	0	0	0	0	11	19	0.00	2.000										
Jeff Nelson, R (8, 1) ERA: 3.98	1.0		2	0	0	0	1	0	0	0	0	0	0	4	4	0.00	0.000										

Batter	1	2	3	4	5	6	7	8	9	AB	R	H	RBI	BB	SO	LOB	TOP										
Terrence Long, L (1, 9) OBP: 0.301, SLG: 0.407	F8		G6-4-3			F8			G4-3	5	0	0	0	0	0	3											
Eric Byrnes, R (1, 8) Chris Singleton, L (9, PH) OBP: 0.352, SLG: 0.495 OBP: 0.324, SLG: 0.385	G1-3			G5-3		F8			BB	3	0	0	0	0	0	0											
Erubiel Durazo, L (1, 10) OBP: 0.396, SLG: 0.439	G3			F8		G3-1			F8	4	0	0	0	0	0	1											
Miguel Tejada, R (1, 6) OBP: 0.306, SLG: 0.425		G4-1		P3		WP			BB	3	2	2	0	1	0	0											
3 Eric Chavez, L (1, 5) OBP: 0.328, SLG: 0.462	G4-1				G4-3				BB	2	1	0	0	2	0	1											
Ramon Hernandez, R (1, 2) OBP: 0.322, SLG: 0.451	SF8				G6-3		FC5-4		BB	2	1	0	2	1	0	2											
Scott Hatteberg, L (1, 3) OBP: 0.339, SLG: 0.371	G4-3				G3				G4-3	3	1	0	1	1	0	0											
Dave McCarty, R (1, 7) Billy McMillon, L (9, PH) Adam Platt, R (9, FR) OBP: 0.316, SLG: 0.412 OBP: 0.391, SLG: 0.397 OBP: 0.288, SLG: 0.411			K			G4-3			G6-3	3	0	0	0	0	1	0											
Mark Ellis, R (1, 4) OBP: 0.333, SLG: 0.384			G6-4-3			G1-3			K	4	0	2	2	0	1	0											
Inning Stats	R: 0 E: 0 K: 0 S: 9	H: 0 LOB: 0 BB: 0 P: 12	R: 1 E: 0 K: 0 S: 8	H: 1 LOB: 0 BB: 0 P: 10	R: 0 E: 0 K: 1 S: 7	H: 1 LOB: 0 BB: 0 P: 10	R: 0 E: 0 K: 0 S: 7	H: 0 LOB: 0 BB: 0 P: 9	R: 0 E: 0 K: 0 S: 4	H: 0 LOB: 0 BB: 0 P: 9	R: 0 E: 0 K: 0 S: 10	H: 1 LOB: 2 BB: 1 P: 17	R: 0 E: 0 K: 1 S: 7	H: 0 LOB: 0 BB: 0 P: 8	R: 5 E: 0 K: 0 S: 23	H: 2 LOB: 2 BB: 5 P: 53	1B: 4 2B: 1 3B: 0 HR: 0	SF: 1 SAC: 0 DP: 1 HBP: 0	WP: 1 PA: 37 PB: 0 SB: 1 CS: 0								
PITCHER	IP	WLS	BF	H	R	ER	SO	BB	IBB	HBP	BLK	WP	HR	S	P	ERA	WHIP										
Kyle Snyder, R (1, 1) ERA: 4.29	7.0		24	3	1	1	1	0	1	0	0	1	0	49	75	1.29	0.429										
Curt Leskanic, R (8, 1) ERA: 2.25	1.0		3	0	0	0	1	0	0	0	0	0	0	7	8	0.00	0.000										
Sean Lowe, R (9, 1) ERA: 5.27	0.2	L	5	1	3	3	0	1	1	0	0	0	0	9	26	40.50	3.000										
Jason Grimsley, R (9, 1) ERA: 4.38	0.0		2	0	0	0	0	2	0	0	0	0	0	7	15	∞	∞										
Nate Field, R (9, 1) ERA: 2.31	0.1		3	1	2	2	0	1	0	0	0	0	0	7	12	54.00	6.000										

Oakland Athletics @ Kansas City Royals
Kauffman Stadium, Kansas City, MO
Mon Jul 21 2003, 7:05 PM CDT
Att: 22,627 - Cloudy - 82 F

AB	30
R	6
H	5
RBI	6
BB	6
SO	2
LOB	7

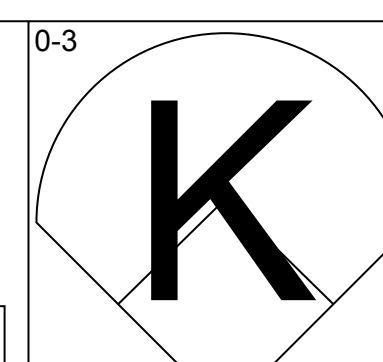
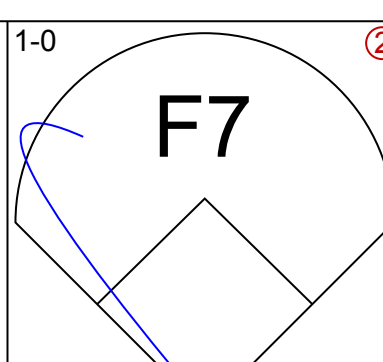
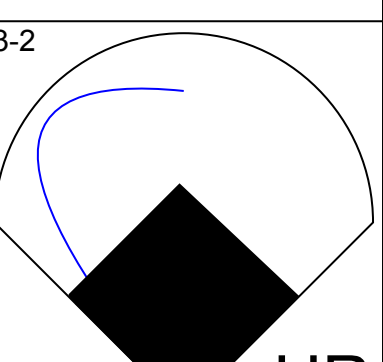
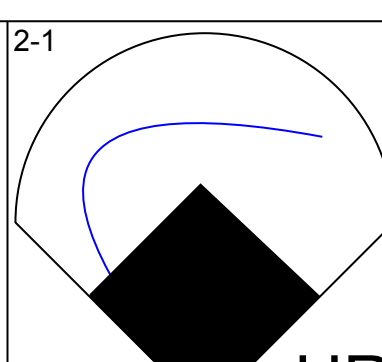
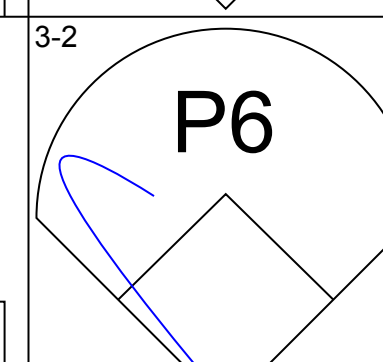
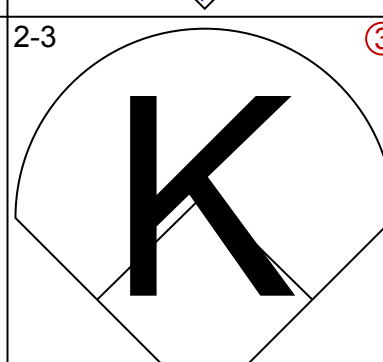
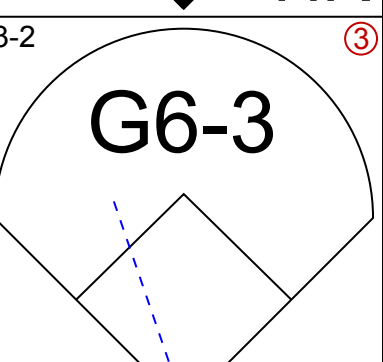
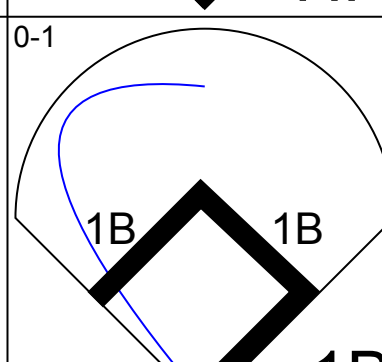
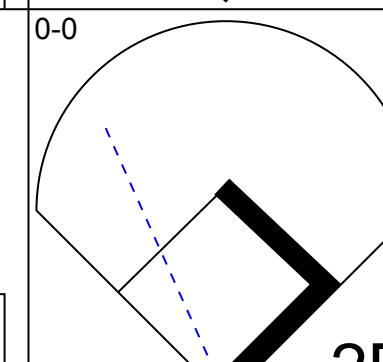
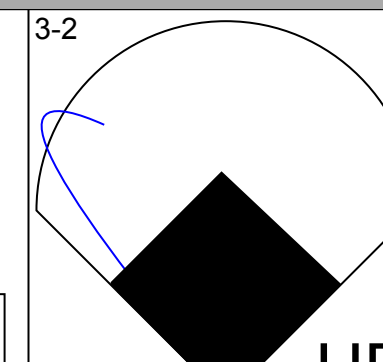
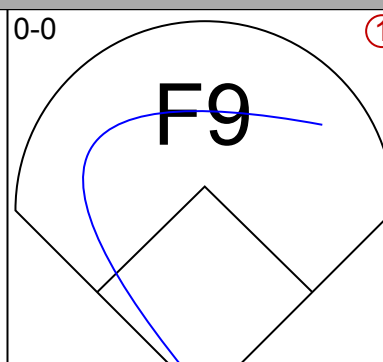

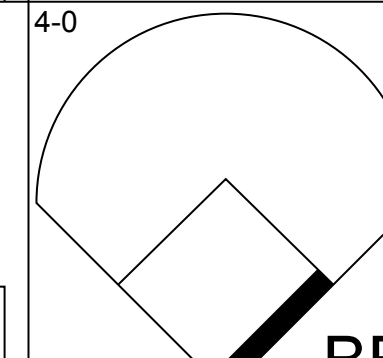
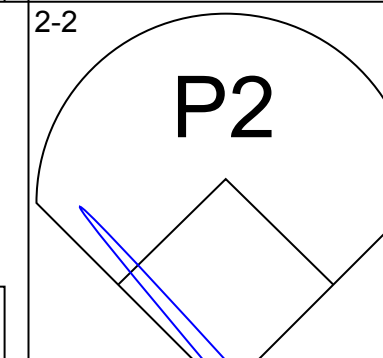
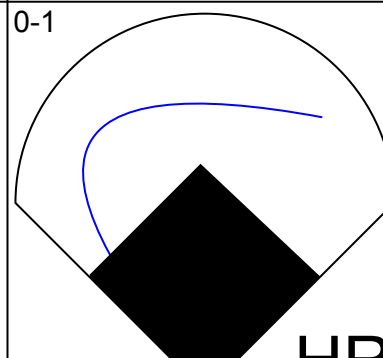

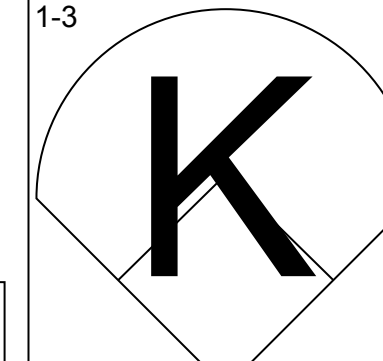
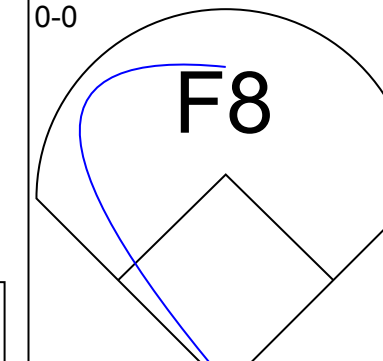
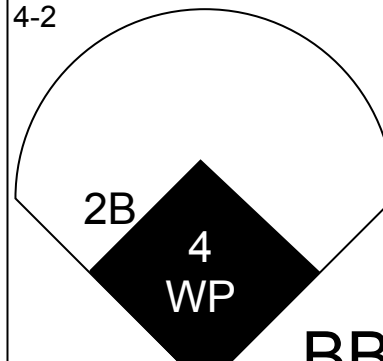

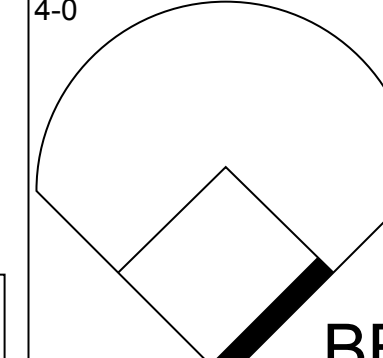
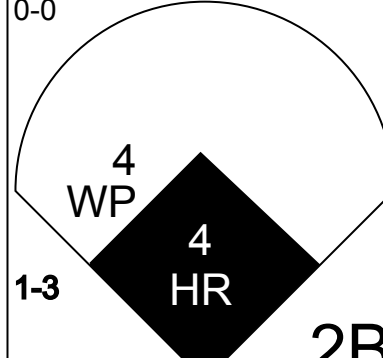
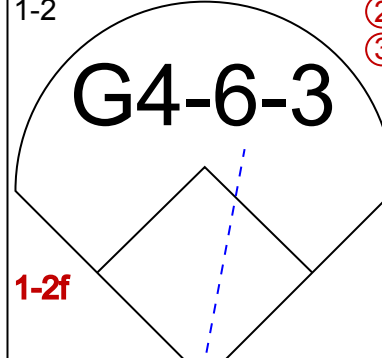
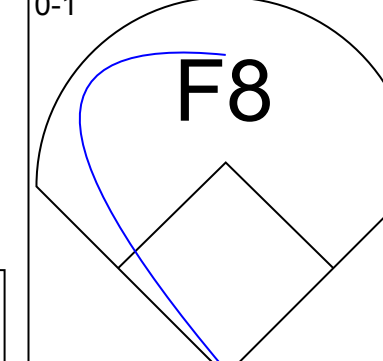
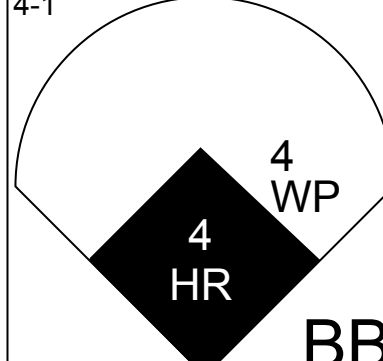
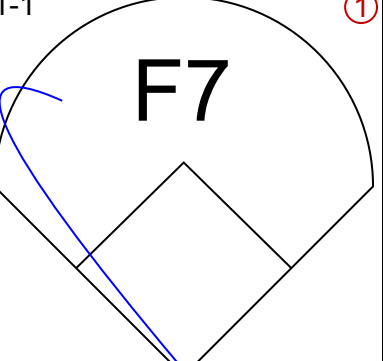


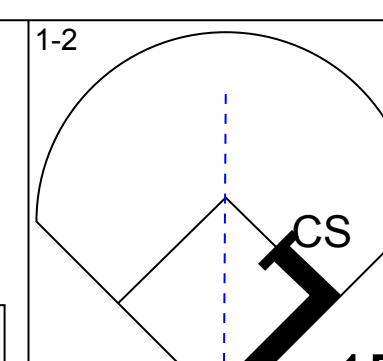
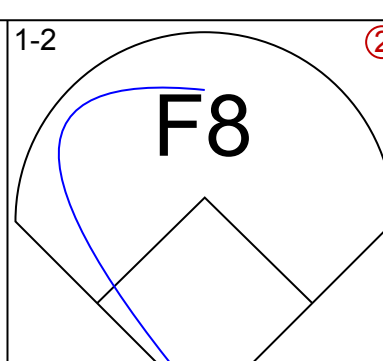
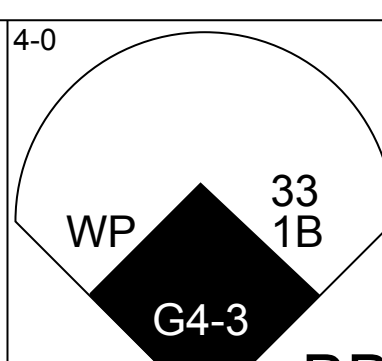
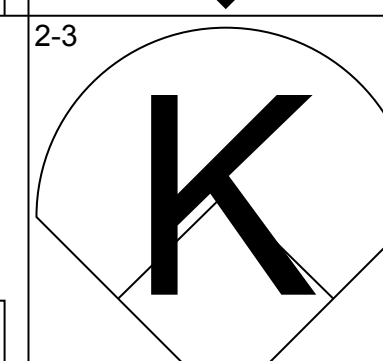
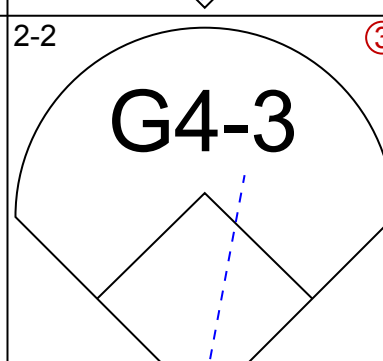
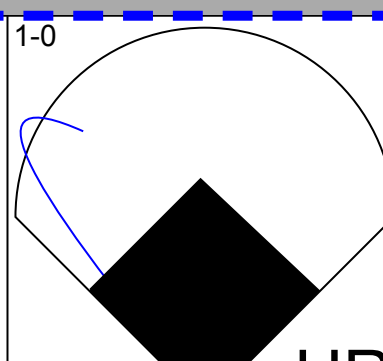
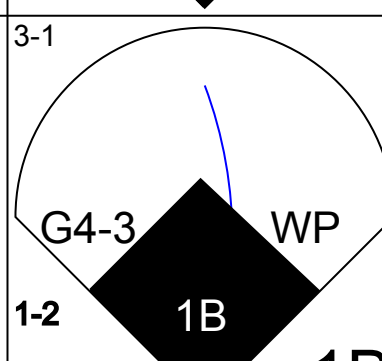
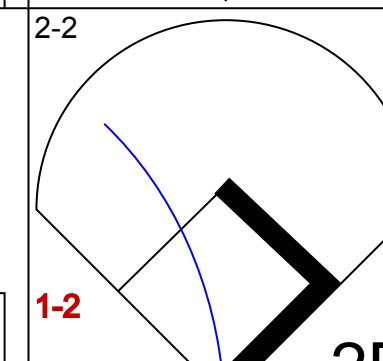
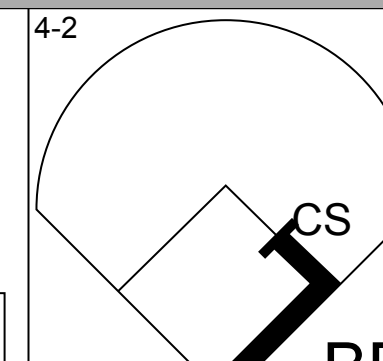
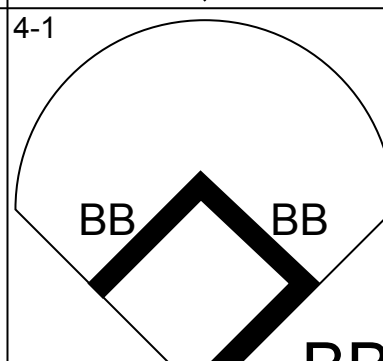

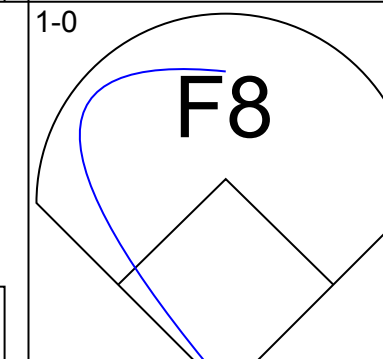
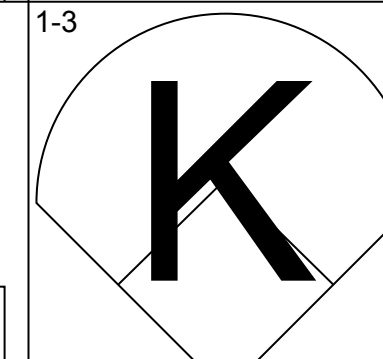
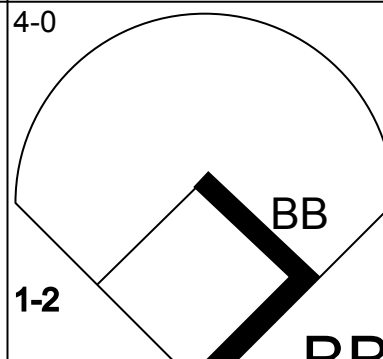

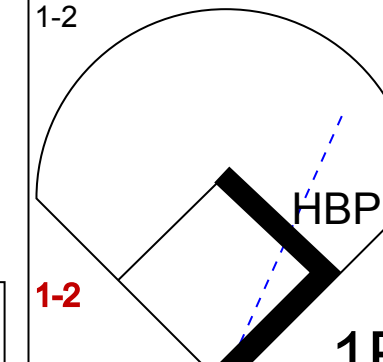
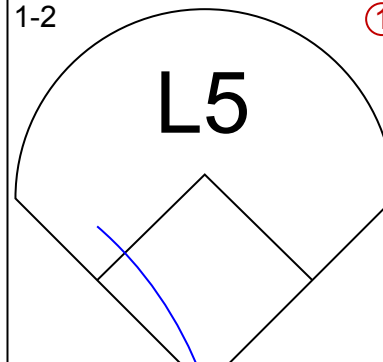
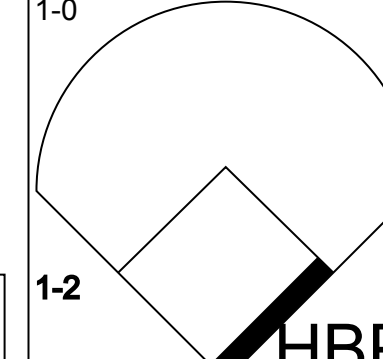
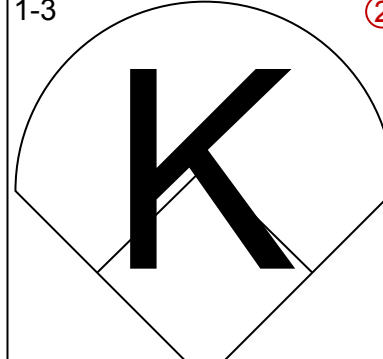
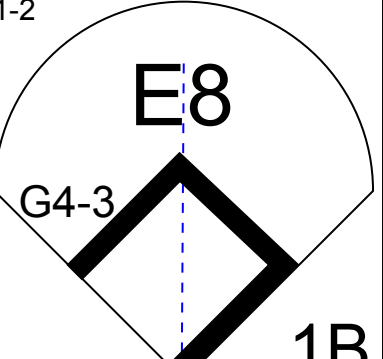
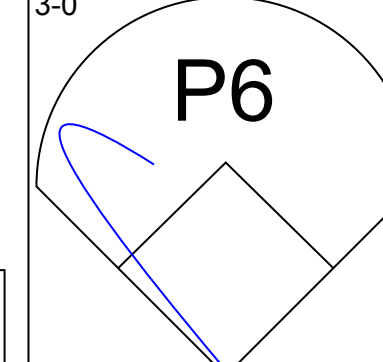
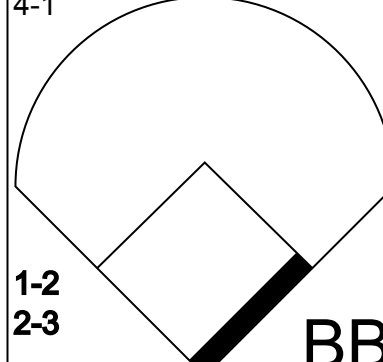
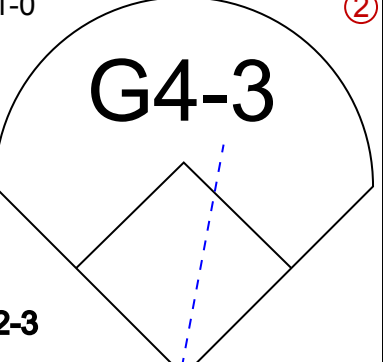
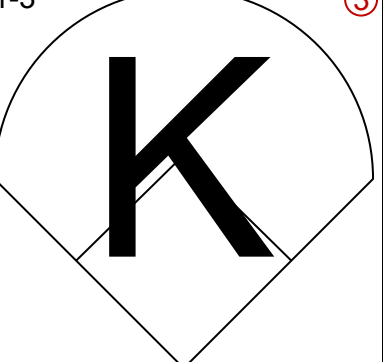
Batter	1	2	3	4	5	6	7	8	9	AB	R	H	RBI	BB	SO	LOB	BOTTOM										
Aaron Guiel, L (1, 9) OBP: 0.356, SLG: 0.538	G6-3		G6-4-3			FC4-6			K	3	1	1	0	1	1	1											
Desi Relaford, S (1, 5) OBP: 0.340, SLG: 0.432	G5-3		G3-1			FC4-6			G5-3	4	0	1	0	0	0	1											
Carlos Beltrán, S (1, 8) OBP: 0.392, SLG: 0.476					G4-6-3	FC4-6			K	3	0	1	0	1	1	2											
Raul Ibanez, L (1, 7) OBP: 0.340, SLG: 0.456	G4-3			G4-6-3		SF9			G1-3	3	0	0	1	0	0	2											
Ken Harvey, R (1, 3) OBP: 0.305, SLG: 0.418			K		E8	PO			G6-3	3	0	0	0	0	1	0											
Michael Tucker, L (1, 10) OBP: 0.334, SLG: 0.467			K		G4-3				G3	3	0	0	0	0	1	1											
4 Angel Berroa, R (1, 6) OBP: 0.341, SLG: 0.465		G3				G5-3			G6-3	3	0	0	0	0	0	0											
Brent Mayne, L (1, 2) OBP: 0.323, SLG: 0.369					G4-3				F8	3	0	0	0	0	1	0											
Carlos Febles, R (1, 4) OBP: 0.303, SLG: 0.267									CS	2	0	1	0	1	1	0											
Inning Stats	R: 0 E: 0 K: 0 S: 10	H: 0 LOB: 1 BB: 1 P: 20	R: 0 E: 0 K: 2 S: 11	H: 0 LOB: 0 BB: 0 P: 15	R: 0 E: 0 K: 0 S: 7	H: 2 LOB: 1 BB: 0 P: 14	R: 0 E: 1 K: 0 S: 7	H: 1 LOB: 1 BB: 0 P: 12	R: 0 E: 0 K: 2 S: 7	H: 0 LOB: 0 BB: 0 P: 7	R: 1 E: 0 K: 0 S: 10	H: 1 LOB: 0 BB: 1 P: 18	R: 0 E: 0 K: 0 S: 6	H: 0 LOB: 0 BB: 0 P: 7	R: 0 E: 0 K: 1 S: 8	H: 0 LOB: 1 BB: 1 P: 16	R: 0 E: 0 K: 1 S: 8	H: 0 LOB: 0 BB: 0 P: 11	1B: 4 2B: 1 3B: 0 HR: 0	SF: 1 SAC: 0 DP: 2 HBP: 0	WP: 0 PA: 32 PB: 0 SB: 1 CS: 1						
PITCHER	IP	WLS	BF	H	R	ER	SO	BB	IBB	HBP	BLK	WP	HR	S	P	ERA	WHIP										
40 Rich Harden, R (1, 1) ERA: 1.29	7.0		25	4	1	1	4	2	0	0	0	0	0	8	16	0.00	1.000										
Ricardo Rincon, L (8, 1) ERA: 3.97	1.0	W	3	0	0	0	1	1	0	0	0	0	0	8	11	0.00	0.000										
Keith Foulke, R (9, 1) ERA: 2.58	1.0		3	0	0	0	1	0	0	0	0	0	0	8	11	0.00	0.000										

Oakland Athletics @ Kansas City Royals
Kauffman Stadium, Kansas City, MO
Mon Jul 21 2003, 7:05 PM CDT
Att: 22,627 - Cloudy - 82 F

AB	27
R	1
H	4
RBI	1
BB	3
SO	6
LOB	7



Batter	1	2	3	4	5	6	7	8	9	AB	R	H	RBI	BB	SO	LOB	TOP			
Aaron Guiel, L (1, 9) OBP: 0.361, SLG: 0.575										5	2	2	2	0	1	0	Kansas City Royals @ Minnesota Twins Hubert H. Humphrey Metrodome, Minneapolis, MN Wed Jul 23 2003, 7:05 PM EDT Att: 24,193 - Dome - 72 F livebaseballscores.com			
Joe Randa, R (1, 5) OBP: 0.302, SLG: 0.410 Gookie Dawkins, R (9, FR) (9, 4)										5	0	1	0	0	2	0				
Carlos Beltrán, S (1, 8) OBP: 0.395, SLG: 0.488										4	1	3	1	1	0	0				
Raul Ibanez, L (1, 7) OBP: 0.337, SLG: 0.457										4	1	1	1	1	0	3				
Ken Harvey, R (1, 3) OBP: 0.306, SLG: 0.414										4	1	1	0	1	2	3				
Michael Tucker, L (1, 10) OBP: 0.337, SLG: 0.468										4	1	2	0	1	0	3				
Desi Relaford, S (1, 4) OBP: 0.338, SLG: 0.424										3	1	0	0	1	0	2				
4 Angel Berroa, R (1, 6) OBP: 0.337, SLG: 0.467										4	1	1	3	0	1	1				
Mike DiFelice, R (1, 2) OBP: 0.299, SLG: 0.395										4	0	0	0	0	1	1				
Inning Stats	R: 0 H: 1 E: 0 K: 2 S: 13	H: 1 R: 0 ER: 0 LOB: 2 BB: 1 P: 21	R: 0 H: 0 E: 0 K: 0 S: 11	H: 0 R: 0 ER: 0 LOB: 0 BB: 0 P: 15	R: 0 H: 0 E: 0 K: 2 S: 9	H: 0 R: 0 ER: 0 LOB: 0 BB: 0 P: 15	R: 1 H: 1 E: 0 K: 0 S: 14	H: 1 R: 0 ER: 0 LOB: 1 BB: 1 P: 23	R: 1 H: 1 E: 0 K: 0 S: 13	H: 1 R: 0 ER: 0 LOB: 0 BB: 2 P: 21	R: 0 H: 0 E: 0 K: 2 S: 13	H: 0 R: 0 ER: 0 LOB: 1 BB: 1 P: 20	R: 0 H: 1 E: 0 K: 1 S: 11	H: 1 R: 0 ER: 0 LOB: 1 BB: 0 P: 15	R: 1 H: 4 E: 0 K: 0 S: 15	H: 4 R: 0 ER: 0 LOB: 3 BB: 0 P: 22	1B: 4 2B: 2 3B: 0 HR: 5	SF: 0 SAC: 0 DP: 1 HBP: 0	WP: 1 PB: 0 SB: 1 CS: 0	PA: 42
PITCHER	IP WLS BF H R ER SO BB IBB HBP BLK WP HR S P ERA WHIP																			
Johan Santana, L (1, 1) ERA: 3.19	5.1 L 24 5 5 5 4 3 0 0 0 0 3 67 106 8.44 1.500																			
Juan Rincon, R (6, 1) ERA: 3.29	3.0 16 5 3 3 3 2 0 0 0 1 2 43 66 9.00 2.333																			
Joe Mays, R (9, 1) ERA: 6.73	0.2 2 1 0 0 0 0 0 0 0 0 0 5 6 0.00 1.500																			

Batter	1	2	3	4	5	6	7	8	9	AB	R	H	RBI	BB	SO	LOB	BOTTOM					
Shannon Stewart, R (1, 9) OBP: 0.363, SLG: 0.466										4	1	2	0	1	0	0	Kansas City Royals @ Minnesota Twins Hubert H. Humphrey Metrodome, Minneapolis, MN Wed Jul 23 2003, 7:05 PM EDT Att: 24,193 - Dome - 72 F livebaseballscores.com					
Luis Rivas, R (1, 4) OBP: 0.321, SLG: 0.363 33 Justin Morneau, L (9, PH) OBP: 0.314, SLG: 0.392										4	1	1	1	0	1	2						
Doug Mientkiewicz, L (1, 3) OBP: 0.364, SLG: 0.467										2	0	1	1	3	0	1						
Torii Hunter, R (1, 8) OBP: 0.328, SLG: 0.456										4	0	1	1	1	1	4						
A.J. Pierzynski, L (1, 2) OBP: 0.331, SLG: 0.463										4	0	1	0	1	1	2						
Matthew LeCroy, R (1, 10) OBP: 0.337, SLG: 0.497										4	0	1	0	0	2	4						
Jacque Jones, L (1, 7) OBP: 0.327, SLG: 0.469										2	0	0	0	2	0	3						
Chris Gomez, R (1, 5) OBP: 0.307, SLG: 0.393										4	0	0	0	2	5							
Cristian Guzman, S (1, 6) OBP: 0.278, SLG: 0.334										4	0	0	0	1	0							
Inning Stats	R: 0 H: 2 E: 0 K: 1 S: 11	H: 0 R: 0 ER: 0 LOB: 1 BB: 0 P: 17	R: 0 H: 0 E: 0 K: 3 S: 23	H: 0 R: 0 ER: 0 LOB: 1 BB: 1 P: 35	R: 0 H: 0 E: 0 K: 0 S: 9	H: 0 R: 0 ER: 0 LOB: 0 BB: 0 P: 13	R: 0 H: 1 E: 0 K: 1 S: 12	H: 1 R: 0 ER: 0 LOB: 2 BB: 1 P: 22	R: 0 H: 0 E: 0 K: 0 S: 6	H: 0 R: 0 ER: 0 LOB: 0 BB: 0 P: 8	R: 1 H: 1 E: 0 K: 1 S: 12	H: 1 R: 0 ER: 0 LOB: 3 BB: 3 P: 28	R: 0 H: 1 E: 0 K: 0 S: 12	H: 1 R: 0 ER: 0 LOB: 2 BB: 1 P: 21	R: 0 H: 1 E: 1 K: 1 S: 9	H: 1 R: 0 ER: 0 LOB: 1 BB: 0 P: 13	R: 2 H: 2 E: 0 K: 1 S: 11	H: 2 R: 0 ER: 0 LOB: 2 BB: 2 P: 30	1B: 6 2B: 1 3B: 0 HR: 1	SF: 0 SAC: 0 DP: 0 HBP: 1	WP: 1 PB: 0 SB: 2 CS: 2	PA: 42
PITCHER	IP WLS BF H R ER SO BB IBB HBP BLK WP HR S P ERA WHIP																					
Jeremy Affeldt, L (1, 1) ERA: 4.34	5.0 W 19 3 0 0 5 2 0 0 0 0 0 61 95 4.50 3.000																					
D.J. Carrasco, R (6, 1) ERA: 3.93	2.0 12 2 1 1 1 4 0 0 0 0 1 24 49 4.50 3.000																					
Curt Leskanic, R (8, 1) ERA: 2.18	1.0 4 1 0 0 1 0 0 0 0 0 0 9 13 0.00 1.000																					
Mike MacDougal, R (9, 1) ERA: 4.33	0.2 6 2 2 2 1 2 0 0 0 1 0 10 28 27.00 6.000																					
Nate Field, R (9, 1) ERA: 2.25	0.1 1 0 0 0 0 0 0 0 0 0 0 1 2 0.00 0.000																					

Batter	1	2	3	4	5	6	7	8	9	AB	R	H	RBI	BB	SO	LOB	TOP								
Aaron Quiel, L (1.9) OBP: 0.358, SLG: 0.565	0-2 SH1-3 3B 1B		1-0 F9			1-2 P4		3-1 G4-3		4	1	1	0	0	0	1									
Dest Relaford, S (1.5) OBP: 0.335, SLG: 0.420	1-1 SH1-3		2-3 K			0-0 G4-3		1-1 P3		3	0	0	0	0	1	0									
Carlos Beltrán, S (1.8) OBP: 0.393, SLG: 0.484	0-1 L8			1-2 P4					4-2 1B DI BB	3	0	0	0	1	0	1									
Raul Ibanez, L (1.10) OBP: 0.339, SLG: 0.470	2-2 2H 3B		1-3 K			2-2 HR			3-2 P5	4	1	2	2	0	1	1									
Ken Harvey, R (1.3) OBP: 0.308, SLG: 0.415	1-1 G6-3		2-2 G5-3			0-0 4 2B 1B			0-2 1B	4	0	2	0	0	0	1									
Michael Tucker, L (1.7) OBP: 0.333, SLG: 0.463		2-2 G3		1-1 G3-1		0-3 K			0-3 K	4	0	0	0	0	2	3									
4 Angel Berroa, R (1.6) OBP: 0.336, SLG: 0.467		2-3 K		2-2 G6-3		1-1 1-3 2B			1-1 G3	4	0	1	0	0	1	2									
Brent Mayne, L (1.2) OBP: 0.315, SLG: 0.359		1-0 F9		2-1 F7		0-1 F7				3	0	0	0	0	0	2									
Carlos Febles, R (1.4) OBP: 0.304, SLG: 0.264			3-2 P3			3-2 F9			4-0 CS BB	2	0	0	0	1	0	0									
Inning Stats	R: 1 E: 0 K: 0 S: 12	H: 2 LOB: 1 BB: 0 P: 16	R: 0 E: 0 K: 1 S: 9	H: 0 LOB: 0 BB: 0 P: 14	R: 0 E: 0 K: 1 S: 8	H: 0 LOB: 0 BB: 0 P: 14	R: 0 E: 0 K: 0 S: 11	H: 0 LOB: 0 BB: 0 P: 15	R: 0 E: 0 K: 0 S: 7	H: 0 LOB: 0 BB: 0 P: 12	R: 0 E: 0 K: 0 S: 10	H: 0 LOB: 0 BB: 0 P: 14	R: 1 E: 0 K: 1 S: 17	H: 3 LOB: 2 BB: 0 P: 21	R: 0 E: 0 K: 0 S: 4	H: 0 LOB: 0 BB: 1 P: 12	R: 0 E: 0 K: 1 S: 17	H: 1 LOB: 2 BB: 1 P: 25	1B: 3 2B: 1 3B: 1 HR: 1	SF: 0 SAC: 1 DP: 0 HBP: 0	WP: 0 PB: 0 SB: 0 CS: 1	PA: 34			
PITCHER	IP	WLS	BF	H	R	ER	SO	BB	IBB	HBP	BLK	WP	HR	S	P	ERA	WHIP								
Brad Radke, R (1.1) ERA: 5.33	7.0		26	5	2	2	4	0	0	0	0	0	1	74	106	2.57	0.714								
LaTroy Hawkins, R (8.1) ERA: 2.59	1.0	W	3	0	0	0	0	1	0	0	0	0	0	4	12	0.00	1.000								
Eddie Guardado, L (9.1) ERA: 3.6	1.0		5	1	0	0	1	1	0	0	0	0	0	17	25	0.00	2.000								

Kansas City Royals @ Minnesota Twins
Hubert H. Humphrey Metrodome, Minneapolis, MN

Thu Jul 24 2003, 1:05 PM EDT
Att: 29,687 - Dome - 72 F

AB 31
R 2
H 6
RBI 2
BB 2
SO 5
LOB 11



Batter	1	2	3	4	5	6	7	8	9	AB	R	H	RBI	BB	SO	LOB	BOTTOM								
Shannon Stewart, R (1.9) OBP: 0.363, SLG: 0.464	1-3 K		4-2 BB		2-2 F7			0-1 SH 1B WP		2	1	0	0	1	1	0									
Luis Rivas, R (1.4) OBP: 0.318, SLG: 0.359	1-0 P3		2-3 K			2-1 G6-3		0-0 WP 2B		3	0	0	0	0	1	1									
A.J. Pierzynski, L (8. PH) OBP: 0.333, SLG: 0.465								2-3 3H 1B		1	1	1	1	0	0	0									
Doug Mientkiewicz, L (1.3) OBP: 0.366, SLG: 0.464	0-2 P5			1-0 L3		4-2 FC6-4 BB		4-2 2B BB		2	1	0	0	2	0	0									
Torii Hunter, R (1.8) OBP: 0.327, SLG: 0.462		1-1 G3-1		1-0 HR		3-1 P4		1-3 K		4	1	1	1	0	1	3									
Matthew LeCroy, R (1.2) OBP: 0.337, SLG: 0.492		1-0 G5-3		4-2 BB		0-1 FC6-4		2-3 K		2	0	0	0	1	0	1									
Cristian Guzman, S (8. PH) OBP: 0.277, SLG: 0.333						1-2 F8		2-1 K		1	0	0	0	0	1	2									
Jacque Jones, L (1.7) OBP: 0.332, SLG: 0.485		3-2 HR		1-2 F8		2-0 33 G3-6-3 1B		2-1 2B		4	1	3	3	0	0	1									
33 Justin Morneau, L (1.10) OBP: 0.300, SLG: 0.373		1-0 F9		2-2 G4-3		1-2 G3-6-3		1-3 K		4	0	0	0	0	1	3									
Chris Gomez, R (1.5) OBP: 0.300, SLG: 0.384			2-0 G6-3		2-1 F8				1-1 F8	3	0	0	0	0	0	0									
Denny Hocking, S (1.6) OBP: 0.306, SLG: 0.380			2-0 F9		1-2 F9			0-2 SH 1B		3	1	1	0	0	0	0									
Inning Stats	R: 0 E: 0 K: 1 S: 9	H: 0 LOB: 0 BB: 0 P: 11	R: 1 E: 0 K: 0 S: 10	H: 1 LOB: 0 BB: 0 P: 16	R: 0 E: 0 K: 1 S: 7	H: 0 LOB: 1 BB: 1 P: 17	R: 1 E: 0 K: 0 S: 13	H: 1 LOB: 1 BB: 1 P: 22	R: 0 E: 0 K: 0 S: 8	H: 0 LOB: 0 BB: 0 P: 13	R: 0 E: 0 K: 0 S: 15	H: 0 LOB: 1 BB: 1 P: 24	R: 0 E: 0 K: 0 S: 7	H: 1 LOB: 0 BB: 0 P: 11	R: 4 E: 1 K: 3 S: 20	H: 3 LOB: 1 BB: 1 P: 30	R: 0 E: 0 K: 3 S: 17	H: 1 LOB: 1 BB: 1 P: 25	1B: 3 2B: 1 3B: 0 HR: 2	SF: 0 SAC: 1 DP: 1 HBP: 0	WP: 1 PB: 0 SB: 0 CS: 0	PA: 34			
PITCHER	IP	WLS	BF	H	R	ER	SO	BB	IBB	HBP	BLK	WP	HR	S	P	ERA	WHIP								
Darrell May, L (1.1) ERA: 3.33	7.0		26	3	2	2	2	3	2	2	2	0	0	69	114	2.57	0.857								
Jason Grimsley, R (8.1) ERA: 4.47	1.0	L	8	3	4	1	3	1	0	0	0	1	0	20	30	9.00	4.000								

Kansas City Royals @ Minnesota Twins
Hubert H. Humphrey Metrodome, Minneapolis, MN

Thu Jul 24 2003, 1:05 PM EDT
Att: 29,687 - Dome - 72 F


AB 29
R 6
H 6
RBI 5
BB 4
SO 5
LOB 11



Batter	1	2	3	4	5	6	7	8	9	AB	R	H	RBI	BB	SO	LOB	TOP				
Aaron Guiel, L (1, 9) OBP: 0.363, SLG: 0.572	4-2 G4-6-3 1B BB		2-2 P4			0-1 F8			4-2 G6-3 WP BB	2	1	0	0	2	0	0					
Dest Relaford, S (1, 5) OBP: 0.336, SLG: 0.417 (8, 4)	0-0 G4-6-3 1B			3-2 P6		0-1 F8			4-2 G6-3 G6-3 BB	3	0	1	0	1	0	0					
Carlos Beltrán, S (1, 8) OBP: 0.392, SLG: 0.484	3-2 G4-6-3			1-2 F9			3-3 K		1-1 G6-3	4	0	0	0	0	1	4					
Ken Harvey, R (1, 3) OBP: 0.306, SLG: 0.409	1-3 K			0-0 G5-3			1-1 F7		1-1 G6-3	4	0	0	1	0	1	2					
Michael Tucker, L (1, 7) OBP: 0.331, SLG: 0.460		0-1 F7			2-2 2B				0-1 G3	4	0	1	0	0	0	1					
4 Angel Berroa, R (1, 6) OBP: 0.339, SLG: 0.471		0-2 P4			1-1 G6-3				1-1 FC4-6 1B	3	0	1	0	0	0	1					
Brent Mayne, L (1, 2) OBP: 0.311, SLG: 0.355		0-1 G3-1			1-2 F9				2-2 FC4-6 BB	3	0	0	0	0	0	2					
Dee Brown, L (1, 10) OBP: 0.289, SLG: 0.349			1-2 F8		0-0 G4-3				4-1 G6-4-3 BB	2	0	0	0	1	0	1					
Carlos Febles, R (1, 4) OBP: 0.310, SLG: 0.268 Joe Randa, R (8, PH) OBP: 0.303, SLG: 0.406 (8, 5)			3-3 K			0-3 K			3-1 G6-4-3	2	0	0	0	0	2	0					
Inning Stats	R: 0 E: 0 K: 1 S: 11	H: 1 LOB: 1 BB: 1 P: 19	R: 0 E: 0 K: 0 S: 7	H: 0 LOB: 0 BB: 0 P: 7	R: 0 E: 0 K: 1 S: 9	H: 0 LOB: 0 BB: 0 P: 15	R: 0 E: 0 K: 0 S: 10	H: 0 LOB: 0 BB: 0 P: 14	R: 0 E: 0 K: 0 S: 9	H: 1 LOB: 1 BB: 0 P: 13	R: 0 E: 0 K: 1 S: 7	H: 0 LOB: 0 BB: 0 P: 11	R: 0 E: 0 K: 0 S: 8	H: 1 LOB: 1 BB: 1 P: 18	R: 1 E: 0 K: 0 S: 14	H: 0 LOB: 1 BB: 2 P: 26	1B: 2 2B: 1 3B: 0 HR: 0	SF: 0 SAC: 0 DP: 2 HBP: 0	WP: 1 PB: 0 SB: 0 CS: 0	PA: 32	
PITCHER	IP WLS BF H R ER SO BB IBB HBP BLK WP HR S P ERA WHIP	8.0 W 28 3 1 1 4 3 0 0 0 0 0 70 110 1.12 0.750	1.0 L 4 0 0 0 0 1 0 0 0 1 0 12 20 0.00 1.000																		

Kansas City Royals @ Detroit Tigers
Comerica Park, Detroit, MI
Sat Jul 26 2003, 7:05 PM EDT
Att: 24,664 - Overcast - 79 F


AB	28
R	1
H	3
RBI	1
BB	4
SO	4
LOB	13



Batter	1	2	3	4	5	6	7	8	9	AB	R	H	RBI	BB	SO	LOB	BOTTOM				
Alex Sanchez, L (1, 8) OBP: 0.312, SLG: 0.379	1-2 SF8 3B				0-0 S E 1B		0-0 F8			4	2	2	0	0	0	1					
Warren Morris, L (1, 4) OBP: 0.323, SLG: 0.390	1-0 P6		0-0 G4-3		1 SAFE 1-2 F7 1-H		2-0 G3			4	0	0	0	0	0	1					
Bobby Higginson, L (1, 9) OBP: 0.335, SLG: 0.344	1-0 SF8		2-2 L6		0-0 1B		0-0 1B			3	0	2	1	0	0	0					
Dmitri Young, S (1, 7) OBP: 0.359, SLG: 0.548	3-H K		1-3 K		2-1 G1-3				2-1 L6	4	0	0	0	0	2	1					
Kevin Witt, L (1, 10) OBP: 0.321, SLG: 0.439		0-1 G4-3		4-1 CS BB		1-1 1B SF9 2B			2-1 FC3-6 1B	3	1	2	0	1	0	0					
Carlos Pena, L (1, 3) OBP: 0.329, SLG: 0.444		4-0 1B 3B BB		1-0 L1		0-0 WP SF9 1B			2-0 FC3-6 1B	3	1	1	0	1	0	2					
Eric Munson, L (1, 5) OBP: 0.314, SLG: 0.429 Shane Halter, R (6, PR) OBP: 0.264, SLG: 0.343 (9, 5)		1-1 P5		4-1 BB		0-0 SF9			0-0 1B	2	0	1	1	1	0	1					
Matt Walbeck, S (1, 2) OBP: 0.211, SLG: 0.234		0-1 3B 1B		3-2 G6-3		3-H 2-2 G6-3			0-3 K	4	1	1	0	0	1	4					
Ramon Santiago, S (1, 6) OBP: 0.299, SLG: 0.291		1-1 1B 3B			0-1 B5-3		3-1 F9			3	0	1	2	0	0	1					
Inning Stats	R: 1 E: 0 K: 1 S: 8	H: 1 LOB: 0 BB: 0 P: 12	R: 2 E: 0 K: 0 S: 10	H: 2 LOB: 1 BB: 1 P: 17	R: 0 E: 0 K: 1 S: 10	H: 0 LOB: 0 BB: 0 P: 13	R: 0 E: 0 K: 0 S: 7	H: 0 LOB: 2 BB: 2 P: 19	R: 1 E: 0 K: 0 S: 9	H: 2 LOB: 1 BB: 0 P: 12	R: 1 E: 0 K: 0 S: 3	H: 1 LOB: 0 BB: 0 P: 5	R: 0 E: 0 K: 1 S: 9	H: 2 LOB: 2 BB: 0 P: 15	R: 0 E: 0 K: 0 S: 7	H: 1 LOB: 1 BB: 0 P: 5	1B: 7 2B: 1 3B: 2 HR: 0	SF: 2 SAC: 0 DP: 0 HBP: 0	WP: 1 PB: 0 SB: 1 CS: 1	PA: 35	
PITCHER	IP WLS BF H R ER SO BB IBB HBP BLK WP HR S P ERA WHIP	6.0 L 27 7 5 5 2 3 0 0 0 0 0 53 88 7.50 1.667	2.0 L 8 3 0 0 1 0 0 0 0 0 0 12 20 0.00 1.500																		

Kansas City Royals @ Detroit Tigers
Comerica Park, Detroit, MI
Sat Jul 26 2003, 7:05 PM EDT
Att: 24,664 - Overcast - 79 F


AB	30
R	5
H	10
RBI	4
BB	3
SO	3
LOB	11




Batter	1	2	3	4	5	6	7	8	9	AB R H RBI BB SO LOB	TOP											
Aaron Guiel, L (1,9) OBP: 0.366, SLG: 0.574										3 1 1 0 1 1 0	Kansas City Royals @ Detroit Tigers Comerica Park, Detroit, MI Sun Jul 27 2003, 1:05 PM EDT Att: 35,326 - Overcast - 81 F											
Joe Randa, R (1,5) OBP: 0.302, SLG: 0.404										4 1 1 0 0 1 2												
Carlos Beltrán, S (1,8) OBP: 0.393, SLG: 0.484										2 1 1 1 1 0 0												
Ken Harvey, R (1,3) OBP: 0.305, SLG: 0.410										4 0 1 1 0 1 1												
4 Angel Berroa, R (1,6) OBP: 0.341, SLG: 0.481										3 1 2 2 0 0 0												
Michael Tucker, L (1,7) OBP: 0.328, SLG: 0.455										4 0 0 0 0 0 2												
Desi Relaford, S (1,10) OBP: 0.338, SLG: 0.425										3 1 1 1 1 0 1												
Mike DiFelice, R (1,2) OBP: 0.297, SLG: 0.390										4 0 1 0 0 1 2												
Carlos Febles, R (1,4) OBP: 0.303, SLG: 0.262										4 0 0 0 0 0 3												
Inning Stats	R: 1 E: 0 K: 0 S: 6	H: 1 LOB: 0 BB: 0 P: 13	R: 0 E: 0 K: 0 S: 8	H: 0 LOB: 0 BB: 0 P: 12	R: 0 E: 0 K: 1 S: 6	H: 1 LOB: 0 BB: 0 P: 10	R: 2 E: 0 K: 0 S: 9	H: 3 LOB: 1 BB: 0 P: 16	R: 0 E: 0 K: 0 S: 10	H: 0 LOB: 0 BB: 1 P: 19	R: 1 E: 0 K: 0 S: 7	H: 1 LOB: 0 BB: 0 P: 15	R: 1 E: 0 K: 0 S: 10	H: 1 LOB: 0 BB: 0 P: 17	R: 0 E: 0 K: 2 S: 10	H: 0 LOB: 0 BB: 0 P: 15	R: 0 E: 0 K: 1 S: 12	H: 1 LOB: 2 BB: 1 P: 23	1B: 4 2B: 2 3B: 0 HR: 2	SF: 2 SAC: 0 DP: 2 HBP: 0	WP: 0 PB: 0 SB: 2 CS: 0	PA: 36
PITCHER	IP WLS BF H R ER SO BB IBB HBP BLK WP HR S P ERA WHIP																					
Mike Maroth, L (1,1) ERA: 5.35	7.0 L 28 7 5 5 1 2 0 0 0 0 0 2 56 102 6.43 1.286																					
Danny Patterson, R (8,1) ERA: 2.25	1.0 4 1 0 0 2 0 0 0 0 0 0 0 13 21 0.00 1.000																					
Eric Eckenstahler, L (9,1) ERA: 4.96	0.1 2 0 0 0 0 1 0 0 0 0 0 0 4 9 0.00 3.000																					
Chris Spurling, R (9,1) ERA: 4.96	0.2 2 0 0 0 1 0 0 0 0 0 0 0 5 8 0.00 0.000																					

Batter	1	2	3	4	5	6	7	8	9	AB R H RBI BB SO LOB	BOTTOM											
Alex Sanchez, L (1,8) OBP: 0.311, SLG: 0.376										3 0 0 0 1 1 1	Kansas City Royals @ Detroit Tigers Comerica Park, Detroit, MI Sun Jul 27 2003, 1:05 PM EDT Att: 35,326 - Overcast - 81 F											
Warren Morris, L (1,4) OBP: 0.321, SLG: 0.386										4 0 1 0 0 0 1												
Bobby Higginson, L (1,9) OBP: 0.334, SLG: 0.346										4 0 1 0 0 0 1												
Dmitri Young, S (1,7) OBP: 0.357, SLG: 0.545										4 0 1 0 0 1 1												
Kevin Witt, L (1,10) OBP: 0.324, SLG: 0.457										4 1 2 1 0 0 2												
Carlos Pena, L (1,3) OBP: 0.324, SLG: 0.437										4 0 0 0 0 0 3												
Shane Halter, R (1,5) OBP: 0.260, SLG: 0.336										4 0 0 0 0 2 3												
Ben Petrick, R (1,2) OBP: 0.217, SLG: 0.227										2 0 0 0 1 1 1												
Ramon Santiago, S (1,6) OBP: 0.296, SLG: 0.287										3 0 0 0 0 0 1												
Inning Stats	R: 0 E: 0 K: 1 S: 7	H: 1 LOB: 1 BB: 0 P: 8	R: 0 E: 0 K: 1 S: 11	H: 1 LOB: 0 BB: 0 P: 17	R: 0 E: 0 K: 0 S: 6	H: 0 LOB: 0 BB: 0 P: 8	R: 0 E: 0 K: 1 S: 12	H: 2 LOB: 2 BB: 0 P: 16	R: 0 E: 0 K: 0 S: 11	H: 0 LOB: 1 BB: 1 P: 20	R: 1 E: 0 K: 0 S: 9	H: 1 LOB: 0 BB: 0 P: 17	R: 0 E: 0 K: 1 S: 14	H: 0 LOB: 1 BB: 1 P: 22	R: 0 E: 0 K: 0 S: 6	H: 0 LOB: 0 BB: 0 P: 11	R: 0 E: 0 K: 1 S: 10	H: 0 LOB: 0 BB: 0 P: 16	1B: 3 2B: 1 3B: 0 HR: 1	SF: 0 SAC: 0 DP: 0 HBP: 0	WP: 0 PB: 0 SB: 1 CS: 0	PA: 34
PITCHER	IP WLS BF H R ER SO BB IBB HBP BLK WP HR S P ERA WHIP																					
Jose Lima, R (1,1) ERA: 2.17	5.0 W 20 4 0 0 3 1 0 0 0 0 0 1 47 69 0.00 1.000																					
Sean Lowe, R (6,1) ERA: 5.23	2.0 8 1 1 1 1 1 0 0 0 0 0 1 23 39 4.50 1.000																					
Jason Grimsley, R (8,1) ERA: 4.39	1.0 3 0 0 0 0 0 0 0 0 0 0 0 6 11 0.00 0.000																					
Mike MacDougal, R (9,1) ERA: 4.23	1.0 3 0 0 0 1 0 0 0 0 0 0 0 10 16 0.00 0.000																					

AB 31
R 5
H 8
RBI 5
BB 3
SO 4
LOB 11



AB 32
R 1
H 5
RBI 1
BB 2
SO 5
LOB 14



Batter	1	2	3	4	5	6	7	8	9	AB	R	H	RBI	BB	SO	LOB	TOP							
Tony Graffanino, R OBP: 0.356, SLG: 0.485 (1, 6)										4	1	3	2	1	0	0	Chicago White Sox @ Kansas City Royals Kauffman Stadium, Kansas City, MO Tue Jul 29 2003, 7:05 PM CDT Att: 24,485 - Sunny - 82 F							
Roberto Alomar, S OBP: 0.350, SLG: 0.354 (1, 4)										4	2	2	0	0	1	3								
Frank Thomas, R OBP: 0.403, SLG: 0.560 (1, 10)										5	1	1	0	0	0	4								
Magglio Ordonez, R OBP: 0.386, SLG: 0.567 (1, 9)										4	2	3	3	1	1	1								
Carlos Lee, R OBP: 0.312, SLG: 0.467 Willie Harris, L OBP: 0.228, SLG: 0.220 (9, 8)										4	0	0	1	0	1	2								
Carl Everett, S OBP: 0.348, SLG: 0.499 Aaron Rowand, R OBP: 0.321, SLG: 0.430 (9, 7)										4	0	0	0	0	1	2								
14 Paul Konerko, R OBP: 0.285, SLG: 0.347 (1, 3)										4	2	3	2	1	0	0								
24 Joe Crede, R OBP: 0.284, SLG: 0.371 (1, 5)										5	1	3	1	0	2	3								
Sandy Alomar Jr., R OBP: 0.270, SLG: 0.378 (1, 2)										5	0	0	0	0	1	7								
Inning Stats	R: 0 E: 0 K: 1 S: 8	H: 1 LOB: 1 BB: 0 P: 15	R: 0 E: 0 K: 1 S: 14	H: 2 LOB: 2 BB: 0 P: 19	R: 0 E: 0 K: 0 S: 9	H: 0 LOB: 0 BB: 1 P: 15	R: 3 E: 0 K: 0 S: 20	H: 3 LOB: 0 BB: 0 P: 29	R: 2 E: 0 K: 1 S: 12	H: 2 LOB: 0 BB: 0 P: 16	R: 0 E: 0 K: 1 S: 5	H: 0 LOB: 0 BB: 0 P: 7	R: 3 E: 0 K: 0 S: 16	H: 4 LOB: 1 BB: 0 P: 27	R: 1 E: 0 K: 2 S: 19	H: 3 LOB: 2 BB: 0 P: 25		R: 0 E: 0 K: 1 S: 13	H: 1 LOB: 3 BB: 2 P: 24	1B: 9 2B: 3 3B: 0 HR: 4	SF: 1 SAC: 1 DP: 1 HBP: 0	WP: 0 PB: 0 SB: 0 CS: 0	PA: 45	
PITCHER	IP WLS BF H R ER SO BB IBB HBP BLK WP HR S P ERA WHIP																							
Darrell May, L ERA: 3.65 D.J. Carrasco, R ERA: 4.15 Nate Field, R ERA: 2.4	(1, 1) (7, 1) (9, 1)	6.1 1.2 1.0	L 10 6	29 5 1	7 2 0	7 2 0	4 2 1	1 0 0	0 0 1	0 0 0	0 0 1	0 0 0	0 0 0	0 0 0	0 29 13	113 40 24	9.95 10.80 0.00	1.737 3.000 2.000						

Batter	1	2	3	4	5	6	7	8	9	AB	R	H	RBI	BB	SO	LOB	BOTTOM					
Aaron Guiel, L OBP: 0.355, SLG: 0.555 (1, 9)										5	0	0	1	0	1	4	Chicago White Sox @ Kansas City Royals Kauffman Stadium, Kansas City, MO Tue Jul 29 2003, 7:05 PM CDT Att: 24,485 - Sunny - 82 F					
Joe Randa, R OBP: 0.305, SLG: 0.405 (1, 5)										4	0	2	1	0	1	0						
Carlos Beltrán, S OBP: 0.389, SLG: 0.478 (1, 8)										4	0	0	0	0	0	2						
Ken Harvey, R OBP: 0.305, SLG: 0.412 (1, 3)										4	1	1	0	0	0	1						
Raul Ibanez, L OBP: 0.340, SLG: 0.471 (1, 10)										4	2	2	0	0	1	0						
4 Angel Berroa, R OBP: 0.345, SLG: 0.493 (1, 6)										4	1	3	3	0	0	0						
Michael Tucker, L OBP: 0.327, SLG: 0.452 (1, 7)										4	1	1	0	0	1	3						
Desi Relaford, S OBP: 0.345, SLG: 0.431 (1, 4)										3	1	3	1	1	0	0						
Brent Mayne, L OBP: 0.308, SLG: 0.350 (1, 2)										3	0	0	0	0	1	4						
Inning Stats	R: 0 E: 0 K: 1 S: 9	H: 0 LOB: 0 BB: 0 P: 11	R: 0 E: 0 K: 0 S: 10	H: 0 LOB: 0 BB: 0 P: 15	R: 2 E: 0 K: 0 S: 16	H: 3 LOB: 1 BB: 0 P: 23	R: 0 E: 0 K: 1 S: 14	H: 1 LOB: 1 BB: 0 P: 23	R: 0 E: 0 K: 1 S: 5	H: 1 LOB: 0 BB: 0 P: 6	R: 0 E: 0 K: 0 S: 11	H: 1 LOB: 0 BB: 0 P: 15	R: 1 E: 0 K: 1 S: 14	H: 3 LOB: 2 BB: 0 P: 23	R: 3 E: 0 K: 1 S: 11	H: 3 LOB: 0 BB: 0 P: 16		R: 0 E: 0 K: 0 S: 5	H: 0 LOB: 0 BB: 1 P: 12	1B: 10 2B: 1 3B: 0 HR: 1	SF: 0 SAC: 1 DP: 3 HBP: 0	WP: 0 PB: 0 SB: 0 CS: 0
PITCHER	IP WLS BF H R ER SO BB IBB HBP BLK WP HR S P ERA WHIP																					
56 Mark Buehrle, L ERA: 4.21 Damaso Marte, L ERA: 1.59 Rick White, R ERA: 6.61 Kelly Wunsch, L ERA: 1.02 Tom Gordon, R ERA: 2.92	(1, 1) (7, 1) (8, 1) (8, 1) (9, 1)	6.1 0.2 0.2 0.1 1.0	W 2 5 H S	26 0 3 2 2	3 0 3 0 0	3 0 3 0 0	3 1 3 0 0	0 0 0 1 0	0 0 0 0 0	0 0 1 0 0	0 7 8 3 5	10 12 8 8 8	0.00 40.50 0.00 0.00	0.000 4.500 3.000 0.000								

AB	40
R	9
H	16
RBI	9
BB	3
SO	7
LOB	22



AB	35
R	6
H	12
RBI	6
BB	1
SO	5
LOB	14



Batter	1	2	3	4	5	6	7	8	9	AB	R	H	RBI	BB	SO	LOB	TOP					
Roberto Alomar, S (1, 4) OBP: 0.348, SLG: 0.350 Tony Graffanino, R (7, 4) OBP: 0.354, SLG: 0.482	4-0 1B BB	2-2 F7	0-0 G4-3		1-0 G6-4-3		2-0 F9	0-2 FC6-4 2B		4	0	0	1	0	5							
Carlos Lee, R (1, 7) OBP: 0.315, SLG: 0.477	3-2 P2		0-2 HR	3-2 G5-3	1-1 G5-3		0-1 BB 14 HR BB	2-2 2B		6	2	3	3	0	0	2						
Frank Thomas, R (1, 10) Brian Daubach, L (6, PH) OBP: 0.360, SLG: 0.403	1-1 P6		1-2 1B 14 SF9 BB HBP	0-2 P3		1-1 G1-3	1-2 F9	2-3 2B		4	1	0	0	0	0	2						
Magglio Ordonez, R (1, 9) Aaron Rowand, R (7, 9) OBP: 0.318, SLG: 0.426	1-1 1B		4-1 14 SF9 1B HR	1-0 HR		3-1 14 1B 2B	4-2 14 HR BB	0-0 G1-3		3	4	3	1	2	0	0						
Carl Everett, S (1, 8) Willie Harris, L (7, 8) OBP: 0.226, SLG: 0.218	2-1 G4-3		1-2 HR	3-2 1B		1-2 F7	4-2 14 HR BB		2-0 F7	4	2	2	0	1	0	3						
14 Paul Konerko, R (1, 3) OBP: 0.286, SLG: 0.358		1-1 G6-3	2-1 SF9	0-0 F9		2-2 BB 1B	0-0 HR		0-0 G5-3	5	1	2	6	0	0	1						
Jose Valentin, S (1, 6) OBP: 0.329, SLG: 0.463		1-0 HR	1-2 HR		1-1 HR	4-0 BB	4-2 BB		0-3 K	4	3	3	5	2	1	0						
24 Joe Crede, R (1, 5) OBP: 0.285, SLG: 0.371		2-1 1B	2-1 L8		1-2 G6-4-3 1B	1-3 K	1-1 F8		0-1 G4-3	6	0	2	0	0	1	4						
Miguel Olivo, R (1, 2) OBP: 0.288, SLG: 0.372		2-3 K	1-2 1B		1-0 G6-4-3 1B		3-2 F9 1B S	1-2 FC6-4 1B		5	1	4	0	0	1	1						
Inning Stats	R: 0 E: 0 K: 0 S: 11	H: 1 LOB: 2 BB: 1 P: 22	R: 1 E: 0 K: 1 S: 11	H: 2 LOB: 1 BB: 0 P: 19	R: 5 E: 0 K: 0 S: 20	H: 4 LOB: 1 BB: 1 P: 32	R: 1 E: 0 K: 0 S: 13	H: 2 LOB: 1 BB: 0 P: 20	R: 1 E: 0 K: 1 S: 9	H: 3 LOB: 1 BB: 0 P: 14	R: 1 E: 0 K: 0 S: 14	H: 2 LOB: 2 BB: 1 P: 26	R: 5 E: 0 K: 0 S: 21	H: 3 LOB: 1 BB: 3 P: 40	R: 1 E: 0 K: 1 S: 13	H: 2 LOB: 1 BB: 0 P: 18	R: 0 E: 0 K: 1 S: 7	H: 0 LOB: 1 BB: 0 P: 9	1B: 11 2B: 2 3B: 0 HR: 6	SF: 1 SAC: 0 DP: 1 HBP: 1	WP: 1 PA: 53 FB: 0 SB: 1 CS: 0	
PITCHER	IP WLS BF H R ER SO BB IBB HBP BLK WP HR S P ERA WHIP	2.2 L 18 7 6 6 1 2 0 0 0 0 3 41 72 20.25 3.375	3.1 L 11 5 2 2 0 0 0 0 0 0 2 23 35 7.71 2.143	6.1 L 14 5 6 6 1 4 0 0 0 0 1 33 63 32.40 5.400	7.1 L 0.1 0 0 0 0 0 0 0 0 0 0 2 3 0.00 0.000	8.1 L 1.0 5 2 1 1 1 0 0 0 0 0 0 13 18 9.00 2.000	9.1 L 1.0 4 0 0 0 1 0 0 0 0 0 7 9 0.00 0.000															

Chicago White Sox @ Kansas City Royals
Kauffman Stadium, Kansas City, MO
Wed Jul 30 2003, 7:05 PM CDT
Att: 20,722 - Sunny - 89 F

AB	45
R	15
H	19
RBI	15
BB	6
SO	4
LOB	21



Batter	1	2	3	4	5	6	7	8	9	AB	R	H	RBI	BB	SO	LOB	BOTTOM				
Aaron Guiel, L (1, 9) OBP: 0.359, SLG: 0.553 Dee Brown, L (9, PH) OBP: 0.286, SLG: 0.345	2-1 G3-1	1-0 CS HBP 1B		1-2 G3			1-2 F9 1B		0-0 L4	4	0	2	1	0	0	1					
Joe Randa, R (1, 5) OBP: 0.309, SLG: 0.407	1-0 2B 1B	1-0 HBP			1-2 G5-3		2-2 1B		1-0 F9	4	1	2	0	0	0	0					
Carlos Beltrán, S (1, 8) OBP: 0.387, SLG: 0.478	0-0 1B	3-3 K			2-3 K		0-1 F9			4	1	1	0	0	2	4					
Raul Ibanez, L (1, 10) OBP: 0.342, SLG: 0.471	1-2 G4-3 1B		2-1 P6		0-1 1B		0-0 F8			4	0	2	1	0	0	2					
Ken Harvey, R (1, 3) OBP: 0.301, SLG: 0.407	1-1 G4-3		1-1 G5-3		1-0 G4-3		1-2 G3			4	0	0	1	0	0	4					
Desi Relaford, S (1, 4) OBP: 0.342, SLG: 0.426	0-2 G3		3-2 G3			3-2 L1		3-1 G3-1		4	0	0	0	0	0	1					
4 Angel Berroa, R (1, 6) OBP: 0.342, SLG: 0.487		0-1 G5-3		0-0 G6-3		0-2 G4-3		2-1 E6 G4-6-3		4	0	0	0	0	0	0					
Michael Tucker, L (1, 7) OBP: 0.331, SLG: 0.454		4-1 S 2B BB		3-2 1B		1-2 1B		2-1 G4-6-3		3	1	2	0	1	0	1					
Mike DiFelice, R (1, 2) OBP: 0.295, SLG: 0.393		3-1 SAFE SAFE SAFE SAFE 1B 2B		1-1 F9		0-0 F8		0-1 G6-3		4	1	1	1	0	0	2					
Inning Stats	R: 2 E: 0 K: 0 S: 13	H: 3 LOB: 1 BB: 0 P: 18	R: 2 E: 0 K: 1 S: 10	H: 2 LOB: 2 BB: 1 P: 21	R: 0 E: 0 K: 0 S: 8	H: 0 LOB: 0 BB: 0 P: 14	R: 0 E: 0 K: 0 S: 9	H: 1 LOB: 1 BB: 0 P: 14	R: 0 E: 0 K: 1 S: 9	H: 1 LOB: 1 BB: 0 P: 13	R: 0 E: 0 K: 0 S: 14	H: 1 LOB: 1 BB: 0 P: 18	R: 0 E: 0 K: 0 S: 12	H: 2 LOB: 2 BB: 0 P: 16	R: 0 E: 1 K: 0 S: 6	H: 0 LOB: 0 BB: 0 P: 13	R: 0 E: 0 K: 0 S: 4	H: 0 LOB: 0 BB: 0 P: 5	1B: 8 2B: 3 3B: 0 HR: 0	SF: 0 SAC: 0 DP: 2 HBP: 1	WP: 0 PA: 38 FB: 0 SB: 1 CS: 1
PITCHER	IP WLS BF H R ER SO BB IBB HBP BLK WP HR S P ERA WHIP	6.0 W 27 8 4 4 2 1 0 0 0 0 0 0 12 16 0.00 2.000	7.1 L 5 2 0 0 0 0 0 0 0 0 0 0 6 13 0.00 0.000	8.1 L 3 0 0 0 0 0 0 0 0 0 0 0 4 5 0.00 0.000	9.1 L 1.0 4 0 0 0 0 0 0 0 0 0 0 7 9 0.00 0.000																

Chicago White Sox @ Kansas City Royals
Kauffman Stadium, Kansas City, MO
Wed Jul 30 2003, 7:05 PM CDT
Att: 20,722 - Sunny - 89 F

AB	36
R	4
H	10
RBI	4
BB	1
SO	2
LOB	15



Batter	1	2	3	4	5	6	7	8	9	AB	R	H	RBI	BB	SO	LOB	TOP										
13 Carl Crawford, L OBP: 0.306, SLG: 0.351	2-2 2B	1-0 1B		1-2 G4-3		0-0 F8	3-3 K			5	2	2	0	0	1	4											
Marlon Anderson, L OBP: 0.361, SLG: 0.533 Antonio Perez, R OBP: 0.379, SLG: 0.447	SAFE FC6-5 1-H	2-2 WP 1-H		1-3 K2-3			2-3 K	1-0 G6-3 2B		3	0	2	2	0	1	0											
Aubrey Huff, L OBP: 0.332, SLG: 0.364 18 Jared Sandberg, R OBP: 0.333, SLG: 0.460	1-2 FC6-5 2B HR	3-2 G3			1-2 5 L9-3 1B		0-2 5 2B	0-2 G6-3		5	2	2	0	0	0	3											
5 Rocco Baldelli, R OBP: 0.337, SLG: 0.462	1-1 HR			0-2 L9-3 1B			0-1 2B	2-0 G6-3		5	2	2	1	0	0	2											
Travis Lee, L OBP: 0.362, SLG: 0.468	2-1 HR			0-1 1B			1-0 WP 1B	4-2 BB		4	2	3	4	1	1	0											
Damian Rolls, R OBP: 0.305, SLG: 0.408	0-2 P4			1-1 1B			2-2 P6	3-1 G5-3		5	0	1	0	0	0	3											
Jeff Liefer, L OBP: 0.212, SLG: 0.318	0-1 L8			2-3 K			1-0 P5	4-1 1B IBB		4	1	0	0	1	1	2											
Toby Hall, R OBP: 0.316, SLG: 0.393			1-1 G3	0-3 K			1-0 1B	0-0 1B		5	0	2	1	0	1	2											
Julio Lugo, R OBP: 0.320, SLG: 0.353			2-1 G6-3				0-1 1B	1-2 3-H 1B		5	0	2	1	0	0	0											
Inning Stats	R: 4 E: 0 K: 0 S: 18	H: 4 LOB: 0 BB: 0 P: 26	R: 1 E: 0 K: 0 S: 14	H: 2 LOB: 1 BB: 0 P: 23	R: 0 E: 0 K: 2 S: 11	H: 2 LOB: 2 BB: 0 P: 16	R: 0 E: 0 K: 1 S: 12	H: 0 LOB: 0 BB: 0 P: 16	R: 0 E: 0 K: 1 S: 9	H: 1 LOB: 0 BB: 0 P: 10	R: 0 E: 0 K: 0 S: 11	H: 2 LOB: 2 BB: 0 P: 15	R: 4 E: 0 K: 2 S: 18	H: 5 LOB: 2 BB: 1 P: 31	R: 0 E: 0 K: 0 S: 13	H: 1 LOB: 2 BB: 1 P: 20	R: 0 E: 0 K: 0 S: 5	H: 0 LOB: 0 BB: 0 P: 8	1B: 11 2B: 6 3B: 0 HR: 1	SF: 0 SAC: 0 DP: 1 HBP: 0	WP: 2 PB: 0 SB: 2 CS: 0	PA: 45					
PITCHER	IP	WLS	BF	H	R	ER	SO	BB	IBB	HBP	BLK	WP	HR	S	P	ERA	WHIP										
Jose Lima, R ERA: 2.96	2.0		12	6	5	5	0	0	0	0	0	1	1	32	49	22.50	3.000										
51 Kris Wilson, R ERA: 4.33	4.0	L	16	5	3	0	4	0	0	0	0	0	0	43	57	0.00	1.250										
Graeme Lloyd, L ERA: 4.21	0.1		3	3	3	1	0	0	0	0	0	0	0	9	12	81.00	9.000										
Jason Grimsley, R ERA: 4.5	0.2		5	2	1	1	1	0	1	0	0	1	0	9	19	13.50	3.000										
D.J. Carrasco, R ERA: 4.0	2.0		8	1	0	0	0	1	0	0	0	0	0	18	28	0.00	1.000										
Batter	1	2	3	4	5	6	7	8	9	AB	R	H	RBI	BB	SO	LOB	BOTTOM										
Desi Relaford, S OBP: 0.343, SLG: 0.426	4-2 FC5 BB	0-2 BB 1B	3-3 K			0-0 F9		2-2 F7		4	0	1	0	1	1	2											
Joe Randa, R OBP: 0.310, SLG: 0.404	4-1 FC5 HR BB	3-2 F7		3-2 1B SF7 2B		2-1 F9		2-1 F7		4	2	1	0	1	0	2											
Carlos Beltrán, S OBP: 0.392, SLG: 0.488	1-1 FC5 HR	0-2 BB 1B		0-1 1B		1-0 CS 1B		2-2 F7		5	1	3	0	0	0	2											
Raul Ibanez, L OBP: 0.347, SLG: 0.480	2-2 HR	4-1 BB		2-2 SF7		1-0 CS	1-3 K	1-3 K		3	1	1	5	1	2	0											
Ken Harvey, R OBP: 0.299, SLG: 0.401	0-2 G6-3	3-3 K		1-2 F7		0-1 G6-3		0-1 G6-3		4	0	0	0	0	1	4											
4 Angel Berroa, R OBP: 0.342, SLG: 0.492	2-0 IHR	0-0 G3-1		2-2 G4-3		2-0 P3				4	1	1	1	0	0	4											
Michael Tucker, L OBP: 0.331, SLG: 0.448	4-2 BB		2-3 K		0-0 G3			4-2 BB		2	0	0	0	2	1	0											
Mike DiFelice, R OBP: 0.294, SLG: 0.389	0-3 K		0-0 1B		0-3 K			0-1 F8		4	0	1	0	0	2	2											
Carlos Febles, R OBP: 0.302, SLG: 0.262 Dee Brown, L OBP: 0.283, SLG: 0.341	1-1 1B BB 1B		0-0 F9		1-0 P2			2-3 K		3	1	1	0	0	0	1											
Inning Stats	R: 4 E: 0 K: 1 S: 20	H: 2 LOB: 3 BB: 3 P: 37	R: 1 E: 0 K: 1 S: 18	H: 3 LOB: 1 BB: 1 P: 29	R: 0 E: 0 K: 2 S: 9	H: 1 LOB: 1 BB: 0 P: 14	R: 1 E: 0 K: 0 S: 17	H: 2 LOB: 1 BB: 0 P: 25	R: 0 E: 0 K: 1 S: 5	H: 0 LOB: 0 BB: 0 P: 6	R: 0 E: 0 K: 0 S: 5	H: 1 LOB: 0 BB: 0 P: 10	R: 0 E: 0 K: 1 S: 6	H: 0 LOB: 0 BB: 0 P: 9	R: 0 E: 0 K: 1 S: 12	H: 0 LOB: 1 BB: 1 P: 20	R: 0 E: 0 K: 1 S: 8	H: 0 LOB: 0 BB: 0 P: 13	1B: 6 2B: 1 3B: 0 HR: 2	SF: 1 SAC: 0 DP: 0 HBP: 0	WP: 0 PB: 0 SB: 0 CS: 1	PA: 41					
PITCHER	IP	WLS	BF	H	R	ER	SO	BB	IBB	HBP	BLK	WP	HR	S	P	ERA	WHIP										
Joe Kennedy, L ERA: 6.48	1.0		10	4	5	5	1	3	0	0	0	0	0	25	43	45.00	7.000										
Chad Gaudin, R ERA: 3.86	2.1		12	4	1	1	3	1	0	0	0	0	0	31	51	3.86	2.143										
Brandon Backe, R ERA: 4.5	4.0	W	13	1	0	0	2	1	0	0	0	0	0	29	45	0.00	0.500										
Mark Malaska, L ERA: 7.36	0.2	H	2	0	0	0	1	0	0	0	0	0	0	7	11	0.00	0.000										
Lance Carter, R ERA: 4.42	1.0	S	3	0	0	0	1	0	0	0	0	0	0	8	13	0.00	0.000										

Tampa Bay Devil Rays @ Kansas City Royals
Kauffman Stadium, Kansas City, MO
Fri Aug 01 2003, 7:05 PM CDT
Att: 33,379 - Cloudy - 82 F

AB 43
R 9
H 17
RBI 9
BB 2
SO 6
LOB 16



livebaseballscores.com

Tampa Bay Devil Rays @ Kansas City Royals
Kauffman Stadium, Kansas City, MO
Fri Aug 01 2003, 7:05 PM CDT
Att: 33,379 - Cloudy - 82 F

AB 34
R 6
H 9
RBI 6
BB 5
SO 8
LOB 18



livebaseballscores.com

Batter	1	2	3	4	5	6	7	8	9	AB	R	H	RBI	BB	SO	LOB	TOP								
13 Carl Crawford, L OBP: 0.307, SLG: 0.352										5	1	2	0	0	1	0	Tampa Bay Devil Rays @ Kansas City Royals Kauffman Stadium, Kansas City, MO Sat Aug 02 2003, 6:05 PM CDT Att: 38,709 - Cloudy - 88 F								
Antonio Perez, R OBP: 0.380, SLG: 0.432										3	1	0	0	2	1	1									
5 Rocco Baldelli, R OBP: 0.336, SLG: 0.459										5	1	1	0	0	1	2									
Aubrey Huff, L OBP: 0.362, SLG: 0.533										4	1	2	1	0	0	1									
Toby Hall, R OBP: 0.312, SLG: 0.387										4	0	0	0	0	0	2									
Travis Lee, L OBP: 0.383, SLG: 0.471										4	1	2	1	0	0	0									
Damian Rolls, R OBP: 0.308, SLG: 0.410										4	1	2	0	0	0	0									
18 Jared Sandberg, R OBP: 0.324, SLG: 0.446										2	0	0	0	0	2	0									
Marlon Anderson, L OBP: 0.323, SLG: 0.355										2	1	1	1	0	0	2									
Julio Lugo, R OBP: 0.319, SLG: 0.355										4	1	1	2	0	3	0									
Inning Stats	R: 0 E: 0 K: 1 S: 7	H: 0 LOB: 1 BB: 1 P: 14	R: 0 E: 0 K: 0 S: 4	H: 0 LOB: 0 BB: 0 P: 8	R: 0 E: 0 K: 2 S: 7	H: 0 LOB: 0 BB: 1 P: 10	R: 2 E: 0 K: 0 S: 8	H: 2 LOB: 0 BB: 1 P: 12	R: 0 E: 0 K: 2 S: 9	H: 0 LOB: 0 BB: 0 P: 16	R: 0 E: 0 K: 0 S: 8	H: 0 LOB: 0 BB: 0 P: 13	R: 6 E: 0 K: 0 S: 23	H: 6 LOB: 0 BB: 0 P: 36	R: 0 E: 0 K: 0 S: 17	H: 2 LOB: 2 BB: 0 P: 31	R: 0 E: 0 K: 3 S: 11	H: 1 LOB: 1 BB: 0 P: 15	1B: 9 2B: 2 3B: 0 HR: 0	SF: 0 SAC: 0 DP: 1 HBP: 0	WP: 0 PB: 0 SB: 5 CS: 0	PA: 39			
PITCHER	IP	WLS	BF	H	R	ER	SO	BB	IBB	HBP	BLK	WP	HR	S	P	ERA	WHIP								
Darrell May, L ERA: 3.8	(1, 1)	6.1	25	5	5	5	5	2	0	0	0	0	0	56	93	7.11	1.105								
Curt Leskanic, R ERA: 2.27	(7, 1)	0.2	W	5	3	3	1	0	0	0	0	0	0	10	16	13.50	4.500								
Al Levine, R ERA: 2.84	(8, 1)	1.0	H	5	2	0	0	0	0	0	0	0	0	17	31	0.00	2.000								
Mike MacDougal, R ERA: 3.97	(9, 1)	1.0	S	4	1	0	0	3	0	0	0	0	0	11	15	0.00	1.000								

Batter	1	2	3	4	5	6	7	8	9	AB	R	H	RBI	BB	SO	LOB	BOTTOM								
Aaron Guiel, L OBP: 0.350, SLG: 0.538										3	1	1	1	0	2	2	Tampa Bay Devil Rays @ Kansas City Royals Kauffman Stadium, Kansas City, MO Sat Aug 02 2003, 6:05 PM CDT Att: 38,709 - Cloudy - 88 F								
Joe Randa, R OBP: 0.309, SLG: 0.402										4	0	1	1	0	1	3									
Carlos Beltrán, S OBP: 0.399, SLG: 0.500										2	3	2	2	3	0	0									
Raul Ibanez, L OBP: 0.347, SLG: 0.480										4	1	1	0	0	0	5									
Michael Tucker, L OBP: 0.332, SLG: 0.448										5	1	2	1	0	0	2									
4 Angel Berroa, R OBP: 0.345, SLG: 0.492										4	2	2	1	1	1	0									
Desi Relaford, S OBP: 0.343, SLG: 0.425										3	1	1	1	0	1	0									
Brent Mayne, L OBP: 0.320, SLG: 0.359										3	1	3	1	1	0	0									
Dee Brown, L OBP: 0.281, SLG: 0.337										4	0	1	1	0	2	3									
Ken Harvey, R OBP: 0.299, SLG: 0.401										0	0	0	0	0	0	0									
Inning Stats	R: 0 E: 0 K: 0 S: 9	H: 1 LOB: 1 BB: 1 P: 15	R: 0 E: 0 K: 1 S: 6	H: 0 LOB: 0 BB: 0 P: 10	R: 0 E: 0 K: 3 S: 11	H: 1 LOB: 1 BB: 0 P: 15	R: 4 E: 1 K: 0 S: 15	H: 3 LOB: 2 BB: 3 P: 36	R: 1 E: 0 K: 0 S: 7	H: 1 LOB: 0 BB: 0 P: 16	R: 2 E: 0 K: 1 S: 20	H: 3 LOB: 2 BB: 0 P: 32	R: 2 E: 1 K: 2 S: 16	H: 3 LOB: 1 BB: 0 P: 23	R: 1 E: 0 K: 0 S: 12	H: 2 LOB: 2 BB: 1 P: 22	R: 0 E: 0 K: 3 S: 11	H: 1 LOB: 1 BB: 0 P: 15	1B: 11 2B: 2 3B: 0 HR: 1	SF: 1 SAC: 2 DP: 1 HBP: 2	WP: 0 PB: 1 SB: 0 CS: 1	PA: 42			
PITCHER	IP	WLS	BF	H	R	ER	SO	BB	IBB	HBP	BLK	WP	HR	S	P	ERA	WHIP								
Rob Bell, R ERA: 6.85	(1, 1)	3.1	18	5	4	4	4	4	0	0	0	0	0	36	68	10.80	2.700								
Jon Switzer, L ERA: 10.13	(4, 1)	2.2	13	4	3	3	1	0	0	2	0	0	1	32	56	10.12	1.500								
Mark Malaska, L ERA: 7.71	(7, 1)	1.0	L	6	3	2	1	2	0	0	0	0	0	16	23	9.00	3.000								
Travis Harper, R ERA: 3.67	(8, 1)	1.0	5	2	1	1	0	1	0	0	0	0	0	12	22	9.00	3.000								

Batter	1	2	3	4	5	6	7	8	9	AB	R	H	RBI	BB	SO	LOB	TOP								
Aaron Guiel, L OBP: 0.353, SLG: 0.548 (1, 9)	G4-3 HBP		G4-3	P6		SH3-4 FC4-6 2B	K		1B BB	4	1	1	3	1	1	3									
Joe Randa, R OBP: 0.310, SLG: 0.409 (1, 5)	F8		F8		G5-3	SH3-4		K	1B	5	0	1	1	0	1	2									
Carlos Beltrán, S OBP: 0.396, SLG: 0.490 (1, 8)	G4-3			1B BB	G4-3	FC4-6 HBP		P4	K	4	1	0	0	1	1	3									
Raul Ibanez, L OBP: 0.346, SLG: 0.476 (1, 3) (6, 7)	F7			1B 4 SF9 1B	WP 1B	FC4-6 4 2B		G3-1		5	2	2	1	0	0	2									
Desi Relaford, S OBP: 0.344, SLG: 0.425 (1, 4)		K		4 SF9 1B	F9	4 2B			4 E 2B	4	3	2	1	1	1	1									
4 Angel Berroa, R OBP: 0.346, SLG: 0.493 (1, 6)	G5-3			SF9					SH SH1-4 1B	3	2	2	3	0	0	0									
Michael Tucker, L OBP: 0.330, SLG: 0.443 (6, PH)									SH1-4	2	0	0	0	0	0	1									
Ken Harvey, R OBP: 0.297, SLG: 0.396 (6, 3)	G4-3			G3						1	1	0	0	1	0	1									
Brent Mayne, L OBP: 0.321, SLG: 0.357 (1, 2)				G1-6-3	1B BB				K	4	1	1	1	1	2	1									
Dee Brown, L OBP: 0.307, SLG: 0.362 (1, 10)				G4-3	1B				K WP 1B	5	2	4	2	0	1	0									
Inning Stats	R: 0 E: 0 K: 0 S: 9	H: 0 LOB: 1 BB: 0 P: 16	R: 0 E: 0 K: 1 S: 10	H: 0 LOB: 0 BB: 0 P: 14	R: 0 E: 0 K: 0 S: 7	H: 1 LOB: 1 BB: 0 P: 12	R: 3 E: 0 K: 0 S: 13	H: 3 LOB: 2 BB: 2 P: 23	R: 0 E: 0 K: 0 S: 5	H: 1 LOB: 1 BB: 0 P: 10	R: 7 E: 0 K: 0 S: 24	H: 5 LOB: 1 BB: 2 P: 40	R: 0 E: 0 K: 3 S: 12	H: 0 LOB: 0 BB: 0 P: 16	R: 0 E: 0 K: 1 S: 7	H: 0 LOB: 0 BB: 0 P: 11	R: 3 E: 1 K: 2 S: 21	H: 3 LOB: 2 BB: 1 P: 33	1B: 10 2B: 3 3B: 0 HR: 0	SF: 1 SAC: 3 DP: 0 HBP: 2	WP: 2 PB: 0 SB: 1 CS: 0	PA: 48			
PITCHER	IP	WLS	BF	H	R	ER	SO	BB	IBB	HBP	BLK	WP	HR	S	P	ERA	WHIP								
Jon Garland, R ERA: 4.58 (1, 1)	5.0		24	6	4	4	1	2	0	1	0	1	0	47	79	7.20	1.600								
Scott Schoeneweis, L ERA: 4.64 (6, 1)	0.0	L	4	3	3	3	0	1	0	0	0	0	0	9	16	∞	∞								
Matt Ginter, R ERA: 13.5 (6, 1)	0.1		2	0	0	0	0	0	0	1	0	0	0	3	6	0.00	0.000								
Kelly Wunsch, L ERA: 1.33 (6, 1)	1.2		7	1	3	3	3	1	0	0	0	0	0	21	30	16.20	1.200								
Tom Gordon, R ERA: 3.42 (8, 1)	2.0		11	3	3	3	3	1	0	0	0	1	0	28	44	13.50	2.000								

Kansas City Royals @ Chicago White Sox
U.S. Cellular Field, Chicago, IL
Mon Aug 04 2003, 8:05 PM EDT
Att: 43,922 - Sunny - 72 F

livebaseballscorecards.com

AB 37
R 13
H 13
RBI 12
BB 5
SO 7
LOB 14



Batter	1	2	3	4	5	6	7	8	9	AB	R	H	RBI	BB	SO	LOB	BOTTOM								
Roberto Alomar, S OBP: 0.352, SLG: 0.347 (1, 4)	G5-3 1B	BB BB		G5-3		G1-3 E 1B		G4-3		4	2	2	0	1	0	0									
Carlos Lee, R OBP: 0.322, SLG: 0.498 (1, 7)	G5-3	BB BB		F9		G1-3		F7		4	0	0	0	1	0	1									
Frank Thomas, R OBP: 0.394, SLG: 0.543 (1, 10)	1B HBP	BB BB				P6		P4		3	1	1	2	1	0	0									
Magglio Ordonez, R OBP: 0.383, SLG: 0.559 (1, 9)	P6	G4-3				1B 2B		G4-3		5	1	1	0	0	0	5									
Carl Everett, S OBP: 0.353, SLG: 0.500 (1, 8)	1-2 2-H 1B			P5		24 HR 1B		G6-3		5	1	2	1	0	0	0									
14 Paul Konerko, R OBP: 0.297, SLG: 0.376 (1, 3)	F7			BB 1B		P3		G3		5	0	1	0	0	0	4									
Jose Valentin, S OBP: 0.324, SLG: 0.456 (1, 6)		F8		24 G1-6-3 BB		24 HR 1B		HR		3	2	2	2	1	0	0									
24 Joe Crede, R OBP: 0.288, SLG: 0.375 (1, 5)		F8		G1-6-3		HR		G5-3		4	1	1	3	0	0	2									
Miguel Olivo, R OBP: 0.285, SLG: 0.362 (1, 2)		BB BB 1B		K		G5-3		K		4	1	1	0	0	2	0									
Inning Stats	R: 1 E: 0 K: 0 S: 10	H: 2 LOB: 2 BB: 0 P: 19	R: 1 E: 0 K: 0 S: 12	H: 1 LOB: 3 BB: 3 P: 32	R: 0 E: 0 K: 0 S: 12	H: 1 LOB: 1 BB: 1 P: 20	R: 0 E: 0 K: 1 S: 10	H: 0 LOB: 0 BB: 0 P: 13	R: 4 E: 0 K: 0 S: 13	H: 4 LOB: 0 BB: 0 P: 17	R: 2 E: 1 K: 0 S: 12	H: 2 LOB: 0 BB: 0 P: 19	R: 1 E: 0 K: 1 S: 17	H: 1 LOB: 0 BB: 0 P: 26	R: 0 E: 0 K: 0 S: 8	H: 0 LOB: 0 BB: 0 P: 13	R: 0 E: 0 K: 0 S: 8	H: 0 LOB: 0 BB: 0 P: 11	1B: 7 2B: 1 3B: 0 HR: 3	SF: 0 SAC: 0 DP: 1 HBP: 1	WP: 0 PB: 0 SB: 0 CS: 0	PA: 42			
PITCHER	IP	WLS	BF	H	R	ER	SO	BB	IBB	HBP	BLK	WP	HR	S	P	ERA	WHIP								
Runeivys Hernandez, R ERA: 3.87 (1, 1)	5.0	W	27	8	6	6	1	4	0	1	0	0	1	57	101	10.80	2.400								
Nate Field, R ERA: 4.08 (6, 1)	1.0		5	2	2	2	0	0	0	0	0	0	1	12	19	18.00	2.000								
Jason Grimsley, R ERA: 4.58 (7, 1)	1.0	H	4	1	1	1	1	0	0	0	0	0	1	17	26	9.00	1.000								
Al Levine, R ERA: 2.73 (8, 1)	2.0	S	6	0	0	0	0	0	0	0	0	0	0	16	24	0.00	0.000								

Kansas City Royals @ Chicago White Sox
U.S. Cellular Field, Chicago, IL
Mon Aug 04 2003, 8:05 PM EDT
Att: 43,922 - Sunny - 72 F

livebaseballscorecards.com

AB 37
R 9
H 11
RBI 8
BB 4
SO 2
LOB 12



Batter	1	2	3	4	5	6	7	8	9	AB	R	H	RBI	BB	SO	LOB	TOP									
Aaron Guiel, L OBP: 0.354, SLG: 0.550 (1, 9)										5	2	2	0	0	1	2	Kansas City Royals @ Chicago White Sox U.S. Cellular Field, Chicago, IL Tue Aug 05 2003, 8:05 PM EDT Att: 38,973 - Sunny - 77 F									
Joe Randa, R OBP: 0.308, SLG: 0.406 (1, 5)										5	1	1	0	0	0	1										
Carlos Beltrán, S OBP: 0.393, SLG: 0.486 (1, 8)										5	0	1	1	0	3	3										
Raul Ibanez, L OBP: 0.344, SLG: 0.473 (1, 7)										5	0	1	1	0	1	3										
Ken Harvey, R OBP: 0.299, SLG: 0.400 (1, 3)										4	0	2	1	0	1	1										
Deshaun Anderson, S OBP: 0.345, SLG: 0.423 (1, 4)										2	0	0	0	2	0	2										
4 Angel Berroa, R OBP: 0.348, SLG: 0.493 (1, 6)										4	0	2	0	0	0	3										
Brent Mayne, L OBP: 0.318, SLG: 0.353 (9, PH)										3	0	0	0	0	2	3										
Mike DiFelice, R OBP: 0.292, SLG: 0.386 (9, PH)										1	0	0	0	0	1	0										
Dee Brown, L OBP: 0.298, SLG: 0.351 (9, PH)										3	0	0	0	0	1	2										
Carlos Febles, R OBP: 0.306, SLG: 0.266 (9, PH)										1	1	1	0	0	0	0										
Inning Stats	R: 1 E: 0 K: 1 S: 19	H: 2 LOB: 1 BB: 0 P: 27	R: 0 E: 0 K: 2 S: 14	H: 1 LOB: 1 BB: 0 P: 22	R: 1 E: 0 K: 1 S: 14	H: 3 LOB: 2 BB: 0 P: 23	R: 0 E: 1 K: 2 S: 15	H: 1 LOB: 0 BB: 0 P: 22	R: 0 E: 0 K: 0 S: 8	H: 0 LOB: 0 BB: 0 P: 10	R: 0 E: 0 K: 0 S: 9	H: 0 LOB: 1 BB: 1 P: 17	R: 0 E: 0 K: 0 S: 4	H: 0 LOB: 0 BB: 0 P: 7	R: 0 E: 0 K: 2 S: 19	H: 1 LOB: 2 BB: 1 P: 32	R: 2 E: 1 K: 1 S: 16	H: 2 LOB: 1 BB: 0 P: 26	1B: 8 2B: 2 3B: 0 HR: 0	SF: 0 SAC: 0 DP: 0 HBP: 0	WP: 0 PB: 0 SB: 0 CS: 0	PA: 40				
PITCHER	IP	WLS	BF	H	R	ER	SO	BB	IBB	HBP	BLK	WP	HR	S	P	ERA	WHIP									
Esteban Loaiza, R ERA: 2.3	(1, 1)	6.0	W	26	7	2	2	7	1	0	0	0	0	0	79	121	3.00	1.333								
Kelly Wunsch, L ERA: 1.23	(7, 1)	1.2	H	5	0	0	0	2	0	0	0	0	0	16	24	0.00	0.000									
Billy Koch, R ERA: 5.55	(8, 1)	0.0		1	1	0	0	0	0	0	0	0	0	2	4	∞	∞									
Damaso Marte, L ERA: 1.63	(8, 1)	1.1	S	8	2	2	0	1	1	0	0	0	0	0	21	37	0.00	2.250								

Batter	1	2	3	4	5	6	7	8	9	AB	R	H	RBI	BB	SO	LOB	BOTTOM								
Roberto Alomar, S OBP: 0.351, SLG: 0.346 (1, 4)										4	1	1	1	0	0	2	Kansas City Royals @ Chicago White Sox U.S. Cellular Field, Chicago, IL Tue Aug 05 2003, 8:05 PM EDT Att: 38,973 - Sunny - 77 F								
Carlos Lee, R OBP: 0.323, SLG: 0.496 (1, 7)										3	1	1	1	1	1	2									
Frank Thomas, R OBP: 0.393, SLG: 0.548 (1, 10)										4	1	1	2	0	0	1									
Magglio Ordonez, R OBP: 0.384, SLG: 0.557 (1, 9)										3	0	1	0	0	1	0									
Carl Everett, S OBP: 0.352, SLG: 0.497 (1, 8)										4	0	1	0	0	1	2									
Willie Harris, L OBP: 0.240, SLG: 0.228 (8, 8)										0	0	0	0	0	0	0									
14 Paul Konerko, R OBP: 0.287, SLG: 0.374 (1, 3)										4	1	1	0	0	0	2									
Jose Valentin, S OBP: 0.326, SLG: 0.455 (1, 6)										3	0	1	0	1	1	0									
24 Joe Crede, R OBP: 0.288, SLG: 0.373 (1, 5)										4	0	1	0	0	1	3									
Miguel Olivo, R OBP: 0.287, SLG: 0.364 (1, 2)										1	1	1	1	0	0	0									
Sandy Alomar Jr., R OBP: 0.273, SLG: 0.364 (3, 2)										2	0	1	0	0	0	0									
Inning Stats	R: 0 E: 0 K: 1 S: 8	H: 0 LOB: 2 BB: 1 P: 20	R: 5 E: 0 K: 0 S: 22	H: 5 LOB: 0 BB: 1 P: 40	R: 0 E: 0 K: 0 S: 11	H: 1 LOB: 0 BB: 0 P: 16	R: 0 E: 0 K: 0 S: 8	H: 0 LOB: 0 BB: 0 P: 13	R: 0 E: 0 K: 2 S: 11	H: 2 LOB: 2 BB: 0 P: 16	R: 0 E: 0 K: 1 S: 9	H: 0 LOB: 0 BB: 0 P: 13	R: 0 E: 0 K: 1 S: 8	H: 0 LOB: 0 BB: 0 P: 11	R: 0 E: 0 K: 1 S: 8	H: 0 LOB: 0 BB: 0 P: 11	1B: 9 2B: 0 3B: 0 HR: 1	SF: 0 SAC: 0 DP: 1 HBP: 1	WP: 0 PB: 0 SB: 0 CS: 0	PA: 35					
PITCHER	IP	WLS	BF	H	R	ER	SO	BB	IBB	HBP	BLK	WP	HR	S	P	ERA	WHIP								
Kyle Snyder, R ERA: 5.17	(1, 1)	2.0	L	13	5	5	5	1	0	0	0	0	0	30	60	22.50	3.500								
D.J. Carrasco, R ERA: 3.79	(3, 1)	3.0		11	3	0	0	0	0	0	0	0	0	27	43	0.00	1.000								
Graeme Lloyd, L ERA: 4.1	(6, 1)	1.0		5	2	0	0	2	0	0	0	0	0	11	16	0.00	2.000								
Curt Leskanic, R ERA: 2.15	(7, 1)	1.0		3	0	0	0	1	0	0	0	0	0	9	13	0.00	0.000								
Jason Grimsley, R ERA: 4.5	(8, 1)	1.0		3	0	0	0	1	0	0	0	0	0	8	11	0.00	0.000								

Batter	1	2	3	4	5	6	7	8	9	AB	R	H	RBI	BB	SO	LOB	TOP			
Aaron Guiel, L (1, 9) OBP: 0.348, SLG: 0.531	F8		F8		G6-3		F7		G4-3	5	0	0	0	0	0	1				
Joe Randa, R (1, 10) OBP: 0.312, SLG: 0.405	F9		HBP		2B		G5-3			3	0	1	0	0	0	0				
Carlos Beltrán, S (1, 8) OBP: 0.388, SLG: 0.486	F8		F8		F9		E4			4	0	0	0	0	0	3				
Raul Ibanez, L (1, 7) OBP: 0.345, SLG: 0.472		FC5-4		2B			F7			3	1	2	0	1	0	1				
Ken Harvey, R (1, 3) OBP: 0.304, SLG: 0.405	FC5-4		1B	BB			F9		K	4	1	1	1	0	1	3				
Desi Relaford, S (1, 5) OBP: 0.343, SLG: 0.419	K						F7		G6-3	4	0	1	0	0	1	1				
4 Angel Berroa, R (1, 6) OBP: 0.347, SLG: 0.490	K2-3						E6		F7	4	0	2	1	0	1	1				
Brent Mayne, L (1, 2) OBP: 0.320, SLG: 0.350							L4-6													
Carlos Febles, R (1, 4) OBP: 0.300, SLG: 0.260							L4-6		K	4	0	0	0	0	1	5				
Inning Stats	R: 0 E: 0 K: 0 S: 5	H: 0 LOB: 0 BB: 0 P: 9	R: 0 E: 0 K: 2 S: 12	H: 1 LOB: 1 BB: 0 P: 14	R: 0 E: 0 K: 0 S: 6	H: 0 LOB: 2 BB: 1 P: 13	R: 2 E: 0 K: 0 S: 14	H: 3 LOB: 1 BB: 1 P: 23	R: 0 E: 1 K: 0 S: 10	H: 2 LOB: 1 BB: 1 P: 10	R: 0 E: 1 K: 0 S: 10	H: 0 LOB: 1 BB: 0 P: 17	R: 0 E: 0 K: 1 S: 8	H: 0 LOB: 0 BB: 0 P: 11	R: 0 E: 0 K: 1 S: 9	H: 0 LOB: 0 BB: 0 P: 11	1B: 5 2B: 3 3B: 0 HR: 0	SF: 0 SAC: 0 DP: 2 HBP: 1	WP: 0 PB: 0 SB: 1 CS: 0	PA: 37
PITCHER	IP	WLS	BF	H	R	ER	SO	BB	IBB	HBP	BLK	WP	HR	S	P	ERA	WHIP			
Rob Bell, R (1, 1) ERA: 6.27	7.0		31	7	2	2	2	3	0	1	0	0	0	61	100	2.57	1.429			
Chad Gaudin, R (8, 1) ERA: 1.69	2.0	W	6	0	0	0	2	0	0	0	0	0	0	17	22	0.00	0.000			

Kansas City Royals @ Tampa Bay Devil Rays
Tropicana Field, St. Petersburg, FL
Thu Aug 07 2003, 7:15 PM EDT
Att: 8,834 - Dome - 72 F

livebaseballscorecards.com

AB 33
R 2
H 7
RBI 2
BB 3
SO 4
LOB 17



Batter	1	2	3	4	5	6	7	8	9	AB	R	H	RBI	BB	SO	LOB	BOTTOM					
13 Carl Crawford, L (1, 7) OBP: 0.303, SLG: 0.345	P3		L8		K		K			4	0	0	0	0	2	3						
Antonio Perez, R (1, 4) OBP: 0.367, SLG: 0.400	L7									2	0	0	0	1	1	1						
Marlon Anderson, L (6, 4) OBP: 0.324, SLG: 0.361										0	0	0	0	1	0	0						
5 Rocco Baldelli, R (1, 8) OBP: 0.327, SLG: 0.443	K		F9							4	0	0	0	0	1	3						
Aubrey Huff, L (1, 10) OBP: 0.357, SLG: 0.518		F7			F7					4	0	1	0	0	0	1						
Toby Hall, R (1, 2) OBP: 0.308, SLG: 0.386																						
Brandon Backe, R (9, PR)																						
Travis Lee, L (1, 3) OBP: 0.359, SLG: 0.474										4	0	2	0	0	0	2						
Damian Rolls, R (1, 9) OBP: 0.313, SLG: 0.414										0	1	0	0	0	1	4						
18 Jared Sandberg, R (1, 5) OBP: 0.305, SLG: 0.411										4	1	1	0	0	1	4						
Al Martin, L (9, PH) OBP: 0.320, SLG: 0.375										3	0	0	0	0	1	2						
Julio Lugo, R (1, 6) OBP: 0.329, SLG: 0.365										2	0	2	1	1	0	0						
Inning Stats	R: 0 E: 0 K: 1 S: 7	H: 0 LOB: 0 BB: 0 P: 12	R: 0 E: 0 K: 1 S: 18	H: 1 LOB: 1 BB: 0 P: 28	R: 0 E: 0 K: 1 S: 13	H: 0 LOB: 2 BB: 1 P: 20	R: 0 E: 0 K: 0 S: 9	H: 1 LOB: 1 BB: 0 P: 13	R: 0 E: 0 K: 3 S: 10	H: 1 LOB: 1 BB: 0 P: 14	R: 0 E: 1 K: 0 S: 12	H: 1 LOB: 1 BB: 0 P: 16	R: 0 E: 0 K: 3 S: 11	H: 0 LOB: 0 BB: 1 P: 18	R: 0 E: 0 K: 0 S: 4	H: 0 LOB: 0 BB: 1 P: 11	R: 3 E: 1 K: 0 S: 12	H: 3 LOB: 1 BB: 0 P: 15	1B: 6 2B: 0 3B: 1 HR: 0	SF: 0 SAC: 1 DP: 2 HBP: 1	WP: 0 PB: 0 SB: 0 CS: 0	PA: 36
PITCHER	IP	WLS	BF	H	R	ER	SO	BB	IBB	HBP	BLK	WP	HR	S	P	ERA	WHIP					
Darrell May, L (1, 1) ERA: 3.65	6.0		24	4	0	0	0	1	0	1	0	0	0	69	103	0.00	0.833					
Jason Grimsley, R (7, 1) ERA: 4.42	1.0	H	4	0	0	0	3	1	0	0	0	0	0	11	18	0.00	1.000					
Curt Leskanic, R (8, 1) ERA: 2.09	1.0	H	3	0	0	0	0	1	0	0	0	0	0	4	11	0.00	1.000					
Mike MacDougal, R (9, 1) ERA: 4.31	0.1	L	5	3	3	2	0	0	0	0	0	0	0	12	15	54.00	9.000					

Kansas City Royals @ Tampa Bay Devil Rays
Tropicana Field, St. Petersburg, FL
Thu Aug 07 2003, 7:15 PM EDT
Att: 8,834 - Dome - 72 F

livebaseballscorecards.com


AB 31
R 3
H 7
RBI 3
BB 3
SO 9
LOB 16




Batter	1	2	3	4	5	6	7	8	9	AB	R	H	RBI	BB	SO	LOB	TOP										
Aaron Quiel, L (1,9) OBP: 0.346, SLG: 0.525										4	0	1	0	0	1	0	Kansas City Royals @ Tampa Bay Devil Rays Tropicana Field, St. Petersburg, FL Fri Aug 08 2003, 7:15 PM EDT Att. 9,381 - Dome - 72 F										
Joe Randa, R (1,5) OBP: 0.315, SLG: 0.408 Julius Matos, R (7,5) OBP: 0.286, SLG: 0.429										2	0	1	0	1	0	0											
Carlos Beltrán, S (1,8) OBP: 0.384, SLG: 0.481										4	0	0	0	0	1	4											
Raul Ibanez, L (1,7) OBP: 0.346, SLG: 0.471										3	0	1	0	1	1	1											
29 Mike Sweeney, R (1,10) OBP: 0.437, SLG: 0.534										4	0	1	0	0	0	3											
Desi Relaford, S (1,4) OBP: 0.340, SLG: 0.414										4	0	0	0	0	1	2											
Ken Harvey, R (1,3) OBP: 0.303, SLG: 0.402										3	0	0	0	1	0	1											
4 Angel Berroa, R (1,6) OBP: 0.344, SLG: 0.486										3	0	0	0	0	0	1											
Brent Mayne, L (1,2) OBP: 0.317, SLG: 0.346										3	0	0	0	0	0	1											
Inning Stats	R: 0 E: 1 K: 1 S: 10	H: 0 LOB: 1 BB: 0 P: 15	R: 0 E: 0 K: 0 S: 4	H: 0 LOB: 0 BB: 0 P: 6	R: 0 E: 0 K: 0 S: 11	H: 1 LOB: 2 BB: 1 P: 24	R: 0 E: 0 K: 1 S: 7	H: 1 LOB: 1 BB: 0 P: 12	R: 0 E: 0 K: 0 S: 7	H: 0 LOB: 0 BB: 0 P: 13	R: 0 E: 0 K: 1 S: 12	H: 1 LOB: 2 BB: 1 P: 24	R: 0 E: 0 K: 1 S: 5	H: 0 LOB: 1 BB: 1 P: 11	R: 0 E: 0 K: 1 S: 10	H: 1 LOB: 1 BB: 0 P: 17		R: 0 E: 0 K: 1 S: 12	H: 1 LOB: 1 BB: 0 P: 18	1B: 3 2B: 2 3B: 0 HR: 0	SF: 0 SAC: 0 DP: 1 HBP: 0	WP: 0 PB: 0 CS: 1	PA: 34				
PITCHER	IP	WLS	BF	H	R	ER	SO	BB	IBB	HBP	BLK	WP	HR	S	P	ERA	WHIP										
Geremi Gonzalez, R (1,1) ERA: 3.46	8.0	W	30	3	0	0	4	3	0	0	0	0	0	66	122	0.00	0.750										
Jesus Colome, R (9,1) ERA: 4.31	1.0		4	1	0	0	1	0	0	0	0	0	0	12	18	0.00	1.000										

Batter	1	2	3	4	5	6	7	8	9	AB	R	H	RBI	BB	SO	LOB	BOTTOM										
13 Carl Crawford, L (1,7) OBP: 0.300, SLG: 0.341										5	0	0	0	0	0	5	Kansas City Royals @ Tampa Bay Devil Rays Tropicana Field, St. Petersburg, FL Fri Aug 08 2003, 7:15 PM EDT Att. 9,381 - Dome - 72 F										
Antonio Perez, R (1,4) OBP: 0.363, SLG: 0.394										4	1	1	0	0	0	3											
Aubrey Huff, L (1,9) OBP: 0.359, SLG: 0.519 18 Jared Sandberg, R (9,5) OBP: 0.305, SLG: 0.411										3	1	1	1	1	0	2											
5 Rocco Baldelli, R (1,8) OBP: 0.326, SLG: 0.442										4	0	1	1	0	2	2											
Travis Lee, L (1,3) OBP: 0.363, SLG: 0.474										2	2	1	0	2	0	1											
Damian Rolis, R (1,5) OBP: 0.312, SLG: 0.408										3	0	0	0	0	1	2											
Marlon Anderson, L (1,10) OBP: 0.326, SLG: 0.366										4	0	2	1	0	1	1											
Toby Hall, R (1,2) OBP: 0.311, SLG: 0.387										4	0	2	0	0	0	4											
Julio Lugo, R (1,6) OBP: 0.332, SLG: 0.366										2	0	1	1	1	0	1											
Inning Stats	R: 2 E: 0 K: 0 S: 15	H: 3 LOB: 0 BB: 0 P: 23	R: 0 E: 0 K: 2 S: 13	H: 1 LOB: 1 BB: 0 P: 18	R: 0 E: 0 K: 0 S: 6	H: 0 LOB: 0 BB: 0 P: 9	R: 0 E: 0 K: 0 S: 9	H: 0 LOB: 1 BB: 1 P: 19	R: 0 E: 0 K: 0 S: 8	H: 1 LOB: 2 BB: 0 P: 12	R: 1 E: 0 K: 1 S: 8	H: 1 LOB: 1 BB: 1 P: 15	R: 0 E: 0 K: 1 S: 8	H: 0 LOB: 2 BB: 2 P: 19	R: 0 E: 0 K: 0 S: 7	H: 3 LOB: 2 BB: 0 P: 9		R: 1 E: 0 K: 0 S: 7	H: 3 LOB: 2 BB: 0 P: 9	1B: 7 2B: 3 3B: 0 HR: 0	SF: 0 SAC: 1 DP: 2 HBP: 1	WP: 1 PB: 0 CS: 0	PA: 37				
PITCHER	IP	WLS	BF	H	R	ER	SO	BB	IBB	HBP	BLK	WP	HR	S	P	ERA	WHIP										
Kevin Appier, R (1,1) ERA: 5.53	5.0	L	21	5	2	2	2	1	0	0	0	0	0	51	81	3.60	1.200										
D.J. Carrasco, R (6,1) ERA: 3.81	2.0		10	1	1	1	2	2	1	1	0	0	0	16	34	4.50	1.500										
Graeme Lloyd, L (8,1) ERA: 4.3	0.1		3	2	1	1	0	0	0	0	0	0	0	4	5	27.00	6.000										
Al Levine, R (8,1) ERA: 2.82	0.2		3	1	0	0	0	0	0	0	0	0	0	3	4	0.00	1.500										

AB 31
R 0
H 4
RBI 0
BB 3
SO 5
LOB 13




AB 31
R 4
H 9
RBI 4
BB 4
SO 4
LOB 21



Batter	1	2	3	4	5	6	7	8	9	AB	R	H	RBI	BB	SO	LOB	TOP										
Aaron Quiel, L (1, 9) OBP: 0.357, SLG: 0.529	2-1 WP 29 SH5-3 1B	0-1 SAFE 1B		0-1 G3		4-2 FC5-4 1B		1-2 SH5-3 HR 1B		4	1	3	0	1	0	0											
4 Angel Berroa, R (1, 6) OBP: 0.342, SLG: 0.482	0-0 SH5-3	0-3 K		2-0 F9		0-0 FC5-4 1B		0-0 SH5-3		3	0	0	0	0	1	4											
Carlos Beltrán, S (1, 8) OBP: 0.387, SLG: 0.489	1-3 K		4-1 BB 29 HBP 1B	3-2 G6-3		2-0 BB 29 BB 1B		1-0 HR		4	2	2	3	1	1	1											
29 Mike Sweeney, R (1, 10) OBP: 0.440, SLG: 0.536	3-0 P6		1-1 1B BB HBP		0-0 G6-3 2B	4-1 FC6 BB		0-2 F7		3	0	1	0	1	0	1											
Raul Ibanez, L (1, 7) OBP: 0.344, SLG: 0.468 (2, 3)		2-1 WP BB 1B		2-0 F7		0-0 G6-3		1-0 P5		5	1	1	0	0	0	6											
Joe Randa, R (1, 5) OBP: 0.319, SLG: 0.406		4-2 WP WP SF8 BB		4-2 1B BB		3-3 K			2-1 F9	2	1	0	0	3	1	1											
Ken Harvey, R (1, 3) Desi Relaford, S (2, 7) OBP: 0.342, SLG: 0.415 (2, 7)		0-3 K		2-2 1B		0-0 G4-3			1-1 1B	0	0	0	0	0	0	0											
Brent Mayne, L (1, 2) OBP: 0.312, SLG: 0.341		3-0 SF8		1-2 F9		2-1 F8		3-2 F7		4	0	0	1	0	0	5											
Julius Matos, R (1, 4) OBP: 0.308, SLG: 0.400		4-1 1B BB		0-3 K		2-2 FC5-4 BLK 1B		0-2 P3		4	1	1	0	1	1	5											
Inning Stats	R: 0 E: 0 K: 1 S: 8	H: 1 LOB: 1 BB: 0 P: 14	R: 2 E: 0 K: 2 S: 15	H: 2 LOB: 2 BB: 2 P: 28	R: 1 E: 0 K: 1 S: 16	H: 1 LOB: 0 BB: 2 P: 30	R: 0 E: 0 K: 0 S: 7	H: 0 LOB: 0 BB: 0 P: 12	R: 0 E: 0 K: 1 S: 6	H: 1 LOB: 1 BB: 0 P: 9	R: 1 E: 0 K: 0 S: 12	H: 2 LOB: 3 BB: 2 P: 27	R: 0 E: 0 K: 1 S: 12	H: 0 LOB: 1 BB: 1 P: 19	R: 2 E: 0 K: 0 S: 9	H: 2 LOB: 0 BB: 0 P: 12	R: 0 E: 0 K: 0 S: 7	H: 1 LOB: 1 BB: 0 P: 10	1B: 8 2B: 1 3B: 0 HR: 1	SF: 1 SAC: 2 DP: 0 HBP: 1	WP: 3 PA: 45 CS: 0						
PITCHER	IP	WLS	BF	H	R	ER	SO	BB	IBB	HBP	BLK	WP	HR	S	P	ERA	WHIP										
Victor Zambrano, R (1, 1) ERA: 4.24	5.2	L	31	7	4	4	5	6	0	1	1	3	0	62	117	6.35	2.294										
Jon Switzer, L (6, 1) ERA: 9.0	1.1		6	1	1	1	1	1	0	0	0	0	0	17	26	6.75	1.500										
Lance Carter, R (8, 1) ERA: 4.88	2.0		8	2	1	1	0	0	0	0	0	0	1	13	18	4.50	1.000										

Kansas City Royals @ Tampa Bay Devil Rays
Tropicana Field, St. Petersburg, FL
Sat Aug 09 2003, 6:15 PM EDT
Att: 15,975 - Dome - 72 F


AB 34
R 6
H 10
RBI 5
BB 7
SO 6
LOB 27



Batter	1	2	3	4	5	6	7	8	9	AB	R	H	RBI	BB	SO	LOB	BOTTOM										
Julio Lugo, R (1, 6) OBP: 0.326, SLG: 0.360	3-3 K		0-2 F9		3-1 P3		1-2 G6-3		0-0 G6-4-3	5	0	0	0	0	1	4											
Antonio Perez, R (1, 4) Al Martin, L (7, PH) Jeff Liefer, L (8, 7) OBP: 0.318, SLG: 0.373	0-0 B1-3		2-3 K			0-1 G6-3		0-0 G3-1		3	0	0	0	0	1	1											
5 Rocco Baldelli, R (1, 8) OBP: 0.330, SLG: 0.443	1-1 F9			0-1 1B 1B		0-1 1B		4-2 G4-3 BB		3	0	2	0	1	0	0											
Aubrey Huff, L (1, 9) OBP: 0.359, SLG: 0.519		0-0 1B		0-1 1B		1-2 1B		1-2 G4-3		4	0	2	0	0	0	2											
Toby Hall, R (1, 2) OBP: 0.307, SLG: 0.382		2-2 F8		1-2 F8		0-1 G6-3		1-0 P6		4	0	0	0	0	0	5											
Travis Lee, L (1, 3) OBP: 0.360, SLG: 0.469		1-1 P6		2-0 F7			2-1 P5		3-3 K	4	0	0	0	0	1	4											
Damian Rolls, R (1, 7) OBP: 0.315, SLG: 0.423 (8, 4)		1-3 K		0-1 1B			3-1 HR		2-3 K	4	1	2	1	0	2	1											
18 Jared Sandberg, R (1, 5) OBP: 0.314, SLG: 0.429			1-0 F8		0-2 G3-1		2-1 G6-3 1B		1-1 1B	4	1	2	0	0	0	0											
Marlon Anderson, L (1, 10) OBP: 0.331, SLG: 0.369			2-0 HBP		2-2 G4-3		0-0 G6-3 1B		3-1 G6-4-3 1B	3	0	2	1	0	0	0											
Inning Stats	R: 0 E: 0 K: 1 S: 7	H: 0 LOB: 0 BB: 0 P: 11	R: 0 E: 0 K: 1 S: 11	H: 1 LOB: 1 BB: 0 P: 15	R: 0 E: 0 K: 1 S: 9	H: 0 LOB: 1 BB: 0 P: 14	R: 0 E: 0 K: 0 S: 10	H: 3 LOB: 2 BB: 0 P: 13	R: 0 E: 0 K: 0 S: 9	H: 0 LOB: 0 BB: 0 P: 14	R: 1 E: 0 K: 0 S: 8	H: 1 LOB: 1 BB: 0 P: 8	R: 1 E: 0 K: 1 S: 11	H: 3 LOB: 2 BB: 0 P: 19	R: 0 E: 0 K: 1 S: 9	H: 0 LOB: 1 BB: 1 P: 18	R: 1 E: 0 K: 1 S: 9	H: 2 LOB: 2 BB: 0 P: 15	1B: 8 2B: 1 3B: 0 HR: 1	SF: 0 SAC: 0 DP: 1 HBP: 1	WP: 0 PA: 37 CS: 0						
PITCHER	IP	WLS	BF	H	R	ER	SO	BB	IBB	HBP	BLK	WP	HR	S	P	ERA	WHIP										
41 Jimmy Gobble, L (1, 1) ERA: 0.73	6.1	W	26	7	1	1	3	0	0	1	0	0	0	5	60	0.00	1.105										
Jason Grimsley, R (7, 1) ERA: 4.37	0.2	H	3	1	0	0	0	0	0	0	0	0	0	5	6	0.00	1.500										
Curt Leskanic, R (8, 1) ERA: 2.04	1.0		4	0	0	0	1	1	0	0	0	0	0	9	18	0.00	1.000										
Mike MacDougal, R (9, 1) ERA: 4.41	1.0		4	2	1	1	1	0	0	0	0	0	0	9	15	9.00	2.000										

Kansas City Royals @ Tampa Bay Devil Rays
Tropicana Field, St. Petersburg, FL
Sat Aug 09 2003, 6:15 PM EDT
Att: 15,975 - Dome - 72 F

AB 35
R 2
H 10
RBI 2
BB 1
SO 5
LOB 19



Batter	1	2	3	4	5	6	7	8	9	AB	R	H	RBI	BB	SO	LOB	TOP					
Alfonso Soriano, R OBP: 0.330, SLG: 0.486										5	0	3	0	0	1	0	New York Yankees @ Kansas City Royals Kauffman Stadium, Kansas City, MO Mon Aug 11 2003, 7:05 PM CDT Att: 40,406 - Sunny - 83 F					
Nick Johnson, L OBP: 0.436, SLG: 0.509										3	0	1	0	1	2	1						
2 Derek Jeter, R OBP: 0.392, SLG: 0.478										5	3	1	0	0	0	3						
25 Jason Giambi, L OBP: 0.425, SLG: 0.570										4	3	2	3	0	0	0						
Bernie Williams, S OBP: 0.374, SLG: 0.404										4	2	3	2	1	0	0						
55 Hideki Matsui, L OBP: 0.358, SLG: 0.469										4	1	3	2	1	1	1						
20 Jorge Posada, S OBP: 0.399, SLG: 0.474										5	0	2	1	0	0	4						
Aaron Boone, R OBP: 0.321, SLG: 0.441										4	0	0	0	0	0	3						
David Dellucci, L OBP: 0.320, SLG: 0.369										4	0	0	0	0	1	0						
Inning Stats	R: 3 E: 0 K: 0 S: 14	H: 3 LOB: 2 BB: 1 P: 24	R: 0 E: 0 K: 1 S: 6	H: 0 LOB: 0 BB: 0 P: 7	R: 2 E: 0 K: 0 S: 14	H: 3 LOB: 2 BB: 1 P: 25	R: 0 E: 0 K: 0 S: 13	H: 1 LOB: 1 BB: 0 P: 21	R: 1 E: 0 K: 0 S: 7	H: 2 LOB: 1 BB: 0 P: 9	R: 0 E: 0 K: 2 S: 7	H: 0 LOB: 0 BB: 0 P: 12	R: 1 E: 0 K: 0 S: 11	H: 2 LOB: 1 BB: 0 P: 16	R: 0 E: 1 K: 1 S: 7	H: 1 LOB: 1 BB: 0 P: 9		R: 2 E: 0 K: 1 S: 9	H: 3 LOB: 0 BB: 0 P: 12	1B: 5 2B: 8 3B: 0 HR: 2	SF: 0 SAC: 1 DP: 1 HBP: 1	WP: 1 PB: 0 SB: 2 CS: 1
PITCHER	IP WLS BF H R ER SO BB IBB HBP BLK WP HR S P ERA WHIP																	PITCHER	IP WLS BF H R ER SO BB IBB HBP BLK WP HR S P ERA WHIP			
Paul Abbott, R ERA: 11.57	(1, 1) 4.2 25 9 6 6 1 3 0 1 0 1 2 52 83 11.57 2.571																					
D.J. Carrasco, R ERA: 3.71	(5, 1) 1.2 W 5 0 0 0 2 0 0 0 0 0 0 12 19 0.00 0.000																					
Graeme Lloyd, L ERA: 4.5	(7, 1) 0.1 H 3 2 1 1 0 0 0 0 0 0 0 5 9 27.00 6.000																					
Jason Grimsley, R ERA: 4.28	(7, 1) 1.1 H 5 1 0 0 1 0 0 0 0 0 0 10 12 0.00 0.750																					
Mike MacDougal, R ERA: 4.69	(9, 1) 1.0 5 3 2 2 1 0 0 0 0 0 0 9 12 18.00 3.000																					
Batter	1	2	3	4	5	6	7	8	9	AB	R	H	RBI	BB	SO	LOB	BOTTOM					
Aaron Guiel, L OBP: 0.362, SLG: 0.536										3	2	1	2	1	0	0	New York Yankees @ Kansas City Royals Kauffman Stadium, Kansas City, MO Mon Aug 11 2003, 7:05 PM CDT Att: 40,406 - Sunny - 83 F					
4 Angel Berroa, R OBP: 0.341, SLG: 0.483										5	1	2	1	0	0	2						
Raul Ibanez, L OBP: 0.344, SLG: 0.464										4	1	0	0	1	1	3						
29 Mike Sweeney, R OBP: 0.440, SLG: 0.539										4	2	2	3	1	0	1						
Joe Randa, R OBP: 0.322, SLG: 0.411										5	2	3	2	0	0	1						
Dest Relaford, S OBP: 0.344, SLG: 0.416										4	1	1	1	1	0	1						
Mike DiFelice, R OBP: 0.301, SLG: 0.410										4	1	3	3	1	0	0						
Julius Matos, R OBP: 0.314, SLG: 0.471										5	1	1	0	0	1	5						
Dee Brown, L OBP: 0.296, SLG: 0.346										4	1	1	0	0	1	3						
Inning Stats	R: 1 E: 0 K: 0 S: 13	H: 2 LOB: 1 BB: 0 P: 19	R: 0 E: 0 K: 0 S: 8	H: 1 LOB: 0 BB: 0 P: 16	R: 4 E: 0 K: 1 S: 22	H: 3 LOB: 2 BB: 1 P: 34	R: 0 E: 0 K: 0 S: 8	H: 0 LOB: 0 BB: 0 P: 13	R: 0 E: 0 K: 0 S: 8	H: 1 LOB: 1 BB: 0 P: 12	R: 3 E: 0 K: 1 S: 11	H: 3 LOB: 1 BB: 1 P: 21	R: 0 E: 1 K: 1 S: 16	H: 0 LOB: 1 BB: 0 P: 22	R: 4 E: 0 K: 0 S: 15	H: 4 LOB: 2 BB: 2 P: 29		1B: 3 2B: 11 3B: 0 HR: 0	SF: 0 SAC: 1 DP: 0 HBP: 0	WP: 0 PB: 0 SB: 3 CS: 0	PA: 44	
PITCHER	IP WLS BF H R ER SO BB IBB HBP BLK WP HR S P ERA WHIP																	PITCHER	IP WLS BF H R ER SO BB IBB HBP BLK WP HR S P ERA WHIP			
David Wells, L ERA: 3.91	(1, 1) 3.0 17 6 5 5 1 2 0 0 0 0 0 0 43 69 15.00 2.667																					
Sterling Hitchcock, L ERA: 4.98	(4, 1) 4.0 L 18 4 3 3 2 1 0 0 0 0 0 0 43 68 6.75 1.250																					
Chris Hammond, L ERA: 3.66	(8, 1) 0.2 3 1 1 1 0 0 0 0 0 0 0 5 6 13.50 1.500																					
Jesse Orosco, L ERA: 7.62	(8, 1) 0.0 1 0 0 0 0 1 0 0 0 0 0 0 2 6 = =																					
Bret Prinz, R ERA: 13.5	(8, 1) 0.1 5 3 3 3 0 0 1 0 0 0 0 0 8 17 81.00 9.000																					

Batter	1	2	3	4	5	6	7	8	9	AB	R	H	RBI	BB	SO	LOB	TOP					
Alfonso Soriano, R (1, 4) OBP: 0.330, SLG: 0.491	F9		2-1B		G6-3		F8		G5-3 2 1B	5	2	2	0	0	0	0	New York Yankees @ Kansas City Royals Kauffman Stadium, Kansas City, MO Tue Aug 12 2003, 7:05 PM CDT Att: 37,820 - Cloudy - 80 F livebaseballscorecards.com					
2 Derek Jeter, R (1, 6) OBP: 0.390, SLG: 0.474	F8		F8-6-3 1B		F7		F8		G5-3 2-3	5	0	1	1	0	0	1						
25 Jason Giambi, L (1, 3) OBP: 0.429, SLG: 0.570	20 2B		F8		FC6-4 1B				1B IBB	3	1	2	0	2	0	1						
Bernie Williams, S (1, 8) OBP: 0.375, SLG: 0.404	20 2B		F8-6-3 1-1		FC6-4 1-2		G1-3		1-3 3-H 1B	5	0	2	1	0	0	3						
20 Jorge Posada, S (1, 2) OBP: 0.404, SLG: 0.490	1-3 2-H 2B				F7 55 1B SF7		HR		55 FC4-6 1B	5	2	4	2	0	1	2						
55 Hideki Matsui, L (1, 7) OBP: 0.356, SLG: 0.466	G3-1				SF7 F7 1-2 1B		L9		FC4-6 1B 1-2	5	1	1	0	0	0	5						
Aaron Boone, R (1, 5) OBP: 0.320, SLG: 0.439					F7 1-2 2-3		F9		1B 1B	4	0	1	0	0	1	2						
Todd Zeile, R (1, 10) OBP: 0.294, SLG: 0.349					SF7 2-1				1-2 3-H 1B	2	0	1	1	0	0	0						
Nick Johnson, L (8, PH) OBP: 0.439, SLG: 0.512					2-3 3-H 2-1				G6-4-3 1-2 3-H 1B	1	0	1	1	0	0	0						
David Dellucci, L (1, 9) OBP: 0.314, SLG: 0.362					F9		G4-3		G6-4-3 1-2 2-2	4	0	0	0	0	0	4						
Inning Stats	R: 1 E: 0 K: 0 S: 14	H: 2 LOB: 2 BB: 1 P: 23	R: 0 E: 0 K: 1 S: 9	H: 0 LOB: 0 BB: 0 P: 11	R: 1 E: 0 K: 0 S: 7	H: 2 LOB: 1 BB: 0 P: 13	R: 1 E: 0 K: 0 S: 11	H: 2 LOB: 1 BB: 0 P: 19	R: 0 E: 0 K: 0 S: 6	H: 1 LOB: 1 BB: 0 P: 8	R: 1 E: 0 K: 0 S: 7	H: 2 LOB: 1 BB: 0 P: 11	R: 0 E: 0 K: 0 S: 8	H: 1 LOB: 1 BB: 0 P: 12	R: 1 E: 0 K: 0 S: 15	H: 3 LOB: 1 BB: 0 P: 22	R: 1 E: 0 K: 1 S: 13	H: 2 LOB: 2 BB: 1 P: 24	1B: 11 2B: 3 3B: 1 HR: 1	SF: 1 SAC: 0 DP: 2 HBP: 0	WP: 0 PB: 0 SB: 0 CS: 0	PA: 42
PITCHER	IP WLS BF H R ER SO BB IBB HBP BLK WP HR S P ERA WHIP	7.1 L 34 12 5 5 1 1 0 0 0 0 1 70 110 6.14 1.773	1.1 7 3 1 1 1 0 1 0 0 0 0 0 17 28 6.75 2.250	0.1 1 0 0 0 0 0 0 0 0 0 0 0 3 5 0.00 0.000	PITCHER										IP WLS BF H R ER SO BB IBB HBP BLK WP HR S P ERA WHIP							
Darrell May, L (1, 1) ERA: 3.76											7.1 L 34 12 5 5 1 1 0 0 0 0 1 70 110 6.14 1.773											
Al Levine, R (8, 1) ERA: 2.99											1.1 7 3 1 1 1 0 1 0 0 0 0 0 17 28 6.75 2.250											
Graeme Lloyd, L (9, 1) ERA: 4.46											0.1 1 0 0 0 0 0 0 0 0 0 0 0 3 5 0.00 0.000											

Batter	1	2	3	4	5	6	7	8	9	AB	R	H	RBI	BB	SO	LOB	BOTTOM					
Aaron Guiel, L (1, 9) OBP: 0.360, SLG: 0.528	L8	G4-3			4-2 1-2 BB		L8			3	0	0	0	1	0	1	New York Yankees @ Kansas City Royals Kauffman Stadium, Kansas City, MO Tue Aug 12 2003, 7:05 PM CDT Att: 37,820 - Cloudy - 80 F livebaseballscorecards.com					
4 Angel Berroa, R (1, 6) OBP: 0.338, SLG: 0.478	F8		F7		F3			G5-3	4	0	0	0	0	0	2							
Raul Ibanez, L (1, 3) OBP: 0.345, SLG: 0.464	29 BB		29 G5-4-3 1B		K			F9	4	0	2	0	0	1	2							
29 Mike Sweeney, R (1, 10) OBP: 0.438, SLG: 0.532	BB		G5-4-3 1-2		K			G6-3	3	0	0	0	1	1	1							
Joe Randa, R (1, 5) OBP: 0.324, SLG: 0.408	4-2 1-2 2-3 BB				F9		G4-3 PB BB		G4-3	2	0	0	0	2	0	0						
Dest Relaford, S (1, 8) OBP: 0.343, SLG: 0.414					K		G4-3		1B G5-3 1B	4	0	1	0	0	2	4						
Brent Mayne, L (1, 2) OBP: 0.307, SLG: 0.336					G6-3		G4-3		G5-3	4	0	0	0	0	2							
Julius Matos, R (1, 4) OBP: 0.316, SLG: 0.459								G3-1	3	0	1	0	0	1	0							
Carlos Beltran, S (9, PH) OBP: 0.388, SLG: 0.490					BB 1B				2-3 1B	1	0	1	0	0	0	0						
Dee Brown, L (1, 7) OBP: 0.294, SLG: 0.351					F9		F9		K	4	0	1	0	0	1	3						
Inning Stats	R: 0 E: 1 K: 1 S: 15	H: 1 LOB: 3 BB: 2 P: 26	R: 0 E: 0 K: 1 S: 10	H: 1 LOB: 1 BB: 0 P: 14	R: 0 E: 0 K: 0 S: 4	H: 1 LOB: 0 BB: 0 P: 5	R: 0 E: 0 K: 1 S: 9	H: 0 LOB: 0 BB: 0 P: 12	R: 0 E: 0 K: 1 S: 14	H: 1 LOB: 2 BB: 1 P: 21	R: 0 E: 0 K: 1 S: 13	H: 0 LOB: 1 BB: 1 P: 18	R: 0 E: 0 K: 0 S: 8	H: 0 LOB: 0 BB: 0 P: 10	R: 0 E: 0 K: 0 S: 10	H: 0 LOB: 0 BB: 0 P: 11	R: 0 E: 0 K: 1 S: 14	H: 2 LOB: 2 BB: 0 P: 22	1B: 5 2B: 1 3B: 0 HR: 0	SF: 0 SAC: 0 DP: 1 HBP: 0	WP: 0 PB: 1 SB: 0 CS: 0	PA: 36
PITCHER	IP WLS BF H R ER SO BB IBB HBP BLK WP HR S P ERA WHIP	8.0 W 31 4 0 0 1 4 0 0 0 0 0 14 22 0.00 2.000	1.0 5 2 0 0 0 0 0 0 0 0 0 0 14 22 0.00 2.000	PITCHER										IP WLS BF H R ER SO BB IBB HBP BLK WP HR S P ERA WHIP								
35 Mike Mussina, R (1, 1) ERA: 3.19											8.0 W 31 4 0 0 1 4 0 0 0 0 0 14 22 0.00 2.000											
42 Mariano Rivera, R (9, 1) ERA: 1.82											1.0 5 2 0 0 0 0 0 0 0 0 0 0 14 22 0.00 2.000											

Batter	1	2	3	4	5	6	7	8	9	AB	R	H	RBI	BB	SO	LOB	TOP					
Shannon Stewart, R OBP: 0.364, SLG: 0.469 (1, 7)	F8		F9	F7	G5-3		K2-3		FC6-4	6	0	0	0	0	1	4						
Luis Rivas, R OBP: 0.315, SLG: 0.377 (1, 4)	B5-3		2B	1B	G6-3			G4-3		5	2	2	1	0	0	0						
Corey Koskie, L OBP: 0.393, SLG: 0.490 (1, 5)	G4-3		1B	2B	G3-1			1B	1B	5	1	3	1	0	0	0						
Matthew LeCroy, R OBP: 0.335, SLG: 0.509 (1, 3)		1B	1B	HR		2B	K	K		4	1	2	0	1	2	2						
Jacque Jones, L OBP: 0.338, SLG: 0.466 (1, 10)		1B	1B	BB		FC1-2				4	2	3	1	0	0	1						
Michael Restovich, R OBP: 0.460, SLG: 0.500 (8, PH)			HR	1B		FC1-2	P6			1	0	1	0	0	0	0						
Torii Hunter, R OBP: 0.311, SLG: 0.450 (1, 8)	P2		HR		G6-3				G6-3	5	1	1	3	0	0	5						
A.J. Pierzynski, L OBP: 0.336, SLG: 0.450 (1, 2)	F8		1B	2B		FC1-2		G4-3		4	1	1	0	1	0	2						
Dustan Mohr, R OBP: 0.325, SLG: 0.416 (1, 9)	F7				FC1-2		F8			5	1	2	0	0	0	5						
Cristian Guzman, S OBP: 0.298, SLG: 0.341 (1, 6)			F7		E					4	0	2	2	1	1	2						
				K																		
Inning Stats	R: 0 E: 0 K: 0 S: 11	H: 0 LOB: 0 BB: 0 P: 15	R: 0 E: 0 K: 0 S: 11	H: 2 LOB: 2 BB: 0 P: 20	R: 5 E: 0 K: 1 S: 21	H: 6 LOB: 2 BB: 1 P: 35	R: 0 E: 0 K: 0 S: 7	H: 0 LOB: 0 BB: 0 P: 11	R: 3 E: 1 K: 0 S: 14	H: 3 LOB: 1 BB: 1 P: 22	R: 1 E: 0 K: 1 S: 12	H: 2 LOB: 1 BB: 0 P: 16	R: 0 E: 0 K: 1 S: 8	H: 1 LOB: 1 BB: 0 P: 10	R: 0 E: 0 K: 1 S: 10	H: 2 LOB: 2 BB: 0 P: 13	R: 0 E: 0 K: 0 S: 11	H: 1 LOB: 2 BB: 1 P: 20	1B: 11 2B: 4 3B: 0 HR: 2	SF: 0 SAC: 0 DP: 0 HBP: 0	WP: 0 PB: 0 SB: 0 CS: 0	PA: 46
PITCHER	IP	WLS	BF	H	R	ER	SO	BB	IBB	HBP	BLK	WP	HR	S	P	ERA	WHIP					
41 Jimmy Gobble, L ERA: 3.52 (1, 1)	3.0	L	18	8	5	5	1	1	0	0	0	0	1	43	70	15.00	3.000					
Paul Abbott, R ERA: 9.35 (4, 1)	4.0		19	6	4	3	2	0	1	0	0	0	1	41	59	6.75	1.500					
Graeme Lloyd, L ERA: 4.35 (8, 1)	1.0		4	2	0	0	1	0	0	0	0	0	0	10	13	0.00	2.000					
Mike MacDougal, R ERA: 4.89 (9, 1)	1.0		5	1	0	0	0	1	0	0	0	0	0	11	20	0.00	2.000					

Minnesota Twins @ Kansas City Royals
Kauffman Stadium, Kansas City, MO
Fri Aug 15 2003, 7:05 PM CDT
Att: 39,927 - Sunny - 87 F

AB 43
R 9
H 17
RBI 8
BB 3
SO 4
LOB 21



Batter	1	2	3	4	5	6	7	8	9	AB	R	H	RBI	BB	SO	LOB	BOTTOM					
Aaron Guiel, L OBP: 0.366, SLG: 0.522 (1, 9)	K			K				L3		3	0	0	0	1	2	0						
4 Angel Berroa, R OBP: 0.335, SLG: 0.475 (1, 6)	P3			F9					P4	4	0	1	0	0	0	0						
Raul Ibanez, L OBP: 0.345, SLG: 0.463 (1, 7)	K			L3				P2		4	1	1	0	0	1	2						
29 Mike Sweeney, R OBP: 0.438, SLG: 0.527 (1, 10)		K			F7			F8		4	0	1	0	0	1	2						
Joe Randa, R OBP: 0.317, SLG: 0.399 (1, 5)		G6-3			E5			F8		4	1	0	0	0	1	2						
Mendy López, R OBP: 0.327, SLG: 0.431 (1, 3)		G6-3						K		4	0	2	2	0	1	0						
Desi Relaford, S OBP: 0.340, SLG: 0.409 (1, 8)			F8		FC5-4			L9		4	0	0	0	0	1	3						
Julius Matos, R OBP: 0.293, SLG: 0.425 (1, 4)			G6-3		FC4-6					3	0	0	0	0	0	1						
Brent Mayne, L OBP: 0.316, SLG: 0.349 (1, 2)			K					P4		3	0	0	0	0	2	0						
Inning Stats	R: 0 E: 0 K: 2 S: 13	H: 0 LOB: 0 BB: 0 P: 18	R: 0 E: 0 K: 1 S: 10	H: 0 LOB: 0 BB: 0 P: 18	R: 0 E: 0 K: 1 S: 7	H: 0 LOB: 0 BB: 0 P: 12	R: 0 E: 0 K: 1 S: 13	H: 0 LOB: 0 BB: 0 P: 16	R: 1 E: 1 K: 0 S: 9	H: 1 LOB: 1 BB: 0 P: 14	R: 0 E: 0 K: 0 S: 18	H: 1 LOB: 2 BB: 1 P: 30	R: 0 E: 0 K: 1 S: 7	H: 0 LOB: 0 BB: 0 P: 9	R: 0 E: 0 K: 1 S: 9	H: 0 LOB: 0 BB: 0 P: 14	R: 1 E: 0 K: 2 S: 16	H: 3 LOB: 2 BB: 0 P: 21	1B: 4 2B: 1 3B: 0 HR: 0	SF: 0 SAC: 0 DP: 0 HBP: 0	WP: 0 PB: 0 SB: 0 CS: 0	PA: 34
PITCHER	IP	WLS	BF	H	R	ER	SO	BB	IBB	HBP	BLK	WP	HR	S	P	ERA	WHIP					
Kenny Rogers, L ERA: 4.7 (1, 1)	8.0	W	28	2	1	0	7	1	0	0	0	0	0	86	131	0.00	0.375					
J.C. Romero, L ERA: 5.06 (9, 1)	1.0		6	3	1	1	2	0	0	0	0	0	0	16	21	9.00	3.000					

Minnesota Twins @ Kansas City Royals
Kauffman Stadium, Kansas City, MO
Fri Aug 15 2003, 7:05 PM CDT
Att: 39,927 - Sunny - 87 F

AB 33
R 2
H 5
RBI 2
BB 1
SO 9
LOB 10



Batter	1	2	3	4	5	6	7	8	9	AB	R	H	RBI	BB	SO	LOB	TOP
Shannon Stewart, R (1, 7) OBP: 0.366, SLG: 0.468 Michael Ryan, L (7, 7) OBP: 0.500, SLG: 1.000	F9	1B	F8		1B		1B	SF8		3	2	1	1	2	0	1	
Luis Rivas, R (1, 4) OBP: 0.316, SLG: 0.377	K	1B		G4-3	G5-3		HBP	FC6-4		5	3	2	0	1	1	2	
Doug Mientkiewicz, L (1, 3) OBP: 0.394, SLG: 0.461	1B	SF9		F8			FC5-4	G6-3		5	1	3	2	1	0	1	
Cory Koskie, L (1, 5) OBP: 0.312, SLG: 0.450 Denny Hocking, S (7, 5) OBP: 0.290, SLG: 0.354	1B	SF9		G4-3	G1-3		FC5-4	F7		2	2	1	2	1	0	2	
Jacque Jones, L (1, 10) OBP: 0.336, SLG: 0.461	1B	L1		G4-3			FC5-4	L7		6	1	1	2	0	0	5	
Torii Hunter, R (1, 8) OBP: 0.512, SLG: 0.450 Michael Restovich, R (9, 9) OBP: 0.480, SLG: 0.900	2B		F8		1B		F8			5	1	2	3	0	0	2	
A.J. Pierzynski, L (1, 2) OBP: 0.339, SLG: 0.453	2B		G1-3		G3			FC4-6		4	2	2	2	0	0	1	
Dustan Mohr, R (1, 9) OBP: 0.329, SLG: 0.420	F8		L7		1B		1B	FC4-6		4	2	2	0	1	0	2	
Cristian Guzman, S (1, 6) OBP: 0.297, SLG: 0.344		P4			K		G4-3	FC4-6		5	0	1	1	0	1	4	
Inning Stats	R: 4 H: 4 E: 0 K: 1 S: 21	H: 4 R: 2 ER: 0 LOB: 1 BB: 1 P: 36	R: 2 H: 2 E: 0 K: 0 S: 10	H: 2 R: 1 ER: 0 LOB: 1 BB: 0 P: 13	R: 2 H: 2 E: 0 K: 0 S: 12	H: 2 R: 1 ER: 0 LOB: 2 BB: 0 P: 18	R: 0 H: 0 E: 0 K: 0 S: 5	H: 0 R: 3 ER: 0 LOB: 2 BB: 2 P: 41	R: 1 H: 0 E: 0 K: 0 S: 6	H: 0 R: 0 ER: 0 LOB: 0 BB: 0 P: 11	1B: 12 2B: 2 3B: 1 HR: 0	SF: 2 SAC: 0 DP: 0 HBP: 2	WP: 0 PB: 1 SB: 1 CS: 0	PA: 50			
PITCHER	IP WLS BF H R ER SO BB IBB HBP BLK WP HR S P ERA WHIP																
Runevs Hernandez, R (1, 1) ERA: 4.61	3.1 L 22 9 9 9 1 3 0 0 0 0 0 0 46 81 24.30 3.600																
D.J. Carrasco, R (4, 1) ERA: 3.96	3.0 15 5 3 3 1 1 0 0 0 0 0 0 34 55 9.00 2.000																
Graeme Lloyd, L (7, 1) ERA: 4.5	0.2 5 1 1 1 0 1 0 1 0 0 0 0 13 23 13.50 3.000																
Jason Grimsley, R (8, 1) ERA: 4.35	1.0 5 0 1 1 0 1 0 1 0 0 0 0 6 14 9.00 1.000																
Al Levine, R (9, 1) ERA: 2.81	1.0 3 0 0 0 0 0 0 0 0 0 0 0 8 11 0.00 0.000																

Minnesota Twins @ Kansas City Royals
Kauffman Stadium, Kansas City, MO
Sat Aug 16 2003, 12:20 PM CDT
Att: 28,994 - Sunny - 94 F

AB 40
R 14
H 15
RBI 14
BB 6
SO 2
LOB 20



Batter	1	2	3	4	5	6	7	8	9	AB	R	H	RBI	BB	SO	LOB	BOTTOM
Aaron Guiel, L (1, 9) OBP: 0.364, SLG: 0.522	HR		G3			L9		G3		4	1	1	0	0	0	0	
4 Angel Berroa, R (1, 6) OBP: 0.338, SLG: 0.475	G6-3		2B			G5-3		F8		4	0	1	0	0	0	1	
Carlos Beltrán, S (1, 8) OBP: 0.392, SLG: 0.509	HR		K			HR		1B		4	2	3	3	0	1	1	
29 Mike Sweeney, R (1, 10) OBP: 0.435, SLG: 0.522	P4			K		G4-3		1B		4	0	1	0	0	1	0	
Raul Ibanez, L (1, 3) OBP: 0.345, SLG: 0.462 Ken Harvey, R (8, 3) OBP: 0.296, SLG: 0.395	P3			F8		HR		G3		3	1	1	0	0	0	0	
Dest Relaford, S (1, 4) OBP: 0.338, SLG: 0.407 Julius Matos, R (7, PH) OBP: 0.279, SLG: 0.405	G1-3			G3			K	F7		2	0	0	0	0	0	0	
Mendy López, R (1, 5) OBP: 0.321, SLG: 0.473	L7				P3		HR	F8		4	1	1	2	0	0	0	
Dee Brown, L (1, 7) OBP: 0.289, SLG: 0.353	F7				F9		K	G4-3		4	0	0	0	0	1	0	
Mike DiFelice, R (1, 2) OBP: 0.301, SLG: 0.410 Brent Mayne, L (1, 2) OBP: 0.313, SLG: 0.345			G3			F7		G4-3		0	0	0	0	0	0	0	
Inning Stats	R: 2 H: 2 E: 0 K: 0 S: 14	H: 2 R: 0 ER: 0 LOB: 0 BB: 0 P: 21	R: 0 H: 0 E: 0 K: 0 S: 7	H: 1 R: 0 ER: 0 LOB: 1 BB: 0 P: 15	R: 0 H: 0 E: 0 K: 1 S: 7	H: 0 R: 0 ER: 0 LOB: 0 BB: 0 P: 8	R: 0 H: 0 E: 0 K: 0 S: 8	H: 1 R: 2 ER: 0 LOB: 0 BB: 0 P: 9	R: 1 H: 2 E: 0 K: 2 S: 12	H: 1 R: 0 ER: 0 LOB: 2 BB: 0 P: 15	R: 0 H: 2 E: 0 K: 0 S: 10	H: 0 R: 0 ER: 0 LOB: 0 BB: 0 P: 14	1B: 3 2B: 2 3B: 0 HR: 3	SF: 0 SAC: 0 DP: 0 HBP: 0	WP: 0 PB: 0 SB: 0 CS: 0	PA: 35	
PITCHER	IP WLS BF H R ER SO BB IBB HBP BLK WP HR S P ERA WHIP																
Kyle Lohse, R (1, 1) ERA: 5.03	7.0 W 27 6 5 5 4 0 0 0 0 0 0 0 19 29 6.43 0.857																
Juan Rincon, R (8, 1) ERA: 3.6	2.0 8 2 0 0 0 0 0 0 0 0 0 0 19 29 0.00 1.000																

Minnesota Twins @ Kansas City Royals
Kauffman Stadium, Kansas City, MO
Sat Aug 16 2003, 12:20 PM CDT
Att: 28,994 - Sunny - 94 F

AB 35
R 5
H 8
RBI 5
BB 0
SO 4
LOB 5




Batter	1	2	3	4	5	6	7	8	9	AB	R	H	RBI	BB	SO	LOB	TOP								
Shannon Stewart, R OBP: 0.366, SLG: 0.472	2-2 P4		1-2 P3		3-2 HR		3-2 K			4	1	1	1	0	1	3	Minnesota Twins @ Kansas City Royals Kauffman Stadium, Kansas City, MO Sun Aug 17 2003, 1:05 PM CDT Att: 18,875 - Sunny - 98 F livebaseballscorecards.com								
Luis Rivas, R OBP: 0.317, SLG: 0.384	0-0 HR		2-1 G1-3		3-1 F9			2-2 G6-3		4	1	1	1	0	0	1									
Doug Mientkiewicz, L OBP: 0.369, SLG: 0.461 Matthew LeCroy, R OBP: 0.336, SLG: 0.522	0-0 P5		0-0 1B		1-2 F9			3-2 HR		2	0	1	1	0	0	0									
Corey Koskie, L OBP: 0.392, SLG: 0.485	3-3 K		0-1 G6-3		1-2 G4-3			3-3 K		4	0	0	0	0	2	1									
Jacque Jones, L OBP: 0.333, SLG: 0.457		0-0 F7		0-2 G6-3		1-1 G1-3		0-3 K		4	0	0	0	0	1	0									
Torii Hunter, R OBP: 0.311, SLG: 0.448		1-0 G4-3		3-2 P5			0-0 FC4-6 1B		1-1 F9	4	0	1	0	0	0	0									
A.J. Pierzynski, L OBP: 0.338, SLG: 0.454		1-0 2B		0-0 G4-3			1-3 K		2-2 G3-1	4	0	1	0	0	1	1									
Michael Restovich, R OBP: 0.442, SLG: 0.476 Michael Ryan, L OBP: 0.500, SLG: 1.000	1-3 K				1-2 P4		1-0 E3 FC4-6		0-1 2B	2	0	0	0	0	1	1									
Cristian Guzman, S OBP: 0.297, SLG: 0.343			2-2 G1-3 1B		0-0 F8		3-2 FC4-6		0-1 G3-1	4	1	1	0	0	0	3									
Inning Stats	R: 1 E: 0 K: 1 S: 11	H: 1 LOB: 0 BB: 0 P: 16	R: 0 E: 0 K: 1 S: 7	H: 1 LOB: 1 BB: 0 P: 10	R: 1 E: 0 K: 0 S: 11	H: 2 LOB: 1 BB: 0 P: 16	R: 0 E: 0 K: 0 S: 9	H: 0 LOB: 0 BB: 0 P: 12	R: 1 E: 0 K: 0 S: 9	H: 1 LOB: 0 BB: 0 P: 16	R: 0 E: 0 K: 0 S: 8	H: 0 LOB: 0 BB: 0 P: 11	R: 0 E: 1 K: 2 S: 11	H: 1 LOB: 2 BB: 0 P: 19	R: 1 E: 0 K: 2 S: 16	H: 1 LOB: 0 BB: 0 P: 24		R: 0 E: 0 K: 0 S: 10	H: 1 LOB: 1 BB: 0 P: 13	1B: 3 2B: 2 3B: 0 HR: 3	SF: 0 SAC: 0 DP: 0 HBP: 0	WP: 0 PB: 0 SB: 0 CS: 0	PA: 36		
PITCHER	IP	WLS	BF	H	R	ER	SO	BB	IBB	HBP	BLK	WP	HR	S	P	ERA	WHIP								
Darrel May, L ERA: 3.78	6.1	W	25	6	3	3	3	0	0	0	0	0	2	59	86	4.26	0.947								
Al Levine, R ERA: 2.91	1.0	H	5	1	1	1	1	0	0	0	0	0	1	17	29	9.00	1.000								
Jeremy Afeldt, L ERA: 4.19	0.2	H	2	0	0	0	2	0	0	0	0	0	0	6	9	0.00	0.000								
Curt Leskanic, R ERA: 1.94	1.0	S	4	1	0	0	0	0	0	0	0	0	0	10	13	0.00	1.000								

Batter	1	2	3	4	5	6	7	8	9	AB	R	H	RBI	BB	SO	LOB	BOTTOM								
Aaron Guiel, L OBP: 0.362, SLG: 0.516	1-2 F8			3-2 P6						4	0	1	0	0	0	1	Minnesota Twins @ Kansas City Royals Kauffman Stadium, Kansas City, MO Sun Aug 17 2003, 1:05 PM CDT Att: 18,875 - Sunny - 98 F livebaseballscorecards.com								
4 Angel Berroa, R OBP: 0.340, SLG: 0.475	1-2 29 1B		0-1 29 1B SF9		2-0 P3		1-0 FC6-4			4	2	2	0	0	0	1									
29 Mike Sweeney, R OBP: 0.436, SLG: 0.522	2-0 1B		0-1 1B		1-1 P2			1-2 F8		4	1	2	0	0	0	0									
Carlos Beltrán, S OBP: 0.390, SLG: 0.508	2-2 FC6-4 1B		0-0 SF9		2-1 E3 G4-6-3			0-1 G4-3		3	0	1	2	0	0	0									
Raul Ibanez, L OBP: 0.346, SLG: 0.469	1-1 L8		0-0 1B		0-1 G4-6-3		1-1 1B			4	1	2	2	0	0	3									
Joe Randa, R OBP: 0.319, SLG: 0.408	0-2 FC6-4		1-1 HR		2-2 1B		3-1 F9			4	1	2	1	0	0	3									
Desi Relaford, S OBP: 0.335, SLG: 0.403		2-1 F7		0-0 G4-3		1-0 F9		2-1 F8		4	0	0	0	0	0	1									
Ken Harvey, R OBP: 0.298, SLG: 0.394		1-1 G4-3		3-0 1B		2-0 G5-3		2-2 F9		4	0	1	0	0	0	0									
Brent Mayne, L OBP: 0.312, SLG: 0.344		0-1 1B		0-2 P4		1-1 G1-3		3-2 G1-5-3		4	0	1	0	0	0	1									
Inning Stats	R: 1 E: 0 K: 0 S: 18	H: 3 LOB: 2 BB: 0 P: 25	R: 0 E: 0 K: 0 S: 8	H: 1 LOB: 1 BB: 0 P: 12	R: 4 E: 0 K: 0 S: 13	H: 5 LOB: 1 BB: 0 P: 17	R: 0 E: 0 K: 0 S: 7	H: 0 LOB: 0 BB: 0 P: 13	R: 0 E: 1 K: 0 S: 8	H: 1 LOB: 1 BB: 0 P: 13	R: 0 E: 0 K: 0 S: 5	H: 1 LOB: 1 BB: 0 P: 10	R: 0 E: 0 K: 0 S: 9	H: 1 LOB: 1 BB: 0 P: 14	R: 0 E: 0 K: 0 S: 9	H: 0 LOB: 0 BB: 0 P: 16		1B: 10 2B: 0 3B: 0 HR: 2	SF: 1 SAC: 0 DP: 1 HBP: 0	WP: 0 PB: 0 SB: 0 CS: 0	PA: 36				
PITCHER	IP	WLS	BF	H	R	ER	SO	BB	IBB	HBP	BLK	WP	HR	S	P	ERA	WHIP								
Rick Reed, R ERA: 5.1	3.0	L	18	9	5	5	0	0	0	0	0	0	2	39	54	15.00	3.000								
Joe Mays, R ERA: 6.12	4.0		15	3	0	0	0	0	0	0	0	0	0	29	50	0.00	0.750								
LaTroy Hawkins, R ERA: 2.21	1.0		3	0	0	0	0	0	0	0	0	0	0	9	16	0.00	0.000								

Batter	1	2	3	4	5	6	7	8	9	AB	R	H	RBI	BB	SO	LOB	TOP										
Aaron Quiel, L (1, 9) OBP: 0.355, SLG: 0.505	F9		F7			K	F8		G3-1	5	0	0	0	0	1	2											
4 Angel Berroa, R (1, 6) OBP: 0.341, SLG: 0.474	L1			29 1B BB		3B 1B	K			3	2	1	0	1	1	0											
29 Mike Sweeney, R (1, 10) OBP: 0.434, SLG: 0.518	F9			FC6-5 1B		P5	F9			4	0	1	0	0	0	1											
Carlos Beltrán, S (1, 8) OBP: 0.394, SLG: 0.524		HR		FC6-5 1B		1B 3B		G3		4	2	3	3	0	0	0											
Raul Ibanez, L (1, 7) OBP: 0.345, SLG: 0.467	G2-3			FC6-5 1B		1B		K		4	0	1	1	0	1	2											
Joe Randa, R (1, 5) OBP: 0.321, SLG: 0.408				G4-6-3 1B		1B		F8		3	0	1	0	1	0	2											
Desi Relaford, S (1, 4) OBP: 0.332, SLG: 0.399	L3					G4-3			L6	4	0	0	0	0	0	3	AB 33										
Ken Harvey, R (1, 3) OBP: 0.300, SLG: 0.396			F7			G4-6-3 BB		F8		3	1	1	0	1	0	0	R 6										
Brent Mayne, L (1, 2) OBP: 0.314, SLG: 0.347			K			G4-6-3				3	1	1	1	1	1	1	H 9										
																	RBI 5										
																	BB 4										
																	SO 4										
																	LOB 11										
Inning Stats	R: 0 E: 0 K: 0 S: 8	H: 0 LOB: 0 BB: 0 P: 12	R: 1 E: 0 K: 0 S: 8	H: 1 LOB: 0 BB: 1 P: 12	R: 0 E: 0 K: 1 S: 8	H: 0 LOB: 0 BB: 0 P: 12	R: 1 E: 0 K: 0 S: 10	H: 2 LOB: 1 BB: 1 P: 15	R: 0 E: 0 K: 0 S: 7	H: 0 LOB: 0 BB: 1 P: 14	R: 2 E: 0 K: 1 S: 17	H: 4 LOB: 2 BB: 0 P: 24	R: 2 E: 0 K: 1 S: 10	H: 2 LOB: 0 BB: 0 P: 16	R: 0 E: 0 K: 1 S: 8	H: 0 LOB: 0 BB: 0 P: 11	R: 0 E: 0 K: 0 S: 10	H: 0 LOB: 1 BB: 1 P: 18	1B: 5 2B: 3 3B: 1 HR: 1	SF: 0 SAC: 0 DP: 3 HBP: 0	WP: 1 PB: 0 SB: 0 CS: 0	PA: 37					
PITCHER	IP WLS BF H R ER SO BB IBB HBP BLK WP HR S P ERA WHIP	IP WLS BF H R ER SO BB IBB HBP BLK WP HR S P ERA WHIP	IP WLS BF H R ER SO BB IBB HBP BLK WP HR S P ERA WHIP	IP WLS BF H R ER SO BB IBB HBP BLK WP HR S P ERA WHIP	IP WLS BF H R ER SO BB IBB HBP BLK WP HR S P ERA WHIP	IP WLS BF H R ER SO BB IBB HBP BLK WP HR S P ERA WHIP	IP WLS BF H R ER SO BB IBB HBP BLK WP HR S P ERA WHIP	IP WLS BF H R ER SO BB IBB HBP BLK WP HR S P ERA WHIP	IP WLS BF H R ER SO BB IBB HBP BLK WP HR S P ERA WHIP	IP WLS BF H R ER SO BB IBB HBP BLK WP HR S P ERA WHIP	IP WLS BF H R ER SO BB IBB HBP BLK WP HR S P ERA WHIP	IP WLS BF H R ER SO BB IBB HBP BLK WP HR S P ERA WHIP	IP WLS BF H R ER SO BB IBB HBP BLK WP HR S P ERA WHIP	IP WLS BF H R ER SO BB IBB HBP BLK WP HR S P ERA WHIP	IP WLS BF H R ER SO BB IBB HBP BLK WP HR S P ERA WHIP	IP WLS BF H R ER SO BB IBB HBP BLK WP HR S P ERA WHIP	IP WLS BF H R ER SO BB IBB HBP BLK WP HR S P ERA WHIP	IP WLS BF H R ER SO BB IBB HBP BLK WP HR S P ERA WHIP	IP WLS BF H R ER SO BB IBB HBP BLK WP HR S P ERA WHIP	IP WLS BF H R ER SO BB IBB HBP BLK WP HR S P ERA WHIP	IP WLS BF H R ER SO BB IBB HBP BLK WP HR S P ERA WHIP	IP WLS BF H R ER SO BB IBB HBP BLK WP HR S P ERA WHIP	IP WLS BF H R ER SO BB IBB HBP BLK WP HR S P ERA WHIP				
Jeff Weaver, R (1, 1) ERA: 5.8	5.2 W 23 6 4 4 2 3 0 0 0 0 0 1 54 83 6.35 1.588	5.2 W 23 6 4 4 2 3 0 0 0 0 0 1 54 83 6.35 1.588	5.2 W 23 6 4 4 2 3 0 0 0 0 0 1 54 83 6.35 1.588	5.2 W 23 6 4 4 2 3 0 0 0 0 0 1 54 83 6.35 1.588	5.2 W 23 6 4 4 2 3 0 0 0 0 0 1 54 83 6.35 1.588	5.2 W 23 6 4 4 2 3 0 0 0 0 0 1 54 83 6.35 1.588	5.2 W 23 6 4 4 2 3 0 0 0 0 0 1 54 83 6.35 1.588	5.2 W 23 6 4 4 2 3 0 0 0 0 0 1 54 83 6.35 1.588	5.2 W 23 6 4 4 2 3 0 0 0 0 0 1 54 83 6.35 1.588	5.2 W 23 6 4 4 2 3 0 0 0 0 0 1 54 83 6.35 1.588	5.2 W 23 6 4 4 2 3 0 0 0 0 0 1 54 83 6.35 1.588	5.2 W 23 6 4 4 2 3 0 0 0 0 0 1 54 83 6.35 1.588	5.2 W 23 6 4 4 2 3 0 0 0 0 0 1 54 83 6.35 1.588	5.2 W 23 6 4 4 2 3 0 0 0 0 0 1 54 83 6.35 1.588	5.2 W 23 6 4 4 2 3 0 0 0 0 0 1 54 83 6.35 1.588	5.2 W 23 6 4 4 2 3 0 0 0 0 0 1 54 83 6.35 1.588	5.2 W 23 6 4 4 2 3 0 0 0 0 0 1 54 83 6.35 1.588	5.2 W 23 6 4 4 2 3 0 0 0 0 0 1 54 83 6.35 1.588	5.2 W 23 6 4 4 2 3 0 0 0 0 0 1 54 83 6.35 1.588	5.2 W 23 6 4 4 2 3 0 0 0 0 0 1 54 83 6.35 1.588	5.2 W 23 6 4 4 2 3 0 0 0 0 0 1 54 83 6.35 1.588	5.2 W 23 6 4 4 2 3 0 0 0 0 0 1 54 83 6.35 1.588	5.2 W 23 6 4 4 2 3 0 0 0 0 0 1 54 83 6.35 1.588	5.2 W 23 6 4 4 2 3 0 0 0 0 0 1 54 83 6.35 1.588	5.2 W 23 6 4 4 2 3 0 0 0 0 0 1 54 83 6.35 1.588		
Antonio Osuna, R (6, 1) ERA: 3.47	0.2 5 3 2 2 0 0 0 0 0 0 0 0 0 8 13 27.00 4.500	0.2 5 3 2 2 0 0 0 0 0 0 0 0 0 8 13 27.00 4.500	0.2 5 3 2 2 0 0 0 0 0 0 0 0 0 8 13 27.00 4.500	0.2 5 3 2 2 0 0 0 0 0 0 0 0 0 8 13 27.00 4.500	0.2 5 3 2 2 0 0 0 0 0 0 0 0 0 8 13 27.00 4.500	0.2 5 3 2 2 0 0 0 0 0 0 0 0 0 8 13 27.00 4.500	0.2 5 3 2 2 0 0 0 0 0 0 0 0 0 8 13 27.00 4.500	0.2 5 3 2 2 0 0 0 0 0 0 0 0 0 8 13 27.00 4.500	0.2 5 3 2 2 0 0 0 0 0 0 0 0 0 8 13 27.00 4.500	0.2 5 3 2 2 0 0 0 0 0 0 0 0 0 8 13 27.00 4.500	0.2 5 3 2 2 0 0 0 0 0 0 0 0 0 8 13 27.00 4.500	0.2 5 3 2 2 0 0 0 0 0 0 0 0 0 8 13 27.00 4.500	0.2 5 3 2 2 0 0 0 0 0 0 0 0 0 8 13 27.00 4.500	0.2 5 3 2 2 0 0 0 0 0 0 0 0 0 8 13 27.00 4.500	0.2 5 3 2 2 0 0 0 0 0 0 0 0 0 8 13 27.00 4.500	0.2 5 3 2 2 0 0 0 0 0 0 0 0 0 8 13 27.00 4.500	0.2 5 3 2 2 0 0 0 0 0 0 0 0 0 8 13 27.00 4.500	0.2 5 3 2 2 0 0 0 0 0 0 0 0 0 8 13 27.00 4.500	0.2 5 3 2 2 0 0 0 0 0 0 0 0 0 8 13 27.00 4.500	0.2 5 3 2 2 0 0 0 0 0 0 0 0 0 8 13 27.00 4.500	0.2 5 3 2 2 0 0 0 0 0 0 0 0 0 8 13 27.00 4.500	0.2 5 3 2 2 0 0 0 0 0 0 0 0 0 8 13 27.00 4.500	0.2 5 3 2 2 0 0 0 0 0 0 0 0 0 8 13 27.00 4.500	0.2 5 3 2 2 0 0 0 0 0 0 0 0 0 8 13 27.00 4.500	0.2 5 3 2 2 0 0 0 0 0 0 0 0 0 8 13 27.00 4.500	0.2 5 3 2 2 0 0 0 0 0 0 0 0 0 8 13 27.00 4.500	
Jeff Nelson, R (7, 1) ERA: 3.3	1.2 5 0 0 0 2 0 0 0 0 0 1 0 14 20 0.00 0.000	1.2 5 0 0 0 2 0 0 0 0 0 1 0 14 20 0.00 0.000	1.2 5 0 0 0 2 0 0 0 0 0 1 0 14 20 0.00 0.000	1.2 5 0 0 0 2 0 0 0 0 0 1 0 14 20 0.00 0.000	1.2 5 0 0 0 2 0 0 0 0 0 1 0 14 20 0.00 0.000	1.2 5 0 0 0 2 0 0 0 0 0 1 0 14 20 0.00 0.000	1.2 5 0 0 0 2 0 0 0 0 0 1 0 14 20 0.00 0.000	1.2 5 0 0 0 2 0 0 0 0 0 1 0 14 20 0.00 0.000	1.2 5 0 0 0 2 0 0 0 0 0 1 0 14 20 0.00 0.000	1.2 5 0 0 0 2 0 0 0 0 0 1 0 14 20 0.00 0.000	1.2 5 0 0 0 2 0 0 0 0 0 1 0 14 20 0.00 0.000	1.2 5 0 0 0 2 0 0 0 0 0 1 0 14 20 0.00 0.000	1.2 5 0 0 0 2 0 0 0 0 0 1 0 14 20 0.00 0.000	1.2 5 0 0 0 2 0 0 0 0 0 1 0 14 20 0.00 0.000	1.2 5 0 0 0 2 0 0 0 0 0 1 0 14 20 0.00 0.000	1.2 5 0 0 0 2 0 0 0 0 0 1 0 14 20 0.00 0.000	1.2 5 0 0 0 2 0 0 0 0 0 1 0 14 20 0.00 0.000	1.2 5 0 0 0 2 0 0 0 0 0 1 0 14 20 0.00 0.000	1.2 5 0 0 0 2 0 0 0 0 0 1 0 14 20 0.00 0.000	1.2 5 0 0 0 2 0 0 0 0 0 1 0 14 20 0.00 0.000	1.2 5 0 0 0 2 0 0 0 0 0 1 0 14 20 0.00 0.000	1.2 5 0 0 0 2 0 0 0 0 0 1 0 14 20 0.00 0.000	1.2 5 0 0 0 2 0 0 0 0 0 1 0 14 20 0.00 0.000	1.2 5 0 0 0 2 0 0 0 0 0 1 0 14 20 0.00 0.000	1.2 5 0 0 0 2 0 0 0 0 0 1 0 14 20 0.00 0.000	1.2 5 0 0 0 2 0 0 0 0 0 1 0 14 20 0.00 0.000	1.2 5 0 0 0 2 0 0 0 0 0 1 0 14 20 0.00 0.000
Chris Hammond, L (9, 1) ERA: 3.4	1.0 4 0 0 0 0 1 0 0 0 0 0 0 10 18 0.00 1.000	1.0 4 0 0 0 0 1 0 0 0 0 0 0 10 18 0.00 1.000	1.0 4 0 0 0 0 1 0 0 0 0 0 0 10 18 0.00 1.000	1.0 4 0 0 0 0 1 0 0 0 0 0 0 10 18 0.00 1.000	1.0 4 0 0 0 0 1 0 0 0 0 0 0 10 18 0.00 1.000	1.0 4 0 0 0 0 1 0 0 0 0 0 0 10 18 0.00 1.000	1.0 4 0 0 0 0 1 0 0 0 0 0 0 10 18 0.00 1.000	1.0 4 0 0 0 0 1 0 0 0 0 0 0 10 18 0.00 1.000	1.0 4 0 0 0 0 1 0 0 0 0 0 0 10 18 0.00 1.000	1.0 4 0 0 0 0 1 0 0 0 0 0 0 10 18 0.00 1.000	1.0 4 0 0 0 0 1 0 0 0 0 0 0 10 18 0.00 1.000	1.0 4 0 0 0 0 1 0 0 0 0 0 0 10 18 0.00 1.000	1.0 4 0 0 0 0 1 0 0 0 0 0 0 10 18 0.00 1.000	1.0 4 0 0 0 0 1 0 0 0 0 0 0 10 18 0.00 1.000	1.0 4 0 0 0 0 1 0 0 0 0 0 0 10 18 0.00 1.000	1.0 4 0 0 0 0 1 0 0 0 0 0 0 10 18 0.00 1.000	1.0 4 0 0 0 0 1 0 0 0 0 0 0 10 18 0.00 1.000	1.0 4 0 0 0 0 1 0 0 0 0 0 0 10 18 0.00 1.000	1.0 4 0 0 0 0 1 0 0 0 0 0 0 10 18 0.00 1.000	1.0 4 0 0 0 0 1 0 0 0 0 0 0 10 18 0.00 1.000	1.0 4 0 0 0 0 1 0 0 0 0 0 0 10 18 0.00 1.000	1.0 4 0 0 0 0 1 0 0 0 0 0 0 10 18 0.00 1.000	1.0 4 0 0 0 0 1 0 0 0 0 0 0 10 18 0.00 1.000	1.0 4 0 0 0 0 1 0 0 0 0 0 0 10 18 0.00 1.000	1.0 4 0 0 0 0 1 0 0 0 0 0 0 10 18 0.00 1.000	1.0 4 0 0 0 0 1 0 0 0 0 0 0 10 18 0.00 1.000	1.0 4 0 0 0 0 1 0 0 0 0 0 0 10 18 0.00 1.000

Kansas City Royals @ New York Yankees
 Yankee Stadium, Bronx, NY
 Mon Aug 18 2003, 7:05 PM EDT
 Att: 48,937 - Cloudy - 75 F

AB 33
 R 6
 H 9
 RBI 5
 BB 4
 SO 4
 LOB 11



Batter	1	2	3	4	5	6	7	8	9	AB	R	H	RBI	BB	SO	LOB	BOTTOM
Alfonso Soriano, R (1, 4) OBP: 0.325, SLG: 0.485	K			F9					F4	5	0	1	2	0	2	3	
Nick Johnson, L (1, 3) OBP: 0.427, SLG: 0.476	P4			F8					FC3-6 1B	5	0	3	1	0	0	2	
2 Derek Jeter, R (1, 6) OBP: 0.392, SLG: 0.472	E5			F8					FC3-6 25 BB	5	2	2	0	0	0	2	
25 Jason Giambi, L (1, 10) OBP: 0.427, SLG: 0.561	G4-3			G3-1					F8	4	1	1	1	1	0	3	
Bernie Williams, S (1, 8) OBP: 0.385, SLG: 0.416		BB 20 BB 1B BB		G5-3													

Batter	1	2	3	4	5	6	7	8	9	AB	R	H	RBI	BB	SO	LOB	TOP										
Desi Relaford, S (1, 4) OBP: 0.331, SLG: 0.397	1-1 G3		1-3 K			1-0 2B F9	1-1 E3			4	0	1	0	0	1	1	Kansas City Royals @ New York Yankees Yankee Stadium, Bronx, NY Tue Aug 19 2003, 7:05 PM EDT Att: 43,841 - Sunny - 80 F livebaseballscorecards.com										
4 Angel Berroa, R (1, 6) OBP: 0.340, SLG: 0.472	0-0 L9			2-2 G6-3		1-2 1B	0-0 E4			4	0	1	0	0	0	1											
29 Mike Sweeney, R (1, 10) OBP: 0.431, SLG: 0.514	3-1 F7			0-0 1B		1-0 F9	1-1 G1-3			4	0	1	0	0	0	4											
Carlos Beltrán, S (1, 8) OBP: 0.390, SLG: 0.518		2-2 F8		1-3 K		2-2 G5-4-3		2-3 K		4	0	0	0	0	2	3											
Raul Ibanez, L (1, 7) OBP: 0.344, SLG: 0.465		0-3 K		0-1 G3			0-2 E4 1B	1-1 F8		4	1	1	0	0	1	1											
Joe Randa, R (1, 5) OBP: 0.323, SLG: 0.409		2-1 1B			1-1 L9		2-1 1B E	2-3 K		4	1	2	1	0	1	0											
Ken Harvey, R (1, 3) OBP: 0.304, SLG: 0.399		2-0 G3			1-1 1B		0-0 E 1B		0-1 G4-3 1B	4	1	3	0	0	0	1											
Mendy López, R (1, 9) OBP: 0.305, SLG: 0.448			2-3 K		3-3 K		2-3 K		1-3 K	3	0	0	0	0	3	3											
Dee Brown, L (9, PH) OBP: 0.287, SLG: 0.350										1	0	0	0	0	1	1											
Mike DiFelice, R (1, 2) OBP: 0.294, SLG: 0.400			0-2 G1-3		0-2 G5-3		0-1 F7		0-0 G4-3	4	0	0	0	0	0	4											
Inning Stats	R: 0 E: 0 K: 0 S: 5	H: 0 LOB: 0 BB: 0 P: 9	R: 0 E: 0 K: 1 S: 11	H: 1 LOB: 1 BB: 0 P: 17	R: 0 E: 0 K: 2 S: 11	H: 0 LOB: 0 BB: 0 P: 14	R: 0 E: 0 K: 1 S: 14	H: 1 LOB: 1 BB: 0 P: 17	R: 0 E: 0 K: 1 S: 11	H: 1 LOB: 1 BB: 0 P: 16	R: 0 E: 0 K: 0 S: 9	H: 2 LOB: 1 BB: 0 P: 14	R: 3 E: 3 K: 1 S: 17	H: 3 LOB: 2 BB: 0 P: 23	R: 0 E: 0 K: 2 S: 10	H: 0 LOB: 0 BB: 0 P: 15	R: 0 E: 0 K: 1 S: 6	H: 1 LOB: 0 BB: 0 P: 7	1B: 9 2B: 0 3B: 0 HR: 0	SF: 0 SAC: 0 DP: 2 HBP: 0	WP: 0 PB: 0 SB: 0 CS: 0	PA: 36					
PITCHER	IP	WLS	BF	H	R	ER	SO	BB	IBB	HBP	BLK	WP	HR	S	P	ERA	WHIP										
Andy Pettitte, L (1, 1) ERA: 4.12	6.2	W	29	8	3	1	6	0	0	0	0	0	0	76	107	1.35	1.200										
Jeff Nelson, R (7, 1) ERA: 3.2	1.1	H	4	0	0	0	2	0	0	0	0	0	0	12	18	0.00	0.000										
42 Mariano Rivera, R (9, 1) ERA: 2.01	1.0	S	3	1	0	0	1	0	0	0	0	0	0	6	7	0.00	1.000										

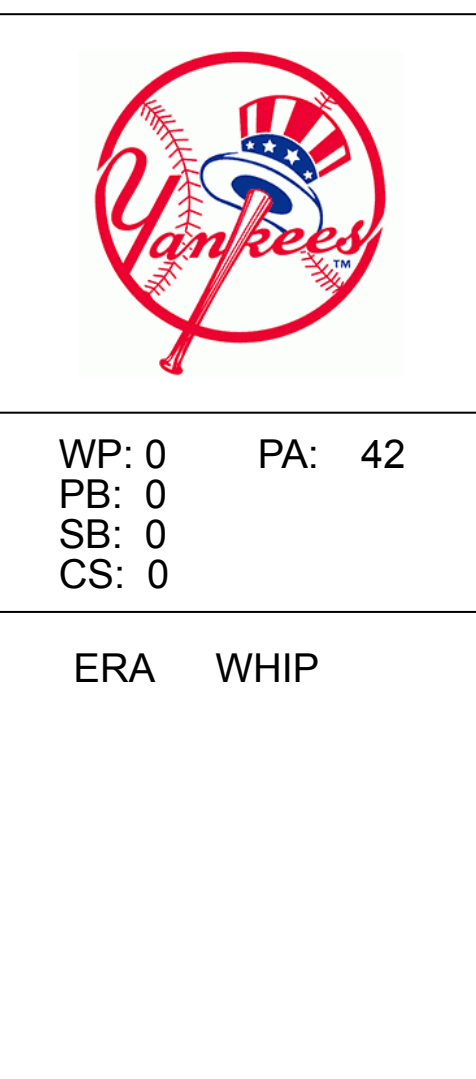
Batter	1	2	3	4	5	6	7	8	9	AB	R	H	RBI	BB	SO	LOB	BOTTOM										
Alfonso Soriano, R (1, 4) OBP: 0.326, SLG: 0.492	1-1 F8		1-1 2H HR		3-2 F7		1-1 G5-3 2B			4	1	2	2	0	0	0	Kansas City Royals @ New York Yankees Yankee Stadium, Bronx, NY Tue Aug 19 2003, 7:05 PM EDT Att: 43,841 - Sunny - 80 F livebaseballscorecards.com										
Nick Johnson, L (1, 3) OBP: 0.428, SLG: 0.474	2-1 G5-4-3 1B		1-2 P4		3-2 G4-3		2-1 HBP			3	0	1	0	0	0	0											
2 Derek Jeter, R (1, 6) OBP: 0.391, SLG: 0.472	2-2 G5-4-3 1-2f			2-1 HR 2B		0-2 G5-3	2-2 G5-3			4	1	1	0	0	0	4											
25 Jason Giambi, L (1, 10) OBP: 0.427, SLG: 0.558		1-1 P4		1-0 F8		4-2 55 1B BB		4-2 1B BB		2	1	0	0	2	0	1											
Bernie Williams, S (1, 8) OBP: 0.389, SLG: 0.428		4-0 55 G6-3 BB		1-1 HR		1-2 P5		2-2 20 G4-6-3 1B		3	1	2	2	1	0	1											
55 Hideki Matsui, L (1, 7) OBP: 0.359, SLG: 0.461		0-1 G6-3 1-2f		1-1 F7		1-1 1B		2-3 K		4	0	1	1	0	1	3											
20 Jorge Posada, S (1, 2) OBP: 0.405, SLG: 0.499			0-2 F8		0-2 P5		1-0 P6		1-1 G4-6-3 1-2f	4	0	0	0	0	0	3											
Aaron Boone, R (1, 5) OBP: 0.318, SLG: 0.436			4-2 F8 HR BB		3-2 G5-3		3-2 F8			2	1	0	0	1	0	0											
Karim Garcia, L (1, 9) OBP: 0.309, SLG: 0.479			1-1 F8 1-2		0-0 HR		4-0 2B BB			2	1	1	1	1	0	1											
Inning Stats	R: 0 E: 0 K: 0 S: 7	H: 1 LOB: 0 BB: 0 P: 12	R: 0 E: 0 K: 0 S: 4	H: 0 LOB: 1 BB: 1 P: 9	R: 2 E: 0 K: 0 S: 15	H: 1 LOB: 0 BB: 1 P: 22	R: 2 E: 0 K: 0 S: 10	H: 2 LOB: 0 BB: 0 P: 15	R: 1 E: 0 K: 0 S: 11	H: 1 LOB: 0 BB: 0 P: 20	R: 1 E: 0 K: 0 S: 12	H: 1 LOB: 1 BB: 1 P: 19	R: 0 E: 0 K: 1 S: 10	H: 1 LOB: 2 BB: 1 P: 24	R: 0 E: 0 K: 1 S: 10	H: 1 LOB: 1 BB: 1 P: 19		1B: 3 2B: 2 3B: 0 HR: 3	SF: 0 SAC: 0 DP: 4 HBP: 1	WP: 0 PB: 0 SB: 1 CS: 0	PA: 34						
PITCHER	IP	WLS	BF	H	R	ER	SO	BB	IBB	HBP	BLK	WP	HR	S	P	ERA	WHIP										
Kevin Appier, R (1, 1) ERA: 5.42	6.0	L	25	6	6	6	0	3	0	0	0	0	0	3	59	9.00	1.500										
Al Levine, R (7, 1) ERA: 2.57	1.0		5	1	0	0	0	1	0	1	0	0	0	12	24	0.00	2.000										
Mike MacDougal, R (8, 1) ERA: 4.5	1.0		4	1	0	0	1	1	0	0	0	0	0	10	19	0.00	2.000										

Batter	1	2	3	4	5	6	7	8	9	AB	R	H	RBI	BB	SO	LOB	TOP										
Aaron Guiel, L (1, 9) OBP: 0.356, SLG: 0.500	G4-3		L9			G4-3				4	1	1	0	1	0	0	Kansas City Royals @ New York Yankees Yankee Stadium, Bronx, NY Wed Aug 20 2003, 1:05 PM EDT Att: 46,973 - Cloudy - 85 F										
4 Angel Berroa, R (1, 6) OBP: 0.341, SLG: 0.471	K		G5-3							5	1	2	1	0	2	3											
29 Mike Sweeney, R (1, 10) OBP: 0.428, SLG: 0.508	K									5	1	1	1	0	3	1											
Carlos Beltrán, S (1, 8) OBP: 0.390, SLG: 0.522										5	1	2	1	0	1	1											
Raul Ibanez, L (1, 7) OBP: 0.347, SLG: 0.466										5	1	3	0	0	0	1											
Joe Randa, R (1, 5) OBP: 0.326, SLG: 0.413										4	0	3	2	0	0	0											
Desi Relaford, S (1, 4) OBP: 0.330, SLG: 0.398										5	1	1	1	0	1	5											
Ken Harvey, R (1, 3) OBP: 0.309, SLG: 0.406										4	0	3	1	0	0	0											
Brent Mayne, L (1, 2) OBP: 0.311, SLG: 0.344										3	0	0	0	0	1	3											
Julius Matos, R (9, PH) OBP: 0.295, SLG: 0.419										1	1	1	0	0	0	0											
Inning Stats	R: 0 E: 0 K: 2 S: 10	H: 0 LOB: 0 BB: 0 P: 16	R: 2 E: 0 K: 0 S: 15	H: 3 LOB: 0 BB: 0 P: 24	R: 0 E: 0 K: 0 S: 5	H: 0 LOB: 0 BB: 0 P: 9	R: 0 E: 0 K: 2 S: 8	H: 0 LOB: 0 BB: 0 P: 9	R: 0 E: 0 K: 0 S: 10	H: 1 LOB: 1 BB: 0 P: 16	R: 0 E: 0 K: 1 S: 10	H: 1 LOB: 1 BB: 0 P: 16	R: 1 E: 0 K: 2 S: 17	H: 3 LOB: 3 BB: 1 P: 27	R: 0 E: 0 K: 0 S: 14	H: 2 LOB: 2 BB: 0 P: 23	R: 4 E: 0 K: 1 S: 24	H: 7 LOB: 2 BB: 0 P: 32	1B: 14 2B: 2 3B: 1 HR: 0	SF: 1 SAC: 0 DP: 0 HBP: 0	WP: 0 PB: 0 SB: 0 CS: 1	PA: 44					
PITCHER	IP	WLS	BF	H	R	ER	SO	BB	IBB	HBP	BLK	WP	HR	S	P	ERA	WHIP										
Roger Clemens, R (1, 1) ERA: 3.99	6.1	W	26	8	3	3	5	0	0	0	0	0	0	69	103	4.26	1.263										
Jesse Orosco, L (7, 1) ERA: 8.07	0.1		2	0	0	0	1	1	0	0	0	0	0	3	9	0.00	3.000										
Antonio Osuna, R (7, 1) ERA: 3.35	1.1	H	6	2	0	0	1	0	0	0	0	0	0	17	28	0.00	1.500										
Sterling Hitchcock, L (9, 1) ERA: 5.44	0.1		4	3	3	3	0	0	0	0	0	0	0	12	15	81.00	9.000										
42 Mariano Rivera, R (9, 1) ERA: 2.15	0.2	S	5	4	1	1	1	0	0	0	0	0	0	12	17	13.50	6.000										

Batter	1	2	3	4	5	6	7	8	9	AB	R	H	RBI	BB	SO	LOB	BOTTOM										
Alfonso Soriano, R (1, 4) OBP: 0.328, SLG: 0.493	F7		K							3	1	1	0	2	1	1	Kansas City Royals @ New York Yankees Yankee Stadium, Bronx, NY Wed Aug 20 2003, 1:05 PM EDT Att: 46,973 - Cloudy - 85 F										
2 Derek Jeter, R (1, 6) OBP: 0.388, SLG: 0.468	F9									5	0	1	2	0	1	4											
Bernie Williams, S (1, 8) OBP: 0.389, SLG: 0.427	F7									5	0	2	1	0	1	4											
Ruben Sierra, S (1, 10) OBP: 0.340, SLG: 0.416										4	0	1	0	1	0	3											
55 Hideki Matsui, L (1, 7) OBP: 0.356, SLG: 0.456	L3									5	0	0	0	0	2	6											
Aaron Boone, R (1, 5) OBP: 0.319, SLG: 0.438										5	2	2	0	0	1	1											
Nick Johnson, L (1, 3) OBP: 0.434, SLG: 0.492										3	3	2	2	0	0	1											
John Flaherty, R (1, 2) OBP: 0.286, SLG: 0.481										4	0	1	1	0	1	2											
Juan Rivera, R (1, 9) OBP: 0.299, SLG: 0.398										4	2	3	2	0	0	1											
Inning Stats	R: 0 E: 0 K: 0 S: 9	H: 1 LOB: 2 BB: 1 P: 19	R: 4 E: 0 K: 0 S: 19	H: 5 LOB: 2 BB: 1 P: 31	R: 1 E: 0 K: 1 S: 9	H: 1 LOB: 1 BB: 0 P: 11	R: 0 E: 0 K: 2 S: 10	H: 1 LOB: 1 BB: 0 P: 14	R: 3 E: 1 K: 1 S: 16	H: 3 LOB: 1 BB: 0 P: 25	R: 0 E: 0 K: 2 S: 13	H: 1 LOB: 1 BB: 0 P: 18	R: 0 E: 0 K: 1 S: 12	H: 1 LOB: 2 BB: 1 P: 20	R: 0 E: 0 K: 0 S: 4	H: 0 LOB: 0 BB: 0 P: 9	R: 0 E: 0 K: 0 S: 4	H: 0 LOB: 0 BB: 0 P: 9	1B: 7 2B: 4 3B: 0 HR: 2	SF: 0 SAC: 0 DP: 0 HBP: 1	WP: 0 PB: 0 SB: 0 CS: 0	PA: 42					
PITCHER	IP	WLS	BF	H	R	ER	SO	BB	IBB	HBP	BLK	WP	HR	S	P	ERA	WHIP										
41 Jimmy Gobble, L (1, 1) ERA: 6.41	4.1	L	27	11	8	8	3	2	0	1	0	0	0	54	85	16.61	3.000										
Jeremy Affeldt, L (5, 1) ERA: 4.08	2.2		12	2	0	0	4	1	0	0	0	0	0	34	53	0.00	1.125										
Graeme Lloyd, L (8, 1) ERA: 4.29	1.0		3	0	0	0	0	0	0	0	0	0	0	4	9	0.00	0.000										

AB	41
R	7
H	17
RBI	7
BB	1
SO	8
LOB	14

AB	38
R	8
H	13
RBI	8
BB	3
SO	7
LOB	23



Batter	1	2	3	4	5	6	7	8	9	AB	R	H	RBI	BB	SO	LOB	TOP			
Aaron Quiel, L (1, 9) OBP: 0.353, SLG: 0.493	1-2 2B 1B		0-2 G4-3		1-2 F8		0-3 K		0-0 L4	5	1	1	0	0	1	0	Kansas City Royals @ Minnesota Twins Hubert H. Humphrey Metrodome, Minneapolis, MN Thu Aug 21 2003, 8:05 PM EDT Att: 30,179 - Dome - 72 F livebaseballscorecards.com			
Joe Randa, R (1, 5) OBP: 0.330, SLG: 0.422	1-2 G5-3 1-H		0-1 F7		1-2 2B		0-2 1B			4	0	3	1	0	0	0				
29 Mike Sweeney, R (1, 10) OBP: 0.425, SLG: 0.504	2-2 G1-3		1-0 1B		0-0 F8		1-3 K			4	0	1	0	0	1	3				
Carlos Beltrán, S (1, 8) OBP: 0.391, SLG: 0.521	1-1 G5-3 2-3			0-0 BB 1B	4-0 IBB		2-0 G5-3			3	1	1	0	1	0	2				
Raul Ibanez, L (1, 7) OBP: 0.346, SLG: 0.463	1-1 P5			4-2 SH1-4 1-2 FC3-2-4-2	2-1 P5			0-0 G6-3		3	0	0	0	1	0	3				
Ken Harvey, R (1, 3)		0-1 G1		0-0 SH1-4 1-2 FC3-2-4-2	2-2 F7			1-0 G4-3		4	0	1	1	0	0	0				
4 Angel Berroa, R (1, 6) OBP: 0.339, SLG: 0.468		3-2 P2		0-0 SH1-4	2-1 G5-3			1-2 G5-3		3	0	0	0	0	0	0				
Desi Relaford, S (1, 4) OBP: 0.331, SLG: 0.400		0-2 G4-3		4-1 BB	0-1 2B			1-3 K		3	0	1	0	1	1	0				
Brent Mayne, L (1, 2) OBP: 0.312, SLG: 0.354			2-1 HR	3-2 FC3-2-4-2	2-3 K			2-2 G5-3		3	1	1	1	0	1	4				
Mendy López, R (9, PH) OBP: 0.300, SLG: 0.441									2-2 G5-3	1	0	0	0	0	0	0				
Inning Stats	R: 1 E: 0 K: 0 S: 15	H: 2 LOB: 1 BB: 0 P: 21	R: 0 E: 0 K: 0 S: 12	H: 0 LOB: 0 BB: 0 P: 15	R: 1 E: 0 K: 0 S: 8	H: 2 LOB: 1 BB: 0 P: 11	R: 1 E: 0 K: 0 S: 9	H: 2 LOB: 3 BB: 2 P: 20	R: 0 E: 0 K: 1 S: 10	H: 1 LOB: 2 BB: 1 P: 16	R: 0 E: 0 K: 2 S: 11	H: 1 LOB: 1 BB: 0 P: 14	R: 0 E: 0 K: 0 S: 6	H: 0 LOB: 0 BB: 0 P: 8	R: 0 E: 0 K: 1 S: 8	H: 0 LOB: 0 BB: 0 P: 11	1B: 5 2B: 3 3B: 0 HR: 1	SF: 0 SAC: 1 DP: 0 HBP: 0	WP: 0 PB: 0 SB: 0 CS: 0	PA: 37
PITCHER	IP WLS BF H R ER SO BB IBB HBP BLK WP HR S P ERA WHIP	7.0 W 31 9 3 3 3 2 1 0 0 0 1 75 115 3.86 1.571	1.0 H 3 0 0 0 0 0 0 0 0 0 0 6 8 0.00 0.000	1.0 S 3 0 0 0 1 0 0 0 0 0 0 8 11 0.00 0.000	PITCHER										IP WLS BF H R ER SO BB IBB HBP BLK WP HR S P ERA WHIP					

Batter	1	2	3	4	5	6	7	8	9	AB	R	H	RBI	BB	SO	LOB	BOTTOM			
Shannon Stewart, R (1, 7) OBP: 0.364, SLG: 0.474	1-3 K		1-2 G6-3			0-1 HR	0-0 1B			4	1	2	4	0	1	0	Kansas City Royals @ Minnesota Twins Hubert H. Humphrey Metrodome, Minneapolis, MN Thu Aug 21 2003, 8:05 PM EDT Att: 30,179 - Dome - 72 F livebaseballscorecards.com			
Luis Rivas, R (1, 4) OBP: 0.317, SLG: 0.387	1-2 G5-3			2-1 F7		0-0 FC5 1B	0-3 K			4	0	1	0	0	1	1				
Corey Koskie, L (1, 5) OBP: 0.389, SLG: 0.475	4-1 BB			4-1 G6-4-3 BB		2-2 F8		3-2 G3-1		2	0	0	0	2	0	1				
Matthew LeCroy, R (1, 3) OBP: 0.331, SLG: 0.517	2-2 G6-3			0-1 G6-4-3		2-3 K		1-3 K		4	0	0	0	0	2	3				
Doug Mientkiewicz, L (9, 3) OBP: 0.385, SLG: 0.461				1-2		1-2 K				0	0	0	0	0	0	0				
Jacque Jones, L (1, 10) OBP: 0.333, SLG: 0.457		1-2 G3			0-0 F7	4-0 IBB		0-1 G4-3		3	0	0	0	1	0	0				
Torii Hunter, R (1, 8) OBP: 0.307, SLG: 0.439		1-0 G6-3			2-0 F8	0-1 FC5				3	0	0	0	0	0	2				
A.J. Pierzynski, L (1, 2) OBP: 0.341, SLG: 0.457		2-3 K			0-1 G4-3		1-0 SH1-3 1B			3	1	1	0	0	1	0				
Dustan Mohr, R (1, 9) OBP: 0.328, SLG: 0.424			1-3 K			1-1 HR 1B	4-2 SH1-3 BB			2	1	1	0	1	1	0				
Cristian Guzman, S (1, 6) OBP: 0.302, SLG: 0.347			0-1 P4			4-2 HR BB	2-0 SH1-3			1	1	0	0	1	0	0				
Inning Stats	R: 0 E: 0 K: 1 S: 11	H: 0 LOB: 1 BB: 1 P: 19	R: 0 E: 0 K: 1 S: 9	H: 0 LOB: 0 BB: 0 P: 13	R: 0 E: 0 K: 1 S: 8	H: 0 LOB: 0 BB: 1 P: 10	R: 0 E: 0 K: 0 S: 5	H: 0 LOB: 0 BB: 1 P: 11	R: 0 E: 0 K: 0 S: 4	H: 0 LOB: 0 BB: 0 P: 6	R: 3 E: 0 K: 1 S: 15	H: 3 LOB: 2 BB: 2 P: 28	R: 1 E: 0 K: 1 S: 8	H: 2 LOB: 1 BB: 1 P: 15	R: 0 E: 0 K: 1 S: 9	H: 0 LOB: 0 BB: 0 P: 13	1B: 3 2B: 1 3B: 0 HR: 1	SF: 0 SAC: 1 DP: 1 HBP: 0	WP: 0 PB: 0 SB: 2 CS: 0	PA: 32
PITCHER	IP WLS BF H R ER SO BB IBB HBP BLK WP HR S P ERA WHIP	5.2 L 23 3 3 3 4 3 1 0 0 0 0 6 13 4.76 1.059	0.2 L 4 1 1 1 0 1 0 0 0 0 0 6 13 13.50 3.000	1.2 5 1 0 0 2 0 0 0 0 0 0 0 13 17 0.00 0.600	PITCHER										IP WLS BF H R ER SO BB IBB HBP BLK WP HR S P ERA WHIP					


Batter	1	2	3	4	5	6	7	8	9	AB	R	H	RBI	BB	SO	LOB	TOP										
Aaron Guiel, L (1, 9) OBP: 0.351, SLG: 0.489			G4-3		G4-3					4	0	1	0	0	1	1	Kansas City Royals @ Minnesota Twins Hubert H. Humphrey Metrodome, Minneapolis, MN Fri Aug 22 2003, 8:05 PM EDT Att: 36,101 - Dome - 72 F livebaseballscorecards.com										
Joe Randa, R (1, 5) OBP: 0.332, SLG: 0.422										4	1	2	1	0	1	2											
29 Mike Sweeney, R (1, 10) OBP: 0.423, SLG: 0.498										3	0	0	0	1	0	3											
Carlos Beltrán, S (1, 8)										4	0	1	0	0	1	1											
Raul Ibanez, L (1, 7) OBP: 0.345, SLG: 0.463										3	0	1	1	0	0	0											
Ken Harvey, R (1, 3) OBP: 0.305, SLG: 0.400										4	0	0	0	0	2	3											
Desi Relaford, S (1, 4) OBP: 0.330, SLG: 0.397										3	0	0	0	0	0	1											
4 Angel Berroa, R (1, 6) OBP: 0.338, SLG: 0.465										3	1	0	0	0	0	1											
Brent Mayne, L (1, 2) OBP: 0.314, SLG: 0.359										4	1	2	1	0	1	1											
Inning Stats	R: 0 E: 0 K: 1 S: 8	H: 0 LOB: 0 BB: 0 P: 12	R: 0 E: 0 K: 2 S: 12	H: 1 LOB: 1 BB: 0 P: 16	R: 3 E: 0 K: 0 S: 19	H: 3 LOB: 2 BB: 1 P: 31	R: 0 E: 0 K: 0 S: 6	H: 0 LOB: 0 BB: 0 P: 10	R: 0 E: 0 K: 0 S: 11	H: 1 LOB: 1 BB: 0 P: 18	R: 0 E: 0 K: 0 S: 8	H: 0 LOB: 0 BB: 0 P: 9	R: 0 E: 0 K: 1 S: 12	H: 2 LOB: 2 BB: 0 P: 22	R: 0 E: 0 K: 1 S: 7	H: 0 LOB: 0 BB: 0 P: 10		R: 0 E: 0 K: 1 S: 4	H: 0 LOB: 0 BB: 0 P: 9	1B: 6 2B: 1 3B: 0 HR: 0	SF: 1 SAC: 0 DP: 0 HBP: 2	WP: 2 PB: 0 SB: 1 CS: 1	PA: 36				
PITCHER	IP	WLS	BF	H	R	ER	SO	BB	IBB	HBP	BLK	WP	HR	S	P	ERA	WHIP										
Kyle Lohse, R (1, 1) ERA: 5.0	6.1	L	28	7	3	3	3	1	0	1	0	2	0	71	108	4.26	1.263										
Juan Rincon, R (7, 1) ERA: 3.75	0.2		2	0	0	0	1	0	0	0	0	0	0	5	10	0.00	0.000										
J.C. Romero, L (8, 1) ERA: 4.8	2.0		6	0	0	0	2	0	0	1	0	0	0	11	19	0.00	0.000										

Batter	1	2	3	4	5	6	7	8	9	AB	R	H	RBI	BB	SO	LOB	BOTTOM										
Shannon Stewart, R (1, 9) OBP: 0.366, SLG: 0.478										5	0	3	0	0	1	1	Kansas City Royals @ Minnesota Twins Hubert H. Humphrey Metrodome, Minneapolis, MN Fri Aug 22 2003, 8:05 PM EDT Att: 36,101 - Dome - 72 F livebaseballscorecards.com										
Luis Rivas, R (1, 4) OBP: 0.319, SLG: 0.390										2	0	1	1	1	0	1											
Denny Hocking, S (7, PH) OBP: 0.288, SLG: 0.352										1	0	0	0	0	0	2											
Doug Mientkiewicz, L (1, 3) OBP: 0.384, SLG: 0.458										3	0	0	0	1	1	4											
Matthew LeCroy, R (1, 10) OBP: 0.329, SLG: 0.513										4	0	1	0	0	2	1											
Corey Koskie, L (1, 5) OBP: 0.386, SLG: 0.470										4	0	0	0	0	2	3											
Torii Hunter, R (1, 8) OBP: 0.304, SLG: 0.436										4	0	0	0	0	1	1											
Jacque Jones, L (1, 7) OBP: 0.334, SLG: 0.460										4	2	2	0	0	0	0											
A.J. Pierzynski, L (1, 2) OBP: 0.338, SLG: 0.453										4	0	0	0	0	1	2											
Cristian Guzman, S (1, 6) OBP: 0.302, SLG: 0.347										3	0	1	1	0	0	1											
Dustan Mohr, R (8, PH) OBP: 0.327, SLG: 0.423										1	0	0	0	0	1	0											
Inning Stats	R: 0 E: 0 K: 2 S: 9	H: 1 LOB: 2 BB: 1 P: 18	R: 0 E: 0 K: 1 S: 8	H: 0 LOB: 0 BB: 0 P: 12	R: 0 E: 0 K: 0 S: 11	H: 1 LOB: 1 BB: 0 P: 19	R: 0 E: 0 K: 1 S: 6	H: 0 LOB: 0 BB: 0 P: 9	R: 0 E: 0 K: 1 S: 9	H: 0 LOB: 1 BB: 1 P: 19	R: 0 E: 0 K: 1 S: 9	H: 0 LOB: 0 BB: 0 P: 13	R: 0 E: 0 K: 1 S: 9	H: 0 LOB: 0 BB: 0 P: 16	R: 0 E: 0 K: 3 S: 13	H: 0 LOB: 1 BB: 0 P: 18	1B: 5 2B: 3 3B: 0 HR: 0	SF: 0 SAC: 0 DP: 0 HBP: 0	WP: 1 PB: 0 SB: 0 CS: 0	PA: 37							
PITCHER	IP	WLS	BF	H	R	ER	SO	BB	IBB	HBP	BLK	WP	HR	S	P	ERA	WHIP										
Darrell May, L (1, 1) ERA: 3.75	6.1	W	27	7	2	2	5	2	0	0	0	0	0	57	98	2.84	1.421										
Jason Grimsley, R (7, 1) ERA: 4.5	0.1	H	2	1	0	0	0	0	0	0	0	0	0	2	5	0.00	3.000										
Jeremy Affeldt, L (7, 1) ERA: 4.0	2.1	S	8	0	0	0	4	0	0	0	0	1	0	23	36	0.00	0.000										


Batter	1	2	3	4	5	6	7	8	9	AB	R	H	RBI	BB	SO	LOB	TOP			
Aaron Guiel, L (1, 9) OBP: 0.353, SLG: 0.506	1-3 K			2-0 1B	1-1 HR		1-3 K			4	2	2	3	0	2	0	Kansas City Royals @ Minnesota Twins Hubert H. Humphrey Metrodome, Minneapolis, MN Sat Aug 23 2003, 7:05 PM EDT Att: 37,782 - Dome - 72 F livebaseballscorecards.com			
Joe Randa, R (1, 5) OBP: 0.331, SLG: 0.421	0-0 G4-3			1-1 1B	1-1 P6		2-1 P3			4	0	1	1	0	0	0				
29 Mike Sweeney, R (1, 10) OBP: 0.418, SLG: 0.491	1-1 F9			2-0 G5-3	2-3 K			2-3 K		4	0	0	0	0	2	1				
Carlos Beltrán, S (1, 8) OBP: 0.389, SLG: 0.515		2-2 L9		1-1 1B		0-3 K		2-2 G5-3		4	0	1	0	0	1	0				
Raul Ibanez, L (1, 7) OBP: 0.346, SLG: 0.463		1-2 G1-6-3 1B		2-2 P6		0-1 1B		0-2 L3		4	0	2	0	0	0	2				
Ken Harvey, R (1, 3) OBP: 0.305, SLG: 0.398		1-2 G1-6-3 1-2f		1-3 K		2-2 1B			2-2 G6-3	4	0	1	0	0	1	3				
Desi Relaford, S (1, 4) OBP: 0.330, SLG: 0.395			1-0 G3-1		0-0 FC1-5 1B		1-0 F8		3-1 F7	4	0	1	0	0	0	2				
4 Angel Berroa, R (1, 6) OBP: 0.337, SLG: 0.463			3-2 F8		2-2 FC1-5 HR 1B		0-0 F7		1-3 K	4	1	1	0	0	1	2				
Mike DiFelice, R (1, 2) OBP: 0.289, SLG: 0.393			1-2 G6-3		1-1 FC1-5 HR		1-1 P3			3	1	0	0	0	0	2				
Inning Stats	R: 0 E: 0 K: 1 S: 7	H: 0 LOB: 0 BB: 0 P: 9	R: 0 E: 0 K: 0 S: 9	H: 1 LOB: 0 BB: 0 P: 13	R: 0 E: 0 K: 0 S: 8	H: 0 LOB: 0 BB: 0 P: 13	R: 1 E: 0 K: 1 S: 12	H: 3 LOB: 2 BB: 0 P: 21	R: 3 E: 0 K: 1 S: 13	H: 3 LOB: 0 BB: 0 P: 20	R: 0 E: 0 K: 1 S: 10	H: 2 LOB: 2 BB: 0 P: 13	R: 0 E: 0 K: 1 S: 13	H: 0 LOB: 0 BB: 0 P: 17	R: 0 E: 0 K: 1 S: 8	H: 0 LOB: 0 BB: 0 P: 14	1B: 7 2B: 1 3B: 0 HR: 1	SF: 0 SAC: 0 DP: 1 HBP: 0	WP: 0 PB: 0 SB: 0 CS: 0	PA: 35
PITCHER	IP WLS BF H R ER SO BB IBB HBP BLK WP HR S P ERA WHIP	IP WLS BF H R ER SO BB IBB HBP BLK WP HR S P ERA WHIP																		
Joe Mays, R (1, 1) ERA: 6.16	5.0 L 21 7 4 4 3 0 0 0 0 0 1 49 76 7.20 1.400	4.0 W 14 2 0 0 4 0 0 0 0 0 0 38 55 0.00 0.500																		
Grant Balfour, R (6, 1) ERA: 2.03																				

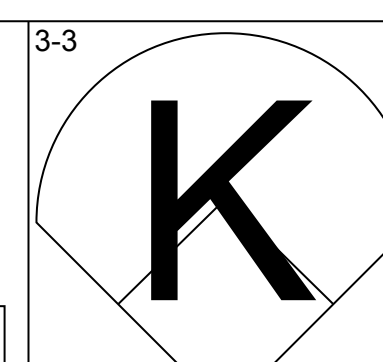
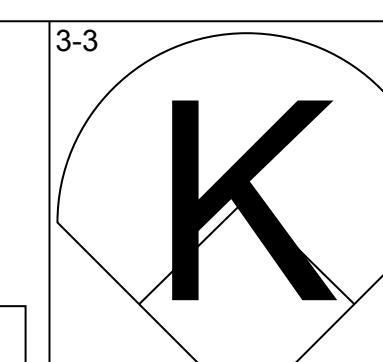
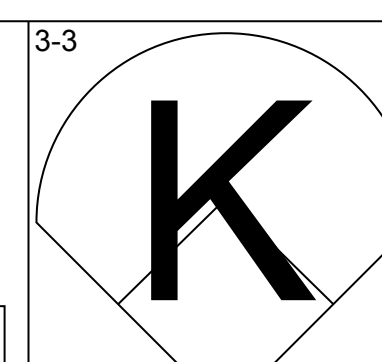
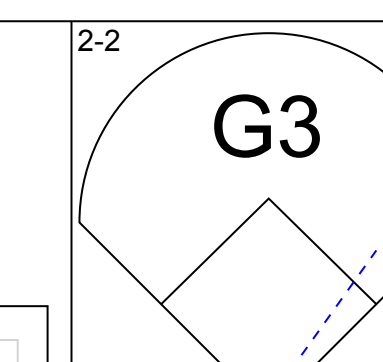
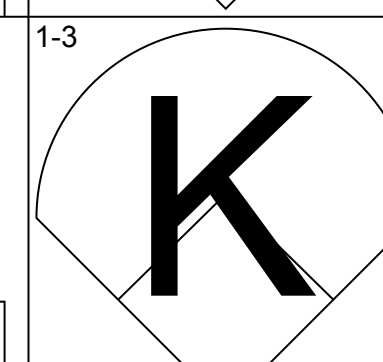
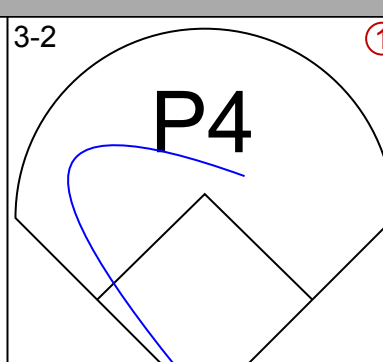
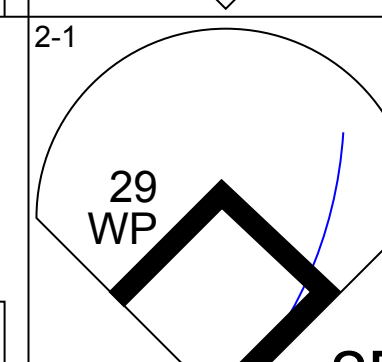
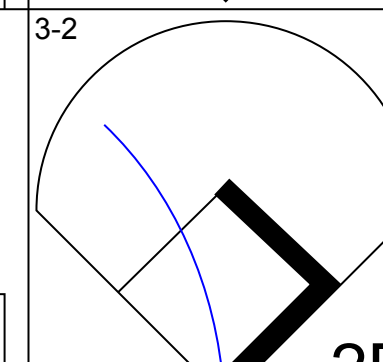
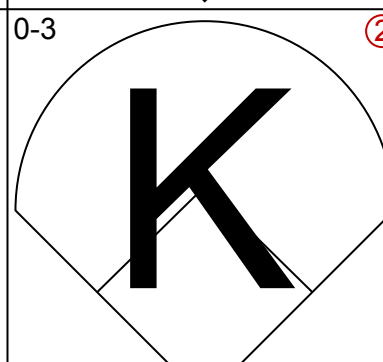
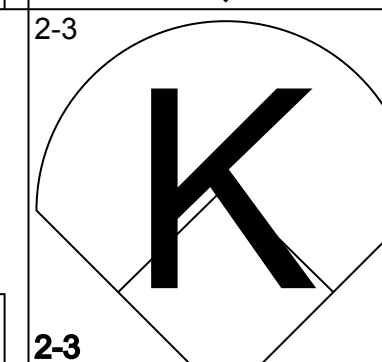
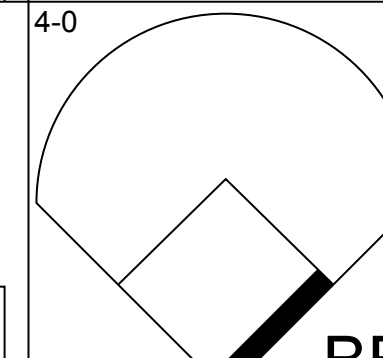
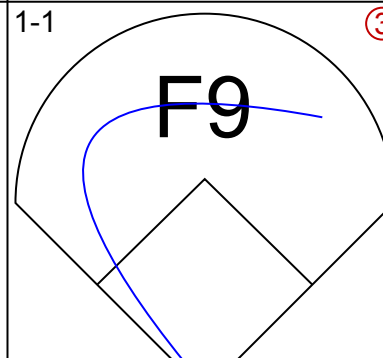


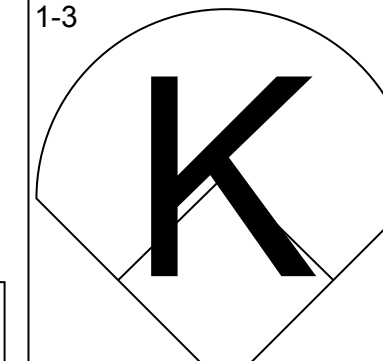
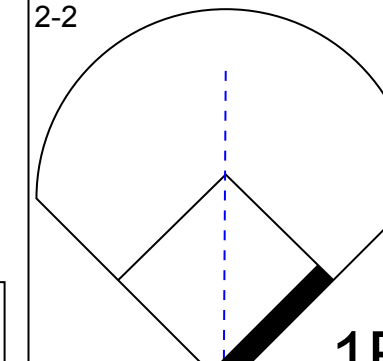


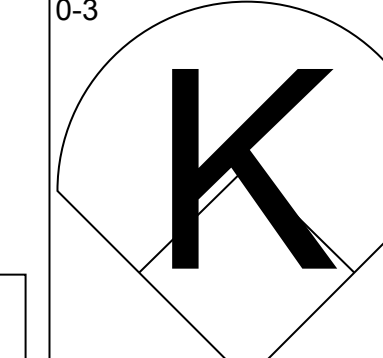

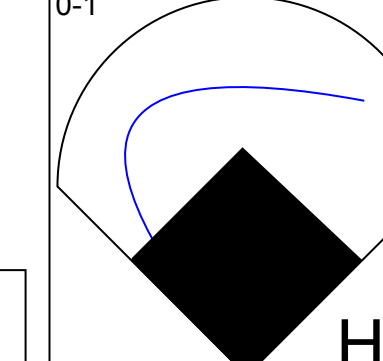

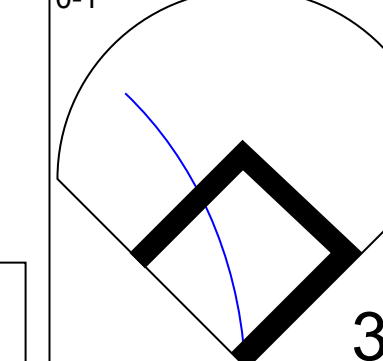
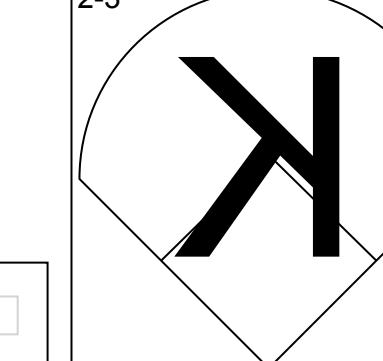
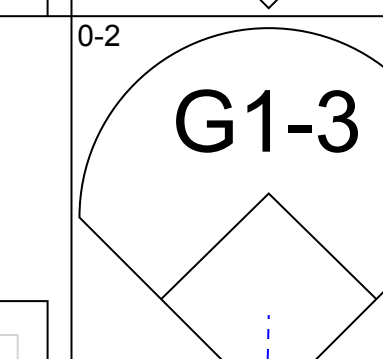
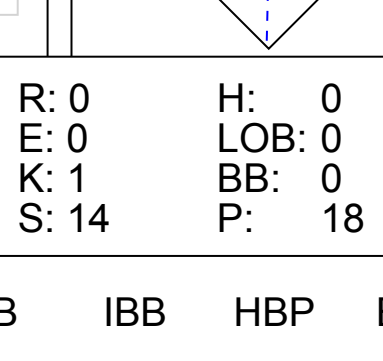
Batter	1	2	3	4	5	6	7	8	9	AB	R	H	RBI	BB	SO	LOB	BOTTOM			
Shannon Stewart, R (1, 9) OBP: 0.365, SLG: 0.477	1-1 G5-3	0-1 2B		1-2 G5-3		0-3 K			1-3 K	5	0	1	0	0	2	3	Kansas City Royals @ Minnesota Twins Hubert H. Humphrey Metrodome, Minneapolis, MN Sat Aug 23 2003, 7:05 PM EDT Att: 37,782 - Dome - 72 F livebaseballscorecards.com			
Luis Rivas, R (1, 4) OBP: 0.318, SLG: 0.396	1-2 HR	1-3 K		1-0 L5			2-3 K2-3		2-1 G4-6-3 1-2f	5	1	1	1	0	2	3				
Doug Mientkiewicz, L (1, 3) OBP: 0.365, SLG: 0.463	2-2 1B		2-2 F7		1-1 G2-3		1-0 G4-3 2B			4	1	2	0	0	0	0				
Matthew LeCroy, R (1, 10) OBP: 0.332, SLG: 0.512	2-2 1B		2-1 1B		3-2 P2		0-0 G4-3			4	1	2	1	0	0	1				
Corey Koskie, L (1, 5) OBP: 0.389, SLG: 0.473	1-2 1B		0-0 1B		0-1 1B		1-0 P6			4	0	3	0	0	0	1				
Torii Hunter, R (1, 8) OBP: 0.302, SLG: 0.432	0-0 F8		1-0 F7		1-0 G4-3			0-3 K		4	0	0	0	0	1	5				
Jacque Jones, L (1, 7) OBP: 0.333, SLG: 0.458	1-0 G4-3		1-1 1B		3-3 K		2-2 G6-3			4	0	1	1	0	1	2				
A.J. Pierzynski, L (1, 2) OBP: 0.340, SLG: 0.453		0-2 G6-4-3 1B		3-2 F8		0-0 1B		3-1 G3-1		4	0	2	0	0	0	2				
Chris Gomez, R (1, 6) OBP: 0.274, SLG: 0.342		1-0 G6-4-3		1-2 BLK L5 2B		1-1 P4		4-2 G4-6-3 BB		3	0	1	0	0	0	2				
Michael Ryan, L (9, PH) OBP: 0.500, SLG: 0.833																				
Cristian Guzman, S (9, PR) OBP: 0.302, SLG: 0.347																				
Inning Stats	R: 2 E: 0 K: 0 S: 18	H: 4 LOB: 2 BB: 0 P: 26	R: 0 E: 0 K: 1 S: 10	H: 2 LOB: 1 BB: 0 P: 12	R: 1 E: 0 K: 0 S: 12	H: 3 LOB: 2 BB: 0 P: 21	R: 0 E: 0 K: 0 S: 7	H: 1 LOB: 0 BB: 0 P: 10	R: 0 E: 0 K: 2 S: 12	H: 1 LOB: 1 BB: 0 P: 16	R: 0 E: 0 K: 1 S: 6	H: 1 LOB: 1 BB: 0 P: 10	R: 0 E: 0 K: 1 S: 9	H: 0 LOB: 0 BB: 0 P: 14	R: 0 E: 0 K: 1 S: 7	H: 0 LOB: 1 BB: 1 P: 14	1B: 8 2B: 5 3B: 0 HR: 1	SF: 0 SAC: 0 DP: 3 HBP: 0	WP: 0 PB: 0 SB: 0 CS: 0	PA: 38
PITCHER	IP WLS BF H R ER SO BB IBB HBP BLK WP HR S P ERA WHIP	IP WLS BF H R ER SO BB IBB HBP BLK WP HR S P ERA WHIP																		
Jose Lima, R (1, 1) ERA: 3.92	4.0 W 15 3 0 0 4 0 0 0 0 0 0 35 53 0.00 0.750	1.0 S 3 0 0 0 1 1 0 0 0 0 0 7 14 0.00 1.000																		
D.J. Carrasco, R (5, 1) ERA: 3.71																				
Mike MacDougal, R (9, 1) ERA: 4.42																				

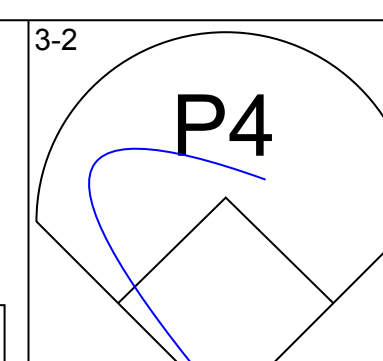
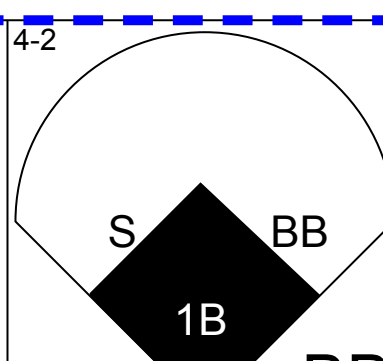
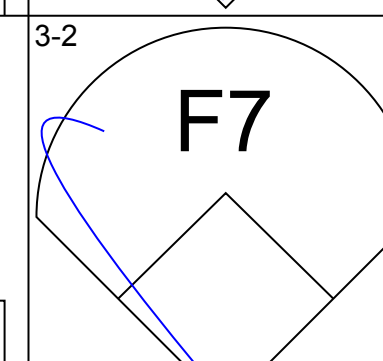
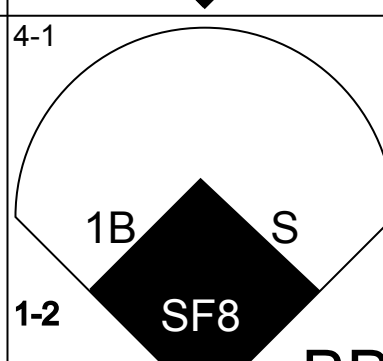
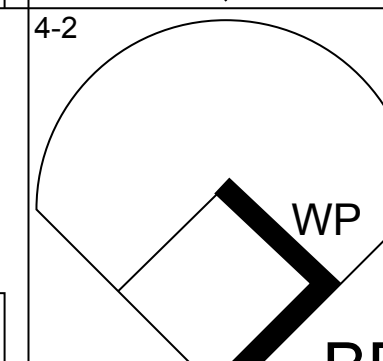
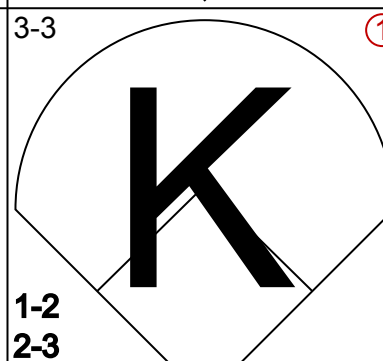
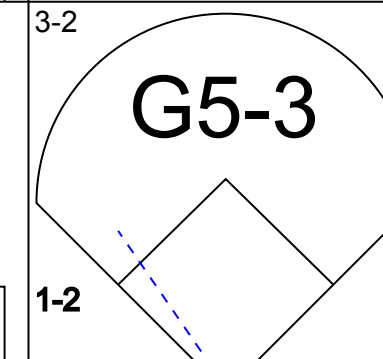
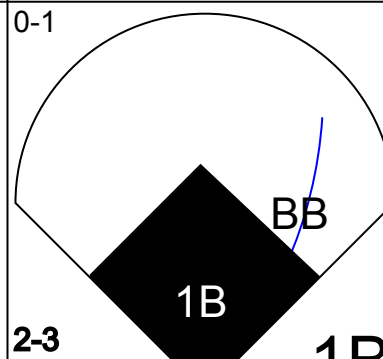
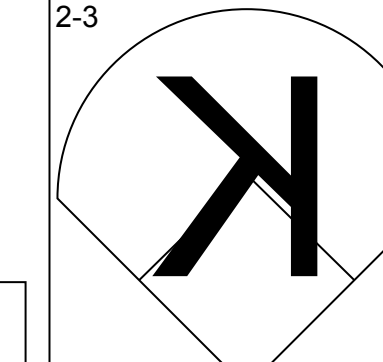
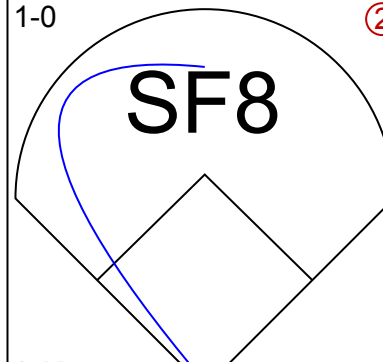
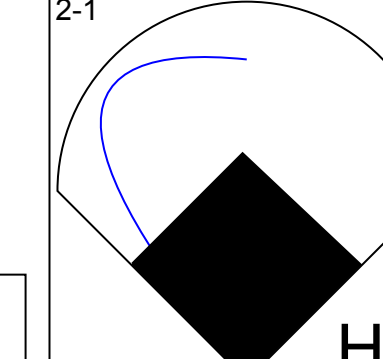
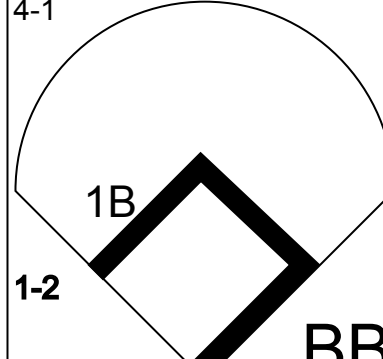
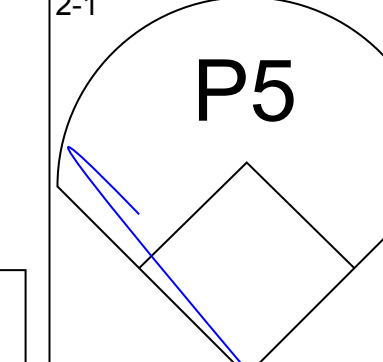
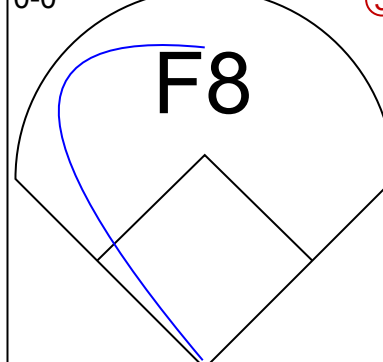

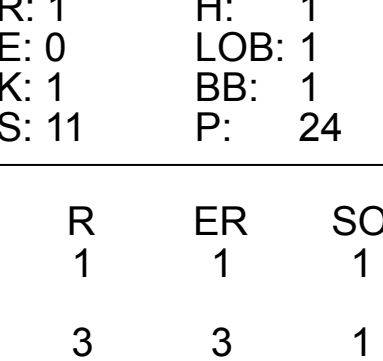
AB 35
R 4
H 9
RBI 4
BB 0
SO 7
LOB 12



AB 37
R 3
H 13
RBI 3
BB 1
SO 6
LOB 19



Batter	1	2	3	4	5	6	7	8	9	AB	R	H	RBI	BB	SO	LOB	TOP				
Aaron Guiel, L OBP: 0.351, SLG: 0.504 (1, 9)										5	0	1	0	0	3	1	Kansas City Royals @ Minnesota Twins Sun Aug 24 2003, 2:05 PM EDT Att: 34,265 - Dome - 72 F livebaseballscorecards.com				
Joe Randa, R OBP: 0.333, SLG: 0.424 (1, 5)										4	0	2	0	0	1	0					
29 Mike Sweeney, R OBP: 0.416, SLG: 0.491 (1, 10)										4	0	1	0	0	3	3					
Carlos Beltrán, S OBP: 0.390, SLG: 0.513 (1, 8)										2	0	0	0	2	1	0					
Raul Ibanez, L OBP: 0.346, SLG: 0.461 (1, 7)										4	0	1	0	0	1	5					
Ken Harvey, R OBP: 0.304, SLG: 0.397 (1, 3)										4	0	1	0	0	2	1					
Desi Relaford, S OBP: 0.329, SLG: 0.401 (1, 4)										4	1	1	1	0	1	2					
4 Angel Berroa, R OBP: 0.337, SLG: 0.467 (9, PH)										3	0	1	0	0	0	1					
Mendy López, R OBP: 0.295, SLG: 0.433 (9, PH)										1	0	0	0	0	1	0					
Brent Mayne, L OBP: 0.311, SLG: 0.356 (1, 2)										3	0	0	0	0	1	1					
Dee Brown, L OBP: 0.285, SLG: 0.347 (9, PH)										1	0	0	0	0	0	0					
Inning Stats	R: 0 E: 0 K: 3 S: 14	H: 1 LOB: 2 BB: 1 P: 26	R: 1 E: 0 K: 3 S: 13	H: 2 LOB: 1 BB: 0 P: 18	R: 0 E: 0 K: 1 S: 8	H: 0 LOB: 0 BB: 0 P: 12	R: 0 E: 0 K: 1 S: 12	H: 1 LOB: 1 BB: 0 P: 20	R: 0 E: 0 K: 1 S: 7	H: 0 LOB: 0 BB: 0 P: 9	R: 0 E: 0 K: 2 S: 11	H: 1 LOB: 1 BB: 0 P: 20	R: 0 E: 0 K: 1 S: 10	H: 1 LOB: 1 BB: 0 P: 16	R: 0 E: 0 K: 1 S: 14	H: 0 LOB: 0 BB: 0 P: 18	1B: 3 2B: 3 3B: 1 HR: 1	SF: 0 SAC: 0 DP: 0 HBP: 0	WP: 1 PB: 0 SB: 0 CS: 0	PA: 37	
PITCHER	IP	WLS	BF	H	R	ER	SO	BB	IBB	HBP	BLK	WP	HR	S	P	ERA	WHIP				
Johan Santana, L ERA: 2.85 (1, 1)	6.0	W	26	6	1	1	10	2	0	0	0	0	1	66	105	1.50	1.333				
J.C. Romero, L ERA: 4.7 (7, 1)	1.0		4	1	0	0	2	0	0	0	0	1	0	11	20	0.00	1.000				
Juan Rincon, R ERA: 3.66 (8, 1)	2.0		7	1	0	0	2	0	0	0	0	0	0	24	34	0.00	0.500				

Batter	1	2	3	4	5	6	7	8	9	AB	R	H	RBI	BB	SO	LOB	BOTTOM				
Shannon Stewart, R OBP: 0.367, SLG: 0.479 (1, 9)										4	3	2	0	1	0	1	Kansas City Royals @ Minnesota Twins Sun Aug 24 2003, 2:05 PM EDT Att: 34,265 - Dome - 72 F livebaseballscorecards.com				
Luis Rivas, R OBP: 0.317, SLG: 0.394 (1, 4)										2	1	0	2	1	1	1					
Doug Mientkiewicz, L OBP: 0.389, SLG: 0.466 (1, 3)										2	0	1	0	3	1	2					
Matthew LeCroy, R OBP: 0.337, SLG: 0.514 (1, 10)										5	1	3	3	0	0	2					
Corey Koskie, L OBP: 0.385, SLG: 0.468 (1, 5)										4	0	0	1	0	2	4					
Torii Hunter, R OBP: 0.303, SLG: 0.438 (1, 8)										3	1	1	1	1	0	0					
Jacque Jones, L OBP: 0.336, SLG: 0.458 (1, 7)										2	0	1	1	1	0	0					
Dustin Mohr, R OBP: 0.326, SLG: 0.422 (6, 9)										1	0	0	0	0	0	0					
A.J. Pierzynski, L OBP: 0.341, SLG: 0.452 (1, 2)										3	1	1	0	1	1	3					
Cristian Guzman, S OBP: 0.301, SLG: 0.346 (1, 6)										4	1	1	0	0	1	2					
Inning Stats	R: 0 E: 0 K: 0 S: 13	H: 0 LOB: 1 BB: 1 P: 26	R: 1 E: 0 K: 1 S: 11	H: 1 LOB: 1 BB: 1 P: 24	R: 3 E: 0 K: 1 S: 14	H: 2 LOB: 2 BB: 3 P: 30	R: 1 E: 0 K: 1 S: 14	H: 2 LOB: 2 BB: 1 P: 23	R: 0 E: 0 K: 1 S: 8	H: 0 LOB: 1 BB: 1 P: 17	R: 1 E: 0 K: 0 S: 12	H: 2 LOB: 1 BB: 0 P: 20	R: 0 E: 0 K: 1 S: 5	H: 0 LOB: 0 BB: 0 P: 10	R: 2 E: 0 K: 1 S: 15	H: 3 LOB: 2 BB: 1 P: 21	1B: 7 2B: 2 3B: 0 HR: 1	SF: 2 SAC: 1 DP: 0 HBP: 0	WP: 1 PB: 0 SB: 3 CS: 1	PA: 42	
PITCHER	IP	WLS	BF	H	R	ER	SO	BB	IBB	HBP	BLK	WP	HR	S	P	ERA	WHIP				
Kevin Appier, R ERA: 5.4 (1, 1)	2.0		9	1	1	1	1	1	0	0	0	0	0	14	30	4.50	1.500				
Graeme Lloyd, L ERA: 4.51 (3, 1)	1.0	L	8	2	3	3	1	3	0	0	0	0	0	14	30	27.00	5.000				
Al Levine, R ERA: 3.03 (4, 1)	2.0		9	2	1	1	2	2	0	0	0	0	0	22	40	4.50	2.000				
Jason Grimsley, R ERA: 4.5 (6, 1)	2.0		8	2	1	1	1	0	0	0	0	0	0	17	30	4.50	1.000				
Mike MacDougal, R ERA: 4.67 (8, 1)	1.0		7	3	2	2	1	1	0	0	0	0	0	15	21	18.00	4.000				

Batter	1	2	3	4	5	6	7	8	9	AB	R	H	RBI	BB	SO	LOB	TOP				
10 Michael Young, R OBP: 0.340, SLG: 0.449	F9			G4-3	F8			G6-3		4	0	0	0	0	0	3	Texas Rangers @ Kansas City Royals Kauffman Stadium, Kansas City, MO Tue Aug 26 2003, 7:05 PM CDT Att: 12,917 - Overcast - 87 F				
9 Hank Blalock, L OBP: 0.366, SLG: 0.530	F8			G3-1			G1-4-3	K		4	0	0	0	0	1	1					
Alex Rodriguez, R OBP: 0.399, SLG: 0.602	K			HR			G6-3			4	1	2	0	0	1	0					
Rafael Palmeiro, L OBP: 0.365, SLG: 0.520		G1-3		HR			G4-3			4	1	1	2	0	0	1					
Shane Spencer, R OBP: 0.332, SLG: 0.421	K			P4						3	0	0	0	1	2	0					
23 Mark Teixeira, S OBP: 0.322, SLG: 0.450	K									4	0	0	0	0	3	1					
Marcus Thames, R OBP: 0.333, SLG: 0.304										3	0	1	0	0	1	0					
Laynce Nix, L OBP: 0.287, SLG: 0.440										3	0	0	0	0	1	1					
Einar Diaz, R OBP: 0.296, SLG: 0.348										3	0	2	0	0	0	0					
Inning Stats	R: 0 E: 0 K: 1 S: 12	H: 0 LOB: 0 BB: 0 P: 16	R: 0 E: 0 K: 2 S: 8	H: 0 LOB: 0 BB: 0 P: 14	R: 0 E: 0 K: 0 S: 6	H: 0 LOB: 0 BB: 0 P: 9	R: 2 E: 0 K: 0 S: 10	H: 2 LOB: 0 BB: 0 P: 16	R: 0 E: 0 K: 0 S: 10	H: 0 LOB: 2 BB: 0 P: 16	R: 0 E: 0 K: 3 S: 9	H: 0 LOB: 0 BB: 0 P: 11	R: 0 E: 0 K: 2 S: 9	H: 1 LOB: 1 BB: 0 P: 14	R: 0 E: 0 K: 1 S: 9	H: 1 LOB: 1 BB: 1 P: 16	1B: 4 2B: 1 3B: 0 HR: 1	SF: 0 SAC: 0 DP: 1 HBP: 0	WP: 0 PB: 0 SB: 0 CS: 0	PA: 33	
PITCHER	IP	WLS	BF	H	R	ER	SO	BB	IBB	HBP	BLK	WP	HR	S	P	ERA	WHIP				
Brian Anderson, L ERA: 3.68	6.0	W	22	4	2	2	3	0	0	0	0	0	1	54	83	3.00	0.667				
Jeremy Affeldt, L ERA: 3.93	2.0		7	1	0	0	5	0	0	0	0	0	0	18	25	0.00	0.500				
Curt Leskanic, R ERA: 1.83	1.0		4	1	0	0	1	1	0	0	0	0	0	9	16	0.00	2.000				

Batter	1	2	3	4	5	6	7	8	9	AB	R	H	RBI	BB	SO	LOB	BOTTOM				
Aaron Guiel, L OBP: 0.355, SLG: 0.522	F7									5	2	3	4	0	1	1	Texas Rangers @ Kansas City Royals Kauffman Stadium, Kansas City, MO Tue Aug 26 2003, 7:05 PM CDT Att: 12,917 - Overcast - 87 F				
Joe Randa, R OBP: 0.336, SLG: 0.427	K			HR						4	2	2	1	1	2	1					
Mendy López, R OBP: 0.295, SLG: 0.433				2B						0	0	0	0	0	0	0					
29 Mike Sweeney, R OBP: 0.419, SLG: 0.594				1B						5	1	3	4	0	0	3					
Carlos Beltrán, S OBP: 0.390, SLG: 0.510	K			1B						4	0	1	0	1	2	4					
Raul Ibanez, L OBP: 0.344, SLG: 0.457										4	1	0	0	1	1	4					
Ken Harvey, R OBP: 0.304, SLG: 0.396										4	1	1	0	0	2	0					
Desi Relaford, S OBP: 0.326, SLG: 0.397										4	0	0	0	0	0	2					
4 Angel Berroa, R OBP: 0.341, SLG: 0.472										3	2	2	0	0	0	0					
Brent Mayne, L OBP: 0.310, SLG: 0.352										3	0	0	0	1	1	5					
Inning Stats	R: 0 E: 0 K: 2 S: 10	H: 1 LOB: 1 BB: 0 P: 13	R: 0 E: 0 K: 0 S: 8	H: 0 LOB: 0 BB: 0 P: 14	R: 3 E: 0 K: 1 S: 15	H: 4 LOB: 1 BB: 0 P: 25	R: 0 E: 0 K: 1 S: 7	H: 0 LOB: 0 BB: 0 P: 12	R: 0 E: 0 K: 1 S: 8	H: 0 LOB: 2 BB: 2 P: 20	R: 6 E: 0 K: 1 S: 20	H: 5 LOB: 1 BB: 1 P: 37	R: 0 E: 0 K: 1 S: 9	H: 1 LOB: 1 BB: 0 P: 13	R: 0 E: 0 K: 2 S: 14	H: 1 LOB: 2 BB: 1 P: 24	1B: 6 2B: 4 3B: 0 HR: 2	SF: 0 SAC: 0 DP: 0 HBP: 1	WP: 1 PB: 0 SB: 0 CS: 0	PA: 41	
PITCHER	IP	WLS	BF	H	R	ER	SO	BB	IBB	HBP	BLK	WP	HR	S	P	ERA	WHIP				
R.A. Dickey, R ERA: 4.68	5.1	L	26	6	6	6	5	3	0	1	0	0	0	7	13	0.00	3.000				
Aaron Fultz, L ERA: 5.34	0.1		2	1	0	0	1	0	0	0	0	0	0	7	13	0.00	3.000				
56 Rosman Garcia, R ERA: 6.27	0.2		5	3	3	3	1	0	0	0	0	0	1	10	17	40.50	4.500				
Brian Shouse, L ERA: 3.17	0.2		3	1	0	0	0	0	0	0	0	0	0	6	8	0.00	1.500				
32 Ron Mahay, L ERA: 1.65	1.0		5	1	0	0	2	0	1	0	0	1	0	14	24	0.00	1.000				

AB	32
R	2
H	6
RBI	2
BB	1
SO	9
LOB	7



AB	36
R	9
H	12
RBI	9
BB	4
SO	9
LOB	20



Batter	1	2	3	4	5	6	7	8	9	AB	R	H	RBI	BB	SO	LOB	TOP					
10 Michael Young, R OBP: 0.339, SLG: 0.447	2-1 SH1-3 1B	1-1 F9			0-2 F9			0-0 F8		4	0	1	0	0	0	3	Texas Rangers @ Kansas City Royals Kauffman Stadium, Kansas City, MO Wed Aug 27 2003, 7:05 PM CDT Att: 12,462 - Cloudy - 81 F					
Donnie Sadler, R OBP: 0.286, SLG: 0.301	0-1 SH1-3		0-3 K			0-0 1B		3-2 G5-3		3	0	1	0	0	1	0						
Alex Rodriguez, R OBP: 0.396, SLG: 0.597 21 Jason Jones, S OBP: 0.317, SLG: 0.352	1-2 G5-3		1-0 P4			0-1 F8		0-1 F9		4	0	0	0	0	0	2						
Rafael Palmeiro, L OBP: 0.362, SLG: 0.516	2-2 G1-4-3		0-0 P4			2-2 F8			0-2 G3-1	4	0	0	0	0	0	2						
Shane Spencer, R OBP: 0.329, SLG: 0.416		1-2 F7			0-1 F8				1-2 P6	4	0	0	0	0	1	1						
23 Mark Teixeira, S OBP: 0.321, SLG: 0.447		2-2 G5-3		1-0 F7					2-3 K	3	0	0	0	1	1	0						
Todd Greene, R OBP: 0.234, SLG: 0.442		0-0 1B 1B 1B		2-0 F8					0-0 F8	3	0	1	0	0	0	1						
Marcus Thames, R OBP: 0.333, SLG: 0.305		1-0 1B 1-2 1B			2-2 F8				0-0 P6	3	0	1	0	0	0	1						
Ramon Nivar, R OBP: 0.264, SLG: 0.280		0-1 1B 1-2 2-3 1B			0-1 G4-3				0-1 G1-3	3	0	1	0	0	0	1						
Inning Stats	R: 0 E: 0 K: 0 S: 10	H: 1 LOB: 1 BB: 0 P: 15	R: 0 E: 0 K: 0 S: 14	H: 3 LOB: 3 BB: 0 P: 19	R: 0 E: 0 K: 1 S: 5	H: 0 LOB: 0 BB: 0 P: 6	R: 0 E: 0 K: 0 S: 4	H: 0 LOB: 0 BB: 0 P: 7	R: 0 E: 0 K: 0 S: 8	H: 0 LOB: 0 BB: 0 P: 10	R: 0 E: 0 K: 1 S: 9	H: 1 LOB: 1 BB: 0 P: 14	R: 0 E: 0 K: 0 S: 5	H: 0 LOB: 1 BB: 1 P: 9	R: 0 E: 0 K: 0 S: 6	H: 0 LOB: 0 BB: 0 P: 9	R: 0 E: 0 K: 1 S: 13	H: 0 LOB: 0 BB: 0 P: 16	1B: 5 2B: 0 3B: 0 HR: 0	SF: 0 SAC: 1 DP: 0 HBP: 0	WP: 0 PB: 0 SB: 0 CS: 0	PA: 33
PITCHER Darrell May, L ERA: 3.56	IP: 9.0 W: 0 L: 1 BF: 33	H: 5 R: 0 ER: 0 SO: 3	BB: 1 IBB: 0 HBP: 0 BLK: 0	WP: 0 HR: 0 S: 74 P: 105	ERA: 0.00 WHIP: 0.667	PITCHER																

Batter	1	2	3	4	5	6	7	8	9	AB	R	H	RBI	BB	SO	LOB	BOTTOM			
Aaron Guiel, L OBP: 0.359, SLG: 0.518	4-0 BB 29 1B BB	4-2 S 2B BB	0-1 F8			2-2 F7		4-2 2B BB		2	2	0	0	3	0	1	Texas Rangers @ Kansas City Royals Kauffman Stadium, Kansas City, MO Wed Aug 27 2003, 7:05 PM CDT Att: 12,462 - Cloudy - 81 F			
Joe Randa, R OBP: 0.342, SLG: 0.433 Mendy López, R OBP: 0.306, SLG: 0.459	4-2 BB 29 1B BB	3-2 G4-3 2B			4-1 BB	3-1 BB 29 G6-4-3 1B		2-2 1B 2B		2	2	2	1	2	0	0				
29 Mike Sweeney, R OBP: 0.420, SLG: 0.593 Julius Matos, R OBP: 0.289, SLG: 0.409	0-1 BB 1B	0-2 G4-3 2B			0-1 F8	2-1 G6-4-3 1B		1-1 G5-3		4	2	2	1	0	0	2				
Carlos Beltrán, S OBP: 0.390, SLG: 0.511	1-1 BB 1B	1-2 G4-3 1B			1-2 P4			0-0 P5		5	2	2	2	0	0	4				
Raul Ibanez, L OBP: 0.346, SLG: 0.460	1-2 P5 1B	1-0 3B 2B			2-1 G4-3			1-1 FC6-4 1B		4	1	2	1	0	0	3				
Rondell White, R OBP: 0.331, SLG: 0.471 Dee Brown, L OBP: 0.285, SLG: 0.347	2-2 2B 1B	2-1 3B 2B			1-0 L7			0-0 SF7		3	0	2	4	0	0	0				
Desi Relaford, S OBP: 0.325, SLG: 0.398	2-0 F8 2B		2-2 2B		1-0 F8			3-0 FC6-4 1B		4	0	1	0	0	0	2				
4 Angel Berroa, R OBP: 0.340, SLG: 0.470	0-0 F8		1-0 F8		1-2 1B			1-0 L6		4	0	1	0	0	0	3				
Brent Mayne, L OBP: 0.307, SLG: 0.348		2-3 K	2-3 K		3-2 G4-3			0-0 G4-3		4	0	0	0	0	2	2				
Inning Stats	R: 4 E: 0 K: 0 S: 14	H: 3 LOB: 1 BB: 2 P: 28	R: 4 E: 0 K: 1 S: 25	H: 4 LOB: 1 BB: 1 P: 38	R: 0 E: 0 K: 1 S: 10	H: 1 LOB: 0 BB: 0 P: 15	R: 0 E: 0 K: 0 S: 8	H: 0 LOB: 1 BB: 1 P: 15	R: 0 E: 0 K: 0 S: 9	H: 1 LOB: 1 BB: 0 P: 15	R: 0 E: 0 K: 0 S: 8	H: 1 LOB: 0 BB: 0 P: 15	R: 1 E: 0 K: 0 S: 6	H: 2 LOB: 1 BB: 0 P: 8	R: 0 E: 0 K: 0 S: 10	H: 1 LOB: 2 BB: 1 P: 17	1B: 7 2B: 5 3B: 1 HR: 0	SF: 1 SAC: 0 DP: 1 HBP: 0	WP: 0 PB: 1 SB: 1 CS: 0	PA: 40
PITCHER Colby Lewis, R ERA: 8.14 53 Joaquin Benoit, R ERA: 5.57 Erasmio Ramirez, L ERA: 3.41 Jay Powell, R ERA: 8.27	IP: 1.1 W: 0 L: 1 BF: 12	H: 5 R: 1 ER: 1 SO: 1	BB: 3 IBB: 0 HBP: 0 BLK: 0	WP: 0 HR: 0 S: 42 P: 71	ERA: 1.93 WHIP: 1.286	PITCHER														

AB	31
R	0
H	5
RBI	0
BB	1
SO	3
LOB	11



AB	34
R	9
H	13
RBI	9
BB	5
SO	2
LOB	19



Batter	1	2	3	4	5	6	7	8	9	AB	R	H	RBI	BB	SO	LOB	TOP								
9 Chone Figgins, S OBP: 0.372, SLG: 0.394 (1, 6)	1-2 S 1B	3-2 G5-3		0-0 L8		2-2 F9		0-0 1B 2B	4-2 1B BB	5	1	2	0	1	0	1									
Eric Owens, R OBP: 0.293, SLG: 0.306 (1, 8)	0-0 B3		1-2 G6-3	1-2 G4-3			0-0 G6-3	3-2 16 1B	1-2 1B	6	0	2	3	0	0	1									
16 Garret Anderson, L OBP: 0.354, SLG: 0.566 Trent Durrington, R OBP: 0.790, SLG: 0.500 (1, 7) (8, 7)	1-0 F9		1-1 BB 2B 1B	0-2 F9			2-0 G3-1	0-2 1B	1-0 G1-3	5	1	2	0	0	0	1									
Tim Salmon, R OBP: 0.366, SLG: 0.452 Jeff DaVanon, S OBP: 0.395, SLG: 0.481 (1, 9) (7, PR) (7, 9)	3-1 F7		4-2 2B SF7 BB		2-2 F8		0-1 1B 2B	1-3 K		3	1	1	0	1	0	1									
Scott Spiezio, S OBP: 0.324, SLG: 0.442 (1, 3)		1-0 BB HR 1B	0-0 SF7 2B		2-1 F8		0-1 1B 1B	0-3 K		5	2	3	2	0	1	2									
Shawn Wooten, R OBP: 0.323, SLG: 0.364 (1, 5)		4-2 HR BB	4-0 SF7 BB		0-2 F7		0-1 1B	0-0 P4		3	1	1	0	2	0	2									
Bengie Molina, R OBP: 0.303, SLG: 0.440 (1, 2)		0-0 HR	1-0 SF7			0-1 G3 1B	1-1 1B		0-1 F9	4	1	3	5	0	0	0									
Adam Riggs, R OBP: 0.386, SLG: 0.632 (1, 10)		1-2 L1				3-2 P4	1-0 F8		2-1 F9	4	0	0	0	1	0	3									
Adam Kennedy, L OBP: 0.336, SLG: 0.399 (1, 4)		2-0 F8	1-0 P4			2-1 G3		2-1 E3 9 2B 1B	3-1 9 BB 1B	5	2	1	0	0	0	4									
Inning Stats	R: 0 E: 0 K: 0 S: 9	H: 1 LOB: 1 BB: 0 P: 14	R: 3 E: 0 K: 0 S: 17	H: 2 LOB: 0 BB: 1 P: 28	R: 2 E: 0 K: 0 S: 10	H: 2 LOB: 3 BB: 3 P: 26	R: 0 E: 0 K: 0 S: 8	H: 0 LOB: 0 BB: 0 P: 9	R: 0 E: 0 K: 0 S: 9	H: 0 LOB: 0 BB: 0 P: 13	R: 0 E: 0 K: 0 S: 11	H: 1 LOB: 1 BB: 0 P: 18	R: 2 E: 0 K: 2 S: 17	H: 4 LOB: 2 BB: 0 P: 15	R: 2 E: 1 K: 2 S: 17	H: 3 LOB: 2 BB: 0 P: 23	R: 1 E: 0 K: 0 S: 12	H: 2 LOB: 2 BB: 1 P: 23	1B: 11 2B: 3 3B: 0 HR: 1	SF: 1 SAC: 0 DP: 0 HBP: 0	WP: 0 PB: 0 SB: 1 CS: 0	PA: 48			
PITCHER	IP	WLS	BF	H	R	ER	SO	BB	IBB	HBP	BLK	WP	HR	S	P	ERA	WHIP								
41 Jimmy Gobble, L ERA: 6.66 Jason Grimsley, R ERA: 4.66 Graeme Lloyd, L ERA: 5.0	(1, 1) (7, 1) (8, 1)	6.0 1.0 2.0	L 7 13	28 4 5	6 2 3	5 2 3	5 0 2	0 0 2	4 0 1	0 0 0	0 0 0	0 0 0	1 0 0	64 11 29	108 15 46	7.50 18.00 9.00	1.667 4.000 3.000								

Anaheim Angels @ Kansas City Royals
Kauffman Stadium, Kansas City, MO

Fri Aug 29 2003, 7:05 PM CDT
Att: 23,836 - Overcast - 82 F

AB 42
R 10
H 15
RBI 10
BB 5
SO 2
LOB 19



Batter	1	2	3	4	5	6	7	8	9	AB	R	H	RBI	BB	SO	LOB	BOTTOM								
Desi Relaford, S OBP: 0.324, SLG: 0.396 (1, 4)	1-0 F7			1-1 G3		0-0 G4-3		2-3 K		4	0	0	0	0	1	1									
Joe Randa, R OBP: 0.342, SLG: 0.438 Mendy López, R OBP: 0.303, SLG: 0.438 (1, 5) (8, PH) (9, 6)	2-2 L9			2-2 P4			1-0 29 2B 1B	2-3 K		3	1	1	0	0	0	0									
29 Mike Sweeney, R OBP: 0.423, SLG: 0.507 Mike DiFelice, R OBP: 0.287, SLG: 0.389 (1, 10) (9, PH)	1-0 F8			0-0 P3			0-1 E 1-3 2B		0-0 1B 2B	3	0	1	0	0	0	0									
Carlos Beltrán, S OBP: 0.393, SLG: 0.514 (1, 8)		3-3 K			0-1 G3-6-3 1B		0-1 E 1-3 3-H 1B		0-1 1B 2B	4	1	3	1	0	1	0									
Rondell White, R OBP: 0.330, SLG: 0.468 Dee Brown, L OBP: 0.280, SLG: 0.341 (1, 7) (6, 7)		3-2 F9			2-1 F7		1-3 K		1-3 K	2	0	0	0	0	0	1									
Raul Ibanez, L OBP: 0.344, SLG: 0.462 (1, 9)		1-2 G6-3			1-2 G3-6-3		0-3 K		1-1 1-1 2-H 2-H 2B	4	0	1	2	0	1	3									
Ken Harvey, R OBP: 0.305, SLG: 0.397 (1, 3)				2-1 G3-1			2-1 2B		4-2 BB	3	0	1	0	1	0	2									
4 Angel Berroa, R OBP: 0.341, SLG: 0.468 Julius Matos, R OBP: 0.283, SLG: 0.400 (1, 6) (9, 5)				1-2 F9			2-2 F8		1-2 P3	3	0	0	0	0	1	4									
Brent Mayne, L OBP: 0.303, SLG: 0.343 (1, 2)				1-3 K			1-0 P4		0-3 F8	4	0	0	0	0	2	3									
Inning Stats	R: 0 E: 0 K: 0 S: 5	H: 0 LOB: 0 BB: 0 P: 9	R: 0 E: 0 K: 1 S: 12	H: 0 LOB: 0 BB: 0 P: 19	R: 0 E: 0 K: 1 S: 10	H: 0 LOB: 0 BB: 0 P: 14	R: 0 E: 0 K: 0 S: 8	H: 0 LOB: 0 BB: 0 P: 11	R: 0 E: 0 K: 0 S: 7	H: 1 LOB: 0 BB: 0 P: 10	R: 0 E: 0 K: 0 S: 8	H: 1 LOB: 1 BB: 0 P: 13	R: 1 E: 1 K: 3 S: 18	H: 3 LOB: 3 BB: 0 P: 22	R: 0 E: 0 K: 2 S: 9	H: 0 LOB: 0 BB: 0 P: 14	R: 2 E: 0 K: 2 S: 16	H: 3 LOB: 2 BB: 1 P: 23	1B: 5 2B: 3 3B: 0 HR: 0	SF: 0 SAC: 0 DP: 1 HBP: 0	WP: 0 PB: 0 SB: 0 CS: 0	PA: 36			
PITCHER	IP	WLS	BF	H	R	ER	SO	BB	IBB	HBP	BLK	WP	HR	S	P	ERA	WHIP								
Jarrod Washburn, L ERA: 4.37 Ben Weber, R ERA: 2.99 Greg Jones, R ERA: 3.12	(1, 1) (7, 1) (8, 1)	6.2 0.1 2.0	W 2 10	24 0 3	1 0 2	1 0 2	4 1 4	0 0 1	0 0 0	0 0 0	0 0 0	0 0 0	0 6 25	62 8 37	1.35 0.00 9.00	0.750 0.000 2.000									

Anaheim Angels @ Kansas City Royals
Kauffman Stadium, Kansas City, MO

Fri Aug 29 2003, 7:05 PM CDT
Att: 23,836 - Overcast - 82 F

AB 35
R 3
H 8
RBI 3
BB 1
SO 9
LOB 20



Batter	1	2	3	4	5	6	7	8	9	AB	R	H	RBI	BB	SO	LOB	TOP											
9 Chone Figgins, S OBP: 0.380, SLG: 0.404										4	1	2	2	1	0	3	Anaheim Angels @ Kansas City Royals Kauffman Stadium, Kansas City, MO Sun Aug 31 2003, 1:05 PM CDT Att: 21,324 - Cloudy - 64 F											
Eric Owens, R OBP: 0.287, SLG: 0.300										4	0	0	0	0	0	2												
16 Garret Anderson, L OBP: 0.353, SLG: 0.571										4	1	1	2	0	1	1												
Tim Salmon, R OBP: 0.367, SLG: 0.450										2	1	0	0	2	2	1												
Scott Spiezio, S OBP: 0.326, SLG: 0.454										4	2	2	2	0	0	1												
Bengie Molina, R OBP: 0.303, SLG: 0.438										4	0	1	0	0	0	1												
Shawn Wooten, R OBP: 0.322, SLG: 0.364										3	0	1	1	0	0	1												
Adam Riggs, R OBP: 0.383, SLG: 0.634										3	1	1	0	0	0	1												
Jeff DaVanon, S OBP: 0.364, SLG: 0.479										1	0	0	0	0	0	0												
Adam Kennedy, L OBP: 0.337, SLG: 0.401										4	1	2	0	0	1	3												
Inning Stats	R: 0 E: 0 K: 1 S: 11	H: 0 LOB: 1 BB: 1 P: 17	R: 1 E: 1 K: 1 S: 12	H: 1 LOB: 1 BB: 0 P: 18	R: 3 E: 0 K: 0 S: 15	H: 2 LOB: 0 BB: 1 P: 26	R: 0 E: 0 K: 1 S: 8	H: 2 LOB: 1 BB: 0 P: 14	R: 0 E: 0 K: 0 S: 6	H: 0 LOB: 1 BB: 1 P: 11	R: 2 E: 0 K: 0 S: 11	H: 3 LOB: 1 BB: 0 P: 17	R: 1 E: 0 K: 1 S: 7	H: 1 LOB: 0 BB: 0 P: 14	R: 0 E: 0 K: 0 S: 9	H: 0 LOB: 0 BB: 0 P: 13	R: 0 E: 0 K: 0 S: 5	H: 1 LOB: 0 BB: 0 P: 7	1B: 5 2B: 3 3B: 1 HR: 2	SF: 1 SAC: 1 DP: 2 HBP: 0	WP: 1 PB: 0 SB: 0 CS: 0	PA: 38						
PITCHER	IP	WLS	BF	H	R	ER	SO	BB	IBB	HBP	BLK	WP	HR	S	P	ERA	WHIP											
Brian Anderson, L ERA: 3.88	(1, 1)	6.0	L	28	8	6	6	3	3	0	0	0	1	1	63	103	9.00	1.833										
D.J. Carrasco, R ERA: 3.55	(7, 1)	3.0		10	2	1	1	1	0	0	0	0	0	1	21	34	3.00	0.667										


Batter	1	2	3	4	5	6	7	8	9	AB	R	H	RBI	BB	SO	LOB	BOTTOM											
Aaron Guiel, L OBP: 0.356, SLG: 0.506										5	0	1	1	0	2	6	Anaheim Angels @ Kansas City Royals Kauffman Stadium, Kansas City, MO Sun Aug 31 2003, 1:05 PM CDT Att: 21,324 - Cloudy - 64 F											
Joe Randa, R OBP: 0.345, SLG: 0.445										3	1	2	1	1	1	2												
29 Mike Sweeney, R OBP: 0.417, SLG: 0.498										5	0	0	1	0	1	6												
Carlos Beltrán, S OBP: 0.393, SLG: 0.514										4	0	1	0	1	0	1												
Raul Ibanez, L OBP: 0.344, SLG: 0.467										5	1	2	1	0	1	2												
Ken Harvey, R OBP: 0.307, SLG: 0.398										4	0	2	0	0	0	2												
Desi Relaford, S OBP: 0.321, SLG: 0.391										5	0	0	0	0	0	4												
4 Angel Berroa, R OBP: 0.341, SLG: 0.465										3	1	0	0	1	2	1												
Brent Mayne, L OBP: 0.311, SLG: 0.347										2	1	2	0	2	0	0												
Inning Stats	R: 0 E: 0 K: 0 S: 15	H: 1 LOB: 3 BB: 2 P: 23	R: 0 E: 0 K: 0 S: 15	H: 1 LOB: 3 BB: 2 P: 28	R: 1 E: 0 K: 0 S: 12	H: 2 LOB: 1 BB: 0 P: 17	R: 2 E: 0 K: 1 S: 16	H: 2 LOB: 1 BB: 0 P: 26	R: 0 E: 0 K: 2 S: 13	H: 1 LOB: 2 BB: 1 P: 20	R: 0 E: 0 K: 1 S: 7	H: 0 LOB: 1 BB: 1 P: 16	R: 0 E: 0 K: 3 S: 12	H: 0 LOB: 2 BB: 1 P: 22	R: 0 E: 0 K: 0 S: 16	H: 2 LOB: 1 BB: 0 P: 26		1B: 7 2B: 1 3B: 1 HR: 1	SF: 1 SAC: 1 DP: 0 HBP: 1	WP: 3 PB: 0 SB: 2 CS: 0	PA: 44							
PITCHER	IP	WLS	BF	H	R	ER	SO	BB	IBB	HBP	BLK	WP	HR	S	P	ERA	WHIP											
62 Scot Shields, R ERA: 2.79	(1, 1)	5.0	W	25	7	3	3	1	2	0	0	0	0	0	68	107	5.40	1.800										
Francisco Rodríguez, R ERA: 2.81	(6, 1)	2.0	H	9	1	0	0	3	2	0	0	0	0	20	36	0.00	1.500											
Brendan Donnelly, R ERA: 1.5	(8, 1)	1.1		8	2	1	1	3	1	0	1	0	0	1	19	36	6.75	2.250										
Troy Percival, R ERA: 3.8	(9, 1)	0.2	S	2	0	0	0	0	0	0	0	0	0	9	12	0.00	0.000											



Batter	1	2	3	4	5	6	7	8	9	AB	R	H	RBI	BB	SO	LOB	TOP					
Aaron Quiel, L (1,9) OBP: 0.355, SLG: 0.500	G4-3			P5		G4-3				3	0	0	0	1	0	0	Kansas City Royals @ Texas Rangers The Ballpark at Arlington, Arlington, TX Mon Sep 01 2003, 2:05 PM EDT Att: 24,005 - Cloudy - 70 F					
Joe Randa, R (1,5) OBP: 0.344, SLG: 0.443	G6-3			G6-4-3 1B		F8		G6-3		4	0	1	0	0	0	2						
29 Mike Sweeney, R (1,10) OBP: 0.416, SLG: 0.495	G6-3			G6-4-3 1-2				F9		4	0	1	0	0	0	1						
Carlos Beltrán, S (1,8) OBP: 0.390, SLG: 0.509		G4-3			G3			G3		4	0	0	0	0	1	1						
Raul Ibanez, L (1,7) OBP: 0.343, SLG: 0.465		G4-3			HR 1B			G4-3		4	1	1	0	0	0	1						
Ken Harvey, R (1,3) OBP: 0.309, SLG: 0.414		G6-3			HR					3	2	2	3	0	0	0						
Desi Relaford, S (1,4) OBP: 0.319, SLG: 0.389			G6-3		G6-3			G1-3		3	0	0	0	0	0	0						
4 Angel Berroa, R (1,6) OBP: 0.339, SLG: 0.462			K2-3		K			F7		3	0	0	0	0	2	0						
Brent Mayne, L (1,2) OBP: 0.309, SLG: 0.345			F8		G3-1					2	0	0	0	0	0	0						
Mike DiFelice, R (8,PH) OBP: 0.291, SLG: 0.393								BB 1B		1	0	1	0	0	0	0						
Inning Stats	R: 0 E: 0 K: 0 S: 9	H: 0 LOB: 0 BB: 0 P: 14	R: 0 E: 0 K: 0 S: 10	H: 0 LOB: 0 BB: 0 P: 14	R: 0 E: 0 K: 1 S: 7	H: 0 LOB: 0 BB: 0 P: 10	R: 0 E: 0 K: 0 S: 6	H: 1 LOB: 0 BB: 0 P: 10	R: 2 E: 0 K: 1 S: 11	H: 2 LOB: 0 BB: 0 P: 16	R: 0 E: 0 K: 0 S: 5	H: 0 LOB: 0 BB: 0 P: 9	R: 0 E: 0 K: 0 S: 8	H: 0 LOB: 0 BB: 0 P: 15	R: 1 E: 0 K: 0 S: 13	H: 2 LOB: 2 BB: 1 P: 22	R: 0 E: 0 K: 1 S: 10	H: 1 LOB: 0 BB: 0 P: 14	1B: 4 2B: 0 3B: 0 HR: 2	SF: 0 SAC: 0 DP: 2 HBP: 0	WP: 0 PB: 0 SB: 0 CS: 0	PA: 32
PITCHER	IP	WLS	BF	H	R	ER	SO	BB	IBB	HBP	BLK	WP	HR	S	P	ERA	WHIP					
Colby Lewis, R (1,1) ERA: 7.85	7.0	W	24	4	3	3	2	0	0	0	0	0	2	58	90	3.86	0.571					
Brian Shouse, L (8,1) ERA: 3.21	0.2		4	1	0	0	0	1	0	0	0	0	0	6	12	0.00	3.000					
Jay Powell, R (8,1) ERA: 8.12	0.1	H	2	1	0	0	0	0	0	0	0	0	0	8	12	0.00	3.000					
Erasmio Ramirez, L (9,1) ERA: 3.35	1.0		2	0	0	0	1	0	0	0	0	0	0	7	10	0.00	0.000					


Batter	1	2	3	4	5	6	7	8	9	AB	R	H	RBI	BB	SO	LOB	BOTTOM				
10 Michael Young, R (1,4) OBP: 0.331, SLG: 0.438	G4-3		G6-3							3	0	0	1	0	1	0	Kansas City Royals @ Texas Rangers The Ballpark at Arlington, Arlington, TX Mon Sep 01 2003, 2:05 PM EDT Att: 24,005 - Cloudy - 70 F				
Ryan Christenson, R (1,8) OBP: 0.272, SLG: 0.275	G6-3		K				K			4	0	0	0	0	3	2					
Alex Rodriguez, R (1,6) OBP: 0.401, SLG: 0.607			G5-3							2	1	1	1	2	0	0					
Rafael Palmeiro, L (1,10) OBP: 0.361, SLG: 0.513			K		F7					3	0	0	0	1	1	2					
Shane Spencer, R (1,7) OBP: 0.330, SLG: 0.404		F9			K					3	0	0	1	1	1	2					
23 Mark Teixeira, S (1,3) OBP: 0.333, SLG: 0.485			HR		HR					4	2	3	3	0	1	3					
9 Hank Blalock, L (1,5) OBP: 0.373, SLG: 0.546			HR		L9					4	2	2	1	0	0	0					
Marcus Thames, R (1,9) OBP: 0.312, SLG: 0.273		F7			G5-3					3	1	0	0	1	0	0					
Todd Greene, R (1,2) OBP: 0.240, SLG: 0.436			K		P2					3	1	0	0	1	2	0					
Inning Stats	R: 0 E: 0 K: 1 S: 9	H: 0 LOB: 1 BB: 1 P: 16	R: 2 E: 0 K: 1 S: 13	H: 2 LOB: 0 BB: 0 P: 23	R: 0 E: 0 K: 1 S: 7	H: 0 LOB: 0 BB: 0 P: 12	R: 1 E: 0 K: 1 S: 15	H: 1 LOB: 0 BB: 0 P: 21	R: 0 E: 0 K: 1 S: 7	H: 0 LOB: 0 BB: 0 P: 11	R: 1 E: 1 K: 2 S: 12	H: 1 LOB: 2 BB: 1 P: 24	R: 3 E: 0 K: 2 S: 25	H: 2 LOB: 3 BB: 4 P: 46	R: 0 E: 0 K: 1 S: 6	H: 0 LOB: 0 BB: 0 P: 9		1B: 1 2B: 2 3B: 0 HR: 3	SF: 1 SAC: 0 DP: 0 HBP: 0	WP: 0 PB: 0 SB: 0 CS: 0	PA: 36
PITCHER	IP	WLS	BF	H	R	ER	SO	BB	IBB	HBP	BLK	WP	HR	S	P	ERA	WHIP				
Darrell May, L (1,1) ERA: 3.59	6.0	L	24	4	4	3	6	2	0	0	0	0	0	3	63	4.50	1.000				
Jason Grimsley, R (7,1) ERA: 5.0	0.2		5	1	3	3	1	2	0	0	0	0	0	16	28	40.50	4.500				
Nate Field, R (7,1) ERA: 4.0	0.1		4	1	0	0	1	2	0	0	0	0	0	9	18	0.00	9.000				
Mike MacDougal, R (8,1) ERA: 4.66	1.0		3	0	0	0	1	0	0	0	0	0	0	6	9	0.00	0.000				


AB 31
R 3
H 6
RBI 3
BB 1
SO 3
LOB 5



AB 29
R 7
H 6
RBI 7
BB 6
SO 9
LOB 9



Batter	1	2	3	4	5	6	7	8	9	AB	R	H	RBI	BB	SO	LOB	TOP			
4 Angel Berroa, R OBP: 0.340, SLG: 0.462	0-1 G4-3 29 HR 1B		1-0 L7	1-0 F8			1-1 1B		0-0 SF9	4	1	2	1	0	0	1	Kansas City Royals @ Texas Rangers The Ballpark at Arlington, Arlington, TX Tue Sep 02 2003, 8:05 PM EDT Att: 15,119 - Sunny - 80 F AB 35 R 7 H 10 RBI 7 BB 3 SO 5 LOB 17 			
Joe Randa, R OBP: 0.342, SLG: 0.443	0-2 G4-3		2-1 F8		1-1 F8		1-1 P4		3-1 2B	5	1	1	1	0	0	2				
29 Mike Sweeney, R OBP: 0.421, SLG: 0.508 Desi Relaford, S OBP: 0.319, SLG: 0.389	1-0 HR		4-2 3B		0-2 1B		3-2 F8		0-1 1B	4	2	3	4	1	0	1				
Carlos Beltrán, S OBP: 0.389, SLG: 0.512 9 David DeJesus, L	2-1 G4-3		2-2 3B		0-1 G3-6-3				2-1 K	4	0	1	1	0	0	1				
Aaron Guiel, L OBP: 0.354, SLG: 0.498			1-H 3B		1-2				1-2 K	1	0	0	0	0	1	1				
Raul Ibanez, L OBP: 0.344, SLG: 0.463	1-0 1B		4-2 BB						2-3 K	4	0	1	0	1	2	2				
Rondell White, R OBP: 0.330, SLG: 0.465	0-2 G3		1-0 G4-3						1-1 G5-3	3	0	0	0	0	0	3				
Ken Harvey, R OBP: 0.313, SLG: 0.414		1-1 F9		2-0 1B					2-2 1B	2	1	1	0	1	0	0				
Mike DiFelice, R OBP: 0.286, SLG: 0.386 Dee Brown, L OBP: 0.286, SLG: 0.347	0-2 G6-3		0-2 G6-3		1-2 G4-6-3				1-2 2B	3	0	0	0	0	0	3				
Julius Matos, R OBP: 0.285, SLG: 0.375 Jarrod Patterson, L OBP: 0.353, SLG: 0.214	3-3 K		2-3 K						0-1 E6	3	0	0	0	0	2	1				
Inning Stats	R: 2 E: 0 K: 0 S: 13	H: 3 LOB: 1 BB: 0 P: 17	R: 0 E: 0 K: 1 S: 8	H: 0 LOB: 0 BB: 0 P: 12	R: 1 E: 0 K: 0 S: 12	H: 1 LOB: 2 BB: 2 P: 26	R: 0 E: 0 K: 1 S: 11	H: 1 LOB: 1 BB: 0 P: 17	R: 0 E: 0 K: 0 S: 7	H: 0 LOB: 1 BB: 1 P: 13	R: 0 E: 0 K: 0 S: 10	H: 1 LOB: 0 BB: 0 P: 15	R: 0 E: 0 K: 1 S: 7	H: 0 LOB: 0 BB: 0 P: 11	R: 4 E: 1 K: 2 S: 22	H: 3 LOB: 2 BB: 0 P: 31	1B: 7 2B: 1 3B: 1 HR: 1	SF: 1 SAC: 0 DP: 2 HBP: 2	WP: 0 PB: 0 SB: 1 CS: 0	PA: 41
PITCHER	IP WLS BF H R ER SO	IP WLS BF H R ER SO	IP WLS BF H R ER SO	IP WLS BF H R ER SO	IP WLS BF H R ER SO	IP WLS BF H R ER SO	IP WLS BF H R ER SO	IP WLS BF H R ER SO	IP WLS BF H R ER SO	IP WLS BF H R ER SO	IP WLS BF H R ER SO	IP WLS BF H R ER SO	IP WLS BF H R ER SO	IP WLS BF H R ER SO	IP WLS BF H R ER SO	IP WLS BF H R ER SO	ERA WHIP	ERA WHIP	ERA WHIP	
Ismael Valdez, R ERA: 6.1	(1, 1) 5.0 W 22 6 3 3 2	(1, 1) 5.0 W 22 6 3 3 2	(1, 1) 5.0 W 22 6 3 3 2	(1, 1) 5.0 W 22 6 3 3 2	(1, 1) 5.0 W 22 6 3 3 2	(1, 1) 5.0 W 22 6 3 3 2	(1, 1) 5.0 W 22 6 3 3 2	(1, 1) 5.0 W 22 6 3 3 2	(1, 1) 5.0 W 22 6 3 3 2	(1, 1) 5.0 W 22 6 3 3 2	(1, 1) 5.0 W 22 6 3 3 2	(1, 1) 5.0 W 22 6 3 3 2	(1, 1) 5.0 W 22 6 3 3 2	(1, 1) 5.0 W 22 6 3 3 2	(1, 1) 5.0 W 22 6 3 3 2	(1, 1) 5.0 W 22 6 3 3 2	5.40 1.600	5.40 1.600	5.40 1.600	
Ryan Drees, R ERA: 9.12	(6, 1) 3.0 H 14 2 3 3 1	(6, 1) 3.0 H 14 2 3 3 1	(6, 1) 3.0 H 14 2 3 3 1	(6, 1) 3.0 H 14 2 3 3 1	(6, 1) 3.0 H 14 2 3 3 1	(6, 1) 3.0 H 14 2 3 3 1	(6, 1) 3.0 H 14 2 3 3 1	(6, 1) 3.0 H 14 2 3 3 1	(6, 1) 3.0 H 14 2 3 3 1	(6, 1) 3.0 H 14 2 3 3 1	(6, 1) 3.0 H 14 2 3 3 1	(6, 1) 3.0 H 14 2 3 3 1	(6, 1) 3.0 H 14 2 3 3 1	(6, 1) 3.0 H 14 2 3 3 1	(6, 1) 3.0 H 14 2 3 3 1	(6, 1) 3.0 H 14 2 3 3 1	9.00 1.000	9.00 1.000	9.00 1.000	
Francisco Cordero, R ERA: 3.08	(9, 1) 1.0 S 5 2 1 0 2	(9, 1) 1.0 S 5 2 1 0 2	(9, 1) 1.0 S 5 2 1 0 2	(9, 1) 1.0 S 5 2 1 0 2	(9, 1) 1.0 S 5 2 1 0 2	(9, 1) 1.0 S 5 2 1 0 2	(9, 1) 1.0 S 5 2 1 0 2	(9, 1) 1.0 S 5 2 1 0 2	(9, 1) 1.0 S 5 2 1 0 2	(9, 1) 1.0 S 5 2 1 0 2	(9, 1) 1.0 S 5 2 1 0 2	(9, 1) 1.0 S 5 2 1 0 2	(9, 1) 1.0 S 5 2 1 0 2	(9, 1) 1.0 S 5 2 1 0 2	(9, 1) 1.0 S 5 2 1 0 2	(9, 1) 1.0 S 5 2 1 0 2	0.00 2.000	0.00 2.000	0.00 2.000	

Batter	1	2	3	4	5	6	7	8	9	AB	R	H	RBI	BB	SO	LOB	BOTTOM			
10 Michael Young, R OBP: 0.329, SLG: 0.438	1-1 G6-3		0-3 K		3-2 2B	1-3 K	1-1 L3			5	1	1	0	0	2	1	Kansas City Royals @ Texas Rangers The Ballpark at Arlington, Arlington, TX Tue Sep 02 2003, 8:05 PM EDT Att: 15,119 - Sunny - 80 F AB 34 R 8 H 8 RBI 8 BB 8 SO 7 LOB 22 			
9 Hank Blalock, L OBP: 0.374, SLG: 0.546	0-2 E1 23 BB BB		4-1 BB		1-2 F7	3-2 2B	2-2 G3			4	1	1	0	1	0	1				
Alex Rodriguez, R OBP: 0.404, SLG: 0.606	4-2 23 BB BB		1-1 F9		4-2 HR BB	4-0 2B 23 2B IBB		4-2 BB		1	2	0	0	4	0	1				
Rafael Palmeiro, L OBP: 0.359, SLG: 0.512	2-3 K		3-1 L9		2-1 F8	0-0 23 2B		2-3 K		5	1	1	2	0	2	6				
23 Mark Teixeira, S OBP: 0.336, SLG: 0.487	4-1 BB				1-0 P6	2-2 HR 1B	0-0 2B	1-0 F7		4	1	2	3	1	0	1				
Laynce Nix, L OBP: 0.298, SLG: 0.476	2-3 K				0-2 K	0-2 HR	0-1 E6	2-0 P6		5	1	1	3	0	2	5				
Shane Spencer, R OBP: 0.332, SLG: 0.406		1-3 K		4-1 21 BB BB	2-2 2B	3-2 P3				3	0	1	0	1	1	2				
21 Jason Jones, S OBP: 0.320, SLG: 0.397 Ryan Christenson, R OBP: 0.272, SLG: 0.275		2-2 G6-3		4-0 BB	1-2 G5-3	2-2 G6-3				3	0	0	0	1	0	3				
Einar Diaz, R OBP: 0.293, SLG: 0.342		1-1 F7		1-2 G6-3		2-2 9 2B 1B		2-2 G6-3		4	1	1	0	0	0	2				
Inning Stats	R: 0 E: 1 K: 2 S: 16	H: 0 LOB: 3 BB: 2 P: 29	R: 0 E: 0 K: 1 S: 8	H: 0 LOB: 0 BB: 0 P: 12	R: 0 E: 0 K: 1 S: 11	H: 0 LOB: 2 BB: 2 P: 20	R: 4 E: 1 K: 1 S: 20	H: 4 LOB: 2 BB: 1 P: 35	R: 0 E: 0 K: 1 S: 7	H: 0 LOB: 1 BB: 1 P: 16	R: 0 E: 0 K: 1 S: 7	H: 0 LOB: 1 BB: 1 P: 16	R: 0 E: 0 K: 1 S: 7	H: 0 LOB: 1 BB: 1 P: 16	R: 0 E: 0 K: 1 S: 7	H: 0 LOB: 1 BB: 1 P: 16		1B: 2 2B: 5 3B: 0 HR: 1	SF: 0 SAC: 0 DP: 0 HBP: 0	WP: 0 PB: 0 SB: 0 CS: 0
PITCHER	IP WLS BF H R ER SO	IP WLS BF H R ER SO	IP WLS BF H R ER SO	IP WLS BF H R ER SO	IP WLS BF H R ER SO	IP WLS BF H R ER SO	IP WLS BF H R ER SO	IP WLS BF H R ER SO	IP WLS BF H R ER SO	IP WLS BF H R ER SO	IP WLS BF H R ER SO	IP WLS BF H R ER SO	IP WLS BF H R ER SO	IP WLS BF H R ER SO	IP WLS BF H R ER SO	IP WLS BF H R ER SO	ERA WHIP	ERA WHIP	ERA WHIP	
Paul Abbott, R ERA: 5.96	(1, 1) 4.1 L 11 7 6 6 1	(1, 1) 4.1 L 11 7 6 6 1	(1, 1) 4.1 L 11 7 6 6 1	(1, 1) 4.1 L 11 7 6 6 1	(1, 1) 4.1 L 11 7 6 6 1	(1, 1) 4.1 L 11 7 6 6 1	(1, 1) 4.1 L 11 7 6 6 1	(1, 1) 4.1 L 11 7 6 6 1	(1, 1) 4.1 L 11 7 6 6 1	(1, 1) 4.1 L 11 7 6 6 1	(1, 1) 4.1 L 11 7 6 6 1	(1, 1) 4.1 L 11 7 6 6 1	(1, 1) 4.1 L 11 7 6 6 1	(1, 1) 4.1 L 11 7 6 6 1	(1, 1) 4.1 L 11 7 6 6 1	(1, 1) 4.1 L 11 7 6 6 1	4.15 1.615	4.15 1.615	4.15 1.615	
Jeremy Afieldt, L ERA: 4.35	(5, 1) 1.0 L 11 7 6 6 1	(5, 1) 1.0 L 11 7 6 6 1	(5, 1) 1.0 L 11 7 6 6 1	(5, 1) 1.0 L 11 7 6 6 1	(5, 1) 1.0 L 11 7 6 6 1	(5, 1) 1.0 L 11 7 6 6 1	(5, 1) 1.0 L 11 7 6 6 1	(5, 1) 1.0 L 11 7 6 6 1	(5, 1) 1.0 L 11 7 6 6 1	(5, 1) 1.0 L 11 7 6 6 1	(5, 1) 1.0 L 11 7 6 6 1	(5, 1) 1.0 L 11 7 6 6 1	(5, 1) 1.0 L 11 7 6 6 1	(5, 1) 1.0 L 11 7 6 6 1	(5, 1) 1.0 L 11 7 6 6 1	(5, 1) 1.0 L 11 7 6 6 1	54.00 7.000	54.00 7.000	54.00 7.000	
Al Levine, R ERA: 2.92	(6, 1) 1.2 6 0 0 0 0	(6, 1) 1.2 6 0 0 0 0	(6, 1) 1.2 6 0 0 0 0	(6, 1) 1.2 6 0 0 0 0	(6, 1) 1.2 6 0 0 0 0	(6, 1) 1.2 6 0 0 0 0	(6, 1) 1.2 6 0 0 0 0	(6, 1) 1.2 6 0 0 0 0	(6, 1) 1.2 6 0 0 0 0	(6, 1) 1.2 6 0 0 0 0	(6, 1) 1.2 6 0 0 0 0	(6, 1) 1.2 6 0 0 0 0	(6, 1) 1.2 6 0 0 0 0	(6, 1) 1.2 6 0 0 0 0	(6, 1) 1.2 6 0 0 0 0	(6, 1) 1.2 6 0 0 0 0	0.00 0.000	0.00 0.000	0.00 0.000	
Nate Field, R ERA: 3.79	(8, 1) 1.0 4 0 0 0 1	(8, 1) 1.0 4 0 0 0 1	(8, 1) 1.0 4 0 0 0 1	(8, 1) 1.0 4 0 0 0 1	(8, 1) 1.0 4 0 0 0 1	(8, 1) 1.0 4 0 0 0 1	(8, 1) 1.0 4 0 0 0 1	(8, 1) 1.0 4 0 0 0 1	(8, 1) 1.0 4 0 0 0 1	(8, 1) 1.0 4 0 0 0 1	(8, 1) 1.0 4 0 0 0 1	(8, 1) 1.0 4 0 0 0 1	(8, 1) 1.0 4 0 0 0 1	(8, 1) 1.0 4 0 0 0 1	(8, 1) 1.0 4 0 0 0 1	(8, 1) 1.0 4 0 0 0 1	0.00 1.000	0.00 1.000	0.00 1.000	

Batter	1	2	3	4	5	6	7	8	9	AB	R	H	RBI	BB	SO	LOB	TOP														
Aaron Quiel, L (1, 9) OBP: 0.352, SLG: 0.498										4	1	1	0	0	1	0	<p>Kansas City Royals @ Texas Rangers The Ballpark at Arlington, Arlington, TX Wed Sep 03 2003, 8:05 PM EDT Att: 15,271 - Cloudy - 80 F</p> <p>livebaseballscorecards.com</p> <table border="1"> <tr><td>AB</td><td>31</td></tr> <tr><td>R</td><td>3</td></tr> <tr><td>H</td><td>4</td></tr> <tr><td>RBI</td><td>3</td></tr> <tr><td>BB</td><td>2</td></tr> <tr><td>SO</td><td>8</td></tr> <tr><td>LOB</td><td>4</td></tr> </table>	AB	31	R	3	H	4	RBI	3	BB	2	SO	8	LOB	4
AB	31																														
R	3																														
H	4																														
RBI	3																														
BB	2																														
SO	8																														
LOB	4																														
Joe Randa, R (1, 5) OBP: 0.341, SLG: 0.441									4	1	1	1	0	1	0																
29 Mike Sweeney, R (1, 10) OBP: 0.422, SLG: 0.513									3	1	1	1	1	1	0																
Carlos Beltrán, S (1, 8) OBP: 0.390, SLG: 0.510										3	0	1	1	1	0	0															
Raul Ibanez, L (1, 7) OBP: 0.341, SLG: 0.460									4	0	0	0	0	1	3																
Ken Harvey, R (1, 3) OBP: 0.310, SLG: 0.411									4	0	0	0	0	0	1																
Desi Relaford, S (1, 4) OBP: 0.317, SLG: 0.386									3	0	0	0	0	1	0																
4 Angel Berroa, R (1, 6) OBP: 0.338, SLG: 0.459									3	0	0	0	0	1	0																
Brent Mayne, L (1, 2) OBP: 0.307, SLG: 0.342									3	0	0	0	0	2	0																
Inning Stats	R: 0 E: 0 K: 2 S: 8	H: 0 LOB: 0 BB: 0 P: 11	R: 0 E: 0 K: 0 S: 9	H: 0 LOB: 0 BB: 0 P: 16	R: 0 E: 0 K: 1 S: 7	H: 0 LOB: 0 BB: 0 P: 9	R: 3 E: 0 K: 1 S: 16	H: 3 LOB: 0 BB: 0 P: 25	R: 0 E: 0 K: 2 S: 12	H: 1 LOB: 2 BB: 1 P: 22	R: 0 E: 0 K: 1 S: 9	H: 0 LOB: 0 BB: 0 P: 12	R: 0 E: 0 K: 0 S: 7	H: 0 LOB: 0 BB: 0 P: 11	R: 0 E: 0 K: 0 S: 9	H: 0 LOB: 1 BB: 1 P: 14	1B: 2 2B: 1 3B: 1 HR: 0	SF: 0 SAC: 0 DP: 0 HBP: 0	WP: 0 PB: 0 SB: 0 CS: 0	PA: 33											
PITCHER	IP	WLS	BF	H	R	ER	SO	BB	IBB	HBP	BLK	WP	HR	S	P	ERA	WHIP														
John Thomson, R (1, 1) ERA: 4.99	7.0	L	26	4	3	3	8	1	0	0	0	0	0	70	107	3.86	0.714														
Brian Shouse, L (8, 1) ERA: 3.18	0.2		2	0	0	0	0	0	0	0	0	0	0	6	9	0.00	0.000														
Reynaldo Garcia, R (8, 1) ERA: 9.82	0.2		3	0	0	0	0	1	0	0	0	0	0	6	11	0.00	1.500														
32 Ron Mahay, L (9, 1) ERA: 1.51	0.2		2	0	0	0	0	0	0	0	0	0	0	4	5	0.00	0.000														

Batter	1	2	3	4	5	6	7	8	9	AB	R	H	RBI	BB	SO	LOB	BOTTOM														
10 Michael Young, R (1, 4) OBP: 0.332, SLG: 0.444										3	1	2	1	1	0	0	<p>Kansas City Royals @ Texas Rangers The Ballpark at Arlington, Arlington, TX Wed Sep 03 2003, 8:05 PM EDT Att: 15,271 - Cloudy - 80 F</p> <p>livebaseballscorecards.com</p> <table border="1"> <tr><td>AB</td><td>33</td></tr> <tr><td>R</td><td>1</td></tr> <tr><td>H</td><td>7</td></tr> <tr><td>RBI</td><td>1</td></tr> <tr><td>BB</td><td>2</td></tr> <tr><td>SO</td><td>7</td></tr> <tr><td>LOB</td><td>13</td></tr> </table>	AB	33	R	1	H	7	RBI	1	BB	2	SO	7	LOB	13
AB	33																														
R	1																														
H	7																														
RBI	1																														
BB	2																														
SO	7																														
LOB	13																														
9 Hank Blalock, L (1, 5) OBP: 0.373, SLG: 0.543									4	0	1	0	0	2	3																
Alex Rodriguez, R (1, 6) OBP: 0.402, SLG: 0.602									4	0	0	0	0	2	3																
Rafael Palmeiro, L (1, 10) OBP: 0.358, SLG: 0.508										3	0	0	0	1	0	0															
23 Mark Teixeira, S (1, 3) OBP: 0.335, SLG: 0.485										4	0	1	0	0	2	0															
Shane Spencer, R (1, 7) OBP: 0.331, SLG: 0.404									4	0	1	0	0	0	2																
Marcus Thames, R (1, 9) OBP: 0.288, SLG: 0.291									3	0	0	0	0	1	2																
21 Jason Jones, S (9, PH) OBP: 0.329, SLG: 0.406									1	0	1	0	0	0	0																
15 Gerald Laird, R (9, PR) OBP: 0.571, SLG: 0.667									0	0	0	0	0	0	0																
Todd Greene, R (1, 2) OBP: 0.241, SLG: 0.437									4	0	1	0	0	0	2																
Ryan Christenson, R (1, 8) OBP: 0.288, SLG: 0.270									2	0	0	0	0	0	1																
Layne Nix, L (8, PH) OBP: 0.256, SLG: 0.472									1	0	0	0	0	0	0																
Inning Stats	R: 1 E: 0 K: 1 S: 11	H: 1 LOB: 0 BB: 0 P: 17	R: 0 E: 0 K: 1 S: 6	H: 0 LOB: 0 BB: 0 P: 7	R: 0 E: 0 K: 1 S: 16	H: 1 LOB: 2 BB: 1 P: 26	R: 0 E: 0 K: 0 S: 8	H: 1 LOB: 1 BB: 1 P: 13	R: 0 E: 0 K: 1 S: 11	H: 1 LOB: 1 BB: 0 P: 16	R: 0 E: 0 K: 1 S: 7	H: 0 LOB: 0 BB: 0 P: 10	R: 0 E: 0 K: 1 S: 7	H: 0 LOB: 0 BB: 0 P: 13	R: 0 E: 0 K: 0 S: 14	H: 1 LOB: 1 BB: 0 P: 19	R: 0 E: 0 K: 1 S: 13	H: 2 LOB: 2 BB: 0 P: 20	1B: 5 2B: 1 3B: 0 HR: 1	SF: 0 SAC: 0 DP: 1 HBP: 0	WP: 0 PB: 0 SB: 0 CS: 0	PA: 35									
PITCHER	IP	WLS	BF	H	R	ER	SO	BB	IBB	HBP	BLK	WP	HR	S	P	ERA	WHIP														
41 Jimmy Gobble, L (1, 1) ERA: 5.51	7.0	W	26	4	1	1	6	2	0	0	0	0	0	66	102	1.29	0.857														
Curt Leskanic, R (8, 1) ERA: 2.56	1.0	H	4	1	0	0	0	0	0	0	0	0	0	14	19	0.00	1.000														
Mike MacDougal, R (9, 1) ERA: 4.58	1.0	S	5	2	0	0	1	0	0	0	0	0	0	13	20	0.00	2.000														

Batter	1	2	3	4	5	6	7	8	9	AB	R	H	RBI	BB	SO	LOB	TOP				
Aaron Guiel, L (1, 9) OBP: 0.365, SLG: 0.520	F8		FC5-4 1B		29 1B 1B		29 1B BB	1B		4	0	3	1	1	0	0	Kansas City Royals @ Anaheim Angels Edison International Field, Anaheim, CA Fri Sep 05 2003, 10:05 PM EDT Att: 43,111 - Sunny - 87 F livebaseballscorecards.com				
Joe Randa, R (1, 5) OBP: 0.340, SLG: 0.435	29 G6-4-3 1B		F7		P2		B3	29 FC5-4 1B		5	0	2	0	0	0	4					
29 Mike Sweeney, R (1, 10) OBP: 0.417, SLG: 0.595	G6-4-3		P4		P4		FC3-6 1B	FC5-4		5	0	2	1	0	0	4					
Carlos Beltrán, S (1, 8)		E7 G3 1B	FC5-4		L7		FC3-6 1B		P6	5	1	1	0	0	0	5					
Raul Ibanez, L (1, 7) OBP: 0.339, SLG: 0.455	G3			G4-3		G3-1	K		K	5	0	0	0	0	2	3					
Ken Harvey, R (1, 3) OBP: 0.314, SLG: 0.412									F9	5	0	3	1	0	1	0					
4 Angel Berroa, R (1, 6) OBP: 0.340, SLG: 0.464										3	2	2	1	1	0	1					
Desi Relaford, S (1, 4) OBP: 0.318, SLG: 0.385										3	1	1	1	1	1	1					
Brent Mayne, L (1, 2) OBP: 0.305, SLG: 0.340										4	1	1	0	0	1	3					
Inning Stats	R: 0 E: 0 K: 0 S: 6	H: 1 LOB: 0 BB: 0 P: 11	R: 1 E: 1 K: 0 S: 12	H: 2 LOB: 2 BB: 2 P: 22	R: 0 E: 0 K: 0 S: 7	H: 1 LOB: 1 BB: 0 P: 11	R: 1 E: 0 K: 0 S: 9	H: 2 LOB: 0 BB: 0 P: 13	R: 0 E: 0 K: 1 S: 11	H: 1 LOB: 1 BB: 0 P: 14	R: 1 E: 0 K: 1 S: 12	H: 2 LOB: 2 BB: 1 P: 19	R: 2 E: 0 K: 1 S: 12	H: 4 LOB: 2 BB: 0 P: 22	R: 0 E: 0 K: 1 S: 11	H: 0 LOB: 0 BB: 0 P: 15	1B: 14 2B: 0 3B: 0 HR: 1	SF: 0 SAC: 0 DP: 1 HBP: 0	WP: 0 PB: 0 SB: 3 CS: 0	PA: 42	
PITCHER	IP	WLS	BF	H	R	ER	SO	BB	IBB	HBP	BLK	WP	HR	S	P	ERA	WHIP				
Jarrod Washburn, L (1, 1) ERA: 4.35	7.0	L	32	11	3	3	3	3	0	0	0	0	1	66	108	3.86	2.000				
Greg Jones, R (8, 1) ERA: 3.54	1.0		7	4	2	2	1	0	0	0	0	0	0	12	22	18.00	4.000				
Derrick Turnbow, R (9, 1) ERA: 2.08	1.0		3	0	0	0	1	0	0	0	0	0	0	11	15	0.00	0.000				

Batter	1	2	3	4	5	6	7	8	9	AB	R	H	RBI	BB	SO	LOB	BOTTOM				
9 Chone Figgins, S (1, 8) OBP: 0.381, SLG: 0.408	16 L8-6-3 1B		F9		K			P3		4	0	1	0	0	1	2	Kansas City Royals @ Anaheim Angels Edison International Field, Anaheim, CA Fri Sep 05 2003, 10:05 PM EDT Att: 43,111 - Sunny - 87 F livebaseballscorecards.com				
Eric Owens, R (1, 9) OBP: 0.284, SLG: 0.297	F8		G6-4-3		F9		F9	L8		4	0	0	0	0	0	3					
Tom Gregorio, R (9, 2)										0	0	0	0	0	0	0					
16 Garret Anderson, L (1, 7) OBP: 0.346, SLG: 0.583	L8-6-3									4	0	0	0	0	0	1					
Tim Salmon, R (1, 10) OBP: 0.369, SLG: 0.448										3	0	2	0	1	0	0					
Scott Spiezio, S (1, 5) OBP: 0.327, SLG: 0.463										4	0	1	0	0	0	3					
Shawn Woolen, R (1, 2) OBP: 0.329, SLG: 0.379										4	0	1	0	0	0	3					
Adam Riggs, R (1, 3) OBP: 0.396, SLG: 0.622										3	0	0	0	1	1	3					
Adam Kennedy, L (1, 4) OBP: 0.333, SLG: 0.391										3	0	1	0	0	0	2					
Wilson Delgado, S (1, 6) OBP: 0.258, SLG: 0.244										2	0	1	0	1	0	1					
Inning Stats	R: 0 E: 0 K: 0 S: 6	H: 1 LOB: 0 BB: 0 P: 9	R: 0 E: 0 K: 0 S: 8	H: 1 LOB: 2 BB: 1 P: 14	R: 0 E: 0 K: 0 S: 4	H: 1 LOB: 0 BB: 0 P: 6	R: 0 E: 0 K: 1 S: 9	H: 2 LOB: 2 BB: 0 P: 15	R: 0 E: 0 K: 1 S: 11	H: 0 LOB: 1 BB: 1 P: 21	R: 0 E: 0 K: 0 S: 12	H: 1 LOB: 0 BB: 0 P: 9	R: 0 E: 0 K: 0 S: 5	H: 0 LOB: 0 BB: 0 P: 6	R: 0 E: 0 K: 0 S: 5	H: 1 LOB: 1 BB: 0 P: 7	1B: 5 2B: 3 3B: 0 HR: 0	SF: 0 SAC: 0 DP: 3 HBP: 0	WP: 0 PB: 0 SB: 0 CS: 0	PA: 34	
PITCHER	IP	WLS	BF	H	R	ER	SO	BB	IBB	HBP	BLK	WP	HR	S	P	ERA	WHIP				
Brian Anderson, L (1, 1) ERA: 3.67	9.0	W	34	7	0	0	2	3	0	0	0	0	0	66	108	0.00	1.111				

Batter	1	2	3	4	5	6	7	8	9	AB	R	H	RBI	BB	SO	LOB	TOP					
Aaron Quiel, L OBP: 0.363, SLG: 0.513 (1, 9)	F9		G3-1	HBP		L8		K		4	0	0	0	0	1	1	Kansas City Royals @ Anaheim Angels Edison International Field, Anaheim, CA Sat Sep 06 2003, 7:05 PM EDT Sunny - 89 F livebaseballscorecards.com					
Joe Randa, R OBP: 0.340, SLG: 0.435 (1, 5)	G1-3		HR	1B				K		5	1	2	0	0	1	3						
29 Mike Sweeney, R OBP: 0.412, SLG: 0.497 (1, 10)	E6		P4			F9		P3		5	0	0	0	0	0	3						
Carlos Beltrán, S OBP: 0.394, SLG: 0.518 (1, 8)	P2		HR			S		K		5	2	3	2	0	1	1						
Raul Ibanez, L OBP: 0.341, SLG: 0.454 (1, 7)		SH1-4 G4-3 1B	F7		BB	FC6-4		FC6-4		3	1	1	0	2	0	1						
Ken Harvey, R OBP: 0.317, SLG: 0.414 (1, 3)	G4-3 SH1-4 1B			K		BB		FC6-4		5	1	3	1	0	1	1						
4 Angel Berroa, R OBP: 0.341, SLG: 0.469 (1, 6)	SH1-4			HBP		G4-6-3				3	0	2	1	0	0	2						
Desi Relaford, S OBP: 0.317, SLG: 0.382 (1, 4)	G4-3			HBP		G4-3		K		3	0	0	1	0	1	2						
Brent Mayne, L OBP: 0.304, SLG: 0.338 (1, 2)	P5			F7				G3		4	0	1	0	0	0	3						
Inning Stats	R: 0 E: 1 K: 0 S: 13	H: 0 LOB: 1 BB: 0 P: 22	R: 1 E: 0 K: 0 S: 13	H: 2 LOB: 1 BB: 0 P: 16	R: 2 E: 0 K: 0 S: 11	H: 2 LOB: 0 BB: 0 P: 16	R: 0 E: 0 K: 1 S: 9	H: 1 LOB: 0 BB: 0 P: 14	R: 1 E: 0 K: 0 S: 11	H: 2 LOB: 1 BB: 1 P: 23	R: 0 E: 0 K: 0 S: 8	H: 2 LOB: 2 BB: 0 P: 12	R: 1 E: 0 K: 1 S: 13	H: 3 LOB: 1 BB: 0 P: 20	R: 0 E: 0 K: 2 S: 9	H: 0 LOB: 0 BB: 0 P: 15		R: 0 E: 0 K: 1 S: 8	H: 0 LOB: 1 BB: 1 P: 16	1B: 10 2B: 0 3B: 1 HR: 1	SF: 0 SAC: 1 DP: 1 HBP: 2	WP: 0 PB: 0 SB: 1 CS: 1
PITCHER	IP	WLS	BF	H	R	ER	SO	BB	IBB	HBP	BLK	WP	HR	S	P	ERA	WHIP					
62 Scott Shields, R ERA: 2.97 (1, 1)	5.0		25	7	4	4	1	1	0	2	0	0	1	57	91	7.20	1.600					
Ben Weber, R ERA: 2.88 (6, 1)	2.0	W	10	5	1	1	1	0	0	0	0	0	0	21	32	4.50	2.500					
Francisco Rodriguez, R ERA: 2.71 (8, 1)	1.0	H	3	0	0	0	2	0	0	0	0	0	0	9	15	0.00	0.000					
Troy Percival, R ERA: 3.65 (9, 1)	1.0	S	4	0	0	0	1	1	0	0	0	0	0	8	16	0.00	1.000					

Batter	1	2	3	4	5	6	7	8	9	AB	R	H	RBI	BB	SO	LOB	BOTTOM					
9 Chone Figgins, S OBP: 0.378, SLG: 0.410 (1, 6) (8, 8)	L4		G5-3		F7		1B			4	1	1	1	0	0	1	Kansas City Royals @ Anaheim Angels Edison International Field, Anaheim, CA Sat Sep 06 2003, 7:05 PM EDT Sunny - 89 F livebaseballscorecards.com					
Eric Owens, R OBP: 0.285, SLG: 0.297 (1, 8)	G6-3			BB	P4		1B			3	1	1	0	0	0	0						
Jeff DaVanon, S OBP: 0.371, SLG: 0.486 (7, PH) (8, 9)				BB			1B			1	0	1	2	0	0	0						
16 Garret Anderson, L OBP: 0.347, SLG: 0.582 (1, 7)	G3-1			L4			1B			3	0	1	0	1	0	1						
Tim Salmon, R OBP: 0.368, SLG: 0.445 (1, 10)		F7		BB	F8		F9			3	1	0	0	1	0	3						
Shawn Wooten, R OBP: 0.328, SLG: 0.374 (1, 5)	G5-3			BB	G6-4-3					3	1	0	0	1	0	1						
39 Robb Quinlan, R OBP: 0.359, SLG: 0.375 Scott Spiezio, S OBP: 0.328, SLG: 0.467 (8, PH) (9, 3)	G2-3			BB	CS		G5-3		FC3-6	3	0	1	2	0	0	0						
Barry Wesson, R (1, 9)				L3	K		K		FC3-6	0	0	0	0	1	0	0						
Adam Kennedy, L OBP: 0.335, SLG: 0.391 (8, 4)				K	1B		FC3-6		IBB	4	1	2	1	0	1	2						
José Molina, R OBP: 0.219, SLG: 0.245 (1, 2)				K	1B		FC3-6		IBB	4	1	2	1	0	1	2						
Wilson Delgado, S OBP: 0.267, SLG: 0.247 (8, 6)				CS	F7		1B		K	3	1	1	0	1	1	2						
Inning Stats	R: 0 E: 0 K: 0 S: 5	H: 0 LOB: 0 BB: 0 P: 6	R: 0 E: 0 K: 0 S: 8	H: 0 LOB: 0 BB: 0 P: 12	R: 0 E: 0 K: 1 S: 10	H: 0 LOB: 1 BB: 1 P: 21	R: 3 E: 0 K: 1 S: 25	H: 3 LOB: 1 BB: 2 P: 37	R: 0 E: 0 K: 0 S: 8	H: 0 LOB: 0 BB: 0 P: 12	R: 0 E: 0 K: 0 S: 5	H: 1 LOB: 0 BB: 0 P: 6	R: 3 E: 0 K: 1 S: 20	H: 4 LOB: 2 BB: 1 P: 30	R: 0 E: 0 K: 1 S: 9	H: 1 LOB: 2 BB: 1 P: 17	1B: 7 2B: 2 3B: 0 HR: 0	SF: 0 SAC: 0 DP: 1 HBP: 0	WP: 0 PB: 0 SB: 0 CS: 1	PA: 37		
PITCHER	IP	WLS	BF	H	R	ER	SO	BB	IBB	HBP	BLK	WP	HR	S	P	ERA	WHIP					
Darrell May, L ERA: 3.7 (1, 1)	6.2		27	6	5	5	3	0	1	0	0	0	0	11	18	27.00	6.000					
Jason Grimsley, R ERA: 5.17 (7, 1)	0.1	L	4	2	1	1	0	0	1	0	0	0	0	9	17	0.00	1.000					
Curt Leskanic, R ERA: 2.51 (8, 1)	1.0		5	1	0	0	1	0	1	0	0	0	0	9	17	0.00	1.000					

Batter	1	2	3	4	5	6	7	8	9	AB	R	H	RBI	BB	SO	LOB	TOP				
Aaron Quiel, L (1, 9) OBP: 0.364, SLG: 0.514	0-1 3B 2B		3-3 K		1-0 P6			4-0 BB		3	1	1	0	1	1	1	Kansas City Royals @ Anaheim Angels Edison International Field, Anaheim, CA Sat Sep 06 2003, 7:10 PM EDT Att: 43,044 - Sunny - 85 F				
Dest Relaford, S (1, 4) OBP: 0.316, SLG: 0.385	1-2 29 FC5-2 3B		1-2 P6		1-0 F8			0-0 P2		4	0	1	1	0	0	2					
29 Mike Sweeney, R (1, 10) OBP: 0.410, SLG: 0.494	1-0 FC5-2			0-1 1B 1B		2-3 K		0-3 K		4	0	1	0	0	2	2					
Carlos Beltrán, S (1, 8) OBP: 0.391, SLG: 0.513	3-2 F7		1-2 F9		0-0 F8			2-2 F8		4	0	0	0	0	0	2					
Raul Ibanez, L (1, 7) OBP: 0.341, SLG: 0.451	2-2 G3		3-2 F7		0-2 G5-3			4-2 4 DI BB		3	0	0	0	1	0	2					
Ken Harvey, R (1, 3) OBP: 0.317, SLG: 0.413		2-2 G1-3		0-0 1B			2-1 F9		0-3 K	4	0	1	0	0	1	1					
4 Angel Berroa, R (1, 6) OBP: 0.339, SLG: 0.465	0-1 L6		3-3 K		1-2 G4-3			1-0 F7		4	0	0	0	0	1	3					
Mendy López, R (1, 5) OBP: 0.292, SLG: 0.406	1-2 G6-3			1-3 K		2-2 G4-3				3	0	0	0	0	1	0					
Mike DiFelice, R (1, 2) OBP: 0.288, SLG: 0.384			0-1 F8		4-2 BB			1-0 G3-1		1	0	0	0	1	0	0					
Jarrod Patterson, L (8, PH) OBP: 0.333, SLG: 0.200										1	0	0	0	0	0	0					
Tom Prince, R (8, 2) OBP: 0.320, SLG: 0.395										0	0	0	0	0	0	0					
Inning Stats	R: 1 E: 0 K: 0 S: 12	H: 2 LOB: 1 BB: 0 P: 19	R: 0 E: 0 K: 0 S: 8	H: 0 LOB: 0 BB: 0 P: 11	R: 0 E: 0 K: 1 S: 8	H: 0 LOB: 0 BB: 0 P: 12	R: 0 E: 0 K: 1 S: 15	H: 2 LOB: 2 BB: 0 P: 22	R: 0 E: 0 K: 1 S: 7	H: 0 LOB: 1 BB: 1 P: 14	R: 0 E: 0 K: 0 S: 9	H: 0 LOB: 0 BB: 0 P: 14	R: 0 E: 0 K: 1 S: 6	H: 0 LOB: 1 BB: 1 P: 11	R: 0 E: 0 K: 1 S: 11	H: 0 LOB: 1 BB: 1 P: 18	1B: 2 2B: 1 3B: 1 HR: 0	SF: 0 SAC: 0 DP: 0 HBP: 0	WP: 0 PB: 0 SB: 0 CS: 0	PA: 34	
PITCHER	IP	WLS	BF	H	R	ER	SO	BB	IBB	HBP	BLK	WP	HR	S	P	ERA	WHIP				
Kevin Gregg, R (1, 1) ERA: 2.97	7.0	W	26	4	1	1	4	1	0	0	0	0	0	68	103	1.29	0.714				
Brendan Donnelly, R (8, 1) ERA: 1.46	1.0	H	4	0	0	0	1	1	0	0	0	0	0	6	11	0.00	1.000				
Troy Percival, R (9, 1) ERA: 3.57	1.0	S	4	0	0	0	1	1	0	0	0	0	0	11	18	0.00	1.000				

AB	31
R	1
H	4
RBI	1
BB	3
SO	6
LOB	13



Batter	1	2	3	4	5	6	7	8	9	AB	R	H	RBI	BB	SO	LOB	BOTTOM				
9 Chone Figgins, S (1, 8) OBP: 0.375, SLG: 0.419	1-2 1B 3B		1-1 FC3-6 HR		2-3 K			1 SAFE 1-0 L3		4	2	1	0	0	1	3	Kansas City Royals @ Anaheim Angels Edison International Field, Anaheim, CA Sat Sep 06 2003, 7:10 PM EDT Att: 43,044 - Sunny - 85 F				
Adam Kennedy, L (1, 4) OBP: 0.339, SLG: 0.402	0-0 L5 1B		2-0 1-H HR		4-2 16 G4-6-3 BB			1-0 G4-6-3		2	1	2	3	1	0	0					
16 Garret Anderson, L (1, 10) OBP: 0.346, SLG: 0.559	2-3 K		2-1 G1-3		1-0 G4-6-3		0-2 G4-3			3	0	0	0	0	1	2					
Scott Spiezio, S (1, 5) OBP: 0.326, SLG: 0.464	0-0 L5		1-3 K		0-2 G4-3					3	0	0	0	0	1	1					
Jeff DaVanon, S (1, 9) OBP: 0.367, SLG: 0.480		2-0 L4		1-3 K		2-1 F9				3	0	0	0	0	1	0					
Adam Riggs, R (1, 7) OBP: 0.375, SLG: 0.583		0-3 K		0-0 G1-3		1-0 F8				3	0	0	0	0	1	0					
Barry Wesson, R (8, 7)										0	0	0	0	0	0	0					
39 Robb Quinlan, R (1, 3) OBP: 0.346, SLG: 0.360	1-0 P4				0-0 G4-3			1-0 G5-3		3	0	0	0	0	0	0					
Wilson Delgado, S (1, 6) OBP: 0.269, SLG: 0.250			1-0 G5-3		3-2 G4-3			3-2 9 L3 1B		3	0	1	0	0	0	0					
Tom Gregorio, R (1, 2) OBP: 0.667, SLG: 0.667			1-0 9 FC3-6 1B		2-0 1B			0-0 B1		3	0	2	0	0	0	1					
Inning Stats	R: 1 E: 0 K: 1 S: 10	H: 2 LOB: 0 BB: 0 P: 13	R: 0 E: 0 K: 1 S: 6	H: 0 LOB: 0 BB: 0 P: 9	R: 2 E: 0 K: 0 S: 7	H: 2 LOB: 0 BB: 0 P: 14	R: 0 E: 0 K: 2 S: 7	H: 0 LOB: 0 BB: 0 P: 9	R: 0 E: 0 K: 1 S: 8	H: 1 LOB: 1 BB: 0 P: 15	R: 0 E: 0 K: 0 S: 6	H: 0 LOB: 1 BB: 1 P: 11	R: 0 E: 0 K: 0 S: 4	H: 0 LOB: 0 BB: 0 P: 8	R: 0 E: 0 K: 0 S: 5	H: 1 LOB: 0 BB: 0 P: 9	1B: 4 2B: 1 3B: 1 HR: 1	SF: 0 SAC: 0 DP: 2 HBP: 0	WP: 0 PB: 0 SB: 0 CS: 0	PA: 28	
PITCHER	IP	WLS	BF	H	R	ER	SO	BB	IBB	HBP	BLK	WP	HR	S	P	ERA	WHIP				
Jamey Wright, R (1, 1) ERA: 3.38	8.0	L	28	6	3	3	5	1	0	0	0	0	1	53	88	3.38	0.875				

AB	27
R	3
H	6
RBI	3
BB	1
SO	5
LOB	7



Batter	1	2	3	4	5	6	7	8	9	AB	R	H	RBI	BB	SO	LOB	TOP										
Aaron Quiel, L (1, 9) OBP: 0.368, SLG: 0.530	1-2 HR	1-1 2B			2-1 P6		1-2 FC1-6 1B		0-0 FC6	5	1	3	1	0	0	1	Kansas City Royals @ Anaheim Angels Edison International Field, Anaheim, CA Sun Sep 07 2003, 4:05 PM EDT Att: 38,943 - Sunny - 88 F										
Joe Randa, R (1, 5) OBP: 0.342, SLG: 0.434	1-2 WP SF7 1B	2-1 HBP			1-2 F8		2-2 FC1-6			3	1	1	0	0	0	2											
29 Mike Sweeney, R (1, 10) OBP: 0.406, SLG: 0.488	0-1 FC5 F8 WP	1-0 P4			2-2 F7		1-1 F8			4	0	0	0	0	0	5											
Carlos Beltrán, S (1, 8) OBP: 0.388, SLG: 0.510	1-1 SF7 2H		1-2 P6			1-1 G3-1		2-2 G3		3	0	0	1	0	0	0											
Ken Harvey, R (1, 3) OBP: 0.316, SLG: 0.418	0-0 F8		0-2 F8			0-0 HR		1-1 G4-3		4	1	1	1	0	0	1											
Dee Brown, L (1, 7) OBP: 0.283, SLG: 0.336	4-2 BB		3-3 K			0-1 G4-3		1-2 F8		3	0	0	0	1	1	0											
4 Angel Berroa, R (1, 6) OBP: 0.336, SLG: 0.462	1-2 F8			2-0 L7		2-3 K			0-0 G3-1	4	0	0	0	0	1	2											
Brent Mayne, L (1, 2) OBP: 0.307, SLG: 0.340		0-1 G5-4-3 1B		0-0 G4-3			0-1 F9		1-0 FC6 1B	4	0	2	0	0	0	0											
Mendy López, R (1, 4) OBP: 0.289, SLG: 0.397		0-1 G5-4-3		1-3 K			0-0 FC1-6 1B		0-3 K	4	0	1	0	0	2	2											
Inning Stats	R: 2 E: 1 K: 0 S: 19	H: 2 LOB: 2 BB: 1 P: 27	R: 0 E: 0 K: 0 S: 8	H: 2 LOB: 2 BB: 0 P: 12	R: 0 E: 0 K: 1 S: 11	H: 0 LOB: 0 BB: 0 P: 15	R: 0 E: 0 K: 1 S: 5	H: 0 LOB: 0 BB: 0 P: 8	R: 0 E: 0 K: 0 S: 9	H: 0 LOB: 0 BB: 0 P: 14	R: 1 E: 0 K: 1 S: 10	H: 1 LOB: 0 BB: 0 P: 13	R: 0 E: 0 K: 0 S: 11	H: 2 LOB: 2 BB: 0 P: 15	R: 0 E: 0 K: 0 S: 9	H: 0 LOB: 0 BB: 0 P: 13	R: 0 E: 0 K: 1 S: 6	H: 1 LOB: 1 BB: 0 P: 7	1B: 5 2B: 1 3B: 0 HR: 2	SF: 1 SAC: 0 DP: 1 HBP: 1	WP: 1 PB: 1 SB: 0 CS: 0	PA: 37					
PITCHER	IP	WLS	BF	H	R	ER	SO	BB	IBB	HBP	BLK	WP	HR	S	P	ERA	WHIP										
41 John Lackey, R (1, 1) ERA: 4.84	7.0	L	30	7	3	2	3	1	0	1	0	1	2	73	104	2.57	1.143										
Gary Glover, R (8, 1) ERA: 3.74	1.0		3	0	0	0	0	0	0	0	0	0	0	9	13	0.00	0.000										
Derrick Turnbow, R (9, 1) ERA: 1.69	1.0		4	1	0	0	1	0	0	0	0	0	0	6	7	0.00	1.000										

AB	34
R	3
H	8
RBI	3
BB	1
SO	4
LOB	13



Batter	1	2	3	4	5	6	7	8	9	AB	R	H	RBI	BB	SO	LOB	BOTTOM										
9 Chone Figgins, S (1, 8) OBP: 0.372, SLG: 0.415	0-2 G3		3-2 G1-3		0-0 CS 1B			2-3 K		4	0	1	0	0	1	0	Kansas City Royals @ Anaheim Angels Edison International Field, Anaheim, CA Sun Sep 07 2003, 4:05 PM EDT Att: 38,943 - Sunny - 88 F										
Adam Kennedy, L (1, 4) OBP: 0.341, SLG: 0.401	1-1 1B		1-0 16 1B HBP		3-1 CS	2-2 G3-1		3-2 P4		3	0	1	0	0	0	0											
16 Garret Anderson, L (1, 10) OBP: 0.345, SLG: 0.557	2-0 P5		0-2 1-3 1B		1-1 F7		1-1 F8		1-0 F8	4	0	1	0	0	0	1											
Scott Spiezio, S (1, 3) OBP: 0.325, SLG: 0.464 (8, 5)	1-1 F8		3-2 G4-3		0-2 2B		0-2 P4		1-1 P4	4	0	1	0	0	0	3											
Jeff DaVanon, S (1, 9) OBP: 0.363, SLG: 0.473		2-1 F8		1-0 G3		2-3 K		1-3 K		4	0	0	0	0	2	1											
Shawn Woolen, R (1, 5) OBP: 0.324, SLG: 0.370 (8, 2)		3-1 P6		3-2 P5			1-0 F7			3	0	0	0	0	0	0											
Wilson Delgado, S (1, 6) OBP: 0.271, SLG: 0.253		2-2 1B		3-2 P5			0-0 G4-3			3	0	1	0	0	0	0											
José Molina, R (1, 2) OBP: 0.214, SLG: 0.240 (7, PH) Adam Riggs, R (8, 3) OBP: 0.358, SLG: 0.571		0-3 K		1-2 L6			1-2 G6-3			2	0	0	0	0	1	1											
Eric Owens, R (1, 7) OBP: 0.281, SLG: 0.293			0-1 G6-3		1-3 K			2-2 L4		3	0	0	0	0	1	0											
Inning Stats	R: 0 E: 0 K: 0 S: 9	H: 1 LOB: 1 BB: 0 P: 13	R: 0 E: 0 K: 1 S: 11	H: 1 LOB: 1 BB: 0 P: 18	R: 0 E: 0 K: 0 S: 18	H: 1 LOB: 2 BB: 0 P: 25	R: 0 E: 0 K: 0 S: 10	H: 0 LOB: 0 BB: 0 P: 17	R: 0 E: 0 K: 1 S: 8	H: 1 LOB: 0 BB: 0 P: 13	R: 0 E: 0 K: 1 S: 11	H: 1 LOB: 1 BB: 0 P: 16	R: 0 E: 0 K: 0 S: 5	H: 0 LOB: 0 BB: 0 P: 7	R: 0 E: 0 K: 1 S: 12	H: 0 LOB: 0 BB: 0 P: 19	R: 0 E: 0 K: 1 S: 6	H: 0 LOB: 0 BB: 0 P: 9	1B: 4 2B: 1 3B: 0 HR: 0	SF: 0 SAC: 0 DP: 0 HBP: 1	WP: 0 PB: 0 SB: 0 CS: 1	PA: 33					
PITCHER	IP	WLS	BF	H	R	ER	SO	BB	IBB	HBP	BLK	WP	HR	S	P	ERA	WHIP										
Paul Abbott, R (1, 1) ERA: 4.68	7.0	W	26	5	0	0	3	0	0	1	0	0	0	72	109	0.00	0.714										
Jeremy Affeldt, L (8, 1) ERA: 4.29	2.0	S	6	0	0	0	2	0	0	0	0	0	0	18	28	0.00	0.000										

AB	31
R	0
H	5
RBI	0
BB	0
SO	5
LOB	6



Batter	1	2	3	4	5	6	7	8	9	AB	R	H	RBI	BB	SO	LOB	TOP				
Coco Crisp, S OBP: 0.321, SLG: 0.379 (1, 8)	F9		G5-4-3			K		F7		5	0	1	0	0	1	3	Cleveland Indians @ Kansas City Royals Kauffman Stadium, Kansas City, MO Wed Sep 10 2003, 7:05 PM CDT Att: 21,581 - Sunny - 81 F				
Jody Gerut, L OBP: 0.340, SLG: 0.506 (1, 7)	F8			1B 1B	2B		1B	G4-3		5	1	3	0	0	0	0					
Casey Blake, R OBP: 0.320, SLG: 0.433 (1, 5)	L8			1B	P3		P6	G1-3		5	1	1	0	0	0	2					
Ben Broussard, L OBP: 0.332, SLG: 0.467 (1, 3)		G6-3		1B	G5-3		F8	G4-3		5	1	1	0	0	0	2					
Alex Escobar, R OBP: 0.288, SLG: 0.436 (1, 9)	K			HR	1B					4	2	3	2	0	1	0					
Josh Bard, S OBP: 0.272, SLG: 0.336 (1, 2)	F8			HR	HR					3	1	1	3	1	0	1					
48 Travis Hafner, L OBP: 0.335, SLG: 0.498 41 Victor Martinez, S OBP: 0.325, SLG: 0.333 (7, PH)	F8		G3-1				F8	G5-3		3	0	1	1	0	0	0					
2 Jhonny Peralta, R OBP: 0.286, SLG: 0.319 (1, 6)				HR	F8		FC6-2	BB		3	1	1	1	1	0	0					
Brandon Phillips, R OBP: 0.246, SLG: 0.318 (1, 4)				G5-4-3	L7		FC6-2	K		4	0	1	0	0	1	2					
Inning Stats	R: 0 E: 0 K: 0 S: 7	H: 0 LOB: 0 BB: 0 P: 9	R: 0 E: 0 K: 1 S: 8	H: 0 LOB: 0 BB: 0 P: 10	R: 1 E: 0 K: 0 S: 5	H: 2 LOB: 0 BB: 0 P: 6	R: 5 E: 0 K: 0 S: 18	H: 5 LOB: 0 BB: 0 P: 30	R: 0 E: 0 K: 0 S: 9	H: 2 LOB: 1 BB: 0 P: 11	R: 0 E: 0 K: 0 S: 10	H: 2 LOB: 3 BB: 1 P: 18	R: 0 E: 0 K: 1 S: 8	H: 0 LOB: 0 BB: 0 P: 11	R: 0 E: 0 K: 0 S: 9	H: 0 LOB: 0 BB: 0 P: 13		1B: 9 2B: 1 3B: 1 HR: 2	SF: 0 SAC: 0 DP: 1 HBP: 0	WP: 0 PB: 0 CS: 0	PA: 40
PITCHER	IP	WLS	BF	H	R	ER	SO	BB	IBB	HBP	BLK	WP	HR	S	P	ERA	WHIP				
Brian Anderson, L ERA: 3.89 51 Kris Wilson, R ERA: 4.99 Curt Leskanic, R ERA: 2.44 Jeremy Affeldt, L ERA: 4.19	(1, 1)	4.1	20	9	6	6	1	0	0	0	0	0	2	43	61	12.46	2.077				

Batter	1	2	3	4	5	6	7	8	9	AB	R	H	RBI	BB	SO	LOB	BOTTOM				
Aaron Guiel, L OBP: 0.369, SLG: 0.525 (1, 9)	G3			G1-6-3	G3-1			E4		5	1	1	0	0	0	2	Cleveland Indians @ Kansas City Royals Kauffman Stadium, Kansas City, MO Wed Sep 10 2003, 7:05 PM CDT Att: 21,581 - Sunny - 81 F				
Joe Randa, R OBP: 0.341, SLG: 0.433 (1, 5)	2B	2B			F9	P2		G6-3		5	1	2	1	0	0	1					
29 Mike Sweeney, R OBP: 0.412, SLG: 0.493 (1, 10)	1B	2B			1B	P4		G6-3		4	2	2	0	1	0	1					
Carlos Beltrán, S OBP: 0.387, SLG: 0.505 (1, 8)	P2	K			BB	P4		IBB		4	1	1	1	1	1	4					
Rondell White, R OBP: 0.334, SLG: 0.468 Mendy López, R OBP: 0.289, SLG: 0.397 (9, 3)	2B			F9	BB	G5-3		K		5	1	2	2	0	1	2					
Raul Ibanez, L OBP: 0.341, SLG: 0.448 (9, 7)	BB			FC8-2	2B		F7			0	0	0	0	0	0	0					
4 Angel Berroa, R OBP: 0.335, SLG: 0.456 (1, 6)	K			FC8-2	BB		2B	S		2	2	0	1	2	1	3					
Desi Relaford, S OBP: 0.317, SLG: 0.388 (1, 4)		K			G4-3		K			4	0	1	1	0	2	3					
Brent Mayne, L OBP: 0.309, SLG: 0.348 (1, 2)	F7				G1-6-3		E9	G6-3		4	0	2	2	0	0	1					
Inning Stats	R: 2 E: 0 K: 1 S: 17	H: 3 LOB: 2 BB: 1 P: 30	R: 1 E: 0 K: 2 S: 15	H: 2 LOB: 1 BB: 1 P: 23	R: 0 E: 0 K: 0 S: 4	H: 1 LOB: 0 BB: 0 P: 6	R: 0 E: 0 K: 0 S: 6	H: 1 LOB: 0 BB: 0 P: 10	R: 5 E: 1 K: 1 S: 21	H: 4 LOB: 1 BB: 2 P: 40	R: 0 E: 0 K: 0 S: 8	H: 0 LOB: 0 BB: 0 P: 12	R: 1 E: 0 K: 0 S: 10	H: 1 LOB: 1 BB: 1 P: 18	R: 0 E: 1 K: 1 S: 10	H: 0 LOB: 2 BB: 1 P: 16		1B: 7 2B: 6 3B: 0 HR: 0	SF: 0 SAC: 0 DP: 2 HBP: 0	WP: 2 PB: 0 CS: 0	PA: 41
PITCHER	IP	WLS	BF	H	R	ER	SO	BB	IBB	HBP	BLK	WP	HR	S	P	ERA	WHIP				
Chad Durbin, R ERA: 7.38 Jose Santiago, R ERA: 3.46 63 Rafael Betancourt, R ERA: 1.74 Jason Boyd, R ERA: 4.5 David Lee, R ERA: 10.8	(1, 1)	4.1	22	9	5	5	3	2	0	0	0	0	0	7	16	-	-				



Batter	1	2	3	4	5	6	7	8	9	AB	R	H	RBI	BB	SO	LOB	TOP					
Jody Gerut, L OBP: 0.340, SLG: 0.511 (1, 8)	F7	P6				G3-1		E	K	6	2	2	1	0	1	1	Cleveland Indians @ Kansas City Royals Kauffman Stadium, Kansas City, MO Thu Sep 11 2003, 1:05 PM CDT Att: 13,188 - Overcast - 81 F					
Casey Blake, R OBP: 0.321, SLG: 0.431 (1, 5)	F8		F7			HR		E5		4	1	1	0	0	0	1						
Ben Broussard, L OBP: 0.330, SLG: 0.463 (1, 3)	1B		G3			K		K		5	0	1	0	0	2	4						
Alex Escobar, R OBP: 0.328, SLG: 0.458 (1, 9)	1B		F7			41 E		48 WP		4	1	3	1	1	0	0						
41 Victor Martinez, S OBP: 0.320, SLG: 0.328 (1, 2)	G4-3					41 E		48 WP		5	0	1	1	0	0	6						
48 Travis Hafner, L OBP: 0.339, SLG: 0.500 (1, 10)		F8				FC3-2		G6-3		3	1	1	0	2	0	0						
Chris Magruder, S OBP: 0.300, SLG: 1.200 (1, 7)		FC6-4				2B		IBB		5	1	4	2	0	0	3						
2 Jhonny Peralta, R OBP: 0.284, SLG: 0.313 (1, 6)		FC6-4				L9		G5-3		4	0	0	0	1	0	5						
Brandon Phillips, R OBP: 0.242, SLG: 0.314 (1, 4)		FC6-4				F7		G6-3		5	0	0	1	0	1	6						
Inning Stats	R: 0 E: 0 K: 0 S: 12	H: 2 LOB: 2 BB: 0 P: 15	R: 1 E: 0 K: 0 S: 8	H: 1 LOB: 1 BB: 1 P: 14	R: 0 E: 0 K: 0 S: 6	H: 0 LOB: 0 BB: 0 P: 11	R: 1 E: 0 K: 0 S: 12	H: 2 LOB: 1 BB: 0 P: 17	R: 3 E: 1 K: 1 S: 15	H: 4 LOB: 3 BB: 1 P: 25	R: 0 E: 0 K: 0 S: 7	H: 1 LOB: 2 BB: 1 P: 10	R: 1 E: 1 K: 1 S: 17	H: 2 LOB: 3 BB: 1 P: 29	R: 0 E: 0 K: 2 S: 11	H: 0 LOB: 0 BB: 0 P: 16	1B: 10 2B: 1 3B: 1 HR: 1	SF: 0 SAC: 0 DP: 0 HBP: 1	WP: 1 PB: 0 SB: 0 CS: 0	PA: 46		
PITCHER	IP	WLS	BF	H	R	ER	SO	BB	IBB	HBP	BLK	WP	HR	S	P	ERA	WHIP					
Darrell May, L ERA: 3.71 (1, 1)	2.0		10	3	1	1	0	1	0	0	0	0	0	20	29	4.50	2.000					
Brad Voyles, R ERA: 7.71 (3, 1)	2.1		12	4	4	4	1	0	0	1	0	0	1	25	40	15.43	1.714					
Al Levine, R ERA: 2.82 (5, 1)	1.2		10	3	0	0	0	2	0	0	0	0	0	15	30	0.00	3.000					
Jason Grimsley, R ERA: 5.02 (7, 1)	2.0	L	11	3	1	0	1	0	1	0	0	1	0	24	39	0.00	1.500					
Mike MacDougal, R ERA: 4.42 (9, 1)	1.0		3	0	0	0	2	0	0	0	0	0	0	11	16	0.00	0.000					
Batter	1	2	3	4	5	6	7	8	9	AB	R	H	RBI	BB	SO	LOB	BOTTOM					
Aaron Guiel, L OBP: 0.370, SLG: 0.523 (1, 9)	G3					PO			G3	5	2	2	1	0	0	0	Cleveland Indians @ Kansas City Royals Kauffman Stadium, Kansas City, MO Thu Sep 11 2003, 1:05 PM CDT Att: 13,188 - Overcast - 81 F					
Joe Randa, R OBP: 0.343, SLG: 0.444 (1, 5)	1B					F9			K	5	1	3	4	0	1	0						
29 Mike Sweeney, R OBP: 0.409, SLG: 0.488 (1, 10)	1B					F9			G4-3	5	0	1	0	0	0	1						
Carlos Beltrán, S OBP: 0.386, SLG: 0.503 (1, 8)	P5					G6-3			F8	4	0	1	0	0	0	4						
Rondell White, R OBP: 0.331, SLG: 0.463 (1, 7)	G1-3					F8			F9	4	0	0	0	0	0	3						
Raul Ibanez, L OBP: 0.342, SLG: 0.448 (1, 3)		G6-3				G3			G4-3	3	0	1	0	1	0	0						
4 Angel Berroa, R OBP: 0.335, SLG: 0.454 (1, 6)		FC3-6				G5-3			K	4	0	1	0	0	1	3						
Desi Relaford, S OBP: 0.321, SLG: 0.390 (1, 4)		FC3-6				PO			F8	3	1	2	0	1	0	1						
Brent Mayne, L OBP: 0.308, SLG: 0.345 (1, 2)		1B				F7			F8	3	1	0	0	1	1	4						
Inning Stats	R: 0 E: 0 K: 0 S: 11	H: 2 LOB: 0 BB: 0 P: 15	R: 4 E: 0 K: 0 S: 14	H: 3 LOB: 0 BB: 1 P: 23	R: 0 E: 0 K: 0 S: 7	H: 0 LOB: 0 BB: 0 P: 8	R: 0 E: 0 K: 0 S: 6	H: 1 LOB: 0 BB: 0 P: 11	R: 0 E: 0 K: 0 S: 7	H: 0 LOB: 0 BB: 0 P: 15	R: 0 E: 0 K: 0 S: 5	H: 2 LOB: 1 BB: 0 P: 9	R: 1 E: 1 K: 0 S: 12	H: 2 LOB: 2 BB: 1 P: 22	R: 0 E: 0 K: 2 S: 10	H: 1 LOB: 2 BB: 1 P: 23	R: 0 E: 0 K: 1 S: 8	H: 0 LOB: 0 BB: 0 P: 11	1B: 9 2B: 1 3B: 0 HR: 1	SF: 0 SAC: 0 DP: 1 HBP: 0	WP: 0 PB: 0 SB: 0 CS: 0	PA: 40
PITCHER	IP	WLS	BF	H	R	ER	SO	BB	IBB	HBP	BLK	WP	HR	S	P	ERA	WHIP					
37 Jake Westbrook, R ERA: 4.51 (1, 1)	1.0		5	2	0	0	0	0	0	0	0	0	1	46	80	7.94	1.588					
Terry Mulholland, L ERA: 4.76 (2, 1)	5.2		23	7	5	5	0	2	0	0	0	0	0	4	6	*	*					
Jack Cressend, R ERA: 2.08 (7, 1)	0.0	B	2	1	0	0	0	0	0	0	0	0	0	4	6	*	*					
Danys Baez, R ERA: 4.02 (7, 1)	1.0	W	5	1	0	0	1	1	0	0	0	0	0	8	20	0.00	2.000					
David Riske, R ERA: 2.17 (8, 1)	1.1	S	4	0	0	0	2	0	0	0	0	0	0	11	16	0.00	0.000					

Batter	1	2	3	4	5	6	7	8	9	AB	R	H	RBI	BB	SO	LOB	TOP			
Aaron Quiel, L (1, 9) OBP: 0.365, SLG: 0.516	G4-3		F8		K			P4		4	0	0	0	0	1	2	Kansas City Royals @ Detroit Tigers Comerica Park, Detroit, MI Fri Sep 12 2003, 7:05 PM EDT Att: 18,042 - Sunny - 77 F			
Joe Randa, R (1, 5) OBP: 0.343, SLG: 0.442	G5-3		1B		G6-3			F7		4	0	1	0	0	0	1				
29 Mike Sweeney, R (1, 10) OBP: 0.408, SLG: 0.484	BB		F8			K		K		3	0	0	0	1	2	3				
Carlos Beltrán, S (1, 8) OBP: 0.383, SLG: 0.499	K			G1-3		K		F8		4	0	0	0	0	2	1				
Rondell White, R (1, 7) OBP: 0.331, SLG: 0.464 9 David DeJesus, L (9, PR)		G6-3		1B 2B		G5-3		E6		4	0	1	0	0	0	0				
Ken Harvey, R (1, 3) OBP: 0.317, SLG: 0.416	G3			1B BB				K		3	0	1	0	1	1	1				
4 Angel Berroa, R (1, 6) OBP: 0.334, SLG: 0.453	G6-3			F7		G6-4-3		1B		4	0	1	0	0	0	3				
Mendy López, R (1, 4) OBP: 0.304, SLG: 0.408 Raul Ibanez, L (9, PH) OBP: 0.342, SLG: 0.447			1B SH5-3	1B		K		F7		3	0	2	0	0	1	0				
Brent Mayne, L (1, 2) OBP: 0.307, SLG: 0.344 Mike DiFelice, R (8, PH) OBP: 0.292, SLG: 0.384		SH5-3		F7				BB		1	0	0	0	0	0	0				
										0	0	0	0	1	0	0				
Inning Stats	R: 0 E: 0 K: 1 S: 12	H: 0 LOB: 1 BB: 1 P: 22	R: 0 E: 0 K: 0 S: 6	H: 0 LOB: 0 BB: 0 P: 13	R: 0 E: 0 K: 0 S: 7	H: 2 LOB: 2 BB: 0 P: 14	R: 0 E: 0 K: 0 S: 11	H: 2 LOB: 2 BB: 1 P: 19	R: 0 E: 0 K: 1 S: 6	H: 0 LOB: 0 BB: 0 P: 8	R: 0 E: 0 K: 1 S: 8	H: 1 LOB: 0 BB: 0 P: 12	R: 0 E: 0 K: 1 S: 11	H: 0 LOB: 1 BB: 1 P: 19	R: 0 E: 1 K: 1 S: 13	H: 1 LOB: 2 BB: 0 P: 17	1B: 5 2B: 1 3B: 0 HR: 0	SF: 0 SAC: 1 DP: 1 HBP: 0	WP: 0 PB: 0 SB: 0 CS: 0	PA: 35
PITCHER	IP WLS BF H R ER SO BB IBB HBP BLK WP HR S P ERA WHIP																			
Mike Maroth, L (1, 1) ERA: 5.55	6.0 W 24 5 0 0 4 2 0 0 0 0 0 0 56 96 0.00 1.167																			
Matt Anderson, R (7, 1) ERA: 4.32	1.0 H 2 0 0 0 1 0 0 0 0 0 0 0 5 9 0.00 0.000																			
Jamie Walker, L (8, 1) ERA: 3.39	0.2 H 3 0 0 0 0 1 0 0 0 0 0 0 8 15 0.00 1.500																			
Fernando Rodney, R (8, 1) ERA: 7.36	1.1 S 6 1 0 0 2 0 0 0 0 0 0 0 16 21 0.00 0.750																			

Batter	1	2	3	4	5	6	7	8	9	AB	R	H	RBI	BB	SO	LOB	BOTTOM			
Alex Sanchez, L (1, 8) OBP: 0.313, SLG: 0.360	F7	F7			S 1B	G6-3				4	1	1	0	0	0	3	Kansas City Royals @ Detroit Tigers Comerica Park, Detroit, MI Fri Sep 12 2003, 7:05 PM EDT Att: 18,042 - Sunny - 77 F			
Warren Morris, L (1, 4) OBP: 0.325, SLG: 0.377	HR		F7		1B SF7	G3			4	2	2	2	0	0	0					
Bobby Higginson, L (1, 9) OBP: 0.322, SLG: 0.369	BB		CS	BB	1B	G6-3			2	0	1	0	2	0	0					
Dmitri Young, S (1, 10) OBP: 0.362, SLG: 0.540	K		F9		SF7	2B			3	0	1	1	0	1	2					
Craig Monroe, R (1, 7) OBP: 0.274, SLG: 0.423	P4		CS	L8	1B	K			4	0	1	0	0	1	2					
Kevin Witt, L (1, 3) OBP: 0.307, SLG: 0.408		G6-3		S 1B	K			FC1-6 BB	3	0	1	0	1	1	2					
Shane Halter, R (1, 5) OBP: 0.274, SLG: 0.343		P3		F9		K		FC1-6 15 G6-4-3	4	0	0	0	0	1	2					
15 Brandon Inge, R (1, 2) OBP: 0.264, SLG: 0.352	1B BB			P6		G3		G6-4-3	3	0	1	0	1	0	2					
Ramon Santiago, S (1, 6) OBP: 0.290, SLG: 0.279		1B			G4-3	G3			3	0	1	0	0	0	1					
										1B: 7 2B: 1 3B: 0 HR: 1	SF: 1 SAC: 0 DP: 1 HBP: 0	WP: 0 PB: 0 SB: 3 CS: 1	PA: 36							
Inning Stats	R: 1 E: 0 K: 1 S: 12	H: 1 LOB: 1 BB: 1 P: 23	R: 0 E: 0 K: 0 S: 12	H: 1 LOB: 2 BB: 1 P: 21	R: 0 E: 0 K: 0 S: 7	H: 0 LOB: 0 BB: 1 P: 12	R: 0 E: 0 K: 0 S: 10	H: 1 LOB: 1 BB: 0 P: 15	R: 2 E: 0 K: 1 S: 14	H: 4 LOB: 2 BB: 0 P: 22	R: 0 E: 0 K: 1 S: 8	H: 1 LOB: 1 BB: 0 P: 12	R: 0 E: 0 K: 1 S: 11	H: 1 LOB: 1 BB: 0 P: 18	R: 0 E: 0 K: 0 S: 7	H: 0 LOB: 0 BB: 1 P: 12	1B: 7 2B: 1 3B: 0 HR: 1	SF: 1 SAC: 0 DP: 1 HBP: 0	WP: 0 PB: 0 SB: 3 CS: 1	PA: 36
PITCHER	IP WLS BF H R ER SO BB IBB HBP BLK WP HR S P ERA WHIP																			
Paul Abbott, R (1, 1) ERA: 4.66	6.0 L 28 8 3 3 3 3 0 0 0 0 0 0 63 105 4.50 1.833																			
D.J. Carrasco, R (7, 1) ERA: 3.79	2.0 7 1 0 0 1 1 0 0 0 0 0 0 18 30 0.00 1.000																			

Batter	1	2	3	4	5	6	7	8	9	AB R H RBI BB SO LOB	TOP										
4 Angel Berroa, R OBP: 0.336, SLG: 0.458	F7	K					29 SF8		HR	5 3 3 0 0 1 2	Kansas City Royals @ Detroit Tigers Comerica Park, Detroit, MI Sat Sep 13 2003, 7:05 PM EDT Att: 15,966 - Sunny - 79 F										
Carlos Beltrán, S OBP: 0.385, SLG: 0.508	1B		K				G4-3		HR	5 2 3 3 0 1 1											
29 Mike Sweeney, R OBP: 0.405, SLG: 0.481	S		G5-3				SF8		F9	2 1 0 2 1 0 0											
Raul Ibanez, L OBP: 0.342, SLG: 0.445	SF9		G4-3				G6-3		P5	4 0 1 1 1 0 0											
Joe Randa, R OBP: 0.339, SLG: 0.438	SF9						P4		F9	4 0 0 1 0 0 2											
Aaron Guiel, L OBP: 0.384, SLG: 0.513	F7						F8		F8	4 0 1 0 0 0 1											
Ken Harvey, R OBP: 0.319, SLG: 0.416							F8		2B	3 0 1 0 1 1 1											
Desi Relaford, S OBP: 0.324, SLG: 0.394										3 1 2 0 1 0 1											
Mike DiFelice, R OBP: 0.291, SLG: 0.381										4 0 1 0 0 0 4											
Inning Stats	R: 2 H: 2 E: 0 K: 0 S: 14	H: 2 LOB: 1 BB: 1 P: 28	R: 0 H: 2 E: 0 K: 1 S: 7	H: 2 LOB: 2 BB: 0 P: 9	R: 0 H: 0 E: 0 K: 1 S: 10	H: 0 LOB: 0 BB: 0 P: 15	R: 0 H: 1 E: 0 K: 1 S: 11	H: 1 LOB: 1 BB: 0 P: 17	R: 2 H: 2 E: 0 K: 0 S: 15	H: 2 LOB: 2 BB: 2 P: 29	R: 0 H: 1 E: 0 K: 0 S: 7	H: 1 LOB: 1 BB: 0 P: 10	R: 1 H: 1 E: 0 K: 0 S: 11	H: 1 LOB: 0 BB: 0 P: 17	R: 0 H: 1 E: 0 K: 0 S: 9	H: 1 LOB: 2 BB: 1 P: 16	R: 2 H: 2 E: 0 K: 0 S: 10	H: 2 LOB: 0 BB: 0 P: 12	1B: 8 2B: 4 3B: 1 HR: 1	SF: 3 SAC: 0 DP: 2 HBP: 0	WP: 0 PA: 41 PB: 0 SB: 3 CS: 2
PITCHER	IP WLS BF H R ER SO BB IBB HBP BLK WP HR S P ERA WHIP																				
45 Chris Mears, R ERA: 6.15	4.1 L 19 6 4 4 3 2 0 0 0 0 0 0 48 83 8.31 1.846																				
Chris Spurling, R ERA: 4.75	1.2 8 2 0 0 0 1 0 0 0 0 0 0 16 25 0.00 1.800																				
Franklyn German, R ERA: 4.97	2.0 9 2 1 1 0 1 0 0 0 0 0 0 20 33 4.50 1.500																				
Matt Roney, R ERA: 5.34	1.0 5 2 2 2 0 0 0 0 0 0 0 1 10 12 18.00 2.000																				

Batter	1	2	3	4	5	6	7	8	9	AB R H RBI BB SO LOB	BOTTOM										
Alex Sanchez, L OBP: 0.314, SLG: 0.361	1B		P5					G3		4 0 2 0 0 0 0	Kansas City Royals @ Detroit Tigers Comerica Park, Detroit, MI Sat Sep 13 2003, 7:05 PM EDT Att: 15,966 - Sunny - 79 F										
Warren Morris, L OBP: 0.327, SLG: 0.378	1B		G3					BB		4 0 2 0 0 1 1											
Bobby Higginson, L OBP: 0.324, SLG: 0.368	F7						G5-3		G4-6-3	2 0 0 0 2 0 2											
Dmitri Young, S OBP: 0.361, SLG: 0.537	K		F7				G6-4-3		G4-6-3	4 0 1 0 0 1 5											
Craig Monroe, R OBP: 0.272, SLG: 0.419	K						G6-4-3		G5-3	4 0 0 0 0 1 3											
Carlos Pena, L OBP: 0.333, SLG: 0.463							F7		15 1B	3 0 1 0 1 1 0											
Shane Halter, R OBP: 0.271, SLG: 0.339							K2-3		K	4 0 0 0 0 2 2											
15 Brandon Inge, R OBP: 0.267, SLG: 0.352										3 0 1 0 1 0 1											
Ramon Santiago, S OBP: 0.287, SLG: 0.276										4 0 0 0 0 1 4											
Inning Stats	R: 0 H: 2 E: 0 K: 2 S: 11	H: 0 LOB: 1 BB: 1 P: 15	R: 0 H: 0 E: 0 K: 1 S: 11	H: 0 LOB: 1 BB: 1 P: 21	R: 0 H: 0 E: 0 K: 0 S: 7	H: 0 LOB: 1 BB: 1 P: 13	R: 0 H: 0 E: 0 K: 1 S: 8	H: 0 LOB: 0 BB: 0 P: 13	R: 0 H: 1 E: 0 K: 1 S: 8	H: 1 LOB: 1 BB: 0 P: 12	R: 0 H: 1 E: 0 K: 0 S: 4	H: 1 LOB: 0 BB: 0 P: 6	R: 0 H: 0 E: 0 K: 1 S: 7	H: 0 LOB: 1 BB: 1 P: 12	R: 0 H: 1 E: 0 K: 0 S: 8	H: 1 LOB: 1 BB: 1 P: 16	R: 0 H: 2 E: 0 K: 1 S: 9	H: 2 LOB: 2 BB: 0 P: 16	1B: 7 2B: 0 3B: 0 HR: 0	SF: 0 SAC: 0 DP: 2 HBP: 0	WP: 0 PA: 36 PB: 0 SB: 3 CS: 0
PITCHER	IP WLS BF H R ER SO BB IBB HBP BLK WP HR S P ERA WHIP																				
Jamey Wright, R ERA: 1.99	9.0 W 36 7 0 0 7 4 0 0 0 0 0 0 73 124 0.00 1.222																				

Batter	1	2	3	4	5	6	7	8	9	AB	R	H	RBI	BB	SO	LOB	TOP					
4 Angel Berroa, R OBP: 0.339, SLG: 0.459	1-2 S 29 BB 1B	0-0 G1-3	2-1 E8 SF7 1B		1-2 P4			1-1 G6-3		5	2	3	3	0	0	1						
Carlos Beltrán, S OBP: 0.383, SLG: 0.506	0-0 P3	1-0 G1-3	2-0 SF7 1B		0-0 F7			1-0 29 6 1B		4	0	1	1	0	0	4						
29 Mike Sweeney, R OBP: 0.405, SLG: 0.477	4-1 SAFE SAFE 1B	4-0 IBB	0-0 F7		2-2 E1 G3-6-3			0-3 1B		3	0	0	0	2	1	1						
Raul Ibanez, L OBP: 0.341, SLG: 0.445	1-0 F7	0-1 G4-3		0-0 G4-3 2B		0-0 G3-6-3		2-0 F8		5	0	1	0	0	0	6						
Joe Randa, R OBP: 0.338, SLG: 0.436	1-2 1-2 2-H 1B		0-1 F9	1-2 F9		0-0 G1-3		2-2 F8		5	0	1	1	0	0	1						
Rondell White, R OBP: 0.329, SLG: 0.467 9 David DeJesus, L (9.9)	0-3 K		1-0 HR	0-0 G4-3		2-1 G6-3		0-0 P4		5	1	1	1	0	1	3						
Ken Harvey, R OBP: 0.316, SLG: 0.416		1-0 G4-3	2-1 BB 4 1B 2B	1-3 K		0-1 G5-3				4	1	1	0	0	1	1						
Mendy López, R OBP: 0.313, SLG: 0.405		2-1 4 1B 1B	4-1 4 1B BB		1-3 K		0-3 K			3	2	1	0	1	2	0						
Brent Mayne, L OBP: 0.312, SLG: 0.347	1-2 SAFE SAFE 1B	0-0 G1-3 4 1B	4-0 4 1B BB		0-0 1B		2-2 P5			3	1	2	0	1	0	0						
Inning Stats	R: 1 E: 0 K: 1 S: 12	H: 2 LOB: 2 BB: 1 P: 19	R: 1 E: 0 K: 0 S: 8	H: 3 LOB: 3 BB: 1 P: 16	R: 5 E: 1 K: 0 S: 10	H: 3 LOB: 0 BB: 2 P: 25	R: 0 E: 0 K: 1 S: 8	H: 1 LOB: 1 BB: 0 P: 10	R: 0 E: 0 K: 1 S: 5	H: 0 LOB: 0 BB: 0 P: 7	R: 0 E: 0 K: 1 S: 7	H: 0 LOB: 0 BB: 0 P: 9	R: 0 E: 0 K: 1 S: 9	H: 1 LOB: 1 BB: 0 P: 13	R: 0 E: 0 K: 0 S: 5	H: 0 LOB: 0 BB: 0 P: 9	1B: 8 2B: 2 3B: 0 HR: 1	SF: 1 SAC: 0 DP: 1 HBP: 0	WP: 0 PB: 0 SB: 2 CS: 0	PA: 42		
PITCHER	IP WLS BF H R ER SO BB IBB HBP BLK WP HR S P ERA WHIP	IP WLS BF H R ER SO BB IBB HBP BLK WP HR S P ERA WHIP	IP WLS BF H R ER SO BB IBB HBP BLK WP HR S P ERA WHIP	IP WLS BF H R ER SO BB IBB HBP BLK WP HR S P ERA WHIP	IP WLS BF H R ER SO BB IBB HBP BLK WP HR S P ERA WHIP	IP WLS BF H R ER SO BB IBB HBP BLK WP HR S P ERA WHIP	IP WLS BF H R ER SO BB IBB HBP BLK WP HR S P ERA WHIP	IP WLS BF H R ER SO BB IBB HBP BLK WP HR S P ERA WHIP	IP WLS BF H R ER SO BB IBB HBP BLK WP HR S P ERA WHIP	IP WLS BF H R ER SO BB IBB HBP BLK WP HR S P ERA WHIP	IP WLS BF H R ER SO BB IBB HBP BLK WP HR S P ERA WHIP	IP WLS BF H R ER SO BB IBB HBP BLK WP HR S P ERA WHIP	IP WLS BF H R ER SO BB IBB HBP BLK WP HR S P ERA WHIP	IP WLS BF H R ER SO BB IBB HBP BLK WP HR S P ERA WHIP	IP WLS BF H R ER SO BB IBB HBP BLK WP HR S P ERA WHIP	IP WLS BF H R ER SO BB IBB HBP BLK WP HR S P ERA WHIP	IP WLS BF H R ER SO BB IBB HBP BLK WP HR S P ERA WHIP	IP WLS BF H R ER SO BB IBB HBP BLK WP HR S P ERA WHIP	IP WLS BF H R ER SO BB IBB HBP BLK WP HR S P ERA WHIP	IP WLS BF H R ER SO BB IBB HBP BLK WP HR S P ERA WHIP	IP WLS BF H R ER SO BB IBB HBP BLK WP HR S P ERA WHIP	IP WLS BF H R ER SO BB IBB HBP BLK WP HR S P ERA WHIP

Kansas City Royals @ Detroit Tigers
 Comerica Park, Detroit, MI
 Sun Sep 14 2003, 1:05 PM EDT
 Att: 13,579 - Cloudy - 79 F

AB	37
R	7
H	11
RBI	6
BB	4
SO	5
LOB	17

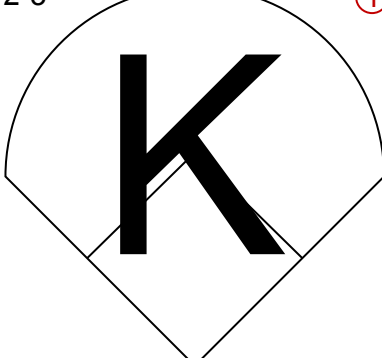
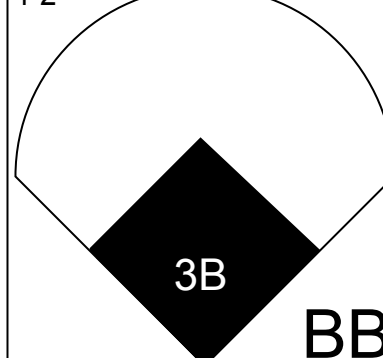
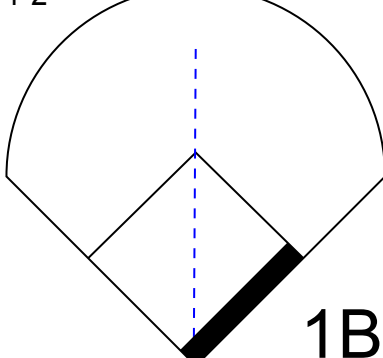
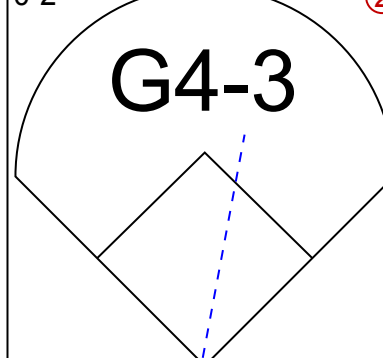
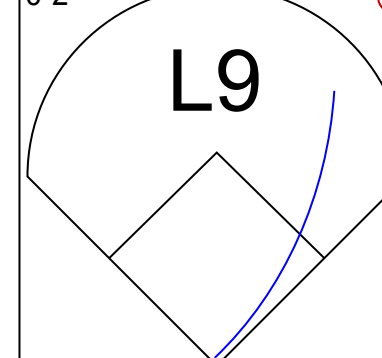
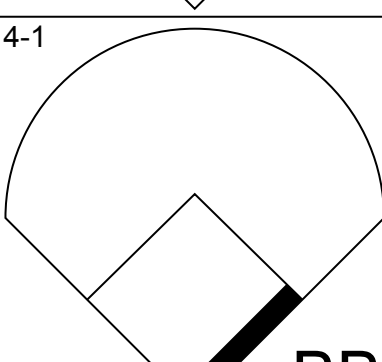
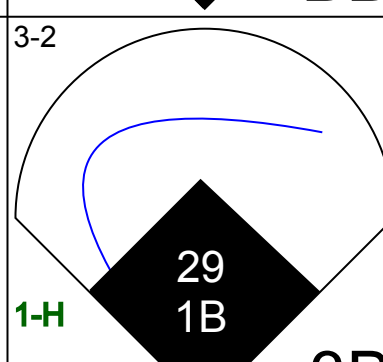
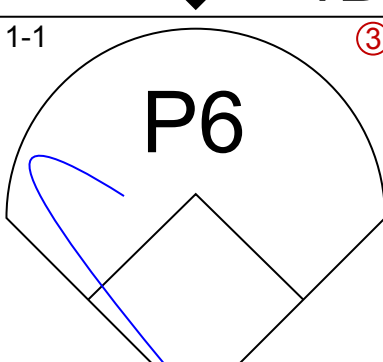
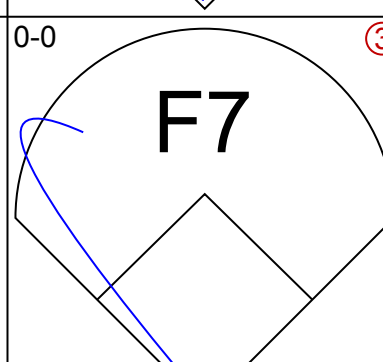

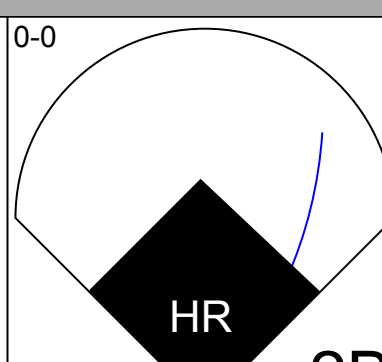
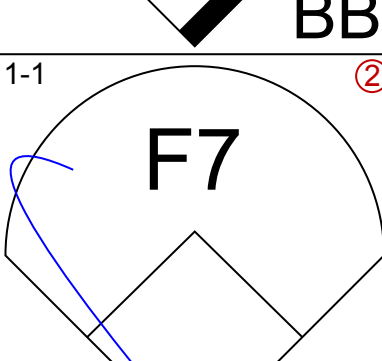
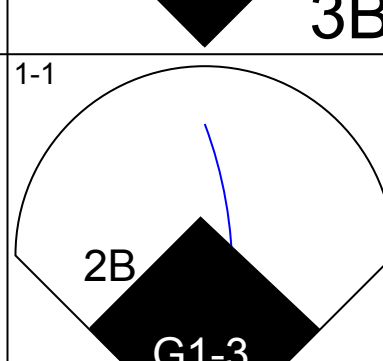
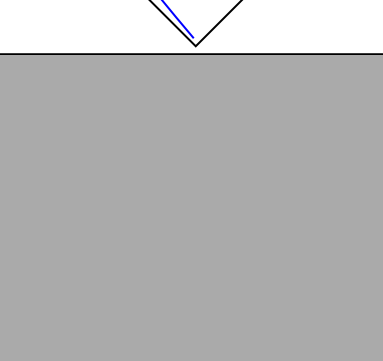
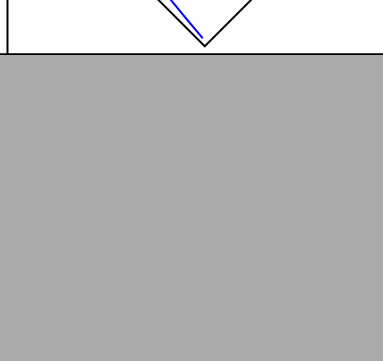

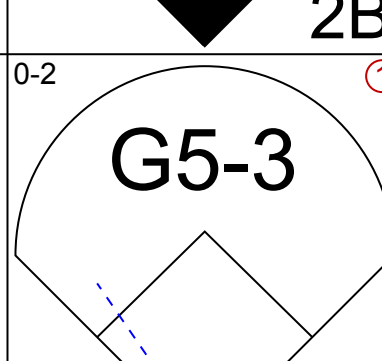
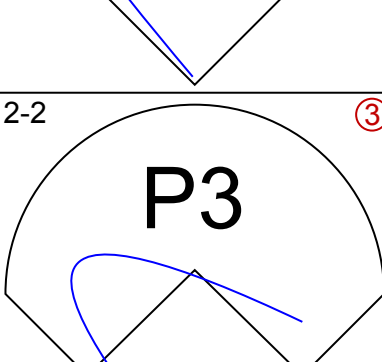
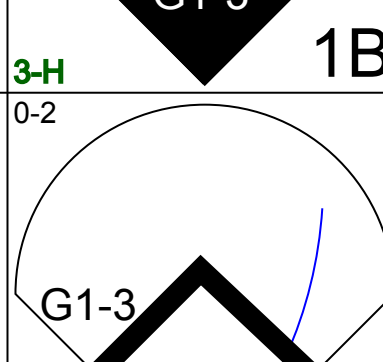



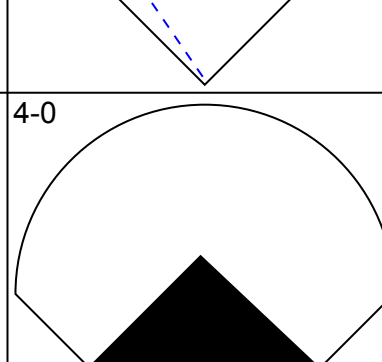
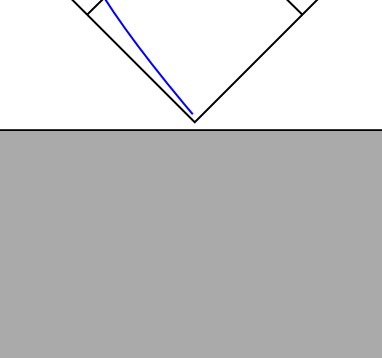
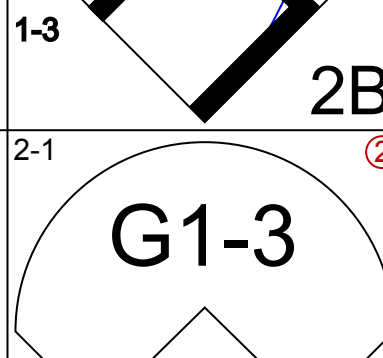



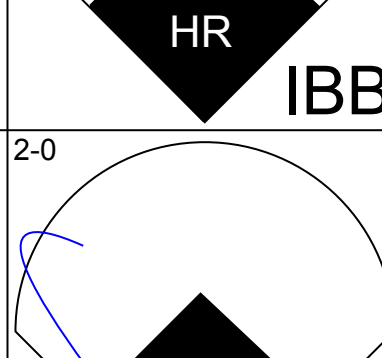

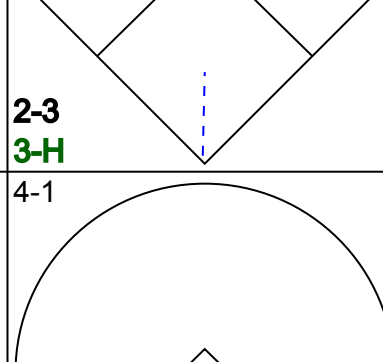



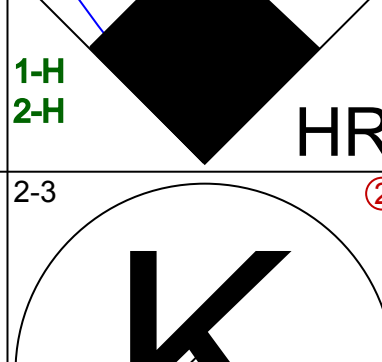

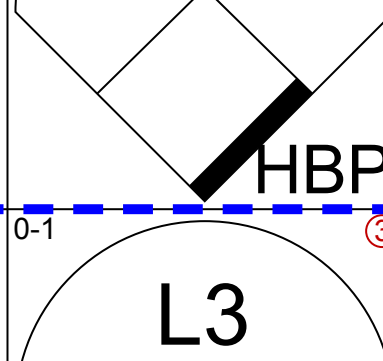



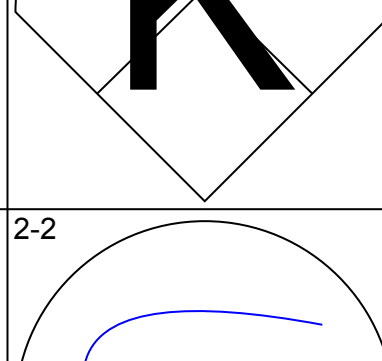
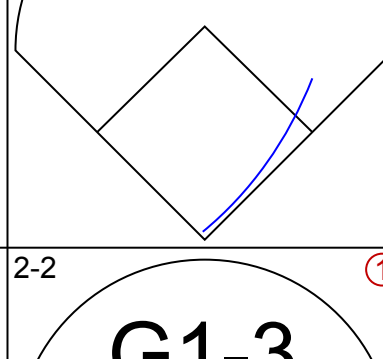
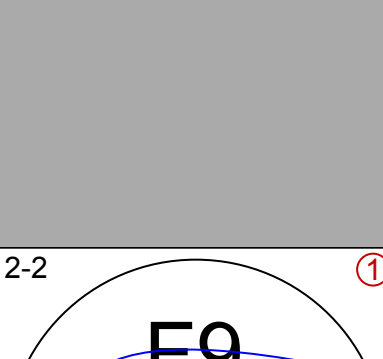

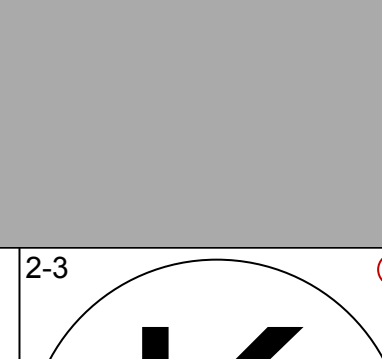
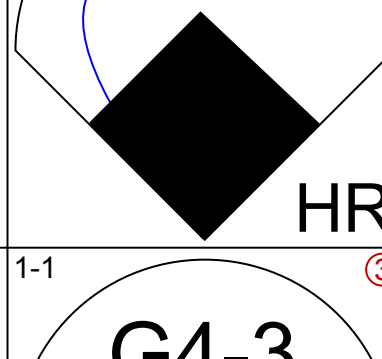
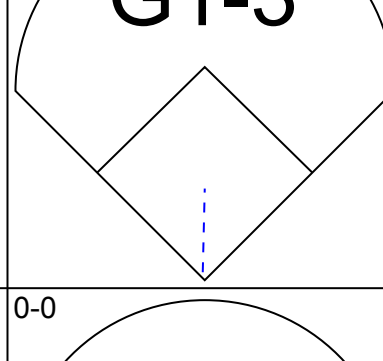
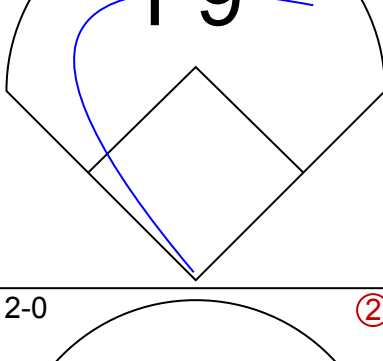
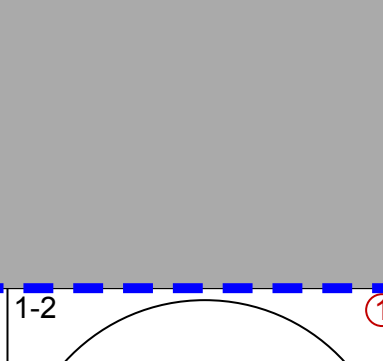
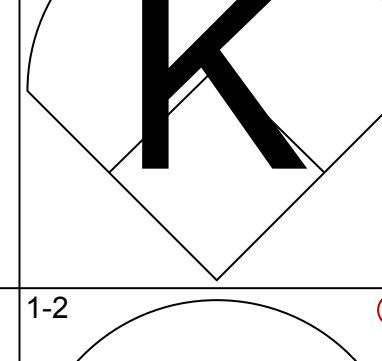


Batter	1	2	3	4	5	6	7	8	9	AB	R	H	RBI	BB	SO	LOB	BOTTOM					
Andres Torres, S OBP: 0.258, SLG: 0.305	1-1 F8		0-0 G4-3			2-1 HR		3-1 G5-3		4	1	1	1	0	0	2						
Ben Petrick, R OBP: 0.272, SLG: 0.387	1-2 P4			1-0 F9		0-2 G6-3 2B		4-2 FC6-4 BB		3	0	1	0	1	0	0						
Craig Monroe, R OBP: 0.269, SLG: 0.414	0-3 K			1-2 K		1-3 K		0-0 FC6-4		4	0	0	0	0	3	2						
Dmitri Young, S OBP: 0.359, SLG: 0.533		2-2 G6-3		1-3 K		0-0 G6-3		2-3 K		4	0	0	0	0	2	1						
Carlos Pena, L OBP: 0.332, SLG: 0.461		3-2 G3-1			0-2 WP E 1B	1-2 F7		0-0 F8		4	1	1	0	0	0	1						
Shane Halter, R OBP: 0.288, SLG: 0.334		1-3 K			2-0 G6-3		1-1 G5-3		0-1 F8	4	0	0	0	0	1	1						
Warren Morris, L OBP: 0.327, SLG: 0.378			2-2 HBP 1B		0-0 P2		2-3 K2-3			3	0	1	0	0	1	1						
A.J. Hinch, R OBP: 0.227, SLG: 0.304			2-2 G4-3 HBP		2-1 E8 2H 1B		2-0 P4			2	0	1	1	0	0	0						
Ramon Santiago, S OBP: 0.285, SLG: 0.274			0-1 F9		1-3 K		1-1 G6-3			3	0	0	0	0	1	3						
Inning Stats	R: 0 E: 0 K: 1 S: 9	H: 0 LOB: 0 BB: 0 P: 11	R: 0 E: 0 K: 1 S: 9	H: 0 LOB: 0 BB: 0 P: 15	R: 0 E: 0 K: 0 S: 9	H: 1 LOB: 1 BB: 0 P: 13	R: 0 E: 0 K: 2 S: 7	H: 0 LOB: 0 BB: 0 P: 10	R: 1 E: 1 K: 1 S: 11	H: 2 LOB: 1 BB: 0 P: 16	R: 1 E: 0 K: 1 S: 14	H: 2 LOB: 1 BB: 0 P: 18	R: 0 E: 0 K: 1 S: 7	H: 0 LOB: 1 BB: 1 P: 17	R: 0 E: 0 K: 1 S: 7	H: 0 LOB: 0 BB: 0 P: 9	1B: 3 2B: 1 3B: 0 HR: 1	SF: 0 SAC: 0 DP: 1 HBP: 1	WP: 1 PB: 0 SB: 0 CS: 0	PA: 33		
PITCHER	IP WLS BF H R ER SO BB IBB HBP BLK WP HR S P ERA WHIP	IP WLS BF H R ER SO BB IBB HBP BLK WP HR S P ERA WHIP	IP WLS BF H R ER SO BB IBB HBP BLK WP HR S P ERA WHIP	IP WLS BF H R ER SO BB IBB HBP BLK WP HR S P ERA WHIP	IP WLS BF H R ER SO BB IBB HBP BLK WP HR S P ERA WHIP	IP WLS BF H R ER SO BB IBB HBP BLK WP HR S P ERA WHIP	IP WLS BF H R ER SO BB IBB HBP BLK WP HR S P ERA WHIP	IP WLS BF H R ER SO BB IBB HBP BLK WP HR S P ERA WHIP	IP WLS BF H R ER SO BB IBB HBP BLK WP HR S P ERA WHIP	IP WLS BF H R ER SO BB IBB HBP BLK WP HR S P ERA WHIP	IP WLS BF H R ER SO BB IBB HBP BLK WP HR S P ERA WHIP	IP WLS BF H R ER SO BB IBB HBP BLK WP HR S P ERA WHIP	IP WLS BF H R ER SO BB IBB HBP BLK WP HR S P ERA WHIP	IP WLS BF H R ER SO BB IBB HBP BLK WP HR S P ERA WHIP	IP WLS BF H R ER SO BB IBB HBP BLK WP HR S P ERA WHIP	IP WLS BF H R ER SO BB IBB HBP BLK WP HR S P ERA WHIP	IP WLS BF H R ER SO BB IBB HBP BLK WP HR S P ERA WHIP	IP WLS BF H R ER SO BB IBB HBP BLK WP HR S P ERA WHIP	IP WLS BF H R ER SO BB IBB HBP BLK WP HR S P ERA WHIP	IP WLS BF H R ER SO BB IBB HBP BLK WP HR S P ERA WHIP	IP WLS BF H R ER SO BB IBB HBP BLK WP HR S P ERA WHIP	IP WLS BF H R ER SO BB IBB HBP BLK WP HR S P ERA WHIP

Kansas City Royals @ Detroit Tigers
 Comerica Park, Detroit, MI
 Sun Sep 14 2003, 1:05 PM EDT
 Att: 13,579 - Cloudy - 79 F

AB	31
R	2
H	5
RBI	2
BB	1
SO	8
LOB	11

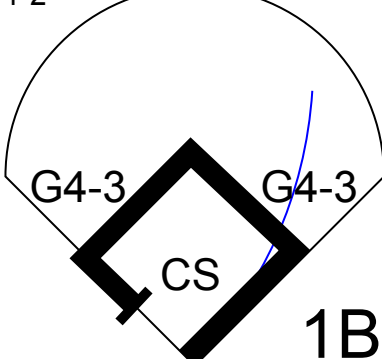
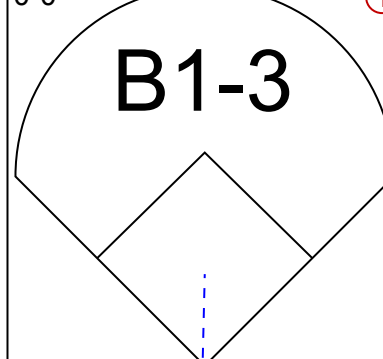

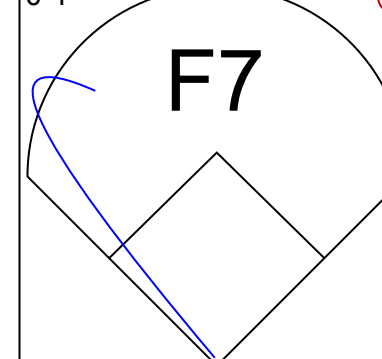
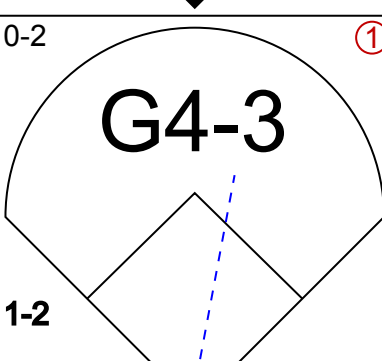
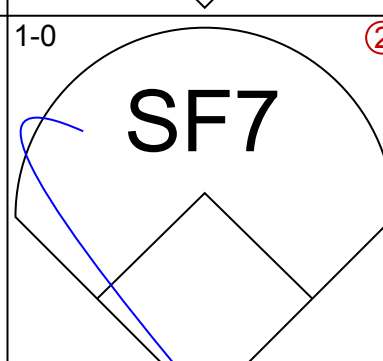

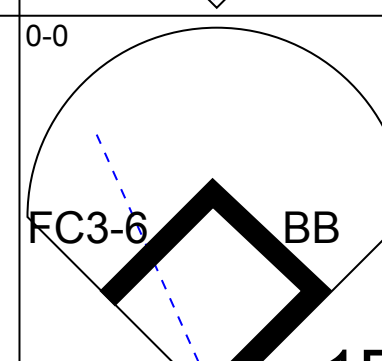

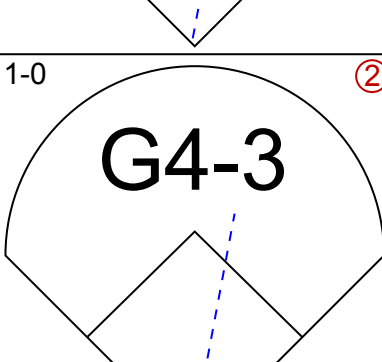
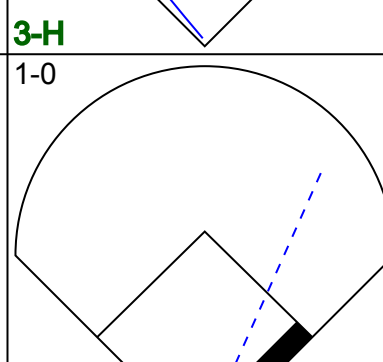

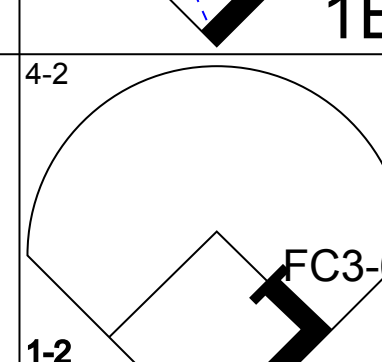

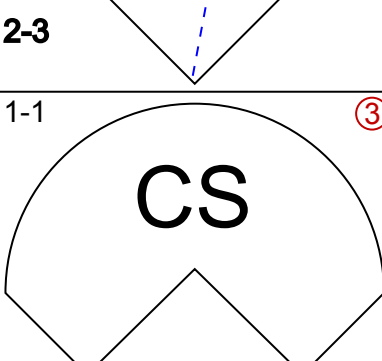
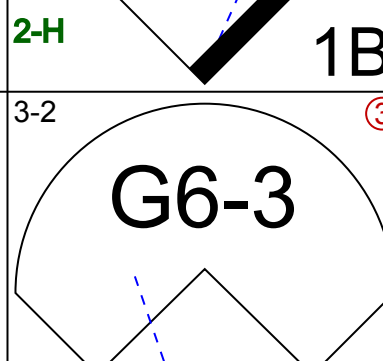
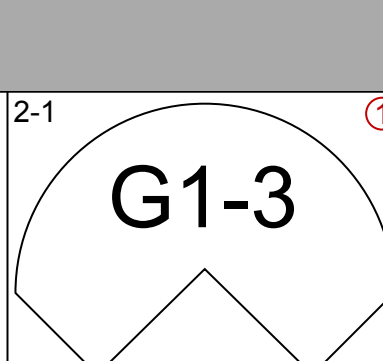
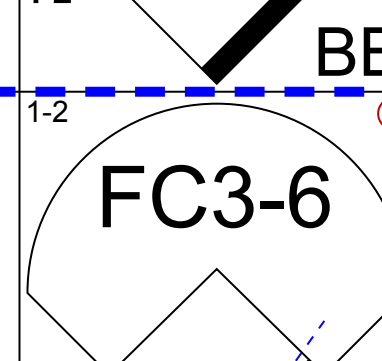

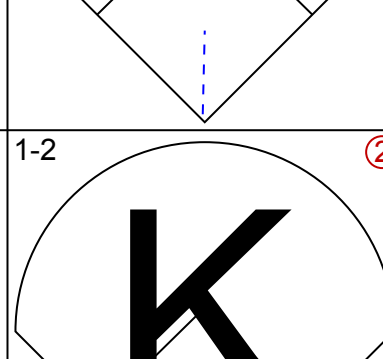
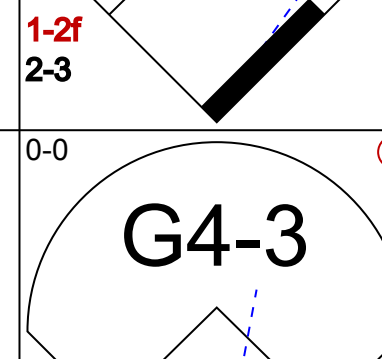
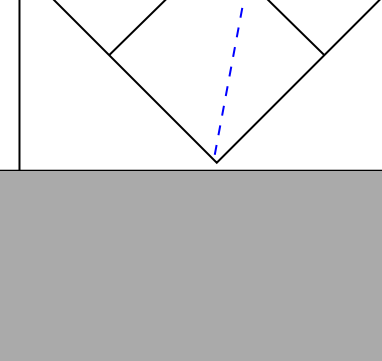









Batter	1	2	3	4	5	6	7	8	9	AB	R	H	RBI	BB	SO	LOB	TOP					
4 Angel Berroa, R OBP: 0.339, SLG: 0.458										4	1	1	0	1	1	0						
Carlos Beltrán, S OBP: 0.385, SLG: 0.513										4	2	2	1	1	0	1						
29 Mike Sweeney, R OBP: 0.403, SLG: 0.474										5	1	1	1	1	0	2						
Raul Ibanez, L OBP: 0.345, SLG: 0.449										4	3	3	0	1	0	1						
Joe Randa, R OBP: 0.340, SLG: 0.446										5	1	3	5	0	1	1						
Rondell White, R OBP: 0.329, SLG: 0.464										3	0	0	0	0	2	3						
Ken Harvey, R OBP: 0.316, SLG: 0.415										1	0	0	0	0	1	0						
Aaron Guiel, L OBP: 0.364, SLG: 0.521										5	1	2	2	0	0	3						
Desi Relaford, S OBP: 0.321, SLG: 0.390										5	0	0	0	0	1	2						
Brent Mayne, L OBP: 0.312, SLG: 0.354										4	1	1	1	0	0	0						
Inning Stats	R: 0 E: 0 K: 1 S: 11	H: 0 LOB: 1 BB: 1 P: 20	R: 0 E: 0 K: 2 S: 9	H: 0 LOB: 0 BB: 0 P: 11	R: 4 E: 0 K: 0 S: 20	H: 4 LOB: 2 BB: 1 P: 36	R: 0 E: 0 K: 0 S: 9	H: 1 LOB: 1 BB: 0 P: 15	R: 1 E: 0 K: 1 S: 13	H: 3 LOB: 2 BB: 0 P: 19	R: 0 E: 0 K: 0 S: 7	H: 0 LOB: 0 BB: 0 P: 8	R: 1 E: 0 K: 0 S: 10	H: 2 LOB: 1 BB: 0 P: 20	R: 0 E: 0 K: 1 S: 11	H: 0 LOB: 0 BB: 0 P: 14	R: 4 E: 0 K: 1 S: 13	H: 3 LOB: 0 BB: 1 P: 24	1B: 6 2B: 3 3B: 1 HR: 3	SF: 0 SAC: 0 DP: 0 HBP: 1	WP: 0 PB: 0 SB: 0 CS: 0	PA: 44
PITCHER	IP	WLS	BF	H	R	ER	SO	BB	IBB	HBP	BLK	WP	HR	S	P	ERA	WHIP					
Gary Knotts, R ERA: 5.65	(1, 1)	2.2	L	15	4	4	3	2	0	1	0	0	1	38	65	13.50	2.250					
Wilfredo Ledezma, L ERA: 5.75	(3, 1)	2.1		11	4	1	1	0	0	0	0	0	0	24	36	3.86	1.714					
Chris Spurling, R ERA: 4.77	(6, 1)	1.2		7	2	1	0	0	0	0	0	0	0	16	26	5.40	1.200					
Jamie Walker, L ERA: 3.34	(7, 1)	1.0		3	0	0	0	0	0	0	0	0	0	8	12	0.00	0.000					
Matt Anderson, R ERA: 5.68	(8, 1)	1.1		8	3	4	4	0	1	0	0	0	2	17	28	27.00	2.250					

Kansas City Royals @ Detroit Tigers
Comerica Park, Detroit, MI
Mon Sep 15 2003, 7:05 PM EDT
Att: 9,342 - Cloudy - 69 F

AB 40
R 10
H 13
RBI 10
BB 3
SO 6
LOB 13



Batter	1	2	3	4	5	6	7	8	9	AB	R	H	RBI	BB	SO	LOB	BOTTOM					
Alex Sanchez, L OBP: 0.314, SLG: 0.360										4	0	1	0	0	0	3						
Shane Halter, R OBP: 0.271, SLG: 0.347										3	1	2	2	0	0	1						
Bobby Higginson, L OBP: 0.325, SLG: 0.367										3	0	1	1	1	1	1						
Dmitri Young, S OBP: 0.356, SLG: 0.529										4	0	0	0	0	0	3						
Craig Monroe, R OBP: 0.269, SLG: 0.414										3	0	1	0	0	1	0						
Kevin Witt, L OBP: 0.306, SLG: 0.406										1	0	0	0	0	0	2						
Carlos Pena, L OBP: 0.329, SLG: 0.457										4	0	0	0	0	2	1						
15 Brandon Inge, R OBP: 0.283, SLG: 0.347										4	0	0	0	0	1	1						
Warren Morris, L OBP: 0.332, SLG: 0.386										4	2	3	0	0	0	0						
Ramon Santiago, S OBP: 0.288, SLG: 0.279										3	1	2	0	0	0	1						
Inning Stats	R: 0 E: 0 K: 0 S: 9	H: 1 LOB: 0 BB: 0 P: 12	R: 0 E: 0 K: 0 S: 8	H: 1 LOB: 1 BB: 0 P: 13	R: 2 E: 0 K: 0 S: 11	H: 3 LOB: 1 BB: 0 P: 17	R: 0 E: 0 K: 0 S: 6	H: 0 LOB: 0 BB: 0 P: 8	R: 2 E: 0 K: 1 S: 8	H: 3 LOB: 0 BB: 0 P: 11	R: 0 E: 0 K: 2 S: 8	H: 0 LOB: 0 BB: 0 P: 12	R: 0 E: 0 K: 0 S: 6	H: 1 LOB: 0 BB: 0 P: 9	R: 0 E: 0 K: 0 S: 9	H: 1 LOB: 2 BB: 1 P: 14	R: 0 E: 0 K: 2 S: 9	H: 0 LOB: 0 BB: 0 P: 14	1B: 7 2B: 2 3B: 0 HR: 1	SF: 1 SAC: 0 DP: 2 HBP: 0	WP: 0 PB: 0 SB: 0 CS: 1	PA: 36
PITCHER	IP	WLS	BF	H	R	ER	SO	BB	IBB	HBP	BLK	WP	HR	S	P	ERA	WHIP					
Brian Anderson, L ERA: 3.94	(1, 1)	7.1	W	30	10	4	4	3	1	0	0	0	0	4	5	0.00	0.000					
Curt Leskanc, R ERA: 2.4	(8, 1)	0.2	H	2	0	0	0	0	0	0	0	0	0	4	5	0.00	0.000					
Mike MacDougal, R ERA: 4.35	(9, 1)	1.0		3	0	0	0	2	0	0	0	0	0	9	14	0.00	0.000					

Kansas City Royals @ Detroit Tigers
Comerica Park, Detroit, MI
Mon Sep 15 2003, 7:05 PM EDT
Att: 9,342 - Cloudy - 69 F

AB 33
R 4
H 10
RBI 3
BB 1
SO 5
LOB 13



Batter	1	2	3	4	5	6	7	8	9	AB	R	H	RBI	BB	SO	LOB	TOP			
4 Angel Berroa, R OBP: 0.345, SLG: 0.467	1-2 FC3-6 1B HR	1-1 29 S G6-3 1B		1-1 29 E 1B	0-0 2H 3B		0-1 FC6-4 1B			5	3	5	1	0	0	0				
Carlos Beltrán, S OBP: 0.387, SLG: 0.511	1-1 FC3-6 1B	4-2 29 G6-3 1B BB		2-3 K	4-1 29 G6-4-3 BB		2-1 FC6-4 1-2f			3	1	1	0	2	1	3				
29 Mike Sweeney, R OBP: 0.398, SLG: 0.467	0-1 L9	3-2 G6-3		1-1 E5 1B	2-2 G6-4-3			0-1 G6-3		5	1	0	1	0	0	6				
Raul Ibanez, L OBP: 0.347, SLG: 0.450	3-1 FC3-6 HR	1-2 1B		0-1 1B HR	1-2 HR 1B		1-2 FC1-6 1B	1-3 K		5	2	3	2	0	1	2				
Joe Randa, R OBP: 0.341, SLG: 0.452	2-1 HR	3-H 3-3 K		1-2 HR 1B	1-0 HR		1-2 FC1-6 G5-4-3	3-2 L9		5	2	2	4	0	1	2				
Rondell White, R OBP: 0.329, SLG: 0.472	3-1 E 2B			2-1 G5-3	1-1 HR		2-2 G5-4-3	1-2 P4		5	2	2	3	0	0	1				
Aaron Guiel, L OBP: 0.364, SLG: 0.521				1-1 HR			1-2f			0	0	0	0	0	0	0				
Ken Harvey, R OBP: 0.316, SLG: 0.413	0-0 E2 1B			1-0 G6-3	0-3 K		3-2 E6 G5-4-3	1-0 G6-3		5	0	1	1	0	1	0				
Mendy López, R OBP: 0.307, SLG: 0.405	1-2 F9			2-1 G5-3			0-1 G5-4-3 4 3B 2B	2-3 K		5	1	1	0	0	1	2				
Brent Mayne, L OBP: 0.311, SLG: 0.351				3-3 K			3-2 K			3	0	0	0	1	3	1				
Inning Stats	R: 4 E: 1 K: 0 S: 17	H: 5 LOB: 1 BB: 0 P: 28	R: 2 E: 0 K: 2 S: 18	H: 2 LOB: 1 BB: 1 P: 30	R: 0 E: 0 K: 0 S: 5	H: 0 LOB: 0 BB: 0 P: 10	R: 5 E: 2 K: 3 S: 20	H: 4 LOB: 0 BB: 0 P: 30	R: 1 E: 0 K: 1 S: 11	H: 2 LOB: 1 BB: 1 P: 20	R: 0 E: 0 K: 0 S: 10	H: 1 LOB: 0 BB: 0 P: 14	R: 0 E: 0 K: 1 S: 10	H: 0 LOB: 0 BB: 0 P: 14	R: 0 E: 0 K: 1 S: 10	H: 0 LOB: 0 BB: 0 P: 14	1B: 10 2B: 2 3B: 1 HR: 2	SF: 0 SAC: 0 DP: 3 HBP: 0	WP: 0 PB: 0 SB: 3 CS: 0	PA: 44
PITCHER	IP WLS BF H R ER SO	IP WLS BF H R ER SO	IP WLS BF H R ER SO	IP WLS BF H R ER SO	IP WLS BF H R ER SO	IP WLS BF H R ER SO	IP WLS BF H R ER SO	IP WLS BF H R ER SO	IP WLS BF H R ER SO	IP WLS BF H R ER SO	IP WLS BF H R ER SO	IP WLS BF H R ER SO	IP WLS BF H R ER SO	IP WLS BF H R ER SO	IP WLS BF H R ER SO	IP WLS BF H R ER SO	ERA WHIP	ERA WHIP	ERA WHIP	ERA WHIP
Billy Traber, L ERA: 5.24	1.2 L 13 7 6 6 1																32.40 4.800			
David Lee, R ERA: 4.5	1.1 4 0 0 1																0.00 0.000			
Chad Durbin, R ERA: 7.27	1.1 12 6 6 1 4																6.75 5.250			
Jose Santiago, R ERA: 3.14	2.2 9 2 0 0 0																0.00 1.125			
Danys Baez, R ERA: 3.91	2.0 6 0 0 0 2																0.00 0.000			

Kansas City Royals @ Cleveland Indians
 Jacobs Field, Cleveland, OH
 Tue Sep 16 2003, 7:05 PM EDT
 Att. 16,145 - Sunny - 71 F

AB	41
R	12
H	15
RBI	12
BB	3
SO	8
LOB	17



Batter	1	2	3	4	5	6	7	8	9	AB	R	H	RBI	BB	SO	LOB	BOTTOM					
Coco Crisp, S OBP: 0.322, SLG: 0.381	1-3 K	1-1 2H 3H 2B			1-3 K	2-0 1H 3H 2B		2-1 G3		5	0	2	4	0	2	3						
Casey Blake, R OBP: 0.316, SLG: 0.423	1-1 P2			4-2 CS BB	2-3 K	2-2 F8		0-1 F8		4	0	0	0	1	1	2						
Jody Gerut, L OBP: 0.336, SLG: 0.507	0-2 K			2-3 K	1-1 G4-3		1-1 G3-1	3-1 P2		5	0	0	0	0	2	2						
Alex Escobar, R OBP: 0.314, SLG: 0.443		1-0 HR		3-3 K		2-3 K2-3	1-1 G6-3	2-3 K		5	1	1	1	0	3	1						
41 Victor Martinez, S OBP: 0.338, SLG: 0.338		1-0 E6 2 2B			0-2 G6-3		0-0 E 2B 1B	2-0 F8		4	2	1	0	0	0	0						
Ben Broussard, L OBP: 0.319, SLG: 0.445		2-2 F9		1-3 K		1-0 E6 2B 1B		0-0 G6-3		4	1	0	0	0	1	2						
Josh Bard, S OBP: 0.277, SLG: 0.341		1-1 2 2B 1B		4-2 BB		0-1 1B 2B 2B		1-0 FC1-6 2 BB 1B		3	2	3	1	1	0	0						
2 Jhonny Peralta, R OBP: 0.282, SLG: 0.318		0-0 2B 1B		1-2 BB		1-0 P2		4-2 FC1-6 BB		3	1	1	1	1	0	3						
Brandon Phillips, R OBP: 0.242, SLG: 0.311		0-0 L6			1-2 1B		0-0 2B 1B	1-2 FC1-6		4	1	2	1	0	0	4						
Inning Stats	R: 0 E: 0 K: 2 S: 8	H: 0 LOB: 0 BB: 0 P: 10	R: 4 E: 1 K: 0 S: 11	H: 4 LOB: 1 BB: 0 P: 17	R: 0 E: 0 K: 2 S: 11	H: 0 LOB: 1 BB: 1 P: 20	R: 0 E: 0 K: 1 S: 15	H: 0 LOB: 1 BB: 1 P: 21	R: 0 E: 0 K: 2 S: 11	H: 1 LOB: 0 BB: 0 P: 16	R: 4 E: 1 K: 1 S: 14	H: 4 LOB: 1 BB: 0 P: 22	R: 0 E: 0 K: 0 S: 5	H: 0 LOB: 0 BB: 0 P: 9	R: 0 E: 0 K: 0 S: 10	H: 1 LOB: 2 BB: 1 P: 18	R: 0 E: 0 K: 1 S: 7	H: 0 LOB: 0 BB: 0 P: 12	1B: 5 2B: 5 3B: 0 HR: 1	SF: 0 SAC: 0 DP: 1 HBP: 0	WP: 0 PB: 0 SB: 0 CS: 1	PA: 40
PITCHER	IP WLS BF H R ER SO	IP WLS BF H R ER SO	IP WLS BF H R ER SO	IP WLS BF H R ER SO	IP WLS BF H R ER SO	IP WLS BF H R ER SO	IP WLS BF H R ER SO	IP WLS BF H R ER SO	IP WLS BF H R ER SO	IP WLS BF H R ER SO	IP WLS BF H R ER SO	IP WLS BF H R ER SO	IP WLS BF H R ER SO	IP WLS BF H R ER SO	IP WLS BF H R ER SO	IP WLS BF H R ER SO	ERA WHIP	ERA WHIP	ERA WHIP	ERA WHIP		
Darrell May, L ERA: 3.65	5.2 W 26 7 6 2 8																3.18 1.588					
Jason Grimsley, R ERA: 5.13	0.1 3 2 1 0 0																0.00 6.000					
Al Levine, R ERA: 2.74	2.0 8 1 0 0 0																0.00 1.000					
Curt Leskanic, R ERA: 2.36	1.0 3 0 0 0 1																0.00 0.000					

Kansas City Royals @ Cleveland Indians
 Jacobs Field, Cleveland, OH
 Tue Sep 16 2003, 7:05 PM EDT
 Att. 16,145 - Sunny - 71 F

AB	37
R	8
H	10
RBI	8
BB	3
SO	9
LOB	17



Batter	1	2	3	4	5	6	7	8	9	AB	R	H	RBI	BB	SO	LOB	TOP				
4 Angel Berroa, R (1, 6) Julius Matos, R (8, 6) OBP: 0.344, SLG: 0.464 OBP: 0.265, SLG: 0.375	G3		K			FC5-4 FC4-6		BB		3	0	0	0	1	1	1					
Carlos Beltrán, S (1, 8) 9 David DeJesus, L (8, 8) OBP: 0.386, SLG: 0.509	G3			G4-3 FC3-2 1B		FC4-6 FC5-4		K		4	0	1	0	0	1	2					
Rondell White, R (1, 10) OBP: 0.327, SLG: 0.468	G5-3			G4-3		FC5-4		K		4	0	0	0	0	1	3					
Raul Ibanez, L (1, 7) Dee Brown, L (8, 7) OBP: 0.348, SLG: 0.451 OBP: 0.316, SLG: 0.336		G6-4-3 BB		FC3-2			G4-3 2B	F7		3	1	1	0	1	0	2					
Joe Randa, R (1, 5) Jarrod Patterson, L (8, 5) OBP: 0.339, SLG: 0.449 OBP: 0.316, SLG: 0.188	G6-4-3			G6-3			G4-3		K	3	0	0	0	0	0	3					
Aaron Guiel, L (1, 9) OBP: 0.366, SLG: 0.524					K			F8		4	0	2	1	0	1	0					
Ken Harvey, R (1, 3) OBP: 0.316, SLG: 0.410					G1-3			G6-3		3	0	0	0	1	1	1					
Desi Relaford, S (1, 4) OBP: 0.321, SLG: 0.389										3	0	1	0	0	1	0					
Brent Mayne, L (1, 2) 29 Mike Sweeney, R (7, PH) Tom Prince, R (7, 2) OBP: 0.312, SLG: 0.350 OBP: 0.397, SLG: 0.466 OBP: 0.320, SLG: 0.395				G5-3						1	0	0	0	0	0	0					
										1	0	0	0	0	0	3					
										0	0	0	0	0	0	0					
Inning Stats	R: 0 E: 0 K: 0 S: 8	H: 0 LOB: 0 BB: 0 P: 13	R: 0 E: 0 K: 1 S: 9	H: 1 LOB: 1 BB: 1 P: 14	R: 0 E: 0 K: 2 S: 12	H: 0 LOB: 0 BB: 0 P: 17	R: 0 E: 0 K: 0 S: 8	H: 1 LOB: 1 BB: 0 P: 14	R: 0 E: 0 K: 1 S: 7	H: 0 LOB: 0 BB: 0 P: 10	R: 1 E: 0 K: 0 S: 9	H: 3 LOB: 2 BB: 1 P: 18	R: 0 E: 0 K: 2 S: 18	H: 0 LOB: 1 BB: 1 P: 30	R: 0 E: 0 K: 1 S: 7	H: 0 LOB: 0 BB: 0 P: 12	1B: 3 2B: 2 3B: 0 HR: 0	SF: 0 SAC: 0 DP: 2 HBP: 1	WP: 0 PB: 0 SB: 1 CS: 0	PA: 34	
PITCHER	IP	WLS	BF	H	R	ER	SO	BB	IBB	HBP	BLK	WP	HR	S	P	ERA	WHIP				
37 Jake Westbrook, R (1, 1) ERA: 4.36	6.1	W	25	4	1	1	4	2	0	1	0	0	0	58	95	1.42	0.947				
Jack Cressend, R (7, 1) ERA: 2.16	1.2		6	1	0	0	2	1	0	0	0	0	0	20	33	0.00	1.200				
David Riske, R (9, 1) ERA: 2.23	1.0		3	0	0	0	1	0	0	0	0	0	0	7	12	0.00	0.000				

Kansas City Royals @ Cleveland Indians
Jacobs Field, Cleveland, OH
Wed Sep 17 2003, 7:05 PM EDT
Att: 16,363 - Sunny - 73 F

AB 30
R 1
H 5
RBI 1
BB 3
SO 7
LOB 15



Batter	1	2	3	4	5	6	7	8	9	AB	R	H	RBI	BB	SO	LOB	BOTTOM				
Coco Crisp, S (1, 8) OBP: 0.320, SLG: 0.378	G3-1			L7		1B BB		SF7		3	0	0	1	1	1	1					
Jody Geut, L (1, 7) OBP: 0.337, SLG: 0.504	G3-1				G3-1		G3			4	0	1	2	1	0	2					
Ben Broussard, L (1, 3) OBP: 0.317, SLG: 0.440	41 1B BB				G4-3	G4-3		F8		4	1	0	0	1	1	4					
Alex Escobar, R (1, 9) Chris Magruder, S (8, 9) OBP: 0.333, SLG: 0.494 OBP: 0.700, SLG: 1.300	41 1B		G5-3			HR		41 E 2 1B		4	2	3	1	0	0	0					
41 Victor Martinez, S (1, 2) OBP: 0.333, SLG: 0.333					G3			E4 2 1B HBP		5	1	1	1	0	1	2					
48 Travis Hafner, L (1, 10) OBP: 0.341, SLG: 0.511	P6									5	1	1	1	0	0	5					
Greg LaRocca, R (1, 5) OBP: 0.500, SLG: 0.400										4	3	2	0	0	0	2					
2 Jhonny Peralta, R (1, 6) OBP: 0.286, SLG: 0.326										4	0	2	2	0	2	1					
Brandon Phillips, R (1, 4) OBP: 0.245, SLG: 0.311										3	1	1	1	0	2	1					
Inning Stats	R: 1 E: 0 K: 0 S: 18	H: 2 LOB: 2 BB: 1 P: 30	R: 1 E: 0 K: 3 S: 14	H: 2 LOB: 2 BB: 1 P: 23	R: 1 E: 0 K: 1 S: 9	H: 1 LOB: 0 BB: 0 P: 15	R: 0 E: 0 K: 2 S: 10	H: 0 LOB: 0 BB: 0 P: 14	R: 1 E: 0 K: 0 S: 7	H: 1 LOB: 0 BB: 0 P: 11	R: 2 E: 0 K: 1 S: 15	H: 3 LOB: 2 BB: 1 P: 26	R: 3 E: 2 K: 0 S: 14	H: 2 LOB: 2 BB: 0 P: 23	R: 0 E: 0 K: 0 S: 9	H: 1 LOB: 1 BB: 0 P: 14	1B: 8 2B: 2 3B: 0 HR: 2	SF: 1 SAC: 0 DP: 0 HBP: 1	WP: 0 PB: 0 SB: 0 CS: 0	PA: 42	
PITCHER	IP	WLS	BF	H	R	ER	SO	BB	IBB	HBP	BLK	WP	HR	S	P	ERA	WHIP				
Paul Abbott, R (1, 1) ERA: 4.95	5.0	L	23	6	4	4	6	2	0	0	0	0	0	11	20	27.00	4.500				
Nate Field, R (6, 1) ERA: 4.58	0.2		5	2	2	2	1	1	0	0	0	0	0	9	15	0.00	3.000				
Graeme Lloyd, L (6, 1) ERA: 4.93	0.2		5	2	2	0	0	0	0	0	0	0	0	9	15	0.00	3.000				
51 Kris Wilson, R (7, 1) ERA: 4.54	1.2		9	2	1	0	0	0	0	1	0	0	0	18	28	0.00	1.200				

Kansas City Royals @ Cleveland Indians
Jacobs Field, Cleveland, OH
Wed Sep 17 2003, 7:05 PM EDT
Att: 16,363 - Sunny - 73 F

AB 37
R 9
H 12
RBI 9
BB 3
SO 7
LOB 18



Batter	1	2	3	4	5	6	7	8	9	AB	R	H	RBI	BB	SO	LOB	TOP						
4 Angel Berroa, R OBP: 0.342, SLG: 0.462	1-1 G6-3		0-0 SF9	1-1 F9			1-3 K			3	0	0	1	0	1	1	Kansas City Royals @ Cleveland Indians Jacobs Field, Cleveland, OH Thu Sep 18 2003, 7:05 PM EDT Att: 17,275 - Overcast - 71 F						
Carlos Beltrán, S OBP: 0.387, SLG: 0.513	3-2 29 1B		2-1 1B 29 G1-3		3-1 G5-3		0-1 G5-3			4	1	2	0	0	0	0							
29 Mike Sweeney, R OBP: 0.396, SLG: 0.463	0-2 FC3-6		0-0 G1-3		2-0 F9			0-1 G4-3		4	0	1	1	0	0	2							
Raul Ibanez, L OBP: 0.349, SLG: 0.454	0-2 FC3-6		2-2 S		3-3 K			0-1 2B		4	0	2	1	0	1	1							
Joe Randa, R OBP: 0.340, SLG: 0.451	1-2 CS	2-1 F9	1-2 BB		2-1 G4-3			2-1 P6		3	0	1	0	1	0	1							
Ken Harvey, R OBP: 0.313, SLG: 0.407		0-1 G6-3	1-0 G6-3		0-0 G5-3			0-1 G5-3		4	0	0	0	0	0	5							
Aaron Guiel, L OBP: 0.362, SLG: 0.517		1-2 G4-3		0-3 K		2-1 G4-3		1-2 G5-3		4	0	0	0	0	1	1							
Desi Relaford, S OBP: 0.321, SLG: 0.388			1-0 E 4 SF9	1-3 K		3-2 F8		0-2 L6		4	1	1	0	0	1	1							
Mike DiFelice, R OBP: 0.295, SLG: 0.380			0-1 E7 29 G1-3	1-0 HBP		3-3 K		0-0 F9		3	1	1	0	0	1	0							
Inning Stats	R: 1 E: 0 K: 0 S: 14	H: 2 LOB: 0 BB: 0 P: 19	R: 0 E: 0 K: 0 S: 7	H: 0 LOB: 0 BB: 0 P: 10	R: 2 E: 1 K: 0 S: 14	H: 4 LOB: 3 BB: 1 P: 24	R: 0 E: 0 K: 2 S: 8	H: 0 LOB: 1 BB: 0 P: 11	R: 0 E: 0 K: 1 S: 6	H: 1 LOB: 0 BB: 0 P: 14	R: 0 E: 0 K: 2 S: 12	H: 0 LOB: 0 BB: 0 P: 16	R: 0 E: 0 K: 0 S: 8	H: 1 LOB: 1 BB: 0 P: 10	R: 0 E: 0 K: 0 S: 9	H: 0 LOB: 0 BB: 0 P: 10		1B: 5 2B: 2 HR: 0	SF: 1 SAC: 0 HBP: 1	WP: 0 PB: 0 SB: 1 CS: 1	PA: 37		
PITCHER	IP WLS BF H R ER SO BB IBB HBP BLK WP HR S P ERA WHIP	IP WLS BF H R ER SO BB IBB HBP BLK WP HR S P ERA WHIP	IP WLS BF H R ER SO BB IBB HBP BLK WP HR S P ERA WHIP	IP WLS BF H R ER SO BB IBB HBP BLK WP HR S P ERA WHIP	IP WLS BF H R ER SO BB IBB HBP BLK WP HR S P ERA WHIP	IP WLS BF H R ER SO BB IBB HBP BLK WP HR S P ERA WHIP	IP WLS BF H R ER SO BB IBB HBP BLK WP HR S P ERA WHIP	IP WLS BF H R ER SO BB IBB HBP BLK WP HR S P ERA WHIP	IP WLS BF H R ER SO BB IBB HBP BLK WP HR S P ERA WHIP	IP WLS BF H R ER SO BB IBB HBP BLK WP HR S P ERA WHIP	IP WLS BF H R ER SO BB IBB HBP BLK WP HR S P ERA WHIP	IP WLS BF H R ER SO BB IBB HBP BLK WP HR S P ERA WHIP	IP WLS BF H R ER SO BB IBB HBP BLK WP HR S P ERA WHIP	IP WLS BF H R ER SO BB IBB HBP BLK WP HR S P ERA WHIP	IP WLS BF H R ER SO BB IBB HBP BLK WP HR S P ERA WHIP	IP WLS BF H R ER SO BB IBB HBP BLK WP HR S P ERA WHIP	IP WLS BF H R ER SO BB IBB HBP BLK WP HR S P ERA WHIP						
CC Sabathia, L ERA: 3.63	(1, 1)	7.0	L	29	7	3	3	5	1	0	1	0	0	0	0	0	0	0	0	69	109	3.86	1.143
63 Rafael Betancourt, R ERA: 2.06	(8, 1)	2.0		7	1	0	0	0	0	0	0	0	0	0	0	0	0	0	0	17	20	0.00	0.500

AB	33
R	3
H	8
RBI	3
BB	1
SO	5
LOB	12



Batter	1	2	3	4	5	6	7	8	9	AB	R	H	RBI	BB	SO	LOB	BOTTOM						
Coco Crisp, S OBP: 0.319, SLG: 0.377	2-2 F9		0-0 G6-3		2-1 1B			0-0 L7		4	0	1	1	0	0	0	Kansas City Royals @ Cleveland Indians Jacobs Field, Cleveland, OH Thu Sep 18 2003, 7:05 PM EDT Att: 17,275 - Overcast - 71 F						
Casey Blake, R OBP: 0.317, SLG: 0.422	1-2 1B FC5-4		3-0 F8		1 SAFE 2-2 F9		1-3 K			4	1	1	0	0	1	1							
Jody Gerut, L OBP: 0.336, SLG: 0.502	2-1 SAFE SAFE FC5-4		0-0 L4		2-3 K		0-1 F7			4	0	1	0	0	1	0							
Alex Escobar, R OBP: 0.319, SLG: 0.471	1-1 FC5-4		3-3 K2-3		1-0 G6-3			1-0 F8		4	0	0	1	0	1	1							
48 Travis Hafner, L OBP: 0.337, SLG: 0.504	3-3 K		1-0 G3		2-3 K			2-1 G4-3		4	0	0	0	0	2	1							
41 Victor Martinez, S OBP: 0.331, SLG: 0.331		0-0 G6-4-3		1-2 P6			2-2 L8		0-0 F7	4	0	1	0	0	0	0							
Ben Broussard, L OBP: 0.320, SLG: 0.440		0-0 G6-4-3		4-1 2 1B		1-0 L7				2	1	1	0	1	0	0							
2 Jhonny Peralta, R OBP: 0.290, SLG: 0.327		1-0 G6-4-3		0-2 BB		4-0 L6-3				2	0	1	0	1	0	2							
Brandon Phillips, R OBP: 0.243, SLG: 0.308		1-2 F9		0-0 L6-3		0-3 K				3	0	0	0	0	1	4							
Inning Stats	R: 1 E: 0 K: 1 S: 13	H: 2 LOB: 1 BB: 0 P: 22	R: 0 E: 0 K: 0 S: 6	H: 2 LOB: 1 BB: 0 P: 8	R: 0 E: 0 K: 1 S: 3	H: 0 LOB: 0 BB: 0 P: 6	R: 0 E: 0 K: 1 S: 8	H: 0 LOB: 0 BB: 0 P: 13	R: 1 E: 0 K: 0 S: 11	H: 2 LOB: 1 BB: 1 P: 19	R: 0 E: 0 K: 2 S: 9	H: 0 LOB: 0 BB: 0 P: 14	R: 0 E: 0 K: 1 S: 7	H: 0 LOB: 0 BB: 0 P: 8	R: 0 E: 0 K: 0 S: 4	H: 0 LOB: 0 BB: 0 P: 7		1B: 6 2B: 1 3B: 0 HR: 0	SF: 0 SAC: 0 DP: 2 HBP: 0	WP: 0 PB: 0 SB: 0 CS: 0	PA: 33		
PITCHER	IP WLS BF H R ER SO BB IBB HBP BLK WP HR S P ERA WHIP	IP WLS BF H R ER SO BB IBB HBP BLK WP HR S P ERA WHIP	IP WLS BF H R ER SO BB IBB HBP BLK WP HR S P ERA WHIP	IP WLS BF H R ER SO BB IBB HBP BLK WP HR S P ERA WHIP	IP WLS BF H R ER SO BB IBB HBP BLK WP HR S P ERA WHIP	IP WLS BF H R ER SO BB IBB HBP BLK WP HR S P ERA WHIP	IP WLS BF H R ER SO BB IBB HBP BLK WP HR S P ERA WHIP	IP WLS BF H R ER SO BB IBB HBP BLK WP HR S P ERA WHIP	IP WLS BF H R ER SO BB IBB HBP BLK WP HR S P ERA WHIP	IP WLS BF H R ER SO BB IBB HBP BLK WP HR S P ERA WHIP	IP WLS BF H R ER SO BB IBB HBP BLK WP HR S P ERA WHIP	IP WLS BF H R ER SO BB IBB HBP BLK WP HR S P ERA WHIP	IP WLS BF H R ER SO BB IBB HBP BLK WP HR S P ERA WHIP	IP WLS BF H R ER SO BB IBB HBP BLK WP HR S P ERA WHIP	IP WLS BF H R ER SO BB IBB HBP BLK WP HR S P ERA WHIP	IP WLS BF H R ER SO BB IBB HBP BLK WP HR S P ERA WHIP							
Jose Lima, R ERA: 3.9	(1, 1)	5.0	W	20	5	2	2	2	1	0	0	0	0	0	0	0	0	0	0	41	68	3.60	1.400
Jeremy Afeldt, L ERA: 4.02	(6, 1)	3.0	H	10	0	0	0	4	1	0	0	0	0	0	0	0	0	0	0	23	36	0.00	0.333
Curt Leskanic, R ERA: 2.31	(9, 1)	1.0	S	3	0	0	0	0	0	0	0	0	0	0	0	0	0	0	0	4	7	0.00	0.000




Batter	1	2	3	4	5	6	7	8	9	AB	R	H	RBI	BB	SO	LOB	TOP					
4 Angel Berroa, R OBP: 0.341, SLG: 0.460	G6-3		FC5-4 1B		K		G1-3			4	0	1	0	0	1	1						
Carlos Beltrán, S OBP: 0.384, SLG: 0.509	P6		FC5-4 29 HR			F7		F9		4	1	0	0	0	0	2						
29 Mike Sweeney, R OBP: 0.395, SLG: 0.469	K		HR			G6-3		G5-3		4	1	1	3	0	1	0						
Raul Ibanez, L OBP: 0.348, SLG: 0.452		G4-3	P4			K		FC6-4 1B		4	0	1	0	0	1	0						
Joe Randa, R OBP: 0.340, SLG: 0.449		1B		F7			G4-3	FC6-4 1B		4	0	1	0	0	0	1						
Rondell White, R OBP: 0.326, SLG: 0.466	L4			G4-3			2B 1B		F7	4	1	1	0	0	0	1						
Ken Harvey, R OBP: 0.313, SLG: 0.408	G5-3			L4			1H 2B	G6-3		4	1	1	1	0	0	1						
Mike DiFelice, R OBP: 0.301, SLG: 0.387			FC5-4 29 HR		L6		G4-3 2B		P6	2	1	1	1	1	0	0						
Aaron Guiel, L OBP: 0.361, SLG: 0.515			BB				2H 2B			1	0	0	0	0	0	0						
Desi Relaford, S OBP: 0.319, SLG: 0.386			F8		K		G4-3			3	0	0	0	0	1	2						
Inning Stats	R: 0 E: 0 K: 1 S: 7	H: 0 LOB: 0 BB: 0 P: 10	R: 0 E: 0 K: 0 S: 10	H: 1 LOB: 1 BB: 0 P: 13	R: 3 E: 0 K: 0 S: 11	H: 2 LOB: 0 BB: 1 P: 18	R: 0 E: 0 K: 0 S: 5	H: 0 LOB: 0 BB: 0 P: 6	R: 0 E: 0 K: 2 S: 8	H: 0 LOB: 0 BB: 0 P: 14	R: 0 E: 0 K: 1 S: 7	H: 0 LOB: 0 BB: 0 P: 13	R: 2 E: 0 K: 0 S: 14	H: 3 LOB: 1 BB: 0 P: 19	R: 0 E: 0 K: 0 S: 11	H: 1 LOB: 1 BB: 0 P: 17	R: 0 E: 0 K: 0 S: 6	H: 0 LOB: 0 BB: 0 P: 10	1B: 4 2B: 2 3B: 0 HR: 1	SF: 0 SAC: 0 DP: 0 HBP: 0	WP: 0 PB: 0 SB: 0 CS: 0	PA: 35
PITCHER	IP	WLS	BF	H	R	ER	SO	BB	IBB	HBP	BLK	WP	HR	S	P	ERA	WHIP					
56 Mark Buehrle, L ERA: 4.19	7.2	W	31	7	5	5	4	1	0	0	0	0	1	71	107	5.87	1.043					
Tom Gordon, R ERA: 3.14	1.1	S	4	0	0	0	0	0	0	0	0	0	0	8	13	0.00	0.000					

Kansas City Royals @ Chicago White Sox
 U.S. Cellular Field, Chicago, IL
 Fri Sep 19 2003, 8:05 PM EDT
 Att: 32,812 - Sunny - 65 F

livebaseballscores.com

AB 34
 R 5
 H 7
 RBI 5
 BB 1
 SO 4
 LOB 8




Batter	1	2	3	4	5	6	7	8	9	AB	R	H	RBI	BB	SO	LOB	BOTTOM				
Roberto Alomar, S OBP: 0.335, SLG: 0.355	K		E4 FC6-4		F8		SH1-4	2B		4	0	1	0	0	1	1					
Carlos Lee, R OBP: 0.367, SLG: 0.505	G6-3		FC6-4 2B		F7		SF7	P4		4	1	0	1	0	0	3					
Willie Harris, L OBP: 0.234, SLG: 0.217			2B							0	0	0	0	0	0	0					
Frank Thomas, R OBP: 0.383, SLG: 0.550	K		2B			G6-3 2B	E7 HR	1B		4	1	3	3	0	1	0					
Magglio Ordonez, R OBP: 0.386, SLG: 0.559		K	F7			G6-3	HR			4	1	1	2	0	1	2					
Carl Everett, S OBP: 0.367, SLG: 0.516	G3				F8		G6-3	1B		4	0	1	0	0	0	1					
Aaron Rowand, R OBP: 0.309, SLG: 0.423										0	0	0	0	0	0	0					
14 Paul Konerko, R OBP: 0.316, SLG: 0.417	K				F8		K			3	0	0	0	1	2	1					
Jose Valentin, S OBP: 0.310, SLG: 0.455			G4-3 1B		2B		K		HR	4	2	3	1	0	1	2					
24 Joe Crede, R OBP: 0.307, SLG: 0.427		G4-3					SH1-4 1B	F9		3	1	1	0	1	0	1					
Sandy Alomar Jr., R OBP: 0.282, SLG: 0.411			FC6-4 2B		2-5		SH1-4 1B	F9		4	2	2	1	0	0	0					
Inning Stats	R: 0 E: 0 K: 2 S: 9	H: 0 LOB: 0 BB: 0 P: 13	R: 0 E: 0 K: 2 S: 11	H: 0 LOB: 0 BB: 0 P: 16	R: 3 E: 1 K: 0 S: 15	H: 3 LOB: 1 BB: 0 P: 23	R: 0 E: 0 K: 0 S: 4	H: 1 LOB: 2 BB: 1 P: 12	R: 0 E: 0 K: 1 S: 9	H: 0 LOB: 0 BB: 0 P: 13	R: 0 E: 0 K: 1 S: 11	H: 1 LOB: 2 BB: 1 P: 22	R: 4 E: 1 K: 1 S: 20	H: 5 LOB: 1 BB: 0 P: 25	R: 1 E: 0 K: 0 S: 7	H: 2 LOB: 1 BB: 0 P: 12	1B: 6 2B: 4 3B: 0 HR: 2	SF: 1 SAC: 1 DP: 0 HBP: 0	WP: 0 PB: 0 SB: 1 CS: 0	PA: 38	
PITCHER	IP	WLS	BF	H	R	ER	SO	BB	IBB	HBP	BLK	WP	HR	S	P	ERA	WHIP				
Jamey Wright, R ERA: 1.57	6.0	L	26	5	3	1	5	2	0	0	0	0	1	59	99	1.50	1.167				
D.J. Carrasco, R ERA: 4.2	1.0	L	8	5	4	4	1	0	0	0	0	0	1	20	25	36.00	5.000				
Al Levine, R ERA: 2.83	1.0		5	2	1	1	0	0	0	0	0	0	1	7	12	9.00	2.000				

Kansas City Royals @ Chicago White Sox
 U.S. Cellular Field, Chicago, IL
 Fri Sep 19 2003, 8:05 PM EDT
 Att: 32,812 - Sunny - 65 F

livebaseballscores.com

AB 34
 R 8
 H 12
 RBI 8
 BB 2
 SO 6
 LOB 11



Batter	1	2	3	4	5	6	7	8	9	AB	R	H	RBI	BB	SO	LOB	TOP											
4 Angel Berroa, R OBP: 0.341, SLG: 0.458			SH1-4							4	1	1	0	0	3	1	<p>Kansas City Royals @ Chicago White Sox U.S. Cellular Field, Chicago, IL Sat Sep 20 2003, 7:05 PM EDT Att: 37,367 - Sunny - 63 F</p> <p>livebaseballscorecards.com</p> <p>AB 38 R 7 H 14 RBI 6 BB 5 SO 9 LOB 19</p>											
Carlos Beltrán, S OBP: 0.386, SLG: 0.513	G3									4	2	3	0	1	0	0												
29 Mike Sweeney, R OBP: 0.395, SLG: 0.467					G6-3			F8		4	0	1	1	1	1	3												
Raul Ibanez, L OBP: 0.347, SLG: 0.451		G6-3					SF9		F7	4	0	1	2	0	1	1												
Joe Randa, R OBP: 0.342, SLG: 0.449			G4-3							4	1	2	1	1	1	2												
Aaron Guiel, L OBP: 0.359, SLG: 0.514			F8				F7	E6		5	1	1	0	0	1	5												
Rondell White, R OBP: 0.331, SLG: 0.471										4	0	3	2	1	0	3												
Mendy López, R OBP: 0.307, SLG: 0.405							P4			0	0	0	0	0	0	0												
Desi Relaford, S OBP: 0.319, SLG: 0.386					F7					5	1	2	0	0	1	2												
Brent Mayne, L OBP: 0.310, SLG: 0.346					G4-3			G5-3		4	1	0	0	1	1	2												
Inning Stats	R: 0 E: 0 K: 2 S: 8	H: 0 LOB: 0 BB: 0 P: 11	R: 0 E: 0 K: 1 S: 9	H: 2 LOB: 2 BB: 0 P: 13	R: 3 E: 0 K: 0 S: 26	H: 3 LOB: 2 BB: 2 P: 40	R: 0 E: 0 K: 0 S: 6	H: 1 LOB: 0 BB: 0 P: 8	R: 0 E: 0 K: 1 S: 13	H: 1 LOB: 1 BB: 1 P: 20	R: 0 E: 0 K: 1 S: 8	H: 0 LOB: 1 BB: 1 P: 15	R: 2 E: 1 K: 0 S: 19	H: 2 LOB: 3 BB: 2 P: 35	R: 0 E: 0 K: 1 S: 11	H: 2 LOB: 2 BB: 0 P: 17	R: 2 E: 0 K: 2 S: 17	H: 3 LOB: 1 BB: 0 P: 22	1B: 11 2B: 3 3B: 0 HR: 0	SF: 1 SAC: 1 DP: 0 HBP: 0	WP: 0 PB: 1 SB: 3 CS: 0	PA: 45						
PITCHER	IP	WLS	BF	H	R	ER	SO	BB	IBB	HBP	BLK	WP	HR	S	P	ERA	WHIP											
Esteban Loaiza, R ERA: 2.92	(1, 1)	6.0	L	26	7	3	3	6	3	0	0	0	0	0	70	107	4.50	1.667										
Scott Schoeneweis, L ERA: 4.48	(7, 1)	0.1		3	2	2	1	0	0	0	0	0	0	7	11	27.00	6.000											
Scott Sullivan, R ERA: 3.54	(7, 1)	0.0		1	0	0	0	0	1	0	0	0	0	3	7	∞	∞											
Kelly Wunsch, L ERA: 2.02	(7, 1)	0.1		3	0	0	0	0	1	0	0	0	0	7	14	0.00	3.000											
Billy Koch, R ERA: 5.81	(7, 1)	2.1		12	5	2	2	3	0	0	0	0	0	30	42	7.71	2.143											

Batter	1	2	3	4	5	6	7	8	9	AB	R	H	RBI	BB	SO	LOB	BOTTOM											
Tony Graffanino, R OBP: 0.331, SLG: 0.433			P4		G4-3					4	0	0	0	0	2	2	<p>Kansas City Royals @ Chicago White Sox U.S. Cellular Field, Chicago, IL Sat Sep 20 2003, 7:05 PM EDT Att: 37,367 - Sunny - 63 F</p> <p>livebaseballscorecards.com</p> <p>AB 30 R 1 H 5 RBI 1 BB 2 SO 2 LOB 11</p>											
Roberto Alomar, S OBP: 0.336, SLG: 0.354	F7							L4-3		3	0	1	0	1	0	1												
Frank Thomas, R OBP: 0.384, SLG: 0.554			FC6-4					F9		3	1	1	1	1	0	2												
Magglio Ordonez, R OBP: 0.385, SLG: 0.557	F8							G6-3		4	0	1	0	0	0	2												
Carlos Lee, R OBP: 0.332, SLG: 0.502		G6-3			F9					4	0	0	0	0	0	2												
Carl Everett, S OBP: 0.396, SLG: 0.513			P4		FC4-6			G6-3		3	0	0	0	0	0	1												
14 Paul Konerko, R OBP: 0.314, SLG: 0.414			G4-3					L5		3	0	0	0	0	0	1												
24 Joe Crede, R OBP: 0.305, SLG: 0.425			G4-3					G5-3		3	0	0	0	0	0	0												
Miguel Olivo, R OBP: 0.279, SLG: 0.356										3	0	2	0	0	0	0												
Inning Stats	R: 1 E: 0 K: 1 S: 9	H: 1 LOB: 0 BB: 0 P: 12	R: 0 E: 0 K: 0 S: 5	H: 0 LOB: 0 BB: 0 P: 8	R: 0 E: 0 K: 0 S: 8	H: 1 LOB: 2 BB: 1 P: 14	R: 0 E: 0 K: 0 S: 8	H: 1 LOB: 1 BB: 0 P: 14	R: 0 E: 0 K: 0 S: 3	H: 0 LOB: 0 BB: 0 P: 5	R: 0 E: 0 K: 0 S: 8	H: 1 LOB: 1 BB: 1 P: 16	R: 0 E: 0 K: 0 S: 7	H: 0 LOB: 0 BB: 0 P: 14	R: 0 E: 0 K: 1 S: 6	H: 1 LOB: 0 BB: 0 P: 9		R: 0 E: 0 K: 0 S: 5	H: 0 LOB: 0 BB: 0 P: 8	1B: 4 2B: 1 3B: 0 HR: 1	SF: 0 SAC: 0 DP: 2 HBP: 0	WP: 0 PB: 0 SB: 0 CS: 0	PA: 32					
PITCHER	IP	WLS	BF	H	R	ER	SO	BB	IBB	HBP	BLK	WP	HR	S	P	ERA	WHIP											
Brian Anderson, L ERA: 3.8	(1, 1)	9.0	W	32	5	1	1	2	2	0	0	0	0	1	59	100	1.00	0.778										

Batter	1	2	3	4	5	6	7	8	9	AB	R	H	RBI	BB	SO	LOB	TOP					
4 Angel Berroa, R OBP: 0.339, SLG: 0.455	4-1 1B 29 1B S BB	2-2 G1-4-3		0-0 G6-3		2-0 FC6-4-5		2-1 F8		4	1	0	0	1	0	1	Kansas City Royals @ Chicago White Sox Sun Sep 21 2003, 2:05 PM EDT U.S. Cellular Field, Chicago, IL Att: 31,539 - Sunny - 73 F livebaseballscorecards.com					
Carlos Beltrán, S OBP: 0.387, SLG: 0.511 9 David DeJesus, L (8, 8)	2-1 29 1B 1B	1-0 G4-3		2-2 F7		1-2 F8			4-2 2B BB	4	1	1	0	0	0	1						
29 Mike Sweeney, R OBP: 0.390, SLG: 0.467 Jarrod Patterson, L (9, PH)	1-0 1B 2B 1B		4-0 2B E BB		2-3 K		4-1 1B E SF8 BB		2-3 K	2	3	1	1	2	1	0						
Raul Ibanez, L OBP: 0.347, SLG: 0.454	1-3 3-H K		2-1 E4 HR 2B		3-1 G6-3		3-2 E4 SF8 1B		1-0 2B	5	1	2	0	0	1	3						
Joe Randa, R OBP: 0.343, SLG: 0.450 Mendy López, R (7, PR) (7, 5)	0-1 2B 1B		0-2 G4-3		3-3 K		1-1 G5-4-3 1B		3-2 F7	4	1	2	1	0	1	1						
Aaron Guiel, L OBP: 0.359, SLG: 0.515	1-1 G6-3 1-H 2-H 2B		2-2 G4-3		2-0 E 1B HBP		0-0 SF8		0-1 G3-1	3	1	1	3	0	0	3						
Rondell White, R OBP: 0.330, SLG: 0.475	2-2 G6-3		1-0 HR		0-1 E6 1B		2-3 3-H 1-2 G5-4-3			4	2	1	2	0	0	4						
Desi Relaford, S OBP: 0.320, SLG: 0.386 Julius Matos, R OBP: 0.290, SLG: 0.388 (8, PH) (8, 4)	0-2 G4-3		0-3 K		0-0 4 FOB4 2-H 3-H 1B		0-2 1B			3	0	1	2	0	1	1						
Brent Mayne, L OBP: 0.307, SLG: 0.343		1-2 G4-3		1-3 K		0-0 F8		2-2 G4-3		4	0	0	0	0	1	1						
Inning Stats	R: 4 E: 0 K: 1 S: 18	H: 4 LOB: 1 BB: 1 P: 29	R: 0 E: 0 K: 0 S: 10	H: 0 LOB: 0 BB: 0 P: 14	R: 3 E: 1 K: 1 S: 12	H: 2 LOB: 0 BB: 1 P: 21	R: 0 E: 0 K: 1 S: 8	H: 0 LOB: 0 BB: 0 P: 11	R: 0 E: 0 K: 2 S: 9	H: 0 LOB: 0 BB: 0 P: 17	R: 2 E: 1 K: 0 S: 9	H: 1 LOB: 1 BB: 0 P: 14	R: 1 E: 1 K: 0 S: 14	H: 1 LOB: 2 BB: 1 P: 23	R: 0 E: 0 K: 1 S: 9	H: 1 LOB: 0 BB: 0 P: 13		R: 0 E: 0 K: 1 S: 16	H: 1 LOB: 2 BB: 1 P: 26	1B: 6 2B: 3 3B: 0 HR: 1	SF: 1 SAC: 0 DP: 1 HBP: 1	WP: 0 PB: 0 SB: 1 CS: 0
PITCHER	IP WLS BF H R ER SO BB IBB HBP BLK WP HR S P ERA WHIP	IP WLS BF H R ER SO BB IBB HBP BLK WP HR S P ERA WHIP																				
Jon Garland, R ERA: 4.68	(1, 1) 2.2 L 16 6 7 7 1	(1, 1) 2.2 L 16 6 7 7 1																				
Scott Schoeneweis, L ERA: 4.24	(3, 1) 3.1 13 1 2 0 4	(3, 1) 3.1 13 1 2 0 4																				
Jon Adkins, R ERA: 8.44	(7, 1) 3.0 13 3 1 1 1	(7, 1) 3.0 13 3 1 1 1																				
Batter	1	2	3	4	5	6	7	8	9	AB	R	H	RBI	BB	SO	LOB	BOTTOM					
Tony Graffanino, R OBP: 0.337, SLG: 0.436 (8, 6)	4-1 2B SF9 BB		0-0 P3			2-2 1B		1-2 HR 1B		3	2	0	1	0	1	Kansas City Royals @ Chicago White Sox Sun Sep 21 2003, 2:05 PM EDT U.S. Cellular Field, Chicago, IL Att: 31,539 - Sunny - 73 F livebaseballscorecards.com						
Aaron Rowand, R OBP: 0.314, SLG: 0.445 (8, 9)	0-0 B3		0-2 G5-4-3 2-H 1B			0-0 F9		0-0 1-H HR		4	1	2	3	0	0		2					
Frank Thomas, R OBP: 0.383, SLG: 0.554 (1, 10)	2-2 SF9 1-3 2B		1-1 G5-4-3 1-2 1B			0-1 P4		2-3 K		4	0	1	0	0	1		2					
Magglio Ordonez, R OBP: 0.383, SLG: 0.555 Aaron Miles, S OBP: 0.333, SLG: 0.667 (8, 4)	1-2 SF9					1-1 P6				2	0	0	1	0	1		1					
Carlos Lee, R OBP: 0.331, SLG: 0.499 Armando Rios, L OBP: 0.248, SLG: 0.301 (8, 7)	0-1 F8					1-0 G6-3				3	0	0	0	0	0		1					
14 Paul Konerko, R OBP: 0.312, SLG: 0.411 Willie Harris, L OBP: 0.233, SLG: 0.215 (8, 8)		3-2 F7				3-2 F9				3	0	0	0	0	0		0					
24 Joe Crede, R OBP: 0.304, SLG: 0.422 (1, 5)		2-2 F7				1-1 G4-3				3	0	0	0	0	0		0					
Jose Valentin, S OBP: 0.309, SLG: 0.454 Jamie Burke, R OBP: 0.500, SLG: 0.500 (8, 3)		0-0 G3-1				1-2 P6		2-2 G4-3		2	0	0	0	0	0		0					
Miguel Olivo, R OBP: 0.280, SLG: 0.359 (1, 2)			2-2 S 1B 2B			1-2 F9		0-0 F7		3	1	1	0	0	0		0					
Inning Stats	R: 1 E: 0 K: 0 S: 11	H: 1 LOB: 1 BB: 1 P: 18	R: 0 E: 0 K: 0 S: 10	H: 0 LOB: 0 BB: 0 P: 15	R: 1 E: 0 K: 0 S: 10	H: 2 LOB: 0 BB: 0 P: 13	R: 0 E: 0 K: 1 S: 8	H: 0 LOB: 0 BB: 0 P: 13	R: 0 E: 0 K: 0 S: 10	H: 0 LOB: 0 BB: 0 P: 13	R: 0 E: 0 K: 0 S: 8	H: 1 LOB: 1 BB: 0 P: 11	R: 0 E: 0 K: 0 S: 4	H: 0 LOB: 0 BB: 0 P: 5	R: 2 E: 0 K: 1 S: 15		H: 2 LOB: 0 BB: 0 P: 20	R: 0 E: 0 K: 0 S: 8	H: 0 LOB: 0 BB: 0 P: 11	1B: 3 2B: 2 3B: 0 HR: 1	SF: 1 SAC: 0 DP: 1 HBP: 0	WP: 0 PB: 0 SB: 1 CS: 0
PITCHER	IP WLS BF H R ER SO BB IBB HBP BLK WP HR S P ERA WHIP	IP WLS BF H R ER SO BB IBB HBP BLK WP HR S P ERA WHIP																				
Darrell May, L ERA: 3.68	(1, 1) 8.0 W 30 6 4 4 2	(1, 1) 8.0 W 30 6 4 4 2																				
Mike MacDougal, R ERA: 4.29	(9, 1) 1.0 3 0 0 0 0	(9, 1) 1.0 3 0 0 0 0																				

Batter	1	2	3	4	5	6	7	8	9	AB	R	H	RBI	BB	SO	LOB	TOP										
Alex Sanchez, L (1, 8) OBP: 0.314, SLG: 0.360 Ben Petrick, R (7, 9) OBP: 0.266, SLG: 0.371	G3	G4-3				BLK 1B SF8	B2	K		4	1	1	0	0	0	2	1 0 0 0 0 1 0										
Warren Morris, L (1, 4) OBP: 0.319, SLG: 0.370	G3-1		G4-3			SF8	F7		G6-3	5	1	1	0	0	0	1	5 1 1 0 0 0 1										
Bobby Higginson, L (1, 9) OBP: 0.322, SLG: 0.366 20 Omar Infante, R (7, 5) OBP: 0.278, SLG: 0.246	BB 1B		G1-3			SF8			G4-6-3 1B	3	0	1	1	0	0	0	1 0 1 0 0 0 0										
Dmitri Young, S (1, 10) OBP: 0.357, SLG: 0.525 Matt Walbeck, S (9, PH) OBP: 0.199, SLG: 0.241	1-2 BB		F9			1B	G3-1		G4-6-3 1B	3	0	1	1	1	0	0	1 0 0 0 0 0 1										
Carlos Pena, L (1, 3) OBP: 0.331, SLG: 0.450	K					F9				4	0	1	0	0	2	3	4 0 1 0 0 0 2 3										
Craig Monroe, R (1, 7) OBP: 0.280, SLG: 0.428						15 SH1-4 1B G3-1 BB				2	2	1	0	2	0	1	2 2 1 0 2 0 1										
Shane Halter, R (1, 5) OBP: 0.265, SLG: 0.333 Andres Torres, S (7, 8) OBP: 0.248, SLG: 0.293						F9	G6-3		K	3	0	1	0	0	0	3	1 0 0 0 0 0 1 1										
15 Brandon Inge, R (1, 2) OBP: 0.268, SLG: 0.345 A.J. Hinch, R (8, PH) OBP: 0.237, SLG: 0.357						G4-3			HR	1	0	0	0	1	0	1	1 1 1 2 0 0 0										
Ramon Santiago, S (1, 6) OBP: 0.287, SLG: 0.278	G3-1					1B BLK 1B	G4-3		G3	4	1	1	1	0	0	2	4 1 1 1 0 0 2										
Inning Stats	R: 0 E: 0 K: 1 S: 10	H: 1 LOB: 2 BB: 1 P: 20	R: 1 E: 0 K: 0 S: 10	H: 1 LOB: 1 BB: 1 P: 17	R: 0 E: 0 K: 0 S: 9	H: 0 LOB: 0 BB: 0 P: 13	R: 0 E: 0 K: 0 S: 15	H: 1 LOB: 1 BB: 0 P: 19	R: 3 E: 0 K: 0 S: 12	H: 5 LOB: 2 BB: 0 P: 19	R: 0 E: 0 K: 0 S: 9	H: 0 LOB: 0 BB: 0 P: 14	R: 0 E: 0 K: 1 S: 8	H: 0 LOB: 0 BB: 0 P: 14	R: 2 E: 0 K: 2 S: 13	H: 1 LOB: 0 BB: 1 P: 20	R: 0 E: 0 K: 0 S: 7	H: 1 LOB: 0 BB: 0 P: 11	1B: 9 2B: 0 3B: 0 HR: 1	SF: 1 SAC: 1 DP: 1 HBP: 0	WP: 0 PB: 0 SB: 0 CS: 0	PA: 40					
PITCHER	IP	WLS	BF	H	R	ER	SO	BB	IBB	HBP	BLK	WP	HR	S	P	ERA	WHIP										
Paul Abbott, R (1, 1) ERA: 5.29	4.0		20	6	4	4	1	2	0	0	0	0	0	48	75	9.00	2.000										
Jeremy Affeldt, L (5, 1) ERA: 3.99	2.0	W	9	2	0	0	0	1	0	0	1	0	0	17	27	0.00	1.500										
Jason Grimsley, R (7, 1) ERA: 5.23	2.0		8	1	2	2	3	1	0	0	0	0	1	21	34	9.00	1.000										
Al Levine, R (9, 1) ERA: 2.79	1.0		3	1	0	0	0	0	0	0	0	0	0	7	11	0.00	1.000										

Detroit Tigers @ Kansas City Royals
Kauffman Stadium, Kansas City, MO
Mon Sep 22 2003, 7:05 PM CDT
Att: 10,574 - Sunny - 68 F

AB 34
R 6
H 10
RBI 5
BB 4
SO 4
LOB 15



Batter	1	2	3	4	5	6	7	8	9	AB	R	H	RBI	BB	SO	LOB	BOTTOM										
4 Angel Berroa, R (1, 6) OBP: 0.342, SLG: 0.455	HR 1B									4	2	2	1	1	1	2	4 2 2 1 1 1 2										
Carlos Beltrán, S (1, 8) OBP: 0.387, SLG: 0.515 9 David DeJesus, L (8, 8)	K									4	1	1	1	1	2	5	0 0 0 0 0 0 0										
29 Mike Sweeney, R (1, 10) OBP: 0.396, SLG: 0.466	K									5	1	1	1	0	2	3	5 1 1 1 0 0 2 3										
Raul Ibanez, L (1, 3) OBP: 0.351, SLG: 0.461	HR									4	3	3	3	1	0	0	4 3 3 3 1 0 0										
Joe Randa, R (1, 5) OBP: 0.348, SLG: 0.455 Julius Matos, R (7, PH) OBP: 0.275, SLG: 0.380	1B									3	2	3	0	1	0	0	1 0 0 0 0 0 0 1										
Aaron Guiel, L (1, 9) OBP: 0.357, SLG: 0.509	G1-3									4	1	0	0	1	0	6	4 1 0 0 1 0 0 6										
Rondell White, R (1, 7) OBP: 0.337, SLG: 0.482										4	2	4	3	1	0	0	4 2 4 3 1 0 0										
Desi Relaford, S (1, 4) OBP: 0.320, SLG: 0.384	F9									4	0	1	2	1	0	3	4 0 1 2 1 0 3										
Brent Mayne, L (1, 2) OBP: 0.307, SLG: 0.342 Mike DiFelice, R (8, 2) OBP: 0.299, SLG: 0.385	K									4	0	1	0	0	1	3	1 0 0 0 0 0 0 1										
Inning Stats	R: 2 E: 0 K: 2 S: 16	H: 3 LOB: 1 BB: 0 P: 21	R: 0 E: 0 K: 1 S: 10	H: 0 LOB: 1 BB: 1 P: 15	R: 1 E: 0 K: 0 S: 10	H: 2 LOB: 1 BB: 0 P: 15	R: 1 E: 1 K: 1 S: 18	H: 1 LOB: 2 BB: 1 P: 25	R: 2 E: 0 K: 0 S: 11	H: 3 LOB: 1 BB: 1 P: 16	R: 5 E: 0 K: 1 S: 31	H: 6 LOB: 3 BB: 2 P: 48	R: 0 E: 0 K: 1 S: 6	H: 0 LOB: 0 BB: 1 P: 12	R: 1 E: 0 K: 0 S: 7	H: 1 LOB: 0 BB: 1 P: 15	1B: 11 2B: 3 3B: 0 HR: 2	SF: 0 SAC: 0 DP: 3 HBP: 0	WP: 2 PB: 0 SB: 1 CS: 0	PA: 45							
PITCHER	IP	WLS	BF	H	R	ER	SO	BB	IBB	HBP	BLK	WP	HR	S	P	ERA	WHIP										
Gary Knotts, R (1, 1) ERA: 5.89	4.0	L	23	7	6	5	4	3	0	0	0	0	0	12	20	6.75	2.250										
45 Chris Mears, R (5, 1) ERA: 5.97	1.1		6	2	1	1	1	1	0	0	0	0	0	8	11	∞	∞										
Franklyn German, R (6, 1) ERA: 5.98	0.0		3	3	1	1	0	0	0	0	0	2	0	8	11	∞	∞										
Chris Spurling, R (6, 1) ERA: 4.88	0.1		4	2	2	2	0	1	0	0	0	0	0	13	19	54.00	9.000										
53 Brian Schmack, R (6, 1) ERA: 4.5	1.1		5	1	1	1	1	1	0	0	0	0	0	9	16	6.75	1.500										

Detroit Tigers @ Kansas City Royals
Kauffman Stadium, Kansas City, MO
Mon Sep 22 2003, 7:05 PM CDT
Att: 10,574 - Sunny - 68 F

AB 38
R 12
H 16
RBI 11
BB 7
SO 6
LOB 24



Batter	1	2	3	4	5	6	7	8	9	AB	R	H	RBI	BB	SO	LOB	TOP											
Alex Sanchez, L (1.8) OBP: 0.317, SLG: 0.362	F7	G4-6-3		SH3-4	G4-3	SF7		BB		3	1	2	2	1	0	0	Detroit Tigers @ Kansas City Royals Kauffman Stadium, Kansas City, MO Tue Sep 23 2003, 7:05 PM CDT Att: 11,180 - Sunny - 76 F											
Warren Morris, L (1.4) OBP: 0.316, SLG: 0.377	HR	G4-6-3		SF8	G4-3	F8		F7		5	1	1	3	0	0	6												
Craig Monroe, R (1.7) OBP: 0.284, SLG: 0.437 Ben Patrick, R (6.7) OBP: 0.284, SLG: 0.368	K			F9	2B	HR		K		5	3	3	3	0	1	1												
Dmitri Young, S (1.10) OBP: 0.360, SLG: 0.526	BB			20	1B	HR		G6-3		3	1	1	1	2	1	1												
Carlos Pena, L (1.3) OBP: 0.331, SLG: 0.447	F9			F4	2B	K		K		5	0	1	1	1	2	4												
A.J. Hinch, R (1.2) OBP: 0.247, SLG: 0.392 Matt Walbeck, S (8.2) OBP: 0.197, SLG: 0.239		K		F9	HBP	FC6-4		HR		4	1	1	1	0	1	3												
20 Omar Infante, R (1.5) OBP: 0.288, SLG: 0.268	1B	2B		G1-4-3		2B		E		6	3	4	1	0	0	3												
Andres Torres, S (1.9) OBP: 0.257, SLG: 0.296	1B	1B		K		1B		E7		5	3	2	1	1	1	3												
Ramon Santiago, S (1.6) OBP: 0.293, SLG: 0.285	1B	1B		SH3-4	BLK	G4-3		G4-3		4	2	3	1	1	0	1												
Inning Stats	R: 1 E: 0 K: 1 S: 11	H: 1 LOB: 1 BB: 1 P: 19	R: 2 E: 0 K: 1 S: 17	H: 4 LOB: 1 BB: 0 P: 21	R: 1 E: 0 K: 1 S: 13	H: 2 LOB: 2 BB: 1 P: 20	R: 3 E: 0 K: 0 S: 12	H: 3 LOB: 2 BB: 1 P: 21	R: 4 E: 0 K: 1 S: 15	H: 4 LOB: 1 BB: 0 P: 22	R: 2 E: 0 K: 1 S: 20	H: 2 LOB: 1 BB: 1 P: 29	R: 2 E: 1 K: 2 S: 14	H: 2 LOB: 1 BB: 0 P: 21	R: 0 E: 0 K: 1 S: 13	H: 0 LOB: 1 BB: 1 P: 20	R: 0 E: 0 K: 1 S: 15	H: 0 LOB: 1 BB: 1 P: 25	1B: 11 2B: 4 3B: 0 HR: 3	SF: 2 SAC: 1 DP: 1 HBP: 2	WP: 0 PB: 0 SB: 1 CS: 0	PA: 53						
PITCHER	IP	WLS	BF	H	R	ER	SO	BB	IBB	HBP	BLK	WP	HR	S	P	ERA	WHIP											
Jose Lima, R (1.1) ERA: 4.61	3.2	L	24	10	7	7	3	3	0	1	1	0	1	51	78	17.18	3.545											
51 Kris Wilson, R (4.1) ERA: 4.37	1.1		9	4	4	4	1	0	0	1	0	0	0	1	17	25	27.00	3.000										
Graeme Lloyd, L (6.1) ERA: 5.21	1.0		6	2	2	2	0	1	0	0	0	0	0	20	29	18.00	3.000											
Brad Voyles, R (7.1) ERA: 7.22	3.0		14	2	2	1	4	2	0	0	0	0	1	42	66	3.00	1.333											

Batter	1	2	3	4	5	6	7	8	9	AB	R	H	RBI	BB	SO	LOB	BOTTOM										
4 Angel Berroa, R (1.6) OBP: 0.343, SLG: 0.460 Julius Matos, R (8.6) OBP: 0.269, SLG: 0.373	HR	FC5-4		BB	HBP	G4-3		G4-3		3	2	1	1	0	0	1	Detroit Tigers @ Kansas City Royals Kauffman Stadium, Kansas City, MO Tue Sep 23 2003, 7:05 PM CDT Att: 11,180 - Sunny - 76 F										
Carlos Beltran, S (1.8) OBP: 0.388, SLG: 0.514 9 David DeJesus, L (8.8)	F8			G6-3	1B	CS		F7		3	1	1	0	1	0	0											
Rondell White, R (1.10) OBP: 0.338, SLG: 0.484 Tom Prince, R (9. PH) OBP: 0.314, SLG: 0.386	P6			G3	2B	CS		G5-3		4	0	2	2	0	1	1											
Raul Ibanez, L (1.7) OBP: 0.350, SLG: 0.459 Dee Brown, L (8.7) OBP: 0.291, SLG: 0.333	1B			G3	L6			P5		4	0	1	0	0	0	2											
Joe Randa, R (1.5) OBP: 0.349, SLG: 0.457 Jarrod Patterson, L (8.5) OBP: 0.300, SLG: 0.176	F9			G5-3		1B		FC9-6		4	0	2	0	0	0	2											
Ken Harvey, R (1.3) OBP: 0.314, SLG: 0.415	F9			HR		FC3-6		FC9-6		4	1	2	1	0	0	1											
Aaron Guiel, L (1.9) OBP: 0.356, SLG: 0.509	K			BB	2B	FC3-6		G3		4	1	1	0	0	1	3											
Mendy López, R (1.4) OBP: 0.301, SLG: 0.416	1B	3B		K		G6-4-3		K		4	1	1	0	0	2	3											
Mike DiFelice, R (1.2) OBP: 0.299, SLG: 0.382	FC5-4	1B		L7		G3-1		G5-3		4	0	1	1	0	0	1											
Inning Stats	R: 1 E: 0 K: 0 S: 12	H: 2 LOB: 1 BB: 0 P: 18	R: 0 E: 0 K: 1 S: 12	H: 2 LOB: 1 BB: 0 P: 20	R: 0 E: 0 K: 1 S: 6	H: 1 LOB: 1 BB: 0 P: 9	R: 4 E: 0 K: 1 S: 16	H: 3 LOB: 1 BB: 1 P: 30	R: 0 E: 0 K: 0 S: 5	H: 2 LOB: 1 BB: 0 P: 7	R: 0 E: 0 K: 1 S: 11	H: 1 LOB: 1 BB: 0 P: 15	R: 0 E: 0 K: 0 S: 9	H: 1 LOB: 1 BB: 0 P: 12	R: 0 E: 0 K: 1 S: 8	H: 0 LOB: 0 BB: 0 P: 10	R: 0 E: 0 K: 0 S: 9	H: 0 LOB: 0 BB: 0 P: 15	1B: 6 2B: 3 3B: 1 HR: 2	SF: 0 SAC: 0 DP: 1 HBP: 1	WP: 0 PB: 0 SB: 0 CS: 2	PA: 40					
PITCHER	IP	WLS	BF	H	R	ER	SO	BB	IBB	HBP	BLK	WP	HR	S	P	ERA	WHIP										
Mike Maroth, L (1.1) ERA: 5.81	5.0	W	26	10	6	5	2	1	0	1	0	0	0	20	27	0.00	1.000										
38 Jeremy Bonderman, R (6.1) ERA: 5.59	2.0		8	2	0	0	1	0	0	0	0	0	0	20	27	0.00	1.000										
Matt Anderson, R (8.1) ERA: 4.7	2.0		6	0	0	0	1	0	0	0	0	0	0	17	25	0.00	0.000										

AB	42
R	15
H	18
RBI	14
BB	6
SO	8
LOB	24



AB	38
R	6
H	12
RBI	5
BB	1
SO	4
LOB	14



Batter	1	2	3	4	5	6	7	8	9	AB	R	H	RBI	BB	SO	LOB	TOP		
Tony Graffanino, R (1, 4) OBP: 0.331, SLG: 0.428	3-2 F9	1-0 SAFE			0-1 P3		2-1 G6-3	0-1 G4-3		5	0	1	0	0	0	1			
Maglio Ordonez, R (1, 9) OBP: 0.384, SLG: 0.554	1-0 F7	2-2 G5-3			3-1 G5-3			4-2 1B BB	0-0 G1-3	4	1	0	0	1	0	2			
Armando Rios, L (9, 7) OBP: 0.245, SLG: 0.298										0	0	0	0	0	0	0			
Frank Thomas, R (1, 10) OBP: 0.366, SLG: 0.559	2-1 P2			0-0 HR				2-2 14 HBP 1B FC6-2	0-1 G4-3	4	1	2	1	0	0	0			
Aaron Miles, S (8, PR) OBP: 0.333, SLG: 0.500					2-1 L5			1-2 1B		1	0	0	0	0	0	0			
Carlos Lee, R (1, 7) OBP: 0.331, SLG: 0.502		2-2 HR		0-0 P4		3-2 G5-3		0-0 FC6-2 14 HBP 24 1B	4-2 BB	4	2	2	2	0	0	0			
Willie Harris, L (9, PH) OBP: 0.244, SLG: 0.230								1-2 2-H		0	0	0	0	1	0	0			
14 Paul Konerko, R (1, 3) OBP: 0.305, SLG: 0.399	0-1 F9	0-1 F9		0-1 F9		2-2 G6-3		4-1 24 1B FC6-2	1-0 P4	4	1	0	0	0	0	1			
Aaron Rowand, R (1, 8) OBP: 0.323, SLG: 0.449	0-1 24 3B			0-1 F7		1-0 P6		1-2 2-3 HR		4	2	1	0	0	0	3			
24 Joe Crede, R (1, 5) OBP: 0.308, SLG: 0.430	3-2 1-H 1B			3-2 F9			0-0 SH5-3 SF9	0-0 HR		4	3	3	2	0	0	0			
Jose Valentin, S (1, 6) OBP: 0.310, SLG: 0.463	0-1 P2			1-0 G5-3			2-1 SH5-3	3-2 HR		3	1	1	4	0	0	1			
Miguel Olivo, R (1, 2) OBP: 0.280, SLG: 0.358	0-0 2B 3-H 1B			3-1 P4			2-3 SF9	0-1 G4-3		3	0	1	2	0	0	1			
Inning Stats	R: 0 H: 0 E: 0 K: 0 S: 7	H: 0 LOB: 0 BB: 0 P: 13	R: 3 H: 5 E: 0 K: 0 S: 20	H: 5 LOB: 2 BB: 0 P: 28	R: 1 H: 1 E: 0 K: 0 S: 6	H: 1 LOB: 0 BB: 0 P: 6	R: 0 H: 0 E: 0 K: 0 S: 9	H: 0 LOB: 0 BB: 0 P: 16	R: 0 H: 0 E: 0 K: 0 S: 11	H: 0 LOB: 0 BB: 0 P: 17	R: 1 H: 1 E: 0 K: 0 S: 7	H: 1 LOB: 0 BB: 0 P: 13	R: 6 H: 4 E: 0 K: 0 S: 20	H: 4 LOB: 1 BB: 1 P: 34	R: 0 H: 0 E: 0 K: 0 S: 7	H: 0 LOB: 1 BB: 1 P: 12	1B: 5 2B: 2 3B: 1 HR: 3	SF: 1 SAC: 1 DP: 0 HBP: 1	WP: 0 PA: 41 PB: 0 SB: 0 CS: 0
PITCHER	IP	WLS	BF	H	R	ER	SO	BB	IBB	HBP	BLK	WP	HR	S	P	ERA	WHIP		
Darrell May, L (1, 1) ERA: 3.77	7.0	L	28	7	5	5	0	0	0	0	0	0	2	66	104	6.43	1.000		
D.J. Carrasco, R (8, 1) ERA: 4.92	1.0		9	4	6	6	0	1	0	1	0	0	1	20	34	54.00	5.000		
Nate Field, R (9, 1) ERA: 4.35	1.0		4	0	0	0	0	1	0	0	0	0	0	7	12	0.00	1.000		

Chicago White Sox @ Kansas City Royals
Kauffman Stadium, Kansas City, MO

AB 36
R 11
H 11
RBI 11
BB 2
SO 0
LOB 9



WP: 0 PA: 41
PB: 0
SB: 0
CS: 0

Chicago White Sox @ Kansas City Royals
Kauffman Stadium, Kansas City, MO

AB 29
R 2
H 4
RBI 2
BB 3
SO 3
LOB 9



WP: 0 PA: 32
PB: 0
SB: 0
CS: 0

Batter	1	2	3	4	5	6	7	8	9	AB	R	H	RBI	BB	SO	LOB	BOTTOM				
4 Angel Berroa, R (1, 6) OBP: 0.340, SLG: 0.455	2-2 G6-3		0-1 G5-4-3			2-2 G5-3			0-2 G6-3	3	0	0	0	0	0	1					
Mendy López, R (9, 6) OBP: 0.298, SLG: 0.411			1-2							1	0	0	0	0	0	0					
Carlos Beltrán, S (1, 8) OBP: 0.385, SLG: 0.524	3-2 F9			0-1 HR		1-0 G4-3			2-3 K	3	1	1	1	0	0	0					
9 David DeJesus, L (9, 8) OBP: 0.298, SLG: 0.411										1	0	0	0	0	1	0					
29 Mike Sweeney, R (1, 10) OBP: 0.393, SLG: 0.463	0-1 G6-3			1-2 L8		0-2 G6-3			1-0 HR	3	0	0	0	0	0	0					
Mike DiFelice, R (9, PH) OBP: 0.302, SLG: 0.401										1	1	1	1	0	0	0					
Raul Ibanez, L (1, 3) OBP: 0.347, SLG: 0.457	3-2 F9			2-1 G5-3			2-2 F8		0-1 E6	4	0	0	0	0	0	0					
Joe Randa, R (1, 5) OBP: 0.350, SLG: 0.455	4-1 BB			1-3 K			0-0 G1-3		1-3 K	2	0	0	0	1	1	0					
Jarrod Patterson, L (9, 5) OBP: 0.296, SLG: 0.167										1	0	0	0	0	1	1					
Aaron Quiel, L (1, 9) OBP: 0.352, SLG: 0.499	1-1 F7				4-2 1B BB		3-1 G3			2	0	0	0	1	0	1					
Rondell White, R (1, 7) OBP: 0.342, SLG: 0.490	3-1 F8				0-2 SAFE		0-2 SAFE		3-2 F8	3	0	1	0	0	0	1					
Dee Brown, L (9, 7) OBP: 0.281, SLG: 0.333					1-3 1B					0	0	0	0	0	0	0					
Desi Relaford, S (1, 4) OBP: 0.316, SLG: 0.378					0-1 G4-3				4-2 G5-4-3	2	0	0	0	0	0	2					
Michael Tucker, L (8, PH) OBP: 0.332, SLG: 0.443										0	0	0	0	1	0	0					
Julius Matos, R (8, PR) OBP: 0.273, SLG: 0.370										0	0	0	0	0	0	0					
Brent Mayne, L (1, 2) OBP: 0.308, SLG: 0.345					1-2 G4-6-3		1-0 G4-6-3		3-1 G5-4-3	2	0	1	0	0	0	2					
Tom Prince, R (8, PH) OBP: 0.308, SLG: 0.378					1-2 4 G5-4-3 1B				1-2	1	0	0	0	0	0	1					
Inning Stats	R: 0 H: 0 E: 0 K: 0 S: 9	H: 0 LOB: 0 BB: 0 P: 14	R: 0 H: 0 E: 0 K: 0 S: 9	H: 0 LOB: 1 BB: 1 P: 20	R: 0 H: 1 E: 0 K: 0 S: 7	H: 1 LOB: 0 BB: 0 P: 8	R: 1 H: 1 E: 0 K: 1 S: 10	H: 1 LOB: 0 BB: 0 P: 14	R: 0 H: 1 E: 0 K: 0 S: 7	H: 1 LOB: 1 BB: 1 P: 12	R: 0 H: 0 E: 0 K: 0 S: 10	H: 0 LOB: 0 BB: 0 P: 13	R: 0 H: 0 E: 0 K: 0 S: 6	H: 0 LOB: 0 BB: 0 P: 11	R: 0 H: 0 E: 0 K: 0 S: 8	H: 0 LOB: 1 BB: 1 P: 18	R: 1 H: 1 E: 1 K: 2 S: 12	H: 1 LOB: 1 BB: 0 P: 16	1B: 2 2B: 0 3B: 0 HR: 2	SF: 0 SAC: 0 DP: 3 HBP: 0	WP: 0 PA: 32 PB: 0 SB: 0 CS: 0
PITCHER	IP	WLS	BF	H	R	ER	SO	BB	IBB	HBP	BLK	WP	HR	S	P	ERA	WHIP				
Jon Garland, R (1, 1) ERA: 4.51	8.0	W	27	3	1	1	1	3	0	0	0	0	1	66	110	1.12	0.750				
Tom Gordon, R (9, 1) ERA: 3.16	1.0		5	1	1	1	2	0	0	0	0	0	1	12	16	9.00	1.000				

Chicago White Sox @ Kansas City Royals
Kauffman Stadium, Kansas City, MO

AB 29
R 2
H 4
RBI 2
BB 3
SO 3
LOB 9



WP: 0 PA: 32
PB: 0
SB: 0
CS: 0

Batter	1	2	3	4	5	6	7	8	9	AB	R	H	RBI	BB	SO	LOB	TOP				
Willie Harris, L (1, 4) <small>OBP: 0.261, SLG: 0.242</small>										6	3	3	1	1	0	2	Chicago White Sox @ Kansas City Royals Kauffman Stadium, Kansas City, MO Sat Sep 27 2003, 6:05 PM CDT Att: 37,567 - Cloudy - 68 F				
Carlos Lee, R (1, 7) <small>OBP: 0.329, SLG: 0.498</small>										4	2	0	2	1	0	3					
Frank Thomas, R (1, 10) <small>OBP: 0.390, SLG: 0.562</small> Aaron Miles, S (6, PH) <small>OBP: 0.375, SLG: 0.625</small>										2	2	2	1	1	0	0					
Magglio Ordonez, R (1, 9) <small>OBP: 0.382, SLG: 0.550</small> Armando Rios, L (8, 9) <small>OBP: 0.245, SLG: 0.298</small>										6	1	1	1	0	1	7					
Carl Everett, S (1, 8) <small>OBP: 0.367, SLG: 0.511</small> Aaron Rowand, R (7, 8) <small>OBP: 0.327, SLG: 0.452</small>										5	2	4	4	0	0	1					
Brian Daubach, L (1, 3) <small>OBP: 0.348, SLG: 0.380</small>										6	1	2	1	0	4	7					
Jose Valentin, S (1, 6) <small>OBP: 0.312, SLG: 0.464</small>										5	3	2	1	1	2	4					
24 Joe Crede, R (1, 5) <small>OBP: 0.310, SLG: 0.436</small>										6	3	3	4	0	1	1					
Miguel Olivo, R (1, 2) <small>OBP: 0.284, SLG: 0.362</small>										5	1	2	1	1	0	1					
Inning Stats	R: 1 H: 2 E: 0 K: 1 S: 16	H: 2 LOB: 2 BB: 1 P: 28	R: 0 H: 0 E: 0 K: 0 S: 6	H: 0 LOB: 0 BB: 0 P: 10	R: 7 H: 5 E: 0 K: 1 S: 17	H: 5 LOB: 1 BB: 3 P: 33	R: 0 H: 1 E: 0 K: 1 S: 10	H: 1 LOB: 1 BB: 0 P: 13	R: 5 H: 6 E: 1 K: 2 S: 23	H: 6 LOB: 2 BB: 0 P: 34	R: 2 H: 2 E: 0 K: 0 S: 15	H: 2 LOB: 0 BB: 0 P: 19	R: 3 H: 2 E: 1 K: 2 S: 15	H: 2 LOB: 1 BB: 1 P: 30	R: 1 H: 3 E: 0 K: 1 S: 12	H: 3 LOB: 1 BB: 0 P: 15		R: 0 H: 0 E: 0 K: 0 S: 7	H: 0 LOB: 0 BB: 0 P: 11	1B: 14 2B: 7 3B: 0 HR: 0	SF: 1 SAC: 0 DP: 0 HBP: 1
PITCHER	IP WLS BF H R ER SO BB IBB HBP BLK WP HR S P ERA WHIP	IP WLS BF H R ER SO BB IBB HBP BLK WP HR S P ERA WHIP																			
Jamey Wright, R (1, 1) <small>ERA: 4.26</small>	2.1	L	17	5	8	8	2	4	0	0	0	0	0	0	0	33	63	30.86	3.857		
51 Kris Wilson, R (3, 1) <small>ERA: 5.33</small>	2.0		13	7	5	4	1	0	0	0	0	0	0	0	28	42	18.00	3.500			
Brad Voyles, R (5, 1) <small>ERA: 7.18</small>	2.2		16	6	5	2	4	1	0	0	0	0	2	0	41	62	6.75	2.625			
Graeme Lloyd, L (8, 1) <small>ERA: 5.29</small>	1.0		6	3	1	1	1	0	0	0	0	0	0	0	12	15	9.00	3.000			
Nate Field, R (9, 1) <small>ERA: 4.15</small>	1.0		3	0	0	0	0	0	0	0	0	0	0	0	7	11	0.00	0.000			
Batter	1	2	3	4	5	6	7	8	9	AB <td>R <td>H <td>RBI <td>BB <td>SO <td>LOB <td>BOTTOM</td> </td></td></td></td></td></td>	R <td>H <td>RBI <td>BB <td>SO <td>LOB <td>BOTTOM</td> </td></td></td></td></td>	H <td>RBI <td>BB <td>SO <td>LOB <td>BOTTOM</td> </td></td></td></td>	RBI <td>BB <td>SO <td>LOB <td>BOTTOM</td> </td></td></td>	BB <td>SO <td>LOB <td>BOTTOM</td> </td></td>	SO <td>LOB <td>BOTTOM</td> </td>	LOB <td>BOTTOM</td>	BOTTOM				
4 Angel Berroa, R (1, 6) <small>OBP: 0.339, SLG: 0.453</small> Mendy López, R (6, PH) <small>OBP: 0.313, SLG: 0.457</small>										2	0	0	0	0	0	0	Chicago White Sox @ Kansas City Royals Kauffman Stadium, Kansas City, MO Sat Sep 27 2003, 6:05 PM CDT Att: 37,567 - Cloudy - 68 F				
Carlos Beltrán, S (1, 8) <small>OBP: 0.388, SLG: 0.523</small> 9 David DeJesus, L (4, 8) <small>OBP: 0.286, SLG: 0.500</small>										1	0	0	0	0	0	0					
29 Mike Sweeney, R (1, 10) <small>OBP: 0.392, SLG: 0.468</small>										4	1	1	1	0	1	1					
Raul Ibanez, L (1, 3) <small>OBP: 0.345, SLG: 0.455</small> Jarrod Patterson, L (7, 3) <small>OBP: 0.318, SLG: 0.211</small>										3	0	0	0	0	1	1					
Joe Randa, R (1, 5) <small>OBP: 0.349, SLG: 0.453</small> Julius Matos, R (6, 5) <small>OBP: 0.288, SLG: 0.364</small> Michael Tucker, L (9, PH) <small>OBP: 0.331, SLG: 0.442</small>										2	0	0	0	0	0	0					
Aaron Guiel, L (1, 9) <small>OBP: 0.349, SLG: 0.494</small>										3	0	0	0	0	0	0					
Rondell White, R (1, 7) <small>OBP: 0.341, SLG: 0.488</small> Dee Brown, L (7, 7) <small>OBP: 0.279, SLG: 0.331</small>										2	0	0	0	0	1	0					
Desi Relaford, S (1, 4) <small>OBP: 0.316, SLG: 0.377</small>										2	1	0	0	1	0	0					
Mike DiFelice, R (1, 2) <small>OBP: 0.299, SLG: 0.397</small> Tom Prince, R (8, 2) <small>OBP: 0.302, SLG: 0.370</small>										2	0	0	0	0	0	1					
Inning Stats	R: 0 H: 0 E: 0 K: 0 S: 6	H: 0 LOB: 0 BB: 0 P: 9	R: 0 H: 0 E: 0 K: 1 S: 7	H: 0 LOB: 0 BB: 0 P: 7	R: 0 H: 0 E: 0 K: 1 S: 8	H: 0 LOB: 0 BB: 0 P: 8	R: 1 H: 1 E: 0 K: 0 S: 10	H: 1 LOB: 0 BB: 0 P: 15	R: 0 H: 0 E: 0 K: 0 S: 5	H: 0 LOB: 0 BB: 0 P: 7	R: 2 H: 2 E: 0 K: 1 S: 13	H: 2 LOB: 1 BB: 1 P: 23	R: 0 H: 0 E: 0 K: 0 S: 13	H: 0 LOB: 0 BB: 0 P: 19	R: 0 H: 1 E: 0 K: 0 S: 10	H: 1 LOB: 1 BB: 0 P: 16		R: 0 H: 0 E: 0 K: 0 S: 6	H: 1 LOB: 0 BB: 0 P: 8	1B: 2 2B: 0 3B: 1 HR: 2	SF: 0 SAC: 0 DP: 1 HBP: 0
PITCHER	IP WLS BF H R ER SO BB IBB HBP BLK WP HR S P ERA WHIP	IP WLS BF H R ER SO BB IBB HBP BLK WP HR S P ERA WHIP																			
Bartolo Colon, R (1, 1) <small>ERA: 3.87</small>	9.0	W	32	5	3	3	3	1	0	0	0	0	0	0	78	112	3.00	0.667			

Batter	1	2	3	4	5	6	7	8	9	AB	R	H	RBI	BB	SO	LOB	TOP										
Willie Harris, L (1, 8) OBP: 0.259, SLG: 0.241	G4-3			1B	G6-3		F7		K	5	1	1	0	0	1	2	Chicago White Sox @ Kansas City Royals Kauffman Stadium, Kansas City, MO Sun Sep 28 2003, 1:05 PM CDT Att: 26,261 - Cloudy - 60 F										
Carlos Lee, R (1, 10) OBP: 0.331, SLG: 0.499	F8			2B	FC4-6		G6-3			3	1	2	2	0	0	0											
Jamie Burke, R (7, PH) OBP: 0.375, SLG: 0.375				1B						1	0	0	0	0	0	0											
Aaron Miles, S (1, 4) OBP: 0.333, SLG: 0.583	P5			2B	FC4-6				G1-3	4	1	1	1	0	0	1											
Magglio Ordonez, R (1, 9) OBP: 0.380, SLG: 0.546		G5-3		L9					E5	4	0	0	0	0	0	2											
Aaron Rowand, R (8, 9) OBP: 0.327, SLG: 0.452					P3				G6-3	0	0	0	0	0	0	0											
Carl Everett, S (1, 7) OBP: 0.366, SLG: 0.510	G3-1			F9					G6-3	4	0	1	0	0	0	2											
Jose Valentin, S (1, 6) OBP: 0.313, SLG: 0.463	P6			2B	BB				F7	3	1	1	0	1	0	1											
Brian Daubach, L (1, 3) OBP: 0.352, SLG: 0.388				1B	2B				F7	4	0	2	2	0	0	2											
24 Joe Crede, R (1, 5) OBP: 0.308, SLG: 0.433	G6-4-3			P3					G6-3	4	0	0	0	0	0	3											
Miguel Olivo, R (1, 2) OBP: 0.287, SLG: 0.360	K				BB				G6-3	2	1	0	0	1	1	0											
Inning Stats	R: 0 H: 0 E: 0 K: 0 S: 7	H: 0 LOB: 0 BB: 0 P: 10	R: 0 H: 0 E: 0 K: 0 S: 10	H: 0 LOB: 0 BB: 0 P: 16	R: 0 H: 1 E: 0 K: 1 S: 8	H: 1 LOB: 0 BB: 0 P: 10	R: 4 H: 4 E: 0 K: 0 S: 22	H: 4 LOB: 1 BB: 1 P: 34	R: 1 H: 1 E: 0 K: 0 S: 11	H: 1 LOB: 1 BB: 1 P: 21	R: 0 H: 2 E: 0 K: 0 S: 10	H: 2 LOB: 1 BB: 0 P: 17	R: 0 H: 0 E: 0 K: 0 S: 6	H: 0 LOB: 0 BB: 0 P: 10	R: 0 H: 0 E: 1 K: 1 S: 6	H: 0 LOB: 1 BB: 0 P: 10	1B: 6 2B: 2 3B: 0 HR: 0	SF: 0 SAC: 0 DP: 2 HBP: 1	WP: 0 PB: 0 CS: 2	PA: 37							
PITCHER	IP	WLS	BF	H	R	ER	SO	BB	IBB	HBP	BLK	WP	HR	S	P	ERA	WHIP										
Jose Lima, R (1, 1) ERA: 4.91	5.0	L	22	6	5	5	1	2	0	0	0	0	0	58	91	9.00	1.600										
Jason Grimsley, R (6, 1) ERA: 5.16	1.0		4	2	0	0	0	0	0	0	0	0	0	10	17	0.00	2.000										
Curt Leskanic, R (7, 1) ERA: 2.22	1.0		3	0	0	0	0	0	0	0	0	0	0	6	10	0.00	0.000										
Jeremy Affeldt, L (8, 1) ERA: 3.93	1.0		4	0	0	0	0	0	0	0	0	0	0	8	10	0.00	0.000										
Mike MacDougal, R (9, 1) ERA: 4.09	1.0		4	0	0	0	1	0	0	1	0	0	0	6	10	0.00	0.000										

Batter	1	2	3	4	5	6	7	8	9	AB	R	H	RBI	BB	SO	LOB	BOTTOM										
4 Angel Berroa, R (1, 6) OBP: 0.338, SLG: 0.451	F7									2	0	0	0	0	1	1	Chicago White Sox @ Kansas City Royals Kauffman Stadium, Kansas City, MO Sun Sep 28 2003, 1:05 PM CDT Att: 26,261 - Cloudy - 60 F										
Mendy López, R (4, 6) OBP: 0.306, SLG: 0.447										2	0	0	0	0	1	1											
Carlos Beltrán, S (1, 8) OBP: 0.385, SLG: 0.522										1	0	0	0	1	0	1											
9 David DeJesus, L (4, 8) OBP: 0.444, SLG: 0.571	G5-3									1	0	1	0	0	0	0											
29 Mike Sweeney, R (1, 10) OBP: 0.391, SLG: 0.467	G5-3									1	0	0	0	0	0	1											
Michael Tucker, L (4, PH) OBP: 0.331, SLG: 0.440										2	0	0	0	1	2	2											
Raul Ibanez, L (1, 7) OBP: 0.345, SLG: 0.454	P5									1	0	0	0	0	0	1											
Dee Brown, L (4, 7) OBP: 0.290, SLG: 0.326										2	0	0	0	1	1	2											
Joe Randa, R (1, 5) OBP: 0.348, SLG: 0.452										1	0	0	0	0	1	0											
Jarrod Patterson, L (4, 5) OBP: 0.290, SLG: 0.182										3	0	0	0	0	1	3											
Aaron Guiel, L (1, 9) OBP: 0.346, SLG: 0.489	L7									4	0	0	0	0	1	1											
Ken Harvey, R (1, 3) OBP: 0.313, SLG: 0.498	G6-3									4	0	0	0	0	1	0											
Desi Relaford, S (1, 4) OBP: 0.315, SLG: 0.376										1	0	0	0	0	0	0											
Julius Matos, R (4, 4) OBP: 0.276, SLG: 0.386	F8									2	1	1	0	0	0	0											
Brent Mayne, L (1, 2) OBP: 0.307, SLG: 0.344										1	0	0	0	0	0	0											
Tom Prince, R (4, 2) OBP: 0.309, SLG: 0.375	E3									2	0	1	1	0	0	0											
Inning Stats	R: 0 H: 0 E: 0 K: 0 S: 8	H: 0 LOB: 1 BB: 1 P: 13	R: 0 H: 0 E: 0 K: 1 S: 9	H: 0 LOB: 0 BB: 0 P: 15	R: 0 H: 0 E: 1 K: 1 S: 13	H: 0 LOB: 1 BB: 0 P: 20	R: 0 H: 0 E: 0 K: 2 S: 11	H: 0 LOB: 1 BB: 1 P: 17	R: 0 H: 0 E: 0 K: 1 S: 8	H: 0 LOB: 0 BB: 0 P: 12	R: 0 H: 2 E: 0 K: 1 S: 14	H: 2 LOB: 1 BB: 1 P: 24	R: 1 H: 2 E: 0 K: 1 S: 9	H: 2 LOB: 1 BB: 0 P: 12	R: 0 H: 1 E: 0 K: 1 S: 8	H: 1 LOB: 0 BB: 0 P: 12	R: 0 H: 0 E: 0 K: 1 S: 6	H: 0 LOB: 0 BB: 0 P: 8	1B: 2 2B: 2 3B: 0 HR: 0	SF: 0 SAC: 0 DP: 1 HBP: 1	WP: 0 PB: 1 CS: 0	PA: 34					
PITCHER	IP	WLS	BF	H	R	ER	SO	BB	IBB	HBP	BLK	WP	HR	S	P	ERA	WHIP										
Esteban Loaiza, R (1, 1) ERA: 2.9	7.1	W	30	3	1	1	8	3	0	0	0	0	0	76	118	1.23	0.818										
Damaso Marte, L (8, 1) ERA: 1.59	1.2		4	0	0	0	1	0	0	0	0	0	0	10	15	0.00	0.000										

