

Kansas City Royals - 2004

Batter	1	2	3	4	5	6	7	8	9	AB R H RBI BB SO LOB
4 Angel Berroa, R OBP: 0.200, SLG: 0.200 (1, 6)	2-1 G2-3		1-1 G1-6-3			1-2 L7		1-3 K	3-2 HR	5 1 1 0 0 1 2
Carlos Beltrán, S OBP: 0.400, SLG: 1.000 (1, 8)	2-0 F9		1-0 F9			3-2 G5-4-3 1B		1-2 F9	2-2 HR	5 1 2 2 0 0 1
29 Mike Sweeney, R OBP: 0.250, SLG: 0.500 (1, 3)	1-3 K			3-2 F8		0-0 F9		1-1 2B		4 0 1 0 0 1 1
Juan Gonzalez, R OBP: 0.500, SLG: 0.500 (1, 9)		3-1 E FC6-5-4 1B		2-2 G6-4-3 1B		0-0 G5-4-3		1-0 G5-3		4 1 2 0 0 0 2
Joe Randa, R OBP: 0.500, SLG: 0.333 (1, 5)		1-1 L9		2-0 G6-4-3			2-1 G4-3 1B		4-2 PB 2B BB	3 2 1 0 1 0 2
Ken Harvey, R OBP: 0.500, SLG: 0.333 (1, 10)		0-0 E1 FC6-5-4 1B			0-1 G5-3		0-2 G4-3		4-0 2B HR BB	3 1 1 0 1 0 1
Benito Santiago, R OBP: 0.500, SLG: 1.500 (1, 2)		2-2 FC6-5-4		3-2 HR		3-2 HR		1-0 P3	2-2 HR 2B	4 2 2 3 0 0 2
Aaron Guiel, L OBP: 0.250, SLG: 0.250 (1, 7)		2-1 F7		0-2 G3		0-2 G3		0-1 2-H 1B	1-3 K	4 0 1 1 0 1 3
Desi Relaford, S OBP: 1.000, SLG: 1.000 (1, 4)			0-1 G1-6-3 1B		4-2 BB		2-3 SAFE K	3-1 HR		1 0 1 0 0 0 0
Tony Graffanino, R (3, PR)										1 0 0 0 1 1 1
Matt Stairs, L (9, PH)										0 0 0 0 0 0 0
Mendy López, R OBP: 1.000, SLG: 4.000 (9, PH)										1 1 1 3 0 0 0

Inning Stats	R: 0 E: 0 K: 1 S: 6	H: 0 LOB: 0 BB: 0 P: 11	R: 1 E: 1 K: 0 S: 10	H: 2 LOB: 1 BB: 0 P: 18	R: 0 E: 0 K: 0 S: 5	H: 1 LOB: 1 BB: 0 P: 7	R: 0 E: 0 K: 0 S: 7	H: 1 LOB: 0 BB: 0 P: 14	R: 1 E: 0 K: 0 S: 16	H: 1 LOB: 1 BB: 1 P: 24	R: 0 E: 0 K: 0 S: 5	H: 1 LOB: 0 BB: 0 P: 8	R: 1 E: 0 K: 1 S: 13	H: 2 LOB: 1 BB: 0 P: 18	R: 0 E: 0 K: 1 S: 9	H: 1 LOB: 1 BB: 0 P: 13	R: 6 E: 0 K: 1 S: 18	H: 4 LOB: 0 BB: 2 P: 37	1B: 8 2B: 2 3B: 0 HR: 3	SF: 0 SAC: 0 DP: 3 HBP: 0
--------------	------------------------------	----------------------------------	-------------------------------	----------------------------------	------------------------------	---------------------------------	------------------------------	----------------------------------	-------------------------------	----------------------------------	------------------------------	---------------------------------	-------------------------------	----------------------------------	------------------------------	----------------------------------	-------------------------------	----------------------------------	----------------------------------	------------------------------------

PITCHER	IP	WLS	BF	H	R	ER	SO	BB	IBB	HBP	BLK	WP	HR	S	P	ERA	WHIP
56 Mark Buehrle, L ERA: 2.7 (1, 1)	6.2		26	8	3	2	1	1	0	0	0	0	1	57	93	2.70	1.350
Cliff Politte, R ERA: 13.5 (7, 1)	1.1		7	1	2	2	2	2	0	0	0	0	0	16	30	13.50	2.250
Billy Koch, R ERA: 27.0 (9, 1)	0.1	H	2	1	0	0	1	0	0	0	0	0	0	7	10	0.00	3.000
Damaso Marte, L ERA: (9, 1)	0.0	L	3	3	4	4	0	0	0	0	0	0	2	9	17	∞	∞


BOTTOM

Chicago White Sox @ Kansas City Royals
Kauffman Stadium, Kansas City, MO

Mon Apr 05 2004, 2:10 PM CDT
Att: 41,575 - Cloudy - 65 F

AB	35
R	9
H	13
RBI	9
BB	3
SO	4
LOB	15

livebaseballscorecards.com




WP	PA
0	38
1	
0	
0	

Batter	1	2	3	4	5	6	7	8	9	AB R H RBI BB SO LOB	TOP											
5 Juan Uribe, R (1, 4) F B X	1-1 G6-3	1-3 K		2-2 FC5-4			1-2 P3			4 0 0 0 0 1 2	Chicago White Sox @ Kansas City Royals Kauffman Stadium, Kansas City, MO Wed Apr 07 2004, 1:10 PM CDT Att. 16,134 - Cloudy - 66 F livebaseballscorecards.com											
Jose Valentin, S (1, 6) OBP: 0.111, SLG: 0.222 C S C	1-3 K		2-3 K				2-2 P4			4 0 0 0 0 3 0												
Magglio Ordonez, R (1, 9) OBP: 0.500, SLG: 1.000 S C B X	1-2 E4 BB		0-1 F8 2B				2-2 1B			4 1 3 1 0 0 0												
Frank Thomas, R (1, 10) OBP: 0.375, SLG: 0.167 F B B B 1 SAFE	4-2 B 1-2 BB		1-0 F8 2-3				1-3 K			3 0 0 0 1 1 1												
Carlos Lee, R (1, 7) OBP: 0.500, SLG: 1.250 S B F B B F X	3-2 L4		3-3 K				0-0 HR			4 1 2 1 0 1 3												
14 Paul Konerko, R (1, 3) OBP: 0.500, SLG: 0.571 F C B B X		2-2 G6-3		4-1 1B BB			1-1 F7			3 0 0 0 1 0 0												
24 Joe Crede, R (1, 5) F B X		1-1 F8		0-0 P4			0-1 F8			4 0 0 0 0 0 1												
Aaron Rowand, R (1, 8) OBP: 0.250, SLG: 0.250 B X		1-0 HR 1B		2-1 P6 1 SAFE 1 SAFE 1 SAFE			2-2 G6-3			4 1 1 0 0 0 1												
Miguel Olivo, R (1, 2) OBP: 0.500, SLG: 1.250 1 SAFE F B X		1-1 HR		2-2 5 FC5-4 1-2 1B			2-3 K			4 1 2 2 0 1 0												
Inning Stats	R: 0 E: 1 K: 1 S: 25	H: 0 LOB: 2 BB: 1 P: 35	R: 2 E: 0 K: 1 S: 12	H: 2 LOB: 0 BB: 0 P: 18	R: 0 E: 0 K: 2 S: 10	H: 1 LOB: 1 BB: 0 P: 16	R: 0 E: 0 K: 0 S: 13	H: 1 LOB: 2 BB: 1 P: 23	R: 2 E: 0 K: 2 S: 11	H: 2 LOB: 0 BB: 0 P: 15		R: 0 E: 0 K: 1 S: 9	H: 0 LOB: 0 BB: 0 P: 13	R: 0 E: 0 K: 0 S: 12	H: 1 LOB: 1 BB: 0 P: 17	R: 0 E: 0 K: 0 S: 15	H: 1 LOB: 0 BB: 0 P: 24	R: 0 E: 0 K: 0 S: 7	H: 0 LOB: 0 BB: 0 P: 9	1B: 4 2B: 1 3B: 0 HR: 3	SF: 0 SAC: 0 DP: 0 HBP: 0	WP: 0 PB: 0 SB: 0 CS: 0
PITCHER	IP WLS BF H R ER SO BB IBB HBP BLK WP HR S P ERA WHIP																					
Darrell May, L (1, 1) ERA: 7.2	5.0 L 24 6 4 4 6 2 0 0 0 0 0 3 71 107 7.20 1.600																					
Jason Grimsley, R (6, 1) ERA:	1.0 3 0 0 0 1 0 0 0 0 0 0 0 9 13 0.00 0.000																					
Scott Sullivan, R (7, 1) ERA:	2.0 6 2 0 0 0 0 0 0 0 0 0 0 27 41 0.00 1.000																					
D.J. Carrasco, R (9, 1) ERA:	1.0 3 0 0 0 0 0 0 0 0 0 0 0 7 9 0.00 0.000																					

Chicago White Sox @ Kansas City Royals
 Kauffman Stadium, Kansas City, MO
 Wed Apr 07 2004, 1:10 PM CDT
 Att. 16,134 - Cloudy - 66 F

AB	34
R	4
H	8
RBI	4
BB	2
SO	7
LOB	8



Batter	1	2	3	4	5	6	7	8	9	AB R H RBI BB SO LOB	TOP											
Ronnie Belliard, R (1, 4) OBP: 0.524, SLG: 0.600	1-1 G6-3	1-1 SAFE 2-1 2B		3-1 G5-3			0-1 G5-3			4 1 1 1 0 0 0												
Omar Vizquel, S (1, 6) OBP: 0.273, SLG: 0.381	0-0 G4-3	0-2 2B			3-2 G5-3		0-1 F7			4 0 1 1 0 0 0												
Jody Gerut, L (1, 10) OBP: 0.391, SLG: 0.500	4-2 BLK 1B BB	1-1 F7			2-1 F9		3-1 F7			3 1 0 0 1 0 1												
Casey Blake, R (1, 5) OBP: 0.318, SLG: 0.476 (8, 3)	3-1 1B		1-1 G6-3		1-1 HR		1-1 P6			4 1 2 2 0 0 0												
Alex Escobar, R (1, 9) OBP: 0.250, SLG: 0.200	1-1 F7		0-0 G5-3		1-1 G5-3		1-3 K			4 0 0 0 0 1 1												
Lou Merloni, R (1, 3) OBP: 0.375, SLG: 0.286 John McDonald, R (8, 5)		1-1 F8	1-2 F7		2-1 G4-6-3 1B		1-3 K			4 0 1 0 0 1 0 0 0 0 0 0 0 0												
Matt Lawton, L (1, 7) OBP: 0.409, SLG: 0.550		1-2 1B FC6-5 1B		4-1 L6-3 BB		2-2 G4-6-3 1B		3-3 K		3 1 2 0 1 1 0	AB 34 R 6 H 9 RBI 5 BB 2 SO 3 LOB 7											
Tim Laker, R (1, 2) OBP: 0.300, SLG: 0.556		1-2 FC6-5 1B	1-2 L6-3		1-2 G4-6-3		2-0 P6			4 0 1 0 0 0 3												
Coco Crisp, S (1, 8) OBP: 0.263, SLG: 0.333		0-1 FC6-5 2B		2-1 BLK 3B		1-0 L5		3-2 P4		4 2 1 1 0 0 2												
Inning Stats	R: 1 E: 0 K: 0 S: 9	H: 1 LOB: 1 BB: 1 P: 18	R: 3 E: 0 K: 0 S: 19	H: 4 LOB: 1 BB: 0 P: 26	R: 0 E: 0 K: 0 S: 6	H: 0 LOB: 0 BB: 0 P: 8	R: 1 E: 0 K: 0 S: 9	H: 1 LOB: 0 BB: 1 P: 19	R: 1 E: 0 K: 0 S: 9	H: 1 LOB: 0 BB: 0 P: 16	R: 0 E: 0 K: 0 S: 10	H: 2 LOB: 1 BB: 0 P: 16	R: 0 E: 0 K: 0 S: 6	H: 0 LOB: 0 BB: 0 P: 9	R: 0 E: 0 K: 2 S: 8	H: 0 LOB: 0 BB: 0 P: 11	R: 0 E: 0 K: 1 S: 11	H: 0 LOB: 0 BB: 0 P: 19	1B: 5 2B: 3 3B: 1 HR: 1	SF: 0 SAC: 0 DP: 2 HBP: 0	WP: 0 PB: 0 SB: 0 CS: 0	PA: 36
PITCHER	IP WLS BF H R ER SO BB IBB HBP BLK WP HR S P ERA WHIP																					
Jeremy Affeldt, L (1, 1) ERA: 9.53	5.2 L 26 9 6 6 0 2 2 0 0 0 0 1 61 101 9.53 1.941																					
Nate Field, R (6, 1) ERA:	2.1 7 0 0 0 2 0 0 0 0 0 0 0 15 22 0.00 0.000																					
Curt Leskanic, R (9, 1) ERA:	0.2 2 0 0 0 1 0 0 0 0 0 0 0 5 10 0.00 0.000																					
Jaime Cerda, L (9, 1) ERA:	0.1 1 0 0 0 0 0 0 0 0 0 0 0 6 9 0.00 0.000																					

Cleveland Indians @ Kansas City Royals
Kauffman Stadium, Kansas City, MO

Thu Apr 08 2004, 1:10 PM CDT
Att. 14,671 - Sunny - 59 F

livebaseballscorecards.com

Batter	1	2	3	4	5	6	7	8	9	AB	R	H	RBI	BB	SO	LOB
4 Angel Berroa, R OBP: 0.286, SLG: 0.357 (1, 6)	0-0 F8		0-2 2B		1-1 L7			0-2 G6-3		4	0	1	0	0	0	0
Carlos Beltrán, S OBP: 0.429, SLG: 0.667 (1, 8)	2-3 K		1-1 F9		2-1 2B			1-2 G3		4	0	1	0	0	1	1
29 Mike Sweeney, R OBP: 0.250, SLG: 0.273 (1, 3)	0-1 G6-3			3-2 PB 1B SF8 HBP	0-0 G3			0-0 G6-3		3	1	0	0	0	0	1
Juan Gonzalez, R OBP: 0.417, SLG: 0.583 (1, 10)		3-2 L7		2-2 PB 1B	0-0 P4			0-2 3B		4	0	2	0	0	0	0
Matt Stairs, L OBP: 0.250, SLG: 0.286 (1, 9)		0-2 1B		2-1 SF8	1-3 K			2-3 K		3	0	1	1	0	2	1
Joe Randa, R OBP: 0.167, SLG: 0.091 (1, 5)		0-1 P4		2-3 K	1-0 P4			0-2 F9		4	0	0	0	0	1	3
Benito Santiago, R OBP: 0.250, SLG: 0.545 (1, 2)		2-2 K		4-1 BB	0-0 B1			0-0 G5-3		3	0	0	0	1	1	2
Aaron Guiel, L OBP: 0.364, SLG: 0.556 (1, 7)			0-1 G4-3	0-1 F9	0-0 G1-3					3	0	0	0	0	0	2
Tony Graffanino, R OBP: 0.222, SLG: 0.125 (1, 4)			2-2 F9		1-0 G4-3			1-2 P3		3	0	0	0	0	0	0

Inning Stats	R: 0	H: 0	E: 0	K: 1	S: 6	R: 0	H: 1	E: 0	K: 1	S: 11	R: 0	H: 1	E: 0	K: 0	S: 10	R: 1	H: 1	E: 0	K: 1	S: 14	R: 0	H: 1	E: 0	K: 0	S: 6	R: 0	H: 0	E: 0	K: 1	S: 5	R: 0	H: 0	E: 0	K: 0	S: 5	R: 0	H: 0	E: 0	K: 0	S: 7	R: 0	H: 1	E: 0	K: 1	S: 11	1B: 2	2B: 2	3B: 1	HR: 0	SF: 1	SAC: 0	DP: 0	HBP: 1	WP: 0	PB: 1	SB: 0	CS: 0	PA: 34
--------------	------	------	------	------	------	------	------	------	------	-------	------	------	------	------	-------	------	------	------	------	-------	------	------	------	------	------	------	------	------	------	------	------	------	------	------	------	------	------	------	------	------	------	------	------	------	-------	-------	-------	-------	-------	-------	--------	-------	--------	-------	-------	-------	-------	--------

PITCHER	IP	WLS	BF	H	R	ER	SO	BB	IBB	HBP	BLK	WP	HR	S	P	ERA	WHIP
Jeff D'Amico, R ERA:	(1, 1)	7.0	W	27	4	1	4	1	0	0	0	0	0	57	87	0.00	0.714
Jack Cressend, R ERA:	(8, 1)	1.0		3	0	0	0	0	0	0	0	0	0	7	8	0.00	0.000
63 Rafael Betancourt, R ERA:	(9, 1)	1.0		4	1	0	1	0	0	0	0	0	0	11	13	0.00	1.000

BOTTOM

Cleveland Indians @ Kansas City Royals
Kauffman Stadium, Kansas City, MO

Thu Apr 08 2004, 1:10 PM CDT
 Att. 14,671 - Sunny - 59 F

livebaseballscorecards.com

AB	31
R	1
H	5
RBI	1
BB	1
SO	5
LOB	10



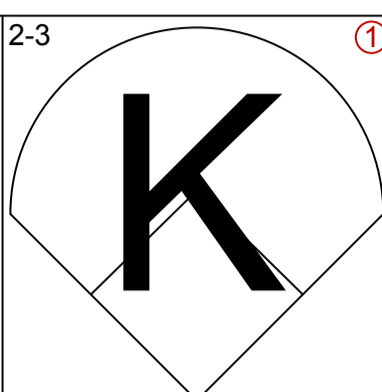
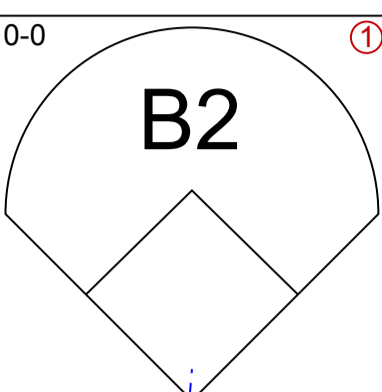
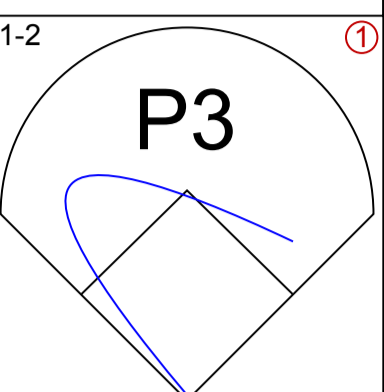
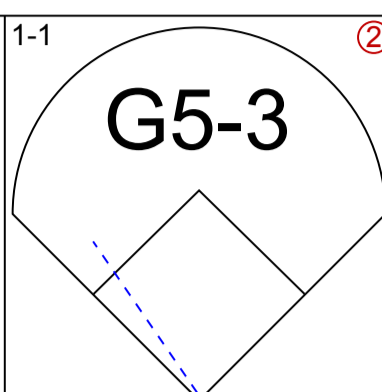
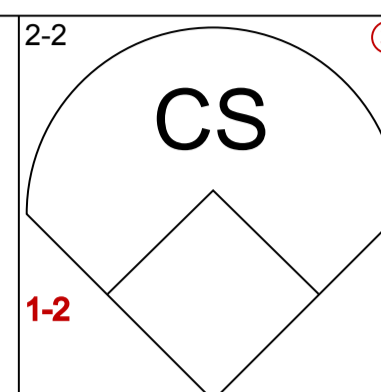
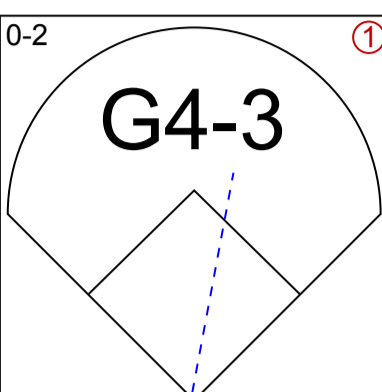
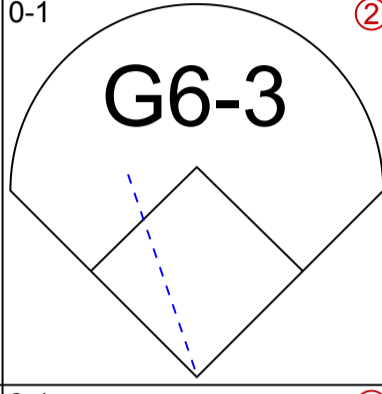
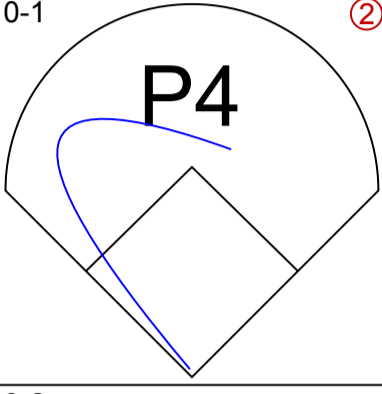
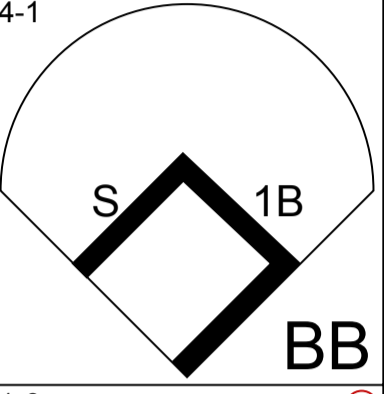
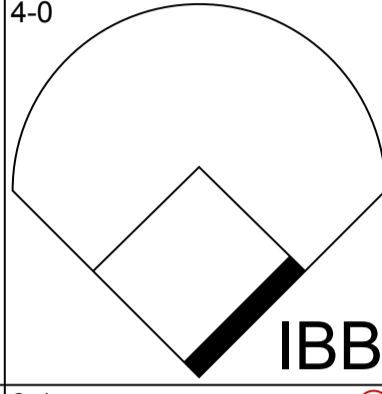
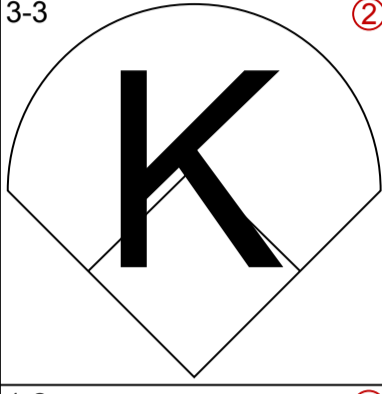
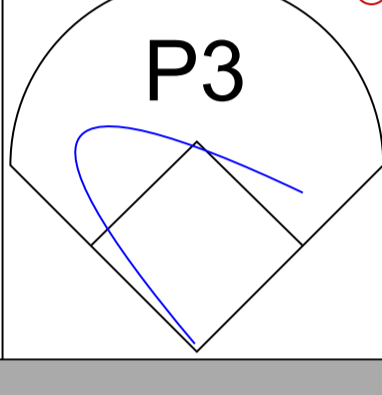
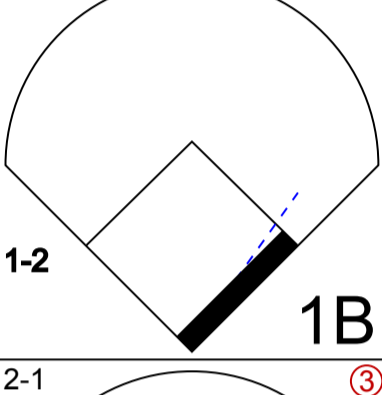
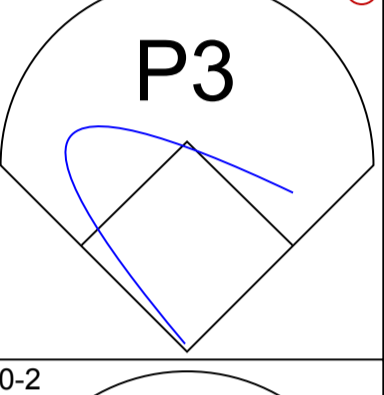
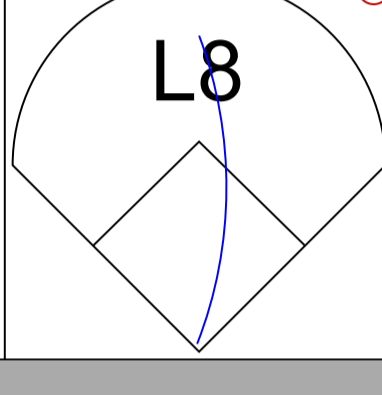
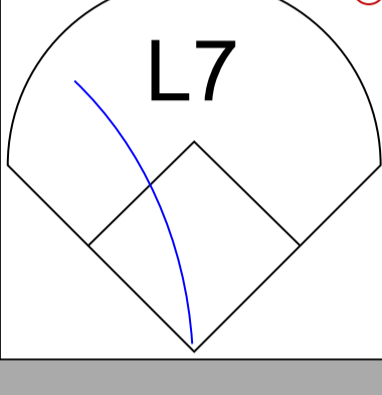
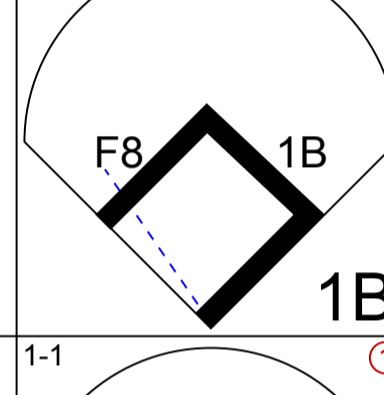
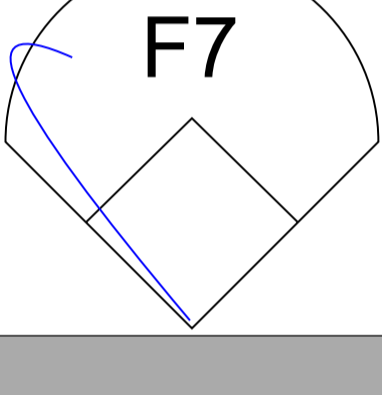
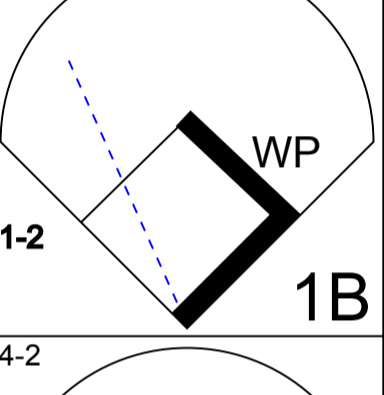
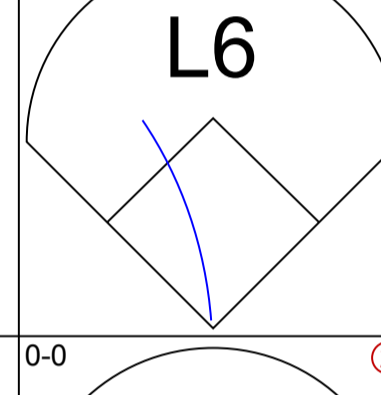
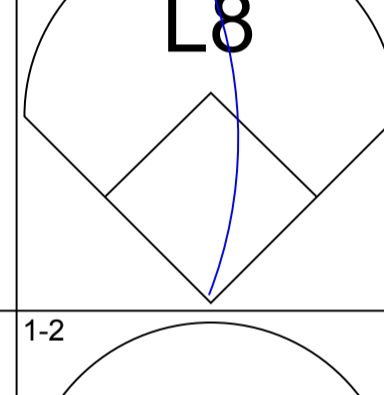
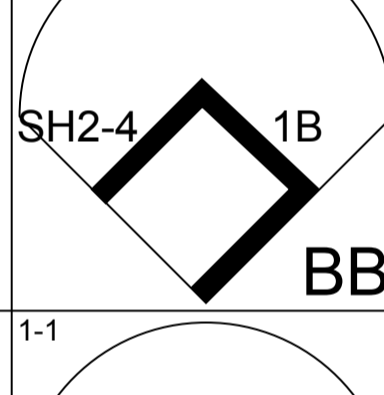
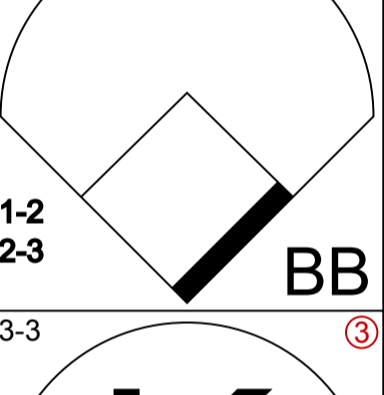
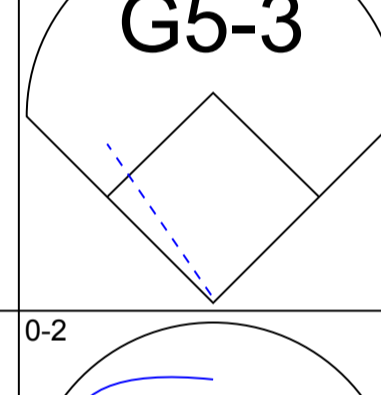
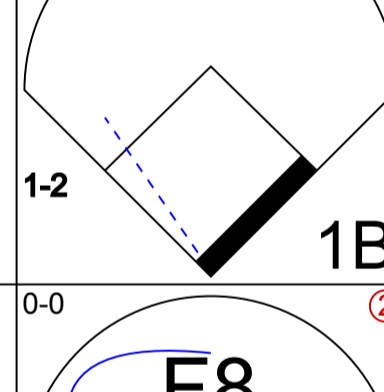
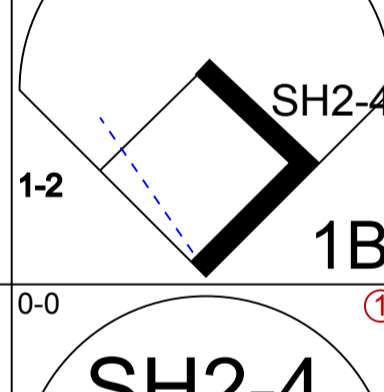
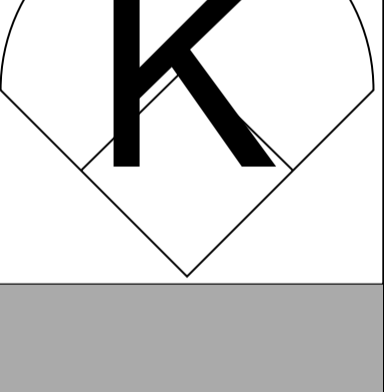
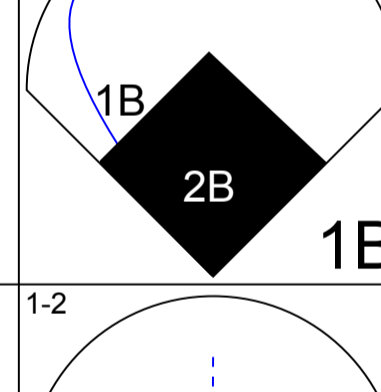
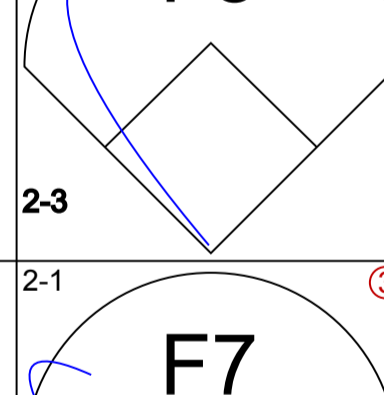
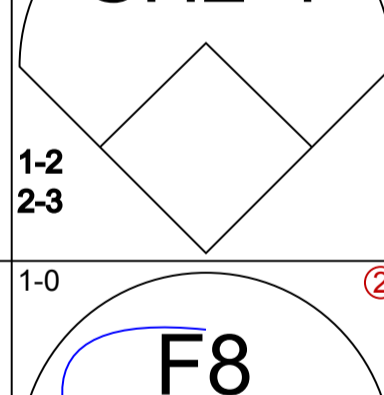
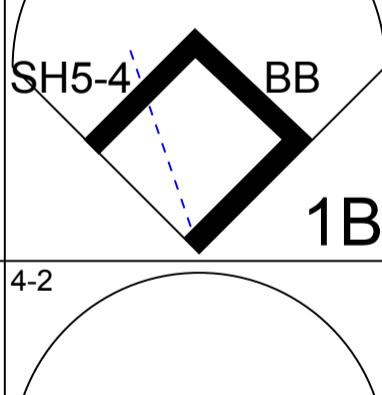
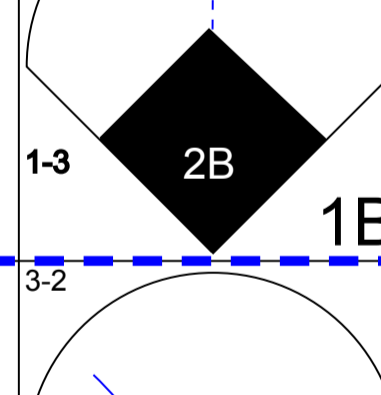
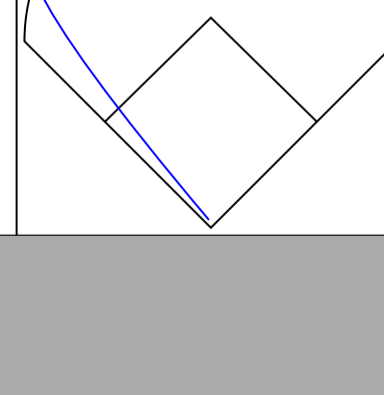
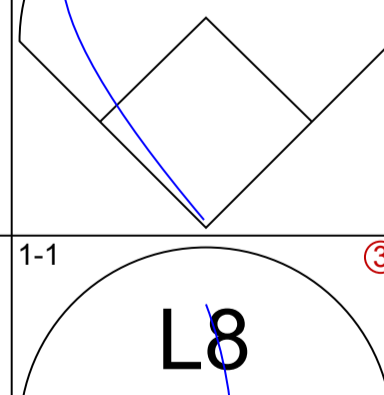
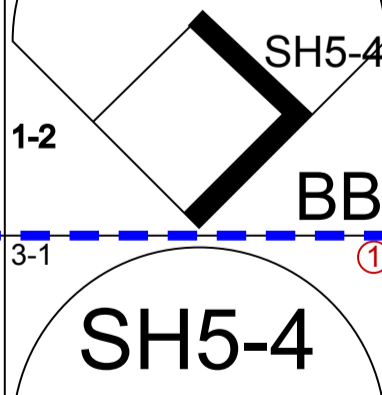
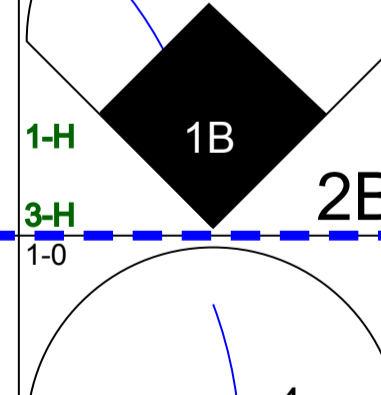
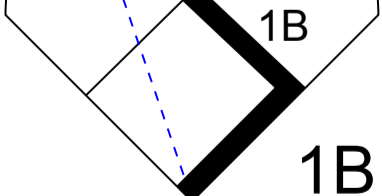
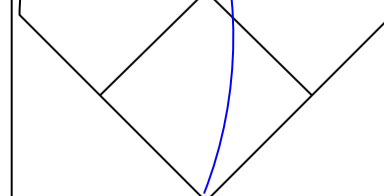

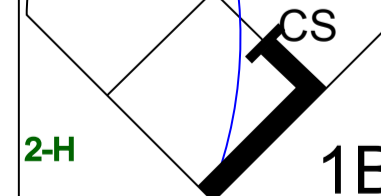
Batter	1	2	3	4	5	6	7	8	9	AB R H RBI BB SO LOB	TOP						
Ronnie Belliard, R (1, 4) OBP: 0.480, SLG: 0.522	4-2 BB G6-4-3 BB		1-2 G6-3			0-1 G6-3			1-2 P4	3 0 0 0 1 0 0							
Omar Vizquel, S (1, 6) OBP: 0.346, SLG: 0.417	1-1 SAFE P6			4-0 BB G6-4-3 BB			0-1 SAFE G4-6-3 1B		0-1 1B 1B	3 1 2 0 1 0 1							
Jody Gerut, L (1, 9) OBP: 0.370, SLG: 0.458	1-1 SAFE G6-4-3 1-2f			1-2 G6-4-3 1-2f			2-2 SAFE G4-6-3 1-2f		1-1 1B 1B	4 0 1 0 0 0 3							
Casey Blake, R (1, 5) OBP: 0.346, SLG: 0.480		1-2 K		1-1 G4-3			0-1 SAFE S 1B		2-1 1B 1B 3-H	4 0 2 1 0 1 0							
Matt Lawton, L (1, 7) OBP: 0.385, SLG: 0.500		1-2 1B			1-1 G4-3		3-2 SAFE G3-1 1-2		1-0 F7	4 0 1 0 0 0 3							
41 Victor Martinez, S (1, 2) OBP: 0.267, SLG: 0.385		1-2 SAFE K			2-2 L8			2-3 K	2-1 G3-1	4 0 0 0 0 2 3							
Alex Escobar, R (1, 10) OBP: 0.263, SLG: 0.222		0-0 L7			1-1 G6-3			0-0 1B		3 0 1 0 0 0 1							
48 Travis Hafner, L (1, 3) OBP: 0.200, SLG: 0.714			2-2 G6-3			2-2 F9		0-3 K		3 0 0 0 0 1 1							
Coco Crisp, S (1, 8) OBP: 0.227, SLG: 0.286			1-2 G6-3			2-2 G6-3		2-0 B5-3		3 0 0 0 0 0 1							
Inning Stats	R: 0 H: 0 E: 0 LOB: 0 K: 0 BB: 1 S: 6 P: 11	R: 0 H: 1 E: 0 LOB: 1 K: 2 BB: 0 S: 10 P: 12	R: 0 H: 0 E: 0 LOB: 0 K: 0 BB: 0 S: 9 P: 13	R: 0 H: 0 E: 0 LOB: 0 K: 0 BB: 1 S: 5 P: 11	R: 0 H: 0 E: 0 LOB: 0 K: 0 BB: 0 S: 10 P: 14	R: 0 H: 0 E: 0 LOB: 0 K: 0 BB: 0 S: 9 P: 13	R: 0 H: 2 E: 0 LOB: 1 K: 0 BB: 0 S: 12 P: 17	R: 0 H: 1 E: 0 LOB: 1 K: 2 BB: 0 S: 10 P: 14	R: 1 H: 3 E: 0 LOB: 2 K: 0 BB: 0 S: 12 P: 19	1B: 7 SF: 0 2B: 0 SAC: 0 3B: 0 DP: 3 HR: 0 HBP: 0	WP: 0 PA: 33 PB: 0 SB: 1 CS: 0						
PITCHER	IP WLS BF H R ER SO BB IBB HBP BLK WP HR S P ERA WHIP																
41 Jimmy Gobble, L (1, 1) ERA:	6.0	19	1	0	0	2	2	0	0	0	0	0	0	49	74	0.00	0.500
Jason Grimsley, R (7, 1) ERA:	1.0	4	2	0	0	0	0	0	0	0	0	0	0	12	17	0.00	2.000
D.J. Carrasco, R (8, 1) ERA:	1.0	4	1	0	0	2	0	0	0	0	0	0	0	10	14	0.00	1.000
Curt Leskanic, R (9, 1) ERA: 5.4	1.0	6	3	1	1	0	0	0	0	0	0	0	0	12	19	9.00	3.000

Cleveland Indians @ Kansas City Royals
Kauffman Stadium, Kansas City, MO

Fri Apr 09 2004, 7:10 PM CDT
Att. 28,535 - Overcast - 54 F

livebaseballscorecards.com



Batter	1	2	3	4	5	6	7	8	9	AB	R	H	RBI	BB	SO	LOB
4 Angel Berroa, R OBP: 0.211, SLG: 0.263 (1, 6)										5	0	0	0	0	1	3
Carlos Beltrán, S OBP: 0.421, SLG: 0.533 (1, 8)										3	0	0	0	2	1	1
29 Mike Sweeney, R OBP: 0.235, SLG: 0.250 (1, 10)										5	0	1	0	0	0	4
Juan Gonzalez, R OBP: 0.438, SLG: 0.563 (1, 9)										4	0	2	0	0	0	2
Joe Randa, R OBP: 0.250, SLG: 0.077 (1, 5)										2	0	0	0	2	0	1
Ken Harvey, R OBP: 0.625, SLG: 0.571 (1, 3)										4	1	3	0	0	1	3
Benito Santiago, R OBP: 0.333, SLG: 0.571 (1, 2)										3	1	2	0	0	0	2
Aaron Guiel, L OBP: 0.400, SLG: 0.583 (1, 7)										3	1	1	2	1	0	4
Tony Graffanino, R OBP: 0.333, SLG: 0.273 (1, 4)										3	0	2	1	0	0	2

Inning Stats	R: 0	H: 0	E: 0	K: 1	S: 8	H: 2	LOB: 0	BB: 0	P: 10	R: 0	H: 2	E: 0	K: 0	S: 12	H: 2	LOB: 2	BB: 0	P: 16	R: 0	H: 1	E: 0	K: 0	S: 7	R: 0	H: 1	E: 0	K: 1	S: 18	R: 0	H: 1	E: 0	K: 10	S: 10	R: 3	H: 4	E: 0	K: 0	S: 18	R: 0	H: 0	E: 0	K: 1	S: 11	1B: 10	SF: 0	2B: 1	SAC: 2	3B: 0	DP: 0	HR: 0	HBP: 0
--------------	------	------	------	------	------	------	--------	-------	-------	------	------	------	------	-------	------	--------	-------	-------	------	------	------	------	------	------	------	------	------	-------	------	------	------	-------	-------	------	------	------	------	-------	------	------	------	------	-------	--------	-------	-------	--------	-------	-------	-------	--------

PITCHER	IP	WLS	BF	H	R	ER	SO	BB	IBB	HBP	BLK	WP	HR	S	P	ERA	WHIP
Jason Stanford, L ERA: 1.00	(1, 1)	5.0	26	7	0	0	2	4	0	0	0	1	0	61	95	0.00	2.200
Jack Cressend, R ERA: 3.86	(6, 1)	1.2	8	2	2	2	0	0	1	0	0	0	0	16	27	10.80	1.200
Scott Stewart, L ERA: 81.0	(7, 1)	0.0	1	1	0	0	0	0	0	0	0	0	0	3	6	∞	∞
Jose Jimenez, R ERA: 6.75	(7, 1)	1.1	4	1	1	1	1	0	0	0	0	0	0	16	21	6.75	0.750

BOTTOM

Cleveland Indians @ Kansas City Royals
Kauffman Stadium, Kansas City, MO

livebaseballscorecards.com

AB	32
R	3
H	11
RBI	3
BB	5
SO	3
LOB	22



WP: 1	PA: 40
PB: 0	
SB: 1	
CS: 1	

Fri Apr 09 2004, 7:10 PM CDT
Att: 28,535 - Overcast - 54 F

Batter	1	2	3	4	5	6	7	8	9	10	AB R H RBI BB SO LOB	TOP												
Ronnie Belliard, R OBP: 0.467, SLG: 0.536 (1, 4)	1-0 G6-3		2-1 1-3 1B	0-0 2-H 2B			1-3 K		3-2 G4-3		5 0 2 1 0 1 0	Cleveland Indians @ Kansas City Royals Kauffman Stadium, Kansas City, MO Sat Apr 10 2004, 1:10 PM CDT Att: 21,889 - Overcast - 49 F												
Omar Vizquel, S OBP: 0.323, SLG: 0.379 (1, 6)	3-2 P3		1-1 L6	1-2 G3			1-1 1B		2-1 G3		5 0 1 0 0 0 3													
Jody Gerut, L OBP: 0.344, SLG: 0.414 (1, 9)	0-2 F8			2-1 F7	2-2 P1		0-0 1-3 1B		1-2 G4-3		5 0 1 0 0 0 0													
Casey Blake, R OBP: 0.355, SLG: 0.448 (1, 5) (8, 3)		0-1 F8		3-2 2B 1B	4-2 CS BB		2-1 G6-4-3		1-2 P4		4 1 1 0 1 0 2													
Matt Lawton, L OBP: 0.387, SLG: 0.517 (1, 7)		1-3 K		0-0 41 1B 2B	2-2 S 1B			1-3 K	1-3 K		5 1 2 1 0 3 0													
Alex Escobar, R OBP: 0.217, SLG: 0.182 (1, 8)		2-2 G1-3		1-0 G3-1	2-2 G6-3			2-3 K			4 0 0 0 0 1 2													
41 Victor Martinez, S OBP: 0.263, SLG: 0.353 (1, 2)			2-2 G1-3	2-2 48 2B 1B		1-3 K		2-3 K			4 1 1 1 0 2 0													
48 Travis Hafner, L OBP: 0.316, SLG: 0.944 (1, 10)			2-1 1B 1B	0-0 1-1 1-1 1B 2B		2-3 K		1-0 HR			4 2 3 2 0 1 0													
Lou Merloni, R OBP: 0.364, SLG: 0.300 John McDonald, R (8, 5)			2-3 K	2-2 2B 1B		2-3 K		0-1 G6-3			3 1 1 1 0 2 1 1 0 0 0 0 0 0													
Inning Stats	R: 0 E: 0 K: 0 S: 8	H: 0 LOB: 0 BB: 0 P: 12	R: 0 E: 0 K: 1 S: 10	H: 0 LOB: 0 BB: 0 P: 13	R: 0 E: 0 K: 1 S: 12	H: 2 LOB: 2 BB: 0 P: 21	R: 5 E: 0 K: 0 S: 24	H: 6 LOB: 1 BB: 0 P: 35	R: 0 E: 0 K: 0 S: 13	H: 1 LOB: 1 BB: 1 P: 23	R: 0 E: 0 K: 3 S: 9		H: 0 LOB: 0 BB: 0 P: 14	R: 0 E: 0 K: 1 S: 8	H: 2 LOB: 1 BB: 0 P: 12	R: 0 E: 0 K: 3 S: 10	H: 0 LOB: 0 BB: 0 P: 15	R: 1 E: 0 K: 0 S: 9	H: 1 LOB: 0 BB: 0 P: 15	R: 0 E: 0 K: 1 S: 10	H: 0 LOB: 0 BB: 0 P: 13	1B: 8 2B: 3 3B: 0 HR: 1	SF: 0 SAC: 0 DP: 1 HBP: 0	WP: 0 PB: 0 SB: 1 CS: 1
PITCHER	IP WLS BF H R ER SO BB IBB HBP BLK WP HR S P ERA WHIP																							
Brian Anderson, L ERA: 10.0 (1, 1)	4.0	20	8	5	5	2	0	0	0	0	0	0	0	0	54	81	11.25	2.000						
Jaime Cerda, L ERA: (5, 1)	2.0	7	1	0	0	3	1	0	0	0	0	0	0	22	37	0.00	1.000							
Shawn Camp, R ERA: 5.4 (7, 1)	3.0	11	3	1	1	4	0	0	0	0	0	1	27	42	3.00	1.000								
Scott Sullivan, R ERA: (10, 1)	1.0	W 3	0	0	0	1	0	0	0	0	0	0	10	13	0.00	0.000								

livebaseballscorecards.com

AB	40
R	6
H	12
RBI	6
BB	1
SO	10
LOB	8



Batter	1	2	3	4	5	6	7	8	9	AB	R	H	RBI	BB	SO	LOB
Tony Graffanino, R OBP: 0.350, SLG: 0.278 (1, 4)	1-2 G6-3 ①		0-3 K ②			4-1 29 1B 1B BB	2-2 G5-3 ②			3	1	0	0	1	1	0
Carlos Beltrán, S OBP: 0.393, SLG: 0.409 (1, 8)	2-2 P6 ②		3-1 G4-3 ③			2-1 29 1B SF8 1B	1-3 K ③			4	1	1	0	0	1	0
29 Mike Sweeney, R OBP: 0.308, SLG: 0.261 4 Angel Berroa, R OBP: 0.208, SLG: 0.217 (1, 3) (8, PR) (9, 6)	0-2 G4-3 ③			0-0 P2 ①		1-0 2B 1B 1-3 2-H		2-0 BB 1B HBP		3	0	1	1	0	0	0
Juan Gonzalez, R OBP: 0.360, SLG: 0.435 (1, 9)		0-1 BB 1B G4-6-3 1B		0-1 G6-3 ②		2-2 SF8 ①		2-1 F9 ①		3	1	1	1	0	0	1
Joe Randa, R OBP: 0.400, SLG: 0.333 (1, 5)		1-2 G4-6-3 BB 1B		0-2 E 1B		0-1 1-3 2B		4-2 1B BB		3	1	3	0	1	0	0
Ken Harvey, R OBP: 0.588, SLG: 0.500 (1, 10)		4-2 G4-6-3 BB		2-2 SAFE G6-3 ③		4-0 IBB		1-1 2B 1B		2	0	1	1	2	0	1
Benito Santiago, R OBP: 0.316, SLG: 0.556 (1, 2)		1-2 G4-6-3 ① ②			2-1 L5 ①	0-3 K ②		0-0 1-3 2-H 2B		4	0	1	1	0	1	5
Aaron Guiel, L OBP: 0.375, SLG: 0.619 (1, 7)		1-3 K ③			0-3 K ②	0-1 G5-3 ③		2-3 K ②		4	0	0	0	0	3	7
Mendy López, R OBP: 0.200, SLG: 0.800 (9, 3)			0-1 G6-3 ①		2-1 G5-3 ③		0-3 K ①	0-3 K ③		4	0	0	0	0	2	3

Inning Stats	R: 0	H: 0	E: 0	K: 0	S: 14	R: 1	H: 2	E: 0	K: 1	S: 14	R: 0	H: 0	E: 0	K: 1	S: 7	R: 0	H: 1	E: 1	K: 0	S: 12	R: 0	H: 0	E: 0	K: 1	S: 7	R: 2	H: 3	E: 0	K: 1	S: 14	R: 0	H: 0	E: 0	K: 2	S: 9	R: 2	H: 2	E: 0	K: 2	S: 13	R: 0	H: 0	E: 0	K: 0	S: 17	R: 1	H: 2	E: 0	K: 1	S: 21	R: 0	H: 0	E: 0	K: 1	S: 10	R: 0	H: 0	E: 0	K: 0	S: 11	R: 0	H: 0	E: 0	K: 1	S: 11	R: 0	H: 0	E: 0	K: 2	S: 12	R: 2	H: 2	E: 0	K: 2	S: 12	R: 2	H: 2	E: 0	K: 2	S: 24
--------------	------	------	------	------	-------	------	------	------	------	-------	------	------	------	------	------	------	------	------	------	-------	------	------	------	------	------	------	------	------	------	-------	------	------	------	------	------	------	------	------	------	-------	------	------	------	------	-------	------	------	------	------	-------	------	------	------	------	-------	------	------	------	------	-------	------	------	------	------	-------	------	------	------	------	-------	------	------	------	------	-------	------	------	------	------	-------

PITCHER	IP	WLS	BF	H	R	ER	SO	BB	IBB	HBP	BLK	WP	HR	S	P	ERA	WHIP
Jason Davis, R ERA: 3.65 (1, 1)	6.0		26	6	3	3	4	2	1	0	0	0	0	68	100	4.50	1.333
Jose Jimenez, R ERA: 9.0 (7, 1)	1.1	L	6	0	2	2	2	1	0	1	0	0	0	13	24	13.50	0.750
63 Rafael Betancourt, R ERA: 1.93 (8, 1)	0.0		2	2	0	0	0	0	0	0	0	0	0	3	4	∞	∞
Scott Stewart, L ERA: 27.0 (8, 1)	0.2		2	0	0	0	2	0	0	0	0	0	0	6	8	0.00	0.000


BOTTOM

Cleveland Indians @ Kansas City Royals
Kauffman Stadium, Kansas City, MO

Sun Apr 11 2004, 1:10 PM CDT
Att. 16,933 - Sunny - 52 F

AB	30
R	5
H	8
RBI	4
BB	4
SO	8
LOB	17

livebaseballscorecards.com



1B:	6	SF:	1	WP:	0	PA:	36
2B:	2	SAC:	0	PB:	0		
3B:	0	DP:	1	SB:	0		
HR:	0	HBP:	1	CS:	0		

Batter	1	2	3	4	5	6	7	8	9	AB R H RBI BB SO LOB	TOP									
4 Angel Berroa, R OBP: 0.207, SLG: 0.321 (1, 6) C X	0-1 G6-3		1-2 HR		0-1 G1-3		1-3 K		1-2 FC5 FC4-6	5 1 1 1 0 1 1	Kansas City Royals @ Chicago White Sox U.S. Cellular Field, Chicago, IL Tue Apr 13 2004, 2:05 PM EDT Att. 37,706 - Sunny - 43 F livebaseballscorecards.com									
Carlos Beltrán, S OBP: 0.394, SLG: 0.444 (1, 8) B B F S X	2-2 G1-3		1-0 29 HR 2B		0-1 1B		3-1 F8		1-1 FC4-6 1-2f 2-3	5 1 2 0 0 0 2										
29 Mike Sweeney, R OBP: 0.290, SLG: 0.357 (1, 3) B B C C X	3-2 E4		2-2 HR 2-H		2-1 F7		0-0 G5-3		1-3 K	5 1 1 2 0 1 3										
Juan Gonzalez, R OBP: 0.310, SLG: 0.370 (1, 9) B T B X	2-1 P4		1-0 F9		1-2 G6-3 SAFE			0-1 P4		4 0 0 0 0 0 2										
Matt Stairs, L OBP: 0.286, SLG: 0.250 (1, 10) B B T X		2-1 G3	3-0 P2		4-0 1B FC1 BB			0-2 G4-3		3 0 0 0 1 0 0										
Joe Randa, R OBP: 0.448, SLG: 0.417 (1, 5) C B T B S B B B		4-2 BB		3-2 P3		1-2 FC1 1B		3-1 2B		3 0 2 0 1 0 0										
Benito Santiago, R OBP: 0.261, SLG: 0.455 (1, 2) C C C C		1-3 K		0-0 F8		0-2 FC1 G4-3		0-0 L8		4 0 0 0 0 1 4										
Aaron Guiel, L OBP: 0.357, SLG: 0.680 (1, 7) B T B X	1-1 F7		0-1 HR		1-2 G4-3 1-2f			0-3 K FC4-6 4 E		4 1 1 1 0 1 3										
Tony Graffanino, R OBP: 0.333, SLG: 0.409 (1, 4) B C X		1-1 G5-3	1-1 G6-3		1-1 HR			2-2 L6		4 1 1 1 0 0 1										
Inning Stats	R: 0 E: 1 K: 0 S: 10	H: 0 LOB: 1 BB: 0 P: 17	R: 0 E: 0 K: 1 S: 11	H: 0 LOB: 1 BB: 1 P: 19	R: 3 E: 0 K: 0 S: 14	H: 3 LOB: 0 BB: 0 P: 23	R: 1 E: 0 K: 0 S: 10	H: 1 LOB: 0 BB: 0 P: 14	R: 0 E: 0 K: 0 S: 12	H: 1 LOB: 1 BB: 0 P: 15	R: 0 E: 0 K: 1 S: 8	H: 1 LOB: 0 BB: 0 P: 13	R: 0 E: 0 K: 0 S: 8	H: 1 LOB: 1 BB: 0 P: 11	R: 0 E: 1 K: 2 S: 18	H: 0 LOB: 2 BB: 0 P: 23	1B: 2 2B: 2 3B: 0 HR: 4	SF: 0 SAC: 0 DP: 1 HBP: 0	WP: 1 PB: 0 SB: 0 CS: 0	PA: 39
PITCHER	IP WLS BF H R ER SO BB IBB HBP BLK WP HR S P ERA WHIP																			
Esteban Loaiza, R ERA: 6.0 (1, 1)	6.0 W 27 7 5 5 1 2 0 0 0 0 0 4 68 106 7.50 1.500																			
Michael Jackson, R ERA: (7, 1)	2.0 7 1 0 0 1 0 0 0 0 0 0 0 14 21 0.00 0.500																			
Billy Koch, R ERA: 2.7 (9, 1)	1.0 5 0 0 0 0 2 0 0 0 0 1 0 18 23 0.00 0.000																			

AB	37
R	5
H	8
RBI	5
BB	2
SO	4
LOB	16



Batter	1	2	3	4	5	6	7	8	9	AB	R	H	RBI	BB	SO	LOB
5 Juan Uribe, R OBP: 0.200, SLG: 0.500 (1, 4)	2-1 G6-3	0-1 G5-3			3-1 HR	0-1 2B	1-1 G5-3			5	2	2	2	0	0	1
Jose Valentin, S OBP: 0.303, SLG: 0.581 (1, 6)	1-1 1B		1-1 P4		1-2 P4	1-1 1B	2-3 K			5	1	2	2	0	1	0
Magglio Ordonez, R OBP: 0.387, SLG: 0.724 (1, 9)	3-2 FC5-4 1B		0-0 F9		3-0 L7	2-2 1B HBP	1-3 K			4	0	1	0	0	1	1
Frank Thomas, R OBP: 0.367, SLG: 0.208 (1, 10)	2-0 FC5-4		4-2 BB BB		4-1 14 HR BB	2-1 1B	1-3 K			3	1	1	1	2	1	1
Carlos Lee, R OBP: 0.379, SLG: 0.667 (1, 7)		0-0 14 1B 24 1B	4-0 BB		4-1 14 HR BB	2-2 P4	1-2 24 BB 1B			3	2	2	0	2	0	2
Ross Gload, L OBP: 0.500, SLG: 0.500 (8, PR) (9, 7)			1-2 BB		1-2 14 HR BB					0	0	0	0	0	0	0
14 Paul Konerko, R OBP: 0.414, SLG: 0.556 (1, 3)		1-0 SH3-4 24 1B	3-3 K		2-0 HR	2-2 F8	0-0 F9			5	2	2	3	0	1	5
24 Joe Crede, R OBP: 0.276, SLG: 0.346 (1, 5)		3-1 SH3-4 2B			1-0 F8	0-1 F7				4	1	1	1	1	0	0
Aaron Rowand, R OBP: 0.238, SLG: 0.250 (1, 8)		1-0 SH3-4			1-2 F7		4-2 P4			3	2	1	0	1	1	2
Miguel Olivo, R OBP: 0.400, SLG: 0.714 (1, 2)		0-0 2B			0-2 F7		2-2 1B 5 G5-3 BB			4	1	2	2	0	0	1

Inning Stats	R: 0	H: 2	E: 0	K: 0	S: 8	R: 3	H: 4	E: 0	K: 0	S: 8	R: 0	H: 0	E: 0	K: 1	S: 8	R: 4	H: 2	E: 0	K: 0	S: 12	R: 3	H: 4	E: 0	K: 0	S: 17	R: 2	H: 1	E: 0	K: 2	S: 14	R: 0	H: 1	E: 0	K: 2	S: 11
	LOB: 1	BB: 0	P: 16	LOB: 0	BB: 0	LOB: 2	BB: 2	LOB: 0	BB: 0	P: 20	LOB: 0	BB: 0	LOB: 0	BB: 0	P: 9	LOB: 2	BB: 2	LOB: 2	BB: 2	P: 29	LOB: 1	BB: 1	LOB: 1	BB: 1	LOB: 2	BB: 1	LOB: 2	BB: 1	LOB: 2	BB: 1	LOB: 2	BB: 1	LOB: 2	BB: 1	LOB: 2


PITCHER	IP	WLS	BF	H	R	ER	SO	BB	IBB	HBP	BLK	WP	HR	S	P	ERA	WHIP
Darrell May, L ERA: 9.9 (1, 1)	5.0	L	25	8	7	7	1	4	0	0	0	0	2	43	87	12.60	2.400
D.J. Carrasco, R ERA: 6.75 (6, 1)	1.0		8	4	3	3	0	0	0	1	0	0	0	17	27	27.00	4.000
Jaime Cerda, L ERA: 4.15 (7, 1)	2.0		11	2	2	2	4	2	0	0	0	1	0	25	43	9.00	2.000

BOTTOM

Kansas City Royals @ Chicago White Sox
U.S. Cellular Field, Chicago, IL

livebaseballscorecards.com

AB 36
R 12
H 14
RBI 11
BB 6
SO 5
LOB 13



WP: 1 PA: 44
PB: 0
SB: 0
CS: 0

Tue Apr 13 2004, 2:05 PM EDT
Att: 37,706 - Sunny - 43 F

Batter	1	2	3	4	5	6	7	8	9	AB R H RBI BB SO LOB	TOP																									
4 Angel Berroa, R (1, 6) OBP: 0.294, SLG: 0.375	2-1 G1-3		4-0 BB			1-2 2B 29 SF8	2-2 HR		1-1 HR	4 3 3 1 1 0 0	Kansas City Royals @ Chicago White Sox U.S. Cellular Field, Chicago, IL Wed Apr 14 2004, 2:05 PM EDT Att. 11,765 - Sunny - 61 F																									
Carlos Beltrán, S (1, 8) OBP: 0.447, SLG: 0.719	2-0 FC6-4 1B		2-0 F9			0-1 S FC3-6	1-2 1-H HR		1-2 1-H HR	5 3 4 4 0 0 1																										
29 Mike Sweeney, R (1, 3) OBP: 0.278, SLG: 0.438	2-2 F9			1-1 P2		1-0 SF8	3-3 K		0-2 HR	4 1 1 2 0 1 1																										
Juan Gonzalez, R (1, 9) OBP: 0.294, SLG: 0.323	2-1 FC6-4 1-2f			3-2 G1-3		4-2 FC3-6 BB		2-2 G1-3	2-1 F8	4 0 0 0 1 0 1																										
Joe Randa, R (1, 5) OBP: 0.412, SLG: 0.414		2-2 G5-3		2-2 P3		1-1 FC3-6 FC5-4 1-2f		0-3 K	2-1 2B	5 0 1 1 0 1 1																										
Ken Harvey, R (1, 10) OBP: 0.545, SLG: 0.500		2-1 G5-3			1-3 K	0-0 FC5-4 1-2f		0-2 2B	4-2 BB	4 0 1 0 1 1 1																										
Benito Santiago, R (1, 2) OBP: 0.250, SLG: 0.519			3-3 K		0-0 F8		2-1 HR	1-0 P4	2-3 K	5 1 1 1 0 2 3																										
Aaron Guiel, L (1, 7) OBP: 0.375, SLG: 0.643				0-1 F9		1-2 1B			4-2 G3 4 1B BB	3 1 1 0 1 0 0																										
Tony Graffanino, R (1, 4) OBP: 0.296, SLG: 0.360				0-1 G6-3		3-2 P3			1-2 G3	3 0 0 0 0 1 1																										
Matt Stairs, L (9, PH) OBP: 0.267, SLG: 0.231										1 0 0 0 0 0 1																										
Mendy López, R (9, 4) OBP: 0.200, SLG: 0.800										0 0 0 0 0 0 0																										
Inning Stats	R: 0 E: 0 K: 0 S: 8	H: 1 LOB: 1 BB: 0 P: 16	R: 0 E: 0 K: 1 S: 12	H: 0 LOB: 0 BB: 0 P: 19	R: 0 E: 0 K: 0 S: 5	H: 0 LOB: 1 BB: 1 P: 11	R: 0 E: 0 K: 0 S: 9	H: 0 LOB: 0 BB: 0 P: 15	R: 0 E: 0 K: 1 S: 10	H: 1 LOB: 1 BB: 0 P: 15	R: 2 E: 0 K: 0 S: 12	H: 2 LOB: 1 BB: 1 P: 19	R: 3 E: 0 K: 2 S: 17	H: 3 LOB: 0 BB: 0 P: 27	R: 0 E: 0 K: 1 S: 11	H: 1 LOB: 1 BB: 0 P: 14	R: 4 E: 0 K: 1 S: 27	H: 4 LOB: 2 BB: 2 P: 44	1B: 5 2B: 3 3B: 0 HR: 4	SF: 1 SAC: 0 DP: 0 HBP: 0	WP: 0 PB: 0 SB: 1 CS: 0	PA: 43														
PITCHER	IP WLS BF H R ER SO BB IBB HBP BLK WP HR S P ERA WHIP																																			
Jon Garland, R (1, 1) ERA: 3.68	6.2		29	7	5	5	3	2	0	0	0	0	2	69	115	6.75	1.350																			
Cliff Politte, R (7, 1) ERA: 4.91	1.1	H	5	1	0	0	2	0	0	0	0	0	0	15	21	0.00	0.750																			
Billy Koch, R (9, 1) ERA: 11.25	0.2	B	7	4	4	4	0	1	0	0	0	0	2	20	31	54.00	7.500																			
Jon Adkins, R (9, 1) ERA:	0.1	W	2	0	0	0	1	1	0	0	0	0	0	7	13	0.00	3.000																			

AB	38
R	9
H	12
RBI	9
BB	4
SO	6
LOB	10



Batter	1	2	3	4	5	6	7	8	9	AB	R	H	RBI	BB	SO	LOB
5 Juan Uribe, R OBP: 0.400, SLG: 0.571 (1, 4)	2-1 CS HBP		2-2 1-H 3-H 1B	3-2 2-H 1B			0-2 FC4-6 1B	1-3 K		4	0	3	2	0	1	1
Jose Valentin, S OBP: 0.289, SLG: 0.528 (1, 6)	3-1 G4-6-3 1B		2-2 L3	1-2 G4-1			3-1 FC4-6 FC5 1B	1-0 G4-3		5	0	1	0	0	0	4
Magglio Ordonez, R OBP: 0.389, SLG: 0.667 (1, 9)	1-2 G4-6-3		0-0 G6-3		1-2 P2		0-0 E 1B	4-1 BB 14 1B E BB		4	2	1	0	1	0	1
Frank Thomas, R OBP: 0.371, SLG: 0.250 (1, 10)		4-1 14 CS BB		0-2 14 G3 2B 2B	1-2 F9		0-1 FC5 1B 14 1B	1-0 E4 14 1B 24 1B BB		4	2	1	0	1	0	3
Willie Harris, L OBP: 0.261, SLG: 0.333 (9, PR)										0	1	0	0	0	0	0
Carlos Lee, R OBP: 0.382, SLG: 0.613 (1, 7)		3-3 K		2-2 G6-3	2-3 K		1-1 14 1B	4-2 24 1B 14 1B BB		4	0	1	1	1	2	2
14 Paul Konerko, R OBP: 0.441, SLG: 0.548 (1, 3)		4-1 BB		0-2 G3	2-3 BB BB		0-2 G5-3	0-1 24 1B		4	0	2	2	1	0	1
24 Joe Crede, R OBP: 0.324, SLG: 0.367 (1, 5)		0-3 BB		4-0 BB 2B BB	0-1 1B		1-2 3-H 1B	1-2 2-3 3-H 1B		4	1	2	1	1	2	3
Aaron Rowand, R OBP: 0.280, SLG: 0.304 (1, 8)			0-0 SH 5 WP 2B	4-2 2B BB	0-3 K		2-0 G6-3			3	2	1	0	1	1	1
Miguel Olivo, R OBP: 0.444, SLG: 0.765 (1, 2)			0-0 SH 5 WP 1B	0-2 5 1B 2B	3-2 P4		0-0 5 WP 5 S 1B			3	2	2	3	0	0	1

Inning Stats	R: 0	H: 1	E: 0	LOB: 0	K: 0	BB: 0	S: 6	P: 12	R: 0	H: 0	E: 0	LOB: 1	K: 2	BB: 2	S: 9	P: 20	R: 2	H: 2	E: 1	LOB: 0	K: 0	BB: 0	S: 10	P: 14	R: 4	H: 3	E: 0	LOB: 1	K: 0	BB: 2	S: 22	P: 36	R: 0	H: 0	E: 0	LOB: 0	K: 1	BB: 0	S: 11	P: 15	R: 0	H: 1	E: 0	LOB: 1	K: 1	BB: 0	S: 11	P: 14	R: 2	H: 4	E: 1	LOB: 2	K: 1	BB: 0	S: 18	P: 25	R: 0	H: 1	E: 0	LOB: 1	K: 1	BB: 0	S: 6	P: 10	R: 2	H: 2	E: 1	LOB: 3	K: 0	BB: 2	S: 13	P: 25	1B: 11	SF: 0	2B: 4	SAC: 1	3B: 0	DP: 2	HR: 0	HBP: 1
--------------	------	------	------	--------	------	-------	------	-------	------	------	------	--------	------	-------	------	-------	------	------	------	--------	------	-------	-------	-------	------	------	------	--------	------	-------	-------	-------	------	------	------	--------	------	-------	-------	-------	------	------	------	--------	------	-------	-------	-------	------	------	------	--------	------	-------	-------	-------	------	------	------	--------	------	-------	------	-------	------	------	------	--------	------	-------	-------	-------	--------	-------	-------	--------	-------	-------	-------	--------

PITCHER	IP	WLS	BF	H	R	ER	SO	BB	IBB	HBP	BLK	WP	HR	S	P	ERA	WHIP
Jeremy Affeldt, L ERA: 10.24 (1, 1)	4.0		20	6	6	5	2	4	0	1	0	1	0	47	82	11.25	2.500
Shawn Camp, R ERA: 4.91 (5, 1)	2.1		9	2	1	1	2	0	0	0	0	0	0	28	37	3.86	0.857
Scott Sullivan, R ERA: 1.93 (7, 1)	0.2		5	3	1	1	1	0	0	0	0	0	0	12	17	13.50	4.500
Jason Grimsley, R ERA: (8, 1)	1.0		4	1	0	0	1	0	0	0	0	1	0	6	10	0.00	1.000
Curt Leskanic, R ERA: 6.75 (9, 1)	0.0	L	4	1	2	1	0	2	0	0	0	0	0	9	18	∞	∞

BOTTOM

Kansas City Royals @ Chicago White Sox
U.S. Cellular Field, Chicago, IL

Wed Apr 14 2004, 2:05 PM EDT
Att: 11,765 - Sunny - 61 F

AB	35
R	10
H	14
RBI	9
BB	6
SO	6
LOB	17

WP: 2 PA: 43
PB: 0
SB: 1
CS: 2



PITCHER	IP	WLS	BF	H	R	ER	SO	BB	IBB	HBP	BLK	WP	HR	S	P	ERA	WHIP
Nate Field, R ERA: 1.93 (9, 1)	0.0		1	1	0	0	0	0	0	0	0	0	0	4	7	∞	∞

Kansas City Royals @ Chicago White Sox
 U.S. Cellular Field, Chicago, IL

Thu Apr 15 2004, 2:05 PM EDT
 Att. 15,150 - Sunny - 73 F

livebaseballscorecards.com

AB	33
R	6
H	8
RBI	6
BB	5
SO	2
LOB	7



WP:	0	PA:	39
PB:	1		
SB:	0		
CS:	0		

Batter	1	2	3	4	5	6	7	8	9	10	AB	R	H	RBI	BB	SO	LOB
5 Juan Uribe, R OBP: 0.474, SLG: 0.647 Willie Harris, L OBP: 0.250, SLG: 0.318 (10, 4)	0-1 2B	2-2 1B			1-2 P6		4-1 BB		3-2 F9		3	1	2	0	1	0	0
Jose Valentin, S OBP: 0.326, SLG: 0.550 (1, 6)	2-2 SF8	0-1 1B			2-1 F8		4-1 PB BB		1-3 K		4	1	2	1	1	1	0
Magglio Ordonez, R OBP: 0.415, SLG: 0.730 (1, 9)	0-0 F9	2-1 G4-6-3			0-0 HR		4-0 1B		0-2 HR		4	2	2	1	1	0	3
Frank Thomas, R OBP: 0.385, SLG: 0.355 (1, 10)	4-0 14 BB BB				1-1 HR		1-3 K				3	1	1	2	1	1	2
Carlos Lee, R OBP: 0.342, SLG: 0.559 (1, 7)	0-0 SF8				3-2 F8				0-0 P3		3	0	0	1	0	0	0
14 Paul Konerko, R OBP: 0.421, SLG: 0.500 (1, 3)	4-2 24 FC5-4 BB				0-1 L4		0-0 G6-3		2-2 G6-3		3	0	0	0	1	0	0
24 Joe Crede, R OBP: 0.289, SLG: 0.324 (1, 5)	1-2 FC5-4				0-2 P4		1-1 P3		2-1 G6-3		4	0	0	0	0	0	2
Aaron Rowand, R OBP: 0.286, SLG: 0.423 Timo Perez, L OBP: 0.429, SLG: 0.333 (10, 8)		1-1 HR			0-0 G5-3		1-0 F9		2-2 P5		3	1	1	1	0	0	0
Sandy Alomar Jr., R OBP: 0.308, SLG: 0.538 Ross Gload, L OBP: 0.333, SLG: 0.333 Miguel Olivo, R OBP: 0.444, SLG: 0.765 (10, 2)		2-1 P1			1-2 G6-3		0-0 F7		0-0 P2		3	0	0	0	0	0	0
											1	0	0	0	0	0	0
											0	0	0	0	0	0	0

Inning Stats	R: 2	H: 2	E: 0	LOB: 2	K: 0	S: 12	P: 23	R: 1	H: 3	E: 0	LOB: 1	K: 0	BB: 0	S: 11	P: 18	R: 0	H: 0	E: 0	LOB: 0	K: 0	BB: 0	S: 5	P: 7	R: 0	H: 0	E: 0	LOB: 0	K: 0	BB: 0	S: 7	P: 8	R: 2	H: 2	E: 0	LOB: 0	K: 0	BB: 0	S: 11	P: 18	R: 0	H: 0	E: 0	LOB: 0	K: 1	BB: 0	S: 4	P: 6	R: 0	H: 0	E: 0	LOB: 2	K: 1	BB: 3	S: 6	P: 19	R: 0	H: 0	E: 0	LOB: 0	K: 0	BB: 0	S: 6	P: 10	R: 0	H: 0	E: 0	LOB: 0	K: 0	BB: 0	S: 9	P: 14	R: 1	H: 1	E: 0	LOB: 0	K: 1	BB: 0	S: 6	P: 7	1B: 3	SF: 1	2B: 2	SAC: 0	3B: 0	DP: 1	HR: 3	HBP: 0	WP: 0	PA: 39
--------------	------	------	------	--------	------	-------	-------	------	------	------	--------	------	-------	-------	-------	------	------	------	--------	------	-------	------	------	------	------	------	--------	------	-------	------	------	------	------	------	--------	------	-------	-------	-------	------	------	------	--------	------	-------	------	------	------	------	------	--------	------	-------	------	-------	------	------	------	--------	------	-------	------	-------	------	------	------	--------	------	-------	------	-------	------	------	------	--------	------	-------	------	------	-------	-------	-------	--------	-------	-------	-------	--------	-------	--------

PITCHER	IP	WLS	BF	H	R	ER	SO	BB	IBB	HBP	BLK	WP	HR	S	P	ERA	WHIP
Brian Anderson, L ERA: 8.62 (1, 1)	6.2		29	7	5	5	0	4	0	0	0	0	2	53	91	6.75	1.650
Jason Grimsley, R ERA: (7, 1)	1.1		5	0	0	0	1	0	1	0	0	0	0	9	18	0.00	0.000
Scott Sullivan, R ERA: 1.59 (9, 1)	1.0		3	0	0	0	0	0	0	0	0	0	0	9	14	0.00	0.000
D.J. Carrasco, R ERA: 8.31 (10, 1)	0.1	L	2	1	1	1	1	0	0	0	0	0	1	6	7	27.00	3.000

PITCHER	IP	WLS	BF	H	R	ER	SO	BB	IBB	HBP	BLK	WP	HR	S	P	ERA	WHIP
---------	----	-----	----	---	---	----	----	----	-----	-----	-----	----	----	---	---	-----	------

Batter	1	2	3	4	5	6	7	8	9	AB R H RBI BB SO LOB	TOP														
Tony Graffanino, R (1, 4) OBP: 0.258, SLG: 0.310 Matt Stairs, L (9, PH) OBP: 0.313, SLG: 0.286	3-2 F9		0-1 F9		0-1 G6-3		3-3 K		2-1 BB 1B	4 0 0 0 0 1 2 1 0 1 0 0 0 0															
Carlos Beltrán, S (1, 8) OBP: 0.458, SLG: 0.795	3-3 K			3-1 F9		4-1 29 F8 HR BB	2-2 2-H 3-H HR		4-1 1-2 BB	3 2 1 3 2 1 0															
29 Mike Sweeney, R (1, 10) OBP: 0.304, SLG: 0.500	1-2 G6-3			1-0 HR		1-1 F8	3-2 F8		0-0 F8	5 1 1 1 0 0 3															
Juan Gonzalez, R (1, 9) OBP: 0.349, SLG: 0.625		2-1 HR		0-1 E 1B		0-0 2-H HR		3-1 G3 2B		4 2 4 3 0 0 0															
Joe Randa, R (1, 5) OBP: 0.405, SLG: 0.389		2-1 G5-3		1-3 K		1-3 K		2-3 K		4 0 0 0 0 3 2															
Ken Harvey, R (1, 3) OBP: 0.433, SLG: 0.385		2-1 G4-3		2-2 E5 1-3		0-0 G4-3		2-0 G3		4 0 0 0 0 0 2															
Benito Santiago, R (1, 2) OBP: 0.250, SLG: 0.486		0-2 F9		0-1 G4-3			0-0 E 1B HR 1B	1-0 G6-3		4 1 1 0 0 0 3															
Aaron Guiel, L (1, 7) OBP: 0.325, SLG: 0.514			2-0 G3-1		1-3 K		2-3 K		1-3 K	4 0 0 0 0 3 1															
Mendy López, R (1, 6) OBP: 0.231, SLG: 0.417			0-3 K		2-2 F7		2-0 E HR 1B		1-1 G6-3	4 1 1 0 0 1 0															
Inning Stats	R: 0 E: 0 K: 1 S: 9	H: 0 LOB: 0 BB: 0 P: 16	R: 1 E: 0 K: 0 S: 9	H: 1 LOB: 0 BB: 0 P: 15	R: 0 E: 0 K: 1 S: 7	H: 0 LOB: 0 BB: 0 P: 9	R: 1 E: 1 K: 1 S: 13	H: 2 LOB: 2 BB: 0 P: 20	R: 0 E: 0 K: 1 S: 8	H: 0 LOB: 0 BB: 0 P: 11	R: 2 E: 0 K: 1 S: 8	H: 1 LOB: 0 BB: 1 P: 14	R: 3 E: 1 K: 2 S: 17	H: 3 LOB: 0 BB: 0 P: 29	R: 0 E: 0 K: 1 S: 7	H: 1 LOB: 1 BB: 0 P: 15	R: 0 E: 0 K: 1 S: 9	H: 1 LOB: 2 BB: 1 P: 17	1B: 4 2B: 1 3B: 0 HR: 4	SF: 0 SAC: 0 DP: 0 HBP: 0	WP: 0 PB: 0 SB: 0 CS: 0	PA: 39			
PITCHER	IP	WLS	BF	H	R	ER	SO	BB	IBB	HBP	BLK	WP	HR	S	P	ERA	WHIP								
Johan Santana, L (1, 1) ERA: 6.46	6.1		27	6	6	6	6	1	0	0	0	0	3	59	94	8.53	1.105								
Juan Rincon, R (7, 1) ERA: 4.76	0.2	W	3	1	1	1	1	0	0	0	0	0	1	12	20	13.50	1.500								
J.C. Romero, L (8, 1) ERA:	1.1	H	5	1	0	0	2	0	0	0	0	0	0	10	19	0.00	0.750								
36 Joe Nathan, R (9, 1) ERA: 5.06	0.2	S	4	1	0	0	0	1	0	0	0	0	0	6	13	0.00	3.000								

Kansas City Royals @ Minnesota Twins
 Hubert H. Humphrey Metrodome, Minneapolis, MN

Fri Apr 16 2004, 8:10 PM EDT
 Att. 22,553 - Unknown - 70 F

AB	37
R	7
H	9
RBI	7
BB	2
SO	9
LOB	13



Batter	1	2	3	4	5	6	7	8	9
Shannon Stewart, R OBP: 0.481, SLG: 0.450 (1, 7)	1-1 G5-3		4-1 E 1B BB	1-1 WP 1B		1-1 F8		1-1 G4-3	
Luis Rivas, R OBP: 0.282, SLG: 0.395 (1, 4)	3-2 F8		0-1 S 1B 1B	3-1 1B		0-1 G4-3		2-3 K2-3	
Jose Offerman, S OBP: 0.378, SLG: 0.676 (1, 3)	4-2 BB		1-0 F9	1-3 K			3-2 1B 1B	2-3 K	
Corey Koskie, L OBP: 0.375, SLG: 0.548 (1, 5)	0-0 G4-3		4-2 CS 5 1B BB	1-1 F8			1-1 1B 1B		
5 Michael Cuddyer, R OBP: 0.276, SLG: 0.266 (1, 10)		1-0 E3 20 HR G4-1	1-0 CS 1B		1-1 F8		1-3 K		
Jacque Jones, L OBP: 0.318, SLG: 0.525 (1, 9)		0-0 G4-1	1-3 K		0-2 S 1B		0-0 20 3B 1B		
20 Lew Ford, R OBP: 0.435, SLG: 0.773 (1, 8)		0-1 2-H HR		2-2 E 1B	2-0 L7		1-0 1-H 3B		
Henry Blanco, R OBP: 0.472, SLG: 0.750 (1, 2)		3-2 F8		4-0 E WP BB	1-0 G5-3		0-3 K		
Cristian Guzman, S OBP: 0.300, SLG: 0.410 (1, 6)		1-0 F7		0-1 B5		1-2 G3-1		4-1 G4-3 BB	

Inning Stats	R: 0	H: 0	E: 0	K: 0	S: 8	R: 2	H: 1	E: 1	K: 0	S: 9	R: 2	H: 2	E: 1	K: 1	S: 11	R: 3	H: 3	E: 1	K: 1	S: 15	R: 0	H: 1	E: 0	K: 0	S: 7	R: 0	H: 0	E: 0	K: 0	S: 8	R: 2	H: 4	E: 0	K: 2	S: 14	R: 0	H: 0	E: 0	K: 2	S: 10
	LOB: 1	BB: 1	P: 16			LOB: 0	BB: 0	P: 14			LOB: 1	BB: 2	P: 22			LOB: 1	BB: 1	P: 27			LOB: 1	BB: 0	P: 11			LOB: 0	BB: 0	P: 10		LOB: 1	BB: 1	P: 18			LOB: 1	BB: 1	P: 18			

PITCHER	IP	WLS	BF	H	R	ER	SO	BB	IBB	HBP	BLK	WP	HR	S	P	ERA	WHIP
41 Jimmy Gobble, L ERA: 4.09 (1, 1)	5.0		26	7	7	5	2	4	0	0	0	1	1	50	90	9.00	2.200
Jaime Cerda, L ERA: 5.06 (6, 1)	1.0	L	5	2	2	2	0	0	0	0	0	0	0	14	20	18.00	2.000
Jason Grimsley, R ERA: 1.5 (7, 1)	1.0		4	2	0	0	2	0	0	0	0	0	0	8	10	0.00	2.000
Nate Field, R ERA: 1.59 (8, 1)	1.0		4	0	0	0	2	1	0	0	0	0	0	10	18	0.00	1.000

AB R H RBI BB SO LOB

4	2	1	1	1	0	1
5	1	2	2	0	1	1
4	1	1	0	1	2	3
3	0	1	0	1	0	2
4	1	1	1	0	1	2
4	1	2	1	0	1	3
4	2	3	3	0	0	1
3	1	0	0	1	1	2
3	0	0	0	1	0	2


AB	R	H	RBI	BB	SO	LOB
34	9	11	8	5	6	17



Kansas City Royals @ Minnesota Twins
 Hubert H. Humphrey Metrodome, Minneapolis, MN
 Fri Apr 16 2004, 8:10 PM EDT
 Att: 22,553 - Unknown - 70 F

livebaseballscorecards.com

WP	HR	S	P	ERA	WHIP
1	0	1	39		

Batter	1	2	3	4	5	6	7	8	9	AB R H RBI BB SO LOB	TOP	
Aaron Guiel, L (1, 7) OBP: 0.295, SLG: 0.462 Ken Harvey, R (8, PH) OBP: 0.419, SLG: 0.370 Rich Thompson, L (8, 7)	0-1 F9		3-3 K		2-0 G3		2-1 G3	2-0 G6-3		4 0 0 0 0 1 1 1 0 0 0 0 0 3 0 0 0 0 0 0 0	Kansas City Royals @ Minnesota Twins Hubert H. Humphrey Metrodome, Minneapolis, MN Sat Apr 17 2004, 7:10 PM EDT Att. 25,420 - Unknown - 70 F livebaseballscorecards.com AB 37 R 4 H 11 RBI 4 BB 4 SO 6 LOB 22 	
Carlos Beltrán, S (1, 8) OBP: 0.472, SLG: 0.833	3-2 HR		4-0 29 HR IBB		4-0 BB BB		2-3 K		3-2 F8	3 2 1 1 2 1 0		
29 Mike Sweeney, R (1, 3) OBP: 0.353, SLG: 0.609	4-1 G4-6-3 BB		1-1 1-H 2-H HR		1-1 F8		1-1 1B		1-0 G6-3 2B	4 1 3 3 1 0 1		
Juan Gonzalez, R (1, 9) OBP: 0.333, SLG: 0.568	0-1 G4-6-3 1-2f		1-0 G6-3		4-2 SAFE 1B 1-2 BB		1-1 F8		2-2 G6-3 2-3	4 0 0 0 1 0 3		
Matt Stairs, L (1, 10) OBP: 0.286, SLG: 0.263		3-3 K		1-1 F7		2-3 K		2-1 1B 1B 1B	3-2 G6-3	5 0 1 0 0 2 3		
Joe Randa, R (1, 5) OBP: 0.413, SLG: 0.400		1-1 F9		1-0 1B 1B		3-3 K		1-1 1B 1-2 1B		4 0 2 0 0 1 0		
Benito Santiago, R (1, 2) OBP: 0.250, SLG: 0.462		2-1 F9		0-0 F8		1-0 1B		0-2 F9		4 0 1 0 0 0 3		
Tony Graffanino, R (1, 4) OBP: 0.314, SLG: 0.364			1-1 13 G3 29 HR 1B		1-2 1-3 1B		2-2 F8		1-1 1-2 2-3 1B	4 1 3 0 0 0 1		
13 Andrés Blanco, S (1, 6) Mendy López, R (8, PH) OBP: 0.214, SLG: 0.385 (8, 6)			1-2 G3		1-1 G6-3		0-3 K		1-0 F9	3 0 0 0 0 1 4 1 0 0 0 0 0 3		
Inning Stats	R: 1 E: 0 K: 0 S: 8 H: 1 LOB: 0 BB: 1 P: 15	R: 0 E: 0 K: 1 S: 7 H: 0 LOB: 0 BB: 0 P: 13	R: 3 E: 0 K: 1 S: 11 H: 2 LOB: 0 BB: 1 P: 22	R: 0 E: 0 K: 0 S: 9 H: 2 LOB: 2 BB: 0 P: 13	R: 0 E: 0 K: 1 S: 10 H: 0 LOB: 2 BB: 2 P: 23	R: 0 E: 0 K: 2 S: 10 H: 1 LOB: 1 BB: 0 P: 16	R: 0 E: 0 K: 1 S: 9 H: 1 LOB: 1 BB: 0 P: 15	R: 0 E: 0 K: 0 S: 11 H: 3 LOB: 3 BB: 0 P: 18	R: 0 E: 0 K: 0 S: 12 H: 1 LOB: 1 BB: 0 P: 21	1B: 8 2B: 1 3B: 0 HR: 2 SF: 0 SAC: 0 DP: 1 HBP: 0		WP: 0 PB: 0 SB: 0 CS: 0 PA: 41
PITCHER	IP WLS BF H R ER SO BB IBB HBP BLK WP HR S P ERA WHIP											
Kyle Lohse, R (1, 1) ERA: 7.88	6.0 W 27 6 4 4 5 3 1 0 0 0 2 55 102 6.00 1.500											
Terry Mulholland, L (7, 1) ERA:	1.1 8 4 0 0 1 0 0 0 0 0 0 18 28 0.00 3.000											
J.C. Romero, L (8, 1) ERA:	1.2 S 6 1 0 0 0 0 0 0 0 0 0 0 14 26 0.00 0.600											

Batter	1	2	3	4	5	6	7	8	9	AB	R	H	RBI	BB	SO	LOB
Shannon Stewart, R (1, 7) OBP: 0.448, SLG: 0.409	1-1 G5-3	0-1 P4		1-0 F9		0-1 G6-3				4	0	0	0	0	0	1
8 Nick Punto, S (1, 4) OBP: 0.409, SLG: 0.350	1-2 K		4-2 WP 1B BB	0-0 P3		0-0 L4				3	1	0	0	1	1	0
Doug Mientkiewicz, L (1, 3) OBP: 0.444, SLG: 0.487	2-1 G4-3		1-1 20 WP 1B BB 1B	4-2 BB BB		3-2 G6-3				3	1	1	1	1	0	0
Corey Koskie, L (1, 5) OBP: 0.386, SLG: 0.515		0-1 G3	4-0 1B 20 WP E BB	4-0 BB 1B SAFE BB		3-2 F7				2	1	0	0	2	0	0
Jose Offerman, S (1, 10) OBP: 0.366, SLG: 0.632		2-2 1B 20 1B 1B	1-0 F9	0-0 G5-3		2-3 K				4	1	1	0	0	1	4
Jacque Jones, L (1, 9) OBP: 0.333, SLG: 0.523		3-2 20 1B 2B 1B	3-3 K		1-1 20 S 20 SF7 1B	3-3 K				4	2	2	0	0	2	2
20 Lew Ford, R (1, 8) OBP: 0.444, SLG: 0.750		1-1 1B 2B 1B	4-1 1B E BB		1 SAFE 3-1 SF7 1H	1-2 G5-3				2	2	1	2	1	0	0
Henry Blanco, R (1, 2) OBP: 0.475, SLG: 0.750		1-2 G3-1 1H 2H	0-0 K E E6 1B		1-3 K	0-0 P5				4	0	2	3	0	1	0
Cristian Guzman, S (1, 6) OBP: 0.273, SLG: 0.372		2-0 G3-1 2B	3-2 E6 1B		0-0 G5-3	1-0 G4-1				4	0	0	0	0	0	2

Inning Stats	R: 0	H: 0	E: 0	K: 1	S: 7	R: 3	H: 4	E: 0	K: 0	S: 16	R: 4	H: 2	E: 1	K: 1	S: 15	R: 0	H: 0	E: 0	K: 0	S: 5	R: 1	H: 1	E: 0	K: 1	S: 8	R: 0	H: 0	E: 0	K: 0	S: 6	R: 0	H: 0	E: 0	K: 2	S: 12	R: 0	H: 0	E: 0	K: 0	S: 5	1B: 6	SF: 1	2B: 1	SAC: 0	3B: 0	DP: 0	HR: 0	HBP: 0	WP: 2	PA: 36
--------------	------	------	------	------	------	------	------	------	------	-------	------	------	------	------	-------	------	------	------	------	------	------	------	------	------	------	------	------	------	------	------	------	------	------	------	-------	------	------	------	------	------	-------	-------	-------	--------	-------	-------	-------	--------	-------	--------

PITCHER	IP	WLS	BF	H	R	ER	SO	BB	IBB	HBP	BLK	WP	HR	S	P	ERA	WHIP
Kevin Appier, R (1, 1) ERA: 15.0	3.0	L	18	6	7	5	2	3	0	0	0	2	0	38	71	15.00	3.000
Dennys Reyes, L (4, 1) ERA: 2.0	4.0		15	1	1	1	3	2	0	0	0	0	0	31	56	2.25	0.750
D.J. Carrasco, R (8, 1) ERA: 6.75	1.0		3	0	0	0	0	0	0	0	0	0	0	5	7	0.00	0.000

BOTTOM

Kansas City Royals @ Minnesota Twins
 Hubert H. Humphrey Metrodome, Minneapolis, MN
 Sat Apr 17 2004, 7:10 PM EDT
 Att: 25,420 - Unknown - 70 F

livebaseballscores.com

AB	30
R	8
H	7
RBI	6
BB	5
SO	5
LOB	9



Batter	1	2	3	4	5	6	7	8	9	AB R H RBI BB SO LOB	TOP																	
Aaron Guiel, L (1, 7) OBP: 0.271, SLG: 0.419	0-1 F7		3-3 K		1-2 G6-3		1-3 K			4 0 0 0 0 2 2																		
Carlos Beltrán, S (1, 8) OBP: 0.456, SLG: 0.778	4-2 BB		1-2 FC6		3-2 G4-3		2-2 F7			3 0 0 0 1 0 2																		
29 Mike Sweeney, R (1, 3) OBP: 0.327, SLG: 0.560	1-1 F7		2-1 G5-4-3		3-3 K			1-3 K		4 0 0 0 0 2 3																		
Juan Gonzalez, R (1, 10) OBP: 0.327, SLG: 0.532	1-0 G1-3			1-3 K		2-1 HBP		0-1 G6-3		3 0 0 0 0 1 1																		
Matt Stairs, L (1, 9) OBP: 0.240, SLG: 0.217		2-3 K		1-3 K		2-2 F8		1-3 K		4 0 0 0 0 3 1																		
Joe Randa, R (1, 5) OBP: 0.420, SLG: 0.500		1-2 1B 2B		2-2 HR		0-1 F8		1-3 K		4 2 2 1 0 1 1																		
Kelly Stinnett, R (1, 2) OBP: 0.286, SLG: 0.286		2-1 F9		0-1 1B		2-3 K		1-3 K		4 1 1 0 0 2 2																		
Tony Graffanino, R (1, 4) OBP: 0.359, SLG: 0.405		2-2 1B		0-0 1B			1-1 1B	2-2 G5-3		4 0 3 1 0 0 0																		
13 Andrés Blanco, S (1, 6) OBP: 0.167, SLG: 0.167			1-1 1B	0-2 F8			0-2 P4			3 0 1 0 0 0 2																		
Inning Stats	R: 0 E: 0 K: 0 S: 8	H: 0 LOB: 1 BB: 1 P: 14	R: 1 E: 0 K: 1 S: 11	H: 2 LOB: 1 BB: 0 P: 18	R: 0 E: 1 K: 1 S: 12	H: 1 LOB: 1 BB: 0 P: 18	R: 2 E: 1 K: 2 S: 24	H: 3 LOB: 1 BB: 0 P: 28	R: 0 E: 0 K: 1 S: 10	H: 0 LOB: 0 BB: 0 P: 17	R: 0 E: 0 K: 1 S: 9	H: 0 LOB: 1 BB: 0 P: 15	R: 0 E: 0 K: 1 S: 11	H: 1 LOB: 1 BB: 0 P: 15	R: 0 E: 0 K: 2 S: 8	H: 0 LOB: 0 BB: 0 P: 10	R: 0 E: 0 K: 2 S: 12	H: 0 LOB: 0 BB: 0 P: 16	1B: 5 2B: 1 3B: 0 HR: 1	SF: 0 SAC: 0 DP: 1 HBP: 1	WP: 0 PB: 0 SB: 2 CS: 0	PA: 35						
PITCHER	IP WLS BF H R ER SO BB IBB HBP BLK WP HR S P ERA WHIP																											
Seth Greisinger, R (1, 1) ERA: 10.8	4.0		18	6	3	2	4	1	0	0	0	0	0	1	55	78	4.50	1.750										
Joe Roa, R (5, 1) ERA: 2.7	2.1	W	9	1	0	0	2	0	0	1	0	0	0	0	24	38	0.00	0.429										
Aaron Fultz, L (7, 1) ERA: 1.08	1.2		5	0	0	0	3	0	0	0	0	0	0	0	14	19	0.00	0.000										
Juan Rincon, R (9, 1) ERA: 4.05	1.0		3	0	0	0	2	0	0	0	0	0	0	0	12	16	0.00	0.000										

Kansas City Royals @ Minnesota Twins
 Hubert H. Humphrey Metrodome, Minneapolis, MN

Sun Apr 18 2004, 2:10 PM EDT
 Att. 21,079 - Unknown - 70 F

AB	33
R	3
H	7
RBI	2
BB	1
SO	11
LOB	14



Batter	1	2	3	4	5	6	7	8	9	AB	R	H	RBI	BB	SO	LOB
Shannon Stewart, R (1, 7) OBP: 0.444, SLG: 0.429	3-3 K	0-0 FC6-4		2-3 K		1-0 HR 2B	0-0 1B			5	1	2	0	0	2	1
Luis Rivas, R (1, 4) OBP: 0.295, SLG: 0.465	2-3 K		3-2 G5-3		1-1 2B 1B	3-2 HR		0-3 K		5	2	2	2	0	2	0
Doug Mientkiewicz, L (1, 3) OBP: 0.460, SLG: 0.523	1-0 BB 1B		1-2 5 2B		0-3 K	3-2 FC5-4 BB 3B 1B		1-0 G4-3		5	2	3	0	0	1	1
Jose Offerman, S (1, 10) OBP: 0.400, SLG: 0.615 Michael Ryan, L (8, PH) OBP: 0.143, SLG: 0.143	4-0 BB		4-1 5 2B BB		2-2 E5 2B	4-0 FC5-4 BB		0-1 G6-3		1	1	0	0	3	0	1
5 Michael Cuddyer, R (1, 5) OBP: 0.281, SLG: 0.323 Corey Koskie, L (6, PH) OBP: 0.378, SLG: 0.500	1-3 K		1-2 1-3 2-H 2B		1-3 K	0-1 FC5-4 3B				3	0	1	1	0	2	4
Jacque Jones, L (1, 9) OBP: 0.365, SLG: 0.625		2-2 20 1B 2B		0-0 F7		0-0 20 S 2B	0-2 SAFE 1-H 3-H 3B			4	1	3	4	0	0	2
20 Lew Ford, R (1, 8) OBP: 0.452, SLG: 0.704		1-0 FC6-4 1B	2-2 G6-3		4-0 IBB	2-1 G5-3				3	0	1	1	1	0	3
Rob Bowen, S (1, 2) OBP: 0.200, SLG: 0.800		2-3 K		3-3 K	3-2 F9		1-3 K			4	0	0	0	0	3	3
Cristian Guzman, S (1, 6) OBP: 0.250, SLG: 0.340		1-1 SAFE P3		2-0 F9		2-2 F8	1-0 G3			4	0	0	0	0	0	1

Inning Stats	R: 0	H: 1	E: 0	K: 3	S: 10	LOB: 2	BB: 1	P: 21	R: 1	H: 2	E: 0	K: 1	S: 10	LOB: 1	BB: 0	P: 16	R: 1	H: 2	E: 0	K: 0	S: 15	LOB: 2	BB: 1	P: 26	R: 0	H: 0	E: 0	K: 2	S: 10	LOB: 0	BB: 0	P: 17	R: 2	H: 2	E: 1	K: 2	S: 15	LOB: 2	BB: 1	P: 26	R: 4	H: 4	E: 0	K: 1	S: 18	LOB: 1	BB: 1	P: 33	R: 0	H: 1	E: 0	K: 1	S: 6	LOB: 1	BB: 0	P: 8	R: 0	H: 0	E: 0	K: 1	S: 6	LOB: 0	BB: 0	P: 7
PITCHER	IP	WLS	BF	H	R	ER	SO	BB	IBB	HBP	BLK	WP	HR	S	P	ERA	WHIP																																															
Darrell May, L (1, 1) ERA: 8.8	5.1	L	29	9	6	4	8	2	1	0	0	0	0	68	120	6.75	2.062																																															
Shawn Camp, R (6, 1) ERA: 6.0	1.2		8	3	2	2	1	1	0	0	0	0	0	16	27	10.80	2.400																																															
Curt Leskanic, R (8, 1) ERA: 4.91	1.0		3	0	0	0	1	0	0	0	0	0	0	6	7	0.00	0.000																																															

BOTTOM

Kansas City Royals @ Minnesota Twins
 Hubert H. Humphrey Metrodome, Minneapolis, MN

Sun Apr 18 2004, 2:10 PM EDT
 Att: 21,079 - Unknown - 70 F

livebaseballscorecards.com

AB	36
R	8
H	12
RBI	8
BB	4
SO	10
LOB	18



WP	HR	S	P	ERA	WHIP
0	0	0	40	0	0

Batter	1	2	3	4	5	6	7	8	9	AB	R	H	RBI	BB	SO	LOB	TOP										
Tony Graffanino, R OBP: 0.333, SLG: 0.372 (1, 4)										6	2	1	0	0	1	4											
Carlos Beltrán, S OBP: 0.492, SLG: 0.766 (1, 8)										2	4	1	0	3	1	2											
29 Mike Sweeney, R OBP: 0.361, SLG: 0.571 (1, 10)										6	2	4	2	0	0	3											
Juan Gonzalez, R OBP: 0.351, SLG: 0.549 Mendy López, R OBP: 0.200, SLG: 0.357 (1, 9) (7, 7)										4	2	2	2	1	1	2											
Matt Stairs, L OBP: 0.300, SLG: 0.407 Rich Thompson, L (7, 9)										4	2	2	6	1	0	2											
Joe Randa, R OBP: 0.418, SLG: 0.468 (1, 5)										3	1	0	0	2	0	1											
Benito Santiago, R OBP: 0.244, SLG: 0.432 (1, 2)										5	0	1	0	0	2	6											
Ken Harvey, R OBP: 0.417, SLG: 0.469 (1, 3)										5	1	2	2	0	1	1											
13 Andrés Blanco, S OBP: 0.364, SLG: 0.222 (1, 6)										3	1	1	2	1	0	0											
Inning Stats	R: 5 E: 0 K: 2 S: 27	H: 6 LOB: 2 BB: 1 P: 48	R: 1 E: 0 K: 1 S: 12	H: 1 LOB: 1 BB: 0 P: 20	R: 0 E: 0 K: 1 S: 7	H: 0 LOB: 0 BB: 0 P: 12	R: 1 E: 1 K: 0 S: 11	H: 1 LOB: 1 BB: 1 P: 25	R: 0 E: 0 K: 0 S: 7	H: 1 LOB: 0 BB: 0 P: 8	R: 4 E: 0 K: 0 S: 9	H: 1 LOB: 0 BB: 3 P: 23	R: 4 E: 1 K: 2 S: 21	H: 3 LOB: 3 BB: 2 P: 41	R: 0 E: 0 K: 0 S: 11	H: 0 LOB: 0 BB: 0 P: 14	R: 0 E: 0 K: 0 S: 7	H: 1 LOB: 1 BB: 1 P: 16	1B: 10 2B: 2 3B: 0 HR: 2	SF: 0 SAC: 0 DP: 2 HBP: 2	WP: 2 PB: 0 SB: 4 CS: 0	PA: 50					
PITCHER	IP	WLS	BF	H	R	ER	SO	BB	IBB	HBP	BLK	WP	HR	S	P	ERA	WHIP										
Chad Durbin, R ERA: 13.5 (1, 1)	1.1	L	13	7	6	6	3	0	1	1	0	0	0	33	56	40.50	5.250										
Jerome Robertson, L ERA: 8.44 (2, 1)	5.1		25	4	8	6	2	3	1	1	0	1	2	49	96	10.12	1.312										
David Lee, R ERA: 2.08 (7, 1)	1.1		8	2	1	0	1	2	0	0	0	1	0	23	39	0.00	3.000										
Tim Laker, R ERA: (9, 1)	1.0		4	1	0	0	0	1	0	0	0	0	0	7	16	0.00	2.000										

Kansas City Royals @ Cleveland Indians
Jacobs Field, Cleveland, OH
 Tue Apr 20 2004, 7:05 PM EDT
 Att. 13,563 - Overcast - 54 F

AB	40
R	15
H	14
RBI	14
BB	8
SO	6
LOB	25



Batter	1	2	3	4	5	6	7	8	9	AB	R	H	RBI	BB	SO	LOB
Ronnie Belliard, R OBP: 0.492, SLG: 0.576 John McDonald, R OBP: 0.100, SLG: 0.100	1-0 1B	1-3 K		1-1 F7			4-0 WP BB		0-3 K	3	0	1	0	1	1	1
Omar Vizquel, S OBP: 0.333, SLG: 0.361	1-3 K		0-1 G5-3		1-2 G1-3		2-1 G6-3			4	0	0	0	0	1	2
Matt Lawton, L OBP: 0.388, SLG: 0.617	0-0 F9		4-0 G4-3 BB		0-1 G6-3 1B			2-2 HR		3	1	2	1	1	0	1
Casey Blake, R OBP: 0.348, SLG: 0.407	3-2 G5-3		1-2 G4-3		1-1 G6-3			0-1 F8		4	0	0	0	0	0	3
48 Travis Hafner, L OBP: 0.386, SLG: 0.640		0-1 41 2B 2B 1B	0-2 G3-1		4-2 41 G6-4-3 BB			0-3 K		3	1	1	0	1	1	1
41 Victor Martinez, S OBP: 0.333, SLG: 0.467		0-0 2B 2B		1-1 E G4-3 1B		2-1 G6-4-3		3-2 P2		4	2	2	0	0	0	1
Alex Escobar, R OBP: 0.279, SLG: 0.256 Lou Merloni, R OBP: 0.304, SLG: 0.273		1-0 1B 2B 2B		2-1 E9 G4-3 1B 1-3 G4-3		0-0 F8		2-2 1B		1	0	1	2	0	0	0
Ben Broussard, L OBP: 0.394, SLG: 0.393		1-0 F8		2-2 G4-3			0-0 G1-3		1-1 F9	4	0	0	1	0	0	3
Coco Crisp, S OBP: 0.286, SLG: 0.370		0-0 2B 1B		0-1 G4-3			1-2 G3		1-2 L8	4	0	1	1	0	0	1

Inning Stats	R: 0	H: 1	E: 0	K: 1	S: 9	H: 1	LOB: 1	BB: 0	P: 14	R: 2	H: 4	E: 0	K: 1	S: 9	H: 0	LOB: 1	BB: 0	P: 12	R: 0	H: 0	E: 0	K: 0	S: 8	R: 2	H: 1	E: 1	K: 0	S: 12	H: 1	LOB: 0	BB: 0	P: 18	R: 0	H: 1	E: 0	K: 0	S: 8	H: 0	LOB: 0	BB: 0	P: 10	R: 0	H: 0	E: 0	K: 0	S: 6	H: 0	LOB: 0	BB: 1	P: 12	R: 0	H: 0	E: 0	K: 0	S: 6	H: 0	LOB: 1	BB: 1	P: 13	R: 1	H: 1	E: 0	K: 1	S: 11	H: 1	LOB: 0	BB: 0	P: 16	R: 0	H: 1	E: 0	K: 1	S: 11	H: 1	LOB: 1	BB: 0	P: 15	1B: 6	SF: 0	2B: 2	SAC: 0	3B: 0	DP: 2	HR: 1	HBP: 0	WP: 1	PA: 37
--------------	------	------	------	------	------	------	--------	-------	-------	------	------	------	------	------	------	--------	-------	-------	------	------	------	------	------	------	------	------	------	-------	------	--------	-------	-------	------	------	------	------	------	------	--------	-------	-------	------	------	------	------	------	------	--------	-------	-------	------	------	------	------	------	------	--------	-------	-------	------	------	------	------	-------	------	--------	-------	-------	------	------	------	------	-------	------	--------	-------	-------	-------	-------	-------	--------	-------	-------	-------	--------	-------	--------

PITCHER	IP	WLS	BF	H	R	ER	SO	BB	IBB	HBP	BLK	WP	HR	S	P	ERA	WHIP
Brian Anderson, L ERA: 7.06	(1, 1)	6.0	25	7	4	2	2	2	2	0	0	0	0	52	79	3.00	1.500
Jason Grimsley, R ERA: 1.29	(7, 1)	1.0	4	0	0	0	0	1	0	0	0	1	0	6	13	0.00	1.000
Scott Sullivan, R ERA: 2.7	(8, 1)	1.0	4	1	1	1	1	0	0	0	0	0	1	11	16	9.00	1.000
Nate Field, R ERA: 1.35	(9, 1)	1.0	4	1	0	0	1	0	0	0	0	0	0	11	15	0.00	1.000

BOTTOM

Kansas City Royals @ Cleveland Indians
Jacobs Field, Cleveland, OH

Tue Apr 20 2004, 7:05 PM EDT
Att. 13,563 - Overcast - 54 F

livebaseballscores.com

AB	34
R	5
H	9
RBI	5
BB	3
SO	4
LOB	15



Batter	1	2	3	4	5	6	7	8	9	AB R H RBI BB SO LOB	TOP																									
Tony Graffanino, R (1, 4) OBP: 0.320, SLG: 0.354	0-1 G5-3		0-0 P3		0-1 G1-3		1-0 BB S 1B	0-3 K		5 0 1 0 0 1 2																										
Carlos Beltrán, S (1, 8) OBP: 0.485, SLG: 0.725	0-1 F9		3-3 K			1-1 2B G6-3 1B	4-0 BB 1B		3-3 K	4 1 1 0 1 2 1																										
Joe Randa, R (1, 5) OBP: 0.417, SLG: 0.471	3-2 F9			1-3 K		1-2 E 2B	4-1 SAFE SAFE BB		2-2 L7	4 1 1 0 1 1 0																										
Juan Gonzalez, R (1, 10) OBP: 0.339, SLG: 0.509 Rich Thompson, L (9, PR)		2-2 G4-3		0-3 K		0-1 G6-3	0-3 K		4-2 BB	4 0 0 1 1 2 4 0 0 0 0 0 0 0																										
Matt Stairs, L (1, 9) OBP: 0.286, SLG: 0.375		2-0 G4-3		1-2 1B 1B		1-3 K	2-2 F7		1-3 K	5 0 1 0 0 2 5																										
Ken Harvey, R (1, 3) OBP: 0.475, SLG: 0.556		1-1 2B		0-1 1B		1-0 E2 1B	0-2 FC4-6 1B			4 0 4 1 0 0 0																										
Aaron Guiel, L (1, 7) OBP: 0.250, SLG: 0.383		3-3 K		0-1 P6		2-2 G3	2-0 FC4-6 13 3B 1-2f			4 1 0 0 0 1 5																										
Kelly Stinnett, R (1, 2) OBP: 0.364, SLG: 0.636			2-1 1B		3-2 F7		3-1 HR		2-3 K	4 1 2 1 0 1 1																										
13 Andrés Blanco, S (1, 6) OBP: 0.333, SLG: 0.385			1-0 F7		0-2 G6-3		1-2 G3-1		3-2 3B	4 0 1 1 0 0 1																										
Inning Stats	R: 0 E: 0 K: 0 S: 10	H: 0 LOB: 0 BB: 0 P: 13	R: 0 E: 0 K: 1 S: 10	H: 1 LOB: 1 BB: 0 P: 18	R: 0 E: 0 K: 1 S: 8	H: 1 LOB: 1 BB: 0 P: 14	R: 0 E: 0 K: 2 S: 13	H: 2 LOB: 2 BB: 0 P: 15	R: 0 E: 0 K: 0 S: 8	H: 0 LOB: 0 BB: 0 P: 11	R: 2 E: 1 K: 1 S: 14	H: 3 LOB: 1 BB: 0 P: 20	R: 1 E: 0 K: 1 S: 13	H: 2 LOB: 3 BB: 2 P: 28	R: 1 E: 0 K: 2 S: 16	H: 2 LOB: 1 BB: 0 P: 23	R: 0 E: 0 K: 2 S: 12	H: 0 LOB: 1 BB: 1 P: 22	1B: 7 2B: 2 3B: 1 HR: 1	SF: 0 SAC: 0 DP: 0 HBP: 0	WP: 0 PB: 0 SB: 2 CS: 0	PA: 41														
PITCHER	IP WLS BF H R ER SO BB IBB HBP BLK WP HR S P ERA WHIP																																			
Jeff D'Amico, R (1, 1) ERA: 4.74	5.1		22	6	2	2	4	0	0	0	0	0	0	56	80	3.38	1.125																			
Scott Stewart, L (6, 1) ERA: 11.57	0.2	B	3	1	0	0	1	0	0	0	0	0	0	7	11	0.00	1.500																			
Jack Cressend, R (7, 1) ERA: 6.52	1.0		7	2	1	1	1	1	1	0	0	0	1	13	28	9.00	3.000																			
63 Rafael Betancourt, R (8, 1) ERA: 5.59	1.0	W	5	2	1	1	2	0	0	0	0	0	0	16	23	9.00	2.000																			
David Riske, R (9, 1) ERA: 10.5	1.0	S	4	0	0	0	2	1	0	0	0	0	0	12	22	0.00	1.000																			

Kansas City Royals @ Cleveland Indians
 Jacobs Field, Cleveland, OH
 Thu Apr 22 2004, 12:05 PM EDT
 Att. 15,720 - Cloudy - 53 F

AB	38
R	4
H	11
RBI	4
BB	3
SO	10
LOB	19



Batter	1	2	3	4	5	6	7	8	9	AB R H RBI BB SO LOB
Ronnie Belliard, R OBP: 0.493, SLG: 0.581 (1, 4)	L7		G6-3 1-3 2-H		L9			BB 1B BB		3 1 1 1 1 0 2
Omar Vizquel, S OBP: 0.329, SLG: 0.354 (1, 6)	P6		G6-3 2-3 3-H		F7			1B BB G4-6-3 1B		4 1 1 1 0 0 3
Jody Gerut, L OBP: 0.377, SLG: 0.450 (1, 9)	G4-3		F9		B2			G4-6-3 41 2B BB		3 1 0 0 1 0 1
Casey Blake, R OBP: 0.343, SLG: 0.397 (1, 5)		G6-3		K		L8		1-2 2-3 3-H 1B		4 0 1 1 0 1 0
Matt Lawton, L OBP: 0.366, SLG: 0.578 (1, 7)		K		F7		K		G4-6-3		4 0 0 0 0 2 2
41 Victor Martinez, S OBP: 0.327, SLG: 0.469 (1, 2)		G6-3		F7		K		1-2f 2-3 3-H 2B		4 0 1 1 0 1 0
Alex Escobar, R OBP: 0.326, SLG: 0.300 Coco Crisp, S OBP: 0.280, SLG: 0.362 (7, PR) (8, 8)			48 E 2B BB		SH1-4 48 HBP BB			G3-1		1 1 1 0 2 0 0 1 0 0 0 0 0 1
48 Travis Hafner, L OBP: 0.383, SLG: 0.615 (1, 10)			1-0 FC3 2B G6-3		1-1 SAFE F H SH1-4 HBP			F7		2 1 0 0 0 0 2
Lou Merloni, R OBP: 0.280, SLG: 0.250 Ben Broussard, L OBP: 0.394, SLG: 0.393 (9, 3)			3-2 F9		0-0 SH1-4			G1-3		2 0 0 0 0 0 3 0 0 0 0 0 0 0

Inning Stats	R: 0 E: 0 K: 5 S: 5	H: 0 LOB: 0 BB: 0 P: 9	R: 0 E: 0 K: 1 S: 8	H: 0 LOB: 0 BB: 0 P: 13	R: 2 E: 1 K: 0 S: 10	H: 1 LOB: 1 BB: 1 P: 22	R: 0 E: 0 K: 1 S: 5	H: 0 LOB: 0 BB: 0 P: 6	R: 0 E: 0 K: 0 S: 7	H: 0 LOB: 2 BB: 1 P: 16	R: 0 E: 0 K: 1 S: 9	H: 0 LOB: 0 BB: 0 P: 14	R: 0 E: 0 K: 1 S: 11	H: 1 LOB: 1 BB: 0 P: 17	R: 3 E: 0 K: 0 S: 11	H: 3 LOB: 1 BB: 2 P: 27
--------------	------------------------------	---------------------------------	------------------------------	----------------------------------	-------------------------------	----------------------------------	------------------------------	---------------------------------	------------------------------	----------------------------------	------------------------------	----------------------------------	-------------------------------	----------------------------------	-------------------------------	----------------------------------

PITCHER	IP	WLS	BF	H	R	ER	SO	BB	IBB	HBP	BLK	WP	HR	S	P	ERA	WHIP
Jeremy Affeldt, L ERA: 5.94 (1, 1)	7.0		27	2	2	0	4	2	0	0	0	0	0	55	97	0.00	0.571
Jason Grimsley, R ERA: 5.14 (8, 1)	0.0	L	3	1	3	3	0	2	0	0	0	0	0	4	15	∞	∞
D.J. Carrasco, R ERA: 5.68 (8, 1)	1.0	B	4	2	0	0	0	0	0	0	0	0	0	7	12	0.00	2.000

BOTTOM

Kansas City Royals @ Cleveland Indians
Jacobs Field, Cleveland, OH
 Thu Apr 22 2004, 12:05 PM EDT
 Att: 15,720 - Cloudy - 53 F

AB	28
R	5
H	5
RBI	4
BB	4
SO	4
LOB	14



1B	2B	3B	HR	SF	SAC	DP	HBP	WP	PA
2	3	0	0	0	1	1	1	0	34

Batter	1	2	3	4	5	6	7	8	9	AB R H RBI BB SO LOB	TOP																						
Michael Ryan, L (1, 7) OBP: 0.438, SLG: 0.438	2-0 F8		1-2 G4-3			1-0 FC4-6 1B		2-2 F8 3B 1B	1-2 BB 8 SF8 1B	5 2 3 1 0 0 1																							
Luis Rivas, R (1, 4) OBP: 0.250, SLG: 0.370 8 Nick Punto, S (8, PH) OBP: 0.452, SLG: 0.346 (8, 4)	0-1 G5-3		0-0 B1-3			0-1 FC4-6 1-2f		4-2 3B 1-2 BB	4-1 SF8 BB 1-2 BB	3 0 0 0 0 0 1 0 1 0 0 2 0 0																							
Doug Mientkiewicz, L (1, 3) OBP: 0.397, SLG: 0.459	1-1 G1-3				1-2 P4	3-2 F9		1-0 F8 2-3	4-0 S 1-2 2-3 3-H BB	4 0 0 1 1 0 3																							
Corey Koskie, L (1, 5) OBP: 0.390, SLG: 0.609		3-2 1B 2B			2-1 G4-3 2B	3-2 F8		3-1 1-H 3-H WP 3B	1-2 SF8 2-3 3-H	4 2 3 3 0 0 1																							
Jose Offerman, S (1, 10) OBP: 0.383, SLG: 0.520		2-3 K			1-2 G4-3 2-3		1-2 F9	0-3 K	4-2 1-2 BB	4 0 0 0 1 2 3																							
Jacque Jones, L (1, 9) OBP: 0.377, SLG: 0.578		0-0 2-H 1B			0-0 P6		0-0 2B 1B	2-0 G6-3 3-H	1-0 F7	5 0 2 1 0 0 4																							
20 Lew Ford, R (1, 8) OBP: 0.458, SLG: 0.744		1-2 F7				2-2 G6-3	1-1 P5		4-0 BB 1B BB	3 1 0 0 1 0 2																							
Henry Blanco, R (1, 2) OBP: 0.404, SLG: 0.614		1 SAFE 2-2 F8 1 SAFE				1-1 F9	0-0 1-3 2B		2-2 F9	4 0 1 0 0 0 2																							
Cristian Guzman, S (1, 6) OBP: 0.288, SLG: 0.351			1-1 G4-3 1B			0-1 G6-3	1-1 F8		1 SAFE 4-1 1B 1-2 BB BB	3 1 1 0 1 0 2																							
Inning Stats	R: 0 E: 0 K: 0 S: 5 H: 0 LOB: 0 BB: 0 P: 8	R: 1 E: 0 K: 1 S: 17 H: 2 LOB: 1 BB: 0 P: 25	R: 0 E: 0 K: 0 S: 6 H: 1 LOB: 0 BB: 0 P: 8	R: 0 E: 0 K: 0 S: 9 H: 1 LOB: 1 BB: 0 P: 13	R: 0 E: 0 K: 0 S: 7 H: 0 LOB: 0 BB: 0 P: 10	R: 0 E: 0 K: 0 S: 11 H: 1 LOB: 1 BB: 0 P: 18	R: 0 E: 0 K: 0 S: 9 H: 2 LOB: 2 BB: 0 P: 12	R: 3 E: 0 K: 1 S: 15 H: 2 LOB: 0 BB: 1 P: 27	R: 3 E: 0 K: 0 S: 15 H: 1 LOB: 3 BB: 5 P: 40	1B: 6 2B: 3 3B: 1 HR: 0 SF: 1 SAC: 0 DP: 1 HBP: 0	WP: 1 PB: 0 SB: 2 CS: 0 PA: 42																						
PITCHER	IP WLS BF H R ER SO BB IBB HBP BLK WP HR S P ERA WHIP											PITCHER	IP WLS BF H R ER SO BB IBB HBP BLK WP HR S P ERA WHIP																				
Kevin Appier, R (1, 1) ERA: 13.5	1.0	4	1	1	1	0	0	0	0	0	0	0	9	15	9.00	1.000	Nate Field, R (9, 1) ERA: 1.29	0.1	1	0	0	0	0	0	0	0	0	0	0	0.00	0.000		
41 Jimmy Gobble, L (2, 1) ERA: 2.65	6.0	23	6	0	0	1	0	0	0	0	0	0	55	79	0.00	1.000																	
Scott Sullivan, R (8, 1) ERA: 6.43	0.1	4	2	3	3	0	1	0	0	0	0	0	11	21	81.00	9.000																	
Curt Leskanic, R (8, 1) ERA: 9.64	1.0	L 6	1	3	3	1	2	0	0	0	1	0	12	25	27.00	3.000																	
Dennys Reyes, L (9, 1) ERA: 1.93	0.1	4	0	0	0	0	3	0	0	0	0	0	6	19	0.00	9.000																	

Minnesota Twins @ Kansas City Royals
Kauffman Stadium, Kansas City, MO

Fri Apr 23 2004, 7:10 PM CDT
Att. 20,103 - Overcast - 60 F

AB	35
R	7
H	10
RBI	6
BB	6
SO	2
LOB	19



1B	6	SF	1
2B	3	SAC	0
3B	1	DP	1
HR	0	HBP	0

Minnesota Twins @ Kansas City Royals
Kauffman Stadium, Kansas City, MO

Fri Apr 23 2004, 7:10 PM CDT
Att: 20,103 - Overcast - 60 F

AB	37
R	5
H	12
RBI	5
BB	5
SO	4
LOB	22



WP	1	PA	43
PB	0		
SB	0		
CS	1		

Batter	1	2	3	4	5	6	7	8	9	AB	R	H	RBI	BB	SO	LOB
Tony Graffano, R OBP: 0.327, SLG: 0.377 (1, 4)	0-1 CS 1B	1-3 K		0-0 WP SF8 2B		1-0 P4		1-0 F8		5	1	2	0	0	1	6
Carlos Beltrán, S OBP: 0.479, SLG: 0.722 (1, 8)	1-2 F9	2-1 1B 2B		2-2 SF8		0-0 F9		4-1 BB		3	1	1	3	1	0	3
Juan Gonzalez, R OBP: 0.343, SLG: 0.492 (1, 9)	4-2 BB 2B	1-2 BB 1B		1-2 F8		0-0 F8		0-0 P3		4	1	1	1	1	0	3
Matt Stairs, L OBP: 0.325, SLG: 0.353 (1, 10)	4-0 2B BB	4-2 BB			0-0 G3		4-2 BB		2-1 P6		2	0	0	0	3	0
Joe Randa, R OBP: 0.400, SLG: 0.464 (1, 5)	2-2 2B	1-0 F7			1-1 G5-3		2-3 K		1-3 K		5	0	1	1	0	2
Ken Harvey, R OBP: 0.444, SLG: 0.512 (1, 3)	3-1 G6-3		0-0 G5-3		2-2 F9		0-0 F9		2-2 1B		5	0	1	0	0	3
Benito Santiago, R OBP: 0.260, SLG: 0.429 (1, 2)		2-2 FC4-6 1B	1-1 G5-3		0-1 P4		1-1 FC5 1B		2-2 G5-3		5	0	2	0	0	1
Aaron Guiel, L OBP: 0.266, SLG: 0.412 (1, 7)		0-0 FC4-6 13 1B 2B	1-3 K		1-0 13 1B 2B		2-1 BB 13 FC5 1B				4	1	2	0	0	1
13 Andrés Blanco, S OBP: 0.368, SLG: 0.412 (1, 6)		2-1 2B 1B		0-1 P6		0-0 2B 1B		0-0 FC5 BB		4	1	2	0	0	0	2


Inning Stats	R: 1	H: 2	E: 0	K: 0	S: 13	H: 2	LOB: 2	BB: 2	P: 27	R: 3	H: 4	E: 0	K: 1	S: 23	H: 0	LOB: 0	BB: 0	P: 8	R: 0	H: 0	E: 0	K: 0	S: 8	R: 0	H: 0	E: 0	K: 0	S: 8	R: 0	H: 2	E: 0	K: 0	S: 6	R: 0	H: 2	E: 0	K: 1	S: 8	R: 0	H: 0	E: 0	K: 1	S: 9	R: 0	H: 1	E: 0	K: 0	S: 9	R: 0	H: 2	E: 0	K: 0	S: 6	R: 0	H: 2	E: 0	K: 0	S: 8	R: 0	H: 2	E: 0	K: 0	S: 8	R: 0	H: 2	E: 0	K: 0	S: 8	R: 0	H: 1	E: 0	K: 1	S: 11	1B: 8	SF: 1	2B: 4	SAC: 0	3B: 0	DP: 0	HR: 0	HBP: 0	WP: 1	PA: 43	ERA	WHIP
PITCHER	IP	WLS	BF	H	R	ER	SO	BB	IBB	HBP	BLK	WP	HR	S	P	ERA	WHIP																																																																				
Kyle Lohse, R ERA: 7.89 (1, 1)	5.2		28	9	5	5	2	3	0	0	0	1	0	64	100	7.94	2.118																																																																				
Aaron Fultz, L ERA: 0.93 (6, 1)	1.1		5	0	0	0	1	1	0	0	0	0	0	10	16	0.00	0.750																																																																				
Joe Roa, R ERA: 1.93 (8, 1)	0.2		4	2	0	0	0	0	0	0	0	0	0	6	10	0.00	3.000																																																																				
J.C. Romero, L ERA: (8, 1)	0.2	W	3	0	0	0	0	1	0	0	0	0	0	4	10	0.00	1.500																																																																				
36 Joe Nathan, R ERA: 3.38 (9, 1)	0.2	S	3	1	0	0	1	0	0	0	0	0	0	9	14	0.00	1.500																																																																				

Batter	1	2	3	4	5	6	7	8	9	AB	R	H	RBI	BB	SO	LOB
Tony Graffanino, R (1, 4) OBP: 0.350, SLG: 0.397	3-2 G6-3		3-3 K		1-0 3B 1B	2-2 G6-4-3 1B		3-1 2B 1B		5	2	3	3	0	1	0
Carlos Beltrán, S (1, 8) OBP: 0.474, SLG: 0.780	2-1 F8		2-2 HR		3-2 3B 1-H	2-2 G6-4-3 1-2f		0-0 F3		5	1	2	2	0	0	4
Juan Gonzalez, R (1, 10) OBP: 0.333, SLG: 0.484	2-0 G6-3		2-0 E6		1-3 K		0-3 K	2-2 1B SF8 2B		5	1	1	1	0	2	1
Matt Stairs, L (1, 9) Aaron Guiel, L (8, 7) OBP: 0.341, SLG: 0.432 OBP: 0.281, SLG: 0.423		0-2 G6-3	2-3 K		4-0 BB		0-0 HR	1-0 1B		3	1	1	1	1	1	1
Joe Randa, R (1, 5) Mendy López, R (9, 5) OBP: 0.400, SLG: 0.483 OBP: 0.200, SLG: 0.357		2-1 1B 2B		1-1 1B	2-2 F8		1-1 G1-3	0-0 SF8		4	1	2	1	0	0	2
Ken Harvey, R (1, 3) OBP: 0.460, SLG: 0.522		2-2 2-H 1B		1-1 F9		1-1 SH3-4 1B	1-0 FC6-4 1B	1-3 K		5	1	3	1	0	1	2
Benito Santiago, R (1, 2) OBP: 0.259, SLG: 0.415		0-0 F8		1-2 SAFE 9 G4-6-3 1B		2-2 E6 SH3-4 1B	1-1 FC6-4 1-2f		4	1	1	0	0	0	3	
9 David DeJesus, L (1, 7) (8, 9)		3-2 P5		1-1 G4-6-3 1-2f		0-0 SH3-4		2-2 E3 13 1B		3	1	0	0	0	3	
13 Andrés Blanco, S (1, 6) OBP: 0.391, SLG: 0.400			0-2 G4-3		1-3 K	4-1 1B BB		1-0 1B 2B		3	1	1	0	1	1	0

Inning Stats		R: 0	H: 0	E: 0	K: 0	S: 6	R: 1	H: 2	E: 0	K: 0	S: 12	R: 1	H: 1	E: 1	K: 2	S: 17	R: 0	H: 2	E: 0	K: 0	S: 9	R: 1	H: 2	E: 0	K: 2	S: 15	R: 2	H: 2	E: 1	K: 0	S: 15	R: 1	H: 2	E: 0	K: 1	S: 9	R: 4	H: 4	E: 1	K: 1	S: 19		
LOB: 0		LOB: 1		LOB: 0		LOB: 1		LOB: 1		LOB: 0		LOB: 1		LOB: 2		LOB: 1		LOB: 1		LOB: 0		LOB: 1		LOB: 1		LOB: 1		LOB: 1		LOB: 1		LOB: 1		LOB: 1		LOB: 1		LOB: 1		LOB: 1			
BB: 0		BB: 0		BB: 0		BB: 0		BB: 0		BB: 0		BB: 0		BB: 1		BB: 1		BB: 0		BB: 0		BB: 0		BB: 1		BB: 1		BB: 1		BB: 1		BB: 1		BB: 1		BB: 0		BB: 0		BB: 0		BB: 0	
S: 13		S: 19		S: 26		S: 13		S: 27		S: 26		S: 29		S: 12		S: 29		S: 12		S: 29		S: 29		S: 12		S: 29		S: 29		S: 29		S: 29		S: 29		S: 29		S: 29		S: 29			
PITCHER		IP	WLS	BF	H	R	ER	SO	BB	IBB	HBP	BLK	WP	HR	S	P	ERA	WHIP																									
Seth Greisinger, R (1, 1) ERA: 8.74	4.2	L	21	7	3	3	4	4	0	0	0	0	0	1	55	88	5.79	1.500																									
Terry Mulholland, L (5, 1) ERA: 1.93	1.1		8	2	2	1	0	2	0	0	0	0	0	0	19	36	6.75	3.000																									
Joe Roa, R (7, 1) ERA: 2.61	1.0		5	2	1	1	1	0	0	0	0	0	0	1	9	12	9.00	2.000																									
51 Carlos Pulido, L (8, 1) ERA: 8.74	1.0		8	4	4	2	1	0	0	0	0	0	0	0	19	29	18.00	4.000																									

MINNESOTA TWINS @ KANSAS CITY ROYALS
Kauffman Stadium, Kansas City, MO
 Sat, Apr 24 2004, 6:10 PM CDT
 Att: 25,525 - Unknown - 69 F

AB	38
R	10
H	15
RBI	10
BB	2
SO	6
LOB	16



WP	HR	S	P	ERA	WHIP
0	0	0	0	0	0

Batter	1	2	3	4	5	6	7	8	9	AB R H RBI BB SO LOB	TOP	
8 Nick Punto, S OBP: 0.389, SLG: 0.290 (1, 4)	1-1 P4		3-2 F8	2-2 L7			3-2 G5-3			4 0 0 0 0 0 1		
20 Lew Ford, R OBP: 0.455, SLG: 0.714 (1, 8)	3-1 2B		4-1 1B BB			2-1 P6		1-0 WP G4-3 1B		3 1 2 0 1 0 0		
Jose Offerman, S OBP: 0.385, SLG: 0.509 (1, 3) Doug Mientkiewicz, L OBP: 0.380, SLG: 0.438 (8, 3)	1-1 G6-3		1-0 1B HR 1B			2-2 CS 1B		2-0 F9		4 1 2 0 0 0 2 0 0 0 0 0 0 0		
Corey Koskie, L OBP: 0.379, SLG: 0.566 (1, 5)	0-1 P5		0-1 HR 1B			2-3 K 1-2		3-2 G4-3 1-2		4 1 1 1 0 1 3		
Torii Hunter, R OBP: 0.333, SLG: 0.600 (1, 10)			1-2 HR 1-H 2-H			3-1 P4		2-1 G6-3 2-3		4 1 1 3 0 0 1		
Jacque Jones, L OBP: 0.382, SLG: 0.557 (1, 9)			0-0 1B			1-1 5 G6-4-3 1B		0-2 G4-3		3 0 2 0 0 0 0		
5 Michael Cuddyer, R OBP: 0.288, SLG: 0.282 (1, 7) Michael Ryan, L OBP: 0.428, SLG: 0.524 (9, PH) (9, 7)			HBP 1B			2-1 G6-4-3 1-2f		2-2 G1-6-3		3 0 0 0 0 0 3 1 0 0 0 0 0 0		
Henry Blanco, R OBP: 0.411, SLG: 0.604 (1, 2)			1-1 F9			1-1 8 CS 1B		0-1 FC4-6 1B		4 0 2 0 0 0 1		
Cristian Guzman, S OBP: 0.288, SLG: 0.344 (1, 6)			1-2 F8			0-1 F8		0-0 FC4-6 1-2f		4 0 0 0 0 0 2		
Inning Stats	R: 0 H: 1 E: 0 LOB: 1 K: 0 BB: 0 S: 8 P: 13	R: 0 H: 0 E: 0 LOB: 1 K: 0 BB: 0 S: 13 P: 21	R: 4 H: 4 E: 0 LOB: 1 K: 0 BB: 1 S: 15 P: 26	R: 0 H: 1 E: 0 LOB: 0 K: 0 BB: 0 S: 7 P: 10	R: 0 H: 1 E: 0 LOB: 0 K: 1 BB: 0 S: 8 P: 14	R: 0 H: 1 E: 0 LOB: 0 K: 0 BB: 0 S: 6 P: 12	R: 0 H: 0 E: 0 LOB: 0 K: 0 BB: 0 S: 7 P: 14	R: 0 H: 1 E: 0 LOB: 1 K: 0 BB: 0 S: 9 P: 17	R: 0 H: 1 E: 0 LOB: 1 K: 0 BB: 0 S: 9 P: 11	1B: 8 SF: 0 2B: 1 SAC: 0 3B: 0 DP: 1 HR: 1 HBP: 1	WP: 1 PA: 36 PB: 0 SB: 0 CS: 2	
PITCHER	IP WLS BF H R ER SO BB IBB HBP BLK WP HR S P ERA WHIP											
Brian Anderson, L ERA: 6.44 (1, 1)	7.2 L 31 9 4 4 1 1 0 1 0 0 0 1 71 123 4.70 1.304											
Jason Grimsley, R ERA: 4.91 (8, 1)	0.1 1 0 0 0 0 0 0 0 0 0 1 0 2 4 0.00 0.000											
Justin Huisman, R ERA: (9, 1)	1.0 4 1 0 0 0 0 0 0 0 0 0 0 9 11 0.00 1.000											

Minnesota Twins @ Kansas City Royals
Kauffman Stadium, Kansas City, MO
Sun Apr 25 2004, 1:10 PM CDT
Att. 23,159 - Unknown - 63 F

livebaseballscorecards.com

AB	34
R	4
H	10
RBI	4
BB	1
SO	1
LOB	13



BOTTOM

Minnesota Twins @ Kansas City Royals
Kauffman Stadium, Kansas City, MO

Sun Apr 25 2004, 1:10 PM CDT
Att: 23,159 - Unknown - 63 F

livebaseballscorecards.com

AB	33
R	2
H	10
RBI	2
BB	2
SO	5
LOB	17



WP:	0	PA:	37
PB:	0		
SB:	0		
CS:	1		

AB R H RBI BB SO LOB

5	0	1	0	0	2	4
4	0	0	0	0	0	1
4	1	1	0	0	1	0
3	0	3	1	1	0	0
0	1	0	0	0	0	0
4	0	2	0	0	1	2
2	0	1	0	0	0	2
0	0	0	0	0	0	0
4	0	1	0	0	0	5
3	0	0	1	1	0	0
3	0	1	0	0	1	0
1	0	0	0	0	0	3

Batter	1	2	3	4	5	6	7	8	9
Tony Graffano, R (1, 4) OBP: 0.338, SLG: 0.381	0-1 G6-4-3 1B		2-3 K		3-2 F9 1-2			2-1 G5-3	1-3 K
Carlos Beltrán, S (1, 8) OBP: 0.451, SLG: 0.730	1-2 G6-4-3 1-2f			1-2 G4-3		2-2 G3		2-2 G6-3	
Juan Gonzalez, R (1, 9) OBP: 0.329, SLG: 0.485	2-2 G5-3			0-0 1B 2B		1-1 F9		2-3 K	
Matt Stairs, L (1, 10) OBP: 0.396, SLG: 0.475 29 Mike Sweeney, R (9, PR) OBP: 0.361, SLG: 0.571		2-1 SH1-4 E 1B		0-0 1B 1B 2-H		0-0 1B 1B		4-1 9 1B HBP BB BB	
Ken Harvey, R (1, 3) OBP: 0.463, SLG: 0.520		2-0 E6 9 G3 SH1-4 1-2		2-2 1B 1B		0-0 1B 1B		1-3 K	
Kelly Stinnett, R (1, 2) OBP: 0.385, SLG: 0.615 Aaron Guiel, L (9, PH) OBP: 0.293, SLG: 0.423		0-0 SH1-4 1-2 2-3		2-2 9 G4-6-3 1B		2-0 G5-3		1-1 BB 9 1B HBP 1-2	
9 David DeJesus, L (1, 7) OBP: 0.143, SLG: 0.143		2-2 G3 2-3f		2-2 G4-6-3 1-2f			0-0 B1-3	1-1 BB 1-2 2-3 1B	
Mendy López, R (1, 5) OBP: 0.211, SLG: 0.294			1-2 L5		1-1 G1-3		3-1 F7	4-2 BB 1-2 2-3 3-H BB	
13 Andrés Blanco, S (1, 6) OBP: 0.385, SLG: 0.391 Joe Randa, R (9, PH) OBP: 0.394, SLG: 0.475			3-3 K		2-2 CS 1B		0-1 G4-3	3-2 P2	

Inning Stats	R: 0	H: 1	E: 0	LOB: 0	K: 0	S: 8	R: 0	H: 1	E: 1	LOB: 1	K: 0	S: 7	R: 0	H: 0	E: 0	LOB: 0	K: 2	S: 11	R: 1	H: 4	E: 0	LOB: 2	K: 0	S: 17	R: 0	H: 1	E: 0	LOB: 0	K: 0	S: 11	R: 0	H: 2	E: 0	LOB: 2	K: 0	S: 8	R: 0	H: 0	E: 0	LOB: 0	K: 0	S: 5	R: 0	H: 0	E: 0	LOB: 0	K: 1	S: 11	R: 1	H: 1	E: 0	LOB: 3	K: 2	S: 20	1B: 9	2B: 2	3B: 0	HR: 0	SF: 0	SAC: 1	DP: 3	HBP: 1
--------------	------	------	------	--------	------	------	------	------	------	--------	------	------	------	------	------	--------	------	-------	------	------	------	--------	------	-------	------	------	------	--------	------	-------	------	------	------	--------	------	------	------	------	------	--------	------	------	------	------	------	--------	------	-------	------	------	------	--------	------	-------	-------	-------	-------	-------	-------	--------	-------	--------

PITCHER	IP	WLS	BF	H	R	ER	SO	BB	IBB	HBP	BLK	WP	HR	S	P	ERA	WHIP
Carlos Silva, R (1, 1) ERA: 4.5	7.0	W	27	9	1	1	2	0	0	0	0	0	0	67	103	1.29	1.286
J.C. Romero, L (8, 1) ERA: 0.84	1.0	H	4	0	1	1	1	1	0	0	0	0	0	12	22	9.00	1.000
36 Joe Nathan, R (9, 1) ERA: 3.0	1.0	S	6	1	0	0	2	1	0	1	0	0	0	19	30	0.00	2.000

PITCHER	IP	WLS	BF	H	R	ER	SO	BB	IBB	HBP	BLK	WP	HR	S	P	ERA	WHIP
---------	----	-----	----	---	---	----	----	----	-----	-----	-----	----	----	---	---	-----	------

Batter	1	2	3	4	5	6	7	8	9	AB R H RBI BB SO LOB	TOP											
10 Michael Young, R (1, 6) OBP: 0.421, SLG: 0.523	0-2 F9		4-2 9 2B BB		1-3 K		1-1 9 1B 1-2 1B		2-1 L4	4 1 1 0 1 1 0												
9 Hank Blalock, L (1, 5) OBP: 0.398, SLG: 0.565	3-2 G1-3		1-0 1B 2B		2-1 F8		0-1 1-2 2-3 1B		1-0 1B	5 1 3 1 0 0 0												
Alfonso Soriano, R (1, 4) OBP: 0.391, SLG: 0.418	1-0 S 1B		1-2 G4-6-3 2-H 1B		0-0 L9		0-3 K		2-3 K	5 0 2 1 0 2 4												
Herbert Perry, R (1, 10) OBP: 0.314, SLG: 0.333	1-1 G6-3		0-1 G4-6-3		1-0 2B		2-0 SF9			3 0 1 1 0 0 2												
Brian Jordan, R (1, 9)		0-0 G5-3		1-0 F8		4-1 BB		3-3 K		3 0 0 0 1 1 2												
Kevin Mench, R (1, 8) (7, 7) OBP: 0.321, SLG: 0.526		1-2 2B		0-1 G5-3		1-1 F9		3-3 K		4 0 1 0 0 1 2												
Eric Young Sr., R (1, 7) Laynce Nix, L (7, 8) OBP: 0.447, SLG: 0.424 OBP: 0.383, SLG: 0.714		1-1 F7		0-0 15 1B 1B		0-0 P2		0-1 G4-3		3 0 1 0 0 0 3 1 0 0 0 0 0 0												
15 Gerald Laird, R (1, 2) OBP: 0.389, SLG: 0.429		1-3 K		1 SAFE 0-1 1-2 1B		1-1 G4-3		0-1 G4-3		4 0 1 0 0 1 3												
Adrián González, L (1, 3) OBP: 0.323, SLG: 0.483		0-2 G4-3		1-0 L1		1-1 E3 9 1B 10 1B SF9		0-0 G4-3		4 1 0 0 0 0 2												
Inning Stats	R: 0 E: 0 K: 0 S: 9	H: 1 LOB: 1 BB: 0 P: 14	R: 0 E: 0 K: 1 S: 10	H: 1 LOB: 1 BB: 0 P: 13	R: 2 E: 0 K: 0 S: 12	H: 2 LOB: 0 BB: 1 P: 18	R: 0 E: 0 K: 0 S: 7	H: 2 LOB: 2 BB: 0 P: 9	R: 0 E: 0 K: 1 S: 6	H: 0 LOB: 0 BB: 0 P: 9	R: 0 E: 0 K: 0 S: 7	H: 1 LOB: 2 BB: 1 P: 14	R: 1 E: 1 K: 2 S: 14	H: 2 LOB: 2 BB: 0 P: 21	R: 0 E: 0 K: 1 S: 7	H: 0 LOB: 0 BB: 0 P: 10	R: 0 E: 0 K: 1 S: 7	H: 1 LOB: 1 BB: 0 P: 12	1B: 7 2B: 3 3B: 0 HR: 0	SF: 1 SAC: 0 DP: 1 HBP: 0	WP: 0 PB: 0 SB: 1 CS: 0	PA: 39
PITCHER	IP WLS BF H R ER SO BB IBB HBP BLK WP HR S P ERA WHIP																					
Jeremy Affeldt, L (1, 1) ERA: 4.94	7.0 L 32 9 3 2 4 2 0 0 0 0 0 0 65 98 2.57 1.571																					
Jason Grimsley, R (8, 1) ERA: 4.32	1.0 3 0 0 0 1 0 0 0 0 0 0 0 7 10 0.00 0.000																					
Curt Leskanic, R (9, 1) ERA: 7.94	1.0 4 1 0 0 1 0 0 0 0 0 0 0 7 12 0.00 1.000																					

Texas Rangers @ Kansas City Royals
Kauffman Stadium, Kansas City, MO

Tue Apr 27 2004, 7:10 PM CDT
Att. 15,529 - Sunny - 69 F

livebaseballscorecards.com

AB	36
R	3
H	10
RBI	3
BB	2
SO	6
LOB	18



Batter	1	2	3	4	5	6	7	8	9	AB	R	H	RBI	BB	SO	LOB
Tony Graffanino, R OBP: 0.333, SLG: 0.373 (1, 4)	2-2 G6-3		0-1 PO 1B			2-2 L9	1-3 K			4	0	1	0	0	1	3
Carlos Beltrán, S OBP: 0.453, SLG: 0.716 (1, 8)	0-2 BB 1B		1-0 PO 1-2	1-2 G4-3 S 1B 1B		1-1 F7		1-1 F7		4	1	2	0	0	0	0
Joe Randa, R OBP: 0.400, SLG: 0.469 (1, 5)	4-2 BB 1-2			2-2 G4-3 1-3		1-2 K		3-2 G4-6-3 1B		3	0	1	0	1	1	1
Matt Stairs, L OBP: 0.404, SLG: 0.465 (1, 10)	1-2 G4-6-3 1-2f			2-0 1B 3-H			4-1 1B 9 BB BB BB	1-2 G4-6-3 1-2f		3	1	1	1	1	0	3
Ken Harvey, R OBP: 0.446, SLG: 0.491 (1, 3)		2-2 F9		0-0 F9			1-1 F9		4-1 1B 9 FC4-2 BB	3	0	0	0	1	0	2
Aaron Guiel, L OBP: 0.306, SLG: 0.418 (1, 7)		0-1 F8		3-2 G3			4-1 9 BB 29 FC5-2 BB	3-2 FC4-2 9 BB 1B		3	0	1	0	1	0	1
Benito Santiago, R OBP: 0.276, SLG: 0.411 (1, 2)		0-2 G1-3			0-2 F9		3-1 29 FC5-2 9 BB 1B 1-2 2-3	4-1 9 FC4-2 BB 1-2		3	0	1	0	1	0	0
9 David DeJesus, L OBP: 0.182, SLG: 0.100 (1, 9)			2-2 G4-3		1-0 F8		4-0 29 FC5-2 BB 1-2 2-3 3-H	0-0 FC4-2 G4-3		3	0	0	1	1	0	3
13 Andrés Blanco, S OBP: 0.357, SLG: 0.360 (1, 6)				0-0 B5-3		2-2 G3-1		1-2 FC5-2 2 1-2 2-3 3-Hf	2-2 G4-3 1-2f	2	0	0	0	0	0	0
29 Mike Sweeney, R OBP: 0.355, SLG: 0.561 (7, PH)										1	0	0	0	0	0	3
Mendy López, R OBP: 0.200, SLG: 0.278 (8, 6)										1	0	0	0	0	0	3

Inning Stats	R: 0	H: 1	E: 0	K: 0	S: 12	H: 1	LOB: 1	BB: 1	P: 19	R: 0	H: 0	E: 0	K: 0	S: 8	H: 0	LOB: 0	BB: 0	P: 10	R: 0	H: 1	E: 0	K: 0	S: 7	R: 1	H: 2	E: 0	K: 0	S: 12	H: 0	LOB: 0	BB: 0	P: 10	R: 0	H: 0	E: 0	K: 1	S: 9	H: 0	LOB: 0	BB: 0	P: 13	R: 1	H: 1	E: 0	K: 1	S: 12	H: 1	LOB: 3	BB: 3	P: 30	R: 0	H: 1	E: 0	K: 0	S: 8	H: 1	LOB: 0	BB: 0	P: 13	R: 0	H: 1	E: 0	K: 0	S: 11	H: 1	LOB: 2	BB: 2	P: 24	1B: 7	2B: 0	3B: 0	HR: 0	SF: 0	SAC: 0	DP: 3	HBP: 0	WP: 0	PB: 0	SB: 1	CS: 0	PA: 37
--------------	------	------	------	------	-------	------	--------	-------	-------	------	------	------	------	------	------	--------	-------	-------	------	------	------	------	------	------	------	------	------	-------	------	--------	-------	-------	------	------	------	------	------	------	--------	-------	-------	------	------	------	------	-------	------	--------	-------	-------	------	------	------	------	------	------	--------	-------	-------	------	------	------	------	-------	------	--------	-------	-------	-------	-------	-------	-------	-------	--------	-------	--------	-------	-------	-------	-------	--------

PITCHER	IP	WLS	BF	H	R	ER	SO	BB	IBB	HBP	BLK	WP	HR	S	P	ERA	WHIP
R.A. Dickey, R ERA: 4.32 (1, 1)	6.1	W	24	4	2	2	1	3	0	0	0	0	0	59	95	2.84	1.105
Jay Powell, R ERA: 2.0 (7, 1)	0.2	H	4	1	0	0	1	1	0	0	0	0	0	8	17	0.00	3.000
Jeff Nelson, R ERA: 3.12 (8, 1)	1.0	H	3	1	0	0	0	0	0	0	0	0	0	8	13	0.00	1.000
Francisco Cordero, R ERA: 2.16 (9, 1)	1.0	S	5	1	0	0	0	2	0	0	0	0	0	11	24	0.00	3.000

BOTTOM

Texas Rangers @ Kansas City Royals
Kauffman Stadium, Kansas City, MO

livebaseballscores.com

AB	30
R	2
H	7
RBI	2
BB	6
SO	2
LOB	19



Tue Apr 27 2004, 7:10 PM CDT
Att. 15,529 - Sunny - 69 F

Batter	1	2	3	4	5	6	7	8	9	AB R H RBI BB SO LOB	TOP											
10 Michael Young, R (1, 6) OBP: 0.420, SLG: 0.511	1-1 3B 1B	1-0 G5-4-3			2-0 F8	4-2 BB			3-2 E6 2B	4 2 1 0 1 0 3												
9 Hank Blalock, L (1, 5) OBP: 0.388, SLG: 0.556	0-0 F8		2-2 G6-3 2B		3-1 G3-1	0-0 G4-3			2-3 K	5 0 1 0 0 1 5												
Alfonso Soriano, R (1, 4) OBP: 0.391, SLG: 0.440	0-1 F8		1-2 G6-3		1-1 2B			0-3 K	0-1 2B	5 0 2 1 0 1 2												
Herbert Perry, R (1, 3) OBP: 0.325, SLG: 0.400	0-1 3B		2-0 P3		2-2 G6-3			0-2 G6-4-3 1B	0-0 G4-3	5 0 2 1 0 0 3												
Brian Jordan, R (1, 10)	0-0 G5-3		2-2 L8			0-1 F8		0-2 G6-4-3		4 0 0 0 0 0 3												
Eric Young Sr., R (1, 7) OBP: 0.452, SLG: 0.459		2-1 15 1B 1B			1-0 F8	0-2 1B 2B		2-3 K		4 1 2 0 0 1 0												
Kevin Mench, R (1, 9) OBP: 0.341, SLG: 0.550		1-0 SAFE 15 1B			0-2 G3-1 2B	2-2 15 1B 1B		1-2 G4-3		4 0 3 1 0 0 0												
Laynce Nix, L (1, 8) OBP: 0.375, SLG: 0.683		1-3 K			3-1 G3-1	0-1 15 1B		0-0 G4-3		4 0 1 0 0 1 3												
15 Gerald Laird, R (1, 2) OBP: 0.386, SLG: 0.423 Brad Fullmer, L (9, PH) OBP: 0.301, SLG: 0.409		1-2 10 G5-4-3 1B			1-1 L3	1-1 FC1-6-4 10 BB			3-2 G4-3	3 0 1 0 0 0 3 1 0 0 0 0 0 0												
Inning Stats	R: 1 E: 0 K: 0 S: 8	H: 2 LOB: 1 BB: 0 P: 9	R: 0 E: 0 K: 1 S: 10	H: 3 LOB: 2 BB: 0 P: 16	R: 0 E: 0 K: 0 S: 13	H: 1 LOB: 1 BB: 0 P: 20	R: 0 E: 0 K: 0 S: 8	H: 1 LOB: 1 BB: 0 P: 13	R: 0 E: 0 K: 0 S: 9	H: 1 LOB: 1 BB: 0 P: 17	R: 1 E: 0 K: 0 S: 16	H: 3 LOB: 3 BB: 1 P: 23	R: 0 E: 0 K: 1 S: 9	H: 1 LOB: 0 BB: 0 P: 9	R: 0 E: 0 K: 1 S: 7	H: 0 LOB: 0 BB: 0 P: 10	R: 1 E: 1 K: 1 S: 12	H: 1 LOB: 1 BB: 0 P: 20	1B: 7 2B: 5 3B: 1 HR: 0	SF: 0 SAC: 0 DP: 2 HBP: 0	WP: 0 PB: 0 SB: 1 CS: 0	PA: 40
PITCHER	IP WLS BF H R ER SO BB IBB HBP BLK WP HR S P ERA WHIP																					
41 Jimmy Gobble, L (1, 1) ERA: 2.82	5.1 W 25 10 2 2 1 0 0 0 0 0 0 0 57 86 3.38 1.875																					
Jason Grimsley, R (6, 1) ERA: 4.0	0.2 H 4 1 0 0 0 1 0 0 0 0 0 0 7 12 0.00 3.000																					
Shawn Camp, R (7, 1) ERA: 3.68	2.0 H 6 1 0 0 2 0 0 0 0 0 0 0 16 19 0.00 0.500																					
Mike MacDougal, R (9, 1) ERA:	1.0 S 5 1 1 0 1 0 0 0 0 0 0 0 12 20 0.00 1.000																					

Texas Rangers @ Kansas City Royals
Kauffman Stadium, Kansas City, MO

Wed Apr 28 2004, 7:10 PM CDT
Att. 15,530 - Cloudy - 76 F

livebaseballscorecards.com

AB	39
R	3
H	13
RBI	3
BB	1
SO	4
LOB	22



Batter	1	2	3	4	5	6	7	8	9	AB	R	H	RBI	BB	SO	LOB
Tony Graffano, R (1, 4) OBP: 0.364, SLG: 0.427	1-3 K		1-0 1B 29 1B 2B	1-0 SH1-4		2-2 HBP 1B BB 1B		0-1 F7		4	2	2	0	0	1	0
Carlos Beltrán, S (1, 8) OBP: 0.442, SLG: 0.720	1-0 HR		0-0 E 29 1B SF9 1B	1-0 SF8		0-2 BB HBP 1B		0-3 K		4	2	3	2	0	1	0
29 Mike Sweeney, R (1, 3) OBP: 0.366, SLG: 0.538	2-0 1B		0-0 1 SAFE SF9 E 1B	0-2 G6-3		0-1 P3		0-1 G6-3		5	0	2	1	0	0	3
Matt Stairs, L (1, 9) OBP: 0.411, SLG: 0.457	2-3 K		0-0 E3		0-2 PB WP SF9 1B	3-2 BB HBP			2-3 K	3	1	1	0	0	1	3
9 David DeJesus, L (9, 9) OBP: 0.250, SLG: 0.077			1-2 2-3			1-2 2-3 HBP				1	0	0	0	0	1	0
Ken Harvey, R (1, 10) OBP: 0.463, SLG: 0.533	2-2 F8		2-3 K		4-2 PB 1B BB	4-2 L4-3 BB			1-2 G4-3	3	1	0	1	2	1	4
Joe Randa, R (1, 5) OBP: 0.381, SLG: 0.451		2-2 F9	1-1 SF9		1-0 SF9	0-1 L4-3			1-1 WP 1B	3	0	1	2	0	0	3
Aaron Guiel, L (1, 7) OBP: 0.294, SLG: 0.383		1-1 HBP	2-3 K		3-1 F8		0-1 G3		2-2 L9	4	0	0	0	0	1	4
Kelly Stinnett, R (1, 2) OBP: 0.412, SLG: 0.563		2-2 F7		4-2 SH1-4 1B SF8 BB	3-2 1B	0-2 F7				3	1	1	1	1	0	1
Desi Relaford, S (1, 6) OBP: 0.400, SLG: 0.400		1-0 G4-3		0-0 SF8 SH1-4 1B	0-1 F9		1-0 G6-3			4	0	1	0	0	0	2

Inning Stats	R: 1	H: 2	E: 0	K: 2	S: 15	R: 0	H: 0	E: 0	K: 0	S: 8	R: 2	H: 3	E: 1	K: 2	S: 13	R: 1	H: 1	E: 0	K: 0	S: 8	R: 2	H: 2	E: 0	K: 0	S: 13	R: 1	H: 2	E: 0	K: 0	S: 17	R: 0	H: 0	E: 0	K: 0	S: 6	R: 0	H: 0	E: 0	K: 1	S: 7	R: 0	H: 1	E: 0	K: 1	S: 14	1B: 9	2B: 2	3B: 0	HR: 1	SF: 3	SAC: 1	DP: 1	HBP: 2	WP: 2	PB: 1	SB: 0	CS: 0	PA: 43
--------------	------	------	------	------	-------	------	------	------	------	------	------	------	------	------	-------	------	------	------	------	------	------	------	------	------	-------	------	------	------	------	-------	------	------	------	------	------	------	------	------	------	------	------	------	------	------	-------	-------	-------	-------	-------	-------	--------	-------	--------	-------	-------	-------	-------	--------

PITCHER	IP	WLS	BF	H	R	ER	SO	BB	IBB	HBP	BLK	WP	HR	S	P	ERA	WHIP
Chan Ho Park, R (1, 1) ERA: 5.64	4.1		24	7	6	4	4	2	0	1	0	1	1	50	81	8.31	2.077
32 Ron Mahay, L (5, 1) ERA: 4.15	1.0		7	3	1	1	0	0	0	1	0	0	0	20	31	9.00	3.000
Jay Powell, R (6, 1) ERA: 1.96	0.2		2	0	0	0	0	1	0	0	0	0	0	4	8	0.00	1.500
Carlos Almanzar, R (7, 1) ERA: 2.77	2.0	W	6	0	0	0	1	0	0	0	0	0	0	13	14	0.00	0.000
Francisco Cordero, R (9, 1) ERA: 1.93	1.0	S	4	1	0	0	1	0	0	0	0	1	0	14	20	0.00	1.000

BOTTOM

Texas Rangers @ Kansas City Royals
Kauffman Stadium, Kansas City, MO

Thu Apr 29 2004, 1:10 PM CDT
Att: 13,663 - Unknown - 64 F

AB	34
R	7
H	11
RBI	7
BB	3
SO	6
LOB	20



PITCHER	IP	WLS	BF	H	R	ER	SO	BB	IBB	HBP	BLK	WP	HR	S	P	ERA	WHIP
---------	----	-----	----	---	---	----	----	----	-----	-----	-----	----	----	---	---	-----	------

Batter	1	2	3	4	5	6	7	8	9	AB R H RBI BB SO LOB	TOP											
Tony Graffano, R (1, 4) OBP: 0.358, SLG: 0.410	1-2 F9			2-0 P4		H 1-0 HBP			0-1 G1-3	3 0 0 0 0 0 0												
Carlos Beltrán, S (1, 8) OBP: 0.434, SLG: 0.696	1-3 K			1-3 K		2-2 F9			1-1 29 BB 1B	4 0 1 0 0 2 1												
29 Mike Sweeney, R (1, 3) OBP: 0.373, SLG: 0.544	0-0 G5-3			0-1 P2					4-1 2B	3 1 1 0 1 0 0												
Matt Stairs, L (1, 9) OBP: 0.383, SLG: 0.420		1-0 P4			0-0 F7				1-2 F9	4 0 0 0 0 1 3												
Ken Harvey, R (1, 10) OBP: 0.451, SLG: 0.571		0-2 F7			0-2 HR				3-2 SF8	3 1 1 2 0 1 2												
Joe Randa, R (1, 5) OBP: 0.368, SLG: 0.432		2-3 K			2-1 F9				1-0 F8	3 0 0 0 0 1 0												
Benito Santiago, R (1, 2) OBP: 0.277, SLG: 0.387			3-3 K		0-0 P3				0-1 F8	3 0 0 0 0 1 0												
Desi Relaford, S (1, 6) OBP: 0.250, SLG: 0.250			1-2 P5			0-1 L4			0-2 P4	3 0 0 0 0 0 0												
9 David DeJesus, L (1, 7) OBP: 0.211, SLG: 0.063			0-1 P5			1-3 K			2-2 P2	3 0 0 0 0 1 0												
Inning Stats	R: 0 E: 0 K: 1 S: 8	H: 0 LOB: 0 BB: 0 P: 10	R: 0 E: 0 K: 1 S: 7	H: 0 LOB: 0 BB: 0 P: 10	R: 0 E: 0 K: 1 S: 8	H: 0 LOB: 0 BB: 0 P: 12	R: 0 E: 0 K: 1 S: 6	H: 0 LOB: 0 BB: 0 P: 9	R: 1 E: 0 K: 0 S: 7	H: 1 LOB: 0 BB: 0 P: 9	R: 0 E: 0 K: 1 S: 10	H: 0 LOB: 1 BB: 0 P: 14	R: 1 E: 0 K: 0 S: 9	H: 1 LOB: 0 BB: 0 P: 15	R: 0 E: 0 K: 0 S: 10	H: 0 LOB: 0 BB: 0 P: 12	R: 0 E: 0 K: 2 S: 13	H: 1 LOB: 2 BB: 1 P: 20	1B: 1 2B: 1 3B: 0 HR: 1	SF: 1 SAC: 0 DP: 0 HBP: 1	WP: 0 PB: 0 SB: 0 CS: 0	PA: 32
PITCHER	IP WLS BF H R ER SO BB IBB HBP BLK WP HR S P ERA WHIP																					
Javier Vazquez, R (1, 1) ERA: 2.55	8.0 W 27 2 2 2 5 0 0 1 0 0 1 65 91 2.25 0.250																					
42 Mariano Rivera, R (9, 1) ERA: 0.63	1.0 S 5 1 0 0 2 1 0 0 0 0 0 0 13 20 0.00 2.000																					

Kansas City Royals @ New York Yankees
Yankee Stadium, Bronx, NY
 Fri Apr 30 2004, 7:05 PM EDT
 Att. 43,237 - Cloudy - 67 F

AB	29
R	2
H	3
RBI	2
BB	1
SO	7
LOB	6



Batter	1	2	3	4	5	6	7	8	9	AB R H RBI BB SO LOB	TOP		
4 Angel Berroa, R (1, 6) OBP: 0.256, SLG: 0.317	0-2 2B G6-3 1B		0-3 K			0-2 E4 G3-6-3		0-3 K		4 1 1 0 0 2 2	Kansas City Royals @ New York Yankees Yankee Stadium, Bronx, NY Sat May 01 2004, 1:05 PM EDT Att. 54,103 - Sunny - 72 F		
Carlos Beltrán, S (1, 8) OBP: 0.427, SLG: 0.687	0-1 G6-3 1-3 2B		2-1 G3-1			2-0 G3-6-3 1-2f		2-2 F7		4 0 1 0 0 0 3			
29 Mike Sweeney, R (1, 10) OBP: 0.367, SLG: 0.542	1-1 G6-3				2-2 F9			0-2 G6-3 1-H 2-H 2B		4 0 1 2 0 0 2			
Juan Gonzalez, R (1, 9) OBP: 0.313, SLG: 0.458	1-1 G6-3 2-3 3-H				1-2 F7		0-0 F8	0-1 F7		4 0 0 1 0 0 2			
Matt Stairs, L (1, 7) OBP: 0.391, SLG: 0.481	0-2 F8				2-2 FC6-4 1B		0-1 HR		2-2 E3 G4-6-3	4 1 2 1 0 0 1			
Ken Harvey, R (1, 3) OBP: 0.427, SLG: 0.537		1-2 G5-3			0-0 FC6-4 1-2f		3-2 G5-3		2-1 G4-6-3 1-2f	4 0 0 0 0 0 2			
Desi Relaford, S (1, 4) OBP: 0.167, SLG: 0.167		2-2 G6-3				0-1 G3		1-2 G3		3-3 K		4 0 0 0 0 1 0	
Benito Santiago, R (1, 2) OBP: 0.279, SLG: 0.385		3-3 K				0-1 G4-3			0-2 29 2B 1B 1B	3 1 1 0 0 1 0			
Mendy López, R (1, 5) OBP: 0.192, SLG: 0.250			0-3 K			1-2 G5-3			3-2 29 2B 1B	3 1 1 0 0 1 0			
Inning Stats	R: 1 H: 2 E: 0 LOB: 1 K: 0 BB: 0 S: 12 P: 14	R: 0 H: 0 E: 0 LOB: 0 K: 1 BB: 0 S: 12 P: 18	R: 0 H: 0 E: 0 LOB: 0 K: 2 BB: 0 S: 8 P: 10	R: 0 H: 1 E: 0 LOB: 1 K: 0 BB: 0 S: 10 P: 15	R: 0 H: 0 E: 0 LOB: 0 K: 0 BB: 0 S: 7 P: 8	R: 0 H: 0 E: 1 LOB: 0 K: 0 BB: 0 S: 6 P: 8	R: 1 H: 1 E: 0 LOB: 0 K: 0 BB: 0 S: 9 P: 13	R: 2 H: 3 E: 0 LOB: 1 K: 1 BB: 0 S: 22 P: 27	R: 0 H: 0 E: 1 LOB: 0 K: 1 BB: 0 S: 8 P: 15	1B: 4 SF: 0 2B: 2 SAC: 0 3B: 0 DP: 2 HR: 1 HBP: 0	WP: 0 PA: 34 PB: 0 SB: 0 CS: 0		
PITCHER	IP WLS BF H R ER SO BB IBB HBP BLK WP HR S P ERA WHIP											PITCHER	IP WLS BF H R ER SO BB IBB HBP BLK WP HR S P ERA WHIP
Jon Lieber, R (1, 1) ERA: 3.86	7.0 W 26 5 3 3 3 0 0 0 0 0 0 1 69 91 3.86 0.714												
Paul Quantrill, R (8, 1) ERA: 3.6	0.2 4 2 1 1 1 0 0 0 0 0 0 0 15 20 13.50 3.000												
Tom Gordon, R (8, 1) ERA: 1.88	0.1 H 1 0 0 0 0 0 0 0 0 0 0 0 2 2 0.00 0.000												
Scott Proctor, R (9, 1) ERA: 9.64	1.0 3 0 0 0 0 1 0 0 0 0 0 0 8 15 0.00 0.000												

livebaseballscorecards.com

AB	34
R	4
H	7
RBI	4
BB	0
SO	5
LOB	12



Batter	1	2	3	4	5	6	7	8	9	AB R H RBI BB SO LOB	TOP
4 Angel Berroa, R (1, 6) OBP: 0.234, SLG: 0.289	3-3 K		0-2 F7	1-2 L4			1-0 P4			4 0 0 0 0 1 2	Kansas City Royals @ New York Yankees Yankee Stadium, Bronx, NY Sun May 02 2004, 1:05 PM EDT Att. 49,208 - Overcast - 65 F
Carlos Beltrán, S (1, 8) OBP: 0.439, SLG: 0.721	1-1 29 G6-3 3B		1-2 29 1B 2B			1-1 P4		4-1 29 G6-4-3 BB	3 2 2 0 1 0 0		
29 Mike Sweeney, R (1, 10) OBP: 0.361, SLG: 0.526	0-0 G6-3		0-2 1B 2-H 1B			3-3 K		1-2 G6-4-3 1-2f	4 0 1 2 0 1 1		
Juan Gonzalez, R (1, 9) OBP: 0.321, SLG: 0.461	0-2 1B		1-1 G4-6-3 1-3 1B			0-1 G5-3		0-3 K	4 0 2 0 0 1 0		
Ken Harvey, R (1, 3) OBP: 0.418, SLG: 0.521	1-0 L5		2-1 G4-6-3 1-2f			2-1 L6		1-1 HBP 1B	4 0 1 0 0 0 3		
Joe Randa, R (1, 5) OBP: 0.363, SLG: 0.416			3-2 F8			0-0 P4		2-0 HBP	3 0 0 0 0 0 0		
Benito Santiago, R (1, 2) OBP: 0.296, SLG: 0.412 Matt Stairs, L (9, PH) OBP: 0.385, SLG: 0.473			2-0 G4-3 2B			2-2 G5-3		3-3 K	3 0 2 0 0 0 0 1 0 0 0 0 1 2		
Desi Relaford, S (1, 4) OBP: 0.188, SLG: 0.188			1-0 G4-3 2-3 1B			1-0 9 G6-3 1-2 1B		0-3 K	4 0 1 0 0 1 3		
9 David DeJesus, L (1, 7) OBP: 0.174, SLG: 0.050			2-1 F9			3-2 G6-3 1-2 2-3		2-0 L8	4 0 0 0 0 0 5		
Inning Stats	R: 1 H: 2 E: 0 LOB: 1 K: 1 BB: 0 S: 10 P: 15	R: 0 H: 1 E: 0 LOB: 1 K: 0 BB: 0 S: 7 P: 15	R: 1 H: 3 E: 0 LOB: 1 K: 0 BB: 0 S: 18 P: 22	R: 0 H: 2 E: 0 LOB: 2 K: 0 BB: 0 S: 16 P: 26	R: 0 H: 0 E: 0 LOB: 0 K: 1 BB: 0 S: 8 P: 12	R: 0 H: 0 E: 0 LOB: 0 K: 0 BB: 0 S: 6 P: 10	R: 0 H: 0 E: 0 LOB: 0 K: 0 BB: 0 S: 5 P: 10	R: 0 H: 0 E: 0 LOB: 0 K: 1 BB: 1 S: 8 P: 13	R: 0 H: 1 E: 0 LOB: 2 K: 2 BB: 0 S: 11 P: 19	1B: 6 SF: 0 2B: 2 SAC: 0 3B: 1 DP: 2 HR: 0 HBP: 1	
PITCHER	IP WLS BF H R ER SO BB IBB HBP BLK WP HR S P ERA WHIP										
35 Mike Mussina, R (1, 1) ERA: 5.88	7.0 W 28 8 2 2 2 0 0 0 0 0 0 0 70 110 2.57 1.143										
Tom Gordon, R (8, 1) ERA: 1.76	1.0 H 3 0 0 0 1 1 0 0 0 0 0 0 8 13 0.00 1.000										
42 Mariano Rivera, R (9, 1) ERA: 0.59	1.0 S 5 1 0 0 2 0 0 0 1 0 0 0 0 11 19 0.00 1.000										

livebaseballscorecards.com

AB	34
R	2
H	9
RBI	2
BB	1
SO	5
LOB	16



Batter	1	2	3	4	5	6	7	8	9	AB	R	H	RBI	BB	SO	LOB
2 Derek Jeter, R OBP: 0.259, SLG: 0.238 (1, 6)	1-0 G1-3		2-0 F8		0-1 G4-6-3		1-3 K			4	0	0	0	0	1	3
Bernie Williams, S OBP: 0.290, SLG: 0.272 (1, 8)	2-3 K			2-1 F7		2-2 F9	3-2 P6			4	0	0	0	0	1	1
13 Alex Rodriguez, R OBP: 0.342, SLG: 0.429 (1, 5)	2-3 K			1-0 G6-3		4-2 25 1B BB		1-3 K		3	0	0	0	1	2	0
25 Jason Giambi, L OBP: 0.455, SLG: 0.527 (1, 3)		0-0 G3		2-1 HR		2-2 1B		3-3 K		4	1	2	1	0	1	0
Tony Clark, S OBP: 0.368, SLG: 0.667 (9, 3)										0	0	0	0	0	0	0
Gary Sheffield, R OBP: 0.400, SLG: 0.386 (1, 9)		1-1 G6-3		2-2 1B		3-2 F9		1-2 F8		4	0	1	0	0	0	1
20 Jorge Posada, S OBP: 0.409, SLG: 0.708 (1, 2)		2-1 G6-3		2-2 K						3	1	1	0	0	1	1
55 Hideki Matsui, L OBP: 0.412, SLG: 0.459 (1, 7)			1-1 F7 SF7 2B		0-2 G4-3		0-0 WP SF8 1B			3	2	2	1	0	0	0
Ruben Sierra, S OBP: 0.327, SLG: 0.500 (1, 10)			1-0 F7 2B		0-0 2B		2-1 SF8			2	0	1	1	0	0	1
Miguel Cairo, R OBP: 0.367, SLG: 0.520 (1, 4)			1-2 SF7 3-H		4-1 2 G4-6-3 BB		0-0 PB 2 S 1B			1	0	1	1	1	0	0

Inning Stats	R: 0	H: 0	E: 0	K: 2	S: 7	LOB: 0	BB: 0	P: 12	R: 0	H: 0	E: 0	K: 0	S: 5	LOB: 0	BB: 0	P: 8	R: 1	H: 2	E: 0	K: 1	S: 16	LOB: 1	BB: 0	P: 25	R: 0	H: 1	E: 0	K: 0	S: 7	LOB: 1	BB: 1	P: 11	R: 0	H: 1	E: 0	K: 0	S: 15	LOB: 1	BB: 1	P: 26	R: 2	H: 3	E: 0	K: 1	S: 11	LOB: 1	BB: 0	P: 18	R: 0	H: 0	E: 0	K: 2	S: 9	LOB: 0	BB: 0	P: 14
1B: 4	SF: 2	2B: 3	SAC: 0	3B: 0	DP: 1	HR: 1	HBP: 0	WP: 1	PA: 32	CS: 0																																														

PITCHER	IP	WLS	BF	H	R	ER	SO	BB	IBB	HBP	BLK	WP	HR	S	P	ERA	WHIP
Jeremy Affeldt, L (1, 1) ERA: 5.1	6.1	L	27	8	4	4	3	2	0	0	0	1	1	62	102	5.68	1.579
Jason Grimsley, R (7, 1) ERA: 3.38	0.2		2	0	0	0	1	0	0	0	0	0	0	6	10	0.00	0.000
Scott Sullivan, R (8, 1) ERA: 5.23	1.0		3	0	0	0	2	0	0	0	0	0	0	9	14	0.00	0.000

BOTTOM

Kansas City Royals @ New York Yankees
 Yankee Stadium, Bronx, NY
 Sun May 02 2004, 1:05 PM EDT
 Att. 49,208 - Overcast - 65 F

livebaseballscorecards.com

AB	28
R	4
H	8
RBI	4
BB	2
SO	6
LOB	7



Batter	1	2	3	4	5	6	7	8	9	10	AB R H RBI BB SO LOB	TOP												
Aaron Guiel, L (1, 7) OBP: 0.301, SLG: 0.422	2-3 K			1-1 F7		1-2 G4-3		4-2 BB 1B BB		3-2 HR	4 2 1 1 1 1 0	Kansas City Royals @ Toronto Blue Jays SkyDome, Toronto, ON Mon May 03 2004, 7:05 PM EDT Att. 13,007 - Dome - 68 F												
Joe Randa, R (1, 5) OBP: 0.375, SLG: 0.432	2-2 G6-3			2-2 29 1B 1B 2B		1-1 G4-3		4-0 1B BB		1-1 G3 WP 1B	4 1 2 0 1 0 0													
Carlos Beltrán, S (1, 8) OBP: 0.438, SLG: 0.700	1-2 G3-1			1-0 F7		4-0 BB		2-2 1-2 2-H 1B		2-2 G3	4 0 1 1 1 0 2													
29 Mike Sweeney, R (1, 10) OBP: 0.352, SLG: 0.506				2-2 P3		1-1 F8		0-1 F7		2-0 F8	5 0 1 0 0 0 4													
Ken Harvey, R (1, 3) OBP: 0.422, SLG: 0.520				2-2 G4-3		1-0 1B		1-0 P3			4 0 2 1 0 0 2													
Juan Gonzalez, R (1, 9) OBP: 0.318, SLG: 0.450				1-2 CS 1B		1-0 FC6-4					4 0 1 0 0 0 3													
9 David DeJesus, L (9, 9) OBP: 0.174, SLG: 0.050				1-0 FC6-4							0 0 0 0 0 0 0													
Benito Santiago, R (1, 2) OBP: 0.280, SLG: 0.389				2-2 CS 1-2		2-3 K		1-3 K		1-2 K	4 0 0 0 0 4 1													
Desi Relaford, S (1, 4) OBP: 0.150, SLG: 0.150				1-1 E6 CS		3-2 G3		0-1 G4-3		0-0 F7	4 0 0 0 0 0 1													
4 Angel Berroa, R (1, 6) OBP: 0.216, SLG: 0.265				1-2 K		1-3 K		3-3 K		2-3 K2-3	4 0 0 0 0 4 1													
Inning Stats	R: 0 E: 0 K: 1 S: 10	H: 0 LOB: 0 BB: 0 P: 15	R: 0 E: 0 K: 0 S: 12	H: 1 LOB: 0 BB: 0 P: 18	R: 0 E: 1 K: 2 S: 8	H: 0 LOB: 0 BB: 0 P: 12	R: 1 E: 1 K: 0 S: 12	H: 3 LOB: 2 BB: 0 P: 20	R: 0 E: 0 K: 2 S: 11	H: 0 LOB: 0 BB: 0 P: 17	R: 0 E: 0 K: 0 S: 7	H: 0 LOB: 1 BB: 1 P: 14	R: 0 E: 0 K: 1 S: 9	H: 1 LOB: 1 BB: 0 P: 12	R: 1 E: 0 K: 1 S: 12	H: 1 LOB: 2 BB: 2 P: 26	R: 0 E: 0 K: 1 S: 8	H: 0 LOB: 0 BB: 0 P: 11	R: 1 E: 0 K: 1 S: 12	H: 2 LOB: 1 BB: 0 P: 22	1B: 6 2B: 1 3B: 0 HR: 1	SF: 0 SAC: 0 DP: 0 HBP: 0	WP: 1 PB: 0 SB: 0 CS: 2	PA: 41
PITCHER	IP WLS BF H R ER SO BB IBB HBP BLK WP HR S P ERA WHIP																							
Justin Miller, R (1, 1) ERA: 3.27	6.0	22	4	1	1	5	1	0	0	0	0	0	0	60	96	1.50	0.833							
54 Jason Frasor, R (7, 1) ERA: 1.86	1.0	4	1	0	0	1	0	0	0	0	0	0	0	9	12	0.00	1.000							
Valerio De Los Santos, L (8, 1) ERA: 6.14	0.1	4	1	1	1	1	2	0	0	0	0	0	0	9	22	27.00	9.000							
Justin Speier, R (8, 1) ERA: 4.91	1.2	5	0	0	0	1	0	0	0	0	0	0	0	11	15	0.00	0.000							
Terry Adams, R (10, 1) ERA: 2.93	1.0	L 5	2	1	1	1	0	0	0	0	0	1	1	12	22	9.00	2.000							

livebaseballscores.com

AB	37
R	3
H	8
RBI	3
BB	3
SO	9
LOB	14



Batter	1	2	3	4	5	6	7	8	9	AB R H RBI BB SO LOB	TOP												
Aaron Guiel, L (1, 7) OBP: 0.286, SLG: 0.397	2-2 G4-3		1-2 G4-6-3		1-0 G3			0-1 F7		4 0 0 0 0 0 2													
Joe Randa, R (1, 5) OBP: 0.370, SLG: 0.424	1-0 F9			2-1 F7	2-0 1B			2-3 K		4 0 1 1 0 1 0													
Carlos Beltrán, S (1, 8) OBP: 0.422, SLG: 0.670	2-1 P4			1-2 F9	2-1 F9			3-3 K		4 0 0 0 0 1 1													
29 Mike Sweeney, R (1, 10) OBP: 0.337, SLG: 0.482		0-1 L6		1-2 K		0-1 G5-3			0-0 G6-3	4 0 0 0 0 1 0													
Ken Harvey, R (1, 3) OBP: 0.402, SLG: 0.494		1-1 E4			0-1 F9	2-1 G6-3			2-3 K	4 0 0 0 0 1 0													
Juan Gonzalez, R (1, 9) 9 David DeJesus, L (9, PR) OBP: 0.174, SLG: 0.050		2-2 F9			0-0 1B 2B 1B	1-0 L4			2-1 1B	4 1 2 0 0 0 1 0 0 0 0 0 0 0													
Benito Santiago, R (1, 2) Matt Stairs, L (9, PH) OBP: 0.379, SLG: 0.464		0-0 F8			1-2 2B 4 2B 1B		1-3 K		3-2 G4-3	3 1 1 0 0 1 1 1 0 0 0 0 0 1	AB 34 R 4 H 7 RBI 4 BB 0 SO 6 LOB 6												
Desi Relaford, S (1, 4) OBP: 0.174, SLG: 0.217			0-3 K		2-0 4 2B 2B		0-0 G3			3 1 1 1 0 1 0													
4 Angel Berroa, R (1, 6) OBP: 0.241, SLG: 0.308			0-1 G4-6-3 1B		1-0 G3 1B 2B		0-2 F8			3 1 2 2 0 0 0													
Inning Stats	R: 0 E: 0 K: 0 S: 6	H: 0 LOB: 0 BB: 0 P: 11	R: 0 E: 1 K: 0 S: 9	H: 0 LOB: 1 BB: 0 P: 12	R: 0 E: 0 K: 1 S: 8	H: 1 LOB: 0 BB: 0 P: 9	R: 0 E: 0 K: 1 S: 8	H: 0 LOB: 0 BB: 0 P: 12	R: 4 E: 0 K: 0 S: 14	H: 5 LOB: 1 BB: 0 P: 23	R: 0 E: 0 K: 0 S: 5	H: 0 LOB: 0 BB: 0 P: 8	R: 0 E: 0 K: 1 S: 9	H: 0 LOB: 0 BB: 0 P: 10	R: 0 E: 0 K: 2 S: 8	H: 0 LOB: 0 BB: 0 P: 13	R: 0 E: 0 K: 1 S: 9	H: 1 LOB: 1 BB: 0 P: 16	1B: 5 2B: 2 3B: 0 HR: 0	SF: 0 SAC: 0 DP: 1 HBP: 0	WP: 0 PB: 0 SB: 0 CS: 0	PA: 34	
PITCHER	IP WLS BF H R ER SO BB IBB HBP BLK WP HR S P ERA WHIP																					PITCHER	IP WLS BF H R ER SO BB IBB HBP BLK WP HR S P ERA WHIP
Pat Hentgen, R (1, 1) ERA: 6.16	5.0 W 21 6 4 4 2 0 0 0 0 0 0 0 45 67 7.20 1.200																						
Micheal Nakamura, R (6, 1) ERA: 3.0	3.0 H 9 0 0 0 3 0 0 0 0 0 0 0 22 31 0.00 0.000																						
54 Jason Frasor, R (9, 1) ERA: 1.69	1.0 S 4 1 0 0 1 0 0 0 0 0 0 0 9 16 0.00 1.000																						

Kansas City Royals @ Toronto Blue Jays
SkyDome, Toronto, ON
 Tue May 04 2004, 7:05 PM EDT
 Att: 20,011 - Dome - 68 F

livebaseballscorecards.com



Batter	1	2	3	4	5	6	7	8	9	AB	R	H	RBI	BB	SO	LOB
3 Reed Johnson, R OBP: 0.316, SLG: 0.379 (1, 9)	1-0 F7	1-1 2B		1-2 HR			2-1 F8			4	1	2	2	0	0	0
Frank Catalanotto, L OBP: 0.366, SLG: 0.422 (1, 7)	2-1 G4-3	2-2 SF7		0-1 G3			0-1 G4-3			3	0	0	1	0	0	0
10 Vernon Wells, R OBP: 0.302, SLG: 0.333 (1, 8)	2-0 E6	4-0 BB			2-2 G4-3 G3 1B		0-1 2B			3	0	2	0	1	0	0
Carlos Delgado, L OBP: 0.355, SLG: 0.481 (1, 3)	0-1 G4-3	0-1 P5			0-0 G3		2-3 K			4	0	0	0	0	1	5
Josh Phelps, R OBP: 0.325, SLG: 0.336 (1, 10)		1-0 2B 1B	0-0 G5-3		2-2 G4-3		0-0 FC5-4 1B			4	1	2	0	0	0	1
Eric Hinske, L OBP: 0.321, SLG: 0.375 (1, 5)		0-1 SAFE 1B 2B	1-2 K		1-3 K		2-3 K			4	1	1	0	0	3	2
Kevin Cash, R OBP: 0.305, SLG: 0.413 (1, 2)		0-3 K	0-0 F8		1-2 G4-3		1-2 FC5-4 1B			4	0	0	0	0	1	3
Orlando Hudson, S OBP: 0.343, SLG: 0.432 (1, 4)		4-2 3 2B BB		2-1 G6-3		1-3 K	1-1 1B			3	1	1	0	1	1	0
Chris Gomez, R OBP: 0.395, SLG: 0.421 (1, 6)		1-2 3 2B SF7 1B		2-2 F8		0-0 F7	0-1 FC5			4	1	1	2	0	0	2


Inning Stats	R: 0	H: 0	E: 1	LOB: 1	K: 0	BB: 0	S: 6	P: 11	R: 4	H: 4	E: 0	LOB: 2	K: 1	BB: 2	S: 22	P: 35	R: 0	H: 0	E: 0	LOB: 0	K: 1	BB: 0	S: 5	P: 6	R: 1	H: 1	E: 0	LOB: 0	K: 0	BB: 0	S: 10	P: 15	R: 0	H: 1	E: 0	LOB: 1	K: 1	BB: 0	S: 10	P: 15	R: 0	H: 0	E: 0	LOB: 0	K: 1	BB: 0	S: 7	P: 9	R: 0	H: 1	E: 0	LOB: 1	K: 1	BB: 0	S: 9	P: 13	R: 0	H: 2	E: 0	LOB: 2	K: 1	BB: 0	S: 12	P: 16
--------------	------	------	------	--------	------	-------	------	-------	------	------	------	--------	------	-------	-------	-------	------	------	------	--------	------	-------	------	------	------	------	------	--------	------	-------	-------	-------	------	------	------	--------	------	-------	-------	-------	------	------	------	--------	------	-------	------	------	------	------	------	--------	------	-------	------	-------	------	------	------	--------	------	-------	-------	-------

PITCHER	IP	WLS	BF	H	R	ER	SO	BB	IBB	HBP	BLK	WP	HR	S	P	ERA	WHIP
Darrell May, L ERA: 7.09 (1, 1)	7.0	L	31	7	5	5	5	2	0	0	0	0	1	69	104	6.43	1.286
Scott Sullivan, R ERA: 4.76 (8, 1)	1.0		5	2	0	0	1	0	0	0	0	0	0	12	16	0.00	2.000

BOTTOM

Kansas City Royals @ Toronto Blue Jays
SkyDome, Toronto, ON
Tue May 04 2004, 7:05 PM EDT
Att. 20,011 - Dome - 68 F

AB	33
R	5
H	9
RBI	5
BB	2
SO	6
LOB	13



1B: 5	SF: 1	WP: 0	PA: 36
2B: 3	SAC: 0	PB: 0	
3B: 0	DP: 0	SB: 0	
HR: 1	HBP: 0	CS: 0	

livebaseballscorecards.com

Batter	1	2	3	4	5	6	7	8	9	AB R H RBI BB SO LOB	TOP	
Desi Relaford, S (1, 4) OBP: 0.214, SLG: 0.286	0-0 F7		0-1 G1-3		1-2 G5-3		1-1 1B		3-2 WP	5 1 2 0 0 0 0		
Joe Randa, R (1, 5) OBP: 0.362, SLG: 0.411	1-1 F7		2-3 K		0-2 F9		1-0 1B		1-3 K	5 0 1 1 0 2 1		
Carlos Beltrán, S (1, 8) OBP: 0.421, SLG: 0.667	1-1 G6-3		1-1 2B		2-1 G4-3		2-0 1B		3-2 P4	5 0 2 1 0 0 1		
29 Mike Sweeney, R (1, 3) OBP: 0.323, SLG: 0.461		0-1 F9	1-1 F8			1-2 L5	1-1 F9			4 0 0 0 0 0 3		
Matt Stairs, L (1, 7) OBP: 0.386, SLG: 0.517		2-0 G1-3		0-1 1B		0-0 HR	1-1 F8			4 1 2 1 0 0 2		
Juan Gonzalez, R (1, 9) OBP: 0.323, SLG: 0.443		0-0 1B		0-3 K		1-0 G6-3		0-3 K		4 0 1 0 0 2 1		
Ken Harvey, R (1, 10) OBP: 0.407, SLG: 0.494		0-1 1B		1-1 1B		3-2 G5-3		1-3 K		4 0 2 0 0 1 0		
4 Angel Berroa, R (1, 6) OBP: 0.241, SLG: 0.304		1-0 1B		0-2 F9			1-2 G1-3	0-0 G5-3		4 0 1 0 0 0 2		
Kelly Stinnett, R (1, 2) OBP: 0.381, SLG: 0.500		1-3 K		0-3 K			1-1 1B		0-3 K	4 1 1 0 0 3 5		
Inning Stats	R: 0 E: 0 K: 0 S: 5 H: 0 LOB: 0 BB: 0 P: 7	R: 0 E: 0 K: 1 S: 10 H: 3 LOB: 3 BB: 0 P: 14	R: 0 E: 0 K: 1 S: 10 H: 1 LOB: 1 BB: 0 P: 14	R: 0 E: 0 K: 2 S: 13 H: 2 LOB: 2 BB: 0 P: 14	R: 0 E: 0 K: 0 S: 10 H: 0 LOB: 0 BB: 0 P: 13	R: 1 E: 0 K: 0 S: 10 H: 1 LOB: 0 BB: 0 P: 15	R: 2 E: 0 K: 0 S: 16 H: 4 LOB: 2 BB: 0 P: 24	R: 0 E: 0 K: 2 S: 7 H: 0 LOB: 0 BB: 0 P: 8	R: 0 E: 0 K: 2 S: 14 H: 1 LOB: 1 BB: 0 P: 21	1B: 9 2B: 2 3B: 0 HR: 1 SF: 0 SAC: 0 DP: 0 HBP: 0	WP: 1 PA: 39 PB: 0 SB: 0 CS: 0	
PITCHER	IP WLS BF H R ER SO BB IBB HBP BLK WP HR S P ERA WHIP											
32 Roy Halladay, R (1, 1) ERA: 3.62	7.0 W 32 11 3 3 4 0 0 0 0 0 1 74 101 3.86 1.571											
Kerry Ligtenberg, R (8, 1) ERA: 2.31	1.0 3 0 0 0 2 0 0 0 0 0 0 7 8 0.00 0.000											
Jason Kershner, L (9, 1) ERA: 6.75	1.0 4 1 0 0 2 0 0 0 0 1 0 14 21 0.00 1.000											

Kansas City Royals @ Toronto Blue Jays
 SkyDome, Toronto, ON
 Wed May 05 2004, 7:05 PM EDT
 Att. 14,103 - Dome - 68 F

AB	39
R	3
H	12
RBI	3
BB	0
SO	8
LOB	15



Batter	1	2	3	4	5	6	7	8	9
3 Reed Johnson, R OBP: 0.320, SLG: 0.385 (1, 9)	0-1 F9	0-2 SF8		0-1 G4-3		0-1 1B		3-2 10 HBP 1B	
Frank Catalanotto, L OBP: 0.358, SLG: 0.411 (1, 7)	0-2 E1 10 G6-3 1B	0-0 E6 10 HR 2-3		1-2 F8		0-1 F8		2-2 L4	
10 Vernon Wells, R OBP: 0.313, SLG: 0.390 (1, 8)	1-2 G6-3	1-0 HR			1-1 HR	1-3 K		2-0 HBP	
Carlos Delgado, L OBP: 0.349, SLG: 0.468 (1, 3)	1-0 L4	2-3 K			0-0 HR 1B	2-2 F7		1-0 G4-3	
Josh Phelps, R OBP: 0.331, SLG: 0.378 (1, 10)		2-1 F9	0-0 2B		0-0 HR		1-3 K		
Eric Hinske, L OBP: 0.328, SLG: 0.380 (1, 5)		0-0 2B 1B	0-0 F8		1-0 E1 1B		2-3 K		
Kevin Cash, R OBP: 0.314, SLG: 0.423 (1, 2)		2-2 SAFE 2B	2-3 K		3-3 K		4-0 FC6-4 BB		
Orlando Hudson, S OBP: 0.340, SLG: 0.435 (1, 4)		1-1 1B 3 SF8 2B	2-3 K		0-3 K		0-1 FC6-4		
Chris Gomez, R OBP: 0.404, SLG: 0.429 (1, 6)		0-0 E 10 HR 1B		0-0 3 G4-3 1B	2-1 G1-3		1-3 K		

Inning Stats	R: 1	H: 1	E: 1	K: 0	S: 10	LOB: 0	BB: 0	P: 12	R: 6	H: 5	E: 1	K: 1	S: 19	LOB: 0	BB: 0	P: 27	R: 0	H: 1	E: 0	K: 2	S: 8	LOB: 1	BB: 0	P: 12	R: 0	H: 1	E: 0	K: 0	S: 6	LOB: 0	BB: 0	P: 7	R: 3	H: 4	E: 1	K: 2	S: 13	LOB: 1	BB: 0	P: 20	R: 0	H: 1	E: 0	K: 1	S: 10	LOB: 1	BB: 0	P: 13	R: 0	H: 0	E: 0	K: 2	S: 8	LOB: 1	BB: 1	P: 15	R: 0	H: 1	E: 0	K: 1	S: 14	LOB: 2	BB: 0	P: 23
1B: 8	SF: 1	2B: 3	SAC: 0	3B: 0	DP: 1	HR: 3	HBP: 1	WP: 0	PA: 40																																																							

PITCHER	IP	WLS	BF	H	R	ER	SO	BB	IBB	HBP	BLK	WP	HR	S	P	ERA	WHIP
Brian Anderson, L ERA: 7.14 (1, 1)	4.0	L	23	11	10	6	3	0	0	0	0	0	3	47	63	13.50	2.750
Dennys Reyes, L ERA: 3.86 (5, 1)	3.0		12	2	0	0	5	1	0	0	0	0	0	27	43	0.00	1.000
Mike MacDougal, R ERA: (8, 1)	1.0		5	1	0	0	1	0	0	1	0	0	0	14	23	0.00	1.000

AB R H RBI BB SO LOB

4	0	2	1	0	0	1
5	2	1	0	0	0	3
4	2	2	5	0	1	1
5	1	1	0	0	1	3
4	1	2	2	0	1	0
4	1	2	0	0	1	1
3	1	1	1	1	2	2
4	1	1	1	0	2	3
4	1	2	0	0	1	1

AB	R	H	RBI	BB	SO	LOB
37	10	14	10	1	9	15

Kansas City Royals @ Toronto Blue Jays
 SkyDome, Toronto, ON
 Wed May 05 2004, 7:05 PM EDT
 Att. 14,103 - Dome - 68 F

livebaseballscorecards.com

WP: 0 **PA: 40**
PB: 0
SB: 0
CS: 0



Batter	1	2	3	4	5	6	7	8	9	AB R H RBI BB SO LOB	TOP											
4 Angel Berroa, R OBP: 0.254, SLG: 0.311	2-2 29 S G6-3 1B		1-0 F7		0-1 29 1B 1B	0-0 P3			0-3 K	5 2 2 0 0 1 1												
Carlos Beltrán, S OBP: 0.413, SLG: 0.644	0-2 G6-3		0-0 1B 29 S 1B		0-1 F7	3-2 F8			1-1 G3-1	5 0 1 0 0 0 2												
29 Mike Sweeney, R OBP: 0.327, SLG: 0.452	1-1 G6-3		4-1 1B 1-2 3-H BB		2-1 1B 1-3 2B 1B				0-0 F8	4 1 1 1 1 0 0												
Juan Gonzalez, R OBP: 0.330, SLG: 0.446	1-2 G6-3		1-0 FC6 1B		2-1 2B 1-2 1B 1B				1-0 G5-3	4 1 2 1 0 0 0												
Matt Stairs, L OBP: 0.392, SLG: 0.524		0-2 G4-3	0-0 FC6		1-0 E 2B				1-1 FC6-4 HBP	3 1 1 1 0 0 3												
Joe Randa, R OBP: 0.358, SLG: 0.404		2-0 G5-3		3-1 G6-3	0-1 E5 1B				1-2 FC6-4	4 0 1 1 0 0 1												
Ken Harvey, R OBP: 0.411, SLG: 0.482		1-0 G4-3		3-2 HBP	4-2 G5-4-3 BB				1-3 K	2 0 0 0 1 1 0	AB 35 R 6 H 9 RBI 4 BB 2 SO 4 LOB 11											
Benito Santiago, R OBP: 0.268, SLG: 0.367			1-2 G1-3	0-0 P2	0-0 G5-4-3				0-0 G6-3	4 0 0 0 0 0 3												
Desi Relaford, S OBP: 0.219, SLG: 0.281			0-0 1B 29 CS 1B	3-1 F9		0-2 K			3-3 K	4 1 1 0 0 2 1												
Inning Stats	R: 1 E: 0 K: 0 S: 12	H: 1 LOB: 0 BB: 0 P: 16	R: 0 E: 0 K: 0 S: 5	H: 0 LOB: 0 BB: 0 P: 8	R: 1 E: 0 K: 0 S: 9	H: 3 LOB: 3 BB: 1 P: 16	R: 0 E: 0 K: 0 S: 7	H: 0 LOB: 1 BB: 0 P: 16	R: 4 E: 1 K: 0 S: 15	H: 5 LOB: 1 BB: 1 P: 24	R: 0 E: 0 K: 1 S: 7	H: 0 LOB: 0 BB: 0 P: 10	R: 0 E: 0 K: 0 S: 8	H: 0 LOB: 1 BB: 0 P: 12	R: 0 E: 0 K: 2 S: 8	H: 0 LOB: 0 BB: 0 P: 12	R: 0 E: 0 K: 1 S: 7	H: 0 LOB: 0 BB: 0 P: 8	1B: 8 2B: 1 3B: 0 HR: 0	SF: 0 SAC: 0 DP: 1 HBP: 2	WP: 0 PB: 0 SB: 2 CS: 2	PA: 39
PITCHER	IP WLS BF H R ER SO BB IBB HBP BLK WP HR S P ERA WHIP												PITCHER	IP WLS BF H R ER SO BB IBB HBP BLK WP HR S P ERA WHIP								
49 Tim Wakefield, R ERA: 2.75	(1, 1) 8.0 36 9 6 4 3 2 0 2 0 0 0 0 71 114 4.50 1.375																					
50 Mike Timlin, R ERA: 4.38	(9, 1) 1.0 3 0 0 0 1 0 0 0 0 0 0 0 7 8 0.00 0.000																					

Kansas City Royals @ Boston Red Sox
 Fenway Park, Boston, MA
 Fri May 07 2004, 7:05 PM EDT
 Att. 35,280 - Cloudy - 77 F

livebaseballscorecards.com



Batter	1	2	3	4	5	6	7	8	9	AB	R	H	RBI	BB	SO	LOB
18 Johnny Damon, L OBP: 0.352, SLG: 0.406 (1, 8)	F8		HR		G4-3		2B		HR	4	2	2	1	1	0	0
Mark Bellhorn, S OBP: 0.415, SLG: 0.391 (1, 4)	G6-3		1B		HBP		K		HR	4	2	2	2	0	1	1
34 David Ortiz, L OBP: 0.336, SLG: 0.530 (1, 10)	F7		K		G4-3		K		K	5	0	0	0	0	3	3
Manny Ramirez, R OBP: 0.447, SLG: 0.626 (1, 7)		F9	1B		F9		1B	1B	2B	4	2	3	0	1	0	1
Kevin Millar, R OBP: 0.363, SLG: 0.400 (1, 3)		BB	2B		FC6-4		F9		P4	4	0	2	1	1	0	2
Gabe Kapler, R OBP: 0.267, SLG: 0.250 (1, 9)	F8		G5-3		FC6-4		E		2B	4	1	1	0	0	0	5
Jason Varitek, S OBP: 0.423, SLG: 0.534 (9, PH)					1-2f		1B			1	0	1	1	0	0	0
Doug Mirabelli, R OBP: 0.478, SLG: 0.950 (1, 2)	F9		G5-4-3		K		E7			4	0	2	1	0	1	3
Bill Mueller, S OBP: 0.323, SLG: 0.376 (1, 5)	F7		G5-4-3		G1-3		L7			4	0	0	0	0	0	5
Pokey Reese, R OBP: 0.274, SLG: 0.313 (1, 6)			G5-3		G1-3		F9			3	0	0	0	0	0	0
Brian Daubach, L OBP: 0.286, SLG: 0.320 (8, PH)										1	0	0	0	0	1	1
Cesar Crespo, S OBP: 0.163, SLG: 0.233 (9, 6)										0	0	0	0	0	0	0

Inning Stats	R: 0	H: 0	E: 0	K: 0	S: 9	H: 0	LOB: 0	BB: 0	P: 12	R: 0	H: 1	E: 0	K: 1	S: 9	H: 1	LOB: 2	BB: 1	P: 16	R: 2	H: 4	E: 0	K: 1	S: 14	H: 1	LOB: 0	BB: 0	P: 13	R: 0	H: 0	E: 0	K: 0	S: 7	H: 1	LOB: 1	BB: 0	P: 12	R: 0	H: 1	E: 0	K: 1	S: 12	H: 1	LOB: 1	BB: 0	P: 20	R: 0	H: 1	E: 0	K: 2	S: 11	H: 1	LOB: 1	BB: 0	P: 16	R: 2	H: 3	E: 1	K: 1	S: 12	H: 3	LOB: 1	BB: 0	P: 20	R: 3	H: 2	E: 0	K: 1	S: 11	H: 2	LOB: 1	BB: 2	P: 20	1B: 8	SF: 0	2B: 3	SAC: 0	3B: 0	DP: 1	HR: 2	HBP: 1	WP: 1	PA: 42
--------------	------	------	------	------	------	------	--------	-------	-------	------	------	------	------	------	------	--------	-------	-------	------	------	------	------	-------	------	--------	-------	-------	------	------	------	------	------	------	--------	-------	-------	------	------	------	------	-------	------	--------	-------	-------	------	------	------	------	-------	------	--------	-------	-------	------	------	------	------	-------	------	--------	-------	-------	------	------	------	------	-------	------	--------	-------	-------	-------	-------	-------	--------	-------	-------	-------	--------	-------	--------

PITCHER	IP	WLS	BF	H	R	ER	SO	BB	IBB	HBP	BLK	WP	HR	S	P	ERA	WHIP
Jeremy Affeldt, L ERA: 5.06 (1, 1)	7.1		34	11	4	4	4	1	0	1	0	1	1	76	122	4.91	1.636
Jason Grimsley, R ERA: 3.18 (8, 1)	0.2	H	2	0	0	0	1	0	0	0	0	0	0	5	8	0.00	0.000
Mike MacDougal, R ERA: 11.57 (9, 1)	0.1	L	4	1	3	3	1	2	0	0	0	0	1	8	17	81.00	9.000
Scott Sullivan, R ERA: 4.63 (9, 1)	0.1		2	1	0	0	0	0	0	0	0	0	0	3	3	0.00	3.000

BOTTOM

Kansas City Royals @ Boston Red Sox
Fenway Park, Boston, MA
 Fri May 07 2004, 7:05 PM EDT
 Att: 35,280 - Cloudy - 77 F

AB	38
R	7
H	13
RBI	6
BB	3
SO	6
LOB	21



PITCHER	IP	WLS	BF	H	R	ER	SO	BB	IBB	HBP	BLK	WP	HR	S	P	ERA	WHIP
---------	----	-----	----	---	---	----	----	----	-----	-----	-----	----	----	---	---	-----	------

Batter	1	2	3	4	5	6	7	8	9	AB R H RBI BB SO LOB	TOP																								
4 Angel Berroa, R (1, 6) OBP: 0.254, SLG: 0.308	1-3 K		2-1 F9		2-2 1 SAFE F7			1-1 1B		4 0 1 0 0 1 3	Kansas City Royals @ Boston Red Sox Fenway Park, Boston, MA Sat May 08 2004, 1:20 PM EDT Att. 34,929 - Cloudy - 49 F																								
Carlos Beltrán, S (1, 8) OBP: 0.400, SLG: 0.620	2-3 K		2-1 P6			3-2 P5		1-3 K		4 0 0 0 0 2 3																									
29 Mike Sweeney, R (1, 10) OBP: 0.314, SLG: 0.433	1-0 F7			2-0 G6-3		1-1 G4-3			0-1 F9	4 0 0 0 0 0 0																									
Juan Gonzalez, R (1, 9) OBP: 0.320, SLG: 0.432 Aaron Guiel, L (7, 9) OBP: 0.282, SLG: 0.391		0-0 P3		1-3 K		1-3 K			2-2 F8	3 0 0 0 0 2 0 1 0 0 0 0 0 0																									
Matt Stairs, L (1, 7) OBP: 0.377, SLG: 0.500 9 David DeJesus, L (9, PH) OBP: 0.167, SLG: 0.048		0-3 K		1-3 K			1-1 G4-3		2-2 P3	3 0 0 0 0 2 0 1 0 0 0 0 0 0																									
Joe Randa, R (1, 5) OBP: 0.348, SLG: 0.392		0-3 K			0-0 F8		2-2 F9			3 0 0 0 0 1 0																									
Ken Harvey, R (1, 3) OBP: 0.408, SLG: 0.477			0-1 SH1-4 1B		0-2 G6-3		1-1 G5-3			3 0 1 0 0 0 0																									
Benito Santiago, R (1, 2) OBP: 0.282, SLG: 0.415			0-1 SH1-4 1B		0-0 HR			1-2 F7		3 1 2 1 0 0 0																									
Desi Relaford, S (1, 4) OBP: 0.235, SLG: 0.294			1-1 SH1-4		2-1 1B			2-2 G1-3		2 0 1 0 0 0 0																									
Inning Stats	R: 0 E: 0 K: 2 S: 8	H: 0 LOB: 0 BB: 0 P: 12	R: 0 E: 0 K: 2 S: 7	H: 0 LOB: 0 BB: 0 P: 7	R: 0 E: 0 K: 0 S: 10	H: 2 LOB: 2 BB: 0 P: 15	R: 0 E: 0 K: 2 S: 8	H: 0 LOB: 0 BB: 0 P: 12	R: 1 E: 0 K: 0 S: 12	H: 2 LOB: 1 BB: 0 P: 16		R: 0 E: 0 K: 1 S: 10	H: 0 LOB: 0 BB: 0 P: 15	R: 0 E: 0 K: 0 S: 7	H: 0 LOB: 0 BB: 0 P: 11	R: 0 E: 0 K: 1 S: 12	H: 1 LOB: 1 BB: 0 P: 17	R: 0 E: 0 K: 0 S: 11	H: 0 LOB: 0 BB: 0 P: 15	1B: 4 2B: 0 3B: 0 HR: 1	SF: 0 SAC: 1 DP: 0 HBP: 0	WP: 0 PB: 0 SB: 0 CS: 0	PA: 32												
PITCHER 38 Curt Schilling, R (1, 1) ERA: 2.81	IP 9.0	WLS W	BF 32	H 5	R 1	ER 1	SO 8	BB 0	IBB 0	HBP 0	BLK 0	WP 0	HR 1	S 85	P 120	ERA 1.00	WHIP 0.556	PITCHER	IP 9.0	WLS W	BF 32	H 5	R 1	ER 1	SO 8	BB 0	IBB 0	HBP 0	BLK 0	WP 0	HR 1	S 85	P 120	ERA 1.00	WHIP 0.556

livebaseballscorecards.com

AB	31
R	1
H	5
RBI	1
BB	0
SO	8
LOB	6



Batter	1	2	3	4	5	6	7	8	9
18 Johnny Damon, L OBP: 0.354, SLG: 0.405 (1, 8)	0-2 E5 G5-3		0-2 2B 1B		3-2 F8	1-2 1B		2-0 F7	
Mark Bellhorn, S OBP: 0.409, SLG: 0.396 (1, 4)	3-2 G5-3		2-2 2B		1-3 K	0-3 K			
Kevin Millar, R OBP: 0.359, SLG: 0.404 (1, 10)	0-3 K		0-0 F7			2-2 2B	1-2 G1-3		
Manny Ramirez, R OBP: 0.441, SLG: 0.622 Cesar Crespo, S OBP: 0.163, SLG: 0.233 (1, 7) (8, 7)	1-0 P6		2-1 F9			1-1 1B 2B	0-2 F7		
Jason Varitek, S OBP: 0.435, SLG: 0.538 (1, 2)		4-2 S BB		0-0 G6-4-3 1B		0-0 1B 1B	1-0 F8		
Bill Mueller, S OBP: 0.328, SLG: 0.375 (1, 5)		2-1 P4		0-0 F9		0-1 FC6-5 G4-3 1B	4-2 HR BB		
Dave McCarty, R OBP: 0.300, SLG: 0.343 (1, 3)		1-3 K		0-0 G6-4-3		0-2 G4-3	0-0 HR		
Gabe Kapler, R OBP: 0.253, SLG: 0.237 (1, 9)		3-1 G5-3			2-2 G5-3	1-1 FC6-5 HR	3-2 G5-3		
Pokey Reese, R OBP: 0.284, SLG: 0.393 (1, 6)			1-2 F9		0-2 IHR	1-0 HR	2-3 K		

Inning Stats	R: 0	H: 0	E: 1	LOB: 1	K: 1	S: 11	P: 15
	R: 0	H: 0	E: 0	LOB: 1	K: 1	S: 12	P: 22
	R: 1	H: 2	E: 0	LOB: 1	K: 0	S: 13	P: 18
	R: 0	H: 1	E: 0	LOB: 0	K: 0	S: 3	P: 3
	R: 1	H: 1	E: 0	LOB: 0	K: 1	S: 13	P: 19
	R: 5	H: 6	E: 0	LOB: 1	K: 1	S: 21	P: 27
	R: 0	H: 0	E: 0	LOB: 0	K: 0	S: 7	P: 9
	R: 2	H: 1	E: 0	LOB: 0	K: 1	S: 12	P: 23

PITCHER	IP	WLS	BF	H	R	ER	SO	BB	IBB	HBP	BLK	WP	HR	S	P	ERA	WHIP
41 Jimmy Gobble, L ERA: 3.75 (1, 1)	5.0	L	24	8	6	6	3	1	0	0	0	0	0	61	89	10.80	1.800
Jason Grimsley, R ERA: 3.75 (6, 1)	0.2		4	2	1	1	0	0	0	0	0	0	1	9	12	13.50	3.000
Shawn Camp, R ERA: 3.86 (6, 1)	1.1		4	0	0	0	1	0	0	0	0	0	0	10	12	0.00	0.000
Nate Field, R ERA: 2.53 (8, 1)	1.0		5	1	2	2	1	1	0	0	0	0	1	12	23	18.00	2.000

BOTTOM

Kansas City Royals @ Boston Red Sox
 Fenway Park, Boston, MA
 Sat May 08 2004, 1:20 PM EDT
 Att. 34,929 - Cloudy - 49 F

AB	R	H	RBI	BB	SO	LOB
5	1	2	0	0	0	0
4	0	1	1	0	2	2
4	1	1	0	0	1	2
4	1	1	1	0	0	2
0	0	0	0	0	0	0
3	1	2	1	1	0	0
3	1	1	1	1	0	2
4	1	1	2	0	1	3
4	1	0	0	0	0	2
4	2	2	3	0	1	0

AB	35
R	9
H	11
RBI	9
BB	2
SO	5
LOB	13



1B	2B	3B	HR	SF	SAC	DP	HBP
5	3	0	3	0	1	0	0

WP	PA	ERA	WHIP
0	37		

WP	HR	S	P	ERA	WHIP
0	1	23	23		

Batter	1	2	3	4	5	6	7	8	9	AB R H RBI BB SO LOB	TOP		
4 Angel Berroa, R OBP: 0.250, SLG: 0.300 (1, 6) C X	0-1 G4-3		2-3 K		1-2 G5-3	0-0 2B 1B		1-1 F9		5 1 1 1 0 1 3			
Carlos Beltrán, S OBP: 0.407, SLG: 0.637 (1, 8) C X	0-1 F8		3-0 G3		2-2 29 S 1B	3-2 2B		1-0 2B		5 0 3 4 0 0 2			
29 Mike Sweeney, R OBP: 0.345, SLG: 0.455 (1, 3) X	0-0 1B		1-2 S 2B		4-0 1B	4-0 IBB		4-0 IBB		2 0 2 2 3 0 0			
Matt Stairs, L OBP: 0.354, SLG: 0.465 (1, 10) B S B F S	3-3 K		3-2 F7		0-0 G4-3	0-3 K		1-1 F8		5 0 0 0 0 2 8			
Joe Randa, R OBP: 0.342, SLG: 0.382 (1, 5) B C B X		2-1 G5-3		1-1 L6		2-2 9 BB 4 SH1-3 1B		3-3 K		5 1 1 0 0 2 0			
Aaron Guiel, L OBP: 0.280, SLG: 0.375 (1, 7) C B X		1-1 G4-3		4-1 G5-3 BB		0-0 SH1-3		2-2 F9		3 0 0 0 1 1 0			
Benito Santiago, R OBP: 0.270, SLG: 0.395 (1, 2) Kelly Stinnett, R OBP: 0.409, SLG: 0.667 (7, 2) B C X		1-3 K		0-1 G5-3		0-0 L8		0-3 K		4 0 0 0 0 2 2 1 1 1 1 0 0 0			
Desi Relaford, S OBP: 0.282, SLG: 0.297 (1, 4) B F B B B		4-2 G3 29 2B BB		2-2 G3-1		4-2 4 1B 9 BB 2B BB		3-2 9 SH2-3 2B 1B		3 3 1 0 2 0 1			
9 David DeJesus, L OBP: 0.185, SLG: 0.043 (1, 9) B 1 SAFE C X		1-1 FC3 29 2B BB		1-1 G5-3		4-1 4 1B 2B BB		1-1 SH2-3		2 2 0 0 1 0 1			
Inning Stats	R: 0 H: 1 E: 0 LOB: 1 K: 1 BB: 0 S: 8 P: 11	R: 0 H: 0 E: 0 LOB: 0 K: 1 BB: 0 S: 7 P: 11	R: 2 H: 1 E: 1 LOB: 1 K: 1 BB: 1 S: 15 P: 29	R: 0 H: 0 E: 0 LOB: 1 K: 0 BB: 1 S: 8 P: 15	R: 0 H: 1 E: 0 LOB: 2 K: 0 BB: 3 S: 11 P: 18	R: 4 H: 3 E: 0 LOB: 2 K: 1 BB: 3 S: 17 P: 34	R: 0 H: 0 E: 0 LOB: 0 K: 2 BB: 0 S: 11 P: 16	R: 1 H: 2 E: 0 LOB: 2 K: 0 BB: 1 S: 12 P: 23	R: 1 H: 1 E: 0 LOB: 0 K: 2 BB: 0 S: 16 P: 25	1B: 5 SF: 0 2B: 3 SAC: 2 3B: 0 DP: 0 HR: 1 HBP: 0	WP: 0 PA: 44 PB: 0 SB: 2 CS: 0		
PITCHER	IP WLS BF H R ER SO BB IBB HBP BLK WP HR S P ERA WHIP											PITCHER	IP WLS BF H R ER SO BB IBB HBP BLK WP HR S P ERA WHIP
Derek Lowe, R ERA: 5.01 (1, 1)	5.2 L 28 5 6 4 3 4 1 0 0 0 0 0 58 103 6.35 1.588												
Mark Malaska, L ERA: 3.0 (6, 1)	0.1 3 1 0 0 1 0 1 0 0 0 0 0 8 15 0.00 3.000												
Bronson Arroyo, R ERA: 4.55 (7, 1)	1.0 3 0 0 0 2 0 0 0 0 0 0 0 11 16 0.00 0.000												
Lenny DiNardo, L ERA: 1.13 (8, 1)	1.0 6 2 1 1 0 0 0 1 0 0 0 0 12 23 9.00 2.000												
50 Mike Timlin, R ERA: 4.73 (9, 1)	1.0 4 1 1 1 2 0 0 0 0 0 0 0 1 16 9.00 1.000												

Kansas City Royals @ Boston Red Sox
Fenway Park, Boston, MA
 Sun May 09 2004, 2:05 PM EDT
 Att. 34,589 - Overcast - 48 F

livebaseballscorecards.com

AB	35
R	8
H	9
RBI	8
BB	7
SO	8
LOB	17



Batter	1	2	3	4	5	6	7	8	9	AB R H RBI BB SO LOB
18 Johnny Damon, L OBP: 0.356, SLG: 0.405 (1, 8)	0-2 G5-3 ①		1-2 SAFE 1-2 1B ①		1-1 G4-3 ③		2-2 SAFE 1-3 G3-1 ②		1-2 DI 1B ①	5 0 2 1 0 0 2
Mark Bellhorn, S OBP: 0.394, SLG: 0.376 (1, 4)	2-2 G5-3 ②		1-3 SAFE 1-3 K ②			1-3 K ①	0-0 G5-3 ③		2-3 K ③	5 0 0 0 0 3 3
34 David Ortiz, L OBP: 0.333, SLG: 0.529 (1, 10)	1-3 K ③		0-0 SAFE F8 ③			0-2 1B 2B ①		2-3 K ①		4 0 1 0 0 2 1
Manny Ramirez, R OBP: 0.443, SLG: 0.639 (1, 7)		2-2 G4-3 ①		1-2 G5-3 ①		4-2 1B BB ②		0-1 HR ②		3 1 1 1 1 0 0
Jason Varitek, S OBP: 0.420, SLG: 0.516 (1, 2)		1-0 F7 ②		1-3 K ②		1-3 K ②		1-2 G1-3 ②		4 0 0 0 0 2 2
Kevin Millar, R OBP: 0.364, SLG: 0.407 (1, 9)		0-1 HR 1B ①		2-2 F7 ③		3-1 1-2 2-3 1B ③		0-3 K ③		4 1 2 0 0 1 0
Bill Mueller, S OBP: 0.326, SLG: 0.395 (1, 5)		2-1 1-H HR ①			0-1 G4-3 ①	3-2 G5-3 ③			3-1 F9 ①	4 1 1 2 0 0 3
Dave McCarty, R OBP: 0.295, SLG: 0.359 (1, 3)		3-2 F9 ③			1-2 2B ②		2-0 F7 ①		1-1 G6-3 ②	4 0 1 0 0 0 0
Pokey Reese, R OBP: 0.304, SLG: 0.395 (1, 6)			2-1 18 CS 1B ②		3-2 G5-3 ②		4-0 18 G3-1 18 WP BB ②		4-1 18 DI 1B BB ②	2 1 1 0 2 0 1

Inning Stats	R: 0	H: 0	E: 0	K: 1	S: 9	H: 0	LOB: 0	BB: 0	P: 12	R: 2	H: 2	E: 0	K: 0	S: 13	R: 0	H: 2	E: 0	K: 1	S: 12	R: 0	H: 0	E: 0	K: 1	S: 11	R: 0	H: 1	E: 0	K: 0	S: 10	R: 0	H: 2	E: 0	K: 2	S: 24	R: 0	H: 0	E: 0	K: 0	S: 7	R: 1	H: 1	E: 0	K: 2	S: 12	R: 1	H: 1	E: 0	K: 1	S: 11	1B: 5	2B: 2	3B: 0	HR: 2	SF: 0	SAC: 0	DP: 0	HBP: 0	WP: 1	PB: 0	SB: 0	CS: 1	PA: 38
--------------	------	------	------	------	------	------	--------	-------	-------	------	------	------	------	-------	------	------	------	------	-------	------	------	------	------	-------	------	------	------	------	-------	------	------	------	------	-------	------	------	------	------	------	------	------	------	------	-------	------	------	------	------	-------	-------	-------	-------	-------	-------	--------	-------	--------	-------	-------	-------	-------	--------

PITCHER	IP	WLS	BF	H	R	ER	SO	BB	IBB	HBP	BLK	WP	HR	S	P	ERA	WHIP
Darrell May, L ERA: 6.4 (1, 1)	5.2	W	24	7	2	2	5	1	0	0	0	0	1	69	102	3.18	1.412
Jaime Cerda, L ERA: 4.5 (6, 1)	2.0	H	8	1	1	1	1	1	0	0	0	1	1	26	40	4.50	1.000
Scott Sullivan, R ERA: 4.97 (8, 1)	1.0		5	1	1	1	1	1	0	0	0	0	0	11	20	9.00	2.000
Dennys Reyes, L ERA: 3.78 (9, 1)	0.1		1	0	0	0	1	0	0	0	0	0	0	3	5	0.00	0.000

BOTTOM

Kansas City Royals @ Boston Red Sox
Fenway Park, Boston, MA
Sun May 09 2004, 2:05 PM EDT
Att. 34,589 - Overcast - 48 F

livebaseballscorecards.com

AB	35
R	4
H	9
RBI	4
BB	3
SO	8
LOB	12



Batter	1	2	3	4	5	6	7	8	9	AB R H RBI BB SO LOB	TOP											
3 Reed Johnson, R OBP: 0.333, SLG: 0.431 (1, 9)										5 2 3 1 0 0 0												
Frank Catalanotto, L OBP: 0.378, SLG: 0.458 (1, 7)										4 1 3 1 1 0 2												
10 Vernon Wells, R OBP: 0.331, SLG: 0.406 (1, 8)										5 1 3 1 0 0 4												
Carlos Delgado, L OBP: 0.343, SLG: 0.435 (1, 3)										5 1 1 1 0 2 5												
Josh Phelps, R OBP: 0.312, SLG: 0.378 (1, 10)										4 0 0 1 0 0 1												
Eric Hinske, L OBP: 0.323, SLG: 0.383 (1, 5)										5 1 1 0 0 1 1												
Kevin Cash, R OBP: 0.298, SLG: 0.395 (1, 2)										5 0 1 0 0 2 2												
Orlando Hudson, S OBP: 0.364, SLG: 0.524 (1, 4)										5 3 3 4 0 1 1												
Chris Gomez, R OBP: 0.361, SLG: 0.370 (1, 6)										3 0 1 0 1 0 0												
Inning Stats	R: 6 E: 1 K: 0 S: 21	H: 6 LOB: 2 BB: 1 P: 34	R: 0 E: 0 K: 1 S: 10	H: 1 LOB: 1 BB: 0 P: 15	R: 1 E: 0 K: 0 S: 8	H: 1 LOB: 0 BB: 0 P: 13	R: 0 E: 0 K: 0 S: 7	H: 1 LOB: 0 BB: 0 P: 8	R: 0 E: 0 K: 1 S: 6	H: 0 LOB: 0 BB: 0 P: 11	R: 1 E: 0 K: 0 S: 9	H: 4 LOB: 2 BB: 0 P: 16	R: 0 E: 0 K: 2 S: 10	H: 0 LOB: 0 BB: 0 P: 15	R: 1 E: 0 K: 2 S: 15	H: 2 LOB: 2 BB: 1 P: 25	R: 0 E: 0 K: 0 S: 11	H: 1 LOB: 1 BB: 0 P: 17	1B: 12 2B: 1 3B: 0 HR: 3	SF: 1 SAC: 0 DP: 2 HBP: 0	WP: 0 PB: 0 SB: 0 CS: 0	PA: 44
PITCHER	IP WLS BF H R ER SO BB IBB HBP BLK WP HR S P ERA WHIP																					
Brian Anderson, L ERA: 7.15 (1, 1)	5.0 L 29 13 8 4 2 1 0 0 0 0 0 2 58 91 7.20 2.800																					
Nate Field, R ERA: 2.31 (6, 1)	1.0 2 0 0 0 0 0 0 0 0 0 0 0 3 6 0.00 0.000																					
Curt Leskanic, R ERA: 12.96 (7, 1)	1.0 3 0 0 0 0 2 0 0 0 0 0 0 10 15 0.00 0.000																					
Mike MacDougal, R ERA: 10.8 (8, 1)	1.0 6 2 1 1 2 1 0 0 0 0 0 1 15 25 9.00 3.000																					
Jason Grimsley, R ERA: 3.46 (9, 1)	1.0 4 1 0 0 0 0 0 0 0 0 0 0 11 17 0.00 1.000																					

Toronto Blue Jays @ Kansas City Royals
Kauffman Stadium, Kansas City, MO

Mon May 10 2004, 7:10 PM CDT
Att. 13,803 - Unknown - 75 F

AB	41
R	9
H	16
RBI	9
BB	2
SO	6
LOB	16



Batter	1	2	3	4	5	6	7	8	9	AB R H RBI BB SO LOB
4 Angel Berroa, R OBP: 0.234, SLG: 0.280 (1, 6)	2-1 G6-3 ①		0-1 F7 ②			0-2 G6-3 ①	2-3 K ③ 1-2 2-3		0-0 F7 ③	5 0 0 0 0 1 4
Carlos Beltrán, S OBP: 0.403, SLG: 0.650 (1, 8)	2-2 G4-3 ②		1-3 K ③			3-1 P2 ②		0-1 HR		4 1 1 1 0 1 0
29 Mike Sweeney, R OBP: 0.333, SLG: 0.437 (1, 3)	0-1 P5 ③				2-0 F8 ①	1-0 F7 ③		0-1 G4-3 ①		4 0 0 0 0 0 0
Juan Gonzalez, R OBP: 0.327, SLG: 0.465 (1, 9)		0-0 F9 1B 1B ①		2-2 F7 ②		1-2 HR	3-3 K ②			4 1 2 1 0 1 0
Matt Stairs, L OBP: 0.360, SLG: 0.459 (1, 7)		2-0 F8 ①		4-1 BB		0-0 FC5-4 1B ①	1-0 F7 ③			3 1 1 0 1 0 1
Joe Randa, R OBP: 0.347, SLG: 0.381 (1, 5)		0-0 1B ①		1-3 K ③		4-2 FC5-4 BB ①		3-1 G6-3 ①		3 0 1 0 1 1 1
Ken Harvey, R OBP: 0.402, SLG: 0.467 (1, 10)		2-2 F9 ②			0-0 G4-3 ①	2-1 FC5-4 4 WP 1B ① 1-2 2-3		0-1 1B DI 1B ①		4 0 1 0 0 0 4
Benito Santiago, R OBP: 0.280, SLG: 0.400 (1, 2)		1-3 SAFE K ③			2-3 K ②	1-1 4 WP 1B ① 1-2 3-H		3-2 1B ①		4 0 2 1 0 2 2
Desi Relaford, S OBP: 0.256, SLG: 0.268 (1, 4)			0-1 G3-1 ①		2-3 K ③	0-3 K ②		2-2 P3 ②		4 0 0 0 0 2 4

Inning Stats	R: 0	H: 0	E: 0	K: 0	S: 7	R: 0	H: 2	E: 0	K: 1	S: 10	R: 0	H: 0	E: 0	K: 1	S: 7	R: 0	H: 0	E: 0	K: 2	S: 7	R: 0	H: 0	E: 0	K: 0	S: 6	R: 2	H: 3	E: 0	K: 2	S: 17	R: 1	H: 1	E: 0	K: 1	S: 8	R: 0	H: 2	E: 0	K: 0	S: 12	1B: 6	SF: 0	2B: 0	SAC: 0	3B: 0	DP: 0	HR: 2	HBP: 0	WP: 1	PA: 37
	0	0	0	0	7	0	2	0	1	10	0	0	0	1	7	0	0	0	2	7	0	0	0	0	6	3	0	2	1	17	1	1	0	1	8	0	2	0	0	12	6	0	0	0	2	0	0	0	37	

PITCHER	IP	WLS	BF	H	R	ER	SO	BB	IBB	HBP	BLK	WP	HR	S	P	ERA	WHIP
Pat Hentgen, R ERA: 5.59 (1, 1)	6.1	W	25	4	2	2	5	2	0	0	0	0	1	56	90	2.84	0.947
Micheal Nakamura, R ERA: 3.72 (7, 1)	1.2		7	2	1	1	3	0	0	0	0	1	1	16	23	5.40	1.200
Justin Speier, R ERA: 4.32 (9, 1)	1.0		5	2	0	0	0	0	0	0	0	0	0	12	20	0.00	2.000

BOTTOM

Toronto Blue Jays @ Kansas City Royals
Kauffman Stadium, Kansas City, MO
Mon May 10 2004, 7:10 PM CDT
Att: 13,803 - Unknown - 75 F

livebaseballscorecards.com

AB	35
R	3
H	8
RBI	3
BB	2
SO	8
LOB	16

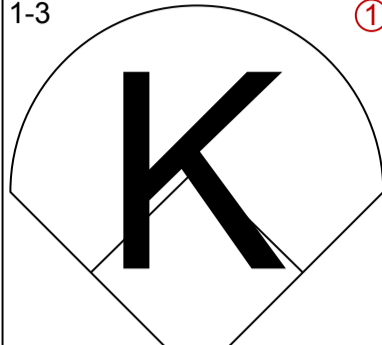
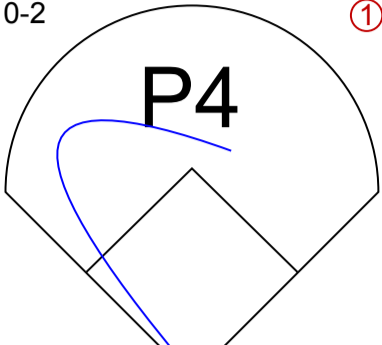
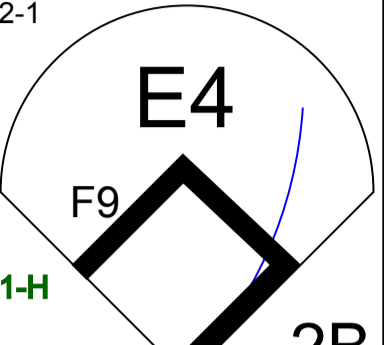
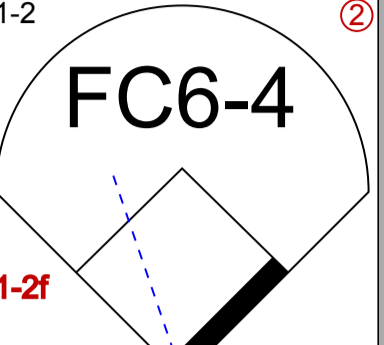
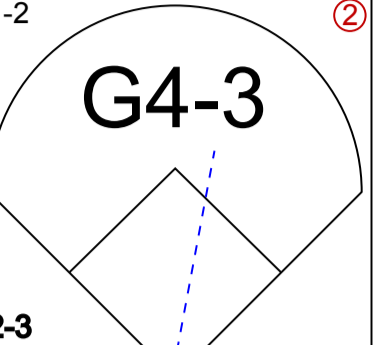
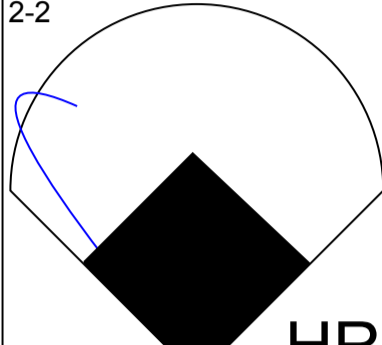
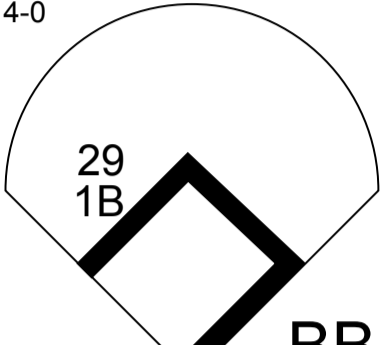
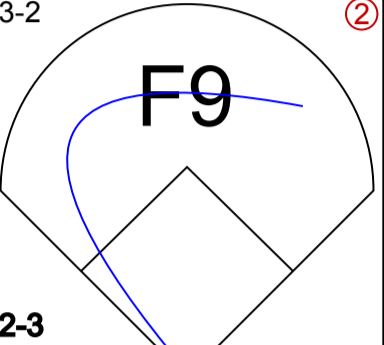
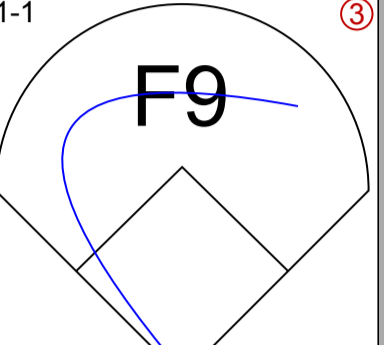
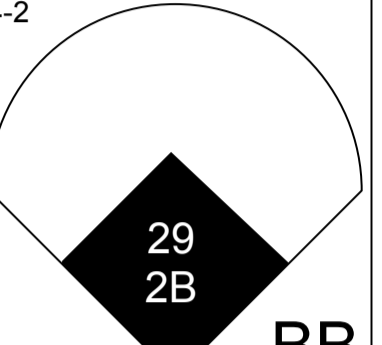
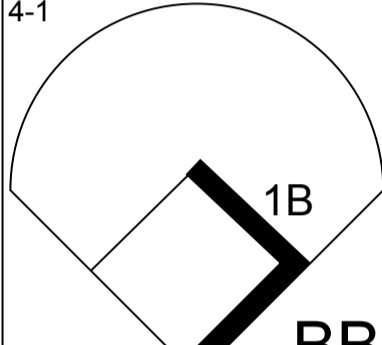
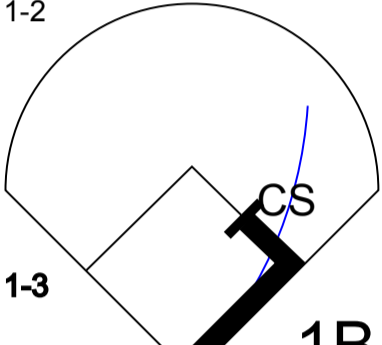
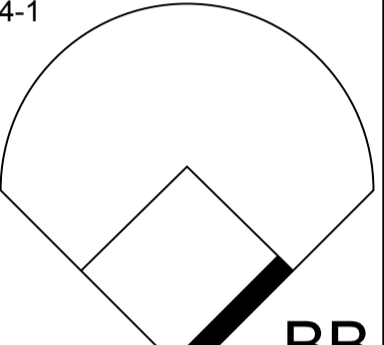
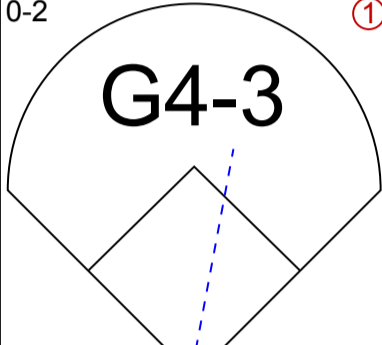
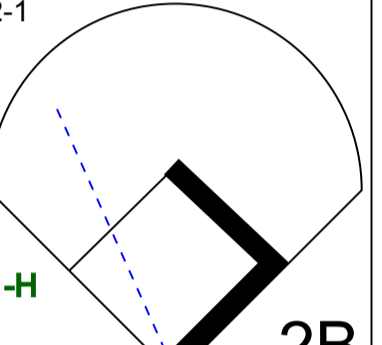
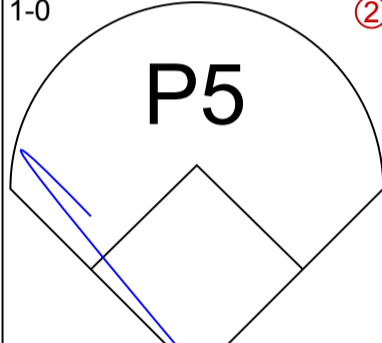
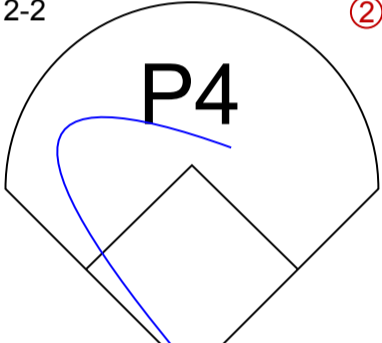
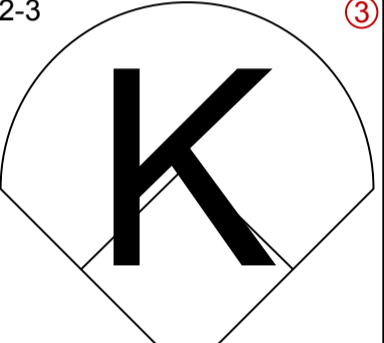
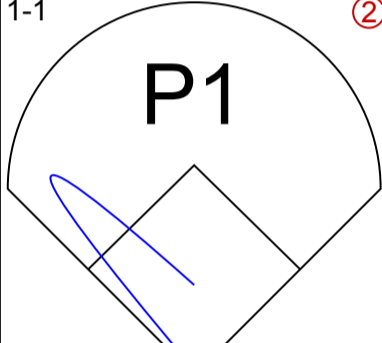
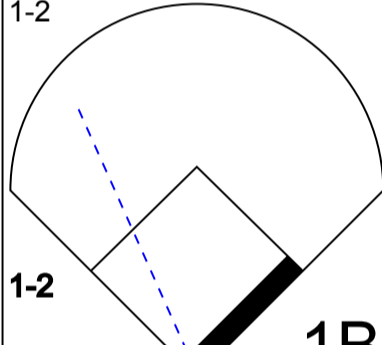
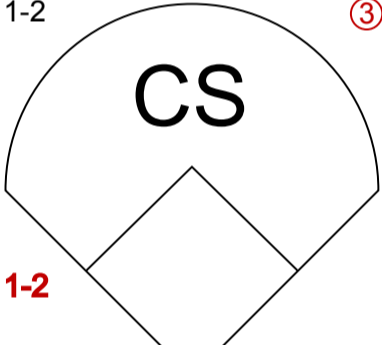
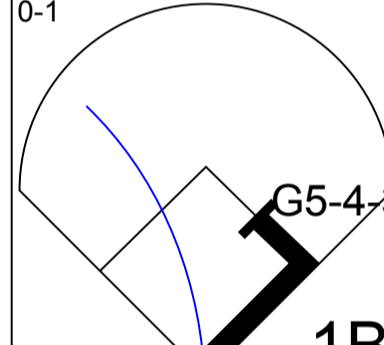
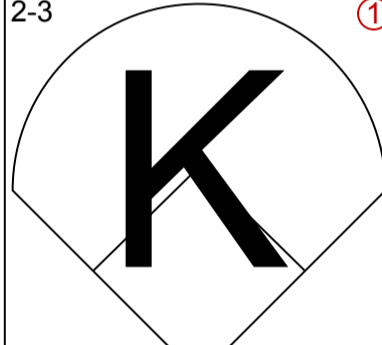
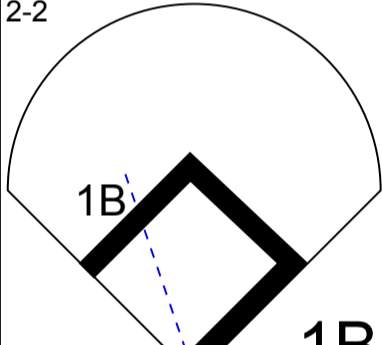
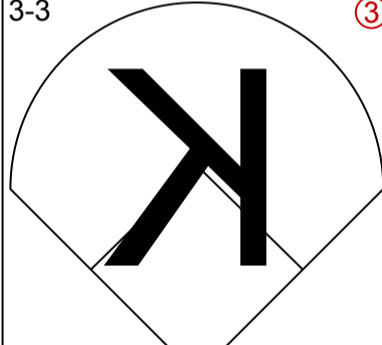
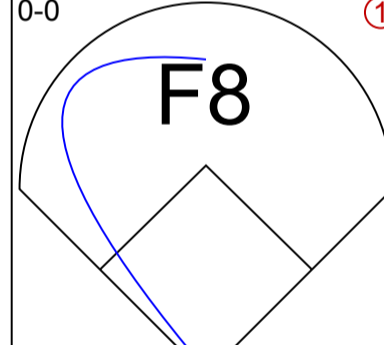
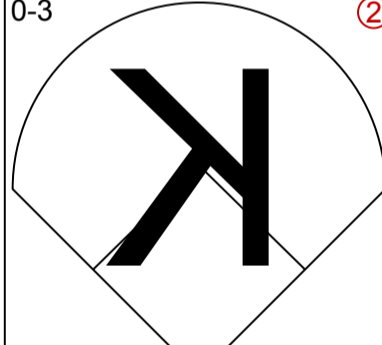
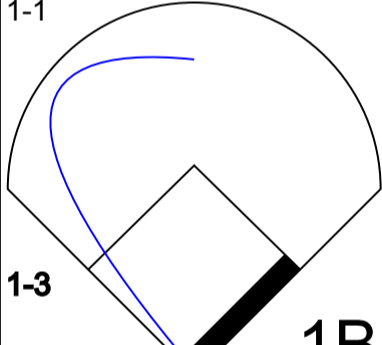
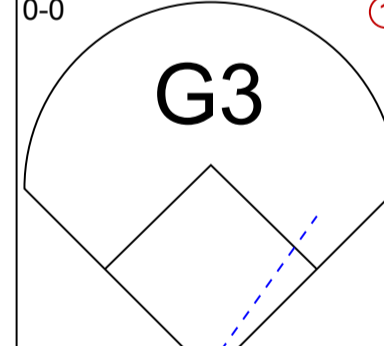
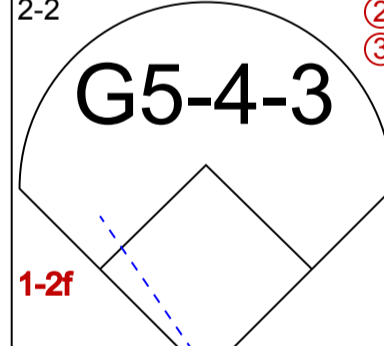
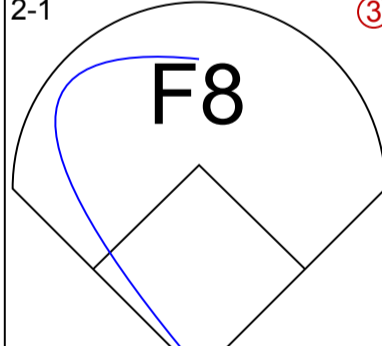
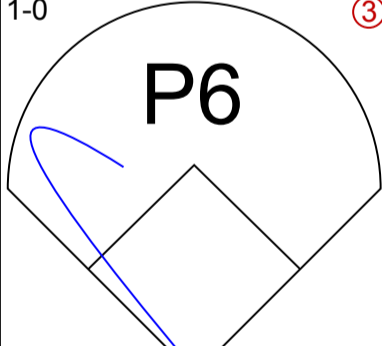
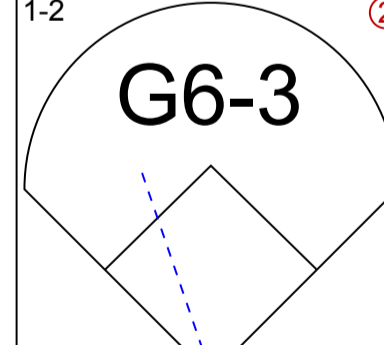
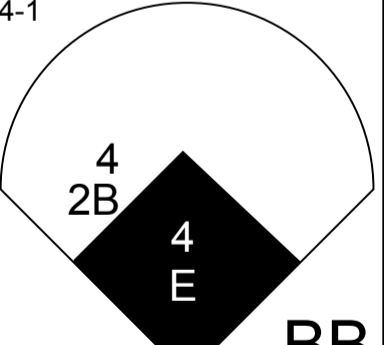
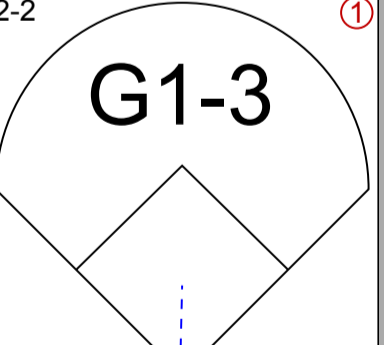
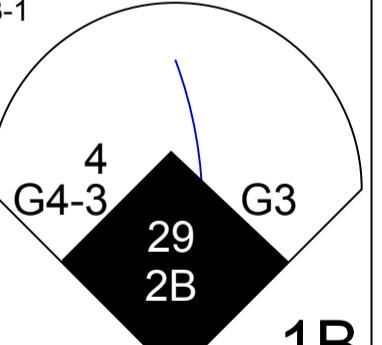
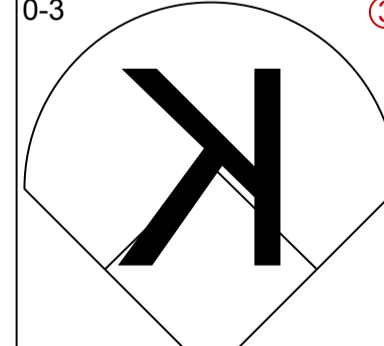
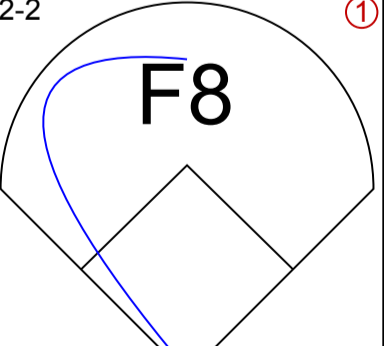
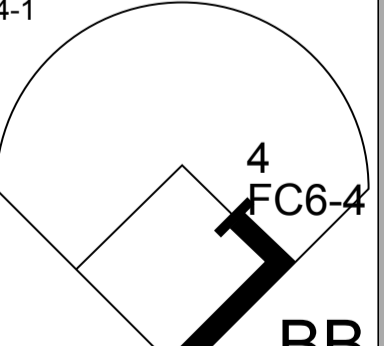
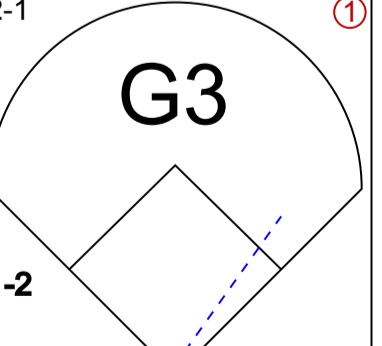


Batter	1	2	3	4	5	6	7	8	9	AB R H RBI BB SO LOB	TOP																									
3 Reed Johnson, R OBP: 0.333, SLG: 0.423 (1, 9) C X	0-1 G6-4-3 1B		1-2 G6-4-3 1-2f 2-3		1-1 2B 1-3 3-H 1B		0-1 G6-3	0-2 F8		5 0 2 1 0 0 4																										
Frank Catalanotto, L OBP: 0.381, SLG: 0.465 (1, 7) C X	0-1 G6-4-3 1-2f		2-2 G4-3		0-1 SAFE 1-3 3-H 2B		3-2 PB BB 1B	1-0 F8 2-3		5 0 2 1 0 0 4																										
10 Vernon Wells, R OBP: 0.344, SLG: 0.403 (1, 8) S C B X	1-2 E6			1-2 G4-6-3 1B	4-2 BB		0-3 K	4-0 BB 1-2 BB		3 0 1 0 2 1 1																										
Carlos Delgado, L OBP: 0.329, SLG: 0.409 (1, 3) C B X	1-1 G4-3			2-2 SAFE G4-6-3 1-2f	1-1 P6		4-1 SAFE PB BB 1-2	1-3 K		4 0 0 0 1 1 8																										
Josh Phelps, R OBP: 0.306, SLG: 0.370 (1, 10) C X		1-2 G6-3		0-1 F9		1-2 L9	4-1 1-2 2-3 IBB		2-3 K	4 0 0 0 1 1 0																										
Eric Hinske, L OBP: 0.310, SLG: 0.358 (1, 5) F X		0-1 F7			4-2 9 B1-6 1B BB	1-2 G4-3	0-2 P6		3-1 F8	4 0 0 0 1 0 3																										
Orlando Hudson, S OBP: 0.369, SLG: 0.518 (1, 4) C X		3-3 K2-3			0-1 1B 3 1B 1B	3-2 9 E 1B		4-1 9 1B BB	3-3 K	4 2 2 0 1 2 0																										
9 Gregg Zaun, S OBP: 0.560, SLG: 0.739 (1, 2) C X			0-2 3 G6-4-3 BB 1B		0-0 B1-6	1-2 FC5-4 IBB		0-0 F8 1B		3 0 2 0 1 0 2																										
Chris Gomez, R OBP: 0.379, SLG: 0.379 (1, 6) B F B B			4-1 3 G6-4-3 1-2 BB		3-2 SAFE 3 1B 2B 1B	1-1 FC5-4		0-1 10 BB 1B		3 1 2 1 1 0 2																										
Inning Stats	R: 0 E: 1 K: 0 S: 9	H: 1 LOB: 1 BB: 0 P: 11	R: 0 E: 0 K: 1 S: 10	H: 0 LOB: 0 BB: 0 P: 14	R: 0 E: 0 K: 0 S: 14	H: 1 LOB: 1 BB: 1 P: 21	R: 0 E: 0 K: 0 S: 9	H: 1 LOB: 0 BB: 0 P: 12	R: 2 E: 0 K: 0 S: 19	H: 4 LOB: 3 BB: 2 P: 32	R: 0 E: 1 K: 0 S: 16	H: 1 LOB: 2 BB: 1 P: 26	R: 0 E: 0 K: 1 S: 14	H: 1 LOB: 3 BB: 2 P: 25	R: 1 E: 0 K: 1 S: 11	H: 2 LOB: 3 BB: 2 P: 21	R: 0 E: 0 K: 2 S: 9	H: 0 LOB: 0 BB: 0 P: 17	1B: 10 2B: 2 3B: 0 HR: 0	SF: 0 SAC: 0 DP: 4 HBP: 0	WP: 0 PB: 1 SB: 0 CS: 0	PA: 43														
PITCHER	IP WLS BF H R ER SO BB IBB HBP BLK WP HR S P ERA WHIP																																			
Jeremy Affeldt, L ERA: 4.89 (1, 1)	5.0		22	7	2	2	1	3	0	0	0	0	0	61	90	3.60	2.000																			
Jason Grimsley, R ERA: 3.07 (6, 1)	1.2		8	2	0	0	1	0	1	0	0	0	0	25	38	0.00	1.200																			
Jaime Cerda, L ERA: 5.4 (7, 1)	0.1		5	1	1	1	0	2	1	0	0	0	0	7	19	27.00	9.000																			
Nate Field, R ERA: 1.98 (8, 1)	2.0	W	8	1	0	0	3	1	0	0	0	0	0	18	32	0.00	1.000																			

Toronto Blue Jays @ Kansas City Royals
Kauffman Stadium, Kansas City, MO
Wed May 12 2004, 1:10 PM CDT
Att. 29,309 - Unknown - 75 F

AB	35
R	3
H	11
RBI	3
BB	8
SO	5
LOB	24



Batter	1	2	3	4	5	6	7	8	9	AB R H RBI BB SO LOB
4 Angel Berroa, R OBP: 0.233, SLG: 0.277 (1, 6)										5 0 1 0 0 1 2
Carlos Beltrán, S OBP: 0.405, SLG: 0.659 (1, 8)										3 2 1 1 2 0 2
29 Mike Sweeney, R OBP: 0.358, SLG: 0.459 (1, 10)										3 0 2 2 2 0 0
Juan Gonzalez, R OBP: 0.313, SLG: 0.439 (1, 9)										4 0 0 0 0 1 5
Joe Randa, R OBP: 0.357, SLG: 0.389 (1, 5)										4 0 3 0 0 1 0
Ken Harvey, R OBP: 0.391, SLG: 0.460 (1, 3)										4 0 1 0 0 2 3
Benito Santiago, R OBP: 0.271, SLG: 0.387 (1, 2)										3 0 0 0 0 0 1
Matt Stairs, L OBP: 0.352, SLG: 0.443 (8, PH)										1 0 0 0 0 0 2
Kelly Stinnett, R OBP: 0.400, SLG: 0.625 (9, 2)										0 0 0 0 0 0 0
Desi Relaford, S OBP: 0.300, SLG: 0.283 (1, 4)										3 2 1 0 1 0 0
Aaron Guiel, L OBP: 0.279, SLG: 0.360 (1, 7)										3 0 0 0 0 1 2

Inning Stats	R: 1	H: 2	E: 0	K: 2	S: 16	H: 2	LOB: 2	BB: 1	P: 28	R: 0	H: 0	E: 0	K: 1	S: 8	H: 0	LOB: 0	BB: 0	P: 9	R: 0	H: 1	E: 0	K: 0	S: 12	H: 1	LOB: 1	BB: 1	P: 20	R: 0	H: 1	E: 0	K: 0	S: 6	H: 0	LOB: 0	BB: 0	P: 8	R: 1	H: 1	E: 1	K: 1	S: 17	H: 1	LOB: 2	BB: 2	P: 33	R: 0	H: 0	E: 0	K: 2	S: 8	H: 0	LOB: 0	BB: 0	P: 12	R: 0	H: 0	E: 0	K: 0	S: 11	H: 0	LOB: 1	BB: 1	P: 19	R: 0	H: 2	E: 0	K: 0	S: 11	H: 2	LOB: 2	BB: 0	P: 16	R: 2	H: 2	E: 0	K: 0	S: 12	H: 2	LOB: 1	BB: 1	P: 24	1B: 6	SF: 0	2B: 2	SAC: 0	3B: 0	DP: 1	HR: 1	HBP: 0
--------------	------	------	------	------	-------	------	--------	-------	-------	------	------	------	------	------	------	--------	-------	------	------	------	------	------	-------	------	--------	-------	-------	------	------	------	------	------	------	--------	-------	------	------	------	------	------	-------	------	--------	-------	-------	------	------	------	------	------	------	--------	-------	-------	------	------	------	------	-------	------	--------	-------	-------	------	------	------	------	-------	------	--------	-------	-------	------	------	------	------	-------	------	--------	-------	-------	-------	-------	-------	--------	-------	-------	-------	--------

PITCHER	IP	WLS	BF	H	R	ER	SO	BB	IBB	HBP	BLK	WP	HR	S	P	ERA	WHIP
Ted Lilly, L ERA: 4.87 (1, 1)	5.0		22	5	2	2	4	4	0	0	0	0	1	59	98	3.60	1.800
Micheal Nakamura, R ERA: 3.18 (6, 1)	1.2		6	0	0	0	2	1	0	0	0	0	0	17	28	0.00	0.600
Jason Kershner, L ERA: 5.87 (7, 1)	0.1		1	0	0	0	0	0	0	0	0	0	0	2	3	0.00	0.000
Kerry Lichtenberg, R ERA: 1.98 (8, 1)	0.2	H	4	2	0	0	0	0	0	0	0	0	0	10	14	0.00	3.000
Terry Adams, R ERA: 3.44 (8, 1)	1.0	L	6	2	2	2	0	1	0	0	0	0	0	13	26	18.00	3.000

BOTTOM

Toronto Blue Jays @ Kansas City Royals
Kauffman Stadium, Kansas City, MO

Wed May 12 2004, 1:10 PM CDT
Att: 29,309 - Unknown - 75 F

livebaseballscores.com

AB	33
R	4
H	9
RBI	3
BB	6
SO	6
LOB	17



WP: 0	PA: 40
PB: 0	
SB: 0	
CS: 1	

Batter	1	2	3	4	5	6	7	8	9	AB R H RBI BB SO LOB	TOP											
Eric Byrnes, R OBP: 0.366, SLG: 0.475 (1, 8)	1-1 23 2B	0-1 F7			1-2 P3	1-1 P2			1-1 1B	5 1 2 0 0 0 2												
23 Bobby Kielty, S OBP: 0.337, SLG: 0.430 (1, 7)	1-1 G3-1 2B		4-0 1B E BB		0-1 G4-3 2B			2-3 K	0-0 F9	4 2 2 1 1 1 1												
3 Eric Chavez, L OBP: 0.360, SLG: 0.444 (1, 5)	3-1 G3-1 2B		2-2 F9		1-1 G4-3			4-2 G5-4-3 BB		3 0 0 0 1 0 3												
Jermaine Dye, R OBP: 0.355, SLG: 0.532 (1, 9)	0-1 G3 HR 1B		1-2 E FC7-2 1B		0-0 F8			1-1 G5-4-3		4 1 2 1 0 0 2												
Scott Hatteberg, L OBP: 0.416, SLG: 0.505 (1, 3)	1-0 G3 1B		1-0 E9 1B		1-1 HR			0-1 G3		4 1 2 2 0 0 1												
Eric Karros, R OBP: 0.220, SLG: 0.302 (1, 10)	3-1 HR		3-2 FC7-2		0-1 G6-3			2-1 G6-4-3 1B		3 1 1 2 0 0 2												
Erubiel Durazo, L OBP: 0.364, SLG: 0.447 (8, PH)	2-H HR		3-H							1 0 1 0 0 0 0												
Damian Miller, R OBP: 0.358, SLG: 0.404 (1, 2)	1-2 P4				0-1 F8			0-1 G5-3	0-1 G6-4-3	4 0 0 0 0 0 1												
7 Bobby Crosby, R OBP: 0.262, SLG: 0.361 (1, 6)		2-1 G5-3			2-2 G4-3			3-1 2B		4 0 1 0 0 0 0												
Marco Scutaro, R OBP: 0.314, SLG: 0.365 (1, 4)		1-0 F8			1-1 L5			4-1 BB	1-3 K	3 0 0 0 1 1 0												
Inning Stats	R: 4 E: 0 K: 0 S: 14	H: 4 LOB: 0 BB: 0 P: 24	R: 0 E: 0 K: 0 S: 5	H: 0 LOB: 0 BB: 0 P: 8	R: 1 E: 1 K: 0 S: 11	H: 2 LOB: 1 BB: 1 P: 22	R: 0 E: 0 K: 0 S: 7	H: 0 LOB: 0 BB: 0 P: 10	R: 0 E: 0 K: 0 S: 8	H: 1 LOB: 1 BB: 0 P: 10	R: 1 E: 0 K: 0 S: 10	H: 2 LOB: 2 BB: 1 P: 19	R: 0 E: 0 K: 1 S: 8	H: 0 LOB: 0 BB: 1 P: 15	R: 0 E: 0 K: 0 S: 6	H: 1 LOB: 0 BB: 0 P: 8	R: 0 E: 0 K: 1 S: 7	H: 1 LOB: 1 BB: 0 P: 10	1B: 5 2B: 5 3B: 0 HR: 2	SF: 0 SAC: 0 DP: 3 HBP: 0	WP: 0 PB: 0 SB: 0 CS: 0	PA: 38
PITCHER	IP WLS BF H R ER SO BB IBB HBP BLK WP HR S P ERA WHIP																					
41 Jimmy Gobble, L ERA: 4.54 (1, 1)	5.2 L 27 9 6 6 0 2 2 0 0 0 0 2 53 90 9.53 1.941																					
Justin Huisman, R ERA: (6, 1)	1.1 4 0 0 0 1 1 0 0 0 0 0 0 10 18 0.00 0.750																					
Scott Sullivan, R ERA: 4.3 (8, 1)	2.0 7 2 0 0 0 1 0 0 0 0 0 0 13 18 0.00 1.000																					

Oakland Athletics @ Kansas City Royals
Kauffman Stadium, Kansas City, MO

Fri May 14 2004, 7:10 PM CDT
Att. 35,772 - Cloudy - 56 F

AB	35
R	6
H	11
RBI	6
BB	3
SO	2
LOB	12



Batter	1	2	3	4	5	6	7	8	9	AB R H RBI BB SO LOB
21 Mark Kotsay, L (1, 8) OBP: 0.314, SLG: 0.290	0-3 K		1-0 P3			2-2 G3-1		1-2 L7		4 0 0 0 0 1 0
23 Bobby Kielty, S (1, 7) OBP: 0.333, SLG: 0.434	3-1 G6-3			0-0 P3		0-0 3 HR 2B		1-2 G5-3		4 1 1 0 0 0 0
3 Eric Chavez, L (1, 5) OBP: 0.364, SLG: 0.467	1-2 L5			2-1 2B 1B		0-2 2H HR			2-3 K	4 2 2 2 0 1 0
Jermaine Dye, R (1, 9) OBP: 0.346, SLG: 0.517		1-2 F9		0-1 1 SAFE 1 SAFE P4		2-2 F7			2-2 K	4 0 0 0 0 1 1
Scott Hatteberg, L (1, 3) OBP: 0.419, SLG: 0.510		4-1 17 FC6-4 BB		0-0 1-H 2B		2-2 F7			2-0 G4-3	3 0 1 1 1 0 0
Eric Karros, R (1, 10) OBP: 0.210, SLG: 0.286		0-3 K		0-1 F8			1-0 F7			3 0 0 0 0 1 2
17 Adam Melhuse, S (1, 2) OBP: 0.333, SLG: 0.526		0-0 FC6-4 1-2f			3-2 7 G4-6-3 1B		1-3 K			3 0 1 0 0 1 1
7 Bobby Crosby, R (1, 6) OBP: 0.255, SLG: 0.350			3-1 P3		0-2 G4-6-3 1-2f		2-3 K			3 0 0 0 0 1 1
Marco Scutaro, R (1, 4) OBP: 0.306, SLG: 0.356			3-2 L9		2-1 F8			0-0 F9		3 0 0 0 0 0 0

Inning Stats	R: 0 E: 0 K: 1 S: 8	H: 0 LOB: 0 BB: 0 P: 12	R: 0 E: 0 K: 1 S: 9	H: 0 LOB: 1 BB: 1 P: 14	R: 0 E: 0 K: 0 S: 6	H: 0 LOB: 0 BB: 0 P: 13	R: 1 E: 0 K: 0 S: 8	H: 2 LOB: 1 BB: 0 P: 10	R: 0 E: 0 K: 0 S: 8	H: 1 LOB: 0 BB: 0 P: 13	R: 2 E: 0 K: 0 S: 15	H: 2 LOB: 0 BB: 0 P: 21	R: 0 E: 0 K: 2 S: 9	H: 0 LOB: 0 BB: 0 P: 13	R: 0 E: 0 K: 0 S: 8	H: 0 LOB: 0 BB: 0 P: 10	R: 0 E: 0 K: 2 S: 7	H: 0 LOB: 0 BB: 0 P: 13	1B: 2 2B: 2 3B: 0 HR: 1	SF: 0 SAC: 0 DP: 1 HBP: 0	WP: 0 PB: 0 SB: 0 CS: 0	PA: 32
--------------	------------------------------	----------------------------------	------------------------------	----------------------------------	------------------------------	----------------------------------	------------------------------	----------------------------------	------------------------------	----------------------------------	-------------------------------	----------------------------------	------------------------------	----------------------------------	------------------------------	----------------------------------	------------------------------	----------------------------------	----------------------------------	------------------------------------	----------------------------------	--------

PITCHER	IP	WLS	BF	H	R	ER	SO	BB	IBB	HBP	BLK	WP	HR	S	P	ERA	WHIP
Darrell May, L (1, 1) ERA: 5.66	9.0	L	32	5	3	3	6	1	0	0	0	0	1	78	119	3.00	0.667

TOP

Oakland Athletics @ Kansas City Royals
Kauffman Stadium, Kansas City, MO

Sat May 15 2004, 6:10 PM CDT
Att. 30,838 - Sunny - 68 F

AB	31
R	3
H	5
RBI	3
BB	1
SO	6
LOB	5



Batter	1	2	3	4	5	6	7	8	9	AB R H RBI BB SO LOB
Desi Relaford, S OBP: 0.281, SLG: 0.250 (1, 4)	2-3 K		4-2 BB		0-1 F8			3-3 K		3 0 0 0 1 2 2
Carlos Beltrán, S OBP: 0.385, SLG: 0.618 (1, 8)	0-1 F7		3-3 K			0-0 P6		1-1 G6-3		4 0 0 0 0 1 2
29 Mike Sweeney, R OBP: 0.351, SLG: 0.440 (1, 3)	3-2 P4				0-0 G5-3		1-1 F8		0-1 G6-3	4 0 0 0 0 0 0
Juan Gonzalez, R OBP: 0.309, SLG: 0.426 (1, 9)			1-3 K		0-1 F8		1-0 G5-3		0-1 G6-3	4 0 0 0 0 1 0
Joe Randa, R OBP: 0.350, SLG: 0.403 (1, 5)			1-3 K		0-1 F7				2-1 G6-3	4 1 1 1 0 1 0
Ken Harvey, R OBP: 0.385, SLG: 0.443 (1, 10)			1-0 G6-3							3 0 1 0 0 0 0
Benito Santiago, R OBP: 0.265, SLG: 0.384 (1, 2)			1-0 SH1-4 2B			1-1 G5-3		1-0 G5-4-3 1B		3 0 1 0 0 1 1
4 Angel Berroa, R OBP: 0.217, SLG: 0.258 (1, 6)			1-0 SH1-4			2-3 E5 1B		2-2 G5-3		2 0 0 0 0 0 0
Adrian Brown, S OBP: 0.333, SLG: 0.333 (1, 7)			1-1 G5-3			1 SAFE 1 SAFE 1 SAFE 1 B 1 X			1-3 K	3 0 1 0 0 1 1

Inning Stats	R: 0	H: 0	E: 0	K: 1	S: 10	R: 0	H: 0	E: 0	K: 2	S: 9	R: 0	H: 1	E: 0	K: 1	S: 10	R: 0	H: 0	E: 0	K: 0	S: 5	R: 0	H: 1	E: 1	K: 1	S: 14	R: 0	H: 0	E: 0	K: 0	S: 4	R: 1	H: 2	E: 0	K: 0	S: 8	R: 0	H: 0	E: 0	K: 2	S: 9	R: 0	H: 0	E: 0	K: 0	S: 6	1B: 2	2B: 1	3B: 0	HR: 1	SF: 0	SAC: 1	DP: 1	HBP: 0	WP: 0	PB: 0	SB: 0	CS: 0	PA: 32
	0	0	0	1	10	0	0	0	2	9	0	1	0	1	10	0	0	0	0	5	0	1	1	1	14	0	0	0	0	4	1	2	0	0	8	0	0	0	2	9	0	0	0	6	2	1	0	1	0	0	0	0	32					

PITCHER	IP	WLS	BF	H	R	ER	SO	BB	IBB	HBP	BLK	WP	HR	S	P	ERA	WHIP
Mark Mulder, L ERA: 3.45 (1, 1)	9.0	W	32	4	1	1	7	1	0	0	0	0	1	75	116	1.00	0.556

BOTTOM

Oakland Athletics @ Kansas City Royals
Kauffman Stadium, Kansas City, MO

Sat May 15 2004, 6:10 PM CDT
Att. 30,838 - Sunny - 68 F

livebaseballscorecards.com

AB	30
R	1
H	4
RBI	1
BB	1
SO	7
LOB	6



Batter	1	2	3	4	5	6	7	8	9	AB R H RBI BB SO LOB	TOP											
21 Mark Kotsay, L (1, 8) OBP: 0.310, SLG: 0.289	2-1 G3		2-0 23 1B 1B		2-2 G6-3		2-1 G4-3		0-0 SF8	4 0 1 1 0 0 1												
23 Bobby Kielty, S (1, 7) OBP: 0.327, SLG: 0.420	1-1 G5-3		2-2 1-3 1B		1-1 G5-3		2-3 K		2-3 3-H 2-1 F8	5 0 1 0 0 1 2												
3 Eric Chavez, L (1, 5) OBP: 0.361, SLG: 0.461	0-1 1B		2-3 K		2-2 G1-3		1-0 P6			4 0 1 0 0 1 2												
Jermaine Dye, R (1, 9) OBP: 0.337, SLG: 0.503	1-2 P4			0-1 F8		1-1 F7		1-3 K		4 0 0 0 0 1 1												
Scott Hatteberg, L (1, 3) OBP: 0.405, SLG: 0.490		1-0 F7		3-1 F9			3-2 G4-3	1-2 G4-3		4 0 0 0 0 0 0												
Erubiel Durazo, L (1, 10) OBP: 0.368, SLG: 0.483		2-2 L6		2-2 G4-3			1-2 2B		2-0 HR	4 2 2 1 0 0 0												
Damian Miller, R (1, 2) OBP: 0.363, SLG: 0.412		2-3 K			1-0 G4-3		2-1 7 1B 2B		4-2 7 2B 21 SF8 BB	3 2 1 1 1 1 0												
7 Bobby Crosby, R (1, 6) OBP: 0.272, SLG: 0.404			3-2 G5-3		2-1 HR		2-1 2B 1B		0-1 21 SF8 2B	4 2 3 2 0 0 0												
Mark McLemore, S (1, 4) OBP: 0.250, SLG: 0.333			1-0 G6-3		2-0 F8		3-2 21 G4-3 1-H 2B		2-2 F7	4 0 1 1 0 0 2												
Inning Stats	R: 0 E: 0 K: 0 S: 9	H: 1 LOB: 1 BB: 0 P: 13	R: 0 E: 0 K: 1 S: 9	H: 0 LOB: 0 BB: 0 P: 14	R: 0 E: 0 K: 1 S: 13	H: 2 LOB: 2 BB: 0 P: 23	R: 0 E: 0 K: 0 S: 7	H: 0 LOB: 0 BB: 0 P: 12	R: 1 E: 0 K: 0 S: 7	H: 1 LOB: 0 BB: 0 P: 14	R: 0 E: 0 K: 0 S: 7	H: 0 LOB: 0 BB: 0 P: 11	R: 3 E: 0 K: 1 S: 21	H: 4 LOB: 1 BB: 0 P: 36	R: 0 E: 0 K: 1 S: 8	H: 0 LOB: 0 BB: 0 P: 11	R: 2 E: 0 K: 0 S: 12	H: 2 LOB: 1 BB: 1 P: 22	1B: 4 2B: 4 3B: 0 HR: 2	SF: 1 SAC: 0 DP: 0 HBP: 0	WP: 0 PB: 0 SB: 1 CS: 0	PA: 38
PITCHER	IP WLS BF H R ER SO BB IBB HBP BLK WP HR S P ERA WHIP																					
Brian Anderson, L (1, 1) ERA: 6.97	6.1 L 26 7 4 4 2 0 0 0 0 0 0 1 63 106 5.68 1.105																					
Jason Grimsley, R (7, 1) ERA: 2.93	0.2 3 1 0 0 1 0 0 0 0 0 0 0 10 17 0.00 1.500																					
Curt Leskanic, R (8, 1) ERA: 11.57	1.0 3 0 0 0 1 0 0 0 0 0 0 0 8 11 0.00 0.000																					
Shawn Camp, R (9, 1) ERA: 4.03	0.1 4 2 2 2 0 1 0 0 0 0 0 1 9 17 54.00 9.000																					
Jaime Cerda, L (9, 1) ERA: 5.0	0.2 2 0 0 0 0 0 0 0 0 0 0 0 3 5 0.00 0.000																					

Oakland Athletics @ Kansas City Royals
Kauffman Stadium, Kansas City, MO

Sun May 16 2004, 1:10 PM CDT
Att. 25,054 - Cloudy - 79 F

livebaseballscorecards.com

AB	36
R	6
H	10
RBI	6
BB	1
SO	4
LOB	8



Batter	1	2	3	4	5	6	7	8	9	AB	R	H	RBI	BB	SO	LOB
Desi Relaford, S OBP: 0.295, SLG: 0.241 (1, 4)	1-0 PB 3B HBP		1-0 P6		4-2 S BB		1-2 F8			2	1	0	0	1	0	0
Carlos Beltrán, S OBP: 0.381, SLG: 0.607 (1, 8)	3-2 F7		2-2 1B		1-1 F7		2-3 K			4	0	1	0	0	1	2
29 Mike Sweeney, R OBP: 0.341, SLG: 0.425 (1, 3)	0-3 K		1-0 P2		2-1 L4		0-1 P5			4	0	0	0	0	1	3
Ken Harvey, R OBP: 0.380, SLG: 0.431 (1, 10)	4-1 3B BB		0-2 P4		3-2 F9		2-3 K			3	1	0	0	1	1	1
Joe Randa, R OBP: 0.355, SLG: 0.431 (1, 5)	0-0 3B		3-2 F8		0-1 2B		0-1 G4-3			4	0	2	2	0	0	0
Matt Stairs, L OBP: 0.364, SLG: 0.442 (1, 9)	3-2 F7		3-1 F7		3-1 4 FC4 HBP		2-2 G3			3	0	0	0	0	0	1
Kelly Stinnett, R OBP: 0.379, SLG: 0.571 (1, 2)			0-1 1B		3-3 K		1-2 L9			4	0	1	0	0	1	2
4 Angel Berroa, R OBP: 0.219, SLG: 0.258 (1, 6)			1-3 K		0-1 FC4		1-1 DI 1B			4	0	1	0	0	1	3
Adrian Brown, S OBP: 0.143, SLG: 0.143 (1, 7)			2-1 G5-3		2-1 L4		1-3 K			4	0	0	0	0	1	1

Inning Stats	R: 2	H: 1	E: 0	K: 1	S: 14	LOB: 1	BB: 1	P: 25	R: 0	H: 0	E: 0	K: 0	S: 6	LOB: 0	BB: 0	P: 10	R: 0	H: 1	E: 0	K: 0	S: 13	LOB: 1	BB: 0	P: 17	R: 0	H: 1	E: 0	K: 1	S: 11	LOB: 1	BB: 0	P: 18	R: 0	H: 0	E: 0	K: 0	S: 9	LOB: 1	BB: 1	P: 18	R: 0	H: 1	E: 0	K: 1	S: 12	LOB: 2	BB: 0	P: 21	R: 0	H: 0	E: 0	K: 2	S: 12	LOB: 0	BB: 0	P: 16	R: 0	H: 0	E: 0	K: 1	S: 7	LOB: 0	BB: 0	P: 9	R: 0	H: 1	E: 0	K: 0	S: 10	LOB: 1	BB: 0	P: 14	1B: 3	2B: 1	3B: 1	HR: 0	SF: 0	SAC: 0	DP: 0	HBP: 2	WP: 0	PB: 1	SB: 1	CS: 0	PA: 36
--------------	------	------	------	------	-------	--------	-------	-------	------	------	------	------	------	--------	-------	-------	------	------	------	------	-------	--------	-------	-------	------	------	------	------	-------	--------	-------	-------	------	------	------	------	------	--------	-------	-------	------	------	------	------	-------	--------	-------	-------	------	------	------	------	-------	--------	-------	-------	------	------	------	------	------	--------	-------	------	------	------	------	------	-------	--------	-------	-------	-------	-------	-------	-------	-------	--------	-------	--------	-------	-------	-------	-------	--------

PITCHER	IP	WLS	BF	H	R	ER	SO	BB	IBB	HBP	BLK	WP	HR	S	P	ERA	WHIP
Barry Zito, L ERA: 5.63 (1, 1)	6.0	W	26	4	2	2	3	2	0	0	0	0	0	65	109	3.00	1.000
Jim Mecir, R ERA: 7.24 (7, 1)	1.0	H	3	0	0	0	2	0	0	0	0	0	0	12	16	0.00	0.000
Chad Bradford, R ERA: 4.8 (8, 1)	1.0	H	3	0	0	0	1	0	0	0	0	0	0	7	9	0.00	0.000
Arthur Rhodes, L ERA: 3.94 (9, 1)	1.0		4	1	0	0	0	0	0	0	0	0	0	10	14	0.00	1.000


BOTTOM

Oakland Athletics @ Kansas City Royals
Kauffman Stadium, Kansas City, MO

Sun May 16 2004, 1:10 PM CDT
Att. 25,054 - Cloudy - 79 F

livebaseballscorecards.com

AB	32
R	2
H	5
RBI	2
BB	2
SO	6
LOB	13



Batter	1	2	3	4	5	6	7	8	9	AB R H RBI BB SO LOB	TOP											
Desi Relaford, S (1, 4) OBP: 0.292, SLG: 0.241 Mendy López, R (6, PR) OBP: 0.179, SLG: 0.231 (6, 4)	3-2 G3	1-0 F8			2-1 L7	0-0 HR 1B	1-2 P6		3-2 G1-4-3	4 0 1 0 0 0 2 2 1 0 0 0 0 3												
Carlos Beltrán, S (1, 8) OBP: 0.382, SLG: 0.621	0-2 G4-3		2-2 K		2-1 G5-3	0-0 HR		0-2 1B 1B		5 1 2 3 0 1 0												
29 Mike Sweeney, R (1, 10) OBP: 0.343, SLG: 0.448	1-2 BB 1B		0-1 G6-3		0-2 E6 HR 1B	0-0 HR		2-2 F8		5 2 2 1 0 0 1												
Juan Gonzalez, R (1, 9) OBP: 0.328, SLG: 0.432	4-0 1-2 BB		4-1 BB		1-1 HR 1B	3-2 F7		0-2 HBP 1B		3 1 2 0 2 0 1												
Matt Stairs, L (1, 7) OBP: 0.365, SLG: 0.467	1-2 G1-3		0-0 G4-3		3-1 HR 1B	4-1 BB		1-3 K		4 1 1 3 1 1 5												
Joe Randa, R (1, 5) OBP: 0.356, SLG: 0.425		2-3 K		1-2 G5-3	0-0 1B	0-2 G4-3		1-0 HBP		4 0 1 0 0 1 1												
Ken Harvey, R (1, 3) OBP: 0.373, SLG: 0.421		1-1 L6		3-2 FC1-4 1B	2-2 G3		2-3 K	1-2 F7		5 0 1 0 0 1 4												
Benito Santiago, R (1, 2) OBP: 0.280, SLG: 0.404		0-0 4 1B 2B		0-0 FC1-4 FC5-4 1-2f	0-1 G6-3	1-1 4 1B		3-2 G1-4-3 1B		5 0 3 0 0 0 1												
4 Angel Berroa, R (1, 6) OBP: 0.238, SLG: 0.286		0-0 2-3 1B		0-2 FC5-4 1-2f	1-0 1B HR 2B	0-2 CS 1B		1-3 K		5 1 3 0 0 1 2												
Inning Stats	R: 0 E: 0 K: 0 S: 15	H: 1 LOB: 2 BB: 1 P: 24	R: 0 E: 0 K: 1 S: 8	H: 2 LOB: 2 BB: 0 P: 12	R: 0 E: 0 K: 1 S: 7	H: 0 LOB: 1 BB: 1 P: 13	R: 0 E: 0 K: 0 S: 11	H: 1 LOB: 1 BB: 0 P: 15	R: 3 E: 1 K: 0 S: 15	H: 3 LOB: 1 BB: 0 P: 25	R: 4 E: 0 K: 0 S: 15	H: 4 LOB: 1 BB: 1 P: 23	R: 0 E: 0 K: 1 S: 10	H: 2 LOB: 1 BB: 0 P: 16	R: 0 E: 0 K: 1 S: 17	H: 2 LOB: 3 BB: 0 P: 22	R: 0 E: 0 K: 1 S: 13	H: 1 LOB: 0 BB: 0 P: 20	1B: 11 2B: 2 3B: 0 HR: 3	SF: 0 SAC: 0 DP: 1 HBP: 1	WP: 0 PB: 0 SB: 0 CS: 1	PA: 46
PITCHER	IP WLS BF H R ER SO BB IBB HBP BLK WP HR S P ERA WHIP																					
R.A. Dickey, R (1, 1) ERA: 5.06	5.1 L 29 10 7 4 2 2 0 0 0 0 0 2 61 95 6.75 2.250																					
Jay Powell, R (6, 1) ERA: 2.16	1.2 8 3 0 0 1 1 0 0 0 0 0 1 20 33 0.00 2.400																					
50 Frank Francisco, R (8, 1) ERA: 6.75	1.0 6 2 0 0 1 0 0 1 0 0 0 0 17 22 0.00 2.000																					
Francisco Cordero, R (9, 1) ERA: 2.45	1.0 3 1 0 0 1 0 0 0 0 0 0 0 13 20 0.00 1.000																					

Kansas City Royals @ Texas Rangers
The Ballpark at Arlington, Arlington, TX
Tue May 18 2004, 8:05 PM EDT
Att. 26,247 - Sunny - 83 F

livebaseballscorecards.com

AB	42
R	7
H	16
RBI	7
BB	3
SO	5
LOB	20



Batter	1	2	3	4	5	6	7	8	9	AB R H RBI BB SO LOB
10 Michael Young, R OBP: 0.392, SLG: 0.601	2-0 G6-3		2-1 SF9	0-0 1B		2-0 G6-3			1-0 P4	4 0 1 1 0 0 0
9 Hank Blalock, L OBP: 0.348, SLG: 0.569	0-3 K		2-3 K	0-0 P4			2-1 F8		0-0 L3	5 0 0 0 0 2 4
Alfonso Soriano, R OBP: 0.347, SLG: 0.471	3-3 K		4-2 FC6-4 BB	0-1 F9			0-3 K		0-1 1B	4 0 1 0 1 2 2
Herbert Perry, R OBP: 0.329, SLG: 0.444		0-1 G1-3	1-2 FC6-4		2-2 G5-3 23 BB 1B		0-0 HR		2-1 F8	5 1 2 1 0 0 3
23 Mark Teixeira, S OBP: 0.354, SLG: 0.420		1-0 L4		0-0 2B 1B	4-2 BB		3-1 FC6-4 HBP			2 1 1 0 1 0 0
Brian Jordan, R OBP: 0.222, SLG: 0.179		2-2 L8		1-0 2B 2B	0-1 F9		0-0 FC6-4			4 1 1 1 0 0 3
Eric Young Sr., R OBP: 0.407, SLG: 0.343			4-1 15 SH 10 SF9 1B BB	1-2 2B 2B	0-0 G5-3			1-1 G4-3		3 2 1 1 1 0 2
Kevin Mench, R OBP: 0.324, SLG: 0.485			1-1 10 SF9 15 SH PB 1B	1-2 10 1B 2B		2-3 K		1-3 K		4 1 2 1 0 2 0
15 Gerald Laird, R OBP: 0.365, SLG: 0.349			2-1 SH PB	3-2 L8		2-2 F8		2-2 G6-3		3 0 0 0 0 0 1

Inning Stats	R: 0 E: 0 K: 2 S: 10	H: 0 LOB: 0 BB: 0 P: 15	R: 0 E: 0 K: 0 S: 6	H: 0 LOB: 0 BB: 0 P: 9	R: 2 E: 1 K: 1 S: 17	H: 1 LOB: 2 BB: 2 P: 33	R: 3 E: 0 K: 0 S: 18	H: 5 LOB: 2 BB: 0 P: 24	R: 0 E: 0 K: 0 S: 10	H: 1 LOB: 1 BB: 1 P: 16	R: 0 E: 0 K: 1 S: 7	H: 0 LOB: 0 BB: 0 P: 13	R: 1 E: 0 K: 1 S: 8	H: 1 LOB: 1 BB: 0 P: 13	R: 0 E: 0 K: 1 S: 11	H: 0 LOB: 0 BB: 0 P: 15	R: 0 E: 0 K: 0 S: 6	H: 1 LOB: 1 BB: 0 P: 9	1B: 5 2B: 3 3B: 0 HR: 1	SF: 1 SAC: 1 DP: 1 HBP: 1
--------------	-------------------------------	----------------------------------	------------------------------	---------------------------------	-------------------------------	----------------------------------	-------------------------------	----------------------------------	-------------------------------	----------------------------------	------------------------------	----------------------------------	------------------------------	----------------------------------	-------------------------------	----------------------------------	------------------------------	---------------------------------	----------------------------------	------------------------------------

BOTTOM

Kansas City Royals @ Texas Rangers
The Ballpark at Arlington, Arlington, TX

Tue May 18 2004, 8:05 PM EDT
Att. 26,247 - Sunny - 83 F

AB	34
R	6
H	9
RBI	5
BB	3
SO	6
LOB	15

livebaseballscorecards.com



PITCHER	IP	WLS	BF	H	R	ER	SO	BB	IBB	HBP	BLK	WP	HR	S	P	ERA	WHIP
Jeremy Affeldt, L ERA: 5.24	(1, 1)	4.0	23	7	5	4	3	3	0	0	0	0	0	58	94	9.00	2.500
Scott Sullivan, R ERA: 4.15	(5, 1)	2.2	9	1	1	1	2	0	0	1	0	0	1	17	28	3.38	0.375
Jason Grimsley, R ERA: 2.7	(7, 1)	1.1	4	0	0	0	1	0	0	0	0	0	0	12	16	0.00	0.000
Nate Field, R ERA: 1.84	(9, 1)	1.0	4	1	0	0	0	0	0	0	0	0	0	6	9	0.00	1.000

Batter	1	2	3	4	5	6	7	8	9	AB R H RBI BB SO LOB	TOP											
4 Angel Berroa, R OBP: 0.236, SLG: 0.311	2-2 G5-3		3-2 HR	1-1 FC6-4			1-2 L8		1-1 L9	5 1 1 1 0 0 2												
Carlos Beltrán, S OBP: 0.382, SLG: 0.608	0-2 P3		4-2 BB		0-0 G3-1		4-1 HR 29 HBP BB		2-0 G3	3 1 0 0 2 0 0												
29 Mike Sweeney, R OBP: 0.354, SLG: 0.449	0-0 1B		1-3 K		4-0 BB		2-1 HR HBP			2 1 1 0 1 1 1												
Juan Gonzalez, R OBP: 0.326, SLG: 0.451	0-2 F8		0-0 G4-3		3-2 P3		1-0 HR 1-H 2-H			4 1 1 3 0 0 3												
Matt Stairs, L OBP: 0.361, SLG: 0.452		2-1 G1-3 G5-3 HBP		2-3 K		2-2 F8		1-2 G6-3		3 0 0 0 0 1 1												
Adrian Brown, S OBP: 0.143, SLG: 0.143										0 0 0 0 0 0 0												
Joe Randa, R OBP: 0.347, SLG: 0.412	1-0 G5-3		3-2 L9		0-1 F9		1-2 G5-3			4 0 0 0 0 0 1												
Ken Harvey, R OBP: 0.369, SLG: 0.441		0-2 G1-3		0-2 HR		1-1 G6-3		0-0 G4-3		4 1 1 1 0 0 1												
Benito Santiago, R OBP: 0.279, SLG: 0.393		1-3 K		1-1 BB HBP		2-2 L4		1-1 G4-3		3 0 0 0 0 1 1												
Mendy López, R OBP: 0.188, SLG: 0.207			1-0 G5-3	4-0 FC6-4 BB			2-2 F9		2-3 K	3 0 0 0 1 1 0												
Inning Stats	R: 0 E: 0 K: 0 S: 12	H: 1 LOB: 1 BB: 0 P: 14	R: 0 E: 0 K: 1 S: 9	H: 0 LOB: 1 BB: 0 P: 13	R: 1 E: 0 K: 1 S: 12	H: 1 LOB: 1 BB: 1 P: 21	R: 1 E: 0 K: 1 S: 12	H: 1 LOB: 2 BB: 1 P: 23	R: 0 E: 0 K: 0 S: 8	H: 0 LOB: 1 BB: 1 P: 17	R: 0 E: 0 K: 0 S: 7	H: 0 LOB: 0 BB: 0 P: 10	R: 3 E: 0 K: 0 S: 12	H: 1 LOB: 0 BB: 1 P: 23	R: 0 E: 0 K: 0 S: 7	H: 0 LOB: 0 BB: 0 P: 9	R: 0 E: 0 K: 1 S: 8	H: 0 LOB: 0 BB: 0 P: 13	1B: 1 2B: 0 3B: 0 HR: 3	SF: 0 SAC: 0 DP: 0 HBP: 3	WP: 0 PB: 0 SB: 0 CS: 0	PA: 38
PITCHER	IP WLS BF H R ER SO BB IBB HBP BLK WP HR S P ERA WHIP																					
Chan Ho Park, R ERA: 5.8	(1, 1) 6.2 L 31 4 5 5 3 4 0 3 0 0 0 3 69 117 6.75 1.200																					
Brian Shouse, L ERA:	(7, 1) 0.1 1 0 0 0 0 0 0 0 0 0 0 3 4 0.00 0.000																					
Carlos Almanzar, R ERA: 2.91	(8, 1) 2.0 6 0 0 0 1 0 0 0 0 0 0 0 15 22 0.00 0.000																					

Kansas City Royals @ Texas Rangers
The Ballpark at Arlington, Arlington, TX
Wed May 19 2004, 8:05 PM EDT
Att. 32,374 - Sunny - 83 F

livebaseballscorecards.com

AB	31
R	5
H	4
RBI	5
BB	4
SO	4
LOB	10



BOTTOM

Kansas City Royals @ Texas Rangers
The Ballpark at Arlington, Arlington, TX

Wed May 19 2004, 8:05 PM EDT
Att. 32,374 - Sunny - 83 F

livebaseballscorecards.com

AB	33
R	3
H	7
RBI	3
BB	1
SO	2
LOB	8



WP:	0	PA:	36
PB:	0		
SB:	0		
CS:	0		

AB R H RBI BB SO LOB

3	0	1	1	0	0	1
4	1	2	1	0	0	2
4	0	0	0	0	0	2
4	0	0	0	0	0	2
4	0	1	0	0	0	0
3	1	1	0	0	0	0
1	0	0	0	0	0	1
3	1	0	0	1	0	0
4	0	1	0	0	2	0
2	0	1	1	0	0	0
1	0	0	0	0	0	0

Batter	1	2	3	4	5	6	7	8	9
10 Michael Young, R OBP: 0.389, SLG: 0.596 (1, 6)	2-1 G5-3 ①		2-1 P4 ③			1-1 FC5 1B ①	0-0 SF8 ②		
9 Hank Blalock, L OBP: 0.352, SLG: 0.585 (1, 5)	0-0 F8 ②			1-2 HR ①		1-2 FC5 1B ①	2-3 3-H 2-0 L8 ③		
Alfonso Soriano, R OBP: 0.339, SLG: 0.460 (1, 4)	0-1 L8 ③			1-0 G5-3 ①		0-0 FC5 FC6-4 1-2 2-3f ②		3-2 L8 ①	
Herbert Perry, R OBP: 0.311, SLG: 0.418 (1, 3)		0-1 F9 ①		3-2 L4 ②		1-1 FC6-4 1-2f ③		0-1 G6-3 ②	
Brian Jordan, R OBP: 0.224, SLG: 0.186 (1, 10)		0-1 G6-3 ②		0-0 G1-3 ③			0-2 G5-3 ①	2-1 1B ③	
Eric Young Sr., R OBP: 0.405, SLG: 0.343 David Dellucci, L OBP: 0.394, SLG: 0.556 (8, PH) (9, 7)		1-1 F9 ③			0-1 F8 ①		2-1 1B 15 HBP 1B ①	0-0 G3 ③	
Kevin Mench, R OBP: 0.322, SLG: 0.475 (1, 9)			2-0 P6 ①		0-0 P2 ②		4-1 15 HBP 10 SF8 1B BB ①		1-1 G5-3 ①
Laynce Nix, L OBP: 0.358, SLG: 0.625 (1, 8)			1-3 K ②		1-3 K ③		1-2 10 SF8 15 HBP 1B 1-2 2-3 ①		3-2 G3-1 ②
15 Gerald Laird, R OBP: 0.374, SLG: 0.352 Brad Fullmer, L OBP: 0.328, SLG: 0.445 (9, PH) (1, 2)			0-0 1B ①			0-0 P3 ①	2-0 HBP ①		0-1 G4-3 ③

Inning Stats	R: 0	H: 0	E: 0	LOB: 0	K: 0	S: 5	R: 0	H: 0	E: 0	LOB: 0	K: 0	S: 6	R: 0	H: 1	E: 0	LOB: 1	K: 1	S: 7	R: 1	H: 1	E: 0	LOB: 0	K: 0	S: 8	R: 0	H: 0	E: 0	LOB: 0	K: 1	S: 6	R: 0	H: 2	E: 0	LOB: 2	K: 0	S: 9	R: 2	H: 2	E: 0	LOB: 2	K: 0	S: 11	R: 0	H: 1	E: 0	LOB: 1	K: 0	S: 8	R: 0	H: 0	E: 0	LOB: 0	K: 0	S: 8	1B: 6	SF: 1	2B: 0	SAC: 0	3B: 0	DP: 0	HR: 1	HBP: 1	WP: 0	PA: 36
--------------	------	------	------	--------	------	------	------	------	------	--------	------	------	------	------	------	--------	------	------	------	------	------	--------	------	------	------	------	------	--------	------	------	------	------	------	--------	------	------	------	------	------	--------	------	-------	------	------	------	--------	------	------	------	------	------	--------	------	------	-------	-------	-------	--------	-------	-------	-------	--------	-------	--------

PITCHER	IP	WLS	BF	H	R	ER	SO	BB	IBB	HBP	BLK	WP	HR	S	P	ERA	WHIP
41 Jimmy Gobble, L ERA: 4.5 (1, 1)	6.1	W	26	6	3	3	2	1	0	0	0	0	1	50	74	4.26	1.105
Shawn Camp, R ERA: 3.97 (7, 1)	0.1	H	2	0	0	0	0	0	0	1	0	0	0	1	3	0.00	0.000
Jaime Cerda, L ERA: 4.82 (7, 1)	0.1	H	1	0	0	0	0	0	0	0	0	0	0	1	3	0.00	0.000
Justin Huisman, R ERA: (8, 1)	2.0	S	7	1	0	0	0	0	0	0	0	0	0	16	25	0.00	0.500

Batter	1	2	3	4	5	6	7	8	9	AB R H RBI BB SO LOB	TOP											
4 Angel Berroa, R OBP: 0.234, SLG: 0.308 (1, 6)	2-2 BB HBP 1B	1-1 F7		1-0 SF8		2-0 FC6-4 1-2f			0-1 G6-3	4 1 1 1 0 0 1												
Carlos Beltrán, S OBP: 0.377, SLG: 0.601 (1, 8)	0-1 F8		1-0 2B	1-0 E6			0-3 K		1-3 K	5 0 1 0 0 2 3												
29 Mike Sweeney, R OBP: 0.349, SLG: 0.439 (1, 10)	2-0 1B BB 1-2 1B		3-2 K	3-0 P4			2-2 P4		2-2 G6-3	5 0 1 0 0 1 4												
Juan Gonzalez, R OBP: 0.331, SLG: 0.448 (1, 9)	4-0 HBP 1B 1-2 2-3 BB		0-0 F9		3-3 K		1-2 1B 1B			3 1 1 0 1 1 1												
Ken Harvey, R OBP: 0.373, SLG: 0.443 (1, 3)	0-0 HBP 1B 1-2 2-3 1B		2-1 F9		0-0 F8		0-1 1B 1-2 1B			4 0 2 0 0 0 1												
Joe Randa, R OBP: 0.351, SLG: 0.410 (1, 5)	1-1 1B 1-2 2-3 3-H HBP			1-0 1B 4 SF8 1B		2-2 G6-3		2-2 F7		3 1 1 1 0 0 2												
Benito Santiago, R OBP: 0.278, SLG: 0.387 (1, 2)	3-2 1B 1-2 2-H 3-H 1B			0-0 F8		1-1 P4		0-0 G1-3		4 0 1 1 0 0 1												
Mendy López, R OBP: 0.194, SLG: 0.212 (1, 4)		2-3 K		0-0 E 1B 1-2 1B		2-2 G5-3		0-2 F9		4 0 1 0 0 1 0												
Adrian Brown, S OBP: 0.273, SLG: 0.273 (1, 7)		1-1 G6-3		0-1 E 1B 1-2 2-3 1B		1-1 4 FC6-4 1B		1-1 G4-3		4 0 2 0 0 0 0												
Inning Stats	R: 2 E: 0 K: 0 S: 12	H: 4 LOB: 2 BB: 1 P: 24	R: 0 E: 0 K: 1 S: 7	H: 0 LOB: 0 BB: 0 P: 11	R: 0 E: 0 K: 1 S: 7	H: 1 LOB: 1 BB: 0 P: 13	R: 1 E: 1 K: 0 S: 8	H: 3 LOB: 3 BB: 0 P: 14	R: 0 E: 0 K: 1 S: 9	H: 0 LOB: 0 BB: 0 P: 14	R: 0 E: 0 K: 1 S: 9	H: 1 LOB: 1 BB: 0 P: 15	R: 0 E: 0 K: 1 S: 16	H: 2 LOB: 2 BB: 0 P: 21	R: 0 E: 0 K: 0 S: 6	H: 0 LOB: 0 BB: 0 P: 7	R: 0 E: 0 K: 1 S: 8	H: 0 LOB: 0 BB: 0 P: 11	1B: 10 2B: 1 3B: 0 HR: 0	SF: 1 SAC: 0 DP: 0 HBP: 1	WP: 0 PB: 0 SB: 0 CS: 0	PA: 39
PITCHER	IP WLS BF H R ER SO BB IBB HBP BLK WP HR S P ERA WHIP																					
Kenny Rogers, L ERA: 3.38 (1, 1)	6.2 W 31 10 3 3 4 1 0 1 0 0 0 63 105 4.05 1.650																					
Carlos Almanzar, R ERA: 2.74 (7, 1)	1.1 H 5 1 0 0 0 0 0 0 0 0 0 0 11 14 0.00 0.750																					
Francisco Cordero, R ERA: 2.3 (9, 1)	1.0 S 3 0 0 0 0 1 0 0 0 0 0 0 8 11 0.00 0.000																					

Kansas City Royals @ Texas Rangers
The Ballpark at Arlington, Arlington, TX

Thu May 20 2004, 8:05 PM EDT
Att. 25,149 - Sunny - 85 F

livebaseballscorecards.com

AB 36
R 3
H 11
RBI 3
BB 1
SO 5
LOB 13



Batter	1	2	3	4	5	6	7	8	9
10 Michael Young, R OBP: 0.395, SLG: 0.600	3-2 G3 2B	2-2 K		3-1 F7		3-2 9 BB 1B		4-2 FC6-4 BB	
9 Hank Blalock, L OBP: 0.353, SLG: 0.595	1-3 K	0-0 HR		0-2 P6		4-2 SAFE BB		1-3 K	
Alfonso Soriano, R OBP: 0.341, SLG: 0.461	1-0 G3	4-2 BB			3-1 L9 2B	1-1 G6-3		0-1 P2	
Herbert Perry, R OBP: 0.304, SLG: 0.394	2-1 P2	0-0 F9			4-2 G3-6 BB		3-1 G6-3	1-1 FC6-4	
Kevin Mench, R OBP: 0.327, SLG: 0.497		1-1 1B 2B 1B	0-1 HR		0-1 L9		1-1 F8		
Eric Young Sr., R OBP: 0.409, SLG: 0.351		1-0 E5 1B 2B	0-0 CS 1B		0-0 G3-6-1		2-2 S 1B		
Brian Jordan, R OBP: 0.226, SLG: 0.174		1-0 F7	1-3 K			0-0 F8	SAFE SAFE 4-2 BB	1-2 BB	
Laynce Nix, L OBP: 0.354, SLG: 0.609		0-0 2B 1B	1-2 G6-3			0-3 K	0-0 G1-3		
15 Gerald Laird, R OBP: 0.374, SLG: 0.352		0-2 9 HR 2B		2-2 P5		1-1 9 BB 10 1B		0-0 10 WP 2B	
Rod Barajas, R OBP: 0.354, SLG: 0.652									

Inning Stats	R: 0 E: 0 K: 1 S: 10	H: 1 LOB: 1 BB: 0 P: 17	R: 5 E: 1 K: 1 S: 16	H: 4 LOB: 1 BB: 1 P: 25	R: 1 E: 0 K: 1 S: 9	H: 2 LOB: 0 BB: 0 P: 11	R: 0 E: 0 K: 0 S: 8	H: 0 LOB: 0 BB: 0 P: 13	R: 0 E: 0 K: 0 S: 8	H: 1 LOB: 1 BB: 1 P: 15	R: 0 E: 0 K: 1 S: 15	H: 2 LOB: 3 BB: 1 P: 24	R: 0 E: 0 K: 0 S: 12	H: 1 LOB: 2 BB: 1 P: 22	R: 0 E: 0 K: 1 S: 10	H: 1 LOB: 2 BB: 1 P: 16
1B: 6 2B: 4 3B: 0 HR: 2	SF: 0 SAC: 0 DP: 1 HBP: 0	WP: 1 PA: 40														

PITCHER	IP	WLS	BF	H	R	ER	SO	BB	IBB	HBP	BLK	WP	HR	S	P	ERA	WHIP
Darrell May, L ERA: 5.76	4.0	L	22	8	6	3	3	2	0	0	0	0	2	48	78	6.75	2.500
Scott Sullivan, R ERA: 3.72	2.0		8	2	0	0	1	1	0	0	0	0	0	18	27	0.00	1.500
Curt Leskanic, R ERA: 10.45	1.0		5	1	0	0	0	1	0	0	0	0	0	12	22	0.00	2.000
Shawn Camp, R ERA: 3.97	0.0		2	1	0	0	0	1	0	0	0	1	0	3	7	∞	∞
Dennys Reyes, L ERA: 3.18	0.1		1	0	0	0	1	0	0	0	0	0	0	3	4	0.00	0.000

AB R H RBI BB SO LOB

4	0	2	0	1	1	1
4	1	1	2	1	2	3
4	0	1	0	1	0	6
4	0	0	0	1	0	4
4	2	2	1	0	0	2
4	1	2	0	0	0	3
3	0	0	0	1	1	3
4	1	1	0	0	1	3
0	0	0	0	0	0	0
4	1	3	3	0	0	0

AB	35
R	6
H	12
RBI	6
BB	5
SO	5
LOB	25



WP: 1 PB: 0 SB: 1 CS: 1	PA: 40
ERA: 0.00 WHIP: 0.000	

Kansas City Royals @ Texas Rangers
The Ballpark at Arlington, Arlington, TX
Thu May 20 2004, 8:05 PM EDT
Att. 25,149 - Sunny - 85 F

livebaseballscorecards.com

Batter	1	2	3	4	5	6	7	8	9	AB R H RBI BB SO LOB	TOP	
4 Angel Berroa, R OBP: 0.243, SLG: 0.309 (1, 6) C X	0-1 G5-3 ①		H 1-0 HBP			B 2-1 G6-4-3 ① ② 1-2f		F 0-1 G6-4-3 1B	3 0 1 0 0 0 1			
Carlos Beltrán, S OBP: 0.369, SLG: 0.586 (1, 8) B X	1-1 G5-3 ②		B 2-2 F8 ③			B 3-2 F7 ③		B 3-1 G6-4-3 ① ② 1-2f	4 0 0 0 0 0 3			
29 Mike Sweeney, R OBP: 0.346, SLG: 0.434 (1, 3) F X	0-2 F8 ③		C 1-3 K ①			B 1-1 G6-4-3 1B		X 0-0 F8 ③	4 0 1 0 0 1 0			
Juan Gonzalez, R OBP: 0.326, SLG: 0.441 (1, 9) Wilton Guerrero, S OBP: 1.000, SLG: 1.000 (4, 4)		X 0-0 F8 ①	B 1-0 G6-3 ②			B 0-0 G6-4-3 1B			2 0 0 0 0 0 0 1 0 1 0 0 0 0			
Joe Randa, R OBP: 0.344, SLG: 0.401 (1, 5) C T B B		C 2-3 K ②	B 2-1 P6 ③			B 1-2 G6-4-3 1B			3 0 0 0 0 1 2			
Ken Harvey, R OBP: 0.365, SLG: 0.432 (1, 10) C T B B C		C 2-3 K ③	B 2-3 K ①			B 1-3 K ③			3 0 0 0 0 3 1			
Brandon Berger, R (1, 7) B X C			B 1-1 F8 ①			C 2-2 K ②		X 0-0 L8 ①	3 0 0 0 0 1 0			
Kelly Stinnett, R OBP: 0.375, SLG: 0.533 (1, 2) L W C			L 1-2 G5-3 HBP			B 2-1 F9 ③		B 1-0 F8 ②	2 0 0 0 0 0 0			
Mendy López, R OBP: 0.205, SLG: 0.200 (1, 4) (4, 9) X C O B T B S			X 3-2 G5-3 ② 1-2			C 3-2 G6-4-3 4 HBP		B 1-1 F9 ③	2 0 0 0 0 0 1			
Inning Stats	R: 0 E: 0 K: 0 S: 7 H: 0 LOB: 0 BB: 0 P: 8	R: 0 E: 0 K: 2 S: 8 H: 0 LOB: 0 BB: 0 P: 12	R: 0 E: 0 K: 0 S: 11 H: 0 LOB: 2 BB: 0 P: 19	R: 0 E: 0 K: 1 S: 6 H: 0 LOB: 0 BB: 0 P: 10	R: 0 E: 0 K: 2 S: 8 H: 0 LOB: 0 BB: 0 P: 14	R: 0 E: 0 K: 0 S: 11 H: 0 LOB: 0 BB: 0 P: 19	R: 0 E: 0 K: 1 S: 9 H: 2 LOB: 1 BB: 0 P: 12	R: 0 E: 0 K: 0 S: 4 H: 0 LOB: 0 BB: 0 P: 6	R: 0 E: 0 K: 0 S: 5 H: 1 LOB: 0 BB: 0 P: 8	1B: 3 2B: 0 3B: 0 HR: 0 SF: 0 SAC: 0 DP: 3 HBP: 3	WP: 0 PB: 0 SB: 0 CS: 0 PA: 30	
PITCHER Mark Mulder, L ERA: 2.98 (1, 1)	IP 9.0 WLS W BF 30 H 3 R 0 ER 0 SO 6 BB 0 IBB 0 HBP 3 BLK 0 WP 0 HR 0 S 69 P 108 ERA 0.00 WHIP 0.333											PITCHER IP WLS BF H R ER SO BB IBB HBP BLK WP HR S P ERA WHIP

Kansas City Royals @ Oakland Athletics
Network Associates Coliseum, Oakland, CA

Fri May 21 2004, 9:05 PM EDT
Att. 27,080 - Unknown - 61 F

AB	27
R	0
H	3
RBI	0
BB	0
SO	6
LOB	8



WP: 0	PA: 30
PB: 0	
SB: 0	
CS: 0	

livebaseballscorecards.com

Batter	1	2	3	4	5	6	7	8	9	10	11	AB R H RBI BB SO LOB	TOP																		
4 Angel Berroa, R OBP: 0.242, SLG: 0.304 (1, 6)	F8		G1-3				L9			F9		5 0 1 1 0 0 1	Kansas City Royals @ Oakland Athletics Network Associates Coliseum, Oakland, CA Sat, May 22 2004, 4:05 PM EDT Att: 26,081 - Unknown - 61 F																		
Carlos Beltrán, S OBP: 0.364, SLG: 0.573 (1, 8)	K		K				F8			1B		5 0 1 0 0 2 2																			
29 Mike Sweeney, R OBP: 0.342, SLG: 0.447 (1, 3)	G6-3						P3			K		5 1 1 1 0 1 1																			
Ken Harvey, R OBP: 0.366, SLG: 0.438 (1, 10)					HR					F9		5 1 2 0 0 2 1																			
Joe Randa, R OBP: 0.352, SLG: 0.411 (1, 5)										SH1-4		4 1 2 0 1 1 1																			
Benito Santiago, R OBP: 0.269, SLG: 0.374 (1, 2)										SH1-4		4 0 0 0 0 2 4																			
Brandon Berger, R OBP: 0.250, SLG: 0.375 (1, 7)										P3		5 1 2 2 0 1 2																			
Desi Relaford, S OBP: 0.300, SLG: 0.258 (1, 4)										F9		4 0 1 0 1 1 2																			
Mendy López, R OBP: 0.195, SLG: 0.189 Matt Stairs, L OBP: 0.358, SLG: 0.447 (9, PH) (9, 9)										G3		2 0 0 0 0 1 3 1 0 0 0 0 0 0																			
Inning Stats	R: 0 E: 0 K: 1 S: 10	H: 0 LOB: 0 BB: 0 P: 15	R: 0 E: 0 K: 1 S: 12	H: 1 LOB: 1 BB: 0 P: 18	R: 0 E: 0 K: 1 S: 10	H: 1 LOB: 1 BB: 0 P: 14	R: 1 E: 0 K: 2 S: 10	H: 1 LOB: 0 BB: 0 P: 14	R: 1 E: 0 K: 0 S: 7	H: 2 LOB: 1 BB: 0 P: 9	R: 2 E: 0 K: 2 S: 16	H: 2 LOB: 2 BB: 2 P: 30		R: 0 E: 0 K: 1 S: 5	H: 0 LOB: 0 BB: 0 P: 8	R: 0 E: 0 K: 1 S: 5	H: 1 LOB: 0 BB: 0 P: 6	R: 0 E: 0 K: 2 S: 10	H: 0 LOB: 0 BB: 0 P: 14	R: 0 E: 0 K: 1 S: 9	H: 1 LOB: 1 BB: 0 P: 17	R: 0 E: 0 K: 0 S: 8	H: 1 LOB: 1 BB: 0 P: 10	1B: 5 2B: 4 3B: 0 HR: 1	SF: 0 SAC: 2 DP: 1 HBP: 0	WP: 0 PB: 0 SB: 1 CS: 0	PA: 44				
PITCHER	IP WLS BF H R ER SO BB IBB HBP BLK WP HR S P ERA WHIP																														
Barry Zito, L ERA: 5.56 (1, 1)	7.0	30	7	4	4	7	1	1	0	0	0	0	0	1	71	108	5.14	1.143													
Chad Bradford, R ERA: 3.73 (8, 1)	2.0	6	1	0	0	3	0	0	0	0	0	0	0	0	15	20	0.00	0.500													
Arthur Rhodes, L ERA: 3.5 (10, 1)	1.0	4	1	0	0	1	0	0	0	0	0	0	0	0	9	17	0.00	1.000													
58 Justin Duchschere, R ERA: 1.21 (11, 1)	1.0	W	4	1	0	0	0	0	0	0	0	0	0	0	8	10	0.00	1.000													

livebaseballscorecards.com

AB	40
R	4
H	10
RBI	4
BB	2
SO	11
LOB	17



Batter	1	2	3	4	5	6	7	8	9	10	11	AB R H RBI BB SO LOB
Eric Byrnes, R (1, 9) OBP: 0.383, SLG: 0.479 (9, 8)	G6-3		K		HBP		E		E6 3 HR		F8	5 1 1 0 0 1 1
Billy McMillon, L (1, 7) OBP: 0.293, SLG: 0.410 Jermaine Dye, R (9, PH) OBP: 0.343, SLG: 0.518 (10, 9)	G4-3			HR	BB		E9		F9		F8 1B 7 1B	3 1 2 0 1 0 0 2 1 1 0 0 0 1
3 Eric Chavez, L (1, 5) OBP: 0.366, SLG: 0.463	F9			L1	G4-3		G5-3		HR		P4	6 1 1 2 0 0 7
Scott Hatteberg, L (1, 3) OBP: 0.392, SLG: 0.472				L9			G4-3		G1-3		F8 7 1B IBB	6 0 2 0 0 0 3
Erubiel Durazo, L (1, 10) OBP: 0.358, SLG: 0.493				HR					G5-3		L8	5 1 2 2 1 0 1
7 Bobby Crosby, R (1, 6) OBP: 0.284, SLG: 0.443				F9			K		F9		BB BB	5 0 1 1 1 1 2
21 Mark Kotsay, L (1, 8) OBP: 0.288, SLG: 0.266 Marco Scutaro, R (8, PH) OBP: 0.336, SLG: 0.397 (9, 4)				F8			E4		FC5-4 BB		BB	3 0 0 0 0 0 1 0 0 0 0 2 0 0
Mark McLemore, S (1, 4) OBP: 0.217, SLG: 0.227 23 Bobby Kielty, S (8, PH) OBP: 0.328, SLG: 0.455 (9, 9) (10, 7)				G4-3			G6-3		G3		K	3 0 0 0 0 0 2 2 0 0 0 0 1 3
17 Adam Melhuse, S (1, 2) OBP: 0.353, SLG: 0.522				1B			BB		G6-3		K	5 0 2 0 0 1 2


Inning Stats	R: 0	H: 0	E: 0	K: 0	S: 6	R: 0	H: 1	E: 0	K: 0	S: 9	R: 0	H: 1	E: 0	K: 1	S: 9	R: 2	H: 2	E: 0	K: 0	S: 13	R: 0	H: 1	E: 0	K: 0	S: 15	R: 0	H: 2	E: 1	K: 0	S: 7	R: 0	H: 0	E: 0	K: 0	S: 11	R: 2	H: 1	E: 1	K: 1	S: 16	R: 0	H: 0	E: 0	K: 1	S: 13	R: 1	H: 3	E: 0	K: 0	S: 8
	LOB: 0	BB: 0	P: 9	LOB: 0	BB: 0	P: 14	LOB: 1	BB: 0	P: 14	LOB: 0	BB: 0	LOB: 3	BB: 1	P: 27	LOB: 2	BB: 0	P: 22	LOB: 1	BB: 1	P: 18	LOB: 0	BB: 0	LOB: 2	BB: 2	P: 26	LOB: 3	BB: 1	P: 19	LOB: 0	BB: 0	P: 19	LOB: 0	BB: 0	P: 19	LOB: 0	BB: 0	P: 19	LOB: 0	BB: 0	P: 19	LOB: 0	BB: 0	P: 19	LOB: 0	BB: 0	P: 19				

BOTTOM

Kansas City Royals @ Oakland Athletics
Network Associates Coliseum, Oakland, CA

Sat May 22 2004, 4:05 PM EDT
Att: 26,081 - Unknown - 61 F

AB	45
R	5
H	12
RBI	5
BB	5
SO	4
LOB	23



WP: 0	PA: 51
PB: 0	
SB: 0	
CS: 0	

TOP

Kansas City Royals @ Oakland Athletics
Network Associates Coliseum, Oakland, CA

Sun May 23 2004, 4:05 PM EDT
Att: 33,476 - Cloudy - 60 F

AB 39
R 2
H 10
RBI 2
BB 1
SO 9
LOB 14



AB R H RBI BB SO LOB

5	0	2	1	0	1	1	
5	0	0	0	0	3	2	
5	1	1	1	0	0	1	
5	0	1	0	0	3	0	
4	0	2	0	0	0	0	
3	0	1	0	1	0	1	
4	0	1	0	0	1	4	
4	0	1	0	0	1	4	
4	1	1	0	0	0	1	
1B: 6	SF: 0	2B: 3	SAC: 0	3B: 0	DP: 0	HR: 1	HBP: 0

Batter	1	2	3	4	5	6	7	8	9	10
4 Angel Berroa, R OBP: 0.248, SLG: 0.325	0-3 K		2-1 G5-3		0-1 1-H 2B		0-1 FC5-4 2B		1-1 G6-3	
Carlos Beltrán, S OBP: 0.354, SLG: 0.556	3-3 K			1-3 K	1-1 G3-1		1-0 FC5-4-5 29 FC5-4		3-3 K	
29 Mike Sweeney, R OBP: 0.337, SLG: 0.459	2-1 G6-3			0-0 HR		0-0 G4-3	0-0 FC5-4		2-0 P4	
Matt Stairs, L OBP: 0.351, SLG: 0.434		2-3 K		3-2 F7		1-0 2B 1B		2-3 K		1-3 K
Ken Harvey, R OBP: 0.370, SLG: 0.448		0-0 L4		2-2 1B		0-1 2B		0-1 L5		
Desi Relaford, S OBP: 0.311, SLG: 0.262		2-1 1B		1-0 G4-3		4-1 IBB		3-2 F8		
Benito Santiago, R OBP: 0.268, SLG: 0.370		1-3 K		0-1 CS 1B		2-2 F9		1-0 F8		
Brandon Berger, R OBP: 0.250, SLG: 0.333		2-1 F8		1-3 K		2-1 F7		0-0 FC5-4 1B		
Wilton Guerrero, S OBP: 0.400, SLG: 0.400		1-2 G4-3		2-2 4 2B 1B		0-2 G6-3		0-0 FC5-4		

Inning Stats	R: 0 E: 0 K: 2 S: 8	H: 0 LOB: 0 BB: 0 P: 13	R: 0 E: 0 K: 2 S: 11	H: 1 LOB: 1 BB: 0 P: 16	R: 0 E: 0 K: 0 S: 7	H: 0 LOB: 0 BB: 0 P: 12	R: 1 E: 0 K: 1 S: 12	H: 2 LOB: 1 BB: 0 P: 19	R: 1 E: 0 K: 1 S: 12	H: 3 LOB: 1 BB: 0 P: 16	R: 0 E: 0 K: 10 S: 10	H: 2 LOB: 3 BB: 1 P: 19	R: 0 E: 0 K: 7 S: 7	H: 1 LOB: 1 BB: 0 P: 8	R: 0 E: 0 K: 8 S: 8	H: 0 LOB: 0 BB: 0 P: 13	R: 0 E: 0 K: 5 S: 5	H: 1 LOB: 1 BB: 0 P: 7	R: 0 E: 0 K: 2 S: 7	H: 0 LOB: 0 BB: 0 P: 13	1B: 6 2B: 3 3B: 0 HR: 1	SF: 0 SAC: 0 DP: 0 HBP: 0	WP: 0 PB: 0 SB: 0 CS: 1	PA: 40
--------------	------------------------------	----------------------------------	-------------------------------	----------------------------------	------------------------------	----------------------------------	-------------------------------	----------------------------------	-------------------------------	----------------------------------	--------------------------------	----------------------------------	------------------------------	---------------------------------	------------------------------	----------------------------------	------------------------------	---------------------------------	------------------------------	----------------------------------	----------------------------------	------------------------------------	----------------------------------	--------

PITCHER	IP	WLS	BF	H	R	ER	SO	BB	IBB	HBP	BLK	WP	HR	S	P	ERA	WHIP
40 Rich Harden, R ERA: 3.83	6.0		26	8	2	2	6	0	0	0	0	0	0	60	95	3.00	1.333
Chris Hammond, L ERA: 3.32	0.2		3	1	0	0	0	0	0	0	0	0	0	6	7	0.00	1.500
Chad Bradford, R ERA: 3.72	0.1		1	0	0	0	0	0	0	0	0	0	0	1	1	0.00	0.000
Jim Mecir, R ERA: 6.32	1.0		3	0	0	0	1	0	0	0	0	0	0	8	13	0.00	0.000
Ricardo Rincon, L ERA: 5.4	1.0		4	1	0	0	0	0	0	0	0	0	0	5	7	0.00	1.000
PITCHER	IP	WLS	BF	H	R	ER	SO	BB	IBB	HBP	BLK	WP	HR	S	P	ERA	WHIP
Arthur Rhodes, L ERA: 3.32	1.0		3	0	0	0	2	0	0	0	0	0	0	7	13	0.00	0.000

Batter	1	2	3	4	5	6	7	8	9	10	AB	R	H	RBI	BB	SO	LOB
Eric Byrnes, R OBP: 0.377, SLG: 0.467 (1, 8)	3-1 F8		0-1 G4-3		1-0 FC5			3-2 K		1-1 1B	5	0	1	1	0	1	2
Marco Scutaro, R OBP: 0.326, SLG: 0.385 (1, 4)	1-1 F9		2-2 F8			1-0 G4-3		0-3 K			4	0	0	0	0	1	0
Scott Hatteberg, L OBP: 0.388, SLG: 0.465 (1, 3)	0-0 G3			3-2 1B		2-2 G3		3-2 G4-3			4	0	1	0	0	0	0
Jermaine Dye, R OBP: 0.346, SLG: 0.515 (1, 9)		3-2 1B		2-3 K		4-1 BB			2-2 F9		3	1	1	0	1	1	1
23 Bobby Kielty, S OBP: 0.317, SLG: 0.438 (1, 7)		3-1 FC6		3-2 G5-4-3		1-3 K			3-2 P6		4	1	0	0	0	1	3
Eric Karros, R OBP: 0.203, SLG: 0.286 (1, 10) 21 Mark Kotsay, L OBP: 0.286, SLG: 0.264 (7, PR)		2-1 G5-3		2-1 F9			2-2 2B		3-2 F8		3	0	1	1	0	0	0
Damian Miller, R OBP: 0.352, SLG: 0.402 (1, 2)		2-3 K		2-0 FC5			0-1 G4-3			3-1 1B	4	0	2	0	0	1	1
7 Bobby Crosby, R OBP: 0.283, SLG: 0.437 (1, 6)		0-3 K2-3		0-2 1B			1-2 G4-3			1-1 FC6-4	4	1	1	0	0	1	3
Mark McLemore, S OBP: 0.222, SLG: 0.200 (1, 5)			3-1 G6-3		2-0 F8		2-0 G1-3			4-0 1B	3	0	0	0	1	0	4

Inning Stats	R: 0	H: 0	E: 0	K: 0	S: 5	P: 9	R: 2	H: 1	E: 2	K: 2	S: 14	P: 24	R: 0	H: 0	E: 0	K: 0	S: 7	R: 0	H: 1	E: 0	K: 1	S: 9	P: 17	R: 0	H: 2	E: 0	K: 0	S: 8	P: 15	R: 0	H: 0	E: 0	K: 1	S: 8	P: 16	R: 0	H: 1	E: 0	K: 0	S: 10	P: 15	R: 0	H: 0	E: 0	K: 2	S: 9	P: 15	R: 0	H: 0	E: 0	K: 0	S: 10	P: 18	R: 0	H: 2	E: 0	K: 0	S: 6	P: 15	1B: 6	SF: 0	2B: 1	SAC: 0	3B: 0	DP: 1	HR: 0	HBP: 0	WP: 0	PA: 37
--------------	------	------	------	------	------	------	------	------	------	------	-------	-------	------	------	------	------	------	------	------	------	------	------	-------	------	------	------	------	------	-------	------	------	------	------	------	-------	------	------	------	------	-------	-------	------	------	------	------	------	-------	------	------	------	------	-------	-------	------	------	------	------	------	-------	-------	-------	-------	--------	-------	-------	-------	--------	-------	--------

PITCHER	IP	WLS	BF	H	R	ER	SO	BB	IBB	HBP	BLK	WP	HR	S	P	ERA	WHIP
Dennys Reyes, L ERA: 2.51 (1, 1)	6.0		24	5	2	0	4	1	0	0	0	0	0	55	99	0.00	1.000
Jason Grimsley, R ERA: 2.29 (7, 1)	2.0		6	0	0	0	2	0	0	0	0	0	0	15	24	0.00	0.000
Jaime Cerda, L ERA: 3.65 (9, 1)	1.0		3	0	0	0	0	0	0	0	0	0	0	10	18	0.00	0.000
Nate Field, R ERA: 2.16 (10, 1)	0.1	L	4	2	1	1	0	0	1	0	0	0	0	6	15	27.00	6.000

BOTTOM

Kansas City Royals @ Oakland Athletics
 Network Associates Coliseum, Oakland, CA
 Sun May 23 2004, 4:05 PM EDT
 Att. 33,476 - Cloudy - 60 F

livebaseballscorecards.com

AB	35
R	3
H	7
RBI	2
BB	2
SO	6
LOB	14



Batter	1	2	3	4	5	6	7	8	9	AB R H RBI BB SO LOB
Alex Sanchez, L (1, 8) OBP: 0.368, SLG: 0.433	0-1 F8		0-1 B1-3			0-2 1B	0-0 1B		1-0 2B	5 0 3 1 0 0 1
9 Carlos Guillen, S (1, 6) OBP: 0.400, SLG: 0.484	0-2 P3		0-0 G5-3			0-2 K	0-2 G4-3		1-1 E4	5 0 0 1 0 1 5
Ivan Rodriguez, R (1, 2) OBP: 0.363, SLG: 0.500	0-0 G6-3				0-1 F7	0-0 L6		0-0 G4-3	1-0 G6-4-3	5 0 0 0 0 0 3
Rondell White, R (1, 10) OBP: 0.380, SLG: 0.521		2-2 1B			2-2 F7	1-1 P3		2-2 K		4 0 1 0 0 1 1
Craig Monroe, R (1, 7) OBP: 0.306, SLG: 0.360		3-1 P4			2-2 F8		0-0 1B	2-2 1B		4 1 2 0 0 0 1
Bobby Higginson, L (1, 9) OBP: 0.368, SLG: 0.405		1-1 F9			0-1 P6		4-0 1B	3-1 1B		3 1 1 0 1 0 1
15 Brandon Inge, R (1, 5) OBP: 0.342, SLG: 0.437		2-1 L1			1-0 F9		0-0 SH3-4	2-2 FC4-6		3 0 0 0 0 0 3
30 Chris Shelton, R (1, 3) OBP: 0.318, SLG: 0.316			0-1 F9		4-0 BB		0-1 SF9		0-1 2B	2 1 1 1 1 0 0
20 Omar Infante, R (1, 4) OBP: 0.359, SLG: 0.462			4-2 BB		1-1 F7		4-1 1B		2-3 K	2 0 0 0 2 1 2

Inning Stats	R: 0 E: 0 K: 0 S: 6	H: 0 LOB: 0 BB: 0 P: 6	R: 0 E: 0 K: 0 S: 11	H: 1 LOB: 1 BB: 0 P: 19	R: 0 E: 0 K: 0 S: 8	H: 0 LOB: 1 BB: 1 P: 12	R: 0 E: 0 K: 0 S: 9	H: 0 LOB: 0 BB: 0 P: 13	R: 0 E: 0 K: 0 S: 5	H: 0 LOB: 1 BB: 1 P: 11	R: 0 E: 0 K: 1 S: 9	H: 1 LOB: 1 BB: 0 P: 10	R: 2 E: 0 K: 0 S: 9	H: 2 LOB: 2 BB: 2 P: 17	R: 0 E: 0 K: 1 S: 13	H: 2 LOB: 2 BB: 0 P: 22	R: 1 E: 1 K: 1 S: 9	H: 2 LOB: 1 BB: 0 P: 14	1B: 7 2B: 2 3B: 0 HR: 0	SF: 1 SAC: 1 DP: 1 HBP: 0	WP: 0 PB: 0 SB: 1 CS: 0	PA: 39
--------------	------------------------------	---------------------------------	-------------------------------	----------------------------------	------------------------------	----------------------------------	------------------------------	----------------------------------	------------------------------	----------------------------------	------------------------------	----------------------------------	------------------------------	----------------------------------	-------------------------------	----------------------------------	------------------------------	----------------------------------	----------------------------------	------------------------------------	----------------------------------	--------

PITCHER	IP	WLS	BF	H	R	ER	SO	BB	IBB	HBP	BLK	WP	HR	S	P	ERA	WHIP
41 Jimmy Gobble, L (1, 1) ERA: 4.28	6.2		26	3	2	2	1	3	0	0	0	0	0	52	79	2.70	0.900
Jason Grimsley, R (7, 1) ERA: 2.25	0.1	W	3	1	0	0	0	1	0	0	0	0	0	5	9	0.00	6.000
Curt Leskanic, R (8, 1) ERA: 9.0	0.2	H	4	2	0	0	1	0	0	0	0	0	0	10	17	0.00	3.000
Jeremy Affeldt, L (8, 1) ERA: 5.07	1.1	S	6	2	1	1	1	0	0	0	0	0	0	12	19	6.75	1.500

TOP

Detroit Tigers @ Kansas City Royals
Kauffman Stadium, Kansas City, MO

Tue May 25 2004, 7:10 PM CDT
Att. 14,297 - Sunny - 69 F

AB	33
R	3
H	8
RBI	3
BB	4
SO	3
LOB	17

livebaseballscorecards.com

Batter	1	2	3	4	5	6	7	8	9	AB R H RBI BB SO LOB	TOP	
Alex Sanchez, L (1, 8) OBP: 0.375, SLG: 0.439	0-2 9 CS 1B		0-1 9 G6-3 1B		0-3 K			3-1 G6-3	1-2 9 BB 1B	5 0 3 0 0 1 1		
9 Carlos Guillen, S (1, 6) OBP: 0.405, SLG: 0.500	3-2 P4 1-2		2-1 G6-3 1-2f 2-3		4-2 BB			1-1 HR	4-2 G6-4-3 BB	3 1 1 1 2 0 3		
Ivan Rodriguez, R (1, 2) OBP: 0.353, SLG: 0.486	1-1 F7		3-2 G5-3		1-3 K			0-0 G6-3	1-0 G6-4-3 1-2f	5 0 0 0 0 1 5		
Rondell White, R (1, 7) OBP: 0.388, SLG: 0.539		0-0 15 3B 1B		2-1 F9 2B		2-0 P2		1-0 1B 2B		4 2 3 0 0 0 0		
Craig Monroe, R (1, 9) Eric Munson, L (8, PH) OBP: 0.252, SLG: 0.369		1-1 P4		2-1 F9 2-3		1-0 G4-3		4-2 1B BB		3 0 0 0 0 0 2 0 0 0 0 1 0 0		
Bobby Higginson, L (1, 10) OBP: 0.364, SLG: 0.400		1-0 P6		3-0 F7		1-0 P6		1-1 15 HBP 1B		4 0 1 1 0 0 2		
15 Brandon Inge, R (1, 5) OBP: 0.356, SLG: 0.462		1-0 1-H 3B		2-2 F8			0-0 20 G5-4-3 1B	2-1 1-2 HBP		3 0 2 1 0 0 1		
30 Chris Shelton, R (1, 3) Carlos Pena, L (8, PH) OBP: 0.290, SLG: 0.387		0-0 F8			1-1 9 BB 1B		2-1 F9	1-3 K		3 0 1 0 0 0 2 1 0 0 0 0 1 3		
20 Omar Infante, R (1, 4) OBP: 0.354, SLG: 0.449			1-1 9 G6-3 1B		2-2 P6		1-2 G5-4-3 1-2f		3-3 K	4 0 1 0 0 1 2		
Inning Stats	R: 0 H: 1 E: 0 LOB: 0 K: 0 BB: 0 S: 8 P: 12	R: 1 H: 2 E: 0 LOB: 1 K: 0 BB: 0 S: 6 P: 9	R: 0 H: 2 E: 0 LOB: 1 K: 0 BB: 0 S: 11 P: 17	R: 0 H: 1 E: 0 LOB: 1 K: 0 BB: 0 S: 8 P: 17	R: 0 H: 1 E: 0 LOB: 2 K: 2 BB: 1 S: 15 P: 23	R: 0 H: 0 E: 0 LOB: 0 K: 0 BB: 0 S: 3 P: 7	R: 0 H: 1 E: 0 LOB: 0 K: 0 BB: 0 S: 6 P: 9	R: 2 H: 3 E: 0 LOB: 3 K: 1 BB: 1 S: 17 P: 30	R: 0 H: 1 E: 0 LOB: 1 K: 1 BB: 1 S: 9 P: 18	1B: 8 SF: 0 2B: 2 SAC: 0 3B: 1 DP: 3 HR: 1 HBP: 1	WP: 0 PA: 39 PB: 0 SB: 0 CS: 1	
PITCHER	IP WLS BF H R ER SO BB IBB HBP BLK WP HR S P ERA WHIP											
Darrell May, L (1, 1) ERA: 5.43	7.2 W 31 10 3 3 2 1 0 0 0 0 0 1 63 105 3.52 1.435											
Scott Sullivan, R (8, 1) ERA: 4.05	0.0 3 1 0 0 0 0 1 0 1 0 0 0 7 14 ∞ ∞											
Jaime Cerda, L (8, 1) ERA: 3.46	0.2 H 4 1 0 0 2 1 0 0 0 0 0 0 12 21 0.00 3.000											
Jeremy Affeldt, L (9, 1) ERA: 5.01	0.2 S 1 0 0 0 0 0 0 0 0 0 0 0 1 2 0.00 0.000											

Detroit Tigers @ Kansas City Royals
Kauffman Stadium, Kansas City, MO

Wed May 26 2004, 7:10 PM CDT
Att. 19,534 - Overcast - 63 F

livebaseballscorecards.com

AB 35
R 3
H 12
RBI 3
BB 3
SO 4
LOB 21



Batter	1	2	3	4	5	6	7	8	9	AB	R	H	RBI	BB	SO	LOB
4 Angel Berroa, R OBP: 0.263, SLG: 0.354 (1, 6)	2-3 K	2-2 K		1 SAFE 1 SAFE 1 SAFE 1-2f	2-2 FC5-4		0-0 G6-3 29 HR 2B			4	1	1	0	0	2	1
Carlos Beltrán, S OBP: 0.355, SLG: 0.547 (1, 8)	2-0 E S HR 1B		0-0 29 1B E 1B	3-3 K			3-1 G6-3			4	2	2	0	0	1	2
29 Mike Sweeney, R OBP: 0.339, SLG: 0.477 (1, 10)	1-2 F8		1-2 E 1B 1B		0-1 1B G5-4-3 1B		3-0 HR			4	3	3	2	0	0	1
Matt Stairs, L OBP: 0.364, SLG: 0.472 (1, 9)	2-1 1-H HR		0-3 K		0-0 G5-4-3 1B		3-H 2-0 F9			4	1	2	2	0	1	2
Ken Harvey, R OBP: 0.377, SLG: 0.472 (1, 3)	1-0 FC5 HBP 1B		1-1 F9		1-1 G5-4-3		3-2 F7			4	0	1	0	0	0	3
Joe Randa, R OBP: 0.347, SLG: 0.397 (1, 5)	1-1 1-2 HBP		0-2 E4 1B		1-1 P6		4-0 BB			2	0	0	0	1	0	1
Benito Santiago, R OBP: 0.275, SLG: 0.378 (1, 2)	1-2 FC5		1-1 2-H 3-H 1B		1-2 F9		1-1 F8			4	0	1	1	0	0	3
Desi Relaford, S OBP: 0.296, SLG: 0.239 (1, 4)		0-1 G3-1		4-1 4 FC5-4 BB		1-2 L4		2-1 F9		3	0	0	0	1	0	1
Brandon Berger, R OBP: 0.167, SLG: 0.222 (1, 7)		1-0 G6-3		0-3 K		2-3 K		0-3 K		4	0	0	0	0	3	2


Inning Stats	R: 2	H: 3	E: 0	K: 1	S: 14	LOB: 2	BB: 0	P: 24	R: 0	H: 0	E: 0	K: 1	S: 6	LOB: 0	BB: 0	P: 9	R: 2	H: 2	E: 0	K: 0	S: 7	LOB: 0	BB: 0	P: 9	R: 0	H: 0	E: 0	K: 1	S: 9	LOB: 0	BB: 0	P: 13	R: 2	H: 2	E: 0	K: 0	S: 8	LOB: 0	BB: 0	P: 19	R: 0	H: 0	E: 0	K: 1	S: 7	LOB: 1	BB: 1	P: 14	1B: 7	2B: 1	3B: 0	HR: 2	SF: 0	SAC: 0	DP: 1	HBP: 1	WP: 0	PB: 0	SB: 1	CS: 0	PA: 36
--------------	------	------	------	------	-------	--------	-------	-------	------	------	------	------	------	--------	-------	------	------	------	------	------	------	--------	-------	------	------	------	------	------	------	--------	-------	-------	------	------	------	------	------	--------	-------	-------	------	------	------	------	------	--------	-------	-------	-------	-------	-------	-------	-------	--------	-------	--------	-------	-------	-------	-------	--------

PITCHER	IP	WLS	BF	H	R	ER	SO	BB	IBB	HBP	BLK	WP	HR	S	P	ERA	WHIP
Gary Knotts, R ERA: 5.16 (1, 1)	5.0	L	24	8	5	3	5	1	0	0	0	0	1	52	79	5.40	1.800
Esteban Yan, R ERA: 4.15 (6, 1)	1.1		6	2	2	2	1	0	0	0	0	0	1	13	23	13.50	1.500
Jamie Walker, L ERA: 1.83 (7, 1)	0.1		1	0	0	0	0	0	0	0	0	0	0	1	3	0.00	0.000
Al Levine, R ERA: 6.53 (7, 1)	0.1		1	0	0	0	0	0	0	0	0	0	0	3	6	0.00	0.000
Ugueth Urbina, R ERA: 1.76 (8, 1)	1.0		4	0	0	0	1	1	0	0	0	0	0	7	14	0.00	1.000

DETROIT TIGERS @ KANSAS CITY ROYALS
Kauffman Stadium, Kansas City, MO
 Wed May 26 2004, 7:10 PM CDT
 Att: 19,534 - Overcast - 63 F

AB	33
R	7
H	10
RBI	5
BB	2
SO	7
LOB	16



Batter	1	2	3	4	5	6	7	8	9	AB R H RBI BB SO LOB	TOP											
Alex Sanchez, L (1, 8) OBP: 0.386, SLG: 0.453	2-2 G4-3 1B 2B	0-0 2-H 1B		0-1 SH5-3 2-3	0-0 2B 1B	0-0 1-2 2-H 1B		0-1 G3 2-3	2-0 G5-3	6 2 4 2 0 0 2												
9 Carlos Guillen, S (1, 6) OBP: 0.400, SLG: 0.491 Jason Smith, L (7, 6) OBP: 0.500, SLG: 0.500	0-1 G4-3 2-3	2-3 SAFE SAFE SAFE		1-2 G5-3	0-0 2B 1B	0-1 F7		0-1 1B 3-H		5 1 1 1 0 1 5 1 0 1 1 0 0 0												
Ivan Rodriguez, R (1, 2) OBP: 0.356, SLG: 0.492 Eric Munson, L (7, PH) OBP: 0.248, SLG: 0.362	2-0 1B 1B 3-H	1-2 G4-3		1-1 L7	3-2 1-H 2-H 2B		3-3 K	0-3 K		4 1 2 3 0 0 2 2 0 0 0 0 2 1												
Rondell White, R (1, 7) OBP: 0.396, SLG: 0.550 Greg Norton, S (7, PH) OBP: 0.275, SLG: 0.257	0-1 1B 1-2 1B		1-0 1B 2B		1-2 1B P6		4-2 G5-3 BB		3-3 K	4 2 3 0 0 0 1 1 0 0 0 1 1 0												
Craig Monroe, R (1, 9) OBP: 0.308, SLG: 0.359 Al Levine, L (9, 1)	0-0 1-2 2-H 1B		1-2 G6-3		0-0 15 1B 1-3 1B	0-0 1B 20 SF7 1B	1-1 G5-3		2-2 G6-3	6 2 3 1 0 0 2 0 0 0 0 0 0 0												
15 Brandon Inge, R (1, 5) OBP: 0.355, SLG: 0.464	1-2 F7		2-1 F8		1-2 30 G4-6-3 1B 2-H 3-H 1B	1-2 P6	1-1 G4-3		3-2 HR 2B	6 1 2 2 0 0 5												
30 Chris Shelton, R (1, 10) OBP: 0.355, SLG: 0.308	1-2 F9		4-0 1B BB		2-1 G4-6-3 1-2 1B 1B	1-0 1B 1B		1-3 K	4-1 HR BB	4 2 1 0 2 1 3	AB 49 R 17 H 27 RBI 17 BB 3 SO 5 LOB 21											
Carlos Pena, L (1, 3) OBP: 0.315, SLG: 0.459		1-0 20 SH5-3 1B 1B		0-1 1-2 2-H 1B	1-1 20 1B 2B	0-1 1B 1-2 2-3 1B		1-2 HR	1-2 1-H 2-H HR	6 4 6 5 0 0 0												
20 Omar Infante, R (1, 4) OBP: 0.379, SLG: 0.521		3-1 SH5-3 1-2		0-0 SH5-3 2B	0-0 9 1B 1B	2-1 SF7		1-2 G3 1B 2B	2-1	4 2 4 2 0 0 0												
Inning Stats	R: 2 E: 0 K: 0 S: 18	H: 4 LOB: 2 BB: 0 P: 24	R: 1 E: 0 K: 1 S: 13	H: 2 LOB: 1 BB: 0 P: 20	R: 1 E: 0 K: 0 S: 8	H: 2 LOB: 2 BB: 1 P: 16	R: 0 E: 0 K: 0 S: 8	H: 1 LOB: 1 BB: 0 P: 10	R: 6 E: 0 K: 0 S: 17	H: 8 LOB: 1 BB: 0 P: 26	R: 2 E: 0 K: 0 S: 12	H: 4 LOB: 2 BB: 0 P: 16	R: 0 E: 0 K: 1 S: 9	H: 0 LOB: 1 BB: 1 P: 18	R: 2 E: 0 K: 2 S: 19	H: 3 LOB: 1 BB: 0 P: 22	R: 3 E: 0 K: 1 S: 17	H: 3 LOB: 1 BB: 1 P: 34	1B: 17 2B: 8 3B: 0 HR: 2	SF: 1 SAC: 2 DP: 1 HBP: 0	WP: 0 PB: 0 SB: 0 CS: 0	PA: 55
PITCHER	IP WLS BF H R ER SO BB IBB HBP BLK WP HR S P ERA WHIP																					
Brian Anderson, L (1, 1) ERA: 7.82	4.0 L 24 12 7 7 1 1 0 0 0 0 0 0 53 79 15.75 3.250																					
Justin Huisman, R (5, 1) ERA: 6.52	1.1 11 8 5 5 0 0 0 0 0 0 0 0 18 26 33.75 6.000																					
Scott Sullivan, R (6, 1) ERA: 4.43	2.1 12 4 2 2 2 1 0 0 0 0 0 1 30 44 7.71 2.143																					
Nate Field, R (8, 1) ERA: 3.5	1.1 8 3 3 3 2 1 0 0 0 0 0 1 20 37 20.25 3.000																					

Detroit Tigers @ Kansas City Royals
Kauffman Stadium, Kansas City, MO

Thu May 27 2004, 1:10 PM CDT
Att. 15,475 - Cloudy - 87 F

livebaseballscorecards.com

Batter	1	2	3	4	5	6	7	8	9	AB	R	H	RBI	BB	SO	LOB
4 Angel Berroa, R OBP: 0.254, SLG: 0.341 (1, 6)	0-2 F9		0-0 F9		2-3 K		1-1 G5-3	0-0 P4		5	0	0	0	0	1	2
Carlos Beltrán, S OBP: 0.355, SLG: 0.541 Wilton Guerrero, S OBP: 0.429, SLG: 0.714 (1, 8) (7, 8)	4-2 BB		1-1 P4		2-2 G6-3		1-3 K		0-0 29 1B 3B	2	0	0	0	1	0	0
29 Mike Sweeney, R OBP: 0.347, SLG: 0.478 (1, 3)	1-2 F8			1-1 1B 1B BB 1B	0-0 F7		4-2 2B BB	1-0 HR 1B	4	3	2	1	1	0	1	
Ken Harvey, R OBP: 0.384, SLG: 0.503 (1, 10)	1-0 F9			3-1 BB 1B 1-2 SF7 1B		2-3 K	2-2 2B	1-2 HR	5	2	3	4	0	1	1	
Joe Randa, R OBP: 0.353, SLG: 0.403 Mendy López, R OBP: 0.209, SLG: 0.184 (1, 5) (7, 5)		3-2 G1-3		2-2 BB 1B 1-2 2-3 1B		3-2 1B 1B	4-1 BB	2-2 F9	3	0	2	0	0	0	0	
Kelly Stinnett, R OBP: 0.351, SLG: 0.471 (1, 2)		3-1 G5-3		4-1 BB 1-2 2-3 3-H BB		1-0 F9	0-3 K	0-0 G6-3	4	0	0	1	1	1	3	
Desi Relaford, S OBP: 0.302, SLG: 0.243 (1, 4)		3-2 PB HBP		1-0 SF7 3-H 1B		1-0 1B		2-1 G4-3	3	0	1	1	0	0	0	
Brandon Berger, R OBP: 0.182, SLG: 0.273 (1, 7)		2-0 F7		0-3 K		1-2 F7		1-1 2B	4	0	1	0	0	1	5	
Byron Gettis, R Matt Stairs, L OBP: 0.364, SLG: 0.472 (1, 9) (9, 9)			3-1 G5-3	3-3 K			1-2 4 G5-3 2B HBP	1-0 G6-3	3	1	0	0	0	1	3	

Inning Stats	R: 0	H: 0	E: 0	K: 0	S: 9	R: 0	H: 0	E: 0	K: 0	S: 10	R: 0	H: 0	E: 0	K: 0	S: 5	R: 2	H: 3	E: 0	K: 2	S: 18	R: 0	H: 2	E: 0	K: 1	S: 11	R: 2	H: 1	E: 0	K: 2	S: 23	R: 0	H: 1	E: 0	K: 0	S: 6	R: 3	H: 3	E: 0	K: 0	S: 10	1B: 6	SF: 1	2B: 2	SAC: 0	3B: 1	DP: 0	HR: 1	HBP: 2	WP: 0	PA: 43
--------------	------	------	------	------	------	------	------	------	------	-------	------	------	------	------	------	------	------	------	------	-------	------	------	------	------	-------	------	------	------	------	-------	------	------	------	------	------	------	------	------	------	-------	-------	-------	-------	--------	-------	-------	-------	--------	-------	--------

PITCHER	IP	WLS	BF	H	R	ER	SO	BB	IBB	HBP	BLK	WP	HR	S	P	ERA	WHIP
29 Nate Robertson, L ERA: 4.47 (1, 1)	5.0	W	21	3	2	2	3	2	0	1	0	0	0	51	90	3.60	1.000
Craig Dingman, R ERA: 3.38 (6, 1)	1.2		10	3	2	2	2	1	0	1	0	0	0	29	46	10.80	2.400
Steve Colyer, L ERA: 5.82 (7, 1)	1.1		6	1	0	0	1	1	0	0	0	0	0	11	19	0.00	1.500
Al Levine, R ERA: 7.48 (9, 1)	1.0		6	3	3	3	0	0	0	0	0	0	1	10	15	27.00	3.000

BOTTOM

Detroit Tigers @ Kansas City Royals
Kauffman Stadium, Kansas City, MO

Thu May 27 2004, 1:10 PM CDT
Att: 15,475 - Cloudy - 87 F

livebaseballscorecards.com

AB	36
R	7
H	10
RBI	7
BB	4
SO	6
LOB	16



Batter	1	2	3	4	5	6	7	8	9	AB R H RBI BB SO LOB	TOP											
20 Lew Ford, R OBP: 0.400, SLG: 0.491 (1, 7)	2-3 K		2-2 FC3-6 1-1f		1-1 G4-3 1-2 S 1B		0-0 G5-3			4 0 1 0 0 1 2												
Cristian Guzman, S OBP: 0.317, SLG: 0.368 (1, 6)	3-3 K		1-0 G6-4-3 1-2f		1-1 G4-3 1-3			2-3 K		4 0 0 0 0 2 2												
Doug Mientkiewicz, L OBP: 0.319, SLG: 0.372 (1, 3)	0-1 2B			4-1 2B BB	2-3 K			1-1 L9		3 1 1 0 1 1 1												
Matthew LeCroy, R OBP: 0.333, SLG: 0.434 (1, 10)	2-2 F8			1-3 K		4-2 G4-6-3 BB		1-1 1B		3 0 1 0 1 1 2												
Torii Hunter, R OBP: 0.307, SLG: 0.483 (1, 8)		1-3 K		2-1 G1-3 1-H 5 3B 2B		2-2 L7		1-3 K		4 1 1 1 0 2 2												
Jacque Jones, L OBP: 0.344, SLG: 0.492 (1, 9)		1-3 K		0-2 G1-3 2-3		2-2 G4-6-3 1-2f			1-0 F8	4 0 0 0 0 1 2												
5 Michael Cuddyer, R OBP: 0.323, SLG: 0.448 (1, 4)			4-1 BB	0-1 3B			4-1 17 WP SH1-4 BB		1-2 DI 1B	2 0 2 1 2 0 0												
Henry Blanco, R OBP: 0.273, SLG: 0.345 (1, 2)		0-3 K		0-2 P4			1 SAFE SH1-4		0-1 F7	2 0 0 0 0 1 2 1 0 0 0 0 0 1												
Jose Offerman, S OBP: 0.356, SLG: 0.402 (9, PH)																						
17 Alex Prieto, R OBP: 0.333, SLG: 0.320 (1, 5)			1-0 20 FC3-6 1B		0-0 20 CS 1B				2-3 K	3 0 2 0 0 1 1 1 0 0 0 0 1 1												
Corey Koskie, L OBP: 0.341, SLG: 0.500 (9, PH)																						
Inning Stats	R: 0 E: 0 K: 2 S: 15	H: 1 LOB: 1 BB: 0 P: 22	R: 0 E: 0 K: 3 S: 10	H: 0 LOB: 1 BB: 1 P: 16	R: 0 E: 0 K: 0 S: 5	H: 1 LOB: 0 BB: 0 P: 9	R: 2 E: 0 K: 1 S: 14	H: 2 LOB: 1 BB: 1 P: 21	R: 0 E: 0 K: 1 S: 8	H: 2 LOB: 1 BB: 0 P: 12	R: 0 E: 0 K: 0 S: 9	H: 0 LOB: 0 BB: 1 P: 17	R: 0 E: 0 K: 1 S: 7	H: 0 LOB: 1 BB: 1 P: 14	R: 0 E: 0 K: 2 S: 10	H: 1 LOB: 1 BB: 0 P: 15	R: 0 E: 0 K: 1 S: 9	H: 1 LOB: 1 BB: 0 P: 13	1B: 5 2B: 2 3B: 1 HR: 0	SF: 0 SAC: 1 DP: 2 HBP: 0	WP: 1 PB: 0 SB: 1 CS: 1	PA: 36
PITCHER	IP WLS BF H R ER SO BB IBB HBP BLK WP HR S P ERA WHIP																					
Dennys Reyes, L ERA: 2.52 (1, 1)	7.0 W 28 6 2 2 8 4 0 0 0 1 0 68 111 2.57 1.429																					
Brian Anderson, L ERA: 7.74 (8, 1)	0.2 H 2 0 0 0 1 0 0 0 0 0 0 5 8 0.00 0.000																					
Curt Leskanic, R ERA: 8.76 (8, 1)	0.1 H 2 1 0 0 1 0 0 0 0 0 0 5 7 0.00 3.000																					
Jeremy Affeldt, L ERA: 4.82 (9, 1)	1.0 S 4 1 0 0 1 0 0 0 0 0 0 9 13 0.00 1.000																					

Minnesota Twins @ Kansas City Royals
Kauffman Stadium, Kansas City, MO
Sat May 29 2004, 1:10 PM CDT
Att. 24,676 - Cloudy - 86 F

livebaseballscorecards.com

AB	31
R	2
H	8
RBI	2
BB	4
SO	11
LOB	16




Batter	1	2	3	4	5	6	7	8	9	AB	R	H	RBI	BB	SO	LOB
4 Angel Berroa, R OBP: 0.247, SLG: 0.324 (1, 6)	0-0 F9 ①		2-3 K ②		2-2 G3 ②		1-2 2B HBP ②			3	1	0	0	0	1	1
Carlos Beltrán, S OBP: 0.346, SLG: 0.528 (1, 8)	3-2 G5-3 ②		0-2 F9 ③		0-0 F7 ③		0-1 2B HBP ②			4	0	1	3	0	0	1
29 Mike Sweeney, R OBP: 0.348, SLG: 0.476 (1, 10)	2-0 2B ②			4-0 1B BB ①		2-2 F9 ②	1-0 G6-3 ③			3	1	1	0	1	0	1
Ken Harvey, R OBP: 0.395, SLG: 0.519 (1, 3)	2-2 2B ②		2-3 K ①		0-0 F9 ②			0-1 G5-3 ①		4	0	1	1	0	1	1
Joe Randa, R OBP: 0.348, SLG: 0.391 (1, 5)	2-2 G4-3 ③		0-2 1B ②		2-3 K ③			1-2 G5-3 ②		4	0	1	0	0	1	1
Benito Santiago, R OBP: 0.273, SLG: 0.370 (1, 2)		0-0 G2-3 ①		0-3 K ②		0-3 K ①		0-0 G6-3 ③		4	0	0	0	0	2	2
Matt Stairs, L OBP: 0.352, SLG: 0.478 (1, 9)		2-2 G4-3 ②		1-0 F8 ③		2-0 HR ②				3	1	1	1	0	0	2
Tony Graffanino, R OBP: 0.352, SLG: 0.400 (1, 4)		1-1 G1-3 ③		0-2 G6-3 ①		2-2 2B HBP BB 1B ②				3	1	1	0	0	0	0
Byron Gettis, R OBP: 0.400, SLG: 0.250 (1, 7)			1-3 K ①		0-0 1B ②		4-0 2B HBP BB ②			2	1	1	0	1	1	0

Inning Stats	R: 1	H: 2	E: 0	K: 0	S: 12	H: 0	LOB: 1	BB: 1	P: 21	R: 0	H: 0	E: 0	K: 0	S: 6	H: 0	LOB: 0	BB: 0	P: 9	R: 0	H: 1	E: 0	K: 2	S: 10	H: 0	LOB: 2	BB: 1	P: 19	R: 0	H: 1	E: 0	K: 0	S: 8	H: 0	LOB: 0	BB: 0	P: 10	R: 0	H: 0	E: 0	K: 1	S: 10	H: 0	LOB: 0	BB: 0	P: 14	R: 4	H: 3	E: 0	K: 1	S: 13	H: 0	LOB: 1	BB: 1	P: 23	R: 0	H: 0	E: 0	K: 0	S: 6	H: 0	LOB: 0	BB: 0	P: 7
--------------	------	------	------	------	-------	------	--------	-------	-------	------	------	------	------	------	------	--------	-------	------	------	------	------	------	-------	------	--------	-------	-------	------	------	------	------	------	------	--------	-------	-------	------	------	------	------	-------	------	--------	-------	-------	------	------	------	------	-------	------	--------	-------	-------	------	------	------	------	------	------	--------	-------	------

PITCHER	IP	WLS	BF	H	R	ER	SO	BB	IBB	HBP	BLK	WP	HR	S	P	ERA	WHIP
Johan Santana, L ERA: 5.61 (1, 1)	6.1	L	27	6	4	4	6	2	0	0	0	0	1	65	101	5.68	1.263
J.C. Romero, L ERA: 4.73 (7, 1)	0.2		3	1	1	1	0	0	0	1	0	0	0	6	8	13.50	1.500
Joe Roa, R ERA: 2.39 (8, 1)	1.0		3	0	0	0	0	0	0	0	0	0	0	6	7	0.00	0.000

MINNESOTA TWINS @ KANSAS CITY ROYALS
Kauffman Stadium, Kansas City, MO
 Sat May 29 2004, 1:10 PM CDT
 Att. 24,676 - Cloudy - 86 F

AB	30
R	5
H	7
RBI	5
BB	2
SO	6
LOB	9



WP	HR	S	P	ERA	WHIP
0	1	65	101	5.68	1.263
0	0	6	8	13.50	1.500
0	0	6	7	0.00	0.000

Minnesota Twins @ Kansas City Royals
Kauffman Stadium, Kansas City, MO

Sun May 30 2004, 1:10 PM CDT
Att. 22,305 - Cloudy - 83 F

livebaseballscorecards.com

AB	38
R	8
H	12
RBI	8
BB	4
SO	6
LOB	18



WP:	0	PA:	43
PB:	0		
SB:	0		
CS:	0		

Batter	1	2	3	4	5	6	7	8	9	AB	R	H	RBI	BB	SO	LOB
20 Lew Ford, R OBP: 0.400, SLG: 0.503 (1, 7)	L7		HR	1B HBP		L8		F9		4	2	1	1	0	0	0
5 Michael Cuddyer, R OBP: 0.319, SLG: 0.438 (1, 4)	F9		P4	1B		F7		F9		5	1	1	0	0	0	0
Doug Mientkiewicz, L OBP: 0.326, SLG: 0.377 (1, 3)	FC6-4 BB		G3	1B				F9		3	1	1	0	2	0	0
Corey Koskie, L OBP: 0.352, SLG: 0.500 Cristian Guzman, S OBP: 0.317, SLG: 0.368 (9, PR) (9, 6)	FC6-4 1-2f		L9	1B				F8 1B BB		4	1	2	3	1	0	1
Torii Hunter, R OBP: 0.326, SLG: 0.492 (1, 8)				1B				1B BB		4	1	3	0	1	1	2
Jacque Jones, L OBP: 0.335, SLG: 0.478 (1, 9)			F7	G4-1 1B		K		F8 BB		5	0	0	0	0	1	6
Matthew LeCroy, R OBP: 0.339, SLG: 0.431 (1, 10)				G6-3 1B		K		1B BB		5	0	2	1	0	1	3
Henry Blanco, R OBP: 0.273, SLG: 0.342 (1, 2)			L6	17 HR 1B		K		K		4	1	1	1	0	2	4
17 Alex Prieto, R OBP: 0.323, SLG: 0.414 (9, 5)			B5-3	1-H HR				G5-3		4	1	1	2	0	1	2

Batter	1	2	3	4	5	6	7	8	9	AB	R	H	RBI	BB	SO	LOB					
41 Jimmy Gobble, L ERA: 4.94 Scott Sullivan, R ERA: 4.01 Jaime Cerda, L ERA: 3.77 Jason Grimsley, R ERA: 2.18 Justin Huisman, R ERA: 6.75	R: 0 E: 0 K: 0 S: 6	H: 0 LOB: 1 BB: 1 P: 12	R: 0 E: 0 K: 0 S: 12	H: 2 LOB: 2 BB: 0 P: 22	R: 1 E: 0 K: 1 S: 9	H: 1 LOB: 0 BB: 0 P: 13	R: 5 E: 0 K: 1 S: 20	H: 5 LOB: 2 BB: 1 P: 31	R: 0 E: 0 K: 3 S: 10	H: 0 LOB: 0 BB: 0 P: 13	R: 0 E: 0 K: 1 S: 9	H: 0 LOB: 0 BB: 0 P: 13	R: 1 E: 0 K: 1 S: 12	H: 2 LOB: 2 BB: 1 P: 18	R: 0 E: 0 K: 0 S: 7	H: 0 LOB: 0 BB: 0 P: 8	R: 1 E: 0 K: 0 S: 10	H: 2 LOB: 2 BB: 1 P: 18	1B: 9 2B: 1 3B: 0 HR: 2	SF: 0 SAC: 0 DP: 1 HBP: 1	WP: 0 PA: 43

PITCHER	IP	WLS	BF	H	R	ER	SO	BB	IBB	HBP	BLK	WP	HR	S	P	ERA	WHIP
41 Jimmy Gobble, L ERA: 4.94	3.2	L	22	8	6	6	0	2	0	1	0	0	2	44	74	14.73	2.727
Scott Sullivan, R ERA: 4.01	2.1		7	0	0	0	5	0	0	0	0	0	0	22	30	0.00	0.000
Jaime Cerda, L ERA: 3.77	0.2		4	1	1	1	0	1	0	0	0	0	0	7	12	13.50	3.000
Jason Grimsley, R ERA: 2.18	0.1		2	1	0	0	1	0	0	0	0	0	0	5	6	0.00	3.000
Justin Huisman, R ERA: 6.75	1.0		6	2	1	1	0	1	0	0	0	0	0	13	20	9.00	3.000

Batter	1	2	3	4	5	6	7	8	9	AB R H RBI BB SO LOB
4 Angel Berroa, R OBP: 0.252, SLG: 0.326 (1, 6)	2-0 P3		1-1 L4-3		1-0 BB 1B		3-1 L7		2-2 DI 1B	5 0 2 0 0 0 1
Carlos Beltrán, S OBP: 0.352, SLG: 0.530 (1, 8)	4-1 PO BB			2-2 F8	4-2 29 F3 BB			2-1 PB 2B	1-2 K	3 0 1 0 2 1 2
29 Mike Sweeney, R OBP: 0.351, SLG: 0.479 (1, 10)	1-3 K			2-1 1B 2B	1-0 F3			4-1 PB BB		3 1 1 0 1 1 3
Matt Stairs, L OBP: 0.356, SLG: 0.479 (1, 9)	3-1 PO	1-2 F8		2-2 1B		1-2 G6-4-3 1B		3-3 K	1-2 2-3 K	4 0 2 1 0 1 2
Ken Harvey, R OBP: 0.356, SLG: 0.519 (1, 3)				1-3 K		2-0 G6-4-3 1B		3-3 K		4 0 2 0 0 2 3
Joe Randa, R OBP: 0.341, SLG: 0.381 (1, 5)				0-0 L9		1-2 G6-4-3		2-2 F9		4 0 0 0 0 0 6
Benito Santiago, R OBP: 0.273, SLG: 0.388 (1, 2)					0-2 HR		1-2 G5-3		3-2 F7	4 1 1 1 0 1 2
Tony Graffanino, R OBP: 0.359, SLG: 0.404 (1, 4)			2-3 K		2-2 FC4-6 1B		1-0 G6-3		2-1 4 1B 4 DI 1B	4 0 2 0 0 1 0
Desi Relaford, S OBP: 0.300, SLG: 0.244 (1, 7)			0-2 4 L4-3 1B		0-0 FC4-6 4 1B 29 E		1-3 K		1-0 F7	4 1 1 0 0 1 2

Inning Stats	R: 0 E: 0 K: 1 S: 6	H: 0 LOB: 0 BB: 1 P: 16	R: 0 E: 0 K: 1 S: 11	H: 1 LOB: 1 BB: 0 P: 14	R: 0 E: 0 K: 1 S: 10	H: 1 LOB: 0 BB: 0 P: 13	R: 1 E: 0 K: 1 S: 16	H: 2 LOB: 1 BB: 0 P: 23	R: 2 E: 1 K: 0 S: 11	H: 3 LOB: 3 BB: 1 P: 19	R: 0 E: 0 K: 1 S: 14	H: 2 LOB: 1 BB: 0 P: 19	R: 0 E: 0 K: 1 S: 9	H: 0 LOB: 0 BB: 0 P: 14	R: 0 E: 0 K: 2 S: 14	H: 1 LOB: 2 BB: 1 P: 28	R: 0 E: 0 K: 1 S: 16	H: 2 LOB: 2 BB: 0 P: 25	1B: 9 2B: 3 3B: 0 HR: 1	SF: 0 SAC: 0 DP: 2 HBP: 0
--------------	------------------------------	----------------------------------	-------------------------------	----------------------------------	-------------------------------	----------------------------------	-------------------------------	----------------------------------	-------------------------------	----------------------------------	-------------------------------	----------------------------------	------------------------------	----------------------------------	-------------------------------	----------------------------------	-------------------------------	----------------------------------	----------------------------------	------------------------------------


BOTTOM

Minnesota Twins @ Kansas City Royals
Kauffman Stadium, Kansas City, MO

Sun May 30 2004, 1:10 PM CDT
Att. 22,305 - Cloudy - 83 F

livebaseballscorecards.com

AB	35
R	3
H	12
RBI	2
BB	3
SO	8
LOB	21



PITCHER	IP	WLS	BF	H	R	ER	SO	BB	IBB	HBP	BLK	WP	HR	S	P	ERA	WHIP
Kyle Lohse, R ERA: 5.87 (1, 1)	5.0	W	23	9	3	2	4	2	0	0	0	0	1	60	94	3.60	2.200
Joe Roa, R ERA: 2.22 (6, 1)	2.0	H	7	1	0	0	1	1	0	0	0	0	0	20	33	0.00	1.000
Aaron Fultz, L ERA: 3.8 (8, 1)	0.1	H	1	0	0	0	1	0	0	0	0	0	0	4	7	0.00	0.000
Juan Rincon, R ERA: 2.77 (8, 1)	0.2	H	2	0	0	0	1	0	0	0	0	0	0	7	12	0.00	0.000
36 Joe Nathan, R ERA: 1.14 (9, 1)	1.0		5	2	0	0	1	0	0	0	0	0	0	16	25	0.00	2.000

Batter	1	2	3	4	5	6	7	8	9	AB R H RBI BB SO LOB	TOP
Tony Graffanino, R (1, 4) OBP: 0.354, SLG: 0.409	2-3 K		1-2 G6-3 1B 2B		1-1 G6-4-3		1-1 G6-4-3			4 1 1 1 0 1 3	
Carlos Beltrán, S (1, 8) OBP: 0.350, SLG: 0.529	0-0 2B		1-2 F8		0-3 K			0-0 F9		4 0 1 0 0 1 1	
29 Mike Sweeney, R (1, 3) OBP: 0.344, SLG: 0.468	0-1 G6-3		0-0 G6-3			0-0 P3		1-2 L5		4 0 0 0 0 0 2	
Matt Stairs, L (1, 9) OBP: 0.353, SLG: 0.471	1-3 K		2-1 1B			2-2 P5		1-1 F8		4 0 1 1 0 1 1	
Ken Harvey, R (1, 10) OBP: 0.400, SLG: 0.537		2-3 K	0-3 K			0-2 HR			0-1 2B 1B	4 2 2 1 0 2 1	
Joe Randa, R (1, 5) OBP: 0.333, SLG: 0.372		1-2 P3		2-1 G6-3		2-0 G5-3			1-3 K	4 0 0 0 0 1 1	
Benito Santiago, R (1, 2) OBP: 0.279, SLG: 0.387		4-2 BB		0-1 L6			0-0 1B 1B		2-3 K	3 0 1 0 1 1 1	AB 34 R 4 H 9 RBI 4 BB 2 SO 7 LOB 13
Desi Relaford, S (1, 6) OBP: 0.298, SLG: 0.256		0-0 G3		1-0 F8			1-0 F9		1-2 2B	4 0 1 1 0 0 2	
Byron Gettis, R (1, 7) OBP: 0.500, SLG: 0.364			4-2 2B BB		0-0 G6-4-3 1B		0-1 G6-4-3 1B		0-0 G4-3	3 1 2 0 1 0 1	WP: 1 PA: 36 PB: 0 SB: 0 CS: 0
Inning Stats	R: 0 H: 1 E: 0 LOB: 1 K: 2 BB: 0 S: 9 P: 12	R: 0 H: 0 E: 0 LOB: 1 K: 1 BB: 1 S: 11 P: 18	R: 2 H: 2 E: 0 LOB: 1 K: 1 BB: 1 S: 17 P: 25	R: 0 H: 0 E: 0 LOB: 0 K: 0 BB: 0 S: 5 P: 8	R: 0 H: 1 E: 0 LOB: 0 K: 1 BB: 0 S: 6 P: 7	R: 1 H: 1 E: 0 LOB: 0 K: 0 BB: 0 S: 10 P: 14	R: 0 H: 2 E: 0 LOB: 1 K: 0 BB: 0 S: 6 P: 8	R: 0 H: 0 E: 0 LOB: 0 K: 0 BB: 0 S: 6 P: 8	R: 1 H: 2 E: 0 LOB: 1 K: 2 BB: 0 S: 12 P: 16	1B: 5 SF: 0 2B: 3 SAC: 0 3B: 0 DP: 2 HR: 1 HBP: 0	WP: 1 PA: 36 PB: 0 SB: 0 CS: 0
PITCHER	IP WLS BF H R ER SO BB IBB HBP BLK WP HR S P ERA WHIP										
Gary Knotts, R (1, 1) ERA: 5.0	6.1 W 27 7 3 3 5 2 0 0 0 1 1 62 89 4.26 1.421										
Al Levine, R (7, 1) ERA: 6.48	0.2 1 0 0 0 0 0 0 0 0 0 0 2 3 0.00 0.000										
Jamie Walker, L (8, 1) ERA: 1.54	1.0 3 0 0 0 0 0 0 0 0 0 0 6 8 0.00 0.000										
Ugueth Urbina, R (9, 1) ERA: 5.4	1.0 5 2 1 1 2 0 0 0 0 0 0 12 16 9.00 2.000										

Kansas City Royals @ Detroit Tigers
 Comerica Park, Detroit, MI
 Mon May 31 2004, 1:05 PM EDT
 Att. 12,982 - Overcast - 68 F

livebaseballscorecards.com



Batter	1	2	3	4	5	6	7	8	9
Alex Sanchez, L (1, 8) OBP: 0.365, SLG: 0.426	0-0 G4-3		0-0 B5-3	0-1 G4-3		2-1 1B		1-1 G5-3	
9 Carlos Guillen, S (1, 6) OBP: 0.408, SLG: 0.530	2-2 F9		1-1 HR		1-1 1B BB	2-0 L5		2-0 IHR	
Ivan Rodriguez, R (1, 2) OBP: 0.366, SLG: 0.495	2-1 F9		1-1 F7		4-2 BB		1-2 E7	4-2 1B BB	
Dmitri Young, S (1, 10) OBP: 0.600, SLG: 0.625		1-2 1B 3B	4-2 BB		1-0 F8		2-1 G3	2-1 1B	
Rondell White, R (1, 7) OBP: 0.391, SLG: 0.525		0-1 G6-3	1-1 G1-3		0-1 1B		4-0 BB	0-0 G5-3	
Bobby Higginson, L (1, 9) OBP: 0.404, SLG: 0.418		2-1 3B 1B		0-1 HR	2-2 F8		4-1 G4-6-3	1-2 BB	
Carlos Pena, L (1, 3) OBP: 0.309, SLG: 0.449		2-1 1-H 3-H 3B		2-1 L4		2-2 F8	1-1 G4-6-3	2-2 BB	
Eric Munson, L (1, 5) OBP: 0.274, SLG: 0.421		2-2 G4-3		3-2 2-H HR		3-1 HR		1-0 P6	
20 Omar Infante, R (1, 4) OBP: 0.370, SLG: 0.518		1-1 G5-3		0-2 G1-3		2-1 G5-3		2-2 HR	

Inning Stats	R: 0	H: 0	E: 0	K: 0	S: 6	LOB: 0	BB: 0	P: 10	R: 2	H: 3	E: 0	K: 0	S: 16	LOB: 1	BB: 0	P: 24	R: 1	H: 1	E: 0	K: 0	S: 9	LOB: 1	BB: 1	P: 16	R: 2	H: 2	E: 0	K: 0	S: 12	LOB: 0	BB: 0	P: 17	R: 0	H: 2	E: 0	K: 0	S: 11	LOB: 2	BB: 1	P: 19	R: 1	H: 2	E: 0	K: 0	S: 11	LOB: 1	BB: 0	P: 22	R: 0	H: 1	E: 1	K: 0	S: 8	LOB: 2	BB: 2	P: 20	R: 2	H: 3	E: 0	K: 0	S: 12	LOB: 2	BB: 1	P: 24
--------------	------	------	------	------	------	--------	-------	-------	------	------	------	------	-------	--------	-------	-------	------	------	------	------	------	--------	-------	-------	------	------	------	------	-------	--------	-------	-------	------	------	------	------	-------	--------	-------	-------	------	------	------	------	-------	--------	-------	-------	------	------	------	------	------	--------	-------	-------	------	------	------	------	-------	--------	-------	-------

AB	R	H	RBI	BB	SO	LOB
5	0	1	0	0	0	0
5	2	3	2	0	0	1
3	0	1	0	2	0	0
4	1	2	0	1	0	3
4	0	1	0	1	0	4
3	2	2	0	1	0	2
4	0	1	2	0	0	4
4	2	2	3	0	0	1
4	1	1	1	0	0	1


BOTTOM

Kansas City Royals @ Detroit Tigers
Comerica Park, Detroit, MI

Mon May 31 2004, 1:05 PM EDT
Att. 12,982 - Overcast - 68 F

livebaseballscorecards.com

AB	36
R	8
H	14
RBI	8
BB	5
SO	0
LOB	16



PITCHER	IP	WLS	BF	H	R	ER	SO	BB	IBB	HBP	BLK	WP	HR	S	P	ERA	WHIP
Darrell May, L (1, 1) ERA: 5.74	5.0	L	24	8	5	5	0	2	0	0	0	0	2	54	86	9.00	2.000
Brian Anderson, L (6, 1) ERA: 7.71	1.1		9	3	1	1	0	1	1	0	0	0	1	17	39	6.75	3.000
Jaime Cerda, L (7, 1) ERA: 3.6	0.2		1	0	0	0	0	0	0	0	0	0	0	2	3	0.00	0.000
Curt Leskanic, R (8, 1) ERA: 9.45	1.0		7	3	2	2	0	1	0	0	0	0	1	12	24	18.00	4.000

WP	PA	ERA	WHIP
0	41		

Batter	1	2	3	4	5	6	7	8	9	AB R H RBI BB SO LOB
Alex Sanchez, L OBP: 0.371, SLG: 0.431 (1, 8)	0-1 F7	0-0 F7			1-0 G5-3 2B 1B		0-1 G1-4-3 1B		0-2 1B	5 1 3 0 0 0 1
9 Carlos Guillen, S OBP: 0.398, SLG: 0.516 (1, 6)	1-0 G2-3		1-1 G4-3		2-1 G5-3 1-2		2-2 G1-4-3 1-2f		1-3 K	5 0 0 0 0 1 3
Ivan Rodriguez, R OBP: 0.376, SLG: 0.503 (1, 2)	4-2 BB		1-0 P4		1-1 F8 2-H 2B		4-2 1B BB		1-0 1B	3 0 2 1 2 0 0
Dmitri Young, S OBP: 0.467, SLG: 0.462 (1, 10)	2-2 F9		1-1 G6-3		1-1 F8 2-3		2-2 1-2 1B		2-3 K	5 0 1 0 0 1 4
Rondell White, R OBP: 0.392, SLG: 0.516 (1, 7)		4-2 2B SF7 BB		0-0 F7	4-0 IBB		1-0 G5-3		1-1 P6	3 1 0 0 2 0 4
Bobby Higginson, L OBP: 0.406, SLG: 0.428 (1, 9)		1-2 20 1B 2B		1-0 BB 1B	0-0 P6			3-2 G3-1		4 1 2 0 0 0 2
Carlos Pena, L OBP: 0.303, SLG: 0.441 (1, 3)		2-0 SF7		1-0 P5		3-3 K		2-2 G4-3		3 0 0 1 0 1 1
Eric Munson, L OBP: 0.281, SLG: 0.419 15 Brandon Inge, R OBP: 0.353, SLG: 0.443 (8, PR) (9, 5)		2-0 P6		4-1 BB		0-1 F9		2-2 1B		3 0 1 0 1 0 1 0 0 0 0 0 0 0
20 Omar Infante, R OBP: 0.365, SLG: 0.506 (1, 4)		0-0 2-H 1B		3-1 F9		1-0 F8		2-3 K		4 0 1 1 0 1 3

Inning Stats	R: 0 E: 0 K: 0 S: 8	H: 0 LOB: 1 BB: 1 P: 15	R: 2 E: 0 K: 0 S: 9	H: 2 LOB: 1 BB: 1 P: 18	R: 0 E: 0 K: 0 S: 5	H: 0 LOB: 0 BB: 0 P: 8	R: 0 E: 0 K: 0 S: 6	H: 1 LOB: 2 BB: 1 P: 15	R: 1 E: 0 K: 0 S: 8	H: 2 LOB: 2 BB: 1 P: 17	R: 0 E: 0 K: 1 S: 6	H: 0 LOB: 0 BB: 0 P: 10	R: 0 E: 0 K: 0 S: 13	H: 2 LOB: 2 BB: 1 P: 22	R: 0 E: 0 K: 1 S: 15	H: 1 LOB: 1 BB: 0 P: 24	R: 0 E: 0 K: 2 S: 17	H: 2 LOB: 2 BB: 0 P: 22	1B: 8 2B: 2 3B: 0 HR: 0	SF: 1 SAC: 0 DP: 1 HBP: 0	WP: 0 PB: 0 SB: 0 CS: 0	PA: 41
--------------	------------------------------	----------------------------------	------------------------------	----------------------------------	------------------------------	---------------------------------	------------------------------	----------------------------------	------------------------------	----------------------------------	------------------------------	----------------------------------	-------------------------------	----------------------------------	-------------------------------	----------------------------------	-------------------------------	----------------------------------	----------------------------------	------------------------------------	----------------------------------	--------

PITCHER	IP	WLS	BF	H	R	ER	SO	BB	IBB	HBP	BLK	WP	HR	S	P	ERA	WHIP
Chris George, L ERA: 4.05 (1, 1)	6.2		31	7	3	3	1	4	1	0	0	0	0	54	103	4.05	1.650
Jason Grimsley, R ERA: 2.05 (7, 1)	1.1	W	5	1	0	0	1	0	0	0	0	0	0	16	26	0.00	0.750
Jeremy Affeldt, L ERA: 4.73 (9, 1)	1.0	S	5	2	0	0	2	0	0	0	0	0	0	17	22	0.00	2.000

BOTTOM

Kansas City Royals @ Detroit Tigers
Comerica Park, Detroit, MI
Tue Jun 01 2004, 7:05 PM EDT
Att: 12,685 - Unknown - 67 F

livebaseballscorecards.com

AB	35
R	3
H	10
RBI	3
BB	5
SO	4
LOB	19



Batter	1	2	3	4	5	6	7	8	9	AB R H RBI BB SO LOB	TOP											
Desi Relaford, S (1, 4) OBP: 0.303, SLG: 0.264	1-1 G4-3		2-2 FC5-4 1B		0-2 F9		2-2 F8			4 0 1 0 0 0 2												
Carlos Beltrán, S (1, 8) OBP: 0.358, SLG: 0.533	3-1 G6-4-3 1B		0-1 F7		2-0 1B			0-1 F8		4 0 2 0 0 0 2												
29 Mike Sweeney, R (1, 10) OBP: 0.338, SLG: 0.456	0-1 G6-4-3 1-2f		1-1 FC5-4		2-0 F7			2-2 F7		4 0 0 0 0 0 5												
Ken Harvey, R (1, 3) OBP: 0.408, SLG: 0.547		1-1 G6-3		1-0 G4-3 2B		1-1 G4-3		0-2 1B		4 0 2 0 0 0 0												
Matt Stairs, L (1, 9) OBP: 0.338, SLG: 0.446		3-0 1B		1-1 G4-3 2-3		1-2 G4-3		1-2 F8		4 0 1 0 0 0 2												
Joe Randa, R (1, 5) OBP: 0.323, SLG: 0.355		1-0 F8		1-0 G6-3		0-3 K		1-1 L8		4 0 0 0 0 1 2												
4 Angel Berroa, R (1, 6) OBP: 0.245, SLG: 0.322		1-0 F7		2-1 G5-3			0-0 F9		1-3 K	4 0 0 0 0 1 2												
Kelly Stinnett, R (1, 2) OBP: 0.390, SLG: 0.500			3-2 1B 1B		2-0 1B 1B		2-2 1B		2-3 K	4 0 3 0 0 1 0												
Byron Gettis, R (1, 7) OBP: 0.400, SLG: 0.250			2-1 F7		2-3 SAFE K		0-3 K			3 0 0 0 0 2 3												
Inning Stats	R: 0 E: 0 K: 0 S: 6	H: 1 LOB: 0 BB: 0 P: 10	R: 0 E: 0 K: 0 S: 5	H: 1 LOB: 1 BB: 0 P: 11	R: 0 E: 0 K: 0 S: 13	H: 2 LOB: 2 BB: 0 P: 21	R: 0 E: 0 K: 0 S: 6	H: 1 LOB: 1 BB: 0 P: 11	R: 0 E: 0 K: 1 S: 10	H: 2 LOB: 2 BB: 0 P: 18	R: 0 E: 0 K: 1 S: 8	H: 0 LOB: 0 BB: 0 P: 10	R: 0 E: 0 K: 1 S: 12	H: 1 LOB: 1 BB: 0 P: 16	R: 0 E: 0 K: 0 S: 12	H: 1 LOB: 1 BB: 0 P: 15	R: 0 E: 0 K: 2 S: 9	H: 0 LOB: 0 BB: 0 P: 13	1B: 8 2B: 1 3B: 0 HR: 0	SF: 0 SAC: 0 DP: 1 HBP: 0	WP: 0 PB: 0 SB: 0 CS: 0	PA: 35
PITCHER	IP WLS BF H R ER SO BB IBB HBP BLK WP HR S P ERA WHIP																					
Jason Johnson, R (1, 1) ERA: 5.35	7.2 W 31 9 0 0 3 0 0 0 0 0 0 0 69 108 0.00 1.174																					
Danny Patterson, R (8, 1) ERA: 4.56	0.1 H 1 0 0 0 0 0 0 0 0 0 0 0 3 4 0.00 0.000																					
Ugueth Urbina, R (9, 1) ERA: 5.09	1.0 S 3 0 0 0 2 0 0 0 0 0 0 0 9 13 0.00 0.000																					

Kansas City Royals @ Detroit Tigers
Comerica Park, Detroit, MI
Wed Jun 02 2004, 7:05 PM EDT
Att. 12,186 - Unknown - 61 F

livebaseballscorecards.com

AB	35
R	0
H	9
RBI	0
BB	0
SO	5
LOB	18



Batter	1	2	3	4	5	6	7	8	9	AB R H RBI BB SO LOB	TOP											
Tony Graffanino, R (1, 4) OBP: 0.355, SLG: 0.396	1-1 29 F7 2B		4-0 1-2 2B BB	4-2 1-2 S 1B 1B BB	3-2 G5-3		1-1 FC5 2B		0-1 F8	4 2 1 1 2 0 5												
Carlos Beltrán, S (1, 8) OBP: 0.368, SLG: 0.548	3-3 K		0-1 29 2B 2B	1-0 1-2 1B SF8 1B		1-1 29 CS HBP	1-0 2B			4 2 3 4 0 1 1												
29 Mike Sweeney, R (1, 10) OBP: 0.335, SLG: 0.454	1-1 F7 2-3		2-2 CS 2B	1-2 F7		0-1 F9 1-2	1-0 G6-3			5 0 1 1 0 0 6												
Ken Harvey, R (1, 3) OBP: 0.418, SLG: 0.552	1-2 G3-1		0-2 1B 2-3	2-2 1-3 2-H 1B FC6 1B		3-2 WP 1B	4-2 G4-6-3 BB			4 0 3 1 1 0 1												
Joe Randa, R (1, 5) OBP: 0.320, SLG: 0.352		1-0 G1-3	2-2 1-3 BB 1B	1-0 SF8		1-1 F8 1-2	1-0 L6			4 0 1 1 0 0 2												
Desi Relaford, S (1, 9) OBP: 0.298, SLG: 0.253		3-3 K	4-2 1-2 BB	0-1 FC6 1-2f			0-0 G6-3 1 SAFE	2-0 G4-6-3 1-2f		4 0 0 0 1 1 2												
4 Angel Berroa, R (1, 6) OBP: 0.250, SLG: 0.325	1-2 F7		0-3 K		0-0 FC3-6 BB 1B		1-2 1B BB FC5 1B		2-3 K	5 1 2 0 0 2 3												
Kelly Stinnett, R (1, 2) OBP: 0.435, SLG: 0.585			3-3 K	2-1 HR	4-1 FC3-6 BB		1 SAFE 4-1 FC5 1B 1-2 BB		0-1 1B	3 1 2 1 2 1 0												
Brandon Berger, R (1, 7) OBP: 0.259, SLG: 0.333			0-2 BB 2B 1B	0-0 BB 1B 1B	1-1 FC3-6 CS		1-2 FC5 2B 1B		1-1 P6	5 3 3 0 0 0 3												
Inning Stats	R: 0 E: 0 K: 1 S: 13	H: 1 LOB: 1 BB: 0 P: 19	R: 0 E: 0 K: 1 S: 8	H: 0 LOB: 0 BB: 0 P: 13	R: 3 E: 0 K: 2 S: 24	H: 5 LOB: 3 BB: 2 P: 39	R: 4 E: 0 K: 0 S: 20	H: 4 LOB: 1 BB: 1 P: 30	R: 0 E: 0 K: 0 S: 7	H: 1 LOB: 1 BB: 1 P: 15	R: 0 E: 0 K: 0 S: 8	H: 1 LOB: 1 BB: 0 P: 13	R: 2 E: 0 K: 0 S: 13	H: 3 LOB: 2 BB: 1 P: 22	R: 0 E: 0 K: 0 S: 5	H: 0 LOB: 0 BB: 1 P: 12	R: 0 E: 0 K: 1 S: 10	H: 1 LOB: 1 BB: 0 P: 13	1B: 11 2B: 4 3B: 0 HR: 1	SF: 1 SAC: 0 DP: 1 HBP: 1	WP: 1 PB: 0 SB: 1 CS: 3	PA: 46
PITCHER	IP WLS BF H R ER SO BB IBB HBP BLK WP HR S P ERA WHIP																					
38 Jeremy Bolderman, R (1, 1) ERA: 6.31	3.0 L 20 9 7 7 4 3 0 0 0 0 1 52 85 21.00 4.000																					
Craig Dingman, R (4, 1) ERA: 2.0	3.0 12 3 0 0 0 1 0 1 0 1 0 28 44 0.00 1.333																					
Steve Colyer, L (7, 1) ERA: 6.41	1.0 8 3 2 2 0 2 0 0 0 0 0 16 29 18.00 5.000																					
Esteban Yan, R (8, 1) ERA: 4.33	2.0 6 1 0 0 1 0 0 0 0 0 0 12 18 0.00 0.500																					

Kansas City Royals @ Detroit Tigers
 Comerica Park, Detroit, MI
 Thu Jun 03 2004, 1:05 PM EDT
 Att. 16,711 - Sunny - 64 F

livebaseballscorecards.com

AB	38
R	9
H	16
RBI	9
BB	6
SO	5
LOB	23



BOTTOM

Kansas City Royals @ Detroit Tigers
Comerica Park, Detroit, MI

Thu Jun 03 2004, 1:05 PM EDT
Att. 16,711 - Sunny - 64 F

livebaseballscorecards.com

AB	35
R	6
H	8
RBI	6
BB	5
SO	1
LOB	11



WP:	1	PA:	40
PB:	0		
SB:	3		
CS:	0		

AB R H RBI BB SO LOB

5	2	2	0	0	0	1
4	0	1	2	1	0	1
3	1	1	1	2	0	1
4	1	1	1	1	0	2
4	0	2	2	0	0	3
4	0	0	0	0	1	2
3	0	0	0	0	0	1
1	0	0	0	0	0	0
4	0	0	0	0	0	0
3	2	1	0	1	0	0

Batter	1	2	3	4	5	6	7	8	9
Alex Sanchez, L (1, 8) OBP: 0.366, SLG: 0.423	1-1 G6-3		1-1 BB 1B		1-0 B2-3		0-0 G6-3 1B		0-1 G4-3
9 Carlos Guillen, S (1, 6) OBP: 0.396, SLG: 0.515	3-2 G4-3 1B		4-2 BB BB 1-3 BB		3-2 G4-3 2-H		0-1 G6-3 1-2 3-H		2-2 F7
Bobby Higginson, L (1, 10) OBP: 0.408, SLG: 0.428	2-2 G4-3 1-2		4-1 FC5 BB 1-2 BB		0-0 G3		1-1 1B WP 2B 1B 2-H		4-0 DI BB
Rondell White, R (1, 7) OBP: 0.392, SLG: 0.511	2-2 F8		4-1 BB BB 1-2 BB		0-0 G1-3		1-2 2B 1B 1-3		2-1 P4 1-2
Craig Monroe, R (1, 9) OBP: 0.309, SLG: 0.377		1-2 F8	0-0 FC5 2-3f		1-0 1B		2-2 1-H 3-H 2B		
Carlos Pena, L (1, 3) OBP: 0.292, SLG: 0.423		1-2 G3		1-0 G4-3		2-3 K	1-1 G3		
Greg Norton, S (1, 5) OBP: 0.284, SLG: 0.263		3-1 F9		2-0 F7		0-0 F8		2-2 F9	
Eric Munson, L (8, 5) OBP: 0.288, SLG: 0.417									
15 Brandon Inge, R (1, 2) OBP: 0.343, SLG: 0.450			0-1 G5-3	2-1 F8			1-0 F8	2-1 F8	
20 Omar Infante, R (1, 4) OBP: 0.370, SLG: 0.500			1-0 G5-3		0-1 E8 9 G4-3 1B		4-2 1B 9 G6-3 BB	2-1 F8	

Inning Stats	R: 0	H: 1	E: 0	LOB: 1	K: 0	S: 14	R: 0	H: 0	E: 0	LOB: 0	K: 0	S: 8	R: 1	H: 1	E: 0	LOB: 3	K: 0	S: 11	R: 0	H: 0	E: 0	LOB: 0	K: 0	S: 4	R: 1	H: 1	E: 1	LOB: 0	K: 0	S: 7	R: 0	H: 1	E: 0	LOB: 1	K: 1	S: 6	R: 4	H: 4	E: 0	LOB: 1	K: 0	S: 17	R: 0	H: 0	E: 0	LOB: 0	K: 0	S: 7	R: 0	H: 0	E: 0	LOB: 1	K: 0	S: 7	1B: 7	SF: 0	2B: 1	SAC: 0	3B: 0	DP: 0	HR: 0	HBP: 0	WP: 1	PA: 40
--------------	------	------	------	--------	------	-------	------	------	------	--------	------	------	------	------	------	--------	------	-------	------	------	------	--------	------	------	------	------	------	--------	------	------	------	------	------	--------	------	------	------	------	------	--------	------	-------	------	------	------	--------	------	------	------	------	------	--------	------	------	-------	-------	-------	--------	-------	-------	-------	--------	-------	--------

PITCHER	IP	WLS	BF	H	R	ER	SO	BB	IBB	HBP	BLK	WP	HR	S	P	ERA	WHIP
Dennys Reyes, L (1, 1) ERA: 3.19	6.2	W	30	6	5	5	1	4	0	0	0	0	0	58	103	6.75	1.500
Nate Field, R (7, 1) ERA: 3.54	1.1		6	2	1	1	0	0	0	0	0	1	0	16	26	6.75	1.500
Jeremy Affeldt, L (9, 1) ERA: 4.64	1.0	S	4	0	0	0	0	1	0	0	0	0	0	7	15	0.00	1.000

PITCHER	IP	WLS	BF	H	R	ER	SO	BB	IBB	HBP	BLK	WP	HR	S	P	ERA	WHIP
---------	----	-----	----	---	---	----	----	----	-----	-----	-----	----	----	---	---	-----	------

Batter	1	2	3	4	5	6	7	8	9	AB R H RBI BB SO LOB	TOP											
18 Johnny Damon, L (1, 8) OBP: 0.385, SLG: 0.407	2-1 G3 2B		1-1 P4			0-2 34 2B 1B		1-1 G1-6-3		4 1 2 0 0 0 0	Boston Red Sox @ Kansas City Royals Kauffman Stadium, Kansas City, MO Fri Jun 04 2004, 7:10 PM CDT Att. 28,182 - Cloudy - 79 F											
Mark Bellhorn, S (1, 4) OBP: 0.395, SLG: 0.412	2-1 G3			2-0 F8		2-0 34 2B 1B		1-2 FC4-6 1B	4 0 2 0 0 0 1													
34 David Ortiz, L (1, 10) OBP: 0.340, SLG: 0.537	1-2 P5			1-1 L6		2-0 1-H 2-H 2B		1-0 F8	4 0 1 1 0 0 2													
Manny Ramirez, R (1, 7) OBP: 0.441, SLG: 0.657	2-3 K			0-0 F9		3-2 F7		1-0 FC4-6 1-2f	4 0 0 0 0 1 3													
Kevin Millar, R (1, 9) OBP: 0.347, SLG: 0.402		1-2 G4-3			2-2 G1-3		2-3 K	0-2 G5-3	4 0 0 0 0 1 0													
Dave McCarty, R (1, 3) OBP: 0.367, SLG: 0.471		0-2 P4			1-0 P2		4-0 20 BB BB	0-1 L9	3 0 0 0 1 0 0													
20 Kevin Youkilis, R (1, 5) OBP: 0.420, SLG: 0.446		3-1 G3-1			3-2 F8		4-1 SAFE FC4 1-2 BB	1-1 G6-3	3 0 0 0 1 0 0													
Doug Mirabeli, R (1, 2) OBP: 0.380, SLG: 0.689			1-1 F8			1-0 HR	2-3 K		3 1 1 1 0 1 2													
Cesar Crespo, S (7, 6) OBP: 0.169, SLG: 0.225									0 0 0 0 0 0 0													
Pokey Reese, R (1, 6) OBP: 0.287, SLG: 0.331			0-0 P4			2-1 P3	2-1 FC4 1-2f		2 0 0 0 0 0 0													
Brian Daubach, L (7, PH) OBP: 0.329, SLG: 0.419									0 0 0 0 0 0 0													
Jason Varitek, S (7, PH) OBP: 0.406, SLG: 0.497									1 0 0 0 0 0 2													
Inning Stats	R: 0 E: 0 K: 1 S: 12	H: 1 LOB: 1 BB: 0 P: 19	R: 0 E: 0 K: 0 S: 9	H: 0 LOB: 0 BB: 0 P: 13	R: 0 E: 0 K: 0 S: 5	H: 0 LOB: 0 BB: 0 P: 7	R: 0 E: 0 K: 0 S: 4	H: 0 LOB: 0 BB: 0 P: 7	R: 0 E: 0 K: 0 S: 11	H: 0 LOB: 0 BB: 0 P: 17	R: 2 E: 0 K: 0 S: 11	H: 4 LOB: 1 BB: 0 P: 21	R: 0 E: 0 K: 2 S: 9	H: 0 LOB: 2 BB: 2 P: 23	R: 0 E: 0 K: 0 S: 7	H: 1 LOB: 1 BB: 0 P: 11	R: 0 E: 0 K: 0 S: 7	H: 0 LOB: 0 BB: 0 P: 8	1B: 3 2B: 2 3B: 0 HR: 1	SF: 0 SAC: 0 DP: 0 HBP: 0	WP: 0 PB: 0 SB: 0 CS: 0	PA: 34
PITCHER	IP WLS BF H R ER SO BB IBB HBP BLK WP HR S P ERA WHIP																					
41 Jimmy Gobble, L (1, 1) ERA: 4.76	6.0 W 22 5 2 2 1 0 0 0 0 0 0 1 52 84 3.00 0.833																					
Scott Sullivan, R (7, 1) ERA: 3.91	0.2 H 4 0 0 0 2 2 0 0 0 0 0 0 7 19 0.00 3.000																					
Jaime Cerda, L (7, 1) ERA: 3.18	1.0 H 4 1 0 0 0 0 0 0 0 0 0 0 8 13 0.00 1.000																					
Jason Grimsley, R (8, 1) ERA: 2.01	0.1 H 1 0 0 0 0 0 0 0 0 0 0 0 1 2 0.00 0.000																					
Jeremy Affeldt, L (9, 1) ERA: 4.55	1.0 S 3 0 0 0 0 0 0 0 0 0 0 0 7 8 0.00 0.000																					

livebaseballscorecards.com

AB	32
R	2
H	6
RBI	2
BB	2
SO	3
LOB	10



Batter	1	2	3	4	5	6	7	8	9
Tony Graffano, R OBP: 0.348, SLG: 0.387 (1, 4)	2-2 S 1B	2-1 G6-3			1-2 G4-3	2-2 P3		2-2 F7	
Carlos Beltrán, S OBP: 0.370, SLG: 0.547 (1, 8)	1 SAFE 2-2 29 CS 1-H 1B		1-2 G3-1		1-0 1B BB 1B	0-0 G3			
29 Mike Sweeney, R OBP: 0.338, SLG: 0.452 (1, 3)	0-2 1-2 1B		0-2 G5-3		1 SAFE 4-2 BB 1B 1-2 1B BB		0-0 P4		
Ken Harvey, R OBP: 0.415, SLG: 0.545 (1, 10)	0-3 K		0-1 G5-3		0-0 1B BB 1-2 2-3 1B		3-1 F9		
Matt Stairs, L OBP: 0.342, SLG: 0.451 (1, 9)	3-3 K			2-2 G4-3	4-2 1B BB		1-0 2B		
Joe Randa, R OBP: 0.324, SLG: 0.352 (1, 5)		2-0 F7		4-0 4 3B BB	0-0 1-2 2-3 3-H 1B		1-1 P3		
Benito Santiago, R OBP: 0.288, SLG: 0.383 (1, 2)		4-1 4 PB 4 1B BB		2-1 F8	1-1 F4		4-1 S 4 G5-3 BB		
4 Angel Berroa, R OBP: 0.256, SLG: 0.342 (1, 6)		1-1 PB 1-H 1B		0-2 1-H 3B	2-3 K		1-1 G5-3		
Desi Relaford, S OBP: 0.287, SLG: 0.242 (1, 7)		0-3 K		1-0 G4-3		0-0 G4-3		3-1 G3	

AB	R	H	RBI	BB	SO	LOB
5	1	1	0	0	0	2
4	1	2	1	0	0	0
3	1	1	0	1	0	0
4	0	1	0	0	1	1
3	0	1	1	1	1	1
3	1	1	1	1	0	1
2	1	0	0	2	0	4
4	0	2	2	0	1	4
4	0	0	0	0	1	3

BOTTOM	
AB	32
R	5
H	9
RBI	5
BB	5
SO	4
LOB	16


Inning Stats		R	H	E	K	S	IP	WLS	BF	H	R	ER	SO	BB	IBB	HBP	BLK	WP	HR	S	P	ERA	WHIP
R: 1 H: 3 E: 0 K: 2 S: 16		1	3	0	2	23	6.2	L	32	9	5	4	4	4	0	0	0	0	0	71	116	5.40	1.950
R: 1 H: 1 E: 0 K: 1 S: 9		1	1	0	1	18	1.1		5	0	0	0	0	1	0	0	0	0	10	21	0.00	0.750	

PITCHER		IP	WLS	BF	H	R	ER	SO	BB	IBB	HBP	BLK	WP	HR	S	P	ERA	WHIP
49 Tim Wakefield, R ERA: 3.76 (1, 1)		6.2	L	32	9	5	4	4	4	0	0	0	0	0	71	116	5.40	1.950
Anastacio Martinez, R ERA: 1.13 (7, 1)		1.1		5	0	0	0	0	1	0	0	0	0	10	21	0.00	0.750	

Boston Red Sox @ Kansas City Royals
Kauffman Stadium, Kansas City, MO
 Fri Jun 04 2004, 7:10 PM CDT
 Att: 28,182 - Cloudy - 79 F

livebaseballscorecards.com



Batter	1	2	3	4	5	6	7	8	9	AB R H RBI BB SO LOB	TOP	
18 Johnny Damon, L (1, 8) OBP: 0.377, SLG: 0.397	1-0 F8		2-1 E3 HR	3-3 K		0-1 G4-3		2-2 FC6-4 1-2f		5 1 0 0 0 1 2		
Mark Bellhorn, S (1, 4) OBP: 0.399, SLG: 0.429	3-2 34 HR 1B		0-0 1-H HR	4-1 BB		3-3 K		1-1 G1-6-3		4 2 2 2 1 1 1		
34 David Ortiz, L (1, 3) OBP: 0.337, SLG: 0.543 Dave McCarty, R (9, 3) OBP: 0.367, SLG: 0.471	2-1 1-H HR		1-3 K	0-0 F9			2-1 G3		0-0 P6	5 1 1 2 0 1 2 0 0 0 0 0 0 0		
Manny Ramirez, R (1, 10) OBP: 0.444, SLG: 0.659	0-0 P6		0-3 K		1-0 CS 1B		3-2 1B 2B		4-2 G5-4-3 BB	4 1 2 0 1 1 0		
Jason Varitek, S (1, 2) OBP: 0.411, SLG: 0.506	0-1 1B		0-2 2B		3-3 1-2 K		3-2 20 FC5-4 1B		0-0 G5-4-3 1-2f	5 0 3 1 0 1 2		
Kevin Miller, R (1, 7) OBP: 0.346, SLG: 0.399 Cesar Crespo, S (7, 7) OBP: 0.169, SLG: 0.225	0-1 F9		0-1 G6-3		2-0 20 HR 1B		1-0 F9			4 1 1 0 0 0 3 0 0 0 0 0 0 0		
20 Kevin Youkilis, R (1, 5) OBP: 0.411, SLG: 0.463					1-0 1-H HR		0-0 FC5-4			4 1 1 2 0 1 1	AB 39 R 8 H 13 RBI 8 BB 2 SO 7 LOB 12	
Gabe Kapler, R (1, 9) OBP: 0.273, SLG: 0.317			3-2 F7		2-1 3B			2-2 18 FC6-4 1B		4 1 2 0 0 1 0		
Pokey Reese, R (1, 6) OBP: 0.286, SLG: 0.342			1-2 G4-3		2-2 3-H 3B		0-1 F9		1-2 F8	4 0 1 1 0 0 1		
Inning Stats	R: 2 H: 3 E: 0 LOB: 1 K: 0 BB: 0 S: 11 P: 17	R: 0 H: 0 E: 0 LOB: 0 K: 0 BB: 0 S: 8 P: 13	R: 2 H: 2 E: 1 LOB: 1 K: 2 BB: 0 S: 14 P: 17	R: 1 H: 2 E: 0 LOB: 2 K: 2 BB: 1 S: 14 P: 25	R: 2 H: 3 E: 0 LOB: 0 K: 2 BB: 0 S: 9 P: 16	R: 0 H: 0 E: 0 LOB: 0 K: 1 BB: 0 S: 8 P: 11	R: 1 H: 2 E: 0 LOB: 1 K: 0 BB: 0 S: 13 P: 22	R: 0 H: 1 E: 0 LOB: 1 K: 0 BB: 0 S: 13 P: 19	R: 0 H: 0 E: 0 LOB: 0 K: 0 BB: 1 S: 5 P: 9	1B: 6 SF: 0 2B: 3 SAC: 0 3B: 2 DP: 2 HR: 3 HBP: 0	WP: 0 PA: 41 PB: 0 SB: 0 CS: 1	
PITCHER	IP WLS BF H R ER SO BB IBB HBP BLK WP HR S P ERA WHIP											
Darrell May, L (1, 1) ERA: 6.14	5.0 L 26 10 7 6 6 1 0 0 0 0 3 56 88 10.80 2.200											
Brian Anderson, L (6, 1) ERA: 7.38	4.0 15 3 1 1 1 1 0 0 0 0 0 39 61 2.25 1.000											

Boston Red Sox @ Kansas City Royals
Kauffman Stadium, Kansas City, MO

Sat Jun 05 2004, 6:10 PM CDT
Att. 29,968 - Unknown - 78 F

livebaseballscorecards.com

Batter	1	2	3	4	5	6	7	8	9	AB	R	H	RBI	BB	SO	LOB
Tony Graffano, R (1, 4) OBP: 0.353, SLG: 0.385	1-1 F8		3-2 G4-3 WP 1B			1-0 G6-3		3-1 FC4-8 HBP		3	0	1	0	0	0	0
Carlos Beltrán, S (1, 8) OBP: 0.364, SLG: 0.536	1-2 G4-3		3-2 G4-3 1-3			2-1 G4-3		1-2 P5		4	0	0	0	0	0	2
29 Mike Sweeney, R (1, 3) OBP: 0.336, SLG: 0.464	0-0 HR		1-2 G6-3			2-2 F7		1-1 F8		4	1	1	1	0	0	2
Ken Harvey, R (1, 10) OBP: 0.411, SLG: 0.544	2-3 K			1-3 K			0-2 G4-3 SF8 2B	2-2 FC4-6 1-2f		4	1	1	0	0	2	1
Matt Stairs, L (1, 9) OBP: 0.340, SLG: 0.441		0-1 G3		2-2 G3			4-2 G4-3 4 1B BB	1-1 F8		3	1	0	0	1	0	0
Joe Randa, R (1, 5) OBP: 0.322, SLG: 0.350		1-1 4 FC6-4 1B		0-1 F9			2-1 G4-3 1-2 2-3	0-2 G4-3		4	0	1	0	0	0	2
Benito Santiago, R (1, 2) OBP: 0.294, SLG: 0.408		0-0 F9			2-1 4 FC3-6 1B		0-1 SF8	0-0 HR		3	1	2	2	0	0	1
4 Angel Berroa, R (1, 6) OBP: 0.262, SLG: 0.341		0-1 FC6-4 1-2f		1-2 FC3-6 G6-3 1-2f			3-H 2-0 2-H 1B	1-1 DI HBP		3	0	1	1	0	0	2
Desi Relaford, S (1, 7) OBP: 0.277, SLG: 0.232			1-3 K		0-0 G6-3 1-2f		2-2 F8	3-2 K		4	0	0	0	0	2	3

Inning Stats	R: 1	H: 1	E: 0	K: 1	S: 11	LOB: 0	BB: 0	P: 15	R: 0	H: 1	E: 0	K: 0	S: 7	LOB: 1	BB: 0	P: 8	R: 0	H: 1	E: 0	K: 1	S: 12	LOB: 1	BB: 0	P: 20	R: 0	H: 0	E: 0	K: 1	S: 10	LOB: 0	BB: 0	P: 13	R: 0	H: 0	E: 0	K: 0	S: 8	LOB: 0	BB: 0	P: 11	R: 2	H: 2	E: 0	K: 0	S: 15	LOB: 1	BB: 1	P: 25	R: 0	H: 0	E: 0	K: 0	S: 11	LOB: 1	BB: 0	P: 18	R: 1	H: 1	E: 0	K: 1	S: 12	LOB: 1	BB: 0	P: 17	1B: 4	SF: 1	2B: 1	SAC: 0	3B: 0	DP: 1	HR: 2	HBP: 2	WP: 1	PA: 36
--------------	------	------	------	------	-------	--------	-------	-------	------	------	------	------	------	--------	-------	------	------	------	------	------	-------	--------	-------	-------	------	------	------	------	-------	--------	-------	-------	------	------	------	------	------	--------	-------	-------	------	------	------	------	-------	--------	-------	-------	------	------	------	------	-------	--------	-------	-------	------	------	------	------	-------	--------	-------	-------	-------	-------	-------	--------	-------	-------	-------	--------	-------	--------

PITCHER	IP	WLS	BF	H	R	ER	SO	BB	IBB	HBP	BLK	WP	HR	S	P	ERA	WHIP
38 Curt Schilling, R (1, 1) ERA: 3.07	7.0	W	27	6	3	3	3	1	0	0	0	1	1	69	103	3.86	1.000
50 Mike Timlin, R (8, 1) ERA: 3.9	1.0		4	0	0	0	0	0	0	1	0	0	0	11	18	0.00	0.000
Keith Foulke, R (9, 1) ERA: 1.23	1.0		5	1	1	1	1	0	0	1	0	0	1	12	17	9.00	1.000

BOTTOM

Boston Red Sox @ Kansas City Royals
Kauffman Stadium, Kansas City, MO

Sat Jun 05 2004, 6:10 PM CDT
Att: 29,968 - Unknown - 78 F

livebaseballscorecards.com

AB	32
R	4
H	7
RBI	4
BB	1
SO	4
LOB	13



Batter	1	2	3	4	5	6	7	8	9	AB	R	H	RBI	BB	SO	LOB
Tony Graffano, R (1, 4) OBP: 0.350, SLG: 0.389	1-2 G4-3 29 HR 2B		3-1 G6-3		0-1 G1-3			2-1 G5-3		4	1	1	1	0	0	1
Carlos Beltrán, S (1, 8) OBP: 0.358, SLG: 0.526	1-2 G4-3 2-3		1-3 K		3-3 K			2-0 F8		4	0	0	0	0	2	2
29 Mike Sweeney, R (1, 10) OBP: 0.335, SLG: 0.474	1-0 HR			2-1 F8		0-0 L7			2-1 F9	4	1	1	2	0	0	0
Ken Harvey, R (1, 3) OBP: 0.412, SLG: 0.543	3-3 K		2-2 G4-3 1B		1-1 F7			1-1 F8	2	0	1	0	0	1	0	
Desi Relaford, S (6, 9) OBP: 0.272, SLG: 0.228										2	0	0	0	0	0	0
Matt Stairs, L (1, 9) OBP: 0.338, SLG: 0.436	3-3 K		0-0 G4-3 1-2		0-1 G4-3			0-0 1B	4	0	1	0	0	1	1	
Joe Randa, R (1, 5) OBP: 0.316, SLG: 0.342		3-1 G3-1		0-0 G3-1			3-1 F8		1-2 P2	4	0	0	0	0	0	2
Kelly Stinnett, R (1, 2) OBP: 0.429, SLG: 0.558		2-2 F8		4-0 FC6-4 G1-3 BB		1-1 F9				2	1	0	0	1	0	0
4 Angel Berroa, R (1, 6) OBP: 0.257, SLG: 0.335		3-1 G6-3		1-2 E1 FC6-4		1-2 L9				3	0	0	0	0	0	1
Byron Gettis, R (1, 7) OBP: 0.348, SLG: 0.211			0-1 G5-3		3-2 FC6-4 G1-3 1-2 2-3		0-1 G5-3			3	0	0	0	0	0	2

Inning Stats	R: 2	H: 2	E: 0	LOB: 0	K: 2	P: 14	R: 0	H: 0	E: 0	LOB: 0	K: 0	P: 7	R: 0	H: 1	E: 0	LOB: 1	K: 0	P: 7	R: 1	H: 0	E: 1	LOB: 1	K: 1	P: 13	R: 0	H: 0	E: 0	LOB: 0	K: 0	P: 5	R: 0	H: 0	E: 0	LOB: 0	K: 0	P: 7	R: 0	H: 0	E: 0	LOB: 0	K: 0	P: 5	R: 0	H: 1	E: 0	LOB: 1	K: 0	P: 10	1B: 2	SF: 0	2B: 1	SAC: 0	3B: 0	DP: 0	HR: 1	HBP: 0	WP: 0	PA: 33
--------------	------	------	------	--------	------	-------	------	------	------	--------	------	------	------	------	------	--------	------	------	------	------	------	--------	------	-------	------	------	------	--------	------	------	------	------	------	--------	------	------	------	------	------	--------	------	------	------	------	------	--------	------	-------	-------	-------	-------	--------	-------	-------	-------	--------	-------	--------

PITCHER	IP	WLS	BF	H	R	ER	SO	BB	IBB	HBP	BLK	WP	HR	S	P	ERA	WHIP
Derek Lowe, R (1, 1) ERA: 6.55	5.0	W	20	3	3	2	4	1	0	0	0	0	1	48	84	3.60	0.800
50 Mike Timlin, R (6, 1) ERA: 3.52	3.0	H	9	0	0	0	0	0	0	0	0	0	0	17	27	0.00	0.000
Keith Foulke, R (9, 1) ERA: 1.19	1.0	S	4	1	0	0	0	0	0	0	0	0	0	10	14	0.00	1.000

BOTTOM

Boston Red Sox @ Kansas City Royals
Kauffman Stadium, Kansas City, MO

Sun Jun 06 2004, 1:10 PM CDT
Att. 22,964 - Cloudy - 86 F

livebaseballscorecards.com

AB	32
R	3
H	4
RBI	3
BB	1
SO	4
LOB	9



Batter	1	2	3	4	5	6	7	8	9	AB R H RBI BB SO LOB	TOP
Brad Wilkerson, L (1, 7) OBP: 0.356, SLG: 0.448	1-3 K			1-2 G3		2-3 K		4-1 1B BB	4-2 BB	3 0 0 1 2 2 0	Montreal Expos @ Kansas City Royals Kauffman Stadium, Kansas City, MO Tue Jun 08 2004, 7:10 PM CDT Att. 15,209 - Sunny - 85 F
Andy Chavez, L (1, 8) OBP: 0.303, SLG: 0.392	2-2 G1-3			0-0 G4-3 1B		0-0 S 1B		2-0 1B 1B	2-2 F7	5 0 3 0 0 0 3	
Jose Vidro, S (1, 4) OBP: 0.313, SLG: 0.360	0-0 G3-1			3-2 G4-3 1-2		1-0 G3-1 1-2		2-0 F9		4 0 0 0 0 0 5	
24 Nick Johnson, L (1, 3) OBP: 0.465, SLG: 0.611		1-3 K		2-2 G3-1			2-2 F7		0-1 F9	4 0 0 0 0 1 1	
Tony Batista, R (1, 5) OBP: 0.276, SLG: 0.344		1-1 G6-3			1-2 G5-3		1-2 F8		1-3 K	4 0 0 0 0 1 0	
Orlando Cabrera, R (1, 6) OBP: 0.273, SLG: 0.310		3-3 K			1-1 P4		0-0 P4		4-1 1B 1B BB	3 1 0 0 1 1 0	
Terrel Sledge, L (1, 9) OBP: 0.309, SLG: 0.402 Jamey Carroll, R (9, PH) OBP: 0.340, SLG: 0.333			1-0 P6		1-1 1B			1-2 L7	1-2 2B BB 1B	3 0 1 0 0 0 0 1 1 1 1 0 0 0	
Matt Cepicky, L (1, 10) OBP: 0.224, SLG: 0.333 Juan Rivera, R (9, PH) OBP: 0.350, SLG: 0.404			3-2 F8		2-0 P6			1-1 1B 2B	0-2 BB 2B	3 0 1 0 0 0 1 1 0 1 0 0 0 0	
Brian Schneider, L (1, 2) OBP: 0.292, SLG: 0.437 Einar Diaz, R (9, PH) OBP: 0.289, SLG: 0.281			2-3 K			2-2 F9		1-0 F7	4-0 BB BB	3 0 0 0 0 1 1 0 0 0 0 1 0 0	
Inning Stats	R: 0 E: 0 K: 1 S: 7 H: 0 LOB: 0 BB: 0 P: 10	R: 0 E: 0 K: 2 S: 11 H: 0 LOB: 0 BB: 0 P: 16	R: 0 E: 0 K: 1 S: 9 H: 0 LOB: 0 BB: 0 P: 15	R: 0 E: 0 K: 0 S: 11 H: 1 LOB: 1 BB: 0 P: 17	R: 0 E: 0 K: 0 S: 8 H: 1 LOB: 1 BB: 0 P: 13	R: 0 E: 0 K: 1 S: 10 H: 1 LOB: 1 BB: 0 P: 15	R: 0 E: 0 K: 0 S: 7 H: 0 LOB: 0 BB: 0 P: 10	R: 0 E: 0 K: 0 S: 9 H: 2 LOB: 3 BB: 1 P: 20	R: 2 E: 0 K: 1 S: 19 H: 2 LOB: 3 BB: 3 P: 35	1B: 5 2B: 2 3B: 0 HR: 0 SF: 0 SAC: 0 DP: 0 HBP: 0	
PITCHER 23 Zack Greinke, R (1, 1) ERA: 1.73 Curt Leskanic, R (8, 1) ERA: 8.4 Jeremy Affeldt, L (8, 1) ERA: 4.76	IP WLS BF H R ER SO BB IBB HBP BLK WP HR S P ERA WHIP	7.0 W 24 3 0 0 5 0 0 0 0 0 0 0 63 96 0.00 0.429	0.2 H 5 2 0 0 0 0 1 0 0 0 0 0 8 17 0.00 4.500	1.1 S 9 2 2 2 1 3 0 0 0 0 0 0 20 38 13.50 3.750	PITCHER IP WLS BF H R ER SO BB IBB HBP BLK WP HR S P ERA WHIP						

livebaseballscorecards.com

AB	34
R	2
H	7
RBI	2
BB	4
SO	6
LOB	11



Batter	1	2	3	4	5	6	7	8	9	AB	R	H	RBI	BB	SO	LOB
Tony Graffanino, R OBP: 0.363, SLG: 0.386 (1, 4)	4-2 BB 29 S		4-2 BB HR		3-2 HBP 1B PB		1-1 F7			1	1	0	0	2	0	0
Carlos Beltrán, S OBP: 0.356, SLG: 0.535 (1, 8)	1-2 SAFE F9		0-0 HR 1-H		1-0 P5		1-3 K			4	1	1	2	0	1	2
29 Mike Sweeney, R OBP: 0.333, SLG: 0.467 (1, 3)	3-1 SAFE P4		1-1 L9		4-0 IBB 1B			0-2 G6-3		3	0	0	0	1	0	1
Matt Stairs, L OBP: 0.335, SLG: 0.431 (1, 9)	0-2 P6		2-2 P3		1-1 1B 1-2 2-3			0-0 F8		4	0	1	0	0	0	1
Joe Randa, R OBP: 0.324, SLG: 0.358 (1, 10)		2-1 G6-3 3B		2-1 G1-3 1B		0-3 K		1-1 2B HBP		3	2	2	0	0	1	3
Benito Santiago, R OBP: 0.293, SLG: 0.410 (1, 2)		2-2 G6-3		1-2 G1-3		1-0 F8		2-0 2B 1-H		4	0	1	2	0	0	1
4 Angel Berroa, R OBP: 0.253, SLG: 0.329 (1, 6)		0-1 F8		1-3 K		2-2 G5-3				3	0	0	0	0	1	1
Desi Relaford, S OBP: 0.265, SLG: 0.221 (1, 5)		2-0 G4-3		3-2 L8		1-0 G5-3				3	0	0	0	0	0	1
Byron Gettis, R OBP: 0.308, SLG: 0.182 (1, 7)			2-3 K		3-2 P3		0-3 K			3	0	0	0	0	2	0

Inning Stats	R: 0	H: 0	E: 0	K: 10	S: 10	R: 1	H: 1	E: 0	K: 9	S: 9	R: 2	H: 1	E: 0	K: 16	S: 16	R: 0	H: 1	E: 0	K: 14	S: 14	R: 0	H: 1	E: 0	K: 13	S: 13	R: 0	H: 0	E: 0	K: 5	S: 5	R: 0	H: 0	E: 0	K: 8	S: 8	R: 1	H: 1	E: 0	K: 6	S: 6	R: 1	H: 1	E: 0	K: 9	S: 9	
	0	0	0	10	10	1	1	0	9	9	2	1	0	16	16	0	1	0	14	14	0	1	0	0	13	13	0	0	0	5	5	0	0	0	8	8	1	1	0	6	6	1	1	0	9	9

PITCHER	IP	WLS	BF	H	R	ER	SO	BB	IBB	HBP	BLK	WP	HR	S	P	ERA	WHIP
Tony Armas, R ERA: 4.22 (1, 1)	5.0	L	23	4	3	3	3	2	1	1	0	0	1	62	104	5.40	1.200
Sun-Woo Kim, R ERA: 4.02 (6, 1)	2.0		6	0	0	0	2	0	0	0	0	0	0	13	19	0.00	0.000
Claudio Vargas, R ERA: 5.31 (8, 1)	1.0		4	1	1	1	0	0	0	1	0	0	0	6	9	9.00	1.000

BOTTOM

Montreal Expos @ Kansas City Royals
Kauffman Stadium, Kansas City, MO

Tue Jun 08 2004, 7:10 PM CDT
Att: 15,209 - Sunny - 85 F

livebaseballscorecards.com

AB	28
R	4
H	5
RBI	4
BB	3
SO	5
LOB	10



WP	HR	S	P	ERA	WHIP
0	1	0	33	0	0

Batter	1	2	3	4	5	6	7	8	9	AB R H RBI BB SO LOB	TOP													
Endy Chavez, L OBP: 0.306, SLG: 0.398 (1, 8) C X	0-1 G3	1-0 F7-4 1-3 2B		X 0-0 WP 1B		2-3 K		0-2 FC5-4 1B 1-2f		5 1 2 0 0 1 1														
Jamey Carroll, R OBP: 0.362, SLG: 0.377 (1, 4) B C X	2-1 24 BB 1B 1B	2-2 G1-3		1-1 G6-3 1-2			3-2 G4-3 SF7 2B	2-0 1B 1B		5 3 3 0 0 0 3														
Jose Vidro, S OBP: 0.314, SLG: 0.361 (1, 10) 1 SAFE 1 SAFE X	0-0 1B 24 BB BB 1-2 1B	2-0 FC6 3-H		0-3 K			2-0 G4-3 2-3	1-2 E7 1B 1-H 2-H		5 1 2 2 0 1 3														
Tony Batista, R OBP: 0.269, SLG: 0.337 (1, 5) B C F X	1-2 F8	1-1 F7-4 2-2		1-1 G5-3			0-2 SF7 3-H	2-2 F7		4 0 0 1 0 0 5														
24 Nick Johnson, L OBP: 0.479, SLG: 0.600 (1, 3) B D F S B B	4-2 BB 1B 1-2 2-3 BB		1-3 K		0-2 S 1B 1B		2-2 1B	0-0 G3-1		4 1 2 0 1 1 0														
Orlando Cabrera, R OBP: 0.280, SLG: 0.326 (1, 6) B C X	1-1 BB 1-2 2-3 3-H 1B		0-0 3B		3-1 F8		2-0 G5-3	1-0 G4-6-3 1B		5 0 3 1 0 0 2														
Brad Wilkerson, L OBP: 0.362, SLG: 0.465 (1, 7) C D B B F B	4-2 FC6-4 1-2 2-3 3-H BB		1-3 K		1-1 1B 1-H			1-1 HR	0-0 G4-6-3 1-2f	4 1 2 3 1 1 2														
Juan Rivera, R OBP: 0.339, SLG: 0.389 (1, 9) X	0-0 FC6-4 1-2f		0-1 G5-3		0-3 K2-3			1-1 G5-3		4 0 0 0 0 1 4														
Einar Diaz, R OBP: 0.310, SLG: 0.306 (1, 2) C X		0-1 2B FC6 1B		2-2 G5-3		0-0 F8		1-1 FC5-4 1B		4 1 2 0 0 0 0														
Inning Stats	R: 2 E: 0 K: 0 S: 16	H: 3 LOB: 3 BB: 2 P: 28	R: 1 E: 0 K: 0 S: 9	H: 2 LOB: 1 BB: 0 P: 15	R: 0 E: 0 K: 2 S: 11	H: 1 LOB: 1 BB: 0 P: 13	R: 0 E: 0 K: 1 S: 9	H: 1 LOB: 1 BB: 0 P: 12	R: 1 E: 0 K: 0 S: 9	H: 2 LOB: 1 BB: 0 P: 14	R: 0 E: 0 K: 2 S: 9	H: 0 LOB: 0 BB: 0 P: 11	R: 1 E: 0 K: 0 S: 11	H: 2 LOB: 1 BB: 0 P: 20	R: 3 E: 1 K: 0 S: 20	H: 4 LOB: 1 BB: 0 P: 28	R: 0 E: 0 K: 0 S: 3	H: 1 LOB: 0 BB: 0 P: 4	1B: 12 2B: 3 3B: 1 HR: 1	SF: 1 SAC: 0 DP: 2 HBP: 0	WP: 1 PB: 0 SB: 1 CS: 0	PA: 43		
PITCHER Dennys Reyes, L ERA: 3.67 Nate Field, R ERA: 3.97	IP WLS BF H R ER SO BB IBB HBP BLK WP HR S P ERA WHIP	(1, 1) 6.2 L 32 11 5 5 5 2 0 0 0 1 0 73 110 6.75 1.950	(7, 1) 2.1 11 5 3 2 0 0 0 0 0 0 0 1 24 35 7.71 2.143	PITCHER IP WLS BF H R ER SO BB IBB HBP BLK WP HR S P ERA WHIP																				

Montreal Expos @ Kansas City Royals
Kauffman Stadium, Kansas City, MO
Thu Jun 10 2004, 1:10 PM CDT
Overcast - 82 F

livebaseballscorecards.com

AB	40
R	8
H	16
RBI	7
BB	2
SO	5
LOB	20



Batter	1	2	3	4	5	6	7	8	9	AB	R	H	RBI	BB	SO	LOB
Tony Graffanino, R OBP: 0.359, SLG: 0.381 (1, 4)	2-2 WP G2-3 1B		1-3 K		2-0 L5			2-2 F9		4	0	1	0	0	1	1
Carlos Beltrán, S OBP: 0.351, SLG: 0.525 Brandon Berger, R OBP: 0.259, SLG: 0.333 (1, 8) (9, 9)	1-0 G2-3 1-2		0-0 G4-3			0-1 G4-3		3-2 G4-3		4	0	0	0	0	0	1
29 Mike Sweeney, R OBP: 0.332, SLG: 0.463 (1, 3)	0-2 P6		1-1 G4-3			1-0 1B		1-1 G5-3		4	0	1	0	0	0	1
Ken Harvey, R OBP: 0.404, SLG: 0.532 (1, 10)	1-2 G1-3 2-3			1-1 L3		2-2 P4			3-3 K	4	0	0	0	0	1	2
Matt Stairs, L OBP: 0.329, SLG: 0.422 Wilton Guerrero, S OBP: 0.375, SLG: 0.625 (1, 9) (9, 8)		1-2 G5-3		0-3 K		0-1 G4-3			1-1 F8	3	0	0	0	0	1	1
Joe Randa, R OBP: 0.323, SLG: 0.356 (1, 5)		2-0 G6-3 1B		0-1 G6-3					0-1 G6-3	4	0	1	0	0	0	0
Benito Santiago, R OBP: 0.293, SLG: 0.409 (1, 2)		1-2 G6-3 1B			0-1 G6-3				0-3 K	3	0	1	0	0	1	0
4 Angel Berroa, R OBP: 0.254, SLG: 0.329 (1, 6)		1-1 G6-3 1-2 2-3			1-2 G5-3				1-1 1B	3	0	1	0	0	0	2
Byron Gettis, R OBP: 0.310, SLG: 0.280 (1, 7)		1-1 G6-3			1-2 3B				3-2 G6-3	3	0	1	0	0	0	3

Inning Stats	R: 0	H: 1	E: 0	K: 0	S: 13	R: 0	H: 2	E: 0	K: 0	S: 12	R: 0	H: 0	E: 0	K: 1	S: 6	R: 0	H: 0	E: 0	K: 1	S: 7	R: 0	H: 1	E: 0	K: 0	S: 9	R: 0	H: 1	E: 0	K: 0	S: 8	R: 0	H: 1	E: 0	K: 1	S: 10	R: 0	H: 0	E: 0	K: 0	S: 9	R: 0	H: 0	E: 0	K: 1	S: 10	1B: 5	2B: 0	3B: 1	HR: 0	SF: 0	SAC: 0	DP: 0	HBP: 0	WP: 1	PB: 0	SB: 0	CS: 0	PA: 33
Zach Day, R ERA: 3.12 (1, 1)	IP	WLS	BF	H	R	ER	SO	BB	IBB	HBP	BLK	WP	HR	S	P	ERA	WHIP																																									

BOTTOM

Montreal Expos @ Kansas City Royals
Kauffman Stadium, Kansas City, MO

Thu Jun 10 2004, 1:10 PM CDT
 Overcast - 82 F

AB	33
R	0
H	6
RBI	0
BB	0
SO	4
LOB	11



ERA	0.00	WHIP	0.667
-----	------	------	-------

Batter	1	2	3	4	5	6	7	8	9	AB R H RBI BB SO LOB	TOP
Endy Chavez, L (1, 8) <small>OBP: 0.305, SLG: 0.397</small>	0-0 		2-0 			2-2 		1-1 	2-1 	3 1 1 1 0 0 1	
Jamey Carroll, R (1, 4) <small>OBP: 0.339, SLG: 0.351</small>	0-1 		1-1 			0-0 		2-1 		4 0 0 0 0 0 2	
Jose Vidro, S (1, 10) <small>OBP: 0.318, SLG: 0.361</small>	0-0 			2-0 		1-1 		4-0 		3 1 1 1 1 0 0	
Tony Batista, R (1, 5) <small>OBP: 0.274, SLG: 0.370</small>		1-0 		2-2 		2-1 		0-2 		4 2 2 3 0 0 2	
Orlando Cabrera, R (1, 6) <small>OBP: 0.279, SLG: 0.321</small>		1-1 		1-1 		2-2 		4-1 		3 0 0 0 1 0 0	
Brad Wilkerson, L (1, 7) <small>OBP: 0.355, SLG: 0.455</small>		1-3 			2-3 		2-1 	0-1 		4 0 0 0 0 2 1	
Juan Rivera, R (1, 9) <small>OBP: 0.336, SLG: 0.379</small>		0-0 		0-0 			3-2 	4-0 		3 1 0 0 1 0 0	
Termel Sledge, L (1, 3) <small>OBP: 0.309, SLG: 0.400</small> 24 Nick Johnson, L (8, 3) <small>OBP: 0.490, SLG: 0.634</small>			0-0 		2-2 		1-1 	0-1 		3 1 1 0 0 0 0 1 1 1 0 0 0 0	
Brian Schneider, L (1, 2) <small>OBP: 0.299, SLG: 0.447</small>			0-0 			1-0 		2-0 	1-2 	3 0 2 2 0 0 0	
Inning Stats	R: 0 H: 0 E: 0 LOB: 0 K: 0 BB: 0 S: 4 P: 4	R: 1 H: 1 E: 0 LOB: 0 K: 1 BB: 0 S: 7 P: 10	R: 1 H: 1 E: 1 LOB: 0 K: 0 BB: 0 S: 5 P: 8	R: 0 H: 0 E: 0 LOB: 0 K: 0 BB: 0 S: 6 P: 11	R: 0 H: 0 E: 0 LOB: 0 K: 1 BB: 0 S: 8 P: 12	R: 3 H: 3 E: 0 LOB: 0 K: 0 BB: 0 S: 12 P: 20	R: 0 H: 0 E: 0 LOB: 0 K: 0 BB: 0 S: 9 P: 15	R: 0 H: 1 E: 0 LOB: 2 K: 0 BB: 1 S: 9 P: 18	R: 2 H: 2 E: 0 LOB: 1 K: 0 BB: 2 S: 12 P: 23	1B: 4 SF: 1 2B: 2 SAC: 2 3B: 0 DP: 1 HR: 2 HBP: 0	WP: 0 PA: 37 PB: 0 SB: 0 CS: 0
PITCHER 41 Jimmy Gobble, L (1, 1) <small>ERA: 4.77</small> Scott Sullivan, R (8, 1) <small>ERA: 3.54</small> Jason Grimsley, R (9, 1) <small>ERA: 3.86</small>	IP WLS BF H R ER SO BB IBB HBP BLK WP HR S P ERA WHIP 7.1 L 28 6 5 4 2 0 0 0 0 0 0 2 54 86 4.91 0.818 0.2 3 0 0 0 0 0 0 1 0 0 0 0 6 12 0.00 0.000 1.0 6 2 2 2 0 2 0 0 0 0 0 0 12 23 18.00 4.000	PITCHER IP WLS BF H R ER SO BB IBB HBP BLK WP HR S P ERA WHIP									

Montreal Expos @ Kansas City Royals
 Kauffman Stadium, Kansas City, MO
 Thu Jun 10 2004, 1:15 PM CDT
 Att. 16,891 - Overcast - 74 F

livebaseballscorecards.com

AB	31
R	7
H	8
RBI	7
BB	3
SO	2
LOB	6



Batter	1	2	3	4	5	6	7	8	9	AB	R	H	RBI	BB	SO	LOB
Wilton Guerrero, S OBP: 0.250, SLG: 0.417 (1, 4)	G1-3		L6			G3		G3-1		4	0	0	0	0	0	0
Carlos Beltrán, S OBP: 0.353, SLG: 0.523 (1, 8)	F7		29 WP 1B			P6			1B SF7 BB	3	1	1	0	1	0	0
29 Mike Sweeney, R OBP: 0.330, SLG: 0.459 (1, 10)	2B 1B		P2			G6-3			P3	4	0	1	0	0	0	2
Ken Harvey, R OBP: 0.406, SLG: 0.536 (1, 3)	2B					G4-3		G4-3		4	0	2	0	0	0	0
Matt Stairs, L OBP: 0.321, SLG: 0.413 (1, 9)			K			G3		K		3	0	0	1	0	2	0
Kelly Stinnett, R OBP: 0.415, SLG: 0.532 (1, 2)			FC6-4 1B			K		K		4	0	1	0	0	2	1
Desi Relaford, S OBP: 0.258, SLG: 0.215 (1, 5)			FC6-4			G1-3		K		3	0	0	0	0	1	1
4 Angel Berroa, R OBP: 0.255, SLG: 0.347 (1, 6)			P3			P6		HR		3	1	1	1	0	0	1
Brandon Berger, R OBP: 0.233, SLG: 0.300 (1, 7)			G1-3			L7		G1-3		3	0	0	0	0	0	0

Inning Stats	R: 0	H: 2	R: 0	H: 1	R: 0	H: 1	R: 0	H: 0	R: 0	H: 0	R: 0	H: 0	R: 0	H: 0	R: 1	H: 1	R: 1	H: 1	R: 0	H: 0	R: 1	H: 1	1B: 4	SF: 1	WP: 1	PA: 33
	E: 0	LOB: 2	E: 0	LOB: 1	E: 0	LOB: 1	E: 0	LOB: 0	E: 0	LOB: 0	E: 0	LOB: 0	E: 0	LOB: 0	E: 0	LOB: 0	E: 1	LOB: 1	E: 1	LOB: 1	E: 0	LOB: 0	3B: 0	SAC: 0	PB: 0	
	K: 0	BB: 0	K: 1	BB: 0	K: 0	BB: 0	K: 1	BB: 0	K: 0	BB: 0	K: 0	BB: 0	K: 2	BB: 0	K: 1	BB: 0	K: 0	BB: 1	K: 0	BB: 1	K: 0	BB: 0	HR: 1	DP: 0	SB: 0	
	S: 7	P: 9	S: 10	P: 15	S: 11	P: 18	S: 9	P: 15	S: 5	P: 8	S: 4	P: 6	S: 8	P: 15	S: 10	P: 15	S: 11	P: 20	S: 11	P: 20	S: 10	P: 15	CS: 0			

PITCHER	IP	WLS	BF	H	R	ER	SO	BB	IBB	HBP	BLK	WP	HR	S	P	ERA	WHIP
Tomo Ohka, R ERA: 3.01 (1, 1)	2.2		11	4	0	0	1	0	0	0	0	0	0	25	37	0.00	1.500
Sun-Woo Kim, R ERA: 3.63 (3, 1)	4.1	W	13	0	0	0	3	0	0	0	0	1	0	29	49	0.00	0.000
Luis Ayala, R ERA: 3.64 (8, 1)	1.0		4	1	1	1	1	0	0	0	0	0	1	10	15	9.00	1.000
32 Chad Cordero, R ERA: 2.38 (9, 1)	1.0		5	1	1	1	0	1	0	0	0	0	0	11	20	9.00	2.000

BOTTOM

Montreal Expos @ Kansas City Royals
Kauffman Stadium, Kansas City, MO

Thu Jun 10 2004, 1:15 PM CDT
Att. 16,891 - Overcast - 74 F

AB	31
R	2
H	6
RBI	2
BB	1
SO	5
LOB	5



PITCHER	IP	WLS	BF	H	R	ER	SO	BB	IBB	HBP	BLK	WP	HR	S	P	ERA	WHIP
Tomo Ohka, R ERA: 3.01 (1, 1)	2.2		11	4	0	0	1	0	0	0	0	0	0	25	37	0.00	1.500
Sun-Woo Kim, R ERA: 3.63 (3, 1)	4.1	W	13	0	0	0	3	0	0	0	0	1	0	29	49	0.00	0.000
Luis Ayala, R ERA: 3.64 (8, 1)	1.0		4	1	1	1	1	0	0	0	0	0	1	10	15	9.00	1.000
32 Chad Cordero, R ERA: 2.38 (9, 1)	1.0		5	1	1	1	0	1	0	0	0	0	0	11	20	9.00	2.000

Batter	1	2	3	4	5	6	7	8	9	AB	R	H	RBI	BB	SO	LOB
Tony Graffano, R OBP: 0.356, SLG: 0.385 (1, 4)	1-0 SH1-3 2B		1-2 P6	0-1 G6-3 1-2f		0-2 P6				4	0	1	0	0	0	2
Carlos Beltrán, S OBP: 0.353, SLG: 0.520 (1, 8)	0-0 SH1-3 2-3		0-0 29 2B 1B		0-2 G6-3	2-3 K				3	1	1	0	0	1	0
29 Mike Sweeney, R OBP: 0.333, SLG: 0.464 (1, 10)	3-2 G5-3		0-1 1-H HR 2B		1-1 3B 1B		0-2 L8			4	2	2	1	0	0	1
Ken Harvey, R OBP: 0.403, SLG: 0.546 (1, 3)	2-1 G4-3		3-1 2-H HR		0-3 K		0-0 G6-3			4	1	1	2	0	1	2
Matt Stairs, L OBP: 0.326, SLG: 0.429 (1, 9)		1-0 G5-3 1B	3-1 P2		2-1 1-H 2B 3B		0-0 F8			4	1	2	1	0	0	0
Desi Relaford, S OBP: 0.258, SLG: 0.215 (9, 9)										0	0	0	0	0	0	0
Joe Randa, R OBP: 0.326, SLG: 0.352 (1, 5)		0-3 K		4-1 4 E SF8 1B BB	4-0 2B BB		0-0 F7			2	2	0	0	2	1	1
Benito Santiago, R OBP: 0.304, SLG: 0.420 (1, 2)		3-1 1 SAFE G5-3		0-1 4 E 1B	1-1 1-H 2B		4-2 4 G5-4-3 BB			3	0	2	2	1	0	1
4 Angel Berroa, R OBP: 0.250, SLG: 0.339 (1, 6)		2-2 P6		0-1 FC3 G6-3 1-2 2-3	3-3 K		1-2 G5-4-3			4	0	0	0	0	1	5
Byron Gettis, R OBP: 0.281, SLG: 0.259 (1, 7)			3-2 G5-3	1-1 3-H SF8		3-3 K				2	0	0	1	0	1	0

Inning Stats	R: 0	H: 1	E: 0	LOB: 1	K: 0	BB: 0	S: 8	P: 14	R: 0	H: 1	E: 0	LOB: 1	K: 1	BB: 0	S: 11	P: 17	R: 3	H: 3	E: 0	LOB: 0	K: 0	BB: 0	S: 14	P: 24	R: 1	H: 1	E: 1	LOB: 1	K: 0	BB: 1	S: 9	P: 14	R: 3	H: 3	E: 0	LOB: 1	K: 2	BB: 1	S: 16	P: 27	R: 0	H: 0	E: 0	LOB: 0	K: 2	BB: 0	S: 11	P: 16	R: 0	H: 0	E: 0	LOB: 0	K: 0	BB: 0	S: 5	P: 5	R: 0	H: 0	E: 0	LOB: 0	K: 0	BB: 1	S: 6	P: 11
1B: 4	SF: 1	2B: 3	SAC: 1	3B: 1	DP: 2	HR: 1	HBP: 0	WP: 0	PA: 35	PB: 0	SB: 0	CS: 0																																																				

PITCHER	IP	WLS	BF	H	R	ER	SO	BB	IBB	HBP	BLK	WP	HR	S	P	ERA	WHIP
Jae Weong Seo, R ERA: 4.99 (1, 1)	4.2	L	23	8	6	5	2	1	0	0	0	0	1	52	82	9.64	1.929
Dan Wheeler, R ERA: 4.4 (5, 1)	3.1		12	1	1	1	3	2	0	0	0	0	0	28	46	2.70	0.900

BOTTOM

New York Mets @ Kansas City Royals
Kauffman Stadium, Kansas City, MO

Fri Jun 11 2004, 7:10 PM CDT
 Att. 23,243 - Cloudy - 85 F

livebaseballscorecards.com

AB	30
R	7
H	9
RBI	7
BB	3
SO	5
LOB	12



New York Mets @ Kansas City Royals

Kauffman Stadium, Kansas City, MO

Sat Jun 12 2004, 2:15 PM CDT
Att. 23,890 - Cloudy - 88 F

livebaseballscorecards.com



WP: 0 PA: 38
PB: 0
SB: 0
CS: 0

Batter	1	2	3	4	5	6	7	8	9	AB R H RBI BB SO LOB
Gerald Williams, R (1, 9) OBP: 0.462, SLG: 0.833	1-1 BB 31 BB 1B		1-2 G6-3		0-1 FC1-5 FC3-6 BB		2-2 F8		4-0 IBB	4 1 1 0 1 0 2
Kazuo Matsui, S (1, 6) OBP: 0.339, SLG: 0.403	3-1 31 BB BB 1B		4-1 G6-4-3 BB		4-0 FC3-6 BB		1-2 1B		0-1 F7-6	3 0 2 0 2 0 2
Cliff Floyd, L (1, 7) OBP: 0.346, SLG: 0.504	4-0 L6-4 31 BB BB		1-1 G6-4-3		0-0 FC3-6 31 BB		1-2 1B			3 0 1 1 1 0 3
31 Mike Piazza, R (1, 10) OBP: 0.396, SLG: 0.539 Shane Spencer, R (8, PR) OBP: 0.362, SLG: 0.410	4-2 1-2 2-3 3-H BB			1-0 F9	4-2 FC5-4 BB			4-1 FC1-6 BB		1 0 0 1 3 0 0 0 0 0 0 0 0 0
Ty Wigginton, R (1, 5) OBP: 0.314, SLG: 0.475	0-0 L6-4 2-2			4-2 BB	1-0 FC5-4			0-0 FC1-6 G5-4-3		3 0 0 0 1 0 7
Vance Wilson, R (1, 2) OBP: 0.307, SLG: 0.400	0-1 G1-3			0-1 F8		2-2 F8		0-1 G5-4-3		4 0 0 0 0 0 4
Jason Phillips, R (1, 3) OBP: 0.289, SLG: 0.348		1-0 F9		0-0 L1		2-2 G3		0-0 G6-3		4 0 0 0 0 0 1
Mike Cameron, R (1, 8) OBP: 0.296, SLG: 0.353		2-1 G6-3			1-2 FC1-5 1B	1-2 F9		2-2 2B 1B		4 1 2 0 0 0 0
Joe McEwing, R (1, 4) OBP: 0.260, SLG: 0.278 Todd Zeile, R (9, PH) OBP: 0.331, SLG: 0.436		1-2 L9			1-0 BB FC1-5		1-2 F7	3-1 F7-6 2B		3 1 1 0 0 0 0 1 0 1 1 0 0 0

Inning Stats	R: 1	H: 2	R: 0	H: 0	R: 0	H: 0	R: 1	H: 2	R: 0	H: 0	R: 0	H: 2	R: 0	H: 0	R: 1	H: 2	1B: 7	SF: 0
	E: 0	LOB: 2	E: 0	LOB: 0	E: 0	LOB: 1	E: 0	LOB: 3	E: 0	LOB: 0	E: 0	LOB: 1	E: 0	LOB: 1	E: 0	LOB: 1	2B: 3 <td>SAC: 0</td>	SAC: 0
	K: 0	BB: 2	K: 0	BB: 0	K: 0	BB: 1	K: 0	BB: 2	K: 0	BB: 0	K: 0	BB: 0	K: 0	BB: 1	K: 0	BB: 1	3B: 0	DP: 4
	S: 10	P: 22	S: 6	P: 10	S: 6	P: 11	S: 11	P: 22	S: 10	P: 15	S: 14	P: 19	S: 4	P: 8	S: 8	P: 17	HR: 0	HBP: 0

PITCHER	IP	WLS	BF	H	R	ER	SO	BB	IBB	HBP	BLK	WP	HR	S	P	ERA	WHIP
Chris George, L (1, 1) ERA: 3.5	6.0		26	4	2	2	0	6	0	0	0	0	0	49	92	3.00	1.667
Brian Anderson, L (7, 1) ERA: 7.26	1.0		4	2	0	0	0	0	0	0	0	0	0	14	19	0.00	2.000
Jason Grimsley, R (8, 1) ERA: 3.7	1.0		3	0	0	0	0	1	0	0	0	0	0	4	8	0.00	1.000
Jeremy Affeldt, L (9, 1) ERA: 4.73	1.0	W	5	2	1	1	0	0	1	0	0	0	0	8	17	9.00	2.000

Batter	1	2	3	4	5	6	7	8	9	AB R H RBI BB SO LOB	TOP
Eric Valent, L OBP: 0.336, SLG: 0.396 (1, 3) (8, 7)	1-2 P5		2-1 G4-3		0-1 2-H 1B		0-0 G3-1		1-3 K	5 0 1 1 0 1 1	
Kazuo Matsui, S OBP: 0.338, SLG: 0.401 (1, 6)	0-0 L8			1-1 31 HR 1B	0-1 G1-3			0-2 P6		4 1 1 0 0 0 1	
31 Mike Piazza, R OBP: 0.394, SLG: 0.547 (1, 10)	0-1 F8			1-0 1-H HR		3-1 L6		3-3 K		4 1 1 2 0 1 0	
Cliff Floyd, L OBP: 0.343, SLG: 0.492 Joe McEwing, R OBP: 0.260, SLG: 0.278 (1, 7) (8, PR) (8, 4)		1-3 K		2-0 F7		0-0 G1-6-3		4-2 BB BB		3 0 0 0 1 1 0 0 0 0 0 0 0 0	
Todd Zeile, R OBP: 0.330, SLG: 0.428 (1, 5) (8, 3)		3-2 F8		1-2 G5-3		1-2 G5-3		4-2 1 SAFE BB 1 SAFE BB		3 0 0 0 1 0 0	
Karim Garcia, L OBP: 0.271, SLG: 0.391 (1, 9)		4-2 BB		0-0 F7		1-0 E S 2B 1B		1-0 F7		3 1 1 0 1 0 2	
Ty Wigginton, R OBP: 0.307, SLG: 0.464 (1, 4) (8, 5)		1-1 F8			0-1 F8		0-3 K		0-0 F7	4 0 0 0 0 1 2	
Mike Cameron, R OBP: 0.299, SLG: 0.358 (1, 8)			1-2 G4-3		4-2 G4-3 1B BB		0-1 S SF8 2B		2-3 K	3 2 1 1 1 1 0	
Jason Phillips, R OBP: 0.288, SLG: 0.344 (1, 2)			1-2 G6-3		0-1 G4-3		0-1 3-H SF8		4-1 BB	2 0 0 1 1 0 1	
Inning Stats	R: 0 E: 0 K: 0 S: 7 H: 0 LOB: 0 BB: 0 P: 8	R: 0 E: 0 K: 1 S: 11 H: 0 LOB: 1 BB: 1 P: 20	R: 0 E: 0 K: 0 S: 8 H: 0 LOB: 0 BB: 0 P: 12	R: 2 E: 0 K: 0 S: 8 H: 2 LOB: 0 BB: 0 P: 13	R: 1 E: 0 K: 0 S: 10 H: 1 LOB: 1 BB: 1 P: 14	R: 0 E: 0 K: 0 S: 6 H: 0 LOB: 0 BB: 0 P: 10	R: 2 E: 1 K: 1 S: 9 H: 2 LOB: 0 BB: 0 P: 10	R: 0 E: 0 K: 1 S: 12 H: 0 LOB: 2 BB: 2 P: 24	R: 0 E: 0 K: 2 S: 10 H: 0 LOB: 1 BB: 1 P: 17	1B: 3 2B: 1 3B: 0 HR: 1 SF: 1 SAC: 0 DP: 0 HBP: 0	WP: 0 PB: 0 SB: 2 CS: 0 PA: 37
PITCHER 23 Zack Greinke, R ERA: 2.73 Jaime Cerda, L ERA: 2.89 Nate Field, R ERA: 3.8	IP 7.0 WLS L BF 28 H 5 R 5 ER 5 SO 2 BB 2 IBB 0 HBP 0 BLK 0 WP 0 HR 1 S 59 P 87 ERA 6.43 WHIP 1.000	IP 1.0 WLS L BF 5 H 0 R 0 ER 0 SO 1 BB 2 IBB 0 HBP 0 BLK 0 WP 0 HR 0 S 12 P 24 ERA 0.00 WHIP 2.000	IP 1.0 WLS L BF 4 H 0 R 0 ER 0 SO 2 BB 1 IBB 0 HBP 0 BLK 0 WP 0 HR 0 S 10 P 17 ERA 0.00 WHIP 1.000	PITCHER IP WLS BF H R ER SO BB IBB HBP BLK WP HR S P ERA WHIP	IP WLS BF H R ER SO BB IBB HBP BLK WP HR S P ERA WHIP	IP WLS BF H R ER SO BB IBB HBP BLK WP HR S P ERA WHIP	IP WLS BF H R ER SO BB IBB HBP BLK WP HR S P ERA WHIP	IP WLS BF H R ER SO BB IBB HBP BLK WP HR S P ERA WHIP	IP WLS BF H R ER SO BB IBB HBP BLK WP HR S P ERA WHIP	IP WLS BF H R ER SO BB IBB HBP BLK WP HR S P ERA WHIP	IP WLS BF H R ER SO BB IBB HBP BLK WP HR S P ERA WHIP

New York Mets @ Kansas City Royals
Kauffman Stadium, Kansas City, MO
Sun Jun 13 2004, 1:10 PM CDT
Att. 24,632 - Sunny - 81 F

livebaseballscorecards.com

AB	31
R	5
H	5
RBI	5
BB	5
SO	5
LOB	7



Batter	1	2	3	4	5	6	7	8	9	AB	R	H	RBI	BB	SO	LOB
Tony Graffano, R OBP: 0.343, SLG: 0.364 (1, 4)	4-2 29 F9 G2-3 BB		0-0 E6 29 G4-3 29 S		0-1 G1-3			2-3 K		3	0	0	0	1	1	0
Carlos Beltrán, S OBP: 0.352, SLG: 0.511 Brandon Berger, R OBP: 0.200, SLG: 0.257 (1, 8) (6, 7)	0-0 G2-3		1-2 L8			2-1 F9		0-1 E6 2B		2	0	0	0	0	0	2
29 Mike Sweeney, R OBP: 0.326, SLG: 0.452 (1, 3)	1-0 F9		1-1 G4-3			2-3 K		0-0 L8		4	0	0	0	0	1	3
Ken Harvey, R OBP: 0.393, SLG: 0.534 (1, 10)	2-2 G1-3		0-0 F8			2-1 G5-3		2-1 1-H 2B		4	0	1	1	0	0	2
Joe Randa, R OBP: 0.332, SLG: 0.368 (1, 5)		1-2 G5-3		2-2 F8			1-0 FC6-4 G3 1B	1-3 K		4	1	1	0	0	1	1
Benito Santiago, R OBP: 0.303, SLG: 0.416 (1, 2)		2-1 1B 1B		0-0 F9			0-0 E5 FC6-4	2-3 K		4	0	1	0	0	1	1
4 Angel Berroa, R OBP: 0.250, SLG: 0.351 (1, 6)		2-3 K		1-2 G4-3			1-2 FC6-4 G3	0-1 G6-3		4	0	0	0	0	1	3
Desi Relaford, S OBP: 0.256, SLG: 0.214 (1, 7) (6, 8)		1-1 1B		3-1 G1-3			0-1 G3	2-1 F8		4	0	1	1	0	0	1
Byron Gettis, R OBP: 0.297, SLG: 0.233 (1, 9)		0-3 K		1-3 K			2-1 F8			3	0	0	0	0	2	3

Inning Stats	R: 0	H: 0	E: 0	K: 0	S: 7	H: 0	LOB: 1	BB: 1	P: 14	R: 0	H: 2	E: 0	K: 2	S: 13	H: 0	LOB: 2	BB: 0	P: 19	R: 0	H: 0	E: 1	K: 0	S: 9	H: 0	LOB: 1	BB: 0	P: 11	R: 0	H: 0	E: 0	K: 0	S: 7	H: 0	LOB: 0	BB: 0	P: 10	R: 0	H: 0	E: 0	K: 1	S: 8	H: 0	LOB: 0	BB: 0	P: 12	R: 0	H: 0	E: 0	K: 1	S: 7	H: 0	LOB: 0	BB: 0	P: 13	R: 1	H: 1	E: 1	K: 0	S: 10	H: 1	LOB: 1	BB: 0	P: 14	R: 1	H: 1	E: 1	K: 2	S: 11	H: 1	LOB: 1	BB: 0	P: 16	R: 0	H: 0	E: 0	K: 1	S: 7	H: 0	LOB: 0	BB: 0	P: 11	1B: 3	SF: 0	2B: 1	SAC: 0	3B: 0	DP: 0	HR: 0	HBP: 0	WP: 0	PA: 35
--------------	------	------	------	------	------	------	--------	-------	-------	------	------	------	------	-------	------	--------	-------	-------	------	------	------	------	------	------	--------	-------	-------	------	------	------	------	------	------	--------	-------	-------	------	------	------	------	------	------	--------	-------	-------	------	------	------	------	------	------	--------	-------	-------	------	------	------	------	-------	------	--------	-------	-------	------	------	------	------	-------	------	--------	-------	-------	------	------	------	------	------	------	--------	-------	-------	-------	-------	-------	--------	-------	-------	-------	--------	-------	--------

PITCHER	IP	WLS	BF	H	R	ER	SO	BB	IBB	HBP	BLK	WP	HR	S	P	ERA	WHIP
Tom Glavine, L ERA: 2.03 (1, 1)	7.2	W	31	4	2	0	5	1	0	0	0	0	0	69	105	0.00	0.652
Ricky Bottalico, R ERA: 2.5 (8, 1)	0.1	H	1	0	0	0	1	0	0	0	0	0	0	3	4	0.00	0.000
Braden Looper, R ERA: 1.83 (9, 1)	1.0	S	3	0	0	0	1	0	0	0	0	0	0	7	11	0.00	0.000

BOTTOM

New York Mets @ Kansas City Royals
Kauffman Stadium, Kansas City, MO

Sun Jun 13 2004, 1:10 PM CDT
Att: 24,632 - Sunny - 81 F

livebaseballscorecards.com

AB	34
R	2
H	4
RBI	2
BB	1
SO	7
LOB	16



Batter	1	2	3	4	5	6	7	8	9
Rafael Furcal, S OBP: 0.328, SLG: 0.374 (1, 6)	2-1 SH1-3 2B 1B		0-1 F9		0-3 K			4-2 SH1-4 1B BB	
Nick Green, R OBP: 0.381, SLG: 0.417 (1, 4)	0-0 SH1-3 1-2		1-0 G5-3			2-0 F8		0-1 SH1-4 1-2	
Andruw Jones, R OBP: 0.343, SLG: 0.494 (1, 8)	0-0 2-H 2B		2-3 K			1-3 K		1-0 G4-3 10 E WP 1B	
10 Chipper Jones, S OBP: 0.348, SLG: 0.445 Jesse Garcia, R OBP: 0.259, SLG: 0.321 (8, PR) (9, 5)	2-2 F8			0-0 F9		2-0 2B		0-1 E3 G4-3 1-2	
Johnny Estrada, S OBP: 0.393, SLG: 0.505 (1, 2)	2-3 K			2-2 F8		0-1 G6-3		0-0 G4-3 1-2 2-3	
Julio Franco, R OBP: 0.385, SLG: 0.481 (1, 3)		0-2 G5-3		1-1 G4-3			2-2 1B	4-2 2-3 3-H BB	
J.D. Drew, L OBP: 0.411, SLG: 0.553 (1, 9)		1-2 G3-1			0-0 SH2-4 1B		1-0 2B	0-1 P5	
Eli Marrero, R OBP: 0.286, SLG: 0.404 (1, 7)		2-1 1B			1-1 F8		2-3 K		
Russ Ortiz, R OBP: 0.167, SLG: 0.130 Mark DeRosa, R OBP: 0.275, SLG: 0.316 Chris Reitsma, R 29 John Smoltz, R (8, 1) (9, 1)	1 SAFE 0-0 F7				0-1 SH2-4 1-2		0-0 L4		

Inning Stats	R: 1 E: 0 K: 1 S: 13	H: 2 LOB: 1 BB: 0 P: 19	R: 0 E: 0 K: 0 S: 9	H: 1 LOB: 1 BB: 0 P: 12	R: 0 E: 0 K: 1 S: 7	H: 0 LOB: 0 BB: 0 P: 10	R: 0 E: 0 K: 0 S: 6	H: 0 LOB: 0 BB: 0 P: 9	R: 0 E: 0 K: 1 S: 9	H: 1 LOB: 1 BB: 0 P: 10	R: 0 E: 0 K: 1 S: 7	H: 1 LOB: 1 BB: 0 P: 12	R: 0 E: 0 K: 1 S: 8	H: 2 LOB: 1 BB: 0 P: 13	R: 2 E: 1 K: 0 S: 14	H: 1 LOB: 2 BB: 2 P: 23
--------------	-------------------------------	----------------------------------	------------------------------	----------------------------------	------------------------------	----------------------------------	------------------------------	---------------------------------	------------------------------	----------------------------------	------------------------------	----------------------------------	------------------------------	----------------------------------	-------------------------------	----------------------------------

PITCHER	IP	WLS	BF	H	R	ER	SO	BB	IBB	HBP	BLK	WP	HR	S	P	ERA	WHIP
Dennys Reyes, L ERA: 3.54 (1, 1)	7.0		28	7	2	2	5	1	0	0	0	0	0	61	91	2.57	1.143
Jason Grimsley, R ERA: 3.6 (8, 1)	0.2	L	5	1	1	0	0	1	0	0	0	1	0	10	15	0.00	3.000
Jaime Cerda, L ERA: 2.84 (8, 1)	0.1		1	0	0	0	0	0	0	0	0	0	0	2	2	0.00	0.000

BOTTOM


Kansas City Royals @ Atlanta Braves
Turner Field, Atlanta, GA

Tue Jun 15 2004, 7:35 PM EDT
Att. 23,350 - Overcast - 72 F

AB	R	H	RBI	BB	SO	LOB
3	2	1	0	1	1	1
2	0	0	0	0	0	0
4	1	2	2	0	2	0
4	0	1	0	0	0	2
0	0	0	0	0	0	0
4	0	0	0	0	1	4
3	0	1	0	1	0	0
4	0	2	0	0	0	2
3	0	1	0	0	1	2
1	0	0	0	0	0	1
1	0	0	0	0	0	1
0	0	0	0	0	0	0
0	0	0	0	0	0	0

AB	29
R	3
H	8
RBI	2
BB	2
SO	5
LOB	13

WP: 1 PA: 34
PB: 0
SB: 0
CS: 0



PITCHER	IP	WLS	BF	H	R	ER	SO	BB	IBB	HBP	BLK	WP	HR	S	P	ERA	WHIP
---------	----	-----	----	---	---	----	----	----	-----	-----	-----	----	----	---	---	-----	------

Kansas City Royals @ Atlanta Braves
 Turner Field, Atlanta, GA
 Wed Jun 16 2004, 7:05 PM EDT
 Att. 27,048 - Overcast - 85 F

AB	32
R	4
H	8
RBI	4
BB	7
SO	6
LOB	24



WP:	1	PA:	42
PB:	0		
SB:	0		
CS:	0		

Batter	1	2	3	4	5	6	7	8	9	AB	R	H	RBI	BB	SO	LOB
Rafael Furcal, S OBP: 0.330, SLG: 0.389 (1, 6)	2-1 HR	4-2 FC5-4 BB		2-1 P4		2-3 K		3-2 G3		4	1	1	3	1	1	3
Nick Green, R OBP: 0.390, SLG: 0.425 (1, 4)	1-0 1B	0-1 SF8		0-0 1B		4-1 BB		0-2 F9		3	0	2	1	1	0	1
Andruw Jones, R OBP: 0.341, SLG: 0.492 (1, 8)	1-2 K	1-0 FC5-4		3-3 K		3-1 F8			1-2 2B	5	0	1	0	0	2	7
10 Chipper Jones, S OBP: 0.346, SLG: 0.439 (1, 5)	1-1 P3	3-1 F8			1-3 K		2-2 G6-4-3 1B		1-2 F9	4	0	1	0	0	1	3
Jesse Garcia, R OBP: 0.257, SLG: 0.318 (7, PR) (8, 5)										1	0	0	0	0	0	1
Johnny Estrada, S OBP: 0.389, SLG: 0.497 (1, 2)	0-2 1B		2-2 E4 G6-4-3		0-0 F9		2-2 G6-4-3 1-2f		1-3 K	5	0	1	0	0	1	2
Julio Franco, R OBP: 0.378, SLG: 0.464 (1, 3)	1-2 G6-3		0-0 G6-4-3 1-2f		4-1 BB		1-3 K		0-0 F9	4	0	0	0	1	1	5
J.D. Drew, L OBP: 0.412, SLG: 0.555 (1, 9)		0-2 BB BB 2B	1-0 L8		3-2 F8			4-2 WP HBP G3 BB		3	2	1	0	1	0	1
Eli Marrero, R OBP: 0.299, SLG: 0.400 (1, 7)		4-1 BB BB SF8 BB		2-2 F9		2-1 SH5-3 1B		3-2 F8		3	1	1	0	1	0	1
Jaret Wright, R OBP: 0.058, SLG: 0.118 (6, 1)		4-0 FC5-4 BB		4-0 1B		1-1 SH5-3		4-2 G3 WP		0	0	0	0	0	0	0
Kevin Givosski, R (6, 1)										0	0	0	0	0	0	0
Dewayne Wise, L OBP: 0.267, SLG: 0.469 (6, PH)										0	0	0	0	0	0	0
Antonio Alfonseca, R (7, 1)										0	0	0	0	0	0	0
Chris Reitsma, R (8, 1)										0	0	0	0	0	0	0
Mark DeRosa, R OBP: 0.278, SLG: 0.316 (8, PH)										0	0	0	0	0	0	0
Armando Almanza, L (9, 1)										0	0	0	0	0	0	0
Travis Smith, R (9, 1)										0	0	0	0	0	0	0

Inning Stats	R: 1	H: 3	E: 0	K: 1	S: 15	H: 3	LOB: 2	BB: 0	P: 21	R: 2	H: 1	E: 0	K: 0	S: 12	H: 1	LOB: 2	BB: 3	P: 28	R: 0	H: 0	E: 1	K: 0	S: 6	H: 0	LOB: 0	BB: 0	P: 9	R: 0	H: 1	E: 0	K: 1	S: 9	H: 1	LOB: 2	BB: 1	P: 20	R: 0	H: 0	E: 0	K: 1	S: 9	H: 1	LOB: 1	BB: 1	P: 17	R: 0	H: 1	E: 0	K: 1	S: 11	H: 1	LOB: 2	BB: 1	P: 22	R: 0	H: 1	E: 0	K: 1	S: 11	H: 1	LOB: 1	BB: 0	P: 16	R: 1	H: 0	E: 0	K: 0	S: 20	H: 0	LOB: 1	BB: 1	P: 34	R: 0	H: 1	E: 0	K: 1	S: 10	H: 1	LOB: 1	BB: 0	P: 13	1B: 5	SF: 1	3B: 0	DP: 2	HR: 1	HBP: 1
--------------	------	------	------	------	-------	------	--------	-------	-------	------	------	------	------	-------	------	--------	-------	-------	------	------	------	------	------	------	--------	-------	------	------	------	------	------	------	------	--------	-------	-------	------	------	------	------	------	------	--------	-------	-------	------	------	------	------	-------	------	--------	-------	-------	------	------	------	------	-------	------	--------	-------	-------	------	------	------	------	-------	------	--------	-------	-------	------	------	------	------	-------	------	--------	-------	-------	-------	-------	-------	-------	-------	--------

PITCHER	IP	WLS	BF	H	R	ER	SO	BB	IBB	HBP	BLK	WP	HR	S	P	ERA	WHIP
41 Jimmy Gobble, L ERA: 4.81 (1, 1)	5.0		25	5	3	3	3	5	0	0	0	0	1	51	95	5.40	2.000
Nate Field, R ERA: 3.65 (6, 1)	1.0		5	1	0	0	1	1	0	0	0	0	0	11	22	0.00	2.000
Jaime Cerda, L ERA: 2.7 (7, 1)	1.0	W	3	1	0	0	1	0	0	0	0	0	0	11	16	0.00	1.000
Scott Sullivan, R ERA: 3.6 (8, 1)	1.0	H	5	0	1	1	0	1	0	1	0	1	0	20	34	9.00	1.000
Jeremy Affeldt, L ERA: 4.65 (9, 1)	1.0		4	1	0	0	1	0	0	0	0	0	0	10	13	0.00	1.000

PITCHER	IP	WLS	BF	H	R	ER	SO	BB	IBB	HBP	BLK	WP	HR	S	P	ERA	WHIP
---------	----	-----	----	---	---	----	----	----	-----	-----	-----	----	----	---	---	-----	------

Batter	1	2	3	4	5	6	7	8	9	AB	R	H	RBI	BB	SO	LOB	TOP							
Tony Graffanino, R OBP: 0.351, SLG: 0.373 (1, 4)	F7		G3		1B		P5	HR 1B		5	1	2	0	0	0	1								
Carlos Beltrán, S OBP: 0.369, SLG: 0.529 (1, 8)	BB			FC6-4 1B			2B IBB	HR		3	2	2	2	2	1	2								
Joe Randa, R OBP: 0.341, SLG: 0.385 Jason Grimsley, R Rudy Seanez, R (1, 5) (8, 1) (9, 1)	K			FC6-4 HR G5-3		F8	1B 2B	F9		5	2	1	2	0	1	4								
Ken Harvey, R OBP: 0.391, SLG: 0.519 (1, 3)	F9			G5-3		G5-3	1B IBB	G4-3		0	0	0	0	0	0	0								
Desi Relaford, S OBP: 0.271, SLG: 0.267 (1, 9) (8, 5)			G3			G5-3 1B	1B 1B		P4	4	3	3	3	0	0	0								
Kelly Stinnett, R OBP: 0.400, SLG: 0.500 (1, 2)	F8			HR 1B		G5-3	1B 1B	E9 FC5-4		5	0	2	1	0	0	1								
Dee Brown, L OBP: 0.333, SLG: 0.333 (1, 7)	F9			G5-3			1B 1B	K		5	0	2	2	0	1	2								
4 Angel Berroa, R OBP: 0.262, SLG: 0.368 (1, 6)			L8			G4-3	CS 1B	FC5-4		5	1	1	0	0	0	3								
Darrell May, L Brian Anderson, R Damian Jackson, R OBP: 0.250, SLG: 0.353 (1, 1) (6, 1) (8, PH) (8, 9)	G4-3					E6 1B	SH2-4 1B	G5-3		2	0	0	0	0	0	0								
Inning Stats	R: 0 E: 0 K: 1 S: 9	H: 0 LOB: 1 BB: 1 P: 18	R: 0 E: 0 K: 0 S: 7	H: 0 LOB: 0 BB: 0 P: 10	R: 0 E: 0 K: 0 S: 7	H: 0 LOB: 0 BB: 0 P: 11	R: 2 E: 0 K: 0 S: 14	H: 3 LOB: 1 BB: 0 P: 18	R: 0 E: 1 K: 1 S: 11	H: 1 LOB: 2 BB: 0 P: 17	R: 1 E: 0 K: 0 S: 7	H: 2 LOB: 0 BB: 0 P: 11	R: 5 E: 0 K: 0 S: 19	H: 5 LOB: 2 BB: 2 P: 36	R: 2 E: 0 K: 0 S: 11	H: 2 LOB: 0 BB: 0 P: 18	R: 0 E: 1 K: 1 S: 8	H: 0 LOB: 1 BB: 0 P: 12	1B: 10 2B: 1 3B: 0 HR: 2	SF: 0 SAC: 1 DP: 0 HBP: 0	WP: 1 PB: 0 SB: 0 CS: 1	PA: 45		
PITCHER	IP	WLS	BF	H	R	ER	SO	BB	IBB	HBP	BLK	WP	HR	S	P	ERA	WHIP							
John Thomson, R ERA: 4.61 (1, 1)	6.2	L	30	8	6	6	2	1	1	0	0	0	1	63	102	8.10	1.350							
Kevin Gryboski, R ERA: 3.0 (7, 1)	0.1		5	3	2	2	0	0	1	0	0	0	0	11	19	54.00	9.000							
C.J. Nitkowski, L ERA: 4.5 (8, 1)	1.0		5	2	2	2	0	0	0	0	0	1	1	11	18	18.00	2.000							
Juan Cruz, R ERA: 4.03 (9, 1)	1.0		4	0	0	0	1	0	0	0	0	0	0	8	12	0.00	0.000							

Kansas City Royals @ Atlanta Braves
Turner Field, Atlanta, GA
Thu Jun 17 2004, 1:05 PM EDT
Att. 28,578 - Cloudy - 86 F

AB	40
R	10
H	13
RBI	10
BB	3
SO	3
LOB	15



Kansas City Royals @ Atlanta Braves
 Turner Field, Atlanta, GA
 Thu Jun 17 2004, 1:05 PM EDT
 Att: 28,578 - Cloudy - 86 F

livebaseballscorecards.com

AB	36
R	4
H	10
RBI	3
BB	0
SO	5
LOB	15



WP	1	PA	37
PB	0		
SB	0		
CS	0		

Batter	1	2	3	4	5	6	7	8	9	AB	R	H	RBI	BB	SO	LOB
Rafael Furcal, S OBP: 0.326, SLG: 0.384 (1, 6)	1-1 1B SF8 1B		1-2 P3		1-2 FC5-4 WP 1-2f		3-1 E6 1B		1-0 P4	5	2	1	0	0	0	1
Nick Green, R OBP: 0.394, SLG: 0.427 (1, 4)	1-2 FC6-5 1B		0-0 G6-3		2-2 F7		1-0 FC5-4 1B			4	0	2	1	0	0	1
J.D. Drew, L OBP: 0.410, SLG: 0.552 (1, 9)	0-1 SF8		3-3 K			2-2 G6-4-3 1B	1-0 F8			3	0	1	1	0	1	1
10 Chipper Jones, S OBP: 0.337, SLG: 0.426 (1, 5)	0-0 FC6-5			2-2 F7		1-0 E6 G6-4-3	2-1 FC5-4			4	0	0	0	0	0	3
Andruw Jones, R OBP: 0.343, SLG: 0.496 (1, 8)	3-3 K			1-1 2B		0-0 G6-4-3		2-2 G5-4-3 1B		4	0	2	0	0	1	3
Eli Marrero, R OBP: 0.282, SLG: 0.375 (1, 7)		2-3 K		1-0 G5-3		1-0 G5-3		3-2 G5-4-3		4	0	0	0	0	1	3
Eddie Pérez, R OBP: 0.277, SLG: 0.279 (1, 2)		1-0 1B		3-2 F8			0-0 G6-3	2-3 K		4	0	1	0	0	1	1
Mike Hessman, R OBP: 0.161, SLG: 0.283 (1, 3)		0-0 F9			1-0 G1-3		2-1 HR		0-0 L8	4	1	1	1	0	0	1
John Thomson, R OBP: 0.187, SLG: 0.298 (7, 1) Kevin Givcoski, R OBP: 0.281, SLG: 0.319 (7, PH) C.J. Nitkowski, L OBP: 0.281, SLG: 0.319 (8, 1) Juan Cruz, R OBP: 0.265, SLG: 0.465 (9, PH)		1-3 K			0-0 FC5-4 1B		3-2 E 1B		3-2 G3-1	2	0	1	0	0	1	1

Inning Stats	R: 1	H: 2	E: 1	LOB: 1	K: 1	P: 16	R: 0	H: 1	E: 0	LOB: 1	K: 2	P: 12	R: 0	H: 0	E: 0	LOB: 0	K: 1	P: 13	R: 0	H: 1	E: 0	LOB: 1	K: 0	P: 19	R: 0	H: 1	E: 0	LOB: 1	K: 0	P: 12	R: 0	H: 1	E: 1	LOB: 1	K: 0	P: 11	R: 3	H: 3	E: 1	LOB: 1	K: 0	P: 24	R: 0	H: 1	E: 0	LOB: 0	K: 1	P: 17	R: 0	H: 0	E: 0	LOB: 0	K: 0	P: 9	1B: 8	SF: 1	2B: 1	SAC: 0	3B: 0	DP: 2	HR: 1	HBP: 0	WP: 1	PA: 37
--------------	------	------	------	--------	------	-------	------	------	------	--------	------	-------	------	------	------	--------	------	-------	------	------	------	--------	------	-------	------	------	------	--------	------	-------	------	------	------	--------	------	-------	------	------	------	--------	------	-------	------	------	------	--------	------	-------	------	------	------	--------	------	------	-------	-------	-------	--------	-------	-------	-------	--------	-------	--------

PITCHER	IP	WLS	BF	H	R	ER	SO	BB	IBB	HBP	BLK	WP	HR	S	P	ERA	WHIP
Darrell May, L ERA: 5.96 (1, 1)	5.0	W	20	5	1	1	4	0	0	0	0	1	0	48	72	1.80	1.000
Brian Anderson, L ERA: 7.18 (6, 1)	2.0	H	11	4	3	1	0	0	0	0	0	0	1	19	35	4.50	2.000
Jason Grimsley, R ERA: 3.46 (8, 1)	1.0		3	1	0	0	1	0	0	0	0	0	0	10	17	0.00	1.000
Rudy Seanez, R ERA: (9, 1)	1.0		3	0	0	0	0	0	0	0	0	0	0	5	9	0.00	0.000

Batter	1	2	3	4	5	6	7	8	9	AB R H RBI BB SO LOB	TOP	
Tony Graffano, R (1, 4) OBP: 0.363, SLG: 0.372	3-2 P2	4-1 BB			4-1 BB	1-2 BB		2-2 G5-3	4-1 BB	3 0 1 1 3 0 1		
Carlos Beltrán, S (1, 8) OBP: 0.372, SLG: 0.525	4-2 1B BB	1-2 P3			0-0 BB	0-0 F8		4-0 BB	0-0 G4-3	4 1 1 0 2 0 5		
Joe Randa, R (1, 5) OBP: 0.346, SLG: 0.387	1-2 1B HR				0-1 G4-6-3			3-1 P4	4-1 BB	4 1 2 0 1 0 3		
Ken Harvey, R (1, 3) OBP: 0.391, SLG: 0.516	2-1 HR				1-1 F8			0-2 HR	2-1 F9	5 2 2 1 0 0 7		
Matt Stairs, L (1, 9) Byron Gettis, R (9, 9) OBP: 0.333, SLG: 0.476 OBP: 0.289, SLG: 0.226	0-2 L6				0-0 G4-6-3			1-2 HR	0-1 FC6-2	5 2 3 3 0 0 3 0 0 0 0 0 0 0		
Benito Santiago, R (1, 2) Kelly Stinnett, R (6, PR) OBP: 0.312, SLG: 0.434 OBP: 0.403, SLG: 0.491	3-2 HR				0-0 P6			1-1 G4-3	2-2 FC6-2	2 1 1 3 0 0 0 1 2 0 0 0 0 0		
Desi Relaford, S (1, 7) OBP: 0.268, SLG: 0.264	0-0 G4-3				3-1 L4			1-0 G4-3	2-0 F7	5 0 1 0 0 0 1		
4 Angel Berroa, R (1, 6) OBP: 0.270, SLG: 0.393					1-2 G5-3			0-0 1B	0-1 FC4-5	5 1 3 1 0 0 3		
Chris George, L (1, 1) Jaime Cerda, L (7, 1) Dee Brown, L (8, PH) Rudy Seanez, R (8, 1) 29 Mike Sweeney, R (9, PH) Nate Field, R (9, 1)					2-1 G4-3			0-0 FC4-5	1-2 F9	2 0 0 0 0 1 0 3 0 0 0 0 0 0 0 0 1 0 0 0 0 0 0 1 0 0 0 0 0 0 0 0 1 0 0 0 0 0 0 2 0 0 0 0 0 0 0 0		
Inning Stats	R: 4 H: 3 E: 0 LOB: 0 K: 0 BB: 1 S: 19 P: 32	R: 0 H: 1 E: 0 LOB: 1 K: 0 BB: 1 S: 9 P: 16	R: 0 H: 1 E: 0 LOB: 0 K: 0 BB: 0 S: 5 P: 6	R: 0 H: 0 E: 0 LOB: 0 K: 0 BB: 0 S: 7 P: 11	R: 0 H: 1 E: 0 LOB: 2 K: 0 BB: 2 S: 10 P: 19	R: 3 H: 3 E: 0 LOB: 1 K: 0 BB: 0 S: 12 P: 16	R: 2 H: 2 E: 0 LOB: 0 K: 0 BB: 0 S: 8 P: 14	R: 0 H: 1 E: 0 LOB: 3 K: 0 BB: 2 S: 9 P: 21	R: 1 H: 2 E: 0 LOB: 3 K: 0 BB: 1 S: 14 P: 24	1B: 7 SF: 0 2B: 3 SAC: 0 3B: 1 DP: 2 HR: 3 HBP: 2	WP: 1 PA: 47 PB: 0 SB: 1 CS: 1	
PITCHER	IP WLS BF H R ER SO BB IBB HBP BLK WP HR S P ERA WHIP											
Paul Abbott, R (1, 1) ERA: 6.27	4.0 L 19 5 4 4 0 4 0 0 0 0 1 44 77 9.00 2.250											
Geoff Geary, R (5, 1) ERA: 6.59	3.0 15 6 5 5 0 0 0 1 0 0 2 26 37 15.00 2.000											
Elizardo Ramirez, R (8, 1) ERA: 4.8	2.0 13 3 1 1 0 2 1 1 0 1 0 23 45 4.50 2.500											

Kansas City Royals @ Philadelphia Phillies
Citizens Bank Park, Philadelphia, PA

Fri Jun 18 2004, 7:05 PM EDT
Att. 43,571 - Sunny - 88 F

livebaseballscorecards.com

AB 38
R 10
H 14
RBI 9
BB 7
SO 0
LOB 29



Batter	1	2	3	4	5	6	7	8	9	AB	R	H	RBI	BB	SO	LOB
11 Jimmy Rollins, S OBP: 0.331, SLG: 0.378	0-1 G5-4-3 1B	1-2 E8 1-3 2-H 1B			1-2 F8		2-1 BB 1B		1-1 F7	5	0	3	2	0	0	0
Placido Polanco, R OBP: 0.319, SLG: 0.349 Elizardo Ramirez, S	1-2 G5-4-3	1-0 L8			3-2 P6		0-0 BB 1B		2-2 F7	4	0	1	1	0	0	3
Ricky Ledee, L OBP: 0.413, SLG: 0.634	1-2f						1-2 2-H 1B			0	0	0	0	0	0	0
Bobby Abreu, L OBP: 0.423, SLG: 0.564	4-0 BB				0-0 P6		1-3 K		4-2 1-2 2-3 BB	2	0	0	0	2	1	0
Jim Thome, L OBP: 0.410, SLG: 0.668	2-1 G4-3				2-2 G4-3		0-2 G4-3		2-0 G3	4	0	0	0	0	0	4
Pat Burrell, R OBP: 0.395, SLG: 0.491					1-0 L5		1-0 F8		2-1 L7	4	1	1	0	0	0	0
David Bell, R OBP: 0.355, SLG: 0.424					2-0 F7		2-0 P4		0-0 G3-1	4	0	0	0	0	0	1
Mike Lieberthal, R OBP: 0.306, SLG: 0.425					1-2 L5		1-1 L7		0-1 2B	4	1	2	1	0	0	0
Marlon Byrd, R OBP: 0.296, SLG: 0.307					0-0 F8		0-1 11 1B		2-3 K	2	0	0	0	0	0	1
Paul Abbott, R OBP: 1.000, SLG: 1.000 Geoff Geary, R							2-2 P4			1	0	1	0	0	0	0
Doug Glanville, R OBP: 0.257, SLG: 0.258 Jason Michaels, R OBP: 0.392, SLG: 0.500									0-0 P6	0	0	0	0	0	0	0
Tomas Perez, S OBP: 0.289, SLG: 0.462										2	1	1	0	0	0	1
										2	1	1	0	0	1	1
										1	0	0	0	0	0	0

Inning Stats	R: 0	H: 1	E: 0	K: 0	S: 9	H: 1	LOB: 1	BB: 1	P: 16	R: 2	H: 4	E: 1	K: 0	S: 20	H: 0	LOB: 0	BB: 0	P: 28	R: 0	H: 0	E: 0	K: 0	S: 6	H: 0	LOB: 0	BB: 0	P: 9	R: 0	H: 0	E: 0	K: 0	S: 6	R: 0	H: 0	E: 0	K: 1	S: 8	H: 0	LOB: 0	BB: 0	P: 10	R: 2	H: 4	E: 0	K: 0	S: 13	H: 1	LOB: 1	BB: 0	P: 12	R: 0	H: 0	E: 0	K: 0	S: 8	H: 0	LOB: 0	BB: 0	P: 11	1B: 9	SF: 0	2B: 1	SAC: 0	3B: 0	DP: 1	HR: 0	HBP: 0	WP: 0	PA: 38
--------------	------	------	------	------	------	------	--------	-------	-------	------	------	------	------	-------	------	--------	-------	-------	------	------	------	------	------	------	--------	-------	------	------	------	------	------	------	------	------	------	------	------	------	--------	-------	-------	------	------	------	------	-------	------	--------	-------	-------	------	------	------	------	------	------	--------	-------	-------	-------	-------	-------	--------	-------	-------	-------	--------	-------	--------

PITCHER	IP	WLS	BF	H	R	ER	SO	BB	IBB	HBP	BLK	WP	HR	S	P	ERA	WHIP
Chris George, L ERA: 4.01	(1, 1)	6.2	29	9	4	4	1	1	0	0	0	0	0	70	105	5.40	1.500
Jaime Cerda, L ERA: 2.66	(7, 1)	0.1	2	0	0	0	0	1	0	0	0	0	0	3	9	0.00	3.000
Rudy Seanez, R ERA:	(8, 1)	1.0	4	1	0	0	1	0	0	0	0	0	0	8	12	0.00	1.000
Nate Field, R ERA: 3.51	(9, 1)	1.0	3	0	0	0	0	0	0	0	0	0	0	8	11	0.00	0.000

BOTTOM

Kansas City Royals @ Philadelphia Phillies
Citizens Bank Park, Philadelphia, PA

Fri Jun 18 2004, 7:05 PM EDT
Att: 43,571 - Sunny - 88 F

AB	36
R	4
H	10
RBI	4
BB	2
SO	2
LOB	10

livebaseballscorecards.com

Batter	1	2	3	4	5	6	7	8	9	AB R H RBI BB SO LOB	TOP											
Tony Graffanino, R (1, 4) OBP: 0.364, SLG: 0.365	4-2 BB		1-1 G1-3		0-1 P1		0-1 F8		4-0 1B	3 1 0 0 2 0 0												
Carlos Beltrán, S (1, 8) OBP: 0.372, SLG: 0.522	0-0 F7		0-2 P6		3-2 FC5-4 1B		2-3 K		2-0 1B	5 0 2 1 0 1 1												
29 Mike Sweeney, R (1, 3) OBP: 0.318, SLG: 0.432	0-0 P3		2-3 K		2-2 P3			0-0 1B	1-3 K	5 1 1 0 0 2 3												
Ken Harvey, R (1, 7) OBP: 0.393, SLG: 0.516	2-1 G4-3			2-1 FC5-4 1B	0-0 FC5-4			3-2 1B		4 0 2 0 0 0 2												
Joe Randa, R (1, 5) OBP: 0.349, SLG: 0.387		1-3 K		3-2 FC5-4 1B		2-2 G5-3		4-2 1B		3 0 1 0 1 1 0												
4 Angel Berroa, R (1, 6) OBP: 0.269, SLG: 0.390		3-2 1B		0-1 FC5-4		2-2 E3		2-1 G6-4-3		4 0 1 0 0 0 4												
Kelly Stinnett, R (1, 2) OBP: 0.379, SLG: 0.458		0-2 K		3-3 K		1-3 K		1-1 G4-3		4 0 0 0 0 3 5												
Byron Gettis, R (1, 9) OBP: 0.310, SLG: 0.212		4-1 BB		4-0 IBB		3-3 K			2-3 K	2 0 0 0 2 2 1												
23 Zack Greinke, R (1, 1) Damian Jackson, R (7, PH) Scott Sullivan, R (7, 1) Jason Grimsley, R (8, 1) Desi Relaford, S (9, PH) OBP: 0.266, SLG: 0.262		0-3 K		0-2 G6-3			0-1 L5		1-1 P4	2 0 0 0 0 1 5												
Inning Stats	R: 0 E: 0 K: 0 S: 6	H: 0 LOB: 1 BB: 1 P: 12	R: 0 E: 0 K: 3 S: 15	H: 1 LOB: 2 BB: 1 P: 23	R: 0 E: 0 K: 1 S: 10	H: 0 LOB: 0 BB: 0 P: 13	R: 0 E: 0 K: 1 S: 13	H: 2 LOB: 3 BB: 1 P: 25	R: 0 E: 0 K: 0 S: 15	H: 1 LOB: 1 BB: 0 P: 20	R: 0 E: 1 K: 2 S: 14	H: 0 LOB: 1 BB: 0 P: 22	R: 0 E: 0 K: 1 S: 8	H: 0 LOB: 0 BB: 0 P: 10	R: 1 E: 0 K: 0 S: 12	H: 2 LOB: 1 BB: 1 P: 22	R: 1 E: 0 K: 2 S: 9	H: 1 LOB: 1 BB: 1 P: 19	1B: 7 2B: 0 3B: 0 HR: 0	SF: 0 SAC: 0 DP: 1 HBP: 0	WP: 0 PB: 0 SB: 5 CS: 0	PA: 39
PITCHER	IP WLS BF H R ER SO BB IBB HBP BLK WP HR S P ERA WHIP																					
Eric Milton, L (1, 1) ERA: 4.31	7.0 W 31 6 1 1 8 2 1 0 0 0 0 87 134 1.29 1.143																					
Tim Worrell, R (8, 1) ERA: 2.97	1.0 H 3 0 0 0 0 1 0 0 0 0 0 6 13 0.00 1.000																					
Billy Wagner, L (9, 1) ERA: 3.43	1.0 S 5 1 1 1 2 1 0 0 0 0 0 9 19 9.00 2.000																					

Kansas City Royals @ Philadelphia Phillies
Citizens Bank Park, Philadelphia, PA

Sat Jun 19 2004, 7:05 PM EDT
Att. 44,234 - Sunny - 79 F

livebaseballscorecards.com

AB	34
R	2
H	7
RBI	1
BB	5
SO	10
LOB	21



Batter	1	2	3	4	5	6	7	8	9
11 Jimmy Rollins, S OBP: 0.330, SLG: 0.374	0-0 G3		1-2 G3-1		3-2 F9		4-0 G6-4-3 BB		
Placido Polanco, R OBP: 0.317, SLG: 0.367	3-1 HR		3-2 P4		0-0 F8		1-2 G6-4-3 1-2f		
Bobby Abreu, L OBP: 0.428, SLG: 0.570	2-1 1B		1-1 HBP		1-1 L9		1-2 BB 2B		
Jim Thome, L OBP: 0.416, SLG: 0.682	0-0 1B		1-3 K		2-2 HR		4-0 BB IBB		
Pat Burrell, R OBP: 0.393, SLG: 0.484	3-2 G6-4-3			0-3 K		1-3 K	4-2 BB BB		
David Bell, R OBP: 0.354, SLG: 0.421	SAFE G6-4-3			1-1 1B		0-0 F7	0-0 P2		
Mike Lieberthal, R OBP: 0.309, SLG: 0.421		1-2 P3		0-0 F8		1-1 HBP	4-1 BB		
Marlon Byrd, R OBP: 0.297, SLG: 0.304		1-3 K		4-1 IBB		3-3 K	2-3 K		
Ricky Ledee, L OBP: 0.407, SLG: 0.625				1-2 IBB					
Doug Glanville, R OBP: 0.257, SLG: 0.258									
Eric Milton, L OBP: 0.143, SLG: 0.077		2-3 K		0-1 G1-3			2-2 L4		
Tim Worrell, R (8, 1)									
Jason Michaels, R OBP: 0.385, SLG: 0.488									
Billy Wagner, L (9, 1)									

AB	R	H	RBI	BB	SO	LOB
3	0	0	0	1	0	0
4	1	1	1	0	0	1
3	2	2	0	0	0	0
3	1	2	1	1	1	1
3	0	0	1	1	2	1
4	0	1	0	0	0	5
2	0	0	1	1	0	1
2	0	0	0	1	2	1
1	0	0	0	0	1	3
0	0	0	0	0	0	0
3	0	0	0	0	2	2
0	0	0	0	0	0	0
1	0	0	0	0	0	3
0	0	0	0	0	0	0

BOTTOM	
Kansas City Royals @ Philadelphia Phillies Citizens Bank Park, Philadelphia, PA Sat Jun 19 2004, 7:05 PM EDT Att. 44,234 - Sunny - 79 F	
AB 29 R 4 H 6 RBI 4 BB 5 SO 8 LOB 18	WP: 0 PA: 36 PB: 0 SB: 1 CS: 0

Inning Stats		R	H	E	K	S	R		H		E		K		S		P		ERA		WHIP		
23 Zack Greinke, R ERA: 3.0		6.0	5	3	0	0	0	0	0	0	0	0	0	0	0	0	0	0	0	4.50	0.833		
Scott Sullivan, R ERA: 3.73		1.1	1	1	0	0	0	0	0	0	0	0	0	0	0	0	0	0	6.75	3.000			
Jason Grimsley, R ERA: 3.38		0.2	0	0	0	0	0	0	0	0	0	0	0	0	0	0	0	0	0.00	0.000			

PITCHER		IP	WLS	BF	H	R	ER	SO	BB	IBB	HBP	BLK	WP	HR	S	P	ERA	WHIP
23 Zack Greinke, R ERA: 3.0		6.0	3	26	5	3	3	6	0	1	2	0	0	2	63	99	4.50	0.833
Scott Sullivan, R ERA: 3.73		1.1	1	8	1	1	1	1	3	1	0	0	0	0	14	32	6.75	3.000
Jason Grimsley, R ERA: 3.38		0.2	0	2	0	0	0	1	0	0	0	0	0	6	10	0.00	0.000	



Batter	1	2	3	4	5	6	7	8	9	AB	R	H	RBI	BB	SO	LOB
11 Jimmy Rollins, S OBP: 0.327, SLG: 0.382	3-2 F7	2-1 IHR		2-2 G1-3	0-0 P6		3-3 K2-3			5	1	1	3	0	1	1
Placido Polanco, R OBP: 0.320, SLG: 0.368	2-2 HR	0-1 G5-3		0-0 G5-3		2-2 1B SF7		1-2 P4		5	2	2	0	0	0	0
Bobby Abreu, L OBP: 0.434, SLG: 0.571	2-2 F8			4-2 2B		2-1 BB		4-2 BB		3	1	2	0	2	0	1
Jim Thome, L OBP: 0.423, SLG: 0.718	2-0 HR			0-1 HR		0-1 SF7		4-2 BB		3	2	3	5	1	0	0
Pat Burrell, R OBP: 0.393, SLG: 0.477	1-0 G5-3			4-0 IBB		4-0 BB		1-3 K		3	0	0	0	2	2	2
David Bell, R OBP: 0.351, SLG: 0.420				1-2 L9		1-0 F6		0-0 F8		5	0	1	0	0	0	7
Jason Michaels, R OBP: 0.393, SLG: 0.467				4-1 BB		0-1 G6-3		1-3 K		2	1	0	0	2	1	2
Todd Pratt, R OBP: 0.359, SLG: 0.315				2-2 F9		1-1 2B		1-1 P2		3	1	1	0	1	0	2
Brian Powell, R Ricky Ledee, L Rheal Cormier, L				2-3 K		1-3 K		3-3 K		2	0	0	0	0	2	3

Inning Stats	R: 2	H: 2	E: 0	K: 0	S: 12	L: 0	BB: 0	P: 22	R: 3	H: 1	E: 0	K: 0	S: 12	L: 0	BB: 0	P: 25	R: 2	H: 3	E: 0	K: 2	S: 16	R: 0	H: 1	E: 0	K: 0	S: 14	R: 0	H: 1	E: 0	K: 1	S: 8	R: 1	H: 2	E: 0	K: 1	S: 11	R: 0	H: 0	E: 0	K: 2	S: 8	R: 0	H: 0	E: 0	K: 1	S: 11	L: 0	BB: 2	P: 21
--------------	------	------	------	------	-------	------	-------	-------	------	------	------	------	-------	------	-------	-------	------	------	------	------	-------	------	------	------	------	-------	------	------	------	------	------	------	------	------	------	-------	------	------	------	------	------	------	------	------	------	-------	------	-------	-------

PITCHER	IP	WLS	BF	H	R	ER	SO	BB	IBB	HBP	BLK	WP	HR	S	P	ERA	WHIP
Dennys Reyes, L	2.1	L	15	6	7	7	1	2	0	0	0	0	2	32	59	27.00	3.429
Brian Anderson, L	3.0		17	4	1	1	2	3	1	0	0	0	0	37	66	3.00	2.333
Nate Field, R	0.2		2	0	0	0	1	0	0	0	0	0	0	4	6	0.00	0.000
Rudy Seanez, R	2.0		8	0	0	0	3	2	0	0	0	0	0	19	36	0.00	1.000

BOTTOM

Kansas City Royals @ Philadelphia Phillies
Citizens Bank Park, Philadelphia, PA


Sun Jun 20 2004, 1:35 PM EDT
Att. 44,411 - Sunny - 67 F

AB	32
R	8
H	10
RBI	8
BB	8
SO	7
LOB	18

livebaseballscorecards.com



WP: 0	PA: 42
PB: 1	
SB: 1	
CS: 0	

Batter	1	2	3	4	5	6	7	8	9	AB R H RBI BB SO LOB	TOP
Alex Sanchez, L (1, 8) OBP: 0.338, SLG: 0.393	0-2 F9		1-3 K		0-0 2B		0-1 F8			4 0 1 0 0 1 1	
15 Brandon Inge, R (1, 5) OBP: 0.360, SLG: 0.487	4-2 BB		2-1 2B 1B		4-1 BB		2-0 E6			2 1 1 0 2 0 1	
Ivan Rodriguez, R (1, 2) OBP: 0.399, SLG: 0.526	1-0 F7		0-1 1-H 2B		0-0 F9		0-0 F9			4 0 1 1 0 0 5	
Dmitri Young, S (1, 3) OBP: 0.373, SLG: 0.404	2-3 K		1-2 G6-3			2-0 G5-3		1-0 F9		4 0 0 0 0 1 2	
Rondell White, R (1, 7) OBP: 0.366, SLG: 0.481		0-0 1B		1-3 K		1-0 E6 CS		1-3 K		4 0 1 0 0 2 0	
9 Carlos Guillen, S (1, 6) OBP: 0.381, SLG: 0.550		0-1 F7		1-0 G6-3		1-2 F8		0-2 F8		4 0 0 0 0 0 2	
Craig Monroe, R (1, 9) OBP: 0.302, SLG: 0.360		0-1 P4		1-0 G5-3		3-2 G5-3			2-2 G6-3	4 0 0 0 0 0 2	AB 33 R 1 H 4 RBI 1 BB 3 SO 7 LOB 14
33 Marcus Thames, R (1, 10)		1-2 P4			0-2 P6		0-0 P5		2-3 K	4 0 0 0 0 1 1	
20 Omar Infante, R (1, 4) OBP: 0.340, SLG: 0.434			2-2 F8		0-3 K		4-2 15 E BB		1-3 K	3 0 0 0 1 2 0	
Inning Stats	R: 0 H: 0 E: 0 LOB: 1 K: 1 BB: 1 S: 12 P: 19	R: 0 H: 1 E: 0 LOB: 1 K: 0 BB: 0 S: 8 P: 9	R: 1 H: 2 E: 0 LOB: 1 K: 1 BB: 0 S: 16 P: 22	R: 0 H: 0 E: 0 LOB: 0 K: 1 BB: 0 S: 5 P: 8	R: 0 H: 1 E: 0 LOB: 2 K: 1 BB: 1 S: 11 P: 15	R: 0 H: 0 E: 1 LOB: 1 K: 0 BB: 0 S: 9 P: 16	R: 0 H: 0 E: 1 LOB: 2 K: 0 BB: 1 S: 11 P: 17	R: 0 H: 0 E: 0 LOB: 0 K: 1 BB: 0 S: 7 P: 9	R: 0 H: 0 E: 0 LOB: 0 K: 2 BB: 0 S: 10 P: 15	1B: 2 SF: 0 2B: 2 SAC: 0 3B: 0 DP: 0 HR: 0 HBP: 0	WP: 0 PA: 36 PB: 0 SB: 0 CS: 1
PITCHER 41 Jimmy Gobble, L (1, 1) ERA: 4.54 Nate Field, R (7, 1) ERA: 3.14	IP WLS BF H R ER SO BB IBB HBP BLK WP HR S P ERA WHIP	6.2 W 29 4 1 1 4 3 0 0 0 0 0 0 71 105 1.35 1.050	2.1 S 7 0 0 0 3 0 0 0 0 0 0 0 18 25 0.00 0.000								

Detroit Tigers @ Kansas City Royals
Kauffman Stadium, Kansas City, MO

Tue Jun 22 2004, 7:10 PM CDT
Att. 16,276 - Sunny - 76 F

livebaseballscorecards.com

Batter	1	2	3	4	5	6	7	8	9	AB	R	H	RBI	BB	SO	LOB
Tony Graffanino, R OBP: 0.362, SLG: 0.359 (1, 4)	1-1 HR 1B	0-0 L4			0-0 1B	3-1 G5-3		3-2 P5		5	1	2	0	0	0	4
Carlos Beltrán, S OBP: 0.371, SLG: 0.529 (1, 8)	2-1 HR 1-H		1-3 K		2-2 F8		1-2 G5-3	4-0 29 HR IBB		4	2	1	2	1	1	2
29 Mike Sweeney, R OBP: 0.318, SLG: 0.444 (1, 3)	1-1 G5-3		2-0 F8		2-1 L7		0-0 1B 2B	2-1 HR 1-H 2-H		5	2	2	3	0	0	2
Ken Harvey, R OBP: 0.390, SLG: 0.506 (1, 10)	4-2 BB		2-2 G1-3		0-0 F8		1-2 2B 1B	1-2 F8		4	1	1	1	1	0	2
Joe Randa, R OBP: 0.351, SLG: 0.393 (1, 5)	2-2 F9 SAFE			1-1 F7		0-0 E9 4 E 1B	1-0 4 G3-1 1-H 2B			4	1	2	1	0	0	1
4 Angel Berroa, R OBP: 0.278, SLG: 0.408 (1, 6)	3-2 G5-3			1-0 2B		0-0 E7 1B	0-1 G3-1 2-3			4	0	2	1	0	0	2
Matt Stairs, L OBP: 0.325, SLG: 0.477 (1, 9)			3-3 K		1-2 G5-3 2B		0-0 L1 3-H 3-2	0-0 G6-3		4	0	0	0	0	1	3
Desi Relaford, S OBP: 0.265, SLG: 0.265 (1, 7)			3-2 P4		1-1 G6-3		2-2 SAFE HBP	1-3 K		3	0	0	0	0	1	1
Alberto Castillo, R OBP: 0.750, SLG: 1.250 (1, 2)			0-1 2B			2-0 1B 1B	2-1 L9	1-0 29 HR 2B		4	1	3	0	0	0	2

Inning Stats	R: 2	H: 2	E: 0	K: 0	S: 14	H: 2	LOB: 1	BB: 1	P: 27	R: 0	H: 1	E: 0	K: 1	S: 10	H: 1	LOB: 0	BB: 0	P: 16	R: 0	H: 1	E: 0	K: 0	S: 8	H: 2	LOB: 2	BB: 0	P: 16	R: 1	H: 2	E: 2	K: 0	S: 11	H: 3	LOB: 1	BB: 0	P: 14	R: 3	H: 2	E: 0	K: 1	S: 12	H: 2	LOB: 0	BB: 1	P: 24
1B: 6	SF: 0	2B: 5	SAC: 0	3B: 0	DP: 0	HR: 2	HBP: 1	WP: 0	PA: 40																																				

PITCHER	IP	WLS	BF	H	R	ER	SO	BB	IBB	HBP	BLK	WP	HR	S	P	ERA	WHIP
Mike Maroth, L ERA: 4.23 (1, 1)	6.1	L	30	9	4	3	2	1	0	1	0	0	1	65	110	4.26	1.579
Craig Dingman, R ERA: 3.78 (7, 1)	0.1		3	2	1	1	0	0	0	0	0	0	0	6	8	27.00	6.000
Jamie Walker, L ERA: 2.25 (7, 1)	0.1		1	0	0	0	0	0	0	0	0	0	0	1	1	0.00	0.000
Ugueth Urbina, R ERA: 4.85 (8, 1)	1.0		6	2	3	3	1	0	1	0	0	0	1	12	24	27.00	2.000


BOTTOM

Detroit Tigers @ Kansas City Royals
Kauffman Stadium, Kansas City, MO

Tue Jun 22 2004, 7:10 PM CDT
 Att. 16,276 - Sunny - 76 F

livebaseballscorecards.com

AB	37
R	8
H	13
RBI	8
BB	2
SO	3
LOB	19



Batter	1	2	3	4	5	6	7	8	9	AB R H RBI BB SO LOB	TOP											
Alex Sanchez, L (1, 8) OBP: 0.332, SLG: 0.385	2-3 K		0-1 G3		0-2 G6-3		0-2 G6-3		0-2 G3	5 0 0 1 0 1 0												
15 Brandon Inge, R (1, 5) OBP: 0.367, SLG: 0.491	3-2 HR 1B		1-1 1B		0-1 G5-3		3-2 1B		3-H 2-3 K	5 1 3 0 0 1 0												
Ivan Rodriguez, R (1, 2) OBP: 0.403, SLG: 0.539	2-1 HR 1-H		0-1 1B		1-1 1B		1-0 F7		3-3 K	5 1 3 2 0 1 1												
Dmitri Young, S (1, 3) OBP: 0.380, SLG: 0.400	0-3 K		1-0 F7		2-0 FC5-4 1B		4-2 1B HBP			3 0 1 0 0 1 2												
Rondell White, R (1, 7) OBP: 0.361, SLG: 0.474	3-3 K		1-0 F9		1-0 FC5-4		2-3 K			4 0 0 0 0 2 5												
9 Carlos Guillen, S (1, 6) OBP: 0.376, SLG: 0.541		2-2 F8		1-0 G6-3		1-1 F8		1-2 F9		4 0 0 0 0 0 1												
Craig Monroe, R (1, 9) OBP: 0.311, SLG: 0.367		1-1 1B		3-1 1B		1-1 G6-3		0-1 1B		4 0 3 0 0 0 0												
33 Marcus Thames, R (1, 10)		2-2 P4		0-0 P3		0-2 F8		0-1 P4		4 0 0 0 0 0 4												
20 Omar Infante, R (1, 4) OBP: 0.337, SLG: 0.443		3-3 K		0-0 F8		1-1 G4-3		0-1 G3 3B		4 1 1 0 0 1 2												
Inning Stats	R: 2 E: 0 K: 3 S: 19	H: 2 LOB: 0 BB: 0 P: 29	R: 0 E: 0 K: 1 S: 12	H: 1 LOB: 1 BB: 0 P: 20	R: 0 E: 0 K: 0 S: 8	H: 2 LOB: 2 BB: 0 P: 11	R: 0 E: 0 K: 0 S: 5	H: 1 LOB: 1 BB: 0 P: 9	R: 0 E: 0 K: 0 S: 9	H: 2 LOB: 2 BB: 0 P: 13	R: 0 E: 0 K: 0 S: 7	H: 0 LOB: 0 BB: 0 P: 9	R: 0 E: 0 K: 0 S: 10	H: 1 LOB: 1 BB: 0 P: 15	R: 0 E: 0 K: 1 S: 12	H: 1 LOB: 2 BB: 0 P: 19	R: 1 E: 0 K: 2 S: 11	H: 1 LOB: 0 BB: 0 P: 16	1B: 9 2B: 0 3B: 1 HR: 1	SF: 0 SAC: 0 DP: 0 HBP: 1	WP: 0 PB: 0 SB: 0 CS: 0	PA: 39
PITCHER	IP WLS BF H R ER SO BB IBB HBP BLK WP HR S P ERA WHIP																					
Darrell May, L (1, 1) ERA: 5.67	7.0 W 30 9 2 2 4 0 0 0 0 0 1 70 106 2.57 1.286																					
Scott Sullivan, R (8, 1) ERA: 3.62	1.0 H 5 1 0 0 1 0 0 1 0 0 0 12 19 0.00 1.000																					
Jeremy Affeldt, L (9, 1) ERA: 4.72	1.0 4 1 1 1 2 0 0 0 0 0 0 11 16 9.00 1.000																					

Detroit Tigers @ Kansas City Royals
Kauffman Stadium, Kansas City, MO

Wed Jun 23 2004, 7:10 PM CDT
Att. 18,493 - Sunny - 81 F

livebaseballscorecards.com

AB 38
R 3
H 11
RBI 3
BB 0
SO 7
LOB 15



Batter	1	2	3	4	5	6	7	8	9
Tony Graffano, R OBP: 0.352, SLG: 0.348									
Carlos Beltrán, S OBP: 0.368, SLG: 0.527									
29 Mike Sweeney, R OBP: 0.327, SLG: 0.451									
Ken Harvey, R OBP: 0.391, SLG: 0.502									
Matt Stairs, L OBP: 0.322, SLG: 0.467									
Joe Randa, R OBP: 0.353, SLG: 0.399									
Dee Brown, L OBP: 0.333, SLG: 0.333									
4 Angel Berroa, R OBP: 0.287, SLG: 0.414									
Alberto Castillo, R OBP: 0.571, SLG: 0.833									

Inning Stats	R: 4	H: 5	E: 0	LOB: 3	K: 3	S: 20	R: 0	H: 0	E: 0	LOB: 1	K: 3	S: 11	R: 0	H: 2	E: 0	LOB: 2	K: 0	S: 9	R: 0	H: 1	E: 0	LOB: 1	K: 1	S: 12	R: 0	H: 0	E: 0	LOB: 1	K: 0	S: 11	R: 0	H: 0	E: 0	LOB: 0	K: 2	S: 6	R: 3	H: 2	E: 2	LOB: 1	K: 0	S: 16	R: 0	H: 0	E: 0	LOB: 0	K: 0	S: 10		
	1B: 7	2B: 3	3B: 0	HR: 0	SF: 0	SAC: 2	DP: 1	HBP: 1	WP: 1	PA: 41																																								

PITCHER	IP	WLS	BF	H	R	ER	SO	BB	IBB	HBP	BLK	WP	HR	S	P	ERA	WHIP
Gary Knotts, R ERA: 4.43	(1, 1)	6.0	L	31	8	4	9	4	0	0	0	1	0	74	126	6.00	2.000
Esteban Yan, R ERA: 4.75	(7, 1)	1.0		3	0	0	0	0	0	0	0	0	0	6	10	0.00	0.000
Franklyn German, R ERA:	(8, 1)	1.0		7	2	3	0	0	1	0	0	0	0	16	25	0.00	2.000

BOTTOM

Detroit Tigers @ Kansas City Royals
Kauffman Stadium, Kansas City, MO

Wed Jun 23 2004, 7:10 PM CDT
Att. 18,493 - Sunny - 81 F

AB	33
R	7
H	10
RBI	6
BB	5
SO	9
LOB	18



WP: 1	PA: 41
PB: 1	
SB: 0	
CS: 0	

PITCHER	IP	WLS	BF	H	R	ER	SO	BB	IBB	HBP	BLK	WP	HR	S	P	ERA	WHIP
---------	----	-----	----	---	---	----	----	----	-----	-----	-----	----	----	---	---	-----	------

Batter	1	2	3	4	5	6	7	8	9	AB R H RBI BB SO LOB	TOP									
15 Brandon Inge, R OBP: 0.376, SLG: 0.494 (1, 5)	1-2 P4	4-2 1B 2B BB		0-2 PB 1B 1B	2-2 1B		2-3 K		3-2 1B	5 2 3 0 1 1 0										
Bobby Higginson, L OBP: 0.386, SLG: 0.387 (1, 9)	3-2 G4-3	1-2 1-3 2-H 2B 1B		0-0 PB 1B 1B	2-2 F9			0-2 2B 1B 2B	0-2 F9	6 3 3 2 0 0 3										
Ivan Rodriguez, R OBP: 0.410, SLG: 0.555 (1, 2)	0-3 K	3-2 1-H 2-H 3-H 2B		2-2 WP 1B				0-0 1B 2B	1-3 K	5 1 4 4 0 1 0 1 0 0 0 0 1 2										
Eric Munson, L OBP: 0.304, SLG: 0.441 (9, 2)				1-H 2-H 3-H 1B				2-3 1B 2B												
Dmitri Young, S OBP: 0.368, SLG: 0.385 (1, 10)				3-2 F7				1-2 G6-3	1-3 K	5 1 1 0 0 1 5										
9 Carlos Guillen, S OBP: 0.370, SLG: 0.531 (1, 6)		2-0 E5 2B	0-0 G5-3	3-2 F9				0-0 F7	0-0 G4-3	5 1 0 0 0 0 5 0 0 0 0 0 0 0										
Jason Smith, L OBP: 0.414, SLG: 0.667 (9, 6)		1-3 2B																		
Craig Monroe, R OBP: 0.313, SLG: 0.365 (1, 8)		0-1 G1-3	3-2 P6	4-1 BB				1-0 F7	1-0 1B	4 0 1 2 1 0 3										
Carlos Pena, L OBP: 0.310, SLG: 0.439 (1, 3)		2-2 33 2B 2B	0-1 FC6-4 1B	1-1 G3				3-3 K	2-3 K	5 1 2 2 0 2 3										
33 Marcus Thames, R OBP: 0.077, SLG: 0.154 (1, 7)		3-1 1B 2B	1-2 FC6-4					1-0 F7	2-2 F8	5 1 1 1 0 0 1										
20 Omar Infante, R OBP: 0.345, SLG: 0.472 (1, 4)		2-1 F7		0-1 15 1B 1B 2B	3-2 F7			3-2 HR	4-2 F9 15 1B BB	4 2 2 1 1 0 1										
Inning Stats	R: 0 H: 0 E: 0 K: 1 S: 9	H: 0 LOB: 0 BB: 0 P: 13	R: 6 H: 5 E: 1 K: 0 S: 25	H: 5 LOB: 1 BB: 1 P: 42	R: 0 H: 1 E: 0 K: 0 S: 14	H: 1 LOB: 1 BB: 0 P: 18	R: 3 H: 4 E: 0 K: 0 S: 18	H: 4 LOB: 2 BB: 1 P: 31	R: 0 H: 1 E: 0 K: 0 S: 12	H: 1 LOB: 1 BB: 0 P: 19	R: 0 H: 1 E: 0 K: 0 S: 10	H: 1 LOB: 1 BB: 0 P: 14	R: 1 H: 1 E: 0 K: 2 S: 11	H: 1 LOB: 0 BB: 0 P: 20	R: 2 H: 3 E: 0 K: 2 S: 14	H: 3 LOB: 1 BB: 0 P: 18	R: 0 H: 1 E: 0 K: 1 S: 14	H: 1 LOB: 2 BB: 1 P: 24	1B: 9 SF: 0 2B: 7 SAC: 0 3B: 0 DP: 0 HR: 1 HBP: 0	WP: 1 PA: 48 PB: 1 SB: 0 CS: 0
PITCHER	IP WLS BF H R ER SO BB IBB HBP BLK WP HR S P ERA WHIP																			
Chris George, L ERA: 5.2 (1, 1)	3.0 L 21 10 9 5 1 1 0 0 0 0 0 0 57 84 15.00 3.667																			
Brian Anderson, L ERA: 6.75 (4, 1)	4.0 16 3 1 1 2 1 0 0 0 1 1 42 73 2.25 1.000																			
Rudy Seanez, R ERA: 3.6 (8, 1)	1.0 6 3 2 2 2 0 0 0 0 0 0 14 18 18.00 3.000																			
Jaime Cerda, L ERA: 2.53 (9, 1)	1.0 5 1 0 0 1 1 0 0 0 0 0 14 24 0.00 2.000																			

Detroit Tigers @ Kansas City Royals
Kauffman Stadium, Kansas City, MO

Thu Jun 24 2004, 1:10 PM CDT
Att. 18,172 - Sunny - 86 F

livebaseballscorecards.com

AB 45
R 12
H 17
RBI 12
BB 3
SO 6
LOB 23



Batter	1	2	3	4	5	6	7	8	9	AB	R	H	RBI	BB	SO	LOB
Tony Graffanino, R OBP: 0.350, SLG: 0.341 (1, 4)	F7		G5-3		E5 29 1B		G4-6-3 29 BB			3	0	0	0	1	0	0
Carlos Beltrán, S OBP: 0.367, SLG: 0.534 Dee Brown, L OBP: 0.333, SLG: 0.333 (1, 8) (9, 7)	HR		K		F8		L7			4	1	1	1	0	1	3
29 Mike Sweeney, R OBP: 0.330, SLG: 0.464 (1, 10)	F8				HR		G4-6-3 1-2f			4	1	2	1	0	0	2
Ken Harvey, R OBP: 0.388, SLG: 0.496 (1, 3)	G5-3				4 BLK 4 1B BB		F9		K	3	1	0	0	1	1	2
Joe Randa, R OBP: 0.349, SLG: 0.394 Damian Jackson, R OBP: 0.227, SLG: 0.316 (1, 5) (8, PH) (9, 8)			F9		G5-3		F7		F9	3	0	0	0	0	0	1
4 Angel Berroa, R OBP: 0.286, SLG: 0.411 (1, 6)			E5 G4-3		1-2 FC4-6 2-H 1B		G6-3		K	4	0	1	1	0	1	0
Desi Relaford, S OBP: 0.265, SLG: 0.259 (1, 7) (9, 5)			G4-3 SAFE		F8		BB		G4-3	3	0	0	0	1	0	2
Byron Gettis, R OBP: 0.283, SLG: 0.189 (1, 9)			K SAFE		FC4-6 1-2f		F8		F7	4	0	0	0	0	1	3
3 Mike Tonis, R (1, 2)			G4-3		G5-3		BB BB		P5	3	0	0	0	1	0	0

Inning Stats	R: 1	H: 1	E: 0	K: 0	S: 8	LOB: 0	BB: 0	P: 12	R: 0	H: 0	E: 1	K: 1	S: 15	LOB: 1	BB: 0	P: 22	R: 0	H: 0	E: 0	K: 1	S: 5	LOB: 0	BB: 0	P: 8	R: 2	H: 2	E: 0	K: 0	S: 14	LOB: 1	BB: 1	P: 22	R: 0	H: 1	E: 1	K: 0	S: 13	LOB: 2	BB: 0	P: 18	R: 0	H: 0	E: 0	K: 0	S: 6	LOB: 1	BB: 1	P: 14	R: 0	H: 0	E: 0	K: 0	S: 4	LOB: 1	BB: 2	P: 12	R: 0	H: 0	E: 0	K: 2	S: 8	LOB: 0	BB: 0	P: 12	R: 0	H: 0	E: 0	K: 0	S: 4	LOB: 0	BB: 0	P: 8	1B: 2	2B: 0	3B: 0	HR: 2	SF: 0	SAC: 0	DP: 1	HBP: 0	WP: 0	PB: 0	SB: 0	CS: 0	PA: 36
--------------	------	------	------	------	------	--------	-------	-------	------	------	------	------	-------	--------	-------	-------	------	------	------	------	------	--------	-------	------	------	------	------	------	-------	--------	-------	-------	------	------	------	------	-------	--------	-------	-------	------	------	------	------	------	--------	-------	-------	------	------	------	------	------	--------	-------	-------	------	------	------	------	------	--------	-------	-------	------	------	------	------	------	--------	-------	------	-------	-------	-------	-------	-------	--------	-------	--------	-------	-------	-------	-------	--------

PITCHER	IP	WLS	BF	H	R	ER	SO	BB	IBB	HBP	BLK	WP	HR	S	P	ERA	WHIP
29 Nate Robertson, L ERA: 3.81 (1, 1)	6.0	W	28	4	3	3	2	4	0	0	1	0	2	63	106	4.50	1.333
Danny Patterson, R ERA: 4.15 (7, 1)	2.0		5	0	0	0	2	0	0	0	0	0	0	10	14	0.00	0.000
Al Levine, R ERA: 6.17 (9, 1)	1.0		3	0	0	0	0	0	0	0	0	0	0	4	8	0.00	0.000

BOTTOM

Detroit Tigers @ Kansas City Royals
Kauffman Stadium, Kansas City, MO

Thu Jun 24 2004, 1:10 PM CDT
Att. 18,172 - Sunny - 86 F

livebaseballscores.com

AB	32
R	3
H	4
RBI	3
BB	4
SO	4
LOB	13



TOP

St. Louis Cardinals @ Kansas City Royals
Kauffman Stadium, Kansas City, MO

Fri Jun 25 2004, 7:10 PM CDT
 Att. 40,628 - Cloudy - 69 F



WP: 0 PA: 39
 PB: 0
 SB: 0
 CS: 0

AB 37
 R 5
 H 10
 RBI 5
 BB 2
 SO 9
 LOB 16

AB	R	H	RBI	BB	SO	LOB
4	1	0	0	1	2	1
5	0	1	0	0	1	2
4	1	1	0	1	0	1
4	1	3	4	0	0	1
4	0	1	0	0	1	3
4	1	1	1	0	2	2
4	0	0	0	0	3	2
0	0	0	0	0	0	0
4	1	3	0	0	0	0
4	0	0	0	0	0	4

1B	2B	3B	SF	SAC	DP	HBP
6	2	0	0	0	0	0
2	0	0	0	0	0	0
0	0	0	0	0	0	0
2	0	0	0	0	0	0

R	H	ER	SO	BB	IBB	HBP	BLK	WP	HR	S	P	ERA	WHIP
0	1	0	3	0	0	0	0	0	0	23	16	0.00	0.500
0	3	0	2	0	0	0	0	0	0	23	16	7.20	1.600
0	0	0	0	0	0	0	0	0	1	19	30	4.50	1.500
0	0	0	0	0	0	0	0	0	0	21	29	0.00	0.500

R	H	ER	SO	BB	IBB	HBP	BLK	WP	HR	S	P	ERA	WHIP
0	1	0	12	0	0	0	0	0	0	12	9	0.00	0.500
0	0	0	0	0	0	0	0	0	0	12	9	7.20	1.600
0	0	0	0	0	0	0	0	0	1	19	30	4.50	1.500
0	0	0	0	0	0	0	0	0	0	21	29	0.00	0.500

R	H	ER	SO	BB	IBB	HBP	BLK	WP	HR	S	P	ERA	WHIP
0	0	0	18	0	0	0	0	0	0	18	12	0.00	0.500
0	0	0	0	0	0	0	0	0	0	18	12	7.20	1.600
0	0	0	0	0	0	0	0	0	1	19	30	4.50	1.500
0	0	0	0	0	0	0	0	0	0	21	29	0.00	0.500

R	H	ER	SO	BB	IBB	HBP	BLK	WP	HR	S	P	ERA	WHIP
0	1	0	15	0	0	0	0	0	0	15	13	0.00	0.500
0	2	0	1	0	0	0	0	0	0	15	13	7.20	1.600
0	0	0	0	0	0	0	0	0	1	19	30	4.50	1.500
0	0	0	0	0	0	0	0	0	0	21	29	0.00	0.500

R	H	ER	SO	BB	IBB	HBP	BLK	WP	HR	S	P	ERA	WHIP
0	1	0	15	0	0	0	0	0	0	15	13	0.00	0.500
0	2	0	1	0	0	0	0	0	0	15	13	7.20	1.600
0	0	0	0	0	0	0	0	0	1	19	30	4.50	1.500
0	0	0	0	0	0	0	0	0	0	21	29	0.00	0.500

R	H	ER	SO	BB	IBB	HBP	BLK	WP	HR	S	P	ERA	WHIP
0	1	0	15	0	0	0	0	0	0	15	13	0.00	0.500
0	2	0	1	0	0	0	0	0	0	15	13	7.20	1.600
0	0	0	0	0	0	0	0	0	1	19	30	4.50	1.500
0	0	0	0	0	0	0	0	0	0	21	29	0.00	0.500

R	H	ER	SO	BB	IBB	HBP	BLK	WP	HR	S	P	ERA	WHIP
0	1	0	15	0	0	0	0	0	0	15	13	0.00	0.500
0	2	0	1	0	0	0	0	0	0	15	13	7.20	1.600
0	0	0	0	0	0	0	0	0	1	19	30	4.50	1.500
0	0	0	0	0	0	0	0	0	0	21	29	0.00	0.500

R	H	ER	SO	BB	IBB	HBP	BLK	WP	HR	S	P	ERA	WHIP
0	1	0	15	0	0	0	0	0	0	15	13	0.00	0.500
0	2	0	1	0	0	0	0	0	0	15	13	7.20	1.600
0	0	0	0	0	0	0	0	0	1	19	30	4.50	1.500
0	0	0	0	0	0	0	0	0	0	21	29	0.00	0.500

R	H	ER	SO	BB	IBB	HBP	BLK	WP	HR	S	P	ERA	WHIP
0	1	0	15	0	0	0	0	0	0	15	13	0.00	0.500
0	2	0	1	0	0	0	0	0	0	15	13	7.20	1.600
0	0	0	0	0	0	0	0	0	1	19	30	4.50	1.500
0	0	0	0	0	0	0	0	0	0	21	29	0.00	0.500

Batter	1	2	3	4	5	6	7	8	9	AB	R	H	RBI	BB	SO	LOB
Tony Womack, L (1, 4) OBP: 0.347, SLG: 0.410	K		5 BB 27 2B	L8			K		F8	4	1	0	0	1	2	1
Edgar Renteria, R (1, 6) OBP: 0.318, SLG: 0.379	F8		F9				K		L3	5	0	1	0	0	1	2
5 Albert Pujols, R (1, 3) OBP: 0.401, SLG: 0.610	G1-3		27 2B				P4		G6-3	4	1	1	0	1	0	1
27 Scott Rolen, R (1, 5) OBP: 0.411, SLG: 0.636							P4		HR	4	1	3	4	0	0	1
15 Jim Edmonds, L (1, 8) OBP: 0.374, SLG: 0.544	K		F9				F9		4 1B 1B	4	0	1	0	0	1	3
John Mabry, L (1, 7) OBP: 0.384, SLG: 0.526	K						K		F7	4	1	1	1	0	2	2
Reggie Sanders, R (1, 9) OBP: 0.284, SLG: 0.475	K						K		F8	4	0	0	0	0	3	2
So Taguchi, R (8, 9) OBP: 0.319, SLG: 0.415	K						K		F8	0	0	0	0	0	0	0
4 Yadier Molina, R (1, 2) OBP: 0.377, SLG: 0.295			5 BB 27 2B				F8		1B	4	1	3	0	0	0	0
Marlon Anderson, L (1, 10) OBP: 0.295, SLG: 0.423	F8						P4		F9	4	0	0	0	0	0	4

PITCHER	IP	WLS	BF	H	R	ER	SO	BB	IBB	HBP	BLK	WP	HR	S	P	ERA	WHIP
23 Zack Greinke, R (1, 1) ERA: 3.48	5.0	L	23	6	4	4	6	2	0	0	0	0	1	62	101	7.20	1.600
Shawn Camp, R (6, 1) ERA: 3.86	2.0		9	3	1	1	3	0	0	0	0	0	1	19	30	4.50	1.500
Scott Sullivan, R (8, 1) ERA: 3.41	2.0		7	1	0	0	0	0	0	0	0	0	0	21	29	0.00	0.500

Batter	1	2	3	4	5	6	7	8	9	AB	R	H	RBI	BB	SO	LOB
9 David DeJesus, L OBP: 0.226, SLG: 0.111 (1, 8)	1-3 K		3-1 1B			0-2 G5-3 1B		0-0 G4-3		4	0	2	0	0	1	0
Desi Relaford, S OBP: 0.271, SLG: 0.266 (1, 4)	3-1 G4-3		0-1 G3			1-0 1B		2-0 29 HR 1B		4	1	2	0	0	0	1
29 Mike Sweeney, R OBP: 0.329, SLG: 0.472 (1, 10)	2-3 K				1-1 G6-3	1-3 K		0-0 1-H HR		4	1	1	2	0	2	2
Ken Harvey, R OBP: 0.386, SLG: 0.490 (1, 3)		4-2 FC5-4 BB		1-2 G5-3		0-1 G5-3 2-3f		2-1 G6-3		3	0	0	0	1	0	2
Matt Stairs, L OBP: 0.315, SLG: 0.457 (1, 9)		2-3 K		2-2 P4			0-1 F8		0-2 G4-3	4	0	0	0	0	1	1
Joe Randa, R OBP: 0.348, SLG: 0.392 (1, 5)		1 SAFE FC5-4 1-2f	0-1 FC5-4		2-3 K		1-1 1B		2-2 E6 FC4-6	4	0	1	0	0	1	1
Dee Brown, L OBP: 0.250, SLG: 0.250 (1, 7)		2-2 K			0-0 G6-3		1-3 K		0-2 FC4-6 1-2f	4	0	0	0	0	2	3
4 Angel Berroa, R OBP: 0.286, SLG: 0.405 (1, 6)			0-2 G6-3		4-2 BB		1-1 G4-3		0-0 F8	3	0	0	0	1	0	2
14 John Buck, R (1, 2)			0-0 G5-3		1-0 G5-3			2-3 K		3	0	0	0	0	1	1

Inning Stats	R: 0	H: 0	E: 0	K: 2	S: 10	LOB: 0	BB: 0	P: 16									
R: 0 H: 0 E: 0 K: 2 S: 12	R: 0 H: 1 E: 0 K: 0 S: 9	R: 0 H: 0 E: 0 K: 0 S: 10	R: 0 H: 0 E: 0 K: 1 S: 8	R: 0 H: 2 E: 0 K: 1 S: 11	R: 0 H: 1 E: 0 K: 1 S: 10	R: 2 H: 2 E: 0 K: 1 S: 8	R: 0 H: 0 E: 1 K: 0 S: 10	1B: 5 2B: 0 3B: 0 HR: 1	SF: 0 SAC: 0 DP: 1 HBP: 0	WP: 0 PB: 0 SB: 0 CS: 0	PA: 35						
PITCHER	IP	WLS	BF	H	R	ER	SO	BB	IBB	HBP	BLK	WP	HR	S	P	ERA	WHIP
Matt Morris, R (1, 1)	8.0	W	31	6	2	2	8	2	0	0	0	0	1	78	117	2.25	1.000
44 Jason Isringhausen, R (9, 1)	1.0	S	4	0	0	0	0	0	0	0	0	0	0	10	12	0.00	0.000

BOTTOM

St. Louis Cardinals @ Kansas City Royals
Kauffman Stadium, Kansas City, MO

Fri Jun 25 2004, 7:10 PM CDT
 Att: 40,628 - Cloudy - 69 F

AB	33
R	2
H	6
RBI	2
BB	2
SO	8
LOB	13



BOTTOM

St. Louis Cardinals @ Kansas City Royals
Kauffman Stadium, Kansas City, MO

Sat Jun 26 2004, 6:10 PM CDT
Att. 40,963 - Cloudy - 78 F

livebaseballscorecards.com

AB 39
R 1
H 11
RBI 1
BB 3
SO 7
LOB 21



WP: 2 PA: 43
PB: 0
SB: 0
CS: 0

AB R H RBI BB SO LOB

5 0 2 0 0 1 1

5 0 2 1 0 0 1

5 0 2 0 0 0 3

5 0 0 0 0 0 3

5 0 3 0 0 1 1

4 0 1 0 1 1 2

3 0 0 0 2 2 4

4 1 1 0 0 0 6

3 0 0 0 0 2 0

1B: 9 SF: 0
2B: 2 SAC: 1
3B: 1 DP: 1
HR: 0 HBP: 0

Batter	1	2	3	4	5	6	7	8	9	10
9 David DeJesus, L OBP: 0.250, SLG: 0.156 (1, 8)	G3		L9 WP 1B		K		F7		L6-4 1B	
Tony Graffanino, R OBP: 0.351, SLG: 0.343 (1, 4)	G4-3		L9		29 1B		F8		1-2 1B	
29 Mike Sweeney, R OBP: 0.330, SLG: 0.471 (1, 3)	F9		G4-3		1-3 1B			BB 1B	L6-4 2-2	
Ken Harvey, R OBP: 0.379, SLG: 0.480 (1, 10)		G6-3		F8	L5			P4		G6-3
Matt Stairs, L OBP: 0.322, SLG: 0.476 (1, 9)		F8 1B		3-2 3B		G5-3		K		G4-3 2B
Joe Randa, R OBP: 0.349, SLG: 0.389 (1, 5)		1-1 1B		0-0 P1		1-3 K		4 FC5 BB		G4-3
Dee Brown, L OBP: 0.286, SLG: 0.211 (1, 7)		2-1 F8		1-3 K		4-1 4 FC6-4 BB		4-2 BB		K
4 Angel Berroa, R OBP: 0.285, SLG: 0.403 (1, 6)		0-0 G5-3		1-1 9 WP 14 SH1-3 1B		1-1 FC6-4		0-1 FC5		
14 John Buck, R (1, 2)			G1-3		0-0 SH1-3		3-3 K2-3		2-3 K	

Inning Stats	R: 0	H: 0	E: 0	K: 0	S: 6	H: 0	LOB: 0	BB: 0	P: 8	R: 0	H: 2	E: 0	K: 0	S: 8	H: 2	LOB: 2	BB: 0	P: 13	R: 0	H: 1	E: 0	K: 0	S: 10	H: 1	LOB: 1	BB: 0	P: 19	R: 0	H: 1	E: 0	K: 1	S: 9	H: 1	LOB: 1	BB: 0	P: 14	R: 1	H: 3	E: 0	K: 1	S: 11	H: 3	LOB: 2	BB: 0	P: 19	R: 0	H: 0	E: 0	K: 1	S: 7	H: 0	LOB: 1	BB: 1	P: 13	R: 0	H: 0	E: 0	K: 1	S: 8	H: 0	LOB: 0	BB: 0	P: 11	R: 0	H: 1	E: 0	K: 1	S: 14	H: 1	LOB: 3	BB: 2	P: 28	R: 0	H: 2	E: 0	K: 1	S: 10	H: 1	LOB: 1	BB: 0	P: 18	R: 0	H: 1	E: 0	K: 1	S: 9	H: 1	LOB: 1	BB: 0	P: 14	1B: 9	SF: 0	2B: 2	SAC: 1	3B: 1	DP: 1	HR: 0	HBP: 0
--------------	------	------	------	------	------	------	--------	-------	------	------	------	------	------	------	------	--------	-------	-------	------	------	------	------	-------	------	--------	-------	-------	------	------	------	------	------	------	--------	-------	-------	------	------	------	------	-------	------	--------	-------	-------	------	------	------	------	------	------	--------	-------	-------	------	------	------	------	------	------	--------	-------	-------	------	------	------	------	-------	------	--------	-------	-------	------	------	------	------	-------	------	--------	-------	-------	------	------	------	------	------	------	--------	-------	-------	-------	-------	-------	--------	-------	-------	-------	--------

PITCHER	IP	WLS	BF	H	R	ER	SO	BB	IBB	HBP	BLK	WP	HR	S	P	ERA	WHIP
Woody Williams, R ERA: 4.35 (1, 1)	8.0		35	8	1	1	5	3	0	0	0	2	0	73	125	1.12	1.375
Julian Tavarez, R ERA: 3.09 (9, 1)	1.0	W	4	2	0	0	1	0	0	0	0	0	0	10	18	0.00	2.000
44 Jason Isringhausen, R ERA: 3.31 (10, 1)	1.0	S	4	1	0	0	1	0	0	0	0	0	0	9	14	0.00	1.000

Batter	1	2	3	4	5	6	7	8	9	AB R H RBI BB SO LOB	TOP											
Roger Cedeno, S OBP: 0.323, SLG: 0.375 (1, 9) X	0-0 F8	0-3 K		4-0 G4-6-3 BB	2-2 1B			0-3 K		4 0 1 0 1 2 2												
Ray Lankford, L OBP: 0.359, SLG: 0.437 (1, 7) F F F S	1-3 K		2-0 F9	0-1 G4-6-3 SAFE 1-2f	3-2 F7			2-1 27 1B 5 BB 1B		5 0 1 0 0 1 3												
5 Albert Pujols, R OBP: 0.401, SLG: 0.602 (1, 3) F B B F F F X	2-2 G5-3		3-1 F8		2-3 K			4-1 27 1B BB		4 0 0 0 1 1 0												
27 Scott Rolen, R OBP: 0.414, SLG: 0.628 (1, 5) C C C X		1-2 E 1B 1B	1-0 1B HBP		1-0 1B			2-2 G6-4-3 1B		4 3 3 1 0 0 0												
Edgar Renteria, R OBP: 0.324, SLG: 0.387 (1, 6) L B B T X		2-1 SAFE E 1B 1B	2-2 7 1B 1B		2-0 7 1B 1B			0-2 SAFE G6-4-3 1-2f		5 3 3 0 0 0 3												
Reggie Sanders, R OBP: 0.289, SLG: 0.470 (1, 10) X		0-0 E6 1B SF7	3-2 7 1B		0-0 7 1B			0-1 P4		5 2 2 2 0 1 2												
7 Hector Luna, R OBP: 0.291, SLG: 0.384 (1, 4) B B B X		2-0 F9	0-1 1-3 2-H 1B		2-2 SAFE 1B FC6-4 1B			1-3 K		5 1 2 1 0 1 3												
Mike Matheny, R OBP: 0.304, SLG: 0.385 (1, 2) X		0-0 SF7 1B	0-0 F8		1-2 1-3 2-H 3-H FC6-4 1B			0-2 G5-3		5 0 2 4 0 0 2												
So Taguchi, R OBP: 0.308, SLG: 0.397 (1, 8) B F X		1-1 SF7		2-2 F7	2-0 FC6-4 1B			0-0 27 1B 1B		3 1 1 2 0 0 1												
Inning Stats	R: 0 E: 0 K: 1 S: 10	H: 0 LOB: 0 BB: 0 P: 13	R: 3 E: 1 K: 1 S: 13	H: 3 LOB: 1 BB: 0 P: 19	R: 2 E: 0 K: 0 S: 15	H: 3 LOB: 2 BB: 0 P: 26	R: 0 E: 0 K: 0 S: 5	H: 0 LOB: 0 BB: 1 P: 11	R: 4 E: 0 K: 1 S: 22	H: 6 LOB: 2 BB: 0 P: 37	R: 0 E: 0 K: 0 S: 7	H: 0 LOB: 0 BB: 0 P: 13	R: 0 E: 0 K: 1 S: 10	H: 0 LOB: 0 BB: 0 P: 12	R: 1 E: 0 K: 1 S: 15	H: 3 LOB: 2 BB: 1 P: 23	R: 0 E: 0 K: 1 S: 7	H: 0 LOB: 0 BB: 0 P: 8	1B: 15 2B: 0 3B: 0 HR: 0	SF: 1 SAC: 0 DP: 2 HBP: 1	WP: 0 PB: 0 SB: 0 CS: 0	PA: 44
PITCHER	IP WLS BF H R ER SO BB IBB HBP BLK WP HR S P ERA WHIP																					
41 Jimmy Gobble, L ERA: 4.93 (1, 1)	4.1 L 23 8 7 6 3 1 0 1 0 0 0 0 48 79 12.46 2.077																					
Justin Huisman, R ERA: 6.75 (5, 1)	2.2 12 4 2 2 1 0 0 0 0 0 0 34 52 6.75 1.500																					
Shawn Camp, R ERA: 3.9 (8, 1)	2.0 9 3 1 1 2 1 0 0 0 0 0 22 31 4.50 2.000																					

St. Louis Cardinals @ Kansas City Royals
Kauffman Stadium, Kansas City, MO
Sun Jun 27 2004, 1:10 PM CDT
Att. 36,651 - Unknown - 70 F

AB	40
R	10
H	15
RBI	10
BB	2
SO	6
LOB	16



Batter	1	2	3	4	5	6	7	8	9	AB R H RBI BB SO LOB
9 David DeJesus, L (1, 8) OBP: 0.244, SLG: 0.162	2-3 K	1-2 G5-3		2-2 P4		2-2 S 1B		0-0 G3-1		5 0 1 0 0 1 3
Tony Graffanino, R (1, 4) OBP: 0.347, SLG: 0.339	3-1 G6-3		1-2 L7	3-1 1B		3-3 K		3-2 L8		5 0 1 1 0 1 1
29 Mike Sweeney, R (1, 3) OBP: 0.328, SLG: 0.466	1-1 BB HBP 1B		3-2 G5-3	1-0 F8		0-1 G6-3		0-3 K		5 0 1 0 0 1 3
Ken Harvey, R (1, 10) OBP: 0.381, SLG: 0.480 Joe Randa, R (3, PH) OBP: 0.348, SLG: 0.387	1-0 BB HBP 1B		1-3 K		0-1 4 HBP 1B	2-0 P4		1-3 K		0 0 0 0 0 0 0 4 0 1 0 0 2 1
Matt Stairs, L (1, 9) OBP: 0.330, SLG: 0.479	4-2 1B BB			2-1 4 FC1 1B SF7 1B	1-2 4 HBP 1B		0-1 L1-3			3 1 2 0 1 0 0
Desi Relaford, S (1, 5) OBP: 0.270, SLG: 0.266	2-3 K			0-1 SF7 4 FC1 1B E	1-0 F7		1-1 G6-3			4 1 1 0 0 1 5
4 Angel Berroa, R (1, 6) OBP: 0.285, SLG: 0.397				1-2 FC1 SF7 1B	1-1 HBP		1-0 G4-3			3 1 0 0 0 1 2
Dee Brown, L (1, 7) OBP: 0.240, SLG: 0.182				1-2 SF7 1B	0-0 F6		1-3 K			3 0 0 1 0 1 3
Alberto Castillo, R (1, 2) OBP: 0.455, SLG: 0.700				0-0 E6 1B	1-2 L8		0-2 L7			4 0 1 1 0 0 4

Inning Stats	R: 0 E: 0 K: 2 S: 16	H: 1 LOB: 3 BB: 1 P: 29	R: 0 E: 0 K: 1 S: 12	H: 1 LOB: 1 BB: 0 P: 19	R: 0 E: 0 K: 1 S: 11	H: 0 LOB: 0 BB: 0 P: 16	R: 3 E: 1 K: 0 S: 20	H: 3 LOB: 2 BB: 0 P: 32	R: 0 E: 0 K: 0 S: 11	H: 2 LOB: 3 BB: 0 P: 15	R: 0 E: 0 K: 1 S: 9	H: 0 LOB: 0 BB: 0 P: 7	R: 0 E: 0 K: 1 S: 7	H: 0 LOB: 0 BB: 0 P: 8	R: 0 E: 0 K: 2 S: 9	H: 0 LOB: 0 BB: 0 P: 13	1B: 7 2B: 1 3B: 0 HR: 0	SF: 1 SAC: 0 DP: 0 HBP: 2
--------------	-------------------------------	----------------------------------	-------------------------------	----------------------------------	-------------------------------	----------------------------------	-------------------------------	----------------------------------	-------------------------------	----------------------------------	------------------------------	---------------------------------	------------------------------	---------------------------------	------------------------------	----------------------------------	----------------------------------	------------------------------------

PITCHER	IP	WLS	BF	H	R	ER	SO	BB	IBB	HBP	BLK	WP	HR	S	P	ERA	WHIP
Jason Marquis, R (1, 1) ERA: 4.27	5.0		27	7	3	2	4	1	0	2	0	0	0	70	111	3.60	1.600
Cal Eldred, R (6, 1) ERA: 5.08	1.0		4	1	0	0	1	0	0	0	0	0	0	9	16	0.00	1.000
Steve Kline, L (7, 1) ERA: 2.33	1.0		3	0	0	0	0	0	0	0	0	0	0	5	7	0.00	0.000
Ray King, L (8, 1) ERA: 1.29	1.0		3	0	0	0	1	0	0	0	0	0	0	7	8	0.00	0.000
Kiko Calero, R (9, 1) ERA: 4.26	1.0		3	0	0	0	2	0	0	0	0	0	0	9	13	0.00	0.000

BOTTOM

St. Louis Cardinals @ Kansas City Royals
Kauffman Stadium, Kansas City, MO

livebaseballscores.com

AB	36
R	3
H	8
RBI	3
BB	1
SO	8
LOB	22



WP: 0	PA: 40
PB: 0	
SB: 1	
CS: 0	

Sun Jun 27 2004, 1:10 PM CDT
Att: 36,651 - Unknown - 70 F

TOP

Baltimore Orioles @ Kansas City Royals
Kauffman Stadium, Kansas City, MO

Mon Jun 28 2004, 7:10 PM CDT
Att. 14,521 - Sunny - 73 F

livebaseballscorecards.com

AB	38
R	10
H	13
RBI	10
BB	5
SO	5
LOB	17



WP	0	PA	44
PB	0		
SB	2		
CS	0		

AB R H RBI BB SO LOB

4	2	2	2	1	1	1
4	3	3	2	1	0	1
4	1	3	2	0	0	0
4	0	0	0	1	0	4
4	0	2	2	1	0	1
0	0	0	0	0	0	0
5	0	1	1	0	0	3
5	1	1	0	0	2	3
3	0	1	1	0	1	0
2	1	0	0	0	0	3
3	2	0	0	1	1	1

Batter	1	2	3	4	5	6	7	8	9												
1 Brian Roberts, S OBP: 0.339, SLG: 0.356 (1, 4)	1-2 1B 10 SF7 2B		4-2 10 1B G1-3 BB		2-3 K 2		1-0 1B 2B		0-0 F9 1												
David Newhan, L OBP: 0.564, SLG: 0.818 (1, 5)	0-0 2B 1B		0-0 G1-3 1-2		0-0 1B HR		1-0 1B 1B		4-0 BB 10 1B BB												
10 Miguel Tejada, R OBP: 0.363, SLG: 0.488 (1, 6)	0-2 SF7 3-H		0-0 1B 2-H		1-0 F7 3		2-1 1B 1B		0-1 BB BB 1B 1B												
Rafael Palmeiro, L OBP: 0.363, SLG: 0.407 (1, 3)	0-0 L9 2		3-2 G6-3 3			2-2 G6-3 1	2-2 F4 2		4-1 1B BB BB BB BB BB BB BB												
Javy Lopez, R OBP: 0.356, SLG: 0.456 Robert Machado, R OBP: 0.208, SLG: 0.217 (1, 2) (9, 2)	1-2 G3 3			1-2 G6-3 1		1-1 G4-6-3 1B	2-0 1B 1B		4-2 1B BB BB BB BB BB BB BB												
Larry Bigbie, L OBP: 0.332, SLG: 0.407 (1, 7)		0-1 G4-3 1		0-2 G3-1 2		1-2 G4-6-3 1B	1-1 F7 3		0-1 1B 1B 1B 1B 1B 1B 1B 1B												
Luis Matos, R OBP: 0.289, SLG: 0.373 (1, 8)		1-0 G5-3 2		2-2 G5-3 3			0-1 31 1B 2B	1-3 K	1-3 K 2												
31 Jay Gibbons, L OBP: 0.290, SLG: 0.345 16 Tim Raines, S OBP: 0.333, SLG: 0.308 (1, 10) (7, PR)		0-1 F8 3			1-3 K 1		0-1 1S 1E 1B 2B	2-2 G5-3 2	0-1 G1-3 3												
Jerry Hairston, R OBP: 0.381, SLG: 0.380 (1, 9)			2-2 P6 1		4-1 HR BB		1 SAFE 0-2 E3 1S 1B 2B	2-3 K 3													
Inning Stats	R: 1 E: 0 K: 0 S: 11 H: 2 LOB: 1 BB: 0 P: 13	R: 0 E: 0 K: 0 S: 5 H: 0 LOB: 0 BB: 0 P: 6	R: 1 E: 0 K: 0 S: 13 H: 1 LOB: 1 BB: 1 P: 22	R: 0 E: 0 K: 0 S: 10 H: 0 LOB: 0 BB: 0 P: 13	R: 2 E: 0 K: 0 S: 9 H: 1 LOB: 0 BB: 1 P: 17	R: 0 E: 0 K: 0 S: 8 H: 1 LOB: 0 BB: 0 P: 12	R: 4 E: 1 K: 0 S: 17 H: 6 LOB: 2 BB: 0 P: 26	R: 0 E: 0 K: 2 S: 10 H: 0 LOB: 0 BB: 0 P: 15	R: 2 E: 0 K: 1 S: 14 H: 2 LOB: 3 BB: 3 P: 27	1B: 9 2B: 3 3B: 0 HR: 1 SF: 1 SAC: 0 DP: 1 HBP: 0	WP: 0 PB: 0 SB: 2 CS: 0										
PITCHER	IP WLS BF H R ER SO BB IBB HBP BLK WP HR S P ERA WHIP											IP WLS BF H R ER SO BB IBB HBP BLK WP HR S P ERA WHIP									
Darrell May, L ERA: 5.9 (1, 1)	6.0 L 28 8 8 7 2 2 0 0 0 0 1 64 92 10.50 1.667																				
Scott Sullivan, R ERA: 3.47 (7, 1)	2.0 8 3 0 0 2 0 0 0 0 0 0 0 19 32 0.00 1.500																				
Nate Field, R ERA: 3.6 (9, 1)	1.0 8 2 2 2 1 3 0 0 0 0 0 0 14 27 18.00 5.000																				

Batter	1	2	3	4	5	6	7	8	9	AB	R	H	RBI	BB	SO	LOB
9 David DeJesus, L (1, 8) OBP: 0.222, SLG: 0.146	1-2 F9		1 SAFE 0-0 F7		3-3 K			1-0 G4-3		4	0	0	0	0	1	4
Tony Graffano, R (1, 4) OBP: 0.340, SLG: 0.331	2-1 G6-3		2-1 G5-3			1-3 K		2-2 G3		4	0	0	1	0	1	1
29 Mike Sweeney, R (1, 3) OBP: 0.327, SLG: 0.461	2-1 G5-3			1-2 P2		3-2 G6-3		4-1 BB		3	0	0	0	1	0	0
Ken Harvey, R (1, 10) OBP: 0.360, SLG: 0.480		3-2 1B 2B		2-0 F9		2-1 G1-3		1-3 K		4	0	1	0	0	1	1
Matt Stairs, L (1, 9) OBP: 0.335, SLG: 0.482 Damian Jackson, R (9, PH) OBP: 0.217, SLG: 0.300		0-0 G4-6-3 1B		1-3 K			0-2 4 PB 1B		3-1 F9	3	0	2	0	0	1	0
4 Angel Berroa, R (1, 6) OBP: 0.284, SLG: 0.399		2-2 F9 1B			0-1 G3-1		3-2 P3 1B		3-2 G4-3 2B	4	0	1	0	0	0	3
Desi Relaford, S (1, 5) OBP: 0.264, SLG: 0.259		3-1 G4-6-3 1-2f		2-2 G5-3		3-2 F7		3-2 G4-3		4	0	0	0	0	0	4
Alberto Castillo, R (1, 2) OBP: 0.400, SLG: 0.571			2-2 F9		3-2 1B 1B		3-2 F9		2-2 G1-3	4	0	1	0	0	0	2
Byron Gettis, R (1, 7) OBP: 0.327, SLG: 0.256			4-2 WP BB		0-0 1B			0-0 G4-3 G3 2B		2	1	2	0	1	0	0

Inning Stats	R: 0	H: 0	R: 0	H: 2	R: 0	H: 0	R: 0	H: 2	R: 0	H: 0	R: 0	H: 1	R: 1	H: 1	R: 0	H: 1	1B: 4	SF: 0
	E: 0	LOB: 0	E: 0	LOB: 1	E: 0	LOB: 0	E: 0	LOB: 2	E: 0	LOB: 0	E: 0	LOB: 1	E: 0	LOB: 1	E: 0	LOB: 1	2B: 3	SAC: 0
	K: 0	BB: 0	K: 0	BB: 0	K: 1	BB: 0	K: 1	BB: 0	K: 0	BB: 0	K: 1	BB: 0	K: 1	BB: 1	K: 0	BB: 0	3B: 0	DP: 1
	S: 7	P: 12	S: 10	P: 18	S: 8	P: 13	S: 9	P: 24	S: 16	P: 15	S: 14	P: 23	S: 9	P: 17	S: 13	P: 24	HR: 0	HBP: 0

PITCHER	IP	WLS	BF	H	R	ER	SO	BB	IBB	HBP	BLK	WP	HR	S	P	ERA	WHIP
45 Erik Bedard, L (1, 1) ERA: 3.69	6.1	W	24	5	0	0	3	1	0	0	0	1	0	66	108	0.00	0.947
Eddy Rodriguez, R (7, 1) ERA: 2.3	0.2		2	0	0	0	0	0	0	0	0	0	0	7	13	0.00	0.000
Buddy Groom, L (8, 1) ERA: 4.43	1.0		5	1	1	1	1	1	0	0	0	0	0	9	17	9.00	2.000
John Parrish, L (9, 1) ERA: 4.19	1.0		4	1	0	0	0	0	0	0	0	0	0	13	24	0.00	1.000


BOTTOM

Baltimore Orioles @ Kansas City Royals
Kauffman Stadium, Kansas City, MO

Mon Jun 28 2004, 7:10 PM CDT
Att. 14,521 - Sunny - 73 F

AB	33
R	1
H	7
RBI	1
BB	2
SO	4
LOB	15

WP: 1 PA: 35
PB: 1
SB: 0
CS: 0



PITCHER	IP	WLS	BF	H	R	ER	SO	BB	IBB	HBP	BLK	WP	HR	S	P	ERA	WHIP
45 Erik Bedard, L (1, 1) ERA: 3.69	6.1	W	24	5	0	0	3	1	0	0	0	1	0	66	108	0.00	0.947
Eddy Rodriguez, R (7, 1) ERA: 2.3	0.2		2	0	0	0	0	0	0	0	0	0	0	7	13	0.00	0.000
Buddy Groom, L (8, 1) ERA: 4.43	1.0		5	1	1	1	1	1	0	0	0	0	0	9	17	9.00	2.000
John Parrish, L (9, 1) ERA: 4.19	1.0		4	1	0	0	0	0	0	0	0	0	0	13	24	0.00	1.000

Batter	1	2	3	4	5	6	7	8	9	AB R H RBI BB SO LOB	TOP											
1 Brian Roberts, S (1, 4) OBP: 0.338, SLG: 0.355	1-1 G4-3		3-2 F7		0-1 CS 1B			1-1 G4-3		4 0 1 0 0 0 1	<p>Baltimore Orioles @ Kansas City Royals Kauffman Stadium, Kansas City, MO</p> <p>Tue Jun 29 2004, 7:10 PM CDT Att. 15,575 - Cloudy - 77 F</p>											
David Newhan, L (1, 5) OBP: 0.558, SLG: 0.838	0-2 G1-3		0-1 10 WP 2B		2-1 CS 1-2	1-1 G1-3		2-0 2B		4 0 2 1 0 0 0												
10 Miguel Tejada, R (1, 6) OBP: 0.361, SLG: 0.492	2-2 F7		2-2 G5-3			2-2 G4-3 3B		0-1 G6-3		4 1 1 0 0 0 2												
Rafael Palmeiro, L (1, 3) OBP: 0.359, SLG: 0.401		1-0 G4-3		1-0 G3-1		3-2 G4-3		1-0 F9		4 0 0 1 0 0 1												
Javy Lopez, R (1, 2) OBP: 0.355, SLG: 0.463		2-3 K		0-0 G5-3		0-0 HR		1-1 G5-3		4 1 1 1 0 1 0												
Larry Bigbie, L (1, 7) OBP: 0.335, SLG: 0.409		2-2 1B		2-1 1B		3-3 K		3-2 L7		4 0 2 0 0 1 0												
Luis Matos, R (1, 8) OBP: 0.289, SLG: 0.368		3-3 SAFE K		2-2 G5-3		4-1 G5-4-3 BB		0-0 G4-3		3 0 0 0 1 1 2												
16 Tim Raines, S (1, 10) OBP: 0.278, SLG: 0.250			2-2 F7		3-2 G2-3		0-0 B2			3 0 0 0 0 0 1												
Jerry Hairston, R (1, 9) OBP: 0.380, SLG: 0.386			1-2 2B		0-2 F8		0-2 G5-4-3			3 1 1 0 0 0 1												
Inning Stats	R: 0 E: 0 K: 0 S: 10	H: 0 LOB: 0 BB: 0 P: 13	R: 0 E: 0 K: 2 S: 14	H: 1 LOB: 1 BB: 0 P: 22	R: 1 E: 0 K: 0 S: 14	H: 2 LOB: 1 BB: 0 P: 22	R: 0 E: 0 K: 0 S: 7	H: 1 LOB: 1 BB: 0 P: 12	R: 0 E: 0 K: 1 S: 15	H: 1 LOB: 0 BB: 0 P: 15		R: 2 E: 0 K: 1 S: 15	H: 2 LOB: 0 BB: 0 P: 24	R: 0 E: 0 K: 0 S: 6	H: 0 LOB: 0 BB: 1 P: 10	R: 0 E: 0 K: 0 S: 6	H: 1 LOB: 1 BB: 0 P: 10	R: 0 E: 0 K: 0 S: 7	H: 0 LOB: 0 BB: 0 P: 11	1B: 3 2B: 3 3B: 1 HR: 1	SF: 0 SAC: 0 DP: 1 HBP: 0	WP: 1 PB: 0 SB: 0 CS: 1
PITCHER	IP WLS BF H R ER SO BB IBB HBP BLK WP HR S P ERA WHIP																					
Mike Wood, R (1, 1) ERA: 4.5	6.0 W 24 7 3 3 3 0 0 0 0 1 1 70 108 4.50 1.167																					
Rudy Seanez, R (7, 1) ERA: 4.32	1.2 H 6 1 0 0 0 1 0 0 0 0 0 0 11 18 0.00 1.200																					
Jaime Cerda, L (8, 1) ERA: 2.42	0.1 H 1 0 0 0 0 0 0 0 0 0 0 0 1 2 0.00 0.000																					
Shawn Camp, R (9, 1) ERA: 3.77	1.0 S 3 0 0 0 0 0 0 0 0 0 0 0 7 11 0.00 0.000																					

livebaseballscorecards.com

AB	33
R	3
H	8
RBI	3
BB	1
SO	3
LOB	8



Batter	1	2	3	4	5	6	7	8	9	AB	R	H	RBI	BB	SO	LOB
9 David DeJesus, L (1, 8) OBP: 0.245, SLG: 0.159	1-1 G4-3		0-0 B5-3			1-1 1B 29 1B				3	1	1	0	1	0	1
Tony Graffanino, R (1, 4) OBP: 0.343, SLG: 0.335	1-3 K			3-1 29 1B G4-1	2-2 1B	0-3 BB				4	1	2	1	0	2	3
29 Mike Sweeney, R (1, 10) OBP: 0.329, SLG: 0.461	0-1 F8			2-0 G6-3 1B	2-1 FC4-6 1B			2-1 G5-3		4	0	2	1	0	0	0
Matt Stairs, L (1, 9) OBP: 0.333, SLG: 0.477 Byron Gettis, R (8, 9) OBP: 0.327, SLG: 0.256			1-0 G5-4-3 1B	3-2 G4-1	0-0 FC4-6			2-2 G4-3		4	0	1	1	0	0	3
Ken Harvey, R (1, 3) OBP: 0.374, SLG: 0.473		3-2 SAFE G5-4-3		1-1 G6-3		2-1 G6-3		2-3 K		4	0	0	0	0	1	2
Dee Brown, L (1, 7) OBP: 0.276, SLG: 0.231			1-1 G4-3	1-1 G3-1		3-1 2B 1B		1-2 FC1-6 1B		4	1	2	0	0	0	1
4 Angel Berroa, R (1, 6) OBP: 0.280, SLG: 0.393			1-3 K		2-0 F8	2-3 K		1-0 SAFE FC1-6		4	0	0	0	0	2	2
Desi Relaford, S (1, 5) OBP: 0.269, SLG: 0.267			1-3 K		4-0 9 1B BB	0-0 WP 2B		3-3 SAFE K		3	1	1	1	1	2	1
14 John Buck, R (1, 2) OBP: 0.200, SLG: 0.111			1-1 1B		3-2 SAFE F9	4-2 9 WP BB		1-3 SAFE K		3	0	1	0	1	1	2

Inning Stats	R: 0 E: 0 K: 1 S: 7	H: 0 LOB: 0 BB: 0 P: 9	R: 0 E: 0 K: 0 S: 7	H: 1 LOB: 0 BB: 0 P: 12	R: 0 E: 0 K: 2 S: 9	H: 1 LOB: 1 BB: 0 P: 12	R: 1 E: 0 K: 0 S: 10	H: 2 LOB: 1 BB: 0 P: 20	R: 2 E: 0 K: 0 S: 13	H: 3 LOB: 2 BB: 1 P: 26	R: 1 E: 0 K: 2 S: 13	H: 2 LOB: 3 BB: 2 P: 28	R: 0 E: 0 K: 1 S: 8	H: 0 LOB: 0 BB: 0 P: 14	R: 0 E: 0 K: 2 S: 11	H: 1 LOB: 1 BB: 0 P: 17	1B: 9 2B: 1 3B: 0 HR: 0	SF: 0 SAC: 0 DP: 1 HBP: 0	WP: 1 PB: 0 SB: 0 CS: 0	PA: 36	
PITCHER	IP	WLS	BF	H	R	ER	SO	BB	IBB	HBP	BLK	WP	HR	S	P	ERA	WHIP				
Sidney Ponson, R (1, 1) ERA: 6.22	5.2	L	28	9	4	4	4	3	0	0	0	1	0	56	104	6.35	2.118				
Mike DeJean, R (6, 1) ERA: 7.03	1.1		4	0	0	0	2	0	0	0	0	0	0	11	17	0.00	0.000				
B.J. Ryan, L (8, 1) ERA: 2.03	1.0		4	1	0	0	2	0	0	0	0	0	0	11	17	0.00	1.000				

BOTTOM

Baltimore Orioles @ Kansas City Royals
Kauffman Stadium, Kansas City, MO
 Tue Jun 29 2004, 7:10 PM CDT
 Att: 15,575 - Cloudy - 77 F

livebaseballscorecards.com

AB	33
R	4
H	10
RBI	4
BB	3
SO	8
LOB	15



Batter	1	2	3	4	5	6	7	8	9	AB R H RBI BB SO LOB	TOP											
1 Brian Roberts, S OBP: 0.332, SLG: 0.348	1-1 E6 6 1B	0-0 G6-3	1-1 F8		3-2 K		1-1 P5		3-2 F8	6 1 0 0 0 1 4												
David Newhan, L OBP: 0.510, SLG: 0.814	3-3 K	2-0 F8	0-0 FC6-4		1-1 HR		0-0 F8		1-0 F8	6 1 1 2 0 1 3												
6 Melvin Mora, R OBP: 0.445, SLG: 0.574 Luis Lopez, S OBP: 0.250, SLG: 0.179	3-1 10 HR 1B	4-2 FC6-4 BB	0-3 K		0-3 K			2-0 2B 2B		4 1 2 1 1 2 1 0 1 0 0 0 0 0												
10 Miguel Tejada, R OBP: 0.359, SLG: 0.497	1-0 HR	3-1 FC6-4		1-1 G5-3		0-3 K		0-1 P4		5 1 1 2 0 1 2												
Javy Lopez, R OBP: 0.365, SLG: 0.474 Robert Machado, R OBP: 0.208, SLG: 0.217	0-0 BB E 1B		4-2 2B HR BB	3-1 HBP 1B		1-2 1B		0-1 2B 2B		4 3 4 1 1 0 0 0 0 0 0 0 0 0												
Luis Matos, R OBP: 0.298, SLG: 0.379 16 Tim Raines, S OBP: 0.278, SLG: 0.250	4-2 E BB		0-1 HR 2B	3-2 HBP		0-0 F9		0-1 2B 2B		3 2 2 1 1 0 1 0 0 0 0 0 0 0												
Chad Mottola, R OBP: 0.200, SLG: 0.800	1-1 F5		3-2 HR	0-1 G6-4-3		2-1 L7		0-2 F7		5 1 1 3 0 0 6												
Larry Bigbie, L OBP: 0.332, SLG: 0.405	0-0 E8 1B 1B		3-3 K		3-3 K		2-3 K		2-1 L8	5 1 1 0 0 2 1												
Jerry Hairston, R OBP: 0.387, SLG: 0.393	0-1 F8		0-1 FC6-4 1B		2-1 HR 1B		2-2 1B		1-2 P4	5 1 3 0 0 0 1												
Inning Stats	R: 5 E: 2 K: 1 S: 17	H: 3 LOB: 1 BB: 1 P: 30	R: 0 E: 0 K: 0 S: 12	H: 0 LOB: 1 BB: 1 P: 21	R: 4 E: 1 K: 1 S: 25	H: 4 LOB: 1 BB: 1 P: 35	R: 0 E: 0 K: 0 S: 8	H: 1 LOB: 1 BB: 0 P: 15	R: 2 E: 0 K: 3 S: 14	H: 2 LOB: 0 BB: 0 P: 23	R: 0 E: 0 K: 1 S: 12	H: 1 LOB: 1 BB: 0 P: 15	R: 0 E: 0 K: 1 S: 10	H: 1 LOB: 1 BB: 0 P: 15	R: 2 E: 0 K: 0 S: 12	H: 3 LOB: 1 BB: 0 P: 16	R: 0 E: 0 K: 0 S: 12	H: 0 LOB: 0 BB: 0 P: 17	1B: 8 2B: 4 3B: 0 HR: 3	SF: 0 SAC: 0 DP: 1 HBP: 1	WP: 0 PB: 0 SB: 1 CS: 0	PA: 47
PITCHER	IP WLS BF H R ER SO BB IBB HBP BLK WP HR S P ERA WHIP																					
Brian Anderson, L ERA: 7.16	(1, 1) 2.0 L 16 5 8 5 1 3 0 0 0 0 0 2 41 70 22.50 4.000																					
Justin Huisman, R ERA: 6.61	(3, 1) 3.0 14 5 3 2 4 0 0 0 1 0 0 1 35 54 6.00 1.667																					
Scott Sullivan, R ERA: 3.29	(6, 1) 2.0 8 2 0 0 2 0 0 0 0 0 0 0 22 30 0.00 1.000																					
Nate Field, R ERA: 4.06	(8, 1) 1.0 6 3 2 2 0 0 0 0 0 0 0 0 12 16 18.00 3.000																					
Jaime Cerda, L ERA: 2.31	(9, 1) 1.0 3 0 0 0 0 0 0 0 0 0 0 0 12 17 0.00 0.000																					

Baltimore Orioles @ Kansas City Royals
Kauffman Stadium, Kansas City, MO
Wed Jun 30 2004, 7:10 PM CDT
Att. 14,970 - Unknown - 81 F

AB	43
R	13
H	15
RBI	10
BB	3
SO	7
LOB	19



Batter	1	2	3	4	5	6	7	8	9	AB R H RBI BB SO LOB	TOP	
David Newhan, L (1, 9) OBP: 0.481, SLG: 0.750 Jorge Julio, R (9, 1)	2-2 K		1-3 K			1-2 G4-3	1-0 G6-4-3 1B		0-3 K	5 0 1 1 0 3 3 0 0 0 0 0 0 0		
6 Melvin Mora, R (1, 5) OBP: 0.437, SLG: 0.563	1-0 G6-3			0-3 K		0-2 F7	1-1 G6-4-3 1-2f		2-2 G3	5 0 0 0 0 1 6		
10 Miguel Tejada, R (1, 6) OBP: 0.361, SLG: 0.497	2-1 L5			0-0 L3 1B		1-3 K		1-0 G5-6-3 1B		4 0 2 0 0 1 0		
Rafael Palmeiro, L (1, 3) OBP: 0.357, SLG: 0.410		2-0 F8		0-0 L3 1-1			1-1 HR	0-1 G5-6-3 1-2f		4 1 1 1 0 0 2		
Javy Lopez, R (1, 10) OBP: 0.366, SLG: 0.478 (9, 2)		0-2 1B			2-3 K		0-1 2B 2B	1-2 G6-3		4 1 2 0 0 1 0		
Larry Bigbie, L (1, 7) OBP: 0.327, SLG: 0.398		2-3 K			1-0 F7		1-3 K		1-0 G6-3	4 0 0 0 0 2 2		
Jerry Hairston, R (1, 4) OBP: 0.395, SLG: 0.412		1-2 F8			2-2 E 2B		0-1 1B 2B 2B		1-2 1B HBP	3 1 2 1 0 0 1		
Luis Matos, R (1, 8) OBP: 0.300, SLG: 0.379			1-1 G5-3		1-2 E5		2-0 1B 1B HBP		2-1 1B BB 1B	3 0 1 0 0 0 1		
Robert Machado, R (1, 2) OBP: 0.222, SLG: 0.231 1 Brian Roberts, S (9, PH) OBP: 0.334, SLG: 0.348 16 Tim Raines, S (9, 9) OBP: 0.278, SLG: 0.250			1-0 G5-3		0-0 G4-3		2-0 1B 1B		4-1 BB BB BB 1 SAFE	3 0 1 0 0 0 2 0 0 0 0 1 0 0 0 0 0 0 0 0 0		
Inning Stats	R: 0 E: 0 K: 1 S: 8 H: 0 LOB: 0 BB: 0 P: 13	R: 0 E: 0 K: 1 S: 10 H: 1 LOB: 1 BB: 0 P: 15	R: 0 E: 0 K: 1 S: 6 H: 0 LOB: 0 BB: 0 P: 9	R: 0 E: 0 K: 1 S: 5 H: 1 LOB: 0 BB: 0 P: 5	R: 0 E: 1 K: 1 S: 12 H: 1 LOB: 2 BB: 0 P: 18	R: 0 E: 0 K: 1 S: 11 H: 0 LOB: 0 BB: 0 P: 13	R: 3 E: 0 K: 1 S: 13 H: 5 LOB: 2 BB: 0 P: 21	R: 0 E: 0 K: 0 S: 6 H: 1 LOB: 0 BB: 0 P: 8	R: 0 E: 0 K: 1 S: 14 H: 1 LOB: 3 BB: 1 P: 24	1B: 6 2B: 4 3B: 0 HR: 1 SF: 0 SAC: 0 DP: 3 HBP: 2	WP: 0 PB: 0 SB: 0 CS: 0 PA: 38	
PITCHER	IP WLS BF H R ER SO BB IBB HBP BLK WP HR S P ERA WHIP											
23 Zack Greinke, R (1, 1) ERA: 3.58	6.1 L 27 7 3 3 7 0 0 1 0 0 0 1 62 89 4.26 1.105											
Shawn Camp, R (7, 1) ERA: 3.52	2.0 8 3 0 0 0 0 0 0 1 0 0 0 15 23 0.00 1.500											
Jaime Cerda, L (9, 1) ERA: 2.28	0.1 2 0 0 0 1 1 0 0 0 0 0 0 5 9 0.00 3.000											
Rudy Seanez, R (9, 1) ERA: 4.15	0.1 1 0 0 0 0 0 0 0 0 0 0 0 3 5 0.00 0.000											

Baltimore Orioles @ Kansas City Royals
Kauffman Stadium, Kansas City, MO

Thu Jul 01 2004, 7:10 PM CDT
Att. 22,960 - Cloudy - 81 F

livebaseballscorecards.com

AB 35
R 3
H 10
RBI 3
BB 1
SO 8
LOB 17



Batter	1	2	3	4	5	6	7	8	9	AB	R	H	RBI	BB	SO	LOB
9 David DeJesus, L OBP: 0.259, SLG: 0.173	1-0 SH5-3 29 1B		1-0 G6-3			1-2 G6-3			3-2 G5-3	4	1	1	0	0	0	0
Tony Graffano, R OBP: 0.341, SLG: 0.326	0-0 SH5-3 1-2		0-2 G4-3			1-1 G4-3			0-1 L4	3	0	0	0	0	0	0
29 Mike Sweeney, R OBP: 0.326, SLG: 0.452	0-0 4 1B 2-H		1-2 G4-3			0-1 F9			0-0 P4	4	1	1	1	0	0	0
Matt Stairs, L OBP: 0.327, SLG: 0.463	0-3 K			2-0 P5			3-3 K			3	0	0	0	0	2	1
4 Angel Berroa, R OBP: 0.280, SLG: 0.387	0-0 1B 1-2			1-0 F8			0-1 G5-3			3	0	1	0	0	0	0
Dee Brown, L OBP: 0.278, SLG: 0.242	1-0 1-3 2-H			3-2 G4-3			1-3 K			3	0	1	1	0	1	0
Desi Relaford, S OBP: 0.270, SLG: 0.263		0-0 G6-3			1-2 G4-3			3-2 P3		3	0	0	0	0	0	0
14 John Buck, R OBP: 0.176, SLG: 0.125		1-0 G5-3			1-3 K			2-3 K		3	0	0	0	0	2	0
José Bautista, R OBP: 0.333, SLG: 0.200		3-3 K			3-3 K			3-1 G4-3		2	0	0	0	0	2	0
Ken Harvey, R OBP: 0.371, SLG: 0.467										1	0	0	0	0	0	0
Byron Gettis, R OBP: 0.327, SLG: 0.256										0	0	0	0	0	0	0

Inning Stats	R: 2	H: 4	E: 0	LOB: 2	K: 1	P: 11	R: 0	H: 0	E: 0	LOB: 0	K: 1	P: 7	R: 0	H: 0	E: 0	LOB: 0	K: 0	P: 10	R: 0	H: 0	E: 0	LOB: 0	K: 0	P: 12	R: 0	H: 0	E: 0	LOB: 0	K: 2	P: 15	R: 0	H: 0	E: 0	LOB: 0	K: 0	P: 9	R: 0	H: 0	E: 0	LOB: 0	K: 1	P: 17	R: 0	H: 0	E: 0	LOB: 0	K: 0	P: 9	1B: 4	SF: 0	2B: 0	SAC: 1	3B: 0	DP: 0	HR: 0	HBP: 0
--------------	------	------	------	--------	------	-------	------	------	------	--------	------	------	------	------	------	--------	------	-------	------	------	------	--------	------	-------	------	------	------	--------	------	-------	------	------	------	--------	------	------	------	------	------	--------	------	-------	------	------	------	--------	------	------	-------	-------	-------	--------	-------	-------	-------	--------


PITCHER	IP	WLS	BF	H	R	ER	SO	BB	IBB	HBP	BLK	WP	HR	S	P	ERA	WHIP
Rodrigo Lopez, R ERA: 3.53	(1, 1)	6.0	W	21	4	2	2	4	0	0	0	0	0	47	68	3.00	0.667
B.J. Ryan, L ERA: 1.96	(7, 1)	1.1	H	4	0	0	2	0	0	0	0	0	0	14	21	0.00	0.000
Jason Grimsley, R ERA: 3.64	(8, 1)	0.2	H	2	0	0	1	0	0	0	0	0	0	5	10	0.00	0.000
Jorge Julio, R ERA: 4.6	(9, 1)	1.0	S	3	0	0	0	0	0	0	0	0	0	6	9	0.00	0.000

BOTTOM

Baltimore Orioles @ Kansas City Royals
Kauffman Stadium, Kansas City, MO

Thu Jul 01 2004, 7:10 PM CDT
Att: 22,960 - Cloudy - 81 F

AB	29
R	2
H	4
RBI	2
BB	0
SO	7
LOB	1



PITCHER	IP	WLS	BF	H	R	ER	SO	BB	IBB	HBP	BLK	WP	HR	S	P	ERA	WHIP
---------	----	-----	----	---	---	----	----	----	-----	-----	-----	----	----	---	---	-----	------

Batter	1	2	3	4	5	6	7	8	9	AB R H RBI BB SO LOB	TOP																
José Bautista, R (1, 5) OBP: 0.294, SLG: 0.172 Scott Sullivan, R (8, 1)	0-3 K		0-2 K			1-3 K		1-2 G6-3		4 0 0 1 0 3 1 0 0 0 0 0 0 0	Kansas City Royals @ San Diego Padres PETCO Park, San Diego, CA Sat Jul 03 2004, 10:05 PM EDT Att. 43,152 - Cloudy - 70 F																
Tony Graffanino, R (1, 4) OBP: 0.333, SLG: 0.333	1-1 F9			3-2 G6-3		1-3 K		1-2 3-H 2-H HR		4 1 1 2 0 1 0																	
Ken Harvey, R (1, 3) OBP: 0.376, SLG: 0.479	1-0 HBP			4-0 G2-3 BB			1-2 L1	0-2 K		2 0 0 0 1 1 0																	
Matt Stairs, L (1, 9) OBP: 0.321, SLG: 0.465	0-2 G4-3			0-0 G2-3			0-0 G4-3		0-2 F7	4 0 0 0 0 0 2																	
4 Angel Berroa, R (1, 6) OBP: 0.275, SLG: 0.379		0-1 P4		1-2 F9			0-3 K		1-0 F8	4 0 0 0 0 1 1																	
Dee Brown, L (1, 7) OBP: 0.295, SLG: 0.256		0-3 K			1-3 K			2-2 WP 2B	1-2 G5-3	4 1 1 0 0 2 0																	
Ruben Mateo, R (1, 8) OBP: 0.357, SLG: 0.528		0-3 K			2-1 F9			3-2 14 G4-3 2-H G6-3 2B		3 1 1 1 0 1 0																	
14 John Buck, R (1, 2) OBP: 0.150, SLG: 0.105					1-2 F8			1-2 G4-3		3 0 0 0 0 1 1																	
Darrell May, L (1, 1) Desi Relaford, S (8, PH) OBP: 0.274, SLG: 0.263					2-3 K			1-2 G4-3		2 0 0 0 0 1 0 0 1 0 0 1 0 0																	
Inning Stats	R: 0 E: 0 K: 1 S: 8	H: 0 LOB: 1 BB: 0 P: 10	R: 0 E: 0 K: 2 S: 8	H: 0 LOB: 0 BB: 0 P: 8	R: 0 E: 0 K: 3 S: 12	H: 0 LOB: 0 BB: 0 P: 15	R: 0 E: 0 K: 0 S: 9	H: 0 LOB: 1 BB: 1 P: 17	R: 0 E: 0 K: 1 S: 8	H: 0 LOB: 0 BB: 0 P: 12	R: 0 E: 0 K: 2 S: 9	H: 0 LOB: 0 BB: 0 P: 12	R: 0 E: 0 K: 1 S: 9	H: 0 LOB: 0 BB: 0 P: 10	R: 4 E: 0 K: 1 S: 24	H: 3 LOB: 0 BB: 1 P: 36	R: 0 E: 0 K: 0 S: 7	H: 0 LOB: 0 BB: 0 P: 9	1B: 0 2B: 2 3B: 0 HR: 1	SF: 0 SAC: 0 DP: 0 HBP: 1	WP: 1 PB: 0 SB: 0 CS: 0	PA: 33					
PITCHER	IP WLS BF H R ER SO BB IBB HBP BLK WP HR S P ERA WHIP																										
Adam Eaton, R (1, 1) ERA: 4.37	7.0		25	2	2	2	10	1	0	1	0	1	0	72	98	2.57	0.429										
Akinori Otsuka, R (8, 1) ERA: 2.29	0.2	B	4	1	2	2	0	1	0	0	0	0	1	11	18	27.00	3.000										
Scott Linebrink, R (8, 1) ERA: 2.36	0.1	W	1	0	0	0	1	0	0	0	0	0	0	4	4	0.00	0.000										
Trevor Hoffman, R (9, 1) ERA: 1.88	1.0	S	3	0	0	0	0	0	0	0	0	0	0	7	9	0.00	0.000										

AB	30
R	4
H	3
RBI	4
BB	2
SO	11
LOB	5



Batter	1	2	3	4	5	6	7	8	9
Jeff Cirillo, R OBP: 0.254, SLG: 0.264 (1, 5)	0-0 G6-3		3-2 G6-3		0-0 G6-3		1-0 E7 F9 24 SF7		
Mark Loretta, R OBP: 0.369, SLG: 0.459 (1, 4)	0-2 24 L6 2B		1-1 F9		0-1 F9		2-1 F9 2-3		
24 Brian Giles, L OBP: 0.371, SLG: 0.465 (1, 9)	2-2 L6 2-2		2-2 G3-1		3-1 1B		1-0 SF7 3-H		
Phil Nevin, R OBP: 0.377, SLG: 0.493 (1, 3)		4-0 1B 1B BB		3-3 K		0-0 F9	4-2 BB		
Humberto Quintero, R OBP: 0.419, SLG: 0.700 (1, 2)		1-3 K		1-0 F7		0-0 G3-1 2B	1-1 P3		
Ryan Klesko, L OBP: 0.371, SLG: 0.360 (1, 7)		1-1 1B G5-2-3 1B		1-0 3 3B 2B		0-0 G3-1	2-1 F8 3 SF9 2B		
Kerry Robinson, L OBP: 0.317, SLG: 0.307 (7, 7)		1-2		4-1 3 3B BB		1-2 P4	0-1 F8 2-3		
Jay Payton, R OBP: 0.323, SLG: 0.351 (1, 8)		3-2 1-3 2-H 1B		0-0 1-H 2-H 3B		4-0 IBB	1-1 SF9 3-H		
3 Khalil Greene, R OBP: 0.350, SLG: 0.396 (1, 6)		4-0 IBB		0-3 K		1-1 F8	1-3 K		
Adam Eaton, R OBP: 0.243, SLG: 0.265 (1, 1)		1-1 G5-2-3							
Akinori Otsuka, R (8, 1)									
Scott Linebrink, R (8, 1)									
Brian Buchanan, R (8, PH)									
Trevor Hoffman, R (9, 1)									

AB	R	H	RBI	BB	SO	LOB
4	1	0	0	0	0	0
4	0	1	0	0	0	1
3	0	1	1	0	0	1
2	1	0	0	2	1	1
4	0	1	0	0	1	2
3	1	2	0	0	0	1
1	1	1	0	0	0	0
3	1	1	1	1	0	2
1	0	1	3	2	0	0
3	0	0	0	0	1	6
0	0	0	0	0	0	0
0	0	0	0	0	0	0
1	0	0	0	0	1	0
0	0	0	0	0	0	0

Inning Stats		R: 0	H: 1	E: 0	LOB: 0	K: 0	BB: 0	S: 7	P: 9
Inning Stats		R: 1	H: 2	E: 0	LOB: 2	K: 1	BB: 2	S: 10	P: 24
Inning Stats		R: 0	H: 0	E: 0	LOB: 0	K: 0	BB: 0	S: 8	P: 14
Inning Stats		R: 2	H: 2	E: 0	LOB: 1	K: 2	BB: 1	S: 10	P: 19
Inning Stats		R: 0	H: 1	E: 0	LOB: 1	K: 0	BB: 0	S: 6	P: 9
Inning Stats		R: 0	H: 1	E: 0	LOB: 2	K: 0	BB: 1	S: 7	P: 13
Inning Stats		R: 1	H: 0	E: 1	LOB: 1	K: 0	BB: 1	S: 8	P: 17
Inning Stats		R: 1	H: 1	E: 0	LOB: 0	K: 1	BB: 0	S: 9	P: 13

BOTTOM

Kansas City Royals @ San Diego Padres
PETCO Park, San Diego, CA

Sat Jul 03 2004, 10:05 PM EDT
 Att: 43,152 - Cloudy - 70 F

livebaseballscorecards.com

AB	29
R	5
H	8
RBI	5
BB	5
SO	4
LOB	14



PITCHER	IP	WLS	BF	H	R	ER	SO	BB	IBB	HBP	BLK	WP	HR	S	P	ERA	WHIP
Darrell May, L (1, 1)	7.0		32	7	4	3	3	3	2	0	0	0	0	56	105	3.86	1.429
Scott Sullivan, R (8, 1)	1.0	L	4	1	1	1	1	0	0	0	0	0	0	9	13	9.00	1.000

WP	PA
0	36
0	
0	
0	

Batter	1	2	3	4	5	6	7	8	9	AB R H RBI BB SO LOB	TOP											
José Bautista, R (1, 5) OBP: 0.289, SLG: 0.182	0-3 K			1-1 G6-4-3 1B		2-3 K		0-0 G6-3		4 0 1 0 0 2 1	Kansas City Royals @ San Diego Padres PETCO Park, San Diego, CA Sun Jul 04 2004, 4:05 PM EDT Att. 31,490 - Sunny - 71 F livebaseballscorecards.com											
Tony Graffanino, R (1, 4) OBP: 0.332, SLG: 0.332	3-1 G6-3			0-0 G6-4-3 1-2f		1-0 S 1B		1-3 K		4 0 1 0 0 1 1												
Ken Harvey, R (1, 3) OBP: 0.376, SLG: 0.487	1-2 G3-1			3-1 G6-3		1-1 G4-3 1-2		0-2 HR		4 1 1 1 0 0 1												
Ruben Mateo, R (1, 8) OBP: 0.326, SLG: 0.475		1-3 K			2-3 K		0-1 G1-3	0-0 G6-3		4 0 0 0 0 2 0												
4 Angel Berroa, R (1, 6) OBP: 0.275, SLG: 0.377		0-0 G6-3			0-0 1B 1B		0-2 K	2-3 K		4 0 1 0 0 2 0												
Dee Brown, L (1, 7) OBP: 0.277, SLG: 0.238		0-2 G3			1-0 L5		0-3 K2-3			3 0 0 0 0 1 1												
Desi Relaford, S (1, 9) OBP: 0.275, SLG: 0.264			0-0 F8		0-1 SAFE SAFE 1B		1-1 G4-3			3 0 1 0 0 0 0												
14 John Buck, R (1, 2) OBP: 0.174, SLG: 0.136			0-3 K		2-3 K		0-1 G5-3 1B			3 0 1 0 0 2 2												
Mike Wood, R (1, 1)			1-3 K			1-0 G4-3		2-2 G5-3		2 0 0 0 0 1 0												
Rudy Seanez, R (6, 1)										0 0 0 0 0 0 0												
Damian Jackson, R (8, PH) OBP: 0.192, SLG: 0.261										1 0 0 0 0 0 1												
Justin Huisman, R (8, 1)										0 0 0 0 0 0 0												
Inning Stats	R: 0 E: 0 K: 1 S: 8	H: 0 LOB: 0 BB: 0 P: 12	R: 0 E: 0 K: 1 S: 8	H: 0 LOB: 0 BB: 0 P: 9	R: 0 E: 0 K: 2 S: 8	H: 0 LOB: 0 BB: 0 P: 9	R: 0 E: 0 K: 0 S: 5	H: 1 LOB: 0 BB: 0 P: 9	R: 0 E: 0 K: 2 S: 10	H: 2 LOB: 2 BB: 0 P: 15	R: 0 E: 0 K: 1 S: 7	H: 1 LOB: 1 BB: 0 P: 12	R: 0 E: 0 K: 2 S: 8	H: 0 LOB: 0 BB: 0 P: 8	R: 0 E: 0 K: 0 S: 9	H: 1 LOB: 1 BB: 0 P: 12	R: 1 E: 0 K: 2 S: 10	H: 1 LOB: 0 BB: 0 P: 13	1B: 5 2B: 0 3B: 0 HR: 1	SF: 0 SAC: 0 DP: 1 HBP: 0	WP: 0 PB: 0 SB: 1 CS: 0	PA: 32
PITCHER	IP WLS BF H R ER SO BB IBB HBP BLK WP HR S P ERA WHIP																					
David Wells, L (1, 1) ERA: 3.03	6.0 W 21 4 0 0 7 0 0 0 0 0 0 0 46 66 0.00 0.667																					
Blaine Neal, R (7, 1) ERA: 3.6	1.0 3 0 0 0 2 0 0 0 0 0 0 0 8 8 0.00 0.000																					
Ricky Stone, R (8, 1) ERA: 5.57	2.0 8 2 1 1 2 0 0 0 0 0 0 1 19 25 4.50 1.000																					

Kansas City Royals @ San Diego Padres
PETCO Park, San Diego, CA
 Sun Jul 04 2004, 4:05 PM EDT
 Att. 31,490 - Sunny - 71 F

AB	32
R	1
H	6
RBI	1
BB	0
SO	11
LOB	7



Batter	1	2	3	4	5	6	7	8	9
Sean Burroughs, L (1, 5) OBP: 0.352, SLG: 0.354	1-3 K		3-2 G6-3		0-2 G5-3	4-0 IBB	0-1 1-2 3-H 1B		
Mark Loretta, R (1, 4) OBP: 0.367, SLG: 0.457	2-2 G6-3		0-1 G5-3		0-0 24 BB 1B	2-0 SF8	2-2 L4		
24 Brian Giles, L (1, 9) OBP: 0.375, SLG: 0.464	4-2 BB			3-3 K	4-2 1-2 BB	2-2 G4-3		0-1 G5-3 1B	
Phil Nevin, R (1, 3) OBP: 0.378, SLG: 0.493	0-1 G5-3			0-1 1B 1B	2-1 F8		2-2 WP SF9 1B	3-1 G5-3 1B	
Jeff Cirillo, R (4, PR) OBP: 0.274, SLG: 0.286									
Ryan Klesko, L (1, 7) OBP: 0.372, SLG: 0.361		1-1 P5		0-0 1B 3 PB 1B	3-3 K		1 SAFE 1 SAFE SF9 WP 1B	3-2 G5-3	
Terrence Long, L (1, 8) OBP: 0.313, SLG: 0.380		1-3 K		2-0 L9		1-1 1B 3 2B 2B	3-2 SF9	4-0 IBB	
Humberto Quintero, R (1, 2) OBP: 0.444, SLG: 0.697		4-0 BB		2-1 3 PB 1B		0-0 3 2B SF8 1B	0-1 SF9	2-3 K	
3 Khalil Greene, R (1, 6) OBP: 0.354, SLG: 0.399		1-3 K		4-1 1-2 3-H IBB		0-0 1-3 3-H 2B	4-1 1B WP BB	3-2 G5-3	
David Wells, L (1, 1) OBP: 0.083, SLG: 0.043			0-3 K		1-1 G3		3-2 1B		
Blaine Neal, L (7, 1)									
Darren Bragg, L (7, PH) OBP: 1.000, SLG: 1.000									
Ricky Stone, R (8, 1)									

Inning Stats	R: 0 E: 0 K: 1 S: 15	H: 0 LOB: 1 BB: 1 P: 22	R: 0 E: 0 K: 2 S: 8	H: 0 LOB: 1 BB: 1 P: 15	R: 0 E: 0 K: 1 S: 9	H: 0 LOB: 0 BB: 0 P: 12	R: 2 E: 0 K: 1 S: 13	H: 3 LOB: 2 BB: 1 P: 25	R: 0 E: 0 K: 1 S: 12	H: 1 LOB: 2 BB: 1 P: 21	R: 2 E: 0 K: 1 S: 12	H: 3 LOB: 2 BB: 1 P: 22	R: 3 E: 0 K: 0 S: 20	H: 4 LOB: 2 BB: 1 P: 37	R: 0 E: 0 K: 1 S: 14	H: 2 LOB: 3 BB: 1 P: 29
1B: 11 2B: 2 3B: 0 HR: 0	SF: 3 SAC: 0 DP: 0 HBP: 0	WP: 2 PB: 1 SB: 0 CS: 0	PA: 44													

PITCHER	IP	WLS	BF	H	R	ER	SO	BB	IBB	HBP	BLK	WP	HR	S	P	ERA	WHIP
Mike Wood, R (1, 1) ERA: 4.91	5.0	L	26	7	4	3	6	3	1	0	0	0	0	61	100	5.40	2.000
Rudy Seanez, R (6, 1) ERA: 5.91	2.0		12	4	3	3	1	1	1	0	0	2	0	28	54	13.50	2.500
Justin Huisman, R (8, 1) ERA: 6.23	1.0		6	2	0	0	1	0	1	0	0	0	0	14	29	0.00	2.000

BOTTOM

Kansas City Royals @ San Diego Padres
PETCO Park, San Diego, CA

livebaseballscorecards.com

AB	34
R	7
H	13
RBI	6
BB	7
SO	8
LOB	24



Sun Jul 04 2004, 4:05 PM EDT
 Att: 31,490 - Sunny - 71 F

Batter	1	2	3	4	5	6	7	8	9	AB R H RBI BB SO LOB	TOP	
9 David DeJesus, L (1, 8) OBP: 0.254, SLG: 0.167	1-1 G5-3 1B HBP		1-1 F8			1-0 1B			0-0 G4-3	3 0 1 0 0 0 1		
Tony Graffanino, R (1, 4) OBP: 0.330, SLG: 0.330	1-0 G5-3 1B		1-2 G5-3			0-2 F9			2-0 F8	4 0 1 0 0 0 2		
Ken Harvey, R (1, 3) OBP: 0.371, SLG: 0.480	0-1 G5-3 1-2 2-3f		1-2 G6-3			2-1 G5-3			0-1 G4-3	4 0 0 0 0 0 3		
Matt Stairs, L (1, 10) OBP: 0.316, SLG: 0.458	0-3 K		0-3 K			0-0 L4				3 0 0 0 0 2 1		
4 Angel Berroa, R (1, 6) OBP: 0.272, SLG: 0.373		3-1 G5-3			1-3 K	3-2 G5-3				3 0 0 0 0 1 0		
Dee Brown, L (1, 7) OBP: 0.280, SLG: 0.244		3-2 P5			1-1 G4-3			0-1 FC5-4 1B		3 0 1 0 0 0 0		
Ruben Mateo, R (1, 9) OBP: 0.306, SLG: 0.442		1-0 G5-3			1-2 G5-3			1-2 FC5-4 G4-6-3 1-2f		3 0 0 0 0 0 1		
Desi Relaford, S (1, 5) OBP: 0.270, SLG: 0.259			1-3 K			0-2 G4-3		1-0 G4-6-3 1-2f		3 0 0 0 0 1 1		
Alberto Castillo, R (1, 2) OBP: 0.364, SLG: 0.476			0-2 G5-3			0-1 P4		2-1 G4-3 1B		3 0 1 0 0 0 0		
Inning Stats	R: 0 E: 0 K: 1 S: 7 H: 1 LOB: 1 BB: 0 P: 9	R: 0 E: 0 K: 0 S: 9 H: 0 LOB: 0 BB: 0 P: 16	R: 0 E: 0 K: 1 S: 11 H: 0 LOB: 0 BB: 0 P: 13	R: 0 E: 0 K: 1 S: 11 H: 0 LOB: 0 BB: 0 P: 13	R: 0 E: 0 K: 1 S: 8 H: 0 LOB: 0 BB: 0 P: 11	R: 0 E: 0 K: 0 S: 10 H: 1 LOB: 1 BB: 0 P: 11	R: 0 E: 0 K: 0 S: 6 H: 0 LOB: 0 BB: 0 P: 11	R: 0 E: 0 K: 0 S: 6 H: 1 LOB: 0 BB: 0 P: 8	R: 0 E: 0 K: 0 S: 6 H: 1 LOB: 1 BB: 0 P: 10	1B: 4 2B: 0 3B: 0 HR: 0 SF: 0 SAC: 0 DP: 2 HBP: 1	WP: 0 PB: 0 SB: 0 CS: 0 PA: 30	
PITCHER Brad Radke, R (1, 1) ERA: 3.42	IP WLS BF H R ER SO BB IBB HBP BLK WP HR S P ERA WHIP											
	9.0 W 30 4 0 0 4 0 0 1 0 0 0 0 74 102 0.00 0.444											
PITCHER	IP WLS BF H R ER SO BB IBB HBP BLK WP HR S P ERA WHIP											

Kansas City Royals @ Minnesota Twins
 Hubert H. Humphrey Metrodome, Minneapolis, MN
 Mon Jul 05 2004, 8:10 PM EDT
 Att. 16,191 - Unknown - 70 F

AB	29
R	0
H	4
RBI	0
BB	0
SO	4
LOB	9



Batter	1	2	3	4	5	6	7	8	9	AB R H RBI BB SO LOB	TOP
Desi Relaford, S OBP: 0.280, SLG: 0.262 (1, 7) B F F X	1-2 1B		4-2 BB			3-2 F8			4-1 G4-6-3 BB	2 0 1 0 2 0 0	
4 Angel Berroa, R OBP: 0.268, SLG: 0.367 (1, 6) X	0-0 F9		0-3 K			1-3 K			0-2 F9	4 0 0 0 0 2 3	
Ken Harvey, R OBP: 0.366, SLG: 0.473 (1, 3) B 1 SAFE S SAFE S	1-3 K		0-3 K2-3			2-3 K			0-1 G4-6-3 1-2f	4 0 0 0 0 3 3	
Matt Stairs, L OBP: 0.313, SLG: 0.452 (1, 9) C C S	0-3 K			0-0 G3			2-1 G3-1			3 0 0 0 0 1 1	
Ruben Mateo, R OBP: 0.308, SLG: 0.435 (1, 8) B X		1-0 1B		1-3 K		2-3 K				3 0 1 0 0 2 0	
Tony Graffanino, R OBP: 0.326, SLG: 0.325 (1, 4) C B F SAFE X		1-2 F9		0-0 G1-3		3-1 G6-3				3 0 0 0 0 0 1	
Dee Brown, L OBP: 0.283, SLG: 0.250 (1, 10) C B F SAFE X		0-3 K		1-1 CS 1B			1-1 G4-3			3 0 1 0 0 1 1	
14 John Buck, R OBP: 0.154, SLG: 0.120 (1, 2) C B F SAFE X		0-3 K		1-2 F8			0-3 K			3 0 0 0 0 2 2	
José Bautista, R OBP: 0.268, SLG: 0.167 (1, 5) B S C S			1-3 K		2-3 K		1-1 G6-3			3 0 0 0 0 2 1	
Inning Stats	R: 0 H: 1 E: 0 LOB: 1 K: 2 BB: 0 S: 10 P: 12	R: 0 H: 1 E: 0 LOB: 1 K: 2 BB: 0 S: 12 P: 14	R: 0 H: 0 E: 0 LOB: 1 K: 3 BB: 1 S: 12 P: 17	R: 0 H: 0 E: 0 LOB: 0 K: 1 BB: 0 S: 5 P: 6	R: 0 H: 1 E: 0 LOB: 0 K: 1 BB: 0 S: 8 P: 12	R: 0 H: 0 E: 0 LOB: 0 K: 2 BB: 0 S: 14 P: 20	R: 0 H: 0 E: 0 LOB: 0 K: 1 BB: 0 S: 7 P: 14	R: 0 H: 0 E: 0 LOB: 0 K: 1 BB: 0 S: 7 P: 9	R: 0 H: 0 E: 0 LOB: 0 K: 0 BB: 1 S: 6 P: 10	1B: 3 SF: 0 2B: 0 SAC: 0 3B: 0 DP: 1 HR: 0 HBP: 0	WP: 0 PA: 30 PB: 0 SB: 1 CS: 1
PITCHER Johan Santana, L ERA: 3.89 (1, 1)	IP WLS BF H R ER SO BB IBB HBP BLK WP HR S P ERA WHIP	9.0 W 30 3 0 0 13 2 0 0 0 0 0 0 81 114 0.00 0.556									

Kansas City Royals @ Minnesota Twins
Hubert H. Humphrey Metrodome, Minneapolis, MN
 Tue Jul 06 2004, 8:10 PM EDT
 Att. 18,038 - Unknown - 70 F

AB	28
R	0
H	3
RBI	0
BB	2
SO	13
LOB	12



Batter	1	2	3	4	5	6	7	8	9	AB R H RBI BB SO LOB
Cristian Guzman, S OBP: 0.302, SLG: 0.366 (1, 6) BB F B X	3-1 P4 ①		1 SAFE 2-3 K ② SB 1 SAFE 1 SAFE			2-2 20 L8 7 BLK 2B C C B B X	1-0 F9 ② B X			4 1 1 0 0 1 1
20 Lew Ford, R OBP: 0.381, SLG: 0.486 (1, 7) BB B C X	3-1 G5-3 ②		2-1 FC5-4 ③ 1-2f			1-1 L8 ① 2-3 B F X	1-0 E9 1B ① B X			4 0 1 0 0 0 2
7 Joe Mauer, L OBP: 0.382, SLG: 0.618 (1, 2) C X	0-1 L8 ③			1-2 F7 ① X F T C C		0-2 L4 ② C S X	0-2 G4-3 ③ X F T C C			4 0 0 0 0 0 1
Corey Koskie, L OBP: 0.323, SLG: 0.470 (1, 5) C X		0-1 G6-3 ① C X		3-1 G1-3 ② B B T B X		4-2 2B 1B BB C S D B B B		1-0 F8 ① B X		3 1 0 0 1 0 0
Torii Hunter, R OBP: 0.325, SLG: 0.478 (1, 8) C X		0-1 HR ① C X		2-3 K ③ S B B C B B B X		2-2 SAFE SAFE 1B 2B C S B 1 D X		4-2 CS BB B B C B B B B		3 2 2 1 1 1 0
Jacque Jones, L OBP: 0.318, SLG: 0.451 (1, 9) S F B F B B		1-3 K ② S F B F B B			4-1 BB B B F B B	4-0 1B IBB I B B B B		2-2 F7 ② ⑤ ⑥ F B D X		2 0 0 0 2 1 1
Jose Offerman, S OBP: 0.346, SLG: 0.369 (1, 10) B B B F B X		3-2 P5 ③ B B B F B X			0-0 L4 ① X	2-1 1B 1-3 2-H 3-H ③ F B B X				3 0 1 2 0 0 1
Doug Mientkiewicz, L OBP: 0.334, SLG: 0.364 (1, 3) C B B X			2-1 20 FC5-4 1B ① C B B X		1-1 P4 ② B C 1 SAFE 1 SAFE X	2-3 K ③ B C F T C C				3 0 1 0 0 1 3
Luis Rivas, R OBP: 0.296, SLG: 0.429 (1, 4) F 1 SAFE 1 SAFE 1 SAFE C T C C			1-3 K ① F 1 SAFE 1 SAFE 1 SAFE C T C C		1-3 K ③ 1 SAFE 1 SAFE C T C C		2-1 P3 ① C B B X			3 0 0 0 0 2 2

BOTTOM

Kansas City Royals @ Minnesota Twins
Hubert H. Humphrey Metrodome, Minneapolis, MN

Tue Jul 06 2004, 8:10 PM EDT
Att: 18,038 - Unknown - 70 F

livebaseballscores.com

AB	29
R	4
H	6
RBI	3
BB	4
SO	6
LOB	11



Inning Stats	R: 0	H: 0	E: 0	K: 0	S: 6	R: 1	H: 1	E: 0	K: 1	S: 10	R: 0	H: 1	E: 0	K: 2	S: 12	R: 0	H: 0	E: 0	K: 1	S: 9	R: 0	H: 0	E: 0	K: 1	S: 7	R: 3	H: 3	E: 0	K: 1	S: 20	R: 0	H: 1	E: 1	K: 0	S: 9	R: 0	H: 0	E: 0	K: 0	S: 7	1B: 3	2B: 2	3B: 0	HR: 1	SF: 0	SAC: 0	DP: 0	HBP: 0	WP: 0	PB: 0	SB: 0	CS: 1	PA: 33
--------------	------	------	------	------	------	------	------	------	------	-------	------	------	------	------	-------	------	------	------	------	------	------	------	------	------	------	------	------	------	------	-------	------	------	------	------	------	------	------	------	------	------	-------	-------	-------	-------	-------	--------	-------	--------	-------	-------	-------	-------	--------

PITCHER	IP	WLS	BF	H	R	ER	SO	BB	IBB	HBP	BLK	WP	HR	S	P	ERA	WHIP
23 Zack Greinke, R ERA: 3.86 (1, 1)	5.2	L	25	5	4	4	5	2	1	0	1	0	1	60	104	6.35	1.235
Jaime Cerda, L ERA: 2.16 (6, 1)	1.1		5	1	0	0	1	0	0	0	0	0	0	13	19	0.00	0.750
Nate Field, R ERA: 3.82 (8, 1)	1.0		3	0	0	0	0	1	0	0	0	0	0	7	14	0.00	1.000

Batter	1	2	3	4	5	6	7	8	9	AB R H RBI BB SO LOB	TOP
Desi Relaford, S (1, 5) OBP: 0.280, SLG: 0.257	1-1 SH1-3 HBP		2-2 G3		2-2 F8			0-0 F7		3 0 0 0 0 0 0	
4 Angel Berroa, R (1, 6) OBP: 0.265, SLG: 0.363	1-1 SH1-3		1-1 G5-3			2-2 G1-3		0-2 G5-3		3 0 0 0 0 0 0	
Ken Harvey, R (1, 3) OBP: 0.365, SLG: 0.468	1-1 G5-4-3 HBP		3-2 G5-3			0-1 G4-3		2-3 K		3 0 0 0 0 1 0	
Matt Stairs, L (1, 9) OBP: 0.311, SLG: 0.448	1-2 G5-4-3			0-0 1B		3-2 G6-3			2-1 G4-3	4 0 1 0 0 0 2	
Ruben Mateo, R (1, 8) OBP: 0.304, SLG: 0.420		0-2 1B		0-0 P4			0-2 G6-3		1-2 G6-3	4 0 1 0 0 0 1	
Dee Brown, L (1, 7) OBP: 0.316, SLG: 0.288		0-2 1B		2-2 G5-4-3 1B			1-1 1B		1-3 K	4 0 3 0 0 1 0	
Tony Graffanino, R (1, 4) OBP: 0.326, SLG: 0.325		2-3 K		0-0 G5-4-3			1-2 1B			3 0 1 0 0 1 4	
14 John Buck, R (1, 2) OBP: 0.138, SLG: 0.107		0-0 F8			2-3 K		0-3 K			3 0 0 0 0 2 4	
Damian Jackson, R (1, 10) OBP: 0.172, SLG: 0.231		3-3 K			1-0 F8		1-3 K			3 0 0 0 0 2 4	
Inning Stats	R: 0 E: 0 K: 0 S: 7 H: 0 LOB: 1 BB: 0 P: 11	R: 0 E: 0 K: 2 S: 13 H: 2 LOB: 2 BB: 0 P: 18	R: 0 E: 0 K: 0 S: 9 H: 0 LOB: 0 BB: 0 P: 15	R: 0 E: 0 K: 0 S: 6 H: 2 LOB: 1 BB: 0 P: 8	R: 0 E: 0 K: 1 S: 9 H: 0 LOB: 0 BB: 0 P: 14	R: 0 E: 0 K: 2 S: 14 H: 0 LOB: 2 BB: 0 P: 17	R: 0 E: 0 K: 1 S: 7 H: 0 LOB: 0 BB: 0 P: 9	R: 0 E: 0 K: 1 S: 8 H: 0 LOB: 0 BB: 0 P: 12	1B: 6 2B: 0 3B: 0 HR: 0 SF: 0 SAC: 1 DP: 2 HBP: 2	WP: 0 PB: 0 SB: 1 CS: 0 PA: 33	
PITCHER Kyle Lohse, R (1, 1) ERA: 4.71	IP: 9.0 WLS: W BF: 33 H: 6 R: 0 ER: 0 SO: 7 BB: 0 IBB: 0 HBP: 2 BLK: 0 WP: 0 HR: 0 S: 82 P: 118 ERA: 0.00 WHIP: 0.667	PITCHER IP WLS BF H R ER SO BB IBB HBP BLK WP HR S P ERA WHIP									

Kansas City Royals @ Minnesota Twins
 Hubert H. Humphrey Metrodome, Minneapolis, MN
 Wed Jul 07 2004, 8:10 PM EDT
 Att. 19,534 - Unknown - 70 F

AB	30
R	0
H	6
RBI	0
BB	0
SO	7
LOB	15



Batter	1	2	3	4	5	6	7	8	9	AB R H RBI BB SO LOB
Cristian Guzman, S OBP: 0.309, SLG: 0.376 (1, 6)	2-1 20 1B 2B	2-0 E5 20 1B 7 1B		0-1 20 FC6-4 1B	0-0 20 FC5-4 1B		1-0 7 1B G3-1 1B			5 3 4 0 0 0 0
20 Lew Ford, R OBP: 0.382, SLG: 0.487 Michael Restovich, R OBP: 0.235, SLG: 0.250 (1, 7) (6, 7)	2-2 7 1B BB G3 1B	1-1 7 1B G4-6-3 1B		1-2 7 2B FC6-4 2B	2-1 7 G6-4-3 FC5-4 1B		1-0 F8 1B			4 3 2 1 0 0 2 1 0 0 0 0 0 1
7 Joe Mauer, L OBP: 0.402, SLG: 0.638 (1, 2)	2-2 G3 BB 1-2 2B 1B	3-2 G4-6-3 HBP 1-3 2-H 1B		1-0 1-3 2B 2B	3-2 G6-4-3 1-2f		3-2 G3-1 1-2 1B			5 2 4 1 0 0 1
Corey Koskie, L OBP: 0.332, SLG: 0.477 (1, 5)	2-3 K 1-2 2-3	1-0 G4-6-3 HBP 1-2		4-0 2B 5 BB IBB		0-0 1B FC4-6 2B	0-0 G3-1 1-2 2-3 1B			3 2 2 0 1 1 2
Torii Hunter, R OBP: 0.330, SLG: 0.482 (1, 8)	4-2 G3 1-2 2-3 BB	0-0 G4-6-3 1-2f 2-3 3-H		0-0 FC4-5 1-3 2-H 3-H 2B		2-2 HBP E 2-3 1B	0-2 G3-1 1-2 2-3 3-H			4 2 2 3 1 0 4
Jacque Jones, L OBP: 0.316, SLG: 0.445 (1, 9)	0-1 G3 1-2 2-3 3-H	3-3 K		1-0 5 BB FC4-5 2-3 BB		1-0 FC4-6 HBP 1-2	0-3 K			4 0 0 1 0 2 7
Matthew LeCroy, R OBP: 0.327, SLG: 0.435 (1, 10)	2-1 2-H 3-H 2B		2-3 K	4-0 5 BB 1-2 BB		1-0 FC4-6 1-2f 2-H 3-H		1-3 K		4 0 1 3 1 2 1
5 Michael Cuddyer, R OBP: 0.310, SLG: 0.408 (1, 3)	1-0 HBP		3-2 G4-3	4-1 1-2 3-H BB		0-1 L4		2-3 K		3 0 0 1 1 1 1
8 Nick Punto, S OBP: 0.354, SLG: 0.316 (1, 4)	1-3 K		2-2 G3	0-0 F9		0-0 F7		1-2 G4-3		5 0 0 0 0 1 6

Inning Stats	R: 4	H: 4	E: 0	LOB: 2	K: 2	P: 39	R: 2	H: 2	E: 1	LOB: 1	K: 1	P: 20	R: 0	H: 0	E: 0	LOB: 0	K: 1	P: 17	R: 3	H: 3	E: 0	LOB: 3	K: 0	P: 25	R: 0	H: 1	E: 0	LOB: 0	K: 0	P: 12	R: 2	H: 2	E: 1	LOB: 1	K: 0	P: 12	R: 1	H: 3	E: 0	LOB: 2	K: 1	P: 17	R: 0	H: 0	E: 0	LOB: 0	K: 2	P: 13	R: 0	H: 0	E: 0	LOB: 0	K: 2	P: 9
1B: 10	SF: 0	2B: 5	SAC: 0	3B: 0	DP: 2	HR: 0	HBP: 3	WP: 0	PA: 45	1B: 10	SF: 0	2B: 5	SAC: 0	3B: 0	DP: 2	HR: 0	HBP: 3	WP: 0	PA: 45	1B: 10	SF: 0	2B: 5	SAC: 0	3B: 0	DP: 2	HR: 0	HBP: 3	WP: 0	PA: 45	1B: 10	SF: 0	2B: 5	SAC: 0	3B: 0	DP: 2	HR: 0	HBP: 3	WP: 0	PA: 45	1B: 10	SF: 0	2B: 5	SAC: 0	3B: 0	DP: 2	HR: 0	HBP: 3							

PITCHER	IP	WLS	BF	H	R	ER	SO	BB	IBB	HBP	BLK	WP	HR	S	P	ERA	WHIP
Dennys Reyes, L ERA: 4.63 (1, 1)	1.0	L	13	6	6	4	2	1	1	0	0	0	0	29	52	36.00	7.000
Justin Huisman, R ERA: 6.75 (2, 1)	2.2		12	3	3	3	2	1	1	0	0	0	0	22	43	10.12	1.500
Scott Sullivan, R ERA: 3.38 (4, 1)	2.1		11	3	2	1	0	1	0	1	0	0	0	17	30	3.86	1.714
Rudy Seanez, R ERA: 6.17 (7, 1)	1.0		6	3	1	1	1	0	0	0	0	0	0	12	17	9.00	3.000
Ryan Bukvich, R ERA: (8, 1)	1.0		3	0	0	0	2	0	0	0	0	0	0	9	13	0.00	0.000


BOTTOM

Kansas City Royals @ Minnesota Twins
Hubert H. Humphrey Metrodome, Minneapolis, MN

Wed Jul 07 2004, 8:10 PM EDT
Att: 19,534 - Unknown - 70 F

livebaseballscores.com

AB	38
R	12
H	15
RBI	10
BB	4
SO	7
LOB	25



Batter	1	2	3	4	5	6	7	8	9	AB R H RBI BB SO LOB
1 Brian Roberts, S OBP: 0.330, SLG: 0.348 (1, 4) C X	0-1 F9 ①		1 SAFE 0-0 B5-3 ③			3-2 CS 1B			2-3 K ①	4 0 1 0 0 1 2
Jerry Hairston, R OBP: 0.396, SLG: 0.424 (1, 9) C C C F X	0-2 10 G6-4-3 1B			2-3 K ①		1 SAFE 1-3 K ② ③ 1-2			1-2 P4 ②	4 0 1 0 0 2 2
10 Miguel Tejada, R OBP: 0.358, SLG: 0.504 (1, 6) B 1 SAFE B C 1 SAFE X	2-1 G6-4-3 ② ③ 1-2f			1-1 P3 ②				1-2 G6-3 ①	0-1 G4-3 ③	4 0 0 0 0 0 2
Javy Lopez, R OBP: 0.370, SLG: 0.478 (1, 2)		B B C B B	4-1 G6-4-3 BB	2-1 G4-3 ③				0-0 F8 ②		2 0 0 0 1 0 0
Rafael Palmeiro, L OBP: 0.353, SLG: 0.404 (1, 3)		X	0-0 F8 ①		1-1 FC6-4 1B			2-2 G3-1 ③		3 0 1 0 0 0 1
Jose Leon, R OBP: 0.160, SLG: 0.250 (1, 5)		C B X	1-1 G6-4-3 ② ③ 1-2f		2-3 K ①			2-2 G6-3 ①		3 0 0 0 0 1 2
Larry Bigbie, L OBP: 0.323, SLG: 0.388 (1, 7)		B C B X	2-1 G3 ①		2-0 F8 ②			2-3 K ②		3 0 0 0 0 1 1
Luis Matos, R OBP: 0.287, SLG: 0.355 (1, 8)		X	0-0 B5-3 ②		1-1 FC6-4 ③ 1-2f			0-0 F8 ③		3 0 0 0 0 0 1
David Newhan, L OBP: 0.464, SLG: 0.662 (1, 10) C F X			0-2 1B			X 0-0 F9 ①			1-2 1B	3 0 2 0 0 0 0

Inning Stats	R: 0 E: 0 K: 0 S: 8	H: 1 LOB: 0 BB: 0 P: 10	R: 0 E: 0 K: 0 S: 4	H: 0 LOB: 0 BB: 1 P: 9	R: 0 E: 0 K: 0 S: 7	H: 1 LOB: 1 BB: 0 P: 9	R: 0 E: 0 K: 1 S: 8	H: 0 LOB: 0 BB: 0 P: 13	R: 0 E: 0 K: 1 S: 8	H: 1 LOB: 1 BB: 0 P: 14	R: 0 E: 0 K: 1 S: 7	H: 1 LOB: 0 BB: 0 P: 11	R: 0 E: 0 K: 0 S: 9	H: 0 LOB: 0 BB: 0 P: 12	R: 0 E: 0 K: 1 S: 8	H: 0 LOB: 0 BB: 0 P: 12	R: 0 E: 0 K: 1 S: 12	H: 1 LOB: 1 BB: 0 P: 16	1B: 5 2B: 0 3B: 0 HR: 0	SF: 0 SAC: 0 DP: 2 HBP: 0	WP: 0 PB: 0 SB: 0 CS: 1	PA: 30			
PITCHER Darrell May, L ERA: 5.24 (1, 1)	IP 9.0	WLS W	BF 30	H 5	R 0	ER 0	SO 5	BB 1	IBB 0	HBP 0	BLK 0	WP 0	HR 0	S 71	P 106	ERA 0.00	WHIP 0.667								

BOTTOM

Kansas City Royals @ Baltimore Orioles
 Oriole Park at Camden Yards, Baltimore, MD

livebaseballscores.com

AB	29
R	0
H	5
RBI	0
BB	1
SO	5
LOB	11



Fri Jul 09 2004, 7:35 PM EDT
 Att: 43,947 - Sunny - 90 F

Batter	1	2	3	4	5	6	7	8	9	AB R H RBI BB SO LOB	TOP	
Desi Relaford, S (1, 5) OBP: 0.282, SLG: 0.253	3-2 L9		0-0 L8			2-1 G3			0-2 F7	4 0 0 0 0 0 2		
Tony Graffanino, R (1, 4) OBP: 0.322, SLG: 0.329	2-0 F7			1-2 G6-3		1-3 K			3-2 SF7	3 0 0 1 0 1 0		
29 Mike Sweeney, R (1, 3) OBP: 0.329, SLG: 0.465	1-1 G6-3			2-1 L9			0-1 F8		3-H 0-0 HR	4 1 1 1 0 0 0		
Matt Stairs, L (1, 10) OBP: 0.312, SLG: 0.445		2-2 FC6-4 1B		1-3 K			0-1 G4-6-3 1B		3-2 G6-3	4 0 2 0 0 1 0		
Ruben Mateo, R (1, 9) OBP: 0.302, SLG: 0.393		2-1 FC6-4 4 CS 1-2f			2-2 FC6-4 9 1B		1-1 G4-6-3 1-2f			3 0 1 0 0 0 2		
Dee Brown, L (1, 7) OBP: 0.297, SLG: 0.271		0-1 P2			2-2 F9			1-1 F8		3 0 0 0 0 0 2		
4 Angel Berroa, R (1, 6) OBP: 0.269, SLG: 0.366		0-1 CS 1-2	3-2 F8		1-3 K			2-2 G5-3		3 0 0 0 0 1 1		
9 David DeJesus, L (1, 8) OBP: 0.243, SLG: 0.159			1-3 K		0-0 FC6-4 1-2f			2-2 L5		3 0 0 0 0 1 1		
14 John Buck, R (1, 2) OBP: 0.229, SLG: 0.212			4-2 BB			3-3 K			1-0 WP SF7 2B	2 1 1 0 1 1 0		
Inning Stats	R: 0 E: 0 K: 0 S: 6 H: 0 LOB: 0 BB: 0 P: 12	R: 0 E: 0 K: 0 S: 8 H: 1 LOB: 0 BB: 0 P: 12	R: 0 E: 0 K: 1 S: 9 H: 0 LOB: 1 BB: 1 P: 17	R: 0 E: 0 K: 1 S: 8 H: 0 LOB: 0 BB: 0 P: 12	R: 0 E: 0 K: 1 S: 12 H: 1 LOB: 1 BB: 0 P: 17	R: 0 E: 0 K: 2 S: 9 H: 0 LOB: 0 BB: 0 P: 15	R: 0 E: 0 K: 0 S: 6 H: 1 LOB: 0 BB: 0 P: 7	R: 0 E: 0 K: 0 S: 8 H: 0 LOB: 0 BB: 0 P: 13	R: 2 E: 0 K: 0 S: 12 H: 2 LOB: 0 BB: 0 P: 19	1B: 3 2B: 1 3B: 0 HR: 1 SF: 1 SAC: 0 DP: 1 HBP: 0	WP: 1 PB: 0 SB: 0 CS: 1 PA: 32	
PITCHER	IP WLS BF H R ER SO BB IBB HBP BLK WP HR S P ERA WHIP											
40 Daniel Cabrera, R (1, 1) ERA: 2.9	7.0 W 23 3 0 0 5 1 0 0 0 0 0 0 58 92 0.00 0.571											
B.J. Ryan, L (8, 1) ERA: 1.75	1.0 3 0 0 0 0 0 0 0 0 0 0 0 8 13 0.00 0.000											
Jorge Julio, R (9, 1) ERA: 4.58	1.0 5 2 2 2 0 0 0 0 0 0 1 1 12 19 18.00 2.000											

Kansas City Royals @ Baltimore Orioles
Oriole Park at Camden Yards, Baltimore, MD

livebaseballscorecards.com

AB	29
R	2
H	5
RBI	2
BB	1
SO	5
LOB	8



Sat Jul 10 2004, 4:35 PM EDT
Att. 33,493 - Cloudy - 90 F

Batter	1	2	3	4	5	6	7	8	9
1 Brian Roberts, S OBP: 0.331, SLG: 0.350 (1, 4)	2-2 F9		1-0 FC6-4 1B		4-2 10 2B BB		0-0 F7	2-2 2B	
David Newhan, L OBP: 0.472, SLG: 0.654 (1, 10)	0-0 F8		2-0 10 G6-4-3 1B		1-2 10 2B 1B		4-2 E 1B BB	0-2 G4-3	
10 Miguel Tejada, R OBP: 0.357, SLG: 0.504 (1, 6)	0-1 L3		1-0 G6-4-3		3-2 1-H 2-H 2B		1-1 L7		
Javy Lopez, R OBP: 0.374, SLG: 0.480 (1, 2)		2-0 HR 1B		4-2 G3-6-1 BB		3-1 F9	2-1 E8 1B		
Rafael Palmeiro, L OBP: 0.355, SLG: 0.416 (1, 3)		0-0 1-H HR		2-1 G3-6-1		2-1 FC6-4 BB 1B	0-0 F7		
Jerry Hairston, R OBP: 0.388, SLG: 0.414 (1, 9)		1-1 L7		1-0 F7		1-2 P4		1-2 L4	
Larry Bigbie, L OBP: 0.326, SLG: 0.388 (1, 7)		2-3 K			1-2 G4-3	4-1 FC6-4 BB		2-2 1B	
Luis Matos, R OBP: 0.287, SLG: 0.354 (1, 8)		3-2 G5-3			0-2 P2	0-0 FC6-4		2-2 2B 1B	
Luis Lopez, S OBP: 0.302, SLG: 0.375 (1, 5)			1-2 FC6-4 1B		0-1 1 BB 1B	0-0 G4-3		1-0 1 2B 2B	

Inning Stats	R: 0	H: 0	E: 0	K: 8	S: 8	R: 2	H: 2	E: 0	K: 10	S: 10	R: 0	H: 2	E: 0	K: 0	S: 7	R: 0	H: 0	E: 0	K: 5	S: 5	R: 3	H: 3	E: 0	K: 21	S: 21	R: 0	H: 1	E: 0	K: 8	S: 8	R: 0	H: 1	E: 1	K: 9	S: 9	R: 2	H: 4	E: 0	K: 19	S: 19			
	0	0	0	8	8	2	2	0	10	10	0	2	7	0	7	0	0	0	5	5	3	3	0	21	21	0	1	0	1	1	0	1	1	2	4	0	19	19	2	4	0	19	19

PITCHER	IP	WLS	BF	H	R	ER	SO	BB	IBB	HBP	BLK	WP	HR	S	P	ERA	WHIP
Mike Wood, R ERA: 6.32 (1, 1)	4.2	L	21	7	5	5	1	2	0	0	0	0	1	49	80	9.64	1.929
Nate Field, R ERA: 3.67 (5, 1)	1.1		6	1	0	0	0	1	0	0	0	0	0	10	20	0.00	1.500
Brian Anderson, L ERA: 7.23 (7, 1)	1.0		5	1	0	0	0	1	0	0	0	0	0	9	16	0.00	2.000
Scott Sullivan, R ERA: 3.71 (8, 1)	1.0		6	4	2	2	0	0	0	0	0	0	0	19	27	18.00	4.000

AB	R	H	RBI	BB	SO	LOB
4	1	1	1	1	0	1
4	1	2	1	1	0	1
4	0	1	2	0	0	3
3	1	2	0	1	0	1
4	1	2	2	0	0	3
4	0	0	0	0	0	1
3	0	1	0	1	1	0
4	1	1	0	0	0	2
4	2	3	1	0	0	2

WP	PA	ERA	WHIP
0	38		

Kansas City Royals @ Baltimore Orioles
 Oriole Park at Camden Yards, Baltimore, MD
 Sat Jul 10 2004, 4:35 PM EDT
 Att: 33,493 - Cloudy - 90 F

livebaseballscorecards.com

AB	34
R	7
H	13
RBI	7
BB	4
SO	1
LOB	14



Batter	1	2	3	4	5	6	7	8	9	AB R H RBI BB SO LOB	TOP											
Desi Relaford, S OBP: 0.279, SLG: 0.255 (1, 5)	1-1 B3		0-1 29 1B		1-2 F9	0-2 F9	2-3 K		0-3 K	6 1 1 0 0 2 5												
Tony Graffanino, R OBP: 0.322, SLG: 0.329 (1, 4)	0-1 F9		2-1 G5-3		0-0 F9	2-0 F7	2-0 HBP 29 E		2-1 1B	6 0 2 1 0 0 3												
29 Mike Sweeney, R OBP: 0.335, SLG: 0.490 (1, 3)	2-1 HR		0-0 2B 1B		2-1 1B		1-2 2-3 3-H HR		1-3 K	6 3 4 3 0 1 2												
Matt Stairs, L OBP: 0.322, SLG: 0.468 (1, 9)	1-2 1B		3-2 2B		3-2 L4		3-2 HR		0-3 K	4 1 3 2 0 0 1 1 0 0 0 0 1 1												
Ruben Mateo, R OBP: 0.297, SLG: 0.386 (7, PR)			1-H																			
Ken Harvey, R OBP: 0.353, SLG: 0.452 (1, 10)	1-3 K		1-1 G1-3			0-1 L8	0-1 F9			5 0 0 0 0 1 5												
Dee Brown, L OBP: 0.319, SLG: 0.313 (1, 7)		1-0 P6		0-1 FC6-5 9 S 1B		0-0 4 1B 2B	1-0 4 1B 9 BLK 1B		0-0 G5-3	5 2 3 0 0 0 0 0 0 0 0 0 0 0												
Damian Jackson, R OBP: 0.161, SLG: 0.214 (9, 7)				0-3 SAFE K		1-0 9 2B 1B	2-1 SAFE 14 1B 9 BLK 1B		4-1 BB	4 2 2 1 1 1 1												
4 Angel Berroa, R OBP: 0.275, SLG: 0.368 (1, 6)		1-1 G6-3		1-3 FC6-5		3-2 2B	4-2 1B 29 E BB		2-1 F7	4 1 1 1 1 0 2												
9 David DeJesus, L OBP: 0.253, SLG: 0.179 (1, 8)		1-0 G5-3		1-1 SAFE SAFE K		4-2 BB	1-2 29 E 1B		0-0 G6-3	4 1 1 0 1 1 2												
14 John Buck, R OBP: 0.250, SLG: 0.216 (1, 2)			3-3 K	1-1 SAFE SAFE G6-3																		
Inning Stats	R: 1 E: 0 K: 1 S: 12	H: 2 LOB: 1 BB: 0 P: 17	R: 0 E: 0 K: 0 S: 4	H: 0 LOB: 0 BB: 0 P: 7	R: 2 E: 0 K: 1 S: 15	H: 3 LOB: 1 BB: 0 P: 24	R: 0 E: 0 K: 1 S: 9	H: 1 LOB: 1 BB: 0 P: 10	R: 0 E: 0 K: 0 S: 9	H: 1 LOB: 1 BB: 0 P: 15	R: 2 E: 0 K: 0 S: 14	H: 3 LOB: 2 BB: 1 P: 24	R: 6 E: 1 K: 1 S: 26	H: 6 LOB: 3 BB: 1 P: 45	R: 0 E: 0 K: 0 S: 5	H: 0 LOB: 1 BB: 1 P: 11	R: 0 E: 0 K: 3 S: 13	H: 1 LOB: 1 BB: 0 P: 16	1B: 10 2B: 4 3B: 0 HR: 3	SF: 0 SAC: 0 DP: 0 HBP: 1	WP: 0 PB: 0 SB: 1 CS: 0	PA: 49
PITCHER	IP WLS BF H R ER SO BB IBB HBP BLK WP HR S P ERA WHIP																					
Rodrigo Lopez, R ERA: 3.89 (1, 1)	5.1 L 26 10 5 5 3 0 0 0 0 0 0 1 57 85 8.44 1.875																					
Eddy Rodriguez, R ERA: 2.52 (6, 1)	0.2 4 1 1 1 0 1 0 0 0 0 0 1 9 16 13.50 3.000																					
Buddy Groom, L ERA: 4.91 (7, 1)	0.2 7 4 2 2 1 1 0 0 0 1 0 1 19 31 27.00 7.500																					
Mike DeJean, R ERA: 6.57 (7, 1)	0.1 4 1 3 1 0 0 0 0 1 0 0 0 4 10 27.00 3.000																					
John Parrish, L ERA: 3.75 (8, 1)	2.0 8 1 0 0 3 1 0 0 0 0 0 0 18 27 0.00 1.000																					

Kansas City Royals @ Baltimore Orioles
Oriole Park at Camden Yards, Baltimore, MD

Sun Jul 11 2004, 1:35 PM EDT
Att. 31,042 - Unknown - 90 F

livebaseballscorecards.com

AB	45
R	11
H	17
RBI	8
BB	3
SO	7
LOB	22



Batter	1	2	3	4	5	6	7	8	9	AB	R	H	RBI	BB	SO	LOB
1 Brian Roberts, S OBP: 0.326, SLG: 0.345 (1, 4)										5	1	0	0	0	2	2
David Newhan, L OBP: 0.479, SLG: 0.659 (1, 7)										4	2	2	1	1	0	0
10 Miguel Tejada, R OBP: 0.358, SLG: 0.506 (1, 6)										5	1	2	2	0	0	1
Javy Lopez, R OBP: 0.375, SLG: 0.488 (1, 10)										5	1	2	3	0	0	2
Rafael Palmeiro, L OBP: 0.356, SLG: 0.415 (1, 3)										3	0	1	0	1	0	1
Jerry Hairston, R OBP: 0.390, SLG: 0.422 (1, 9)										4	1	2	0	0	0	2
Jose Leon, R OBP: 0.172, SLG: 0.250 (1, 5)										4	0	1	1	0	1	3
Luis Matos, R OBP: 0.284, SLG: 0.349 (1, 8)										4	0	0	0	0	0	2
Ken Huckaby, R OBP: 0.281, SLG: 0.276 (1, 2)										4	1	2	0	0	0	0

Inning Stats	R: 0	H: 0	E: 0	K: 1	S: 7	H: 0	LOB: 0	BB: 0	P: 11	R: 0	H: 2	E: 0	K: 0	S: 9	R: 1	H: 2	E: 0	K: 0	S: 8	R: 1	H: 2	E: 0	K: 0	S: 11	R: 0	H: 0	E: 0	K: 0	S: 5	R: 0	H: 0	E: 0	K: 0	S: 10	R: 0	H: 0	E: 0	K: 0	S: 5	R: 3	H: 3	E: 0	K: 2	S: 17	R: 2	H: 3	E: 0	K: 0	S: 24	1B: 7	2B: 4	3B: 0	HR: 1	SF: 0	SAC: 0	DP: 0	HBP: 0	WP: 0	PA: 40
--------------	------	------	------	------	------	------	--------	-------	-------	------	------	------	------	------	------	------	------	------	------	------	------	------	------	-------	------	------	------	------	------	------	------	------	------	-------	------	------	------	------	------	------	------	------	------	-------	------	------	------	------	-------	-------	-------	-------	-------	-------	--------	-------	--------	-------	--------

PITCHER	IP	WLS	BF	H	R	ER	SO	BB	IBB	HBP	BLK	WP	HR	S	P	ERA	WHIP
41 Jimmy Gobble, L ERA: 5.14	(1, 1)	6.0	24	6	2	2	1	1	0	0	0	0	0	50	77	3.00	1.167
Rudy Seanez, R ERA: 5.68	(7, 1)	1.0	3	0	0	0	0	0	0	0	0	0	0	5	8	0.00	0.000
Justin Huisman, R ERA: 7.71	(8, 1)	1.0	7	3	3	3	2	1	0	0	0	0	1	17	25	27.00	4.000
Jaime Cerda, L ERA: 2.81	(9, 1)	0.2	5	3	2	2	0	0	0	0	0	0	0	18	27	27.00	4.500
Ryan Bukvich, R ERA:	(9, 1)	0.1	1	0	0	0	0	0	0	0	0	0	0	6	7	0.00	0.000

BOTTOM

Kansas City Royals @ Baltimore Orioles
 Oriole Park at Camden Yards, Baltimore, MD

livebaseballscores.com

AB	38
R	7
H	12
RBI	7
BB	2
SO	3
LOB	13



Sun Jul 11 2004, 1:35 PM EDT
 Att: 31,042 - Unknown - 90 F

Batter	1	2	3	4	5	6	7	8	9	AB R H RBI BB SO LOB	TOP											
Shannon Stewart, R (1, 10) OBP: 0.399, SLG: 0.406	2-2 G4-6-3 1B			2-0 F8		2-2 G4-6-3 1B			0-3 K	4 0 2 0 0 1 0	Minnesota Twins @ Kansas City Royals Kauffman Stadium, Kansas City, MO Thu Jul 15 2004, 7:10 PM CDT Att. 18,540 - Sunny - 82 F											
8 Nick Punto, S (1, 6) OBP: 0.333, SLG: 0.286	1-2 G4-6-3 1-2f			1-3 K		0-0 G4-6-3 1-2f			2-1 E6 20 HBP	4 0 0 0 0 1 2												
20 Lew Ford, R (1, 7) OBP: 0.373, SLG: 0.462	0-1 F8			2-3 K			1-0 P6		1-1 HBP	3 0 0 0 0 1 0												
Corey Koskie, L (1, 5) OBP: 0.333, SLG: 0.467		2-2 1B			4-1 FC6-4 BB		0-1 G6-3		1-3 K	3 0 1 0 1 1 2												
Torii Hunter, R (1, 8) OBP: 0.324, SLG: 0.476		1-2 G1-3			2-2 FC6-4 G1-4-3 2B		2-1 P4		2-3 K	4 1 0 0 0 1 3												
Jacque Jones, L (1, 9) OBP: 0.311, SLG: 0.436		2-3 K			1 SAFE 1-2 G1-4-3			0-3 K		3 0 0 0 0 2 1												
Matthew LeCroy, R (1, 3) OBP: 0.327, SLG: 0.429			0-0 G5-3		0-0 2B		1-2 L4			3 0 1 1 0 0 0												
Henry Blanco, R (1, 2) OBP: 0.257, SLG: 0.325		0-1 G6-3			2-3 K		3-2 1B			3 0 1 0 0 1 1												
Luis Rivas, R (1, 4) OBP: 0.292, SLG: 0.413			1-1 F9			0-1 F9		0-3 K		2 0 0 0 0 0 0												
7 Joe Mauer, L (8, PH) OBP: 0.369, SLG: 0.570										1 0 0 0 0 1 1												
5 Michael Cuddyer, R (8, 4) OBP: 0.308, SLG: 0.402										0 0 0 0 0 0 0												
Inning Stats	R: 0 E: 0 K: 0 S: 9	H: 1 LOB: 0 BB: 0 P: 12	R: 0 E: 0 K: 1 S: 15	H: 1 LOB: 0 BB: 0 P: 20	R: 0 E: 0 K: 0 S: 5	H: 0 LOB: 0 BB: 0 P: 6	R: 0 E: 0 K: 2 S: 7	H: 0 LOB: 0 BB: 0 P: 12	R: 1 E: 0 K: 1 S: 16	H: 1 LOB: 1 BB: 1 P: 25	R: 0 E: 0 K: 0 S: 8	H: 1 LOB: 0 BB: 0 P: 10	R: 0 E: 0 K: 0 S: 5	H: 0 LOB: 0 BB: 0 P: 8	R: 0 E: 0 K: 2 S: 17	H: 1 LOB: 1 BB: 0 P: 21	R: 0 E: 1 K: 3 S: 16	H: 0 LOB: 2 BB: 0 P: 22	1B: 4 2B: 1 3B: 0 HR: 0	SF: 0 SAC: 0 DP: 2 HBP: 1	WP: 0 PB: 0 SB: 2 CS: 0	PA: 32
PITCHER	IP WLS BF H R ER SO BB IBB HBP BLK WP HR S P ERA WHIP																					
23 Zack Greinke, R (1, 1) ERA: 3.57	7.0 W 23 4 1 1 4 1 0 0 0 0 0 0 65 93 1.29 0.714																					
Scott Sullivan, R (8, 1) ERA: 3.65	0.2 H 3 1 0 0 1 0 0 0 0 0 0 0 14 18 0.00 1.500																					
Jaime Cerda, L (8, 1) ERA: 2.77	0.1 H 1 0 0 0 1 0 0 0 0 0 0 0 3 3 0.00 0.000																					
Nate Field, R (9, 1) ERA: 3.63	0.1 H 3 0 0 0 1 0 0 1 0 0 0 0 6 9 0.00 0.000																					
Dennys Reyes, L (9, 1) ERA: 4.6	0.1 H 1 0 0 0 1 0 0 0 0 0 0 0 4 5 0.00 0.000																					
PITCHER	IP WLS BF H R ER SO BB IBB HBP BLK WP HR S P ERA WHIP																					
Ryan Bukvich, R (9, 1) ERA:	0.1 S 1 0 0 0 1 0 0 0 0 0 0 0 0 0 0.00 0.000																					

livebaseballscorecards.com

AB	30
R	1
H	5
RBI	1
BB	1
SO	9
LOB	10



Batter	1	2	3	4	5	6	7	8	9
9 David DeJesus, L OBP: 0.266, SLG: 0.197 (1, 8)	2-2 1B 29 1B 1B		2-2 F8 S 1B		2-2 F7		1-1 F7		
Tony Graffano, R OBP: 0.325, SLG: 0.332 (1, 4)	0-1 29 1B 1B		2-2 F8 1-3		1-2 F7		2-0 29 2B 1B		
29 Mike Sweeney, R OBP: 0.340, SLG: 0.497 (1, 10)	3-2 L4-6 1B 1B		1-0 G5-3		3-2 BB 1B		3-1 1-H 2B		
Matt Stairs, L OBP: 0.324, SLG: 0.464 (1, 9)	3-3 K		4-1 BB		4-1 FC6-4 BB		2-3 K		
Ken Harvey, R OBP: 0.352, SLG: 0.449 (1, 3)	2-2 1B		2-2 G6-3		2-0 FC6-4 1-2f		0-3 K		
Dee Brown, L OBP: 0.315, SLG: 0.309 (1, 7)	0-1 L4-6 2-2		1-0 G4-3		0-1 F7		0-0 4 FC6-4 1B		
4 Angel Berroa, R OBP: 0.278, SLG: 0.370 (1, 6)		0-0 14 G6-3 1B	0-1 G4-3 14 WP 1B		1-2 G6-3		0-0 FC6-4 1-2f		
Desi Relaford, S OBP: 0.275, SLG: 0.251 (1, 5)		1-1 SAFE F7	2-0 G4-3 1-3		0-2 F9				
14 John Buck, R OBP: 0.233, SLG: 0.200 (1, 2)		2-2 SAFE G6-3 1-2f	2-3 K 3-H		0-1 P1				

Inning Stats	R: 2	H: 4	E: 0	K: 1	S: 18	L: 23	BB: 1	P: 28	R: 0	H: 1	E: 0	K: 0	S: 6	R: 0	H: 1	E: 0	K: 0	S: 12	R: 1	H: 1	E: 0	K: 1	S: 11	R: 0	H: 1	E: 0	K: 0	S: 12	R: 0	H: 0	E: 0	K: 0	S: 8	R: 0	H: 2	E: 0	K: 0	S: 7	R: 0	H: 1	E: 0	K: 2	S: 9
	LOB: 1	BB: 0							LOB: 0	BB: 0				LOB: 2	BB: 1				LOB: 0	BB: 0					LOB: 2	BB: 1			LOB: 0	BB: 0				LOB: 2	BB: 0			LOB: 1	BB: 0				

PITCHER	IP	WLS	BF	H	R	ER	SO	BB	IBB	HBP	BLK	WP	HR	S	P	ERA	WHIP
Kyle Lohse, R ERA: 4.74 (1, 1)	5.0	L	23	8	3	3	2	2	0	0	0	1	0	59	100	5.40	2.000
Joe Roa, R ERA: 3.48 (6, 1)	2.0		7	2	0	0	0	0	0	0	0	0	0	15	22	0.00	1.000
J.C. Romero, L ERA: 4.58 (8, 1)	1.0		4	1	0	0	2	0	0	0	0	0	0	9	11	0.00	1.000

AB R H RBI BB SO LOB

4	1	2	0	0	0	0
4	1	2	0	0	0	1
4	0	3	1	0	0	1
2	0	0	0	2	2	2
4	0	1	1	0	1	4
4	0	1	0	0	0	2
4	1	2	0	0	0	1
3	0	0	0	0	0	2
3	0	0	0	0	1	1


AB	32
R	3
H	11
RBI	2
BB	2
SO	4
LOB	14



WP	HR	S	P	ERA	WHIP
1	0	11	34		

Minnesota Twins @ Kansas City Royals
Kauffman Stadium, Kansas City, MO
Thu Jul 15 2004, 7:10 PM CDT
Att. 18,540 - Sunny - 82 F

livebaseballscores.com

Batter	1	2	3	4	5	6	7	8	9	AB R H RBI BB SO LOB	TOP		
Shannon Stewart, R (1, 10) OBP: 0.398, SLG: 0.426 Jose Offerman, S (7, PH) OBP: 0.340, SLG: 0.355	0-1 HR		1-1 P3		0-0 L9		2-1 F8			3 1 1 1 0 0 2 1 0 0 0 0 0 2			
Jacque Jones, L (1, 9) OBP: 0.313, SLG: 0.435	1-0 G3		0-0 1B		0-0 G3		4-2 BB			3 0 1 0 1 0 2			
20 Lew Ford, R (1, 7) OBP: 0.368, SLG: 0.456 (6, 8)	0-1 F7		0-0 G5-3			2-1 G6-3	0-0 F7			4 0 0 0 0 0 3			
33 Justin Moreau, L (1, 3) OBP: 0.323, SLG: 0.464	2-1 G3-1			2-1 G4-3		0-1 F8	0-0 F8			4 0 0 0 0 0 0			
Torii Hunter, R (1, 8) OBP: 0.322, SLG: 0.473 5 Michael Cuddyer, R (6, PH) OBP: 0.305, SLG: 0.398 (6, 7)			0-1 F7	0-0 L8		0-3 K	2-1 L7			2 0 0 0 0 0 0 2 0 0 0 0 1 0			
Corey Koskie, L (1, 5) OBP: 0.333, SLG: 0.469 8 Nick Punto, S (7, PR) OBP: 0.329, SLG: 0.281 (7, 5)			0-3 K	0-1 F8			3-2 2B	2-2 K		3 0 1 0 0 1 0 1 1 0 0 0 1 0			
Matthew LeCroy, R (1, 2) OBP: 0.337, SLG: 0.440			1-1 1B		4-0 L9 1B BB		0-1 1B SF7 2B		1-0 G1-3	3 1 2 1 1 0 0	AB 33 R 3 H 7 RBI 3 BB 2 SO 4 LOB 11		
Cristian Guzman, S (1, 6) OBP: 0.312, SLG: 0.388			0-0 G4-3		2-2 K		0-0 S 1B		0-1 G3-4-1	4 0 1 0 0 1 2			
Luis Rivas, R (1, 4) OBP: 0.291, SLG: 0.412			0-0 F9		1-1 1B		0-1 SF7		1-0 L6	3 0 1 1 0 0 0			
Inning Stats	R: 1 H: 1 E: 0 LOB: 0 K: 0 BB: 0 S: 7 P: 10	R: 0 H: 1 E: 0 LOB: 1 K: 1 BB: 0 S: 8 P: 9	R: 0 H: 1 E: 0 LOB: 1 K: 0 BB: 0 S: 5 P: 6	R: 0 H: 0 E: 0 LOB: 0 K: 0 BB: 0 S: 5 P: 7	R: 0 H: 1 E: 0 LOB: 2 K: 1 BB: 1 S: 7 P: 14	R: 0 H: 0 E: 0 LOB: 0 K: 1 BB: 0 S: 7 P: 9	R: 2 H: 3 E: 0 LOB: 2 K: 0 BB: 1 S: 13 P: 22	R: 0 H: 0 E: 0 LOB: 0 K: 1 BB: 0 S: 6 P: 10	R: 0 H: 0 E: 0 LOB: 0 K: 0 BB: 0 S: 4 P: 6	1B: 4 SF: 1 2B: 2 SAC: 0 3B: 0 DP: 0 HR: 1 HBP: 0	WP: 0 PA: 36 PB: 0 SB: 1 CS: 0		
PITCHER	IP WLS BF H R ER SO BB IBB HBP BLK WP HR S P ERA WHIP											PITCHER	IP WLS BF H R ER SO BB IBB HBP BLK WP HR S P ERA WHIP
Darrell May, L (1, 1) ERA: 5.15	7.0 W 30 7 3 3 3 2 0 0 0 0 0 1 52 77 3.86 1.286												
Rudy Seanez, R (8, 1) ERA: 4.91	2.0 6 0 0 0 1 0 0 0 0 0 0 0 10 16 0.00 0.000												

Minnesota Twins @ Kansas City Royals
Kauffman Stadium, Kansas City, MO

Fri Jul 16 2004, 7:10 PM CDT
Att. 25,189 - Cloudy - 84 F

livebaseballscorecards.com

Batter	1	2	3	4	5	6	7	8	9	AB	R	H	RBI	BB	SO	LOB
9 David DeJesus, L (1, 8) OBP: 0.261, SLG: 0.238	0-3 K		0-1 G4-3		1-0 G3			0-0 G4-3		4	0	0	1	0	1	0
Tony Graffanino, R (1, 4) OBP: 0.329, SLG: 0.328	4-1 BB		4-0 29 WP BB			1-2 F8		1-0 3-H F8		2	0	0	0	2	0	0
29 Mike Sweeney, R (1, 10) OBP: 0.343, SLG: 0.495	1-3 K		1-1 G4-3			2-3 K		1-0 F9		4	0	0	0	0	2	2
Ken Harvey, R (1, 3) OBP: 0.348, SLG: 0.443	2-3 K			1-3 K		1-1 G6-3		0-1 G4-3		4	0	0	0	0	2	1
4 Angel Berroa, R (1, 6) OBP: 0.289, SLG: 0.374		2-2 SH5-3 CS 2B		4-2 HBP		2-2 G5-3		2-1 F9		3	0	1	0	0	0	0
Dee Brown, L (1, 7) OBP: 0.316, SLG: 0.351		0-0 SH5-3		2-1 F9		2-3 K		2-3 K		2	0	0	0	0	1	1
Desi Relaford, S (1, 9) OBP: 0.279, SLG: 0.268		4-2 BB		0-1 F7		2-3 K		2-3 K		2	0	0	0	1	1	1
Alberto Castillo, R (1, 2) OBP: 0.360, SLG: 0.435		0-3 K		0-2 L5		4-2 WP 9 G4-3 BB		3-2 F8		2	1	0	0	1	1	1
José Bautista, R (1, 5) OBP: 0.244, SLG: 0.150			0-1 P6		1-3 K			1-3 F8		3	0	0	0	0	1	1

Inning Stats	R: 0	H: 0	E: 0	K: 3	S: 11	LOB: 1	BB: 1	P: 18	R: 0	H: 1	E: 0	K: 1	S: 12	LOB: 1	BB: 1	P: 17	R: 0	H: 0	E: 0	K: 0	S: 6	LOB: 1	BB: 1	P: 11	R: 0	H: 0	E: 0	K: 1	S: 9	LOB: 0	BB: 0	P: 16	R: 0	H: 0	E: 0	K: 1	S: 7	LOB: 0	BB: 0	P: 9	R: 0	H: 0	E: 0	K: 1	S: 8	LOB: 0	BB: 0	P: 12	R: 0	H: 0	E: 0	K: 2	S: 11	LOB: 0	BB: 0	P: 17	R: 1	H: 0	E: 0	K: 0	S: 7	LOB: 0	BB: 1	P: 15	R: 0	H: 0	E: 0	K: 0	S: 5	LOB: 0	BB: 0	P: 8	1B: 0	SF: 0	2B: 1	SAC: 1	3B: 0	DP: 0	HR: 0	HBP: 1	WP: 2	PA: 32
PITCHER	IP	WLS	BF	H	R	ER	SO	BB	IBB	HBP	BLK	WP	HR	S	P	ERA	WHIP																																																																	
Johan Santana, L (1, 1) ERA: 3.55	8.0	W	29	1	1	0	9	4	0	1	0	2	0	71	115	0.00	0.625																																																																	
36 Joe Nathan, R (9, 1) ERA: 1.11	1.0	S	3	0	0	0	0	0	0	0	0	0	0	5	8	0.00	0.000																																																																	

BOTTOM

Minnesota Twins @ Kansas City Royals
Kauffman Stadium, Kansas City, MO

Sat Jul 17 2004, 12:20 PM CDT
Att: 30,094 - Cloudy - 83 F

livebaseballscores.com

AB	26
R	1
H	1
RBI	1
BB	4
SO	9
LOB	7



BOTTOM

Minnesota Twins @ Kansas City Royals
Kauffman Stadium, Kansas City, MO

Sun Jul 18 2004, 6:10 PM CDT
Att. 20,099 - Cloudy - 80 F

livebaseballscorecards.com

AB	36
R	4
H	8
RBI	4
BB	5
SO	0
LOB	14



WP:	0	PA:	42
PB:	0		
SB:	0		
CS:	0		

AB R H RBI BB SO LOB

4 1 1 1 1 0 0

4 1 1 0 1 0 1

4 0 0 0 1 0 1

4 0 1 2 1 0 0

4 0 0 0 1 0 2

4 0 2 0 0 0 2

3 1 1 0 0 0 1

4 0 0 0 0 0 5

1B:	7	SF:	0
2B:	1	SAC:	0
3B:	0	DP:	0
HR:	0	HBP:	1

Batter	1	2	3	4	5	6	7	8	9	10
9 David DeJesus, L (1, 8) OBP: 0.269, SLG: 0.238	G6-3		G4-3		1-2 2-H 1B			1B BB	G4-3	
Tony Graffanino, R (1, 4) OBP: 0.331, SLG: 0.326	G6-3		F7		G4-3			1B		4-2 FC5-4 BB
29 Mike Sweeney, R (1, 10) OBP: 0.341, SLG: 0.489 Damian Jackson, R (10, PR) OBP: 0.156, SLG: 0.207	F7		F9			G5-3		1B FC3-2 IBB	FC5-4 BB 1B	1-1 1-2f
Matt Stairs, L (1, 9) OBP: 0.327, SLG: 0.459		F9		F9		F8		FC4-6 FC3-2 1B		4-1 1B BB
Ken Harvey, R (1, 3) OBP: 0.345, SLG: 0.438		G4-3		G1-3		P4		FC3-2 FC4-6		4-1 1B BB
Dee Brown, L (1, 7) OBP: 0.321, SLG: 0.354		1B		G6-3			G4-3	FC4-6 FC6-4		2-2 1B
4 Angel Berroa, R (1, 6) OBP: 0.292, SLG: 0.379		HBP 1B		FC1-5 2B			G6-3	FC6-4		
Desi Relaford, S (1, 5) OBP: 0.283, SLG: 0.269		HBP		FC1-5 14 9 G5-3 1B			1B		G3	
14 John Buck, R (1, 2) OBP: 0.192, SLG: 0.163		G5-3		G5-3			P2		F9	

Inning Stats	R: 0	H: 0	E: 0	K: 0	S: 6	H: 0	LOB: 0	BB: 0	P: 8	R: 0	H: 2	E: 0	K: 0	S: 13	H: 0	LOB: 3	BB: 0	P: 18	R: 0	H: 0	E: 0	K: 0	S: 7	H: 0	LOB: 0	BB: 0	P: 9	R: 0	H: 0	E: 0	K: 0	S: 8	H: 0	LOB: 0	BB: 0	P: 11	R: 1	H: 2	E: 0	K: 0	S: 8	H: 0	LOB: 1	BB: 0	P: 12	R: 0	H: 0	E: 0	K: 0	S: 5	H: 0	LOB: 0	BB: 0	P: 7	R: 0	H: 1	E: 0	K: 0	S: 6	H: 0	LOB: 1	BB: 0	P: 8	R: 2	H: 2	E: 0	K: 0	S: 18	H: 2	LOB: 2	BB: 2	P: 28	R: 0	H: 0	E: 0	K: 0	S: 8	H: 0	LOB: 0	BB: 0	P: 14	R: 1	H: 1	E: 0	K: 0	S: 14	H: 3	LOB: 3	BB: 3	P: 29	1B: 7	SF: 0	2B: 1	SAC: 0	3B: 0	DP: 0	HR: 0	HBP: 1	WP: 0	PA: 42
--------------	------	------	------	------	------	------	--------	-------	------	------	------	------	------	-------	------	--------	-------	-------	------	------	------	------	------	------	--------	-------	------	------	------	------	------	------	------	--------	-------	-------	------	------	------	------	------	------	--------	-------	-------	------	------	------	------	------	------	--------	-------	------	------	------	------	------	------	------	--------	-------	------	------	------	------	------	-------	------	--------	-------	-------	------	------	------	------	------	------	--------	-------	-------	------	------	------	------	-------	------	--------	-------	-------	-------	-------	-------	--------	-------	-------	-------	--------	-------	--------

PITCHER	IP	WLS	BF	H	R	ER	SO	BB	IBB	HBP	BLK	WP	HR	S	P	ERA	WHIP
Carlos Silva, R (1, 1) ERA: 4.47	7.0		30	6	3	3	0	1	1	1	0	0	0	56	84	3.86	1.000
J.C. Romero, L (8, 1) ERA: 4.58	0.0		1	1	0	0	0	0	0	0	0	0	0	5	5	∞	∞
Juan Rincon, R (8, 1) ERA: 1.91	2.0		6	0	0	0	0	0	0	0	0	0	0	18	26	0.00	0.000
Grant Balfour, R (10, 1) ERA: 4.15	0.1	L	4	0	1	1	0	3	0	0	0	0	0	11	24	27.00	9.000
Aaron Fultz, L (10, 1) ERA: 4.46	0.0		1	1	0	0	0	0	0	0	0	0	0	3	5	∞	∞

Batter	1	2	3	4	5	6	7	8	9	AB R H RBI BB SO LOB	TOP									
Jerry Hairston, R (1, 9) OBP: 0.364, SLG: 0.387	1-2 P4		2-2 P3		2-1 P4		0-3 K	0-0 G1-3		5 0 0 0 0 1 3										
David Newhan, L (1, 10) OBP: 0.474, SLG: 0.644	1-1 F8			1-0 F9	4-1 BB		0-2 E7 10 WP 1-H 2B	1-1 2B		4 1 2 2 1 0 0										
6 Melvin Mora, R (1, 5) OBP: 0.430, SLG: 0.558	3-1 P3			3-1 10 HR 1B	3-2 F9		3-3 K	0-1 G5-3		5 1 1 0 0 1 3										
10 Miguel Tejada, R (1, 6) OBP: 0.358, SLG: 0.506		1-2 G5-3		2-1 1-H HR		0-0 G6-3	4-2 2B		2-1 G6-3	4 2 1 2 1 0 0										
Javy Lopez, R (1, 2) OBP: 0.371, SLG: 0.480		2-1 P4		0-0 1B SF8 1B		1-0 WP 1B	0-2 1-H 2B		2-3 K	5 1 3 2 0 1 0										
Rafael Palmeiro, L (1, 3) OBP: 0.359, SLG: 0.408		2-2 G3-1		0-1 1-3 1B		0-0 F9	4-0 IBB		2-0 1B	4 0 2 0 1 0 1										
Luis Matos, R (1, 8) OBP: 0.277, SLG: 0.338			0-0 G6-3	0-1 SF8		0-3 K	0-1 F8		0-1 G3	4 0 0 1 0 1 4										
Larry Bigbie, L (1, 7) OBP: 0.323, SLG: 0.387			3-2 1 SH1-3 1B	0-0 G4-3		1-3 K		2-2 1 G4-3 2B 1B		4 1 2 0 0 1 3										
1 Brian Roberts, S (1, 4) OBP: 0.329, SLG: 0.352			0-0 SH1-3		1-1 G5-3		3-1 E 1B	3-2 G4-3		3 1 1 0 0 0 1										
Inning Stats	R: 0 E: 0 K: 0 S: 7	H: 0 LOB: 0 BB: 0 P: 12	R: 0 E: 0 K: 0 S: 8	H: 0 LOB: 0 BB: 0 P: 13	R: 0 E: 0 K: 0 S: 9	H: 1 LOB: 1 BB: 0 P: 14	R: 3 E: 0 K: 0 S: 11	H: 4 LOB: 1 BB: 0 P: 17	R: 0 E: 0 K: 2 S: 9	H: 1 LOB: 2 BB: 0 P: 11	R: 3 E: 1 K: 2 S: 25	H: 3 LOB: 2 BB: 2 P: 39	R: 1 E: 0 K: 0 S: 13	H: 2 LOB: 1 BB: 0 P: 19	R: 0 E: 0 K: 1 S: 8	H: 1 LOB: 1 BB: 0 P: 14	1B: 9 2B: 2 3B: 0 HR: 1	SF: 1 SAC: 1 DP: 0 HBP: 0	WP: 2 PB: 0 SB: 1 CS: 0	PA: 43
PITCHER	IP WLS BF H R ER SO BB IBB HBP BLK WP HR S P ERA WHIP																			
Brian Anderson, L (1, 1) ERA: 7.12	5.0 L 21 5 3 3 0 1 0 0 0 0 0 1 45 76 5.40 1.200																			
Rudy Seanez, R (6, 1) ERA: 5.63	1.1 8 3 2 2 3 0 0 0 0 0 1 0 19 24 13.50 2.250																			
Scott Sullivan, R (7, 1) ERA: 3.72	0.2 5 1 1 1 1 1 1 0 0 0 1 0 15 26 13.50 3.000																			
Justin Huisman, R (8, 1) ERA: 6.84	2.0 9 3 1 1 1 0 0 0 0 0 0 0 21 33 4.50 1.500																			

Baltimore Orioles @ Kansas City Royals
Kauffman Stadium, Kansas City, MO
Mon Jul 19 2004, 7:10 PM CDT
Att. 17,586 - Sunny - 87 F

livebaseballscorecards.com

AB	38
R	7
H	12
RBI	7
BB	3
SO	5
LOB	15



BOTTOM

Baltimore Orioles @ Kansas City Royals
Kauffman Stadium, Kansas City, MO
Mon Jul 19 2004, 7:10 PM CDT
Att. 17,586 - Sunny - 87 F

livebaseballscorecards.com

AB 35
R 4
H 10
RBI 3
BB 7
SO 7
LOB 23



WP: 2 PA: 43
PB: 0
SB: 3
CS: 1

AB R H RBI BB SO LOB

4 0 0 0 1 1 2

3 2 2 0 2 0 2

5 0 1 0 0 1 4

2 0 0 0 3 0 2

5 1 3 2 0 2 3

5 0 0 0 0 2 6

3 0 1 0 1 0 0

4 0 1 0 0 1 2

4 1 2 1 0 0 2

1B: 8 SF: 0
2B: 0 SAC: 0
3B: 0 DP: 1
HR: 2 HBP: 0

Batter	1	2	3	4	5	6	7	8	9
9 David DeJesus, L OBP: 0.265, SLG: 0.227	1-0 G4-3	0-1 F8		4-2 BB		1 SAFE 1-0 CS	1-2 G3-1	2-3 K	
Tony Graffanino, R OBP: 0.340, SLG: 0.331	3-1 1B		1-1 WP 1B	1-2 F8			4-2 29 G6-3 29 S BB		4-0 29 G4-3 29 DI WP BB
29 Mike Sweeney, R OBP: 0.339, SLG: 0.484	0-3 K		3-2 F8		0-0 G3-6-3 1B		2-2 G6-3		1-1 G4-3
Matt Stairs, L OBP: 0.332, SLG: 0.455	4-1 1B		4-1 BB		0-0 G3-6-3 1B		1-0 G4-3		4-0 BB
Ken Harvey, R OBP: 0.349, SLG: 0.450	1-2 1B		2-3 K		1-0 1B		2-2 HR		3-H 0-3 K
Dee Brown, L OBP: 0.303, SLG: 0.333	0-0 F7		0-1 G3		3-2 G4-3		1-3 K		0-3 K
4 Angel Berroa, R OBP: 0.294, SLG: 0.378		0-0 F9		4-0 S BB		1-1 9 CS 1B		0-2 G6-3	
Desi Relaford, S OBP: 0.282, SLG: 0.269		2-0 G4-3		1-3 K		1-2 F8		3-2 14 1B	
14 John Buck, R OBP: 0.214, SLG: 0.245		0-2 HR		0-0 F7		0-0 F7		1-2 1B	

Inning Stats	R: 1	H: 2	E: 0	K: 1	S: 12	LOB: 2	BB: 1	P: 21
	R: 1	H: 1	E: 0	K: 0	S: 7	LOB: 0	BB: 0	P: 9
	R: 0	H: 1	E: 0	K: 1	S: 12	LOB: 2	BB: 1	P: 22
	R: 0	H: 0	E: 0	K: 1	S: 9	LOB: 2	BB: 2	P: 19
	R: 0	H: 2	E: 0	K: 0	S: 6	LOB: 1	BB: 0	P: 10
	R: 0	H: 1	E: 0	K: 0	S: 7	LOB: 0	BB: 0	P: 10
	R: 0	H: 0	E: 0	K: 0	S: 10	LOB: 1	BB: 1	P: 18
	R: 1	H: 3	E: 0	K: 2	S: 24	LOB: 2	BB: 0	P: 33
	R: 1	H: 0	E: 0	K: 2	S: 8	LOB: 1	BB: 2	P: 17

PITCHER	IP	WLS	BF	H	R	ER	SO	BB	IBB	HBP	BLK	WP	HR	S	P	ERA	WHIP
Sidney Ponson, R ERA: 6.13	(1, 1)	6.0	27	7	2	2	3	4	0	0	0	1	1	53	91	3.00	1.833
Jason Grimsley, R ERA: 4.93	(7, 1)	1.0	4	0	0	0	0	1	0	0	0	0	0	10	18	0.00	1.000
B.J. Ryan, L ERA: 1.8	(8, 1)	1.0	6	3	1	1	2	0	0	0	0	0	1	24	33	9.00	3.000
Jorge Julio, R ERA: 4.7	(9, 1)	1.0	5	0	1	1	2	2	0	0	0	1	0	8	17	9.00	2.000

Batter	1	2	3	4	5	6	7	8	9	AB R H RBI BB SO LOB	TOP											
1 Brian Roberts, S (1, 4) <small>OBP: 0.329, SLG: 0.355</small> Luis Lopez, S (4, 4) <small>OBP: 0.283, SLG: 0.352</small>	0-1 10 HR 2B	0-0 G3	0-0 FC6-4 1-2f		1-3 K		0-1 FC6-4 2-H 1B			3 1 1 0 0 0 1 2 0 1 1 0 1 2												
David Newhan, L (1, 10) <small>OBP: 0.462, SLG: 0.624</small>	2-3 K	1-0 G4-3		0-3 K		0-0 10 WP 6 BB HR 1B	0-1 FC6-4 1-2f			5 1 1 0 0 2 2												
6 Melvin Mora, R (1, 5) <small>OBP: 0.430, SLG: 0.557</small>	0-0 P4	1-3 K		0-2 2B		1 SAFE 1 SAFE 1 SAFE 1 SAFE 1 B 1 S 1-2 HR BB	0-1 G6-3			4 1 1 0 1 1 2												
10 Miguel Tejada, R (1, 6) <small>OBP: 0.358, SLG: 0.512</small>	3-2 2-H HR		0-1 2B 1B	0-3 K		1-0 G5-3 1-2 2-3	1-2 G3-1			5 2 2 2 0 1 3												
Rafael Palmeiro, L (1, 3) <small>OBP: 0.359, SLG: 0.414</small>	3-2 2B		0-2 1-H HR 2B	0-0 G3		0-1 G5-3	3-3 K			5 1 2 1 0 1 3												
Karim Garcia, L (1, 8) <small>OBP: 0.275, SLG: 0.431</small> (3, 9)	1-2 F8		1-2 2-H HR		0-0 G3	0-2 2-H 3-H HR	0-1 G4-3			5 2 2 5 0 0 1												
Jerry Hairston, R (1, 9) <small>OBP: 0.365, SLG: 0.393</small> Luis Matos, R (3, 8) <small>OBP: 0.275, SLG: 0.335</small>		1-2 HR 2B	2-2 G6-3		2-2 G6-3	0-1 F8		3-1 L5		2 1 1 0 0 0 0 3 0 0 0 0 0 0												
Larry Bigbie, L (1, 7) <small>OBP: 0.327, SLG: 0.401</small>		1-0 2-H HR	0-0 1 FC6-4 1B		0-2 PB 1B		1-2 G4-3	1-3 K		5 1 3 2 0 1 0												
Robert Machado, R (1, 2) <small>OBP: 0.233, SLG: 0.341</small>		1-0 HR	1-0 F7		4-1 1-2 BB		0-0 1B 2B	1-3 K		4 2 2 1 1 1 1												
Inning Stats	R: 2 E: 0 K: 1 S: 18	H: 3 LOB: 1 BB: 0 P: 27	R: 3 E: 0 K: 1 S: 11	H: 3 LOB: 0 BB: 0 P: 16	R: 3 E: 0 K: 0 S: 14	H: 4 LOB: 1 BB: 0 P: 18	R: 0 E: 0 K: 2 S: 10	H: 1 LOB: 1 BB: 0 P: 10	R: 0 E: 0 K: 1 S: 11	H: 1 LOB: 2 BB: 1 P: 18	R: 3 E: 0 K: 0 S: 12	H: 2 LOB: 0 BB: 1 P: 17	R: 1 E: 0 K: 0 S: 11	H: 2 LOB: 1 BB: 0 P: 12	R: 0 E: 0 K: 1 S: 9	H: 0 LOB: 0 BB: 0 P: 13	R: 0 E: 0 K: 2 S: 8	H: 0 LOB: 0 BB: 0 P: 13	1B: 5 2B: 6 3B: 0 HR: 5	SF: 0 SAC: 0 DP: 0 HBP: 0	WP: 1 PB: 1 SB: 0 CS: 0	PA: 45
PITCHER	IP WLS BF H R ER SO BB IBB HBP BLK WP HR S P ERA WHIP																					
23 Zack Greinke, R (1, 1) <small>ERA: 4.57</small> Dennys Reyes, L (3, 1) <small>ERA: 4.66</small> Nate Field, R (7, 1) <small>ERA: 4.06</small> Ryan Bukvich, R (9, 1) <small>ERA:</small>	2.0 L 15 9 8 8 2 0 0 0 0 0 0 4 37 52 36.00 4.500																					
	4.0 19 5 3 3 3 2 0 0 0 1 1 39 54 6.75 1.750																					
	2.0 8 2 1 1 1 0 0 0 0 0 0 20 25 4.50 1.000																					
	1.0 3 0 0 0 0 2 0 0 0 0 0 8 13 0.00 0.000																					

Baltimore Orioles @ Kansas City Royals
 Kauffman Stadium, Kansas City, MO
 Tue Jul 20 2004, 1:10 PM CDT
 Att. 18,225 - Sunny - 92 F

livebaseballscorecards.com

AB	43
R	12
H	16
RBI	12
BB	2
SO	8
LOB	15



Batter	1	2	3	4	5	6	7	8	9	AB	R	H	RBI	BB	SO	LOB
9 David DeJesus, L OBP: 0.282, SLG: 0.242 (1, 8)	4-1 WP 29 1B BB	4-2 BB		1-0 G4-3 2B 3-H		1-3 K		0-0 F8		3	1	1	1	2	1	0
Tony Graffanino, R OBP: 0.338, SLG: 0.329 José Bautista, R OBP: 0.261, SLG: 0.171 (1, 4) (8, 5)	2-2 SAFE G5-3 1-2	0-1 SAFE G6-3		2-1 G4-3 2-3		0-1 29 G6-3 1B		3-2 29 HBP 1B		4	0	1	0	0	0	3
29 Mike Sweeney, R OBP: 0.343, SLG: 0.483 (1, 3)	0-2 1B BB 2-H 1B		1-1 F9	4-0 BB		2-1 G6-3 1-2		2-0 1-2 HBP		3	0	1	1	1	0	1
Matt Stairs, L OBP: 0.333, SLG: 0.456 (1, 9)	4-1 1B BB 1-2		1-1 1B 2B	2-0 G3		2-3 K		2-2 F7		4	0	1	0	1	1	5
Ken Harvey, R OBP: 0.353, SLG: 0.452 (1, 10)	0-2 4 FC6-4 1B 1-2 2-3		0-0 CS 1B 2-3		1-0 4 WP FC3-2 1B		2-2 G6-3		1-0 G6-3		5	0	3	0	0	0
Dee Brown, L OBP: 0.298, SLG: 0.326 (1, 7)	1-3 K		0-3 K 1-2		0-2 FC3-2 1B 1-2		2-3 K		0-1 G1-3		5	0	1	0	0	3
4 Angel Berroa, R OBP: 0.295, SLG: 0.378 Damian Jackson, R OBP: 0.206, SLG: 0.267 (1, 6) (7, PH) (8, 6)	0-1 FC6-4 1-2f		3-2 E G4-3 1B		1-3 K 2-3		4-2 BB		0-1 1B 2B		3	1	1	0	0	1
Desi Relaford, S OBP: 0.280, SLG: 0.267 (1, 5) (8, 4)			1-3 K		0-0 E3 G4-3 9 2B 1-3		2-1 FC3-2 1-2 3-H		3-1 F8		5	1	1	0	0	1
Alberto Castillo, R OBP: 0.300, SLG: 0.357 (1, 2)			3-2 G4-3		0-0 G4-3 2-3 3-H		2-0 G4-3		1-0 F8		5	0	0	1	0	1

Inning Stats	R: 1	H: 2	E: 0	LOB: 3	K: 1	P: 30	R: 0	H: 0	E: 0	LOB: 1	K: 1	P: 18	R: 0	H: 2	E: 0	LOB: 2	K: 1	P: 10	R: 2	H: 2	E: 1	LOB: 2	K: 0	P: 24	R: 0	H: 2	E: 0	LOB: 2	K: 1	P: 16	R: 0	H: 1	E: 0	LOB: 1	K: 2	P: 15	R: 0	H: 0	E: 0	LOB: 1	K: 1	P: 25	R: 0	H: 1	E: 0	LOB: 2	K: 0	P: 19	R: 0	H: 2	E: 0	LOB: 2	K: 1	P: 14	R: 0	H: 2	E: 0	LOB: 2	K: 1	P: 14	1B: 9	SF: 0	2B: 4	SAC: 0	3B: 0	DP: 1	HR: 0	HBP: 1	WP: 2	PA: 45
--------------	------	------	------	--------	------	-------	------	------	------	--------	------	-------	------	------	------	--------	------	-------	------	------	------	--------	------	-------	------	------	------	--------	------	-------	------	------	------	--------	------	-------	------	------	------	--------	------	-------	------	------	------	--------	------	-------	------	------	------	--------	------	-------	------	------	------	--------	------	-------	-------	-------	-------	--------	-------	-------	-------	--------	-------	--------

PITCHER	IP	WLS	BF	H	R	ER	SO	BB	IBB	HBP	BLK	WP	HR	S	P	ERA	WHIP
40 Daniel Cabrera, R ERA: 3.05 (1, 1)	5.0	W	27	8	3	2	4	4	0	0	0	2	0	59	98	3.60	2.400
Eddy Rodriguez, R ERA: 3.21 (6, 1)	3.0		13	2	0	0	3	1	0	1	0	0	0	35	59	0.00	1.000
John Parrish, L ERA: 3.66 (9, 1)	1.0		5	2	0	0	1	0	0	0	0	0	0	10	14	0.00	2.000

BOTTOM

Baltimore Orioles @ Kansas City Royals
Kauffman Stadium, Kansas City, MO
Tue Jul 20 2004, 1:10 PM CDT
Att. 18,225 - Sunny - 92 F

livebaseballscores.com

AB	39
R	3
H	12
RBI	3
BB	5
SO	8
LOB	28



Batter	1	2	3	4	5	6	7	8	9	AB R H RBI BB SO LOB	TOP		
9 David DeJesus, L (1, 8) OBP: 0.299, SLG: 0.274	0-2 CS 1B			0-0 FC6-4 BLK 1B		0-0 29 F9 1B 2B		2-3 K		4 1 3 0 0 1 0			
Tony Graffanino, R (1, 4) OBP: 0.337, SLG: 0.325	1-2 SAFE P5			4-1 FC6-4 1-2 BB		1-1 F8		1-1 G6-3		3 0 0 0 1 0 2			
29 Mike Sweeney, R (1, 10) OBP: 0.339, SLG: 0.477	2-1 G6-3			1-0 F7		2-0 F9		2-0 F7		4 0 0 0 0 0 3			
Ken Harvey, R (1, 3) OBP: 0.355, SLG: 0.451		2-0 G6-3		0-1 FC6-4 1-2f 2-3		4-1 1B BB		1-1 FC6-4 1B		3 0 1 0 1 0 2			
Ruben Mateo, R (1, 9) OBP: 0.319, SLG: 0.415 Damian Jackson, R (9, PR) OBP: 0.206, SLG: 0.267		1-2 F7		0-0 F9		2-1 1-2 3-H 1B		0-2 FC6-4 FC6-4 4 1B 1-2f		4 0 1 1 0 0 3 0 0 0 0 0 0 0			
4 Angel Berroa, R (1, 6) OBP: 0.294, SLG: 0.376		1-1 G6-3			0-2 G1-3		0-0 L6		2-0 FC6-4 1-2 1B	4 0 1 0 0 0 2			
Desi Relaford, S (1, 5) OBP: 0.281, SLG: 0.282 Matt Stairs, L (9, PH) OBP: 0.332, SLG: 0.454 José Bautista, R (9, PR) OBP: 0.261, SLG: 0.171			1-0 F7		3-1 HR		1-0 F7		3-1 FC6-4 1-2f 2-3	3 1 1 1 0 0 0 1 0 0 0 0 0 2 0 0 0 0 0 0 0			
Dee Brown, L (1, 7) OBP: 0.296, SLG: 0.323			1-1 P4		1-1 14 G6-4-3 1B		2-1 F7		0-3 K	4 0 1 0 0 1 3			
14 John Buck, R (1, 2) OBP: 0.203, SLG: 0.232			3-3 K		1-2 G6-4-3 1-2f		2-3 K			3 0 0 0 0 2 1			
Inning Stats	R: 0 H: 1 E: 0 LOB: 0 K: 0 BB: 0 S: 10 P: 13	R: 0 H: 0 E: 0 LOB: 0 K: 0 BB: 0 S: 6 P: 10	R: 0 H: 0 E: 0 LOB: 0 K: 1 BB: 0 S: 6 P: 11	R: 0 H: 1 E: 0 LOB: 2 K: 0 BB: 1 S: 6 P: 11	R: 1 H: 2 E: 0 LOB: 0 K: 0 BB: 0 S: 10 P: 15	R: 1 H: 2 E: 0 LOB: 2 K: 0 BB: 1 S: 8 P: 17	R: 0 H: 0 E: 0 LOB: 0 K: 1 BB: 0 S: 6 P: 11	R: 0 H: 0 E: 0 LOB: 3 K: 1 BB: 0 S: 11 P: 17	1B: 6 SF: 0 2B: 1 SAC: 0 3B: 0 DP: 1 HR: 1 HBP: 0	WP: 0 PA: 35 PB: 0 SB: 0 CS: 1			
PITCHER	IP WLS BF H R ER SO BB IBB HBP BLK WP HR S P ERA WHIP											PITCHER	IP WLS BF H R ER SO BB IBB HBP BLK WP HR S P ERA WHIP
Mike Maroth, L (1, 1) ERA: 4.57	6.0 W 24 6 2 2 1 2 0 0 0 1 0 1 46 77 3.00 1.333												
Al Levine, R (7, 1) ERA: 5.04	2.0 H 6 0 0 0 2 0 0 0 0 0 0 0 12 22 0.00 0.000												
Esteban Yan, R (9, 1) ERA: 4.1	0.1 H 3 2 0 0 0 0 0 0 0 0 0 0 6 9 0.00 6.000												
Jamie Walker, L (9, 1) ERA: 2.89	0.2 S 2 0 0 0 0 1 0 0 0 0 0 0 5 8 0.00 0.000												

Kansas City Royals @ Detroit Tigers
Comerica Park, Detroit, MI
Wed Jul 21 2004, 7:05 PM EDT
Att. 17,607 - Unknown - 87 F

AB	33
R	2
H	8
RBI	2
BB	2
SO	4
LOB	18



WP: 0	PA: 35
PB: 0	
SB: 0	
CS: 1	

Batter	1	2	3	4	5	6	7	8	9	AB R H RBI BB SO LOB
20 Omar Infante, R OBP: 0.338, SLG: 0.454 (1, 4)	3-2 FC1-6 BB 1B	1-1 SAFE SAFE SAFE SAFE F7		1-1 F8			1-1 F8			4 0 1 0 0 0 1
Bobby Higginson, L OBP: 0.364, SLG: 0.388 (1, 9)	4-2 FC1-6 BB 1-2		2-0 F8 1B FC3-6 1B		2-1 G3-1		2-2 G5-3			3 1 1 0 1 0 0
Ivan Rodriguez, R OBP: 0.403, SLG: 0.553 (1, 2)	1-3 K		2-0 FC3-6 1B		0-1 HR		4-2 BB			3 1 2 1 1 1 2
Dmitri Young, S OBP: 0.374, SLG: 0.513 (1, 3)	1-0 FC1-6 1-2f 2-3		0-1 F8		4-2 G5-4-3 BB		0-0 F8			3 0 0 0 1 0 5
9 Carlos Guillen, S OBP: 0.385, SLG: 0.548 (1, 6)	0-0 F8		2-2 FC3-6 1-2f 3-H		1-1 G5-4-3 1-2f		2-2 G4-3			4 0 0 1 0 0 4
Rondell White, R OBP: 0.344, SLG: 0.462 (1, 10)		0-0 HR	0-0 F8		3-2 G5-3		3-2 E6 FC6-4			4 1 1 1 0 0 1
33 Marcus Thames, R OBP: 0.269, SLG: 0.510 (1, 7)		0-1 F7		0-0 HR		2-2 P4		1-1 F7		4 1 1 1 0 0 1
15 Brandon Inge, R OBP: 0.351, SLG: 0.470 (1, 5)		2-2 G4-3		0-0 F9		0-1 3B		0-0 FC6-4 1-2f		4 0 1 0 0 0 1
Nook Logan, S OBP: 0.333, SLG: 0.333 (1, 8)		0-0 1B		0-1 F9		0-0 F8				3 0 1 0 0 0 1


Inning Stats	R: 0 E: 0 K: 1 S: 12	H: 1 LOB: 2 BB: 1 P: 21	R: 1 E: 0 K: 0 S: 9	H: 2 LOB: 1 BB: 0 P: 12	R: 1 E: 0 K: 0 S: 9	H: 2 LOB: 1 BB: 0 P: 15	R: 1 E: 0 K: 0 S: 6	H: 1 LOB: 0 BB: 0 P: 7	R: 1 E: 0 K: 0 S: 8	H: 1 LOB: 0 BB: 1 P: 15	R: 0 E: 0 K: 0 S: 10	H: 1 LOB: 1 BB: 0 P: 15	R: 0 E: 0 K: 0 S: 9	H: 0 LOB: 1 BB: 1 P: 16	R: 0 E: 1 K: 0 S: 11	H: 0 LOB: 1 BB: 0 P: 17	1B: 4 2B: 0 3B: 1 HR: 3	SF: 0 SAC: 0 DP: 1 HBP: 0	WP: 0 PB: 0 SB: 0 CS: 0	PA: 35
--------------	-------------------------------	----------------------------------	------------------------------	----------------------------------	------------------------------	----------------------------------	------------------------------	---------------------------------	------------------------------	----------------------------------	-------------------------------	----------------------------------	------------------------------	----------------------------------	-------------------------------	----------------------------------	----------------------------------	------------------------------------	----------------------------------	--------

PITCHER	IP	WLS	BF	H	R	ER	SO	BB	IBB	HBP	BLK	WP	HR	S	P	ERA	WHIP	PITCHER	IP	WLS	BF	H	R	ER	SO	BB	IBB	HBP	BLK	WP	HR	S	P	ERA	WHIP		
Darrell May, L ERA: 5.11 (1, 1)	8.0	L	35	8	4	4	1	3	0	0	0	0	3	74	118	4.50	1.375																				

BOTTOM

Kansas City Royals @ Detroit Tigers
Comerica Park, Detroit, MI

Wed Jul 21 2004, 7:05 PM EDT
Att: 17,607 - Unknown - 87 F

AB 32 R 4 H 8 RBI 4 BB 3 SO 1 LOB 16	
---	---

Batter	1	2	3	4	5	6	7	8	9	AB R H RBI BB SO LOB	TOP	
9 David DeJesus, L (1, 8) OBP: 0.301, SLG: 0.277	0-1 F8	0-0 29 HR 4 BB 1B		1-0 G4-3		1-0 B1		2-1 29 HR 4 E 4 1B 1B	2-3 K	6 2 2 0 0 1 3		
4 Angel Berroa, R (1, 6) OBP: 0.301, SLG: 0.384	1-1 1B E 1B	4-2 29 HR 1B BB			1-1 29 F7 1B 2B	1-0 SF8		0-2 29 HR 1B 1B	1-2 G6-3	4 4 3 1 1 0 2		
29 Mike Sweeney, R (1, 10) OBP: 0.342, SLG: 0.494	1-1 F8	1-1 HR			0-0 F7	1-1 G6-3		1-0 HR	4-0 IBB	5 2 2 7 1 0 2		
Matt Stairs, L (1, 9) Ruben Mateo, R (8, 9) OBP: 0.315, SLG: 0.409	0-0 E6 1B	0-0 G4-3			3-0 G5-3 1B BB		3-2 F8	2-1 G4-3	1-0 P4	5 1 1 1 0 0 1 1 0 0 0 0 0 3		
Ken Harvey, R (1, 3) OBP: 0.358, SLG: 0.461	2-0 1B 2-H		2-3 K		4-1 G5-3 1B BB		0-1 G5-3	2-0 HR		4 2 2 2 1 1 0		
Dee Brown, L (1, 7) Tony Graffanino, R (8, PH) OBP: 0.339, SLG: 0.328	0-1 F8		1-1 P4		2-2 G5-3		0-0 1B	1-1 1B		4 0 1 0 0 0 4 1 0 1 0 0 0 0		
Desi Relaford, S (1, 4) OBP: 0.283, SLG: 0.285			3-2 F9		0-1 1B 2-H 3-H		1-0 1B 14 FC5-4	2-2 F8		5 0 2 2 0 0 1		
14 John Buck, R (1, 2) OBP: 0.219, SLG: 0.233		4-2 29 HR 4 BB 9 1B BB		3-3 K	3-2 F7		3-1 FC5-4		0-0 2B 1B	4 1 1 0 1 1 3		
José Bautista, R (1, 5) OBP: 0.275, SLG: 0.217		1-3 K		3-3 K		2-2 9 SF8 4 1B		0-1 G3	2-0 1B 2B	5 1 2 0 0 2 1		
Inning Stats	R: 1 E: 1 K: 0 S: 10 H: 2 LOB: 2 P: 14	R: 4 E: 0 K: 1 S: 13 H: 2 LOB: 0 BB: 2 P: 23	R: 0 E: 0 K: 1 S: 9 H: 0 LOB: 0 BB: 0 P: 15	R: 0 E: 0 K: 2 S: 7 H: 0 LOB: 0 BB: 0 P: 14	R: 3 E: 0 K: 0 S: 13 H: 3 LOB: 1 BB: 1 P: 26	R: 1 E: 1 K: 0 S: 8 H: 1 LOB: 0 BB: 0 P: 13	R: 0 E: 0 K: 0 S: 9 H: 2 LOB: 2 BB: 0 P: 16	R: 4 E: 1 K: 0 S: 22 H: 5 LOB: 1 BB: 0 P: 32	R: 0 E: 0 K: 1 S: 12 H: 2 LOB: 3 BB: 1 P: 22	1B: 12 2B: 2 3B: 0 HR: 3 SF: 1 SAC: 0 DP: 0 HBP: 0	WP: 0 PB: 0 SB: 0 CS: 0 PA: 49	
PITCHER	IP WLS BF H R ER SO BB IBB HBP BLK WP HR S P ERA WHIP											
Gary Knotts, R (1, 1) ERA: 5.6	4.1 L 23 6 8 7 4 3 0 0 0 0 1 44 79 14.54 2.077											
Wilfredo Ledezma, L (5, 1) ERA: 4.5	3.0 14 5 2 1 0 0 0 0 0 0 0 29 48 3.00 1.667											
Danny Patterson, R (8, 1) ERA: 4.59	1.2 12 6 3 3 1 0 1 0 0 0 2 30 48 16.20 3.600											

Kansas City Royals @ Detroit Tigers
Comerica Park, Detroit, MI

Thu Jul 22 2004, 1:05 PM EDT
Att. 24,746 - Cloudy - 80 F

livebaseballscorecards.com

AB	44
R	13
H	17
RBI	13
BB	4
SO	5
LOB	20



Batter	1	2	3	4	5	6	7	8	9	AB	R	H	RBI	BB	SO	LOB
20 Omar Infante, R OBP: 0.339, SLG: 0.477 (1, 4)	1-0 HR		1-2 2-H HR	3-1 F8		1-1 F8		0-0 G6-3		5	2	2	3	0	0	4
Bobby Higginson, L OBP: 0.358, SLG: 0.382 (1, 9)	1-2 P4		1-1 G3-1		2-0 F9		2-2 P3	1-3 K		5	0	0	0	0	1	0
Ivan Rodriguez, R OBP: 0.404, SLG: 0.551 (1, 2)	2-0 F8		4-1 G5-3 BB		0-0 P4		0-2 F8 1B		1-0 G6-3	3	1	1	0	1	0	0
Mike DiFelice, R OBP: 0.316, SLG: 0.313 (9, 2)										1	0	0	0	0	0	0
Dmitri Young, S OBP: 0.371, SLG: 0.506 (1, 3)	3-2 G4-3		0-1 G5-3		1-2 G5-3		0-0 E 33 1B		0-3 K	4	1	1	0	0	0	1
30 Chris Shelton, R OBP: 0.350, SLG: 0.364 (9, 3)										1	0	0	0	0	1	0
9 Carlos Guillen, S OBP: 0.383, SLG: 0.545 (1, 6)			3-1 P4			1-3 K		1-0 F8	1-0 G6-3	2	0	0	0	0	0	1
Jason Smith, L OBP: 0.351, SLG: 0.636 (5, 6)								2-3 F8		3	0	1	0	0	1	2
Rondell White, R OBP: 0.345, SLG: 0.460 (1, 10)					0-0 P4		4-1 33 1B BB	1-2 E6 33 1B	0-3 K	4	1	1	1	1	1	1
33 Marcus Thames, R OBP: 0.304, SLG: 0.519 (1, 7)					4-1 1B BB		2-2 1B	1-3 3-H 1B		3	0	2	1	1	0	0
15 Brandon Inge, R OBP: 0.349, SLG: 0.481 (1, 5)			2-1 HR		3-1 F8		2-2 P4	0-3 K		4	1	1	1	0	1	5
Nook Logan, S OBP: 0.571, SLG: 0.714 (1, 8)			1-1 20 HR	1 SAFE	0-0 20 VWP		2-0 1-3 2-H 1B		2-3 K	4	1	3	1	0	1	0

Inning Stats	R: 1	H: 1	E: 0	K: 0	S: 9	R: 0	H: 0	E: 0	K: 0	S: 5	R: 3	H: 3	E: 0	K: 0	S: 14	R: 0	H: 1	E: 0	K: 0	S: 7	R: 0	H: 0	E: 0	K: 0	S: 5	R: 1	H: 2	E: 0	K: 1	S: 13	R: 2	H: 4	E: 1	K: 1	S: 18	R: 0	H: 0	E: 0	K: 2	S: 11	R: 0	H: 1	E: 0	K: 2	S: 8	1B: 7	2B: 1	3B: 1	SF: 0	SAC: 0	DP: 0	HBP: 0	WP: 1	PB: 0	SB: 0	CS: 0	PA: 42
--------------	------	------	------	------	------	------	------	------	------	------	------	------	------	------	-------	------	------	------	------	------	------	------	------	------	------	------	------	------	------	-------	------	------	------	------	-------	------	------	------	------	-------	------	------	------	------	------	-------	-------	-------	-------	--------	-------	--------	-------	-------	-------	-------	--------

PITCHER	IP	WLS	BF	H	R	ER	SO	BB	IBB	HBP	BLK	WP	HR	S	P	ERA	WHIP
41 Jimmy Gobble, L ERA: 5.33 (1, 1)	5.2	W	27	7	5	5	1	3	0	0	0	1	3	51	100	7.94	1.765
Scott Sullivan, R ERA: 3.8 (6, 1)	1.1	H	8	4	2	1	1	0	0	0	0	0	0	20	27	6.75	3.000
Rudy Seanez, R ERA: 5.0 (8, 1)	2.0		7	1	0	0	4	0	0	0	0	0	0	19	24	0.00	0.500

BOTTOM

Kansas City Royals @ Detroit Tigers
Comerica Park, Detroit, MI
Thu Jul 22 2004, 1:05 PM EDT
Att. 24,746 - Cloudy - 80 F

livebaseballscores.com

AB	39
R	7
H	12
RBI	7
BB	3
SO	6
LOB	14



Batter	1	2	3	4	5	6	7	8	9	10	11	AB R H RBI BB SO LOB	TOP																		
9 David DeJesus, L OBP: 0.297, SLG: 0.267 (1, 8)	L7 1-2	SAFE SAFE 1-2 BB		P5 0-2			G6-3 3-1		K 3-3			4 0 0 0 1 1 1	Kansas City Royals @ Cleveland Indians Jacobs Field, Cleveland, OH Fri Jul 23 2004, 7:05 PM EDT Att: 26,504 - Cloudy - 70 F																		
Tony Graffanino, R OBP: 0.344, SLG: 0.331 (1, 4)	29 1B 1B BB	P3 1-1			F9 1-0		1B 1-0		29 1B G4-6-3 1B			4 1 2 0 1 0 2																			
29 Mike Sweeney, R OBP: 0.345, SLG: 0.505 (1, 3)	1B 1-2		P5 0-1		HR 2-1		K 3-3		G4-6-3 1B 1-2			5 1 3 1 0 1 1																			
Matt Stairs, L OBP: 0.328, SLG: 0.444 (1, 9)	1B 1-2 2-H		K 3-3		F7 0-2		G4-3 3-2		G4-6-3 1B 1-0			5 0 1 1 0 1 2																			
Ken Harvey, R OBP: 0.356, SLG: 0.457 (1, 10)	K 1-3		FC4-6 1B 1-0		G5-3 2-2		G5-3 0-1		K 1-3			5 0 1 0 0 2 3																			
4 Angel Berroa, R OBP: 0.302, SLG: 0.388 (1, 6)	F9 3-2		FC4-6 1B 1-1		G4-3 0-1		2B 1-0		SH3-4 1B 0-2			5 0 2 0 0 0 3																			
Desi Relaford, S OBP: 0.279, SLG: 0.280 (1, 5)		K 1-3		K 1-3		G6-3 2-2		F7 2-0		SH3-4 1-2 1-0		4 0 0 0 0 2 1																			
Ruben Mateo, R OBP: 0.321, SLG: 0.408 (1, 7)		9 BB 1B 3-2		1B 0-1		F8 0-2		K 0-3		K 3-3		5 0 2 0 0 2 1																			
14 John Buck, R OBP: 0.206, SLG: 0.219 Dee Brown, L OBP: 0.291, SLG: 0.316 Alberto Castillo, R OBP: 0.300, SLG: 0.357 (1, 2) (11, PH) (11, 2)		K 2-3		F7 1-0		K 2-3		F9 2-2		K 1-3		4 0 0 0 0 2 2 1 0 0 0 0 1 1 0 0 0 0 0 0 0																			
Inning Stats	R: 1 E: 0 K: 1 S: 18	H: 2 LOB: 2 BB: 1 P: 30	R: 0 E: 0 K: 2 S: 17	H: 1 LOB: 2 BB: 1 P: 27	R: 0 E: 0 K: 1 S: 9	H: 1 LOB: 1 BB: 0 P: 14	R: 0 E: 0 K: 1 S: 11	H: 1 LOB: 1 BB: 0 P: 13	R: 1 E: 0 K: 0 S: 9	H: 1 LOB: 0 BB: 0 P: 14	R: 0 E: 0 K: 0 S: 11	H: 0 LOB: 0 BB: 0 P: 13		R: 0 E: 0 K: 2 S: 9	H: 1 LOB: 1 BB: 0 P: 18	R: 0 E: 0 K: 0 S: 7	H: 1 LOB: 1 BB: 0 P: 13	R: 0 E: 0 K: 2 S: 9	H: 0 LOB: 0 BB: 0 P: 14	R: 0 E: 0 K: 1 S: 10	H: 2 LOB: 1 BB: 0 P: 15	R: 0 E: 0 K: 2 S: 10	H: 1 LOB: 1 BB: 0 P: 15	1B: 9 2B: 1 3B: 0 HR: 1	SF: 0 SAC: 1 DP: 1 HBP: 0	WP: 0 PA: 45 PB: 0 SB: 0 CS: 0					
PITCHER	IP WLS BF H R ER SO BB IBB HBP BLK WP HR S P ERA WHIP															IP WLS BF H R ER SO BB IBB HBP BLK WP HR S P ERA WHIP															
Scott Elarton, R ERA: 7.88 (1, 1)	6.0	26	6	2	2	5	2	0	0	0	0	0	1	75	111	3.00	1.333														
59 Matt Miller, R ERA: 4.1 (7, 1)	1.0	4	1	0	0	2	0	0	0	0	0	0	0	9	18	0.00	1.000														
63 Rafael Betancourt, R ERA: 3.98 (8, 1)	1.0	4	1	0	0	0	0	0	0	0	0	0	0	7	13	0.00	1.000														
Bob Wickman, R ERA: 4.5 (9, 1)	1.0	3	0	0	0	2	0	0	0	0	0	0	0	9	14	0.00	0.000														
David Riske, R ERA: 4.66 (10, 1)	1.0	4	2	0	0	1	0	0	0	0	0	0	0	10	15	0.00	2.000														
Rick White, R ERA: 3.51 (11, 1)	1.0	4	1	0	0	2	0	0	0	0	0	0	0	10	15	0.00	1.000														

AB	42
R	2
H	11
RBI	2
BB	2
SO	12
LOB	17



livebaseballscorecards.com

Batter	1	2	3	4	5	6	7	8	9	10	11	AB R H RBI BB SO LOB	BOTTOM												
Matt Lawton, L (1, 7) Coco Crisp, S (7, 7)	G1-3		1B			G6-3		SH 1B		K		3 0 1 0 0 0 0 2 0 1 0 0 1 0	Kansas City Royals @ Cleveland Indians Jacobs Field, Cleveland, OH Fri Jul 23 2004, 7:05 PM EDT Att: 26,504 - Cloudy - 70 F												
Omar Vizquel, S (1, 6)	G4-3		1B			G4-3		SH 41 G6-4-3		G4-3		4 0 1 0 0 0 0													
48 Travis Hafner, L (1, 10) John McDonald, R (10, PR)	G4-3		F7			41 2B		F7		41 E HBP		4 1 1 0 0 0 4 0 0 0 0 0 0 0													
41 Victor Martinez, S (1, 2)		L9			G3			G6-4-3		E6		5 0 1 1 0 0 3													
Jody Gerut, L (1, 9)		G3			K			G4-3		G4-3		5 0 1 0 0 1 3													
Casey Blake, R (1, 5)		K			HBP			K		SH1-3 1B		3 0 0 0 0 2 0													
Ben Broussard, L (1, 3)					CS			K				4 1 4 1 1 0 0													
Lou Merloni, R (1, 4)					2B			2B		FC4-6 IBB		4 1 0 0 0 0 5													
24 Grady Sizemore, L (1, 8)					2B			G1-3		FC4-6		4 0 1 1 0 1 3													
					G3			K		F9															
Inning Stats	R: 0 H: 0 E: 0 K: 0 S: 7	H: 0 LOB: 0 BB: 0 P: 15	R: 0 H: 0 E: 0 K: 1 S: 9	H: 0 LOB: 0 BB: 0 P: 11	R: 1 H: 4 E: 0 K: 0 S: 12	H: 2 LOB: 2 BB: 0 P: 19	R: 0 H: 0 E: 0 K: 1 S: 7	H: 0 LOB: 0 BB: 0 P: 12	R: 0 H: 1 E: 0 K: 0 S: 5	H: 1 LOB: 0 BB: 0 P: 8	R: 1 H: 2 E: 0 K: 0 S: 12	H: 1 LOB: 1 BB: 0 P: 15	R: 0 H: 1 E: 1 K: 0 S: 12	H: 1 LOB: 1 BB: 0 P: 20	R: 0 H: 1 E: 0 K: 0 S: 6	H: 1 LOB: 2 BB: 1 P: 13	R: 0 H: 0 E: 1 K: 1 S: 9	H: 0 LOB: 3 BB: 0 P: 17	R: 1 H: 1 E: 0 K: 0 S: 4	H: 1 LOB: 0 BB: 0 P: 9	1B: 5 2B: 5 3B: 0 HR: 1	SF: 0 SAC: 2 DP: 2 HBP: 2	WP: 0 PA: 44		
PITCHER	IP WLS BF H R ER SO BB IBB HBP BLK WP HR S P ERA WHIP																								
Mike Wood, R (1, 1)	6.2	26	8	2	2	3	0	0	0	0	0	0	59	92	2.70	1.200									
Jaime Cerda, L (7, 1)	1.1	6	2	0	0	1	0	0	0	0	0	0	16	26	0.00	1.500									
Scott Sullivan, R (9, 1)	0.2	3	0	0	0	0	0	1	0	0	0	0	3	8	0.00	0.000									
Dennys Reyes, L (9, 1)	1.1	6	0	0	0	1	0	0	1	0	0	0	11	21	0.00	0.000									
Nate Field, R (11, 1)	0.1	L 2	1	1	1	0	0	0	0	0	0	0	4	9	27.00	3.000									

livebaseballscorecards.com

AB	38
R	3
H	11
RBI	3
BB	1
SO	5
LOB	18



Batter	1	2	3	4	5	6	7	8	9	AB R H RBI BB SO LOB	TOP
9 David DeJesus, L (1, 8) OBP: 0.287, SLG: 0.257	3-3 K		0-2 G4-3			2-2 G3-1			1-2 E5 HR	4 1 0 0 0 1 0	Kansas City Royals @ Cleveland Indians Jacobs Field, Cleveland, OH Sat Jul 24 2004, 1:05 PM EDT Att. 18,873 - Cloudy - 69 F
Tony Graffanino, R (1, 4) OBP: 0.343, SLG: 0.341	1-1 G6-3			0-2 K		0-1 L5		0-1 1-H HR	4 1 1 2 0 1 0		
29 Mike Sweeney, R (1, 10) OBP: 0.350, SLG: 0.513	1-0 S 1B			1-2 2B		0-0 P5		0-0 WP 2B	4 0 3 0 0 0 0		
Matt Stairs, L (1, 9) OBP: 0.325, SLG: 0.441 Ruben Mateo, R (6, 9) OBP: 0.325, SLG: 0.411	2-2 G1-3			2-0 F8		2-2 G5-4-3 1B		0-1 P5	2 0 0 0 0 0 2 2 0 1 0 0 0 1		
Ken Harvey, R (1, 3) OBP: 0.352, SLG: 0.452		1-0 F9		1-2 L4		2-0 G5-4-3		1-0 F9	4 0 0 0 0 0 3		
Dee Brown, L (1, 7) OBP: 0.290, SLG: 0.314		2-3 K		0-2 F9		1-1 1B		0-1 L8	4 0 1 0 0 1 1		
4 Angel Berroa, R (1, 6) OBP: 0.301, SLG: 0.385 José Bautista, R (6, 5) OBP: 0.269, SLG: 0.213		1-0 F9		1-1 P2		1-2 P4			2 0 0 0 0 0 0 1 0 0 0 0 0 1		
Desi Relaford, S (1, 5) OBP: 0.275, SLG: 0.276			0-1 F8		0-1 G1-3		1-2 F7		3 0 0 0 0 0 1		
Alberto Castillo, R (1, 2) OBP: 0.273, SLG: 0.323			1-1 F9		2-0 P3		1-1 F8		3 0 0 0 0 0 1		
Inning Stats	R: 0 H: 1 E: 0 LOB: 1 K: 1 BB: 0 S: 9 P: 16	R: 0 H: 0 E: 0 LOB: 0 K: 1 BB: 0 S: 5 P: 9	R: 0 H: 0 E: 0 LOB: 0 K: 0 BB: 0 S: 7 P: 8	R: 0 H: 1 E: 0 LOB: 1 K: 1 BB: 0 S: 11 P: 15	R: 0 H: 0 E: 0 LOB: 0 K: 0 BB: 0 S: 8 P: 9	R: 0 H: 0 E: 0 LOB: 0 K: 0 BB: 0 S: 6 P: 10	R: 0 H: 1 E: 0 LOB: 0 K: 0 BB: 0 S: 5 P: 9	R: 0 H: 1 E: 0 LOB: 1 K: 0 BB: 0 S: 10 P: 14	R: 2 H: 2 E: 1 LOB: 1 K: 0 BB: 0 S: 11 P: 13	1B: 3 SF: 0 2B: 2 SAC: 0 3B: 0 DP: 1 HR: 1 HBP: 0	WP: 1 PA: 33 PB: 0 SB: 1 CS: 0
PITCHER Chad Durbin, R (1, 1) ERA: 7.43	IP WLS BF H R ER SO BB IBB HBP BLK WP HR S P ERA WHIP										
	9.0 W 33 6 2 1 3 0 0 0 0 1 1 72 103 1.00 0.667										

AB	33
R	2
H	6
RBI	2
BB	0
SO	3
LOB	10



Batter	1	2	3	4	5	6	7	8	9
Coco Crisp, S (1, 7) OBP: 0.313, SLG: 0.418	1-2 P3	2-2 FC4-6 G1-3 2B	1-2 2B		1-0 FC6-4 1B		1-2 G6-3		
Omar Vizquel, S (1, 6) OBP: 0.363, SLG: 0.387	0-3 K	1-1 G1-3	0-0 1B 2B		1-2 1B			1-3 K	
John McDonald, R (5, PH) OBP: 0.250, SLG: 0.283									
Ronnie Belliard, R (1, 4) OBP: 0.368, SLG: 0.415	1-1 G5-3	1-1 41 1B 2B	2-2 1B		0-0 G4-3			1-0 G5-3	
41 Victor Martinez, S (1, 10) OBP: 0.378, SLG: 0.551			2-2 P6		0-0 F7			0-0 FC4-6 1B	
Casey Blake, R (1, 5) OBP: 0.351, SLG: 0.452				0-0 G6-3		0-3 K		0-0 FC4-6	
Lou Merloni, R (1, 3) OBP: 0.356, SLG: 0.437					1-3 K		0-3 K		
Jody Gerut, L (1, 9) OBP: 0.333, SLG: 0.409					1-0 G4-3			1-3 K	
Tim Laker, R (1, 2) OBP: 0.292, SLG: 0.325		1-1 FC4-6 24 BB 2B 1B	1-2 G5-3		1-1 G1-3		1-2 P6		
24 Grady Sizemore, L (1, 8) OBP: 0.250, SLG: 0.364		4-2 FC4-6 BB	2-1 L5		0-0 E6 FC6-4		1-2 2B		

Inning Stats	R: 0	H: 0	E: 0	K: 1	S: 9	R: 8	H: 8	E: 0	K: 0	S: 29	R: 2	H: 3	E: 0	K: 0	S: 16	R: 0	H: 0	E: 0	K: 1	S: 5	R: 0	H: 1	E: 1	K: 0	S: 9	R: 0	H: 0	E: 0	K: 2	S: 7	R: 0	H: 1	E: 0	K: 1	S: 12	R: 0	H: 1	E: 0	K: 1	S: 6
	LOB: 0	BB: 0	BB: 11		LOB: 2	BB: 2	LOB: 1	BB: 0	BB: 7		LOB: 2	BB: 0	LOB: 0	BB: 0		LOB: 1	BB: 1	LOB: 1	BB: 0		LOB: 0	BB: 0	LOB: 1	BB: 0		LOB: 0	BB: 0		LOB: 1	BB: 0		LOB: 1	BB: 0		LOB: 0	BB: 8				

PITCHER	IP	WLS	BF	H	R	ER	SO	BB	IBB	HBP	BLK	WP	HR	S	P	ERA	WHIP
Chris George, L (1, 1) ERA: 7.63	3.0	L	22	11	10	10	1	2	0	0	0	0	0	54	84	30.00	4.333
Shawn Camp, R (4, 1) ERA: 3.25	5.0		19	3	0	0	5	0	0	0	0	0	0	39	50	0.00	0.600

AB R H RBI BB SO LOB

AB	R	H	RBI	BB	SO	LOB
5	2	1	1	0	0	4
3	1	1	1	0	1	2
2	0	1	0	0	1	0
5	1	2	3	0	0	2
5	2	3	1	0	0	1
4	1	1	0	1	1	1
4	1	2	1	0	2	0
4	1	1	2	0	1	2
4	1	1	1	0	0	0
3	0	1	0	1	0	0

AB	39
R	10
H	14
RBI	10
BB	2
SO	6
LOB	12



WP	HR	S	P	ERA	WHIP
0	0	0	0	0.00	0.600

Kansas City Royals @ Cleveland Indians
 Jacobs Field, Cleveland, OH
 Sat Jul 24 2004, 1:05 PM EDT
 Att. 18,873 - Cloudy - 69 F

livebaseballscorecards.com

BOTTOM

Kansas City Royals @ Cleveland Indians
Jacobs Field, Cleveland, OH
Sat Jul 24 2004, 7:05 PM EDT
Att. 27,865 - Cloudy - 68 F

livebaseballscorecards.com

AB 31
R 4
H 8
RBI 4
BB 3
SO 6
LOB 12



WP: 0 PA: 35
PB: 1
SB: 0
CS: 0

AB R H RBI BB SO LOB

4 0 0 0 0 1 3

4 1 2 1 0 0 1

3 0 1 1 1 0 0

4 0 1 0 0 0 2

4 0 1 0 0 1 2

3 0 0 0 0 2 3

3 0 1 0 0 1 0

0 0 0 0 1 0 0

0 1 0 0 0 0 0

3 1 1 1 1 0 1

1B: 6 SF: 0

2B: 3 SAC: 1

3B: 0 DP: 2

HR: 0 HBP: 0

1B: 6 SF: 0

2B: 3 SAC: 1

3B: 0 DP: 2

HR: 0 HBP: 0

1B: 6 SF: 0

2B: 3 SAC: 1

3B: 0 DP: 2

HR: 0 HBP: 0

1B: 6 SF: 0

2B: 3 SAC: 1

3B: 0 DP: 2

HR: 0 HBP: 0

1B: 6 SF: 0

2B: 3 SAC: 1

3B: 0 DP: 2

HR: 0 HBP: 0

1B: 6 SF: 0

2B: 3 SAC: 1

3B: 0 DP: 2

HR: 0 HBP: 0

1B: 6 SF: 0

2B: 3 SAC: 1

3B: 0 DP: 2

HR: 0 HBP: 0

1B: 6 SF: 0

2B: 3 SAC: 1

3B: 0 DP: 2

HR: 0 HBP: 0

1B: 6 SF: 0

2B: 3 SAC: 1

3B: 0 DP: 2

HR: 0 HBP: 0

1B: 6 SF: 0

2B: 3 SAC: 1

3B: 0 DP: 2

HR: 0 HBP: 0

1B: 6 SF: 0

2B: 3 SAC: 1

3B: 0 DP: 2

HR: 0 HBP: 0

1B: 6 SF: 0

2B: 3 SAC: 1

3B: 0 DP: 2

HR: 0 HBP: 0

1B: 6 SF: 0

2B: 3 SAC: 1

3B: 0 DP: 2

HR: 0 HBP: 0

1B: 6 SF: 0

2B: 3 SAC: 1

3B: 0 DP: 2

HR: 0 HBP: 0

1B: 6 SF: 0

2B: 3 SAC: 1

3B: 0 DP: 2

HR: 0 HBP: 0

1B: 6 SF: 0

2B: 3 SAC: 1

3B: 0 DP: 2

HR: 0 HBP: 0

1B: 6 SF: 0

2B: 3 SAC: 1

3B: 0 DP: 2

HR: 0 HBP: 0

1B: 6 SF: 0

2B: 3 SAC: 1

3B: 0 DP: 2

HR: 0 HBP: 0

1B: 6 SF: 0

2B: 3 SAC: 1

3B: 0 DP: 2

HR: 0 HBP: 0

1B: 6 SF: 0

2B: 3 SAC: 1

3B: 0 DP: 2

HR: 0 HBP: 0

1B: 6 SF: 0

2B: 3 SAC: 1

3B: 0 DP: 2

HR: 0 HBP: 0

1B: 6 SF: 0

2B: 3 SAC: 1

3B: 0 DP: 2

HR: 0 HBP: 0

1B: 6 SF: 0

2B: 3 SAC: 1

3B: 0 DP: 2

HR: 0 HBP: 0

1B: 6 SF: 0

2B: 3 SAC: 1

3B: 0 DP: 2

HR: 0 HBP: 0

1B: 6 SF: 0

2B: 3 SAC: 1

3B: 0 DP: 2

HR: 0 HBP: 0

1B: 6 SF: 0

2B: 3 SAC: 1

3B: 0 DP: 2

HR: 0 HBP: 0

1B: 6 SF: 0

2B: 3 SAC: 1

3B: 0 DP: 2

HR: 0 HBP: 0

1B: 6 SF: 0

2B: 3 SAC: 1

3B: 0 DP: 2

HR: 0 HBP: 0

1B: 6 SF: 0

2B: 3 SAC: 1

3B: 0 DP: 2

HR: 0 HBP: 0

1B: 6 SF: 0

2B: 3 SAC: 1

3B: 0 DP: 2

HR: 0 HBP: 0

1B: 6 SF: 0

2B: 3 SAC: 1

3B: 0 DP: 2

HR: 0 HBP: 0

1B: 6 SF: 0

2B: 3 SAC: 1

3B: 0 DP: 2

HR: 0 HBP: 0

1B: 6 SF: 0

2B: 3 SAC: 1

3B: 0 DP: 2

HR: 0 HBP: 0

1B: 6 SF: 0

2B: 3 SAC: 1

3B: 0 DP: 2

HR: 0 HBP: 0

1B: 6 SF: 0

2B: 3 SAC: 1

3B: 0 DP: 2

HR: 0 HBP: 0

1B: 6 SF: 0

2B: 3 SAC: 1

3B: 0 DP: 2

HR: 0 HBP: 0

1B: 6 SF: 0

2B: 3 SAC: 1

3B: 0 DP: 2

HR: 0 HBP: 0

1B: 6 SF: 0

2B: 3 SAC: 1

3B: 0 DP: 2

HR: 0 HBP: 0

1B: 6 SF: 0

2B: 3 SAC: 1

3B: 0 DP: 2

HR: 0 HBP: 0

1B: 6 SF: 0

2B: 3 SAC: 1

3B: 0 DP: 2

HR: 0 HBP: 0

1B: 6 SF: 0

2B: 3 SAC: 1

3B: 0 DP: 2

HR: 0 HBP: 0

1B: 6 SF: 0

2B: 3 SAC: 1

3B: 0 DP: 2

HR: 0 HBP: 0

1B: 6 SF: 0

2B: 3 SAC: 1

3B: 0 DP: 2

HR: 0 HBP: 0

1B: 6 SF: 0

2B: 3 SAC: 1

3B: 0 DP: 2

HR: 0 HBP: 0

1B: 6 SF: 0

2B: 3 SAC: 1

3B: 0 DP: 2

HR: 0 HBP: 0

1B: 6 SF: 0

2B: 3 SAC: 1

3B: 0 DP: 2

HR: 0 HBP: 0

1B: 6 SF: 0

2B: 3 SAC: 1

3B: 0 DP: 2

HR: 0 HBP: 0

1B: 6 SF: 0

2B: 3 SAC: 1

3B: 0 DP: 2

HR: 0 HBP: 0

1B: 6 SF: 0

2B: 3 SAC: 1

3B: 0 DP: 2

HR: 0 HBP: 0

1B: 6 SF: 0

2B: 3 SAC: 1

3B: 0 DP: 2

HR: 0 HBP: 0

1B: 6 SF: 0

2B: 3 SAC: 1

3B: 0 DP: 2

HR: 0 HBP: 0

1B: 6 SF: 0

2B: 3 SAC: 1

3B: 0 DP: 2

HR: 0 HBP: 0

1B: 6 SF: 0

2B: 3 SAC: 1

3B: 0 DP: 2

HR: 0 HBP: 0

1B: 6 SF: 0

2B: 3 SAC: 1

3B: 0 DP: 2

HR: 0 HBP: 0

1B: 6 SF: 0

2B: 3 SAC: 1

3B: 0 DP: 2

HR: 0 HBP: 0

1B: 6 SF: 0

2B: 3 SAC: 1

3B: 0 DP: 2

HR: 0 HBP: 0

1B: 6 SF: 0

2B: 3 SAC: 1

3B: 0 DP: 2

HR: 0 HBP: 0

1B: 6 SF: 0

2B: 3 SAC: 1

3B: 0 DP: 2

HR: 0 HBP: 0

1B: 6 SF: 0

2B: 3 SAC: 1

3B: 0 DP: 2

HR: 0 HBP: 0

1B: 6 SF: 0

2B: 3 SAC: 1

3B: 0 DP: 2

HR: 0 HBP: 0

1B: 6 SF: 0

2B: 3 SAC: 1

3B: 0 DP: 2

HR: 0 HBP: 0

1B: 6 SF: 0

2B: 3 SAC: 1

3B: 0 DP: 2

HR: 0 HBP: 0

1B: 6 SF: 0

2B: 3 SAC: 1

3B: 0 DP: 2

HR: 0 HBP: 0

1B: 6 SF: 0

2B: 3 SAC: 1

3B: 0 DP: 2

HR: 0 HBP: 0

Batter	1	2	3	4	5	6	7	8	9	AB R H RBI BB SO LOB	TOP	
9 David DeJesus, L (1, 8) OBP: 0.282, SLG: 0.254	3-2 G6-3 1B		2-2 L8		0-0 FC3-6 1-2f			2-2 G6-3		4 0 1 0 0 0 2	Kansas City Royals @ Cleveland Indians Jacobs Field, Cleveland, OH Sun Jul 25 2004, 1:05 PM EDT Att. 23,540 - Unknown - 70 F	
Tony Graffanino, R (1, 4) OBP: 0.346, SLG: 0.350	1-2 G6-3 1-2		0-0 G6-3		2-1 F7			0-0 FC6-4 1B		4 0 1 0 0 0 3		
29 Mike Sweeney, R (1, 10) OBP: 0.344, SLG: 0.503	0-1 F9							0-1 FC6-4 1-2f		4 0 0 0 0 0 1		
Matt Stairs, L (1, 9) OBP: 0.326, SLG: 0.439		2-2 P5		0-0 E6 1B				0-0 G5-4-3 1B		4 1 1 0 0 1 0		
Ken Harvey, R (1, 3) OBP: 0.351, SLG: 0.450		0-1 G1-3 2B		2-1 G5-3 1-2				1-0 G5-4-3 1-2f		4 0 1 0 0 0 2		
Joe Randa, R (1, 5) OBP: 0.348, SLG: 0.384		2-0 G1-3 2-3		0-1 G3-3 1B 2-H				1-0 G4-3		4 0 2 1 0 0 1		
4 Angel Berroa, R (1, 6) OBP: 0.294, SLG: 0.377		2-3 K		0-0 G3				0-1 G4-3 4 P4-3 1B		3 0 0 0 0 1 3		
Dee Brown, L (1, 7) OBP: 0.282, SLG: 0.305			2-3 K					1-2 P4-3 1-1f		3 0 0 0 0 1 0		
14 John Buck, R (1, 2) OBP: 0.240, SLG: 0.221			4-1 BB					0-0 L6		3 0 0 0 0 1 0		
										1 0 0 0 2 0 0	AB 31 R 1 H 6 RBI 1 BB 2 SO 3 LOB 12	
Inning Stats	R: 0 H: 1 E: 0 LOB: 0 K: 0 BB: 0 S: 8 P: 12	R: 0 H: 1 E: 0 LOB: 1 K: 1 BB: 0 S: 9 P: 15	R: 0 H: 0 E: 0 LOB: 1 K: 1 BB: 1 S: 9 P: 17	R: 1 H: 1 E: 1 LOB: 1 K: 0 BB: 0 S: 7 P: 9	R: 0 H: 0 E: 0 LOB: 1 K: 0 BB: 1 S: 8 P: 14	R: 0 H: 0 E: 0 LOB: 0 K: 1 BB: 0 S: 7 P: 13	R: 0 H: 1 E: 0 LOB: 0 K: 0 BB: 0 S: 6 P: 7	R: 0 H: 1 E: 0 LOB: 1 K: 0 BB: 0 S: 7 P: 9	R: 0 H: 1 E: 0 LOB: 0 K: 0 BB: 0 S: 3 P: 5	1B: 5 SF: 0 2B: 2 SAC: 0 3B: 0 DP: 2 HR: 0 HBP: 0	WP: 0 PA: 33 PB: 0 SB: 0 CS: 0	
PITCHER 37 Jake Westbrook, R (1, 1) ERA: 3.1	IP WLS BF H R ER SO BB IBB HBP BLK WP HR S P ERA WHIP	9.0 W 33 6 1 0 3 2 0 0 0 0 0 0 64 101 0.00 0.889										

livebaseballscorecards.com



Batter	1	2	3	4	5	6	7	8	9	AB R H RBI BB SO LOB
Jody Gerut, L OBP: 0.333, SLG: 0.410 (1, 9)	1-1 SH5-3 48 1B 2B	0-0 G3			3-2 G5-3 1B		2-0 G4-3			4 1 2 0 0 0 0
Omar Vizquel, S OBP: 0.364, SLG: 0.388 (1, 6)	0-0 SH5-3 2-3	0-1 F9			2-1 G5-3 1-2		2-2 48 CI 1B			3 0 1 0 0 0 1
48 Travis Hafner, L OBP: 0.421, SLG: 0.593 (1, 10)	0-0 2B 1B		2-2 G4-3		3-2 F8		1-2 CI 1-2			3 1 1 1 0 0 1
Casey Blake, R OBP: 0.350, SLG: 0.452 (1, 5)	2-0 1B 2B		2-2 G5-3		0-1 FC3-6 1B		0-1 F9			4 1 2 0 0 0 2
Ben Broussard, L OBP: 0.368, SLG: 0.422 (1, 3)	4-2 1B G3 BB		1-3 K		0-1 FC3-6 1-2f		0-1 P5			3 1 0 0 1 1 1
Ronnie Belliard, R OBP: 0.368, SLG: 0.416 (1, 4)	0-0 G3 1B		3-2 G5-3		1-1 L7		3-2 G6-3			4 0 1 2 0 0 1
Coco Crisp, S OBP: 0.304, SLG: 0.405 (1, 7)	0-2 G3 2-3 3-H		0-0 B1-3		2-2 G5-3		0-2 F8			4 0 0 1 0 0 2
24 Grady Sizemore, L OBP: 0.313, SLG: 0.600 (1, 8)	3-2 G4-3		0-1 F9				2-1 HR			3 1 1 1 0 0 1
Tim Laker, R OBP: 0.283, SLG: 0.313 (1, 2)		1-3 K			1-1 P6					3 0 0 0 0 2 0

Inning Stats	R: 4 E: 0 K: 0 S: 15	H: 4 LOB: 1 BB: 1 P: 25	R: 0 E: 0 K: 1 S: 6	H: 0 LOB: 0 BB: 0 P: 7	R: 0 E: 0 K: 1 S: 11	H: 0 LOB: 0 BB: 0 P: 16	R: 0 E: 0 K: 0 S: 6	H: 0 LOB: 0 BB: 0 P: 9	R: 0 E: 0 K: 0 S: 12	H: 1 LOB: 1 BB: 0 P: 21	R: 0 E: 0 K: 0 S: 10	H: 1 LOB: 1 BB: 0 P: 13	R: 1 E: 1 K: 1 S: 16	H: 2 LOB: 2 BB: 0 P: 24	R: 0 E: 0 K: 0 S: 8	H: 0 LOB: 0 BB: 0 P: 11
1B: 5 2B: 2 3B: 0 HR: 1	SF: 0 SAC: 1 DP: 0 HBP: 0	WP: 0 PB: 0 SB: 0 CS: 0	PA: 34													

PITCHER	IP	WLS	BF	H	R	ER	SO	BB	IBB	HBP	BLK	WP	HR	S	P	ERA	WHIP
23 Zack Greinke, R ERA: 4.77 (1, 1)	6.2	L	29	8	5	5	3	1	0	0	0	0	1	71	109	6.75	1.350
Nate Field, R ERA: 4.12 (7, 1)	1.1		5	0	0	0	0	0	0	0	0	0	0	13	17	0.00	0.000

BOTTOM

Kansas City Royals @ Cleveland Indians
Jacobs Field, Cleveland, OH
Sun Jul 25 2004, 1:05 PM EDT
Att: 23,540 - Unknown - 70 F

livebaseballscores.com

AB	31
R	5
H	8
RBI	5
BB	1
SO	3
LOB	9



Batter	1	2	3	4	5	6	7	8	9	AB R H RBI BB SO LOB	TOP		
9 David DeJesus, L (1, 8) OBP: 0.289, SLG: 0.264	3-2 BB F8-2 2B		4-2 FC3-6 29 1B BB		1-0 F8		1-1 F7			3 0 1 0 1 0 1	Kansas City Royals @ Tampa Bay Devil Rays Tropicana Field, St. Petersburg, FL Tue Jul 27 2004, 7:15 PM EDT Att: 10,854 - Dome - 72 F		
Tony Graffanino, R (1, 4) OBP: 0.341, SLG: 0.345	0-2 K		0-1 F7		1-1 F7		0-0 F7			4 0 0 0 0 1 3			
29 Mike Sweeney, R (1, 3) OBP: 0.346, SLG: 0.501	4-1 BB BB		0-2 FC3-6 1B 1-2		2-2 F9		0-0 G5-3			3 0 1 0 1 0 0			
Matt Stairs, L (1, 9) José Bautista, R (8, 9) OBP: 0.328, SLG: 0.436 OBP: 0.269, SLG: 0.213	4-0 BB BB		0-1 FC3-6 1-2f 2-3		4-2 1B BB		3-2 F7			2 0 0 0 2 0 2 0 0 0 0 0 0 0			
Ken Harvey, R (1, 10) OBP: 0.353, SLG: 0.456	0-1 F8-2 3-H		0-1 F7		2-2 1B 1-2		1-0 3B			4 0 2 0 0 0 5			
Joe Randa, R (1, 5) OBP: 0.347, SLG: 0.394		2-1 HR		2-2 F7		2-1 G6-4-3 1B 1-2f		1-1 F9		4 1 1 1 0 0 3			
Ruben Mateo, R (1, 7) OBP: 0.330, SLG: 0.413		2-2 P3		0-1 L9		1-1 2B 1B		2-1 F9		4 1 1 0 0 0 0			
Desi Relaford, S (1, 6) OBP: 0.275, SLG: 0.280		1-1 F7		3-2 F8		1-0 2B		3-2 G4-3		4 0 1 1 0 0 0			
14 John Buck, R (1, 2) Dee Brown, L (9, PH) OBP: 0.231, SLG: 0.211 OBP: 0.279, SLG: 0.302		1-3 K		1-3 K		1-0 F9		2-3 K		3 0 0 0 0 2 1 1 0 0 0 0 1 0			
Inning Stats	R: 0 H: 1 E: 0 LOB: 2 K: 1 BB: 2 S: 10 P: 21	R: 1 H: 1 E: 0 LOB: 0 K: 1 BB: 0 S: 10 P: 16	R: 0 H: 1 E: 0 LOB: 2 K: 0 BB: 1 S: 14 P: 18	R: 0 H: 0 E: 0 LOB: 0 K: 0 BB: 0 S: 12 P: 17	R: 0 H: 0 E: 0 LOB: 0 K: 1 BB: 0 S: 6 P: 9	R: 0 H: 1 E: 0 LOB: 1 K: 0 BB: 1 S: 13 P: 23	R: 1 H: 2 E: 0 LOB: 1 K: 0 BB: 0 S: 7 P: 11	R: 0 H: 1 E: 0 LOB: 1 K: 0 BB: 0 S: 9 P: 14	R: 0 H: 0 E: 0 LOB: 0 K: 1 BB: 0 S: 12 P: 19	1B: 3 SF: 0 2B: 3 SAC: 0 3B: 1 DP: 2 HR: 1 HBP: 0		WP: 0 PA: 36 PB: 0 SB: 0 CS: 0	
PITCHER	IP WLS BF H R ER SO BB IBB HBP BLK WP HR S P ERA WHIP											PITCHER	IP WLS BF H R ER SO BB IBB HBP BLK WP HR S P ERA WHIP
Dewon Brazelton, R (1, 1) ERA: 3.07	6.0 W 26 6 2 2 3 4 0 0 0 0 0 1 68 109 3.00 1.667												
Travis Harper, R (7, 1) ERA: 4.47	2.0 H 7 1 0 0 0 0 0 0 0 0 0 0 13 20 0.00 0.500												
Danys Baez, R (9, 1) ERA: 2.93	1.0 3 0 0 0 1 0 0 0 0 0 0 0 12 19 0.00 0.000												

livebaseballscores.com

AB	32
R	2
H	7
RBI	2
BB	4
SO	4
LOB	15



Batter	1	2	3	4	5	6	7	8	9	AB R H RBI BB SO LOB	TOP	
9 David DeJesus, L (1, 8) OBP: 0.288, SLG: 0.264	2-1 1B		0-0 B1-3			0-3 K			1-0 F8	4 0 1 0 0 1 0	Kansas City Royals @ Tampa Bay Devil Rays Tropicana Field, St. Petersburg, FL Wed Jul 28 2004, 7:05 PM EDT Att. 10,555 - Dome - 72 F livebaseballscorecards.com	
Tony Graffanino, R (1, 4) OBP: 0.337, SLG: 0.339	1-2 F8		0-0 F8			2-1 F8			1-1 E6 29 G6-3 1B	4 1 0 0 0 0 1		
29 Mike Sweeney, R (1, 3) OBP: 0.342, SLG: 0.496	1-2 F9				2-1 F9	0-0 G5-3			1-2 G6-3	4 0 0 0 0 0 2		
Ken Harvey, R (1, 10) OBP: 0.352, SLG: 0.454	1-1 P4				0-1 F8		2-2 G6-3		1-1 1B 3-H 1B	4 0 1 1 0 0 1		
Joe Randa, R (1, 5) OBP: 0.343, SLG: 0.389		2-2 F7			1-0 F8		2-0 F9		2-1 1B	3 0 0 0 0 0 0		
José Bautista, R (7, 5) OBP: 0.283, SLG: 0.229									1-2 1B	1 0 1 0 0 0 0		
Ruben Mateo, R (1, 9) OBP: 0.326, SLG: 0.429		1-1 3B				2-1 G1-3		1-2 G5-3	1-2 P3	4 0 1 0 0 0 2		
4 Angel Berroa, R (1, 6) OBP: 0.295, SLG: 0.375		1-3 K				2-2 HBP		1-2 G6-3		2 0 0 0 0 1 1		
Dee Brown, L (1, 7) OBP: 0.272, SLG: 0.294		0-1 L3				2-0 F7		1-1 G3		3 0 0 0 0 0 2		
14 John Buck, R (1, 2) OBP: 0.222, SLG: 0.203			2-3 K			0-3 K		2-3 K		3 0 0 0 0 3 1		
Inning Stats	R: 0 H: 1 E: 0 LOB: 1 K: 0 BB: 0 S: 12 P: 17	R: 0 H: 1 E: 0 LOB: 1 K: 1 BB: 0 S: 12 P: 16	R: 0 H: 0 E: 0 LOB: 0 K: 1 BB: 0 S: 5 P: 7	R: 0 H: 0 E: 0 LOB: 0 K: 0 BB: 0 S: 5 P: 8	R: 0 H: 0 E: 0 LOB: 1 K: 1 BB: 0 S: 8 P: 14	R: 0 H: 0 E: 0 LOB: 0 K: 1 BB: 0 S: 7 P: 9	R: 0 H: 0 E: 0 LOB: 0 K: 0 BB: 0 S: 8 P: 13	R: 0 H: 0 E: 0 LOB: 0 K: 1 BB: 0 S: 8 P: 12	R: 1 H: 2 E: 1 LOB: 2 K: 0 BB: 0 S: 14 P: 21	1B: 3 SF: 0 2B: 0 SAC: 0 3B: 1 DP: 0 HR: 0 HBP: 1	WP: 0 PA: 33 PB: 0 SB: 0 CS: 0	
PITCHER Mark Hendrickson, L (1, 1) ERA: 3.9	IP WLS BF H R ER SO BB IBB HBP BLK WP HR S P ERA WHIP	9.0 W 33 4 1 0 5 0 0 1 0 0 0 0 79 117 0.00 0.444										

Batter	1	2	3	4	5	6	7	8	9
13 Carl Crawford, L (1, 7) OBP: 0.339, SLG: 0.464 Joey Gathright, L (7, 7) OBP: 0.302, SLG: 0.231	2-1 FC6-4 1B		3-2 SF8 3B	1-1 G4-3		1-0 E4 FC5-4 1B	0-0 G1-3		
Julio Lugo, R (1, 6) OBP: 0.343, SLG: 0.418	1-2 FC6-4 1-2f		1-0 SF8 3-H		1-2 P6	0-0 FC5-4 5 G6-3 1B 1-2f 2-3		3-2 2B	
5 Rocco Baldelli, R (1, 8) OBP: 0.332, SLG: 0.416	0-0 F9		0-2 HR 1B		0-1 3B 1B	0-0 G6-3 1-2 3-H		0-1 P3	
Aubrey Huff, L (1, 5) OBP: 0.347, SLG: 0.463 Geoff Blum, S (7, 5) OBP: 0.257, SLG: 0.352	1-1 F9		3-2 HR 1-H		3-1 L8	2-1 2-H 1B		0-0 F8	
José Cruz Jr., S (1, 9) OBP: 0.360, SLG: 0.469		0-0 HR	1-1 P2		0-0 1-H HR 3B	2-1 F8		0-1 G4-3	
Tino Martinez, L (1, 3) OBP: 0.377, SLG: 0.480		1-1 P3		2-2 F7 CDD BB X	3-1 HR		2-1 F7		
3 Jorge Cantu, R (1, 10) OBP: 0.300, SLG: 0.433		3-2 G5-3		0-0 F8 BB BB X	3-2 1B		1-1 2B		
Toby Hall, R (1, 2) OBP: 0.343, SLG: 0.407		2-0 G6-3		0-1 2B	0-1 P3		4-1 BB		
Rey Sanchez, R (1, 4) OBP: 0.300, SLG: 0.367			0-1 P4	2-1 2-H 2B		0-0 FC5-4 13 E 5 G6-3 1B	1-3 K		

Inning Stats	R: 0	H: 1	E: 0	K: 0	S: 8	R: 1	H: 1	E: 0	K: 0	S: 8	R: 3	H: 3	E: 0	K: 0	S: 15	R: 1	H: 2	E: 0	K: 0	S: 11	R: 3	H: 4	E: 0	K: 0	S: 15	R: 2	H: 2	E: 1	K: 0	S: 8	R: 0	H: 1	E: 0	K: 1	S: 9	R: 0	H: 1	E: 0	K: 0	S: 9
	LOB: 1	BB: 0	BB: 0	BB: 0	BB: 12	LOB: 0	BB: 0	LOB: 0	BB: 0	BB: 14	LOB: 0	BB: 0	LOB: 0	BB: 0	BB: 23	LOB: 1	BB: 1	LOB: 1	BB: 0	BB: 0	LOB: 1	BB: 0	LOB: 1	BB: 0	BB: 0	LOB: 1	BB: 0	BB: 13	LOB: 2	BB: 1	LOB: 2	BB: 1	BB: 1	LOB: 1	BB: 0	BB: 0	LOB: 1	BB: 0	BB: 12	

PITCHER	IP	WLS	BF	H	R	ER	SO	BB	IBB	HBP	BLK	WP	HR	S	P	ERA	WHIP
41 Jimmy Gobble, L (1, 1) ERA: 5.75	4.2	L	24	10	8	8	0	0	0	0	0	0	3	52	82	15.43	2.143
Shawn Camp, R (5, 1) ERA: 3.05	2.1		13	4	2	0	1	1	0	0	0	0	0	22	38	0.00	2.143
Ryan Bukvich, R (8, 1) ERA: 2.45	1.0		4	1	0	0	0	0	0	0	0	0	0	9	12	0.00	1.000

BOTTOM

AB	R	H	RBI	BB	SO	LOB
4	1	2	0	0	0	2
1	0	0	0	0	0	2
4	1	1	1	0	0	3
5	2	2	1	0	0	3
4	1	2	3	0	0	2
1	0	0	0	0	0	1
5	2	2	2	0	0	2
4	1	1	2	0	0	0
4	0	2	0	0	0	0
3	1	1	0	1	0	1
4	1	2	1	0	1	2

AB 39
R 10
H 15
RBI 10
BB 1
SO 1
LOB 18

WP: 0 PA: 41
PB: 0 SB: 0 CS: 0

livebaseballscorecards.com

Kansas City Royals @ Tampa Bay Devil Rays
 Tropicana Field, St. Petersburg, FL
 Wed Jul 28 2004, 7:05 PM EDT
 Att: 10,555 - Dome - 72 F

Batter	1	2	3	4	5	6	7	8	9	AB R H RBI BB SO LOB	TOP			
9 David DeJesus, L (1, 8) OBP: 0.294, SLG: 0.260	2-2 G5-3 HBP		2-1 F7		4-1 FC5-4 BB		2-3 K			2 0 0 0 1 1 1	Kansas City Royals @ Tampa Bay Devil Rays Tropicana Field, St. Petersburg, FL Thu Jul 29 2004, 7:15 PM EDT Att: 10,084 - Dome - 72 F			
4 Angel Berroa, R (1, 6) OBP: 0.291, SLG: 0.370	0-0 B1		1-0 P6		2-2 FC5-4			1-2 G4-3		4 0 0 0 0 0 3				
Joe Randa, R (1, 5) OBP: 0.342, SLG: 0.385	0-1 G5-3		1-0 L6			0-2 E5		4-2 BB		3 0 0 0 1 0 1				
29 Mike Sweeney, R (1, 10) OBP: 0.341, SLG: 0.492	2-0 P3			4-2 G4-6-3 BB		2-3 K		1-0 F9		3 0 0 0 1 1 3				
Matt Stairs, L (1, 9) OBP: 0.327, SLG: 0.437				0-0 G4-6-3		2-2 F8		3-3 K		4 0 1 0 0 1 3				
Ken Harvey, R (1, 3) OBP: 0.350, SLG: 0.451				1-1 P3		3-2 F9		2-1 G6-3		2 0 0 0 0 1 1				
Ruben Mateo, R (5, 9) OBP: 0.319, SLG: 0.419										2 0 0 0 0 0 1				
Desi Relaford, S (1, 4) OBP: 0.275, SLG: 0.279					1-0 G5-3		1-1 G4-3		3-3 K	4 0 1 0 0 1 0				
Dee Brown, L (1, 7) OBP: 0.280, SLG: 0.310					1-1 G5-3 1B		2-0 G3-1 2B		3-1 F8	4 0 2 0 0 1 2				
Alberto Castillo, R (1, 2) OBP: 0.250, SLG: 0.294					1-1 G5-3		2-1 G3-1			3 0 0 0 0 0 4				
Inning Stats	R: 0 E: 0 K: 0 S: 6 H: 0 LOB: 1 P: 10	R: 0 E: 0 K: 2 S: 11 H: 2 LOB: 2 P: 19	R: 0 E: 0 K: 0 S: 4 H: 0 LOB: 0 P: 8	R: 0 E: 0 K: 0 S: 5 H: 0 LOB: 0 P: 10	R: 0 E: 0 K: 0 S: 9 H: 1 LOB: 2 P: 18	R: 0 E: 1 K: 1 S: 12 H: 0 LOB: 1 P: 19	R: 0 E: 0 K: 1 S: 9 H: 1 LOB: 1 P: 16	R: 0 E: 0 K: 1 S: 9 H: 0 LOB: 1 P: 18	R: 0 E: 0 K: 1 S: 8 H: 0 LOB: 0 P: 16	1B: 2 2B: 2 3B: 0 HR: 0 SF: 0 SAC: 0 DP: 1 HBP: 1	WP: 0 PB: 0 SB: 0 CS: 0 PA: 35			
PITCHER	IP WLS BF H R ER SO BB IBB HBP BLK WP HR S P ERA WHIP												PITCHER	IP WLS BF H R ER SO BB IBB HBP BLK WP HR S P ERA WHIP
Rob Bell, R (1, 1) ERA: 4.59	6.1 W 26 4 0 0 3 2 0 1 0 0 0 50 90 0.00 0.947													
Jesus Colome, R (7, 1) ERA: 3.46	1.1 H 5 0 0 0 1 1 0 0 0 0 0 12 22 0.00 0.750													
Trevor Miller, L (8, 1) ERA: 2.84	0.1 H 1 0 0 0 1 0 0 0 0 0 0 3 6 0.00 0.000													
Danys Baez, R (9, 1) ERA: 2.86	1.0 S 3 0 0 0 1 0 0 0 0 0 0 8 16 0.00 0.000													

livebaseballscorecards.com



Batter	1	2	3	4	5	6	7	8	9	10	11	AB R H RBI BB SO LOB	TOP																																										
Ronnie Belliard, R OBP: 0.372, SLG: 0.419	3-2 2B		1-0 41 1B 2B	1-0 G3-1 2B		4-1 G3-6-3 BB		1 SAFE 1 SAFE 1-1 G4-3		0-1 F9		5 1 3 0 1 0 4																																											
Omar Vizquel, S OBP: 0.382, SLG: 0.394	0-0 B3		3-2 G4-3	2-0 G3-1		2-1 G3-6-3 1-2f			2-2 F9		1-1 SF9 3B	6 1 1 0 0 0 4																																											
Matt Lawton, L OBP: 0.367, SLG: 0.454	2-2 F8		4-2 41 1B 1B BB	0-0 G4-3			3-3 K		1-0 P5		1-0 SF9	4 1 0 1 1 1 2																																											
41 Victor Martinez, S OBP: 0.372, SLG: 0.532	0-2 P6		0-0 48 F9 1B 1B	1-3 K			3-3 K		2-1 G3		3-H 3-3 K	6 1 1 1 0 3 2																																											
Casey Blake, R OBP: 0.355, SLG: 0.465		2-2 48 2B 1B	2-2 1B 1B		0-2 G1-3		3-3 K			4-0 SH5-4 48 1B HBP BB	1-3 K	5 2 2 1 1 2 0																																											
48 Travis Hafner, L OBP: 0.419, SLG: 0.589		3-2 SH1-3 1-H 2B	0-0 F9	2-3 K	1-3 K		1-0 F7			2-1 24 HBP SH5-4 1B		5 0 2 1 0 1 2																																											
Lou Merloni, R OBP: 0.354, SLG: 0.444		0-1 SH1-3	1-0 1B	4-2 BB			0-2 G3			0-0 SH5-4		1 0 1 1 0 0 0																																											
Ben Broussard, L OBP: 0.366, SLG: 0.429		2-3 1B	1-2 3-H 1B	BB			3-1 G3			1-2 2-3 1B		1 0 0 0 1 0 0																																											
Coco Crisp, S OBP: 0.312, SLG: 0.414		1-2 P4	1-3 2-H 1B	BB	0-1 F8		3-1 24 S 24 E 1B			4-0 24 HBP IBB		4 1 2 1 1 0 2																																											
24 Grady Sizemore, L OBP: 0.484, SLG: 0.522		2-2 K	2-2 F7			0-0 B3		1 SAFE 1 SAFE 1-H E1		4-0 1-2 2-3 3-H HBP		4 0 1 0 0 1 3																																											
Inning Stats	R: 0 E: 0 K: 0 S: 11	H: 1 LOB: 1 BB: 0 P: 16	R: 1 E: 0 K: 1 S: 16	H: 2 LOB: 1 BB: 0 P: 24	R: 4 E: 0 K: 0 S: 23	H: 5 LOB: 2 BB: 1 P: 38	R: 0 E: 0 K: 1 S: 6	H: 1 LOB: 1 BB: 0 P: 10	R: 0 E: 0 K: 1 S: 10	H: 0 LOB: 1 BB: 1 P: 15	R: 0 E: 0 K: 3 S: 10	H: 0 LOB: 0 BB: 0 P: 19	R: 1 E: 1 K: 0 S: 11	H: 2 LOB: 1 BB: 0 P: 18	R: 0 E: 0 K: 0 S: 6	H: 0 LOB: 0 BB: 0 P: 11	R: 0 E: 0 K: 0 S: 5	H: 1 LOB: 3 BB: 2 P: 19	R: 1 E: 0 K: 2 S: 10	H: 1 LOB: 0 BB: 0 P: 16	1B: 8 2B: 4 3B: 1 HR: 0	SF: 1 SAC: 2 DP: 1 HBP: 1	WP: 0 PB: 0 SB: 1 CS: 0	PA: 50																															
PITCHER	IP WLS BF H R ER SO BB IBB HBP BLK WP HR S P ERA WHIP																				IP WLS BF H R ER SO BB IBB HBP BLK WP HR S P ERA WHIP																																		
Brian Anderson, L ERA: 6.94	(1, 1)	2.2	17	8	5	5	1	1	0	0	0	0	0	0	47	73	16.88	3.375																				Scott Sullivan, R ERA: 3.96	(10, 1)	1.1	L	5	1	1	1	2	0	0	0	0	0	12	18	6.75	0.750
Rudy Seanez, R ERA: 3.91	(3, 1)	3.1	12	1	0	0	2	2	0	0	0	0	0	0	23	40	0.00	0.900																																					
Dennys Reyes, L ERA: 4.52	(7, 1)	2.0	8	2	1	0	3	0	0	0	0	0	0	0	21	37	0.00	1.000																																					
Nate Field, R ERA: 4.02	(9, 1)	1.0	4	0	0	0	0	1	0	0	0	0	0	0	6	15	0.00	1.000																																					
Jaime Cerda, L ERA: 2.59	(10, 1)	0.2	4	1	0	0	0	0	1	1	0	0	0	0	3	13	0.00	1.500																																					

Cleveland Indians @ Kansas City Royals
Kauffman Stadium, Kansas City, MO
Fri Jul 30 2004, 7:10 PM CDT
Att: 32,079 - Cloudy - 79 F

AB	41
R	7
H	13
RBI	6
BB	5
SO	8
LOB	19



livebaseballscorecards.com

Batter	1	2	3	4	5	6	7	8	9	10	11	AB R H RBI BB SO LOB	BOTTOM				
9 David DeJesus, L (1, 8) OBP: 0.302, SLG: 0.273	4-1 29 BB 1B BB		0-1 G1-3		0-0 FC4 1B		1-1 B3		3-1 PB 29 2B		2-3 K	5 1 2 0 1 1 0	Cleveland Indians @ Kansas City Royals Kauffman Stadium, Kansas City, MO Fri Jul 30 2004, 7:10 PM CDT Att: 32,079 - Cloudy - 79 F				
Tony Graffanino, R (1, 4) OBP: 0.331, SLG: 0.333	0-3 SAFE K		0-1 G1-3		1-2 L7 SAFE		1-3 K		0-1 G5-3			5 0 0 0 0 2 3					
Joe Randa, R (1, 5) OBP: 0.346, SLG: 0.384	1 SAFE 2-2 29 BB 1B		0-1 G4-3		2-2 FC4 29 E 2B		4-2 BB		4-2 29 2B BB			3 1 1 0 2 0 1 0 0 0 0 0 0 0					
14 John Buck, R (10, 2) OBP: 0.222, SLG: 0.203	1-2 1B				1-2f 2B				2-3 BB			4 2 2 1 1 0 2					
29 Mike Sweeney, R (1, 10) OBP: 0.344, SLG: 0.494	4-1 1-2 2-3 BB			2-2 HR 1B	0-1 E5 1-3 2B		2-1 F8		0-0 1-H 3-H 2B			5 1 2 4 0 2 3					
Matt Stairs, L (1, 9) OBP: 0.328, SLG: 0.450	1-3 K			3-1 1-H HR	3-2 2-H 3-H 2B		0-0 F7		1-3 K			5 0 0 0 0 0 4					
Ken Harvey, R (1, 3) OBP: 0.346, SLG: 0.445	1-0 G4-3			0-0 G6-3	1-1 G4-3		2-0 F9		0-0 F8			5 0 1 0 0 1 0					
Dee Brown, L (1, 7) OBP: 0.276, SLG: 0.305			0-1 G4-3		1-0 G6-3		0-0 P5		0-1 1B			5 0 0 0 0 1 1					
4 Angel Berroa, R (1, 6) OBP: 0.287, SLG: 0.364			1-2 L8		0-2 G6-3		2-2 G4-3		0-0 L8			3 1 1 0 0 0 0 2 0 0 0 0 1 0					
Alberto Castillo, R (1, 2) OBP: 0.256, SLG: 0.324			3-1 G6-3		1-2 9 1B E 2B		3-2 L9		2-3 K			WP: 0 PA: 46 PB: 1 SB: 0 CS: 0					
Desi Relaford, S (9, PH) OBP: 0.272, SLG: 0.277 (10, 5)																	
Inning Stats	R: 0 H: 1 E: 0 LOB: 3 K: 2 BB: 2 S: 13 P: 25	R: 0 H: 0 E: 0 LOB: 0 K: 0 BB: 0 S: 8 P: 12	R: 0 H: 0 E: 0 LOB: 0 K: 0 BB: 0 S: 6 P: 6	R: 2 H: 2 E: 0 LOB: 0 K: 0 BB: 0 S: 11 P: 17	R: 3 H: 3 E: 2 LOB: 1 K: 0 BB: 0 S: 21 P: 29	R: 0 H: 0 E: 0 LOB: 0 K: 0 BB: 0 S: 8 P: 13	R: 0 H: 0 E: 0 LOB: 1 K: 1 BB: 1 S: 10 P: 18	R: 0 H: 1 E: 0 LOB: 1 K: 0 BB: 0 S: 5 P: 7	R: 1 H: 2 E: 0 LOB: 2 K: 1 BB: 1 S: 12 P: 21	R: 0 H: 0 E: 0 LOB: 0 K: 2 BB: 0 S: 7 P: 10	R: 0 H: 0 E: 0 LOB: 0 K: 2 BB: 0 S: 8 P: 13	1B: 4 SF: 0 2B: 4 SAC: 0 3B: 0 DP: 0 HR: 1 HBP: 0					
PITCHER	IP WLS BF H R ER SO BB IBB HBP BLK WP HR S P ERA WHIP																
37 Jake Westbrook, R (1, 1) ERA: 3.18	5.0	24	6	5	3	2	2	0	0	0	0	0	1	59	89	5.40	1.600
Rick White, R (6, 1) ERA: 3.67	1.2	6	0	0	0	1	1	0	0	0	0	0	0	16	27	0.00	0.600
Bob Howry, R (7, 1) ERA: 1.53	1.1	5	1	0	0	0	0	0	0	0	0	0	0	7	11	0.00	0.750
Bob Wickman, R (9, 1) ERA: 4.0	1.0	B	5	2	1	1	1	0	0	0	0	0	0	12	21	9.00	3.000
63 Rafael Betancourt, R (10, 1) ERA: 3.63	2.0	W	6	0	0	0	4	0	0	0	0	0	0	15	23	0.00	0.000

AB	42
R	6
H	9
RBI	5
BB	4
SO	8
LOB	14



Batter	1	2	3	4	5	6	7	8	9
9 David DeJesus, L OBP: 0.320, SLG: 0.296 (1, 8)	0-1 FC1-2 2B		1-2 CS HBP	1-0 SH 2B		2-2 1B G4-3	3-2 FC5-4 1B		
Tony Graffanino, R OBP: 0.332, SLG: 0.335 Wilton Guerrero, S OBP: 0.200, SLG: 0.333 (1, 4) (4, 4)	0-0 B1		1 SAFE 2-1 1 SAFE 1 SAFE 1-2 29 HR 1B	1-1 L6		0-1 G4-3 1-2	1-1 FC5-4 1-2f		
29 Mike Sweeney, R OBP: 0.343, SLG: 0.499 (1, 10)	2-1 E5 FC1-2 2-3		0-0 1-H HR	0-2 F4		3-3 K	1-0 P5		
Matt Stairs, L OBP: 0.335, SLG: 0.463 (1, 9)	1-2 FC1-2 1-2 3-H		4-1 BB	0-0 1B 2B		4-0 1B IBB	1-0 1B 3B		
Ken Harvey, R OBP: 0.349, SLG: 0.447 (1, 3)	2-2 F9		0-0 F9	3-1 FC6 1B		1-1 1B	2-2 FC5-4 1B		
Dee Brown, L OBP: 0.273, SLG: 0.301 (1, 7)		2-2 F9	1-3 K	1-2 FC6 1-2f		0-1 L5	0-1 FC5-4 1B		
4 Angel Berroa, R OBP: 0.289, SLG: 0.363 (1, 6)		2-1 F8		0-0 14 1B 1B	3-2 14 G4-6-3 HBP		3-2 G4-3 FC5-4 1-2 2-3	1-1 FC5-4 1B	
Desi Relaford, S OBP: 0.279, SLG: 0.294 (1, 5)		4-1 14 FC6-4 BB		3-1 9 SH 14 1B 2B 1B	0-1 F7		3-2 HR	0-1 G1-3	
14 John Buck, R OBP: 0.235, SLG: 0.218 (1, 2)		1-0 FC6-4		0-2 9 SH 2B 1B	0-0 G4-6-3		0-0 9 WP 1B 1B		

Inning Stats	R: 0	H: 1	E: 1	K: 0	S: 12	R: 0	H: 0	E: 0	K: 0	S: 8	R: 2	H: 2	E: 0	K: 1	S: 11	R: 5	H: 5	E: 1	K: 0	S: 18	R: 0	H: 0	E: 0	K: 0	S: 5	R: 0	H: 2	E: 0	K: 1	S: 16	R: 2	H: 3	E: 0	K: 0	S: 19	R: 1	H: 3	E: 0	K: 0	S: 10
	LOB: 2	BB: 0	P: 17	LOB: 1	BB: 1	P: 17	LOB: 1	BB: 1	P: 19	LOB: 1	BB: 0	P: 27	LOB: 0	BB: 0	P: 8	LOB: 3	BB: 1	P: 26	LOB: 1	BB: 0	P: 14	LOB: 1	BB: 0	P: 14	LOB: 1	BB: 0	P: 14	LOB: 1	BB: 0	P: 14	LOB: 1	BB: 0	P: 14	LOB: 1	BB: 0	P: 14	LOB: 1	BB: 0	P: 14	

PITCHER	IP	WLS	BF	H	R	ER	SO	BB	IBB	HBP	BLK	WP	HR	S	P	ERA	WHIP
Kazuhito Tadano, R ERA: 4.95 (1, 1)	3.2	L	23	8	7	3	1	2	0	0	0	0	1	46	76	7.36	2.727
Chad Durbin, R ERA: 7.36 (4, 1)	2.2		14	5	2	2	1	0	1	1	0	1	1	40	63	6.75	1.875
59 Matt Miller, R ERA: 5.12 (7, 1)	1.2		7	3	1	1	0	0	0	0	0	0	0	13	19	5.40	1.800

AB R H RBI BB SO LOB

3	1	3	1	0	0	0
2	1	1	0	0	0	1
3	0	0	0	0	0	5
5	1	1	2	0	1	6
3	2	2	3	2	0	2
5	0	3	2	0	0	3
5	0	1	0	0	1	5
4	1	1	0	0	0	2
4	2	2	1	1	0	2
4	2	2	0	0	0	2

AB	38
R	10
H	16
RBI	9
BB	3
SO	2
LOB	28



WP	PA	1B	SF	PB	SAC	SB	CS
1	44	11	0	0	1	0	1
2	0	2	0	0	1	0	0
0	0	1	0	0	2	0	0
1	0	2	0	0	2	0	0

livebaseballscores.com

Cleveland Indians @ Kansas City Royals
Kauffman Stadium, Kansas City, MO
Sat Jul 31 2004, 6:10 PM CDT
Att: 27,689 - Sunny - 86 F

Batter	1	2	3	4	5	6	7	8	9
9 David DeJesus, L OBP: 0.318, SLG: 0.295 (1, 8)	2-2 G6-3		1-2 1B	2-3 K			1-2 G4-3		
Desi Relaford, S OBP: 0.282, SLG: 0.294 (1, 4)	3-1 2B		1-3 K		4-2 2B		3-2 P6		
29 Mike Sweeney, R OBP: 0.339, SLG: 0.493 (1, 3)	2-2 F7		1-1 F8		1-0 F8		3-3 K		
Ken Harvey, R OBP: 0.350, SLG: 0.453 (1, 10)	2-0 2B			0-1 G5-3	0-0 F8		1-3 K		
Joe Randa, R OBP: 0.345, SLG: 0.386 (1, 5)	0-0 F7		3-2 1B	3-2 2B	3-2 F8		2-1 F9		
Ruben Mateo, R OBP: 0.316, SLG: 0.411 (1, 7)		1-2 G6-3		2-3 K	1-3 K		1-1 2B		
Abraham Nunez, S OBP: 0.286, SLG: 0.294 (1, 9)		0-0 G4-3		1-1 1B		1-3 K	0-2 2B		
4 Angel Berroa, R OBP: 0.288, SLG: 0.362 (1, 6)		0-1 G6-3		0-0 1B		2-1 F9	0-0 L8		
14 John Buck, R OBP: 0.250, SLG: 0.272 (1, 2)			2-2 1B	0-0 HR		1-3 K			

Inning Stats	R: 1	H: 2	R: 0	H: 0	R: 1	H: 2	R: 4	H: 4	R: 1	H: 1	R: 0	H: 0	R: 1	H: 2	R: 0	H: 0	R: 1	H: 2
	E: 0	LOB: 1	E: 0	LOB: 0	E: 0	LOB: 0	E: 0	LOB: 0	E: 0	LOB: 0	E: 0	LOB: 0	E: 0	LOB: 1	E: 0	LOB: 0	E: 0	LOB: 1
	K: 0	BB: 0	K: 0	BB: 0	K: 1	BB: 0	K: 2	BB: 0	K: 1	BB: 1	K: 1	BB: 0	K: 2	BB: 0	K: 1	BB: 0	K: 1	BB: 0
	S: 12	P: 21	S: 7	P: 8	S: 11	P: 16	S: 22	P: 30	S: 12	P: 21	S: 10	P: 14	S: 10	P: 17	S: 11	P: 15	S: 11	P: 15

PITCHER	IP	WLS	BF	H	R	ER	SO	BB	IBB	HBP	BLK	WP	HR	S	P	ERA	WHIP
CC Sabathia, L ERA: 3.97 (1, 1)	5.0	L	24	9	7	7	4	1	0	0	0	0	1	64	96	12.60	2.000
Rick White, R ERA: 3.54 (6, 1)	2.0		6	0	0	0	3	0	0	0	0	0	0	20	31	0.00	0.000
David Riske, R ERA: 4.73 (8, 1)	1.0		5	2	1	1	1	0	0	0	0	0	0	11	15	9.00	2.000

BOTTOM

Cleveland Indians @ Kansas City Royals
Kauffman Stadium, Kansas City, MO


Sun Aug 01 2004, 1:10 PM CDT
Att: 15,641 - Cloudy - 84 F


AB	R	H	RBI	BB	SO	LOB
4	0	1	1	0	1	0
3	2	1	0	1	1	1
4	0	0	0	0	1	2
4	0	2	2	0	1	0
4	1	1	0	0	0	2
4	1	1	0	0	2	2
4	1	2	2	0	1	0
4	1	1	0	0	0	1
3	2	2	3	0	1	0

AB	34
R	8
H	11
RBI	8
BB	1
SO	8
LOB	8

WP: 0 PA: 35
PB: 0
SB: 2
CS: 1

1B: 6 SF: 0
2B: 4 SAC: 0
3B: 0 DP: 0
HR: 1 HBP: 0



Batter	1	2	3	4	5	6	7	8	9	AB R H RBI BB SO LOB	TOP											
Aaron Rowand, R (1, 8) OBP: 0.362, SLG: 0.553	3-3 K		0-1 F8		1-3 K	2-0 HR		0-3 K		5 1 1 3 0 3 5												
Timo Perez, L (1, 9) OBP: 0.302, SLG: 0.347	0-2 G4-3		0-0 2B		4-0 14 HR HBP BB	0-0 G6-3		3-2 F6		4 1 1 1 1 0 3												
Carlos Lee, R (1, 7) OBP: 0.363, SLG: 0.514 Ross Gload, L (8, PH) OBP: 0.324, SLG: 0.365	1-1 G6-3		3-3 K		4-2 14 HR HBP		1-1 F9	2-3 K		3 1 0 0 0 1 1 1 0 0 0 0 1 3												
14 Paul Konerko, R (1, 3) OBP: 0.367, SLG: 0.562		4-2 G4-6-3 BB		3-2 P4	0-1 HR		2-2 L9	1-0 P4		4 1 1 4 1 0 0												
Jose Valentin, S (1, 6) OBP: 0.295, SLG: 0.506		1-2 G4-6-3		1-0 L9	3-3 K		1-0 F7	2-0 HR		5 1 1 1 0 1 1												
Joe Borchard, S (1, 10) OBP: 0.256, SLG: 0.237		1-0 F8		0-0 P6		0-0 G6-3		4-1 24 BB 1B BB	3-3 K	4 1 0 0 1 1 0												
Ben Davis, S (1, 2) OBP: 0.229, SLG: 0.303			0-0 F7		3-2 24 SH1-3 3B 2B	0-3 K		2-0 BB 24 BB 1B	3-1 1B	5 1 3 0 0 1 0	AB 36 R 12 H 11 RBI 12 BB 6 SO 8 LOB 14											
24 Joe Crede, R (1, 5) OBP: 0.291, SLG: 0.416			1-1 HR		0-0 SH1-3	4-1 1B HR BB		4-1 BB 1-2 2-3 BB	0-2 L7	2 2 1 1 2 0 1												
Willie Harris, L (1, 4) OBP: 0.359, SLG: 0.319			2-2 E 2B 1B		0-0 14 HR 3B	0-1 HR 1B		4-1 BB 1-2 2-3 3-H BB		3 3 3 2 1 0 0												
Inning Stats	R: 0 E: 0 K: 1 S: 11	H: 0 LOB: 0 BB: 0 P: 15	R: 0 E: 0 K: 0 S: 6	H: 0 LOB: 0 BB: 1 P: 12	R: 2 E: 1 K: 1 S: 12	H: 3 LOB: 1 BB: 0 P: 18	R: 0 E: 0 K: 0 S: 6	H: 0 LOB: 0 BB: 0 P: 10	R: 5 E: 0 K: 2 S: 18	H: 3 LOB: 0 BB: 1 P: 33	R: 3 E: 0 K: 1 S: 9	H: 2 LOB: 0 BB: 1 P: 15	R: 0 E: 0 K: 0 S: 6	H: 0 LOB: 0 BB: 0 P: 10	R: 1 E: 0 K: 1 S: 15	H: 1 LOB: 3 BB: 3 P: 34	R: 1 E: 0 K: 1 S: 10	H: 2 LOB: 1 BB: 0 P: 19	1B: 4 2B: 2 3B: 1 HR: 4	SF: 0 SAC: 1 DP: 1 HBP: 1	WP: 0 PB: 0 SB: 0 CS: 0	PA: 44
PITCHER	IP WLS BF H R ER SO BB IBB HBP BLK WP HR S P ERA WHIP																					
Mike Wood, R (1, 1) ERA: 5.13	5.0 L 23 6 7 7 4 2 0 1 0 0 0 2 53 88 12.60 1.600																					
Dennys Reyes, L (6, 1) ERA: 4.73	2.0 9 2 3 3 1 1 0 0 0 0 0 1 15 25 13.50 1.500																					
Ryan Bukvich, R (8, 1) ERA: 3.68	0.0 4 1 1 1 0 3 0 0 0 0 0 0 4 18 ∞ ∞																					
Nate Field, R (8, 1) ERA: 3.83	1.0 3 0 0 0 2 0 0 0 0 0 0 0 11 16 0.00 0.000																					
Scott Sullivan, R (9, 1) ERA: 4.44	1.0 5 2 1 1 1 0 0 0 0 0 0 0 1 10 9.00 2.000																					

Chicago White Sox @ Kansas City Royals
Kauffman Stadium, Kansas City, MO
Tue Aug 03 2004, 7:10 PM CDT
Att. 13,981 - Sunny - 93 F

livebaseballscorecards.com

Batter	1	2	3	4	5	6	7	8	9	AB	R	H	RBI	BB	SO	LOB
9 David DeJesus, L OBP: 0.317, SLG: 0.294 (1, 8)	1-1 G4-3		0-3 K		1-1 CS 1B		3-3 K			4	0	1	1	0	2	2
Joe Randa, R OBP: 0.344, SLG: 0.385 (1, 5)	3-1 F9			1-3 K	1-2 SF7			3-2 G3 1B		3	0	1	1	0	1	0
29 Mike Sweeney, R OBP: 0.337, SLG: 0.491 Dee Brown, L OBP: 0.269, SLG: 0.296 (1, 3) (5, PH) (6, 7)	3-1 P4			2-0 G6-3	SAFE 1-2 CS		2-0 G4-3	1-3 K		2	0	0	0	0	0	0
Matt Stairs, L OBP: 0.334, SLG: 0.458 (1, 7) (6, 3)		2-1 P5		2-2 F8		4-2 DI BB		1-1 G3		3	0	0	0	1	0	1
Ken Harvey, R OBP: 0.349, SLG: 0.459 (1, 10)		2-2 G5-3			1-0 HR		0-1 F9		2-3 K	4	1	1	1	0	1	2
Abraham Nunez, S OBP: 0.288, SLG: 0.296 Ruben Mateo, R OBP: 0.313, SLG: 0.407 (1, 9) (9, 9)		0-1 P5			2-0 14 E 1B		3-2 G3-1		2-1 F9	3	1	1	0	0	0	1
4 Angel Berroa, R OBP: 0.291, SLG: 0.362 (1, 6)			3-2 14 G5-4-3 1B		1-0 F8		4-2 S BB		1-3 K	3	0	1	0	1	1	1
14 John Buck, R OBP: 0.239, SLG: 0.259 (1, 2)			0-1 G5-4-3		0-0 E5		0-0 F7		3-3 K	4	1	0	0	0	1	3
Ruben Gotay, S OBP: 0.333, SLG: 0.333 (1, 4)			1-3 K		0-2 9 1B SF7		1-2 L8			3	1	1	1	0	1	2

Inning Stats	R: 0	H: 0	E: 0	K: 0	S: 6	LOB: 0	BB: 0	P: 13	R: 0	H: 0	E: 0	K: 0	S: 7	LOB: 0	BB: 0	P: 11	R: 0	H: 1	E: 0	K: 2	S: 14	LOB: 1	BB: 0	P: 18	R: 0	H: 0	E: 0	K: 1	S: 8	LOB: 0	BB: 0	P: 13	R: 4	H: 4	E: 1	K: 0	S: 14	LOB: 0	BB: 0	P: 21	R: 0	H: 0	E: 0	K: 0	S: 8	LOB: 1	BB: 1	P: 17	R: 0	H: 0	E: 0	K: 1	S: 11	LOB: 1	BB: 1	P: 19	R: 0	H: 1	E: 0	K: 2	S: 14	LOB: 1	BB: 0	P: 21	R: 0	H: 0	E: 0	K: 2	S: 9	LOB: 0	BB: 0	P: 15	1B: 5	SF: 1	2B: 0	SAC: 0	3B: 0	DP: 0	HR: 1	HBP: 0	WP: 0	PA: 36
--------------	------	------	------	------	------	--------	-------	-------	------	------	------	------	------	--------	-------	-------	------	------	------	------	-------	--------	-------	-------	------	------	------	------	------	--------	-------	-------	------	------	------	------	-------	--------	-------	-------	------	------	------	------	------	--------	-------	-------	------	------	------	------	-------	--------	-------	-------	------	------	------	------	-------	--------	-------	-------	------	------	------	------	------	--------	-------	-------	-------	-------	-------	--------	-------	-------	-------	--------	-------	--------

PITCHER	IP	WLS	BF	H	R	ER	SO	BB	IBB	HBP	BLK	WP	HR	S	P	ERA	WHIP
52 Jose Contreras, R ERA: 5.49 (1, 1)	6.0		24	5	4	2	3	1	0	0	0	0	0	57	93	3.00	1.000
Cliff Politte, R ERA: 4.23 (7, 1)	1.0		4	0	0	0	1	1	0	0	0	0	0	11	19	0.00	1.000
Neal Cotts, L ERA: 6.0 (8, 1)	1.0		4	1	0	0	2	0	0	0	0	0	0	14	21	0.00	1.000
Michael Jackson, R ERA: 4.75 (9, 1)	1.0		3	0	0	0	2	0	0	0	0	0	0	9	15	0.00	0.000

BOTTOM

Chicago White Sox @ Kansas City Royals
Kauffman Stadium, Kansas City, MO

Tue Aug 03 2004, 7:10 PM CDT
Att. 13,981 - Sunny - 93 F

livebaseballscorecards.com

AB	32
R	4
H	6
RBI	4
BB	2
SO	8
LOB	13



Batter	1	2	3	4	5	6	7	8	9	AB R H RBI BB SO LOB	TOP	
Aaron Rowand, R (1, 8) OBP: 0.367, SLG: 0.562	0-1 L9 2B		4-2 BB			0-0 F8			0-0 5 PB 2B	3 0 2 0 1 0 0		
5 Juan Uribe, R (1, 6) OBP: 0.315, SLG: 0.452	0-0 L9		2-1 L9			3-3 K			2-3 K	4 0 0 0 0 2 3		
Carlos Lee, R (1, 7) OBP: 0.360, SLG: 0.509	0-3 K							0-0 L5	0-1 F7	4 0 0 0 0 1 2		
14 Paul Konerko, R (1, 3) OBP: 0.364, SLG: 0.557 Jamie Burke, R (7, 3) OBP: 0.356, SLG: 0.421	3-1 G5-3					3-3 K		2-3 K		3 0 0 0 0 2 1 0 0 0 0 0 0 0		
Carl Everett, S (1, 10) OBP: 0.327, SLG: 0.383						1-2 P3		1-1 P4		3 0 0 0 0 0 0		
Joe Borchart, S (1, 9) OBP: 0.239, SLG: 0.220						1-0 L7		1-1 G1-3		3 0 0 0 0 1 0		
24 Joe Crede, R (1, 5) OBP: 0.289, SLG: 0.412						3-2 F9		0-0 F9		3 0 0 0 0 0 0		
Sandy Alomar Jr., R (1, 2) OBP: 0.298, SLG: 0.297						0-1 G6-3		2-2 G5-3		3 0 0 0 0 0 0		
Willie Harris, L (1, 4) OBP: 0.356, SLG: 0.316						1-2 G1-3		1-1 F9	1-3 K	3 0 0 0 0 1 0		
Inning Stats	R: 0 H: 1 E: 0 LOB: 1 K: 1 BB: 0 S: 8 P: 11	R: 0 H: 0 E: 0 LOB: 0 K: 1 BB: 0 S: 12 P: 18	R: 0 H: 0 E: 0 LOB: 1 K: 0 BB: 1 S: 14 P: 22	R: 0 H: 0 E: 0 LOB: 0 K: 1 BB: 0 S: 12 P: 19	R: 0 H: 0 E: 0 LOB: 0 K: 0 BB: 0 S: 7 P: 11	R: 0 H: 0 E: 0 LOB: 0 K: 1 BB: 0 S: 7 P: 11	R: 0 H: 0 E: 0 LOB: 0 K: 1 BB: 0 S: 6 P: 9	R: 0 H: 0 E: 0 LOB: 0 K: 0 BB: 0 S: 6 P: 9	R: 0 H: 1 E: 0 LOB: 1 K: 2 BB: 0 S: 9 P: 12	1B: 0 SF: 0 2B: 2 SAC: 0 3B: 0 DP: 0 HR: 0 HBP: 0	WP: 0 PA: 30 PB: 1 SB: 0 CS: 0	
PITCHER Brian Anderson, L (1, 1) ERA: 6.33	IP WLS BF H R ER SO BB IBB HBP BLK WP HR S P ERA WHIP	9.0 W 30 2 0 0 7 1 0 0 0 0 0 0 81 122 0.00 0.333										

Chicago White Sox @ Kansas City Royals
Kauffman Stadium, Kansas City, MO
Wed Aug 04 2004, 7:10 PM CDT
Att. 16,194 - Cloudy - 79 F

AB	29
R	0
H	2
RBI	0
BB	1
SO	7
LOB	6



Batter	1	2	3	4	5	6	7	8	9	AB R H RBI BB SO LOB	TOP	
Aaron Rowand, R (1, 8) OBP: 0.364, SLG: 0.566	0-3 K		0-3 K			0-0 HR		1-2 G3-1	0-3 K	5 1 1 1 0 3 4	Chicago White Sox @ Kansas City Royals Kauffman Stadium, Kansas City, MO Thu Aug 05 2004, 7:10 PM CDT Att. 15,863 - Sunny - 76 F livebaseballscorecards.com	
Timo Perez, L (1, 9) OBP: 0.300, SLG: 0.343	0-1 P2			1-2 F9		0-0 P4		0-1 B3	0-0 1B	5 0 1 2 0 0 0		
Carlos Lee, R (1, 7) OBP: 0.358, SLG: 0.505	1-0 F8			1-0 F8		3-2 P6		1-2 1B	1-0 P4	5 0 1 0 0 0 2		
Carl Everett, S (1, 10) OBP: 0.320, SLG: 0.374		1-1 G6-3		2-2 E6		2-2 G3-1		1-2 K		4 0 0 0 0 1 1		
14 Paul Konerko, R (1, 3) OBP: 0.361, SLG: 0.551		1-3 K		1-2 F9			0-3 K		1-3 K	4 0 0 0 0 3 1		
Jose Valentin, S (1, 6) OBP: 0.298, SLG: 0.519		2-2 G3			1-3 K		0-0 G4-3 2B		0-0 HR	4 1 2 1 0 1 0		
Ben Davis, S (1, 2) OBP: 0.230, SLG: 0.300			0-0 F9		1-3 K		2-1 G4-3		1-0 BB 1B 1B	4 1 1 0 0 1 1		
24 Joe Crede, R (1, 5) OBP: 0.292, SLG: 0.413 Joe Borchard, S (9, PH) OBP: 0.255, SLG: 0.238			2-2 E6		1-2 1B		3-2 FC4-6 HBP		0-1 BB 1B 1B	2 0 1 0 0 0 0 1 1 1 0 0 0 0		
Willie Harris, L (1, 4) OBP: 0.355, SLG: 0.312			1-1 F9		3-2 G3		2-2 FC4-6		4-2 1B BB	3 0 0 0 1 0 4		
Inning Stats	R: 0 E: 0 K: 1 S: 6 H: 0 LOB: 0 BB: 0 P: 7	R: 0 E: 0 K: 1 S: 11 H: 0 LOB: 0 BB: 0 P: 15	R: 0 E: 1 K: 1 S: 9 H: 0 LOB: 1 BB: 0 P: 12	R: 0 E: 1 K: 0 S: 11 H: 0 LOB: 1 BB: 0 P: 16	R: 0 E: 0 K: 2 S: 12 H: 1 LOB: 1 BB: 0 P: 18	R: 1 E: 0 K: 0 S: 10 H: 1 LOB: 0 BB: 0 P: 15	R: 0 E: 0 K: 1 S: 12 H: 1 LOB: 2 BB: 0 P: 19	R: 0 E: 0 K: 1 S: 13 H: 1 LOB: 1 BB: 0 P: 16	R: 3 E: 0 K: 2 S: 16 H: 4 LOB: 2 BB: 1 P: 23	1B: 5 2B: 1 3B: 0 HR: 2 SF: 0 SAC: 0 DP: 0 HBP: 1		WP: 0 PB: 0 SB: 0 CS: 0 PA: 39
PITCHER	IP WLS BF H R ER SO BB IBB HBP BLK WP HR S P ERA WHIP											
23 Zack Greinke, R (1, 1) ERA: 4.52	7.0 W 27 3 1 1 6 0 0 1 0 0 0 1 71 102 1.29 0.429											
D.J. Carrasco, R (8, 1) ERA: 5.91	1.1 9 4 3 3 2 1 0 0 0 0 0 1 23 32 20.25 3.750											
Nate Field, R (9, 1) ERA: 3.77	0.2 S 3 1 0 0 1 0 0 0 0 0 0 0 6 7 0.00 1.500											

Chicago White Sox @ Kansas City Royals
 Kauffman Stadium, Kansas City, MO
 Thu Aug 05 2004, 7:10 PM CDT
 Att. 15,863 - Sunny - 76 F

AB	37
R	4
H	8
RBI	4
BB	1
SO	9
LOB	13



Batter	1	2	3	4	5	6	7	8	9
9 David DeJesus, L OBP: 0.320, SLG: 0.293 (1, 8)	4-2 FC6-4 BB		0-0 B1-3		1-1 FC6-4 BB HR 1B		1-1 G3		
Joe Randa, R OBP: 0.347, SLG: 0.383 (1, 5)	0-1 FC6-4 FC5-4 1-2f		1-0 G4-3		4-0 FC6-4 BB		3-3 K		
Ken Harvey, R OBP: 0.344, SLG: 0.453 (1, 3)	2-0 FC5-4 1-2f			1-2 G6-3	0-2 FC6-4 HR		2-2 G6-3		
Matt Stairs, L OBP: 0.337, SLG: 0.481 (1, 10)	1-1 F8			1-2 HR	3-0 HR		3-1 P3		
Abraham Nunez, S OBP: 0.284, SLG: 0.304 (1, 9)		1-1 G4-3		3-1 F8	1-2 G4-3		1-2 F8		
Dee Brown, L OBP: 0.261, SLG: 0.287 (1, 7)		0-0 P4		0-3 K		3-1 G1	3-1 P3		
4 Angel Berroa, R OBP: 0.299, SLG: 0.370 (1, 6)		1-1 G5-3			0-1 14 1B 9 1B 1B	1-1 2B			
14 John Buck, R OBP: 0.263, SLG: 0.315 (1, 2)			3-3 K		0-0 9 1B FC6-4 1B	1-1 F7			
Ruben Gotay, S OBP: 0.333, SLG: 0.500 (1, 4)			3-2 9 B1-3 2B		0-2 P5	0-2 F8			

Inning Stats	R: 0	H: 0	E: 0	K: 0	S: 7	LOB: 1	BB: 1	P: 14	R: 0	H: 0	E: 0	K: 0	S: 5	LOB: 0	BB: 0	P: 7	R: 0	H: 1	E: 0	K: 1	S: 10	LOB: 1	BB: 0	P: 17	R: 1	H: 1	E: 0	K: 1	S: 15	LOB: 0	BB: 0	P: 20	R: 5	H: 4	E: 0	K: 0	S: 15	LOB: 0	BB: 1	P: 24	R: 0	H: 1	E: 0	K: 0	S: 10	LOB: 1	BB: 0	P: 15	R: 0	H: 0	E: 0	K: 1	S: 10	LOB: 0	BB: 0	P: 16	R: 0	H: 0	E: 0	K: 0	S: 7	LOB: 0	BB: 0	P: 14
	1B: 3	SF: 0	2B: 2	SAC: 0	3B: 0	DP: 0	HR: 2	HBP: 0	WP: 0	PA: 33																																																						

PITCHER	IP	WLS	BF	H	R	ER	SO	BB	IBB	HBP	BLK	WP	HR	S	P	ERA	WHIP
Jon Garland, R ERA: 4.74 (1, 1)	7.0	L	30	7	6	6	3	2	0	0	0	0	2	72	113	7.71	1.286
Damaso Marte, L ERA: 3.1 (8, 1)	1.0		3	0	0	0	0	0	0	0	0	0	0	7	14	0.00	0.000

BOTTOM

Chicago White Sox @ Kansas City Royals
Kauffman Stadium, Kansas City, MO

Thu Aug 05 2004, 7:10 PM CDT
Att. 15,863 - Sunny - 76 F

AB	31
R	6
H	7
RBI	6
BB	2
SO	3
LOB	11



Batter	1	2	3	4	5	6	7	8	9	AB R H RBI BB SO LOB	TOP											
David Eckstein, R (1, 6) OBP: 0.356, SLG: 0.351	0-1 F8		1-1 G5-3		2-1 G5-3		4-2 BB		0-3 K	4 0 0 0 1 1 2												
9 Chone Figgins, S (1, 8) OBP: 0.354, SLG: 0.424	1-0 F8			2-2 G6-3	2-0 L7		3-2 SAFE G6-3			4 0 0 0 0 0 2												
27 Vladimir Guerrero, R (1, 9) OBP: 0.379, SLG: 0.574	0-1 1B			1-0 G4-3		0-1 G5-3		0-0 F7		4 0 1 0 0 0 0												
Jose Guillen, R (1, 7) OBP: 0.373, SLG: 0.525	2-0 G5-3			2-2 39 HR 1B		0-0 39 S G6-3 CI		1-1 G5-3		3 1 1 0 0 0 1												
39 Robb Quinlan, R (1, 5) OBP: 0.385, SLG: 0.515 Alfredo Amezaga, S (8, 5) OBP: 0.203, SLG: 0.162			0-0 P3	2-2 SAFE 1-H HR		1-0 G6-3		1-0 G1-3		4 1 1 2 0 0 1 0 0 0 0 0 0 0												
Darin Erstad, L (1, 3) OBP: 0.348, SLG: 0.403		2-1 P6		0-1 2B 1B		3-1 F8		1-2 G6-3 1B		4 1 2 0 0 0 1												
Tim Salmon, R (1, 10) OBP: 0.301, SLG: 0.323			0-3 K	1-0 1-H 2B			2-1 G3		0-3 K	4 0 1 1 0 2 1												
Josh Paul, R (1, 2) OBP: 0.370, SLG: 0.425			1-3 K	1-0 G6-3			2-2 S 2B		1-1 G6-3	4 0 1 0 0 1 2												
Adam Kennedy, L (1, 4) OBP: 0.325, SLG: 0.368			1-0 L9		1-3 K		1-3 K		4-0 IBB	3 0 0 0 1 2 1												
Inning Stats	R: 0 E: 0 K: 0 S: 6	H: 1 LOB: 1 BB: 0 P: 9	R: 0 E: 0 K: 1 S: 6	H: 0 LOB: 0 BB: 0 P: 8	R: 0 E: 0 K: 1 S: 6	H: 0 LOB: 0 BB: 0 P: 9	R: 3 E: 0 K: 0 S: 15	H: 4 LOB: 1 BB: 0 P: 24	R: 0 E: 0 K: 1 S: 7	H: 0 LOB: 0 BB: 0 P: 12	R: 0 E: 1 K: 0 S: 6	H: 0 LOB: 1 BB: 0 P: 10	R: 0 E: 0 K: 1 S: 18	H: 1 LOB: 2 BB: 1 P: 30	R: 0 E: 0 K: 0 S: 4	H: 0 LOB: 0 BB: 0 P: 6	R: 0 E: 0 K: 2 S: 12	H: 1 LOB: 2 BB: 1 P: 18	1B: 4 2B: 2 3B: 0 HR: 1	SF: 0 SAC: 0 DP: 0 HBP: 0	WP: 0 PB: 0 SB: 3 CS: 0	PA: 37
PITCHER	IP WLS BF H R ER SO BB IBB HBP BLK WP HR S P ERA WHIP																					
Darrell May, L (1, 1) ERA: 5.07	7.0 L 29 6 3 3 4 1 0 0 0 0 1 64 102 3.86 1.000																					
Scott Sullivan, R (8, 1) ERA: 4.28	2.0 8 1 0 0 2 0 1 0 0 0 0 16 24 0.00 0.500																					

Anaheim Angels @ Kansas City Royals
Kauffman Stadium, Kansas City, MO
Fri Aug 06 2004, 7:10 PM CDT
Att. 20,572 - Sunny - 73 F

AB	34
R	3
H	7
RBI	3
BB	2
SO	6
LOB	11



Batter	1	2	3	4	5	6	7	8	9	AB	R	H	RBI	BB	SO	LOB
9 David DeJesus, L OBP: 0.324, SLG: 0.294 (1, 8)	4-2 HBP 1B BB		1-1 G3-1				1-2 FC4-6 1-2f			3	0	1	0	1	0	1
Desi Relaford, S OBP: 0.292, SLG: 0.305 (1, 5)	0-0 HBP 1-2 1B		2-2 1B 1B			0-1 F7			2-3 K	4	0	2	0	0	1	1
Ken Harvey, R OBP: 0.346, SLG: 0.452 (1, 3)	2-2 HBP 1-2 2-3		2-1 G4-6-3 1B			2-3 K			1-3 K	3	0	1	0	0	2	1
Matt Stairs, L OBP: 0.334, SLG: 0.477 Abraham Nunez, S OBP: 0.261, SLG: 0.300 (1, 10) (8, PH)	1-3 K		0-0 G4-6-3 1-2f			0-0 G6-3			1-3 K	3 1	0 0	0 0	0 0	0 0	1 1	4 0
Ruben Mateo, R OBP: 0.308, SLG: 0.424 (1, 9)	0-2 F9				0-1 F8 2B		0-1 F9		1-1 P3	4	0	1	0	0	0	2
Dee Brown, L OBP: 0.261, SLG: 0.293 (1, 7)		1-0 4 F9 14 FC3-2 2B			2-1 F8 2-3		1-3 K		1-2 G4-3	4	0	1	0	0	1	1
4 Angel Berroa, R OBP: 0.296, SLG: 0.365 (1, 6)		0-1 F9 2-3			1-3 K		1-3 K		3-2 K	4	0	0	0	0	3	2
14 John Buck, R OBP: 0.255, SLG: 0.305 (1, 2)		0-1 FC3-2 3-H			1-3 K2-3		1-3 K			3	0	0	0	0	2	2
Ruben Gotay, S OBP: 0.333, SLG: 0.444 (1, 4)		1-3 K					2-3 K 9 FC4-6 1B			3	0	1	0	0	2	1

Inning Stats		R: 0	H: 1	R: 0	H: 1	R: 0	H: 2	R: 0	H: 1	R: 0	H: 1	R: 0	H: 0	R: 0	H: 1	R: 0	H: 0	R: 0	H: 0	R: 0	H: 0	1B: 5	SF: 0	WP: 0	PA: 34		
		E: 0	LOB: 2	E: 0	LOB: 1	E: 0	LOB: 1	E: 0	LOB: 1	E: 0	LOB: 1	E: 0	LOB: 0	E: 0	LOB: 1	E: 0	LOB: 0	E: 0	LOB: 0	E: 0	LOB: 0	2B: 2	SAC: 0	PB: 0			
		K: 1	BB: 1	K: 1	BB: 0	K: 2	BB: 0	K: 2	BB: 0	K: 2	BB: 0	K: 1	BB: 0	K: 2	BB: 0	K: 3	BB: 0	K: 1	BB: 0	K: 1	BB: 0	3B: 0	DP: 1	SB: 0			
		S: 14	P: 21	S: 8	P: 10	S: 10	P: 16	S: 12	P: 16	S: 14	P: 21	S: 7	P: 8	S: 12	P: 17	S: 9	P: 13	S: 15	P: 20	S: 15	P: 20	HR: 0	HBP: 1	CS: 0			
PITCHER	IP	WLS	BF	H	R	ER	SO	BB	IBB	HBP	BLK	WP	HR	S	P	ERA	WHIP										
45 Kelvim Escobar, R ERA: 4.15	(1, 1)	7.0	W	28	7	0	9	1	0	1	0	0	0	77	107	0.00	1.143										
Francisco Rodríguez, R ERA: 1.73	(8, 1)	1.0	H	3	0	0	3	0	0	0	0	0	0	9	13	0.00	0.000										
Troy Percival, R ERA: 3.56	(9, 1)	1.0	S	3	0	0	1	0	0	0	0	0	0	15	20	0.00	0.000										

BOTTOM

Anaheim Angels @ Kansas City Royals
Kauffman Stadium, Kansas City, MO

livebaseballscores.com

AB	32
R	0
H	7
RBI	0
BB	1
SO	13
LOB	15



Fri Aug 06 2004, 7:10 PM CDT
Att: 20,572 - Sunny - 73 F

Batter	1	2	3	4	5	6	7	8	9	AB	R	H	RBI	BB	SO	LOB
9 David DeJesus, L OBP: 0.331, SLG: 0.306 (1, 8)	3-3 K		0-0 2B		3-2 P4		3-2 1B		4-2 1B BB	4	1	2	0	1	1	0
Joe Randa, R OBP: 0.345, SLG: 0.380 (1, 5)	2-2 F8		3-2 G5-3		2-3 K		2-3 K		0-1 1B 2B	5	0	1	0	0	2	2
4 Angel Berroa, R OBP: 0.296, SLG: 0.365 (9, PR)									1-2 1B	0	0	0	0	0	0	0
29 Mike Sweeney, R OBP: 0.338, SLG: 0.495 (1, 10)	1-3 K		0-0 2B		1-3 K			0-0 2B	2-2 G5-4-3 1B	5	1	2	1	0	2	2
Ken Harvey, R OBP: 0.350, SLG: 0.461 (1, 3)		0-0 1B	0-1 G6-3			1-2 SF7 2B		1-1 2B		4	2	3	1	0	0	1
Abraham Nunez, S OBP: 0.290, SLG: 0.321 (1, 9)		3-1 1B		0-1 1B		0-2 G4-3		0-3 K		4	1	2	0	0	1	2
Desi Relaford, S OBP: 0.295, SLG: 0.306 (1, 6)		1-3 2B			2-3 1B	2-2 SF7		4-0 BB		2	0	1	1	1	1	2
Dee Brown, L OBP: 0.261, SLG: 0.292 (1, 7)		2-3 K		0-0 1B	1-2 1B	2-2 F7		1-3 K		4	0	1	2	0	1	4
14 John Buck, R OBP: 0.245, SLG: 0.293 (1, 2)		1-2 1B		2-2 F7		1-1 G6-3			1-3 K	4	0	1	2	0	1	4
Ruben Gotay, S OBP: 0.231, SLG: 0.308 (1, 4)		2-3 K		2-1 F9		2-1 F9		0-2 F9		4	0	0	0	0	1	4
									0-0 G5-3							
									0-2 F9							
									0-3 K							
									0-0 P4							
									0-3 K							

BOTTOM

Anaheim Angels @ Kansas City Royals
Kauffman Stadium, Kansas City, MO

livebaseballscorecards.com

AB	36
R	5
H	12
RBI	5
BB	2
SO	11
LOB	19



WP: 0	PA: 39
PB: 0	
SB: 0	
CS: 0	

Sat Aug 07 2004, 6:10 PM CDT
Att: 27,046 - Sunny - 79 F

Inning Stats	R: 0	H: 0	E: 0	K: 2	S: 10	H: 0	LOB: 0	BB: 0	P: 16	R: 2	H: 3	E: 0	K: 2	S: 14	H: 2	LOB: 0	BB: 0	P: 22	R: 1	H: 2	E: 0	K: 1	S: 11	H: 2	LOB: 1	BB: 0	P: 16	R: 0	H: 2	E: 0	K: 0	S: 11	R: 0	H: 0	E: 0	K: 2	S: 10	R: 1	H: 1	E: 0	K: 0	S: 12	R: 0	H: 1	E: 0	K: 1	S: 12	R: 0	H: 1	E: 0	K: 1	S: 12	R: 1	H: 2	E: 0	K: 2	S: 13	R: 0	H: 1	E: 0	K: 1	S: 16	R: 0	H: 1	E: 0	K: 1	S: 16	1B: 6	SF: 1	2B: 6	SAC: 0	3B: 0	DP: 1	HR: 0	HBP: 0	WP: 0	PA: 39
40 Bartolo Colon, R ERA: 5.41 (1, 1)	IP	WLS	BF	H	R	ER	SO	BB	IBB	HBP	BLK	WP	HR	S	P	ERA	WHIP																																																												
62 Scot Shields, R ERA: 3.11 (7, 1)	2.0	H	10	3	1	1	3	1	0	0	0	0	0	25	37	4.50	2.000																																																												
Troy Percival, R ERA: 3.45 (9, 1)	1.0	S	4	1	0	0	1	1	0	0	0	0	0	16	22	0.00	2.000																																																												
PITCHER	IP	WLS	BF	H	R	ER	SO	BB	IBB	HBP	BLK	WP	HR	S	P	ERA	WHIP																																																												

Batter	1	2	3	4	5	6	7	8	9	AB	R	H	RBI	BB	SO	LOB
9 David DeJesus, L OBP: 0.339, SLG: 0.314	0-2 G3 S 29 1B 1B		0-0 CS 1B		0-1 SH5-3 1-2		0-0 SH1-3 1-2			2	1	2	0	0	0	0
Joe Randa, R OBP: 0.343, SLG: 0.378	2-0 G3 1-3		1-3 1-2		0-0 2-H 1B		1-2 F8 2-3			4	0	1	1	0	1	3
29 Mike Sweeney, R OBP: 0.342, SLG: 0.508	0-0 1B 3-H 1B		1-0 HR		0-3 K		1-1 PO 2B			4	1	3	3	0	1	1
Ken Harvey, R OBP: 0.349, SLG: 0.459	0-2 G4-3 1-2 1B		0-0 F9		1-3 K		1-1 PO 2-3	1-3 K		4	0	1	0	0	2	1
Abraham Nunez, S OBP: 0.278, SLG: 0.307	1-1 G4-3 1-2f			3-1 G6-3		0-3 K		3-3 K		4	0	0	0	0	2	2
Ruben Mateo, R OBP: 0.297, SLG: 0.408		2-2 G5-3		0-1 F9		0-0 P4		1-0 F8		4	0	0	0	0	0	0
Desi Relaford, S OBP: 0.298, SLG: 0.310		1-0 G4-3		2-2 FC5-4 1B		3-1 1B			0-1 F7	4	0	2	0	0	0	0
4 Angel Berroa, R OBP: 0.295, SLG: 0.370		0-1 3B		2-2 FC5-4 1-2f		0-0 F7			0-3 K2-3	4	0	1	0	0	1	2
Alberto Castillo, R OBP: 0.286, SLG: 0.333 Ruben Gotay, S OBP: 0.214, SLG: 0.286		3-2 F8			3-2 SH5-3 1B		4-2 F8 29 SH1-3 2B BB		2-3 K	2	2	1	0	1	0	1

Inning Stats	R: 1	H: 3	E: 0	K: 0	S: 11	H: 3	LOB: 1	BB: 0	P: 13	R: 0	H: 1	E: 0	K: 0	S: 10	H: 1	LOB: 1	BB: 0	P: 16	R: 1	H: 2	E: 0	K: 1	S: 6	H: 2	LOB: 0	BB: 0	P: 8	R: 0	H: 1	E: 0	K: 0	S: 12	R: 1	H: 2	E: 0	K: 2	S: 12	R: 0	H: 1	E: 0	K: 1	S: 7	H: 1	LOB: 1	BB: 0	P: 10	R: 1	H: 1	E: 0	K: 0	S: 9	H: 1	LOB: 0	BB: 1	P: 16	R: 0	H: 0	E: 0	K: 2	S: 7	H: 0	LOB: 0	BB: 0	P: 12	R: 0	H: 0	E: 0	K: 2	S: 11	H: 0	LOB: 0	BB: 0	P: 13	1B: 8	SF: 0	2B: 1	SAC: 2	3B: 1	DP: 1	HR: 1	HBP: 0	WP: 0	PA: 37
--------------	------	------	------	------	-------	------	--------	-------	-------	------	------	------	------	-------	------	--------	-------	-------	------	------	------	------	------	------	--------	-------	------	------	------	------	------	-------	------	------	------	------	-------	------	------	------	------	------	------	--------	-------	-------	------	------	------	------	------	------	--------	-------	-------	------	------	------	------	------	------	--------	-------	-------	------	------	------	------	-------	------	--------	-------	-------	-------	-------	-------	--------	-------	-------	-------	--------	-------	--------


PITCHER	IP	WLS	BF	H	R	ER	SO	BB	IBB	HBP	BLK	WP	HR	S	P	ERA	WHIP
41 John Lackey, R ERA: 4.83	(1, 1)	6.2	30	11	4	4	4	1	0	0	0	0	1	66	96	5.40	1.800
Brendan Donnelly, R ERA: 3.15	(7, 1)	1.1	3	0	0	0	2	0	0	0	0	0	0	8	14	0.00	0.000
Francisco Rodriguez, R ERA: 1.7	(9, 1)	1.0	3	0	0	0	2	0	0	0	0	0	0	11	13	0.00	0.000

BOTTOM

Anaheim Angels @ Kansas City Royals
Kauffman Stadium, Kansas City, MO

Sun Aug 08 2004, 6:10 PM CDT
Att. 18,366 - Cloudy - 80 F

AB	33
R	4
H	11
RBI	4
BB	1
SO	8
LOB	10



PITCHER	IP	WLS	BF	H	R	ER	SO	BB	IBB	HBP	BLK	WP	HR	S	P	ERA	WHIP
---------	----	-----	----	---	---	----	----	----	-----	-----	-----	----	----	---	---	-----	------

Anaheim Angels @ Kansas City Royals
 Kauffman Stadium, Kansas City, MO

Mon Aug 09 2004, 7:10 PM CDT
 Att. 16,262 - Sunny - 85 F

livebaseballscorecards.com

AB	37
R	5
H	11
RBI	2
BB	4
SO	4
LOB	22



Batter	1	2	3	4	5	6	7	8	9	AB R H RBI BB SO LOB
David Eckstein, R (1, 6) OBP: 0.355, SLG: 0.348	G4-3		G5-4-3			F8 1B	P4		WP 27 1B FC4	4 1 1 0 1 0 2
9 Chone Figgins, S (1, 8) OBP: 0.360, SLG: 0.425	K			F8		F8 1B		FC3-6 BB	WP 27 E	4 1 2 1 1 1 0
27 Vladimir Guerrero, R (1, 9) OBP: 0.376, SLG: 0.563	1B			F8		F8		L7	FC4	5 0 1 0 0 0 3
16 Garret Anderson, L (1, 10) OBP: 0.351, SLG: 0.429	L4			F7		F8		FC3-6 1B	G5-4-3 IBB	4 0 0 0 1 0 4
Jose Guillen, R (1, 7) OBP: 0.371, SLG: 0.527		L4			F7	G6-3		FC6 1B	G5-4-3	5 0 1 0 0 0 4
Darin Erstad, L (1, 3) OBP: 0.349, SLG: 0.407		G5-3						FC6		4 1 2 0 0 0 2
39 Robb Quinlan, R (1, 5) OBP: 0.394, SLG: 0.518			P3							4 1 2 0 0 0 1
José Molina, R (1, 2) OBP: 0.276, SLG: 0.354			K							2 0 0 1 1 1 1
Tim Salmon, R (9, PH) OBP: 0.303, SLG: 0.325										1 0 1 0 0 0 0
Alfredo Amezaga, S (9, PR) OBP: 0.200, SLG: 0.160										0 1 0 0 0 0 0
Adam Kennedy, L (1, 4) OBP: 0.330, SLG: 0.370										3 0 1 0 0 2 3
Josh Paul, R (9, PH) OBP: 0.347, SLG: 0.395									B2	1 0 0 0 0 0 2

Inning Stats	R: 0 E: 0 K: 1 S: 10	H: 1 LOB: 1 BB: 0 P: 16	R: 0 E: 0 K: 0 S: 8	H: 0 LOB: 0 BB: 0 P: 10	R: 0 E: 0 K: 1 S: 10	H: 1 LOB: 0 BB: 0 P: 15	R: 0 E: 0 K: 0 S: 5	H: 0 LOB: 0 BB: 0 P: 6	R: 0 E: 0 K: 1 S: 15	H: 1 LOB: 2 BB: 1 P: 24	R: 0 E: 0 K: 0 S: 11	H: 2 LOB: 2 BB: 0 P: 15	R: 1 E: 1 K: 1 S: 10	H: 2 LOB: 1 BB: 0 P: 12	R: 0 E: 0 K: 0 S: 7	H: 1 LOB: 2 BB: 1 P: 16	R: 4 E: 1 K: 0 S: 16	H: 3 LOB: 2 BB: 2 P: 32	1B: 10 2B: 1 3B: 0 HR: 0	SF: 0 SAC: 0 DP: 2 HBP: 0	WP: 2 PB: 0 SB: 0 CS: 0	PA: 41
--------------	-------------------------------	----------------------------------	------------------------------	----------------------------------	-------------------------------	----------------------------------	------------------------------	---------------------------------	-------------------------------	----------------------------------	-------------------------------	----------------------------------	-------------------------------	----------------------------------	------------------------------	----------------------------------	-------------------------------	----------------------------------	-----------------------------------	------------------------------------	----------------------------------	--------

PITCHER	IP	WLS	BF	H	R	ER	SO	BB	IBB	HBP	BLK	WP	HR	S	P	ERA	WHIP
Brian Anderson, L (1, 1) ERA: 5.93	7.0		28	7	1	0	4	1	0	0	0	0	0	69	98	0.00	1.143
D.J. Carrasco, R (8, 1) ERA: 5.4	1.0	H	5	1	0	0	0	1	0	0	0	0	0	7	16	0.00	2.000
Jaime Cerda, L (9, 1) ERA: 2.88	0.1	L	5	3	4	2	0	1	0	0	0	1	0	12	22	54.00	12.000
Scott Sullivan, R (9, 1) ERA: 4.23	0.2	B	3	0	0	0	0	0	1	0	0	1	0	4	10	0.00	0.000

Batter	1	2	3	4	5	6	7	8	9	AB	R	H	RBI	BB	SO	LOB
9 David DeJesus, L OBP: 0.339, SLG: 0.315 (1, 8)	0-1 29 BB 1B G6-4-3 1B		2-1 F7 1		1 SAFE 0-0 F7 2			0-0 SH1-4 1		3	1	1	0	0	0	1
Joe Randa, R OBP: 0.345, SLG: 0.380 (1, 5)	3-1 29 BB 1B G6-4-3 1-2 1B		1-1 1B		1 SAFE 1-2 CS 1-2 1 SAFE 1-2		1-2 F9 1	1-3 K 2		4	0	2	0	0	1	1
29 Mike Sweeney, R OBP: 0.344, SLG: 0.505 (1, 3)	4-2 1B BB G6-4-3 1-2 2-3 BB		0-2 F7 2		0-2 G5-3 2			4-0 BLK IBB		2	0	0	0	2	0	1
Ken Harvey, R OBP: 0.348, SLG: 0.456 (1, 10)	2-2 G6-4-3 1-2f 2-3 3-H		1-3 K 3		1-1 1B 3		1-1 1B 3	3-1 G4-3 1-2 3-H		4	0	1	0	0	1	4
Abraham Nunez, S OBP: 0.267, SLG: 0.293 (1, 9)	1-1 L6 3			1-1 G3 1		2-2 L9 3		1-1 P5 1		4	0	0	0	0	0	2
Dee Brown, L OBP: 0.262, SLG: 0.314 Ruben Mateo, R OBP: 0.295, SLG: 0.404 (1, 7) (8, 7)		3-2 HR		1-3 K 2			0-0 G4-3 1		2-3 K 2	3	1	1	1	0	1	0
4 Angel Berroa, R OBP: 0.295, SLG: 0.368 (1, 6)		0-0 14 G6-4-3 1B		0-1 B1 3			2-2 P4 2		1-1 G5-3 3	4	0	1	0	0	0	0
14 John Buck, R OBP: 0.239, SLG: 0.284 (1, 2)		1 SAFE 0-0 G6-4-3 1-2f 2		1-3 K 1		1-3 K 1		1-0 P3 3		3	0	0	0	0	1	1
Ruben Gotay, S OBP: 0.294, SLG: 0.375 (1, 4)		1-2 F9 3		4-2 CS BB				0-1 SH1-4 9 BLK 2B		2	1	1	0	1	0	0

Inning Stats	R: 1	H: 2	E: 0	K: 0	S: 16	R: 1	H: 2	E: 0	K: 0	S: 11	R: 0	H: 1	E: 0	K: 1	S: 11	R: 0	H: 0	E: 0	K: 1	S: 7	R: 0	H: 0	E: 0	K: 1	S: 10	R: 0	H: 1	E: 0	K: 0	S: 11	R: 0	H: 0	E: 0	K: 0	S: 5	R: 1	H: 1	E: 0	K: 1	S: 8	R: 0	H: 0	E: 0	K: 1	S: 9	1B: 5	SF: 0	2B: 1	SAC: 1	3B: 0	DP: 2	HR: 1	HBP: 0	WP: 0	PA: 35
PITCHER	IP	WLS	BF	H	R	ER	SO	BB	IBB	HBP	BLK	WP	HR	S	P	ERA	WHIP																																						
Ramon Ortiz, R ERA: 4.13 (1, 1)	7.0		26	6	2	2	3	2	0	0	0	0	1	71	103	2.57	1.143																																						
Kevin Gregg, R ERA: 3.59 (8, 1)	1.0	W	5	1	1	1	1	0	1	0	1	0	0	8	16	9.00	1.000																																						
Troy Percival, R ERA: 3.34 (9, 1)	1.0	S	3	0	0	0	1	0	0	0	0	0	0	9	13	0.00	0.000																																						

BOTTOM

Anaheim Angels @ Kansas City Royals
Kauffman Stadium, Kansas City, MO
Mon Aug 09 2004, 7:10 PM CDT
Att. 16,262 - Sunny - 85 F

livebaseballscorecards.com

AB	30
R	3
H	7
RBI	1
BB	3
SO	5
LOB	10



Batter	1	2	3	4	5	6	7	8	9	AB R H RBI BB SO LOB	TOP											
9 David DeJesus, L (1, 8) OBP: 0.342, SLG: 0.319	0-1 G6-3		3-2 1B 29 G5-3 1B	1-0 1-2 1B			3-1 G6-3			4 1 2 0 0 0 0	Kansas City Royals @ Chicago White Sox U.S. Cellular Field, Chicago, IL Tue Aug 10 2004, 8:05 PM EDT Att. 20,506 - Overcast - 65 F livebaseballscorecards.com											
Joe Randa, R (1, 5) OBP: 0.344, SLG: 0.378	3-3 K		2-2 1-3 1B 29 G5-3 1B	0-0 G5-3 2-3f			1-1 P6			4 1 1 0 0 1 2												
29 Mike Sweeney, R (1, 3) OBP: 0.340, SLG: 0.500	0-3 K		0-2 G5-3 1-2 3-H				0-2 F7			4 0 0 1 0 2 1												
Ken Harvey, R (1, 10) OBP: 0.347, SLG: 0.454		1-1 14 BB HBP 1B	1-0 P2				1-3 K			4 0 1 0 0 1 1												
Abraham Nunez, S (1, 9) OBP: 0.276, SLG: 0.302		1-1 B5	0-1 3B 2-H 1B				3-2 1B			4 1 2 1 0 0 1												
Ruben Mateo, R (1, 7) OBP: 0.302, SLG: 0.421		1-1 14 BB HBP	0-1 1-H 3B				0-2 G1-6-3			3 0 1 1 0 1 1												
Ruben Gotay, S (1, 4) OBP: 0.238, SLG: 0.300		1-2 P4	1-2 P5							4 0 0 0 0 0 3												
14 John Buck, R (1, 2) OBP: 0.239, SLG: 0.276		4-0 13 FC6-4 BB 1-2 2-3					2-2 G6-3			3 0 0 0 1 0 0												
13 Andrés Blanco, S (1, 6) OBP: 0.324, SLG: 0.323		0-1 FC6-4 1-2f	0-2 G5-3 9 1B 1B				0-1 G6-3			4 0 1 0 0 0 3												
Inning Stats	R: 0 E: 0 K: 2 S: 9	H: 0 LOB: 0 BB: 0 P: 12	R: 0 E: 0 K: 0 S: 10	H: 1 LOB: 3 BB: 1 P: 18	R: 3 E: 0 K: 0 S: 20	H: 4 LOB: 1 BB: 0 P: 27	R: 0 E: 0 K: 0 S: 6	H: 2 LOB: 1 BB: 0 P: 8	R: 0 E: 0 K: 1 S: 16	H: 0 LOB: 0 BB: 0 P: 22	R: 0 E: 0 K: 1 S: 7	H: 0 LOB: 0 BB: 0 P: 10	R: 0 E: 0 K: 0 S: 6	H: 0 LOB: 0 BB: 0 P: 10	R: 0 E: 0 K: 1 S: 15	H: 1 LOB: 1 BB: 0 P: 19	R: 0 E: 0 K: 0 S: 11	H: 0 LOB: 0 BB: 0 P: 16	1B: 7 2B: 0 3B: 1 HR: 0	SF: 0 SAC: 0 DP: 1 HBP: 1	WP: 0 PB: 0 SB: 0 CS: 0	PA: 36
PITCHER	IP WLS BF H R ER SO BB IBB HBP BLK WP HR S P ERA WHIP																					
Jon Garland, R (1, 1) ERA: 4.7	7.0 W 29 7 3 3 4 1 0 1 0 0 0 74 107 3.86 1.143																					
Michael Jackson, R (8, 1) ERA: 4.76	1.0 4 1 0 0 1 0 0 0 0 0 0 15 19 0.00 1.000																					
Jon Adkins, R (9, 1) ERA: 3.29	1.0 3 0 0 0 0 0 0 0 0 0 0 11 16 0.00 0.000																					

Kansas City Royals @ Chicago White Sox
 U.S. Cellular Field, Chicago, IL
 Tue Aug 10 2004, 8:05 PM EDT
 Att. 20,506 - Overcast - 65 F

AB	34
R	3
H	8
RBI	3
BB	1
SO	5
LOB	12



Batter	1	2	3	4	5	6	7	8	9
Willie Harris, L OBP: 0.371, SLG: 0.341 (1, 4)	0-1 2B		3-2 HR 1B		3-2 14 HR 1B	1-1 2B		2-1 2B 1-3 2-H	
Aaron Rowand, R OBP: 0.353, SLG: 0.540 (1, 8)	0-0 B2		4-2 HR BB		1 SAFE 2-3 K	0-0 G6-3		1-1 P3	
Carlos Lee, R OBP: 0.357, SLG: 0.511 (1, 7)	3-2 P6		0-0 HR		0-1 F8		1-0 G6-3	0-0 SF8	
14 Paul Konerko, R OBP: 0.363, SLG: 0.551 (1, 3)	3-2 L9		0-1 P4		0-2 HR		1-1 G3 1B 1B	0-0 F8	
Carl Everett, S OBP: 0.318, SLG: 0.365 (1, 10)			1-1 F7		1-1 G4-3		2-2 G3 1B		
Jose Valentin, S OBP: 0.295, SLG: 0.525 (1, 6)			0-0 G6-3				3-2 G3		
Joe Borchard, S OBP: 0.267, SLG: 0.241 (1, 9)					0-1 G3-1		0-0 G4-3		
Ben Davis, S OBP: 0.256, SLG: 0.341 (1, 2)					0-1 F8		0-1 G3		
24 Joe Crede, R OBP: 0.292, SLG: 0.417 (1, 5)					0-3 K		1-1 HR		

Inning Stats	R: 0	H: 1	E: 0	K: 0	S: 12	H: 1	LOB: 1	BB: 0	P: 18	R: 0	H: 2	E: 0	K: 1	S: 13	H: 2	LOB: 2	BB: 0	P: 18	R: 3	H: 2	E: 0	K: 0	S: 11	R: 0	H: 0	E: 0	K: 1	S: 7	R: 2	H: 2	E: 0	K: 1	S: 16	R: 2	H: 3	E: 0	K: 0	S: 10	R: 0	H: 2	E: 0	K: 1	S: 14	R: 2	H: 2	E: 0	K: 0	S: 8	H: 2	LOB: 1	BB: 0	P: 13
--------------	------	------	------	------	-------	------	--------	-------	-------	------	------	------	------	-------	------	--------	-------	-------	------	------	------	------	-------	------	------	------	------	------	------	------	------	------	-------	------	------	------	------	-------	------	------	------	------	-------	------	------	------	------	------	------	--------	-------	-------

PITCHER	IP	WLS	BF	H	R	ER	SO	BB	IBB	HBP	BLK	WP	HR	S	P	ERA	WHIP
23 Zack Greinke, R ERA: 4.94 (1, 1)	5.2	L	28	10	7	7	3	1	0	0	0	0	3	68	95	11.12	1.941
Shawn Camp, R ERA: 2.98 (6, 1)	1.1		6	2	0	0	1	0	0	0	0	0	0	15	22	0.00	1.500
Nate Field, R ERA: 4.26 (8, 1)	1.0		6	2	2	2	0	0	0	1	0	0	0	8	13	18.00	2.000

BOTTOM


Kansas City Royals @ Chicago White Sox
U.S. Cellular Field, Chicago, IL

Tue Aug 10 2004, 8:05 PM EDT
Att. 20,506 - Overcast - 65 F

AB	R	H	RBI	BB	SO	LOB
5	2	5	1	0	0	0
4	1	0	0	1	1	5
4	1	1	4	0	0	2
5	1	2	2	0	0	2
4	0	1	0	0	0	0
4	1	2	0	0	0	2
4	0	0	0	0	2	4
4	1	2	0	0	0	1
3	2	1	2	0	1	2

AB	37
R	9
H	14
RBI	9
BB	1
SO	4
LOB	18

WP: 0 PA: 40
PB: 0
SB: 0
CS: 0



WP	HR	S	P	ERA	WHIP
0	3	68	95	11.12	1.941
0	0	15	22	0.00	1.500
0	0	8	13	18.00	2.000

Batter	1	2	3	4	5	6	7	8	9	AB R H RBI BB SO LOB	TOP		
9 David DeJesus, L (1, 8) OBP: 0.340, SLG: 0.318	1-1 F9		2-1 FC6-4 2-H 1B		2-1 G6-3 1-2f		2-0 F8		1 SAFE 1-2 CS	4 0 1 1 0 0 2			
Joe Randa, R (1, 10) OBP: 0.343, SLG: 0.376	0-1 G3-1		1-2 FC6-4 1-2f			1-1 29 HR 1B		2-3 K		4 1 1 0 0 1 1			
29 Mike Sweeney, R (1, 3) OBP: 0.342, SLG: 0.510	3-1 G1-3		1-2 F8			0-0 HR		2-1 2B		4 1 2 2 0 0 1			
Ruben Mateo, R (1, 7) OBP: 0.292, SLG: 0.405		1-2 G6-3		1-2 P3		2-2 G6-3		0-1 F8		4 0 0 0 0 0 1			
Abraham Nunez, S (1, 9) OBP: 0.275, SLG: 0.300		2-3 K		2-2 14 FC6-4 CS 1B		3-2 F8		0-2 G5-3		4 0 1 0 0 1 1			
Desi Relaford, S (1, 5) OBP: 0.297, SLG: 0.309		2-1 L8		2-1 14 FC6-4 1B		1-1 G1-3			1-2 G6-3	4 0 1 0 0 0 0			
14 John Buck, R (1, 2) OBP: 0.231, SLG: 0.266			0-3 K	0-1 FC6-4 1-2f 2-3			0-0 P4		2-3 K	4 0 0 0 0 2 2			
Ruben Gotay, S (1, 4) OBP: 0.280, SLG: 0.304			2-2 E1 13 E 1B	1-2 CS	0-3 K		2-1 G3-1		4-2 13 BB 1B	3 1 1 0 1 1 0			
13 Andrés Blanco, S (1, 6) OBP: 0.368, SLG: 0.353			1-2 E9 9 1B		4-1 9 G6-3 BB		3-2 E5		0-1 9 CS 1B	3 1 2 1 1 0 0			
Inning Stats	R: 0 E: 0 K: 0 S: 6 H: 0 LOB: 0 BB: 0 P: 10	R: 0 E: 0 K: 1 S: 8 H: 0 LOB: 0 BB: 0 P: 13	R: 2 E: 2 K: 1 S: 19 H: 3 LOB: 1 BB: 0 P: 26	R: 0 E: 0 K: 0 S: 13 H: 2 LOB: 1 BB: 0 P: 19	R: 0 E: 0 K: 1 S: 6 H: 0 LOB: 0 BB: 1 P: 12	R: 2 E: 0 K: 0 S: 11 H: 2 LOB: 0 BB: 0 P: 18	R: 0 E: 1 K: 0 S: 7 H: 0 LOB: 1 BB: 0 P: 14	R: 0 E: 0 K: 1 S: 11 H: 1 LOB: 1 BB: 0 P: 15	R: 0 E: 0 K: 1 S: 14 H: 1 LOB: 1 BB: 1 P: 22	1B: 7 2B: 1 3B: 0 HR: 1 SF: 0 SAC: 0 DP: 1 HBP: 0	WP: 0 PB: 0 SB: 0 CS: 2 PA: 38		
PITCHER	IP WLS BF H R ER SO BB IBB HBP BLK WP HR S P ERA WHIP											PITCHER	IP WLS BF H R ER SO BB IBB HBP BLK WP HR S P ERA WHIP
56 Mark Buehrle, L (1, 1) ERA: 3.83	7.0 L 28 7 4 3 3 1 0 0 0 0 0 1 70 112 3.86 1.143												
Cliff Politte, R (8, 1) ERA: 4.75	0.2 3 1 0 0 1 0 0 0 0 0 0 0 7 11 0.00 1.500												
Damaso Marte, L (8, 1) ERA: 3.1	1.1 5 1 0 0 1 1 0 0 0 0 0 0 18 26 0.00 1.500												

Kansas City Royals @ Chicago White Sox
 U.S. Cellular Field, Chicago, IL
 Wed Aug 11 2004, 8:05 PM EDT
 Att. 18,396 - Overcast - 59 F

AB	34
R	4
H	9
RBI	4
BB	2
SO	5
LOB	8



Batter	1	2	3	4	5	6	7	8	9	AB	R	H	RBI	BB	SO	LOB
Willie Harris, L OBP: 0.366, SLG: 0.336 (1, 4)	1-0 P5		2-2 F7			2-1 B1		3-2 G3		4	0	0	0	0	0	0
Roberto Alomar, S OBP: 0.348, SLG: 0.449 (1, 10)	1-0 E5 14 BB		1-3 K			0-1 F9		1-2 G5-3		4	0	0	0	0	1	0
Carlos Lee, R OBP: 0.356, SLG: 0.511 (1, 7)	1-3 K				2-1 P6	0-1 2B		0-0 G6-3		4	0	1	0	0	1	1
14 Paul Konerko, R OBP: 0.364, SLG: 0.549 (1, 3)	4-1 BB				2-1 F7	1-1 F8			3-2 BB 24 SF8 1B	3	1	1	0	1	0	1
Aaron Rowand, R OBP: 0.355, SLG: 0.538 (1, 8)	0-3 K				0-1 G6-3		1-1 1B 5 SF8 1B		4-0 BB 1-2 BB	3	1	1	0	1	1	2
Joe Borchard, S OBP: 0.281, SLG: 0.246 (1, 9)		3-3 K			0-0 P2		3-2 1B		4-2 BB 1-2 2-3 BB	3	0	1	0	1	1	0
5 Juan Uribe, R OBP: 0.315, SLG: 0.461 (1, 6)		0-0 F8			4-1 BB		1-0 SF8		0-2 F6	2	0	0	1	1	0	3
24 Joe Crede, R OBP: 0.289, SLG: 0.414 (1, 5)		1-3 K			0-3 K		1-1 P3		2-2 SF8	3	0	0	1	0	2	2
Sandy Alomar Jr., R OBP: 0.299, SLG: 0.293 Carl Everett, S OBP: 0.317, SLG: 0.364 (9, PH)			0-0 F7		1 SAFE 0-1 F7		0-0 B5-3		3-H 0-2 G1-3	3	0	0	0	0	0	2

Inning Stats	R: 0	H: 0	E: 1	LOB: 2	K: 2	BB: 1	S: 10	R: 0	H: 0	E: 0	LOB: 0	K: 2	BB: 0	S: 11	R: 0	H: 0	E: 0	LOB: 0	K: 1	BB: 0	S: 7	R: 0	H: 0	E: 0	LOB: 0	K: 0	BB: 0	S: 6	R: 0	H: 0	E: 0	LOB: 1	K: 1	BB: 1	S: 7	R: 0	H: 1	E: 0	LOB: 1	K: 0	BB: 0	S: 8	R: 1	H: 2	E: 0	LOB: 1	K: 0	BB: 0	S: 9	R: 0	H: 0	E: 0	LOB: 0	K: 0	BB: 0	S: 7	R: 1	H: 1	E: 0	LOB: 2	K: 0	BB: 2	S: 14	1B: 3	SF: 2	2B: 1	SAC: 0	3B: 0	DP: 0	HR: 0	HBP: 0	WP: 1	PA: 36
--------------	------	------	------	--------	------	-------	-------	------	------	------	--------	------	-------	-------	------	------	------	--------	------	-------	------	------	------	------	--------	------	-------	------	------	------	------	--------	------	-------	------	------	------	------	--------	------	-------	------	------	------	------	--------	------	-------	------	------	------	------	--------	------	-------	------	------	------	------	--------	------	-------	-------	-------	-------	-------	--------	-------	-------	-------	--------	-------	--------

PITCHER	IP	WLS	BF	H	R	ER	SO	BB	IBB	HBP	BLK	WP	HR	S	P	ERA	WHIP
Darrell May, L ERA: 4.91 (1, 1)	8.0	W	32	4	2	2	6	3	0	0	0	1	0	68	110	2.25	0.875
Jaime Cerda, L ERA: 2.8 (9, 1)	1.0	S	4	0	0	0	0	1	0	0	0	0	0	11	17	0.00	1.000


BOTTOM

Kansas City Royals @ Chicago White Sox
U.S. Cellular Field, Chicago, IL

Wed Aug 11 2004, 8:05 PM EDT
Att. 18,396 - Overcast - 59 F

livebaseballscorecards.com

AB	30
R	2
H	4
RBI	2
BB	4
SO	6
LOB	13



Batter	1	2	3	4	5	6	7	8	9	AB R H RBI BB SO LOB	TOP		
9 David DeJesus, L (1, 8) OBP: 0.344, SLG: 0.322	2-2 2B 1B		1-0 CS 1B		1-1 P6		0-2 FC6-4 1-2f			4 1 2 0 0 0 4	Kansas City Royals @ Chicago White Sox U.S. Cellular Field, Chicago, IL Thu Aug 12 2004, 2:05 PM EDT Att. 22,399 - Unknown - 61 F		
Joe Randa, R (1, 5) OBP: 0.345, SLG: 0.381	0-0 29 1B 1-H		2-3 SAFE SAFE K 1-2		1-3 K2-3		3-2 29 CS 1B		4 1 2 1 0 2 3				
29 Mike Sweeney, R (1, 10) OBP: 0.343, SLG: 0.510	0-1 FC5-4 1B 2-H			2-1 1B		0-3 K		3-3 K 1-2	4 0 2 1 0 2 1				
Ken Harvey, R (1, 3) OBP: 0.343, SLG: 0.450	0-0 FC5-4 G3-6-3 1-2f			3-3 K		1-3 K		0-2 G3	4 0 0 0 0 2 2				
Aaron Guiel, L (1, 7) OBP: 0.267, SLG: 0.342	1-2 G3-6-3 1-2f			2-0 P5		1-3 K		1-3 K	4 0 0 0 0 2 2				
Abraham Nunez, S (1, 9) OBP: 0.274, SLG: 0.298		0-0 F8		3-2 G6-3		2-0 FC1-6 BB 1B		1-1 G3	4 0 1 0 0 0 1				
Desi Relaford, S (1, 4) OBP: 0.300, SLG: 0.306		0-1 G3			1-2 L7		4-2 SAFE FC1-6 BB 1-2	4-2 BB	2 0 0 0 2 0 0				
Alberto Castillo, R (1, 2) OBP: 0.289, SLG: 0.333 Ruben Mateo, R (9, PH) OBP: 0.289, SLG: 0.402		3-2 F9			0-0 13 1B		0-1 FC1-6 9 FC6-4 1-2f 2-3	0-1 G1-3	3 0 1 0 0 0 2 1 0 0 0 0 0 1				
13 Andrés Blanco, S (1, 6) OBP: 0.366, SLG: 0.351			1-3 K		2-1 1B		0-3 K		3 0 1 0 0 2 2				
Inning Stats	R: 2 H: 3 E: 0 LOB: 0 K: 0 BB: 0 S: 12 P: 15	R: 0 H: 0 E: 0 LOB: 0 K: 0 BB: 0 S: 6 P: 9	R: 0 H: 1 E: 0 LOB: 0 K: 2 BB: 0 S: 11 P: 15	R: 0 H: 1 E: 0 LOB: 1 K: 1 BB: 0 S: 9 P: 19	R: 0 H: 2 E: 0 LOB: 2 K: 1 BB: 0 S: 11 P: 16	R: 0 H: 0 E: 0 LOB: 0 K: 3 BB: 0 S: 10 P: 12	R: 0 H: 1 E: 0 LOB: 2 K: 1 BB: 1 S: 11 P: 17	R: 0 H: 1 E: 0 LOB: 0 K: 1 BB: 0 S: 13 P: 19	R: 0 H: 0 E: 0 LOB: 1 K: 1 BB: 1 S: 9 P: 15	1B: 8 SF: 0 2B: 2 SAC: 0 3B: 0 DP: 2 HR: 0 HBP: 0		WP: 0 PA: 35 PB: 0 SB: 0 CS: 2	
PITCHER	IP WLS BF H R ER SO BB IBB HBP BLK WP HR S P ERA WHIP											PITCHER	IP WLS BF H R ER SO BB IBB HBP BLK WP HR S P ERA WHIP
Freddy Garcia, R (1, 1) ERA: 3.36	6.0 W 23 7 2 2 7 0 0 0 0 0 0 0 59 86 3.00 1.167												
Damaso Marte, L (7, 1) ERA: 3.04	1.0 H 5 1 0 0 1 1 0 0 0 0 0 0 11 17 0.00 2.000												
Cliff Politte, R (8, 1) ERA: 4.64	1.0 H 3 1 0 0 1 0 0 0 0 0 0 0 13 19 0.00 1.000												
Shingo Takatsu, R (9, 1) ERA: 1.64	1.0 S 4 0 0 0 1 1 0 0 0 0 0 0 9 15 0.00 1.000												

livebaseballscorecards.com

AB	33
R	2
H	9
RBI	2
BB	2
SO	10
LOB	18



Batter	1	2	3	4	5	6	7	8	9
Willie Harris, L (1, 8) OBP: 0.363, SLG: 0.332 Aaron Rowand, R (8, PH) OBP: 0.354, SLG: 0.536 (9, 8)	2-1 	2-1 			1-0 			0-3 	
Roberto Alomar, S (1, 4) OBP: 0.345, SLG: 0.443	1-2 		2-2 		2-0 			3-2 	
Carlos Lee, R (1, 7) OBP: 0.353, SLG: 0.506	2-2 		1-3 			1-0 		2-2 	
Carl Everett, S (1, 10) OBP: 0.317, SLG: 0.378	0-0 		3-3 			0-1 			
Jose Valentin, S (1, 6) OBP: 0.298, SLG: 0.523	4-1 			2-3 		4-1 			
Ross Gload, L (1, 3) OBP: 0.329, SLG: 0.392	2-0 		3-1 		0-2 	1-1 			
Timo Perez, L (1, 9) OBP: 0.297, SLG: 0.335		0-0 		1-0 		0-0 			
Ben Davis, S (1, 2) OBP: 0.247, SLG: 0.329		1-3 		1-2 		2-3 			
24 Joe Crede, R (1, 5) OBP: 0.286, SLG: 0.410		2-3 			3-3 		0-1 		

AB	R	H	RBI	BB	SO	LOB
3	0	0	0	0	0	1
1	0	0	0	0	1	0
4	1	1	0	0	0	0
4	0	0	0	0	1	1
3	1	1	2	0	1	0
1	0	0	0	2	1	0
3	1	2	1	0	0	1
2	0	1	0	0	0	0
3	0	0	0	0	2	2
3	0	0	0	0	2	2

BOTTOM

Kansas City Royals @ Chicago White Sox
 U.S. Cellular Field, Chicago, IL

livebaseballscorecards.com

AB	27
R	3
H	5
RBI	3
BB	2
SO	8
LOB	7



1B: 3	SF: 0
2B: 0	SAC: 1
3B: 0	DP: 0
HR: 2	HBP: 0

WP: 0	PA: 31
PB: 0	
SB: 0	
CS: 1	

Inning	R	H	E	K	S	R	H	E	K	S	R	H	E	K	S	R	H	E	K	S
1	2	2	0	13	23	0	0	0	0	0	0	0	0	0	0	0	0	0	0	0
2	0	1	0	10	15	0	1	0	2	10	0	1	0	0	0	0	0	0	0	0
3	0	0	0	10	16	0	0	0	1	10	0	0	0	0	0	0	0	0	0	0
4	1	1	0	10	17	0	1	0	1	10	0	1	0	0	0	0	0	0	0	0
5	0	0	0	5	11	0	0	0	0	5	0	0	0	0	0	0	0	0	0	0
6	0	0	0	6	11	0	0	0	0	6	0	0	0	0	0	0	0	0	0	0
7	0	0	0	8	11	0	1	0	1	8	0	1	0	0	0	0	0	0	0	0
8	0	0	0	9	14	0	0	0	1	9	0	0	0	0	0	0	0	0	0	0
9	0	0	0	0	0	0	0	0	0	0	0	0	0	0	0	0	0	0	0	0

PITCHER	IP	WLS	BF	H	R	ER	SO	BB	IBB	HBP	BLK	WP	HR	S	P	ERA	WHIP
Jimmy Serrano, R (1, 1) ERA: 5.91	6.0	L	23	4	3	3	6	2	0	0	0	0	2	54	94	4.50	1.000
Dennys Reyes, L (7, 1) ERA: 4.84	1.1		5	1	0	0	2	0	0	0	0	0	0	11	14	0.00	0.750
D.J. Carrasco, R (8, 1) ERA: 5.11	0.2		2	0	0	0	0	0	0	0	0	0	0	6	11	0.00	0.000

Thu Aug 12 2004, 2:05 PM EDT
 Att: 22,399 - Unknown - 61 F

Batter	1	2	3	4	5	6	7	8	9	AB R H RBI BB SO LOB	TOP											
9 David DeJesus, L (1, 8) OBP: 0.345, SLG: 0.324	1-2 G3		1-0 G4-3			2-1 HR 1B		0-0 HR 1B	1-3 K	5 2 2 0 0 1 0												
Joe Randa, R (1, 5) OBP: 0.343, SLG: 0.388	0-1 G5-3		0-0 G6-3			2-3 K		0-0 HR	1-3 K	5 1 1 2 0 2 1												
29 Mike Sweeney, R (1, 10) OBP: 0.349, SLG: 0.515	1-0 1B				1-1 G6-3	1-0 HR 1B		0-2 BB 14 HR	1-2 HBP	4 2 3 0 0 0 0												
Ken Harvey, R (1, 3) OBP: 0.346, SLG: 0.449	2-3 K				1-0 G1-6-3 1B	4-2 HR BB		4-0 14 HR BB	0-0 G1-6-3	3 2 1 0 2 1 2												
Abraham Nunez, S (1, 9) OBP: 0.274, SLG: 0.324					2-0 G1-6-3	3-2 HR		2-3 K		4 1 1 4 0 2 3												
Ruben Mateo, R (1, 7) OBP: 0.288, SLG: 0.391					0-1 F7	2-3 K2-3		3-2 14 HR BB		3 1 0 0 1 1 0												
Desi Relaford, S (1, 4) OBP: 0.299, SLG: 0.303					3-2 G5-3			0-1 F7	0-1 L9	3 0 0 0 1 0 3												
14 John Buck, R (1, 2) OBP: 0.231, SLG: 0.292					0-0 G1-3			2-1 G5-3	0-1 HR	4 1 1 4 0 1 1												
13 Andrés Blanco, S (1, 6) OBP: 0.333, SLG: 0.317					1-1 L5	2-2 G4-3		1-2 F9	2-3 K	4 0 0 0 0 1 0												
Inning Stats	R: 0 E: 0 K: 1 S: 10	H: 1 LOB: 1 BB: 0 P: 14	R: 0 E: 0 K: 2 S: 13	H: 0 LOB: 1 BB: 1 P: 21	R: 0 E: 0 K: 0 S: 4	H: 0 LOB: 0 BB: 0 P: 6	R: 0 E: 0 K: 0 S: 4	H: 1 LOB: 0 BB: 0 P: 8	R: 0 E: 0 K: 0 S: 6	H: 0 LOB: 0 BB: 0 P: 9	R: 4 E: 0 K: 2 S: 20	H: 3 LOB: 0 BB: 1 P: 36	R: 0 E: 0 K: 0 S: 7	H: 0 LOB: 0 BB: 0 P: 10	R: 6 E: 0 K: 2 S: 19	H: 4 LOB: 0 BB: 2 P: 30	R: 0 E: 0 K: 2 S: 12	H: 0 LOB: 1 BB: 0 P: 15	1B: 5 2B: 1 3B: 0 HR: 3	SF: 0 SAC: 0 DP: 1 HBP: 1	WP: 0 PB: 0 SB: 0 CS: 0	PA: 40
PITCHER	IP WLS BF H R ER SO BB IBB HBP BLK WP HR S P ERA WHIP																					
Mark Mulder, L (1, 1) ERA: 3.71	7.0 L 30 8 7 7 5 2 0 0 0 0 2 69 109 9.00 1.429																					
46 Santiago Casilla, R (8, 1) ERA: 11.57	1.0 6 1 3 3 2 2 0 0 0 0 1 14 25 27.00 3.000																					
Chris Hammond, L (9, 1) ERA: 3.44	1.0 4 0 0 0 2 0 0 1 0 0 0 12 15 0.00 0.000																					

Kansas City Royals @ Oakland Athletics
Network Associates Coliseum, Oakland, CA

Fri Aug 13 2004, 10:05 PM EDT
Att. 24,091 - Sunny - 65 F

AB	35
R	10
H	9
RBI	10
BB	4
SO	9
LOB	10



Batter	1	2	3	4	5	6	7	8	9	AB	R	H	RBI	BB	SO	LOB
21 Mark Kotsay, L OBP: 0.368, SLG: 0.448 (1, 8)	0-0 FC6-4 1B		1-2 P5			2-1 FC3-2 1B	0-1 G4-6-3		2-1 G1-6-3	5	1	2	0	0	0	3
Mark McLemore, S OBP: 0.362, SLG: 0.312 (1, 4)	3-1 FC6-4 1-2f			1-2 G4-3		4-1 FC3-2 1B		1-0 G6-3	1-2 L4	4	0	0	0	1	0	1
3 Eric Chavez, L OBP: 0.405, SLG: 0.528 (1, 5)	2-1 G3-6-3 1-2f			2-1 G3		1-1 FC3-2 1B		1-0 E5 1B	3-2 F8	5	1	1	0	0	0	4
Scott Hatteberg, L OBP: 0.384, SLG: 0.457 (1, 3)		3-2 G6-3		2-1 1B		1-2 1B		4-2 1B		3	1	2	1	1	0	0
Damian Miller, R OBP: 0.347, SLG: 0.444 (1, 2)		2-2 G6-3		1-0 G5-3		1-2 K		4-2 SF		3	0	0	0	1	1	3
Erubiel Durazo, L OBP: 0.379, SLG: 0.501 (1, 10)		1-0 2B		2-2 P4		0-0 1B		1-1 SF		4	0	3	1	0	0	0
Billy McMillon, L OBP: 0.262, SLG: 0.321 (1, 7)		2-2 G3		1-0 G4-3		0-0 F9		1-0 SF		3	0	0	1	0	0	2
Eric Byrnes, R OBP: 0.343, SLG: 0.487 (1, 9)			3-1 F7		1-1 P3		0-0 1B		0-3 K	4	0	1	0	0	1	3
7 Bobby Crosby, R OBP: 0.335, SLG: 0.446 (1, 6)			2-2 G5-3		1-1 21 1B		0-0 1B		0-3 K	3	0	1	0	0	1	3

Inning Stats	R: 0	H: 1	E: 0	LOB: 0	K: 0	S: 5	P: 10	R: 0	H: 1	E: 0	LOB: 1	K: 0	S: 13	R: 0	H: 0	E: 0	LOB: 0	K: 0	S: 9	R: 0	H: 1	E: 0	LOB: 1	K: 0	S: 9	R: 0	H: 0	E: 0	LOB: 0	K: 0	S: 6	R: 1	H: 2	E: 0	LOB: 2	K: 1	S: 13	R: 0	H: 3	E: 0	LOB: 2	K: 0	S: 6	R: 2	H: 2	E: 2	LOB: 3	K: 2	S: 16	R: 0	H: 0	E: 0	LOB: 0	K: 0	S: 9	1B: 9	SF: 1	2B: 1	SAC: 0	3B: 0	DP: 2	HR: 0	HBP: 1	WP: 0	PA: 39
--------------	------	------	------	--------	------	------	-------	------	------	------	--------	------	-------	------	------	------	--------	------	------	------	------	------	--------	------	------	------	------	------	--------	------	------	------	------	------	--------	------	-------	------	------	------	--------	------	------	------	------	------	--------	------	-------	------	------	------	--------	------	------	-------	-------	-------	--------	-------	-------	-------	--------	-------	--------

PITCHER	IP	WLS	BF	H	R	ER	SO	BB	IBB	HBP	BLK	WP	HR	S	P	ERA	WHIP
Mike Wood, R ERA: 4.5 (1, 1)	6.0	W	23	5	1	1	1	1	1	0	0	0	0	55	95	1.50	1.000
Shawn Camp, R ERA: 3.09 (7, 1)	1.1	H	7	4	1	1	0	0	0	0	0	0	0	8	10	6.75	3.000
D.J. Carrasco, R ERA: 5.54 (8, 1)	0.2		6	1	1	1	2	2	0	0	0	0	0	14	24	13.50	4.500
Jorge Vasquez, R ERA: (9, 1)	1.0		3	0	0	0	0	0	0	0	0	0	0	9	15	0.00	0.000

BOTTOM

Kansas City Royals @ Oakland Athletics
Network Associates Coliseum, Oakland, CA

Fri Aug 13 2004, 10:05 PM EDT
Att: 24,091 - Sunny - 65 F

livebaseballscorecards.com

AB	34
R	3
H	10
RBI	3
BB	3
SO	3
LOB	19



Batter	1	2	3	4	5	6	7	8	9	AB R H RBI BB SO LOB	TOP											
Desi Relaford, S (1, 6) OBP: 0.299, SLG: 0.302	1-2 G3-1		1-1 BB 1B		1-0 P5		0-1 G4-3			4 0 1 0 0 0 1												
Joe Randa, R (1, 5) OBP: 0.342, SLG: 0.384	0-3 K		4-2 SAFE SAFE 1-2 BB		1-2 FC4-6 29 BB			1-1 L5		3 0 0 0 1 1 1												
29 Mike Sweeney, R (1, 3) OBP: 0.348, SLG: 0.511	0-0 L9		1-3 K		4-0 FC4-6 BB			0-0 G1-3		3 0 0 0 1 1 2												
Ken Harvey, R (1, 10) OBP: 0.346, SLG: 0.446		1-1 L7		4-0 1B BB		1-2 FC4-6		3-2 F9		3 0 0 0 1 0 2												
Abraham Nunez, S (1, 8) OBP: 0.273, SLG: 0.321		2-2 F8		3-2 1-2 1B		3-2 P6		1-2 G1-3		4 0 1 0 0 0 0												
Aaron Guiel, L (1, 7) OBP: 0.266, SLG: 0.349		1-0 G1-3		1-3 K		1-2 L8-4 2B		0-2 P2		4 0 1 0 0 1 2												
Ruben Mateo, R (1, 9) OBP: 0.279, SLG: 0.378			2-3 K	3-3 K		1-1 L8-4		2-3 K		4 0 0 0 0 3 3												
Ruben Gotay, S (1, 4) OBP: 0.286, SLG: 0.346		2-2 14 1B 2B		1-2 G1-3			3-2 G3			3 1 1 0 0 0 2												
14 John Buck, R (1, 2) OBP: 0.242, SLG: 0.296			1-1 2-H 1B		4-0 FC4-6 BB		1-1 P3			2 0 1 1 1 0 0												
Inning Stats	R: 0 E: 0 K: 1 S: 8	H: 0 LOB: 0 BB: 0 P: 9	R: 0 E: 0 K: 0 S: 6	H: 0 LOB: 0 BB: 0 P: 10	R: 1 E: 0 K: 2 S: 20	H: 3 LOB: 2 BB: 1 P: 31	R: 0 E: 0 K: 2 S: 17	H: 1 LOB: 2 BB: 1 P: 29	R: 0 E: 0 K: 0 S: 8	H: 0 LOB: 2 BB: 2 P: 19	R: 0 E: 0 K: 0 S: 9	H: 1 LOB: 0 BB: 0 P: 14	R: 0 E: 0 K: 0 S: 8	H: 0 LOB: 0 BB: 0 P: 12	R: 0 E: 0 K: 0 S: 6	H: 0 LOB: 0 BB: 0 P: 10	R: 0 E: 0 K: 1 S: 13	H: 0 LOB: 0 BB: 0 P: 16	1B: 3 2B: 3 3B: 0 HR: 0	SF: 0 SAC: 0 DP: 1 HBP: 0	WP: 0 PB: 0 SB: 0 CS: 0	PA: 34
40 Rich Harden, R (1, 1) ERA: 3.84	IP: 6.0 WLS: W BF: 25 H: 5 R: 1 ER: 1 SO: 5 BB: 4 IBB: 0 HBP: 0 BLK: 0 WP: 0 HR: 0 S: 68 P: 112 ERA: 1.50 WHIP: 1.500																					
Jim Mecir, R (7, 1) ERA: 3.93	IP: 1.0 WLS: 3 BF: 0 H: 0 R: 0 ER: 0 SO: 0 BB: 0 IBB: 0 HBP: 0 BLK: 0 WP: 0 HR: 0 S: 8 P: 12 ERA: 0.00 WHIP: 0.000																					
Justin Lehr, R (8, 1) ERA: 5.18	IP: 1.0 WLS: 3 BF: 0 H: 0 R: 0 ER: 0 SO: 0 BB: 0 IBB: 0 HBP: 0 BLK: 0 WP: 0 HR: 0 S: 6 P: 10 ERA: 0.00 WHIP: 0.000																					
Octavio Dotel, R (9, 1) ERA: 4.02	IP: 1.0 WLS: 3 BF: 0 H: 0 R: 0 ER: 0 SO: 1 BB: 0 IBB: 0 HBP: 0 BLK: 0 WP: 0 HR: 0 S: 13 P: 16 ERA: 0.00 WHIP: 0.000																					

Kansas City Royals @ Oakland Athletics
Network Associates Coliseum, Oakland, CA

Sat Aug 14 2004, 4:05 PM EDT
 Att. 36,942 - Overcast - 62 F

AB	30
R	1
H	5
RBI	1
BB	4
SO	6
LOB	13



Batter	1	2	3	4	5	6	7	8	9	AB R H RBI BB SO LOB
21 Mark Kotsay, L OBP: 0.368, SLG: 0.458 (1, 8) B C B B X	3-1 G3 ①		0-0 F7 ②		1-0 F8 2B ②			1-3 K ①		4 0 1 0 0 1 0
Mark McLemore, S OBP: 0.360, SLG: 0.310 (1, 5) B X	1-0 1B 1B		1-3 K ③		0-0 F8 2-3 ②			1-1 G6-3 ②		4 0 1 0 0 1 1
Scott Hatteberg, L OBP: 0.384, SLG: 0.454 (1, 3) C F X	0-2 1-2 1B			3-2 F8 ①	2-1 G4-3 ③			1-2 FC5-4 1B		4 0 2 0 0 0 1
Jermaine Dye, R OBP: 0.331, SLG: 0.459 (1, 9) F F B S	1-3 K ②			3-2 G5-3 ②		1-2 P2 ①		2-2 FC5-4 1-2f ③		4 0 0 0 0 1 3
Erubiel Durazo, L OBP: 0.384, SLG: 0.504 (1, 10) C X	0-1 F8 ③			4-1 17 1B BB		0-0 17 G1-6-3 1B		2-3 K ①		3 1 1 0 1 1 2
17 Adam Melhuse, S OBP: 0.296, SLG: 0.413 (1, 2) C T B T C B B F		3-3 K ①		1-1 1-2 1B 1B		1-0 G1-6-3 1-2f ②		2-2 G4-3 ②		4 0 1 0 0 1 1
Eric Byrnes, R OBP: 0.341, SLG: 0.485 (1, 7) C B C B T B T B C B X		3-2 P5 ②		1-2 1-2 2-H 1B			2-2 G6-3 ①	2-1 P5 ③		4 0 1 1 0 0 0
Marco Scutaro, R OBP: 0.302, SLG: 0.378 (1, 4) B B B X		2-0 G5-3 ③		1-1 F9 ③			1-2 G5-3 ②			3 0 0 0 0 0 2
7 Bobby Crosby, R OBP: 0.330, SLG: 0.438 (1, 6) C B T B S S C			1-3 K ①		1-2 F9 ①		2-2 G5-3 ③			3 0 0 0 0 1 0

Inning Stats	R: 0 E: 0 K: 1 S: 11	H: 2 LOB: 2 BB: 0 P: 16	R: 0 E: 0 K: 1 S: 12	H: 0 LOB: 0 BB: 0 P: 20	R: 0 E: 0 K: 2 S: 8	H: 0 LOB: 0 BB: 0 P: 10	R: 1 E: 0 K: 0 S: 16	H: 2 LOB: 2 BB: 1 P: 29	R: 0 E: 0 K: 0 S: 7	H: 1 LOB: 1 BB: 0 P: 11	R: 0 E: 0 K: 0 S: 5	H: 1 LOB: 0 BB: 0 P: 7	R: 0 E: 0 K: 0 S: 9	H: 0 LOB: 0 BB: 0 P: 14	R: 0 E: 0 K: 1 S: 14	H: 1 LOB: 1 BB: 0 P: 19	R: 0 E: 0 K: 1 S: 8	H: 0 LOB: 0 BB: 0 P: 14	1B: 6 2B: 1 3B: 0 HR: 0	SF: 0 SAC: 0 DP: 1 HBP: 0	WP: 0 PB: 0 SB: 0 CS: 0	PA: 34
--------------	-------------------------------	----------------------------------	-------------------------------	----------------------------------	------------------------------	----------------------------------	-------------------------------	----------------------------------	------------------------------	----------------------------------	------------------------------	---------------------------------	------------------------------	----------------------------------	-------------------------------	----------------------------------	------------------------------	----------------------------------	----------------------------------	------------------------------------	----------------------------------	--------

PITCHER	IP	WLS	BF	H	R	ER	SO	BB	IBB	HBP	BLK	WP	HR	S	P	ERA	WHIP
23 Zack Greinke, R ERA: 4.67 (1, 1)	7.0	W	27	6	1	1	4	1	0	0	0	0	0	68	107	1.29	1.000
Dennys Reyes, L ERA: 4.74 (8, 1)	2.0		7	1	0	0	2	0	0	0	0	0	0	22	33	0.00	0.500

BOTTOM

Kansas City Royals @ Oakland Athletics
 Network Associates Coliseum, Oakland, CA

Sun Aug 15 2004, 4:05 PM EDT
 Att: 37,748 - Cloudy - 68 F

livebaseballscorecards.com

AB	33
R	1
H	7
RBI	1
BB	1
SO	6
LOB	10



Seattle Mariners @ Kansas City Royals

Kauffman Stadium, Kansas City, MO

Tue Aug 17 2004, 7:10 PM CDT
Att. 20,341 - Cloudy - 86 F

AB	47
R	16
H	20
RBI	15
BB	4
SO	9
LOB	23



Batter	1	2	3	4	5	6	7	8	9	AB	R	H	RBI	BB	SO	LOB
51 Ichiro Suzuki, L (1, 9) OBP: 0.409, SLG: 0.456 Hiram Bocachica, R (7, 9) OBP: 0.316, SLG: 0.373	0-1 HR	1-0 3B 1B	3-2 1B		2-2 1B		4-1 BB	0-0 P5		4	2	4	5	1	0	0
Randy Winn, S (1, 8) OBP: 0.350, SLG: 0.424	0-1 F8	0-1 1B 3B	2-1 G4-3		1-1 G6-4-3		2-0 FC3-6 1B HR	1-0 G6-3		6	2	1	2	0	0	5
Edgar Martinez, R (1, 10) OBP: 0.355, SLG: 0.392	3-3 K	2-2 1B		2-3 K		0-2 G4-3	1-1 HR 1B		1-2 G3	6	1	2	1	0	2	0
Bret Boone, R (1, 4) OBP: 0.312, SLG: 0.417 Jolbert Cabrera, R (7, 4) OBP: 0.314, SLG: 0.390	2-2 K	3-2 G6-3		3-2 F8		2-2 HR	1-0 HR		2-2 F8	5	2	2	4	0	1	0
Raul Ibanez, L (1, 7) OBP: 0.331, SLG: 0.465		3-1 2B 4 1B 1B	0-0 1B 51 1B 2B	1-1 BB 1B		0-1 WP 1B	0-2 2B E 1B		4-1 E 1B BB	5	4	5	0	1	0	0
Bucky Jacobsen, R (1, 3) OBP: 0.387, SLG: 0.591	1 SAFE	0-2 4 1B 51 1B 2B	1-1 4 HBP 1B 1B	4-1 BB		0-3 K	1-0 E 2B		2-2 E5 1B 16 1B	5	3	3	0	1	1	2
Miguel Olivo, R (1, 2) OBP: 0.309, SLG: 0.484		0-1 G1-3	1-3 K	0-0 F9		4-2 HBP	1-2 E6		0-0 16 1B	5	0	1	1	0	1	7
Justin Leone, R (1, 5) OBP: 0.298, SLG: 0.441 16 Willie Bloomquist, R (6, PH) OBP: 0.262, SLG: 0.292 (6, 5)		4-1 4 1B 51 1B BB	1-1 P4		2-2 51 1B HBP	0-3 K	1-3 K		0-0 1B	1	1	0	0	1	0	2
4 Jose Lopez, R (1, 6) OBP: 0.284, SLG: 0.328		0-0 1B 51 1B 3B 1B	1-0 51 1B HBP		0-2 L5		1-2 K	2-3 K	1-1 L7	5	1	1	1	0	2	3

Inning Stats	R: 1	H: 1	E: 0	K: 2	S: 11	P: 16	R: 6	H: 6	E: 0	K: 0	S: 18	P: 31	R: 2	H: 3	E: 0	K: 1	S: 14	P: 23	R: 0	H: 1	E: 0	K: 1	S: 13	P: 23	R: 0	H: 1	E: 0	K: 0	S: 10	P: 15	R: 1	H: 2	E: 0	K: 2	S: 18	P: 24	R: 4	H: 4	E: 1	K: 2	S: 19	P: 31	R: 0	H: 0	E: 0	K: 1	S: 5	P: 8	R: 2	H: 2	E: 1	K: 0	S: 15	P: 25	1B: 13	2B: 3	3B: 1	HR: 3	SF: 0	SAC: 0	DP: 1	HBP: 3	WP: 2	PB: 0	SB: 0	CS: 0	PA: 54
--------------	------	------	------	------	-------	-------	------	------	------	------	-------	-------	------	------	------	------	-------	-------	------	------	------	------	-------	-------	------	------	------	------	-------	-------	------	------	------	------	-------	-------	------	------	------	------	-------	-------	------	------	------	------	------	------	------	------	------	------	-------	-------	--------	-------	-------	-------	-------	--------	-------	--------	-------	-------	-------	-------	--------

PITCHER	IP	WLS	BF	H	R	ER	SO	BB	IBB	HBP	BLK	WP	HR	S	P	ERA	WHIP
Darrell May, L (1, 1) ERA: 5.4	2.0	L	15	9	9	9	2	1	0	0	0	0	1	32	51	40.50	5.000
Matt Kinney, R (3, 1) ERA: 5.51	3.2		18	5	1	1	3	1	0	2	0	0	1	46	71	2.46	1.636
Jorge Vasquez, R (6, 1) ERA: 8.1	2.1		14	4	4	3	4	1	0	1	0	1	1	30	49	11.57	2.143
Jaime Cerda, L (9, 1) ERA: 2.72	1.0		7	2	2	0	0	1	0	0	0	0	0	15	25	0.00	3.000

WP: 2	PA: 54
-------	--------

Batter	1	2	3	4	5	6	7	8	9	AB R H RBI BB SO LOB
9 David DeJesus, L OBP: 0.343, SLG: 0.316 (1, 8)	3-2 G6-3		1-1 G3-1		1-0 F7		2-3 K		1-0 G3-1	5 0 0 0 0 1 3
Joe Randa, R OBP: 0.344, SLG: 0.390 (1, 5)	1-2 F7		4-2 HBP BB		2-2 G4-3 2B		1-2 1B		1-2 WP 1B	3 0 2 0 1 0 0
Wilton Guerrero, S OBP: 0.235, SLG: 0.353 (3, 3)			BB				1-3 1B		2-3 3-H 1B	1 0 1 1 0 0 0
29 Mike Sweeney, R OBP: 0.345, SLG: 0.506 (1, 3)	1-2 F7		4-0 HBP BB		0-0 G4-3		2-2 P3		2-3 K	1 0 0 0 0 0 0
Ruben Gotay, S OBP: 0.278, SLG: 0.303 (3, 4)			1-2 BB		2-3 K				1-2 3-H	3 0 0 0 1 1 4
Ken Harvey, R OBP: 0.349, SLG: 0.446 (1, 10)		0-1 BB 1B	1-1 HBP		2-2 K			2-3 K		1 1 1 0 0 0 0
Aaron Guiel, L OBP: 0.267, SLG: 0.330 (5, PH)		1B	1-2 2-3							2 0 0 0 0 2 1
Abraham Nunez, S OBP: 0.269, SLG: 0.314 (1, 9)		2-2 G6-3 BB	0-2 G5-3			0-1 G5-3		0-1 G4-3		4 0 1 0 0 0 3
Ruben Mateo, R OBP: 0.278, SLG: 0.369 (1, 7)		4-2 G6-3 BB		3-3 K		1-1 F7		3-2 G6-3		3 0 0 0 1 1 0
Desi Relaford, S OBP: 0.298, SLG: 0.299 (1, 4)		1-0 G6-3		4-1 13 E 13 1B BB		0-1 F9			0-1 F8	3 0 0 0 1 0 2
14 John Buck, R OBP: 0.242, SLG: 0.294 (1, 2)		1-2 2-3 3-H		0-3 K			1-0 G5-3		2-0 G3-1 13 1B 1B	4 1 1 0 0 1 2
13 Andrés Blanco, S OBP: 0.377, SLG: 0.375 (1, 6)		1-0 P4		0-1 G6-3		1-2 E4		4-1 1B BB	0-1 1B 9 G3-1 WP 1B	3 1 2 0 1 0 0

Inning Stats	R: 0	H: 0	E: 0	K: 0	S: 11	R: 1	H: 2	E: 0	K: 0	S: 13	R: 0	H: 0	E: 0	K: 0	S: 10	R: 0	H: 1	E: 0	K: 1	S: 9	R: 0	H: 0	E: 0	K: 0	S: 6	R: 0	H: 1	E: 0	K: 1	S: 13	R: 0	H: 0	E: 0	K: 1	S: 9	R: 2	H: 3	E: 0	K: 1	S: 12	1B: 7	2B: 1	3B: 0	HR: 0	SF: 0	SAC: 0	DP: 1	HBP: 1	WP: 1	PA: 39
--------------	------	------	------	------	-------	------	------	------	------	-------	------	------	------	------	-------	------	------	------	------	------	------	------	------	------	------	------	------	------	------	-------	------	------	------	------	------	------	------	------	------	-------	-------	-------	-------	-------	-------	--------	-------	--------	-------	--------

PITCHER	IP	WLS	BF	H	R	ER	SO	BB	IBB	HBP	BLK	WP	HR	S	P	ERA	WHIP
Bobby Madritsch, L ERA: 2.32 (1, 1)	7.0	W	30	5	1	1	4	5	0	1	0	0	0	72	119	1.29	1.429
Shigetoshi Hasegawa, R ERA: 5.86 (8, 1)	1.0		3	0	0	0	1	0	0	0	0	0	0	9	14	0.00	0.000
Clint Nageotte, R ERA: 5.97 (9, 1)	1.0		6	3	2	2	1	0	0	0	0	1	0	12	18	18.00	3.000

Seattle Mariners @ Kansas City Royals
Kauffman Stadium, Kansas City, MO
 Tue Aug 17 2004, 7:10 PM CDT
 Att. 20,341 - Cloudy - 86 F

livebaseballscorecards.com

AB	33
R	3
H	8
RBI	1
BB	5
SO	6
LOB	15



Batter	1	2	3	4	5	6	7	8	9	AB R H RBI BB SO LOB	TOP											
51 Ichiro Suzuki, L (1, 9) <small>OBP: 0.409, SLG: 0.455</small> Hiram Bocachica, R (3, PR) <small>OBP: 0.308, SLG: 0.362</small>	0-0 L7		2-2 G6-3 HBP			3-3 K		1-3 K		1 0 0 0 0 0 2 0 0 0 0 2 0												
Randy Winn, S (1, 8) <small>OBP: 0.349, SLG: 0.425</small>	2-2 2B		3-1 G6-3			0-0 G4-6-3		2-0 G3		4 0 1 0 0 0 1												
Bret Boone, R (1, 4) <small>OBP: 0.312, SLG: 0.416</small>	1-2 P4			0-2 G6-4-3 BB 1B		0-0 P6		2-1 G5-3		4 0 1 0 0 0 1												
Raul Ibanez, L (1, 7) <small>OBP: 0.330, SLG: 0.461</small>	1-0 L9			4-1 G6-4-3 BB		1-2 G4-3		2-2 G4-3		3 0 0 0 1 0 1												
Bucky Jacobsen, R (1, 10) <small>OBP: 0.391, SLG: 0.583</small>		4-1 FC1-6 BB		0-1 G6-4-3		3-2 HR 1B		2-1 G4-3		3 1 1 0 1 0 2												
Jolbert Cabrera, R (1, 5) <small>OBP: 0.313, SLG: 0.400</small>		2-2 FC1-6 FC5-4		1-1 G4-3		1-0 HR		3-2 G6-3		4 1 1 2 0 0 2												
Scott Spiezio, S (1, 3) <small>OBP: 0.282, SLG: 0.340</small>		1-1 F8		4-0 G6-3 BB		0-0 2B				2 0 1 0 1 0 1												
Dan Wilson, R (1, 2) <small>OBP: 0.300, SLG: 0.310</small>		1-0 FC5-4		0-0 G6-3		1-3 K				3 0 0 0 0 1 3												
4 Jose Lopez, R (1, 6) <small>OBP: 0.271, SLG: 0.313</small>			3-2 L7		1-2 P6		0-1 G6-3			3 0 0 0 0 0 1												
Inning Stats	R: 0 E: 0 K: 0 S: 10	H: 1 LOB: 1 BB: 0 P: 14	R: 0 E: 0 K: 0 S: 7	H: 0 LOB: 1 BB: 1 P: 15	R: 0 E: 0 K: 0 S: 7	H: 0 LOB: 1 BB: 0 P: 15	R: 0 E: 0 K: 0 S: 8	H: 1 LOB: 1 BB: 1 P: 13	R: 0 E: 0 K: 0 S: 4	H: 0 LOB: 0 BB: 1 P: 9	R: 0 E: 0 K: 1 S: 6	H: 0 LOB: 0 BB: 0 P: 9	R: 2 E: 0 K: 1 S: 13	H: 3 LOB: 1 BB: 0 P: 19	R: 0 E: 0 K: 1 S: 6	H: 0 LOB: 0 BB: 0 P: 11	R: 0 E: 0 K: 0 S: 8	H: 0 LOB: 0 BB: 0 P: 15	1B: 2 2B: 2 3B: 0 HR: 1	SF: 0 SAC: 0 DP: 3 HBP: 1	WP: 0 PB: 0 SB: 0 CS: 0	PA: 33
PITCHER	IP WLS BF H R ER SO BB IBB HBP BLK WP HR S P ERA WHIP																					
Jimmy Serrano, R (1, 1) <small>ERA: 4.58</small> D.J. Carrasco, R (8, 1) <small>ERA: 4.8</small>	7.0 W 6 0 0 2 2 2 3 0 0 0 0 0 1 55 94 2.57 1.143																					

Seattle Mariners @ Kansas City Royals
Kauffman Stadium, Kansas City, MO

AB	29
R	2
H	5
RBI	2
BB	3
SO	3
LOB	12



Wed Aug 18 2004, 7:10 PM CDT
Att. 19,653 - Sunny - 91 F

livebaseballscorecards.com

Batter	1	2	3	4	5	6	7	8	9	AB R H RBI BB SO LOB	TOP											
Alfonso Soriano, R (1, 4) OBP: 0.325, SLG: 0.481	0-0 L7			0-0 F8	0-1 G3-1			4-2 CS BB		3 0 0 0 1 0 0												
David Dellucci, L (1, 7) OBP: 0.364, SLG: 0.494	2-2 F7			1-0 HR		1-1 HR		2-3 K		4 2 2 2 0 1 1												
10 Michael Young, R (1, 6) OBP: 0.362, SLG: 0.470	0-1 F8			1-1 G1-3		4-2 G4-3 BB			0-0 F9	3 0 0 0 1 0 0												
23 Mark Teixeira, S (1, 3) OBP: 0.349, SLG: 0.565		3-1 G1-3		2-1 G3		2-0 F8			0-1 G5-3	4 0 0 0 0 0 1												
Laynce Nix, L (1, 8) OBP: 0.309, SLG: 0.515		0-1 G1-3			0-0 HR FC3 1B	1-0 G4-3			2-3 K	4 1 1 0 0 1 1												
Gary Matthews, S (1, 9) OBP: 0.340, SLG: 0.476		2-1 L3			0-0 FC3 HR		0-1 F7			3 1 0 0 0 0 1												
Kevin Mench, R (1, 10) OBP: 0.318, SLG: 0.537			3-2 G6-3		2-2 HR 1-H 2-H		1-1 G5-3			3 1 1 3 0 0 0												
Eric Young Sr., R (1, 5) OBP: 0.400, SLG: 0.380 Manny Alexander, R (7, 5)			3-3 K		1-1 G4-3		1-2 G6-3			3 0 0 0 0 1 0 0 0 0 0 0 0 0												
Rod Barajas, R (1, 2) OBP: 0.260, SLG: 0.462			0-3 K		1-1 G6-3			0-0 G1-3		3 0 0 0 0 1 0												
Inning Stats	R: 0 E: 0 K: 0 S: 6	H: 0 LOB: 0 BB: 0 P: 8	R: 0 E: 0 K: 0 S: 6	H: 0 LOB: 0 BB: 0 P: 11	R: 0 E: 0 K: 2 S: 12	H: 0 LOB: 0 BB: 0 P: 18	R: 1 E: 0 K: 0 S: 6	H: 1 LOB: 0 BB: 0 P: 10	R: 3 E: 0 K: 0 S: 11	H: 2 LOB: 0 BB: 0 P: 15	R: 1 E: 0 K: 0 S: 6	H: 1 LOB: 0 BB: 1 P: 14	R: 0 E: 0 K: 0 S: 7	H: 0 LOB: 0 BB: 0 P: 9	R: 0 E: 0 K: 1 S: 7	H: 0 LOB: 0 BB: 1 P: 13	R: 0 E: 0 K: 1 S: 7	H: 0 LOB: 0 BB: 0 P: 9	1B: 1 2B: 0 3B: 0 HR: 3	SF: 0 SAC: 0 DP: 1 HBP: 0	WP: 0 PB: 0 SB: 0 CS: 1	PA: 32
PITCHER	IP WLS BF H R ER SO BB IBB HBP BLK WP HR S P ERA WHIP																					
Mike Wood, R (1, 1) ERA: 4.7	7.1 L 28 4 5 5 2 2 0 0 0 0 0 3 58 93 6.14 0.818																					
Jaime Cerda, L (8, 1) ERA: 2.61	1.2 4 0 0 0 2 0 0 0 0 0 0 0 10 14 0.00 0.000																					

Texas Rangers @ Kansas City Royals
Kauffman Stadium, Kansas City, MO

Fri Aug 20 2004, 7:10 PM CDT
Att. 17,385 - Unknown - 69 F

AB	30
R	5
H	4
RBI	5
BB	2
SO	4
LOB	4



Batter	1	2	3	4	5	6	7	8	9	AB	R	H	RBI	BB	SO	LOB
9 David DeJesus, L (1, 8) OBP: 0.347, SLG: 0.332	0-3 K		0-1 G4-3 G6-3 1B		2-0 G4-3			2-1 1B 3B	1-2 FC6-4	5	1	2	1	0	1	2
Ruben Gotay, S (1, 4) OBP: 0.295, SLG: 0.325	3-1 1B 2B		1-0 G6-3		2-1 FC4 HBP			2-2 BB 1B	2-2 P6	4	1	2	1	0	0	3
Joe Randa, R (1, 5) OBP: 0.340, SLG: 0.385	1-1 BB 1B		3-2 G4-3		0-1 FC4			1-0 P3		4	0	1	1	0	0	3
Ken Harvey, R (1, 3) OBP: 0.344, SLG: 0.439	1-3 K		2-0 G6-3				2-0 L4	1-3 K		4	0	0	0	0	2	3
Abraham Nunez, S (1, 10) OBP: 0.270, SLG: 0.302	4-2 BB			0-0 G3-1			1-3 K	4-2 BB		2	0	0	0	2	1	0
Aaron Guiel, L (1, 7) OBP: 0.250, SLG: 0.305	3-3 K			0-1 G6-3			2-3 K	0-2 G1-3		4	0	0	0	0	2	4
Ruben Mateo, R (1, 9) OBP: 0.272, SLG: 0.360		1-1 F8		0-1 L6			0-0 G6-3		1-1 FC6-4 BB 1B	3	0	0	0	0	0	0
Desi Relaford, S (9, PH) OBP: 0.301, SLG: 0.301										1	0	1	0	0	0	0
14 John Buck, R (1, 2) OBP: 0.244, SLG: 0.325		1-1 G5-3			2-3 K		0-1 G3		0-3 K	4	0	0	0	0	2	1
13 Andrés Blanco, S (1, 6) OBP: 0.356, SLG: 0.389		1-2 F7			1-2 K		0-0 B5-3		4-2 FC6-4 BB	3	1	1	0	0	0	0
29 Mike Sweeney, R (9, PH) OBP: 0.347, SLG: 0.506										0	0	0	0	1	0	0
Wilton Guerrero, S (9, PR) OBP: 0.235, SLG: 0.353										0	0	0	0	0	0	0

Inning Stats	R: 1	H: 2	E: 0	K: 3	S: 18	R: 0	H: 0	E: 0	K: 0	S: 7	R: 0	H: 1	E: 0	K: 0	S: 8	R: 0	H: 0	E: 0	K: 0	S: 5	R: 1	H: 1	E: 0	K: 1	S: 10	R: 0	H: 0	E: 0	K: 2	S: 7	R: 0	H: 0	E: 0	K: 0	S: 4	R: 1	H: 2	E: 0	K: 1	S: 17	R: 0	H: 1	E: 0	K: 1	S: 13	1B: 4	2B: 1	3B: 2	SF: 0	SAC: 0	DP: 0	HBP: 1	WP: 0	PA: 38
--------------	------	------	------	------	-------	------	------	------	------	------	------	------	------	------	------	------	------	------	------	------	------	------	------	------	-------	------	------	------	------	------	------	------	------	------	------	------	------	------	------	-------	------	------	------	------	-------	-------	-------	-------	-------	--------	-------	--------	-------	--------


PITCHER	IP	WLS	BF	H	R	ER	SO	BB	IBB	HBP	BLK	WP	HR	S	P	ERA	WHIP
Ryan Drese, R (1, 1) ERA: 3.35	7.0	W	28	5	3	3	6	1	0	0	0	0	0	61	96	3.86	0.857
Carlos Almanzar, R (8, 1) ERA: 3.06	1.0	H	5	1	0	0	1	1	0	0	0	0	0	15	23	0.00	2.000
Francisco Cordero, R (9, 1) ERA: 1.71	1.0	S	5	1	0	0	1	1	0	0	0	0	0	13	21	0.00	2.000

TEXAS RANGERS @ KANSAS CITY ROYALS
Kauffman Stadium, Kansas City, MO

Fri Aug 20 2004, 7:10 PM CDT
 Att: 17,385 - Unknown - 69 F

livebaseballscorecards.com

AB	34
R	3
H	7
RBI	3
BB	3
SO	8
LOB	16



Batter	1	2	3	4	5	6	7	8	9	AB R H RBI BB SO LOB	TOP											
Eric Young Sr. R (1, 10) OBP: 0.403, SLG: 0.388 David Dellucci, L (6, PH) OBP: 0.365, SLG: 0.492	3-2 G5-3 SF9 2B		3-2 F7	0-0 2-H 1B		0-1 F8		4-0 FC6-4 IBB		3 1 2 1 0 0 0 1 0 0 0 1 0 2												
10 Michael Young, R (1, 6) OBP: 0.363, SLG: 0.471	2-2 G5-3		0-1 1B	0-0 L6			0-0 2B	0-1 FC6-4		5 0 2 0 0 0 4												
Alfonso Soriano, R (1, 4) OBP: 0.324, SLG: 0.479	0-1 SF9		3-2 F7		2-2 P4		2-3 K		1-0 FC3-6 1B	4 0 1 1 0 1 2												
23 Mark Teixeira, S (1, 3) OBP: 0.350, SLG: 0.569	2-3 K			0-2 HR	2-1 F8		4-0 IBB		2-1 FC3-6 BB	4 1 1 1 1 1 1												
Kevin Mench, R (1, 7) OBP: 0.313, SLG: 0.527		2-2 F7		0-2 F8	2-3 K		0-1 P6		1-2 F9	5 0 0 0 0 1 3												
Brian Jordan, R (1, 9) OBP: 0.261, SLG: 0.355 Laynce Nix, L (9, PH) OBP: 0.312, SLG: 0.515		2-0 F9		2-2 2B		0-0 P5	2-3 K		4-2 BB	4 1 1 0 0 1 2 0 0 0 0 1 0 0												
Gary Matthews, S (1, 8) OBP: 0.337, SLG: 0.468		4-1 BB		0-2 P2		1-0 P3		0-0 E5 SH1-3	2-2 F8	4 0 0 0 1 0 3												
Rod Barajas, R (1, 2) OBP: 0.265, SLG: 0.467		1-1 P4		4-0 2B		1-0 1B 2B		1-1 SH1-3		2 1 1 0 1 0 1												
Manny Alexander, R (1, 5) OBP: 0.167, SLG: 0.250			1-2 P3	2-2 1B 2B		2-2 1B		1-0 F8		4 1 2 2 0 0 1												
Inning Stats	R: 1 E: 0 K: 1 S: 11	H: 1 LOB: 0 BB: 0 P: 18	R: 0 E: 0 K: 0 S: 8	H: 0 LOB: 1 BB: 1 P: 17	R: 0 E: 0 K: 0 S: 12	H: 1 LOB: 1 BB: 0 P: 19	R: 4 E: 0 K: 0 S: 18	H: 4 LOB: 1 BB: 1 P: 26	R: 0 E: 0 K: 1 S: 8	H: 0 LOB: 0 BB: 0 P: 14	R: 0 E: 0 K: 0 S: 8	H: 2 LOB: 2 BB: 0 P: 12	R: 0 E: 0 K: 2 S: 9	H: 1 LOB: 2 BB: 1 P: 17	R: 0 E: 1 K: 0 S: 6	H: 0 LOB: 2 BB: 1 P: 12	R: 0 E: 0 K: 0 S: 11	H: 1 LOB: 2 BB: 1 P: 21	1B: 4 2B: 5 3B: 0 HR: 1	SF: 1 SAC: 1 DP: 0 HBP: 0	WP: 0 PB: 0 SB: 0 CS: 0	PA: 43
PITCHER	IP WLS BF H R ER SO BB IBB HBP BLK WP HR S P ERA WHIP																					
Brian Anderson, L (1, 1) ERA: 6.06	5.2 L 27 8 5 5 2 2 0 0 0 0 0 1 63 104 7.94 1.765																					
Scott Sullivan, R (6, 1) ERA: 4.17	1.1 6 1 0 0 2 0 1 0 0 0 0 0 11 19 0.00 0.750																					
D.J. Carrasco, R (8, 1) ERA: 4.24	2.0 10 1 0 0 0 1 1 0 0 0 0 0 17 33 0.00 1.000																					

Texas Rangers @ Kansas City Royals
Kauffman Stadium, Kansas City, MO

Sat Aug 21 2004, 6:10 PM CDT
Att. 25,035 - Cloudy - 73 F

AB	36
R	5
H	10
RBI	5
BB	5
SO	4
LOB	19



Texas Rangers @ Kansas City Royals
Kauffman Stadium, Kansas City, MO

Sat Aug 21 2004, 6:10 PM CDT
Att: 25,035 - Cloudy - 73 F

livebaseballscores.com

AB	36
R	3
H	10
RBI	3
BB	4
SO	8
LOB	23



WP:	0	PA:	42
PB:	0	SB:	1
CS:	0		

Batter	1	2	3	4	5	6	7	8	9	AB	R	H	RBI	BB	SO	LOB
9 David DeJesus, L OBP: 0.344, SLG: 0.328 (1, 8)	3-2 29 S 1B		0-0 F9		0-1 G3-1		0-2 F9	0-0 L9		5	0	1	0	0	0	6
Ruben Gotay, S OBP: 0.265, SLG: 0.295 (1, 4)	1-1 F8		3-2 K		0-0 SF8		1-1 F7		1-3 K	4	0	0	1	0	2	3
Joe Randa, R OBP: 0.341, SLG: 0.385 (1, 3)	1-3 K			3-1 F8	2-1 1B		1-2 29 BB 1B		0-3 K	5	0	2	2	0	2	1
29 Mike Sweeney, R OBP: 0.347, SLG: 0.504 (1, 10)	3-2 G6-3			2-1 F8	2-2 P4		4-1 BB		2-2 1B	4	0	1	0	1	0	2
Abraham Nunez, S OBP: 0.275, SLG: 0.305 (1, 9)		3-3 K		1-0 HBP 1B		0-0 P3	1-0 F7		2-2 1B	5	0	2	0	0	1	3
Desi Relaford, S OBP: 0.302, SLG: 0.301 (1, 5)		3-2 G3 1B		2-2 HBP		2-1 G3-1		3-2 P3	2-0 F9	4	0	1	0	0	0	2
Aaron Guiel, L OBP: 0.250, SLG: 0.296 (1, 7)		3-1 G3		0-1 G1-3		2-3 K		4-1 14 BB 1B		3	0	0	0	1	1	3
14 John Buck, R OBP: 0.259, SLG: 0.333 (1, 2)		0-3 K			0-1 9 G3-1 13 BB SF8 1B		4-2 13 BB 1B		0-1 1B	3	2	2	0	1	1	1
13 Andrés Blanco, S OBP: 0.371, SLG: 0.393 Ruben Mateo, R OBP: 0.270, SLG: 0.357 Wilton Guerrero, S OBP: 0.235, SLG: 0.353 (1, 6) (8, PH) (9, 6)			0-2 F9		4-2 9 SF8 9 G3-1 1B BB		0-1 1B	2-3 K		2	1	1	0	1	0	0
										1	0	0	0	0	1	2
										0	0	0	0	0	0	0

Inning Stats	R: 0	H: 1	E: 0	LOB: 1	K: 1	S: 12	R: 0	H: 1	E: 0	LOB: 1	K: 2	S: 12	R: 0	H: 0	E: 0	LOB: 0	K: 1	S: 11	R: 0	H: 1	E: 0	LOB: 2	K: 0	S: 9	R: 2	H: 2	E: 0	LOB: 1	K: 0	S: 12	R: 0	H: 0	E: 0	LOB: 0	K: 1	S: 6	R: 1	H: 2	E: 0	LOB: 3	K: 0	S: 14	R: 0	H: 1	E: 0	LOB: 2	K: 1	S: 12	R: 0	H: 2	E: 0	LOB: 2	K: 2	S: 14	1B: 10	SF: 1	2B: 0	SAC: 0	3B: 0	DP: 0	HR: 0	HBP: 1	WP: 0	PA: 42
--------------	------	------	------	--------	------	-------	------	------	------	--------	------	-------	------	------	------	--------	------	-------	------	------	------	--------	------	------	------	------	------	--------	------	-------	------	------	------	--------	------	------	------	------	------	--------	------	-------	------	------	------	--------	------	-------	------	------	------	--------	------	-------	--------	-------	-------	--------	-------	-------	-------	--------	-------	--------

PITCHER	IP	WLS	BF	H	R	ER	SO	BB	IBB	HBP	BLK	WP	HR	S	P	ERA	WHIP
Mickey Callaway, R ERA: 7.94 (1, 1)	4.2		21	5	2	2	4	1	0	0	0	0	0	53	87	3.86	1.286
50 Frank Francisco, R ERA: 3.38 (5, 1)	2.0	W	9	2	1	1	1	1	0	0	0	0	0	21	33	4.50	1.500
Carlos Almanzar, R ERA: 3.05 (7, 1)	0.1	H	2	0	0	0	0	1	0	0	0	0	0	2	7	0.00	3.000
32 Ron Mahay, L ERA: 2.29 (8, 1)	1.0	H	5	1	0	0	1	1	0	0	0	0	0	12	21	0.00	2.000
Francisco Cordero, R ERA: 1.68 (9, 1)	1.0	S	5	2	0	0	2	0	0	0	0	0	0	14	21	0.00	2.000

Batter	1	2	3	4	5	6	7	8	9	AB R H RBI BB SO LOB	TOP											
Alfonso Soriano, R (1, 4) OBP: 0.325, SLG: 0.481 Eric Young Sr., R (7, 4) OBP: 0.401, SLG: 0.387	0-1 2B		0-1 G4-3		0-2 BB 1B		1-2 F7		0-0 L7	4 0 2 0 0 0 0 1 0 0 0 0 0 0												
David Dellucci, L (1, 7) OBP: 0.362, SLG: 0.484	0-2 P4		0-3 K		4-2 BB 1-2 BB		2-2 F9		1-2 K	4 0 0 0 1 2 1												
10 Michael Young, R (1, 6) OBP: 0.361, SLG: 0.468 Manny Alexander, R (6, 6) OBP: 0.143, SLG: 0.214	0-1 P3		1-2 F9		0-0 P2		0-1 G5-3		0-2 E5 9 BB	3 0 0 0 0 0 3 2 0 0 0 0 0 0												
9 Hank Blalock, L (1, 5) OBP: 0.351, SLG: 0.513	1-2 HBP			0-0 F8		3-2 BB 1B 1B		0-0 BLK 23 BB 1B	4-2 BB	3 1 2 0 1 0 0												
23 Mark Teixeira, S (1, 3) OBP: 0.351, SLG: 0.570 Rod Barajas, R (8, PR) OBP: 0.264, SLG: 0.465	1-1 G3		0-2 2B		3-3 K		4-2 BLK 1B 1-2 G6-3 BB		1-0 F9	3 0 1 0 1 1 3 1 1 0 0 0 0 2												
Laynce Nix, L (1, 8) OBP: 0.315, SLG: 0.515		1-2 L5		1-0 L9		0-0 BB 1B		0-0 BLK 1B		4 0 2 0 0 0 1												
Kevin Mench, R (1, 10) OBP: 0.316, SLG: 0.525		3-2 1B		1-1 P2		4-1 BB 1-2 2-3 BB		2-2 L1		3 0 1 0 1 0 4												
Gary Matthews, S (1, 9) OBP: 0.332, SLG: 0.461		0-3 K		1-1 G4-3		0-2 F5		1-2 G6-3		4 0 0 1 0 1 5												
15 Gerald Laird, R (1, 2) OBP: 0.299, SLG: 0.277		3-3 K		1-0 F8		0-2 G1-3		1-3 K		4 0 0 0 0 2 6												
Inning Stats	R: 0 E: 0 K: 0 S: 12	H: 1 LOB: 2 BB: 0 P: 14	R: 0 E: 0 K: 2 S: 14	H: 1 LOB: 1 BB: 0 P: 21	R: 0 E: 0 K: 1 S: 10	H: 0 LOB: 0 BB: 0 P: 11	R: 0 E: 0 K: 0 S: 7	H: 1 LOB: 1 BB: 0 P: 9	R: 0 E: 0 K: 0 S: 10	H: 1 LOB: 2 BB: 1 P: 16	R: 0 E: 0 K: 1 S: 15	H: 2 LOB: 3 BB: 1 P: 25	R: 0 E: 0 K: 0 S: 8	H: 0 LOB: 0 BB: 0 P: 11	R: 2 E: 0 K: 1 S: 14	H: 2 LOB: 2 BB: 1 P: 22	R: 0 E: 1 K: 1 S: 13	H: 0 LOB: 2 BB: 1 P: 19	1B: 6 2B: 2 3B: 0 HR: 0	SF: 0 SAC: 0 DP: 0 HBP: 1	WP: 0 PB: 0 SB: 0 CS: 0	PA: 41
PITCHER	IP WLS BF H R ER SO BB IBB HBP BLK WP HR S P ERA WHIP																					
23 Zack Greinke, R (1, 1) ERA: 4.4	6.0 W 27 6 0 0 4 2 0 1 0 0 0 68 96 0.00 1.333																					
Dennys Reyes, L (7, 1) ERA: 4.83	2.0 9 2 2 2 1 1 0 0 1 0 0 22 33 9.00 1.500																					
Jeremy Affeldt, L (9, 1) ERA: 4.62	1.0 5 0 0 0 1 1 0 0 0 0 0 13 19 0.00 1.000																					

Texas Rangers @ Kansas City Royals
Kauffman Stadium, Kansas City, MO

Sun Aug 22 2004, 1:10 PM CDT
Att. 22,286 - Sunny - 81 F

livebaseballscorecards.com

AB 36
R 2
H 8
RBI 1
BB 4
SO 6
LOB 25



Batter	1	2	3	4	5	6	7	8	9	AB	R	H	RBI	BB	SO	LOB
9 David DeJesus, L (1, 8) OBP: 0.352, SLG: 0.342 Desi Relaford, S (5, PH) OBP: 0.304, SLG: 0.307 (6, 8)	4-2 		1-2 	1-2 	3-1 		0-1 			1	1	1	0	1	0	0
Ruben Gotay, S (1, 4) OBP: 0.241, SLG: 0.271	2-2 		2-2 	1-3 	3-3 		0-3 			4	0	0	1	0	3	4
Joe Randa, R (1, 5) OBP: 0.342, SLG: 0.383	2-2 		0-0 	1-1 	3-2 		0-2 			4	1	1	0	0	0	2
Matt Stairs, L (1, 3) OBP: 0.335, SLG: 0.474	1-1 	2-1 	4-2 	3-2 		0-0 		0-0 		4	1	1	0	1	0	2
Abraham Nunez, S (1, 9) OBP: 0.279, SLG: 0.311		0-0 	4-1 		3-2 	3-1 		2-3 		4	2	1	0	1	1	1
Calvin Pickering, L (1, 10) OBP: 0.750, SLG: 2.667		4-1 	3-2 		0-0 	2-2 				3	2	2	6	1	0	0
Aaron Guiel, L (1, 7) OBP: 0.259, SLG: 0.290		4-2 	1-2 		4-2 		0-1 			2	1	0	0	2	0	0
Alberto Castillo, R (1, 2) OBP: 0.340, SLG: 0.340		4-1 	1-2 		2-2 		2-3 			3	1	1	0	1	1	0
13 Andrés Blanco, S (1, 6) OBP: 0.379, SLG: 0.417		0-2 		3-2 	0-0 		2-2 			4	1	2	1	0	0	3

Inning Stats	R: 0	H: 0	E: 0	K: 0	S: 10	R: 0	H: 1	E: 0	K: 0	S: 10	R: 5	H: 3	E: 0	K: 0	S: 25	R: 0	H: 0	E: 0	K: 1	S: 18	R: 4	H: 4	E: 0	K: 1	S: 23	R: 0	H: 0	E: 0	K: 0	S: 6	R: 1	H: 2	E: 0	K: 2	S: 16	R: 0	H: 0	E: 0	K: 1	S: 7
	LOB: 0	BB: 1				LOB: 3	BB: 3				LOB: 0	BB: 2				LOB: 2	BB: 0				LOB: 1	BB: 1				LOB: 0	BB: 0				LOB: 1	BB: 0			LOB: 0	BB: 0				

PITCHER																	PITCHER																																																
IP	WLS	BF	H	R	ER	SO	BB	IBB	HBP	BLK	WP	HR	S	P	ERA	WHIP	IP	WLS	BF	H	R	ER	SO	BB	IBB	HBP	BLK	WP	HR	S	P	ERA	WHIP																																
3.0	L	17	4	5	5	0	6	0	0	0	0	1	45	84	15.00	3.333	1.2		12	4	4	4	2	1	0	2	0	1	1	36	60	21.60	3.000	2.1		9	2	1	1	2	0	0	0	0	0	27	39	3.86	0.857	1.0		3	0	0	0	1	0	0	0	0	0	7	9	0.00	0.000
Scott Erickson, R (1, 1) ERA: 6.67																	53 Joaquín Benoit, R (4, 1) ERA: 6.22																																																
Brian Shouse, L (5, 1) ERA: 2.76																	Doug Brocail, R (8, 1) ERA: 6.97																																																

TEXAS RANGERS @ KANSAS CITY ROYALS
 Kauffman Stadium, Kansas City, MO

Sun Aug 22 2004, 1:10 PM CDT
 Att: 22,286 - Sunny - 81 F

AB	30
R	10
H	10
RBI	10
BB	7
SO	5
LOB	12

Batter	1	2	3	4	5	6	7	8	9	AB R H RBI BB SO LOB	TOP
9 David DeJesus, L (1, 8) OBP: 0.353, SLG: 0.348	2-1 BB 3B BB 1B	3-2 G3			0-0 B3		2-3 K			4 1 1 0 0 1 2	
Desi Relaford, S (1, 4) OBP: 0.309, SLG: 0.311	4-1 BB 3B BB	0-0 CS 1B			0-2 F8 S 1B		1-3 K			3 1 2 1 1 1 1	
Joe Randa, R (1, 5) OBP: 0.338, SLG: 0.377	1-3 K	SAFE 1-0 CS 1B	2-3 K2-3		3-2 F8		3-3 K			4 0 0 0 0 3 4	
Matt Stairs, L (1, 3) OBP: 0.336, SLG: 0.468	4-2 BB 3B BB		3-2 F8		0-0 G6-3			4-2 BB G3-6		2 1 0 0 2 0 1	
Abraham Nunez, S (1, 9) OBP: 0.284, SLG: 0.310	1-3 K		2-3 K		1-1 G6-3 G1-3 1B			0-3 K		4 0 1 0 0 3 4	
Calvin Pickering, L (1, 10) OBP: 0.417, SLG: 1.364	1-0 3B			3-3 K	2-1 G1-3			0-2 G3-6		4 0 1 3 0 1 2	
Aaron Guiel, L (1, 7) OBP: 0.258, SLG: 0.308	2-3 K			1-2 G3-1	1-0 G6-3			1-3 K		4 0 0 0 0 2 2	
4 Angel Berroa, R (1, 6) OBP: 0.294, SLG: 0.369		0-0 SH5-3 1B 2B		1-0 CS 1B	2-1 G5-3			0-0 F9		4 1 2 0 0 0 1	
14 John Buck, R (1, 2) OBP: 0.262, SLG: 0.356		0-0 SH5-3		SAFE 1-2 CS 1B	1-2 HR		2-2 1B	2-3 K		3 1 2 1 0 1 0	
Inning Stats	R: 3 H: 2 E: 0 LOB: 1 K: 3 S: 15 P: 30	R: 1 H: 2 E: 0 LOB: 0 K: 0 BB: 0 P: 16	R: 0 H: 0 E: 0 LOB: 0 K: 2 BB: 0 P: 16	R: 0 H: 1 E: 0 LOB: 0 K: 1 BB: 0 P: 16	R: 1 H: 2 E: 0 LOB: 1 K: 0 BB: 0 P: 16	R: 0 H: 1 E: 0 LOB: 1 K: 0 BB: 0 P: 13	R: 0 H: 1 E: 0 LOB: 1 K: 3 BB: 0 P: 21	R: 0 H: 0 E: 0 LOB: 0 K: 1 BB: 1 P: 13	R: 0 H: 0 E: 0 LOB: 0 K: 2 BB: 0 P: 11	1B: 6 SF: 0 2B: 1 SAC: 1 3B: 1 DP: 1 HR: 1 HBP: 0	WP: 0 PA: 38 PB: 0 SB: 1 CS: 2
PITCHER	IP WLS BF H R ER SO BB IBB HBP BLK WP HR S P ERA WHIP										
41 John Lackey, R (1, 1) ERA: 5.0	5.0 W 22 7 5 5 6 2 0 0 0 0 1 58 94 9.00 1.800										
62 Scot Shields, R (6, 1) ERA: 2.95	2.0 H 8 2 0 0 3 0 0 0 0 0 0 20 34 0.00 1.000										
Francisco Rodriguez, R (8, 1) ERA: 1.91	1.0 H 3 0 0 0 1 1 0 0 0 0 0 9 13 0.00 1.000										
Troy Percival, R (9, 1) ERA: 3.52	1.0 S 3 0 0 0 2 0 0 0 0 0 0 8 11 0.00 0.000										

Kansas City Royals @ Anaheim Angels
Angel Stadium of Anaheim, Anaheim, CA

Tue Aug 24 2004, 7:05 PM PDT
Att. 40,183 - Sunny - 69 F

livebaseballscorecards.com

AB 32
R 5
H 9
RBI 5
BB 3
SO 12
LOB 17



Kansas City Royals @ Anaheim Angels
 Angel Stadium of Anaheim, Anaheim, CA

Tue Aug 24 2004, 7:05 PM PDT
 Att. 40,183 - Sunny - 69 F

AB	39
R	7
H	15
RBI	6
BB	4
SO	4
LOB	37



WP	2	PA	47
PB	1		
SB	0		
CS	0		

Batter	1	2	3	4	5	6	7	8	9	AB	R	H	RBI	BB	SO	LOB
David Eckstein, R OBP: 0.349, SLG: 0.349	1-1 1B 27 SF7 2B	0-0 F7		0-1 16 F8 1B	3-2 G6-3	0-1 F9		1-0 FC1		6	1	2	1	0	0	7
Darin Erstad, L OBP: 0.364, SLG: 0.430	0-0 FC6-4 16 1B 2-3	1 SAFE 2-3 K		1 SAFE 0-0 1B	0-1 FC1-5-2		0-1 G4-3	0-0 2-3 3-H P2		6	0	2	0	0	1	5
27 Vladimir Guerrero, R OBP: 0.381, SLG: 0.570	0-1 SF7		2-1 16 FC5-4 1B	1-2 F9	4-0 IBB		2-1 WP 1B			3	0	2	1	1	0	2
16 Garret Anderson, L OBP: 0.350, SLG: 0.429	1-2 FC6-4 1B 1-2		2-1 FC5-4 HR 1-2f	0-2 F8 2-3	1-2 F8		0-1 P3			5	1	1	0	0	0	6
Jose Guillen, R OBP: 0.368, SLG: 0.536	0-0 FC6-4 1-2f 2-3		0-0 1-H HR	4-2 1-2 BB		0-0 1B SF7 1B	2-2 1-2 HBP			3	2	2	2	1	0	2
Jeff DaVanon, S OBP: 0.379, SLG: 0.422	3-3 K 1B 2B		0-0 1B	0-1 L9		4-0 1B BB	1-0 G5-3			4	1	1	0	1	1	7
Bengie Molina, R OBP: 0.315, SLG: 0.452		1-2 F9	2-3 K		1-0 E4 9 PB 1B WP	0-0 1-2 2-3 1B		1-0 9 G3 1B FC1 HBP		4	1	1	0	0	1	1
Adam Kennedy, L OBP: 0.333, SLG: 0.366		3-2 F7 9 BB 1B	0-2 2-H 1B		1-2 WP 9 PB G6-3 1B	1-1 SF7		1-1 FC1 9 G3 1B		4	1	4	2	0	0	0
9 Chone Figgins, S OBP: 0.348, SLG: 0.414		1 SAFE 4-1 1B BB	2-0 F8		1-0 FC5 G6-3 WP FC1-5-2 1B	0-3 K		1-2 G3		4	0	0	0	1	1	7

Inning Stats	R: 1	H: 3	LOB: 2	K: 1	S: 14	R: 0	H: 1	LOB: 2	K: 1	S: 13	R: 3	H: 4	LOB: 1	K: 1	S: 13	R: 0	H: 2	LOB: 3	K: 0	S: 13	R: 2	H: 1	LOB: 2	K: 0	S: 16	R: 1	H: 2	LOB: 2	K: 1	S: 9	R: 0	H: 1	LOB: 2	K: 0	S: 9	R: 0	H: 1	LOB: 2	K: 0	S: 7
--------------	------	------	--------	------	-------	------	------	--------	------	-------	------	------	--------	------	-------	------	------	--------	------	-------	------	------	--------	------	-------	------	------	--------	------	------	------	------	--------	------	------	------	------	--------	------	------

PITCHER	IP	WLS	BF	H	R	ER	SO	BB	IBB	HBP	BLK	WP	HR	S	P	ERA	WHIP
Jimmy Serrano, R ERA: 5.66	3.0		18	8	4	4	3	1	0	0	0	0	1	40	63	12.00	3.000
Dennys Reyes, L ERA: 4.77	3.0	L	19	5	3	1	1	2	1	0	0	1	0	38	59	3.00	2.333
D.J. Carrasco, R ERA: 3.86	1.2		9	2	0	0	0	0	0	2	0	1	0	15	24	0.00	1.200
Jaime Cerda, L ERA: 2.58	0.1		1	0	0	0	0	0	0	0	0	0	0	1	1	0.00	0.000

WP	2	PA	47
PB	1		
SB	0		
CS	0		

Batter	1	2	3	4	5	6	7	8	9	AB R H RBI BB SO LOB	TOP											
9 David DeJesus, L (1, 8) OBP: 0.355, SLG: 0.368	0-2 G1	1-2 F9		0-1 G4-3			3-2 K	2-2 F7		5 0 0 0 0 1 3												
4 Angel Berroa, R (1, 6) OBP: 0.292, SLG: 0.368	0-0 1B HR		2-2 G5-3		2-2 F9		3-2 1B 2B	0-3 K		5 2 2 0 0 1 0												
Joe Randa, R (1, 5) OBP: 0.339, SLG: 0.377	1-1 1B HR		3-2 F7		2-1 G5-3		2-3 K	0-0 1B G6-4-3		5 1 2 0 0 1 1												
Matt Stairs, L (1, 3) OBP: 0.345, SLG: 0.470	4-2 1B HR		4-2 BB BB		3-3 K		0-0 1B 2-H	3-1 1B G6-4-3		3 1 1 1 2 1 1												
Abraham Nunez, S (1, 9) OBP: 0.301, SLG: 0.362	1-1 HR		4-1 BB		2-0 1B E		3-3 K			3 2 2 4 1 1 1												
Calvin Pickering, L (1, 10) OBP: 0.333, SLG: 0.842	1-3 K		0-2 G3		3-1 L6		2-3 K			4 0 0 0 0 2 3												
14 John Buck, R (1, 2) OBP: 0.275, SLG: 0.366	0-0 P6			3-2 1B FC4-6		4-2 BB E	1-3 K			3 1 1 0 1 1 0												
Aaron Guiel, L (1, 7) OBP: 0.258, SLG: 0.304		0-3 K		0-1 1B FC4-6		2-0 1B E9	0-0 1B			4 0 2 1 0 1 1												
Ruben Gotay, S (1, 4) OBP: 0.258, SLG: 0.271		3-1 F9		4-2 BB		1-1 1B L9-2	0-0 1B			3 0 1 0 1 0 1												
Inning Stats	R: 4 E: 0 K: 1 S: 15	H: 3 LOB: 0 BB: 1 P: 22	R: 0 E: 0 K: 1 S: 8	H: 0 LOB: 0 BB: 0 P: 12	R: 0 E: 0 K: 0 S: 15	H: 0 LOB: 2 BB: 2 P: 28	R: 0 E: 0 K: 0 S: 14	H: 1 LOB: 1 BB: 1 P: 21	R: 0 E: 0 K: 1 S: 10	H: 0 LOB: 0 BB: 0 P: 17	R: 2 E: 2 K: 0 S: 8	H: 2 LOB: 0 BB: 1 P: 20	R: 1 E: 0 K: 3 S: 13	H: 2 LOB: 1 BB: 0 P: 24	R: 0 E: 0 K: 2 S: 12	H: 2 LOB: 2 BB: 0 P: 17	R: 0 E: 0 K: 1 S: 9	H: 1 LOB: 0 BB: 0 P: 12	1B: 9 2B: 2 3B: 0 HR: 1	SF: 0 SAC: 0 DP: 2 HBP: 0	WP: 0 PB: 0 SB: 0 CS: 1	PA: 40
PITCHER	IP WLS BF H R ER SO BB IBB HBP BLK WP HR S P ERA WHIP																					
Jamie Moyer, L (1, 1) ERA: 4.78	5.1 L 26 6 6 5 3 5 0 0 0 0 0 1 68 117 8.44 2.062																					
Shigetoshi Hasegawa, R (6, 1) ERA: 6.05	2.2 11 4 1 1 5 0 0 0 0 0 0 0 27 44 3.38 1.500																					
Matt Thornton, L (9, 1) ERA: 6.19	1.0 3 1 0 0 1 0 0 0 0 0 0 0 9 12 0.00 1.000																					

Kansas City Royals @ Seattle Mariners
 Safeco Field, Seattle, WA
 Thu Aug 26 2004, 7:05 PM PDT
 Att. 30,962 - Unknown - 70 F

AB	35
R	7
H	11
RBI	6
BB	5
SO	9
LOB	11



Batter	1	2	3	4	5	6	7	8	9	AB	R	H	RBI	BB	SO	LOB	
51 Ichiro Suzuki, L OBP: 0.406, SLG: 0.459	2-0 G1-3	3-2 G4-3			1 SAFE 2-1 L7		2-2 G5-3		0-0 HR	5	1	1	1	0	0	3	
Randy Winn, S OBP: 0.351, SLG: 0.437	2-2 WP 1B FC6-4		1-1 G4-3		2-3 K		2-2 F8 2B		3-1 F9	5	1	2	0	0	1	1	
Edgar Martinez, R OBP: 0.354, SLG: 0.387	2-1 FC6-4 WP 1-2 1B		1-0 F8		1-2 G5-3		0-1 F8		2-1 G4-3	5	0	1	0	0	0	2	
Raul Ibanez, L OBP: 0.338, SLG: 0.464	4-1 FC6-4 1-2 2-3 BB		0-1 P3			2-0 F9 4 1B 2B		4-2 BB	1-2 G4-3	3	1	1	0	2	0	0	
Bret Boone, R OBP: 0.307, SLG: 0.404	1-1 FC6-4			1-1 F9		1-0 CS 1B		3-3 K		4	0	1	1	0	1	4	
Bucky Jacobsen, R OBP: 0.372, SLG: 0.545	1-2 L5			2-2 1B		0-0 F9		1-0 F9		4	0	1	0	0	0	4	
Dan Wilson, R OBP: 0.304, SLG: 0.314			4-1 16 BB BB		1-3 K		4-2 4 1B BB		1-1 G6-3	2	0	0	0	2	1	1	
4 Jose Lopez, R OBP: 0.263, SLG: 0.286			2-2 F7		0-1 P3		1-1 1B		4-0 BB	3	0	1	1	1	0	2	
16 Willie Bloomquist, R OBP: 0.276, SLG: 0.318			4-2 51 G4-3 BB			4-0 BB		3-2 L7		2-3 K	2	0	0	0	2	1	3

Inning Stats	R: 1	H: 2	E: 0	K: 13	H: 2	LOB: 2	BB: 1	P: 25	R: 0	H: 0	E: 0	K: 11	H: 0	LOB: 0	BB: 0	P: 7	R: 0	H: 1	E: 0	K: 11	H: 1	LOB: 1	BB: 0	P: 15	R: 0	H: 0	E: 0	K: 9	H: 0	LOB: 1	BB: 1	P: 18	R: 1	H: 3	E: 0	K: 11	H: 3	LOB: 2	BB: 1	P: 22	R: 0	H: 1	E: 0	K: 15	H: 1	LOB: 2	BB: 1	P: 26	R: 0	H: 0	E: 0	K: 6	H: 0	LOB: 1	BB: 1	P: 14	R: 1	H: 1	E: 0	K: 8	H: 1	LOB: 0	BB: 0	P: 14
1B: 5	SF: 0	2B: 2	SAC: 0	3B: 0	DP: 1	HR: 1	HBP: 0	WP: 1	PA: 40	CS: 1																																																						

PITCHER	IP	WLS	BF	H	R	ER	SO	BB	IBB	HBP	BLK	WP	HR	S	P	ERA	WHIP
Brian Anderson, L ERA: 5.91	(1, 1)	6.0	27	6	2	2	2	5	0	0	0	1	0	60	111	3.00	1.833
Jaime Cerda, L ERA: 2.52	(7, 1)	1.0	5	1	0	0	1	1	0	0	0	0	0	15	26	0.00	2.000
D.J. Carrasco, R ERA: 3.66	(8, 1)	1.0	4	0	0	0	1	1	0	0	0	0	0	6	14	0.00	1.000
Jeremy Affeldt, L ERA: 4.69	(9, 1)	1.0	4	1	1	1	0	0	0	0	0	0	1	8	14	9.00	1.000

BOTTOM

Kansas City Royals @ Seattle Mariners
Safeco Field, Seattle, WA
Thu Aug 26 2004, 7:05 PM PDT
Att: 30,962 - Unknown - 70 F

livebaseballscores.com

AB	33
R	3
H	8
RBI	3
BB	7
SO	4
LOB	20



Batter	1	2	3	4	5	6	7	8	9	AB	R	H	RBI	BB	SO	LOB
51 Ichiro Suzuki, L OBP: 0.406, SLG: 0.459 (1, 9) B T X	1-1 1B 1B		1-2 L7		2-1 G5-3		2-1 G6-4-3 1B			4	0	2	0	0	0	0
Jolbert Cabrera, R OBP: 0.317, SLG: 0.400 (1, 5) B C SAFE 1 C X	1-2 L6-4 1B 1-2 1B		1-2 K		2-2 2B 1B		1-0 G6-4-3 1-2f			4	0	2	0	0	1	1
Raul Ibanez, L OBP: 0.342, SLG: 0.470 (1, 7) C X	0-1 1-2 2-H 1B			2-2 L9	0-1 2B			3-1 FC6-4 1B		4	0	3	0	0	0	0
Bucky Jacobsen, R OBP: 0.362, SLG: 0.528 Ramon Santiago, S OBP: 0.276, SLG: 0.200 (1, 10) (8, PR) C X	0-1 L6-4 2-2			2-2 G5-3	2-3 K			1-0 FC6-4 WP HR 1-2f		4	0	0	0	0	1	5
Bret Boone, R OBP: 0.307, SLG: 0.409 (1, 4) X		0-0 P6		2-2 F7		2-1 L5		2-2 1-H HR		4	1	1	2	0	0	0
Scott Spiezio, S OBP: 0.282, SLG: 0.350 (1, 3) X C F X		0-2 1B			3-2 L9	1-1 F8		2-1 HR		4	1	2	1	0	0	0
Miguel Olivo, R OBP: 0.312, SLG: 0.498 (1, 2) X C C X		0-2 L7			0-2 HR	2-1 HR		2-0 P5		4	2	2	2	0	0	2
4 Jose Lopez, R OBP: 0.263, SLG: 0.316 (1, 6) B C X		1-1 F7			1-0 HR	2-2 F7		1-0 G1-3		4	1	1	1	0	0	2
Hiram Bocachica, R OBP: 0.309, SLG: 0.403 (1, 8) B C X			2-3 K		0-1 HR		0-3 K			3	1	1	1	0	2	0

Inning Stats	R: 0	H: 3	E: 0	K: 0	S: 9	H: 1	LOB: 1	BB: 0	P: 11	R: 0	H: 1	E: 0	K: 0	S: 9	H: 0	LOB: 0	BB: 0	P: 10	R: 0	H: 0	E: 0	K: 2	S: 12	H: 0	LOB: 0	BB: 0	P: 16	R: 0	H: 0	E: 0	K: 0	S: 12	R: 3	H: 5	E: 0	K: 1	S: 20	H: 1	LOB: 2	BB: 0	P: 30	R: 1	H: 1	E: 0	K: 0	S: 9	H: 1	LOB: 0	BB: 0	P: 16	R: 0	H: 1	E: 0	K: 1	S: 7	H: 3	LOB: 1	BB: 0	P: 21
--------------	------	------	------	------	------	------	--------	-------	-------	------	------	------	------	------	------	--------	-------	-------	------	------	------	------	-------	------	--------	-------	-------	------	------	------	------	-------	------	------	------	------	-------	------	--------	-------	-------	------	------	------	------	------	------	--------	-------	-------	------	------	------	------	------	------	--------	-------	-------

PITCHER	IP	WLS	BF	H	R	ER	SO	BB	IBB	HBP	BLK	WP	HR	S	P	ERA	WHIP
23 Zack Greinke, R ERA: 4.49 (1, 1)	6.0		26	10	4	4	3	0	0	0	0	0	4	71	101	6.00	1.667
D.J. Carrasco, R ERA: 4.57 (7, 1)	2.0	L	9	4	3	3	1	0	0	0	0	1	2	17	31	13.50	2.000


BOTTOM

Kansas City Royals @ Seattle Mariners
Safeco Field, Seattle, WA

Fri Aug 27 2004, 7:05 PM PDT
Att: 35,690 - Unknown - 66 F

AB	35
R	7
H	14
RBI	7
BB	0
SO	4
LOB	10

WP: 1 PA: 35
PB: 0 SB: 0
CS: 0



PITCHER	IP	WLS	BF	H	R	ER	SO	BB	IBB	HBP	BLK	WP	HR	S	P	ERA	WHIP
---------	----	-----	----	---	---	----	----	----	-----	-----	-----	----	----	---	---	-----	------

Batter	1	2	3	4	5	6	7	8	9
51 Ichiro Suzuki, L OBP: 0.406, SLG: 0.458 (1, 9) X	0-0 F8		1-2 G6-3		1-2 1B 2B 1B	4-0 G1-3 IBB		0-0 G1-3	
Randy Winn, S OBP: 0.353, SLG: 0.441 (1, 7) C C C B B C	2-3 K		1-1 1B		0-0 1B 2B 1B	0-1 G1-3		0-0 2B	
Edgar Martinez, R OBP: 0.354, SLG: 0.386 (1, 10) B F C C B B B X Jolbert Cabrera, R OBP: 0.317, SLG: 0.400 (8, PR) B F C C B B B X	3-2 F8		2-3 K		0-2 1B 2B	3-2 G1-3		4-0 BB	
Bucky Jacobsen, R OBP: 0.363, SLG: 0.554 (1, 3) F X Scott Spiezio, S OBP: 0.262, SLG: 0.350 (9, 3) C C C B B X		0-1 L6		2-2 HR	1-2 2B		0-3 K	2-3 K	
Bret Boone, R OBP: 0.309, SLG: 0.412 (1, 4) C B B X		1-1 2B		4-0 BB	0-1 G5-3		2-1 1B	2-0 FC6-4	
Dan Wilson, R OBP: 0.299, SLG: 0.309 (1, 2) B B F X		2-1 F8		3-2 L5-3	0-3 K		0-0 F9		
Hiram Bocachica, R OBP: 0.329, SLG: 0.405 (1, 8) B B C C B B B X			3-1 1B	4-2 BB		4-2 BB	2-0 E6		
4 Jose Lopez, R OBP: 0.272, SLG: 0.333 (1, 6) C B B B X			3-1 2B	1-2 CS	0-0 F8	0-0 1B	0-2 G1-3		
16 Willie Bloomquist, R OBP: 0.283, SLG: 0.316 (1, 5) F F C			0-3 K		4-1 1B	0-1 BB		4-2 BB	

Inning Stats	R: 0	H: 0	E: 0	K: 1	S: 8	P: 13	R: 0	H: 1	E: 0	K: 0	S: 6	R: 2	H: 3	E: 1	K: 2	S: 16	R: 1	H: 1	E: 0	K: 0	S: 12	R: 3	H: 4	E: 0	K: 1	S: 19	R: 1	H: 1	E: 0	K: 1	S: 10	R: 1	H: 1	E: 1	K: 1	S: 10	R: 1	H: 1	E: 0	K: 1	S: 9	
	0	0	0	1	0	13	0	1	0	0	9	2	3	1	2	16	1	1	0	0	12	3	4	0	1	1	19	1	1	0	1	10	1	1	1	1	10	1	1	0	1	9

PITCHER	IP	WLS	BF	H	R	ER	SO	BB	IBB	HBP	BLK	WP	HR	S	P	ERA	WHIP
Darrell May, L ERA: 5.71 (1, 1)	4.1	L	22	9	6	6	3	3	0	0	0	0	1	56	94	12.46	2.769
Shawn Camp, R ERA: 3.48 (5, 1)	3.2		19	3	3	2	3	3	1	0	1	0	0	34	61	4.91	1.636

BOTTOM

Kansas City Royals @ Seattle Mariners
Safeco Field, Seattle, WA

Sat Aug 28 2004, 1:05 PM PDT
Cloudy - 67 F

AB	R	H	RBI	BB	SO	LOB
4	1	1	1	1	0	1
5	1	3	2	0	1	2
4	0	1	1	1	1	3
0	0	0	0	0	0	0
5	1	2	3	0	2	2
0	0	0	0	0	0	0
4	1	2	0	1	0	4
4	0	0	0	0	1	5
2	2	1	0	2	0	0
4	1	2	1	0	0	1
1	2	0	0	2	1	1

AB	33
R	9
H	12
RBI	8
BB	7
SO	6
LOB	19



1B	7	SF	0	WP	0	PA	42
2B	5	SAC	1	PB	0		
3B	0	DP	1	SB	1		
HR	1	HBP	0	CS	2		

PITCHER	IP	WLS	BF	H	R	ER	SO	BB	IBB	HBP	BLK	WP	HR	S	P	ERA	WHIP
Darrell May, L ERA: 5.71 (1, 1)	4.1	L	22	9	6	6	3	3	0	0	0	0	1	56	94	12.46	2.769
Shawn Camp, R ERA: 3.48 (5, 1)	3.2		19	3	3	2	3	3	1	0	1	0	0	34	61	4.91	1.636

Batter	1	2	3	4	5	6	7	8	9	10	11	12
51 Ichiro Suzuki, L OBP: 0.407, SLG: 0.458	1-3 K		1-1 WP S 1B		1-2 1B		2-3 K		2-3 K			3-1 HR
Randy Winn, S OBP: 0.354, SLG: 0.446	3-2 G3-1		4-1 1B		0-0 1B			1-0 E5 K2-3		3-2 P4		2-2 HR
Raul Ibanez, L OBP: 0.340, SLG: 0.466	3-2 F8		0-0 BB		1-2 1B			3-3 K		1-3 K		
Bucky Jacobsen, R OBP: 0.351, SLG: 0.533		2-3 K	3-H F8		0-1 P3			1 SAFE 2-3 K2-3		1-1 G4-3		
Bret Boone, R OBP: 0.310, SLG: 0.414		2-0 1B		3-3 K		0-3 K		2-2 2B			3-1 F9	
Scott Spiezo, S OBP: 0.283, SLG: 0.350 16 Willie Bloomquist, R OBP: 0.286, SLG: 0.314		2-0 P3		1-3 K		0-0 G4-6-3 1B		0-3 K		4-2 1B BB		
Jolbert Cabrera, R OBP: 0.318, SLG: 0.415		1-3 K2-3		2-2 HR		2-2 G4-6-3		1-2 2B		1 SAFE 0-1 P6		
Miguel Olivo, R OBP: 0.313, SLG: 0.494			1-3 K		3-2 G5-3		0-0 G6-3		4-0 IBB		2-1 1B	
Ramon Santiago, S OBP: 0.250, SLG: 0.179 Edgar Martinez, R OBP: 0.353, SLG: 0.385 4 Jose Lopez, R OBP: 0.269, SLG: 0.330			3-2 L8		1-1 G4-3		1-0 G6-3		1-1 F6		0-2 K	

Inning Stats	R: 0	H: 0	E: 0	K: 1	S: 9	R: 0	H: 1	E: 0	K: 2	S: 9	R: 1	H: 2	E: 0	K: 1	S: 11	R: 1	H: 1	E: 0	K: 2	S: 12	R: 0	H: 2	E: 0	K: 1	S: 19	R: 0	H: 1	E: 0	K: 1	S: 5	R: 0	H: 0	E: 1	K: 2	S: 9	R: 1	H: 2	E: 0	K: 2	S: 15	R: 0	H: 0	E: 0	K: 1	S: 12	R: 0	H: 1	E: 0	K: 1	S: 15	R: 2	H: 2	E: 0	K: 0	S: 5
	LOB: 0	BB: 0	P: 16	LOB: 1	BB: 0	P: 16	LOB: 2	BB: 1	P: 20	LOB: 0	BB: 0	P: 21	LOB: 2	BB: 0	P: 24	LOB: 0	BB: 0	P: 11	LOB: 0	BB: 0	P: 8	LOB: 0	BB: 0	P: 15	LOB: 2	BB: 1	P: 25	LOB: 0	BB: 0	P: 17	LOB: 2	BB: 1	P: 24	LOB: 0	BB: 0	P: 15	LOB: 2	BB: 1	P: 25	LOB: 0	BB: 0	P: 17	LOB: 0	BB: 0	P: 10	1B: 8	SF: 0	2B: 2	SAC: 0	3B: 0	DP: 1	HBP: 0	HR: 2		

PITCHER	IP	WLS	BF	H	R	ER	SO	BB	IBB	HBP	BLK	WP	HR	S	P	ERA	WHIP
Jimmy Serrano, R ERA: 5.26	(1, 1)	5.0	22	6	2	2	6	1	0	0	0	1	1	60	97	3.60	1.400
Dennys Reyes, L ERA: 4.62	(6, 1)	3.0	H	9	1	0	4	0	0	0	0	0	0	23	34	0.00	0.333
Jeremy Affeldt, L ERA: 4.76	(9, 1)	1.0	B	6	2	1	2	0	1	0	0	0	0	15	25	9.00	2.000
Jaime Cerda, L ERA: 2.4	(10, 1)	2.0		8	1	0	2	1	0	0	0	0	0	27	41	0.00	1.000
Matt Kinney, R ERA: 6.45	(12, 1)	0.0	L	2	2	2	0	0	0	0	0	0	1	5	10	∞	∞

AB	R	H	RBI	BB	SO	LOB
6	2	3	0	0	3	2
5	1	2	2	1	0	0
5	0	1	1	0	2	3
5	0	0	0	0	2	5
5	1	2	0	0	2	0
3	0	1	0	0	1	1
1	0	0	0	1	1	1
5	1	2	2	0	1	3
4	0	1	0	1	1	0
3	0	0	0	0	0	0
1	0	0	0	0	0	2
1	0	0	0	0	1	2

WP	PA
1	47

Kansas City Royals @ Seattle Mariners
 Safeco Field, Seattle, WA
 Sat Aug 28 2004, 1:10 PM PDT
 Att: 41,362 - Cloudy - 72 F

livebaseballscorecards.com

AB	44
R	5
H	12
RBI	5
BB	3
SO	14
LOB	19



Batter	1	2	3	4	5	6	7	8	9	AB R H RBI BB SO LOB	TOP					
9 David DeJesus, L (1, 8) OBP: 0.362, SLG: 0.384	4-2 CS BB		1-2 L7	1-1 1B			0-2 1B G6-4-3	1-0 E4		4 1 2 0 1 0 1						
Desi Relaford, S (1, 5) OBP: 0.309, SLG: 0.331	3-3 K		0-1 HR	3-2 F8			2-2 G6-4-3 BB 1B	2-3 K		5 1 2 1 0 2 4						
Joe Randa, R (1, 10) OBP: 0.345, SLG: 0.401	1-1 F7		1-2 BB 1B				4-2 G6-4-3 BB	1-1 G6-3		4 1 2 1 1 0 2						
Matt Stairs, L (1, 3) OBP: 0.340, SLG: 0.460 Ruben Gotay, S (9, PR) OBP: 0.293, SLG: 0.288		0-0 P5	1-1 BB 1B				0-2 G6-4-3		1-1 FC6-4 1B	5 0 2 0 0 0 2 0 0 0 0 0 0 0						
Abraham Nunez, S (1, 9) OBP: 0.308, SLG: 0.368		1-1 E 2B	4-2 BB	1-2 2-3 BB			4-1 HBP IBB		0-1 L6	3 0 1 0 2 1 1						
Aaron Guiel, L (1, 7) OBP: 0.272, SLG: 0.307		4-2 BB 2-3 BB	2-2 G4-3				4-2 HBP		0-0 L6	3 0 0 0 1 0 4						
14 John Buck, R (1, 2) OBP: 0.267, SLG: 0.373		1-0 F9		1-1 HR			3-3 K		2-0 FC6-4	5 1 1 1 0 1 6						
Wilton Guerrero, S (1, 4) OBP: 0.261, SLG: 0.348		1-1 F8		0-1 P2			1-2 F9		1-2 E 1B	4 0 1 0 0 0 2						
4 Angel Berroa, R (1, 6) OBP: 0.287, SLG: 0.362			1-2 F8	1-1 L4			0-1 G5-3		2-2 F9	4 0 0 0 0 0 1						
Inning Stats	R: 0 E: 0 K: 1 S: 7 H: 0 LOB: 0 BB: 1 P: 15	R: 0 E: 1 K: 0 S: 9 H: 1 LOB: 2 BB: 1 P: 16	R: 1 E: 0 K: 0 S: 18 H: 3 LOB: 3 BB: 1 P: 28	R: 1 E: 0 K: 0 S: 11 H: 2 LOB: 1 BB: 0 P: 17	R: 1 E: 0 K: 1 S: 10 H: 1 LOB: 0 BB: 0 P: 14	R: 0 E: 0 K: 1 S: 11 H: 0 LOB: 0 BB: 0 P: 15	R: 1 E: 0 K: 0 S: 20 H: 2 LOB: 3 BB: 2 P: 35	R: 0 E: 1 K: 1 S: 12 H: 1 LOB: 2 BB: 0 P: 19	R: 0 E: 0 K: 0 S: 6 H: 1 LOB: 1 BB: 0 P: 9	1B: 7 2B: 2 3B: 0 HR: 3 SF: 0 SAC: 0 DP: 2 HBP: 1	WP: 0 PB: 0 SB: 0 CS: 1 PA: 43					
PITCHER	IP WLS BF H R ER SO BB IBB HBP BLK WP HR S P ERA WHIP															
Ryan Franklin, R (1, 1) ERA: 5.05	6.0	30	9	4	4	3	4	0	0	0	0	3	77	121	6.00	2.167
Ron Villone, L (7, 1) ERA: 4.37	3.0	13	2	0	0	1	0	1	1	0	0	0	27	47	0.00	0.667

Kansas City Royals @ Seattle Mariners
Safeco Field, Seattle, WA
 Sun Aug 29 2004, 1:05 PM PDT
 Att. 37,141 - Cloudy - 70 F

AB	37
R	4
H	11
RBI	3
BB	5
SO	4
LOB	23




Batter	1	2	3	4	5	6	7	8	9	AB	R	H	RBI	BB	SO	LOB
51 Ichiro Suzuki, L (1, 9) OBP: 0.410, SLG: 0.466	1-1 F9			1-0 HR		0-0 G4-3	0-1 1B			4	3	3	1	0	0	0
Randy Winn, S (1, 8) OBP: 0.354, SLG: 0.445	1-1 F9			3-2 F9		0-0 F9	0-0 1B			4	1	1	0	0	0	1
Bret Boone, R (1, 4) OBP: 0.310, SLG: 0.413	3-1 F7			3-2 F8		3-2 E6	1-1 1B			4	1	1	1	0	0	1
Raul Ibanez, L (1, 7) OBP: 0.342, SLG: 0.465		0-1 G1-3		4-1 1B		2-0 G4-3	2-2 1B			3	0	1	2	1	0	1
Bucky Jacobsen, R (1, 10) OBP: 0.355, SLG: 0.532		2-1 G1-3		1-1 1B		0-1 BB	0-1 G6-3			4	0	2	1	0	0	2
Jolbert Cabrera, R (1, 5) OBP: 0.317, SLG: 0.410		1-0 F9		3-2 F8		4-2 BB				3	0	0	0	1	0	2
Miguel Olivo, R (1, 2) OBP: 0.309, SLG: 0.486			2-2 G5-3		1-0 F8	2-1 G1-3			1-3 K	4	0	0	0	0	1	2
4 Jose Lopez, R (1, 6) OBP: 0.259, SLG: 0.317			3-2 F7		1-1 G5-3		2-1 P5		2-0 G1-3	4	0	0	0	0	0	0
16 Willie Bloomquist, R (1, 3) OBP: 0.281, SLG: 0.309			1-3 K		0-0 F9		3-2 F9			3	0	0	0	0	1	0
Scott Spezio, S (9, 3) OBP: 0.283, SLG: 0.350										0	0	0	0	0	0	0

Inning Stats		R: 0	H: 0	R: 0	H: 0	R: 0	H: 0	R: 1	H: 2	R: 0	H: 0	R: 2	H: 2	R: 2	H: 4	R: 0	H: 0		
E: 0		LOB: 0		E: 0		LOB: 0		E: 0		LOB: 0		E: 1		LOB: 2		E: 0		LOB: 0	
K: 0		BB: 0		K: 0		BB: 0		K: 0		BB: 0		K: 0		BB: 0		K: 1		BB: 0	
S: 6		P: 11		S: 5		P: 8		S: 13		P: 19		S: 14		P: 25		S: 16		P: 8	

BOTTOM

Kansas City Royals @ Seattle Mariners
Safeco Field, Seattle, WA
 Sun Aug 29 2004, 1:05 PM PDT
 Att: 37,141 - Cloudy - 70 F

AB	33
R	5
H	8
RBI	5
BB	2
SO	2
LOB	9



1B:	7	SF:	0	WP:	0	PA:	35
2B:	0	SAC:	0	PB:	0		
3B:	0	DP:	0	SB:	0		
HR:	1	HBP:	0	CS:	0		

PITCHER	IP	WLS	BF	H	R	ER	SO	BB	IBB	HBP	BLK	WP	HR	S	P	ERA	WHIP
41 Jimmy Gobble, L (1, 1) ERA: 5.58	6.2		28	5	4	2	1	2	0	0	0	0	1	65	112	2.70	1.050
Dennys Reyes, L (7, 1) ERA: 4.72	0.0	L	3	3	1	1	0	0	0	0	0	0	0	7	10	∞	∞
D.J. Carrasco, R (7, 1) ERA: 4.3	1.1		4	0	0	0	1	0	0	0	0	0	0	7	12	0.00	0.000

Batter	1	2	3	4	5	6	7	8	9	AB R H RBI BB SO LOB	TOP	
20 Omar Infante, R (1, 4) OBP: 0.325, SLG: 0.441	0-0 G5-3	3-2 L6		3-2 G5-3		2-3 K		0-3 K		5 0 0 0 0 2 4		
Bobby Higginson, L (1, 9) OBP: 0.355, SLG: 0.387	0-1 F8		2-0 HR	0-0 F8		3-2 F7			3-3 K	5 1 1 0 0 1 1		
Ivan Rodriguez, R (1, 2) OBP: 0.380, SLG: 0.514	0-1 F9		2-2 HR		0-1 G5-3			0-3 K	1-0 9 2B	5 2 2 2 0 1 0		
Dmitri Young, S (1, 10)		2-0 G3	1-0 F8		2-1 F9		1-0 G4-3 2B		0-0 9 2B	5 1 2 0 0 0 0		
9 Carlos Guillen, S (1, 6) OBP: 0.380, SLG: 0.553		2-2 G1-4-3	3-1 P6		4-2 HR BB		0-0 G4-3		3-1 1-H 2-H 2B	4 1 1 2 1 0 1		
Carlos Pena, L (1, 3) OBP: 0.336, SLG: 0.467		2-1 HR 2B	4-1 BB		4-1 SAFE HR BB		2-3 K		1-0 L7	3 2 1 0 2 1 2		
Craig Monroe, R (1, 7) OBP: 0.338, SLG: 0.472		1-1 2-H HR	1-0 P6		0-0 1-H 2-H HR			0-1 P4	2-2 L9	5 2 2 5 0 0 2		
15 Brandon Inge, R (1, 5) OBP: 0.348, SLG: 0.461		1-2 20 WP 1B		2-2 E6 SH1-3		0-0 G5-3		4-2 BB		3 0 1 0 1 0 0		
Nook Logan, S (1, 8) OBP: 0.390, SLG: 0.406		1-0 20 WP 1B		3-1 SH1-3			3-3 K	0-0 F9		3 0 1 0 0 1 1		
Inning Stats	R: 0 E: 0 K: 0 S: 5 H: 0 LOB: 0 BB: 0 P: 5	R: 2 E: 0 K: 0 S: 15 H: 4 LOB: 2 BB: 0 P: 27	R: 2 E: 0 K: 0 S: 9 H: 2 LOB: 1 BB: 1 P: 22	R: 0 E: 1 K: 0 S: 9 H: 0 LOB: 1 BB: 0 P: 17	R: 3 E: 0 K: 0 S: 9 H: 1 LOB: 0 BB: 2 P: 19	R: 0 E: 0 K: 2 S: 12 H: 0 LOB: 0 BB: 0 P: 20	R: 0 E: 0 K: 2 S: 15 H: 1 LOB: 1 BB: 0 P: 18	R: 0 E: 0 K: 1 S: 9 H: 0 LOB: 1 BB: 1 P: 13	R: 2 E: 0 K: 1 S: 11 H: 3 LOB: 1 BB: 0 P: 21	1B: 4 2B: 4 3B: 0 HR: 3 SF: 0 SAC: 1 DP: 0 HBP: 0	WP: 1 PB: 0 SB: 0 CS: 0 PA: 43	
PITCHER	IP WLS BF H R ER SO BB IBB HBP BLK WP HR S P ERA WHIP											
Mike Wood, R (1, 1) ERA: 6.07	5.0 L 26 7 7 7 0 3 0 0 0 1 3 47 90 12.60 2.000											
Matt Kinney, R (6, 1) ERA: 6.4	3.1 15 4 2 2 6 1 0 0 0 0 0 43 65 5.40 1.500											
D.J. Carrasco, R (9, 1) ERA: 4.18	0.2 2 0 0 0 0 0 0 0 0 0 0 4 7 0.00 0.000											

Detroit Tigers @ Kansas City Royals
Kauffman Stadium, Kansas City, MO

Mon Aug 30 2004, 7:10 PM CDT
Att. 19,429 - Cloudy - 81 F

AB	38
R	9
H	11
RBI	9
BB	4
SO	6
LOB	11




Batter	1	2	3	4	5	6	7	8	9	AB	R	H	RBI	BB	SO	LOB
9 David DeJesus, L <small>OBP: 0.361, SLG: 0.382</small> Wilton Guerrero, S <small>OBP: 0.231, SLG: 0.308</small> <small>(1, 8)</small> <small>(3, PH)</small> <small>(4, 7)</small>	2-2 G4-3 <small>①</small>		0-2 G5-3 <small>③</small>			0-0 F8 <small>①</small>		0-1 FC4-6 <small>③</small> <small>1-2f</small>		1	0	0	0	0	0	0
Desi Relaford, S <small>OBP: 0.308, SLG: 0.330</small> <small>(1, 7)</small> <small>(4, 8)</small>	3-2 G5-3 <small>②</small>			0-1 G5-3 <small>①</small>		1-2 F9 <small>②</small>		0-1 G1-6-3 <small>①</small> <small>1B</small>	4 0 1 0 0 0 1	4	0	1	0	0	0	1
Joe Randa, R <small>OBP: 0.342, SLG: 0.396</small> <small>(1, 5)</small>	1-1 F7 <small>③</small>			1-3 K <small>②</small>		1-0 FC5-4 <small>③</small> <small>1-2f</small>		0-1 G1-6-3 <small>①</small> <small>②</small> <small>1-2f</small>	4 0 0 0 0 1 2	4	0	0	0	0	1	2
Abraham Nunez, S <small>OBP: 0.306, SLG: 0.365</small> <small>(1, 9)</small>		0-0 G5-3 <small>①</small>		2-3 K <small>③</small>		1-0 G6-3 <small>①</small> <small>1B</small>		0-3 K <small>③</small>	4 0 1 0 0 2 0	4	0	1	0	0	2	0
Calvin Pickering, L <small>OBP: 0.273, SLG: 0.677</small> <small>(1, 3)</small>		0-0 G4-3 <small>②</small>		0-2 HR		1-3 K <small>①</small>		1-3 K <small>①</small>	3 1 1 1 0 1 1	3	1	1	1	0	1	1
4 Angel Berroa, R <small>OBP: 0.288, SLG: 0.362</small> <small>(1, 6)</small>		1-1 1B		0-2 G4-3 <small>①</small>		0-1 G6-3 <small>②</small> <small>③</small> <small>1-2f</small>		0-1 G6-3 <small>②</small> <small>③</small>	3 0 1 0 0 0 1	3	0	1	0	0	0	1
14 John Buck, R <small>OBP: 0.262, SLG: 0.366</small> <small>(1, 2)</small>		1-0 G4-3 <small>③</small>		1-0 G6-3 <small>②</small>		2-3 K <small>①</small>		2-3 K <small>①</small>	3 0 0 0 0 1 1	3	0	0	0	0	1	1
Aaron Guiel, L <small>OBP: 0.273, SLG: 0.308</small> <small>(1, 10)</small>			1-2 G4-3 <small>①</small>		0-3 K <small>③</small>		1-1 FC4-6 <small>①</small> <small>1B</small>	3 0 1 0 0 1 0	3	0	1	0	0	1	0	
Ruben Gotay, S <small>OBP: 0.295, SLG: 0.290</small> <small>(1, 4)</small>			3-3 K <small>②</small>		0-2 FC5-4 <small>①</small> <small>1B</small>		1-2 L6 <small>②</small>	3 0 1 0 0 1 1	3	0	1	0	0	1	1	

Inning Stats	R: 0 E: 0 K: 0 S: 8	H: 0 LOB: 0 BB: 0 P: 14	R: 0 E: 0 K: 0 S: 5	H: 1 LOB: 1 BB: 0 P: 7	R: 0 E: 0 K: 1 S: 10	H: 0 LOB: 0 BB: 0 P: 14	R: 0 E: 0 K: 2 S: 10	H: 0 LOB: 0 BB: 0 P: 13	R: 1 E: 0 K: 1 S: 13	H: 1 LOB: 0 BB: 0 P: 14	R: 0 E: 0 K: 0 S: 8	H: 1 LOB: 1 BB: 0 P: 10	R: 0 E: 0 K: 1 S: 6	H: 1 LOB: 0 BB: 0 P: 8	R: 0 E: 0 K: 1 S: 10	H: 1 LOB: 1 BB: 0 P: 14	R: 0 E: 0 K: 1 S: 7	H: 1 LOB: 0 BB: 0 P: 7	1B: 5 2B: 0 3B: 0 HR: 1	SF: 0 SAC: 0 DP: 2 HBP: 0	WP: 0 PB: 0 SB: 0 CS: 0	PA: 31
29 Nate Robertson, L <small>ERA: 4.4</small> <small>(1, 1)</small>	IP 9.0	WLS W	BF 31	H 6	R 1	ER 1	SO 7	BB 0	IBB 0	HBP 0	BLK 0	WP 0	HR 1	S 77	P 101	ERA 1.00	WHIP 0.667					

DETROIT TIGERS @ KANSAS CITY ROYALS
Kauffman Stadium, Kansas City, MO
 Mon Aug 30 2004, 7:10 PM CDT
 Att: 19,429 - Cloudy - 81 F

AB	31
R	1
H	6
RBI	1
BB	0
SO	7
LOB	9



Batter	1	2	3	4	5	6	7	8	9	AB R H RBI BB SO LOB	TOP																		
20 Omar Infante, R (1, 4) OBP: 0.326, SLG: 0.441	0-2 F8	0-0 9 1B 2B 1B		2-2 P6		3-3 K		1-1 9 G4-6-3 1B		5 1 2 0 0 1 0																			
9 Carlos Guillen, S (1, 6) OBP: 0.378, SLG: 0.550	1-1 F9	0-0 2B 1B		1-1 F7		2-1 G1-4-3		1-0 G4-6-3 1-2f		5 0 1 1 0 0 1																			
Ivan Rodriguez, R (1, 2) OBP: 0.387, SLG: 0.520	2-0 E7 1B	2-1 FC5 1B 2B		4-1 HR BB		3-2 1B		1-0 G5-4-3 2B 1B		4 3 4 1 1 0 0																			
Dmitri Young, S (1, 10) OBP: 0.341, SLG: 0.464	2-2 1B	2-2 G5-3		0-2 1-H HR		1-0 G4-3		0-0 G5-4-3 1-2		5 2 2 3 0 0 4																			
Craig Monroe, R (1, 9) OBP: 0.336, SLG: 0.468	2-2 1B	2-2 FC5		1-1 G5-3			2-2 F8		1-1 G6-3	5 0 1 1 0 0 3																			
Carlos Pena, L (1, 3) OBP: 0.337, SLG: 0.469	0-0 F8		3-3 K		1-1 G6-3		0-0 33 WP 1B		2-2 2-H 2B	5 0 2 1 0 1 1																			
33 Marcus Thames, R (1, 7) OBP: 0.299, SLG: 0.476		1-2 1B 2B	1-1 F9		4-2 BB		2-3 K		2-2 G5-3	4 1 1 0 1 1 2																			
15 Brandon Inge, R (1, 5) OBP: 0.347, SLG: 0.458		3-3 K	1-1 1B		0-1 F7		0-0 G6-3			4 0 1 0 0 1 3																			
Nook Logan, S (1, 8) OBP: 0.383, SLG: 0.397		1-2 20 1B 9 1B 1B	0-3 K		0-1 F7			1-2 G4-3		4 1 1 1 0 1 2																			
Inning Stats	R: 2 E: 1 K: 0 S: 15	H: 3 LOB: 1 BB: 0 P: 22	R: 3 E: 0 K: 1 S: 22	H: 5 LOB: 2 BB: 0 P: 33	R: 0 E: 0 K: 2 S: 11	H: 1 LOB: 1 BB: 1 P: 16	R: 2 E: 0 K: 0 S: 11	H: 1 LOB: 0 BB: 1 P: 19	R: 0 E: 0 K: 1 S: 9	H: 1 LOB: 1 BB: 0 P: 18	R: 0 E: 0 K: 1 S: 8	H: 1 LOB: 1 BB: 0 P: 12	R: 0 E: 0 K: 0 S: 6	H: 1 LOB: 0 BB: 0 P: 9	R: 1 E: 0 K: 0 S: 10	H: 2 LOB: 1 BB: 0 P: 16	1B: 11 2B: 3 3B: 0 HR: 1	SF: 0 SAC: 0 DP: 1 HBP: 0	WP: 1 PB: 0 SB: 0 CS: 0	PA: 43									
PITCHER	IP WLS BF H R ER SO BB IBB HBP BLK WP HR S P ERA WHIP																												
Brian Anderson, L (1, 1) ERA: 6.1	5.0		27	10	7	6	3	2	0	0	0	0	0	1	68	104	10.80	2.400											
Shawn Camp, R (6, 1) ERA: 3.29	3.0		11	3	0	0	2	0	0	0	0	1	0	23	39	0.00	1.000												
Jeremy Affeldt, L (9, 1) ERA: 4.82	1.0	W	5	2	1	1	0	0	0	0	0	0	0	10	16	9.00	2.000												

Detroit Tigers @ Kansas City Royals
Kauffman Stadium, Kansas City, MO

Tue Aug 31 2004, 7:10 PM CDT
Att. 19,471 - Cloudy - 82 F

livebaseballscorecards.com

AB	41
R	8
H	15
RBI	8
BB	2
SO	5
LOB	16




Batter	1	2	3	4	5	6	7	8	9	AB	R	H	RBI	BB	SO	LOB
Aaron Guiel, L (1, 7) OBP: 0.263, SLG: 0.296	0-2 G6-3	1-3 K		1-2 K		0-0 P6		3-3 K	0-0 SF8	5	0	0	1	0	3	5
Desi Relaford, S (1, 6) OBP: 0.312, SLG: 0.334	3-2 G6-4-3 1B	1-1 1B			0-2 P4		3-2 1B 1B 1B	0-1 E6 BB		5	1	3	2	0	0	0
Joe Randa, R (1, 5) OBP: 0.343, SLG: 0.395	0-1 G6-4-3 1-2f	1-3 SAFE K			0-0 F9		0-0 1B 1B 1B	4-0 BB		4	0	1	0	1	1	3
Matt Stairs, L (1, 3) OBP: 0.341, SLG: 0.459		3-2 BB 14 1B 1B	0-0 G4-3		2-2 F8		0-1 1B 1B	1-0 G3-1		5	1	2	0	0	0	2
Abraham Nunez, S (1, 8) OBP: 0.319, SLG: 0.378		2-2 14 1B 1B	3-2 G3			3-2 E 14 G6-4-3 1B	3-2 1B		0-2 14 1B 1B	5	3	4	1	0	0	0
Calvin Pickering, L (1, 10) OBP: 0.316, SLG: 0.647 Wilton Guerrero, S (9, PR) OBP: 0.231, SLG: 0.308		4-2 1B 14 1B BB	1-2 1B			1-0 E4 14 G6-4-3 1B	0-3 K		4-2 1B 14 1B FC4-6 BB	3	1	1	0	2	1	4
14 John Buck, R (1, 2) OBP: 0.266, SLG: 0.367		0-0 1B 1B	3-2 G5-3			1-2 G6-4-3 1-2f 3-H	0-0 P5		0-0 FC4-6 1B 1B SF8	5	2	2	2	0	0	5
Ruben Gotay, S (1, 4) OBP: 0.313, SLG: 0.311		0-0 1B 1B		2-2 G1-3		0-2 1B 1B	2-3 K		1-2 FC4-6 1B	5	0	3	1	0	1	3
Alexis Gomez, L (1, 9) OBP: 0.111, SLG: 0.111		1-0 F7		1-1 F8		0-1 1B		1-1 F8	0-1 FC4-6 1-2f 2-3 3-H	5	0	1	1	0	0	5

Inning Stats	R: 0	H: 1	E: 0	LOB: 0	K: 0	S: 9	R: 4	H: 5	E: 0	LOB: 2	K: 2	S: 25	R: 0	H: 1	E: 0	LOB: 1	K: 0	S: 12	R: 0	H: 0	E: 0	LOB: 0	K: 0	S: 9	R: 0	H: 0	E: 0	LOB: 0	K: 0	S: 9	R: 1	H: 3	E: 1	LOB: 2	K: 0	S: 15	R: 1	H: 4	E: 0	LOB: 3	K: 2	S: 19	R: 0	H: 0	E: 1	LOB: 2	K: 1	S: 8	R: 3	H: 3	E: 0	LOB: 1	K: 0	S: 12	1B: 17	SF: 1	2B: 0	SAC: 0	3B: 0	DP: 2	HR: 0	HBP: 0
--------------	------	------	------	--------	------	------	------	------	------	--------	------	-------	------	------	------	--------	------	-------	------	------	------	--------	------	------	------	------	------	--------	------	------	------	------	------	--------	------	-------	------	------	------	--------	------	-------	------	------	------	--------	------	------	------	------	------	--------	------	-------	--------	-------	-------	--------	-------	-------	-------	--------

PITCHER	IP	WLS	BF	H	R	ER	SO	BB	IBB	HBP	BLK	WP	HR	S	P	ERA	WHIP
Jason Johnson, R (1, 1) ERA: 4.58	5.2		26	9	5	5	3	1	0	0	0	0	0	76	110	7.94	1.765
Jamie Walker, L (6, 1) ERA: 3.25	0.1	H	5	4	1	1	0	0	0	0	0	0	0	11	14	27.00	12.000
Esteban Yan, R (7, 1) ERA: 3.48	2.0	H	9	1	0	0	3	1	0	0	0	0	0	19	33	0.00	1.000
Ugueth Urbina, R (9, 1) ERA: 4.5	0.2	L	6	3	3	3	0	1	0	0	0	0	0	12	17	40.50	6.000

DETROIT TIGERS @ KANSAS CITY ROYALS
Kauffman Stadium, Kansas City, MO
 Tue Aug 31 2004, 7:10 PM CDT
 Att: 19,471 - Cloudy - 82 F

AB	42
R	9
H	17
RBI	8
BB	3
SO	6
LOB	27



Batter	1	2	3	4	5	6	7	8	9	AB R H RBI BB SO LOB	TOP											
20 Omar Infante, R (1, 4) OBP: 0.323, SLG: 0.436	0-2 F8			1-3 K		0-1 F8		2-1 L7		4 0 0 0 0 1 3												
Bobby Higginson, L (1, 9) OBP: 0.351, SLG: 0.383	1-2 G3-1			1-2 F8			0-3 K		0-0 G3	4 0 0 0 0 1 0												
Ivan Rodriguez, R (1, 2) OBP: 0.385, SLG: 0.518	3-2 F9			2-3 K			3-1 1B		2-3 K	4 0 1 0 0 2 0												
Dmitri Young, S (1, 10) OBP: 0.339, SLG: 0.461			0-1 G4-3		0-1 F8		0-0 1B		1-3 K	4 0 1 0 0 1 0												
9 Carlos Guillen, S (1, 6) OBP: 0.376, SLG: 0.546			1-2 F7		3-1 F7		2-2 G6-4-3			3 0 0 0 0 0 2												
Carlos Pena, L (1, 3) OBP: 0.337, SLG: 0.466			3-3 K		1-2 L3					2 0 0 0 1 1 0												
Craig Monroe, R (1, 7) OBP: 0.339, SLG: 0.470				2-1 F9						3 0 2 0 0 0 0												
15 Brandon Inge, R (1, 5) OBP: 0.344, SLG: 0.454				2-2 G1-3						3 0 0 0 0 0 3												
Nook Logan, S (1, 8) OBP: 0.373, SLG: 0.387				3-3 K						2 0 0 0 0 1 1												
Rondell White, R (8, PH) OBP: 0.351, SLG: 0.469										1 0 0 0 0 0 2												
33 Marcus Thames, R (8, 7) OBP: 0.299, SLG: 0.476										0 0 0 0 0 0 0												
Inning Stats	R: 0 E: 0 K: 0 S: 11	H: 0 LOB: 0 BB: 0 P: 15	R: 0 E: 0 K: 1 S: 9	H: 0 LOB: 0 BB: 0 P: 13	R: 0 E: 0 K: 1 S: 10	H: 0 LOB: 0 BB: 0 P: 17	R: 0 E: 0 K: 2 S: 9	H: 0 LOB: 0 BB: 0 P: 13	R: 0 E: 0 K: 0 S: 7	H: 0 LOB: 0 BB: 0 P: 11	R: 0 E: 0 K: 1 S: 10	H: 1 LOB: 1 BB: 0 P: 12	R: 0 E: 0 K: 1 S: 10	H: 2 LOB: 1 BB: 0 P: 15	R: 0 E: 0 K: 0 S: 10	H: 1 LOB: 2 BB: 1 P: 21	R: 0 E: 0 K: 2 S: 8	H: 0 LOB: 0 BB: 0 P: 11	1B: 4 2B: 0 3B: 0 HR: 0	SF: 0 SAC: 0 DP: 1 HBP: 0	WP: 0 PB: 0 SB: 0 CS: 0	PA: 31
PITCHER	IP WLS BF H R ER SO BB IBB HBP BLK WP HR S P ERA WHIP																					
23 Zack Greinke, R (1, 1) ERA: 4.21	7.0 W 23 3 0 0 5 0 0 0 0 0 0 0 65 96 0.00 0.429																					
Jaime Cerda, L (8, 1) ERA: 2.38	0.1 H 3 1 0 0 0 1 0 0 0 0 0 0 4 11 0.00 6.000																					
D.J. Carrasco, R (8, 1) ERA: 4.07	0.2 H 2 0 0 0 0 0 0 0 0 0 0 0 6 10 0.00 0.000																					
Jeremy Affeldt, L (9, 1) ERA: 4.75	1.0 S 3 0 0 0 2 0 0 0 0 0 0 0 8 11 0.00 0.000																					

Detroit Tigers @ Kansas City Royals
Kauffman Stadium, Kansas City, MO

Wed Sep 01 2004, 7:10 PM CDT
Att. 19,039 - Sunny - 81 F

livebaseballscorecards.com

AB 30
R 0
H 4
RBI 0
BB 1
SO 7
LOB 11



Batter	1	2	3	4	5	6	7	8	9	AB R H RBI BB SO LOB	TOP	
9 David DeJesus, L (1, 8) OBP: 0.361, SLG: 0.380	1-2 G5-3			1-1 G6-3		3-3 K		0-0 1B		4 0 1 0 0 1 0	Kansas City Royals @ Minnesota Twins Hubert H. Humphrey Metrodome, Minneapolis, MN Fri Sep 03 2004, 8:10 PM EDT Att. 22,239 - Unknown - 70 F livebaseballscorecards.com	
Desi Relaford, S (1, 7) OBP: 0.308, SLG: 0.329	1-1 P4			1-3 K			3-2 E FC6 1B	0-1 F8		4 0 1 0 0 1 2		
Joe Randa, R (1, 5) OBP: 0.340, SLG: 0.390	2-1 G6-3			3-3 K			2-1 FC6 1-3	2-2 F9		4 0 0 0 0 1 1		
Matt Stairs, L (1, 10) OBP: 0.338, SLG: 0.452			2-3 K		0-1 F9		1-3 K	2-1 G4-3		4 0 0 0 0 2 2		
Abraham Nunez, S (1, 9) OBP: 0.313, SLG: 0.369			3-2 P5		0-2 G5-3		1-3 K	3-3 K		4 0 0 0 0 2 2		
4 Angel Berroa, R (1, 6) OBP: 0.288, SLG: 0.360			2-2 P3		4-2 BB		0-3 K			2 0 0 0 1 1 2		
Calvin Pickering, L (1, 3) OBP: 0.273, SLG: 0.550			2-1 L8		1-3 K			2-1 G4-3		3 0 0 0 0 1 1		
14 John Buck, R (1, 2) OBP: 0.262, SLG: 0.360			0-2 K			1-0 P4		3-3 K		3 0 0 0 0 2 0		
Ruben Gotay, S (1, 4) OBP: 0.315, SLG: 0.304			1-3 K			0-3 K		4-1 9 1B BB		2 0 0 0 1 2 0		
Inning Stats	R: 0 E: 0 K: 0 S: 7 H: 0 LOB: 0 BB: 0 P: 11	R: 0 E: 0 K: 1 S: 13 H: 0 LOB: 0 BB: 0 P: 20	R: 0 E: 0 K: 2 S: 9 H: 0 LOB: 0 BB: 0 P: 12	R: 0 E: 0 K: 2 S: 8 H: 0 LOB: 0 BB: 0 P: 13	R: 0 E: 0 K: 1 S: 12 H: 0 LOB: 1 BB: 1 P: 17	R: 0 E: 0 K: 2 S: 7 H: 0 LOB: 0 BB: 0 P: 11	R: 0 E: 1 K: 3 S: 15 H: 1 LOB: 2 BB: 0 P: 22	R: 0 E: 0 K: 1 S: 16 H: 1 LOB: 2 BB: 1 P: 25	R: 0 E: 0 K: 1 S: 9 H: 0 LOB: 0 BB: 0 P: 16	1B: 2 2B: 0 3B: 0 HR: 0 SF: 0 SAC: 0 DP: 0 HBP: 0		WP: 0 PB: 0 SB: 0 CS: 0 PA: 32
PITCHER	IP WLS BF H R ER SO BB IBB HBP BLK WP HR S P ERA WHIP											
Johan Santana, L (1, 1) ERA: 2.95	7.0 W 24 1 0 0 11 1 0 0 0 0 0 0 71 106 0.00 0.286											
J.C. Romero, L (8, 1) ERA: 2.74	1.0 H 5 1 0 0 1 1 0 0 0 0 0 0 16 25 0.00 2.000											
36 Joe Nathan, R (9, 1) ERA: 1.61	1.0 S 3 0 0 0 1 0 0 0 0 0 0 0 9 16 0.00 0.000											

Batter	1	2	3	4	5	6	7	8	9	AB R H RBI BB SO LOB
Shannon Stewart, R (1, 7) OBP: 0.394, SLG: 0.484	2-2 G5-4-3 1B			2-2 1B	2-2 1-3 1B		3-2 F8			4 0 3 0 0 0 0
Jacque Jones, L (1, 9) OBP: 0.322, SLG: 0.447	2-0 F7			0-1 BB 1-3 1B	2-1 F7		3-3 K			4 0 1 0 0 1 3
Torii Hunter, R (1, 8) OBP: 0.326, SLG: 0.477	1-2 G5-4-3 1-2f			3-2 P4		0-2 HR	2-3 K			4 1 1 1 0 1 3
33 Justin Morneau, L (1, 3) OBP: 0.335, SLG: 0.566				0-3 K		0-1 HR		1-0 F9		4 1 1 1 0 1 2
Matthew LeCroy, R (1, 10) OBP: 0.316, SLG: 0.395 Jason Kubel, L (8, PH)		1-2 G6-3		4-2 BB 1-2 BB		1-1 FC1-5 1B		2-2 G1-3		2 0 1 0 1 0 0 1 0 0 0 0 0 0
Cristian Guzman, S (1, 6) OBP: 0.313, SLG: 0.381		0-2 P3		1-0 F9		2-2 F8 FC1-5 1B		2-2 G4-3		4 0 1 0 0 0 3
5 Michael Cuddyer, R (1, 4) OBP: 0.329, SLG: 0.421			1-1 L4		3-2 1B S 1B		0-0 FC1-5			3 0 1 0 0 0 2
Terry Tiffee, S (1, 5) OBP: 0.333, SLG: 0.444			0-1 G6-3		0-0 F9		2-2 F8			3 0 0 0 0 0 3
Henry Blanco, R (1, 2) OBP: 0.244, SLG: 0.342			2-3 K		2-2 F9		0-0 P6			3 0 0 0 0 1 3

Inning Stats	R: 0 E: 0 K: 0 S: 7	H: 1 LOB: 0 BB: 0 P: 12	R: 0 E: 0 K: 0 S: 8	H: 0 LOB: 0 BB: 0 P: 12	R: 0 E: 0 K: 1 S: 7	H: 0 LOB: 0 BB: 0 P: 10	R: 0 E: 0 K: 1 S: 20	H: 2 LOB: 3 BB: 1 P: 30	R: 0 E: 0 K: 0 S: 12	H: 2 LOB: 2 BB: 0 P: 21	R: 2 E: 0 K: 0 S: 17	H: 4 LOB: 2 BB: 0 P: 22	R: 0 E: 0 K: 2 S: 11	H: 0 LOB: 0 BB: 0 P: 19	R: 0 E: 0 K: 0 S: 8	H: 0 LOB: 0 BB: 0 P: 13	1B: 7 2B: 0 3B: 0 HR: 2	SF: 0 SAC: 0 DP: 1 HBP: 0	WP: 0 PB: 0 SB: 1 CS: 0	PA: 33	
PITCHER	IP	WLS	BF	H	R	ER	SO	BB	IBB	HBP	BLK	WP	HR	S	P	ERA	WHIP				
Darrell May, L (1, 1) ERA: 5.61	6.0	L	27	9	2	2	2	1	0	0	0	0	0	2	71	107	3.00	1.667			
Shawn Camp, R (7, 1) ERA: 3.18	2.0		6	0	0	0	2	0	0	0	0	0	0	19	32	0.00	0.000				

BOTTOM

Kansas City Royals @ Minnesota Twins
Hubert H. Humphrey Metrodome, Minneapolis, MN

Fri Sep 03 2004, 8:10 PM EDT
Att: 22,239 - Unknown - 70 F

livebaseballscorecards.com

AB	32
R	2
H	9
RBI	2
BB	1
SO	4
LOB	19



Batter	1	2	3	4	5	6	7	8	9	AB	R	H	RBI	BB	SO	LOB
Jason Kubel, L OBP: 0.167, SLG: 0.333 (1, 7)	1-0 33 HR 2B		3-1 F7		2-1 F9		2-3 K			4	1	1	0	0	1	1
Jacque Jones, L OBP: 0.322, SLG: 0.445 (1, 9)	1-3 K		0-1 G6-3		1-2 P6		0-0 20 BB 1B			4	0	1	0	0	1	1
20 Lew Ford, R OBP: 0.393, SLG: 0.472 (1, 8)	4-2 33 HR BB		2-2 HBP		1-2 1B		4-1 1-2 BB			1	1	1	0	2	0	0
33 Justin Morneau, L OBP: 0.333, SLG: 0.574 (1, 3)	1-0 1-H 2-H HR		1-0 F9		3-1 G3		2-0 F9			4	1	1	3	0	0	5
Jose Offerman, S OBP: 0.365, SLG: 0.413 (1, 10)	2-3 K			0-3 K		0-1 G6-3		1-1 G6-3		4	0	0	0	0	2	0
Cristian Guzman, S OBP: 0.312, SLG: 0.379 (1, 6)	1-3 K			4-0 1B BB		0-0 G3-1		0-0 G4-3		3	0	0	0	1	1	0
5 Michael Cuddyer, R OBP: 0.324, SLG: 0.414 (1, 4)		1-2 F9		2-3 K		0-1 G4-3		0-1 F8		4	0	0	0	0	1	1
Terry Tiffee, S OBP: 0.462, SLG: 0.769 (1, 5)		2-1 G4-3		2-0 1B 1-2 1B		1-0 1B SH5-3 1B		2-2 HR		4	1	3	1	0	0	0
Pat Borders, R OBP: 0.200, SLG: 0.271 (1, 2)		1-2 F9		1-3 K		0-0 SH5-3				2	0	0	0	0	1	2

Inning Stats	R: 3	H: 2	E: 0	K: 3	S: 13	LOB: 0	BB: 1	P: 23	R: 0	H: 0	E: 0	K: 0	S: 8	LOB: 0	BB: 0	P: 12	R: 0	H: 0	E: 0	K: 0	S: 7	LOB: 1	BB: 0	P: 13	R: 0	H: 1	E: 0	K: 3	S: 10	LOB: 2	BB: 1	P: 19	R: 0	H: 1	E: 0	K: 0	S: 10	LOB: 0	BB: 0	P: 5	R: 0	H: 2	E: 0	K: 1	S: 8	LOB: 3	BB: 1	P: 17	R: 0	H: 0	E: 0	K: 0	S: 5	LOB: 0	BB: 0	P: 5	R: 0	H: 0	E: 0	K: 0	S: 5	LOB: 0	BB: 0	P: 6	R: 1	H: 1	E: 0	K: 0	S: 4	LOB: 0	BB: 0	P: 6	1B: 4	SF: 0	2B: 1	SAC: 1	3B: 0	DP: 0	HR: 2	HBP: 1	WP: 0	PA: 35
--------------	------	------	------	------	-------	--------	-------	-------	------	------	------	------	------	--------	-------	-------	------	------	------	------	------	--------	-------	-------	------	------	------	------	-------	--------	-------	-------	------	------	------	------	-------	--------	-------	------	------	------	------	------	------	--------	-------	-------	------	------	------	------	------	--------	-------	------	------	------	------	------	------	--------	-------	------	------	------	------	------	------	--------	-------	------	-------	-------	-------	--------	-------	-------	-------	--------	-------	--------

PITCHER	IP	WLS	BF	H	R	ER	SO	BB	IBB	HBP	BLK	WP	HR	S	P	ERA	WHIP
Mike Wood, R ERA: 5.92 (1, 1)	6.1		27	5	3	3	6	2	0	1	0	0	1	55	92	4.26	1.105
Dennys Reyes, L ERA: 4.73 (7, 1)	1.2	L	8	2	1	1	1	1	0	0	0	0	1	15	26	5.40	1.800


BOTTOM

Kansas City Royals @ Minnesota Twins
 Hubert H. Humphrey Metrodome, Minneapolis, MN

Sat Sep 04 2004, 12:10 PM EDT
 Att: 23,735 - Unknown - 70 F

livebaseballscorecards.com

AB	30
R	4
H	7
RBI	4
BB	3
SO	7
LOB	10



Batter	1	2	3	4	5	6	7	8	9	AB R H RBI BB SO LOB	TOP
9 David DeJesus, L (1, 8) OBP: 0.360, SLG: 0.385 Alexis Gomez, L (8, 8) OBP: 0.154, SLG: 0.154										3 4 1 2 1 1 2 1 0 0 0 0 0 0	
Desi Relaford, S (1, 4) OBP: 0.309, SLG: 0.329 Wilton Guerrero, S (8, 4) OBP: 0.231, SLG: 0.308										5 1 1 2 0 0 3 0 0 0 0 0 0 0	
Abraham Nunez, S (1, 9) OBP: 0.309, SLG: 0.362										5 2 2 2 0 1 0	
Matt Stairs, L (1, 10) OBP: 0.338, SLG: 0.452										5 0 2 2 0 1 1	
Joe Randa, R (1, 5) OBP: 0.345, SLG: 0.403										5 1 4 2 0 0 1	
Calvin Pickering, L (1, 3) OBP: 0.283, SLG: 0.511										5 0 0 0 0 1 4	
4 Angel Berroa, R (1, 6) OBP: 0.291, SLG: 0.367										5 2 2 0 0 2 1	AB 41 R 12 H 13 RBI 10 BB 4 SO 9 LOB 18
Dee Brown, L (1, 7) OBP: 0.273, SLG: 0.331										4 1 1 0 1 2 3	
14 John Buck, R (1, 2) OBP: 0.266, SLG: 0.354										3 1 0 0 2 1 3	
Inning Stats	R: 0 H: 0 E: 0 LOB: 0 K: 1 BB: 0 S: 8 P: 13	R: 0 H: 1 E: 1 LOB: 2 K: 1 BB: 0 S: 11 P: 16	R: 2 H: 3 E: 0 LOB: 2 K: 1 BB: 1 S: 22 P: 38	R: 4 H: 3 E: 1 LOB: 1 K: 1 BB: 1 S: 15 P: 26	R: 0 H: 1 E: 0 LOB: 1 K: 1 BB: 0 S: 10 P: 15	R: 2 H: 2 E: 0 LOB: 1 K: 0 BB: 0 S: 10 P: 18	R: 3 H: 2 E: 0 LOB: 1 K: 1 BB: 2 S: 16 P: 32	R: 1 H: 1 E: 0 LOB: 0 K: 2 BB: 0 S: 10 P: 18	R: 0 H: 0 E: 0 LOB: 0 K: 1 BB: 0 S: 9 P: 13	1B: 10 SF: 0 2B: 1 SAC: 0 3B: 0 DP: 0 HR: 2 HBP: 1	WP: 0 PA: 46 PB: 0 SB: 0 CS: 0
PITCHER Kyle Lohse, R (1, 1) ERA: 5.52 Joe Roa, R (4, 1) ERA: 3.8 Aaron Fultz, L (6, 1) ERA: 4.91 54 Matt Guerrier, R (7, 1) ERA: 6.14	IP WLS BF H R ER SO BB IBB HBP BLK WP HR S P ERA WHIP 3.2 L 22 7 6 3 4 2 0 0 0 0 0 1 55 92 7.36 2.455 1.2 8 2 2 2 1 0 0 0 1 0 0 0 15 23 10.80 1.200 0.2 5 2 2 2 0 1 0 0 0 0 0 0 14 26 27.00 4.500 3.0 11 2 2 2 4 1 0 0 0 0 0 1 27 48 6.00 1.000	PITCHER IP WLS BF H R ER SO BB IBB HBP BLK WP HR S P ERA WHIP									

Kansas City Royals @ Minnesota Twins
 Hubert H. Humphrey Metrodome, Minneapolis, MN
 Sun Sep 05 2004, 2:10 PM EDT
 Att. 33,885 - Unknown - 70 F

AB	41
R	12
H	13
RBI	10
BB	4
SO	9
LOB	18



Batter	1	2	3	4	5	6	7	8	9	AB R H RBI BB SO LOB	TOP											
9 David DeJesus, L (1, 8) OBP: 0.358, SLG: 0.379	2-2 G3		2-2 F8		1-2 G4-3		4-2 BB		0-2 P4	4 0 0 0 1 0 3												
Desi Relaford, S (1, 7) OBP: 0.311, SLG: 0.327	4-1 CS BB		4-2 BB		2-1 G3		0-1 F8			2 0 0 0 2 0 1												
Abraham Nunez, S (1, 9) OBP: 0.308, SLG: 0.359	1-3 SAFE		3-2 G5-3		1-0 WP 1B			0-0 F8		4 0 1 0 0 1 4												
Ken Harvey, R (1, 3) OBP: 0.343, SLG: 0.437	1-2 CS 1-2	2-2 G3-6-3 1B		2-2 E6 E	1-0 G6-3			1-1 F8		4 1 1 0 0 0 1												
Joe Randa, R (1, 5) OBP: 0.344, SLG: 0.402				1-0 E9 2B 1B		0-1 F9		2-2 P4		4 1 1 1 0 0 1												
Matt Stairs, L (1, 10) OBP: 0.339, SLG: 0.456				1-0 2B		3-1 G5-4-3 1B			0-1 F8	4 0 2 1 0 0 1												
4 Angel Berroa, R (1, 6) OBP: 0.293, SLG: 0.375				0-1 F8 1B	0-1 G6-3		1-1 G5-4-3 1-2f		1-2 HR	4 1 2 1 0 0 2												
14 John Buck, R (1, 2) OBP: 0.265, SLG: 0.351				1-0 L7	1-0 F9		1-0 G3-6-3 1B		3-2 P5	4 0 1 0 0 0 2												
Ruben Gotay, S (1, 4) OBP: 0.309, SLG: 0.291				1-2 BB 1B	0-2 G4-3		0-1 G3-6-3 1-2f		4-2 BB	3 0 1 0 1 0 2												
Inning Stats	R: 0 E: 0 K: 1 S: 10	H: 0 LOB: 0 BB: 1 P: 18	R: 0 E: 0 K: 0 S: 7	H: 1 LOB: 0 BB: 0 P: 11	R: 0 E: 0 K: 0 S: 16	H: 2 LOB: 3 BB: 1 P: 29	R: 2 E: 2 K: 0 S: 11	H: 2 LOB: 1 BB: 0 P: 16	R: 0 E: 0 K: 0 S: 8	H: 1 LOB: 1 BB: 0 P: 13	R: 0 E: 0 K: 0 S: 6	H: 1 LOB: 0 BB: 0 P: 10	R: 0 E: 0 K: 0 S: 8	H: 1 LOB: 1 BB: 1 P: 13	R: 0 E: 0 K: 0 S: 6	H: 0 LOB: 0 BB: 0 P: 9	R: 1 E: 0 K: 0 S: 14	H: 1 LOB: 1 BB: 1 P: 22	1B: 7 2B: 1 3B: 0 HR: 1	SF: 0 SAC: 0 DP: 3 HBP: 0	WP: 1 PB: 0 SB: 0 CS: 1	PA: 38
PITCHER	IP WLS BF H R ER SO BB IBB HBP BLK WP HR S P ERA WHIP																					
Wilfredo Ledezma, L (1, 1) ERA: 3.89	6.0 W 25 7 2 1 1 2 0 0 0 1 0 58 97 1.50 1.500																					
Gary Knottis, R (7, 1) ERA: 5.82	3.0 S 12 2 1 1 0 2 0 0 0 0 1 28 44 3.00 1.333																					

Kansas City Royals @ Detroit Tigers
Comerica Park, Detroit, MI
Mon Sep 06 2004, 1:05 PM EDT
Att. 21,516 - Sunny - 78 F

livebaseballscorecards.com

AB	33
R	3
H	9
RBI	3
BB	4
SO	1
LOB	17



Batter	1	2	3	4	5	6	7	8	9	AB R H RBI BB SO LOB	TOP											
9 David DeJesus, L (1, 8) OBP: 0.355, SLG: 0.383	1-2 G5-3		1-2 G4-3		3-1 G1-3		1-2 L3		3-1 3B	5 0 1 0 0 0 3												
4 Angel Berroa, R (1, 6) OBP: 0.294, SLG: 0.374	3-2 F8 1B			4-0 G6-4-3 BB		1-0 F7	0-1 FC5-2		1-1 G5-3	4 0 1 0 1 0 3												
Abraham Nunez, S (1, 9) OBP: 0.302, SLG: 0.352	0-1 F8			0-1 G6-4-3		1-3 K	3-1 G6-3			4 0 0 0 0 1 4												
Ken Harvey, R (1, 3) OBP: 0.340, SLG: 0.433	3-3 K			1-3 K		0-3 K		3-1 G6-3		4 0 0 0 0 3 1												
Joe Randa, R (1, 5) OBP: 0.348, SLG: 0.410		1-2 G4-6-3 1B			1-0 1B FC4-6 2B		3-2 1B 2B	3-0 G4-3		4 2 3 0 0 0 0												
Calvin Pickering, L (1, 10) OBP: 0.298, SLG: 0.510		3-2 F7			2-2 FC4-6 1B		0-1 HR 1B	2-3 K		4 1 2 1 0 1 1												
Dee Brown, L (1, 7) OBP: 0.278, SLG: 0.375		0-0 G4-6-3			1-0 FC4-6 1B		3-1 HR		1-0 HR	4 3 2 4 0 0 2												
14 John Buck, R (1, 2) OBP: 0.270, SLG: 0.360			1-3 K		0-0 1B 2B		1-0 FC5-2 1B		2-2 G6-3	4 0 2 0 0 1 0												
Ruben Gotay, S (1, 4) OBP: 0.317, SLG: 0.300			2-2 K		1-1 1B		1-0 FC5-2 1B		3-2 G4-3	4 0 2 1 0 1 0												
Inning Stats	R: 0 E: 0 K: 1 S: 12	H: 1 LOB: 1 BB: 0 P: 19	R: 0 E: 0 K: 0 S: 13	H: 1 LOB: 0 BB: 0 P: 17	R: 0 E: 0 K: 2 S: 10	H: 0 LOB: 0 BB: 0 P: 14	R: 0 E: 0 K: 1 S: 6	H: 0 LOB: 0 BB: 1 P: 11	R: 2 E: 0 K: 0 S: 10	H: 4 LOB: 1 BB: 0 P: 18	R: 0 E: 0 K: 2 S: 8	H: 0 LOB: 0 BB: 0 P: 10	R: 3 E: 1 K: 0 S: 16	H: 5 LOB: 2 BB: 0 P: 29	R: 0 E: 0 K: 1 S: 6	H: 0 LOB: 0 BB: 0 P: 14	R: 1 E: 0 K: 0 S: 11	H: 2 LOB: 1 BB: 0 P: 21	1B: 7 2B: 3 3B: 1 HR: 2	SF: 0 SAC: 0 DP: 2 HBP: 0	WP: 0 PB: 0 SB: 0 CS: 0	PA: 38
PITCHER	IP WLS BF H R ER SO BB IBB HBP BLK WP HR S P ERA WHIP											PITCHER	IP WLS BF H R ER SO BB IBB HBP BLK WP HR S P ERA WHIP									
29 Nate Robertson, L (1, 1) ERA: 4.51	6.0 L 25 9 5 5 6 1 0 0 0 0 1 66 102 7.50 1.667																					
Al Levine, R (7, 1) ERA: 4.43	1.0 5 2 0 0 0 0 0 0 0 0 0 0 9 16 0.00 2.000																					
John Ennis, R (8, 1) ERA: 9.64	1.0 3 0 0 0 0 1 0 0 0 0 0 0 6 14 0.00 0.000																					
Franklyn German, R (9, 1) ERA: 10.13	1.0 5 2 1 1 0 0 0 0 0 0 0 1 11 21 9.00 2.000																					

Kansas City Royals @ Detroit Tigers
Comerica Park, Detroit, MI
Tue Sep 07 2004, 7:05 PM EDT
Att. 17,462 - Sunny - 76 F

livebaseballscorecards.com

AB	37
R	6
H	13
RBI	6
BB	1
SO	7
LOB	14



Batter	1	2	3	4	5	6	7	8	9	AB R H RBI BB SO LOB
20 Omar Infante, R OBP: 0.321, SLG: 0.433 (1, 4)	2-3 K		2-2 G6-4-3 1B		1-1 F7		0-1 F8		2-2 G1-6-3 1-2f 2-3	5 0 1 0 0 1 2
9 Carlos Guillen, S OBP: 0.373, SLG: 0.538 (1, 6)	1-2 G5-3		0-1 F9		1-0 BB 1B		1-3 K		2-3 K	5 0 1 0 0 2 2
Ivan Rodriguez, R OBP: 0.388, SLG: 0.515 (1, 2)	2-1 1B		0-1 G6-4-3 1-2f		4-0 BB SAFE 1-2 BB		3-2 FC6-4 1B			3 0 2 0 1 0 1
Rondell White, R OBP: 0.348, SLG: 0.465 (1, 10)	0-0 F9			0-0 F8	2-3 K		2-0 FC6-4 1-2f			4 0 0 0 0 1 4
Craig Monroe, R OBP: 0.343, SLG: 0.487 (1, 9)		1-2 P3		1-0 HR		4-0 BB BB		2-2 G6-3		3 1 1 1 1 0 0
Carlos Pena, L OBP: 0.348, SLG: 0.480 (1, 3)		1-2 HR		2-3 K		4-0 BB		2-2 G3-1		3 1 1 1 1 1 0
33 Marcus Thames, R OBP: 0.290, SLG: 0.451 (1, 7)		0-3 K		4-2 FC5-4 BB		2-3 K		1-0 F7		3 0 0 0 1 2 2
15 Brandon Inge, R OBP: 0.344, SLG: 0.455 (1, 5)		2-2 1B		SAFE SAFE FC5-4 1-2f		2-2 K			2-0 G1-6-3 1B 1B	4 0 2 0 0 1 3
Nook Logan, S OBP: 0.379, SLG: 0.376 (1, 8)		0-0 F9			2-2 G5-3		1-1 P5		2-2 G1-6-3 1B	4 0 1 0 0 0 3

Inning Stats	R: 0 E: 0 K: 1 S: 9	H: 1 LOB: 1 BB: 0 P: 14	R: 1 E: 0 K: 1 S: 13	H: 2 LOB: 1 BB: 0 P: 17	R: 0 E: 0 K: 0 S: 9	H: 1 LOB: 0 BB: 0 P: 11	R: 1 E: 0 K: 1 S: 10	H: 1 LOB: 1 BB: 1 P: 19	R: 0 E: 0 K: 1 S: 9	H: 1 LOB: 2 BB: 1 P: 19	R: 0 E: 0 K: 2 S: 8	H: 0 LOB: 2 BB: 2 P: 21	R: 0 E: 0 K: 1 S: 9	H: 1 LOB: 1 BB: 0 P: 15	R: 0 E: 0 K: 0 S: 8	H: 0 LOB: 0 BB: 0 P: 13	R: 0 E: 0 K: 1 S: 11	H: 2 LOB: 1 BB: 0 P: 19	1B: 7 2B: 0 3B: 0 HR: 2	SF: 0 SAC: 0 DP: 2 HBP: 0
--------------	------------------------------	----------------------------------	-------------------------------	----------------------------------	------------------------------	----------------------------------	-------------------------------	----------------------------------	------------------------------	----------------------------------	------------------------------	----------------------------------	------------------------------	----------------------------------	------------------------------	----------------------------------	-------------------------------	----------------------------------	----------------------------------	------------------------------------

BOTTOM

Kansas City Royals @ Detroit Tigers
Comerica Park, Detroit, MI

Tue Sep 07 2004, 7:05 PM EDT
Att. 17,462 - Sunny - 76 F

livebaseballscorecards.com

AB	34
R	2
H	9
RBI	2
BB	4
SO	8
LOB	17



PITCHER	IP	WLS	BF	H	R	ER	SO	BB	IBB	HBP	BLK	WP	HR	S	P	ERA	WHIP
Brian Anderson, L ERA: 6.01 (1, 1)	5.0		22	6	2	2	4	2	0	0	0	0	2	50	80	3.60	1.600
Jimmy Serrano, R ERA: 4.71 (6, 1)	3.0	W	12	1	0	0	3	2	0	0	0	0	0	25	49	0.00	1.000
Jeremy Affeldt, L ERA: 4.68 (9, 1)	1.0		4	2	0	0	1	0	0	0	0	0	0	11	19	0.00	2.000

Batter	1	2	3	4	5	6	7	8	9	AB	R	H	RBI	BB	SO	LOB	TOP					
9 David DeJesus, L OBP: 0.360, SLG: 0.387 (1, 8)	4-0 E 4 BB SF7 BB	1-0 E8 4 3B 1B	1-2 1B BB	3-2 F9	1-0 4 HR 2B	0-1 F8				5	4	2	3	2	0	3						
4 Angel Berroa, R OBP: 0.302, SLG: 0.391 Wilton Guerrero, S OBP: 0.222, SLG: 0.296 (1, 6) (7, 6)	4-0 E 2B BB	0-2 WP 3B	0-0 1B 1B	0-3 K	1-2 1B	0-1 HR		1-0 F9		5	4	4	5	1	1	0						
Abraham Nunez, S OBP: 0.305, SLG: 0.350 Alexis Gomez, L OBP: 0.133, SLG: 0.133 (1, 9) (5, 9)	1-2 E4 2B	3-3 K	2-1 1B 1B	4-1 1B BB	0-1 P5	0-1 G4-3			1-2 P5	4	3	1	2	1	1	3						
Matt Stairs, L OBP: 0.336, SLG: 0.451 (1, 3)	0-0 SF7		1-2 G3	3-1 P4	1-2 F7		0-0 F9		1-1 G3	6	1	1	2	0	0	2						
Joe Randa, R OBP: 0.356, SLG: 0.420 (1, 5)	2-2 SF8 2B		1-0 1B 1B	1-0 1B 1B	0-1 BB 9 2B 1B		1-3 K		1-2 2B 1B	7	6	6	2	0	1	0						
Calvin Pickering, L OBP: 0.328, SLG: 0.536 (1, 10)	1-1 SF8		1-2 1B BB	1-0 1B 1B	2-2 K		0-0 P6		2-2 1B 2B	5	2	3	3	1	1	1						
Dee Brown, L OBP: 0.297, SLG: 0.386 (1, 7)	2-2 F8		1-2 1B 1B	1-2 1B 1B	4-1 9 2B BB		2-2 P4		0-0 1B	6	2	4	3	1	0	0						
Alberto Castillo, R OBP: 0.365, SLG: 0.424 Paul Phillips, R OBP: 0.500, SLG: 0.500 (1, 2) (7, 2)		1-3 K	1-2 9 2B 1B	0-0 FC4-6 1B	4-0 9 2B 4 HR BB		0-0 2B 1B		1-0 G3	4	2	3	4	1	1	0						
Ruben Gotay, S OBP: 0.318, SLG: 0.305 (1, 4)		0-3 K	1-2 1B BB	1-1 FC4-6	0-1 P3		1-1 2B			5	1	1	1	1	1	8						
Inning Stats	R: 4 E: 1 K: 0 S: 12	H: 1 LOB: 0 BB: 2 P: 26	R: 2 E: 1 K: 3 S: 13	H: 2 LOB: 0 BB: 0 P: 18	R: 11 E: 0 K: 0 S: 40	H: 10 LOB: 2 BB: 3 P: 67	R: 2 E: 0 K: 1 S: 14	H: 4 LOB: 3 BB: 1 P: 25	R: 0 E: 0 K: 0 S: 12	H: 1 LOB: 1 BB: 0 P: 17	R: 5 E: 0 K: 1 S: 14	H: 3 LOB: 0 BB: 2 P: 25	R: 0 E: 0 K: 1 S: 8	H: 0 LOB: 0 BB: 0 P: 9	R: 1 E: 0 K: 0 S: 11	H: 2 LOB: 1 BB: 0 P: 15	R: 1 E: 0 K: 0 S: 16	H: 3 LOB: 2 BB: 0 P: 22	1B: 19 2B: 5 3B: 1 HR: 1	SF: 2 SAC: 0 DP: 0 HBP: 0	WP: 1 PB: 0 SB: 0 CS: 0	PA: 62
PITCHER	IP WLS BF H R ER SO BB IBB HBP BLK WP HR S P ERA WHIP																			PITCHER	IP WLS BF H R ER SO BB IBB HBP BLK WP HR S P ERA WHIP	
Jason Johnson, R ERA: 4.99 (1, 1)	2.1 L 18 6 11 9 3 4 0 0 0 1 0 38 71 34.71 4.286																					
Lino Urdaneta, R ERA: (3, 1)	0.0 6 5 3 3 0 1 0 0 0 0 0 0 16 26 ∞ ∞																					
Franklyn German, R ERA: 10.29 (3, 1)	1.2 12 6 5 5 1 1 0 0 0 0 0 0 25 39 27.00 4.200																					
Craig Dingman, R ERA: 6.31 (5, 1)	1.2 10 3 4 4 1 2 0 0 0 0 0 0 22 38 21.60 3.000																					
John Ennis, R ERA: 9.0 (6, 1)	3.1 16 6 3 3 1 0 0 0 0 0 0 1 39 50 8.10 1.800																					

Kansas City Royals @ Detroit Tigers
Comerica Park, Detroit, MI
Thu Sep 09 2004, 12:05 PM EDT
Unknown - 65 F

livebaseballscorecards.com

AB	52
R	26
H	26
RBI	25
BB	8
SO	6
LOB	20



Batter	1	2	3	4	5	6	7	8	9	AB	R	H	RBI	BB	SO	LOB
Nook Logan, S OBP: 0.360, SLG: 0.356 (1, 8)	0-1 F8		1-3 K		2-2 G6-3		0-0 G4-3		1-0 G6-3	5	0	0	1	0	1	1
Bobby Higginson, L OBP: 0.351, SLG: 0.383 (1, 9)	2-2 1B		3-1 P6		0-2 F9		2-2 2B		2-3 K	4	0	2	1	0	0	0
Ivan Rodriguez, R OBP: 0.368, SLG: 0.514 (1, 2)	1-0 F9		2-1 G5-3		1-1 F9		4-2 BB			1	0	0	0	0	0	1
Rondell White, R OBP: 0.348, SLG: 0.471 (1, 10)	1-1 F8			2-2 HR		2-1 F9		3-3 K		3	1	1	1	0	0	1
Eric Munson, L OBP: 0.299, SLG: 0.459 (7, PH)										1	0	0	0	0	1	2
9 Carlos Guillen, S OBP: 0.374, SLG: 0.539 (1, 6)		0-1 HR		2-1 F7		1-2 1B		0-0 F9		1	1	1	0	0	0	0
20 Omar Infante, R OBP: 0.321, SLG: 0.433 (4, 4)										3	0	1	0	0	0	0
Carlos Pena, L OBP: 0.347, SLG: 0.476 (1, 3)		1-3 K		4-2 1B BB		1-3 K		2-1 F8		3	0	0	0	1	2	2
Craig Monroe, R OBP: 0.345, SLG: 0.496 (1, 7)		1-0 HR		0-1 1-2 1B		2-1 F9		0-1 F8		4	1	2	2	0	0	1
15 Brandon Inge, R OBP: 0.346, SLG: 0.456 (1, 5)		3-1 CS 1B		3-2 L4		1-2 G4-3 2B 1B		1-1 G3-1		4	1	2	0	0	0	2
Jason Smith, L OBP: 0.293, SLG: 0.505 (1, 4)		2-2 K		2-2 G4-3		0-0 F7		3-2 G6-3 3B		4	1	1	0	0	1	4

Inning Stats	R: 0	H: 1	E: 0	K: 0	S: 9	R: 2	H: 3	E: 0	K: 2	S: 14	R: 0	H: 0	E: 0	K: 1	S: 8	R: 1	H: 2	E: 0	K: 0	S: 15	R: 0	H: 0	E: 0	K: 0	S: 8	R: 0	H: 1	E: 0	K: 1	S: 10	R: 1	H: 2	E: 0	K: 1	S: 17	R: 0	H: 0	E: 0	K: 0	S: 5	R: 1	H: 1	E: 0	K: 1	S: 9	1B: 6	SF: 0	2B: 1	SAC: 0	3B: 1	DP: 0	HR: 2	HBP: 0	WP: 0	PA: 38
--------------	------	------	------	------	------	------	------	------	------	-------	------	------	------	------	------	------	------	------	------	-------	------	------	------	------	------	------	------	------	------	-------	------	------	------	------	-------	------	------	------	------	------	------	------	------	------	------	-------	-------	-------	--------	-------	-------	-------	--------	-------	--------

PITCHER	IP	WLS	BF	H	R	ER	SO	BB	IBB	HBP	BLK	WP	HR	S	P	ERA	WHIP
23 Zack Greinke, R ERA: 4.26 (1, 1)	5.0		21	6	3	3	3	1	0	0	0	0	2	54	87	5.40	1.400
Chris George, L ERA: 7.22 (6, 1)	3.0		13	3	1	1	2	1	0	0	0	0	0	32	50	3.00	1.333
Mike MacDougal, R ERA: 10.38 (9, 1)	1.0		4	1	1	1	1	0	0	0	0	0	0	9	16	9.00	1.000

BOTTOM

Kansas City Royals @ Detroit Tigers
Comerica Park, Detroit, MI
Thu Sep 09 2004, 12:05 PM EDT
Unknown - 65 F

livebaseballscores.com

AB	36
R	5
H	10
RBI	5
BB	2
SO	6
LOB	14



Batter	1	2	3	4	5	6	7	8	9	AB R H RBI BB SO LOB	TOP											
9 David DeJesus, L (1, 8) OBP: 0.359, SLG: 0.383	4-2 BB		0-0 G6-3		3-3 K			3-2 P5		3 0 0 0 1 1 1												
4 Angel Berroa, R (1, 6) OBP: 0.303, SLG: 0.392	2-3 K		1-1 1B			1-1 G5-3		0-1 1B		4 0 2 0 0 1 1												
Abraham Nunez, S (1, 9) OBP: 0.304, SLG: 0.348	2-1 P2		3-2 G4-3			0-0 P6		2-1 1B		4 0 1 0 0 0 2												
Calvin Pickering, L (1, 10) OBP: 0.309, SLG: 0.500	3-0 F8				0-3 K		0-1 L6		0-0 G4-3	4 0 0 0 0 1 3												
Ken Harvey, R (1, 3) OBP: 0.337, SLG: 0.429		0-2 G5-3		2-2 G6-3			1-3 K		0-3 K	4 0 0 0 0 2 0												
Desi Relaford, S (1, 5) OBP: 0.313, SLG: 0.327		0-0 F8		0-1 G3			2-2 1B		4-1 1B BB	3 0 1 0 1 0 0												
Dee Brown, L (1, 7) OBP: 0.302, SLG: 0.389		1-1 14 FC6-4 1B			1-3 K		1-1 F9		3-2 1-2 FC4-6 1B	4 0 2 0 0 1 1												
14 John Buck, R (1, 2) OBP: 0.265, SLG: 0.352		1-1 FC6-4 1-2f			0-3 K		2-3 K		1-3 K	4 0 0 0 0 3 4												
Wilton Guerrero, S (1, 4) OBP: 0.226, SLG: 0.290			0-3 K		0-1 1B			2-3 K	1-0 FC4-6 1-2f	4 0 1 0 0 2 2												
Inning Stats	R: 0 E: 0 K: 1 S: 9	H: 0 LOB: 1 BB: 1 P: 20	R: 0 E: 0 K: 0 S: 9	H: 1 LOB: 1 BB: 0 P: 11	R: 0 E: 0 K: 1 S: 12	H: 1 LOB: 1 BB: 0 P: 16	R: 0 E: 0 K: 1 S: 8	H: 0 LOB: 0 BB: 0 P: 10	R: 0 E: 0 K: 3 S: 12	H: 1 LOB: 1 BB: 0 P: 16	R: 0 E: 0 K: 0 S: 5	H: 0 LOB: 0 BB: 0 P: 6	R: 0 E: 0 K: 2 S: 13	H: 1 LOB: 1 BB: 0 P: 19	R: 0 E: 0 K: 1 S: 14	H: 2 LOB: 2 BB: 0 P: 21	R: 0 E: 0 K: 2 S: 11	H: 1 LOB: 2 BB: 1 P: 20	1B: 7 2B: 0 3B: 0 HR: 0	SF: 0 SAC: 0 DP: 0 HBP: 0	WP: 0 PB: 0 SB: 0 CS: 0	PA: 36
PITCHER	IP WLS BF H R ER SO BB IBB HBP BLK WP HR S P ERA WHIP																					
38 Jeremy Bolderman, R (1, 1) ERA: 5.18	8.0 W 31 6 0 0 9 1 0 0 0 0 0 0 82 119 0.00 0.875																					
Esteban Yan, R (9, 1) ERA: 3.39	1.0 5 1 0 0 2 1 0 0 0 0 0 0 11 20 0.00 2.000																					

Kansas City Royals @ Detroit Tigers
 Comerica Park, Detroit, MI
 Thu Sep 09 2004, 12:10 PM EDT
 Att. 20,442 - Sunny - 74 F

livebaseballscorecards.com

AB	34
R	0
H	7
RBI	0
BB	2
SO	11
LOB	14



BOTTOM

Tampa Bay Devil Rays @ Kansas City Royals
Kauffman Stadium, Kansas City, MO

livebaseballscorecards.com

AB	36
R	6
H	11
RBI	5
BB	3
SO	4
LOB	15



WP	2	PA	39
PB	0		
SB	2		
CS	0		

Sat Sep 11 2004, 6:10 PM CDT
Att. 17,496 - Cloudy - 82 F

AB R H RBI BB SO LOB

4	1	1	0	1	0	1
4	0	1	0	1	0	2
5	1	2	1	0	0	1
4	1	1	1	0	0	1
4	0	1	0	0	0	2
3	1	0	0	1	1	3
4	0	2	1	0	1	2
4	0	0	0	0	1	3
4	2	3	2	0	1	0

1B	8	SF	0
2B	2	SAC	0
3B	0	DP	1
HR	1	HBP	0

R	0	H	0
E	0	LOB	0
K	0	BB	0
S	5	P	10

R	0	H	0
E	0	LOB	0
K	0	BB	0
S	9	P	13

R	1	H	2
E	0	LOB	0
K	0	BB	0
S	6	P	8

R	0	H	1
E	0	LOB	1
K	0	BB	0
S	9	P	13

R	1	H	1
E	0	LOB	0
K	1	BB	0
S	9	P	15

R	2	H	3
E	0	LOB	1
K	1	BB	0
S	11	P	16

R	1	H	1
E	0	LOB	2
K	0	BB	2
S	11	P	26

R	1	H	2
E	0	LOB	1
K	0	BB	1
S	8	P	18

R	1	H	2
E	0	LOB	1
K	0	BB	1
S	8	P	18

PITCHER		IP	WLS	BF	H	R	ER	SO	BB	IBB	HBP	BLK	WP	HR	S	P	ERA	WHIP
Doug Waechter, R	(1, 1)	3.0		16	6	4	4	1	3	0	0	0	0	0	30	60	12.00	3.000
Rob Bell, R	(4, 1)	3.0	W	12	4	2	2	1	0	0	0	0	2	1	24	36	6.00	1.333
Travis Harper, R	(7, 1)	2.0	H	7	0	0	0	1	0	0	0	0	0	0	13	24	0.00	0.000
Danys Baez, R	(9, 1)	1.0	S	4	1	0	0	1	0	0	0	0	0	0	11	17	0.00	1.000

Batter	1	2	3	4	5	6	7	8	9
9 David DeJesus, L OBP: 0.359, SLG: 0.381	1-1 1B	4-1 BB		2-1 G3-1		0-0 L3			3-2 L9
4 Angel Berroa, R OBP: 0.305, SLG: 0.391	4-0 1B	1-0 FC5		2-2 F9			2-1 G4-3		3-1 1B
Abraham Nunez, S OBP: 0.313, SLG: 0.358	2-1 G4-3		1-1 1B		1-0 G3-1		2-1 F8		0-1 G4-3
Matt Stairs, L OBP: 0.335, SLG: 0.449	2-1 G4-3		1-1 1B		2-2 G3-1		1-0 F7		
Joe Randa, R OBP: 0.354, SLG: 0.418	1-1 F7		1-2 P3		0-0 1B			0-1 E5	
Calvin Pickering, L OBP: 0.316, SLG: 0.478		4-1 14 2B	2-3 K		1-2 G1-3			2-1 G3-1	
Ken Harvey, R OBP: 0.338, SLG: 0.427		1-2 P4	0-0 1B			0-0 G6-3		2-2 K	
Desi Relaford, S OBP: 0.311, SLG: 0.325		2-1 F8		1-3 K		2-1 G6-3		2-0 P6	
14 John Buck, R OBP: 0.269, SLG: 0.375		3-2 FC5		1-0 G3-1		0-1 HR		0-3 K	

Batter	1	2	3	4	5	6	7	8	9	AB	R	H	RBI	BB	SO	LOB	TOP					
13 Carl Crawford, L OBP: 0.327, SLG: 0.439 (1, 7)	G6-3		K			FC3-6 1B		G3-1		5	2	1	1	0	1	3						
Julio Lugo, R OBP: 0.341, SLG: 0.398 (1, 6)	G3 1B			S	K			L9		5	1	3	1	0	1	2						
Aubrey Huff, L OBP: 0.360, SLG: 0.492 (1, 10)	G3			K	5 1B			K		4	0	1	1	1	2	2						
5 Rocco Baldelli, R OBP: 0.333, SLG: 0.432 (1, 8)		F8		K		1B		G1-3		5	0	1	2	0	2	3						
Tino Martinez, L OBP: 0.361, SLG: 0.463 (1, 3)		1B		1-H		BB		SF8		4	1	3	1	1	0	0						
José Cruz Jr., S OBP: 0.333, SLG: 0.438 (1, 9)		G4-3		P4		K		SF8		5	0	3	0	0	1	4						
3 Jorge Cantu, R OBP: 0.326, SLG: 0.427 (1, 4)	G4-3					13 1B		K		4	2	1	0	0	2	5						
Toby Hall, R OBP: 0.310, SLG: 0.376 (1, 2)			G4-3			F7		F9		3	0	0	1	0	0	2						
B.J. Upton, R OBP: 0.353, SLG: 0.450 (1, 5)						13 5 1B		K		3	1	2	0	1	1	1						
Inning Stats	R: 0 E: 0 K: 0 S: 9	H: 1 LOB: 0 BB: 0 P: 14	R: 0 E: 0 K: 0 S: 8	H: 2 LOB: 1 BB: 0 P: 11	R: 0 E: 0 K: 1 S: 5	H: 1 LOB: 0 BB: 0 P: 6	R: 1 E: 0 K: 2 S: 14	H: 2 LOB: 1 BB: 0 P: 22	R: 3 E: 0 K: 2 S: 12	H: 3 LOB: 3 BB: 2 P: 25	R: 2 E: 0 K: 0 S: 14	H: 3 LOB: 2 BB: 1 P: 26	R: 1 E: 0 K: 2 S: 13	H: 2 LOB: 1 BB: 0 P: 17	R: 0 E: 0 K: 1 S: 12	H: 0 LOB: 0 BB: 0 P: 19	R: 0 E: 0 K: 2 S: 11	H: 1 LOB: 1 BB: 0 P: 22	1B: 12 2B: 3 3B: 0 HR: 0	SF: 1 SAC: 0 DP: 2 HBP: 1	WP: 0 PB: 0 SB: 2 CS: 1	PA: 43
PITCHER	IP	WLS	BF	H	R	ER	SO	BB	IBB	HBP	BLK	WP	HR	S	P	ERA	WHIP					
Denny Bautista, R ERA: 11.85 (1, 1)	5.2	L	29	11	6	6	5	2	1	1	0	0	0	57	95	9.53	2.294					
D.J. Carrasco, R ERA: 4.21 (6, 1)	0.1		2	1	0	0	0	0	0	0	0	0	0	5	9	0.00	3.000					
Matt Kinney, R ERA: 6.35 (7, 1)	2.0		8	2	1	1	3	0	0	0	0	0	0	25	36	4.50	1.000					
Mike MacDougal, R ERA: 8.44 (9, 1)	1.0		4	1	0	0	2	0	0	0	0	0	0	11	22	0.00	1.000					

Tampa Bay Devil Rays @ Kansas City Royals
Kauffman Stadium, Kansas City, MO
Sun Sep 12 2004, 1:10 PM CDT
Att. 14,015 - Sunny - 83 F

livebaseballscores.com

AB	38
R	7
H	15
RBI	7
BB	3
SO	10
LOB	22



Batter	1	2	3	4	5	6	7	8	9	AB R H RBI BB SO LOB
9 David DeJesus, L (1, 8) OBP: 0.360, SLG: 0.379	0-1 F7		2-0 F8		4-2 BB		2-3 K		1-1 4 2B 1B	4 0 1 1 1 1 3
4 Angel Berroa, R (1, 6) OBP: 0.306, SLG: 0.393	3-2 F8		0-0 1B		2-1 P4			1-2 G4-3	0-0 1-3 2B	5 0 2 0 0 0 2
Abraham Nunez, S (1, 9) OBP: 0.311, SLG: 0.359	3-2 2B		0-0 G3-1			2-0 F8		2-2 F8	0-0 P3	5 0 1 0 0 0 4
Matt Stairs, L (1, 10) OBP: 0.334, SLG: 0.449	0-2 K			1-1 G5-3		0-0 P5		1-0 2B		4 0 1 0 0 1 1
Joe Randa, R (1, 5)		1-3 K		1-3 K		0-1 F9		0-2 F8		4 0 0 0 0 2 1
Calvin Pickering, L (1, 3)		1-3 K		0-0 G3			3-1 G3 BB 1B		2-2 G3 SF8 2B	4 1 2 0 0 1 0
Dee Brown, L (1, 7)		0-2 K			1-1 P2		4-2 G3 BB		0-0 G3	3 0 0 0 1 1 1
Alberto Castillo, R (1, 2)			2-1 4 1B 1B		0-3 K		2-1 F9		2-1 SF8	3 0 1 1 0 1 2
Ruben Gotay, S (1, 4) OBP: 0.322, SLG: 0.320			3-1 F7		1-1 9 BB 1B		2-2 G3		2-1 3-H 9 1B 2B	4 1 2 0 0 0 3

Inning Stats	R: 0	H: 1	E: 0	K: 1	S: 13	R: 0	H: 0	E: 0	K: 3	S: 9	R: 0	H: 2	E: 0	K: 0	S: 7	R: 0	H: 0	E: 0	K: 1	S: 6	R: 0	H: 1	E: 0	K: 1	S: 13	R: 0	H: 0	E: 0	K: 0	S: 4	R: 0	H: 1	E: 0	K: 1	S: 16	R: 0	H: 1	E: 0	K: 0	S: 13	R: 2	H: 4	E: 0	K: 0	S: 12	1B: 5	2B: 5	3B: 0	HR: 0	SF: 1	SAC: 0	DP: 0	HBP: 0	WP: 0	PA: 39
Jorge Sosa, R (1, 1) ERA: 5.17	IP	WLS	BF	H	R	ER	SO	BB	IBB	HBP	BLK	WP	HR	S	P	ERA	WHIP																																						
Lance Carter, R (8, 1) ERA: 3.34	2.0		11	5	2	2	0	0	0	0	0	0	0	25	36	9.00	2.500																																						

Tampa Bay Devil Rays @ Kansas City Royals
Kauffman Stadium, Kansas City, MO
 Sun Sep 12 2004, 1:10 PM CDT
 Att. 14,015 - Sunny - 83 F

AB	36
R	2
H	10
RBI	2
BB	2
SO	7
LOB	17



Batter	1	2	3	4	5	6	7	8	9	AB R H RBI BB SO LOB	TOP
2 Derek Jeter, R (1, 6) <small>OBP: 0.346, SLG: 0.458</small> Enrique Wilson, S (7, 6) <small>OBP: 0.256, SLG: 0.333</small>	0-1 13 2B FC6-2 1B		0-0 13 1B 20 FC5-4 1B	1-2 F7			2-1 G6-3	1-0 G4-6-3	0-2 FC6-4	4 1 2 0 0 0 2 2 0 0 0 0 0 4	
13 Alex Rodriguez, R (1, 5) <small>OBP: 0.378, SLG: 0.517</small>	3-1 2B		3-2 20 FC5-4 1B		4-0 2B 55 SF8 BB		4-2 G1-4-3 BB		0-2 1B	3 2 3 1 2 0 0	
Gary Sheffield, R (1, 9) <small>OBP: 0.405, SLG: 0.555</small> Bubba Crosby, L (7, 9) <small>OBP: 0.217, SLG: 0.326</small>	3-2 FC6-2 20 G6-4-3 2B		2-0 P2		1-1 2B		3-2 G1-4-3		1-2 F7	4 0 1 0 0 0 5 1 0 0 0 0 0 1	
20 Jorge Posada, S (1, 2) <small>OBP: 0.406, SLG: 0.474</small> John Flaherty, R (7, 2) <small>OBP: 0.280, SLG: 0.446</small>	1-0 G6-4-3		3-0 FC5-4		2-1 P3		1-2 HBP		0-1 BB 1B	3 0 0 1 0 0 5 1 1 1 0 0 0 0	
55 Hideki Matsui, L (1, 7) <small>OBP: 0.393, SLG: 0.514</small> Steve Karsay, R (8, 1) <small>OBP: 1.000, SLG: 1.000</small> Dioner Navarro, S (9, PH)		0-2 G1-6-3 2B	1-2 F7		3-2 SF8		0-3 K		1-0 BB 1B	3 0 1 1 0 0 1 3 0 0 0 0 0 0 0 1 1 1 1 0 0 0	
Bernie Williams, S (1, 8)		2-1 G6-3		0-0 1B	1-1 G5-3			0-0 1B 2B	4-2 3B BB	4 1 2 0 1 0 2	
John Olerud, L (1, 3) <small>OBP: 0.358, SLG: 0.368</small> Tony Clark, S (8, PH) <small>OBP: 0.308, SLG: 0.474</small>		3-2 G1-6-3	3-2 F7		2-1 G6-3		1-1 BB 1B	1-3 K	3 0 0 0 0 0 2 2 0 1 0 0 0 1 3		
Ruben Sierra, S (1, 10) <small>OBP: 0.310, SLG: 0.477</small>		1-0 F7	3-0 P4		1-1 L6		0-0 P6	3-2 1B 3B	5 1 1 3 0 0 4		
Miguel Cairo, R (1, 4) <small>OBP: 0.339, SLG: 0.430</small>			1-1 2 1B 13 1B 1B	1-1 1B		0-2 F7		4-0 G4-6-3 BB	1-1 FC6-4 1B	4 1 3 1 1 0 0	
Inning Stats	R: 0 H: 2 E: 0 LOB: 1 K: 0 BB: 0 S: 10 P: 17	R: 0 H: 1 E: 0 LOB: 1 K: 0 BB: 0 S: 9 P: 15	R: 2 H: 3 E: 0 LOB: 1 K: 0 BB: 0 S: 11 P: 21	R: 0 H: 2 E: 0 LOB: 2 K: 0 BB: 0 S: 10 P: 18	R: 1 H: 1 E: 0 LOB: 1 K: 0 BB: 1 S: 9 P: 20	R: 0 H: 0 E: 0 LOB: 0 K: 0 BB: 0 S: 7 P: 10	R: 0 H: 0 E: 0 LOB: 2 K: 1 BB: 1 S: 14 P: 24	R: 0 H: 2 E: 0 LOB: 2 K: 0 BB: 1 S: 5 P: 11	R: 5 H: 5 E: 0 LOB: 1 K: 1 BB: 1 S: 23 P: 34	1B: 11 SF: 1 2B: 4 SAC: 0 3B: 1 DP: 2 HR: 0 HBP: 1	WP: 0 PA: 46 PB: 0 SB: 0 CS: 0
PITCHER Brian Anderson, L (1, 1) <small>ERA: 5.94</small> Shawn Camp, R (7, 1) <small>ERA: 3.02</small> Chris George, L (8, 1) <small>ERA: 8.07</small>	IP WLS BF H R ER SO BB IBB HBP BLK WP HR S P ERA WHIP 6.0 W 27 9 3 3 0 1 1 0 1 0 0 0 56 101 4.50 1.667 1.0 5 0 0 0 1 1 0 1 0 0 0 0 14 24 0.00 1.000 2.0 14 7 5 5 1 2 0 0 0 0 0 0 28 45 22.50 4.500	PITCHER IP WLS BF H R ER SO BB IBB HBP BLK WP HR S P ERA WHIP									

New York Yankees @ Kansas City Royals
 Kauffman Stadium, Kansas City, MO
 Mon Sep 13 2004, 7:10 PM CDT
 Att. 23,951 - Sunny - 84 F

AB	40
R	8
H	16
RBI	8
BB	4
SO	2
LOB	31



Batter	1	2	3	4	5	6	7	8	9	AB R H RBI BB SO LOB	TOP											
2 Derek Jeter, R OBP: 0.345, SLG: 0.456 (1, 6)	3-2 L6			0-1 F8	2-2 1B			1 SAFE 0-1 FC6		4 1 1 2 0 0 1												
13 Alex Rodriguez, R OBP: 0.379, SLG: 0.518 (1, 5)	3-2 F7			1-1 G6-3 1B		1-3 K		0-1 1B 2B		4 1 2 1 0 1 0												
Gary Sheffield, R OBP: 0.404, SLG: 0.553 (1, 9)	2-2 F9			3-2 G6-3 1B		2-3 K		1-0 55 FC4-6 1B		4 0 1 1 0 1 1												
55 Hideki Matsui, L OBP: 0.390, SLG: 0.510 (1, 7)			1-3 K	0-0 P3		2-2 G4-3		2-1 FC4-6		4 0 0 0 0 1 2												
20 Jorge Posada, S OBP: 0.403, SLG: 0.469 (1, 2)			2-3 K		1-1 G3-1		0-1 G6-3		1-3 K	4 0 0 0 0 2 0												
25 Jason Giambi, L OBP: 0.358, SLG: 0.397 (1, 10)			3-1 F8		2-3 K		0-0 F8		4-0 WP BB	3 0 0 0 1 1 0												
12 Andy Phillips, R (9, PR)										0 0 0 0 0 0 0												
Bernie Williams, S OBP: 0.350, SLG: 0.417 (1, 8)			1-3 K		4-2 BB 1B BB		1-3 K		3-3 K	3 1 0 0 1 3 1												
John Olerud, L OBP: 0.357, SLG: 0.366 (1, 3)			2-1 G4-3		2-1 BB 1B			0-1 G4-3	0-3 K	4 1 1 0 0 1 2												
Miguel Cairo, R OBP: 0.342, SLG: 0.431 (1, 4)			2-1 F7		4-2 BB 1B			0-1 FC6 1B		2 0 1 0 1 0 0												
Inning Stats	R: 0 E: 0 K: 0 S: 12	H: 0 LOB: 0 BB: 0 P: 20	R: 0 E: 0 K: 2 S: 8	H: 0 LOB: 0 BB: 0 P: 14	R: 0 E: 0 K: 1 S: 7	H: 0 LOB: 0 BB: 0 P: 12	R: 0 E: 0 K: 0 S: 9	H: 1 LOB: 1 BB: 0 P: 13	R: 2 E: 0 K: 1 S: 15	H: 2 LOB: 2 BB: 2 P: 30	R: 0 E: 0 K: 2 S: 9	H: 0 LOB: 0 BB: 0 P: 14	R: 0 E: 0 K: 1 S: 7	H: 0 LOB: 0 BB: 0 P: 8	R: 2 E: 0 K: 0 S: 11	H: 3 LOB: 1 BB: 0 P: 14	R: 0 E: 0 K: 3 S: 9	H: 0 LOB: 2 BB: 1 P: 17	1B: 5 2B: 1 3B: 0 HR: 0	SF: 0 SAC: 0 DP: 0 HBP: 0	WP: 1 PB: 0 SB: 0 CS: 0	PA: 35
PITCHER	IP WLS BF H R ER SO BB IBB HBP BLK WP HR S P ERA WHIP																					
23 Zack Greinke, R ERA: 4.2 (1, 1)	6.0 L 22 3 2 2 6 2 0 0 0 0 0 0 60 103 3.00 0.833																					
Dennys Reyes, L ERA: 4.66 (7, 1)	1.1 5 1 1 1 1 0 0 0 0 0 0 0 11 12 6.75 0.750																					
Shawn Camp, R ERA: 3.13 (8, 1)	0.2 4 2 1 1 0 0 0 0 0 0 0 0 7 10 13.50 3.000																					
Jeremy Affeldt, L ERA: 4.54 (9, 1)	1.0 4 0 0 0 0 3 1 0 0 0 1 0 9 17 0.00 1.000																					

New York Yankees @ Kansas City Royals
Kauffman Stadium, Kansas City, MO
 Tue Sep 14 2004, 7:10 PM CDT
 Att. 23,426 - Cloudy - 84 F

AB	32
R	4
H	6
RBI	4
BB	3
SO	10
LOB	7



Batter	1	2	3	4	5	6	7	8	9	AB R H RBI BB SO LOB	TOP
2 Derek Jeter, R OBP: 0.348, SLG: 0.467 (1, 6)	0-0 13 P3 G6-3 2B		1-0 13 CS 2B		1-2 S 1-3		1-3 K		2-3 K	5 2 3 1 0 1 2	
13 Alex Rodriguez, R OBP: 0.379, SLG: 0.516 (1, 5)	2-1 P3 2-3		3-3 K 2-3			1-0 HR	0-3 K			2 0 0 0 2 1 2	
Gary Sheffield, R OBP: 0.402, SLG: 0.548 (1, 9)	1-1 G6-3			1-0 P4		4-1 S BB		4-1 S BB		4 0 0 1 0 0 2	
55 Hideki Matsui, L OBP: 0.391, SLG: 0.509 (1, 7)	3-H 4-2 BB			1-3 K		1-1 F9		1-2 G6-3		2 0 0 0 2 1 1	
Bernie Williams, S OBP: 0.349, SLG: 0.415 (1, 8)	1-3 K			0-0 F9		1-2 F7		4-0 IBB		3 0 0 0 1 2 3	
25 Jason Giambi, L OBP: 0.353, SLG: 0.391 (1, 10)		2-2 G5-3			1-3 K	1 SAFE 4-0 IBB		0-3 K		4 0 0 0 0 3 4	
Tony Clark, S OBP: 0.307, SLG: 0.483 (1, 3)		2-3 K			2-0 HR	2-3 K		2-3 K		4 1 1 1 0 1 0	
John Flaherty, R OBP: 0.279, SLG: 0.448 (1, 2)		3-3 K			2-2 P4		0-2 G4-3		0-0 G5-3	4 0 1 0 0 1 0	
Miguel Cairo, R OBP: 0.341, SLG: 0.429 (1, 4)			1-3 K		3-2 2S 1B		2-2 2B		1-0 P5	4 0 1 0 0 3 1	
Inning Stats	R: 1 E: 0 K: 1 S: 11 H: 1 LOB: 1 BB: 1 P: 19	R: 0 E: 0 K: 2 S: 10 H: 0 LOB: 0 BB: 0 P: 17	R: 0 E: 0 K: 2 S: 8 H: 1 LOB: 0 BB: 0 P: 13	R: 0 E: 0 K: 1 S: 5 H: 0 LOB: 0 BB: 0 P: 7	R: 1 E: 0 K: 1 S: 12 H: 2 LOB: 1 BB: 0 P: 21	R: 1 E: 0 K: 1 S: 10 H: 1 LOB: 2 BB: 2 P: 23	R: 0 E: 0 K: 2 S: 12 H: 1 LOB: 1 BB: 0 P: 15	R: 0 E: 0 K: 2 S: 10 H: 0 LOB: 2 BB: 2 P: 21	R: 0 E: 0 K: 1 S: 5 H: 0 LOB: 0 BB: 0 P: 8	1B: 1 2B: 3 3B: 0 HR: 2 SF: 0 SAC: 0 DP: 0 HBP: 0	WP: 0 PB: 0 SB: 3 CS: 1 PA: 37
PITCHER	IP WLS BF H R ER SO BB IBB HBP BLK WP HR S P ERA WHIP										
Darrell May, L ERA: 5.48 (1, 1)	6.1 L 27 6 3 3 8 2 1 0 0 0 2 62 108 4.26 1.263										
D.J. Carrasco, R ERA: 3.95 (7, 1)	1.2 7 0 0 0 4 1 1 0 0 0 0 16 28 0.00 0.600										
Jeremy Affeldt, L ERA: 4.48 (9, 1)	1.0 3 0 0 0 1 0 0 0 0 0 0 5 8 0.00 0.000										

New York Yankees @ Kansas City Royals
Kauffman Stadium, Kansas City, MO
Wed Sep 15 2004, 1:10 PM CDT
Att. 22,418 - Unknown - 74 F

AB	32
R	3
H	6
RBI	3
BB	5
SO	13
LOB	15



Batter	1	2	3	4	5	6	7	8	9	AB	R	H	RBI	BB	SO	LOB	
9 David DeJesus, L (1, 8) OBP: 0.357, SLG: 0.372	1-1 G4-3		2-2 P1		0-3 K			0-1 1B		4	0	1	0	0	1	2	
4 Angel Berroa, R (1, 6) OBP: 0.314, SLG: 0.396	2-3 K		0-0 F8			0-2 G6-3		0-3 K		4	0	0	0	0	2	3	
Abraham Nunez, S (1, 9) OBP: 0.311, SLG: 0.355	2-1 G1-3			3-2 F8 2B		3-2 G4-3		1-3 K		4	0	1	0	0	1	1	
Matt Stairs, L (1, 7) OBP: 0.336, SLG: 0.444		4-2 G6-4-3 BB		0-1 F8 2-3		0-0 1B		1-2 F7		3	0	1	0	1	0	2	
Ken Harvey, R (1, 3) OBP: 0.336, SLG: 0.421		0-2 G6-4-3 1-2f		0-3 K		2-3 K		2-0 G3-6-3 HBP		3	0	0	0	0	2	3	
Calvin Pickering, L (1, 10) OBP: 0.321, SLG: 0.473		1-3 K		4-2 BB		3-3 K		0-3 K		3	0	0	0	1	3	1	
Desi Relaford, S (1, 5) OBP: 0.310, SLG: 0.323			4-1 SH2-3 1B BB		2-2 F9		1-1 G4-3		1-0 G3-6-3 1-2f		3	0	0	0	1	0	3
Alberto Castillo, R (1, 2) OBP: 0.370, SLG: 0.423		1 SAFE 0-2 SH2-3 1-2 1B		1-1 L4		4-2 BB				2	0	1	0	1	0	0	
Ruben Gotay, S (1, 4) OBP: 0.320, SLG: 0.319			0-2 SH2-3 1-2 2-3		0-1 P6		0-3 K			2	0	0	0	0	1	1	

Inning Stats	R: 0	H: 0	E: 0	K: 1	S: 7	R: 0	H: 0	E: 0	K: 1	S: 8	R: 0	H: 1	E: 0	K: 0	S: 11	R: 0	H: 1	E: 0	K: 1	S: 14	R: 0	H: 0	E: 0	K: 1	S: 7	R: 0	H: 1	E: 0	K: 1	S: 14	R: 0	H: 0	E: 0	K: 2	S: 11	R: 0	H: 1	E: 0	K: 2	S: 17	R: 0	H: 0	E: 0	K: 1	S: 4	R: 0	H: 0	E: 0	K: 1	S: 4	1B: 3	2B: 1	3B: 0	HR: 0	SF: 0	SAC: 1	DP: 2	HBP: 1	WP: 0	PB: 0	SB: 0	CS: 0	PA: 34
--------------	------	------	------	------	------	------	------	------	------	------	------	------	------	------	-------	------	------	------	------	-------	------	------	------	------	------	------	------	------	------	-------	------	------	------	------	-------	------	------	------	------	-------	------	------	------	------	------	------	------	------	------	------	-------	-------	-------	-------	-------	--------	-------	--------	-------	-------	-------	-------	--------

PITCHER	IP	WLS	BF	H	R	ER	SO	BB	IBB	HBP	BLK	WP	HR	S	P	ERA	WHIP
Javier Vazquez, R (1, 1) ERA: 4.75	7.0	W	27	3	0	0	7	4	0	0	0	0	0	72	111	0.00	1.000
Tom Gordon, R (8, 1) ERA: 2.33	1.0	H	4	1	0	0	2	0	0	0	0	0	0	17	19	0.00	1.000
42 Mariano Rivera, R (9, 1) ERA: 1.73	1.0	S	3	0	0	0	1	0	0	1	0	0	0	4	7	0.00	0.000

BOTTOM

New York Yankees @ Kansas City Royals
Kauffman Stadium, Kansas City, MO

Wed Sep 15 2004, 1:10 PM CDT
Att: 22,418 - Unknown - 74 F

livebaseballscores.com

AB	28
R	0
H	4
RBI	0
BB	4
SO	10
LOB	16



Batter	1	2	3	4	5	6	7	8	9	AB R H RBI BB SO LOB	TOP											
9 David DeJesus, L (1, 8) OBP: 0.363, SLG: 0.378	2-1 G6-3	0-1 FC5-4 1B		1-2 1B		4-2 G1-6-3 BB		2-0 1B		4 0 3 3 1 0 0												
4 Angel Berroa, R (1, 6) OBP: 0.313, SLG: 0.394	1-3 K	0-1 FC5-4		1-2 1B		2-2 G1-6-3		1-2 G5-3		5 0 1 1 0 1 5												
Abraham Nunez, S (1, 9) OBP: 0.313, SLG: 0.366	4-2 BB	2-2 G3		3-2 G1-3			0-1 IHR		1-2 L8	4 1 1 1 1 0 4												
Matt Stairs, L (1, 7) Alexis Gomez, L (9, PR) OBP: 0.335, SLG: 0.439 OBP: 0.188, SLG: 0.133	0-3 K		0-1 F9		0-0 L9		0-2 G6-3		4-1 1B BB	4 0 0 0 1 1 1 0 0 0 0 0 0 0												
Joe Randa, R (1, 5) OBP: 0.352, SLG: 0.412		4-2 E BB 1B BB		0-1 G6-4-3 1B		2-2 G3 1B		2-3 K	1 SAFE 2-1 P4	4 1 2 0 1 1 1												
Calvin Pickering, L (1, 10) OBP: 0.326, SLG: 0.462		4-2 1B E 1B BB		2-0 G6-4-3		2-1 G3		2-3 K	1 SAFE 2-1 1B	4 1 1 0 1 1 2												
Ken Harvey, R (1, 3) OBP: 0.337, SLG: 0.418		1-2 E5 1B 9 1B		0-2 4 1B 1B		0-0 F8		2-3 K	2-0 L7	5 2 1 0 0 1 5												
14 John Buck, R (1, 2) OBP: 0.278, SLG: 0.403		0-3 K		1-1 P4		1-1 G4-3 1B		0-1 G6-3		4 0 1 0 0 1 4												
Ruben Gotay, S (1, 4) OBP: 0.326, SLG: 0.342		0-0 FC5-4 1B		2-0 L9		2-1 G4-3		2-2 9 1B 3B		4 1 2 1 0 0 2												
Inning Stats	R: 0 E: 0 K: 2 S: 10	H: 0 LOB: 1 BB: 1 P: 17	R: 3 E: 1 K: 1 S: 22	H: 2 LOB: 2 BB: 2 P: 33	R: 0 E: 0 K: 0 S: 5	H: 1 LOB: 0 BB: 0 P: 7	R: 1 E: 0 K: 0 S: 15	H: 3 LOB: 2 BB: 0 P: 24	R: 0 E: 0 K: 0 S: 7	H: 1 LOB: 1 BB: 0 P: 11	R: 0 E: 0 K: 0 S: 11	H: 1 LOB: 1 BB: 1 P: 20	R: 1 E: 0 K: 2 S: 11	H: 1 LOB: 0 BB: 0 P: 15	R: 1 E: 0 K: 1 S: 15	H: 2 LOB: 1 BB: 0 P: 21	R: 0 E: 0 K: 0 S: 10	H: 1 LOB: 2 BB: 1 P: 21	1B: 10 2B: 0 3B: 1 HR: 1	SF: 0 SAC: 0 DP: 2 HBP: 0	WP: 0 PB: 0 SB: 1 CS: 0	PA: 43
PITCHER	IP WLS BF H R ER SO BB IBB HBP BLK WP HR S P ERA WHIP																				PITCHER	IP WLS BF H R ER SO BB IBB HBP BLK WP HR S P ERA WHIP
37 Jake Westbrook, R (1, 1) ERA: 3.33	5.0 L 25 7 4 3 3 3 0 0 0 0 0 59 92 5.40 2.000																					
Rick White, R (6, 1) ERA: 5.23	2.0 8 2 1 1 2 1 0 0 0 0 0 0 22 35 4.50 1.500																					
59 Matt Miller, R (8, 1) ERA: 3.44	1.0 5 2 1 1 1 0 0 0 0 0 0 0 15 21 9.00 2.000																					
Cliff Bartosh, L (9, 1) ERA: 5.63	0.2 4 1 0 0 0 1 0 0 0 0 0 0 9 18 0.00 3.000																					
David Riske, R (9, 1) ERA: 3.93	0.1 1 0 0 0 0 0 0 0 0 0 0 0 1 3 0.00 0.000																					

Kansas City Royals @ Cleveland Indians
 Jacobs Field, Cleveland, OH
 Fri Sep 17 2004, 7:05 PM EDT
 Att. 14,347 - Overcast - 62 F

AB	38
R	6
H	12
RBI	6
BB	5
SO	6
LOB	24



BOTTOM

Kansas City Royals @ Cleveland Indians
Jacobs Field, Cleveland, OH

livebaseballscorecards.com

AB 30
R 4
H 6
RBI 4
BB 7
SO 7
LOB 14



WP: 0 PA: 39
PB: 0
SB: 0
CS: 1

ERA WHIP

Fri Sep 17 2004, 7:05 PM EDT
Att. 14,347 - Overcast - 62 F

AB R H RBI BB SO LOB

4 1 2 0 1 2 0

5 0 0 0 0 2 4

4 1 1 0 0 0 3

3 1 1 0 1 1 0

2 1 1 0 2 0 0
0 0 0 0 0 0 0

3 0 1 4 0 1 2

3 0 0 0 1 0 4

4 0 0 0 0 1 1

0 0 0 0 2 0 0
2 0 0 0 0 0 0

1B: 4 SF: 1
2B: 1 SAC: 0
3B: 1 DP: 2
HR: 0 HBP: 0

Table with 9 columns (Batter 1-9) and 9 rows of player data. Each cell contains a batting order diagram (diamond) with player initials, a scorecard (AB, R, H, RBI, BB, SO, LOB), and a small box with 'B' or 'X' and 'SAFE' indicators. Batter 1: Coco Crisp, Omar Vizquel, Matt Lawton, Victor Martinez, Travis Hafner, Lou Merloni, Casey Blake, Ben Broussard, Ronnie Belliard, Jody Gerut, Ryan Ludwick. Batter 2: BLK, K, G6-3, G4-3, E4, G5-4-3, G5-4-3, G6-4-3, P6, BLK, BB. Batter 3: CS, K, F9, F8, K, G4-3, E4, G5-4-3, G6-4-3, G6-4-3, G6-4-3, CS, BB. Batter 4: K, F9, F8, G4-3, 3B, K, G6-3, G6-4-3, P4, G5-3. Batter 5: K, L5, L5, SF7, BB, BB, SF7, BB, K, P3. Batter 6: K, L5, SF7, BB, BB, SF7, BB, K, P3. Batter 7: K, L5, SF7, BB, BB, SF7, BB, K, P3. Batter 8: K, L5, SF7, BB, BB, SF7, BB, K, P3. Batter 9: K, L5, SF7, BB, BB, SF7, BB, K, P3.

Inning Stats table with columns for R, H, E, K, S, LOB, BB, P, SO, IBB, HBP, BLK, WP, HR, S, P, ERA, WHIP for each of the 9 batters.

PITCHER table with columns for IP, WLS, BF, H, R, ER, SO, BB, IBB, HBP, BLK, WP, HR, S, P, ERA, WHIP for Mike Wood, Dennys Reyes, Shawn Camp, and Jeremy Affeldt.

Batter	1	2	3	4	5	6	7	8	9	AB R H RBI BB SO LOB	TOP
9 David DeJesus, L (1, 8) OBP: 0.358, SLG: 0.371	3-2 P5		0-3 K		2-0 F7		1-3 K		3-3 K	5 0 0 0 0 3 1	
4 Angel Berroa, R (1, 6) OBP: 0.316, SLG: 0.400	1-3 K2-3			3-2 2B	3-2 F8 2B		1-2 2B		2-2 G5-3	5 1 3 1 0 1 0	
Abraham Nunez, S (1, 9) OBP: 0.312, SLG: 0.369	1-0 F9			3-2 1B 2B	3-2 F8 2B		0-3 K			4 1 1 1 0 1 2	
Ken Harvey, R (1, 3) OBP: 0.338, SLG: 0.421		1-2 F8		1-1 1B	2-3 K			1-2 FC6-5 2B		4 0 2 1 0 1 1	
Matt Stairs, L (8, 3) OBP: 0.335, SLG: 0.439				2-H FC6-4 1B						0 0 0 0 0 0 0	
Joe Randa, R (1, 5) OBP: 0.351, SLG: 0.409		4-2 BB		0-1 FC6-4 14 HR		2-1 F7		0-2 FC6-5 14 2B PB		3 2 0 0 1 0 2	
14 John Buck, R (1, 10) OBP: 0.282, SLG: 0.425		1-3 K		1-1 1-H HR		0-0 P2		0-0 PB WP 2B		4 2 2 2 0 1 1	
Desi Relaford, S (1, 7) OBP: 0.307, SLG: 0.319		3-2 F8		3-3 K		3-3 K		2-3 K		4 0 0 0 0 3 2	
Alberto Castillo, R (1, 2) OBP: 0.365, SLG: 0.405			1-3 K	4-0 BB			1-0 P4	2-2 G4-3		3 0 0 0 1 1 0	
Donnie Murphy, R (1, 4) OBP: 0.250, SLG: 0.250			2-1 F7	3-3 K			0-1 4 1B		2-0 G6-3	4 1 1 0 0 1 1	
Inning Stats	R: 0 H: 0 E: 0 LOB: 0 K: 1 BB: 0 S: 7 P: 12	R: 0 H: 0 E: 0 LOB: 1 K: 1 BB: 1 S: 17 P: 26	R: 0 H: 0 E: 0 LOB: 0 K: 2 BB: 0 S: 8 P: 11	R: 4 H: 4 E: 0 LOB: 1 K: 2 BB: 1 S: 20 P: 38	R: 0 H: 1 E: 0 LOB: 1 K: 1 BB: 0 S: 14 P: 24	R: 0 H: 0 E: 0 LOB: 0 K: 1 BB: 0 S: 6 P: 11	R: 1 H: 2 E: 0 LOB: 1 K: 2 BB: 0 S: 12 P: 15	R: 2 H: 2 E: 0 LOB: 0 K: 1 BB: 0 S: 15 P: 20	R: 0 H: 0 E: 0 LOB: 0 K: 1 BB: 0 S: 7 P: 14	1B: 3 SF: 0 2B: 5 SAC: 0 3B: 0 DP: 0 HR: 1 HBP: 0	WP: 1 PA: 38 PB: 1 SB: 1 CS: 0
PITCHER	IP WLS BF H R ER SO BB IBB HBP BLK WP HR S P ERA WHIP										
31 Cliff Lee, L (1, 1) ERA: 5.63	4.0 L 18 4 4 4 6 2 0 0 0 0 0 1 52 87 9.00 1.500										
Jeremy Guthrie, R (5, 1) ERA: 5.0	2.2 11 3 1 1 3 0 0 0 0 0 0 0 29 47 3.38 1.125										
Jason Davis, R (7, 1) ERA: 5.69	1.1 6 2 2 1 2 0 0 0 0 1 0 0 18 23 6.75 1.500										
Rick White, R (9, 1) ERA: 5.16	1.0 3 0 0 0 1 0 0 0 0 0 0 0 7 14 0.00 0.000										

Kansas City Royals @ Cleveland Indians
Jacobs Field, Cleveland, OH
 Sat Sep 18 2004, 7:05 PM EDT
 Att. 17,848 - Sunny - 64 F

livebaseballscorecards.com

AB	36
R	7
H	9
RBI	5
BB	2
SO	12
LOB	10



Batter	1	2	3	4	5	6	7	8	9	AB R H RBI BB SO LOB
Coco Crisp, S (1, 8) OBP: 0.332, SLG: 0.440	1-0 L7	1-3 K			0-2 P6			3-2 P5		4 0 0 0 0 1 2
Matt Lawton, L (1, 7) OBP: 0.366, SLG: 0.426	4-2 41 CS BB BB				2-0 P3			0-1 G6-3		3 0 0 0 1 0 0
Ronnie Belliard, R (1, 4) OBP: 0.354, SLG: 0.425	4-2 SAFE 41 CS BB				2-1 G5-3			2-2 G6-3		3 0 0 0 1 1 0
41 Victor Martinez, S (1, 2) OBP: 0.367, SLG: 0.514	1-2 G6-3				2-0 L5			0-0 1B 2B		4 0 1 0 0 0 2
Casey Blake, R (1, 5) OBP: 0.353, SLG: 0.494		4-1 1B 48 BB E BB			2-1 2B			1-3 K		3 1 1 0 1 2 1
48 Travis Hafner, L (1, 10) OBP: 0.413, SLG: 0.589		4-2 G5-3 E BB			1-0 L3			2-3 K		2 0 0 0 2 1 2
Josh Phelps, R (1, 3) OBP: 0.307, SLG: 0.434		1-0 E7 G5-3 1B			2-3 K			0-1 K		4 0 2 0 0 1 2
Ryan Ludwick, R (1, 9) OBP: 0.320, SLG: 0.409		1-3 K			3-1 F8			2-2 F7		4 0 0 0 0 1 6
John McDonald, R (1, 6) OBP: 0.245, SLG: 0.356		2-2 G5-3			1-0 L7			2-0 F8		3 0 0 0 0 0 3

Inning Stats	R: 0 E: 0 K: 11	H: 0 LOB: 1 BB: 2 P: 21	R: 1 E: 1 K: 2 S: 13	H: 1 LOB: 2 BB: 2 P: 26	R: 0 E: 0 K: 1 S: 6	H: 0 LOB: 0 BB: 0 P: 11	R: 0 E: 0 K: 1 S: 8	H: 1 LOB: 1 BB: 0 P: 16	R: 0 E: 0 K: 0 S: 6	H: 0 LOB: 0 BB: 0 P: 9	R: 0 E: 0 K: 1 S: 6	H: 0 LOB: 0 BB: 0 P: 13	R: 0 E: 0 K: 0 S: 5	H: 0 LOB: 1 BB: 1 P: 15	R: 0 E: 0 K: 0 S: 9	H: 0 LOB: 0 BB: 0 P: 14	R: 0 E: 0 K: 2 S: 15	H: 2 LOB: 2 BB: 0 P: 20	1B: 2 2B: 2 3B: 0 HR: 0	SF: 0 SAC: 0 DP: 0 HBP: 0	WP: 0 PB: 0 SB: 0 CS: 2	PA: 35
--------------	-----------------------	----------------------------------	-------------------------------	----------------------------------	------------------------------	----------------------------------	------------------------------	----------------------------------	------------------------------	---------------------------------	------------------------------	----------------------------------	------------------------------	----------------------------------	------------------------------	----------------------------------	-------------------------------	----------------------------------	----------------------------------	------------------------------------	----------------------------------	--------

PITCHER	IP	WLS	BF	H	R	ER	SO	BB	IBB	HBP	BLK	WP	HR	S	P	ERA	WHIP
41 Jimmy Gobble, L (1, 1) ERA: 5.32	7.0	W	27	2	1	1	5	5	0	0	0	0	0	55	111	1.29	1.000
D.J. Carrasco, R (8, 1) ERA: 3.81	1.0		3	0	0	0	0	0	0	0	0	0	0	9	14	0.00	0.000
Mike MacDougal, R (9, 1) ERA: 7.11	1.0		5	2	0	0	2	0	0	0	0	0	0	15	20	0.00	2.000

BOTTOM

Kansas City Royals @ Cleveland Indians
Jacobs Field, Cleveland, OH
 Sat Sep 18 2004, 7:05 PM EDT
 Att. 17,848 - Sunny - 64 F

livebaseballscorecards.com

AB	30
R	1
H	4
RBI	0
BB	5
SO	7
LOB	18



Batter	1	2	3	4	5	6	7	8	9	AB R H RBI BB SO LOB	TOP																	
9 David DeJesus, L (1, 8) OBP: 0.361, SLG: 0.376	0-3 K	1-2 HBP		0-0 B1-3		2-0 G3-1			2-2 E7 2B	4 1 1 0 0 1 0	Kansas City Royals @ Tampa Bay Devil Rays Tropicana Field, St. Petersburg, FL Mon Sep 20 2004, 7:15 PM EDT Att. 8,315 - Dome - 72 F livebaseballscorecards.com																	
4 Angel Berroa, R (1, 6) OBP: 0.310, SLG: 0.393	2-2 E6	1-2 SAFE F7		1-0 G4-3			1-3 K	1-3 K2-3	5 0 0 0 0 2 2																			
Abraham Nunez, S (1, 9) OBP: 0.315, SLG: 0.365	1 SAFE K		1-1 G1-3		1-0 G4-3		3-1 P5	2-2 F9 1B	5 0 1 0 0 1 1																			
Matt Stairs, L (1, 3) OBP: 0.337, SLG: 0.446	3-0 L1		1-2 2B 14 SF7 1B		3-2 BB 1B		1-3 K	3-2 F9 1-2	5 1 2 0 0 1 2																			
Joe Randa, R (1, 5) OBP: 0.351, SLG: 0.411		1-2 2B	0-1 2B	1-3 2B	1-2 F7			4-1 HR BB	3 2 2 0 1 0 1																			
Calvin Pickering, L (1, 10) OBP: 0.351, SLG: 0.519		0-0 1B 2-H 2B	4-0 IBB	1-2 BB	4-0 SAFE BB		1-1 1-H HR		2 2 2 3 2 0 0																			
14 John Buck, R (1, 2) OBP: 0.277, SLG: 0.417		2-3 K	0-2 SF7	3-H BB	0-0 G5-3		3-2 G5-3		3 0 0 1 0 1 3																			
Alexis Gomez, L (1, 7) OBP: 0.292, SLG: 0.304		0-0 F8 2-H 1B	0-1 F8			2-3 K	0-2 G4-3		4 0 1 1 0 1 2																			
Donnie Murphy, R (1, 4) OBP: 0.125, SLG: 0.125		1-1 F8 2-3		2-2 F9		2-1 F9	3-3 K		4 0 0 0 0 1 1																			
Inning Stats	R: 0 E: 1 K: 2 S: 10	H: 0 LOB: 1 BB: 0 P: 16	R: 2 E: 0 K: 1 S: 17	H: 3 LOB: 2 BB: 0 P: 23	R: 1 E: 0 K: 0 S: 14	H: 2 LOB: 2 BB: 1 P: 20	R: 0 E: 0 K: 0 S: 5	H: 0 LOB: 0 BB: 0 P: 8	R: 0 E: 0 K: 1 S: 6	H: 0 LOB: 0 BB: 0 P: 12	R: 0 E: 0 K: 2 S: 8	H: 0 LOB: 0 BB: 0 P: 13	R: 2 E: 0 K: 1 S: 12	H: 1 LOB: 0 BB: 1 P: 23	R: 1 E: 1 K: 1 S: 19	H: 2 LOB: 0 BB: 0 P: 27	1B: 4 2B: 4 3B: 0 HR: 1	SF: 1 SAC: 0 DP: 0 HBP: 1	WP: 0 PB: 0 SB: 0 CS: 0	PA: 40								
PITCHER	IP WLS BF H R ER SO BB IBB HBP BLK WP HR S P ERA WHIP																											
Dewon Brazelton, R (1, 1) ERA: 4.58	6.0		28	6	3	3	4	1	1	1	0	0	0	62	98	4.50	1.167											
Jorge Sosa, R (7, 1) ERA: 5.12	2.0	L	8	1	2	2	3	1	0	0	0	0	1	20	36	9.00	1.000											
Danys Baez, R (9, 1) ERA: 3.56	1.0		4	2	1	1	1	0	0	0	0	0	0	19	27	9.00	2.000											



Batter	1	2	3	4	5	6	7	8	9	AB	R	H	RBI	BB	SO	LOB
13 Carl Crawford, L OBP: 0.331, SLG: 0.444 (1, 7)	1-1 G5-3		0-0 E3		1-1 HR		1-0 L6-3			4	1	1	1	0	0	1
Julio Lugo, R OBP: 0.339, SLG: 0.394 (1, 6)	2-1 HR 1B		1-0 G6-4-3		2-3 K			2-2 F8		4	1	1	0	0	1	1
Aubrey Huff, L OBP: 0.359, SLG: 0.498 (1, 3)	3-1 HR 1-H		4-0 BB		3-1 F8			3-1 L8		3	1	1	2	1	0	0
5 Rocco Baldelli, R OBP: 0.333, SLG: 0.435 (1, 8)	0-3 K		0-0 L8		2-0 G5-3			2-1 1B		4	0	1	0	0	1	1
José Cruz Jr., S OBP: 0.330, SLG: 0.428 (1, 9)	2-2 P3			1-0 F9 FC5-2-5-1 2B		0-1 P5		1-2 F9		4	0	1	0	0	0	1
Tino Martinez, L OBP: 0.369, SLG: 0.469 (1, 10)		1-1 G1-4-3 1B		4-1 FC5-2-5-1 BB		1-2 F7		0-1 P6-3 1B		3	0	2	0	1	0	0
B.J. Upton, R OBP: 0.329, SLG: 0.425 (1, 5)		0-1 G1-4-3		0-0 F9		1-1 G4-3		0-1 F9		4	0	0	0	0	0	4
Toby Hall, R OBP: 0.308, SLG: 0.377 (1, 2)		4-2 G6-4-3 BB		0-1 FC5-2-5-1			0-0 F8		0-1 P6-3 1-f	3	0	0	0	1	0	3
Rey Sanchez, R OBP: 0.286, SLG: 0.344 (1, 4)		0-1 G6-4-3		0-0 F9			2-1 13 L6-3 1B			3	0	1	0	0	0	4

Inning Stats	R: 2	H: 2	E: 0	K: 1	S: 12	H: 2	LOB: 0	BB: 0	P: 20	R: 0	H: 1	E: 0	K: 0	S: 8	H: 1	LOB: 1	BB: 1	P: 13	R: 0	H: 0	E: 1	K: 0	S: 3	H: 0	LOB: 1	BB: 1	P: 8	R: 0	H: 1	E: 0	K: 0	S: 6	H: 1	LOB: 2	BB: 1	P: 11	R: 1	H: 1	E: 0	K: 1	S: 8	H: 1	LOB: 0	BB: 0	P: 16	R: 0	H: 0	E: 0	K: 0	S: 7	H: 0	LOB: 0	BB: 0	P: 9	R: 0	H: 1	E: 0	K: 0	S: 4	H: 1	LOB: 0	BB: 0	P: 7	R: 0	H: 1	E: 0	K: 0	S: 10	H: 1	LOB: 1	BB: 0	P: 18	R: 0	H: 1	E: 0	K: 0	S: 6	H: 1	LOB: 0	BB: 0	P: 6	1B: 5	SF: 0	2B: 3	SAC: 0	3B: 0	DP: 4	HR: 2	HBP: 0	WP: 0	PA: 35
--------------	------	------	------	------	-------	------	--------	-------	-------	------	------	------	------	------	------	--------	-------	-------	------	------	------	------	------	------	--------	-------	------	------	------	------	------	------	------	--------	-------	-------	------	------	------	------	------	------	--------	-------	-------	------	------	------	------	------	------	--------	-------	------	------	------	------	------	------	------	--------	-------	------	------	------	------	------	-------	------	--------	-------	-------	------	------	------	------	------	------	--------	-------	------	-------	-------	-------	--------	-------	-------	-------	--------	-------	--------

PITCHER	IP	WLS	BF	H	R	ER	SO	BB	IBB	HBP	BLK	WP	HR	S	P	ERA	WHIP
Brian Anderson, L ERA: 5.82 (1, 1)	7.2	W	31	7	3	3	2	3	0	0	0	0	2	55	98	3.52	1.304
Shawn Camp, R ERA: 3.08 (8, 1)	0.1	H	1	0	0	0	0	0	0	0	0	0	0	3	4	0.00	0.000
Jeremy Affeldt, L ERA: 4.35 (9, 1)	1.0	S	3	1	0	0	0	0	0	0	0	0	0	6	6	0.00	1.000


BOTTOM

Kansas City Royals @ Tampa Bay Devil Rays
Tropicana Field, St. Petersburg, FL
Mon Sep 20 2004, 7:15 PM EDT
Att. 8,315 - Dome - 72 F

livebaseballscores.com

AB	32
R	3
H	8
RBI	3
BB	3
SO	2
LOB	15



Batter	1	2	3	4	5	6	7	8	9	AB R H RBI BB SO LOB	TOP															
9 David DeJesus, L OBP: 0.362, SLG: 0.386 (1, 8)	2-1 1B	2-3 K			3-2 HR	3-1 G4-3			2-3 K	5 1 2 1 0 2 3	Kansas City Royals @ Tampa Bay Devil Rays Tropicana Field, St. Petersburg, FL Tue Sep 21 2004, 7:15 PM EDT Att. 8,588 - Dome - 72 F livebaseballscorecards.com AB 34 R 4 H 8 RBI 4 BB 5 SO 5 LOB 19 															
4 Angel Berroa, R OBP: 0.309, SLG: 0.389 (1, 6)	1-2 P4		0-0 F7		0-0 G6-3		0-1 E6 1B	4-2 BB	4 1 0 0 1 0 1																	
Abraham Nunez, S OBP: 0.313, SLG: 0.359 (1, 9)	3-2 F8		2-1 F8		4-1 BB BB		3-2 G5-3	0-0 F8	4 0 0 0 1 0 3																	
Matt Stairs, L OBP: 0.338, SLG: 0.444 (1, 3)	2-1 G4-3		0-1 G3-1		4-1 BB 1-2 BB		3-2 2-H 1B	1-2 G3	4 0 1 1 1 0 2																	
Joe Randa, R OBP: 0.350, SLG: 0.410 (1, 5)		1-1 G3-1 2B 1B		1-0 F9	3-2 F7		1-2 P4		4 1 1 0 0 0 3																	
Calvin Pickering, L OBP: 0.357, SLG: 0.524 (1, 10)		3-3 K		4-1 G3-1 BB		0-0 SH3 1B 2B	2-3 K		3 1 1 0 1 2 2																	
Desi Relaford, S OBP: 0.301, SLG: 0.313 (1, 7)		2-2 G3-1		1-0 G3-1		0-0 SH3		2-3 K	3 0 0 0 0 1 2																	
Alberto Castillo, R OBP: 0.382, SLG: 0.416 (1, 2)		4-2 2B BB		1-1 G6-3		1-0 1B 3-H		2-1 G6-4-3 1B	3 0 2 1 1 0 1																	
Donnie Murphy, R OBP: 0.167, SLG: 0.250 (1, 4)		1-2 2B		1-2 G6-3		2-2 F9		1-2 G6-4-3	4 0 1 1 0 0 2																	
Inning Stats	R: 0 E: 0 K: 0 S: 11	H: 1 LOB: 1 BB: 0 P: 19	R: 1 E: 0 K: 2 S: 18	H: 2 LOB: 2 BB: 1 P: 31	R: 0 E: 0 K: 0 S: 5	H: 0 LOB: 0 BB: 0 P: 7	R: 0 E: 0 K: 0 S: 5	H: 0 LOB: 1 BB: 1 P: 12	R: 1 E: 0 K: 0 S: 14	H: 1 LOB: 2 BB: 2 P: 29	R: 1 E: 0 K: 0 S: 9	H: 2 LOB: 1 BB: 0 P: 15	R: 1 E: 1 K: 1 S: 15	H: 1 LOB: 1 BB: 0 P: 24	R: 0 E: 0 K: 1 S: 8	H: 1 LOB: 0 BB: 0 P: 13	R: 0 E: 0 K: 1 S: 11	H: 0 LOB: 1 BB: 1 P: 18	1B: 5 2B: 2 3B: 0 HR: 1	SF: 0 SAC: 1 DP: 1 HBP: 0	WP: 0 PB: 0 SB: 1 CS: 0	PA: 40				
PITCHER	IP WLS BF H R ER SO BB IBB HBP BLK WP HR S P ERA WHIP																									
Rob Bell, R ERA: 4.86 (1, 1)	6.0	28	6	3	3	2	4	0	0	0	0	1	62	113	4.50	1.667										
Mark Hendrickson, L ERA: 5.05 (7, 1)	2.0	W	8	2	1	0	2	0	0	0	0	0	23	37	0.00	1.000										
Danys Baez, R ERA: 3.5 (9, 1)	1.0	S	4	0	0	0	1	0	0	0	0	0	11	18	0.00	1.000										

Batter	1	2	3	4	5	6	7	8	9	AB R H RBI BB SO LOB
13 Carl Crawford, L (1, 7) OBP: 0.330, SLG: 0.442	0-3 K		0-0 F8		0-1 G6-3		2-2 G2-3	1-1 1B		5 1 1 1 0 1 1
José Cruz Jr., S (1, 9) OBP: 0.334, SLG: 0.438	0-0 1B		1-1 HR		2-3 K		1-2 1B	0-0 1B		5 1 4 3 0 1 0
Aubrey Huff, L (1, 5) OBP: 0.358, SLG: 0.495 (9, 3)	0-2 P4		0-2 F8		0-2 1B		1-2 K	1 SAFE 2-1 F8		5 0 1 0 0 1 4
5 Rocco Baldelli, R (1, 8) OBP: 0.334, SLG: 0.442	1-0 P5		1-3 K		2-2 1B		1-2 1B	1-0 HR		4 1 2 1 0 1 1
Tino Martinez, L (1, 3) OBP: 0.368, SLG: 0.470 Damian Rolls, R (8, PR) OBP: 0.233, SLG: 0.204 (9, 5)		2-3 K		2-2 G4-3	1-1 F7		3-2 1B 3 2B 2B			4 0 1 0 0 1 2 0 1 0 0 0 0 0
Midre Cummings, L (1, 10) OBP: 0.269, SLG: 0.320 Geoff Blum, S (8, PH) OBP: 0.266, SLG: 0.345		0-1 L4		1-1 1B		0-2 G6-3	1-3 K			3 0 1 0 0 0 0 1 0 0 0 0 1 1
B.J. Upton, R (1, 6) OBP: 0.333, SLG: 0.423 Toby Hall, R (9, 2) OBP: 0.308, SLG: 0.377		2-1 HBP		0-2 F8		3-3 K	1-2 1B	2-3 1B		3 1 1 0 0 1 1 0 0 0 0 0 0 0
3 Jorge Cantu, R (1, 4) OBP: 0.342, SLG: 0.454		1-1 F8		1-0 2B		2-2 K	0-0 1B			4 1 2 2 0 1 1
Brook Fordyce, R (1, 2) OBP: 0.264, SLG: 0.263 Julio Lugo, R (8, PH) OBP: 0.339, SLG: 0.394 (9, 6)			1-1 HR		1-2 F7		2-3 K	1-3 K		3 1 1 0 0 1 2 1 0 0 0 0 1 1

Inning Stats	R: 0 E: 0 K: 1 S: 8	H: 1 LOB: 1 BB: 0 P: 9	R: 0 E: 0 K: 1 S: 8	H: 0 LOB: 1 BB: 0 P: 13	R: 2 E: 0 K: 1 S: 11	H: 2 LOB: 0 BB: 0 P: 14	R: 0 E: 0 K: 0 S: 13	H: 2 LOB: 2 BB: 0 P: 18	R: 0 E: 0 K: 1 S: 13	H: 2 LOB: 2 BB: 0 P: 18	R: 0 E: 0 K: 2 S: 10	H: 0 LOB: 0 BB: 0 P: 15	R: 0 E: 0 K: 2 S: 13	H: 1 LOB: 1 BB: 0 P: 19	R: 5 E: 0 K: 2 S: 20	H: 6 LOB: 2 BB: 0 P: 30
--------------	------------------------------	---------------------------------	------------------------------	----------------------------------	-------------------------------	----------------------------------	-------------------------------	----------------------------------	-------------------------------	----------------------------------	-------------------------------	----------------------------------	-------------------------------	----------------------------------	-------------------------------	----------------------------------

PITCHER	IP	WLS	BF	H	R	ER	SO	BB	IBB	HBP	BLK	WP	HR	S	P	ERA	WHIP
23 Zack Greinke, R (1, 1) ERA: 4.13	6.2		29	8	2	2	7	0	0	0	0	0	1	73	102	2.70	1.200
Dennys Reyes, L (7, 1) ERA: 4.85	0.1	H	3	2	2	2	1	0	0	0	0	0	1	7	12	54.00	6.000
Shawn Camp, R (8, 1) ERA: 3.34	0.2	L	4	2	1	1	2	0	0	0	0	0	0	11	14	13.50	3.000
Jaime Cerda, L (8, 1) ERA: 2.44	0.1		3	2	2	2	0	0	0	0	0	0	0	5	8	54.00	6.000

BOTTOM

Kansas City Royals @ Tampa Bay Devil Rays
Tropicana Field, St. Petersburg, FL

Tue Sep 21 2004, 7:15 PM EDT
Att. 8,588 - Dome - 72 F

AB	38
R	7
H	14
RBI	7
BB	0
SO	10
LOB	14

WP: 0 PA: 39
PB: 0
SB: 0
CS: 0



PITCHER	IP	WLS	BF	H	R	ER	SO	BB	IBB	HBP	BLK	WP	HR	S	P	ERA	WHIP
---------	----	-----	----	---	---	----	----	----	-----	-----	-----	----	----	---	---	-----	------

Batter	1	2	3	4	5	6	7	8	9	AB R H RBI BB SO LOB	TOP															
9 David DeJesus, L OBP: 0.361, SLG: 0.394 (1, 8) C X	0-1 E6 1B 1B	0-1 SAFE SAFE SH1-3		2-1 G4-3 3-H		3-2 1B 2-H 3-H			1-1 P6	4 1 1 2 0 0 0																
Desi Relaford, S OBP: 0.300, SLG: 0.313 (1, 6) F X	0-1 WP 1B 1B	3-2 G3			1-0 G4-3 2B			1-1 P5	0-1 F8	5 1 2 0 0 0 1																
Joe Randa, R OBP: 0.347, SLG: 0.407 (1, 5) C B X	1-1 P3		1-2 K		0-0 G4-3 2-3			0-0 G1-3	2-3 K BB	5 0 0 0 0 2 3																
Matt Stairs, L OBP: 0.341, SLG: 0.453 (1, 3) 1 SAFE F S D B B S X	3-2 G4-3 1B 1-2 3-H 1B		2-3 K		2-3 K			3-2 HR	4-2 BB	4 1 2 2 1 2 1																
Abraham Nunez, S OBP: 0.309, SLG: 0.350 (1, 9) B C F B B B X	3-2 G4-3 1B 1-2 2-H 1B		4-2 BB		3-2 G3			2-2 G6-3	1-0 F7	4 0 1 1 1 0 3																
Calvin Pickering, L OBP: 0.364, SLG: 0.548 (1, 10) X	0-0 G4-3 1-2 2-3		2-3 K			2-1 WP 9 1B 1B		0-1 G6-3		4 1 1 0 0 1 3																
14 John Buck, R OBP: 0.277, SLG: 0.419 (1, 2) B S B B F C	3-3 K			1-2 K		2-2 F9		0-0 2B		4 0 1 0 0 2 3																
Dee Brown, L OBP: 0.297, SLG: 0.361 (1, 7) X F T T T T T X		0-2 G4-3		1-0 G4-3		4-0 WP 9 1B BB		0-3 K		3 1 0 0 1 1 1																
Ruben Gotay, S OBP: 0.331, SLG: 0.364 (1, 4) B X		1-0 9 SH1-3 1B		1-1 WP 3B		3-3 K		3-3 K		4 1 2 0 0 2 3																
Inning Stats	R: 2 E: 1 K: 1 S: 17	H: 3 LOB: 2 BB: 0 P: 27	R: 0 E: 0 K: 0 S: 11	H: 1 LOB: 1 BB: 0 P: 15	R: 0 E: 0 K: 3 S: 11	H: 0 LOB: 1 BB: 1 P: 20	R: 1 E: 0 K: 1 S: 8	H: 1 LOB: 0 BB: 0 P: 13	R: 0 E: 0 K: 1 S: 9	H: 1 LOB: 1 BB: 0 P: 15	R: 2 E: 0 K: 1 S: 13	H: 2 LOB: 1 BB: 1 P: 27	R: 1 E: 0 K: 0 S: 10	H: 1 LOB: 0 BB: 0 P: 16	R: 0 E: 0 K: 2 S: 9	H: 1 LOB: 1 BB: 0 P: 12	R: 0 E: 0 K: 1 S: 10	H: 0 LOB: 2 BB: 1 P: 18	1B: 6 2B: 2 3B: 1 HR: 1	SF: 0 SAC: 1 DP: 0 HBP: 0	WP: 3 PB: 1 SB: 0 CS: 0	PA: 41				
PITCHER 52 Jose Contreras, R ERA: 5.86 (1, 1)	IP: 5.2	WLS: 27	H: 7	R: 5	ER: 4	SO: 7	BB: 2	IBB: 0	HBP: 0	BLK: 0	WP: 3	HR: 0	S: 65	P: 110	ERA: 6.35	WHIP: 1.588										
Neal Cotts, L ERA: 5.32 (6, 1)	1.1	5	2	1	1	0	0	0	0	0	0	1	14	23	6.75	1.500										
Arnie Munoz, L ERA: 9.82 (8, 1)	1.0	4	1	0	0	2	0	0	0	0	0	0	9	12	0.00	1.000										
Damaso Marte, L ERA: 3.3 (9, 1)	1.0	W	5	0	0	1	1	0	0	0	0	0	10	18	0.00	1.000										

Kansas City Royals @ Chicago White Sox
U.S. Cellular Field, Chicago, IL
 Thu Sep 23 2004, 8:05 PM EDT
 Att. 16,015 - Sunny - 84 F

AB	37
R	6
H	10
RBI	5
BB	3
SO	10
LOB	18



BOTTOM

Kansas City Royals @ Chicago White Sox
U.S. Cellular Field, Chicago, IL

livebaseballscorecards.com

AB	34
R	7
H	10
RBI	7
BB	1
SO	6
LOB	10



WP:	0	PA:	35
PB:	0		
SB:	0		
CS:	0		

Thu Sep 23 2004, 8:05 PM EDT
Att. 16,015 - Sunny - 84 F

AB R H RBI BB SO LOB

4 0 1 0 0 1 1

4 1 2 2 0 1 0

4 0 1 0 0 0 2

4 0 0 0 0 2 3

3 1 2 1 0 0 0

0 0 0 0 1 0 0

4 1 1 0 0 2 1

3 0 0 0 0 0 1

1 1 0 0 0 0 2

4 2 2 4 0 0 0

3 1 1 0 0 0 0

1B:	6	SF:	0
2B:	0	SAC:	0
3B:	0	DP:	1
HR:	4	HBP:	0

Batter	1	2	3	4	5	6	7	8	9
Willie Harris, L OBP: 0.342, SLG: 0.321 (1, 4)	2-2 P5			1-0 F7		2-2 1B		3-3 K	
Aaron Rowand, R OBP: 0.370, SLG: 0.555 (1, 8)	1-3 K			2-2 G5-3		0-1 1B		0-0 HR	
Carlos Lee, R OBP: 0.364, SLG: 0.514 (1, 7)	1-0 F9			2-1 1B		1-2 F7		1-0 F9	
14 Paul Konerko, R OBP: 0.360, SLG: 0.546 (1, 10)				1-3 K		0-0 F7		0-3 K	
Ross Gload, L OBP: 0.378, SLG: 0.450 (1, 3)						0-0 HR		4-2 FC3-5 1B	
5 Juan Uribe, R OBP: 0.321, SLG: 0.490 (9, PH)								BB	
Joe Borchard, S OBP: 0.247, SLG: 0.293 (1, 9)						1-1 G4-3		1-1 FC3-5	
Ben Davis, S OBP: 0.265, SLG: 0.364 (1, 2)						3-2 L4		1-1 FC3-5	
Jamie Burke, R OBP: 0.379, SLG: 0.406 (9, PH)						1-2 F8		24 HR	
24 Joe Crede, R OBP: 0.297, SLG: 0.407 (1, 5)						1-1 F8		1-2 24 HR	
Wilson Valdez, R OBP: 0.346, SLG: 0.333 (1, 6)						1-2 P3		1-0 HR	

Inning Stats	R: 0	H: 0	E: 0	K: 1	S: 7	R: 0	H: 0	E: 0	K: 1	S: 7	R: 0	H: 0	E: 0	K: 0	S: 7	R: 0	H: 1	E: 0	K: 1	S: 9	R: 1	H: 1	E: 0	K: 0	S: 8	R: 0	H: 2	E: 0	K: 1	S: 12	R: 0	H: 1	E: 0	K: 1	S: 6	R: 3	H: 3	E: 0	K: 2	S: 17	R: 3	H: 2	E: 0	K: 0	S: 7	1B: 6	2B: 0	3B: 0	HR: 4	SF: 0	SAC: 0	DP: 1	HBP: 0	WP: 0	PB: 0	SB: 0	CS: 0	PA: 35
--------------	------	------	------	------	------	------	------	------	------	------	------	------	------	------	------	------	------	------	------	------	------	------	------	------	------	------	------	------	------	-------	------	------	------	------	------	------	------	------	------	-------	------	------	------	------	------	-------	-------	-------	-------	-------	--------	-------	--------	-------	-------	-------	-------	--------

PITCHER	IP	WLS	BF	H	R	ER	SO	BB	IBB	HBP	BLK	WP	HR	S	P	ERA	WHIP
Mike Wood, R ERA: 5.82 (1, 1)	7.0		27	7	3	3	4	0	0	0	0	0	2	64	97	3.86	1.000
Shawn Camp, R ERA: 3.43 (8, 1)	1.0		4	1	1	1	2	0	0	0	0	0	1	9	13	9.00	1.000
Jeremy Affeldt, L ERA: 4.64 (9, 1)	0.1	L	4	2	3	3	0	1	0	0	0	0	1	7	14	81.00	9.000

Batter	1	2	3	4	5	6	7	8	9	AB R H RBI BB SO LOB	TOP																	
9 David DeJesus, L (1, 8) OBP: 0.358, SLG: 0.390	2-2 F7		0-1 4 G5-3 1B	2-2 G3		1-0 G5-3		2-3 K	1-3 K	6 1 1 0 0 2 3																		
4 Angel Berroa, R (1, 6) OBP: 0.310, SLG: 0.387	1-2 E9		0-2 G5-3		1-3 K	1-0 HBP		1-2 2B SF8 1B	0-2 L5	5 1 1 0 0 1 2																		
Joe Randa, R (1, 5) OBP: 0.349, SLG: 0.414	3-3 K		1-2 E 1B		1-2 BB SF7 2B	1-0 P6		1-0 2B		5 2 3 1 0 1 2																		
Matt Stairs, L (1, 3) OBP: 0.346, SLG: 0.465	1-3 K		1-0 E2 2B		4-1 BB BB		3-2 HR	4-2 BB		3 1 2 2 2 1 1																		
Abraham Nunez, S (1, 9)		2-0 P4	1-3 K		4-1 BB		1-2 G6-3	0-1 SF8		3 0 0 1 1 1 1																		
Calvin Pickering, L (1, 10) OBP: 0.357, SLG: 0.531		3-3 K		2-2 G4-3	1-2 SF7		4-2 BB BB	2-1 G3-1		3 0 0 1 1 1 2																		
Desi Relaford, S (1, 7) OBP: 0.301, SLG: 0.310		2-1 G4-3		4-2 G6-3 14 1B BB	1-0 F9		4-0 FC5-4 BB	1-0 G5-3		3 0 0 0 2 0 2																		
14 John Buck, R (1, 2) OBP: 0.288, SLG: 0.453			2-0 HR	0-1 G6-3 1B		1-1 HR	1-1 F7	4-2 2B BB		4 3 3 2 1 0 2																		
Donnie Murphy, R (1, 4) OBP: 0.176, SLG: 0.294			1-3 K	0-2 G6-3		2-3 K	2-1 FC5-4	2-0 2B		5 0 1 1 0 2 4																		
Inning Stats	R: 0 E: 1 K: 2 S: 15	H: 0 LOB: 1 BB: 0 P: 22	R: 0 E: 0 K: 1 S: 6	H: 0 LOB: 0 BB: 0 P: 13	R: 3 E: 1 K: 2 S: 18	H: 4 LOB: 1 BB: 0 P: 24	R: 0 E: 0 K: 0 S: 14	H: 1 LOB: 2 BB: 1 P: 22	R: 1 E: 0 K: 1 S: 13	H: 1 LOB: 2 BB: 2 P: 25	R: 1 E: 0 K: 1 S: 7	H: 1 LOB: 1 BB: 0 P: 13	R: 1 E: 0 K: 0 S: 13	H: 1 LOB: 2 BB: 2 P: 28	R: 1 E: 0 K: 1 S: 16	H: 2 LOB: 2 BB: 1 P: 25	R: 1 E: 0 K: 1 S: 10	H: 1 LOB: 1 BB: 1 P: 18	1B: 4 2B: 4 3B: 0 HR: 3	SF: 2 SAC: 0 DP: 0 HBP: 1	WP: 0 PB: 0 SB: 0 CS: 0	PA: 47						
PITCHER	IP WLS BF H R ER SO BB IBB HBP BLK WP HR S P ERA WHIP																											
Freddy Garcia, R (1, 1) ERA: 3.95	5.0		25	6	4	4	6	3	0	0	0	0	0	1	66	106	7.20	1.800										
Felix Diaz, R (6, 1) ERA: 6.75	1.1	L	9	2	2	2	1	2	0	1	0	0	0	2	16	34	13.50	3.000										
Jeff Bajenaru, R (7, 1) ERA: 14.21	1.0		5	2	1	1	1	0	0	0	0	0	0	0	13	19	9.00	2.000										
Arnie Munoz, L (8, 1) ERA: 9.24	1.2		8	1	1	1	1	2	0	0	0	0	0	0	17	31	5.40	1.800										

Kansas City Royals @ Chicago White Sox
 U.S. Cellular Field, Chicago, IL
 Fri Sep 24 2004, 8:05 PM EDT
 Att. 14,270 - Cloudy - 79 F

AB	37
R	8
H	11
RBI	8
BB	7
SO	9
LOB	19

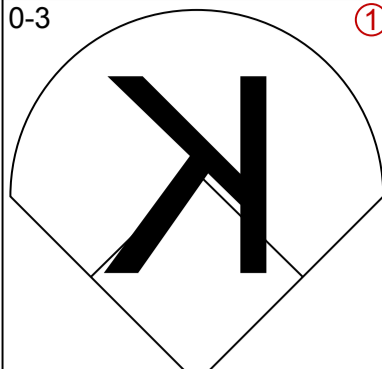
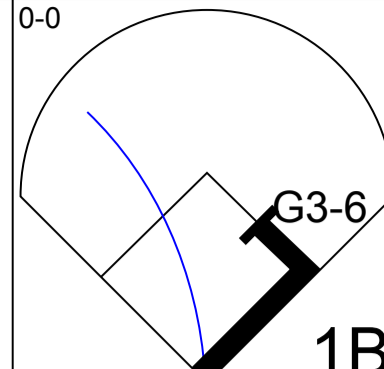
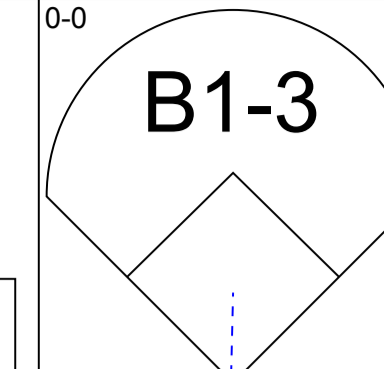
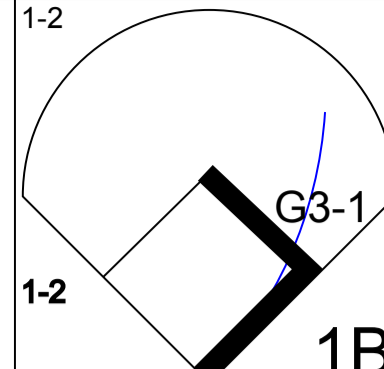

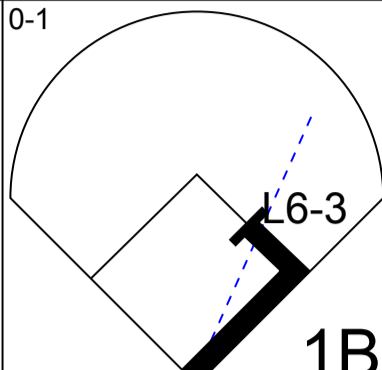
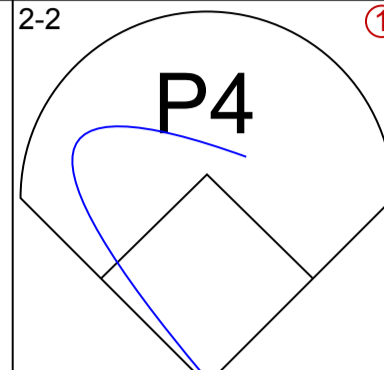
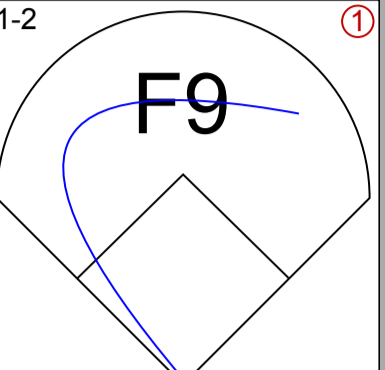
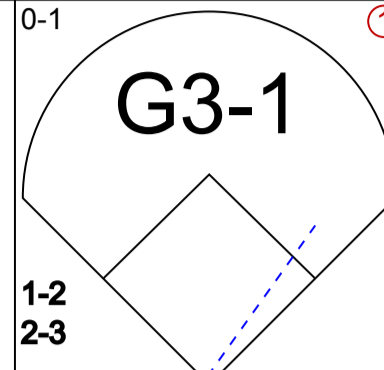
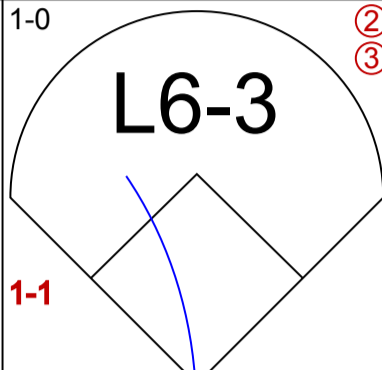
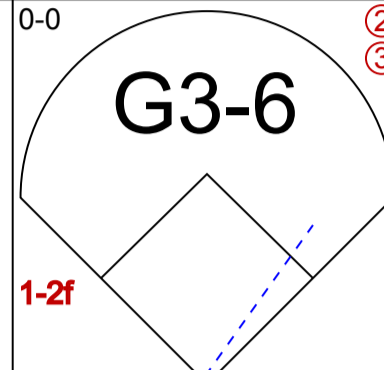
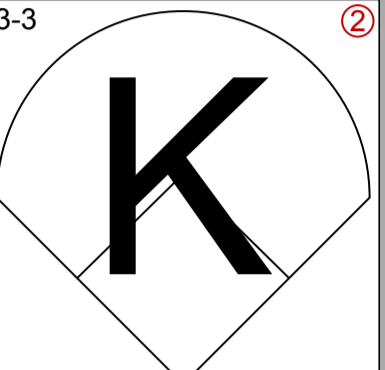
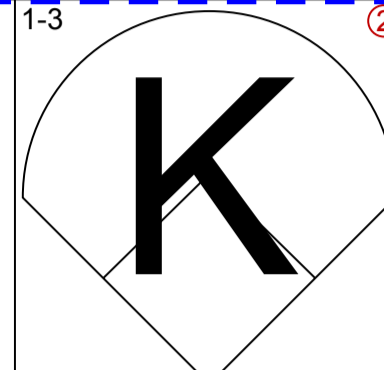
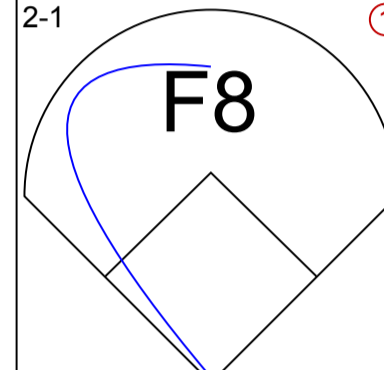
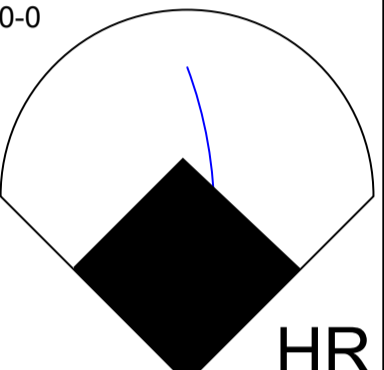
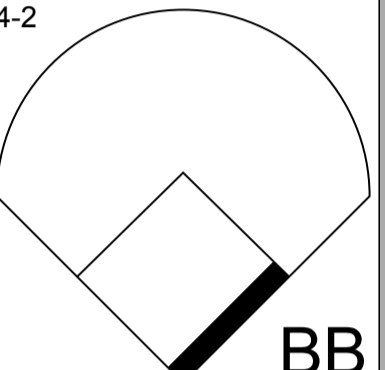
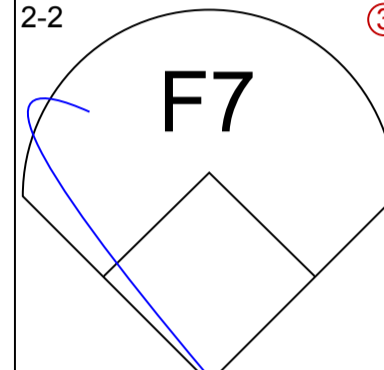
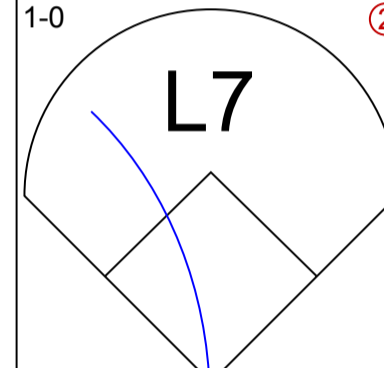
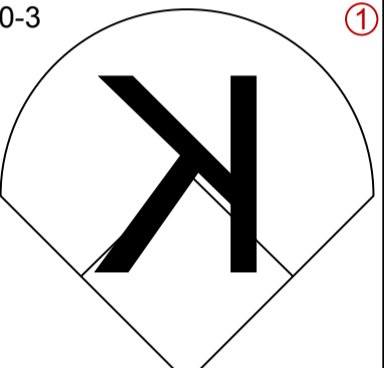
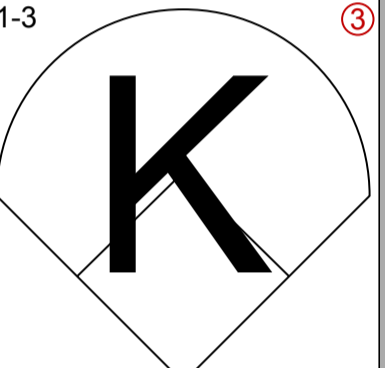
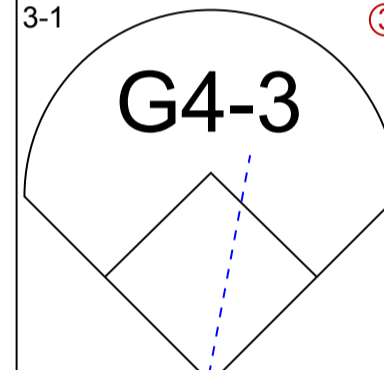
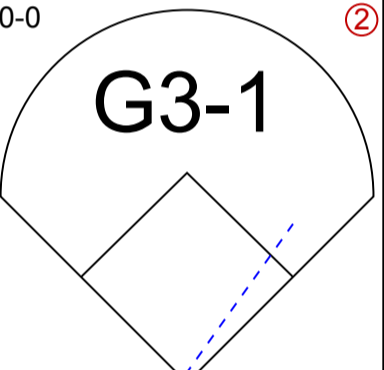
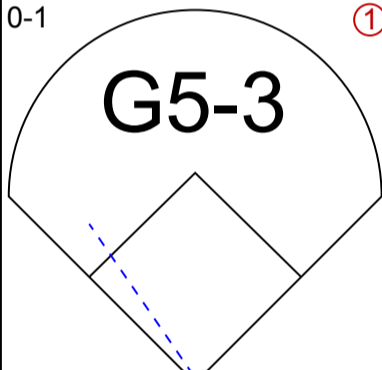
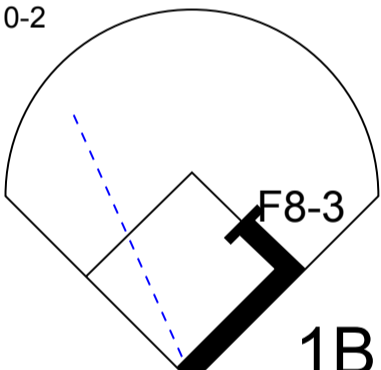
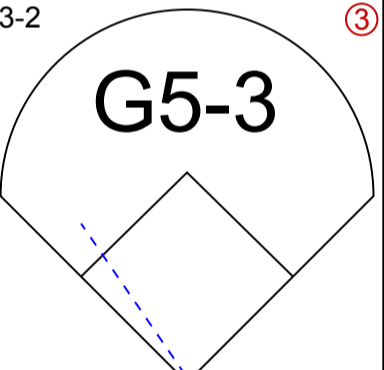
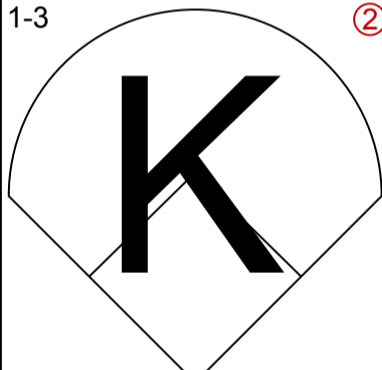
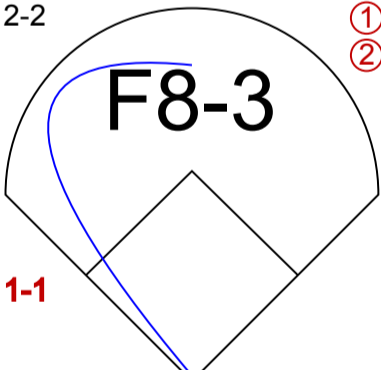
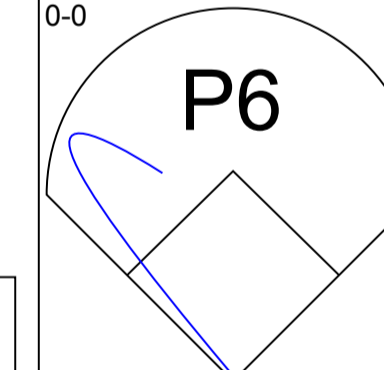
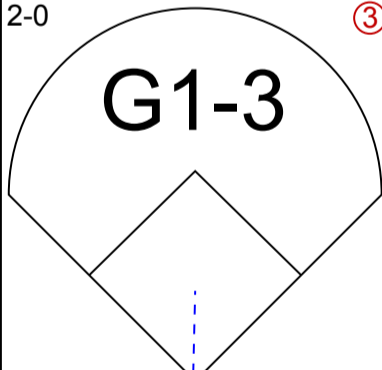
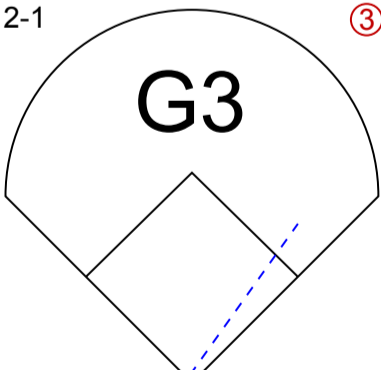
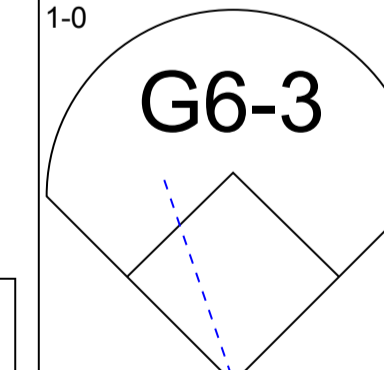
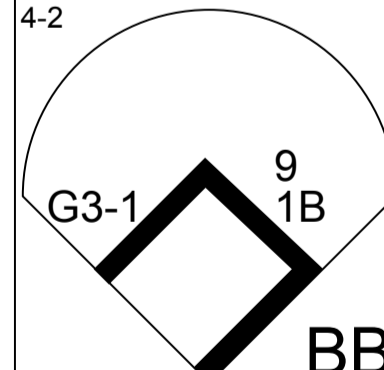


Batter	1	2	3	4	5	6	7	8	9	AB R H RBI BB SO LOB	TOP											
9 David DeJesus, L (1, 8) OBP: 0.357, SLG: 0.388	2-2 G1-3		0-0 G5-3		1-3 K			1-1 1B		4 0 1 0 0 1 1	Kansas City Royals @ Chicago White Sox U.S. Cellular Field, Chicago, IL Sat Sep 25 2004, 7:05 PM EDT Att. 20,625 - Sunny - 68 F											
4 Angel Berroa, R (1, 6) OBP: 0.308, SLG: 0.384	0-2 F9		1-1 P4		0-1 L4			0-0 F9		4 0 0 0 0 0 2												
Joe Randa, R (1, 5) OBP: 0.348, SLG: 0.419	3-2 G5-3			2-1 HR		1-0 F7		2-0 P5		4 1 1 1 0 0 1												
Calvin Pickering, L (1, 3) OBP: 0.345, SLG: 0.510		2-3 K		1-1 G5-3		1-3 K		0-3 K		4 0 0 0 0 3 0												
Abraham Nunez, S (1, 9) OBP: 0.306, SLG: 0.342		4-2 FC5 14 1B BB		1-1 E6		1-2 G5-3		2-0 F9		3 0 0 0 1 0 0												
14 John Buck, R (1, 10) OBP: 0.288, SLG: 0.450		0-0 1B		0-0 P3		3-2 G5-3		0-3 K		4 0 1 0 0 1 1												
Desi Relaford, S (1, 7) OBP: 0.299, SLG: 0.308		2-3 K		1-0 G4-3		2-1 G5-3				3 0 0 0 0 1 3												
Alberto Castillo, R (1, 2) OBP: 0.371, SLG: 0.386		1-2 FC5			2-2 P3		2-1 G1-3			3 0 0 0 0 0 2												
Donnie Murphy, R (1, 4) OBP: 0.200, SLG: 0.350			2-1 F7		1-1 2B			0-0 P4		3 0 1 0 0 0 0												
Inning Stats	R: 0 E: 0 K: 0 S: 9	H: 0 LOB: 0 BB: 0 P: 14	R: 0 E: 0 K: 2 S: 15	H: 1 LOB: 2 BB: 1 P: 24	R: 0 E: 0 K: 0 S: 5	H: 0 LOB: 0 BB: 0 P: 8	R: 1 E: 1 K: 0 S: 8	H: 1 LOB: 1 BB: 0 P: 13	R: 0 E: 0 K: 1 S: 11	H: 1 LOB: 1 BB: 0 P: 15	R: 0 E: 0 K: 1 S: 7	H: 0 LOB: 0 BB: 0 P: 10	R: 0 E: 0 K: 0 S: 8	H: 0 LOB: 0 BB: 0 P: 15	R: 0 E: 0 K: 0 S: 5	H: 1 LOB: 1 BB: 0 P: 8	R: 0 E: 0 K: 2 S: 7	H: 0 LOB: 0 BB: 0 P: 9	1B: 2 2B: 1 3B: 0 HR: 1	SF: 0 SAC: 0 DP: 0 HBP: 0	WP: 0 PB: 0 SB: 0 CS: 0	PA: 33
PITCHER 56 Mark Buehrle, L (1, 1) ERA: 4.0	IP: 9.0 WLS: W BF: 33 H: 4 R: 1 ER: 1 SO: 6 BB: 1 IBB: 0 HBP: 0 BLK: 0 WP: 0 HR: 1 S: 75 P: 116 ERA: 1.00 WHIP: 0.556											PITCHER IP: WLS: BF: H: R: ER: SO: BB: IBB: HBP: BLK: WP: HR: S: P: ERA: WHIP										

livebaseballscorecards.com

AB	32
R	1
H	4
RBI	1
BB	1
SO	6
LOB	10



Batter	1	2	3	4	5	6	7	8	9	AB R H RBI BB SO LOB	TOP											
9 David DeJesus, L (1, 8) OBP: 0.358, SLG: 0.389	0-3 			0-0 		0-0 			1-2 	4 0 2 0 0 1 0	Kansas City Royals @ Chicago White Sox U.S. Cellular Field, Chicago, IL Sun Sep 26 2004, 3:05 PM EDT Att. 18,949 - Sunny - 68 F livebaseballscorecards.com AB 29 R 1 H 5 RBI 1 BB 2 SO 6 LOB 11 											
Ruben Gotay, S (1, 4) OBP: 0.329, SLG: 0.361	0-1 			2-2 			1-2 	0-1 	4 0 1 0 0 0 3													
Matt Stairs, L (1, 3) OBP: 0.343, SLG: 0.460	1-0 			0-0 			3-3 	1-3 	4 0 0 0 0 2 4													
Calvin Pickering, L (1, 10) OBP: 0.350, SLG: 0.534		2-1 			0-0 		4-2 	2-2 	3 1 1 1 1 0 2													
14 John Buck, R (1, 2) OBP: 0.284, SLG: 0.443		1-0 			0-3 		1-3 		3 0 0 0 0 2 1													
Desi Relaford, S (1, 5) OBP: 0.296, SLG: 0.305		3-1 			0-0 			0-1 	3 0 0 0 0 0 0													
4 Angel Berroa, R (1, 6) OBP: 0.308, SLG: 0.383			0-2 		3-2 			1-3 	3 0 1 0 0 1 0													
Dee Brown, L (1, 7) OBP: 0.293, SLG: 0.355			2-2 		0-0 			2-0 	3 0 0 0 0 0 1													
Alexis Gomez, L (1, 9) OBP: 0.296, SLG: 0.280			2-1 		1-0 			4-2 	2 0 0 0 1 0 0													
Inning Stats	R: 0 E: 0 K: 1 S: 6	H: 1 LOB: 0 BB: 0 P: 7	R: 0 E: 0 K: 0 S: 5	H: 0 LOB: 0 BB: 0 P: 11	R: 0 E: 0 K: 0 S: 13	H: 1 LOB: 0 BB: 0 P: 17	R: 0 E: 0 K: 0 S: 5	H: 1 LOB: 0 BB: 0 P: 7	R: 1 E: 0 K: 1 S: 8	H: 1 LOB: 0 BB: 0 P: 11	R: 0 E: 0 K: 0 S: 3	H: 0 LOB: 0 BB: 0 P: 4	R: 0 E: 0 K: 2 S: 14	H: 0 LOB: 1 BB: 1 P: 23	R: 0 E: 0 K: 1 S: 7	H: 0 LOB: 0 BB: 0 P: 10	R: 0 E: 0 K: 1 S: 15	H: 1 LOB: 2 BB: 1 P: 23	1B: 4 2B: 2 3B: 0 HR: 1	SF: 0 SAC: 0 DP: 3 HBP: 0	WP: 0 PB: 0 SB: 0 CS: 0	PA: 31
PITCHER	IP WLS BF H R ER SO BB IBB HBP BLK WP HR S P ERA WHIP																					
Jon Garland, R (1, 1) ERA: 4.95	8.1 W 29 5 1 1 5 2 0 0 0 0 0 1 68 102 1.08 0.840																					
Damaso Marte, L (9, 1) ERA: 3.27	0.2 S 2 0 0 0 1 0 0 0 0 0 0 0 8 11 0.00 0.000																					

Batter	1	2	3	4	5	6	7	8	9
Aaron Rowand, R OBP: 0.371, SLG: 0.551 (1, 8)	0-0 F7		1-0 5 2B 1B		0-0 2B		1-0 G5-3		
5 Juan Uribe, R OBP: 0.321, SLG: 0.496 (1, 5)	1-1 P6		1-0 1-H 2B		1-1 G1-6-3			3-3 K	
Carlos Lee, R OBP: 0.365, SLG: 0.522 (1, 7)	1-2 G3		3-1 F9		0-0 G4-3			1-0 G5-3	
14 Paul Konerko, R OBP: 0.361, SLG: 0.542 (1, 10)		2-2 G6-3		2-0 K 1B		2-3 K		2-3 K	
Ross Gload, L OBP: 0.378, SLG: 0.457 (1, 3)		1-2 HR		0-0 F8		2-1 F7			
Ben Davis, S OBP: 0.260, SLG: 0.358 (1, 2)		0-0 F8		2-3 K 1-2			1-3 K		
Jose Valentin, S OBP: 0.288, SLG: 0.478 (1, 6)		2-0 CS 1B		1-3 K			3-2 K HR		
Joe Borchart, S OBP: 0.249, SLG: 0.309 (1, 9)		1-0 CS 1-2	2-2 P4		0-0 F9		3-2 K HR		
Wilson Valdez, R OBP: 0.323, SLG: 0.414 (1, 4)			2-2 G5-3		2-1 K HR		2-2 G5-3		

AB	R	H	RBI	BB	SO	LOB
4	1	2	0	0	0	0
4	0	1	1	0	1	1
4	0	0	0	0	0	1
4	0	1	0	0	2	0
3	1	1	1	0	0	1
3	0	0	0	0	2	1
3	1	2	1	0	1	0
3	1	1	1	0	0	0
3	1	1	1	0	0	0

BOTTOM

Kansas City Royals @ Chicago White Sox
U.S. Cellular Field, Chicago, IL
 Sun Sep 26 2004, 3:05 PM EDT
 Att. 18,949 - Sunny - 68 F

livebaseballscorecards.com

AB	31
R	5
H	9
RBI	5
BB	0
SO	6
LOB	4



Inning Stats	R: 0	H: 0	E: 0	K: 0	S: 6	H: 0	LOB: 0	BB: 0	P: 8	R: 1	H: 2	E: 0	K: 0	S: 8	R: 1	H: 2	E: 0	K: 0	S: 11	R: 0	H: 1	E: 0	K: 1	S: 5	R: 1	H: 2	E: 0	K: 1	S: 9	R: 0	H: 0	E: 0	K: 1	S: 6	R: 2	H: 2	E: 0	K: 1	S: 17	R: 0	H: 0	E: 0	K: 2	S: 7	R: 0	H: 0	E: 0	K: 0	S: 13
--------------	------	------	------	------	------	------	--------	-------	------	------	------	------	------	------	------	------	------	------	-------	------	------	------	------	------	------	------	------	------	------	------	------	------	------	------	------	------	------	------	-------	------	------	------	------	------	------	------	------	------	-------

PITCHER	IP	WLS	BF	H	R	ER	SO	BB	IBB	HBP	BLK	WP	HR	S	P	ERA	WHIP
Brian Anderson, L ERA: 5.85 (1, 1)	7.0	L	28	9	5	5	4	0	0	0	0	0	4	62	101	6.43	1.286
Mike MacDougal, R ERA: 6.75 (8, 1)	1.0		3	0	0	0	2	0	0	0	0	0	0	7	13	0.00	0.000

WP	PA	ERA	WHIP
0	32		

Batter	1	2	3	4	5	6	7	8	9	AB R H RBI BB SO LOB	TOP										
Matt Lawton, L (1, 9) OBP: 0.367, SLG: 0.424	2-2 G4-3		2-3 K		2-2 F7			3-2 F8	4-2 BLK 1B BB	4 1 0 0 1 1 3											
Omar Vizquel, S (1, 6) OBP: 0.355, SLG: 0.390	0-1 1B		1-2 P5			3-2 P5		4-0 1B BB	1-1 1B	4 2 2 1 1 0 1											
Ben Broussard, L (1, 3) OBP: 0.366, SLG: 0.471	0-0 1B			3-2 F8		1-0 G6-3		2-2 F7	1-2 41 2B 1B	5 1 2 1 0 0 2											
41 Victor Martinez, S (1, 2) OBP: 0.360, SLG: 0.497	1-0 G4-6-3			0-0 G3-1		3-2 F7		2-2 1B HBP	0-2 1B 2B	4 1 1 1 0 0 2											
Casey Blake, R (1, 5) OBP: 0.358, SLG: 0.492		1-3 K		1-1 1B			1-3 K	2-2 1B 1B	3-2 1B	5 0 3 3 0 2 0											
Coco Crisp, S (1, 7) OBP: 0.347, SLG: 0.453		2-2 G1-3		1-1 F7			0-0 1B	2-2 1B 1B	3-2 P6	5 0 2 0 0 0 2											
Josh Phelps, R (1, 10) OBP: 0.307, SLG: 0.447			2-2 K		0-1 G4-3		1-3 K	1-3 K		4 0 0 0 0 3 4											
Ronnie Belliard, R (1, 4) OBP: 0.347, SLG: 0.414				0-2 G6-3		0-0 P5		2-1 F7	0-0 G5-3	4 0 0 0 0 0 1											
24 Grady Sizemore, L (1, 8) OBP: 0.331, SLG: 0.353			4-2 S BB		4-2 BB			2-1 41 HBP BB 1B	3-3 K	2 1 1 0 2 1 0											
Inning Stats	R: 0 E: 0 K: 0 S: 7	H: 2 LOB: 1 BB: 0 P: 10	R: 0 E: 0 K: 2 S: 9	H: 0 LOB: 0 BB: 0 P: 14	R: 0 E: 0 K: 1 S: 12	H: 0 LOB: 1 BB: 1 P: 19	R: 0 E: 0 K: 0 S: 9	H: 1 LOB: 1 BB: 0 P: 14	R: 0 E: 0 K: 0 S: 8	H: 0 LOB: 1 BB: 1 P: 14	R: 0 E: 0 K: 2 S: 9	H: 1 LOB: 1 BB: 0 P: 13	R: 2 E: 0 K: 1 S: 22	H: 3 LOB: 3 BB: 1 P: 40	R: 4 E: 0 K: 1 S: 28	H: 4 LOB: 1 BB: 1 P: 43	1B: 10 2B: 1 3B: 0 HR: 0	SF: 0 SAC: 0 DP: 1 HBP: 1	WP: 0 PB: 0 SB: 1 CS: 0	PA: 42	
23 Zack Greinke, R (1, 1) ERA: 3.92	IP: 7.0	WLS: L	BF: 26	H: 4	R: 0	ER: 0	SO: 5	BB: 2	IBB: 0	HBP: 0	BLK: 0	WP: 0	HR: 0	S: 63	P: 100	ERA: 0.00	WHIP: 0.857				
Jaime Cerda, L (8, 1) ERA: 2.78	IP: 0.2	WLS: L	BF: 5	H: 1	R: 2	ER: 2	SO: 0	BB: 1	IBB: 0	HBP: 1	BLK: 0	WP: 0	HR: 0	S: 12	P: 25	ERA: 27.00	WHIP: 3.000				
D.J. Carrasco, R (8, 1) ERA: 3.58	IP: 0.1	WLS: B	BF: 3	H: 2	R: 0	ER: 0	SO: 1	BB: 0	IBB: 0	HBP: 0	BLK: 0	WP: 0	HR: 0	S: 10	P: 15	ERA: 0.00	WHIP: 6.000				
Jeremy Affeldt, L (9, 1) ERA: 5.09	IP: 0.2	WLS: L	BF: 7	H: 4	R: 4	ER: 4	SO: 1	BB: 1	IBB: 0	HBP: 0	BLK: 1	WP: 0	HR: 0	S: 24	P: 36	ERA: 54.00	WHIP: 7.500				
Jimmy Serrano, R (9, 1) ERA: 4.78	IP: 0.1	WLS: L	BF: 1	H: 0	R: 0	ER: 0	SO: 0	BB: 0	IBB: 0	HBP: 0	BLK: 0	WP: 0	HR: 0	S: 4	P: 7	ERA: 0.00	WHIP: 0.000				

Cleveland Indians @ Kansas City Royals
Kauffman Stadium, Kansas City, MO

Mon Sep 27 2004, 7:10 PM CDT
Att. 11,544 - Sunny - 72 F

livebaseballscorecards.com

AB	37
R	6
H	11
RBI	6
BB	4
SO	7
LOB	15



Batter	1	2	3	4	5	6	7	8	9	AB R H RBI BB SO LOB
9 David DeJesus, L OBP: 0.357, SLG: 0.396 (1, 8)	0-1 G3		1-2 F8			2-1 HR		2-2 F8		4 1 1 1 0 0 0
4 Angel Berroa, R OBP: 0.307, SLG: 0.382 (1, 6)	3-2 G4-3		1-2 F8			0-0 CS 1B		2-2 P3		4 0 1 0 0 0 0
Joe Randa, R OBP: 0.348, SLG: 0.417 (1, 5)	3-2 E9 1B		3-1 G6-3			3-2 L6 1-2			1-3 K	4 0 1 0 0 1 1
Matt Stairs, L OBP: 0.345, SLG: 0.462 (1, 3)	4-1 BB			1-1 G1-3		1-1 2B			3-1 F7	3 0 1 0 1 0 0
Abraham Nunez, S OBP: 0.302, SLG: 0.337 (1, 9)	0-3 K			1-1 G4-3		3-0 G1-3			2-1 F8	4 0 0 0 0 1 3
Calvin Pickering, L OBP: 0.350, SLG: 0.524 (1, 10)		4-1 FC3-5 1B BB		2-1 G5-3			1-1 G6-3			2 0 0 0 1 0 0
Dee Brown, L OBP: 0.294, SLG: 0.354 (1, 7)		0-0 FC3-5 1B			0-2 F8		1-0 G4-3			3 0 1 0 0 0 0
Alberto Castillo, R OBP: 0.360, SLG: 0.372 (1, 2)		1-1 FC3-5 G1-6-3 1-2 2-3f			2-1 G1-3		2-3 K			3 0 0 0 0 1 2
Ruben Gotay, S OBP: 0.322, SLG: 0.353 (1, 4)		3-2 G1-6-3 1-2f			0-2 F8			1-3 K		3 0 0 0 0 1 2

Inning Stats	R: 0	H: 1	E: 1	LOB: 2	K: 1	BB: 1	S: 12	P: 22
	R: 0	H: 1	E: 0	LOB: 1	K: 0	BB: 1	S: 8	P: 16
	R: 0	H: 0	E: 0	LOB: 0	K: 0	BB: 0	S: 8	P: 13
	R: 0	H: 0	E: 0	LOB: 0	K: 0	BB: 0	S: 6	P: 10
	R: 0	H: 0	E: 0	LOB: 0	K: 0	BB: 0	S: 8	P: 10
	R: 1	H: 3	E: 0	LOB: 1	K: 0	BB: 0	S: 11	P: 19
	R: 0	H: 0	E: 0	LOB: 0	K: 1	BB: 0	S: 6	P: 10
	R: 0	H: 0	E: 0	LOB: 0	K: 1	BB: 0	S: 9	P: 14

PITCHER	IP	WLS	BF	H	R	ER	SO	BB	IBB	HBP	BLK	WP	HR	S	P	ERA	WHIP
37 Jake Westbrook, R ERA: 3.28	7.0	W	26	5	1	1	2	2	0	0	0	0	1	59	100	1.29	1.000
Bob Howry, R ERA: 2.38	1.0	H	3	0	0	0	1	0	0	0	0	0	0	9	14	0.00	0.000
63 Rafael Betancourt, R ERA: 4.08	1.0		3	0	0	0	1	0	0	0	0	0	0	8	14	0.00	0.000

BOTTOM

Cleveland Indians @ Kansas City Royals
Kauffman Stadium, Kansas City, MO
 Mon Sep 27 2004, 7:10 PM CDT
 Att: 11,544 - Sunny - 72 F

livebaseballscorecards.com

AB	30
R	1
H	5
RBI	1
BB	2
SO	4
LOB	8



WP	PA	3B	DP	HR	SAC	HBP
0	32	0	1	1	0	0

Batter	1	2	3	4	5	6	7	8	9	AB R H RBI BB SO LOB	TOP											
Ronnie Belliard, R (1, 10) OBP: 0.346, SLG: 0.418	0-0 F9		2-2 F9		0-1 HR		1-1 G6-3			4 1 1 1 0 0 2												
Coco Crisp, S (1, 7) OBP: 0.346, SLG: 0.451	2-3 K		2-3 K		0-0 HR		1-0 F8			4 1 1 0 0 2 2												
Casey Blake, R (1, 5) OBP: 0.357, SLG: 0.496	1-3 K		2-3 K		3-2 HR			2-1 F9		4 1 1 2 0 2 2												
41 Victor Martinez, S (1, 2) OBP: 0.361, SLG: 0.499		2-3 K		0-0 2B	0-0 1B			1-0 F9		4 1 2 0 0 1 0												
Josh Phelps, R (1, 3) OBP: 0.307, SLG: 0.449		2-1 G4-3		1-2 2B	0-1 G5-4-3			1-3 K2-3		3 0 1 1 0 0 1												
Ben Broussard, L (7, 3) OBP: 0.366, SLG: 0.470				2-H	1-2f					1 0 0 0 0 1 0												
Ryan Ludwick, R (1, 9) OBP: 0.317, SLG: 0.459		1-1 HR		1-1 F8		1-2 P3			3-3 K	4 1 1 1 0 1 1												
2 Jhonny Peralta, R (1, 6) OBP: 0.316, SLG: 0.333		3-2 F7		1-0 F9		2-2 G6-3			1-0 1B	4 0 1 0 0 0 1												
24 Grady Sizemore, L (1, 8) OBP: 0.329, SLG: 0.350			0-1 1B	0-1 P5		1-1 F8			1-3 K	4 0 1 0 0 1 2												
Brandon Phillips, R (1, 4) OBP: 0.263, SLG: 0.294			1-2 1B		2-0 F9		0-0 L5		0-0 F8	4 0 1 0 0 0 1												
Inning Stats	R: 0 E: 0 K: 2 S: 8	H: 0 LOB: 0 BB: 0 P: 11	R: 1 E: 0 K: 1 S: 12	H: 1 LOB: 0 BB: 0 P: 20	R: 0 E: 0 K: 2 S: 18	H: 2 LOB: 2 BB: 0 P: 25	R: 1 E: 0 K: 0 S: 10	H: 2 LOB: 1 BB: 0 P: 13	R: 3 E: 0 K: 0 S: 10	H: 4 LOB: 0 BB: 0 P: 15	R: 0 E: 0 K: 0 S: 8	H: 0 LOB: 0 BB: 0 P: 12	R: 0 E: 0 K: 0 S: 4	H: 0 LOB: 0 BB: 0 P: 6	R: 0 E: 0 K: 1 S: 6	H: 0 LOB: 0 BB: 0 P: 10	R: 0 E: 0 K: 2 S: 8	H: 1 LOB: 1 BB: 0 P: 13	1B: 5 2B: 2 3B: 0 HR: 3	SF: 0 SAC: 0 DP: 1 HBP: 0	WP: 0 PB: 0 SB: 0 CS: 0	PA: 36
PITCHER	IP WLS BF H R ER SO BB IBB HBP BLK WP HR S P ERA WHIP																					
Darrell May, L (1, 1) ERA: 5.61	6.0 L 26 9 5 5 5 0 0 0 0 0 0 3 66 96 7.50 1.500																					
Matt Kinney, R (7, 1) ERA: 6.14	3.0 10 1 0 0 3 0 0 0 0 0 0 0 18 29 0.00 0.333																					

Cleveland Indians @ Kansas City Royals
Kauffman Stadium, Kansas City, MO

Tue Sep 28 2004, 7:10 PM CDT
Att. 11,847 - Sunny - 69 F

livebaseballscorecards.com

AB	36
R	5
H	10
RBI	5
BB	0
SO	8
LOB	12



Batter	1	2	3	4	5	6	7	8	9	AB	R	H	RBI	BB	SO	LOB
9 David DeJesus, L OBP: 0.356, SLG: 0.395 (1, 8)	1-1 F7		2-2 F7			2-1 4 BB 1B		2-2 P4		4	0	1	0	0	0	0
4 Angel Berroa, R OBP: 0.309, SLG: 0.384 (1, 6)	1-1 WP 2B			2-2 F9		4-1 BB			0-1 G1-3	3	1	1	0	1	0	0
Joe Randa, R OBP: 0.345, SLG: 0.414 (1, 5)	3-2 F8 2-H			1-1 P4		2-0 F8			2-3 K	4	0	0	0	0	1	2
Matt Stairs, L OBP: 0.342, SLG: 0.457 (1, 3)	1-2 G4-3			1-2 G1-3			3-1 F7		2-0 G3	4	0	0	0	0	0	0
Abraham Nunez, S OBP: 0.302, SLG: 0.337 (1, 9)		0-2 K			0-0 F7		0-0 1B			3	0	1	0	0	1	0
14 John Buck, R OBP: 0.280, SLG: 0.438 (1, 10)		2-3 K			0-3 K		1-2 F9			3	0	0	0	0	2	1
Desi Relaford, S OBP: 0.294, SLG: 0.303 (1, 7)		1-2 L4			2-1 F9		1-1 P6			3	0	0	0	0	0	1
Donnie Murphy, R OBP: 0.174, SLG: 0.304 (1, 4)			0-3 K			1-3 K			2-3 K	3	0	0	0	0	3	0
Paul Phillips, R OBP: 0.333, SLG: 0.200 (1, 2)			2-0 F9			1-3 K			1-1 P4	3	0	0	0	0	1	0

Inning Stats	R: 1	H: 1	E: 0	K: 0	S: 12	LOB: 0	BB: 0	P: 18	R: 0	H: 0	E: 0	K: 2	S: 10	LOB: 0	BB: 0	P: 13	R: 0	H: 0	E: 0	K: 1	S: 7	LOB: 0	BB: 0	P: 11	R: 0	H: 0	E: 0	K: 0	S: 9	LOB: 0	BB: 0	P: 13	R: 0	H: 1	E: 0	K: 2	S: 10	LOB: 2	BB: 1	P: 20	R: 0	H: 1	E: 0	K: 0	S: 8	LOB: 1	BB: 0	P: 13	R: 0	H: 0	E: 0	K: 1	S: 9	LOB: 0	BB: 0	P: 14	R: 0	H: 0	E: 0	K: 1	S: 6	LOB: 0	BB: 0	P: 10	1B: 2	SF: 0	2B: 1	SAC: 0	3B: 0	DP: 0	HR: 0	HBP: 0	WP: 1	PA: 31
--------------	------	------	------	------	-------	--------	-------	-------	------	------	------	------	-------	--------	-------	-------	------	------	------	------	------	--------	-------	-------	------	------	------	------	------	--------	-------	-------	------	------	------	------	-------	--------	-------	-------	------	------	------	------	------	--------	-------	-------	------	------	------	------	------	--------	-------	-------	------	------	------	------	------	--------	-------	-------	-------	-------	-------	--------	-------	-------	-------	--------	-------	--------

PITCHER	IP	WLS	BF	H	R	ER	SO	BB	IBB	HBP	BLK	WP	HR	S	P	ERA	WHIP
31 Cliff Lee, L ERA: 5.55 (1, 1)	6.1	W	23	3	1	1	6	1	0	0	0	1	0	57	89	1.42	0.632
David Riske, R ERA: 3.67 (7, 1)	1.2		5	0	0	0	1	0	0	0	0	0	0	14	21	0.00	0.000
Bob Wickman, R ERA: 4.55 (9, 1)	1.0		3	0	0	0	1	0	0	0	0	0	0	6	10	0.00	0.000

BOTTOM

Cleveland Indians @ Kansas City Royals
Kauffman Stadium, Kansas City, MO
 Tue Sep 28 2004, 7:10 PM CDT
 Att: 11,847 - Sunny - 69 F

livebaseballscorecards.com

AB	30
R	1
H	3
RBI	0
BB	1
SO	8
LOB	4



Batter	1	2	3	4	5	6	7	8	9	AB R H RBI BB SO LOB	TOP											
Matt Lawton, L (1, 9) OBP: 0.366, SLG: 0.421	0-2 G1-3	0-0 G3			1-1 L8	2-1 G4-3			4-1 BB	4 0 0 0 1 0 3												
Omar Vizquel, S (1, 6) OBP: 0.355, SLG: 0.390	3-2 41 1B		3-3 K		1-1 1B		1-2 G3		3-1 L7	5 1 2 0 0 1 2												
Ben Broussard, L (1, 3) OBP: 0.364, SLG: 0.474	2-1 F7		0-0 HR		0-0 G4-3		1-1 G3-1		3-3 K	5 1 1 1 0 1 4												
41 Victor Martinez, S (1, 2) OBP: 0.361, SLG: 0.497	3-1 1-H 1B		3-3 K			2-2 G6-3		2-0 P4		4 0 1 1 0 1 0												
Casey Blake, R (1, 5) OBP: 0.358, SLG: 0.494	3-1 F7		2-1 G6-3		H E HBP		4-2 K2 BB			2 1 0 0 1 0 1												
Coco Crisp, S (1, 7) OBP: 0.344, SLG: 0.448		1-0 F8		0-1 G4-3	2-1 F9		1-2 F7			4 0 0 0 0 0 2												
Josh Phelps, R (1, 10) OBP: 0.309, SLG: 0.453		1-1 24 1B		2-2 F7	1-0 E6 24 2B		3-3 K2			4 1 2 1 0 1 1												
24 Grady Sizemore, L (1, 8) OBP: 0.333, SLG: 0.363		1-0 1 SAFE SAFE		3-2 G3	2-0 1B 2B			1-0 G6-3		4 1 2 1 0 0 0												
Ronnie Belliard, R (1, 4) OBP: 0.347, SLG: 0.419		2-3 K		2-2 G5-3	0-0 S 1B			2-0 BB 1B		4 0 2 1 0 1 2												
Inning Stats	R: 1 E: 0 K: 0 S: 12	H: 2 LOB: 1 BB: 0 P: 23	R: 0 E: 0 K: 1 S: 8	H: 2 LOB: 2 BB: 0 P: 13	R: 1 E: 0 K: 2 S: 9	H: 1 LOB: 0 BB: 0 P: 17	R: 0 E: 0 K: 0 S: 8	H: 0 LOB: 0 BB: 0 P: 13	R: 0 E: 0 K: 0 S: 8	H: 1 LOB: 1 BB: 0 P: 12	R: 3 E: 1 K: 0 S: 11	H: 3 LOB: 1 BB: 0 P: 21	R: 0 E: 0 K: 0 S: 6	H: 0 LOB: 0 BB: 0 P: 10	R: 0 E: 0 K: 1 S: 9	H: 0 LOB: 1 BB: 1 P: 17	R: 0 E: 0 K: 1 S: 8	H: 1 LOB: 2 BB: 1 P: 21	1B: 7 2B: 3 3B: 0 HR: 1	SF: 0 SAC: 0 DP: 1 HBP: 1	WP: 0 PB: 0 SB: 2 CS: 0	PA: 39
PITCHER	IP WLS BF H R ER SO BB IBB HBP BLK WP HR S P ERA WHIP												PITCHER	IP WLS BF H R ER SO BB IBB HBP BLK WP HR S P ERA WHIP								
Mike Wood, R (1, 1) ERA: 5.94	5.2 L 27 9 5 5 3 0 0 1 0 0 0 1 54 95 7.94 1.588																					
Dennys Reyes, L (6, 1) ERA: 4.79	2.1 7 0 0 0 1 1 0 0 0 0 0 0 17 31 0.00 0.429																					
Mike MacDougal, R (9, 1) ERA: 6.1	1.0 5 1 0 0 1 1 0 0 0 0 0 0 8 21 0.00 2.000																					

Cleveland Indians @ Kansas City Royals
Kauffman Stadium, Kansas City, MO

Wed Sep 29 2004, 7:10 PM CDT
Att. 11,193 - Sunny - 68 F

livebaseballscorecards.com

AB	36
R	5
H	10
RBI	5
BB	2
SO	5
LOB	15



Batter	1	2	3	4	5	6	7	8	9	AB R H RBI BB SO LOB
9 David DeJesus, L OBP: 0.357, SLG: 0.396 (1, 8)	1-1 G4-3	4-2 G6-3 BB		3-2 F7		3-2 G1-3			2-1 2B	4 0 1 0 1 0 0
4 Angel Berroa, R OBP: 0.310, SLG: 0.384 (1, 6)	0-1 BB 1B	1-1 F9		0-1 FC5-4 1B		2-3 K			1-2 G1-3	5 0 2 0 0 1 4
Joe Randa, R OBP: 0.344, SLG: 0.412 (1, 5)	1-0 BB 1B	2-2 G6-3		0-1 FC5-4 1B		0-0 P4			0-3 K	5 0 1 1 0 1 4
Matt Stairs, L OBP: 0.344, SLG: 0.458 (1, 3)	0-0 F7	4-0 BB		2-2 1B		2-1 1B			0-0 P6	4 0 2 0 1 0 3
Abraham Nunez, S OBP: 0.302, SLG: 0.333 (1, 9)	4-2 BB	1-0 G3		1-0 F8		1-3 K				3 0 0 0 1 1 6
Calvin Pickering, L OBP: 0.339, SLG: 0.505 (1, 10)	2-0 G4-3		3-3 K		2-3 K				2-3 K	4 0 0 0 0 3 4
14 John Buck, R OBP: 0.280, SLG: 0.434 (1, 2)		1-0 1B 1B	0-3 K		0-1 G6-3			3-2 G5-3		4 1 1 0 0 1 0
Alexis Gomez, L OBP: 0.323, SLG: 0.310 (1, 7)		2-1 BB 1B G6-3 1B	0-0 1B		0-1 F7			0-3 K		4 1 2 0 0 1 0
Donnie Murphy, R OBP: 0.185, SLG: 0.296 (1, 4)		0-2 G6-3 9 BB 1B	1-0 L8		1-1 P5			2-2 L3		4 0 1 1 0 0 1

Inning Stats	R: 0 E: 0 K: 10 S: 10	H: 2 LOB: 3 BB: 1 P: 18	R: 2 E: 0 K: 14 S: 14	H: 3 LOB: 3 BB: 2 P: 29	R: 0 E: 0 K: 9 S: 9	H: 1 LOB: 1 BB: 0 P: 12	R: 0 E: 0 K: 11 S: 11	H: 2 LOB: 2 BB: 0 P: 17	R: 0 E: 0 K: 7 S: 7	H: 0 LOB: 0 BB: 0 P: 9	R: 0 E: 0 K: 1 S: 8	H: 0 LOB: 0 BB: 0 P: 14	R: 0 E: 0 K: 2 S: 9	H: 1 LOB: 1 BB: 0 P: 14	R: 0 E: 0 K: 10 S: 10	H: 0 LOB: 0 BB: 0 P: 15	R: 0 E: 0 K: 11 S: 11	H: 1 LOB: 1 BB: 0 P: 14	1B: 9 2B: 1 3B: 0 HR: 0	SF: 0 SAC: 0 DP: 0 HBP: 0
--------------	--------------------------------	----------------------------------	--------------------------------	----------------------------------	------------------------------	----------------------------------	--------------------------------	----------------------------------	------------------------------	---------------------------------	------------------------------	----------------------------------	------------------------------	----------------------------------	--------------------------------	----------------------------------	--------------------------------	----------------------------------	----------------------------------	------------------------------------

PITCHER	IP	WLS	BF	H	R	ER	SO	BB	IBB	HBP	BLK	WP	HR	S	P	ERA	WHIP
Kyle Denney, R ERA: 9.56 (1, 1)	4.0		23	8	2	2	2	3	0	0	0	0	0	44	76	4.50	2.750
Cliff Bartosh, L ERA: 4.82 (5, 1)	1.0	W	3	0	0	0	1	0	0	0	0	0	0	7	9	0.00	0.000
59 Matt Miller, R ERA: 3.23 (6, 1)	1.0	H	3	0	0	0	1	0	0	0	0	0	0	8	14	0.00	0.000
63 Rafael Betancourt, R ERA: 4.02 (7, 1)	1.0	H	4	1	0	0	2	0	0	0	0	0	0	9	14	0.00	1.000
Bob Howry, R ERA: 2.32 (8, 1)	1.0	H	3	0	0	0	1	0	0	0	0	0	0	10	15	0.00	0.000


BOTTOM

Cleveland Indians @ Kansas City Royals
Kauffman Stadium, Kansas City, MO

Wed Sep 29 2004, 7:10 PM CDT
Att. 11,193 - Sunny - 68 F

livebaseballscorecards.com

AB	37
R	2
H	10
RBI	2
BB	3
SO	8
LOB	22



WP: 0 PA: 40
PB: 0
SB: 0
CS: 0

Chicago White Sox @ Kansas City Royals
 Kauffman Stadium, Kansas City, MO

Thu Sep 30 2004, 7:10 PM CDT
 Att. 11,507 - Cloudy - 76 F

AB	39
R	9
H	12
RBI	9
BB	5
SO	2
LOB	16



Batter	1	2	3	4	5	6	7	8	9	AB R H RBI BB SO LOB
Aaron Rowand, R (1, 8) OBP: 0.363, SLG: 0.544	1-1 F9		1-0 G6-3		1-0 F8		1-1 P6	0-0 HR		5 1 1 3 0 0 2
5 Juan Uribe, R (1, 4) OBP: 0.325, SLG: 0.508 (8, 6)	1-2 L6			0-0 HR	2-0 1B		1-1 1B	0-2 P6		5 1 3 2 0 0 0
Carlos Lee, R (1, 7) OBP: 0.371, SLG: 0.532	3-1 1B			2-2 14 F9 1B	1-0 F7		1-0 P6		4-1 14 2B BB	4 1 2 0 1 0 3
14 Paul Konerko, R (1, 3) OBP: 0.360, SLG: 0.542	2-3 K			0-0 F9	1-2 F9	2-2 G6-3		1-2 F8	3-2 BB 1-H 2B	5 0 1 1 0 1 2
24 Joe Crede, R (1, 5) OBP: 0.299, SLG: 0.420				0-1 F9	1-2 G6-3			0-0 G4-3 1B	3-2 F8	5 1 1 0 0 0 2
Jose Valentin, S (1, 10) OBP: 0.284, SLG: 0.465				2-1 G6-3		4-2 S BB		0-0 G4-3	4-2 PB 1B BB 2-3	3 0 0 0 2 0 2
Jamie Burke, R (1, 2) OBP: 0.388, SLG: 0.410				1-2 G4-3		4-1 F8 5 1B BB	2-0 G6-3	3-2 1B 1B	0-1 PB 1B	4 2 2 1 1 0 1
Joe Borchard, S (1, 9) OBP: 0.243, SLG: 0.325				0-0 F9	1-0 F8		3-2 HR	4-0 1B HR IBB	3-3 K	4 2 1 1 1 1 3
Wilson Valdez, R (1, 6) OBP: 0.263, SLG: 0.333 Willie Harris, L (8, PH) OBP: 0.338, SLG: 0.316 (8, 4)				2-0 G1-3	1-0 E1 5 1B		0-1 G4-3	2-2 HR 1B		3 0 0 0 0 0 1 1 1 1 1 0 0 0

Inning Stats	R: 0 E: 0 K: 1 S: 12	H: 1 LOB: 1 BB: 0 P: 19	R: 0 E: 0 K: 0 S: 5	H: 0 LOB: 0 BB: 0 P: 7	R: 0 E: 0 K: 0 S: 3	H: 0 LOB: 0 BB: 0 P: 6	R: 1 E: 0 K: 0 S: 9	H: 2 LOB: 1 BB: 0 P: 13	R: 1 E: 1 K: 0 S: 6	H: 1 LOB: 2 BB: 1 P: 16	R: 0 E: 0 K: 0 S: 9	H: 0 LOB: 1 BB: 1 P: 18	R: 1 E: 0 K: 0 S: 10	H: 2 LOB: 1 BB: 0 P: 16	R: 5 E: 0 K: 0 S: 18	H: 4 LOB: 0 BB: 1 P: 28	R: 1 E: 0 K: 1 S: 15	H: 2 LOB: 2 BB: 2 P: 32	1B: 8 2B: 1 3B: 0 HR: 3	SF: 0 SAC: 0 DP: 0 HBP: 0	WP: 0 PB: 1 SB: 1 CS: 0	PA: 44
--------------	-------------------------------	----------------------------------	------------------------------	---------------------------------	------------------------------	---------------------------------	------------------------------	----------------------------------	------------------------------	----------------------------------	------------------------------	----------------------------------	-------------------------------	----------------------------------	-------------------------------	----------------------------------	-------------------------------	----------------------------------	----------------------------------	------------------------------------	----------------------------------	--------

PITCHER	IP	WLS	BF	H	R	ER	SO	BB	IBB	HBP	BLK	WP	HR	S	P	ERA	WHIP
Chris George, L (1, 1) ERA: 7.23	4.2		20	4	2	1	1	1	0	0	0	0	1	34	59	1.93	1.071
Shawn Camp, R (5, 1) ERA: 3.66	2.1	L	10	2	1	1	0	1	0	0	0	0	1	20	36	3.86	1.286
D.J. Carrasco, R (8, 1) ERA: 4.98	1.2		13	6	6	6	0	2	1	0	0	0	1	29	53	32.40	4.800
Matt Kinney, R (9, 1) ERA: 6.12	0.1		1	0	0	0	1	0	0	0	0	0	0	4	7	0.00	0.000

PITCHER	IP	WLS	BF	H	R	ER	SO	BB	IBB	HBP	BLK	WP	HR	S	P	ERA	WHIP
---------	----	-----	----	---	---	----	----	----	-----	-----	-----	----	----	---	---	-----	------

Batter	1	2	3	4	5	6	7	8	9	AB R H RBI BB SO LOB
9 David DeJesus, L OBP: 0.355, SLG: 0.397 (1, 8)	1-3 K ①		1-2 G3 ①			0-3 K ①			0-0 F7 2B	4 0 1 0 0 2 0
4 Angel Berroa, R OBP: 0.307, SLG: 0.381 (1, 6)	1-1 P6 ②		0-0 G6-3 ②			0-0 G5-3 ②			1-0 G6-3 ①	4 0 0 0 0 0 1
Joe Randa, R OBP: 0.341, SLG: 0.408 (1, 5)	1-1 G5-3 ③		3-2 F8 ③			3-2 F9 ③			0-1 F7 ②	4 0 0 0 0 0 1
Matt Stairs, L OBP: 0.344, SLG: 0.458 (1, 3)		0-1 1B 14 E 2B		2-3 K ①		2-3 K ①			2-2 F7 ③	4 1 1 0 0 2 1
Abraham Nunez, S OBP: 0.299, SLG: 0.330 (1, 9)		1-2 G6-3 ①		1-3 K ②		1-3 K ②				3 0 0 0 0 2 1
Calvin Pickering, L OBP: 0.338, SLG: 0.500 (1, 10)		2-1 14 E 2B 1B		2-3 K ③		1-2 G4-3 ③				3 1 1 0 0 1 0
14 John Buck, R OBP: 0.276, SLG: 0.429 (1, 2)		1-1 FC5 2B		0-0 G5-3 ①				2-2 G5-3 ①		3 0 0 0 0 0 1
Desi Relaford, S OBP: 0.295, SLG: 0.306 (1, 7)		0-1 P6-4 1-3 2-H 2B		2-3 K ②				0-1 P2 ②		3 0 1 1 0 1 0
Ruben Gotay, S OBP: 0.316, SLG: 0.345 (1, 4)		0-2 P6-4 2-2f ② ③		1-1 L5 ③				1-2 G3-1 ③		3 0 0 0 0 0 2

Inning Stats	R: 0	H: 0	E: 0	K: 1	S: 8	R: 2	H: 3	E: 1	K: 0	S: 15	R: 0	H: 0	E: 0	K: 0	S: 8	R: 0	H: 0	E: 0	K: 3	S: 10	R: 0	H: 0	E: 0	K: 1	S: 6	R: 0	H: 0	E: 0	K: 2	S: 11	R: 0	H: 0	E: 0	K: 0	S: 10	R: 0	H: 1	E: 0	K: 0	S: 8	1B: 1	SF: 0	2B: 4	SAC: 0	3B: 0	DP: 1	HR: 0	HBP: 0	WP: 0	PA: 31
56 Mark Buehrle, L ERA: 3.89 (1, 1)	IP	WLS	BF	H	R	ER	SO	BB	IBB	HBP	BLK	WP	HR	S	P	ERA	WHIP																																	
											9.0	W	31	4	2	1	8	0	0	0	0	0	0	83	115	1.00	0.444																							

BOTTOM

Chicago White Sox @ Kansas City Royals
Kauffman Stadium, Kansas City, MO

Thu Sep 30 2004, 7:10 PM CDT
Att: 11,507 - Cloudy - 76 F

livebaseballscorecards.com

AB	31
R	2
H	4
RBI	1
BB	0
SO	8
LOB	7



BOTTOM

Chicago White Sox @ Kansas City Royals
Kauffman Stadium, Kansas City, MO

livebaseballscorecards.com

AB	32
R	2
H	7
RBI	2
BB	5
SO	3
LOB	17



WP:	1	PA:	39
PB:	0	SB:	0
CS:	0		

Fri Oct 01 2004, 7:10 PM CDT
Att. 14,766 - Overcast - 57 F

AB R H RBI BB SO LOB

5	1	2	0	0	0	0
4	0	1	0	0	1	1
4	0	2	0	1	0	4
3	0	0	0	1	0	2
2	1	0	1	2	1	2
3	0	0	0	0	0	3
4	0	0	0	0	1	2
3	0	1	1	1	0	0
0	0	0	0	0	0	0
0	0	0	0	0	0	0
4	0	1	0	0	0	3

Batter	1	2	3	4	5	6	7	8	9
9 David DeJesus, L OBP: 0.356, SLG: 0.400	1-1 BB FC4-6 2B	0-2 HBP 1B			0-0 F7		2-2 G3		3-2 F8
Desi Relaford, S OBP: 0.296, SLG: 0.305	3-1 F7	3-2 HBP 1B			2-3 K		3-2 P3		0-2 G6-4-3 1B
Joe Randa, R OBP: 0.343, SLG: 0.409	4-1 FC4-6 BB BB	1-1 G5-3			0-2 WP 1B		3-2 1B		1-1 G6-4-3 1-2f
Matt Stairs, L OBP: 0.343, SLG: 0.455	4-2 FC4-6 BB		1-1 G5-3		1-1 G4-3		3-2 F7		
Calvin Pickering, L OBP: 0.343, SLG: 0.491	2-0 FC4-6 1-2f 2-3 3-H		3-3 K			4-2 F9 4 SH5-3 1B BB		4-1 BB BB	
4 Angel Berroa, R OBP: 0.306, SLG: 0.379	1-0 G1-3		1-2 L4		0-0 SH5-3		1-0 F8		
Abraham Nunez, S OBP: 0.295, SLG: 0.325		2-2 G6-3		1-3 K	1-1 F9		3-2 F7		
Alberto Castillo, R OBP: 0.365, SLG: 0.371		3-2 G1-3		0-0 L5	2-2 1B		4-2 BB BB		
Wilton Guerrero, S OBP: 0.219, SLG: 0.281					3-H 1B		1-2 BB		
14 John Buck, R OBP: 0.276, SLG: 0.429									
Ruben Gotay, S OBP: 0.314, SLG: 0.343		1-2 9 1B 1B		2-0 F8		1-1 F8		0-2 G6-3	

Inning Stats	R: 1	H: 1	E: 0	K: 0	S: 10	LOB: 2	BB: 2	P: 25	R: 0	H: 2	E: 0	K: 0	S: 17	LOB: 3	BB: 0	P: 27	R: 0	H: 0	E: 0	K: 1	S: 9	LOB: 0	BB: 0	P: 14	R: 0	H: 0	E: 0	K: 1	S: 5	LOB: 0	BB: 0	P: 8	R: 0	H: 1	E: 0	K: 1	S: 11	LOB: 1	BB: 0	P: 14	R: 1	H: 1	E: 0	K: 0	S: 12	LOB: 1	BB: 1	P: 20	R: 0	H: 1	E: 0	K: 0	S: 15	LOB: 1	BB: 0	P: 26	R: 0	H: 0	E: 0	K: 0	S: 11	LOB: 2	BB: 2	P: 23	R: 0	H: 1	E: 0	K: 0	S: 8	LOB: 0	BB: 0	P: 12	1B: 6	SF: 0	2B: 1	SAC: 1	3B: 0	DP: 1	HR: 0	HBP: 1	WP: 1	PA: 39
--------------	------	------	------	------	-------	--------	-------	-------	------	------	------	------	-------	--------	-------	-------	------	------	------	------	------	--------	-------	-------	------	------	------	------	------	--------	-------	------	------	------	------	------	-------	--------	-------	-------	------	------	------	------	-------	--------	-------	-------	------	------	------	------	-------	--------	-------	-------	------	------	------	------	-------	--------	-------	-------	------	------	------	------	------	--------	-------	-------	-------	-------	-------	--------	-------	-------	-------	--------	-------	--------

PITCHER	IP	WLS	BF	H	R	ER	SO	BB	IBB	HBP	BLK	WP	HR	S	P	ERA	WHIP
Jon Garland, R ERA: 4.89	(1, 1)	6.0	W	27	5	2	2	3	3	0	0	1	0	64	108	3.00	1.333
Damaso Marte, L ERA: 3.42	(7, 1)	1.0	H	5	1	0	0	1	0	0	0	0	0	16	31	0.00	2.000
Jon Adkins, R ERA: 4.65	(8, 1)	1.0	H	4	0	0	0	1	0	0	0	0	0	10	18	0.00	1.000
Shingo Takatsu, R ERA: 2.35	(9, 1)	1.0	S	3	1	0	0	0	0	0	0	0	0	8	12	0.00	1.000

Batter	1	2	3	4	5	6	7	8	9	AB R H RBI BB SO LOB	TOP																				
Aaron Rowand, R OBP: 0.361, SLG: 0.544 (1, 8) B X	2-0 HR		2-1 G6-4-3 1-2f			3-2 G1-6-3 1B		0-2 F9		4 1 2 1 0 0 2																					
Ross Gload, L OBP: 0.378, SLG: 0.478 (1, 3) F F C	1-3 K			3-3 K		0-0 G1-6-3 1-2f		1-1 14 G5-3 1B		4 0 1 0 0 2 1																					
Carlos Lee, R OBP: 0.369, SLG: 0.529 (1, 7) C B F F B B T F	3-2 K			2-1 L6			0-0 G5-3		2-1 F7	4 0 0 0 0 1 1																					
14 Paul Konerko, R OBP: 0.359, SLG: 0.538 (1, 10) B X	1-0 F7			2-1 G5-3			1-1 G1-3		1-0 G5-3 1-2	4 0 0 0 0 0 1																					
Jose Valentin, S OBP: 0.287, SLG: 0.473 (1, 6) C B B B B		4-2 24 G4-6-3 BB			2-2 HR		1-1 2B		3-1 L7	3 1 2 1 1 0 1																					
24 Joe Crede, R OBP: 0.299, SLG: 0.420 (1, 5) F B X		1-1 G4-6-3 1-2f			3-2 P3		0-0 P4			3 0 0 0 0 0 2																					
Joe Borchard, S OBP: 0.240, SLG: 0.315 (1, 9) B X		1-0 F9			2-1 G4-3			0-0 L4		3 0 0 0 0 0 0																					
Jamie Burke, R OBP: 0.386, SLG: 0.408 (1, 2) C B B B X			3-1 G6-4-3 1B		2-1 G1-3			2-3 K		3 0 1 0 0 1 0																					
Wilson Valdez, R OBP: 0.268, SLG: 0.333 (1, 4) C X			0-1 F8			0-0 F9		0-1 1B		3 0 1 0 0 0 1																					
Inning Stats	R: 1 E: 0 K: 2 S: 11	H: 1 LOB: 0 BB: 0 P: 18	R: 0 E: 0 K: 0 S: 5	H: 0 LOB: 0 BB: 1 P: 11	R: 0 E: 0 K: 0 S: 6	H: 1 LOB: 0 BB: 0 P: 11	R: 0 E: 0 K: 1 S: 9	H: 0 LOB: 0 BB: 0 P: 16	R: 1 E: 0 K: 0 S: 11	H: 1 LOB: 0 BB: 0 P: 20	R: 0 E: 0 K: 0 S: 5	H: 1 LOB: 0 BB: 0 P: 8	R: 0 E: 0 K: 0 S: 6	H: 1 LOB: 1 BB: 0 P: 8	R: 0 E: 0 K: 1 S: 9	H: 1 LOB: 1 BB: 0 P: 11	R: 0 E: 0 K: 0 S: 7	H: 1 LOB: 1 BB: 0 P: 14	1B: 4 2B: 1 3B: 0 HR: 2	SF: 0 SAC: 0 DP: 3 HBP: 0	WP: 0 PB: 0 SB: 0 CS: 0	PA: 32									
PITCHER Brian Anderson, L ERA: 5.64 (1, 1)	IP 9.0	WLS W	BF 32	H 7	R 2	ER 2	SO 4	BB 1	IBB 0	HBP 0	BLK 0	WP 0	HR 2	S 69	P 117	ERA 2.00	WHIP 0.889														
											PITCHER	IP	WLS	BF	H	R	ER	SO	BB	IBB	HBP	BLK	WP	HR	S	P	ERA	WHIP			

Chicago White Sox @ Kansas City Royals
Kauffman Stadium, Kansas City, MO
Sat Oct 02 2004, 6:10 PM CDT
Att. 16,028 - Sunny - 60 F

AB	31
R	2
H	7
RBI	2
BB	1
SO	4
LOB	9



Batter	1	2	3	4	5	6	7	8	9	AB R H RBI BB SO LOB	TOP											
Willie Harris, L (1, 8) OBP: 0.343, SLG: 0.323	3-2 F7 5 1B SF9 1B	2-2 CS 1-2	2-2 14 WP 1B	3-3 K			4-1 5 WP BB	2-2 2-H 1B		4 1 3 1 1 1 1												
5 Juan Uribe, R (1, 4) OBP: 0.327, SLG: 0.506	1-1 SF9 14 BB 1B		1-3 K			1-3 K	4-0 14 BB BB	0-1 F7		4 0 1 0 1 2 2												
Carlos Lee, R (1, 7) OBP: 0.366, SLG: 0.525	0-1 F7		3-2 P4			1-0 F8	0-0 P2		0-0 G3	5 0 0 0 0 0 5												
14 Paul Konerko, R (1, 10) OBP: 0.359, SLG: 0.535	4-2 1B BB		3-2 F8			3-2 F9	4-1 FC5-4 BB		2-1 G5-3	3 0 0 0 2 0 1												
Ross Gload, L (1, 3) OBP: 0.375, SLG: 0.479	1-2 SF9			0-0 24 1B 1B 2B			1-1 G1-3	0-0 FC5-4	2-3 K	4 1 1 1 0 1 3												
24 Joe Crede, R (1, 5) OBP: 0.299, SLG: 0.418	1-1 L4			0-0 SH3 1B G4-3 1B			0-0 G5-3		0-0 F8	4 1 1 0 0 0 2												
Joe Borchard, S (1, 9) OBP: 0.249, SLG: 0.338				0-1 G4-3 SH3 1B			2-0 S 1B		1-0 HR	4 1 3 2 0 0 0												
Ben Davis, S (1, 2) OBP: 0.256, SLG: 0.347				0-0 SH3			2-3 K2-3		0-0 1B 2B	3 1 1 0 0 1 1												
Wilson Valdez, R (1, 6) OBP: 0.267, SLG: 0.326				1-1 G4-3			0-0 G1-3		1-2 P3	4 0 1 1 0 0 2												
Inning Stats	R: 1 E: 0 K: 0 S: 18	H: 2 LOB: 2 BB: 1 P: 28	R: 0 E: 0 K: 0 S: 9	H: 1 LOB: 0 BB: 0 P: 12	R: 0 E: 0 K: 1 S: 14	H: 1 LOB: 1 BB: 0 P: 22	R: 2 E: 0 K: 1 S: 13	H: 3 LOB: 1 BB: 0 P: 17	R: 0 E: 0 K: 1 S: 7	H: 0 LOB: 0 BB: 0 P: 12	R: 0 E: 0 K: 1 S: 7	H: 1 LOB: 1 BB: 0 P: 12	R: 0 E: 0 K: 0 S: 5	H: 0 LOB: 3 BB: 3 P: 17	R: 2 E: 0 K: 0 S: 11	H: 3 LOB: 1 BB: 0 P: 15	R: 0 E: 0 K: 1 S: 6	H: 0 LOB: 0 BB: 0 P: 10	1B: 8 2B: 2 3B: 0 HR: 1	SF: 1 SAC: 1 DP: 0 HBP: 0	WP: 3 PB: 0 SB: 1 CS: 1	PA: 42
PITCHER	IP WLS BF H R ER SO BB IBB HBP BLK WP HR S P ERA WHIP																					
23 Zack Greinke, R (1, 1) ERA: 3.97	5.0 L 22 7 3 3 3 1 0 0 0 0 1 0 61 91 5.40 1.600																					
D.J. Carrasco, R (6, 1) ERA: 4.84	1.0 4 1 0 0 1 0 0 0 0 0 0 0 7 12 0.00 1.000																					
Mike MacDougal, R (7, 1) ERA: 5.56	1.0 6 0 0 0 0 3 0 0 0 0 1 0 5 17 0.00 3.000																					
Shawn Camp, R (8, 1) ERA: 3.92	0.1 3 2 2 2 0 0 0 0 0 0 0 1 3 4 54.00 6.000																					
Jimmy Serrano, R (8, 1) ERA: 4.68	0.2 3 1 0 0 0 0 0 0 0 0 0 0 8 11 0.00 1.500																					
PITCHER	IP WLS BF H R ER SO BB IBB HBP BLK WP HR S P ERA WHIP																					
Jeremy Affeldt, L (9, 1) ERA: 4.95	1.0 3 0 0 0 1 0 0 0 0 0 0 0 6 10 0.00 0.000																					

Chicago White Sox @ Kansas City Royals
Kauffman Stadium, Kansas City, MO
Sun Oct 03 2004, 1:10 PM CDT
Att. 14,586 - Sunny - 70 F

AB	35
R	5
H	11
RBI	5
BB	4
SO	5
LOB	17



livebaseballscorecards.com

