


# Kansas City Royals - 2004

Batter	1	2	3	4	5	6	7	8	9	AB	R	H	RBI	BB	SO	LOB	TOP									
Willie Harris, L (1,4)	G3	F7			SH2-4		L3		G4-3	4	0	0	0	0	0	2	Chicago White Sox @ Kansas City Royals Kauffman Stadium, Kansas City, MO Mon Apr 05 2004, 2:10 PM CDT Att: 41,575 - Cloudy - 65 F									
Jose Valentin, S (1,6) OBP: 0.200, SLG: 0.400	K		K		K		1B	2B	G1-3	5	1	1	1	0	3	1										
Maglio Ordonez, R (1,9) OBP: 0.250, SLG: 0.250	G4-3		G5-3		G5-3		FC6-4	1B		4	0	1	1	0	0	1										
Frank Thomas, R (1,10) OBP: 0.500, SLG: 0.333		14 2B	K			24 FC5-4	FC6-4	1B		3	1	1	0	1	1	1										
Carlos Lee, R (1,7) OBP: 0.500, SLG: 1.250		14 2B			HR		P4		K	4	2	1	0	1	1											
14 Paul Konerko, R (1,3) OBP: 0.750, SLG: 1.000		G4-3			G1-6-3		L9		S	4	1	3	2	0	0	1										
24 Joe Crede, R (1,5)		HR			1B		L9		1B	4	0	0	0	0	1	4										
Aaron Rowand, R (1,8) OBP: 0.250, SLG: 0.250		K			F8		FC5-4		F9	4	0	0	0	0	1	4										
Sandy Alomar Jr., R (1,2) OBP: 0.750, SLG: 1.500		G4-3			G1-6-3		1B	2B	K	4	1	1	0	0	1	3										
		HR					SH2-4		G6-3	4	1	3	2	0	0	0	<div style="text-align: right;">  </div>									
<b>Inning Stats</b>	R: 0 E: 0 K: 1 S: 8	H: 0 LOB: 0 BB: 0 P: 13	R: 4 E: 0 K: 1 S: 15	H: 4 LOB: 0 BB: 0 P: 24	R: 0 E: 0 K: 2 S: 14	H: 0 LOB: 0 BB: 0 P: 22	R: 1 E: 0 K: 0 S: 10	H: 2 LOB: 0 BB: 0 P: 18	R: 0 E: 0 K: 1 S: 8	H: 1 LOB: 1 BB: 0 P: 17	R: 0 E: 0 K: 0 S: 9	H: 0 LOB: 1 BB: 1 P: 16	R: 2 E: 0 K: 0 S: 14	H: 4 LOB: 1 BB: 0 P: 18	R: 0 E: 0 K: 2 S: 12	H: 1 LOB: 1 BB: 0 P: 17		R: 0 E: 0 K: 0 S: 6	H: 0 LOB: 0 BB: 0 P: 11	1B: 8 2B: 3 3B: 0 HR: 2	SF: 0 SAC: 1 DP: 2 HBP: 0	WP: 0 PB: 0 SB: 1 CS: 0	PA: 38			
<b>PITCHER</b>	IP	WLS	BF	H	R	ER	SO	BB	IBB	HBP	BLK	WP	HR	S	P	ERA		WHIP								
Brian Anderson, L (1,1) ERA: 9.0	5.0		21	7	5	5	5	0	0	0	0	0	2	55	94	9.00		1.400								
Shawn Camp, R (6,1) ERA: 9.0	2.0		10	4	2	2	0	1	0	0	0	0	0	23	34	9.00		2.500								
Nate Field, R (8,1) ERA: 9.0	1.0		4	1	0	0	2	0	0	0	0	0	0	12	17	0.00		1.000								
D.J. Carrasco, R (9,1) ERA: 9.0	1.0	W	3	0	0	0	0	0	0	0	0	0	0	6	11	0.00		0.000								

Batter	1	2	3	4	5	6	7	8	9	AB	R	H	RBI	BB	SO	LOB	BOTTOM								
4 Angel Berroa, R (1,6) OBP: 0.200, SLG: 0.200	G2-3		G1-6-3		L7			K	HR	5	1	1	0	0	1	2	Chicago White Sox @ Kansas City Royals Kauffman Stadium, Kansas City, MO Mon Apr 05 2004, 2:10 PM CDT Att: 41,575 - Cloudy - 65 F								
Carlos Beltrán, S (1,8) OBP: 0.400, SLG: 1.000	F9		F9			G5-4-3	F9	F9	HR	5	1	2	2	0	0	1									
29 Mike Sweeney, R (1,3) OBP: 0.250, SLG: 0.500	K				F8		F9			4	0	1	0	0	1	1									
Juan Gonzalez, R (1,9) OBP: 0.500, SLG: 0.500		FC6-4			G6-4-3		G5-4-3	G5-3		4	1	2	0	0	0	2									
Joe Randa, R (1,5) OBP: 0.500, SLG: 0.333		L9			G6-4-3		G4-3	G5-3	PB	3	2	1	0	1	0	2									
Ken Harvey, R (1,10) OBP: 0.500, SLG: 0.333		L9			G6-4-3		G4-3	G5-3	2B	3	1	1	0	1	0	1									
Benito Santiago, R (1,2) OBP: 0.500, SLG: 1.500		E1			G5-3		G4-3	G5-3	HR	3	1	1	0	1	0	1									
Aaron Guiel, L (1,7) OBP: 0.250, SLG: 0.250		FC6-5-4			HR		P3	G5-3	HR	4	2	2	3	0	0	2									
Desi Relaford, S (1,4) OBP: 1.000, SLG: 1.000		F7			G3		G4-3	G5-3	HR	4	0	1	1	0	1	3									
Tony Graffanino, R (3, PR)										1	0	1	0	0	0	0									
Matt Stairs, L (9, PH)										1	0	0	0	0	0	0									
Mendy López, R (9, PH) OBP: 1.000, SLG: 4.000										1	1	1	3	0	0	0									
<b>Inning Stats</b>	R: 0 E: 0 K: 1 S: 6	H: 0 LOB: 0 BB: 0 P: 11	R: 1 E: 1 K: 0 S: 10	H: 2 LOB: 1 BB: 0 P: 18	R: 0 E: 0 K: 0 S: 5	H: 1 LOB: 1 BB: 0 P: 7	R: 0 E: 0 K: 0 S: 7	H: 1 LOB: 0 BB: 0 P: 14	R: 1 E: 0 K: 0 S: 16	H: 1 LOB: 1 BB: 1 P: 24	R: 0 E: 0 K: 0 S: 5	H: 1 LOB: 0 BB: 0 P: 8	R: 1 E: 0 K: 1 S: 13	H: 2 LOB: 1 BB: 0 P: 18	R: 0 E: 0 K: 1 S: 9	H: 1 LOB: 1 BB: 0 P: 13	R: 6 E: 0 K: 1 S: 18	H: 4 LOB: 0 BB: 2 P: 37	1B: 8 2B: 2 3B: 0 HR: 3	SF: 0 SAC: 0 DP: 3 HBP: 0	WP: 0 PB: 1 SB: 0 CS: 0	PA: 38			
<b>PITCHER</b>	IP	WLS	BF	H	R	ER	SO	BB	IBB	HBP	BLK	WP	HR	S	P	ERA	WHIP								
56 Mark Buehrle, L (1,1) ERA: 2.7	6.2		26	8	3	2	1	1	0	0	0	0	1	57	93	2.70	1.350								
Cliff Poitte, R (7,1) ERA: 13.5	1.1		7	1	2	2	2	2	0	0	0	0	0	16	30	13.50	2.250								
Billy Koch, R (9,1) ERA: 27.0	0.1	H	2	1	0	0	1	0	0	0	0	0	0	7	10	0.00	3.000								
Damaso Marte, L (9,1) ERA: 9.0	0.0	L	3	3	4	4	0	0	0	0	0	0	2	9	17	∞	∞								





Batter	1	2	3	4	5	6	7	8	9	AB	R	H	RBI	BB	SO	LOB	TOP					
5 Juan Uribe, R (1,4)	G6-3	K		FC5-4			P3			4	0	0	0	0	1	2						
Jose Valentin, S (1,6) OBP: 0.111, SLG: 0.222	K		K		K		P4			4	0	0	0	0	3	0						
Magglio Ordonez, R (1,9) OBP: 0.500, SLG: 1.000	E4		F8		HR					4	1	3	1	0	0	0						
Frank Thomas, R (1,10) OBP: 0.375, SLG: 0.167			F8		K					3	0	0	0	1	1	1						
Carlos Lee, R (1,7) OBP: 0.500, SLG: 1.250	L4		K		HR					4	1	2	1	0	1	3						
14 Paul Konerko, R (1,3) OBP: 0.375, SLG: 0.571		G6-3			F7					3	0	0	0	1	0	0						
24 Joe Crede, R (1,5)		F8		P4			F8			4	0	0	0	0	0	1						
Aaron Rowand, R (1,8) OBP: 0.250, SLG: 0.250				P6			G6-3			4	1	1	0	0	0	1						
Miguel Olivo, R (1,2) OBP: 0.500, SLG: 1.250							K			4	1	2	2	0	1	0						
<b>Inning Stats</b>	R: 0 E: 1 K: 1 S: 25	H: 0 LOB: 2 BB: 1 P: 35	R: 2 E: 0 K: 1 S: 12	H: 2 LOB: 0 BB: 0 P: 18	R: 0 E: 0 K: 2 S: 10	H: 1 LOB: 1 BB: 0 P: 16	R: 0 E: 0 K: 0 S: 13	H: 1 LOB: 2 BB: 1 P: 23	R: 2 E: 0 K: 2 S: 11	H: 2 LOB: 0 BB: 0 P: 15	R: 0 E: 0 K: 1 S: 9	H: 0 LOB: 0 BB: 0 P: 13	R: 0 E: 0 K: 0 S: 12	H: 1 LOB: 1 BB: 0 P: 17	R: 0 E: 0 K: 0 S: 15	H: 1 LOB: 0 BB: 0 P: 24	R: 0 E: 0 K: 0 S: 7	H: 0 LOB: 0 BB: 0 P: 9	1B: 4 2B: 1 3B: 0 HR: 3	SF: 0 SAC: 0 DP: 0 HBP: 0	WP: 0 PB: 0 CS: 0	PA: 36
<b>PITCHER</b>	IP	WLS	BF	H	R	ER	SO	BB	IBB	HBP	BLK	WP	HR	S	P	ERA	WHIP					
Darrell May, L (1,1) ERA: 7.2	5.0	L	24	6	4	4	6	2	0	0	0	0	3	71	107	7.20	1.600					
Jason Grimsley, R (6,1) ERA:	1.0		3	0	0	0	1	0	0	0	0	0	0	9	13	0.00	0.000					
Scott Sullivan, R (7,1) ERA:	2.0		6	2	0	0	0	0	0	0	0	0	0	27	41	0.00	1.000					
D.J. Carrasco, R (9,1) ERA:	1.0		3	0	0	0	0	0	0	0	0	0	0	7	9	0.00	0.000					

**Chicago White Sox @ Kansas City Royals**  
 Kauffman Stadium, Kansas City, MO  
 Wed Apr 07 2004, 1:10 PM CDT  
 Att: 16,134 - Cloudy - 66 F

livebaseballscorecards.com

**AB 34**  
**R 4**  
**H 8**  
**RBI 4**  
**BB 2**  
**SO 7**  
**LOB 8**



Batter	1	2	3	4	5	6	7	8	9	AB	R	H	RBI	BB	SO	LOB	BOTTOM					
4 Angel Berroa, R (1,6) OBP: 0.300, SLG: 0.300	G6-3		FC6-4		F9					5	1	2	0	0	0	2						
Carlos Beltrán, S (1,8) OBP: 0.500, SLG: 0.750										3	0	1	1	2	0	2						
29 Mike Sweeney, R (1,3) OBP: 0.250, SLG: 0.375	F9				F9					4	0	1	1	0	0	4						
Juan Gonzalez, R (1,9) OBP: 0.375, SLG: 0.375										4	0	1	0	0	1	5						
Rich Thompson, L (8,9) (9,9)	K		G5-3		FC4-6					0	0	0	0	0	0	0						
Matt Stairs, L (1,10) OBP: 0.250, SLG: 0.250		K								4	0	1	0	0	1	1						
Joe Randa, R (1,5) OBP: 0.250, SLG: 0.143		G4-3			G1-6-3					4	0	0	0	0	0	2						
Benito Santiago, R (1,2) OBP: 0.250, SLG: 0.750					L9					4	0	0	0	0	1	1						
Aaron Guiel, L (1,7) OBP: 0.500, SLG: 0.833										2	2	1	1	2	0	0						
Tony Graffanino, R (1,4) OBP: 0.333, SLG: 0.200										4	0	1	0	0	0	2						
<b>Inning Stats</b>	R: 0 E: 0 K: 1 S: 12	H: 0 LOB: 1 BB: 1 P: 20	R: 0 E: 0 K: 1 S: 7	H: 0 LOB: 0 BB: 0 P: 10	R: 1 E: 0 K: 0 S: 12	H: 1 LOB: 2 BB: 2 P: 22	R: 0 E: 0 K: 0 S: 8	H: 1 LOB: 0 BB: 0 P: 14	R: 1 E: 0 K: 0 S: 17	H: 3 LOB: 1 BB: 0 P: 21	R: 0 E: 0 K: 0 S: 6	H: 0 LOB: 0 BB: 0 P: 10	R: 1 E: 0 K: 0 S: 13	H: 1 LOB: 1 BB: 1 P: 22	R: 0 E: 0 K: 1 S: 10	H: 1 LOB: 1 BB: 0 P: 13	R: 0 E: 0 K: 0 S: 12	H: 1 LOB: 1 BB: 0 P: 22	1B: 7 2B: 0 3B: 0 HR: 1	SF: 0 SAC: 0 DP: 1 HBP: 0	WP: 0 PB: 0 CS: 0	PA: 38
<b>PITCHER</b>	IP	WLS	BF	H	R	ER	SO	BB	IBB	HBP	BLK	WP	HR	S	P	ERA	WHIP					
Esteban Loaiza, R (1,1) ERA: 4.5	6.0	W	26	5	3	3	2	4	0	0	0	0	1	67	106	4.50	1.500					
Michael Jackson, R (7,1) ERA:	1.0	H	4	1	0	0	0	0	0	0	0	0	0	8	13	0.00	1.000					
Cliff Politte, R (8,1) ERA: 7.71	1.0	H	4	1	0	0	1	0	0	0	0	0	0	10	13	0.00	1.000					
Billy Koch, R (9,1) ERA: 6.75	1.0	S	4	1	0	0	0	0	0	0	0	0	0	12	22	0.00	1.000					

**Chicago White Sox @ Kansas City Royals**  
 Kauffman Stadium, Kansas City, MO  
 Wed Apr 07 2004, 1:10 PM CDT  
 Att: 16,134 - Cloudy - 66 F

livebaseballscorecards.com

**AB 34**  
**R 3**  
**H 8**  
**RBI 3**  
**BB 4**  
**SO 3**  
**LOB 19**









Batter	1	2	3	4	5	6	7	8	9	AB	R	H	RBI	BB	SO	LOB	TOP										
Ronnie Belliard, R OBP: 0.480, SLG: 0.522	4-2 BB G6-4-3		1-2 G6-3			0-1 G6-3			1-2 P4	3	0	0	0	1	0	0											
Omar Vizquel, S OBP: 0.346, SLG: 0.417	1-1 SAFE P6			4-0 BB G6-4-3			0-1 1B G4-6-3		0-1 1B	3	1	2	0	1	0	1											
Jody Gerut, L OBP: 0.370, SLG: 0.458	1-1 SAFE G6-4-3			1-2 1-2 G6-4-3			2-2 1-2 G4-6-3		1-1 1-3 1B	4	0	1	0	0	0	3											
Casey Blake, R OBP: 0.346, SLG: 0.480		1-2 K		1-1 G4-3			0-1 1B S		2-1 1-2 3-H 1B	4	0	2	1	0	1	0											
Matt Lawton, L OBP: 0.385, SLG: 0.500		1-2 1B			1-1 G4-3		3-2 1-2 G3-1		1-0 F7	4	0	1	0	0	0	3											
41 Victor Martinez, S OBP: 0.297, SLG: 0.385		1-1 SAFE K			2-2 L8				2-1 G3-1	4	0	0	0	0	2	3											
Alex Escobar, R OBP: 0.263, SLG: 0.222		0-0 L7			1-1 G6-3					3	0	1	0	0	0	1											
48 Travis Hafner, L OBP: 0.200, SLG: 0.714			2-2 G6-3			2-2 F9			0-3 K	3	0	0	0	0	1	1											
Coco Crisp, S OBP: 0.227, SLG: 0.286			1-2 G6-3			2-2 G6-3			2-0 B5-3	3	0	0	0	0	0	1											
<b>Inning Stats</b>	R: 0 E: 0 K: 0 S: 6	H: 0 LOB: 0 BB: 1 P: 11	R: 0 E: 0 K: 2 S: 10	H: 1 LOB: 1 BB: 0 P: 12	R: 0 E: 0 K: 0 S: 9	H: 0 LOB: 0 BB: 0 P: 13	R: 0 E: 0 K: 0 S: 5	H: 0 LOB: 0 BB: 1 P: 11	R: 0 E: 0 K: 0 S: 10	H: 0 LOB: 0 BB: 0 P: 14	R: 0 E: 0 K: 0 S: 9	H: 0 LOB: 0 BB: 0 P: 13	R: 0 E: 0 K: 0 S: 12	H: 2 LOB: 1 BB: 0 P: 17	R: 0 E: 0 K: 2 S: 10	H: 1 LOB: 1 BB: 0 P: 14	R: 1 E: 0 K: 0 S: 12	H: 3 LOB: 2 BB: 0 P: 19	1B: 7 2B: 0 3B: 0 HR: 0	SF: 0 SAC: 0 DP: 3 HBP: 0	WP: 0 PB: 0 SB: 1 CS: 1	PA: 33					
<b>PITCHER</b>	IP	WLS	BF	H	R	ER	SO	BB	IBB	HBP	BLK	WP	HR	S	P	ERA	WHIP										
41 Jimmy Gobble, L ERA: 5.4	6.0		19	1	0	0	2	2	0	0	0	0	0	49	74	0.00	0.500										
Jason Grimsley, R ERA: 3.86	1.0	W	4	2	0	0	0	0	0	0	0	0	0	12	17	0.00	2.000										
D.J. Carrasco, R ERA: 5.4	1.0	H	4	1	0	0	2	0	0	0	0	0	0	10	14	0.00	1.000										
Curt Leskanic, R ERA: 5.4	1.0	S	6	3	1	1	0	0	0	0	0	0	0	12	19	9.00	3.000										

Cleveland Indians @ Kansas City Royals  
Kauffman Stadium, Kansas City, MO

AB 31  
R 1  
H 7  
RBI 1  
BB 2  
SO 4  
LOB 13



WP: 0 PA: 33  
PB: 0  
SB: 1  
CS: 1

Cleveland Indians @ Kansas City Royals  
Kauffman Stadium, Kansas City, MO

AB 32  
R 3  
H 11  
RBI 3  
BB 5  
SO 3  
LOB 22



WP: 1 PA: 40  
PB: 0  
SB: 0  
CS: 1

Batter	1	2	3	4	5	6	7	8	9	AB	R	H	RBI	BB	SO	LOB	BOTTOM										
4 Angel Berroa, R OBP: 0.211, SLG: 0.263	2-3 K		0-0 B2		1-2 P3	1-1 G5-3	2-2 CS	0-2 G4-3		5	0	0	0	0	1	3											
Carlos Beltrán, S OBP: 0.421, SLG: 0.533	0-1 G6-3		0-1 P4		4-1 S 1B BB	4-0 IBB		3-3 K		3	0	0	0	2	1	1											
29 Mike Sweeney, R OBP: 0.235, SLG: 0.250	0-1 P3		0-2 1B		1-0 P3	0-1 L8		1-2 L7		5	0	1	0	0	0	4											
Juan Gonzalez, R OBP: 0.438, SLG: 0.563		0-2 F8 1B	2-1 F7		0-2 1-2 WP 1B		2-2 L6			4	0	2	0	0	0	2											
Joe Randa, R OBP: 0.250, SLG: 0.077		1-1 L8		4-1 SH2-4 BB	4-2 1-2 2-3 BB		0-0 G5-3			2	0	0	0	2	0	1											
Ken Harvey, R OBP: 0.625, SLG: 0.571		1-2 1B		1-1 SH2-4 1B	3-3 K		0-2 1B 2B	1B		4	1	3	0	0	1	3											
Benito Santiago, R OBP: 0.333, SLG: 0.571		0-0 F8		0-0 SH2-4		1-1 SH5-4 BB	1-2 2B	1B		3	1	2	0	0	0	2											
Aaron Guiel, L OBP: 0.400, SLG: 0.583		2-1 F7		1-0 F8		4-2 SH5-4 BB	3-2 1B 2B			3	1	1	2	1	0	4											
Tony Graffanino, R OBP: 0.333, SLG: 0.273			1-1 29 1B		1-1 L8	3-1 SH5-4	1-2 2-3 2H	4 CS 1B		3	0	2	1	0	0	2											
<b>Inning Stats</b>	R: 0 E: 0 K: 1 S: 8	H: 0 LOB: 0 BB: 0 P: 10	R: 0 E: 0 K: 0 S: 12	H: 2 LOB: 2 BB: 0 P: 16	R: 0 E: 0 K: 0 S: 12	H: 2 LOB: 2 BB: 0 P: 15	R: 0 E: 0 K: 0 S: 7	H: 1 LOB: 2 BB: 1 P: 14	R: 0 E: 0 K: 1 S: 18	H: 1 LOB: 3 BB: 2 P: 31	R: 0 E: 0 K: 0 S: 10	H: 1 LOB: 3 BB: 2 P: 23	R: 3 E: 0 K: 0 S: 18	H: 4 LOB: 0 BB: 0 P: 25	R: 0 E: 0 K: 1 S: 11	H: 0 LOB: 0 BB: 0 P: 15	R: 0 E: 0 K: 0 S: 11	H: 0 LOB: 0 BB: 0 P: 15	1B: 10 2B: 1 3B: 0 HR: 0	SF: 0 SAC: 2 DP: 0 HBP: 0	WP: 1 PB: 0 SB: 0 CS: 1	PA: 40					
<b>PITCHER</b>	IP	WLS	BF	H	R	ER	SO	BB	IBB	HBP	BLK	WP	HR	S	P	ERA	WHIP										
Jason Stanford, L ERA: 3.86	5.0		26	7	0	0	2	4	0	0	0	0	0	61	95	0.00	2.200										
Jack Cressend, R ERA: 3.86	1.2	L	8	2	2	2	0	0	1	0	0	0	0	16	27	10.80	1.200										
Scott Stewart, L ERA: 81.0	0.0		1	1	0	0	0	0	0	0	0	0	0	3	6	∞	∞										
Jose Jimenez, R ERA: 6.75	1.1		4	1	1	1	1	0	0	0	0	0	0	16	21	6.75	0.750										

AB 32  
R 3  
H 11  
RBI 3  
BB 5  
SO 3  
LOB 22

WP: 1 PA: 40  
PB: 0  
SB: 0  
CS: 1







Batter	1	2	3	4	5	6	7	8	9	AB	R	H	RBI	BB	SO	LOB	TOP										
Ronnie Belliard, R OBP: 0.486, SLG: 0.531 (1, 4)	G3-1 S 1B		S SH3 BB		G5-3 1B		E1 HBP G3	G5-3		4	0	2	0	1	0	2	<b>Cleveland Indians @ Kansas City Royals</b> Kauffman Stadium, Kansas City, MO Sun Apr 11 2004, 1:10 PM CDT Att: 16,933 - Sunny - 52 F <a href="http://livebaseballscorecards.com">livebaseballscorecards.com</a>										
Omar Vizquel, S OBP: 0.314, SLG: 0.344 (1, 6)	P6		SH3		G5-3		G3		FC6-4 BB	3	0	0	0	1	0	3											
Jody Gerut, L OBP: 0.351, SLG: 0.375 (1, 9)	G3-1		S BB		K		HBP IBB		FC6-4 BB 1-2	3	0	0	0	2	1	3											
Casey Blake, R OBP: 0.389, SLG: 0.438 (8, 3)	K		S BB		K		G6-4-3 1B		HBP	3	0	1	0	1	2	3											
Matt Lawton, L OBP: 0.333, SLG: 0.441 (1, 7)		L7	G4-3		G6-4-3 1B		G1-3		K	5	0	0	0	0	1	8											
Alex Escobar, R OBP: 0.222, SLG: 0.160 41 Victor Martinez, S (9, PH) OBP: 0.250, SLG: 0.333	48 1B BB				F8		K		G5-3	3	1	0	0	1	1	0											
48 Travis Hafner, L John McDonald, R (8, PR) (8, 5)	L9-6 1B				L7				WP 2B	4	1	3	0	0	0	0											
Tim Laker, R OBP: 0.286, SLG: 0.462 (1, 2)	L9-6 1B				K		F8		F7	4	0	1	1	0	1	2											
Coco Crisp, S OBP: 0.269, SLG: 0.333 (1, 8)	L9-6				G6-3		E 2B		IBB	3	1	1	1	1	0	2											
<b>Inning Stats</b>	R: 0 E: 0 K: 1 S: 11	H: 1 LOB: 1 BB: 0 P: 19	R: 1 E: 0 K: 0 S: 9	H: 2 LOB: 1 BB: 1 P: 17	R: 0 E: 0 K: 1 S: 9	H: 0 LOB: 2 BB: 2 P: 23	R: 0 E: 0 K: 1 S: 6	H: 0 LOB: 0 BB: 0 P: 7	R: 0 E: 0 K: 1 S: 12	H: 1 LOB: 1 BB: 0 P: 18	R: 0 E: 0 K: 1 S: 8	H: 1 LOB: 0 BB: 0 P: 11	R: 2 E: 1 K: 0 S: 16	H: 2 LOB: 3 BB: 1 P: 27	R: 0 E: 0 K: 0 S: 9	H: 1 LOB: 2 BB: 1 P: 16		R: 0 E: 0 K: 1 S: 15	H: 0 LOB: 2 BB: 2 P: 27	1B: 6 2B: 3 3B: 0 HR: 0	SF: 0 SAC: 1 DP: 2 HBP: 1	WP: 1 PA: 42 PB: 0 SB: 3 CS: 0					
<b>PITCHER</b>	IP	WLS	BF	H	R	ER	SO	BB	IBB	HBP	BLK	WP	HR	S	P	ERA	WHIP										
Dennys Reyes, L ERA: 1.8 (1, 1)	5.0		21	4	1	1	4	3	0	0	0	0	0	47	84	1.80	1.400										
Nate Field, R ERA: 1.53 (6, 1)	1.1	B	6	3	2	1	1	0	0	0	0	1	0	17	23	6.75	2.250										
Jason Grimsley, R ERA: (7, 1)	0.2	B	5	0	0	0	0	0	1	1	0	0	0	7	15	0.00	0.000										
Scott Sullivan, R ERA: (8, 1)	1.0	W	5	1	0	0	0	0	1	0	0	0	0	9	16	0.00	1.000										
Curt Leskanic, R ERA: 3.38 (9, 1)	1.0	S	5	0	0	0	1	2	0	0	0	0	0	15	27	0.00	2.000										
<b>Batter</b>	<b>1</b>	<b>2</b>	<b>3</b>	<b>4</b>	<b>5</b>	<b>6</b>	<b>7</b>	<b>8</b>	<b>9</b>	<b>AB</b>	<b>R</b>	<b>H</b>	<b>RBI</b>	<b>BB</b>	<b>SO</b>	<b>LOB</b>	<b>BOTTOM</b>										
Tony Graffanino, R OBP: 0.350, SLG: 0.278 (1, 4)	G6-3		K			29 1B BB	G5-3			3	1	0	0	1	1	0	<b>Cleveland Indians @ Kansas City Royals</b> Kauffman Stadium, Kansas City, MO Sun Apr 11 2004, 1:10 PM CDT Att: 16,933 - Sunny - 52 F <a href="http://livebaseballscorecards.com">livebaseballscorecards.com</a>										
Carlos Beltrán, S OBP: 0.393, SLG: 0.409 (1, 8)	P6		G4-3			29 1B SF8	K			4	1	1	0	0	1	0											
29 Mike Sweeney, R OBP: 0.308, SLG: 0.281 4 Angel Berroa, R OBP: 0.208, SLG: 0.217 (9, 6)	G4-3				P2	2B 1B 2H			BB HBP	3	0	1	1	0	0	0											
Juan Gonzalez, R OBP: 0.360, SLG: 0.435 (1, 9)		BB 1B G4-6-3			G6-3	SF8			F9	3	1	1	1	0	0	1											
Joe Randa, R OBP: 0.400, SLG: 0.333 (1, 5)		G4-6-3 BB 1B			E 1B	3H			1B BB	3	1	3	0	1	0	0											
Ken Harvey, R OBP: 0.586, SLG: 0.500 (1, 10)		G4-6-3 BB			G6-3	1-3 2B			2B BB	2	0	1	1	2	0	1											
Benito Santiago, R OBP: 0.316, SLG: 0.556 (1, 2)	G4-6-3				L5		K		2B	4	0	1	1	0	1	5											
Aaron Guiel, L OBP: 0.375, SLG: 0.619 (1, 7)	K				K		G5-3		K	4	0	0	0	0	3	7											
Mendy López, R OBP: 0.200, SLG: 0.800 (9, 3)			G6-3		G5-3		K		K	4	0	0	0	0	2	3											
<b>Inning Stats</b>	R: 0 E: 0 K: 0 S: 14	H: 0 LOB: 0 BB: 0 P: 17	R: 1 E: 0 K: 1 S: 14	H: 2 LOB: 1 BB: 1 P: 21	R: 0 E: 0 K: 1 S: 7	H: 0 LOB: 0 BB: 0 P: 10	R: 0 E: 1 K: 0 S: 12	H: 1 LOB: 1 BB: 0 P: 14	R: 0 E: 0 K: 1 S: 7	H: 0 LOB: 0 BB: 0 P: 11	R: 2 E: 0 K: 2 S: 14	H: 3 LOB: 3 BB: 2 P: 27	R: 0 E: 0 K: 2 S: 9	H: 0 LOB: 0 BB: 0 P: 12	R: 2 E: 0 K: 2 S: 13	H: 2 LOB: 3 BB: 1 P: 24		R: 0 E: 0 K: 2 S: 15	H: 0 LOB: 2 BB: 2 P: 27	1B: 6 2B: 2 3B: 0 HR: 0	SF: 1 SAC: 0 DP: 1 HBP: 1	WP: 0 PA: 36 PB: 0 SB: 0 CS: 0					
<b>PITCHER</b>	IP	WLS	BF	H	R	ER	SO	BB	IBB	HBP	BLK	WP	HR	S	P	ERA	WHIP										
Jason Davis, R ERA: 3.65 (1, 1)	6.0		26	6	3	3	4	2	1	0	0	0	0	68	100	4.50	1.333										
Jose Jimenez, R ERA: 9.0 (7, 1)	1.1	L	6	0	2	2	2	1	0	1	0	0	0	13	24	13.50	0.750										
63 Rafael Betancourt, R ERA: 1.93 (8, 1)	0.0		2	2	0	0	0	0	0	0	0	0	0	3	4	*	*										
Scott Stewart, L ERA: 27.0 (8, 1)	0.2		2	0	0	0	2	0	0	0	0	0	0	6	8	0.00	0.000										







Batter	1	2	3	4	5	6	7	8	9	AB	R	H	RBI	BB	SO	LOB	TOP																					
4 Angel Berroa, R OBP: 0.294, SLG: 0.375	G1-3		BB			2B 29 SF8	HR		HR	4	3	3	1	1	0	0	<b>Kansas City Royals @ Chicago White Sox</b> U.S. Cellular Field, Chicago, IL Wed Apr 14 2004, 2:05 PM EDT Att: 11,765 - Sunny - 61 F																					
Carlos Beltrán, S OBP: 0.447, SLG: 0.719	FC6-4		F9			S	HR		HR	5	3	4	4	0	0	1																						
29 Mike Sweeney, R OBP: 0.278, SLG: 0.438	F9			P2		SF8	K		HR	4	1	1	2	0	1	1																						
Juan Gonzalez, R OBP: 0.294, SLG: 0.323	FC6-4			G1-3		FC3-6		G1-3	F8	4	0	0	0	1	0	1																						
Joe Randa, R OBP: 0.412, SLG: 0.414		G5-3		P3		FC3-6		K		5	0	1	1	0	1	1																						
Ken Harvey, R OBP: 0.545, SLG: 0.500		G5-3			K	FC5-4				4	0	1	0	1	1	1																						
Benito Santiago, R OBP: 0.250, SLG: 0.519								2B	BB	5	1	1	1	0	2	3																						
Aaron Guiel, L OBP: 0.375, SLG: 0.643										3	1	1	0	1	0	0																						
Tony Graffanino, R OBP: 0.296, SLG: 0.360										3	0	0	0	0	1	1																						
Matt Stairs, L OBP: 0.267, SLG: 0.231										1	0	0	0	0	0	1																						
Mendy López, R OBP: 0.200, SLG: 0.800										0	0	0	0	0	0	0																						
<b>Inning Stats</b>	R: 0 E: 0 K: 0 S: 8	H: 1 LOB: 1 BB: 0 P: 16	R: 0 E: 0 K: 1 S: 12	H: 0 LOB: 0 BB: 0 P: 19	R: 0 E: 0 K: 0 S: 5	H: 0 LOB: 1 BB: 1 P: 11	R: 0 E: 0 K: 0 S: 9	H: 0 LOB: 0 BB: 0 P: 15	R: 0 E: 0 K: 1 S: 10	H: 1 LOB: 1 BB: 0 P: 15	R: 2 E: 0 K: 0 S: 12	H: 2 LOB: 1 BB: 1 P: 19	R: 3 E: 0 K: 2 S: 17	H: 3 LOB: 0 BB: 0 P: 27	R: 0 E: 0 K: 1 S: 11	H: 1 LOB: 1 BB: 0 P: 14	R: 4 E: 0 K: 1 S: 27	H: 4 LOB: 2 BB: 2 P: 44	1B: 5 2B: 3 3B: 0 HR: 4	SF: 1 SAC: 0 DP: 0 HBP: 0	WP: 0 PB: 0 SB: 1 CS: 0	PA: 43																
<b>PITCHER</b>	IP	WLS	BF	H	R	ER	SO	BB	IBB	HBP	BLK	WP	HR	S	P	ERA	WHIP	<b>PITCHER</b>				IP	WLS	BF	H	R	ER	SO	BB	IBB	HBP	BLK	WP	HR	S	P	ERA	WHIP
Jon Garland, R ERA: 3.68	(1, 1)	6.2	29	7	5	5	3	2	0	0	0	0	2	69	115	6.75	1.350					0.0	0.750															
Cliff Politte, R ERA: 4.91	(7, 1)	1.1	5	1	0	0	2	0	0	0	0	0	0	15	21	0.00	0.750					54.00	7.500															
Billy Koch, R ERA: 11.25	(9, 1)	0.2	7	4	4	4	0	1	0	0	0	0	2	20	31	54.00	7.500					0.00	3.000															
Jon Adkins, R ERA:	(9, 1)	0.1	2	0	0	0	1	1	0	0	0	0	0	7	13	0.00	3.000																					

Batter	1	2	3	4	5	6	7	8	9	AB	R	H	RBI	BB	SO	LOB	BOTTOM																					
5 Juan Uribe, R OBP: 0.400, SLG: 0.571	CS		L3				FC4-6		K	4	0	3	2	0	1	1	<b>Kansas City Royals @ Chicago White Sox</b> U.S. Cellular Field, Chicago, IL Wed Apr 14 2004, 2:05 PM EDT Att: 11,765 - Sunny - 61 F																					
Jose Valentin, S OBP: 0.289, SLG: 0.528	HBP		L3		G4-1		FC4-6		G4-3	5	0	1	0	0	0	4																						
Magglio Ordonez, R OBP: 0.389, SLG: 0.667	G4-6-3				G6-3					4	2	1	0	1	0	1																						
Frank Thomas, R OBP: 0.371, SLG: 0.250										4	2	1	0	1	0	3																						
Willie Harris, L OBP: 0.261, SLG: 0.333										0	1	0	0	0	0	0																						
Carlos Lee, R OBP: 0.382, SLG: 0.613										4	0	1	1	1	2	2																						
14 Paul Konerko, R OBP: 0.441, SLG: 0.548										4	0	2	2	1	0	1																						
24 Joe Crede, R OBP: 0.324, SLG: 0.367										4	1	2	1	1	2	3																						
Aaron Rowand, R OBP: 0.280, SLG: 0.304										3	2	1	0	1	1	1																						
Miguel Olivo, R OBP: 0.444, SLG: 0.765										3	2	2	3	0	0	1																						
<b>Inning Stats</b>	R: 0 E: 0 K: 0 S: 6	H: 1 LOB: 0 BB: 0 P: 12	R: 0 E: 0 K: 2 S: 9	H: 0 LOB: 2 BB: 2 P: 20	R: 2 E: 1 K: 0 S: 10	H: 2 LOB: 0 BB: 0 P: 14	R: 4 E: 0 K: 0 S: 22	H: 3 LOB: 1 BB: 2 P: 36	R: 0 E: 0 K: 1 S: 11	H: 0 LOB: 0 BB: 0 P: 15	R: 0 E: 0 K: 1 S: 11	H: 1 LOB: 1 BB: 0 P: 14	R: 2 E: 1 K: 1 S: 18	H: 4 LOB: 2 BB: 0 P: 25	R: 0 E: 0 K: 1 S: 6	H: 1 LOB: 1 BB: 0 P: 10	R: 2 E: 1 K: 0 S: 13	H: 2 LOB: 3 BB: 2 P: 25	1B: 11 2B: 4 3B: 0 HR: 0	SF: 0 SAC: 1 DP: 2 HBP: 1	WP: 2 PB: 0 SB: 1 CS: 2	PA: 43																
<b>PITCHER</b>	IP	WLS	BF	H	R	ER	SO	BB	IBB	HBP	BLK	WP	HR	S	P	ERA	WHIP	<b>PITCHER</b>				IP	WLS	BF	H	R	ER	SO	BB	IBB	HBP	BLK	WP	HR	S	P	ERA	WHIP
Jeremy Affeldt, L ERA: 10.24	(1, 1)	4.0	20	6	6	5	2	4	0	1	0	0	0	28	82	11.25	2.500					0.0	0.750															
Shawn Camp, R ERA: 4.91	(5, 1)	2.1	9	2	1	1	2	0	0	0	0	0	0	12	17	13.50	4.500																					
Scott Sullivan, R ERA: 1.93	(7, 1)	0.2	5	3	1	1	1	0	0	0	0	0	0	6	10	0.00	1.000																					
Jason Grimsley, R ERA:	(8, 1)	1.0	4	1	0	0	1	0	0	0	0	1	0	6	10	0.00	1.000																					
Curt Leskanic, R ERA: 6.75	(9, 1)	0.0	4	1	2	1	0	2	0	0	0	0	0	9	18																							









Batter	1	2	3	4	5	6	7	8	9	AB	R	H	RBI	BB	SO	LOB	TOP					
Tony Graffanino, R (1, 4) OBP: 0.258, SLG: 0.310 Matt Stairs, L (9, FH) OBP: 0.313, SLG: 0.286	F9		F9		G6-3		K		BB	4	0	0	0	0	1	2						
Carlos Beltrán, S (1, 8) OBP: 0.456, SLG: 0.795	K			F9		HR	HR		BB	3	2	1	3	2	1	0						
29 Mike Sweeney, R (1, 10) OBP: 0.304, SLG: 0.500	G6-3			HR		F8	F8		F8	5	1	1	1	0	0	3						
Juan Gonzalez, R (1, 9) OBP: 0.349, SLG: 0.625		HR			1B				G3	4	2	4	3	0	0	0						
Joe Randa, R (1, 5) OBP: 0.405, SLG: 0.389	G5-3			K		K			K	4	0	0	0	0	3	2						
Ken Harvey, R (1, 3) OBP: 0.433, SLG: 0.385	G4-3			E5		G4-3			G3	4	0	0	0	0	0	2						
Benito Santiago, R (1, 2) OBP: 0.250, SLG: 0.486	F9			G4-3					G6-3	4	1	1	0	0	0	3						
Aaron Guiel, L (1, 7) OBP: 0.325, SLG: 0.514			G3-1		K		K		K	4	0	0	0	0	3	1						
Mendy López, R (1, 6) OBP: 0.231, SLG: 0.417	K		K		F7		HR		G6-3	4	1	1	0	0	1	0						
<b>Inning Stats</b>	R: 0 E: 0 K: 1 S: 9	H: 0 LOB: 0 BB: 0 P: 16	R: 1 E: 0 K: 0 S: 9	H: 1 LOB: 0 BB: 0 P: 15	R: 0 E: 0 K: 1 S: 7	H: 0 LOB: 0 BB: 0 P: 9	R: 1 E: 1 K: 1 S: 13	H: 2 LOB: 2 BB: 0 P: 20	R: 0 E: 0 K: 1 S: 8	H: 0 LOB: 0 BB: 0 P: 11	R: 2 E: 0 K: 1 S: 8	H: 1 LOB: 0 BB: 1 P: 14	R: 3 E: 1 K: 2 S: 17	H: 3 LOB: 0 BB: 0 P: 29	R: 0 E: 0 K: 1 S: 7	H: 1 LOB: 1 BB: 1 P: 15	R: 0 E: 0 K: 1 S: 9	H: 1 LOB: 2 BB: 1 P: 17	1B: 4 2B: 1 3B: 0 HR: 4	SF: 0 SAC: 0 DP: 0 HBP: 0	WP: 0 PB: 0 SB: 0 CS: 0	PA: 39
<b>PITCHER</b>	IP	WLS	BF	H	R	ER	SO	BB	IBB	HBP	BLK	WP	HR	S	P	ERA	WHIP					
Johan Santana, L (1, 1) ERA: 6.46	6.1		27	6	6	6	6	1	0	0	0	0	3	59	94	8.53	1.105					
Juan Rincon, R (7, 1) ERA: 4.73	0.2	W	3	1	1	1	1	0	0	0	0	0	1	12	20	13.50	1.500					
J.C. Romero, L (8, 1) ERA: 4.73	1.1	H	5	1	0	0	2	0	0	0	0	0	0	10	19	0.00	0.750					
36 Joe Nathan, R (9, 1) ERA: 5.06	0.2	S	4	1	0	0	0	1	0	0	0	0	0	6	13	0.00	3.000					

Kansas City Royals @ Minnesota Twins  
Hubert H. Humphrey Metrodome, Minneapolis, MN

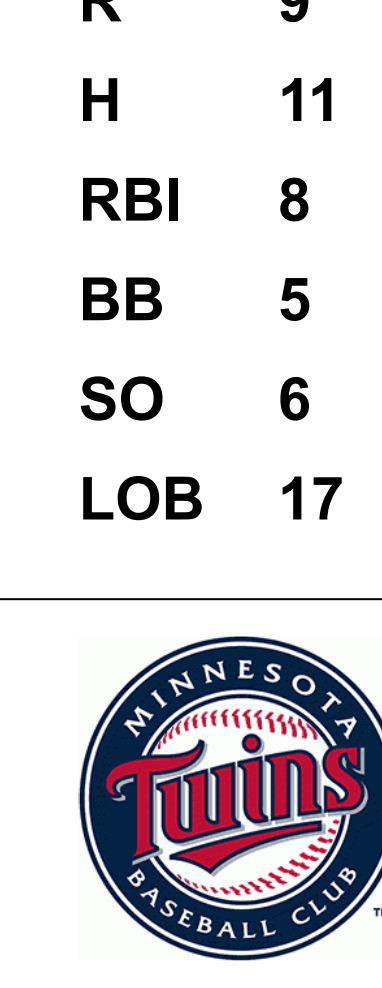
AB 37  
R 7  
H 9  
RBI 7  
BB 2  
SO 9  
LOB 13



WP: 0 PA: 39  
PB: 0  
SB: 0  
CS: 0

Kansas City Royals @ Minnesota Twins  
Hubert H. Humphrey Metrodome, Minneapolis, MN

AB 34  
R 9  
H 11  
RBI 8  
BB 5  
SO 6  
LOB 17



WP: 1 PA: 39  
PB: 0  
SB: 2  
CS: 2

Batter	1	2	3	4	5	6	7	8	9	AB	R	H	RBI	BB	SO	LOB	BOTTOM					
Shannon Stewart, R (1, 7) OBP: 0.481, SLG: 0.450	G5-3		E	WP	E9		F8		G4-3	4	2	1	1	1	0	1						
Luis Rivas, R (1, 4) OBP: 0.282, SLG: 0.395	F8		S	1-H	5 1B		G4-3		K2-3	5	1	2	2	0	1	1						
Jose Offerman, S (1, 3) OBP: 0.378, SLG: 0.676	BB		F9		K				K	4	1	1	0	1	2	3						
Corey Koskie, L (1, 5) OBP: 0.375, SLG: 0.548	G4-3		CS	5 1B	F8				1B	3	0	1	0	1	0	2						
5 Michael Cuddyer, R (1, 10) OBP: 0.276, SLG: 0.286		E3	G4-1	20 HR	CS		F8		K	4	1	1	1	0	1	2						
Jacque Jones, L (1, 9) OBP: 0.316, SLG: 0.525	G4-1		K		S				20 3B	4	1	2	1	0	1	3						
20 Lew Ford, R (1, 8) OBP: 0.435, SLG: 0.773		HR		BB	E		L7		3B	4	2	3	3	0	0	1						
Henry Blanco, R (1, 2) OBP: 0.472, SLG: 0.750	F8			WP	G5-3				K	3	1	0	0	1	1	2						
Cristian Guzman, S (1, 6) OBP: 0.300, SLG: 0.410	F7			B5			G3-1		G4-3	3	0	0	0	1	0	2						
<b>Inning Stats</b>	R: 0 E: 0 K: 0 S: 8	H: 0 LOB: 1 BB: 1 P: 16	R: 2 E: 1 K: 0 S: 9	H: 1 LOB: 0 BB: 0 P: 14	R: 2 E: 1 K: 1 S: 11	H: 2 LOB: 1 BB: 2 P: 22	R: 3 E: 1 K: 1 S: 15	H: 3 LOB: 1 BB: 1 P: 27	R: 0 E: 0 K: 0 S: 7	H: 1 LOB: 1 BB: 0 P: 11	R: 0 E: 0 K: 0 S: 8	H: 0 LOB: 0 BB: 0 P: 10	R: 2 E: 0 K: 2 S: 14	H: 4 LOB: 1 BB: 0 P: 20	R: 0 E: 0 K: 2 S: 10	H: 0 LOB: 1 BB: 1 P: 18	1B: 9 2B: 0 3B: 1 HR: 1	SF: 0 SAC: 0 DP: 0 HBP: 0	WP: 1 PB: 0 SB: 2 CS: 2	PA: 39		
<b>PITCHER</b>	IP	WLS	BF	H	R	ER	SO	BB	IBB	HBP	BLK	WP	HR	S	P	ERA	WHIP					
41 Jimmy Gobble, L (1, 1) ERA: 4.09	5.0		26	7	7	5	2	4	0	0	0	0	0	14	20	18.00	2.200					
Jaime Cerda, L (6, 1) ERA: 5.09	1.0	L	5	2	2	2	0	0	0	0	0	0	0	8	10	0.00	2.000					
Jason Grimsley, R (7, 1) ERA: 1.5	1.0		4	2	0	0	2	0	0	0	0	0	0	10	18	0.00	1.000					
Nate Field, R (8, 1) ERA: 1.59	1.0		4	0	0	0	2	1	0	0	0	0	0	10	18	0.00	1.000					

WP: 1 PA: 39  
PB: 0  
SB: 2  
CS: 2





Batter	1	2	3	4	5	6	7	8	9	AB	R	H	RBI	BB	SO	LOB	TOP		
Aaron Guiel, L (1, 7) OBP: 0.295, SLG: 0.462 Ken Harvey, R (8, PH) OBP: 0.419, SLG: 0.370 Rich Thompson, L (8, 7)	0-1 F9		3-3 K		2-0 G3		2-1 G3	2-0 G6-3		4	0	0	0	0	1	1	<b>Kansas City Royals @ Minnesota Twins</b> Hubert H. Humphrey Metrodome, Minneapolis, MN Sat Apr 17 2004, 7:10 PM EDT Att: 25,420 - Unknown - 70 F <a href="http://livebaseballscorecards.com">livebaseballscorecards.com</a>		
Carlos Beltrán, S (1, 8) OBP: 0.472, SLG: 0.833	3-2 HR		4-0 29 HR IBB		4-0 BB		2-3 K		3-2 F8	3	2	1	1	2	1	0			
29 Mike Sweeney, R (1, 3) OBP: 0.353, SLG: 0.609	4-1 G4-6-3 BB		1-1 1-H 2-H HR		1-1 F8		1-1 1B		1-0 G6-3 2B	4	1	3	3	1	0	1			
Juan Gonzalez, R (1, 9) OBP: 0.333, SLG: 0.568	0-1 G4-6-3 1-2		1-0 G6-3		4-2 1-2 BB		1-1 F8		2-2 G6-3	4	0	0	0	1	0	3			
Matt Stairs, L (1, 10) OBP: 0.286, SLG: 0.263		3-3 K		1-1 F7		2-3 K		2-1 1B 1B	3-2 G6-3	5	0	1	0	0	2	3			
Joe Randa, R (1, 5) OBP: 0.413, SLG: 0.400	1-1 F9			1-0 1B		3-3 K		1-1 1B		4	0	2	0	0	1	0			
Benito Santiago, R (1, 2) OBP: 0.250, SLG: 0.462	2-1 F9			0-0 F8		1-0 1B		0-2 F9		4	0	1	0	0	0	3			
Tony Graffanino, R (1, 4) OBP: 0.314, SLG: 0.364			1-1 13 G3 29 HR 1B	1-2 1B	1-3 1B	2-2 F8		1-1 1B	1-2 2-3 1B	4	1	3	0	0	0	1			
13 Andrés Blanco, S (1, 6) Mendy López, R (8, PH) OBP: 0.214, SLG: 0.385 (8, 6)			1-2 G3	1-1 G6-3		0-3 K		1-0 F9		3	0	0	0	0	1	4			
<b>Inning Stats</b>	R: 1 E: 0 K: 0 S: 8	H: 1 LOB: 0 BB: 1 P: 15	R: 0 E: 0 K: 1 S: 7	H: 0 LOB: 0 BB: 0 P: 13	R: 3 E: 0 K: 1 S: 11	H: 2 LOB: 0 BB: 1 P: 22	R: 0 E: 0 K: 0 S: 9	H: 2 LOB: 2 BB: 0 P: 13	R: 0 E: 0 K: 1 S: 10	H: 1 LOB: 1 BB: 0 P: 16	R: 0 E: 0 K: 1 S: 9	H: 1 LOB: 1 BB: 0 P: 15	R: 0 E: 0 K: 0 S: 11	H: 3 LOB: 3 BB: 0 P: 18	R: 0 E: 0 K: 0 S: 12	H: 1 LOB: 1 BB: 0 P: 21	1B: 8 2B: 1 3B: 0 HR: 2	SF: 0 SAC: 0 DP: 1 HBP: 0	WP: 0 PA: 41 PB: 0 SB: 0 CS: 0
<b>PITCHER</b>	IP WLS BF H R ER SO	IP WLS BF H R ER SO	IP WLS BF H R ER SO	IP WLS BF H R ER SO	IP WLS BF H R ER SO	IP WLS BF H R ER SO	IP WLS BF H R ER SO	IP WLS BF H R ER SO	IP WLS BF H R ER SO	IP WLS BF H R ER SO	IP WLS BF H R ER SO	IP WLS BF H R ER SO	IP WLS BF H R ER SO	IP WLS BF H R ER SO	IP WLS BF H R ER SO	IP WLS BF H R ER SO	ERA WHIP	ERA WHIP	
Kyle Lohse, R (1, 1) ERA: 7.88	6.0 W 27 6 4 4 5																6.00 1.500		
Terry Mulholland, L (7, 1) ERA:	1.1 S 8 4 0 0 1																0.00 3.000		
J.C. Romero, L (8, 1) ERA:	1.2 S 6 1 0 0 0																0.00 0.600		

Batter	1	2	3	4	5	6	7	8	9	AB	R	H	RBI	BB	SO	LOB	BOTTOM		
Shannon Stewart, R (1, 7) OBP: 0.448, SLG: 0.409	1-1 G5-3	0-1 P4		1-0 F9		0-1 G6-3				4	0	0	0	0	0	1	<b>Kansas City Royals @ Minnesota Twins</b> Hubert H. Humphrey Metrodome, Minneapolis, MN Sat Apr 17 2004, 7:10 PM EDT Att: 25,420 - Unknown - 70 F <a href="http://livebaseballscorecards.com">livebaseballscorecards.com</a>		
8 Nick Punto, S (1, 4) OBP: 0.409, SLG: 0.350	1-2 K		4-2 WP 1B BB	0-0 P3		0-0 L4			3	1	0	0	1	1	0				
Doug Mientkiewicz, L (1, 3) OBP: 0.444, SLG: 0.487	2-1 G4-3		1-1 20 WP 1B 1B	4-2 BB BB		3-2 G6-3			3	1	1	1	1	0	0				
Corey Koskie, L (1, 5) OBP: 0.386, SLG: 0.515		0-1 G3	4-0 1B 20 WP E BB	4-0 1-2 BB		3-2 F7			2	1	0	0	2	0	0				
Jose Offerman, S (1, 10) OBP: 0.366, SLG: 0.632		2-2 1B 20 1B 1B	1-0 F9	0-0 G5-3		2-3 K			4	1	1	0	0	1	4				
Jacque Jones, L (1, 9) OBP: 0.333, SLG: 0.523	3-2 1 SAFE BB 1 SAFE 1 SAFE S	3-3 20 1B 2B 1B	3-3 K		1-1 20 SF7 1B		3-3 K			4	2	2	0	0	2				
20 Lew Ford, R (1, 8) OBP: 0.444, SLG: 0.750	1-1 1B 2B 1B	4-1 1B E BB	4-1 1-2 2-3 BB		1 SAFE BB SAFE S	3-1 SF7		1-2 G5-3		2	2	1	2	1	0	0			
Henry Blanco, R (1, 2) OBP: 0.475, SLG: 0.750	1-2 G3-1 1-H 2-H 2B	0-0 E 1B	0-0 E 6 1B		1-3 K		0-0 P5		4	0	2	3	0	1	0				
Cristian Guzman, S (1, 6) OBP: 0.273, SLG: 0.372	2-0 G3-1	2-0 E6	3-2 1-H 2-H 3-H 1B		0-0 G5-3		1-0 G4-1		4	0	0	0	0	0	2				
<b>Inning Stats</b>	R: 0 E: 0 K: 1 S: 7	H: 0 LOB: 0 BB: 0 P: 11	R: 3 E: 0 K: 0 S: 16	H: 4 LOB: 1 BB: 0 P: 25	R: 4 E: 1 K: 1 S: 15	H: 2 LOB: 2 BB: 3 P: 35	R: 0 E: 0 K: 0 S: 5	H: 0 LOB: 2 BB: 2 P: 14	R: 1 E: 0 K: 1 S: 8	H: 1 LOB: 0 BB: 0 P: 13	R: 0 E: 0 K: 0 S: 6	H: 0 LOB: 0 BB: 0 P: 9	R: 0 E: 0 K: 2 S: 12	H: 0 LOB: 0 BB: 0 P: 20	R: 0 E: 0 K: 0 S: 5	H: 0 LOB: 0 BB: 0 P: 7	1B: 6 2B: 1 3B: 0 HR: 0	SF: 1 SAC: 0 DP: 0 HBP: 0	WP: 2 PA: 36 PB: 0 SB: 0 CS: 0
<b>PITCHER</b>	IP WLS BF H R ER SO	IP WLS BF H R ER SO	IP WLS BF H R ER SO	IP WLS BF H R ER SO	IP WLS BF H R ER SO	IP WLS BF H R ER SO	IP WLS BF H R ER SO	IP WLS BF H R ER SO	IP WLS BF H R ER SO	IP WLS BF H R ER SO	IP WLS BF H R ER SO	IP WLS BF H R ER SO	IP WLS BF H R ER SO	IP WLS BF H R ER SO	IP WLS BF H R ER SO	IP WLS BF H R ER SO	ERA WHIP	ERA WHIP	
Kevin Appier, R (1, 1) ERA: 15.0	3.0 L 18 6 7 5 2																15.00 3.000		
Dennys Reyes, L (4, 1) ERA: 2.0	4.0 S 15 1 1 1 3																2.25 0.750		
D.J. Carrasco, R (8, 1) ERA: 6.75	1.0 S 3 0 0 0 0																0.00 0.000		





Batter	1	2	3	4	5	6	7	8	9	AB	R	H	RBI	BB	SO	LOB	TOP									
<b>Aaron Quiel, L</b> OBP: 0.271, SLG: 0.419 (1, 7)	F7		K		G6-3		K			4	0	0	0	0	2	2	<b>Kansas City Royals @ Minnesota Twins</b> Hubert H. Humphrey Metrodome, Minneapolis, MN Sun Apr 18 2004, 2:10 PM EDT Att: 21,079 - Unknown - 70 F  <b>AB 33</b> <b>R 3</b> <b>H 7</b> <b>RBI 2</b> <b>BB 1</b> <b>SO 11</b> <b>LOB 14</b> 									
<b>Carlos Beltrán, S</b> OBP: 0.456, SLG: 0.778 (1, 8)	BB		FC6		G4-3		F7			3	0	0	0	1	0	2										
<b>29 Mike Sweeney, R</b> OBP: 0.327, SLG: 0.580 (1, 3)	F7		G5-4-3		K					4	0	0	0	0	2	3										
<b>Juan Gonzalez, R</b> OBP: 0.327, SLG: 0.532 (1, 10)	G1-3				K					3	0	0	0	0	1	1										
<b>Matt Stairs, L</b> OBP: 0.240, SLG: 0.217 (1, 9)		K			K					4	0	0	0	0	3	1										
<b>Joe Randa, R</b> OBP: 0.420, SLG: 0.500 (1, 5)		1B			HR					4	2	2	1	0	1	1										
<b>Kelly Stinnett, R</b> OBP: 0.286, SLG: 0.286 (1, 2)		2B								4	1	1	0	0	2	2										
<b>Tony Graffanino, R</b> OBP: 0.359, SLG: 0.405 (1, 4)					1B					4	0	3	1	0	0	0										
<b>13 Andrés Blanco, S</b> OBP: 0.167, SLG: 0.167 (1, 6)					1B					3	0	1	0	0	0	2										
<b>Inning Stats</b>	R: 0 E: 0 K: 0 S: 8	H: 0 LOB: 1 BB: 1 P: 14	R: 1 E: 0 K: 1 S: 11	H: 2 LOB: 1 BB: 0 P: 18	R: 0 E: 1 K: 1 S: 12	H: 1 LOB: 1 BB: 0 P: 18	R: 2 E: 1 K: 2 S: 24	H: 3 LOB: 1 BB: 0 P: 28	R: 0 E: 0 K: 1 S: 10	H: 0 LOB: 0 BB: 0 P: 17	R: 0 E: 0 K: 1 S: 9	H: 0 LOB: 1 BB: 0 P: 15	R: 0 E: 0 K: 1 S: 11	H: 1 LOB: 1 BB: 0 P: 15	R: 0 E: 0 K: 2 S: 8	H: 0 LOB: 0 BB: 0 P: 10		R: 0 E: 0 K: 2 S: 12	H: 0 LOB: 0 BB: 0 P: 16	1B: 5 2B: 1 3B: 0 HR: 1	SF: 0 SAC: 0 DP: 1 HBP: 1	WP: 0 PB: 0 SB: 2 CS: 0	PA: 35			
<b>PITCHER</b>	IP	WLS	BF	H	R	ER	SO	BB	IBB	HBP	BLK	WP	HR	S	P	ERA		WHIP								
<b>Seth Greisinger, R</b> ERA: 10.8 (1, 1)	4.0		18	6	3	2	4	1	0	0	0	0	1	55	78	4.50		1.750								
<b>Joe Roa, R</b> ERA: 2.7 (5, 1)	2.1	W	9	1	0	0	2	0	0	1	0	0	0	24	38	0.00		0.429								
<b>Aaron Fultz, L</b> ERA: 1.08 (7, 1)	1.2		5	0	0	0	3	0	0	0	0	0	0	14	19	0.00	0.000									
<b>Juan Rincon, R</b> ERA: 4.05 (9, 1)	1.0		3	0	0	0	2	0	0	0	0	0	0	12	16	0.00	0.000									

Batter	1	2	3	4	5	6	7	8	9	AB	R	H	RBI	BB	SO	LOB	BOTTOM								
<b>Shannon Stewart, R</b> OBP: 0.444, SLG: 0.429 (1, 7)	K	FC6-4		K		HR				5	1	2	0	0	2	1	<b>Kansas City Royals @ Minnesota Twins</b> Hubert H. Humphrey Metrodome, Minneapolis, MN Sun Apr 18 2004, 2:10 PM EDT Att: 21,079 - Unknown - 70 F  <b>AB 36</b> <b>R 8</b> <b>H 12</b> <b>RBI 8</b> <b>BB 4</b> <b>SO 10</b> <b>LOB 18</b> 								
<b>Luis Rivas, R</b> OBP: 0.295, SLG: 0.465 (1, 4)	K		G5-3		E	S	2B		K	5	2	2	2	0	2	0									
<b>Doug Mientkiewicz, L</b> OBP: 0.460, SLG: 0.523 (1, 3)	BB		5	2B		K			G4-3	5	2	3	0	0	1	1									
<b>Jose Offerman, S</b> OBP: 0.400, SLG: 0.615 (1, 10)			5	2B		E5			G6-3	1	1	0	0	3	0	1									
<b>Michael Ryan, L</b> OBP: 0.143, SLG: 0.143 (6, PH)			5	2B		2B			G6-3	1	0	0	0	0	0	0									
<b>5 Michael Cuddyer, R</b> OBP: 0.281, SLG: 0.323 (1, 5)						2B				3	0	1	1	0	2	4									
<b>Corey Koskie, L</b> OBP: 0.378, SLG: 0.500 (6, PH) (7, 5)	K					K			FC5-4	1	1	0	0	0	0	2									
<b>Jacque Jones, L</b> OBP: 0.365, SLG: 0.625 (1, 9)		20	1B		F7					4	1	3	4	0	0	2									
<b>20 Lew Ford, R</b> OBP: 0.452, SLG: 0.704 (1, 8)					G6-3					3	0	1	1	1	0	3									
<b>Rob Bowen, S</b> OBP: 0.200, SLG: 0.800 (1, 2)					K					4	0	0	0	0	3	3									
<b>Cristian Guzman, S</b> OBP: 0.250, SLG: 0.340 (1, 6)					F9					4	0	0	0	0	0	1									
<b>Inning Stats</b>	R: 0 E: 0 K: 3 S: 10	H: 1 LOB: 2 BB: 1 P: 21	R: 1 E: 0 K: 1 S: 10	H: 2 LOB: 0 BB: 0 P: 16	R: 1 E: 0 K: 0 S: 15	H: 2 LOB: 2 BB: 1 P: 26	R: 0 E: 0 K: 2 S: 10	H: 0 LOB: 0 BB: 0 P: 17	R: 2 E: 1 K: 2 S: 15	H: 2 LOB: 2 BB: 1 P: 26	R: 4 E: 0 K: 0 S: 18	H: 4 LOB: 1 BB: 1 P: 33	R: 0 E: 0 K: 1 S: 6	H: 1 LOB: 1 BB: 0 P: 8	R: 0 E: 0 K: 1 S: 6	H: 0 LOB: 0 BB: 0 P: 7		1B: 5 2B: 5 3B: 1 HR: 1	SF: 0 SAC: 0 DP: 0 HBP: 0	WP: 0 PB: 0 SB: 2 CS: 0	PA: 40				
<b>PITCHER</b>	IP	WLS	BF	H	R	ER	SO	BB	IBB	HBP	BLK	WP	HR	S	P	ERA		WHIP							
<b>Darrell May, L</b> ERA: 8.8 (1, 1)	5.1	L	29	9	6	4	8	2	1	0	0	0	0	16	27	10.80	2.400								
<b>Shawn Camp, R</b> ERA: 6.0 (6, 1)	1.2		8	3	2	2	1	1	0	0	0	0	0	6	7	0.00	0.000								
<b>Curt Leskanic, R</b> ERA: 4.91 (8, 1)	1.0		3	0	0	0	1	0	0	0	0	0	0	6	7	0.00	0.000								



Batter	1	2	3	4	5	6	7	8	9	AB	R	H	RBI	BB	SO	LOB	TOP										
<b>Tony Graffanino, R</b> (1, 4) OBP: 0.333, SLG: 0.372										6	2	1	0	0	1	4	<b>Kansas City Royals @ Cleveland Indians</b> Jacobs Field, Cleveland, OH Tue Apr 20 2004, 7:05 PM EDT Att: 13,563 - Overcast - 54 F										
<b>Carlos Beltrán, S</b> (1, 8) OBP: 0.492, SLG: 0.766										2	4	1	0	3	1	2											
<b>29 Mike Sweeney, R</b> (1, 10) OBP: 0.361, SLG: 0.571										6	2	4	2	0	0	3											
<b>Juan Gonzalez, R</b> (1, 9) OBP: 0.351, SLG: 0.549										4	2	2	2	1	1	2											
<b>Mendy López, R</b> (7, 7) OBP: 0.200, SLG: 0.357										1	0	0	0	0	0	2											
<b>Matt Stairs, L</b> (1, 7) OBP: 0.300, SLG: 0.407										4	2	2	6	1	0	2											
<b>Rich Thompson, L</b> (7, 9)										1	0	0	0	0	0	2											
<b>Joe Randa, R</b> (1, 5) OBP: 0.418, SLG: 0.468										3	1	0	0	2	0	1											
<b>Benito Santiago, R</b> (1, 2) OBP: 0.244, SLG: 0.432										5	0	1	0	0	2	6											
<b>Ken Harvey, R</b> (1, 3) OBP: 0.417, SLG: 0.469										5	1	2	2	0	1	1											
<b>13 Andrés Blanco, S</b> (1, 6) OBP: 0.364, SLG: 0.222										3	1	1	2	1	0	0											
<b>Inning Stats</b>	R: 5 E: 0 K: 2 S: 27	H: 6 LOB: 2 BB: 1 P: 48	R: 1 E: 0 K: 1 S: 12	H: 1 LOB: 1 BB: 0 P: 20	R: 0 E: 0 K: 1 S: 7	H: 0 LOB: 0 BB: 0 P: 12	R: 1 E: 1 K: 0 S: 11	H: 1 LOB: 1 BB: 1 P: 25	R: 0 E: 0 K: 0 S: 7	H: 1 LOB: 0 BB: 0 P: 8	R: 4 E: 0 K: 0 S: 9	H: 1 LOB: 0 BB: 3 P: 23	R: 4 E: 1 K: 2 S: 21	H: 3 LOB: 3 BB: 2 P: 41	R: 0 E: 0 K: 0 S: 11	H: 0 LOB: 0 BB: 1 P: 14	R: 0 E: 0 K: 0 S: 7	H: 1 LOB: 1 BB: 1 P: 16	1B: 10 2B: 2 3B: 0 HR: 2	SF: 0 SAC: 0 DP: 2 HBP: 2	WP: 2 PB: 0 CS: 4 SB: 0	PA: 50					
<b>PITCHER</b>	IP	WLS	BF	H	R	ER	SO	BB	IBB	HBP	BLK	WP	HR	S	P	ERA	WHIP										
<b>Chad Durbin, R</b> (1, 1) ERA: 13.3	1.1	L	13	7	6	6	3	0	1	1	0	0	0	33	56	40.50	5.250										
<b>Jerome Robertson, L</b> (2, 1) ERA: 8.44	5.1		25	4	8	6	2	3	1	1	0	1	2	49	96	10.12	1.312										
<b>David Lee, R</b> (7, 1) ERA: 2.68	1.1		8	2	1	0	1	2	0	0	0	1	0	23	39	0.00	3.000										
<b>Tim Laker, R</b> (9, 1) ERA:	1.0		4	1	0	0	0	1	0	0	0	0	0	7	16	0.00	2.000										
Batter	1	2	3	4	5	6	7	8	9	AB	R	H	RBI	BB	SO	LOB	BOTTOM										
<b>Ronnie Belliard, R</b> (1, 4) OBP: 0.492, SLG: 0.576										3	0	1	0	1	1	1	<b>Kansas City Royals @ Cleveland Indians</b> Jacobs Field, Cleveland, OH Tue Apr 20 2004, 7:05 PM EDT Att: 13,563 - Overcast - 54 F										
<b>John McDonald, R</b> (8, 4) OBP: 0.100, SLG: 0.100										1	0	0	0	0	1	1											
<b>Omar Vizquel, S</b> (1, 6) OBP: 0.333, SLG: 0.361										4	0	0	0	0	1	2											
<b>Matt Lawton, L</b> (1, 7) OBP: 0.388, SLG: 0.617										3	1	2	1	1	0	1											
<b>Casey Blake, R</b> (1, 5) OBP: 0.348, SLG: 0.407										4	0	0	0	0	0	3											
<b>48 Travis Hafner, L</b> (1, 10) OBP: 0.386, SLG: 0.640										3	1	1	0	1	1	1											
<b>41 Victor Martinez, S</b> (1, 2) OBP: 0.333, SLG: 0.467										4	2	2	0	0	0	1											
<b>Alex Escobar, R</b> (1, 9) OBP: 0.279, SLG: 0.256										1	0	1	2	0	0	0											
<b>Lou Merloni, R</b> (4, 7) OBP: 0.304, SLG: 0.273										3	1	1	0	0	0	1											
<b>Ben Broussard, L</b> (1, 3) OBP: 0.394, SLG: 0.393										4	0	0	1	0	0	3											
<b>Coco Crisp, S</b> (1, 8) OBP: 0.286, SLG: 0.370										4	0	1	1	0	0	1											
<b>Inning Stats</b>	R: 0 E: 0 K: 1 S: 9	H: 1 LOB: 1 BB: 0 P: 14	R: 2 E: 0 K: 1 S: 9	H: 4 LOB: 1 BB: 0 P: 12	R: 0 E: 0 K: 0 S: 8	H: 0 LOB: 1 BB: 1 P: 13	R: 2 E: 1 K: 0 S: 12	H: 1 LOB: 0 BB: 0 P: 18	R: 0 E: 0 K: 0 S: 6	H: 0 LOB: 0 BB: 1 P: 12	R: 0 E: 0 K: 0 S: 6	H: 0 LOB: 1 BB: 1 P: 13	R: 1 E: 0 K: 1 S: 11	H: 1 LOB: 0 BB: 0 P: 16	R: 0 E: 0 K: 1 S: 11	H: 1 LOB: 1 BB: 0 P: 15	1B: 6 2B: 2 3B: 0 HR: 1	SF: 0 SAC: 0 DP: 2 HBP: 0	WP: 1 PB: 0 CS: 0 SB: 0	PA: 37							
<b>PITCHER</b>	IP	WLS	BF	H	R	ER	SO	BB	IBB	HBP	BLK	WP	HR	S	P	ERA	WHIP										
<b>Brian Anderson, L</b> (1, 1) ERA: 7.06	6.0	W	25	7	4	2	2	0	0	0	0	0	0	52	79	3.00	1.500										
<b>Jason Grimsley, R</b> (7, 1) ERA: 1.29	1.0		4	0	0	0	0	1	0	0	0	1	0	6	13	0.00	1.000										
<b>Scott Sullivan, R</b> (8, 1) ERA: 2.7	1.0		4	1	1	1	1	0	0	0	0	0	1	11	16	9.00	1.000										
<b>Nate Field, R</b> (9, 1) ERA: 1.35	1.0		4	1	0	0	1	0	0	0	0	0	0	11	15	0.00	1.000										



Batter	1	2	3	4	5	6	7	8	9	AB	R	H	RBI	BB	SO	LOB	TOP								
Tony Graffanino, R (1,4) OBP: 0.320, SLG: 0.354	G5-3		P3		G1-3		BB S 1B	K		5	0	1	0	0	1	2									
Carlos Beltrán, S (1,8) OBP: 0.485, SLG: 0.725	F9		K			2B G6-3 1B	BB IBB		K	4	1	1	0	1	2	1									
Joe Randa, R (1,5) OBP: 0.417, SLG: 0.471	F9			K		1-2 E 2B	SAFE SAFE BB		L7	4	1	1	0	1	1	0									
Juan Gonzalez, R (1,10) OBP: 0.339, SLG: 0.509 Rich Thompson, L (9, PR)		G4-3		K		G6-3	K			4	0	0	1	1	2	4									
Matt Stairs, L (1,9) OBP: 0.286, SLG: 0.375	G4-3			1B		3-H 1-3 K	F7		BB	5	0	1	0	0	2	5									
Ken Harvey, R (1,3) OBP: 0.475, SLG: 0.556				1B		E2 2-H 1B		FC4-6 1B		4	0	4	1	0	0	0									
Aaron Guiel, L (1,7) OBP: 0.250, SLG: 0.383				1B		G3		FC4-6 1-2 13 3B		4	1	0	0	0	1	5									
Kelly Stinnett, R (1,2) OBP: 0.364, SLG: 0.636				1B		F7		K		4	1	2	1	0	1	1									
13 Andrés Blanco, S (1,6) OBP: 0.333, SLG: 0.385				F7		G6-3		G3-1		4	0	1	1	0	0	1									
<b>Inning Stats</b>	R: 0 E: 0 K: 0 S: 10	H: 0 LOB: 0 BB: 0 P: 13	R: 0 E: 0 K: 1 S: 10	H: 1 LOB: 1 BB: 0 P: 18	R: 0 E: 0 K: 1 S: 8	H: 1 LOB: 1 BB: 0 P: 14	R: 0 E: 0 K: 2 S: 13	H: 2 LOB: 2 BB: 0 P: 15	R: 0 E: 0 K: 0 S: 8	H: 0 LOB: 0 BB: 0 P: 11	R: 2 E: 1 K: 1 S: 14	H: 3 LOB: 1 BB: 0 P: 20	R: 1 E: 0 K: 1 S: 13	H: 2 LOB: 3 BB: 2 P: 28	R: 1 E: 0 K: 2 S: 16	H: 2 LOB: 1 BB: 0 P: 23	R: 0 E: 0 K: 2 S: 12	H: 0 LOB: 1 BB: 1 P: 22	1B: 7 2B: 2 3B: 1 HR: 1	SF: 0 SAC: 0 DP: 0 HBP: 0	WP: 0 PB: 0 SB: 2 CS: 0	PA: 41			
<b>PITCHER</b>	IP	WLS	BF	H	R	ER	SO	BB	IBB	HBP	BLK	WP	HR	S	P	ERA	WHIP								
Jeff D'Amico, R (1,1) ERA: 4.74	5.1		22	6	2	2	4	0	0	0	0	0	0	56	80	3.38	1.125								
Scott Stewart, L (6,1) ERA: 11.57	0.2	B	3	1	0	0	1	0	0	0	0	0	0	7	11	0.00	1.500								
Jack Cressend, R (7,1) ERA: 9.52	1.0		7	2	1	1	1	1	1	0	0	0	1	13	28	9.00	3.000								
63 Rafael Betancourt, R (8,1) ERA: 5.59	1.0	W	5	2	1	1	2	0	0	0	0	0	0	16	23	9.00	2.000								
David Risko, R (9,1) ERA: 10.5	1.0	S	4	0	0	0	2	1	0	0	0	0	0	12	22	0.00	1.000								

Kansas City Royals @ Cleveland Indians  
 Jacobs Field, Cleveland, OH  
 Thu Apr 22 2004, 12:05 PM EDT  
 Att: 15,720 - Cloudy - 53 F

livebaseballscores.com

AB 38  
 R 4  
 H 11  
 RBI 4  
 BB 3  
 SO 10  
 LOB 19



Batter	1	2	3	4	5	6	7	8	9	AB	R	H	RBI	BB	SO	LOB	BOTTOM								
Ronnie Belliard, R (1,4) OBP: 0.493, SLG: 0.581	L7		G6-3 1-3 2-H 2B		L9			BB 1B BB		3	1	1	1	1	0	2									
Omar Vizquel, S (1,6) OBP: 0.325, SLG: 0.354	P6		G6-3		F7			1B BB G4-6-3 1B		4	1	1	1	0	0	3									
Jody Gerut, L (1,9) OBP: 0.377, SLG: 0.450	G4-3		F9			B2		G4-6-3 41 2B BB		3	1	0	0	1	0	1									
Casey Blake, R (1,5) OBP: 0.343, SLG: 0.397		G6-3		K		L8		G4-6-3 1B		4	0	1	1	0	1	0									
Matt Lawton, L (1,7) OBP: 0.366, SLG: 0.578		K		F7		K		G4-6-3		4	0	0	0	0	2	2									
41 Victor Martinez, S (1,2) OBP: 0.327, SLG: 0.469		G6-3		F7			K			4	0	1	1	0	1	0									
Alex Escobar, R (1,8) OBP: 0.326, SLG: 0.300 Coco Crisp, S (7, PR) OBP: 0.280, SLG: 0.362 (8, 8)			48 E 2B BB		SH1-4 48 HBP BB			G3-1		1	1	1	0	2	0	0									
48 Travis Hafner, L (1,10) OBP: 0.383, SLG: 0.615			FC3 2B G6-3		SH1-4 HBP					2	1	0	0	0	0	2									
Lou Merloni, R (1,3) OBP: 0.280, SLG: 0.250 Ben Broussard, L (9, 3)			F9		SH1-4					2	0	0	0	0	0	3									
<b>Inning Stats</b>	R: 0 E: 0 K: 0 S: 5	H: 0 LOB: 0 BB: 0 P: 9	R: 0 E: 0 K: 1 S: 8	H: 0 LOB: 0 BB: 0 P: 13	R: 2 E: 1 K: 0 S: 10	H: 1 LOB: 1 BB: 1 P: 22	R: 0 E: 0 K: 1 S: 5	H: 0 LOB: 0 BB: 0 P: 6	R: 0 E: 0 K: 0 S: 7	H: 0 LOB: 2 BB: 1 P: 16	R: 0 E: 0 K: 1 S: 9	H: 0 LOB: 0 BB: 0 P: 14	R: 0 E: 0 K: 1 S: 11	H: 1 LOB: 1 BB: 0 P: 17	R: 3 E: 0 K: 0 S: 11	H: 3 LOB: 1 BB: 2 P: 27	R: 0 E: 0 K: 0 S: 11	H: 0 LOB: 1 BB: 1 P: 22	1B: 2 2B: 3 3B: 0 HR: 0	SF: 0 SAC: 1 DP: 1 HBP: 1	WP: 0 PB: 0 SB: 0 CS: 0	PA: 34			
<b>PITCHER</b>	IP	WLS	BF	H	R	ER	SO	BB	IBB	HBP	BLK	WP	HR	S	P	ERA	WHIP								
Jeremy Affeldt, L (1,1) ERA: 5.94	7.0		27	2	2	0	4	2	0	1	0	0	0	4	15	∞	∞								
Jason Grimsley, R (8,1) ERA: 5.14	0.0	L	3	1	3	3	0	2	0	0	0	0	0	4	15	∞	∞								
D.J. Carrasco, R (8,1) ERA: 5.68	1.0	B	4	2	0	0	0	0	0	0	0	0	0	7	12	0.00	2.000								

Kansas City Royals @ Cleveland Indians  
 Jacobs Field, Cleveland, OH  
 Thu Apr 22 2004, 12:05 PM EDT  
 Att: 15,720 - Cloudy - 53 F

livebaseballscores.com

AB 28  
 R 5  
 H 5  
 RBI 4  
 BB 4  
 SO 4  
 LOB 14





Batter	1	2	3	4	5	6	7	8	9	AB	R	H	RBI	BB	SO	LOB	TOP					
Michael Ryan, L OBP: 0.438, SLG: 0.438 (1, 7)	F8		G4-3			FC4-6 1B		F8 3B 1B	BB SF8 1B	5	2	3	1	0	0	1						
Luis Rivas, R OBP: 0.250, SLG: 0.370 8 Nick Punto, S (8, PH) OBP: 0.452, SLG: 0.346 (8, 4)	G5-3		B1-3			FC4-6 1B		F8 3B BB	SF8 BB BB	3	0	0	0	0	0	1						
Doug Mientkiewicz, L (1, 3)	G1-3			P4		F9		F8	S	4	0	0	1	1	0	3						
Corey Koskie, L OBP: 0.390, SLG: 0.609 (1, 5)		1B 2B		G4-3 2B		F8		F8 3B	SF8	4	2	3	3	0	0	1						
Jose Offerman, S OBP: 0.383, SLG: 0.520 (1, 10)		K		G4-3		F9		K	BB	4	0	0	0	1	2	3						
Jacque Jones, L OBP: 0.377, SLG: 0.578 (1, 9)		1B		P6		2B 1B		G6-3	F7	5	0	2	1	0	0	4						
20 Lew Ford, R OBP: 0.458, SLG: 0.744 (1, 8)		F7				G6-3		P5	BB 1B BB	3	1	0	0	1	0	2						
Henry Blanco, R OBP: 0.404, SLG: 0.614 (1, 2)		F8		F9		F9		F9	F9	4	0	1	0	0	0	2						
Cristian Guzman, S OBP: 0.288, SLG: 0.351 (1, 6)				G4-3 1B		G6-3		F8	1B BB	3	1	1	0	1	0	2						
<b>Inning Stats</b>	R: 0 E: 0 K: 0 S: 5	H: 0 LOB: 0 BB: 0 P: 8	R: 1 E: 0 K: 1 S: 17	H: 2 LOB: 1 BB: 0 P: 25	R: 0 E: 0 K: 0 S: 6	H: 1 LOB: 0 BB: 0 P: 8	R: 0 E: 0 K: 0 S: 9	H: 1 LOB: 1 BB: 0 P: 13	R: 0 E: 0 K: 0 S: 7	H: 0 LOB: 0 BB: 0 P: 10	R: 0 E: 0 K: 0 S: 11	H: 1 LOB: 2 BB: 0 P: 18	R: 0 E: 0 K: 0 S: 9	H: 2 LOB: 0 BB: 0 P: 12	R: 3 E: 0 K: 1 S: 15	H: 2 LOB: 1 BB: 1 P: 27	R: 3 E: 0 K: 0 S: 15	H: 1 LOB: 3 BB: 5 P: 40	1B: 6 2B: 3 3B: 1 HR: 0	SF: 1 SAC: 0 DP: 1 HBP: 0	WP: 1 PB: 0 CS: 2 SB: 0	PA: 42
<b>PITCHER</b>	IP	WLS	BF	H	R	ER	SO	BB	IBB	HBP	BLK	WP	HR	S	P	ERA	WHIP					
Kevin Appier, R ERA: 13.5 (1, 1)	1.0		4	1	1	1	0	0	0	0	0	0	0	9	15	9.00	1.000					
41 Jimmy Gobble, L ERA: 2.65 (2, 1)	6.0		23	6	0	0	1	0	0	0	0	0	0	55	79	0.00	1.000					
Scott Sullivan, R ERA: 6.43 (8, 1)	0.1		4	2	3	3	0	1	0	0	0	0	0	11	21	81.00	9.000					
Curt Lesknic, R ERA: 9.64 (8, 1)	1.0	L	6	1	3	3	1	2	0	0	0	1	0	12	25	27.00	3.000					
Dennys Reyes, L ERA: 1.93 (9, 1)	0.1		4	0	0	0	0	3	0	0	0	0	0	6	19	0.00	9.000					
<b>PITCHER</b>	IP	WLS	BF	H	R	ER	SO	BB	IBB	HBP	BLK	WP	HR	S	P	ERA	WHIP					
Nate Field, R ERA: 1.29 (9, 1)	0.1		1	0	0	0	0	0	0	0	0	0	0	1	2	0.00	0.000					

Minnesota Twins @ Kansas City Royals  
Kauffman Stadium, Kansas City, MO

AB 35  
R 7  
H 10  
RBI 6  
BB 6  
SO 2  
LOB 19



WP: 1  
PA: 42  
PB: 0  
CS: 2  
SB: 0

Fri Apr 23 2004, 7:10 PM CDT  
Att: 20,103 - Overcast - 60 F

livebaseballscorecards.com

Batter	1	2	3	4	5	6	7	8	9	AB	R	H	RBI	BB	SO	LOB	BOTTOM				
Tony Graffanino, R OBP: 0.327, SLG: 0.377 (1, 4)	CS 1B	K		WP SF8 2B		P4		F8		5	1	2	0	0	1	6					
Carlos Beltrán, S OBP: 0.478, SLG: 0.722 (1, 8)	F9	1B 2B		SF8		F9		F9	BB	3	1	1	3	1	0	3					
Juan Gonzalez, R OBP: 0.343, SLG: 0.492 (1, 9)	2B BB	1B		F8		F8		P3		4	1	1	1	1	0	3					
Matt Stairs, L OBP: 0.325, SLG: 0.353 (1, 10)	2B BB	BB		G3		G3		BB		2	0	0	0	3	0	0					
Joe Randa, R OBP: 0.400, SLG: 0.464 (1, 5)	F7	F7		G5-3		G5-3		K		5	0	1	1	0	2	3					
Ken Harvey, R OBP: 0.444, SLG: 0.512 (1, 3)	G6-3			F9		F9		F9		5	0	1	0	0	0	3					
Benito Santiago, R OBP: 0.260, SLG: 0.429 (1, 2)		FC4-6 1B		G5-3		P4		FC5 1B	G5-3	5	0	2	0	0	0	1					
Aaron Guiel, L OBP: 0.268, SLG: 0.412 (1, 7)		FC4-6 1B		K		13 1B		BB FC5		4	1	2	0	0	1	1					
13 Andrés Blanco, S OBP: 0.368, SLG: 0.412 (1, 6)		2B 1B		P6		P6		FC5 BB		4	1	2	0	0	0	2					
<b>Inning Stats</b>	R: 1 E: 0 K: 0 S: 13	H: 2 LOB: 2 BB: 2 P: 27	R: 3 E: 0 K: 1 S: 23	H: 4 LOB: 1 BB: 1 P: 35	R: 0 E: 0 K: 1 S: 6	H: 0 LOB: 0 BB: 0 P: 8	R: 1 E: 0 K: 0 S: 9	H: 1 LOB: 0 BB: 0 P: 12	R: 0 E: 0 K: 0 S: 6	H: 2 LOB: 2 BB: 0 P: 8	R: 0 E: 0 K: 1 S: 9	H: 0 LOB: 1 BB: 1 P: 15	R: 0 E: 0 K: 0 S: 8	H: 2 LOB: 3 BB: 1 P: 16	R: 0 E: 0 K: 1 S: 11	H: 1 LOB: 1 BB: 0 P: 18	1B: 8 2B: 4 3B: 0 HR: 0	SF: 1 SAC: 0 DP: 0 HBP: 0	WP: 1 PB: 0 CS: 1 SB: 0	PA: 43	
<b>PITCHER</b>	IP	WLS	BF	H	R	ER	SO	BB	IBB	HBP	BLK	WP	HR	S	P	ERA	WHIP				
Kyle Lohse, R ERA: 7.89 (1, 1)	5.2		28	9	5	5	2	3	0	0	0	0	0	64	100	7.94	2.118				
Aaron Fultz, L ERA: 0.93 (6, 1)	1.1		5	0	0	0	1	1	0	0	0	0	0	10	16	0.00	0.750				
Joe Roa, R ERA: 1.93 (8, 1)	0.2		4	2	0	0	0	0	0	0	0	0	0	6	10	0.00	3.000				
J.C. Romero, L ERA: (8, 1)	0.2	W	3	0	0	0	0	1	0	0	0	0	0	4	10	0.00	1.500				
36 Joe Nathan, R ERA: 3.38 (9, 1)	0.2	S	3	1	0	0	1	0	0	0	0	0	0	9	14	0.00	1.500				

Minnesota Twins @ Kansas City Royals  
Kauffman Stadium, Kansas City, MO

AB 37  
R 5  
H 12  
RBI 5  
BB 5  
SO 4  
LOB 22



WP: 1  
PA: 43  
PB: 0  
CS: 1  
SB: 0

Fri Apr 23 2004, 7:10 PM CDT  
Att: 20,103 - Overcast - 60 F

livebaseballscorecards.com















Batter	1	2	3	4	5	6	7	8	9	AB	R	H	RBI	BB	SO	LOB	TOP					
10 Michael Young, R OBP: 0.420, SLG: 0.511										4	2	1	0	1	0	3	<b>Texas Rangers @ Kansas City Royals</b> Kauffman Stadium, Kansas City, MO Wed Apr 28 2004, 7:10 PM CDT Att: 15,530 - Cloudy - 76 F					
9 Hank Blalock, L OBP: 0.398, SLG: 0.556										5	0	1	0	0	1	5						
Alfonso Soriano, R OBP: 0.391, SLG: 0.440										5	0	2	1	0	1	2						
Herbert Perry, R OBP: 0.325, SLG: 0.400										5	0	2	1	0	0	3						
Brian Jordan, R (1, 10)										4	0	0	0	0	0	3						
Eric Young Sr., R OBP: 0.452, SLG: 0.459										4	1	2	0	0	1	0						
Kevin Mench, R OBP: 0.341, SLG: 0.550										4	0	3	1	0	0	0						
Laynce Nix, L OBP: 0.375, SLG: 0.683										4	0	1	0	0	1	3						
15 Gerald Laird, R OBP: 0.386, SLG: 0.423										3	0	1	0	0	0	3						
Brad Fullmer, L OBP: 0.301, SLG: 0.409										1	0	0	0	0	0	0						
<b>Inning Stats</b>	R: 1 E: 0 K: 0 S: 8	H: 2 LOB: 1 BB: 0 P: 9	R: 0 E: 0 K: 1 S: 10	H: 3 LOB: 2 BB: 0 P: 16	R: 0 E: 0 K: 0 S: 13	H: 1 LOB: 1 BB: 0 P: 20	R: 0 E: 0 K: 0 S: 8	H: 1 LOB: 1 BB: 0 P: 13	R: 0 E: 0 K: 0 S: 9	H: 1 LOB: 0 BB: 0 P: 17	R: 0 E: 0 K: 1 S: 16	H: 3 LOB: 3 BB: 1 P: 23	R: 0 E: 0 K: 1 S: 9	H: 1 LOB: 0 BB: 0 P: 9	R: 0 E: 0 K: 1 S: 7	H: 0 LOB: 0 BB: 0 P: 10	R: 1 E: 1 K: 1 S: 12	H: 1 LOB: 1 BB: 0 P: 20	1B: 7 2B: 5 3B: 1 HR: 0	SF: 0 SAC: 0 DP: 2 HBP: 0	WP: 0 PB: 0 SB: 1 CS: 0	PA: 40
<b>PITCHER</b>	IP WLS BF H R ER SO BB IBB HBP BLK WP HR S P ERA WHIP																					
41 Jimmy Gobble, L ERA: 2.82	5.1 W 25 10 2 2 1 0 0 0 0 0 0 57 86 3.38 1.875																					
Jason Grimsley, R ERA: 4.0	0.2 H 4 1 0 0 0 1 0 0 0 0 0 7 12 0.00 3.000																					
Shawn Camp, R ERA: 3.68	2.0 H 6 1 0 0 2 0 0 0 0 0 0 16 19 0.00 0.500																					
Mike MacDougal, R ERA:	1.0 S 5 1 1 0 1 0 0 0 0 0 0 12 20 0.00 1.000																					

Batter	1	2	3	4	5	6	7	8	9	AB	R	H	RBI	BB	SO	LOB	BOTTOM			
Tony Graffanino, R OBP: 0.356, SLG: 0.408										4	1	3	1	0	0	0	<b>Texas Rangers @ Kansas City Royals</b> Kauffman Stadium, Kansas City, MO Wed Apr 28 2004, 7:10 PM CDT Att: 15,530 - Cloudy - 76 F			
Carlos Beltrán, S OBP: 0.433, SLG: 0.676										4	0	0	0	0	0	3				
29 Mike Sweeney, R OBP: 0.364, SLG: 0.550										3	1	1	0	1	1	1				
Ken Harvey, R OBP: 0.468, SLG: 0.561										4	2	3	3	0	0	1				
Joe Randa, R OBP: 0.392, SLG: 0.456										4	0	1	0	0	0	1				
Benito Santiago, R OBP: 0.290, SLG: 0.407										3	0	1	1	1	0	0				
Mendy López, R OBP: 0.174, SLG: 0.238										3	0	0	0	0	0	3				
Aaron Quiel, L OBP: 0.302, SLG: 0.411										1	0	0	0	0	0	1				
9 David DeJesus, L OBP: 0.267, SLG: 0.083										2	1	0	0	1	1	1				
13 Andrés Blanco, S OBP: 0.333, SLG: 0.333										2	0	0	0	0	0	1				
<b>Inning Stats</b>	R: 0 E: 0 K: 0 S: 8	H: 0 LOB: 1 BB: 1 P: 15	R: 0 E: 0 K: 0 S: 4	H: 0 LOB: 0 BB: 0 P: 7	R: 0 E: 0 K: 0 S: 6	H: 1 LOB: 1 BB: 1 P: 10	R: 0 E: 0 K: 0 S: 10	H: 2 LOB: 2 BB: 1 P: 16	R: 4 E: 0 K: 1 S: 15	H: 3 LOB: 0 BB: 0 P: 24	R: 0 E: 0 K: 1 S: 9	H: 0 LOB: 0 BB: 0 P: 15	R: 0 E: 0 K: 1 S: 9	H: 1 LOB: 1 BB: 0 P: 13	R: 1 E: 0 K: 0 S: 12	H: 2 LOB: 1 BB: 0 P: 21	1B: 7 2B: 2 3B: 0 HR: 1	SF: 0 SAC: 1 DP: 2 HBP: 1	WP: 0 PB: 0 SB: 0 CS: 0	PA: 35
<b>PITCHER</b>	IP WLS BF H R ER SO BB IBB HBP BLK WP HR S P ERA WHIP																			
Kenny Rogers, L ERA: 4.26	6.2 L 29 7 4 4 1 0 0 0 0 0 0 11 17 13.50 3.000																			
Doug Brocail, R ERA: 13.5	0.2 4 2 1 1 1 0 0 0 0 0 0 4 8 0.00 0.000																			
Erasmio Ramirez, L ERA: 5.68	0.2 2 0 0 0 0 0 0 0 0 0 0 4 8 0.00 0.000																			

AB	39
R	3
H	13
RBI	3
BB	1
SO	4
LOB	22



AB	30
R	5
H	9
RBI	5
BB	3
SO	2
LOB	12









Batter	1	2	3	4	5	6	7	8	9	AB	R	H	RBI	BB	SO	LOB	TOP					
Tony Graffanino, R (1, 4) OBP: 0.358, SLG: 0.410	1-2 F9			2-0 P4		1-0 HBP			0-1 G1-3	3	0	0	0	0	0	0						
Carlos Beltrán, S (1, 8) OBP: 0.434, SLG: 0.696	1-3 K			1-3 K		2-2 F9			1-1 29 BB 1B	4	0	1	0	0	2	1						
29 Mike Sweeney, R (1, 3) OBP: 0.373, SLG: 0.544	0-0 G5-3			0-1 P2				1-1 F9 SF8	4-1 1B	3	1	1	0	1	0	0						
Matt Stairs, L (1, 9) OBP: 0.383, SLG: 0.420		1-0 P4			0-0 F7			1-2 F9	2-3 K	4	0	0	0	0	1	3						
Ken Harvey, R (1, 10) OBP: 0.491, SLG: 0.571		0-2 F7			0-2 HR			3-2 SF8	0-3 K	3	1	1	2	0	1	2						
Joe Randa, R (1, 5) OBP: 0.388, SLG: 0.432		2-3 K			2-1 F9			3-H F8		3	0	0	0	0	1	0						
Benito Santiago, R (1, 2) OBP: 0.277, SLG: 0.387			3-3 K		0-0 P3			0-1 F8		3	0	0	0	0	1	0						
Desi Relaford, S (1, 6) OBP: 0.250, SLG: 0.250		1-2 P5			0-1 L4			0-2 P4		3	0	0	0	0	0	0						
9 David DeJesus, L (1, 7) OBP: 0.211, SLG: 0.063			0-1 P5		1-3 K			2-2 P2		3	0	0	0	0	1	0						
<b>Inning Stats</b>	R: 0 E: 0 K: 1 S: 8	H: 0 LOB: 0 BB: 0 P: 10	R: 0 E: 0 K: 1 S: 7	H: 0 LOB: 0 BB: 0 P: 10	R: 0 E: 0 K: 1 S: 8	H: 0 LOB: 0 BB: 0 P: 12	R: 0 E: 0 K: 1 S: 6	H: 0 LOB: 0 BB: 0 P: 9	R: 1 E: 0 K: 0 S: 7	H: 1 LOB: 0 BB: 0 P: 9	R: 0 E: 0 K: 1 S: 10	H: 0 LOB: 1 BB: 0 P: 14	R: 1 E: 0 K: 0 S: 9	H: 1 LOB: 0 BB: 0 P: 15	R: 0 E: 0 K: 0 S: 10	H: 0 LOB: 2 BB: 1 P: 12	R: 0 E: 0 K: 2 S: 13	H: 1 LOB: 2 BB: 1 P: 20	1B: 1 2B: 1 3B: 0 HR: 1	SF: 1 SAC: 0 DP: 0 HBP: 1	WP: 0 PB: 0 SB: 0 CS: 0	PA: 32
<b>PITCHER</b>	IP	WLS	BF	H	R	ER	SO	BB	IBB	HBP	BLK	WP	HR	S	P	ERA	WHIP					
Javier Vazquez, R (1, 1) ERA: 2.55	8.0	W	27	2	2	2	5	0	0	1	0	0	1	65	91	2.25	0.250					
42 Mariano Rivera, R (9, 1) ERA: 0.63	1.0	S	5	1	0	0	2	1	0	0	0	0	0	13	20	0.00	2.000					

Kansas City Royals @ New York Yankees  
Yankee Stadium, Bronx, NY  
Fri Apr 30 2004, 7:05 PM EDT  
Att: 43,237 - Cloudy - 67 F

AB	29
R	2
H	3
RBI	2
BB	1
SO	7
LOB	6



Batter	1	2	3	4	5	6	7	8	9	AB	R	H	RBI	BB	SO	LOB	BOTTOM				
2 Derek Jeter, R (1, 6) OBP: 0.255, SLG: 0.232	0-0 G6-4-3 1B		2-2 G6-4-3 1-2		4-0 25 G3 BB	2-0 F9		1-1 FC6-4 2B		4	1	1	1	1	0	4					
Bernie Williams, S (1, 10) OBP: 0.310, SLG: 0.292	2-1 G6-4-3 1-2			4-1 13 1B BB	2-0 25 G3 BB			0-1 G4-3	0-1 1-3 2B	4	2	2	1	1	0	1					
13 Alex Rodriguez, R (1, 5) OBP: 0.333, SLG: 0.440	0-0 F8			2-2 20 E 1B	4-0 20 BB 25 G3 IBB			2-1 F7	1-2 G6-3	4	0	1	0	1	0	2					
25 Jason Giambi, L (1, 3) OBP: 0.422, SLG: 0.456		0-0 G4-3			0-1 G3					4	0	1	1	0	1	4					
Tony Clark, S (9, 3) OBP: 0.366, SLG: 0.667					1-2 2-3 3-H					0	0	0	0	0	0	0					
Gary Sheffield, R (1, 9) OBP: 0.406, SLG: 0.400		0-2 P5		2-1 20 E 1B	4-0 20 BB IBB			0-0 F8		3	0	1	1	1	0	1					
20 Jorge Posada, S (1, 2) OBP: 0.412, SLG: 0.710		2-2 F8		2 SAFE 2-3 1B	2 SAFE 2-3 1B				4-2 BB 2 FC6-4 BB	2	1	0	1	2	1	2					
55 Hideki Matsui, L (1, 8) OBP: 0.404, SLG: 0.410			2-1 G5-3		4-1 BB BB			1-0 F8	1-2 2B 1B	3	1	1	0	1	0	3					
Ruben Sierra, S (1, 7) OBP: 0.273, SLG: 0.317			2-1 1B		0-0 F9			0-3 FC6-4 BB		4	0	1	0	0	2	5					
Bubba Crosby, L (9, 8) OBP: 0.222, SLG: 0.556			1B							0	0	0	0	0	0	0					
Miguel Cairo, R (1, 4) OBP: 0.333, SLG: 0.500			0-0 2 G6-4-3 1B		2-2 P3			4-0 F9	1-2 2-3 BB	3	0	1	0	1	0	0					
<b>Inning Stats</b>	R: 0 E: 0 K: 0 S: 4	H: 1 LOB: 0 BB: 0 P: 6	R: 0 E: 0 K: 0 S: 7	H: 0 LOB: 0 BB: 0 P: 9	R: 0 E: 0 K: 2 S: 14	H: 2 LOB: 2 BB: 2 P: 29	R: 2 E: 0 K: 0 S: 10	H: 1 LOB: 3 BB: 4 P: 32	R: 0 E: 0 K: 1 S: 7	H: 0 LOB: 0 BB: 0 P: 10	R: 0 E: 0 K: 0 S: 6	H: 1 LOB: 1 BB: 0 P: 10	R: 2 E: 0 K: 1 S: 13	H: 2 LOB: 2 BB: 2 P: 24	1B: 6 2B: 3 3B: 0 HR: 0	SF: 0 SAC: 0 DP: 2 HBP: 0	WP: 0 PB: 0 SB: 0 CS: 0	PA: 39			
<b>PITCHER</b>	IP	WLS	BF	H	R	ER	SO	BB	IBB	HBP	BLK	WP	HR	S	P	ERA	WHIP				
Brian Anderson, L (1, 1) ERA: 6.44	7.0	L	34	8	5	5	3	5	2	0	0	0	0	60	119	6.43	1.857				
Jason Grimsley, R (8, 1) ERA: 3.6	1.0		5	1	0	0	1	1	0	0	0	0	0	10	16	0.00	2.000				

Kansas City Royals @ New York Yankees  
Yankee Stadium, Bronx, NY  
Fri Apr 30 2004, 7:05 PM EDT  
Att: 43,237 - Cloudy - 67 F

AB	31
R	5
H	9
RBI	5
BB	8
SO	4
LOB	22









Batter	1	2	3	4	5	6	7	8	9	AB	R	H	RBI	BB	SO	LOB	TOP					
4 Angel Berroa, R OBP: 0.234, SLG: 0.289										4	0	0	0	0	1	2						
Carlos Beltrán, S OBP: 0.435, SLG: 0.721										3	2	2	0	1	0	0						
29 Mike Sweeney, R OBP: 0.361, SLG: 0.526										4	0	1	2	0	1	1						
Juan Gonzalez, R OBP: 0.321, SLG: 0.461										4	0	2	0	0	1	0						
Ken Harvey, R OBP: 0.418, SLG: 0.521										4	0	1	0	0	0	3						
Joe Randa, R OBP: 0.363, SLG: 0.416										3	0	0	0	0	0	0						
Benito Santiago, R OBP: 0.296, SLG: 0.412										3	0	2	0	0	0	0						
Matt Stairs, L OBP: 0.385, SLG: 0.473										1	0	0	0	0	1	2	AB 34					
Desi Relaford, S OBP: 0.188, SLG: 0.188										4	0	1	0	0	1	3	R 2					
9 David DeJesus, L OBP: 0.174, SLG: 0.050										4	0	1	0	0	1	3	H 9					
										4	0	0	0	0	0	5	RBI 2					
																	BB 1					
																	SO 5					
																	LOB 16					
<b>Inning Stats</b>	R: 1 E: 0 K: 1 S: 10	H: 2 LOB: 1 BB: 0 P: 15	R: 0 E: 0 K: 0 S: 7	H: 1 LOB: 1 BB: 0 P: 15	R: 1 E: 0 K: 0 S: 18	H: 3 LOB: 1 BB: 0 P: 22	R: 0 E: 0 K: 0 S: 16	H: 2 LOB: 2 BB: 0 P: 26	R: 0 E: 0 K: 1 S: 8	H: 0 LOB: 0 BB: 0 P: 12	R: 0 E: 0 K: 0 S: 6	H: 0 LOB: 0 BB: 0 P: 10	R: 0 E: 0 K: 0 S: 5	H: 0 LOB: 0 BB: 0 P: 10	R: 0 E: 0 K: 1 S: 8	H: 0 LOB: 1 BB: 1 P: 13	R: 0 E: 0 K: 2 S: 11	H: 1 LOB: 2 BB: 0 P: 19	1B: 6 2B: 2 3B: 1 HR: 0	SF: 0 SAC: 0 DP: 2 HBP: 1	WP: 0 PB: 0 CS: 0	PA: 36
<b>PITCHER</b>	IP	WLS	BF	H	R	ER	SO	BB	IBB	HBP	BLK	WP	HR	S	P	ERA	WHIP					
35 Mike Mussina, R ERA: 5.88	7.0	W	28	8	2	2	2	0	0	0	0	0	0	70	110	2.57	1.143					
Tom Gordon, R ERA: 1.75	1.0	H	3	0	0	0	1	1	0	0	0	0	0	8	13	0.00	1.000					
42 Mariano Rivera, R ERA: 0.59	1.0	S	5	1	0	0	2	0	0	1	0	0	0	11	19	0.00	1.000					

Kansas City Royals @ New York Yankees  
Yankee Stadium, Bronx, NY  
Sun May 02 2004, 1:05 PM EDT  
Att. 49,208 - Overcast - 65 F

AB 34  
R 2  
H 9  
RBI 2  
BB 1  
SO 5  
LOB 16



Batter	1	2	3	4	5	6	7	8	9	AB	R	H	RBI	BB	SO	LOB	BOTTOM				
2 Derek Jeter, R OBP: 0.259, SLG: 0.238										4	0	0	0	0	1	3					
Bernie Williams, S OBP: 0.290, SLG: 0.272										4	0	0	0	0	1	1					
13 Alex Rodriguez, R OBP: 0.342, SLG: 0.429										3	0	0	0	1	2	0					
25 Jason Giambi, L OBP: 0.455, SLG: 0.527										4	1	2	1	0	1	0					
Tony Clark, S OBP: 0.366, SLG: 0.667										0	0	0	0	0	0	0					
Gary Sheffield, R OBP: 0.400, SLG: 0.386										4	0	1	0	0	0	1					
20 Jorge Posada, S OBP: 0.409, SLG: 0.708										4	0	1	0	0	0	1					
55 Hideki Matsui, L OBP: 0.412, SLG: 0.459										3	2	2	1	0	0	0					
Ruben Sierra, S OBP: 0.327, SLG: 0.500										2	0	1	1	0	0	1					
Miguel Cairo, R OBP: 0.367, SLG: 0.520										1	0	1	1	1	0	0					
																	AB 28				
																	R 4				
																	H 8				
																	RBI 4				
																	BB 2				
																	SO 6				
																	LOB 7				
<b>Inning Stats</b>	R: 0 E: 0 K: 2 S: 7	H: 0 LOB: 0 BB: 0 P: 12	R: 0 E: 0 K: 0 S: 5	H: 0 LOB: 0 BB: 0 P: 8	R: 1 E: 0 K: 1 S: 16	H: 2 LOB: 1 BB: 0 P: 25	R: 0 E: 0 K: 0 S: 7	H: 1 LOB: 1 BB: 1 P: 11	R: 0 E: 0 K: 0 S: 15	H: 1 LOB: 1 BB: 1 P: 26	R: 2 E: 0 K: 1 S: 11	H: 3 LOB: 1 BB: 0 P: 18	R: 0 E: 0 K: 2 S: 9	H: 0 LOB: 0 BB: 0 P: 14	1B: 4 2B: 3 3B: 0 HR: 1	SF: 2 SAC: 0 DP: 1 HBP: 0	WP: 1 PB: 1 CS: 0	PA: 32			
<b>PITCHER</b>	IP	WLS	BF	H	R	ER	SO	BB	IBB	HBP	BLK	WP	HR	S	P	ERA	WHIP				
Jeremy Afeldt, L ERA: 5.1	6.1	L	27	8	4	4	3	2	0	0	0	0	0	62	102	5.68	1.579				
Jason Grimsley, R ERA: 3.35	0.2		2	0	0	0	1	0	0	0	0	0	0	6	10	0.00	0.000				
Scott Sullivan, R ERA: 5.23	1.0		3	0	0	0	2	0	0	0	0	0	0	9	14	0.00	0.000				

Kansas City Royals @ New York Yankees  
Yankee Stadium, Bronx, NY  
Sun May 02 2004, 1:05 PM EDT  
Att. 49,208 - Overcast - 65 F

AB 28  
R 4  
H 8  
RBI 4  
BB 2  
SO 6  
LOB 7









Batter	1	2	3	4	5	6	7	8	9	AB	R	H	RBI	BB	SO	LOB	TOP										
Aaron Quiel, L (1, 7) OBP: 0.286, SLG: 0.397	G4-3		G4-6-3		G3			F7		4	0	0	0	0	0	2	<b>Kansas City Royals @ Toronto Blue Jays</b> SkyDome, Toronto, ON Tue May 04 2004, 7:05 PM EDT Att: 20,011 - Dome - 68 F										
Joe Randa, R (1, 5) OBP: 0.370, SLG: 0.424	F9			F7	1B			K		4	0	1	1	0	1	0											
Carlos Beltrán, S (1, 8) OBP: 0.422, SLG: 0.670	P4			F9	F9			K		4	0	0	0	0	1	1											
29 Mike Sweeney, R (1, 10) OBP: 0.337, SLG: 0.482		L6		K				G6-3		4	0	0	0	0	1	0											
Ken Harvey, R (1, 3) OBP: 0.402, SLG: 0.494		E4			F9			G6-3		4	0	0	0	0	1	0											
Juan Gonzalez, R (1, 9) OBP: 0.328, SLG: 0.452 9 David DeJesus, L (9, PR) OBP: 0.174, SLG: 0.050		F9			1B			L4		4	1	2	0	0	0	1											
Benito Santiago, R (1, 2) OBP: 0.292, SLG: 0.387 Matt Stairs, L (9, PH) OBP: 0.379, SLG: 0.464		F8			2B			G4-3		3	1	1	0	0	1	1											
Desi Relaford, S (1, 4) OBP: 0.174, SLG: 0.217				K	2B			G3		3	1	1	1	0	1	0											
4 Angel Berroa, R (1, 6) OBP: 0.241, SLG: 0.308					1B			F8		3	1	2	2	0	0	0											
<b>Inning Stats</b>	R: 0 E: 0 K: 0 S: 6	H: 0 LOB: 0 BB: 0 P: 11	R: 0 E: 1 K: 0 S: 9	H: 0 LOB: 1 BB: 0 P: 12	R: 0 E: 0 K: 1 S: 8	H: 1 LOB: 0 BB: 0 P: 9	R: 0 E: 0 K: 1 S: 8	H: 0 LOB: 0 BB: 0 P: 12	R: 4 E: 0 K: 0 S: 14	H: 5 LOB: 1 BB: 0 P: 23	R: 0 E: 0 K: 0 S: 5	H: 0 LOB: 0 BB: 0 P: 8	R: 0 E: 0 K: 1 S: 9	H: 0 LOB: 0 BB: 0 P: 10	R: 0 E: 0 K: 1 S: 8	H: 1 LOB: 1 BB: 0 P: 16		1B: 5 2B: 2 3B: 0 HR: 0	SF: 0 SAC: 0 DP: 1 HBP: 0	WP: 0 PB: 0 SB: 0 CS: 0	PA: 34						
<b>PITCHER</b>	IP	WLS	BF	H	R	ER	SO	BB	IBB	HBP	BLK	WP	HR	S	P	ERA	WHIP										
Pat Hentgen, R (1, 1) ERA: 6.18	5.0	W	21	6	4	4	2	0	0	0	0	0	0	45	67	7.20	1.200										
Michael Nakamura, R (6, 1) ERA: 3.0	3.0	H	9	0	0	0	3	0	0	0	0	0	0	22	31	0.00	0.000										
54 Jason Frasor, R (9, 1) ERA: 1.69	1.0	S	4	1	0	0	1	0	0	0	0	0	0	9	16	0.00	1.000										

Batter	1	2	3	4	5	6	7	8	9	AB	R	H	RBI	BB	SO	LOB	BOTTOM										
3 Reed Johnson, R (1, 9) OBP: 0.316, SLG: 0.379	F7							F8		4	1	2	2	0	0	0	<b>Kansas City Royals @ Toronto Blue Jays</b> SkyDome, Toronto, ON Tue May 04 2004, 7:05 PM EDT Att: 20,011 - Dome - 68 F										
Frank Catalanotto, L (1, 7) OBP: 0.366, SLG: 0.422	G4-3	SF7		G3			G4-3			3	0	0	1	0	0	0											
10 Vernon Wells, R (1, 8) OBP: 0.302, SLG: 0.333	E6									3	0	2	0	1	0	0											
Carlos Delgado, L (1, 3) OBP: 0.355, SLG: 0.481	G4-3	P5								4	0	0	0	0	1	5											
Josh Phelps, R (1, 10) OBP: 0.325, SLG: 0.336		2B		G5-3			G4-3			4	1	2	0	0	0	1											
Eric Hinske, L (1, 5) OBP: 0.321, SLG: 0.375		1B		K			K			4	1	1	0	0	3	2											
Kevin Cash, R (1, 2) OBP: 0.305, SLG: 0.413		K		F8			G4-3			4	0	0	0	0	1	3											
Orlando Hudson, S (1, 4) OBP: 0.343, SLG: 0.432		1B		G6-3			K			3	1	1	0	1	1	0											
Chris Gomez, R (1, 6) OBP: 0.395, SLG: 0.421		2B		F8			F7			4	1	1	2	0	0	2											
<b>Inning Stats</b>	R: 0 E: 1 K: 0 S: 6	H: 0 LOB: 1 BB: 0 P: 11	R: 4 E: 0 K: 1 S: 22	H: 4 LOB: 2 BB: 2 P: 35	R: 0 E: 0 K: 1 S: 5	H: 0 LOB: 0 BB: 0 P: 6	R: 1 E: 0 K: 0 S: 10	H: 1 LOB: 0 BB: 0 P: 15	R: 0 E: 0 K: 1 S: 10	H: 1 LOB: 1 BB: 0 P: 15	R: 0 E: 0 K: 1 S: 7	H: 0 LOB: 0 BB: 0 P: 9	R: 0 E: 0 K: 1 S: 9	H: 1 LOB: 1 BB: 0 P: 13	R: 0 E: 0 K: 1 S: 12	H: 2 LOB: 2 BB: 0 P: 16		1B: 5 2B: 3 3B: 0 HR: 1	SF: 1 SAC: 0 DP: 0 HBP: 0	WP: 0 PB: 0 SB: 0 CS: 0	PA: 36						
<b>PITCHER</b>	IP	WLS	BF	H	R	ER	SO	BB	IBB	HBP	BLK	WP	HR	S	P	ERA	WHIP										
Darrell May, L (1, 1) ERA: 7.09	7.0	L	31	7	5	5	5	2	0	0	0	0	0	69	104	6.43	1.286										
Scott Sullivan, R (8, 1) ERA: 4.75	1.0		5	2	0	0	1	0	0	0	0	0	0	12	16	0.00	2.000										



Batter	1	2	3	4	5	6	7	8	9	AB	R	H	RBI	BB	SO	LOB	TOP										
<b>Desi Relaford, S</b> OBP: 0.214, SLG: 0.286 (1, 4)	F7		G1-3		G5-3		1B		WP	5	1	2	0	0	0	0	<b>Kansas City Royals @ Toronto Blue Jays</b> SkyDome, Toronto, ON Wed May 05 2004, 7:05 PM EDT Att: 14,103 - Dome - 68 F										
<b>Joe Randa, R</b> OBP: 0.382, SLG: 0.411 (1, 5)	F7		K		F9		1B		K	5	0	1	1	0	2	1											
<b>Carlos Beltrán, S</b> OBP: 0.421, SLG: 0.667 (1, 8)	G6-3		2B		G4-3		1B		P4	5	0	2	1	0	0	1											
<b>29 Mike Sweeney, R</b> OBP: 0.323, SLG: 0.461 (1, 3)		F9	F8			L5	F9			4	0	0	0	0	0	3											
<b>Matt Stairs, L</b> OBP: 0.386, SLG: 0.517 (1, 7)		G1-3				HR	F8			4	1	2	1	0	0	2											
<b>Juan Gonzalez, R</b> OBP: 0.323, SLG: 0.443 (1, 9)		1B			K		G6-3		K	4	0	1	0	0	2	1											
<b>Ken Harvey, R</b> OBP: 0.407, SLG: 0.494 (1, 10)		1B			1B		G5-3		K	4	0	2	0	0	1	0											
<b>4 Angel Berroa, R</b> OBP: 0.241, SLG: 0.304 (1, 6)		1B			F9		G1-3		G5-3	4	0	1	0	0	0	2											
<b>Kelly Stinnett, R</b> OBP: 0.381, SLG: 0.500 (1, 2)		K			K		1B		K	4	1	1	0	0	3	5											
<b>Inning Stats</b>	R: 0 E: 0 K: 0 S: 5	H: 0 LOB: 0 BB: 0 P: 7	R: 0 E: 0 K: 1 S: 10	H: 3 LOB: 3 BB: 0 P: 14	R: 0 E: 0 K: 1 S: 10	H: 1 LOB: 1 BB: 0 P: 14	R: 0 E: 0 K: 2 S: 13	H: 2 LOB: 2 BB: 0 P: 14	R: 0 E: 0 K: 0 S: 10	H: 0 LOB: 0 BB: 0 P: 13	R: 1 E: 0 K: 0 S: 10	H: 1 LOB: 0 BB: 0 P: 15	R: 2 E: 0 K: 0 S: 16	H: 4 LOB: 2 BB: 0 P: 24	R: 0 E: 0 K: 2 S: 7	H: 0 LOB: 0 BB: 0 P: 8		R: 0 E: 0 K: 2 S: 14	H: 1 LOB: 1 BB: 0 P: 21	1B: 9 2B: 2 3B: 0 HR: 1	SF: 0 SAC: 0 DP: 0 HBP: 0	WP: 1 PB: 0 SB: 0 CS: 0	PA: 39				
<b>PITCHER</b>	IP	WLS	BF	H	R	ER	SO	BB	IBB	HBP	BLK	WP	HR	S	P	ERA	WHIP										
<b>32 Roy Halladay, R</b> ERA: 3.62 Kerry Ligtenberg, R ERA: 2.31 Jason Kershner, L ERA: 6.75	(1, 1)	7.0	W	32	11	3	3	4	0	0	0	0	1	74	101	3.86	1.571										

Batter	1	2	3	4	5	6	7	8	9	AB	R	H	RBI	BB	SO	LOB	BOTTOM										
<b>3 Reed Johnson, R</b> OBP: 0.320, SLG: 0.385 (1, 9)	F9	SF8		G4-3						4	0	2	1	0	0	1	<b>Kansas City Royals @ Toronto Blue Jays</b> SkyDome, Toronto, ON Wed May 05 2004, 7:05 PM EDT Att: 14,103 - Dome - 68 F										
<b>Frank Catalanotto, L</b> OBP: 0.358, SLG: 0.411 (1, 7)	E1	E6		F8		F8		L4		5	2	1	0	0	0	3											
<b>10 Vernon Wells, R</b> OBP: 0.313, SLG: 0.390 (1, 8)	G6-3	HR			HR	K				4	2	2	5	0	1	1											
<b>Carlos Delgado, L</b> OBP: 0.349, SLG: 0.468 (1, 3)	L4	K			HR	F7		G4-3		5	1	1	0	0	1	3											
<b>Josh Phelps, R</b> OBP: 0.331, SLG: 0.378 (1, 10)		F9			HR		K			4	1	2	2	0	1	0											
<b>Eric Hinske, L</b> OBP: 0.328, SLG: 0.380 (1, 5)		2B		F8		E1		K		4	1	2	0	0	1	1											
<b>Kevin Cash, R</b> OBP: 0.314, SLG: 0.423 (1, 2)		2B		K		K		FC6-4		3	1	1	1	1	2	2											
<b>Orlando Hudson, S</b> OBP: 0.340, SLG: 0.435 (1, 4)		1B		K		K		FC6-4		4	1	1	1	0	2	3											
<b>Chris Gomez, R</b> OBP: 0.404, SLG: 0.429 (1, 6)		HR		G4-3		G1-3		K		4	1	2	0	0	1	1											
<b>Inning Stats</b>	R: 1 E: 1 K: 0 S: 10	H: 1 LOB: 0 BB: 0 P: 12	R: 6 E: 1 K: 1 S: 19	H: 5 LOB: 0 BB: 0 P: 27	R: 0 E: 0 K: 2 S: 8	H: 1 LOB: 1 BB: 0 P: 12	R: 0 E: 0 K: 0 S: 6	H: 1 LOB: 0 BB: 0 P: 7	R: 3 E: 1 K: 2 S: 13	H: 4 LOB: 1 BB: 0 P: 20	R: 0 E: 0 K: 1 S: 10	H: 1 LOB: 1 BB: 0 P: 13	R: 0 E: 0 K: 2 S: 8	H: 0 LOB: 1 BB: 1 P: 15	R: 0 E: 0 K: 1 S: 14	H: 1 LOB: 2 BB: 0 P: 23		1B: 8 2B: 3 3B: 0 HR: 3	SF: 1 SAC: 0 DP: 1 HBP: 1	WP: 0 PB: 0 SB: 0 CS: 0	PA: 40						
<b>PITCHER</b>	IP	WLS	BF	H	R	ER	SO	BB	IBB	HBP	BLK	WP	HR	S	P	ERA	WHIP										
<b>Brian Anderson, L</b> ERA: 7.14 Dennys Reyes, L ERA: 3.95 Mike MacDougal, R ERA:	(1, 1)	4.0	L	23	11	0	6	3	0	0	0	0	0	27	43	0.00	1.000										
(8, 1)	1.0	5	1	0	0	1	0	0	0	1	0	0	0	14	23	0.00	1.000										




Batter	1	2	3	4	5	6	7	8	9	AB	R	H	RBI	BB	SO	LOB	TOP					
4 Angel Berroa, R OBP: 0.254, SLG: 0.311	2-2 29 S G6-3 1B		1-0 F7		0-1 29 1B 1B	0-0 P3			0-3 K	5	2	2	0	0	1	1						
Carlos Beltrán, S OBP: 0.413, SLG: 0.644	0-2 G6-3		0-0 1B 29 S 1B		0-1 F7 1B	3-2 F8			1-1 G3-1	5	0	1	0	0	0	2						
29 Mike Sweeney, R OBP: 0.327, SLG: 0.452	1-1 G6-3 2-H		4-1 1B 1-2 BB		2-1 1B 1-3 2B 1B				0-0 F8	4	1	1	1	1	0	0						
Juan Gonzalez, R OBP: 0.330, SLG: 0.446	1-2 G6-3		1-0 FC6 1B		2-1 2B 1B 1-2 1B				1-0 G5-3	4	1	2	1	0	0	0						
Matt Stairs, L OBP: 0.392, SLG: 0.524		0-2 G4-3	0-0 FC6 1-2		1-0 E 2B				1-1 FC6-4 HBP	3	1	1	1	0	0	3						
Joe Randa, R OBP: 0.358, SLG: 0.404	2-0 G5-3			3-1 G6-3	0-1 E5 1B				1-2 FC6-4	4	0	1	1	0	0	1						
Ken Harvey, R OBP: 0.411, SLG: 0.482	1-0 G4-3			3-2 HBP	2-H 3-H 4-2 BB				1-3 K	2	0	0	0	1	1	0						
Benito Santiago, R OBP: 0.268, SLG: 0.367			1-2 G1-3	0-0 P2	0-0 G5-4-3				0-0 G6-3	4	0	0	0	0	0	3						
Desi Relaford, S OBP: 0.219, SLG: 0.281			0-0 1B 29 CS 1B	3-1 F9					0-2 K	4	1	1	0	0	2	1						
<b>Inning Stats</b>	R: 1 E: 0 K: 0 S: 12	H: 1 LOB: 0 BB: 0 P: 16	R: 0 E: 0 K: 0 S: 5	H: 0 LOB: 0 BB: 0 P: 8	R: 1 E: 0 K: 0 S: 9	H: 3 LOB: 3 BB: 1 P: 16	R: 0 E: 0 K: 0 S: 7	H: 0 LOB: 1 BB: 0 P: 16	R: 4 E: 1 K: 1 S: 15	H: 5 LOB: 1 BB: 1 P: 24	R: 0 E: 0 K: 1 S: 7	H: 0 LOB: 0 BB: 0 P: 10	R: 0 E: 0 K: 2 S: 8	H: 0 LOB: 0 BB: 0 P: 12	R: 0 E: 0 K: 2 S: 8	H: 0 LOB: 0 BB: 0 P: 12	R: 0 E: 0 K: 1 S: 7	H: 0 LOB: 0 BB: 0 P: 8	1B: 8 2B: 1 3B: 0 HR: 0	SF: 0 SAC: 0 DP: 1 HBP: 2	WP: 0 PB: 0 SB: 2 CS: 2	PA: 39
<b>PITCHER</b>	IP WLS BF H R ER SO BB IBB HBP BLK WP HR S P ERA WHIP	IP WLS BF H R ER SO BB IBB HBP BLK WP HR S P ERA WHIP																				
49 Tim Wakefield, R ERA: 2.75	8.0	36	9	6	4	3	2	0	2	0	0	0	0	0	0	71	114	4.50	1.375			
50 Mike Timlin, R ERA: 4.35	1.0	W	3	0	0	0	1	0	0	0	0	0	0	0	0	7	8	0.00	0.000			

**Kansas City Royals @ Boston Red Sox**  
Fenway Park, Boston, MA  
Fri May 07 2004, 7:05 PM EDT  
Att: 35,280 - Cloudy - 77 F

livebaseballscorecards.com

AB 35  
R 6  
H 9  
RBI 4  
BB 2  
SO 4  
LOB 11




Batter	1	2	3	4	5	6	7	8	9	AB	R	H	RBI	BB	SO	LOB	BOTTOM					
18 Johnny Damon, L OBP: 0.352, SLG: 0.406	1-2 F8		3-1 HR		2-1 G4-3				4-2 PB HR BB	4	2	2	1	1	0	0						
Mark Bellhorn, S OBP: 0.415, SLG: 0.391	0-1 G6-3		2-2 1B 2B 1B		1-1 34 G4-3 HBP				1-1 1-H HR	4	2	2	2	0	1	1						
34 David Ortiz, L OBP: 0.336, SLG: 0.530	2-2 F7		0-3 K		0-0 G4-3				0-3 K	5	0	0	0	0	3	3						
Manny Ramirez, R OBP: 0.447, SLG: 0.626		2-2 F9 WP 1B	0-0 2B 1-2 1B		2-2 F9				1-1 1B 1B	4	2	3	0	1	0	1						
Kevin Millar, R OBP: 0.363, SLG: 0.400		4-0 BB	0-0 2B		2-1 FC6-4 1B				0-0 F9	4	0	2	1	1	0	2						
Gabe Kapler, R OBP: 0.267, SLG: 0.250	0-1 F8		1-3 2-H 2B		0-0 FC6-4				3-1 1B	4	1	1	0	0	0	5						
Jason Varitek, S OBP: 0.423, SLG: 0.534		1-2 BB	1-0 G5-3		1-2 E 1B				0-0 1-H 2B	1	0	1	1	0	0	0						
Doug Mirabeli, R OBP: 0.476, SLG: 0.950		1-1 F9		2-2 G5-4-3 1B					1-1 E7 1-H 2-H 1B	4	0	2	1	0	1	3						
Bill Mueller, S OBP: 0.323, SLG: 0.376	0-0 F7			1-0 G5-4-3					3-1 L7	4	0	0	0	0	0	5						
Pokey Reese, R OBP: 0.274, SLG: 0.313			1-2 G5-3		3-2 G1-3				0-3 K	3	0	0	0	0	0	0						
Brian Daubach, L OBP: 0.286, SLG: 0.320										1	0	0	0	0	1	1						
Cesar Crespo, S OBP: 0.163, SLG: 0.233										0	0	0	0	0	0	0						
<b>Inning Stats</b>	R: 0 E: 0 K: 0 S: 9	H: 0 LOB: 0 BB: 0 P: 12	R: 0 E: 0 K: 0 S: 9	H: 1 LOB: 2 BB: 1 P: 16	R: 2 E: 0 K: 1 S: 14	H: 4 LOB: 0 BB: 0 P: 21	R: 0 E: 0 K: 0 S: 7	H: 1 LOB: 0 BB: 0 P: 13	R: 0 E: 0 K: 1 S: 7	H: 0 LOB: 1 BB: 0 P: 12	R: 0 E: 0 K: 1 S: 12	H: 1 LOB: 1 BB: 0 P: 20	R: 0 E: 0 K: 2 S: 11	H: 1 LOB: 1 BB: 0 P: 16	R: 2 E: 1 K: 1 S: 12	H: 3 LOB: 1 BB: 0 P: 20	R: 3 E: 0 K: 1 S: 11	H: 2 LOB: 1 BB: 2 P: 20	1B: 8 2B: 3 3B: 0 HR: 2	SF: 0 SAC: 0 DP: 1 HBP: 1	WP: 1 PB: 1 SB: 0 CS: 0	PA: 42
<b>PITCHER</b>	IP WLS BF H R ER SO BB IBB HBP BLK WP HR S P ERA WHIP	IP WLS BF H R ER SO BB IBB HBP BLK WP HR S P ERA WHIP																				
Jeremy Affeldt, L ERA: 5.06	11	34	11	4	4	4	1	0	0	0	0	0	0	0	0	5	8	0.00	0.000			
Jason Grimsley, R ERA: 3.15	0.2	H	2	0	0	0	1	0	0	0	0	0	0	0	0	1	8	81.00	9.000			
Mike MacDougal, R ERA: 11.57	0.1	L	4	1	3	3	1	2	0	0	0	0	0	0	0	1	8	17	81.00	9.000		
Scott Sullivan, R ERA: 4.63	0.1		2	1	0	0	0	0	0	0	0	0	0	0	0	3	3	0.00	3.000			

**Kansas City Royals @ Boston Red Sox**  
Fenway Park, Boston, MA  
Fri May 07 2004, 7:05 PM EDT  
Att: 35,280 - Cloudy - 77 F

livebaseballscorecards.com

AB 38  
R 7  
H 13  
RBI 6  
BB 3  
SO 6  
LOB 21





Batter	1	2	3	4	5	6	7	8	9	AB	R	H	RBI	BB	SO	LOB	TOP					
4 Angel Berroa, R OBP: 0.254, SLG: 0.308										4	0	1	0	0	1	3						
Carlos Beltrán, S OBP: 0.400, SLG: 0.620										4	0	0	0	0	2	3						
29 Mike Sweeney, R OBP: 0.314, SLG: 0.433										4	0	0	0	0	0	0						
Juan Gonzalez, R OBP: 0.320, SLG: 0.432 Aaron Guiel, L OBP: 0.292, SLG: 0.391										3	0	0	0	0	2	0						
Matt Stairs, L OBP: 0.377, SLG: 0.500 9 David DeJesus, L (9, PH) OBP: 0.167, SLG: 0.048										3	0	0	0	0	2	0						
Joe Randa, R OBP: 0.348, SLG: 0.392										3	0	0	0	0	1	0						
Ken Harvey, R OBP: 0.408, SLG: 0.477										3	0	1	0	0	0	0						
Benito Santiago, R OBP: 0.282, SLG: 0.415										3	1	2	1	0	0	0						
Desi Relaford, S OBP: 0.235, SLG: 0.294										2	0	1	0	0	0	0						
<b>Inning Stats</b>	R: 0 E: 0 K: 2 S: 8	H: 0 LOB: 0 BB: 0 P: 12	R: 0 E: 0 K: 2 S: 7	H: 0 LOB: 0 BB: 0 P: 7	R: 0 E: 0 K: 0 S: 10	H: 2 LOB: 2 BB: 0 P: 15	R: 0 E: 0 K: 2 S: 8	H: 0 LOB: 0 BB: 0 P: 12	R: 1 E: 0 K: 0 S: 12	H: 2 LOB: 1 BB: 0 P: 16	R: 0 E: 0 K: 0 S: 10	H: 0 LOB: 0 BB: 0 P: 15	R: 0 E: 0 K: 0 S: 7	H: 0 LOB: 0 BB: 0 P: 11	R: 0 E: 0 K: 1 S: 12	H: 1 LOB: 1 BB: 0 P: 17	R: 0 E: 0 K: 0 S: 11	H: 0 LOB: 0 BB: 0 P: 15	1B: 4 2B: 0 3B: 0 HR: 1	SF: 0 SAC: 1 DP: 0 HBP: 0	WP: 0 PB: 0 SB: 0 CS: 0	PA: 32
<b>PITCHER</b> 38 Curt Schilling, R ERA: 2.81	IP: 9.0 WLS: W BF: 32 H: 5 R: 1 ER: 1 SO: 8 BB: 0 IBB: 0 HBP: 0 BLK: 0 WP: 0 HR: 1 S: 85 P: 120 ERA: 1.00 WHIP: 0.556											<b>PITCHER</b>	IP: 9.0 WLS: W BF: 32 H: 5 R: 1 ER: 1 SO: 8 BB: 0 IBB: 0 HBP: 0 BLK: 0 WP: 0 HR: 1 S: 85 P: 120 ERA: 1.00 WHIP: 0.556									

**Kansas City Royals @ Boston Red Sox**  
Fenway Park, Boston, MA  
Sat May 08 2004, 1:20 PM EDT  
Att: 34,929 - Cloudy - 49 F

AB 31  
R 1  
H 5  
RBI 1  
BB 0  
SO 8  
LOB 6

Batter	1	2	3	4	5	6	7	8	9	AB	R	H	RBI	BB	SO	LOB	BOTTOM			
18 Johnny Damon, L OBP: 0.354, SLG: 0.405										5	1	2	0	0	0	0				
Mark Bellhorn, S OBP: 0.409, SLG: 0.396										4	0	1	1	0	2	2				
Kevin Millar, R OBP: 0.359, SLG: 0.404										4	1	1	0	0	1	2				
Manny Ramirez, R OBP: 0.441, SLG: 0.622 Cesar Crespo, S OBP: 0.165, SLG: 0.233										4	1	1	1	0	0	2				
Jason Varitek, S OBP: 0.435, SLG: 0.538										3	1	2	1	1	0	0				
Bill Mueller, S OBP: 0.328, SLG: 0.375										3	1	1	1	1	0	2				
Dave McCarty, R OBP: 0.300, SLG: 0.343										4	1	1	2	0	1	3				
Gabe Kapler, R OBP: 0.253, SLG: 0.237										4	1	0	0	0	2					
Pokey Reese, R OBP: 0.284, SLG: 0.393										4	2	2	3	0	1	0				
<b>Inning Stats</b>	R: 0 E: 1 K: 1 S: 11	H: 0 LOB: 1 BB: 0 P: 15	R: 0 E: 0 K: 1 S: 12	H: 0 LOB: 1 BB: 1 P: 22	R: 1 E: 0 K: 0 S: 13	H: 2 LOB: 1 BB: 0 P: 18	R: 0 E: 0 K: 0 S: 3	H: 1 LOB: 0 BB: 0 P: 3	R: 1 E: 0 K: 1 S: 13	H: 1 LOB: 0 BB: 0 P: 19	R: 0 E: 0 K: 0 S: 7	H: 0 LOB: 0 BB: 0 P: 9	R: 2 E: 0 K: 1 S: 12	H: 1 LOB: 0 BB: 1 P: 23	R: 0 E: 0 K: 0 S: 11	H: 0 LOB: 0 BB: 0 P: 15	1B: 5 2B: 3 3B: 0 HR: 3	SF: 0 SAC: 0 DP: 1 HBP: 0	WP: 0 PB: 0 SB: 2 CS: 0	PA: 37
<b>PITCHER</b> 41 Jimmy Gobble, L ERA: 3.75 Jason Grimsley, R ERA: 3.75 Shawn Camp, R ERA: 3.86 Nate Field, R ERA: 2.53	IP: 5.0 WLS: L BF: 24 H: 8 R: 6 ER: 6 SO: 3 BB: 1 IBB: 0 HBP: 0 BLK: 0 WP: 0 HR: 0 S: 61 P: 89 ERA: 10.80 WHIP: 1.800											<b>PITCHER</b>	IP: 5.0 WLS: L BF: 24 H: 8 R: 6 ER: 6 SO: 3 BB: 1 IBB: 0 HBP: 0 BLK: 0 WP: 0 HR: 0 S: 61 P: 89 ERA: 10.80 WHIP: 1.800							

**Kansas City Royals @ Boston Red Sox**  
Fenway Park, Boston, MA  
Sat May 08 2004, 1:20 PM EDT  
Att: 34,929 - Cloudy - 49 F

AB 35  
R 9  
H 11  
RBI 9  
BB 2  
SO 5  
LOB 13








Batter	1	2	3	4	5	6	7	8	9	AB	R	H	RBI	BB	SO	LOB	TOP					
<b>3 Reed Johnson, R</b> OBP: 0.333, SLG: 0.431										5	2	3	1	0	0	0	<b>Toronto Blue Jays @ Kansas City Royals</b> Kauffman Stadium, Kansas City, MO Mon May 10 2004, 7:10 PM CDT Att: 13,803 - Unknown - 75 F					
<b>Frank Catalanotto, L</b> OBP: 0.378, SLG: 0.458										4	1	3	1	1	0	2						
<b>10 Vernon Wells, R</b> OBP: 0.331, SLG: 0.406										5	1	3	1	0	0	4						
<b>Carlos Delgado, L</b> OBP: 0.343, SLG: 0.435										5	1	1	1	0	2	5						
<b>Josh Phelps, R</b> OBP: 0.312, SLG: 0.378										4	0	0	1	0	0	1						
<b>Eric Hinske, L</b> OBP: 0.323, SLG: 0.383										5	1	1	0	0	1	1						
<b>Kevin Cash, R</b> OBP: 0.298, SLG: 0.395										5	0	1	0	0	2	2						
<b>Orlando Hudson, S</b> OBP: 0.364, SLG: 0.524										5	3	3	4	0	1	1						
<b>Chris Gomez, R</b> OBP: 0.361, SLG: 0.370										3	0	1	0	1	0	0						
<b>Inning Stats</b>	R: 6 E: 1 K: 0 S: 21	H: 6 LOB: 2 BB: 1 P: 34	R: 0 E: 0 K: 1 S: 10	H: 1 LOB: 1 BB: 0 P: 15	R: 1 E: 0 K: 0 S: 8	H: 1 LOB: 0 BB: 0 P: 13	R: 0 E: 0 K: 1 S: 7	H: 1 LOB: 0 BB: 0 P: 8	R: 0 E: 0 K: 1 S: 6	H: 0 LOB: 0 BB: 0 P: 11	R: 1 E: 0 K: 0 S: 9	H: 4 LOB: 2 BB: 0 P: 16	R: 0 E: 0 K: 2 S: 10	H: 0 LOB: 0 BB: 0 P: 15	R: 1 E: 0 K: 2 S: 15	H: 2 LOB: 2 BB: 1 P: 25	R: 0 E: 0 K: 0 S: 11	H: 1 LOB: 1 BB: 0 P: 17	1B: 12 2B: 1 3B: 0 HR: 3	SF: 1 SAC: 0 DP: 2 HBP: 0	WP: 0 PB: 0 SB: 0 CS: 0	PA: 44
<b>PITCHER</b>	IP WLS BF H R ER SO BB IBB HBP BLK WP HR S P ERA WHIP																					
<b>Brian Anderson, L</b> ERA: 7.15	(1, 1) 5.0 L 29 13 8 4 2 1 0 0 0 0 0 2 58 91 7.20 2.800																					
<b>Nate Field, R</b> ERA: 2.31	(6, 1) 1.0 2 0 0 0 0 0 0 0 0 0 0 0 3 6 0.00 0.000																					
<b>Curt Leskanic, R</b> ERA: 12.96	(7, 1) 1.0 3 0 0 0 2 0 0 0 0 0 0 0 10 15 0.00 0.000																					
<b>Mike MacDougal, R</b> ERA: 10.8	(8, 1) 1.0 6 2 1 1 2 1 0 0 0 0 0 1 15 25 9.00 3.000																					
<b>Jason Grimsley, R</b> ERA: 3.46	(9, 1) 1.0 4 1 0 0 0 0 0 0 0 0 0 0 11 17 0.00 1.000																					

Batter	1	2	3	4	5	6	7	8	9	AB	R	H	RBI	BB	SO	LOB	BOTTOM					
<b>4 Angel Berroa, R</b> OBP: 0.234, SLG: 0.280										5	0	0	0	0	1	4	<b>Toronto Blue Jays @ Kansas City Royals</b> Kauffman Stadium, Kansas City, MO Mon May 10 2004, 7:10 PM CDT Att: 13,803 - Unknown - 75 F					
<b>Carlos Beltrán, S</b> OBP: 0.403, SLG: 0.650										4	1	1	1	0	1	0						
<b>29 Mike Sweeney, R</b> OBP: 0.333, SLG: 0.437										4	0	0	0	0	0	0						
<b>Juan Gonzalez, R</b> OBP: 0.327, SLG: 0.465										4	1	2	1	0	1	0						
<b>Matt Stairs, L</b> OBP: 0.360, SLG: 0.459										3	1	1	0	1	0	1						
<b>Joe Randa, R</b> OBP: 0.347, SLG: 0.381										3	0	1	0	1	1	1						
<b>Ken Harvey, R</b> OBP: 0.402, SLG: 0.467										4	0	1	0	0	0	4						
<b>Benito Santiago, R</b> OBP: 0.280, SLG: 0.400										4	0	2	1	0	2	2						
<b>Desi Relaford, S</b> OBP: 0.256, SLG: 0.268										4	0	0	0	0	2	4						
<b>Inning Stats</b>	R: 0 E: 0 K: 0 S: 7	H: 0 LOB: 0 BB: 0 P: 11	R: 0 E: 0 K: 1 S: 10	H: 2 LOB: 2 BB: 0 P: 15	R: 0 E: 0 K: 1 S: 7	H: 0 LOB: 0 BB: 0 P: 8	R: 0 E: 0 K: 1 S: 10	H: 0 LOB: 1 BB: 1 P: 19	R: 0 E: 0 K: 2 S: 7	H: 0 LOB: 0 BB: 0 P: 11	R: 0 E: 0 K: 0 S: 6	H: 0 LOB: 0 BB: 0 P: 10	R: 2 E: 0 K: 2 S: 17	H: 3 LOB: 2 BB: 1 P: 27	R: 1 E: 0 K: 1 S: 8	H: 1 LOB: 0 BB: 0 P: 12	R: 0 E: 0 K: 0 S: 12	H: 2 LOB: 2 BB: 0 P: 20	1B: 6 2B: 0 3B: 0 HR: 2	SF: 0 SAC: 0 DP: 0 HBP: 0	WP: 1 PB: 0 SB: 0 CS: 0	PA: 37
<b>PITCHER</b>	IP WLS BF H R ER SO BB IBB HBP BLK WP HR S P ERA WHIP																					
<b>Pat Hentgen, R</b> ERA: 5.59	(1, 1) 6.1 W 25 4 2 2 2 5 2 0 0 0 0 0 1 56 90 2.84 0.947																					
<b>Michael Nakamura, R</b> ERA: 3.72	(7, 1) 1.2 7 2 1 1 3 0 0 0 0 0 1 1 16 23 5.40 1.200																					
<b>Justin Speier, R</b> ERA: 4.32	(9, 1) 1.0 5 2 0 0 0 0 0 0 0 0 0 0 12 20 0.00 2.000																					

AB	41
R	9
H	16
RBI	9
BB	2
SO	6
LOB	16



AB	35
R	3
H	8
RBI	3
BB	2
SO	8
LOB	16






Batter	1	2	3	4	5	6	7	8	9	AB	R	H	RBI	BB	SO	LOB	TOP										
<b>3 Reed Johnson, R</b> OBP: 0.331, SLG: 0.425	1-2 P6	0-0 G1-3			0-0 10 HBP 1B		1-1 SH1-3		0-0 FC5-4	4	0	1	0	0	0	4											
<b>Chris Woodward, R</b> OBP: 0.382, SLG: 0.529 <b>Chris Gomez, R</b> OBP: 0.355, SLG: 0.364	2-0 F7		0-3 K		1-0 10 HBP 1B		1-3 K			3	0	1	0	0	1	0											
<b>10 Vernon Wells, R</b> OBP: 0.336, SLG: 0.404	1-2 1B		0-1 G6-3		2-1 1B		0-0 G6-3			3	0	1	0	0	0	1											
<b>Carlos Delgado, L</b> OBP: 0.333, SLG: 0.422	0-0 F8		2-3 K		2-0 G4-3			0-0 F7		4	0	0	0	0	1	4											
<b>Josh Phelps, R</b> OBP: 0.310, SLG: 0.382		0-0 G5-3		1-3 K		0-1 G4-3 SF8 2B		0-3 K		4	1	1	0	0	2	0											
<b>Eric Hinske, L</b> OBP: 0.314, SLG: 0.370	3-2 F7		2-2 P5		0-1 G4-3			0-0 G3-1		4	0	0	0	0	0	1											
<b>Orlando Hudson, S</b> OBP: 0.360, SLG: 0.519	1-1 BB 1B		3-3 K		3-2 SF8			2-1 G1-3		3	0	1	1	0	1	0											
<b>Kevin Cash, R</b> OBP: 0.306, SLG: 0.386	4-2 BB 1B				2-2 F8		1-3 K		4-2 FC3-6 BB	2	0	0	0	2	1	0											
<b>Dave Berg, R</b> OBP: 0.165, SLG: 0.154 <b>Frank Catalanotto, L</b> OBP: 0.360, SLG: 0.459	4-2 BB 1B				1-2 F9		0-2 SH1-3 3 S 1B		0-0 FC3-6 3 FC5-4	1	0	0	0	1	0	0											
<b>Inning Stats</b>	R: 0 E: 0 K: 0 S: 10	H: 1 LOB: 1 BB: 0 P: 14	R: 0 E: 0 K: 0 S: 12	H: 1 LOB: 3 BB: 2 P: 24	R: 0 E: 0 K: 2 S: 8	H: 0 LOB: 0 BB: 0 P: 10	R: 0 E: 0 K: 2 S: 14	H: 0 LOB: 0 BB: 0 P: 20	R: 0 E: 0 K: 1 S: 13	H: 2 LOB: 3 BB: 0 P: 21	R: 1 E: 0 K: 1 S: 13	H: 1 LOB: 0 BB: 0 P: 17	R: 0 E: 0 K: 1 S: 9	H: 1 LOB: 0 BB: 0 P: 11	R: 0 E: 0 K: 1 S: 6	H: 0 LOB: 0 BB: 0 P: 6	R: 0 E: 0 K: 0 S: 7	H: 0 LOB: 1 BB: 1 P: 13	1B: 5 2B: 1 3B: 0 HR: 0	SF: 1 SAC: 1 DP: 0 HBP: 1	WP: 0 PB: 0 SB: 2 CS: 0	PA: 37					
<b>PITCHER</b>	IP	WLS	BF	H	R	ER	SO	BB	IBB	HBP	BLK	WP	HR	S	P	ERA	WHIP										
<b>Dennys Reyes, L</b> ERA: 3.22	(1, 1)	5.2	25	5	1	1	4	2	0	1	0	0	0	67	102	1.59	1.235										
<b>Shawn Camp, R</b> ERA: 3.27	(6, 1)	3.1	W 12	1	0	0	3	1	0	0	0	0	0	25	34	0.00	0.600										

Toronto Blue Jays @ Kansas City Royals  
Kauffman Stadium, Kansas City, MO  
Tue May 11 2004, 7:10 PM CDT  
Att: 15,779 - Cloudy - 79 F


AB 31  
R 1  
H 6  
RBI 1  
BB 3  
SO 7  
LOB 12



Batter	1	2	3	4	5	6	7	8	9	AB	R	H	RBI	BB	SO	LOB	BOTTOM										
<b>4 Angel Berroa, R</b> OBP: 0.235, SLG: 0.269	0-3 K2-3		1-1 G4-3		1-0 G1-3		2-0 29 2B HBP			3	1	0	0	0	1	2											
<b>Carlos Beltrán, S</b> OBP: 0.395, SLG: 0.642	2-2 G1-3			0-1 G4-3		0-1 29 S 1B		0-0 SF9		3	1	1	1	0	0	0											
<b>29 Mike Sweeney, R</b> OBP: 0.339, SLG: 0.443	0-1 G4-3			3-2 G6-3		4-1 SAFE 1B		2-3 3H 1-2 2B		3	0	1	2	1	0	0											
<b>Juan Gonzalez, R</b> OBP: 0.324, SLG: 0.456 <b>Adrian Brown, S</b> (8, 9)		0-0 F8		2-2 K		2-2 1B		1-2 F9		4	0	1	1	0	1	1											
<b>Matt Stairs, L</b> OBP: 0.356, SLG: 0.449		2-1 FC6-4 1B			0-2 G1		1-2 G6-3		0-3 K	4	0	1	0	0	1	1											
<b>Joe Randa, R</b> OBP: 0.344, SLG: 0.376		1-0 FC6-4 WP			2-0 1B		1-1 G6-3		0-0 G1-3	4	1	1	0	0	0	2											
<b>Ken Harvey, R</b> OBP: 0.356, SLG: 0.469		2-1 G5-3			2-2 F8		0-1 4 HBP SF9 2B		1-1 G5-3	4	1	1	0	0	0	2											
<b>Desi Relaford, S</b> OBP: 0.283, SLG: 0.279			1-1 F8		0-0 1B		4-0 SF9 29 2B HBP BB			2	1	1	0	1	0	0											
<b>Kelly Stinnett, R</b> OBP: 0.400, SLG: 0.625			0-1 G5-3		1-2 1B		1-1 B1			3	0	1	1	0	0	2											
<b>Inning Stats</b>	R: 0 E: 0 K: 1 S: 11	H: 0 LOB: 0 BB: 0 P: 13	R: 0 E: 0 K: 0 S: 6	H: 1 LOB: 1 BB: 0 P: 11	R: 0 E: 0 K: 0 S: 6	H: 0 LOB: 0 BB: 0 P: 8	R: 0 E: 0 K: 1 S: 9	H: 0 LOB: 0 BB: 0 P: 14	R: 1 E: 0 K: 0 S: 12	H: 3 LOB: 2 BB: 0 P: 18	R: 1 E: 0 K: 0 S: 11	H: 2 LOB: 1 BB: 1 P: 19	R: 3 E: 0 K: 0 S: 11	H: 2 LOB: 1 BB: 1 P: 20	R: 0 E: 0 K: 1 S: 6	H: 0 LOB: 0 BB: 0 P: 7	R: 0 E: 0 K: 1 S: 6	H: 0 LOB: 0 BB: 0 P: 7	1B: 6 2B: 2 3B: 0 HR: 0	SF: 1 SAC: 0 DP: 0 HBP: 1	WP: 1 PB: 0 SB: 1 CS: 0	PA: 34					
<b>PITCHER</b>	IP	WLS	BF	H	R	ER	SO	BB	IBB	HBP	BLK	WP	HR	S	P	ERA	WHIP										
<b>32 Roy Halladay, R</b> ERA: 3.99	(1, 1)	6.2	L 30	8	5	5	2	2	0	1	0	0	0	63	99	6.75	1.500										
<b>54 Jason Frasor, R</b> ERA: 1.39	(7, 1)	1.1	4	0	0	0	1	0	0	0	0	0	0	9	11	0.00	0.000										

Toronto Blue Jays @ Kansas City Royals  
Kauffman Stadium, Kansas City, MO  
Tue May 11 2004, 7:10 PM CDT  
Att: 15,779 - Cloudy - 79 F

AB 30  
R 5  
H 8  
RBI 5  
BB 2  
SO 3  
LOB 10





Batter	1	2	3	4	5	6	7	8	9	AB	R	H	RBI	BB	SO	LOB	TOP										
3 Reed Johnson, R OBP: 0.333, SLG: 0.423										5	0	2	1	0	0	4											
Frank Catalanotto, L OBP: 0.361, SLG: 0.465										5	0	2	1	0	0	4											
10 Vernon Wells, R OBP: 0.344, SLG: 0.403										3	0	1	0	2	1	1											
Carlos Delgado, L OBP: 0.329, SLG: 0.409										4	0	0	0	1	1	8											
Josh Phelps, R OBP: 0.306, SLG: 0.370											4	0	0	0	1	1	0										
Eric Hinske, L OBP: 0.310, SLG: 0.358											4	0	0	0	1	0	3										
Orlando Hudson, S OBP: 0.369, SLG: 0.518										4	2	2	0	1	2	0											
9 Gregg Zaun, S OBP: 0.560, SLG: 0.739										3	0	2	0	1	0	2											
Chris Gomez, R OBP: 0.379, SLG: 0.379										3	1	2	1	1	0	2											
<b>Inning Stats</b>	R: 0 E: 1 K: 0 S: 9	H: 1 LOB: 1 BB: 0 P: 11	R: 0 E: 0 K: 1 S: 10	H: 0 LOB: 0 BB: 0 P: 14	R: 0 E: 0 K: 0 S: 14	H: 1 LOB: 1 BB: 1 P: 21	R: 0 E: 0 K: 0 S: 9	H: 1 LOB: 0 BB: 0 P: 12	R: 2 E: 0 K: 0 S: 19	H: 4 LOB: 2 BB: 2 P: 32	R: 0 E: 1 K: 0 S: 16	H: 1 LOB: 2 BB: 1 P: 26	R: 0 E: 0 K: 1 S: 14	H: 1 LOB: 3 BB: 2 P: 25	R: 1 E: 0 K: 1 S: 11	H: 2 LOB: 3 BB: 2 P: 21	R: 0 E: 0 K: 2 S: 9	H: 0 LOB: 0 BB: 0 P: 17	1B: 10 2B: 2 3B: 0 HR: 0	SF: 0 SAC: 0 DP: 4 HBP: 0	WP: 0 PB: 1 SB: 0 CS: 0	PA: 43					
<b>PITCHER</b>	IP	WLS	BF	H	R	ER	SO	BB	IBB	HBP	BLK	WP	HR	S	P	ERA	WHIP										
Jeremy Affeldt, L ERA: 4.89	(1, 1)	5.0	22	7	2	2	1	3	0	0	0	0	0	61	90	3.60	2.000										
Jason Grimsley, R ERA: 3.07	(6, 1)	1.2	8	2	0	0	1	0	1	0	0	0	0	25	38	0.00	1.200										
Jaime Cerda, L ERA: 5.4	(7, 1)	0.1	5	1	1	1	0	2	1	0	0	0	0	7	19	27.00	9.000										
Nate Field, R ERA: 1.98	(8, 1)	2.0	W	8	1	0	0	3	1	0	0	0	0	18	32	0.00	1.000										

Toronto Blue Jays @ Kansas City Royals  
Kauffman Stadium, Kansas City, MO

AB 35  
R 3  
H 11  
RBI 3  
BB 8  
SO 5  
LOB 24



Wed May 12 2004, 1:10 PM CDT  
Att: 29,309 - Unknown - 75 F

Batter	1	2	3	4	5	6	7	8	9	AB	R	H	RBI	BB	SO	LOB	BOTTOM										
4 Angel Berroa, R OBP: 0.233, SLG: 0.277										5	0	1	0	0	1	2											
Carlos Beltrán, S OBP: 0.405, SLG: 0.659										3	2	1	1	2	0	2											
29 Mike Sweeney, R OBP: 0.358, SLG: 0.459										3	0	2	2	2	0	0											
Juan Gonzalez, R OBP: 0.313, SLG: 0.439										4	0	0	0	0	1	5											
Joe Randa, R OBP: 0.357, SLG: 0.389										4	0	3	0	0	1	0											
Ken Harvey, R OBP: 0.391, SLG: 0.460										4	0	1	0	0	2	3											
Benito Santiago, R ERA: 4.87										3	0	0	0	0	0	1											
Matt Stairs, L OBP: 0.352, SLG: 0.443										1	0	0	0	0	0	2											
Kelly Stinnett, R OBP: 0.400, SLG: 0.625										0	0	0	0	0	0	0											
Desi Relaford, S OBP: 0.300, SLG: 0.283										3	2	1	0	1	0	0											
Aaron Guiel, L OBP: 0.279, SLG: 0.360										3	0	0	0	1	1	2											
<b>Inning Stats</b>	R: 1 E: 0 K: 2 S: 16	H: 2 LOB: 2 BB: 1 P: 28	R: 0 E: 0 K: 1 S: 8	H: 0 LOB: 0 BB: 0 P: 9	R: 0 E: 0 K: 0 S: 12	H: 1 LOB: 1 BB: 1 P: 20	R: 0 E: 0 K: 0 S: 6	H: 1 LOB: 0 BB: 0 P: 8	R: 1 E: 1 K: 1 S: 17	H: 1 LOB: 2 BB: 2 P: 33	R: 0 E: 0 K: 2 S: 8	H: 0 LOB: 0 BB: 0 P: 12	R: 0 E: 0 K: 0 S: 11	H: 0 LOB: 1 BB: 1 P: 19	R: 0 E: 0 K: 0 S: 11	H: 2 LOB: 2 BB: 0 P: 16	R: 2 E: 0 K: 0 S: 12	H: 2 LOB: 1 BB: 1 P: 24	1B: 6 2B: 2 3B: 0 HR: 1	SF: 0 SAC: 0 DP: 1 HBP: 0	WP: 0 PB: 0 SB: 0 CS: 1	PA: 40					
<b>PITCHER</b>	IP	WLS	BF	H	R	ER	SO	BB	IBB	HBP	BLK	WP	HR	S	P	ERA	WHIP										
Ted Lilly, L ERA: 4.87	(1, 1)	5.0	22	5	2	2	4	4	0	0	0	0	0	59	98	3.60	1.800										
Michael Nakamura, R ERA: 3.18	(6, 1)	1.2	6	0	0	0	2	1	0	0	0	0	0	17	28	0.00	0.600										
Jason Kershner, L ERA: 5.97	(7, 1)	0.1	1	0	0	0	0	0	0	0	0	0	0	2	3	0.00	0.000										
Kerry Ligtenberg, R ERA: 1.98	(8, 1)	0.2	H	4	2	0	0	0	0	0	0	0	0	10	14	0.00	3.000										
Terry Adams, R ERA: 3.44	(8, 1)	1.0	L	6	2	2	0	1	0	0	0	0	0	13	26	18.00	3.000										

Toronto Blue Jays @ Kansas City Royals  
Kauffman Stadium, Kansas City, MO

AB 33  
R 4  
H 9  
RBI 3  
BB 6  
SO 6  
LOB 17



Wed May 12 2004, 1:10 PM CDT  
Att: 29,309 - Unknown - 75 F



Batter	1	2	3	4	5	6	7	8	9	AB	R	H	RBI	BB	SO	LOB	TOP										
<b>Eric Byrnes, R</b> OBP: 0.366, SLG: 0.475 (1, 8)										5	1	2	0	0	0	2	<b>Oakland Athletics @ Kansas City Royals</b> Kauffman Stadium, Kansas City, MO Fri May 14 2004, 7:10 PM CDT Att: 35,772 - Cloudy - 56 F										
<b>23 Bobby Kielty, S</b> OBP: 0.337, SLG: 0.430 (1, 7)										4	2	2	1	1	1	1											
<b>3 Eric Chavez, L</b> OBP: 0.360, SLG: 0.444 (1, 5)										3	0	0	0	1	0	3											
<b>Jermaine Dye, R</b> OBP: 0.355, SLG: 0.532 (1, 9)										4	1	2	1	0	0	2											
<b>Scott Hatteberg, L</b> OBP: 0.416, SLG: 0.505 (1, 3)										4	1	2	2	0	0	1											
<b>Eric Karros, R</b> OBP: 0.220, SLG: 0.302 (1, 10)										3	1	1	2	0	0	2											
<b>Erubiel Durazo, L</b> OBP: 0.364, SLG: 0.447 (8, FH)										1	0	1	0	0	0	0											
<b>Damian Miller, R</b> OBP: 0.358, SLG: 0.404 (1, 2)										4	0	0	0	0	0	1											
<b>7 Bobby Crosby, R</b> OBP: 0.262, SLG: 0.361 (1, 6)										4	0	1	0	0	0	0											
<b>Marco Scutaro, R</b> OBP: 0.314, SLG: 0.365 (1, 4)										3	0	0	0	1	1	0											
<b>Inning Stats</b>	R: 4 E: 0 K: 0 S: 14	H: 4 LOB: 0 BB: 0 P: 24	R: 0 E: 0 K: 0 S: 5	H: 0 LOB: 0 BB: 0 P: 8	R: 1 E: 1 K: 0 S: 11	H: 2 LOB: 1 BB: 1 P: 22	R: 0 E: 0 K: 0 S: 7	H: 0 LOB: 0 BB: 0 P: 10	R: 0 E: 0 K: 0 S: 8	H: 1 LOB: 1 BB: 0 P: 10	R: 1 E: 0 K: 0 S: 10	H: 2 LOB: 2 BB: 1 P: 19	R: 0 E: 0 K: 1 S: 8	H: 0 LOB: 0 BB: 1 P: 15	R: 0 E: 0 K: 0 S: 6	H: 1 LOB: 0 BB: 0 P: 8	R: 0 E: 0 K: 1 S: 7	H: 1 LOB: 1 BB: 0 P: 10	1B: 5 2B: 5 3B: 0 HR: 2	SF: 0 SAC: 0 DP: 3 HBP: 0	WP: 0 PB: 0 SB: 0 CS: 0	PA: 38					
<b>PITCHER</b>	IP	WLS	BF	H	R	ER	SO	BB	IBB	HBP	BLK	WP	HR	S	P	ERA	WHIP										
<b>41 Jimmy Gobble, L</b> ERA: 4.54 (1, 1)	5.2	L	27	9	6	6	0	2	0	0	0	0	2	53	90	9.53	1.941										
<b>Justin Huisman, R</b> ERA: (6, 1)	1.1		4	0	0	0	1	1	0	0	0	0	0	10	18	0.00	0.750										
<b>Scott Sullivan, R</b> ERA: 4.3 (8, 1)	2.0		7	2	0	0	1	0	0	0	0	0	0	13	18	0.00	1.000										

AB	35
R	6
H	11
RBI	6
BB	3
SO	2
LOB	12



Batter	1	2	3	4	5	6	7	8	9	AB	R	H	RBI	BB	SO	LOB	BOTTOM										
<b>4 Angel Berroa, R</b> OBP: 0.222, SLG: 0.264 (1, 6)										4	0	0	0	0	0	0	<b>Oakland Athletics @ Kansas City Royals</b> Kauffman Stadium, Kansas City, MO Fri May 14 2004, 7:10 PM CDT Att: 35,772 - Cloudy - 56 F										
<b>Carlos Beltrán, S</b> OBP: 0.395, SLG: 0.638 (1, 8)										4	0	0	0	0	1	0											
<b>29 Mike Sweeney, R</b> OBP: 0.362, SLG: 0.455 (1, 10)										3	1	1	0	1	0	0											
<b>Juan Gonzalez, R</b> OBP: 0.319, SLG: 0.441 (1, 9)										4	1	2	0	0	1	1											
<b>Matt Stairs, L</b> OBP: 0.368, SLG: 0.458 (1, 7)										4	0	3	0	0	0	1											
<b>Joe Randa, R</b> OBP: 0.353, SLG: 0.383 (1, 5)										2	0	0	1	1	0	2											
<b>Ken Harvey, R</b> OBP: 0.366, SLG: 0.447 (1, 3)										3	0	0	1	1	1	5											
<b>Benito Santiago, R</b> OBP: 0.263, SLG: 0.375 (1, 2)										3	0	0	0	0	0	2											
<b>Desi Relaford, S</b> OBP: 0.283, SLG: 0.265 (1, 4)										3	0	0	0	0	0	0											
<b>Inning Stats</b>	R: 0 E: 0 K: 1 S: 9	H: 0 LOB: 0 BB: 0 P: 15	R: 1 E: 0 K: 0 S: 10	H: 2 LOB: 1 BB: 0 P: 18	R: 0 E: 0 K: 0 S: 9	H: 0 LOB: 0 BB: 0 P: 13	R: 1 E: 0 K: 0 S: 10	H: 2 LOB: 1 BB: 1 P: 17	R: 0 E: 0 K: 0 S: 5	H: 0 LOB: 0 BB: 0 P: 6	R: 0 E: 0 K: 1 S: 10	H: 1 LOB: 1 BB: 0 P: 15	R: 0 E: 0 K: 0 S: 5	H: 0 LOB: 0 BB: 1 P: 12	R: 0 E: 0 K: 0 S: 8	H: 0 LOB: 0 BB: 0 P: 9		R: 0 E: 0 K: 1 S: 14	H: 1 LOB: 2 BB: 1 P: 23	1B: 6 2B: 0 3B: 0 HR: 0	SF: 1 SAC: 0 DP: 2 HBP: 0	WP: 0 PB: 0 SB: 0 CS: 0	PA: 34				
<b>PITCHER</b>	IP	WLS	BF	H	R	ER	SO	BB	IBB	HBP	BLK	WP	HR	S	P	ERA	WHIP										
<b>Tim Hudson, R</b> ERA: 3.13 (1, 1)	8.0	W	29	5	2	2	2	2	0	0	0	0	0	66	105	2.25	0.875										
<b>Jim Mecir, R</b> ERA: 7.52 (9, 1)	1.0		5	1	0	0	1	1	0	0	0	0	0	14	23	0.00	2.000										

AB	30
R	2
H	6
RBI	2
BB	3
SO	3
LOB	11





Batter	1	2	3	4	5	6	7	8	9	AB	R	H	RBI	BB	SO	LOB	TOP			
21 Mark Kotsay, L (1, 8) OBP: 0.314, SLG: 0.290	0-3 K		1-0 P3			2-2 G3-1		1-2 L7		4	0	0	0	0	1	0	<b>Oakland Athletics @ Kansas City Royals</b> Kauffman Stadium, Kansas City, MO Sat May 15 2004, 6:10 PM CDT Att: 30,838 - Sunny - 68 F <a href="http://livebaseballscorecards.com">livebaseballscorecards.com</a>			
23 Bobby Kielty, S (1, 7) OBP: 0.333, SLG: 0.434	3-1 G6-3			0-0 P3		0-0 3 HR 2B		1-2 G5-3		4	1	1	0	0	0	0				
3 Eric Chavez, L (1, 5) OBP: 0.364, SLG: 0.467	1-2 L5			2-1 2B 1B		0-2 2H HR			2-3 K	4	2	2	2	0	1	0				
Jermaine Dye, R (1, 9) OBP: 0.346, SLG: 0.517		1-2 F9		0-1 SAFE SAFE P4		2-2 F7			2-2 K	4	0	0	0	0	1	1				
Scott Hatteberg, L (1, 3) OBP: 0.419, SLG: 0.510		4-1 17 FC6-4 BB		0-0 1-H 2B		2-2 F7			2-0 G4-3	3	0	1	1	1	0	0				
Eric Karros, R (1, 10) OBP: 0.210, SLG: 0.286		0-3 K		0-1 F8			1-0 F7			3	0	0	0	0	1	2				
17 Adam Melhuse, S (1, 2) OBP: 0.333, SLG: 0.526		0-0 FC6-4 1-2			3-2 7 G4-6-3 1B			1-3 K		3	0	1	0	0	1	1				
7 Bobby Crosby, R (1, 6) OBP: 0.255, SLG: 0.350			3-1 P3		0-2 G4-6-3 1-2			2-3 K		3	0	0	0	0	1	1				
Marco Scutaro, R (1, 4) OBP: 0.306, SLG: 0.356			3-2 L9		2-1 F8			0-0 F9		3	0	0	0	0	0	0				
<b>Inning Stats</b>	R: 0 E: 0 K: 1 S: 8	H: 0 LOB: 0 BB: 0 P: 12	R: 0 E: 0 K: 1 S: 9	H: 0 LOB: 1 BB: 1 P: 14	R: 0 E: 0 K: 0 S: 6	H: 0 LOB: 0 BB: 0 P: 13	R: 1 E: 0 K: 0 S: 8	H: 2 LOB: 1 BB: 0 P: 10	R: 0 E: 0 K: 0 S: 15	H: 2 LOB: 0 BB: 0 P: 21	R: 0 E: 0 K: 2 S: 9	H: 0 LOB: 0 BB: 0 P: 13	R: 0 E: 0 K: 0 S: 8	H: 0 LOB: 0 BB: 0 P: 10	R: 0 E: 0 K: 2 S: 7	H: 0 LOB: 0 BB: 0 P: 13	1B: 2 2B: 2 3B: 0 HR: 1	SF: 0 SAC: 0 DP: 1 HBP: 0	WP: 0 PB: 0 SB: 0 CS: 0	PA: 32
<b>PITCHER</b> Darrell May, L (1, 1) ERA: 5.66	IP: 9.0 WLS: L BF: 32	H: 5 R: 3 ER: 3 SO: 6	BB: 1 IBB: 0 HBP: 0 BLK: 0	WP: 0 HR: 1 S: 78 P: 119	ERA: 3.00 WHIP: 0.667	<b>PITCHER</b>										IP: 9.0 WLS: W BF: 32	H: 4 R: 1 ER: 1 SO: 7	BB: 1 IBB: 0 HBP: 0 BLK: 0	WP: 0 HR: 1 S: 75 P: 116	ERA: 1.00 WHIP: 0.556

Batter	1	2	3	4	5	6	7	8	9	AB	R	H	RBI	BB	SO	LOB	BOTTOM					
Desi Relaford, S (1, 4) OBP: 0.281, SLG: 0.250	2-3 K		4-2 BB		0-1 F8			3-3 K		3	0	0	0	1	2	2	<b>Oakland Athletics @ Kansas City Royals</b> Kauffman Stadium, Kansas City, MO Sat May 15 2004, 6:10 PM CDT Att: 30,838 - Sunny - 68 F <a href="http://livebaseballscorecards.com">livebaseballscorecards.com</a>					
Carlos Beltrán, S (1, 8) OBP: 0.385, SLG: 0.618	0-1 F7		3-3 K			0-0 P6		1-1 G6-3		4	0	0	0	0	1	2						
29 Mike Sweeney, R (1, 3) OBP: 0.351, SLG: 0.440	3-2 P4			0-0 G5-3		1-1 F8		0-1 G6-3		4	0	0	0	0	0	0						
Juan Gonzalez, R (1, 9) OBP: 0.309, SLG: 0.426		1-3 K		0-1 F8		1-0 G5-3		0-1 G6-3		4	0	0	0	0	1	0						
Joe Randa, R (1, 5) OBP: 0.350, SLG: 0.403		1-3 K		0-1 F7			2-0 HR	2-1 G6-3		4	1	1	1	0	1	0						
Ken Harvey, R (1, 10) OBP: 0.395, SLG: 0.443		1-0 G6-3			1-1 G5-3		1-0 HR	1-1 G5-4-3 1B		3	0	1	0	0	0	0						
Benito Santiago, R (1, 2) OBP: 0.265, SLG: 0.384			1-0 SH1-4 2B		2-3 K		1-1 G5-4-3 1B	1-2 K		3	0	1	0	0	1	1						
4 Angel Berroa, R (1, 6) OBP: 0.217, SLG: 0.258			1-0 SH1-4 2B		3-2 E5 1B		2-2 G5-3			2	0	0	0	0	0	0						
Adrian Brown, S (1, 7) OBP: 0.333, SLG: 0.333			1-1 G5-3		SAFE SAFE SAFE 1-2 1B			1-3 K		3	0	1	0	0	1	1						
<b>Inning Stats</b>	R: 0 E: 0 K: 1 S: 10	H: 0 LOB: 0 BB: 0 P: 15	R: 0 E: 0 K: 2 S: 9	H: 0 LOB: 0 BB: 0 P: 12	R: 0 E: 0 K: 1 S: 10	H: 1 LOB: 2 BB: 1 P: 20	R: 0 E: 0 K: 0 S: 5	H: 0 LOB: 0 BB: 0 P: 5	R: 0 E: 1 K: 1 S: 14	H: 1 LOB: 2 BB: 0 P: 22	R: 0 E: 0 K: 0 S: 4	H: 0 LOB: 0 BB: 0 P: 6	R: 1 E: 0 K: 0 S: 8	H: 2 LOB: 0 BB: 0 P: 14	R: 0 E: 0 K: 2 S: 9	H: 0 LOB: 0 BB: 0 P: 14	R: 0 E: 0 K: 0 S: 6	H: 0 LOB: 0 BB: 0 P: 8	1B: 2 2B: 1 3B: 0 HR: 1	SF: 0 SAC: 1 DP: 1 HBP: 0	WP: 0 PB: 0 SB: 0 CS: 0	PA: 32
<b>PITCHER</b> Mark Mulder, L (1, 1) ERA: 3.45	IP: 9.0 WLS: W BF: 32	H: 4 R: 1 ER: 1 SO: 7	BB: 1 IBB: 0 HBP: 0 BLK: 0	WP: 0 HR: 1 S: 75 P: 116	ERA: 1.00 WHIP: 0.556	<b>PITCHER</b>										IP: 9.0 WLS: W BF: 32	H: 4 R: 1 ER: 1 SO: 7	BB: 1 IBB: 0 HBP: 0 BLK: 0	WP: 0 HR: 1 S: 75 P: 116	ERA: 1.00 WHIP: 0.556		





Batter	1	2	3	4	5	6	7	8	9	AB	R	H	RBI	BB	SO	LOB	TOP								
21 Mark Kotsay, L (1.8) OBP: 0.310, SLG: 0.289	G3		23 1B		G6-3		G4-3		SF8	4	0	1	1	0	0	1	<b>Oakland Athletics @ Kansas City Royals</b> Kauffman Stadium, Kansas City, MO Sun May 16 2004, 1:10 PM CDT Att: 25,054 - Cloudy - 79 F								
23 Bobby Kielty, S (1.7) OBP: 0.327, SLG: 0.420	G5-3		1B			G5-3	K		F8	5	0	1	0	0	1	2									
3 Eric Chavez, L (1.5) OBP: 0.361, SLG: 0.461	1B		K			G1-3		P6		4	0	1	0	0	1	2									
Jermaine Dye, R (1.9) OBP: 0.337, SLG: 0.503	P4			F8		F7		K		4	0	0	0	0	1	1									
Scott Hatteberg, L (1.3) OBP: 0.405, SLG: 0.490		F7		F9			G4-3	G4-3		4	0	0	0	0	0	0									
Erubiel Durazo, L (1.10) OBP: 0.388, SLG: 0.483		L6		G4-3			2B		HR	4	2	2	1	0	0	0									
Damian Miller, R (1.2) OBP: 0.363, SLG: 0.412		K			G4-3		2B		7 2B 21 SF8	3	2	1	1	1	1	0									
7 Bobby Crosby, R (1.6) OBP: 0.272, SLG: 0.404			G5-3		HR		2B		21 SF8	4	2	3	2	0	0	0									
Mark McLemore, S (1.4) OBP: 0.250, SLG: 0.333			G6-3		F8		2B		F7	4	0	1	1	0	0	2									
<b>Inning Stats</b>	R: 0 E: 0 K: 0 S: 9	H: 1 LOB: 1 BB: 0 P: 13	R: 0 E: 0 K: 1 S: 9	H: 0 LOB: 0 BB: 0 P: 14	R: 0 E: 0 K: 1 S: 13	H: 2 LOB: 2 BB: 0 P: 23	R: 0 E: 0 K: 0 S: 7	H: 0 LOB: 0 BB: 0 P: 12	R: 1 E: 0 K: 0 S: 7	H: 1 LOB: 0 BB: 0 P: 14	R: 0 E: 0 K: 0 S: 7	H: 0 LOB: 0 BB: 0 P: 11	R: 3 E: 0 K: 1 S: 21	H: 4 LOB: 1 BB: 0 P: 36	R: 0 E: 0 K: 1 S: 8	H: 0 LOB: 0 BB: 0 P: 11	R: 2 E: 0 K: 0 S: 12	H: 2 LOB: 1 BB: 1 P: 22	1B: 4 2B: 4 3B: 0 HR: 2	SF: 1 SAC: 0 DP: 0 HBP: 0	WP: 0 PB: 0 SB: 1 CS: 0	PA: 38			
<b>PITCHER</b>	IP	WLS	BF	H	R	ER	SO	BB	IBB	HBP	BLK	WP	HR	S	P	ERA	WHIP								
Brian Anderson, L (1.1) ERA: 6.97	6.1	L	26	7	4	4	2	0	0	0	0	0	1	63	106	5.68	1.105								
Jason Grimsley, R (7.1) ERA: 2.93	0.2		3	1	0	0	1	0	0	0	0	0	0	10	17	0.00	1.500								
Curt Leskanic, R (8.1) ERA: 11.57	1.0		3	0	0	0	1	0	0	0	0	0	0	8	11	0.00	0.000								
Shawn Camp, R (9.1) ERA: 4.03	0.1		4	2	2	2	0	1	0	0	0	0	1	9	17	54.00	9.000								
Jaime Cerda, L (9.1) ERA: 5.0	0.2		2	0	0	0	0	0	0	0	0	0	0	3	5	0.00	0.000								



Batter	1	2	3	4	5	6	7	8	9	AB	R	H	RBI	BB	SO	LOB	BOTTOM								
Desi Relaford, S (1.4) OBP: 0.295, SLG: 0.241	PB 3B HBP		P6		S BB		F8			2	1	0	0	1	0	0	<b>Oakland Athletics @ Kansas City Royals</b> Kauffman Stadium, Kansas City, MO Sun May 16 2004, 1:10 PM CDT Att: 25,054 - Cloudy - 79 F								
Carlos Beltrán, S (1.8) OBP: 0.381, SLG: 0.607	F7		1B		F7		K			4	0	1	0	0	1	2									
29 Mike Sweeney, R (1.3) OBP: 0.341, SLG: 0.425	K		P2		L4				P5	4	0	0	0	0	1	3									
Ken Harvey, R (1.10) OBP: 0.380, SLG: 0.431	3B BB		P4			F9		K		3	1	0	0	1	1	1									
Joe Randa, R (1.5) OBP: 0.355, SLG: 0.431	3B		F8		F8		2B		G4-3	4	0	2	2	0	0	0									
Matt Stairs, L (1.9) OBP: 0.364, SLG: 0.442	F7		F7		F7		FC4 HBP		G3	3	0	0	0	0	0	1									
Kelly Stinnett, R (1.2) OBP: 0.379, SLG: 0.571		P5		1B		K		L9		4	0	1	0	0	1	2									
4 Angel Berroa, R (1.6) OBP: 0.219, SLG: 0.258		P5		K		FC4		DI 1B		4	0	1	0	0	1	3									
Adrian Brown, S (1.7) OBP: 0.143, SLG: 0.143		G5-3			L4				G1-3	4	0	0	0	0	1	1									
<b>Inning Stats</b>	R: 2 E: 0 K: 1 S: 14	H: 1 LOB: 1 BB: 1 P: 25	R: 0 E: 0 K: 0 S: 6	H: 0 LOB: 0 BB: 0 P: 10	R: 0 E: 0 K: 1 S: 13	H: 1 LOB: 1 BB: 0 P: 17	R: 0 E: 0 K: 1 S: 11	H: 1 LOB: 1 BB: 0 P: 18	R: 0 E: 0 K: 0 S: 9	H: 0 LOB: 2 BB: 1 P: 18	R: 0 E: 0 K: 1 S: 12	H: 1 LOB: 2 BB: 0 P: 21	R: 0 E: 0 K: 2 S: 12	H: 0 LOB: 0 BB: 0 P: 16	R: 0 E: 0 K: 1 S: 7	H: 0 LOB: 0 BB: 0 P: 9	R: 0 E: 0 K: 0 S: 10	H: 1 LOB: 1 BB: 0 P: 14	1B: 3 2B: 1 3B: 1 HR: 0	SF: 0 SAC: 0 DP: 0 HBP: 2	WP: 0 PB: 1 SB: 1 CS: 0	PA: 36			
<b>PITCHER</b>	IP	WLS	BF	H	R	ER	SO	BB	IBB	HBP	BLK	WP	HR	S	P	ERA	WHIP								
Barry Zito, L (1.1) ERA: 5.63	6.0	W	26	4	2	2	3	2	0	2	0	0	0	65	109	3.00	1.000								
Jim Mecir, R (7.1) ERA: 7.24	1.0	H	3	0	0	0	2	0	0	0	0	0	0	12	16	0.00	0.000								
Chad Bradford, R (8.1) ERA: 4.8	1.0	H	3	0	0	0	1	0	0	0	0	0	0	7	9	0.00	0.000								
Arthur Rhodes, L (9.1) ERA: 3.94	1.0		4	1	0	0	0	0	0	0	0	0	0	10	14	0.00	1.000								





Batter	1	2	3	4	5	6	7	8	9	AB	R	H	RBI	BB	SO	LOB	TOP					
<b>Desi Relaford, S</b> (1, 4) OBP: 0.292, SLG: 0.241 <b>Mendy López, R</b> (6, FR) OBP: 0.179, SLG: 0.231	G3	F8			L7	HR	P6		G1-4-3	4	0	1	0	0	0	2						
<b>Carlos Beltrán, S</b> (1, 8) OBP: 0.382, SLG: 0.621	G4-3		K		G5-3	HR		1B		5	1	2	3	0	1	0						
<b>29 Mike Sweeney, R</b> (1, 10) OBP: 0.343, SLG: 0.448	BB		G6-3		E6	HR		F8		5	2	2	1	0	0	1						
<b>Juan Gonzalez, R</b> (1, 9) OBP: 0.328, SLG: 0.432	BB				F7	HR		HBP		3	1	2	0	2	0	1						
<b>Matt Stairs, L</b> (1, 7) OBP: 0.365, SLG: 0.467	G1-3		G4-3		HR	BB		K		4	1	1	3	1	1	5						
<b>Joe Randa, R</b> (1, 5) OBP: 0.356, SLG: 0.425		K			G5-3	1B		G4-3		4	0	1	0	0	1	1						
<b>Ken Harvey, R</b> (1, 3) OBP: 0.373, SLG: 0.421	L6				G3			F7		5	0	1	0	0	1	4						
<b>Benito Santiago, R</b> (1, 2) OBP: 0.280, SLG: 0.404			FC1-4		G6-3			G1-4-3		5	0	3	0	0	0	1						
<b>4 Angel Berroa, R</b> (1, 6) OBP: 0.238, SLG: 0.286			FC5-4		HR	2B		K		5	1	3	0	0	1	2						
<b>Inning Stats</b>	R: 0 E: 0 K: 0 S: 15	H: 1 LOB: 2 BB: 1 P: 24	R: 0 E: 0 K: 1 S: 8	H: 2 LOB: 2 BB: 0 P: 12	R: 0 E: 0 K: 1 S: 7	H: 0 LOB: 1 BB: 1 P: 13	R: 0 E: 0 K: 0 S: 11	H: 1 LOB: 1 BB: 0 P: 15	R: 3 E: 1 K: 0 S: 15	H: 3 LOB: 1 BB: 0 P: 25	R: 4 E: 0 K: 1 S: 15	H: 4 LOB: 1 BB: 1 P: 23	R: 0 E: 0 K: 1 S: 10	H: 2 LOB: 1 BB: 0 P: 16	R: 0 E: 0 K: 1 S: 17	H: 2 LOB: 3 BB: 0 P: 22	R: 0 E: 0 K: 1 S: 13	H: 1 LOB: 0 BB: 0 P: 20	1B: 11 2B: 2 3B: 0 HR: 3	SF: 0 SAC: 0 DP: 1 HBP: 1	WP: 0 PB: 0 SB: 0 CS: 1	PA: 46
<b>PITCHER</b>	IP	WLS	BF	H	R	ER	SO	BB	IBB	HBP	BLK	WP	HR	S	P	ERA	WHIP					
<b>R.A. Dickey, R</b> (1, 1) ERA: 5.08	5.1	L	29	10	7	4	2	2	0	0	0	0	2	61	95	6.75	2.250					
<b>Jay Powell, R</b> (6, 1) ERA: 2.16	1.2		8	3	0	0	1	1	0	0	0	0	1	20	33	0.00	2.400					
<b>50 Frank Francisco, R</b> (8, 1) ERA: 0.75	1.0		6	2	0	0	1	0	0	1	0	0	0	17	22	0.00	2.000					
<b>Francisco Cordero, R</b> (9, 1) ERA: 2.45	1.0		3	1	0	0	1	0	0	0	0	0	0	13	20	0.00	1.000					

**Kansas City Royals @ Texas Rangers**  
The Ballpark at Arlington, Arlington, TX  
Tue May 18 2004, 8:05 PM EDT  
Att: 26,247 - Sunny - 83 F

AB 42  
R 7  
H 16  
RBI 7  
BB 3  
SO 5  
LOB 20



Batter	1	2	3	4	5	6	7	8	9	AB	R	H	RBI	BB	SO	LOB	BOTTOM						
<b>10 Michael Young, R</b> (1, 6) OBP: 0.392, SLG: 0.601	G6-3		SF9		G6-3				P4	4	0	1	1	0	0	0							
<b>9 Hank Blalock, L</b> (1, 5) OBP: 0.348, SLG: 0.569	K		K		P4			F8		5	0	0	0	0	2	4							
<b>Alfonso Soriano, R</b> (1, 4) OBP: 0.347, SLG: 0.471	K		FC6-4		F9			K		4	0	1	0	1	2	2							
<b>Herbert Perry, R</b> (1, 10) OBP: 0.329, SLG: 0.444	G1-3		FC6-4		G5-3	BB		HR		5	1	2	1	0	0	3							
<b>23 Mark Teixeira, S</b> (1, 3) OBP: 0.354, SLG: 0.420	L4				2B	1B		HBP		2	1	1	0	1	0	0							
<b>Brian Jordan, R</b> (1, 9) OBP: 0.222, SLG: 0.179	L8				2B	2B		FC6-4		4	1	1	1	0	0	3							
<b>Eric Young Sr., R</b> (1, 8) OBP: 0.407, SLG: 0.343			15 SH		G5-3	2B		G4-3		3	2	1	1	1	0	2							
<b>Kevin Mench, R</b> (1, 7) OBP: 0.324, SLG: 0.485			10 SF9		10 SF9	15 SH		K		4	1	2	1	0	2	0							
<b>15 Gerald Laird, R</b> (1, 2) OBP: 0.365, SLG: 0.349			SH		L8			F8		3	0	0	0	0	0	1							
<b>Inning Stats</b>	R: 0 E: 0 K: 2 S: 10	H: 0 LOB: 0 BB: 0 P: 15	R: 0 E: 0 K: 0 S: 6	H: 0 LOB: 0 BB: 0 P: 9	R: 2 E: 1 K: 1 S: 17	H: 1 LOB: 2 BB: 2 P: 33	R: 3 E: 0 K: 0 S: 18	H: 5 LOB: 2 BB: 0 P: 24	R: 0 E: 0 K: 1 S: 7	H: 0 LOB: 0 BB: 0 P: 13	R: 1 E: 0 K: 1 S: 8	H: 1 LOB: 1 BB: 0 P: 13	R: 0 E: 0 K: 1 S: 11	H: 0 LOB: 0 BB: 0 P: 15	R: 0 E: 0 K: 0 S: 6	H: 1 LOB: 1 BB: 0 P: 9	1B: 5 2B: 3 3B: 0 HR: 1	SF: 1 SAC: 1 DP: 1 HBP: 1	WP: 0 PB: 1 SB: 1 CS: 0	PA: 40			
<b>PITCHER</b>	IP	WLS	BF	H	R	ER	SO	BB	IBB	HBP	BLK	WP	HR	S	P	ERA	WHIP						
<b>Jeremy Affeldt, L</b> (1, 1) ERA: 5.24	4.0		23	7	5	4	3	3	0	0	1	0	0	1	17	28	3.38	0.375					
<b>Scott Sullivan, R</b> (5, 1) ERA: 4.15	2.2	W	9	1	1	1	2	0	0	0	0	0	0	12	16	0.00	0.000						
<b>Jason Grimsley, R</b> (7, 1) ERA: 2.7	1.1	H	4	0	0	0	1	0	0	0	0	0	0	6	9	0.00	1.000						
<b>Nate Field, R</b> (9, 1) ERA: 1.84	1.0	S	4	1	0	0	0	0	0	0	0	0	0	6	9	0.00	1.000						

**Kansas City Royals @ Texas Rangers**  
The Ballpark at Arlington, Arlington, TX  
Tue May 18 2004, 8:05 PM EDT  
Att: 26,247 - Sunny - 83 F

AB 34  
R 6  
H 9  
RBI 5  
BB 3  
SO 6  
LOB 15





Batter	1	2	3	4	5	6	7	8	9	AB	R	H	RBI	BB	SO	LOB	TOP								
4 Angel Berroa, R OBP: 0.236, SLG: 0.311	G5-3		FC6-4				L8		L9	5	1	1	1	0	0	2									
Carlos Beltrán, S OBP: 0.382, SLG: 0.608	P3		HR		G3-1		29 HBP HR		G3	3	1	0	0	2	0	0									
29 Mike Sweeney, R OBP: 0.354, SLG: 0.449			BB				HR			2	1	1	0	1	1	1									
Juan Gonzalez, R OBP: 0.326, SLG: 0.451	F8		G4-3		P3		HR			4	1	1	3	0	0	3									
Matt Stairs, L OBP: 0.361, SLG: 0.452 Adrian Brown, S OBP: 0.143, SLG: 0.143		G1-3 G5-3 HBP		K	F8		G6-3			3	0	0	0	0	1	1									
Joe Randa, R OBP: 0.347, SLG: 0.412	G5-3			L9		F9		G5-3		4	0	0	0	0	0	1									
Ken Harvey, R OBP: 0.369, SLG: 0.441	G1-3			HR		G6-3		G4-3		4	1	1	1	0	0	1									
Benito Santiago, R OBP: 0.279, SLG: 0.393			K			L4		G4-3		3	0	0	0	0	1	1									
Mendy López, R OBP: 0.188, SLG: 0.207			G5-3		FC6-4 BB		F9		K	3	0	0	0	1	1	0									
<b>Inning Stats</b>	R: 0 E: 0 K: 0 S: 12	H: 1 LOB: 1 BB: 0 P: 14	R: 0 E: 0 K: 1 S: 9	H: 0 LOB: 1 BB: 0 P: 13	R: 1 E: 0 K: 1 S: 12	H: 1 LOB: 1 BB: 1 P: 21	R: 1 E: 0 K: 1 S: 12	H: 1 LOB: 2 BB: 1 P: 23	R: 0 E: 0 K: 0 S: 8	H: 0 LOB: 1 BB: 1 P: 17	R: 0 E: 0 K: 0 S: 7	H: 0 LOB: 0 BB: 0 P: 10	R: 3 E: 0 K: 0 S: 12	H: 1 LOB: 0 BB: 1 P: 23	R: 0 E: 0 K: 0 S: 7	H: 0 LOB: 0 BB: 0 P: 9	R: 0 E: 0 K: 1 S: 8	H: 0 LOB: 0 BB: 0 P: 13	1B: 1 2B: 0 3B: 0 HR: 3	SF: 0 SAC: 0 DP: 0 HBP: 3	WP: 0 PB: 0 SB: 0 CS: 0	PA: 38			
<b>PITCHER</b>	IP	WLS	BF	H	R	ER	SO	BB	IBB	HBP	BLK	WP	HR	S	P	ERA	WHIP								
Chan Ho Park, R ERA: 5.8	6.2	L	31	4	5	5	3	4	0	3	0	0	3	69	117	6.75	1.200								
Brian Shouse, L ERA: 2.91	0.1		1	0	0	0	0	0	0	0	0	0	0	3	4	0.00	0.000								
Carlos Almanzar, R ERA: 2.91	2.0		6	0	0	0	1	0	0	0	0	0	0	15	22	0.00	0.000								

**Kansas City Royals @ Texas Rangers**  
The Ballpark at Arlington, Arlington, TX  
Wed May 19, 2004, 8:05 PM EDT  
Att: 32,374 - Sunny - 83 F

livebaseballscorecards.com

AB 31  
R 5  
H 4  
RBI 5  
BB 4  
SO 4  
LOB 10



Batter	1	2	3	4	5	6	7	8	9	AB	R	H	RBI	BB	SO	LOB	BOTTOM								
10 Michael Young, R OBP: 0.389, SLG: 0.596	G5-3		P4			FC5 1B	SF8			3	0	1	1	0	0	1									
9 Hank Blalock, L OBP: 0.352, SLG: 0.585	F8			HR		FC5 1B	L8			4	1	2	1	0	0	2									
Alfonso Soriano, R OBP: 0.339, SLG: 0.460	L8			G5-3		FC5 FC6-4		L8		4	0	0	0	0	0	2									
Herbert Perry, R OBP: 0.311, SLG: 0.418		F9		L4		FC6-4		G6-3		4	0	0	0	0	0	2									
Brian Jordan, R OBP: 0.224, SLG: 0.186		G6-3		G1-3			G5-3	1B		4	0	1	0	0	0	0									
Eric Young Sr., R OBP: 0.405, SLG: 0.343 David Dellucci, L OBP: 0.394, SLG: 0.556		F9			F8		1B 15 HBP	G3		3	1	1	0	0	0	0									
Kevin Mench, R OBP: 0.322, SLG: 0.475			P6		P2		15 HBP 10 SF8		G5-3	3	1	0	0	1	0	0									
Laynce Nix, L OBP: 0.358, SLG: 0.625			K		K		10 SF8 15 HBP		G3-1	4	0	1	0	0	2	0									
15 Gerald Laird, R OBP: 0.374, SLG: 0.352 Brad Fullmer, L OBP: 0.328, SLG: 0.445						P3		G4-3		2	0	1	1	0	0	0									
<b>Inning Stats</b>	R: 0 E: 0 K: 0 S: 5	H: 0 LOB: 0 BB: 0 P: 7	R: 0 E: 0 K: 0 S: 6	H: 0 LOB: 0 BB: 0 P: 7	R: 0 E: 0 K: 1 S: 7	H: 1 LOB: 0 BB: 0 P: 12	R: 1 E: 0 K: 0 S: 8	H: 1 LOB: 0 BB: 0 P: 13	R: 0 E: 0 K: 0 S: 6	H: 0 LOB: 0 BB: 0 P: 7	R: 0 E: 0 K: 0 S: 9	H: 2 LOB: 2 BB: 0 P: 12	R: 2 E: 0 K: 0 S: 11	H: 2 LOB: 2 BB: 1 P: 22	R: 0 E: 0 K: 0 S: 8	H: 1 LOB: 1 BB: 0 P: 13	R: 0 E: 0 K: 0 S: 8	H: 0 LOB: 0 BB: 0 P: 12	1B: 6 2B: 0 3B: 0 HR: 1	SF: 1 SAC: 0 DP: 0 HBP: 1	WP: 0 PB: 0 SB: 0 CS: 0	PA: 36			
<b>PITCHER</b>	IP	WLS	BF	H	R	ER	SO	BB	IBB	HBP	BLK	WP	HR	S	P	ERA	WHIP								
41 Jimmy Gobble, L ERA: 4.5	6.1	W	26	6	3	3	2	1	0	0	0	0	1	50	74	4.26	1.105								
Shawn Camp, R ERA: 3.97	0.1	H	2	0	0	0	0	0	0	1	0	0	0	1	3	0.00	0.000								
Jaime Cerda, L ERA: 4.82	0.1	H	1	0	0	0	0	0	0	0	0	0	0	1	3	0.00	0.000								
Justin Huisman, R ERA: 4.82	2.0	S	7	1	0	0	0	0	0	0	0	0	0	16	25	0.00	0.500								

**Kansas City Royals @ Texas Rangers**  
The Ballpark at Arlington, Arlington, TX  
Wed May 19, 2004, 8:05 PM EDT  
Att: 32,374 - Sunny - 83 F

livebaseballscorecards.com

AB 33  
R 3  
H 7  
RBI 3  
BB 1  
SO 2  
LOB 8





Batter	1	2	3	4	5	6	7	8	9	AB	R	H	RBI	BB	SO	LOB	TOP											
<b>4 Angel Berroa, R</b> OBP: 0.234, SLG: 0.308										4	1	1	1	0	0	1												
<b>Carlos Beltrán, S</b> OBP: 0.377, SLG: 0.601										5	0	1	0	0	2	3												
<b>29 Mike Sweeney, R</b> OBP: 0.349, SLG: 0.439										5	0	1	0	0	1	4												
<b>Juan Gonzalez, R</b> OBP: 0.331, SLG: 0.448										3	1	1	0	1	1	1												
<b>Ken Harvey, R</b> OBP: 0.373, SLG: 0.443										4	0	2	0	0	0	1												
<b>Joe Randa, R</b> OBP: 0.351, SLG: 0.410										3	1	1	1	0	0	2												
<b>Benito Santiago, R</b> OBP: 0.278, SLG: 0.387										4	0	1	1	0	0	1												
<b>Mendy López, R</b> OBP: 0.194, SLG: 0.212										4	0	1	0	0	1	0												
<b>Adrian Brown, S</b> OBP: 0.273, SLG: 0.273										4	0	2	0	0	0	0												
<b>Inning Stats</b>	R: 2 E: 0 K: 0 S: 12	H: 4 LOB: 2 BB: 1 P: 24	R: 0 E: 0 K: 1 S: 7	H: 0 LOB: 0 BB: 0 P: 11	R: 0 E: 0 K: 1 S: 7	H: 1 LOB: 1 BB: 0 P: 13	R: 1 E: 1 K: 0 S: 8	H: 3 LOB: 3 BB: 0 P: 14	R: 0 E: 0 K: 1 S: 9	H: 0 LOB: 0 BB: 0 P: 14	R: 0 E: 0 K: 1 S: 9	H: 1 LOB: 1 BB: 0 P: 15	R: 0 E: 0 K: 1 S: 16	H: 2 LOB: 2 BB: 0 P: 21	R: 0 E: 0 K: 1 S: 6	H: 0 LOB: 0 BB: 0 P: 7	R: 0 E: 0 K: 1 S: 8	H: 0 LOB: 0 BB: 0 P: 11	1B: 10 2B: 1 3B: 0 HR: 0	SF: 1 SAC: 0 DP: 0 HBP: 1	WP: 0 PB: 0 SB: 0 CS: 0	PA: 39						
<b>PITCHER</b>	IP	WLS	BF	H	R	ER	SO	BB	IBB	HBP	BLK	WP	HR	S	P	ERA	WHIP											
<b>Kenny Rogers, L</b> ERA: 3.38	(1, 1)	6.2	W	31	10	3	3	4	1	0	1	0	0	0	63	105	4.05	1.650										
<b>Carlos Almanzar, R</b> ERA: 2.74	(7, 1)	1.1	H	5	1	0	0	0	0	0	0	0	0	0	11	14	0.00	0.750										
<b>Francisco Cordero, R</b> ERA: 2.3	(9, 1)	1.0	S	3	0	0	0	1	0	0	0	0	0	0	8	11	0.00	0.000										

**Kansas City Royals @ Texas Rangers**  
The Ballpark at Arlington, Arlington, TX  
Thu May 20 2004, 8:05 PM EDT  
Att: 25,149 - Sunny - 85 F

livebaseballscorecards.com

**AB 36**  
**R 3**  
**H 11**  
**RBI 3**  
**BB 1**  
**SO 5**  
**LOB 13**

Batter	1	2	3	4	5	6	7	8	9	AB	R	H	RBI	BB	SO	LOB	BOTTOM											
<b>10 Michael Young, R</b> OBP: 0.395, SLG: 0.600										4	0	2	0	1	1	1												
<b>9 Hank Blalock, L</b> OBP: 0.353, SLG: 0.595										4	1	1	2	1	2	3												
<b>Alfonso Soriano, R</b> OBP: 0.341, SLG: 0.461										4	0	1	0	1	0	6												
<b>Herbert Perry, R</b> OBP: 0.304, SLG: 0.394										4	0	0	0	1	0	4												
<b>Kevin Mench, R</b> OBP: 0.327, SLG: 0.497										4	2	2	1	0	0	2												
<b>Eric Young Sr., R</b> OBP: 0.408, SLG: 0.351										4	1	2	0	0	0	3												
<b>Brian Jordan, R</b> OBP: 0.226, SLG: 0.174										3	0	0	0	1	1	3												
<b>Laynce Nix, L</b> OBP: 0.354, SLG: 0.609										4	1	1	0	0	1	3												
<b>15 Gerald Laird, R</b> OBP: 0.374, SLG: 0.352										0	0	0	0	0	0	0												
<b>Rod Barajas, R</b> OBP: 0.354, SLG: 0.652										4	1	3	3	0	0	0												
<b>Inning Stats</b>	R: 0 E: 0 K: 1 S: 10	H: 1 LOB: 1 BB: 0 P: 17	R: 5 E: 1 K: 1 S: 16	H: 4 LOB: 1 BB: 1 P: 25	R: 1 E: 0 K: 1 S: 9	H: 2 LOB: 0 BB: 0 P: 11	R: 0 E: 0 K: 0 S: 8	H: 0 LOB: 0 BB: 0 P: 13	R: 0 E: 0 K: 1 S: 8	H: 1 LOB: 1 BB: 1 P: 15	R: 0 E: 0 K: 1 S: 15	H: 2 LOB: 3 BB: 1 P: 24	R: 0 E: 0 K: 1 S: 12	H: 1 LOB: 2 BB: 1 P: 22	R: 0 E: 0 K: 1 S: 10	H: 1 LOB: 2 BB: 1 P: 16	1B: 6 2B: 4 3B: 0 HR: 2	SF: 0 SAC: 0 DP: 1 HBP: 0	WP: 1 PB: 0 SB: 1 CS: 1	PA: 40								
<b>PITCHER</b>	IP	WLS	BF	H	R	ER	SO	BB	IBB	HBP	BLK	WP	HR	S	P	ERA	WHIP											
<b>Darrell May, L</b> ERA: 5.76	(1, 1)	4.0	L	22	8	6	3	3	2	0	0	0	0	0	18	27	6.75	2.500										
<b>Scott Sullivan, R</b> ERA: 3.72	(5, 1)	2.0		8	2	0	0	1	1	0	0	0	0	0	18	27	0.00	1.500										
<b>Curt Leskanic, R</b> ERA: 10.45	(7, 1)	1.0		5	1	0	0	0	1	0	0	0	0	0	12	22	0.00	2.000										
<b>Shawn Camp, R</b> ERA: 3.97	(8, 1)	0.0		2	1	0	0	0	1	0	0	0	1	0	3	7	∞	∞										
<b>Dennys Reyes, L</b> ERA: 3.18	(8, 1)	0.1		1	0	0	0	1	0	0	0	0	0	0	3	4	0.00	0.000										

**Kansas City Royals @ Texas Rangers**  
The Ballpark at Arlington, Arlington, TX  
Thu May 20 2004, 8:05 PM EDT  
Att: 25,149 - Sunny - 85 F


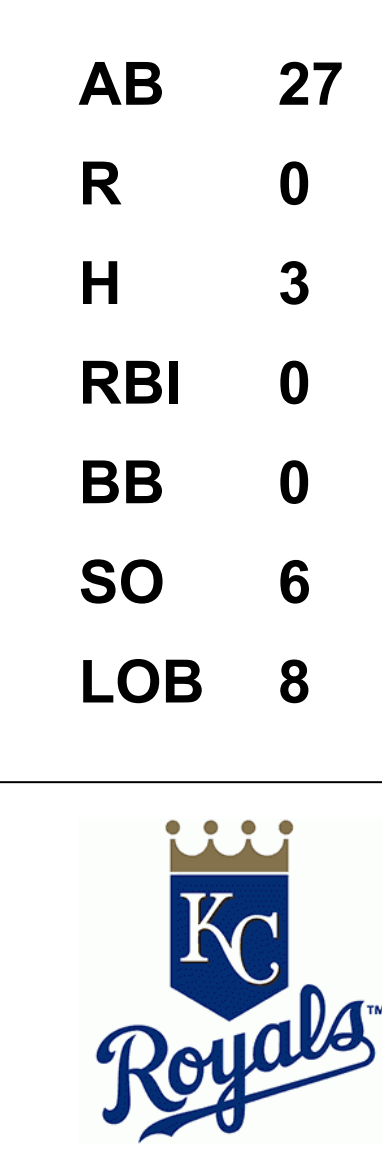
livebaseballscorecards.com

**AB 35**  
**R 6**  
**H 12**  
**RBI 6**  
**BB 5**  
**SO 5**  
**LOB 25**



Batter	1	2	3	4	5	6	7	8	9	AB	R	H	RBI	BB	SO	LOB	TOP			
4 Angel Berroa, R OBP: 0.243, SLG: 0.309	G5-3		HBP			G6-4-3			G6-4-3 1B	3	0	1	0	0	0	1	<b>Kansas City Royals @ Oakland Athletics</b> Network Associates Coliseum, Oakland, CA Fri May 21 2004, 9:05 PM EDT Att: 27,080 - Unknown - 61 F <a href="http://livebaseballscorecards.com">livebaseballscorecards.com</a>			
Carlos Beltrán, S OBP: 0.365, SLG: 0.586	G5-3		F8			F7			G6-4-3 1B	4	0	0	0	0	0	3				
29 Mike Sweeney, R OBP: 0.346, SLG: 0.434	F8								F8	4	0	1	0	0	1	0				
Juan Gonzalez, R OBP: 0.326, SLG: 0.441 Wilton Guerrero, S OBP: 1.000, SLG: 1.000		F8								2	0	0	0	0	0	0				
Joe Randa, R OBP: 0.344, SLG: 0.401										1	0	1	0	0	0	0				
Joe Randa, R OBP: 0.344, SLG: 0.401										3	0	0	0	0	1	2				
Ken Harvey, R OBP: 0.365, SLG: 0.432										3	0	0	0	0	3	1				
Brandon Berger, R OBP: 0.375, SLG: 0.533										3	0	0	0	0	1	0				
Kelly Stinnett, R OBP: 0.375, SLG: 0.533										2	0	0	0	0	0	0				
Mendy López, R OBP: 0.205, SLG: 0.200										2	0	0	0	0	0	1				
<b>Inning Stats</b>	R: 0 E: 0 K: 0 S: 7	H: 0 LOB: 0 BB: 0 P: 8	R: 0 E: 0 K: 2 S: 8	H: 0 LOB: 0 BB: 0 P: 12	R: 0 E: 0 K: 0 S: 11	H: 0 LOB: 2 BB: 0 P: 19	R: 0 E: 0 K: 1 S: 6	H: 0 LOB: 0 BB: 0 P: 10	R: 0 E: 0 K: 2 S: 8	H: 0 LOB: 0 BB: 0 P: 14	R: 0 E: 0 K: 1 S: 9	H: 2 LOB: 1 BB: 0 P: 12	R: 0 E: 0 K: 0 S: 4	H: 0 LOB: 0 BB: 0 P: 6	R: 0 E: 0 K: 0 S: 5	H: 1 LOB: 0 BB: 0 P: 8	1B: 3 2B: 0 3B: 0 HR: 0	SF: 0 SAC: 0 DP: 3 HBP: 3	WP: 0 PB: 0 SB: 0 CS: 0	PA: 30
<b>PITCHER</b> Mark Mulder, L ERA: 2.98	IP: 9.0 WLS: W BF: 30 H: 3 R: 0 ER: 0 SO: 6 BB: 0 IBB: 0 HBP: 3 BLK: 0 WP: 0 HR: 0 S: 69 P: 108 ERA: 0.00 WHIP: 0.333																			

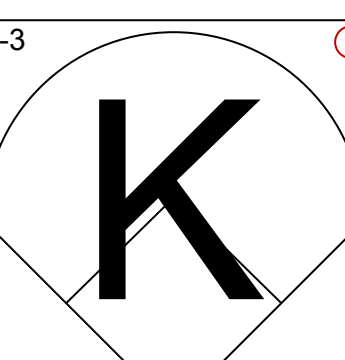
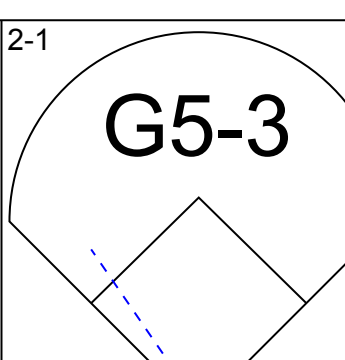
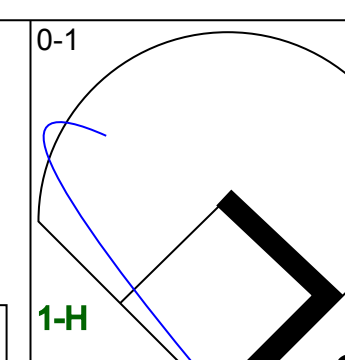
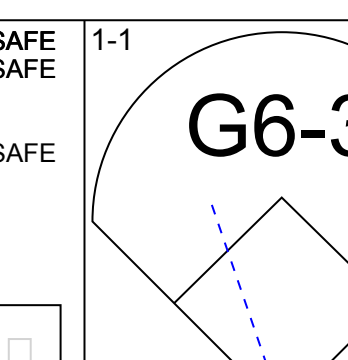
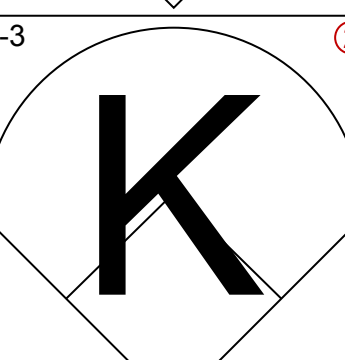
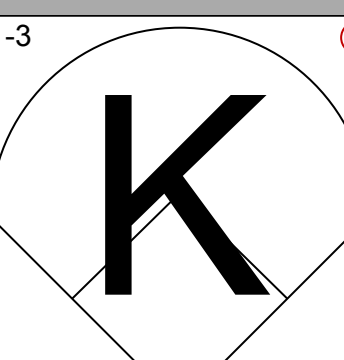
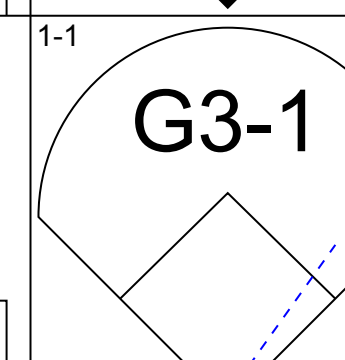
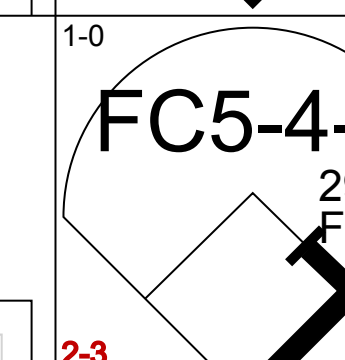
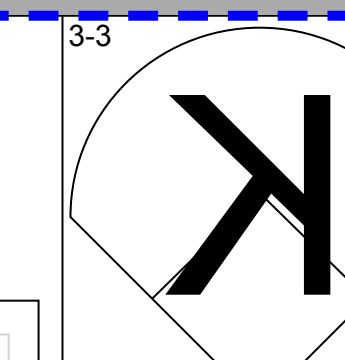
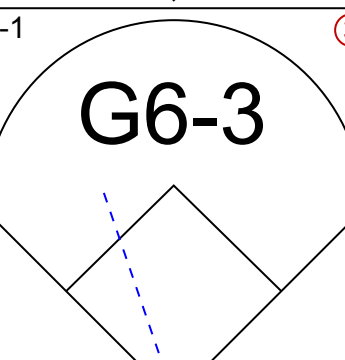
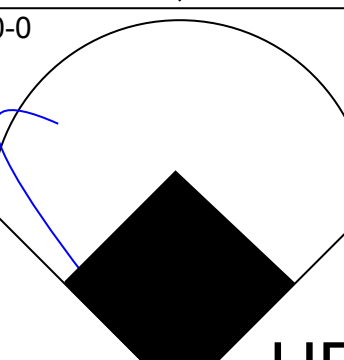
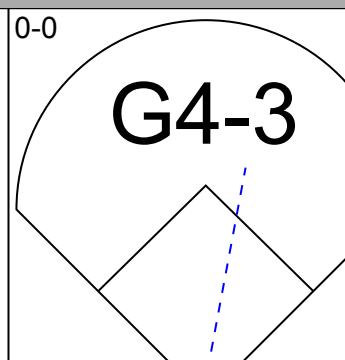
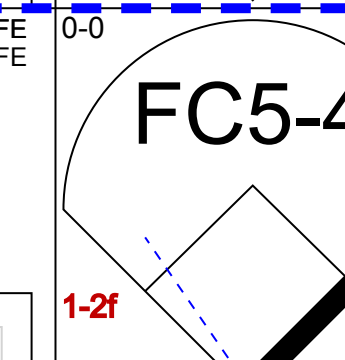
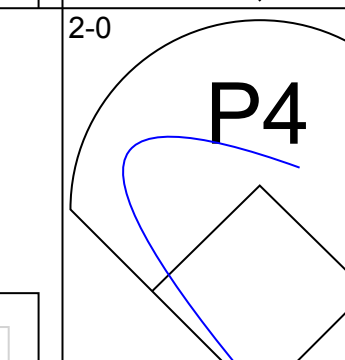
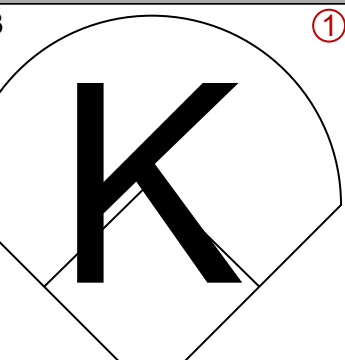
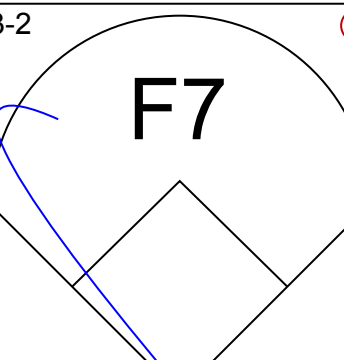
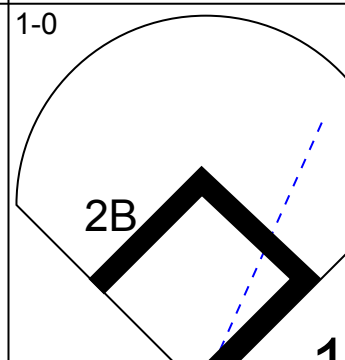
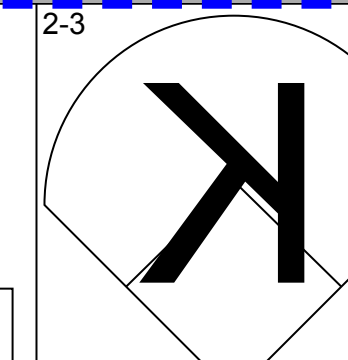
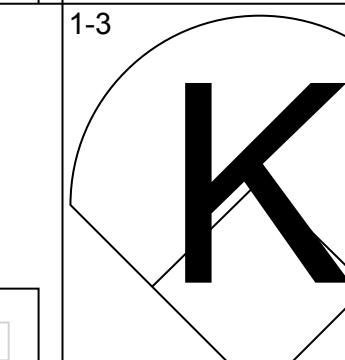
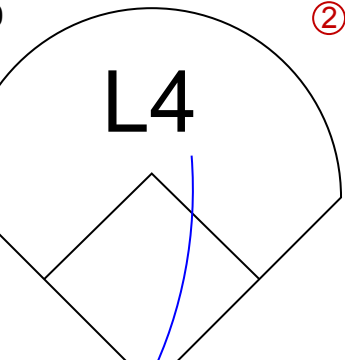
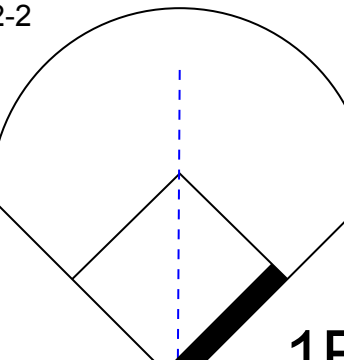
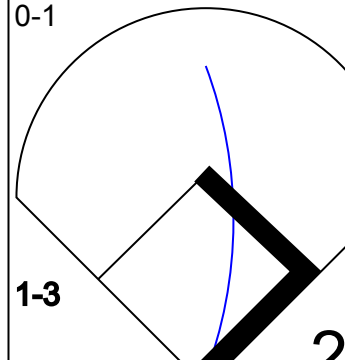
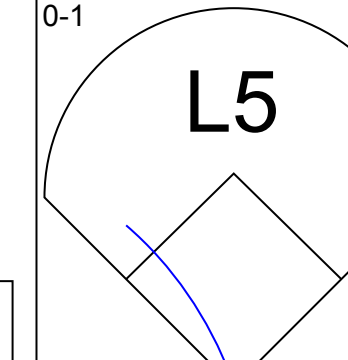
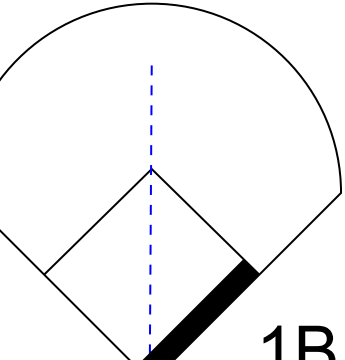
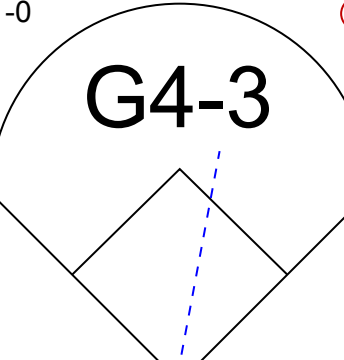
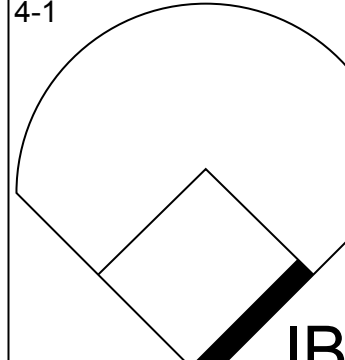
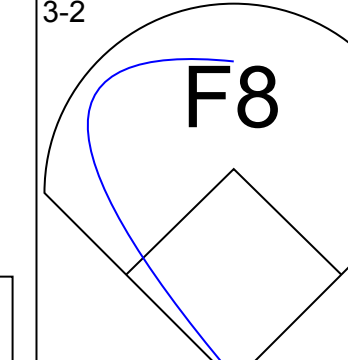

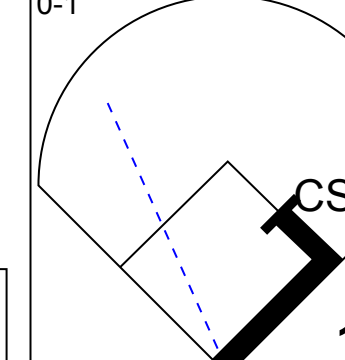
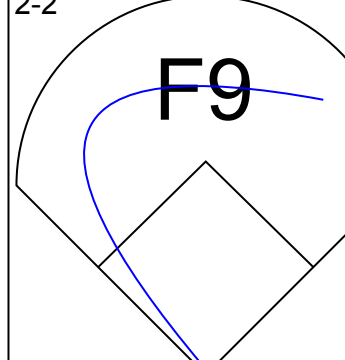
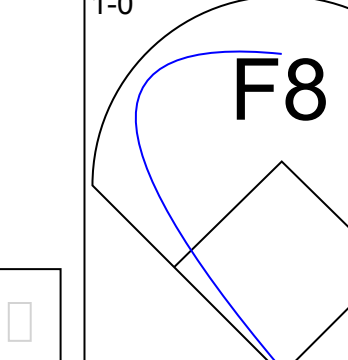
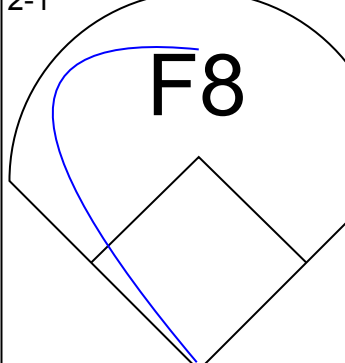
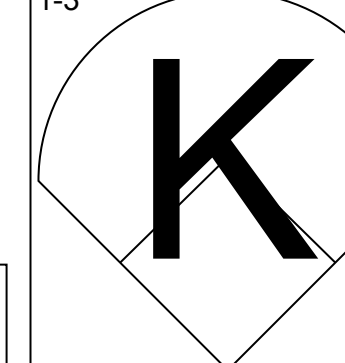
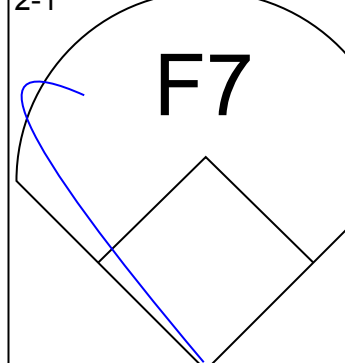
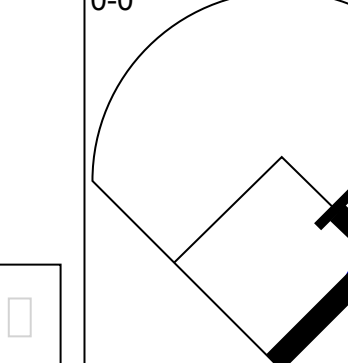
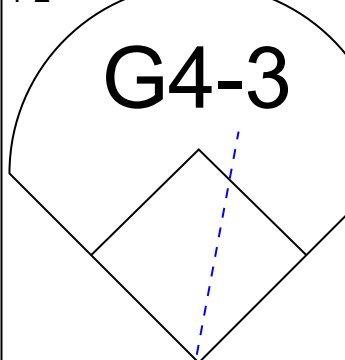
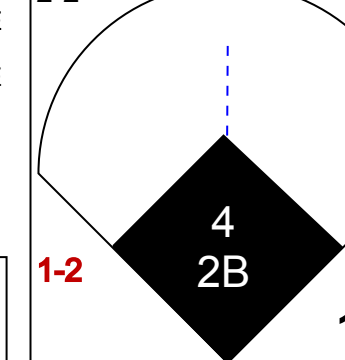
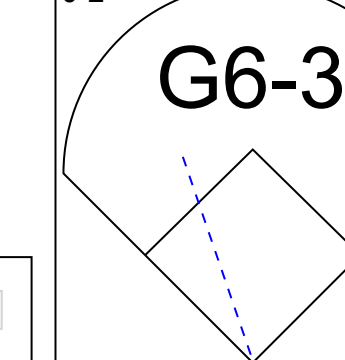
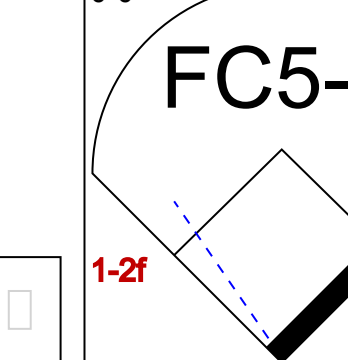
Batter	1	2	3	4	5	6	7	8	9	AB	R	H	RBI	BB	SO	LOB	BOTTOM			
Eric Byrnes, R OBP: 0.386, SLG: 0.491	G4-3 3 1B	G4-3								4	1	3	0	1	0	1	<b>Kansas City Royals @ Oakland Athletics</b> Network Associates Coliseum, Oakland, CA Fri May 21 2004, 9:05 PM EDT Att: 27,080 - Unknown - 61 F <a href="http://livebaseballscorecards.com">livebaseballscorecards.com</a>			
23 Bobby Kielty, S OBP: 0.333, SLG: 0.465	G4-3 3 1B	G6-3								3	1	0	0	2	1	3				
3 Eric Chavez, L OBP: 0.373, SLG: 0.455 Mark McLemore, S OBP: 0.250, SLG: 0.263	G4-3 BB 1B	E2								4	0	2	1	0	0	1				
Jermaine Dye, R OBP: 0.341, SLG: 0.519 Billy McMillon, L OBP: 0.243, SLG: 0.361	G4-3 BB 1B	L7								1	0	0	0	0	0	0				
Scott Hatteberg, L OBP: 0.394, SLG: 0.471	G4-3									3	0	0	0	1	0	1				
Eric Karros, R OBP: 0.197, SLG: 0.267	G4-3									4	0	0	0	0	2	4				
Damian Miller, R OBP: 0.347, SLG: 0.398	G6-4-3									4	1	1	0	0	0	3				
7 Bobby Crosby, R OBP: 0.281, SLG: 0.453		G4-3								3	2	2	3	1	0	0				
Marco Scutaro, R OBP: 0.326, SLG: 0.397		G4-3								4	2	3	1	0	0	1				
<b>Inning Stats</b>	R: 2 E: 0 K: 1 S: 15	H: 3 LOB: 2 BB: 2 P: 25	R: 1 E: 1 K: 0 S: 20	H: 1 LOB: 2 BB: 1 P: 29	R: 3 E: 0 K: 0 S: 13	H: 4 LOB: 1 BB: 0 P: 22	R: 0 E: 0 K: 0 S: 9	H: 0 LOB: 0 BB: 0 P: 13	R: 1 E: 0 K: 0 S: 14	H: 2 LOB: 2 BB: 1 P: 21	R: 0 E: 0 K: 1 S: 8	H: 1 LOB: 1 BB: 0 P: 11	R: 0 E: 0 K: 0 S: 6	H: 1 LOB: 2 BB: 1 P: 12	R: 0 E: 0 K: 1 S: 5	H: 0 LOB: 0 BB: 0 P: 8	1B: 6 2B: 3 3B: 0 HR: 3	SF: 0 SAC: 0 DP: 1 HBP: 0	WP: 1 PB: 0 SB: 0 CS: 0	PA: 40
<b>PITCHER</b> Brian Anderson, L ERA: 7.41 Justin Huisman, R ERA: 1.08 Jaime Cerda, L ERA: 3.97 Shawn Camp, R ERA: 3.8	IP: 3.0 WLS: L BF: 20 H: 6 R: 6 ER: 5 SO: 1 BB: 3 IBB: 0 HBP: 0 BLK: 0 WP: 0 HR: 2 S: 48 P: 76 ERA: 15.00 WHIP: 3.667																			










Batter	1	2	3	4	5	6	7	8	9	10	AB	R	H	RBI	BB	SO	LOB	TOP				
<b>4 Angel Berroa, R</b> OBP: 0.248, SLG: 0.325 (1, 6)											5	0	2	1	0	1	1					
<b>Carlos Beltrán, S</b> OBP: 0.354, SLG: 0.556 (1, 8)											5	0	0	0	0	3	2					
<b>29 Mike Sweeney, R</b> OBP: 0.337, SLG: 0.459 (1, 3)											5	1	1	1	0	0	1					
<b>Matt Stairs, L</b> OBP: 0.351, SLG: 0.434 (1, 9)											5	0	1	0	0	3	0					
<b>Ken Harvey, R</b> OBP: 0.370, SLG: 0.448 (1, 10)											4	0	2	0	0	0	0					
<b>Desi Relaford, S</b> OBP: 0.311, SLG: 0.262 (1, 5)											3	0	1	0	1	0	1					
<b>Benito Santiago, R</b> OBP: 0.268, SLG: 0.370 (1, 2)											4	0	1	0	0	1	4					
<b>Brandon Berger, R</b> OBP: 0.250, SLG: 0.333 (1, 7)											4	0	1	0	0	1	4					
<b>Wilton Guerrero, S</b> OBP: 0.400, SLG: 0.400 (1, 4)											4	1	1	0	0	0	1					
<b>Inning Stats</b>	R: 0 E: 0 K: 2 S: 8	H: 0 LOB: 0 BB: 0 P: 13	R: 0 E: 0 K: 2 S: 11	H: 1 LOB: 1 BB: 0 P: 16	R: 0 E: 0 K: 0 S: 7	H: 0 LOB: 0 BB: 0 P: 12	R: 1 E: 0 K: 1 S: 12	H: 2 LOB: 1 BB: 0 P: 19	R: 1 E: 0 K: 1 S: 12	H: 3 LOB: 1 BB: 0 P: 16	R: 0 E: 0 K: 0 S: 10	H: 1 LOB: 1 BB: 0 P: 8	R: 0 E: 0 K: 1 S: 8	H: 0 LOB: 0 BB: 0 P: 13	R: 0 E: 0 K: 0 S: 10	H: 1 LOB: 1 BB: 0 P: 7	R: 0 E: 0 K: 2 S: 7	H: 0 LOB: 0 BB: 0 P: 13	1B: 6 2B: 3 3B: 0 HR: 1	SF: 0 SAC: 0 DP: 0 HBP: 0	WP: 0 PB: 0 SB: 0 CS: 1	PA: 40
<b>PITCHER</b>	IP	WLS	BF	H	R	ER	SO	BB	IBB	HBP	BLK	WP	HR	S	P	ERA	WHIP					
<b>40 Rich Harden, R</b> ERA: 3.83 (1, 1)	6.0		26	8	2	2	6	0	0	0	0	0	0	60	95	3.00	1.333					
<b>Chris Hammond, L</b> ERA: 3.32 (7, 1)	0.2		3	1	0	0	0	0	0	0	0	0	0	6	7	0.00	1.500					
<b>Chad Bradford, R</b> ERA: 3.72 (7, 1)	0.1		1	0	0	0	0	0	0	0	0	0	0	1	1	0.00	0.000					
<b>Jim Mecir, R</b> ERA: 6.32 (8, 1)	1.0		3	0	0	0	1	0	0	0	0	0	0	8	13	0.00	0.000					
<b>Ricardo Rincon, L</b> ERA: 5.4 (9, 1)	1.0		4	1	0	0	0	0	0	0	0	0	0	5	7	0.00	1.000					
<b>PITCHER</b>	IP	WLS	BF	H	R	ER	SO	BB	IBB	HBP	BLK	WP	HR	S	P	ERA	WHIP					
<b>Arthur Rhodes, L</b> ERA: 3.32 (10, 1)	1.0		3	0	0	0	2	0	0	0	0	0	0	7	13	0.00	0.000					

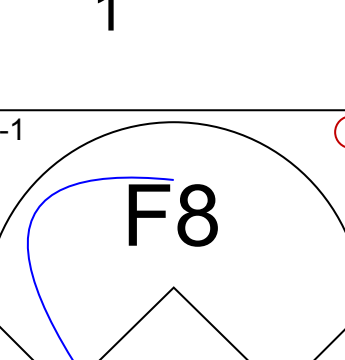
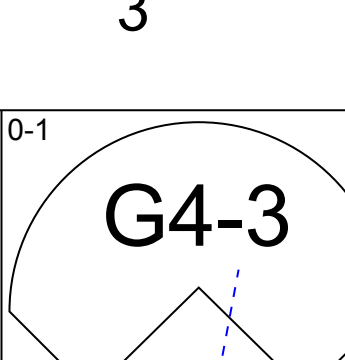
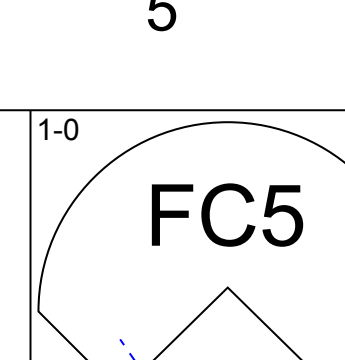
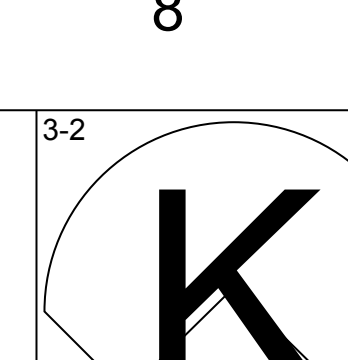
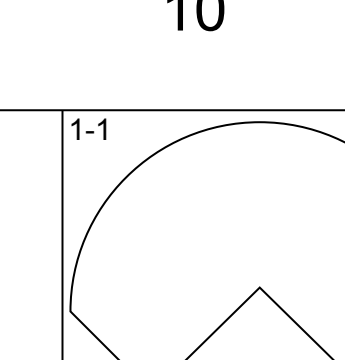
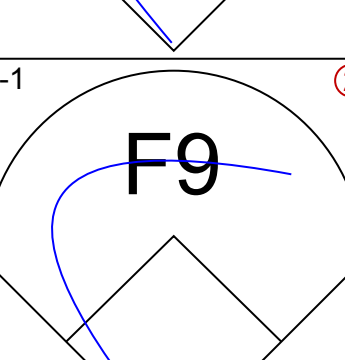
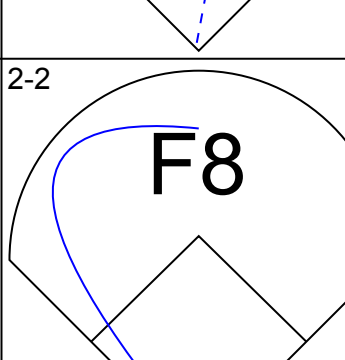
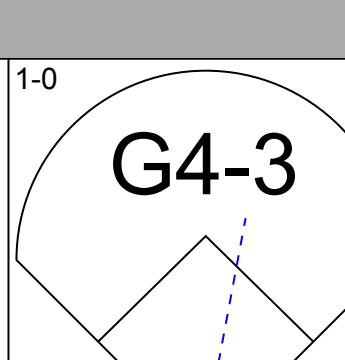
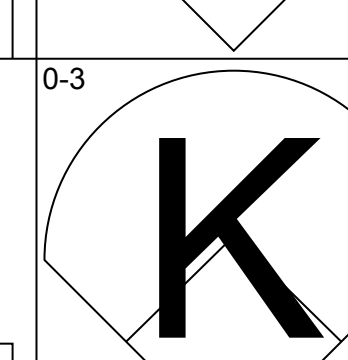
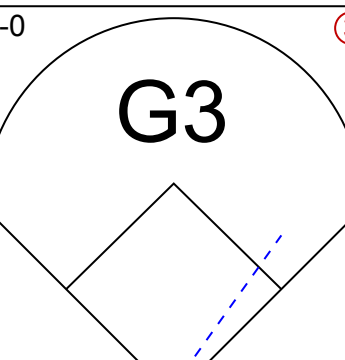
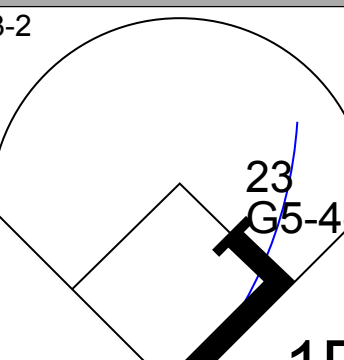
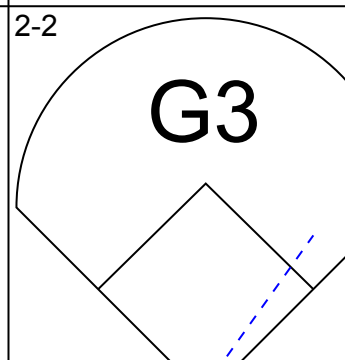
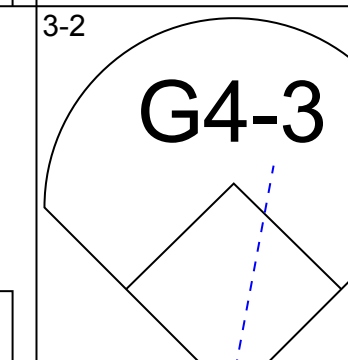
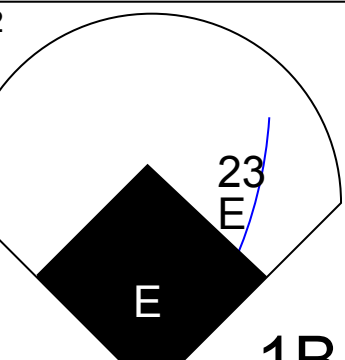
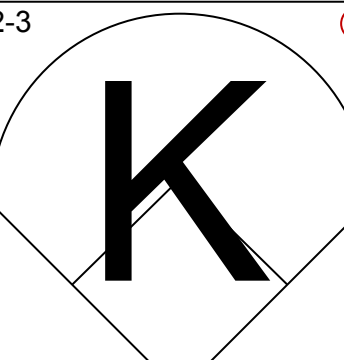
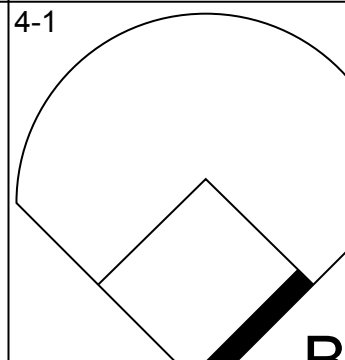
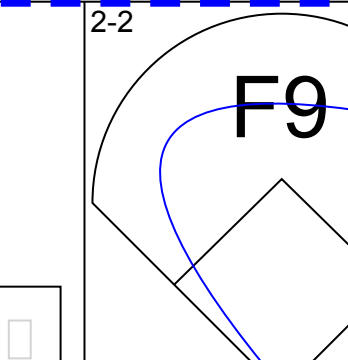
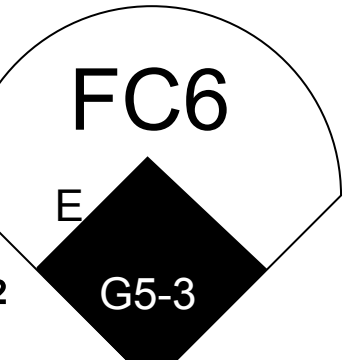
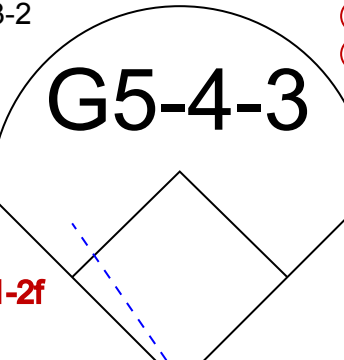
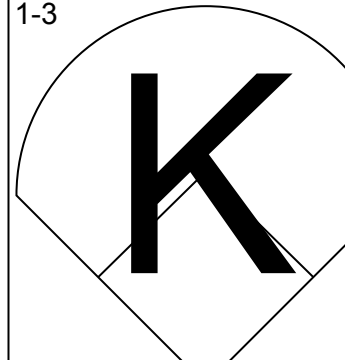
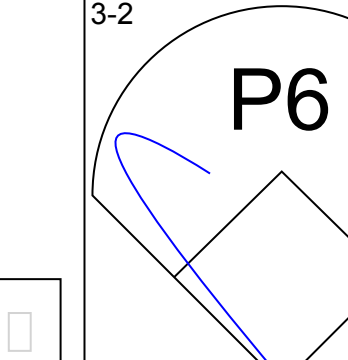
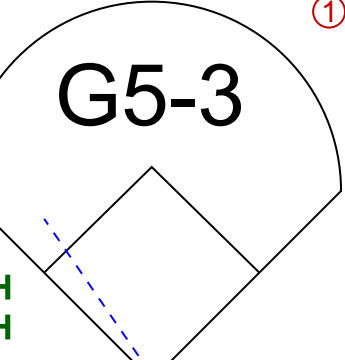
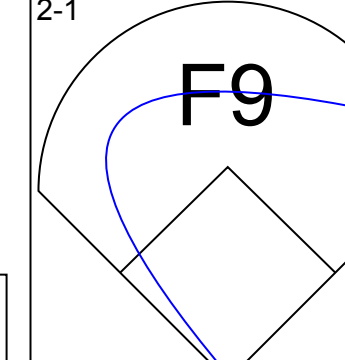
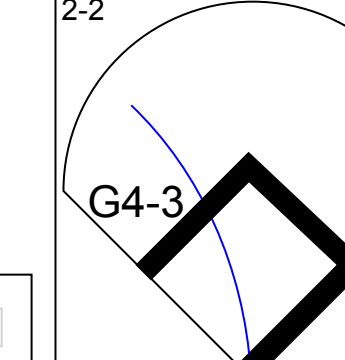
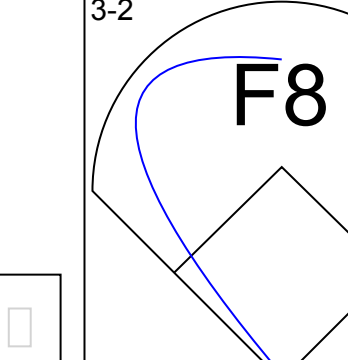
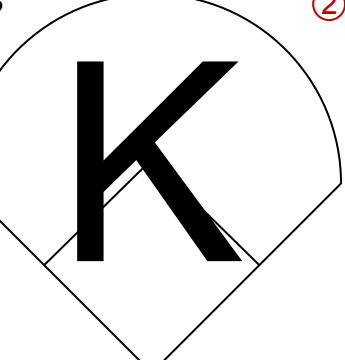
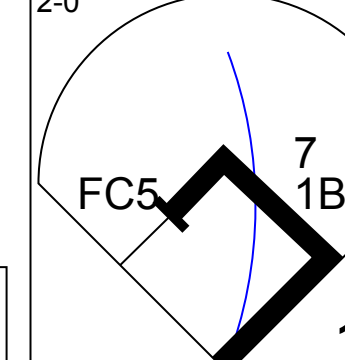
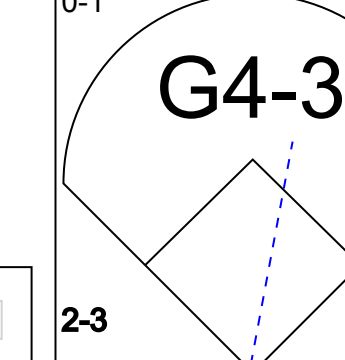

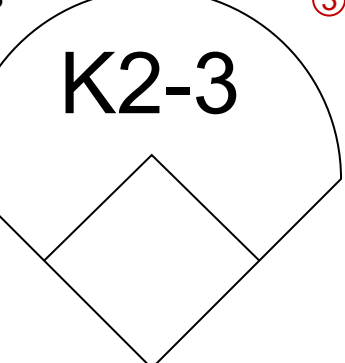
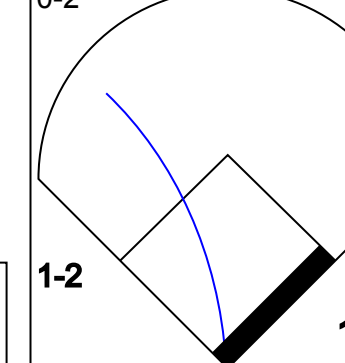
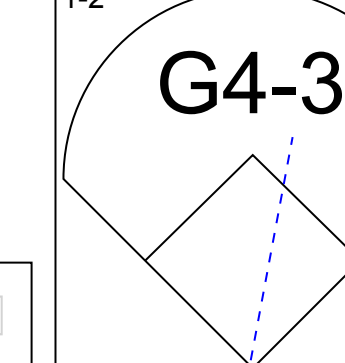
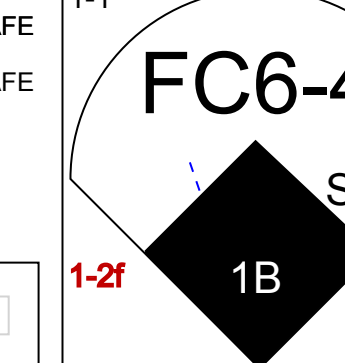

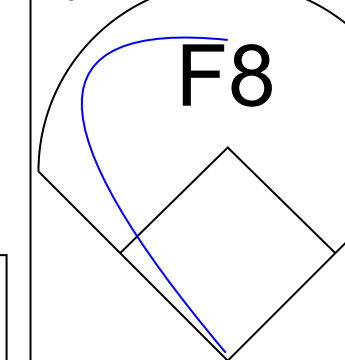
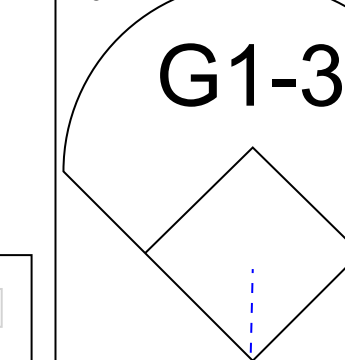
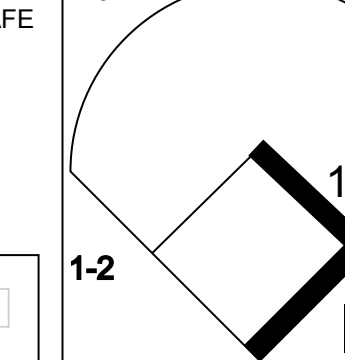
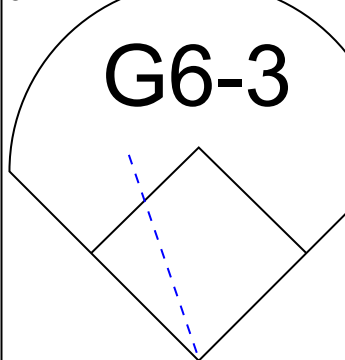
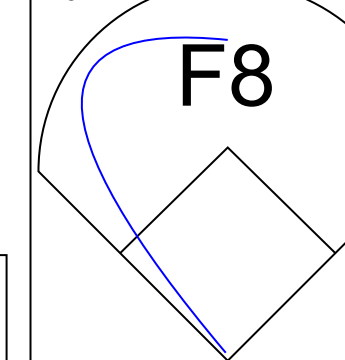
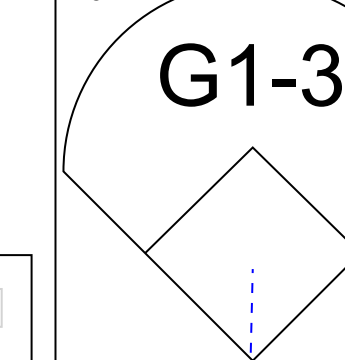
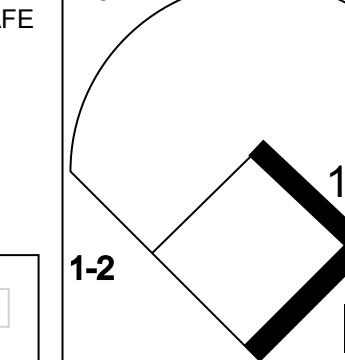
**Kansas City Royals @ Oakland Athletics**  
 Network Associates Coliseum, Oakland, CA  
 Sun May 23 2004, 4:05 PM EDT  
 Att: 33,476 - Cloudy - 60 F

livebaseballscorecards.com

AB 39  
R 2  
H 10  
RBI 2  
BB 1  
SO 9  
LOB 14



WP: 0 PA: 40  
PB: 0  
SB: 0  
CS: 1

Batter	1	2	3	4	5	6	7	8	9	10	AB	R	H	RBI	BB	SO	LOB	BOTTOM				
<b>Eric Byrnes, R</b> OBP: 0.377, SLG: 0.467 (1, 8)											5	0	1	1	0	1	2					
<b>Marco Scutaro, R</b> OBP: 0.326, SLG: 0.385 (1, 4)											4	0	0	0	0	1	0					
<b>Scott Hatteberg, L</b> OBP: 0.368, SLG: 0.465 (1, 3)											4	0	1	0	0	0	0					
<b>Jermaine Dye, R</b> OBP: 0.346, SLG: 0.515 (1, 9)											3	1	1	0	1	1	1					
<b>23 Bobby Kielty, S</b> OBP: 0.317, SLG: 0.438 (1, 7)											4	1	0	0	0	1	3					
<b>Eric Karros, R</b> OBP: 0.203, SLG: 0.286 (1, 10)											3	0	1	1	0	0	0					
<b>21 Mark Kotsay, L</b> OBP: 0.286, SLG: 0.264 (7, PR)											1	0	0	0	0	0	0					
<b>Damian Miller, R</b> OBP: 0.352, SLG: 0.402 (1, 2)											4	0	2	0	0	1	1					
<b>7 Bobby Crosby, R</b> OBP: 0.283, SLG: 0.437 (1, 6)											4	1	1	0	0	1	3					
<b>Mark McLemore, S</b> OBP: 0.222, SLG: 0.200 (1, 5)											3	0	0	0	1	0	4					
<b>Inning Stats</b>	R: 0 E: 0 K: 0 S: 5	H: 0 LOB: 0 BB: 0 P: 9	R: 2 E: 2 K: 2 S: 14	H: 1 LOB: 1 BB: 0 P: 24	R: 0 E: 0 K: 0 S: 7	H: 0 LOB: 0 BB: 0 P: 12	R: 0 E: 0 K: 1 S: 9	H: 1 LOB: 0 BB: 0 P: 17	R: 0 E: 0 K: 0 S: 8	H: 0 LOB: 1 BB: 1 P: 16	R: 0 E: 0 K: 0 S: 10	H: 1 LOB: 2 BB: 0 P: 15	R: 0 E: 0 K: 2 S: 9	H: 0 LOB: 0 BB: 0 P: 15	R: 0 E: 0 K: 0 S: 10	H: 0 LOB: 0 BB: 0 P: 18	R: 1 E: 0 K: 0 S: 6	H: 2 LOB: 2 BB: 1 P: 15	1B: 6 2B: 1 3B: 0 HR: 0	SF: 0 SAC: 0 DP: 1 HBP: 0	WP: 0 PB: 0 SB: 1 CS: 0	PA: 37
<b>PITCHER</b>	IP	WLS	BF	H	R	ER	SO	BB	IBB	HBP	BLK	WP	HR	S	P	ERA	WHIP					
<b>Dennys Reyes, L</b> ERA: 2.51 (1, 1)	6.0		24	5	2	0	4	1	0	0	0	0	0	55	99	0.00	1.000					
<b>Jason Grimsley, R</b> ERA: 2.29 (7, 1)	2.0		6	0	0	0	2	0	0	0	0	0	0	15	24	0.00	0.000					
<b>Jaime Cerda, L</b> ERA: 3.65 (9, 1)	1.0		3	0	0	0	0	0	0	0	0	0	0	10	18	0.00	0.000					
<b>Nate Field, R</b> ERA: 2.16 (10, 1)	0.1		4	2	1	1	0	0	1	0	0	0	0	6	15	27.00	6.000					
<b>PITCHER</b>	IP	WLS	BF	H	R	ER	SO	BB	IBB	HBP	BLK	WP	HR	S	P	ERA	WHIP					
<b>Arthur Rhodes, L</b> ERA: 3.32 (10, 1)	1.0		3	0	0	0	2	0	0	0	0	0	0	7	13	0.00	0.000					

**Kansas City Royals @ Oakland Athletics**  
 Network Associates Coliseum, Oakland, CA  
 Sun May 23 2004, 4:05 PM EDT  
 Att: 33,476 - Cloudy - 60 F

livebaseballscorecards.com

AB 35  
R 3  
H 7  
RBI 2  
BB 2  
SO 6  
LOB 14



WP: 0 PA: 37  
PB: 0  
SB: 1  
CS: 0



Batter	1	2	3	4	5	6	7	8	9	AB	R	H	RBI	BB	SO	LOB	TOP								
Alex Sanchez, L (1, 8) OBP: 0.368, SLG: 0.433	F8		B1-3			1B			2B	5	0	3	1	0	0	1	<b>Detroit Tigers @ Kansas City Royals</b> Kauffman Stadium, Kansas City, MO Tue May 25 2004, 7:10 PM CDT Att: 14,297 - Sunny - 69 F								
9 Carlos Guillen, S (1, 6) OBP: 0.400, SLG: 0.484	P3		G5-3			K	G4-3		E4	5	0	0	1	0	1	5									
Ivan Rodriguez, R (1, 2) OBP: 0.383, SLG: 0.500	G6-3			F7		L6		G4-3	G6-4-3	5	0	0	0	0	0	3									
Rondell White, R (1, 10) OBP: 0.380, SLG: 0.521		1B		F7		P3		K		4	0	1	0	0	1	1									
Craig Monroe, R (1, 7) OBP: 0.306, SLG: 0.360		P4		F8				1B		4	1	2	0	0	0	1									
Bobby Higginson, L (1, 9) OBP: 0.388, SLG: 0.405		F9			P6		1B	1B		3	1	1	0	1	0	1									
15 Brandon Inge, R (1, 5) OBP: 0.342, SLG: 0.437		L1			F9		1B	1B		3	0	0	0	0	0	3									
30 Chris Shelton, R (1, 3) OBP: 0.318, SLG: 0.316			F9						2B	2	1	1	1	1	0	0									
20 Omar Infante, R (1, 4) OBP: 0.359, SLG: 0.462			B1-3		F7		1B		K	2	0	0	0	2	1	2									
<b>Inning Stats</b>	R: 0 E: 0 K: 0 S: 6	H: 0 LOB: 0 BB: 0 P: 6	R: 0 E: 0 K: 0 S: 11	H: 1 LOB: 1 BB: 0 P: 19	R: 0 E: 0 K: 0 S: 8	H: 0 LOB: 1 BB: 1 P: 12	R: 0 E: 0 K: 0 S: 9	H: 0 LOB: 0 BB: 0 P: 13	R: 0 E: 0 K: 1 S: 5	H: 0 LOB: 1 BB: 0 P: 11	R: 0 E: 0 K: 1 S: 9	H: 1 LOB: 1 BB: 0 P: 10	R: 2 E: 0 K: 0 S: 9	H: 2 LOB: 2 BB: 2 P: 17	R: 0 E: 0 K: 1 S: 13	H: 2 LOB: 2 BB: 0 P: 22	R: 1 E: 1 K: 1 S: 9	H: 2 LOB: 1 BB: 0 P: 14	1B: 7 2B: 2 3B: 0 HR: 0	SF: 1 SAC: 1 DP: 1 HBP: 0	WP: 0 PB: 0 SB: 1 CS: 0	PA: 39			
<b>PITCHER</b>	IP	WLS	BF	H	R	ER	SO	BB	IBB	HBP	BLK	WP	HR	S	P	ERA	WHIP								
41 Jimmy Gobble, L (1, 1) ERA: 4.28	6.2		26	3	2	2	1	3	0	0	0	0	0	52	79	2.70	0.900								
Jason Grimsley, R (7, 1) ERA: 2.25	0.1	W	3	1	0	0	0	1	0	0	0	0	0	5	9	0.00	6.000								
Curt Leskanic, R (8, 1) ERA: 9.0	0.2	H	4	2	0	0	1	0	0	0	0	0	0	10	17	0.00	3.000								
Jeremy Affeldt, L (8, 1) ERA: 5.07	1.1	S	6	2	1	1	1	0	0	0	0	0	0	12	19	6.75	1.500								

Batter	1	2	3	4	5	6	7	8	9	AB	R	H	RBI	BB	SO	LOB	BOTTOM								
4 Angel Berroa, R (1, 6) OBP: 0.264, SLG: 0.350	1B	FC5-4			L9					3	1	2	1	1	0	0	<b>Detroit Tigers @ Kansas City Royals</b> Kauffman Stadium, Kansas City, MO Tue May 25 2004, 7:10 PM CDT Att: 14,297 - Sunny - 69 F								
Carlos Beltrán, S (1, 8) OBP: 0.352, SLG: 0.548	1B	FC5-4			P4		G3-1			4	1	1	0	0	0	2									
29 Mike Sweeney, R (1, 10) OBP: 0.329, SLG: 0.450	SF9		F8		G6-3				K	3	0	0	1	0	1	0									
Ken Harvey, R (1, 3) OBP: 0.380, SLG: 0.478	1B		2B			L9		HR		4	1	3	1	0	0	0									
Joe Randa, R (1, 5) OBP: 0.343, SLG: 0.403	SF8		P3			F9		G4-3		3	0	0	1	0	0	1									
Benito Santiago, R (1, 2) OBP: 0.276, SLG: 0.382	1B		2B			L5		G6-3		4	0	2	0	0	0	0									
Matt Stairs, L (1, 9) OBP: 0.359, SLG: 0.441	FC6								1B	3	1	2	0	0	0	2									
Brandon Berger, R (1, 7) OBP: 0.214, SLG: 0.286		G5-3			G6-4-3				1B	2	0	0	0	0	0	1									
Desi Relaford, S (1, 4) OBP: 0.299, SLG: 0.250		E6			G4-3				P3	3	0	0	0	0	0	1									
<b>Inning Stats</b>	R: 2 E: 0 K: 0 S: 13	H: 4 LOB: 2 BB: 0 P: 23	R: 0 E: 1 K: 0 S: 7	H: 0 LOB: 1 BB: 1 P: 15	R: 0 E: 0 K: 0 S: 8	H: 2 LOB: 0 BB: 0 P: 12	R: 0 E: 0 K: 0 S: 4	H: 1 LOB: 0 BB: 0 P: 5	R: 0 E: 0 K: 0 S: 4	H: 0 LOB: 0 BB: 0 P: 6	R: 0 E: 0 K: 0 S: 6	H: 0 LOB: 0 BB: 0 P: 10	R: 1 E: 0 K: 0 S: 12	H: 2 LOB: 1 BB: 0 P: 16	R: 1 E: 0 K: 1 S: 10	H: 1 LOB: 0 BB: 0 P: 13	1B: 7 2B: 1 3B: 1 HR: 1	SF: 2 SAC: 1 DP: 1 HBP: 0	WP: 0 PB: 0 SB: 0 CS: 1	PA: 33					
<b>PITCHER</b>	IP	WLS	BF	H	R	ER	SO	BB	IBB	HBP	BLK	WP	HR	S	P	ERA	WHIP								
Mike Maroth, L (1, 1) ERA: 4.91	7.0	L	29	9	3	3	0	1	0	0	0	0	1	54	87	3.86	1.429								
Danny Patterson, R (8, 1) ERA: 5.49	1.0		4	1	1	1	1	0	0	0	0	0	1	10	13	9.00	1.000								

AB	33
R	3
H	8
RBI	3
BB	4
SO	3
LOB	17



AB	29
R	4
H	10
RBI	4
BB	1
SO	1
LOB	7













Batter	1	2	3	4	5	6	7	8	9	AB	R	H	RBI	BB	SO	LOB	TOP										
20 Lew Ford, R OBP: 0.403, SLG: 0.497	1-1 FC4-6 1B		4-1 BB		0-2 G5-3		1-3 SAFE SAFE K		2-2 SAFE SAFE G6-3	4	0	1	0	1	1	3	<b>Minnesota Twins @ Kansas City Royals</b> Kauffman Stadium, Kansas City, MO Fri May 28 2004, 7:10 PM CDT Att: 30,614 - Cloudy - 82 F										
Cristian Guzman, S OBP: 0.323, SLG: 0.376	1-1 FC4-6 1-2		0-1 G4-3		1-1 F8			1-0 P4		4	0	0	0	0	0	3											
Jacque Jones, L OBP: 0.351, SLG: 0.503	1-1 SAFE L6			2-0 P5		3-2 F9		4-2 BB BB		3	0	0	0	1	0	1											
Corey Koskie, L OBP: 0.344, SLG: 0.505		1-1 G6-3		2-2 1B 1B		1-1 F9		2-3 SAFE SAFE SAFE SAFE K		4	0	1	0	0	1	1											
Tori Hunter, R OBP: 0.309, SLG: 0.482		1-1 F8		2-1 P3		1-1 P3		4-2 BB		3	0	0	0	1	0	1											
Doug Mientkiewicz, L OBP: 0.315, SLG: 0.367		3-2 G6-3		0-0 1B			2-1 F8	3-2 G3-1		4	0	1	0	0	0	2											
33 Justin Morneau, L OBP: 0.370, SLG: 0.542 Jose Offerman, S OBP: 0.359, SLG: 0.407			0-2 P2	0-0 P5			0-2 5 1B		2-3 K	3	0	1	0	0	0	2											
5 Michael Cuddyer, R OBP: 0.302, SLG: 0.421			1-0 F7		3-1 HR		1-1 1B	4-1 BB		3	1	2	1	1	0	0											
Henry Blanco, R OBP: 0.278, SLG: 0.351			1-2 2B		1-3 K		0-1 P6	0-3 K		4	0	1	0	0	2	3											
<b>Inning Stats</b>	R: 0 E: 0 K: 0 S: 7	H: 1 LOB: 0 BB: 0 P: 11	R: 0 E: 0 K: 0 S: 7	H: 0 LOB: 0 BB: 0 P: 12	R: 0 E: 0 K: 0 S: 10	H: 1 LOB: 2 BB: 1 P: 16	R: 0 E: 0 K: 0 S: 8	H: 2 LOB: 2 BB: 0 P: 14	R: 1 E: 0 K: 1 S: 13	H: 1 LOB: 0 BB: 0 P: 18	R: 0 E: 0 K: 0 S: 8	H: 0 LOB: 0 BB: 0 P: 13	R: 0 E: 0 K: 1 S: 12	H: 2 LOB: 2 BB: 0 P: 16	R: 0 E: 0 K: 1 S: 12	H: 0 LOB: 0 BB: 2 P: 26		R: 0 E: 0 K: 2 S: 10	H: 0 LOB: 1 BB: 1 P: 18	1B: 5 2B: 2 3B: 0 HR: 1	SF: 0 SAC: 0 DP: 1 HBP: 0	WP: 0 PB: 0 SB: 0 CS: 0	PA: 37				
<b>PITCHER</b>	IP	WLS	BF	H	R	ER	SO	BB	IBB	HBP	BLK	WP	HR	S	P	ERA	WHIP										
23 Zack Greinke, R ERA: 2.25	(1, 1)	7.0	28	7	1	1	2	1	0	0	0	0	1	65	100	1.29	1.143										
Jaime Cerda, L ERA: 3.29	(8, 1)	0.2	3	0	0	0	1	1	0	0	0	0	0	6	13	0.00	1.500										
Jason Grimsley, R ERA: 2.21	(8, 1)	0.1	2	0	0	0	0	1	0	0	0	0	0	6	13	0.00	3.000										
Jeremy Affeldt, L ERA: 4.91	(9, 1)	1.0	W	4	0	0	2	1	0	0	0	0	0	10	18	0.00	1.000										

AB 33  
R 1  
H 7  
RBI 1  
BB 4  
SO 5  
LOB 16



Batter	1	2	3	4	5	6	7	8	9	AB	R	H	RBI	BB	SO	LOB	BOTTOM										
4 Angel Berroa, R OBP: 0.246, SLG: 0.331	1-2 G6-3		1-1 B2		0-3 K			3-2 F7		4	0	0	0	0	1	2	<b>Minnesota Twins @ Kansas City Royals</b> Kauffman Stadium, Kansas City, MO Fri May 28 2004, 7:10 PM CDT Att: 30,614 - Cloudy - 82 F										
Carlos Beltrán, S OBP: 0.348, SLG: 0.528	2-2 P4		3-2 F8			3-2 G3		2-3 K		4	0	0	0	0	1	0											
29 Mike Sweeney, R OBP: 0.344, SLG: 0.472	1-2 P6			0-0 P1		3-2 1B 1B		2-3 K		4	0	1	0	0	1	0											
Matt Stairs, L OBP: 0.352, SLG: 0.455		3-2 G4-3		2-3 K		0-0 F8		0-3 K		4	0	0	0	0	2	1											
Ken Harvey, R OBP: 0.399, SLG: 0.520 Wilton Guerrero, S OBP: 0.429, SLG: 0.714		1-0 1B 2B		1-2 FC4 1B		1-1 1B		4-0 G1-3 BB BB		3	1	3	0	1	0	0											
Joe Randa, R OBP: 0.350, SLG: 0.395		1-3 K		1-0 FC4		2-1 P4		4-1 1B G1-3 BB		3	0	0	0	1	1	4											
Benito Santiago, R OBP: 0.281, SLG: 0.382		0-0 1B			1-1 1B 4 G6-3 CS		2-1 F7	1-1 G1-3		4	0	2	1	0	0	2											
Tony Graffanino, R OBP: 0.353, SLG: 0.402		0-3 K			0-1 G6-3		2-1 P4	0-0 1B		4	0	1	1	0	1	2											
Byron Gettis, R OBP: 0.286, SLG: 0.167			1-2 G6-3		1-2 4 CS 1B		1-2 G4-3			3	0	1	0	0	0	0											
<b>Inning Stats</b>	R: 0 E: 0 K: 0 S: 10	H: 0 LOB: 0 BB: 0 P: 14	R: 1 E: 0 K: 2 S: 15	H: 2 LOB: 1 BB: 0 P: 20	R: 0 E: 0 K: 0 S: 9	H: 0 LOB: 0 BB: 0 P: 14	R: 0 E: 0 K: 1 S: 8	H: 1 LOB: 1 BB: 0 P: 12	R: 0 E: 0 K: 1 S: 11	H: 2 LOB: 1 BB: 0 P: 13	R: 0 E: 0 K: 0 S: 14	H: 2 LOB: 2 BB: 0 P: 23	R: 0 E: 0 K: 0 S: 7	H: 0 LOB: 0 BB: 0 P: 12	R: 0 E: 0 K: 2 S: 9	H: 0 LOB: 0 BB: 0 P: 16		R: 1 E: 0 K: 1 S: 7	H: 1 LOB: 2 BB: 2 P: 16	1B: 7 2B: 1 3B: 0 HR: 0	SF: 0 SAC: 0 DP: 0 HBP: 0	WP: 0 PB: 0 SB: 0 CS: 2	PA: 35				
<b>PITCHER</b>	IP	WLS	BF	H	R	ER	SO	BB	IBB	HBP	BLK	WP	HR	S	P	ERA	WHIP										
Brad Radke, R ERA: 3.52	(1, 1)	7.0	27	7	1	1	4	0	0	0	0	0	0	74	108	1.29	1.000										
Juan Rincon, R ERA: 2.84	(8, 1)	1.2	L	8	1	1	3	2	0	0	0	0	0	16	32	5.40	1.800										

AB 33  
R 2  
H 8  
RBI 2  
BB 2  
SO 7  
LOB 11





Batter	1	2	3	4	5	6	7	8	9	AB	R	H	RBI	BB	SO	LOB	TOP										
<b>20 Lew Ford, R</b> OBP: 0.400, SLG: 0.491			 FC3-6		 G4-3		 G4-3		 G5-3		4	0	1	0	0	1	2										
<b>Cristian Guzman, S</b> OBP: 0.317, SLG: 0.368			 G6-4-3		 G4-3					4	0	0	0	0	2	2											
<b>Doug Mientkiewicz, L</b> OBP: 0.319, SLG: 0.372	 2B			 2B				 L9		3	1	1	0	1	1	1											
<b>Matthew LeCroy, R</b> OBP: 0.333, SLG: 0.434	 F8					 G4-6-3		 1B		3	0	1	0	1	1	2											
<b>Tori Hunter, R</b> OBP: 0.307, SLG: 0.483				 G1-3	 L7					4	1	1	1	0	2	2											
<b>Jacque Jones, L</b> OBP: 0.344, SLG: 0.492				 G1-3	 G4-6-3			 F8		4	0	0	0	0	1	2											
<b>5 Michael Cuddyer, R</b> OBP: 0.323, SLG: 0.448	 BB			 3B	 P4		 SH1-4	 1B		2	0	2	1	2	0	0											
<b>Henry Blanco, R</b> OBP: 0.273, SLG: 0.345				 P4	 SH1-4		 SH1-4	 F7		2	0	0	0	0	1	2											
<b>Jose Offerman, S</b> OBP: 0.356, SLG: 0.402							 K	 F7		1	0	0	0	0	0	1											
<b>17 Alex Prieto, R</b> OBP: 0.333, SLG: 0.320							 K	 K		3	0	2	0	0	1	1											
<b>Corey Koskie, L</b> OBP: 0.341, SLG: 0.500							 K	 K		1	0	0	0	0	1	1											
<b>Inning Stats</b>	R: 0 E: 0 K: 2 S: 15	H: 1 LOB: 1 BB: 0 P: 22	R: 0 E: 0 K: 3 S: 10	H: 0 LOB: 1 BB: 1 P: 16	R: 0 E: 0 K: 0 S: 5	H: 1 LOB: 0 BB: 0 P: 9	R: 2 E: 0 K: 1 S: 14	H: 2 LOB: 1 BB: 1 P: 21	R: 0 E: 0 K: 1 S: 8	H: 2 LOB: 1 BB: 0 P: 12	R: 0 E: 0 K: 0 S: 9	H: 0 LOB: 0 BB: 1 P: 17	R: 0 E: 0 K: 1 S: 7	H: 0 LOB: 1 BB: 1 P: 14	R: 0 E: 0 K: 2 S: 10	H: 1 LOB: 1 BB: 0 P: 15	R: 0 E: 0 K: 1 S: 9	H: 1 LOB: 1 BB: 0 P: 13	1B: 5 2B: 2 3B: 1 HR: 0	SF: 0 SAC: 1 DP: 2 HBP: 0	WP: 1 PB: 0 SB: 1 CS: 1	PA: 36					
<b>PITCHER</b>	IP	WLS	BF	H	R	ER	SO	BB	IBB	HBP	BLK	WP	HR	S	P	ERA	WHIP										
<b>Dennys Reyes, L</b> ERA: 2.52	(1, 1)	7.0	W	28	6	2	2	8	4	0	0	0	1	0	0	5	8	0.00	0.000								
<b>Brian Anderson, L</b> ERA: 7.74	(8, 1)	0.2	H	2	0	0	0	1	0	0	0	0	0	0	5	8	0.00	0.000									
<b>Curt Leskanic, R</b> ERA: 8.76	(8, 1)	0.1	H	2	1	0	0	1	0	0	0	0	0	0	5	7	0.00	3.000									
<b>Jeremy Affeldt, L</b> ERA: 4.82	(9, 1)	1.0	S	4	1	0	0	1	0	0	0	0	0	0	9	13	0.00	1.000									

Minnesota Twins @ Kansas City Royals  
Kauffman Stadium, Kansas City, MO  
Sat May 29 2004, 1:10 PM CDT  
Att: 24,676 - Cloudy - 86 F

AB 31  
R 2  
H 8  
RBI 2  
BB 4  
SO 11  
LOB 16



Batter	1	2	3	4	5	6	7	8	9	AB	R	H	RBI	BB	SO	LOB	BOTTOM									
<b>4 Angel Berroa, R</b> OBP: 0.247, SLG: 0.324	 F9				 G3		 2B		 G6-3		3	1	0	0	0	1	1									
<b>Carlos Beltrán, S</b> OBP: 0.346, SLG: 0.528	 G5-3		 F9		 F7		 2B		 G6-3		4	0	1	3	0	0	1									
<b>29 Mike Sweeney, R</b> OBP: 0.348, SLG: 0.476	 2B			 1B	 BB		 F9		 G6-3		3	1	1	0	1	0	1									
<b>Ken Harvey, R</b> OBP: 0.395, SLG: 0.519	 2B						 F9		 G5-3		4	0	1	1	0	1	1									
<b>Joe Randa, R</b> OBP: 0.348, SLG: 0.391	 G4-3			 1B			 K		 G5-3		4	0	1	0	0	1	1									
<b>Benito Santiago, R</b> OBP: 0.273, SLG: 0.370	 G2-3						 K		 G6-3		4	0	0	0	0	2	2									
<b>Matt Stairs, L</b> OBP: 0.352, SLG: 0.478	 G4-3			 F8			 HR		 G6-3		3	1	1	1	0	0	2									
<b>Tony Graffano, R</b> OBP: 0.352, SLG: 0.400	 G1-3				 G6-3		 2B		 1B		3	1	1	0	0	0	0									
<b>Byron Gettis, R</b> OBP: 0.400, SLG: 0.250					 1B		 2B		 BB		2	1	1	0	1	1	0									
<b>Inning Stats</b>	R: 1 E: 0 K: 0 S: 12	H: 2 LOB: 1 BB: 0 P: 21	R: 0 E: 0 K: 0 S: 6	H: 0 LOB: 0 BB: 0 P: 9	R: 0 E: 0 K: 2 S: 10	H: 0 LOB: 0 BB: 0 P: 13	R: 0 E: 0 K: 2 S: 12	H: 1 LOB: 2 BB: 1 P: 19	R: 0 E: 0 K: 0 S: 8	H: 1 LOB: 1 BB: 0 P: 10	R: 0 E: 0 K: 1 S: 10	H: 0 LOB: 0 BB: 0 P: 14	R: 4 E: 0 K: 1 S: 13	H: 3 LOB: 1 BB: 1 P: 23	R: 0 E: 0 K: 0 S: 6	H: 0 LOB: 0 BB: 0 P: 7	1B: 3 2B: 3 3B: 0 HR: 1	SF: 0 SAC: 0 DP: 0 HBP: 1	WP: 0 PB: 1 SB: 0 CS: 0	PA: 33						
<b>PITCHER</b>	IP	WLS	BF	H	R	ER	SO	BB	IBB	HBP	BLK	WP	HR	S	P	ERA	WHIP									
<b>Johan Santana, L</b> ERA: 5.61	(1, 1)	6.1	L	27	6	4	4	6	2	0	0	0	0	0	65	101	5.68	1.263								
<b>J.C. Romero, L</b> ERA: 4.73	(7, 1)	0.2		3	1	1	1	0	0	0	1	0	0	0	6	8	13.50	1.500								
<b>Joe Roa, R</b> ERA: 2.39	(8, 1)	1.0		3	0	0	0	0	0	0	0	0	0	6	7	0.00	0.000									

Minnesota Twins @ Kansas City Royals  
Kauffman Stadium, Kansas City, MO  
Sat May 29 2004, 1:10 PM CDT  
Att: 24,676 - Cloudy - 86 F

AB 30  
R 5  
H 7  
RBI 5  
BB 2  
SO 6  
LOB 9





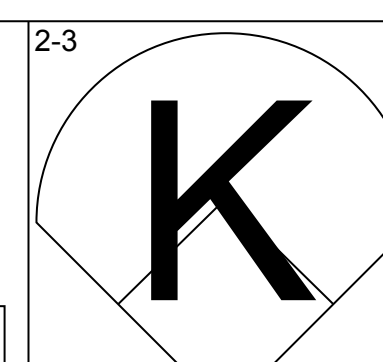
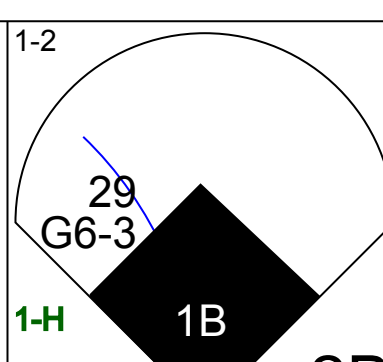
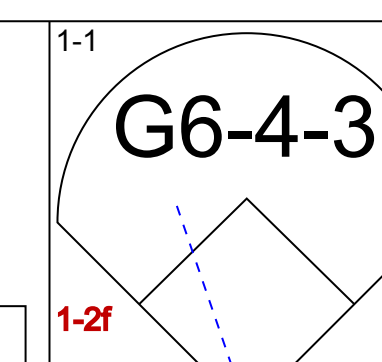
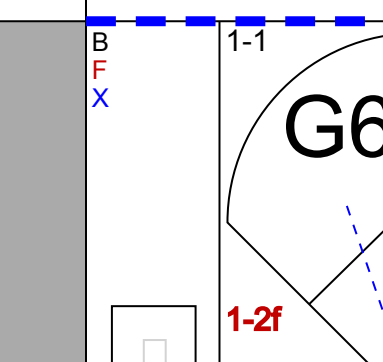
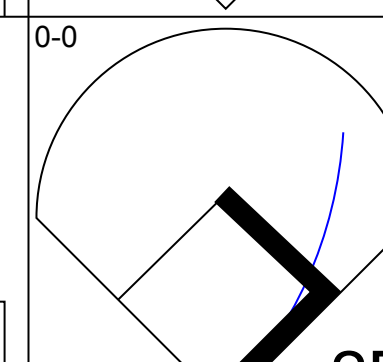
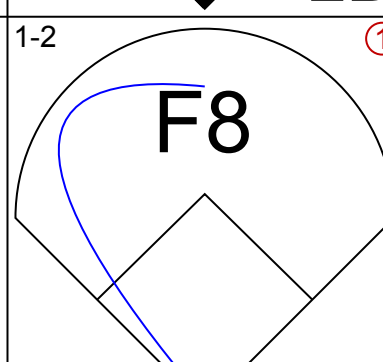
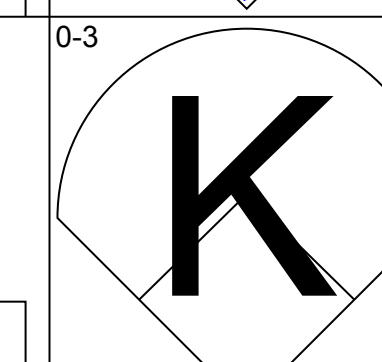
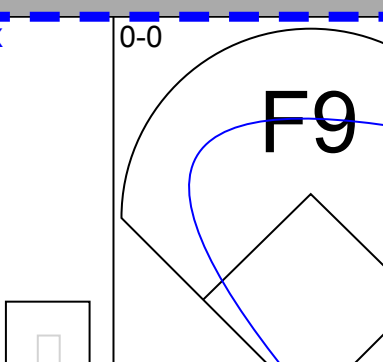
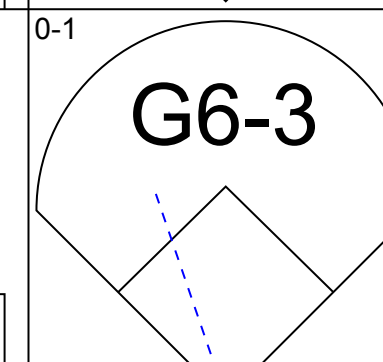
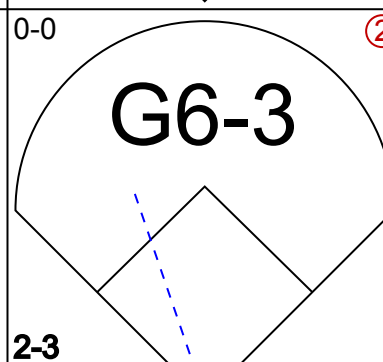
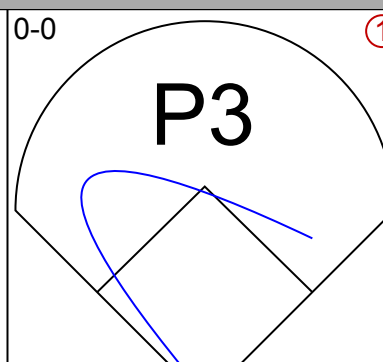
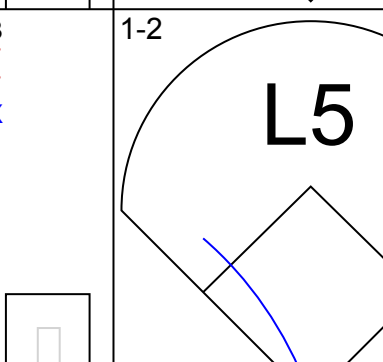
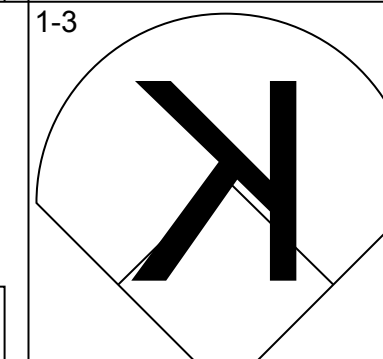
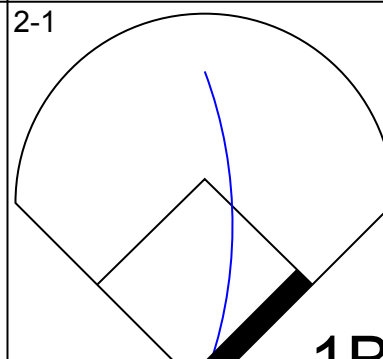
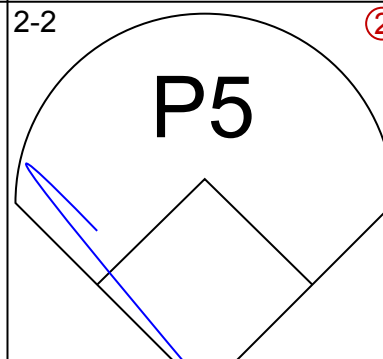
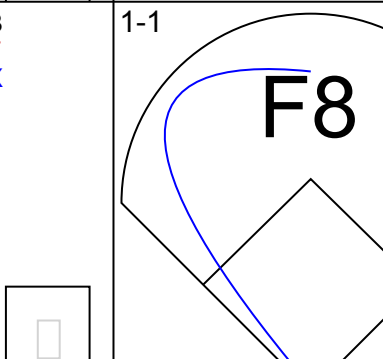
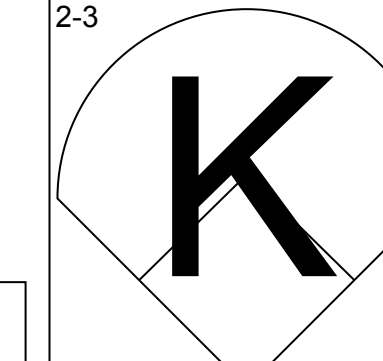
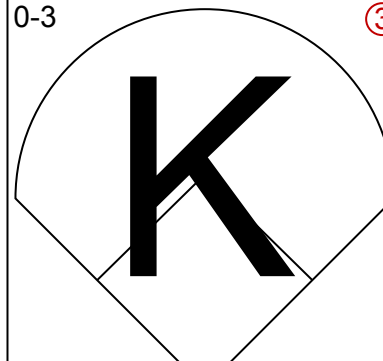
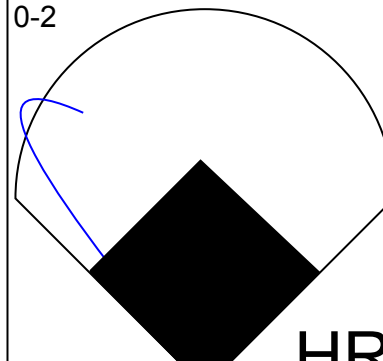
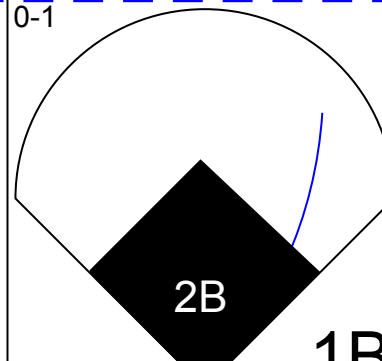
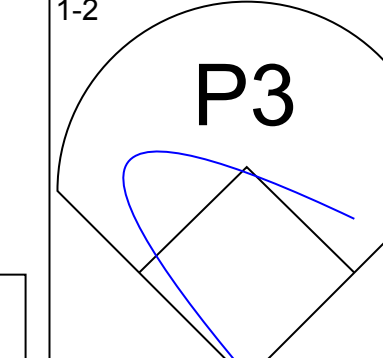
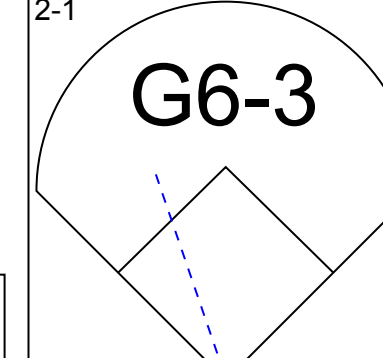
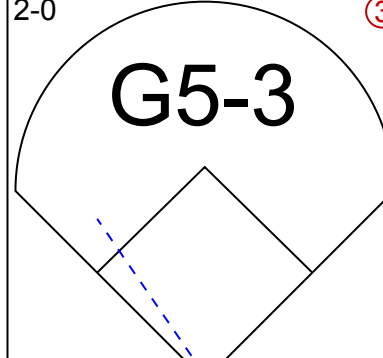
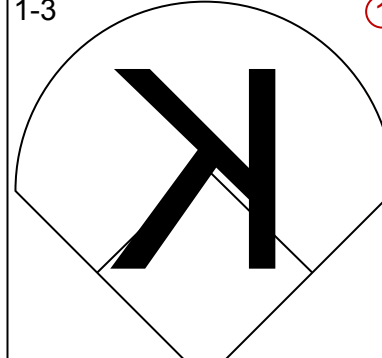
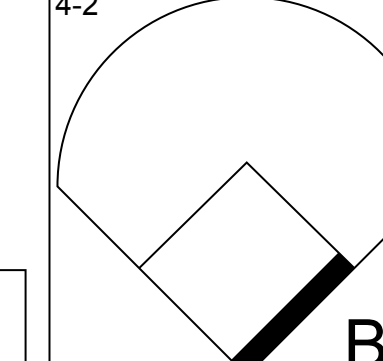
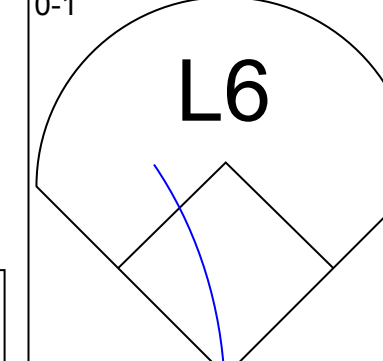
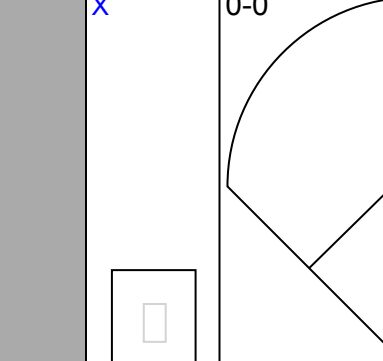
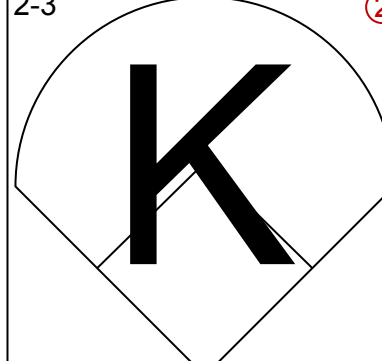
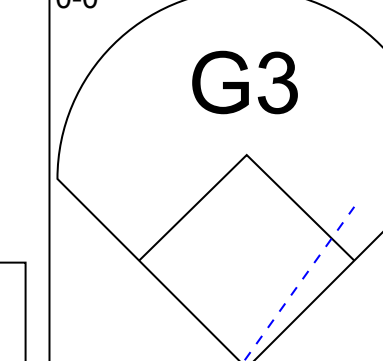
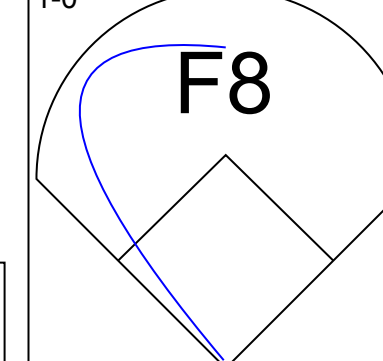
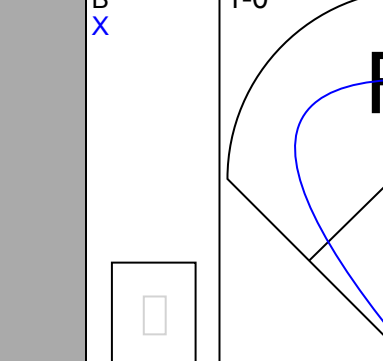
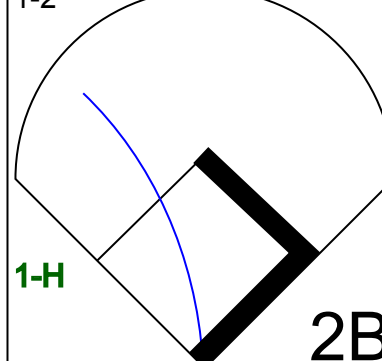
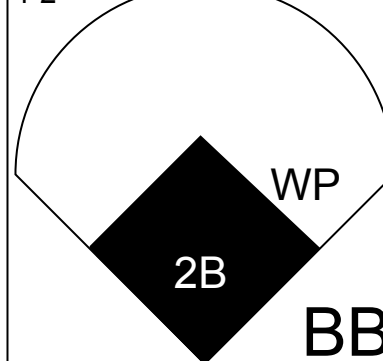
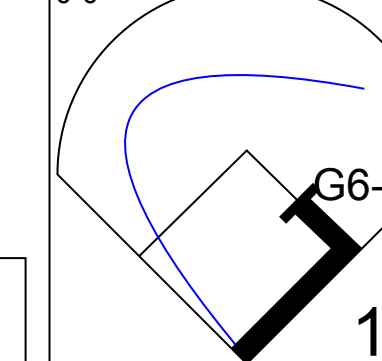
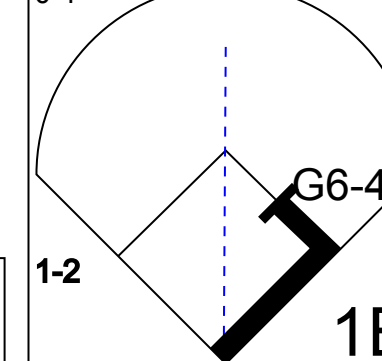
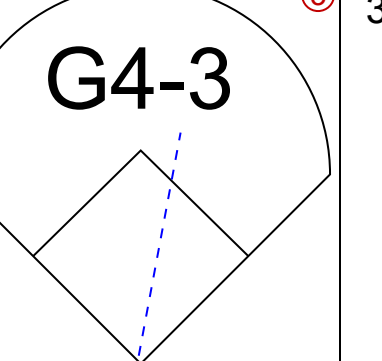
Batter	1	2	3	4	5	6	7	8	9	AB	R	H	RBI	BB	SO	LOB	TOP																			
20 Lew Ford, R OBP: 0.400, SLG: 0.503	L7		HR	5 1B 1B		L8		F9		4	2	1	1	0	0	0	<b>Minnesota Twins @ Kansas City Royals</b> Kauffman Stadium, Kansas City, MO Sun May 30 2004, 1:10 PM CDT Att: 22,305 - Cloudy - 83 F																			
5 Michael Cuddyer, R OBP: 0.319, SLG: 0.438	F9		P4	1B		F7		F9		5	1	1	0	0	0	0																				
Doug Mientkiewicz, L OBP: 0.326, SLG: 0.377	FC6-4 BB		G3	1B				F9		3	1	1	0	2	0	0																				
Corey Koskie, L OBP: 0.352, SLG: 0.500 Cristian Guzman, S OBP: 0.317, SLG: 0.388	FC6-4 1-2		L9	1B				F8 1B 1B		4	1	2	3	1	0	1																				
Tori Hunter, R OBP: 0.326, SLG: 0.492				1B				G4-6-3 BB		4	1	3	0	1	1	2																				
Jacque Jones, L OBP: 0.335, SLG: 0.478	F7			G4-1		K		G4-6-3 1-2		5	0	0	0	0	1	6																				
Matthew LeCroy, R OBP: 0.339, SLG: 0.431				G6-3		K		P5		5	0	2	1	0	1	3																				
Henry Blanco, R OBP: 0.273, SLG: 0.342	L6			17 HR 1B		K				4	1	1	1	0	2	4																				
17 Alex Prieto, R OBP: 0.323, SLG: 0.414	B5-3			1B		K		G5-3		4	1	1	2	0	1	2																				
<b>Inning Stats</b>	R: 0 E: 0 K: 0 S: 6	H: 0 LOB: 1 BB: 1 P: 12	R: 0 E: 0 K: 0 S: 12	H: 2 LOB: 2 BB: 0 P: 22	R: 1 E: 0 K: 0 S: 9	H: 1 LOB: 0 BB: 0 P: 13	R: 5 E: 0 K: 1 S: 20	H: 5 LOB: 2 BB: 1 P: 31	R: 0 E: 0 K: 3 S: 10	H: 0 LOB: 0 BB: 0 P: 13	R: 0 E: 0 K: 1 S: 9	H: 0 LOB: 0 BB: 0 P: 13	R: 1 E: 0 K: 1 S: 12	H: 2 LOB: 2 BB: 1 P: 18	R: 0 E: 0 K: 0 S: 7	H: 0 LOB: 0 BB: 0 P: 8	R: 1 E: 0 K: 0 S: 10	H: 2 LOB: 2 BB: 1 P: 18	1B: 9 2B: 1 3B: 0 HR: 2	SF: 0 SAC: 0 DP: 1 HBP: 1	WP: 0 PB: 0 SB: 0 CS: 0	PA: 43														
<b>PITCHER</b>	IP	WLS	BF	H	R	ER	SO	BB	IBB	HBP	BLK	WP	HR	S	P	ERA	WHIP	<b>PITCHER</b>		IP	WLS	BF	H	R	ER	SO	BB	IBB	HBP	BLK	WP	HR	S	P	ERA	WHIP
41 Jimmy Gobble, L ERA: 4.94	3.2	L	22	8	6	6	0	2	0	1	0	0	2	44	74	14.73	2.727	Nate Field, R ERA: 3.32		1.0		2	0	0	0	0	0	0	0	0	0	4	6	0.00	0.000	
Scott Sullivan, R ERA: 4.01	2.1		7	0	0	0	5	0	0	0	0	0	0	22	30	0.00	0.000																			
Jaime Cerda, L ERA: 3.77	0.2		4	1	1	1	0	1	0	0	0	0	0	7	12	13.50	3.000																			
Jason Grimsley, R ERA: 2.18	0.1		2	1	0	0	1	0	0	0	0	0	0	5	6	0.00	3.000																			
Justin Huisman, R ERA: 6.75	1.0		6	2	1	1	0	1	0	0	0	0	0	13	20	9.00	3.000																			

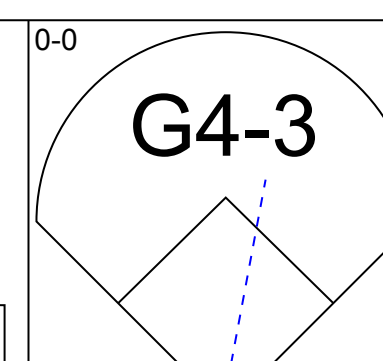
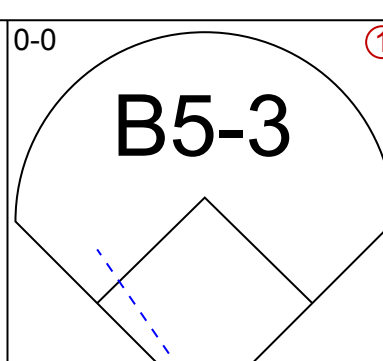
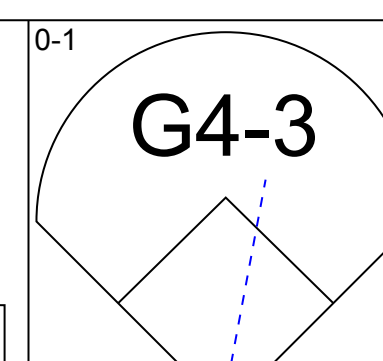
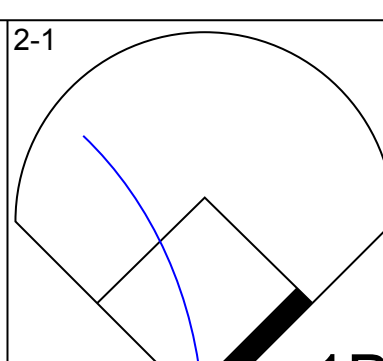
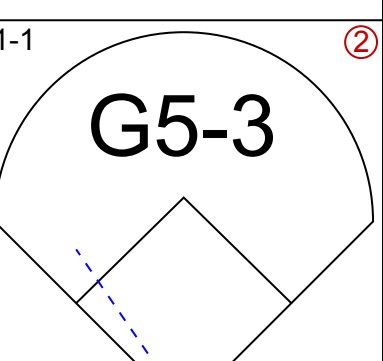
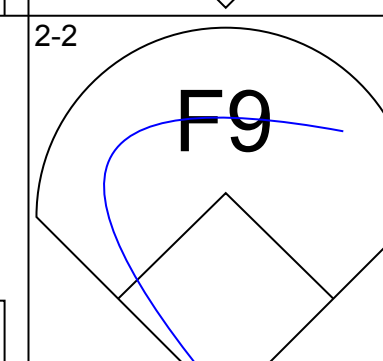
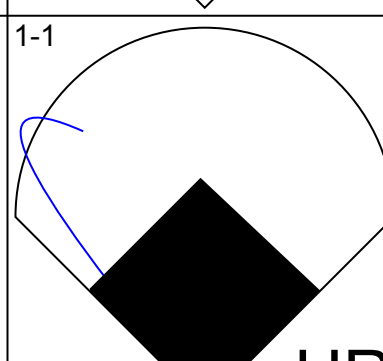
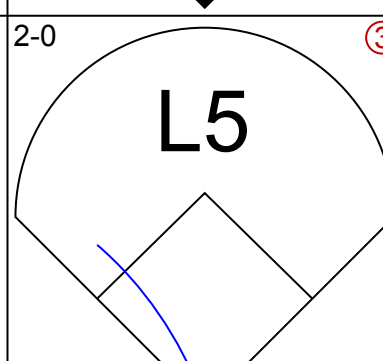
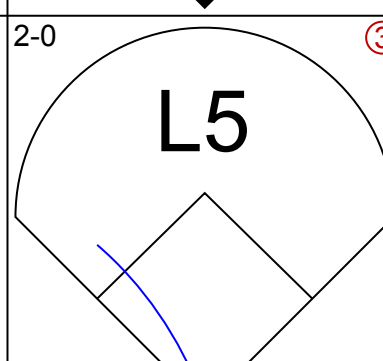
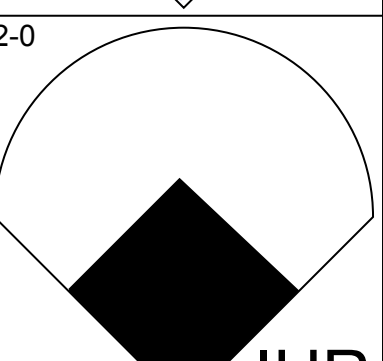
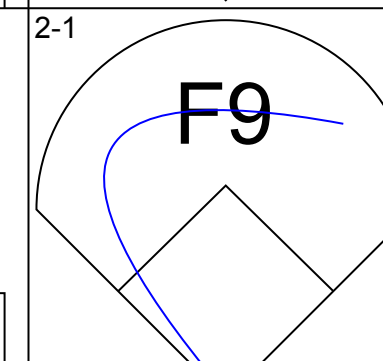
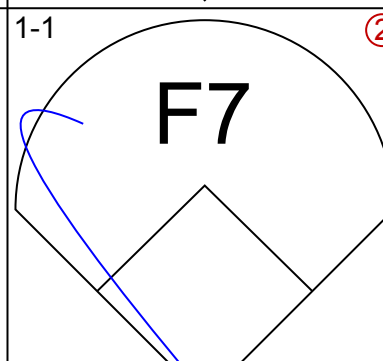


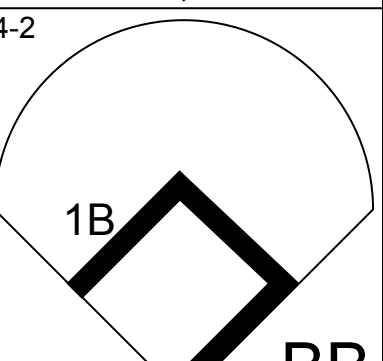

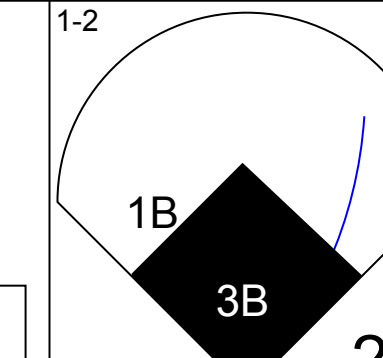
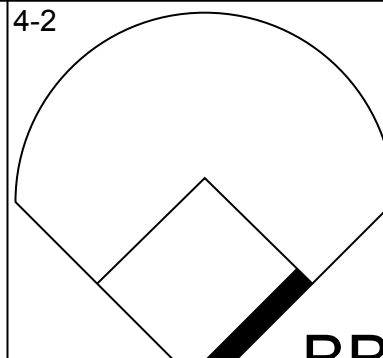

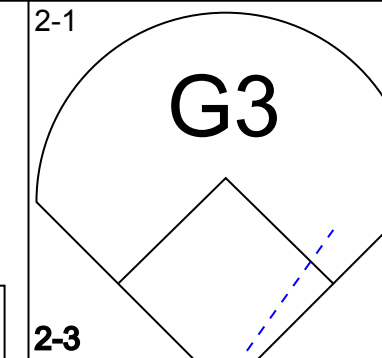
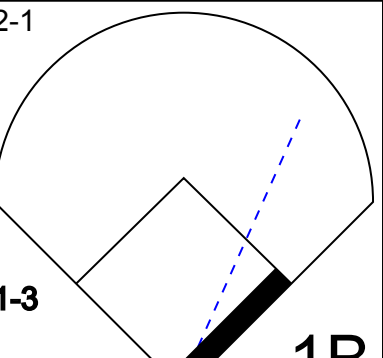
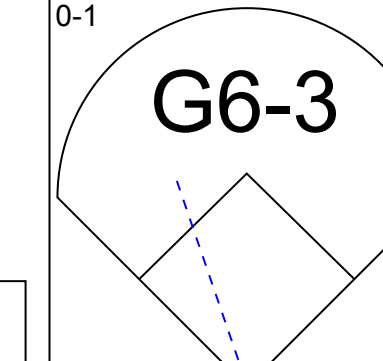
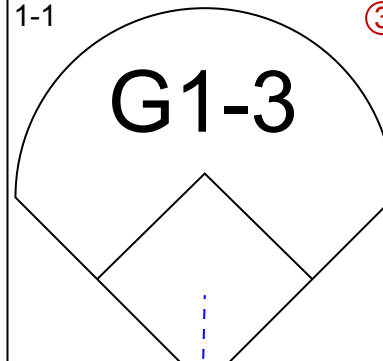
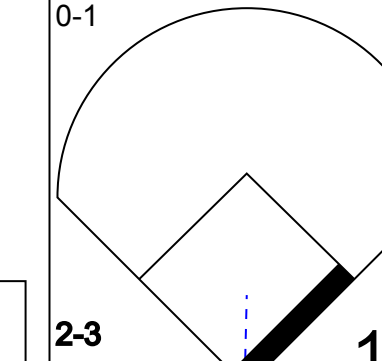

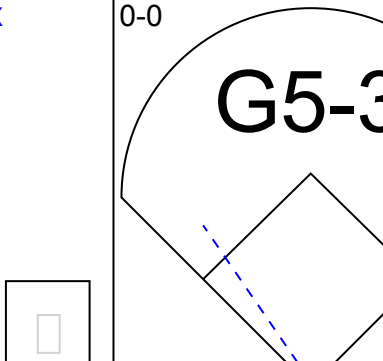
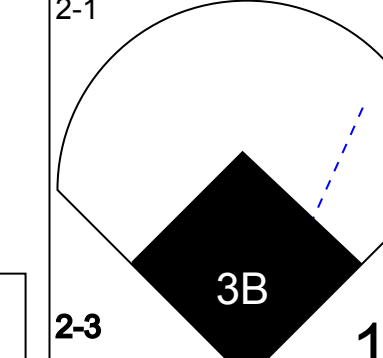
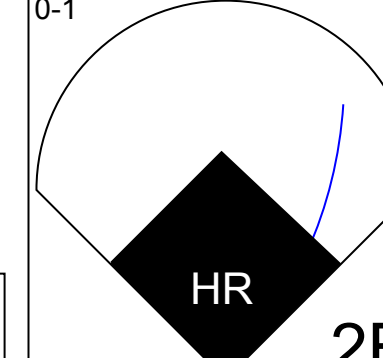
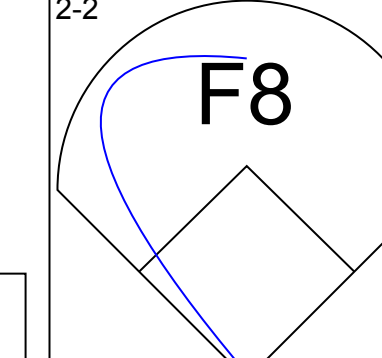


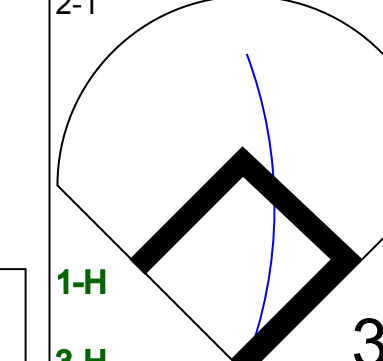
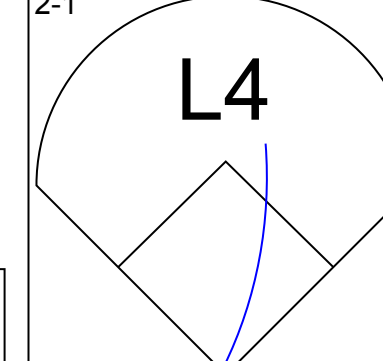
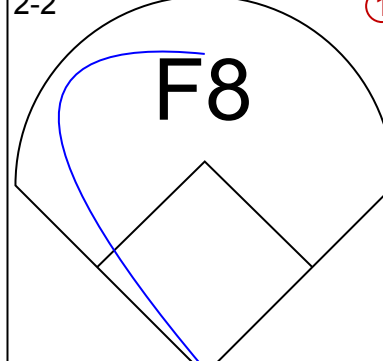
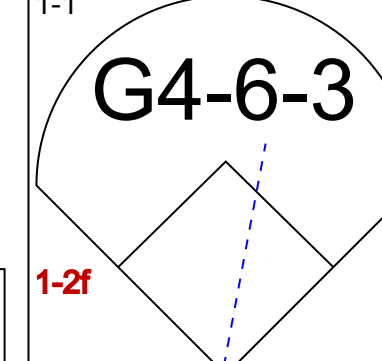

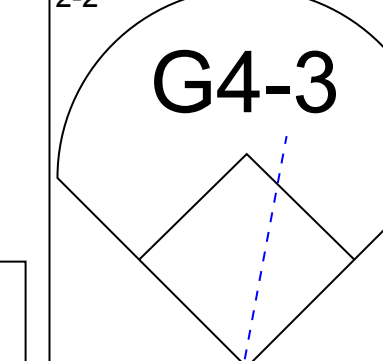
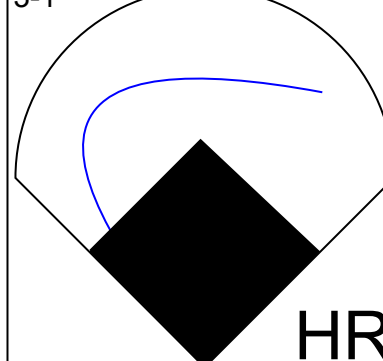
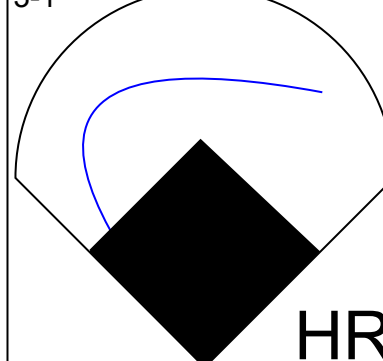
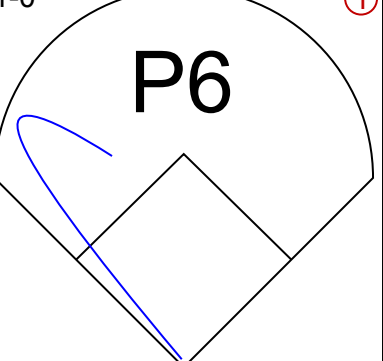
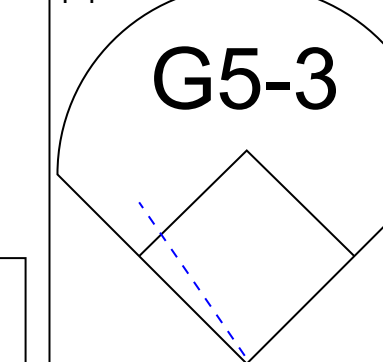
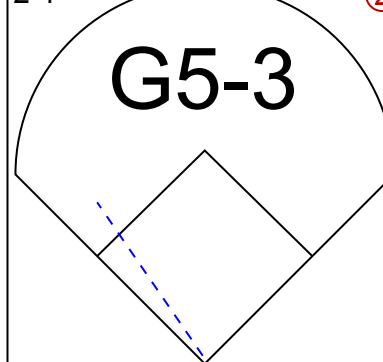
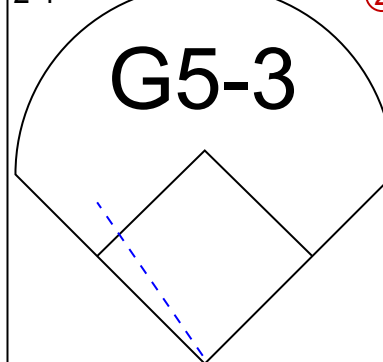
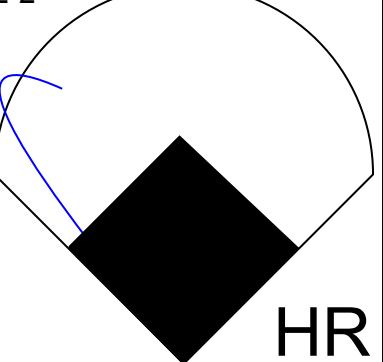
Batter	1	2	3	4	5	6	7	8	9	AB	R	H	RBI	BB	SO	LOB	BOTTOM																			
4 Angel Berroa, R OBP: 0.252, SLG: 0.326	P3		L4-3				L7		DJ 1B	5	0	2	0	0	0	1	<b>Minnesota Twins @ Kansas City Royals</b> Kauffman Stadium, Kansas City, MO Sun May 30 2004, 1:10 PM CDT Att: 22,305 - Cloudy - 83 F																			
Carlos Beltrán, S OBP: 0.352, SLG: 0.530	PO BB			F8				PB 2B		3	0	1	0	2	1	2																				
29 Mike Sweeney, R OBP: 0.351, SLG: 0.479	K			1B				PB BB		3	1	1	0	1	1	3																				
Matt Stairs, L OBP: 0.356, SLG: 0.479	PO 1-2			1B			G6-4-3 1B	K		4	0	2	1	0	1	2																				
Ken Harvey, R OBP: 0.398, SLG: 0.519				K			G6-4-3 1B	K		4	0	2	0	0	2	3																				
Joe Randa, R OBP: 0.341, SLG: 0.381	P4			L9			G6-4-3	F9		4	0	0	0	0	0	6																				
Benito Santiago, R OBP: 0.273, SLG: 0.388	K						G5-3	F7		4	1	1	1	0	1	2																				
Tony Graffanino, R OBP: 0.359, SLG: 0.404				K			G6-3	4 1B 4 DJ 1B		4	0	2	0	0	1	0																				
Desi Relaford, S OBP: 0.300, SLG: 0.244				FC4-6 1B			K	F7		4	1	1	0	0	1	2																				
<b>Inning Stats</b>	R: 0 E: 0 K: 1 S: 6	H: 1 LOB: 1 BB: 0 P: 16	R: 0 E: 0 K: 1 S: 11	H: 1 LOB: 0 BB: 0 P: 14	R: 0 E: 0 K: 1 S: 10	H: 1 LOB: 1 BB: 0 P: 13	R: 1 E: 0 K: 1 S: 16	H: 2 LOB: 1 BB: 0 P: 23	R: 2 E: 1 K: 0 S: 11	H: 3 LOB: 3 BB: 1 P: 19	R: 0 E: 0 K: 0 S: 14	H: 2 LOB: 1 BB: 0 P: 19	R: 0 E: 0 K: 1 S: 9	H: 0 LOB: 0 BB: 0 P: 14	R: 0 E: 0 K: 2 S: 14	H: 1 LOB: 2 BB: 1 P: 28	R: 0 E: 0 K: 1 S: 16	H: 2 LOB: 2 BB: 0 P: 25	1B: 9 2B: 3 3B: 0 HR: 1	SF: 0 SAC: 0 DP: 2 HBP: 0	WP: 0 PB: 1 SB: 0 CS: 0	PA: 39														
<b>PITCHER</b>	IP	WLS	BF	H	R	ER	SO	BB	IBB	HBP	BLK	WP	HR	S	P	ERA	WHIP	<b>PITCHER</b>		IP	WLS	BF	H	R	ER	SO	BB	IBB	HBP	BLK	WP	HR	S	P	ERA	WHIP
Kyle Lohse, R ERA: 5.87	5.0	W	23	9	3	2	4	2	0	0	0	0	0	60	94	3.60	2.200	Nate Field, R ERA: 3.32		1.0		2	0	0	0	0	0	0	0	4	6	0.00	1.000			
Joe Roa, R ERA: 2.22	2.0	H	7	1	0	0	1	1	0	0	0	0	0	20	33	0.00	1.000																			
Aaron Fultz, L ERA: 3.8	0.1	H	1	0	0	0	1	0	0	0	0	0	0	4	7	0.00	0.000																			
Juan Rincon, R ERA: 2.77	0.2	H	2	0	0	0	1	0	0	0	0	0	0	7	12	0.00	0.000																			
36 Joe Nathan, R ERA: 1.14	1.0		5	2	0	0	1	0	0	0	0	0	0	16	25	0.00	2.000																			

AB	38
R	8
H	12
RBI	8
BB	4
SO	6
LOB	18





Batter	1	2	3	4	5	6	7	8	9	AB	R	H	RBI	BB	SO	LOB	TOP					
<b>Tony Graffanino, R</b> OBP: 0.354, SLG: 0.409 (1, 4)			 1B		 1-2		 1-2			4	1	1	1	0	1	3	<b>Kansas City Royals @ Detroit Tigers</b> Comerica Park, Detroit, MI Mon May 31 2004, 1:05 PM EDT Att: 12,982 - Overcast - 68 F					
<b>Carlos Beltrán, S</b> OBP: 0.350, SLG: 0.529 (1, 8)					 1-2			 0-0		4	0	1	0	0	1	1						
<b>29 Mike Sweeney, R</b> OBP: 0.344, SLG: 0.468 (1, 3)			 2-3			 0-0		 1-2		4	0	0	0	0	0	2						
<b>Matt Stairs, L</b> OBP: 0.353, SLG: 0.471 (1, 9)			 2-1			 2-2		 1-1		4	0	1	1	0	1	1						
<b>Ken Harvey, R</b> OBP: 0.400, SLG: 0.537 (1, 10)			 3-H			 0-2			 0-1	4	2	2	1	0	2	1						
<b>Joe Randa, R</b> OBP: 0.333, SLG: 0.372 (1, 5)				 2-1		 2-0			 1-3	4	0	0	0	0	1	1						
<b>Benito Santiago, R</b> OBP: 0.279, SLG: 0.387 (1, 2)				 4-2			 0-0		 2-3	3	0	1	0	1	1	1						
<b>Desi Relaford, S</b> OBP: 0.298, SLG: 0.256 (1, 6)				 1-0			 1-0		 1-2	4	0	1	1	0	0	2						
<b>Byron Gettis, R</b> OBP: 0.500, SLG: 0.364 (1, 7)			 4-2			 0-0		 0-1	 0-0	3	1	2	0	1	0	1						
<b>Inning Stats</b>	R: 0 E: 0 K: 2 S: 9	H: 1 LOB: 1 BB: 0 P: 12	R: 0 E: 0 K: 1 S: 11	H: 0 LOB: 1 BB: 1 P: 18	R: 2 E: 0 K: 1 S: 17	H: 2 LOB: 1 BB: 1 P: 25	R: 0 E: 0 K: 0 S: 5	H: 0 LOB: 0 BB: 0 P: 8	R: 0 E: 0 K: 1 S: 6	H: 1 LOB: 0 BB: 0 P: 7	R: 1 E: 0 K: 0 S: 10	H: 1 LOB: 0 BB: 0 P: 14	R: 0 E: 0 K: 0 S: 6	H: 2 LOB: 1 BB: 0 P: 8	R: 0 E: 0 K: 0 S: 6	H: 0 LOB: 0 BB: 0 P: 8	R: 1 E: 0 K: 2 S: 12	H: 2 LOB: 1 BB: 0 P: 16	1B: 5 2B: 3 3B: 0 HR: 1	SF: 0 SAC: 0 DP: 2 HBP: 0	WP: 1 PB: 0 SB: 0 CS: 0	PA: 36
<b>PITCHER</b>	IP	WLS	BF	H	R	ER	SO	BB	IBB	HBP	BLK	WP	HR	S	P	ERA	WHIP					
<b>Gary Knotts, R</b> ERA: 5.0 (1, 1)	6.1	W	27	7	3	3	5	2	0	0	0	1	1	62	89	4.26	1.421					
<b>Al Levine, R</b> ERA: 6.48 (7, 1)	0.2		1	0	0	0	0	0	0	0	0	0	0	2	3	0.00	0.000					
<b>Jamie Walker, L</b> ERA: 1.54 (8, 1)	1.0		3	0	0	0	0	0	0	0	0	0	0	6	8	0.00	0.000					
<b>Ugueth Urbina, R</b> ERA: 5.4 (9, 1)	1.0		5	2	1	1	2	0	0	0	0	0	0	12	16	9.00	2.000					

Batter	1	2	3	4	5	6	7	8	9	AB	R	H	RBI	BB	SO	LOB	BOTTOM				
<b>Alex Sanchez, L</b> OBP: 0.365, SLG: 0.426 (1, 8)			 0-0	 0-1		 2-1		 1-1		5	0	1	0	0	0	0	<b>Kansas City Royals @ Detroit Tigers</b> Comerica Park, Detroit, MI Mon May 31 2004, 1:05 PM EDT Att: 12,982 - Overcast - 68 F				
<b>9 Carlos Guillen, S</b> OBP: 0.408, SLG: 0.530 (1, 6)			 1-1		 1B	 2-0		 2-0		5	2	3	2	0	0	1					
<b>Ivan Rodriguez, R</b> OBP: 0.386, SLG: 0.495 (1, 2)			 1-1		 4-2	 1-2		 4-2	 1B	3	0	1	0	2	0	0					
<b>Dmitri Young, S</b> OBP: 0.600, SLG: 0.625 (1, 10)		 1B	 4-2		 1-0		 2-1	 2-1		4	1	2	0	1	0	3					
<b>Rondell White, R</b> OBP: 0.391, SLG: 0.525 (1, 7)			 0-1		 0-1		 4-0	 0-0		4	0	1	0	1	0	4					
<b>Bobby Higginson, L</b> OBP: 0.304, SLG: 0.418 (1, 9)		 2-1		 0-1		 2-2		 4-1	 1-2	3	2	2	0	1	0	2					
<b>Carlos Pena, L</b> OBP: 0.309, SLG: 0.449 (1, 3)		 2-1		 2-1		 2-2		 1-1	 1-1	4	0	1	2	0	0	4					
<b>Eric Munson, L</b> OBP: 0.274, SLG: 0.421 (1, 5)				 3-2		 3-1		 1-0		4	2	2	3	0	0	1					
<b>20 Omar Infante, R</b> OBP: 0.370, SLG: 0.518 (1, 4)				 0-2		 2-1		 2-2		4	1	1	1	0	0	1					
<b>Inning Stats</b>	R: 0 E: 0 K: 0 S: 6	H: 0 LOB: 0 BB: 0 P: 10	R: 2 E: 0 K: 0 S: 16	H: 3 LOB: 1 BB: 0 P: 24	R: 1 E: 0 K: 0 S: 9	H: 1 LOB: 1 BB: 1 P: 16	R: 2 E: 0 K: 0 S: 12	H: 2 LOB: 0 BB: 0 P: 17	R: 0 E: 0 K: 0 S: 11	H: 2 LOB: 1 BB: 1 P: 19	R: 1 E: 0 K: 0 S: 11	H: 2 LOB: 1 BB: 0 P: 22	R: 0 E: 1 K: 0 S: 8	H: 1 LOB: 2 BB: 2 P: 20	R: 2 E: 0 K: 0 S: 12	H: 3 LOB: 2 BB: 1 P: 24	1B: 6 2B: 3 3B: 1 HR: 5	SF: 0 SAC: 0 DP: 2 HBP: 0	WP: 0 PB: 0 SB: 0 CS: 0	PA: 41	
<b>PITCHER</b>	IP	WLS	BF	H	R	ER	SO	BB	IBB	HBP	BLK	WP	HR	S	P	ERA	WHIP				
<b>Darrell May, L</b> ERA: 5.74 (1, 1)	5.0	L	24	8	5	5	0	2	0	0	0	0	1	17	39	6.75	3.000				
<b>Brian Anderson, L</b> ERA: 7.71 (6, 1)	1.1		9	3	1	1	0	1	1	0	0	0	0	2	3	0.00	0.000				
<b>Jaime Cerda, L</b> ERA: 3.6 (7, 1)	0.2		1	0	0	0	0	0	0	0	0	0	0	2	3	0.00	0.000				
<b>Curt Leskanic, R</b> ERA: 9.45 (8, 1)	1.0		7	3	2	2	0	1	0	0	0	0	1	12	24	18.00	4.000				

AB	34
R	4
H	9
RBI	4
BB	2
SO	7
LOB	13



AB	36
R	8
H	14
RBI	8
BB	5
SO	0
LOB	16





Batter	1	2	3	4	5	6	7	8	9	AB	R	H	RBI	BB	SO	LOB	TOP					
Tony Graffanino, R (1,4) OBP: 0.347, SLG: 0.392	G6-3		P4			F8	2B BB		B1	4	0	0	0	1	0	2	<b>Kansas City Royals @ Detroit Tigers</b> Comerica Park, Detroit, MI Tue Jun 01 2004, 7:05 PM EDT Att: 12,685 - Unknown - 67 F					
Carlos Beltrán, S (1,8) OBP: 0.356, SLG: 0.534	G6-3		G4-3			SF9 1B	1-3 2-H 3-H 2-0		29 1B IBB	4	1	2	2	1	0	0						
29 Mike Sweeney, R (1,3) OBP: 0.345, SLG: 0.466	K				F7				1B	5	0	2	1	0	1	2						
Ken Harvey, R (1,10) OBP: 0.406, SLG: 0.542		FC6-4 1B			G5-3	SF9		FC6-4 1B	BB	4	0	3	2	0	0	0						
Joe Randa, R (1,5) OBP: 0.330, SLG: 0.363	E5 FC6-4				F9	K2-3		FC6-4 1B	BB	4	0	0	0	1	1	4						
Benito Santiago, R (1,2) OBP: 0.283, SLG: 0.388	FC6-4							FC6-4 1B	K	5	1	2	0	0	2	5						
Matt Stairs, L (1,9) OBP: 0.340, SLG: 0.452	P6				G3			K	P5	5	0	0	0	0	2	8						
4 Angel Berroa, R (1,6) OBP: 0.252, SLG: 0.331	K				F8			FC4-6		4	1	1	0	0	1	4						
Byron Gettis, R (1,7) OBP: 0.471, SLG: 0.308										2	1	0	0	1	2	2						
Desi Relaford, S (9,PH) OBP: 0.305, SLG: 0.265			K			29 1B SF9 BB			29 1B	1	1	1	0	0	0	0						
<b>Inning Stats</b>	R: 0 E: 0 K: 1 S: 8	H: 0 LOB: 0 BB: 0 P: 11	R: 0 E: 1 K: 1 S: 11	H: 1 LOB: 2 BB: 0 P: 18	R: 0 E: 0 K: 1 S: 10	H: 0 LOB: 0 BB: 0 P: 13	R: 0 E: 0 K: 0 S: 6	H: 0 LOB: 0 BB: 0 P: 8	R: 0 E: 0 K: 1 S: 8	H: 0 LOB: 0 BB: 0 P: 15	R: 1 E: 0 K: 1 S: 10	H: 2 LOB: 2 BB: 1 P: 20	R: 2 E: 0 K: 2 S: 13	H: 3 LOB: 2 BB: 1 P: 24	R: 0 E: 0 K: 1 S: 12	H: 2 LOB: 2 BB: 0 P: 21	R: 2 E: 1 K: 1 S: 16	H: 3 LOB: 3 BB: 2 P: 29	1B: 9 2B: 2 3B: 0 HR: 0	SF: 1 SAC: 0 DP: 0 HBP: 0	WP: 0 PB: 0 SB: 0 CS: 0	PA: 43
<b>PITCHER</b>	IP	WLS	BF	H	R	ER	SO	BB	IBB	HBP	BLK	WP	HR	S	P	ERA	WHIP					
29 Nate Robertson, L (1,1) ERA: 4.43	6.2		28	5	3	3	7	2	0	0	0	0	0	63	103	4.05	1.050					
Jamie Walker, L (7,1) ERA: 1.54	0.0	B	1	1	0	0	0	0	0	0	0	0	0	2	3	∞	∞					
Al Levine, R (7,1) ERA: 6.31	0.2		4	2	0	0	0	0	0	0	0	0	0	6	13	0.00	3.000					
Steve Colyer, L (8,1) ERA: 5.79	0.1		1	0	0	0	1	0	0	0	0	0	0	3	6	0.00	0.000					
Esteban Yan, R (8,1) ERA: 4.59	0.2	L	7	3	2	2	0	1	1	0	0	0	0	12	24	27.00	6.000					
<b>PITCHER</b>	IP	WLS	BF	H	R	ER	SO	BB	IBB	HBP	BLK	WP	HR	S	P	ERA	WHIP					
Danny Patterson, R (9,1) ERA: 4.63	0.2		2	0	0	0	1	0	0	0	0	0	0	8	10	0.00	0.000					

Batter	1	2	3	4	5	6	7	8	9	AB	R	H	RBI	BB	SO	LOB	BOTTOM					
Alex Sanchez, L (1,8) OBP: 0.371, SLG: 0.431	F7	F7			9 G5-3 2B 1B		9 G1-4-3 1B		1B	5	1	3	0	0	0	1	<b>Kansas City Royals @ Detroit Tigers</b> Comerica Park, Detroit, MI Tue Jun 01 2004, 7:05 PM EDT Att: 12,685 - Unknown - 67 F					
9 Carlos Guillen, S (1,6) OBP: 0.398, SLG: 0.516	G2-3		G4-3		G5-3		G1-4-3		K	5	0	0	0	0	1	3						
Ivan Rodriguez, R (1,2) OBP: 0.376, SLG: 0.503			P4		F8 2-H 2B				1B	3	0	2	1	2	0	0						
Dmitri Young, S (1,10) OBP: 0.467, SLG: 0.462	F9		G6-3		F8				1B	5	0	1	0	0	1	4						
Rondell White, R (1,7) OBP: 0.392, SLG: 0.516		2B SF7 BB			F7		G5-3		P6	3	1	0	0	2	0	4						
Bobby Higginson, L (1,9) OBP: 0.406, SLG: 0.428		20 1B 2B			P6				G3-1	4	1	2	0	0	0	2						
Carlos Pena, L (1,3) OBP: 0.303, SLG: 0.441		SF7			P5		K		G4-3	3	0	0	1	0	1	1						
Eric Munson, L (1,5) OBP: 0.281, SLG: 0.419		P6					F9			3	0	1	0	1	0	1						
15 Brandon Inge, R (8,PR) OBP: 0.353, SLG: 0.443										0	0	0	0	0	0	0						
20 Omar Infante, R (1,4) OBP: 0.365, SLG: 0.506					F9		F8		K	4	0	1	1	0	1	3						
<b>Inning Stats</b>	R: 0 E: 0 K: 0 S: 8	H: 2 LOB: 1 BB: 1 P: 15	R: 2 E: 0 K: 0 S: 9	H: 2 LOB: 1 BB: 1 P: 18	R: 0 E: 0 K: 0 S: 5	H: 0 LOB: 0 BB: 0 P: 8	R: 0 E: 0 K: 0 S: 6	H: 1 LOB: 2 BB: 1 P: 15	R: 1 E: 0 K: 1 S: 8	H: 2 LOB: 2 BB: 1 P: 17	R: 0 E: 0 K: 1 S: 6	H: 0 LOB: 0 BB: 0 P: 10	R: 0 E: 0 K: 0 S: 13	H: 2 LOB: 2 BB: 1 P: 22	R: 0 E: 0 K: 1 S: 15	H: 1 LOB: 1 BB: 0 P: 24	R: 0 E: 0 K: 2 S: 17	H: 2 LOB: 2 BB: 0 P: 22	1B: 8 2B: 2 3B: 0 HR: 0	SF: 1 SAC: 0 DP: 1 HBP: 0	WP: 0 PB: 0 SB: 0 CS: 0	PA: 41
<b>PITCHER</b>	IP	WLS	BF	H	R	ER	SO	BB	IBB	HBP	BLK	WP	HR	S	P	ERA	WHIP					
Chris George, L (1,1) ERA: 4.05	6.2		31	7	3	3	1	4	0	0	0	0	0	54	103	4.05	1.650					
Jason Grimsley, R (7,1) ERA: 2.05	1.1	W	5	1	0	0	1	0	0	0	0	0	0	16	26	0.00	0.750					
Jeremy Affeldt, L (9,1) ERA: 4.73	1.0	S	5	2	0	0	2	0	0	0	0	0	0	17	22	0.00	2.000					

AB	38
R	5
H	11
RBI	5
BB	4
SO	9
LOB	27





Batter	1	2	3	4	5	6	7	8	9	AB	R	H	RBI	BB	SO	LOB	TOP										
<b>Desi Relaford, S</b> (1, 4) OBP: 0.303, SLG: 0.264	1-1 G4-3		2-2 FC5-4 1B		0-2 F9		2-2 F8			4	0	1	0	0	0	2	<b>Kansas City Royals @ Detroit Tigers</b> Comerica Park, Detroit, MI Wed Jun 02 2004, 7:05 PM EDT Att: 12,186 - Unknown - 61 F										
<b>Carlos Beltrán, S</b> (1, 8) OBP: 0.355, SLG: 0.533	3-1 G6-4-3 1B		0-1 F7		2-0 1B			0-1 F8		4	0	2	0	0	0	2											
<b>29 Mike Sweeney, R</b> (1, 10) OBP: 0.338, SLG: 0.456	0-1 G6-4-3 1-2		1-1 FC5-4 1-2		2-0 F7			2-2 F7		4	0	0	0	0	0	5											
<b>Ken Harvey, R</b> (1, 3) OBP: 0.408, SLG: 0.547		1-1 G6-3		1-0 G4-3 2B		1-1 G4-3		0-2 1B		4	0	2	0	0	0	0											
<b>Matt Stairs, L</b> (1, 9) OBP: 0.338, SLG: 0.446		3-0 1B		1-1 G4-3		1-2 G4-3		1-2 F8		4	0	1	0	0	0	2											
<b>Joe Randa, R</b> (1, 5) OBP: 0.323, SLG: 0.355		1-0 F8		1-0 G6-3		0-3 K			1-1 L8	4	0	0	0	0	1	2											
<b>4 Angel Berroa, R</b> (1, 6) OBP: 0.245, SLG: 0.322		1-0 F7		2-1 G5-3			0-0 F9		1-3 K	4	0	0	0	0	1	2											
<b>Kelly Stinnett, R</b> (1, 2) OBP: 0.390, SLG: 0.500			3-2 1B 1B		2-0 1B 1B		2-2 1B		2-3 K	4	0	3	0	0	1	0											
<b>Byron Gettis, R</b> (1, 7) OBP: 0.400, SLG: 0.250			2-1 F7		2-3 K		0-3 K			3	0	0	0	0	2	3											
<b>Inning Stats</b>	R: 0 E: 0 K: 0 S: 6	H: 1 LOB: 0 BB: 0 P: 10	R: 0 E: 0 K: 0 S: 5	H: 1 LOB: 1 BB: 0 P: 11	R: 0 E: 0 K: 0 S: 13	H: 2 LOB: 2 BB: 0 P: 21	R: 0 E: 0 K: 0 S: 6	H: 1 LOB: 1 BB: 0 P: 11	R: 0 E: 0 K: 1 S: 10	H: 2 LOB: 2 BB: 0 P: 18	R: 0 E: 0 K: 1 S: 8	H: 0 LOB: 0 BB: 0 P: 10	R: 0 E: 0 K: 1 S: 12	H: 1 LOB: 1 BB: 0 P: 16	R: 0 E: 0 K: 0 S: 12	H: 1 LOB: 1 BB: 0 P: 15	R: 0 E: 0 K: 2 S: 9	H: 0 LOB: 0 BB: 0 P: 13	1B: 8 2B: 1 3B: 0 HR: 0	SF: 0 SAC: 0 DP: 1 HBP: 0	WP: 0 PB: 0 SB: 0 CS: 0	PA: 35					
<b>PITCHER</b>	IP	WLS	BF	H	R	ER	SO	BB	IBB	HBP	BLK	WP	HR	S	P	ERA	WHIP										
<b>Jason Johnson, R</b> (1, 1) ERA: 5.35	7.2	W	31	9	0	0	3	0	0	0	0	0	0	69	108	0.00	1.174										
<b>Danny Patterson, R</b> (8, 1) ERA: 4.55	0.1	H	1	0	0	0	0	0	0	0	0	0	0	3	4	0.00	0.000										
<b>Ugueth Urbina, R</b> (9, 1) ERA: 5.09	1.0	S	3	0	0	0	2	0	0	0	0	0	0	9	13	0.00	0.000										

Batter	1	2	3	4	5	6	7	8	9	AB	R	H	RBI	BB	SO	LOB	BOTTOM										
<b>Alex Sanchez, L</b> (1, 8) OBP: 0.365, SLG: 0.424	0-0 L3		0-1 G6-3		0-0 F9		1 SAFE SH1-4			3	0	0	0	0	0	0	<b>Kansas City Royals @ Detroit Tigers</b> Comerica Park, Detroit, MI Wed Jun 02 2004, 7:05 PM EDT Att: 12,186 - Unknown - 61 F										
<b>9 Carlos Guillen, S</b> (1, 6) OBP: 0.395, SLG: 0.521	1-3 K		0-0 3B		1-0 F7		0-1 F7			4	0	1	0	0	1	1											
<b>Bobby Higginson, L</b> (1, 9) OBP: 0.302, SLG: 0.430	2-2 2B		2-0 G4-3		3-2 F8		1-0 F9			4	0	1	0	0	0	2											
<b>Dmitri Young, S</b> (1, 10) OBP: 0.421, SLG: 0.375	0-1 F7		4-0 CI BB		2-3 K		2-3 K		2-3 K	3	0	0	0	1	2	1											
<b>Carlos Pena, L</b> (1, 3) OBP: 0.298, SLG: 0.433		0-2 G4-3	0-1 CI FC6-4		2-3 K		3-1 F8			3	0	0	0	0	1	0											
<b>Craig Monroe, R</b> (1, 7) OBP: 0.305, SLG: 0.368		1-2 F9	2-2 FC6-4 1-2		3-2 15 PB 2B		2-2 F8			4	0	1	0	0	0	3											
<b>Eric Munson, L</b> (1, 5) OBP: 0.290, SLG: 0.420		2-1 15 HR 1B		0-0 L4		4-0 15 PB IBB				2	1	1	0	1	0	0											
<b>Greg Norton, S</b> (8, 5) OBP: 0.294, SLG: 0.274										0	0	0	0	0	0	0											
<b>15 Brandon Inge, R</b> (1, 2) OBP: 0.353, SLG: 0.464		3-2 1-H HR		2-0 F9		1-1 F7				3	1	1	2	0	0	2											
<b>Jason Smith, L</b> (1, 4) OBP: 0.583, SLG: 0.727		1-3 K2-3		2-2 P4			0-0 SH1-4 1B			3	0	1	0	0	1	0											
<b>Inning Stats</b>	R: 0 E: 0 K: 1 S: 9	H: 1 LOB: 1 BB: 0 P: 12	R: 2 E: 0 K: 1 S: 15	H: 2 LOB: 0 BB: 0 P: 22	R: 0 E: 1 K: 0 S: 9	H: 1 LOB: 3 BB: 1 P: 17	R: 0 E: 0 K: 0 S: 5	H: 0 LOB: 0 BB: 0 P: 9	R: 0 E: 0 K: 2 S: 12	H: 1 LOB: 2 BB: 1 P: 24	R: 0 E: 0 K: 0 S: 5	H: 1 LOB: 1 BB: 0 P: 6	R: 0 E: 0 K: 1 S: 10	H: 0 LOB: 0 BB: 0 P: 17	R: 0 E: 0 K: 1 S: 10	H: 0 LOB: 0 BB: 0 P: 13	1B: 2 2B: 2 3B: 1 HR: 1	SF: 0 SAC: 1 DP: 0 HBP: 0	WP: 0 PB: 1 SB: 0 CS: 0	PA: 33							
<b>PITCHER</b>	IP	WLS	BF	H	R	ER	SO	BB	IBB	HBP	BLK	WP	HR	S	P	ERA	WHIP										
<b>23 Zack Greinke, R</b> (1, 1) ERA: 2.37	7.0	L	30	6	2	2	4	1	1	0	0	0	0	60	99	2.57	1.000										
<b>Jaime Cerda, L</b> (8, 1) ERA: 3.35	1.0		3	0	0	0	1	0	0	0	0	0	0	10	17	0.00	0.000										







Batter	1	2	3	4	5	6	7	8	9	AB	R	H	RBI	BB	SO	LOB	TOP					
18 Johnny Damon, L (1, 8) OBP: 0.385, SLG: 0.407										4	1	2	0	0	0	0						
Mark Bellhorn, S (1, 4) OBP: 0.395, SLG: 0.412										4	0	2	0	0	0	1						
34 David Ortiz, L (1, 10) OBP: 0.340, SLG: 0.537										4	0	1	1	0	0	2						
Manny Ramirez, R (1, 7) OBP: 0.441, SLG: 0.657										4	0	0	0	0	1	3						
Kevin Millar, R (1, 9) OBP: 0.347, SLG: 0.402										4	0	0	0	0	1	0						
Dave McCarty, R (1, 3) OBP: 0.387, SLG: 0.471											3	0	0	0	1	0						
20 Kevin Youkilis, R (1, 5) OBP: 0.420, SLG: 0.446											3	0	0	0	1	0						
Doug Mirabeli, R (1, 2) OBP: 0.380, SLG: 0.689										3	1	1	1	0	1	2						
Cesar Crespo, S (7, 6) OBP: 0.160, SLG: 0.225										0	0	0	0	0	0	0						
Pokey Reese, R (1, 6) OBP: 0.287, SLG: 0.331										2	0	0	0	0	0	0						
Brian Daubach, L (7, PH) OBP: 0.329, SLG: 0.419										0	0	0	0	0	0	0						
Jason Varitek, S (7, PH) OBP: 0.406, SLG: 0.497										1	0	0	0	0	0	2						
<b>Inning Stats</b>	R: 0 E: 0 K: 1 S: 12	H: 1 LOB: 1 BB: 0 P: 19	R: 0 E: 0 K: 0 S: 9	H: 0 LOB: 0 BB: 0 P: 13	R: 0 E: 0 K: 0 S: 5	H: 0 LOB: 0 BB: 0 P: 7	R: 0 E: 0 K: 0 S: 4	H: 0 LOB: 0 BB: 0 P: 7	R: 0 E: 0 K: 0 S: 11	H: 0 LOB: 0 BB: 0 P: 17	R: 2 E: 0 K: 0 S: 11	H: 4 LOB: 1 BB: 0 P: 21	R: 0 E: 0 K: 2 S: 9	H: 0 LOB: 2 BB: 2 P: 23	R: 0 E: 0 K: 0 S: 7	H: 1 LOB: 1 BB: 0 P: 11	R: 0 E: 0 K: 0 S: 7	H: 0 LOB: 0 BB: 0 P: 8	1B: 3 2B: 2 3B: 0 HR: 1	SF: 0 SAC: 0 DP: 0 HBP: 0	WP: 0 PB: 0 SB: 0 CS: 0	PA: 34
<b>PITCHER</b>	IP WLS BF H R ER SO BB IBB HBP BLK WP HR S P ERA WHIP																					
41 Jimmy Gobble, L (1, 1) ERA: 4.76	6.0 W 22 5 2 2 1 0 0 0 0 0 0 1 52 84 3.00 0.833																					
Scott Sullivan, R (7, 1) ERA: 3.91	0.2 H 4 0 0 0 2 2 0 0 0 0 0 0 7 19 0.00 3.000																					
Jaime Cerda, L (7, 1) ERA: 3.18	1.0 H 4 1 0 0 0 0 0 0 0 0 0 0 8 13 0.00 1.000																					
Jason Grimsley, R (8, 1) ERA: 2.01	0.1 H 1 0 0 0 0 0 0 0 0 0 0 0 1 2 0.00 0.000																					
Jeremy Afeldt, L (9, 1) ERA: 4.55	1.0 S 3 0 0 0 0 0 0 0 0 0 0 0 7 8 0.00 0.000																					

Boston Red Sox @ Kansas City Royals  
Kauffman Stadium, Kansas City, MO  
Fri Jun 04 2004, 7:10 PM CDT  
Att: 28,182 - Cloudy - 79 F

AB 32  
R 2  
H 6  
RBI 2  
BB 2  
SO 3  
LOB 10



Batter	1	2	3	4	5	6	7	8	9	AB	R	H	RBI	BB	SO	LOB	BOTTOM			
Tony Graffanino, R (1, 4) OBP: 0.348, SLG: 0.387										5	1	1	0	0	0	2				
Carlos Beltrán, S (1, 8) OBP: 0.370, SLG: 0.547										4	1	2	1	0	0	0				
29 Mike Sweeney, R (1, 3) OBP: 0.338, SLG: 0.452										3	1	1	0	1	0	0				
Ken Harvey, R (1, 10) OBP: 0.415, SLG: 0.545										4	0	1	0	0	1	1				
Matt Stairs, L (1, 9) OBP: 0.342, SLG: 0.451										3	0	1	1	1	1	1				
Joe Randa, R (1, 5) OBP: 0.324, SLG: 0.352										3	1	1	1	1	0	1				
Benito Santiago, R (1, 2) OBP: 0.288, SLG: 0.383										2	1	0	0	2	0	4				
4 Angel Berroa, R (1, 6) OBP: 0.256, SLG: 0.342										4	0	2	2	0	1	4				
Desi Relaford, S (1, 7) OBP: 0.287, SLG: 0.242										4	0	0	0	0	1	3				
<b>Inning Stats</b>	R: 1 E: 0 K: 2 S: 16	H: 3 LOB: 1 BB: 0 P: 23	R: 1 E: 0 K: 1 S: 9	H: 1 LOB: 1 BB: 1 P: 18	R: 0 E: 0 K: 0 S: 8	H: 0 LOB: 0 BB: 0 P: 9	R: 1 E: 0 K: 0 S: 9	H: 1 LOB: 1 BB: 1 P: 18	R: 2 E: 0 K: 1 S: 19	H: 3 LOB: 3 BB: 2 P: 32	R: 0 E: 0 K: 0 S: 6	H: 0 LOB: 0 BB: 0 P: 8	R: 0 E: 0 K: 0 S: 6	H: 1 LOB: 1 BB: 0 P: 11	R: 0 E: 0 K: 0 S: 8	H: 0 LOB: 1 BB: 1 P: 18	1B: 7 2B: 1 3B: 1 HR: 0	SF: 0 SAC: 0 DP: 0 HBP: 0	WP: 0 PB: 2 SB: 2 CS: 1	PA: 37
<b>PITCHER</b>	IP WLS BF H R ER SO BB IBB HBP BLK WP HR S P ERA WHIP																			
49 Tim Wakefield, R (1, 1) ERA: 3.76	6.2 L 32 9 5 4 4 4 0 0 0 0 0 0 0 10 21 0.00 0.750																			
Anastacio Martinez, R (7, 1) ERA: 1.13	1.1 5 0 0 0 0 0 1 0 0 0 0 0 0 10 21 0.00 0.750																			

Boston Red Sox @ Kansas City Royals  
Kauffman Stadium, Kansas City, MO  
Fri Jun 04 2004, 7:10 PM CDT  
Att: 28,182 - Cloudy - 79 F

AB 32  
R 5  
H 9  
RBI 5  
BB 5  
SO 4  
LOB 16





Batter	1	2	3	4	5	6	7	8	9	AB	R	H	RBI	BB	SO	LOB	TOP									
18 Johnny Damon, L (1, 8) OBP: 0.377, SLG: 0.397	F8		E3 HR	K		G4-3		FC6-4 1-2		5	1	0	0	0	1	2	<b>Boston Red Sox @ Kansas City Royals</b> Kauffman Stadium, Kansas City, MO Sat Jun 05 2004, 6:10 PM CDT Att: 29,968 - Unknown - 78 F <a href="http://livebaseballscorecards.com">livebaseballscorecards.com</a>									
Mark Bellhorn, S (1, 4) OBP: 0.399, SLG: 0.429	34 HR		HR			K		G1-6-3		4	2	2	2	1	1											
34 David Ortiz, L (1, 3) OBP: 0.337, SLG: 0.543 Dave McCarty, R (9, 3) OBP: 0.367, SLG: 0.471	HR		K	F9			G3		P6	5	1	1	2	0	1	2										
Manny Ramirez, R (1, 10) OBP: 0.444, SLG: 0.659	P6		K							0	0	0	0	0	0	0										
Jason Varitek, S (1, 2) OBP: 0.411, SLG: 0.506										4	1	2	0	1	1	0										
Kevin Millar, R (1, 7) OBP: 0.346, SLG: 0.399 Cesar Crespo, S (7, 7) OBP: 0.169, SLG: 0.225										5	0	3	1	0	1	2										
20 Kevin Youkilis, R (1, 5) OBP: 0.411, SLG: 0.483										4	1	1	0	0	0	3										
Gabe Kapler, R (1, 9) OBP: 0.273, SLG: 0.317										0	0	0	0	0	0	0										
Pokey Reese, R (1, 6) OBP: 0.286, SLG: 0.342										4	1	1	0	0	1											
<b>Inning Stats</b>	R: 2 E: 0 K: 0 S: 11	H: 3 LOB: 1 BB: 0 P: 17	R: 0 E: 0 K: 0 S: 8	H: 0 LOB: 0 BB: 0 P: 13	R: 2 E: 1 K: 2 S: 14	H: 2 LOB: 1 BB: 0 P: 17	R: 1 E: 0 K: 2 S: 14	H: 2 LOB: 2 BB: 1 P: 25	R: 2 E: 0 K: 2 S: 9	H: 3 LOB: 0 BB: 0 P: 16	R: 0 E: 0 K: 1 S: 8	H: 0 LOB: 0 BB: 0 P: 11	R: 1 E: 0 K: 0 S: 13	H: 2 LOB: 1 BB: 0 P: 22	R: 0 E: 0 K: 0 S: 13	H: 1 LOB: 1 BB: 0 P: 19	R: 0 E: 0 K: 0 S: 5	H: 0 LOB: 0 BB: 1 P: 9	1B: 6 2B: 3 3B: 2 HR: 3	SF: 0 SAC: 0 DP: 2 HBP: 0	WP: 0 PB: 0 SB: 0 CS: 1	PA: 41				
<b>PITCHER</b>	IP	WLS	BF	H	R	ER	SO	BB	IBB	HBP	BLK	WP	HR	S	P	ERA	WHIP									
Darrel May, L (1, 1) ERA: 6.14	5.0	L	26	10	7	6	6	1	0	0	0	0	0	3	56	88	10.80	2.200								
Brian Anderson, L (6, 1) ERA: 7.35	4.0		15	3	1	1	1	1	0	0	0	0	0	0	39	61	2.25	1.000								

Batter	1	2	3	4	5	6	7	8	9	AB	R	H	RBI	BB	SO	LOB	BOTTOM									
Tony Graffanino, R (1, 4) OBP: 0.353, SLG: 0.385	F8		G4-3 WP 1B			G6-3		FC4-6 HBP		3	0	1	0	0	0	0	<b>Boston Red Sox @ Kansas City Royals</b> Kauffman Stadium, Kansas City, MO Sat Jun 05 2004, 6:10 PM CDT Att: 29,968 - Unknown - 78 F <a href="http://livebaseballscorecards.com">livebaseballscorecards.com</a>									
Carlos Beltrán, S (1, 8) OBP: 0.384, SLG: 0.536	G4-3		G4-3 1-3			G4-3		P5		4	0	0	0	0	2											
29 Mike Sweeney, R (1, 3) OBP: 0.336, SLG: 0.464	HR		G6-3			F7		F8		4	1	1	1	0	2											
Ken Harvey, R (1, 10) OBP: 0.411, SLG: 0.544	K							FC4-6 1-2		4	1	1	0	0	2											
Matt Stairs, L (1, 9) OBP: 0.340, SLG: 0.441										3	1	0	0	1	0											
Joe Randa, R (1, 5) OBP: 0.322, SLG: 0.350										4	0	1	0	0	2											
Benito Santiago, R (1, 2) OBP: 0.294, SLG: 0.408										3	1	2	2	0	1											
4 Angel Berroa, R (1, 6) OBP: 0.262, SLG: 0.341										3	0	1	1	0	2											
Desi Relaford, S (1, 7) OBP: 0.277, SLG: 0.232										4	0	0	0	0	2											
<b>Inning Stats</b>	R: 1 E: 0 K: 1 S: 11	H: 1 LOB: 0 BB: 0 P: 15	R: 0 E: 0 K: 0 S: 7	H: 1 LOB: 1 BB: 0 P: 8	R: 0 E: 0 K: 1 S: 12	H: 1 LOB: 0 BB: 0 P: 20	R: 0 E: 0 K: 1 S: 10	H: 0 LOB: 0 BB: 0 P: 13	R: 0 E: 0 K: 0 S: 8	H: 1 LOB: 0 BB: 0 P: 11	R: 0 E: 0 K: 0 S: 6	H: 0 LOB: 0 BB: 0 P: 11	R: 2 E: 0 K: 0 S: 15	H: 2 LOB: 1 BB: 1 P: 25	R: 0 E: 0 K: 0 S: 11	H: 0 LOB: 1 BB: 0 P: 18	R: 1 E: 0 K: 1 S: 12	H: 1 LOB: 1 BB: 0 P: 17	1B: 4 2B: 1 3B: 0 HR: 2	SF: 1 SAC: 0 DP: 1 HBP: 2	WP: 1 PB: 0 SB: 0 CS: 0	PA: 36				
<b>PITCHER</b>	IP	WLS	BF	H	R	ER	SO	BB	IBB	HBP	BLK	WP	HR	S	P	ERA	WHIP									
38 Curt Schilling, R (1, 1) ERA: 3.07	7.0	W	27	6	3	3	3	1	0	0	0	0	0	1	69	103	3.86	1.000								
50 Mike Timlin, R (8, 1) ERA: 3.5	1.0		4	0	0	0	0	0	0	1	0	0	0	11	18	0.00	0.000									
Keith Foulke, R (9, 1) ERA: 1.23	1.0		5	1	1	1	1	0	0	1	0	0	1	12	17	9.00	1.000									



Batter	1	2	3	4	5	6	7	8	9	AB	R	H	RBI	BB	SO	LOB	TOP										
18 Johnny Damon, L OBP: 0.381, SLG: 0.416	1-2 G4-3 2B		0-2 K		3-1 2B	1-0 2B		3-2 G3		5	0	3	2	0	1	1	<b>Boston Red Sox @ Kansas City Royals</b> Kauffman Stadium, Kansas City, MO Sun Jun 06 2004, 1:10 PM CDT Att: 22,964 - Cloudy - 86 F										
20 Kevin Youkilis, R OBP: 0.397, SLG: 0.453	0-0 B1		1-1 F8		1-1 G5-3	1-3 2-H 3-H 4-2 G6-4-3 BB		2-3 K		4	0	0	0	1	1	2											
Jason Varitek, S OBP: 0.406, SLG: 0.494	1-1 G4-3		2-3 K					1-3 K		4	1	0	0	1	2	4											
Manny Ramirez, R OBP: 0.444, SLG: 0.649	4-2 BB			4-2 BB		2-2 F9	0-0 F7	0-2 P6		3	0	0	0	2	0	1											
Kevin Millar, R OBP: 0.348, SLG: 0.395	0-1 P4			4-2 BB		4-0 34 1B BB	1-3 K			2	1	0	0	2	1	2											
Dave McCarty, R OBP: 0.361, SLG: 0.451		0-3 K		3-2 F8		4-0 FC3 BB	1-0 G5-3			3	1	0	0	1	1	2											
Gabe Kapler, R OBP: 0.268, SLG: 0.311		0-0 L6		2-3 G6-3		1-2 2-3 3-H BB		0-0 P4		2	0	0	0	0	0	2											
34 David Ortiz, L OBP: 0.339, SLG: 0.543				1-2 G6-3		1-2 2-3 3-H 1B				2	1	1	1	0	0	0											
Cesar Crespo, S OBP: 0.173, SLG: 0.227		2-1 1B			3-3 K	1-1 FC3 1B		0-3 K		4	1	1	1	0	2	2											
Pokey Reese, R OBP: 0.291, SLG: 0.346		2-3 K		1-1 G4-3		1-2 2-3 3-H 1B		0-0 18 WP 1B		4	0	2	1	0	1	1											
<b>Inning Stats</b>	R: 0 E: 0 K: 0 S: 11	H: 1 LOB: 2 BB: 1 P: 17	R: 0 E: 0 K: 2 S: 10	H: 1 LOB: 1 BB: 0 P: 14	R: 0 E: 0 K: 2 S: 9	H: 0 LOB: 0 BB: 0 P: 12	R: 0 E: 0 K: 0 S: 13	H: 0 LOB: 1 BB: 2 P: 24	R: 0 E: 0 K: 1 S: 10	H: 1 LOB: 1 BB: 0 P: 18	R: 5 E: 0 K: 0 S: 22	H: 3 LOB: 2 BB: 4 P: 47	R: 0 E: 0 K: 1 S: 6	H: 0 LOB: 0 BB: 0 P: 8	R: 0 E: 0 K: 1 S: 9	H: 1 LOB: 1 BB: 0 P: 12	R: 0 E: 0 K: 2 S: 11	H: 0 LOB: 0 BB: 0 P: 14	1B: 4 2B: 3 3B: 0 HR: 0	SF: 0 SAC: 0 DP: 2 HBP: 0	WP: 2 PB: 2 SB: 0 CS: 0	PA: 40					
<b>PITCHER</b>	IP	WLS	BF	H	R	ER	SO	BB	IBB	HBP	BLK	WP	HR	S	P	ERA	WHIP										
Chris George, L ERA: 3.75	5.1		23	3	2	2	5	5	0	0	0	0	0	59	101	3.38	1.500										
Jason Grimsley, R ERA: 3.22	0.0	L	3	1	0	0	0	1	0	0	0	0	0	4	12	∞	∞										
Jaime Cerda, L ERA: 3.06	0.2	B	4	2	3	3	0	1	0	0	0	0	0	12	19	40.50	4.500										
Scott Sullivan, R ERA: 3.62	2.0		7	1	0	0	2	0	0	0	0	1	0	15	20	0.00	0.500										
Curt Leskanic, R ERA: 8.79	1.0		3	0	0	0	2	0	0	0	0	0	0	11	14	0.00	0.000										

Batter	1	2	3	4	5	6	7	8	9	AB	R	H	RBI	BB	SO	LOB	BOTTOM										
Tony Graffanino, R OBP: 0.350, SLG: 0.389	1-2 G4-3 29 HR 2B		3-1 G6-3		0-1 G1-3			2-1 G5-3		4	1	1	1	0	0	1	<b>Boston Red Sox @ Kansas City Royals</b> Kauffman Stadium, Kansas City, MO Sun Jun 06 2004, 1:10 PM CDT Att: 22,964 - Cloudy - 86 F										
Carlos Beltrán, S OBP: 0.358, SLG: 0.526	1-2 G4-3		1-3 K		3-3 K			2-0 F8		4	0	0	0	0	2	2											
29 Mike Sweeney, R OBP: 0.335, SLG: 0.474	1-0 HR			2-1 F8		0-0 L7		2-1 F9		4	1	1	2	0	0	0											
Ken Harvey, R OBP: 0.412, SLG: 0.543	3-3 K			2-2 G4-3 1B		1-1 F7		1-1 F8		2	0	1	0	0	1	0											
Desi Relaford, S OBP: 0.272, SLG: 0.228	3-3 K			0-0 G4-3		0-1 G4-3		0-0 1B		2	0	0	0	0	0	0											
Matt Stairs, L OBP: 0.338, SLG: 0.436	3-3 K			1-2 G4-3						4	0	1	0	0	1	1											
Joe Randa, R OBP: 0.316, SLG: 0.342		3-1 G3-1		0-0 G3-1			3-1 F8		1-2 P2	4	0	0	0	0	0	2											
Kelly Stinnett, R OBP: 0.429, SLG: 0.558		2-2 F8			4-0 FC6-4 G1-3 BB		1-1 F9			2	1	0	0	1	0	0											
4 Angel Berroa, R OBP: 0.257, SLG: 0.335		3-1 G6-3			1-2 E1 FC6-4		1-2 L9			3	0	0	0	0	0	1											
Byron Gettis, R OBP: 0.348, SLG: 0.211			0-1 G5-3		3-2 FC6-4 G1-3			0-1 G5-3		3	0	0	0	0	0	2											
<b>Inning Stats</b>	R: 2 E: 0 K: 2 S: 14	H: 2 LOB: 0 BB: 0 P: 23	R: 0 E: 0 K: 0 S: 7	H: 0 LOB: 0 BB: 0 P: 15	R: 0 E: 0 K: 1 S: 7	H: 0 LOB: 0 BB: 0 P: 11	R: 0 E: 0 K: 0 S: 7	H: 1 LOB: 1 BB: 0 P: 11	R: 0 E: 0 K: 1 S: 13	H: 0 LOB: 1 BB: 1 P: 24	R: 0 E: 0 K: 0 S: 5	H: 0 LOB: 0 BB: 0 P: 6	R: 0 E: 0 K: 0 S: 7	H: 0 LOB: 0 BB: 0 P: 12	R: 0 E: 0 K: 0 S: 5	H: 0 LOB: 0 BB: 0 P: 9	R: 0 E: 0 K: 0 S: 10	H: 1 LOB: 1 BB: 0 P: 14	1B: 2 2B: 1 3B: 0 HR: 1	SF: 0 SAC: 0 DP: 0 HBP: 0	WP: 0 PB: 0 SB: 0 CS: 0	PA: 33					
<b>PITCHER</b>	IP	WLS	BF	H	R	ER	SO	BB	IBB	HBP	BLK	WP	HR	S	P	ERA	WHIP										
Derek Lowe, R ERA: 6.55	5.0	W	20	3	3	2	4	1	0	0	0	0	0	17	84	3.60	0.800										
50 Mike Timlin, R ERA: 3.52	3.0	H	9	0	0	0	0	0	0	0	0	0	0	10	14	0.00	1.000										
Keith Foulke, R ERA: 1.19	1.0	S	4	1	0	0	0	0	0	0	0	0	0	10	14	0.00	1.000										

AB 33  
R 5  
H 7  
RBI 5  
BB 7  
SO 9  
LOB 17



AB 32  
R 3  
H 4  
RBI 3  
BB 1  
SO 4  
LOB 9





Batter	1	2	3	4	5	6	7	8	9	AB	R	H	RBI	BB	SO	LOB	TOP										
<b>Brad Wilkerson, L</b> (1, 7) OBP: 0.356, SLG: 0.448	1-3 <b>K</b>			1-2 <b>G3</b>		2-3 <b>K</b>		4-1 <b>1B</b> <b>BB</b>	4-2 <b>BB</b>	3	0	1	2	2	0												
<b>Endy Chavez, L</b> (1, 8) OBP: 0.303, SLG: 0.392	2-2 <b>G1-3</b>			0-0 <b>G4-3</b> <b>1B</b>		0-0 <b>S</b> <b>1B</b>		2-0 <b>1B</b>	1-2 2-3 3-H <b>F7</b>	5	0	3	0	0	3												
<b>Jose Vidro, S</b> (1, 4) OBP: 0.313, SLG: 0.360	0-0 <b>G3-1</b>			3-2 <b>G4-3</b>		1-0 <b>G3-1</b>		2-0 <b>F9</b>		4	0	0	0	0	5												
<b>24 Nick Johnson, L</b> (1, 3) OBP: 0.465, SLG: 0.611		1-3 <b>K</b>		2-2 <b>G3-1</b>				2-2 <b>F7</b>	0-1 <b>F9</b>	4	0	0	0	1	1												
<b>Tony Batista, R</b> (1, 5) OBP: 0.276, SLG: 0.344		1-1 <b>G6-3</b>			1-2 <b>G5-3</b>			1-2 <b>F8</b>	1-3 <b>K</b>	4	0	0	0	1	0												
<b>Orlando Cabrera, R</b> (1, 6) OBP: 0.273, SLG: 0.310		3-3 <b>K</b>			1-1 <b>P4</b>			0-0 <b>P4</b>	4-1 <b>1B</b> <b>BB</b>	3	1	0	0	1	1												
<b>Termel Sledge, L</b> (1, 9) OBP: 0.309, SLG: 0.402 <b>Jamey Carroll, R</b> (9, PH) OBP: 0.340, SLG: 0.333			1-0 <b>P6</b>		1-1 <b>1B</b>			1-2 <b>L7</b>	1-2 <b>2B</b> <b>BB</b> <b>1B</b>	3	0	1	0	0	0												
<b>Matt Cepicky, L</b> (1, 10) OBP: 0.224, SLG: 0.333 <b>Juan Rivera, R</b> (9, PH) OBP: 0.350, SLG: 0.404			3-2 <b>F8</b>		2-0 <b>P6</b>			1-1 <b>1B</b>	0-2 <b>BB</b> <b>2B</b>	3	0	1	0	0	1												
<b>Brian Schneider, L</b> (1, 2) OBP: 0.292, SLG: 0.437 <b>Einar Diaz, R</b> (9, PH) OBP: 0.289, SLG: 0.281			2-3 <b>K</b>		2-2 <b>F9</b>			1-0 <b>F7</b>	4-0 <b>BB</b>	3	0	0	0	1	1												
<b>Inning Stats</b>	R: 0 E: 0 K: 1 S: 7	H: 0 LOB: 0 BB: 0 P: 10	R: 0 E: 0 K: 2 S: 11	H: 0 LOB: 0 BB: 0 P: 16	R: 0 E: 0 K: 1 S: 9	H: 0 LOB: 0 BB: 0 P: 15	R: 0 E: 0 K: 0 S: 11	H: 1 LOB: 1 BB: 0 P: 17	R: 0 E: 0 K: 1 S: 8	H: 1 LOB: 1 BB: 0 P: 13	R: 0 E: 0 K: 0 S: 10	H: 0 LOB: 0 BB: 0 P: 10	R: 0 E: 0 K: 0 S: 9	H: 2 LOB: 3 BB: 1 P: 20	R: 2 E: 0 K: 1 S: 19	H: 2 LOB: 3 BB: 3 P: 35	1B: 5 2B: 2 3B: 0 HR: 0	SF: 0 SAC: 0 DP: 0 HBP: 0	WP: 0 PB: 0 SB: 1 CS: 1	PA: 38							
<b>PITCHER</b>	IP	WLS	BF	H	R	ER	SO	BB	IBB	HBP	BLK	WP	HR	S	P	ERA	WHIP										
<b>23 Zack Greinke, R</b> (1, 1) ERA: 1.73	7.0	W	24	3	0	0	5	0	0	0	0	0	0	63	96	0.00	0.429										
<b>Curt Leskanic, R</b> (8, 1) ERA: 8.4	0.2	H	5	2	0	0	0	1	0	0	0	0	0	8	17	0.00	4.500										
<b>Jeremy Affeldt, L</b> (8, 1) ERA: 4.76	1.1	S	9	2	2	2	1	3	0	0	0	0	0	20	38	13.50	3.750										

**Montreal Expos @ Kansas City Royals**  
Kauffman Stadium, Kansas City, MO  
Tue Jun 08 2004, 7:10 PM CDT  
Att: 15,209 - Sunny - 85 F

AB 34  
R 2  
H 7  
RBI 2  
BB 4  
SO 6  
LOB 11



Batter	1	2	3	4	5	6	7	8	9	AB	R	H	RBI	BB	SO	LOB	BOTTOM										
<b>Tony Graffano, R</b> (1, 4) OBP: 0.363, SLG: 0.386	4-2 <b>29</b> <b>S</b> <b>BB</b>		4-2 <b>HR</b> <b>BB</b>		3-2 <b>1B</b> <b>PB</b> <b>HBP</b>		1-1 <b>F7</b>			1	1	0	0	2	0	0											
<b>Carlos Beltrán, S</b> (1, 8) OBP: 0.356, SLG: 0.535	1-2 <b>F9</b>		0-0 <b>1-H</b> <b>HR</b>		1-0 <b>P5</b>		1-3 <b>K</b>			4	1	1	2	0	1	2											
<b>29 Mike Sweeney, R</b> (1, 3) OBP: 0.333, SLG: 0.467	1 SAFE 3-1 <b>P4</b>		1-1 <b>L9</b>		4-0 <b>1B</b> <b>IBB</b>			0-2 <b>G6-3</b>		3	0	0	0	1	0	1											
<b>Matt Stairs, L</b> (1, 9) OBP: 0.335, SLG: 0.431	0-2 <b>P6</b>		2-2 <b>P3</b>		1-1 <b>1B</b>			0-0 <b>F8</b>		4	0	1	0	0	0	1											
<b>Joe Randa, R</b> (1, 10) OBP: 0.324, SLG: 0.358		2-1 <b>G6-3</b> <b>3B</b>		2-1 <b>G1-3</b> <b>1B</b>		0-3 <b>K</b>		1-1 <b>2B</b> <b>HBP</b>		3	2	2	0	0	1	3											
<b>Benito Santiago, R</b> (1, 2) OBP: 0.293, SLG: 0.410		2-2 <b>G6-3</b>		1-2 <b>G1-3</b>			1-0 <b>F8</b>	2-0 <b>1-H</b> <b>2B</b>		4	0	1	2	0	0	1											
<b>4 Angel Berroa, R</b> (1, 6) OBP: 0.253, SLG: 0.329		3-H 0-1 <b>F8</b>		1-3 <b>K</b>			2-2 <b>G5-3</b>			3	0	0	0	0	1	1											
<b>Desi Relaford, S</b> (1, 5) OBP: 0.265, SLG: 0.221		2-0 <b>G4-3</b>		3-2 <b>L8</b>			1-0 <b>G5-3</b>			3	0	0	0	0	0	1											
<b>Byron Gettis, R</b> (1, 7) OBP: 0.308, SLG: 0.182			2-3 <b>K</b>		3-2 <b>P3</b>			0-3 <b>K</b>		3	0	0	0	0	2	0											
<b>Inning Stats</b>	R: 0 E: 0 K: 0 S: 10	H: 0 LOB: 1 BB: 1 P: 18	R: 1 E: 0 K: 0 S: 9	H: 1 LOB: 0 BB: 0 P: 15	R: 2 E: 0 K: 1 S: 16	H: 1 LOB: 0 BB: 1 P: 25	R: 0 E: 0 K: 1 S: 14	H: 1 LOB: 1 BB: 0 P: 21	R: 0 E: 0 K: 0 S: 5	H: 0 LOB: 0 BB: 0 P: 9	R: 0 E: 0 K: 2 S: 8	H: 0 LOB: 0 BB: 0 P: 10	R: 1 E: 0 K: 0 S: 6	H: 1 LOB: 1 BB: 0 P: 9	1B: 2 2B: 1 3B: 1 HR: 1	SF: 0 SAC: 0 DP: 0 HBP: 2	WP: 0 PB: 1 SB: 1 CS: 0	PA: 33									
<b>PITCHER</b>	IP	WLS	BF	H	R	ER	SO	BB	IBB	HBP	BLK	WP	HR	S	P	ERA	WHIP										
<b>Tony Armas, R</b> (1, 1) ERA: 4.22	5.0	L	23	4	3	3	3	2	1	1	0	0	0	62	104	5.40	1.200										
<b>Sun-Woo Kim, R</b> (6, 1) ERA: 4.02	2.0		6	0	0	0	2	0	0	0	0	0	0	13	19	0.00	0.000										
<b>Claudio Vargas, R</b> (8, 1) ERA: 5.31	1.0		4	1	1	1	0	0	0	1	0	0	0	6	9	9.00	1.000										

**Montreal Expos @ Kansas City Royals**  
Kauffman Stadium, Kansas City, MO  
Tue Jun 08 2004, 7:10 PM CDT  
Att: 15,209 - Sunny - 85 F

AB 28  
R 4  
H 5  
RBI 4  
BB 3  
SO 5  
LOB 10





Batter	1	2	3	4	5	6	7	8	9	AB	R	H	RBI	BB	SO	LOB	TOP															
<b>Endy Chavez, L</b> OBP: 0.306, SLG: 0.398	G3	F7-4 2B		WP 1B		K		FC5-4 1B		5	1	2	0	0	1	1	<b>Montreal Expos @ Kansas City Royals</b> Kauffman Stadium, Kansas City, MO Thu Jun 10 2004, 1:10 PM CDT Overcast - 82 F															
<b>Jaimey Carroll, R</b> OBP: 0.362, SLG: 0.377	24 BB 1B	G1-3		G6-3			G4-3 2B	E 1B		5	3	3	0	0	0	3																
<b>Jose Vidro, S</b> OBP: 0.314, SLG: 0.361	1B 24 BB 1B	FC6		K			G4-3	E7 1B		5	1	2	2	0	1	3																
<b>Tony Batista, R</b> OBP: 0.269, SLG: 0.337	F8	F7-4			G5-3		SF7	F7		4	0	0	1	0	0	5																
<b>24 Nick Johnson, L</b> OBP: 0.479, SLG: 0.600	BB 1B			K		S 1B			G3-1	4	1	2	0	1	1	0																
<b>Orlando Cabrera, R</b> OBP: 0.280, SLG: 0.326	BB 1B				F8		G5-3	G4-6-3 1B		5	0	3	1	0	0	2																
<b>Brad Wilkerson, L</b> OBP: 0.362, SLG: 0.465	FC6-4 BB			K				HR	G4-6-3	4	1	2	3	1	1	2																
<b>Juan Rivera, R</b> OBP: 0.339, SLG: 0.389	FC6-4			G5-3		K2-3		G5-3		4	0	0	0	0	1	4																
<b>Einar Diaz, R</b> OBP: 0.310, SLG: 0.306		2B FC6 1B		G5-3		F8		FC5-4 1B		4	1	2	0	0	0	0																
<b>Inning Stats</b>	R: 2 E: 0 K: 0 S: 16	H: 3 LOB: 3 BB: 2 P: 28	R: 1 E: 0 K: 0 S: 9	H: 2 LOB: 1 BB: 0 P: 15	R: 0 E: 0 K: 2 S: 11	H: 1 LOB: 1 BB: 0 P: 13	R: 0 E: 0 K: 1 S: 9	H: 1 LOB: 1 BB: 0 P: 12	R: 1 E: 0 K: 0 S: 9	H: 2 LOB: 1 BB: 0 P: 14	R: 0 E: 0 K: 2 S: 9	H: 0 LOB: 0 BB: 0 P: 11	R: 1 E: 0 K: 0 S: 11	H: 2 LOB: 1 BB: 0 P: 20	R: 3 E: 1 K: 0 S: 20	H: 4 LOB: 1 BB: 0 P: 28		R: 0 E: 0 K: 0 S: 3	H: 1 LOB: 0 BB: 0 P: 4	1B: 12 2B: 3 3B: 1 HR: 1	SF: 1 SAC: 0 DP: 2 HBP: 0	WP: 1 PB: 0 CS: 1	PA: 43									
<b>PITCHER</b>	IP WLS BF L	H R ER SO	BB IBB HBP BLK	WP HR S P	ERA WHIP	<b>PITCHER</b>										IP WLS BF L	H R ER SO	BB IBB HBP BLK	WP HR S P	ERA WHIP												
<b>Dennys Reyes, L</b> ERA: 3.67	(1, 1)	6.2	32	11	5	5	5	2	0	0	0	0	0	0	0	0	1	0	73	110	6.75	1.950										
<b>Nate Field, R</b> ERA: 3.97	(7, 1)	2.1	11	5	3	2	0	0	0	0	0	0	0	0	0	0	1	24	35	7.71	2.143											

AB	40
R	8
H	16
RBI	7
BB	2
SO	5
LOB	20



Batter	1	2	3	4	5	6	7	8	9	AB	R	H	RBI	BB	SO	LOB	BOTTOM															
<b>Tony Graffano, R</b> OBP: 0.359, SLG: 0.381	WP G2-3 1B		K		L5			F9		4	0	1	0	0	1	1	<b>Montreal Expos @ Kansas City Royals</b> Kauffman Stadium, Kansas City, MO Thu Jun 10 2004, 1:10 PM CDT Overcast - 82 F															
<b>Carlos Beltrán, S</b> OBP: 0.351, SLG: 0.525	G2-3		G4-3			G4-3		G4-3		4	0	0	0	0	0	1																
<b>Brandon Berger, R</b> OBP: 0.259, SLG: 0.333	1-2		G4-3					G5-3		0	0	0	0	0	0	0																
<b>29 Mike Sweeney, R</b> OBP: 0.332, SLG: 0.463	P6		G4-3							4	0	1	0	0	0	1																
<b>Ken Harvey, R</b> OBP: 0.404, SLG: 0.532	G1-3			L3		P4		K		4	0	0	0	0	1	2																
<b>Matt Stairs, L</b> OBP: 0.329, SLG: 0.422		G5-3		K		G4-3			F8	3	0	0	0	0	1	1																
<b>Wilton Guerrero, S</b> OBP: 0.375, SLG: 0.625										1	0	0	0	0	0	0																
<b>Joe Randa, R</b> OBP: 0.323, SLG: 0.356		G6-3 1B		G6-3			F9	G6-3		4	0	1	0	0	0	0																
<b>Benito Santiago, R</b> OBP: 0.293, SLG: 0.409		G6-3 1B			G6-3		K			3	0	1	0	0	1	0																
<b>4 Angel Berroa, R</b> OBP: 0.254, SLG: 0.329		G6-3			G5-3					3	0	1	0	0	0	2																
<b>Byron Gettis, R</b> OBP: 0.310, SLG: 0.280		G6-3					G6-3			3	0	1	0	0	0	3																
<b>Inning Stats</b>	R: 0 E: 0 K: 0 S: 13	H: 1 LOB: 1 BB: 0 P: 17	R: 0 E: 0 K: 0 S: 12	H: 2 LOB: 2 BB: 0 P: 18	R: 0 E: 0 K: 1 S: 6	H: 0 LOB: 0 BB: 0 P: 8	R: 0 E: 0 K: 1 S: 7	H: 0 LOB: 0 BB: 0 P: 8	R: 0 E: 0 K: 0 S: 9	H: 1 LOB: 1 BB: 0 P: 13	R: 0 E: 0 K: 0 S: 8	H: 1 LOB: 1 BB: 0 P: 11	R: 0 E: 0 K: 1 S: 10	H: 1 LOB: 1 BB: 0 P: 15	R: 0 E: 0 K: 0 S: 9	H: 0 LOB: 0 BB: 0 P: 15	R: 0 E: 0 K: 1 S: 10	H: 0 LOB: 0 BB: 0 P: 14	1B: 5 2B: 0 3B: 1 HR: 0	SF: 0 SAC: 0 DP: 0 HBP: 0	WP: 1 PB: 0 CS: 0	PA: 33										
<b>PITCHER</b>	IP WLS BF W	H R ER SO	BB IBB HBP BLK	WP HR S P	ERA WHIP	<b>PITCHER</b>										IP WLS BF W	H R ER SO	BB IBB HBP BLK	WP HR S P	ERA WHIP												
<b>Zach Day, R</b> ERA: 3.12	(1, 1)	9.0	33	6	0	0	4	0	0	0	0	0	0	0	0	0	1	0	84	119	0.00	0.667										


AB	33
R	0
H	6
RBI	0
BB	0
SO	4
LOB	11





Batter	1	2	3	4	5	6	7	8	9	AB	R	H	RBI	BB	SO	LOB	TOP					
Endy Chavez, L (1, 8) OBP: 0.305, SLG: 0.397	B3		SF8			G4-3 1B		SH1-3	G6-3	3	1	1	1	0	0	1	<b>Montreal Expos @ Kansas City Royals</b> Kauffman Stadium, Kansas City, MO Thu Jun 10 2004, 1:15 PM CDT Att: 16,891 - Overcast - 74 F					
Jamey Carroll, R (1, 4) OBP: 0.335, SLG: 0.351	F7		F7			G4-3		L8		4	0	0	0	0	0	2						
Jose Vidro, S (1, 10)	G6-3				F7					3	1	1	1	1	0	0						
Tony Batista, R (1, 5) OBP: 0.274, SLG: 0.370		HR			G5-3					4	2	2	3	0	0	2						
Orlando Cabrera, R (1, 6) OBP: 0.279, SLG: 0.321		P5			P3					3	0	0	0	1	0	0						
Brad Wilkerson, L (1, 7) OBP: 0.355, SLG: 0.455		K						F8	G6-3	4	0	0	0	0	2	1						
Juan Rivera, R (1, 9) OBP: 0.336, SLG: 0.379		P3			P4			F8	24 2B	3	1	0	0	1	0	0						
Termel Sledge, L (1, 3) OBP: 0.309, SLG: 0.400 24 Nick Johnson, L (8, 3) OBP: 0.490, SLG: 0.634			E1 SF8		P3			F7	2B	3	1	1	0	0	0	0						
Brian Schneider, L (1, 2) OBP: 0.299, SLG: 0.447			SH5-3			G4-3		SH1-3	2B	3	0	2	2	0	0	0						
<b>Inning Stats</b>	R: 0 E: 0 K: 0 S: 4	H: 0 LOB: 0 BB: 0 P: 4	R: 1 E: 0 K: 1 S: 7	H: 1 LOB: 0 BB: 0 P: 10	R: 1 E: 1 K: 0 S: 5	H: 1 LOB: 0 BB: 0 P: 8	R: 0 E: 0 K: 0 S: 6	H: 0 LOB: 0 BB: 0 P: 11	R: 0 E: 0 K: 1 S: 8	H: 0 LOB: 0 BB: 0 P: 12	R: 3 E: 0 K: 0 S: 12	H: 3 LOB: 0 BB: 0 P: 20	R: 0 E: 0 K: 0 S: 9	H: 0 LOB: 0 BB: 0 P: 15	R: 0 E: 0 K: 0 S: 9	H: 1 LOB: 2 BB: 1 P: 18		R: 2 E: 0 K: 0 S: 12	H: 2 LOB: 1 BB: 2 P: 23	1B: 4 2B: 2 3B: 0 HR: 2	SF: 1 SAC: 2 DP: 1 HBP: 0	WP: 0 PB: 0 CS: 0
<b>PITCHER</b>	IP	WLS	BF	H	R	ER	SO	BB	IBB	HBP	BLK	WP	HR	S	P	ERA	WHIP					
41 Jimmy Gobble, L (1, 1) ERA: 4.77	7.1	L	28	6	5	4	2	0	0	0	0	0	2	54	86	4.91	0.818					
Scott Sullivan, R (8, 1) ERA: 3.54	0.2		3	0	0	0	0	0	1	0	0	0	0	6	12	0.00	0.000					
Jason Grimsley, R (9, 1) ERA: 3.86	1.0		6	2	2	2	0	2	0	0	0	0	0	12	23	18.00	4.000					

AB	31
R	7
H	8
RBI	7
BB	3
SO	2
LOB	6



Batter	1	2	3	4	5	6	7	8	9	AB	R	H	RBI	BB	SO	LOB	BOTTOM					
Wilton Guerrero, S (1, 4) OBP: 0.250, SLG: 0.417	G1-3		L6			G3		G3-1		4	0	0	0	0	0	0	<b>Montreal Expos @ Kansas City Royals</b> Kauffman Stadium, Kansas City, MO Thu Jun 10 2004, 1:15 PM CDT Att: 16,891 - Overcast - 74 F					
Carlos Beltrán, S (1, 8) OBP: 0.353, SLG: 0.523	F7		29 WP			P6			1B	3	1	1	0	1	0	0						
29 Mike Sweeney, R (1, 10) OBP: 0.330, SLG: 0.459					P2					4	0	1	0	0	0	2						
Ken Harvey, R (1, 3) OBP: 0.406, SLG: 0.536					G4-3					4	0	2	0	0	0	0						
Matt Stairs, L (1, 9) OBP: 0.321, SLG: 0.413					G3					3	0	0	1	0	2	0						
Kelly Stinnett, R (1, 2) OBP: 0.415, SLG: 0.532					K					4	0	1	0	0	2	1						
Desi Relaford, S (1, 5) OBP: 0.258, SLG: 0.215					G1-3					3	0	0	0	0	1	1						
4 Angel Berroa, R (1, 6) OBP: 0.255, SLG: 0.347					P6					3	1	1	1	0	0	1						
Brandon Berger, R (1, 7) OBP: 0.233, SLG: 0.300					L7					3	0	0	0	0	0	0						
<b>Inning Stats</b>	R: 0 E: 0 K: 0 S: 7	H: 2 LOB: 2 BB: 0 P: 9	R: 0 E: 0 K: 1 S: 10	H: 1 LOB: 1 BB: 0 P: 15	R: 0 E: 0 K: 0 S: 11	H: 1 LOB: 1 BB: 0 P: 18	R: 0 E: 0 K: 1 S: 9	H: 0 LOB: 0 BB: 0 P: 15	R: 0 E: 0 K: 0 S: 5	H: 0 LOB: 0 BB: 0 P: 8	R: 0 E: 0 K: 2 S: 8	H: 0 LOB: 0 BB: 0 P: 15	R: 1 E: 0 K: 1 S: 10	H: 1 LOB: 0 BB: 0 P: 15	R: 1 E: 1 K: 0 S: 11	H: 1 LOB: 1 BB: 1 P: 20		1B: 4 2B: 1 3B: 0 HR: 1	SF: 1 SAC: 0 DP: 0 HBP: 0	WP: 1 PB: 0 CS: 0	PA: 33	
<b>PITCHER</b>	IP	WLS	BF	H	R	ER	SO	BB	IBB	HBP	BLK	WP	HR	S	P	ERA	WHIP					
Tomo Ohka, R (1, 1) ERA: 3.01	2.2		11	4	0	0	0	0	0	0	0	0	0	25	37	0.00	1.500					
Sun-Woo Kim, R (3, 1) ERA: 3.63	4.1	W	13	0	0	0	3	0	0	0	0	1	0	29	49	0.00	0.000					
Luis Ayala, R (8, 1) ERA: 3.64	1.0		4	1	1	1	1	0	0	0	0	0	1	10	15	9.00	1.000					
32 Chad Cordero, R (9, 1) ERA: 2.38	1.0		5	1	1	1	0	1	0	0	0	0	0	11	20	9.00	2.000					

AB	31
R	2
H	6
RBI	2
BB	1
SO	5
LOB	5





Batter	1	2	3	4	5	6	7	8	9	AB	R	H	RBI	BB	SO	LOB	TOP			
Gerald Williams, R (1, 9) OBP: 0.500, SLG: 1.125 (8, 8)										5	1	3	0	0	0	3				
Todd Zeile, R (1, 5) OBP: 0.326, SLG: 0.426										4	1	1	0	1	1	2				
Cliff Floyd, L (1, 7) OBP: 0.341, SLG: 0.509										5	1	3	1	0	1	2				
31 Mike Piazza, R (1, 10) OBP: 0.390, SLG: 0.541										5	0	1	0	0	2	5				
Ty Wigginton, R (1, 4) OBP: 0.316, SLG: 0.484										5	1	2	2	0	0	2				
Vance Wilson, R (1, 2) OBP: 0.324, SLG: 0.426										4	0	2	1	0	0	0				
Jason Phillips, R (1, 3) Eric Valent, L (9, PR) OBP: 0.343, SLG: 0.406										4	1	2	0	1	0	2				
Mike Cameron, R (1, 8) Kazuo Matsui, S (8, PH) OBP: 0.400, SLG: 0.400 (8, 6)										3	0	0	0	0	1	3				
Joe McEwing, R (1, 6) Karim Garcia, L (8, PH) OBP: 0.266, SLG: 0.392 (8, 9)										3	0	1	1	0	1	2				
<b>Inning Stats</b>	R: 1 E: 0 K: 1 S: 12	H: 2 LOB: 1 BB: 0 P: 18	R: 0 E: 0 K: 0 S: 6	H: 0 LOB: 0 BB: 0 P: 10	R: 0 E: 0 K: 2 S: 16	H: 2 LOB: 2 BB: 0 P: 22	R: 1 E: 0 K: 0 S: 16	H: 2 LOB: 1 BB: 1 P: 28	R: 0 E: 0 K: 1 S: 7	H: 1 LOB: 1 BB: 0 P: 9	R: 2 E: 0 K: 1 S: 14	H: 3 LOB: 1 BB: 0 P: 20	R: 0 E: 0 K: 0 S: 11	H: 2 LOB: 2 BB: 1 P: 18	R: 0 E: 0 K: 0 S: 22	H: 3 LOB: 3 BB: 1 P: 31	1B: 9 2B: 8 3B: 0 HR: 0	SF: 0 SAC: 0 DP: 2 HBP: 1	WP: 1 PB: 0 SB: 0 CS: 0	PA: 45
<b>PITCHER</b>	IP WLS BF H R ER SO BB IBB HBP BLK WP HR S P ERA WHIP	IP WLS BF H R ER SO BB IBB HBP BLK WP HR S P ERA WHIP																		
Darrell May, L (1, 1) ERA: 6.26	6.0 W 30 11 5 5 5 1 0 0 0 0 0 70 108 7.50 2.000																			
Scott Sullivan, R (7, 1) ERA: 3.41	1.0 H 4 1 0 0 1 0 0 1 0 0 0 11 14 0.00 1.000																			
Curt Leskanic, R (8, 1) ERA: 8.04	0.2 H 4 2 0 0 0 1 0 0 0 0 1 10 17 0.00 4.500																			
Jeremy Affeldt, L (8, 1) ERA: 4.66	1.1 S 7 3 0 0 0 0 0 0 0 0 0 23 32 0.00 2.250																			

New York Mets @ Kansas City Royals  
Kauffman Stadium, Kansas City, MO  
Fri Jun 11 2004, 7:10 PM CDT  
Att: 23,243 - Cloudy - 85 F

AB 42  
R 5  
H 17  
RBI 5  
BB 2  
SO 6  
LOB 25



Batter	1	2	3	4	5	6	7	8	9	AB	R	H	RBI	BB	SO	LOB	BOTTOM			
Tony Graffanino, R (1, 4) OBP: 0.356, SLG: 0.385										4	0	1	0	0	0	2				
Carlos Beltrán, S (1, 8) OBP: 0.353, SLG: 0.520										3	1	1	0	0	1	0				
29 Mike Sweeney, R (1, 10) OBP: 0.333, SLG: 0.464										4	2	2	1	0	0	1				
Ken Harvey, R (1, 3) OBP: 0.403, SLG: 0.546										4	1	1	2	0	1	2				
Matt Stairs, L (1, 9) Desi Relaford, S (9, 9) OBP: 0.258, SLG: 0.215										4	1	2	1	0	0	0				
Joe Randa, R (1, 5) OBP: 0.326, SLG: 0.352										2	2	0	0	2	1	1				
Benito Santiago, R (1, 2) OBP: 0.304, SLG: 0.420										3	0	2	2	1	0	1				
4 Angel Berroa, R (1, 6) OBP: 0.250, SLG: 0.339										4	0	0	0	0	1	5				
Byron Gettis, R (1, 7) OBP: 0.281, SLG: 0.259										2	0	0	1	0	1	0				
<b>Inning Stats</b>	R: 0 E: 0 K: 0 S: 8	H: 1 LOB: 1 BB: 0 P: 14	R: 0 E: 0 K: 1 S: 11	H: 1 LOB: 1 BB: 0 P: 17	R: 3 E: 0 K: 0 S: 14	H: 3 LOB: 0 BB: 0 P: 24	R: 1 E: 1 K: 0 S: 9	H: 1 LOB: 1 BB: 1 P: 14	R: 3 E: 0 K: 2 S: 16	H: 3 LOB: 1 BB: 1 P: 27	R: 0 E: 0 K: 2 S: 11	H: 0 LOB: 0 BB: 0 P: 16	R: 0 E: 0 K: 0 S: 5	H: 0 LOB: 0 BB: 0 P: 5	R: 0 E: 0 K: 0 S: 6	H: 0 LOB: 0 BB: 1 P: 11	1B: 4 2B: 3 3B: 1 HR: 1	SF: 1 SAC: 1 DP: 2 HBP: 0	WP: 0 PB: 0 SB: 0 CS: 0	PA: 35
<b>PITCHER</b>	IP WLS BF H R ER SO BB IBB HBP BLK WP HR S P ERA WHIP	IP WLS BF H R ER SO BB IBB HBP BLK WP HR S P ERA WHIP																		
Jae Weong Seo, R (1, 1) ERA: 4.99	4.2 L 23 8 6 5 2 1 0 0 0 0 0 52 82 9.64 1.929																			
Dan Wheeler, R (5, 1) ERA: 4.4	3.1 1 1 1 3 2 0 0 0 0 0 0 28 46 2.70 0.900																			

New York Mets @ Kansas City Royals  
Kauffman Stadium, Kansas City, MO  
Fri Jun 11 2004, 7:10 PM CDT  
Att: 23,243 - Cloudy - 85 F

AB 30  
R 7  
H 9  
RBI 7  
BB 3  
SO 5  
LOB 12









Batter	1	2	3	4	5	6	7	8	9	AB	R	H	RBI	BB	SO	LOB	TOP					
Eric Valent, L OBP: 0.336, SLG: 0.396 (1, 3)	P5		G4-3				G3-1		K	5	0	1	1	0	1	1						
Kazuo Matsui, S OBP: 0.338, SLG: 0.401 (1, 6)	L8			31 HR	G1-3			P6		4	1	1	0	0	0	1						
31 Mike Piazza, R OBP: 0.394, SLG: 0.547 (1, 10)	F8			1-H	HR	L6		K		4	1	1	2	0	1	0						
Cliff Floyd, L OBP: 0.343, SLG: 0.492 Joe McEwing, R OBP: 0.290, SLG: 0.278 (8, 4)	K			F7	G1-6-3			BB		3	0	0	0	1	1	0						
Todd Zeile, R OBP: 0.330, SLG: 0.428 (8, 3)	F8			G5-3	G5-3			BB		3	0	0	0	1	0	0						
Karim Garcia, L OBP: 0.271, SLG: 0.391 (1, 9)				F7				F7		3	1	1	0	1	0	2						
Ty Wigginton, R OBP: 0.307, SLG: 0.464 (8, 5)	F8				F8		K		F7	4	0	0	0	0	1	2						
Mike Cameron, R OBP: 0.299, SLG: 0.358 (1, 8)			G4-3		G4-3		SF8		K	3	2	1	1	1	1	0						
Jason Phillips, R OBP: 0.288, SLG: 0.344 (1, 2)			G6-3		G4-3		SF8			2	0	0	1	1	0	1						
<b>Inning Stats</b>	R: 0 E: 0 K: 0 S: 7	H: 0 LOB: 0 BB: 0 P: 8	R: 0 E: 0 K: 1 S: 11	H: 0 LOB: 1 BB: 1 P: 20	R: 0 E: 0 K: 0 S: 8	H: 0 LOB: 0 BB: 0 P: 12	R: 2 E: 0 K: 0 S: 8	H: 2 LOB: 0 BB: 0 P: 13	R: 1 E: 0 K: 0 S: 10	H: 1 LOB: 1 BB: 1 P: 14	R: 0 E: 0 K: 0 S: 6	H: 0 LOB: 0 BB: 0 P: 10	R: 2 E: 1 K: 1 S: 9	H: 2 LOB: 0 BB: 0 P: 10	R: 0 E: 0 K: 1 S: 12	H: 0 LOB: 2 BB: 1 P: 24	R: 0 E: 0 K: 2 S: 10	H: 0 LOB: 1 BB: 1 P: 17	1B: 3 2B: 1 3B: 0 HR: 1	SF: 1 SAC: 0 DP: 0 HBP: 0	WP: 0 PB: 0 SB: 2 CS: 0	PA: 37
<b>PITCHER</b>	IP	WLS	BF	H	R	ER	SO	BB	IBB	HBP	BLK	WP	HR	S	P	ERA	WHIP					
23 Zack Greinke, R ERA: 2.73 (1, 1)	7.0	L	28	5	5	5	2	2	0	0	0	0	1	59	87	6.43	1.000					
Jaime Cerda, L ERA: 2.59 (8, 1)	1.0		5	0	0	0	1	2	0	0	0	0	0	12	24	0.00	2.000					
Nate Field, R ERA: 3.8 (9, 1)	1.0	S	4	0	0	0	2	1	0	0	0	0	0	10	17	0.00	1.000					

New York Mets @ Kansas City Royals  
Kauffman Stadium, Kansas City, MO  
Sun Jun 13 2004, 1:10 PM CDT  
Att: 24,632 - Sunny - 81 F

AB 31  
R 5  
H 5  
RBI 5  
BB 5  
SO 5  
LOB 7



Batter	1	2	3	4	5	6	7	8	9	AB	R	H	RBI	BB	SO	LOB	BOTTOM				
Tony Graffanino, R OBP: 0.343, SLG: 0.364 (1, 4)	G2-3		E6		G1-3			K		3	0	0	0	1	1	0					
Carlos Beltrán, S OBP: 0.352, SLG: 0.511 Brandon Berger, R OBP: 0.200, SLG: 0.257 (6, 7)	G2-3		L8			F9		E6		2	0	0	0	0	2						
29 Mike Sweeney, R OBP: 0.326, SLG: 0.452 (1, 3)	F9		G4-3			K		L8		4	0	0	0	0	1	3					
Ken Harvey, R OBP: 0.393, SLG: 0.534 (1, 10)	G1-3		F8			G5-3		2B		4	0	1	1	0	2						
Joe Randa, R OBP: 0.332, SLG: 0.368 (1, 5)		G5-3		F8			FC6-4	K		4	1	1	0	0	1	1					
Benito Santiago, R OBP: 0.303, SLG: 0.416 (1, 2)		1B		F9			E5	K		4	0	1	0	0	1	1					
4 Angel Berroa, R OBP: 0.250, SLG: 0.351 (1, 6)		K		G4-3			FC6-4	G6-3		4	0	0	0	0	1	3					
Desi Relaford, S OBP: 0.256, SLG: 0.214 (6, 8)					G1-3		G3		F8	4	0	1	1	0	0	1					
Byron Gettis, R OBP: 0.297, SLG: 0.233 (1, 9)							F8			3	0	0	0	0	2	3					
<b>Inning Stats</b>	R: 0 E: 0 K: 0 S: 7	H: 2 LOB: 2 BB: 1 P: 14	R: 0 E: 0 K: 2 S: 13	H: 2 LOB: 0 BB: 0 P: 19	R: 0 E: 1 K: 0 S: 9	H: 0 LOB: 1 BB: 0 P: 11	R: 0 E: 0 K: 0 S: 7	H: 0 LOB: 0 BB: 0 P: 10	R: 0 E: 0 K: 1 S: 10	H: 0 LOB: 0 BB: 0 P: 13	R: 1 E: 1 K: 0 S: 10	H: 1 LOB: 1 BB: 0 P: 14	R: 1 E: 1 K: 2 S: 11	H: 1 LOB: 1 BB: 0 P: 16	R: 0 E: 0 K: 1 S: 7	H: 0 LOB: 0 BB: 0 P: 11	1B: 3 2B: 1 3B: 0 HR: 0	SF: 0 SAC: 0 DP: 0 HBP: 0	WP: 0 PB: 0 SB: 1 CS: 0	PA: 35	
<b>PITCHER</b>	IP	WLS	BF	H	R	ER	SO	BB	IBB	HBP	BLK	WP	HR	S	P	ERA	WHIP				
Tom Glavine, L ERA: 2.03 (1, 1)	7.2		31	4	2	0	5	1	0	0	0	0	0	69	105	0.00	0.652				
Ricky Bottalico, R ERA: 2.5 (8, 1)	0.1	H	1	0	0	0	1	0	0	0	0	0	0	3	4	0.00	0.000				
Braden Looper, R ERA: 1.83 (9, 1)	1.0	S	3	0	0	0	1	0	0	0	0	0	0	7	11	0.00	0.000				

New York Mets @ Kansas City Royals  
Kauffman Stadium, Kansas City, MO  
Sun Jun 13 2004, 1:10 PM CDT  
Att: 24,632 - Sunny - 81 F

AB 34  
R 2  
H 4  
RBI 2  
BB 1  
SO 7  
LOB 16





















Batter	1	2	3	4	5	6	7	8	9	AB	R	H	RBI	BB	SO	LOB	TOP		
<b>Tony Graffanino, R</b> (1, 4) OBP: 0.364, SLG: 0.365	4-2 BB		1-1 G1-3		0-1 P1		0-1 F8		4-0 BB 1B	3	1	0	0	2	0	0	<b>Kansas City Royals @ Philadelphia Phillies</b> Citizens Bank Park, Philadelphia, PA Sat Jun 19 2004, 7:05 PM EDT Att: 44,234 - Sunny - 79 F		
<b>Carlos Beltrán, S</b> (1, 8) OBP: 0.372, SLG: 0.522	0-0 F7		0-2 P6		3-2 FC5-4 1B		2-3 K		2-0 29 DI 1B	5	0	2	1	0	1	1			
<b>29 Mike Sweeney, R</b> (1, 3) OBP: 0.318, SLG: 0.432	0-0 P3		2-3 K		2-2 P3				1-3 BB 4 G6-4-3 1B	5	1	1	0	0	2	3			
<b>Ken Harvey, R</b> (1, 7) OBP: 0.393, SLG: 0.516	2-1 G4-3 1-2				2-1 FC5-4 1B				3-2 G6-4-3 BB 1B	4	0	2	0	0	0	2			
<b>Joe Randa, R</b> (1, 5) OBP: 0.349, SLG: 0.387		1-3 K		3-2 FC5-4 1B		2-2 G5-3		4-2 G6-4-3 BB		3	0	1	0	1	1	0			
<b>4 Angel Berroa, R</b> (1, 6) OBP: 0.269, SLG: 0.390		3-2 S 1B		0-1 FC5-4 1-2 2-3		2-2 E3 S		2-1 G6-4-3 1-2 2-3 3-H		4	0	1	0	0	0	4			
<b>Kelly Stinnett, R</b> (1, 2) OBP: 0.379, SLG: 0.458		0-2 K		3-3 K		1-3 K		1-1 G4-3		4	0	0	0	0	3	5			
<b>Byron Gettis, R</b> (1, 9) OBP: 0.310, SLG: 0.212		4-1 1-2 BB		4-0 IBB		3-3 K			2-3 K	2	0	0	0	2	2	1			
<b>23 Zack Greinke, R</b> (1, 1) OBP: 0.238, SLG: 0.333		0-3 K		0-2 G6-3		0-1 L5			1-1 P4	2	0	0	0	0	1	5			
<b>Damian Jackson, R</b> (7, PH) OBP: 0.238, SLG: 0.333										1	0	0	0	0	0	0			
<b>Scott Sullivan, R</b> (7, 1) OBP: 0.266, SLG: 0.262										0	0	0	0	0	0	0			
<b>Desi Relaford, S</b> (9, PH) OBP: 0.266, SLG: 0.262										1	0	0	0	0	0	0			
<b>Inning Stats</b>	R: 0 E: 0 K: 0 S: 6	H: 0 LOB: 1 BB: 1 P: 12	R: 0 E: 0 K: 3 S: 15	H: 1 LOB: 2 BB: 1 P: 23	R: 0 E: 0 K: 1 S: 10	H: 0 LOB: 0 BB: 0 P: 13	R: 0 E: 0 K: 1 S: 13	H: 2 LOB: 3 BB: 1 P: 25	R: 0 E: 1 K: 2 S: 14	H: 0 LOB: 1 BB: 0 P: 22	R: 0 E: 0 K: 1 S: 8	H: 0 LOB: 0 BB: 0 P: 10	R: 1 E: 0 K: 0 S: 12	H: 2 LOB: 1 BB: 1 P: 22	R: 1 E: 0 K: 2 S: 9	H: 1 LOB: 1 BB: 1 P: 19	1B: 7 2B: 0 3B: 0 HR: 0	SF: 0 SAC: 0 DP: 1 HBP: 0	WP: 0 PA: 39 PB: 0 SB: 5 CS: 0
<b>PITCHER</b>	IP WLS BF H R ER SO BB IBB HBP BLK WP HR S P ERA WHIP	IP WLS BF H R ER SO BB IBB HBP BLK WP HR S P ERA WHIP	IP WLS BF H R ER SO BB IBB HBP BLK WP HR S P ERA WHIP	IP WLS BF H R ER SO BB IBB HBP BLK WP HR S P ERA WHIP	IP WLS BF H R ER SO BB IBB HBP BLK WP HR S P ERA WHIP	IP WLS BF H R ER SO BB IBB HBP BLK WP HR S P ERA WHIP	IP WLS BF H R ER SO BB IBB HBP BLK WP HR S P ERA WHIP	IP WLS BF H R ER SO BB IBB HBP BLK WP HR S P ERA WHIP	IP WLS BF H R ER SO BB IBB HBP BLK WP HR S P ERA WHIP	IP WLS BF H R ER SO BB IBB HBP BLK WP HR S P ERA WHIP	IP WLS BF H R ER SO BB IBB HBP BLK WP HR S P ERA WHIP	IP WLS BF H R ER SO BB IBB HBP BLK WP HR S P ERA WHIP	IP WLS BF H R ER SO BB IBB HBP BLK WP HR S P ERA WHIP	IP WLS BF H R ER SO BB IBB HBP BLK WP HR S P ERA WHIP	IP WLS BF H R ER SO BB IBB HBP BLK WP HR S P ERA WHIP	IP WLS BF H R ER SO BB IBB HBP BLK WP HR S P ERA WHIP	IP WLS BF H R ER SO BB IBB HBP BLK WP HR S P ERA WHIP		

AB	34
R	2
H	7
RBI	1
BB	5
SO	10
LOB	21



Batter	1	2	3	4	5	6	7	8	9	AB	R	H	RBI	BB	SO	LOB	BOTTOM		
<b>11 Jimmy Rollins, S</b> (1, 6) OBP: 0.330, SLG: 0.374	0-0 G3		1-2 G3-1		3-2 F9		4-0 G6-4-3 BB			3	0	0	0	1	0	0	<b>Kansas City Royals @ Philadelphia Phillies</b> Citizens Bank Park, Philadelphia, PA Sat Jun 19 2004, 7:05 PM EDT Att: 44,234 - Sunny - 79 F		
<b>Placido Polanco, R</b> (1, 4) OBP: 0.317, SLG: 0.367	3-1 HR		3-2 P4		0-0 F8		1-2 G6-4-3 1-2			4	1	1	1	0	0	1			
<b>Bobby Abreu, L</b> (1, 9) OBP: 0.428, SLG: 0.570	2-1 E 1B		1-1 HBP		1-1 L9			1-2 BB BB 2B		3	2	2	0	0	0	0			
<b>Jim Thome, L</b> (1, 3) OBP: 0.416, SLG: 0.682	0-0 E9 1B		1-3 K		2-2 HR			4-0 BB BB IBB		3	1	2	1	1	1	1			
<b>Pat Burrell, R</b> (1, 7) OBP: 0.393, SLG: 0.484	3-2 E6 G6-4-3			0-3 K		1-3 K		4-2 BB BB IBB		3	0	0	1	1	2	1			
<b>David Bell, R</b> (1, 5) OBP: 0.354, SLG: 0.421	2-3 3-H G6-4-3 1-2			1-1 S 1B		0-0 F7		1-2 2-3 3-H BB BB		4	0	1	0	0	0	5			
<b>Mike Lieberthal, R</b> (1, 2) OBP: 0.309, SLG: 0.421		1-2 P3		0-0 F8		1-1 HBP		4-1 1-2 2-3 3-H BB		2	0	0	1	1	0	1			
<b>Marlon Byrd, R</b> (1, 8) OBP: 0.297, SLG: 0.304		1-3 K		4-1 IBB		3-3 K		2-3 K		2	0	0	0	1	2	1			
<b>Ricky Ledee, L</b> (8, PH) OBP: 0.407, SLG: 0.625				1-2 IBB						1	0	0	0	0	1	3			
<b>Doug Glanville, R</b> (9, 8) OBP: 0.257, SLG: 0.258										0	0	0	0	0	0	0			
<b>Eric Milton, L</b> (1, 1) OBP: 0.143, SLG: 0.077		2-3 K		0-1 G1-3		0-3 K		2-2 L4		3	0	0	0	0	2	2			
<b>Tim Worrell, R</b> (8, 1) OBP: 0.385, SLG: 0.488										0	0	0	0	0	0	0			
<b>Jason Michaels, R</b> (8, PH) OBP: 0.385, SLG: 0.488										1	0	0	0	0	0	3			
<b>Billy Wagner, L</b> (9, 1) OBP: 0.385, SLG: 0.488										0	0	0	0	0	0	0			
<b>Inning Stats</b>	R: 2 E: 2 K: 0 S: 12	H: 3 LOB: 1 BB: 0 P: 22	R: 0 E: 0 K: 2 S: 11	H: 0 LOB: 0 BB: 0 P: 15	R: 0 E: 0 K: 1 S: 9	H: 0 LOB: 1 BB: 0 P: 19	R: 0 E: 0 K: 1 S: 9	H: 1 LOB: 2 BB: 1 P: 14	R: 0 E: 0 K: 0 S: 6	H: 0 LOB: 0 BB: 0 P: 10	R: 1 E: 0 K: 2 S: 12	H: 1 LOB: 1 BB: 0 P: 19	R: 0 E: 0 K: 1 S: 6	H: 0 LOB: 0 BB: 1 P: 11	R: 1 E: 0 K: 1 S: 14	H: 1 LOB: 3 BB: 3 P: 31	1B: 3 2B: 1 3B: 0 HR: 2	SF: 0 SAC: 0 DP: 2 HBP: 2	WP: 0 PA: 36 PB: 0 SB: 1 CS: 0
<b>PITCHER</b>	IP WLS BF H R ER SO BB IBB HBP BLK WP HR S P ERA WHIP	IP WLS BF H R ER SO BB IBB HBP BLK WP HR S P ERA WHIP	IP WLS BF H R ER SO BB IBB HBP BLK WP HR S P ERA WHIP	IP WLS BF H R ER SO BB IBB HBP BLK WP HR S P ERA WHIP	IP WLS BF H R ER SO BB IBB HBP BLK WP HR S P ERA WHIP	IP WLS BF H R ER SO BB IBB HBP BLK WP HR S P ERA WHIP	IP WLS BF H R ER SO BB IBB HBP BLK WP HR S P ERA WHIP	IP WLS BF H R ER SO BB IBB HBP BLK WP HR S P ERA WHIP	IP WLS BF H R ER SO BB IBB HBP BLK WP HR S P ERA WHIP	IP WLS BF H R ER SO BB IBB HBP BLK WP HR S P ERA WHIP	IP WLS BF H R ER SO BB IBB HBP BLK WP HR S P ERA WHIP	IP WLS BF H R ER SO BB IBB HBP BLK WP HR S P ERA WHIP	IP WLS BF H R ER SO BB IBB HBP BLK WP HR S P ERA WHIP	IP WLS BF H R ER SO BB IBB HBP BLK WP HR S P ERA WHIP	IP WLS BF H R ER SO BB IBB HBP BLK WP HR S P ERA WHIP	IP WLS BF H R ER SO BB IBB HBP BLK WP HR S P ERA WHIP			

AB	29
R	4
H	6
RBI	4
BB	5
SO	8
LOB	18





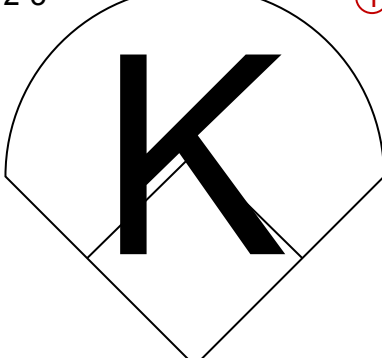
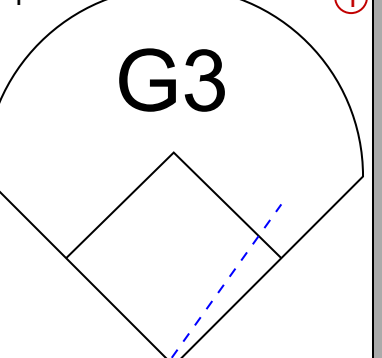
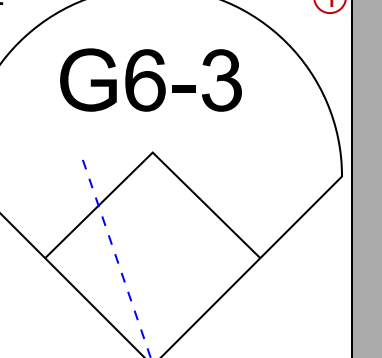
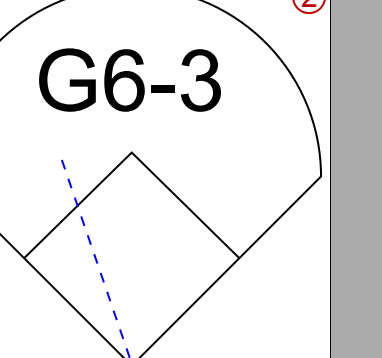
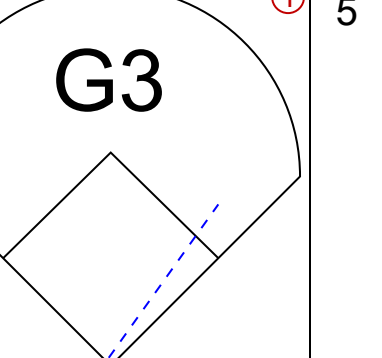
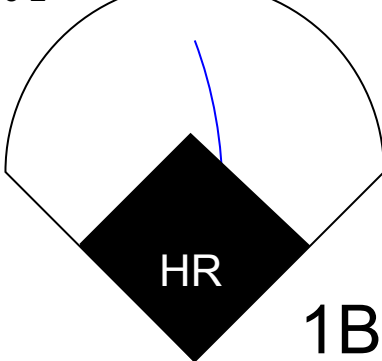
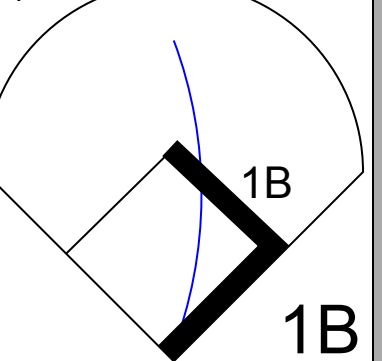
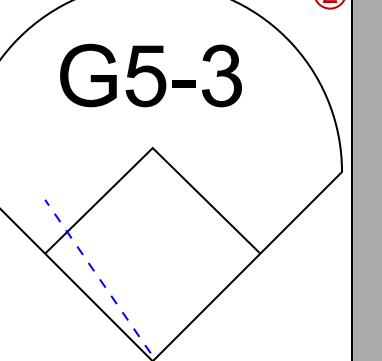
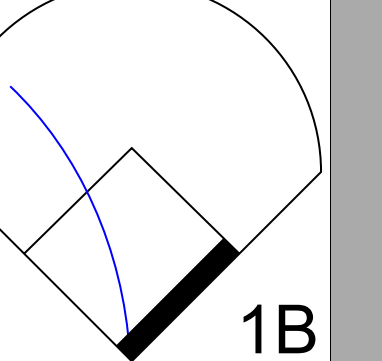
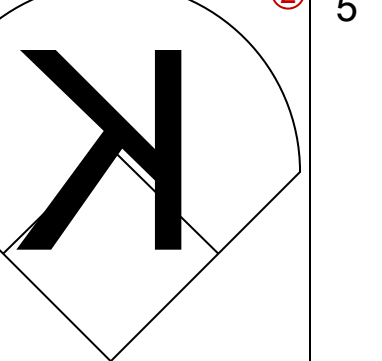
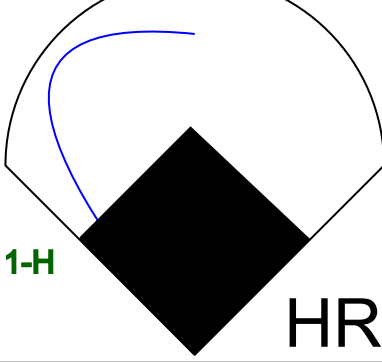
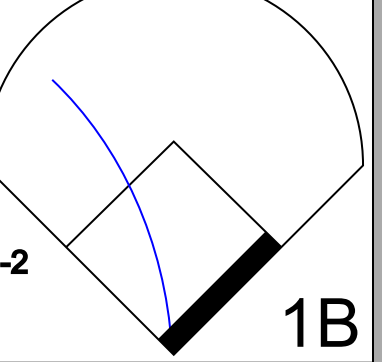
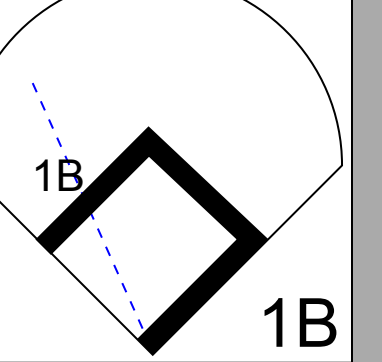
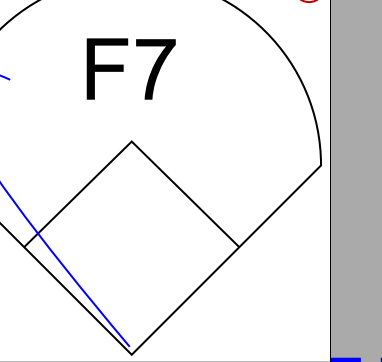
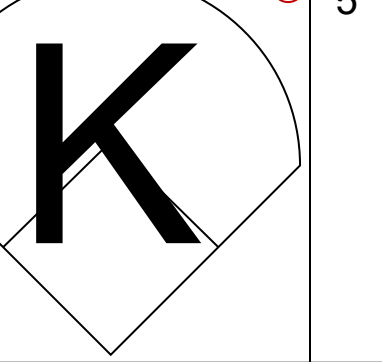
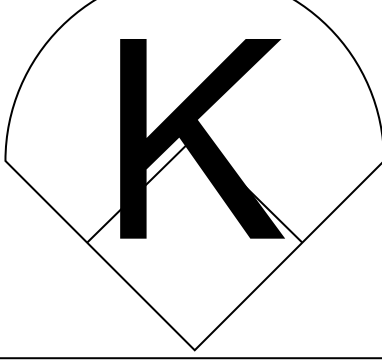
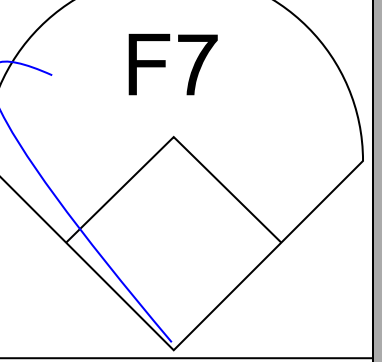
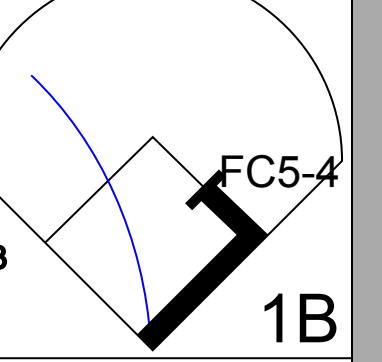


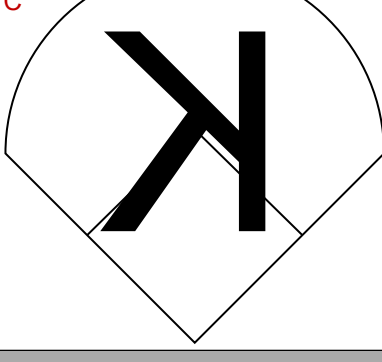
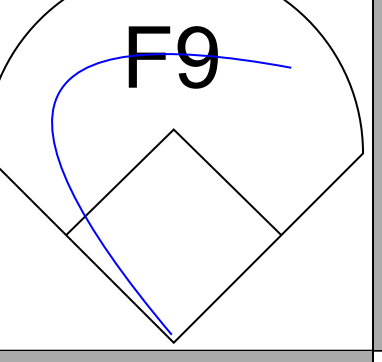
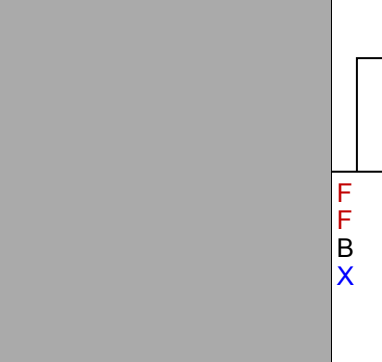


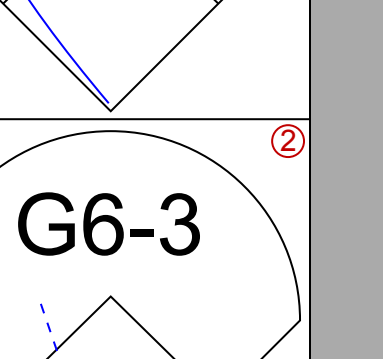
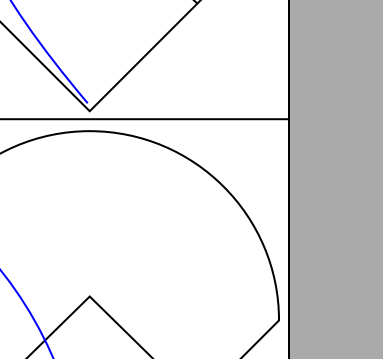
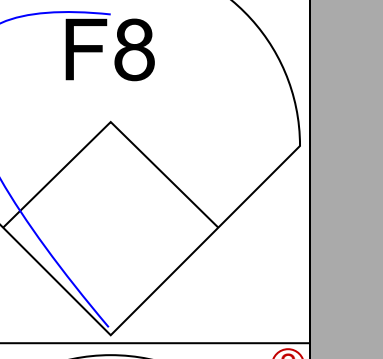
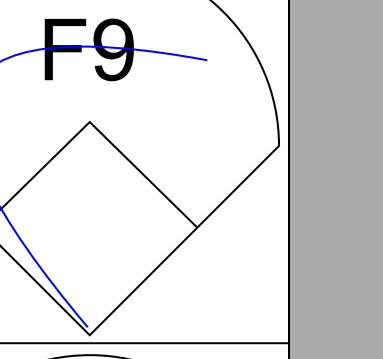
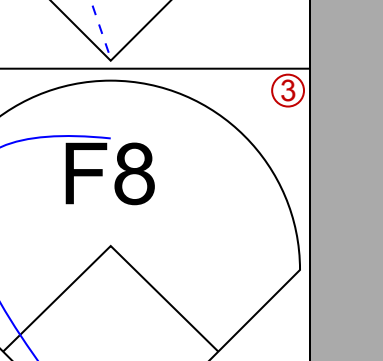
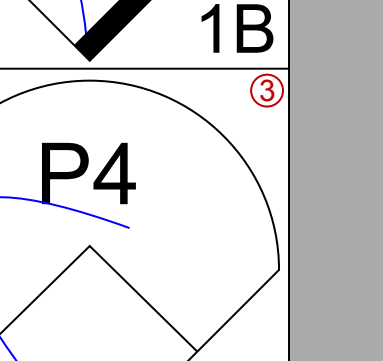
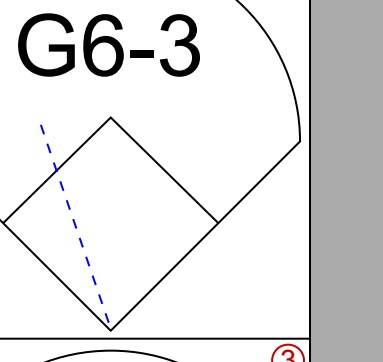
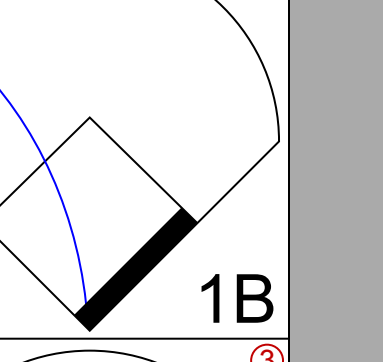
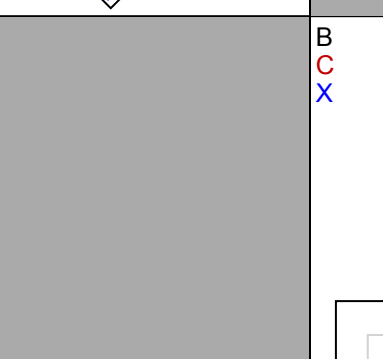
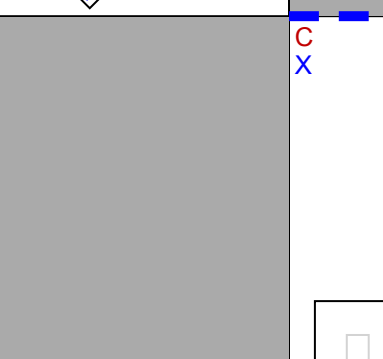
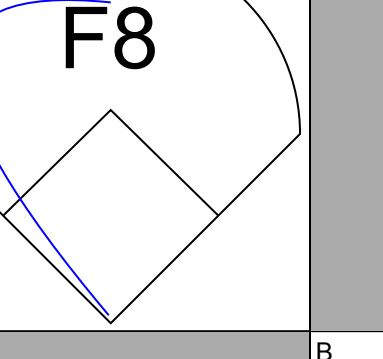
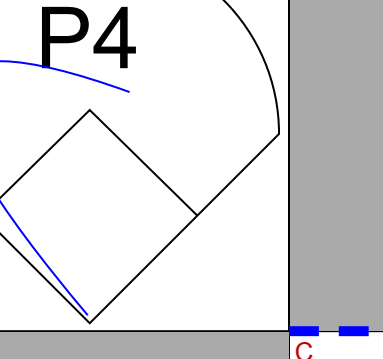
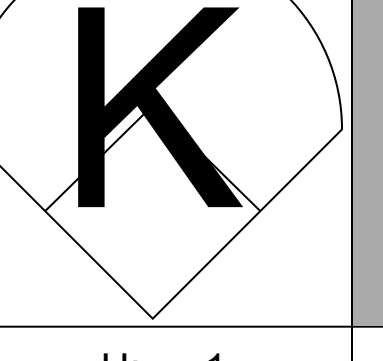
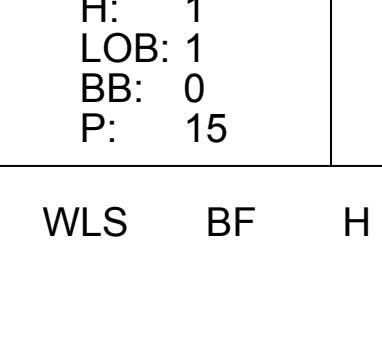




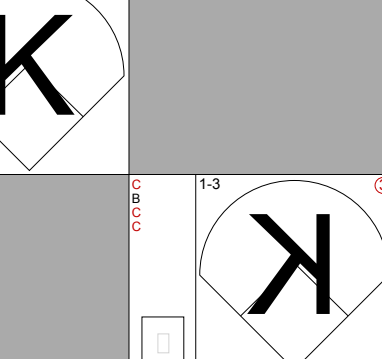
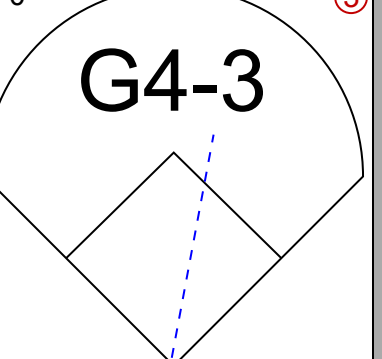
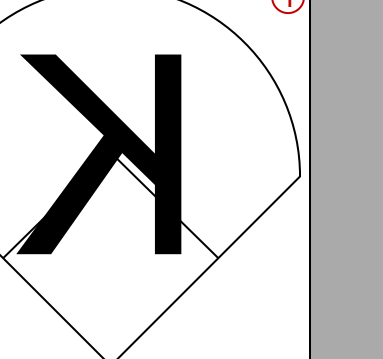
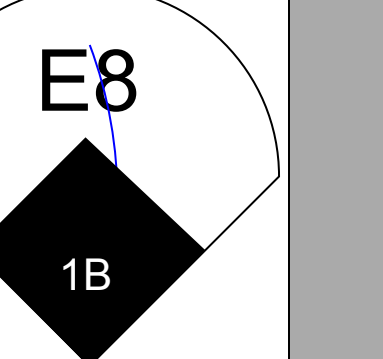
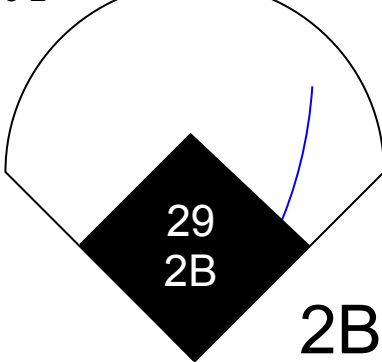

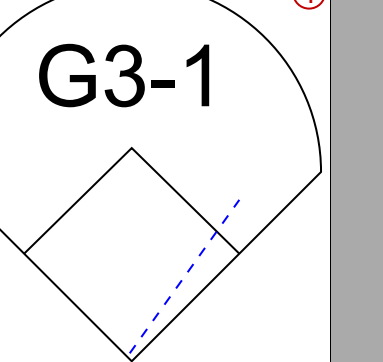

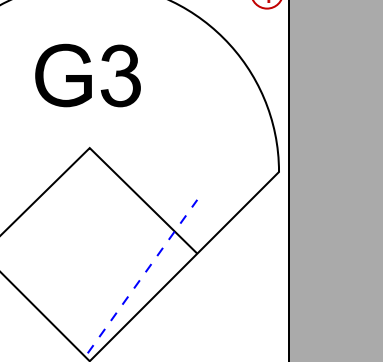
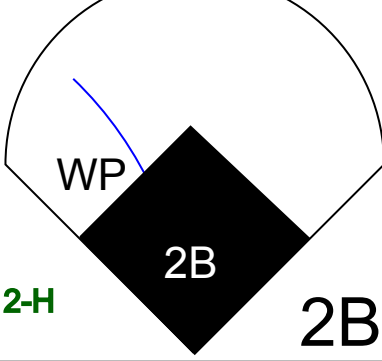

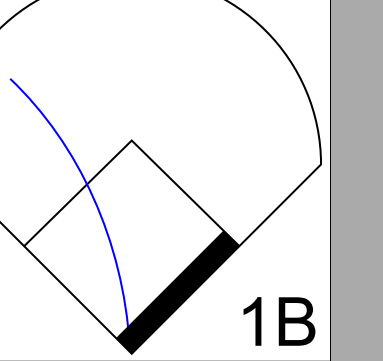
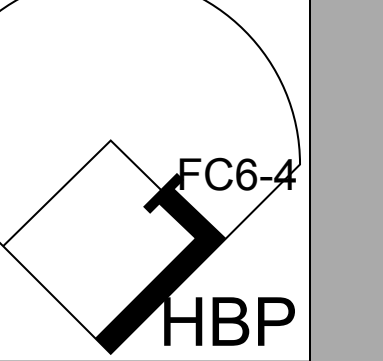



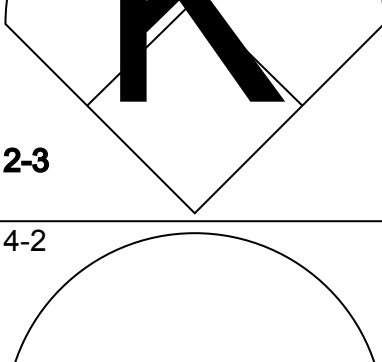


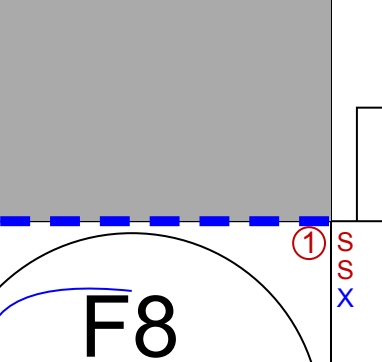
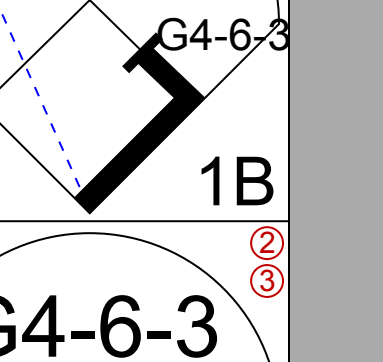
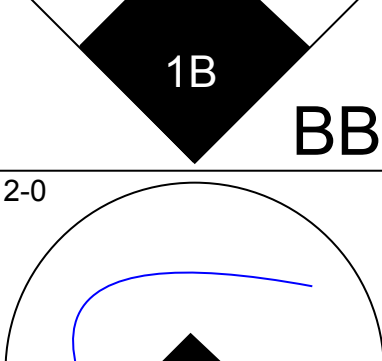
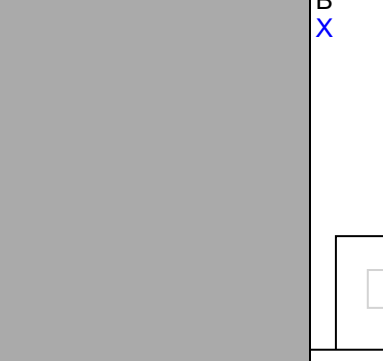
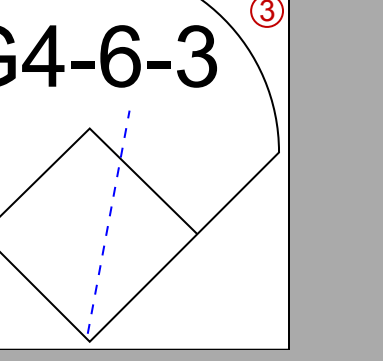
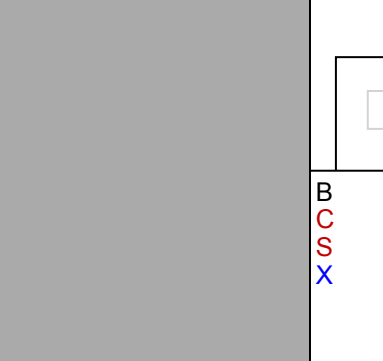
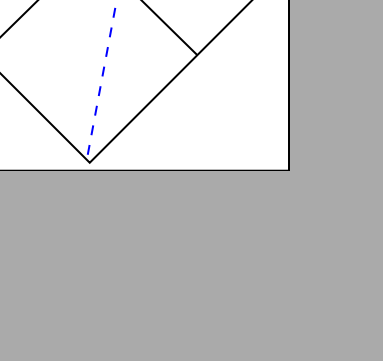
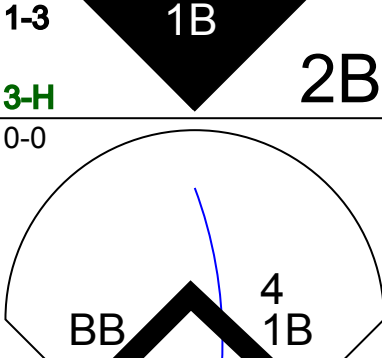
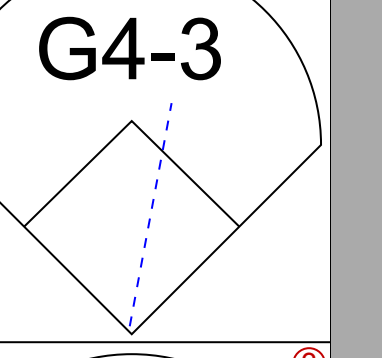

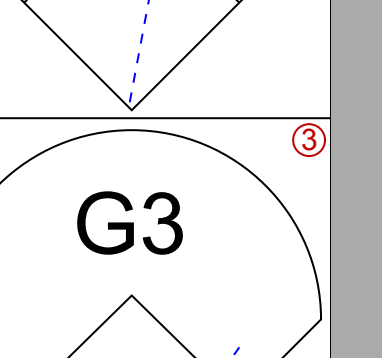
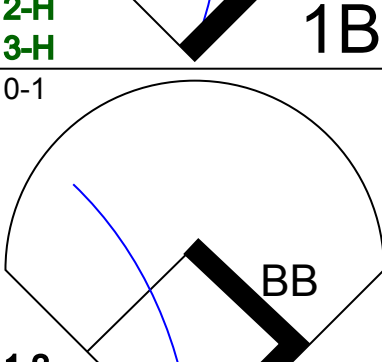
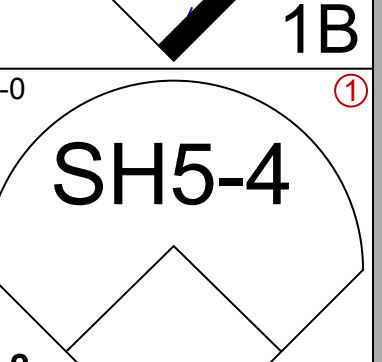
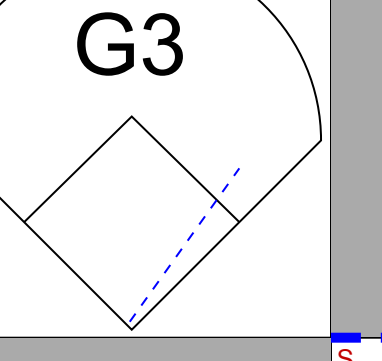
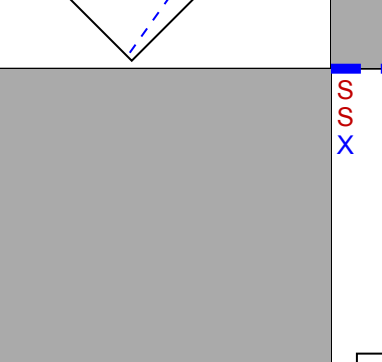
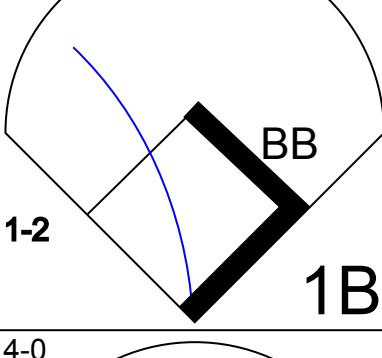
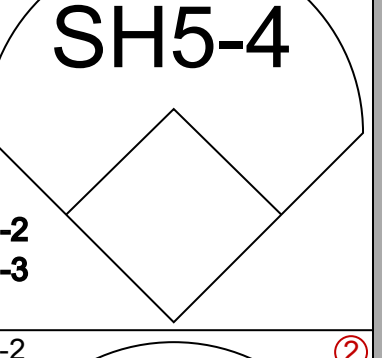
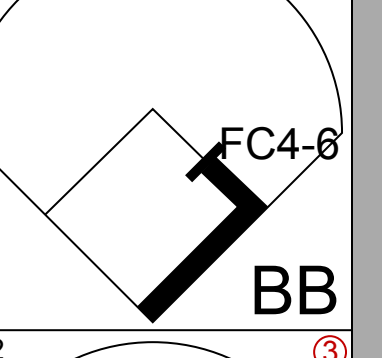

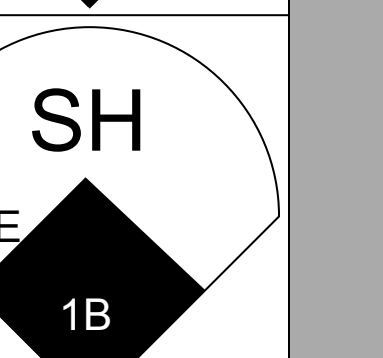

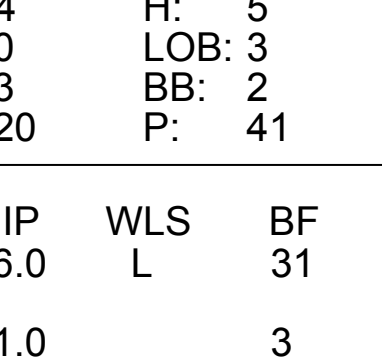
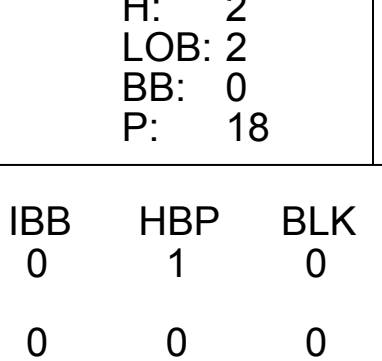

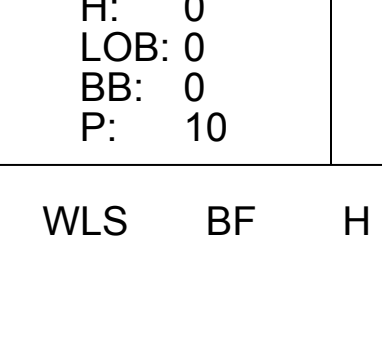


Batter	1	2	3	4	5	6	7	8	9	AB	R	H	RBI	BB	SO	LOB	TOP					
Alex Sanchez, L (1, 8) OBP: 0.338, SLG: 0.393	F9		K				F8			4	0	1	0	0	1	1	Detroit Tigers @ Kansas City Royals Kauffman Stadium, Kansas City, MO Tue Jun 22 2004, 7:10 PM CDT Att: 16,276 - Sunny - 76 F					
15 Brandon Inge, R (1, 5) OBP: 0.360, SLG: 0.487	BB		2B	1B			E6			2	1	1	0	2	0	1						
Ivan Rodriguez, R (1, 2) OBP: 0.399, SLG: 0.526	F7		1-H	2B			F9			4	0	1	1	0	0	5						
Dmitri Young, S (1, 3) OBP: 0.373, SLG: 0.404	K		G6-3				F9			4	0	0	0	0	1	2						
Rondell White, R (1, 7) OBP: 0.366, SLG: 0.481				K			E6			4	0	1	0	0	2	0						
9 Carlos Guillen, S (1, 6) OBP: 0.381, SLG: 0.550				G6-3			F8			4	0	0	0	0	0	2						
Craig Monroe, R (1, 9) OBP: 0.302, SLG: 0.360				G5-3			G5-3			4	0	0	0	0	0	2						
33 Marcus Thames, R (1, 10)							P6			4	0	0	0	0	1	1						
20 Omar Infante, R (1, 4) OBP: 0.340, SLG: 0.434				F8			K			3	0	0	0	1	2	0						
<b>Inning Stats</b>	R: 0 E: 0 K: 1 S: 12	H: 0 LOB: 1 BB: 1 P: 19	R: 0 E: 0 K: 0 S: 8	H: 1 LOB: 1 BB: 0 P: 9	R: 1 E: 0 K: 1 S: 16	H: 2 LOB: 1 BB: 0 P: 22	R: 0 E: 0 K: 1 S: 5	H: 0 LOB: 0 BB: 1 P: 8	R: 0 E: 0 K: 1 S: 11	H: 1 LOB: 2 BB: 1 P: 15	R: 0 E: 1 K: 0 S: 9	H: 0 LOB: 1 BB: 0 P: 16	R: 0 E: 1 K: 0 S: 11	H: 0 LOB: 2 BB: 1 P: 17	R: 0 E: 0 K: 1 S: 7	H: 0 LOB: 0 BB: 0 P: 9	R: 0 E: 0 K: 1 S: 10	H: 0 LOB: 0 BB: 0 P: 15	1B: 2 2B: 2 3B: 0 HR: 0	SF: 0 SAC: 0 DP: 0 HBP: 0	WP: 0 PB: 0 SB: 0 CS: 1	PA: 36
<b>PITCHER</b>	IP	WLS	BF	H	R	ER	SO	BB	IBB	HBP	BLK	WP	HR	S	P	ERA	WHIP					
41 Jimmy Gobble, L (1, 1) ERA: 4.54	6.2	W	29	4	1	1	4	3	0	0	0	0	0	71	105	1.35	1.050					
Nate Field, R (7, 1) ERA: 3.14	2.1	S	7	0	0	0	3	0	0	0	0	0	0	18	25	0.00	0.000					

Batter	1	2	3	4	5	6	7	8	9	AB	R	H	RBI	BB	SO	LOB	BOTTOM				
Tony Graffanino, R (1, 4) OBP: 0.362, SLG: 0.359	HR	L4				G5-3		P5		5	1	2	0	0	0	4	Detroit Tigers @ Kansas City Royals Kauffman Stadium, Kansas City, MO Tue Jun 22 2004, 7:10 PM CDT Att: 16,276 - Sunny - 76 F				
Carlos Beltrán, S (1, 8) OBP: 0.371, SLG: 0.529	HR		K			F8		G5-3		4	2	1	2	1	1	2					
29 Mike Sweeney, R (1, 3) OBP: 0.318, SLG: 0.444	G5-3		F8			L7		1B		5	2	2	3	0	0	2					
Ken Harvey, R (1, 10) OBP: 0.390, SLG: 0.506	BB		G1-3			F8		2B		4	1	1	1	1	0	2					
Joe Randa, R (1, 5) OBP: 0.351, SLG: 0.393	F9				F7		E9			4	1	2	1	0	0	1					
4 Angel Berroa, R (1, 6) OBP: 0.276, SLG: 0.408	G5-3				G5-3		E7			4	0	2	1	0	0	2					
Matt Stairs, L (1, 9) OBP: 0.325, SLG: 0.477			K			G5-3		L1		4	0	0	0	0	1	3					
Desi Relaford, S (1, 7) OBP: 0.265, SLG: 0.265			P4			G6-3				3	0	0	0	0	1	1					
Alberto Castillo, R (1, 2) OBP: 0.750, SLG: 1.250			2B				L9			4	1	3	0	0	0	2					
<b>Inning Stats</b>	R: 2 E: 0 K: 0 S: 14	H: 2 LOB: 1 BB: 1 P: 27	R: 0 E: 0 K: 1 S: 10	H: 1 LOB: 0 BB: 0 P: 16	R: 0 E: 0 K: 1 S: 8	H: 0 LOB: 0 BB: 0 P: 13	R: 0 E: 0 K: 0 S: 8	H: 1 LOB: 1 BB: 0 P: 12	R: 0 E: 0 K: 0 S: 10	H: 2 LOB: 2 BB: 0 P: 16	R: 1 E: 2 K: 0 S: 11	H: 2 LOB: 2 BB: 0 P: 21	R: 2 E: 0 K: 0 S: 11	H: 3 LOB: 1 BB: 0 P: 14	R: 3 E: 0 K: 1 S: 12	H: 2 LOB: 1 BB: 1 P: 24	1B: 6 2B: 5 3B: 0 HR: 2	SF: 0 SAC: 0 DP: 0 HBP: 1	WP: 0 PB: 0 SB: 0 CS: 0	PA: 40	
<b>PITCHER</b>	IP	WLS	BF	H	R	ER	SO	BB	IBB	HBP	BLK	WP	HR	S	P	ERA	WHIP				
Mike Maroth, L (1, 1) ERA: 4.23	6.1	L	30	9	4	3	2	1	0	1	0	0	0	65	110	4.26	1.579				
Craig Dingman, R (7, 1) ERA: 3.79	0.1		3	2	1	1	0	0	0	0	0	0	0	6	8	27.00	6.000				
Jamie Walker, L (7, 1) ERA: 2.25	0.1		1	0	0	0	0	0	0	0	0	0	0	1	1	0.00	0.000				
Ugueth Urbina, R (8, 1) ERA: 4.85	1.0		6	2	3	3	1	0	1	0	0	0	1	12	24	27.00	2.000				



Batter	1	2	3	4	5	6	7	8	9	AB	R	H	RBI	BB	SO	LOB	TOP
Alex Sanchez, L (1, 8) OBP: 0.332, SLG: 0.385										5	0	0	1	0	1	0	<b>Detroit Tigers @ Kansas City Royals</b> Kauffman Stadium, Kansas City, MO Wed Jun 23 2004, 7:10 PM CDT Att: 18,493 - Sunny - 81 F
15 Brandon Inge, R (1, 5) OBP: 0.367, SLG: 0.491		1B								5	1	3	0	0	1	0	
Ivan Rodriguez, R (1, 2) OBP: 0.403, SLG: 0.539		HR								5	1	3	2	0	1	1	
Dmitri Young, S (1, 3) OBP: 0.380, SLG: 0.400										3	0	1	0	0	1	2	
Rondell White, R (1, 7) OBP: 0.361, SLG: 0.474										4	0	0	0	0	2	5	
9 Carlos Guillen, S (1, 6) OBP: 0.376, SLG: 0.541										4	0	0	0	0	0	1	
Craig Monroe, R (1, 9) OBP: 0.311, SLG: 0.367										4	0	3	0	0	0	0	
33 Marcus Thames, R (1, 10)										4	0	0	0	0	0	4	
20 Omar Infante, R (1, 4) OBP: 0.337, SLG: 0.443								3B		4	1	1	0	0	1	2	
<b>Inning Stats</b>	R: 2 H: 2 E: 0 K: 3 S: 19	H: 2 R: 0 ER: 0 LOB: 0 BB: 0 P: 29	H: 1 R: 0 ER: 0 LOB: 1 BB: 0 P: 20	H: 2 R: 0 ER: 0 LOB: 2 BB: 0 P: 11	H: 1 R: 0 ER: 0 LOB: 1 BB: 0 P: 9	H: 2 R: 0 ER: 0 LOB: 2 BB: 0 P: 13	H: 0 R: 0 ER: 0 LOB: 0 BB: 0 P: 9	H: 1 R: 0 ER: 0 LOB: 1 BB: 0 P: 15	H: 1 R: 0 ER: 0 LOB: 0 BB: 0 P: 16	1B: 9 2B: 0 3B: 1 HR: 1	SF: 0 SAC: 0 DP: 0 HBP: 1	WP: 0 PB: 0 SB: 0 CS: 0	PA: 39				
<b>PITCHER</b>	IP WLS BF H R ER SO BB IBB HBP BLK WP HR S P ERA WHIP																
Darrel May, L (1, 1) ERA: 5.67	7.0 W 30 9 2 2 4 0 0 0 0 0 1 70 106 2.57 1.286																
Scott Sullivan, R (8, 1) ERA: 3.52	1.0 H 5 1 0 0 1 0 0 1 0 0 0 12 19 0.00 1.000																
Jeremy Affeldt, L (9, 1) ERA: 4.72	1.0 4 1 1 1 2 0 0 0 0 0 0 11 16 9.00 1.000																

Batter	1	2	3	4	5	6	7	8	9	AB	R	H	RBI	BB	SO	LOB	BOTTOM
Tony Graffanino, R (1, 4) OBP: 0.352, SLG: 0.348										5	1	0	0	0	3	6	<b>Detroit Tigers @ Kansas City Royals</b> Kauffman Stadium, Kansas City, MO Wed Jun 23 2004, 7:10 PM CDT Att: 18,493 - Sunny - 81 F
Carlos Beltrán, S (1, 8) OBP: 0.368, SLG: 0.527										5	1	1	0	0	2	2	
29 Mike Sweeney, R (1, 3) OBP: 0.327, SLG: 0.451										3	1	2	1	1	1	0	
Ken Harvey, R (1, 10) OBP: 0.391, SLG: 0.502										4	0	1	2	1	1	3	
Matt Stairs, L (1, 9) OBP: 0.322, SLG: 0.467										4	1	0	0	1	2	4	
Joe Randa, R (1, 5) OBP: 0.353, SLG: 0.399										4	1	2	1	0	0	0	
Dee Brown, L (1, 7) OBP: 0.333, SLG: 0.333										4	0	2	2	0	0	0	
4 Angel Berroa, R (1, 6) OBP: 0.287, SLG: 0.414										2	1	2	0	1	0	0	
Alberto Castillo, R (1, 2) OBP: 0.571, SLG: 0.833										2	1	0	0	1	0	3	
<b>Inning Stats</b>	R: 4 H: 5 E: 0 K: 3 S: 20	H: 0 R: 0 ER: 0 LOB: 1 BB: 1 P: 18	H: 2 R: 0 ER: 0 LOB: 2 BB: 0 P: 18	H: 1 R: 0 ER: 0 LOB: 1 BB: 0 P: 15	H: 0 R: 0 ER: 0 LOB: 1 BB: 1 P: 19	H: 0 R: 0 ER: 0 LOB: 0 BB: 0 P: 15	H: 0 R: 0 ER: 0 LOB: 0 BB: 0 P: 10	H: 2 R: 3 ER: 2 LOB: 1 BB: 1 P: 25	1B: 7 2B: 3 3B: 0 HR: 0	SF: 0 SAC: 2 DP: 1 HBP: 1	WP: 1 PB: 1 SB: 0 CS: 0	PA: 41					
<b>PITCHER</b>	IP WLS BF H R ER SO BB IBB HBP BLK WP HR S P ERA WHIP																
Gary Knotts, R (1, 1) ERA: 4.43	6.0 L 31 8 4 4 9 4 0 0 0 0 1 74 126 6.00 2.000																
Esteban Yan, R (7, 1) ERA: 4.75	1.0 3 0 0 0 0 0 0 0 0 0 0 6 10 0.00 0.000																
Franklyn German, R (8, 1) ERA:	1.0 7 2 3 0 0 0 1 0 0 0 0 16 25 0.00 2.000																



Batter	1	2	3	4	5	6	7	8	9	AB	R	H	RBI	BB	SO	LOB	TOP										
15 Brandon Inge, R OBP: 0.376, SLG: 0.494	1-2 P4	4-2 1B 2B BB		0-2 PB 1B 1B	2-2 1B		2-3 K		3-2 1B	5	2	3	0	1	1	0	<b>Detroit Tigers @ Kansas City Royals</b> Kauffman Stadium, Kansas City, MO Thu Jun 24 2004, 1:10 PM CDT Att: 18,172 - Sunny - 86 F										
Bobby Higginson, L OBP: 0.398, SLG: 0.387	3-2 G4-3	1-2 1B 1-3 2H 2B 1B		0-0 1B 1B 1B	2-2 F9			0-2 2B 1B 2B	0-2 F9	6	3	3	2	0	0	3											
Ivan Rodriguez, R OBP: 0.410, SLG: 0.555 Eric Munson, L OBP: 0.304, SLG: 0.441	0-3 K	3-2 1B 1-H 2-H 3-H 2B		2-2 WP 1B 1B		2-2 2B		0-0 1B 2B	1-3 K	5	1	4	4	0	1	0											
Dmitri Young, S OBP: 0.368, SLG: 0.385		1-2 1B G1-3		3-2 F7		1-2 G6-3		1-3 K		5	1	1	0	0	1	5											
9 Carlos Guillen, S OBP: 0.370, SLG: 0.531 Jason Smith, L OBP: 0.414, SLG: 0.667		2-0 E5 2B	0-0 G5-3	3-2 F9		0-0 F7		0-0 G4-3		5	1	0	0	0	0	5											
Craig Monroe, R OBP: 0.313, SLG: 0.365		0-1 G1-3	3-2 P6	4-1 BB		1-0 F7		1-0 1B		4	0	1	2	1	0	3											
Carlos Pena, L OBP: 0.310, SLG: 0.439		2-2 33 2B	0-1 33 FC6-4 1B	1-1 G3			3-3 K	2-3 K		5	1	2	2	0	2	3											
33 Marcus Thames, R OBP: 0.077, SLG: 0.154		3-1 1B 2B	1-2 FC6-4		0-0 F8		1-0 F7		2-2 F8	5	1	1	1	0	0	1											
20 Omar Infante, R OBP: 0.345, SLG: 0.472		2-1 F7		0-1 15 1B 2B	3-2 F7		3-2 HR		4-2 F9 15 1B BB	4	2	2	1	1	0	1											
<b>Inning Stats</b>	R: 0 E: 0 K: 1 S: 9	H: 0 LOB: 0 BB: 0 P: 13	R: 6 E: 1 K: 0 S: 25	H: 5 LOB: 1 BB: 1 P: 42	R: 0 E: 0 K: 0 S: 14	H: 1 LOB: 1 BB: 0 P: 18	R: 3 E: 0 K: 0 S: 18	H: 4 LOB: 2 BB: 1 P: 31	R: 0 E: 0 K: 0 S: 12	H: 1 LOB: 1 BB: 0 P: 19	R: 0 E: 0 K: 0 S: 10	H: 1 LOB: 1 BB: 0 P: 14	R: 1 E: 0 K: 2 S: 11	H: 1 LOB: 0 BB: 0 P: 20	R: 2 E: 0 K: 2 S: 14	H: 3 LOB: 1 BB: 0 P: 18		R: 0 E: 0 K: 1 S: 14	H: 1 LOB: 2 BB: 1 P: 24	1B: 9 2B: 7 3B: 0 HR: 1	SF: 0 SAC: 0 DP: 0 HBP: 0	WP: 1 PB: 1 SB: 0 CS: 0	PA: 48				
<b>PITCHER</b>	IP	WLS	BF	H	R	ER	SO	BB	IBB	HBP	BLK	WP	HR	S	P	ERA	WHIP										
Chris George, L ERA: 5.2	3.0	L	21	10	9	5	1	1	0	0	0	0	0	57	84	15.00	3.667										
Brian Anderson, L ERA: 8.75	4.0		16	3	1	1	2	1	0	0	0	1	1	42	73	2.25	1.000										
Rudy Seanez, R ERA: 3.6	1.0		6	3	2	2	2	0	0	0	0	0	0	14	18	18.00	3.000										
Jaime Cerda, L ERA: 2.53	1.0		5	1	0	0	1	1	0	0	0	0	0	14	24	0.00	2.000										

Batter	1	2	3	4	5	6	7	8	9	AB	R	H	RBI	BB	SO	LOB	BOTTOM										
Tony Graffanino, R OBP: 0.350, SLG: 0.341	1-2 F7		2-0 G5-3		0-1 E5 29 1B		4-1 29 G4-6-3 BB			3	0	0	0	1	0	0	<b>Detroit Tigers @ Kansas City Royals</b> Kauffman Stadium, Kansas City, MO Thu Jun 24 2004, 1:10 PM CDT Att: 18,172 - Sunny - 86 F										
Carlos Beltrán, S OBP: 0.387, SLG: 0.534 Dee Brown, L OBP: 0.333, SLG: 0.333	1-1 HR		1-3 K		2-0 F8		0-0 L7			4	1	1	1	0	1	3											
29 Mike Sweeney, R OBP: 0.330, SLG: 0.464	1-0 F8			0-0 HR	2-2 1B		0-0 G4-6-3		1-2 1-2	4	1	2	1	0	0	2											
Ken Harvey, R OBP: 0.388, SLG: 0.496	1-0 G5-3			4-2 4 BLK 4 1B BB	0-2 F9			2-3 K		3	1	0	0	1	1	2											
Joe Randa, R OBP: 0.349, SLG: 0.394 Damian Jackson, R OBP: 0.227, SLG: 0.316		3-2 F9		2-2 G5-3		1-0 F7		1-1 F9		3	0	0	0	0	0	1											
4 Angel Berroa, R OBP: 0.286, SLG: 0.411		0-1 E5 G4-3		1-2 2H FC4-6 1B		2-2 G6-3		1-3 K		4	0	1	1	0	1	0											
Desi Relaford, S OBP: 0.265, SLG: 0.259		1-2 G4-3		0-0 F8		4-0 BB			1-0 G4-3	3	0	0	0	1	0	2											
Byron Gettis, R OBP: 0.283, SLG: 0.189		1-2 K		1-2 FC4-6		1-1 F8			2-0 F7	4	0	0	0	0	1	3											
3 Mike Tonis, R			0-0 G4-3		1-1 G5-3		4-1 BB BB		1-1 P5	3	0	0	0	1	0	0											
<b>Inning Stats</b>	R: 1 E: 0 K: 0 S: 8	H: 1 LOB: 0 BB: 0 P: 12	R: 0 E: 1 K: 1 S: 15	H: 0 LOB: 1 BB: 0 P: 22	R: 0 E: 0 K: 1 S: 5	H: 0 LOB: 0 BB: 0 P: 8	R: 2 E: 0 K: 0 S: 14	H: 2 LOB: 1 BB: 1 P: 22	R: 0 E: 0 K: 0 S: 13	H: 1 LOB: 2 BB: 0 P: 18	R: 0 E: 0 K: 0 S: 6	H: 0 LOB: 1 BB: 1 P: 14	R: 0 E: 0 K: 2 S: 4	H: 0 LOB: 0 BB: 2 P: 12	R: 0 E: 0 K: 2 S: 8	H: 0 LOB: 0 BB: 0 P: 12		R: 0 E: 0 K: 0 S: 4	H: 0 LOB: 0 BB: 0 P: 8	1B: 2 2B: 0 3B: 0 HR: 2	SF: 0 SAC: 0 DP: 1 HBP: 0	WP: 0 PB: 0 SB: 0 CS: 0	PA: 36				
<b>PITCHER</b>	IP	WLS	BF	H	R	ER	SO	BB	IBB	HBP	BLK	WP	HR	S	P	ERA	WHIP										
29 Nate Robertson, L ERA: 3.81	6.0	W	28	4	3	3	2	4	0	0	1	0	0	63	106	4.50	1.333										
Danny Patterson, R ERA: 4.15	2.0		5	0	0	0	2	0	0	0	0	0	0	10	14	0.00	0.000										
Al Levine, R ERA: 6.17	1.0		3	0	0	0	0	0	0	0	0	0	0	4	8	0.00	0.000										

AB 45  
R 12  
H 17  
RBI 12  
BB 3  
SO 6  
LOB 23



AB 32  
R 3  
H 4  
RBI 3  
BB 4  
SO 4  
LOB 13





Batter	1	2	3	4	5	6	7	8	9	AB	R	H	RBI	BB	SO	LOB	TOP			
Tony Womack, L (1.4) OBP: 0.347, SLG: 0.410	1-3 K		4-2 5 BB 1-2 2B	1-1 L8			1-3 K		2-2 F8	4	1	0	0	1	2	1	<b>St. Louis Cardinals @ Kansas City Royals</b> Kauffman Stadium, Kansas City, MO Fri Jun 25 2004, 7:10 PM CDT Att: 40,628 - Cloudy - 69 F <a href="http://livebaseballscorecards.com">livebaseballscorecards.com</a>			
Edgar Renteria, R (1.6) OBP: 0.316, SLG: 0.379	2-1 F8		1-2 F9		2-3 K		2-1 2B		0-0 L3	5	0	1	0	0	1	2				
5 Albert Pujols, R (1.3) OBP: 0.401, SLG: 0.610	0-1 G1-3		4-2 27 BB 1-2 2-3 2B		0-0 1B		0-0 P4		1-2 G6-3	4	1	1	0	1	0	1				
27 Scott Rolen, R (1.5) OBP: 0.411, SLG: 0.636		0-0 1B	3-2 2B		1-0 P4			0-0 HR		4	1	3	4	0	0	1				
15 Jim Edmonds, L (1.8) OBP: 0.374, SLG: 0.544		0-3 K	2-1 F9		3-2 F9			2-0 4 1B 1B		4	0	1	0	0	1	3				
John Mabry, L (1.7) OBP: 0.384, SLG: 0.526		1-3 K		3-2 HR		0-3 K		1-2 F7		4	1	1	1	0	2	2				
Reggie Sanders, R (1.9) So Taguchi, R (8.9) OBP: 0.319, SLG: 0.415		2-3 K		3-3 K		1-3 K		2-2 F8		4	0	0	0	0	3	2				
4 Yadier Molina, R (1.2) OBP: 0.377, SLG: 0.295			1-1 5 BB 27 BB 1B		3-2 1B		2-2 F8		2-2 1B	4	1	3	0	0	0	0				
Marlon Anderson, L (1.10) OBP: 0.295, SLG: 0.423			1-0 F8		1-0 P4			3-1 G3	0-1 F9	4	0	0	0	0	0	4				
<b>Inning Stats</b>	R: 0 E: 0 K: 1 S: 7	H: 0 LOB: 0 BB: 0 P: 10	R: 0 E: 0 K: 3 S: 12	H: 1 LOB: 1 BB: 0 P: 15	R: 3 E: 0 K: 0 S: 18	H: 2 LOB: 1 BB: 2 P: 34	R: 1 E: 0 K: 1 S: 13	H: 2 LOB: 1 BB: 0 P: 24	R: 0 E: 0 K: 2 S: 9	H: 0 LOB: 0 BB: 0 P: 12	R: 0 E: 0 K: 1 S: 8	H: 1 LOB: 1 BB: 0 P: 14	R: 1 E: 0 K: 0 S: 16	H: 3 LOB: 2 BB: 0 P: 23	R: 0 E: 0 K: 0 S: 7	H: 0 LOB: 0 BB: 0 P: 10		1B: 6 2B: 2 3B: 0 HR: 2	SF: 0 SAC: 0 DP: 0 HBP: 0	WP: 0 PB: 0 SB: 0 CS: 0
<b>PITCHER</b>	IP WLS BF H R ER SO BB IBB HBP BLK WP HR S P ERA WHIP																			
23 Zack Greinke, R (1.1) ERA: 3.48	5.0 L 23 6 4 4 6 2 0 0 0 0 0 1 62 101 7.20 1.600																			
Shawn Camp, R (6.1) ERA: 3.85	2.0 9 3 1 1 3 0 0 0 0 0 1 19 30 4.50 1.500																			
Scott Sullivan, R (8.1) ERA: 3.41	2.0 7 1 0 0 0 0 0 0 0 0 0 21 29 0.00 0.500																			

Batter	1	2	3	4	5	6	7	8	9	AB	R	H	RBI	BB	SO	LOB	BOTTOM					
9 David DeJesus, L (1.8) OBP: 0.226, SLG: 0.111	1-3 K		3-1 1B			0-2 G5-3 1B		0-0 G4-3		4	0	2	0	0	1	0	<b>St. Louis Cardinals @ Kansas City Royals</b> Kauffman Stadium, Kansas City, MO Fri Jun 25 2004, 7:10 PM CDT Att: 40,628 - Cloudy - 69 F <a href="http://livebaseballscorecards.com">livebaseballscorecards.com</a>					
Desti Relaford, S (1.4) OBP: 0.271, SLG: 0.266	3-1 G4-3		0-1 G3			1-0 1B		2-0 29 HR 1B		4	1	2	0	0	0	1						
29 Mike Sweeney, R (1.10) OBP: 0.329, SLG: 0.472	2-3 K			1-1 G6-3		1-3 K		0-0 HR		4	1	1	2	0	2	2						
Ken Harvey, R (1.3) OBP: 0.386, SLG: 0.490		4-2 FC5-4 BB		1-2 G5-3		0-1 G5-3		2-1 G6-3		3	0	0	0	1	0	2						
Matt Stairs, L (1.9) OBP: 0.315, SLG: 0.457		2-3 K		2-2 P4			0-1 F8		0-2 G4-3	4	0	0	0	0	1	1						
Joe Randa, R (1.5) OBP: 0.348, SLG: 0.392		1-0 FC5-4 1-2			2-3 K		1-1 1B		2-2 E6 FC4-6	4	0	1	0	0	1	1						
Dee Brown, L (1.7) OBP: 0.250, SLG: 0.250		2-2 K			0-0 G6-3		1-3 K		0-2 FC4-6 1-2	4	0	0	0	0	2	3						
4 Angel Berroa, R (1.6) OBP: 0.286, SLG: 0.405			0-2 G6-3		4-2 BB		1-1 G4-3		0-0 F8	3	0	0	0	1	0	2						
14 John Buck, R (1.2) OBP: 0.286, SLG: 0.405			0-0 G5-3		1-0 G5-3			2-3 K		3	0	0	0	0	1	1						
<b>Inning Stats</b>	R: 0 E: 0 K: 2 S: 10	H: 0 LOB: 0 BB: 0 P: 16	R: 0 E: 0 K: 2 S: 12	H: 0 LOB: 1 BB: 1 P: 20	R: 0 E: 0 K: 0 S: 9	H: 1 LOB: 0 BB: 0 P: 12	R: 0 E: 0 K: 0 S: 10	H: 0 LOB: 0 BB: 0 P: 14	R: 0 E: 0 K: 1 S: 8	H: 0 LOB: 0 BB: 1 P: 15	R: 0 E: 0 K: 1 S: 11	H: 2 LOB: 1 BB: 0 P: 13	R: 0 E: 0 K: 1 S: 10	H: 1 LOB: 0 BB: 0 P: 13	R: 2 E: 0 K: 1 S: 8	H: 2 LOB: 0 BB: 0 P: 14		R: 0 E: 1 K: 0 S: 10	H: 0 LOB: 1 BB: 0 P: 12	1B: 5 2B: 0 3B: 0 HR: 1	SF: 0 SAC: 0 DP: 1 HBP: 0	WP: 0 PB: 0 SB: 0 CS: 0
<b>PITCHER</b>	IP WLS BF H R ER SO BB IBB HBP BLK WP HR S P ERA WHIP																					
Matt Morris, R (1.1) ERA: 4.27	8.0 W 31 6 2 2 8 2 0 0 0 0 0 0 117 117 2.25 1.000																					
44 Jason Iiringhausen, R (9.1) ERA: 3.41	1.0 S 4 0 0 0 0 0 0 0 0 0 0 0 10 12 0.00 0.000																					



Batter	1	2	3	4	5	6	7	8	9	10	AB	R	H	RBI	BB	SO	LOB	TOP									
<b>Tony Womack, L</b> OBP: 0.348, SLG: 0.495 (1, 4)	B5-3 1-1		G5-4-3 BB		F8 3-2			G1-3 1-2	G6-3 4-0		3	0	0	0	2	0	0	<b>St. Louis Cardinals @ Kansas City Royals</b> Kauffman Stadium, Kansas City, MO Sat Jun 26 2004, 6:10 PM CDT Att. 40,963 - Cloudy - 78 F  <b>AB 37</b> <b>R 3</b> <b>H 9</b> <b>RBI 3</b> <b>BB 8</b> <b>SO 8</b> <b>LOB 23</b>									
<b>So Taguchi, R</b> OBP: 0.311, SLG: 0.400 (1, 8)	P6 0-0		G5-4-3 1-2		P3 1-2			G6-3 3-2	G6-3 0-2		5	0	1	0	0	0	5										
<b>5 Albert Pujols, R</b> OBP: 0.404, SLG: 0.611 (1, 3)	F9 3-2																										
<b>27 Scott Rolen, R</b> OBP: 0.407, SLG: 0.626 (1, 5)																											
<b>Edgar Renteria, R</b> OBP: 0.320, SLG: 0.383 (1, 6)																											
<b>15 Jim Edmonds, L</b> OBP: 0.377, SLG: 0.544 <b>Roger Cedeno, S</b> OBP: 0.316, SLG: 0.385 (7, PR)																											
<b>Reggie Sanders, R</b> OBP: 0.287, SLG: 0.471 (1, 9)																											
<b>Mike Matheny, R</b> OBP: 0.301, SLG: 0.384 (1, 2)																											
<b>John Mabry, L</b> OBP: 0.371, SLG: 0.506 <b>7 Hector Luna, R</b> OBP: 0.294, SLG: 0.382 <b>Ray Lankford, L</b> OBP: 0.363, SLG: 0.444 (9, PH)																											
<b>Inning Stats</b>	R: 0 E: 0 K: 0 S: 7	H: 0 LOB: 0 BB: 0 P: 11	R: 0 E: 0 K: 2 S: 10	H: 0 LOB: 1 BB: 1 P: 20	R: 0 E: 0 K: 0 S: 6	H: 1 LOB: 1 BB: 1 P: 12	R: 1 E: 0 K: 1 S: 12	H: 2 LOB: 2 BB: 1 P: 22	R: 0 E: 0 K: 1 S: 9	H: 0 LOB: 0 BB: 0 P: 14	R: 0 E: 0 K: 0 S: 7	H: 0 LOB: 0 BB: 0 P: 12	R: 0 E: 0 K: 2 S: 9	H: 1 LOB: 1 BB: 0 P: 18	R: 0 E: 0 K: 0 S: 13	H: 1 LOB: 3 BB: 2 P: 27	R: 0 E: 0 K: 2 S: 15		H: 2 LOB: 3 BB: 1 P: 25	R: 0 E: 1 K: 0 S: 16	H: 2 LOB: 2 BB: 2 P: 32	1B: 6 2B: 4 3B: 0 HR: 0	SF: 0 SAC: 0 DP: 2 HBP: 0	WP: 0 PB: 0 SB: 4 CS: 1	PA: 45		
<b>PITCHER</b>	IP 7.0	WLS 0.2	BF 26	H 4	R 1	ER 1	SO 6	BB 3	IBB 0	HBP 0	BLK 0	WP 0	HR 0	S 60	P 109	ERA 1.29	WHIP 1.000										
<b>Dennys Reyes, L</b> ERA: 4.13 (8, 1)	0.2	3	1	0	0	0	0	0	0	0	0	0	0	9	14	0.00	1.500										
<b>Nate Field, R</b> ERA: 3.1 (8, 1)	0.1	3	0	0	0	0	2	0	0	0	0	0	0	4	13	0.00	6.000										
<b>Jeremy Affeldt, L</b> ERA: 4.7 (9, 1)	0.1	3	2	0	0	1	0	0	0	0	0	0	0	9	15	0.00	6.000										
<b>Rudy Seanez, R</b> ERA: 5.4 (9, 1)	1.2	L	10	2	2	2	1	2	1	0	0	0	0	22	42	10.80	2.400										
<b>Batter</b>	<b>1</b>	<b>2</b>	<b>3</b>	<b>4</b>	<b>5</b>	<b>6</b>	<b>7</b>	<b>8</b>	<b>9</b>	<b>10</b>	<b>AB</b>	<b>R</b>	<b>H</b>	<b>RBI</b>	<b>BB</b>	<b>SO</b>	<b>LOB</b>	<b>BOTTOM</b>									
<b>9 David DeJesus, L</b> OBP: 0.250, SLG: 0.156 (1, 8)	G3 2-2		L9 WP 1B		K 2-3			F7 0-2																			
<b>Tony Graffanino, R</b> OBP: 0.351, SLG: 0.343 (1, 4)	G4-3 0-1		L9 1-3		29 1B 3-H			F8 0-1																			
<b>29 Mike Sweeney, R</b> OBP: 0.330, SLG: 0.471 (1, 3)	F9 0-0		G4-3 1-1																								
<b>Ken Harvey, R</b> OBP: 0.379, SLG: 0.480 (1, 10)																											
<b>Matt Stairs, L</b> OBP: 0.322, SLG: 0.476 (1, 9)																											
<b>Joe Randa, R</b> OBP: 0.349, SLG: 0.389 (1, 5)																											
<b>Dee Brown, L</b> OBP: 0.286, SLG: 0.211 (1, 7)																											
<b>4 Angel Berroa, R</b> OBP: 0.285, SLG: 0.403 (1, 6)																											
<b>14 John Buck, R</b> (1, 2)																											
<b>Inning Stats</b>	R: 0 E: 0 K: 0 S: 6	H: 0 LOB: 0 BB: 0 P: 8	R: 0 E: 0 K: 0 S: 8	H: 2 LOB: 2 BB: 0 P: 13	R: 0 E: 0 K: 0 S: 10	H: 1 LOB: 1 BB: 0 P: 19	R: 0 E: 0 K: 1 S: 9	H: 1 LOB: 1 BB: 0 P: 14	R: 1 E: 0 K: 1 S: 11	H: 3 LOB: 2 BB: 0 P: 19	R: 0 E: 0 K: 1 S: 7	H: 0 LOB: 1 BB: 0 P: 13	R: 0 E: 0 K: 1 S: 8	H: 0 LOB: 0 BB: 0 P: 11	R: 0 E: 0 K: 1 S: 14	H: 1 LOB: 3 BB: 2 P: 28	R: 0 E: 0 K: 1 S: 10	H: 2 LOB: 1 BB: 0 P: 18	R: 0 E: 0 K: 1 S: 9	H: 1 LOB: 1 BB: 0 P: 14	1B: 9 2B: 2 3B: 1 HR: 0	SF: 0 SAC: 1 DP: 1 HBP: 0	WP: 2 PB: 0 SB: 0 CS: 0	PA: 43			
<b>PITCHER</b>	IP 8.0	WLS 1.0	BF 35	H 4	R 2	ER 1	SO 5	BB 3	IBB 0	HBP 0	BLK 0	WP 2	HR 0	S 73	P 125	ERA 1.12	WHIP 1.375										
<b>Woody Williams, R</b> ERA: 4.35 (9, 1)	1.0	W	4	2	0	0	1	0	0	0	0	0	0	10	18	0.00	2.000										
<b>Julian Tavarez, R</b> ERA: 3.99 (10, 1)	1.0	S	4	1	0	0	1	0	0	0	0	0	0	9	14	0.00	1.000										











Batter	1	2	3	4	5	6	7	8	9	AB	R	H	RBI	BB	SO	LOB	TOP								
1 Brian Roberts, S (1.4) OBP: 0.338, SLG: 0.355	G4-3		F7					G4-3		4	0	1	0	0	0	1	Baltimore Orioles @ Kansas City Royals Kauffman Stadium, Kansas City, MO Tue Jun 29 2004, 7:10 PM CDT Att: 15,575 - Cloudy - 77 F								
David Newhan, L (1.5) OBP: 0.358, SLG: 0.838	G1-3		10 WP 2H 2B			CS 1B		2B		4	0	2	1	0	0	0									
10 Miguel Tejada, R (1.6) OBP: 0.361, SLG: 0.492	F7		G5-3					G6-3		4	1	1	0	0	0	2									
Rafael Palmeiro, L (1.3) OBP: 0.359, SLG: 0.401		G4-3		G3-1				F9		4	0	0	1	0	0	1									
Javy Lopez, R (1.2) OBP: 0.355, SLG: 0.463		K		G5-3				G5-3		4	1	1	1	0	1	0									
Larry Bigbie, L (1.7) OBP: 0.335, SLG: 0.409		1B		1B				L7		4	0	2	0	0	1	0									
Luis Matos, R (1.8) OBP: 0.289, SLG: 0.368		K		G5-3				G4-3		3	0	0	0	1	1	2									
16 Tim Lincecum, S (1.10) OBP: 0.278, SLG: 0.250			F7			G2-3		B2		3	0	0	0	0	0	1									
Jerry Hairston, R (1.9) OBP: 0.380, SLG: 0.386			2B			F8		G5-4-3		3	1	1	0	0	0	1									
<b>Inning Stats</b>	R: 0 E: 0 K: 0 S: 10	H: 0 LOB: 0 BB: 0 P: 13	R: 0 E: 0 K: 2 S: 14	H: 1 LOB: 1 BB: 0 P: 22	R: 1 E: 0 K: 0 S: 14	H: 2 LOB: 1 BB: 0 P: 22	R: 0 E: 0 K: 0 S: 7	H: 1 LOB: 0 BB: 0 P: 12	R: 0 E: 0 K: 1 S: 15	H: 1 LOB: 0 BB: 0 P: 15	R: 2 E: 0 K: 1 S: 15	H: 2 LOB: 0 BB: 1 P: 24	R: 0 E: 0 K: 0 S: 6	H: 0 LOB: 0 BB: 1 P: 10	R: 0 E: 0 K: 0 S: 6	H: 1 LOB: 1 BB: 0 P: 10	R: 0 E: 0 K: 0 S: 7	H: 0 LOB: 0 BB: 0 P: 11	1B: 3 2B: 3 3B: 1 HR: 1	SF: 0 SAC: 0 DP: 1 HBP: 0	WP: 1 PB: 0 SB: 0 CS: 1	PA: 35			
<b>PITCHER</b>	IP	WLS	BF	H	R	ER	SO	BB	IBB	HBP	BLK	WP	HR	S	P	ERA	WHIP								
Mike Wood, R (1.1) ERA: 4.5	6.0	W	24	7	3	3	3	0	0	0	0	1	1	70	108	4.50	1.167								
Rudy Seanez, R (7.1) ERA: 4.32	1.2	H	6	1	0	0	0	1	0	0	0	0	0	11	18	0.00	1.200								
Jaime Cerda, L (8.1) ERA: 2.42	0.1	H	1	0	0	0	0	0	0	0	0	0	0	1	2	0.00	0.000								
Shawn Camp, R (9.1) ERA: 3.77	1.0	S	3	0	0	0	0	0	0	0	0	0	0	7	11	0.00	0.000								

Batter	1	2	3	4	5	6	7	8	9	AB	R	H	RBI	BB	SO	LOB	BOTTOM								
9 David DeJesus, L (1.8) OBP: 0.245, SLG: 0.159	G4-3		B5-3							3	1	1	0	1	0	1	Baltimore Orioles @ Kansas City Royals Kauffman Stadium, Kansas City, MO Tue Jun 29 2004, 7:10 PM CDT Att: 15,575 - Cloudy - 77 F								
Tony Graffanino, R (1.4) OBP: 0.343, SLG: 0.335	K									4	1	2	1	0	2	3									
29 Mike Sweeney, R (1.10) OBP: 0.329, SLG: 0.461	F8									4	0	2	1	0	0	0									
Matt Stairs, L (1.9) OBP: 0.333, SLG: 0.477										4	0	1	1	0	0	3									
Byron Gettis, R (8.9) OBP: 0.327, SLG: 0.256										0	0	0	0	0	0	0									
Ken Harvey, R (1.3) OBP: 0.374, SLG: 0.473		G5-4-3 1B								4	0	0	0	0	1	2									
Dee Brown, L (1.7) OBP: 0.276, SLG: 0.231	G4-3									4	1	2	0	0	0	1									
4 Angel Berroa, R (1.6) OBP: 0.280, SLG: 0.393			K							4	0	0	0	0	2	2									
Desi Relaford, S (1.5) OBP: 0.269, SLG: 0.267			K							3	1	1	1	1	2	1									
14 John Buck, R (1.2) OBP: 0.200, SLG: 0.111										3	0	1	0	1	1	2									
<b>Inning Stats</b>	R: 0 E: 0 K: 1 S: 7	H: 0 LOB: 0 BB: 0 P: 9	R: 0 E: 0 K: 0 S: 7	H: 1 LOB: 0 BB: 0 P: 12	R: 0 E: 0 K: 2 S: 9	H: 1 LOB: 1 BB: 0 P: 12	R: 1 E: 0 K: 0 S: 10	H: 2 LOB: 1 BB: 0 P: 20	R: 2 E: 0 K: 0 S: 13	H: 3 LOB: 2 BB: 1 P: 26	R: 1 E: 0 K: 2 S: 13	H: 2 LOB: 3 BB: 2 P: 28	R: 0 E: 0 K: 1 S: 8	H: 0 LOB: 0 BB: 0 P: 14	R: 0 E: 0 K: 2 S: 11	H: 1 LOB: 1 BB: 0 P: 17	1B: 9 2B: 1 3B: 0 HR: 0	SF: 0 SAC: 0 DP: 1 HBP: 0	WP: 1 PB: 0 SB: 0 CS: 0	PA: 36					
<b>PITCHER</b>	IP	WLS	BF	H	R	ER	SO	BB	IBB	HBP	BLK	WP	HR	S	P	ERA	WHIP								
Sidney Ponson, R (1.1) ERA: 6.22	5.2	L	28	9	4	4	4	3	0	0	0	1	0	56	6.35	2.118									
Mike DeJean, R (6.1) ERA: 7.03	1.1		4	0	0	0	2	0	0	0	0	0	0	11	17	0.00	0.000								
B.J. Ryan, L (8.1) ERA: 2.03	1.0		4	1	0	0	2	0	0	0	0	0	0	11	17	0.00	1.000								

AB 33  
R 3  
H 8  
RBI 3  
BB 1  
SO 3  
LOB 8



AB 33  
R 4  
H 10  
RBI 4  
BB 3  
SO 8  
LOB 15





Batter	1	2	3	4	5	6	7	8	9	AB	R	H	RBI	BB	SO	LOB	TOP										
1 Brian Roberts, S OBP: 0.332, SLG: 0.348	E6 6 1B	G6-3	F8		K		P5		F8	6	1	0	0	0	1	4	<b>Baltimore Orioles @ Kansas City Royals</b> Kauffman Stadium, Kansas City, MO Wed Jun 30 2004, 7:10 PM CDT Att: 14,970 - Unknown - 81 F										
David Newhan, L OBP: 0.510, SLG: 0.814	K	F8	FC6-4		HR		F8		F8	6	1	1	2	0	1	3											
6 Melvin Mora, R Luis Lopez, S OBP: 0.250, SLG: 0.179	10 HR	10 FC6-4 BB	K		K			2B		4	1	2	1	1	2	1											
10 Miguel Tejada, R OBP: 0.359, SLG: 0.497	HR	FC6-4		G5-3		K		P4		5	1	1	2	0	1	2											
Javy Lopez, R Robert Machado, R OBP: 0.365, SLG: 0.474	BB		2B	HR	BB		1B	2B		4	3	4	1	1	0	0											
Luis Matos, R 16 Tim Raines, S OBP: 0.298, SLG: 0.379	E		HR	BB	HR		F9	2B		3	2	2	1	1	0	1											
Chad Mottola, R OBP: 0.200, SLG: 0.800	F5		HR	G6-4-3	HBP		L7	F7		5	1	1	3	0	0	6											
Larry Bigbie, L OBP: 0.332, SLG: 0.405	E8		1B		K		K	L8		5	1	1	0	0	2	1											
Jerry Hairston, R OBP: 0.387, SLG: 0.393	F8		FC6-4		HR		1B	P4		5	1	3	0	0	0	1											
																		<b>AB</b> 43 <b>R</b> 13 <b>H</b> 15 <b>RBI</b> 10 <b>BB</b> 3 <b>SO</b> 7 <b>LOB</b> 19									
<b>Inning Stats</b>	R: 5 E: 2 K: 1 S: 17	H: 3 LOB: 1 BB: 1 P: 30	R: 0 E: 0 K: 0 S: 12	H: 0 LOB: 1 BB: 1 P: 21	R: 4 E: 1 K: 1 S: 25	H: 4 LOB: 1 BB: 1 P: 35	R: 0 E: 0 K: 0 S: 8	H: 1 LOB: 1 BB: 0 P: 15	R: 2 E: 0 K: 3 S: 14	H: 2 LOB: 0 BB: 0 P: 23	R: 0 E: 0 K: 1 S: 12	H: 1 LOB: 1 BB: 0 P: 15	R: 0 E: 0 K: 1 S: 10	H: 1 LOB: 1 BB: 0 P: 15	R: 2 E: 0 K: 0 S: 12	H: 3 LOB: 1 BB: 0 P: 16	R: 0 E: 0 K: 0 S: 12	H: 0 LOB: 0 BB: 0 P: 17	1B: 8 2B: 4 3B: 0 HR: 3	SF: 0 SAC: 0 DP: 1 HBP: 1	WP: 0 PA: 47 PB: 0 SB: 1 CS: 0						
<b>PITCHER</b>	IP	WLS	BF	H	R	ER	SO	BB	IBB	HBP	BLK	WP	HR	S	P	ERA	WHIP										
Brian Anderson, L ERA: 7.16	2.0	L	16	5	8	5	1	3	0	0	0	0	2	41	70	22.50	4.000										
Justin Huisman, R ERA: 6.51	3.0		14	5	3	2	4	0	0	1	0	0	1	35	54	6.00	1.667										
Scott Sullivan, R ERA: 3.29	2.0		8	2	0	0	2	0	0	0	0	0	0	22	30	0.00	1.000										
Nate Field, R ERA: 4.06	1.0		6	3	2	2	0	0	0	0	0	0	0	12	16	18.00	3.000										
Jaime Cerda, L ERA: 2.31	1.0		3	0	0	0	0	0	0	0	0	0	0	12	17	0.00	0.000										
<b>Batter</b>	<b>1</b>	<b>2</b>	<b>3</b>	<b>4</b>	<b>5</b>	<b>6</b>	<b>7</b>	<b>8</b>	<b>9</b>	<b>AB</b>	<b>R</b>	<b>H</b>	<b>RBI</b>	<b>BB</b>	<b>SO</b>	<b>LOB</b>	<b>BOTTOM</b>										
9 David DeJesus, L OBP: 0.259, SLG: 0.167	F7		G5-3		BB		WP		K	4	0	1	2	1	1	0	<b>Baltimore Orioles @ Kansas City Royals</b> Kauffman Stadium, Kansas City, MO Wed Jun 30 2004, 7:10 PM CDT Att: 14,970 - Unknown - 81 F										
Tony Graffanino, R OBP: 0.346, SLG: 0.332	F7			K	BB		1B			2	0	0	1	2	1	0											
José Bautista, R OBP: 0.357, SLG: 0.217					BB		BB		29 G6-4-3 BB	0	0	0	0	1	0	0											
29 Mike Sweeney, R OBP: 0.327, SLG: 0.455	BB		G6-3		F7		F7		G6-4-3	4	0	0	0	1	0	6											
Matt Stairs, L OBP: 0.332, SLG: 0.470	K			G1		G3		FC1-6 1B BB		3	0	0	0	1	1	1											
Byron Gettis, R OBP: 0.327, SLG: 0.256								BB		0	1	0	0	0	0	0											
Ken Harvey, R OBP: 0.372, SLG: 0.469		K			14 1B 9 HBP BB	1B	G6-3		K	4	1	1	0	0	2	1											
Dee Brown, L OBP: 0.273, SLG: 0.233		L8			K		G3-1		FC1-6 1B	4	0	1	0	0	1	1											
4 Angel Berroa, R OBP: 0.279, SLG: 0.388	F8				L7			FC1-6 1B	14 G4-6-3 9 1B BB	3	1	0	0	1	0	3											
Desi Relaford, S OBP: 0.275, SLG: 0.268			P6		9 BB	14 1B BB	HBP	FC4	14 G4-6-3	3	1	1	1	0	0	1											
14 John Buck, R OBP: 0.214, SLG: 0.154			G6-3		BB	9 BB	1B	G4-6-3	P3	4	0	1	0	0	0	4											
<b>Inning Stats</b>	R: 0 E: 0 K: 1 S: 8	H: 0 LOB: 0 BB: 1 P: 16	R: 0 E: 0 K: 1 S: 6	H: 0 LOB: 0 BB: 0 P: 11	R: 0 E: 0 K: 0 S: 7	H: 0 LOB: 0 BB: 0 P: 10	R: 0 E: 0 K: 1 S: 7	H: 0 LOB: 0 BB: 0 P: 14	R: 2 E: 0 K: 1 S: 11	H: 2 LOB: 3 BB: 2 P: 25	R: 0 E: 0 K: 0 S: 9	H: 0 LOB: 0 BB: 0 P: 12	R: 1 E: 1 K: 0 S: 7	H: 1 LOB: 2 BB: 2 P: 17	R: 1 E: 0 K: 0 S: 13	H: 2 LOB: 2 BB: 1 P: 21	R: 0 E: 0 K: 1 S: 6	H: 0 LOB: 0 BB: 1 P: 14	1B: 5 2B: 0 3B: 0 HR: 0	SF: 0 SAC: 0 DP: 2 HBP: 1	WP: 1 PA: 39 PB: 0 SB: 0 CS: 0						
<b>PITCHER</b>	IP	WLS	BF	H	R	ER	SO	BB	IBB	HBP	BLK	WP	HR	S	P	ERA	WHIP										
40 Daniel Cabrera, R ERA: 3.29	7.0	W	30	3	3	2	4	5	0	1	0	0	0	55	105	2.57	1.143										
Eddy Rodríguez, R ERA: 2.55	2.0		9	2	1	1	2	2	0	0	0	0	0	19	35	4.50	2.000										



Batter	1	2	3	4	5	6	7	8	9	AB	R	H	RBI	BB	SO	LOB	TOP										
David Newhan, L (1,9) OBP: 0.481, SLG: 0.750 Jorge Julio, R (9,1)										5	0	1	1	0	3	3	<p>Baltimore Orioles @ Kansas City Royals Kauffman Stadium, Kansas City, MO</p> <p>Thu Jul 01 2004, 7:10 PM CDT Att: 22,960 - Cloudy - 81 F</p> <p>livebaseballscores.com</p> <p>AB 35 R 3 H 10 RBI 3 BB 1 SO 8 LOB 17</p>										
6 Melvin Mora, R (1,5) OBP: 0.437, SLG: 0.563										5	0	0	0	0	1	6											
10 Miguel Tejada, R (1,6) OBP: 0.361, SLG: 0.497										4	0	2	0	0	1	0											
Rafael Palmeiro, L (1,3) OBP: 0.357, SLG: 0.410										4	1	1	1	0	0	2											
Javy Lopez, R (1,10) OBP: 0.366, SLG: 0.478										4	1	2	0	0	1	0											
Larry Bigbie, L (1,7) OBP: 0.327, SLG: 0.398										4	0	0	0	0	2	2											
Jerry Hairston, R (1,4) OBP: 0.395, SLG: 0.412										3	1	2	1	0	0	1											
Luis Matos, R (1,8) OBP: 0.300, SLG: 0.379										3	0	1	0	0	0	1											
Robert Machado, R (1,2) OBP: 0.222, SLG: 0.231 1 Brian Roberts, S (9,PH) OBP: 0.334, SLG: 0.348 16 Tim Raines, S (9,9) OBP: 0.278, SLG: 0.250										3	0	1	0	0	0	2											
										0	0	0	0	0	0	0											
<b>Inning Stats</b>	R: 0 E: 0 K: 1 S: 8	H: 0 LOB: 0 BB: 0 P: 13	R: 0 E: 0 K: 1 S: 10	H: 1 LOB: 1 BB: 0 P: 15	R: 0 E: 0 K: 1 S: 6	H: 0 LOB: 0 BB: 0 P: 9	R: 0 E: 0 K: 1 S: 5	H: 1 LOB: 0 BB: 0 P: 5	R: 0 E: 1 K: 1 S: 12	H: 2 LOB: 2 BB: 0 P: 18	R: 0 E: 0 K: 1 S: 11	H: 0 LOB: 0 BB: 0 P: 13	R: 3 E: 0 K: 1 S: 13	H: 5 LOB: 2 BB: 0 P: 21	R: 0 E: 0 K: 0 S: 6	H: 1 LOB: 0 BB: 0 P: 8	R: 0 E: 0 K: 1 S: 14	H: 1 LOB: 3 BB: 1 P: 24	1B: 6 2B: 4 HR: 1	SF: 0 SAC: 0 HBP: 2	WP: 0 PB: 0 SB: 0 CS: 0	PA: 38					
<b>PITCHER</b>	IP	WLS	BF	H	R	ER	SO	BB	IBB	HBP	BLK	WP	HR	S	P	ERA	WHIP										
23 Zack Greinke, R (1,1) ERA: 3.58	6.1	L	27	7	3	3	7	0	0	1	0	0	1	62	89	4.26	1.105										
Shawn Camp, R (7,1) ERA: 3.52	2.0		8	3	0	0	0	0	0	1	0	0	0	15	23	0.00	1.500										
Jaime Cerda, L (9,1) ERA: 2.28	0.1		2	0	0	0	1	1	0	0	0	0	0	5	9	0.00	3.000										
Rudy Seanez, R (9,1) ERA: 4.15	0.1		1	0	0	0	0	0	0	0	0	0	0	3	5	0.00	0.000										

Batter	1	2	3	4	5	6	7	8	9	AB	R	H	RBI	BB	SO	LOB	BOTTOM										
9 David DeJesus, L (1,8) OBP: 0.259, SLG: 0.173										4	1	1	0	0	0	0	<p>Baltimore Orioles @ Kansas City Royals Kauffman Stadium, Kansas City, MO</p> <p>Thu Jul 01 2004, 7:10 PM CDT Att: 22,960 - Cloudy - 81 F</p> <p>livebaseballscores.com</p> <p>AB 29 R 2 H 4 RBI 2 BB 0 SO 7 LOB 1</p>										
Tony Graffanino, R (1,4) OBP: 0.341, SLG: 0.326										3	0	0	0	0	0	0											
29 Mike Sweeney, R (1,3) OBP: 0.326, SLG: 0.452										4	1	1	1	0	0	0											
Matt Stairs, L (1,10) OBP: 0.327, SLG: 0.463										3	0	0	0	0	2	1											
4 Angel Berroa, R (1,6) OBP: 0.280, SLG: 0.387										3	0	1	0	0	0	0											
Dee Brown, L (1,7) OBP: 0.278, SLG: 0.242										3	0	1	1	0	1	0											
Desi Relaford, S (1,9) OBP: 0.270, SLG: 0.263										3	0	0	0	0	0	0											
14 John Buck, R (1,2) OBP: 0.176, SLG: 0.125										3	0	0	0	0	2	0											
José Bautista, R (1,5) OBP: 0.333, SLG: 0.200 Ken Harvey, R (8,PH) OBP: 0.371, SLG: 0.467 Byron Gettis, R (9,9) OBP: 0.327, SLG: 0.256										2	0	0	0	0	2	0											
										1	0	0	0	0	0	0											
										0	0	0	0	0	0	0											
<b>Inning Stats</b>	R: 2 E: 0 K: 1 S: 9	H: 4 LOB: 2 BB: 0 P: 11	R: 0 E: 0 K: 1 S: 7	H: 0 LOB: 0 BB: 0 P: 11	R: 0 E: 0 K: 0 S: 8	H: 0 LOB: 0 BB: 0 P: 10	R: 0 E: 0 K: 0 S: 6	H: 0 LOB: 0 BB: 0 P: 12	R: 0 E: 0 K: 2 S: 10	H: 0 LOB: 0 BB: 0 P: 15	R: 0 E: 0 K: 0 S: 7	H: 0 LOB: 0 BB: 0 P: 9	R: 0 E: 0 K: 2 S: 10	H: 0 LOB: 0 BB: 0 P: 14	R: 0 E: 0 K: 1 S: 9	H: 0 LOB: 0 BB: 0 P: 17	R: 0 E: 0 K: 0 S: 6	H: 0 LOB: 0 BB: 0 P: 9	1B: 4 2B: 0 HR: 0	SF: 0 SAC: 1 HBP: 0	WP: 0 PB: 0 SB: 0 CS: 0	PA: 30					
<b>PITCHER</b>	IP	WLS	BF	H	R	ER	SO	BB	IBB	HBP	BLK	WP	HR	S	P	ERA	WHIP										
Rodrigo Lopez, R (1,1) ERA: 3.53	6.0	W	21	4	2	2	4	0	0	0	0	0	0	14	21	0.00	0.667										
B.J. Ryan, L (7,1) ERA: 1.96	1.1	H	4	0	0	0	2	0	0	0	0	0	0	5	10	0.00	0.000										
Jason Grimsley, R (8,1) ERA: 3.64	0.2	H	2	0	0	0	1	0	0	0	0	0	0	6	9	0.00	0.000										
Jorge Julio, R (9,1) ERA: 4.6	1.0	S	3	0	0	0	0	0	0	0	0	0	0	6	9	0.00	0.000										



Batter	1	2	3	4	5	6	7	8	9	AB	R	H	RBI	BB	SO	LOB	TOP																			
9 David DeJesus, L (1,8) OBP: 0.238, SLG: 0.158	F8		G1-3		G3-1			K	F7	5	0	0	0	0	1	1	<b>Kansas City Royals @ San Diego Padres</b> PETCO Park, San Diego, CA Fri Jul 02 2004, 10:05 PM EDT Att: 38,965 - Cloudy - 71 F																			
Tony Graffanino, R (1,4) OBP: 0.335, SLG: 0.319 Scott Sullivan, R (8,1)	P5		P3		G6-3			L9		4	0	0	0	0	0	0																				
Ken Harvey, R (1,3) OBP: 0.376, SLG: 0.483	1B				G6-3			HR	1B	4	2	3	1	0	0	0																				
Matt Stairs, L (1,9) OBP: 0.326, SLG: 0.474	K				K			K	HR	4	1	1	2	0	3	1																				
4 Angel Berroa, R (1,6) OBP: 0.279, SLG: 0.385		E4			S			G6-3		4	0	1	0	0	1	0																				
Dee Brown, L (1,7) OBP: 0.300, SLG: 0.229	K				S			L9	1B	2	1	0	0	2	1	1																				
Desi Relaford, S (1,5) OBP: 0.270, SLG: 0.263	K				S			G4-3	1B	4	1	1	0	0	2	3																				
Alberto Castillo, R (1,2) OBP: 0.368, SLG: 0.500	G6-3				G4-3			G1-3	WP	4	0	1	1	0	0	1																				
Dennys Reyes, R (1,1) Shawn Camp, R (6,1) Nate Field, R (7,1) Damian Jackson, R (8,PH) OBP: 0.200, SLG: 0.273 (8,4)			K		P5			G3	K	2	0	0	0	0	1	0																				
<b>Inning Stats</b>	R: 0 E: 0 K: 1 S: 10	H: 1 LOB: 1 BB: 0 P: 13	R: 0 E: 1 K: 2 S: 11	H: 0 LOB: 1 BB: 0 P: 15	R: 0 E: 0 K: 1 S: 9	H: 0 LOB: 2 BB: 1 P: 11	R: 0 E: 0 K: 2 S: 17	H: 1 LOB: 2 BB: 1 P: 29	R: 0 E: 0 K: 0 S: 9	H: 0 LOB: 0 BB: 0 P: 14	R: 1 E: 0 K: 0 S: 11	H: 1 LOB: 0 BB: 0 P: 17	R: 0 E: 0 K: 0 S: 10	H: 0 LOB: 0 BB: 0 P: 14	R: 0 E: 0 K: 1 S: 10	H: 0 LOB: 0 BB: 0 P: 14		R: 4 E: 0 K: 1 S: 27	H: 4 LOB: 1 BB: 1 P: 41	1B: 5 2B: 0 3B: 0 HR: 2	SF: 0 SAC: 0 DP: 0 HBP: 0	WP: 1 PB: 0 SB: 3 CS: 0	PA: 37													
<b>PITCHER</b>	IP	WLS	BF	H	R	ER	SO	BB	IBB	HBP	BLK	WP	HR	S	P	ERA	WHIP	<b>PITCHER</b>		IP	WLS	BF	H	R	ER	SO	BB	IBB	HBP	BLK	WP	HR	S	P	ERA	WHIP
44 Jake Peavy, R (1,1) ERA: 1.98	5.1	W	21	3	1	1	6	1	0	0	0	0	1	60	89	1.69	0.750	Trevor Hoffman, R (9,1) ERA: 1.95		0.2	S	2	0	1	1	1	0	0	0	0	1	0	5	7	13.50	0.000
Rod Beck, R (6,1) ERA: 8.57	0.2	H	2	0	0	0	2	0	0	0	0	0	0	7	10	0.00	0.000																			
Blaime Neal, R (7,1) ERA: 4.0	2.0		6	0	0	0	1	0	0	0	0	0	0	20	28	0.00	0.000																			
Jay Witasick, R (9,1) ERA: 2.79	0.1		4	2	3	3	0	1	0	0	0	0	1	16	26	81.00	9.000																			
Akinori Otsuka, R (9,1) ERA: 1.86	0.0		2	2	0	0	0	0	0	0	0	0	0	6	8	∞	∞																			

Batter	1	2	3	4	5	6	7	8	9	AB	R	H	RBI	BB	SO	LOB	BOTTOM																			
Sean Burroughs, L (1,5) OBP: 0.351, SLG: 0.356	G5-4-3		G3		G1-3	E5		G1-3		5	1	1	0	0	0	0	<b>Kansas City Royals @ San Diego Padres</b> PETCO Park, San Diego, CA Fri Jul 02 2004, 10:05 PM EDT Att: 38,965 - Cloudy - 71 F																			
Mark Loretta, R (1,4) OBP: 0.370, SLG: 0.459	G5-4-3		G4-3		G6-3	2B		1B		4	1	2	0	0	0	1																				
24 Brian Giles, L (1,9) OBP: 0.373, SLG: 0.467	K		G4-3		G6-3	HR				4	1	1	3	0	1	1																				
Phil Nevin, R (1,3) OBP: 0.375, SLG: 0.497 Jeff Cirillo, R (8,3) OBP: 0.273, SLG: 0.286	HR				HR	HR		F8		3	2	2	2	1	0	0																				
Jay Payton, R (1,8) OBP: 0.321, SLG: 0.351	K				G5-3			K		4	0	1	0	0	2	2																				
Ryan Klesko, L (1,7) OBP: 0.386, SLG: 0.348	K				K			F9	1B	4	0	1	0	0	2	1																				
Humberto Quintero, R (1,2) OBP: 0.444, SLG: 0.731	3B				F8			G4-6-3	1B	4	1	2	1	0	0	2																				
3 Khalil Greene, R (1,6) OBP: 0.345, SLG: 0.386								L7		3	0	1	0	1	0	0																				
44 Jake Peavy, R (1,1) ERA: 1.98 Rod Beck, R (6,1) ERA: 8.57 Brian Buchanan, R (6,PH) Blaime Neal, L (7,1) Terrence Long, L (8,PH) Jay Witasick, R (9,1) Akinori Otsuka, R (9,1) Trevor Hoffman, R (9,1)	K				K			G6-3		2	0	0	0	0	2	4																				
<b>Inning Stats</b>	R: 0 E: 0 K: 1 S: 9	H: 1 LOB: 0 BB: 0 P: 15	R: 1 E: 0 K: 3 S: 16	H: 2 LOB: 2 BB: 1 P: 29	R: 0 E: 0 K: 0 S: 8	H: 0 LOB: 0 BB: 0 P: 14	R: 1 E: 0 K: 2 S: 20	H: 3 LOB: 2 BB: 0 P: 26	R: 0 E: 0 K: 0 S: 10	H: 1 LOB: 2 BB: 1 P: 19	R: 5 E: 1 K: 0 S: 16	H: 4 LOB: 0 BB: 0 P: 27	R: 0 E: 0 K: 1 S: 11	H: 1 LOB: 0 BB: 0 P: 14	R: 0 E: 0 K: 0 S: 8	H: 0 LOB: 0 BB: 0 P: 11		1B: 6 2B: 1 3B: 0 HR: 5	SF: 0 SAC: 0 DP: 2 HBP: 0	WP: 0 PB: 0 SB: 0 CS: 0	PA: 37															
<b>PITCHER</b>	IP	WLS	BF	H	R	ER	SO	BB	IBB	HBP	BLK	WP	HR	S	P	ERA	WHIP	<b>PITCHER</b>		IP	WLS	BF	H	R	ER	SO	BB	IBB	HBP	BLK	WP	HR	S	P	ERA	WHIP
Dennys Reyes, L (1,1) ERA: 4.18	5.2	L	26	8	3	3	6	1	0	0	0	0	3	70	112	4.76	1.588	Trevor Hoffman, R (9,1) ERA: 1.95		0.2	S	2	0	1	1	1	0	0	0	1	0	5	7	13.50	0.000	
Shawn Camp, R (6,1) ERA: 3.77	0.1		5	3	4	1	0	0	0	0	0	0	2	9	18	27.00	9.000																			
Nate Field, R (7,1) ERA: 3.94	1.0		3	1	0	0	1	0	0	0	0	0	0	11	14	0.00	1.000																			
Scott Sullivan, R (8,1) ERA: 3.2	1.0		3	0	0	0	0	0	0	0	0	0	0	8	11	0.00	0.000																			

AB 35  
R 5  
H 7  
RBI 4  
BB 2  
SO 10  
LOB 8



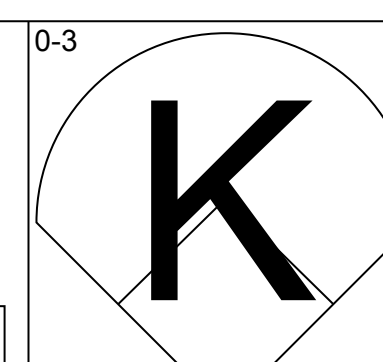
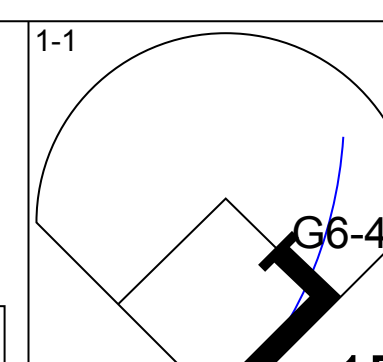
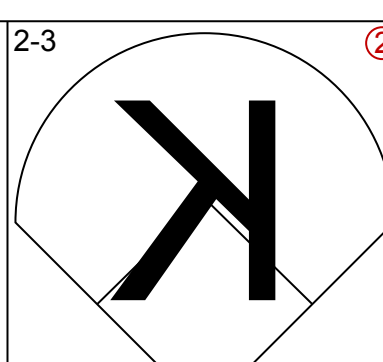
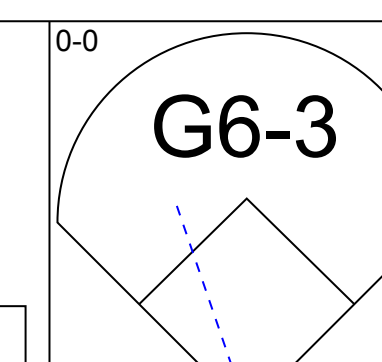
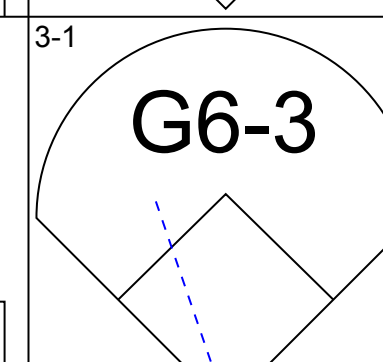
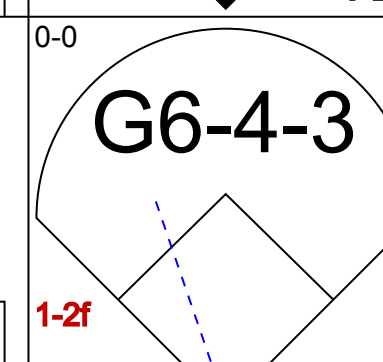
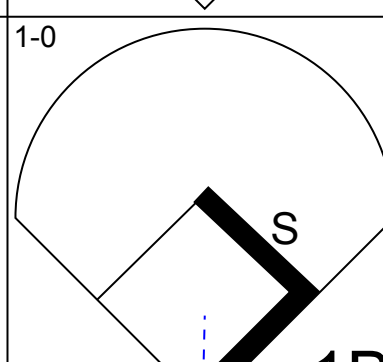
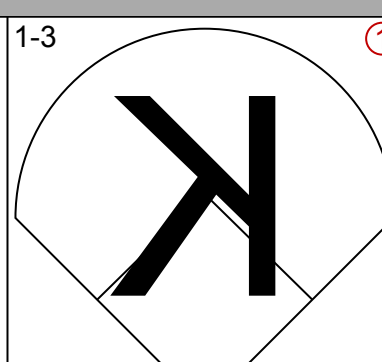
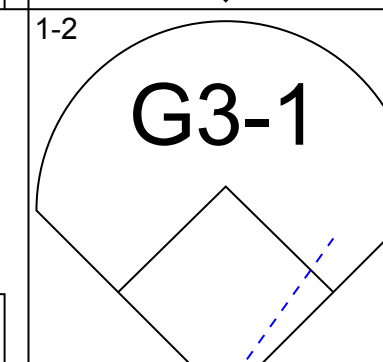
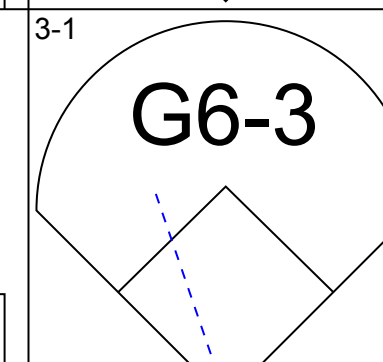
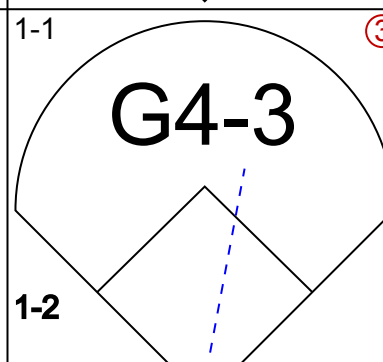
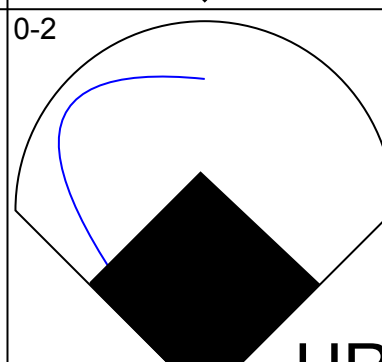
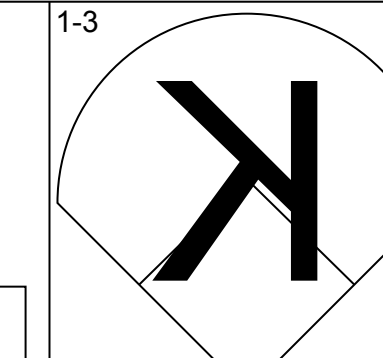
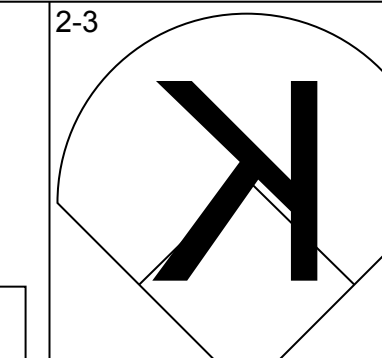
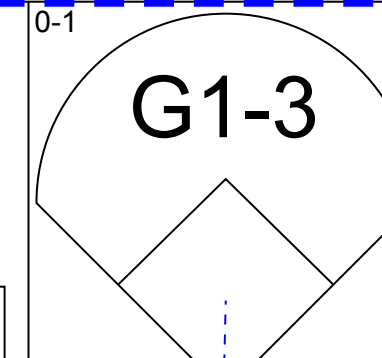
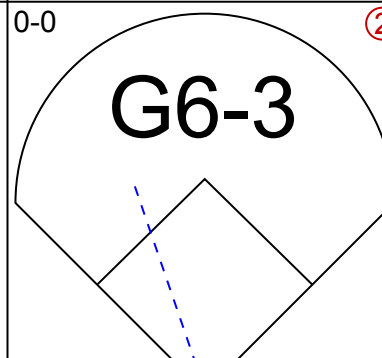
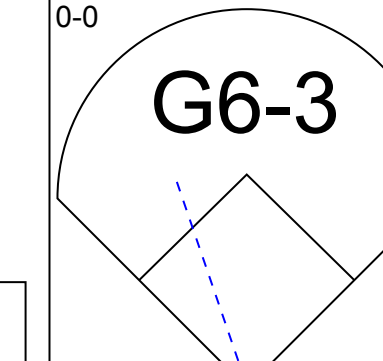
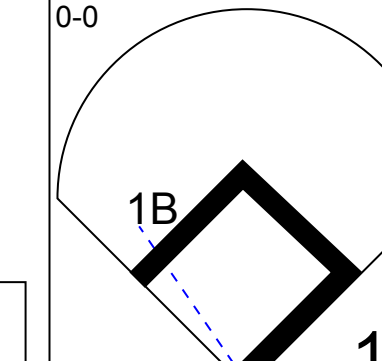
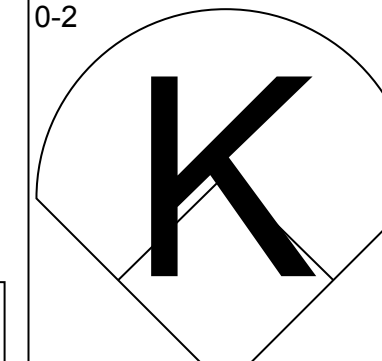
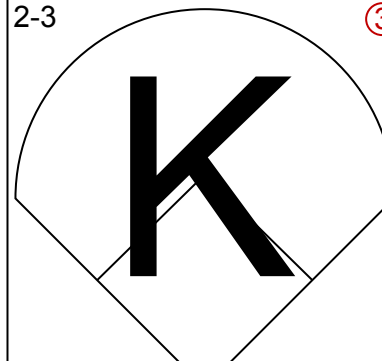
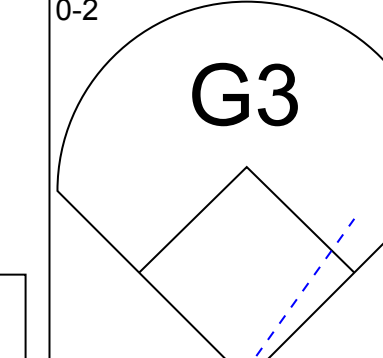
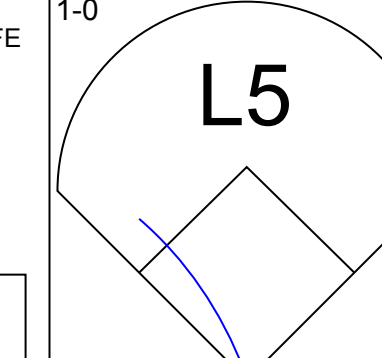
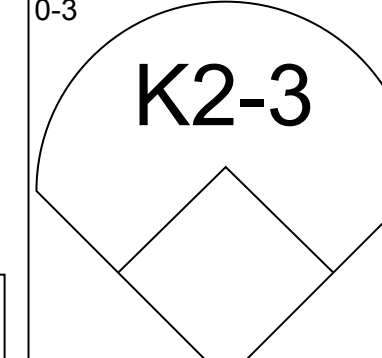
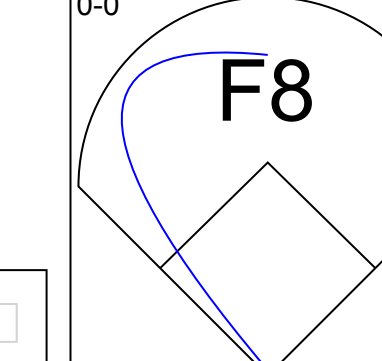
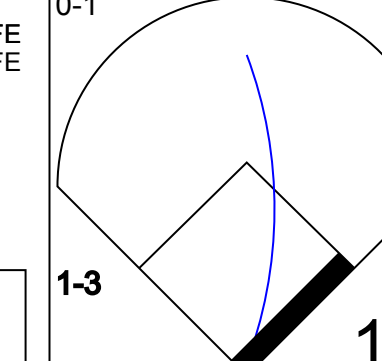
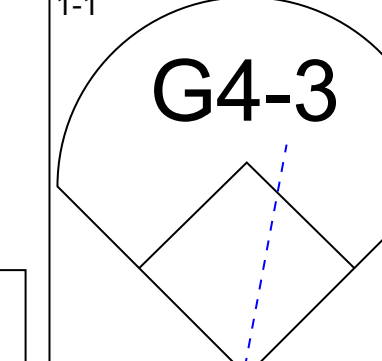
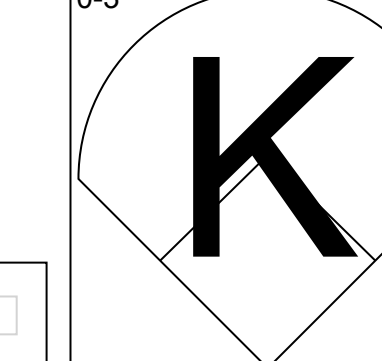
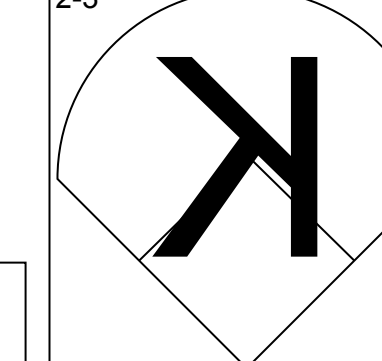
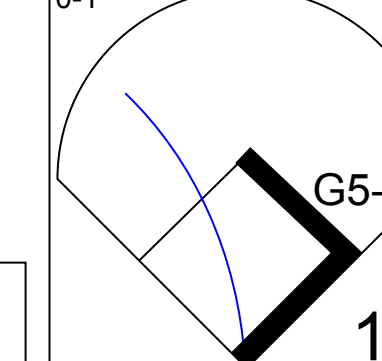
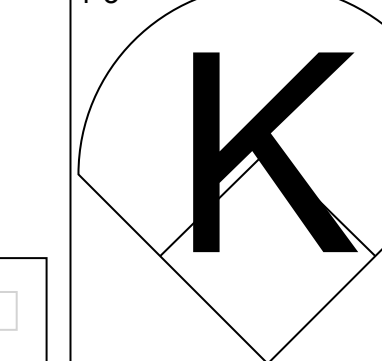
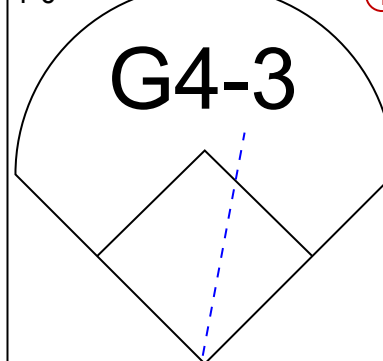
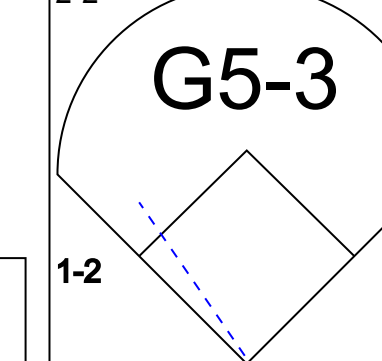
AB 35  
R 7  
H 12  
RBI 7  
BB 2  
SO 7  
LOB 11

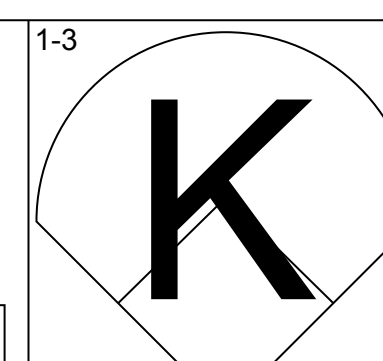
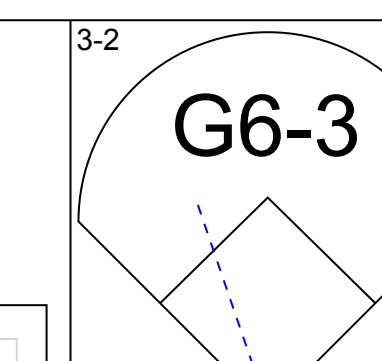
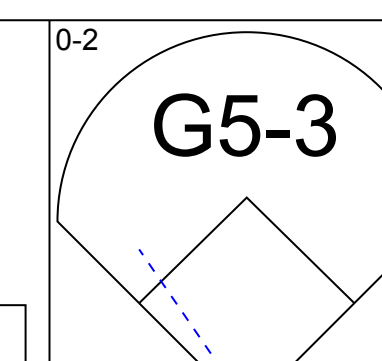
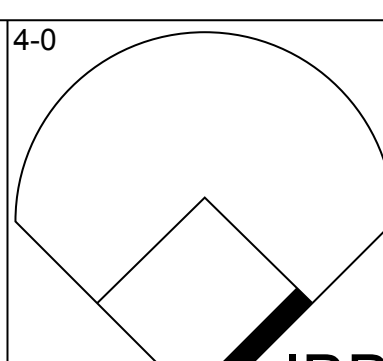
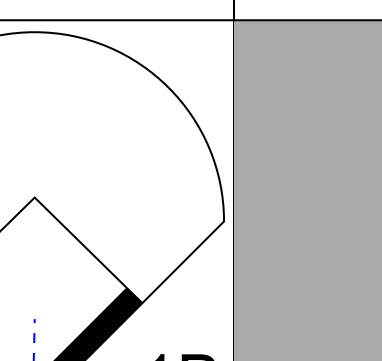
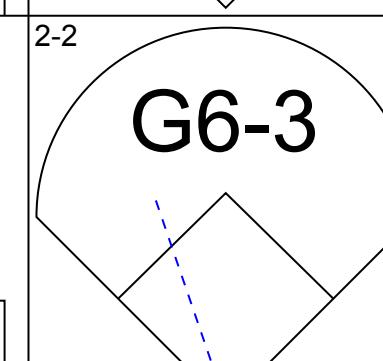
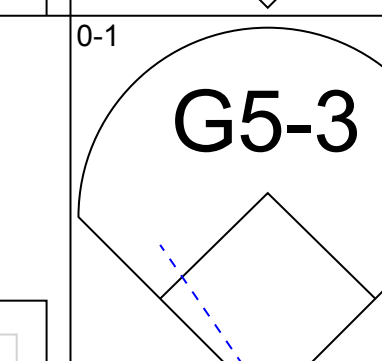
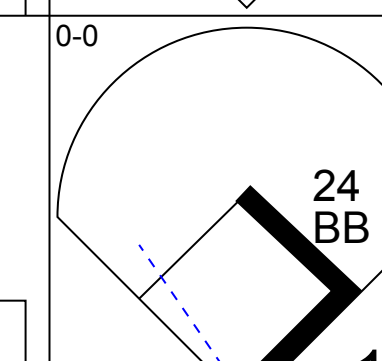
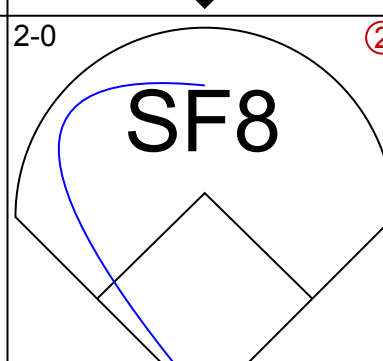
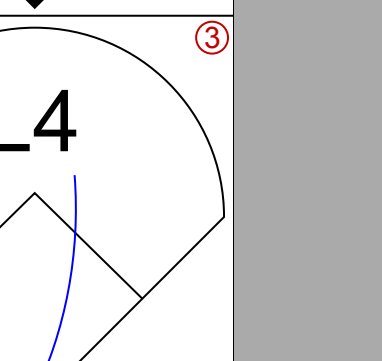
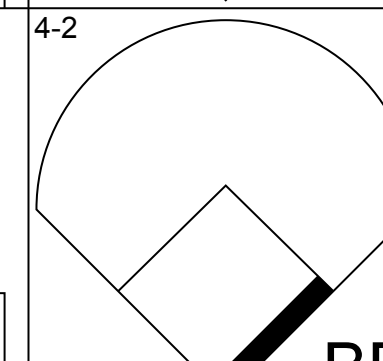
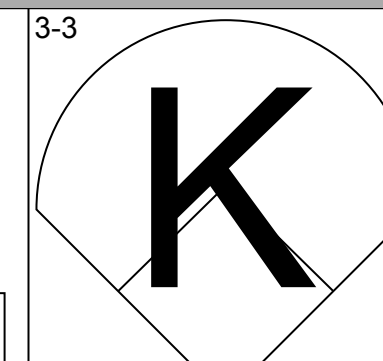
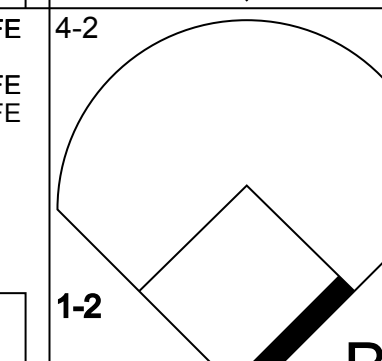
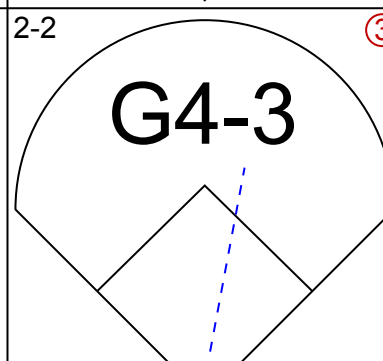
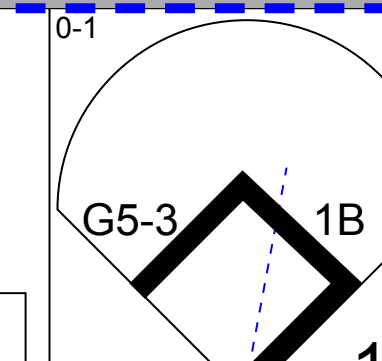
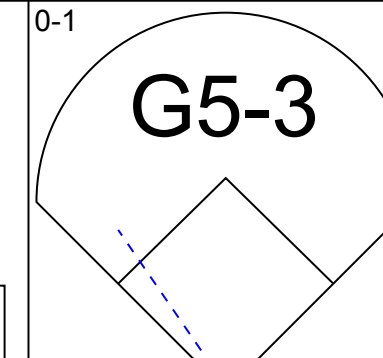
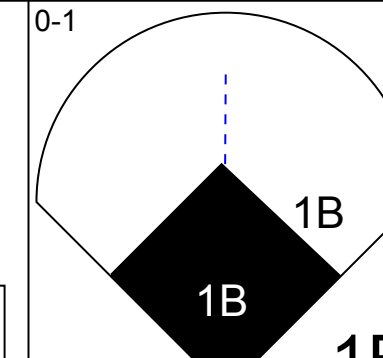
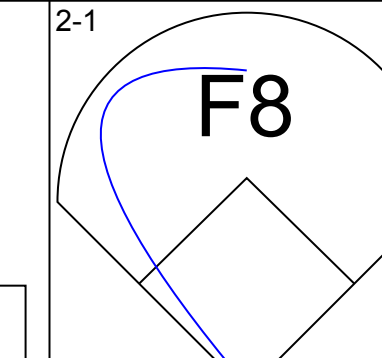

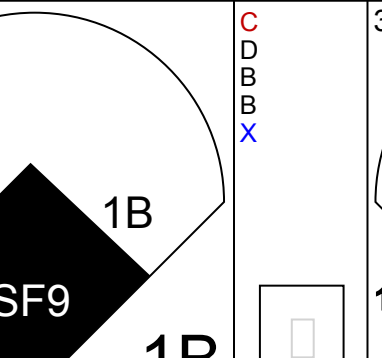
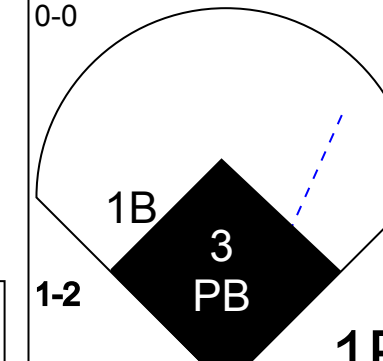
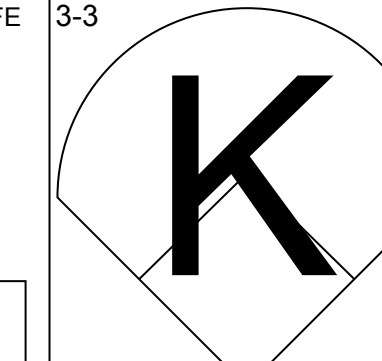

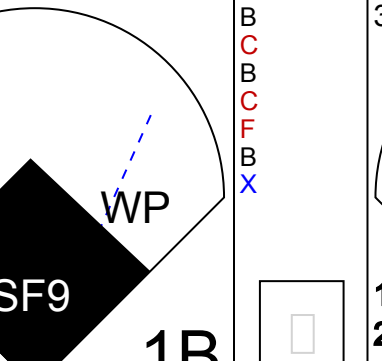
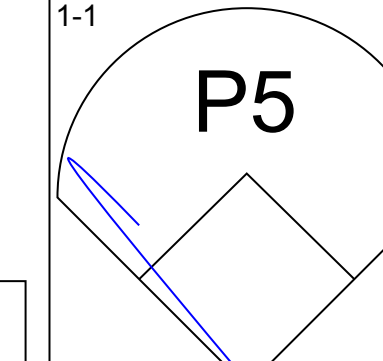
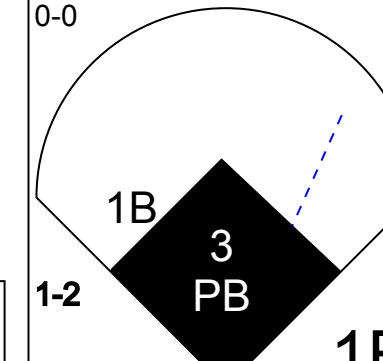
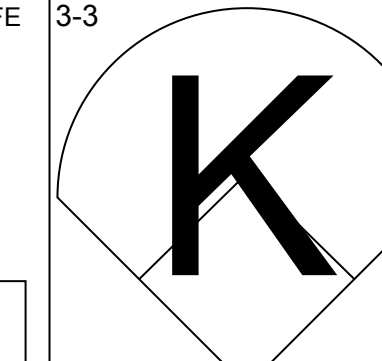

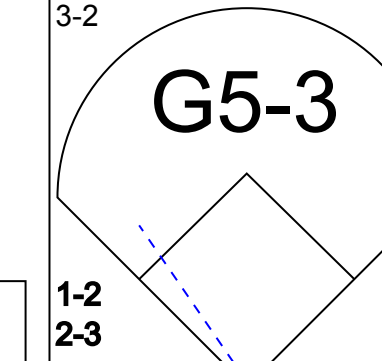
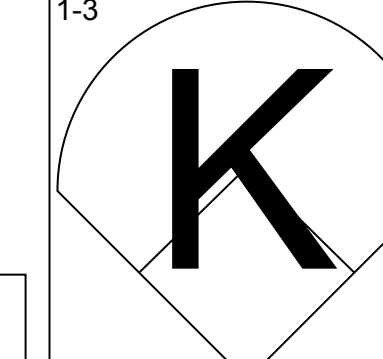
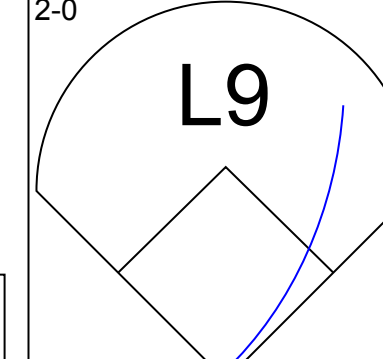
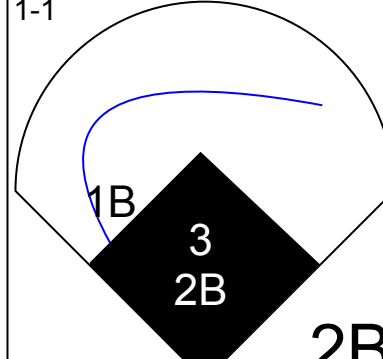
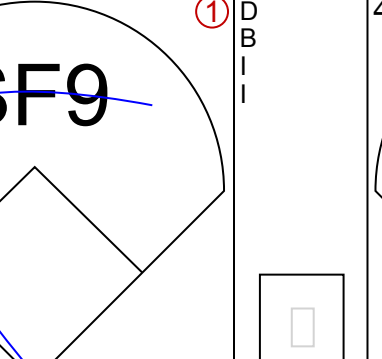

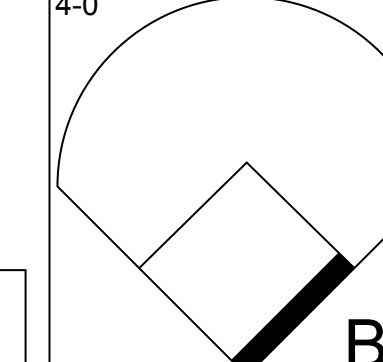
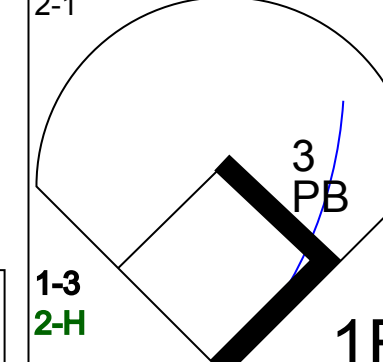
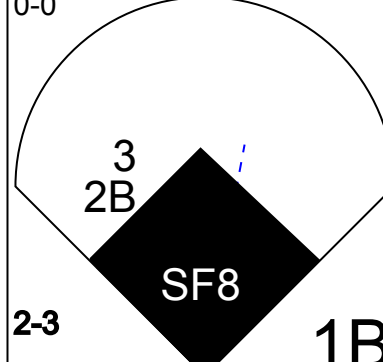
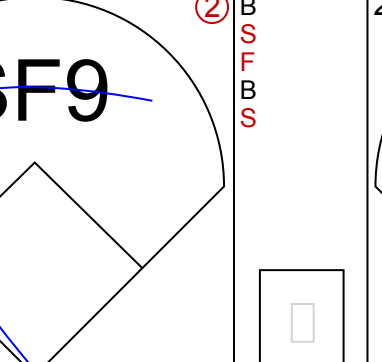

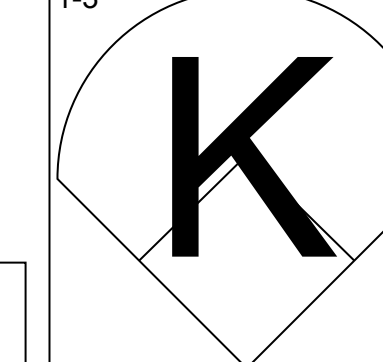
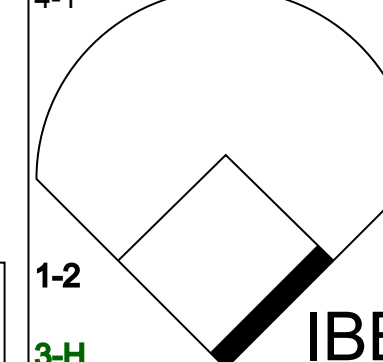
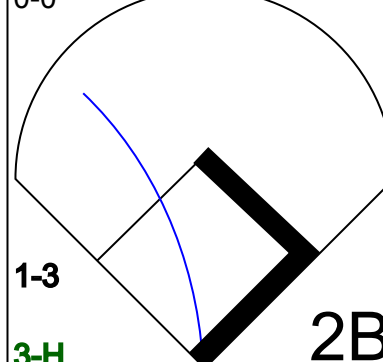
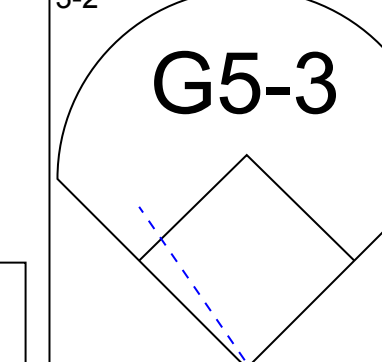
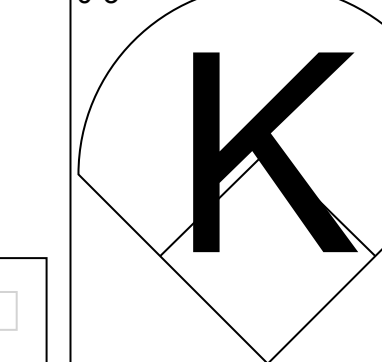
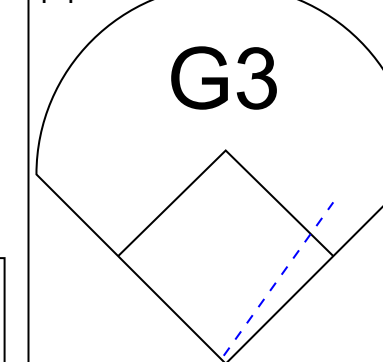








Batter	1	2	3	4	5	6	7	8	9	AB	R	H	RBI	BB	SO	LOB	TOP					
<b>José Bautista, R</b> OBP: 0.289, SLG: 0.182 (1, 5)				 1B						4	0	1	0	0	2	1	<b>Kansas City Royals @ San Diego Padres</b> PETCO Park, San Diego, CA Sun Jul 04 2004, 4:05 PM EDT Att: 31,490 - Sunny - 71 F					
<b>Tony Graffanino, R</b> OBP: 0.332, SLG: 0.332 (1, 4)			 1-2			 1B				4	0	1	0	0	1	1						
<b>Ken Harvey, R</b> OBP: 0.376, SLG: 0.487 (1, 3)						 1-2				4	1	1	1	0	0	1						
<b>Ruben Mateo, R</b> OBP: 0.326, SLG: 0.475 (1, 8)										4	0	0	0	0	2	0						
<b>4 Angel Berroa, R</b> OBP: 0.275, SLG: 0.377 (1, 6)					 1B					4	0	1	0	0	2	0						
<b>Dee Brown, L</b> OBP: 0.277, SLG: 0.238 (1, 7)										3	0	0	0	0	1	1						
<b>Desi Relaford, S</b> OBP: 0.275, SLG: 0.264 (1, 9)					 1-3					3	0	1	0	0	0	0						
<b>14 John Buck, R</b> OBP: 0.174, SLG: 0.136 (1, 2)								 1B		3	0	1	0	0	2	2						
<b>Mike Wood, R</b> (1, 1)									 1-2	2	0	0	0	0	1	0						
<b>Rudy Seanez, R</b> (6, 1)										0	0	0	0	0	0	0						
<b>Damian Jackson, R</b> OBP: 0.192, SLG: 0.261 (8, PH)										1	0	0	0	0	0	1						
<b>Justin Huisman, R</b> (8, 1)										0	0	0	0	0	0	0						
<b>Inning Stats</b>	R: 0 E: 0 K: 1 S: 8	H: 0 LOB: 0 BB: 0 P: 12	R: 0 E: 0 K: 1 S: 8	H: 0 LOB: 0 BB: 0 P: 9	R: 0 E: 0 K: 2 S: 8	H: 0 LOB: 0 BB: 0 P: 9	R: 0 E: 0 K: 0 S: 5	H: 1 LOB: 0 BB: 0 P: 9	R: 0 E: 0 K: 2 S: 10	H: 2 LOB: 2 BB: 0 P: 15	R: 0 E: 0 K: 1 S: 7	H: 1 LOB: 1 BB: 0 P: 12	R: 0 E: 0 K: 2 S: 8	H: 0 LOB: 0 BB: 0 P: 8	R: 0 E: 0 K: 0 S: 9	H: 1 LOB: 1 BB: 0 P: 12	R: 1 E: 0 K: 2 S: 10	H: 1 LOB: 0 BB: 0 P: 13	1B: 5 2B: 0 3B: 0 HR: 1	SF: 0 SAC: 0 DP: 1 HBP: 0	WP: 0 PB: 0 SB: 1 CS: 0	PA: 32
<b>PITCHER</b>	IP	WLS	BF	H	R	ER	SO	BB	IBB	HBP	BLK	WP	HR	S	P	ERA	WHIP					
<b>David Wells, L</b> ERA: 3.03 (1, 1)	6.0	W	21	4	0	0	7	0	0	0	0	0	0	46	66	0.00	0.667					
<b>Blaine Neal, R</b> ERA: 3.8 (7, 1)	1.0		3	0	0	0	2	0	0	0	0	0	0	8	8	0.00	0.000					
<b>Ricky Stone, R</b> ERA: 5.57 (8, 1)	2.0		8	2	1	1	2	0	0	0	0	0	1	19	25	4.50	1.000					

Batter	1	2	3	4	5	6	7	8	9	AB	R	H	RBI	BB	SO	LOB	BOTTOM				
<b>Sean Burroughs, L</b> OBP: 0.352, SLG: 0.354 (1, 5)									 1-2	4	0	1	1	1	1	0	<b>Kansas City Royals @ San Diego Padres</b> PETCO Park, San Diego, CA Sun Jul 04 2004, 4:05 PM EDT Att: 31,490 - Sunny - 71 F				
<b>Mark Loretta, R</b> OBP: 0.397, SLG: 0.457 (1, 4)					 1B				 2-2	4	0	1	1	0	2						
<b>24 Brian Giles, L</b> OBP: 0.375, SLG: 0.464 (1, 9)				 1-2	 1-2				 1B	3	0	1	0	2	1	2					
<b>Phil Nevin, R</b> OBP: 0.378, SLG: 0.493 (1, 3)				 1B				 1B	 1B	2	0	1	0	0	0	1					
<b>Jeff Cirillo, R</b> OBP: 0.274, SLG: 0.286 (4, PR) (5, 3)				 1B				 1B	 1B	3	2	2	0	0	0	2					
<b>Ryan Klesko, L</b> OBP: 0.372, SLG: 0.361 (1, 7)				 1B				 1B		5	2	2	0	0	1	4					
<b>Terrence Long, L</b> OBP: 0.313, SLG: 0.380 (1, 8)						 2B				3	1	1	1	1	1	2					
<b>Humberto Quintero, R</b> OBP: 0.444, SLG: 0.697 (1, 2)				 1B		 1B				3	1	2	2	1	1	3					
<b>3 Khalil Greene, R</b> OBP: 0.354, SLG: 0.399 (1, 6)				 1-3		 1B				3	1	1	1	2	1	4					
<b>David Wells, L</b> OBP: 0.083, SLG: 0.043 (1, 1)										3	0	0	0	0	2	4					
<b>Blaine Neal, L</b> ERA: 5.91 (7, 1)										0	0	0	0	0	0	0					
<b>Darren Bragg, L</b> OBP: 1.000, SLG: 1.000 (7, PH)										1	0	1	0	0	0	0					
<b>Ricky Stone, R</b> (8, 1)										0	0	0	0	0	0	0					
<b>Inning Stats</b>	R: 0 E: 0 K: 1 S: 15	H: 0 LOB: 1 BB: 1 P: 22	R: 0 E: 0 K: 2 S: 8	H: 0 LOB: 1 BB: 1 P: 15	R: 0 E: 0 K: 1 S: 9	H: 0 LOB: 0 BB: 0 P: 12	R: 2 E: 0 K: 1 S: 13	H: 3 LOB: 2 BB: 1 P: 25	R: 0 E: 0 K: 1 S: 12	H: 1 LOB: 2 BB: 1 P: 21	R: 2 E: 0 K: 1 S: 12	H: 3 LOB: 2 BB: 1 P: 22	R: 3 E: 0 K: 0 S: 20	H: 4 LOB: 2 BB: 1 P: 37	R: 0 E: 0 K: 1 S: 14	H: 2 LOB: 3 BB: 1 P: 29	1B: 11 2B: 2 3B: 0 HR: 0	SF: 3 SAC: 0 DP: 0 HBP: 0	WP: 2 PB: 1 SB: 0 CS: 0	PA: 44	
<b>PITCHER</b>	IP	WLS	BF	H	R	ER	SO	BB	IBB	HBP	BLK	WP	HR	S	P	ERA	WHIP				
<b>Mike Wood, R</b> ERA: 4.91 (1, 1)	5.0	L	26	7	4	3	6	3	1	0	0	0	0	61	100	5.40	2.000				
<b>Rudy Seanez, R</b> ERA: 5.91 (6, 1)	2.0		12	4	3	3	1	1	1	0	0	2	0	28	54	13.50	2.500				
<b>Justin Huisman, R</b> ERA: 6.23 (8, 1)	1.0		6	2	0	0	1	0	1	0	0	0	0	14	29	0.00	2.000				



Batter	1	2	3	4	5	6	7	8	9	AB	R	H	RBI	BB	SO	LOB	TOP		
9 David DeJesus, L (1, 8) OBP: 0.254, SLG: 0.167	1-1 G5-3 1B HBP		1-1 F8						0-0 G4-3	3	0	1	0	0	0	1			
Tony Graffanino, R (1, 4) OBP: 0.330, SLG: 0.330	1-0 G5-3 1B			1-2 G5-3					2-0 F8	4	0	1	0	0	0	2			
Ken Harvey, R (1, 3) OBP: 0.371, SLG: 0.480	0-1 G5-3 1-2 2-3f			1-2 G6-3					0-1 G4-3	4	0	0	0	0	0	3			
Matt Stairs, L (1, 10) OBP: 0.316, SLG: 0.458	0-3 K			0-3 K					0-0 L4	3	0	0	0	0	2	1			
4 Angel Berroa, R (1, 6) OBP: 0.272, SLG: 0.373		3-1 G5-3			1-3 K				3-2 G5-3	3	0	0	0	0	1	0			
Dee Brown, L (1, 7) OBP: 0.280, SLG: 0.244		3-2 P5			1-1 G4-3				0-1 FC5-4 1B	3	0	1	0	0	0	0			
Ruben Mateo, R (1, 9) OBP: 0.306, SLG: 0.442		1-0 G5-3			1-2 G5-3				1-2 FC5-4 G4-6-3 1B	3	0	0	0	0	0	1			
Desi Relaford, S (1, 5) OBP: 0.270, SLG: 0.259			1-3 K			0-2 G4-3			1-0 G4-6-3	3	0	0	0	0	1	1			
Alberto Castillo, R (1, 2) OBP: 0.364, SLG: 0.476			0-2 G5-3			0-1 P4			2-1 G4-3 1B	3	0	1	0	0	0	0			
<b>Inning Stats</b>	R: 0 E: 0 K: 1 S: 7	H: 1 LOB: 1 BB: 0 P: 9	R: 0 E: 0 K: 0 S: 9	H: 0 LOB: 0 BB: 0 P: 16	R: 0 E: 0 K: 1 S: 11	H: 0 LOB: 0 BB: 0 P: 13	R: 0 E: 0 K: 1 S: 11	H: 0 LOB: 0 BB: 0 P: 13	R: 0 E: 0 K: 1 S: 8	H: 1 LOB: 1 BB: 0 P: 11	R: 0 E: 0 K: 0 S: 6	H: 0 LOB: 0 BB: 0 P: 11	R: 0 E: 0 K: 0 S: 6	H: 1 LOB: 0 BB: 0 P: 8	R: 0 E: 0 K: 0 S: 6	H: 1 LOB: 1 BB: 0 P: 10	1B: 4 2B: 0 3B: 0 HR: 0	SF: 0 SAC: 0 DP: 2 HBP: 1	WP: 0 PA: 30 PB: 0 SB: 0 CS: 0
<b>PITCHER</b> Brad Radke, R (1, 1) ERA: 3.42	IP: 9.0 WLS: W BF: 30 H: 4 R: 0 ER: 0 SO: 4 BB: 0 IBB: 0 HBP: 1 BLK: 0 WP: 0 HR: 0 S: 74 P: 102 ERA: 0.00 WHIP: 0.444																		

Kansas City Royals @ Minnesota Twins  
Hubert H. Humphrey Metrodome, Minneapolis, MN

AB 29  
R 0  
H 4  
RBI 0  
BB 0  
SO 4  
LOB 9



WP: 0 PA: 30  
PB: 0  
SB: 0  
CS: 0

Batter	1	2	3	4	5	6	7	8	9	AB	R	H	RBI	BB	SO	LOB	BOTTOM		
Cristian Guzman, S (1, 6) OBP: 0.302, SLG: 0.365	0-2 L6	0-1 SAFE 20 1B 7 SF7 1B		2-2 G5-3			0-0 L7	0-0 G4-3		5	1	1	1	0	0	0			
20 Lew Ford, R (1, 7) OBP: 0.382, SLG: 0.490 (8, 8)	3-2 L3	0-2 1B			1-1 G4-3 7 2B		1-0 7 2B			4	2	3	1	0	0	0			
7 Joe Mauer, L (1, 2) OBP: 0.398, SLG: 0.647	1-2 1B	0-1 SF7 1B			1-2 G4-3		1-2 G1-3 2B			3	0	2	2	0	0	1			
Corey Koskie, L (1, 5) OBP: 0.324, SLG: 0.477	1-1 L8	1-0 1B			4-0 BB		0-0 G1-3			3	0	1	1	1	0	2			
Tori Hunter, R (1, 8) Michael Restovich, R (8, 7) OBP: 0.318, SLG: 0.459 OBP: 0.250, SLG: 0.267		1-2 HR 1B	3-1 F9		4-0 BB		1-2 G5-3			3	1	1	0	1	0	1			
Jacque Jones, L (1, 9) OBP: 0.315, SLG: 0.454		2-2 HR 1B	2-3 K		1-2 BB		0-0 G4-6-3			4	1	1	2	0	1	3			
Matthew LeCroy, R (1, 10) OBP: 0.324, SLG: 0.433		1-1 P6	2-3 K		0-0 G4-6-3			1-2 G6-3		4	0	0	0	0	2	0			
Doug Mientkiewicz, L (1, 3) OBP: 0.334, SLG: 0.364		1-2 8 1B 8 S 1B			2-1 G6-3		0-1 G6-3		2-2 8 HR 2B	4	2	2	0	0	0	0			
8 Nick Punto, S (1, 4) OBP: 0.383, SLG: 0.346		2-2 20 1B 1B			2-1 G4-3		2-3 K		1-0 2B	4	2	2	2	0	1	0			
<b>Inning Stats</b>	R: 0 E: 0 K: 0 S: 17	H: 1 LOB: 1 BB: 0 P: 22	R: 6 E: 0 K: 0 S: 25	H: 7 LOB: 1 BB: 0 P: 33	R: 0 E: 0 K: 2 S: 8	H: 0 LOB: 0 BB: 0 P: 15	R: 0 E: 0 K: 0 S: 7	H: 0 LOB: 0 BB: 0 P: 13	R: 0 E: 0 K: 0 S: 8	H: 1 LOB: 2 BB: 2 P: 18	R: 0 E: 0 K: 1 S: 7	H: 0 LOB: 0 BB: 0 P: 11	R: 1 E: 0 K: 0 S: 11	H: 2 LOB: 1 BB: 0 P: 14	R: 2 E: 0 K: 1 S: 13	H: 2 LOB: 0 BB: 0 P: 20	1B: 7 2B: 4 3B: 0 HR: 2	SF: 1 SAC: 0 DP: 1 HBP: 0	WP: 0 PA: 37 PB: 0 SB: 1 CS: 0
<b>PITCHER</b> 41 Jimmy Gobble, L (1, 1) ERA: 5.28 Ryan Bukvich, R (5, 1) ERA: Brian Anderson, L (7, 1) ERA: 7.32	IP: 4.1 WLS: L BF: 22 H: 6 R: 6 ER: 6 SO: 2 BB: 1 IBB: 0 HBP: 0 BLK: 0 WP: 0 HR: 1 S: 64 P: 96 ERA: 12.46 WHIP: 2.308																		

Kansas City Royals @ Minnesota Twins  
Hubert H. Humphrey Metrodome, Minneapolis, MN

AB 34  
R 9  
H 13  
RBI 9  
BB 2  
SO 4  
LOB 7



WP: 0 PA: 37  
PB: 0  
SB: 1  
CS: 0

Mon Jul 05 2004, 8:10 PM EDT  
Att: 16,191 - Unknown - 70 F

livebaseballscores.com

livebaseballscores.com



Batter	1	2	3	4	5	6	7	8	9	AB	R	H	RBI	BB	SO	LOB	TOP					
<b>Desi Relaford, S</b> (1, 7) OBP: 0.280, SLG: 0.262	1-2 1B		4-2 BB			3-2 F8			4-1 BB	2	0	1	0	2	0	0	<b>Kansas City Royals @ Minnesota Twins</b> Hubert H. Humphrey Metrodome, Minneapolis, MN Tue Jul 06 2004, 8:10 PM EDT Att: 18,038 - Unknown - 70 F <a href="http://livebaseballscorecards.com">livebaseballscorecards.com</a>					
<b>4 Angel Berroa, R</b> (1, 6) OBP: 0.288, SLG: 0.367	0-0 F9		0-3 K			1-3 K			0-2 F9	4	0	0	0	0	2	3						
<b>Ken Harvey, R</b> (1, 3) OBP: 0.366, SLG: 0.473	1-3 K		0-3 K2-3			2-3 K			0-1 G4-6-3	4	0	0	0	0	3	3						
<b>Matt Stairs, L</b> (1, 9) OBP: 0.313, SLG: 0.452	0-3 K			0-0 G3			2-1 G3-1			3	0	0	0	0	1	1						
<b>Ruben Mateo, R</b> (1, 8) OBP: 0.308, SLG: 0.435		1-0 1B		1-3 K			2-3 K			3	0	1	0	0	2	0						
<b>Tony Graffanino, R</b> (1, 4) OBP: 0.326, SLG: 0.325	1-2 F9		0-0 G1-3				3-1 G6-3			3	0	0	0	0	0	1						
<b>Dee Brown, L</b> (1, 10) OBP: 0.283, SLG: 0.250		0-3 K			1-1 CS 1B			1-1 G4-3		3	0	1	0	0	1	1						
<b>14 John Buck, R</b> (1, 2) OBP: 0.154, SLG: 0.120		0-3 K			1-2 F8			0-3 K		3	0	0	0	0	2	2						
<b>José Bautista, R</b> (1, 5) OBP: 0.268, SLG: 0.167			1-3 K			2-3 K		1-1 G6-3		3	0	0	0	0	2	1						
<b>Inning Stats</b>	R: 0 E: 0 K: 2 S: 10	H: 1 LOB: 1 BB: 0 P: 12	R: 0 E: 0 K: 2 S: 12	H: 1 LOB: 1 BB: 0 P: 14	R: 0 E: 0 K: 3 S: 12	H: 0 LOB: 1 BB: 1 P: 17	R: 0 E: 0 K: 1 S: 5	H: 0 LOB: 0 BB: 0 P: 6	R: 0 E: 0 K: 1 S: 8	H: 1 LOB: 0 BB: 0 P: 12	R: 0 E: 0 K: 2 S: 14	H: 0 LOB: 0 BB: 0 P: 20	R: 0 E: 0 K: 1 S: 7	H: 0 LOB: 0 BB: 0 P: 14	R: 0 E: 0 K: 1 S: 7	H: 0 LOB: 0 BB: 0 P: 9	R: 0 E: 0 K: 0 S: 6	H: 0 LOB: 0 BB: 0 P: 10	1B: 3 2B: 0 3B: 0 HR: 0	SF: 0 SAC: 0 DP: 1 HBP: 0	WP: 0 PB: 0 SB: 0 CS: 1	PA: 30
<b>PITCHER</b> <b>Johan Santana, L</b> (1, 1) ERA: 3.89	IP: 9.0 WLS: W BF: 30 H: 3 R: 0 ER: 0 SO: 13 BB: 2 IBB: 0 HBP: 0 BLK: 0 WP: 0 HR: 0 S: 81 P: 114 ERA: 0.00 WHIP: 0.556															<b>PITCHER</b>						

Batter	1	2	3	4	5	6	7	8	9	AB	R	H	RBI	BB	SO	LOB	BOTTOM					
<b>Cristian Guzman, S</b> (1, 6) OBP: 0.302, SLG: 0.366	3-1 P4		2-3 K			2-2 20 L8 7 BLK 2B	1-0 F9			4	1	1	0	0	1	1	<b>Kansas City Royals @ Minnesota Twins</b> Hubert H. Humphrey Metrodome, Minneapolis, MN Tue Jul 06 2004, 8:10 PM EDT Att: 18,038 - Unknown - 70 F <a href="http://livebaseballscorecards.com">livebaseballscorecards.com</a>					
<b>20 Lew Ford, R</b> (1, 7) OBP: 0.381, SLG: 0.486	3-1 G5-3		2-1 FC5-4			1-1 L8	1-0 E9			4	0	1	0	0	0	2						
<b>7 Joe Mauer, L</b> (1, 2) OBP: 0.382, SLG: 0.618	0-1 L8			1-2 F7		0-2 L4	0-2 G4-3			4	0	0	0	0	0	1						
<b>Corey Koskie, L</b> (1, 5) OBP: 0.323, SLG: 0.470		0-1 G6-3		3-1 G1-3		4-2 2B 1B BB		1-0 F8		3	1	0	0	1	0	0						
<b>Tori Hunter, R</b> (1, 8) OBP: 0.325, SLG: 0.478		0-1 HR		2-3 K		2-2 1B 2B		4-2 CS BB		3	2	2	1	1	1	0						
<b>Jacque Jones, L</b> (1, 9) OBP: 0.318, SLG: 0.451		1-3 K			4-1 BB	4-0 1B IBB		2-2 F7		2	0	0	0	2	1	1						
<b>Jose Offerman, S</b> (1, 10) OBP: 0.346, SLG: 0.369		3-2 P5			0-0 L4	2-1 L4				3	0	1	2	0	0	1						
<b>Doug Mientkiewicz, L</b> (1, 3) OBP: 0.334, SLG: 0.364			2-1 20 FC5-4 1B		1-1 P4	1-3 2-H 3-H 2-3 1B				3	0	1	0	0	1	3						
<b>Luis Rivas, R</b> (1, 4) OBP: 0.296, SLG: 0.429			1-3 K		1-3 K		2-1 P3			3	0	0	0	0	2	2						
<b>Inning Stats</b>	R: 0 E: 0 K: 0 S: 6	H: 0 LOB: 0 BB: 0 P: 12	R: 1 E: 0 K: 1 S: 10	H: 1 LOB: 0 BB: 0 P: 14	R: 0 E: 0 K: 2 S: 12	H: 1 LOB: 1 BB: 0 P: 19	R: 0 E: 0 K: 1 S: 9	H: 0 LOB: 0 BB: 0 P: 15	R: 0 E: 0 K: 1 S: 7	H: 0 LOB: 1 BB: 1 P: 13	R: 3 E: 0 K: 1 S: 20	H: 3 LOB: 2 BB: 2 P: 37	R: 0 E: 1 K: 0 S: 9	H: 1 LOB: 1 BB: 0 P: 13	R: 0 E: 0 K: 0 S: 7	H: 0 LOB: 0 BB: 1 P: 14	R: 0 E: 0 K: 0 S: 6	H: 0 LOB: 0 BB: 0 P: 10	1B: 3 2B: 2 3B: 0 HR: 1	SF: 0 SAC: 0 DP: 0 HBP: 0	WP: 0 PB: 0 SB: 0 CS: 1	PA: 33
<b>PITCHER</b> <b>23 Zack Greinke, R</b> (1, 1) ERA: 3.86	IP: 5.2 WLS: L BF: 25 H: 5 R: 4 ER: 4 SO: 5 BB: 5 IBB: 4 HBP: 4 BLK: 5 WP: 1 HR: 1 S: 60 P: 104 ERA: 6.35 WHIP: 1.235															<b>PITCHER</b>						
<b>Jaime Cerda, L</b> (6, 1) ERA: 2.16	1.1 5 1 0 0 1 0 0 0 0 0 0 13 19 0.00 0.750																					
<b>Nate Field, R</b> (8, 1) ERA: 3.82	1.0 3 0 0 0 0 1 0 0 0 0 0 7 14 0.00 1.000																					



Batter	1	2	3	4	5	6	7	8	9	AB	R	H	RBI	BB	SO	LOB	TOP			
<b>Desi Relaford, S</b> OBP: 0.280, SLG: 0.257	1-1 SH1-3 HBP		2-2 G3		2-2 F8			0-0 F7		3	0	0	0	0	0	0				
<b>4 Angel Berroa, R</b> OBP: 0.265, SLG: 0.363	1-1 SH1-3		1-1 G5-3			2-2 G1-3		0-2 G5-3		3	0	0	0	0	0	0				
<b>Ken Harvey, R</b> OBP: 0.365, SLG: 0.468	1-1 G5-4-3 HBP		3-2 G5-3			0-1 G4-3		2-3 K		3	0	0	0	0	1	0				
<b>Matt Stairs, L</b> OBP: 0.311, SLG: 0.448	1-2 G5-4-3				0-0 1B		3-2 G6-3		2-1 G4-3	4	0	1	0	0	0	2				
<b>Ruben Mateo, R</b> OBP: 0.304, SLG: 0.420		0-2 1B			0-0 P4			0-2 G6-3	1-2 G6-3	4	0	1	0	0	0	1				
<b>Dee Brown, L</b> OBP: 0.316, SLG: 0.288		0-2 1B			2-2 G5-4-3 1B			1-1 1B	1-3 K	4	0	3	0	0	1	0				
<b>Tony Graffanino, R</b> OBP: 0.326, SLG: 0.325		2-3 K			0-0 G5-4-3 1B			1-2 1B		3	0	1	0	0	1	4				
<b>14 John Buck, R</b> OBP: 0.138, SLG: 0.107		0-0 F8			2-3 K			0-3 K		3	0	0	0	0	2	4				
<b>Damian Jackson, R</b> OBP: 0.172, SLG: 0.231		3-3 K			1-0 F8			1-3 K		3	0	0	0	0	2	4				
<b>Inning Stats</b>	R: 0 E: 0 K: 0 S: 7	H: 0 LOB: 1 BB: 0 P: 11	R: 0 E: 0 K: 2 S: 13	H: 2 LOB: 2 BB: 0 P: 18	R: 0 E: 0 K: 0 S: 9	H: 0 LOB: 0 BB: 0 P: 15	R: 0 E: 0 K: 0 S: 6	H: 2 LOB: 1 BB: 0 P: 8	R: 0 E: 0 K: 1 S: 9	H: 0 LOB: 0 BB: 0 P: 14	R: 0 E: 0 K: 0 S: 9	H: 2 LOB: 2 BB: 0 P: 17	R: 0 E: 0 K: 1 S: 7	H: 0 LOB: 0 BB: 0 P: 9	R: 0 E: 0 K: 1 S: 8	H: 0 LOB: 0 BB: 0 P: 12	1B: 6 2B: 0 3B: 0 HR: 0	SF: 0 SAC: 1 DP: 2 HBP: 2	WP: 0 PB: 0 SB: 1 CS: 0	PA: 33
<b>PITCHER</b> <b>Kyle Lohse, R</b> ERA: 4.71	IP: 9.0 WLS: W BF: 33 H: 6 R: 0 ER: 0 SO: 7 BB: 0 IBB: 0 HBP: 2 BLK: 0 WP: 0 HR: 0 S: 82 P: 118 ERA: 0.00 WHIP: 0.667															<b>PITCHER</b>				

**Kansas City Royals @ Minnesota Twins**  
Hubert H. Humphrey Metrodome, Minneapolis, MN

Wed Jul 07 2004, 8:10 PM EDT  
Att: 19,534 - Unknown - 70 F

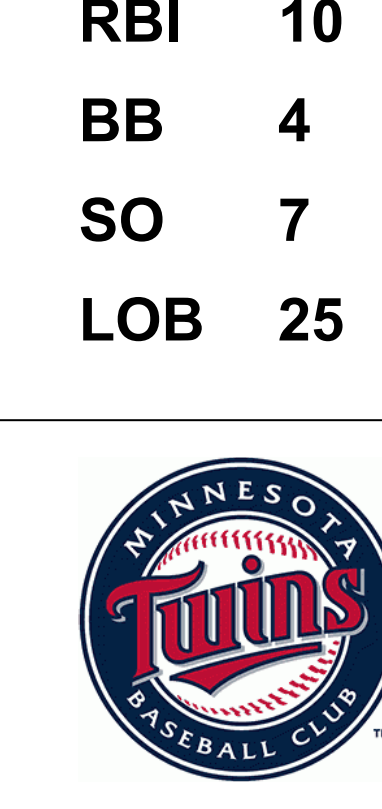


AB 30  
R 0  
H 6  
RBI 0  
BB 0  
SO 7  
LOB 15

Batter	1	2	3	4	5	6	7	8	9	AB	R	H	RBI	BB	SO	LOB	BOTTOM			
<b>Cristian Guzman, S</b> OBP: 0.309, SLG: 0.376	2-1 20 1B	2-0 E5 20 1B		0-1 FC6-4 1B	0-0 FC5-4 20 1B		1-0 1B 7 1B			5	3	4	0	0	0	0				
<b>20 Lew Ford, R</b> OBP: 0.382, SLG: 0.487	2-2 BB G3	1-1 7 1B		1-2 FC6-4 2B	2-1 FC5-4 7 1B		1-0 F8			4	3	2	1	0	0	2				
<b>Michael Restovich, R</b> OBP: 0.235, SLG: 0.250		1-2 G4-6-3 1B		1-2 2B	1-2 G6-4-3					1	0	0	0	0	0	1				
<b>7 Joe Mauer, L</b> OBP: 0.402, SLG: 0.638	2-2 G3 2B	3-2 G4-6-3 HBP		1-0 2B	3-2 G6-4-3		3-2 G3-1 1B			5	2	4	1	0	0	1				
<b>Corey Koskie, L</b> OBP: 0.332, SLG: 0.477	2-3 K	1-0 G4-6-3 HBP		4-0 2B 5 BB			0-0 1B FC4-6		1-2 2-3 1B	3	2	2	0	1	1	2				
<b>Tori Hunter, R</b> OBP: 0.330, SLG: 0.482	4-2 G3	0-0 G4-6-3		0-0 FC4-5			2-2 HBP		0-2 G3-1	4	2	2	3	1	0	4				
<b>Jacque Jones, L</b> OBP: 0.316, SLG: 0.445	1-2 2-3 3-H G3	1-2 2-3 3-H K		1-3 2-H 3-H 2B			2-3 E		1-2 2-3 3-H K	4	0	0	1	0	2	7				
<b>Matthew LeCroy, R</b> OBP: 0.327, SLG: 0.435	1-2 2-3 3-H 2B			1-3 2-3 3-H BB			1-2 HBP		1-3 K	4	0	1	3	1	2	1				
<b>5 Michael Cuddyer, R</b> OBP: 0.310, SLG: 0.408	1-0 HBP			1-2 BB			1-2 2-3 3-H BB		2-3 K	3	0	0	1	1	1	1				
<b>8 Nick Punto, S</b> OBP: 0.354, SLG: 0.316	1-3 K			1-2 BB			0-0 F9		1-2 G4-3	5	0	0	0	0	1	6				
<b>Inning Stats</b>	R: 4 E: 0 K: 2 S: 23	H: 4 LOB: 2 BB: 1 P: 39	R: 2 E: 1 K: 1 S: 10	H: 2 LOB: 1 BB: 0 P: 20	R: 0 E: 0 K: 1 S: 10	H: 0 LOB: 0 BB: 0 P: 17	R: 3 E: 0 K: 0 S: 10	H: 3 LOB: 3 BB: 3 P: 25	R: 0 E: 0 K: 0 S: 7	H: 1 LOB: 0 BB: 0 P: 12	R: 2 E: 0 K: 0 S: 8	H: 2 LOB: 1 BB: 0 P: 12	R: 1 E: 0 K: 1 S: 12	H: 3 LOB: 2 BB: 0 P: 17	R: 0 E: 0 K: 2 S: 9	H: 0 LOB: 0 BB: 0 P: 13	1B: 10 2B: 5 3B: 0 HR: 0	SF: 0 SAC: 0 DP: 2 HBP: 3	WP: 0 PB: 0 SB: 0 CS: 0	PA: 45
<b>PITCHER</b> <b>Dennys Reyes, L</b> ERA: 4.63	IP: 1.0 WLS: L BF: 13 H: 6 R: 6 ER: 4 SO: 2 BB: 1 IBB: 0 HBP: 2 BLK: 0 WP: 0 HR: 0 S: 29 P: 52 ERA: 36.00 WHIP: 7.000															<b>PITCHER</b>				
<b>Justin Huisman, R</b> ERA: 6.75	2.2 BF: 12 H: 3 R: 3 ER: 3 SO: 2 BB: 1 IBB: 1 HBP: 0 BLK: 0 WP: 0 HR: 0 S: 22 P: 43 ERA: 10.12 WHIP: 1.500																			
<b>Scott Sullivan, R</b> ERA: 3.38	2.1 BF: 11 H: 3 R: 2 ER: 1 SO: 0 BB: 1 IBB: 0 HBP: 1 BLK: 0 WP: 0 HR: 0 S: 17 P: 30 ERA: 3.86 WHIP: 1.714																			
<b>Rudy Seanez, R</b> ERA: 8.17	1.0 BF: 6 H: 3 R: 1 ER: 1 SO: 1 BB: 0 IBB: 0 HBP: 0 BLK: 0 WP: 0 HR: 0 S: 12 P: 17 ERA: 9.00 WHIP: 3.000																			
<b>Ryan Bukvich, R</b> ERA: 0.00	1.0 BF: 3 H: 0 R: 0 ER: 0 SO: 2 BB: 0 IBB: 0 HBP: 0 BLK: 0 WP: 0 HR: 0 S: 9 P: 13 ERA: 0.00 WHIP: 0.000																			

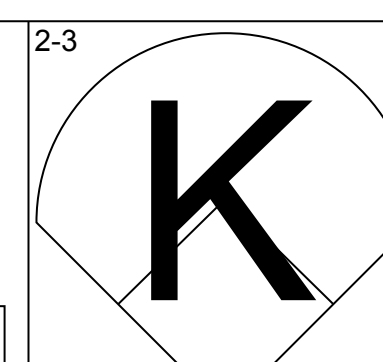
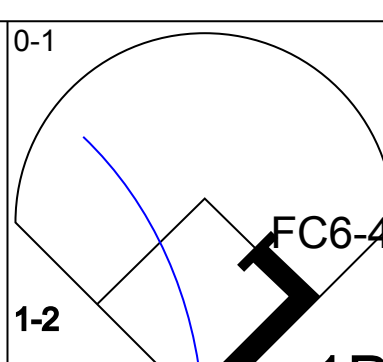
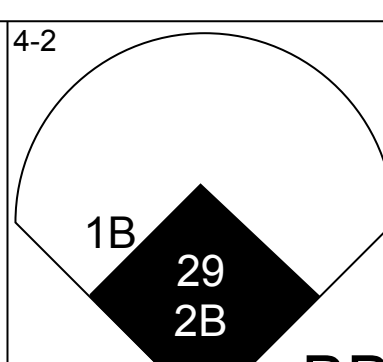
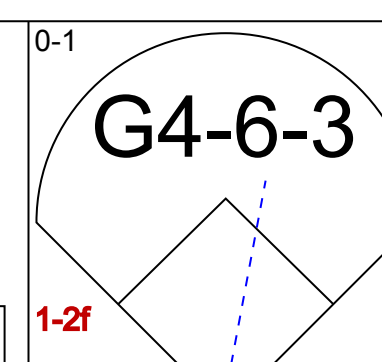
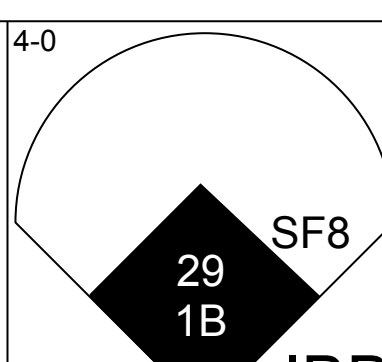
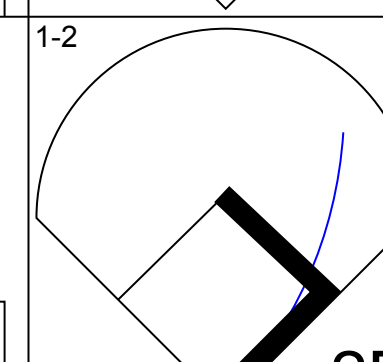
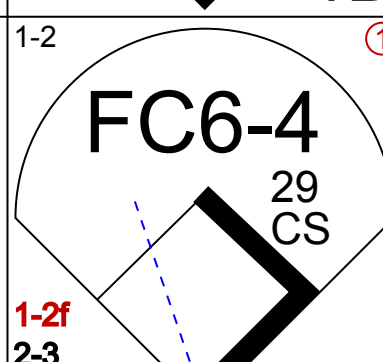
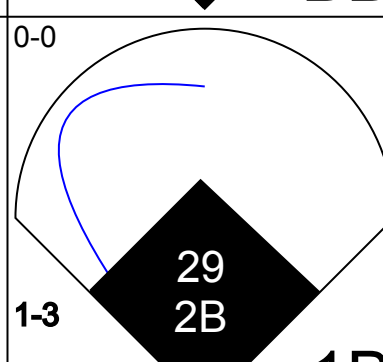
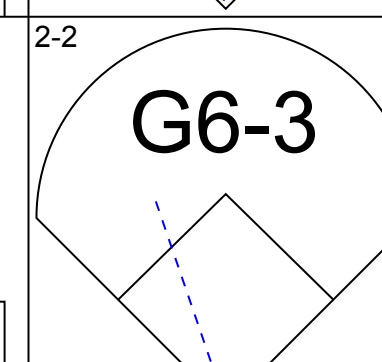
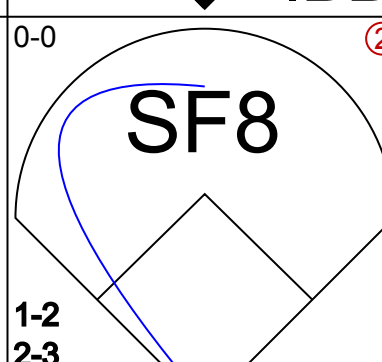
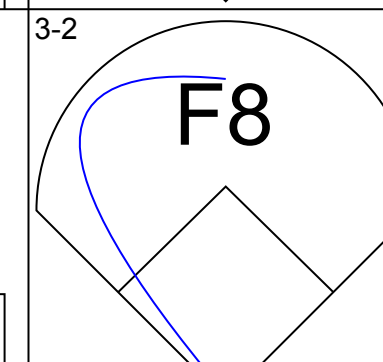
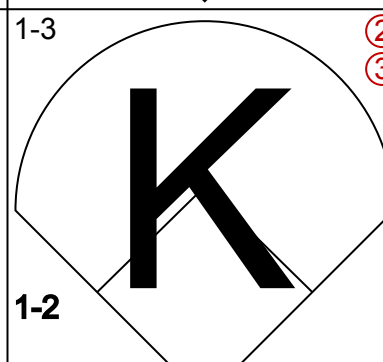
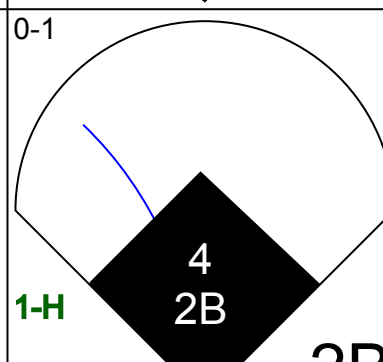
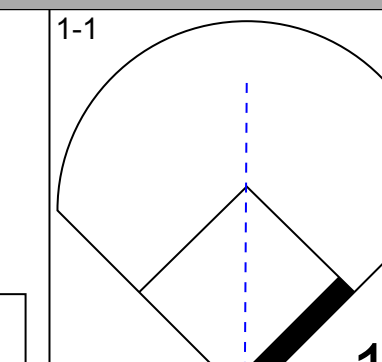
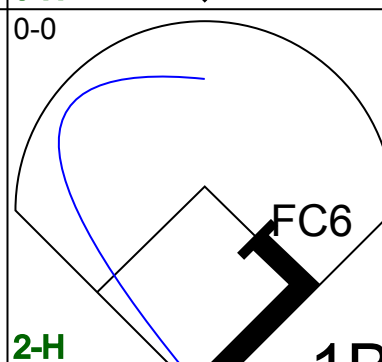
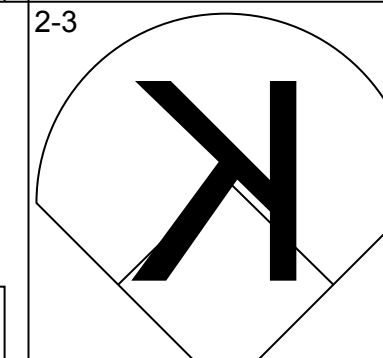
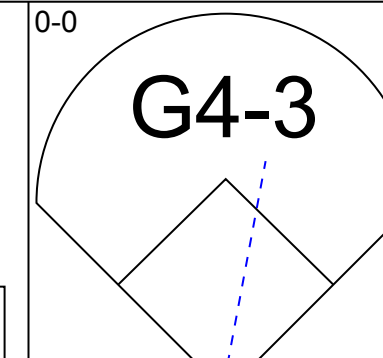
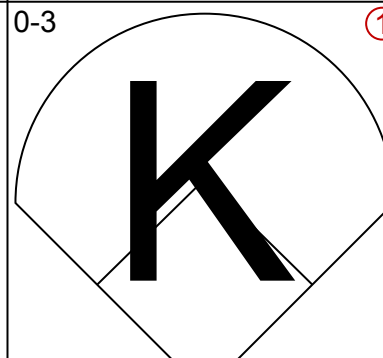
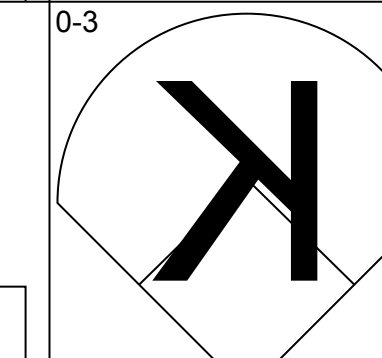
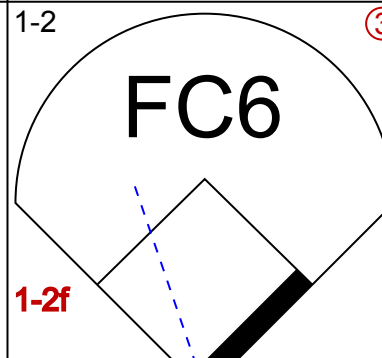
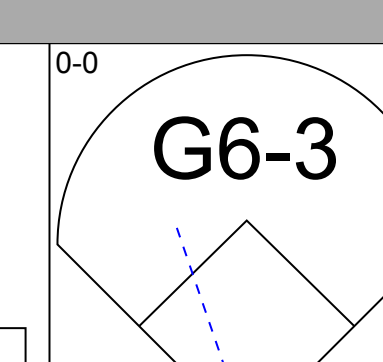
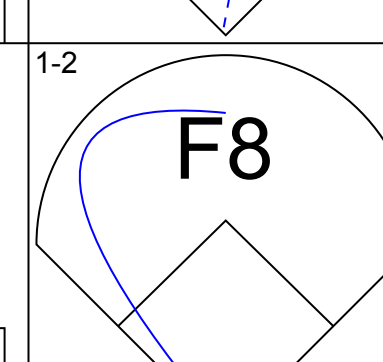
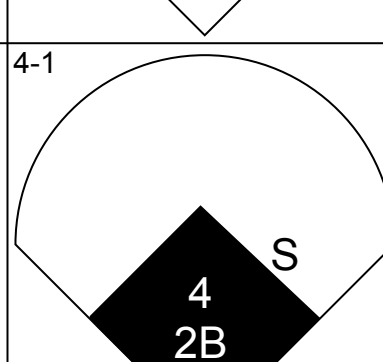
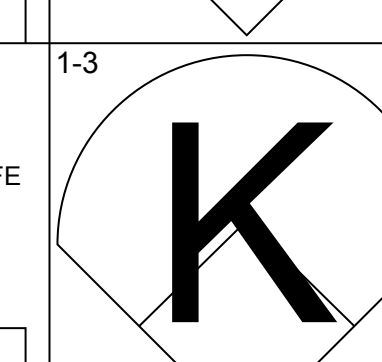
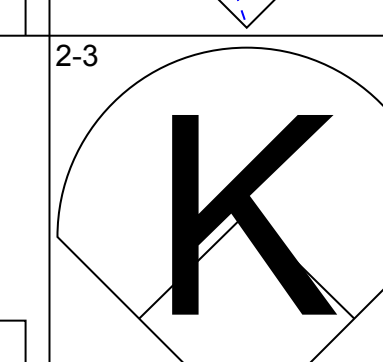
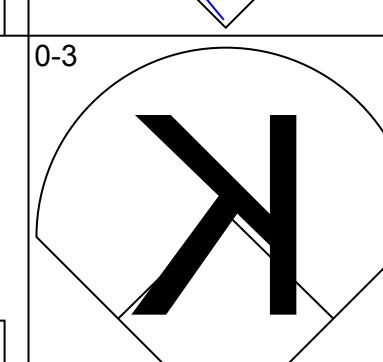
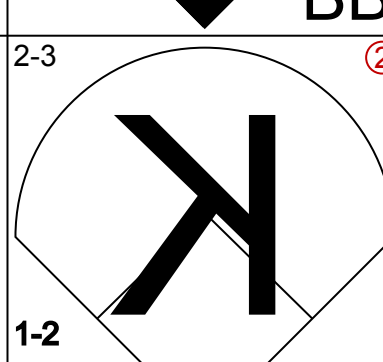
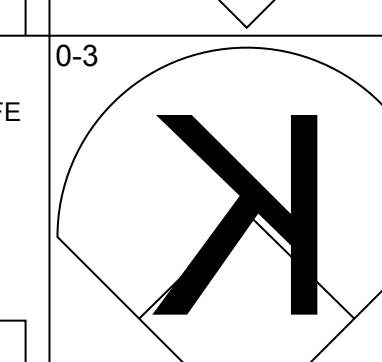
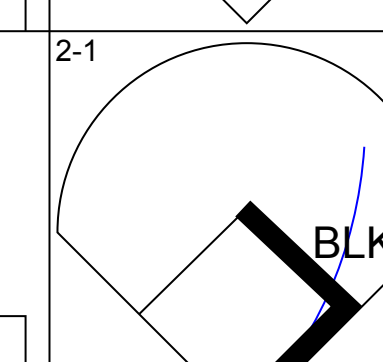
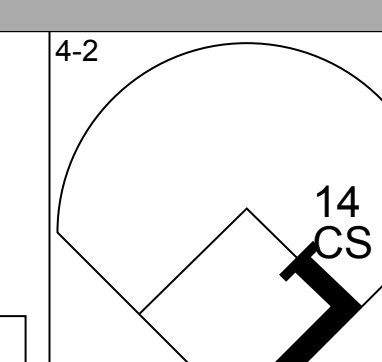
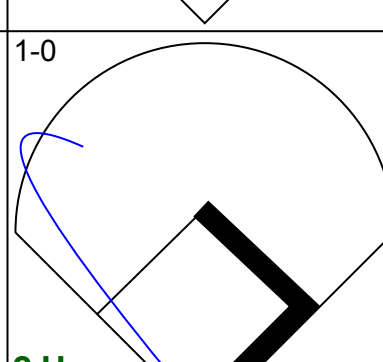
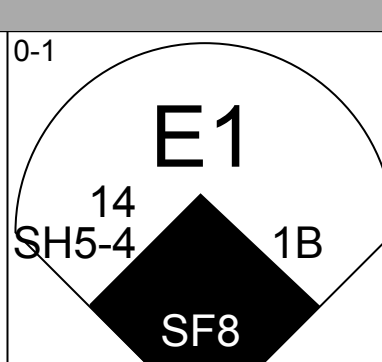
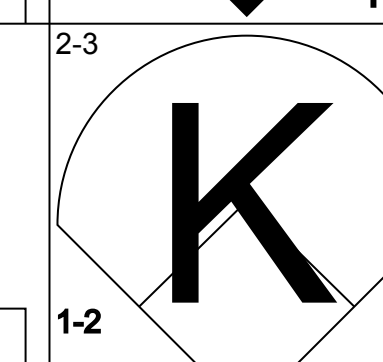
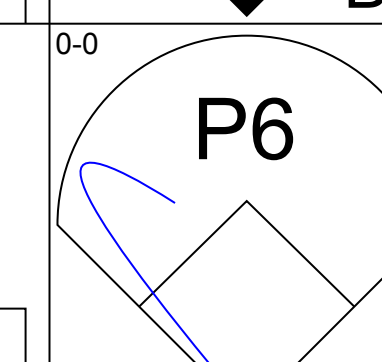
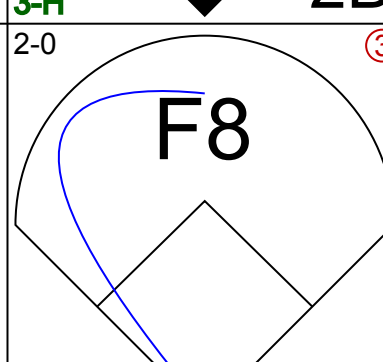
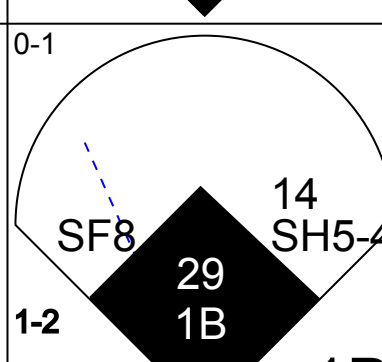
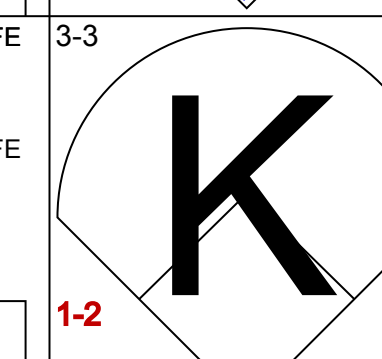
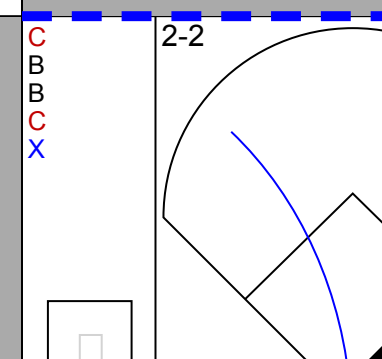
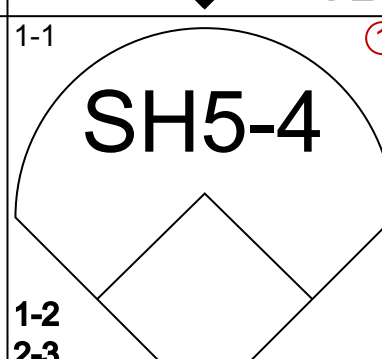
**Kansas City Royals @ Minnesota Twins**  
Hubert H. Humphrey Metrodome, Minneapolis, MN

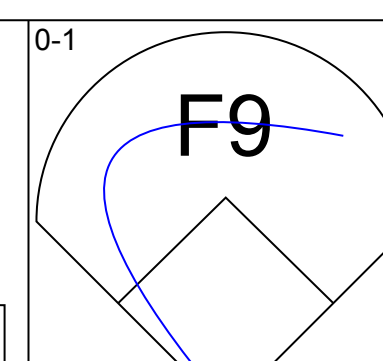
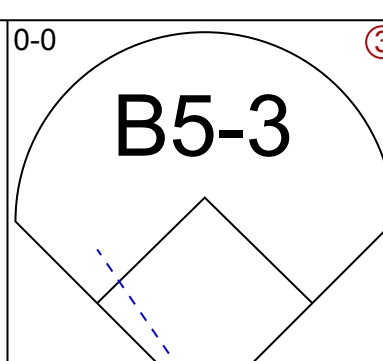
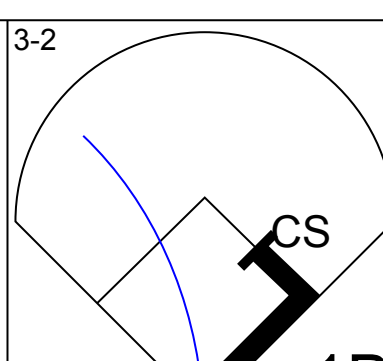
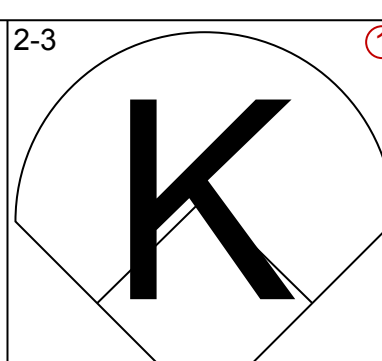
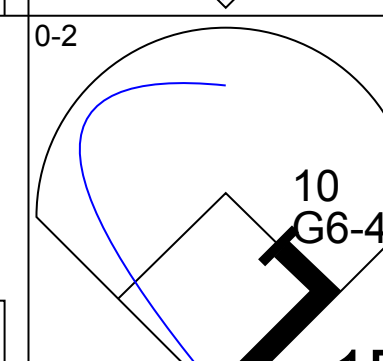
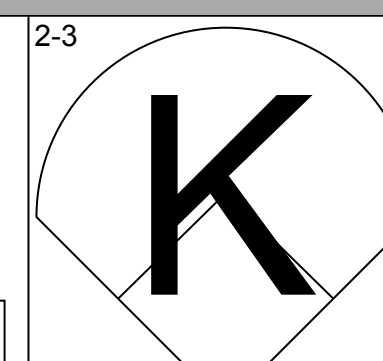
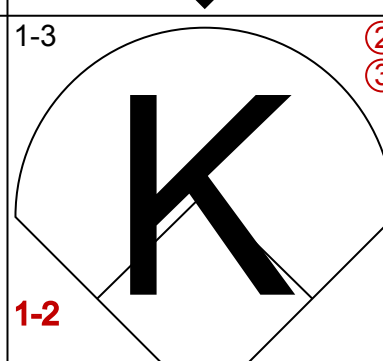
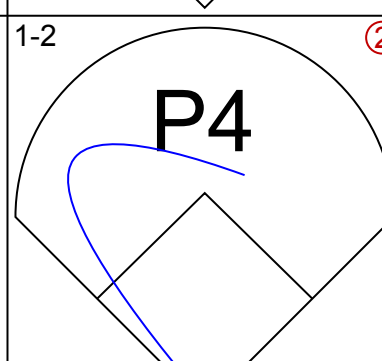
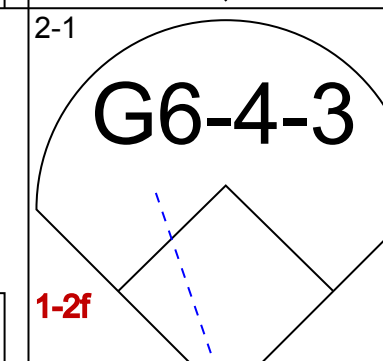
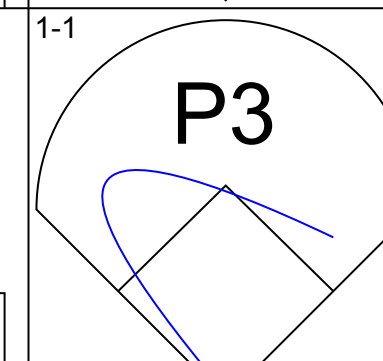

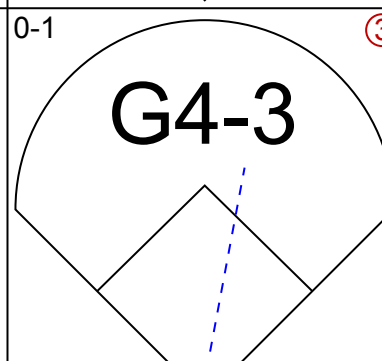
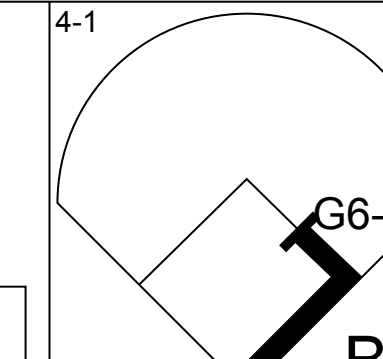
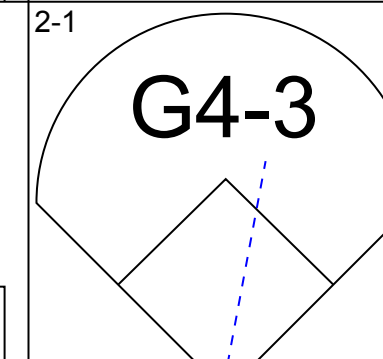

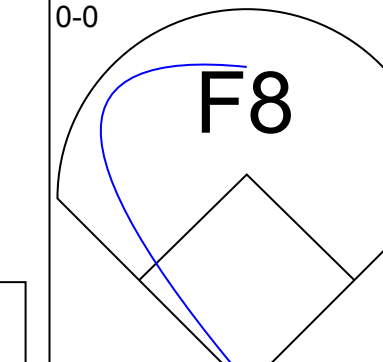
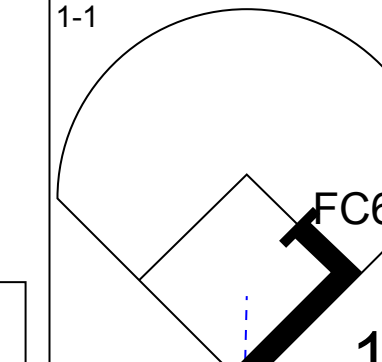

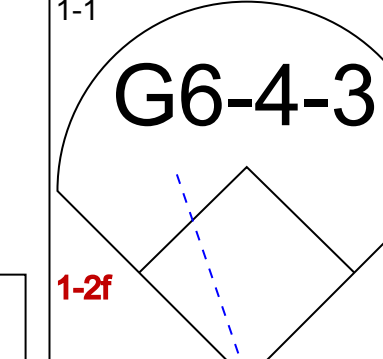
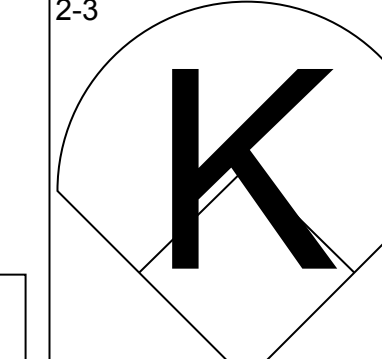
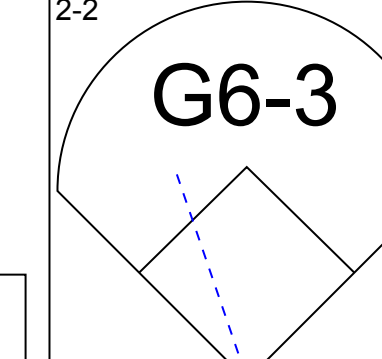
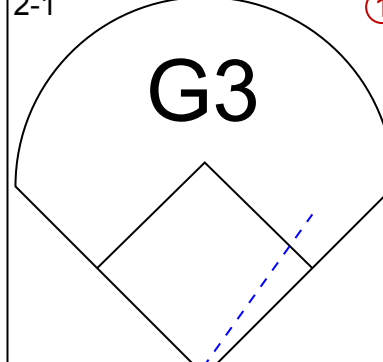
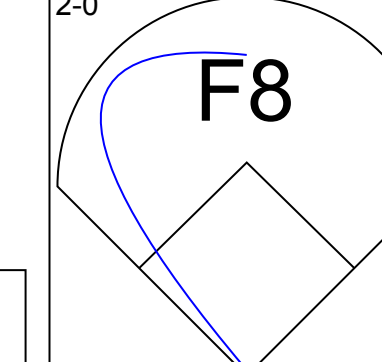
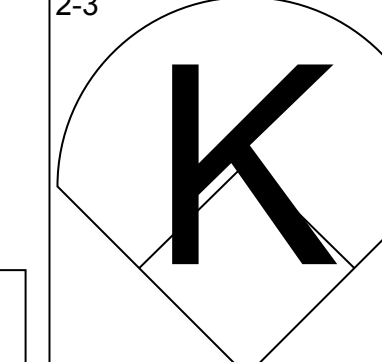
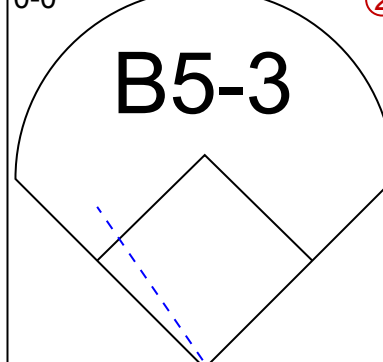
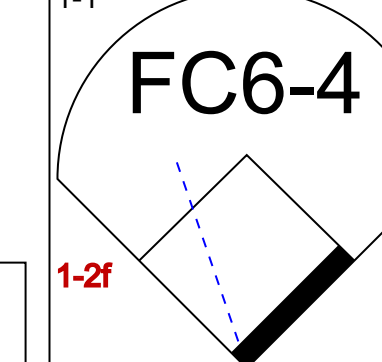
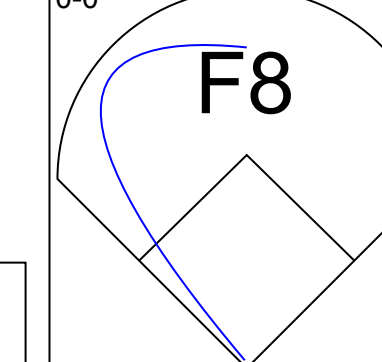
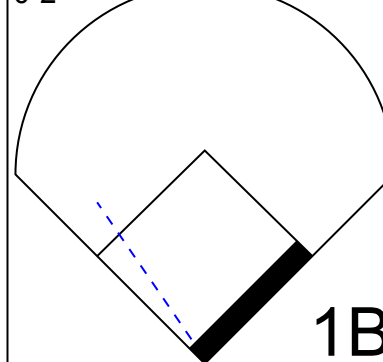
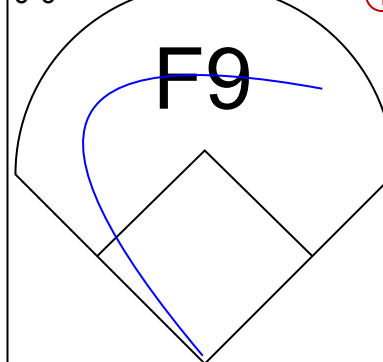
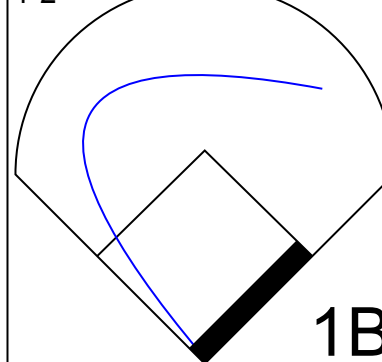
Wed Jul 07 2004, 8:10 PM EDT  
Att: 19,534 - Unknown - 70 F



AB 38  
R 12  
H 15  
RBI 10  
BB 4  
SO 7  
LOB 25



Batter	1	2	3	4	5	6	7	8	9	AB	R	H	RBI	BB	SO	LOB	TOP					
<b>Desi Relaford, S</b> (1, 5) OBP: 0.288, SLG: 0.259			 1B							3	2	1	0	2	1	1	<b>Kansas City Royals @ Baltimore Orioles</b> Oriole Park at Camden Yards, Baltimore, MD Fri Jul 09 2004, 7:35 PM EDT Att: 43,947 - Sunny - 90 F					
<b>Tony Graffanino, R</b> (1, 4) OBP: 0.328, SLG: 0.333										4	1	2	1	0	0	2						
<b>29 Mike Sweeney, R</b> (1, 3) OBP: 0.330, SLG: 0.458										5	1	3	4	0	1	3						
<b>Ken Harvey, R</b> (1, 10) OBP: 0.359, SLG: 0.460										5	0	0	0	0	3	4						
<b>Ruben Mateo, R</b> (1, 8) OBP: 0.300, SLG: 0.396										3	1	0	0	1	1	1						
<b>Matt Stairs, L</b> (1, 9) OBP: 0.309, SLG: 0.444										2	0	0	0	0	2	0						
<b>Damian Jackson, R</b> (6, PH) OBP: 0.161, SLG: 0.214										2	0	0	0	0	2	3						
<b>4 Angel Berroa, R</b> (1, 6) OBP: 0.272, SLG: 0.370										3	1	2	2	1	0	0						
<b>Dee Brown, L</b> (1, 7) OBP: 0.311, SLG: 0.286										4	1	1	0	0	1	3						
<b>14 John Buck, R</b> (1, 2) OBP: 0.188, SLG: 0.161										3	0	2	0	0	1	1						
<b>Inning Stats</b>	R: 0 E: 0 K: 2 S: 13	H: 1 LOB: 1 BB: 0 P: 21	R: 0 E: 0 K: 2 S: 11	H: 1 LOB: 1 BB: 0 P: 17	R: 0 E: 0 K: 1 S: 10	H: 2 LOB: 1 BB: 0 P: 13	R: 0 E: 0 K: 1 S: 9	H: 0 LOB: 0 BB: 0 P: 10	R: 0 E: 0 K: 1 S: 8	H: 0 LOB: 1 BB: 1 P: 15	R: 4 E: 0 K: 2 S: 16	H: 3 LOB: 1 BB: 2 P: 29	R: 0 E: 0 K: 0 S: 8	H: 1 LOB: 0 BB: 0 P: 12	R: 0 E: 0 K: 3 S: 14	H: 1 LOB: 1 BB: 0 P: 16	R: 3 E: 1 K: 0 S: 11	H: 2 LOB: 1 BB: 1 P: 17	1B: 8 2B: 4 3B: 0 HR: 0	SF: 1 SAC: 1 DP: 2 HBP: 0	WP: 0 PB: 0 SB: 1 CS: 3	PA: 40
<b>PITCHER</b>	IP	WLS	BF	H	R	ER	SO	BB	IBB	HBP	BLK	WP	HR	S	P	ERA	WHIP					
<b>45 Erik Bedard, L</b> (1, 1) ERA: 4.01	6.0	L	26	7	4	4	9	3	0	0	1	0	0	67	105	6.00	1.667					
<b>Dave Borkowski, R</b> (7, 1) ERA: 1.59	3.0		14	4	3	0	3	0	1	0	0	0	0	33	45	0.00	1.333					


Batter	1	2	3	4	5	6	7	8	9	AB	R	H	RBI	BB	SO	LOB	BOTTOM					
<b>1 Brian Roberts, S</b> (1, 4) OBP: 0.330, SLG: 0.348										4	0	1	0	0	1	2	<b>Kansas City Royals @ Baltimore Orioles</b> Oriole Park at Camden Yards, Baltimore, MD Fri Jul 09 2004, 7:35 PM EDT Att: 43,947 - Sunny - 90 F					
<b>Jerry Hairston, R</b> (1, 9) OBP: 0.396, SLG: 0.424										4	0	1	0	0	2	2						
<b>10 Miguel Tejada, R</b> (1, 6) OBP: 0.358, SLG: 0.504										4	0	0	0	0	0	2						
<b>Javy Lopez, R</b> (1, 2) OBP: 0.370, SLG: 0.478										2	0	0	0	1	0	0						
<b>Rafael Palmeiro, L</b> (1, 3) OBP: 0.353, SLG: 0.404										3	0	1	0	0	0	1						
<b>Jose Leon, R</b> (1, 5) OBP: 0.160, SLG: 0.250										3	0	0	0	0	1	2						
<b>Larry Bigbie, L</b> (1, 7) OBP: 0.323, SLG: 0.388										3	0	0	0	0	1	1						
<b>Luis Matos, R</b> (1, 8) OBP: 0.287, SLG: 0.355										3	0	0	0	0	0	1						
<b>David Newhan, L</b> (1, 10) OBP: 0.464, SLG: 0.662										3	0	2	0	0	0	0						
<b>Inning Stats</b>	R: 0 E: 0 K: 0 S: 8	H: 1 LOB: 0 BB: 0 P: 10	R: 0 E: 0 K: 0 S: 4	H: 0 LOB: 0 BB: 1 P: 9	R: 0 E: 0 K: 0 S: 7	H: 1 LOB: 1 BB: 0 P: 9	R: 0 E: 0 K: 1 S: 8	H: 0 LOB: 0 BB: 0 P: 13	R: 0 E: 0 K: 1 S: 8	H: 1 LOB: 0 BB: 0 P: 14	R: 0 E: 0 K: 1 S: 7	H: 1 LOB: 0 BB: 0 P: 11	R: 0 E: 0 K: 0 S: 9	H: 0 LOB: 0 BB: 0 P: 12	R: 0 E: 0 K: 1 S: 8	H: 0 LOB: 0 BB: 0 P: 12		R: 0 E: 0 K: 1 S: 12	H: 1 LOB: 1 BB: 0 P: 16	1B: 5 2B: 0 3B: 0 HR: 0	SF: 0 SAC: 0 DP: 2 HBP: 0	WP: 0 PB: 0 SB: 0 CS: 1
<b>PITCHER</b>	IP	WLS	BF	H	R	ER	SO	BB	IBB	HBP	BLK	WP	HR	S	P	ERA	WHIP					
<b>Darrell May, L</b> (1, 1) ERA: 5.24	9.0	W	30	5	0	0	5	1	0	0	0	0	0	71	106	0.00	0.667					



Batter	1	2	3	4	5	6	7	8	9	AB	R	H	RBI	BB	SO	LOB	TOP								
<b>Desi Relaford, S</b> OBP: 0.282, SLG: 0.253 (1, 5)	L9		L8			G3			F7	4	0	0	0	0	0	2									
<b>Tony Graffanino, R</b> OBP: 0.322, SLG: 0.329 (1, 4)	F7			G6-3		K			SF7	3	0	0	1	0	1	0									
<b>29 Mike Sweeney, R</b> OBP: 0.329, SLG: 0.465 (1, 3)	G6-3			L9			F8		HR	4	1	1	1	0	0	0									
<b>Matt Stairs, L</b> OBP: 0.312, SLG: 0.445 (1, 10)		FC6-4 1B			K		G4-6-3 1B		G6-3	4	0	2	0	0	1	0									
<b>Ruben Mateo, R</b> OBP: 0.302, SLG: 0.393 (1, 9)		FC6-4 CS				G4-6-3 1B				3	0	1	0	0	0	2									
<b>Dee Brown, L</b> OBP: 0.297, SLG: 0.271 (1, 7)	P2				F9			F8		3	0	0	0	0	0	2									
<b>4 Angel Berroa, R</b> OBP: 0.269, SLG: 0.366 (1, 6)	CS		F8		K			G5-3		3	0	0	0	0	1	1	AB 29								
<b>9 David DeJesus, L</b> OBP: 0.243, SLG: 0.159 (1, 8)			K		FC6-4			L5		3	0	0	0	0	1	1	R 2								
<b>14 John Buck, R</b> OBP: 0.229, SLG: 0.212 (1, 2)									WP SF7 2B	2	1	1	0	1	1	0	H 5								
<b>Inning Stats</b>	R: 0 E: 0 K: 0 S: 6	H: 0 LOB: 0 BB: 0 P: 12	R: 0 E: 0 K: 0 S: 8	H: 1 LOB: 0 BB: 0 P: 12	R: 0 E: 0 K: 1 S: 9	H: 0 LOB: 1 BB: 1 P: 17	R: 0 E: 0 K: 1 S: 8	H: 0 LOB: 0 BB: 0 P: 12	R: 0 E: 0 K: 2 S: 12	H: 1 LOB: 0 BB: 0 P: 17	R: 0 E: 0 K: 0 S: 9	H: 0 LOB: 0 BB: 0 P: 15	R: 0 E: 0 K: 0 S: 6	H: 1 LOB: 0 BB: 0 P: 7	R: 0 E: 0 K: 0 S: 8	H: 0 LOB: 0 BB: 0 P: 13	R: 2 E: 0 K: 0 S: 12	H: 2 LOB: 0 BB: 0 P: 19	1B: 3 2B: 1 3B: 0 HR: 1	SF: 1 SAC: 0 DP: 1 HBP: 0	WP: 1 PB: 0 SB: 0 CS: 1	PA: 32			
<b>PITCHER</b>	IP	WLS	BF	H	R	ER	SO	BB	IBB	HBP	BLK	WP	HR	S	P	ERA	WHIP								
<b>40 Daniel Cabrera, R</b> ERA: 2.9 (1, 1)	7.0	W	23	3	0	0	5	1	0	0	0	0	0	58	92	0.00	0.571								
<b>B.J. Ryan, L</b> ERA: 1.75 (8, 1)	1.0		3	0	0	0	0	0	0	0	0	0	0	8	13	0.00	0.000								
<b>Jorge Julio, R</b> ERA: 4.58 (9, 1)	1.0		5	2	2	2	0	0	0	0	0	1	1	12	19	18.00	2.000								

Kansas City Royals @ Baltimore Orioles  
Oriole Park at Camden Yards, Baltimore, MD

AB 29  
R 2  
H 5  
RBI 2  
BB 1  
SO 5  
LOB 8




Sat Jul 10 2004, 4:35 PM EDT  
Att: 33,493 - Cloudy - 90 F

livebaseballscores.com

Batter	1	2	3	4	5	6	7	8	9	AB	R	H	RBI	BB	SO	LOB	BOTTOM								
<b>1 Brian Roberts, S</b> OBP: 0.331, SLG: 0.350 (1, 4)	F9		FC6-4 1B		10 2B		F7			4	1	1	1	1	0	1									
<b>David Newhan, L</b> OBP: 0.472, SLG: 0.654 (1, 10)	F8		10 G6-4-3 1B		10 2B		E 1B		G4-3	4	1	2	1	1	0	1									
<b>10 Miguel Tejada, R</b> OBP: 0.357, SLG: 0.504 (1, 6)	L3		G6-4-3				L7			4	0	1	2	0	0	3									
<b>Javy Lopez, R</b> OBP: 0.374, SLG: 0.480 (1, 2)		HR 1B					F9			3	1	2	0	1	0	1									
<b>Rafael Palmeiro, L</b> OBP: 0.355, SLG: 0.416 (1, 3)		HR 1B		G3-6-1		FC6-4 BB		F7		4	1	2	2	0	0	3									
<b>Jerry Hairston, R</b> OBP: 0.386, SLG: 0.414 (1, 9)	L7			F7		P4		L4		4	0	0	0	0	0	1									
<b>Larry Bigbie, L</b> OBP: 0.326, SLG: 0.388 (1, 7)	K				G4-3		FC6-4 BB			3	0	1	0	1	1	0	AB 34								
<b>Luis Matos, R</b> OBP: 0.287, SLG: 0.354 (1, 8)	G5-3				P2		FC6-4			4	1	1	0	0	0	2	R 7								
<b>Luis Lopez, S</b> OBP: 0.302, SLG: 0.375 (1, 5)							G4-3			4	2	3	1	0	0	2	H 13								
<b>Inning Stats</b>	R: 0 E: 0 K: 0 S: 8	H: 2 LOB: 0 BB: 0 P: 10	R: 2 E: 0 K: 1 S: 10	H: 2 LOB: 0 BB: 0 P: 18	R: 0 E: 0 K: 0 S: 7	H: 2 LOB: 1 BB: 0 P: 12	R: 0 E: 0 K: 0 S: 5	H: 0 LOB: 0 BB: 1 P: 12	R: 3 E: 0 K: 0 S: 21	H: 3 LOB: 1 BB: 1 P: 33	R: 0 E: 0 K: 0 S: 8	H: 1 LOB: 2 BB: 1 P: 15	R: 0 E: 1 K: 0 S: 9	H: 1 LOB: 2 BB: 1 P: 16	R: 2 E: 0 K: 0 S: 19	H: 4 LOB: 1 BB: 0 P: 27	1B: 9 2B: 3 3B: 0 HR: 1	SF: 0 SAC: 0 DP: 2 HBP: 0	WP: 0 PB: 0 SB: 0 CS: 0	PA: 38					
<b>PITCHER</b>	IP	WLS	BF	H	R	ER	SO	BB	IBB	HBP	BLK	WP	HR	S	P	ERA	WHIP								
<b>Mike Wood, R</b> ERA: 6.32 (1, 1)	4.2	L	21	7	5	5	1	2	0	0	0	0	0	10	20	0.00	1.500								
<b>Nate Field, R</b> ERA: 3.67 (5, 1)	1.1		6	1	0	0	0	1	0	0	0	0	0	9	16	0.00	2.000								
<b>Brian Anderson, L</b> ERA: 7.23 (7, 1)	1.0		5	1	0	0	0	1	0	0	0	0	0	9	16	0.00	2.000								
<b>Scott Sullivan, R</b> ERA: 3.71 (8, 1)	1.0		6	4	2	2	0	0	0	0	0	0	0	19	27	18.00	4.000								

Kansas City Royals @ Baltimore Orioles  
Oriole Park at Camden Yards, Baltimore, MD

AB 34  
R 7  
H 13  
RBI 7  
BB 4  
SO 1  
LOB 14



Sat Jul 10 2004, 4:35 PM EDT  
Att: 33,493 - Cloudy - 90 F

livebaseballscores.com



Batter	1	2	3	4	5	6	7	8	9	AB	R	H	RBI	BB	SO	LOB	TOP											
<b>Desi Relaford, S</b> OBP: 0.279, SLG: 0.255	B3		2B		F9	F9	K		K	6	1	1	0	0	2	5	<b>Kansas City Royals @ Baltimore Orioles</b> Oriole Park at Camden Yards, Baltimore, MD Sun Jul 11 2004, 1:35 PM EDT Att: 31,042 - Unknown - 90 F <a href="http://livebaseballscorecards.com">livebaseballscorecards.com</a>											
<b>Tony Graffanino, R</b> OBP: 0.322, SLG: 0.329	F9		G5-3		F9	F7	HBP 29 E 1B		1B	6	0	2	1	0	0	3												
<b>29 Mike Sweeney, R</b> OBP: 0.335, SLG: 0.490	HR		2B		1B		HR		K	6	3	4	3	0	1	2												
<b>Matt Stairs, L</b> OBP: 0.322, SLG: 0.468 <b>Ruben Mateo, R</b> OBP: 0.297, SLG: 0.386	1B		2B		L4		HR		K	4	1	3	2	0	0	1												
<b>Ken Harvey, R</b> OBP: 0.393, SLG: 0.452	K		G1-3						K	1	0	0	0	0	1	1												
<b>Dee Brown, L</b> OBP: 0.318, SLG: 0.313 <b>Damian Jackson, R</b> OBP: 0.161, SLG: 0.214		P6			FC6-5 9 1B				G5-3	5	2	3	0	0	0	0												
<b>4 Angel Berroa, R</b> OBP: 0.275, SLG: 0.368	G6-3				K					4	2	2	1	1	1	1												
<b>9 David DeJesus, L</b> OBP: 0.253, SLG: 0.179	G5-3				FC6-5 1-3					4	1	1	1	1	0	2												
<b>14 John Buck, R</b> OBP: 0.250, SLG: 0.216			K		G6-3				G6-3	4	1	1	0	1	1	2												
<b>Inning Stats</b>	R: 1 E: 0 K: 1 S: 12	H: 2 LOB: 1 BB: 0 P: 17	R: 0 E: 0 K: 0 S: 4	H: 0 LOB: 0 BB: 0 P: 7	R: 2 E: 0 K: 1 S: 15	H: 3 LOB: 1 BB: 0 P: 24	R: 0 E: 0 K: 1 S: 9	H: 1 LOB: 1 BB: 0 P: 10	R: 0 E: 0 K: 0 S: 9	H: 1 LOB: 2 BB: 1 P: 15	R: 2 E: 0 K: 0 S: 14	H: 3 LOB: 2 BB: 1 P: 24	R: 5 E: 1 K: 1 S: 26	H: 6 LOB: 3 BB: 1 P: 45	R: 0 E: 0 K: 0 S: 5	H: 0 LOB: 1 BB: 1 P: 11		R: 0 E: 0 K: 3 S: 13	H: 1 LOB: 1 BB: 0 P: 16	1B: 10 2B: 4 3B: 0 HR: 3	SF: 0 SAC: 0 DP: 0 HBP: 1	WP: 0 PA: 49 PB: 0 SB: 1 CS: 0						
<b>PITCHER</b>	IP	WLS	BF	H	R	ER	SO	BB	IBB	HBP	BLK	WP	HR	S	P	ERA	WHIP											
<b>Rodrigo Lopez, R</b> ERA: 3.89	(1, 1)	5.1	L	26	10	5	5	3	0	0	0	0	1	57	85	8.44	1.875											
<b>Eddy Rodriguez, R</b> ERA: 2.52	(6, 1)	0.2		4	1	1	1	0	1	0	0	0	1	9	16	13.50	3.000											
<b>Buddy Groom, L</b> ERA: 4.91	(7, 1)	0.2		7	4	2	2	1	1	0	0	1	0	1	19	31	27.00	7.500										
<b>Mike DeJean, R</b> ERA: 6.57	(7, 1)	0.1		4	1	3	1	0	0	0	1	0	0	4	10	27.00	3.000											
<b>John Parrish, L</b> ERA: 3.75	(8, 1)	2.0		8	1	0	0	3	1	0	0	0	0	18	27	0.00	1.000											
<b>Batter</b>	<b>1</b>	<b>2</b>	<b>3</b>	<b>4</b>	<b>5</b>	<b>6</b>	<b>7</b>	<b>8</b>	<b>9</b>	<b>AB</b>	<b>R</b>	<b>H</b>	<b>RBI</b>	<b>BB</b>	<b>SO</b>	<b>LOB</b>	<b>BOTTOM</b>											
<b>1 Brian Roberts, S</b> OBP: 0.326, SLG: 0.345	K		FC5-4 2B 10 G4-3		G6-3			K	P4	5	1	0	0	0	2	2	<b>Kansas City Royals @ Baltimore Orioles</b> Oriole Park at Camden Yards, Baltimore, MD Sun Jul 11 2004, 1:35 PM EDT Att: 31,042 - Unknown - 90 F <a href="http://livebaseballscorecards.com">livebaseballscorecards.com</a>											
<b>David Newhan, L</b> OBP: 0.478, SLG: 0.659	F9		10 G4-3 2B		G4-3			HR	10 2B 1B	4	2	2	1	1	0	0												
<b>10 Miguel Tejada, R</b> OBP: 0.358, SLG: 0.506	L5		G4-3					HR	1B 2B	5	1	2	2	0	0	1												
<b>Javy Lopez, R</b> OBP: 0.375, SLG: 0.488	1B		G6-3		G4-3			HR	P3	5	1	2	3	0	0	2												
<b>Rafael Palmeiro, L</b> OBP: 0.356, SLG: 0.415	L9				P6			HR	FC6-4 1B	3	0	1	0	1	0	1												
<b>Jerry Hairston, R</b> OBP: 0.390, SLG: 0.422	1B				1B			HR	FC6-4 1B	4	1	2	0	0	0	2												
<b>Jose Leon, R</b> OBP: 0.172, SLG: 0.250	F8				1B				K	4	0	1	1	0	1	3												
<b>Luis Matos, R</b> OBP: 0.284, SLG: 0.349	L5				L3				G5-3	4	0	0	0	0	0	2												
<b>Ken Huckaby, R</b> OBP: 0.281, SLG: 0.276			1 FC5-4 1B		F7				1B 2B	4	1	2	0	0	0	0												
<b>Inning Stats</b>	R: 0 E: 0 K: 1 S: 7	H: 0 LOB: 0 BB: 0 P: 11	R: 0 E: 0 K: 0 S: 9	H: 2 LOB: 2 BB: 0 P: 13	R: 1 E: 0 K: 0 S: 8	H: 2 LOB: 1 BB: 0 P: 12	R: 1 E: 0 K: 0 S: 11	H: 2 LOB: 0 BB: 0 P: 16	R: 0 E: 0 K: 0 S: 5	H: 0 LOB: 0 BB: 0 P: 5	R: 0 E: 0 K: 0 S: 10	H: 0 LOB: 1 BB: 1 P: 20	R: 0 E: 0 K: 0 S: 5	H: 0 LOB: 0 BB: 0 P: 8	R: 3 E: 0 K: 2 S: 17	H: 3 LOB: 1 BB: 1 P: 25		R: 2 E: 0 K: 0 S: 24	H: 3 LOB: 1 BB: 0 P: 34	1B: 7 2B: 4 3B: 0 HR: 1	SF: 0 SAC: 0 DP: 0 HBP: 0	WP: 0 PA: 40 PB: 1 SB: 0 CS: 0						
<b>PITCHER</b>	IP	WLS	BF	H	R	ER	SO	BB	IBB	HBP	BLK	WP	HR	S	P	ERA	WHIP											
<b>41 Jimmy Gobble, L</b> ERA: 5.14	(1, 1)	6.0	W	24	6	2	2	1	0	0	0	0	0	50	77	3.00	1.167											
<b>Rudy Seanez, R</b> ERA: 5.69	(7, 1)	1.0		3	0	0	0	0	0	0	0	0	0	5	8	0.00	0.000											
<b>Justin Huisman, R</b> ERA: 7.71	(8, 1)	1.0		7	3	3	3	2	1	0	0	0	1	17	25	27.00	4.000											
<b>Jaime Cerda, L</b> ERA: 2.81	(9, 1)	0.2		5	3	2	2	0	0	0	0	0	0	18	27	27.00	4.500											
<b>Ryan Bukvich, R</b> ERA:	(9, 1)	0.1		1	0	0	0	0	0	0	0	0	0	6	7	0.00	0.000											



Batter	1	2	3	4	5	6	7	8	9	AB	R	H	RBI	BB	SO	LOB	TOP								
Shannon Stewart, R (1, 10) OBP: 0.399, SLG: 0.406	2-2 G4-6-3 1B			2-0 F8		2-2 G4-6-3 1B			0-3 K	4	0	2	0	0	1	0	<b>Minnesota Twins @ Kansas City Royals</b> Kauffman Stadium, Kansas City, MO Thu Jul 15 2004, 7:10 PM CDT Att: 18,540 - Sunny - 82 F								
8 Nick Punto, S (1, 6) OBP: 0.333, SLG: 0.286	1-2 G4-6-3 1-2f			1-3 K		0-0 G4-6-3 1-2f			2-1 E6 20 HBP	4	0	0	0	0	1	2									
20 Lew Ford, R (1, 7) OBP: 0.373, SLG: 0.462	0-1 F8			2-3 K			1-0 P6		1-1 HBP	3	0	0	0	0	1	0									
Corey Koskie, L (1, 5) OBP: 0.333, SLG: 0.467		2-2 1B			4-1 FC6-4 BB		0-1 G6-3		1-3 K	3	0	1	0	1	1	2									
Tori Hunter, R (1, 8) OBP: 0.324, SLG: 0.476		1-2 G1-3			2-2 FC6-4 G1-4-3 2B		2-1 P4		2-3 K	4	1	0	0	0	1	3									
Jacque Jones, L (1, 9) OBP: 0.311, SLG: 0.436		2-3 K			1-2 G1-4-3				1-2 K	3	0	0	0	0	2	1									
Matthew LeCroy, R (1, 3) OBP: 0.327, SLG: 0.429				0-0 G5-3		0-0 2B		1-2 L4		3	0	1	1	0	0	0									
Henry Blanco, R (1, 2) OBP: 0.257, SLG: 0.325				0-1 G6-3		2-3 K		3-2 1B		3	0	1	0	0	1	1									
Luis Rivas, R (1, 4) OBP: 0.292, SLG: 0.413				1-1 F9			0-1 F9		0-3 K	2	0	0	0	0	0	0									
7 Joe Mauer, L (8, PH) OBP: 0.369, SLG: 0.570										1	0	0	0	0	1	1									
5 Michael Cuddyer, R (8, 4) OBP: 0.308, SLG: 0.402										0	0	0	0	0	0	0									
<b>Inning Stats</b>	R: 0 E: 0 K: 0 S: 9	H: 1 LOB: 0 BB: 0 P: 12	R: 0 E: 0 K: 1 S: 15	H: 1 LOB: 0 BB: 20 P: 20	R: 0 E: 0 K: 0 S: 5	H: 0 LOB: 0 BB: 0 P: 6	R: 0 E: 0 K: 2 S: 7	H: 0 LOB: 0 BB: 0 P: 12	R: 1 E: 0 K: 1 S: 16	H: 1 LOB: 1 BB: 1 P: 25	R: 0 E: 0 K: 0 S: 8	H: 1 LOB: 0 BB: 0 P: 10	R: 0 E: 0 K: 0 S: 5	H: 0 LOB: 0 BB: 0 P: 8	R: 0 E: 0 K: 2 S: 17	H: 1 LOB: 1 BB: 0 P: 21	R: 0 E: 1 K: 3 S: 16	H: 0 LOB: 2 BB: 0 P: 22	1B: 4 2B: 1 3B: 0 HR: 0	SF: 0 SAC: 0 DP: 2 HBP: 1	WP: 0 PB: 0 SB: 2 CS: 0	PA: 32			
<b>PITCHER</b>	IP	WLS	BF	H	R	ER	SO	BB	IBB	HBP	BLK	WP	HR	S	P	ERA	WHIP								
23 Zack Greinke, R (1, 1) ERA: 3.57	7.0	W	23	4	1	1	4	1	0	0	0	0	0	65	93	1.29	0.714								
Scott Sullivan, R (8, 1) ERA: 3.65	0.2	H	3	1	0	0	1	0	0	0	0	0	0	14	18	0.00	1.500								
Jaime Cerda, L (8, 1) ERA: 2.77	0.1	H	1	0	0	0	1	0	0	0	0	0	0	3	3	0.00	0.000								
Nate Field, R (9, 1) ERA: 3.63	0.1	H	3	0	0	0	1	0	0	1	0	0	0	6	9	0.00	0.000								
Dennys Reyes, L (9, 1) ERA: 4.6	0.1	H	1	0	0	0	1	0	0	0	0	0	0	4	5	0.00	0.000								
<b>PITCHER</b>	IP	WLS	BF	H	R	ER	SO	BB	IBB	HBP	BLK	WP	HR	S	P	ERA	WHIP								
Ryan Bukvich, R (9, 1) ERA:	0.1	S	1	0	0	0	1	0	0	0	0	0	0	6	8	0.00	0.000								

AB	30
R	1
H	5
RBI	1
BB	1
SO	9
LOB	10



Batter	1	2	3	4	5	6	7	8	9	AB	R	H	RBI	BB	SO	LOB	BOTTOM								
9 David DeJesus, L (1, 8) OBP: 0.266, SLG: 0.197	2-2 1B 29 1B		2-2 F8 S 1B		2-2 F7		1-1 F7			4	1	2	0	0	0	0	<b>Minnesota Twins @ Kansas City Royals</b> Kauffman Stadium, Kansas City, MO Thu Jul 15 2004, 7:10 PM CDT Att: 18,540 - Sunny - 82 F								
Tony Graffanino, R (1, 4) OBP: 0.325, SLG: 0.332	1-2 1B 29 1B		2-2 F8		1-2 F7		2-0 29 2B 1B			4	1	2	0	0	0	1									
29 Mike Sweeney, R (1, 10) OBP: 0.340, SLG: 0.497	3-2 L4-6 1B 1-2 3H 1B		1-0 G5-3		3-2 BB 1B		1-1 1B 1-2 2B			4	0	3	1	0	0	1									
Matt Stairs, L (1, 9) OBP: 0.324, SLG: 0.464	3-3 K		4-1 BB		4-1 FC6-4 BB			2-3 K		2	0	0	0	2	2	2									
Ken Harvey, R (1, 3) OBP: 0.352, SLG: 0.449	2-2 1B 1-2 2H 1B		2-2 G6-3		2-0 FC6-4			0-3 K		4	0	1	1	0	1	4									
Dee Brown, L (1, 7) OBP: 0.315, SLG: 0.309	0-1 L4-6 2-2			1-0 G4-3		0-1 F7		0-0 FC6-4 1B		4	0	1	0	0	0	2									
4 Angel Berroa, R (1, 6) OBP: 0.278, SLG: 0.370		0-0 14 G6-3 1B		0-1 G4-3 14 WP 1B		1-2 G6-3		0-0 FC6-4		4	1	2	0	0	0	1									
Desi Relaford, S (1, 5) OBP: 0.275, SLG: 0.251		1-1 F7		2-0 G4-3		0-2 F9				3	0	0	0	0	0	2									
14 John Buck, R (1, 2) OBP: 0.233, SLG: 0.200		2-2 G6-3		2-3 K			0-1 P1			3	0	0	0	0	1	1									
<b>Inning Stats</b>	R: 2 E: 0 K: 1 S: 18	H: 4 LOB: 1 BB: 0 P: 28	R: 0 E: 0 K: 0 S: 6	H: 1 LOB: 0 BB: 0 P: 9	R: 0 E: 0 K: 0 S: 12	H: 1 LOB: 2 BB: 1 P: 23	R: 0 E: 0 K: 1 S: 11	H: 1 LOB: 0 BB: 0 P: 16	R: 0 E: 0 K: 0 S: 12	H: 1 LOB: 2 BB: 1 P: 24	R: 0 E: 0 K: 0 S: 8	H: 0 LOB: 0 BB: 0 P: 9	R: 0 E: 0 K: 0 S: 7	H: 2 LOB: 2 BB: 0 P: 13	R: 0 E: 0 K: 2 S: 9	H: 1 LOB: 1 BB: 0 P: 11	1B: 10 2B: 2 3B: 0 HR: 0	SF: 0 SAC: 0 DP: 2 HBP: 0	WP: 1 PB: 0 SB: 2 CS: 0	PA: 34					
<b>PITCHER</b>	IP	WLS	BF	H	R	ER	SO	BB	IBB	HBP	BLK	WP	HR	S	P	ERA	WHIP								
Kyle Lohse, R (1, 1) ERA: 4.74	5.0	L	23	8	3	3	2	2	0	0	0	0	0	59	100	5.40	2.000								
Joe Roa, R (6, 1) ERA: 3.48	2.0		7	2	0	0	0	0	0	0	0	0	0	15	22	0.00	1.000								
J.C. Romero, L (8, 1) ERA: 4.58	1.0		4	1	0	0	2	0	0	0	0	0	0	9	11	0.00	1.000								
<b>PITCHER</b>	IP	WLS	BF	H	R	ER	SO	BB	IBB	HBP	BLK	WP	HR	S	P	ERA	WHIP								

AB	32
R	3
H	11
RBI	2
BB	2
SO	4
LOB	14





Batter	1	2	3	4	5	6	7	8	9	AB	R	H	RBI	BB	SO	LOB	TOP										
Shannon Stewart, R (1, 10) OBP: 0.398, SLG: 0.426 Jose Offerman, S (7, PH) OBP: 0.340, SLG: 0.355	0-1 HR		1-1 P3		0-0 L9		2-1 F8			3	1	1	1	0	0	2											
Jacque Jones, L (1, 9) OBP: 0.315, SLG: 0.435	1-0 G3		0-0 1B		0-0 G3		4-2 BB			3	0	1	0	1	0	2											
20 Lew Ford, R (1, 7) OBP: 0.368, SLG: 0.456 (6, 8)	0-1 F7		0-0 G5-3			2-1 G6-3	0-0 F7			4	0	0	0	0	0	3											
33 Justin Morneau, L (1, 3) OBP: 0.323, SLG: 0.464	2-1 G3-1			2-1 G4-3		0-1 F8	0-0 F8			4	0	0	0	0	0	0											
Tori Hunter, R (1, 8) OBP: 0.322, SLG: 0.473 5 Michael Cuddyer, R (6, PH) OBP: 0.305, SLG: 0.398 (6, 7)	0-1 F7		0-0 L8		0-3 K		2-1 L7			2	0	0	0	0	0	0											
Corey Koskie, L (1, 5) OBP: 0.333, SLG: 0.469 8 Nick Punto, S (7, PR) OBP: 0.329, SLG: 0.281 (7, 5)	0-3 K		0-1 F8			3-2 2B	2-2 K			3	0	1	0	0	1	0											
Matthew LeCroy, R (1, 2) OBP: 0.337, SLG: 0.440	1-1 1B			4-0 L9 1B BB		0-1 1B SF7 2B	1-0 G1-3			3	1	2	1	1	0	0											
Cristian Guzman, S (1, 6) OBP: 0.312, SLG: 0.388	0-0 G4-3			2-2 K		0-0 K	0-1 G3-4-1			4	0	1	0	0	1	2											
Luis Rivas, R (1, 4) OBP: 0.291, SLG: 0.412			0-0 F9		1-1 1B		0-1 SF7	1-0 L6		3	0	1	1	0	0	0											
<b>Inning Stats</b>	R: 1 E: 0 K: 0 S: 7	H: 1 LOB: 0 BB: 0 P: 10	R: 0 E: 0 K: 1 S: 8	H: 1 LOB: 1 BB: 0 P: 9	R: 0 E: 0 K: 0 S: 5	H: 1 LOB: 1 BB: 0 P: 6	R: 0 E: 0 K: 0 S: 5	H: 0 LOB: 0 BB: 0 P: 7	R: 0 E: 0 K: 1 S: 7	H: 0 LOB: 0 BB: 0 P: 9	R: 2 E: 0 K: 0 S: 13	H: 3 LOB: 2 BB: 1 P: 22	R: 0 E: 0 K: 1 S: 6	H: 0 LOB: 0 BB: 0 P: 10	R: 0 E: 0 K: 0 S: 4	H: 0 LOB: 0 BB: 0 P: 6	1B: 4 2B: 2 3B: 0 HR: 1	SF: 1 SAC: 0 DP: 0 HBP: 0	WP: 0 PA: 36 PB: 0 SB: 1 CS: 0								
<b>PITCHER</b>	IP	WLS	BF	H	R	ER	SO	BB	IBB	HBP	BLK	WP	HR	S	P	ERA	WHIP										
Darrell May, L (1, 1) ERA: 5.15	7.0	W	30	7	3	3	3	2	0	0	0	0	1	52	77	3.86	1.286										
Rudy Seanez, R (8, 1) ERA: 4.91	2.0		6	0	0	0	1	0	0	0	0	0	0	10	16	0.00	0.000										

Minnesota Twins @ Kansas City Royals  
Kauffman Stadium, Kansas City, MO  
Fri Jul 16, 2004, 7:10 PM CDT  
Att: 25,189 - Cloudy - 84 F

AB 33  
R 3  
H 7  
RBI 3  
BB 2  
SO 4  
LOB 11



Batter	1	2	3	4	5	6	7	8	9	AB	R	H	RBI	BB	SO	LOB	BOTTOM										
9 David DeJesus, L (1, 8) OBP: 0.274, SLG: 0.250	0-1 HR		0-2 2B 1B HR G6-3 1B	1-2 F9	1-2 F8		0-0 G4-3			5	2	2	1	0	0	0											
Tony Graffanino, R (1, 4) OBP: 0.327, SLG: 0.330	1-2 G6-3		0-0 G6-3	0-0 E5 2B 1B	4-1 2B BB		3-2 G6-3			4	1	1	0	1	0	1											
29 Mike Sweeney, R (1, 3) OBP: 0.347, SLG: 0.502	1-0 FC5-4 1B		2-1 4 BB HR 1B	1-0 4 HBP 1B 1B	1-0 E8 1B		1-0 G4-3			5	2	4	1	0	0	0											
Matt Stairs, L (1, 10) OBP: 0.326, SLG: 0.463	1-0 L7		1-2 P2	0-1 1B 4 HBP 1B	1-3 K		0-0 4 1B 1B			5	2	2	0	0	1	5											
4 Angel Berroa, R (1, 6) OBP: 0.286, SLG: 0.371	2-0 FC5-4		4-1 HR BB	1-0 1B HBP BB	4-2 BB		1-2 1B 1B			2	2	1	0	2	0	1											
Dee Brown, L (1, 7) OBP: 0.325, SLG: 0.361 José Bautista, R (8, PH) OBP: 0.262, SLG: 0.162 (9, 5)		3-3 K	2-2 HR	1-2 1B	2-3 K		2-2 F9			4	1	2	5	0	2	3											
Ruben Mateo, R (1, 9) OBP: 0.324, SLG: 0.426 Damian Jackson, R (8, 9) OBP: 0.156, SLG: 0.207	1-0 G4-3 2B		1-1 HR	1-2 1B	0-2 1B		3-3 K			4	1	3	2	0	0	0											
Desi Relaford, S (1, 5) OBP: 0.278, SLG: 0.271 (9, 7)	1-0 G4-3		1-2 HR	1-2 F7		2-3 K		2-1 1B		5	1	2	3	0	1	3											
14 John Buck, R (1, 2) OBP: 0.208, SLG: 0.178	0-0 G6-3		2-3 K	0-3 K		0-2 F9		3-3 K		5	0	0	0	0	3	5											
<b>Inning Stats</b>	R: 1 E: 0 K: 0 S: 9	H: 2 LOB: 1 BB: 0 P: 14	R: 0 E: 0 K: 1 S: 7	H: 1 LOB: 0 BB: 0 P: 12	R: 6 E: 0 K: 1 S: 23	H: 5 LOB: 1 BB: 1 P: 36	R: 4 E: 1 K: 1 S: 19	H: 5 LOB: 2 BB: 0 P: 23	R: 0 E: 0 K: 2 S: 15	H: 1 LOB: 3 BB: 2 P: 28	R: 0 E: 0 K: 1 S: 9	H: 0 LOB: 0 BB: 0 P: 14	R: 0 E: 0 K: 0 S: 7	H: 0 LOB: 0 BB: 0 P: 11	R: 1 E: 0 K: 2 S: 17	H: 3 LOB: 2 BB: 0 P: 28	1B: 13 2B: 1 3B: 0 HR: 3	SF: 0 SAC: 0 DP: 0 HBP: 1	WP: 0 PA: 45 PB: 0 SB: 0 CS: 0								
<b>PITCHER</b>	IP	WLS	BF	H	R	ER	SO	BB	IBB	HBP	BLK	WP	HR	S	P	ERA	WHIP										
Brad Radke, R (1, 1) ERA: 3.89	3.0	L	18	8	7	7	2	1	0	0	0	0	0	14	18	108.00	15.000										
Joe Roa, R (4, 1) ERA: 4.32	0.1		7	5	4	4	0	0	0	1	0	0	0	0	0	0	0										
Grant Balfour, R (4, 1) ERA: 3.8	1.2		8	1	0	0	3	2	0	0	0	0	0	20	33	0.00	1.800										
Aaron Fultz, L (6, 1) ERA: 4.46	2.0		6	0	0	0	1	0	0	0	0	0	0	16	25	0.00	0.000										
Juan Rincon, R (8, 1) ERA: 2.0	1.0		6	3	1	1	2	0	0	0	0	0	0	17	28	9.00	3.000										

Minnesota Twins @ Kansas City Royals  
Kauffman Stadium, Kansas City, MO  
Fri Jul 16, 2004, 7:10 PM CDT  
Att: 25,189 - Cloudy - 84 F

AB 41  
R 12  
H 17  
RBI 12  
BB 3  
SO 8  
LOB 22





Batter	1	2	3	4	5	6	7	8	9	AB	R	H	RBI	BB	SO	LOB	TOP								
Shannon Stewart, R (1.10) OBP: 0.394, SLG: 0.421	G5-3		G5-3			P4	E			4	0	1	0	0	0	1	<b>Minnesota Twins @ Kansas City Royals</b> Kauffman Stadium, Kansas City, MO Sat Jul 17 2004, 12:20 PM CDT Att: 30,094 - Cloudy - 83 F								
Jacque Jones, L (1.9) OBP: 0.315, SLG: 0.438	K			F7		20 HR	2B	IBB		3	1	1	1	1	1	0									
20 Lew Ford, R (1.7) OBP: 0.370, SLG: 0.464	G4-3			HBP		HR	L3			3	1	1	2	0	0	3									
33 Justin Morneau, L (1.3) OBP: 0.314, SLG: 0.531		F8		G4-3		HR		G4-3		4	1	1	1	0	0	1									
Tori Hunter, R (1.8) OBP: 0.318, SLG: 0.466		P6		F9		K		P3		4	0	0	0	0	1	1									
Corey Koskie, L (1.5) OBP: 0.332, SLG: 0.466		S			L8	K		P5		4	0	1	0	0	1	0									
Cristian Guzman, S (1.6) OBP: 0.312, SLG: 0.385		G4-3			K		G3-1		G6-4-3	3	0	0	0	1	1	1									
Henry Blanco, R (1.2) OBP: 0.257, SLG: 0.323			P4		P3		E	F9		4	0	1	0	0	0	1									
Luis Rivas, R (1.4) OBP: 0.290, SLG: 0.413			G5-3			2B	F8		G6-4-3	4	1	1	0	0	0	2									
<b>Inning Stats</b>	R: 0 E: 0 K: 1 S: 12	H: 0 LOB: 0 BB: 0 P: 13	R: 0 E: 0 K: 0 S: 12	H: 1 LOB: 1 BB: 0 P: 15	R: 0 E: 0 K: 0 S: 9	H: 0 LOB: 0 BB: 0 P: 13	R: 0 E: 1 K: 0 S: 8	H: 0 LOB: 1 BB: 0 P: 17	R: 0 E: 0 K: 1 S: 9	H: 0 LOB: 0 BB: 0 P: 13	R: 4 E: 0 K: 2 S: 22	H: 4 LOB: 0 BB: 0 P: 29	R: 0 E: 1 K: 0 S: 8	H: 2 LOB: 3 BB: 1 P: 14	R: 0 E: 0 K: 0 S: 8	H: 0 LOB: 0 BB: 1 P: 13	R: 0 E: 0 K: 0 S: 9	H: 0 LOB: 0 BB: 1 P: 14	1B: 3 2B: 2 3B: 0 HR: 2	SF: 0 SAC: 0 DP: 1 HBP: 1	WP: 0 PB: 0 SB: 2 CS: 0	PA: 36			
<b>PITCHER</b>	IP	WLS	BF	H	R	ER	SO	BB	IBB	HBP	BLK	WP	HR	S	P	ERA	WHIP								
41 Jimmy Gobble, L (1.1) ERA: 5.19	6.0	L	24	5	4	4	4	0	0	1	0	0	2	72	100	6.00	0.833								
Justin Huisman, R (7.1) ERA: 7.04	2.0		9	2	0	0	0	0	1	0	0	0	0	16	27	0.00	1.000								
Ryan Bukvich, R (9.1) ERA:	1.0		3	0	0	0	0	1	0	0	0	0	0	9	14	0.00	1.000								

AB	33
R	4
H	7
RBI	4
BB	2
SO	4
LOB	10



Batter	1	2	3	4	5	6	7	8	9	AB	R	H	RBI	BB	SO	LOB	BOTTOM								
9 David DeJesus, L (1.8) OBP: 0.261, SLG: 0.238	K		G4-3		G3			G4-3		4	0	0	1	0	1	0	<b>Minnesota Twins @ Kansas City Royals</b> Kauffman Stadium, Kansas City, MO Sat Jul 17 2004, 12:20 PM CDT Att: 30,094 - Cloudy - 83 F								
Tony Graffanino, R (1.4) OBP: 0.325, SLG: 0.328			29 WP			F8		F8		2	0	0	0	2	0	0									
29 Mike Sweeney, R (1.10) OBP: 0.343, SLG: 0.495			G4-3			K		F9		4	0	0	0	0	2	2									
Ken Harvey, R (1.3) OBP: 0.348, SLG: 0.443						G6-3		G4-3		4	0	0	0	0	2	1									
4 Angel Berroa, R (1.6) OBP: 0.289, SLG: 0.374		SH5-3				HBP		G5-3		3	0	1	0	0	0	0									
Dee Brown, L (1.7) OBP: 0.316, SLG: 0.351		SH5-3				F9		K		2	0	0	0	0	1	1									
Desi Relaford, S (1.9) OBP: 0.279, SLG: 0.268						F7		K		2	0	0	0	1	1	1									
Alberto Castillo, R (1.2) OBP: 0.360, SLG: 0.435						L5		WP	G4-3	2	1	0	0	1	1	1									
José Bautista, R (1.5) OBP: 0.244, SLG: 0.150								F8		3	0	0	0	0	1	1									
<b>Inning Stats</b>	R: 0 E: 0 K: 3 S: 11	H: 0 LOB: 1 BB: 1 P: 18	R: 0 E: 0 K: 1 S: 12	H: 1 LOB: 1 BB: 1 P: 17	R: 0 E: 0 K: 0 S: 6	H: 0 LOB: 1 BB: 1 P: 11	R: 0 E: 0 K: 1 S: 9	H: 0 LOB: 0 BB: 0 P: 16	R: 0 E: 0 K: 1 S: 7	H: 0 LOB: 0 BB: 0 P: 9	R: 0 E: 0 K: 1 S: 8	H: 0 LOB: 0 BB: 0 P: 12	R: 0 E: 0 K: 2 S: 11	H: 0 LOB: 0 BB: 0 P: 17	R: 1 E: 0 K: 0 S: 7	H: 0 LOB: 0 BB: 1 P: 15	R: 0 E: 0 K: 0 S: 5	H: 0 LOB: 0 BB: 0 P: 8	1B: 0 2B: 1 3B: 0 HR: 0	SF: 0 SAC: 1 DP: 0 HBP: 1	WP: 2 PB: 0 SB: 0 CS: 1	PA: 32			
<b>PITCHER</b>	IP	WLS	BF	H	R	ER	SO	BB	IBB	HBP	BLK	WP	HR	S	P	ERA	WHIP								
Johan Santana, L (1.1) ERA: 3.55	8.0	W	29	1	1	0	9	4	0	1	0	2	0	71	115	0.00	0.625								
36 Joe Nathan, R (9.1) ERA: 1.11	1.0	S	3	0	0	0	0	0	0	0	0	0	0	5	8	0.00	0.000								

AB	26
R	1
H	1
RBI	1
BB	4
SO	9
LOB	7





Batter	1	2	3	4	5	6	7	8	9	10	AB	R	H	RBI	BB	SO	LOB				
Shannon Stewart, R OBP: 0.388, SLG: 0.417 (1, 10)	K		F8		FC4-6 1B		K		SF7		4	0	1	1	0	2	0				
Jacque Jones, L OBP: 0.311, SLG: 0.431 (1, 9)	F7		K		FC4-6 1-2r			G3	G4-3		5	0	0	0	0	1	2				
20 Lew Ford, R OBP: 0.373, SLG: 0.477 (1, 7)		BB			HR			L5		G4-3	4	1	2	1	1	0	1				
33 Justin Moreau, L OBP: 0.300, SLG: 0.514 (1, 3)	G4-3				G4-3			2B	K		5	0	1	0	0	1	2				
Tori Hunter, R OBP: 0.322, SLG: 0.466 (1, 8)					F9			G5-3			4	0	2	0	1	0	1				
Corey Koskie, L OBP: 0.333, SLG: 0.462 (1, 5)					G3			1B	G6-4-3 IBB		4	0	1	0	1	1	4				
Cristian Guzman, S OBP: 0.314, SLG: 0.386 (1, 6)					G1-3			G6-4-3 1-2r			4	1	2	0	0	0	3				
Henny Blanco, R OBP: 0.288, SLG: 0.317 Matthew LeCroy, R OBP: 0.335, SLG: 0.438 (9, PH) (9, 2)					L6			P4	L9		3	0	0	0	0	0	3				
Luis Rivas, R OBP: 0.286, SLG: 0.408 Jose Offerman, S OBP: 0.345, SLG: 0.377 8 Nick Punto, S OBP: 0.329, SLG: 0.281 (9, PR) (9, 4)					K			L8	SF7 3B		3	0	0	0	0	1	0				
<b>Inning Stats</b>	R: 0 E: 0 K: 1 S: 12	H: 0 LOB: 1 BB: 1 P: 21	R: 0 E: 0 K: 0 S: 12	H: 1 LOB: 1 BB: 0 P: 21	R: 0 E: 0 K: 2 S: 9	H: 0 LOB: 0 BB: 0 P: 14	R: 1 E: 0 K: 0 S: 13	H: 3 LOB: 2 BB: 0 P: 19	R: 0 E: 0 K: 0 S: 8	H: 1 LOB: 1 BB: 1 P: 10	R: 0 E: 0 K: 1 S: 6	H: 0 LOB: 0 BB: 0 P: 11	R: 0 E: 0 K: 1 S: 9	H: 1 LOB: 2 BB: 1 P: 20	R: 2 E: 0 K: 0 S: 10	H: 2 LOB: 1 BB: 0 P: 17	R: 0 E: 0 K: 1 S: 10	H: 1 LOB: 1 BB: 0 P: 18	1B: 6 2B: 2 3B: 1 HR: 1	SF: 1 SAC: 0 DP: 1 HBP: 0	WP: 0 PA: 42 PB: 0 SB: 0 CS: 0
<b>PITCHER</b>	IP WLS BF H R ER SO BB IBB HBP BLK WP HR S P ERA WHIP	IP WLS BF H R ER SO BB IBB HBP BLK WP HR S P ERA WHIP	IP WLS BF H R ER SO BB IBB HBP BLK WP HR S P ERA WHIP	IP WLS BF H R ER SO BB IBB HBP BLK WP HR S P ERA WHIP	IP WLS BF H R ER SO BB IBB HBP BLK WP HR S P ERA WHIP	IP WLS BF H R ER SO BB IBB HBP BLK WP HR S P ERA WHIP	IP WLS BF H R ER SO BB IBB HBP BLK WP HR S P ERA WHIP	IP WLS BF H R ER SO BB IBB HBP BLK WP HR S P ERA WHIP	IP WLS BF H R ER SO BB IBB HBP BLK WP HR S P ERA WHIP	IP WLS BF H R ER SO BB IBB HBP BLK WP HR S P ERA WHIP	IP WLS BF H R ER SO BB IBB HBP BLK WP HR S P ERA WHIP	IP WLS BF H R ER SO BB IBB HBP BLK WP HR S P ERA WHIP	IP WLS BF H R ER SO BB IBB HBP BLK WP HR S P ERA WHIP	IP WLS BF H R ER SO BB IBB HBP BLK WP HR S P ERA WHIP	IP WLS BF H R ER SO BB IBB HBP BLK WP HR S P ERA WHIP	IP WLS BF H R ER SO BB IBB HBP BLK WP HR S P ERA WHIP	IP WLS BF H R ER SO BB IBB HBP BLK WP HR S P ERA WHIP	IP WLS BF H R ER SO BB IBB HBP BLK WP HR S P ERA WHIP	IP WLS BF H R ER SO BB IBB HBP BLK WP HR S P ERA WHIP	IP WLS BF H R ER SO BB IBB HBP BLK WP HR S P ERA WHIP	

**TOP**

**Minnesota Twins @ Kansas City Royals**  
Kauffman Stadium, Kansas City, MO

Sun Jul 18 2004, 6:10 PM CDT  
Att: 20 099 - Cloudy - 80 F

AB	38
R	3
H	10
RBI	3
BB	3
SO	6
LOB	17

Batter	1	2	3	4	5	6	7	8	9	10	AB	R	H	RBI	BB	SO	LOB						
9 David DeJesus, L OBP: 0.269, SLG: 0.238 (1, 8)	G6-3		G4-3					1B 1B BB	G4-3		4	1	1	1	1	0	0						
Tony Graffanino, R OBP: 0.331, SLG: 0.326 (1, 4)	G6-3		F7		G4-3			1B 1B		FC5-4 BB	4	1	1	0	1	0	1						
29 Mike Sweeney, R OBP: 0.341, SLG: 0.489 Damian Jackson, R OBP: 0.156, SLG: 0.207 (1, 10) (10, PR)	F7		F9					1B FC3-2 IBB		FC5-4 BB 1B	4	0	0	0	1	0	1						
Matt Stairs, L OBP: 0.327, SLG: 0.459 (1, 9)			F9		F9			FC4-6 FC3-2 1B		1B BB BB	4	0	1	2	1	0	0						
Ken Harvey, R OBP: 0.345, SLG: 0.438 (1, 3)			G4-3		G1-3			FC3-2 FC4-6		1B BB	4	0	0	0	1	0	2						
Dee Brown, L OBP: 0.321, SLG: 0.354 (1, 7)			4 1B		G6-3			1-2 3H		1-2 2-3 BB	5	0	2	1	0	0	2						
4 Angel Berroa, R OBP: 0.292, SLG: 0.379 (1, 6)			HBP 1B					FC1-5 2B		FC6-4	4	0	2	0	0	0	2						
Desi Relaford, S OBP: 0.283, SLG: 0.269 (1, 5)					FC1-5 14 G5-3 9 1B					G3	3	1	1	0	0	0	1						
14 John Buck, R OBP: 0.192, SLG: 0.163 (1, 2)			G5-3					G6-3		P2	4	0	0	0	0	0	5						
<b>Inning Stats</b>	R: 0 E: 0 K: 0 S: 6	H: 0 LOB: 0 BB: 0 P: 8	R: 0 E: 0 K: 0 S: 13	H: 2 LOB: 3 BB: 0 P: 18	R: 0 E: 0 K: 0 S: 7	H: 0 LOB: 0 BB: 0 P: 9	R: 0 E: 0 K: 0 S: 8	H: 0 LOB: 0 BB: 0 P: 11	R: 1 E: 0 K: 0 S: 8	H: 2 LOB: 1 BB: 0 P: 12	R: 0 E: 0 K: 0 S: 5	H: 0 LOB: 0 BB: 0 P: 7	R: 0 E: 0 K: 0 S: 6	H: 1 LOB: 1 BB: 0 P: 8	R: 2 E: 0 K: 0 S: 18	H: 2 LOB: 2 BB: 2 P: 28	R: 0 E: 0 K: 0 S: 8	H: 0 LOB: 0 BB: 0 P: 14	R: 1 E: 0 K: 0 S: 14	H: 1 LOB: 3 BB: 3 P: 29	1B: 7 2B: 1 3B: 0 HR: 0	SF: 0 SAC: 0 DP: 0 HBP: 1	WP: 0 PA: 42 PB: 0 SB: 0 CS: 0
<b>PITCHER</b>	IP WLS BF H R ER SO BB IBB HBP BLK WP HR S P ERA WHIP	IP WLS BF H R ER SO BB IBB HBP BLK WP HR S P ERA WHIP	IP WLS BF H R ER SO BB IBB HBP BLK WP HR S P ERA WHIP	IP WLS BF H R ER SO BB IBB HBP BLK WP HR S P ERA WHIP	IP WLS BF H R ER SO BB IBB HBP BLK WP HR S P ERA WHIP	IP WLS BF H R ER SO BB IBB HBP BLK WP HR S P ERA WHIP	IP WLS BF H R ER SO BB IBB HBP BLK WP HR S P ERA WHIP	IP WLS BF H R ER SO BB IBB HBP BLK WP HR S P ERA WHIP	IP WLS BF H R ER SO BB IBB HBP BLK WP HR S P ERA WHIP	IP WLS BF H R ER SO BB IBB HBP BLK WP HR S P ERA WHIP	IP WLS BF H R ER SO BB IBB HBP BLK WP HR S P ERA WHIP	IP WLS BF H R ER SO BB IBB HBP BLK WP HR S P ERA WHIP	IP WLS BF H R ER SO BB IBB HBP BLK WP HR S P ERA WHIP	IP WLS BF H R ER SO BB IBB HBP BLK WP HR S P ERA WHIP	IP WLS BF H R ER SO BB IBB HBP BLK WP HR S P ERA WHIP	IP WLS BF H R ER SO BB IBB HBP BLK WP HR S P ERA WHIP	IP WLS BF H R ER SO BB IBB HBP BLK WP HR S P ERA WHIP	IP WLS BF H R ER SO BB IBB HBP BLK WP HR S P ERA WHIP	IP WLS BF H R ER SO BB IBB HBP BLK WP HR S P ERA WHIP	IP WLS BF H R ER SO BB IBB HBP BLK WP HR S P ERA WHIP			

**BOTTOM**

**Minnesota Twins @ Kansas City Royals**  
Kauffman Stadium, Kansas City, MO

Sun Jul 18 2004, 6:10 PM CDT  
Att: 20 099 - Cloudy - 80 F

AB	36
R	4
H	8
RBI	4
BB	5
SO	0
LOB	14



Batter	1	2	3	4	5	6	7	8	9	AB	R	H	RBI	BB	SO	LOB	TOP		
Jerry Hairston, R OBP: 0.364, SLG: 0.387 (1, 9)	1-2 P4		2-2 P3		2-1 P4		0-3 K	0-0 G1-3		5	0	0	0	0	1	3			
David Newhan, L OBP: 0.474, SLG: 0.644 (1, 10)	1-1 F8			1-0 F9	4-1		0-2 E7 10 WP 1-H 2B	1-1 2B		4	1	2	2	1	0	0			
6 Melvin Mora, R OBP: 0.430, SLG: 0.558 (1, 5)	3-1 P3			3-1 10 HR 1B	3-2 F9		0-3 K	0-1 G5-3		5	1	1	0	0	1	3			
10 Miguel Tejada, R OBP: 0.358, SLG: 0.506 (1, 6)		1-2 G5-3		1-2 1B 1-H HR		0-0 G6-3	4-2 2B 2-3 BB		2-1 G6-3	4	2	1	2	1	0	0			
Javy Lopez, R OBP: 0.371, SLG: 0.480 (1, 2)	2-1 P4			0-0 1B SF8 1B		1-0 WP 1B	0-2 1B 1-H 2B		2-3 K	5	1	3	2	0	1	0			
Rafael Palmeiro, L OBP: 0.359, SLG: 0.408 (1, 3)	2-2 G3-1			0-1 1B 1-3 1B		0-0 F9	4-0 1B IBB		2-0 1B	4	0	2	0	1	0	1			
Luis Matos, R OBP: 0.277, SLG: 0.338 (1, 8)			0-0 G6-3	0-1 SF8		0-3 K	0-1 F8		0-1 G3	4	0	0	1	0	1	4			
Larry Bigbie, L OBP: 0.323, SLG: 0.387 (1, 7)			3-2 1 SH1-3 1B	0-0 G4-3		1-3 K		2-2 1 G4-3 2B 1B		4	1	2	0	0	1	3			
1 Brian Roberts, S OBP: 0.329, SLG: 0.352 (1, 4)			0-0 SH1-3		1-1 G5-3		3-1 1B E	3-2 G4-3		3	1	1	0	0	0	1			
<b>Inning Stats</b>	R: 0 E: 0 K: 0 S: 7	H: 0 LOB: 0 BB: 0 P: 12	R: 0 E: 0 K: 0 S: 8	H: 0 LOB: 0 BB: 0 P: 13	R: 0 E: 0 K: 0 S: 9	H: 1 LOB: 1 BB: 0 P: 14	R: 3 E: 0 K: 0 S: 11	H: 4 LOB: 1 BB: 0 P: 17	R: 0 E: 0 K: 2 S: 10	H: 1 LOB: 2 BB: 0 P: 11	R: 3 E: 1 K: 2 S: 25	H: 3 LOB: 2 BB: 2 P: 39	R: 1 E: 0 K: 1 S: 13	H: 2 LOB: 1 BB: 0 P: 19	R: 0 E: 0 K: 1 S: 8	H: 1 LOB: 1 BB: 0 P: 14	1B: 9 2B: 2 3B: 0 HR: 1	SF: 1 SAC: 1 DP: 0 HBP: 0	WP: 2 PA: 43 PB: 0 SB: 1 CS: 0
<b>PITCHER</b>	IP WLS BF H R ER SO BB IBB HBP BLK WP HR S P ERA WHIP																		
Brian Anderson, L ERA: 7.12 (1, 1)	5.0 L 21 5 3 3 0 1 0 0 0 0 1 45 76 5.40 1.200																		
Rudy Seanez, R ERA: 5.63 (6, 1)	1.1 8 3 2 2 3 0 0 0 0 1 0 19 24 13.50 2.250																		
Scott Sullivan, R ERA: 3.72 (7, 1)	0.2 5 1 1 1 1 1 0 0 0 1 0 15 26 13.50 3.000																		
Justin Huisman, R ERA: 6.84 (8, 1)	2.0 9 3 1 1 1 0 0 0 0 0 0 21 33 4.50 1.500																		

Baltimore Orioles @ Kansas City Royals  
Kauffman Stadium, Kansas City, MO  
Mon Jul 19 2004, 7:10 PM CDT  
Att: 17,586 - Sunny - 87 F

AB 38  
R 7  
H 12  
RBI 7  
BB 3  
SO 5  
LOB 15



Batter	1	2	3	4	5	6	7	8	9	AB	R	H	RBI	BB	SO	LOB	BOTTOM				
9 David DeJesus, L OBP: 0.265, SLG: 0.227 (1, 8)	1-0 G4-3	0-1 F8		4-2 BB		1-0 CS	1-2 G3-1	2-3 K		4	0	0	0	1	1	2					
Tony Graffanino, R OBP: 0.340, SLG: 0.331 (1, 4)	3-1 1B S		1-1 WP 1B	1-2 F8		4-2 29 G6-3 29 S BB		4-0 29 G4-3 29 DI BB		3	2	2	0	2	0	2					
29 Mike Sweeney, R OBP: 0.339, SLG: 0.484 (1, 3)	0-3 K		3-2 F8		0-0 G3-6-3 1B	2-2 G6-3	1-3 G4-3		1-1 G4-3	5	0	1	0	0	1	4					
Matt Stairs, L OBP: 0.332, SLG: 0.455 (1, 9)	4-1 1B BB		4-1 1B BB	1-2 BB		0-0 G3-6-3 1-2	1-0 G4-3		4-0 BB	2	0	0	0	3	0	2					
Ken Harvey, R OBP: 0.349, SLG: 0.450 (1, 10)	1-2 1B 1-2 2-H		2-3 K	1-0 1B		1-0 1B		2-2 HR	0-3 K	5	1	3	2	0	2	3					
Dee Brown, L OBP: 0.303, SLG: 0.333 (1, 7)	0-0 F7		0-1 G3		3-2 G4-3		1-3 K	0-3 K		5	0	0	0	0	2	6					
4 Angel Berroa, R OBP: 0.294, SLG: 0.378 (1, 6)		0-0 F9		4-0 S BB		1-1 9 CS 1B		0-2 G6-3		3	0	1	0	1	0	0					
Desi Relaford, S OBP: 0.282, SLG: 0.269 (1, 5)		2-0 G4-3		1-3 K	1-2 1B	1-2 F8		3-2 14 1B 1B		4	0	1	0	0	1	2					
14 John Buck, R OBP: 0.214, SLG: 0.245 (1, 2)		0-2 HR		0-0 F7		0-0 F7		1-2 1B		4	1	2	1	0	0	2					
<b>Inning Stats</b>	R: 1 E: 0 K: 1 S: 12	H: 2 LOB: 2 BB: 1 P: 21	R: 1 E: 0 K: 0 S: 7	H: 1 LOB: 0 BB: 0 P: 9	R: 0 E: 0 K: 1 S: 12	H: 1 LOB: 2 BB: 1 P: 22	R: 0 E: 0 K: 1 S: 9	H: 0 LOB: 2 BB: 2 P: 19	R: 0 E: 0 K: 0 S: 6	H: 2 LOB: 1 BB: 0 P: 10	R: 0 E: 0 K: 0 S: 7	H: 1 LOB: 0 BB: 0 P: 10	R: 0 E: 0 K: 0 S: 10	H: 0 LOB: 1 BB: 1 P: 18	R: 1 E: 0 K: 2 S: 24	H: 3 LOB: 2 BB: 0 P: 33	R: 1 E: 0 K: 2 S: 8	H: 0 LOB: 1 BB: 2 P: 17	1B: 8 2B: 0 3B: 0 HR: 2	SF: 0 SAC: 0 DP: 1 HBP: 0	WP: 2 PA: 43 PB: 0 SB: 3 CS: 1
<b>PITCHER</b>	IP WLS BF H R ER SO BB IBB HBP BLK WP HR S P ERA WHIP																				
Sidney Ponson, R ERA: 6.13 (1, 1)	6.0 W 27 7 2 2 3 4 0 0 0 0 1 53 91 3.00 1.833																				
Jason Grimsley, R ERA: 4.53 (7, 1)	1.0 4 0 0 0 0 1 0 0 0 0 0 10 18 0.00 1.000																				
B.J. Ryan, L ERA: 1.8 (8, 1)	1.0 6 3 1 1 2 0 0 0 0 0 1 24 33 9.00 3.000																				
Jorge Julio, R ERA: 4.7 (9, 1)	1.0 5 0 1 1 2 2 0 0 0 1 0 8 17 9.00 2.000																				

Baltimore Orioles @ Kansas City Royals  
Kauffman Stadium, Kansas City, MO  
Mon Jul 19 2004, 7:10 PM CDT  
Att: 17,586 - Sunny - 87 F

AB 35  
R 4  
H 10  
RBI 3  
BB 7  
SO 7  
LOB 23























Batter	1	2	3	4	5	6	7	8	9	AB	R	H	RBI	BB	SO	LOB	TOP					
9 David DeJesus, L (1, 8) OBP: 0.287, SLG: 0.257			G4-3			G3-1			E5 HR	4	1	0	0	0	1	0	<b>Kansas City Royals @ Cleveland Indians</b> Jacobs Field, Cleveland, OH Sat Jul 24 2004, 1:05 PM EDT Att: 18,873 - Cloudy - 69 F					
Tony Graffanino, R (1, 4) OBP: 0.343, SLG: 0.341	G6-3			K		L5			HR	4	1	1	2	0	1	0						
29 Mike Sweeney, R (1, 10) OBP: 0.350, SLG: 0.513							P5		WP 2B	4	0	3	0	0	0	0						
Matt Stairs, L (1, 9) OBP: 0.301, SLG: 0.441 Ruben Mateo, R (6, 9) OBP: 0.325, SLG: 0.411	G1-3			F8		G5-4-3 1B			P5	2	0	0	0	0	0	2						
Ken Harvey, R (1, 3) OBP: 0.352, SLG: 0.452		F9		L4		G5-4-3 1-2			F9	4	0	0	0	0	0	3						
Dee Brown, L (1, 7) OBP: 0.290, SLG: 0.314		K		F9					L8	4	0	1	0	0	1	1						
4 Angel Berroa, R (1, 6) OBP: 0.301, SLG: 0.385 José Bautista, R (6, 5) OBP: 0.269, SLG: 0.213		F9				P2			P4	2	0	0	0	0	0	0						
Desi Relaford, S (1, 5) OBP: 0.275, SLG: 0.276				F8		G1-3			F7	3	0	0	0	0	0	1						
Alberto Castillo, R (1, 2) OBP: 0.273, SLG: 0.323				F9					F8	3	0	0	0	0	0	1						
<b>Inning Stats</b>	R: 0 E: 0 K: 1 S: 9	H: 1 LOB: 1 BB: 0 P: 16	R: 0 E: 0 K: 1 S: 5	H: 0 LOB: 0 BB: 0 P: 9	R: 0 E: 0 K: 0 S: 7	H: 0 LOB: 0 BB: 0 P: 8	R: 0 E: 0 K: 1 S: 11	H: 1 LOB: 1 BB: 0 P: 15	R: 0 E: 0 K: 0 S: 8	H: 0 LOB: 0 BB: 0 P: 9	R: 0 E: 0 K: 0 S: 6	H: 0 LOB: 0 BB: 0 P: 10	R: 0 E: 0 K: 0 S: 5	H: 1 LOB: 0 BB: 0 P: 9	R: 0 E: 0 K: 0 S: 10	H: 1 LOB: 1 BB: 0 P: 14	R: 2 E: 1 K: 0 S: 11	H: 2 LOB: 1 BB: 0 P: 13	1B: 3 2B: 2 3B: 0 HR: 1	SF: 0 SAC: 0 DP: 1 HBP: 0	WP: 1 PB: 0 SB: 1 CS: 0	PA: 33
<b>PITCHER</b> Chad Durbin, R (1, 1) ERA: 7.43	IP: 9.0 WLS: W BF: 33 H: 6 R: 2 ER: 1 SO: 3 BB: 0 IBB: 0 HBP: 0 BLK: 0 WP: 1 HR: 1 S: 72 P: 103 ERA: 1.00 WHIP: 0.667															<b>PITCHER</b>						

AB	33
R	2
H	6
RBI	2
BB	0
SO	3
LOB	10



Batter	1	2	3	4	5	6	7	8	9	AB	R	H	RBI	BB	SO	LOB	BOTTOM			
Coco Crisp, S (1, 7) OBP: 0.313, SLG: 0.418	P3	FC4-6 G1-3 2B	2B		FC6-4 1B		G6-3			5	2	1	1	0	0	4	<b>Kansas City Royals @ Cleveland Indians</b> Jacobs Field, Cleveland, OH Sat Jul 24 2004, 1:05 PM EDT Att: 18,873 - Cloudy - 69 F			
Omar Vizquel, S (1, 6) OBP: 0.383, SLG: 0.387 John McDonald, R (5, FH) OBP: 0.250, SLG: 0.283	K	G1-3	1B		1B			K		3	1	1	1	0	1	2				
Ronnie Belliard, R (1, 4) OBP: 0.368, SLG: 0.415	G5-3	41 1B 2B	1B		G4-3			G5-3		5	1	2	3	0	0	2				
41 Victor Martinez, S (1, 10) OBP: 0.378, SLG: 0.551		1B 2B	P6			F7		FC4-6 1B		5	2	3	1	0	0	1				
Casey Blake, R (1, 5) OBP: 0.351, SLG: 0.452		1B BB		G6-3		K		FC4-6		4	1	1	0	1	1	1				
Lou Merloni, R (1, 3) OBP: 0.356, SLG: 0.437		1B BB		K		K				4	1	2	1	0	2	0				
Jody Gerut, L (1, 9) OBP: 0.333, SLG: 0.409		1B G4-3		G4-3			K			4	1	1	2	0	1	2				
Tim Laker, R (1, 2) OBP: 0.292, SLG: 0.325		FC4-6 2B 1B	G5-3		G1-3		P6			4	1	1	1	0	0	0				
24 Grady Sizemore, L (1, 8) OBP: 0.250, SLG: 0.364		FC4-6 BB	L5		E6 FC6-4			2B		3	0	1	0	1	0	0				
<b>Inning Stats</b>	R: 0 E: 0 K: 1 S: 9	H: 0 LOB: 0 BB: 0 P: 11	R: 8 E: 0 K: 0 S: 29	H: 8 LOB: 2 BB: 2 P: 49	R: 2 E: 0 K: 0 S: 16	H: 3 LOB: 1 BB: 0 P: 24	R: 0 E: 0 K: 1 S: 5	H: 0 LOB: 0 BB: 0 P: 7	R: 0 E: 0 K: 2 S: 7	H: 0 LOB: 0 BB: 0 P: 7	R: 0 E: 0 K: 1 S: 12	H: 1 LOB: 1 BB: 0 P: 16	R: 0 E: 0 K: 1 S: 6	H: 1 LOB: 1 BB: 0 P: 8	R: 0 E: 0 K: 1 S: 6	H: 1 LOB: 1 BB: 0 P: 8	1B: 10 2B: 4 3B: 0 HR: 0	SF: 0 SAC: 0 DP: 0 HBP: 0	WP: 0 PB: 0 SB: 0 CS: 0	PA: 41
<b>PITCHER</b> Chris George, L (1, 1) ERA: 7.63 Shawn Camp, R (4, 1) ERA: 3.25	IP: 3.0 WLS: L BF: 22 H: 11 R: 10 ER: 10 SO: 10 BB: 2 IBB: 0 HBP: 0 BLK: 0 WP: 0 HR: 0 S: 39 P: 50 ERA: 0.00 WHIP: 0.600															<b>PITCHER</b>				

AB	39
R	10
H	14
RBI	10
BB	2
SO	6
LOB	12









Batter	1	2	3	4	5	6	7	8	9	AB	R	H	RBI	BB	SO	LOB	TOP		
9 David DeJesus, L (1, 8) OBP: 0.282, SLG: 0.254	3-2 G6-3 1B		2-2 L8		0-0 FC3-6			2-2 G6-3		4	0	1	0	0	0	2			
Tony Graffanino, R (1, 4) OBP: 0.346, SLG: 0.350	1-2 G6-3		0-0 G6-3		2-1 F7			0-0 FC6-4 1B		4	0	1	0	0	0	3			
29 Mike Sweeney, R (1, 10) OBP: 0.344, SLG: 0.503	0-1 F9				0-0 F9			0-1 FC6-4 1B		4	0	0	0	0	0	1			
Matt Stairs, L (1, 9) OBP: 0.326, SLG: 0.439		2-2 P5			0-0 E6 1B			0-0 G5-4-3 1B		4	1	1	0	0	1	0			
Ken Harvey, R (1, 3) OBP: 0.391, SLG: 0.450	0-1 G1-3 2B				2-1 G5-3			1-0 G5-4-3		4	0	1	0	0	0	2			
Joe Randa, R (1, 5) OBP: 0.348, SLG: 0.384	2-0 G1-3				0-1 1B			1-0 G4-3		4	0	2	1	0	0	1			
4 Angel Berroa, R (1, 6) OBP: 0.294, SLG: 0.377	2-3 K				0-0 G3			1-2 P4-3 1B		3	0	0	0	0	1	3			
Dee Brown, L (1, 7) OBP: 0.282, SLG: 0.305			2-3 K		0-1 G3-1			0-0 L6		3	0	0	0	0	1	0			
14 John Buck, R (1, 2) OBP: 0.240, SLG: 0.221			4-1 BB		4-2 FC3-6 BB			0-0 G4-3		1	0	0	0	2	0	0			
<b>Inning Stats</b>	R: 0 E: 0 K: 0 S: 8	H: 1 LOB: 0 BB: 0 P: 12	R: 0 E: 0 K: 1 S: 9	H: 1 LOB: 1 BB: 0 P: 15	R: 0 E: 0 K: 1 S: 9	H: 0 LOB: 1 BB: 1 P: 17	R: 1 E: 1 K: 0 S: 7	H: 1 LOB: 1 BB: 0 P: 9	R: 0 E: 0 K: 1 S: 8	H: 0 LOB: 0 BB: 0 P: 13	R: 0 E: 0 K: 0 S: 6	H: 1 LOB: 0 BB: 0 P: 7	R: 0 E: 0 K: 0 S: 7	H: 1 LOB: 1 BB: 0 P: 9	R: 0 E: 0 K: 0 S: 3	H: 1 LOB: 0 BB: 0 P: 5	1B: 5 2B: 2 3B: 0 HR: 0	SF: 0 SAC: 0 DP: 2 HBP: 0	WP: 0 PA: 33 PB: 0 SB: 0 CS: 0
<b>PITCHER</b> 37 Jake Westbrook, R (1, 1) ERA: 3.1	IP: 9.0 WLS: W BF: 33 H: 6 R: 1 ER: 0 SO: 3 BB: 2 IBB: 0 HBP: 0 BLK: 0 WP: 0 HR: 0 S: 64 P: 101 ERA: 0.00 WHIP: 0.889															<b>PITCHER</b>			

**Kansas City Royals @ Cleveland Indians**  
 Jacobs Field, Cleveland, OH  
 Sun Jul 25 2004, 1:05 PM EDT  
 Att: 23,540 - Unknown - 70 F

AB 31  
 R 1  
 H 6  
 RBI 1  
 BB 2  
 SO 3  
 LOB 12



Batter	1	2	3	4	5	6	7	8	9	AB	R	H	RBI	BB	SO	LOB	BOTTOM		
Jody Gerut, L (1, 9) OBP: 0.333, SLG: 0.410	1-1 SH5-3 48 1B		0-0 G3		3-2 G5-3 1B			2-0 G4-3		4	1	2	0	0	0	0			
Omar Vizquel, S (1, 6) OBP: 0.384, SLG: 0.388	0-0 SH5-3		0-1 F9		2-1 G5-3			2-2 48 CI 1B		3	0	1	0	0	0	1			
48 Travis Hafner, L (1, 10) OBP: 0.421, SLG: 0.593	0-0 2B 1B		2-2 G4-3		3-2 F8			1-2 CI 1B		3	1	1	1	0	0	1			
Casey Blake, R (1, 5) OBP: 0.350, SLG: 0.452	2-0 3H 1B		2-2 G5-3		0-1 FC3-6 1B			0-1 F9		4	1	2	0	0	0	2			
Ben Broussard, L (1, 3) OBP: 0.368, SLG: 0.422	4-2 1B G3 BB		1-3 K		0-1 FC3-6 1B			0-1 P5		3	1	0	0	1	1	1			
Ronnie Belliard, R (1, 4) OBP: 0.368, SLG: 0.416	0-0 G3 1B				3-2 G5-3			3-2 G6-3		4	0	1	2	0	0	1			
Coco Crisp, S (1, 7) OBP: 0.304, SLG: 0.405	0-2 G3				0-0 B1-3			0-2 F8		4	0	0	1	0	0	2			
24 Grady Sizemore, L (1, 8) OBP: 0.313, SLG: 0.600	3-2 G4-3				0-1 F9			2-1 HR		3	1	1	1	0	0	1			
Tim Laker, R (1, 2) OBP: 0.283, SLG: 0.313		1-3 K			1-1 P6			1-3 K		3	0	0	0	0	2	0			
<b>Inning Stats</b>	R: 4 E: 0 K: 0 S: 15	H: 4 LOB: 1 BB: 1 P: 25	R: 0 E: 0 K: 1 S: 6	H: 0 LOB: 0 BB: 0 P: 7	R: 0 E: 0 K: 1 S: 11	H: 0 LOB: 0 BB: 0 P: 16	R: 0 E: 0 K: 0 S: 6	H: 0 LOB: 0 BB: 0 P: 9	R: 0 E: 0 K: 0 S: 12	H: 1 LOB: 1 BB: 0 P: 21	R: 0 E: 0 K: 0 S: 10	H: 1 LOB: 0 BB: 0 P: 13	R: 1 E: 1 K: 1 S: 16	H: 2 LOB: 2 BB: 0 P: 24	R: 0 E: 0 K: 0 S: 8	H: 0 LOB: 0 BB: 0 P: 11	1B: 5 2B: 2 3B: 0 HR: 1	SF: 0 SAC: 1 DP: 0 HBP: 0	WP: 0 PA: 34 PB: 0 SB: 0 CS: 0
<b>PITCHER</b> 23 Zack Greinke, R (1, 1) ERA: 4.77 Nate Field, R (7, 1) ERA: 4.12	IP: 6.2 WLS: L BF: 29 H: 8 R: 5 ER: 5 SO: 3 BB: 1 IBB: 0 HBP: 0 BLK: 0 WP: 0 HR: 1 S: 71 P: 109 ERA: 6.75 WHIP: 1.350															<b>PITCHER</b>			

**Kansas City Royals @ Cleveland Indians**  
 Jacobs Field, Cleveland, OH  
 Sun Jul 25 2004, 1:05 PM EDT  
 Att: 23,540 - Unknown - 70 F

AB 31  
 R 5  
 H 8  
 RBI 5  
 BB 1  
 SO 3  
 LOB 9





Batter	1	2	3	4	5	6	7	8	9	AB	R	H	RBI	BB	SO	LOB	TOP										
9 David DeJesus, L (1, 8) OBP: 0.289, SLG: 0.264										3	0	1	0	1	0	1	<b>Kansas City Royals @ Tampa Bay Devil Rays</b> Tropicana Field, St. Petersburg, FL Tue Jul 27 2004, 7:15 PM EDT Att: 10,854 - Dome - 72 F <a href="http://livebaseballscorecards.com">livebaseballscorecards.com</a>										
Tony Graffanino, R (1, 4) OBP: 0.341, SLG: 0.345										4	0	0	0	0	1	3											
29 Mike Sweeney, R (1, 3) OBP: 0.346, SLG: 0.501										3	0	1	0	1	0	0											
Matt Stairs, L (1, 9) OBP: 0.328, SLG: 0.436										2	0	0	0	2	0	2											
José Bautista, R (8, 9) OBP: 0.299, SLG: 0.213										0	0	0	0	0	0	0											
Ken Harvey, R (1, 10) OBP: 0.393, SLG: 0.456										4	0	2	0	0	0	5											
Joe Randa, R (1, 5) OBP: 0.347, SLG: 0.394										4	1	1	1	0	0	3											
Ruben Mateo, R (1, 7) OBP: 0.330, SLG: 0.413										4	1	1	0	0	0	0											
Desi Relaford, S (1, 6) OBP: 0.275, SLG: 0.280										4	0	1	1	0	0	0											
14 John Buck, R (1, 2) OBP: 0.231, SLG: 0.211										3	0	0	0	0	2	1											
Dee Brown, L (9, PH) OBP: 0.279, SLG: 0.302										1	0	0	0	0	1	0											
<b>Inning Stats</b>	R: 0 E: 0 K: 1 S: 10	H: 1 LOB: 2 BB: 2 P: 21	R: 1 E: 0 K: 1 S: 10	H: 1 LOB: 0 BB: 0 P: 16	R: 0 E: 0 K: 0 S: 14	H: 1 LOB: 2 BB: 1 P: 18	R: 0 E: 0 K: 0 S: 12	H: 0 LOB: 0 BB: 0 P: 17	R: 0 E: 0 K: 1 S: 6	H: 1 LOB: 1 BB: 0 P: 9	R: 1 E: 0 K: 0 S: 7	H: 2 LOB: 1 BB: 0 P: 11	R: 0 E: 0 K: 0 S: 9	H: 1 LOB: 1 BB: 0 P: 14	R: 0 E: 0 K: 1 S: 12	H: 0 LOB: 0 BB: 0 P: 19	1B: 3 2B: 3 3B: 1 HR: 1	SF: 0 SAC: 0 DP: 2 HBP: 0	WP: 0 PB: 0 SB: 0 CS: 0	PA: 36							
<b>PITCHER</b>	IP	WLS	BF	H	R	ER	SO	BB	IBB	HBP	BLK	WP	HR	S	P	ERA	WHIP										
Dewon Brazelton, R (1, 1) ERA: 3.07	6.0	W	26	6	2	2	3	4	0	0	0	0	1	68	109	3.00	1.667										
Travis Harper, R (7, 1) ERA: 4.47	2.0	H	7	1	0	0	0	0	0	0	0	0	0	13	20	0.00	0.500										
Danys Baez, R (9, 1) ERA: 2.93	1.0		3	0	0	0	1	0	0	0	0	0	0	12	19	0.00	0.000										

Batter	1	2	3	4	5	6	7	8	9	AB	R	H	RBI	BB	SO	LOB	BOTTOM										
13 Carl Crawford, L (1, 7) OBP: 0.338, SLG: 0.459										4	1	1	0	1	0	2	<b>Kansas City Royals @ Tampa Bay Devil Rays</b> Tropicana Field, St. Petersburg, FL Tue Jul 27 2004, 7:15 PM EDT Att: 10,854 - Dome - 72 F <a href="http://livebaseballscorecards.com">livebaseballscorecards.com</a>										
Julio Lugo, R (1, 6) OBP: 0.344, SLG: 0.417										4	1	1	0	0	2	2											
5 Rocco Baldelli, R (1, 8) OBP: 0.332, SLG: 0.416										4	1	1	1	0	1	2											
Aubrey Huff, L (1, 5) OBP: 0.345, SLG: 0.455										4	0	1	1	0	2	1											
José Cruz Jr., S (1, 9) OBP: 0.360, SLG: 0.454										3	0	0	0	1	0	2											
Tino Martinez, L (1, 3) OBP: 0.379, SLG: 0.472										4	1	2	0	0	0	2											
3 Jorge Cantu, R (1, 10) OBP: 0.269, SLG: 0.385										3	1	1	0	0	2	1											
Robert Fick, L (6, PH) OBP: 0.282, SLG: 0.337										1	0	0	0	0	0	1											
Toby Hall, R (1, 2) OBP: 0.341, SLG: 0.403										4	1	2	3	0	1	1											
Rey Sanchez, R (1, 4) OBP: 0.297, SLG: 0.360										4	0	1	0	0	0	1											
<b>Inning Stats</b>	R: 1 E: 0 K: 0 S: 12	H: 2 LOB: 1 BB: 0 P: 17	R: 0 E: 0 K: 2 S: 9	H: 1 LOB: 0 BB: 0 P: 14	R: 2 E: 1 K: 2 S: 15	H: 2 LOB: 1 BB: 0 P: 23	R: 2 E: 0 K: 1 S: 13	H: 2 LOB: 0 BB: 0 P: 23	R: 0 E: 0 K: 1 S: 12	H: 0 LOB: 1 BB: 1 P: 19	R: 0 E: 0 K: 1 S: 9	H: 0 LOB: 0 BB: 0 P: 13	R: 0 E: 0 K: 1 S: 11	H: 0 LOB: 1 BB: 1 P: 20	R: 1 E: 0 K: 0 S: 7	H: 3 LOB: 2 BB: 0 P: 11	1B: 4 2B: 5 3B: 0 HR: 1	SF: 0 SAC: 0 DP: 0 HBP: 0	WP: 0 PB: 0 SB: 4 CS: 0	PA: 37							
<b>PITCHER</b>	IP	WLS	BF	H	R	ER	SO	BB	IBB	HBP	BLK	WP	HR	S	P	ERA	WHIP										
Darrell May, L (1, 1) ERA: 5.2	5.0	L	24	7	5	4	6	1	0	0	0	0	0	61	96	7.20	1.600										
Rudy Seanez, R (6, 1) ERA: 4.59	1.2		6	0	0	0	2	1	0	0	0	0	0	17	29	0.00	0.600										
Jaime Cerda, L (7, 1) ERA: 2.73	0.2		3	1	1	1	0	0	0	0	0	0	0	6	10	13.50	1.500										
Scott Sullivan, R (8, 1) ERA: 3.88	0.2		4	2	0	0	0	0	0	0	0	0	0	4	5	0.00	3.000										



Batter	1	2	3	4	5	6	7	8	9	AB	R	H	RBI	BB	SO	LOB	TOP			
9 David DeJesus, L (1, 8) OBP: 0.288, SLG: 0.264	2-1 1B		0-0 B1-3			0-3 K			1-0 F8	4	0	1	0	0	1	0	<b>Kansas City Royals @ Tampa Bay Devil Rays</b> Tropicana Field, St. Petersburg, FL Wed Jul 28 2004, 7:05 PM EDT Att: 10,555 - Dome - 72 F <a href="http://livebaseballscorecards.com">livebaseballscorecards.com</a>			
Tony Graffanino, R (1, 4) OBP: 0.337, SLG: 0.339	1-2 F8		0-0 F8			2-1 F8			1-1 E6 29 G6-3 1B	4	1	0	0	0	0	1				
29 Mike Sweeney, R (1, 3) OBP: 0.342, SLG: 0.496	1-2 F9				2-1 F9				1-2 G6-3	4	0	0	0	0	0	2				
Ken Harvey, R (1, 10) OBP: 0.352, SLG: 0.454	1-1 P4				0-1 F8				2-2 G6-3	4	0	1	1	0	0	1				
Joe Randa, R (1, 5) OBP: 0.343, SLG: 0.389		2-2 F7			1-0 F8				2-0 F9	3	0	0	0	0	0	0				
José Bautista, R (7, 5) OBP: 0.283, SLG: 0.229									1-2 1B	1	0	1	0	0	0	0				
Ruben Mateo, R (1, 9) OBP: 0.326, SLG: 0.429	1-1 3B				2-1 G1-3				1-2 G5-3	4	0	1	0	0	0	2				
4 Angel Berroa, R (1, 6) OBP: 0.295, SLG: 0.375	1-3 K				2-2 HBP				1-2 G6-3	2	0	0	0	0	1	1				
Dee Brown, L (1, 7) OBP: 0.272, SLG: 0.294	0-1 L3				2-0 F7				1-1 G3	3	0	0	0	0	0	2				
14 John Buck, R (1, 2) OBP: 0.222, SLG: 0.203			2-3 K			0-3 K			2-3 K	3	0	0	0	0	3	1				
<b>Inning Stats</b>	R: 0 E: 0 K: 0 S: 12	H: 1 LOB: 1 BB: 0 P: 17	R: 0 E: 0 K: 1 S: 12	H: 1 LOB: 1 BB: 0 P: 16	R: 0 E: 0 K: 1 S: 5	H: 0 LOB: 0 BB: 0 P: 7	R: 0 E: 0 K: 0 S: 5	H: 0 LOB: 0 BB: 0 P: 8	R: 0 E: 0 K: 1 S: 8	H: 0 LOB: 1 BB: 0 P: 14	R: 0 E: 0 K: 0 S: 8	H: 0 LOB: 0 BB: 0 P: 13	R: 0 E: 0 K: 1 S: 8	H: 0 LOB: 0 BB: 0 P: 12	R: 1 E: 1 K: 0 S: 14	H: 2 LOB: 2 BB: 0 P: 21	1B: 3 2B: 0 3B: 1 HR: 0	SF: 0 SAC: 0 DP: 0 HBP: 1	WP: 0 PB: 0 SB: 0 CS: 0	PA: 33
<b>PITCHER</b> Mark Hendrickson, L (1, 1) ERA: 3.9	IP: 9.0 WLS: W BF: 33	H: 4 R: 1 ER: 0 SO: 5	BB: 0 IBB: 0 HBP: 1 BLK: 0	WP: 0 HR: 0 S: 79 P: 117	ERA: 0.00 WHIP: 0.444	<b>PITCHER</b>										IP: 9.0 WLS: W BF: 33	H: 4 R: 1 ER: 0 SO: 5	BB: 0 IBB: 0 HBP: 1 BLK: 0	WP: 0 HR: 0 S: 79 P: 117	ERA: 0.00 WHIP: 0.444

Batter	1	2	3	4	5	6	7	8	9	AB	R	H	RBI	BB	SO	LOB	BOTTOM			
13 Carl Crawford, L (1, 7) OBP: 0.339, SLG: 0.464	2-1 FC6-4 1B		3-2 SF8 3B			1-0 G4-3			1-0 E4 FC5-4	4	1	2	0	0	0	2	<b>Kansas City Royals @ Tampa Bay Devil Rays</b> Tropicana Field, St. Petersburg, FL Wed Jul 28 2004, 7:05 PM EDT Att: 10,555 - Dome - 72 F <a href="http://livebaseballscorecards.com">livebaseballscorecards.com</a>			
Joey Gathright, L (7, 7) OBP: 0.302, SLG: 0.231	1-2 FC6-4 1B		1-0 SF8 3B			1-2 P6			0-0 FC5-4 5 G6-3 1B	4	1	1	1	0	0	3				
Julio Lugo, R (1, 6) OBP: 0.343, SLG: 0.418	1-2 FC6-4 1B		1-0 SF8 3B			1-2 P6			0-0 FC5-4 5 G6-3 1B	4	1	1	1	0	0	3				
5 Rocco Baldelli, R (1, 8) OBP: 0.332, SLG: 0.416	0-0 F9		0-2 HR 1B			0-1 3B 1B			0-0 G6-3	5	2	2	1	0	0	3				
Aubrey Huff, L (1, 5) OBP: 0.347, SLG: 0.463	1-1 F9		3-2 HR 1B			3-1 L8			2-1 2B	4	1	2	3	0	0	2				
Geoff Blum, S (7, 5) OBP: 0.297, SLG: 0.352	1-1 F9		1-1 HR 1B			3-1 L8			2-1 2B	1	0	0	0	0	0	1				
José Cruz Jr., S (1, 9) OBP: 0.360, SLG: 0.469		0-0 HR 1B	1-1 P2			0-0 HR 3B			2-1 F8	5	2	2	2	0	0	2				
Tino Martinez, L (1, 3) OBP: 0.377, SLG: 0.480	1-1 P3				2-2 F7				2-1 F7	4	1	1	2	0	0	0				
3 Jorge Cantu, R (1, 10) OBP: 0.300, SLG: 0.433	3-2 G5-3				0-0 F8				1-1 2B	4	0	2	0	0	0	0				
Toby Hall, R (1, 2) OBP: 0.343, SLG: 0.407	2-0 G6-3				0-1 2B				4-1 2B	3	1	1	0	1	0	1				
Rey Sanchez, R (1, 4) OBP: 0.300, SLG: 0.367			0-1 P4			2-1 2B			0-0 FC5-4 5 G6-3 13 E 1B	4	1	2	1	0	1	2				
<b>Inning Stats</b>	R: 0 E: 0 K: 0 S: 8	H: 1 LOB: 1 BB: 0 P: 12	R: 1 E: 0 K: 0 S: 8	H: 1 LOB: 0 BB: 0 P: 14	R: 3 E: 0 K: 0 S: 15	H: 3 LOB: 0 BB: 0 P: 23	R: 1 E: 0 K: 0 S: 11	H: 2 LOB: 1 BB: 0 P: 16	R: 3 E: 0 K: 0 S: 15	H: 4 LOB: 1 BB: 0 P: 25	R: 2 E: 1 K: 0 S: 8	H: 2 LOB: 1 BB: 0 P: 13	R: 0 E: 0 K: 1 S: 9	H: 1 LOB: 2 BB: 1 P: 17	R: 0 E: 0 K: 0 S: 9	H: 1 LOB: 1 BB: 0 P: 12	1B: 6 2B: 4 3B: 2 HR: 3	SF: 1 SAC: 0 DP: 0 HBP: 0	WP: 0 PB: 0 SB: 0 CS: 0	PA: 41
<b>PITCHER</b> 41 Jimmy Gobble, L (1, 1) ERA: 5.75	IP: 2.1 WLS: L BF: 13	H: 4 R: 2 ER: 0 SO: 1	BB: 1 IBB: 0 HBP: 0 BLK: 0	WP: 0 HR: 0 S: 22 P: 38	ERA: 0.00 WHIP: 2.143	<b>PITCHER</b>										IP: 2.1 WLS: L BF: 13	H: 4 R: 2 ER: 0 SO: 1	BB: 1 IBB: 0 HBP: 0 BLK: 0	WP: 0 HR: 0 S: 22 P: 38	ERA: 0.00 WHIP: 2.143
Shawn Camp, R (5, 1) ERA: 3.05	IP: 1.0 WLS: W BF: 4	H: 1 R: 0 ER: 0 SO: 0	BB: 0 IBB: 0 HBP: 0 BLK: 0	WP: 0 HR: 0 S: 9 P: 12	ERA: 0.00 WHIP: 1.000	<b>PITCHER</b>										IP: 1.0 WLS: W BF: 4	H: 1 R: 0 ER: 0 SO: 0	BB: 0 IBB: 0 HBP: 0 BLK: 0	WP: 0 HR: 0 S: 9 P: 12	ERA: 0.00 WHIP: 1.000







Batter	1	2	3	4	5	6	7	8	9	10	11	AB	R	H	RBI	BB	SO	LOB	TOP					
Ronnie Belliard, R OBP: 0.372, SLG: 0.419	(1,4) 3-2 2B		(1,0) 41 1B 2B	(1,0) G3-1 2B		(4,1) G3-6-3 BB		(1,1) G4-3		(0,1) F9		5	1	3	0	1	0	4						
Omar Vizquel, S OBP: 0.362, SLG: 0.394	(1,6) B3		(3,2) G4-3	(2,0) G3-1		(2,1) G3-6-3		(2,2) F9		(1,1) SF9 3B		6	1	1	0	0	0	4						
Matt Lawton, L OBP: 0.367, SLG: 0.454	(1,9) F8		(4,2) 41 1B BB	(0,0) G4-3						(1,0) P5		4	1	0	1	1	1	2						
41 Victor Martinez, S OBP: 0.372, SLG: 0.532	(1,2) P6		(0,0) 48 F9 1B BB	(1,3) K						(2,1) G3		6	1	1	1	0	3	2						
Casey Blake, R OBP: 0.355, SLG: 0.465		(2,2) 48 2B 1B	(2,2) 1B 1B		(0,2) G1-3					(4,0) SH5-4 48 1B HBP BB		5	2	2	1	1	2	0						
48 Travis Hafner, L OBP: 0.419, SLG: 0.589	(1,10) SH1-3 1H 2B	(3,2) 1B	(0,0) F9		(1,3) K					(2,1) 24 HBP SH5-4 1B		5	0	2	1	0	1	2						
Lou Merton, R OBP: 0.354, SLG: 0.444		(0,1) SH1-3	(1,0) 1B		(4,2)					(0,2) G3		1	0	1	1	0	0	0						
Ben Broussard, L OBP: 0.366, SLG: 0.429	(4,3)	(2,3) 1B	(3,3) 1B		(0,1) BB					(1,2) SH5-4		1	0	0	0	1	0	0						
Coco Crisp, S OBP: 0.312, SLG: 0.414	(1,7) P4		(1,2) 1B		(0,1) F8					(4,0) 24 HBP IBB		4	1	2	1	1	0	2						
24 Grady Sizemore, L OBP: 0.404, SLG: 0.522	(1,8) K		(2,2) F7		(0,0) B3					(4,0) E1 1B		4	0	1	0	0	1	3						
<b>Inning Stats</b>	R: 0 E: 0 K: 0 S: 11	H: 1 LOB: 1 BB: 0 P: 16	R: 1 E: 0 K: 1 S: 16	H: 2 LOB: 1 BB: 0 P: 24	R: 4 E: 0 K: 0 S: 23	H: 5 LOB: 2 BB: 1 P: 38	R: 0 E: 0 K: 1 S: 6	H: 1 LOB: 1 BB: 0 P: 10	R: 0 E: 0 K: 0 S: 4	H: 0 LOB: 0 BB: 1 P: 10	R: 0 E: 0 K: 3 S: 10	H: 0 LOB: 0 BB: 0 P: 19	R: 1 E: 1 K: 0 S: 11	H: 2 LOB: 1 BB: 0 P: 18	R: 0 E: 0 K: 0 S: 6	H: 0 LOB: 0 BB: 0 P: 11	R: 0 E: 0 K: 0 S: 5	H: 1 LOB: 3 BB: 2 P: 19	R: 1 E: 0 K: 2 S: 10	H: 1 LOB: 0 BB: 0 P: 16	1B: 8 2B: 4 3B: 1 HR: 0	SF: 1 SAC: 2 DP: 1 HBP: 1	WP: 0 PB: 0 SB: 1 CS: 0	PA: 50
<b>PITCHER</b>	IP WLS BF H R ER SO BB IBB HBP BLK WP HR S P ERA WHIP																							
Brian Anderson, L ERA: 6.94	(1,1) 2.2 17 8 5 0 1 2 2 0 0 0 0 0 0 23 40 0.00 0.900																							
Rudy Seanez, R ERA: 3.91	(3,1) 3.1 12 1 0 0 2 2 0 0 0 0 0 0 0 21 37 0.00 1.000																							
Dennys Reyes, L ERA: 4.52	(7,1) 2.0 8 2 1 0 3 0 0 0 0 0 0 0 6 15 0.00 1.000																							
Nate Field, R ERA: 4.02	(9,1) 1.0 4 0 0 0 0 1 0 0 0 0 0 0 3 13 0.00 1.500																							
Jaime Cerda, L ERA: 2.59	(10,1) 0.2 4 1 0 0 0 0 1 1 0 0 0 0 0 0 0 0 0.00 1.500																							
<b>PITCHER</b>	IP WLS BF H R ER SO BB IBB HBP BLK WP HR S P ERA WHIP																							
Scott Sullivan, R ERA: 3.96	(10,1) 1.1 5 1 1 0 2 0 0 0 0 0 0 0 0 6 15 0.00 1.000																							

Cleveland Indians @ Kansas City Royals  
Kauffman Stadium, Kansas City, MO  
Fri Jul 30 2004, 7:10 PM CDT  
Att: 32,079 - Cloudy - 79 F

AB	41
R	7
H	13
RBI	6
BB	5
SO	8
LOB	19



Batter	1	2	3	4	5	6	7	8	9	10	11	AB	R	H	RBI	BB	SO	LOB	BOTTOM							
9 David DeJesus, L OBP: 0.302, SLG: 0.273	(1,8) 29 BB 1B BB		(0,1) G1-3		(0,0) FC4 1B		(1,1) B3		(3,1) PB 29 2B 2B		(2,3) K	5	1	2	0	1	1	0								
Tony Graffanino, R OBP: 0.331, SLG: 0.333	(1,4) K		(0,1) G1-3		(1,2) L7		(1,3) K		(0,1) G5-3			5	0	0	0	0	2	3								
Joe Randa, R OBP: 0.346, SLG: 0.384	(1,5) 1 SAFE 2-2		(0,1) G4-3		(2,2) FC4 29 E 2B		(4,2)		(4,2) 29 2B BB			3	1	1	0	2	0	1								
14 John Buck, R OBP: 0.222, SLG: 0.203	(10,2) 1-2 29 BB 1B				(1,2) 1-2 2B		(2,1) BB		(2,3) 2B			0	0	0	0	0	0	0								
29 Mike Sweeney, R OBP: 0.344, SLG: 0.484	(1,10) 4-1			(2,2) HR 1B	(0,1) E5 2B		(2,1) F8		(0,0) 2B			4	2	2	1	1	0	2								
Matt Stairs, L OBP: 0.328, SLG: 0.450	(1,9) 1-2 2-3 BB			(3,1) HR 1B	(3,2) 2B				(1,3) K			5	1	2	4	0	2	3								
Ken Harvey, R OBP: 0.346, SLG: 0.445	(1,3) 1-0 G4-3			(3,1) HR 1B	(1,3) 2B				(2,0) F9			5	0	0	0	0	0	4								
Dee Brown, L OBP: 0.276, SLG: 0.305	(1,7)		(0,1) G4-3		(1,0) G6-3		(0,0) P5		(0,1) 1B			5	0	1	0	0	1	0								
4 Angel Berroa, R OBP: 0.287, SLG: 0.364	(1,6) 1-2 L8			(0,2) G6-3		(2,2) G4-3		(0,0) L8				5	0	0	0	0	1	1								
Alberto Castillo, R OBP: 0.256, SLG: 0.324	(1,2) 3-1 G6-3			(1,2) 9 1B E 2B		(3,2) L9			(2,3) K			3	1	1	0	0	0	0								
Desi Relaford, S OBP: 0.272, SLG: 0.277	(9,PH) (10,5)											2	0	0	0	0	1	0								
<b>Inning Stats</b>	R: 0 E: 0 K: 2 S: 13	H: 1 LOB: 3 BB: 2 P: 25	R: 0 E: 0 K: 0 S: 8	H: 0 LOB: 0 BB: 0 P: 12	R: 0 E: 0 K: 0 S: 6	H: 0 LOB: 0 BB: 0 P: 6	R: 2 E: 0 K: 0 S: 11	H: 2 LOB: 1 BB: 0 P: 17	R: 3 E: 2 K: 0 S: 21	H: 3 LOB: 1 BB: 0 P: 29	R: 0 E: 0 K: 0 S: 8	H: 0 LOB: 0 BB: 0 P: 13	R: 0 E: 0 K: 1 S: 10	H: 0 LOB: 1 BB: 1 P: 18	R: 0 E: 0 K: 0 S: 5	H: 1 LOB: 1 BB: 0 P: 7	R: 1 E: 0 K: 1 S: 12	H: 2 LOB: 2 BB: 1 P: 21	R: 0 E: 0 K: 2 S: 7	H: 0 LOB: 0 BB: 0 P: 10	R: 0 E: 0 K: 2 S: 8	H: 0 LOB: 0 BB: 0 P: 13	1B: 4 2B: 4 3B: 0 HR: 1	SF: 0 SAC: 0 DP: 0 HBP: 0	WP: 0 PB: 1 SB: 0 CS: 0	PA: 46
<b>PITCHER</b>	IP WLS BF H R ER SO BB IBB HBP BLK WP HR S P ERA WHIP																									
37 Jake Westbrook, R ERA: 3.18	(1,1) 5.0 24 6 0 5 3 2 2 0 0 0 0 0 1 59 89 5.40 1.600																									
Rick White, R ERA: 3.07	(6,1) 1.2 6 0 0 0 1 1 0 0 0 0 0 0 0 16 27 0.00 0.600																									
Bob Howry, R ERA: 1.53	(7,1) 1.1 5 1 0 0 0 0 0 0 0 0 0 0 7 11 0.00 0.750																									
Bob Wickman, R ERA: 4.0	(9,1) 1.0 B 5 2 1 1 1 1 0 0 0 0 0 0 12 21 9.00 3.000																									
63 Rafael Betancourt, R ERA: 3.53	(10,1) 2.0 W 6 0 0 0 4 0 0 0 0 0 0 0 0 15 23 0.00 0.000																									

Cleveland Indians @ Kansas City Royals  
Kauffman Stadium, Kansas City, MO  
Fri Jul 30 2004, 7:10 PM CDT  
Att: 32,079 - Cloudy - 79 F

AB	42
R	6
H	9
RBI	5
BB	4
SO	8
LOB	14





Batter	1	2	3	4	5	6	7	8	9	AB	R	H	RBI	BB	SO	LOB	TOP			
Matt Lawton, L (1, 7) OBP: 0.365, SLG: 0.451	F8		G3-1				F8		P5	5	0	1	0	0	0	1				
Omar Vizquel, S (1, 6) OBP: 0.363, SLG: 0.403	HR		G3-1				F8		41 1B	4	1	2	1	0	0	2				
48 Travis Hafner, L (1, 10) OBP: 0.417, SLG: 0.584	G4-3								F7	3	0	0	0	1	1	3				
41 Victor Martinez, S (1, 2) OBP: 0.371, SLG: 0.528	K								FC4-6 1B	4	0	1	0	0	1	3				
Ben Broussard, L (1, 3) OBP: 0.367, SLG: 0.427									F7	3	2	1	0	1	0	2				
Casey Blake, R (1, 5) OBP: 0.357, SLG: 0.464									FC4-6	3	0	1	0	0	1	2				
Jody Gerut, L (1, 9) OBP: 0.334, SLG: 0.406										3	0	1	1	1	0	1				
Ronnie Belliard, R (1, 4) OBP: 0.371, SLG: 0.417									P3	4	0	1	0	0	1	3				
24 Grady Sizemore, L (1, 8) OBP: 0.457, SLG: 0.481									F8	4	0	1	0	0	1	1				
<b>Inning Stats</b>	R: 1 E: 0 K: 1 S: 14	H: 1 LOB: 0 BB: 0 P: 22	R: 1 E: 0 K: 0 S: 8	H: 3 LOB: 1 BB: 0 P: 12	R: 0 E: 0 K: 1 S: 13	H: 0 LOB: 0 BB: 0 P: 19	R: 1 E: 0 K: 1 S: 9	H: 1 LOB: 2 BB: 0 P: 18	R: 0 E: 0 K: 1 S: 17	H: 0 LOB: 0 BB: 0 P: 15	R: 0 E: 0 K: 0 S: 5	H: 2 LOB: 0 BB: 0 P: 10	R: 0 E: 0 K: 0 S: 10	H: 2 LOB: 2 BB: 0 P: 17	R: 0 E: 0 K: 0 S: 11	H: 0 LOB: 1 BB: 1 P: 19	1B: 8 2B: 0 3B: 0 HR: 1	SF: 0 SAC: 0 DP: 1 HBP: 1	WP: 0 PB: 0 SB: 0 CS: 1	PA: 37
<b>PITCHER</b>	IP	WLS	BF	H	R	ER	SO	BB	IBB	HBP	BLK	WP	HR	S	P	ERA	WHIP			
23 Zack Greinke, R (1, 1) ERA: 4.81	5.0	W	22	7	3	3	4	2	0	1	0	0	1	61	95	5.40	1.800			
D.J. Carrasco, R (6, 1) ERA: 3.95	3.0		11	2	0	0	1	0	0	0	0	0	0	26	42	0.00	0.667			
Nate Field, R (9, 1) ERA: 3.92	1.0		4	0	0	0	0	1	0	0	0	0	0	11	19	0.00	1.000			

Cleveland Indians @ Kansas City Royals  
Kauffman Stadium, Kansas City, MO

AB 33  
R 3  
H 9  
RBI 2  
BB 3  
SO 5  
LOB 18



Sat Jul 31 2004, 6:10 PM CDT  
Att: 27,689 - Sunny - 86 F

Batter	1	2	3	4	5	6	7	8	9	AB	R	H	RBI	BB	SO	LOB	BOTTOM			
9 David DeJesus, L (1, 8) OBP: 0.320, SLG: 0.296	FC1-2 2B									3	1	3	1	0	0	0				
Tony Graffanino, R (1, 4) OBP: 0.332, SLG: 0.335	B1									2	1	1	0	0	0	1				
Wilton Guerrero, S (4, 4) OBP: 0.200, SLG: 0.333										3	0	0	0	0	0	5				
29 Mike Sweeney, R (1, 10) OBP: 0.343, SLG: 0.499	E5 FC1-2									5	1	1	2	0	1	6				
Matt Stairs, L (1, 9) OBP: 0.335, SLG: 0.463	FC1-2									3	2	2	3	2	0	2				
Ken Harvey, R (1, 3) OBP: 0.349, SLG: 0.447	F9									5	0	3	2	0	0	3				
Dee Brown, L (1, 7) OBP: 0.273, SLG: 0.301										5	0	1	0	0	1	5				
4 Angel Berroa, R (1, 6) OBP: 0.289, SLG: 0.363	F8									4	1	1	0	0	0	2				
Desi Relaford, S (1, 5) OBP: 0.279, SLG: 0.294										4	2	2	1	1	0	2				
14 John Buck, R (1, 2) OBP: 0.235, SLG: 0.218	FC6-4									4	2	2	0	0	0	2				
<b>Inning Stats</b>	R: 0 E: 1 K: 0 S: 12	H: 1 LOB: 2 BB: 0 P: 17	R: 0 E: 0 K: 0 S: 8	H: 0 LOB: 1 BB: 1 P: 17	R: 2 E: 0 K: 1 S: 11	H: 2 LOB: 1 BB: 1 P: 19	R: 5 E: 1 K: 0 S: 18	H: 5 LOB: 1 BB: 0 P: 27	R: 0 E: 0 K: 0 S: 5	H: 0 LOB: 0 BB: 0 P: 8	R: 0 E: 0 K: 1 S: 16	H: 2 LOB: 3 BB: 1 P: 26	R: 2 E: 0 K: 0 S: 19	H: 3 LOB: 1 BB: 0 P: 30	R: 1 E: 0 K: 0 S: 10	H: 3 LOB: 1 BB: 0 P: 14	1B: 11 2B: 2 3B: 1 HR: 2	SF: 0 SAC: 1 DP: 2 HBP: 2	WP: 1 PB: 0 SB: 0 CS: 1	PA: 44
<b>PITCHER</b>	IP	WLS	BF	H	R	ER	SO	BB	IBB	HBP	BLK	WP	HR	S	P	ERA	WHIP			
Kazuhiro Tadano, R (1, 1) ERA: 4.95	3.2	L	23	8	7	3	1	0	1	0	0	1	1	46	76	7.36	2.727			
Chad Durbin, R (4, 1) ERA: 7.36	2.2		14	5	2	2	1	0	1	1	0	1	1	40	63	6.75	1.875			
59 Matt Miller, R (7, 1) ERA: 5.12	1.2		7	3	1	1	0	0	0	0	0	0	0	13	19	5.40	1.800			

Cleveland Indians @ Kansas City Royals  
Kauffman Stadium, Kansas City, MO

AB 38  
R 10  
H 16  
RBI 9  
BB 3  
SO 2  
LOB 28



Sat Jul 31 2004, 6:10 PM CDT  
Att: 27,689 - Sunny - 86 F



Batter	1	2	3	4	5	6	7	8	9	AB	R	H	RBI	BB	SO	LOB	TOP					
<b>Ronnie Belliard, R</b> OBP: 0.371, SLG: 0.420	F9			G4-3				E6		5	0	2	1	0	0	2						
<b>Omar Vizquel, S</b> OBP: 0.355, SLG: 0.398	P3	F9			G6-3	L7		SF8		4	0	0	1	0	0	3						
<b>Matt Lawton, L</b> OBP: 0.366, SLG: 0.447										3	0	0	0	1	0	2						
<b>Casey Blake, R</b> OBP: 0.353, SLG: 0.458	G4-3							G3		5	0	0	0	0	2	3						
<b>Lou Merloni, R</b> OBP: 0.358, SLG: 0.445										4	0	2	0	0	1	0						
<b>Ben Broussard, L</b> OBP: 0.370, SLG: 0.430		G5-3								1	1	1	0	0	0	0						
<b>48 Travis Hafner, L</b> OBP: 0.418, SLG: 0.592										4	2	2	1	1	1	3						
<b>John McDonald, R</b> OBP: 0.258, SLG: 0.323										0	0	0	0	0	0	0						
<b>Tim Laker, R</b> OBP: 0.292, SLG: 0.322										4	1	2	0	0	0	0						
<b>41 Victor Martinez, S</b> OBP: 0.370, SLG: 0.527										1	0	0	0	0	0	1						
<b>Coco Crisp, S</b> OBP: 0.314, SLG: 0.419										4	1	2	1	0	0	2						
<b>24 Grady Sizemore, L</b> OBP: 0.487, SLG: 0.600										3	2	2	2	0	0	1						
<b>Inning Stats</b>	R: 0 E: 0 K: 0 S: 8	H: 0 LOB: 1 BB: 0 P: 13	R: 2 E: 0 K: 0 S: 17	H: 3 LOB: 2 BB: 1 P: 32	R: 0 E: 0 K: 2 S: 14	H: 1 LOB: 1 BB: 0 P: 21	R: 0 E: 0 K: 0 S: 6	H: 1 LOB: 1 BB: 0 P: 10	R: 0 E: 0 K: 0 S: 13	H: 1 LOB: 2 BB: 1 P: 20	R: 2 E: 0 K: 0 S: 14	H: 3 LOB: 1 BB: 0 P: 22	R: 1 E: 0 K: 2 S: 15	H: 2 LOB: 1 BB: 0 P: 23	R: 1 E: 1 K: 0 S: 10	H: 0 LOB: 1 BB: 0 P: 17	R: 1 E: 0 K: 0 S: 9	H: 2 LOB: 1 BB: 0 P: 11	1B: 9 2B: 2 3B: 0 HR: 2	SF: 2 SAC: 0 DP: 1 HBP: 2	WP: 0 PB: 0 SB: 0 CS: 0	PA: 44
<b>PITCHER</b>	IP	WLS	BF	H	R	ER	SO	BB	IBB	HBP	BLK	WP	HR	S	P	ERA	WHIP					
<b>Darrell May, L</b> ERA: 5.13	5.0	W	24	6	2	2	2	2	0	0	0	0	0	58	96	3.60	1.600					
<b>Scott Sullivan, R</b> ERA: 4.35	1.2		10	5	3	3	2	0	0	0	0	0	2	26	39	16.20	3.000					
<b>Jaime Cerda, L</b> ERA: 2.48	1.1	H	6	0	1	0	0	0	0	1	0	0	0	13	23	0.00	0.000					
<b>Shawn Camp, R</b> ERA: 3.2	1.0	S	4	2	1	1	0	0	0	0	0	0	0	9	11	9.00	2.000					

Cleveland Indians @ Kansas City Royals  
Kauffman Stadium, Kansas City, MO

Sun Aug 01 2004, 1:10 PM CDT  
Att: 15,641 - Cloudy - 84 F

AB 38  
R 7  
H 13  
RBI 6  
BB 2  
SO 4  
LOB 17



Batter	1	2	3	4	5	6	7	8	9	AB	R	H	RBI	BB	SO	LOB	BOTTOM					
<b>9 David DeJesus, L</b> OBP: 0.318, SLG: 0.295	G6-3			K				G4-3		4	0	1	1	0	1	0						
<b>Desti Relaford, S</b> OBP: 0.282, SLG: 0.294										3	2	1	0	1	1	1						
<b>29 Mike Sweeney, R</b> OBP: 0.339, SLG: 0.493	F7									4	0	0	0	0	1	2						
<b>Ken Harvey, R</b> OBP: 0.350, SLG: 0.453										4	0	2	2	0	1	0						
<b>Joe Randa, R</b> OBP: 0.345, SLG: 0.386	F7									4	1	1	0	0	0	2						
<b>Ruben Mateo, R</b> OBP: 0.316, SLG: 0.411										4	1	1	0	0	2	2						
<b>Abraham Nunez, S</b> OBP: 0.286, SLG: 0.294										4	1	2	2	0	1	0						
<b>4 Angel Berroa, R</b> OBP: 0.288, SLG: 0.362										4	1	1	0	0	0	1						
<b>14 John Buck, R</b> OBP: 0.250, SLG: 0.272										3	2	2	3	0	1	0						
<b>Inning Stats</b>	R: 1 E: 0 K: 0 S: 12	H: 2 LOB: 1 BB: 0 P: 21	R: 0 E: 0 K: 0 S: 7	H: 0 LOB: 0 BB: 0 P: 8	R: 1 E: 0 K: 1 S: 11	H: 2 LOB: 0 BB: 0 P: 16	R: 4 E: 0 K: 2 S: 22	H: 4 LOB: 0 BB: 0 P: 30	R: 1 E: 0 K: 1 S: 12	H: 1 LOB: 1 BB: 1 P: 21	R: 0 E: 0 K: 2 S: 10	H: 0 LOB: 0 BB: 0 P: 14	R: 0 E: 0 K: 1 S: 10	H: 0 LOB: 0 BB: 0 P: 17	R: 1 E: 0 K: 1 S: 11	H: 2 LOB: 1 BB: 0 P: 15	1B: 6 2B: 4 3B: 0 HR: 1	SF: 0 SAC: 0 DP: 0 HBP: 0	WP: 0 PB: 0 SB: 2 CS: 1	PA: 35		
<b>PITCHER</b>	IP	WLS	BF	H	R	ER	SO	BB	IBB	HBP	BLK	WP	HR	S	P	ERA	WHIP					
<b>CC Sabathia, L</b> ERA: 3.97	5.0	L	24	9	7	7	4	1	0	0	0	0	0	20	31	0.00	0.000					
<b>Rick White, R</b> ERA: 3.54	2.0		6	0	0	0	3	0	0	0	0	0	0	11	15	9.00	2.000					
<b>David Riske, R</b> ERA: 4.73	1.0		5	2	1	1	1	0	0	0	0	0	0	11	15	9.00	2.000					

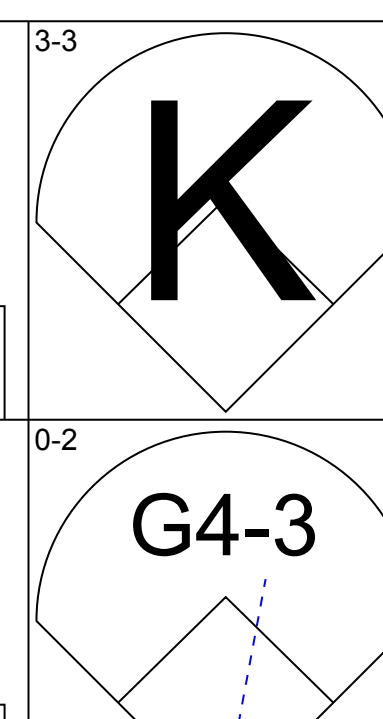
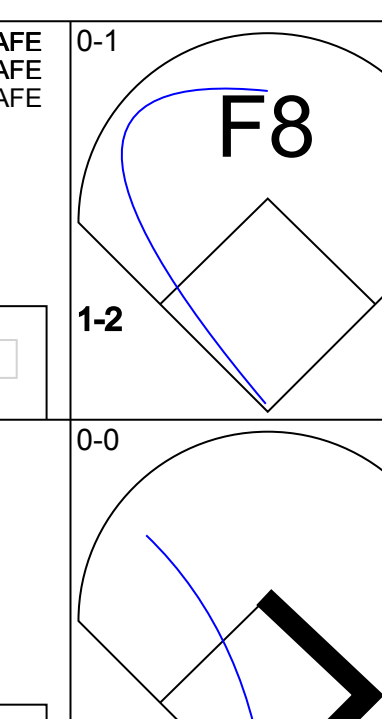
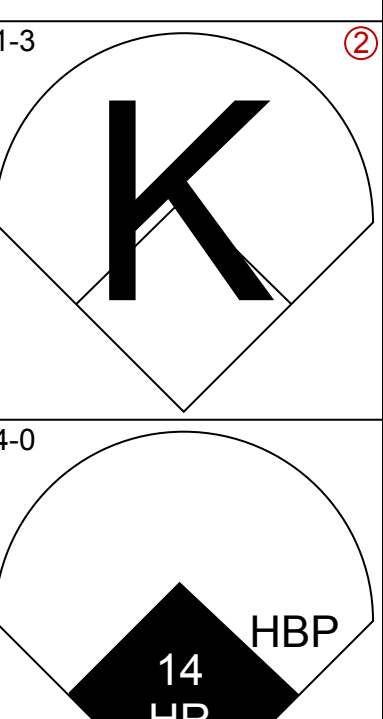
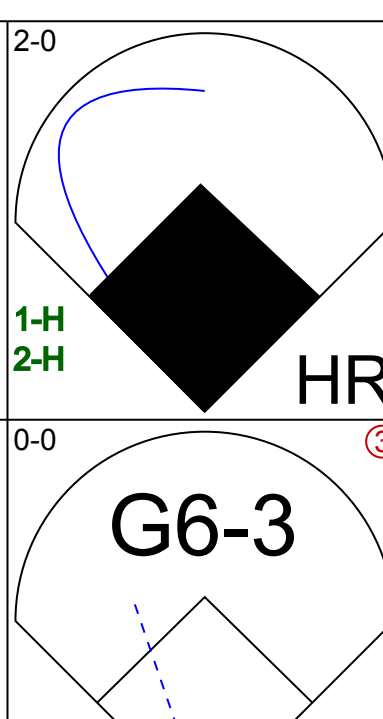
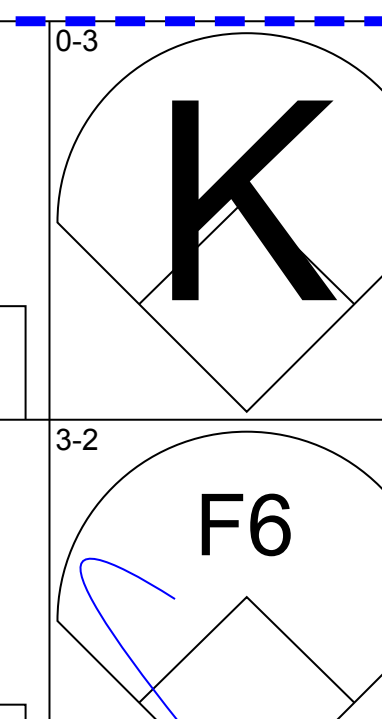
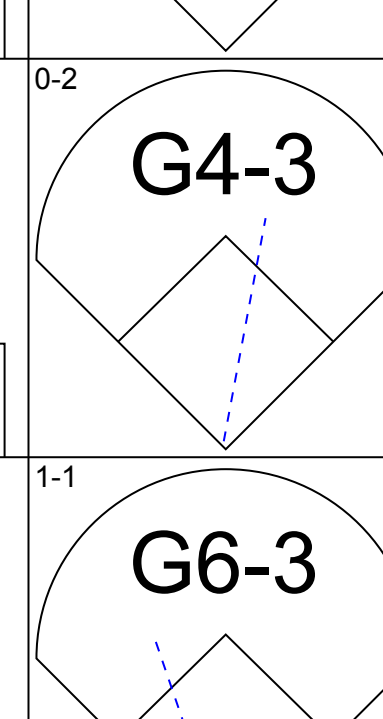
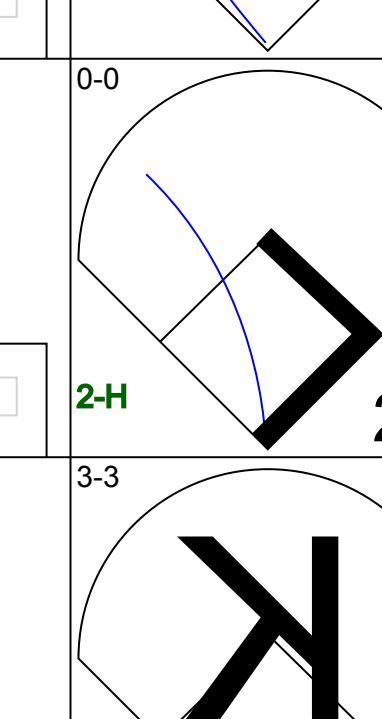
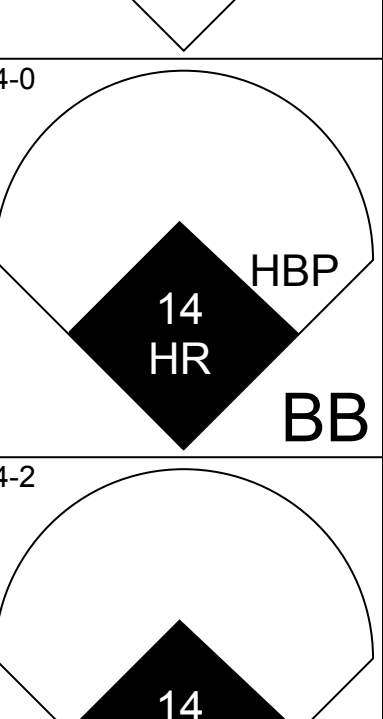
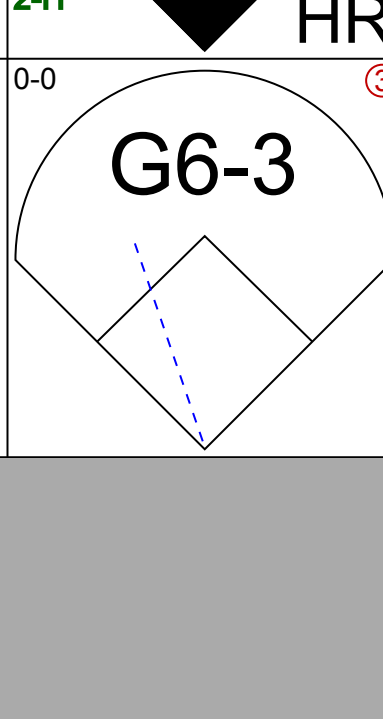
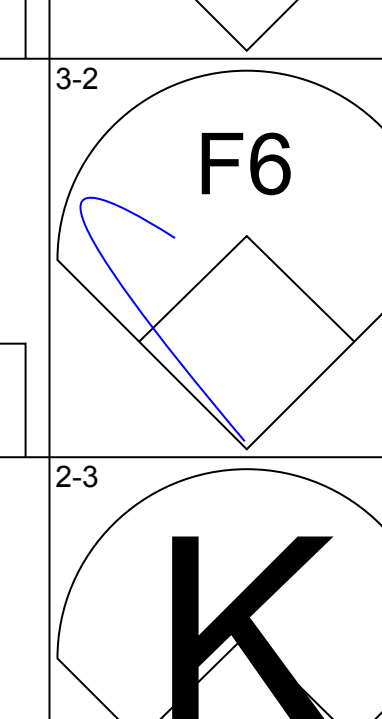
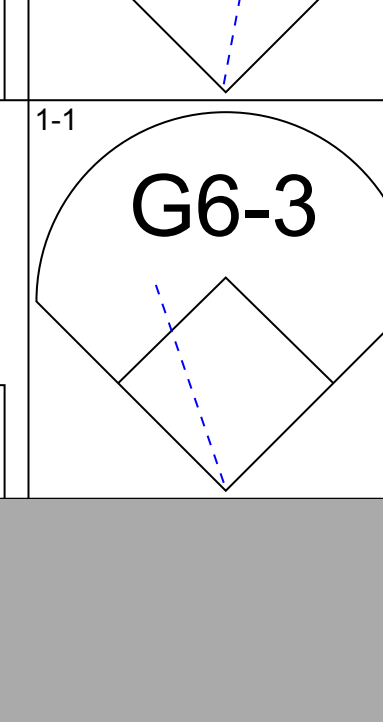
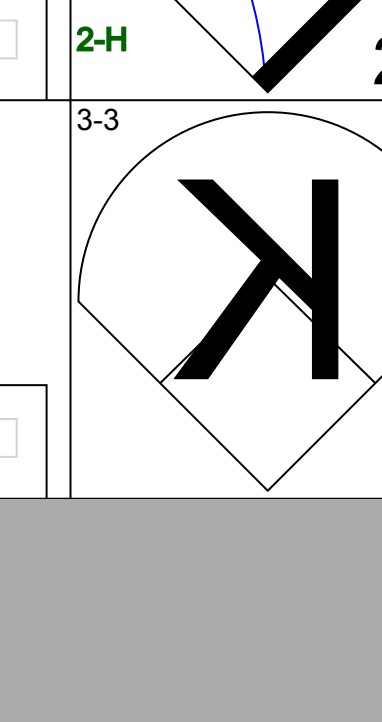
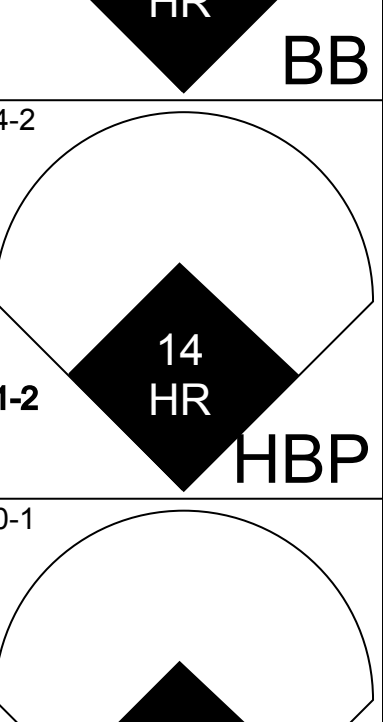
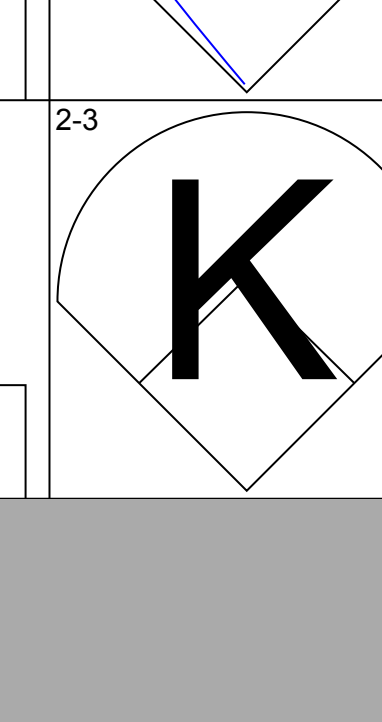
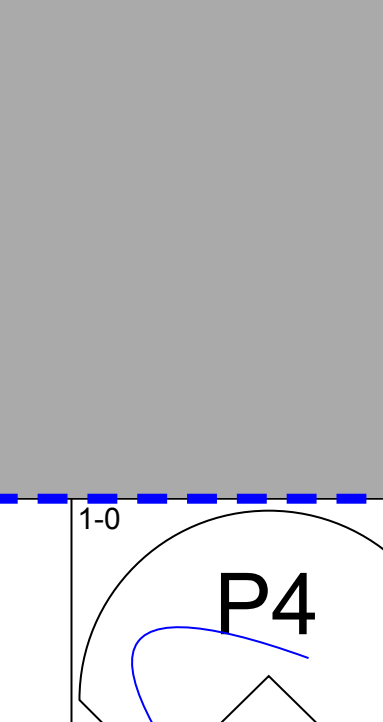
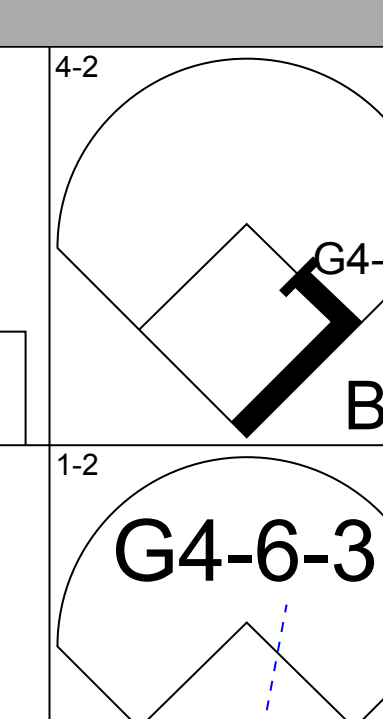
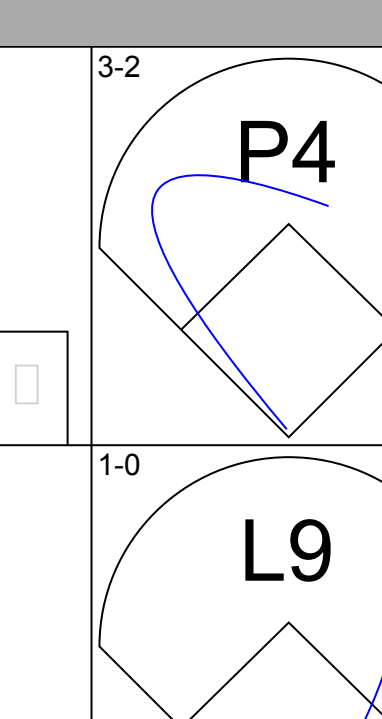
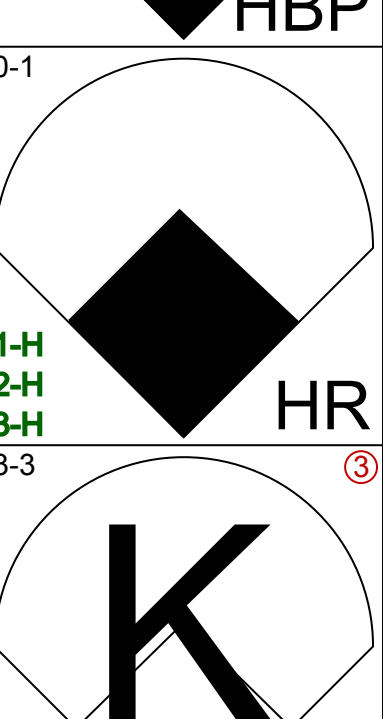
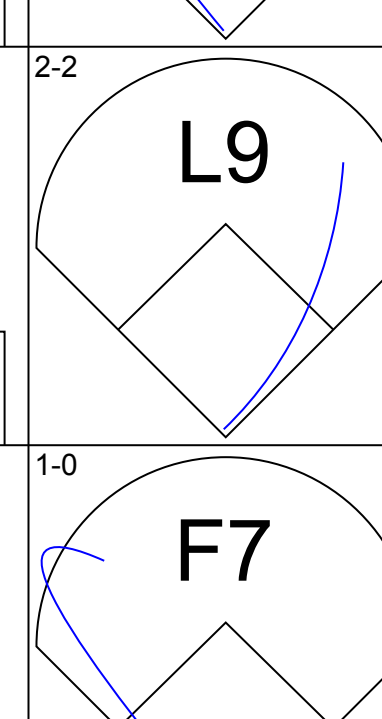
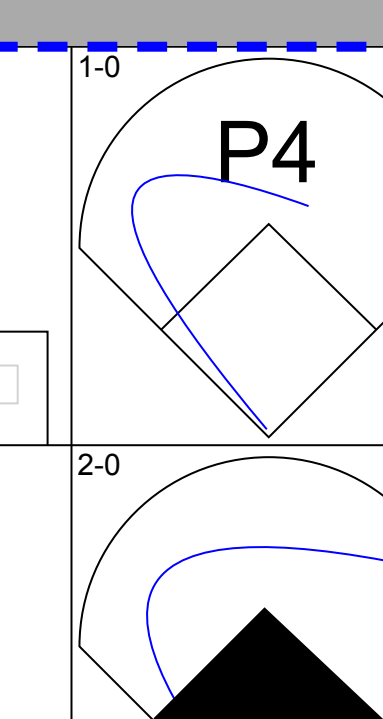

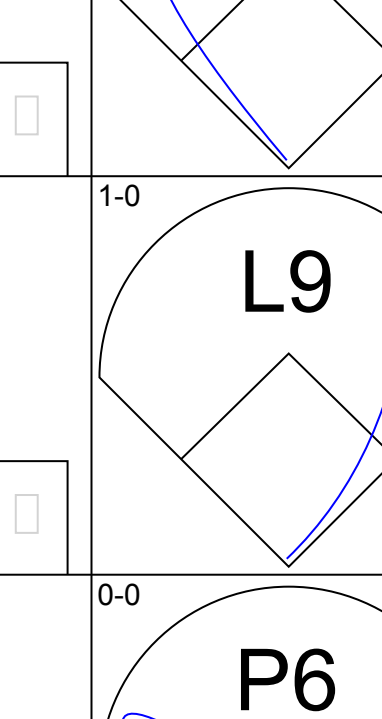
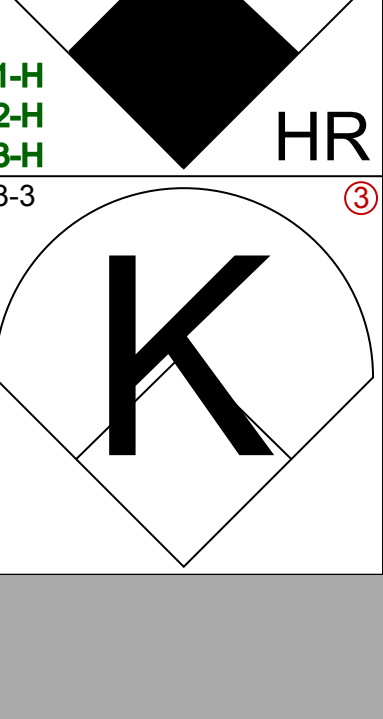
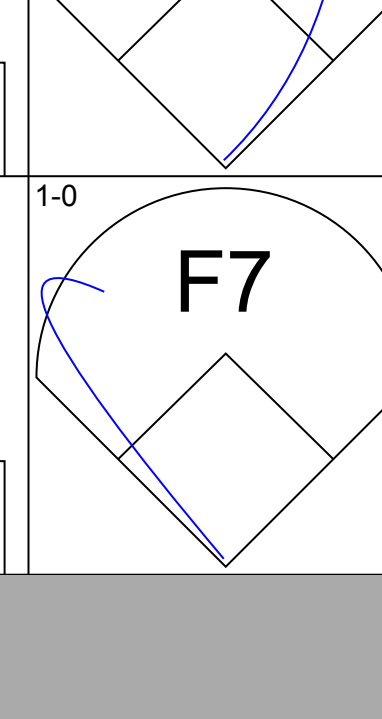
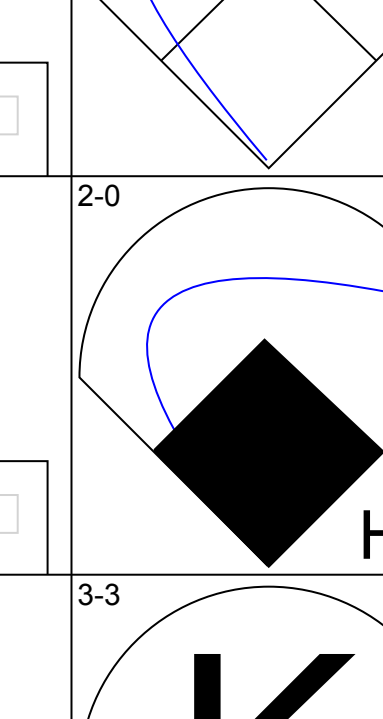
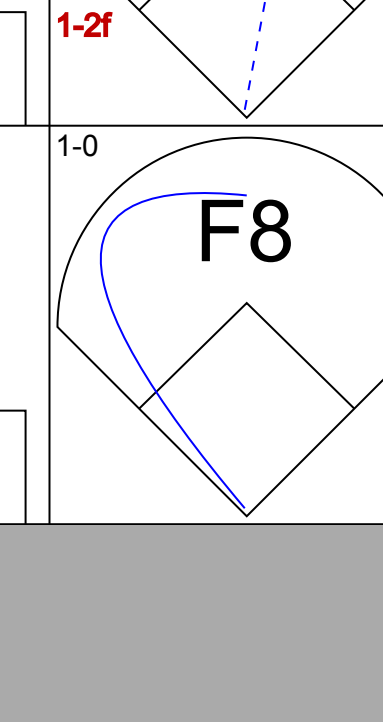
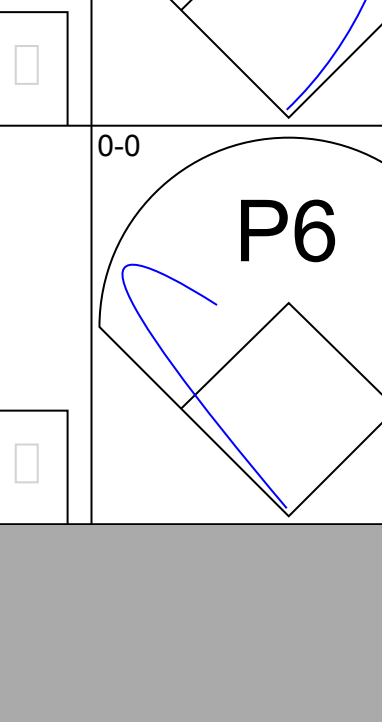
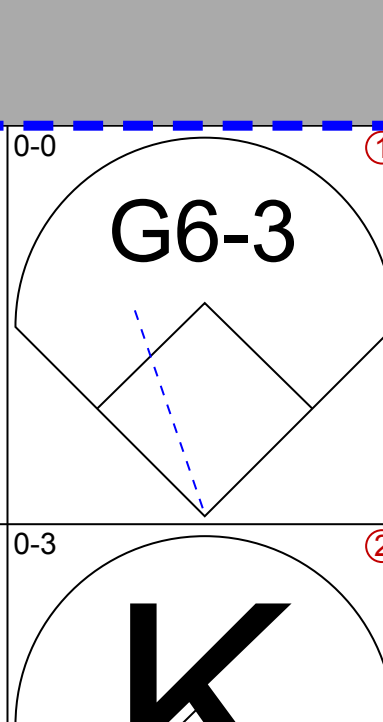
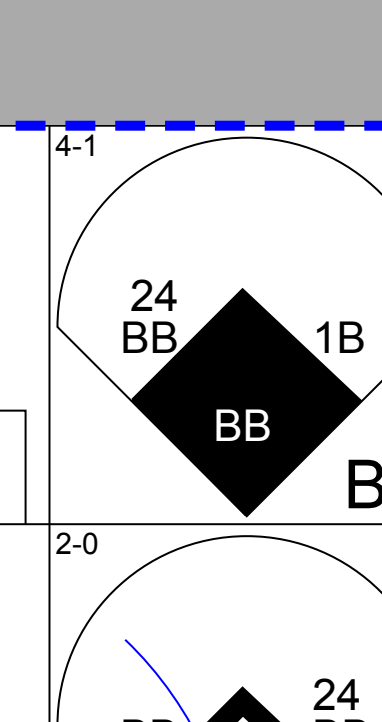
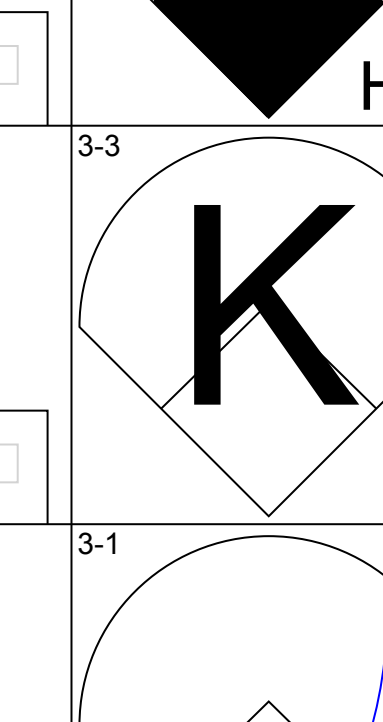
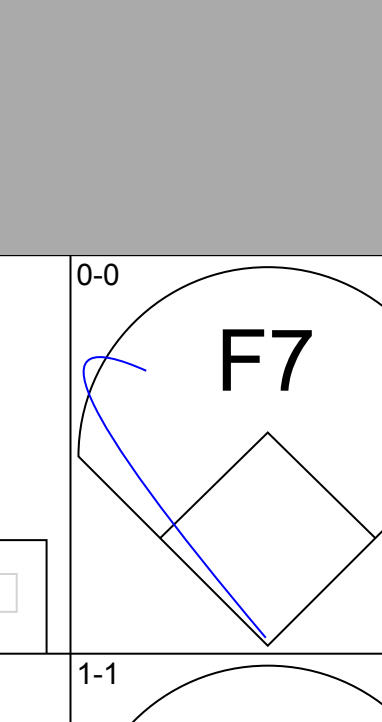
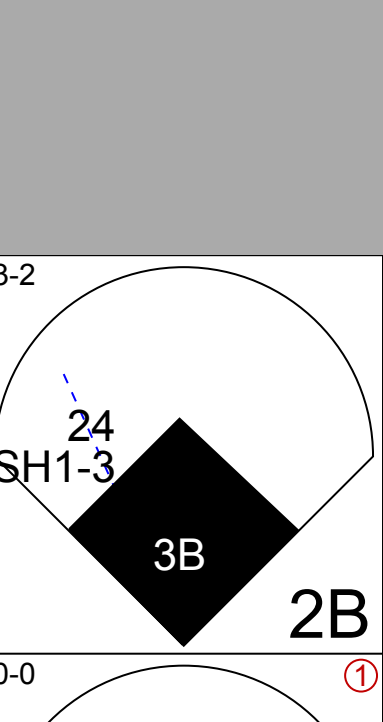
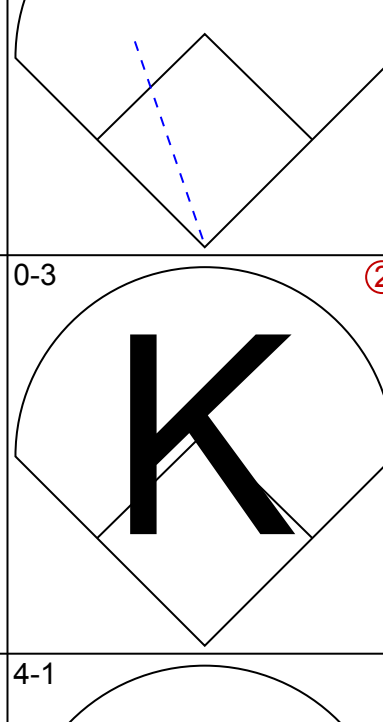
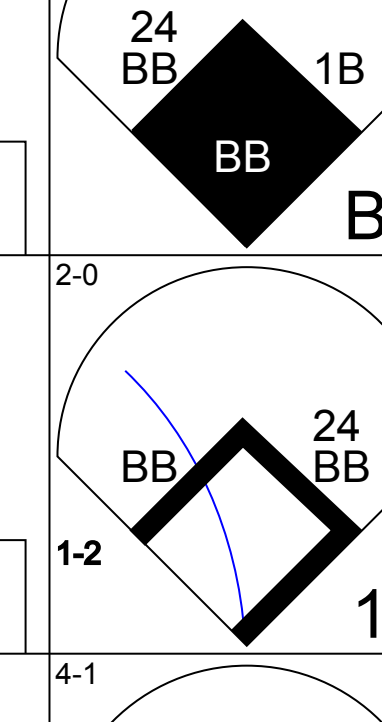
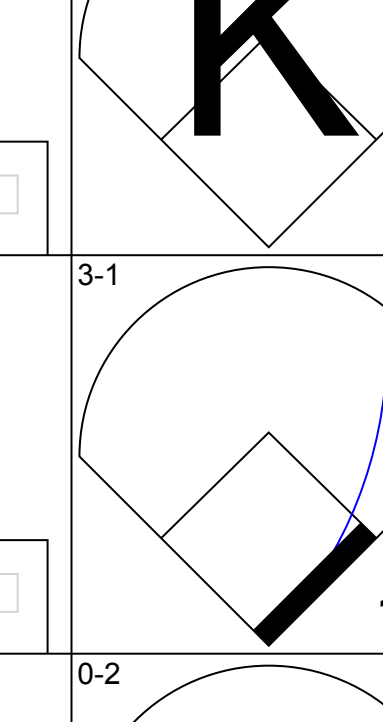
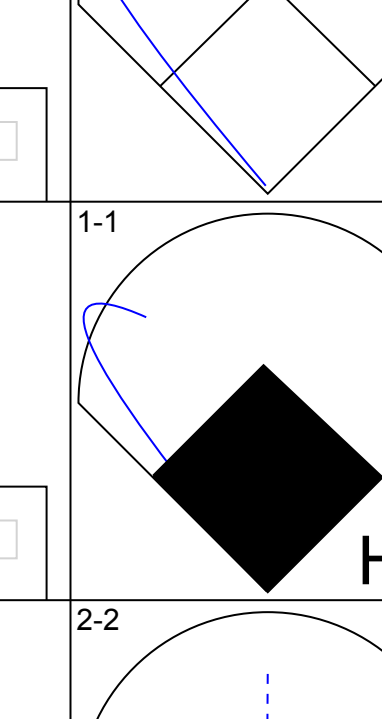
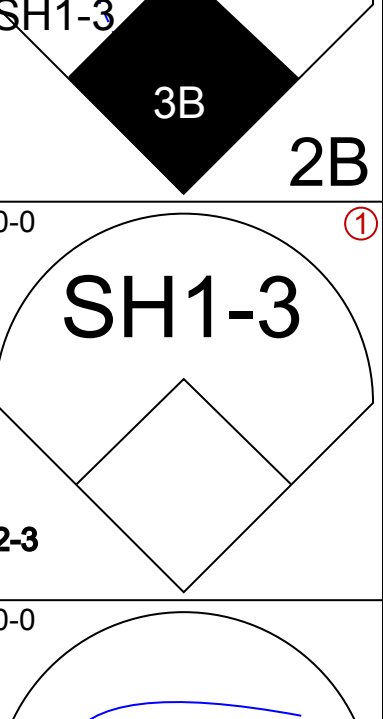
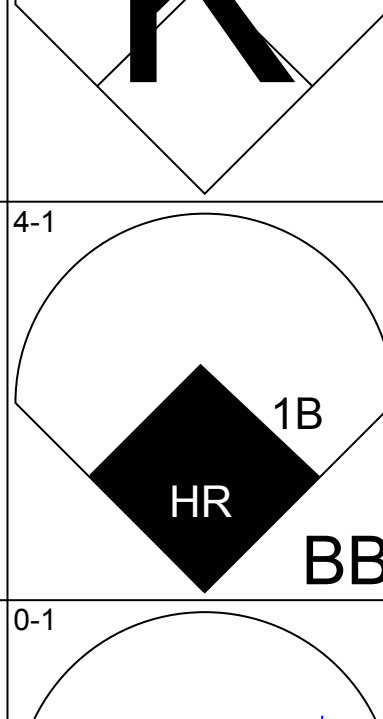
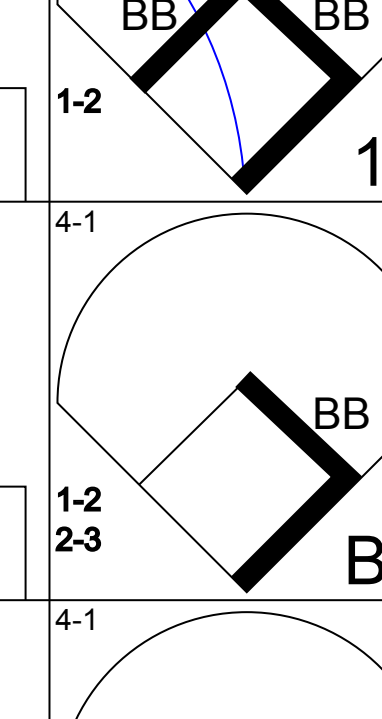
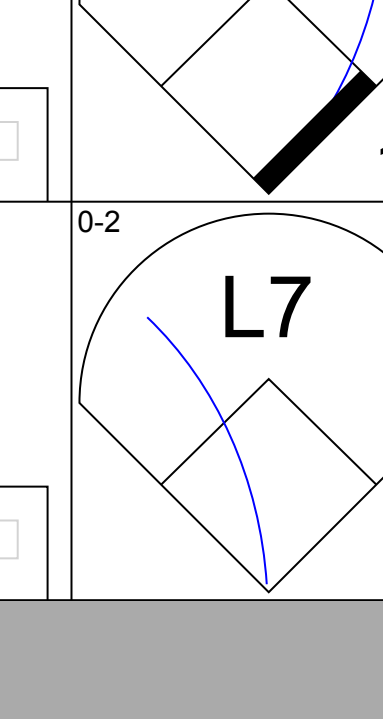
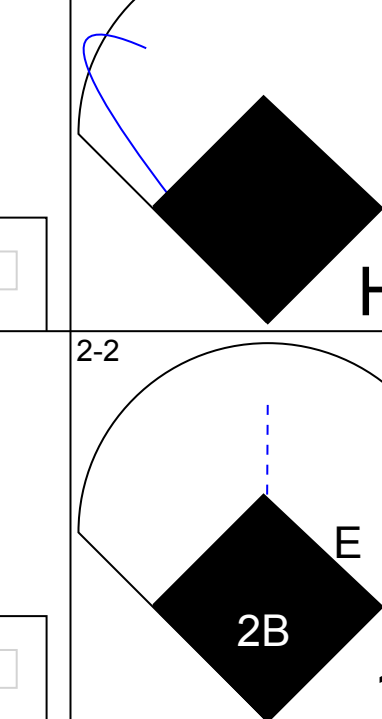
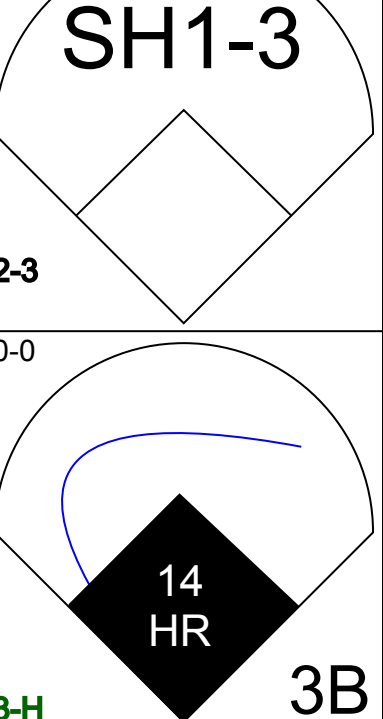
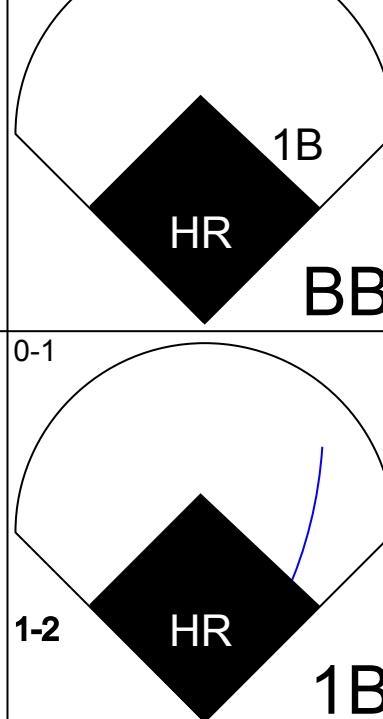
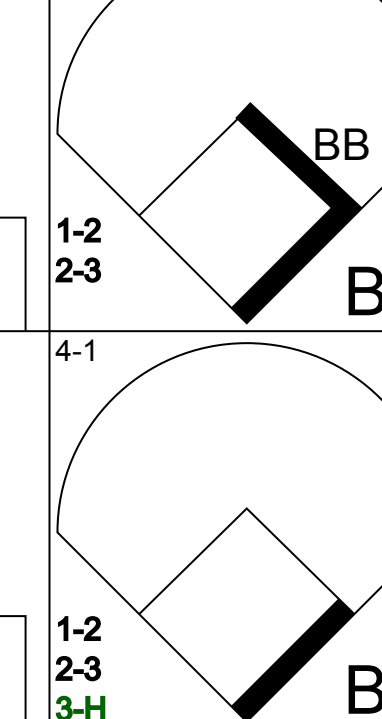
Cleveland Indians @ Kansas City Royals  
Kauffman Stadium, Kansas City, MO

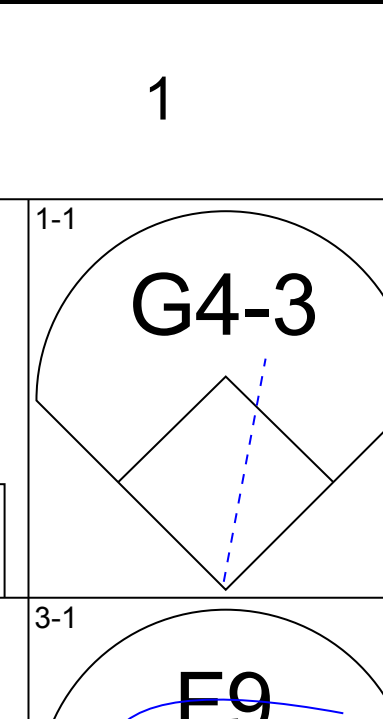
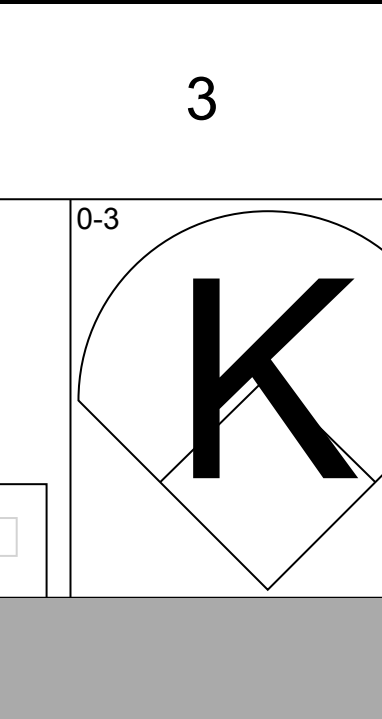

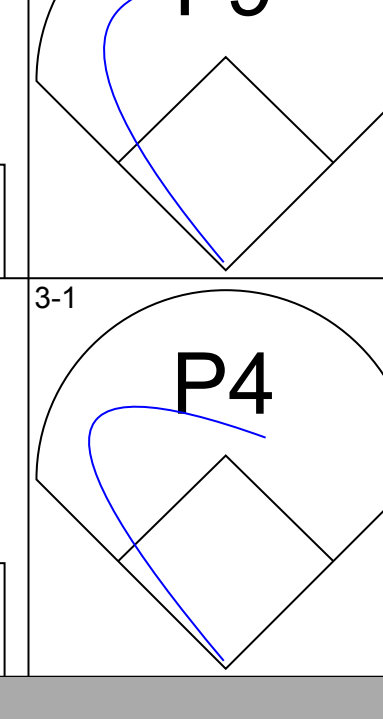
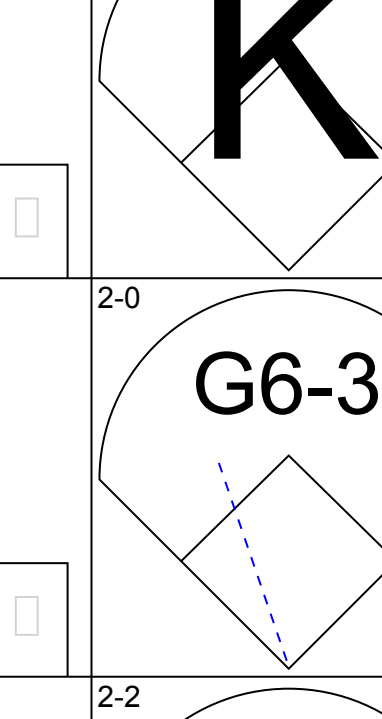
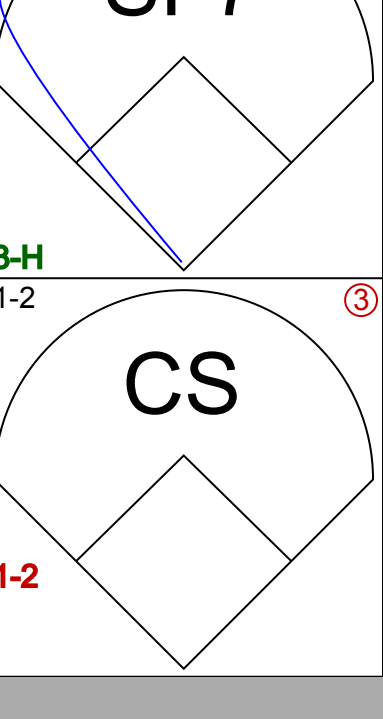
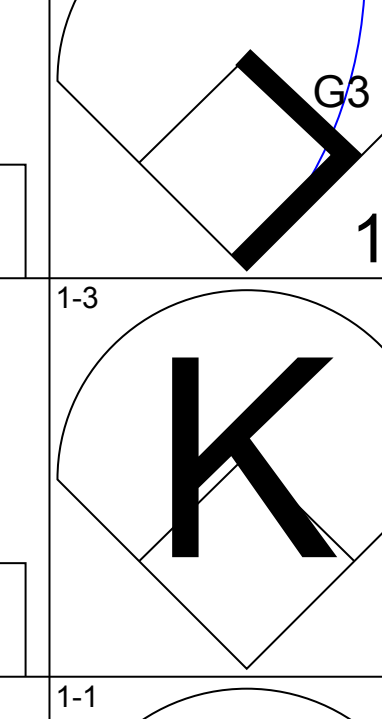
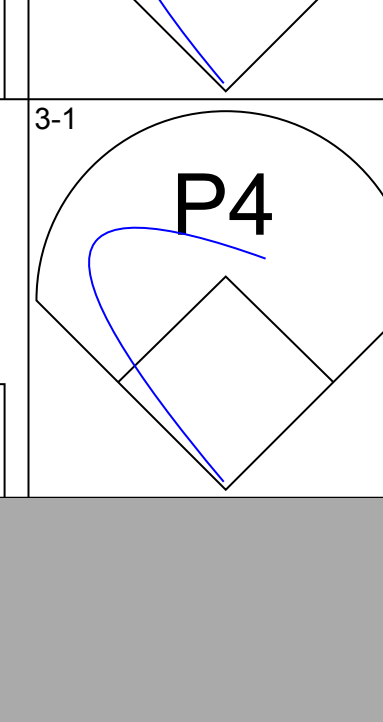
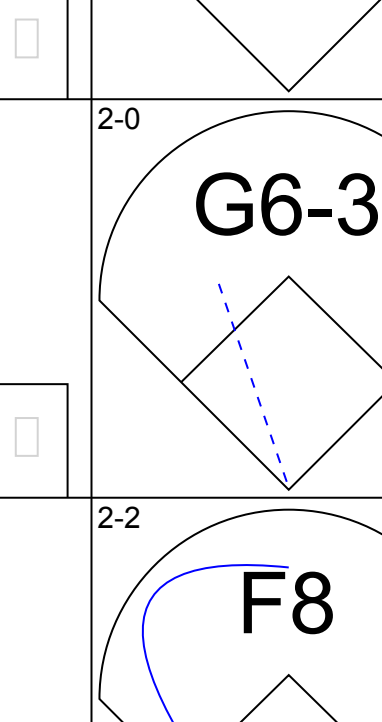
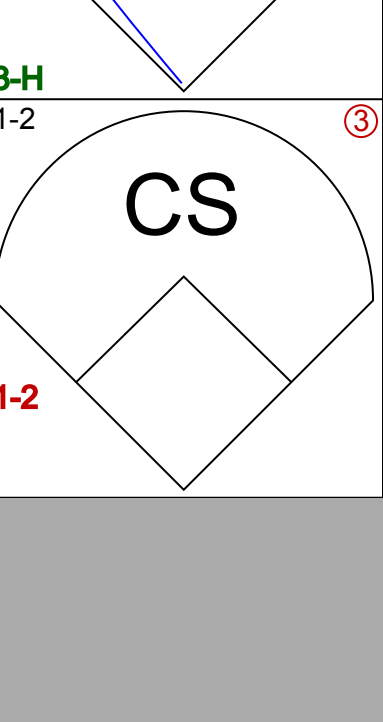
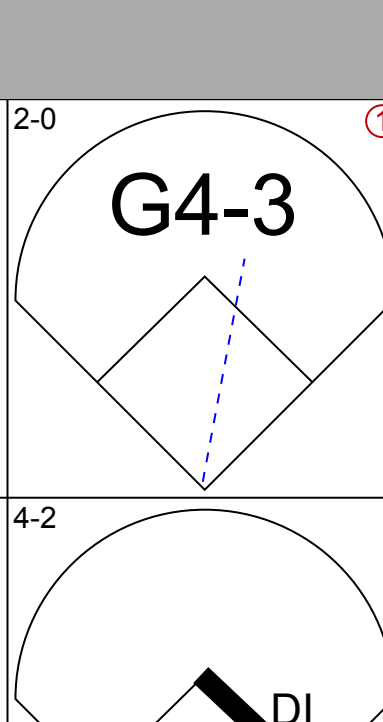
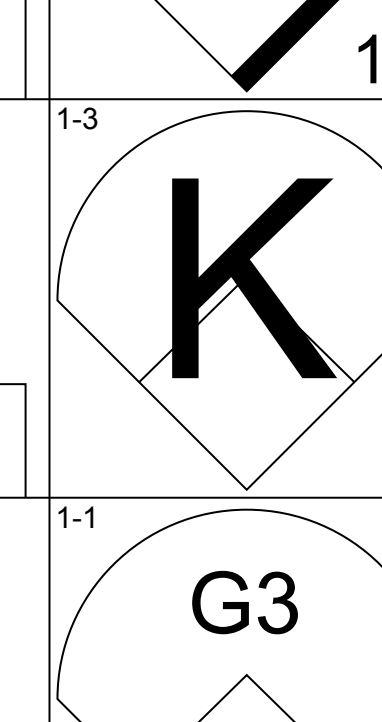
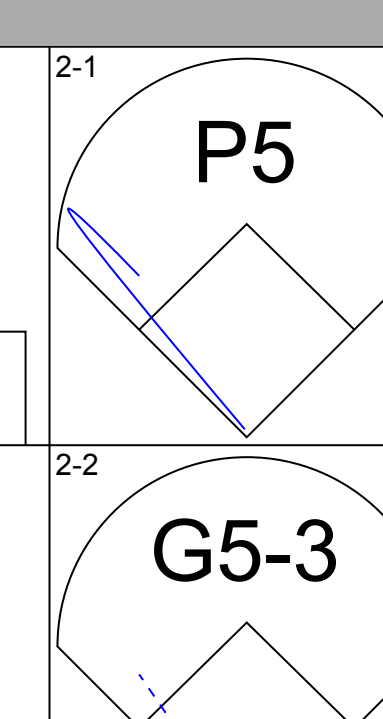
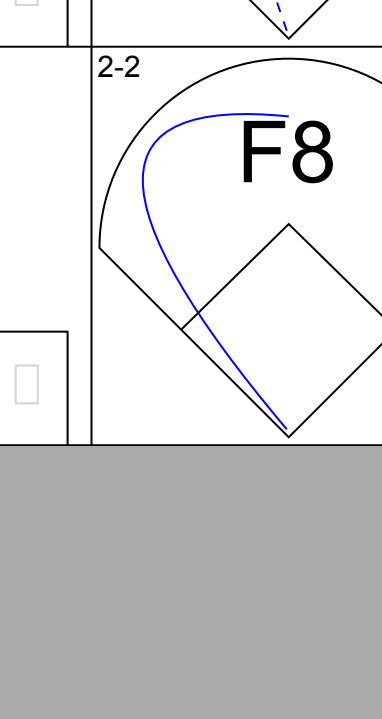
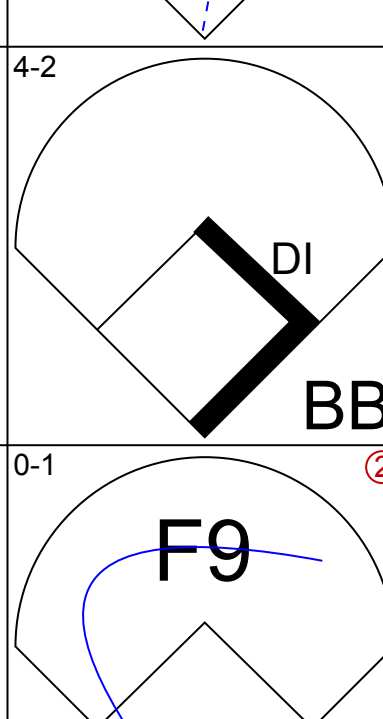
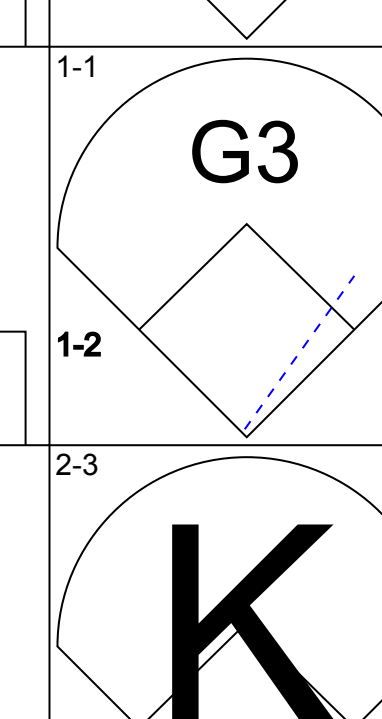
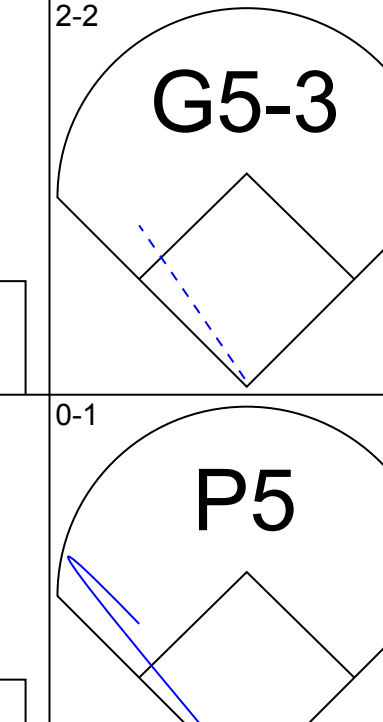
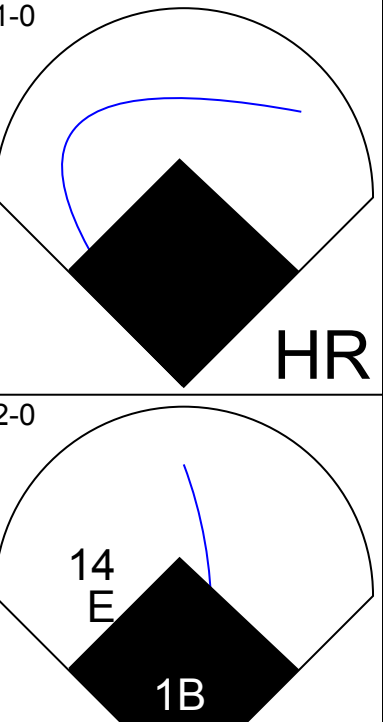
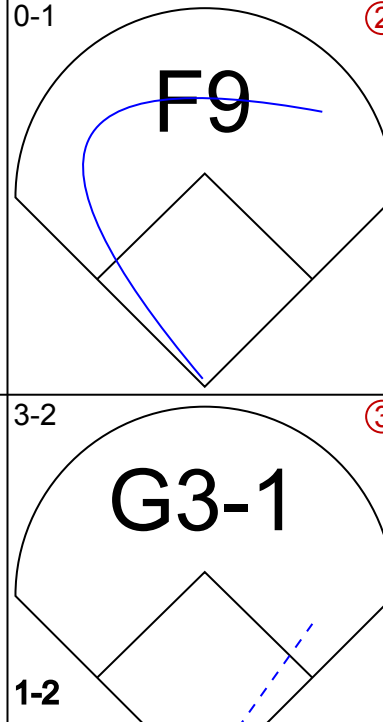

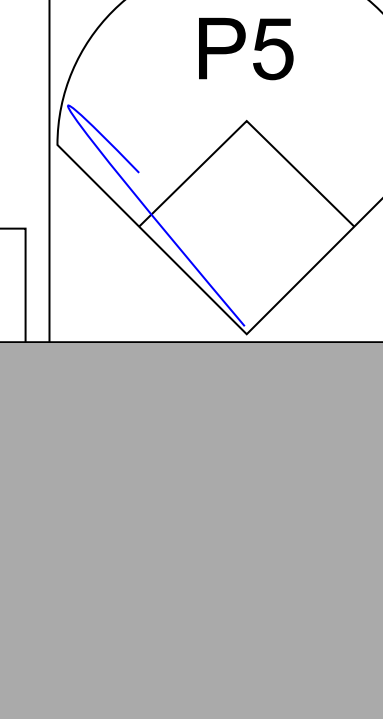
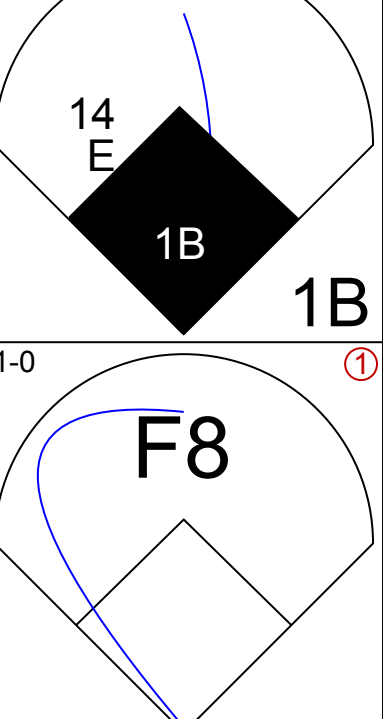
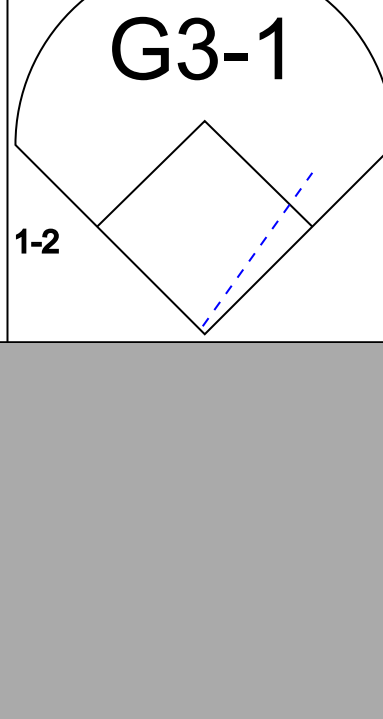

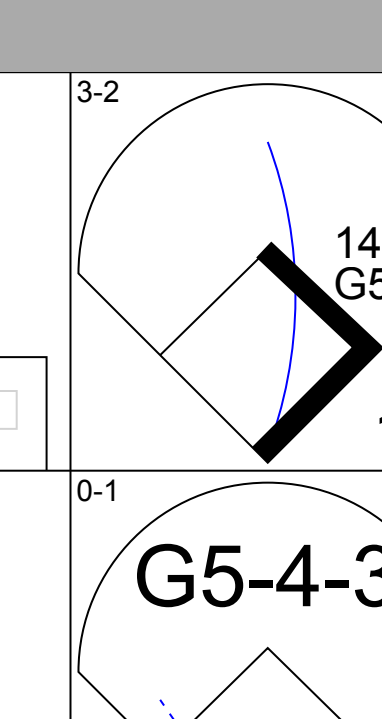
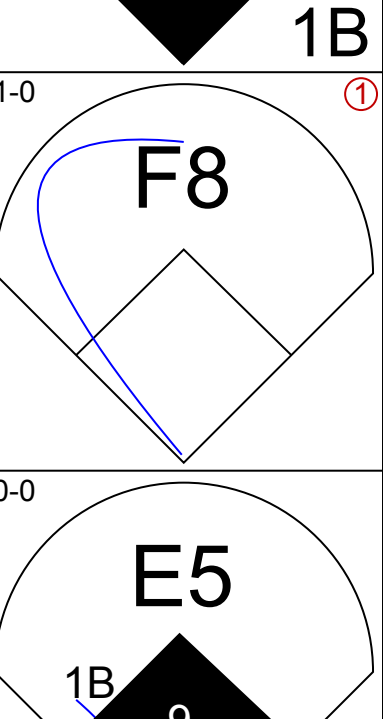
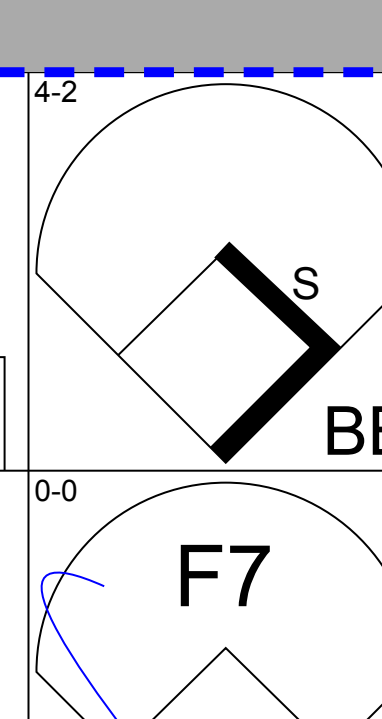
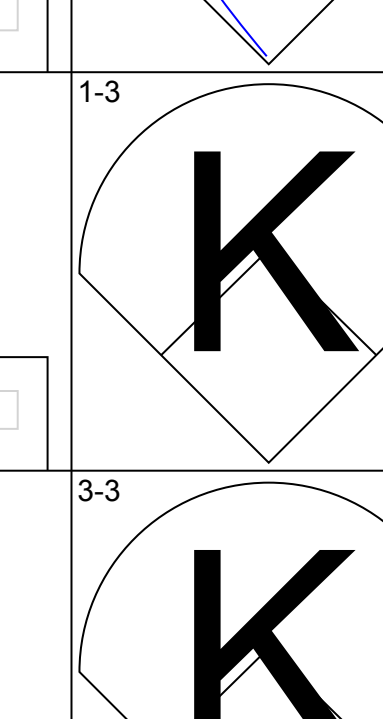
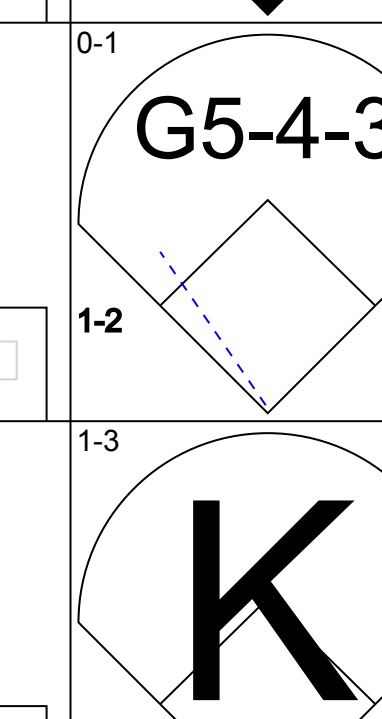
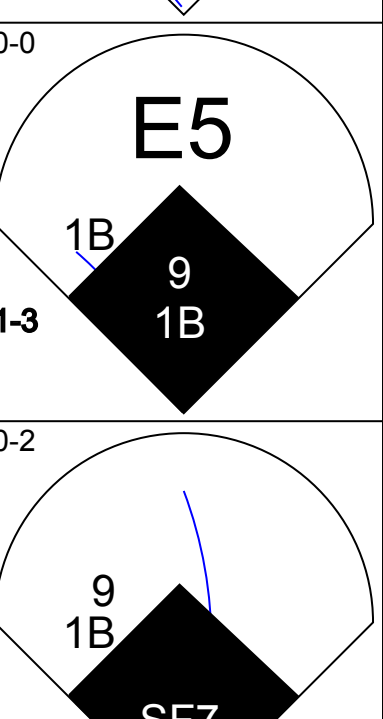
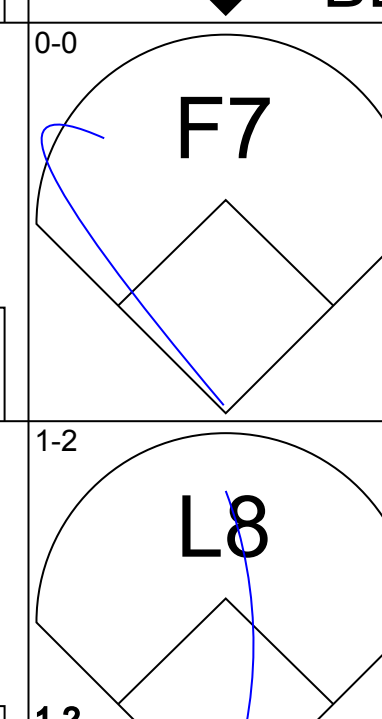

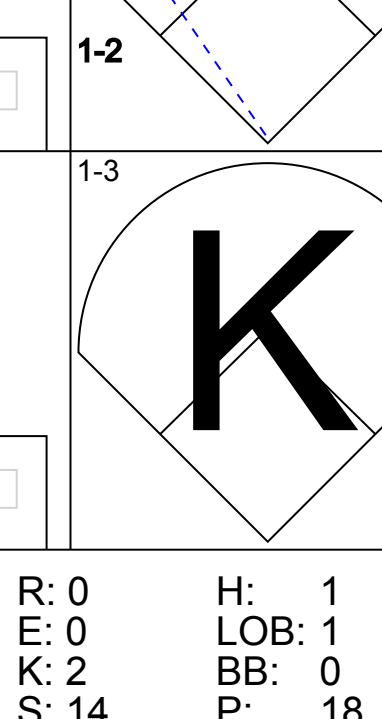
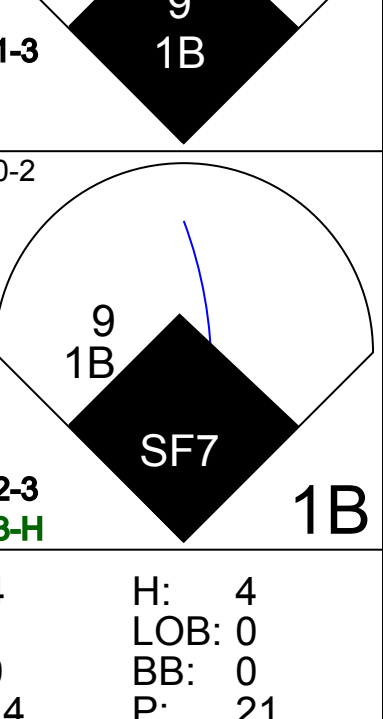
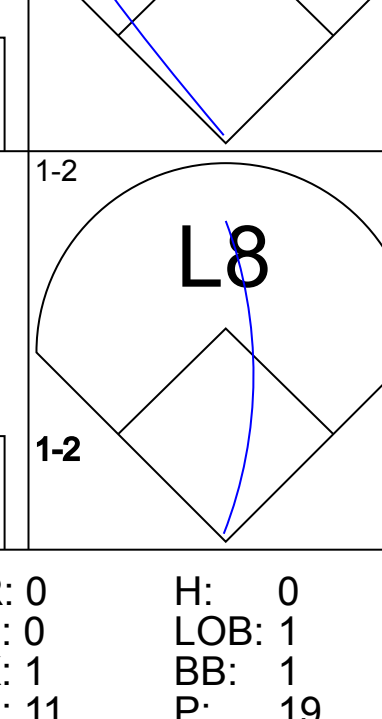
Sun Aug 01 2004, 1:10 PM CDT  
Att: 15,641 - Cloudy - 84 F

AB 34  
R 8  
H 11  
RBI 8  
BB 1  
SO 8  
LOB 8





Batter	1	2	3	4	5	6	7	8	9	AB	R	H	RBI	BB	SO	LOB	TOP					
<b>Aaron Rowand, R</b> (1, 8) OBP: 0.362, SLG: 0.553										5	1	1	3	0	3	5	<b>Chicago White Sox @ Kansas City Royals</b> Kauffman Stadium, Kansas City, MO Tue Aug 03 2004, 7:10 PM CDT Att: 13,981 - Sunny - 93 F					
<b>Timo Perez, L</b> (1, 9) OBP: 0.302, SLG: 0.347										4	1	1	1	1	0	3						
<b>Carlos Lee, R</b> (1, 7) <b>Ross Gload, L</b> (6, PH) OBP: 0.324, SLG: 0.365										3	1	0	0	0	1	1						
<b>14 Paul Konerko, R</b> (1, 3) OBP: 0.367, SLG: 0.562										4	1	1	4	1	0	0						
<b>Jose Valentin, S</b> (1, 6) OBP: 0.295, SLG: 0.506										5	1	1	1	0	1	1						
<b>Joe Borchard, S</b> (1, 10) OBP: 0.256, SLG: 0.237										4	1	0	0	1	1	0						
<b>Ben Davis, S</b> (1, 2) OBP: 0.229, SLG: 0.303										5	1	3	0	0	1	0						
<b>24 Joe Crede, R</b> (1, 5) OBP: 0.291, SLG: 0.416										2	2	1	1	2	0	1						
<b>Willie Harris, L</b> (1, 4) OBP: 0.359, SLG: 0.319										3	3	3	2	1	0	0						
<b>Inning Stats</b>	R: 0 E: 0 K: 1 S: 11	H: 0 LOB: 0 BB: 0 P: 15	R: 0 E: 0 K: 0 S: 6	H: 0 LOB: 0 BB: 1 P: 12	R: 2 E: 1 K: 1 S: 12	H: 3 LOB: 1 BB: 0 P: 18	R: 0 E: 0 K: 0 S: 6	H: 0 LOB: 0 BB: 0 P: 10	R: 5 E: 0 K: 2 S: 18	H: 3 LOB: 0 BB: 1 P: 33	R: 3 E: 0 K: 1 S: 9	H: 2 LOB: 0 BB: 1 P: 15	R: 0 E: 0 K: 0 S: 6	H: 0 LOB: 0 BB: 0 P: 10	R: 1 E: 0 K: 2 S: 15	H: 1 LOB: 3 BB: 3 P: 34		R: 1 E: 0 K: 1 S: 10	H: 2 LOB: 1 BB: 0 P: 19	1B: 4 2B: 2 3B: 1 HR: 4	SF: 0 SAC: 1 DP: 1 HBP: 1	WP: 0 PB: 0 CS: 0
<b>PITCHER</b>	IP	WLS	BF	H	R	ER	SO	BB	IBB	HBP	BLK	WP	HR	S	P	ERA	WHIP					
<b>Mike Wood, R</b> (1, 1) ERA: 5.13	5.0	L	23	6	7	7	4	2	0	1	0	0	2	53	88	12.60	1.600					
<b>Dennys Reyes, L</b> (6, 1) ERA: 4.73	2.0		9	2	3	3	1	1	0	0	0	0	1	15	25	13.50	1.500					
<b>Ryan Bukvich, R</b> (8, 1) ERA: 3.68	0.0		4	1	1	1	0	3	0	0	0	0	0	4	18	∞	∞					
<b>Nate Field, R</b> (8, 1) ERA: 3.83	1.0		3	0	0	0	2	0	0	0	0	0	0	11	16	0.00	0.000					
<b>Scott Sullivan, R</b> (9, 1) ERA: 4.44	1.0		5	2	1	1	1	0	0	0	0	0	1	10	19	9.00	2.000					

Batter	1	2	3	4	5	6	7	8	9	AB	R	H	RBI	BB	SO	LOB	BOTTOM					
<b>9 David DeJesus, L</b> (1, 8) OBP: 0.317, SLG: 0.294										4	0	1	1	0	2	2	<b>Chicago White Sox @ Kansas City Royals</b> Kauffman Stadium, Kansas City, MO Tue Aug 03 2004, 7:10 PM CDT Att: 13,981 - Sunny - 93 F					
<b>Joe Randa, R</b> (1, 5) OBP: 0.344, SLG: 0.385										3	0	1	1	0	1	0						
<b>29 Mike Sweeney, R</b> (1, 3) <b>Dee Brown, L</b> (5, PH) OBP: 0.269, SLG: 0.296										2	0	0	0	0	0	0						
<b>Matt Stairs, L</b> (1, 7) OBP: 0.334, SLG: 0.458										3	0	0	0	1	0	1						
<b>Ken Harvey, R</b> (1, 10) OBP: 0.349, SLG: 0.459										4	1	1	1	0	1	2						
<b>Abraham Nunez, S</b> (1, 9) <b>Ruben Mateo, R</b> (9, 9) OBP: 0.313, SLG: 0.407										3	1	1	0	0	0	1						
<b>4 Angel Berroa, R</b> (1, 6) OBP: 0.291, SLG: 0.362										3	0	1	0	1	1	1						
<b>14 John Buck, R</b> (1, 2) OBP: 0.239, SLG: 0.259										4	1	0	0	0	1	3						
<b>Ruben Gotay, S</b> (1, 4) OBP: 0.333, SLG: 0.333										3	1	1	1	0	1	2						
<b>Inning Stats</b>	R: 0 E: 0 K: 0 S: 6	H: 0 LOB: 0 BB: 0 P: 13	R: 0 E: 0 K: 0 S: 7	H: 0 LOB: 0 BB: 0 P: 11	R: 0 E: 0 K: 2 S: 14	H: 1 LOB: 1 BB: 0 P: 18	R: 0 E: 0 K: 1 S: 8	H: 0 LOB: 0 BB: 0 P: 13	R: 4 E: 1 K: 0 S: 14	H: 4 LOB: 0 BB: 0 P: 21	R: 0 E: 0 K: 0 S: 8	H: 0 LOB: 1 BB: 1 P: 17	R: 0 E: 0 K: 1 S: 11	H: 0 LOB: 1 BB: 1 P: 19	R: 0 E: 0 K: 2 S: 14	H: 1 LOB: 0 BB: 0 P: 21		R: 0 E: 0 K: 2 S: 9	H: 0 LOB: 0 BB: 0 P: 15	1B: 5 2B: 0 3B: 0 HR: 1	SF: 1 SAC: 0 DP: 0 HBP: 0	WP: 0 PB: 0 CS: 1
<b>PITCHER</b>	IP	WLS	BF	H	R	ER	SO	BB	IBB	HBP	BLK	WP	HR	S	P	ERA	WHIP					
<b>52 Jose Contreras, R</b> (1, 1) ERA: 5.49	6.0	W	24	5	4	2	3	1	0	0	0	0	0	11	57	3.00	1.000					
<b>Cliff Politte, R</b> (7, 1) ERA: 4.23	1.0		4	0	0	0	1	1	0	0	0	0	0	11	19	0.00	1.000					
<b>Neal Cotts, L</b> (8, 1) ERA: 6.0	1.0		4	1	0	0	2	0	0	0	0	0	0	14	21	0.00	1.000					
<b>Michael Jackson, R</b> (9, 1) ERA: 4.75	1.0		3	0	0	0	2	0	0	0	0	0	0	9	15	0.00	0.000					

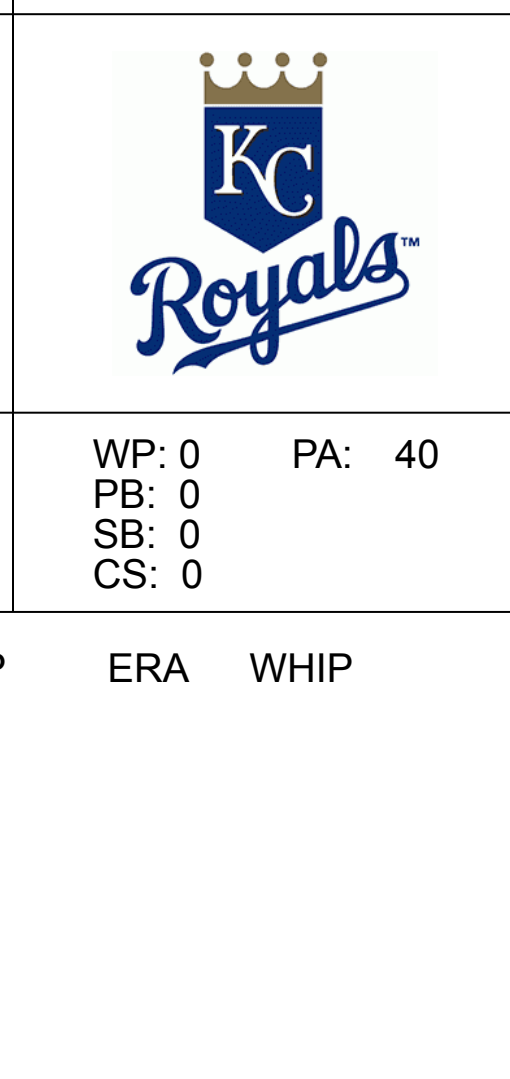


Batter	1	2	3	4	5	6	7	8	9	AB	R	H	RBI	BB	SO	LOB	TOP			
<b>Aaron Rowand, R</b> OBP: 0.367, SLG: 0.562 (1, 8)										3	0	2	0	1	0	0	<b>Chicago White Sox @ Kansas City Royals</b> Kauffman Stadium, Kansas City, MO Wed Aug 04 2004, 7:10 PM CDT Att: 16,194 - Cloudy - 79 F			
<b>5 Juan Uribe, R</b> OBP: 0.315, SLG: 0.452 (1, 6)										4	0	0	0	0	2	3				
<b>Carlos Lee, R</b> OBP: 0.360, SLG: 0.509 (1, 7)										4	0	0	0	0	1	2				
<b>14 Paul Konerko, R</b> OBP: 0.364, SLG: 0.557 <b>Jame Burke, R</b> OBP: 0.356, SLG: 0.421 (1, 3) (7, 3)										3	0	0	0	0	2	1				
<b>Carl Everett, S</b> OBP: 0.327, SLG: 0.383 (1, 10)										3	0	0	0	0	0	0				
<b>Joe Borchard, S</b> OBP: 0.239, SLG: 0.220 (1, 9)										3	0	0	0	0	1	0				
<b>24 Joe Crede, R</b> OBP: 0.289, SLG: 0.412 (1, 5)										3	0	0	0	0	0	0				
<b>Sandy Alomar Jr., R</b> OBP: 0.298, SLG: 0.297 (1, 2)										3	0	0	0	0	0	0				
<b>Willie Harris, L</b> OBP: 0.356, SLG: 0.316 (1, 4)										3	0	0	0	0	1	0				
<b>Inning Stats</b>	R: 0 E: 0 K: 1 S: 8	H: 1 LOB: 1 BB: 0 P: 11	R: 0 E: 0 K: 1 S: 12	H: 0 LOB: 0 BB: 0 P: 18	R: 0 E: 0 K: 0 S: 14	H: 0 LOB: 1 BB: 1 P: 22	R: 0 E: 0 K: 1 S: 12	H: 0 LOB: 0 BB: 0 P: 19	R: 0 E: 0 K: 0 S: 7	H: 0 LOB: 0 BB: 0 P: 11	R: 0 E: 0 K: 1 S: 6	H: 0 LOB: 0 BB: 0 P: 9	R: 0 E: 0 K: 0 S: 6	H: 0 LOB: 0 BB: 0 P: 9	R: 0 E: 0 K: 2 S: 9	H: 1 LOB: 1 BB: 0 P: 12		1B: 0 2B: 2 3B: 0 HR: 0	SF: 0 SAC: 0 DP: 0 HBP: 0	WP: 0 PB: 1 SB: 0 CS: 0
<b>PITCHER</b> <b>Brian Anderson, L</b> ERA: 6.33 (1, 1)	IP: 9.0 WLS: W BF: 30 H: 2 R: 0 ER: 0 SO: 7 BB: 1 IBB: 0 HBP: 0 BLK: 0 WP: 0 HR: 0 S: 81 P: 122 ERA: 0.00 WHIP: 0.333															<b>PITCHER</b>				

Batter	1	2	3	4	5	6	7	8	9	AB	R	H	RBI	BB	SO	LOB	BOTTOM			
<b>9 David DeJesus, L</b> OBP: 0.315, SLG: 0.293 <b>Wilton Guerrero, S</b> OBP: 0.188, SLG: 0.313 (1, 8) (8, 4)										4	1	1	0	0	0	3	<b>Chicago White Sox @ Kansas City Royals</b> Kauffman Stadium, Kansas City, MO Wed Aug 04 2004, 7:10 PM CDT Att: 16,194 - Cloudy - 79 F			
<b>Joe Randa, R</b> OBP: 0.348, SLG: 0.387 (1, 5)										4	2	2	0	1	0	3				
<b>Ken Harvey, R</b> OBP: 0.348, SLG: 0.458 (1, 3)										5	1	1	1	0	0	3				
<b>Matt Stairs, L</b> OBP: 0.335, SLG: 0.461 (1, 10)										5	1	2	1	0	2	2				
<b>Abraham Nunez, S</b> OBP: 0.298, SLG: 0.320 (1, 9) (8, 8)										4	2	2	2	0	1	2				
<b>Ruben Mateo, R</b> OBP: 0.311, SLG: 0.421 (1, 7) (8, 9)										4	1	1	2	0	0	2				
<b>4 Angel Berroa, R</b> ERA: 5.58 <b>Dee Brown, L</b> OBP: 0.269, SLG: 0.296 (1, 6) (8, 7)										3	1	2	1	1	1	0				
<b>Desi Relaford, S</b> OBP: 0.289, SLG: 0.302 (1, 4) (8, 6)										4	1	3	1	0	0	1				
<b>14 John Buck, R</b> OBP: 0.260, SLG: 0.315 (1, 2)										4	1	3	3	0	0	2				
<b>Inning Stats</b>	R: 7 E: 0 K: 0 S: 24	H: 7 LOB: 0 BB: 0 P: 37	R: 2 E: 0 K: 1 S: 8	H: 2 LOB: 0 BB: 1 P: 15	R: 0 E: 0 K: 1 S: 13	H: 2 LOB: 2 BB: 0 P: 22	R: 0 E: 0 K: 1 S: 8	H: 0 LOB: 0 BB: 0 P: 12	R: 0 E: 0 K: 0 S: 5	H: 1 LOB: 0 BB: 0 P: 9	R: 0 E: 0 K: 0 S: 4	H: 1 LOB: 0 BB: 0 P: 6	R: 2 E: 0 K: 0 S: 13	H: 3 LOB: 2 BB: 1 P: 25	R: 0 E: 0 K: 1 S: 9	H: 1 LOB: 1 BB: 0 P: 13		1B: 12 2B: 3 3B: 1 HR: 1	SF: 0 SAC: 0 DP: 3 HBP: 0	WP: 0 PB: 0 SB: 0 CS: 0
<b>PITCHER</b> <b>Scott Schoeneweis, L</b> ERA: 5.58 <b>Jon Adkins, R</b> ERA: 3.08 <b>Michael Jackson, R</b> ERA: 4.97 <b>Neal Cotts, L</b> ERA: 5.84 (1, 1) (2, 1) (6, 1) (8, 1)	IP: 1.1 WLS: L BF: 14 H: 9 R: 9 ER: 9 SO: 9 BB: 1 IBB: 0 HBP: 0 BLK: 0 WP: 0 HR: 1 S: 31 P: 51 ERA: 60.75 WHIP: 7.500															<b>PITCHER</b>				

AB	29
R	0
H	2
RBI	0
BB	1
SO	7
LOB	6

AB	38
R	11
H	17
RBI	11
BB	2
SO	4
LOB	18





Batter	1	2	3	4	5	6	7	8	9	AB	R	H	RBI	BB	SO	LOB	TOP										
Aaron Rowand, R OBP: 0.364, SLG: 0.566	0-3 K		0-3 K			0-0 HR		1-2 G3-1	0-3 K	5	1	1	1	0	3	4											
Timo Perez, L OBP: 0.300, SLG: 0.343	0-1 P2			1-2 F9		0-0 P4		0-1 B3	0-0 1B	5	0	1	2	0	0	0											
Carlos Lee, R OBP: 0.358, SLG: 0.505	1-0 F8			1-0 F8		3-2 P6		1-2 1B	1-0 P4	5	0	1	0	0	0	2											
Carl Everett, S OBP: 0.320, SLG: 0.374		1-1 G6-3		2-2 E6		2-2 G3-1		1-2 K		4	0	0	0	0	1	1											
14 Paul Konerko, R OBP: 0.361, SLG: 0.551		1-3 K		1-2 F9			0-3 K		1-3 K	4	0	0	0	0	3	1											
Jose Valentin, S OBP: 0.298, SLG: 0.519		2-2 G3			1-3 K		0-0 G4-3 2B		0-0 HR	4	1	2	1	0	1	0											
Ben Davis, S OBP: 0.230, SLG: 0.300			0-0 F9		1-3 K		2-1 G4-3		1-0 BB 1B	4	1	1	0	0	1	1											
24 Joe Crede, R OBP: 0.292, SLG: 0.413			2-2 E6		1-2		3-2		0-1 BB 1B	2	0	1	0	0	0	0											
Joe Borchard, S OBP: 0.238, SLG: 0.238							FC4-6 HBP		1-2 BB 1B	1	1	1	0	0	0	0											
Willie Harris, L OBP: 0.355, SLG: 0.312			1-1 F9		3-2 G3		2-2 FC4-6		4-2 1B 2-3 BB	3	0	0	0	1	0	4											
<b>Inning Stats</b>	R: 0 E: 0 K: 1 S: 6	H: 0 LOB: 0 BB: 0 P: 7	R: 0 E: 0 K: 1 S: 11	H: 0 LOB: 0 BB: 0 P: 15	R: 0 E: 1 K: 1 S: 9	H: 0 LOB: 1 BB: 0 P: 12	R: 0 E: 1 K: 0 S: 11	H: 0 LOB: 1 BB: 0 P: 16	R: 0 E: 0 K: 1 S: 12	H: 1 LOB: 1 BB: 0 P: 18	R: 1 E: 0 K: 0 S: 10	H: 1 LOB: 0 BB: 0 P: 15	R: 0 E: 0 K: 1 S: 13	H: 1 LOB: 1 BB: 0 P: 16	R: 3 E: 0 K: 2 S: 16	H: 4 LOB: 2 BB: 1 P: 23	1B: 5 2B: 1 3B: 0 HR: 2	SF: 0 SAC: 0 DP: 0 HBP: 1	WP: 0 PB: 0 CS: 0	PA: 39							
<b>PITCHER</b>	IP	WLS	BF	H	R	ER	SO	BB	IBB	HBP	BLK	WP	HR	S	P	ERA	WHIP										
23 Zack Greinke, R ERA: 4.52	7.0	W	27	3	1	1	6	0	0	1	0	0	1	71	102	1.29	0.429										
D.J. Carrasco, R ERA: 5.91	1.1		9	4	3	3	2	1	0	0	0	0	1	23	32	20.25	3.750										
Nate Field, R ERA: 3.77	0.2	S	3	1	0	0	1	0	0	0	0	0	0	6	7	0.00	1.500										

Chicago White Sox @ Kansas City Royals  
Kauffman Stadium, Kansas City, MO  
Thu Aug 05 2004, 7:10 PM CDT  
Att: 15,863 - Sunny - 76 F

AB	37
R	4
H	8
RBI	4
BB	1
SO	9
LOB	13



Batter	1	2	3	4	5	6	7	8	9	AB	R	H	RBI	BB	SO	LOB	BOTTOM										
9 David DeJesus, L OBP: 0.320, SLG: 0.293	4-2 FC6-4 BB		0-0 B1-3		1-1 FC6-4 HR BB 1B		1-1 G3			3	1	1	1	1	0	1											
Joe Randa, R OBP: 0.347, SLG: 0.383	0-1 FC6-4 FC5-4 1-2		1-0 G4-3		4-0 FC6-4 BB		3-3 K			3	0	0	0	1	1	2											
Ken Harvey, R OBP: 0.344, SLG: 0.453	2-0 FC5-4 1-2			1-2 G6-3	0-2 FC6-4 HR		2-2 G6-3			4	1	0	1	0	0	3											
Matt Stairs, L OBP: 0.337, SLG: 0.481	1-1 F8			1-2 HR	0-2 HR 1-3 3-H		3-1 P3			4	2	2	4	0	0	1											
Abraham Nunez, S OBP: 0.284, SLG: 0.304		1-1 G4-3		3-1 F8	1-2 G4-3		1-2 F8			4	0	0	0	0	0	0											
Dee Brown, L OBP: 0.261, SLG: 0.287		0-0 P4		0-3 K		3-1 G1		3-1 P3		4	0	0	0	0	1	0											
4 Angel Berroa, R OBP: 0.299, SLG: 0.370		1-1 G5-3			0-1 14 1B 9 1B	1-1 2B				3	1	2	0	0	0	0											
14 John Buck, R OBP: 0.263, SLG: 0.315			3-3 K		0-0 SAFE SAFE 9 1B FC6-4 1B	1-1 F7				3	1	1	0	0	1	1											
Ruben Gotay, S OBP: 0.333, SLG: 0.500			3-2 B1-3 2B		0-2 P5	0-2 F8				3	0	1	0	0	0	3											
<b>Inning Stats</b>	R: 0 E: 0 K: 0 S: 7	H: 0 LOB: 1 BB: 1 P: 14	R: 0 E: 0 K: 0 S: 5	H: 0 LOB: 0 BB: 0 P: 7	R: 0 E: 0 K: 1 S: 10	H: 1 LOB: 1 BB: 0 P: 17	R: 1 E: 0 K: 1 S: 15	H: 1 LOB: 0 BB: 0 P: 20	R: 5 E: 0 K: 0 S: 15	H: 4 LOB: 0 BB: 1 P: 24	R: 0 E: 0 K: 0 S: 10	H: 1 LOB: 1 BB: 0 P: 15	R: 0 E: 0 K: 1 S: 10	H: 0 LOB: 0 BB: 0 P: 16	R: 0 E: 0 K: 0 S: 7	H: 0 LOB: 0 BB: 0 P: 14	1B: 3 2B: 2 3B: 0 HR: 2	SF: 0 SAC: 0 DP: 0 HBP: 0	WP: 0 PB: 0 CS: 0	PA: 33							
<b>PITCHER</b>	IP	WLS	BF	H	R	ER	SO	BB	IBB	HBP	BLK	WP	HR	S	P	ERA	WHIP										
Jon Garland, R ERA: 4.74	7.0	L	30	7	6	6	3	2	0	0	0	0	2	72	113	7.71	1.286										
Damaso Marte, L ERA: 3.1	1.0		3	0	0	0	0	0	0	0	0	0	0	7	14	0.00	0.000										

Chicago White Sox @ Kansas City Royals  
Kauffman Stadium, Kansas City, MO  
Thu Aug 05 2004, 7:10 PM CDT  
Att: 15,863 - Sunny - 76 F

AB	31
R	6
H	7
RBI	6
BB	2
SO	3
LOB	11





Batter	1	2	3	4	5	6	7	8	9	AB	R	H	RBI	BB	SO	LOB	TOP								
David Eckstein, R (1, 6) OBP: 0.356, SLG: 0.351	F8		G5-3		G5-3		BB		K	4	0	0	0	1	1	2									
9 Chone Figgins, S (1, 8) OBP: 0.354, SLG: 0.424	F8			G6-3	L7		G6-3			4	0	0	0	0	0	2									
27 Vladimir Guerrero, R (1, 9) OBP: 0.379, SLG: 0.574	1B			G4-3		G5-3		F7		4	0	1	0	0	0	0									
Jose Guillen, R (1, 7) OBP: 0.373, SLG: 0.525	G5-3			39 HR		CI		G5-3		3	1	1	0	0	0	1									
39 Robb Quinlan, R (1, 5) OBP: 0.385, SLG: 0.515 Alfredo Amezaga, S (8, 5) OBP: 0.203, SLG: 0.162		P3		HR		G6-3		G1-3		4	1	1	2	0	0	1									
Darin Erstad, L (1, 3) OBP: 0.348, SLG: 0.403	P6			2B		F8			G6-3	4	1	2	0	0	0	1									
Tim Salmon, R (1, 10) OBP: 0.301, SLG: 0.323	K			1B			G3		K	4	0	1	1	0	2	1									
Josh Paul, R (1, 2) OBP: 0.370, SLG: 0.425			K	G6-3			S		G6-3	4	0	1	0	0	1	2									
Adam Kennedy, L (1, 4) OBP: 0.325, SLG: 0.368		L9					K		IBB	3	0	0	0	1	2	1									
<b>Inning Stats</b>	R: 0 E: 0 K: 0 S: 6	H: 1 LOB: 1 BB: 0 P: 9	R: 0 E: 0 K: 1 S: 6	H: 0 LOB: 0 BB: 0 P: 8	R: 0 E: 0 K: 1 S: 6	H: 0 LOB: 0 BB: 0 P: 9	R: 3 E: 0 K: 0 S: 15	H: 4 LOB: 1 BB: 0 P: 24	R: 0 E: 0 K: 0 S: 7	H: 0 LOB: 0 BB: 0 P: 12	R: 0 E: 1 K: 0 S: 6	H: 0 LOB: 1 BB: 0 P: 10	R: 0 E: 0 K: 1 S: 18	H: 1 LOB: 2 BB: 1 P: 30	R: 0 E: 0 K: 0 S: 4	H: 0 LOB: 0 BB: 0 P: 6	R: 0 E: 0 K: 2 S: 12	H: 1 LOB: 2 BB: 1 P: 18	1B: 4 2B: 2 3B: 0 HR: 1	SF: 0 SAC: 0 DP: 0 HBP: 0	WP: 0 PB: 0 SB: 3 CS: 0	PA: 37			
<b>PITCHER</b>	IP	WLS	BF	H	R	ER	SO	BB	IBB	HBP	BLK	WP	HR	S	P	ERA	WHIP								
Darrell May, L (1, 1) ERA: 5.07	7.0	L	29	6	3	3	4	1	0	0	0	0	1	64	102	3.86	1.000								
Scott Sullivan, R (8, 1) ERA: 4.28	2.0		8	1	0	0	2	0	1	0	0	0	0	16	24	0.00	0.500								

Anaheim Angels @ Kansas City Royals  
Kauffman Stadium, Kansas City, MO  
Fri Aug 06 2004, 7:10 PM CDT  
Att: 20,572 - Sunny - 73 F

AB 34  
R 3  
H 7  
RBI 3  
BB 2  
SO 6  
LOB 11



Batter	1	2	3	4	5	6	7	8	9	AB	R	H	RBI	BB	SO	LOB	BOTTOM								
9 David DeJesus, L (1, 8) OBP: 0.324, SLG: 0.294	HBP		G3-1		1B		FC4-6			3	0	1	0	1	0	1									
Desti Relaford, S (1, 5) OBP: 0.292, SLG: 0.305	HBP		1B		F7			K		4	0	2	0	0	1	1									
Ken Harvey, R (1, 3) OBP: 0.346, SLG: 0.452	HBP		1B		K			K		3	0	1	0	0	2	1									
Matt Stairs, L (1, 10) OBP: 0.334, SLG: 0.477 Abraham Nunez, S (8, PH) OBP: 0.291, SLG: 0.300	K		G4-6-3		G6-3			K		3	0	0	0	0	1	4									
Ruben Mateo, R (1, 9) OBP: 0.308, SLG: 0.424	F9			F8		F9		P3		4	0	1	0	0	0	2									
Dee Brown, L (1, 7) OBP: 0.261, SLG: 0.293		4 F9 14 FC3-2		F8		K		G4-3		4	0	1	0	0	1	1									
4 Angel Berroa, R (1, 6) OBP: 0.296, SLG: 0.365	F9			K				K		4	0	0	0	0	3	2									
14 John Buck, R (1, 2) OBP: 0.255, SLG: 0.305	FC3-2			K2-3				K		3	0	0	0	0	2	2									
Ruben Gotay, S (1, 4) OBP: 0.333, SLG: 0.444	K							9 FC4-6		3	0	1	0	0	2	1									
<b>Inning Stats</b>	R: 0 E: 0 K: 1 S: 14	H: 1 LOB: 2 BB: 1 P: 21	R: 0 E: 0 K: 1 S: 8	H: 1 LOB: 0 BB: 0 P: 10	R: 0 E: 0 K: 0 S: 10	H: 2 LOB: 1 BB: 0 P: 14	R: 0 E: 0 K: 2 S: 12	H: 1 LOB: 1 BB: 0 P: 16	R: 0 E: 0 K: 2 S: 14	H: 1 LOB: 1 BB: 0 P: 21	R: 0 E: 0 K: 1 S: 7	H: 0 LOB: 0 BB: 0 P: 8	R: 0 E: 0 K: 2 S: 12	H: 1 LOB: 1 BB: 0 P: 17	R: 0 E: 0 K: 3 S: 9	H: 0 LOB: 0 BB: 0 P: 13	R: 0 E: 0 K: 1 S: 15	H: 0 LOB: 0 BB: 0 P: 20	1B: 5 2B: 2 3B: 0 HR: 0	SF: 0 SAC: 0 DP: 1 HBP: 1	WP: 0 PB: 0 SB: 0 CS: 0	PA: 34			
<b>PITCHER</b>	IP	WLS	BF	H	R	ER	SO	BB	IBB	HBP	BLK	WP	HR	S	P	ERA	WHIP								
45 Kelvin Escobar, R (1, 1) ERA: 4.15	7.0	W	28	7	0	0	9	1	0	1	0	0	0	77	107	0.00	1.143								
Francisco Rodriguez, R (8, 1) ERA: 1.73	1.0	H	3	0	0	0	3	0	0	0	0	0	0	9	13	0.00	0.000								
Troy Percival, R (8, 1) ERA: 3.56	1.0	S	3	0	0	0	1	0	0	0	0	0	0	15	20	0.00	0.000								

Anaheim Angels @ Kansas City Royals  
Kauffman Stadium, Kansas City, MO  
Fri Aug 06 2004, 7:10 PM CDT  
Att: 20,572 - Sunny - 73 F

AB 32  
R 0  
H 7  
RBI 0  
BB 1  
SO 13  
LOB 15





Batter	1	2	3	4	5	6	7	8	9	AB	R	H	RBI	BB	SO	LOB	TOP										
David Eckstein, R (1, 6) OBP: 0.356, SLG: 0.350	F8		G6-3			G6-3											4 1 1 0 1 0 1										
9 Chone Figgins, S (1, 8) OBP: 0.357, SLG: 0.425	K																4 2 2 0 1 1 1										
27 Vladimir Guerrero, R (1, 9) OBP: 0.379, SLG: 0.571																	2 1 0 1 2 2 2										
16 Garret Anderson, L (1, 10) OBP: 0.356, SLG: 0.435	CS																4 2 1 0 1 2 4										
Jose Guillen, R (1, 7)																	4 1 1 2 1 0 1										
Darin Erstad, L (1, 3) OBP: 0.349, SLG: 0.406																	5 0 2 3 0 1 1										
39 Robb Quinlan, R (1, 5) Alfredo Amezaga, S (7, 5) OBP: 0.388, SLG: 0.519 OBP: 0.200, SLG: 0.160																	3 0 1 1 1 0 2 1 0 0 0 0 0 0										
Adam Kennedy, L (1, 4) OBP: 0.328, SLG: 0.371																	3 0 2 0 0 0 1										
Jose Molina, R (1, 2) OBP: 0.275, SLG: 0.358																	4 0 0 0 0 3 5										
<b>Inning Stats</b>	R: 0 E: 0 K: 1 S: 9	H: 0 LOB: 0 BB: 1 P: 17	R: 1 E: 0 K: 1 S: 14	H: 2 LOB: 2 BB: 1 P: 25	R: 0 E: 0 K: 1 S: 11	H: 1 LOB: 1 BB: 0 P: 19	R: 0 E: 0 K: 0 S: 7	H: 1 LOB: 1 BB: 0 P: 13	R: 3 E: 0 K: 1 S: 11	H: 3 LOB: 1 BB: 1 P: 22	R: 0 E: 0 K: 1 S: 7	H: 1 LOB: 1 BB: 0 P: 12	R: 3 E: 0 K: 2 S: 16	H: 2 LOB: 2 BB: 3 P: 35	R: 0 E: 0 K: 2 S: 12	H: 0 LOB: 1 BB: 1 P: 19	R: 0 E: 0 K: 0 S: 8	H: 0 LOB: 0 BB: 0 P: 11	1B: 6 2B: 4 3B: 0 HR: 0	SF: 1 SAC: 1 DP: 0 HBP: 0	WP: 0 PB: 0 SB: 3 CS: 1	PA: 44					
<b>PITCHER</b>	IP	WLS	BF	H	R	ER	SO	BB	IBB	HBP	BLK	WP	HR	S	P	ERA	WHIP										
Jimmy Serrano, R (1, 1) ERA: 7.71	4.2		23	7	4	4	3	3	0	0	0	0	0	49	91	7.71	2.143										
Dennys Reyes, L (5, 1) ERA: 4.95	1.2	L	10	2	3	3	3	2	1	0	0	0	0	19	39	16.20	2.400										
Shawn Camp, R (7, 1) ERA: 3.07	1.2		7	1	0	0	3	1	0	0	0	0	0	19	32	0.00	1.200										
Jaime Cerda, L (9, 1) ERA: 2.41	1.0		3	0	0	0	0	0	0	0	0	0	0	8	11	0.00	0.000										

Anaheim Angels @ Kansas City Royals  
Kauffman Stadium, Kansas City, MO  
Sat Aug 07 2004, 6:10 PM CDT  
Att: 27,046 - Sunny - 79 F

AB 34  
R 7  
H 10  
RBI 7  
BB 7  
SO 9  
LOB 18



Batter	1	2	3	4	5	6	7	8	9	AB	R	H	RBI	BB	SO	LOB	BOTTOM										
9 David DeJesus, L (1, 8) OBP: 0.331, SLG: 0.306																	4 1 2 0 1 1 0										
Joe Randa, R (1, 5) 4 Angel Berroa, R (9, FR) OBP: 0.345, SLG: 0.380 OBP: 0.296, SLG: 0.365																	5 0 1 0 0 2 2 0 0 0 0 0 0 0										
29 Mike Sweeney, R (1, 10) OBP: 0.338, SLG: 0.495																	5 1 2 1 0 2 2										
Ken Harvey, R (1, 3) OBP: 0.350, SLG: 0.461																	4 2 3 1 0 0 1										
Abraham Nunez, S (1, 9) OBP: 0.290, SLG: 0.321																	4 1 2 0 0 1 2										
Desi Relaford, S (1, 6) OBP: 0.295, SLG: 0.306																	2 0 1 1 1 1 2										
Dee Brown, L (1, 7) OBP: 0.261, SLG: 0.292																	4 0 1 2 0 1 4										
14 John Buck, R (1, 2) OBP: 0.245, SLG: 0.293																	4 0 0 0 0 1 4										
Ruben Gotay, S (1, 4) OBP: 0.231, SLG: 0.308																	4 0 0 0 0 2 2										
<b>Inning Stats</b>	R: 0 E: 0 K: 2 S: 10	H: 0 LOB: 0 BB: 0 P: 16	R: 2 E: 0 K: 2 S: 14	H: 3 LOB: 0 BB: 0 P: 22	R: 1 E: 0 K: 1 S: 11	H: 2 LOB: 1 BB: 0 P: 16	R: 0 E: 0 K: 0 S: 11	H: 2 LOB: 2 BB: 0 P: 17	R: 0 E: 0 K: 2 S: 10	H: 0 LOB: 0 BB: 0 P: 16	R: 1 E: 0 K: 0 S: 12	H: 1 LOB: 1 BB: 0 P: 16	R: 0 E: 0 K: 1 S: 12	H: 1 LOB: 0 BB: 0 P: 18	R: 1 E: 0 K: 2 S: 13	H: 2 LOB: 2 BB: 1 P: 19	R: 0 E: 0 K: 1 S: 16	H: 1 LOB: 2 BB: 1 P: 22	1B: 6 2B: 6 3B: 0 HR: 0	SF: 1 SAC: 0 DP: 1 HBP: 0	WP: 0 PB: 0 SB: 0 CS: 0	PA: 39					
<b>PITCHER</b>	IP	WLS	BF	H	R	ER	SO	BB	IBB	HBP	BLK	WP	HR	S	P	ERA	WHIP										
40 Bartolo Colon, R (1, 1) ERA: 5.41	6.0	W	25	8	4	4	7	0	0	0	0	0	0	68	103	6.00	1.333										
62 Scott Shields, R (7, 1) ERA: 3.11	2.0	H	10	3	1	1	3	1	0	0	0	0	0	25	37	4.50	2.000										
Troy Percival, R (9, 1) ERA: 3.45	1.0	S	4	1	0	0	1	1	0	0	0	0	0	16	22	0.00	2.000										

Anaheim Angels @ Kansas City Royals  
Kauffman Stadium, Kansas City, MO  
Sat Aug 07 2004, 6:10 PM CDT  
Att: 27,046 - Sunny - 79 F

AB 36  
R 5  
H 12  
RBI 5  
BB 2  
SO 11  
LOB 19





Batter	1	2	3	4	5	6	7	8	9	AB	R	H	RBI	BB	SO	LOB	TOP																	
David Eckstein, R (1, 6) OBP: 0.355, SLG: 0.349	1-2 P6		1-2 G5-3		1-0 SF8			2-2 G1-3	1-0 E1	4	0	1	2	0	0	0	<b>Anaheim Angels @ Kansas City Royals</b> Kauffman Stadium, Kansas City, MO Sun Aug 08 2004, 6:10 PM CDT Att: 18,366 - Cloudy - 80 F																	
9 Chone Figgins, S (1, 8) OBP: 0.357, SLG: 0.424	2-1 16 BB		0-1 G6-3		2-3 3-H P6			2-1 27 E	1-3 2-H 3-H 1B	5	1	2	0	0	0	3																		
27 Vladimir Guerrero, R (1, 9) OBP: 0.379, SLG: 0.567	4-2 16 BB		1-2 P4		0-1 F7			2-0 L4	3-3	3	1	0	0	1	0	1																		
16 Garret Anderson, L (1, 10) OBP: 0.354, SLG: 0.436	1-1 SF7			2-3 K				1-3 G6-3		4	0	1	1	0	2	1																		
Jose Guillen, R (1, 7)	0-0 SF7		0-1 G5-3		0-0 G6-3				0-1 HR	3	1	1	2	0	0	0																		
Darin Erstad, L (1, 3)	2-3 3-H G4-3		1-1 G2-3		1-1 G3-1			4-2 E	39 G6-3	3	1	0	0	1	0	1																		
39 Robb Quinlan, R (1, 5) Alfredo Amezaga, S (9, 5) OBP: 0.200, SLG: 0.160		0-1 G6-3			1-1 SH5-3			2-0 FC6-4	0-0 G6-3	4	1	2	0	0	0	1																		
Adam Kennedy, L (1, 4)	0-0 G3-1				0-0 SF8			0-2 FC6-4	1-2 1B	0	0	0	0	0	0	0																		
Josh Paul, R (1, 2) Curtis Pride, L (9, PH) Tim Salmon, R (9, PH) José Molina, R (9, 2) OBP: 0.275, SLG: 0.358		1-3 K			0-0 SH5-3			1-3 K	1-0 E9	2	0	0	0	0	0	2																		
					1-2 2-3			1-2	1-2 2-3	0	0	0	0	0	0	0																		
<b>Inning Stats</b>	R: 2 E: 0 K: 0 S: 14	H: 2 LOB: 1 BB: 1 P: 23	R: 0 E: 0 K: 1 S: 6	H: 0 LOB: 0 BB: 0 P: 7	R: 0 E: 0 K: 0 S: 8	H: 0 LOB: 0 BB: 0 P: 10	R: 0 E: 0 K: 1 S: 7	H: 0 LOB: 0 BB: 0 P: 10	R: 1 E: 0 K: 0 S: 6	H: 2 LOB: 1 BB: 0 P: 10	R: 0 E: 0 K: 0 S: 4	H: 0 LOB: 0 BB: 0 P: 4	R: 0 E: 1 K: 1 S: 9	H: 1 LOB: 1 BB: 0 P: 13	R: 0 E: 1 K: 1 S: 11	H: 1 LOB: 1 BB: 0 P: 18	R: 3 E: 2 K: 0 S: 9	H: 2 LOB: 1 BB: 2 P: 19	1B: 6 2B: 2 3B: 0 HR: 1	SF: 2 SAC: 1 DP: 1 HBP: 0	WP: 0 PB: 0 SB: 0 CS: 0	PA: 38												
<b>PITCHER</b>	IP WLS BF H R ER SO BB IBB HBP BLK WP HR S P ERA WHIP																																	
Mike Wood, R (1, 1) ERA: 4.88	7.2	30	6	3	3	3	1	0	0	0	0	0	0	0	60	89	3.52	0.913																
Jaime Cerda, L (8, 1) ERA: 2.39	0.1	H	1	0	0	0	0	0	0	0	0	0	0	5	6	0.00	0.000																	
Nate Field, R (9, 1) ERA: 3.95	0.1	L	4	1	3	1	0	1	1	0	0	0	1	5	13	27.00	6.000																	
Dennys Reyes, L (9, 1) ERA: 4.92	0.2		3	1	0	0	0	0	0	0	0	0	0	4	6	0.00	1.500																	

Batter	1	2	3	4	5	6	7	8	9	AB	R	H	RBI	BB	SO	LOB	BOTTOM																
9 David DeJesus, L (1, 8) OBP: 0.339, SLG: 0.314	0-2 G3		0-0 CS		0-1 SH5-3			0-0 SH1-3		2	1	2	0	0	0	0	<b>Anaheim Angels @ Kansas City Royals</b> Kauffman Stadium, Kansas City, MO Sun Aug 08 2004, 6:10 PM CDT Att: 18,366 - Cloudy - 80 F																
Joe Randa, R (1, 5) OBP: 0.343, SLG: 0.378	2-0 G3		1-3 K		0-0 2-H			1-2 F8		4	0	1	1	0	1	3																	
29 Mike Sweeney, R (1, 10) OBP: 0.342, SLG: 0.598	0-0 3-H		1-0 HR		0-3 K			1-1 PO		4	1	3	3	0	1	1																	
Ken Harvey, R (1, 3) OBP: 0.349, SLG: 0.459	0-2 G4-3		0-0 F9		1-3 K			1-1 PO		4	0	1	0	0	2	1																	
Abraham Nunez, S (1, 9) OBP: 0.278, SLG: 0.307	1-1 G4-3			3-1 G6-3				3-3 K		4	0	0	0	0	2	2																	
Ruben Mateo, R (1, 7) OBP: 0.297, SLG: 0.408		2-2 G5-3		0-1 F9				1-0 P4		4	0	0	0	0	0	0																	
Desi Relaford, S (1, 4) OBP: 0.298, SLG: 0.310		1-0 G4-3		2-2 FC5-4				3-1 1B		4	0	2	0	0	0	0																	
4 Angel Berroa, R (1, 6) OBP: 0.295, SLG: 0.370		0-1 FC5-4		1 SAFE FC5-4				0-0 F7		4	0	1	0	0	1	2																	
Alberto Castillo, R (1, 2) Ruben Gotay, S (9, PH) OBP: 0.286, SLG: 0.333		3-2 F8		3-2 9 SH5-3				4-2 F8		2	2	1	0	1	0	1																	
					1-2 2-3			2-3 K		1	0	0	0	0	1	0																	
<b>Inning Stats</b>	R: 1 E: 0 K: 0 S: 11	H: 3 LOB: 1 BB: 0 P: 13	R: 0 E: 0 K: 0 S: 10	H: 1 LOB: 0 BB: 0 P: 16	R: 1 E: 0 K: 1 S: 6	H: 2 LOB: 0 BB: 0 P: 8	R: 0 E: 0 K: 0 S: 12	H: 1 LOB: 1 BB: 0 P: 19	R: 1 E: 0 K: 2 S: 12	H: 2 LOB: 1 BB: 0 P: 16	R: 0 E: 0 K: 1 S: 7	H: 1 LOB: 0 BB: 0 P: 10	R: 1 E: 0 K: 0 S: 9	H: 1 LOB: 0 BB: 1 P: 16	R: 0 E: 0 K: 2 S: 7	H: 0 LOB: 0 BB: 0 P: 12	R: 0 E: 0 K: 2 S: 11	H: 0 LOB: 0 BB: 0 P: 13	1B: 8 2B: 1 3B: 1 HR: 1	SF: 0 SAC: 2 DP: 1 HBP: 0	WP: 0 PB: 0 SB: 1 CS: 1	PA: 37											
<b>PITCHER</b>	IP WLS BF H R ER SO BB IBB HBP BLK WP HR S P ERA WHIP																																
41 John Lackey, R (1, 1) ERA: 4.83	6.2	30	11	4	4	4	1	0	0	0	0	0	0	8	14	0.00	0.000																
Brendan Donnelly, R (7, 1) ERA: 3.15	1.1	W	3	0	0	0	0	0	0	0	0	0	0	8	14	0.00	0.000																
Francisco Rodriguez, R (9, 1) ERA: 1.7	1.0	S	3	0	0	0	0	0	0	0	0	0	0	11	13	0.00	0.000																



Batter	1	2	3	4	5	6	7	8	9	AB	R	H	RBI	BB	SO	LOB	TOP										
David Eckstein, R (1, 6) OBP: 0.355, SLG: 0.348	G4-3		G5-4-3			F8	P4		FC4	4	1	1	0	1	0	2	<b>Anaheim Angels @ Kansas City Royals</b> Kauffman Stadium, Kansas City, MO Mon Aug 09 2004, 7:10 PM CDT Att: 16,262 - Sunny - 85 F										
9 Chone Figgins, S (1, 8) OBP: 0.360, SLG: 0.425	K			F8		1B		FC3-6	BB	4	1	2	1	1	1	0											
27 Vladimir Guerrero, R (1, 9) OBP: 0.376, SLG: 0.563	1B			F8		1B		L7	FC4	5	0	1	0	0	0	3											
16 Garret Anderson, L (1, 10) OBP: 0.351, SLG: 0.429	L4			F7		F8		FC3-6	1B	4	0	0	0	1	0	4											
Jose Guillen, R (1, 7)		L4			F7	G6-3		FC6	1B	5	0	1	0	0	0	4											
Darin Erstad, L (1, 3)		G5-3				2B		FC6		4	1	2	0	0	0	2											
39 Robb Quinlan, R (1, 5) OBP: 0.394, SLG: 0.518					P6			E6	1B	4	1	2	0	0	0	1											
José Molina, R (1, 2) OBP: 0.276, SLG: 0.354			K					G4-3	1B	2	0	0	1	1	1	1											
Tim Salmon, R (9, PH) OBP: 0.303, SLG: 0.325								G4-3		1	0	1	0	0	0	0											
Alfredo Amezaga, S (9, PH) OBP: 0.200, SLG: 0.160								K	1B	0	1	0	0	0	0	0											
Adam Kennedy, L (1, 4) OBP: 0.330, SLG: 0.370								K		3	0	1	0	0	2	3											
Josh Paul, R (9, PH) OBP: 0.347, SLG: 0.395								K	B2	1	0	0	0	0	0	2											
<b>Inning Stats</b>	R: 0 E: 0 K: 1 S: 10	H: 1 LOB: 1 BB: 0 P: 16	R: 0 E: 0 K: 0 S: 8	H: 0 LOB: 0 BB: 0 P: 10	R: 0 E: 0 K: 1 S: 10	H: 1 LOB: 0 BB: 0 P: 15	R: 0 E: 0 K: 0 S: 5	H: 0 LOB: 0 BB: 0 P: 6	R: 0 E: 0 K: 1 S: 11	H: 2 LOB: 2 BB: 0 P: 15	R: 1 E: 1 K: 1 S: 10	H: 2 LOB: 1 BB: 0 P: 12	R: 0 E: 0 K: 0 S: 7	H: 1 LOB: 2 BB: 1 P: 16	R: 4 E: 1 K: 0 S: 16	H: 3 LOB: 2 BB: 2 P: 32	1B: 10 2B: 1 3B: 0 HR: 0	SF: 0 SAC: 0 DP: 2 HBP: 0	WP: 2 PB: 0 SB: 0 CS: 0	PA: 41							
<b>PITCHER</b>	IP	WLS	BF	H	R	ER	SO	BB	IBB	HBP	BLK	WP	HR	S	P	ERA	WHIP										
Brian Anderson, L (1, 1) ERA: 5.93	7.0		28	7	1	0	4	1	0	0	0	0	0	69	98	0.00	1.143										
D.J. Carrasco, R (8, 1) ERA: 5.4	1.0	H	5	1	0	0	0	1	0	0	0	0	0	7	16	0.00	2.000										
Jaime Cerda, L (9, 1) ERA: 2.88	0.1	L	5	3	4	2	0	1	0	0	0	1	0	12	22	54.00	12.000										
Scott Sullivan, R (9, 1) ERA: 4.23	0.2	B	3	0	0	0	0	0	1	0	0	1	0	4	10	0.00	0.000										

Batter	1	2	3	4	5	6	7	8	9	AB	R	H	RBI	BB	SO	LOB	BOTTOM										
9 David DeJesus, L (1, 8) OBP: 0.339, SLG: 0.315	G6-4-3		F7		F7			SH1-4		3	1	1	0	0	0	1	<b>Anaheim Angels @ Kansas City Royals</b> Kauffman Stadium, Kansas City, MO Mon Aug 09 2004, 7:10 PM CDT Att: 16,262 - Sunny - 85 F										
Joe Randa, R (1, 5) OBP: 0.345, SLG: 0.380	G6-4-3		1B		CS		F9	K		4	0	2	0	0	1	1											
29 Mike Sweeney, R (1, 3) OBP: 0.344, SLG: 0.505	G6-4-3		F7		G5-3			BLK	IBB	2	0	0	0	2	0	1											
Ken Harvey, R (1, 10) OBP: 0.348, SLG: 0.456	G6-4-3		K		1B			G4-3		4	0	1	0	0	1	4											
Abraham Nunez, S (1, 9) OBP: 0.267, SLG: 0.293	L6				G3		L9		P5	4	0	0	0	0	0	2											
Dee Brown, L (1, 7) OBP: 0.282, SLG: 0.314									K	3	1	1	1	0	1	0											
Ruben Mateo, R (8, 7) OBP: 0.295, SLG: 0.404		HR						G4-3		1	0	0	0	0	1	0											
4 Angel Berroa, R (1, 6) OBP: 0.295, SLG: 0.368					B1			P4		4	0	1	0	0	0	0											
14 John Buck, R (1, 2) OBP: 0.239, SLG: 0.284								P3		3	0	0	0	0	1	1											
Ruben Gotay, S (1, 4) OBP: 0.294, SLG: 0.375								SH1-4	BLK	2	1	1	0	1	0	0											
<b>Inning Stats</b>	R: 1 E: 0 K: 0 S: 16	H: 2 LOB: 1 BB: 1 P: 26	R: 1 E: 0 K: 0 S: 11	H: 2 LOB: 0 BB: 0 P: 15	R: 0 E: 0 K: 1 S: 11	H: 1 LOB: 1 BB: 0 P: 15	R: 0 E: 0 K: 1 S: 7	H: 0 LOB: 0 BB: 0 P: 9	R: 0 E: 0 K: 1 S: 10	H: 0 LOB: 0 BB: 1 P: 15	R: 0 E: 0 K: 0 S: 11	H: 1 LOB: 1 BB: 0 P: 15	R: 0 E: 0 K: 0 S: 5	H: 0 LOB: 0 BB: 0 P: 8	R: 1 E: 0 K: 1 S: 8	H: 1 LOB: 1 BB: 1 P: 16	R: 0 E: 0 K: 1 S: 9	H: 0 LOB: 0 BB: 0 P: 13	1B: 5 2B: 1 3B: 0 HR: 1	SF: 0 SAC: 1 DP: 2 HBP: 0	WP: 0 PB: 0 SB: 0 CS: 1	PA: 35					
<b>PITCHER</b>	IP	WLS	BF	H	R	ER	SO	BB	IBB	HBP	BLK	WP	HR	S	P	ERA	WHIP										
Ramon Ortiz, R (1, 1) ERA: 4.13	7.0		26	6	2	2	3	2	0	0	0	0	0	71	103	2.57	1.143										
Kevin Gregg, R (8, 1) ERA: 3.59	1.0	W	5	1	1	1	1	0	1	0	1	0	0	8	16	9.00	1.000										
Troy Percival, R (9, 1) ERA: 3.34	1.0	S	3	0	0	0	1	0	0	0	0	0	0	9	13	0.00	0.000										



Batter	1	2	3	4	5	6	7	8	9	AB	R	H	RBI	BB	SO	LOB	TOP										
9 David DeJesus, L OBP: 0.342, SLG: 0.319	G6-3		G6-3				G6-3			4	1	2	0	0	0	0	<b>Kansas City Royals @ Chicago White Sox</b> U.S. Cellular Field, Chicago, IL Tue Aug 10 2004, 8:05 PM EDT Att: 20,506 - Overcast - 65 F										
Joe Randa, R OBP: 0.344, SLG: 0.378	K		G5-3				P6			4	1	1	0	0	1	2											
29 Mike Sweeney, R OBP: 0.340, SLG: 0.500	K		G5-3					F7		4	0	0	1	0	2	1											
Ken Harvey, R OBP: 0.347, SLG: 0.454			P2					K		4	0	1	0	0	1	1											
Abraham Nunez, S OBP: 0.276, SLG: 0.302	B5									4	1	2	1	0	0	1											
Ruben Mateo, R OBP: 0.302, SLG: 0.421										3	0	1	1	0	1	1											
Ruben Gotay, S OBP: 0.238, SLG: 0.300	P4		P5							4	0	0	0	0	0	3											
14 John Buck, R OBP: 0.239, SLG: 0.276										3	0	0	0	1	0	0											
13 Andrés Blanco, S OBP: 0.324, SLG: 0.323	FC6-4									4	0	1	0	0	0	3											
<b>Inning Stats</b>	R: 0 E: 0 K: 2 S: 9	H: 0 LOB: 0 BB: 0 P: 12	R: 0 E: 0 K: 0 S: 10	H: 1 LOB: 3 BB: 1 P: 18	R: 3 E: 0 K: 0 S: 20	H: 4 LOB: 1 BB: 0 P: 27	R: 0 E: 0 K: 0 S: 6	H: 2 LOB: 1 BB: 0 P: 8	R: 0 E: 0 K: 1 S: 16	H: 0 LOB: 0 BB: 0 P: 22	R: 0 E: 0 K: 1 S: 7	H: 0 LOB: 0 BB: 0 P: 10	R: 0 E: 0 K: 0 S: 6	H: 0 LOB: 0 BB: 0 P: 10	R: 0 E: 0 K: 1 S: 15	H: 1 LOB: 1 BB: 0 P: 19	R: 0 E: 0 K: 0 S: 11	H: 0 LOB: 0 BB: 0 P: 16	1B: 7 2B: 0 3B: 1 HR: 0	SF: 0 SAC: 0 DP: 1 HBP: 1	WP: 0 PB: 0 SB: 0 CS: 0	PA: 36					
<b>PITCHER</b>	IP	WLS	BF	H	R	ER	SO	BB	IBB	HBP	BLK	WP	HR	S	P	ERA	WHIP										
Jon Garland, R ERA: 4.7	(1, 1)	7.0	W	29	7	3	3	4	1	0	0	0	0	74	107	3.86	1.143										
Michael Jackson, R ERA: 4.79	(8, 1)	1.0		4	1	0	0	1	0	0	0	0	0	15	19	0.00	1.000										
Jon Adkins, R ERA: 3.29	(9, 1)	1.0		3	0	0	0	0	0	0	0	0	0	11	16	0.00	0.000										

Batter	1	2	3	4	5	6	7	8	9	AB	R	H	RBI	BB	SO	LOB	BOTTOM										
Willie Harris, L OBP: 0.371, SLG: 0.341										5	2	5	1	0	0	0	<b>Kansas City Royals @ Chicago White Sox</b> U.S. Cellular Field, Chicago, IL Tue Aug 10 2004, 8:05 PM EDT Att: 20,506 - Overcast - 65 F										
Aaron Rowand, R OBP: 0.353, SLG: 0.540	B2									4	1	0	0	1	1	5											
Carlos Lee, R OBP: 0.357, SLG: 0.511	P6									4	1	1	4	0	0	2											
14 Paul Konerko, R OBP: 0.363, SLG: 0.551	L9									5	1	2	2	0	0	2											
Carl Everett, S OBP: 0.318, SLG: 0.365										4	0	1	0	0	0	0											
Jose Valentin, S OBP: 0.295, SLG: 0.525										4	1	2	0	0	0	2											
Joe Borchard, S OBP: 0.287, SLG: 0.241										4	0	0	0	0	2	4											
Ben Davis, S OBP: 0.256, SLG: 0.341										4	1	2	0	0	0	1											
24 Joe Crede, R OBP: 0.292, SLG: 0.417										3	2	1	2	0	1	2											
<b>Inning Stats</b>	R: 0 E: 0 K: 0 S: 12	H: 1 LOB: 1 BB: 0 P: 18	R: 0 E: 0 K: 1 S: 13	H: 2 LOB: 2 BB: 0 P: 18	R: 3 E: 0 K: 0 S: 11	H: 2 LOB: 0 BB: 1 P: 19	R: 0 E: 0 K: 1 S: 7	H: 0 LOB: 0 BB: 0 P: 7	R: 2 E: 0 K: 0 S: 16	H: 2 LOB: 0 BB: 0 P: 22	R: 2 E: 0 K: 0 S: 10	H: 3 LOB: 1 BB: 0 P: 12	R: 0 E: 0 K: 1 S: 14	H: 2 LOB: 2 BB: 0 P: 21	R: 2 E: 0 K: 0 S: 8	H: 2 LOB: 1 BB: 0 P: 13	1B: 6 2B: 5 3B: 0 HR: 3	SF: 1 SAC: 0 DP: 0 HBP: 1	WP: 0 PB: 0 SB: 0 CS: 0	PA: 40							
<b>PITCHER</b>	IP	WLS	BF	H	R	ER	SO	BB	IBB	HBP	BLK	WP	HR	S	P	ERA	WHIP										
23 Zack Greinke, R ERA: 4.94	(1, 1)	5.2	L	28	10	7	7	3	1	0	0	0	0	68	95	11.12	1.941										
Shawn Camp, R ERA: 2.98	(6, 1)	1.1		6	2	0	0	1	0	0	0	0	0	15	22	0.00	1.500										
Nate Field, R ERA: 4.26	(8, 1)	1.0		6	2	2	2	0	0	0	1	0	0	8	13	18.00	2.000										







Batter	1	2	3	4	5	6	7	8	9	AB	R	H	RBI	BB	SO	LOB	TOP								
9 David DeJesus, L (1, 8) OBP: 0.344, SLG: 0.322										4	1	2	0	0	0	4	<b>Kansas City Royals @ Chicago White Sox</b> Thu Aug 12 2004, 2:05 PM EDT Att: 22,399 - Unknown - 61 F <a href="http://livebaseballscorecards.com">livebaseballscorecards.com</a>								
Joe Randa, R (1, 5) OBP: 0.345, SLG: 0.381										4	1	2	1	0	2	3									
29 Mike Sweeney, R (1, 10) OBP: 0.343, SLG: 0.510										4	0	2	1	0	2	1									
Ken Harvey, R (1, 3) OBP: 0.343, SLG: 0.450										4	0	0	0	0	2	2									
Aaron Guiel, L (1, 7) OBP: 0.267, SLG: 0.342										4	0	0	0	0	2	2									
Abraham Nunez, S (1, 9) OBP: 0.274, SLG: 0.298										4	0	1	0	0	0	1									
Desi Relaford, S (1, 4) OBP: 0.300, SLG: 0.306										2	0	0	0	2	0	0									
Alberto Castillo, R (1, 2) OBP: 0.289, SLG: 0.333 Ruben Misco, R (8, PH) OBP: 0.289, SLG: 0.402										3	0	1	0	0	0	2									
13 Andrés Blanco, S (1, 6) OBP: 0.366, SLG: 0.351										1	0	0	0	0	1										
<b>Inning Stats</b>	R: 2 E: 0 K: 0 S: 12	H: 3 LOB: 0 BB: 0 P: 15	R: 0 E: 0 K: 0 S: 6	H: 0 LOB: 0 BB: 0 P: 9	R: 0 E: 0 K: 2 S: 11	H: 1 LOB: 0 BB: 0 P: 15	R: 0 E: 0 K: 1 S: 9	H: 1 LOB: 1 BB: 0 P: 19	R: 0 E: 0 K: 1 S: 11	H: 2 LOB: 2 BB: 0 P: 16	R: 0 E: 0 K: 3 S: 10	H: 0 LOB: 0 BB: 0 P: 12	R: 0 E: 0 K: 1 S: 11	H: 1 LOB: 2 BB: 1 P: 17	R: 0 E: 0 K: 1 S: 13	H: 1 LOB: 0 BB: 0 P: 19		R: 0 E: 0 K: 1 S: 9	H: 0 LOB: 1 BB: 1 P: 15	1B: 8 2B: 2 3B: 0 HR: 0	SF: 0 SAC: 0 DP: 2 HBP: 0	WP: 0 PB: 0 SB: 0 CS: 2	PA: 35		
<b>PITCHER</b>	IP	WLS	BF	H	R	ER	SO	BB	IBB	HBP	BLK	WP	HR	S	P	ERA	WHIP								
Freddy Garcia, R (1, 1) ERA: 3.36	6.0	W	23	7	2	2	7	0	0	0	0	0	0	59	86	3.00	1.167								
Damaso Marte, L (7, 1) ERA: 3.04	1.0	H	5	1	0	0	1	1	0	0	0	0	0	11	17	0.00	2.000								
Cliff Politte, R (8, 1) ERA: 4.64	1.0	H	3	1	0	0	1	0	0	0	0	0	0	13	19	0.00	1.000								
Shingo Takatsu, R (9, 1) ERA: 1.64	1.0	S	4	0	0	0	1	1	0	0	0	0	0	9	15	0.00	1.000								

Batter	1	2	3	4	5	6	7	8	9	AB	R	H	RBI	BB	SO	LOB	BOTTOM								
Willie Harris, L (1, 8) OBP: 0.363, SLG: 0.332 Aron Rowand, R (8, PH) OBP: 0.354, SLG: 0.536										3	0	0	0	0	0	1	<b>Kansas City Royals @ Chicago White Sox</b> Thu Aug 12 2004, 2:05 PM EDT Att: 22,399 - Unknown - 61 F <a href="http://livebaseballscorecards.com">livebaseballscorecards.com</a>								
Roberto Alomar, S (1, 4) OBP: 0.345, SLG: 0.443									4	1	1	0	0	0	0										
Carlos Lee, R (1, 7) OBP: 0.353, SLG: 0.506									4	0	0	0	0	1	1										
Carl Everett, S (1, 10) OBP: 0.317, SLG: 0.378									3	1	1	2	0	1	0										
Jose Valentin, S (1, 6) OBP: 0.298, SLG: 0.523									1	0	0	0	2	1	0										
Ross Gload, L (1, 3) OBP: 0.329, SLG: 0.392									3	1	2	1	0	0	1										
Timo Perez, L (1, 9) OBP: 0.297, SLG: 0.335									2	0	1	0	0	0	0										
Ben Davis, S (1, 2) OBP: 0.247, SLG: 0.329									3	0	0	0	0	2	2										
24 Joe Crede, R (1, 5) OBP: 0.286, SLG: 0.410									3	0	0	0	0	2	2										
<b>Inning Stats</b>	R: 2 E: 0 K: 0 S: 13	H: 2 LOB: 1 BB: 1 P: 24	R: 0 E: 0 K: 2 S: 10	H: 1 LOB: 0 BB: 0 P: 15	R: 0 E: 0 K: 2 S: 10	H: 0 LOB: 0 BB: 0 P: 16	R: 1 E: 0 K: 1 S: 10	H: 1 LOB: 0 BB: 0 P: 17	R: 0 E: 0 K: 1 S: 5	H: 0 LOB: 0 BB: 0 P: 11	R: 0 E: 0 K: 0 S: 6	H: 0 LOB: 1 BB: 1 P: 11	R: 0 E: 0 K: 1 S: 8	H: 1 LOB: 1 BB: 0 P: 11	R: 0 E: 0 K: 1 S: 9	H: 0 LOB: 0 BB: 0 P: 14		1B: 3 2B: 0 3B: 0 HR: 2	SF: 0 SAC: 1 DP: 0 HBP: 0	WP: 0 PB: 0 SB: 0 CS: 1	PA: 31				
<b>PITCHER</b>	IP	WLS	BF	H	R	ER	SO	BB	IBB	HBP	BLK	WP	HR	S	P	ERA	WHIP								
Jimmy Serrano, R (1, 1) ERA: 5.91	6.0	L	23	4	3	3	6	2	0	0	0	0	0	11	14	0.00	0.750								
Dennys Reyes, L (7, 1) ERA: 4.94	1.1		5	1	0	0	2	0	0	0	0	0	0	6	11	0.00	0.000								
D.J. Carrasco, R (8, 1) ERA: 5.11	0.2		2	0	0	0	0	0	0	0	0	0	0	6	11	0.00	0.000								



Batter	1	2	3	4	5	6	7	8	9	AB R H RBI BB SO LOB	TOP											
9 David DeJesus, L (1, 8) OBP: 0.345, SLG: 0.324	1-2 G3		1-0 G4-3			2-1 HR 1B		0-0 HR 1B	1-3 K	5 2 2 0 0 1 0	<b>Kansas City Royals @ Oakland Athletics</b> Network Associates Coliseum, Oakland, CA Fri Aug 13 2004, 10:05 PM EDT Att: 24,091 - Sunny - 65 F  <b>AB 35</b> <b>R 10</b> <b>H 9</b> <b>RBI 10</b> <b>BB 4</b> <b>SO 9</b> <b>LOB 10</b>											
Joe Randa, R (1, 5) OBP: 0.343, SLG: 0.388	0-1 G5-3		0-0 G6-3			2-3 K		0-0 HR	1-3 K	5 1 1 2 0 2 1												
29 Mike Sweeney, R (1, 10) OBP: 0.349, SLG: 0.515	1-0 1B			1-1 G6-3		1-0 BB HR 1B		0-2 BB 14 HR	1-2 HBP	4 2 3 0 0 0 0												
Ken Harvey, R (1, 3) OBP: 0.346, SLG: 0.449	2-3 K			1-0 G1-6-3 1B		4-2 HR BB		4-0 14 HR BB	0-0 G1-6-3	3 2 1 0 2 1 2												
Abraham Nunez, S (1, 9) OBP: 0.274, SLG: 0.324		1-3 K		2-0 G1-6-3 1-2		3-2 HR		2-3 K		4 1 1 4 0 2 3												
Ruben Mateo, R (1, 7) OBP: 0.288, SLG: 0.391		2-2 G6-3			0-1 F7	2-3 K2-3		3-2 14 HR BB		3 1 0 0 1 1 0												
Desi Relaford, S (1, 4) OBP: 0.299, SLG: 0.303		4-1 BB			3-2 G5-3		0-1 F7	0-1 L9		3 0 0 0 1 0 3												
14 John Buck, R (1, 2) OBP: 0.231, SLG: 0.292		1-2 K			0-0 G1-3		2-1 G5-3	0-1 HR		4 1 1 4 0 1 1												
13 Andrés Blanco, S (1, 6) OBP: 0.333, SLG: 0.317			1-1 L5			2-2 G4-3	1-2 F9	2-3 K		4 0 0 0 0 1 0												
<b>Inning Stats</b>	R: 0 E: 0 K: 1 S: 10	H: 1 LOB: 1 BB: 0 P: 14	R: 0 E: 0 K: 2 S: 13	H: 0 LOB: 1 BB: 1 P: 21	R: 0 E: 0 K: 0 S: 4	H: 0 LOB: 0 BB: 0 P: 6	R: 0 E: 0 K: 0 S: 4	H: 1 LOB: 0 BB: 0 P: 8	R: 0 E: 0 K: 0 S: 6	H: 0 LOB: 0 BB: 0 P: 9	R: 4 E: 0 K: 2 S: 20	H: 3 LOB: 0 BB: 1 P: 36	R: 0 E: 0 K: 0 S: 7	H: 0 LOB: 0 BB: 0 P: 10	R: 6 E: 0 K: 2 S: 19	H: 4 LOB: 2 BB: 2 P: 30	R: 0 E: 0 K: 2 S: 12	H: 0 LOB: 1 BB: 0 P: 15	1B: 5 2B: 1 3B: 0 HR: 3	SF: 0 SAC: 0 DP: 1 HBP: 1	WP: 0 PB: 0 SB: 0 CS: 0	PA: 40
<b>PITCHER</b>	IP WLS BF H R ER SO BB IBB HBP BLK WP HR S P ERA WHIP											IP WLS BF H R ER SO BB IBB HBP BLK WP HR S P ERA WHIP										
Mark Mulder, L (1, 1) ERA: 3.71	7.0 L 30 8 7 7 5 2 0 0 0 0 0 2 69 109 9.00 1.429																					
46 Santiago Casilla, R (8, 1) ERA: 11.57	1.0 6 1 3 3 2 2 0 0 0 0 0 1 14 25 27.00 3.000																					
Chris Hammond, L (9, 1) ERA: 3.44	1.0 4 0 0 0 2 0 0 0 1 0 0 0 12 15 0.00 0.000																					


Batter	1	2	3	4	5	6	7	8	9	AB R H RBI BB SO LOB	BOTTOM							
21 Mark Kotsay, L (1, 8) OBP: 0.368, SLG: 0.448	0-0 FC6-4 1B		1-2 P5			2-1 FC3-2 BB 1B	0-1 G4-6-3		2-1 G1-6-3	5 1 2 0 0 0 3	<b>Kansas City Royals @ Oakland Athletics</b> Network Associates Coliseum, Oakland, CA Fri Aug 13 2004, 10:05 PM EDT Att: 24,091 - Sunny - 65 F  <b>AB 34</b> <b>R 3</b> <b>H 10</b> <b>RBI 3</b> <b>BB 3</b> <b>SO 3</b> <b>LOB 19</b>							
Mark McLemore, S (1, 4) OBP: 0.382, SLG: 0.312	3-1 FC6-4 G3-6-3 1-2			1-2 G4-3		4-1 FC3-2 BB 1B		1-0 G6-3	1-2 L4	4 0 0 0 1 0 1								
3 Eric Chavez, L (1, 5) OBP: 0.405, SLG: 0.528	2-1 G3-6-3 1-2			2-1 G3		1-1 FC3-2 BB 1B		1-0 E5 BB 1B	3-2 F8	5 1 1 0 0 0 4								
Scott Hatteberg, L (1, 3) OBP: 0.384, SLG: 0.457		3-2 G6-3		2-1 1B		1-2 1B		4-2 1B SF BB		3 1 2 1 1 0 0								
Damian Miller, R (1, 2) OBP: 0.347, SLG: 0.444		2-2 G6-3		1-0 G5-3		1-2 K		4-2 SF 1B BB		3 0 0 0 1 1 3								
Erubiel Durazo, L (1, 10) OBP: 0.378, SLG: 0.501		1-0 2B			2-2 P4		0-0 7 1B 1B	1-1 SF 1B		4 0 3 1 0 0 0								
Billy McMillon, L (1, 7) OBP: 0.262, SLG: 0.321		2-2 G3			1-0 G4-3		0-0 F9	1-0 SF		3 0 0 1 0 0 2								
Eric Byrnes, R (1, 9) OBP: 0.343, SLG: 0.487			3-1 F7		1-1 P3		0-0 7 1B 1B	0-3 K		4 0 1 0 0 1 3								
7 Bobby Crosby, R (1, 6) OBP: 0.335, SLG: 0.446			2-2 G5-3			1-1 21 1B FC3-2 HBP	0-0 21 G4-6-3 1B	0-3 K		3 0 1 0 0 1 3								
<b>Inning Stats</b>	R: 0 E: 0 K: 0 S: 5	H: 1 LOB: 0 BB: 0 P: 10	R: 0 E: 0 K: 0 S: 13	H: 1 LOB: 0 BB: 0 P: 21	R: 0 E: 0 K: 0 S: 9	H: 1 LOB: 0 BB: 0 P: 15	R: 0 E: 0 K: 0 S: 9	H: 1 LOB: 1 BB: 0 P: 15	R: 0 E: 0 K: 0 S: 6	H: 3 LOB: 2 BB: 0 P: 6	R: 2 E: 0 K: 2 S: 16	H: 2 LOB: 3 BB: 2 P: 28	R: 0 E: 0 K: 0 S: 9	H: 0 LOB: 0 BB: 0 P: 15	1B: 9 2B: 1 3B: 0 HR: 0	SF: 1 SAC: 0 DP: 2 HBP: 1	WP: 0 PB: 0 SB: 0 CS: 0	PA: 39
<b>PITCHER</b>	IP WLS BF H R ER SO BB IBB HBP BLK WP HR S P ERA WHIP											IP WLS BF H R ER SO BB IBB HBP BLK WP HR S P ERA WHIP						
Mike Wood, R (1, 1) ERA: 4.5	6.0 W 23 5 1 1 1 1 0 0 0 0 0 0 8 10 6.75 3.000																	
Shawn Camp, R (7, 1) ERA: 3.09	1.1 H 7 4 1 1 0 0 0 0 0 0 0 0 8 10 6.75 3.000																	
D.J. Carrasco, R (8, 1) ERA: 5.54	0.2 6 1 1 1 2 2 0 0 0 0 0 0 14 24 13.50 4.500																	
Jorge Vazquez, R (9, 1) ERA:	1.0 3 0 0 0 0 0 0 0 0 0 0 0 9 15 0.00 0.000																	



Batter	1	2	3	4	5	6	7	8	9	AB	R	H	RBI	BB	SO	LOB	TOP
<b>Desi Relaford, S</b> (1, 6) OBP: 0.299, SLG: 0.302	G3-1		1B		P5		G4-3			4	0	1	0	0	0	1	<b>Kansas City Royals @ Oakland Athletics</b> Network Associates Coliseum, Oakland, CA Sat Aug 14 2004, 4:05 PM EDT Att: 36,942 - Overcast - 62 F
<b>Joe Randa, R</b> (1, 5) OBP: 0.342, SLG: 0.384	K		BB		FC4-6		L5			3	0	0	0	1	1		
<b>29 Mike Sweeney, R</b> (1, 3) OBP: 0.348, SLG: 0.511	L9		BB		FC4-6		G1-3			3	0	0	0	1	2		
<b>Ken Harvey, R</b> (1, 10) OBP: 0.346, SLG: 0.446		L7			FC4-6		F9			3	0	0	0	1	0		
<b>Abraham Nunez, S</b> (1, 8) OBP: 0.273, SLG: 0.321		F8			P6		G1-3			4	0	1	0	0	0		
<b>Aaron Guiel, L</b> (1, 7) OBP: 0.286, SLG: 0.349		G1-3			L8-4		P2			4	0	1	0	0	1		
<b>Ruben Mateo, R</b> (1, 9) OBP: 0.279, SLG: 0.378			K		L8-4		K			4	0	0	0	0	3		
<b>Ruben Gotay, S</b> (1, 4) OBP: 0.286, SLG: 0.346			14 1B		G3					3	1	1	0	0	2		
<b>14 John Buck, R</b> (1, 2) OBP: 0.242, SLG: 0.296			2H		P3					2	0	1	1	1	0		
<b>Inning Stats</b>	R: 0 E: 0 K: 1 S: 8	H: 0 LOB: 0 BB: 0 P: 9	R: 0 E: 0 K: 0 S: 6	H: 0 LOB: 0 BB: 0 P: 10	R: 1 E: 0 K: 2 S: 20	H: 3 LOB: 2 BB: 1 P: 31	R: 0 E: 0 K: 2 S: 17	H: 1 LOB: 2 BB: 1 P: 29	R: 0 E: 0 K: 0 S: 8	H: 0 LOB: 0 BB: 0 P: 12	R: 0 E: 0 K: 1 S: 13	H: 0 LOB: 0 BB: 0 P: 16	1B: 3 2B: 3 3B: 0 HR: 0	SF: 0 SAC: 0 DP: 1 HBP: 0	WP: 0 PB: 0 SB: 0 CS: 0	PA: 34	
<b>PITCHER</b>	IP	WLS	BF	H	R	ER	SO	BB	IBB	HBP	BLK	WP	HR	S	P	ERA	WHIP
<b>40 Rich Harden, R</b> (1, 1) ERA: 3.84	6.0	W	25	5	1	1	5	4	0	0	0	0	0	68	112	1.50	1.500
<b>Jim Mecir, R</b> (7, 1) ERA: 3.93	1.0		3	0	0	0	0	0	0	0	0	0	0	8	12	0.00	0.000
<b>Justin Lehr, R</b> (8, 1) ERA: 5.18	1.0		3	0	0	0	0	0	0	0	0	0	0	6	10	0.00	0.000
<b>Octavio Dotel, R</b> (9, 1) ERA: 4.02	1.0		3	0	0	0	1	0	0	0	0	0	0	13	16	0.00	0.000

Batter	1	2	3	4	5	6	7	8	9	AB	R	H	RBI	BB	SO	LOB	BOTTOM			
<b>21 Mark Kotsay, L</b> (1, 8) OBP: 0.369, SLG: 0.458	F7		F9			HR	2B			4	1	2	1	0	0	1	<b>Kansas City Royals @ Oakland Athletics</b> Network Associates Coliseum, Oakland, CA Sat Aug 14 2004, 4:05 PM EDT Att: 36,942 - Overcast - 62 F			
<b>Eric Byrnes, R</b> (1, 7) OBP: 0.342, SLG: 0.487	P4		FC6-4			2B	G5-3			4	1	1	0	0	0	2				
<b>3 Eric Chavez, L</b> (1, 5) OBP: 0.401, SLG: 0.521	K				L9	F9	F8			4	0	0	0	0	1	2				
<b>Jermaine Dye, R</b> (1, 9) OBP: 0.334, SLG: 0.463		G6-3			BB	E5	P4			4	1	1	0	0	0	2				
<b>Scott Hatteberg, L</b> (1, 3) OBP: 0.383, SLG: 0.454		K			F9	2B	G5-3			3	1	0	0	1	1					
<b>Damian Miller, R</b> (1, 2) OBP: 0.355, SLG: 0.453		2B			PO	FC6-4	1B			3	2	3	3	1	0					
<b>Erubiel Durazo, L</b> (1, 10) OBP: 0.383, SLG: 0.506		1B			PO	1H 2H 3H	1B			3	0	2	1	1	1					
<b>7 Bobby Crosby, R</b> (1, 6) OBP: 0.332, SLG: 0.442			F9			G4-3	FC6-4			4	0	0	0	0	1	4				
<b>Marco Scutaro, R</b> (1, 4) OBP: 0.305, SLG: 0.381			FC6-4			F7	1B			3	0	1	1	1	1	2				
<b>Inning Stats</b>	R: 0 E: 0 K: 1 S: 11	H: 0 LOB: 0 BB: 0 P: 15	R: 1 E: 0 K: 1 S: 12	H: 2 LOB: 1 BB: 0 P: 17	R: 0 E: 0 K: 0 S: 7	H: 0 LOB: 1 BB: 1 P: 12	R: 0 E: 0 K: 0 S: 6	H: 1 LOB: 1 BB: 1 P: 16	R: 0 E: 0 K: 1 S: 8	H: 0 LOB: 0 BB: 0 P: 12	R: 5 E: 1 K: 0 S: 14	H: 4 LOB: 2 BB: 2 P: 27	R: 0 E: 0 K: 0 S: 6	H: 1 LOB: 1 BB: 0 P: 11	R: 0 E: 0 K: 2 S: 17	H: 2 LOB: 2 BB: 0 P: 24	1B: 5 2B: 4 3B: 0 HR: 1	SF: 0 SAC: 0 DP: 0 HBP: 0	WP: 0 PB: 0 SB: 0 CS: 0	PA: 37
<b>PITCHER</b>	IP	WLS	BF	H	R	ER	SO	BB	IBB	HBP	BLK	WP	HR	S	P	ERA	WHIP			
<b>Brian Anderson, L</b> (1, 1) ERA: 5.97	5.1	L	23	5	5	5	3	3	0	0	0	0	0	54	91	8.44	1.500			
<b>Scott Sullivan, R</b> (6, 1) ERA: 4.29	1.2		8	3	1	0	0	0	1	0	0	0	0	10	19	0.00	1.800			
<b>Matt Kinney, R</b> (8, 1) ERA: 5.68	1.0		5	2	0	0	2	0	0	0	0	0	0	17	24	0.00	2.000			

**AB 30**  
**R 1**  
**H 5**  
**RBI 1**  
**BB 4**  
**SO 6**  
**LOB 13**



**AB 32**  
**R 6**  
**H 10**  
**RBI 6**  
**BB 4**  
**SO 5**  
**LOB 14**







Batter	1	2	3	4	5	6	7	8	9	AB	R	H	RBI	BB	SO	LOB	TOP								
9 David DeJesus, L (1, 8) OBP: 0.351, SLG: 0.324										3	2	1	0	1	2	1	<b>Kansas City Royals @ Oakland Athletics</b> Network Associates Coliseum, Oakland, CA Sun Aug 15 2004, 4:05 PM EDT Att: 37,748 - Cloudy - 68 F								
Joe Randa, R (1, 5) OBP: 0.340, SLG: 0.384										5	0	1	3	0	2	3									
29 Mike Sweeney, R (1, 10) OBP: 0.346, SLG: 0.507										5	0	1	0	0	0	3									
Ken Harvey, R (1, 3) OBP: 0.346, SLG: 0.445										5	1	2	0	0	2	2									
Abraham Nunez, S (1, 9) OBP: 0.270, SLG: 0.316										5	0	1	1	0	1	3									
Aaron Guiel, L (1, 7) OBP: 0.273, SLG: 0.337										3	1	0	0	2	2	2									
Alberto Castillo, R (1, 2) OBP: 0.327, SLG: 0.341										2	0	1	0	2	0	0									
Ruben Gotay, S (1, 4) OBP: 0.281, SLG: 0.333										4	1	1	2	0	2	3									
13 Andrés Blanco, S (1, 6) OBP: 0.347, SLG: 0.356										4	1	2	0	0	0	2									
<b>Inning Stats</b>	R: 0 E: 0 K: 2 S: 8	H: 0 LOB: 0 BB: 0 P: 13	R: 0 E: 0 K: 2 S: 17	H: 1 LOB: 2 BB: 1 P: 24	R: 0 E: 0 K: 1 S: 12	H: 1 LOB: 1 BB: 0 P: 18	R: 0 E: 0 K: 1 S: 6	H: 0 LOB: 0 BB: 0 P: 7	R: 0 E: 0 K: 1 S: 9	H: 0 LOB: 0 BB: 0 P: 13	R: 0 E: 0 K: 1 S: 15	H: 1 LOB: 2 BB: 1 P: 24	R: 3 E: 0 K: 1 S: 16	H: 2 LOB: 1 BB: 1 P: 31	R: 2 E: 0 K: 1 S: 12	H: 2 LOB: 1 BB: 2 P: 23	R: 1 E: 0 K: 1 S: 15	H: 3 LOB: 2 BB: 0 P: 19	1B: 8 2B: 2 HR: 0	SF: 0 SAC: 0 DP: 0 HBP: 1	WP: 0 PB: 0 SB: 1 CS: 2	PA: 42			
<b>PITCHER</b>	IP WLS BF H R ER SO BB IBB HBP BLK WP HR S P ERA WHIP	IP WLS BF H R ER SO BB IBB HBP BLK WP HR S P ERA WHIP	IP WLS BF H R ER SO BB IBB HBP BLK WP HR S P ERA WHIP	IP WLS BF H R ER SO BB IBB HBP BLK WP HR S P ERA WHIP	IP WLS BF H R ER SO BB IBB HBP BLK WP HR S P ERA WHIP	IP WLS BF H R ER SO BB IBB HBP BLK WP HR S P ERA WHIP	IP WLS BF H R ER SO BB IBB HBP BLK WP HR S P ERA WHIP	IP WLS BF H R ER SO BB IBB HBP BLK WP HR S P ERA WHIP	IP WLS BF H R ER SO BB IBB HBP BLK WP HR S P ERA WHIP	IP WLS BF H R ER SO BB IBB HBP BLK WP HR S P ERA WHIP	IP WLS BF H R ER SO BB IBB HBP BLK WP HR S P ERA WHIP	IP WLS BF H R ER SO BB IBB HBP BLK WP HR S P ERA WHIP	IP WLS BF H R ER SO BB IBB HBP BLK WP HR S P ERA WHIP	IP WLS BF H R ER SO BB IBB HBP BLK WP HR S P ERA WHIP	IP WLS BF H R ER SO BB IBB HBP BLK WP HR S P ERA WHIP	IP WLS BF H R ER SO BB IBB HBP BLK WP HR S P ERA WHIP	IP WLS BF H R ER SO BB IBB HBP BLK WP HR S P ERA WHIP	IP WLS BF H R ER SO BB IBB HBP BLK WP HR S P ERA WHIP	IP WLS BF H R ER SO BB IBB HBP BLK WP HR S P ERA WHIP	IP WLS BF H R ER SO BB IBB HBP BLK WP HR S P ERA WHIP	IP WLS BF H R ER SO BB IBB HBP BLK WP HR S P ERA WHIP	IP WLS BF H R ER SO BB IBB HBP BLK WP HR S P ERA WHIP	IP WLS BF H R ER SO BB IBB HBP BLK WP HR S P ERA WHIP	IP WLS BF H R ER SO BB IBB HBP BLK WP HR S P ERA WHIP	IP WLS BF H R ER SO BB IBB HBP BLK WP HR S P ERA WHIP

Batter	1	2	3	4	5	6	7	8	9	AB	R	H	RBI	BB	SO	LOB	BOTTOM								
21 Mark Kotsay, L (1, 8) OBP: 0.368, SLG: 0.458										4	0	1	0	0	1	0	<b>Kansas City Royals @ Oakland Athletics</b> Network Associates Coliseum, Oakland, CA Sun Aug 15 2004, 4:05 PM EDT Att: 37,748 - Cloudy - 68 F								
Mark McLemore, S (1, 5) OBP: 0.380, SLG: 0.310										4	0	1	0	0	1	1									
Scott Hatteberg, L (1, 3) OBP: 0.384, SLG: 0.454										4	0	2	0	0	0	1									
Jemaine Dye, R (1, 9) OBP: 0.331, SLG: 0.459										4	0	0	0	0	1	3									
Erubiel Durazo, L (1, 10) OBP: 0.384, SLG: 0.504										3	1	1	0	1	1	2									
17 Adam Melhuse, S (1, 2) OBP: 0.296, SLG: 0.413										4	0	1	0	0	1	1									
Eric Byrnes, R (1, 7) OBP: 0.341, SLG: 0.485										4	0	1	1	0	0	0									
Marco Scutaro, R (1, 4) OBP: 0.302, SLG: 0.378										3	0	0	0	0	0	2									
7 Bobby Crosby, R (1, 6) OBP: 0.330, SLG: 0.438										3	0	0	0	0	1	0									
<b>Inning Stats</b>	R: 0 E: 0 K: 1 S: 11	H: 2 LOB: 2 BB: 0 P: 16	R: 0 E: 0 K: 1 S: 12	H: 0 LOB: 0 BB: 0 P: 20	R: 0 E: 0 K: 2 S: 8	H: 0 LOB: 0 BB: 0 P: 10	R: 1 E: 0 K: 0 S: 16	H: 2 LOB: 2 BB: 1 P: 29	R: 0 E: 0 K: 0 S: 7	H: 1 LOB: 0 BB: 0 P: 11	R: 0 E: 0 K: 0 S: 5	H: 1 LOB: 0 BB: 0 P: 7	R: 0 E: 0 K: 0 S: 9	H: 0 LOB: 0 BB: 0 P: 14	R: 0 E: 0 K: 1 S: 14	H: 1 LOB: 0 BB: 0 P: 19	R: 0 E: 0 K: 1 S: 8	H: 0 LOB: 0 BB: 0 P: 14	1B: 6 2B: 1 HR: 0	SF: 0 SAC: 0 DP: 1 HBP: 0	WP: 0 PB: 0 SB: 0 CS: 0	PA: 34			
<b>PITCHER</b>	IP WLS BF H R ER SO BB IBB HBP BLK WP HR S P ERA WHIP	IP WLS BF H R ER SO BB IBB HBP BLK WP HR S P ERA WHIP	IP WLS BF H R ER SO BB IBB HBP BLK WP HR S P ERA WHIP	IP WLS BF H R ER SO BB IBB HBP BLK WP HR S P ERA WHIP	IP WLS BF H R ER SO BB IBB HBP BLK WP HR S P ERA WHIP	IP WLS BF H R ER SO BB IBB HBP BLK WP HR S P ERA WHIP	IP WLS BF H R ER SO BB IBB HBP BLK WP HR S P ERA WHIP	IP WLS BF H R ER SO BB IBB HBP BLK WP HR S P ERA WHIP	IP WLS BF H R ER SO BB IBB HBP BLK WP HR S P ERA WHIP	IP WLS BF H R ER SO BB IBB HBP BLK WP HR S P ERA WHIP	IP WLS BF H R ER SO BB IBB HBP BLK WP HR S P ERA WHIP	IP WLS BF H R ER SO BB IBB HBP BLK WP HR S P ERA WHIP	IP WLS BF H R ER SO BB IBB HBP BLK WP HR S P ERA WHIP	IP WLS BF H R ER SO BB IBB HBP BLK WP HR S P ERA WHIP	IP WLS BF H R ER SO BB IBB HBP BLK WP HR S P ERA WHIP	IP WLS BF H R ER SO BB IBB HBP BLK WP HR S P ERA WHIP	IP WLS BF H R ER SO BB IBB HBP BLK WP HR S P ERA WHIP	IP WLS BF H R ER SO BB IBB HBP BLK WP HR S P ERA WHIP	IP WLS BF H R ER SO BB IBB HBP BLK WP HR S P ERA WHIP	IP WLS BF H R ER SO BB IBB HBP BLK WP HR S P ERA WHIP	IP WLS BF H R ER SO BB IBB HBP BLK WP HR S P ERA WHIP	IP WLS BF H R ER SO BB IBB HBP BLK WP HR S P ERA WHIP	IP WLS BF H R ER SO BB IBB HBP BLK WP HR S P ERA WHIP	IP WLS BF H R ER SO BB IBB HBP BLK WP HR S P ERA WHIP	IP WLS BF H R ER SO BB IBB HBP BLK WP HR S P ERA WHIP

**AB 36**  
**R 6**  
**H 10**  
**RBI 6**  
**BB 5**  
**SO 11**  
**LOB 19**



**AB 33**  
**R 1**  
**H 7**  
**RBI 1**  
**BB 1**  
**SO 6**  
**LOB 10**









Batter	1	2	3	4	5	6	7	8	9	AB	R	H	RBI	BB	SO	LOB	TOP																	
51 Ichiro Suzuki, L (1, 9) OBP: 0.409, SLG: 0.455 Hiram Bocachica, R (3, FR) OBP: 0.308, SLG: 0.362	L7		HBP			K		K		1	0	0	0	0	0	0	<b>Seattle Mariners @ Kansas City Royals</b> Kauffman Stadium, Kansas City, MO Wed Aug 18 2004, 7:10 PM CDT Att: 19,653 - Sunny - 91 F																	
Randy Winn, S (1, 8) OBP: 0.349, SLG: 0.425	2B		G6-3			G4-6-3		G3		4	0	1	0	0	0	1																		
Bret Boone, R (1, 4) OBP: 0.312, SLG: 0.416	P4					P6		G5-3		4	0	1	0	0	0	1																		
Raul Ibanez, L (1, 7) OBP: 0.330, SLG: 0.461	L9																																	
Bucky Jacobsen, R (1, 10) OBP: 0.391, SLG: 0.583																																		
Jolbert Cabrera, R (1, 5) OBP: 0.313, SLG: 0.400																																		
Scott Spiezio, S (1, 3) OBP: 0.282, SLG: 0.340																																		
Dan Wilson, R (1, 2) OBP: 0.300, SLG: 0.310																																		
4 Jose Lopez, R (1, 6) OBP: 0.271, SLG: 0.313																																		
<b>Inning Stats</b>	R: 0 E: 0 K: 0 S: 10	H: 1 LOB: 1 BB: 0 P: 14	R: 0 E: 0 K: 0 S: 7	H: 0 LOB: 1 BB: 1 P: 15	R: 0 E: 0 K: 0 S: 7	H: 0 LOB: 1 BB: 0 P: 15	R: 0 E: 0 K: 0 S: 8	H: 1 LOB: 1 BB: 1 P: 13	R: 0 E: 0 K: 1 S: 6	H: 0 LOB: 0 BB: 0 P: 9	R: 2 E: 0 K: 1 S: 13	H: 3 LOB: 1 BB: 0 P: 19	R: 0 E: 0 K: 1 S: 6	H: 0 LOB: 0 BB: 0 P: 11	R: 0 E: 0 K: 0 S: 8	H: 0 LOB: 0 BB: 0 P: 15	1B: 2 2B: 2 3B: 0 HR: 1	SF: 0 SAC: 0 DP: 3 HBP: 1	WP: 0 PB: 0 SB: 0 CS: 0	PA: 33														
<b>PITCHER</b>	IP WLS BF H R ER SO BB IBB HBP BLK WP HR S P ERA WHIP																																	
Jimmy Serrano, R (1, 1) ERA: 4.58	7.0	27	5	2	2	2	3	0	1	0	0	0	0	1	55	94	2.57	1.143																
D.J. Carrasco, R (8, 1) ERA: 4.6	2.0	6	0	0	0	1	0	0	0	0	0	0	0	0	14	26	0.00	0.000																

AB	29
R	2
H	5
RBI	2
BB	3
SO	3
LOB	12



Batter	1	2	3	4	5	6	7	8	9	AB	R	H	RBI	BB	SO	LOB	BOTTOM															
9 David DeJesus, L (1, 8) OBP: 0.346, SLG: 0.319	G4-6-3					G3		F7		4	0	2	1	0	0	0	<b>Seattle Mariners @ Kansas City Royals</b> Kauffman Stadium, Kansas City, MO Wed Aug 18 2004, 7:10 PM CDT Att: 19,653 - Sunny - 91 F															
Ruben Gelay, S (1, 4) OBP: 0.256, SLG: 0.278	G4-6-3					F7		F9		3	0	0	0	0	0	2																
Joe Randa, R (1, 3) OBP: 0.341, SLG: 0.387	F8					P3				3	0	0	0	0	0	0																
Ken Harvey, R (1, 10) OBP: 0.347, SLG: 0.443																																
Abraham Nunez, S (1, 9) OBP: 0.263, SLG: 0.306 Ruben Mateo, R (8, 9) OBP: 0.278, SLG: 0.369																																
Aaron Guiel, L (1, 7) OBP: 0.280, SLG: 0.319																																
Desi Relaford, S (1, 5) OBP: 0.298, SLG: 0.299																																
14 John Buck, R (1, 2) OBP: 0.252, SLG: 0.336																																
13 Andrés Blanco, S (1, 6) OBP: 0.357, SLG: 0.353																																
<b>Inning Stats</b>	R: 0 E: 0 K: 0 S: 8	H: 1 LOB: 0 BB: 0 P: 11	R: 0 E: 0 K: 0 S: 7	H: 0 LOB: 0 BB: 0 P: 11	R: 0 E: 0 K: 0 S: 8	H: 0 LOB: 0 BB: 0 P: 13	R: 0 E: 0 K: 0 S: 10	H: 0 LOB: 0 BB: 0 P: 17	R: 0 E: 0 K: 1 S: 8	H: 0 LOB: 0 BB: 0 P: 10	R: 1 E: 0 K: 0 S: 8	H: 2 LOB: 1 BB: 0 P: 13	R: 0 E: 0 K: 0 S: 7	H: 0 LOB: 0 BB: 0 P: 11	R: 2 E: 0 K: 1 S: 10	H: 2 LOB: 0 BB: 0 P: 17	1B: 3 2B: 1 3B: 0 HR: 1	SF: 0 SAC: 0 DP: 1 HBP: 0	WP: 0 PB: 0 SB: 0 CS: 0	PA: 28												
<b>PITCHER</b>	IP WLS BF H R ER SO BB IBB HBP BLK WP HR S P ERA WHIP																															
Ryan Franklin, R (1, 1) ERA: 5.04	8.0	28	5	3	3	2	0	0	0	0	0	1	66	103	3.38	0.625																

AB	28
R	3
H	5
RBI	3
BB	0
SO	2
LOB	3







Batter	1	2	3	4	5	6	7	8	9	AB	R	H	RBI	BB	SO	LOB	TOP											
Alfonso Soriano, R OBP: 0.325, SLG: 0.481	L7			F8	G3-1			CS BB		3	0	0	0	1	0	0	Texas Rangers @ Kansas City Royals Kauffman Stadium, Kansas City, MO Fri Aug 20 2004, 7:10 PM CDT Att: 17,385 - Unknown - 69 F											
David Dellucci, L OBP: 0.394, SLG: 0.494	F7			HR				1 SAFE 2-3 SAFE	K	4	2	2	2	0	1	1												
10 Michael Young, R OBP: 0.362, SLG: 0.470	F8			G1-3					F9	3	0	0	0	1	0	0												
23 Mark Teixeira, S OBP: 0.349, SLG: 0.565		G1-3		G3					G5-3	4	0	0	0	0	0	1												
Laynce Nix, L OBP: 0.309, SLG: 0.515		G1-3							K	4	1	1	0	0	1	1												
Gary Matthews, S OBP: 0.340, SLG: 0.476		L3								3	1	0	0	0	0	1												
Kevin Mench, R OBP: 0.318, SLG: 0.537				G6-3						3	1	1	3	0	0	0												
Eric Young Sr., R OBP: 0.400, SLG: 0.380 Manny Alexander, R (7.5)				K						3	0	0	0	0	1	0												
Rod Barajas, R OBP: 0.260, SLG: 0.462				K						0	0	0	0	0	0	0												
					G6-3				G1-3	3	0	0	0	0	1	0												
<b>Inning Stats</b>	R: 0 E: 0 K: 0 S: 6	H: 0 LOB: 0 BB: 0 P: 8	R: 0 E: 0 K: 0 S: 6	H: 0 LOB: 0 BB: 0 P: 11	R: 0 E: 0 K: 2 S: 12	H: 0 LOB: 0 BB: 0 P: 18	R: 1 E: 0 K: 0 S: 6	H: 1 LOB: 0 BB: 0 P: 10	R: 3 E: 0 K: 0 S: 11	H: 2 LOB: 0 BB: 0 P: 15	R: 1 E: 0 K: 0 S: 6	H: 1 LOB: 0 BB: 1 P: 14	R: 0 E: 0 K: 0 S: 7	H: 0 LOB: 0 BB: 0 P: 9	R: 0 E: 0 K: 1 S: 7	H: 0 LOB: 0 BB: 1 P: 13	R: 0 E: 0 K: 1 S: 7	H: 0 LOB: 0 BB: 0 P: 9	1B: 1 2B: 0 3B: 0 HR: 3	SF: 0 SAC: 0 DP: 1 HBP: 0	WP: 0 PB: 0 SB: 0 CS: 1	PA: 32						
<b>PITCHER</b>	IP	WLS	BF	H	R	ER	SO	BB	IBB	HBP	BLK	WP	HR	S	P	ERA	WHIP											
Mike Wood, R ERA: 4.7	(1.1)	7.1	L	28	4	5	5	2	2	0	0	0	0	3	58	93	6.14	0.818										
Jaime Cerda, L ERA: 2.61	(8.1)	1.2		4	0	0	0	2	0	0	0	0	0	10	14	0.00	0.000											

Batter	1	2	3	4	5	6	7	8	9	AB	R	H	RBI	BB	SO	LOB	BOTTOM										
9 David DeJesus, L OBP: 0.347, SLG: 0.332	K		G4-3 G6-3 1B		G4-3			1B 3B	FC6-4	5	1	2	1	0	1	2	Texas Rangers @ Kansas City Royals Kauffman Stadium, Kansas City, MO Fri Aug 20 2004, 7:10 PM CDT Att: 17,385 - Unknown - 69 F										
Ruben Gelay, S OBP: 0.295, SLG: 0.325	1B 2B		G6-3		G6-3		FC4 HBP	BB 1B	P6	4	1	2	1	0	0	3											
Joe Randa, R OBP: 0.340, SLG: 0.385	BB 1B		G4-3		G4-3		FC4	P3		4	0	1	1	0	0	3											
Ken Harvey, R OBP: 0.344, SLG: 0.439	K		G6-3				L4	K		4	0	0	0	0	2	3											
Abraham Nunez, S OBP: 0.270, SLG: 0.302	BB				G3-1		K			2	0	0	0	2	1	0											
Aaron Guiel, L OBP: 0.250, SLG: 0.305	K		G6-3		G6-3		K		G1-3	4	0	0	0	0	2	4											
Ruben Mateo, R ERA: 3.35 Desi Relaford, S OBP: 0.301, SLG: 0.301		F8		L6			G6-3		FC6-4 BB 1B	3	0	0	0	0	0	0											
14 John Buck, R OBP: 0.244, SLG: 0.325		G5-3					K		K	4	0	0	0	0	2	1											
13 Andrés Blanco, S OBP: 0.356, SLG: 0.389 29 Mike Sweeney, R OBP: 0.347, SLG: 0.506 Wilton Guerrero, S OBP: 0.235, SLG: 0.353		F7					B5-3		FC6-4 BB	3	1	1	0	0	0	0											
										0	0	0	0	0	0	0											
<b>Inning Stats</b>	R: 1 E: 0 K: 3 S: 18	H: 2 LOB: 2 BB: 1 P: 30	R: 0 E: 0 K: 0 S: 7	H: 0 LOB: 0 BB: 0 P: 10	R: 0 E: 0 K: 0 S: 8	H: 1 LOB: 1 BB: 0 P: 14	R: 0 E: 0 K: 0 S: 5	H: 0 LOB: 0 BB: 0 P: 5	R: 1 E: 0 K: 1 S: 10	H: 1 LOB: 1 BB: 0 P: 17	R: 0 E: 0 K: 2 S: 7	H: 0 LOB: 0 BB: 0 P: 12	R: 0 E: 0 K: 0 S: 4	H: 0 LOB: 0 BB: 0 P: 4	R: 1 E: 0 K: 1 S: 17	H: 2 LOB: 2 BB: 1 P: 27	R: 0 E: 0 K: 1 S: 13	H: 1 LOB: 2 BB: 1 P: 21	1B: 4 2B: 1 3B: 2 HR: 0	SF: 0 SAC: 0 DP: 0 HBP: 1	WP: 0 PB: 0 SB: 0 CS: 0	PA: 38					
<b>PITCHER</b>	IP	WLS	BF	H	R	ER	SO	BB	IBB	HBP	BLK	WP	HR	S	P	ERA	WHIP										
Ryan Drese, R ERA: 3.06	(1.1)	7.0	W	28	5	3	3	6	1	0	1	0	0	61	96	3.86	0.857										
Carlos Almanzar, R ERA: 3.06	(8.1)	1.0	H	5	1	0	0	1	1	0	0	0	0	15	23	0.00	2.000										
Francisco Cordero, R ERA: 1.71	(9.1)	1.0	S	5	1	0	0	1	1	0	0	0	0	13	21	0.00	2.000										

AB 30  
 R 5  
 H 4  
 RBI 5  
 BB 2  
 SO 4  
 LOB 4



AB 34  
 R 3  
 H 7  
 RBI 3  
 BB 3  
 SO 8  
 LOB 16





Batter	1	2	3	4	5	6	7	8	9	AB	R	H	RBI	BB	SO	LOB	TOP				
Eric Young Sr. R (1, 10) OBP: 0.403, SLG: 0.388 David Dellucci, L (6, FH) OBP: 0.365, SLG: 0.492	3-2 10 G5-3 SF9 2B		3-2 F7	0-0 2H 1B		0-1 F8		4-0 10 FC6-4 IBB		3	1	2	1	0	0	0					
10 Michael Young, R (1, 6) OBP: 0.363, SLG: 0.471	2-2 G5-3		0-1 1B	0-0 L6			0-0 2B	0-1 FC6-4		5	0	2	0	0	0	4					
Alfonso Soriano, R (1, 4) OBP: 0.324, SLG: 0.479	0-1 SF9		3-2 F7		2-2 P4		2-3 K	1-0 23 FC3-6 1B		4	0	1	1	0	1	2					
23 Mark Teixeira, S (1, 3) OBP: 0.350, SLG: 0.569	2-3 K		0-2 HR		2-1 F8		4-0 IBB	2-1 FC3-6 BB		4	1	1	1	1	1	1					
Kevin Mench, R (1, 7) OBP: 0.313, SLG: 0.527		2-2 F7	0-2 F8		2-3 K		0-1 P6	1-2 F9		5	0	0	0	0	1	3					
Brian Jordan, R (1, 9) OBP: 0.281, SLG: 0.355 Laynce Nix, L (9, FH) OBP: 0.312, SLG: 0.515	2-0 F9		2-2 2B		0-0 P5		2-3 K	4-2 BB		4	1	1	0	0	1	2					
Gary Matthews, S (1, 8) OBP: 0.337, SLG: 0.468	4-1 BB		0-2 P2		1-0 P3		0-0 E5 F8 SH1-3	2-2 F8		4	0	0	0	1	0	3					
Rod Barajas, R (1, 2) OBP: 0.265, SLG: 0.467	1-1 P4		4-0 2B BB		1-0 1B 2B		1-1 SH1-3			2	1	1	0	1	0	1					
Manny Alexander, R (1, 5) OBP: 0.167, SLG: 0.250			1-2 P3		2-2 1H 2H 1B 2B		2-2 1B	1-0 F8		4	1	2	2	0	0	1					
<b>Inning Stats</b>	R: 1 E: 0 K: 1 S: 11	H: 1 LOB: 0 BB: 0 P: 18	R: 0 E: 0 K: 0 S: 8	H: 0 LOB: 1 BB: 1 P: 17	R: 0 E: 0 K: 0 S: 12	H: 1 LOB: 0 BB: 0 P: 19	R: 4 E: 0 K: 0 S: 18	H: 4 LOB: 1 BB: 1 P: 26	R: 0 E: 0 K: 0 S: 8	H: 2 LOB: 2 BB: 0 P: 12	R: 0 E: 0 K: 2 S: 9	H: 1 LOB: 2 BB: 1 P: 17	R: 0 E: 1 K: 0 S: 6	H: 0 LOB: 2 BB: 1 P: 12	R: 0 E: 0 K: 0 S: 11	H: 1 LOB: 2 BB: 1 P: 21	1B: 4 2B: 5 3B: 0 HR: 1	SF: 1 SAC: 1 DP: 0 HBP: 0	WP: 0 PB: 0 SB: 0 CS: 0	PA: 43	
<b>PITCHER</b>	IP	WLS	BF	H	R	ER	SO	BB	IBB	HBP	BLK	WP	HR	S	P	ERA	WHIP				
Brian Anderson, L (1, 1) ERA: 6.06	5.2	L	27	8	5	5	2	2	0	0	0	0	1	63	104	7.94	1.765				
Scott Sullivan, R (6, 1) ERA: 4.17	1.1		6	1	0	0	2	0	1	0	0	0	0	11	19	0.00	0.750				
D.J. Carrasco, R (8, 1) ERA: 4.24	2.0		10	1	0	0	0	1	1	0	0	0	0	17	33	0.00	1.000				

Texas Rangers @ Kansas City Royals  
Kauffman Stadium, Kansas City, MO  
Sat Aug 21 2004, 6:10 PM CDT  
Att: 25,035 - Cloudy - 73 F

AB	36
R	5
H	10
RBI	5
BB	5
SO	4
LOB	19



Batter	1	2	3	4	5	6	7	8	9	AB	R	H	RBI	BB	SO	LOB	BOTTOM					
9 David DeJesus, L (1, 8) OBP: 0.344, SLG: 0.328	3-2 29 S 1B		0-0 F9		0-1 G3-1		0-2 F9	0-0 L9		5	0	1	0	0	0	6						
Ruben Gelay, S (1, 4) OBP: 0.285, SLG: 0.295	1-1 F8		3-2 K		0-0 SF8		1-1 F7	1-3 K		4	0	0	1	0	2	3						
Joe Randa, R (1, 3) OBP: 0.341, SLG: 0.385	1-3 K			3-1 F8		2-1 F8	1-2 29 BB 1B	0-3 K		5	0	2	2	0	2	1						
29 Mike Sweeney, R (1, 10) OBP: 0.347, SLG: 0.504	3-2 G6-3		2-1 F8		2-2 P4		4-1 BB	2-2 1B		4	0	1	0	1	0	2						
Abraham Nunez, S (1, 9) OBP: 0.275, SLG: 0.305		3-3 K	1-0 HBP 1B		0-0 P3		1-0 F7	2-2 1B		5	0	2	0	0	1	3						
Dest Relaford, S (1, 5) OBP: 0.302, SLG: 0.301	3-2 G3 1B		2-2 G3 1B		2-1 G3-1		3-2 P3	2-0 F9		4	0	1	0	0	0	2						
Aaron Guiel, L (1, 7) OBP: 0.250, SLG: 0.296	3-1 G3 1B		0-1 G1-3		2-3 K		4-1 14 1B BB			3	0	0	0	1	1	3						
14 John Buck, R (1, 2) OBP: 0.259, SLG: 0.333	0-3 K			0-1 9 G3-1 13 BB SF8 1B		4-2 13 1B BB	0-1 1B			3	2	2	0	1	1	1						
13 Andrés Blanco, S (1, 6) OBP: 0.371, SLG: 0.393 Ruben Mateo, R (8, FH) OBP: 0.270, SLG: 0.357 Wilton Guerrero, S (9, 6) OBP: 0.235, SLG: 0.353	4-2 SF8 9 G3-1 1B BB		0-2 F9		4-2 1B BB		0-1 1B	2-3 K		2	1	1	0	1	0	0						
<b>Inning Stats</b>	R: 0 E: 0 K: 1 S: 12	H: 1 LOB: 1 BB: 0 P: 20	R: 0 E: 0 K: 2 S: 12	H: 1 LOB: 0 BB: 0 P: 21	R: 0 E: 0 K: 1 S: 11	H: 0 LOB: 0 BB: 0 P: 14	R: 0 E: 0 K: 0 S: 9	H: 1 LOB: 2 BB: 0 P: 17	R: 2 E: 0 K: 0 S: 12	H: 2 LOB: 1 BB: 1 P: 20	R: 0 E: 0 K: 1 S: 6	H: 0 LOB: 0 BB: 0 P: 10	R: 1 E: 0 K: 0 S: 14	H: 2 LOB: 3 BB: 2 P: 25	R: 0 E: 0 K: 1 S: 12	H: 1 LOB: 2 BB: 1 P: 21	R: 0 E: 0 K: 2 S: 14	H: 2 LOB: 2 BB: 0 P: 21	1B: 10 2B: 0 3B: 0 HR: 0	SF: 1 SAC: 0 DP: 0 HBP: 1	WP: 0 PB: 0 SB: 1 CS: 0	PA: 42
<b>PITCHER</b>	IP	WLS	BF	H	R	ER	SO	BB	IBB	HBP	BLK	WP	HR	S	P	ERA	WHIP					
Mickey Callaway, R (1, 1) ERA: 7.94	4.2		21	5	2	2	4	1	0	1	0	0	0	53	87	3.86	1.286					
50 Frank Francisco, R (5, 1) ERA: 3.38	2.0	W	9	2	1	1	1	1	0	0	0	0	0	21	33	4.50	1.500					
Carlos Almanzar, R (7, 1) ERA: 3.05	0.1	H	2	0	0	0	0	1	0	0	0	0	0	2	7	0.00	3.000					
32 Ron Mahay, L (8, 1) ERA: 2.29	1.0	H	5	1	0	0	1	1	0	0	0	0	0	12	21	0.00	2.000					
Francisco Cordero, R (9, 1) ERA: 1.68	1.0	S	5	2	0	0	2	0	0	0	0	0	0	14	21	0.00	2.000					

Texas Rangers @ Kansas City Royals  
Kauffman Stadium, Kansas City, MO  
Sat Aug 21 2004, 6:10 PM CDT  
Att: 25,035 - Cloudy - 73 F

AB	36
R	3
H	10
RBI	3
BB	4
SO	8
LOB	23





















Batter	1	2	3	4	5	6	7	8	9	AB	R	H	RBI	BB	SO	LOB	TOP					
9 David DeJesus, L OBP: 0.355, SLG: 0.368	G1	F9		G4-3			K	F7		5	0	0	0	0	1	3						
4 Angel Berroa, R OBP: 0.292, SLG: 0.368	1B HR		G5-3		F9		1B 2B		K	5	2	2	0	0	1	0						
Joe Randa, R OBP: 0.339, SLG: 0.377	1B HR		F7		G5-3		K		G6-4-3 1B	5	1	2	0	0	1	1						
Matt Stairs, L OBP: 0.345, SLG: 0.470	1B HR		BB		K		1B		G6-4-3 1-2	3	1	1	1	2	1	1						
Abraham Nunez, S OBP: 0.301, SLG: 0.362	1B HR		BB		E 1B		K			3	2	2	4	1	1	1						
Calvin Pickering, L OBP: 0.333, SLG: 0.842	K		G3		L6				K	4	0	0	0	0	2	3						
14 John Buck, R OBP: 0.275, SLG: 0.366	P6			FC4-6 1B		E BB			K	3	1	1	0	1	1	0						
Aaron Guiel, L OBP: 0.256, SLG: 0.304			FC4-6 CS		E9 L9-2 1B				1B	4	0	2	1	0	1	1						
Ruben Gotay, S OBP: 0.258, SLG: 0.271	F9			BB	L9-2 3-H				1B	3	0	1	0	1	0	1						
<b>Inning Stats</b>	R: 4 H: 3 E: 0 K: 1 S: 15	H: 3 LOB: 0 BB: 1 P: 22	R: 0 H: 0 E: 0 K: 1 S: 8	H: 0 LOB: 0 BB: 0 P: 12	R: 0 H: 0 E: 0 K: 0 S: 15	H: 0 LOB: 2 BB: 2 P: 28	R: 0 H: 1 E: 0 K: 0 S: 14	H: 1 LOB: 1 BB: 1 P: 21	R: 0 H: 0 E: 0 K: 1 S: 10	H: 0 LOB: 0 BB: 0 P: 17	R: 2 H: 2 E: 2 K: 0 S: 8	H: 2 LOB: 1 BB: 1 P: 20	R: 1 H: 2 E: 0 K: 3 S: 13	H: 2 LOB: 1 BB: 0 P: 24	R: 0 H: 2 E: 0 K: 2 S: 12	H: 2 LOB: 2 BB: 0 P: 17	R: 0 H: 1 E: 0 K: 1 S: 9	H: 1 LOB: 0 BB: 0 P: 12	1B: 9 2B: 2 3B: 0 HR: 1	SF: 0 SAC: 0 DP: 2 HBP: 0	WP: 0 PB: 0 SB: 0 CS: 1	PA: 40
<b>PITCHER</b>	IP	WLS	BF	H	R	ER	SO	BB	IBB	HBP	BLK	WP	HR	S	P	ERA	WHIP					
Jamie Moyer, L ERA: 4.76	5.1	L	26	6	6	5	3	5	0	0	0	0	1	68	117	8.44	2.062					
Shigetoshi Hasegawa, R ERA: 6.05	2.2		11	4	1	1	5	0	0	0	0	0	0	27	44	3.38	1.500					
Matt Thornton, L ERA: 6.19	1.0		3	1	0	0	1	0	0	0	0	0	0	9	12	0.00	1.000					

**Kansas City Royals @ Seattle Mariners**  
Safeco Field, Seattle, WA  
Thu Aug 26 2004, 7:05 PM PDT  
Att: 30,962 - Unknown - 70 F

AB	35
R	7
H	11
RBI	6
BB	5
SO	9
LOB	11

Batter	1	2	3	4	5	6	7	8	9	AB	R	H	RBI	BB	SO	LOB	BOTTOM					
51 Ichiro Suzuki, L OBP: 0.406, SLG: 0.459	G1-3	G4-3			L7		G5-3		HR	5	1	1	1	0	0	3						
Randy Winn, S OBP: 0.351, SLG: 0.437	1B FC6-4		G4-3		K		F8 2B		F9	5	1	2	0	0	1	1						
Edgar Martinez, R OBP: 0.354, SLG: 0.387	1B FC6-4		F8		G5-3		F8		G4-3	5	0	1	0	0	0	2						
Raul Ibanez, L OBP: 0.338, SLG: 0.464	1B FC6-4		P3		F9 4 1B		BB		G4-3	3	1	1	0	2	0	0						
Bret Boone, R OBP: 0.307, SLG: 0.404	1B FC6-4		F9		CS 1B		K			4	0	1	1	0	1	4						
Bucky Jacobsen, R OBP: 0.372, SLG: 0.545	L5				F9		F9		F9	4	0	1	0	0	0	4						
Dan Wilson, R OBP: 0.304, SLG: 0.314			16 BB		K		4 1B		G6-3	2	0	0	0	2	1	1						
4 Jose Lopez, R OBP: 0.263, SLG: 0.286	F7				P3		BB			3	0	1	1	1	0	2						
16 Willie Bloomquist, R OBP: 0.276, SLG: 0.318							L7		K	2	0	0	0	2	1	3						
<b>Inning Stats</b>	R: 1 H: 2 E: 0 K: 0 S: 13	H: 2 LOB: 2 BB: 1 P: 25	R: 0 H: 0 E: 0 K: 0 S: 11	H: 0 LOB: 1 BB: 2 P: 24	R: 0 H: 0 E: 0 K: 0 S: 5	H: 0 LOB: 0 BB: 0 P: 7	R: 0 H: 1 E: 0 K: 1 S: 11	H: 1 LOB: 1 BB: 0 P: 15	R: 0 H: 0 E: 0 K: 1 S: 9	H: 0 LOB: 1 BB: 1 P: 18	R: 1 H: 3 E: 0 K: 0 S: 11	H: 3 LOB: 2 BB: 1 P: 22	R: 0 H: 1 E: 0 K: 1 S: 15	H: 1 LOB: 1 BB: 1 P: 26	R: 0 H: 0 E: 0 K: 1 S: 6	H: 0 LOB: 1 BB: 1 P: 14	R: 1 H: 1 E: 0 K: 0 S: 8	H: 1 LOB: 0 BB: 0 P: 14	1B: 5 2B: 2 3B: 0 HR: 1	SF: 0 SAC: 0 DP: 1 HBP: 0	WP: 1 PB: 0 SB: 0 CS: 1	PA: 40
<b>PITCHER</b>	IP	WLS	BF	H	R	ER	SO	BB	IBB	HBP	BLK	WP	HR	S	P	ERA	WHIP					
Brian Anderson, L ERA: 5.91	6.0	W	27	6	2	2	2	5	0	0	0	0	0	60	111	3.00	1.833					
Jaime Cerda, L ERA: 2.52	1.0		5	1	0	0	1	1	0	0	0	0	0	15	26	0.00	2.000					
D.J. Carrasco, R ERA: 3.66	1.0		4	0	0	0	1	1	0	0	0	0	0	6	14	0.00	1.000					
Jeremy Affeldt, L ERA: 4.69	1.0		4	1	1	1	0	0	0	0	0	0	1	8	14	9.00	1.000					

**Kansas City Royals @ Seattle Mariners**  
Safeco Field, Seattle, WA  
Thu Aug 26 2004, 7:05 PM PDT  
Att: 30,962 - Unknown - 70 F


AB	33
R	3
H	8
RBI	3
BB	7
SO	4
LOB	20




Batter	1	2	3	4	5	6	7	8	9	AB	R	H	RBI	BB	SO	LOB	TOP								
9 David DeJesus, L (1, 8) OBP: 0.356, SLG: 0.387	G4-3		E3						G4-6-3	5	1	2	3	0	0	2	<b>Kansas City Royals @ Seattle Mariners</b> Safeco Field, Seattle, WA Fri Aug 27 2004, 7:05 PM PDT Att: 35,690 - Unknown - 66 F								
4 Angel Berroa, R (1, 6) OBP: 0.289, SLG: 0.364	K2-3		G5-3							4	0	0	0	0	1	3									
Joe Randa, R (1, 5) OBP: 0.338, SLG: 0.379	F7		F8							4	0	1	0	0	1	3									
Matt Stairs, L (1, 3) OBP: 0.341, SLG: 0.464		G6-3								4	0	0	0	0	2	1									
Abraham Nunez, S (1, 9) OBP: 0.305, SLG: 0.382		G3								3	1	1	1	1	0	0									
Calvin Pickering, L (1, 10) OBP: 0.280, SLG: 0.696		K								4	0	0	0	0	1	1									
Aaron Guiel, L (1, 7) OBP: 0.257, SLG: 0.311										4	0	1	0	0	1	0									
Alberto Castillo, R (1, 2) OBP: 0.351, SLG: 0.431										4	2	2	1	0	0	1									
Ruben Gotay, S (1, 4) OBP: 0.286, SLG: 0.290										3	1	2	0	1	0	0									
<b>Inning Stats</b>	R: 0 E: 0 K: 1 S: 11	H: 0 LOB: 0 BB: 0 P: 14	R: 0 E: 0 K: 1 S: 9	H: 0 LOB: 0 BB: 0 P: 13	R: 1 E: 1 K: 1 S: 22	H: 2 LOB: 2 BB: 0 P: 35	R: 0 E: 0 K: 0 S: 9	H: 0 LOB: 0 BB: 0 P: 13	R: 3 E: 0 K: 1 S: 18	H: 3 LOB: 1 BB: 1 P: 30	R: 0 E: 0 K: 0 S: 7	H: 1 LOB: 1 BB: 1 P: 17	R: 0 E: 0 K: 1 S: 10	H: 1 LOB: 1 BB: 0 P: 16	R: 1 E: 0 K: 1 S: 10	H: 1 LOB: 0 BB: 0 P: 13	R: 0 E: 0 K: 0 S: 7	H: 1 LOB: 0 BB: 0 P: 11	1B: 2 2B: 4 3B: 0 HR: 3	SF: 0 SAC: 0 DP: 2 HBP: 0	WP: 0 PB: 0 SB: 0 CS: 0	PA: 37			
<b>PITCHER</b>	IP	WLS	BF	H	R	ER	SO	BB	IBB	HBP	BLK	WP	HR	S	P	ERA	WHIP								
Gil Meche, R (1, 1) ERA: 5.53	6.0		26	6	4	4	4	2	0	0	0	0	2	76	122	6.00	1.333								
Scott Atchison, R (7, 1) ERA: 4.57	1.0		4	1	0	0	1	0	0	0	0	0	0	10	16	0.00	1.000								
George Sherrill, L (8, 1) ERA: 3.0	1.0	W	4	1	1	1	1	0	0	0	0	0	1	10	13	9.00	1.000								
20 J.J. Putz, R (9, 1) ERA: 5.2	1.0	S	3	1	0	0	0	0	0	0	0	0	0	7	11	0.00	1.000								

Batter	1	2	3	4	5	6	7	8	9	AB	R	H	RBI	BB	SO	LOB	BOTTOM								
51 Ichiro Suzuki, L (1, 9) OBP: 0.406, SLG: 0.459			L7							4	0	2	0	0	0	0	<b>Kansas City Royals @ Seattle Mariners</b> Safeco Field, Seattle, WA Fri Aug 27 2004, 7:05 PM PDT Att: 35,690 - Unknown - 66 F								
Jolbert Cabrera, R (1, 5) OBP: 0.317, SLG: 0.400										4	0	2	0	0	1	1									
Raul Ibanez, L (1, 7) OBP: 0.342, SLG: 0.470										4	0	3	0	0	0	0									
Bucky Jacobsen, R (1, 10) OBP: 0.362, SLG: 0.528										4	0	0	0	0	1	5									
Ramon Santiago, S (8, PR) OBP: 0.276, SLG: 0.200										0	1	0	0	0	0	0									
Bret Boone, R (1, 4) OBP: 0.307, SLG: 0.409										4	1	1	2	0	0	0									
Scott Spiezio, S (1, 3) OBP: 0.282, SLG: 0.350										4	1	2	1	0	0	0									
Miguel Olivo, R (1, 2) OBP: 0.312, SLG: 0.498										4	2	2	2	0	0	2									
4 Jose Lopez, R (1, 6) OBP: 0.263, SLG: 0.316										4	1	1	1	0	0	2									
Hiram Bocachica, R (1, 8) OBP: 0.309, SLG: 0.403										3	1	1	1	0	2	0									
<b>Inning Stats</b>	R: 0 E: 0 K: 0 S: 9	H: 3 LOB: 1 BB: 0 P: 11	R: 0 E: 0 K: 0 S: 9	H: 1 LOB: 0 BB: 0 P: 10	R: 0 E: 0 K: 2 S: 12	H: 0 LOB: 0 BB: 0 P: 16	R: 0 E: 0 K: 0 S: 12	H: 0 LOB: 0 BB: 0 P: 18	R: 3 E: 0 K: 1 S: 20	H: 5 LOB: 2 BB: 0 P: 30	R: 1 E: 0 K: 0 S: 9	H: 1 LOB: 0 BB: 0 P: 16	R: 0 E: 0 K: 1 S: 7	H: 1 LOB: 0 BB: 0 P: 10	R: 3 E: 0 K: 0 S: 10	H: 3 LOB: 1 BB: 0 P: 21	1B: 7 2B: 2 3B: 0 HR: 6	SF: 0 SAC: 0 DP: 2 HBP: 0	WP: 1 PB: 0 SB: 0 CS: 0	PA: 35					
<b>PITCHER</b>	IP	WLS	BF	H	R	ER	SO	BB	IBB	HBP	BLK	WP	HR	S	P	ERA	WHIP								
23 Zack Greinke, R (1, 1) ERA: 4.49	6.0		26	10	4	4	3	0	0	0	0	1	2	17	31	13.50	2.000								
D.J. Carrasco, R (7, 1) ERA: 4.57	2.0	L	9	4	3	3	1	0	0	0	0	0	0	0	0	0	0								

**AB 35**  
**R 5**  
**H 9**  
**RBI 5**  
**BB 2**  
**SO 6**  
**LOB 11**



**AB 35**  
**R 7**  
**H 14**  
**RBI 7**  
**BB 0**  
**SO 4**  
**LOB 10**









Batter	1	2	3	4	5	6	7	8	9	10	11	12	AB	R	H	RBI	BB	SO	LOB	TOP		
9 David DeJesus, L (1.8) OBP: 0.356, SLG: 0.362	1-2 2B 1B	0-2 G4-6-3			4-1 CS BB			2-2 F7		1-1 L7			4	1	1	0	1	0	2			
Desi Relaford, S (1.5) OBP: 0.307, SLG: 0.320	0-0 1B 2B		1-1 G6-3		2-3 K			2-3 K		0-1 G4-3			5	1	1	1	0	2	2			
Joe Randa, R (1.10) OBP: 0.342, SLG: 0.391	1-1 G4-3 1B		1-2 G4-6-3 1B		3-1 P3			0-0 G5-3			0-1 P2		5	1	2	1	0	0	1			
Matt Stairs, L (1.3) OBP: 0.340, SLG: 0.461	1-2 G4-3		1-1 G4-6-3		3-1 F8			0-0 G4-3			1-0 P3		5	0	0	0	0	0	2			
Abraham Nunez, S (1.9) OBP: 0.289, SLG: 0.363	4-0 FC5-4 1B BB			0-0 G5-3		3-3 K		1-2 G6-3		0-2 F7			4	0	0	0	1	1	0			
4 Angel Berros, R (1.6) OBP: 0.280, SLG: 0.366	0-1 FC5-4 1B			1-3 K		0-1 P4						0-1 G1	5	0	2	0	0	1	0			
Alberto Castillo, R (1.2) OBP: 0.371, SLG: 0.436	2-0 FC5-4 1B			4-2 HBP BB		0-0 CS 1B		3-2 L7			1-2 1B		4	0	2	0	1	0	3			
Ruben Gotay, S (1.4) OBP: 0.293, SLG: 0.288		1-1 G4-6-3 1B		4-1 HBP		0-3 K		1-2 K		0-0 F8		2-2 K	4	0	1	0	0	2	2			
Alexis Gomez, L (1.7) Aaron Guiel, L (10, PH) OBP: 0.268, SLG: 0.315		0-3 K		1-3 K		2-3 K				0-2 1B		0-3 K	3	0	0	0	0	3	3			
<b>Inning Stats</b>	R: 3 E: 0 K: 13	H: 4 LOB: 1 BB: 1 P: 22	R: 0 E: 0 K: 1 S: 10	H: 1 LOB: 0 BB: 0 P: 11	R: 0 E: 0 K: 0 S: 7	H: 1 LOB: 0 BB: 0 P: 10	R: 0 E: 0 K: 2 S: 13	H: 0 LOB: 2 BB: 1 P: 23	R: 0 E: 0 K: 1 S: 6	H: 0 LOB: 0 BB: 0 P: 15	R: 0 E: 0 K: 2 S: 9	H: 1 LOB: 0 BB: 0 P: 10	R: 0 E: 0 K: 8 S: 12	H: 0 LOB: 1 BB: 0 P: 12	R: 0 E: 0 K: 0 S: 6	H: 1 LOB: 0 BB: 0 P: 7	R: 0 E: 0 K: 2 S: 11	H: 1 LOB: 1 BB: 0 P: 14	1B: 8 2B: 2 3B: 0 HR: 0	SF: 0 SAC: 0 DP: 3 HBP: 1	WP: 0 PB: 1 SB: 0 CS: 2	PA: 45
<b>PITCHER</b>	IP WLS BF H R ER SO BB IBB HBP BLK WP HR S P ERA WHIP	IP WLS BF H R ER SO BB IBB HBP BLK WP HR S P ERA WHIP																			IP WLS BF H R ER SO BB IBB HBP BLK WP HR S P ERA WHIP	
Bobby Madritsch, L (1.1) ERA: 2.90	8.0 30 7	8.0 30 7																			118 118 74	
Shigetoshi Hasegawa, R (9.1) ERA: 5.84	2.0 8 2	2.0 8 2																			16 21 16	
Cha Seung Baek, R (11.1) ERA:	2.0 7 1	2.0 7 1																			17 21 17	

Kansas City Royals @ Seattle Mariners  
Safeco Field, Seattle, WA

Sat Aug 28 2004, 1:10 PM PDT  
Alt. 41,362 - Cloudy - 72 F

AB 41  
R 3  
H 10  
RBI 2  
BB 3  
SO 10  
LOB 16



Batter	1	2	3	4	5	6	7	8	9	10	11	12	AB	R	H	RBI	BB	SO	LOB	BOTTOM				
51 Ichiro Suzuki, L (1.9) OBP: 0.407, SLG: 0.458	1-3 K		1-1 WP 1B S		1-2 1B		2-3 K		2-3 K			3-1 HR 1B	6	2	3	0	0	3	2					
Randy Winn, S (1.8) OBP: 0.354, SLG: 0.446	3-2 G3-1		4-1 1B BB		0-0 1B		1-0 E5 K2-3		3-2 P4		3-2 P4	2-2 HR	5	1	2	2	1	0	0					
Raul Ibanez, L (1.7) OBP: 0.340, SLG: 0.466	3-2 F8		0-0 1B		3-2 L9		3-3 K		1-3 K			1-3 HR	5	0	1	1	0	2	3					
Bucky Jacobsen, R (1.10) OBP: 0.391, SLG: 0.533		2-3 K		0-0 F8		0-1 P3		2-3 K2-3		1-1 G4-3			5	0	0	0	0	2	5					
Bret Boone, R (1.4) OBP: 0.310, SLG: 0.414	2-0 1B			3-3 K		0-3 K		2-2 2B			3-1 F9		5	1	2	0	0	2	0					
Scott Sizemore, S (1.3) ERA: 4.78 16 Willie Bloomquist, R (9, PH) OBP: 0.296, SLG: 0.314	2-0 P3		1-3 K		0-0 K		0-0 G4-6-3 1B		0-3 K		4-2 1B BB		3	0	1	0	0	1	1					
Jolbert Cabrera, R (1.5) OBP: 0.318, SLG: 0.415		1-3 K2-3		2-2 HR		2-2 G4-6-3		1-2 2B		1-2 P6			5	1	2	2	0	1	3					
Miguel Olivo, R (1.2) OBP: 0.313, SLG: 0.494			1-3 K		3-2 G5-3		0-0 G6-3		4-0 IBB		2-1 1B		4	0	1	0	1	1	0					
Ramon Santiago, S (1.6) ERA: 5.26 Edgar Martinez, R (9, PH) OBP: 0.353, SLG: 0.385 4 Jose Lopez, R (10, 6) OBP: 0.268, SLG: 0.330			3-2 L8		1-1 G4-3		1-0 G6-3		1-1 F6		0-2 K		3	0	0	0	0	0	0					
<b>Inning Stats</b>	R: 0 E: 0 K: 1 S: 9	H: 0 LOB: 0 BB: 0 P: 16	R: 0 E: 0 K: 2 S: 9	H: 1 LOB: 1 BB: 0 P: 16	R: 1 E: 0 K: 1 S: 11	H: 2 LOB: 2 BB: 1 P: 20	R: 1 E: 0 K: 1 S: 12	H: 1 LOB: 0 BB: 0 P: 21	R: 0 E: 0 K: 2 S: 19	H: 2 LOB: 2 BB: 0 P: 24	R: 0 E: 0 K: 1 S: 9	H: 0 LOB: 0 BB: 0 P: 15	R: 0 E: 1 K: 2 S: 15	H: 0 LOB: 2 BB: 1 P: 25	R: 0 E: 0 K: 1 S: 12	H: 0 LOB: 0 BB: 0 P: 17	R: 0 E: 0 K: 0 S: 15	H: 1 LOB: 2 BB: 1 P: 24	R: 2 E: 0 K: 0 S: 6	H: 2 LOB: 0 BB: 0 P: 10	1B: 8 2B: 2 3B: 0 HR: 2	SF: 0 SAC: 0 DP: 1 HBP: 0	WP: 1 PB: 0 SB: 1 CS: 0	PA: 47
<b>PITCHER</b>	IP WLS BF H R ER SO BB IBB HBP BLK WP HR S P ERA WHIP	IP WLS BF H R ER SO BB IBB HBP BLK WP HR S P ERA WHIP																			IP WLS BF H R ER SO BB IBB HBP BLK WP HR S P ERA WHIP			
Jimmy Serrano, R (1.1) ERA: 4.62	5.0 6 22	5.0 6 22																			60 97 3.60 1.400			
Dennys Reyes, L (9.1) ERA: 4.62	3.0 9 1	3.0 9 1																			23 34 0.00 0.333			
Jeremy Affeldt, L (9.1) ERA: 4.78	1.0 6 2	1.0 6 2																			15 25 9.00 2.000			
Jaime Cerda, L (10.1) ERA: 2.4	2.0 8 1	2.0 8 1																			27 41 0.00 1.000			
Matt Kinney, R (12.1) ERA: 6.45	0.0 2 2	0.0 2 2																			5 10 ∞ ∞			

Kansas City Royals @ Seattle Mariners  
Safeco Field, Seattle, WA

Sat Aug 28 2004, 1:10 PM PDT  
Alt. 41,362 - Cloudy - 72 F

AB 44  
R 5  
H 12  
RBI 5  
BB 3  
SO 14  
LOB 19





Batter	1	2	3	4	5	6	7	8	9	AB	R	H	RBI	BB	SO	LOB	TOP																			
9 David DeJesus, L (1, 8) OBP: 0.362, SLG: 0.384	4-2 CS BB		1-2 L7	1-1 1B			0-2 1B G6-4-3 1B	1-0 E4		4	1	2	0	1	0	1																				
Dest Relaford, S (1, 5) OBP: 0.309, SLG: 0.331	3-3 K		0-1 HR	3-2 F8			2-2 1B G6-4-3 BB	2-3 K		5	1	2	1	0	2	4																				
Joe Randa, R (1, 10) OBP: 0.345, SLG: 0.401	1-1 F7		1-2 BB 1B				4-2 1B G6-4-3 BB	1-1 G6-3		4	1	2	1	1	0	2																				
Matt Stairs, L (1, 3) Ruben Gotay, S (9, PR) OBP: 0.340, SLG: 0.460 OBP: 0.293, SLG: 0.288		0-0 P5	1-1 BB	1-2 1B			0-1 G4-3		1-1	5	0	2	0	0	0	2																				
Abraham Nunez, S (1, 9) OBP: 0.308, SLG: 0.368		1-1 E	4-2 BB	1-2 BB			1-3 K2-3		0-1 L6	3	0	1	0	2	1	1																				
Aaron Guiel, L (1, 7) OBP: 0.272, SLG: 0.307		4-2 BB	2-2 G4-3	2-3 BB			0-2 G1-3		0-0 L6	3	0	0	0	1	0	4																				
14 John Buck, R (1, 2) OBP: 0.287, SLG: 0.373		1-0 F9		1-1 HR			3-3 K		2-2 L4	5	1	1	1	0	1	6																				
Wilton Guerrero, S (1, 4) OBP: 0.261, SLG: 0.348		1-1 F8		0-1 P2			1-2 F9		1-2 9E 1B	4	0	1	0	0	0	2																				
4 Angel Berroa, R (1, 6) OBP: 0.287, SLG: 0.362			1-2 F8	1-1 L4			0-1 G5-3		2-2 F9	4	0	0	0	0	0	1																				
<b>Inning Stats</b>	R: 0 E: 0 K: 1 S: 7	H: 0 LOB: 0 BB: 1 P: 15	R: 0 E: 1 K: 0 S: 9	H: 1 LOB: 2 BB: 1 P: 16	R: 1 E: 0 K: 0 S: 18	H: 3 LOB: 3 BB: 1 P: 28	R: 1 E: 0 K: 0 S: 11	H: 2 LOB: 1 BB: 0 P: 17	R: 1 E: 0 K: 1 S: 10	H: 1 LOB: 0 BB: 0 P: 14	R: 0 E: 0 K: 1 S: 11	H: 0 LOB: 0 BB: 0 P: 15	R: 1 E: 0 K: 0 S: 20	H: 2 LOB: 3 BB: 2 P: 35	R: 0 E: 1 K: 1 S: 12	H: 1 LOB: 2 BB: 0 P: 19	R: 0 E: 0 K: 0 S: 6	H: 1 LOB: 1 BB: 0 P: 9	1B: 7 2B: 2 3B: 0 HR: 3	SF: 0 SAC: 0 DP: 2 HBP: 1	WP: 0 PB: 0 SB: 0 CS: 1	PA: 43														
<b>PITCHER</b>	IP WLS BF H R ER SO BB IBB HBP BLK WP HR S P ERA WHIP	IP WLS BF H R ER SO BB IBB HBP BLK WP HR S P ERA WHIP																																		
Ryan Franklin, R (1, 1) ERA: 5.05	6.0	30	9	4	4	3	4	0	0	0	0	0	0	3	77	121	6.00	2.167																		
Ron Villone, L (7, 1) ERA: 4.37	3.0	W 13	2	0	0	1	0	1	1	0	0	0	0	0	27	47	0.00	0.667																		

Kansas City Royals @ Seattle Mariners  
Safeco Field, Seattle, WA  
Sun Aug 29 2004, 1:05 PM PDT  
Att: 37,141 - Cloudy - 70 F

AB 37  
R 4  
H 11  
RBI 3  
BB 5  
SO 4  
LOB 23



Batter	1	2	3	4	5	6	7	8	9	AB	R	H	RBI	BB	SO	LOB	BOTTOM																			
51 Ichiro Suzuki, L (1, 9) OBP: 0.410, SLG: 0.466	1-1 F9			1-0 HR			0-0 E G4-3 1B			4	3	3	1	0	0	0																				
Randy Winn, S (1, 8) OBP: 0.354, SLG: 0.445	1-1 F9			3-2 F9			0-0 F9			4	1	1	0	0	0	1																				
Bret Boone, R (1, 4) OBP: 0.310, SLG: 0.413	3-1 F7			3-2 F8			3-2 E6 G4-3 1B			4	1	1	1	0	0	1																				
Raul Ibanez, L (1, 7) OBP: 0.342, SLG: 0.465		0-1 G1-3		4-1 1B BB			2-0 G4-3			3	0	1	2	1	0	1																				
Bucky Jacobsen, R (1, 10) OBP: 0.355, SLG: 0.532		2-1 G1-3		1-1 BB			2-3 3-H G4-3 1B			4	0	2	1	0	0	2																				
Jolbert Cabrera, R (1, 5) OBP: 0.317, SLG: 0.410		1-0 F9		3-2 F8			3-H BB 1B			3	0	0	0	1	0	2																				
Miguel Olivo, R (1, 2) OBP: 0.309, SLG: 0.486			2-2 G5-3				1-2 BB		1-3 K	4	0	0	0	0	1	2																				
4 Jose Lopez, R (1, 6) OBP: 0.259, SLG: 0.317			3-2 F7				1-1 G5-3		2-0 G1-3	4	0	0	0	0	0	0																				
16 Willie Bloomquist, R (1, 3) Scott Spiezio, S (9, 3) OBP: 0.281, SLG: 0.309 OBP: 0.253, SLG: 0.350			1-3 K				0-0 F9		3-2 F9	3	0	0	0	0	1	0																				
<b>Inning Stats</b>	R: 0 E: 0 K: 0 S: 6	H: 0 LOB: 0 BB: 0 P: 11	R: 0 E: 0 K: 0 S: 5	H: 0 LOB: 0 BB: 0 P: 8	R: 0 E: 0 K: 1 S: 13	H: 0 LOB: 0 BB: 0 P: 19	R: 1 E: 0 K: 0 S: 16	H: 2 LOB: 2 BB: 1 P: 31	R: 0 E: 0 K: 0 S: 4	H: 0 LOB: 0 BB: 0 P: 6	R: 2 E: 1 K: 0 S: 14	H: 2 LOB: 2 BB: 1 P: 25	R: 2 E: 0 K: 0 S: 16	H: 4 LOB: 2 BB: 0 P: 26	R: 0 E: 0 K: 1 S: 5	H: 0 LOB: 0 BB: 0 P: 8	1B: 7 2B: 0 3B: 0 HR: 1	SF: 0 SAC: 0 DP: 0 HBP: 0	WP: 0 PB: 0 SB: 0 CS: 0	PA: 35																
<b>PITCHER</b>	IP WLS BF H R ER SO BB IBB HBP BLK WP HR S P ERA WHIP	IP WLS BF H R ER SO BB IBB HBP BLK WP HR S P ERA WHIP																																		
41 Jimmy Gobble, L (1, 1) ERA: 5.58	6.2	L 3	3	1	1	0	0	0	0	0	0	0	0	0	7	10	∞	∞																		
Denny Reyes, L (7, 1) ERA: 4.72	0.0																																			
D.J. Carrasco, R (7, 1) ERA: 4.3	1.1																																			

Kansas City Royals @ Seattle Mariners  
Safeco Field, Seattle, WA  
Sun Aug 29 2004, 1:05 PM PDT  
Att: 37,141 - Cloudy - 70 F

AB 33  
R 5  
H 8  
RBI 5  
BB 2  
SO 2  
LOB 9





Batter	1	2	3	4	5	6	7	8	9	AB	R	H	RBI	BB	SO	LOB	TOP								
20 Omar Infante, R OBP: 0.325, SLG: 0.441	0-0 G5-3	3-2 L6		3-2 G5-3		2-3 K		0-3 K		5	0	0	0	0	2	4									
Bobby Higginson, L OBP: 0.355, SLG: 0.387	0-1 F8		2-0 HR	0-0 F8		3-2 F7			3-3 K	5	1	1	0	0	1	1									
Ivan Rodriguez, R OBP: 0.380, SLG: 0.514	0-1 F9		2-2 2B	1-0 HR	0-1 G5-3			0-3 K	1-0 1B	5	2	2	2	0	1	0									
Dmitri Young, S OBP: 0.340, SLG: 0.454		2-0 G3	1-0 F8		2-1 F9		1-0 G4-3		0-0 1B	5	1	2	0	0	0	0									
9 Carlos Guillen, S OBP: 0.380, SLG: 0.553		2-2 G1-4-3	3-1 P6		4-2 BB		0-0 G4-3		3-1 1B	4	1	1	2	1	0	1									
Carlos Pena, L OBP: 0.336, SLG: 0.467		2-1 HR	4-1 BB		4-1 HR		2-3 K		1-1 1-0 L7	3	2	1	0	2	1	2									
Craig Monroe, R OBP: 0.338, SLG: 0.472		1-1 HR	1-0 P6		0-0 HR		0-1 P4		2-2 L9	5	2	2	5	0	0	2									
15 Brandon Inge, R OBP: 0.348, SLG: 0.461		1-2 20 WP		2-2 E6	0-0 G5-3					3	0	1	0	1	0	0									
Nook Logan, S OBP: 0.390, SLG: 0.406		1-0 20 WP		3-1 SH1-3		3-3 K			0-0 F9	3	0	1	0	0	1	1									
<b>Inning Stats</b>	R: 0 E: 0 K: 0 S: 5	H: 0 LOB: 0 BB: 0 P: 5	R: 2 E: 0 K: 0 S: 15	H: 4 LOB: 2 BB: 0 P: 27	R: 2 E: 0 K: 0 S: 9	H: 2 LOB: 1 BB: 1 P: 22	R: 0 E: 1 K: 0 S: 9	H: 0 LOB: 1 BB: 0 P: 17	R: 3 E: 0 K: 0 S: 9	H: 1 LOB: 0 BB: 2 P: 19	R: 0 E: 0 K: 2 S: 12	H: 0 LOB: 0 BB: 0 P: 20	R: 0 E: 0 K: 1 S: 15	H: 1 LOB: 1 BB: 0 P: 18	R: 0 E: 0 K: 1 S: 9	H: 0 LOB: 1 BB: 1 P: 13	R: 2 E: 0 K: 1 S: 11	H: 3 LOB: 1 BB: 0 P: 21	1B: 4 2B: 4 3B: 0 HR: 3	SF: 0 SAC: 1 DP: 0 HBP: 0	WP: 1 PB: 0 SB: 0 CS: 0	PA: 43			
<b>PITCHER</b>	IP	WLS	BF	H	R	ER	SO	BB	IBB	HBP	BLK	WP	HR	S	P	ERA	WHIP								
Mike Wood, R ERA: 6.07	(1, 1)	5.0	L	26	7	7	0	3	0	0	0	1	3	47	90	12.60	2.000								
Matt Kinney, R ERA: 8.4	(6, 1)	3.1		15	4	2	6	1	0	0	0	0	0	43	65	5.40	1.500								
D.J. Carrasco, R ERA: 4.18	(9, 1)	0.2		2	0	0	0	0	0	0	0	0	0	4	7	0.00	0.000								

Detroit Tigers @ Kansas City Royals  
 Kauffman Stadium, Kansas City, MO  
 Mon Aug 30 2004, 7:10 PM CDT  
 Att: 19,429 - Cloudy - 81 F

AB	38
R	9
H	11
RBI	9
BB	4
SO	6
LOB	11



Batter	1	2	3	4	5	6	7	8	9	AB	R	H	RBI	BB	SO	LOB	BOTTOM								
9 David DeJesus, L OBP: 0.361, SLG: 0.382	2-2 G4-3		0-2 G5-3			0-0 F8		0-1 FC4-6		1	0	0	0	0	0	0									
Wilton Guerrero, S OBP: 0.231, SLG: 0.308						1-2 F9			0-1 G1-6-3	3	0	0	0	0	2										
Desi Relaford, S OBP: 0.308, SLG: 0.330	3-2 G5-3			0-1 G5-3		1-2 F9			0-1 1B	4	0	1	0	0	0	1									
Joe Randa, R OBP: 0.342, SLG: 0.396	1-1 F7			1-3 K		1-0 FC5-4			0-1 G1-6-3	4	0	0	0	0	1	2									
Abraham Nunez, S OBP: 0.306, SLG: 0.365		0-0 G5-3		2-3 K		1-0 G6-3			0-3 K	4	0	1	0	0	2	0									
Calvin Pickering, L OBP: 0.273, SLG: 0.677		0-0 G4-3			0-2 HR	1-3 K				3	1	1	1	0	1	1									
4 Angel Berroa, R OBP: 0.288, SLG: 0.362		1-1 1B			0-2 G4-3	0-1 G6-3				3	0	1	0	0	0	1									
14 John Buck, R OBP: 0.262, SLG: 0.366		1-0 G4-3			1-0 G6-3				2-3 K	3	0	0	0	0	1	1									
Aaron Guiel, L OBP: 0.273, SLG: 0.308			1-2 G4-3			0-3 K			1-1 FC4-6	3	0	1	0	0	1	0									
Ruben Gotay, S OBP: 0.295, SLG: 0.290						0-2 FC5-4			1-2 L6	3	0	1	0	0	1	1									
<b>Inning Stats</b>	R: 0 E: 0 K: 0 S: 8	H: 0 LOB: 0 BB: 0 P: 14	R: 0 E: 0 K: 0 S: 5	H: 1 LOB: 1 BB: 0 P: 7	R: 0 E: 0 K: 1 S: 10	H: 0 LOB: 0 BB: 0 P: 14	R: 0 E: 0 K: 2 S: 10	H: 0 LOB: 0 BB: 0 P: 13	R: 1 E: 0 K: 1 S: 13	H: 1 LOB: 0 BB: 0 P: 14	R: 0 E: 0 K: 0 S: 8	H: 1 LOB: 1 BB: 0 P: 10	R: 0 E: 0 K: 1 S: 6	H: 1 LOB: 0 BB: 0 P: 8	R: 0 E: 0 K: 1 S: 10	H: 1 LOB: 1 BB: 0 P: 14	R: 0 E: 0 K: 1 S: 7	H: 1 LOB: 0 BB: 0 P: 7	1B: 5 2B: 0 3B: 0 HR: 1	SF: 0 SAC: 0 DP: 2 HBP: 0	WP: 0 PB: 0 SB: 0 CS: 0	PA: 31			
<b>PITCHER</b>	IP	WLS	BF	H	R	ER	SO	BB	IBB	HBP	BLK	WP	HR	S	P	ERA	WHIP								
29 Nate Robertson, L ERA: 4.4	(1, 1)	9.0	W	31	6	1	1	7	0	0	0	0	1	77	101	1.00	0.667								

Detroit Tigers @ Kansas City Royals  
 Kauffman Stadium, Kansas City, MO  
 Mon Aug 30 2004, 7:10 PM CDT  
 Att: 19,429 - Cloudy - 81 F

AB	31
R	1
H	6
RBI	1
BB	0
SO	7
LOB	9





Batter	1	2	3	4	5	6	7	8	9	AB	R	H	RBI	BB	SO	LOB	TOP										
<b>20 Omar Infante, R</b> OBP: 0.326, SLG: 0.441	F8	9 1B		P6		K		1-1		5	1	2	0	0	1	0	<b>Detroit Tigers @ Kansas City Royals</b> Kauffman Stadium, Kansas City, MO Tue Aug 31 2004, 7:10 PM CDT Att: 19,471 - Cloudy - 82 F										
<b>9 Carlos Guillen, S</b> OBP: 0.376, SLG: 0.550	F9	2B 1B		F7		G1-4-3		1-0		5	0	1	1	0	0	1											
<b>Ivan Rodriguez, R</b> OBP: 0.387, SLG: 0.520	E7	1B		HR		1B		1-0		4	3	4	1	1	0	0											
<b>Dmitri Young, S</b> OBP: 0.341, SLG: 0.464	1B	G5-3		HR		G4-3		0-0		5	2	2	3	0	0	4											
<b>Craig Monroe, R</b> OBP: 0.336, SLG: 0.468	1B	FC5		G5-3		F8		1-1		5	0	1	1	0	0	3											
<b>Carlos Pena, L</b> OBP: 0.337, SLG: 0.469	F8			K		G6-3		2-2		5	0	2	1	0	1	1											
<b>33 Marcus Thames, R</b> OBP: 0.299, SLG: 0.476		1B 2B		F9		BB		2-2		4	1	1	0	1	1	2											
<b>15 Brandon Inge, R</b> OBP: 0.347, SLG: 0.458		K		F7		F7		0-1		4	0	1	0	0	1	3											
<b>Nook Logan, S</b> OBP: 0.383, SLG: 0.397	1B	20 1B		K		F7		1-2		4	1	1	1	0	1	2											
<b>Inning Stats</b>	R: 2 E: 1 K: 0 S: 15	H: 3 LOB: 1 BB: 0 P: 22	R: 3 E: 0 K: 1 S: 22	H: 5 LOB: 2 BB: 0 P: 33	R: 0 E: 0 K: 2 S: 11	H: 1 LOB: 1 BB: 0 P: 16	R: 2 E: 0 K: 0 S: 11	H: 1 LOB: 0 BB: 1 P: 19	R: 0 E: 0 K: 1 S: 9	H: 0 LOB: 1 BB: 0 P: 14	R: 0 E: 0 K: 1 S: 9	H: 1 LOB: 1 BB: 0 P: 18	R: 0 E: 0 K: 1 S: 8	H: 1 LOB: 0 BB: 0 P: 12	R: 0 E: 0 K: 0 S: 6	H: 1 LOB: 0 BB: 0 P: 9	R: 1 E: 0 K: 0 S: 10	H: 2 LOB: 1 BB: 0 P: 16	1B: 11 2B: 3 3B: 0 HR: 1	SF: 0 SAC: 0 DP: 1 HBP: 0	WP: 1 PB: 0 SB: 0 CS: 0	PA: 43					
<b>PITCHER</b>	IP	WLS	BF	H	R	ER	SO	BB	IBB	HBP	BLK	WP	HR	S	P	ERA	WHIP										
<b>Brian Anderson, L</b> ERA: 6.1	(1, 1)	5.0	27	10	7	6	3	2	0	0	0	0	1	68	104	10.80	2.400										
<b>Shawn Camp, R</b> ERA: 3.29	(6, 1)	3.0	11	3	0	0	2	0	0	0	0	1	0	23	39	0.00	1.000										
<b>Jeremy Affeldt, L</b> ERA: 4.82	(9, 1)	1.0	W	5	2	1	1	0	0	0	0	0	0	10	16	9.00	2.000										

Batter	1	2	3	4	5	6	7	8	9	AB	R	H	RBI	BB	SO	LOB	BOTTOM										
<b>Aaron Guiel, L</b> OBP: 0.263, SLG: 0.296	G6-3	K		K		P6		K	SF8	5	0	0	1	0	3	5	<b>Detroit Tigers @ Kansas City Royals</b> Kauffman Stadium, Kansas City, MO Tue Aug 31 2004, 7:10 PM CDT Att: 19,471 - Cloudy - 82 F										
<b>Desti Relaford, S</b> OBP: 0.312, SLG: 0.334	G6-4-3	1B		P4		1B 1B		E6	3-H	5	1	3	2	0	0	0											
<b>Joe Randa, R</b> OBP: 0.343, SLG: 0.395	G6-4-3	K		F9		F9		1B 1B		4	0	1	0	1	1	3											
<b>Matt Stairs, L</b> OBP: 0.341, SLG: 0.459		BB 1B		G4-3		F8		G3-1		5	1	2	0	0	0	2											
<b>Abraham Nunez, S</b> OBP: 0.319, SLG: 0.378		14 BB		G3		E 14		14 1B		5	3	4	1	0	0	0											
<b>Calvin Pickering, L</b> OBP: 0.316, SLG: 0.647		1B 14 1B		1-2		E4 14		1B 14 1B		3	1	1	0	2	1	4											
<b>Wilton Guerrero, S</b> OBP: 0.231, SLG: 0.308		1B BB		1B		G6-4-3		K		0	1	0	0	0	0	0											
<b>14 John Buck, R</b> OBP: 0.266, SLG: 0.367		1B 1B		G5-3		G6-4-3		P5		5	2	2	2	0	0	5											
<b>Ruben Gotay, S</b> OBP: 0.313, SLG: 0.311		1B 1B		G1-3		1B		K		5	0	3	1	0	1	3											
<b>Alexis Gomez, L</b> OBP: 0.111, SLG: 0.111	F7			F8		1B		F8		5	0	1	1	0	0	5											
<b>Inning Stats</b>	R: 0 E: 0 K: 0 S: 9	H: 1 LOB: 0 BB: 0 P: 12	R: 4 E: 0 K: 2 S: 25	H: 5 LOB: 2 BB: 1 P: 38	R: 0 E: 0 K: 0 S: 12	H: 1 LOB: 1 BB: 0 P: 19	R: 0 E: 0 K: 1 S: 9	H: 0 LOB: 0 BB: 0 P: 13	R: 0 E: 0 K: 0 S: 15	H: 0 LOB: 0 BB: 0 P: 11	R: 1 E: 1 K: 2 S: 19	H: 3 LOB: 2 BB: 0 P: 20	R: 1 E: 0 K: 0 S: 19	H: 4 LOB: 3 BB: 0 P: 27	R: 0 E: 1 K: 1 S: 8	H: 0 LOB: 2 BB: 1 P: 17	R: 3 E: 0 K: 0 S: 12	H: 3 LOB: 1 BB: 1 P: 17	1B: 17 2B: 0 3B: 0 HR: 0	SF: 1 SAC: 0 DP: 2 HBP: 0	WP: 0 PB: 0 SB: 0 CS: 0	PA: 46					
<b>PITCHER</b>	IP	WLS	BF	H	R	ER	SO	BB	IBB	HBP	BLK	WP	HR	S	P	ERA	WHIP										
<b>Jason Johnson, R</b> ERA: 4.58	(1, 1)	5.2	26	9	4	5	3	1	0	0	0	0	0	11	14	27.00	12.000										
<b>Jamie Walker, L</b> ERA: 3.25	(6, 1)	0.1	H	5	4	1	1	0	0	0	0	0	0	11	14	27.00	12.000										
<b>Esteban Yan, R</b> ERA: 3.48	(7, 1)	2.0	H	9	1	0	0	3	1	0	0	0	0	19	33	0.00	1.000										
<b>Ugueth Urbina, R</b> ERA: 4.5	(9, 1)	0.2	L	6	3	3	3	0	1	0	0	0	0	12	17	40.50	6.000										

AB	41
R	8
H	15
RBI	8
BB	2
SO	5
LOB	16



AB	42
R	9
H	17
RBI	8
BB	3
SO	6
LOB	27






Batter	1	2	3	4	5	6	7	8	9	AB	R	H	RBI	BB	SO	LOB	TOP		
<b>20 Omar Infante, R</b> OBP: 0.323, SLG: 0.436 (1, 4)	F8			K		F8		L7		4	0	0	0	0	1	3			
<b>Bobby Higginson, L</b> OBP: 0.351, SLG: 0.383 (1, 9)	G3-1			F8			K		G3	4	0	0	0	0	1	0			
<b>Ivan Rodriguez, R</b> OBP: 0.385, SLG: 0.518 (1, 2)	F9			K			1B		K	4	0	1	0	0	2	0			
<b>Dmitri Young, S</b> OBP: 0.339, SLG: 0.461 (1, 10)		G4-3			F8				K	4	0	1	0	0	1	0			
<b>9 Carlos Guillen, S</b> OBP: 0.376, SLG: 0.546 (1, 6)		F7			F7				K	3	0	0	0	0	0	2			
<b>Carlos Pena, L</b> OBP: 0.337, SLG: 0.466 (1, 3)				K					K	2	0	0	0	1	1	0			
<b>Craig Monroe, R</b> OBP: 0.339, SLG: 0.470 (8, 8)			F9							3	0	2	0	0	0	0			
<b>15 Brandon Inge, R</b> OBP: 0.344, SLG: 0.454 (1, 5)			G1-3			F8		B2		3	0	0	0	0	0	3			
<b>Nook Logan, S</b> OBP: 0.373, SLG: 0.387 (1, 8)			K							2	0	0	0	0	1	1			
<b>Rondell White, R</b> OBP: 0.351, SLG: 0.469 (8, PH)										1	0	0	0	0	0	2			
<b>33 Marcus Thames, R</b> OBP: 0.299, SLG: 0.476 (8, 7)										0	0	0	0	0	0	0			
<b>Inning Stats</b>	R: 0 H: 0 E: 0 K: 0 S: 11	H: 0 LOB: 0 BB: 0 P: 15	R: 0 H: 0 E: 0 K: 1 S: 9	H: 0 LOB: 0 BB: 0 P: 13	R: 0 H: 0 E: 0 K: 1 S: 10	H: 0 LOB: 0 BB: 0 P: 17	R: 0 H: 0 E: 0 K: 2 S: 9	H: 0 LOB: 0 BB: 0 P: 13	R: 0 H: 1 E: 0 K: 0 S: 7	H: 1 LOB: 1 BB: 0 P: 11	R: 0 H: 2 E: 0 K: 1 S: 10	H: 2 LOB: 1 BB: 0 P: 15	R: 0 H: 1 E: 0 K: 0 S: 10	H: 1 LOB: 2 BB: 1 P: 21	R: 0 H: 0 E: 0 K: 2 S: 8	H: 0 LOB: 0 BB: 0 P: 11	1B: 4 2B: 0 3B: 0 HR: 0	SF: 0 SAC: 0 DP: 1 HBP: 0	WP: 0 PA: 31 PB: 0 SB: 0 CS: 0
<b>PITCHER</b>	IP	WLS	BF	H	R	ER	SO	BB	IBB	HBP	BLK	WP	HR	S	P	ERA	WHIP		
<b>23 Zack Greinke, R</b> ERA: 4.21 (1, 1)	7.0	W	23	3	0	0	5	0	0	0	0	0	0	65	96	0.00	0.429		
<b>Jaime Cerda, L</b> ERA: 2.39 (8, 1)	0.1	H	3	1	0	0	0	1	0	0	0	0	0	4	11	0.00	6.000		
<b>D.J. Carrasco, R</b> ERA: 4.07 (8, 1)	0.2	H	2	0	0	0	0	0	0	0	0	0	0	6	10	0.00	0.000		
<b>Jeremy Affeldt, L</b> ERA: 4.75 (9, 1)	1.0	S	3	0	0	0	2	0	0	0	0	0	0	8	11	0.00	0.000		

**Detroit Tigers @ Kansas City Royals**  
Kauffman Stadium, Kansas City, MO  
Wed Sep 01 2004, 7:10 PM CDT  
Att: 19,039 - Sunny - 81 F


AB 30  
R 0  
H 4  
RBI 0  
BB 1  
SO 7  
LOB 11



Batter	1	2	3	4	5	6	7	8	9	AB	R	H	RBI	BB	SO	LOB	BOTTOM		
<b>9 David DeJesus, L</b> OBP: 0.363, SLG: 0.382 (1, 8)	G4-3		G3			FC6-4		G6-4-3		3	0	1	0	1	0	1			
<b>Desi Relaford, S</b> OBP: 0.309, SLG: 0.330 (1, 6)	P2			K		FC6-4		G6-4-3		4	0	0	0	0	1	2			
<b>Joe Randa, R</b> OBP: 0.343, SLG: 0.394 (1, 5)	F7			1B						3	1	1	0	0	1	0			
<b>Matt Stairs, L</b> OBP: 0.341, SLG: 0.458 (1, 3)		G4-3								3	0	1	0	0	1	0			
<b>Abraham Nunez, S</b> OBP: 0.320, SLG: 0.377 (1, 9)		P4								3	0	1	1	0	0	0			
<b>Calvin Pickering, L</b> OBP: 0.293, SLG: 0.595 (1, 10)			K							3	0	0	0	0	3	2			
<b>Alberto Castillo, R</b> OBP: 0.354, SLG: 0.414 (1, 2)			G6-3		P6					3	0	0	0	0	1	2			
<b>Ruben Gotay, S</b> OBP: 0.314, SLG: 0.312 (1, 4)			L9					G6-3		3	0	1	0	0	0	0			
<b>Alexis Gomez, L</b> OBP: 0.167, SLG: 0.167 (1, 7)									K	3	0	1	0	0	1	1			
<b>Inning Stats</b>	R: 0 H: 0 E: 0 K: 0 S: 8	H: 0 LOB: 0 BB: 0 P: 12	R: 0 H: 0 E: 0 K: 1 S: 8	H: 0 LOB: 0 BB: 0 P: 11	R: 0 H: 1 E: 0 K: 0 S: 12	H: 1 LOB: 1 BB: 0 P: 21	R: 1 H: 3 E: 0 K: 2 S: 15	H: 3 LOB: 2 BB: 0 P: 25	R: 0 H: 0 E: 0 K: 2 S: 9	H: 0 LOB: 0 BB: 0 P: 15	R: 0 H: 0 E: 0 K: 2 S: 8	H: 0 LOB: 0 BB: 0 P: 14	R: 0 H: 1 E: 0 K: 1 S: 7	H: 1 LOB: 0 BB: 0 P: 11	1B: 6 2B: 0 3B: 0 HR: 0	SF: 0 SAC: 0 DP: 2 HBP: 0	WP: 0 PA: 29 PB: 0 SB: 0 CS: 0		
<b>PITCHER</b>	IP	WLS	BF	H	R	ER	SO	BB	IBB	HBP	BLK	WP	HR	S	P	ERA	WHIP		
<b>Mike Maroth, L</b> ERA: 4.4 (1, 1)	8.0	L	29	6	1	1	8	1	0	0	0	0	0	72	118	1.12	0.875		

**Detroit Tigers @ Kansas City Royals**  
Kauffman Stadium, Kansas City, MO  
Wed Sep 01 2004, 7:10 PM CDT  
Att: 19,039 - Sunny - 81 F

AB 28  
R 1  
H 6  
RBI 1  
BB 1  
SO 8  
LOB 8









Batter	1	2	3	4	5	6	7	8	9	AB	R	H	RBI	BB	SO	LOB	TOP			
9 David DeJesus, L (1, 8) OBP: 0.356, SLG: 0.373	1-3 K		0-0 P6		1-0 G4-3		1-2 G3-1			4	0	0	0	0	1	0	<b>Kansas City Royals @ Minnesota Twins</b> Hubert H. Humphrey Metrodome, Minneapolis, MN Sat Sep 04 2004, 12:10 PM EDT Att: 23,735 - Unknown - 70 F <a href="http://livebaseballscorecards.com">livebaseballscorecards.com</a>			
4 Angel Berroa, R (1, 6) OBP: 0.290, SLG: 0.364	0-1 G5-3		1-0 G4-3 2B 1B		0-1 G6-3		0-0 G3 WP 2B			4	2	2	0	0	0	0				
Abraham Nunez, S (1, 9) OBP: 0.307, SLG: 0.361	3-2 L6		2-2 G4-3		0-0 P5		1-0 G3			4	0	0	0	0	0	2				
Matt Stairs, L (1, 3) OBP: 0.337, SLG: 0.453		3-1 P5	2-1 2B		2-2 G6-3		3-2 L6			4	0	1	1	0	0	1				
Calvin Pickering, L (1, 10) OBP: 0.313, SLG: 0.571 Alexis Gomez, L (8, PR) OBP: 0.167, SLG: 0.167		4-2 1B 2B BB	3-H 0-3 K		0-0 1B F7-2 2B		4-1 BB			2	1	1	0	2	1	1				
Desi Relaford, S (1, 5) OBP: 0.310, SLG: 0.331		2-2 2B 1B		1-1 G4-3		1-0 1B		3-H 0-1 F7		4	0	2	0	0	0	1				
Dee Brown, L (1, 7) OBP: 0.268, SLG: 0.333		1-1 2B		0-0 2B		1-1 F7-2		1-3 K		4	0	2	1	0	1	2				
Alberto Castillo, R (1, 2) OBP: 0.333, SLG: 0.387		2-1 G5-3		3-1 F9		3-3 K		2-3 K		4	0	0	0	0	2	3				
Ruben Gotay, S (1, 4) OBP: 0.301, SLG: 0.289		2-0 P5		0-0 G4-3		2-2 F9		2-3 K		4	0	0	0	0	1	3				
<b>Inning Stats</b>	R: 0 E: 0 K: 1 S: 8	H: 0 LOB: 0 BB: 0 P: 12	R: 1 E: 0 K: 0 S: 15	H: 2 LOB: 2 BB: 1 P: 29	R: 1 E: 0 K: 1 S: 11	H: 2 LOB: 1 BB: 0 P: 16	R: 0 E: 0 K: 0 S: 6	H: 1 LOB: 1 BB: 0 P: 10	R: 0 E: 0 K: 0 S: 4	H: 2 LOB: 1 BB: 0 P: 12	R: 0 E: 0 K: 1 S: 10	H: 0 LOB: 0 BB: 0 P: 16	R: 1 E: 0 K: 0 S: 9	H: 1 LOB: 1 BB: 1 P: 17	R: 0 E: 0 K: 3 S: 9	H: 0 LOB: 0 BB: 0 P: 14		1B: 3 2B: 6 3B: 0 HR: 0	SF: 0 SAC: 0 DP: 1 HBP: 0	WP: 1 PB: 0 SB: 1 CS: 0
<b>PITCHER</b>	IP WLS BF H R ER SO BB IBB HBP BLK WP HR S P ERA WHIP	IP WLS BF H R ER SO BB IBB HBP BLK WP HR S P ERA WHIP	IP WLS BF H R ER SO BB IBB HBP BLK WP HR S P ERA WHIP	IP WLS BF H R ER SO BB IBB HBP BLK WP HR S P ERA WHIP	IP WLS BF H R ER SO BB IBB HBP BLK WP HR S P ERA WHIP	IP WLS BF H R ER SO BB IBB HBP BLK WP HR S P ERA WHIP	IP WLS BF H R ER SO BB IBB HBP BLK WP HR S P ERA WHIP	IP WLS BF H R ER SO BB IBB HBP BLK WP HR S P ERA WHIP	IP WLS BF H R ER SO BB IBB HBP BLK WP HR S P ERA WHIP	IP WLS BF H R ER SO BB IBB HBP BLK WP HR S P ERA WHIP	IP WLS BF H R ER SO BB IBB HBP BLK WP HR S P ERA WHIP	IP WLS BF H R ER SO BB IBB HBP BLK WP HR S P ERA WHIP	IP WLS BF H R ER SO BB IBB HBP BLK WP HR S P ERA WHIP	IP WLS BF H R ER SO BB IBB HBP BLK WP HR S P ERA WHIP	IP WLS BF H R ER SO BB IBB HBP BLK WP HR S P ERA WHIP	IP WLS BF H R ER SO BB IBB HBP BLK WP HR S P ERA WHIP	IP WLS BF H R ER SO BB IBB HBP BLK WP HR S P ERA WHIP			
Carlos Silva, R (1, 1) ERA: 4.56	6.0	25	7	2	2	2	1	0	0	0	0	0	0	0	0	0	3.00	1.333		
28 Jesse Crain, R (7, 1) ERA: 1.53	1.0	3	0	0	0	1	0	0	0	0	0	0	0	0	0	0	0.00	0.000		
Juan Rincon, R (8, 1) ERA: 2.9	0.2	3	1	1	1	0	0	0	0	0	0	0	0	6	10	13.50	1.500			
J.C. Romero, L (8, 1) ERA: 2.89	1.1	5	0	0	0	3	1	0	0	0	0	1	0	12	21	0.00	0.750			

Batter	1	2	3	4	5	6	7	8	9	AB	R	H	RBI	BB	SO	LOB	BOTTOM					
Jason Kubel, L (1, 7) OBP: 0.167, SLG: 0.333	1-0 33 HR 2B		3-1 F7		2-1 F9		2-3 K			4	1	1	0	0	1	1	<b>Kansas City Royals @ Minnesota Twins</b> Hubert H. Humphrey Metrodome, Minneapolis, MN Sat Sep 04 2004, 12:10 PM EDT Att: 23,735 - Unknown - 70 F <a href="http://livebaseballscorecards.com">livebaseballscorecards.com</a>					
Jacque Jones, L (1, 9) OBP: 0.322, SLG: 0.445	1-3 K		0-1 G6-3		1-2 P6		0-0 20 BB 1B			4	0	1	0	0	1	1						
20 Lew Ford, R (1, 8) OBP: 0.393, SLG: 0.472	4-2 33 HR BB		2-2 HBP		1-2 1B		4-1 1-2 BB			1	1	1	0	2	0	0						
33 Justin Morneau, L (1, 3) OBP: 0.333, SLG: 0.574	1-0 1-H 2-H HR		1-0 F9		3-1 G3		2-0 F9			4	1	1	3	0	0	5						
Jose Offerman, S (1, 10) OBP: 0.365, SLG: 0.413	2-3 K			0-3 K		0-1 G6-3		1-1 G6-3		4	0	0	0	0	2	0						
Cristian Guzman, S (1, 6) OBP: 0.312, SLG: 0.379	1-3 K			4-0 1B BB		0-0 G3-1		0-0 G4-3		3	0	0	0	1	1	0						
5 Michael Cuddyer, R (1, 4) OBP: 0.324, SLG: 0.414		1-2 F9		2-3 SAFE SAFE SAFE SAFE K		0-1 G4-3		0-1 F8		4	0	0	0	0	1	1						
Terry Liffie, S (1, 5) OBP: 0.462, SLG: 0.769		2-1 G4-3		2-0 SAFE SAFE SAFE SAFE 1B		1-0 1B SH5-3 1B		2-2 HR		4	1	3	1	0	0	0						
Pat Borders, R (1, 2) OBP: 0.200, SLG: 0.271		1-2 F9		1-3 SAFE SAFE SAFE SAFE K		0-0 SAFE SAFE SAFE SAFE SH5-3				2	0	0	0	0	1	2						
<b>Inning Stats</b>	R: 3 E: 0 K: 3 S: 13	H: 2 LOB: 0 BB: 1 P: 23	R: 0 E: 0 K: 0 S: 8	H: 0 LOB: 0 BB: 0 P: 12	R: 0 E: 0 K: 0 S: 7	H: 0 LOB: 1 BB: 0 P: 13	R: 0 E: 0 K: 3 S: 10	H: 1 LOB: 2 BB: 1 P: 19	R: 0 E: 0 K: 0 S: 10	H: 1 LOB: 1 BB: 0 P: 17	R: 0 E: 0 K: 0 S: 5	H: 0 LOB: 0 BB: 0 P: 5	R: 0 E: 0 K: 1 S: 8	H: 2 LOB: 3 BB: 1 P: 17	R: 0 E: 0 K: 0 S: 5	H: 0 LOB: 0 BB: 0 P: 6		R: 1 E: 0 K: 0 S: 4	H: 1 LOB: 0 BB: 0 P: 6	1B: 4 2B: 1 3B: 0 HR: 2	SF: 0 SAC: 1 DP: 0 HBP: 1	WP: 0 PB: 0 SB: 0 CS: 0
<b>PITCHER</b>	IP WLS BF H R ER SO BB IBB HBP BLK WP HR S P ERA WHIP	IP WLS BF H R ER SO BB IBB HBP BLK WP HR S P ERA WHIP	IP WLS BF H R ER SO BB IBB HBP BLK WP HR S P ERA WHIP	IP WLS BF H R ER SO BB IBB HBP BLK WP HR S P ERA WHIP	IP WLS BF H R ER SO BB IBB HBP BLK WP HR S P ERA WHIP	IP WLS BF H R ER SO BB IBB HBP BLK WP HR S P ERA WHIP	IP WLS BF H R ER SO BB IBB HBP BLK WP HR S P ERA WHIP	IP WLS BF H R ER SO BB IBB HBP BLK WP HR S P ERA WHIP	IP WLS BF H R ER SO BB IBB HBP BLK WP HR S P ERA WHIP	IP WLS BF H R ER SO BB IBB HBP BLK WP HR S P ERA WHIP	IP WLS BF H R ER SO BB IBB HBP BLK WP HR S P ERA WHIP	IP WLS BF H R ER SO BB IBB HBP BLK WP HR S P ERA WHIP	IP WLS BF H R ER SO BB IBB HBP BLK WP HR S P ERA WHIP	IP WLS BF H R ER SO BB IBB HBP BLK WP HR S P ERA WHIP	IP WLS BF H R ER SO BB IBB HBP BLK WP HR S P ERA WHIP	IP WLS BF H R ER SO BB IBB HBP BLK WP HR S P ERA WHIP						
Mike Wood, R (1, 1) ERA: 5.92	6.1	27	3	3	3	6	2	0	1	0	0	0	0	0	0	0	4.26	1.105				
Dennys Reyes, L (7, 1) ERA: 4.73	1.2	8	2	1	1	1	1	0	0	0	0	0	0	1	15	26	5.40	1.800				











Batter	1	2	3	4	5	6	7	8	9	AB	R	H	RBI	BB	SO	LOB	TOP				
9 David DeJesus, L (1, 8) OBP: 0.355, SLG: 0.383	G5-3		G4-3		G1-3		L3		3B	5	0	1	0	0	0	3	<b>Kansas City Royals @ Detroit Tigers</b> Comerica Park, Detroit, MI Tue Sep 07 2004, 7:05 PM EDT Att: 17,462 - Sunny - 76 F				
4 Angel Berroa, R (1, 6) OBP: 0.294, SLG: 0.374	F8 1B			G6-4-3 BB		F7	FC5-2		G5-3	4	0	1	0	1	0	3					
Abraham Nunez, S (1, 9) OBP: 0.302, SLG: 0.352	F8			G6-4-3		K	G6-3			4	0	0	0	0	1	4					
Ken Harvey, R (1, 3) OBP: 0.340, SLG: 0.433	K			K		K			G6-3	4	0	0	0	0	3	1					
Joe Randa, R (1, 5) OBP: 0.348, SLG: 0.410		G4-6-3 1B			1-0 FC4-6 2B		3-2 1B		G4-3	4	2	3	0	0	0	0					
Calvin Pickering, L (1, 10) OBP: 0.298, SLG: 0.510	F7				2-2 FC4-6 1B		0-1 HR		K	4	1	2	1	0	1	1					
Dee Brown, L (1, 7) OBP: 0.278, SLG: 0.375		G4-6-3			1-0 FC4-6 14 2B 1B		3-1 HR		HR	4	3	2	4	0	0	2					
14 John Buck, R (1, 2) OBP: 0.270, SLG: 0.360			K		1-3 1B		1-0 FC5-2 1B		G6-3	4	0	2	0	0	1	0					
Ruben Gotay, S (1, 4) OBP: 0.317, SLG: 0.300			K		1-1 1B		1-0 FC5-2 4 9 E 1B		G4-3	4	0	2	1	0	1	0					
<b>Inning Stats</b>	R: 0 E: 0 K: 1 S: 12	H: 1 LOB: 1 BB: 0 P: 19	R: 0 E: 0 K: 0 S: 13	H: 1 LOB: 0 BB: 0 P: 17	R: 0 E: 0 K: 2 S: 10	H: 0 LOB: 0 BB: 1 P: 11	R: 2 E: 0 K: 0 S: 10	H: 4 LOB: 1 BB: 0 P: 18	R: 0 E: 0 K: 2 S: 8	H: 0 LOB: 0 BB: 0 P: 10	R: 3 E: 1 K: 0 S: 16	H: 5 LOB: 2 BB: 0 P: 29	R: 0 E: 0 K: 1 S: 6	H: 0 LOB: 0 BB: 0 P: 14	R: 1 E: 0 K: 0 S: 11	H: 2 LOB: 1 BB: 0 P: 21	1B: 7 2B: 3 3B: 1 HR: 2	SF: 0 SAC: 0 DP: 2 HBP: 0	WP: 0 PB: 0 SB: 0 CS: 0	PA: 38	
<b>PITCHER</b>	IP	WLS	BF	H	R	ER	SO	BB	IBB	HBP	BLK	WP	HR	S	P	ERA	WHIP				
29 Nate Robertson, L (1, 1) ERA: 4.51	6.0	L	25	9	5	5	6	1	0	0	0	0	1	66	102	7.50	1.667				
Al Levine, R (7, 1) ERA: 4.43	1.0		5	2	0	0	0	0	0	0	0	0	0	9	16	0.00	2.000				
John Ennis, R (8, 1) ERA: 9.64	1.0		3	0	0	0	1	0	0	0	0	0	0	6	14	0.00	0.000				
Franklyn German, R (9, 1) ERA: 10.13	1.0		5	2	1	1	0	0	0	0	0	0	1	11	21	9.00	2.000				

AB	37
R	6
H	13
RBI	6
BB	1
SO	7
LOB	14



Batter	1	2	3	4	5	6	7	8	9	AB	R	H	RBI	BB	SO	LOB	BOTTOM				
20 Omar Infante, R (1, 4) OBP: 0.321, SLG: 0.433	K		G6-4-3 1B		F7		F8		G1-6-3	5	0	1	0	0	1	2	<b>Kansas City Royals @ Detroit Tigers</b> Comerica Park, Detroit, MI Tue Sep 07 2004, 7:05 PM EDT Att: 17,462 - Sunny - 76 F				
9 Carlos Guillen, S (1, 6) OBP: 0.373, SLG: 0.538	G5-3		F9		1-0 BB		K		K	5	0	1	0	0	2	2					
Ivan Rodriguez, R (1, 2) OBP: 0.388, SLG: 0.515	1B		G6-4-3		4-0 1-2 BB		3-2 FC6-4 1B			3	0	2	0	1	0	1					
Rondell White, R (1, 10) OBP: 0.348, SLG: 0.465	F9				0-0 F8		2-3 K		FC6-4	4	0	0	0	0	1	4					
Craig Monroe, R (1, 9) OBP: 0.343, SLG: 0.487		P3			1-0 HR		4-0 BB		G6-3	3	1	1	1	1	0	0					
Carlos Pena, L (1, 3) OBP: 0.348, SLG: 0.480		HR			2-3 K		1-2 BB		G3-1	3	1	1	1	1	1	0					
33 Marcus Thames, R (1, 7) OBP: 0.290, SLG: 0.451			K		4-2 15 FC5-4 BB		2-3 K		F7	3	0	0	0	1	2	2					
15 Brandon Inge, R (1, 5) OBP: 0.344, SLG: 0.455		1B			2-2 FC5-4		2-2 K			4	0	2	0	0	1	3					
Nook Logan, S (1, 8) OBP: 0.379, SLG: 0.376		F9			2-2 G5-3		1-1 P5		20 G1-6-3 1B	4	0	1	0	0	0	3					
<b>Inning Stats</b>	R: 0 E: 0 K: 1 S: 9	H: 1 LOB: 1 BB: 0 P: 14	R: 1 E: 0 K: 1 S: 13	H: 2 LOB: 1 BB: 0 P: 17	R: 0 E: 0 K: 0 S: 9	H: 1 LOB: 0 BB: 0 P: 11	R: 1 E: 0 K: 1 S: 10	H: 1 LOB: 1 BB: 1 P: 19	R: 0 E: 0 K: 2 S: 8	H: 0 LOB: 2 BB: 2 P: 21	R: 0 E: 0 K: 1 S: 9	H: 1 LOB: 1 BB: 0 P: 15	R: 0 E: 0 K: 0 S: 8	H: 0 LOB: 0 BB: 0 P: 13	R: 0 E: 0 K: 1 S: 11	H: 2 LOB: 1 BB: 0 P: 19	1B: 7 2B: 0 3B: 0 HR: 2	SF: 0 SAC: 0 DP: 2 HBP: 0	WP: 0 PB: 0 SB: 0 CS: 0	PA: 38	
<b>PITCHER</b>	IP	WLS	BF	H	R	ER	SO	BB	IBB	HBP	BLK	WP	HR	S	P	ERA	WHIP				
Brian Anderson, L (1, 1) ERA: 6.01	5.0		22	6	2	2	4	2	0	0	0	0	2	50	80	3.60	1.600				
Jimmy Serrano, R (6, 1) ERA: 4.71	3.0	W	12	1	0	0	3	2	0	0	0	0	0	25	49	0.00	1.000				
Jeremy Affeldt, L (9, 1) ERA: 4.68	1.0		4	2	0	0	1	0	0	0	0	0	0	11	19	0.00	2.000				

AB	34
R	2
H	9
RBI	2
BB	4
SO	8
LOB	17









Batter	1	2	3	4	5	6	7	8	9	AB	R	H	RBI	BB	SO	LOB	TOP				
9 David DeJesus, L (1, 8) OBP: 0.359, SLG: 0.383	4-2 BB		0-0 G6-3		3-3 K			3-2 P5		3	0	0	0	1	1	1	<b>Kansas City Royals @ Detroit Tigers</b> Comerica Park, Detroit, MI Thu Sep 09 2004, 12:10 PM EDT Att: 20,442 - Sunny - 74 F				
4 Angel Berroa, R (1, 6) OBP: 0.303, SLG: 0.392	2-3 K		1-1 1B			1-1 G5-3		0-1 1B		4	0	2	0	0	1	1					
Abraham Nunez, S (1, 9) OBP: 0.304, SLG: 0.348	2-1 P2		3-2 G4-3			0-0 P6		2-1 1B		4	0	1	0	0	0	2					
Calvin Pickering, L (1, 10) OBP: 0.309, SLG: 0.500	3-0 F8			0-3 K		0-1 L6		0-0 G4-3		4	0	0	0	0	1	3					
Ken Harvey, R (1, 3)		0-2 G5-3		2-2 G6-3			1-3 K		0-3 K	4	0	0	0	0	2	0					
Desi Relaford, S (1, 5) OBP: 0.313, SLG: 0.327		0-0 F8		0-1 G3			2-2 1B		4-1 1B	3	0	1	0	1	0	0					
Dee Brown, L (1, 7) OBP: 0.302, SLG: 0.389		1-1 14 FC6-4 1B		1-3 K		1-1 F9		3-2 1-2 FC4-6 1B		4	0	2	0	0	1	1					
14 John Buck, R (1, 2) OBP: 0.265, SLG: 0.352		1-1 FC6-4		0-3 K		2-3 K		1-3 K		4	0	0	0	0	3	4					
Wilton Guerrero, S (1, 4) OBP: 0.226, SLG: 0.290			0-3 K		0-1 1B			2-3 K	1-0 FC4-6	4	0	1	0	0	2	2					
<b>Inning Stats</b>	R: 0 E: 0 K: 1 S: 9	H: 0 LOB: 1 BB: 1 P: 20	R: 0 E: 0 K: 0 S: 9	H: 1 LOB: 1 BB: 0 P: 11	R: 0 E: 0 K: 1 S: 12	H: 1 LOB: 1 BB: 0 P: 16	R: 0 E: 0 K: 1 S: 8	H: 0 LOB: 0 BB: 0 P: 10	R: 0 E: 0 K: 3 S: 12	H: 1 LOB: 1 BB: 0 P: 16	R: 0 E: 0 K: 2 S: 13	H: 1 LOB: 1 BB: 0 P: 19	R: 0 E: 0 K: 1 S: 14	H: 2 LOB: 2 BB: 1 P: 21	R: 0 E: 0 K: 2 S: 11	H: 1 LOB: 2 BB: 1 P: 20	1B: 7 2B: 0 3B: 0 HR: 0	SF: 0 SAC: 0 DP: 0 HBP: 0	WP: 0 PB: 0 SB: 0 CS: 0	PA: 36	
<b>PITCHER</b>	IP	WLS	BF	H	R	ER	SO	BB	IBB	HBP	BLK	WP	HR	S	P	ERA	WHIP				
38 Jeremy Bonderman, R (1, 1) ERA: 5.18	8.0	W	31	6	0	0	9	1	0	0	0	0	0	82	119	0.00	0.875				
Esteban Yan, R (9, 1) ERA: 3.39	1.0		5	1	0	0	2	1	0	0	0	0	0	11	20	0.00	2.000				

Batter	1	2	3	4	5	6	7	8	9	AB	R	H	RBI	BB	SO	LOB	BOTTOM				
Bobby Higginson, L (1, 9) OBP: 0.352, SLG: 0.383	0-1 9 1B 2B			3-0 9 FC6-4 1B			1-3 K	1-0 F9		5	1	2	0	0	2	1	<b>Kansas City Royals @ Detroit Tigers</b> Comerica Park, Detroit, MI Thu Sep 09 2004, 12:10 PM EDT Att: 20,442 - Sunny - 74 F				
9 Carlos Guillen, S (1, 6) OBP: 0.375, SLG: 0.539	1-1 2B		1-1 E HR	0-0 FC6-4		0-1 G6-3				4	2	2	0	0	0	1					
Ivan Rodriguez, R (1, 2) OBP: 0.391, SLG: 0.517	0-1 FC1 1H 2H 2B		1-3 K	2-2 G6-4-3 1B		4-0 BB				3	1	2	2	1	1	1					
Dmitri Young, S (1, 10) OBP: 0.332, SLG: 0.456	1-2 FC1		1-0 P4	0-0 L9		0-1 F9				4	0	0	0	0	0	4					
Rondell White, R (1, 7) OBP: 0.345, SLG: 0.466	0-0 F8		2-1 E5 HR	0-0 G6-4-3			1-1 P3			4	1	0	0	0	0	4					
33 Marcus Thames, R (9, 7) OBP: 0.288, SLG: 0.448			1-2 HR							0	0	0	0	0	0	0					
Craig Monroe, R (1, 8) OBP: 0.346, SLG: 0.506	0-2 SF9		0-0 HR			2-2 P6		0-0 E 1B		3	2	2	4	0	0	0					
Carlos Pena, L (1, 3) OBP: 0.344, SLG: 0.471	3-3 K		1-3 K			1-3 K		0-1 E7 15 1B		4	1	0	0	0	3	1					
15 Brandon Inge, R (1, 5) OBP: 0.347, SLG: 0.457		0-0 F9		3-2 L5		1-1 20 FC6-4 1B		3-2 1B		4	0	2	1	0	0	0					
20 Omar Infante, R (1, 4) OBP: 0.318, SLG: 0.428		2-2 P3		0-2 P6		1-0 FC6-4		3-H 1-3 K		4	0	0	0	0	1	2					
<b>Inning Stats</b>	R: 3 E: 0 K: 1 S: 19	H: 3 LOB: 1 BB: 0 P: 24	R: 0 E: 0 K: 1 S: 7	H: 0 LOB: 0 BB: 0 P: 11	R: 3 E: 1 K: 2 S: 12	H: 2 LOB: 0 BB: 0 P: 18	R: 0 E: 0 K: 0 S: 11	H: 1 LOB: 1 BB: 0 P: 17	R: 0 E: 0 K: 1 S: 9	H: 1 LOB: 1 BB: 0 P: 14	R: 0 E: 0 K: 1 S: 7	H: 0 LOB: 1 BB: 1 P: 12	R: 2 E: 1 K: 1 S: 16	H: 2 LOB: 1 BB: 0 P: 22	1B: 8 2B: 1 3B: 0 HR: 1	SF: 1 SAC: 0 DP: 1 HBP: 0	WP: 0 PB: 0 SB: 0 CS: 0	PA: 37			
<b>PITCHER</b>	IP	WLS	BF	H	R	ER	SO	BB	IBB	HBP	BLK	WP	HR	S	P	ERA	WHIP				
Darrell May, L (1, 1) ERA: 5.53	7.1	L	35	10	8	3	6	1	0	0	0	0	1	82	119	3.68	1.500				
Shawn Camp, R (8, 1) ERA: 3.12	0.2		2	0	0	0	1	0	0	0	0	0	0	4	6	0.00	0.000				

AB	34
R	0
H	7
RBI	0
BB	2
SO	11
LOB	14



AB	35
R	8
H	10
RBI	7
BB	1
SO	7
LOB	14









Batter	1	2	3	4	5	6	7	8	9	AB	R	H	RBI	BB	SO	LOB	TOP			
<b>13 Carl Crawford, L</b> OBP: 0.328, SLG: 0.441	4-2 WP 2B BB	2-2 S 1B		1-1 F9 1-3		0-0 F7 3		1-0 1-2 2-H 1B		4	1	2	1	1	0	1				
<b>Julio Lugo, R</b> OBP: 0.335, SLG: 0.396	3-2 F8 1-H SF8 2B	1-3 K 1-2		2-0 5 HR 2B		0-0 G1-3 WP 2B		2-0 F8 2		5	3	3	2	0	1	3				
<b>5 Rocco Baldelli, R</b> OBP: 0.335, SLG: 0.435	1-1 S 1B		0-0 G5-3 1	2-2 2-H HR		0-0 G1-3 2-3		2-1 G1-3 3		5	1	2	2	0	0	3				
<b>Aubrey Huff, L</b> OBP: 0.359, SLG: 0.494	3-2 F8 2-3		1-2 1B 1B	1-2 L9 3		2-0 SF8 3B		4-2 1B BB		4	1	2	0	1	0	2				
<b>Tino Martinez, L</b> OBP: 0.356, SLG: 0.458										0	0	0	0	0	0	0				
<b>José Cruz Jr., S</b> OBP: 0.330, SLG: 0.432	0-0 SF8 2		2-0 P6 2		3-2 F8 1		3-H SF8 2	2-2 F8 1		3	0	0	2	0	0	2				
<b>B.J. Upton, R</b> OBP: 0.336, SLG: 0.443	3-H 4-1 1-2 BB		0-1 1B 1B		1-3 K 2		3-H 1-2 G1-3 3	1-3 K 2		4	0	1	0	1	2	1				
<b>Geoff Blum, S</b> OBP: 0.271, SLG: 0.349	2-2 G5-3 3		0-3 K 3		2-3 K 3			0-0 G4-3 1 SAFE 1-2 1B	0-0 1-2 1B	5	0	1	0	0	2	4				
<b>Toby Hall, R</b> OBP: 0.313, SLG: 0.379		1-1 G6-3 1		2-1 13 F9 2B 13 WP 1B		0-1 P3 1		4-2 13 1B 1B BB	0-3 K 3	4	2	1	0	1	1	2				
<b>Damian Rolls, R</b> OBP: 0.233, SLG: 0.204		0-0 F8 2		1-1 F9 1		1-3 K 2		3-1 13 1B 1B		3	0	0	0	0	1	1				
<b>Midre Cummings, L</b> OBP: 0.176, SLG: 0.168										1	0	1	0	0	0	0				
<b>3 Jorge Cantu, R</b> OBP: 0.323, SLG: 0.433										0	0	0	0	0	0	0				
<b>Inning Stats</b>	R: 2 H: 2 E: 0 K: 0 S: 17	H: 2 LOB: 2 BB: 2 P: 34	R: 0 H: 1 E: 0 K: 1 S: 9	LOB: 1 BB: 0 P: 13	R: 0 H: 2 E: 0 K: 1 S: 10	LOB: 2 BB: 0 P: 13	R: 3 H: 3 E: 0 K: 0 S: 14	H: 3 LOB: 0 BB: 0 P: 23	R: 0 H: 0 E: 0 K: 1 S: 6	H: 0 LOB: 0 BB: 0 P: 7	R: 2 H: 2 E: 0 K: 0 S: 10	H: 2 LOB: 0 BB: 0 P: 14	R: 1 H: 2 E: 0 K: 0 S: 9	H: 2 LOB: 2 BB: 1 P: 21	R: 0 H: 1 E: 0 K: 2 S: 12	LOB: 2 BB: 1 P: 19	1B: 8 2B: 3 3B: 1 HR: 1	SF: 2 SAC: 0 DP: 0 HBP: 0	WP: 3 PA: 44 PB: 0 CS: 2	
<b>PITCHER</b>	IP	WLS	BF	H	R	ER	SO	BB	IBB	HBP	BLK	WP	HR	S	P	ERA	WHIP			
<b>41 Jimmy Gobble, L</b> ERA: 5.53	5.0	L	25	8	5	5	4	2	0	0	0	2	1	59	98	9.00	2.000			
<b>Jimmy Serrano, R</b> ERA: 4.99	2.0	L	8	2	2	2	1	0	0	0	0	1	0	16	21	9.00	1.000			
<b>D.J. Carrasco, R</b> ERA: 4.26	0.1		3	1	1	1	0	1	0	0	0	0	0	5	12	27.00	6.000			
<b>Jaime Cerda, L</b> ERA: 2.25	1.1		7	2	0	0	1	1	0	0	0	0	0	13	25	0.00	2.250			
<b>Shawn Camp, R</b> ERA: 3.07	0.1		1	0	0	0	1	0	0	0	0	0	0	3	3	0.00	0.000			

Tampa Bay Devil Rays @ Kansas City Royals  
Kauffman Stadium, Kansas City, MO  
Sat Sep 11 2004, 6:10 PM CDT  
Att: 17,496 - Cloudy - 82 F


AB 38  
R 8  
H 13  
RBI 7  
BB 4  
SO 7  
LOB 19



Batter	1	2	3	4	5	6	7	8	9	AB	R	H	RBI	BB	SO	LOB	BOTTOM			
<b>9 David DeJesus, L</b> OBP: 0.359, SLG: 0.381	1-1 4 S 1B	4-1 BB		2-1 G3-1 1-3		0-0 L3 3		3-2 L9 2		4	1	1	0	1	0	1				
<b>4 Angel Berroa, R</b> OBP: 0.305, SLG: 0.391	4-0 1B 1-2 BB	1-0 FC5 2-3f		2-2 F9 3-H		2-1 G4-3 1		3-1 BB 1B		4	0	1	0	1	0	2				
<b>Abraham Nunez, S</b> OBP: 0.313, SLG: 0.358	2-1 G4-3 1-3 2-H 1B		1-1 1B 2B		1-0 G3-1 1		2-1 F8 2	0-1 G4-3 3		5	1	2	1	0	0	1				
<b>Matt Stairs, L</b> OBP: 0.335, SLG: 0.449	2-1 G4-3 2-3		1-1 2-H 1B		2-2 G3-1 2		1-0 F7 3			4	1	1	1	0	0	1				
<b>Joe Randa, R</b> OBP: 0.354, SLG: 0.418	1-1 F7 3		1-2 P3 1		0-0 1B 1B			0-1 E5 G3-1		4	0	1	0	0	0	2				
<b>Calvin Pickering, L</b> OBP: 0.316, SLG: 0.478		4-1 14 2B BB	2-3 K 2		1-2 G1-3 3			2-1 G3-1 1	1-2 G3-1 1	3	1	0	0	1	1	3				
<b>Ken Harvey, R</b> OBP: 0.336, SLG: 0.427		1-2 P4 1	0-0 2-H 1B			0-0 G6-3 1B		2-2 K 2		4	0	2	1	0	1	2				
<b>Desi Relaford, S</b> OBP: 0.311, SLG: 0.325		2-1 F8 2		1-3 K 1		2-1 G6-3 1-2		2-0 P6 3		4	0	0	0	0	1	3				
<b>14 John Buck, R</b> OBP: 0.269, SLG: 0.375	3-2 4 FC5 1-H 2B		3-2 G3-1 9 WP 4 WP 1B		1-0 G3-1 1B		0-1 HR	0-3 K 1		4	2	3	2	0	1	0				
<b>Inning Stats</b>	R: 1 H: 2 E: 0 K: 0 S: 8	H: 2 LOB: 1 BB: 1 P: 18	R: 1 H: 1 E: 0 K: 0 S: 11	H: 1 LOB: 2 BB: 2 P: 26	R: 2 H: 3 E: 0 K: 1 S: 11	H: 3 LOB: 1 BB: 0 P: 16	R: 1 H: 1 E: 0 K: 1 S: 9	H: 1 LOB: 0 BB: 0 P: 15	R: 0 H: 1 E: 0 K: 0 S: 6	H: 2 LOB: 0 BB: 0 P: 8	R: 0 H: 0 E: 0 K: 0 S: 5	H: 0 LOB: 0 BB: 0 P: 10	R: 0 H: 0 E: 1 K: 1 S: 8	H: 0 LOB: 1 BB: 0 P: 14	R: 0 H: 1 E: 0 K: 1 S: 11	LOB: 1 BB: 0 P: 17	1B: 8 2B: 2 3B: 0 HR: 1	SF: 0 SAC: 0 DP: 1 HBP: 0	WP: 2 PA: 39 PB: 0 CS: 0	
<b>PITCHER</b>	IP	WLS	BF	H	R	ER	SO	BB	IBB	HBP	BLK	WP	HR	S	P	ERA	WHIP			
<b>Doug Waechter, R</b> ERA: 5.77	3.0	W	12	4	2	2	1	0	0	0	0	2	1	24	36	6.00	1.333			
<b>Rob Bell, R</b> ERA: 4.88	2.0	H	7	0	0	0	1	0	0	0	0	0	0	13	24	0.00	0.000			
<b>Travis Harper, R</b> ERA: 3.9	1.0	S	4	1	0	0	1	0	0	0	0	0	0	11	17	0.00	1.000			

Tampa Bay Devil Rays @ Kansas City Royals  
Kauffman Stadium, Kansas City, MO  
Sat Sep 11 2004, 6:10 PM CDT  
Att: 17,496 - Cloudy - 82 F

AB 36  
R 6  
H 11  
RBI 5  
BB 3  
SO 4  
LOB 15






Batter	1	2	3	4	5	6	7	8	9	AB	R	H	RBI	BB	SO	LOB	TOP					
13 Carl Crawford, L OBP: 0.327, SLG: 0.439	G6-3		K			FC3-6		G3-1		5	2	1	1	0	1	3						
Julio Lugo, R OBP: 0.341, SLG: 0.398	G3					K		L9		5	1	3	1	0	1	2						
Aubrey Huff, L OBP: 0.360, SLG: 0.492	G3					K		K		4	0	1	1	1	2	2						
5 Rocco Baldelli, R OBP: 0.333, SLG: 0.432		F8				K		G1-3		5	0	1	2	0	2	3						
Tino Martinez, L OBP: 0.361, SLG: 0.463										4	1	3	1	1	0	0						
José Cruz Jr., S OBP: 0.333, SLG: 0.438										5	0	3	0	0	1	4						
3 Jorge Cantu, R OBP: 0.326, SLG: 0.427										4	2	1	0	0	2	5						
Toby Hall, R OBP: 0.310, SLG: 0.376										3	0	0	1	0	0	2						
B.J. Upton, R OBP: 0.353, SLG: 0.450										3	1	2	0	1	1	1						
<b>Inning Stats</b>	R: 0 E: 0 K: 0 S: 9	H: 1 LOB: 0 BB: 0 P: 14	R: 0 E: 0 K: 0 S: 8	H: 2 LOB: 1 BB: 0 P: 11	R: 0 E: 0 K: 1 S: 5	H: 1 LOB: 0 BB: 0 P: 6	R: 1 E: 0 K: 2 S: 14	H: 2 LOB: 1 BB: 0 P: 22	R: 3 E: 0 K: 2 S: 12	H: 3 LOB: 3 BB: 2 P: 25	R: 2 E: 0 K: 0 S: 14	H: 3 LOB: 2 BB: 1 P: 26	R: 1 E: 0 K: 2 S: 13	H: 2 LOB: 1 BB: 0 P: 17	R: 0 E: 0 K: 1 S: 12	H: 1 LOB: 1 BB: 0 P: 22	R: 0 E: 0 K: 2 S: 11	H: 1 LOB: 1 BB: 0 P: 22	1B: 12 2B: 3 3B: 0 HR: 0	SF: 1 SAC: 0 DP: 2 HBP: 1	WP: 0 PB: 0 SB: 2 CS: 1	PA: 43
<b>PITCHER</b>	IP	WLS	BF	H	R	ER	SO	BB	IBB	HBP	BLK	WP	HR	S	P	ERA	WHIP					
Denny Bautista, R ERA: 11.85	5.2	L	29	11	6	6	5	2	1	1	0	0	0	57	95	9.53	2.294					
D.J. Carrasco, R ERA: 4.21	0.1	2	1	0	0	0	0	0	0	0	0	0	0	5	9	0.00	3.000					
Matt Kinney, R ERA: 6.35	2.0	8	2	1	1	3	0	0	0	0	0	0	0	25	36	4.50	1.000					
Mike MacDougal, R ERA: 8.44	1.0	4	1	0	0	2	0	0	0	0	0	0	0	11	22	0.00	1.000					

**Tampa Bay Devil Rays @ Kansas City Royals**  
Kauffman Stadium, Kansas City, MO  
Sun Sep 12 2004, 1:10 PM CDT  
Att: 14,015 - Sunny - 83 F

AB 38  
R 7  
H 15  
RBI 7  
BB 3  
SO 10  
LOB 22



Batter	1	2	3	4	5	6	7	8	9	AB	R	H	RBI	BB	SO	LOB	BOTTOM					
9 David DeJesus, L OBP: 0.360, SLG: 0.379	F7		F8							4	0	1	1	1	1	3						
4 Angel Berroa, R OBP: 0.306, SLG: 0.393	F8									5	0	2	0	0	0	2						
Abraham Nunez, S OBP: 0.311, SLG: 0.359										5	0	1	0	0	0	4						
Matt Stairs, L OBP: 0.334, SLG: 0.449										4	0	1	0	0	1	1						
Joe Randa, R OBP: 0.351, SLG: 0.414										4	0	0	0	0	2	1						
Calvin Pickering, L OBP: 0.325, SLG: 0.493										4	1	2	0	0	1	0						
Dee Brown, L OBP: 0.305, SLG: 0.387										3	0	0	0	1	1	1						
Alberto Castillo, R OBP: 0.359, SLG: 0.420										3	0	1	1	0	1	2						
Ruben Gotay, S OBP: 0.322, SLG: 0.320										4	1	2	0	0	0	3						
<b>Inning Stats</b>	R: 0 E: 0 K: 1 S: 13	H: 1 LOB: 1 BB: 0 P: 19	R: 0 E: 0 K: 3 S: 9	H: 0 LOB: 0 BB: 0 P: 11	R: 0 E: 0 K: 0 S: 7	H: 2 LOB: 2 BB: 0 P: 14	R: 0 E: 0 K: 1 S: 6	H: 0 LOB: 0 BB: 0 P: 8	R: 0 E: 0 K: 1 S: 13	H: 1 LOB: 2 BB: 1 P: 21	R: 0 E: 0 K: 0 S: 4	H: 0 LOB: 0 BB: 0 P: 6	R: 0 E: 0 K: 1 S: 16	H: 1 LOB: 2 BB: 1 P: 29	R: 0 E: 0 K: 0 S: 13	H: 1 LOB: 1 BB: 0 P: 17	R: 2 E: 0 K: 0 S: 12	H: 4 LOB: 2 BB: 0 P: 19	1B: 5 2B: 5 3B: 0 HR: 0	SF: 1 SAC: 0 DP: 0 HBP: 0	WP: 0 PB: 0 SB: 0 CS: 0	PA: 39
<b>PITCHER</b>	IP	WLS	BF	H	R	ER	SO	BB	IBB	HBP	BLK	WP	HR	S	P	ERA	WHIP					
Jorge Sosa, R ERA: 5.17	7.0	W	28	5	0	0	7	2	0	0	0	0	0	68	108	0.00	1.000					
Lance Carter, R ERA: 3.34	2.0	11	5	2	2	0	0	0	0	0	0	0	0	25	36	9.00	2.500					

**Tampa Bay Devil Rays @ Kansas City Royals**  
Kauffman Stadium, Kansas City, MO  
Sun Sep 12 2004, 1:10 PM CDT  
Att: 14,015 - Sunny - 83 F

AB 36  
R 2  
H 10  
RBI 2  
BB 2  
SO 7  
LOB 17





Batter	1	2	3	4	5	6	7	8	9	AB	R	H	RBI	BB	SO	LOB	TOP								
2 Derek Jeter, R OBP: 0.346, SLG: 0.458 Enrique Wilson, S OBP: 0.256, SLG: 0.333										4	1	2	0	0	0	2	<b>New York Yankees @ Kansas City Royals</b> Kauffman Stadium, Kansas City, MO Mon Sep 13 2004, 7:10 PM CDT Att: 23,951 - Sunny - 84 F <a href="http://livebaseballscorecards.com">livebaseballscorecards.com</a>								
13 Alex Rodriguez, R OBP: 0.376, SLG: 0.517										3	2	3	1	2	0	0									
Gary Sheffield, R OBP: 0.359, SLG: 0.555 Bubba Crosby, L OBP: 0.217, SLG: 0.326										4	0	1	0	0	0	5									
20 Jorge Posada, S OBP: 0.406, SLG: 0.474 John Flaherty, R OBP: 0.230, SLG: 0.446										3	0	0	1	0	0	5									
55 Hideki Matsui, L OBP: 0.393, SLG: 0.514 Steve Karsay, R OBP: 1.000, SLG: 1.000										3	0	1	1	0	1	3									
Bernie Williams, S OBP: 0.350, SLG: 0.420										4	1	2	0	1	0	2									
John Olerud, L OBP: 0.317, SLG: 0.368 Tony Clark, S OBP: 0.308, SLG: 0.474										3	0	0	0	0	0	2									
Ruben Sierra, S OBP: 0.310, SLG: 0.477										5	1	1	3	0	0	4									
Miguel Cairo, R OBP: 0.339, SLG: 0.430										4	1	3	1	1	0	0									
<b>Inning Stats</b>	R: 0 E: 0 K: 0 S: 10	H: 2 LOB: 1 BB: 0 P: 17	R: 0 E: 0 K: 0 S: 9	H: 1 LOB: 1 BB: 0 P: 15	R: 2 E: 0 K: 0 S: 11	H: 3 LOB: 1 BB: 0 P: 21	R: 0 E: 0 K: 0 S: 10	H: 2 LOB: 2 BB: 0 P: 18	R: 1 E: 0 K: 0 S: 9	H: 1 LOB: 1 BB: 1 P: 20	R: 0 E: 0 K: 0 S: 7	H: 0 LOB: 0 BB: 0 P: 10	R: 0 E: 0 K: 0 S: 14	H: 0 LOB: 1 BB: 1 P: 24	R: 0 E: 0 K: 0 S: 5	H: 2 LOB: 2 BB: 1 P: 11		R: 5 E: 0 K: 1 S: 23	H: 5 LOB: 1 BB: 1 P: 34	1B: 11 2B: 4 3B: 1 HR: 0	SF: 1 SAC: 0 DP: 2 HBP: 1	WP: 0 PB: 0 SB: 0 CS: 0	PA: 46		
<b>PITCHER</b>	IP	WLS	BF	H	R	ER	SO	BB	IBB	HBP	BLK	WP	HR	S	P	ERA	WHIP								
Brian Anderson, L ERA: 5.94	6.0	W	27	9	3	3	0	1	0	0	0	0	0	56	101	4.50	1.667								
Shawn Camp, R ERA: 3.02	1.0		5	0	0	0	1	1	0	1	0	0	0	14	24	0.00	1.000								
Chris George, L ERA: 8.07	2.0		14	7	5	5	1	2	0	0	0	0	0	28	45	22.50	4.500								

Batter	1	2	3	4	5	6	7	8	9	AB	R	H	RBI	BB	SO	LOB	BOTTOM								
9 David DeJesus, L OBP: 0.359, SLG: 0.376										5	2	1	0	1	0	2	<b>New York Yankees @ Kansas City Royals</b> Kauffman Stadium, Kansas City, MO Mon Sep 13 2004, 7:10 PM CDT Att: 23,951 - Sunny - 84 F <a href="http://livebaseballscorecards.com">livebaseballscorecards.com</a>								
4 Angel Berroa, R OBP: 0.315, SLG: 0.400										5	5	5	1	0	0	0									
Abraham Nunez, S OBP: 0.317, SLG: 0.359 Alexis Gomez, L OBP: 0.188, SLG: 0.133										3	3	1	0	2	1	2									
Ken Harvey, R OBP: 0.342, SLG: 0.427										4	1	2	3	2	0	4									
Joe Randa, R OBP: 0.351, SLG: 0.414 Wilton Guerrero, S OBP: 0.219, SLG: 0.281										5	1	2	3	0	0	3									
Matt Stairs, L OBP: 0.335, SLG: 0.446										3	2	0	0	2	1	2									
14 John Buck, R OBP: 0.382, SLG: 0.413 Paul Phillips, R OBP: 0.500, SLG: 0.500										5	2	4	5	0	0	0									
Dee Brown, L OBP: 0.297, SLG: 0.376										5	0	0	1	0	0	3									
Ruben Gotay, S OBP: 0.333, SLG: 0.333										5	1	3	1	0	0	3									
<b>Inning Stats</b>	R: 1 E: 0 K: 0 S: 10	H: 1 LOB: 1 BB: 0 P: 17	R: 0 E: 1 K: 0 S: 15	H: 1 LOB: 1 BB: 0 P: 21	R: 1 E: 0 K: 1 S: 13	H: 2 LOB: 1 BB: 0 P: 21	R: 0 E: 0 K: 1 S: 12	H: 1 LOB: 1 BB: 0 P: 18	R: 10 E: 0 K: 0 S: 32	H: 7 LOB: 2 BB: 5 P: 61	R: 0 E: 0 K: 0 S: 9	H: 1 LOB: 1 BB: 0 P: 13	R: 5 E: 0 K: 0 S: 25	H: 4 LOB: 1 BB: 2 P: 43	R: 0 E: 0 K: 0 S: 12	H: 1 LOB: 1 BB: 1 P: 18		1B: 15 2B: 2 3B: 0 HR: 1	SF: 0 SAC: 0 DP: 2 HBP: 1	WP: 2 PB: 0 SB: 1 CS: 0	PA: 50				
<b>PITCHER</b>	IP	WLS	BF	H	R	ER	SO	BB	IBB	HBP	BLK	WP	HR	S	P	ERA	WHIP								
Brad Halsey, L ERA: 7.62	4.0	L	20	6	4	4	2	1	0	1	0	1	1	22	36	67.50	9.000								
Tanyon Sturtze, R ERA: 6.47	0.2		9	5	5	5	0	1	1	0	1	1	1	22	36	67.50	9.000								
Bret Prinz, R ERA: 5.47	0.0		3	1	3	3	0	2	0	0	0	1	0	6	16										
C.J. Nitkowski, L ERA: 5.58	1.1		5	1	0	0	0	0	0	0	0	0	0	12	17	0.00	0.750								
Paul Quantrill, R ERA: 4.33	0.1		4	2	3	3	0	1	0	0	0	0	0	12	21	81.00	9.000								



Batter	1	2	3	4	5	6	7	8	9	AB	R	H	RBI	BB	SO	LOB	TOP		
<b>2 Derek Jeter, R</b> OBP: 0.345, SLG: 0.456 (1, 6)	L6			F8	1B			FC6 13 2B		4	1	1	2	0	0	1			
<b>13 Alex Rodriguez, R</b> OBP: 0.379, SLG: 0.518 (1, 5)	F7			G6-3 1B		K		1B 2B		4	1	2	1	0	1	0			
<b>Gary Sheffield, R</b> OBP: 0.404, SLG: 0.553 (1, 9)	F9			G6-3 1-2		K		55 FC4-6 1B		4	0	1	1	0	1	1			
<b>55 Hideki Matsui, L</b> OBP: 0.390, SLG: 0.510 (1, 7)				P3		G4-3		FC4-6 1-2		4	0	0	0	0	1	2			
<b>20 Jorge Posada, S</b> OBP: 0.403, SLG: 0.469 (1, 2)						G3-1		G6-3		4	0	0	0	0	2	0			
<b>25 Jason Giambi, L</b> OBP: 0.358, SLG: 0.397 (1, 10)								F8		3	0	0	0	1	1	0			
<b>12 Andy Phillips, R</b> (9, FR)	F8								WP BB	0	0	0	0	0	0	0			
<b>Bernie Williams, S</b> OBP: 0.350, SLG: 0.417 (1, 8)				K		BB 2 1B BB		K		3	1	0	0	1	3	1			
<b>John Olerud, L</b> OBP: 0.357, SLG: 0.366 (1, 3)				G4-3		2 1B BB		G4-3		4	1	1	0	0	1	2			
<b>Miguel Cairo, R</b> OBP: 0.342, SLG: 0.431 (1, 4)				F7		2 1B BB		FC6 2 1B		2	0	1	0	1	0	0			
<b>Inning Stats</b>	R: 0 H: 0 E: 0 K: 0 S: 12	H: 0 LOB: 0 BB: 0 P: 20	R: 0 H: 0 E: 0 K: 2 S: 8	H: 0 LOB: 0 BB: 0 P: 14	R: 0 H: 0 E: 0 K: 1 S: 7	H: 1 LOB: 1 BB: 0 P: 12	R: 0 H: 1 E: 0 K: 0 S: 9	H: 2 LOB: 2 BB: 2 P: 13	R: 2 H: 3 E: 0 K: 2 S: 15	H: 0 LOB: 0 BB: 0 P: 14	R: 0 H: 0 E: 0 K: 1 S: 7	H: 0 LOB: 0 BB: 0 P: 8	R: 2 H: 3 E: 0 K: 0 S: 11	H: 1 LOB: 1 BB: 0 P: 14	R: 0 H: 0 E: 0 K: 3 S: 9	H: 0 LOB: 2 BB: 1 P: 17	1B: 5 2B: 1 3B: 0 HR: 0	SF: 0 SAC: 0 DP: 0 HBP: 0	WP: 1 PA: 35 PB: 0 CS: 0
<b>PITCHER</b>	IP	WLS	BF	H	R	ER	SO	BB	IBB	HBP	BLK	WP	HR	S	P	ERA	WHIP		
<b>23 Zack Greinke, R</b> ERA: 4.2 (1, 1)	6.0	L	22	3	2	2	6	2	0	0	0	0	0	60	103	3.00	0.833		
<b>Dennys Reyes, L</b> ERA: 4.65 (7, 1)	1.1		5	1	1	1	1	0	0	0	0	0	0	11	12	6.75	0.750		
<b>Shawn Camp, R</b> ERA: 3.13 (8, 1)	0.2		4	2	1	1	0	0	0	0	0	0	0	7	10	13.50	3.000		
<b>Jeremy Affeldt, L</b> ERA: 4.84 (9, 1)	1.0		4	0	0	0	3	1	0	0	0	1	0	9	17	0.00	1.000		

New York Yankees @ Kansas City Royals  
Kauffman Stadium, Kansas City, MO  
Tue Sep 14 2004, 7:10 PM CDT  
Att: 23,426 - Cloudy - 84 F

AB 32  
R 4  
H 6  
RBI 4  
BB 3  
SO 10  
LOB 7



Batter	1	2	3	4	5	6	7	8	9	AB	R	H	RBI	BB	SO	LOB	BOTTOM		
<b>9 David DeJesus, L</b> OBP: 0.358, SLG: 0.374 (1, 8)	G4-3		K			4 WP 4 S 1B		L7		4	0	1	0	0	1	0			
<b>4 Angel Berroa, R</b> OBP: 0.317, SLG: 0.400 (1, 6)	E6 1B			K		FC6-4 BB		K		3	0	1	0	1	2	0			
<b>Abraham Nunez, S</b> OBP: 0.312, SLG: 0.353 (1, 9)	K			L9		1 SAFE SAFE		K		4	0	0	0	0	3	3			
<b>Ken Harvey, R</b> OBP: 0.339, SLG: 0.423 (1, 3)	G3			G1-3		FC6-4 1-2		G4-3		4	0	0	0	0	0	3			
<b>Joe Randa, R</b> OBP: 0.349, SLG: 0.411 (1, 5)				G5-3		P3		G1-3		3	0	0	0	0	0	0			
<b>Matt Stairs, L</b> OBP: 0.335, SLG: 0.445 (1, 10)				G5-3		1B		K		3	0	1	0	0	1	0			
<b>14 John Buck, R</b> OBP: 0.276, SLG: 0.406 (1, 2)				P6		K		L4		3	0	0	0	0	1	1			
<b>Dee Brown, L</b> OBP: 0.292, SLG: 0.369 (1, 7)				K		K		K		3	0	0	0	0	3	1			
<b>Ruben Gotay, S</b> OBP: 0.325, SLG: 0.324 (1, 4)				K		G1-3		K		3	0	0	0	0	2	0			
<b>Inning Stats</b>	R: 0 H: 1 E: 1 K: 1 S: 10	H: 0 LOB: 0 BB: 0 P: 16	R: 0 H: 0 E: 0 K: 0 S: 5	H: 0 LOB: 0 BB: 0 P: 11	R: 0 H: 0 E: 0 K: 3 S: 9	H: 0 LOB: 0 BB: 0 P: 11	R: 0 H: 0 E: 0 K: 1 S: 5	R: 0 H: 1 E: 0 K: 2 S: 9	R: 0 H: 1 E: 0 K: 1 S: 13	R: 0 H: 0 E: 0 K: 1 S: 10	R: 0 H: 0 E: 0 K: 2 S: 7	R: 0 H: 0 E: 0 K: 3 S: 11	R: 0 H: 0 E: 0 K: 2 S: 11	R: 0 H: 0 E: 0 K: 3 S: 9	R: 0 H: 0 E: 0 K: 2 S: 11	R: 0 H: 0 E: 0 K: 2 S: 16	1B: 3 2B: 0 3B: 0 HR: 0	SF: 0 SAC: 0 DP: 0 HBP: 0	WP: 1 PA: 31 PB: 0 CS: 0
<b>PITCHER</b>	IP	WLS	BF	H	R	ER	SO	BB	IBB	HBP	BLK	WP	HR	S	P	ERA	WHIP		
<b>35 Mike Mussina, R</b> ERA: 4.76 (1, 1)	8.0	W	28	3	0	0	11	1	0	0	0	0	0	68	97	0.00	0.500		
<b>Tom Gordon, R</b> ERA: 2.36 (9, 1)	1.0		3	0	0	0	2	0	0	0	0	0	0	11	16	0.00	0.000		

New York Yankees @ Kansas City Royals  
Kauffman Stadium, Kansas City, MO  
Tue Sep 14 2004, 7:10 PM CDT  
Att: 23,426 - Cloudy - 84 F

AB 30  
R 0  
H 3  
RBI 0  
BB 1  
SO 13  
LOB 8





Batter	1	2	3	4	5	6	7	8	9	AB	R	H	RBI	BB	SO	LOB	TOP					
2 Derek Jeter, R OBP: 0.348, SLG: 0.467	0-0 13 P3 G6-3 2B		1-0 13 CS 2B		1-2 S 1-3		1-3 K 2		2-3 K 3	5	2	3	1	0	1	2						
13 Alex Rodriguez, R OBP: 0.379, SLG: 0.516	2-1 P3 2-3		3-3 K 2-3			1-0 HR				2	0	0	0	2	1	2						
Gary Sheffield, R OBP: 0.402, SLG: 0.548	1-1 G6-3 3-H 4-2			1-0 P4		4-1 S BB		4-1 S BB		4	0	0	1	0	0	2						
55 Hideki Matsui, L OBP: 0.391, SLG: 0.509	4-2 BB			1-3 K		1-1 F9		1-2 G6-3		2	0	0	0	2	1	1						
Bernie Williams, S OBP: 0.349, SLG: 0.415	1-3 K			0-0 F9		1-2 F7		4-0 IBB		3	0	0	0	1	2	3						
25 Jason Giambi, L OBP: 0.353, SLG: 0.391		2-2 G5-3			1-3 K			0-3 K		4	0	0	0	0	3	4						
Tony Clark, S OBP: 0.307, SLG: 0.483		2-3 K			2-0 HR		2-3 K		2-3 K	4	1	1	1	0	1	0						
John Flaherty, R OBP: 0.279, SLG: 0.448		3-3 K			2-2 P4		0-2 G4-3		0-0 G5-3	4	0	1	0	0	1	0						
Miguel Cairo, R OBP: 0.341, SLG: 0.429			1-3 K		3-2 S 2S 1B		2-2 2B		1-0 P5	4	0	1	0	0	3	1						
<b>Inning Stats</b>	R: 1 E: 0 K: 1 S: 11	H: 1 LOB: 1 BB: 1 P: 19	R: 0 E: 0 K: 2 S: 10	H: 0 LOB: 0 BB: 0 P: 17	R: 0 E: 0 K: 2 S: 8	H: 1 LOB: 0 BB: 0 P: 13	R: 0 E: 0 K: 1 S: 5	H: 0 LOB: 0 BB: 0 P: 7	R: 1 E: 0 K: 1 S: 12	H: 2 LOB: 1 BB: 0 P: 21	R: 1 E: 0 K: 1 S: 10	H: 1 LOB: 1 BB: 2 P: 23	R: 0 E: 0 K: 2 S: 12	H: 1 LOB: 1 BB: 0 P: 15	R: 0 E: 0 K: 2 S: 10	H: 0 LOB: 2 BB: 2 P: 21	R: 0 E: 0 K: 1 S: 5	H: 0 LOB: 0 BB: 0 P: 8	1B: 1 2B: 3 3B: 0 HR: 2	SF: 0 SAC: 0 DP: 0 HBP: 0	WP: 0 PB: 0 SB: 3 CS: 1	PA: 37
<b>PITCHER</b>	IP WLS BF H R ER SO BB IBB HBP BLK WP HR S P ERA WHIP	6.1 L 27 6 3 3 8 2 1 0 0 0 2 62 108 4.26 1.263	1.2 H 7 0 0 0 4 1 1 0 0 0 16 28 0.00 0.600	1.0 S 3 0 0 0 1 0 0 0 0 0 5 8 0.00 0.000											IP WLS BF H R ER SO BB IBB HBP BLK WP HR S P ERA WHIP	6.1 L 27 6 3 3 8 2 1 0 0 0 2 62 108 4.26 1.263	1.2 H 7 0 0 0 4 1 1 0 0 0 16 28 0.00 0.600	1.0 S 3 0 0 0 1 0 0 0 0 0 5 8 0.00 0.000				

New York Yankees @ Kansas City Royals  
Kauffman Stadium, Kansas City, MO

AB 32  
R 3  
H 6  
RBI 3  
BB 5  
SO 13  
LOB 15



Wed Sep 15 2004, 1:10 PM CDT  
Att: 22,418 - Unknown - 74 F

Batter	1	2	3	4	5	6	7	8	9	AB	R	H	RBI	BB	SO	LOB	BOTTOM					
9 David DeJesus, L OBP: 0.357, SLG: 0.372	1-1 G4-3		2-2 P1		0-3 K			0-1 1B		4	0	1	0	0	1	2						
4 Angel Berroa, R OBP: 0.314, SLG: 0.396	2-3 K		0-0 F8			0-2 G6-3		0-3 K		4	0	0	0	0	2	3						
Abraham Nunez, S OBP: 0.311, SLG: 0.355	2-1 G1-3			3-2 F8 2B		3-2 G4-3		1-3 K		4	0	1	0	0	1	1						
Matt Stairs, L OBP: 0.336, SLG: 0.444		4-2 G6-4-3 BB		0-1 F8		0-0 1B		1-2 F7		3	0	1	0	1	0	2						
Ken Harvey, R OBP: 0.338, SLG: 0.421		0-2 G6-4-3 1-2f		0-3 K		2-3 K			2-0 G3-6-3 HBP	3	0	0	0	0	2	3						
Calvin Pickering, L OBP: 0.321, SLG: 0.473		1-3 K		4-2 BB			3-3 K		0-3 K	3	0	0	0	1	3	1						
Desi Relaford, S OBP: 0.310, SLG: 0.323			4-1 SH2-3 1B BB		2-2 F9		1-1 G4-3		1-0 G3-6-3 1-2f	3	0	0	0	1	0	3						
Alberto Castillo, R OBP: 0.370, SLG: 0.423			1 SAFE SH2-3 1B			1-1 L4		4-2 BB		2	0	1	0	1	0	0						
Ruben Gotay, S OBP: 0.320, SLG: 0.319			0-2 SH2-3		0-1 P6		0-3 K			2	0	0	0	0	1	1						
<b>Inning Stats</b>	R: 0 E: 0 K: 1 S: 7	H: 0 LOB: 0 BB: 0 P: 12	R: 0 E: 0 K: 1 S: 8	H: 0 LOB: 0 BB: 1 P: 13	R: 0 E: 0 K: 0 S: 11	H: 1 LOB: 2 BB: 1 P: 17	R: 0 E: 0 K: 1 S: 14	H: 1 LOB: 2 BB: 1 P: 23	R: 0 E: 0 K: 1 S: 7	H: 0 LOB: 0 BB: 0 P: 8	R: 0 E: 0 K: 1 S: 14	H: 1 LOB: 1 BB: 0 P: 19	R: 0 E: 0 K: 2 S: 11	H: 0 LOB: 1 BB: 1 P: 19	R: 0 E: 0 K: 2 S: 17	H: 1 LOB: 0 BB: 0 P: 19	R: 0 E: 0 K: 1 S: 4	H: 0 LOB: 0 BB: 0 P: 7	1B: 3 2B: 1 3B: 0 HR: 0	SF: 0 SAC: 1 DP: 2 HBP: 1	WP: 0 PB: 0 SB: 0 CS: 0	PA: 34
<b>PITCHER</b>	IP WLS BF H R ER SO BB IBB HBP BLK WP HR S P ERA WHIP	7.0 W 27 3 0 0 7 4 0 0 0 0 0 17 19 0.00 1.000	1.0 H 4 1 0 0 2 0 0 0 0 0 0 4 7 0.00 1.000	1.0 S 3 0 0 0 1 0 0 1 0 0 0 4 7 0.00 0.000											IP WLS BF H R ER SO BB IBB HBP BLK WP HR S P ERA WHIP	7.0 W 27 3 0 0 7 4 0 0 0 0 0 17 19 0.00 1.000	1.0 H 4 1 0 0 2 0 0 0 0 0 0 4 7 0.00 1.000	1.0 S 3 0 0 0 1 0 0 1 0 0 0 4 7 0.00 0.000				

New York Yankees @ Kansas City Royals  
Kauffman Stadium, Kansas City, MO

AB 28  
R 0  
H 4  
RBI 0  
BB 4  
SO 10  
LOB 16



Wed Sep 15 2004, 1:10 PM CDT  
Att: 22,418 - Unknown - 74 F



Batter	1	2	3	4	5	6	7	8	9	AB	R	H	RBI	BB	SO	LOB	TOP			
9 David DeJesus, L (1, 8) OBP: 0.363, SLG: 0.378	G6-3	FC5-4 1B		1B		G1-6-3 BB		G5-3		4	0	3	3	1	0	0	<b>Kansas City Royals @ Cleveland Indians</b> Jacobs Field, Cleveland, OH Fri Sep 17 2004, 7:05 PM EDT Att: 14,347 - Overcast - 62 F			
4 Angel Berroa, R (1, 6) OBP: 0.313, SLG: 0.394	K	FC5-4		1B		G1-6-3		G5-3		5	0	1	1	0	1	5				
Abraham Nunez, S (1, 9) OBP: 0.313, SLG: 0.366	BB	G3		G1-3					L8	4	1	1	1	1	0	4				
Matt Stairs, L (1, 7) OBP: 0.335, SLG: 0.439 Alexis Gomez, L (9, PR) OBP: 0.196, SLG: 0.133	K			F9				G6-3	1B BB	4	0	0	0	1	1	1				
Joe Randa, R (1, 5) OBP: 0.352, SLG: 0.412		E BB 1B		G6-4-3 1B		G3 1B		K	P4	4	1	2	0	1	1	1				
Calvin Pickering, L (1, 10) OBP: 0.328, SLG: 0.462		1B E 9 1B BB		G6-4-3		G3		K	1B	4	1	1	0	1	1	2				
Ken Harvey, R (1, 3) OBP: 0.337, SLG: 0.418		E5 1B 9 1B		1B		F8		K	L7	5	2	1	0	0	1	5				
14 John Buck, R (1, 2) OBP: 0.278, SLG: 0.403	K			P4				G6-3		4	0	1	0	0	1	4				
Ruben Gotay, S (1, 4) OBP: 0.326, SLG: 0.342		FC5-4 9 1B		L9		G4-3			9 1B 3B	4	1	2	1	0	0	2				
<b>Inning Stats</b>	R: 0 E: 0 K: 2 S: 10	H: 0 LOB: 1 BB: 1 P: 17	R: 3 E: 1 K: 1 S: 22	H: 2 LOB: 2 BB: 2 P: 33	R: 0 E: 0 K: 0 S: 5	H: 1 LOB: 0 BB: 0 P: 7	R: 1 E: 0 K: 0 S: 15	H: 3 LOB: 2 BB: 0 P: 24	R: 0 E: 0 K: 0 S: 11	H: 1 LOB: 1 BB: 1 P: 20	R: 1 E: 0 K: 2 S: 11	H: 1 LOB: 0 BB: 0 P: 15	R: 1 E: 0 K: 1 S: 15	H: 2 LOB: 1 BB: 0 P: 21	R: 0 E: 0 K: 0 S: 10	H: 1 LOB: 2 BB: 1 P: 21		1B: 10 2B: 0 3B: 1 HR: 1	SF: 0 SAC: 0 DP: 2 HBP: 0	WP: 0 PB: 0 SB: 1 CS: 0
<b>PITCHER</b>	IP WLS BF H R ER SO BB IBB HBP BLK WP HR S P ERA WHIP	IP WLS BF H R ER SO BB IBB HBP BLK WP HR S P ERA WHIP	IP WLS BF H R ER SO BB IBB HBP BLK WP HR S P ERA WHIP	IP WLS BF H R ER SO BB IBB HBP BLK WP HR S P ERA WHIP	IP WLS BF H R ER SO BB IBB HBP BLK WP HR S P ERA WHIP	IP WLS BF H R ER SO BB IBB HBP BLK WP HR S P ERA WHIP	IP WLS BF H R ER SO BB IBB HBP BLK WP HR S P ERA WHIP	IP WLS BF H R ER SO BB IBB HBP BLK WP HR S P ERA WHIP	IP WLS BF H R ER SO BB IBB HBP BLK WP HR S P ERA WHIP	IP WLS BF H R ER SO BB IBB HBP BLK WP HR S P ERA WHIP	IP WLS BF H R ER SO BB IBB HBP BLK WP HR S P ERA WHIP	IP WLS BF H R ER SO BB IBB HBP BLK WP HR S P ERA WHIP	IP WLS BF H R ER SO BB IBB HBP BLK WP HR S P ERA WHIP	IP WLS BF H R ER SO BB IBB HBP BLK WP HR S P ERA WHIP	IP WLS BF H R ER SO BB IBB HBP BLK WP HR S P ERA WHIP	IP WLS BF H R ER SO BB IBB HBP BLK WP HR S P ERA WHIP	IP WLS BF H R ER SO BB IBB HBP BLK WP HR S P ERA WHIP			
37 Jake Westbrook, R (1, 1) ERA: 3.33	5.0	L	25	7	4	3	3	3	3	0	0	0	0	0	0	0	5.40	2.000		
Rick White, R (6, 1) ERA: 5.23	2.0	8	2	1	1	2	1	0	0	0	0	0	0	0	0	0	4.50	1.500		
59 Matt Miller, R (8, 1) ERA: 3.44	1.0	5	2	1	1	1	0	0	0	0	0	0	0	0	0	0	9.00	2.000		
Cliff Bartosh, L (9, 1) ERA: 5.63	0.2	4	1	0	0	0	1	0	0	0	0	0	0	0	0	0	0.00	3.000		
David Riske, R (9, 1) ERA: 3.93	0.1	1	0	0	0	0	0	0	0	0	0	0	0	0	0	0	0.00	0.000		

Batter	1	2	3	4	5	6	7	8	9	AB	R	H	RBI	BB	SO	LOB	BOTTOM					
Coco Crisp, S (1, 8) OBP: 0.335, SLG: 0.444	CS 48 BB 41 1B 2B	BLK 1B			K		K		DI BB	4	1	2	0	1	2	0	<b>Kansas City Royals @ Cleveland Indians</b> Jacobs Field, Cleveland, OH Fri Sep 17 2004, 7:05 PM EDT Att: 14,347 - Overcast - 62 F					
Omar Vizquel, S (1, 6) OBP: 0.354, SLG: 0.397	P4	K			F9			L5	K	5	0	0	0	0	2	4						
Matt Lawton, L (1, 7) OBP: 0.367, SLG: 0.428	P6	G6-3			F8			48 BB 41 BB SF7 1B		4	1	1	0	0	0	3						
41 Victor Martinez, S (1, 2) OBP: 0.368, SLG: 0.515	48 BB 2B 1B			K		G4-3		48 BB BB		3	1	1	0	1	1	0						
48 Travis Hafner, L (1, 10) OBP: 0.412, SLG: 0.592 Lou Merloni, R (8, PR) OBP: 0.343, SLG: 0.426	2B BB			E4 G5-4-3		3B		48 BB BB		2	1	1	0	2	0	0						
Casey Blake, R (1, 5) OBP: 0.352, SLG: 0.493	2B			G5-4-3		K		SF7		3	0	1	4	0	1	2						
Ben Broussard, L (1, 3) OBP: 0.364, SLG: 0.450	G4-3			G6-4-3 BB		G6-3		F9		3	0	0	0	1	0	4						
Ronnie Belliard, R (1, 4) OBP: 0.354, SLG: 0.427		P6		G6-4-3				P4		4	0	0	0	0	1	1						
Jody Gerut, L (1, 9) OBP: 0.334, SLG: 0.405 Ryan Ludwick, R (7, 9) OBP: 0.381, SLG: 0.500	BLK 1B BB			CS BB				G5-3		0	0	0	0	2	0	0						
<b>Inning Stats</b>	R: 3 E: 0 K: 0 S: 13	H: 3 LOB: 1 BB: 1 P: 25	R: 0 E: 1 K: 1 S: 11	H: 1 LOB: 2 BB: 1 P: 16	R: 0 E: 0 K: 1 S: 10	H: 0 LOB: 0 BB: 0 P: 15	R: 0 E: 0 K: 0 S: 5	H: 0 LOB: 0 BB: 2 P: 13	R: 0 E: 0 K: 1 S: 10	H: 0 LOB: 0 BB: 0 P: 18	R: 0 E: 0 K: 1 S: 9	H: 1 LOB: 1 BB: 0 P: 17	R: 0 E: 0 K: 1 S: 9	H: 0 LOB: 0 BB: 0 P: 13	R: 1 E: 0 K: 0 S: 14	H: 1 LOB: 2 BB: 2 P: 26		R: 0 E: 0 K: 2 S: 15	H: 0 LOB: 1 BB: 1 P: 24	1B: 4 2B: 1 3B: 1 HR: 0	SF: 1 SAC: 0 DP: 2 HBP: 0	WP: 0 PB: 0 SB: 0 CS: 1
<b>PITCHER</b>	IP WLS BF H R ER SO BB IBB HBP BLK WP HR S P ERA WHIP	IP WLS BF H R ER SO BB IBB HBP BLK WP HR S P ERA WHIP	IP WLS BF H R ER SO BB IBB HBP BLK WP HR S P ERA WHIP	IP WLS BF H R ER SO BB IBB HBP BLK WP HR S P ERA WHIP	IP WLS BF H R ER SO BB IBB HBP BLK WP HR S P ERA WHIP	IP WLS BF H R ER SO BB IBB HBP BLK WP HR S P ERA WHIP	IP WLS BF H R ER SO BB IBB HBP BLK WP HR S P ERA WHIP	IP WLS BF H R ER SO BB IBB HBP BLK WP HR S P ERA WHIP	IP WLS BF H R ER SO BB IBB HBP BLK WP HR S P ERA WHIP	IP WLS BF H R ER SO BB IBB HBP BLK WP HR S P ERA WHIP	IP WLS BF H R ER SO BB IBB HBP BLK WP HR S P ERA WHIP	IP WLS BF H R ER SO BB IBB HBP BLK WP HR S P ERA WHIP	IP WLS BF H R ER SO BB IBB HBP BLK WP HR S P ERA WHIP	IP WLS BF H R ER SO BB IBB HBP BLK WP HR S P ERA WHIP	IP WLS BF H R ER SO BB IBB HBP BLK WP HR S P ERA WHIP	IP WLS BF H R ER SO BB IBB HBP BLK WP HR S P ERA WHIP						
Mike Wood, R (1, 1) ERA: 5.98	6.0	W	25	5	3	3	4	4	0	0	1	1	0	0	0	0	4.50	1.500				
Dennys Reyes, L (7, 1) ERA: 4.69	1.1	H	7	1	1	1	1	2	0	0	0	0	0	0	0	0	6.75	2.250				
Shawn Camp, R (8, 1) ERA: 3.1	0.2	H	2	0	0	0	0	0	0	0	0	0	0	0	0	0	0.00	0.000				
Jeremy Affeldt, L (9, 1) ERA: 4.42	1.0	S	4	0	0	0	2	1	0	0	0	0	0	0	0	0	0.00	1.000				





Batter	1	2	3	4	5	6	7	8	9	AB R H RBI BB SO LOB	TOP											
9 David DeJesus, L (1, 8) OBP: 0.358, SLG: 0.371	P5		K		F7		K		K	5 0 0 0 0 3 1	<b>Kansas City Royals @ Cleveland Indians</b> Jacobs Field, Cleveland, OH Sat Sep 18 2004, 7:05 PM EDT Att: 17,848 - Sunny - 64 F											
4 Angel Berroa, R (1, 6) OBP: 0.316, SLG: 0.400	K2-3			2B	F8		2H		G5-3	5 1 3 1 0 1 0												
Abraham Nunez, S (1, 9)	F9			2H	F8		SAFE			4 1 1 1 0 1 2												
Ken Harvey, R (1, 3) OBP: 0.338, SLG: 0.421 Matt Stairs, L (8, 3) OBP: 0.335, SLG: 0.439		F8		2H	FC6-4				FC6-5	4 0 2 1 0 1 1 0 0 0 0 0 0 0												
Joe Randa, R (1, 5) OBP: 0.351, SLG: 0.409				FC6-4					FC6-5	3 2 0 0 1 0 2												
14 John Buck, R (1, 10) OBP: 0.282, SLG: 0.425		BB		1-2					WP	4 2 2 2 0 1 1												
Desi Relaford, S (1, 7) OBP: 0.307, SLG: 0.319				HR					2B	4 0 0 0 0 3 2												
Alberto Castillo, R (1, 2) OBP: 0.365, SLG: 0.405									G4-3	3 0 0 0 1 1 0												
Donnie Murphy, R (1, 4) OBP: 0.250, SLG: 0.250									G6-3	4 1 1 0 0 1 1												
<b>Inning Stats</b>	R: 0 E: 0 K: 1 S: 7	H: 0 LOB: 0 BB: 0 P: 12	R: 0 E: 0 K: 1 S: 17	H: 0 LOB: 1 BB: 1 P: 26	R: 0 E: 0 K: 2 S: 8	H: 0 LOB: 0 BB: 0 P: 11	R: 4 E: 0 K: 2 S: 20	H: 4 LOB: 1 BB: 1 P: 38	R: 0 E: 0 K: 1 S: 14	H: 1 LOB: 0 BB: 0 P: 24	R: 0 E: 0 K: 1 S: 6	H: 0 LOB: 0 BB: 0 P: 11	R: 1 E: 0 K: 2 S: 12	H: 2 LOB: 1 BB: 0 P: 15	R: 2 E: 0 K: 1 S: 15	H: 2 LOB: 0 BB: 0 P: 20	R: 0 E: 0 K: 1 S: 7	H: 0 LOB: 0 BB: 0 P: 14	1B: 3 2B: 5 HR: 1	SF: 0 SAC: 0 DP: 0 HBP: 0	WP: 1 PB: 1 SB: 1 CS: 0	PA: 38
<b>PITCHER</b>	IP WLS BF H R ER SO BB IBB HBP BLK WP HR S P ERA WHIP											IP WLS BF H R ER SO BB IBB HBP BLK WP HR S P ERA WHIP										
31 Cliff Lee, L (1, 1) ERA: 5.63	4.0 L 18 4 4 4 6 2 0 0 0 0 0 1 52 87 9.00 1.500																					
Jeremy Guthrie, R (5, 1) ERA: 5.0	2.2 11 3 1 1 3 0 0 0 0 0 0 0 29 47 3.38 1.125																					
Jason Davis, R (7, 1) ERA: 5.69	1.1 6 2 2 1 2 0 0 0 0 0 1 0 18 23 6.75 1.500																					
Rick White, R (9, 1) ERA: 5.16	1.0 3 0 0 0 1 0 0 0 0 0 0 0 7 14 0.00 0.000																					

Batter	1	2	3	4	5	6	7	8	9	AB R H RBI BB SO LOB	BOTTOM											
Coco Crisp, S (1, 8) OBP: 0.332, SLG: 0.440	L7		K		P6				P5	4 0 0 0 0 1 2	<b>Kansas City Royals @ Cleveland Indians</b> Jacobs Field, Cleveland, OH Sat Sep 18 2004, 7:05 PM EDT Att: 17,848 - Sunny - 64 F											
Matt Lawton, L (1, 7) OBP: 0.396, SLG: 0.426	41 CS		G6-3		P3				G6-3	3 0 0 0 1 0 0												
Ronnie Belliard, R (1, 4) OBP: 0.354, SLG: 0.425	41 CS								G6-3	3 0 0 0 1 1 0												
41 Victor Martinez, S (1, 2) OBP: 0.367, SLG: 0.514	G6-3				P4					4 0 1 0 0 0 2												
Casey Blake, R (1, 5) OBP: 0.353, SLG: 0.494										4 0 1 0 0 0 2												
48 Travis Hafner, L (1, 10) OBP: 0.413, SLG: 0.589										3 1 1 0 1 2 1												
Josh Phelps, R (1, 3) OBP: 0.307, SLG: 0.434										3 1 1 0 1 2 1												
Ryan Ludwick, R (1, 9) OBP: 0.320, SLG: 0.409										2 0 0 0 2 1 2												
John McDonald, R (1, 6) OBP: 0.245, SLG: 0.356										4 0 2 0 0 1 2												
<b>Inning Stats</b>	R: 0 E: 0 K: 0 S: 11	H: 0 LOB: 1 BB: 2 P: 21	R: 1 E: 1 K: 2 S: 13	H: 1 LOB: 2 BB: 2 P: 26	R: 0 E: 0 K: 1 S: 6	H: 0 LOB: 0 BB: 0 P: 11	R: 0 E: 0 K: 1 S: 8	H: 1 LOB: 1 BB: 0 P: 16	R: 0 E: 0 K: 0 S: 6	H: 0 LOB: 0 BB: 0 P: 9	R: 0 E: 0 K: 1 S: 6	H: 0 LOB: 0 BB: 0 P: 13	R: 0 E: 0 K: 0 S: 5	H: 0 LOB: 1 BB: 1 P: 15	R: 0 E: 0 K: 0 S: 9	H: 0 LOB: 0 BB: 0 P: 14	R: 0 E: 0 K: 2 S: 15	H: 2 LOB: 2 BB: 0 P: 20	1B: 2 2B: 2 HR: 0	SF: 0 SAC: 0 DP: 0 HBP: 0	WP: 0 PB: 0 SB: 0 CS: 2	PA: 35
<b>PITCHER</b>	IP WLS BF H R ER SO BB IBB HBP BLK WP HR S P ERA WHIP											IP WLS BF H R ER SO BB IBB HBP BLK WP HR S P ERA WHIP										
41 Jimmy Gobble, L (1, 1) ERA: 5.32	7.0 W 27 2 1 1 5 5 0 0 0 0 0 0 55 111 1.29 1.000																					
D.J. Carrasco, R (8, 1) ERA: 3.51	1.0 3 0 0 0 0 0 0 0 0 0 0 0 9 14 0.00 0.000																					
Mike MacDougal, R (9, 1) ERA: 7.11	1.0 5 2 0 0 2 0 0 0 0 0 0 0 15 20 0.00 2.000																					

AB 36  
R 7  
H 9  
RBI 5  
BB 2  
SO 12  
LOB 10



AB 30  
R 1  
H 4  
RBI 0  
BB 5  
SO 7  
LOB 18





Batter	1	2	3	4	5	6	7	8	9	AB	R	H	RBI	BB	SO	LOB	TOP										
9 David DeJesus, L (1, 8) OBP: 0.361, SLG: 0.374 Dee Brown, L (8, 7) OBP: 0.290, SLG: 0.367	2-1 CS 1B		0-0 SH1-3 1-2		2-2 1B		0-1 FC4-6 1-2		1-1 G4-3 2-3	3	0	2	0	0	0	1	<b>Kansas City Royals @ Cleveland Indians</b> Jacobs Field, Cleveland, OH Sun Sep 19 2004, 1:05 PM EDT Att: 16,745 - Sunny - 61 F										
4 Angel Berroa, R (1, 6) OBP: 0.313, SLG: 0.397 Calvin Pickering, L (8, 3) OBP: 0.322, SLG: 0.456	1-3 SAFE K		1-2 G6-3 2-3		2-3 K		2-2 F9		2-3 K	4	0	0	0	0	2	4											
Abraham Nunez, S (1, 9) OBP: 0.317, SLG: 0.368	2-3 K 1-2		4-1 BB		4-2 BB BB		0-1 G5-3 1B		2-3 K	3	0	1	0	2	2	2											
Matt Stairs, L (1, 3) OBP: 0.336, SLG: 0.446 Wilton Guerrero, S (8, 6) OBP: 0.219, SLG: 0.281		3-2 HR	1-0 G3		4-2 BB 1-2 BB		2-2 G5-3 1-2			3	1	1	1	1	0	3											
Joe Randa, R (1, 10) OBP: 0.348, SLG: 0.405		0-2 G5-3		2-1 F7		1-3 K		2-2 K	4	0	0	0	0	2	3												
Desi Relaford, S (1, 5) OBP: 0.304, SLG: 0.315		2-3 K		3-1 G5-3		0-0 F8		2-1 L6	4	0	0	0	0	1	3												
14 John Buck, R (1, 2) Paul Phillips, R (8, 2) OBP: 0.667, SLG: 0.500		2-0 2B 1B		1-3 K		2-3 K			1-1 2B HBP	3	0	1	0	0	2	2											
Ruben Gotay, S (1, 4) OBP: 0.331, SLG: 0.355	1 SAFE 1 SAFE 1 SAFE 1 SAFE 2B		2-2 K 1-H		1-2 F8		2-1 G4-3		0-0 2B 1B	4	1	2	0	0	0	0											
Alexis Gomez, L (1, 7) OBP: 0.300, SLG: 0.316			1-2 4 9 G6-3 SH1-3 1B		2-3 K2-3		0-1 9 FC4-6 1B		2-2 G4-3 1-H 2-H 2B	4	0	3	2	0	1	0											
<b>Inning Stats</b>	R: 0 E: 0 K: 2 S: 9	H: 1 LOB: 1 BB: 0 P: 13	R: 1 E: 0 K: 1 S: 16	H: 3 LOB: 2 BB: 0 P: 25	R: 0 E: 0 K: 0 S: 10	H: 1 LOB: 2 BB: 1 P: 17	R: 0 E: 0 K: 1 S: 7	H: 0 LOB: 0 BB: 0 P: 13	R: 0 E: 0 K: 2 S: 21	H: 1 LOB: 1 BB: 0 P: 28	R: 0 E: 0 K: 2 S: 14	H: 0 LOB: 2 BB: 2 P: 25	R: 0 E: 0 K: 1 S: 14	H: 1 LOB: 1 BB: 0 P: 18	R: 0 E: 0 K: 1 S: 10	H: 1 LOB: 1 BB: 0 P: 16		R: 2 E: 0 K: 2 S: 13	H: 2 LOB: 1 BB: 0 P: 21	1B: 7 2B: 3 3B: 0 HR: 1	SF: 0 SAC: 1 DP: 1 HBP: 1	WP: 0 PB: 0 SB: 0 CS: 1	PA: 39				
<b>PITCHER</b>	IP	WLS	BF	H	R	ER	SO	BB	IBB	HBP	BLK	WP	HR	S	P	ERA	WHIP										
Kyle Denney, R (1, 1) ERA: 9.72	5.0	W	20	6	1	1	6	1	0	0	0	0	1	63	96	1.80	1.400										
David Riske, R (8, 1) ERA: 3.88	1.0		5	0	0	0	2	2	0	0	0	0	0	14	25	0.00	2.000										
63 Rafael Betancourt, R (7, 1) ERA: 4.08	1.0		4	1	0	0	0	0	0	0	0	0	0	14	18	0.00	1.000										
Bob Howry, R (8, 1) ERA: 2.15	1.0		4	1	0	0	1	0	0	0	0	0	0	10	16	0.00	1.000										
Bob Wickman, R (9, 1) ERA: 4.18	1.0		6	2	2	2	2	0	0	1	0	0	0	13	21	18.00	2.000										

Batter	1	2	3	4	5	6	7	8	9	AB	R	H	RBI	BB	SO	LOB	BOTTOM										
Matt Lawton, L (1, 9) OBP: 0.368, SLG: 0.428	1-2 G3		2-2 48 1B 1B	4-1 BB		3-2 2B		2-2 F8		4	1	2	1	1	0	0	<b>Kansas City Royals @ Cleveland Indians</b> Jacobs Field, Cleveland, OH Sun Sep 19 2004, 1:05 PM EDT Att: 16,745 - Sunny - 61 F										
Omar Vizquel, S (1, 6) OBP: 0.354, SLG: 0.396	1-3 K		3-2 48 1B HR	0-0 G5-3		4-2 48 G4-6-3 BB		0-2 G6-3	4	1	1	1	1	1	2												
48 Travis Hafner, L (1, 10) OBP: 0.414, SLG: 0.594	0-0 G6-3		2-1 3-H HR		1-2 2-H 2B	0-1 G4-6-3		2-0 2B	5	2	3	1	0	0	2												
Casey Blake, R (1, 5) OBP: 0.351, SLG: 0.492		3-2 F8	2-2 F8		1-1 F8 2-H 1B		2-2 F7	3-3 K	5	0	1	0	0	1	3												
Ben Broussard, L (1, 3) OBP: 0.365, SLG: 0.464		0-1 L5	0-0 1-H 2-H HR		2-1 F8		0-0 24 E 3B		4	2	2	3	0	0	1												
Coco Crisp, S (1, 7) OBP: 0.331, SLG: 0.437		4-2 BB	3-2 G5-3		0-0 P4		1-1 G6-3		3	0	0	0	1	0	2												
24 Grady Sizemore, L (1, 8) OBP: 0.299, SLG: 0.323		2-3 K		1-0 G4-3	1-3 K		2-0 E7 1B		4	0	1	1	0	2	2												
Josh Bard, S (1, 2) OBP: 0.429, SLG: 0.500			1-0 1B WP 1B	3-2 G5-3		2-0 PB 2B 2B			3	2	2	0	1	0	0												
Brandon Phillips, R (1, 4) OBP: 0.250, SLG: 0.500			0-0 F8	3-1 2B		2-3 K		0-3 K	4	0	1	0	0	2	4												
<b>Inning Stats</b>	R: 0 E: 0 K: 1 S: 7	H: 0 LOB: 0 BB: 0 P: 9	R: 0 E: 0 K: 1 S: 14	H: 0 LOB: 1 BB: 1 P: 23	R: 5 E: 0 K: 0 S: 23	H: 5 LOB: 0 BB: 0 P: 36	R: 0 E: 0 K: 0 S: 8	H: 1 LOB: 2 BB: 1 P: 19	R: 1 E: 1 K: 1 S: 11	H: 2 LOB: 1 BB: 0 P: 16	R: 1 E: 0 K: 1 S: 13	H: 2 LOB: 1 BB: 1 P: 24	R: 1 E: 1 K: 1 S: 13	H: 2 LOB: 2 BB: 1 P: 22	R: 0 E: 0 K: 1 S: 11	H: 1 LOB: 1 BB: 0 P: 18		1B: 6 2B: 5 3B: 1 HR: 1	SF: 0 SAC: 0 DP: 1 HBP: 0	WP: 1 PB: 1 SB: 0 CS: 0	PA: 40						
<b>PITCHER</b>	IP	WLS	BF	H	R	ER	SO	BB	IBB	HBP	BLK	WP	HR	S	P	ERA	WHIP										
Denny Bautista, R (1, 1) ERA: 12.23	4.0	L	22	8	6	6	2	2	0	0	0	0	1	57	94	13.50	2.500										
Chris George, L (5, 1) ERA: 7.89	2.0		8	2	1	1	2	1	0	0	0	0	0	19	33	4.50	1.500										
Matt Kinney, R (7, 1) ERA: 6.39	1.0		6	2	1	1	1	1	0	0	0	0	0	13	22	9.00	3.000										
Jimmy Serrano, R (8, 1) ERA: 4.83	1.0		4	1	0	0	1	0	0	0	0	0	0	11	18	0.00	1.000										





Batter	1	2	3	4	5	6	7	8	9	AB	R	H	RBI	BB	SO	LOB	TOP								
9 David DeJesus, L (1, 8) OBP: 0.361, SLG: 0.376	0-3 K	1-2 HBP		0-0 B1-3		2-0 G3-1			2-2 E7 2B	4	1	1	0	0	1	0	<b>Kansas City Royals @ Tampa Bay Devil Rays</b> Tropicana Field, St. Petersburg, FL Mon Sep 20 2004, 7:15 PM EDT Att: 8,315 - Dome - 72 F <a href="http://livebaseballscorecards.com">livebaseballscorecards.com</a>								
4 Angel Berroa, R (1, 6) OBP: 0.310, SLG: 0.393	2-2 E6	1-2 F7		1-0 G4-3			1-3 K		1-3 K2-3	5	0	0	0	0	2	2									
Abraham Nunez, S (1, 9) OBP: 0.315, SLG: 0.365	1-3 K		1-1 G1-3		1-0 G4-3		3-1 P5		2-2 F9 1B	5	0	1	0	0	1	1									
Matt Stairs, L (1, 3) OBP: 0.337, SLG: 0.446	3-0 L1		1-2 2B 14 SF7 1B		3-2 BB 1B		1-3 K		3-2 F9 1-2	5	1	2	0	0	1	2									
Joe Randa, R (1, 5)		1-2 2B 2B	0-1 1-3 2B		1-2 F7 2B			4-1 HR BB		3	2	2	0	1	0	1									
Calvin Pickering, L (1, 10) OBP: 0.351, SLG: 0.519		0-0 1B 2B 2H	4-0 IBB		4-0 BB 1-2 BB			1-1 HR 1-H		2	2	2	3	2	0	0									
14 John Buck, R (1, 2) OBP: 0.277, SLG: 0.417		2-3 K	0-2 SF7		0-0 G5-3			3-2 G5-3		3	0	0	1	0	1	3									
Alexis Gomez, L (1, 7) OBP: 0.292, SLG: 0.304		0-0 F8 1B 2H	0-1 F8			2-3 K		0-2 G4-3		4	0	1	1	0	1	2									
Donnie Murphy, R (1, 4) OBP: 0.125, SLG: 0.125		1-1 F8 2-3		2-2 F9		2-1 F9		3-3 K		4	0	0	0	0	1	1									
<b>Inning Stats</b>	R: 0 E: 1 K: 2 S: 10	H: 0 LOB: 1 BB: 0 P: 16	R: 2 E: 0 K: 1 S: 17	H: 3 LOB: 2 BB: 0 P: 23	R: 1 E: 0 K: 0 S: 14	H: 2 LOB: 2 BB: 1 P: 20	R: 0 E: 0 K: 0 S: 5	H: 0 LOB: 0 BB: 0 P: 8	R: 0 E: 0 K: 1 S: 6	H: 0 LOB: 0 BB: 0 P: 12	R: 0 E: 0 K: 2 S: 8	H: 0 LOB: 0 BB: 0 P: 13	R: 2 E: 0 K: 1 S: 12	H: 1 LOB: 0 BB: 1 P: 23	R: 1 E: 1 K: 1 S: 19	H: 2 LOB: 0 BB: 0 P: 27	1B: 4 2B: 4 3B: 0 HR: 1	SF: 1 SAC: 0 DP: 0 HBP: 1	WP: 0 PB: 0 SB: 0 CS: 0	PA: 40					
<b>PITCHER</b>	IP	WLS	BF	H	R	ER	SO	BB	IBB	HBP	BLK	WP	HR	S	P	ERA	WHIP								
Dewon Brazelton, R (1, 1) ERA: 4.58	6.0		28	6	3	3	4	1	1	1	0	0	0	62	98	4.50	1.167								
Jorge Sosa, R (7, 1) ERA: 5.12	2.0	L	8	1	2	2	3	1	0	0	0	0	1	20	36	9.00	1.000								
Danys Baez, R (9, 1) ERA: 3.56	1.0		4	2	1	1	1	0	0	0	0	0	0	19	27	9.00	2.000								

Batter	1	2	3	4	5	6	7	8	9	AB	R	H	RBI	BB	SO	LOB	BOTTOM								
13 Carl Crawford, L (1, 7) OBP: 0.331, SLG: 0.444	1-1 G5-3		0-0 E3 G6-4-3		1-1 HR		1-0 L6-3 1-1			4	1	1	1	0	0	1	<b>Kansas City Royals @ Tampa Bay Devil Rays</b> Tropicana Field, St. Petersburg, FL Mon Sep 20 2004, 7:15 PM EDT Att: 8,315 - Dome - 72 F <a href="http://livebaseballscorecards.com">livebaseballscorecards.com</a>								
Julio Lugo, R (1, 6) OBP: 0.335, SLG: 0.394	2-1 HR 1B		1-0 G6-4-3 1-2		2-3 K			2-2 F8		4	1	1	0	0	1	1									
Aubrey Huff, L (1, 3) OBP: 0.359, SLG: 0.498	3-1 HR 1-H		4-0 BB		3-1 F8			3-1 L8		3	1	1	2	1	0	0									
5 Rocco Baldelli, R (1, 8) OBP: 0.333, SLG: 0.435	0-3 K		0-0 L8		2-0 G5-3			2-1 1B		4	0	1	0	0	1	1									
José Cruz Jr., S (1, 9) OBP: 0.330, SLG: 0.428	2-2 P3			1-0 F9 FC5-2-1 2B		0-1 P5		1-2 F9		4	0	1	0	0	0	1									
Tino Martinez, L (1, 10) OBP: 0.365, SLG: 0.469		1-1 G1-4-3 1B		4-1 FC5-2-1 BB		1-2 F7		0-1 P6-3 1B		3	0	2	0	1	0	0									
B.J. Upton, R (1, 5) OBP: 0.329, SLG: 0.425		0-1 G1-4-3		0-0 F9		1-1 G4-3		0-1 F9		4	0	0	0	0	0	4									
Toby Hall, R (1, 2) OBP: 0.308, SLG: 0.377		4-2 G6-4-3 BB		0-1 FC5-2-5-1		0-0 F8		0-1 P6-3 1-1		3	0	0	0	1	0	3									
Rey Sanchez, R (1, 4) OBP: 0.286, SLG: 0.344		0-1 G6-4-3		0-0 F9		2-1 13 L6-3 1B				3	0	1	0	0	0	4									
<b>Inning Stats</b>	R: 2 E: 0 K: 1 S: 12	H: 2 LOB: 0 BB: 0 P: 20	R: 0 E: 0 K: 0 S: 8	H: 1 LOB: 1 BB: 1 P: 13	R: 0 E: 0 K: 0 S: 3	H: 0 LOB: 1 BB: 1 P: 8	R: 0 E: 0 K: 0 S: 6	H: 1 LOB: 2 BB: 1 P: 11	R: 1 E: 0 K: 1 S: 8	H: 1 LOB: 0 BB: 0 P: 16	R: 0 E: 0 K: 0 S: 7	H: 0 LOB: 0 BB: 0 P: 9	R: 0 E: 0 K: 0 S: 4	H: 1 LOB: 0 BB: 0 P: 7	R: 0 E: 0 K: 0 S: 10	H: 1 LOB: 1 BB: 0 P: 18	R: 0 E: 0 K: 0 S: 6	H: 1 LOB: 0 BB: 0 P: 6	1B: 5 2B: 3 3B: 0 HR: 2	SF: 0 SAC: 0 DP: 4 HBP: 0	WP: 0 PB: 0 SB: 0 CS: 0	PA: 35			
<b>PITCHER</b>	IP	WLS	BF	H	R	ER	SO	BB	IBB	HBP	BLK	WP	HR	S	P	ERA	WHIP								
Brian Anderson, L (1, 1) ERA: 5.82	7.2		31	7	3	3	2	3	0	0	0	0	0	3	4	0.00	0.000								
Shawn Camp, R (8, 1) ERA: 3.09	0.1	H	1	0	0	0	0	0	0	0	0	0	0	3	4	0.00	0.000								
Jeremy Affeldt, L (9, 1) ERA: 4.35	1.0	S	3	1	0	0	0	0	0	0	0	0	0	6	6	0.00	1.000								



Batter	1	2	3	4	5	6	7	8	9	AB	R	H	RBI	BB	SO	LOB	TOP				
9 David DeJesus, L (1, 8) OBP: 0.362, SLG: 0.386	2-1 1B	2-3 K			3-2 HR	3-1 G4-3			2-3 K	5	1	2	1	0	2	3	<b>Kansas City Royals @ Tampa Bay Devil Rays</b> Tropicana Field, St. Petersburg, FL Tue Sep 21 2004, 7:15 PM EDT Att: 8,588 - Dome - 72 F <a href="http://livebaseballscorecards.com">livebaseballscorecards.com</a>				
4 Angel Berroa, R (1, 6) OBP: 0.309, SLG: 0.389	1-2 P4		0-0 F7		0-0 G6-3		0-1 E6 1B	4-2 BB	4	1	0	0	1	0	1						
Abraham Nunez, S (1, 9) OBP: 0.313, SLG: 0.359	3-2 F8		2-1 F8		4-1 BB BB		3-2 G5-3	0-0 F8	4	0	0	0	1	0	3						
Matt Stairs, L (1, 3) OBP: 0.338, SLG: 0.444	2-1 G4-3		0-1 G3-1		4-1 BB		3-2 2H 1B	1-2 G3	4	0	1	1	1	0	2						
Joe Randa, R (1, 5) OBP: 0.350, SLG: 0.410		1-1 G3-1 2B 1B		1-0 F9	3-2 F7		1-2 SAFE P4		4	1	1	0	0	0	3						
Calvin Pickering, L (1, 10) OBP: 0.357, SLG: 0.524		3-3 K		4-1 G3-1 BB		0-0 SH3 1B 2B	2-3 K		3	1	1	0	1	2	2						
Desi Relaford, S (1, 7) OBP: 0.301, SLG: 0.313		2-2 G3-1		1-0 G3-1		0-0 SH3		2-3 K	3	0	0	0	0	1	2						
Alberto Castillo, R (1, 2) OBP: 0.382, SLG: 0.416		4-2 2B BB		1-1 G6-3		1-0 1B	2-1 G6-4-3 1B		3	0	2	1	1	0	1						
Donnie Murphy, R (1, 4) OBP: 0.167, SLG: 0.250	1-2 2B				1-2 G6-3		1-2 SAFE F9	1-2 G6-4-3	4	0	1	1	0	0	2						
<b>Inning Stats</b>	R: 0 E: 0 K: 0 S: 11	H: 1 LOB: 1 BB: 0 P: 19	R: 1 E: 0 K: 2 S: 18	H: 2 LOB: 2 BB: 1 P: 31	R: 0 E: 0 K: 0 S: 5	H: 0 LOB: 1 BB: 0 P: 12	R: 1 E: 0 K: 0 S: 14	H: 1 LOB: 2 BB: 2 P: 29	R: 1 E: 0 K: 1 S: 9	H: 2 LOB: 1 BB: 0 P: 15	R: 1 E: 1 K: 1 S: 15	H: 1 LOB: 1 BB: 0 P: 24	R: 0 E: 0 K: 1 S: 8	H: 1 LOB: 0 BB: 1 P: 13	R: 0 E: 0 K: 1 S: 11	H: 0 LOB: 1 BB: 1 P: 18	1B: 5 2B: 2 3B: 0 HR: 1	SF: 0 SAC: 1 DP: 1 HBP: 0	WP: 0 PB: 0 SB: 1 CS: 1	PA: 40	
<b>PITCHER</b>	IP WLS BF H R ER SO BB IBB HBP BLK WP HR S P ERA WHIP	IP WLS BF H R ER SO BB IBB HBP BLK WP HR S P ERA WHIP	IP WLS BF H R ER SO BB IBB HBP BLK WP HR S P ERA WHIP	IP WLS BF H R ER SO BB IBB HBP BLK WP HR S P ERA WHIP	IP WLS BF H R ER SO BB IBB HBP BLK WP HR S P ERA WHIP	IP WLS BF H R ER SO BB IBB HBP BLK WP HR S P ERA WHIP	IP WLS BF H R ER SO BB IBB HBP BLK WP HR S P ERA WHIP	IP WLS BF H R ER SO BB IBB HBP BLK WP HR S P ERA WHIP	IP WLS BF H R ER SO BB IBB HBP BLK WP HR S P ERA WHIP	IP WLS BF H R ER SO BB IBB HBP BLK WP HR S P ERA WHIP	IP WLS BF H R ER SO BB IBB HBP BLK WP HR S P ERA WHIP	IP WLS BF H R ER SO BB IBB HBP BLK WP HR S P ERA WHIP	IP WLS BF H R ER SO BB IBB HBP BLK WP HR S P ERA WHIP	IP WLS BF H R ER SO BB IBB HBP BLK WP HR S P ERA WHIP	IP WLS BF H R ER SO BB IBB HBP BLK WP HR S P ERA WHIP	IP WLS BF H R ER SO BB IBB HBP BLK WP HR S P ERA WHIP	IP WLS BF H R ER SO BB IBB HBP BLK WP HR S P ERA WHIP	IP WLS BF H R ER SO BB IBB HBP BLK WP HR S P ERA WHIP	IP WLS BF H R ER SO BB IBB HBP BLK WP HR S P ERA WHIP	IP WLS BF H R ER SO BB IBB HBP BLK WP HR S P ERA WHIP	IP WLS BF H R ER SO BB IBB HBP BLK WP HR S P ERA WHIP
Rob Bell, R (1, 1) ERA: 4.88	6.0	28	6	3	3	2	4	0	0	0	0	0	0	0	0	0	4.50	1.667			
Mark Hendrickson, L (7, 1) ERA: 5.05	2.0	8	2	1	0	2	0	0	0	0	0	0	0	0	0	0	0.00	1.000			
Danyis Baez, R (9, 1) ERA: 3.5	1.0	4	0	0	0	1	1	0	0	0	0	0	0	0	0	0	0.00	1.000			

Batter	1	2	3	4	5	6	7	8	9	AB	R	H	RBI	BB	SO	LOB	BOTTOM				
13 Carl Crawford, L (1, 7) OBP: 0.330, SLG: 0.442	0-3 K		0-0 F8		0-1 G6-3		2-2 G2-3	1-1 2H 1B 1B		5	1	1	1	0	1	1	<b>Kansas City Royals @ Tampa Bay Devil Rays</b> Tropicana Field, St. Petersburg, FL Tue Sep 21 2004, 7:15 PM EDT Att: 8,588 - Dome - 72 F <a href="http://livebaseballscorecards.com">livebaseballscorecards.com</a>				
José Cruz Jr., S (1, 9) OBP: 0.334, SLG: 0.438	0-0 1B		1-1 2H HR		2-3 K		1-2 1B	0-0 2H 1B	5	1	4	3	0	1	0						
Aubrey Huff, L (1, 5) OBP: 0.358, SLG: 0.495	0-2 P4		0-2 F8		0-2 5 1B		1-2 K	2-1 F8	5	0	1	0	0	1	4						
5 Rocco Baldelli, R (1, 8) OBP: 0.334, SLG: 0.442	1-0 P5		1-3 K		2-2 1B		1-2 1B	1-0 HR	4	1	2	1	0	1	1						
Tino Martinez, L (1, 3) OBP: 0.368, SLG: 0.470		2-3 K		2-2 G4-3	1-1 F7		3-2 1B 3 2B 2B		4	0	1	0	0	1	2						
Damian Rolls, R (8, PR) OBP: 0.233, SLG: 0.204									0	1	0	0	0	0	0						
Midre Cummings, L (1, 10) OBP: 0.289, SLG: 0.320		0-1 L4		1-1 3 2B 1B		0-2 G6-3		1-3 K	3	0	1	0	0	0	0						
Geoff Blum, S (8, PH) OBP: 0.266, SLG: 0.345									1	0	0	0	0	1	1						
B.J. Upton, R (1, 6) OBP: 0.323, SLG: 0.423		2-1 HBP		0-2 F8		3-3 K		1-2 3 2B 1B	3	1	1	0	0	1	1						
Toby Hall, R (9, 2) OBP: 0.308, SLG: 0.377									0	0	0	0	0	0	0						
3 Jorge Cantu, R (1, 4) OBP: 0.342, SLG: 0.454		1-1 F8		1-0 2B	1-3 2B		2-2 K	0-0 13 1B 2B	4	1	2	2	0	1	1						
Brook Fordyce, R (1, 2) OBP: 0.264, SLG: 0.263			1-1 HR 2B		1-2 F7		2-3 K	1-3 3H 2B	3	1	1	0	0	1	2						
Julio Lugo, R (8, PH) OBP: 0.339, SLG: 0.394									1	0	0	0	0	1	1						
<b>Inning Stats</b>	R: 0 E: 0 K: 1 S: 8	H: 1 LOB: 1 BB: 0 P: 9	R: 0 E: 0 K: 1 S: 8	H: 0 LOB: 0 BB: 0 P: 13	R: 2 E: 0 K: 1 S: 11	H: 2 LOB: 0 BB: 0 P: 14	R: 0 E: 0 K: 0 S: 13	H: 2 LOB: 2 BB: 0 P: 18	R: 0 E: 0 K: 2 S: 10	H: 0 LOB: 0 BB: 0 P: 15	R: 0 E: 0 K: 2 S: 13	H: 1 LOB: 1 BB: 0 P: 19	R: 5 E: 0 K: 2 S: 20	H: 6 LOB: 2 BB: 0 P: 30	R: 0 E: 0 K: 2 S: 11	H: 0 LOB: 1 BB: 1 P: 18	1B: 8 2B: 4 3B: 0 HR: 2	SF: 0 SAC: 0 DP: 0 HBP: 1	WP: 0 PB: 0 SB: 0 CS: 0	PA: 39	
<b>PITCHER</b>	IP WLS BF H R ER SO BB IBB HBP BLK WP HR S P ERA WHIP	IP WLS BF H R ER SO BB IBB HBP BLK WP HR S P ERA WHIP	IP WLS BF H R ER SO BB IBB HBP BLK WP HR S P ERA WHIP	IP WLS BF H R ER SO BB IBB HBP BLK WP HR S P ERA WHIP	IP WLS BF H R ER SO BB IBB HBP BLK WP HR S P ERA WHIP	IP WLS BF H R ER SO BB IBB HBP BLK WP HR S P ERA WHIP	IP WLS BF H R ER SO BB IBB HBP BLK WP HR S P ERA WHIP	IP WLS BF H R ER SO BB IBB HBP BLK WP HR S P ERA WHIP	IP WLS BF H R ER SO BB IBB HBP BLK WP HR S P ERA WHIP	IP WLS BF H R ER SO BB IBB HBP BLK WP HR S P ERA WHIP	IP WLS BF H R ER SO BB IBB HBP BLK WP HR S P ERA WHIP	IP WLS BF H R ER SO BB IBB HBP BLK WP HR S P ERA WHIP	IP WLS BF H R ER SO BB IBB HBP BLK WP HR S P ERA WHIP	IP WLS BF H R ER SO BB IBB HBP BLK WP HR S P ERA WHIP	IP WLS BF H R ER SO BB IBB HBP BLK WP HR S P ERA WHIP	IP WLS BF H R ER SO BB IBB HBP BLK WP HR S P ERA WHIP	IP WLS BF H R ER SO BB IBB HBP BLK WP HR S P ERA WHIP	IP WLS BF H R ER SO BB IBB HBP BLK WP HR S P ERA WHIP	IP WLS BF H R ER SO BB IBB HBP BLK WP HR S P ERA WHIP	IP WLS BF H R ER SO BB IBB HBP BLK WP HR S P ERA WHIP	IP WLS BF H R ER SO BB IBB HBP BLK WP HR S P ERA WHIP
23 Zack Greinke, R (1, 1) ERA: 4.13	6.2	29	8	2	2	7	0	0	0	0	0	0	0	0	0	0	2.70	1.200			
Dennys Reyes, L (7, 1) ERA: 4.95	0.1	3	2	2	2	1	0	0	0	0	1	7	12	54.00	6.000						
Shawn Camp, R (8, 1) ERA: 3.34	0.2	4	2	1	1	2	0	0	0	0	0	11	14	13.50	3.000						
Jaime Cerda, L (8, 1) ERA: 2.44	0.1	3	2	2	2	0	0	0	0	0	0	5	8	54.00	6.000						



Batter	1	2	3	4	5	6	7	8	9	10	AB	R	H	RBI	BB	SO	LOB	TOP						
9 David DeJesus, L OBP: 0.362, SLG: 0.396		G6-4-3		K					G3-1		5	1	2	3	0	1	2							
4 Angel Berroa, R OBP: 0.310, SLG: 0.389	P6				F8	FC9-3-6					1	0	0	0	0	0	0							
Joe Randa, R OBP: 0.350, SLG: 0.412											3	0	1	1	0	0	1							
Abraham Nunez, S OBP: 0.307, SLG: 0.352	P4				K	K			F8		5	0	0	0	0	3	4							
Matt Stairs, L OBP: 0.338, SLG: 0.446									L7		5	1	2	0	0	2	1							
Calvin Pickering, L OBP: 0.369, SLG: 0.562											5	0	3	1	0	1	1							
Wilton Guerrero, S OBP: 0.219, SLG: 0.281					F8						0	1	0	0	0	0	0							
Jeremy Affeldt, L OBP: 0.307, SLG: 0.352											0	0	0	0	0	0	0							
Desi Relaford, S OBP: 0.298, SLG: 0.309	F8										4	0	0	0	0	1	2							
Dee Brown, L OBP: 0.298, SLG: 0.367											3	2	1	0	1	1	1							
Ruben Gotay, S OBP: 0.326, SLG: 0.344											4	1	0	1	1	1	3							
Alberto Castillo, R OBP: 0.383, SLG: 0.400											3	1	0	0	2	0	1							
<b>Inning Stats</b>	R: 2 E: 0 K: 0 S: 18	H: 3 LOB: 1 BB: 0 P: 32	R: 1 E: 0 K: 1 S: 12	H: 0 LOB: 2 BB: 3 P: 29	R: 0 E: 0 K: 1 S: 8	H: 1 LOB: 1 BB: 0 P: 10	R: 0 E: 0 K: 2 S: 9	H: 0 LOB: 0 BB: 0 P: 14	R: 0 E: 0 K: 1 S: 12	H: 1 LOB: 1 BB: 0 P: 18	R: 3 E: 1 K: 2 S: 18	H: 2 LOB: 1 BB: 1 P: 29	R: 0 E: 0 K: 2 S: 10	H: 0 LOB: 0 BB: 0 P: 14	R: 0 E: 0 K: 1 S: 7	H: 0 LOB: 0 BB: 0 P: 8	R: 0 E: 0 K: 0 S: 10	H: 1 LOB: 1 BB: 0 P: 12	R: 1 E: 0 K: 0 S: 11	H: 1 LOB: 1 BB: 0 P: 20	1B: 3 2B: 5 3B: 0 HR: 1	SF: 0 SAC: 1 DP: 1 HBP: 2	WP: 0 PB: 0 SB: 1 CS: 0	PA: 45
<b>PITCHER</b>	IP	WLS	BF	H	R	ER	SO	BB	IBB	HBP	BLK	WP	HR	S	P	ERA	WHIP							
Doug Waechter, R ERA: 6.06	1.0		9	3	3	3	0	3	0	0	0	0	0	23	49	27.00	6.000							
John Halama, L ERA: 4.45	4.1		19	4	3	1	6	1	0	1	0	0	0	49	76	2.08	1.154							
Travis Harper, R ERA: 3.78	0.2		2	0	0	0	1	0	0	0	0	0	0	5	7	0.00	0.000							
Trever Miller, L ERA: 3.26	2.1		7	0	0	0	3	0	0	0	0	0	0	20	25	0.00	0.000							
Jorge Sosa, R ERA: 5.13	1.2		8	2	1	1	0	0	0	1	0	0	0	18	29	5.40	1.200							

**Kansas City Royals @ Tampa Bay Devil Rays**  
Tropicana Field, St. Petersburg, FL  
Wed Sep 22 2004, 12:15 PM EDT  
Att: 8,392 - Dome - 72 F

AB 38  
R 7  
H 9  
RBI 6  
BB 4  
SO 10  
LOB 16

Batter	1	2	3	4	5	6	7	8	9	10	AB	R	H	RBI	BB	SO	LOB	BOTTOM						
Julio Lugo, R OBP: 0.343, SLG: 0.400	CS								G4-3		4	3	3	0	1	0	0							
B.J. Upton, R OBP: 0.336, SLG: 0.422											5	0	2	0	0	2	2							
5 Rocco Baldelli, R OBP: 0.333, SLG: 0.441											4	0	1	1	0	1	5							
Aubrey Huff, L OBP: 0.360, SLG: 0.496											5	0	3	1	0	1	2							
José Cruz Jr., S OBP: 0.334, SLG: 0.437	CS										4	0	1	1	1	2	4							
3 Jorge Cantu, R OBP: 0.344, SLG: 0.452											5	1	2	0	0	0	3							
Matt Diaz, R OBP: 0.188, SLG: 0.286											2	2	1	1	0	0	1							
13 Carl Crawford, L OBP: 0.329, SLG: 0.441											1	0	0	0	0	0	0							
Toby Hall, R OBP: 0.304, SLG: 0.372											5	0	0	0	0	2	4							
Damian Rolls, R OBP: 0.234, SLG: 0.214											4	0	1	2	0	0	0							
Rey Sanchez, R OBP: 0.285, SLG: 0.343											1	0	0	0	0	0	1							
<b>Inning Stats</b>	R: 0 E: 0 K: 2 S: 20	H: 1 LOB: 1 BB: 1 P: 31	R: 2 E: 0 K: 1 S: 9	H: 2 LOB: 1 BB: 0 P: 12	R: 1 E: 0 K: 1 S: 8	H: 1 LOB: 0 BB: 0 P: 11	R: 0 E: 0 K: 0 S: 7	H: 0 LOB: 1 BB: 1 P: 13	R: 1 E: 0 K: 0 S: 8	H: 1 LOB: 2 BB: 2 P: 11	R: 1 E: 0 K: 1 S: 9	H: 3 LOB: 2 BB: 0 P: 18	R: 0 E: 0 K: 1 S: 9	H: 0 LOB: 0 BB: 0 P: 10	R: 0 E: 0 K: 1 S: 12	H: 2 LOB: 2 BB: 0 P: 19	R: 0 E: 0 K: 1 S: 8	H: 1 LOB: 1 BB: 0 P: 11	1B: 11 2B: 1 3B: 1 HR: 1	SF: 1 SAC: 1 DP: 0 HBP: 1	WP: 0 PB: 0 SB: 0 CS: 1	PA: 46		
<b>PITCHER</b>	IP	WLS	BF	H	R	ER	SO	BB	IBB	HBP	BLK	WP	HR	S	P	ERA	WHIP							
Darrell May, L ERA: 5.55	6.0		27	8	5	4	4	2	0	0	0	0	0	61	93	7.50	1.667							
D.J. Carrasco, R ERA: 3.85	2.0		9	3	1	1	2	0	0	0	0	0	0	22	28	4.50	1.500							
Mike MacDougal, R ERA: 6.14	1.0		5	2	0	0	1	0	0	0	0	0	0	12	19	0.00	2.000							
Jeremy Affeldt, L ERA: 4.3	1.0		4	1	0	0	1	0	0	0	0	0	0	8	11	0.00	1.000							

**Kansas City Royals @ Tampa Bay Devil Rays**  
Tropicana Field, St. Petersburg, FL  
Wed Sep 22 2004, 12:15 PM EDT  
Att: 8,392 - Dome - 72 F

AB 40  
R 6  
H 14  
RBI 6  
BB 2  
SO 8  
LOB 22




Batter	1	2	3	4	5	6	7	8	9	AB	R	H	RBI	BB	SO	LOB	TOP					
9 David DeJesus, L (1, 8) OBP: 0.361, SLG: 0.394	E6 1B	SH1-3		G4-3					P6	4	1	1	2	0	0	0						
Dest Relaford, S (1, 6) OBP: 0.300, SLG: 0.313	WP 1B	G3			G4-3			P5	F8	5	1	2	0	0	0	1						
Joe Randa, R (1, 5) OBP: 0.347, SLG: 0.407	P3				G4-3			G1-3	K	5	0	0	0	0	2	3						
Matt Stairs, L (1, 3) OBP: 0.341, SLG: 0.453	G4-3									4	1	2	2	1	2	1						
Abraham Nunez, S (1, 9) OBP: 0.309, SLG: 0.350	G4-3							G6-3		4	0	1	1	1	0	3						
Calvin Pickering, L (1, 10) OBP: 0.364, SLG: 0.548	G4-3							G6-3		4	1	1	0	0	1	3						
14 John Buck, R (1, 2) OBP: 0.277, SLG: 0.419										4	0	1	0	0	2	3						
Dee Brown, L (1, 7)										3	1	0	0	1	1	1						
Ruben Gotay, S (1, 4) OBP: 0.331, SLG: 0.364										4	1	2	0	0	2	3						
<b>Inning Stats</b>	R: 2 E: 1 K: 1 S: 17	H: 3 LOB: 2 BB: 0 P: 27	R: 0 E: 0 K: 0 S: 11	H: 1 LOB: 1 BB: 0 P: 15	R: 0 E: 0 K: 3 S: 11	H: 0 LOB: 1 BB: 1 P: 20	R: 1 E: 0 K: 1 S: 8	H: 1 LOB: 0 BB: 0 P: 13	R: 0 E: 0 K: 1 S: 9	H: 1 LOB: 1 BB: 0 P: 15	R: 2 E: 0 K: 1 S: 13	H: 2 LOB: 1 BB: 1 P: 27	R: 1 E: 0 K: 0 S: 10	H: 1 LOB: 0 BB: 0 P: 16	R: 0 E: 0 K: 2 S: 9	H: 1 LOB: 1 BB: 0 P: 12	R: 0 E: 0 K: 1 S: 10	H: 0 LOB: 2 BB: 1 P: 18	1B: 6 2B: 2 3B: 1 HR: 1	SF: 0 SAC: 1 DP: 0 HBP: 0	WP: 3 PB: 1 SB: 0 CS: 0	PA: 41
<b>PITCHER</b>	IP	WLS	BF	H	R	ER	SO	BB	IBB	HBP	BLK	WP	HR	S	P	ERA	WHIP					
52 Jose Contreras, R (1, 1) ERA: 5.86	5.2		27	7	5	4	7	2	0	0	0	3	0	65	110	6.35	1.588					
Neal Cotts, L (6, 1) ERA: 5.32	1.1		5	2	1	1	0	0	0	0	0	0	1	14	23	6.75	1.500					
Arnie Munoz, L (8, 1) ERA: 9.82	1.0		4	1	0	0	2	0	0	0	0	0	0	9	12	0.00	1.000					
Damaso Marte, L (9, 1) ERA: 3.3	1.0	W	5	0	0	0	1	1	0	0	0	0	0	10	18	0.00	1.000					

**Kansas City Royals @ Chicago White Sox**  
 U.S. Cellular Field, Chicago, IL  
 Thu Sep 23 2004, 8:05 PM EDT  
 Att: 16,015 - Sunny - 84 F

livebaseballscorecards.com

AB 37  
 R 6  
 H 10  
 RBI 5  
 BB 3  
 SO 10  
 LOB 18




Batter	1	2	3	4	5	6	7	8	9	AB	R	H	RBI	BB	SO	LOB	BOTTOM					
Willie Harris, L (1, 4) OBP: 0.342, SLG: 0.321	P5			F7						4	0	1	0	0	1	1						
Aaron Rowand, R (1, 8) OBP: 0.370, SLG: 0.555	K			G5-3						4	1	2	2	0	1	0						
Carlos Lee, R (1, 7) OBP: 0.364, SLG: 0.514	F9									4	0	1	0	0	0	2						
14 Paul Konerko, R (1, 10) OBP: 0.360, SLG: 0.546										4	0	0	0	0	2	3						
Ross Gload, L (1, 3) OBP: 0.376, SLG: 0.450										3	1	2	1	0	0	0						
5 Juan Uribe, R (9, PH) OBP: 0.321, SLG: 0.490	G3-1									0	0	0	0	1	0	0						
Joe Borchard, S (1, 9) OBP: 0.247, SLG: 0.293										4	1	1	0	0	2	1						
Ben Davis, S (1, 2) OBP: 0.265, SLG: 0.364										3	0	0	0	0	0	1						
Jamie Burke, R (9, PH) OBP: 0.379, SLG: 0.406										1	1	0	0	0	0	2						
24 Joe Crede, R (1, 5) OBP: 0.297, SLG: 0.407										4	2	2	4	0	0	0						
Wilson Valdez, R (1, 6) OBP: 0.346, SLG: 0.333										3	1	1	0	0	0	0						
<b>Inning Stats</b>	R: 0 E: 0 K: 1 S: 7	H: 0 LOB: 0 BB: 0 P: 11	R: 0 E: 0 K: 1 S: 7	H: 0 LOB: 0 BB: 0 P: 9	R: 0 E: 0 K: 0 S: 7	H: 0 LOB: 0 BB: 0 P: 12	R: 0 E: 0 K: 1 S: 9	H: 1 LOB: 1 BB: 0 P: 15	R: 1 E: 0 K: 0 S: 8	H: 1 LOB: 0 BB: 0 P: 13	R: 0 E: 0 K: 0 S: 12	H: 2 LOB: 2 BB: 0 P: 16	R: 0 E: 0 K: 1 S: 6	H: 1 LOB: 0 BB: 0 P: 9	R: 3 E: 0 K: 2 S: 17	H: 3 LOB: 0 BB: 0 P: 25	R: 3 E: 0 K: 0 S: 7	H: 2 LOB: 0 BB: 1 P: 14	1B: 6 2B: 0 3B: 0 HR: 4	SF: 0 SAC: 0 DP: 1 HBP: 0	WP: 0 PB: 0 SB: 0 CS: 0	PA: 35
<b>PITCHER</b>	IP	WLS	BF	H	R	ER	SO	BB	IBB	HBP	BLK	WP	HR	S	P	ERA	WHIP					
Mike Wood, R (1, 1) ERA: 5.82	7.0		27	7	3	3	4	0	0	0	0	0	2	64	97	3.86	1.000					
Shawn Camp, R (8, 1) ERA: 3.43	1.0		4	1	1	1	2	0	0	0	0	0	1	9	13	9.00	1.000					
Jeremy Affeldt, L (9, 1) ERA: 4.64	0.1	L	4	2	3	3	0	1	0	0	0	0	1	7	14	81.00	9.000					

**Kansas City Royals @ Chicago White Sox**  
 U.S. Cellular Field, Chicago, IL  
 Thu Sep 23 2004, 8:05 PM EDT  
 Att: 16,015 - Sunny - 84 F

livebaseballscorecards.com

AB 34  
 R 7  
 H 10  
 RBI 7  
 BB 1  
 SO 6  
 LOB 10





Batter	1	2	3	4	5	6	7	8	9	AB	R	H	RBI	BB	SO	LOB	TOP			
9 David DeJesus, L (1, 8) OBP: 0.358, SLG: 0.390	F7		G5-3 1B	G3		G5-3		K	K	6	1	1	0	0	2	3	<b>Kansas City Royals @ Chicago White Sox</b> U.S. Cellular Field, Chicago, IL Fri Sep 24 2004, 8:05 PM EDT Att: 14,270 - Cloudy - 79 F			
4 Angel Berroa, R (1, 6) OBP: 0.310, SLG: 0.387	E9		G5-3			K		K 2B SF8	L5	5	1	1	0	0	1	2				
Joe Randa, R (1, 5) OBP: 0.349, SLG: 0.414	K					K				5	2	3	1	0	1	2				
Matt Stairs, L (1, 3) OBP: 0.346, SLG: 0.465	K									3	1	2	2	2	1	1				
Abraham Nunez, S (1, 9)										3	0	0	1	1	1	1				
Calvin Pickering, L (1, 10) OBP: 0.357, SLG: 0.531	K									3	0	0	1	1	1	2				
Desi Relaford, S (1, 7) OBP: 0.301, SLG: 0.310										3	0	0	0	2	0	2				
14 John Buck, R (1, 2) OBP: 0.288, SLG: 0.453										4	3	3	2	1	0	2				
Donnie Murphy, R (1, 4) OBP: 0.176, SLG: 0.294										5	0	1	1	0	2	4				
<b>Inning Stats</b>	R: 0 E: 1 K: 2 S: 15	H: 0 LOB: 1 BB: 0 P: 22	R: 0 E: 0 K: 1 S: 6	H: 0 LOB: 0 BB: 0 P: 13	R: 3 E: 1 K: 2 S: 18	H: 4 LOB: 1 BB: 0 P: 24	R: 0 E: 0 K: 0 S: 14	H: 1 LOB: 2 BB: 1 P: 22	R: 1 E: 0 K: 1 S: 7	H: 1 LOB: 1 BB: 0 P: 13	R: 1 E: 0 K: 0 S: 13	H: 1 LOB: 2 BB: 2 P: 28	R: 1 E: 0 K: 1 S: 16	H: 2 LOB: 2 BB: 1 P: 25	R: 1 E: 0 K: 1 S: 10	H: 1 LOB: 1 BB: 1 P: 18	1B: 4 2B: 4 3B: 0 HR: 3	SF: 2 SAC: 0 DP: 0 HBP: 1	WP: 0 PB: 0 SB: 0 CS: 0	PA: 47
<b>PITCHER</b>	IP	WLS	BF	H	R	ER	SO	BB	IBB	HBP	BLK	WP	HR	S	P	ERA	WHIP			
Freddy Garcia, R (1, 1) ERA: 3.95	5.0		25	6	4	4	6	3	0	0	0	0	1	66	106	7.20	1.800			
Felix Diaz, R (6, 1) ERA: 8.75	1.1	L	9	2	2	2	1	2	0	1	0	0	2	16	34	13.50	3.000			
Jeff Bajenaru, R (7, 1) ERA: 14.21	1.0		5	2	1	1	1	0	0	0	0	0	0	13	19	9.00	2.000			
Arnie Munoz, L (8, 1) ERA: 9.24	1.2		8	1	1	1	1	2	0	0	0	0	0	17	31	5.40	1.800			

Batter	1	2	3	4	5	6	7	8	9	AB	R	H	RBI	BB	SO	LOB	BOTTOM			
Aaron Rowand, R (1, 8) OBP: 0.369, SLG: 0.550	F8	G6-3							B1	4	0	0	0	1	1	3	<b>Kansas City Royals @ Chicago White Sox</b> U.S. Cellular Field, Chicago, IL Fri Sep 24 2004, 8:05 PM EDT Att: 14,270 - Cloudy - 79 F			
5 Juan Uribe, R (1, 4) OBP: 0.322, SLG: 0.496 (8, 6)									G6-4-3	5	2	2	1	0	1	4				
Carlos Lee, R (1, 7) OBP: 0.367, SLG: 0.522										4	2	3	2	0	0	0				
14 Paul Konerko, R (1, 10) OBP: 0.363, SLG: 0.546										2	0	1	0	2	0	1				
Ross Gload, L (1, 3) OBP: 0.376, SLG: 0.446										4	0	1	0	0	0	2				
Jamie Burke, R (1, 2) OBP: 0.383, SLG: 0.418										4	1	2	0	0	0	2				
Joe Borchard, S (1, 9) OBP: 0.247, SLG: 0.292										4	1	1	0	0	1	3				
24 Joe Crede, R (1, 5) OBP: 0.298, SLG: 0.412										4	0	2	2	0	0	0				
Wilson Valdez, R (1, 6) OBP: 0.321, SLG: 0.308 Willie Harris, L (7, PH) OBP: 0.340, SLG: 0.320 (8, 4)										2	0	0	0	0	0	0				
<b>Inning Stats</b>	R: 2 E: 0 K: 1 S: 16	H: 3 LOB: 2 BB: 1 P: 28	R: 0 E: 0 K: 0 S: 7	H: 0 LOB: 0 BB: 0 P: 11	R: 2 E: 0 K: 0 S: 13	H: 3 LOB: 0 BB: 0 P: 20	R: 0 E: 0 K: 0 S: 5	H: 0 LOB: 0 BB: 1 P: 8	R: 0 E: 0 K: 0 S: 4	H: 1 LOB: 1 BB: 1 P: 10	R: 0 E: 0 K: 2 S: 8	H: 1 LOB: 1 BB: 0 P: 14	R: 0 E: 0 K: 0 S: 12	H: 1 LOB: 0 BB: 0 P: 20	R: 2 E: 1 K: 0 S: 9	H: 3 LOB: 1 BB: 0 P: 14	1B: 7 2B: 4 3B: 0 HR: 2	SF: 0 SAC: 0 DP: 5 HBP: 0	WP: 0 PB: 0 SB: 0 CS: 0	PA: 38
<b>PITCHER</b>	IP	WLS	BF	H	R	ER	SO	BB	IBB	HBP	BLK	WP	HR	S	P	ERA	WHIP			
41 Jimmy Gobble, L (1, 1) ERA: 5.35	6.0		26	8	4	4	4	3	0	0	0	0	0	52	90	6.00	1.833			
D.J. Carrasco, R (7, 1) ERA: 3.62	2.0	H	6	1	0	0	2	0	0	0	0	0	0	19	33	0.00	0.500			
Mike MacDougal, R (9, 1) ERA: 7.56	1.0		6	3	2	2	0	0	0	0	0	0	0	9	14	18.00	3.000			




Batter	1	2	3	4	5	6	7	8	9	AB	R	H	RBI	BB	SO	LOB	TOP					
9 David DeJesus, L (1.8) OBP: 0.357, SLG: 0.388	G1-3		G5-3														4 0 1 0 0 1 1					
4 Angel Berroa, R (1.6) OBP: 0.308, SLG: 0.384	F9		P4														4 0 0 0 0 0 2					
Joe Randa, R (1.5) OBP: 0.348, SLG: 0.419	G5-3																4 1 1 1 0 0 1					
Calvin Pickering, L (1.3) OBP: 0.345, SLG: 0.510																	4 0 0 0 0 3 0					
Abraham Nunez, S (1.9) OBP: 0.306, SLG: 0.342																	3 0 0 0 1 0 0					
14 John Buck, R (1.10) OBP: 0.286, SLG: 0.450																	4 0 1 0 0 1 1					
Desi Relaford, S (1.7) OBP: 0.299, SLG: 0.308																	3 0 0 0 0 1 3					
Alberto Castillo, R (1.2) OBP: 0.371, SLG: 0.386																	3 0 0 0 0 0 2					
Donnie Murphy, R (1.4) OBP: 0.200, SLG: 0.350																	3 0 1 0 0 0 0					
<b>Inning Stats</b>	R: 0 E: 0 K: 0 S: 9	H: 0 LOB: 0 BB: 0 P: 14	R: 0 E: 0 K: 2 S: 15	H: 1 LOB: 2 BB: 1 P: 24	R: 0 E: 0 K: 0 S: 5	H: 0 LOB: 0 BB: 0 P: 8	R: 1 E: 1 K: 0 S: 8	H: 1 LOB: 1 BB: 0 P: 13	R: 0 E: 0 K: 1 S: 11	H: 1 LOB: 1 BB: 0 P: 15	R: 0 E: 0 K: 1 S: 7	H: 0 LOB: 0 BB: 0 P: 10	R: 0 E: 0 K: 0 S: 8	H: 0 LOB: 0 BB: 0 P: 15	R: 0 E: 0 K: 2 S: 5	H: 1 LOB: 1 BB: 0 P: 8	R: 0 E: 0 K: 2 S: 7	H: 0 LOB: 0 BB: 0 P: 9	1B: 2 2B: 1 3B: 0 HR: 1	SF: 0 SAC: 0 DP: 0 HBP: 0	WP: 0 PB: 0 SB: 0 CS: 0	PA: 33
<b>PITCHER</b> 56 Mark Buehrle, L (1.1) ERA: 4.0	IP: 9.0 WLS: W BF: 33 H: 4 R: 1 ER: 1 SO: 6 BB: 1 IBB: 0 HBP: 0 BLK: 0 WP: 0 HR: 1 S: 75 P: 116 ERA: 1.00 WHIP: 0.556															<b>PITCHER</b> IP: 9.0 WLS: W BF: 33 H: 4 R: 1 ER: 1 SO: 6 BB: 1 IBB: 0 HBP: 0 BLK: 0 WP: 0 HR: 1 S: 75 P: 116 ERA: 1.00 WHIP: 0.556						

**Kansas City Royals @ Chicago White Sox**  
U.S. Cellular Field, Chicago, IL  
Sat Sep 25 2004, 7:05 PM EDT  
Att: 20,625 - Sunny - 68 F

livebaseballscorecards.com

**AB 32**  
**R 1**  
**H 4**  
**RBI 1**  
**BB 1**  
**SO 6**  
**LOB 10**



Batter	1	2	3	4	5	6	7	8	9	AB	R	H	RBI	BB	SO	LOB	BOTTOM					
Willie Harris, L (1.4) OBP: 0.339, SLG: 0.317																	3 0 0 0 1 2 2					
Aaron Rowand, R (1.8) OBP: 0.370, SLG: 0.549																	3 1 1 0 0 0 2					
Carlos Lee, R (1.7) OBP: 0.368, SLG: 0.526																	3 2 1 1 1 0 2					
14 Paul Konerko, R (1.10) OBP: 0.362, SLG: 0.544																	4 0 1 1 0 1 1					
Ross Gload, L (1.3) OBP: 0.378, SLG: 0.444																	3 1 1 1 1 0 1					
5 Juan Uribe, R (1.5) OBP: 0.321, SLG: 0.496																	4 0 1 0 0 2 2					
Jose Valentin, S (1.6) OBP: 0.285, SLG: 0.470																	2 1 1 1 2 0 0					
Joe Borchard, S (1.9) OBP: 0.247, SLG: 0.291																	4 0 1 1 0 1 2					
Jamie Burke, R (1.2) OBP: 0.379, SLG: 0.407																	3 0 0 0 1 1 2					
<b>Inning Stats</b>	R: 0 E: 0 K: 0 S: 7	H: 0 LOB: 1 BB: 1 P: 16	R: 0 E: 0 K: 0 S: 4	H: 2 LOB: 1 BB: 1 P: 11	R: 0 E: 1 K: 1 S: 10	H: 1 LOB: 1 BB: 0 P: 15	R: 0 E: 0 K: 0 S: 8	H: 0 LOB: 0 BB: 0 P: 14	R: 0 E: 0 K: 1 S: 9	H: 0 LOB: 0 BB: 0 P: 12	R: 2 E: 0 K: 1 S: 17	H: 1 LOB: 1 BB: 1 P: 28	R: 1 E: 1 K: 1 S: 13	H: 1 LOB: 1 BB: 1 P: 19	R: 2 E: 0 K: 3 S: 15	H: 2 LOB: 2 BB: 2 P: 25	R: 2 E: 0 K: 3 S: 15	H: 2 LOB: 2 BB: 2 P: 25	1B: 4 2B: 1 3B: 0 HR: 2	SF: 0 SAC: 0 DP: 1 HBP: 1	WP: 1 PB: 0 SB: 1 CS: 0	PA: 36
<b>PITCHER</b> Denny Bautista, R (1.1) ERA: 9.89 Dennys Reyes, L (7.1) ERA: 4.9 Shawn Camp, R (7.1) ERA: 3.66 Jaime Cerda, L (8.1) ERA: 2.42	IP: 6.0 WLS: L BF: 24 H: 4 R: 2 ER: 2 SO: 3 BB: 3 IBB: 0 HBP: 1 BLK: 1 WP: 1 HR: 0 S: 55 P: 96 ERA: 3.00 WHIP: 1.167															<b>PITCHER</b> IP: 6.0 WLS: L BF: 24 H: 4 R: 2 ER: 2 SO: 3 BB: 3 IBB: 0 HBP: 1 BLK: 1 WP: 1 HR: 0 S: 55 P: 96 ERA: 3.00 WHIP: 1.167						

**Kansas City Royals @ Chicago White Sox**  
U.S. Cellular Field, Chicago, IL  
Sat Sep 25 2004, 7:05 PM EDT  
Att: 20,625 - Sunny - 68 F

livebaseballscorecards.com

**AB 29**  
**R 5**  
**H 7**  
**RBI 5**  
**BB 6**  
**SO 7**  
**LOB 14**





Batter	1	2	3	4	5	6	7	8	9	AB	R	H	RBI	BB	SO	LOB	TOP										
9 David DeJesus, L (1, 8) OBP: 0.358, SLG: 0.389	0-3 K			0-0 G3-6 1B		0-0 B1-3			1-2 G3-1 1B	4	0	2	0	0	1	0	<b>Kansas City Royals @ Chicago White Sox</b> Sun Sep 26 2004, 3:05 PM EDT U.S. Cellular Field, Chicago, IL Att: 18,949 - Sunny - 68 F <a href="http://livebaseballscorecards.com">livebaseballscorecards.com</a>										
Ruben Gelay, S (1, 4) OBP: 0.328, SLG: 0.361	0-1 L6-3 1B			2-2 P4			1-2 F9		0-1 G3-1	4	0	1	0	0	0	3											
Matt Stairs, L (1, 3) OBP: 0.343, SLG: 0.460	1-0 L6-3			0-0 G3-6 1-2			3-3 K		1-3 K	4	0	0	0	0	2	4											
Calvin Pickering, L (1, 10) OBP: 0.350, SLG: 0.534		2-1 F8			0-0 HR		4-2 BB		2-2 F7	3	1	1	1	1	0	2											
14 John Buck, R (1, 2) OBP: 0.284, SLG: 0.443	1-0 L7			0-3 K			1-3 K			3	0	0	0	0	2	1											
Desi Relaford, S (1, 5) OBP: 0.296, SLG: 0.305	3-1 G4-3			0-0 G3-1				0-1 G5-3		3	0	0	0	0	0	0											
4 Angel Berroa, R (1, 6) OBP: 0.308, SLG: 0.383			0-2 F8-3 1B		3-2 G5-3			1-3 K		3	0	1	0	0	1	0											
Dee Brown, L (1, 7) OBP: 0.293, SLG: 0.355		2-2 F8-3 1-1			0-0 P6			2-0 G1-3		3	0	0	0	0	0	1											
Alexis Gomez, L (1, 9) OBP: 0.296, SLG: 0.280		2-1 G3			1-0 G6-3			4-2 G3-1 9 1B BB		2	0	0	0	1	0	0											
<b>Inning Stats</b>	R: 0 E: 0 K: 1 S: 6	H: 1 LOB: 0 BB: 0 P: 7	R: 0 E: 0 K: 0 S: 5	H: 0 LOB: 0 BB: 0 P: 11	R: 0 E: 0 K: 0 S: 13	H: 1 LOB: 0 BB: 0 P: 17	R: 0 E: 0 K: 0 S: 5	H: 1 LOB: 0 BB: 0 P: 7	R: 1 E: 0 K: 1 S: 8	H: 1 LOB: 0 BB: 0 P: 11	R: 0 E: 0 K: 0 S: 3	H: 0 LOB: 0 BB: 0 P: 4	R: 0 E: 0 K: 2 S: 14	H: 0 LOB: 1 BB: 1 P: 23	R: 0 E: 0 K: 1 S: 7	H: 0 LOB: 0 BB: 0 P: 10	R: 0 E: 0 K: 1 S: 15	H: 1 LOB: 2 BB: 1 P: 23	1B: 4 2B: 2 3B: 0 HR: 1	SF: 0 SAC: 0 DP: 3 HBP: 0	WP: 0 PB: 0 SB: 0 CS: 0	PA: 31					
<b>PITCHER</b>	IP	WLS	BF	H	R	ER	SO	BB	IBB	HBP	BLK	WP	HR	S	P	ERA	WHIP										
Jon Garland, R (1, 1) ERA: 4.95	8.1	W	29	5	1	1	5	2	0	0	0	0	1	68	102	1.08	0.840										
Damaso Marte, L (9, 1) ERA: 3.27	0.2	S	2	0	0	0	1	0	0	0	0	0	0	8	11	0.00	0.000										

Batter	1	2	3	4	5	6	7	8	9	AB	R	H	RBI	BB	SO	LOB	BOTTOM										
Aaron Rowand, R (1, 8) OBP: 0.371, SLG: 0.551	0-0 F7		1-0 5 2B 1B		0-0 2B		1-0 G5-3			4	1	2	0	0	0	0	<b>Kansas City Royals @ Chicago White Sox</b> Sun Sep 26 2004, 3:05 PM EDT U.S. Cellular Field, Chicago, IL Att: 18,949 - Sunny - 68 F <a href="http://livebaseballscorecards.com">livebaseballscorecards.com</a>										
5 Juan Uribe, R (1, 5) OBP: 0.321, SLG: 0.496	1-1 P6		1-0 1-H 2B		1-1 G1-6-3			3-3 K		4	0	1	1	0	1	1											
Carlos Lee, R (1, 7) OBP: 0.365, SLG: 0.522	1-2 G3		3-1 F9		0-0 G4-3			1-0 G5-3		4	0	0	0	0	0	1											
14 Paul Konerko, R (1, 10) OBP: 0.361, SLG: 0.542		2-2 G6-3		2-0 K 1B		2-3 K		2-3 K		4	0	1	0	0	2	0											
Ross Gload, L (1, 3) OBP: 0.378, SLG: 0.457		1-2 HR		0-0 F8		2-1 F7				3	1	1	1	0	0	1											
Ben Davis, S (1, 2) OBP: 0.280, SLG: 0.358		0-0 F8		2-3 K 1-2			1-3 K			3	0	0	0	0	2	1											
Jose Valentin, S (1, 6) OBP: 0.288, SLG: 0.478		2-0 CS 1B		1-3 K		3-2 HR				3	1	2	1	0	1	0											
Joe Borchard, S (1, 9) OBP: 0.249, SLG: 0.309	1-0 CS 1-2		2-2 P4		0-0 F9		3-2 HR			3	1	1	1	0	0	0											
Wilson Valdez, R (1, 4) OBP: 0.323, SLG: 0.414			2-2 G5-3		2-1 HR		2-2 G5-3			3	1	1	1	0	0	0											
<b>Inning Stats</b>	R: 0 E: 0 K: 0 S: 6	H: 0 LOB: 0 BB: 0 P: 8	R: 1 E: 0 K: 0 S: 8	H: 2 LOB: 0 BB: 0 P: 14	R: 1 E: 0 K: 0 S: 11	H: 2 LOB: 1 BB: 0 P: 20	R: 0 E: 0 K: 1 S: 5	H: 1 LOB: 1 BB: 0 P: 9	R: 1 E: 0 K: 1 S: 9	H: 2 LOB: 1 BB: 0 P: 13	R: 0 E: 0 K: 1 S: 6	H: 0 LOB: 0 BB: 0 P: 10	R: 2 E: 0 K: 1 S: 17	H: 2 LOB: 0 BB: 0 P: 27	R: 0 E: 0 K: 2 S: 7	H: 0 LOB: 0 BB: 0 P: 13	1B: 3 2B: 2 3B: 0 HR: 4	SF: 0 SAC: 0 DP: 0 HBP: 0	WP: 0 PB: 0 SB: 0 CS: 1	PA: 32							
<b>PITCHER</b>	IP	WLS	BF	H	R	ER	SO	BB	IBB	HBP	BLK	WP	HR	S	P	ERA	WHIP										
Brian Anderson, L (1, 1) ERA: 5.85	7.0	L	28	9	5	5	4	0	0	0	0	0	0	62	101	6.43	1.286										
Mike MacDougal, R (8, 1) ERA: 6.75	1.0		3	0	0	0	2	0	0	0	0	0	0	7	13	0.00	0.000										



Batter	1	2	3	4	5	6	7	8	9	AB	R	H	RBI	BB	SO	LOB	TOP										
<b>Matt Lawton, L</b> OBP: 0.367, SLG: 0.424 (1, 9)	2-2 G4-3		2-3 K		2-2 F7			1 SAFE 3-2 F8	4-2 BLK 1B BB	4	1	0	0	1	1	3	<b>Cleveland Indians @ Kansas City Royals</b> Kauffman Stadium, Kansas City, MO Mon Sep 27 2004, 7:10 PM CDT Att: 11,544 - Sunny - 72 F										
<b>Omar Vizquel, S</b> OBP: 0.355, SLG: 0.390 (1, 6)	0-1 1B		1-2 P5			3-2 P5		4-0 41 HBP 1B BB	1-1 1B	4	2	2	1	1	0	1											
<b>Ben Broussard, L</b> OBP: 0.366, SLG: 0.471 (1, 3)	0-0 41 G4-6-3 1B				3-2 F8		1-0 G6-3	2-2 F7	1-2 41 2B 1B	5	1	2	1	0	0	2											
<b>41 Victor Martinez, S</b> OBP: 0.360, SLG: 0.497 (1, 2)	1-0 G4-6-3				0-0 G3-1		3-2 F7	2-2 1B 1B HBP	0-2 41 2B 1B	4	1	1	1	0	0	2											
<b>Casey Blake, R</b> OBP: 0.358, SLG: 0.492 (1, 5)		1-3 K			1-1 1B			2-2 1B 1B	3-2 2H 1B	5	0	3	3	0	2	0											
<b>Coco Crisp, S</b> OBP: 0.347, SLG: 0.453 (1, 7)		2-2 G1-3			1 SAFE 1-1 F7			0-0 1B	2-2 1B	5	0	2	0	0	0	2											
<b>Josh Phelps, R</b> OBP: 0.307, SLG: 0.447 (1, 10)		2-2 K			0-1 G4-3			1-3 K	2-2 K	4	0	0	0	0	3	4											
<b>Ronnie Belliard, R</b> OBP: 0.347, SLG: 0.414 (1, 4)			0-2 G6-3		0-0 P5			2-1 F7	0-0 G5-3	4	0	0	0	0	0	1											
<b>24 Grady Sizemore, L</b> OBP: 0.331, SLG: 0.353 (1, 8)			4-2 S BB		4-2 BB			2-1 41 HBP BB 1B	3-3 K	2	1	1	0	2	1	0											
<b>Inning Stats</b>	R: 0 E: 0 K: 0 S: 7	H: 2 LOB: 1 BB: 0 P: 10	R: 0 E: 0 K: 2 S: 9	H: 0 LOB: 0 BB: 0 P: 14	R: 0 E: 0 K: 1 S: 12	H: 0 LOB: 1 BB: 1 P: 19	R: 0 E: 0 K: 0 S: 9	H: 1 LOB: 1 BB: 0 P: 14	R: 0 E: 0 K: 0 S: 8	H: 0 LOB: 1 BB: 1 P: 14	R: 0 E: 0 K: 2 S: 9	H: 1 LOB: 1 BB: 0 P: 13	R: 2 E: 0 K: 1 S: 22	H: 3 LOB: 1 BB: 1 P: 40	R: 4 E: 0 K: 1 S: 28	H: 4 LOB: 1 BB: 1 P: 43	1B: 10 2B: 1 3B: 0 HR: 0	SF: 0 SAC: 0 DP: 1 HBP: 1	WP: 0 PB: 0 SB: 1 CS: 0	PA: 42							
<b>PITCHER</b>	IP	WLS	BF	H	R	ER	SO	BB	IBB	HBP	BLK	WP	HR	S	P	ERA	WHIP										
<b>23 Zack Greinke, R</b> ERA: 3.92 (1, 1)	7.0		26	4	0	0	5	2	0	0	0	0	0	63	100	0.00	0.857										
<b>Jaime Cerda, L</b> ERA: 2.79 (8, 1)	0.2	L	5	1	2	2	0	1	0	1	0	0	0	12	25	27.00	3.000										
<b>D.J. Carrasco, R</b> ERA: 3.58 (8, 1)	0.1	B	3	2	0	0	1	0	0	0	0	0	0	10	15	0.00	6.000										
<b>Jeremy Affeldt, L</b> ERA: 5.09 (9, 1)	0.2		7	4	4	4	1	1	0	0	1	0	0	24	36	54.00	7.500										
<b>Jimmy Serrano, R</b> ERA: 4.79 (9, 1)	0.1		1	0	0	0	0	0	0	0	0	0	0	4	7	0.00	0.000										
<b>Batter</b>	<b>1</b>	<b>2</b>	<b>3</b>	<b>4</b>	<b>5</b>	<b>6</b>	<b>7</b>	<b>8</b>	<b>9</b>	<b>AB</b>	<b>R</b>	<b>H</b>	<b>RBI</b>	<b>BB</b>	<b>SO</b>	<b>LOB</b>	<b>BOTTOM</b>										
<b>9 David DeJesus, L</b> OBP: 0.357, SLG: 0.396 (1, 8)	0-1 G3		1-2 F8			2-1 HR		2-2 F8		4	1	1	1	0	0	0	<b>Cleveland Indians @ Kansas City Royals</b> Kauffman Stadium, Kansas City, MO Mon Sep 27 2004, 7:10 PM CDT Att: 11,544 - Sunny - 72 F										
<b>4 Angel Berroa, R</b> OBP: 0.307, SLG: 0.382 (1, 6)	3-2 G4-3		1-2 F8			0-0 CS 1B		2-2 P3		4	0	1	0	0	0	0											
<b>Joe Randa, R</b> OBP: 0.348, SLG: 0.417 (1, 5)	3-2 E9 1B		3-1 G6-3			3-2 L6			1-3 K	4	0	1	0	0	1	1											
<b>Matt Stairs, L</b> OBP: 0.345, SLG: 0.462 (1, 3)	4-1 BB				1-1 G1-3			1-1 2B	3-1 F7	3	0	1	0	1	0	0											
<b>Abraham Nunez, S</b> OBP: 0.302, SLG: 0.337 (1, 9)	0-3 K				1-1 G4-3			3-0 G1-3	2-1 F8	4	0	0	0	0	1	3											
<b>Calvin Pickering, L</b> OBP: 0.350, SLG: 0.524 (1, 10)		4-1 FC3-5 1B BB			2-1 G5-3			1-1 G6-3		2	0	0	0	1	0	0											
<b>Dee Brown, L</b> OBP: 0.294, SLG: 0.354 (1, 7)		0-0 FC3-5 1B				0-2 F8		1-0 G4-3		3	0	1	0	0	0	0											
<b>Alberto Castillo, R</b> OBP: 0.360, SLG: 0.372 (1, 2)		1-1 FC3-5 G1-6-3				2-1 G1-3		2-3 K		3	0	0	0	0	1	2											
<b>Ruben Gotay, S</b> OBP: 0.322, SLG: 0.353 (1, 4)		3-2 G1-6-3				0-2 F8		1-3 K		3	0	0	0	0	1	2											
<b>Inning Stats</b>	R: 0 E: 1 K: 1 S: 12	H: 1 LOB: 2 BB: 1 P: 22	R: 0 E: 0 K: 0 S: 8	H: 1 LOB: 1 BB: 1 P: 16	R: 0 E: 0 K: 0 S: 8	H: 0 LOB: 0 BB: 0 P: 13	R: 0 E: 0 K: 0 S: 6	H: 0 LOB: 0 BB: 0 P: 10	R: 0 E: 0 K: 0 S: 8	H: 0 LOB: 0 BB: 0 P: 10	R: 1 E: 0 K: 0 S: 11	H: 3 LOB: 1 BB: 0 P: 19	R: 0 E: 0 K: 1 S: 6	H: 0 LOB: 0 BB: 0 P: 10	R: 0 E: 0 K: 1 S: 9	H: 0 LOB: 0 BB: 0 P: 14	R: 0 E: 0 K: 1 S: 8	H: 0 LOB: 0 BB: 0 P: 14	1B: 3 2B: 1 3B: 0 HR: 1	SF: 0 SAC: 0 DP: 1 HBP: 0	WP: 0 PB: 0 SB: 0 CS: 1	PA: 32					
<b>PITCHER</b>	IP	WLS	BF	H	R	ER	SO	BB	IBB	HBP	BLK	WP	HR	S	P	ERA	WHIP										
<b>37 Jake Westbrook, R</b> ERA: 3.28 (1, 1)	7.0		26	5	1	1	2	2	0	0	0	0	0	9	14	0.00	0.000										
<b>Bob Howry, R</b> ERA: 2.58 (8, 1)	1.0	H	3	0	0	0	1	0	0	0	0	0	0	9	14	0.00	0.000										
<b>63 Rafael Betancourt, R</b> ERA: 4.08 (9, 1)	1.0		3	0	0	0	1	0	0	0	0	0	0	8	14	0.00	0.000										



Batter	1	2	3	4	5	6	7	8	9	AB	R	H	RBI	BB	SO	LOB	TOP					
Ronnie Belliard, R OBP: 0.346, SLG: 0.418	F9		F9		HR		G6-3			4	1	1	1	0	0	2	Cleveland Indians @ Kansas City Royals Kauffman Stadium, Kansas City, MO Tue Sep 28 2004, 7:10 PM CDT Att: 11,847 - Sunny - 69 F					
Coco Crisp, S OBP: 0.346, SLG: 0.451	K		K		HR		F8			4	1	1	0	0	2	2						
Casey Blake, R OBP: 0.357, SLG: 0.496	K		K		HR			F9		4	1	1	2	0	2	2						
41 Victor Martinez, S OBP: 0.361, SLG: 0.499		K			2B			F9		4	1	2	0	0	1	0						
Josh Phelps, R OBP: 0.307, SLG: 0.449		G4-3			2B			F9		3	0	1	1	0	0	1						
Ben Broussard, L OBP: 0.366, SLG: 0.470					2B			K2-3		1	0	0	0	0	1	0						
Ryan Ludwick, R OBP: 0.317, SLG: 0.459	HR						P3			4	1	1	1	0	1	1						
2 Jhonny Perella, R OBP: 0.316, SLG: 0.333	F7						G6-3			4	0	1	0	0	0	1						
24 Grady Sizemore, L OBP: 0.329, SLG: 0.350			1B		P5		F8			4	0	1	0	0	1	2						
Brandon Phillips, R OBP: 0.263, SLG: 0.294			1B		F9		L5			4	0	1	0	0	0	1						
<b>Inning Stats</b>	R: 0 E: 0 K: 2 S: 8	H: 0 LOB: 0 BB: 0 P: 11	R: 1 E: 0 K: 1 S: 12	H: 1 LOB: 0 BB: 0 P: 20	R: 0 E: 0 K: 2 S: 18	H: 2 LOB: 2 BB: 0 P: 25	R: 1 E: 0 K: 0 S: 10	H: 2 LOB: 1 BB: 0 P: 13	R: 3 E: 0 K: 0 S: 10	H: 4 LOB: 0 BB: 0 P: 15	R: 0 E: 0 K: 0 S: 8	H: 0 LOB: 0 BB: 0 P: 12	R: 0 E: 0 K: 0 S: 4	H: 0 LOB: 0 BB: 0 P: 6	R: 0 E: 0 K: 1 S: 6	H: 0 LOB: 0 BB: 0 P: 10	R: 0 E: 0 K: 2 S: 8	H: 1 LOB: 1 BB: 0 P: 13	1B: 5 2B: 2 3B: 0 HR: 3	SF: 0 SAC: 0 DP: 1 HBP: 0	WP: 0 PB: 0 CS: 0	PA: 36
<b>PITCHER</b>	IP	WLS	BF	H	R	ER	SO	BB	IBB	HBP	BLK	WP	HR	S	P	ERA	WHIP					
Darrell May, L ERA: 5.61	6.0	L	26	9	5	5	5	0	0	0	0	0	3	66	96	7.50	1.500					
Matt Kinney, R ERA: 6.14	3.0		10	1	0	0	3	0	0	0	0	0	0	18	29	0.00	0.333					

Batter	1	2	3	4	5	6	7	8	9	AB	R	H	RBI	BB	SO	LOB	BOTTOM					
9 David DeJesus, L OBP: 0.356, SLG: 0.395	F7		F7					P4		4	0	1	0	0	0	0	Cleveland Indians @ Kansas City Royals Kauffman Stadium, Kansas City, MO Tue Sep 28 2004, 7:10 PM CDT Att: 11,847 - Sunny - 69 F					
4 Angel Berroa, R OBP: 0.305, SLG: 0.384	WP				F9			G1-3		3	1	1	0	1	0	0						
Joe Randa, R OBP: 0.345, SLG: 0.414	F8				P4			F8		4	0	0	0	0	1	2						
Matt Stairs, L OBP: 0.342, SLG: 0.457	G4-3				G1-3			F7		4	0	0	0	0	0	0						
Abraham Nunez, S OBP: 0.302, SLG: 0.337		K						F7		3	0	1	0	0	1	0						
14 John Buck, R OBP: 0.280, SLG: 0.438		K						K		3	0	0	0	0	2	1						
Desi Relaford, S OBP: 0.294, SLG: 0.303		L4						F9		3	0	0	0	0	0	1						
Donnie Murphy, R OBP: 0.174, SLG: 0.304					K					3	0	0	0	0	3	0						
Paul Phillips, R OBP: 0.333, SLG: 0.200					F9			K		3	0	0	0	0	1	0						
								P4														
<b>Inning Stats</b>	R: 1 E: 0 K: 0 S: 12	H: 1 LOB: 0 BB: 0 P: 18	R: 0 E: 0 K: 2 S: 10	H: 0 LOB: 0 BB: 0 P: 13	R: 0 E: 0 K: 1 S: 7	H: 0 LOB: 0 BB: 0 P: 11	R: 0 E: 0 K: 0 S: 9	H: 0 LOB: 0 BB: 0 P: 13	R: 0 E: 0 K: 1 S: 6	H: 0 LOB: 0 BB: 0 P: 8	R: 0 E: 0 K: 2 S: 10	H: 1 LOB: 2 BB: 1 P: 20	R: 0 E: 0 K: 0 S: 8	H: 1 LOB: 1 BB: 0 P: 13	R: 0 E: 0 K: 1 S: 9	H: 0 LOB: 0 BB: 0 P: 14	R: 0 E: 0 K: 1 S: 6	H: 0 LOB: 0 BB: 0 P: 10	1B: 2 2B: 1 3B: 0 HR: 0	SF: 0 SAC: 0 DP: 0 HBP: 0	WP: 1 PB: 0 CS: 0	PA: 31
<b>PITCHER</b>	IP	WLS	BF	H	R	ER	SO	BB	IBB	HBP	BLK	WP	HR	S	P	ERA	WHIP					
31 Cliff Lee, L ERA: 5.55	6.1	W	23	3	1	1	6	1	0	0	0	0	0	57	89	1.42	0.632					
David Riske, R ERA: 3.07	1.2		5	0	0	0	1	0	0	0	0	0	0	14	21	0.00	0.000					
Bob Wickman, R ERA: 4.55	1.0		3	0	0	0	1	0	0	0	0	0	0	6	10	0.00	0.000					





Batter	1	2	3	4	5	6	7	8	9	AB	R	H	RBI	BB	SO	LOB	TOP			
Matt Lawton, L (1, 9) OBP: 0.366, SLG: 0.421	G1-3	G3			L8	G4-3			BB	4	0	0	0	1	0	3	<b>Cleveland Indians @ Kansas City Royals</b> Kauffman Stadium, Kansas City, MO Wed Sep 29 2004, 7:10 PM CDT Att: 11,193 - Sunny - 68 F			
Omar Vizquel, S (1, 6) OBP: 0.355, SLG: 0.390	41 1B		K		1B		G3		L7	5	1	2	0	0	1	2				
Ben Broussard, L (1, 3) OBP: 0.364, SLG: 0.474	F7		HR		G4-3		G3-1		K	5	1	1	1	0	1	4				
41 Victor Martinez, S (1, 2) OBP: 0.361, SLG: 0.497	1-H 1B		K		G6-3		P4			4	0	1	1	0	1	0				
Casey Blake, R (1, 5) OBP: 0.358, SLG: 0.494	F7		G6-3				E HBP		K2 BB	2	1	0	0	1	0	1				
Coco Crisp, S (1, 7) OBP: 0.344, SLG: 0.448		F8		G4-3		F9		F7		4	0	0	0	0	0	2				
Josh Phelps, R (1, 10) OBP: 0.309, SLG: 0.453		24 1B		F7		E6		K2		4	1	2	1	0	1	1				
24 Grady Sizemore, L (1, 8) OBP: 0.333, SLG: 0.363		1B		G3		1B		G6-3		4	1	2	1	0	0	0				
Ronnie Belliard, R (1, 4) OBP: 0.347, SLG: 0.419		K		G5-3		S 1B		BB		4	0	2	1	0	1	2				
<b>Inning Stats</b>	R: 1 E: 0 K: 0 S: 12	H: 2 LOB: 1 BB: 0 P: 23	R: 0 E: 0 K: 1 S: 8	H: 2 LOB: 2 BB: 0 P: 13	R: 1 E: 0 K: 2 S: 9	H: 1 LOB: 0 BB: 0 P: 17	R: 0 E: 0 K: 0 S: 8	H: 0 LOB: 0 BB: 0 P: 13	R: 0 E: 0 K: 0 S: 8	H: 1 LOB: 1 BB: 0 P: 12	R: 3 E: 1 K: 0 S: 11	H: 3 LOB: 1 BB: 0 P: 21	R: 0 E: 0 K: 1 S: 9	H: 0 LOB: 1 BB: 1 P: 17	R: 0 E: 0 K: 1 S: 8	H: 1 LOB: 2 BB: 1 P: 21		1B: 7 2B: 3 3B: 0 HR: 1	SF: 0 SAC: 0 DP: 1 HBP: 1	WP: 0 PB: 0 SB: 0 CS: 0
<b>PITCHER</b>	IP WLS BF H R ER SO BB IBB HBP BLK WP HR S P ERA WHIP																			
Mike Wood, R (1, 1) ERA: 5.94	5.2 L 27 9 5 5 3 0 0 0 1 0 0 0 1 54 95 7.94 1.588																			
Dennys Reyes, L (6, 1) ERA: 4.79	2.1 7 0 0 0 1 1 0 0 0 0 0 0 0 17 31 0.00 0.429																			
Mike MacDougal, R (9, 1) ERA: 6.1	1.0 5 1 0 0 1 1 0 0 0 0 0 0 0 8 21 0.00 2.000																			

Batter	1	2	3	4	5	6	7	8	9	AB	R	H	RBI	BB	SO	LOB	BOTTOM					
9 David DeJesus, L (1, 8) OBP: 0.357, SLG: 0.396	G4-3	G6-3 BB		F7		G1-3			2B	4	0	1	0	1	0	0	<b>Cleveland Indians @ Kansas City Royals</b> Kauffman Stadium, Kansas City, MO Wed Sep 29 2004, 7:10 PM CDT Att: 11,193 - Sunny - 68 F					
4 Angel Berroa, R (1, 6) OBP: 0.310, SLG: 0.384	BB 1B	F9		FC5-4 1B		K		G1-3		5	0	2	0	0	1	4						
Joe Randa, R (1, 5) OBP: 0.344, SLG: 0.412	1B	G6-3		FC5-4 1B		P4		K		5	0	1	1	0	1	4						
Matt Stairs, L (1, 3) OBP: 0.344, SLG: 0.458	F7	BB		1B		1B		P6		4	0	2	0	1	0	3						
Abraham Nunez, S (1, 9) OBP: 0.302, SLG: 0.333	BB	G3		F8		K		K		3	0	0	0	1	1	6						
Calvin Pickering, L (1, 10) OBP: 0.339, SLG: 0.505	G4-3		K		K		K			4	0	0	0	0	3	4						
14 John Buck, R (1, 2) OBP: 0.280, SLG: 0.434		1B 1B		G6-3		G5-3				4	1	1	0	0	1	0						
Alexis Gomez, L (1, 7) OBP: 0.323, SLG: 0.310		G6-3 1B		F7		K		K		4	1	2	0	0	1	0						
Donnie Murphy, R (1, 4) OBP: 0.185, SLG: 0.296		G6-3 9 BB 1B		L8		P5		L3		4	0	1	1	0	0	1						
<b>Inning Stats</b>	R: 0 E: 0 K: 0 S: 10	H: 2 LOB: 3 BB: 1 P: 18	R: 2 E: 0 K: 0 S: 14	H: 3 LOB: 3 BB: 2 P: 29	R: 0 E: 0 K: 2 S: 9	H: 1 LOB: 1 BB: 0 P: 12	R: 0 E: 0 K: 0 S: 11	H: 2 LOB: 2 BB: 0 P: 17	R: 0 E: 0 K: 1 S: 7	H: 0 LOB: 0 BB: 0 P: 9	R: 0 E: 0 K: 1 S: 8	H: 0 LOB: 1 BB: 0 P: 14	R: 0 E: 0 K: 2 S: 9	H: 1 LOB: 1 BB: 0 P: 14	R: 0 E: 0 K: 1 S: 10	H: 0 LOB: 0 BB: 0 P: 15		R: 0 E: 0 K: 1 S: 11	H: 1 LOB: 1 BB: 0 P: 14	1B: 9 2B: 1 3B: 0 HR: 0	SF: 0 SAC: 0 DP: 0 HBP: 0	WP: 0 PB: 0 SB: 0 CS: 0
<b>PITCHER</b>	IP WLS BF H R ER SO BB IBB HBP BLK WP HR S P ERA WHIP																					
Kyle Denney, R (1, 1) ERA: 9.56	4.0 23 8 2 2 2 2 3 0 0 0 0 0 0 44 76 4.50 2.750																					
Cliff Bartosh, L (5, 1) ERA: 4.82	1.0 W 3 0 0 0 1 0 0 0 0 0 0 0 7 9 0.00 0.000																					
59 Matt Miller, R (6, 1) ERA: 3.23	1.0 H 3 0 0 0 1 0 0 0 0 0 0 0 8 14 0.00 0.000																					
63 Rafael Betancourt, R (7, 1) ERA: 4.02	1.0 H 4 1 0 0 2 0 0 0 0 0 0 0 9 14 0.00 1.000																					
Bob Howry, R (8, 1) ERA: 2.32	1.0 H 3 0 0 0 1 0 0 0 0 0 0 0 10 15 0.00 0.000																					
<b>PITCHER</b>	IP WLS BF H R ER SO BB IBB HBP BLK WP HR S P ERA WHIP																					
Bob Wickman, R (9, 1) ERA: 4.4	1.0 S 4 1 0 0 1 0 0 0 0 0 0 0 4 11 0.00 1.000																					

AB 36  
R 5  
H 10  
RBI 5  
BB 2  
SO 5  
LOB 15



AB 37  
R 2  
H 10  
RBI 2  
BB 3  
SO 8  
LOB 22









Batter	1	2	3	4	5	6	7	8	9	AB	R	H	RBI	BB	SO	LOB	TOP					
Willie Harris, L OBP: 0.338, SLG: 0.319 5 Juan Uribe, R OBP: 0.326, SLG: 0.508 (7, 4)	K		2B			L6	14 BB WP 1B		G5-3	3	0	1	0	0	1	0	Chicago White Sox @ Kansas City Royals Kauffman Stadium, Kansas City, MO Fri Oct 01 2004, 7:10 PM CDT Att: 14,766 - Overcast - 57 F					
Aaron Rowand, R OBP: 0.360, SLG: 0.538 (1, 8)	K		G6-3			K	K		G6-3	5	0	0	0	0	3	4						
Carlos Lee, R OBP: 0.371, SLG: 0.533 (1, 7)	K			G6-3		14 BB 2B	14 BB IBB			3	1	1	0	1	1	0						
14 Paul Konerko, R OBP: 0.361, SLG: 0.541 (1, 10)		G5-3		P2		24 BB 2B	1B			3	1	1	2	1	0	0						
Ross Gload, L OBP: 0.380, SLG: 0.482 (1, 3)		G1-3		24 FC6-4 1B		24 BB 2B	BB		G5-3	3	0	1	0	1	0	3						
24 Joe Crede, R OBP: 0.301, SLG: 0.422 (1, 5)		1B		FC6-4		1B			G5-3	4	0	2	1	0	0	1						
Jose Valentin, S OBP: 0.283, SLG: 0.463 (1, 6)	K				1-0	CS 1B			K	4	0	1	0	0	3	1						
Joe Borchard, S OBP: 0.243, SLG: 0.320 (1, 9)			K		0-0	L7	5 BB WP BB		G4-3	3	1	0	0	1	1	1						
Ben Davis, S OBP: 0.255, SLG: 0.342 (1, 2)			F7		2-2	G6-3	WP 14 BB BB		P6	3	1	0	0	1	0	1						
<b>Inning Stats</b>	R: 0 E: 0 K: 3 S: 11	H: 0 LOB: 0 BB: 0 P: 17	R: 0 E: 0 K: 1 S: 11	H: 1 LOB: 1 BB: 0 P: 14	R: 0 E: 0 K: 1 S: 9	H: 1 LOB: 1 BB: 0 P: 16	R: 0 E: 0 K: 0 S: 10	H: 1 LOB: 1 BB: 0 P: 20	R: 0 E: 0 K: 0 S: 5	H: 1 LOB: 0 BB: 0 P: 8	R: 2 E: 0 K: 1 S: 17	H: 3 LOB: 2 BB: 1 P: 24	R: 2 E: 0 K: 2 S: 20	H: 1 LOB: 3 BB: 4 P: 40	R: 0 E: 0 K: 1 S: 6	H: 0 LOB: 0 BB: 0 P: 9	R: 0 E: 0 K: 0 S: 4	H: 0 LOB: 0 BB: 0 P: 7	1B: 5 2B: 3 HR: 0	SF: 0 SAC: 0 DP: 0 HBP: 0	WP: 1 PB: 0 SB: 0 CS: 1	PA: 38
<b>PITCHER</b>	IP WLS BF H R ER SO BB IBB HBP BLK WP HR S P ERA WHIP	IP WLS BF H R ER SO BB IBB HBP BLK WP HR S P ERA WHIP																				
Denny Bautista, R ERA: 8.49 Jaime Cerda, L ERA: 3.15 Matt Kinney, R ERA: 6.06 Dennys Reyes, L ERA: 4.75 Jeremy Affeldt, L ERA: 5.02	(1, 1) (7, 1) (7, 1) (8, 1) (9, 1)	6.0 0.1 0.2 1.0 1.0	24 L 4 3 3	7 1 0 0 0	2 2 0 0 0	6 2 1 1 0	1 2 0 0 0	0 0 0 0 0	0 0 0 0 0	0 0 0 0 0	0 0 0 0 0	0 0 0 0 0	0 0 0 0 0	0 0 0 0 0	0 0 0 0 0	0 0 0 0 0	3.00 54.00 0.00 0.00 0.00	1.333 9.000 1.500 0.000 0.000				

Batter	1	2	3	4	5	6	7	8	9	AB	R	H	RBI	BB	SO	LOB	BOTTOM					
9 David DeJesus, L OBP: 0.356, SLG: 0.400 (1, 8)	BB FC4-6 2B	HBP 1B			F7		G3		F8	5	1	2	0	0	0	0	Chicago White Sox @ Kansas City Royals Kauffman Stadium, Kansas City, MO Fri Oct 01 2004, 7:10 PM CDT Att: 14,766 - Overcast - 57 F					
Desti Relaford, S OBP: 0.296, SLG: 0.305 (1, 7)	F7	HBP			K		P3		G6-4-3 1B	4	0	1	0	0	1	1						
Joe Randa, R OBP: 0.343, SLG: 0.409 (1, 5)	FC4-6 BB	G5-3			WP 1B		1B		G6-4-3	4	0	2	0	1	0	4						
Matt Stairs, L OBP: 0.343, SLG: 0.455 (1, 3)	FC4-6 BB		G5-3		G4-3		F7			3	0	0	0	1	0	2						
Calvin Pickering, L OBP: 0.343, SLG: 0.491 (1, 10)	FC4-6		K			F9 4 SH5-3 1B BB		BB		2	1	0	1	2	1	2						
4 Angel Berroa, R OBP: 0.306, SLG: 0.379 (1, 6)	G1-3		L4			SH5-3		F8		3	0	0	0	0	0	3						
Abraham Nunez, S OBP: 0.295, SLG: 0.325 (1, 9)		G6-3		K		F9		F7		4	0	0	0	0	1	2						
Alberto Castillo, R OBP: 0.365, SLG: 0.371 Wilson Guerrero, S OBP: 0.219, SLG: 0.281 14 John Buck, R OBP: 0.276, SLG: 0.429 (8, PR) (9, 2)		G1-3		L5		1B		BB		3	0	1	1	1	0	0						
Ruben Gotay, S OBP: 0.314, SLG: 0.343 (1, 4)	9 BB 1B		F8			F8		G6-3		4	0	1	0	0	0	3						
<b>Inning Stats</b>	R: 1 E: 0 K: 0 S: 10	H: 1 LOB: 2 BB: 2 P: 25	R: 0 E: 0 K: 0 S: 17	H: 2 LOB: 3 BB: 0 P: 27	R: 0 E: 0 K: 1 S: 9	H: 0 LOB: 0 BB: 0 P: 14	R: 0 E: 0 K: 1 S: 5	H: 0 LOB: 0 BB: 0 P: 8	R: 0 E: 0 K: 1 S: 11	H: 1 LOB: 1 BB: 0 P: 14	R: 1 E: 0 K: 0 S: 12	H: 1 LOB: 1 BB: 1 P: 20	R: 0 E: 0 K: 0 S: 15	H: 1 LOB: 1 BB: 0 P: 26	R: 0 E: 0 K: 0 S: 11	H: 0 LOB: 2 BB: 2 P: 23	R: 0 E: 0 K: 0 S: 8	H: 1 LOB: 0 BB: 0 P: 12	1B: 6 2B: 1 3B: 0 HR: 0	SF: 0 SAC: 1 DP: 1 HBP: 1	WP: 1 PB: 0 SB: 0 CS: 0	PA: 39
<b>PITCHER</b>	IP WLS BF H R ER SO BB IBB HBP BLK WP HR S P ERA WHIP	IP WLS BF H R ER SO BB IBB HBP BLK WP HR S P ERA WHIP																				
Jon Garland, R ERA: 4.89 Damaso Marte, L ERA: 3.42 Jon Adkins, R ERA: 4.65 Shingo Takatsu, R ERA: 2.35	(1, 1) (7, 1) (8, 1) (9, 1)	6.0 1.0 1.0 1.0	27 H 4 3	5 1 0 0	2 0 0 0	3 1 0 0	0 0 0 0	0 0 0 0	0 0 0 0	0 0 0 0	0 0 0 0	0 0 0 0	0 0 0 0	0 0 0 0	0 0 0 0	0 0 0 0	3.00 2.000 1.000 1.000	1.333 2.000 1.000 1.000				

AB	33
R	4
H	8
RBI	3
BB	5
SO	9
LOB	11



AB	32
R	2
H	7
RBI	2
BB	5
SO	3
LOB	17





Batter	1	2	3	4	5	6	7	8	9	AB	R	H	RBI	BB	SO	LOB	TOP			
<b>Aaron Rowand, R</b> OBP: 0.361, SLG: 0.544 (1, 8)										4	1	2	1	0	0	2	<b>Chicago White Sox @ Kansas City Royals</b> Kauffman Stadium, Kansas City, MO Sat Oct 02 2004, 6:10 PM CDT Att: 16,028 - Sunny - 60 F			
<b>Ross Gload, L</b> OBP: 0.376, SLG: 0.478 (1, 3)										4	0	1	0	0	2	1				
<b>Carlos Lee, R</b> OBP: 0.369, SLG: 0.529 (1, 7)										4	0	0	0	0	1	1				
<b>14 Paul Konerko, R</b> OBP: 0.359, SLG: 0.538 (1, 10)										4	0	0	0	0	0	1				
<b>Jose Valentin, S</b> OBP: 0.287, SLG: 0.473 (1, 6)										3	1	2	1	1	0	1				
<b>24 Joe Crede, R</b> OBP: 0.299, SLG: 0.420 (1, 5)										3	0	0	0	0	0	2				
<b>Joe Borchard, S</b> OBP: 0.240, SLG: 0.315 (1, 9)										3	0	0	0	0	0	0				
<b>Jamie Burke, R</b> OBP: 0.386, SLG: 0.408 (1, 2)										3	0	1	0	0	1	0				
<b>Wilson Valdez, R</b> OBP: 0.268, SLG: 0.333 (1, 4)										3	0	1	0	0	0	1				
<b>Inning Stats</b>	R: 1 E: 0 K: 2 S: 11	H: 1 LOB: 0 BB: 0 P: 18	R: 0 E: 0 K: 0 S: 5	H: 0 LOB: 0 BB: 1 P: 11	R: 0 E: 0 K: 0 S: 6	H: 1 LOB: 0 BB: 0 P: 11	R: 0 E: 0 K: 1 S: 9	H: 0 LOB: 0 BB: 0 P: 16	R: 1 E: 0 K: 0 S: 11	H: 1 LOB: 0 BB: 0 P: 20	R: 0 E: 0 K: 0 S: 5	H: 1 LOB: 0 BB: 0 P: 8	R: 0 E: 0 K: 1 S: 9	H: 1 LOB: 1 BB: 0 P: 11	R: 0 E: 0 K: 0 S: 7	H: 1 LOB: 1 BB: 0 P: 14	1B: 4 2B: 1 3B: 0 HR: 2	SF: 0 SAC: 0 DP: 3 HBP: 0	WP: 0 PB: 0 CS: 0	PA: 32
<b>PITCHER</b> <b>Brian Anderson, L</b> ERA: 5.64 (1, 1)	IP: 9.0 WLS: W BF: 32 H: 7 R: 2 ER: 2 SO: 4 BB: 1 IBB: 0 HBP: 0 BLK: 0 WP: 0 HR: 2 S: 69 P: 117 ERA: 2.00 WHIP: 0.889																			

Batter	1	2	3	4	5	6	7	8	9	AB	R	H	RBI	BB	SO	LOB	BOTTOM			
<b>9 David DeJesus, L</b> OBP: 0.362, SLG: 0.404 (1, 8)										4	1	3	2	0	0	2	<b>Chicago White Sox @ Kansas City Royals</b> Kauffman Stadium, Kansas City, MO Sat Oct 02 2004, 6:10 PM CDT Att: 16,028 - Sunny - 60 F			
<b>Ruben Gelay, S</b> OBP: 0.317, SLG: 0.378 (1, 4)										5	2	2	4	0	1	4				
<b>Joe Randa, R</b> OBP: 0.344, SLG: 0.411 (1, 5)										5	0	2	1	0	0	2				
<b>Matt Stairs, L</b> OBP: 0.346, SLG: 0.453 (1, 3)										2	1	0	0	3	0	1				
<b>Calvin Pickering, L</b> OBP: 0.345, SLG: 0.513 (1, 10)										5	1	2	2	0	0	1				
<b>14 John Buck, R</b> OBP: 0.283, SLG: 0.430 (1, 2)										4	1	2	0	1	0	3				
<b>Abraham Nunez, S</b> OBP: 0.297, SLG: 0.322 (1, 9)										3	1	0	0	2	1	2				
<b>4 Angel Berroa, R</b> OBP: 0.310, SLG: 0.387 (1, 6)										2	2	2	1	1	0	0				
<b>Dee Brown, L</b> OBP: 0.298, SLG: 0.354 (1, 7)										3	1	1	0	1	2	2				
<b>Inning Stats</b>	R: 0 E: 0 K: 0 S: 8	H: 0 LOB: 0 BB: 0 P: 13	R: 6 E: 0 K: 0 S: 21	H: 3 LOB: 1 BB: 4 P: 45	R: 0 E: 0 K: 1 S: 8	H: 1 LOB: 2 BB: 1 P: 17	R: 0 E: 0 K: 1 S: 10	H: 3 LOB: 3 BB: 1 P: 20	R: 3 E: 0 K: 2 S: 17	H: 3 LOB: 0 BB: 0 P: 30	R: 0 E: 0 K: 0 S: 11	H: 1 LOB: 1 BB: 0 P: 15	R: 1 E: 0 K: 0 S: 7	H: 2 LOB: 1 BB: 1 P: 13	R: 0 E: 0 K: 0 S: 5	H: 1 LOB: 1 BB: 1 P: 11	1B: 9 2B: 3 3B: 1 HR: 3	SF: 0 SAC: 1 DP: 4 HBP: 1	WP: 0 PB: 0 CS: 1	PA: 43
<b>PITCHER</b> <b>Jason Grilli, R</b> ERA: 7.4 (1, 1)	IP: 3.2 WLS: L BF: 21 H: 6 R: 6 ER: 6 SO: 2 BB: 5 IBB: 0 HBP: 0 BLK: 0 WP: 0 HR: 1 S: 43 P: 86 ERA: 14.73 WHIP: 3.000																			
<b>Arnie Munoz, L</b> ERA: 10.05 (4, 1)	IP: 1.1 WLS: L BF: 9 H: 4 R: 3 ER: 3 SO: 2 BB: 1 IBB: 0 HBP: 0 BLK: 0 WP: 0 HR: 2 S: 21 P: 39 ERA: 20.25 WHIP: 3.750																			
<b>Scott Schoeneweis, L</b> ERA: 5.59 (6, 1)	IP: 1.0 WLS: L BF: 7 H: 3 R: 1 ER: 1 SO: 0 BB: 1 IBB: 0 HBP: 0 BLK: 0 WP: 0 HR: 0 S: 15 P: 24 ERA: 9.00 WHIP: 4.000																			
<b>Jeff Bakenaru, R</b> ERA: 10.8 (7, 1)	IP: 2.0 WLS: L BF: 6 H: 1 R: 0 ER: 0 SO: 0 BB: 1 IBB: 0 HBP: 0 BLK: 0 WP: 0 HR: 0 S: 8 P: 15 ERA: 0.00 WHIP: 1.000																			



