

# Kansas City Royals - 2005

Batter	1	2	3	4	5	6	7	8	9	AB	R	H	RBI	BB	SO	LOB	TOP					
9 David DeJesus, L (1,8) OBP: 0.500, SLG: 0.500	F7		F7														4 0 2 1 0 0 0					
Ruben Gotay, S (1,4)	K		K														4 0 0 0 0 2 2					
29 Mike Sweeney, R (1,3)	K																4 0 0 0 0 1 1					
Calvin Pickering, L (1,10) OBP: 0.250, SLG: 1.000		K															4 1 1 1 0 2 0					
Matt Stairs, L (1,9) OBP: 0.750, SLG: 0.667																	3 0 2 0 1 0 0					
4 Angel Berroa, R (1,6) OBP: 0.500, SLG: 0.333																	3 0 1 0 1 1 1					
Terrence Long, L (1,7)																	4 0 0 0 0 1 5					
14 John Buck, R (1,2) OBP: 0.250, SLG: 0.250																	4 1 1 0 0 2 2					
24 Mark Teahen, L (1,5)																	4 0 0 0 0 0 1					
<b>Inning Stats</b>	R: 0 E: 0 K: 2 S: 11	H: 0 LOB: 0 BB: 0 P: 15	R: 0 E: 0 K: 3 S: 12	H: 1 LOB: 2 BB: 1 P: 18	R: 0 E: 0 K: 1 S: 9	H: 0 LOB: 0 BB: 0 P: 9	R: 0 E: 0 K: 1 S: 10	H: 2 LOB: 2 BB: 0 P: 13	R: 1 E: 0 K: 0 S: 8	H: 2 LOB: 1 BB: 0 P: 11	R: 0 E: 0 K: 0 S: 12	H: 0 LOB: 1 BB: 1 P: 19	R: 0 E: 1 K: 0 S: 11	H: 1 LOB: 1 BB: 0 P: 17	R: 1 E: 0 K: 1 S: 9	H: 1 LOB: 0 BB: 0 P: 13	R: 0 E: 0 K: 1 S: 9	H: 0 LOB: 0 BB: 0 P: 9	1B: 6 2B: 0 3B: 0 HR: 1	SF: 0 SAC: 0 DP: 0 HBP: 0	WP: 0 PB: 0 SB: 0 CS: 0	PA: 36
<b>PITCHER</b>	IP	WLS	BF	H	R	ER	SO	BB	IBB	HBP	BLK	WP	HR	S	P	ERA	WHIP					
38 Jeremy Bonderman, R (1,1) ERA: 1.23	7.0	W	29	6	1	1	7	2	0	0	0	0	0	73	102	1.29	1.143					
Ugueth Urbina, R (8,1) ERA: 9.0	1.0		4	1	1	1	1	0	0	0	0	0	1	9	13	9.00	1.000					
Troy Percival, R (9,1) ERA:	1.0		3	0	0	0	1	0	0	0	0	0	0	9	9	0.00	0.000					

Kansas City Royals @ Detroit Tigers  
Comerica Park, Detroit, MI  
Mon Apr 04 2005, 1:05 PM EDT  
Att: 44,105 - Sunny - 68 F

AB 34  
R 2  
H 7  
RBI 2  
BB 2  
SO 9  
LOB 12



Batter	1	2	3	4	5	6	7	8	9	AB	R	H	RBI	BB	SO	LOB	BOTTOM					
20 Omar Infante, R (1,4) OBP: 0.200, SLG: 0.200	K																5 0 1 0 0 2 3					
9 Carlos Guillen, S (1,6) OBP: 0.400, SLG: 0.250																	4 1 1 0 1 0 0					
Jason Smith, L (9,6)																	0 0 0 0 0 0 0					
Ivan Rodriguez, R (1,2) OBP: 0.400, SLG: 0.600																	5 1 2 0 0 1 3					
13 Vance Wilson, R (9,2)																	0 0 0 0 0 0 0					
30 Magglio Ordonez, R (1,9)																	4 1 0 0 1 1 5					
Dmitri Young, S (1,10) OBP: 1.000, SLG: 3.250																	4 4 4 5 0 0 0					
Rondell White, R (1,7) OBP: 0.250, SLG: 0.250																	4 1 1 0 0 0 1					
Nook Logan, S (7,FR) ERA:																	1 1 0 0 0 0 0					
Carlos Pena, L (1,3) OBP: 0.750, SLG: 0.667																	3 1 2 1 1 0 0					
Craig Monroe, R (1,8) OBP: 0.500, SLG: 0.333																	3 0 1 2 1 0 3					
15 Brandon Inge, R (1,5) OBP: 0.250, SLG: 1.000																	4 1 1 3 0 1 3					
<b>Inning Stats</b>	R: 0 E: 0 K: 2 S: 13	H: 1 LOB: 1 BB: 0 P: 18	R: 3 E: 0 K: 0 S: 13	H: 3 LOB: 0 BB: 0 P: 19	R: 2 E: 0 K: 0 S: 16	H: 2 LOB: 0 BB: 0 P: 25	R: 0 E: 0 K: 1 S: 6	H: 0 LOB: 1 BB: 1 P: 13	R: 3 E: 0 K: 0 S: 12	H: 2 LOB: 1 BB: 2 P: 24	R: 0 E: 0 K: 1 S: 12	H: 2 LOB: 2 BB: 0 P: 17	R: 1 E: 1 K: 1 S: 13	H: 2 LOB: 2 BB: 0 P: 19	R: 2 E: 0 K: 0 S: 10	H: 1 LOB: 0 BB: 1 P: 19	R: 2 E: 0 K: 0 S: 10	H: 1 LOB: 0 BB: 1 P: 19	1B: 8 2B: 1 3B: 0 HR: 4	SF: 0 SAC: 0 DP: 0 HBP: 1	WP: 0 PB: 0 SB: 0 CS: 0	PA: 42
<b>PITCHER</b>	IP	WLS	BF	H	R	ER	SO	BB	IBB	HBP	BLK	WP	HR	S	P	ERA	WHIP					
Jose Lima, R (1,1) ERA: 15.0	3.0	L	15	6	5	5	2	2	0	1	0	0	0	11	25	10.80	1.200					
Andrew Sisco, L (4,1) ERA: 10.9	1.2		8	0	2	2	1	2	0	1	0	0	0	19	29	6.75	3.750					
Nate Field, R (5,1) ERA: 6.75	1.1		8	4	1	1	1	1	0	0	0	0	0	13	19	0.00	2.000					
Shawn Camp, R (7,1) ERA:	1.0		6	2	1	0	1	0	0	0	0	0	0	10	19	18.00	2.000					
Mike MacDougal, R (8,1) ERA: 18.0	1.0		5	1	2	2	0	1	0	0	0	0	1	10	19	18.00	2.000					

Kansas City Royals @ Detroit Tigers  
Comerica Park, Detroit, MI  
Mon Apr 04 2005, 1:05 PM EDT  
Att: 44,105 - Sunny - 68 F

AB 37  
R 11  
H 13  
RBI 11  
BB 4  
SO 5  
LOB 18




Batter	1	2	3	4	5	6	7	8	9	AB	R	H	RBI	BB	SO	LOB	TOP					
9 David DeJesus, L (1, 8) OBP: 0.556, SLG: 0.500										4	2	2	1	1	1	1						
Tony Graffanino, R (1, 4) OBP: 1.000, SLG: 1.250										4	2	4	0	1	0	0						
29 Mike Sweeney, R (1, 10) OBP: 0.222, SLG: 0.222										5	0	2	2	0	1	3						
Eli Marrero, R (1, 3)										4	0	0	1	0	1	5						
Emil Brown, R (1, 7) OBP: 0.400, SLG: 0.400										5	0	2	0	0	2	2						
4 Angel Berroa, R (1, 6) OBP: 0.375, SLG: 0.714										4	1	1	1	0	0	3						
Matt Stairs, L (1, 9) OBP: 0.500, SLG: 0.571										4	1	1	0	0	3	2						
14 John Buck, R (1, 2) OBP: 0.500, SLG: 0.429										3	0	2	0	1	0	1						
24 Mark Teahen, L (1, 5) OBP: 0.125, SLG: 0.375										4	1	1	1	0	1	3						
<b>Inning Stats</b>	R: 2 E: 0 K: 1 S: 21	H: 4 LOB: 2 BB: 0 P: 36	R: 0 E: 0 K: 0 S: 8	H: 1 LOB: 0 BB: 0 P: 14	R: 0 E: 0 K: 1 S: 9	H: 1 LOB: 1 BB: 0 P: 17	R: 3 E: 0 K: 0 S: 14	H: 5 LOB: 2 BB: 0 P: 23	R: 0 E: 0 K: 1 S: 6	H: 1 LOB: 0 BB: 0 P: 10	R: 0 E: 0 K: 0 S: 7	H: 1 LOB: 0 BB: 1 P: 14	R: 1 E: 0 K: 0 S: 6	H: 1 LOB: 0 BB: 0 P: 9	R: 1 E: 0 K: 3 S: 14	H: 1 LOB: 1 BB: 1 P: 22	R: 0 E: 0 K: 3 S: 12	H: 0 LOB: 1 BB: 1 P: 19	1B: 11 2B: 2 3B: 1 HR: 1	SF: 1 SAC: 0 DP: 2 HBP: 0	WP: 2 PB: 0 SB: 0 CS: 2	PA: 42
<b>PITCHER</b>	IP WLS BF H R ER SO BB IBB HBP BLK WP HR S P ERA WHIP																					
Mike Maroth, L (1, 1) ERA: 12.27	3.2 L 21 11 5 5 2 0 0 0 0 0 1 0 50 86 12.27 3.000																					
Matt Ginter, R (4, 1) ERA:	2.1 7 2 0 0 1 1 0 0 0 0 0 0 15 28 0.00 1.286																					
Franklyn German, R (7, 1) ERA: 9.0	1.0 4 1 1 1 0 0 0 0 0 0 0 0 6 9 9.00 1.000																					
Jamie Walker, L (8, 1) ERA: 9.0	1.0 5 1 1 1 3 1 0 0 0 0 0 1 14 22 9.00 2.000																					
Kyle Farnsworth, R (9, 1) ERA:	1.0 4 0 0 0 3 1 0 0 0 0 0 0 12 19 0.00 1.000																					
<b>Batter</b>	<b>1</b>	<b>2</b>	<b>3</b>	<b>4</b>	<b>5</b>	<b>6</b>	<b>7</b>	<b>8</b>	<b>9</b>	<b>AB</b>	<b>R</b>	<b>H</b>	<b>RBI</b>	<b>BB</b>	<b>SO</b>	<b>LOB</b>	<b>BOTTOM</b>					
20 Omar Infante, R (1, 4) OBP: 0.111, SLG: 0.125										3	0	0	1	0	0	0						
9 Carlos Guillen, S (1, 6) OBP: 0.556, SLG: 0.500										4	0	3	0	0	0	0						
Ivan Rodriguez, R (1, 2) OBP: 0.222, SLG: 0.333										4	0	0	0	0	0	4						
30 Magglio Ordonez, R (1, 9) Bobby Higginson, L (5, 9)										2	0	0	0	0	0	3						
Dmitri Young, S (1, 10) OBP: 0.667, SLG: 2.000										4	0	1	1	0	2	1						
Rondell White, R (1, 7) OBP: 0.250, SLG: 0.250										4	0	1	0	0	0	1						
Carlos Pena, L (1, 3) OBP: 0.625, SLG: 0.400										2	1	0	0	2	1	2						
Craig Monroe, R (1, 8) OBP: 0.429, SLG: 0.333										3	0	1	0	0	1	1						
15 Brandon Inge, R (1, 5) OBP: 0.286, SLG: 0.667										2	0	0	0	1	1	0						
<b>Inning Stats</b>	R: 0 E: 0 K: 0 S: 9	H: 1 LOB: 0 BB: 0 P: 11	R: 0 E: 0 K: 0 S: 6	H: 0 LOB: 0 BB: 0 P: 11	R: 0 E: 0 K: 0 S: 14	H: 2 LOB: 3 BB: 2 P: 27	R: 0 E: 0 K: 1 S: 8	H: 1 LOB: 0 BB: 0 P: 12	R: 0 E: 0 K: 1 S: 7	H: 0 LOB: 0 BB: 0 P: 12	R: 0 E: 0 K: 1 S: 10	H: 1 LOB: 1 BB: 0 P: 14	R: 0 E: 0 K: 0 S: 7	H: 0 LOB: 0 BB: 1 P: 13	R: 0 E: 0 K: 1 S: 11	H: 0 LOB: 0 BB: 0 P: 17	R: 1 E: 0 K: 1 S: 10	H: 1 LOB: 1 BB: 1 P: 17	1B: 5 2B: 0 3B: 1 HR: 0	SF: 1 SAC: 0 DP: 2 HBP: 0	WP: 1 PB: 0 SB: 0 CS: 0	PA: 34
<b>PITCHER</b>	IP WLS BF H R ER SO BB IBB HBP BLK WP HR S P ERA WHIP																					
Runelvys Hernandez, R (1, 1) ERA: 1.29	7.0 W 26 5 1 1 3 3 0 0 0 0 0 0 61 100 1.29 1.143																					
Mike Wood, R (8, 1) ERA:	1.0 3 0 0 0 1 0 0 0 0 0 0 0 11 17 0.00 0.000																					
Jeremy Affeldt, L (9, 1) ERA: 9.0	1.0 5 1 1 1 1 1 0 0 0 0 0 0 10 17 9.00 2.000																					

Kansas City Royals @ Detroit Tigers  
Comerica Park, Detroit, MI  
Wed Apr 06 2005, 1:05 PM EDT  
Att: 14,168 - Sunny - 73 F

livebaseballscores.com


AB	37
R	7
H	15
RBI	6
BB	3
SO	9
LOB	20

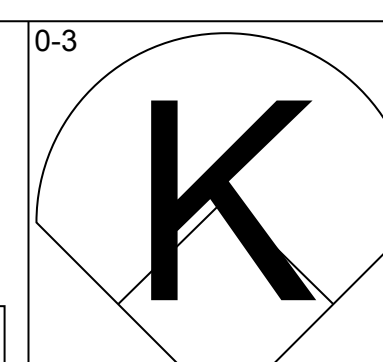
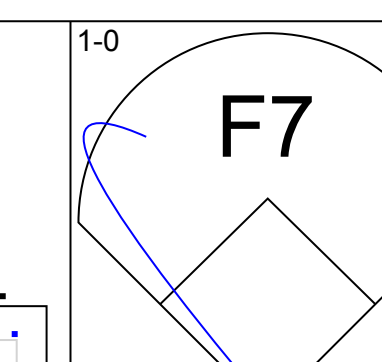
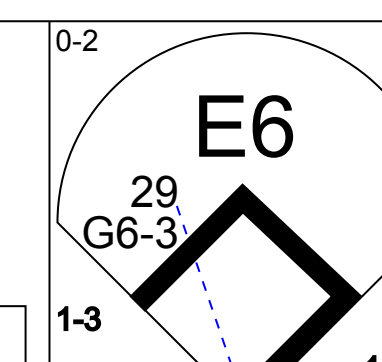
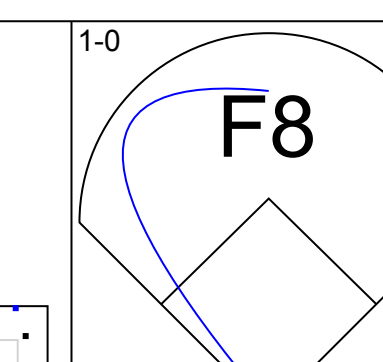
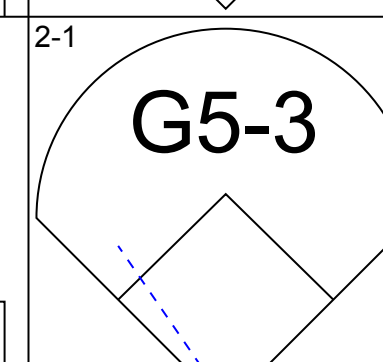
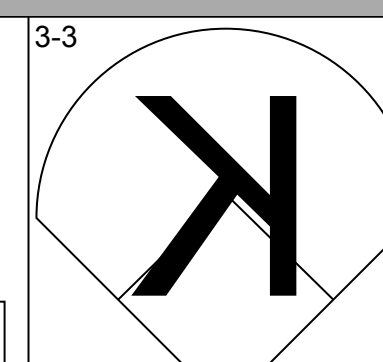
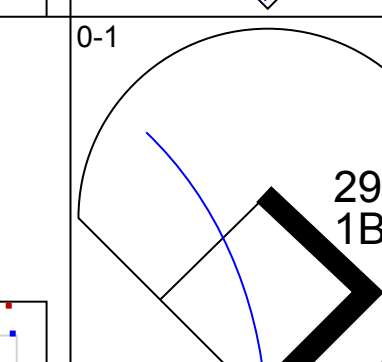
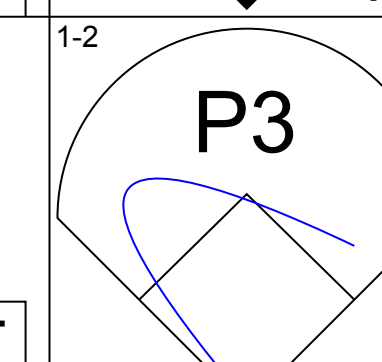
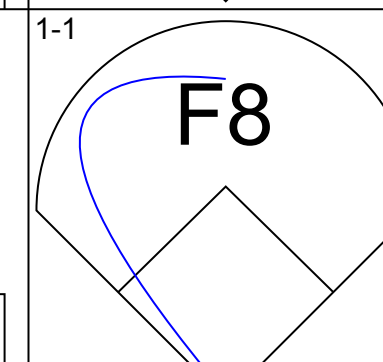
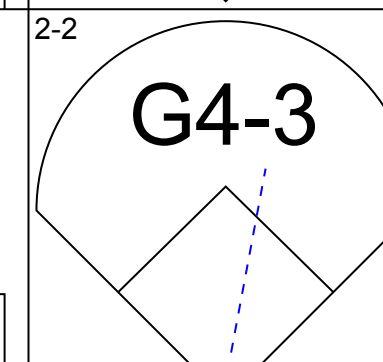
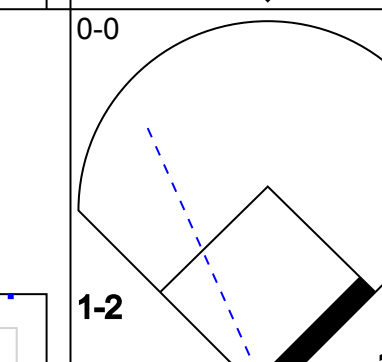
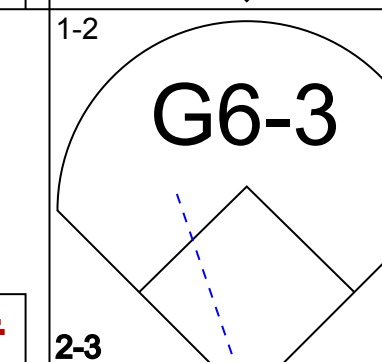
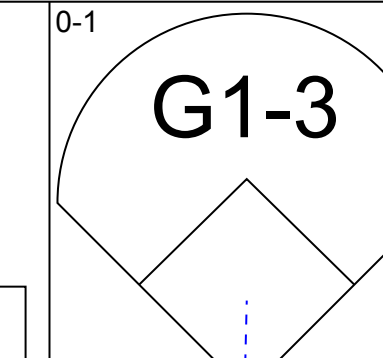
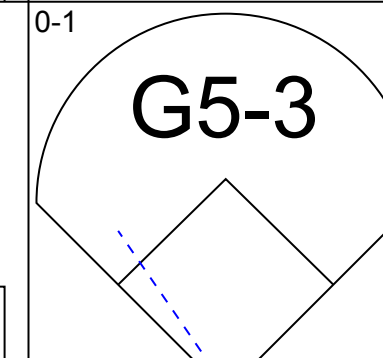
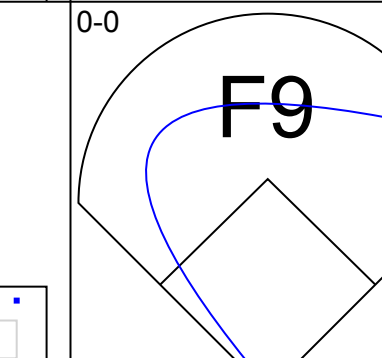
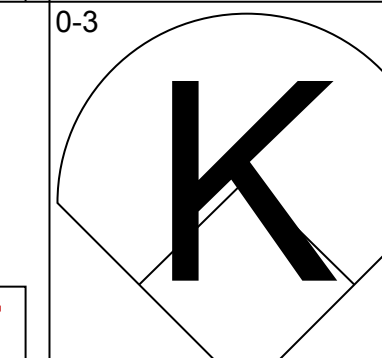
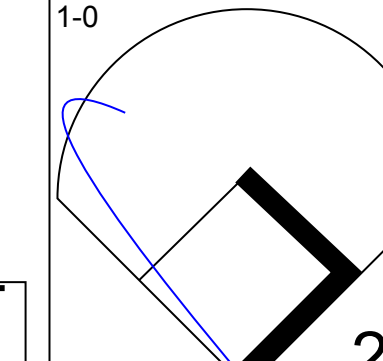
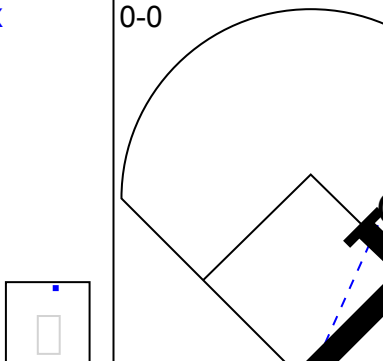
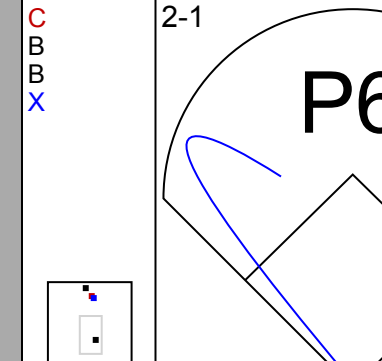
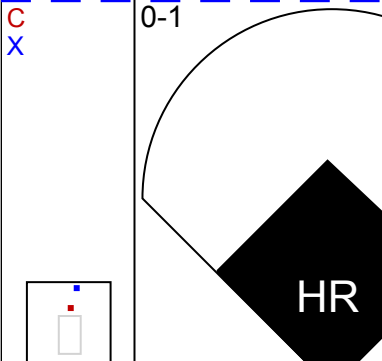

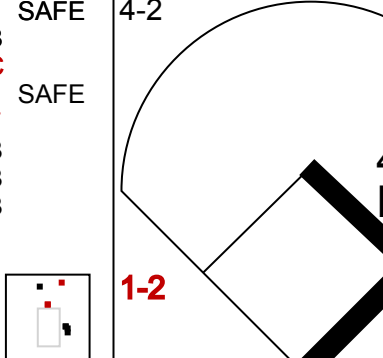
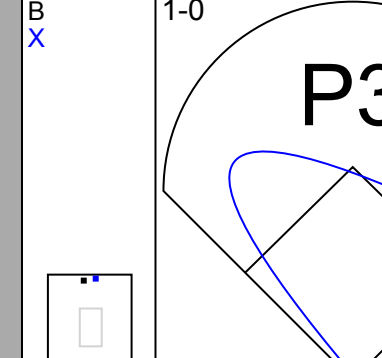
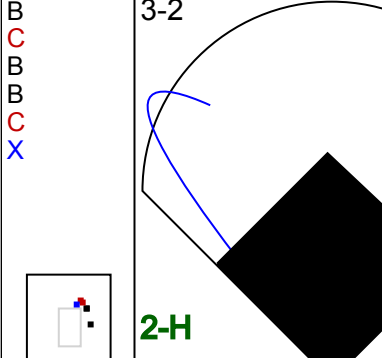

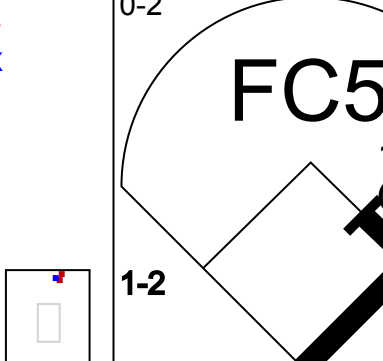
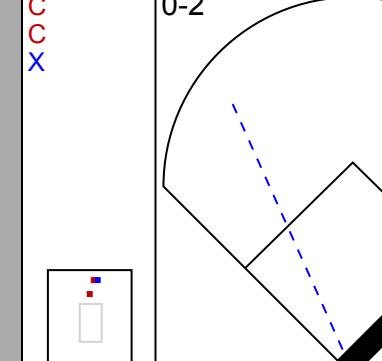
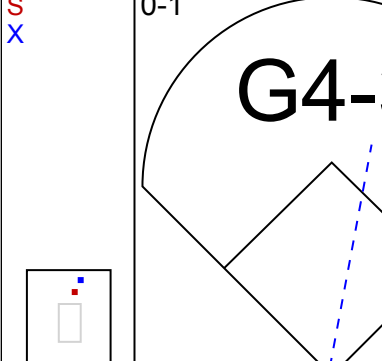
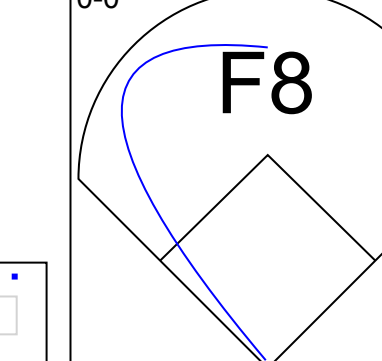
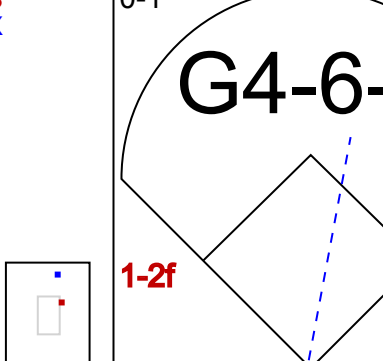
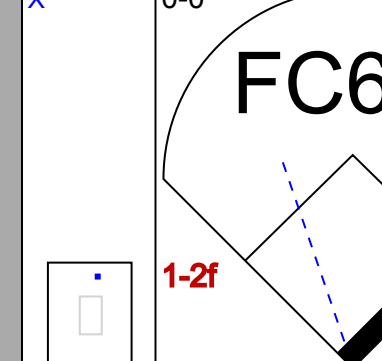
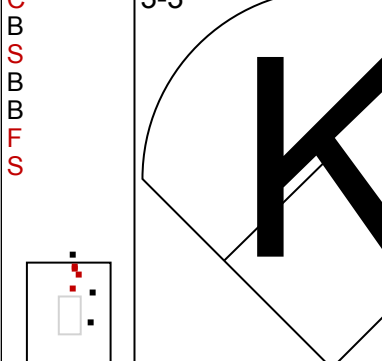

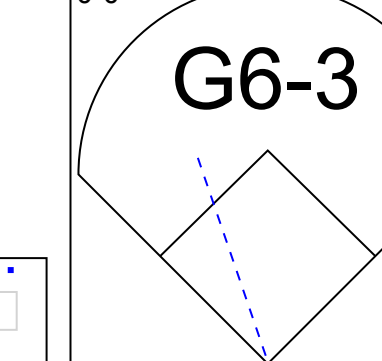
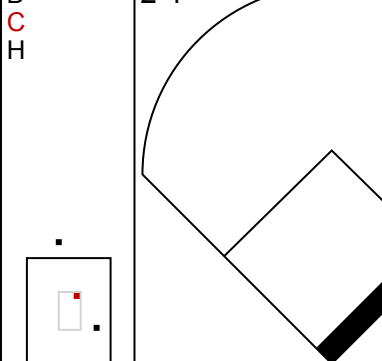


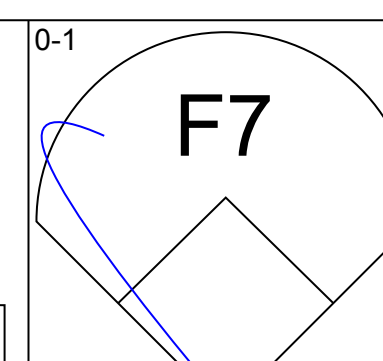
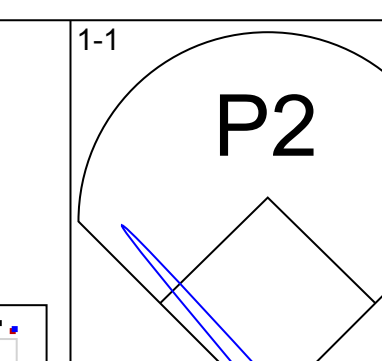
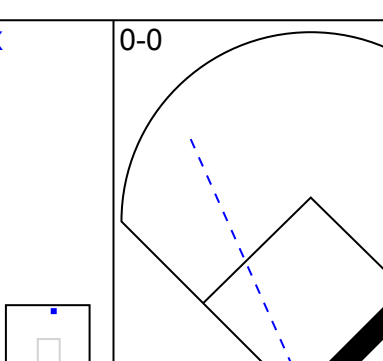
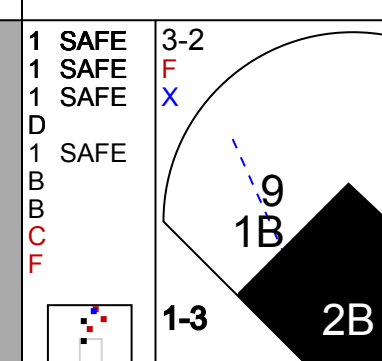
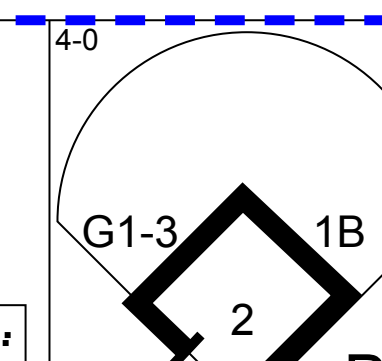
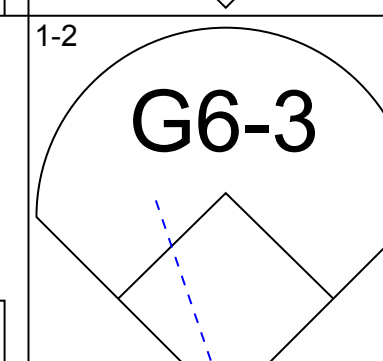
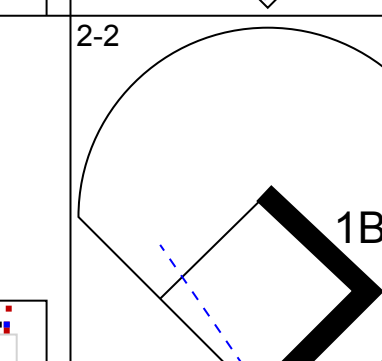
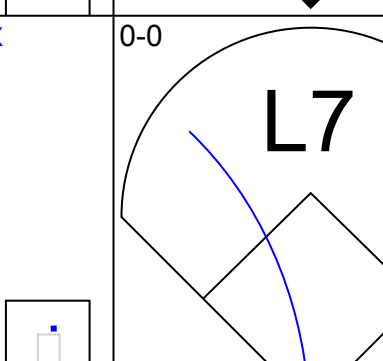
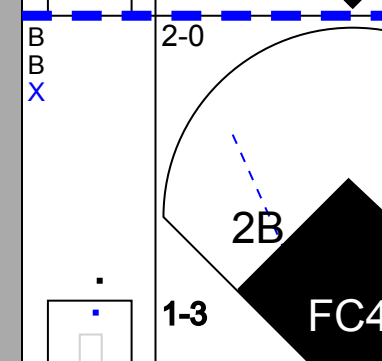
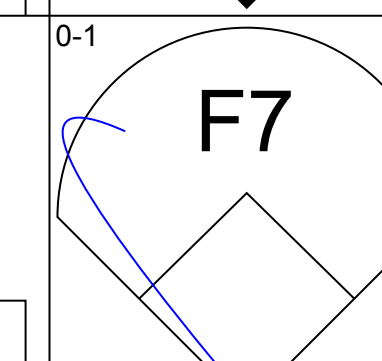
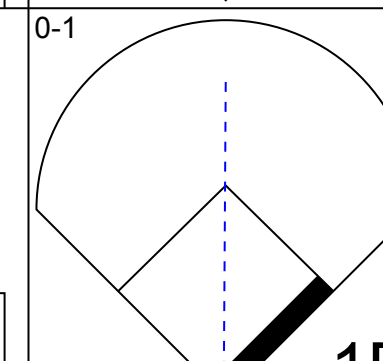
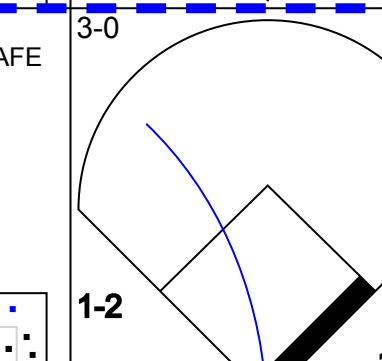
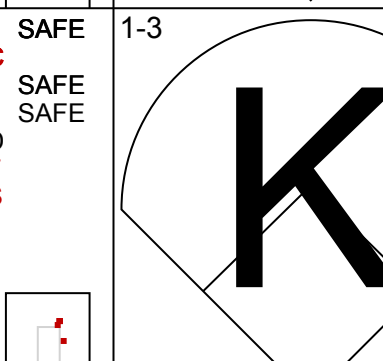
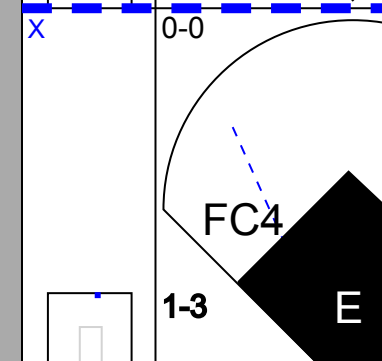
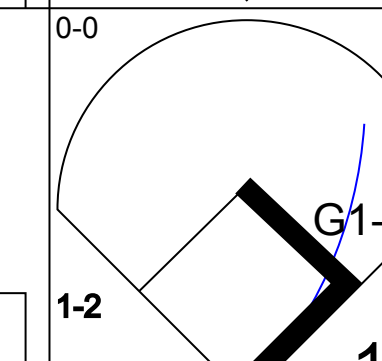
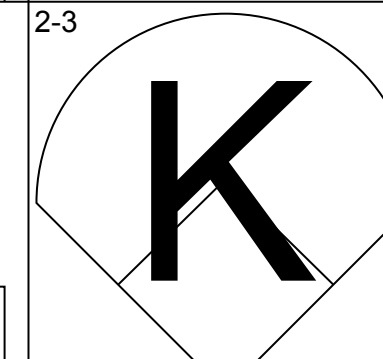
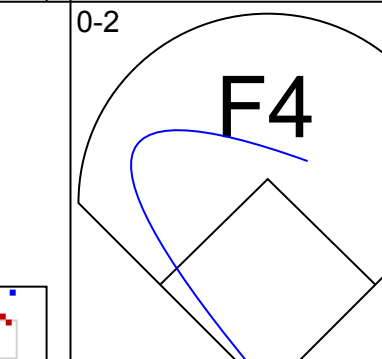

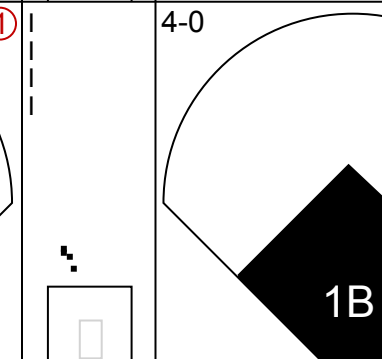
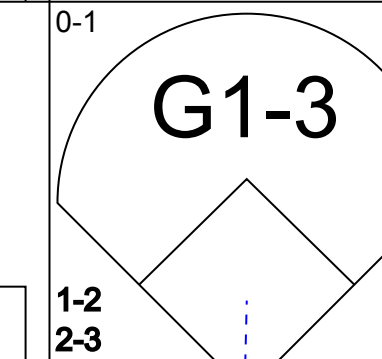
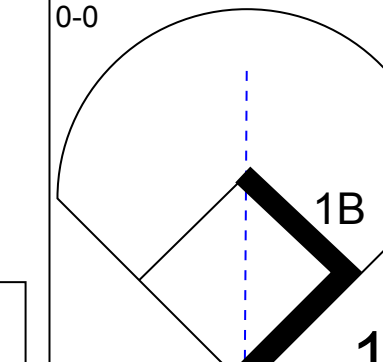
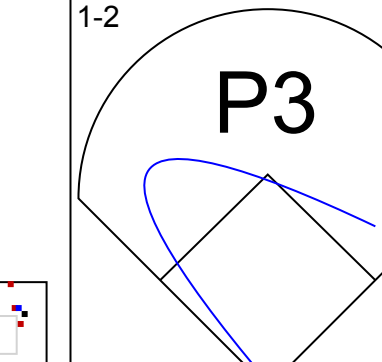

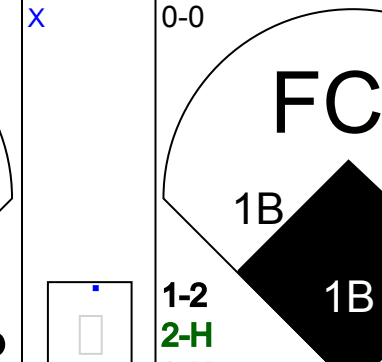
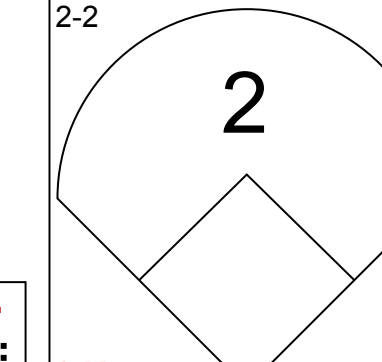
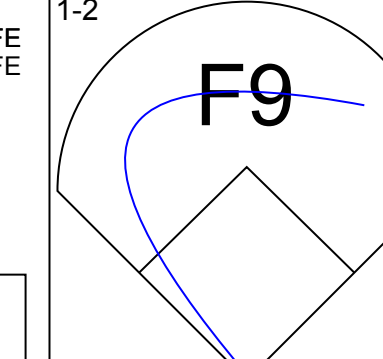
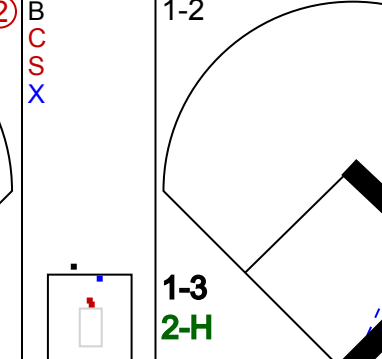
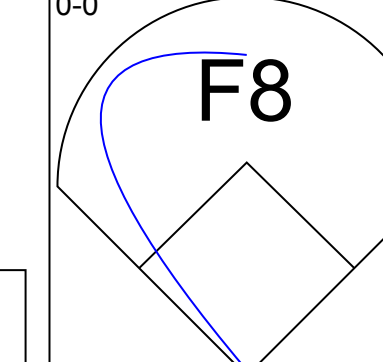
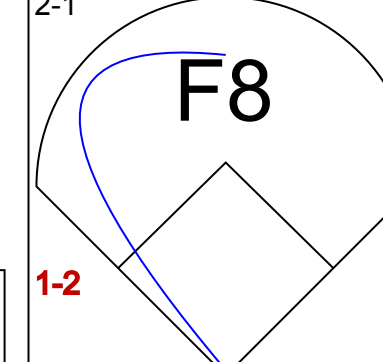

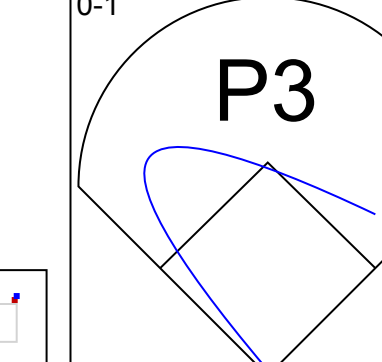
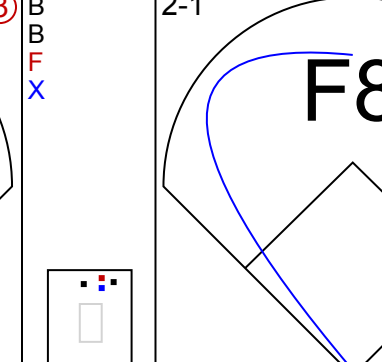
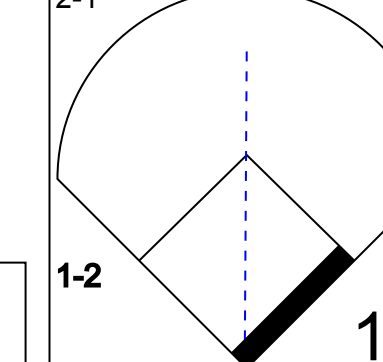
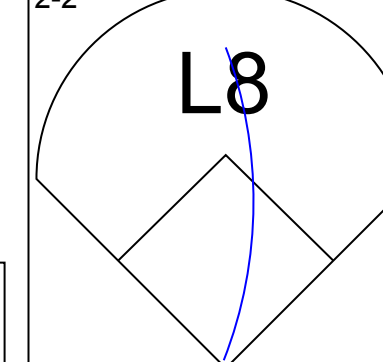

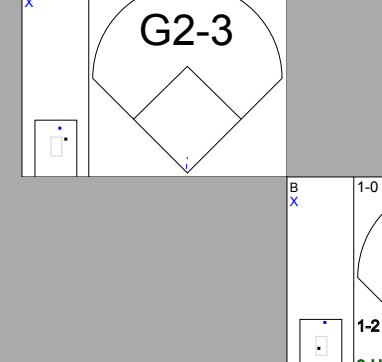
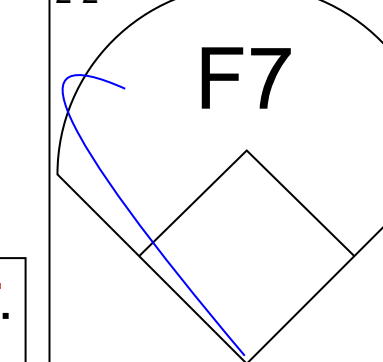

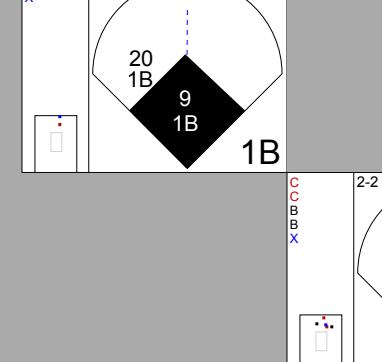
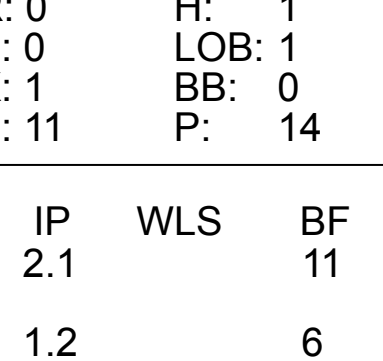
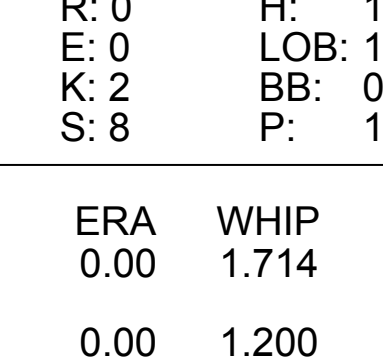
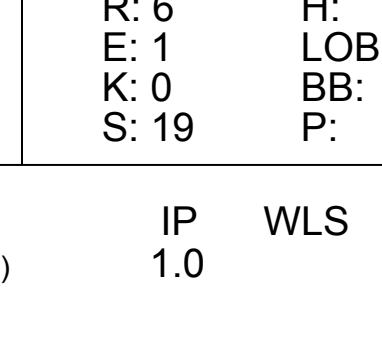
Kansas City Royals @ Detroit Tigers  
Comerica Park, Detroit, MI  
Wed Apr 06 2005, 1:05 PM EDT  
Att: 14,168 - Sunny - 73 F

livebaseballscores.com

AB	29
R	2
H	6
RBI	2
BB	4
SO	5
LOB	13



Batter	1	2	3	4	5	6	7	8	9	AB	R	H	RBI	BB	SO	LOB	TOP								
9 David DeJesus, L (1, 8) OBP: 0.429, SLG: 0.385										5	0	1	0	0	1	1	<b>Kansas City Royals @ Detroit Tigers</b> Comerica Park, Detroit, MI Thu Apr 07 2005, 1:05 PM EDT Att: 10,463 - Cloudy - 55 F								
Tony Graffanino, R (1, 4) OBP: 0.697, SLG: 0.750										4	0	1	0	0	1	2									
29 Mike Sweeney, R (1, 10) OBP: 0.231, SLG: 0.231										4	0	1	1	0	0	1									
Eli Marrero, R (1, 3)										4	0	0	0	0	1	3									
Terrence Long, L (1, 7)										4	1	3	0	0	0	0									
Emil Brown, R (1, 9) OBP: 0.444, SLG: 0.750										3	1	1	2	1	1	1									
4 Angel Berroa, R (1, 6) OBP: 0.333, SLG: 0.545										4	0	1	0	0	1	2									
14 John Buck, R (1, 2) OBP: 0.333, SLG: 0.273										4	0	0	0	0	1	3									
24 Mark Teahen, L (1, 5) OBP: 0.250, SLG: 0.364										3	1	1	0	0	0	0									
<b>Inning Stats</b>	R: 0 E: 0 K: 1 S: 7	H: 0 LOB: 0 BB: 0 P: 10	R: 0 E: 0 K: 2 S: 11	H: 1 LOB: 1 BB: 0 P: 15	R: 0 E: 0 K: 0 S: 4	H: 0 LOB: 0 BB: 0 P: 6	R: 0 E: 0 K: 1 S: 10	H: 0 LOB: 0 BB: 0 P: 15	R: 0 E: 1 K: 0 S: 8	H: 1 LOB: 1 BB: 1 P: 12	R: 0 E: 0 K: 0 S: 7	H: 2 LOB: 2 BB: 0 P: 9	R: 0 E: 0 K: 0 S: 7	H: 1 LOB: 1 BB: 0 P: 10	R: 1 E: 1 K: 1 S: 17	H: 2 LOB: 1 BB: 0 P: 20	R: 2 E: 0 K: 1 S: 13	H: 2 LOB: 1 BB: 0 P: 22	1B: 6 2B: 2 3B: 0 HR: 1	SF: 0 SAC: 0 DP: 1 HBP: 1	WP: 0 PB: 0 SB: 0 CS: 1	PA: 37			
<b>PITCHER</b>	IP	WLS	BF	H	R	ER	SO	BB	IBB	HBP	BLK	WP	HR	S	P	ERA	WHIP								
Jason Johnson, R (1, 1) ERA: 9.0	6.2	W	25	5	0	0	4	1	0	0	0	0	0	53	76	0.00	0.900								
Kyle Farnsworth, R (7, 1) ERA: 4.5	0.1	H	1	0	0	0	0	0	0	0	0	0	0	1	1	0.00	0.000								
Ugueth Urbina, R (8, 1) ERA: 4.5	1.0		5	2	1	0	1	0	0	0	0	0	0	17	20	0.00	2.000								
Troy Percival, R (9, 1) ERA: 9.0	1.0		6	2	2	2	1	0	0	1	0	0	1	13	22	18.00	2.000								

Batter	1	2	3	4	5	6	7	8	9	AB	R	H	RBI	BB	SO	LOB	BOTTOM									
20 Omar Infante, R (1, 4) OBP: 0.286, SLG: 0.250										4	1	2	0	1	0	0	<b>Kansas City Royals @ Detroit Tigers</b> Comerica Park, Detroit, MI Thu Apr 07 2005, 1:05 PM EDT Att: 10,463 - Cloudy - 55 F									
9 Carlos Guillen, S (1, 6) OBP: 0.500, SLG: 0.462										5	1	2	1	0	0	2										
Ivan Rodriguez, R (1, 2) OBP: 0.429, SLG: 0.571										5	1	4	1	0	1	1										
Dmitri Young, S (1, 10) OBP: 0.500, SLG: 1.333										4	1	0	0	1	1	5										
Rondell White, R (1, 7) OBP: 0.333, SLG: 0.583										4	1	2	2	0	0	3										
Nook Logan, S (7, PR) ERA: 8.1										0	1	0	0	0	0	0										
Carlos Pena, L (1, 3) OBP: 0.583, SLG: 0.375										3	0	1	1	1	0	1										
Craig Monroe, R (1, 8) OBP: 0.273, SLG: 0.200										4	0	0	0	0	0	4										
Bobby Higginson, L (1, 9) OBP: 0.500, SLG: 0.400										4	0	2	1	0	0	0										
15 Brandon Inge, R (1, 5) OBP: 0.273, SLG: 0.500										4	1	1	0	0	1	4										
<b>Inning Stats</b>	R: 0 E: 0 K: 1 S: 11	H: 1 LOB: 1 BB: 0 P: 14	R: 0 E: 0 K: 0 S: 10	H: 2 LOB: 2 BB: 0 P: 15	R: 0 E: 0 K: 0 S: 14	H: 2 LOB: 0 BB: 0 P: 21	R: 0 E: 0 K: 0 S: 9	H: 0 LOB: 0 BB: 1 P: 16	R: 0 E: 0 K: 2 S: 8	H: 1 LOB: 1 BB: 0 P: 12	R: 1 E: 0 K: 0 S: 9	H: 1 LOB: 0 BB: 0 P: 14	R: 0 E: 0 K: 0 S: 7	H: 6 LOB: 2 BB: 1 P: 35	R: 0 E: 0 K: 0 S: 7	H: 1 LOB: 2 BB: 1 P: 13	1B: 12 2B: 1 3B: 0 HR: 1	SF: 0 SAC: 0 DP: 0 HBP: 0	WP: 0 PB: 0 SB: 0 CS: 1	PA: 40						
<b>PITCHER</b>	IP	WLS	BF	H	R	ER	SO	BB	IBB	HBP	BLK	WP	HR	S	P	ERA	WHIP									
23 Zack Greinke, R (1, 1) ERA: 3.0	2.1		11	4	0	0	1	0	0	0	0	0	0	17	28	0.00	1.200									
Nate Field, R (3, 1) ERA: 8.1	1.2		6	1	0	0	0	1	0	0	0	0	0	1	24	37	11.57	1.714								
Mike Wood, R (5, 1) ERA: 8.1	2.1	L	11	4	3	3	2	0	0	0	0	0	0	1	3	∞	∞									
Jaime Cerda, L (7, 1) ERA: 5.4	0.0		1	1	0	0	0	0	0	0	0	0	0	1	3	∞	∞									
Shawn Camp, R (7, 1) ERA: 5.4	0.2		7	3	4	2	0	0	1	0	0	0	0	11	21	27.00	4.500									
<b>PITCHER</b>	IP	WLS	BF	H	R	ER	SO	BB	IBB	HBP	BLK	WP	HR	S	P	ERA	WHIP									
Mike MacDougal, R (8, 1) ERA: 9.0	1.0		5	1	0	0	0	1	0	0	0	0	0	7	13	0.00	2.000									

AB 35  
R 3  
H 9  
RBI 3  
BB 1  
SO 6  
LOB 13



AB 37  
R 7  
H 14  
RBI 6  
BB 3  
SO 3  
LOB 20





Batter	1	2	3	4	5	6	7	8	9	AB	R	H	RBI	BB	SO	LOB	TOP			
9 David DeJesus, L (1, 8) OBP: 0.500, SLG: 0.474	4-2 29 1B BB	1-3 K					4-2 HR BB		2-1 G1-3				2	1	0	0	3	1	1	
Tony Graffanino, R (1, 5) OBP: 0.474, SLG: 0.529	2-2 F9	2-3 3-H 4-2				0-1 F7			0-1 G6-3				4	0	0	0	1	0	3	
29 Mike Sweeney, R (1, 3) OBP: 0.273, SLG: 0.364	3-2 1B	1-3 K				1-1 F9			1-0 F8				4	0	1	0	0	1	4	
Matt Stairs, L (1, 10) OBP: 0.500, SLG: 0.800	0-0 P4					2-1 HR			1-2 P4				3	1	1	2	1	0	2	
Eli Marrero, R (1, 9)	3-2 F9					1-2 G5-3			4-2 FC6-4 BB				3	0	0	0	1	0	3	
Terence Long, L (1, 7)		2-1 SH5-4 9 WP 2B				1-0 L3			1-0 FC6-4 BB				3	1	1	0	1	0	2	
4 Angel Berroa, R (1, 6) OBP: 0.300, SLG: 0.389		1-0 9 WP SH5-4 HBP				0-1 G5-3			0-2 F8				3	0	0	0	0	1	2	
Ruben Gotay, S (1, 4) OBP: 0.091, SLG: 0.100		0-0 SH5-4				1-3 K			1-1 P6				3	0	0	0	0	1	1	
14 John Buck, R (1, 2) OBP: 0.200, SLG: 0.158		1-3 K				0-1 G3			0-1 F8				4	0	0	0	0	2	3	
<b>Inning Stats</b>	R: 0 E: 0 K: 0 S: 13	H: 1 LOB: 2 BB: 1 P: 25	R: 1 E: 0 K: 3 S: 14	H: 1 LOB: 3 BB: 1 P: 24	R: 0 E: 0 K: 0 S: 8	H: 0 LOB: 0 BB: 1 P: 15	R: 0 E: 0 K: 1 S: 7	H: 0 LOB: 0 BB: 0 P: 8	R: 2 E: 0 K: 0 S: 12	H: 1 LOB: 0 BB: 1 P: 20	R: 0 E: 0 K: 0 S: 10	H: 0 LOB: 1 BB: 0 P: 15	R: 0 E: 0 K: 1 S: 10	H: 0 LOB: 1 BB: 1 P: 19	R: 0 E: 0 K: 1 S: 9	H: 0 LOB: 1 BB: 1 P: 20	1B: 1 2B: 2 3B: 0 HR: 1	SF: 0 SAC: 1 DP: 1 HBP: 1	WP: 1 PB: 0 SB: 0 CS: 0	PA: 38
<b>PITCHER</b>	IP	WLS	BF	H	R	ER	SO	BB	IBB	HBP	BLK	WP	HR	S	P	ERA	WHIP			
Kevin Gregg, R (1, 1) ERA: 5.4	5.0	W	23	3	3	3	4	4	0	1	0	1	1	54	92	5.40	1.400			
Esteban Yan, R (6, 1) ERA:	3.0		11	0	0	0	1	2	0	0	0	0	0	25	42	0.00	0.667			
Bret Prinz, R (9, 1) ERA: 4.5	1.0		4	0	0	0	1	1	0	0	0	0	0	9	20	0.00	1.000			

Kansas City Royals @ Los Angeles Angels  
Angel Stadium of Anaheim, Anaheim, CA

AB 29  
R 3  
H 3  
RBI 2  
BB 7  
SO 6  
LOB 21



WP: 1 PA: 38  
PB: 0  
SB: 0  
CS: 0

Sat Apr 09 2005, 7:05 PM PDT  
Att: 42,007 - Clear - 65 F

livebaseballscorecards.com

Batter	1	2	3	4	5	6	7	8	9	AB	R	H	RBI	BB	SO	LOB	BOTTOM			
Darin Erstad, L (1, 3) OBP: 0.333, SLG: 0.435	3-2 BB 27 1B BB	2-2 G4-3				1-1 P6			1-0 F9				5	2	2	1	0	0	0	
Jeff DaVanon, S (1, 10) OBP: 0.235, SLG: 0.250	1-2 P3	0-0 G3				1-2 G6-3							4	0	0	0	0	1	3	
27 Vladimir Guerrero, R (1, 9) OBP: 0.340, SLG: 0.571	2-0 BB 1B					1-2 F9			0-0 K				4	1	2	2	0	1	0	
16 Garret Anderson, L (1, 7) OBP: 0.364, SLG: 0.500	3-1 F9					1-2 K			2-2 FC4-6 1B				4	0	2	1	0	0	2	
Steve Finley, L (1, 8) OBP: 0.238, SLG: 0.111	4-2 FC5 BB					2-2 F8			1-2 FC4-6 S				3	0	0	0	1	0	2	
Orlando Cabrera, R (1, 6) OBP: 0.316, SLG: 0.133	4-1 BB					0-3 K			2-2 G4-3				3	0	0	1	1	2	1	
Bengie Molina, R (1, 2) OBP: 0.389, SLG: 0.706	1-2 2-3 3-H 1-0 FC5					1-0 K			0-0 HR				4	2	2	1	0	1	3	
6 Maicer Izturis, S (1, 5) OBP: 0.200, SLG: 0.600		1-1 9 SF8 3B				2-2 FC5 9 1B			0-0 G1-3				4	2	1	0	0	0	1	
9 Chone Figgins, S (1, 4) OBP: 0.200, SLG: 0.118		1-0 SF8				2-2 K			1-1 G6-3				3	1	1	2	0	0	0	
<b>Inning Stats</b>	R: 1 E: 0 K: 0 S: 14	H: 2 LOB: 3 BB: 2 P: 32	R: 1 E: 0 K: 0 S: 7	H: 1 LOB: 0 BB: 0 P: 11	R: 0 E: 0 K: 0 S: 8	H: 0 LOB: 0 BB: 0 P: 12	R: 5 E: 1 K: 2 S: 24	H: 5 LOB: 1 BB: 0 P: 35	R: 0 E: 0 K: 2 S: 10	H: 0 LOB: 0 BB: 0 P: 13	R: 0 E: 0 K: 0 S: 6	H: 0 LOB: 0 BB: 0 P: 9	R: 0 E: 0 K: 1 S: 13	H: 1 LOB: 1 BB: 0 P: 19	R: 1 E: 0 K: 0 S: 5	H: 1 LOB: 0 BB: 0 P: 7	1B: 7 2B: 1 3B: 1 HR: 1	SF: 1 SAC: 0 DP: 0 HBP: 0	WP: 0 PB: 0 SB: 2 CS: 0	PA: 37
<b>PITCHER</b>	IP	WLS	BF	H	R	ER	SO	BB	IBB	HBP	BLK	WP	HR	S	P	ERA	WHIP			
Jose Lima, R (1, 1) ERA: 10.8	3.2	L	22	8	7	3	2	2	0	0	0	0	0	50	84	7.36	2.727			
Andrew Sisco, L (4, 1) ERA: 3.86	3.0		10	1	0	0	3	0	0	0	0	0	0	29	42	0.00	0.333			
Shawn Camp, R (7, 1) ERA: 6.0	1.1		5	1	1	1	0	0	0	0	0	0	1	8	12	6.75	0.750			

Kansas City Royals @ Los Angeles Angels  
Angel Stadium of Anaheim, Anaheim, CA

AB 34  
R 8  
H 10  
RBI 8  
BB 2  
SO 5  
LOB 12



WP: 0 PA: 37  
PB: 0  
SB: 2  
CS: 0

Sat Apr 09 2005, 7:05 PM PDT  
Att: 42,007 - Clear - 65 F

livebaseballscorecards.com



Batter	1	2	3	4	5	6	7	8	9	AB	R	H	RBI	BB	SO	LOB	TOP										
51 Ichiro Suzuki, L (1.9) OBP: 0.516, SLG: 0.536										5	0	2	2	0	0	2											
7 Jeremy Reed, L (1.8) OBP: 0.250, SLG: 0.308										4	2	1	0	1	1	3											
29 Adrian Beltré, R (1.5) OBP: 0.333, SLG: 0.448										5	1	1	2	0	0	2											
Richie Sexson, R (1.3) OBP: 0.310, SLG: 0.593										4	1	1	0	1	2	0											
Bret Boone, R (1.4) OBP: 0.286, SLG: 0.407										5	1	2	1	0	0	0											
Raul Ibanez, L (1.10) OBP: 0.214, SLG: 0.296										5	0	1	0	0	0	4											
Randy Winn, S (1.7) OBP: 0.370, SLG: 0.304										4	1	1	0	1	0	4											
Miguel Olivo, R (1.2) OBP: 0.188, SLG: 0.250										4	1	2	2	0	1	1											
39 Wilson Valdez, R (1.6) OBP: 0.316, SLG: 0.333										3	1	2	1	1	0	1											
<b>Inning Stats</b>	R: 0 E: 0 K: 1 S: 6	H: 1 LOB: 0 BB: 0 P: 7	R: 0 E: 0 K: 1 S: 8	H: 0 LOB: 0 BB: 0 P: 15	R: 0 E: 0 K: 0 S: 9	H: 1 LOB: 1 BB: 1 P: 15	R: 1 E: 0 K: 0 S: 12	H: 2 LOB: 2 BB: 1 P: 22	R: 0 E: 0 K: 1 S: 8	H: 0 LOB: 0 BB: 0 P: 14	R: 0 E: 0 K: 0 S: 8	H: 1 LOB: 1 BB: 0 P: 11	R: 7 E: 0 K: 0 S: 22	H: 6 LOB: 1 BB: 2 P: 41	R: 0 E: 1 K: 0 S: 9	H: 1 LOB: 2 BB: 0 P: 18	1B: 9 2B: 3 3B: 0 HR: 1	SF: 0 SAC: 0 DP: 1 HBP: 0	WP: 0 PA: 43 PB: 0 SB: 0 CS: 1								
<b>PITCHER</b>	IP	WLS	BF	H	R	ER	SO	BB	IBB	HBP	BLK	WP	HR	S	P	ERA	WHIP										
Runelvys Hernandez, R (1.1) ERA: 3.14	7.1	L	31	8	4	4	4	3	0	0	0	0	1	64	109	4.91	1.500										
Nate Field, R (8.1) ERA: 11.25	0.1		5	3	2	2	0	0	1	0	0	0	0	11	20	54.00	9.000										
Jaime Cerda, L (8.1) ERA: 9.0	0.1		2	1	2	2	0	0	0	0	0	0	0	6	10	54.00	3.000										
Jeremy Affeldt, L (9.1) ERA: 6.0	1.0		5	1	0	0	0	0	0	0	0	0	0	9	18	0.00	1.000										

Seattle Mariners @ Kansas City Royals  
Kauffman Stadium, Kansas City, MO  
Mon Apr 11 2005, 3:10 PM CDT  
Att. 41,788 - Overcast - 69 F

AB 39  
R 8  
H 13  
RBI 8  
BB 4  
SO 4  
LOB 17



Batter	1	2	3	4	5	6	7	8	9	AB	R	H	RBI	BB	SO	LOB	BOTTOM										
9 David DeJesus, L (1.8) OBP: 0.424, SLG: 0.370										4	0	0	0	0	0	0											
Ruben Gelay, S (1.4) OBP: 0.350, SLG: 0.556										3	1	1	0	1	0	0											
29 Mike Sweeney, R (1.3) OBP: 0.387, SLG: 0.467										4	1	2	0	0	0	0											
Matt Stairs, L (1.10) OBP: 0.400, SLG: 0.588										3	0	0	0	1	0	3											
Emil Brown, R (1.9) OBP: 0.400, SLG: 0.647										4	0	1	1	0	0	1											
Terrence Long, L (1.7) OBP: 0.394, SLG: 0.524										4	0	1	1	0	0	1											
4 Angel Berroa, R (1.6) OBP: 0.345, SLG: 0.407										4	0	1	0	0	0	2											
14 John Buck, R (1.2) OBP: 0.174, SLG: 0.136										3	0	0	0	0	1	1											
24 Mark Teahen, L (1.5) OBP: 0.294, SLG: 0.333 Tony Graffanino, R (3.5) OBP: 0.409, SLG: 0.450										0	0	0	0	0	0	0											
<b>Inning Stats</b>	R: 0 E: 0 K: 0 S: 8	H: 1 LOB: 1 BB: 0 P: 8	R: 0 E: 0 K: 1 S: 8	H: 1 LOB: 0 BB: 0 P: 8	R: 0 E: 0 K: 0 S: 10	H: 0 LOB: 1 BB: 1 P: 14	R: 0 E: 0 K: 0 S: 5	H: 0 LOB: 0 BB: 0 P: 7	R: 0 E: 0 K: 0 S: 9	H: 0 LOB: 0 BB: 0 P: 10	R: 0 E: 0 K: 0 S: 5	H: 0 LOB: 0 BB: 0 P: 8	R: 0 E: 0 K: 0 S: 6	H: 0 LOB: 0 BB: 0 P: 7	R: 2 E: 0 K: 0 S: 15	H: 3 LOB: 2 BB: 1 P: 24	1B: 5 2B: 1 3B: 0 HR: 0	SF: 0 SAC: 0 DP: 0 HBP: 0	WP: 0 PA: 35 PB: 0 SB: 0 CS: 0								
<b>PITCHER</b>	IP	WLS	BF	H	R	ER	SO	BB	IBB	HBP	BLK	WP	HR	S	P	ERA	WHIP										
Ryan Franklin, R (1.1) ERA: 2.13	8.2	W	32	5	2	2	1	2	0	0	0	0	0	64	83	2.08	0.808										
20 J.J. Putz, R (9.1) ERA:	0.1		2	1	0	0	0	0	0	0	0	0	0	8	11	0.00	3.000										

Seattle Mariners @ Kansas City Royals  
Kauffman Stadium, Kansas City, MO  
Mon Apr 11 2005, 3:10 PM CDT  
Att. 41,788 - Overcast - 69 F

AB 32  
R 2  
H 6  
RBI 2  
BB 2  
SO 1  
LOB 8





Batter	1	2	3	4	5	6	7	8	9	AB	R	H	RBI	BB	SO	LOB	TOP		
51 Ichiro Suzuki, L (1,9) OBP: 0.497, SLG: 0.469	E5 SH1-3		F4		G4-3		CS	G4-3		4	0	0	0	0	0	2	Seattle Mariners @ Kansas City Royals Kauffman Stadium, Kansas City, MO Wed Apr 13 2005, 1:10 PM CDT Att. 10,577 - Sunny - 63 F		
7 Jeremy Reed, L (1,8) OBP: 0.256, SLG: 0.286	SH1-3		F8				F7	BB		2	0	0	0	1	0	1			
29 Adrian Beltré, R (1,5) OBP: 0.324, SLG: 0.406	F9		F9				L6	F8		3	0	0	0	0	0	2			
Richie Sexson, R (1,3) OBP: 0.303, SLG: 0.533	K		PO		P4		K			3	0	0	0	1	2	1			
Bret Boone, R (1,4) OBP: 0.313, SLG: 0.419		G5-3						P6		4	1	2	0	0	0	2			
Raul Ibanez, L (1,10) OBP: 0.219, SLG: 0.290		P6			G6-4-3				G4-3	4	1	1	0	0	0	1			
Randy Winn, S (1,7) OBP: 0.400, SLG: 0.385							FC1-5			3	0	2	0	0	0	0			
Miguel Olivo, R (1,2) OBP: 0.200, SLG: 0.250		G6-3					FC1-5		F9	4	0	1	1	0	0	2			
39 Wilson Valdez, R (1,6) OBP: 0.318, SLG: 0.333							G5-3			3	0	1	0	0	0	2			
<b>Inning Stats</b>	R: 0 E: 1 K: 1 S: 12	H: 0 LOB: 1 BB: 0 P: 16	R: 0 E: 0 K: 0 S: 10	H: 1 LOB: 1 BB: 0 P: 15	R: 0 E: 0 K: 0 S: 10	H: 1 LOB: 1 BB: 0 P: 21	R: 0 E: 0 K: 0 S: 6	H: 1 LOB: 0 BB: 0 P: 9	R: 0 E: 0 K: 1 S: 6	H: 0 LOB: 0 BB: 0 P: 10	R: 2 E: 0 K: 0 S: 13	H: 3 LOB: 0 BB: 0 P: 18	R: 0 E: 0 K: 0 S: 8	H: 0 LOB: 2 BB: 2 P: 22	R: 0 E: 0 K: 0 S: 7	H: 0 LOB: 0 BB: 0 P: 11	1B: 6 2B: 1 3B: 0 HR: 0	SF: 0 SAC: 2 DP: 1 HBP: 1	WP: 1 PA: 37 FB: 0 CS: 1
<b>PITCHER</b>	IP WLS BF H R ER SO BB IBB HBP BLK WP HR S P ERA WHIP																		
23 Zack Greinke, R (1,1) ERA: 0.00	6.0	22	4	0	0	2	0	0	0	0	0	0	0	0	54	86	0.00	0.667	
Jaime Cerda, L (7,1) ERA: 20.25	0.1	3	2	2	2	0	0	0	0	0	0	7	10	54.00	6.000				
Mike MacDougal, R (7,1) ERA: 3.6	1.1	6	1	0	0	0	2	0	0	0	1	0	11	24	0.00	2.250			
Shawn Camp, R (8,1) ERA: 5.4	0.1	1	0	0	0	0	0	0	0	0	0	3	6	0.00	0.000				
Jeremy Affeldt, L (9,1) ERA: 4.5	1.0	3	0	0	0	0	0	0	0	0	0	7	11	0.00	0.000				

Batter	1	2	3	4	5	6	7	8	9	AB	R	H	RBI	BB	SO	LOB	BOTTOM				
9 David DeJesus, L (1,8) OBP: 0.378, SLG: 0.323	K		F7			G3-1		G4-3		4	0	0	0	0	1	1	Seattle Mariners @ Kansas City Royals Kauffman Stadium, Kansas City, MO Wed Apr 13 2005, 1:10 PM CDT Att. 10,577 - Sunny - 63 F				
Ruben Gelay, S (1,4) OBP: 0.333, SLG: 0.500	G1-3				L7		F7			4	0	1	0	0	0	0					
29 Mike Sweeney, R (1,3) Joe McEwing, R (9, PR)	K						G6-3			4	0	1	0	0	1	1					
Matt Stairs, L (1,9) Eli Marrero, R (9, PH)		G6-3								3	1	1	0	0	1	1					
Calvin Pickering, L (1,10) Emil Brown, R (9, PH)										1	0	0	1	1	0	1					
4 Angel Berroa, R (1,6) OBP: 0.303, SLG: 0.355										0	0	0	0	1	0	0					
Terrence Long, L (1,7) OBP: 0.360, SLG: 0.500										3	0	1	0	0	0	0					
Tony Graffanino, R (1,5) OBP: 0.400, SLG: 0.409										2	0	0	0	1	0	1					
14 John Buck, R (1,2) OBP: 0.154, SLG: 0.120										3	0	0	0	0	0	2					
<b>Inning Stats</b>	R: 0 E: 0 K: 2 S: 8	H: 0 LOB: 0 BB: 0 P: 13	R: 0 E: 0 K: 0 S: 6	H: 0 LOB: 0 BB: 1 P: 11	R: 0 E: 0 K: 0 S: 6	H: 1 LOB: 1 BB: 0 P: 10	R: 0 E: 0 K: 1 S: 7	H: 1 LOB: 1 BB: 0 P: 13	R: 0 E: 0 K: 0 S: 5	H: 0 LOB: 0 BB: 1 P: 12	R: 0 E: 0 K: 0 S: 11	H: 0 LOB: 0 BB: 0 P: 15	R: 1 E: 0 K: 0 S: 5	H: 1 LOB: 0 BB: 0 P: 8	R: 0 E: 0 K: 0 S: 6	H: 0 LOB: 0 BB: 0 P: 9	R: 0 E: 0 K: 2 S: 12	H: 1 LOB: 2 BB: 1 P: 24	1B: 3 2B: 1 3B: 1 HR: 0	SF: 1 SAC: 0 DP: 1 HBP: 0	WP: 0 PA: 33 FB: 0 CS: 0
<b>PITCHER</b>	IP WLS BF H R ER SO BB IBB HBP BLK WP HR S P ERA WHIP																				
Aaron Sele, R (1,1) ERA: 3.75	6.1	23	3	1	1	3	2	0	0	0	0	4	6	0.00	0.000						
Shigetoshi Hasegawa, R (7,1) ERA: 1.42	1.1	4	0	0	0	0	0	0	0	0	0	4	6	0.00	0.000						
Ron Villone, L (8,1) ERA: 2.25	0.1	1	0	0	0	0	0	0	0	0	0	4	6	0.00	0.000						
Eddie Guardado, L (9,1) ERA: 2.25	1.0	5	1	0	0	2	1	0	0	0	0	12	24	0.00	2.000						



Batter	1	2	3	4	5	6	7	8	9	AB	R	H	RBI	BB	SO	LOB	TOP										
51 Ichiro Suzuki, L (1, 9) OBP: 0.475, SLG: 0.472	G5-3		1B	7 2B		G1-3	1B			4	1	2	0	1	0	0	<b>Seattle Mariners @ Kansas City Royals</b> Kauffman Stadium, Kansas City, MO Thu Apr 14 2005, 1:10 PM CDT Att: 10,212 - Sunny - 64 F <a href="http://livebaseballscorecards.com">livebaseballscorecards.com</a>										
7 Jeremy Reed, L (1, 8) OBP: 0.250, SLG: 0.303	G3		F8	2B		F9	G3-1			5	1	1	3	0	0	2											
29 Adrian Beltré, R (1, 5) Scott Spiezio, S (4, PH) (4, 5)	G4-3		G6-3	K						2	0	0	0	0	0	1											
Richie Sexson, R (1, 3) Greg Dobbs, L (8, 3) OBP: 0.342, SLG: 0.647 OBP: 0.250, SLG: 0.500		FC1-6 BB SF7 BB		2B		HR		G5-3 BB		4	2	2	3	1	1	2											
Bret Boone, R (1, 4) 16 Willie Bloomquist, R (8, 4) OBP: 0.351, SLG: 0.412 OBP: 0.667, SLG: 0.667		FC1-6 BB		G6-3		HR		K		3	0	1	0	2	1	1											
Raul Ibanez, L (1, 10) OBP: 0.243, SLG: 0.286	FC1-6 BB SF7 BB			K		1B		K		4	2	1	0	1	2	5											
Randy Winn, S (1, 7) OBP: 0.371, SLG: 0.367	SF7		HBP 2B	1B		F8	G4-3		F7	4	1	1	1	0	0	2											
Dan Wilson, R (1, 2) OBP: 0.333, SLG: 0.273	1B		HBP 2B	HBP		P6		K	P4	4	1	1	1	0	1	0											
39 Wilson Valdez, R (1, 6) OBP: 0.296, SLG: 0.346	G1-3		HBP 2B	2B		G5-3		K	F9	5	1	1	2	0	1	1											
<b>Inning Stats</b>	R: 0 E: 0 K: 0 S: 10	H: 0 LOB: 0 BB: 0 P: 15	R: 2 E: 0 K: 0 S: 11	H: 1 LOB: 1 BB: 2 P: 22	R: 0 E: 0 K: 1 S: 10	H: 1 LOB: 1 BB: 0 P: 18	R: 6 E: 0 K: 2 S: 22	H: 4 LOB: 2 BB: 3 P: 48	R: 0 E: 0 K: 0 S: 7	H: 0 LOB: 0 BB: 0 P: 11	R: 2 E: 0 K: 0 S: 17	H: 3 LOB: 2 BB: 1 P: 32	R: 0 E: 0 K: 2 S: 11	H: 1 LOB: 1 BB: 0 P: 16	R: 0 E: 0 K: 2 S: 10	H: 0 LOB: 1 BB: 1 P: 17		R: 0 E: 0 K: 0 S: 7	H: 0 LOB: 0 BB: 0 P: 11	1B: 6 2B: 3 3B: 0 HR: 1	SF: 1 SAC: 0 DP: 0 HBP: 1	WP: 0 PB: 1 SB: 1 CS: 0	PA: 45				
<b>PITCHER</b>	IP	WLS	BF	H	R	ER	SO	BB	IBB	HBP	BLK	WP	HR	S	P	ERA	WHIP										
Denny Bautista, R (1, 1) ERA: 5.56	3.1	L	18	4	6	6	1	3	0	1	0	0	0	41	78	16.20	2.100										
Mike Wood, R (4, 1) ERA: 10.5	2.2		16	5	4	4	2	2	1	0	0	0	1	36	68	13.50	2.625										
Andrew Sisco, L (7, 1) ERA: 2.35	3.0		11	1	0	0	4	1	0	0	0	0	0	28	44	0.00	0.667										

Batter	1	2	3	4	5	6	7	8	9	AB	R	H	RBI	BB	SO	LOB	BOTTOM										
9 David DeJesus, L (1, 8) OBP: 0.405, SLG: 0.361	SH5-3 2B	1B		L7			K		29 F8 HBP	5	1	3	1	0	1	1	<b>Seattle Mariners @ Kansas City Royals</b> Kauffman Stadium, Kansas City, MO Thu Apr 14 2005, 1:10 PM CDT Att: 10,212 - Sunny - 64 F <a href="http://livebaseballscorecards.com">livebaseballscorecards.com</a>										
Tony Graffanino, R (1, 4) OBP: 0.375, SLG: 0.360	SH5-3	FC5		F9		G3-1		HBP		3	0	0	0	0	3												
29 Mike Sweeney, R (1, 3) OBP: 0.375, SLG: 0.462	2B		E5 BB	FC6-4			1B	F8		5	0	2	1	0	0	3											
Emil Brown, R (1, 9) OBP: 0.385, SLG: 0.545	G6-3		4 BB	1B		F8		K	G4-3	5	0	1	0	0	1	4											
Eli Marrero, R (1, 7) OBP: 0.105, SLG: 0.059	F7		L5			F8		1B		4	0	1	0	0	0	3											
Calvin Pickering, L (1, 10) OBP: 0.190, SLG: 0.316		F9		K		K		K		4	0	0	0	0	3	3											
4 Angel Berroa, R (1, 6) OBP: 0.324, SLG: 0.353		1B		1B		P4		P5		3	1	1	0	1	0	1											
14 John Buck, R (1, 2) OBP: 0.167, SLG: 0.138	P4		F9			G6-4-3 1B		F8		4	0	1	0	0	0	5											
Joe McEwing, R (1, 5) OBP: 0.500, SLG: 0.500	FC5 1B		FC6-4 1B			G6-4-3		F8		4	0	2	0	0	0	1											
<b>Inning Stats</b>	R: 1 E: 0 K: 0 S: 7	H: 2 LOB: 1 BB: 0 P: 10	R: 1 E: 0 K: 0 S: 8	H: 3 LOB: 2 BB: 0 P: 12	R: 0 E: 1 K: 1 S: 16	H: 1 LOB: 3 BB: 1 P: 26	R: 0 E: 0 K: 0 S: 12	H: 1 LOB: 1 BB: 0 P: 18	R: 0 E: 0 K: 1 S: 8	H: 0 LOB: 0 BB: 0 P: 10	R: 0 E: 0 K: 0 S: 9	H: 1 LOB: 0 BB: 0 P: 15	R: 0 E: 0 K: 2 S: 11	H: 1 LOB: 1 BB: 0 P: 16	R: 0 E: 0 K: 1 S: 12	H: 1 LOB: 2 BB: 0 P: 16		R: 0 E: 0 K: 0 S: 8	H: 1 LOB: 0 BB: 0 P: 13	1B: 10 2B: 1 3B: 0 HR: 0	SF: 0 SAC: 1 DP: 1 HBP: 1	WP: 0 PB: 0 SB: 0 CS: 0	PA: 40				
<b>PITCHER</b>	IP	WLS	BF	H	R	ER	SO	BB	IBB	HBP	BLK	WP	HR	S	P	ERA	WHIP										
Jamie Moyer, L (1, 1) ERA: 2.5	7.0	W	31	9	2	2	4	1	0	0	0	0	0	20	29	0.00	1.000										
40 Julio Mateo, R (8, 1) ERA:	2.0		9	2	0	0	1	0	0	1	0	0	0	20	29	0.00	1.000										



Batter	1	2	3	4	5	6	7	8	9	AB R H RBI BB SO LOB	TOP									
15 Brandon Inge, R OBP: 0.404, SLG: 0.595	1-1 G6-3		3-3 K		1-3 K			1-1 F9	2-2 9 1B 3B	5 1 1 2 0 2 0	<b>Detroit Tigers @ Kansas City Royals</b> Kauffman Stadium, Kansas City, MO Sat Apr 16 2005, 1:10 PM CDT Att: 22,881 - Partly Cloudy - 76 F									
9 Carlos Guillen, S OBP: 0.442, SLG: 0.500 Jason Smith, L OBP: 0.091, SLG: 0.091	0-2 G4-3 PB			0-1 1B 2B		1-2 F9 2B		1-0 G4-3	0-2 2B 1B	5 1 3 1 0 0 0 0 0 0 0 0 0 0										
Ivan Rodriguez, R OBP: 0.378, SLG: 0.455	1-0 G4-3			0-0 1B SF9 1B		0-1 F9		1-1 FC5 2B	2-2 2B	5 1 3 0 0 0 2										
Dmitri Young, S OBP: 0.426, SLG: 0.698 Carlos Pena, L OBP: 0.452, SLG: 0.387	0-0 G5-3			0-0 SF9 1B		1-0 G1-3		4-0 IBB	0-0 G3-1	3 0 1 1 1 0 2 1 0 0 0 0 0 2										
Rondell White, R OBP: 0.282, SLG: 0.486 Nook Logan, S OBP: 0.279, SLG: 0.250		0-2 G6-3		0-0 SF9		0-0 G6-3		2-2 FC5	2-2 G5-3	4 0 0 1 0 0 5 0 0 0 0 0 0 0										
Craig Monroe, R OBP: 0.279, SLG: 0.425		3-2 G5-3		1-0 P4			1-1 20 1B 2B		4-1 33 1B 13 1B BB	3 2 1 0 1 0 1										
33 Marcus Thames, R OBP: 0.250, SLG: 0.389		0-1 F8		1-0 L7			1-2 G6-3		1 SAFE 1 SAFE 1 SAFE 1-3 13 1B 15 3B 1B	4 1 1 0 0 0 2										
13 Vance Wilson, R OBP: 0.125, SLG: 0.125			1-2 F9		2-3 K		0-0 F8		0-0 15 3B 1B	4 1 1 1 0 1 1										
20 Omar Infante, R OBP: 0.238, SLG: 0.256			3-2 F7		0-0 F8		2-0 2H 1B		0-3 K	4 0 1 1 0 1 2										
<b>Inning Stats</b>	R: 0 E: 1 K: 0 S: 7	H: 0 LOB: 1 BB: 0 P: 9	R: 0 E: 0 K: 0 S: 8	H: 0 LOB: 0 BB: 0 P: 11	R: 0 E: 0 K: 1 S: 10	H: 0 LOB: 0 BB: 0 P: 17	R: 2 E: 0 K: 0 S: 7	H: 3 LOB: 1 BB: 0 P: 9	R: 0 E: 0 K: 0 S: 8	H: 1 LOB: 1 BB: 0 P: 12		R: 1 E: 0 K: 0 S: 7	H: 2 LOB: 1 BB: 0 P: 11	R: 0 E: 0 K: 0 S: 9	H: 1 LOB: 2 BB: 1 P: 18	R: 4 E: 0 K: 1 S: 26	H: 5 LOB: 2 BB: 1 P: 39	1B: 6 2B: 5 3B: 1 HR: 0	SF: 1 SAC: 0 DP: 0 HBP: 0	WP: 0 PB: 1 SB: 0 CS: 0
<b>PITCHER</b>	IP WLS BF H R ER SO BB IBB HBP BLK WP HR S P ERA WHIP											IP WLS BF H R ER SO BB IBB HBP BLK WP HR S P ERA WHIP								
Brian Anderson, L ERA: 3.95	(1, 1) 7.2 L 31 7 3 3 3 0 1 0 0 0 0 0 0 61 92 3.52 0.913																			
Shawn Camp, R ERA: 12.27	(8, 1) 0.1 4 2 3 3 0 1 0 0 0 0 0 0 11 20 81.00 9.000																			
Nate Field, R ERA: 10.8	(9, 1) 1.0 6 3 1 1 1 0 0 0 0 0 0 0 19 25 9.00 3.000																			

AB	38
R	7
H	12
RBI	7
BB	2
SO	4
LOB	17



Batter	1	2	3	4	5	6	7	8	9	AB R H RBI BB SO LOB	BOTTOM											
9 David DeJesus, L OBP: 0.420, SLG: 0.442	1-2 G4-3		2-3 K		1-0 1B			1-2 K		4 0 1 0 0 2 0	<b>Detroit Tigers @ Kansas City Royals</b> Kauffman Stadium, Kansas City, MO Sat Apr 16 2005, 1:10 PM CDT Att: 22,881 - Partly Cloudy - 76 F											
Ruben Gelay, S OBP: 0.323, SLG: 0.448	1-0 E 1B		2-0 G4-3		2-1 F7			2-1 G3-1		4 0 1 0 0 0 2												
29 Mike Sweeney, R OBP: 0.375, SLG: 0.522	0-1 F9			1-2 L4		0-0 HR		0-1 G1		4 1 1 1 0 0 1												
Matt Stairs, L OBP: 0.370, SLG: 0.625	1 SAFE K			0-0 G6-3 2B		1-2 G3			0-0 F7	4 0 1 0 0 1 1												
Emil Brown, R OBP: 0.324, SLG: 0.414		0-2 F8		0-2 G6-3		0-1 P3			4-2 BB	3 0 0 0 1 0 1												
Terrence Long, L OBP: 0.333, SLG: 0.469		1-2 FC6-4 1B		0-0 P5		3-1 F7			0-0 F8	4 0 1 0 0 0 2												
4 Angel Berroa, R OBP: 0.341, SLG: 0.463		1-2 FC6-4 1-2			2-2 F8		1-3 K2-3		1-2 G6-3	4 0 0 0 0 1 2												
14 John Buck, R OBP: 0.152, SLG: 0.125		1-1 G4-3			0-0 G6-3		3-3 K			3 0 0 0 0 1 1												
Joe McEwing, R OBP: 0.429, SLG: 0.429			0-2 G2-3		1-0 9 1B 1B		3-1 G6-3			3 0 1 0 0 0 0												
<b>Inning Stats</b>	R: 0 E: 1 K: 1 S: 10	H: 1 LOB: 1 BB: 0 P: 12	R: 0 E: 0 K: 0 S: 14	H: 1 LOB: 1 BB: 0 P: 16	R: 0 E: 0 K: 1 S: 7	H: 0 LOB: 0 BB: 0 P: 11	R: 0 E: 0 K: 0 S: 8	H: 1 LOB: 1 BB: 0 P: 9	R: 0 E: 0 K: 0 S: 9	H: 2 LOB: 2 BB: 0 P: 15		R: 1 E: 0 K: 0 S: 8	H: 1 LOB: 0 BB: 0 P: 12	R: 0 E: 0 K: 2 S: 9	H: 0 LOB: 0 BB: 0 P: 16	R: 0 E: 0 K: 1 S: 9	H: 0 LOB: 0 BB: 0 P: 12	R: 0 E: 0 K: 0 S: 8	H: 0 LOB: 1 BB: 1 P: 13	1B: 4 2B: 1 3B: 0 HR: 1	SF: 0 SAC: 0 DP: 0 HBP: 0	WP: 0 PB: 0 SB: 0 CS: 0
<b>PITCHER</b>	IP WLS BF H R ER SO BB IBB HBP BLK WP HR S P ERA WHIP											IP WLS BF H R ER SO BB IBB HBP BLK WP HR S P ERA WHIP										
38 Jeremy Bondeman, R ERA: 3.88	(1, 1) 8.0 W 30 6 1 1 5 0 0 0 0 0 0 0 1 74 103 1.12 0.750																					
Troy Percival, R ERA: 6.23	(9, 1) 1.0 4 0 0 0 0 1 0 0 0 0 0 0 8 13 0.00 1.000																					

AB	33
R	1
H	6
RBI	1
BB	1
SO	5
LOB	10



Batter	1	2	3	4	5	6	7	8	9	AB	R	H	RBI	BB	SO	LOB	TOP								
15 Brandon Inge, R OBP: 0.385, SLG: 0.553										5	1	1	0	0	1	1	<b>Detroit Tigers @ Kansas City Royals</b> Kauffman Stadium, Kansas City, MO Sun Apr 17 2005, 1:10 PM CDT Att: 14,904 - Partly Cloudy - 77 F								
9 Carlos Guillen, S OBP: 0.417, SLG: 0.465										5	0	1	0	0	1	2									
Ivan Rodriguez, R OBP: 0.400, SLG: 0.551										5	2	3	3	0	0	1									
Dmitri Young, S OBP: 0.423, SLG: 0.660										4	0	1	0	1	0	1									
Rondell White, R OBP: 0.295, SLG: 0.475										5	1	2	1	0	0	3									
Carlos Pena, L OBP: 0.435, SLG: 0.353										3	0	0	0	1	0	1									
Craig Monroe, R OBP: 0.298, SLG: 0.419										3	0	1	0	1	1	0									
20 Omar Infante, R OBP: 0.239, SLG: 0.256										4	0	1	1	0	0	2									
Nook Logan, S OBP: 0.333, SLG: 0.333										4	2	2	0	0	0	0									
<b>Inning Stats</b>	R: 0 E: 0 K: 2 S: 16	H: 2 LOB: 2 BB: 0 P: 21	R: 0 E: 0 K: 1 S: 7	H: 0 LOB: 0 BB: 0 P: 11	R: 4 E: 1 K: 0 S: 11	H: 5 LOB: 2 BB: 2 P: 25	R: 1 E: 1 K: 0 S: 12	H: 1 LOB: 0 BB: 0 P: 17	R: 0 E: 0 K: 0 S: 8	H: 2 LOB: 2 BB: 0 P: 14	R: 0 E: 0 K: 0 S: 7	H: 1 LOB: 1 BB: 0 P: 11	R: 0 E: 0 K: 0 S: 5	H: 0 LOB: 0 BB: 0 P: 9	R: 0 E: 0 K: 0 S: 3	H: 0 LOB: 0 BB: 0 P: 7	R: 1 E: 0 K: 0 S: 16	H: 1 LOB: 1 BB: 1 P: 23	1B: 10 2B: 1 3B: 0 HR: 1	SF: 0 SAC: 0 DP: 0 HBP: 0	WP: 1 PB: 0 SB: 1 CS: 0	PA: 41			
<b>PITCHER</b>	IP	WLS	BF	H	R	ER	SO	BB	IBB	HBP	BLK	WP	HR	S	P	ERA	WHIP								
Runelvys Hernandez, R ERA: 4.19	5.0	L	26	10	5	4	3	2	0	0	0	1	0	54	88	7.20	2.400								
Andrew Sisco, L ERA: 1.86	2.0		7	1	0	0	0	0	0	0	0	0	0	12	20	0.00	0.500								
Shawn Camp, R ERA: 9.64	1.0		3	0	0	0	0	0	0	0	0	0	0	3	7	0.00	0.000								
Nate Field, R ERA: 10.5	1.0		5	1	1	1	0	1	0	0	0	0	1	16	23	9.00	2.000								

Batter	1	2	3	4	5	6	7	8	9	AB	R	H	RBI	BB	SO	LOB	BOTTOM								
9 David DeJesus, L OBP: 0.389, SLG: 0.404										4	0	0	0	0	1	0	<b>Detroit Tigers @ Kansas City Royals</b> Kauffman Stadium, Kansas City, MO Sun Apr 17 2005, 1:10 PM CDT Att: 14,904 - Partly Cloudy - 77 F								
Tony Graffanino, R OBP: 0.376, SLG: 0.344										3	0	1	0	1	0	0									
29 Mike Sweeney, R OBP: 0.346, SLG: 0.480										4	0	0	0	0	1	2									
Emil Brown, R OBP: 0.289, SLG: 0.364										4	0	0	0	0	1	1									
Eli Marrero, R OBP: 0.222, SLG: 0.333										4	1	2	1	0	1	0									
4 Angel Berroa, R OBP: 0.333, SLG: 0.444										4	0	1	0	0	1	1									
Matt Stairs, L OBP: 0.333, SLG: 0.556										3	0	0	0	0	1	2									
14 John Buck, R OBP: 0.167, SLG: 0.143										3	0	1	0	0	1	0									
Ruben Gotay, S OBP: 0.294, SLG: 0.406										3	0	0	0	0	0	2									
<b>Inning Stats</b>	R: 0 E: 0 K: 0 S: 6	H: 0 LOB: 0 BB: 0 P: 11	R: 0 E: 0 K: 0 S: 7	H: 1 LOB: 1 BB: 0 P: 11	R: 0 E: 0 K: 0 S: 7	H: 0 LOB: 0 BB: 0 P: 11	R: 0 E: 0 K: 0 S: 6	H: 0 LOB: 0 BB: 0 P: 7	R: 0 E: 0 K: 1 S: 14	H: 2 LOB: 2 BB: 0 P: 19	R: 0 E: 0 K: 1 S: 9	H: 0 LOB: 1 BB: 1 P: 17	R: 1 E: 0 K: 1 S: 10	H: 1 LOB: 0 BB: 0 P: 16	R: 0 E: 0 K: 1 S: 9	H: 1 LOB: 0 BB: 0 P: 15	R: 0 E: 0 K: 3 S: 13	H: 0 LOB: 0 BB: 0 P: 20	1B: 4 2B: 0 3B: 0 HR: 1	SF: 0 SAC: 0 DP: 0 HBP: 0	WP: 0 PB: 0 SB: 0 CS: 0	PA: 33			
<b>PITCHER</b>	IP	WLS	BF	H	R	ER	SO	BB	IBB	HBP	BLK	WP	HR	S	P	ERA	WHIP								
Mike Maroth, L ERA: 4.41	7.2	W	29	5	1	1	3	1	0	0	0	0	0	65	103	1.17	0.783								
Ugueth Urbina, R ERA: 7.36	1.1		4	0	0	0	4	0	0	0	0	0	0	16	24	0.00	0.000								

Batter	1	2	3	4	5	6	7	8	9	AB	R	H	RBI	BB	SO	LOB	TOP										
<b>Coco Crisp, S</b> OBP: 0.311, SLG: 0.375 (1, 7)	1-2 E3 41 G4-6-3 24 E	0-1 F7		3-1 24 1B 3B		4-0 BB			1-1 G3	4	1	1	0	1	0	1	<b>Cleveland Indians @ Kansas City Royals</b> Kauffman Stadium, Kansas City, MO Mon Apr 18 2005, 7:10 PM CDT Att: 11,115 - Partly Cloudy - 73 F										
<b>24 Grady Sizemore, L</b> OBP: 0.205, SLG: 0.318 (1, 8)	2-1 E6 41 G4-6-3		0-0 F9	2-1 3B 1B		1-2 F7		2-3 K	5	0	1	1	0	1	2												
<b>41 Victor Martinez, S</b> OBP: 0.300, SLG: 0.310 (1, 2)	0-1 G4-6-3		1-1 G3	2-2 G4-3		4-1 48 G5-4-3 BB			3	0	0	0	1	0	3												
<b>48 Travis Hafner, L</b> OBP: 0.380, SLG: 0.341 (1, 10)	2-1 G4-6-3		2-2 1B		1-3 K	3-2 G5-4-3 BB		1-2 L9	4	0	1	0	0	1	2												
<b>Casey Blake, R</b> OBP: 0.316, SLG: 0.457 (1, 9)		1-2 HR	3-2 P5		2-2 2B			2-2 L3	4	1	2	1	0	0	1												
<b>Ben Broussard, L</b> OBP: 0.326, SLG: 0.488 (1, 3)		3-0 HR		3-3 K	0-0 F8			2-2 L3	4	1	1	1	0	1	1												
<b>Aaron Boone, R</b> OBP: 0.220, SLG: 0.279 (1, 5)		0-0 P3		2-2 2 3B HBP	1-3 K			2-3 K	3	1	0	0	0	2	1												
<b>Ronnie Belliard, R</b> OBP: 0.279, SLG: 0.450 (1, 4)		1-2 L6		2-2 P4		0-0 2 G5-4-3 1B		2-1 P6	4	0	1	0	0	0	1												
<b>2 Jhonny Peralta, R</b> OBP: 0.323, SLG: 0.423 (1, 6)		4-2 BB		0-0 1-H WP 3B		0-0 G5-4-3 1-2		1-0 G4-3	3	1	1	1	1	0	1												
<b>Inning Stats</b>	R: 0 E: 2 K: 0 S: 11	H: 0 LOB: 1 BB: 0 P: 16	R: 2 E: 0 K: 0 S: 13	H: 2 LOB: 1 BB: 1 P: 22	R: 0 E: 0 K: 0 S: 10	H: 1 LOB: 1 BB: 0 P: 16	R: 3 E: 0 K: 1 S: 17	H: 3 LOB: 1 BB: 0 P: 31	R: 0 E: 0 K: 2 S: 10	H: 1 LOB: 1 BB: 0 P: 14	R: 0 E: 0 K: 0 S: 7	H: 0 LOB: 0 BB: 1 P: 15	R: 0 E: 0 K: 1 S: 11	H: 0 LOB: 0 BB: 0 P: 17	R: 0 E: 0 K: 1 S: 6	H: 0 LOB: 0 BB: 0 P: 10	1B: 3 2B: 1 3B: 2 HR: 2	SF: 0 SAC: 0 DP: 3 HBP: 1	WP: 1 PB: 0 SB: 0 CS: 0	PA: 38							
<b>PITCHER</b>	IP	WLS	BF	H	R	ER	SO	BB	IBB	HBP	BLK	WP	HR	S	P	ERA	WHIP										
<b>23 Zack Greinke, R</b> ERA: 3.38	5.0	L	25	7	5	5	3	1	0	1	0	1	2	61	99	9.00	1.600										
<b>Mike Wood, R</b> ERA: 7.0	3.0		10	1	0	0	1	2	0	0	0	0	0	23	42	0.00	1.000										
<b>Mike MacDougal, R</b> ERA: 2.84	1.0		3	0	0	0	1	0	0	0	0	0	0	6	10	0.00	0.000										

AB 34  
R 5  
H 8  
RBI 4  
BB 3  
SO 5  
LOB 13



Batter	1	2	3	4	5	6	7	8	9	AB	R	H	RBI	BB	SO	LOB	BOTTOM										
<b>9 David DeJesus, L</b> OBP: 0.379, SLG: 0.392 (1, 8)	2-1 G3-1		1-2 L7			0-2 G6-3		0-0 4 G6-3 1B		4	0	1	0	0	0	2	<b>Cleveland Indians @ Kansas City Royals</b> Kauffman Stadium, Kansas City, MO Mon Apr 18 2005, 7:10 PM CDT Att: 11,115 - Partly Cloudy - 73 F										
<b>4 Angel Berroa, R</b> OBP: 0.327, SLG: 0.429 (1, 6)	3-2 F8			1-1 14 S 1B		3-3 K		0-2 G6-3	4	0	1	1	0	1	2												
<b>29 Mike Sweeney, R</b> OBP: 0.321, SLG: 0.444 (1, 10)	2-0 P6			1-1 P3		1-3 K		3-H F7	4	0	0	0	0	1	3												
<b>Eli Marrero, R</b> OBP: 0.194, SLG: 0.286 (1, 3)		1-2 G6-3		1-1 P2		3-2 F7		0-0 G5-3	4	0	0	0	0	0	1												
<b>14 John Buck, R</b> OBP: 0.200, SLG: 0.135 (1, 2)				0-2 G5-3		4-0 BB		4-2 BB	2	0	0	0	2	1	1												
<b>Terrence Long, L</b> OBP: 0.297, SLG: 0.417 (1, 7)		3-2 L8		1-2 F8		0-1 F7		2-3 K	4	0	0	0	0	1	2												
<b>Emil Brown, R</b> OBP: 0.282, SLG: 0.324 (1, 9)			0-0 G5-3		2-3 K	0-3 K		1-2 G1-3	4	0	0	0	0	2	2												
<b>Tony Graffanino, R</b> OBP: 0.375, SLG: 0.324 (1, 5)			4-0 9 S BB		1-1 F9		3-2 K		2	0	0	0	1	1	0												
<b>Ruben Gotay, S</b> OBP: 0.324, SLG: 0.441 (1, 4)		1-1 P4		1-0 2B		1-0 BB		4-2 9 1B 4 G6-3 BB	2	1	1	0	1	0	1												
<b>Inning Stats</b>	R: 0 E: 0 K: 0 S: 9	H: 0 LOB: 0 BB: 0 P: 16	R: 0 E: 0 K: 1 S: 14	H: 0 LOB: 0 BB: 0 P: 21	R: 0 E: 0 K: 0 S: 6	H: 0 LOB: 1 BB: 1 P: 12	R: 0 E: 0 K: 0 S: 9	H: 1 LOB: 1 BB: 0 P: 12	R: 0 E: 0 K: 2 S: 10	H: 0 LOB: 0 BB: 0 P: 15	R: 0 E: 0 K: 1 S: 11	H: 0 LOB: 1 BB: 1 P: 18	R: 1 E: 0 K: 1 S: 18	H: 1 LOB: 1 BB: 1 P: 26	R: 0 E: 0 K: 1 S: 10	H: 0 LOB: 1 BB: 1 P: 17	1B: 2 2B: 1 3B: 0 HR: 0	SF: 0 SAC: 0 DP: 0 HBP: 0	WP: 0 PB: 0 SB: 0 CS: 0	PA: 34							
<b>PITCHER</b>	IP	WLS	BF	H	R	ER	SO	BB	IBB	HBP	BLK	WP	HR	S	P	ERA	WHIP										
<b>31 Cliff Lee, L</b> ERA: 4.78	7.0	W	25	2	0	0	5	2	0	0	0	0	0	65	104	0.00	0.571										
<b>63 Rafael Betancourt, R</b> ERA: 0.9	1.0		5	1	1	1	1	1	0	0	0	0	0	18	26	9.00	2.000										
<b>Arthur Rhodes, L</b> ERA:	1.0		4	0	0	0	1	1	0	0	0	0	0	10	17	0.00	1.000										


AB 30  
R 1  
H 3  
RBI 1  
BB 4  
SO 7  
LOB 14





Batter	1	2	3	4	5	6	7	8	9	AB	R	H	RBI	BB	SO	LOB	TOP										
9 David DeJesus, L (1, 8) OBP: 0.394, SLG: 0.397	K		1B 29 HR		L7			SH1-3		3	1	1	0	0	1	0	<b>Kansas City Royals @ Minnesota Twins</b> Hubert H. Humphrey Metrodome, Minneapolis, MN Wed Apr 20 2005, 8:10 PM EDT Att: 24,153 - Dome - 70 F <a href="http://livebaseballscorecards.com">livebaseballscorecards.com</a>										
Tony Graffanino, R (1, 4) OBP: 0.384, SLG: 0.316 Ruben Gotay, S (8, PH) OBP: 0.302, SLG: 0.395	F9		1B 29 HR			F8		G3		3	1	1	1	0	0	0											
29 Mike Sweeney, R (1, 10) OBP: 0.354, SLG: 0.500	G4-3		HR			K		K		4	1	1	3	0	2	1											
Eli Marrero, R (1, 3) OBP: 0.194, SLG: 0.273		F9	K					K	4 S	4	0	1	0	0	2	0											
4 Angel Berroa, R (1, 6) OBP: 0.295, SLG: 0.397	K			G4-3				K		4	0	0	0	0	3	1											
Emil Brown, R (1, 9) OBP: 0.244, SLG: 0.300 Matt Stairs, L (9, PH) OBP: 0.371, SLG: 0.567	G6-3			G5-3				K		3	0	0	0	0	1	0											
Terrence Long, L (1, 7) OBP: 0.295, SLG: 0.395			F7	K				F8		3	0	0	0	0	1	0											
Alberto Castillo, R (1, 2) OBP: 0.313, SLG: 0.571			K					F8		3	0	0	0	0	2	0											
Joe McEwing, R (1, 5) OBP: 0.467, SLG: 0.467			1B 9 HR					K	G3 9 SH1-3	3	1	2	0	0	1	0											
<b>Inning Stats</b>	R: 0 E: 0 K: 1 S: 7	H: 0 LOB: 0 BB: 0 P: 13	R: 0 E: 0 K: 1 S: 9	H: 0 LOB: 0 BB: 0 P: 14	R: 4 E: 0 K: 2 S: 17	H: 4 LOB: 0 BB: 0 P: 26	R: 0 E: 0 K: 1 S: 8	H: 0 LOB: 0 BB: 0 P: 9	R: 0 E: 0 K: 2 S: 13	H: 1 LOB: 1 BB: 0 P: 11	R: 0 E: 0 K: 1 S: 5	H: 0 LOB: 0 BB: 0 P: 9	R: 0 E: 0 K: 1 S: 9	H: 1 LOB: 1 BB: 0 P: 11	R: 0 E: 0 K: 2 S: 10	H: 0 LOB: 0 BB: 0 P: 15		1B: 5 2B: 0 3B: 0 HR: 1	SF: 0 SAC: 1 DP: 0 HBP: 0	WP: 0 PB: 0 SB: 1 CS: 0	PA: 33						
<b>PITCHER</b>	IP	WLS	BF	H	R	ER	SO	BB	IBB	HBP	BLK	WP	HR	S	P	ERA	WHIP										
Johan Santana, L (1, 1) ERA: 4.32	7.0		26	5	4	4	10	0	0	0	0	0	1	67	100	5.14	0.714										
Juan Rincon, R (8, 1) ERA:	1.0	W	4	1	0	0	1	0	0	0	0	0	0	9	11	0.00	1.000										
36 Joe Nathan, R (9, 1) ERA:	1.0	S	3	0	0	0	2	0	0	0	0	0	0	10	15	0.00	0.000										

Batter	1	2	3	4	5	6	7	8	9	AB	R	H	RBI	BB	SO	LOB	BOTTOM										
Shannon Stewart, R (1, 7) OBP: 0.329, SLG: 0.369	G1-3		K		G4-3			K		5	0	1	1	0	2	1	<b>Kansas City Royals @ Minnesota Twins</b> Hubert H. Humphrey Metrodome, Minneapolis, MN Wed Apr 20 2005, 8:10 PM EDT Att: 24,153 - Dome - 70 F <a href="http://livebaseballscorecards.com">livebaseballscorecards.com</a>										
Juan Castro, R (1, 6) OBP: 0.300, SLG: 0.316	G5-3		F8		2B		L7	K		5	0	1	0	0	1	2											
7 Joe Mauer, L (1, 2) OBP: 0.400, SLG: 0.500	HR		G3		G6-3			HBP BB		3	1	1	1	1	0	1											
Matthew LeCroy, R (1, 3) OBP: 0.409, SLG: 0.405 8 Nick Punto, S (9, 4) OBP: 0.316, SLG: 0.176	F8			1B BB		G3-1		HBP		3	0	1	0	0	0	0											
Tori Hunter, R (1, 8) OBP: 0.306, SLG: 0.483		HR 1B		1B BB		2B SF8		K		4	2	3	0	0	1	2											
Jacque Jones, L (1, 9) OBP: 0.505, SLG: 0.738	1 SAFE 1 SAFE 1 SAFE	HR		G6-4-3 BB		FC5 20 BB IBB		K		2	1	1	2	2	1	0											
20 Lew Ford, R (1, 10) OBP: 0.321, SLG: 0.417		G6-3		F7		BB		E5 5 WP 1B		3	1	1	0	1	0	3											
Terry Liffie, S (1, 5) OBP: 0.357, SLG: 0.542		K		G6-4-3		SF8		5 WP 1B IBB		2	0	0	1	1	1	3											
Luis Rivas, R (1, 4) OBP: 0.290, SLG: 0.250 5 Michael Cuddyer, R (8, PH) OBP: 0.314, SLG: 0.326		G5-3		HBP		FC5		1B IBB		2	0	0	0	0	0	2											
<b>Inning Stats</b>	R: 1 E: 0 K: 0 S: 8	H: 1 LOB: 0 BB: 0 P: 11	R: 2 E: 0 K: 1 S: 12	H: 2 LOB: 0 BB: 0 P: 22	R: 0 E: 0 K: 1 S: 7	H: 0 LOB: 0 BB: 0 P: 11	R: 0 E: 0 K: 0 S: 10	H: 2 LOB: 2 BB: 1 P: 19	R: 0 E: 0 K: 0 S: 9	H: 1 LOB: 1 BB: 0 P: 15	R: 1 E: 0 K: 2 S: 12	H: 1 LOB: 2 BB: 2 P: 24	R: 0 E: 0 K: 2 S: 10	H: 0 LOB: 2 BB: 1 P: 18	R: 1 E: 1 K: 2 S: 12	H: 2 LOB: 2 BB: 2 P: 26		1B: 5 2B: 2 3B: 0 HR: 2	SF: 1 SAC: 0 DP: 2 HBP: 2	WP: 1 PB: 0 SB: 1 CS: 0	PA: 38						
<b>PITCHER</b>	IP	WLS	BF	H	R	ER	SO	BB	IBB	HBP	BLK	WP	HR	S	P	ERA	WHIP										
Jose Lima, R (1, 1) ERA: 8.05	5.1		25	7	4	4	2	2	1	1	0	0	0	13	21	0.00	0.600										
Shawn Camp, R (6, 1) ERA: 7.11	1.2	B	7	0	0	0	2	1	0	1	0	0	0	6	14	27.00	3.000										
Jaime Cerda, L (8, 1) ERA: 10.8	0.1	L	3	1	1	1	1	0	1	0	0	0	0	6	12	0.00	1.500										
Nate Field, R (8, 1) ERA: 9.45	0.2		3	1	0	0	1	0	1	0	0	1	0	6	12	0.00	1.500										





Batter	1	2	3	4	5	6	7	8	9	10	AB	R	H	RBI	BB	SO	LOB	TOP		
9 David DeJesus, L OBP: 0.386, SLG: 0.419											4	1	1	0	0	2	4			
Tony Graffanino, R OBP: 0.347, SLG: 0.302											5	1	1	1	0	0	1			
29 Mike Sweeney, R OBP: 0.371, SLG: 0.507											5	1	3	1	0	0	1			
Eli Marrero, R OBP: 0.175, SLG: 0.250											3	0	0	1	0	1	3			
Matt Stairs, L OBP: 0.361, SLG: 0.548											5	0	1	1	0	0	0			
4 Angel Berroa, R OBP: 0.288, SLG: 0.381											5	2	4	1	0	1	0			
14 John Buck, R OBP: 0.267, SLG: 0.286											3	1	0	0	2	3	2	AB 39		
Calvin Pickering, L OBP: 0.226, SLG: 0.259											4	2	2	2	0	2	1	R 9		
Emil Brown, R OBP: 0.265, SLG: 0.386											4	2	2	2	0	2	1	H 13		
Ruben Gotay, S OBP: 0.298, SLG: 0.381											4	1	1	1	0	1	2	RBI 8		
<b>Inning Stats</b>	R: 2 E: 1 K: 0 S: 13	H: 1 LOB: 0 BB: 0 P: 19	R: 3 E: 0 K: 2 S: 25	H: 5 LOB: 2 BB: 0 P: 41	R: 0 E: 0 K: 2 S: 10	H: 1 LOB: 1 BB: 0 P: 16	R: 0 E: 0 K: 2 S: 8	H: 0 LOB: 0 BB: 0 P: 12	R: 0 E: 0 K: 1 S: 7	H: 0 LOB: 0 BB: 0 P: 8	R: 0 E: 0 K: 1 S: 8	H: 1 LOB: 2 BB: 1 P: 16	R: 1 E: 0 K: 0 S: 10	H: 2 LOB: 0 BB: 0 P: 14	R: 0 E: 0 K: 3 S: 10	H: 0 LOB: 0 BB: 0 P: 14	1B: 10 2B: 0 3B: 1 HR: 2	SF: 1 SAC: 2 DP: 1 HBP: 0	WP: 0 PA: 45	
<b>PITCHER</b>	IP WLS BF H R ER SO BB IBB HBP BLK WP HR S P ERA WHIP	59 Dave Gassner, L ERA: 5.87	54 Matt Guerrier, R ERA: 4.32	J.C. Romero, L ERA: 1.29	28 Jesse Crain, R ERA: 1.00	Juan Rincon, R ERA: 1.00	36 Joe Nathan, R ERA: 1.00													

Kansas City Royals @ Minnesota Twins  
Hubert H. Humphrey Metrodome, Minneapolis, MN  
Thu Apr 21 2005, 1:10 PM EDT  
Att. 15,914 - Dome - 65 F

livebaseballscorecards.com

AB 39  
R 9  
H 13  
RBI 8  
BB 2  
SO 10  
LOB 15

Batter	1	2	3	4	5	6	7	8	9	10	AB	R	H	RBI	BB	SO	LOB	BOTTOM			
Shannon Stewart, R OBP: 0.329, SLG: 0.366											6	1	2	0	0	0	1				
Jason Bartlett, R OBP: 0.294, SLG: 0.375											6	3	2	1	0	0	2				
Toni Hunter, R OBP: 0.338, SLG: 0.532											4	3	2	3	2	0	1				
Matthew LeCroy, R OBP: 0.440, SLG: 0.500											5	2	3	2	0	2	1				
20 Lew Ford, R OBP: 0.356, SLG: 0.444											6	0	4	2	0	1	2				
Jacque Jones, L OBP: 0.500, SLG: 0.717											4	0	1	1	1	1	2				
5 Michael Cuddyer, R OBP: 0.304, SLG: 0.314											5	0	1	1	0	1	4				
55 Mike Redmond, R OBP: 0.462, SLG: 0.400											3	0	0	0	0	0	3	AB 44			
Corky Miller, R OBP: 0.411, SLG: 0.500											0	0	0	0	0	0	0	R 10			
Luis Rivas, R OBP: 0.286, SLG: 0.250											4	1	1	0	0	2	1	H 16			
Terry Tiffee, S OBP: 0.345, SLG: 0.520											1	0	0	0	0	1	3	RBI 10			
<b>Inning Stats</b>	R: 3 E: 0 K: 0 S: 14	H: 3 LOB: 0 BB: 0 P: 20	R: 0 E: 0 K: 0 S: 5	H: 0 LOB: 0 BB: 0 P: 7	R: 4 E: 1 K: 0 S: 22	H: 6 LOB: 1 BB: 0 P: 37	R: 1 E: 1 K: 1 S: 11	H: 1 LOB: 2 BB: 0 P: 18	R: 0 E: 0 K: 2 S: 8	H: 0 LOB: 0 BB: 0 P: 12	R: 0 E: 0 K: 2 S: 12	H: 1 LOB: 2 BB: 1 P: 25	R: 0 E: 0 K: 1 S: 8	H: 0 LOB: 0 BB: 0 P: 10	R: 1 E: 0 K: 2 S: 14	H: 2 LOB: 3 BB: 2 P: 28	R: 1 E: 0 K: 0 S: 9	H: 3 LOB: 3 BB: 1 P: 15	1B: 12 2B: 2 3B: 0 HR: 2	SF: 0 SAC: 0 DP: 1 HBP: 2	WP: 0 PA: 50
<b>PITCHER</b>	IP WLS BF H R ER SO BB IBB HBP BLK WP HR S P ERA WHIP	Brian Anderson, L ERA: 7.02	Mike Wood, R ERA: 5.25	Andrew Sisco, L ERA: 1.48	Mike MacDougal, R ERA: 3.24	Shawn Camp, R ERA: 8.1															

Kansas City Royals @ Minnesota Twins  
Hubert H. Humphrey Metrodome, Minneapolis, MN  
Thu Apr 21 2005, 1:10 PM EDT  
Att. 15,914 - Dome - 65 F

livebaseballscorecards.com

AB 44  
R 10  
H 16  
RBI 10  
BB 4  
SO 8  
LOB 20







Batter	1	2	3	4	5	6	7	8	9	AB	R	H	RBI	BB	SO	LOB	TOP			
<b>20 Lew Ford, R</b> OBP: 0.333, SLG: 0.394	G5-3	G6-3			K			G6-3	1B	5	0	1	1	0	1	0	<b>Minnesota Twins @ Kansas City Royals</b> Kauffman Stadium, Kansas City, MO Tue Apr 26 2005, 7:10 PM CDT Att: 10,133 - Partly Cloudy - 51 F			
<b>8 Nick Punto, S</b> OBP: 0.394, SLG: 0.231	1B		P5		G4-3			F9	1B	4	1	1	0	1	0	0				
<b>7 Joe Mauer, L</b> OBP: 0.406, SLG: 0.458	F8		F7		L8			BB	FC6	4	0	0	0	1	0	4				
<b>33 Justin Morneau, L</b> OBP: 0.400, SLG: 0.609	1B		F9		F7			BB		4	0	2	1	0	0	0				
<b>Tori Hunter, R</b> OBP: 0.338, SLG: 0.486	1B		P3		BB			K		3	0	1	0	1	1	2				
<b>Jacque Jones, L</b> OBP: 0.500, SLG: 0.696	BB				F7				G4-3	3	0	1	0	1	0	1				
<b>Matthew LeCroy, R</b> OBP: 0.418, SLG: 0.468 <b>Jason Bartlett, R</b> OBP: 0.299, SLG: 0.329 <b>Juan Castro, R</b> OBP: 0.291, SLG: 0.365	BB		G5-3		P4			FC5	1B	4	0	1	0	0	1	4				
<b>5 Michael Cuddyer, R</b> OBP: 0.265, SLG: 0.258		G4-3			K			G5-3	BB	3	1	0	0	1	1	1				
<b>Luis Rivas, R</b> OBP: 0.250, SLG: 0.200 <b>Shannon Stewart, R</b> OBP: 0.299, SLG: 0.329 <b>Juan Castro, R</b> OBP: 0.300, SLG: 0.316		P6			K			G6-3	FC5	3	0	0	0	0	1	0				
<b>Inning Stats</b>	R: 1 E: 0 K: 1 S: 18	H: 3 LOB: 3 BB: 1 P: 30	R: 0 E: 0 K: 0 S: 7	H: 0 LOB: 0 BB: 0 P: 10	R: 0 E: 0 K: 0 S: 4	H: 0 LOB: 0 BB: 0 P: 6	R: 0 E: 0 K: 1 S: 12	H: 1 LOB: 1 BB: 0 P: 17	R: 0 E: 0 K: 2 S: 10	H: 0 LOB: 0 BB: 1 P: 16	R: 0 E: 0 K: 0 S: 9	H: 0 LOB: 1 BB: 1 P: 13	R: 0 E: 0 K: 1 S: 14	H: 1 LOB: 2 BB: 1 P: 21	R: 1 E: 1 K: 0 S: 16	H: 2 LOB: 3 BB: 2 P: 28		1B: 6 2B: 1 3B: 0 HR: 0	SF: 0 SAC: 0 DP: 0 HBP: 0	WP: 0 PB: 0 CS: 0
<b>PITCHER</b>	IP	WLS	BF	H	R	ER	SO	BB	IBB	HBP	BLK	WP	HR	S	P	ERA	WHIP			
<b>Jose Lima, R</b> ERA: 6.08	(1, 1)	7.2	31	5	1	1	4	3	0	0	0	0	0	78	117	1.17	1.043			
<b>Andrew Sisco, L</b> ERA: 1.23	(8, 1)	0.2	2	0	0	0	1	0	0	0	0	0	0	6	8	0.00	0.000			
<b>Ambiorix Burgos, R</b> ERA: 5.4	(9, 1)	0.2	L	6	2	1	1	0	2	0	0	0	0	14	25	13.50	6.000			

AB	34
R	2
H	7
RBI	2
BB	5
SO	5
LOB	14



Batter	1	2	3	4	5	6	7	8	9	AB	R	H	RBI	BB	SO	LOB	BOTTOM					
<b>Joe McEwing, R</b> OBP: 0.417, SLG: 0.458	P3		K		G1-3			G4-3	1B	4	0	1	0	0	1	2	<b>Minnesota Twins @ Kansas City Royals</b> Kauffman Stadium, Kansas City, MO Tue Apr 26 2005, 7:10 PM CDT Att: 10,133 - Partly Cloudy - 51 F					
<b>Tony Graffanino, R</b> OBP: 0.317, SLG: 0.264	P4		K		K			G4-3		4	0	0	0	0	2	3						
<b>29 Mike Sweeney, R</b> OBP: 0.345, SLG: 0.432	P5				F9			FC6-4	IBB	3	0	0	0	1	0	0						
<b>Eli Marrero, R</b> OBP: 0.184, SLG: 0.267		1B			P6			FC6-4		4	0	2	0	0	0	2						
<b>4 Angel Berroa, R</b> OBP: 0.256, SLG: 0.333		P3			K			P6		4	0	0	0	0	1	2						
<b>Emil Brown, R</b> OBP: 0.271, SLG: 0.365 <b>Matt Stairs, L</b> OBP: 0.400, SLG: 0.561		K			F9			F9		3	0	0	0	0	1	2						
<b>Terrence Long, L</b> OBP: 0.286, SLG: 0.370		K			G6-3			G4-3		4	1	1	0	0	2	1						
<b>Alberto Castillo, R</b> OBP: 0.263, SLG: 0.471					K			G6-3		3	0	0	0	0	2	1						
<b>Matt Diaz, R</b> OBP: 0.167, SLG: 0.167		E5			G1-3			F9		3	0	1	1	0	0	0						
<b>Inning Stats</b>	R: 0 E: 0 K: 0 S: 13	H: 0 LOB: 0 BB: 0 P: 19	R: 0 E: 0 K: 2 S: 8	H: 1 LOB: 1 BB: 0 P: 9	R: 0 E: 1 K: 3 S: 14	H: 0 LOB: 1 BB: 0 P: 19	R: 0 E: 0 K: 1 S: 10	H: 1 LOB: 1 BB: 0 P: 16	R: 1 E: 0 K: 1 S: 12	H: 2 LOB: 1 BB: 0 P: 18	R: 0 E: 0 K: 0 S: 4	H: 0 LOB: 0 BB: 0 P: 5	R: 0 E: 0 K: 1 S: 7	H: 0 LOB: 0 BB: 0 P: 10	R: 0 E: 0 K: 0 S: 9	H: 1 LOB: 2 BB: 1 P: 17		R: 0 E: 0 K: 1 S: 12	H: 0 LOB: 0 BB: 0 P: 18	1B: 4 2B: 1 3B: 0 HR: 0	SF: 0 SAC: 0 DP: 0 HBP: 0	WP: 0 PB: 0 CS: 1
<b>PITCHER</b>	IP	WLS	BF	H	R	ER	SO	BB	IBB	HBP	BLK	WP	HR	S	P	ERA	WHIP					
<b>Johan Santana, L</b> ERA: 3.55	(1, 1)	8.0	31	5	1	1	8	0	0	0	0	0	0	77	113	1.12	0.625					
<b>36 Joe Nathan, R</b> ERA:	(9, 1)	1.0	S	3	0	0	1	0	0	0	0	0	0	12	18	0.00	0.000					



Batter	1	2	3	4	5	6	7	8	9	AB	R	H	RBI	BB	SO	LOB	TOP										
Shannon Stewart, R (1, 7) OBP: 0.304, SLG: 0.326	1-3 K		0-1 2B 1B		0-2 G6-3		1-0 WP 3B HBP	2-2 P4		4	2	1	1	0	1	2											
Jason Bartlett, R (1, 6) OBP: 0.300, SLG: 0.421	3-2 P6		1-0 1-H 2B		0-1 G4-3		1-0 7 SF7 3B	0-2 P4		5	1	2	3	0	0	2											
7 Joe Mauer, L (1, 2) OBP: 0.392, SLG: 0.435	2-2 G3		4-1 BB		2-3 K		1-1 SF7		1-0 G4-3	3	0	0	1	1	1	0											
33 Justin Morneau, L (1, 3) OBP: 0.333, SLG: 0.500		3-1 G4-3	2-2 F8			1-1 F7	0-0 F8		0-0 P5	5	0	0	0	0	0	2											
Torii Hunter, R (1, 8) OBP: 0.329, SLG: 0.459	3-2 F9			1-0 P6		4-1 BLK BB	2-3 K		0-3 K	4	0	0	0	1	2	0											
Jacque Jones, L (1, 9) OBP: 0.500, SLG: 0.678	3-3 K			0-0 HR 1B		1 SAFE 1-3 K	4-2 5 1B 8 1B G6-4-3 BB			3	2	1	0	1	2	1											
Matthew LeCroy, R (1, 10) OBP: 0.407, SLG: 0.510			2-2 P4	1-0 HR		2-1 L8	1-2 G6-4-3			4	1	1	2	0	0	2											
5 Michael Cuddyer, R (1, 5) OBP: 0.278, SLG: 0.262			3-2 F8	1-3 K2-3			4-1 8 1B WP BB	1-2 8 1B	2-3 1B	3	1	1	0	1	1	0											
8 Nick Punto, S (1, 4) OBP: 0.405, SLG: 0.333			2-1 1B 2B	1-3 K			1-0 WP HBP 3B 1B	0-0 1B	1-2 1B	4	2	3	1	0	1	0											
<b>Inning Stats</b>	R: 0 E: 0 K: 1 S: 9	H: 0 LOB: 0 BB: 0 P: 15	R: 0 E: 0 K: 1 S: 8	H: 0 LOB: 0 BB: 0 P: 17	R: 2 E: 0 K: 0 S: 17	H: 3 LOB: 2 BB: 1 P: 31	R: 2 E: 0 K: 2 S: 11	H: 2 LOB: 0 BB: 0 P: 15	R: 0 E: 0 K: 1 S: 8	H: 0 LOB: 1 BB: 1 P: 16	R: 4 E: 0 K: 1 S: 12	H: 2 LOB: 0 BB: 1 P: 22	R: 1 E: 0 K: 0 S: 18	H: 2 LOB: 2 BB: 1 P: 26	R: 0 E: 0 K: 1 S: 5	H: 0 LOB: 0 BB: 0 P: 6	1B: 5 2B: 2 3B: 1 HR: 1	SF: 1 SAC: 0 DP: 0 HBP: 1	WP: 1 PB: 0 SB: 0 CS: 0	PA: 41							
<b>PITCHER</b>	IP	WLS	BF	H	R	ER	SO	BB	IBB	HBP	BLK	WP	HR	S	P	ERA	WHIP										
Brian Anderson, L (1, 1) ERA: 7.54	6.0	L	27	6	6	6	6	3	0	0	1	0	1	63	111	9.00	1.500										
Shawn Camp, R (7, 1) ERA: 12.15	0.0		2	1	1	1	0	0	0	1	0	1	0	1	3	∞	∞										
Jaime Cerda, L (7, 1) ERA: 9.64	1.0		3	0	1	1	1	0	0	0	0	0	0	9	12	9.00	0.000										
Mike MacDougal, R (8, 1) ERA: 4.35	1.0		6	2	1	1	0	1	0	0	0	0	0	18	26	9.00	3.000										
Kyle Snyder, R (9, 1) ERA: 3.39	1.0		3	0	0	0	1	0	0	0	0	0	0	5	6	0.00	0.000										

Minnesota Twins @ Kansas City Royals  
Kauffman Stadium, Kansas City, MO  
Wed Apr 27 2005, 7:10 PM CDT  
Att: 10,393 - Cloudy - 61 F

AB 35  
R 9  
H 9  
RBI 8  
BB 4  
SO 8  
LOB 9



Batter	1	2	3	4	5	6	7	8	9	AB	R	H	RBI	BB	SO	LOB	BOTTOM										
9 David DeJesus, L (1, 8) OBP: 0.390, SLG: 0.466	3-1 SH1-3 29 2B		1-2 CS 1B		4-0 BB		1-1 P4		2-2 G4-3	4	1	2	0	1	0	0											
Joe McEwing, R (1, 5) OBP: 0.370, SLG: 0.407	0-0 SH1-3		0-2 G1-3		1-2 G4-3		1-2 F8			3	0	0	0	0	0	3											
29 Mike Sweeney, R (1, 3) OBP: 0.341, SLG: 0.435	2-1 G6-3 3-H 2B		0-0 F8			1-0 F7	0-1 F8			4	0	1	1	0	0	0											
Matt Stairs, L (1, 10) OBP: 0.377, SLG: 0.523	1-1 G6-3			0-0 P6		1-0 G4-3		2-1 G6-3		3	0	0	0	0	0	1											
Eli Marrero, R (8, PH) OBP: 0.190, SLG: 0.261	2-3 G1-3			1-2 G3-1		4-2 14 2B BB		1-3 K		1	0	0	0	0	1	0											
Terrence Long, L (1, 9) OBP: 0.288, SLG: 0.357	1-1 G1-3			1-2 G4-3		1-1 HR 2B		4-1 BB		2	1	0	0	1	0	1											
Emil Brown, R (8, PH) OBP: 0.267, SLG: 0.358										1	0	0	0	0	1	0											
14 John Buck, R (1, 2) OBP: 0.250, SLG: 0.286		1-2 G4-3		1-2 G4-3		1-1 HR 2B		4-1 BB		3	1	1	1	1	0	0											
Ruben Gotay, S (1, 4) OBP: 0.292, SLG: 0.397		1-0 1B			1-1 F8	1-0 HR		1-2 L8		4	1	2	2	0	0	1											
4 Angel Berroa, R (1, 6) OBP: 0.256, SLG: 0.329		0-2 K			0-2 G5-3	0-0 HR			1-1 G6-3	4	0	1	0	0	1	1											
Matt Diaz, R (1, 7) OBP: 0.188, SLG: 0.250		2-0 G5-3			0-1 2B	1-2 G4-3			2-2 G5-3	4	0	1	0	0	0	2											
<b>Inning Stats</b>	R: 1 E: 0 K: 0 S: 9	H: 2 LOB: 1 BB: 0 P: 16	R: 0 E: 0 K: 1 S: 8	H: 1 LOB: 0 BB: 0 P: 12	R: 0 E: 0 K: 0 S: 7	H: 1 LOB: 0 BB: 0 P: 8	R: 0 E: 0 K: 0 S: 8	H: 0 LOB: 0 BB: 0 P: 10	R: 0 E: 0 K: 0 S: 10	H: 1 LOB: 2 BB: 1 P: 16	R: 3 E: 0 K: 0 S: 11	H: 3 LOB: 1 BB: 1 P: 20	R: 0 E: 0 K: 0 S: 9	H: 0 LOB: 0 BB: 0 P: 11	R: 0 E: 0 K: 1 S: 9	H: 0 LOB: 1 BB: 1 P: 17	R: 0 E: 0 K: 0 S: 9	H: 0 LOB: 0 BB: 0 P: 14	1B: 3 2B: 4 3B: 0 HR: 1	SF: 0 SAC: 1 DP: 0 HBP: 0	WP: 0 PB: 0 SB: 0 CS: 1	PA: 37					
<b>PITCHER</b>	IP	WLS	BF	H	R	ER	SO	BB	IBB	HBP	BLK	WP	HR	S	P	ERA	WHIP										
Joe Mays, R (1, 1) ERA: 4.05	6.0	W	27	8	4	4	1	2	0	0	0	0	1	53	82	6.00	1.667										
28 Jesse Crain, R (7, 1) ERA:	1.0		3	0	0	0	0	0	0	0	0	0	0	9	11	0.00	0.000										
J.C. Romero, L (8, 1) ERA: 1.08	1.0		4	0	0	0	1	1	0	0	0	0	0	9	17	0.00	1.000										
Terry Mulholland, L (9, 1) ERA: 5.4	1.0		3	0	0	0	0	0	0	0	0	0	0	9	14	0.00	0.000										

Minnesota Twins @ Kansas City Royals  
Kauffman Stadium, Kansas City, MO  
Wed Apr 27 2005, 7:10 PM CDT  
Att: 10,393 - Cloudy - 61 F

AB 33  
R 4  
H 8  
RBI 4  
BB 3  
SO 2  
LOB 9



Batter	1	2	3	4	5	6	7	8	9	10	11	AB	R	H	RBI	BB	SO	LOB	TOP					
Shannon Stewart, R OBP: 0.316, SLG: 0.330 (1, 7)	G1-3	L8-6 1B			F9				G5-3			5	1	2	0	1	0	0						
Jason Bartlett, R OBP: 0.303, SLG: 0.403 (1, 6)	20 HBP 33 1B BB	1B			G6-3				F8			5	1	1	0	1	1	3						
20 Lew Ford, R OBP: 0.346, SLG: 0.408 (1, 8)	33 1B SF7 HBP	L8-6			E5				G6-3			5	2	2	2	0	0	2						
33 Justin Moreau, L OBP: 0.400, SLG: 0.545 Luis Rivas, R OBP: 0.244, SLG: 0.195 (10, PR) (10, 4)	BB 2B 1B			G4-3								5	1	4	2	0	0	0						
Tori Hunter, R OBP: 0.333, SLG: 0.447 (1, 10)	SF7			K								2	0	0	1	2	2	2						
Jacque Jones, L OBP: 0.481, SLG: 0.635 (1, 9)	2B 1B BB			F7								4	0	0	0	1	2	4						
Juan Castro, R OBP: 0.292, SLG: 0.348 Matthew LeCroy, R OBP: 0.400, SLG: 0.500 (10, PH) (10, 3)	2B 1B			G1-3								4	0	1	1	0	1	0						
Corky Miller, R (1, 2)	G5-3			F8								4	0	0	0	0	1	2						
7 Joe Mauer, L OBP: 0.400, SLG: 0.435 (11, PH) (11, 2)	G5-3			F8								0	1	0	0	1	0	0						
8 Nick Punto, S OBP: 0.366, SLG: 0.294 (10, 5)				K								4	0	0	0	0	3	0						
<b>Inning Stats</b>	R: 3 E: 0 K: 0 S: 17	H: 2 LOB: 2 BB: 2 P: 31	R: 0 E: 0 K: 1 S: 8	H: 2 LOB: 1 BB: 0 P: 10	R: 0 E: 0 K: 1 S: 6	H: 0 LOB: 0 BB: 0 P: 11	R: 0 E: 0 K: 1 S: 7	H: 0 LOB: 0 BB: 0 P: 9	R: 0 E: 1 K: 1 S: 15	H: 1 LOB: 2 BB: 0 P: 22	R: 0 E: 0 K: 2 S: 10	H: 0 LOB: 0 BB: 0 P: 15	R: 0 E: 0 K: 0 S: 9	H: 0 LOB: 0 BB: 0 P: 15	R: 0 E: 0 K: 1 S: 9	H: 1 LOB: 2 BB: 1 P: 19	R: 1 E: 0 K: 1 S: 9	H: 1 LOB: 2 BB: 2 P: 20	1B: 8 2B: 3 3B: 0 HR: 0	SF: 1 SAC: 1 DP: 1 HBP: 1	WP: 1 PB: 0 SB: 0 CS: 0	PA: 49		
<b>PITCHER</b>	Runelvis Hernandez, R ERA: 5.06 (1, 1)	Andrew Sisco, L ERA: 1.13 (7, 1)	Ambiorix Burgos, R ERA: 3.38 (9, 1)	Jaime Carda, L ERA: 6.44 (10, 1)	Mike Wood, R ERA: 5.02 (10, 1)																			

**Minnesota Twins @ Kansas City Royals**  
Kauffman Stadium, Kansas City, MO  
Thu Apr 28 2005, 1:10 PM CDT  
Att: 10,852 - Cloudy - 51 F

livebaseballscores.com

AB 40  
R 6  
H 10  
RBI 6  
BB 6  
SO 10  
LOB 17



Batter	1	2	3	4	5	6	7	8	9	10	11	AB	R	H	RBI	BB	SO	LOB	BOTTOM							
9 David DeJesus, L OBP: 0.391, SLG: 0.487 (1, 8)	L7				SH1-3				F8			5	1	2	2	0	0	0								
Ruben Gotay, S OBP: 0.269, SLG: 0.359 (1, 4)	K				L5				F7			6	0	0	0	0	3	4								
29 Mike Sweeney, R OBP: 0.344, SLG: 0.443 (1, 10)	2B				SF7				F9			3	0	1	1	1	0	2								
Ken Harvey, R OBP: 0.400, SLG: 0.400 Joe McEwing, R OBP: 0.370, SLG: 0.407 (10, PR) (11, 5)	G1-3				F9							5	1	2	0	0	1	3								
Matt Stairs, L OBP: 0.386, SLG: 0.511 Eli Marrero, R OBP: 0.180, SLG: 0.261 (8, PR) (9, 9)	G4-3				G6-3							3	0	1	0	1	0	0								
Tony Graffanino, R OBP: 0.323, SLG: 0.250 (11, 3)	G6-4-3 BB				P2							3	0	0	0	2	1	2								
Terrence Long, L OBP: 0.281, SLG: 0.344 (1, 7)	G6-4-3				G1-3							5	0	1	0	0	5									
14 John Buck, R OBP: 0.246, SLG: 0.279 (1, 2)					F8							5	1	1	0	0	1	5								
4 Angel Berroa, R OBP: 0.266, SLG: 0.353 (1, 6)					9 3B 1B							3	2	2	0	0	0	0								
<b>Inning Stats</b>	R: 0 E: 0 K: 1 S: 7	H: 1 LOB: 1 BB: 0 P: 15	R: 0 E: 0 K: 0 S: 9	H: 0 LOB: 0 BB: 1 P: 15	R: 3 E: 0 K: 2 S: 19	H: 3 LOB: 0 BB: 0 P: 28	R: 0 E: 0 K: 0 S: 7	H: 1 LOB: 1 BB: 0 P: 10	R: 0 E: 0 K: 0 S: 7	H: 0 LOB: 2 BB: 1 P: 16	R: 0 E: 0 K: 0 S: 8	H: 1 LOB: 2 BB: 0 P: 12	R: 0 E: 0 K: 0 S: 8	H: 1 LOB: 1 BB: 0 P: 15	R: 1 E: 0 K: 2 S: 12	H: 1 LOB: 2 BB: 1 P: 25	R: 1 E: 1 K: 1 S: 14	H: 1 LOB: 0 BB: 0 P: 20	R: 0 E: 0 K: 0 S: 11	H: 1 LOB: 2 BB: 1 P: 17	R: 0 E: 0 K: 0 S: 10	H: 0 LOB: 0 BB: 0 P: 12	1B: 7 2B: 2 3B: 1 HR: 0	SF: 1 SAC: 2 DP: 1 HBP: 2	WP: 3 PB: 1 SB: 0 CS: 0	PA: 47
<b>PITCHER</b>	Kyle Lohse, R ERA: 6.65 (5, 1)	54 Matt Guernier, R ERA: 3.38 (7, 1)	J.C. Romero, L ERA: 1.08 (7, 1)	Juan Rincon, R ERA: 2.61 (9, 1)	36 Joe Nathan, R ERA: (9, 1)																					

**Minnesota Twins @ Kansas City Royals**  
Kauffman Stadium, Kansas City, MO  
Thu Apr 28 2005, 1:10 PM CDT  
Att: 10,852 - Cloudy - 51 F

livebaseballscores.com

AB 38  
R 5  
H 10  
RBI 3  
BB 4  
SO 6  
LOB 21



Batter	1	2	3	4	5	6	7	8	9	AB	R	H	RBI	BB	SO	LOB	TOP				
9 David DeJesus, L (1, 8) OBP: 0.374, SLG: 0.463	G5-3		F7		G4-3			FC3 29 G1-4-3		4	0	0	0	0	0	3	<b>Kansas City Royals @ Cleveland Indians</b> Jacobs Field, Cleveland, OH Fri Apr 29 2005, 7:05 PM EDT Att: 16,666 - Overcast - 50 F				
Ruben Gotay, S (1, 4) OBP: 0.253, SLG: 0.338	P4		K				F8	K		4	0	0	0	0	2	3					
29 Mike Sweeney, R (1, 3) OBP: 0.330, SLG: 0.424	F7				P4		G6-3	G1-4-3		4	0	0	0	0	0	2					
Ken Harvey, R (1, 10) OBP: 0.333, SLG: 0.444		P3					K	P3		4	0	1	0	0	1	2					
Eli Marrero, R (1, 7) OBP: 0.204, SLG: 0.265					F9				K		3	0	1	0	0	1					
Emil Brown, R (1, 9) OBP: 0.254, SLG: 0.339 Terrence Long, L (9, PH) OBP: 0.277, SLG: 0.339		HBP			G1-3		F8	L5		3	0	0	0	0	1	3					
4 Angel Berroa, R (1, 6) OBP: 0.274, SLG: 0.337		K							K		4	0	0	0	0	1					
14 John Buck, R (1, 2) OBP: 0.250, SLG: 0.270							F8	F9		2	0	0	0	1	0	1					
Tony Graffanino, R (1, 5) OBP: 0.338, SLG: 0.259										2	0	1	0	1	1	1					
<b>Inning Stats</b>	R: 0 E: 0 K: 0 S: 9	H: 0 LOB: 0 BB: 0 P: 14	R: 0 E: 0 K: 1 S: 8	H: 0 LOB: 1 BB: 0 P: 14	R: 0 E: 0 K: 2 S: 14	H: 0 LOB: 1 BB: 1 P: 23	R: 0 E: 0 K: 0 S: 7	H: 1 LOB: 1 BB: 0 P: 9	R: 0 E: 0 K: 1 S: 11	H: 0 LOB: 0 BB: 0 P: 17	R: 0 E: 0 K: 0 S: 9	H: 1 LOB: 1 BB: 0 P: 12	R: 0 E: 1 K: 1 S: 10	H: 0 LOB: 2 BB: 1 P: 20	R: 0 E: 0 K: 2 S: 9	H: 0 LOB: 0 BB: 0 P: 16	1B: 2 2B: 1 3B: 0 HR: 0	SF: 0 SAC: 0 DP: 0 HBP: 1	WP: 0 PB: 0 SB: 0 CS: 0	PA: 34	
<b>PITCHER</b>	IP	WLS	BF	H	R	ER	SO	BB	IBB	HBP	BLK	WP	HR	S	P	ERA	WHIP				
CC Sabathia, L (1, 1) ERA: 0.62	7.0	W	26	3	0	0	4	1	0	1	0	0	0	67	100	0.00	0.571				
David Riske, R (8, 1) ERA: 0.73	1.0		5	0	0	0	1	1	0	0	0	0	0	10	20	0.00	1.000				
63 Rafael Betancourt, R (9, 1) ERA: 0.73	1.0		3	0	0	0	2	0	0	0	0	0	0	9	16	0.00	0.000				

Batter	1	2	3	4	5	6	7	8	9	AB	R	H	RBI	BB	SO	LOB	BOTTOM				
24 Grady Sizemore, L (1, 8) OBP: 0.254, SLG: 0.348	G1-3		F9		F7			G4-3		4	0	0	0	0	0	1	<b>Kansas City Royals @ Cleveland Indians</b> Jacobs Field, Cleveland, OH Fri Apr 29 2005, 7:05 PM EDT Att: 16,666 - Overcast - 50 F				
Coco Crisp, S (1, 7) OBP: 0.317, SLG: 0.372	G3		41 1B				E9 41 1B	F8		4	2	1	0	0	0	1					
41 Victor Martinez, S (1, 2) OBP: 0.300, SLG: 0.342	G6-3		48 1B				0-2 1B	G3		4	1	2	0	0	0	0					
48 Travis Hafner, L (1, 10) OBP: 0.400, SLG: 0.389		FC3 2B	G3-1 1B				4-1 1B	G6-4-3 1B		3	2	3	1	1	0	0					
Casey Blake, R (1, 9) OBP: 0.274, SLG: 0.348		FC3 2B	G3-1 1B				3-2 P3	G6-4-3 1B		4	1	0	0	0	0	7					
Ben Broussard, L (1, 3) OBP: 0.310, SLG: 0.381		G3-1	G3-1 1B				1-2 2-3 3-H	K		4	0	2	3	0	1	2					
Ronnie Belliard, R (1, 4) OBP: 0.338, SLG: 0.556		G3-1 2B	G4-3				1-2 2-3 3-H	G4-6-3 1B		4	0	2	2	0	0	4					
Aaron Boone, R (1, 5) OBP: 0.198, SLG: 0.301		F9					2-2 G6-3	G5-3		4	0	0	0	0	0	2					
2 Jhonny Peralta, R (1, 6) OBP: 0.294, SLG: 0.444		G5-3					1-3 K	G5-4-3 1B		3	0	1	0	0	1	1					
<b>Inning Stats</b>	R: 0 E: 0 K: 0 S: 5	H: 0 LOB: 0 BB: 0 P: 7	R: 2 E: 1 K: 0 S: 15	H: 2 LOB: 1 BB: 0 P: 23	R: 3 E: 0 K: 0 S: 16	H: 4 LOB: 1 BB: 0 P: 24	R: 0 E: 0 K: 1 S: 7	H: 0 LOB: 0 BB: 0 P: 10	R: 1 E: 0 K: 0 S: 13	H: 2 LOB: 2 BB: 1 P: 23	R: 0 E: 0 K: 0 S: 6	H: 1 LOB: 1 BB: 0 P: 8	R: 0 E: 0 K: 1 S: 7	H: 1 LOB: 0 BB: 0 P: 10	R: 0 E: 0 K: 1 S: 7	H: 1 LOB: 0 BB: 0 P: 10	1B: 8 2B: 3 3B: 0 HR: 0	SF: 0 SAC: 0 DP: 3 HBP: 0	WP: 0 PB: 0 SB: 0 CS: 0	PA: 35	
<b>PITCHER</b>	IP	WLS	BF	H	R	ER	SO	BB	IBB	HBP	BLK	WP	HR	S	P	ERA	WHIP				
23 Zack Greinke, R (1, 1) ERA: 3.65	4.1	L	24	6	6	4	4	1	0	0	0	0	0	55	85	8.31	2.077				
Kyle Snyder, R (5, 1) ERA: 2.0	3.2		11	3	0	0	1	0	0	0	0	0	0	20	29	0.00	0.818				



Batter	1	2	3	4	5	6	7	8	9	AB	R	H	RBI	BB	SO	LOB	TOP										
9 David DeJesus, L OBP: 0.375, SLG: 0.453	1-1 L7		4-2 E FC6 HR BB	3-2 P5		0-3 K		1-0 G4-6-3 1B		4	1	1	0	1	1	0											
Tony Graffanino, R OBP: 0.315, SLG: 0.238	0-2 G1-3		0-2 FC6 HR	0-1 F9		1-0 G6-3		0-0 G4-6-3 1-2		5	1	0	0	0	0	2											
29 Mike Sweeney, R OBP: 0.333, SLG: 0.427	1-1 G1-3		4-0 HR BB		1-0 P2		0-0 HR 2B		2-1 G6-3	4	2	1	0	1	0	0											
Ken Harvey, R OBP: 0.429, SLG: 0.714		1-0 4 1B FC5-2 1B	0-0 HR		2-1 4 1B 1B		2-3 K		2-2 G6-3	5	1	3	4	0	1	1											
Eli Marrero, R OBP: 0.254, SLG: 0.415		4-1 FC5-2 4 1B 1-2 BB	2-0 HR		0-0 4 1B 1B		0-0 HR		2-2 P3	4	3	3	3	1	0	0											
4 Angel Berroa, R OBP: 0.293, SLG: 0.355		2-1 FC5-2 1-2 2-3 1B	0-0 F8		1-2 1B 1-2 2-H 1B		0-1 1B			4	0	3	0	0	0	0											
Matt Diaz, R OBP: 0.200, SLG: 0.250		2-2 FC5-2 1-2 2-3 3-H 1B	0-0 G6-3		0-0 1B 1-3 2-H 1B		3-3 K			4	0	1	1	0	1	4											
Alberto Castillo, R OBP: 0.217, SLG: 0.381		3-3 K	1-2 G6-3		0-0 G3		0-0 F9			4	0	0	0	0	1	6											
Ruben Gotay, S OBP: 0.241, SLG: 0.319	0-3 K			1-3 K		1-0 G4-3		0-2 F7		4	0	0	0	0	2	3											
<b>Inning Stats</b>	R: 0 E: 0 K: 0 S: 9	H: 0 LOB: 0 BB: 0 P: 11	R: 0 E: 0 K: 2 S: 15	H: 2 LOB: 3 BB: 1 P: 27	R: 5 E: 1 K: 0 S: 13	H: 2 LOB: 0 BB: 2 P: 24	R: 0 E: 0 K: 1 S: 11	H: 0 LOB: 0 BB: 0 P: 15	R: 1 E: 0 K: 0 S: 9	H: 4 LOB: 2 BB: 0 P: 13	R: 0 E: 0 K: 1 S: 5	H: 0 LOB: 0 BB: 0 P: 7	R: 2 E: 0 K: 2 S: 11	H: 3 LOB: 1 BB: 0 P: 16	R: 0 E: 0 K: 0 S: 5	H: 1 LOB: 0 BB: 0 P: 6	R: 0 E: 0 K: 0 S: 9	H: 0 LOB: 0 BB: 0 P: 15	1B: 8 2B: 1 3B: 0 HR: 3	SF: 0 SAC: 0 DP: 1 HBP: 0	WP: 0 PB: 0 SB: 0 CS: 0	PA: 41					
<b>PITCHER</b>	IP	WLS	BF	H	R	ER	SO	BB	IBB	HBP	BLK	WP	HR	S	P	ERA	WHIP										
31 Cliff Lee, L ERA: 4.34	5.0	L	26	8	6	5	3	3	0	0	0	0	0	2	57	9.00	2.200										
Scott Sauerbeck, L ERA: 5.87	1.1		7	3	2	2	2	0	0	0	0	0	0	1	12	13.50	2.250										
David Riske, R ERA: 5.87	1.2		5	1	0	0	1	0	0	0	0	0	0	9	13	0.00	0.600										
Bob Howry, R ERA: 2.0	1.0		3	0	0	0	0	0	0	0	0	0	0	9	15	0.00	0.000										

Kansas City Royals @ Cleveland Indians  
Jacobs Field, Cleveland, OH  
Sat Apr 30 2005, 1:05 PM EDT  
Att: 15,771 - Overcast - 44 F

AB	38
R	8
H	12
RBI	8
BB	3
SO	6
LOB	16



Batter	1	2	3	4	5	6	7	8	9	AB	R	H	RBI	BB	SO	LOB	BOTTOM										
Alex Cora, L OBP: 0.300, SLG: 0.354	3-2 G6-3		1-2 G6-3		3-3 K		1-2 FC6		0-1 L3	5	0	0	0	0	1	2											
Coco Crisp, S OBP: 0.302, SLG: 0.354	1-0 G1-3		0-1 G4-3		1-2 G4-3		1-1 P6		1-0 P5	5	0	0	0	0	0	3											
41 Victor Martinez, S OBP: 0.290, SLG: 0.329	0-3 K		1-2 G3-1			1-1 G4-3		1-2 BB 2B		3	0	0	0	0	1	0											
Josh Bard, S OBP: 0.077, SLG: 0.154										1	0	1	0	0	0	0											
48 Travis Hafner, L OBP: 0.404, SLG: 0.427		1-0 HR		3-2 G4-3		2-0 G3-1		4-2 BB BB		3	1	1	1	1	0	0											
Casey Blake, R OBP: 0.273, SLG: 0.333		4-2 24 G3 1B BB		2-0 F7		1-2 E5		1-2 P3		3	0	0	0	1	0	2											
Ben Broussard, L OBP: 0.320, SLG: 0.403		1-0 24 G3 1B		2-0 2B		2-2 L4		2-3 K		4	0	2	0	0	1	3											
Ronnie Belliard, R OBP: 0.346, SLG: 0.547		3-3 K		2-3 K			3-2 E 1B	4-1 1-2 2-3 BB		3	0	1	0	1	2	3											
24 Grady Sizemore, L OBP: 0.253, SLG: 0.356		3-2 G3			0-0 2B		2-2 K	2-3 K		4	0	1	0	0	2	6											
José Hernández, R OBP: 0.262, SLG: 0.325		2-0 F8			1-3 K		0-3 K		0-0 G6-3	4	0	0	0	0	2	4											
<b>Inning Stats</b>	R: 0 E: 0 K: 1 S: 11	H: 0 LOB: 0 BB: 0 P: 15	R: 1 E: 0 K: 1 S: 18	H: 2 LOB: 2 BB: 1 P: 32	R: 0 E: 0 K: 0 S: 9	H: 0 LOB: 0 BB: 0 P: 11	R: 0 E: 0 K: 1 S: 8	H: 1 LOB: 1 BB: 0 P: 17	R: 0 E: 0 K: 2 S: 11	H: 1 LOB: 1 BB: 0 P: 16	R: 0 E: 1 K: 0 S: 9	H: 0 LOB: 1 BB: 0 P: 15	R: 0 E: 1 K: 2 S: 16	H: 1 LOB: 2 BB: 0 P: 23	R: 0 E: 0 K: 2 S: 18	H: 1 LOB: 3 BB: 2 P: 32	R: 0 E: 0 K: 0 S: 4	H: 0 LOB: 0 BB: 0 P: 5	1B: 2 2B: 3 3B: 0 HR: 1	SF: 0 SAC: 0 DP: 0 HBP: 0	WP: 0 PB: 0 SB: 0 CS: 0	PA: 38					
<b>PITCHER</b>	IP	WLS	BF	H	R	ER	SO	BB	IBB	HBP	BLK	WP	HR	S	P	ERA	WHIP										
Denny Bautista, R ERA: 4.55	6.0	W	25	5	1	1	5	1	0	0	0	0	0	1	71	1.50	1.000										
Andrew Sisco, L ERA: 1.06	1.0		4	0	0	0	2	0	0	0	0	0	0	11	15	0.00	0.000										
Jaime Cerda, L ERA: 7.11	1.0		6	1	0	0	2	2	0	0	0	0	0	18	32	0.00	3.000										
Mike MacDougal, R ERA: 3.97	1.0		3	0	0	0	0	0	0	0	0	0	0	4	5	0.00	0.000										

Kansas City Royals @ Cleveland Indians  
Jacobs Field, Cleveland, OH  
Sat Apr 30 2005, 1:05 PM EDT  
Att: 15,771 - Overcast - 44 F

AB	35
R	1
H	6
RBI	1
BB	3
SO	9
LOB	23



Batter	1	2	3	4	5	6	7	8	9	AB	R	H	RBI	BB	SO	LOB	TOP								
9 David DeJesus, L (1, 8) OBP: 0.360, SLG: 0.433	F7		L7		G6-3		G4-6-3			4	0	0	0	0	0	1	<b>Kansas City Royals @ Cleveland Indians</b> Jacobs Field, Cleveland, OH Sun May 01 2005, 1:05 PM EDT Att: 17,672 - Sunny - 50 F								
Joe McEwing, R (1, 5) OBP: 0.355, SLG: 0.387	K			E6 G5-3 2B			P4			4	1	1	0	0	1	0									
29 Mike Sweeney, R (1, 10) OBP: 0.349, SLG: 0.495	HR			F8						3	2	2	2	1	0	1									
Ken Harvey, R (1, 3) OBP: 0.333, SLG: 0.556	G1-3			G5-3			FC5-4 BB			4	0	0	0	0	0	3									
Matt Stairs, L (1, 9) OBP: 0.393, SLG: 0.520 Eli Marrero, R (8, PH) OBP: 0.250, SLG: 0.407	K									3	0	1	1	0	2	0									
4 Angel Berroa, R (1, 6) OBP: 0.291, SLG: 0.351	K			G5-3						1	0	0	0	0	0	0									
Terrence Long, L (1, 7) OBP: 0.275, SLG: 0.379	G4-3									4	2	1	1	0	0	0									
14 John Buck, R (1, 2) OBP: 0.250, SLG: 0.313				F9			G5-3			4	1	1	2	0	0	0									
Ruben Gotay, S (1, 4) OBP: 0.241, SLG: 0.316	K									4	0	1	0	0	2	0									
<b>Inning Stats</b>	R: 1 E: 0 K: 1 S: 8	H: 1 LOB: 0 BB: 0 P: 12	R: 0 E: 0 K: 2 S: 8	H: 0 LOB: 0 BB: 0 P: 10	R: 0 E: 0 K: 1 S: 9	H: 0 LOB: 0 BB: 0 P: 12	R: 1 E: 1 K: 0 S: 12	H: 1 LOB: 1 BB: 0 P: 19	R: 2 E: 1 K: 1 S: 13	H: 2 LOB: 2 BB: 1 P: 25	R: 1 E: 0 K: 0 S: 10	H: 2 LOB: 0 BB: 0 P: 14	R: 0 E: 0 K: 0 S: 8	H: 1 LOB: 0 BB: 0 P: 13	R: 1 E: 0 K: 0 S: 13	H: 1 LOB: 0 BB: 0 P: 15	R: 0 E: 0 K: 0 S: 6	H: 0 LOB: 0 BB: 0 P: 10	1B: 3 2B: 1 3B: 0 HR: 4	SF: 0 SAC: 0 DP: 1 HBP: 0	WP: 0 PB: 0 SB: 1 CS: 0	PA: 36			
<b>PITCHER</b>	IP	WLS	BF	H	R	ER	SO	BB	IBB	HBP	BLK	WP	HR	S	P	ERA	WHIP								
Scott Elarton, R (1, 1) ERA: 7.2	6.0		26	6	5	3	6	1	0	0	0	0	3	60	92	4.50	1.167								
63 Rafael Betancourt, R (7, 1) ERA: 1.32	1.1	L	5	2	1	1	0	0	0	0	0	0	1	15	21	6.75	1.500								
Arthur Rhodes, L (8, 1) ERA: 1.42	0.2		2	0	0	0	0	0	0	0	0	0	0	6	7	0.00	0.000								
Bob Wickman, R (9, 1) ERA: 6.48	1.0		3	0	0	0	0	0	0	0	0	0	0	6	10	0.00	0.000								

Batter	1	2	3	4	5	6	7	8	9	AB	R	H	RBI	BB	SO	LOB	BOTTOM								
Alex Cora, L (1, 4) OBP: 0.296, SLG: 0.333	G4-3 41 HBP		F7		G4-3		L9			3	0	0	0	0	0	2	<b>Kansas City Royals @ Cleveland Indians</b> Jacobs Field, Cleveland, OH Sun May 01 2005, 1:05 PM EDT Att: 17,672 - Sunny - 50 F								
Coco Crisp, S (1, 7) OBP: 0.291, SLG: 0.340	K		G4-3				F9			4	0	0	0	0	2	1									
41 Victor Martinez, S (1, 2) OBP: 0.289, SLG: 0.326	G4-3				G1-3					4	1	1	0	0	0	1									
48 Travis Hafner, L (1, 10) OBP: 0.419, SLG: 0.468					P6					2	1	1	2	2	0	0									
José Hernández, R (1, 5) OBP: 0.261, SLG: 0.318	L1				G4-3					4	1	1	0	0	0	3									
Ben Broussard, L (1, 3) OBP: 0.316, SLG: 0.386			G4-3				F8			3	1	0	0	1	0	1									
Casey Blake, R (1, 9) OBP: 0.259, SLG: 0.315							K			4	0	0	0	0	1	2									
24 Grady Sizemore, L (1, 8) OBP: 0.266, SLG: 0.395			F7							3	1	1	3	1	0	0									
2 Jhonny Peralta, R (1, 6) OBP: 0.296, SLG: 0.426 Ronnie Belliard, R (9, PH) OBP: 0.341, SLG: 0.539					F8					2	0	0	0	1	1	0									
<b>Inning Stats</b>	R: 0 E: 0 K: 1 S: 9	H: 0 LOB: 2 BB: 1 P: 21	R: 0 E: 0 K: 0 S: 7	H: 0 LOB: 0 BB: 0 P: 12	R: 0 E: 0 K: 0 S: 9	H: 0 LOB: 0 BB: 0 P: 12	R: 0 E: 0 K: 0 S: 7	H: 0 LOB: 0 BB: 0 P: 9	R: 0 E: 0 K: 1 S: 12	H: 0 LOB: 2 BB: 2 P: 23	R: 5 E: 0 K: 1 S: 19	H: 4 LOB: 0 BB: 1 P: 30	R: 0 E: 0 K: 1 S: 7	H: 0 LOB: 0 BB: 0 P: 11	R: 0 E: 0 K: 0 S: 8	H: 0 LOB: 0 BB: 1 P: 16	R: 0 E: 0 K: 1 S: 8	H: 0 LOB: 0 BB: 0 P: 14	1B: 2 2B: 0 3B: 0 HR: 2	SF: 0 SAC: 0 DP: 1 HBP: 1	WP: 0 PB: 0 SB: 1 CS: 0	PA: 36			
<b>PITCHER</b>	IP	WLS	BF	H	R	ER	SO	BB	IBB	HBP	BLK	WP	HR	S	P	ERA	WHIP								
Jose Lima, R (1, 1) ERA: 6.4	5.2		26	4	5	5	2	4	0	0	0	0	0	11	18	0.00	0.000								
Mike Wood, R (6, 1) ERA: 4.6	1.1	W	4	0	0	0	2	0	0	0	0	0	0	8	16	0.00	1.000								
Andrew Sisco, L (8, 1) ERA: 1.0	1.0	H	3	0	0	0	0	1	0	0	0	0	0	8	14	0.00	0.000								
Ambiorix Burgos, R (9, 1) ERA: 2.45	1.0	S	3	0	0	0	1	0	0	0	0	0	0	8	14	0.00	0.000								



Batter	1	2	3	4	5	6	7	8	9	AB	R	H	RBI	BB	SO	LOB	TOP								
9 David DeJesus, L (1, 8) OBP: 0.346, SLG: 0.415	F7		G1-3		G4-3		FC6-4			4	0	0	0	0	0	2	<b>Kansas City Royals @ Chicago White Sox</b> U.S. Cellular Field, Chicago, IL Tue May 03 2005, 8:05 PM EDT Att: 12,362 - Partly Cloudy - 42 F <a href="http://livebaseballscorecards.com">livebaseballscorecards.com</a>								
Tony Graffanino, R (1, 4) OBP: 0.312, SLG: 0.239	1B		K				P4		L1	4	1	1	0	0	1	0									
29 Mike Sweeney, R (1, 3) OBP: 0.363, SLG: 0.563	HR		G6-3				HR		1B	4	2	3	3	0	0	0									
Ken Harvey, R (1, 10) OBP: 0.273, SLG: 0.455	G5-3				F7		F9		F7	4	0	0	0	0	0	1									
Eli Marrero, R (1, 7) OBP: 0.250, SLG: 0.448	K				G1-3		HR		K	4	1	1	1	0	2	1									
4 Angel Berroa, R (1, 6) OBP: 0.290, SLG: 0.347					P3		P4			4	0	1	0	0	0	0									
Emil Brown, R (1, 9) Terrence Long, L (9, PH) OBP: 0.258, SLG: 0.358 OBP: 0.271, SLG: 0.373	G1-3				SH3-4		F9		K	3	0	1	0	0	0	1									
14 John Buck, R (1, 2) Matt Stairs, L (9, PH) OBP: 0.243, SLG: 0.304 OBP: 0.377, SLG: 0.510	G6-3				SH3-4		G6-3		K	2	0	0	0	0	0	1									
24 Mark Teahen, L (1, 5) OBP: 0.300, SLG: 0.333	G1-3				K		FC6-4			3	0	1	0	0	1	2									
<b>Inning Stats</b>	R: 2 E: 0 K: 1 S: 13	H: 2 LOB: 0 BB: 0 P: 18	R: 0 E: 0 K: 0 S: 8	H: 1 LOB: 1 BB: 0 P: 10	R: 0 E: 0 K: 1 S: 8	H: 0 LOB: 0 BB: 0 P: 13	R: 0 E: 0 K: 0 S: 6	H: 0 LOB: 0 BB: 0 P: 10	R: 0 E: 0 K: 1 S: 9	H: 1 LOB: 1 BB: 0 P: 12	R: 2 E: 0 K: 0 S: 15	H: 2 LOB: 0 BB: 0 P: 19	R: 0 E: 0 K: 0 S: 9	H: 1 LOB: 1 BB: 0 P: 13	R: 0 E: 0 K: 1 S: 12	H: 1 LOB: 1 BB: 0 P: 18	R: 0 E: 0 K: 2 S: 10	H: 0 LOB: 0 BB: 0 P: 16	1B: 4 2B: 1 3B: 0 HR: 3	SF: 0 SAC: 1 DP: 0 HBP: 0	WP: 0 PB: 1 SB: 0 CS: 0	PA: 35			
<b>PITCHER</b>	IP	WLS	BF	H	R	ER	SO	BB	IBB	HBP	BLK	WP	HR	S	P	ERA	WHIP								
56 Mark Buehrle, L (1, 1) ERA: 4.0	8.0	W	32	8	4	4	4	0	0	0	0	0	3	80	113	4.50	1.000								
Shingo Takatsu, R (9, 1) ERA: 7.04	1.0	S	3	0	0	0	2	0	0	0	0	0	0	10	16	0.00	0.000								

Batter	1	2	3	4	5	6	7	8	9	AB	R	H	RBI	BB	SO	LOB	BOTTOM								
22 Scott Podsednik, L (1, 7) OBP: 0.352, SLG: 0.267	F7		HR		K			G5-3		4	1	1	0	0	1	1	<b>Kansas City Royals @ Chicago White Sox</b> U.S. Cellular Field, Chicago, IL Tue May 03 2005, 8:05 PM EDT Att: 12,362 - Partly Cloudy - 42 F <a href="http://livebaseballscorecards.com">livebaseballscorecards.com</a>								
Tadahito Iguchi, R (1, 4) OBP: 0.398, SLG: 0.435	1B		F7		K			1B		4	2	4	2	0	0	0									
Carl Everett, S (1, 10) OBP: 0.330, SLG: 0.489	1B		HR				G6-3		1B	4	0	2	2	0	0	1									
14 Paul Konerko, R (1, 3) OBP: 0.312, SLG: 0.457	CS		P6				F7			3	0	0	0	1	0	1									
Aaron Rowand, R (1, 8) OBP: 0.308, SLG: 0.355					G6-3		G6-3			4	1	1	1	0	1	2									
23 Jermaine Dye, R (1, 9) OBP: 0.218, SLG: 0.333					G5-3					4	0	2	0	0	1	2									
12 A.J. Pierzynski, L (1, 2) OBP: 0.329, SLG: 0.348							HR		K	2	0	0	0	1	0	2									
24 Joe Crede, R (1, 5) OBP: 0.340, SLG: 0.424									K	3	0	0	0	0	1	1									
5 Juan Uribe, R (1, 6) OBP: 0.316, SLG: 0.409					G6-3					3	1	1	0	0	1	0									
<b>Inning Stats</b>	R: 0 E: 0 K: 0 S: 7	H: 2 LOB: 1 BB: 0 P: 9	R: 0 E: 0 K: 0 S: 11	H: 1 LOB: 1 BB: 0 P: 18	R: 2 E: 0 K: 0 S: 13	H: 2 LOB: 0 BB: 0 P: 19	R: 0 E: 0 K: 0 S: 6	H: 1 LOB: 1 BB: 0 P: 11	R: 0 E: 0 K: 2 S: 11	H: 0 LOB: 0 BB: 0 P: 15	R: 0 E: 0 K: 0 S: 7	H: 1 LOB: 0 BB: 0 P: 12	R: 1 E: 0 K: 1 S: 6	H: 1 LOB: 1 BB: 1 P: 13	R: 2 E: 0 K: 2 S: 14	H: 3 LOB: 2 BB: 1 P: 25	1B: 7 2B: 4 3B: 0 HR: 2	SF: 0 SAC: 0 DP: 3 HBP: 0	WP: 0 PB: 0 SB: 0 CS: 2	PA: 34					
<b>PITCHER</b>	IP	WLS	BF	H	R	ER	SO	BB	IBB	HBP	BLK	WP	HR	S	P	ERA	WHIP								
Brian Anderson, L (1, 1) ERA: 6.91	6.0		23	8	3	3	2	0	0	0	0	0	0	5	12	0.00	1.000								
Mike Wood, R (7, 1) ERA: 4.32	1.0	H	3	0	0	0	1	1	0	0	0	0	0	5	12	0.00	1.000								
Andrew Sisco, L (8, 1) ERA: 1.89	1.0	L	7	3	2	2	2	0	1	0	0	0	0	14	25	18.00	3.000								

Batter	1	2	3	4	5	6	7	8	9	AB	R	H	RBI	BB	SO	LOB	TOP										
9 David DeJesus, L (1, 8) OBP: 0.339, SLG: 0.404	G4-3		FC6-4 29 2B		G4-6-3				G4-3	5	1	1	0	0	0	2	<b>Kansas City Royals @ Chicago White Sox</b> U.S. Cellular Field, Chicago, IL Wed May 04 2005, 8:05 PM EDT Att. 12,712 - Clear - 52 F <a href="http://livebaseballscorecards.com">livebaseballscorecards.com</a>										
Ruben Gotay, S (1, 4) OBP: 0.239, SLG: 0.300	P6		P5		F9				P6	4	0	0	0	1	0	2											
29 Mike Sweeney, R (1, 3) OBP: 0.368, SLG: 0.585			2B		F9				SF8	3	0	2	2	0	0	0											
Ken Harvey, R (1, 10) OBP: 0.269, SLG: 0.462	K		K2-3						K	4	0	1	0	0	3	4											
Matt Stairs, L (1, 9) OBP: 0.359, SLG: 0.481			G3-1		G4-3					3	0	0	0	0	0	1											
Joe McEwing, R (8, PH) OBP: 0.375, SLG: 0.406										1	0	1	0	0	0	0											
Emil Brown, R (8, 9) OBP: 0.258, SLG: 0.356										0	0	0	0	0	0	0											
4 Angel Berroa, R (1, 6) OBP: 0.297, SLG: 0.346			1B		G5-3				K	3	0	1	0	1	1	1											
Terrence Long, L (1, 7) OBP: 0.246, SLG: 0.441			1B		G4-3				F7	3	0	1	0	0	0	2											
Eli Marrero, R (8, PH) OBP: 0.246, SLG: 0.441			1B		G4-3				F7	1	0	0	0	0	0	1											
14 John Buck, R (1, 2) OBP: 0.231, SLG: 0.288			G6-4-3		K				K	4	0	0	0	0	3	3											
24 Mark Teahen, L (1, 5) OBP: 0.375, SLG: 0.381			1B		K				K	3	1	2	0	1	0	0											
<b>Inning Stats</b>	R: 0 E: 0 K: 1 S: 15	H: 1 LOB: 1 BB: 0 P: 22	R: 0 E: 0 K: 0 S: 13	H: 1 LOB: 1 BB: 1 P: 21	R: 1 E: 0 K: 1 S: 9	H: 2 LOB: 1 BB: 0 P: 14	R: 0 E: 0 K: 0 S: 5	H: 0 LOB: 0 BB: 0 P: 7	R: 0 E: 0 K: 1 S: 8	H: 1 LOB: 1 BB: 0 P: 14	R: 0 E: 0 K: 0 S: 11	H: 2 LOB: 2 BB: 0 P: 13	R: 1 E: 0 K: 2 S: 19	H: 1 LOB: 2 BB: 2 P: 31	R: 0 E: 0 K: 2 S: 13	H: 1 LOB: 1 BB: 0 P: 20	R: 0 E: 0 K: 0 S: 7	H: 0 LOB: 0 BB: 0 P: 9	1B: 6 2B: 3 3B: 0 HR: 0	SF: 1 SAC: 0 DP: 1 HBP: 0	WP: 0 PB: 1 SB: 0 CS: 0	PA: 38					
<b>PITCHER</b>	IP	WLS	BF	H	R	ER	SO	BB	IBB	HBP	BLK	WP	HR	S	P	ERA	WHIP										
Freddy Garcia, R (1, 1) ERA: 2.83	6.1	W	28	8	2	2	4	2	0	0	0	0	0	70	107	2.84	1.579										
Neal Coles, L (7, 1) ERA: 3.86	0.0		1	0	0	0	0	1	0	0	0	0	0	4	8												
Cliff Politte, R (7, 1) ERA: 1.64	0.2	H	2	0	0	0	1	0	0	0	0	0	0	6	7	0.00	0.000										
Damaso Marte, L (8, 1) ERA: 2.38	0.1	H	2	1	0	0	1	0	0	0	0	0	0	9	14	0.00	3.000										
Dustin Hermanson, R (8, 1) ERA:	1.2	S	5	0	0	0	1	0	0	0	0	0	0	11	15	0.00	0.000										


Batter	1	2	3	4	5	6	7	8	9	AB	R	H	RBI	BB	SO	LOB	BOTTOM										
22 Scott Podsednik, L (1, 7) OBP: 0.359, SLG: 0.282	G4-6-3 BB		G4-3		F8				S	3	0	1	0	1	0	0	<b>Kansas City Royals @ Chicago White Sox</b> U.S. Cellular Field, Chicago, IL Wed May 04 2005, 8:05 PM EDT Att. 12,712 - Clear - 52 F <a href="http://livebaseballscorecards.com">livebaseballscorecards.com</a>										
Tadahito Iguchi, R (1, 4) OBP: 0.392, SLG: 0.420	G4-6-3		P4		P6				S	3	0	0	0	1	0	1											
Carl Everett, S (1, 10) OBP: 0.318, SLG: 0.468	K		F7		F9				K	4	0	0	0	0	2	2											
14 Paul Konerko, R (1, 3) OBP: 0.301, SLG: 0.439			F8		K				F8	4	0	0	0	0	2	2											
Aaron Rowand, R (1, 8) OBP: 0.308, SLG: 0.354			F7		23 1B				G6-3	3	1	1	0	0	0	0											
23 Jermaine Dye, R (1, 9) OBP: 0.233, SLG: 0.368			F8		K				K	3	1	2	1	0	0	0											
12 A.J. Pierzynski, L (1, 2) OBP: 0.329, SLG: 0.389			3B		12 HR				P5	3	1	1	2	0	1	1											
24 Joe Crede, R (1, 5) OBP: 0.340, SLG: 0.455			L9		HR				K	3	1	1	2	0	1	1											
5 Juan Uribe, R (1, 6) OBP: 0.304, SLG: 0.391			F7		HR				F9	3	1	1	1	0	0	0											
			F7		G5-3				F8	3	0	0	0	0	0	0											
<b>Inning Stats</b>	R: 0 E: 0 K: 1 S: 6	H: 0 LOB: 0 BB: 1 P: 10	R: 0 E: 0 K: 0 S: 8	H: 1 LOB: 1 BB: 0 P: 12	R: 1 E: 0 K: 0 S: 8	H: 1 LOB: 0 BB: 0 P: 11	R: 3 E: 0 K: 1 S: 14	H: 3 LOB: 0 BB: 0 P: 21	R: 0 E: 0 K: 0 S: 6	H: 0 LOB: 0 BB: 0 P: 10	R: 0 E: 0 K: 0 S: 5	H: 0 LOB: 0 BB: 0 P: 6	R: 0 E: 0 K: 1 S: 8	H: 0 LOB: 0 BB: 0 P: 10	R: 0 E: 0 K: 2 S: 14	H: 1 LOB: 2 BB: 1 P: 27	1B: 2 2B: 1 3B: 1 HR: 2	SF: 0 SAC: 0 DP: 1 HBP: 0	WP: 0 PB: 0 SB: 3 CS: 0	PA: 31							
<b>PITCHER</b>	IP	WLS	BF	H	R	ER	SO	BB	IBB	HBP	BLK	WP	HR	S	P	ERA	WHIP										
Runelvys Hernandez, R (1, 1) ERA: 5.03	7.1	L	28	6	4	4	3	1	0	0	0	0	0	60	89	4.91	0.955										
Mike MacDougal, R (8, 1) ERA: 3.75	0.2		3	0	0	0	2	1	0	0	0	0	0	9	18	0.00	1.500										

Batter	1	2	3	4	5	6	7	8	9	AB	R	H	RBI	BB	SO	LOB	TOP										
9 David DeJesus, L (1, 8) OBP: 0.327, SLG: 0.388	P6		P4			K		G4-3		4	0	0	0	0	1	0											
Tony Graffanino, R (1, 4) OBP: 0.309, SLG: 0.282	K			L5			HR		F8	4	1	1	1	0	1	0											
29 Mike Sweeney, R (1, 10) OBP: 0.372, SLG: 0.578				P2			P2		WP BB	3	0	1	0	1	0	0											
Matt Stairs, L (1, 9) OBP: 0.353, SLG: 0.456				1B					WP BB	3	0	0	0	1	1	1											
Emil Brown, R (9, PR) OBP: 0.236, SLG: 0.356	G3			G6-3			K2-3		WP BB	0	0	0	0	0	0	0											
Ken Harvey, R (1, 3) OBP: 0.267, SLG: 0.433				F7		P3			BB	4	0	1	0	0	1	2											
Terrence Long, L (1, 7) OBP: 0.273, SLG: 0.356				K2-3		F7			1B	3	0	0	0	1	1	2											
4 Angel Berroa, R (1, 6) OBP: 0.298, SLG: 0.346				G4-3					BB	3	0	1	0	0	1	2											
24 Mark Teahen, L (1, 5) OBP: 0.333, SLG: 0.333				G4-3		CS			1B	3	0	0	0	0	1	0											
Alberto Castillo, R (1, 2) OBP: 0.192, SLG: 0.333				G4-3		G3			K	3	0	0	0	0	0	0											
				G4-3		P4			G1-3	3	0	0	0	0	0	0											
<b>Inning Stats</b>	R: 0 H: 1 E: 0 K: 1 S: 12	H: 1 LOB: 1 BB: 0 P: 15	R: 0 H: 0 E: 0 K: 1 S: 9	H: 0 LOB: 0 BB: 0 P: 10	R: 0 H: 0 E: 0 K: 0 S: 6	H: 0 LOB: 0 BB: 0 P: 9	R: 0 H: 0 E: 0 K: 0 S: 8	H: 0 LOB: 0 BB: 0 P: 12	R: 0 H: 1 E: 0 K: 0 S: 4	H: 1 LOB: 0 BB: 0 P: 9	R: 0 H: 0 E: 0 K: 1 S: 7	H: 0 LOB: 0 BB: 0 P: 13	R: 1 H: 2 E: 0 K: 2 S: 16	H: 2 LOB: 2 BB: 1 P: 27	R: 0 H: 0 E: 0 K: 1 S: 7	H: 0 LOB: 0 BB: 0 P: 7	R: 0 H: 0 E: 0 K: 1 S: 13	H: 0 LOB: 3 BB: 2 P: 28	1B: 3 2B: 0 3B: 0 HR: 1	SF: 0 SAC: 0 DP: 0 HBP: 0	WP: 1 PB: 0 SB: 0 CS: 1	PA: 34					
<b>PITCHER</b>	IP	WLS	BF	H	R	ER	SO	BB	IBB	HBP	BLK	WP	HR	S	P	ERA	WHIP										
52 Jose Contreras, R (1, 1) ERA: 2.6	8.0	W	28	4	1	1	6	1	0	0	0	0	1	69	102	1.12	0.625										
Shingo Takatsu, R (9, 1) ERA: 6.23	1.0	S	5	0	0	0	1	2	0	0	0	1	0	13	28	0.00	2.000										

**Kansas City Royals @ Chicago White Sox**  
 U.S. Cellular Field, Chicago, IL  
 Thu May 05 2005, 2:05 PM EDT  
 Att: 15,389 - Partly Cloudy - 57 F

livebaseballscorecards.com

AB	30
R	1
H	4
RBI	1
BB	3
SO	7
LOB	7




Batter	1	2	3	4	5	6	7	8	9	AB	R	H	RBI	BB	SO	LOB	BOTTOM										
22 Scott Podsednik, L (1, 7) OBP: 0.365, SLG: 0.284	P5			CS			B5-3			3	0	1	1	1	0	0											
Tadahito Iguchi, R (1, 4) OBP: 0.376, SLG: 0.402	G5-3			1B			K		BB	4	0	0	0	0	3	4											
Carl Everett, S (1, 10) OBP: 0.309, SLG: 0.454	G6-3			K			K			3	0	0	0	0	1	0											
14 Paul Konerko, R (1, 3) OBP: 0.302, SLG: 0.430				P4						2	0	0	0	1	0	0											
38 Pablo Ozuna, R (8, PR) OBP: 0.348, SLG: 0.300							L8			0	1	0	0	0	0	0											
Chris Widger, R (9, 2) OBP: 0.333, SLG: 0.400										0	0	0	0	0	0	0											
Aaron Rowand, R (1, 8) OBP: 0.303, SLG: 0.347				F7			K		SH1-3	2	0	0	0	0	1	0											
23 Jermaine Dye, R (1, 9) OBP: 0.237, SLG: 0.360				P3			K			2	1	0	0	0	1	0											
12 A.J. Pierzynski, L (1, 2) OBP: 0.333, SLG: 0.392										2	0	1	0	0	0	0											
Jamie Burke, R (8, PH) (9, 3)							G1-3			1	0	0	0	0	0	2											
24 Joe Crede, R (1, 5) OBP: 0.340, SLG: 0.444										2	0	0	0	1	0	1											
5 Juan Uribe, R (1, 6) OBP: 0.305, SLG: 0.380										2	0	0	1	1	0	1											
<b>Inning Stats</b>	R: 0 H: 0 E: 0 K: 0 S: 5	H: 0 LOB: 0 BB: 0 P: 6	R: 0 H: 0 E: 0 K: 0 S: 5	H: 0 LOB: 0 BB: 0 P: 7	R: 0 H: 1 E: 0 K: 0 S: 8	H: 1 LOB: 0 BB: 0 P: 14	R: 0 H: 1 E: 0 K: 2 S: 10	H: 1 LOB: 0 BB: 0 P: 16	R: 0 H: 0 E: 0 K: 2 S: 8	H: 0 LOB: 0 BB: 0 P: 10	R: 0 H: 0 E: 0 K: 0 S: 9	H: 0 LOB: 0 BB: 0 P: 13	R: 0 H: 0 E: 0 K: 1 S: 6	H: 0 LOB: 0 BB: 0 P: 12	R: 2 H: 0 E: 0 K: 1 S: 7	H: 0 LOB: 3 BB: 4 P: 24	1B: 2 2B: 1 3B: 0 HR: 0	SF: 0 SAC: 1 DP: 1 HBP: 1	WP: 0 PB: 0 SB: 0 CS: 1	PA: 29							
<b>PITCHER</b>	IP	WLS	BF	H	R	ER	SO	BB	IBB	HBP	BLK	WP	HR	S	P	ERA	WHIP										
23 Zack Greinke, R (1, 1) ERA: 3.38	7.1	L	24	2	2	2	2	1	0	1	0	0	0	53	85	2.46	0.409										
Andrew Sisco, L (8, 1) ERA: 1.96	0.1	B	3	0	0	0	0	2	0	0	0	0	0	2	10	0.00	6.000										
Ambiorix Burgos, R (8, 1) ERA: 2.25	0.1		2	0	0	0	1	1	0	0	0	0	0	3	7	0.00	3.000										

**Kansas City Royals @ Chicago White Sox**  
 U.S. Cellular Field, Chicago, IL  
 Thu May 05 2005, 2:05 PM EDT  
 Att: 15,389 - Partly Cloudy - 57 F

livebaseballscorecards.com

AB	23
R	2
H	2
RBI	2
BB	4
SO	6
LOB	8



Batter	1	2	3	4	5	6	7	8	9	AB	R	H	RBI	BB	SO	LOB	TOP					
9 David DeJesus, L (1, 8) OBP: 0.333, SLG: 0.387	2-2 1B		4-1 CS BB		2-1 L7			0-1 G5-3		3	0	1	0	1	0	0	<b>Kansas City Royals @ Baltimore Orioles</b> Oriole Park at Camden Yards, Baltimore, MD Fri May 06 2005, 7:35 PM EDT Att: 30,568 - Overcast - 58 F					
Ruben Gotay, S (1, 4) OBP: 0.293, SLG: 0.298	2-3 SAFE K		3-1 SAFE SAFE F8			0-0 FC4-6 1B		2-1 P4		4	0	1	0	0	1	2						
29 Mike Sweeney, R (1, 10) OBP: 0.368, SLG: 0.566	2-3 SAFE SAFE K			0-1 1B 1B		0-0 P4		0-2 P2		4	1	1	0	0	1	2						
Matt Stairs, L (1, 9) Joe McEwing, R (9, PH) OBP: 0.352, SLG: 0.450 OBP: 0.394, SLG: 0.394	2-3 SAFE SAFE K			0-0 G4-6-3 1B 1-2		3-2 SAFE SAFE L8		2-3 SAFE SAFE K		3	0	1	0	0	1	2						
Ken Harvey, R (1, 3) OBP: 0.294, SLG: 0.424		4-2 FC3-6 BB		1-0 G4-6-3 1B 1-2 2-H		0-0 FC4-6 1-2		3-3 SAFE SAFE K		3	0	1	1	1	1	1						
Terrence Long, L (1, 7) OBP: 0.263, SLG: 0.342		1-0 FC3-6 1-2		0-2 G4-6-3 1-2 2-3		0-0 L9				3	0	0	0	0	0	3						
4 Angel Berroa, R (1, 6) OBP: 0.291, SLG: 0.336		0-2 F9		0-3 K		0-3 K				3	0	0	0	0	2	2						
24 Mark Teahen, L (1, 5) OBP: 0.300, SLG: 0.296		3-1 SAFE SAFE G1-3		1-0 G6-3		1-3 K				3	0	0	0	0	1	1						
14 John Buck, R (1, 2) OBP: 0.222, SLG: 0.276			1-0 G6-3		2-3 K			2-3 K		3	0	0	0	0	2	0						
<b>Inning Stats</b>	R: 0 E: 0 K: 3 S: 16	H: 1 LOB: 1 BB: 0 P: 23	R: 0 E: 0 K: 0 S: 8	H: 0 LOB: 1 BB: 1 P: 16	R: 0 E: 0 K: 0 S: 4	H: 0 LOB: 0 BB: 1 P: 12	R: 1 E: 0 K: 1 S: 10	H: 3 LOB: 1 BB: 0 P: 11	R: 0 E: 0 K: 0 S: 8	H: 0 LOB: 0 BB: 0 P: 13	R: 0 E: 0 K: 0 S: 6	H: 1 LOB: 1 BB: 0 P: 9	R: 0 E: 0 K: 2 S: 8	H: 0 LOB: 0 BB: 0 P: 9	R: 0 E: 0 K: 1 S: 8	H: 0 LOB: 0 BB: 0 P: 12	R: 0 E: 0 K: 2 S: 12	H: 0 LOB: 0 BB: 0 P: 17	1B: 5 2B: 0 3B: 0 HR: 0	SF: 0 SAC: 0 DP: 1 HBP: 0	WP: 0 PB: 0 SB: 0 CS: 1	PA: 32
<b>PITCHER</b>	IP WLS BF H R ER SO BB IBB HBP BLK WP HR S P ERA WHIP	IP WLS BF H R ER SO BB IBB HBP BLK WP HR S P ERA WHIP																				
Sidney Ponson, R (1, 1) ERA: 5.5	8.0 W 29 5 1 1 8	1.0 S 3 0 0 0 2																				
B.J. Ryan, L (9, 1) ERA: 2.3	1.0 S 3 0 0 0 2																					

Batter	1	2	3	4	5	6	7	8	9	AB	R	H	RBI	BB	SO	LOB	BOTTOM			
1 Brian Roberts, S (1, 4) OBP: 0.447, SLG: 0.664	0-0 FC1-6 2B		1-1 F9	4-0 1-2 3 BB		1-0 F8				3	0	1	0	1	0	2	<b>Kansas City Royals @ Baltimore Orioles</b> Oriole Park at Camden Yards, Baltimore, MD Fri May 06 2005, 7:35 PM EDT Att: 30,568 - Overcast - 58 F			
David Newhan, L (1, 7) Larry Bigbie, L (9, 7) OBP: 0.217, SLG: 0.227 OBP: 0.284, SLG: 0.338	0-2 FC1-6-5 6 B5-3 2-3		2-2 G6-3	1-0 G6-3		0-3 K				4	0	0	0	0	1	4				
6 Melvin Mora, R (1, 5) Chris Gomez, R (2, 5) OBP: 0.358, SLG: 0.527 OBP: 0.571, SLG: 0.471	0-0 B5-3			2-1 10 G6-3 10 WP 2B 1B	2-1 G6-3		3-2 L5			1	0	0	0	0	0	1				
10 Miguel Tejada, R (1, 6) OBP: 0.387, SLG: 0.661	0-1 F8			3-2 G6-3	2-0 G5-3		1-0 F8			4	0	0	0	0	0	2				
Rafael Palmeiro, L (1, 3) OBP: 0.297, SLG: 0.289		2-1 G6-3		4-1 2B 1B BB	1-1 L1		3-0 F8			3	1	0	0	1	0	0				
Javy Lopez, R (1, 2) Geronimo Gil, R (9, 2) OBP: 0.367, SLG: 0.566 OBP: 0.226, SLG: 0.258		0-2 F8		1-2 1B 2B		2-3 K		3-3 K		4	1	1	1	0	2	0				
B.J. Surhoff, L (1, 9) OBP: 0.263, SLG: 0.421		3-2 FC5-4 1B		1-3 3-H 1-0 1 BB 1B 2B 1B		1-1 BB 1B		0-1 P5		4	0	3	2	0	0	0				
Luis Matos, R (1, 8) OBP: 0.364, SLG: 0.376		1-2 FC5-4		2-1 1B BB		4-1 SAFE SAFE BB 1B		1-2 BB		2	0	1	0	1	0	1				
31 Jay Gibbons, L (1, 10) OBP: 0.289, SLG: 0.458			3-2 G3	2-2 F7		1-0 F8				3	0	0	0	0	0	4				
<b>Inning Stats</b>	R: 0 E: 0 K: 0 S: 7	H: 1 LOB: 1 BB: 0 P: 7	R: 0 E: 0 K: 0 S: 11	H: 1 LOB: 0 BB: 0 P: 17	R: 0 E: 0 K: 0 S: 9	H: 0 LOB: 0 BB: 0 P: 15	R: 3 E: 0 K: 0 S: 17	H: 4 LOB: 3 BB: 2 P: 37	R: 0 E: 0 K: 1 S: 5	H: 0 LOB: 0 BB: 0 P: 10	R: 0 E: 0 K: 1 S: 8	H: 1 LOB: 2 BB: 1 P: 17	R: 0 E: 0 K: 1 S: 8	H: 0 LOB: 0 BB: 0 P: 12	R: 0 E: 0 K: 1 S: 9	H: 0 LOB: 0 BB: 0 P: 15	1B: 5 2B: 2 3B: 0 HR: 0	SF: 0 SAC: 0 DP: 0 HBP: 0	WP: 1 PB: 0 SB: 0 CS: 0	PA: 34
<b>PITCHER</b>	IP WLS BF H R ER SO BB IBB HBP BLK WP HR S P ERA WHIP	IP WLS BF H R ER SO BB IBB HBP BLK WP HR S P ERA WHIP																		
Denny Bautista, R (1, 1) ERA: 4.86	3.2 L 19 6 3 3 0	1.0 0 0 0 1																		
Kyle Snyder, R (4, 1) ERA: 1.46	3.1 12 1 0 0 2																			
Jaime Cerda, L (8, 1) ERA: 6.14	1.0 3 0 0 0 1																			

AB	30
R	1
H	5
RBI	1
BB	2
SO	10
LOB	13



AB	31
R	3
H	7
RBI	3
BB	3
SO	3
LOB	14



Batter	1	2	3	4	5	6	7	8	9	AB	R	H	RBI	BB	SO	LOB	TOP		
9 David DeJesus, L (1, 8) OBP: 0.322, SLG: 0.373	P5		B1			L1		F8		4	0	0	0	0	0	1	<b>Kansas City Royals @ Baltimore Orioles</b> Oriole Park at Camden Yards, Baltimore, MD Sat May 07 2005, 4:35 PM EDT Att: 30,084 - Partly Cloudy - 75 F		
Tony Graffanino, R (1, 4) OBP: 0.318, SLG: 0.284	G6-3					E4		BB		3	1	1	0	1	0	0			
29 Mike Sweeney, R (1, 3) OBP: 0.380, SLG: 0.598	FC5-4					HR		BB		4	1	3	3	0	0	1			
Ken Harvey, R (1, 10) OBP: 0.289, SLG: 0.389	FC5-4					L3		F7		3	0	0	0	1	0	2			
Eli Marrero, R (1, 7) OBP: 0.232, SLG: 0.413	G3-1					F9		P3		4	0	0	0	0	1	3			
Emil Brown, R (1, 9) OBP: 0.271, SLG: 0.365	F8					1B		F7		4	0	2	0	0	0	0			
4 Angel Berroa, R (1, 6) OBP: 0.281, SLG: 0.325	G4-3					K		L6		4	0	0	0	0	1	2			
Joe McEwing, R (1, 5) OBP: 0.351, SLG: 0.378			G4-3			K		B1-6		4	0	1	0	0	1	3			
Alberto Castillo, R (1, 2) OBP: 0.179, SLG: 0.308			F9			K		FC4-6		2	0	0	0	0	1	0	<b>KC Royals</b>		
Terrence Long, L (8, PH) OBP: 0.259, SLG: 0.338								1B		1	1	0	0	0	0	1			
14 John Buck, R (8, 2) OBP: 0.220, SLG: 0.273								FC4-6		1	0	0	0	0	1	1			
								1B		1	0	0	0	0	1	1			
<b>Inning Stats</b>	R: 0 E: 0 K: 0 S: 10	H: 1 LOB: 1 BB: 0 P: 18	R: 0 E: 0 K: 0 S: 5	H: 0 LOB: 0 BB: 0 P: 8	R: 0 E: 0 K: 0 S: 9	H: 0 LOB: 0 BB: 0 P: 13	R: 0 E: 0 K: 2 S: 16	H: 1 LOB: 1 BB: 0 P: 21	R: 2 E: 1 K: 1 S: 14	H: 1 LOB: 0 BB: 0 P: 22	R: 0 E: 0 K: 0 S: 6	H: 0 LOB: 0 BB: 0 P: 7	R: 1 E: 0 K: 1 S: 13	H: 2 LOB: 3 BB: 2 P: 27	R: 0 E: 1 K: 1 S: 13	H: 1 LOB: 1 BB: 0 P: 18	1B: 6 2B: 2 3B: 0 HR: 1	SF: 0 SAC: 0 DP: 2 HBP: 0	WP: 0 PA: 36 PB: 0 SB: 1 CS: 0
<b>PITCHER</b>	IP WLS BF H R ER SO BB IBB HBP BLK WP HR S P ERA WHIP																		
Bruce Chen, L (1, 1) ERA: 3.12	7.0 W 25 4 2 0 3 0 0 0 0 0 1 66 98 0.00 0.571																		
Jorge Julio, R (8, 1) ERA: 1.13	0.2 H 5 2 1 1 0 1 0 0 0 0 0 9 18 13.50 4.500																		
B.J. Ryan, L (8, 1) ERA: 2.12	1.1 S 6 1 0 0 2 1 0 0 0 0 0 0 17 27 0.00 1.500																		

Batter	1	2	3	4	5	6	7	8	9	AB	R	H	RBI	BB	SO	LOB	BOTTOM		
1 Brian Roberts, S (1, 4) OBP: 0.449, SLG: 0.681	HR		P4			K				3	2	1	1	1	1	1	<b>Kansas City Royals @ Baltimore Orioles</b> Oriole Park at Camden Yards, Baltimore, MD Sat May 07 2005, 4:35 PM EDT Att: 30,084 - Partly Cloudy - 75 F		
Larry Bigbie, L (1, 7) OBP: 0.282, SLG: 0.329	F7		L3			SF7				2	0	0	1	1	0	0			
6 Melvin Mora, R (1, 5) OBP: 0.354, SLG: 0.517	F9		F9			1B				4	1	1	0	0	1	1			
10 Miguel Tejada, R (1, 6) OBP: 0.383, SLG: 0.655	K					2B				4	0	1	2	0	2	1			
Rafael Palmeiro, L (1, 3) OBP: 0.295, SLG: 0.298	G4-3		G4-3			G1				4	0	1	0	0	1	2			
Javy Lopez, R (1, 2) OBP: 0.372, SLG: 0.563	P6					G6-3				4	0	2	0	0	0	1			
David Newhan, L (8, FR) OBP: 0.217, SLG: 0.227										0	0	0	0	0	0	0			
Gerónimo Gil, R (9, 2) OBP: 0.226, SLG: 0.258										0	0	0	0	0	0	0			
B.J. Surhoff, L (1, 9) OBP: 0.238, SLG: 0.381	G4-3		FC6			G3				4	0	0	0	0	1	3			
Luis Matos, R (1, 8) OBP: 0.379, SLG: 0.391										2	2	1	0	2	1	1			
31 Jay Gibbons, L (1, 10) OBP: 0.290, SLG: 0.465	L9									3	0	1	1	0	0	3			
<b>Inning Stats</b>	R: 1 E: 0 K: 1 S: 9	H: 1 LOB: 0 BB: 0 P: 11	R: 0 E: 0 K: 0 S: 7	H: 1 LOB: 2 BB: 1 P: 14	R: 0 E: 0 K: 0 S: 6	H: 0 LOB: 0 BB: 0 P: 10	R: 0 E: 0 K: 0 S: 8	H: 1 LOB: 1 BB: 0 P: 12	R: 3 E: 0 K: 0 S: 19	H: 3 LOB: 1 BB: 1 P: 31	R: 1 E: 0 K: 1 S: 17	H: 1 LOB: 1 BB: 1 P: 26	R: 0 E: 0 K: 3 S: 12	H: 0 LOB: 1 BB: 1 P: 20	R: 0 E: 0 K: 2 S: 12	H: 1 LOB: 1 BB: 0 P: 18	1B: 3 2B: 4 3B: 0 HR: 1	SF: 1 SAC: 0 DP: 0 HBP: 0	WP: 0 PA: 35 PB: 0 SB: 0 CS: 1
<b>PITCHER</b>	IP WLS BF H R ER SO BB IBB HBP BLK WP HR S P ERA WHIP																		
Jose Lima, R (1, 1) ERA: 6.63	5.2 L 27 7 5 5 1 3 0 0 0 0 0 1 63 100 7.94 1.765																		
Andrew Sisco, L (6, 1) ERA: 1.74	1.1 5 0 0 0 4 1 0 0 0 0 0 0 15 24 0.00 0.750																		
Mike MacDougal, R (8, 1) ERA: 3.46	1.0 3 1 0 0 2 0 0 0 0 0 0 0 12 18 0.00 1.000																		

Batter	1	2	3	4	5	6	7	8	9	AB	R	H	RBI	BB	SO	LOB	TOP										
9 David DeJesus, L OBP: 0.317, SLG: 0.365										5	0	1	1	0	0	2	<b>Kansas City Royals @ Baltimore Orioles</b> Oriole Park at Camden Yards, Baltimore, MD Sun May 08 2005, 1:35 PM EDT Att: 35,252 - Sunny - 74 F										
Tony Graffanino, R OBP: 0.322, SLG: 0.289 Ruben Gotay, S OBP: 0.232, SLG: 0.287										2	1	1	0	0	0	0											
29 Mike Sweeney, R OBP: 0.388, SLG: 0.628										4	3	2	1	1	1												
Ken Harvey, R OBP: 0.279, SLG: 0.350										4	1	0	0	1	2	1											
Matt Stairs, L OBP: 0.355, SLG: 0.492										5	1	2	3	0	0	2											
Emil Brown, R OBP: 0.280, SLG: 0.358										4	2	1	0	1	1	1											
4 Angel Berroa, R OBP: 0.280, SLG: 0.347										4	1	1	3	0	2	1											
24 Mark Teahen, L OBP: 0.324, SLG: 0.333										3	1	1	0	1	0	0											
14 John Buck, R OBP: 0.212, SLG: 0.263 Terrence Long, L OBP: 0.259, SLG: 0.338 Joe McEwing, R OBP: 0.342, SLG: 0.368 Alberto Castillo, R OBP: 0.179, SLG: 0.308										3	0	0	0	0	1	2											
<b>Inning Stats</b>	R: 0 E: 0 K: 0 S: 6	H: 1 LOB: 0 BB: 0 P: 7	R: 0 E: 0 K: 1 S: 7	H: 0 LOB: 0 BB: 0 P: 9	R: 0 E: 1 K: 1 S: 10	H: 0 LOB: 1 BB: 0 P: 16	R: 6 E: 1 K: 0 S: 19	H: 4 LOB: 1 BB: 2 P: 30	R: 2 E: 0 K: 1 S: 15	H: 1 LOB: 0 BB: 1 P: 24	R: 0 E: 0 K: 2 S: 9	H: 0 LOB: 0 BB: 0 P: 12	R: 1 E: 1 K: 1 S: 9	H: 1 LOB: 1 BB: 1 P: 18	R: 1 E: 0 K: 2 S: 12	H: 2 LOB: 1 BB: 0 P: 18		1B: 4 2B: 2 3B: 0 HR: 3	SF: 0 SAC: 0 DP: 1 HBP: 0	WP: 2 PB: 2 SB: 0 CS: 0	PA: 42						
<b>PITCHER</b>	IP	WLS	BF	H	R	ER	SO	BB	IBB	HBP	BLK	WP	HR	S	P	ERA	WHIP										
Rodrigo Lopez, R ERA: 4.46	4.1		23	6	8	6	2	3	0	0	0	2	2	51	78	12.46	2.077										
Rick Bauer, R ERA: 9.72	1.2		6	0	0	0	1	0	0	0	0	0	0	14	18	0.00	0.000										
Todd Williams, R ERA: 3.95	1.1	L	6	1	1	1	3	0	1	0	0	0	0	16	27	6.75	0.750										
Steve Kline, L ERA: 5.91	1.0		3	0	0	0	1	0	0	0	1	0	0	5	7	0.00	0.000										
Jorge Julio, R ERA: 1.62	0.2		4	2	1	1	1	0	0	0	0	0	1	9	14	13.50	3.000										

Batter	1	2	3	4	5	6	7	8	9	AB	R	H	RBI	BB	SO	LOB	BOTTOM										
1 Brian Roberts, S OBP: 0.447, SLG: 0.664										3	1	0	0	2	2	3	<b>Kansas City Royals @ Baltimore Orioles</b> Oriole Park at Camden Yards, Baltimore, MD Sun May 08 2005, 1:35 PM EDT Att: 35,252 - Sunny - 74 F										
Luis Matos, R OBP: 0.380, SLG: 0.396										4	1	1	0	1	0	0											
6 Melvin Mora, R OBP: 0.356, SLG: 0.545										5	1	2	3	0	1	2											
10 Miguel Tejada, R OBP: 0.376, SLG: 0.637										5	1	1	0	0	0	1											
Javy Lopez, R OBP: 0.364, SLG: 0.574										5	1	1	2	0	1	0											
31 Jay Gibbons, L OBP: 0.306, SLG: 0.478										4	1	2	0	1	1	0											
Chris Gomez, R OBP: 0.593, SLG: 0.474 Rafael Palmeiro, L OBP: 0.299, SLG: 0.295										2	1	1	0	1	0	1											
Larry Bigbie, L OBP: 0.296, SLG: 0.342										3	0	2	0	0	0	0											
Geronimo Gil, R OBP: 0.229, SLG: 0.343										4	1	1	3	0	2	5											
<b>Inning Stats</b>	R: 1 E: 0 K: 0 S: 7	H: 1 LOB: 0 BB: 0 P: 12	R: 0 E: 0 K: 1 S: 15	H: 2 LOB: 0 BB: 0 P: 26	R: 0 E: 0 K: 1 S: 8	H: 0 LOB: 0 BB: 1 P: 15	R: 0 E: 0 K: 0 S: 18	H: 1 LOB: 2 BB: 1 P: 17	R: 7 E: 0 K: 0 S: 18	H: 5 LOB: 1 BB: 3 P: 38	R: 0 E: 0 K: 2 S: 14	H: 2 LOB: 3 BB: 1 P: 23	R: 0 E: 0 K: 1 S: 6	H: 0 LOB: 0 BB: 0 P: 8	R: 0 E: 0 K: 1 S: 10	H: 0 LOB: 0 BB: 0 P: 16		1B: 5 2B: 3 3B: 0 HR: 3	SF: 0 SAC: 1 DP: 0 HBP: 0	WP: 0 PB: 0 SB: 1 CS: 0	PA: 43						
<b>PITCHER</b>	IP	WLS	BF	H	R	ER	SO	BB	IBB	HBP	BLK	WP	HR	S	P	ERA	WHIP										
Brian Anderson, L ERA: 6.75	2.0		9	3	1	1	1	0	0	0	0	0	1	22	38	4.50	1.500										
Mike Wood, R ERA: 5.03	3.0		15	4	3	3	2	2	0	0	0	0	1	29	56	9.00	2.000										
Jaime Cerda, L ERA: 9.39	0.1		4	1	2	2	0	2	0	0	0	0	1	8	18	54.00	9.000										
Mike MacDougal, R ERA: 3.86	1.0	B	8	3	2	2	0	2	0	0	1	0	0	12	24	18.00	5.000										
Ambiorix Burgos, R ERA: 1.35	2.2	W	8	0	0	0	4	0	0	0	0	0	0	22	33	0.00	0.000										

**AB 38**  
**R 10**  
**H 9**  
**RBI 8**  
**BB 4**  
**SO 8**  
**LOB 14**

**AB 36**  
**R 8**  
**H 11**  
**RBI 8**  
**BB 6**  
**SO 7**  
**LOB 12**





Batter	1	2	3	4	5	6	7	8	9	AB	R	H	RBI	BB	SO	LOB	TOP			
9 David DeJesus, L (1, 8) OBP: 0.323, SLG: 0.377	G6-3		1B			SH1-3		G1-3		3	0	1	0	0	0	1	<b>Kansas City Royals @ Toronto Blue Jays</b> Rogers Centre, Toronto, ON Tue May 10 2005, 7:07 PM EDT Att: 20,123 - Clear - 68 F			
4 Angel Berroa, R (1, 6) OBP: 0.271, SLG: 0.341	G1-3		G4-3			K			2B 29 F8-6	4	0	1	0	0	1	2				
29 Mike Sweeney, R (1, 3) OBP: 0.380, SLG: 0.628	HR				F8	2-1	K		F8-6	4	1	1	1	0	1	1				
Matt Stairs, L (1, 10) OBP: 0.345, SLG: 0.466	F7				K				2-2	4	0	2	0	0	1	0				
Terrence Long, L (1, 7) OBP: 0.236, SLG: 0.306		G1-3		G4-3			FC3-6		F7	4	0	0	0	0	0	2				
Emil Brown, R (1, 9) OBP: 0.305, SLG: 0.361			24 G6-4-3		L6					3	0	1	0	0	1	1				
24 Mark Teahen, L (1, 5) OBP: 0.325, SLG: 0.361			G6-4-3		G4-3					3	0	1	0	0	0	1				
14 John Buck, R (1, 2) OBP: 0.209, SLG: 0.256				K		G6-3			2B G4-3	3	0	0	0	0	1	1				
Ruben Gotay, S (1, 4) OBP: 0.235, SLG: 0.289				G6-3					F9	3	0	0	0	0	1	1				
						E1 SH1-3 29 2-1			G4-3	3	0	1	0	0	0	1	1			
<b>Inning Stats</b>	R: 1 E: 0 K: 0 S: 5	H: 1 LOB: 0 BB: 0 P: 7	R: 0 E: 0 K: 0 S: 5	H: 1 LOB: 0 BB: 0 P: 10	R: 0 E: 0 K: 1 S: 9	H: 1 LOB: 1 BB: 0 P: 11	R: 0 E: 0 K: 1 S: 7	H: 0 LOB: 0 BB: 0 P: 9	R: 0 E: 0 K: 0 S: 5	H: 1 LOB: 1 BB: 0 P: 10	R: 0 E: 0 K: 2 S: 11	H: 1 LOB: 1 BB: 0 P: 18	R: 0 E: 0 K: 0 S: 10	H: 1 LOB: 1 BB: 0 P: 16	R: 0 E: 0 K: 0 S: 6	H: 2 LOB: 1 BB: 0 P: 7	1B: 5 2B: 3 3B: 0 HR: 1	SF: 0 SAC: 1 DP: 2 HBP: 0	WP: 0 PB: 0 SB: 0 CS: 0	PA: 32
<b>PITCHER</b> 32 Roy Halladay, R (1, 1) ERA: 3.38	IP: 9.0 WLS: W BF: 33 H: 8 R: 1 ER: 1 SO: 5 BB: 0 IBB: 0 HBP: 0 BLK: 0 WP: 0 HR: 1 S: 63 P: 97 ERA: 1.00 WHIP: 0.889															<b>PITCHER</b>				

AB	31
R	1
H	8
RBI	1
BB	0
SO	5
LOB	10



Batter	1	2	3	4	5	6	7	8	9	AB	R	H	RBI	BB	SO	LOB	BOTTOM			
Orlando Hudson, S (1, 4) OBP: 0.321, SLG: 0.361	L1	F7		K			F7			4	0	0	0	0	1	2	<b>Kansas City Royals @ Toronto Blue Jays</b> Rogers Centre, Toronto, ON Tue May 10 2005, 7:07 PM EDT Att: 20,123 - Clear - 68 F			
Frank Catalanotto, L (1, 7) OBP: 0.347, SLG: 0.418										3	1	1	0	0	0	0				
3 Reed Johnson, R (8, 7) OBP: 0.405, SLG: 0.441	P5		47 G1-3							1	0	0	0	0	0	0				
47 Corey Koskie, L (1, 10) OBP: 0.321, SLG: 0.425			G1-3		F9				F9	3	0	0	0	1	0	1				
Shea Hillenbrand, R (1, 5) OBP: 0.397, SLG: 0.496					G6-3				L7	4	1	1	2	0	1	1				
Eric Hinske, L (1, 3) OBP: 0.357, SLG: 0.464										3	1	2	0	0	0	0				
10 Vernon Wells, R (1, 8) OBP: 0.259, SLG: 0.338										3	0	0	0	0	0	2				
15 Alex Rios, R (1, 9) OBP: 0.317, SLG: 0.404										3	0	1	0	0	0	1				
8 Russ Adams, L (1, 6) OBP: 0.319, SLG: 0.458										2	0	0	0	1	0	0				
Ken Huckaby, R (1, 2) OBP: 0.385, SLG: 0.364										3	0	1	1	0	0	0				
<b>Inning Stats</b>	R: 0 E: 0 K: 1 S: 7	H: 0 LOB: 1 BB: 1 P: 14	R: 1 E: 0 K: 0 S: 12	H: 2 LOB: 2 BB: 1 P: 21	R: 2 E: 0 K: 0 S: 11	H: 4 LOB: 2 BB: 0 P: 16	R: 0 E: 0 K: 1 S: 6	H: 0 LOB: 0 BB: 0 P: 6	R: 0 E: 0 K: 0 S: 6	H: 0 LOB: 0 BB: 0 P: 6	R: 0 E: 0 K: 0 S: 8	H: 0 LOB: 0 BB: 0 P: 13	R: 0 E: 0 K: 0 S: 7	H: 0 LOB: 0 BB: 0 P: 13	R: 0 E: 0 K: 0 S: 4	H: 0 LOB: 0 BB: 0 P: 7	1B: 4 2B: 0 3B: 1 HR: 1	SF: 0 SAC: 0 DP: 0 HBP: 0	WP: 0 PB: 0 SB: 0 CS: 0	PA: 31
<b>PITCHER</b> 23 Zack Greinke, R (1, 1) ERA: 3.38	IP: 8.0 WLS: L BF: 31 H: 6 R: 3 ER: 3 SO: 2 BB: 2 IBB: 0 HBP: 0 BLK: 0 WP: 0 HR: 1 S: 61 P: 96 ERA: 3.38 WHIP: 1.000															<b>PITCHER</b>				

AB	29
R	3
H	6
RBI	3
BB	2
SO	2
LOB	7





Batter	1	2	3	4	5	6	7	8	9	AB	R	H	RBI	BB	SO	LOB	TOP
Alex Sanchez, L (1,9) OBP: 0.338, SLG: 0.440	L8		K			L8				4	0	1	1	0	1	2	<b>Tampa Bay Devil Rays @ Kansas City Royals</b> Kauffman Stadium, Kansas City, MO Thu May 12 2005, 7:10 PM CDT Att: 10,807 - Overcast - 81 F <a href="http://livebaseballscorecards.com">livebaseballscorecards.com</a>
Julio Lugo, R (1,6) OBP: 0.307, SLG: 0.321	G5-3		G4-3			L7				4	0	0	0	0	0	4	
13 Carl Crawford, L (1,7) OBP: 0.305, SLG: 0.409	K				G4-3	G4-3			G3	4	0	0	0	0	1	0	
Aubrey Huff, L (1,3) OBP: 0.351, SLG: 0.380		F7				1B			G4-3	4	1	1	0	0	0	0	
Damon Hollins, R (1,8) OBP: 0.442, SLG: 0.553						1B				2	2	2	0	1	0	0	
3 Jorge Cantu, R (1,5) OBP: 0.296, SLG: 0.446		FC5-4				1B				2	1	1	1	1	0	1	
Chris Singleton, L (1,10) OBP: 0.358, SLG: 0.326		L7				1B			F7	2	1	0	1	1	0	2	
Toby Hall, R (1,2) OBP: 0.357, SLG: 0.435			K						G1-6-3	3	0	0	0	0	2	3	
Nick Green, R (1,4) OBP: 0.412, SLG: 0.389										2	0	2	2	1	0	0	
<b>Inning Stats</b>	R: 0 E: 0 K: 1 S: 7	H: 0 LOB: 0 BB: 0 P: 13	R: 0 E: 0 K: 0 S: 7	H: 0 LOB: 1 BB: 1 P: 15	R: 0 E: 0 K: 2 S: 12	H: 1 LOB: 1 BB: 0 P: 15	R: 4 E: 0 K: 1 S: 21	H: 4 LOB: 2 BB: 2 P: 35	R: 1 E: 0 K: 0 S: 11	H: 2 LOB: 1 BB: 0 P: 12	R: 0 E: 0 K: 0 S: 4	H: 0 LOB: 0 BB: 0 P: 9	R: 0 E: 0 K: 0 S: 5	H: 0 LOB: 0 BB: 0 P: 10			
<b>PITCHER</b>	IP WLS BF H R ER SO BB IBB HBP BLK WP HR S P ERA WHIP																
Jose Lima, R (1,1) ERA: 6.85	5.1																
Mike Wood, R (6,1) ERA: 4.71	1.1	W	4	0	0	0	0	0	0	0	0	8	14	0.00	0.000		

Batter	1	2	3	4	5	6	7	8	9	AB	R	H	RBI	BB	SO	LOB	BOTTOM
4 Angel Berroa, R (1,6) OBP: 0.282, SLG: 0.351	K	F8		F7		G5-3				4	0	0	0	0	1	3	<b>Tampa Bay Devil Rays @ Kansas City Royals</b> Kauffman Stadium, Kansas City, MO Thu May 12 2005, 7:10 PM CDT Att: 10,807 - Overcast - 81 F <a href="http://livebaseballscorecards.com">livebaseballscorecards.com</a>
9 David DeJesus, L (1,8) OBP: 0.331, SLG: 0.392	G6-3			F7		L8				3	0	0	0	1	0	2	
Eli Marrero, R (1,3) OBP: 0.247, SLG: 0.406	K			K		F7				3	0	0	0	0	2	1	
Matt Stairs, L (1,10) OBP: 0.380, SLG: 0.513						G6-3				1	2	0	0	2	0	0	
Emil Brown, R (1,9) OBP: 0.311, SLG: 0.438						F7				3	2	2	2	0	0	0	
Terrence Long, L (1,7) OBP: 0.247, SLG: 0.307						G4-3				2	1	1	1	1	0	0	
14 John Buck, R (1,2) OBP: 0.223, SLG: 0.281										3	1	2	2	0	1	1	
24 Mark Teahen, L (1,5) OBP: 0.333, SLG: 0.386						F7				3	1	1	1	0	1	1	
Ruben Gotay, S (1,4) OBP: 0.248, SLG: 0.302		G5-3								2	0	1	1	1	0	1	
<b>Inning Stats</b>	R: 0 E: 0 K: 2 S: 10	H: 0 LOB: 0 BB: 0 P: 11	R: 3 E: 0 K: 1 S: 12	H: 2 LOB: 1 BB: 2 P: 26	R: 2 E: 1 K: 2 S: 16	H: 2 LOB: 1 BB: 2 P: 33	R: 0 E: 0 K: 0 S: 5	H: 0 LOB: 1 BB: 1 P: 10	R: 0 E: 0 K: 0 S: 9	H: 0 LOB: 0 BB: 0 P: 10	R: 2 E: 0 K: 0 S: 11	H: 3 LOB: 3 BB: 0 P: 16	R: 0 E: 0 K: 0 S: 5	H: 0 LOB: 0 BB: 0 P: 10			
<b>PITCHER</b>	IP WLS BF H R ER SO BB IBB HBP BLK WP HR S P ERA WHIP																
19 Scott Kazmir, L (1,1) ERA: 4.6	4.0																
Lance Carter, R (5,1) ERA: 5.23	2.0	L	9	3	2	2	0	0	0	0	0	20	26	9.00	1.500		

Batter	1	2	3	4	5	6	7	8	9	AB	R	H	RBI	BB	SO	LOB	TOP																				
Alex Sanchez, L (1, 9) OBP: 0.397, SLG: 0.468										4	1	3	0	0	1	0																					
Julio Lugo, R (1, 6) OBP: 0.305, SLG: 0.319										4	1	1	0	0	0	3																					
13 Carl Crawford, L (1, 7) OBP: 0.304, SLG: 0.405										4	0	1	0	0	0	3																					
Aubrey Huff, L (1, 3) OBP: 0.348, SLG: 0.371										3	0	0	0	1	0	1																					
Josh Phelps, R (1, 10) OBP: 0.324, SLG: 0.378										4	0	1	2	0	2	0																					
Damon Hollins, R (1, 8) OBP: 0.404, SLG: 0.500										4	0	0	0	0	1	2																					
3 Jorge Cantu, R (1, 4) OBP: 0.295, SLG: 0.435										3	0	0	0	0	1	0																					
Toby Hall, R (1, 2) OBP: 0.343, SLG: 0.417										4	0	0	0	0	1	1																					
Alex Gonzalez, R (1, 5) OBP: 0.322, SLG: 0.415										3	1	2	1	1	0	0																					
<b>Inning Stats</b>	R: 0 E: 0 K: 1 S: 11	H: 1 LOB: 1 BB: 0 P: 15	R: 0 E: 0 K: 0 S: 4	H: 0 LOB: 1 BB: 0 P: 9	R: 2 E: 0 K: 0 S: 12	H: 3 LOB: 2 BB: 1 P: 21	R: 0 E: 0 K: 0 S: 7	H: 1 LOB: 2 BB: 1 P: 13	R: 0 E: 0 K: 1 S: 9	H: 0 LOB: 0 BB: 0 P: 14	R: 0 E: 0 K: 0 S: 6	H: 0 LOB: 0 BB: 0 P: 9	R: 0 E: 0 K: 0 S: 8	H: 1 LOB: 1 BB: 0 P: 11	R: 0 E: 0 K: 2 S: 9	H: 0 LOB: 0 BB: 0 P: 12	R: 1 E: 0 K: 2 S: 10	H: 2 LOB: 0 BB: 0 P: 12	1B: 5 2B: 2 3B: 0 HR: 1	SF: 0 SAC: 1 DP: 0 HBP: 1	WP: 0 PB: 0 CS: 1	PA: 38															
<b>PITCHER</b>	IP WLS BF H R ER SO BB IBB HBP BLK WP HR S P ERA WHIP																																				
D.J. Carrasco, R (1, 1) ERA: 3.0	6.0	26	5	2	2	2	2	0	0	0	0	0	0	0	49	81	3.00	1.167																			
Jaime Cerda, L (7, 1) ERA: 5.94	1.1	5	1	0	0	0	0	0	0	0	0	0	0	11	16	0.00	0.750																				
Mike MacDougal, R (8, 1) ERA: 4.41	0.2	2	0	0	0	2	0	0	0	0	0	0	0	6	7	0.00	0.000																				
Ambiorix Burgos, R (9, 1) ERA: 6.75	1.0	L	4	2	1	1	2	0	0	0	0	0	1	10	12	9.00	2.000																				

**Tampa Bay Devil Rays @ Kansas City Royals**  
Kauffman Stadium, Kansas City, MO  
Fri May 13 2005, 7:10 PM CDT  
Att: 19,547 - Cloudy - 68 F

AB 33  
R 3  
H 8  
RBI 3  
BB 2  
SO 6  
LOB 10

Batter	1	2	3	4	5	6	7	8	9	AB	R	H	RBI	BB	SO	LOB	BOTTOM																			
4 Angel Berroa, R (1, 6) OBP: 0.276, SLG: 0.343										3	0	0	0	0	0	0																				
9 David DeJesus, L (1, 8) OBP: 0.336, SLG: 0.391										3	0	1	0	1	1	0																				
Ken Harvey, R (1, 3) OBP: 0.273, SLG: 0.341										1	0	0	0	0	1	0																				
Eli Marrero, R (3, 3) OBP: 0.238, SLG: 0.394										2	0	0	1	0	0	1																				
Matt Stairs, L (1, 10) OBP: 0.375, SLG: 0.494										3	0	0	0	1	0	2																				
Emil Brown, R (1, 9) OBP: 0.309, SLG: 0.422										3	1	0	0	1	0	1																				
Terrence Long, L (1, 7) OBP: 0.247, SLG: 0.297										3	0	0	0	1	0	2																				
14 John Buck, R (1, 2) OBP: 0.224, SLG: 0.290										4	0	1	1	0	1	1																				
24 Mark Teahen, L (1, 5) OBP: 0.333, SLG: 0.383										3	1	1	0	0	0	1																				
Ruben Gotay, S (1, 4) OBP: 0.250, SLG: 0.303										3	0	1	0	0	0	0																				
<b>Inning Stats</b>	R: 0 E: 0 K: 2 S: 10	H: 0 LOB: 0 BB: 0 P: 15	R: 1 E: 0 K: 0 S: 8	H: 1 LOB: 1 BB: 1 P: 14	R: 0 E: 0 K: 0 S: 8	H: 1 LOB: 0 BB: 0 P: 10	R: 0 E: 0 K: 0 S: 6	H: 0 LOB: 0 BB: 1 P: 11	R: 0 E: 0 K: 1 S: 8	H: 0 LOB: 0 BB: 0 P: 12	R: 0 E: 0 K: 0 S: 4	H: 0 LOB: 0 BB: 0 P: 5	R: 0 E: 0 K: 0 S: 9	H: 0 LOB: 1 BB: 1 P: 15	R: 1 E: 0 K: 0 S: 11	H: 2 LOB: 2 BB: 1 P: 19	R: 0 E: 0 K: 0 S: 8	H: 0 LOB: 0 BB: 0 P: 15	1B: 3 2B: 1 3B: 0 HR: 0	SF: 1 SAC: 1 DP: 1 HBP: 0	WP: 0 PB: 0 CS: 0	PA: 34														
<b>PITCHER</b>	IP WLS BF H R ER SO BB IBB HBP BLK WP HR S P ERA WHIP																																			
Doug Waechter, R (1, 1) ERA: 5.67	7.1	28	4	2	2	3	3	0	0	0	0	0	0	59	88	2.46	0.955																			
Treyver Miller, L (8, 1) ERA: 4.15	0.0	1	0	0	0	0	0	1	0	0	0	0	0	4																						
Danys Baez, R (8, 1) ERA: 2.65	1.2	W	5	0	0	0	0	0	0	0	0	0	0	13	24	0.00	0.000																			

**Tampa Bay Devil Rays @ Kansas City Royals**  
Kauffman Stadium, Kansas City, MO  
Fri May 13 2005, 7:10 PM CDT  
Att: 19,547 - Cloudy - 68 F

AB 28  
R 2  
H 4  
RBI 2  
BB 4  
SO 3  
LOB 8

Batter	1	2	3	4	5	6	7	8	9	AB	R	H	RBI	BB	SO	LOB	TOP										
Alex Sanchez, L (1, 9) OBP: 0.352, SLG: 0.470 3 Jorge Cantu, R (9, PH) OBP: 0.292, SLG: 0.432	G3		WP 2B		B5-3		G3		F7	4	0	1	0	0	0	1	<b>Tampa Bay Devil Rays @ Kansas City Royals</b> Kauffman Stadium, Kansas City, MO Sat May 14 2005, 6:10 PM CDT Att: 17,151 - Clear - 64 F <a href="http://livebaseballscorecards.com">livebaseballscorecards.com</a>										
Julio Lugo, R (1, 6) OBP: 0.310, SLG: 0.340	HR		13 G4-6-3 BB			G6-3	F8			3	1	1	1	1	0	0											
13 Carl Crawford, L (1, 7) OBP: 0.302, SLG: 0.407	F9		G4-6-3				1B 2B		F8	4	1	1	0	0	0	2											
Aubrey Huff, L (1, 3) OBP: 0.346, SLG: 0.363	G6-3				F8		G1-3		G6-4-3 BB	3	0	0	0	1	0	1											
Josh Phelps, R (1, 10) OBP: 0.322, SLG: 0.366		G2-3			F8		1B 2B BB		G6-4-3	3	1	0	0	1	0	1											
Nick Green, R (1, 4) OBP: 0.416, SLG: 0.395	K				F9		1-2 2B 1B		DI 1B	4	2	2	1	0	1	0											
Chris Singleton, L (1, 8) OBP: 0.375, SLG: 0.388 Eduardo Perez, R (9, PH) OBP: 0.313, SLG: 0.511					K		1-H 2-H 2B		P2	3	0	2	2	0	1	0											
Toby Hall, R (1, 2) OBP: 0.340, SLG: 0.410							F8 1B		K	4	0	1	0	0	2	3											
Alex Gonzalez, R (1, 5) OBP: 0.319, SLG: 0.407 Damon Hollins, R (9, PR) OBP: 0.404, SLG: 0.500					G5-3		P4		K	4	0	1	1	0	1	1											
									1-H 1B	0	0	0	0	0	0	0											
<b>Inning Stats</b>	R: 1 E: 0 K: 0 S: 9	H: 1 LOB: 0 BB: 0 P: 16	R: 0 E: 0 K: 2 S: 9	H: 1 LOB: 1 BB: 0 P: 13	R: 0 E: 0 K: 0 S: 5	H: 1 LOB: 1 BB: 1 P: 13	R: 0 E: 0 K: 0 S: 6	H: 0 LOB: 0 BB: 0 P: 9	R: 0 E: 0 K: 1 S: 7	H: 1 LOB: 1 BB: 0 P: 8	R: 3 E: 0 K: 0 S: 10	H: 3 LOB: 1 BB: 1 P: 16	R: 0 E: 0 K: 1 S: 6	H: 0 LOB: 0 BB: 0 P: 11	R: 0 E: 0 K: 0 S: 5	H: 0 LOB: 0 BB: 1 P: 11	R: 1 E: 0 K: 1 S: 16	H: 2 LOB: 1 BB: 0 P: 20	1B: 4 2B: 4 3B: 0 HR: 1	SF: 0 SAC: 0 DP: 2 HBP: 0	WP: 1 PB: 0 SB: 0 CS: 0	PA: 37					
<b>PITCHER</b>	IP	WLS	BF	H	R	ER	SO	BB	IBB	HBP	BLK	WP	HR	S	P	ERA	WHIP										
Runelvys Hernandez, R (1, 1) ERA: 4.82	8.0	W	32	7	4	4	4	3	0	0	0	1	1	57	97	4.50	1.250										
Andrew Sisco, L (9, 1) ERA: 2.01	0.2	H	4	2	1	1	1	0	0	0	0	0	0	15	19	13.50	3.000										
Mike Wood, R (9, 1) ERA: 4.64	0.1	S	1	0	0	0	0	0	0	0	0	0	0	1	1	0.00	0.000										

Batter	1	2	3	4	5	6	7	8	9	AB	R	H	RBI	BB	SO	LOB	BOTTOM										
4 Angel Berroa, R (1, 6) OBP: 0.282, SLG: 0.355	F7						F8			4	0	2	1	0	0	0	<b>Tampa Bay Devil Rays @ Kansas City Royals</b> Kauffman Stadium, Kansas City, MO Sat May 14 2005, 6:10 PM CDT Att: 17,151 - Clear - 64 F <a href="http://livebaseballscorecards.com">livebaseballscorecards.com</a>										
9 David DeJesus, L (1, 8) OBP: 0.327, SLG: 0.380	P2						G6-3			4	0	0	0	0	1	3											
Tony Graffanino, R (1, 3) OBP: 0.319, SLG: 0.288	K						P3			4	1	1	0	0	1	1											
Matt Stairs, L (1, 10) OBP: 0.400, SLG: 0.500 Joe McEwing, R (9, PR) OBP: 0.353, SLG: 0.357										1	1	1	0	3	0	0											
Emil Brown, R (1, 9) OBP: 0.327, SLG: 0.435										0	1	0	0	0	0	0											
Terrence Long, L (1, 7) OBP: 0.248, SLG: 0.295										2	2	1	2	2	0	1											
14 John Buck, R (1, 2) OBP: 0.235, SLG: 0.284										4	1	1	0	0	0	4											
24 John Buck, R (1, 2) OBP: 0.235, SLG: 0.284										2	0	0	1	2	0	2											
24 Mark Teahen, L (1, 5) OBP: 0.309, SLG: 0.353										4	0	0	2	0	0	5											
Ruben Gotay, S (1, 4) OBP: 0.241, SLG: 0.291										4	0	0	0	0	1	3											
<b>Inning Stats</b>	R: 0 E: 0 K: 1 S: 7	H: 0 LOB: 0 BB: 0 P: 10	R: 3 E: 0 K: 1 S: 18	H: 3 LOB: 2 BB: 2 P: 33	R: 0 E: 0 K: 0 S: 5	H: 0 LOB: 0 BB: 1 P: 10	R: 0 E: 0 K: 0 S: 4	H: 0 LOB: 0 BB: 0 P: 8	R: 0 E: 0 K: 1 S: 9	H: 1 LOB: 1 BB: 0 P: 10	R: 0 E: 0 K: 0 S: 8	H: 0 LOB: 2 BB: 2 P: 17	R: 0 E: 0 K: 0 S: 5	H: 0 LOB: 0 BB: 0 P: 6	R: 3 E: 0 K: 0 S: 8	H: 2 LOB: 1 BB: 2 P: 18	1B: 4 2B: 2 3B: 0 HR: 0	SF: 0 SAC: 0 DP: 1 HBP: 0	WP: 0 PB: 0 SB: 0 CS: 0	PA: 36							
<b>PITCHER</b>	IP	WLS	BF	H	R	ER	SO	BB	IBB	HBP	BLK	WP	HR	S	P	ERA	WHIP										
Hideo Nomo, R (1, 1) ERA: 6.26	6.0	L	26	4	3	3	3	5	0	0	0	0	0	51	88	4.50	1.500										
Jesus Colome, R (7, 1) ERA: 6.1	1.0	L	6	2	3	3	0	1	0	0	0	0	0	7	13	27.00	3.000										
Trever Miller, L (8, 1) ERA: 3.72	1.0		4	0	0	0	0	0	1	0	0	0	0	6	11	0.00	0.000										



Batter	1	2	3	4	5	6	7	8	9	AB	R	H	RBI	BB	SO	LOB	TOP									
<b>1 Brian Roberts, S</b> OBP: 0.453, SLG: 0.669	F9		HR	K		P2		G5-3		5	1	1	1	0	1	0	<b>Baltimore Orioles @ Kansas City Royals</b> Kauffman Stadium, Kansas City, MO Tue May 17 2005, 7:10 PM CDT Att: 13,274 - Clear - 76 F									
<b>David Newhan, L</b> OBP: 0.233, SLG: 0.300	2B		G3	2B		F9		BB		4	2	2	0	1	0	0										
<b>6 Melvin Mora, R</b> OBP: 0.335, SLG: 0.494	1B		F7	1B		F9		F9		5	2	2	1	0	0	1										
<b>10 Miguel Tejada, R</b> OBP: 0.379, SLG: 0.609	P4		P6	1B		WP		1B		3	1	1	0	2	0	2										
<b>Rafael Palmeiro, L</b> OBP: 0.321, SLG: 0.393			HR			S		F9		5	2	4	5	0	0	2										
<b>Javy Lopez, R</b> OBP: 0.322, SLG: 0.500	K					F9				5	1	1	0	0	2	4										
<b>Geronimo Gil, R</b> OBP: 0.195, SLG: 0.293								K		0	0	0	0	0	0	0										
<b>B.J. Surhoff, L</b> OBP: 0.286, SLG: 0.420		P6				L7				4	1	1	1	0	1	1										
<b>Sal Fasano, R</b> OBP: 0.600, SLG: 1.800			HR					HR		1	1	1	1	0	0	0										
<b>31 Jay Gibbons, L</b> OBP: 0.310, SLG: 0.534		P6				F9				4	1	2	3	0	0	0										
<b>Keith Reed, R</b> OBP: 0.333, SLG: 0.200								K		1	0	0	0	0	1	0										
<b>39 Jeff Fiorentino, L</b> OBP: 0.438, SLG: 0.467	L9					F7		G4-3		5	0	0	0	0	0	1										
<b>Inning Stats</b>	R: 2 E: 0 K: 1 S: 15	H: 3 LOB: 1 BB: 0 P: 24	R: 0 E: 0 K: 0 S: 7	H: 0 LOB: 0 BB: 0 P: 11	R: 1 E: 0 K: 0 S: 6	H: 1 LOB: 0 BB: 0 P: 11	R: 6 E: 0 K: 1 S: 24	H: 7 LOB: 2 BB: 1 P: 46	R: 0 E: 0 K: 0 S: 5	H: 0 LOB: 0 BB: 0 P: 8	R: 0 E: 0 K: 0 S: 6	H: 0 LOB: 1 BB: 0 P: 12	R: 2 E: 0 K: 1 S: 11	H: 3 LOB: 1 BB: 0 P: 19	R: 0 E: 0 K: 0 S: 5	H: 0 LOB: 2 BB: 2 P: 16	R: 1 E: 0 K: 2 S: 12	H: 1 LOB: 0 BB: 0 P: 18	1B: 7 2B: 4 3B: 0 HR: 4	SF: 0 SAC: 0 DP: 0 HBP: 0	WP: 1 PB: 0 SB: 2 CS: 0	PA: 45				
<b>PITCHER</b>	IP	WLS	BF	H	R	ER	SO	BB	IBB	HBP	BLK	WP	HR	S	P	ERA	WHIP									
<b>Jose Lima, R</b> ERA: 7.77	(1, 1)	3.0	17	8	7	7	1	0	0	0	0	0	3	36	59	21.00	2.667									
<b>Jaime Carda, L</b> ERA: 6.0	(4, 1)	2.2	L	12	3	2	2	1	0	1	0	0	0	25	48	6.75	1.125									
<b>Mike MacDougal, R</b> ERA: 4.74	(6, 1)	1.1		7	3	2	2	1	0	0	0	0	1	0	13	24	13.50	2.250								
<b>Andrew Sisco, L</b> ERA: 1.93	(8, 1)	1.0		5	0	0	0	0	1	1	0	0	0	5	16	0.00	1.000									
<b>46 Juan Carlos Oviedo, R</b> ERA: 3.38	(9, 1)	1.0		4	1	1	1	2	0	0	0	0	0	1	12	18	9.00	1.000								

Batter	1	2	3	4	5	6	7	8	9	AB	R	H	RBI	BB	SO	LOB	BOTTOM									
<b>4 Angel Berroa, R</b> OBP: 0.285, SLG: 0.373	G4-3	1B	K			F8		F7		5	2	2	0	0	1	3	<b>Baltimore Orioles @ Kansas City Royals</b> Kauffman Stadium, Kansas City, MO Tue May 17 2005, 7:10 PM CDT Att: 13,274 - Clear - 76 F									
<b>Terrence Long, L</b> OBP: 0.257, SLG: 0.301	G4-3	1B	K			G6-4-3		F8		5	1	2	0	0	1	1										
<b>Tony Graffanino, R</b> OBP: 0.330, SLG: 0.315	2B					G6-4-3		K		5	1	1	1	0	1	4										
<b>Matt Stairs, L</b> OBP: 0.410, SLG: 0.506	1B	FC1				P5		1B		3	2	1	1	2	0	1										
<b>Emil Brown, R</b> OBP: 0.336, SLG: 0.424	2B	24 WP				F9		G5-4-3		4	1	2	1	1	0	1										
<b>Eli Marrero, R</b> OBP: 0.247, SLG: 0.400	2B	24 WP				G5-3		F9		4	1	1	1	1	1	2										
<b>14 John Buck, R</b> OBP: 0.226, SLG: 0.276	SF8		K			K		K		3	0	0	1	0	3	3										
<b>24 Mark Teahen, L</b> OBP: 0.323, SLG: 0.379	2B		K			G4-3		K2-3		4	0	1	1	0	2	2										
<b>Ruben Gotay, S</b> OBP: 0.259, SLG: 0.311	F8					1B		4 WP		3	0	2	0	1	0	1										
<b>Inning Stats</b>	R: 5 E: 0 K: 0 S: 16	H: 6 LOB: 1 BB: 0 P: 24	R: 3 E: 1 K: 2 S: 26	H: 2 LOB: 2 BB: 2 P: 45	R: 0 E: 0 K: 2 S: 8	H: 0 LOB: 0 BB: 1 P: 17	R: 0 E: 0 K: 0 S: 5	H: 0 LOB: 0 BB: 0 P: 7	R: 0 E: 0 K: 0 S: 9	H: 2 LOB: 1 BB: 0 P: 15	R: 0 E: 0 K: 0 S: 4	H: 0 LOB: 0 BB: 1 P: 11	R: 0 E: 0 K: 2 S: 13	H: 1 LOB: 1 BB: 0 P: 19	R: 0 E: 0 K: 2 S: 16	H: 1 LOB: 2 BB: 1 P: 23		1B: 8 2B: 5 3B: 0 HR: 0	SF: 1 SAC: 0 DP: 3 HBP: 0	WP: 3 PB: 0 SB: 0 CS: 1	PA: 42					
<b>PITCHER</b>	IP	WLS	BF	H	R	ER	SO	BB	IBB	HBP	BLK	WP	HR	S	P	ERA	WHIP									
<b>Sidney Ponson, R</b> ERA: 5.94	(1, 1)	1.1		8	8	6	0	0	0	0	0	0	1	0	30	45	40.50	6.000								
<b>John Parrish, L</b> ERA: 1.0	(2, 1)	1.2	W	7	0	0	4	3	0	0	0	1	0	20	41	0.00	1.800									
<b>Steve Reed, R</b> ERA: 5.52	(4, 1)	2.1		8	1	0	1	0	0	0	0	0	0	18	30	0.00	0.429									
<b>Steve Kline, L</b> ERA: 5.79	(6, 1)	1.2	H	5	1	0	0	1	0	0	0	0	0	8	17	0.00	1.200									
<b>Jorge Julio, R</b> ERA: 2.18	(8, 1)	1.2	H	8	2	0	3	1	0	0	0	1	0	24	36	0.00	1.800									
<b>B.J. Ryan, L</b> ERA: 1.64	(9, 1)	0.1		1	0	0	1	0	0	0	0	0	0	5	6	0.00	0.000									

AB 42  
R 12  
H 15  
RBI 12  
BB 3  
SO 5  
LOB 11





AB 36  
R 8  
H 12  
RBI 6  
BB 5  
SO 9  
LOB 18








Batter	1	2	3	4	5	6	7	8	9	AB	R	H	RBI	BB	SO	LOB	TOP								
1 Brian Roberts, S OBP: 0.455, SLG: 0.659	4-2 BB		2-2 6 BB 2B	4-2 2B BB		0-0 F9			2-3 K	3	0	1	0	2	1	0	<p><b>Baltimore Orioles @ Kansas City Royals</b> Kauffman Stadium, Kansas City, MO</p> <p>Thu May 19 2005, 1:10 PM CDT Att: 25,419 - Sunny - 83 F</p> <p>livebaseballscorecards.com</p> <p>AB 32 R 4 H 6 RBI 4 BB 6 SO 8 LOB 15</p> 								
David Newhan, L OBP: 0.245, SLG: 0.367	1 SAFE 2-0 F7		4-1 6 BB	1-0 1-3 2B		1-3 K			0-3 K	4	0	1	1	1	2	1									
6 Melvin Mora, R OBP: 0.335, SLG: 0.518	1-0 P6		4-0 10 FC5-4 BB	1-3 2B					1-3 K	3	0	0	0	1	2	3									
10 Miguel Tejada, R OBP: 0.365, SLG: 0.582	0-2 G4-3		1-1 FC5-4 BB	1-0 F9					1-0 F8	4	0	0	0	0	6										
Rafael Palmeiro, L OBP: 0.342, SLG: 0.394		4-2 31 L3 BB		4-2 2B 31 3B BB	0-2 F7				1-3 K	2	1	0	0	2	1	0									
Javy Lopez, R OBP: 0.329, SLG: 0.510		0-3 K		2-1 31 3B 2B	3-1 1B				1-1 G5-3	4	1	2	0	0	1	1									
31 Jay Gibbons, L OBP: 0.321, SLG: 0.548		0-0 L3		2-2 2B 3B	0-1 P3				1-0 P2	4	1	1	2	0	0	2									
Larry Bigbie, L OBP: 0.283, SLG: 0.323			0-1 F7	0-0 G4-3 2B	0-0 F7				0-1 G4-3	4	1	1	1	0	0	1									
Gerónimo Gil, R OBP: 0.182, SLG: 0.273			1-0 G5-3	2-2 G4-3		2-2 G6-3			0-3 K	3	0	0	0	0	0	1									
39 Jeff Fiorentino, L (9, PH) OBP: 0.333, SLG: 0.350				2-3						1	0	0	0	0	1	0									
<b>Inning Stats</b>	R: 0 E: 0 K: 0 S: 8	H: 0 LOB: 1 BB: 1 P: 15	R: 0 E: 0 K: 1 S: 7	H: 0 LOB: 0 BB: 1 P: 11	R: 0 E: 0 K: 0 S: 9	H: 1 LOB: 3 BB: 2 P: 21	R: 4 E: 0 K: 1 S: 18	H: 4 LOB: 2 BB: 2 P: 35	R: 0 E: 0 K: 0 S: 8	H: 1 LOB: 1 BB: 0 P: 11	R: 0 E: 0 K: 1 S: 7	H: 0 LOB: 0 BB: 0 P: 10	R: 0 E: 0 K: 2 S: 7	H: 0 LOB: 0 BB: 0 P: 10	R: 0 E: 0 K: 0 S: 5	H: 0 LOB: 0 BB: 0 P: 7	R: 0 E: 0 K: 3 S: 9	H: 0 LOB: 0 BB: 0 P: 11	1B: 1 2B: 5 3B: 1 HR: 0	SF: 0 SAC: 0 DP: 1 HBP: 0	WP: 0 PB: 0 SB: 0 CS: 0	PA: 38			
<b>PITCHER</b>	IP	WLS	BF	H	R	ER	SO	BB	IBB	HBP	BLK	WP	HR	S	P	ERA	WHIP								
Runelvys Hernandez, R ERA: 5.17	3.1		20	5	4	4	1	6	0	0	0	0	0	38	76	10.80	3.300								
46 Juan Carlos Oviedo, R ERA: 1.69	2.2	W	9	1	0	0	2	0	0	0	0	0	0	19	27	0.00	0.375								
Jaime Cerda, L ERA: 5.29	2.0	H	6	0	0	0	2	0	0	0	0	0	0	12	17	0.00	0.000								
Mike MacDougal, R ERA: 4.5	1.0	S	3	0	0	0	3	0	0	0	0	0	0	9	11	0.00	0.000								

Batter	1	2	3	4	5	6	7	8	9	AB	R	H	RBI	BB	SO	LOB	BOTTOM								
4 Angel Berroa, R OBP: 0.281, SLG: 0.384	1-2 P4		1-2 HR	1-1 F7					0-0 P4	4	1	1	1	0	0	0	<p><b>Baltimore Orioles @ Kansas City Royals</b> Kauffman Stadium, Kansas City, MO</p> <p>Thu May 19 2005, 1:10 PM CDT Att: 25,419 - Sunny - 83 F</p> <p>livebaseballscorecards.com</p> <p>AB 29 R 7 H 5 RBI 7 BB 6 SO 4 LOB 8</p> 								
Terrence Long, L OBP: 0.248, SLG: 0.290	0-0 G4-3		0-0 F8		1-2 P6				0-1 L4	4	0	0	0	0	0	0									
29 Mike Sweeney, R OBP: 0.374, SLG: 0.596	0-1 L9		1-1 S BB HR	1B	4-2 BB				1-0 L4	3	1	1	0	1	0	0									
Matt Stairs, L OBP: 0.422, SLG: 0.500		4-2 3B BB	4-1 S BB		2-3 K				4-2 BB HBP BB	1	2	0	0	3	1	1									
Eli Marrero, R OBP: 0.247, SLG: 0.385		0-1 3B BB	1-2 HR BB		2-3 K				1-1 F8	0	1	0	0	0	0	0									
Emil Brown, R OBP: 0.322, SLG: 0.430		0-1 F8	2-0 1-H 2-H HR		2-3 K				1-1 F8	4	1	1	3	0	1	3									
Matt Diaz, R OBP: 0.300, SLG: 0.379		0-1 G3-1 3B	0-1 G6-3		2-0 F9				3-0 BB BB	3	1	1	1	0	0	0									
24 Mark Teahen, L OBP: 0.308, SLG: 0.361		1-H G3-1 3B				0-1 G1-3			1-2 2-3 HBP	0	0	0	0	0	0	0									
Ruben Golay, S OBP: 0.258, SLG: 0.303		0-0 G3-1	2-3 K			0-1 G1-3			4-1 BB BB	3	0	0	1	1	1	0									
Alberto Castillo, R OBP: 0.256, SLG: 0.400		0-0 FC6-4 1B		2-2 G6-3		2-2 F8			4-0 BB	3	0	1	1	1	0	0									
Joe McEwing, R OBP: 0.300, SLG: 0.320		1-0 FC6-4		0-1 F8			2-1 G5-3		1-2 2-3 3-H	4	0	0	0	0	1	4									
<b>Inning Stats</b>	R: 0 E: 0 K: 0 S: 6	H: 0 LOB: 0 BB: 0 P: 7	R: 2 E: 0 K: 0 S: 9	H: 2 LOB: 1 BB: 1 P: 14	R: 4 E: 0 K: 1 S: 15	H: 3 LOB: 0 BB: 1 P: 25	R: 0 E: 0 K: 0 S: 7	H: 0 LOB: 0 BB: 0 P: 10	R: 0 E: 0 K: 2 S: 14	H: 0 LOB: 1 BB: 1 P: 23	R: 0 E: 0 K: 0 S: 7	H: 0 LOB: 0 BB: 0 P: 11	R: 0 E: 0 K: 0 S: 5	H: 0 LOB: 0 BB: 0 P: 7	R: 1 E: 0 K: 1 S: 11	H: 0 LOB: 3 BB: 3 P: 29	R: 0 E: 0 K: 3 S: 9	H: 0 LOB: 0 BB: 0 P: 11	1B: 2 2B: 0 3B: 1 HR: 2	SF: 0 SAC: 0 DP: 0 HBP: 1	WP: 0 PB: 0 SB: 2 CS: 0	PA: 36			
<b>PITCHER</b>	IP	WLS	BF	H	R	ER	SO	BB	IBB	HBP	BLK	WP	HR	S	P	ERA	WHIP								
Rodrigo Lopez, R ERA: 4.88	7.0	L	29	5	6	6	3	3	0	0	0	0	0	63	97	7.71	1.143								
Steve Reed, R ERA: 5.74	1.0		7	0	1	1	1	3	0	1	0	0	0	11	29	9.00	3.000								

Batter	1	2	3	4	5	6	7	8	9	AB	R	H	RBI	BB	SO	LOB	TOP					
22 David Eckstein, R OBP: 0.391, SLG: 0.397	1-2 2B HR 1B	0-2 WP 1B		2-1 P3		4-0 BB		2-1 F8		4	1	2	0	1	0	2	<b>St. Louis Cardinals @ Kansas City Royals</b> Kauffman Stadium, Kansas City, MO Fri May 20 2005, 7:10 PM CDT Att: 31,513 - Clear - 81 F					
Larry Walker, L OBP: 0.350, SLG: 0.434 Reggie Sanders, R OBP: 0.325, SLG: 0.579	0-0 HR 2B	1-0 G3		0-1 G4-3		2-2 G4-3		2-0 G4-3		4	1	1	0	0	0	3						
5 Albert Pujols, R OBP: 0.413, SLG: 0.614	2-3 K		0-0 15 G4-3 2B		2-1 15 2B 1B		3-2 1B 1B		3-2 P6	5	2	3	0	0	1	2						
15 Jim Edmonds, L OBP: 0.406, SLG: 0.535	4-2 HR BB		1-0 G4-3		2-1 G4-3 1B		2-3 K		3-3 K	4	1	1	1	1	2	2						
John Mabry, L OBP: 0.441, SLG: 0.608	0-0 HR		0-0 2B		0-1 G4-3		0-0 G6-4-3 1B		2-3 K	5	1	3	5	0	1	1						
Mark Grudzielanek, R OBP: 0.387, SLG: 0.521	1-1 2H 3H G3-1		0-0 L8		3-3 K		0-2 G6-4-3		0-2 K	4	0	0	0	0	1	4						
Abraham Nunez, S OBP: 0.365, SLG: 0.493	0-0 G4-3		0-0 G3-1		2-3 K		1-1 SH2-3 4 1B			4	1	1	0	0	1	2						
So Taguchi, R OBP: 0.279, SLG: 0.415		1-0 F7		3-2 4 G6-3 1B		2-1 G6-3		1-0 SH2-3		3	0	1	0	0	0	0						
4 Yadier Molina, R OBP: 0.250, SLG: 0.270	0-0 F9		0-0 G6-3		1-0 G6-3		0-0 F8		0-0 1B	4	0	1	1	0	0	1						
<b>Inning Stats</b>	R: 4 E: 0 K: 1 S: 17	H: 3 LOB: 0 BB: 1 P: 26	R: 0 E: 0 K: 0 S: 6	H: 1 LOB: 1 BB: 0 P: 8	R: 1 E: 0 K: 0 S: 5	H: 2 LOB: 1 BB: 0 P: 6	R: 0 E: 0 K: 0 S: 8	H: 1 LOB: 1 BB: 0 P: 14	R: 1 E: 0 K: 2 S: 12	H: 2 LOB: 1 BB: 0 P: 21	R: 0 E: 0 K: 0 S: 7	H: 0 LOB: 1 BB: 1 P: 15	R: 0 E: 0 K: 1 S: 10	H: 2 LOB: 1 BB: 0 P: 15	R: 1 E: 0 K: 0 S: 8	H: 2 LOB: 1 BB: 0 P: 13	R: 0 E: 0 K: 2 S: 15	H: 0 LOB: 0 BB: 0 P: 23	1B: 8 2B: 4 3B: 0 HR: 1	SF: 0 SAC: 1 DP: 1 HBP: 0	WP: 1 PB: 0 SB: 0 CS: 0	PA: 41
<b>PITCHER</b>	IP WLS BF H R ER SO BB IBB HBP BLK WP HR S P ERA WHIP	IP WLS BF H R ER SO BB IBB HBP BLK WP HR S P ERA WHIP																				
23 Zack Greinke, R ERA: 3.83	5.0 L 25 9 6 6 3 1 0 0 0 1 1 48 75 10.80 2.000	2.0 8 2 0 0 1 1 0 0 0 0 0 17 30 0.00 1.500	2.0 8 2 1 1 2 0 0 0 0 0 0 23 36 4.50 1.000																			
Ambiorix Burgos, R ERA: 8.17																						
Andrew Sisco, L ERA: 2.81																						

Batter	1	2	3	4	5	6	7	8	9	AB	R	H	RBI	BB	SO	LOB	BOTTOM					
4 Angel Berroa, R OBP: 0.285, SLG: 0.380	0-1 G4-3 1B		4-1 29 2B BB	0-1 FC5-4			0-0 L4	2-2 P5		4	1	1	0	1	0	3	<b>St. Louis Cardinals @ Kansas City Royals</b> Kauffman Stadium, Kansas City, MO Fri May 20 2005, 7:10 PM CDT Att: 31,513 - Clear - 81 F					
Tony Graffanino, R OBP: 0.336, SLG: 0.316	2-1 G4-3		0-1 29 2B 1B		4-2 29 2B G6-4-3 BB		2-1 G4-3		0-2 29 G6-3 1B	4	2	2	0	1	0	1						
29 Mike Sweeney, R OBP: 0.381, SLG: 0.607	4-2 1B BB		2-2 PB 2B		0-2 G6-4-3 2B		0-3 K		0-0 G6-3	4	0	2	3	1	1	1						
Emil Brown, R OBP: 0.342, SLG: 0.447	0-1 1-2 1B		4-1 G5-4-3 BB		4-2 G6-4-3 BB		0-1 1B 24 FC6 2B		1-3 K	3	1	2	0	2	1	0						
Eli Marrero, R OBP: 0.237, SLG: 0.366	0-3 K2-3		2-1 P3		2-1 G6-4-3		0-1 G1-3			4	0	0	0	0	1	7						
Matt Diaz, R OBP: 0.265, SLG: 0.333		3-1 G5-3	0-0 G5-4-3		0-2 G5-3		1-3 K			4	0	0	0	0	1	4						
Terrence Long, L OBP: 0.248, SLG: 0.288		2-1 L6		1-2 G6-3		1-1 F9		0-2 24 FC6 1B		4	1	1	0	0	0	0						
24 Mark Teahen, L OBP: 0.290, SLG: 0.338	0-1 G1-3		0-1 K		1-2 K		3-2 G3		0-2 FC6	4	0	0	0	0	1	0						
14 John Buck, R OBP: 0.257, SLG: 0.317 9 David DeJesus, L OBP: 0.323, SLG: 0.369 Alberto Castillo, R OBP: 0.256, SLG: 0.400			1-0 1B 29 2B 2B	1-1 FC5-4		2-2 G4-3		3-3 HBP		3	1	2	0	0	0	0						
<b>Inning Stats</b>	R: 0 E: 0 K: 1 S: 11	H: 2 LOB: 2 BB: 1 P: 17	R: 0 E: 0 K: 0 S: 6	H: 0 LOB: 0 BB: 0 P: 11	R: 3 E: 0 K: 0 S: 11	H: 3 LOB: 1 BB: 2 P: 24	R: 0 E: 0 K: 1 S: 11	H: 1 LOB: 1 BB: 0 P: 14	R: 1 E: 0 K: 0 S: 13	H: 1 LOB: 1 BB: 2 P: 23	R: 0 E: 0 K: 0 S: 11	H: 0 LOB: 0 BB: 0 P: 17	R: 0 E: 0 K: 1 S: 6	H: 0 LOB: 0 BB: 0 P: 8	R: 2 E: 1 K: 1 S: 17	H: 2 LOB: 2 BB: 0 P: 21	R: 0 E: 0 K: 1 S: 7	H: 1 LOB: 0 BB: 0 P: 8	1B: 6 2B: 4 3B: 0 HR: 0	SF: 0 SAC: 0 DP: 4 HBP: 1	WP: 0 PB: 1 SB: 0 CS: 0	PA: 40
<b>PITCHER</b>	IP WLS BF H R ER SO BB IBB HBP BLK WP HR S P ERA WHIP	IP WLS BF H R ER SO BB IBB HBP BLK WP HR S P ERA WHIP																				
30 Mark Mulder, L ERA: 3.71	2.0 H 7 1 1 0 2 0 0 0 0 0 17 22 0.00 0.500	0.0 2 1 1 0 0 0 0 0 0 0 0 6 6 ∞ ∞	0.1 H 2 0 0 0 0 0 0 1 0 0 0 4 7 0.00 0.000	1.0 S 3 1 0 0 1 0 0 0 0 0 7 8 0.00 1.000																		
48 Brad Thompson, R ERA: 1.0																						
34 Randy Flores, L ERA: 4.8																						
Al Reyes, R ERA: 3.07																						
44 Jason Isringhausen, R ERA: 0.75																						

AB 38  
R 7  
H 13  
RBI 7  
BB 2  
SO 6  
LOB 18



AB 34  
R 6  
H 10  
RBI 3  
BB 5  
SO 5  
LOB 16



Batter	1	2	3	4	5	6	7	8	9	AB	R	H	RBI	BB	SO	LOB	TOP									
22 David Eckstein, R OBP: 0.386, SLG: 0.391	1-1 G5-3		1-1 G1-3			2-1 F9			3-2 L5	5	1	1	0	0	0	2	<b>St. Louis Cardinals @ Kansas City Royals</b> Kauffman Stadium, Kansas City, MO Sat May 21 2005, 6:10 PM CDT Att: 39,781 - Cloudy - 81 F									
Larry Walker, L OBP: 0.361, SLG: 0.472	3-1 HBP		0-2 G3		1-1 E9		2-2 HR			3	2	2	4	0	0	1										
5 Albert Pujols, R OBP: 0.409, SLG: 0.606	3-2 P6		2-2 PO		3-1 L9		3-2 G6-3			4	0	1	1	0	0	1										
15 Jim Edmonds, L OBP: 0.403, SLG: 0.523	2-2 P5		1-0-0 PO		4-2 BB		1-3 K		2-0 G4-3	3	0	0	0	1	1	1										
Mark Grudzielanek, R OBP: 0.384, SLG: 0.514		3-2 G1-3		1-1 F9		0-0 1B		3-2 G5-3		4	0	1	0	0	0	1										
Reggie Sanders, R OBP: 0.323, SLG: 0.564		1-1 HBP		1-2 K		1-3 K		3-3 K		3	0	0	0	0	3	2										
John Mabry, L OBP: 0.413, SLG: 0.564		3-2 K		3-2 K		2-3 K		3-3 K		4	0	0	0	0	4	3										
Abraham Nunez, S OBP: 0.359, SLG: 0.471		1-0 L6		4-2 E		0-3 K		2-3 K		3	1	0	0	1	2	1										
4 Yadier Molina, R OBP: 0.258, SLG: 0.277			2-1 G3		1-2 G3		0-1 HR		2-0 G6-3	4	2	2	0	0	0	1										
<b>Inning Stats</b>	R: 0 E: 0 K: 0 S: 9	H: 0 LOB: 1 BB: 0 P: 18	R: 0 E: 0 K: 1 S: 8	H: 0 LOB: 1 BB: 0 P: 16	R: 1 E: 0 K: 0 S: 10	H: 2 LOB: 0 BB: 0 P: 15	R: 0 E: 0 K: 2 S: 12	H: 0 LOB: 1 BB: 1 P: 21	R: 2 E: 1 K: 0 S: 12	H: 1 LOB: 0 BB: 1 P: 23	R: 0 E: 0 K: 3 S: 10	H: 1 LOB: 1 BB: 0 P: 14	R: 3 E: 0 K: 1 S: 20	H: 3 LOB: 0 BB: 0 P: 30	R: 0 E: 0 K: 2 S: 11	H: 0 LOB: 0 BB: 0 P: 20		R: 0 E: 0 K: 1 S: 6	H: 0 LOB: 0 BB: 0 P: 12	1B: 5 2B: 1 3B: 0 HR: 1	SF: 0 SAC: 0 DP: 0 HBP: 2	WP: 0 PB: 0 SB: 1 CS: 0	PA: 38			
<b>PITCHER</b>	IP	WLS	BF	H	R	ER	SO	BB	IBB	HBP	BLK	WP	HR	S	P	ERA	WHIP									
Jose Lima, R ERA: 7.36	(1, 1)	5.0		21	3	3	2	3	2	0	2	0	0	0	51	93	3.60	1.000								
Jaime Cerda, L ERA: 6.38	(6, 1)	1.1	L	8	4	3	3	4	0	0	0	0	1	26	35	20.25	3.000									
Mike Wood, R ERA: 3.76	(7, 1)	2.2		8	0	0	0	3	0	0	0	0	0	21	41	0.00	0.000									

Batter	1	2	3	4	5	6	7	8	9	AB	R	H	RBI	BB	SO	LOB	BOTTOM								
4 Angel Berroa, R OBP: 0.291, SLG: 0.386	0-0 G4-3		0-0 SH1-3			1-0 1B			0-0 F8	3	1	2	0	0	0	1	<b>St. Louis Cardinals @ Kansas City Royals</b> Kauffman Stadium, Kansas City, MO Sat May 21 2005, 6:10 PM CDT Att: 39,781 - Cloudy - 81 F								
9 David DeJesus, L OBP: 0.321, SLG: 0.368	0-0 G4-3		2-3 SF8		0-0 1B		0-1 P6			3	0	1	3	0	0	2									
29 Mike Sweeney, R OBP: 0.372, SLG: 0.591	1-1 G5-3		1-1 L6		2-2 K		2-2 G1-3			4	0	0	1	0	1	2									
Matt Stairs, L OBP: 0.416, SLG: 0.489	1-0 L4			3-2 G6-4-3		2-3 K		0-3 K		4	0	1	0	0	2	2									
Emil Brown, R OBP: 0.331, SLG: 0.430		1-1 G5-3		0-1 G6-4-3		1-3 K		3-3 K		4	0	0	0	0	2	1									
Terrence Long, L OBP: 0.240, SLG: 0.278		1-2 P5		0-1 G4-3		0-1 G3		1-0 G4-3		4	0	0	0	0	0	0									
24 Mark Teahen, L OBP: 0.288, SLG: 0.377		0-2 HR			0-2 G1-4-3		1-3 K		0-0 G6-3	4	1	1	1	0	1	0									
Alberto Castillo, R OBP: 0.262, SLG: 0.395		0-0 G4-3			1-1 1B		0-1 F9		0-1 L4	3	1	1	0	0	0	0									
Matt Diaz, R OBP: 0.257, SLG: 0.324					4 1B					1	0	0	0	0	0	0									
Ruben Gotay, S OBP: 0.276, SLG: 0.330			2-2 SH1-3		0-0 1B		0-1 1B			3	2	3	0	0	0	0									
<b>Inning Stats</b>	R: 1 E: 0 K: 0 S: 5	H: 1 LOB: 0 BB: 0 P: 7	R: 1 E: 0 K: 0 S: 11	H: 1 LOB: 0 BB: 0 P: 13	R: 1 E: 0 K: 0 S: 7	H: 1 LOB: 0 BB: 0 P: 11	R: 0 E: 0 K: 0 S: 8	H: 1 LOB: 0 BB: 0 P: 11	R: 2 E: 0 K: 2 S: 15	H: 4 LOB: 2 BB: 0 P: 21	R: 0 E: 0 K: 2 S: 8	H: 0 LOB: 0 BB: 0 P: 10	R: 0 E: 0 K: 0 S: 7	H: 1 LOB: 1 BB: 0 P: 7	R: 0 E: 0 K: 2 S: 10	H: 0 LOB: 0 BB: 0 P: 15	R: 0 E: 0 K: 0 S: 4	H: 0 LOB: 0 BB: 0 P: 5	1B: 7 2B: 1 3B: 0 HR: 1	SF: 1 SAC: 1 DP: 1 HBP: 0	WP: 0 PB: 0 SB: 0 CS: 0	PA: 35			
<b>PITCHER</b>	IP	WLS	BF	H	R	ER	SO	BB	IBB	HBP	BLK	WP	HR	S	P	ERA	WHIP								
Matt Morris, R ERA: 3.5	(1, 1)	7.0		29	5	5	4	0	0	0	1	0	0	61	80	6.43	1.286								
Julian Tavarez, R ERA: 2.91	(8, 1)	1.0	H	3	0	0	0	2	0	0	0	0	0	10	15	0.00	0.000								
44 Jason Istringhausen, R ERA: 0.68	(9, 1)	1.0	S	3	0	0	0	0	0	0	0	0	0	4	5	0.00	0.000								

AB 33  
R 6  
H 7  
RBI 5  
BB 2  
SO 10  
LOB 13



AB 33  
R 5  
H 9  
RBI 5  
BB 0  
SO 6  
LOB 8







Batter	1	2	3	4	5	6	7	8	9	AB	R	H	RBI	BB	SO	LOB	TOP								
4 Angel Berroa, R OBP: 0.307, SLG: 0.388	F7			G6-3	K			G5-3		4	0	0	0	0	1	1									
9 David DeJesus, L OBP: 0.318, SLG: 0.373	K			HR	1B			2B		4	1	2	0	0	2	0									
29 Mike Sweeney, R OBP: 0.364, SLG: 0.565	F9			P3				G6-3		4	0	0	0	0	0	2									
Matt Stairs, L OBP: 0.419, SLG: 0.520 Tony Graffanino, R OBP: 0.339, SLG: 0.320		G6-3		HR	1B			WP	1B	3	1	2	2	0	0	0									
Emil Brown, R OBP: 0.331, SLG: 0.429		G1-3		1B				FC5-4	1B	4	0	2	1	0	0	1									
24 Mark Teahen, L OBP: 0.274, SLG: 0.354 Joe McEwing, R OBP: 0.288, SLG: 0.308		G4-3		K				FC5-4	FC6-4	3	0	0	0	0	2	1									
Terrence Long, L OBP: 0.248, SLG: 0.280 Matt Diaz, R OBP: 0.233, SLG: 0.333			G4-3		BB			FC6-4		2	0	0	0	1	0	0									
14 John Buck, R OBP: 0.250, SLG: 0.330			K		F8			K		4	0	0	0	0	2	2									
Ruben Gotay, S OBP: 0.276, SLG: 0.366			B1-3		F7			P6		3	0	0	0	0	0	1									
<b>Inning Stats</b>	R: 0 E: 0 K: 1 S: 8	H: 0 LOB: 0 BB: 0 P: 10	R: 0 E: 0 K: 0 S: 10	H: 0 LOB: 0 BB: 0 P: 16	R: 0 E: 0 K: 1 S: 6	H: 0 LOB: 0 BB: 0 P: 8	R: 2 E: 0 K: 1 S: 11	H: 3 LOB: 1 BB: 0 P: 17	R: 0 E: 0 K: 1 S: 11	H: 0 LOB: 1 BB: 0 P: 19	R: 0 E: 0 K: 1 S: 8	H: 1 LOB: 1 BB: 0 P: 10	R: 0 E: 0 K: 1 S: 6	H: 0 LOB: 0 BB: 0 P: 11	R: 0 E: 0 K: 0 S: 12	H: 1 LOB: 1 BB: 0 P: 17	R: 1 E: 1 K: 1 S: 12	H: 2 LOB: 1 BB: 0 P: 18	1B: 5 2B: 1 3B: 0 HR: 1	SF: 0 SAC: 0 DP: 0 HBP: 0	WP: 1 PB: 0 SB: 1 CS: 0	PA: 35			
<b>PITCHER</b>	IP	WLS	BF	H	R	ER	SO	BB	IBB	HBP	BLK	WP	HR	S	P	ERA	WHIP								
Pedro Astacio, R ERA: 5.57	7.0	W	26	4	2	2	6	1	0	0	0	0	1	60	91	2.57	0.714								
Doug Brocail, R ERA: 4.12	1.0		4	1	0	0	0	0	0	0	0	0	0	12	17	0.00	1.000								
32 Ron Mahay, L ERA: 6.11	1.0		5	2	1	1	1	0	0	0	0	1	0	12	18	9.00	2.000								

Kansas City Royals @ Texas Rangers  
Ameriquet Field, Arlington, TX  
Wed May 25 2005, 8:05 PM EDT  
Att: 23,755 - Clear - 81 F

AB 34  
R 3  
H 7  
RBI 3  
BB 1  
SO 7  
LOB 10





Batter	1	2	3	4	5	6	7	8	9	AB	R	H	RBI	BB	SO	LOB	BOTTOM								
David Dellucci, L OBP: 0.480, SLG: 0.606	G4-3		23 BB	10 1B		G6-3		10 1B	23 1B	3	2	1	0	1	0	0									
10 Michael Young, R OBP: 0.337, SLG: 0.425	P3		F8	1B			23 S	23 1B	1B	5	1	3	1	0	0	1									
23 Mark Teixeira, S OBP: 0.348, SLG: 0.503	1B		G1-3	1B			L7	1B	1B	4	0	2	1	1	0	3									
9 Hank Blalock, L OBP: 0.346, SLG: 0.476	G4-1		1B		F8		HR	K		5	1	2	3	0	1	3									
Alfonso Soriano, R OBP: 0.295, SLG: 0.516		K	F8		F8		FC6-2	G1-3		5	0	1	0	0	1	4									
Kevin Mench, R OBP: 0.367, SLG: 0.582		K		1B	1B		1B			3	1	2	0	1	1	0									
Laynce Nix, L OBP: 0.288, SLG: 0.436 Andres Torres, S OBP: 0.125, SLG: 0.125			G6-3		K		FC6-2			3	0	0	0	0	2	2									
Richard Hidalgo, R OBP: 0.294, SLG: 0.449				E8	10 1B		G6-3	FC5-4		4	2	2	1	0	0	2									
Rod Barajas, R OBP: 0.271, SLG: 0.356			F7		P1		K		WP	4	0	1	0	0	1	1									
<b>Inning Stats</b>	R: 0 E: 0 K: 0 S: 9	H: 1 LOB: 1 BB: 0 P: 15	R: 0 E: 0 K: 2 S: 8	H: 0 LOB: 0 BB: 0 P: 11	R: 2 E: 0 K: 0 S: 20	H: 2 LOB: 2 BB: 2 P: 35	R: 2 E: 1 K: 1 S: 17	H: 3 LOB: 0 BB: 0 P: 26	R: 0 E: 0 K: 1 S: 9	H: 0 LOB: 1 BB: 1 P: 17	R: 0 E: 0 K: 1 S: 10	H: 0 LOB: 0 BB: 0 P: 15	R: 2 E: 0 K: 0 S: 18	H: 4 LOB: 2 BB: 0 P: 31	R: 1 E: 0 K: 1 S: 18	H: 4 LOB: 2 BB: 0 P: 25	1B: 11 2B: 1 3B: 0 HR: 2	SF: 0 SAC: 0 DP: 0 HBP: 1	WP: 1 PB: 0 SB: 1 CS: 0	PA: 41					
<b>PITCHER</b>	IP	WLS	BF	H	R	ER	SO	BB	IBB	HBP	BLK	WP	HR	S	P	ERA	WHIP								
23 Zack Greinke, R ERA: 1.86	5.0	L	25	6	4	4	4	3	0	0	0	0	0	15	24	6.75	0.750								
46 Juan Carlos Oviedo, R ERA: 1.86	1.1		5	1	1	1	1	0	0	0	0	0	0	13	22	13.50	4.500								
Jaime Cerda, L ERA: 6.63	0.2		5	3	1	1	0	0	0	0	0	0	1	13	22	13.50	4.500								
Mike MacDougal, R ERA: 4.5	1.0		6	4	1	1	1	0	0	0	0	1	0	18	25	9.00	4.000								

Kansas City Royals @ Texas Rangers  
Ameriquet Field, Arlington, TX  
Wed May 25 2005, 8:05 PM EDT  
Att: 23,755 - Clear - 81 F

AB 37  
R 7  
H 14  
RBI 6  
BB 3  
SO 6  
LOB 18



Batter	1	2	3	4	5	6	7	8	9	AB	R	H	RBI	BB	SO	LOB	TOP								
4 Angel Berroa, R OBP: 0.306, SLG: 0.390	L9		L7-4 2B		G5-3		G3			4	0	1	0	0	0	0	<b>Kansas City Royals @ Texas Rangers</b> Ameriquest Field, Arlington, TX Thu May 26 2005, 8:05 PM EDT Att: 25,022 - Partly Cloudy - 80 F  <b>AB 31</b> <b>R 1</b> <b>H 6</b> <b>RBI 1</b> <b>BB 2</b> <b>SO 4</b> <b>LOB 12</b> 								
9 David De Jesus, L OBP: 0.328, SLG: 0.375	29 1B SF8 BB		HBP		1B			G4-3		2	1	1	0	1	0	0									
29 Mike Sweeney, R OBP: 0.361, SLG: 0.558	1-3 1B		L7-4 2-2		P2			G5-3		4	0	1	0	0	0	3									
Emil Brown, R OBP: 0.321, SLG: 0.418	SF8			1-2 K				G6-3		3	0	0	1	0	1	0									
Tony Graffanino, R OBP: 0.336, SLG: 0.317	G1-3			1B 1B				F8		4	0	1	0	0	1	1									
Matt Diaz, R OBP: 0.277, SLG: 0.356		0-2 G5-3		1-2 1B				F8		3	0	2	0	1	0	0									
Eli Marrero, R OBP: 0.227, SLG: 0.349		G5-3		F4				FC5-4 BB 1B		4	0	0	0	0	1	4									
Alberto Castillo, R OBP: 0.239, SLG: 0.357		G6-3		F9				E5 G5-4-3		4	0	0	0	0	1	3									
Joe McEwing, R OBP: 0.273, SLG: 0.291			L9		F8			G5-4-3		3	0	0	0	0	0	1									
<b>Inning Stats</b>	R: 1 E: 0 K: 0 S: 7	H: 1 LOB: 1 BB: 1 P: 15	R: 0 E: 0 K: 0 S: 8	H: 0 LOB: 0 BB: 0 P: 11	R: 0 E: 0 K: 0 S: 9	H: 1 LOB: 1 BB: 0 P: 17	R: 0 E: 0 K: 1 S: 14	H: 2 LOB: 2 BB: 0 P: 21	R: 0 E: 0 K: 0 S: 12	H: 0 LOB: 1 BB: 1 P: 17	R: 0 E: 1 K: 0 S: 6	H: 0 LOB: 0 BB: 0 P: 8	R: 0 E: 0 K: 0 S: 8	H: 0 LOB: 0 BB: 0 P: 11	R: 0 E: 0 K: 3 S: 13	H: 1 LOB: 1 BB: 0 P: 19		1B: 5 2B: 2 3B: 0 HR: 0	SF: 1 SAC: 0 DP: 2 HBP: 1	WP: 0 PB: 0 SB: 0 CS: 0	PA: 35				
<b>PITCHER</b>	IP	WLS	BF	H	R	ER	SO	BB	IBB	HBP	BLK	WP	HR	S	P	ERA	WHIP								
Kenny Rogers, L ERA: 1.69	7.0	W	28	5	1	1	1	2	0	1	0	0	0	64	98	1.29	1.000								
43 Kameron Loe, R ERA: 2.45	1.0		3	0	0	0	0	0	0	0	0	0	0	8	11	0.00	0.000								
Nick Regilio, R ERA: 4.02	1.0		4	1	0	0	3	0	0	0	0	0	0	13	19	0.00	1.000								


Batter	1	2	3	4	5	6	7	8	9	AB	R	H	RBI	BB	SO	LOB	BOTTOM								
David Dellucci, L OBP: 0.468, SLG: 0.584	G4-3		F8	K			K			4	0	0	0	0	2	0	<b>Kansas City Royals @ Texas Rangers</b> Ameriquest Field, Arlington, TX Thu May 26 2005, 8:05 PM EDT Att: 25,022 - Partly Cloudy - 80 F  <b>AB 31</b> <b>R 8</b> <b>H 7</b> <b>RBI 8</b> <b>BB 2</b> <b>SO 4</b> <b>LOB 2</b> 								
10 Michael Young, R OBP: 0.335, SLG: 0.421	G5-3		9 BB HR	F9			G5-3			4	1	1	0	0	0	0									
23 Mark Teixeira, S OBP: 0.346, SLG: 0.513	F7		F9		0-0 HR		P6			4	1	1	1	0	0	1									
9 Hank Blalock, L OBP: 0.344, SLG: 0.468		0-0 G1-4-3	4-0 HR BB	1-2 HR BB	2-3 K		G3			3	1	0	0	1	1	0									
Alfonso Soriano, R OBP: 0.294, SLG: 0.526		1-0 F7	2-1 HR	1-2 HR	1-2 F9		G5-3			4	1	1	3	0	0	0									
Kevin Mench, R OBP: 0.364, SLG: 0.569		4-0 2B BB	1-0 P5		2-2 G4-3		F7			3	1	0	0	1	0	0									
Laynce Nix, L OBP: 0.299, SLG: 0.452		0-1 1-H 2B		1-0 HR 1B			G3			3	2	2	1	0	0	0									
Richard Hidalgo, R OBP: 0.301, SLG: 0.475		2-0 2H 1B		0-0 1-H HR			G5-3			3	1	2	3	0	0	0									
Sandy Alomar Jr., R OBP: 0.333, SLG: 0.289		1-2 P6		1-1 G5-3			K			3	0	0	0	0	1	1									
<b>Inning Stats</b>	R: 0 E: 0 K: 0 S: 6	H: 0 LOB: 0 BB: 0 P: 13	R: 2 E: 0 K: 0 S: 9	H: 2 LOB: 1 BB: 1 P: 17	R: 3 E: 0 K: 0 S: 10	H: 2 LOB: 0 BB: 1 P: 19	R: 2 E: 0 K: 1 S: 11	H: 2 LOB: 0 BB: 0 P: 18	R: 1 E: 0 K: 1 S: 12	H: 1 LOB: 0 BB: 0 P: 17	R: 0 E: 0 K: 1 S: 9	H: 0 LOB: 0 BB: 0 P: 11	R: 0 E: 0 K: 1 S: 8	H: 0 LOB: 0 BB: 0 P: 10	R: 0 E: 0 K: 0 S: 8	H: 0 LOB: 0 BB: 0 P: 12		1B: 3 2B: 1 3B: 0 HR: 3	SF: 0 SAC: 0 DP: 0 HBP: 0	WP: 0 PB: 0 SB: 0 CS: 0	PA: 33				
<b>PITCHER</b>	IP	WLS	BF	H	R	ER	SO	BB	IBB	HBP	BLK	WP	HR	S	P	ERA	WHIP								
Jose Lima, R ERA: 8.13	4.0	L	21	7	8	8	1	2	0	0	0	0	0	28	37	6.88	2.250								
Steve Sternle, R ERA:	3.0		9	0	0	0	3	0	0	0	0	0	0	8	12	0.00	0.000								
Mike Wood, R ERA: 3.62	1.0		3	0	0	0	0	0	0	0	0	0	0	8	12	0.00	0.000								











Batter	1	2	3	4	5	6	7	8	9	AB	R	H	RBI	BB	SO	LOB	TOP																					
2 Derek Jeter, R OBP: 0.388, SLG: 0.427	F8		E5	FC6-4			FC4-6 BB		K	4	0	0	0	1	1	2	<p><b>New York Yankees @ Kansas City Royals</b> Kauffman Stadium, Kansas City, MO</p> <p>Tue May 31 2005, 7:10 PM CDT Att: 18,680 - Partly Cloudy - 80 F</p> <p>livebaseballscorecards.com</p> <p>AB 32 R 3 H 5 RBI 3 BB 6 SO 5 LOB 14</p> 																					
Tony Womack, L OBP: 0.308, SLG: 0.297 Russ Johnson, R OBP: 0.222, SLG: 0.125	G6-3		L3		F8		FC4-6 BB		P3	4	0	0	0	0	0	3																						
13 Alex Rodriguez, R OBP: 0.433, SLG: 0.649	F9		K		G5-3					3	0	0	0	1	1																							
Tino Martinez, L OBP: 0.350, SLG: 0.548 Gary Sheffield, R OBP: 0.417, SLG: 0.538		K	F9		G6-3		L8			3	0	0	0	0	1																							
20 Jorge Posada, S OBP: 0.365, SLG: 0.462										3	1	0	0	1	0																							
55 Hideki Matsui, L OBP: 0.321, SLG: 0.402										3	1	1	2	1	0																							
Bernie Williams, S OBP: 0.327, SLG: 0.354										3	1	2	0	1	1																							
25 Jason Giambi, L OBP: 0.376, SLG: 0.347 Ruben Sierra, S OBP: 0.250, SLG: 0.529										3	0	1	1	0	0																							
24 Robinson Cano, L OBP: 0.273, SLG: 0.398										3	0	1	0	1	0																							
<b>Inning Stats</b>	R: 0 E: 0 K: 0 S: 10	H: 0 LOB: 0 BB: 0 P: 14	R: 2 E: 0 K: 1 S: 21	H: 1 LOB: 1 BB: 2 P: 38	R: 0 E: 1 K: 1 S: 12	H: 0 LOB: 1 BB: 0 P: 18	R: 1 E: 0 K: 0 S: 12	H: 2 LOB: 2 BB: 1 P: 24	R: 0 E: 0 K: 0 S: 8	H: 1 LOB: 1 BB: 0 P: 15	R: 0 E: 0 K: 0 S: 11	H: 1 LOB: 2 BB: 2 P: 24	R: 0 E: 0 K: 2 S: 8	H: 0 LOB: 1 BB: 1 P: 18	R: 0 E: 0 K: 1 S: 8	H: 0 LOB: 0 BB: 0 P: 11		1B: 2 2B: 2 3B: 0 HR: 1	SF: 0 SAC: 0 DP: 0 HBP: 0	WP: 0 PB: 0 SB: 0 CS: 0	PA: 38																	
<b>PITCHER</b>	IP	WLS	BF	H	R	ER	SO	BB	IBB	HBP	BLK	WP	HR	S	P	ERA	WHIP	<b>PITCHER</b>				IP	WLS	BF	H	R	ER	SO	BB	IBB	HBP	BLK	WP	HR	S	P	ERA	WHIP
23 Zack Greinke, R ERA: 4.23 Mike Wood, R ERA: 3.99 Andrew Sisco, L ERA: 2.7 Mike MacDougal, R ERA: 4.15	5.0	W	22	3	3	3	2	3	0	0	0	0	1	61	106	5.40	1.200					5.0	L	33	9	4	4	2	0	0	0	0	0	0	0	0.00	2.400	

Batter	1	2	3	4	5	6	7	8	9	AB	R	H	RBI	BB	SO	LOB	BOTTOM																					
4 Angel Berroa, R OBP: 0.289, SLG: 0.365	FC6-4			FC6-5		K			K	5	0	1	0	0	2	5	<p><b>New York Yankees @ Kansas City Royals</b> Kauffman Stadium, Kansas City, MO</p> <p>Tue May 31 2005, 7:10 PM CDT Att: 18,680 - Partly Cloudy - 80 F</p> <p>livebaseballscorecards.com</p> <p>AB 32 R 5 H 10 RBI 4 BB 3 SO 9 LOB 20</p> 																					
9 David DeJesus, L OBP: 0.340, SLG: 0.394	K		1B	FC6-4			HBP			3	1	1	0	0	1	2																						
29 Mike Sweeney, R OBP: 0.350, SLG: 0.533	K		F9	F7		G5-3				4	0	0	0	0	1	4																						
Matt Stairs, L OBP: 0.394, SLG: 0.479	K2-3		2B	FC6-5		1B	SF8			3	2	2	0	1	1	1																						
Emil Brown, R OBP: 0.335, SLG: 0.439		G4-3	FC6-5		2B	24 WP		K		4	0	2	1	0	1	1																						
Terrence Long, L OBP: 0.294, SLG: 0.298		G3	FC6-5		1B	SF8		K		3	0	0	2	0	1	2																						
24 Mark Teahen, L OBP: 0.287, SLG: 0.379		G4-3		G4-3		K				4	1	2	0	0	1	2																						
14 John Buck, R OBP: 0.257, SLG: 0.349		1B		FC6-5		G1-3				3	0	1	0	1	1	2																						
Ruben Gotay, S OBP: 0.297, SLG: 0.361										3	1	1	1	1	0	1																						
<b>Inning Stats</b>	R: 0 E: 0 K: 3 S: 14	H: 1 LOB: 1 BB: 0 P: 21	R: 1 E: 0 K: 0 S: 9	H: 2 LOB: 2 BB: 1 P: 14	R: 2 E: 0 K: 0 S: 9	H: 3 LOB: 1 BB: 0 P: 13	R: 1 E: 1 K: 0 S: 9	H: 1 LOB: 1 BB: 1 P: 16	R: 1 E: 0 K: 1 S: 14	H: 2 LOB: 1 BB: 0 P: 21	R: 0 E: 0 K: 1 S: 8	H: 0 LOB: 1 BB: 0 P: 12	R: 0 E: 1 K: 2 S: 12	H: 0 LOB: 1 BB: 1 P: 19	R: 0 E: 0 K: 2 S: 12	H: 1 LOB: 1 BB: 0 P: 17		1B: 8 2B: 2 3B: 0 HR: 0	SF: 1 SAC: 0 DP: 0 HBP: 1	WP: 2 PB: 0 SB: 1 CS: 0	PA: 37																	
<b>PITCHER</b>	IP	WLS	BF	H	R	ER	SO	BB	IBB	HBP	BLK	WP	HR	S	P	ERA	WHIP	<b>PITCHER</b>				IP	WLS	BF	H	R	ER	SO	BB	IBB	HBP	BLK	WP	HR	S	P	ERA	WHIP
Kevin Brown, R ERA: 5.14 Tanyon Sturtze, R ERA: 3.0	7.0	L	33	9	5	4	7	3	0	1	0	0	0	12	17	0.00	1.000					7.0	L	4	1	0	0	2	0	0	0	0	0	0	0	0.00	1.000	

Batter	1	2	3	4	5	6	7	8	9	AB	R	H	RBI	BB	SO	LOB	TOP					
<b>2 Derek Jeter, R</b> OBP: 0.384, SLG: 0.419	F9		HBP		G6-3		G6-3		K	4	0	0	0	0	1	2						
<b>55 Hideki Matsui, L</b> OBP: 0.320, SLG: 0.399	BB		G6-4-3		K			F7		4	0	1	0	0	1	1						
<b>Gary Sheffield, R</b> OBP: 0.418, SLG: 0.541	1B		1-2		P5			L7		3	0	1	0	1	0	0						
<b>13 Alex Rodriguez, R</b> OBP: 0.430, SLG: 0.639	F9		L8					BB		3	0	0	0	1	0	3						
<b>20 Jorge Posada, S</b> OBP: 0.357, SLG: 0.451	G3				G6-3			G3-4-3		4	0	0	0	0	0	3						
<b>25 Jason Giambi, L</b> OBP: 0.379, SLG: 0.355																						
<b>Ruben Sierra, S</b> OBP: 0.250, SLG: 0.500			BB		FC1				G4-3	3	0	1	0	1	0	0						
<b>Bernie Williams, S</b> OBP: 0.331, SLG: 0.378	F7		2B		FC1			K		4	0	1	0	0	2	2	AB 33					
<b>24 Robinson Cano, L</b> OBP: 0.272, SLG: 0.402	G3				1B			F9		4	1	2	1	0	0	2	R 1					
<b>Inning Stats</b>	R: 0 E: 0 K: 0 S: 14	H: 1 LOB: 2 BB: 1 P: 24	R: 0 E: 0 K: 1 S: 10	H: 0 LOB: 1 BB: 1 P: 19	R: 0 E: 0 K: 0 S: 5	H: 1 LOB: 1 BB: 0 P: 9	R: 0 E: 0 K: 0 S: 9	H: 2 LOB: 2 BB: 0 P: 12	R: 0 E: 0 K: 1 S: 7	H: 0 LOB: 0 BB: 0 P: 13	R: 0 E: 0 K: 0 S: 12	H: 0 LOB: 0 BB: 0 P: 18	R: 0 E: 0 K: 0 S: 6	H: 1 LOB: 1 BB: 0 P: 9	R: 0 E: 0 K: 0 S: 5	H: 0 LOB: 1 BB: 1 P: 12	R: 1 E: 0 K: 2 S: 12	H: 2 LOB: 1 BB: 0 P: 18	1B: 3 2B: 3 3B: 0 HR: 1	SF: 0 SAC: 0 DP: 1 HBP: 1	WP: 0 PB: 0 SB: 0 CS: 0	PA: 37
<b>PITCHER</b>	IP	WLS	BF	H	R	ER	SO	BB	IBB	HBP	BLK	WP	HR	S	P	ERA	WHIP					
<b>D.J. Carrasco, R</b> ERA: 3.04	6.0	W	24	4	0	0	2	2	0	1	0	0	0	57	95	0.00	1.000					
<b>Steve Sternle, R</b> ERA:	2.0	H	8	1	0	0	0	1	0	0	0	0	0	11	21	0.00	1.000					
<b>Mike MacDougal, R</b> ERA: 4.33	1.0	S	5	2	1	1	2	0	0	0	0	0	1	12	18	9.00	2.000					

**New York Yankees @ Kansas City Royals**  
Kauffman Stadium, Kansas City, MO  
Wed Jun 01 2005, 7:10 PM CDT  
Att: 28,033 - Partly Cloudy - 75 F

AB 33  
R 1  
H 7  
RBI 1  
BB 3  
SO 4  
LOB 17



Batter	1	2	3	4	5	6	7	8	9	AB	R	H	RBI	BB	SO	LOB	BOTTOM					
<b>4 Angel Berroa, R</b> OBP: 0.294, SLG: 0.379	HR		9 1B		SH2-3		G4-3			3	2	2	0	0	0	0						
<b>9 David DeJesus, L</b> OBP: 0.348, SLG: 0.395	K		29 G4-3		29 F8		BB			2	0	1	1	1	1	1						
<b>29 Mike Sweeney, R</b> OBP: 0.343, SLG: 0.522	F8		G4-3		F8		HBP			4	0	0	0	0	0	5						
<b>Emil Brown, R</b> OBP: 0.340, SLG: 0.462	HR		G6-3		K2-3					4	1	2	2	0	1	3						
<b>Tony Graffanino, R</b> OBP: 0.360, SLG: 0.354	F7				F8		14 FC6-5		FC6-4	4	0	1	0	0	0	1						
<b>Matt Diaz, R</b> OBP: 0.286, SLG: 0.389	F9				2B		K		FC6-4	4	0	2	0	0	1	1						
<b>14 John Buck, R</b> OBP: 0.250, SLG: 0.338	K		K		G6-3		FC6-5		K	4	0	0	0	0	2	3	AB 31					
<b>Terrence Long, L</b> OBP: 0.259, SLG: 0.291	K				K		G4-3			3	0	0	0	0	2	2	R 3					
<b>Joe McEwing, R</b> OBP: 0.271, SLG: 0.288			L6		L6		F9			3	0	1	0	0	0	0	RBI 3					
<b>Inning Stats</b>	R: 2 E: 0 K: 1 S: 12	H: 2 LOB: 0 BB: 0 P: 18	R: 0 E: 0 K: 2 S: 8	H: 0 LOB: 0 BB: 0 P: 10	R: 1 E: 0 K: 0 S: 11	H: 2 LOB: 1 BB: 0 P: 17	R: 0 E: 0 K: 1 S: 9	H: 1 LOB: 1 BB: 0 P: 10	R: 0 E: 0 K: 1 S: 8	H: 1 LOB: 2 BB: 1 P: 15	R: 0 E: 0 K: 1 S: 8	H: 1 LOB: 1 BB: 0 P: 10	R: 0 E: 0 K: 0 S: 6	H: 0 LOB: 0 BB: 0 P: 8	R: 0 E: 0 K: 1 S: 10	H: 2 LOB: 1 BB: 0 P: 16	1B: 5 2B: 3 3B: 0 HR: 1	SF: 0 SAC: 1 DP: 0 HBP: 1	WP: 0 PB: 0 SB: 1 CS: 1	PA: 34		
<b>PITCHER</b>	IP	WLS	BF	H	R	ER	SO	BB	IBB	HBP	BLK	WP	HR	S	P	ERA	WHIP					
<b>Randy Johnson, L</b> ERA: 3.92	8.0	L	34	9	3	3	7	1	0	1	0	0	1	73	104	3.38	1.250					

**New York Yankees @ Kansas City Royals**  
Kauffman Stadium, Kansas City, MO  
Wed Jun 01 2005, 7:10 PM CDT  
Att: 28,033 - Partly Cloudy - 75 F

AB 31  
R 3  
H 9  
RBI 3  
BB 1  
SO 7  
LOB 16



Batter	1	2	3	4	5	6	7	8	9	AB	R	H	RBI	BB	SO	LOB	TOP					
<b>2 Derek Jeter, R</b> OBP: 0.386, SLG: 0.420	F8		F8		F8			L9		4	0	2	1	0	0	0	<b>New York Yankees @ Kansas City Royals</b> Kauffman Stadium, Kansas City, MO Thu Jun 02 2005, 7:10 PM CDT Att: 25,590 - Overcast - 80 F <a href="http://livebaseballscorecards.com">livebaseballscorecards.com</a>					
<b>Tony Womack, L</b> OBP: 0.310, SLG: 0.298	2B 55 SF9 BB		P5		G3			1B		3	1	1	0	1	0	2						
<b>Gary Sheffield, R</b> OBP: 0.415, SLG: 0.540	2B 55 SF9		P6		G5-3			G4-3		4	0	1	0	0	0	2						
<b>55 Hideki Matsui, L</b> OBP: 0.319, SLG: 0.398	SF9		F8		G4-3			BB 20 HBP 1B		3	0	1	1	0	0	0						
<b>13 Alex Rodriguez, R</b> OBP: 0.422, SLG: 0.626	K		K		F9			K		4	0	0	0	0	3	2						
<b>Tino Martinez, L</b> OBP: 0.341, SLG: 0.532	P5		K2-3		K			K		4	0	0	0	0	3	1						
<b>20 Jorge Posada, S</b> OBP: 0.365, SLG: 0.455	K		K		24 F8-4 2 1B E 1B			BB HBP		3	1	2	0	0	1	0						
<b>Bernie Williams, S</b> OBP: 0.329, SLG: 0.371	G3		G3		E1 24 F8-4			G3-6-3 BB		3	0	0	0	1	0	2						
<b>24 Robinson Cano, L</b> OBP: 0.266, SLG: 0.393			F8		F8-4			K		2	0	0	0	0	0	2						
<b>Russ Johnson, R</b> OBP: 0.200, SLG: 0.111								G6-3		1	0	0	0	0	1	0						
<b>Ruben Sierra, S</b> OBP: 0.244, SLG: 0.487										1	0	0	0	0	0	3						
<b>Inning Stats</b>	R: 1 E: 0 K: 1 S: 12	H: 1 LOB: 1 BB: 1 P: 20	R: 0 E: 0 K: 1 S: 5	H: 0 LOB: 0 BB: 0 P: 7	R: 0 E: 0 K: 0 S: 11	H: 1 LOB: 1 BB: 0 P: 17	R: 0 E: 0 K: 2 S: 8	H: 0 LOB: 0 BB: 0 P: 10	R: 1 E: 1 K: 0 S: 9	H: 2 LOB: 1 BB: 0 P: 14	R: 0 E: 0 K: 0 S: 8	H: 0 LOB: 0 BB: 0 P: 12	R: 0 E: 0 K: 1 S: 5	H: 1 LOB: 1 BB: 0 P: 8	R: 0 E: 0 K: 1 S: 10	H: 1 LOB: 1 BB: 1 P: 15	R: 0 E: 0 K: 2 S: 13	H: 1 LOB: 3 BB: 1 P: 24	1B: 6 2B: 2 3B: 0 HR: 0	SF: 1 SAC: 0 DP: 2 HBP: 1	WP: 0 PB: 0 SB: 0 CS: 0	PA: 36
<b>PITCHER</b>	IP WLS BF H R ER SO BB IBB HBP BLK WP HR S P ERA WHIP																					
<b>Ryan Jensen, R</b> ERA: 7.43	5.0 W 20 4 2 2 4 1 0 0 0 0 0 0 45 68 3.60 1.000																					
<b>Mike Wood, R</b> ERA: 3.73	2.0 H 6 1 0 0 1 0 0 0 0 0 0 0 6 20 0.00 0.500																					
<b>Andrew Sisco, L</b> ERA: 2.64	0.2 H 3 1 0 0 1 0 0 0 0 0 0 0 3 10 0.00 1.500																					
<b>46 Juan Carlos Oviedo, R</b> ERA: 6.35	0.1 H 1 0 0 0 0 0 0 0 0 0 0 0 4 5 0.00 0.000																					
<b>Ambiorix Burgos, R</b> ERA: 6.32	1.0 S 6 1 0 0 2 1 0 1 0 0 0 0 13 24 0.00 2.000																					

Batter	1	2	3	4	5	6	7	8	9	AB	R	H	RBI	BB	SO	LOB	BOTTOM			
<b>4 Angel Berroa, R</b> OBP: 0.294, SLG: 0.382	K		K		F9			G6-3		4	0	1	1	0	1	0	<b>New York Yankees @ Kansas City Royals</b> Kauffman Stadium, Kansas City, MO Thu Jun 02 2005, 7:10 PM CDT Att: 25,590 - Overcast - 80 F <a href="http://livebaseballscorecards.com">livebaseballscorecards.com</a>			
<b>9 David DeJesus, L</b> OBP: 0.347, SLG: 0.398	P6		G4-3		G6-3			G6-3		4	0	1	0	0	0	1				
<b>29 Mike Sweeney, R</b> OBP: 0.341, SLG: 0.516	F9				P3			G6-3		4	1	1	0	0	0	1				
<b>Matt Stairs, L</b> OBP: 0.390, SLG: 0.496	G4-3		K		K			K		4	1	1	1	0	2	1				
<b>Terrence Long, L</b> OBP: 0.265, SLG: 0.326	G4-3		K		K			K		4	2	2	1	0	1	0				
<b>24 Mark Teahen, L</b> OBP: 0.288, SLG: 0.378	G4-3		K		K			K		3	0	1	1	0	0	0				
<b>32 Shane Costa, L</b> OBP: 0.333, SLG: 0.333	G3-1		G3-1		FC4-6			G6-4-3		3	0	1	1	0	0	1				
<b>14 John Buck, R</b> OBP: 0.245, SLG: 0.331	G5-3		G5-3		P6			G6-4-3		3	0	0	0	0	0	2				
<b>Ruben Gotay, S</b> OBP: 0.298, SLG: 0.360	P5		P5		P6			P6		3	1	1	0	0	0	0				
<b>Inning Stats</b>	R: 0 E: 0 K: 1 S: 5	H: 0 LOB: 0 BB: 0 P: 7	R: 0 E: 0 K: 0 S: 5	H: 0 LOB: 0 BB: 0 P: 12	R: 1 E: 0 K: 0 S: 10	H: 2 LOB: 1 BB: 0 P: 13	R: 2 E: 0 K: 1 S: 17	H: 3 LOB: 1 BB: 0 P: 26	R: 0 E: 0 K: 0 S: 10	H: 1 LOB: 1 BB: 0 P: 16	R: 2 E: 0 K: 0 S: 13	H: 3 LOB: 0 BB: 0 P: 20	R: 0 E: 0 K: 2 S: 4	H: 0 LOB: 0 BB: 0 P: 7	R: 0 E: 0 K: 2 S: 8	H: 0 LOB: 0 BB: 0 P: 12	1B: 4 2B: 3 3B: 0 HR: 2	SF: 0 SAC: 0 DP: 1 HBP: 0	WP: 0 PB: 0 SB: 0 CS: 0	PA: 32
<b>PITCHER</b>	IP WLS BF H R ER SO BB IBB HBP BLK WP HR S P ERA WHIP																			
<b>Carl Pavano, R</b> ERA: 4.5	5.1 L 25 9 5 5 2 0 0 0 0 0 0 0 2 58 92 8.44 1.688																			
<b>Tanyon Sturtze, R</b> ERA: 2.91	1.2 4 0 0 0 0 0 0 0 0 0 0 0 6 9 0.00 0.000																			
<b>Tom Gordon, R</b> ERA: 3.2	1.0 3 0 0 0 2 0 0 0 0 0 0 0 8 12 0.00 0.000																			

Batter	1	2	3	4	5	6	7	8	9	AB	R	H	RBI	BB	SO	LOB	TOP							
David Dellucci, L (1, 10) OBP: 0.451, SLG: 0.534	2-1 P6		2-1 F8		1-3 K		1-3 K			4	0	0	0	0	2	2								
10 Michael Young, R (1, 6) OBP: 0.350, SLG: 0.442	1-0 G4-3			2-2 FC4-6 1B		1-1 G4-6-3 1B			0-0 F9	4	1	2	0	0	0	0								
23 Mark Teixeira, S (1, 3) OBP: 0.351, SLG: 0.534	1-3 K			4-2 FC4-6 1B		4-2 G4-6-3 1B			0-0 G4-3	2	0	0	0	2	1	0								
9 Hank Blalock, L (1, 5) OBP: 0.345, SLG: 0.476		1-2 P5		2-2 FC4-6 1B		3-2 G4-6-3			1-2 G6-3	4	0	0	0	0	0	4								
Alfonso Soriano, R (1, 4) OBP: 0.312, SLG: 0.548		4-1 BB		0-1 G4-3 1B		0-0 F8			2-3 K	3	0	1	1	1	1	1								
Kevin Mench, R (1, 7) OBP: 0.356, SLG: 0.588		0-1 F7		1-2 G4-3					0-0 L9	4	0	0	0	0	0	3								
Laynce Nix, L (1, 8) OBP: 0.293, SLG: 0.441		3-1 G4-3		1-3 K					4-2 WP BB	3	0	1	0	1	1	3								
Richard Hidalgo, R (1, 9) OBP: 0.313, SLG: 0.463			1-3 K		0-3 K				1-1 F9	4	0	0	0	0	2	2								
Rod Barajas, R (1, 2) OBP: 0.265, SLG: 0.341		1-1 L5		2-1 G5-3					1-2 BB	2	0	0	0	1	0	0								
<b>Inning Stats</b>	R: 0 E: 0 K: 1 S: 6	H: 0 LOB: 0 BB: 0 P: 10	R: 0 E: 0 K: 0 S: 8	H: 0 LOB: 1 BB: 1 P: 16	R: 0 E: 0 K: 1 S: 9	H: 0 LOB: 0 BB: 0 P: 13	R: 1 E: 0 K: 1 S: 20	H: 2 LOB: 2 BB: 1 P: 31	R: 0 E: 0 K: 0 S: 10	H: 0 LOB: 0 BB: 0 P: 13	R: 0 E: 0 K: 0 S: 9	H: 1 LOB: 1 BB: 1 P: 17	R: 0 E: 0 K: 1 S: 11	H: 1 LOB: 2 BB: 1 P: 18	R: 0 E: 0 K: 0 S: 5	H: 0 LOB: 0 BB: 0 P: 6	R: 0 E: 0 K: 1 S: 12	H: 0 LOB: 1 BB: 1 P: 19	1B: 4 2B: 0 3B: 0 HR: 0	SF: 0 SAC: 0 DP: 1 HBP: 0	WP: 1 PB: 0 SB: 0 CS: 0	PA: 35		
<b>PITCHER</b>	IP WLS BF H R ER SO BB IBB HBP BLK WP HR S P ERA WHIP	6.0 23 3 1 1 5 3 0 0 0 0 0 0 62 100 1.50 1.000	0.2 4 1 0 0 0 1 0 0 0 0 0 0 8 14 0.00 3.000	1.1 W 4 0 0 0 0 0 0 0 0 0 0 8 10 0.00 0.000	1.0 S 4 0 0 0 1 1 0 0 0 0 1 0 12 19 0.00 1.000																			

Texas Rangers @ Kansas City Royals  
Kauffman Stadium, Kansas City, MO  
Fri Jun 03 2005, 7:10 PM CDT  
Att. 11,635 - Rain - 66 F

AB 30  
R 1  
H 4  
RBI 1  
BB 5  
SO 7  
LOB 15





Batter	1	2	3	4	5	6	7	8	9	AB	R	H	RBI	BB	SO	LOB	BOTTOM						
4 Angel Berroa, R (1, 6) OBP: 0.288, SLG: 0.374	1-2 G4-3		0-0 G5-3			0-2 F7	1-1 FC6-2			4	0	0	0	0	0	2							
9 David DeJesus, L (1, 8) OBP: 0.345, SLG: 0.395	2-2 P5			1-0 L8		1-1 WP 29 G5-3 1B	2-3 K			4	0	1	0	0	1	2							
29 Mike Sweeney, R (1, 3) OBP: 0.340, SLG: 0.510	0-1 F7			3-2 1B		0-0 G5-3			1-1 L9	4	0	1	0	0	0	1							
Matt Stairs, L (1, 10) OBP: 0.400, SLG: 0.520		1-0 HR		3-3 K		4-0 IBB			4-2 CS BB	2	1	1	1	2	1	1							
Joe McEwing, R (8, PR) OBP: 0.271, SLG: 0.288				3-1 P4		2-2 G3			3-3 K	0	0	0	0	0	0	0							
Emil Brown, R (1, 9) OBP: 0.331, SLG: 0.449		1-0 G5-3		3-1 P4		2-2 G3			1-2 K	4	0	0	0	0	1	4							
24 Mark Teahen, L (1, 5) OBP: 0.290, SLG: 0.376		0-2 F7				0-0 G1-3				3	1	1	0	0	0	0							
32 Shane Costa, L (1, 7) OBP: 0.333, SLG: 0.333		1-2 G1-3				1-1 G4-3				3	0	1	0	0	0	0							
14 John Buck, R (1, 2) OBP: 0.253, SLG: 0.338			0-1 P3			0-0 WP 1B				3	0	2	1	0	0	0							
Ruben Gotay, S (1, 4) OBP: 0.294, SLG: 0.355			1-2 G4-3			3-3 K				2	0	0	0	0	1	1							
<b>Inning Stats</b>	R: 0 E: 0 K: 0 S: 8	H: 0 LOB: 0 BB: 0 P: 11	R: 1 E: 0 K: 0 S: 9	H: 1 LOB: 0 BB: 0 P: 12	R: 0 E: 0 K: 0 S: 6	H: 0 LOB: 0 BB: 0 P: 7	R: 0 E: 0 K: 1 S: 9	H: 1 LOB: 1 BB: 0 P: 19	R: 0 E: 0 K: 1 S: 7	H: 1 LOB: 1 BB: 0 P: 11	R: 0 E: 0 K: 0 S: 9	H: 1 LOB: 2 BB: 1 P: 16	R: 1 E: 0 K: 1 S: 13	H: 3 LOB: 2 BB: 0 P: 19	R: 0 E: 0 K: 1 S: 7	H: 0 LOB: 1 BB: 1 P: 15	1B: 6 2B: 1 3B: 0 HR: 1	SF: 0 SAC: 1 DP: 1 HBP: 0	WP: 3 PB: 0 SB: 0 CS: 1	PA: 32			
<b>PITCHER</b>	IP WLS BF H R ER SO BB IBB HBP BLK WP HR S P ERA WHIP	7.0 L 29 7 2 2 3 7 2 2 3 0 0 61 95 2.57 1.000	1.0 3 0 0 0 1 1 0 0 0 0 0 0 7 15 0.00 1.000																				

Texas Rangers @ Kansas City Royals  
Kauffman Stadium, Kansas City, MO  
Fri Jun 03 2005, 7:10 PM CDT  
Att. 11,635 - Rain - 66 F

AB 29  
R 2  
H 7  
RBI 2  
BB 2  
SO 4  
LOB 11



Batter	1	2	3	4	5	6	7	8	9	AB	R	H	RBI	BB	SO	LOB	TOP					
David DeLucci, L (1, 10) OBP: 0.442, SLG: 0.518	G3		P4	P4	10 2B	FC3-6		G3		6	1	1	0	0	0	3	<p>Texas Rangers @ Kansas City Royals Kauffman Stadium, Kansas City, MO</p> <p>Sat Jun 04 2005, 1:10 PM CDT Att: 18,808 - Cloudy - 82 F</p> <p>livebaseballscorecards.com</p> <p>AB 47 R 14 H 19 RBI 14 BB 6 SO 11 LOB 24</p> 					
10 Michael Young, R (1, 6) OBP: 0.358, SLG: 0.466	2B		L6	23 1B	23 2B	G5-3		HR		6	2	4	3	0	0	1						
23 Mark Teixeira, S (1, 3) OBP: 0.363, SLG: 0.547	F9		9 2B	2B	1B			1B	BB	4	2	3	3	2	0	1						
9 Hank Blalock, L (1, 5) OBP: 0.349, SLG: 0.479	BB		HR	2B	HR	FC1		1B	BB	5	1	2	1	1	2	5						
Alfonso Soriano, R (1, 4) OBP: 0.312, SLG: 0.556	P6		HR					F9		6	2	2	2	0	2	7						
Kevin Mench, R (1, 7) OBP: 0.355, SLG: 0.578		F8	F8					1B		6	1	2	0	0	2	2						
Laynce Nix, L (1, 8) OBP: 0.302, SLG: 0.463		K				G1-3		K		5	2	2	2	1	2	2						
Richard Hidalgo, R (1, 9) OBP: 0.309, SLG: 0.449		K				1B 10 1B		F8	F9	5	1	0	0	1	2	3						
Rod Barajas, R (1, 2) OBP: 0.283, SLG: 0.374			HR	23 1B	10 1B	10 23 2B		K		4	2	3	3	1	1	0						
<b>Inning Stats</b>	R: 0 E: 0 K: 0 S: 15	H: 1 LOB: 2 BB: 1 P: 26	R: 0 E: 0 K: 2 S: 10	H: 0 LOB: 0 BB: 0 P: 14	R: 4 E: 0 K: 0 S: 10	H: 4 LOB: 0 BB: 0 P: 18	R: 1 E: 0 K: 2 S: 15	H: 3 LOB: 3 BB: 1 P: 22	R: 6 E: 0 K: 2 S: 28	H: 6 LOB: 2 BB: 1 P: 42	R: 1 E: 0 K: 0 S: 14	H: 1 LOB: 2 BB: 1 P: 24	R: 1 E: 0 K: 2 S: 14	H: 2 LOB: 2 BB: 1 P: 25	R: 1 E: 0 K: 1 S: 19	H: 2 LOB: 2 BB: 1 P: 30	R: 0 E: 0 K: 2 S: 13	H: 0 LOB: 0 BB: 0 P: 18	1B: 11 2B: 4 3B: 0 HR: 4	SF: 0 SAC: 0 DP: 0 HBP: 0	WP: 0 PB: 0 SB: 0 CS: 0	PA: 53
<b>PITCHER</b>	IP WLS BF H R ER SO BB IBB HBP BLK WP HR S P ERA WHIP	IP WLS BF H R ER SO BB IBB HBP BLK WP HR S P ERA WHIP																				
Jose Lima, R (1, 1) ERA: 8.39	3.2	L	20	7	5	5	3	2	0	0	0	0	0	0	0	0	12.27	2.455				
Steve Sternle, R (4, 1) ERA: 5.75	0.2		9	6	6	6	1	1	0	0	0	0	0	0	0	19	26	81.00	10.500			
Mike Wood, R (5, 1) ERA: 3.82	1.2		9	2	1	1	2	1	0	0	0	0	0	0	1	27	45	5.40	1.800			
Jeremy Affeldt, L (7, 1) ERA: 4.5	1.1		7	2	1	1	3	1	0	0	0	0	0	0	24	36	6.75	2.250				
Ambiorix Burgos, R (8, 1) ERA: 6.23	1.2		8	2	1	1	2	1	0	0	0	0	0	1	22	37	5.40	1.800				

Batter	1	2	3	4	5	6	7	8	9	AB	R	H	RBI	BB	SO	LOB	BOTTOM					
4 Angel Berroa, R (1, 6) OBP: 0.291, SLG: 0.372	9 1B	G4-3		G2-3		K				4	1	1	1	0	1	1	<p>Texas Rangers @ Kansas City Royals Kauffman Stadium, Kansas City, MO</p> <p>Sat Jun 04 2005, 1:10 PM CDT Att: 18,808 - Cloudy - 82 F</p> <p>livebaseballscorecards.com</p> <p>AB 42 R 9 H 17 RBI 8 BB 2 SO 13 LOB 18</p> 					
9 David DeJesus, L (1, 8) OBP: 0.351, SLG: 0.400	29 G6-4-3	29 G5-4-3			G3	29 2B				5	1	3	1	0	1	2						
29 Mike Sweeney, R (1, 10) OBP: 0.341, SLG: 0.518	G6-4-3	G5-4-3			G6-3	2B		2B		5	0	2	1	0	0	2						
Matt Stairs, L (1, 3) OBP: 0.409, SLG: 0.520										2	2	1	0	2	0	1						
Tony Graffanino, R (8, PH) OBP: 0.357, SLG: 0.351	1B				1B 24 1B	G4-3		L4		1	0	0	0	0	0	1						
Emil Brown, R (1, 9) OBP: 0.339, SLG: 0.474	1B		F9		24 1B			K		5	2	3	1	0	1	2						
Terrence Long, L (1, 7) OBP: 0.276, SLG: 0.336	1B		K		24 1B			K		5	1	3	1	0	2	2						
24 Mark Teahen, L (1, 5) OBP: 0.288, SLG: 0.371	K		K		1B			K		4	0	1	2	0	3	4						
Joe McEwing, R (8, PH) OBP: 0.267, SLG: 0.283					1B			K		1	0	0	0	0	1	0						
Alberto Castillo, R (1, 2) OBP: 0.241, SLG: 0.340		2B 4 G4-3		K	L4			4 HBP		5	1	2	1	0	1	2						
Ruben Gotay, S (1, 4) OBP: 0.291, SLG: 0.357		G4-3 9 1B		K				P6		5	1	1	0	0	3	1						
<b>Inning Stats</b>	R: 2 E: 0 K: 1 S: 15	H: 5 LOB: 2 BB: 0 P: 23	R: 2 E: 0 K: 0 S: 13	H: 3 LOB: 0 BB: 0 P: 16	R: 0 E: 0 K: 2 S: 16	H: 0 LOB: 1 BB: 1 P: 27	R: 0 E: 0 K: 2 S: 9	H: 0 LOB: 0 BB: 0 P: 14	R: 2 E: 0 K: 0 S: 17	H: 3 LOB: 1 BB: 1 P: 27	R: 1 E: 0 K: 2 S: 13	H: 2 LOB: 1 BB: 0 P: 18	R: 2 E: 0 K: 2 S: 22	H: 3 LOB: 2 BB: 0 P: 33	R: 0 E: 0 K: 2 S: 15	H: 1 LOB: 1 BB: 0 P: 22	R: 0 E: 0 K: 2 S: 7	H: 0 LOB: 0 BB: 0 P: 11	1B: 13 2B: 3 3B: 0 HR: 1	SF: 0 SAC: 0 DP: 2 HBP: 1	WP: 0 PB: 0 SB: 1 CS: 0	PA: 45
<b>PITCHER</b>	IP WLS BF H R ER SO BB IBB HBP BLK WP HR S P ERA WHIP	IP WLS BF H R ER SO BB IBB HBP BLK WP HR S P ERA WHIP																				
Chan Ho Park, R (1, 1) ERA: 5.09	5.0	W	26	11	6	6	5	2	0	0	0	0	0	0	0	0	10.80	2.600				
32 Ron Mahay, L (6, 1) ERA: 7.11	1.1		8	4	3	3	3	0	0	0	0	0	0	0	1	25	37	20.25	3.000			
Doug Brocail, R (7, 1) ERA: 3.97	0.2		5	2	0	0	1	0	0	0	0	0	0	0	13	18	0.00	3.000				
Brian Shouse, L (8, 1) ERA: 2.11	2.0		6	0	0	0	4	0	0	0	0	0	0	0	19	29	0.00	0.000				



Batter	1	2	3	4	5	6	7	8	9	AB	R	H	RBI	BB	SO	LOB	TOP							
David Dellucci, L (1, 10) OBP: 0.435, SLG: 0.528	G4-3		L8	G5-3		HR		FC1-6		5	1	1	1	0	0	2								
10 Michael Young, R (1, 6) OBP: 0.355, SLG: 0.461	G6-3		K			23 2B	1B	F8		5	1	1	0	0	1	2								
23 Mark Teixeira, S (1, 3) OBP: 0.364, SLG: 0.561	G3		HR			9 2B	2B	F7		5	2	2	2	0	0	0								
9 Hank Blalock, L (1, 5) OBP: 0.350, SLG: 0.482		K	HR	2B	1B			F7		5	2	2	1	0	2	0								
Alfonso Soriano, R (1, 4) OBP: 0.315, SLG: 0.553		G5-3	1B	2B	HBP			G5-3		3	1	1	0	0	0	1								
Mark DeRosa, R (7, 4) OBP: 0.250, SLG: 0.286		1B	1B	1-2	HBP			F7		1	0	0	0	0	0	0								
Kevin Mench, R (1, 7) OBP: 0.358, SLG: 0.588	SAFE	G5-3	G5-3	G3	2B			F8		4	0	2	2	0	0	1								
Laynce Nix, L (1, 8) OBP: 0.308, SLG: 0.465		2B	1B	K				G3		4	1	2	1	0	1	3								
Richard Hidalgo, R (1, 9) OBP: 0.307, SLG: 0.450	1-H	2B		F8	F8			F8		4	0	1	1	0	0	2								
Sandy Alomar Jr., R (1, 2) OBP: 0.321, SLG: 0.283	P4			G5-3				K		4	0	1	0	0	1	1								
<b>Inning Stats</b>	R: 0 E: 0 K: 0 S: 11	H: 0 LOB: 0 BB: 0 P: 16	R: 2 E: 0 K: 1 S: 14	H: 3 LOB: 1 BB: 0 P: 22	R: 2 E: 0 K: 2 S: 15	H: 3 LOB: 2 BB: 0 P: 25	R: 0 E: 0 K: 0 S: 7	H: 0 LOB: 0 BB: 0 P: 8	R: 3 E: 0 K: 0 S: 10	H: 4 LOB: 1 BB: 0 P: 16	R: 1 E: 0 K: 1 S: 14	H: 1 LOB: 0 BB: 0 P: 18	R: 0 E: 0 K: 0 S: 6	H: 0 LOB: 0 BB: 0 P: 12	R: 0 E: 0 K: 0 S: 10	H: 2 LOB: 2 BB: 0 P: 18	R: 0 E: 0 K: 1 S: 6	H: 0 LOB: 0 BB: 0 P: 11	1B: 6 2B: 5 3B: 0 HR: 2	SF: 0 SAC: 0 DP: 0 HBP: 1	WP: 0 PB: 0 SB: 0 CS: 0	PA: 41		
<b>PITCHER</b>	IP	WLS	BF	H	R	ER	SO	BB	IBB	HBP	BLK	WP	HR	S	P	ERA	WHIP							
23 Zack Greinke, R (1, 1) ERA: 4.91	4.1	L	24	10	7	7	3	0	0	1	0	0	1	54	82	14.54	2.308							
46 Juan Carlos Oviedo, R (5, 1) ERA: 5.93	1.2		6	1	1	1	1	0	0	0	0	0	1	17	23	5.40	0.600							
Andrew Sisco, L (7, 1) ERA: 2.43	1.1		5	1	0	0	0	0	0	0	0	0	0	10	21	0.00	0.750							
Steve Stemle, R (8, 1) ERA: 5.59	1.2		6	1	0	0	1	0	0	0	0	0	0	12	20	0.00	0.600							

Texas Rangers @ Kansas City Royals  
Kauffman Stadium, Kansas City, MO  
Sun Jun 05 2005, 1:10 PM CDT  
Att: 21,424 - Sunny - 76 F

AB 40  
R 8  
H 13  
RBI 8  
BB 0  
SO 5  
LOB 12





Batter	1	2	3	4	5	6	7	8	9	AB	R	H	RBI	BB	SO	LOB	BOTTOM							
4 Angel Berroa, R (1, 6) OBP: 0.290, SLG: 0.367	K							G4-3		3	0	0	0	1	2	2								
9 David DeJesus, L (1, 8) OBP: 0.348, SLG: 0.394	FC5-4		G1-3					G4-3		3	0	0	0	0	0	1								
29 Mike Sweeney, R (1, 10) OBP: 0.339, SLG: 0.512	P3				G6-4-3	1B		G6-3		4	0	1	0	0	1	1								
Emil Brown, R (1, 9) OBP: 0.337, SLG: 0.465	SAFE	FC5-4		F8				F9		3	0	0	0	1	0	2								
Tony Graffanino, R (1, 3) OBP: 0.346, SLG: 0.339		G6-3		G6-4-3				G4-3		4	0	0	0	0	0	2								
14 John Buck, R (1, 2) OBP: 0.285, SLG: 0.338		F8			G6-3			G6-3		3	1	1	0	0	0	0								
32 Shane Costa, L (9, PH) OBP: 0.429, SLG: 0.333						2B	1B			0	0	0	0	0	0	0								
Matt Diaz, R (1, 7) OBP: 0.267, SLG: 0.362		L3			F9			F8		4	0	0	0	0	1	3								
Joe McEwing, R (1, 5) OBP: 0.302, SLG: 0.333										3	0	3	1	0	0	0								
24 Mark Teahen, L (9, PH) OBP: 0.286, SLG: 0.368			G6-4-3							1	0	0	0	0	1	2								
Ruben Gotay, S (1, 4) OBP: 0.292, SLG: 0.352			G6-4-3					F9		2	0	0	0	1	0	2								
<b>Inning Stats</b>	R: 0 E: 0 K: 1 S: 8	H: 0 LOB: 1 BB: 0 P: 12	R: 0 E: 0 K: 0 S: 7	H: 0 LOB: 0 BB: 0 P: 9	R: 0 E: 0 K: 0 S: 9	H: 1 LOB: 1 BB: 1 P: 17	R: 0 E: 0 K: 0 S: 4	H: 1 LOB: 0 BB: 0 P: 6	R: 0 E: 0 K: 1 S: 17	H: 1 LOB: 2 BB: 1 P: 26	R: 0 E: 0 K: 1 S: 7	H: 0 LOB: 0 BB: 0 P: 11	R: 1 E: 0 K: 0 S: 12	H: 2 LOB: 1 BB: 0 P: 19	R: 0 E: 0 K: 0 S: 7	H: 0 LOB: 0 BB: 0 P: 9	R: 0 E: 0 K: 2 S: 10	H: 0 LOB: 2 BB: 1 P: 19	1B: 4 2B: 1 3B: 0 HR: 0	SF: 0 SAC: 0 DP: 2 HBP: 2	WP: 0 PB: 0 SB: 0 CS: 0	PA: 35		
<b>PITCHER</b>	IP	WLS	BF	H	R	ER	SO	BB	IBB	HBP	BLK	WP	HR	S	P	ERA	WHIP							
Kenny Rogers, L (1, 1) ERA: 1.86	7.0	W	27	5	1	1	3	2	0	1	0	0	0	64	100	1.29	1.000							
43 Kameron Loe, R (8, 1) ERA: 1.86	1.0		3	0	0	0	0	0	0	0	0	0	0	7	9	0.00	0.000							
Francisco Cordero, R (9, 1) ERA: 3.6	1.0		5	0	0	0	2	1	0	1	0	0	0	10	19	0.00	1.000							

Texas Rangers @ Kansas City Royals  
Kauffman Stadium, Kansas City, MO  
Sun Jun 05 2005, 1:10 PM CDT  
Att: 21,424 - Sunny - 76 F

AB 30  
R 1  
H 5  
RBI 1  
BB 3  
SO 5  
LOB 15



Batter	1	2	3	4	5	6	7	8	9	AB	R	H	RBI	BB	SO	LOB	TOP										
4 Angel Berroa, R OBP: 0.297, SLG: 0.381	1-0 9 BB 1B		1-1 9 3B 1B		1-2 29 1B 3B	2-1 G6-3		0-3 K		5	3	3	0	0	1	0	<b>Kansas City Royals @ San Francisco Giants</b> SBC Park, San Francisco, CA Tue Jun 07 2005, 10:15 PM EDT Att: 37,037 - Clear - 61 F <a href="http://livebaseballscorecards.com">livebaseballscorecards.com</a>										
9 David De Jesus, L OBP: 0.350, SLG: 0.401	4-1 F FC3-6 1B		0-1 SF9 3B		1-0 G4-3	1-3 K		2-0 F8		4	2	1	1	1	1	1											
29 Mike Sweeney, R OBP: 0.336, SLG: 0.505	2-1 F8		0-0 F8		2-2 E 1B		0-0 F9		1-0 P3	5	1	1	1	0	0	3											
Emil Brown, R OBP: 0.339, SLG: 0.465	1-0 E8 FC3-6 1B		1-0 SF9		3-2 FC5 BB 1B		0-1 G3		1-2 1B 1B	4	0	2	2	0	0	1											
Terrence Long, L OBP: 0.287, SLG: 0.358	0-0 FC3-6 CS		0-2 G6-3		0-0 BB 1B		2-1 1B 3B		0-1 1B	5	1	3	2	0	0	1											
Tony Graffanino, R OBP: 0.356, SLG: 0.369	1-2 CS	3-1 HR		0-1 F7	4-2 BB		2-1 1B		0-1 G6-3	4	1	2	2	1	0	2											
24 Mark Teahen, L OBP: 0.284, SLG: 0.373		1-1 L8		3-2 2B	0-3 K		3-2 K			4	0	1	0	0	2	4											
14 John Buck, R OBP: 0.248, SLG: 0.329		1-0 G4-3		0-0 F8	1-1 L5		2-2 G6-3			4	0	0	0	0	0	4											
D.J. Carrasco, R (1, 1)		2-2 L1		1-2 G5-3	1-1 G6-3		1-2 G1-6-3			4	0	0	0	0	0	1											
<b>Inning Stats</b>	R: 2 E: 1 K: 0 S: 8	H: 2 LOB: 0 BB: 1 P: 17	R: 1 E: 0 K: 0 S: 8	H: 1 LOB: 0 BB: 0 P: 15	R: 2 E: 0 K: 0 S: 9	H: 2 LOB: 0 BB: 0 P: 11	R: 0 E: 0 K: 0 S: 9	H: 1 LOB: 1 BB: 0 P: 13	R: 2 E: 1 K: 1 S: 19	H: 3 LOB: 3 BB: 1 P: 31	R: 0 E: 0 K: 1 S: 7	H: 0 LOB: 0 BB: 0 P: 11	R: 1 E: 0 K: 1 S: 11	H: 2 LOB: 1 BB: 0 P: 17	R: 0 E: 0 K: 1 S: 9	H: 0 LOB: 2 BB: 0 P: 12		R: 0 E: 0 K: 0 S: 11	H: 2 LOB: 2 BB: 0 P: 15	1B: 8 2B: 1 3B: 3 HR: 1	SF: 1 SAC: 0 DP: 0 HBP: 0	WP: 0 PB: 0 SB: 0 CS: 1	PA: 43				
<b>PITCHER</b>	IP	WLS	BF	H	R	ER	SO	BB	IBB	HBP	BLK	WP	HR	S	P	ERA	WHIP										
Kirk Rueter, L ERA: 4.65	4.1	L	23	9	7	5	0	1	0	0	0	0	1	46	75	10.38	2.308										
Jim Brower, R ERA: 5.67	2.2		11	2	1	1	3	1	0	0	0	0	0	25	40	3.38	1.125										
Al Levine, R ERA: 5.59	2.0		8	2	0	0	1	0	0	0	0	0	0	20	27	0.00	1.000										

Batter	1	2	3	4	5	6	7	8	9	AB	R	H	RBI	BB	SO	LOB	BOTTOM										
Jason Ellison, R OBP: 0.364, SLG: 0.507	2-1 G6-3 1B 2B		2-1 G4-3			1-2 G6-3		0-0 FC6-4 1B		4	1	2	0	0	0	0	<b>Kansas City Royals @ San Francisco Giants</b> SBC Park, San Francisco, CA Tue Jun 07 2005, 10:15 PM EDT Att: 37,037 - Clear - 61 F <a href="http://livebaseballscorecards.com">livebaseballscorecards.com</a>										
Deivi Cruz, R OBP: 0.354, SLG: 0.489	0-0 G6-3		3-3 K		0-2 FC6 1B		0-0 FC6-4		0-0 F7	4	0	1	0	0	1	3											
J.T. Snow, L OBP: 0.360, SLG: 0.369	0-1 G4-3			1-2 G4-3		1-0 FC6		0-0 F7		4	0	1	1	0	0	1											
Moises Alou, R OBP: 0.392, SLG: 0.531	2-2 F7			0-0 F8		2-3 K		1-1 G6-3		3	0	0	0	0	1	1											
Al Levine, L										0	0	0	0	0	0	0											
Lance Niekro, R OBP: 0.327, SLG: 0.581										1	0	0	0	0	0	0											
Ray Durham, S OBP: 0.340, SLG: 0.355	3-2 G6-3			2-2 G6-3		0-0 L8		1-1 G6-3		4	0	0	0	0	0	1											
Edgardo Alfonzo, R OBP: 0.379, SLG: 0.417		2-1 P3			2-1 G5-3		2-2 G6-3			3	0	0	0	0	0	0											
Pedro Feliz, R OBP: 0.315, SLG: 0.450		1-0 G3			1-2 G6-3		1-0 1B 1B			3	0	1	0	0	0	0	<b>Kansas City Royals @ San Francisco Giants</b> SBC Park, San Francisco, CA Tue Jun 07 2005, 10:15 PM EDT Att: 37,037 - Clear - 61 F 										
Mike Matheny, R OBP: 0.298, SLG: 0.405		0-1 G5-3			0-0 G6-3		1-0 F7			3	0	0	0	0	0	1											
Kirk Rueter, L OBP: 0.273, SLG: 0.286										1	0	0	0	0	0	0	<b>GIANTS</b>										
Jim Brower, R										1	0	0	0	0	1	0											
Michael Tucker, L OBP: 0.322, SLG: 0.343										1	0	0	0	0	0	1											
<b>Inning Stats</b>	R: 1 E: 0 K: 0 S: 12	H: 2 LOB: 1 BB: 0 P: 19	R: 0 E: 0 K: 0 S: 5	H: 0 LOB: 0 BB: 0 P: 8	R: 0 E: 0 K: 1 S: 7	H: 0 LOB: 0 BB: 0 P: 13	R: 0 E: 0 K: 0 S: 7	H: 0 LOB: 0 BB: 0 P: 10	R: 0 E: 0 K: 1 S: 16	H: 1 LOB: 1 BB: 0 P: 19	R: 0 E: 0 K: 1 S: 9	H: 0 LOB: 0 BB: 0 P: 13	R: 0 E: 0 K: 0 S: 8	H: 2 LOB: 2 BB: 0 P: 13	R: 0 E: 0 K: 0 S: 5	H: 0 LOB: 0 BB: 0 P: 7	1B: 4 2B: 1 3B: 0 HR: 0	SF: 0 SAC: 0 DP: 0 HBP: 0	WP: 0 PB: 0 SB: 0 CS: 0	PA: 32							
<b>PITCHER</b>	IP	WLS	BF	H	R	ER	SO	BB	IBB	HBP	BLK	WP	HR	S	P	ERA	WHIP										
D.J. Carrasco, R ERA: 2.48	9.0	W	32	5	1	1	3	0	0	0	0	0	0	75	111	1.00	0.556										

Batter	1	2	3	4	5	6	7	8	9	AB	R	H	RBI	BB	SO	LOB	TOP								
4 Angel Berroa, R OBP: 0.299, SLG: 0.382	0-2 SH1-3 2B	1-1 1B		L5		FC5-4			G4-3	5	2	2	0	0	0	1									
9 David DeJesus, L OBP: 0.353, SLG: 0.403	0-0 SH1-3	1-2 1B			G4-3				K	4	0	2	0	0	1	0									
Tony Graffanino, R OBP: 0.364, SLG: 0.389	4-2 2B WP	1-1 FC6-4 1B			SF8				F7	4	2	2	1	1	0	1									
Emil Brown, R OBP: 0.337, SLG: 0.457	3-2 F4	1-1 FC6-4			BB				G6-3	3	0	0	0	1	0	5									
Matt Diaz, R OBP: 0.281, SLG: 0.393	1-2 WP		G5-3		SF8				BB	3	0	2	2	0	0	0									
Terrence Long, L OBP: 0.287, SLG: 0.358	1-3 2-H 2B				G1-3				1B	0	0	0	0	0	0	0									
24 Mark Teahen, L OBP: 0.283, SLG: 0.363	4-2 WP BB		G4-3		G1-3				F7	3	0	0	0	1	0	2									
Ruben Golay, S OBP: 0.297, SLG: 0.365	1-1 F7		F8						BB	3	0	1	0	1	0	2									
Alberto Castillo, R OBP: 0.224, SLG: 0.315		0-2 P3			G6-3				F9	4	0	0	0	0	0	3									
Runelvys Hernandez, R Mike Wood, R Joe McEwing, R Matt Stairs, L Jeremy Affeldt, L Mike MacDougal, S	3-2 F8				K				F7	3	0	0	0	0	1	1									
<b>Inning Stats</b>	R: 2 H: 2 E: 0 K: 0 S: 19	L: 2 LOB: 2 BB: 2 P: 32	R: 1 H: 3 E: 0 K: 0 S: 15	LOB: 3 BB: 2 P: 22	R: 0 H: 0 E: 0 K: 0 S: 4	LOB: 0 BB: 0 P: 5	R: 0 H: 0 E: 0 K: 1 S: 10	LOB: 0 BB: 0 P: 17	R: 1 H: 1 E: 0 K: 0 S: 12	LOB: 1 BB: 0 P: 22	R: 0 H: 1 E: 0 K: 0 S: 8	LOB: 0 BB: 0 P: 10	R: 0 H: 1 E: 0 K: 0 S: 7	LOB: 0 BB: 0 P: 7	R: 0 H: 1 E: 0 K: 0 S: 11	LOB: 2 BB: 1 P: 19	R: 0 H: 0 E: 0 K: 1 S: 9	LOB: 0 BB: 0 P: 12	1B: 6 2B: 1 3B: 2 HR: 0	SF: 1 SAC: 1 DP: 1 HBP: 0	WP: 1 PB: 0 SB: 0 CS: 0	PA: 39			
<b>PITCHER</b>	IP	WLS	BF	H	R	ER	SO	BB	IBB	HBP	BLK	WP	HR	S	P	ERA	WHIP								
Jeff Fassero, L ERA: 4.45	5.0	L	24	6	4	4	1	3	0	0	0	1	0	60	98	7.20	1.800								
54 Scott Munter, R ERA: 1.42	2.0		7	2	0	0	0	0	0	0	0	0	0	15	17	0.00	1.000								
Jason Christiansen, L ERA: 4.43	0.2		4	1	0	0	0	1	0	0	0	0	0	8	14	0.00	3.000								
LaTroy Hawkins, R ERA: 5.06	0.1		1	0	0	0	0	0	0	0	0	0	0	3	5	0.00	0.000								
Scott Eyre, L ERA: 2.63	1.0		3	0	0	0	1	0	0	0	0	0	0	9	12	0.00	0.000								

**Kansas City Royals @ San Francisco Giants**  
 SBC Park, San Francisco, CA  
 Wed Jun 08 2005, 10:15 PM EDT  
 Att: 36,578 - Drizzle - 63 F

AB	33
R	4
H	9
RBI	3
BB	4
SO	2
LOB	17



Batter	1	2	3	4	5	6	7	8	9	AB	R	H	RBI	BB	SO	LOB	BOTTOM								
Jason Ellison, R OBP: 0.367, SLG: 0.503	4-1 BB 1B BB		G4-3		G1-3					3	0	1	0	1	0	0									
Deivi Cruz, R OBP: 0.340, SLG: 0.469	0-2 P4		F9		G1-3				K	4	0	0	0	0	1	2									
J.T. Snow, L OBP: 0.371, SLG: 0.376	2-1 BB 1B				G4-3					3	0	2	0	1	0	0									
Moises Alou, R OBP: 0.394, SLG: 0.527	4-2 BB		P6						G6-4-3	3	0	1	0	1	0	3									
Pedro Feliz, R OBP: 0.309, SLG: 0.442	2-3 K				K				G4-6-3	4	0	0	0	0	3	4									
Ray Durham, S OBP: 0.338, SLG: 0.371	1-0 F8				HR				G6-3	4	1	1	1	0	0	3									
Edgardo Alfonzo, R OBP: 0.381, SLG: 0.415		1-0 F8			1B				G5-4-3	3	0	1	0	1	0	0									
Mike Matheny, R OBP: 0.293, SLG: 0.397		3-1 F7			K				G5-4-3	3	0	0	0	0	1	2									
Jeff Fassero, L 54 Scott Munter, R Michael Tucker, L Jason Christiansen, R LaTroy Hawkins, R Scott Eyre, L	0-1 F8				G6-3				G3-1	2	0	0	0	0	0	1									
<b>Inning Stats</b>	R: 0 H: 1 E: 0 K: 1 S: 19	L: 1 LOB: 3 BB: 2 P: 32	R: 0 H: 0 E: 0 K: 0 S: 5	LOB: 0 BB: 0 P: 9	R: 0 H: 0 E: 0 K: 0 S: 8	LOB: 0 BB: 1 P: 12	R: 1 H: 2 E: 0 K: 2 S: 21	LOB: 1 BB: 0 P: 28	R: 0 H: 0 E: 0 K: 0 S: 5	LOB: 0 BB: 0 P: 5	R: 0 H: 1 E: 0 K: 0 S: 7	LOB: 0 BB: 0 P: 10	R: 0 H: 0 E: 0 K: 0 S: 7	LOB: 0 BB: 1 P: 12	R: 0 H: 2 E: 0 K: 1 S: 12	LOB: 1 BB: 0 P: 18	R: 0 H: 0 E: 0 K: 1 S: 5	LOB: 0 BB: 0 P: 9	1B: 5 2B: 0 3B: 0 HR: 1	SF: 0 SAC: 0 DP: 3 HBP: 0	WP: 0 PB: 0 SB: 0 CS: 0	PA: 34			
<b>PITCHER</b>	IP	WLS	BF	H	R	ER	SO	BB	IBB	HBP	BLK	WP	HR	S	P	ERA	WHIP								
Runelvys Hernandez, R ERA: 5.03	6.0	W	25	4	1	1	3	4	0	0	0	0	1	67	102	1.50	1.333								
Mike Wood, R ERA: 3.71	1.0	H	2	0	0	0	0	0	0	0	0	0	0	5	6	0.00	0.000								
Jeremy Affeldt, L ERA: 3.98	1.0	H	4	2	0	0	1	0	0	0	0	0	0	12	18	0.00	2.000								
Mike MacDougal, R ERA: 4.03	1.0	S	3	0	0	0	1	0	0	0	0	0	0	5	9	0.00	0.000								

**Kansas City Royals @ San Francisco Giants**  
 SBC Park, San Francisco, CA  
 Wed Jun 08 2005, 10:15 PM EDT  
 Att: 36,578 - Drizzle - 63 F

AB	30
R	1
H	6
RBI	1
BB	4
SO	5
LOB	15



Batter	1	2	3	4	5	6	7	8	9	AB	R	H	RBI	BB	SO	LOB	TOP								
4 Angel Berroa, R OBP: 0.300, SLG: 0.378	0-0 1B		1-2 G1-4-3		4-2 BB	0-1 L1		1-1 G1-3	1-2 FC5	5	0	1	0	1	0	6	<b>Kansas City Royals @ San Francisco Giants</b> SBC Park, San Francisco, CA Thu Jun 09 2005, 3:35 PM EDT Att: 38,956 - Overcast - 62 F								
9 David DeJesus, L OBP: 0.349, SLG: 0.395	1-2 F9		2-3 K		1-2 FC5		4-2 1B BB	0-0 G6-3		4	1	0	1	1	1	5									
Tony Graffanino, R OBP: 0.366, SLG: 0.389	1-1 F7			1-3 K		2-1 F9	0-2 1B BB	0-1 1B		5	0	2	1	0	1	1									
Emil Brown, R OBP: 0.339, SLG: 0.455 Ambiorix Burgos, R OBP: 0.289, SLG: 0.356	2-3 K			0-3 K		2-1 24 BB 1B	2-1 1B BB	3-H F9		5	1	2	1	0	2	2									
Matt Diaz, R OBP: 0.284, SLG: 0.381 Terrence Long, L OBP: 0.289, SLG: 0.356		1-2 G6-3		2-1 F8		4-2 14 BB 1B WP	3-1 P5		4-2 24 BB HBP	2	1	0	0	0	1	0									
24 Mark Teahen, L OBP: 0.298, SLG: 0.381		1-2 2B			1-3 K	2-2 WP 14 BB 2B 1B	2-3 K		1-2 4 FC5 HBP 1B	5	1	3	1	0	2	2									
14 John Buck, R OBP: 0.303, SLG: 0.333 Matt Stairs, L OBP: 0.404, SLG: 0.512		3-3 K		2-2 1B	2-2 1B	0-0 WP 2B	1-3 K		0-3 K	4	1	2	0	0	2	3									
Joe McEwing, R OBP: 0.303, SLG: 0.333 46 Juan Carlos Oviedo, R OBP: 0.289, SLG: 0.356 Steve Stemple, R OBP: 0.444, SLG: 0.375	1-1 G6-3			1-1 G6-3		2-2 FC5 SH1-3 1B	1-0 F6		2-2 4 G1-3 9 BB G6-3 1B	3	0	1	0	0	0	4									
Jose Lima, R OBP: 0.310, SLG: 0.376			2-3 K		1-0 SH1-3	3-2 2B		4-0 9 G6-3 4 G1-3 1B BB	1-2 HBP	1	0	0	0	0	1	0									
Ruben Colay, S OBP: 0.310, SLG: 0.376					1-2 2B					1	1	1	2	1	0	0									
<b>Inning Stats</b>	R: 0 E: 0 K: 1 S: 11	H: 1 LOB: 1 BB: 0 P: 14	R: 0 E: 0 K: 1 S: 13	H: 1 LOB: 1 BB: 0 P: 19	R: 0 E: 0 K: 2 S: 9	H: 0 LOB: 0 BB: 0 P: 14	R: 0 E: 0 K: 2 S: 10	H: 0 LOB: 0 BB: 0 P: 13	R: 0 E: 0 K: 1 S: 22	H: 2 LOB: 3 BB: 1 P: 33	R: 4 E: 0 K: 0 S: 19	H: 4 LOB: 1 BB: 1 P: 33	R: 1 E: 0 K: 2 S: 17	H: 2 LOB: 2 BB: 1 P: 29	R: 2 E: 0 K: 0 S: 12	H: 2 LOB: 1 BB: 1 P: 22	R: 0 E: 0 K: 2 S: 15	H: 1 LOB: 3 BB: 1 P: 22	1B: 11 2B: 2 3B: 0 HR: 0	SF: 0 SAC: 1 DP: 0 HBP: 1	WP: 1 PB: 0 SB: 0 CS: 0	PA: 46			
<b>PITCHER</b>	IP WLS BF H R ER SO BB IBB HBP BLK WP HR S P ERA WHIP																								
51 Noah Lowry, L ERA: 5.53	5.1		24	6	3	3	7	2	0	0	0	0	0	0	0	75	113	5.06	1.500						
54 Scott Munter, R ERA: 2.03	0.2	W	4	2	1	1	0	0	0	0	0	0	1	0	9	13	13.50	3.000							
Scott Eyre, L ERA: 3.0	0.0		2	1	1	1	0	1	0	0	0	0	0	0	7	11	∞	∞							
LaTroy Hawkins, R ERA: 5.48	1.2		9	3	2	2	2	1	0	0	0	0	0	0	19	34	10.80	2.400							
Tyler Walker, R ERA: 4.91	1.1	S	7	1	0	0	2	1	0	1	0	0	0	0	18	28	0.00	1.500							

Batter	1	2	3	4	5	6	7	8	9	AB	R	H	RBI	BB	SO	LOB	BOTTOM							
Michael Tucker, L OBP: 0.339, SLG: 0.373	2-2 13 SH 1B 2B		1-1 G3		0-0 13 E 2B	4-1 13 G4-3 1B BB		0-1 FC5-4 13 1B		4	3	3	1	1	0	0	<b>Kansas City Royals @ San Francisco Giants</b> SBC Park, San Francisco, CA Thu Jun 09 2005, 3:35 PM EDT Att: 38,956 - Overcast - 62 F							
13 Omar Vizquel, S OBP: 0.361, SLG: 0.382	0-0 SH FC5-4 CS 1B 2B		2-2 G3		3-1 E9 E 1B	0-1 G4-3		0-0 FC5-4 1B		4	1	2	1	0	0	2								
Lance Niekro, R OBP: 0.331, SLG: 0.573	1-1 FC5-4 1B			0-0 F8	1-0 E5	0-0 1B		1-0 FC5-4 1B		5	0	2	3	0	0	2								
Moises Alou, R OBP: 0.394, SLG: 0.523	3-2 FC5-4			2-2 1B	2-3 K	1-0 1B		1-3 K		5	0	2	0	0	2	5								
Ray Durham, S OBP: 0.337, SLG: 0.374	3-2 K			1-0 F9		1-2 2B				4	1	1	0	0	1	5								
Edgardo Alfonzo, R OBP: 0.378, SLG: 0.412		1-1 P4		1-3 K		0-1 2B SH1-3 1B		0-0 G6-3		4	1	1	1	0	1	1								
Marque Grissom, R OBP: 0.236, SLG: 0.283 Jason Ellison, R OBP: 0.371, SLG: 0.503		1-1 F9			1-2 G6-3	0-0 SH1-3		4-2 CS BB		2	0	0	0	0	0	0								
Yorvit Torrealba, R OBP: 0.308, SLG: 0.438 Tyler Walker, R ERA: 4.91		0-3 K			1-2 G4-3	2-0 2B		1-2 K		4	1	1	0	0	2	1								
51 Noah Lowry, R ERA: 5.16 54 Scott Munter, R ERA: 8.59 Pedro Feliz, R OBP: 0.321, SLG: 0.449 Scott Eyre, L OBP: 0.289, SLG: 0.356 LaTroy Hawkins, R OBP: 0.289, SLG: 0.356 Mike Matheny, R OBP: 0.291, SLG: 0.395			1-2 G6-3		1-0 2B	0-1 13 G4-3 1B 2B		1-2 P3		2	1	1	0	0	0	0								
<b>Inning Stats</b>	R: 1 E: 0 K: 1 S: 12	H: 2 LOB: 2 BB: 0 P: 21	R: 0 E: 0 K: 1 S: 7	H: 0 LOB: 0 BB: 0 P: 9	R: 0 E: 0 K: 0 S: 10	H: 0 LOB: 0 BB: 0 P: 14	R: 0 E: 0 K: 1 S: 8	H: 1 LOB: 1 BB: 0 P: 12	R: 3 E: 2 K: 1 S: 14	H: 3 LOB: 1 BB: 0 P: 23	R: 5 E: 0 K: 0 S: 15	H: 6 LOB: 2 BB: 1 P: 25	R: 0 E: 0 K: 1 S: 7	H: 0 LOB: 0 BB: 1 P: 13	R: 0 E: 0 K: 1 S: 10	H: 2 LOB: 2 BB: 0 P: 13		1B: 8 2B: 7 3B: 0 HR: 0	SF: 0 SAC: 2 DP: 1 HBP: 0	WP: 0 PB: 0 SB: 0 CS: 2	PA: 40			
<b>PITCHER</b>	IP WLS BF H R ER SO BB IBB HBP BLK WP HR S P ERA WHIP																							
Jose Lima, R ERA: 8.16	5.0		22	6	4	3	4	0	0	0	0	0	0	0	51	79	5.40	1.200						
46 Juan Carlos Oviedo, R ERA: 8.59	1.0	L	10	6	5	5	0	1	0	0	0	0	0	0	15	25	45.00	7.000						
Steve Stemple, R ERA: 5.06	1.0		3	0	0	0	1	1	0	0	0	0	0	7	13	0.00	1.000							
Ambiorix Burgos, R ERA: 5.89	1.0		5	2	0	0	1	0	0	0	0	0	0	10	13	0.00	2.000							

AB 39  
R 7  
H 13  
RBI 6  
BB 5  
SO 11  
LOB 29



AB 36  
R 9  
H 14  
RBI 8  
BB 2  
SO 6  
LOB 16








Batter	1	2	3	4	5	6	7	8	9	10	11	12	AB	R	H	RBI	BB	SO	LOB	TOP			
4 Angel Berroa, R OBP: 0.289, SLG: 0.368	K		P6			G5-3	K			SH5-4 FC4-6 1B	K		7	1	2	2	0	3	2				
Ruben Gotay, S OBP: 0.315, SLG: 0.399	G6-3			FC1-5 1B		G1-3		K		SH5-4			5	1	1	0	1	1	1				
Matt Stairs, L OBP: 0.411, SLG: 0.496				E8 FC4-6 FC1-5 1B				F7					4	0	1	0	2	0	2				
Emil Brown, R OBP: 0.356, SLG: 0.478				FC1-5 FC4-6 1B						FC4-6 IBB			5	1	2	1	0	1	4				
Terrence Long, L OBP: 0.302, SLG: 0.373						FC4-6				G5-3			4	0	0	0	0	0	5				
Ambiorix Burgos, R (8.1)													0	0	0	0	0	0	0				
Joe McEwing, R OBP: 0.314, SLG: 0.324													1	0	0	0	0	0	1				
Ryan Jensen, R (10.1)													1	0	0	0	0	1	2				
24 Mark Tashen, L OBP: 0.363, SLG: 0.381													6	3	3	1	0	0	2				
32 Shane Costa, L OBP: 0.421, SLG: 0.375													2	0	0	0	1	0	1				
46 Juan Carlos Oviedo, R (7.1)													0	0	0	0	0	0	0				
Tony Graffanino, R OBP: 0.387, SLG: 0.407													3	1	3	1	0	0	0				
Alberto Castillo, R OBP: 0.250, SLG: 0.339													5	1	2	2	1	0	2				
D.J. Carrasco, R (1.1)													2	0	0	0	0	0	0				
9 David DeJesus, L OBP: 0.352, SLG: 0.402													4	1	1	1	0	1	3				
<b>Inning Stats</b>	R: 0 E: 0 K: 2 S: 12	H: 1 LOB: 1 BB: 0 P: 16	R: 0 E: 0 K: 0 S: 6	H: 0 LOB: 0 BB: 0 P: 9	R: 0 E: 0 K: 0 S: 4	H: 0 LOB: 0 BB: 0 P: 5	R: 0 E: 1 K: 0 S: 12	H: 1 LOB: 2 BB: 1 P: 17	R: 0 E: 0 K: 0 S: 4	H: 0 LOB: 0 BB: 1 P: 6	R: 0 E: 0 K: 1 S: 10	H: 1 LOB: 1 BB: 0 P: 18	R: 1 E: 0 K: 1 S: 10	H: 1 LOB: 1 BB: 0 P: 18	R: 1 E: 0 K: 1 S: 13	H: 3 LOB: 1 BB: 0 P: 23	R: 6 E: 1 K: 1 S: 21	H: 4 LOB: 1 BB: 2 P: 36	1B: 13 2B: 1 3B: 1 HR: 0	SF: 0 SAC: 1 DP: 1 HBP: 1	WP: 2 PB: 0 SB: 0 CS: 0	PA: 56	
<b>PITCHER</b>	IP WLS BF H R ER SO BB IBB HBP BLK WP HR S P ERA WHIP	1P 2.0 9 2 1 1 0 0 1 0 0 0 0 0 20 33 4.50 1.000	1P 2.0 9 2 1 1 0 0 1 0 0 0 0 0 13 23 9.00 3.000	1P 1.0 L 2 0 1 1 0 1 0 0 0 0 0 8 13 27.00 3.000	1P 0.1 5 2 2 2 1 1 0 1 1 0 0 0 8 17 54.00 9.000	1P 0.1 0 3 2 3 3 0 0 0 0 0 0 0 0 0 0 81.00 6.000																	

**Kansas City Royals @ Arizona Diamondbacks**  
Bank One Ballpark, Phoenix, AZ  
Sun Jun 12 2005, 4:40 PM EDT  
Att. 25,965 - Roof Closed - 74 F

livebaseballscorecards.com

AB 49  
R 9  
H 15  
RBI 8  
BB 5  
SO 7  
LOB 25




Batter	1	2	3	4	5	6	7	8	9	10	11	12	AB	R	H	RBI	BB	SO	LOB	BOTTOM				
Craig Counsell, L OBP: 0.400, SLG: 0.440	G6-3		G4-3		P3		G3			HR	IBB		5	1	1	1	1	0	0					
José Cruz Jr., S ERA: 3.24													4	0	0	0	0	0	0					
Lance Cormier, R ERA: 2.27													1	0	0	0	0	0	0					
36 Brian Bruney, R ERA: 5.93													0	0	0	0	0	0	0					
Javier López, L ERA: 10.13													0	0	0	0	0	0	0					
Greg Aquino, R ERA: 54.0													0	0	0	0	0	0	0					
Luis Gonzalez, L OBP: 0.404, SLG: 0.487													5	0	1	0	0	1	0					
Troy Glaus, R OBP: 0.392, SLG: 0.511													5	0	1	0	0	1	2					
Tony Clark, S OBP: 0.408, SLG: 0.735													6	1	2	1	0	2	2					
Shawn Green, L OBP: 0.332, SLG: 0.451													6	2	3	0	0	0	2					
Royce Clayton, R OBP: 0.281, SLG: 0.312													5	0	2	0	0	1	3					
19 Chris Snyder, R OBP: 0.341, SLG: 0.313													2	0	1	1	1	0	0					
Chad Tracy, L OBP: 0.310, SLG: 0.457													1	0	0	0	0	1	1					
Kelly Stinnett, R OBP: 0.313, SLG: 0.467													1	0	0	0	0	0	1					
17 Brandon Webb, R OBP: 0.308, SLG: 0.275													3	0	0	0	0	1	4					
Quinton McCracken, S ERA: 7.56													2	0	1	1	0	0	1					
<b>Inning Stats</b>	R: 0 E: 0 K: 1 S: 8	H: 0 LOB: 1 BB: 0 P: 12	R: 0 E: 0 K: 0 S: 10	H: 1 LOB: 2 BB: 1 P: 20	R: 0 E: 0 K: 0 S: 7	H: 0 LOB: 0 BB: 0 P: 7	R: 1 E: 0 K: 1 S: 11	H: 3 LOB: 0 BB: 0 P: 19	R: 0 E: 0 K: 1 S: 6	H: 0 LOB: 0 BB: 0 P: 12	R: 0 E: 0 K: 0 S: 9	H: 0 LOB: 0 BB: 0 P: 12	R: 0 E: 0 K: 1 S: 7	H: 1 LOB: 1 BB: 0 P: 16	R: 0 E: 0 K: 1 S: 12	H: 1 LOB: 1 BB: 0 P: 18	R: 1 E: 0 K: 1 S: 14	H: 2 LOB: 2 BB: 1 P: 25	R: 1 E: 0 K: 1 S: 8	H: 1 LOB: 0 BB: 0 P: 12	1B: 7 2B: 2 3B: 1 HR: 2	SF: 0 SAC: 0 DP: 1 HBP: 2	WP: 0 PB: 0 SB: 0 CS: 0	PA: 51
<b>PITCHER</b>	IP WLS BF H R ER SO BB IBB HBP BLK WP HR S P ERA WHIP	6.0 3 25 6 1 1 3 0 1 1 0 0 0 0 48 82 1.50 1.000	7.1 1.0 3 0 0 0 0 0 0 0 0 0 0 0 9 12 0.00 0.000	8.1 2.0 8 2 0 0 3 0 0 0 0 0 0 0 17 28 0.00 1.000	10.1 3.0 W 15 4 3 3 3 0 1 1 0 0 2 34 55 9.00 1.333																			

**Kansas City Royals @ Arizona Diamondbacks**  
Bank One Ballpark, Phoenix, AZ  
Sun Jun 12 2005, 4:40 PM EDT  
Att. 25,965 - Roof Closed - 74 F

livebaseballscorecards.com

AB 47  
R 4  
H 12  
RBI 4  
BB 2  
SO 9  
LOB 18



Batter	1	2	3	4	5	6	7	8	9	AB	R	H	RBI	BB	SO	LOB	TOP										
<b>Cesar Izturis, S</b> OBP: 0.351, SLG: 0.373	1-1 G4-3	1-1 G4-3		3-2 F9			1-0 F9		0-0 B1-3	5	0	0	0	0	0	4											
<b>Hee-Seon Choi, L</b> OBP: 0.331, SLG: 0.540	1-2 HR		0-1 L8		1-0 G4-3		1-1 G3		2-2 G6-3	5	1	1	1	0	0	2											
<b>J.D. Drew, L</b> OBP: 0.403, SLG: 0.514	0-0 F9		2-0 HR		3-2 F9			4-1 HBP BB		3	1	1	1	1	0	0											
<b>12 Jeff Kent, R</b> OBP: 0.367, SLG: 0.522	1-1 1B		0-1 F8		3-2 1B			1-3 K		4	0	2	0	0	1	1											
<b>Olmedo Saenz, R</b> OBP: 0.395, SLG: 0.607 <b>Mike Edwards, R</b> OBP: 0.373, SLG: 0.436	3-1 FC5-4 1B		0-0 P4		0-3 K			2-2 HBP		3	0	1	0	0	1	1											
<b>Jayson Werth, R</b> OBP: 0.316, SLG: 0.333	0-1 FC5-4			2-2 P4		2-0 G6-3		1-3 K		4	0	0	0	0	1	4											
<b>Jason Grabowski, L</b> OBP: 0.268, SLG: 0.380		3-3 K		0-1 1B		0-1 G3-1		0-3 K		4	0	1	0	0	2	2											
<b>Jason Phillips, R</b> OBP: 0.325, SLG: 0.416 <b>17 Jason Repko, R</b> OBP: 0.299, SLG: 0.417	1-2 F7		1-1 1B		1-2 G5-3			2-1 B1-3 1B		4	0	2	0	0	0	0											
<b>Antonio Perez, R</b> OBP: 0.438, SLG: 0.464	3-2 2B		0-0 F9			3-1 G4-3		2-3 K		4	0	1	0	0	1	3											
<b>Inning Stats</b>	R: 1 E: 0 K: 0 S: 12	H: 3 LOB: 2 BB: 0 P: 18	R: 0 E: 0 K: 1 S: 13	H: 1 LOB: 1 BB: 0 P: 21	R: 1 E: 0 K: 0 S: 6	H: 1 LOB: 0 BB: 0 P: 8	R: 0 E: 0 K: 0 S: 11	H: 2 LOB: 2 BB: 0 P: 17	R: 0 E: 0 K: 1 S: 12	H: 1 LOB: 1 BB: 0 P: 19	R: 0 E: 0 K: 0 S: 6	H: 0 LOB: 0 BB: 0 P: 9	R: 0 E: 0 K: 0 S: 5	H: 0 LOB: 0 BB: 0 P: 10	R: 0 E: 0 K: 3 S: 15	H: 0 LOB: 2 BB: 1 P: 23	R: 0 E: 0 K: 1 S: 9	H: 1 LOB: 2 BB: 0 P: 15	1B: 6 2B: 1 3B: 0 HR: 2	SF: 0 SAC: 0 DP: 0 HBP: 1	WP: 0 PB: 0 SB: 0 CS: 0	PA: 38					
<b>PITCHER</b>	IP	WLS	BF	H	R	ER	SO	BB	IBB	HBP	BLK	WP	HR	S	P	ERA	WHIP										
<b>Runeivys Hernandez, R</b> ERA: 4.88	6.0	W	26	8	2	2	2	0	0	0	0	0	2	60	92	3.00	1.333										
<b>Jeremy Affeldt, L</b> ERA: 2.79	1.0	H	4	0	0	0	0	1	0	0	0	0	0	6	15	0.00	1.000										
<b>Ambiorix Burgos, R</b> ERA: 4.93	1.0	H	4	0	0	0	3	0	0	1	0	0	0	14	18	0.00	0.000										
<b>Mike MacDougal, R</b> ERA: 4.35	1.0	S	4	1	0	0	1	0	0	0	0	0	0	9	15	0.00	1.000										

Los Angeles Dodgers @ Kansas City Royals  
Kauffman Stadium, Kansas City, MO  
Tue Jun 14 2005, 7:10 PM CDT  
Att: 15,579 - Partly Cloudy - 81 F

AB 36  
R 2  
H 9  
RBI 2  
BB 1  
SO 6  
LOB 17



Batter	1	2	3	4	5	6	7	8	9	AB	R	H	RBI	BB	SO	LOB	BOTTOM										
<b>4 Angel Berroa, R</b> OBP: 0.291, SLG: 0.368	3-1 9 HR 1B		1-3 K		0-2 F9			4-2 9 G3 BB		3	1	1	0	1	1	0											
<b>9 David DeJesus, L</b> OBP: 0.351, SLG: 0.413	0-0 1 HR		0-1 P6			1-2 G3		0-2 G3		4	1	1	2	0	0	1											
<b>29 Mike Sweeney, R</b> OBP: 0.335, SLG: 0.595	2-2 L8			1-2 F9 2B		1-1 F8		3-3 K		4	0	1	0	0	1	1											
<b>Matt Stairs, L</b> OBP: 0.409, SLG: 0.489	2-3 K			4-2 24 G4-6-3 BB		0-2 F8				2	0	0	0	1	1	0											
<b>Terrence Long, L</b> OBP: 0.303, SLG: 0.372	0-2 K			1-1 F9			1-2 24 L3 1B			3	0	1	0	0	1	2											
<b>24 Mark Teahen, L</b> OBP: 0.297, SLG: 0.372		1-3 K		2-1 G4-6-3			2-1 L3			3	0	0	0	0	1	3											
<b>32 Shane Costa, L</b> OBP: 0.500, SLG: 0.632		0-1 PO 1B			3-2 HR		0-0 1B			3	1	3	1	0	0	0											
<b>14 John Buck, R</b> OBP: 0.276, SLG: 0.361		0-1 P3			1-1 G5-3		1-3 K			3	0	0	0	0	1	2											
<b>Ruben Gotay, S</b> OBP: 0.310, SLG: 0.392	1 SAFE PO		0-0 K		2-2 F9			0-2 G4-3		3	0	0	0	0	1	0											
<b>Inning Stats</b>	R: 2 E: 0 K: 2 S: 12	H: 2 LOB: 0 BB: 0 P: 19	R: 0 E: 0 K: 1 S: 8	H: 1 LOB: 0 BB: 0 P: 9	R: 0 E: 0 K: 2 S: 8	H: 0 LOB: 0 BB: 0 P: 10	R: 0 E: 0 K: 0 S: 10	H: 1 LOB: 1 BB: 1 P: 18	R: 1 E: 0 K: 0 S: 15	H: 1 LOB: 0 BB: 0 P: 21	R: 0 E: 0 K: 0 S: 8	H: 0 LOB: 0 BB: 0 P: 10	R: 0 E: 0 K: 1 S: 10	H: 2 LOB: 1 BB: 0 P: 14	R: 0 E: 0 K: 1 S: 11	H: 0 LOB: 1 BB: 1 P: 18	1B: 4 2B: 2 3B: 0 HR: 2	SF: 0 SAC: 0 DP: 2 HBP: 0	WP: 0 PB: 0 SB: 0 CS: 0	PA: 31							
<b>PITCHER</b>	IP	WLS	BF	H	R	ER	SO	BB	IBB	HBP	BLK	WP	HR	S	P	ERA	WHIP										
<b>Jeff Weaver, R</b> ERA: 5.15	7.0	L	26	7	3	3	6	1	0	0	0	0	2	71	101	3.86	1.143										
<b>Duaner Sanchez, R</b> ERA: 4.04	1.0		4	0	0	0	1	1	0	0	0	0	0	11	18	0.00	1.000										

Los Angeles Dodgers @ Kansas City Royals  
Kauffman Stadium, Kansas City, MO  
Tue Jun 14 2005, 7:10 PM CDT  
Att: 15,579 - Partly Cloudy - 81 F

AB 28  
R 3  
H 7  
RBI 3  
BB 2  
SO 7  
LOB 9










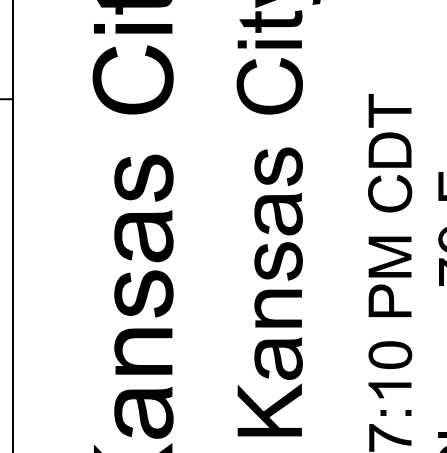
Batter	1	2	3	4	5	6	7	8	9	AB	R	H	RBI	BB	SO	LOB	TOP					
Willy Taveras, R OBP: 0.318, SLG: 0.368 (1, 8)										5	0	1	0	0	0	2	<b>Houston Astros @ Kansas City Royals</b> Kauffman Stadium, Kansas City, MO Fri Jun 17 2005, 7:10 PM CDT Att: 27,385 - Clear - 79 F					
2 Chris Burke, R OBP: 0.224, SLG: 0.263 (1, 4)										4	1	1	0	1	0	3						
Craig Biggio, R OBP: 0.324, SLG: 0.455 (1, 10)										5	2	1	0	0	1	3						
17 Lance Berkman, S OBP: 0.349, SLG: 0.362 Mike Lamb, L OBP: 0.221, SLG: 0.373 (7, PR) (7, 3)										4	1	2	2	0	1	1						
Morgan Ensberg, R OBP: 0.375, SLG: 0.551 (1, 5)										4	2	2	2	1	0	0						
16 Jason Lane, R OBP: 0.299, SLG: 0.495 (1, 9)										3	0	0	0	0	0	3						
28 Adam Everett, R OBP: 0.289, SLG: 0.391 (1, 6)										4	0	1	2	0	1	3						
Brad Ausmus, R OBP: 0.305, SLG: 0.261 (1, 2)										2	0	0	0	2	1	2						
4 Eric Bruntlett, R OBP: 0.317, SLG: 0.400 (1, 7)										3	1	1	1	1	0	2						
<b>Inning Stats</b>	R: 3 E: 0 K: 0 S: 16	H: 3 LOB: 2 BB: 1 P: 33	R: 0 E: 0 K: 0 S: 8	H: 0 LOB: 1 BB: 1 P: 14	R: 0 E: 0 K: 1 S: 4	H: 0 LOB: 0 BB: 1 P: 7	R: 0 E: 0 K: 1 S: 6	H: 1 LOB: 1 BB: 0 P: 14	R: 1 E: 0 K: 1 S: 9	H: 1 LOB: 0 BB: 0 P: 13	R: 3 E: 0 K: 0 S: 20	H: 4 LOB: 3 BB: 1 P: 32	R: 0 E: 0 K: 1 S: 13	H: 0 LOB: 1 BB: 1 P: 21	R: 0 E: 0 K: 1 S: 7	H: 0 LOB: 0 BB: 0 P: 11	1B: 4 2B: 3 3B: 0 HR: 2	SF: 0 SAC: 0 DP: 0 HBP: 1	WP: 0 PB: 0 SB: 1 CS: 1	PA: 41		
<b>PITCHER</b>	IP WLS BF H R ER SO BB IBB HBP BLK WP HR S P ERA WHIP	IP WLS BF H R ER SO BB IBB HBP BLK WP HR S P ERA WHIP	IP WLS BF H R ER SO BB IBB HBP BLK WP HR S P ERA WHIP	IP WLS BF H R ER SO BB IBB HBP BLK WP HR S P ERA WHIP	IP WLS BF H R ER SO BB IBB HBP BLK WP HR S P ERA WHIP	IP WLS BF H R ER SO BB IBB HBP BLK WP HR S P ERA WHIP	IP WLS BF H R ER SO BB IBB HBP BLK WP HR S P ERA WHIP	IP WLS BF H R ER SO BB IBB HBP BLK WP HR S P ERA WHIP	IP WLS BF H R ER SO BB IBB HBP BLK WP HR S P ERA WHIP	IP WLS BF H R ER SO BB IBB HBP BLK WP HR S P ERA WHIP	IP WLS BF H R ER SO BB IBB HBP BLK WP HR S P ERA WHIP	IP WLS BF H R ER SO BB IBB HBP BLK WP HR S P ERA WHIP	IP WLS BF H R ER SO BB IBB HBP BLK WP HR S P ERA WHIP	IP WLS BF H R ER SO BB IBB HBP BLK WP HR S P ERA WHIP	IP WLS BF H R ER SO BB IBB HBP BLK WP HR S P ERA WHIP	IP WLS BF H R ER SO BB IBB HBP BLK WP HR S P ERA WHIP	IP WLS BF H R ER SO BB IBB HBP BLK WP HR S P ERA WHIP	IP WLS BF H R ER SO BB IBB HBP BLK WP HR S P ERA WHIP	IP WLS BF H R ER SO BB IBB HBP BLK WP HR S P ERA WHIP	IP WLS BF H R ER SO BB IBB HBP BLK WP HR S P ERA WHIP	IP WLS BF H R ER SO BB IBB HBP BLK WP HR S P ERA WHIP	
J.P. Howell, L ERA: 4.09 48 Juan Carlos Oviedo, R ERA: 8.66 Andrew Sisco, L ERA: 2.23	(1, 1) (7, 1) (8, 1)	(1, 1) (7, 1) (8, 1)	(1, 1) (7, 1) (8, 1)	(1, 1) (7, 1) (8, 1)	(1, 1) (7, 1) (8, 1)	(1, 1) (7, 1) (8, 1)	(1, 1) (7, 1) (8, 1)	(1, 1) (7, 1) (8, 1)	(1, 1) (7, 1) (8, 1)	(1, 1) (7, 1) (8, 1)	(1, 1) (7, 1) (8, 1)	(1, 1) (7, 1) (8, 1)	(1, 1) (7, 1) (8, 1)	(1, 1) (7, 1) (8, 1)	(1, 1) (7, 1) (8, 1)	(1, 1) (7, 1) (8, 1)	(1, 1) (7, 1) (8, 1)	(1, 1) (7, 1) (8, 1)	(1, 1) (7, 1) (8, 1)	(1, 1) (7, 1) (8, 1)	(1, 1) (7, 1) (8, 1)	(1, 1) (7, 1) (8, 1)

Batter	1	2	3	4	5	6	7	8	9	AB	R	H	RBI	BB	SO	LOB	BOTTOM					
4 Angel Berroa, R OBP: 0.293, SLG: 0.364 Joe McEwing, R OBP: 0.333, SLG: 0.343 (1, 6) (8, 6)										2	0	0	0	1	0	0	<b>Houston Astros @ Kansas City Royals</b> Kauffman Stadium, Kansas City, MO Fri Jun 17 2005, 7:10 PM CDT Att: 27,385 - Clear - 79 F					
9 David DeJesus, L OBP: 0.359, SLG: 0.413 (1, 8)										4	0	2	0	1	0	1						
Matt Stairs, L OBP: 0.400, SLG: 0.470 (1, 10)										5	0	0	0	0	2	7						
Emil Brown, R OBP: 0.355, SLG: 0.474 (1, 9)										4	0	1	0	0	2	4						
Terrence Long, L OBP: 0.311, SLG: 0.390 (1, 7)										4	0	2	0	0	0	1						
Tony Graffanino, R OBP: 0.387, SLG: 0.401 (1, 3)										3	0	1	0	1	1	2						
24 Mark Teahen, L OBP: 0.287, SLG: 0.362 (1, 5)										4	0	0	0	0	2	5						
14 John Buck, R OBP: 0.271, SLG: 0.352 (1, 2)										4	0	1	0	0	1	3						
Ruben Gotay, S OBP: 0.310, SLG: 0.383 (1, 4)										4	0	0	0	0	1	3						
<b>Inning Stats</b>	R: 0 E: 0 K: 1 S: 10	H: 1 LOB: 0 BB: 0 P: 19	R: 0 E: 0 K: 1 S: 9	H: 1 LOB: 1 BB: 1 P: 17	R: 0 E: 0 K: 0 S: 7	H: 0 LOB: 0 BB: 0 P: 11	R: 0 E: 0 K: 0 S: 11	H: 1 LOB: 1 BB: 0 P: 17	R: 0 E: 0 K: 2 S: 15	H: 1 LOB: 1 BB: 0 P: 15	R: 0 E: 0 K: 2 S: 16	H: 3 LOB: 3 BB: 0 P: 19	R: 0 E: 0 K: 2 S: 10	H: 1 LOB: 1 BB: 0 P: 15	R: 0 E: 0 K: 1 S: 13	H: 1 LOB: 0 BB: 0 P: 15	1B: 8 2B: 1 3B: 0 HR: 0	SF: 0 SAC: 0 DP: 0 HBP: 0	WP: 1 PB: 0 SB: 0 CS: 0	PA: 39		
<b>PITCHER</b>	IP WLS BF H R ER SO BB IBB HBP BLK WP HR S P ERA WHIP	IP WLS BF H R ER SO BB IBB HBP BLK WP HR S P ERA WHIP	IP WLS BF H R ER SO BB IBB HBP BLK WP HR S P ERA WHIP	IP WLS BF H R ER SO BB IBB HBP BLK WP HR S P ERA WHIP	IP WLS BF H R ER SO BB IBB HBP BLK WP HR S P ERA WHIP	IP WLS BF H R ER SO BB IBB HBP BLK WP HR S P ERA WHIP	IP WLS BF H R ER SO BB IBB HBP BLK WP HR S P ERA WHIP	IP WLS BF H R ER SO BB IBB HBP BLK WP HR S P ERA WHIP	IP WLS BF H R ER SO BB IBB HBP BLK WP HR S P ERA WHIP	IP WLS BF H R ER SO BB IBB HBP BLK WP HR S P ERA WHIP	IP WLS BF H R ER SO BB IBB HBP BLK WP HR S P ERA WHIP	IP WLS BF H R ER SO BB IBB HBP BLK WP HR S P ERA WHIP	IP WLS BF H R ER SO BB IBB HBP BLK WP HR S P ERA WHIP	IP WLS BF H R ER SO BB IBB HBP BLK WP HR S P ERA WHIP	IP WLS BF H R ER SO BB IBB HBP BLK WP HR S P ERA WHIP	IP WLS BF H R ER SO BB IBB HBP BLK WP HR S P ERA WHIP	IP WLS BF H R ER SO BB IBB HBP BLK WP HR S P ERA WHIP	IP WLS BF H R ER SO BB IBB HBP BLK WP HR S P ERA WHIP	IP WLS BF H R ER SO BB IBB HBP BLK WP HR S P ERA WHIP	IP WLS BF H R ER SO BB IBB HBP BLK WP HR S P ERA WHIP	IP WLS BF H R ER SO BB IBB HBP BLK WP HR S P ERA WHIP	
Roger Clemens, R ERA: 1.53 Chad Qualls, R ERA: 4.65 John Franco, L ERA: 6.75 Chad Harville, R ERA: 5.09	(1, 1) (7, 1) (8, 1) (9, 1)	(1, 1) (7, 1) (8, 1) (9, 1)	(1, 1) (7, 1) (8, 1) (9, 1)	(1, 1) (7, 1) (8, 1) (9, 1)	(1, 1) (7, 1) (8, 1) (9, 1)	(1, 1) (7, 1) (8, 1) (9, 1)	(1, 1) (7, 1) (8, 1) (9, 1)	(1, 1) (7, 1) (8, 1) (9, 1)	(1, 1) (7, 1) (8, 1) (9, 1)	(1, 1) (7, 1) (8, 1) (9, 1)	(1, 1) (7, 1) (8, 1) (9, 1)	(1, 1) (7, 1) (8, 1) (9, 1)	(1, 1) (7, 1) (8, 1) (9, 1)	(1, 1) (7, 1) (8, 1) (9, 1)	(1, 1) (7, 1) (8, 1) (9, 1)	(1, 1) (7, 1) (8, 1) (9, 1)	(1, 1) (7, 1) (8, 1) (9, 1)	(1, 1) (7, 1) (8, 1) (9, 1)	(1, 1) (7, 1) (8, 1) (9, 1)	(1, 1) (7, 1) (8, 1) (9, 1)	(1, 1) (7, 1) (8, 1) (9, 1)	(1, 1) (7, 1) (8, 1) (9, 1)

AB 35  
R 7  
H 9  
RBI 7  
BB 5  
SO 4  
LOB 19




AB 36  
R 0  
H 9  
RBI 0  
SO 9  
LOB 26



livebaseballscores.com

Batter	1	2	3	4	5	6	7	8	9	AB	R	H	RBI	BB	SO	LOB	TOP					
Willy Taveras, R (1, 8) OBP: 0.328, SLG: 0.375	E7 SH1-3 SF9 1B		2B BB		G4-3 1B		FC1-5 1B 1B	E4 1-H 3-H		4	3	3	0	1	0	0	Houston Astros @ Kansas City Royals Kauffman Stadium, Kansas City, MO Sat Jun 18 2005, 6:10 PM CDT Att: 26,523 - Clear - 81 F					
Craig Biggio, R (1, 4) OBP: 0.323, SLG: 0.456	SH1-3 2-3		F8 1-H 2B		G4-3 1-2		FC1-5 17 L8 1B	L1 2-1		4	0	1	1	0	0	4						
Mike Lamb, L (1, 10) OBP: 0.286, SLG: 0.370	SF9 17 BB BB		F8 2-3		F8 2-3		1-2 2-H 1B	K		4	0	1	1	1	1	3						
17 Lance Berkman, S (1, 3) OBP: 0.351, SLG: 0.354	16 FC6-4 BB		G3		BB		L8 2-3		L3 1-2	3	0	0	0	2	0	3						
Morgan Ensberg, R (1, 5) OBP: 0.371, SLG: 0.546	SF9 2-3 3-H		K		F9		P2			4	0	1	1	0	1	5						
16 Jason Lane, R (1, 9) OBP: 0.301, SLG: 0.490	FC6-4 1-2		G6-4-3 28 1B BB			P4		BB 2 1B	K 2-3	4	1	1	0	1	1	3						
28 Adam Everett, R (1, 6) OBP: 0.292, SLG: 0.391		G4-6-3 1B		G6-4-3 1B		G5-3		P4	K	5	0	2	0	0	1	2						
Brad Ausmus, R (1, 2) OBP: 0.303, SLG: 0.255		G4-6-3		G6-4-3		G6-3		2 1B E BB		3	1	0	0	1	0	3						
2 Chris Burke, R (1, 7) OBP: 0.225, SLG: 0.262		G6-3		K			E5 FC1-5 1B	E 1B		4	1	1	1	0	1	1						
<b>Inning Stats</b>	R: 1 E: 1 K: 0 S: 6	H: 1 LOB: 2 BB: 2 P: 16	R: 0 E: 0 K: 0 S: 8	H: 1 LOB: 0 BB: 0 P: 13	R: 1 E: 0 K: 1 S: 10	H: 1 LOB: 1 BB: 1 P: 15	R: 0 E: 0 K: 1 S: 10	H: 1 LOB: 2 BB: 1 P: 18	R: 0 E: 0 K: 0 S: 4	H: 0 LOB: 0 BB: 0 P: 6	R: 1 E: 1 K: 0 S: 13	H: 2 LOB: 2 BB: 0 P: 18	R: 3 E: 1 K: 1 S: 18	H: 2 LOB: 1 BB: 1 P: 36	R: 0 E: 0 K: 2 S: 10	H: 1 LOB: 1 BB: 0 P: 13	1B: 9 2B: 1 3B: 0 HR: 0	SF: 1 SAC: 1 DP: 2 HBP: 0	WP: 0 PB: 0 SB: 0 CS: 0	PA: 43		
<b>PITCHER</b>	IP WLS BF H R ER SO BB IBB HBP BLK WP HR S P ERA WHIP	7.0 L 32 7 3 2 2 5 0 0 0 0 0 60 106 2.57 1.714	1.0 (8, 1) 3.86 46 Juan Carlos Oviedo, R ERA: 6.2	1.0 4 1 0 0 2 0 0 0 0 0 0 0 10 13 0.00 1.000																		

AB	35
R	6
H	10
RBI	4
BB	6
SO	5
LOB	24



Batter	1	2	3	4	5	6	7	8	9	AB	R	H	RBI	BB	SO	LOB	BOTTOM				
4 Angel Berroa, R (1, 6) OBP: 0.292, SLG: 0.366	G4-3		K			F7		G6-3 1B 2B		4	1	1	0	0	1	0	Houston Astros @ Kansas City Royals Kauffman Stadium, Kansas City, MO Sat Jun 18 2005, 6:10 PM CDT Att: 26,523 - Clear - 81 F				
9 David DeJesus, L (1, 8) OBP: 0.382, SLG: 0.418	L4			G4-3 2B		2B BB		G6-3		2	0	1	0	1	0	0					
Joe McEwing, R (8, PH) OBP: 0.329, SLG: 0.338								2-3		1	0	0	0	0	0	1					
Terrence Long, L (1, 7) OBP: 0.316, SLG: 0.398	G3			P5		2B		DI 1B		4	0	2	1	0	0	1					
Matt Stairs, L (1, 3) OBP: 0.392, SLG: 0.458		K		G4-3		L1		P5		4	0	0	0	0	1	4					
Emil Brown, R (1, 9) OBP: 0.358, SLG: 0.474		G4-3 32 FC4-6 1B		G4-3				F9		4	0	2	0	0	0	1					
32 Shane Costa, L (1, 10) OBP: 0.394, SLG: 0.467		FC4-6			G1-3		G5-4-3	DI 3B 1B		4	1	1	0	0	0	2					
Tony Graffanino, R (1, 5) OBP: 0.383, SLG: 0.397		K			G5-3		FC6-4 1B	G5-3		4	0	1	0	0	1	2					
Ruben Gotay, S (1, 4) OBP: 0.308, SLG: 0.391			F9		B5-3		FC6-4			4	0	1	1	0	0	1					
14 John Buck, R (1, 2) OBP: 0.265, SLG: 0.343			G6-3			G4-3		K	G6-3	4	0	0	0	0	1	1					
<b>Inning Stats</b>	R: 0 E: 0 K: 0 S: 6	H: 0 LOB: 0 BB: 0 P: 11	R: 0 E: 0 K: 2 S: 13	H: 1 LOB: 1 BB: 0 P: 18	R: 0 E: 0 K: 1 S: 7	H: 0 LOB: 0 BB: 0 P: 11	R: 0 E: 0 K: 0 S: 6	H: 1 LOB: 1 BB: 0 P: 10	R: 0 E: 0 K: 0 S: 12	H: 1 LOB: 2 BB: 1 P: 18	R: 0 E: 0 K: 0 S: 9	H: 2 LOB: 1 BB: 0 P: 12	R: 1 E: 0 K: 1 S: 14	H: 2 LOB: 1 BB: 0 P: 23	R: 1 E: 0 K: 0 S: 19	H: 2 LOB: 1 BB: 0 P: 28	1B: 5 2B: 3 3B: 1 HR: 0	SF: 0 SAC: 0 DP: 1 HBP: 0	WP: 0 PB: 0 SB: 0 CS: 0	PA: 36	
<b>PITCHER</b>	IP WLS BF H R ER SO BB IBB HBP BLK WP HR S P ERA WHIP	8.0 W 31 7 1 1 4 0 0 0 0 0 0 19 28 9.00 2.000	1.0 5 2 1 1 0 0 0 0 0 0 0 0 0 0 0 0 0																		


AB	35
R	2
H	9
RBI	2
BB	1
SO	4
LOB	13



Batter	1	2	3	4	5	6	7	8	9	AB	R	H	RBI	BB	SO	LOB	TOP								
Willy Taveras, R OBP: 0.327, SLG: 0.373 (1, 8)	F9			E1		B5-3		1B		4	0	1	0	0	0	0	<b>Houston Astros @ Kansas City Royals</b> Kauffman Stadium, Kansas City, MO Sun Jun 19 2005, 1:10 PM CDT Att: 20,214 - Sunny - 83 F								
Craig Biggio, R OBP: 0.322, SLG: 0.450 (1, 10)	K			G5-3		17 BB		F7		3	0	0	0	1	1	3									
Jose Vizcaino, S OBP: 0.308, SLG: 0.345 (1, 4)	G4-1			P6		K		K		4	0	0	0	0	2	4									
17 Lance Berkman, S OBP: 0.348, SLG: 0.346 (1, 3)		G3-1		F7		BB		P5		3	0	0	0	1	0	3									
Morgan Ensberg, R OBP: 0.369, SLG: 0.538 (1, 5)		P6			4-2	S		F8		3	1	0	0	1	1	2									
16 Jason Lane, R OBP: 0.298, SLG: 0.481 (1, 9)					2-2	F7				4	0	0	0	0	2	1									
28 Adam Everett, R OBP: 0.287, SLG: 0.384 (1, 6)				G6-3		K		K		4	0	0	0	0	2	1									
Brad Ausmus, R OBP: 0.304, SLG: 0.257 (1, 2)				L5		1B		F8		3	0	1	1	0	0	0									
2 Chris Burke, R OBP: 0.228, SLG: 0.257 (1, 7)				G3		K				2	0	0	0	1	1	1									
<b>Inning Stats</b>	R: 0 E: 0 K: 1 S: 7	H: 0 LOB: 0 BB: 0 P: 10	R: 0 E: 0 K: 1 S: 8	H: 0 LOB: 0 BB: 0 P: 13	R: 0 E: 0 K: 0 S: 7	H: 0 LOB: 0 BB: 0 P: 9	R: 0 E: 1 K: 0 S: 5	H: 0 LOB: 1 BB: 0 P: 6	R: 1 E: 0 K: 2 S: 16	H: 1 LOB: 1 BB: 1 P: 27	R: 0 E: 0 K: 1 S: 10	H: 0 LOB: 2 BB: 2 P: 18	R: 0 E: 0 K: 1 S: 6	H: 0 LOB: 0 BB: 0 P: 9	R: 0 E: 0 K: 1 S: 10	H: 1 LOB: 2 BB: 1 P: 18	R: 0 E: 0 K: 2 S: 9	H: 0 LOB: 0 BB: 0 P: 15	1B: 2 2B: 0 3B: 0 HR: 0	SF: 0 SAC: 0 DP: 0 HBP: 0	WP: 0 PB: 0 SB: 1 CS: 0	PA: 34			
<b>PITCHER</b>	IP	WLS	BF	H	R	ER	SO	BB	IBB	HBP	BLK	WP	HR	S	P	ERA	WHIP								
Runelvis Hernandez, R ERA: 4.81 (1, 1)	7.0	W	26	1	1	1	6	3	0	0	0	0	0	59	92	1.29	0.571								
Ambioriz Burgos, R ERA: 4.44 (8, 1)	0.0		1	0	0	0	0	1	0	0	0	0	0	1	5	∞	∞								
Mike Wood, R ERA: 3.69 (8, 1)	1.0		4	1	0	0	1	0	0	0	0	0	0	9	13	0.00	1.000								
Mike MacDougal, R ERA: 4.09 (9, 1)	1.0		3	0	0	0	2	0	0	0	0	0	0	9	15	0.00	0.000								

Batter	1	2	3	4	5	6	7	8	9	AB	R	H	RBI	BB	SO	LOB	BOTTOM								
4 Angel Berroa, R OBP: 0.294, SLG: 0.364 (1, 6)	BB	F7			G5-3		P4	1B		4	0	1	0	1	0	2	<b>Houston Astros @ Kansas City Royals</b> Kauffman Stadium, Kansas City, MO Sun Jun 19 2005, 1:10 PM CDT Att: 20,214 - Sunny - 83 F								
9 David DeJesus, L OBP: 0.383, SLG: 0.419 (1, 8)	L4-3			F7		G6-3	1B	BB		4	1	1	1	1	0	1									
Terrence Long, L OBP: 0.325, SLG: 0.402 (1, 10)	BB			F7		HR	1B	FC6-4	1B	3	1	2	0	1	0	0									
Matt Stairs, L OBP: 0.394, SLG: 0.455 (1, 3)	K			F7		HR	BB	FC6-4	1B	3	1	1	1	1	1	1									
Emil Brown, R OBP: 0.360, SLG: 0.487 (1, 9)		FC4-6		G5-3		HR	BB	FC6-4		3	1	1	3	1	0	2									
24 Mark Teahen, L OBP: 0.288, SLG: 0.359 (1, 5)		FC4-6		G4-3		HR		L3		4	1	1	0	0	0	3									
32 Shane Costa, L OBP: 0.405, SLG: 0.455 (1, 7)		WP		P2		1B		L4		3	1	1	0	1	0	0									
Alberto Castillo, R OBP: 0.264, SLG: 0.348 (1, 2)		G1-4-3		K		G6-4-3		K		4	0	0	0	0	2	4									
Ruben Gotay, S OBP: 0.317, SLG: 0.399 (1, 4)		1B		F8				1B		4	1	3	1	0	0	0									
<b>Inning Stats</b>	R: 0 E: 0 K: 1 S: 8	H: 0 LOB: 1 BB: 2 P: 16	R: 2 E: 0 K: 0 S: 8	H: 1 LOB: 1 BB: 2 P: 20	R: 0 E: 0 K: 0 S: 6	H: 0 LOB: 0 BB: 0 P: 6	R: 0 E: 0 K: 0 S: 11	H: 0 LOB: 0 BB: 0 P: 18	R: 0 E: 0 K: 1 S: 8	H: 0 LOB: 0 BB: 0 P: 11	R: 3 E: 0 K: 0 S: 12	H: 4 LOB: 1 BB: 1 P: 22	R: 2 E: 0 K: 0 S: 13	H: 4 LOB: 2 BB: 0 P: 23	R: 0 E: 0 K: 1 S: 13	H: 2 LOB: 2 BB: 1 P: 21	1B: 9 2B: 2 3B: 0 HR: 1	SF: 0 SAC: 0 DP: 2 HBP: 0	WP: 2 PB: 0 SB: 0 CS: 0	PA: 39					
<b>PITCHER</b>	IP	WLS	BF	H	R	ER	SO	BB	IBB	HBP	BLK	WP	HR	S	P	ERA	WHIP								
41 Brandon Backe, R ERA: 5.06 (7, 1)	0.1		3	2	2	2	0	0	0	0	0	0	0	6	10	54.00	6.000								
Dan Wheeler, R ERA: 2.1 (7, 1)	0.2		4	2	0	0	0	0	0	0	0	0	0	7	13	0.00	3.000								
54 Brad Lidge, R ERA: 2.9 (8, 1)	1.0		5	2	0	0	1	1	0	0	0	0	0	13	21	0.00	3.000								

**AB 30**  
**R 1**  
**H 2**  
**RBI 1**  
**BB 4**  
**SO 9**  
**LOB 15**



**AB 32**  
**R 7**  
**H 11**  
**RBI 6**  
**BB 6**  
**SO 3**  
**LOB 13**



livebaseballscores.com


livebaseballscores.com

Batter	1	2	3	4	5	6	7	8	9	AB	R	H	RBI	BB	SO	LOB	TOP				
4 Angel Berroa, R OBP: 0.293, SLG: 0.361	F8		G4-3			P3		G5-3		5	1	1	0	0	0	1					
9 David DeJesus, L OBP: 0.360, SLG: 0.412	G4-3 BB		F9			P5		K	P6	4	0	0	0	1	1	1					
Terrence Long, L OBP: 0.327, SLG: 0.399	G4-6-3					K			K	4	1	1	0	1	2	1					
Emil Brown, R OBP: 0.366, SLG: 0.485									G4-3	3	2	1	0	2	0	1					
Matt Stairs, L OBP: 0.396, SLG: 0.459										3	1	1	2	1	0	2					
Tony Graffanino, R OBP: 0.392, SLG: 0.409										3	1	2	0	1	0	1					
24 Mark Teahen, L OBP: 0.285, SLG: 0.363										4	0	1	3	0	0	3					
14 John Buck, R OBP: 0.265, SLG: 0.358										4	1	1	1	0	1	2					
Ruben Gotay, S OBP: 0.321, SLG: 0.422										4	1	2	1	0	0	0					
<b>Inning Stats</b>	R: 0 E: 0 K: 0 S: 7	H: 0 LOB: 0 BB: 1 P: 12	R: 1 E: 0 K: 0 S: 12	H: 2 LOB: 1 BB: 0 P: 20	R: 0 E: 0 K: 0 S: 8	H: 0 LOB: 0 BB: 0 P: 13	R: 2 E: 0 K: 0 S: 15	H: 2 LOB: 1 BB: 2 P: 29	R: 3 E: 0 K: 2 S: 27	H: 3 LOB: 2 BB: 2 P: 42	R: 0 E: 0 K: 0 S: 4	H: 0 LOB: 0 BB: 1 P: 12	R: 0 E: 0 K: 1 S: 14	H: 1 LOB: 1 BB: 0 P: 19	R: 0 E: 0 K: 1 S: 8	H: 0 LOB: 0 BB: 0 P: 12	1B: 4 2B: 4 3B: 0 HR: 2	SF: 0 SAC: 0 DP: 3 HBP: 0	WP: 1 PB: 0 SB: 0 CS: 0	PA: 40	
<b>PITCHER</b>	IP	WLS	BF	H	R	ER	SO	BB	IBB	HBP	BLK	WP	HR	S	P	ERA	WHIP				
Brandon McCarthy, R ERA: 8.4	4.2	23	7	6	6	0	0	4	0	0	1	0	0	61	103	11.57	2.357				
Luis Vizcaino, R ERA: 5.57	0.2	5	2	2	2	0	0	1	0	0	0	1	2	15	24	27.00	4.500				
Neal Cotts, L ERA: 1.93	2.1	W	8	1	0	0	3	1	0	0	0	0	0	21	35	0.00	0.857				
Shingo Takatsu, R ERA: 5.4	0.1	H	1	0	0	0	0	0	0	0	0	0	0	3	3	0.00	0.000				
Dustin Hermanson, R ERA: 1.53	1.0	S	3	0	0	0	1	0	0	0	0	0	0	8	12	0.00	0.000				

**Kansas City Royals @ Chicago White Sox**  
 U.S. Cellular Field, Chicago, IL  
 Mon Jun 20 2005, 8:05 PM EDT  
 Att: 34,345 - Partly Cloudy - 72 F

livebaseballscorecards.com

AB 34  
R 8  
H 10  
RBI 7  
BB 6  
SO 4  
LOB 12



Batter	1	2	3	4	5	6	7	8	9	AB	R	H	RBI	BB	SO	LOB	BOTTOM				
22 Scott Podsednik, L OBP: 0.357, SLG: 0.325	S 14 HR	L3		P6		K		G3-1		5	1	1	0	0	1	3					
Tadahito Iguchi, R OBP: 0.351, SLG: 0.439	S 14 HR		G6-3					G5-3		5	3	3	0	0	0	0					
Frank Thomas, R OBP: 0.368, SLG: 0.844	K			SF4		F8		F9		4	1	1	2	0	1	3					
14 Paul Konerko, R OBP: 0.363, SLG: 0.502			F9					K		5	2	3	4	0	1	0					
Aaron Rowand, R OBP: 0.339, SLG: 0.414	K			G4-3		K				4	1	1	0	1	2	3					
23 Jermaine Dye, R OBP: 0.319, SLG: 0.509	G5-3							F8		4	2	2	2	1	0	1					
12 A.J. Pierzynski, L OBP: 0.315, SLG: 0.446		G4-3								4	0	3	2	0	0	0					
24 Joe Crede, R OBP: 0.305, SLG: 0.421		G5-3		P3		F8		G5-3		5	0	1	1	0	0	5					
38 Pablo Ozuna, R OBP: 0.386, SLG: 0.346										4	1	2	0	0	0	3					
<b>Inning Stats</b>	R: 3 E: 0 K: 2 S: 14	H: 3 LOB: 0 BB: 0 P: 23	R: 0 E: 0 K: 0 S: 17	H: 1 LOB: 0 BB: 0 P: 23	R: 2 E: 0 K: 0 S: 18	H: 3 LOB: 2 BB: 0 P: 26	R: 2 E: 0 K: 0 S: 18	H: 3 LOB: 1 BB: 0 P: 24	R: 1 E: 0 K: 1 S: 12	H: 2 LOB: 1 BB: 0 P: 16	R: 3 E: 0 K: 1 S: 24	H: 4 LOB: 2 BB: 1 P: 35	R: 0 E: 0 K: 0 S: 6	H: 0 LOB: 0 BB: 0 P: 8	R: 0 E: 0 K: 1 S: 11	H: 1 LOB: 2 BB: 1 P: 18	1B: 12 2B: 2 3B: 0 HR: 3	SF: 1 SAC: 0 DP: 0 HBP: 1	WP: 0 PB: 0 SB: 4 CS: 0	PA: 44	
<b>PITCHER</b>	IP	WLS	BF	H	R	ER	SO	BB	IBB	HBP	BLK	WP	HR	S	P	ERA	WHIP				
Jose Lima, R ERA: 7.82	4.0	23	10	7	7	2	0	0	0	0	0	0	1	23	32	20.25	3.000				
Ryan Jensen, R ERA: 8.66	1.1	L	8	4	3	3	1	0	0	0	0	0	0	19	27	5.40	1.800				
46 Juan Carlos Oviedo, R ERA: 7.97	1.2		8	2	1	1	1	1	0	0	0	0	0	11	18	0.00	2.000				
41 Jimmy Gobble, L ERA:	1.0		5	1	0	0	1	1	0	0	0	0	0	11	18	0.00	2.000				

**Kansas City Royals @ Chicago White Sox**  
 U.S. Cellular Field, Chicago, IL  
 Mon Jun 20 2005, 8:05 PM EDT  
 Att: 34,345 - Partly Cloudy - 72 F

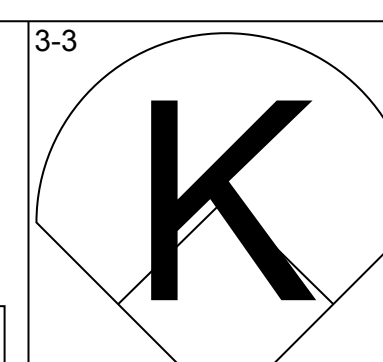
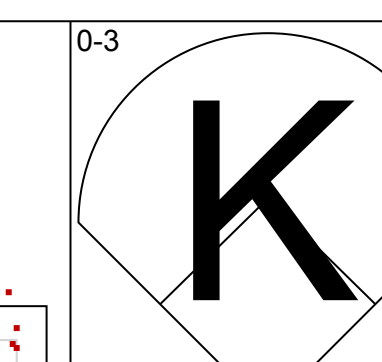
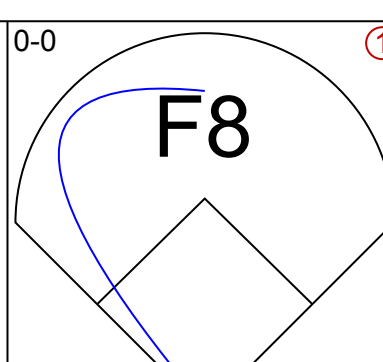
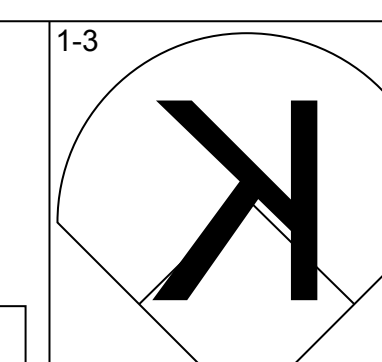
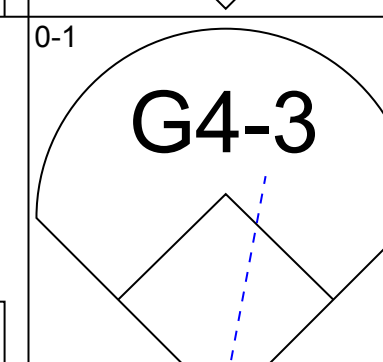
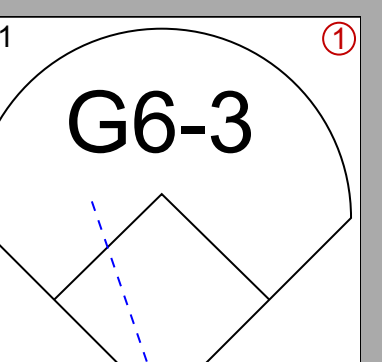
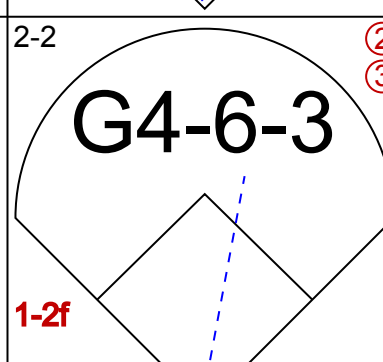
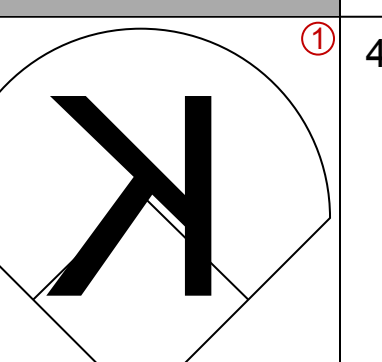
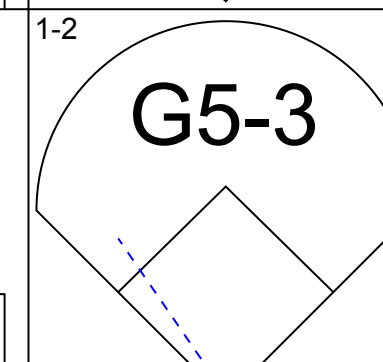
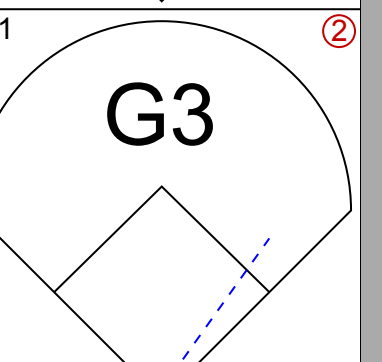
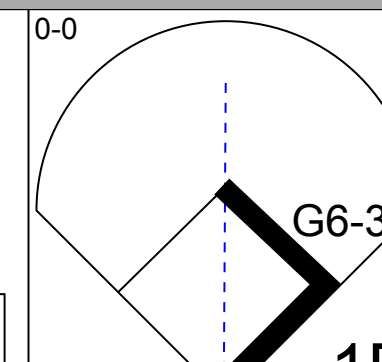
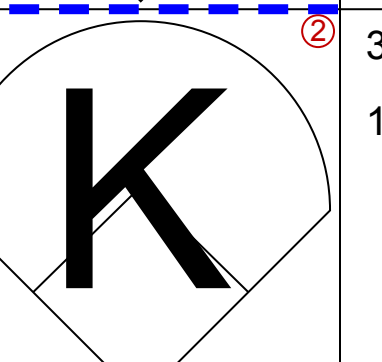
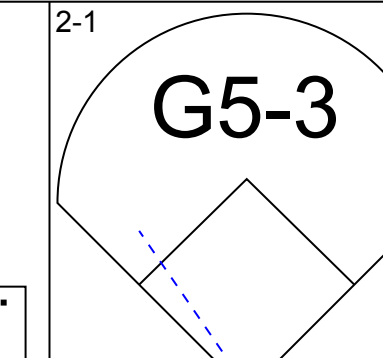
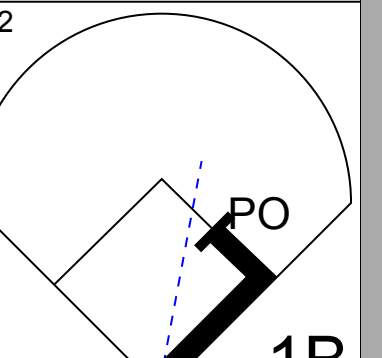
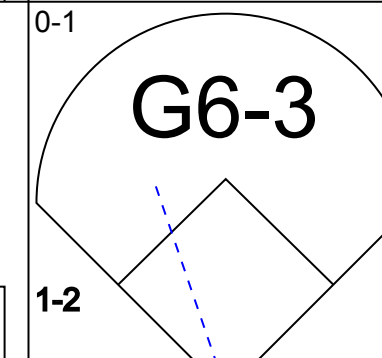
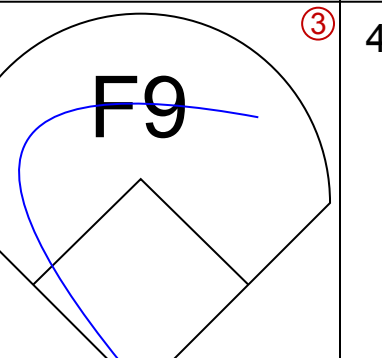
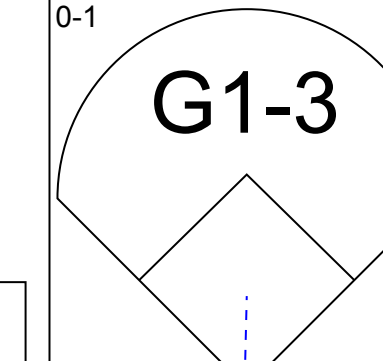
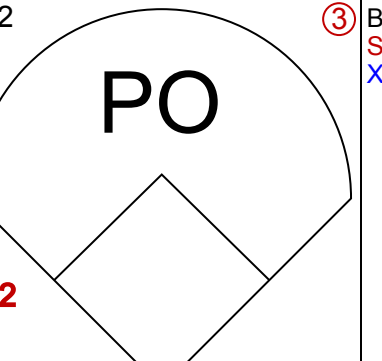
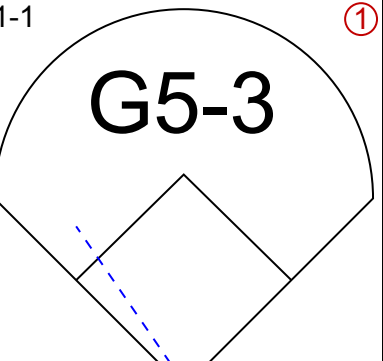
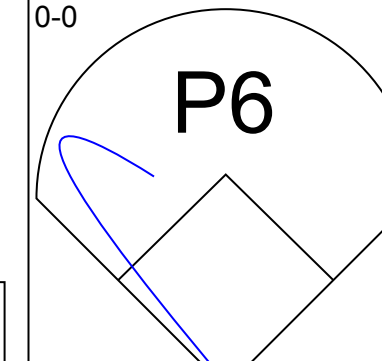
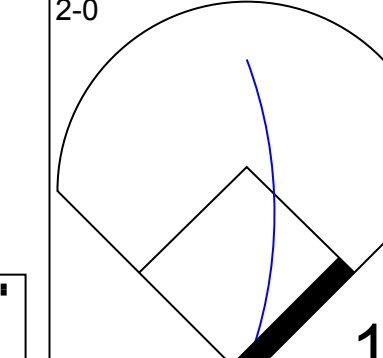
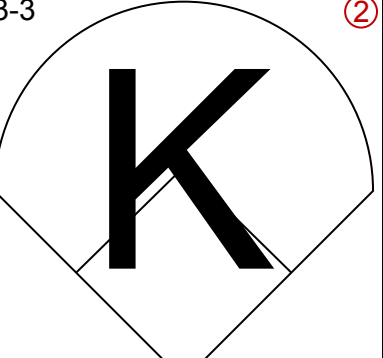
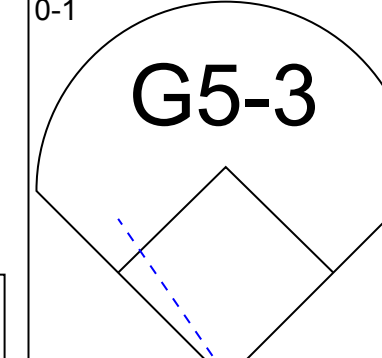
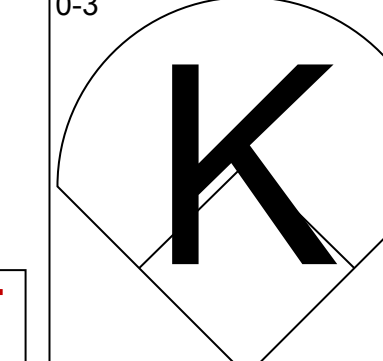
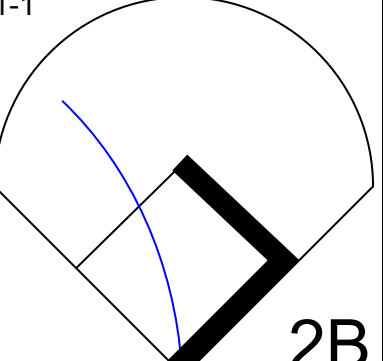
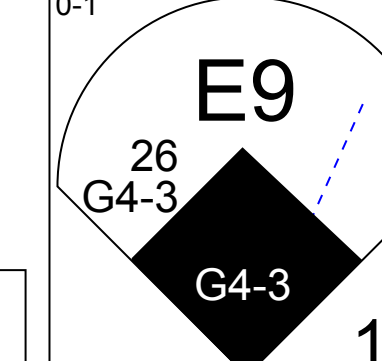
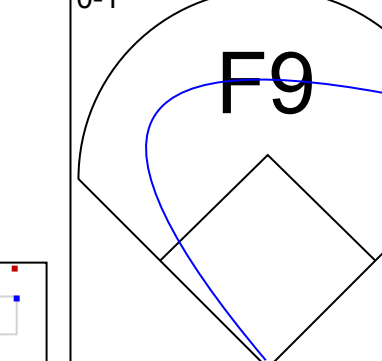
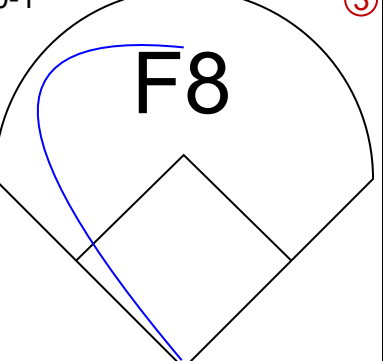
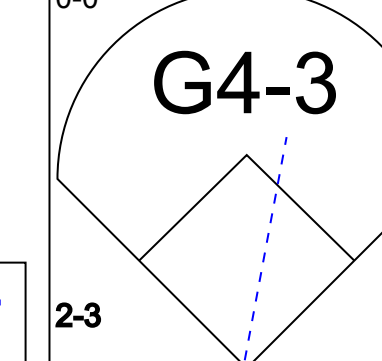
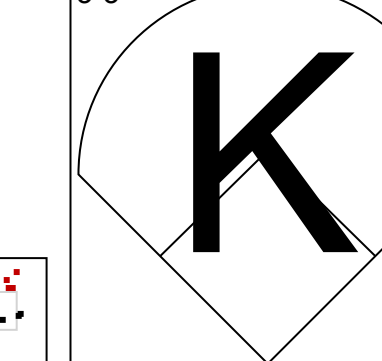
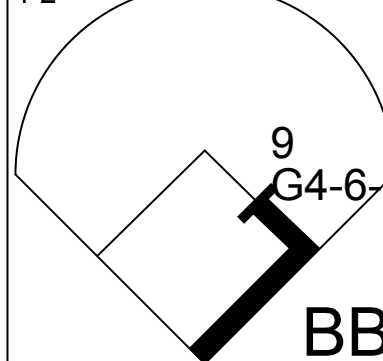
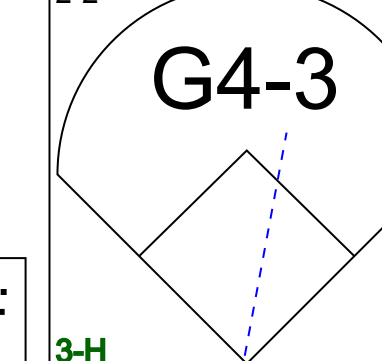
livebaseballscorecards.com

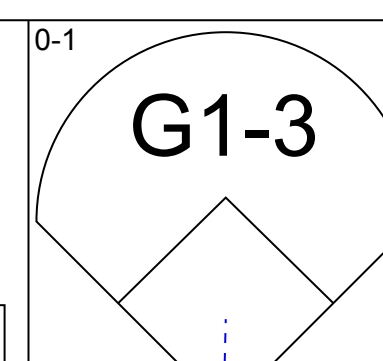
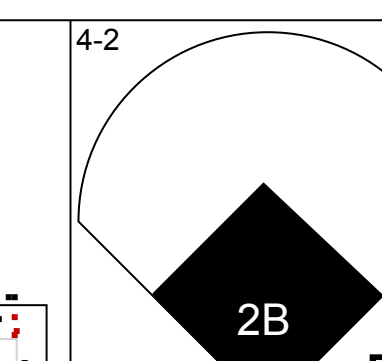
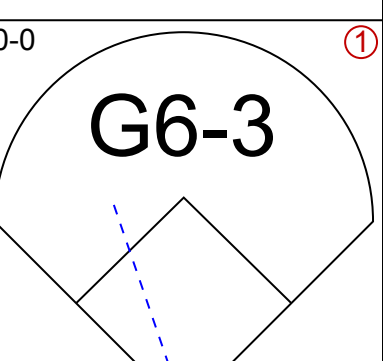
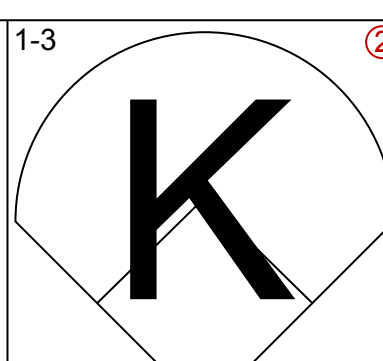
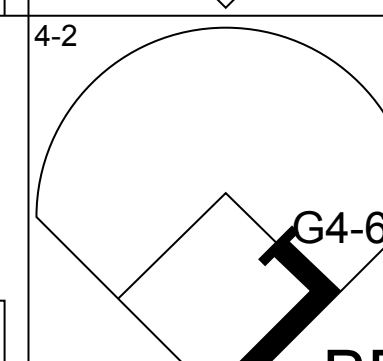
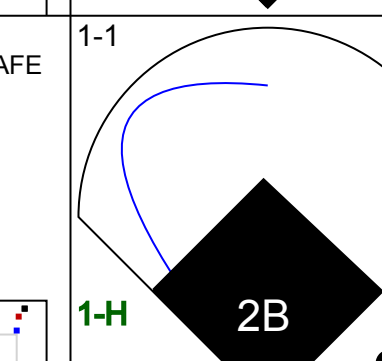
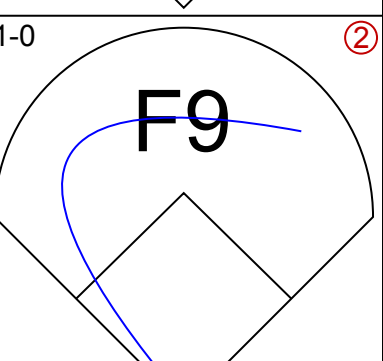
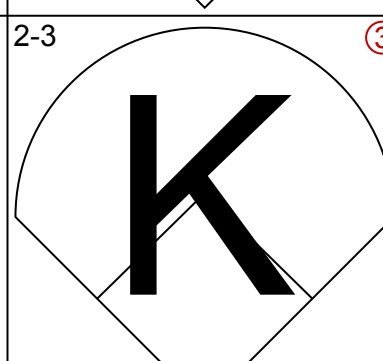
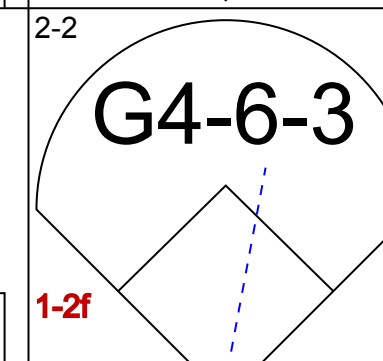
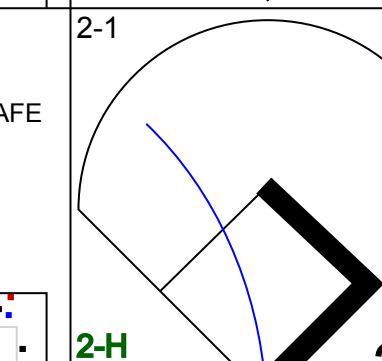
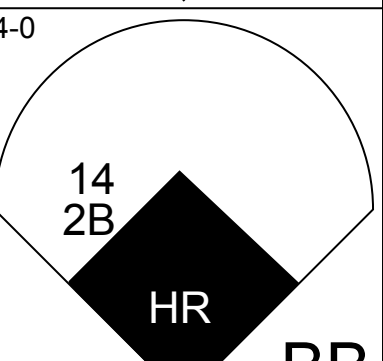
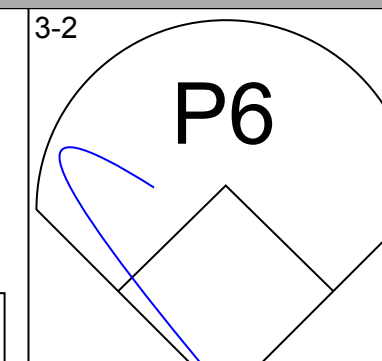
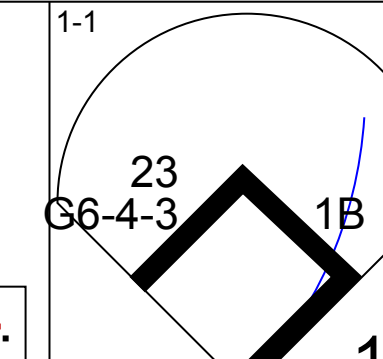
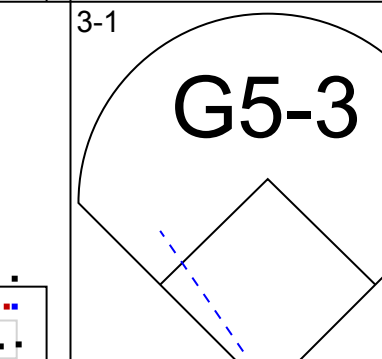
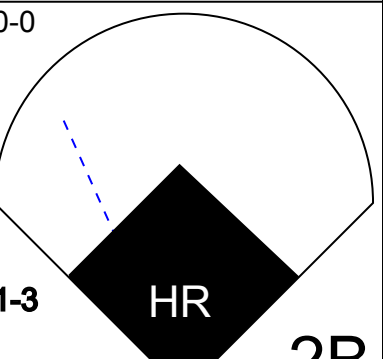
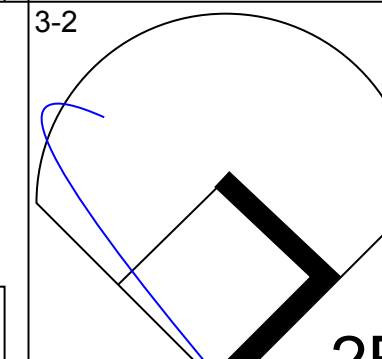
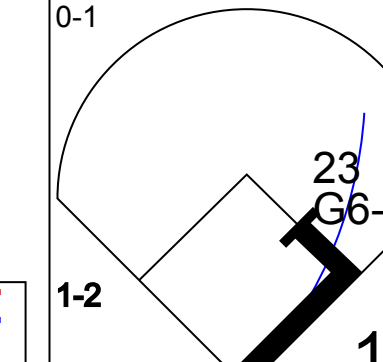
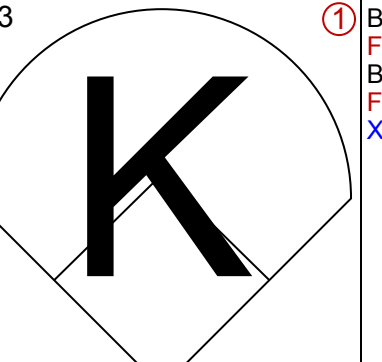
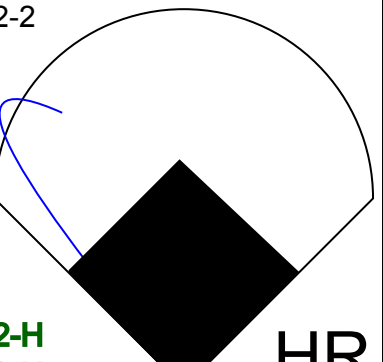
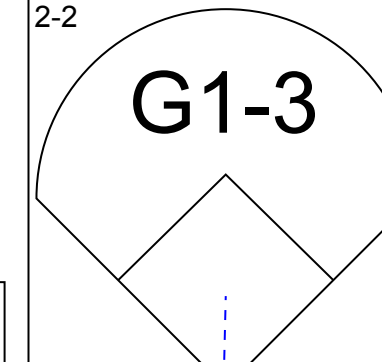
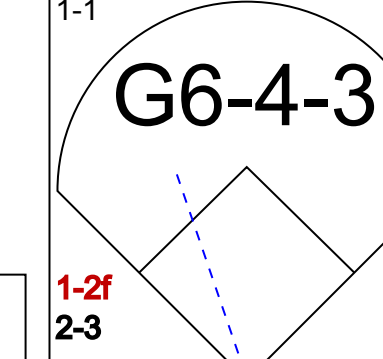
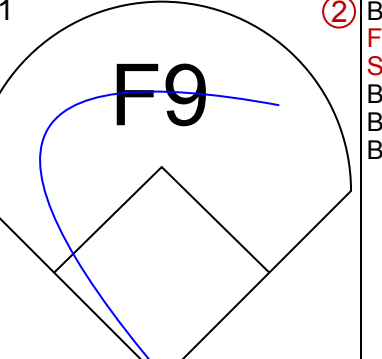
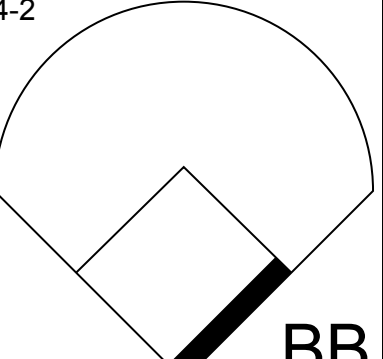
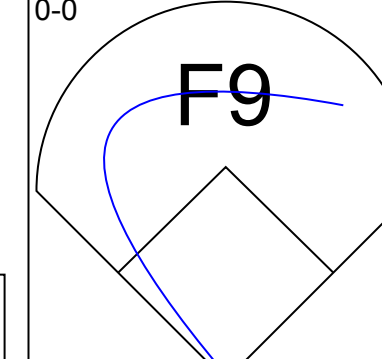
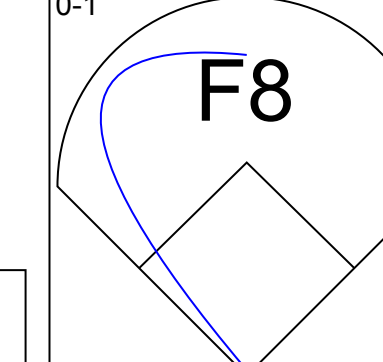
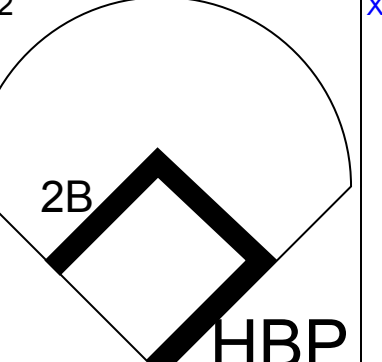
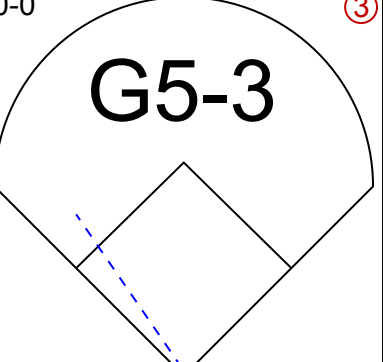
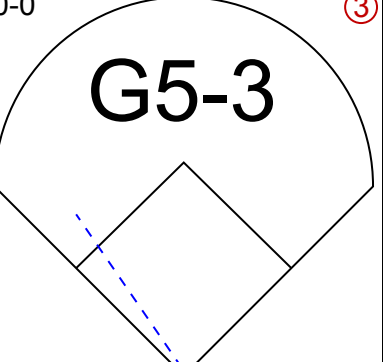
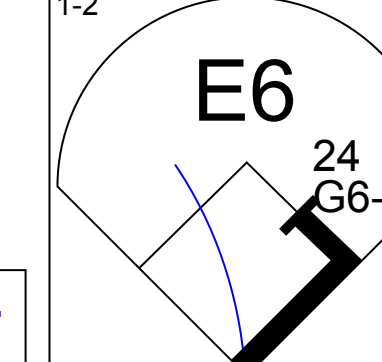
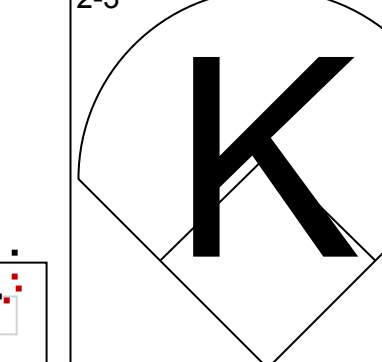
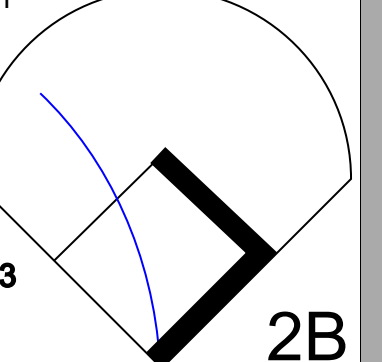
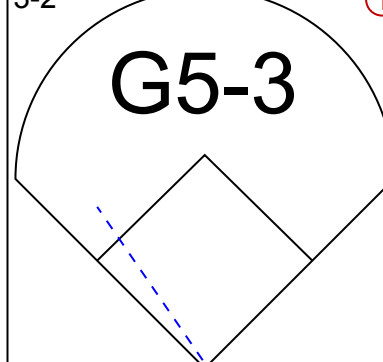
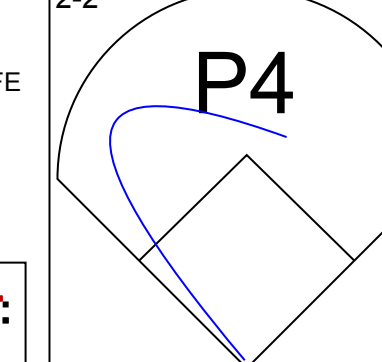
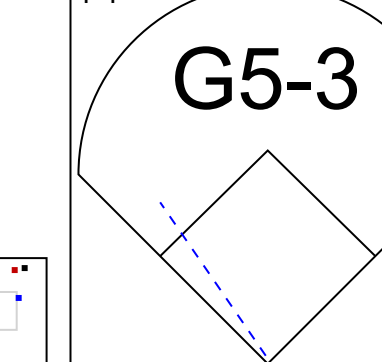
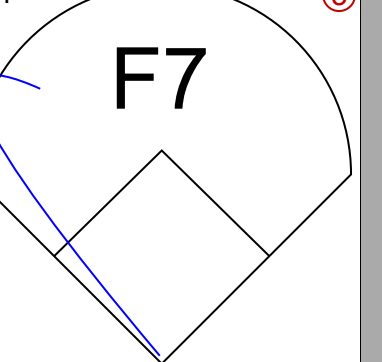
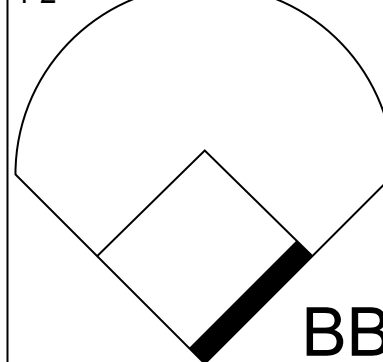
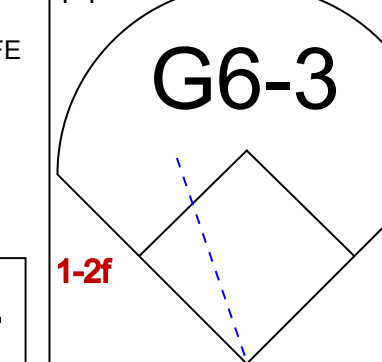
AB 40  
R 11  
H 17  
RBI 11  
BB 2  
SO 5  
LOB 18



Batter	1	2	3	4	5	6	7	8	9	AB	R	H	RBI	BB	SO	LOB	TOP											
4 Angel Berroa, R OBP: 0.289, SLG: 0.356	G3		P4			G6-3		F9		4	0	0	0	0	0	1	<b>Kansas City Royals @ Chicago White Sox</b> U.S. Cellular Field, Chicago, IL Tue Jun 21 2005, 8:05 PM EDT Att: 28,206 - Partly Cloudy - 70 F <a href="http://livebaseballscorecards.com">livebaseballscorecards.com</a>											
9 David DeJesus, L OBP: 0.358, SLG: 0.407	G6-3			G1-3		HBP		P5		3	0	0	0	0	0	1												
Terrence Long, L OBP: 0.325, SLG: 0.412	G5-3			G4-3		G6-3			HR	4	1	1	1	0	0	1												
Emil Brown, R OBP: 0.364, SLG: 0.480		K		F9				G6-3		4	0	1	0	0	1	0												
Matt Stairs, L OBP: 0.390, SLG: 0.451 26 Justin Huber, R (9, PH)	P4				L6			F9		3	0	0	0	0	0	1												
24 Mark Teahen, L OBP: 0.290, SLG: 0.363								F8		1	0	0	0	0	0	0												
32 Shane Costa, L OBP: 0.375, SLG: 0.417								K		3	0	1	0	1	2	1												
Alberto Castillo, R OBP: 0.267, SLG: 0.348										3	0	1	0	0	0	1												
Ruben Gotay, S OBP: 0.316, SLG: 0.416										3	0	0	0	0	0	1												
<b>Inning Stats</b>	R: 0 E: 0 K: 0 S: 6	H: 0 LOB: 0 BB: 0 P: 8	R: 0 E: 0 K: 1 S: 11	H: 1 LOB: 1 BB: 0 P: 16	R: 0 E: 0 K: 0 S: 5	H: 0 LOB: 0 BB: 0 P: 7	R: 0 E: 0 K: 0 S: 4	H: 0 LOB: 0 BB: 0 P: 7	R: 0 E: 0 K: 0 S: 12	H: 0 LOB: 1 BB: 1 P: 22	R: 0 E: 0 K: 0 S: 11	H: 0 LOB: 1 BB: 0 P: 15	R: 0 E: 0 K: 1 S: 10	H: 1 LOB: 1 BB: 0 P: 13	R: 0 E: 0 K: 0 S: 8	H: 1 LOB: 1 BB: 0 P: 12	R: 1 E: 0 K: 1 S: 8	H: 1 LOB: 0 BB: 0 P: 11	1B: 3 2B: 0 3B: 0 HR: 1	SF: 0 SAC: 0 DP: 0 HBP: 1	WP: 0 PB: 0 SB: 0 CS: 0	PA: 33						
<b>PITCHER</b>	IP	WLS	BF	H	R	ER	SO	BB	IBB	HBP	BLK	WP	HR	S	P	ERA	WHIP											
Jon Garland, R ERA: 3.4	(1, 1)	8.1	W	31	4	1	1	2	1	0	1	0	0	1	69	102	1.08	0.600										
Damaso Marte, L ERA: 3.0	(9, 1)	0.2		2	0	0	0	1	0	0	0	0	0	0	6	9	0.00	0.000										

Batter	1	2	3	4	5	6	7	8	9	AB	R	H	RBI	BB	SO	LOB	BOTTOM											
22 Scott Podsednik, L OBP: 0.363, SLG: 0.332	G5-3		FC6-4			K				4	0	3	1	0	1	2	<b>Kansas City Royals @ Chicago White Sox</b> U.S. Cellular Field, Chicago, IL Tue Jun 21 2005, 8:05 PM EDT Att: 28,206 - Partly Cloudy - 70 F <a href="http://livebaseballscorecards.com">livebaseballscorecards.com</a>											
Tadahito Iguchi, R OBP: 0.345, SLG: 0.432	G5-3		FC6-4					F7		4	0	0	0	0	1	3												
Frank Thomas, R OBP: 0.357, SLG: 0.771										3	0	0	0	1	3	0												
14 Paul Konerko, R OBP: 0.362, SLG: 0.496	K							F8		3	1	0	0	0	1	1												
Carl Everett, S OBP: 0.313, SLG: 0.446										4	0	1	0	0	0	0												
23 Jermaine Dye, R OBP: 0.321, SLG: 0.509										4	1	2	0	0	1	0												
12 A.J. Pierzynski, L OBP: 0.313, SLG: 0.442										4	2	1	1	0	1	3												
24 Joe Crede, R OBP: 0.310, SLG: 0.424										3	1	2	1	0	1	0												
38 Pablo Ozuna, R OBP: 0.383, SLG: 0.345										3	0	1	2	0	1	1												
<b>Inning Stats</b>	R: 0 E: 0 K: 1 S: 9	H: 1 LOB: 1 BB: 1 P: 16	R: 0 E: 0 K: 2 S: 13	H: 0 LOB: 0 BB: 0 P: 16	R: 0 E: 0 K: 2 S: 9	H: 1 LOB: 1 BB: 0 P: 13	R: 0 E: 0 K: 1 S: 10	H: 0 LOB: 0 BB: 0 P: 15	R: 2 E: 0 K: 2 S: 17	H: 3 LOB: 1 BB: 0 P: 21	R: 3 E: 0 K: 2 S: 22	H: 4 LOB: 2 BB: 0 P: 37	R: 0 E: 0 K: 1 S: 8	H: 0 LOB: 0 BB: 0 P: 11	R: 0 E: 0 K: 0 S: 6	H: 1 LOB: 0 BB: 0 P: 9	1B: 10 2B: 0 3B: 0 HR: 0	SF: 0 SAC: 0 DP: 1 HBP: 1	WP: 0 PB: 0 SB: 0 CS: 0	PA: 34								
<b>PITCHER</b>	IP	WLS	BF	H	R	ER	SO	BB	IBB	HBP	BLK	WP	HR	S	P	ERA	WHIP											
23 Zack Greinke, R ERA: 6.14	(1, 1)	5.1	L	24	7	5	5	8	1	0	1	0	0	0	65	94	8.44	1.500										
Andrew Sisco, L ERA: 2.19	(6, 1)	0.2		4	2	0	0	1	0	0	0	0	0	0	15	24	0.00	3.000										
Jonah Bayliss, R ERA:	(7, 1)	1.0		3	0	0	0	1	0	0	0	0	0	0	8	11	0.00	0.000										
Mike MacDougal, R ERA: 3.97	(8, 1)	1.0		3	1	0	0	0	0	0	0	0	0	0	6	9	0.00	1.000										

Batter	1	2	3	4	5	6	7	8	9	AB	R	H	RBI	BB	SO	LOB	TOP				
Joe McEwing, R (1, 6) OBP: 0.312, SLG: 0.320										4	0	0	0	0	3	1	<b>Kansas City Royals @ Chicago White Sox</b> U.S. Cellular Field, Chicago, IL Wed Jun 22 2005, 2:05 PM EDT Att: 24,544 - Sunny - 70 F <a href="http://livebaseballscorecards.com">livebaseballscorecards.com</a>				
9 David DeJesus, L (1, 8) OBP: 0.353, SLG: 0.401										4	0	0	0	0	1	1					
Tony Graffanino, R (1, 3) OBP: 0.391, SLG: 0.408 32 Shane Costa, L (9, PH) OBP: 0.366, SLG: 0.405										3	0	1	0	0	0	0					
Emil Brown, R (1, 9) OBP: 0.362, SLG: 0.476										4	0	1	0	0	0	1					
Terrence Long, L (1, 7) OBP: 0.320, SLG: 0.405										3	0	0	0	0	0	1					
14 John Buck, R (1, 2) OBP: 0.286, SLG: 0.358										3	0	1	0	0	1	1					
24 Mark Teahen, L (1, 5) OBP: 0.297, SLG: 0.374										3	1	2	0	0	1	1					
26 Justin Huber, R (1, 10)										3	0	0	0	0	0	2					
Ruben Gotay, S (1, 4) OBP: 0.316, SLG: 0.411										2	0	0	1	1	1	0					
<b>Inning Stats</b>	R: 0 E: 0 K: 1 S: 11	H: 0 LOB: 0 BB: 0 P: 15	R: 0 E: 0 K: 1 S: 8	H: 1 LOB: 1 BB: 0 P: 12	R: 0 E: 0 K: 2 S: 10	H: 0 LOB: 0 BB: 0 P: 13	R: 0 E: 0 K: 0 S: 13	H: 1 LOB: 0 BB: 0 P: 16	R: 0 E: 0 K: 1 S: 10	H: 1 LOB: 1 BB: 0 P: 15	R: 0 E: 0 K: 0 S: 8	H: 0 LOB: 0 BB: 1 P: 14	R: 0 E: 1 K: 1 S: 9	H: 1 LOB: 0 BB: 0 P: 12	R: 0 E: 0 K: 2 S: 8	H: 0 LOB: 0 BB: 0 P: 12		1B: 4 2B: 1 3B: 0 HR: 0	SF: 0 SAC: 0 DP: 1 HBP: 0	WP: 0 PB: 0 SB: 0 CS: 0	PA: 32
<b>PITCHER</b>	IP	WLS	BF	H	R	ER	SO	BB	IBB	HBP	BLK	WP	HR	S	P	ERA	WHIP				
56 Mark Buehrle, L (1, 1) ERA: 2.48	8.0	W	28	5	1	0	6	1	0	0	0	0	0	75	103	0.00	0.750				
Shingo Takatsu, R (9, 1) ERA: 5.14	1.0		3	0	0	0	2	0	0	0	0	0	0	8	12	0.00	0.000				

Batter	1	2	3	4	5	6	7	8	9	AB	R	H	RBI	BB	SO	LOB	BOTTOM				
38 Pablo Ozuna, R (1, 6) OBP: 0.375, SLG: 0.328										3	1	0	0	1	1	1	<b>Kansas City Royals @ Chicago White Sox</b> U.S. Cellular Field, Chicago, IL Wed Jun 22 2005, 2:05 PM EDT Att: 24,544 - Sunny - 70 F <a href="http://livebaseballscorecards.com">livebaseballscorecards.com</a>				
Tadahito Iguchi, R (1, 4) OBP: 0.348, SLG: 0.435										3	1	1	1	1	1	1					
Frank Thomas, R (1, 10) OBP: 0.370, SLG: 0.763										3	1	1	1	1	0	1					
14 Paul Konerko, R (1, 3) OBP: 0.367, SLG: 0.508										4	1	3	0	0	0	1					
Carl Everett, S (1, 7) OBP: 0.316, SLG: 0.462										4	1	2	3	0	1	1					
23 Jermaine Dye, R (1, 9) OBP: 0.320, SLG: 0.502										3	0	0	0	1	0	3					
Aaron Rowand, R (1, 8) OBP: 0.338, SLG: 0.409										3	0	0	0	0	0	2					
Chris Widger, R (1, 2) OBP: 0.353, SLG: 0.476										4	0	1	0	0	1	1					
24 Joe Crede, R (1, 5) OBP: 0.309, SLG: 0.418										3	0	0	0	1	0	3					
<b>Inning Stats</b>	R: 0 E: 0 K: 0 S: 7	H: 0 LOB: 1 BB: 1 P: 13	R: 0 E: 0 K: 0 S: 8	H: 2 LOB: 1 BB: 0 P: 10	R: 2 E: 0 K: 1 S: 14	H: 2 LOB: 1 BB: 1 P: 27	R: 0 E: 0 K: 1 S: 13	H: 1 LOB: 2 BB: 0 P: 21	R: 3 E: 0 K: 0 S: 9	H: 2 LOB: 1 BB: 2 P: 20	R: 0 E: 0 K: 2 S: 12	H: 0 LOB: 1 BB: 1 P: 22	R: 0 E: 0 K: 0 S: 10	H: 1 LOB: 1 BB: 0 P: 18	R: 0 E: 1 K: 0 S: 9	H: 0 LOB: 0 BB: 0 P: 13		1B: 2 2B: 5 3B: 0 HR: 1	SF: 0 SAC: 0 DP: 3 HBP: 1	WP: 0 PB: 0 SB: 0 CS: 0	PA: 36
<b>PITCHER</b>	IP	WLS	BF	H	R	ER	SO	BB	IBB	HBP	BLK	WP	HR	S	P	ERA	WHIP				
J.P. Howell, L (1, 1) ERA: 5.63	5.0	L	25	7	5	5	2	4	0	1	0	0	0	22	40	0.00	1.000				
Mike Wood, R (6, 1) ERA: 3.51	2.0		8	1	0	0	2	1	0	0	0	0	0	9	13	0.00	0.000				
Jonah Bayliss, R (8, 1) ERA:	1.0		3	0	0	0	0	0	0	0	0	0	0	9	13	0.00	0.000				



Batter	1	2	3	4	5	6	7	8	9	AB	R	H	RBI	BB	SO	LOB	TOP						
4 Angel Berroa, R OBP: 0.290, SLG: 0.357										5	1	2	0	0	1	1							
9 David De Jesus, L OBP: 0.354, SLG: 0.401										5	0	2	0	0	3	2							
Terrence Long, L OBP: 0.319, SLG: 0.492 Tony Graffanino, R OBP: 0.389, SLG: 0.405										4	0	1	0	0	0	3							
Emil Brown, R OBP: 0.360, SLG: 0.472										4	2	1	0	0	2	3							
Matt Stairs, L OBP: 0.397, SLG: 0.451										2	0	1	1	1	0	1							
24 Mark Tashen, L OBP: 0.256, SLG: 0.371 46 Juan Carlos Oviedo, R OBP: 0.388, SLG: 0.472										4	0	1	1	0	1	3							
14 John Buck, R OBP: 0.260, SLG: 0.350										4	0	0	0	0	0	2							
Ruben Gotay, S OBP: 0.320, SLG: 0.407										2	1	0	0	1	1	0							
D.J. Carrasco, R Ryan Jensen, R 26 Justin Huber, R 41 Jimmy Gobble, L Joe McEwing, R OBP: 0.308, SLG: 0.316										1	0	0	0	0	1	0							
<b>Inning Stats</b>	R: 1 E: 1 K: 1 S: 11	H: 2 LOB: 2 BB: 1 P: 19	R: 0 E: 0 K: 1 S: 15	H: 1 LOB: 2 BB: 1 P: 27	R: 1 E: 0 K: 0 S: 10	H: 2 LOB: 1 BB: 0 P: 18	R: 0 E: 0 K: 1 S: 8	H: 0 LOB: 0 BB: 0 P: 12	R: 0 E: 0 K: 1 S: 12	H: 1 LOB: 1 BB: 0 P: 16	R: 1 E: 0 K: 2 S: 11	H: 2 LOB: 1 BB: 0 P: 18	R: 0 E: 0 K: 1 S: 6	H: 0 LOB: 0 BB: 0 P: 13	R: 0 E: 0 K: 3 S: 14	H: 0 LOB: 0 BB: 0 P: 19	1B: 8 2B: 1 3B: 0 HR: 0	SF: 0 SAC: 1 DP: 1 HBP: 2	WP: 0 PB: 1 SB: 1 CS: 0	PA: 39			
<b>PITCHER</b>	IP WLS BF H R ER SO BB IBB HBP BLK WP HR S P ERA WHIP	5.2 W 27 7 3 2 4 2 0 2 0 0 0 65 107 3.18 1.588	6.1 1.1 6 2 1 1 2 0 0 0 0 0 0 14 21 6.75 1.500	8.1 1.0 3 0 0 0 1 0 0 0 0 0 6 13 0.00 0.000	9.1 1.0 3 0 0 0 3 0 0 0 0 0 0 14 19 0.00 0.000																		

**Kansas City Royals @ Colorado Rockies**  
Coors Field, Denver, CO  
Fri Jun 24 2005, 7:05 PM MDT  
Att: 24,584 - Partly Cloudy - 73 F

AB 34  
R 4  
H 9  
RBI 3  
BB 2  
SO 10  
LOB 15

Batter	1	2	3	4	5	6	7	8	9	AB	R	H	RBI	BB	SO	LOB	BOTTOM					
Eddy Garabito, S OBP: 0.368, SLG: 0.444										3	2	1	1	2	0	0						
27 Garrett Atkins, R OBP: 0.349, SLG: 0.427										5	2	3	0	0	1	0						
17 Todd Helton, L OBP: 0.386, SLG: 0.404 Dan Miceli, R Bobby Seay, L										3	1	1	1	2	2	0						
Preston Wilson, R OBP: 0.325, SLG: 0.505										5	0	2	3	0	3	3						
11 Brad Hawpe, L OBP: 0.345, SLG: 0.461										5	2	3	2	0	0	5						
Dustin Mohr, R OBP: 0.248, SLG: 0.417										4	1	1	2	1	1	3						
Desi Relaford, S OBP: 0.330, SLG: 0.367										4	1	1	1	1	1	4						
Danny Ardoin, R OBP: 0.324, SLG: 0.281										4	2	1	0	1	2	0						
49 Byung-Hyun Kim, R Marcos Carvajal, R Ryan Shealy, R OBP: 0.408, SLG: 0.526										2	0	0	0	0	0	1						
<b>Inning Stats</b>	R: 0 E: 0 K: 1 S: 9	H: 0 LOB: 0 BB: 0 P: 12	R: 2 E: 1 K: 1 S: 16	H: 3 LOB: 1 BB: 1 P: 26	R: 3 E: 0 K: 0 S: 13	H: 3 LOB: 1 BB: 2 P: 30	R: 3 E: 1 K: 1 S: 17	H: 2 LOB: 3 BB: 3 P: 35	R: 0 E: 0 K: 1 S: 6	H: 0 LOB: 0 BB: 0 P: 11	R: 0 E: 0 K: 3 S: 9	H: 0 LOB: 0 BB: 0 P: 15	R: 4 E: 0 K: 2 S: 28	H: 5 LOB: 3 BB: 2 P: 47	R: 0 E: 0 K: 1 S: 5	H: 0 LOB: 0 BB: 0 P: 8	1B: 10 2B: 2 3B: 0 HR: 1	SF: 0 SAC: 1 DP: 1 HBP: 0	WP: 2 PB: 0 SB: 0 CS: 1	PA: 44		
<b>PITCHER</b>	IP WLS BF H R ER SO BB IBB HBP BLK WP HR S P ERA WHIP	3.1 L 21 7 0 0 2 4 1 0 0 0 0 18 32 0.00 1.200	7.1 7 1 0 0 2 1 0 0 0 0 0 21 36 20.25 1.500	11.2 9 3 1 1 2 1 0 0 0 0 1 0 21 34 5.40 2.400																		

**Kansas City Royals @ Colorado Rockies**  
Coors Field, Denver, CO  
Fri Jun 24 2005, 7:05 PM MDT  
Att: 24,584 - Partly Cloudy - 73 F

AB 35  
R 12  
H 13  
RBI 10  
BB 8  
SO 10  
LOB 16

Batter	1	2	3	4	5	6	7	8	9	AB	R	H	RBI	BB	SO	LOB	TOP					
4 Angel Berroa, R OBP: 0.290, SLG: 0.355	P6		G4-3 1B		G4-3			G5-3		4	0	1	0	0	0	0	<b>Kansas City Royals @ Colorado Rockies</b> Coors Field, Denver, CO Sat Jun 25 2005, 6:05 PM MDT Att: 27,673 - Cloudy - 77 F					
9 David De Jesus, L OBP: 0.353, SLG: 0.398	1B		G4-3			B1-3		G3		4	0	1	0	0	0	1						
Tony Graffanino, R OBP: 0.385, SLG: 0.398	P3					1B SF7 BB		F7		3	1	0	0	1	1	2						
Emil Brown, R OBP: 0.362, SLG: 0.472	1B					26 S 1B		L9		4	1	2	0	0	1	1						
Terrence Long, L OBP: 0.313, SLG: 0.396						SF7 1B		P5		3	0	0	1	0	1	2						
26 Justin Huber, R OBP: 0.290, SLG: 0.375 Mike Wood, R	L7					1B		F7		3	0	1	1	0	1	0						
Matt Stairs, L OBP: 0.395, SLG: 0.448										0	0	0	0	0	0	0						
14 John Buck, R OBP: 0.262, SLG: 0.350										1	0	0	0	0	0	0						
Joe McEwing, R OBP: 0.296, SLG: 0.304										3	0	0	0	0	1	1						
Runelvys Hernandez, R Ruben Gotay, S OBP: 0.316, SLG: 0.405	F8									2	0	0	0	0	0	1						
<b>Inning Stats</b>	R: 0 E: 0 K: 1 S: 12	H: 2 LOB: 2 BB: 0 P: 16	R: 0 E: 0 K: 1 S: 11	H: 1 LOB: 1 BB: 0 P: 15	R: 0 E: 0 K: 2 S: 9	H: 1 LOB: 1 BB: 0 P: 13	R: 0 E: 0 K: 1 S: 5	H: 0 LOB: 0 BB: 0 P: 8	R: 0 E: 0 K: 0 S: 6	H: 0 LOB: 0 BB: 0 P: 7	R: 2 E: 0 K: 0 S: 14	H: 2 LOB: 1 BB: 1 P: 20	R: 0 E: 0 K: 1 S: 8	H: 0 LOB: 0 BB: 0 P: 10	R: 0 E: 0 K: 0 S: 4	H: 0 LOB: 0 BB: 0 P: 5	R: 0 E: 0 K: 0 S: 13	H: 0 LOB: 0 BB: 0 P: 20	1B: 6 2B: 0 3B: 0 HR: 0	SF: 1 SAC: 0 DP: 0 HBP: 0	WP: 0 PB: 0 SB: 1 CS: 0	PA: 33
<b>PITCHER</b>	IP	WLS	BF	H	R	ER	SO	BB	IBB	HBP	BLK	WP	HR	S	P	ERA	WHIP					
26 Jeff Francis, L ERA: 5.36	(1, 1)	7.0	W	27	6	2	2	6	1	0	0	0	0	0	65	89	2.57	1.000				
Jay Witasick, R ERA: 2.22	(8, 1)	1.0	H	3	0	0	0	0	0	0	0	0	0	4	5	0.00	0.000					
40 Brian Fuentes, L ERA: 2.83	(9, 1)	1.0	S	3	0	0	0	0	0	0	0	0	0	13	20	0.00	0.000					

Batter	1	2	3	4	5	6	7	8	9	AB	R	H	RBI	BB	SO	LOB	BOTTOM					
Eddy Garabito, S OBP: 0.397, SLG: 0.429										2	0	0	1	2	0	3	<b>Kansas City Royals @ Colorado Rockies</b> Coors Field, Denver, CO Sat Jun 25 2005, 6:05 PM MDT Att: 27,673 - Cloudy - 77 F					
27 Garrett Atkins, R OBP: 0.345, SLG: 0.429	L8									4	0	1	2	0	0	6						
17 Todd Helton, L OBP: 0.386, SLG: 0.402	F9									4	0	1	0	1	0	3						
Preston Wilson, R OBP: 0.318, SLG: 0.493	G4-3									5	0	0	0	0	0	4						
11 Brad Hawpe, L OBP: 0.353, SLG: 0.461										2	1	1	0	2	0	0						
Dustin Mohr, R OBP: 0.242, SLG: 0.405 18 Cory Sullivan, L OBP: 0.323, SLG: 0.368										3	0	0	0	0	2	2						
Desi Relaford, S OBP: 0.333, SLG: 0.366										3	1	1	0	1	0	2						
Danny Ardoin, R OBP: 0.366, SLG: 0.343										3	1	2	0	1	0	0						
26 Jeff Francis, L OBP: 0.143, SLG: 0.040 Jay Witasick, R										0	0	0	1	2	0	0						
Jorge Piedra, L OBP: 0.428, SLG: 0.500 40 Brian Fuentes, L										1	1	1	0	0	0	0						
<b>Inning Stats</b>	R: 0 E: 0 K: 0 S: 8	H: 0 LOB: 1 BB: 1 P: 16	R: 3 E: 0 K: 1 S: 15	H: 2 LOB: 3 BB: 3 P: 35	R: 0 E: 0 K: 1 S: 9	H: 0 LOB: 0 BB: 0 P: 13	R: 0 E: 0 K: 0 S: 10	H: 1 LOB: 2 BB: 1 P: 15	R: 0 E: 0 K: 0 S: 5	H: 0 LOB: 1 BB: 1 P: 10	R: 0 E: 0 K: 0 S: 10	H: 1 LOB: 2 BB: 1 P: 18	R: 0 E: 0 K: 1 S: 10	H: 1 LOB: 2 BB: 1 P: 21	R: 1 E: 0 K: 0 S: 8	H: 2 LOB: 2 BB: 1 P: 16	1B: 5 2B: 2 3B: 0 HR: 0	SF: 1 SAC: 1 DP: 1 HBP: 1	WP: 0 PB: 0 SB: 1 CS: 0	PA: 40		
<b>PITCHER</b>	IP	WLS	BF	H	R	ER	SO	BB	IBB	HBP	BLK	WP	HR	S	P	ERA	WHIP					
Runelvys Hernandez, R ERA: 4.64	(1, 1)	5.1	L	27	4	3	3	2	7	0	2	1	0	0	54	102	5.06	2.062				
Mike Wood, R ERA: 3.5	(6, 1)	2.2		13	3	1	1	1	0	2	1	0	0	0	21	42	3.38	1.125				

Batter	1	2	3	4	5	6	7	8	9	AB	R	H	RBI	BB	SO	LOB	TOP		
9 David DeJesus, L (1, 8) OBP: 0.350, SLG: 0.395										5	1	1	0	0	0	3			
4 Angel Berroa, R (1, 6) OBP: 0.286, SLG: 0.350										4	0	0	0	0	1	2			
Tony Graffanino, R (1, 4) OBP: 0.383, SLG: 0.390										3	0	0	0	0	2	1			
Emil Brown, R (1, 9) OBP: 0.360, SLG: 0.468										4	1	1	0	0	2	1			
24 Mark Teahen, L (1, 5) OBP: 0.300, SLG: 0.374										4	0	2	1	0	2	0			
26 Justin Huber, R (1, 3) OBP: 0.250, SLG: 0.333										4	0	1	1	0	2	1			
32 Shane Costa, L (1, 7) OBP: 0.356, SLG: 0.390										4	1	1	0	0	0	2			
Alberto Castillo, R (1, 2) OBP: 0.269, SLG: 0.347										3	0	1	0	0	0	0			
Matt Stairs, L (9, PH) OBP: 0.398, SLG: 0.470										1	1	1	2	0	0	0			
Jose Lima, R (1, 1) OBP: 0.333, SLG: 0.333										2	0	1	0	0	1	1			
Andrew Sisco, L (5, 1) OBP: 0.291, SLG: 0.330										0	0	0	0	0	0	0			
Joe McEwing, R (7, PH) OBP: 0.291, SLG: 0.330										0	0	0	0	0	0	0			
46 Juan Carlos Oviedo, R (7, 1) OBP: 0.291, SLG: 0.330										0	0	0	0	0	0	0			
Mike MacDougal, S (8, 1) OBP: 0.291, SLG: 0.330										0	0	0	0	0	0	0			
Jonah Bayliss, R (8, 1) OBP: 0.291, SLG: 0.330										0	0	0	0	0	0	0			
Terrence Long, L (9, PH) OBP: 0.316, SLG: 0.390										1	0	1	0	0	0	0			
<b>Inning Stats</b>	R: 2 E: 0 K: 1 S: 15	H: 4 LOB: 2 BB: 0 P: 25	R: 0 E: 0 K: 0 S: 8	H: 1 LOB: 0 BB: 0 P: 12	R: 0 E: 0 K: 1 S: 9	H: 0 LOB: 0 BB: 0 P: 11	R: 0 E: 0 K: 1 S: 6	H: 0 LOB: 0 BB: 0 P: 8	R: 0 E: 0 K: 2 S: 12	H: 1 LOB: 1 BB: 0 P: 14	R: 0 E: 0 K: 2 S: 9	H: 0 LOB: 0 BB: 0 P: 11	R: 0 E: 0 K: 2 S: 9	H: 0 LOB: 1 BB: 0 P: 16	R: 2 E: 0 K: 2 S: 17	H: 3 LOB: 1 BB: 0 P: 27	1B: 9 2B: 1 3B: 0 HR: 1	SF: 0 SAC: 0 DP: 1 HBP: 1	WP: 0 PA: 37 PB: 0 SB: 0 CS: 0
<b>PITCHER</b>	IP WLS BF H R ER SO BB IBB HBP BLK WP HR S P ERA WHIP																		
Joe Kennedy, L (1, 1) ERA: 6.92	7.0 W 27 7 2 2 6 0 0 0 0 0 0 0 67 95 2.57 1.000																		
Jay Witasick, R (8, 1) ERA: 2.15	1.0 4 0 0 0 2 0 0 0 1 0 0 0 9 16 0.00 0.000																		
David Cortes, R (9, 1) ERA: 3.31	0.2 2 0 0 0 2 0 0 0 0 0 0 0 6 9 0.00 0.000																		
Matt Anderson, R (9, 1) ERA: 11.25	0.1 4 3 2 2 0 0 0 0 0 0 0 1 11 18 54.00 9.000																		

Kansas City Royals @ Colorado Rockies  
Coors Field, Denver, CO  
Sun Jun 26 2005, 1:05 PM MDT  
Att: 21,080 - Partly Cloudy - 83 F

AB	36
R	4
H	10
RBI	4
BB	0
SO	10
LOB	11



Batter	1	2	3	4	5	6	7	8	9	AB	R	H	RBI	BB	SO	LOB	BOTTOM
Eddy Garabito, S (1, 4) OBP: 0.388, SLG: 0.417										4	1	1	0	0	0	2	
27 Garrett Atkins, R (1, 5) OBP: 0.357, SLG: 0.450										5	2	4	3	0	0	0	
17 Todd Helton, L (1, 3) OBP: 0.390, SLG: 0.407										4	2	2	1	1	1	2	
Preston Wilson, R (1, 8) OBP: 0.324, SLG: 0.491										3	0	1	1	2	1	0	
David Cortes, R (9, 1) ERA: 3.31										0	0	0	0	0	0	0	
Matt Anderson, R (9, 1) ERA: 11.25										0	0	0	0	0	0	0	
11 Brad Hawpe, L (1, 9) OBP: 0.350, SLG: 0.451										4	0	0	1	1	1	4	
Jorge Piedra, L (1, 7) OBP: 0.391, SLG: 0.455										2	0	0	0	0	0	1	
Dustan Mohr, R (5, PH) OBP: 0.244, SLG: 0.430										3	1	1	1	0	2	6	
Desi Relaford, S (1, 6) OBP: 0.346, SLG: 0.380										2	1	1	1	2	1	0	
JD Closser, S (1, 2) OBP: 0.317, SLG: 0.309										5	1	1	0	0	0	6	
Joe Kennedy, R (1, 1) OBP: 0.222, SLG: 0.192										0	0	0	1	0	0	0	
Jay Witasick, R (8, 1) ERA: 2.35										0	0	0	0	0	0	0	
18 Cory Sullivan, L (8, PH) OBP: 0.328, SLG: 0.373										1	1	1	0	0	0	0	
<b>Inning Stats</b>	R: 2 E: 0 K: 0 S: 19	H: 3 LOB: 1 BB: 0 P: 27	R: 0 E: 0 K: 0 S: 11	H: 0 LOB: 1 BB: 1 P: 19	R: 0 E: 0 K: 1 S: 7	H: 0 LOB: 0 BB: 0 P: 10	R: 0 E: 0 K: 1 S: 7	H: 0 LOB: 0 BB: 0 P: 10	R: 2 E: 0 K: 1 S: 19	H: 3 LOB: 3 BB: 2 P: 34	R: 1 E: 0 K: 2 S: 14	H: 2 LOB: 1 BB: 0 P: 19	R: 3 E: 0 K: 1 S: 17	H: 2 LOB: 3 BB: 2 P: 38	1B: 7 2B: 3 3B: 1 HR: 1	SF: 0 SAC: 3 DP: 0 HBP: 2	WP: 0 PA: 44 PB: 0 SB: 1 CS: 0
<b>PITCHER</b>	IP WLS BF H R ER SO BB IBB HBP BLK WP HR S P ERA WHIP																
Jose Lima, R (1, 1) ERA: 7.91	4.2 L 23 6 4 4 2 3 0 0 0 0 0 0 15 31 6.75 2.250																
Andrew Sisco, L (5, 1) ERA: 2.35	1.1 7 2 1 1 1 1 0 0 0 0 0 0 15 31 6.75 2.250																
46 Juan Carlos Oviedo, R (7, 1) ERA: 9.22	1.0 6 3 2 2 2 0 0 0 0 0 0 1 16 22 18.00 3.000																
Mike MacDougal, R (8, 1) ERA: 4.41	0.2 6 1 1 1 1 2 0 1 0 0 0 0 12 28 13.50 4.500																
Jonah Bayliss, R (8, 1) ERA: 4.41	0.1 2 0 1 1 0 0 0 0 1 0 0 0 3 7 27.00 0.000																

Kansas City Royals @ Colorado Rockies  
Coors Field, Denver, CO  
Sun Jun 26 2005, 1:05 PM MDT  
Att: 21,080 - Partly Cloudy - 83 F

AB	33
R	9
H	12
RBI	9
BB	6
SO	6
LOB	21



Batter	1	2	3	4	5	6	7	8	9	AB	R	H	RBI	BB	SO	LOB	TOP			
9 David DeJesus, L (1, 8) OBP: 0.349, SLG: 0.404	G6-3		K			G5-3		HR		4	1	1	1	0	1	0	<b>Kansas City Royals @ Minnesota Twins</b> Hubert H. Humphrey Metrodome, Minneapolis, MN Mon Jun 27 2005, 8:10 PM EDT Att: 16,530 - Dome - 70 F <a href="http://livebaseballscorecards.com">livebaseballscorecards.com</a>			
4 Angel Berroa, R (1, 6) OBP: 0.286, SLG: 0.349	G4-3			K			1B	K		4	0	1	0	0	2	0				
Terrence Long, L (1, 10) OBP: 0.310, SLG: 0.391	G4-3			G3		G3		G1		4	0	0	0	0	1					
Emil Brown, R (1, 9) OBP: 0.363, SLG: 0.469		1B		F9			14 2B		G6-3	4	0	2	0	0	0	0				
Matt Stairs, L (1, 3) OBP: 0.390, SLG: 0.459	F8				G6-3		P4		K	4	0	0	0	0	1	2				
24 Mark Teahen, L (1, 5) OBP: 0.299, SLG: 0.368	P5				F9		P6			3	0	0	0	1	0	2				
14 John Buck, R (1, 2) OBP: 0.266, SLG: 0.358	F9							BB		4	0	2	0	0	1	2				
32 Shane Costa, L (1, 7) OBP: 0.333, SLG: 0.364			F8		L8		G4-3			3	0	0	0	0	0	3				
Ruben Gotay, S (1, 4) OBP: 0.314, SLG: 0.399			L3			G4-3		G3-1		3	0	0	0	0	0	0				
<b>Inning Stats</b>	R: 0 E: 0 K: 0 S: 6	H: 0 LOB: 0 BB: 0 P: 7	R: 0 E: 0 K: 0 S: 4	H: 1 LOB: 1 BB: 0 P: 11	R: 0 E: 0 K: 1 S: 9	H: 0 LOB: 0 BB: 0 P: 13	R: 0 E: 0 K: 1 S: 7	H: 0 LOB: 0 BB: 0 P: 10	R: 0 E: 0 K: 0 S: 5	H: 1 LOB: 1 BB: 0 P: 6	R: 0 E: 0 K: 0 S: 9	H: 2 LOB: 2 BB: 0 P: 15	R: 1 E: 0 K: 2 S: 14	H: 1 LOB: 0 BB: 1 P: 22	R: 0 E: 0 K: 2 S: 11	H: 0 LOB: 1 BB: 1 P: 18	1B: 4 2B: 1 3B: 0 HR: 1	SF: 0 SAC: 0 DP: 0 HBP: 0	WP: 0 PB: 0 SB: 0 CS: 0	PA: 34
<b>PITCHER</b>	IP	WLS	BF	H	R	ER	SO	BB	IBB	HBP	BLK	WP	HR	S	P	ERA	WHIP			
Joe Mays, R (1, 1) ERA: 3.94	8.0	W	30	6	1	1	3	0	0	0	0	0	1	61	94	1.12	0.750			
36 Joe Nathan, R (9, 1) ERA: 4.02	1.0	S	4	0	0	0	2	1	0	0	0	0	0	11	18	0.00	1.000			

Batter	1	2	3	4	5	6	7	8	9	AB	R	H	RBI	BB	SO	LOB	BOTTOM			
Shannon Stewart, R (1, 7) OBP: 0.336, SLG: 0.433	F9	FC5			F8		FC5			4	0	0	0	0	0	4	<b>Kansas City Royals @ Minnesota Twins</b> Hubert H. Humphrey Metrodome, Minneapolis, MN Mon Jun 27 2005, 8:10 PM EDT Att: 16,530 - Dome - 70 F <a href="http://livebaseballscorecards.com">livebaseballscorecards.com</a>			
38 Luis Antonio Rodriguez, S (4, 4) OBP: 0.339, SLG: 0.433	F7		G1-3				FC6-4			4	0	1	0	0	0	2				
7 Joe Mauer, L (1, 2) OBP: 0.359, SLG: 0.420	G3-1		G4-3		G4-3					4	0	1	0	0	0	1				
33 Justin Morneau, L (1, 3) OBP: 0.327, SLG: 0.480		G4-3	G5-3			F8		FC6-5		4	1	0	0	0	0	1				
Tori Hunter, R (1, 8) OBP: 0.341, SLG: 0.496		E			P6		P5			3	1	1	0	1	0	0				
Jacque Jones, L (1, 9) OBP: 0.346, SLG: 0.430		1B					F7			3	1	1	1	1	0	2				
20 Lew Ford, R (1, 10) OBP: 0.358, SLG: 0.410		SF8								2	0	0	1	1	1	1				
Glenn Williams, S (1, 5) OBP: 0.436, SLG: 0.447		1B			F8		FC5			3	0	2	1	1	0	1				
Juan Castro, R (1, 6) OBP: 0.274, SLG: 0.380					F9					3	0	2	0	0	0	0				
<b>Inning Stats</b>	R: 0 E: 0 K: 0 S: 8	H: 3 LOB: 2 BB: 1 P: 29	R: 0 E: 0 K: 0 S: 10	H: 0 LOB: 0 BB: 0 P: 12	R: 0 E: 0 K: 1 S: 12	H: 0 LOB: 1 BB: 1 P: 18	R: 0 E: 0 K: 0 S: 12	H: 0 LOB: 0 BB: 0 P: 9	R: 0 E: 0 K: 0 S: 9	H: 2 LOB: 2 BB: 0 P: 15	R: 1 E: 0 K: 0 S: 8	H: 2 LOB: 3 BB: 2 P: 21	R: 0 E: 0 K: 0 S: 11	H: 0 LOB: 1 BB: 1 P: 18	1B: 7 2B: 1 3B: 0 HR: 0	SF: 1 SAC: 0 DP: 0 HBP: 0	WP: 0 PB: 0 SB: 0 CS: 0	PA: 35		
<b>PITCHER</b>	IP	WLS	BF	H	R	ER	SO	BB	IBB	HBP	BLK	WP	HR	S	P	ERA	WHIP			
23 Zack Greinke, R (1, 1) ERA: 5.92	6.0	L	24	4	2	2	1	2	0	0	0	0	0	63	96	3.00	1.000			
41 Jimmy Gobble, L (7, 1) ERA: 6.31	2.0		11	4	1	1	0	1	1	0	0	0	0	17	36	4.50	2.500			

Batter	1	2	3	4	5	6	7	8	9	AB	R	H	RBI	BB	SO	LOB	TOP					
9 David DeJesus, L (1,8) OBP: 0.343, SLG: 0.398										4	0	0	1	0	1	3	<b>Kansas City Royals @ Minnesota Twins</b> Hubert H. Humphrey Metrodome, Minneapolis, MN Tue Jun 28 2005, 8:10 PM EDT Att: 19,422 - Dome - 70 F <a href="http://livebaseballscorecards.com">livebaseballscorecards.com</a>					
4 Angel Berroa, R (1,6) OBP: 0.281, SLG: 0.343										5	0	0	0	0	1	3						
Terrence Long, L (1,9) OBP: 0.314, SLG: 0.393										4	1	2	1	0	0	0						
Emil Brown, R (1,10) OBP: 0.365, SLG: 0.474										4	1	2	0	0	0	1						
Matt Stairs, L (1,3) OBP: 0.393, SLG: 0.466										4	1	2	0	0	0	1						
24 Mark Teahen, L (1,5) OBP: 0.298, SLG: 0.367 Tony Graffanino, R (8,PH) OBP: 0.380, SLG: 0.388 (8,5)										3	1	1	0	0	0	1						
14 John Buck, R (1,2) OBP: 0.271, SLG: 0.366										1	0	0	0	0	0	0						
32 Shane Costa, L (1,7) OBP: 0.365, SLG: 0.458										4	2	3	3	0	0	1						
Ruben Gotay, S (1,4) OBP: 0.317, SLG: 0.401										4	1	2	0	0	2	2						
<b>Inning Stats</b>	R: 0 E: 0 K: 1 S: 6	H: 0 LOB: 0 BB: 0 P: 9	R: 1 E: 0 K: 0 S: 7	H: 2 LOB: 0 BB: 8 P: 8	R: 1 E: 0 K: 0 S: 8	H: 2 LOB: 0 BB: 10 P: 10	R: 1 E: 0 K: 0 S: 10	H: 2 LOB: 0 BB: 13 P: 13	R: 3 E: 0 K: 1 S: 15	H: 4 LOB: 1 BB: 0 P: 22	R: 2 E: 0 K: 1 S: 14	H: 3 LOB: 1 BB: 0 P: 21	R: 0 E: 0 K: 0 S: 8	H: 0 LOB: 0 BB: 0 P: 9	R: 0 E: 0 K: 0 S: 3	H: 0 LOB: 0 BB: 0 P: 4		R: 0 E: 0 K: 1 S: 10	H: 1 LOB: 1 BB: 0 P: 15	1B: 10 2B: 4 3B: 0 HR: 1	SF: 1 SAC: 0 DP: 3 HBP: 0	WP: 0 PB: 0 SB: 0 CS: 0
<b>PITCHER</b>	IP WLS BF H R ER SO BB IBB HBP BLK WP HR S P ERA WHIP	Carlos Silva, R (1,1) ERA: 3.55 Terry Mulholland, L (6,1) ERA: 5.46 28 Jesse Crain, R (6,1) ERA: 0.99 J.C. Romero, L (8,1) ERA: 2.48 Juan Rincon, R (8,1) ERA: 2.68																				
<b>PITCHER</b>	IP WLS BF H R ER SO BB IBB HBP BLK WP HR S P ERA WHIP	36 Joe Nathan, R (9,1) ERA: 3.9																				

Batter	1	2	3	4	5	6	7	8	9	AB	R	H	RBI	BB	SO	LOB	BOTTOM			
Shannon Stewart, R (1,7) OBP: 0.343, SLG: 0.440										4	2	3	3	1	0	1	<b>Kansas City Royals @ Minnesota Twins</b> Hubert H. Humphrey Metrodome, Minneapolis, MN Tue Jun 28 2005, 8:10 PM EDT Att: 19,422 - Dome - 70 F <a href="http://livebaseballscorecards.com">livebaseballscorecards.com</a>			
Glenn Williams, S (1,5) OBP: 0.452, SLG: 0.450 Luis Rivas, R (4,FR) OBP: 0.284, SLG: 0.239 (5,4) (8,6)										2	0	1	1	1	0	0				
20 Lew Ford, R (1,10) OBP: 0.355, SLG: 0.410										5	0	1	0	0	1	6				
Torii Hunter, R (1,8) OBP: 0.342, SLG: 0.494										3	0	1	2	0	0	1				
Jacque Jones, L (1,9) OBP: 0.349, SLG: 0.425										3	1	0	0	2	2	4				
Matthew LeCroy, R (1,3) OBP: 0.383, SLG: 0.470 33 Justin Morneau, L (8,3) OBP: 0.330, SLG: 0.498										4	0	1	0	0	1	1				
5 Michael Cuddyer, R (1,4) OBP: 0.336, SLG: 0.387 (5,5)										3	3	1	0	2	0	0				
55 Mike Redmond, R (1,2) OBP: 0.302, SLG: 0.282										3	2	3	2	1	0	0				
Juan Castro, R (1,6) OBP: 0.270, SLG: 0.375 Michael Ryan, L (7,PH) OBP: 0.334, SLG: 0.250 38 Luis Antonio Rodriguez, R (8,4) OBP: 0.339, SLG: 0.433										2	0	0	0	0	0	2				
<b>Inning Stats</b>	R: 1 E: 0 K: 0 S: 11	H: 1 LOB: 1 BB: 1 P: 21	R: 2 E: 0 K: 1 S: 14	H: 1 LOB: 2 BB: 2 P: 27	R: 0 E: 0 K: 0 S: 11	H: 2 LOB: 1 BB: 1 P: 16	R: 4 E: 0 K: 1 S: 20	H: 5 LOB: 1 BB: 0 P: 30	R: 0 E: 0 K: 0 S: 11	H: 1 LOB: 1 BB: 0 P: 15	R: 0 E: 0 K: 0 S: 7	H: 1 LOB: 2 BB: 1 P: 14	R: 3 E: 0 K: 1 S: 19	H: 3 LOB: 2 BB: 2 P: 34	R: 1 E: 0 K: 1 S: 9	H: 1 LOB: 0 BB: 0 P: 13		1B: 11 2B: 5 3B: 0 HR: 1	SF: 1 SAC: 1 DP: 2 HBP: 1	WP: 0 PB: 0 SB: 3 CS: 1
<b>PITCHER</b>	IP WLS BF H R ER SO BB IBB HBP BLK WP HR S P ERA WHIP	J.P. Howell, L (1,1) ERA: 6.88 Mike Wood, R (4,1) ERA: 3.74 Andrew Sisco, L (6,1) ERA: 2.75 46 Juan Carlos Oviedo, R (7,1) ERA: 8.37 Ryan Jensen, R (8,1) ERA: 7.97																		



Batter	1	2	3	4	5	6	7	8	9	AB	R	H	RBI	BB	SO	LOB	TOP					
9 Chone Figgins, S OBP: 0.323, SLG: 0.401	1-1 P5		1-0 CS 1B		0-0 G3		1-2 FC5 PB 27 1B		2-0 F8	5	1	1	0	0	0	4	<b>Los Angeles Angels @ Kansas City Royals</b> Kauffman Stadium, Kansas City, MO Fri Jul 01 2005, 7:10 PM CDT Att: 17,893 - Clear - 81 F <a href="http://livebaseballscorecards.com">livebaseballscorecards.com</a>					
Darin Erstad, L OBP: 0.348, SLG: 0.392	1-1 P6		3-3 K			0-2 G4-3	4-1 27 1B BB		3-3 K	4	0	0	0	1	2	2						
27 Vladimir Guerrero, R OBP: 0.497, SLG: 0.697	1-1 HBP		1-3 K			1-3 K	2-1 16 G4-6-3 1B			3	0	1	2	0	2	0						
16 Garret Anderson, L OBP: 0.329, SLG: 0.469	0-2 P5			0-1 P4		0-1 20 2B	G4-6-3			4	1	1	0	0	0	3						
20 Juan Rivera, R OBP: 0.302, SLG: 0.451		2-2 P3		0-0 L7		2-1 6 2B		4-0 6 G6-4-3 BB		3	1	1	1	1	0	0						
6 Maicer Izturis, S OBP: 0.338, SLG: 0.476		1-1 F9		2-3 K		1-2 2H 2B		2-1 G6-4-3		4	0	1	1	0	1	1						
8 Dallas McPherson, L OBP: 0.292, SLG: 0.452		4-2 S BB			1-3 K	2-3 K		0-3 K		3	1	0	0	1	3	1						
Bengie Molina, R OBP: 0.348, SLG: 0.459		2-2 1B			0-1 E7 G4-3 1B		2-1 9 FC5 1B		1-2 G6-3	4	0	3	1	0	0	0						
Adam Kennedy, L OBP: 0.388, SLG: 0.414		0-2 P4			0-1 G4-3		0-1 PB 27 1B FC5		2-1 1B	4	1	2	0	0	0	2						
<b>Inning Stats</b>	R: 0 E: 0 K: 0 S: 9	H: 0 LOB: 1 BB: 0 P: 12	R: 1 E: 0 K: 0 S: 13	H: 1 LOB: 1 BB: 1 P: 22	R: 0 E: 0 K: 2 S: 8	H: 1 LOB: 0 BB: 0 P: 13	R: 0 E: 0 K: 1 S: 7	H: 0 LOB: 0 BB: 0 P: 9	R: 0 E: 1 K: 1 S: 8	H: 1 LOB: 1 BB: 0 P: 9	R: 2 E: 0 K: 2 S: 19	H: 3 LOB: 1 BB: 0 P: 25	R: 2 E: 0 K: 0 S: 11	H: 3 LOB: 1 BB: 1 P: 21	R: 0 E: 0 K: 1 S: 5	H: 0 LOB: 0 BB: 1 P: 11		R: 0 E: 0 K: 1 S: 9	H: 1 LOB: 1 BB: 0 P: 17	1B: 7 2B: 3 3B: 0 HR: 0	SF: 0 SAC: 0 DP: 2 HBP: 1	WP: 0 PB: 1 SB: 1 CS: 1
<b>PITCHER</b>	IP WLS BF H R ER SO BB IBB HBP BLK WP HR S P ERA WHIP	IP WLS BF H R ER SO BB IBB HBP BLK WP HR S P ERA WHIP	IP WLS BF H R ER SO BB IBB HBP BLK WP HR S P ERA WHIP	IP WLS BF H R ER SO BB IBB HBP BLK WP HR S P ERA WHIP	IP WLS BF H R ER SO BB IBB HBP BLK WP HR S P ERA WHIP	IP WLS BF H R ER SO BB IBB HBP BLK WP HR S P ERA WHIP	IP WLS BF H R ER SO BB IBB HBP BLK WP HR S P ERA WHIP	IP WLS BF H R ER SO BB IBB HBP BLK WP HR S P ERA WHIP	IP WLS BF H R ER SO BB IBB HBP BLK WP HR S P ERA WHIP	IP WLS BF H R ER SO BB IBB HBP BLK WP HR S P ERA WHIP	IP WLS BF H R ER SO BB IBB HBP BLK WP HR S P ERA WHIP	IP WLS BF H R ER SO BB IBB HBP BLK WP HR S P ERA WHIP	IP WLS BF H R ER SO BB IBB HBP BLK WP HR S P ERA WHIP	IP WLS BF H R ER SO BB IBB HBP BLK WP HR S P ERA WHIP	IP WLS BF H R ER SO BB IBB HBP BLK WP HR S P ERA WHIP	IP WLS BF H R ER SO BB IBB HBP BLK WP HR S P ERA WHIP	IP WLS BF H R ER SO BB IBB HBP BLK WP HR S P ERA WHIP					
Runelvys Hernandez, R ERA: 4.79	(1, 1)	6.1	L	28	8	5	5	6	1	0	1	0	0	0	0	71	100	7.11	1.421			
Andrew Sisco, L ERA: 2.63	(7, 1)	1.2		6	1	0	0	1	2	0	0	0	0	0	0	9	22	0.00	1.800			
Jonah Bayliss, R ERA:	(9, 1)	1.0		4	1	0	0	1	0	0	0	0	0	0	0	9	17	0.00	1.000			

Batter	1	2	3	4	5	6	7	8	9	AB	R	H	RBI	BB	SO	LOB	BOTTOM					
4 Angel Berroa, R OBP: 0.281, SLG: 0.340	2-2 G2			1-2 F8			1-3 K		1-1 F9	4	0	0	0	0	1	0	<b>Los Angeles Angels @ Kansas City Royals</b> Kauffman Stadium, Kansas City, MO Fri Jul 01 2005, 7:10 PM CDT Att: 17,893 - Clear - 81 F <a href="http://livebaseballscorecards.com">livebaseballscorecards.com</a>					
9 David DeJesus, L OBP: 0.347, SLG: 0.408	0-2 F8			0-1 G3-1			1-1 G3-1			3	0	0	0	0	0	0						
29 Mike Sweeney, R OBP: 0.336, SLG: 0.512	0-0 F9			0-2 F8			2-2 2B			3	0	1	0	0	0	0						
Matt Stairs, L OBP: 0.392, SLG: 0.462		0-3 K			3-2 G6-4-3 1B		3-2 F8			3	0	1	0	0	1	1						
Emil Brown, R OBP: 0.361, SLG: 0.468		2-2 K			3-2 P4			0-0 G4-3		3	0	0	0	0	1	1						
Terrence Long, L OBP: 0.307, SLG: 0.388			1-3 K		0-1 G6-4-3			1-2 G3-1		3	0	0	0	0	1	1						
24 Mark Teahen, L OBP: 0.304, SLG: 0.363				4-1 G4-6-3 BB		0-1 F8		2-1 G1-3		2	0	0	0	1	0	0						
14 John Buck, R OBP: 0.267, SLG: 0.361				0-0 F8		1-0 F8			2-3 K	3	0	0	0	0	1	1						
Ruben Gotay, S OBP: 0.313, SLG: 0.395				0-1 G4-6-3		0-1 L3			2-1 G5-3	3	0	0	0	0	0	1						
<b>Inning Stats</b>	R: 0 E: 0 K: 0 S: 8	H: 0 LOB: 0 BB: 0 P: 10	R: 0 E: 0 K: 3 S: 9	H: 0 LOB: 0 BB: 0 P: 12	R: 0 E: 0 K: 0 S: 4	H: 0 LOB: 0 BB: 1 P: 8	R: 0 E: 0 K: 0 S: 8	H: 0 LOB: 0 BB: 0 P: 9	R: 0 E: 0 K: 0 S: 11	H: 1 LOB: 0 BB: 0 P: 17	R: 0 E: 0 K: 0 S: 5	H: 0 LOB: 0 BB: 0 P: 6	R: 0 E: 0 K: 1 S: 14	H: 1 LOB: 0 BB: 0 P: 21	R: 0 E: 0 K: 0 S: 6	H: 0 LOB: 0 BB: 0 P: 9		R: 0 E: 0 K: 1 S: 8	H: 0 LOB: 0 BB: 0 P: 13	1B: 1 2B: 1 3B: 0 HR: 0	SF: 0 SAC: 0 DP: 2 HBP: 0	WP: 0 PB: 0 SB: 0 CS: 0
<b>PITCHER</b>	IP WLS BF H R ER SO BB IBB HBP BLK WP HR S P ERA WHIP	IP WLS BF H R ER SO BB IBB HBP BLK WP HR S P ERA WHIP	IP WLS BF H R ER SO BB IBB HBP BLK WP HR S P ERA WHIP	IP WLS BF H R ER SO BB IBB HBP BLK WP HR S P ERA WHIP	IP WLS BF H R ER SO BB IBB HBP BLK WP HR S P ERA WHIP	IP WLS BF H R ER SO BB IBB HBP BLK WP HR S P ERA WHIP	IP WLS BF H R ER SO BB IBB HBP BLK WP HR S P ERA WHIP	IP WLS BF H R ER SO BB IBB HBP BLK WP HR S P ERA WHIP	IP WLS BF H R ER SO BB IBB HBP BLK WP HR S P ERA WHIP	IP WLS BF H R ER SO BB IBB HBP BLK WP HR S P ERA WHIP	IP WLS BF H R ER SO BB IBB HBP BLK WP HR S P ERA WHIP	IP WLS BF H R ER SO BB IBB HBP BLK WP HR S P ERA WHIP	IP WLS BF H R ER SO BB IBB HBP BLK WP HR S P ERA WHIP	IP WLS BF H R ER SO BB IBB HBP BLK WP HR S P ERA WHIP	IP WLS BF H R ER SO BB IBB HBP BLK WP HR S P ERA WHIP	IP WLS BF H R ER SO BB IBB HBP BLK WP HR S P ERA WHIP	IP WLS BF H R ER SO BB IBB HBP BLK WP HR S P ERA WHIP					
Paul Byrd, R ERA: 3.55	(1, 1)	9.0	W	28	2	0	0	5	1	0	0	0	0	0	0	73	105	0.00	0.333			







Batter	1	2	3	4	5	6	7	8	9	AB	R	H	RBI	BB	SO	LOB	TOP	
9 Chone Figgins, S OBP: 0.325, SLG: 0.400	G4-3		E4	F8						3	0	0	0	0	0	2		
Darin Erstad, L OBP: 0.349, SLG: 0.396	27 F9 2B		L4-3		L8					3	0	1	0	0	0	1		
27 Vladimir Guerrero, R OBP: 0.499, SLG: 0.690	F9		G4-3					16 2B		3	1	1	0	0	0	1		
16 Garret Anderson, L OBP: 0.334, SLG: 0.477	F8			6 2B	SH1-3 1B			2B		3	2	2	1	0	0	1		
Jeff DaVanon, S OBP: 0.345, SLG: 0.311			8 1B	6 1B	SH1-3			2B		2	1	2	1	0	0	0		
6 Maicer Izturis, S OBP: 0.361, SLG: 0.514	G4-6-3 1B		G4-6-3 1B		2B			P6		3	1	2	1	0	0	1		
8 Dallas McPherson, L OBP: 0.301, SLG: 0.459			G4-6-3 1B		2B			K		2	0	1	0	1	1	1		
Bengie Molina, R OBP: 0.351, SLG: 0.458	G4-6-3		G4-6-3		BB			F9		3	0	1	1	0	0	4		
Adam Kennedy, L OBP: 0.384, SLG: 0.409	F7				1B					3	0	2	0	0	0	1		
<b>Inning Stats</b>	R: 0 E: 0 K: 0 S: 9	H: 1 LOB: 1 BB: 0 P: 11	R: 1 E: 0 K: 0 S: 13	H: 3 LOB: 1 BB: 0 P: 20	R: 0 E: 1 K: 0 S: 5	H: 0 LOB: 0 BB: 0 P: 7	R: 2 E: 0 K: 1 S: 15	H: 4 LOB: 2 BB: 0 P: 19	R: 2 E: 0 K: 0 S: 11	H: 3 LOB: 2 BB: 1 P: 19	R: 0 E: 0 K: 0 S: 3	H: 1 LOB: 1 BB: 0 P: 5						
<b>PITCHER</b> 23 Zack Greinke, R ERA: 6.09	IP: 5.0 WLS: L BF: 27	H: 12 R: 5 ER: 5 SO: 1	BB: 1 IBB: 0 HBP: 0 BLK: 0	WP: 0 HR: 0 S: 56 P: 81	ERA: 9.00 WHIP: 2.600													

Los Angeles Angels @ Kansas City Royals  
Kauffman Stadium, Kansas City, MO  
Sun Jul 03 2005, 6:10 PM CDT  
Att: 14,872 - Partly Cloudy - 88 F

AB	25
R	5
H	12
RBI	4
BB	1
SO	1
LOB	12



WP: 0	PA: 27
FB: 0	
SB: 0	
CS: 0	

Batter	1	2	3	4	5	6	7	8	9	AB	R	H	RBI	BB	SO	LOB	BOTTOM
9 David DeJesus, L OBP: 0.349, SLG: 0.412	SH1-3 1B		FC5-4 1B		G6-3					3	0	2	0	0	0	0	
Tony Graffanino, R OBP: 0.375, SLG: 0.382	SH1-3		FC5-4 PB 29 WP							1	0	0	0	0	0	1	
29 Mike Sweeney, R OBP: 0.332, SLG: 0.502	P3		L8							2	0	0	0	0	0	2	
Emil Brown, R OBP: 0.361, SLG: 0.467	BB		K							1	0	0	0	1	1	1	
Terrence Long, L OBP: 0.303, SLG: 0.382	K				G4-3					2	0	0	0	0	1	2	
4 Angel Berroa, R OBP: 0.279, SLG: 0.337			1B		F8					2	0	1	0	0	0	0	
14 John Buck, R OBP: 0.284, SLG: 0.357			L8		K					2	0	0	0	0	1	1	
Ruben Gotay, S OBP: 0.315, SLG: 0.395			G1-6-3 1B		F9					2	0	1	0	0	0	0	
Joe McEwing, R OBP: 0.286, SLG: 0.293			G1-6-3		B1-3					2	0	0	0	0	0	2	
<b>Inning Stats</b>	R: 0 E: 0 K: 1 S: 12	H: 1 LOB: 2 BB: 1 P: 20	R: 0 E: 0 K: 0 S: 8	H: 2 LOB: 1 BB: 0 P: 16	R: 0 E: 0 K: 1 S: 10	H: 1 LOB: 0 BB: 0 P: 16	R: 0 E: 0 K: 1 S: 10	H: 0 LOB: 0 BB: 0 P: 16	R: 0 E: 0 K: 0 S: 6	H: 0 LOB: 0 BB: 0 P: 10							
<b>PITCHER</b> Jarrod Washburn, L ERA: 3.06	IP: 5.0 WLS: W BF: 19	H: 4 R: 0 ER: 0 SO: 3	BB: 1 IBB: 0 HBP: 0 BLK: 0	WP: 1 HR: 0 S: 46 P: 78	ERA: 0.00 WHIP: 1.000												

Los Angeles Angels @ Kansas City Royals  
Kauffman Stadium, Kansas City, MO  
Sun Jul 03 2005, 6:10 PM CDT  
Att: 14,872 - Partly Cloudy - 88 F

AB	17
R	0
H	4
RBI	0
BB	1
SO	3
LOB	9



WP: 1	PA: 19
FB: 1	
SB: 0	
CS: 0	



Batter	1	2	3	4	5	6	7	8	9	AB	R	H	RBI	BB	SO	LOB	TOP			
51 Ichiro Suzuki, L (1, 9) OBP: 0.391, SLG: 0.432	4-0 G3 WP BB		1-0 G6-4-3 1B		1-1 F7	1-0 SF7		2-0 F9		3	0	1	1	1	0	1				
Randy Winn, S (1, 7) OBP: 0.335, SLG: 0.362	1-2 G3		0-1 G6-4-3 1-2f		1-1 G1-3 1B	0-0 2B		2-3 K		5	1	2	0	0	1	3				
Raul Ibanez, L (1, 10) OBP: 0.355, SLG: 0.471	2-0 P5		2-0 1B		1-0 G1-3	1-1 F7			1-1 G1-3	5	0	1	0	0	0	3				
Richie Sexson, R (1, 3) OBP: 0.342, SLG: 0.486	1-3 K		1-2 G1-3		1-0 1B				3-3 K	5	1	2	1	0	2	2				
29 Adrian Beltré, R (1, 5) OBP: 0.308, SLG: 0.412		3-2 HR		3-2 7 G3-1 1B		0-3 K		2-0 4 G5-4-3 1B	1-3 K	5	1	3	2	0	2	1				
7 Jeremy Reed, L (1, 8) OBP: 0.329, SLG: 0.357		0-2 G6-3		1-2 G3-1		1-0 4 2B 2B		3-3 K		4	1	1	0	0	1	2				
4 Jose Lopez, R (1, 4) OBP: 0.219, SLG: 0.355		1-2 G4-3		0-0 G1-3		0-1 16 2B 2B		0-2 G5-4-3		4	1	1	0	0	0	2				
16 Willie Bloomquist, R (1, 6) OBP: 0.284, SLG: 0.296		0-1 1B		4-1 FC5-4 BB		1-1 F8 51 SF7 2B		0-0 51 F9 51 S 1B		3	1	3	2	1	0	0				
Pat Borders, R (1, 2) OBP: 0.242, SLG: 0.267		1-3 K		1-0 FC5-4		0-1 F8		3-2 F8		3	0	0	0	0	1	4				
Chris Snelling, L (8, PH)										0	0	0	0	0	0	0				
Scott Spiezo, S (8, PH) OBP: 0.200, SLG: 0.118										1	0	0	0	0	0	1				
Miguel Olivo, R (8, 2) OBP: 0.174, SLG: 0.233										0	0	0	0	0	0	0				
<b>Inning Stats</b>	R: 0 E: 0 K: 1 S: 9	H: 0 LOB: 1 BB: 1 P: 17	R: 1 E: 0 K: 1 S: 14	H: 2 LOB: 1 BB: 0 P: 19	R: 0 E: 0 K: 0 S: 7	H: 2 LOB: 1 BB: 0 P: 11	R: 0 E: 0 K: 0 S: 9	H: 1 LOB: 2 BB: 1 P: 18	R: 1 E: 0 K: 1 S: 11	H: 2 LOB: 1 BB: 0 P: 13	R: 3 E: 0 K: 0 S: 11	H: 4 LOB: 1 BB: 0 P: 15	R: 1 E: 0 K: 1 S: 11	H: 2 LOB: 0 BB: 0 P: 17	R: 0 E: 0 K: 2 S: 10	H: 0 LOB: 0 BB: 0 P: 14	1B: 9 2B: 4 3B: 0 HR: 1	SF: 1 SAC: 0 DP: 2 HBP: 0	WP: 1 PB: 0 SB: 1 CS: 0	PA: 41
<b>PITCHER</b>	IP WLS BF H R ER SO BB IBB HBP BLK WP HR S P ERA WHIP																			
D.J. Carrasco, R (1, 1) ERA: 3.69	5.1 W 27 10 5 5 3 2 0 0 0 0 1 1 55 87 8.44 2.250																			
Andrew Sisco, L (6, 1) ERA: 2.79	1.0 H 6 3 1 1 1 0 0 0 0 0 0 0 12 20 9.00 3.000																			
Mike Wood, R (7, 1) ERA: 3.54	0.2 H 2 1 0 0 0 0 0 0 0 0 0 0 4 4 0.00 1.500																			
41 Jimmy Gobble, L (8, 1) ERA: 4.91	1.0 H 3 0 0 0 1 0 0 0 0 0 0 0 9 16 0.00 0.000																			
Mike MacDougal, R (9, 1) ERA: 4.14	1.0 S 3 0 0 0 2 0 0 0 0 0 0 0 9 14 0.00 0.000																			

Seattle Mariners @ Kansas City Royals  
Kauffman Stadium, Kansas City, MO  
Tue Jul 05 2005, 7:10 PM CDT  
Att: 10,658 - Partly Cloudy - 83 F

AB	38
R	6
H	14
RBI	6
BB	2
SO	7
LOB	19



Batter	1	2	3	4	5	6	7	8	9	AB	R	H	RBI	BB	SO	LOB	BOTTOM			
9 David DeJesus, L (1, 8) OBP: 0.352, SLG: 0.418	0-1 F7		3-2 1B		1-0 2B	0-0 F9		4-1 BB		4	0	2	3	1	0	2				
Ruben Gelay, S (1, 4) OBP: 0.307, SLG: 0.385	3-2 P6		1-0 G4-3		1-2 F7	1-2 SF8		0-3 K		4	0	0	1	0	1	3				
29 Mike Sweeney, R (1, 10) OBP: 0.329, SLG: 0.496	0-1 G3-1		1-0 E2 G4-3 4 3B G3		4-0 G6-4-3 IBB	3-1 FC5-4		1-2f		3	1	0	0	1	0	1				
Matt Stairs, L (1, 3) OBP: 0.380, SLG: 0.440		1-2 4 1B 32 1B 1B		1-2 G3	3-2 G6-4-3			0-2 G4-3		4	1	1	0	0	0	3				
Emil Brown, R (1, 9) OBP: 0.359, SLG: 0.461		2-3 K		2-2 G4-3		1-0 L9		1-1 24 S HBP		3	0	0	0	0	1	2				
24 Mark Teahen, L (1, 5) OBP: 0.303, SLG: 0.353		2-3 K		4-0 4 3B BB		1-2 G6-3		3-3 K		3	1	0	0	1	2	2				
4 Angel Berroa, R (1, 6) OBP: 0.282, SLG: 0.344		0-1 BB 9 WP 32 1B 1B		0-1 1B		2-0 G5-3		0-0 P6		4	1	2	2	0	0	1				
32 Shane Costa, L (1, 7) OBP: 0.338, SLG: 0.400		1-1 9 WP 9 1B 1B		1-1 G4-3		4-0 9 F9 9 SF8 BB		3-2 G1-3		3	2	1	1	1	0	1				
Alberto Castillo, R (1, 2) OBP: 0.273, SLG: 0.338		4-2 9 WP 9 1B BB		2-1 9 2B 2B		4-1 29 FC5-4 BB		2-2 F7		2	2	1	0	2	0	0				
<b>Inning Stats</b>	R: 0 E: 0 K: 0 S: 8	H: 0 LOB: 0 BB: 0 P: 11	R: 4 E: 0 K: 2 S: 26	H: 4 LOB: 1 BB: 1 P: 39	R: 2 E: 1 K: 0 S: 14	H: 1 LOB: 1 BB: 1 P: 24	R: 1 E: 0 K: 0 S: 9	H: 2 LOB: 1 BB: 1 P: 20	R: 0 E: 0 K: 0 S: 5	H: 0 LOB: 0 BB: 0 P: 9	R: 1 E: 0 K: 0 S: 7	H: 0 LOB: 1 BB: 2 P: 19	R: 0 E: 0 K: 1 S: 8	H: 0 LOB: 1 BB: 0 P: 12	R: 0 E: 0 K: 1 S: 11	H: 0 LOB: 1 BB: 1 P: 20	1B: 4 2B: 2 3B: 1 HR: 0	SF: 1 SAC: 0 DP: 1 HBP: 1	WP: 1 PB: 0 SB: 1 CS: 0	PA: 38
<b>PITCHER</b>	IP WLS BF H R ER SO BB IBB HBP BLK WP HR S P ERA WHIP																			
Gil Meche, R (1, 1) ERA: 4.97	3.0 L 19 7 7 1 1 0 2 1 0 0 0 0 0 12 32 4.50 1.000																			
Matt Thornton, L (4, 1) ERA: 5.04	2.0 8 0 1 1 0 2 1 0 0 0 0 0 14 22 0.00 0.000																			
20 J.J. Putz, R (6, 1) ERA: 2.43	2.0 7 0 0 0 1 0 0 0 1 0 0 0 0 11 20 0.00 1.000																			
Ron Villone, L (8, 1) ERA: 2.7	1.0 4 0 0 0 1 1 0 0 0 0 0 0 0 11 20 0.00 1.000																			

Seattle Mariners @ Kansas City Royals  
Kauffman Stadium, Kansas City, MO  
Tue Jul 05 2005, 7:10 PM CDT  
Att: 10,658 - Partly Cloudy - 83 F

AB	30
R	8
H	7
RBI	7
BB	6
SO	4
LOB	15



Batter	1	2	3	4	5	6	7	8	9	AB	R	H	RBI	BB	SO	LOB	TOP										
51 Ichiro Suzuki, L (1, 9) OBP: 0.352, SLG: 0.433	F7		1B					F7		4	0	2	1	0	0	0	<b>Seattle Mariners @ Kansas City Royals</b> Kauffman Stadium, Kansas City, MO Wed Jul 06 2005, 7:10 PM CDT Att: 12,206 - Partly Cloudy - 83 F										
16 Willie Bloomquist, R (1, 6) OBP: 0.304, SLG: 0.353	2B		F9				1B	G5-3		4	0	3	0	0	0	1											
Raul Ibanez, L (1, 10) OBP: 0.354, SLG: 0.466	K						F9			3	0	0	0	1	1	2											
Richie Sexson, R (1, 3) OBP: 0.343, SLG: 0.490		K						G5-3		4	0	2	0	0	1	2											
29 Adrián Beltré, R (1, 5) OBP: 0.308, SLG: 0.416		3B								4	0	1	0	0	1	3											
7 Jeremy Reed, L (1, 8) OBP: 0.326, SLG: 0.355		G3								4	0	1	0	0	0	2											
4 Jose Lopez, R (1, 4) Randy Winn, S (9, PH) OBP: 0.337, SLG: 0.362	F7									3	1	1	0	0	0	2											
Chris Snelling, L (1, 7)										0	0	0	0	1	0	0											
Pat Borders, R (1, 2) Scott Spiezio, S (9, PH) OBP: 0.190, SLG: 0.111										2	0	0	0	0	2	0											
										1	0	0	0	0	1	2											
<b>Inning Stats</b>	R: 0 E: 0 K: 1 S: 12	H: 1 LOB: 0 BB: 0 P: 16	R: 0 E: 0 K: 1 S: 10	H: 1 LOB: 1 BB: 0 P: 14	R: 0 E: 0 K: 0 S: 11	H: 1 LOB: 1 BB: 1 P: 17	R: 0 E: 0 K: 0 S: 8	H: 1 LOB: 0 BB: 0 P: 12	R: 1 E: 1 K: 0 S: 12	H: 2 LOB: 0 BB: 0 P: 16	R: 0 E: 0 K: 0 S: 10	H: 2 LOB: 1 BB: 0 P: 16	R: 0 E: 0 K: 0 S: 9	H: 1 LOB: 1 BB: 0 P: 13	R: 0 E: 0 K: 0 S: 8	H: 1 LOB: 2 BB: 2 P: 12	R: 0 E: 0 K: 2 S: 12	H: 0 LOB: 2 BB: 2 P: 25	1B: 5 2B: 4 3B: 1 HR: 0	SF: 0 SAC: 0 DP: 2 HBP: 0	WP: 0 PA: 37 PB: 0 SB: 0 CS: 2						
<b>PITCHER</b>	IP	WLS	BF	H	R	ER	SO	BB	IBB	HBP	BLK	WP	HR	S	P	ERA	WHIP										
Runelvis Hernandez, R (1, 1) ERA: 4.53	6.0	W	24	9	1	0	2	1	0	0	0	0	0	64	94	0.00	1.667										
46 Juan Carlos Oviedo, R (7, 1) ERA: 7.67	1.1	H	5	1	0	0	0	0	0	0	0	0	0	11	13	0.00	0.750										
Andrew Sisco, L (8, 1) ERA: 2.79	0.0		1	0	0	0	0	1	0	0	0	0	0	3	7	∞	∞										
Mike MacDougal, R (8, 1) ERA: 3.96	1.2	S	6	0	0	0	2	2	0	0	0	0	0	14	27	0.00	1.200										

AB	32
R	1
H	10
RBI	1
BB	4
SO	4
LOB	19



Batter	1	2	3	4	5	6	7	8	9	AB	R	H	RBI	BB	SO	LOB	BOTTOM										
9 David DeJesus, L (1, 8) OBP: 0.346, SLG: 0.411	G6-3	L6		G4-3				P6		5	0	0	0	0	0	4	<b>Seattle Mariners @ Kansas City Royals</b> Kauffman Stadium, Kansas City, MO Wed Jul 06 2005, 7:10 PM CDT Att: 12,206 - Partly Cloudy - 83 F										
Tony Graffanino, R (1, 4) OBP: 0.376, SLG: 0.410	P3	G4-3		3B			HR	E4		5	1	2	1	0	0	3											
29 Mike Sweeney, R (1, 10) Ruben Gotay, S (9, PH) OBP: 0.306, SLG: 0.380	1B		F9	L9			F9			0	0	0	0	0	0	0											
Matt Stairs, L (1, 3) OBP: 0.381, SLG: 0.439				P6						3	0	0	0	1	0	1											
Emil Brown, R (1, 9) OBP: 0.357, SLG: 0.457	FC4-6									5	1	2	0	0	0	4											
Terrence Long, L (1, 7) OBP: 0.301, SLG: 0.378										4	0	1	0	0	0	2											
4 Angel Berroa, R (1, 6) OBP: 0.290, SLG: 0.350										3	2	3	0	0	0	0											
24 Mark Teahen, L (1, 5) OBP: 0.307, SLG: 0.353										3	0	1	1	1	1	2											
14 John Buck, R (1, 2) OBP: 0.265, SLG: 0.355										4	0	2	1	0	0	3											
										4	0	2	1	0	0	3											
<b>Inning Stats</b>	R: 0 E: 0 K: 0 S: 10	H: 1 LOB: 2 BB: 0 P: 18	R: 1 E: 0 K: 0 S: 11	H: 3 LOB: 3 BB: 1 P: 18	R: 1 E: 0 K: 0 S: 14	H: 3 LOB: 3 BB: 1 P: 28	R: 0 E: 0 K: 0 S: 7	H: 1 LOB: 1 BB: 0 P: 13	R: 1 E: 1 K: 0 S: 9	H: 2 LOB: 2 BB: 0 P: 15	R: 1 E: 0 K: 0 S: 9	H: 1 LOB: 0 BB: 0 P: 14	R: 0 E: 0 K: 0 S: 6	H: 0 LOB: 0 BB: 0 P: 6	R: 1 E: 1 K: 1 S: 17	H: 1 LOB: 3 BB: 1 P: 27	1B: 10 2B: 0 3B: 1 HR: 1	SF: 0 SAC: 0 DP: 0 HBP: 2	WP: 0 PA: 40 PB: 0 SB: 0 CS: 0								
<b>PITCHER</b>	IP	WLS	BF	H	R	ER	SO	BB	IBB	HBP	BLK	WP	HR	S	P	ERA	WHIP										
Aaron Sele, R (1, 1) ERA: 4.7	6.0	L	30	11	4	3	0	1	0	1	0	0	0	60	106	4.50	2.000										
40 Julio Mateo, R (7, 1) ERA: 3.02	1.2		8	1	1	0	1	0	0	1	0	0	0	20	24	0.00	0.600										
Ron Villone, L (8, 1) ERA: 2.67	0.1		2	0	0	0	0	1	0	0	0	0	0	3	9	0.00	3.000										

AB	36
R	5
H	12
RBI	3
BB	2
SO	1
LOB	21



Batter	1	2	3	4	5	6	7	8	9	AB	R	H	RBI	BB	SO	LOB	TOP			
Shannon Stewart, R OBP: 0.343, SLG: 0.431	F7	F7			8 1B		K		8 2B	5	2	2	0	0	1	1	<b>Minnesota Twins @ Kansas City Royals</b> Kauffman Stadium, Kansas City, MO Thu Jul 07 2005, 7:10 PM CDT Att: 12,662 - Partly Cloudy - 86 F			
8 Nick Punto, S OBP: 0.344, SLG: 0.417	HR		G4-3		7 1B				7 2B	5	3	4	1	0	0	0				
7 Joe Mauer, L OBP: 0.366, SLG: 0.424	BB		G4-3		1B		K		B5-3 1H 2H	5	0	3	3	0	1	1				
Tori Hunter, R OBP: 0.343, SLG: 0.495	F7		G5-3		1-3 2H				P3	5	0	1	1	0	0	2				
Jacque Jones, L OBP: 0.350, SLG: 0.429	BB			G6-3			K		G4-3	4	0	0	0	1	1	1				
Matthew LeCroy, R OBP: 0.363, SLG: 0.476	F9			K			F9		3B 1B	3	0	0	0	1	1	2				
33 Justin Morneau, L OBP: 0.336, SLG: 0.491				G4-3					1B	3	0	2	0	1	0	0				
38 Luis Antonio Rodriguez, S OBP: 0.337, SLG: 0.398										2	0	0	0	0	0	1				
20 Lew Ford, R OBP: 0.353, SLG: 0.397									F8	1	0	0	0	0	0	2				
Luis Rivas, R OBP: 0.271, SLG: 0.222										0	0	0	0	0	0	0				
Juan Castro, R OBP: 0.257, SLG: 0.355									G6-3	4	0	0	0	0	1	1				
<b>Inning Stats</b>	R: 1 E: 0 K: 0 S: 12	H: 2 LOB: 2 BB: 1 P: 19	R: 0 E: 0 K: 0 S: 7	H: 0 LOB: 1 BB: 1 P: 12	R: 0 E: 0 K: 0 S: 7	H: 0 LOB: 0 BB: 0 P: 11	R: 0 E: 0 K: 1 S: 5	H: 0 LOB: 0 BB: 0 P: 7	R: 2 E: 0 K: 1 S: 9	H: 4 LOB: 2 BB: 0 P: 12	R: 0 E: 0 K: 1 S: 7	H: 1 LOB: 1 BB: 0 P: 8	R: 0 E: 0 K: 0 S: 17	H: 1 LOB: 2 BB: 1 P: 28	R: 2 E: 0 K: 0 S: 10	H: 3 LOB: 1 BB: 0 P: 16	1B: 10 2B: 1 3B: 0 HR: 1	SF: 0 SAC: 1 DP: 0 HBP: 0	WP: 0 PB: 0 SB: 0 CS: 0	PA: 41
<b>PITCHER</b>	IP WLS BF H R ER SO BB IBB HBP BLK WP HR S P ERA WHIP	IP WLS BF H R ER SO BB IBB HBP BLK WP HR S P ERA WHIP	IP WLS BF H R ER SO BB IBB HBP BLK WP HR S P ERA WHIP	IP WLS BF H R ER SO BB IBB HBP BLK WP HR S P ERA WHIP	IP WLS BF H R ER SO BB IBB HBP BLK WP HR S P ERA WHIP	IP WLS BF H R ER SO BB IBB HBP BLK WP HR S P ERA WHIP	IP WLS BF H R ER SO BB IBB HBP BLK WP HR S P ERA WHIP	IP WLS BF H R ER SO BB IBB HBP BLK WP HR S P ERA WHIP	IP WLS BF H R ER SO BB IBB HBP BLK WP HR S P ERA WHIP	IP WLS BF H R ER SO BB IBB HBP BLK WP HR S P ERA WHIP	IP WLS BF H R ER SO BB IBB HBP BLK WP HR S P ERA WHIP	IP WLS BF H R ER SO BB IBB HBP BLK WP HR S P ERA WHIP	IP WLS BF H R ER SO BB IBB HBP BLK WP HR S P ERA WHIP	IP WLS BF H R ER SO BB IBB HBP BLK WP HR S P ERA WHIP	IP WLS BF H R ER SO BB IBB HBP BLK WP HR S P ERA WHIP	IP WLS BF H R ER SO BB IBB HBP BLK WP HR S P ERA WHIP	IP WLS BF H R ER SO BB IBB HBP BLK WP HR S P ERA WHIP			
Jose Lima, R ERA: 7.33	6.2	W	29	8	3	3	4	2	0	0	0	0	0	0	0	0	4.05	1.500		
41 Jimmy Gobble, L ERA: 4.32	1.0	H	5	1	0	0	1	1	0	0	0	0	0	0	0	0	0.00	2.000		
Jeremy Afeldt, L ERA: 3.75	0.1		1	0	0	0	0	0	0	0	0	0	0	0	0	0	0.00	0.000		
Mike Wood, R ERA: 3.83	1.0		6	3	2	2	0	0	0	0	0	0	0	0	0	0	18.00	3.000		

AB	37
R	5
H	12
RBI	5
BB	3
SO	5
LOB	11



Batter	1	2	3	4	5	6	7	8	9	AB	R	H	RBI	BB	SO	LOB	BOTTOM			
9 David DeJesus, L OBP: 0.350, SLG: 0.412	BB			1B		K2-3	K			4	1	2	0	1	2	3	<b>Minnesota Twins @ Kansas City Royals</b> Kauffman Stadium, Kansas City, MO Thu Jul 07 2005, 7:10 PM CDT Att: 12,662 - Partly Cloudy - 86 F			
Tony Graffanino, R OBP: 0.386, SLG: 0.411	BB			BB					G6-3	2	1	1	3	3	0	1				
Terrence Long, L OBP: 0.295, SLG: 0.370	F7		G1-3	L4		G4-3	G6-3			5	0	0	0	0	0	8				
Emil Brown, R OBP: 0.358, SLG: 0.454	BB			F9		K			G6-3	4	1	1	1	1	1	0				
Matt Stairs, L OBP: 0.383, SLG: 0.441									G6-3	4	0	2	0	0	0	2				
Ruben Gotay, S OBP: 0.305, SLG: 0.378	F8		G4-3						24 SH 14 1B	1	1	0	0	0	0	0				
4 Angel Berroa, R OBP: 0.297, SLG: 0.356									L9	5	2	4	2	0	0	0				
24 Mark Teahen, L OBP: 0.303, SLG: 0.347	G6-3			K		P5			SH	3	1	0	0	0	1	5				
14 John Buck, R OBP: 0.265, SLG: 0.353				P6		G5-3			BB	4	0	1	2	0	1	3				
32 Shane Costa, L OBP: 0.348, SLG: 0.397									BB	3	1	1	0	1	1	0				
<b>Inning Stats</b>	R: 2 E: 0 K: 0 S: 17	H: 3 LOB: 2 BB: 1 P: 28	R: 0 E: 0 K: 1 S: 12	H: 1 LOB: 0 BB: 0 P: 17	R: 0 E: 0 K: 0 S: 7	H: 0 LOB: 0 BB: 0 P: 12	R: 2 E: 0 K: 1 S: 20	H: 3 LOB: 2 BB: 1 P: 29	R: 0 E: 0 K: 1 S: 12	H: 2 LOB: 2 BB: 0 P: 17	R: 0 E: 0 K: 2 S: 9	H: 0 LOB: 1 BB: 1 P: 15	R: 4 E: 0 K: 1 S: 20	H: 3 LOB: 3 BB: 3 P: 38	R: 0 E: 0 K: 0 S: 6	H: 0 LOB: 0 BB: 0 P: 6	1B: 12 2B: 0 3B: 0 HR: 0	SF: 0 SAC: 1 DP: 1 HBP: 0	WP: 1 PB: 0 SB: 0 CS: 0	PA: 42
<b>PITCHER</b>	IP WLS BF H R ER SO BB IBB HBP BLK WP HR S P ERA WHIP	IP WLS BF H R ER SO BB IBB HBP BLK WP HR S P ERA WHIP	IP WLS BF H R ER SO BB IBB HBP BLK WP HR S P ERA WHIP	IP WLS BF H R ER SO BB IBB HBP BLK WP HR S P ERA WHIP	IP WLS BF H R ER SO BB IBB HBP BLK WP HR S P ERA WHIP	IP WLS BF H R ER SO BB IBB HBP BLK WP HR S P ERA WHIP	IP WLS BF H R ER SO BB IBB HBP BLK WP HR S P ERA WHIP	IP WLS BF H R ER SO BB IBB HBP BLK WP HR S P ERA WHIP	IP WLS BF H R ER SO BB IBB HBP BLK WP HR S P ERA WHIP	IP WLS BF H R ER SO BB IBB HBP BLK WP HR S P ERA WHIP	IP WLS BF H R ER SO BB IBB HBP BLK WP HR S P ERA WHIP	IP WLS BF H R ER SO BB IBB HBP BLK WP HR S P ERA WHIP	IP WLS BF H R ER SO BB IBB HBP BLK WP HR S P ERA WHIP	IP WLS BF H R ER SO BB IBB HBP BLK WP HR S P ERA WHIP	IP WLS BF H R ER SO BB IBB HBP BLK WP HR S P ERA WHIP	IP WLS BF H R ER SO BB IBB HBP BLK WP HR S P ERA WHIP				
Kyle Lohse, R ERA: 4.42	5.0	L	26	9	4	4	3	2	0	0	0	0	0	0	0	0	7.20	2.200		
54 Matt Guerrier, R ERA: 3.6	1.0		7	2	3	3	2	2	0	0	0	0	0	0	0	0	27.00	4.000		
J.C. Romero, L ERA: 2.56	0.1		4	1	0	0	1	1	0	0	0	0	0	0	0	0	0.00	6.000		
28 Jesse Crain, R ERA: 1.59	0.2		2	0	1	1	0	1	0	0	0	0	0	0	0	0	13.50	1.500		
Terry Mulholland, L ERA: 4.81	1.0		3	0	0	0	0	0	0	0	0	0	0	0	0	0	0.00	0.000		

AB	35
R	8
H	12
RBI	8
BB	6
SO	6
LOB	22



Batter	1	2	3	4	5	6	7	8	9	AB	R	H	RBI	BB	SO	LOB	TOP					
Shannon Stewart, R (1, 7) OBP: 0.338, SLG: 0.424	G4-3		FC1-6 8 BB 1B		K	FC6-4			G6-3	5	1	0	0	0	1	3	<b>Minnesota Twins @ Kansas City Royals</b> Kauffman Stadium, Kansas City, MO Fri Jul 08 2005, 7:10 PM CDT Att: 20,554 - Clear - 87 F <a href="http://livebaseballscorecards.com">livebaseballscorecards.com</a>					
8 Nick Punto, S (1, 4) OBP: 0.346, SLG: 0.426	G5-3		7 BB 1B		G4-3		F8		3B	4	1	1	0	1	0	0						
7 Joe Mauer, L (1, 2)	G4-3		1B			1B	F7		G4-3	5	1	3	1	0	0	1						
Tori Hunter, R (1, 8) OBP: 0.344, SLG: 0.492		G5-3	1B		F7		F7			4	0	1	1	1	0	2						
Jacque Jones, L (1, 9) OBP: 0.351, SLG: 0.426			F8				G4-3		K	4	1	1	0	1	1	5						
20 Lew Ford, R (1, 10) OBP: 0.352, SLG: 0.395	P5				G5-3				G6-3	4	1	1	1	0	0	1						
33 Justin Morneau, L (1, 3) OBP: 0.331, SLG: 0.483	G4-3				L9		G4-3		K	4	0	0	1	0	1	2						
38 Luis Antonio Rodriguez, B (1, 5) OBP: 0.344, SLG: 0.414			K		P4				S	4	0	2	1	0	1	0						
Juan Castro, R (1, 6) OBP: 0.262, SLG: 0.358							F9		K	4	0	2	0	0	1	1						
<b>Inning Stats</b>	R: 0 E: 0 K: 0 S: 6	H: 0 LOB: 0 BB: 0 P: 9	R: 0 E: 0 K: 0 S: 9	H: 0 LOB: 1 BB: 1 P: 17	R: 2 E: 0 K: 1 S: 17	H: 3 LOB: 2 BB: 1 P: 26	R: 0 E: 0 K: 0 S: 4	H: 0 LOB: 0 BB: 0 P: 5	R: 0 E: 0 K: 1 S: 6	H: 0 LOB: 0 BB: 0 P: 7	R: 3 E: 0 K: 0 S: 18	H: 5 LOB: 2 BB: 0 P: 25	R: 0 E: 0 K: 0 S: 8	H: 1 LOB: 1 BB: 0 P: 11	R: 0 E: 0 K: 2 S: 11	H: 1 LOB: 1 BB: 0 P: 13	R: 0 E: 0 K: 1 S: 10	H: 1 LOB: 2 BB: 1 P: 20	1B: 9 2B: 1 3B: 1 HR: 0	SF: 0 SAC: 0 DP: 0 HBP: 0	WP: 0 PB: 0 SB: 1 CS: 1	PA: 41
<b>PITCHER</b>	IP	WLS	BF	H	R	ER	SO	BB	IBB	HBP	BLK	WP	HR	S	P	ERA	WHIP					
23 Zack Greinke, R (1, 1) ERA: 6.2	5.2	L	27	8	5	5	2	2	0	0	0	0	0	55	82	7.94	1.765					
46 Juan Carlos Oviedo, R (6, 1) ERA: 7.31	1.1		5	1	0	0	0	0	0	0	0	0	0	13	18	0.00	0.750					
Jeremy Affeldt, L (8, 1) ERA: 3.49	1.0	4	1	0	0	2	0	0	0	0	0	0	0	11	13	0.00	1.000					
Mike Wood, R (9, 1) ERA: 3.81	0.1	2	1	0	0	0	0	0	0	0	0	0	0	4	6	0.00	3.000					
Andrew Sisco, L (9, 1) ERA: 2.74	0.2	3	0	0	0	0	1	0	1	0	0	0	0	6	14	0.00	0.000					

Batter	1	2	3	4	5	6	7	8	9	AB	R	H	RBI	BB	SO	LOB	BOTTOM				
9 David DeJesus, L (1, 8) OBP: 0.354, SLG: 0.411	FC4-6 HBP		F9						K	3	1	1	0	1	1	1	<b>Minnesota Twins @ Kansas City Royals</b> Kauffman Stadium, Kansas City, MO Fri Jul 08 2005, 7:10 PM CDT Att: 20,554 - Clear - 87 F <a href="http://livebaseballscorecards.com">livebaseballscorecards.com</a>				
Ruben Gelay, S (1, 4) OBP: 0.304, SLG: 0.376	FC4-6		P5		L4				K	4	0	1	0	0	0	2					
Terrence Long, L (9, PH) OBP: 0.294, SLG: 0.368										1	0	0	0	0	1	0					
29 Mike Sweeney, R (1, 10) OBP: 0.339, SLG: 0.504	P4				G3					4	0	3	2	0	0	1					
Matt Stairs, L (1, 3) OBP: 0.377, SLG: 0.432	K		F7		G3				F9	4	0	0	0	0	1	5					
Emil Brown, R (1, 9) OBP: 0.357, SLG: 0.451					G5-3		G3		G4-3	4	0	1	0	0	0	3					
24 Mark Teahen, L (1, 5) OBP: 0.302, SLG: 0.345		FC3-6					F7		F9	4	1	1	0	0	0	1					
4 Angel Berroa, R (1, 6) OBP: 0.299, SLG: 0.358							G6-3			4	1	2	0	0	0	1					
14 John Buck, R (1, 2) OBP: 0.265, SLG: 0.355		G1-3					F8		F9	4	0	1	2	0	0	1					
32 Shane Costa, L (1, 7) OBP: 0.342, SLG: 0.403									F8	4	1	1	0	0	0	1					
<b>Inning Stats</b>	R: 0 E: 0 K: 1 S: 10	H: 0 LOB: 1 BB: 0 P: 15	R: 0 E: 0 K: 0 S: 12	H: 1 LOB: 0 BB: 0 P: 14	R: 1 E: 0 K: 0 S: 10	H: 2 LOB: 1 BB: 0 P: 13	R: 2 E: 0 K: 0 S: 9	H: 3 LOB: 2 BB: 1 P: 18	R: 0 E: 0 K: 0 S: 7	H: 0 LOB: 0 BB: 0 P: 10	R: 1 E: 0 K: 0 S: 13	H: 3 LOB: 2 BB: 0 P: 19	R: 0 E: 0 K: 0 S: 7	H: 1 LOB: 0 BB: 0 P: 12	R: 0 E: 0 K: 2 S: 9	H: 0 LOB: 0 BB: 0 P: 13	1B: 8 2B: 3 3B: 0 HR: 0	SF: 0 SAC: 0 DP: 0 HBP: 1	WP: 0 PB: 0 SB: 0 CS: 0	PA: 38	
<b>PITCHER</b>	IP	WLS	BF	H	R	ER	SO	BB	IBB	HBP	BLK	WP	HR	S	P	ERA	WHIP				
Brad Radke, R (1, 1) ERA: 4.15	6.1	W	30	9	4	4	1	1	0	0	0	0	0	65	93	5.68	1.579				
Juan Rincon, R (7, 1) ERA: 2.61	1.2	H	6	2	0	0	0	0	0	0	0	0	0	12	20	0.00	1.200				
36 Joe Nathan, R (9, 1) ERA: 3.38	1.0	S	3	0	0	0	2	0	0	0	0	0	0	9	13	0.00	0.000				

Batter	1	2	3	4	5	6	7	8	9	AB	R	H	RBI	BB	SO	LOB	TOP														
<b>Shannon Stewart, R</b> (1, 7) OBP: 0.339, SLG: 0.422	4-2 20 HBP 8 BB G5-4-3	2-2 G6-3		1-2 P4			1-0 8 F8-3 1B		3-3 K	4	1	1	0	1	1	1	<b>Minnesota Twins @ Kansas City Royals</b> Kauffman Stadium, Kansas City, MO Sat Jul 09 2005, 6:10 PM CDT Att: 26,023 - Clear - 90 F <a href="http://livebaseballscorecards.com">livebaseballscorecards.com</a>														
<b>8 Nick Punto, S</b> (1, 5) OBP: 0.347, SLG: 0.417	4-2 G5-4-3 20 HBP HR BB	4-2 BB		3-3 K			3-2 F8-3 1-1		0-3 K	3	1	0	0	2	2	1															
<b>20 Lew Ford, R</b> (1, 9) OBP: 0.356, SLG: 0.400	1-2 G5-4-3 HBP	1-2 SAFE F8			2-2 FC1-6 1B		2-2 G6-3		3-2 2B	4	0	2	0	0	0	2															
<b>Tori Hunter, R</b> (1, 8) OBP: 0.345, SLG: 0.489	1-0 G5-4-3		1-0 P4		1-2 SAFE FC1-6 CS			0-2 BB 2B 1B	4-0 BB	4	1	1	0	1	0	3															
<b>Matthew LeCroy, R</b> (1, 10) OBP: 0.373, SLG: 0.504	2-1 HR		1-1 P3		1-2 SAFE 1B			4-0 2B BB	3-2 F7	3	2	2	2	1	0	0															
<b>Michael Ryan, L</b> (9, PH) OBP: 0.290, SLG: 0.286	3-H HR		1-3 K		1-2 SAFE 1B			1-2 2B BB		1	0	0	0	0	0	2															
<b>33 Justin Morneau, L</b> (1, 3) OBP: 0.326, SLG: 0.475	1-2 G3				1-2 SAFE P5			2-3 K		4	0	0	0	0	2	3															
<b>55 Mike Redmond, R</b> (1, 2) OBP: 0.340, SLG: 0.360		2-2 2B 1B		2-2 3B 1B		1-2 F9		0-1 F9		4	1	2	0	0	0	2															
<b>Luis Rivas, R</b> (1, 4) OBP: 0.288, SLG: 0.282		2-2 SAFE 1B 2B		1-2 SAFE 3B SF8		0-1 G6-3		1-1 1-H 2-H 2B		4	2	3	3	0	0	0															
<b>Juan Castro, R</b> (1, 6) OBP: 0.262, SLG: 0.358	1-0 WP 2-H 1B		0-1 SF8		0-1 G6-3		0-0 G6-3		3-2 P3	3	0	1	2	0	0	1															
<b>Inning Stats</b>	R: 3 E: 0 K: 0 S: 17	H: 1 LOB: 0 BB: 2 P: 30	R: 1 E: 0 K: 0 S: 15	H: 3 LOB: 2 BB: 1 P: 26	R: 0 E: 0 K: 1 S: 6	H: 0 LOB: 0 BB: 0 P: 9	R: 2 E: 0 K: 1 S: 16	H: 2 LOB: 0 BB: 0 P: 23	R: 0 E: 0 K: 0 S: 11	H: 2 LOB: 1 BB: 0 P: 16	R: 0 E: 0 K: 0 S: 7	H: 0 LOB: 0 BB: 0 P: 8	R: 0 E: 0 K: 0 S: 7	H: 1 LOB: 0 BB: 0 P: 13	R: 2 E: 0 K: 1 S: 15	H: 2 LOB: 1 BB: 1 P: 25	R: 0 E: 0 K: 2 S: 12	H: 1 LOB: 2 BB: 1 P: 25	1B: 7 2B: 4 3B: 1 HR: 1	SF: 1 SAC: 0 DP: 2 HBP: 1	WP: 2 PB: 2 SB: 0 CS: 1	PA: 41									
<b>PITCHER</b>	IP WLS BF H R ER SO BB IBB HBP BLK WP HR S P ERA WHIP	IP WLS BF H R ER SO BB IBB HBP BLK WP HR S P ERA WHIP															IP WLS BF H R ER SO BB IBB HBP BLK WP HR S P ERA WHIP														
<b>J.P. Howell, L</b> (1, 1) ERA: 8.65	1.2	11	4	4	4	0	3	0	1	0	0	1	1	31	55	21.60	4.200														
<b>Ryan Jensen, R</b> (2, 1) ERA: 7.11	3.0	12	4	2	2	2	0	0	0	0	0	0	0	32	47	6.00	1.333														
<b>46 Juan Carlos Oviedo, R</b> (5, 1) ERA: 6.98	1.1	W	5	1	0	0	0	0	0	0	0	0	0	10	12	0.00	0.750														
<b>41 Jimmy Gobble, L</b> (7, 1) ERA: 5.4	1.2	7	2	2	2	1	1	0	0	0	0	0	0	16	28	10.80	1.800														
<b>Andrew Sisco, L</b> (8, 1) ERA: 2.72	0.1	H	1	0	0	0	0	0	0	0	0	0	0	5	8	0.00	0.000														

Batter	1	2	3	4	5	6	7	8	9	AB	R	H	RBI	BB	SO	LOB	BOTTOM														
<b>9 David DeJesus, L</b> (1, 8) OBP: 0.359, SLG: 0.424	1-1 G5-3	1-1 2-H HR		3-1 FC1-5-6 1B		2-0 29 1B 1B	2-2 G6-3	4-0 BB BB		5	2	3	3	1	0	0	<b>Minnesota Twins @ Kansas City Royals</b> Kauffman Stadium, Kansas City, MO Sat Jul 09 2005, 6:10 PM CDT Att: 26,023 - Clear - 90 F <a href="http://livebaseballscorecards.com">livebaseballscorecards.com</a>														
<b>Terrence Long, L</b> (1, 7) OBP: 0.299, SLG: 0.369	1-3 K	0-0 29 1B 2B		0-0 FC1-5-6 29 2B		1-0 BB 29 1B 1B	1-0 G4-3	4-2 BB BB		5	2	2	1	1	1	2															
<b>29 Mike Sweeney, R</b> (1, 10) OBP: 0.350, SLG: 0.521	1-1 1B	2-1 1-H 2B		0-1 1-H 2B		0-1 G6-4-3 BB 24 2B 1B	1-2 G6-3	0-1 G6-3		6	1	5	3	0	0	3															
<b>Matt Stairs, L</b> (1, 3) OBP: 0.376, SLG: 0.431	0-1 1B	1-1 G3		3-1 G4-3		2-0 G6-4-3 BB	1-3 K			3	0	1	0	0	0	1															
<b>Tony Graffanino, R</b> (6, PH) OBP: 0.397, SLG: 0.409	1-3 1B			1-2 G4-3		1-2 2-3 3-H BB	4-2 G6-4-3 BB			1	0	0	0	1	1	1															
<b>Emil Brown, R</b> (1, 9) OBP: 0.357, SLG: 0.450	1-0 P3		2-0 4 CS 24 1B 1B		0-1 G6-3	2-0 G6-4-3		1-1 24 2B 24 E 1B		5	1	2	0	0	0	4															
<b>24 Mark Teahen, L</b> (1, 5) OBP: 0.309, SLG: 0.361		1-2 G1-3	0-0 4 G6-3 4 CS 1B		1-0 G4-3	1-0 4 1B 2B		0-0 E9 4 2B 2B		5	1	3	1	0	0	0															
<b>4 Angel Berroa, R</b> (1, 6) OBP: 0.301, SLG: 0.362		0-0 B1-3	2-2 G6-3			E6 14 1B 1B		0-0 14 G5-3 2B		5	1	2	1	0	0	2															
<b>Ruben Gotay, S</b> (1, 4) OBP: 0.310, SLG: 0.383		2-2 14 2B 2B	1-3 K			1-2 14 1B 1B		3-3 K		4	2	2	0	1	2	2															
<b>14 John Buck, R</b> (1, 2) OBP: 0.272, SLG: 0.360		1-0 9 HR 2B		4-0 FC1-5-6 9 1B BB		4-2 14 1B BB F8		1-1 G5-3		3	2	1	1	2	0	4															
<b>Inning Stats</b>	R: 0 E: 1 K: 1 S: 11	H: 2 LOB: 0 BB: 0 P: 15	R: 4 E: 0 K: 0 S: 16	H: 5 LOB: 1 BB: 0 P: 24	R: 0 E: 0 K: 1 S: 8	H: 2 LOB: 1 BB: 0 P: 13	R: 0 E: 0 K: 0 S: 5	H: 2 LOB: 2 BB: 1 P: 12	R: 0 E: 1 K: 0 S: 18	H: 6 LOB: 3 BB: 3 P: 42	R: 0 E: 0 K: 1 S: 11	H: 1 LOB: 0 BB: 0 P: 16	R: 2 E: 1 K: 1 S: 18	H: 3 LOB: 3 BB: 2 P: 31	R: 0 E: 0 K: 1 S: 12	H: 0 LOB: 0 BB: 0 P: 25	1B: 13 2B: 7 3B: 0 HR: 1	SF: 0 SAC: 0 DP: 2 HBP: 0	WP: 0 PB: 0 SB: 0 CS: 2	PA: 48											
<b>PITCHER</b>	IP WLS BF H R ER SO BB IBB HBP BLK WP HR S P ERA WHIP	IP WLS BF H R ER SO BB IBB HBP BLK WP HR S P ERA WHIP															IP WLS BF H R ER SO BB IBB HBP BLK WP HR S P ERA WHIP														
<b>Joe Mays, R</b> (1, 1) ERA: 4.13	2.0	15	9	4	1	4	0	0	0	0	0	0	0	29	43	18.00	4.500														
<b>Terry Mulholland, L</b> (3, 1) ERA: 4.66	3.0	11	3	2	2	1	1	0	0	0	0	0	0	21	36	6.00	1.333														
<b>28 Jesse Crain, R</b> (6, 1) ERA: 2.5	0.0	L	4	3	2	1	0	0	0	0	0	0	0	5	14	∞	∞														
<b>J.C. Romero, L</b> (6, 1) ERA: 2.51	0.2	5	2	2	2	0	1	0	0	0	0	0	0	7	20	27.00	6.000														
<b>54 Matt Guerrier, R</b> (6, 1) ERA: 3.9	2.1	13	4	2	2	2	2	0	0	0	0	0	0	30	49	7.71	2.571														

Batter	1	2	3	4	5	6	7	8	9	10	11	12	AB	R	H	RBI	BB	SO	LOB	TOP				
Michael Ryan, L OBP: 0.306, SLG: 0.333 (1.7)	1-1 G6-3 FC5-2 2B	0-0 G3-6-3			1-2 8 CS 1B		1-1 F7			SAFE 0-0 SH5-4		0-1 G4-3	5	0	2	0	0	0	4					
8 Nick Punto, S OBP: 0.341, SLG: 0.408 (1.6)	2-2 G6-3		3-2 G3-1		3-2 K			2-3 K		2-0 F7		1-1 7 1B E 1B	6	1	1	0	0	2	3					
7 Joe Mauer, L OBP: 0.373, SLG: 0.427 (1.2)	1-2 FC5-2		3-2 G6-3			1-0 L8		0-1 G5-3 1B		4-0 BB BB		3-1 SAFE SAFE SAFE SAFE 1B	5	0	2	0	1	0	1					
Tori Hunter, R OBP: 0.342, SLG: 0.481 (1.10)	2-0 G5-3		0-0 G5-3			2-3 K		0-0 G5-3		4-1 BB		0-0 E5	5	0	0	0	1	1	3					
Jacque Jones, L OBP: 0.350, SLG: 0.424 (1.9)		1-2 33 1B 38 2B 1B			0-1 20 CS 1B		3-2 G1-3		0-2 G1-3		2-0 G1-3		1-2 3-H K	6	1	2	0	0	1	6				
20 Lew Ford, R OBP: 0.353, SLG: 0.396 (1.8)		SAFE 0-1 SAFE P5			SAFE 3-1 SAFE F7		0-3 K		0-1 33 1B L3 1B		0-3 K		5	0	1	0	0	2	2					
33 Justin Morneau, L OBP: 0.331, SLG: 0.477 (1.3)			1-0 38 2B 1B		0-0 1B		0-0 38 1B 1B		SAFE 1-0 SAFE L3		SAFE 1-0 SAFE F7		5	1	3	0	0	0	1					
38 Luis Antonio Rodriguez, R OBP: 0.347, SLG: 0.424 (1.5)		0-1 1B		0-1 G3-4-3			2-2 SAFE SAFE 1B		SAFE 2-1 SAFE G6-3		SAFE 1-3 SAFE K		5	0	2	1	0	1	1					
Luis Rivas, R OBP: 0.293, SLG: 0.287 (1.4)		SAFE 1-2 SAFE 2B			SAFE 1-0 SAFE G5-3			0-0 F9		SAFE 0-1 SAFE BB SH5-4 1B		SAFE 1-2 SAFE P3	5	0	2	1	0	0	2					
<b>Inning Stats</b>	R: 0 E: 0 K: 0 S: 9	H: 1 LOB: 1 BB: 0 P: 15	R: 2 E: 0 K: 0 S: 12	H: 4 LOB: 1 BB: 0 P: 15	R: 0 E: 0 K: 0 S: 7	H: 0 LOB: 0 BB: 0 P: 13	R: 0 E: 0 K: 0 S: 7	H: 2 LOB: 1 BB: 0 P: 11	R: 0 E: 0 K: 1 S: 7	H: 1 LOB: 1 BB: 0 P: 12	R: 0 E: 0 K: 1 S: 10	H: 1 LOB: 2 BB: 0 P: 13	R: 0 E: 0 K: 0 S: 5	H: 1 LOB: 0 BB: 0 P: 8	R: 0 E: 0 K: 0 S: 6	H: 1 LOB: 3 BB: 2 P: 16	R: 0 E: 0 K: 2 S: 7	H: 0 LOB: 0 BB: 0 P: 8	R: 1 E: 1 K: 1 S: 13	H: 2 LOB: 2 BB: 0 P: 19	1B: 13 2B: 4 3B: 0 HR: 0	SF: 0 SAC: 1 DP: 3 HBP: 0	WP: 0 PB: 0 SB: 0 CS: 2	PA: 50
<b>PITCHER</b>	IP WLS BF H R ER SO BB IBB HBP BLK WP HR S P ERA WHIP	<b>PITCHER</b>												IP WLS BF H R ER SO BB IBB HBP BLK WP HR S P ERA WHIP										
D.J. Carrasco, R ERA: 3.57 (1.1)	7.0	28	10	2	2	3	0	0	0	0	0	0	0	0	0	9	11	0.00	1.000					
Jeremy Affeldt, L ERA: 3.21 (8.1)	1.0	4	1	0	0	1	0	0	0	0	0	0	0	0	0	5	8	0.00	1.000					
Mike MacDougal, R ERA: 3.76 (9.1)	1.0	3	1	0	0	0	0	0	0	0	0	0	0	0	0	26	43	0.00	1.667					
Mike Wood, R ERA: 3.59 (10.1)	3.0	15	3	1	0	3	2	0	0	0	0	0	0	0	0	0	0	0.00	1.667					

Minnesota Twins @ Kansas City Royals  
Kauffman Stadium, Kansas City, MO

Sun Jul 10 2005, 1:10 PM CDT  
Att. 17,094 - Partly Cloudy - 88 F

AB 47  
R 3  
H 15  
RBI 2  
BB 2  
SO 7  
LOB 23



Batter	1	2	3	4	5	6	7	8	9	10	11	12	AB	R	H	RBI	BB	SO	LOB	BOTTOM				
9 David DeJesus, L OBP: 0.357, SLG: 0.420 (1.8)	3-2 32 1B G4-6-3			0-3 K		2-2 G6-3		1-1 L4-6					5	0	1	0	0	2	2					
32 Shane Costa, L OBP: 0.321, SLG: 0.375 (1.7)	1-1 G4-6-3			0-1 G4-3		1-1 F8		2-3 K			1-0 G3-1		5	0	0	0	0	1	1					
29 Mike Sweeney, R OBP: 0.355, SLG: 0.547 (1.10)	1-3 K			0-0 HR		1-1 1B		2-2 HR				0-1 G1-3	5	2	3	2	0	1	0					
Matt Stairs, L OBP: 0.369, SLG: 0.421 (1.3)		0-2 P6		2-2 K		2-1 G4-3		0-3 K				0-2 F8	5	0	0	0	0	2	0					
Emil Brown, R OBP: 0.355, SLG: 0.445 (1.9)		2-1 F8			0-1 P6		0-0 24 1B G5-4-3		2-3 K			0-1 G4-3	5	0	1	0	0	1	0					
24 Mark Tashen, L OBP: 0.303, SLG: 0.354 (1.5)		2-2 G3			0-0 G4-3		2-2 G5-4-3			0-3 K			4	0	0	0	0	1	1					
4 Angel Berroa, R OBP: 0.303, SLG: 0.386 (1.6)					2-2 P6		2-2 E 1B		1-2 9 1B L4-6 2B		1-2 G5-3		4	0	2	0	0	0	0					
Ruben Gotay, S OBP: 0.305, SLG: 0.376 (1.4)				2-1 G5-3		0-0 E4		2-3 K		1-2 G3			4	0	0	0	0	1	2					
Alberto Castillo, R OBP: 0.297, SLG: 0.329 (1.2)				2-2 G6-3		2-2 FC4-6		4-2 BB			3-2 P3		2	0	0	0	0	0	2					
Terrence Long, L OBP: 0.302, SLG: 0.369 (8. PH)													0	0	0	0	1	0	0					
14 John Buck, R OBP: 0.271, SLG: 0.358 (8.2)													1	0	0	0	0	0	0					
<b>Inning Stats</b>	R: 0 E: 0 K: 1 S: 8	H: 1 LOB: 0 BB: 0 P: 13	R: 0 E: 0 K: 0 S: 8	H: 0 LOB: 0 BB: 0 P: 12	R: 0 E: 0 K: 0 S: 10	H: 0 LOB: 0 BB: 0 P: 12	R: 1 E: 0 K: 2 S: 10	H: 1 LOB: 0 BB: 0 P: 12	R: 0 E: 0 K: 0 S: 6	H: 1 LOB: 1 BB: 0 P: 10	R: 0 E: 0 K: 1 S: 12	H: 1 LOB: 1 BB: 0 P: 20	R: 1 E: 0 K: 1 S: 18	H: 1 LOB: 0 BB: 0 P: 24	R: 0 E: 0 K: 1 S: 9	H: 0 LOB: 0 BB: 0 P: 11	R: 0 E: 0 K: 1 S: 7	H: 0 LOB: 0 BB: 0 P: 12	R: 0 E: 0 K: 0 S: 7	H: 0 LOB: 0 BB: 0 P: 7	1B: 4 2B: 2 3B: 0 HR: 2	SF: 0 SAC: 0 DP: 3 HBP: 0	WP: 0 PB: 0 SB: 0 CS: 0	PA: 41
<b>PITCHER</b>	IP WLS BF H R ER SO BB IBB HBP BLK WP HR S P ERA WHIP	<b>PITCHER</b>												IP WLS BF H R ER SO BB IBB HBP BLK WP HR S P ERA WHIP										
Carlos Silva, R ERA: 3.53 (1.1)	7.0	24	5	1	1	3	0	0	0	0	0	0	0	0	0	12	20	0.00	2.000					
Juan Rincon, R ERA: 2.54 (8.1)	1.0	4	1	0	0	1	1	0	0	0	0	0	0	0	0	12	20	0.00	2.000					
36 Joe Nathan, R ERA: 3.43 (9.1)	2.0	7	1	1	1	4	0	0	0	0	1	27	35	4.50	0.500									
J.C. Romero, L ERA: 2.43 (11.1)	1.0	3	0	0	0	1	0	0	0	0	0	7	12	0.00	0.000									
28 Jesse Crain, R ERA: 2.43 (12.1)	1.0	3	0	0	0	0	0	0	0	0	0	7	7	0.00	0.000									

Minnesota Twins @ Kansas City Royals  
Kauffman Stadium, Kansas City, MO

Sun Jul 10 2005, 1:10 PM CDT  
Att. 17,094 - Partly Cloudy - 88 F

AB 40  
R 2  
H 7  
RBI 2  
BB 1  
SO 9  
LOB 8





Batter	1	2	3	4	5	6	7	8	9	AB	R	H	RBI	BB	SO	LOB	TOP									
9 David DeJesus, L OBP: 0.362, SLG: 0.426										5	2	3	2	1	1	0	<b>Kansas City Royals @ Detroit Tigers</b> Comerica Park, Detroit, MI Thu Jul 14 2005, 7:05 PM EDT Att: 18,922 - Clear - 83 F									
Terrence Long, L OBP: 0.302, SLG: 0.372										6	2	2	1	0	1	5										
29 Mike Sweeney, R OBP: 0.352, SLG: 0.538										4	1	0	1	1	1	4										
Matt Stairs, L OBP: 0.373, SLG: 0.450										4	2	2	6	1	0	0										
Emil Brown, R OBP: 0.352, SLG: 0.442										4	0	1	1	0	3	0										
24 Mark Teahen, L OBP: 0.305, SLG: 0.357										4	1	1	0	1	0	3										
4 Angel Berroa, R OBP: 0.310, SLG: 0.376										4	1	3	1	0	1	1										
Ruben Gotay, S OBP: 0.305, SLG: 0.374										4	1	1	0	0	2	3										
14 John Buck, R OBP: 0.274, SLG: 0.353										3	2	0	0	2	2	3										
<b>Inning Stats</b>	R: 2 E: 0 K: 3 S: 13	H: 2 LOB: 0 BB: 0 P: 19	R: 0 E: 0 K: 2 S: 8	H: 0 LOB: 1 BB: 0 P: 14	R: 0 E: 0 K: 1 S: 5	H: 0 LOB: 0 BB: 0 P: 5	R: 0 E: 0 K: 2 S: 10	H: 0 LOB: 1 BB: 1 P: 15	R: 1 E: 0 K: 0 S: 9	H: 2 LOB: 1 BB: 0 P: 13	R: 1 E: 0 K: 1 S: 13	H: 2 LOB: 1 BB: 0 P: 18	R: 2 E: 0 K: 0 S: 9	H: 2 LOB: 2 BB: 2 P: 20	R: 6 E: 1 K: 0 S: 21	H: 4 LOB: 2 BB: 2 P: 36	R: 0 E: 1 K: 2 S: 11	H: 1 LOB: 2 BB: 1 P: 16	1B: 7 2B: 3 3B: 1 HR: 2	SF: 1 SAC: 1 DP: 1 HBP: 1	WP: 0 PB: 0 SB: 1 CS: 0	PA: 47				
<b>PITCHER</b>	IP	WLS	BF	H	R	ER	SO	BB	IBB	HBP	BLK	WP	HR	S	P	ERA	WHIP									
38 Jeremy Bonderman, R ERA: 4.23	(1, 1)	6.0	L	29	8	6	6	9	2	0	1	0	0	1	61	9.00	1.667									
Chris Spurling, R ERA: 2.15	(7, 1)	0.2		0	0	0	0	0	0	1	0	0	0	0	4	9.00	0.000									
Jamie Walker, L ERA: 2.7	(7, 1)	0.2		6	2	4	4	0	1	0	0	0	0	9	14	54.00	4.500									
Franklyn German, R ERA: 2.41	(8, 1)	0.0		3	2	2	1	0	1	0	0	0	0	1	11	19	=	=								
Craig Dingman, R ERA:	(8, 1)	1.2		6	1	0	0	2	1	0	0	0	0	0	14	21	0.00	1.200								

Batter	1	2	3	4	5	6	7	8	9	AB	R	H	RBI	BB	SO	LOB	BOTTOM									
15 Brandon Inge, R OBP: 0.368, SLG: 0.431										5	2	1	1	1	1	2	<b>Kansas City Royals @ Detroit Tigers</b> Comerica Park, Detroit, MI Thu Jul 14 2005, 7:05 PM EDT Att: 18,922 - Clear - 83 F									
9 Carlos Guillen, S OBP: 0.394, SLG: 0.467										5	2	2	0	0	1	0										
31 Chris Shelton, R OBP: 0.398, SLG: 0.610										4	1	3	3	0	0	0										
30 Magglio Ordonez, R OBP: 0.291, SLG: 0.490										5	0	3	2	0	1	1										
Rondell White, R OBP: 0.339, SLG: 0.476										3	1	1	0	2	0	3										
Kevin Hooper, R										0	0	0	0	0	0	0										
Ivan Rodriguez, R OBP: 0.306, SLG: 0.459										5	1	2	0	0	0	2										
Dmitri Young, S OBP: 0.309, SLG: 0.470										4	1	1	0	1	1	4										
Craig Monroe, R OBP: 0.327, SLG: 0.448										4	1	1	2	0	0	4										
20 Omar Infante, R OBP: 0.272, SLG: 0.389										5	0	1	0	0	0	3										
<b>Inning Stats</b>	R: 0 E: 0 K: 1 S: 12	H: 1 LOB: 1 BB: 0 P: 19	R: 0 E: 0 K: 0 S: 11	H: 0 LOB: 2 BB: 2 P: 21	R: 0 E: 0 K: 2 S: 10	H: 0 LOB: 0 BB: 0 P: 13	R: 0 E: 0 K: 0 S: 10	H: 3 LOB: 2 BB: 0 P: 19	R: 0 E: 0 K: 0 S: 5	H: 0 LOB: 0 BB: 0 P: 10	R: 1 E: 0 K: 1 S: 13	H: 1 LOB: 1 BB: 1 P: 23	R: 3 E: 0 K: 0 S: 14	H: 3 LOB: 1 BB: 1 P: 25	R: 4 E: 0 K: 0 S: 17	H: 5 LOB: 2 BB: 0 P: 21	R: 0 E: 0 K: 0 S: 9	H: 2 LOB: 2 BB: 0 P: 14	1B: 12 2B: 1 3B: 0 HR: 2	SF: 2 SAC: 0 DP: 0 HBP: 0	WP: 0 PB: 0 SB: 0 CS: 0	PA: 46				
<b>PITCHER</b>	IP	WLS	BF	H	R	ER	SO	BB	IBB	HBP	BLK	WP	HR	S	P	ERA	WHIP									
23 Zack Greinke, R ERA: 6.05	(1, 1)	5.1	W	24	5	2	2	3	3	0	0	0	0	1	55	9.6	3.38									
Ambiorix Burgos, R ERA: 4.97	(6, 1)	1.0	H	5	1	2	2	1	1	0	0	0	0	1	12	22	18.00	2.000								
Mike Wood, R ERA: 3.83	(7, 1)	1.1	H	10	5	5	2	0	0	0	0	0	0	0	20	25	13.50	3.750								
Jeremy Affeldt, L ERA: 3.14	(8, 1)	0.1		3	2	0	0	0	0	0	0	0	0	5	8	0.00	6.000									
Mike MacDougal, R ERA: 3.67	(9, 1)	1.0	S	5	2	0	0	0	0	0	0	0	0	9	14	0.00	2.000									

AB 38  
R 12  
H 13  
RBI 12  
BB 6  
SO 11  
LOB 19



AB 40  
R 9  
H 15  
RBI 8  
SO 4  
LOB 19







Batter	1	2	3	4	5	6	7	8	9	AB	R	H	RBI	BB	SO	LOB	TOP								
9 David DeJesus, L (1, 8) OBP: 0.370, SLG: 0.441	1-2 29 HR 1B	4-2 HBP			1-3 K		3-2 F9 2B		1 SAFE 0-0 SF9	3	1	2	1	0	1	0	<b>Kansas City Royals @ Detroit Tigers</b> Comerica Park, Detroit, MI Sun Jul 17 2005, 1:05 PM EDT Att: 24,166 - Sunny - 83 F								
Tony Graffanino, R (1, 3) OBP: 0.373, SLG: 0.392	1 SAFE 1-1 F7	2-2 G6-3			1-2 F7		0-2 F9	1 SAFE 0-0 FC6-4	5	0	0	0	0	0	4										
29 Mike Sweeney, R (1, 10) OBP: 0.348, SLG: 0.548	1-0 HR		2-2 F8		0-0 G5-3		2-0 G6-3		4	1	1	2	0	0	1										
Emil Brown, R (1, 9) OBP: 0.357, SLG: 0.446	1-0 1B		1-2 1B		0-0 G5-4-3 1B			1-3 K	3	1	3	0	0	0	0										
32 Shane Costa, R (6, 7) OBP: 0.297, SLG: 0.333	1-1 1B		2-3 1B		1-2 1B			1-2 P6	4	0	2	1	0	1	1										
Terrence Long, L (1, 7) OBP: 0.305, SLG: 0.369	1-1 G6-4-3 1B		2-3 K		0-0 G5-4-3 1B			0-1 P3	4	0	0	0	0	0	4										
4 Angel Berroa, R (1, 6) OBP: 0.303, SLG: 0.367	0-0 G6-4-3		1-0 P4		0-0 G5-4-3			1-3 P3	3	0	0	0	1	1	0										
14 John Buck, R (1, 2) OBP: 0.277, SLG: 0.351		1-1 F9		1-3 K		4-2 BB		0-1 P3	3	2	1	1	1	1	2										
24 Mark Teahen, L (1, 5) OBP: 0.305, SLG: 0.370		0-2 HR		1-2 G1-3		1-3 K		4-2 1B 9 SF9 BB	4	0	1	0	0	0	0										
Joe McEwing, R (1, 4) OBP: 0.289, SLG: 0.330		0-1 E6 9 CS		2-1 L8		1-1 F8		3-2 FC6-4 1B	4	0	1	0	0	0	0										
<b>Inning Stats</b>	R: 3 E: 1 K: 0 S: 10	H: 4 LOB: 0 BB: 0 P: 15	R: 1 E: 1 K: 0 S: 12	H: 1 LOB: 1 BB: 0 P: 19	R: 0 E: 0 K: 1 S: 11	H: 1 LOB: 0 BB: 0 P: 17	R: 0 E: 0 K: 1 S: 8	H: 0 LOB: 0 BB: 0 P: 12	R: 0 E: 0 K: 1 S: 9	H: 2 LOB: 2 BB: 1 P: 16	R: 0 E: 0 K: 1 S: 10	H: 1 LOB: 1 BB: 0 P: 16	R: 0 E: 0 K: 1 S: 9	H: 0 LOB: 0 BB: 1 P: 11	R: 1 E: 0 K: 0 S: 10	H: 1 LOB: 1 BB: 1 P: 17	1B: 7 2B: 1 3B: 0 HR: 2	SF: 1 SAC: 0 DP: 2 HBP: 1	WP: 0 PB: 0 SB: 1 CS: 1	PA: 38					
<b>PITCHER</b>	IP	WLS	BF	H	R	ER	SO	BB	IBB	HBP	BLK	WP	HR	S	P	ERA	WHIP								
Mike Maroth, L (1, 1) ERA: 4.2	6.1	L	28	9	4	3	4	1	0	1	0	0	2	66	100	4.26	1.579								
Chris Spurling, R (7, 1) ERA: 2.1	0.2		2	0	0	0	0	0	0	0	0	0	0	4	6	0.00	0.000								
Jamie Walker, L (8, 1) ERA: 2.61	1.0		3	0	0	0	1	0	0	0	0	0	0	9	11	0.00	0.000								
Franklyn German, R (9, 1) ERA: 2.6	1.0		5	1	1	1	0	1	0	0	0	0	0	10	17	9.00	2.000								

Batter	1	2	3	4	5	6	7	8	9	AB	R	H	RBI	BB	SO	LOB	BOTTOM								
15 Brandon Inge, R (1, 5) OBP: 0.368, SLG: 0.433	2-2 G1-6-3 HBP		0-0 FC1 9 FC3-6		2-3 K			4-2 L6-3 BB		2	0	0	0	1	1	1	<b>Kansas City Royals @ Detroit Tigers</b> Comerica Park, Detroit, MI Sun Jul 17 2005, 1:05 PM EDT Att: 24,166 - Sunny - 83 F								
9 Carlos Guillen, S (1, 6) OBP: 0.394, SLG: 0.450	1-1 G1-6-3		2-0 FC3-6 31 G5-4-3		2-0 G6-4-3 HBP		0-1 L6-3		2	0	0	0	0	0	3										
Kevin Hooper, R (6, 7) OBP: 0.300, SLG: 0.350	1-2 G1-6-3		1-2 FC3-6 31 G5-4-3		1-1 G6-4-3		1-1 L6-3		1	0	0	0	0	0	2										
31 Chris Shelton, R (1, 3) OBP: 0.397, SLG: 0.585	2-1 HBP		3-2 G5-4-3		1-1 G6-4-3		0-1 L6-3		3	0	1	0	0	0	3										
30 Magglio Ordonez, R (1, 9) OBP: 0.309, SLG: 0.460	0-3 K			2-0 1B		1-1 G6-3		0-3 K	4	0	1	0	0	2	3										
Rondell White, R (1, 10) OBP: 0.342, SLG: 0.475		1-1 G5-3		1-1 F7			1-1 G5-3		0-1 FC5 20 1B 1B	4	0	1	0	0	1										
Craig Monroe, R (1, 7) OBP: 0.330, SLG: 0.443		1-2 L4		0-1 P2			0-0 P2		1-2 FC5 20 1B	4	0	0	0	0	3										
20 Omar Infante, R (1, 4) OBP: 0.273, SLG: 0.386		2-0 1B		0-1 F8			2-3 K		1-2 1B	4	0	2	0	0	1										
13 Vance Wilson, R (1, 2) OBP: 0.267, SLG: 0.169		1-1 F8			1-0 F7			2-2 G4-3	3	0	0	0	0	0	1										
Ivan Rodriguez, R (9, PH) OBP: 0.307, SLG: 0.465			4-1 FC3-6 15 FC1 BB		2-1 G3			1-2 15 WP 1B	1	0	0	0	0	0	3										
Nook Logan, S (1, 8) OBP: 0.318, SLG: 0.352										2	0	1	0	1	0	0									
<b>Inning Stats</b>	R: 0 E: 0 K: 1 S: 8	H: 0 LOB: 1 BB: 0 P: 13	R: 0 E: 0 K: 0 S: 8	H: 1 LOB: 1 BB: 0 P: 13	R: 0 E: 0 K: 0 S: 6	H: 0 LOB: 1 BB: 1 P: 15	R: 0 E: 0 K: 0 S: 7	H: 1 LOB: 1 BB: 0 P: 10	R: 0 E: 0 K: 0 S: 4	H: 0 LOB: 0 BB: 0 P: 8	R: 0 E: 0 K: 1 S: 7	H: 0 LOB: 0 BB: 0 P: 10	R: 0 E: 0 K: 0 S: 13	H: 1 LOB: 1 BB: 1 P: 20	R: 0 E: 0 K: 1 S: 14	H: 3 LOB: 3 BB: 0 P: 17	1B: 6 2B: 1 3B: 0 HR: 0	SF: 0 SAC: 0 DP: 4 HBP: 3	WP: 2 PB: 0 SB: 0 CS: 0	PA: 35					
<b>PITCHER</b>	IP	WLS	BF	H	R	ER	SO	BB	IBB	HBP	BLK	WP	HR	S	P	ERA	WHIP								
Runelvys Hernandez, R (1, 1) ERA: 4.33	5.0	W	20	2	0	0	2	1	0	3	0	0	0	36	65	0.00	0.600								
46 Juan Carlos Oviedo, R (6, 1) ERA: 6.34	2.0		5	0	0	0	1	0	0	0	0	0	0	11	16	0.00	0.000								
Jeremy Affeldt, L (8, 1) ERA: 2.93	1.0		4	1	0	0	0	1	0	0	0	1	0	13	20	0.00	2.000								
Mike MacDougal, R (9, 1) ERA: 3.59	1.0		6	3	0	0	1	0	0	0	0	0	0	14	17	0.00	3.000								

AB 34  
R 5  
H 10  
RBI 5  
BB 2  
SO 5  
LOB 12



AB 30  
R 0  
H 6  
RBI 0  
BB 2  
SO 4  
LOB 21



Batter	1	2	3	4	5	6	7	8	9	AB	R	H	RBI	BB	SO	LOB	TOP
9 David DeJesus, L (1, 8) OBP: 0.369, SLG: 0.449	0-1 HR	1-1 G6-3			1-3 K					3	1	1	1	0	1	0	<b>Kansas City Royals @ Cleveland Indians</b> Jacobs Field, Cleveland, OH Mon Jul 18 2005, 7:05 PM EDT Att: 18,073 - Cloudy - 92 F
Tony Graffanino, R (1, 3) OBP: 0.377, SLG: 0.393	3-2 1B		4-1 29 G6-4-3 BB		1-3 K					2	1	1	0	1	1	0	
29 Mike Sweeney, R (1, 10) OBP: 0.345, SLG: 0.544	1 SAFE SAFE K	0-3 K	0-1 G6-4-3 1-2							2	0	0	0	0	1	2	
Emil Brown, R (1, 9) OBP: 0.358, SLG: 0.446	1-2 1B		0-3 K							2	0	1	0	0	1	0	
Terrence Long, L (1, 7) OBP: 0.306, SLG: 0.371	0-0 1B			1-2 G4-3						2	0	1	1	0	0	0	
4 Angel Berroa, R (1, 6) OBP: 0.301, SLG: 0.365	0-3 K			1-0 G5-3						2	0	0	0	0	1	2	
14 John Buck, R (1, 2) OBP: 0.279, SLG: 0.350	0-3 K			4-0 BB						1	0	0	0	1	1	2	
24 Mark Teahen, L (1, 5) OBP: 0.303, SLG: 0.367		1-2 L7		0-1 G3						2	0	0	0	0	0	1	
Joe McEwing, R (1, 4) OBP: 0.283, SLG: 0.322		0-1 P6		1-3 K						2	0	0	0	0	1	0	
<b>Inning Stats</b>	R: 2 E: 0 K: 3 S: 20	H: 4 LOB: 2 BB: 0 P: 24	R: 0 E: 0 K: 0 S: 7	H: 0 LOB: 0 BB: 0 P: 9	R: 0 E: 0 K: 1 S: 6	H: 0 LOB: 0 BB: 1 P: 10	R: 0 E: 0 K: 0 S: 6	H: 0 LOB: 1 BB: 1 P: 12	R: 0 E: 0 K: 3 S: 11	H: 0 LOB: 0 BB: 0 P: 14							
<b>PITCHER</b> 31 Cliff Lee, L (1, 1) ERA: 3.88	IP: 5.0 WLS: W BF: 20 H: 4 R: 2 ER: 2 SO: 7 BB: 2 IBB: 0 HBP: 0 BLK: 0 WP: 0 HR: 1 S: 50 P: 69 ERA: 3.60 WHIP: 1.200																

AB	18
R	2
H	4
RBI	2
BB	2
SO	7
LOB	7



1B:	3	SF:	0	WP:	0	PA:	20
2B:	0	SAC:	0	PB:	0		
3B:	0	DP:	1	SB:	0		
HR:	1	HBP:	0	CS:	0		

Batter	1	2	3	4	5	6	7	8	9	AB	R	H	RBI	BB	SO	LOB	BOTTOM
24 Grady Sizemore, L (1, 8) OBP: 0.332, SLG: 0.458	1-1 BLK 1B G3	2-1 SF7		1-2 F7						2	1	1	1	0	0	0	<b>Kansas City Royals @ Cleveland Indians</b> Jacobs Field, Cleveland, OH Mon Jul 18 2005, 7:05 PM EDT Att: 18,073 - Cloudy - 92 F
Ronnie Belliard, R (1, 4) OBP: 0.319, SLG: 0.409	0-0 G3 FC1-2 1B	3-H 2-1 FC3-2-5-3		0-1 P3						3	0	1	0	0	0	2	
Coco Crisp, S (1, 7) OBP: 0.342, SLG: 0.447	0-1 G3	0-1 G4-3		1-3 K						3	0	0	1	0	1	3	
41 Victor Martinez, S (1, 2) OBP: 0.332, SLG: 0.386	4-0 2 FC1-2 2B BB		1-2 HR 1B		4-2 2 2B 1B BB					1	3	1	0	2	0	0	
Ben Broussard, L (1, 3) OBP: 0.305, SLG: 0.444	2-1 FC1-2 2 2B		0-1 HR		2-2 F8					3	1	1	2	0	0	3	
2 Jhonny Peralta, R (1, 6) OBP: 0.349, SLG: 0.529	1-2 3-H 2-1 2B		3-2 HR		1-1 1B					3	0	3	1	0	0	0	
Casey Blake, R (1, 9) OBP: 0.302, SLG: 0.384	1-0 2-1	0-1 E 24 SF7 1B	1-0 L7		4-0 1B IBB					2	1	1	0	1	0	1	
Jody Gerut, L (1, 10) OBP: 0.357, SLG: 0.377		1-1 WP E FC3-2-3 1B	1-1 F8		1-2 1B					3	0	2	1	0	0	1	
Aaron Boone, R (1, 5) OBP: 0.265, SLG: 0.359		0-2 E3 FC3-2-3 WP	2-1 G5-3		1-2 1B					3	0	0	0	0	0	6	
<b>Inning Stats</b>	R: 2 E: 0 K: 0 S: 10	H: 3 LOB: 2 BB: 1 P: 20	R: 1 E: 1 K: 0 S: 13	H: 2 LOB: 2 BB: 0 P: 18	R: 2 E: 0 K: 0 S: 15	H: 3 LOB: 1 BB: 0 P: 23	R: 0 E: 0 K: 1 S: 9	H: 0 LOB: 0 BB: 0 P: 11	R: 1 E: 0 K: 0 S: 14	H: 2 LOB: 3 BB: 2 P: 27							
<b>PITCHER</b> D.J. Carrasco, R (1, 1) ERA: 4.09 41 Jimmy Gobble, L (3, 1) ERA: 4.5	IP: 2.1 WLS: L BF: 17 H: 8 R: 5 ER: 5 SO: 0 BB: 1 IBB: 0 HBP: 0 BLK: 0 WP: 0 HR: 1 S: 34 P: 54 ERA: 19.29 WHIP: 3.857																

AB	23
R	6
H	10
RBI	6
BB	3
SO	1
LOB	16



1B:	7	SF:	1	WP:	1	PA:	27
2B:	2	SAC:	0	PB:	0		
3B:	0	DP:	0	SB:	0		
HR:	1	HBP:	0	CS:	0		

Batter	1	2	3	4	5	6	7	8	9	AB	R	H	RBI	BB	SO	LOB	TOP										
9 David DeJesus, L (1, 8) OBP: 0.370, SLG: 0.455	G6-3		2B		G4-3		2B		G4-3	5	0	2	1	0	0	1	<b>Kansas City Royals @ Cleveland Indians</b> Jacobs Field, Cleveland, OH Tue Jul 19 2005, 7:05 PM EDT Att: 20,862 - Clear - 83 F										
Ruben Gelay, S (1, 4) OBP: 0.301, SLG: 0.364	29 G5-4-3 BB		F7		G3		K			3	0	0	0	1	1	4											
29 Mike Sweeney, R (1, 10) OBP: 0.344, SLG: 0.538	G5-4-3		F8							3	0	0	0	1	0	2											
Matt Stairs, L (1, 3) OBP: 0.372, SLG: 0.454		E7 HR			G4-6-3 2B		K			4	1	1	0	0	1	3											
Emil Brown, R (1, 9) OBP: 0.360, SLG: 0.456		1-H HR			G4-6-3 BB				F9	3	1	1	2	1	0	0											
Terrence Long, L (1, 7) OBP: 0.305, SLG: 0.373		F8			G4-6-3				L6	4	1	1	0	0	0	2											
4 Angel Berroa, R (1, 6) OBP: 0.299, SLG: 0.362		F9			K				F9	3	0	0	0	0	1	1											
24 Mark Teahen, L (1, 5) OBP: 0.306, SLG: 0.378									G3-1	4	1	2	1	0	1	0											
14 John Buck, R (1, 2) OBP: 0.274, SLG: 0.343					G4-3				K	4	0	0	0	0	1	2											
<b>Inning Stats</b>	R: 0 E: 0 K: 0 S: 9	H: 0 LOB: 0 BB: 1 P: 14	R: 2 E: 1 K: 1 S: 13	H: 1 LOB: 0 BB: 0 P: 15	R: 0 E: 0 K: 0 S: 11	H: 1 LOB: 1 BB: 0 P: 16	R: 0 E: 0 K: 1 S: 11	H: 1 LOB: 1 BB: 1 P: 18	R: 0 E: 0 K: 0 S: 6	H: 0 LOB: 0 BB: 0 P: 14	R: 2 E: 1 K: 2 S: 15	H: 3 LOB: 3 BB: 1 P: 23	R: 0 E: 0 K: 0 S: 10	H: 0 LOB: 0 BB: 0 P: 15	R: 0 E: 0 K: 1 S: 14	H: 0 LOB: 0 BB: 0 P: 20	1B: 1 2B: 4 3B: 1 HR: 1	SF: 0 SAC: 1 DP: 2 HBP: 0	WP: 0 PB: 0 SB: 0 CS: 0	PA: 37							
<b>PITCHER</b>	IP	WLS	BF	H	R	ER	SO	BB	IBB	HBP	BLK	WP	HR	S	P	ERA	WHIP										
Kevin Millwood, R (1, 1) ERA: 3.34	6.1	L	28	7	4	2	2	2	0	0	0	0	0	7	14	2.84	1.421										
Arthur Rhodes, L (7, 1) ERA: 2.34	0.2		3	0	0	0	2	0	1	0	0	0	0	7	14	0.00	0.000										
Bob Howry, R (8, 1) ERA: 3.76	1.0		3	0	0	0	2	0	0	0	0	0	0	10	15	0.00	0.000										
Bob Wickman, R (9, 1) ERA: 2.65	1.0		3	0	0	0	1	0	0	0	0	0	0	14	20	0.00	0.000										

AB	33
R	4
H	7
RBI	4
BB	3
SO	5
LOB	15



Batter	1	2	3	4	5	6	7	8	9	AB	R	H	RBI	BB	SO	LOB	BOTTOM										
24 Grady Sizemore, L (1, 8) OBP: 0.329, SLG: 0.453	F7		G1-6-3							4	0	0	0	0	1	2	<b>Kansas City Royals @ Cleveland Indians</b> Jacobs Field, Cleveland, OH Tue Jul 19 2005, 7:05 PM EDT Att: 20,862 - Clear - 83 F										
Ronnie Belliard, R (1, 4) OBP: 0.318, SLG: 0.407	41 G1-3 1B		F9							4	0	1	0	0	0	1											
Coco Crisp, S (1, 7) OBP: 0.341, SLG: 0.445	41 G1-3 1B									4	0	1	0	0	1	0											
41 Victor Martinez, S (1, 2) OBP: 0.331, SLG: 0.384	G1-3									4	0	1	0	0	2	2											
Ben Broussard, L (1, 3) OBP: 0.302, SLG: 0.438	G6-3									4	0	0	0	0	0	3											
2 Jhonny Peralta, R (1, 6) OBP: 0.349, SLG: 0.524		F8								2	0	0	0	1	0	0											
Casey Blake, R (1, 9) OBP: 0.299, SLG: 0.380		P2								3	0	0	0	0	0	2											
Jason Dubois, R (1, 10) OBP: 0.284, SLG: 0.462			G6-3							3	0	0	0	0	2	0											
Aaron Boone, R (1, 5) OBP: 0.269, SLG: 0.363										3	0	2	0	0	1	0											
<b>Inning Stats</b>	R: 0 E: 0 K: 0 S: 13	H: 2 LOB: 2 BB: 0 P: 24	R: 0 E: 0 K: 0 S: 11	H: 0 LOB: 0 BB: 0 P: 15	R: 0 E: 0 K: 0 S: 4	H: 1 LOB: 0 BB: 0 P: 8	R: 0 E: 0 K: 1 S: 10	H: 0 LOB: 0 BB: 0 P: 12	R: 0 E: 0 K: 1 S: 8	H: 0 LOB: 0 BB: 0 P: 12	R: 0 E: 0 K: 1 S: 9	H: 0 LOB: 0 BB: 0 P: 11	R: 0 E: 0 K: 1 S: 11	H: 1 LOB: 2 BB: 1 P: 19	R: 0 E: 0 K: 2 S: 10	H: 1 LOB: 1 BB: 0 P: 14	R: 0 E: 0 K: 1 S: 10	H: 0 LOB: 0 BB: 0 P: 15	1B: 5 2B: 0 3B: 0 HR: 0	SF: 0 SAC: 0 DP: 1 HBP: 0	WP: 1 PB: 0 SB: 0 CS: 0	PA: 32					
<b>PITCHER</b>	IP	WLS	BF	H	R	ER	SO	BB	IBB	HBP	BLK	WP	HR	S	P	ERA	WHIP										
23 Zack Greinke, R (1, 1) ERA: 5.66	7.0	W	25	4	0	0	4	1	0	0	1	0	0	66	101	0.00	0.714										
Ambiorix Burgos, R (8, 1) ERA: 4.78	1.0		4	1	0	0	2	0	0	0	0	1	0	10	14	0.00	1.000										
Mike MacDougal, R (9, 1) ERA: 3.5	1.0		3	0	0	0	1	0	0	0	0	0	0	10	15	0.00	0.000										

AB	31
R	0
H	5
RBI	0
BB	1
SO	7
LOB	10









Batter	1	2	3	4	5	6	7	8	9	AB	R	H	RBI	BB	SO	LOB	TOP							
8 Russ Adams, L OBP: 0.323, SLG: 0.415	4-0 BB G4-6-3		2-1 G4-3		2-1 G1-6-3		0-2 F8			3	0	1	0	1	0	2								
Frank Catalanotto, L OBP: 0.370, SLG: 0.446	0-2 G4-6-3		2-2 10 HR		1-2 G1-6-3			1-2 WP		3	1	1	1	0	0	3								
3 Reed Johnson, R OBP: 0.339, SLG: 0.453	1-2		3-H 1B		1-2			1B		1	0	1	0	0	0	0								
10 Vernon Wells, R OBP: 0.326, SLG: 0.501	1-0 P3		0-0 HR			0-0 P6		P3		4	1	1	2	0	0	1								
Shea Hillenbrand, R OBP: 0.362, SLG: 0.468		2-2 E5	3-3 K			1-1 2B		K		4	0	2	0	0	2	1								
2 Aaron Hill, R OBP: 0.381, SLG: 0.462		0-2 L9		2-0 P2		0-0 P2		L9		4	0	0	0	0	0	3								
9 Gregg Zaun, S OBP: 0.382, SLG: 0.429		0-1 G1-3		1-3 K		2-1 F7				4	0	0	0	0	1	2								
15 Alex Rios, R OBP: 0.326, SLG: 0.423		3-1 F8		1-0 P3			2-1 F9		3-2 G6-3	4	0	0	0	0	0	1								
Eric Hinske, L OBP: 0.314, SLG: 0.405			1-1 F8		2-1 P3		3-2		3-1 F8	4	0	1	0	0	0	0								
Orlando Hudson, S OBP: 0.321, SLG: 0.412			1-1 8 G4-3		0-1 8 1B		3-3 K			3	1	2	0	0	1	1								
<b>Inning Stats</b>	R: 0 E: 0 K: 0 S: 5	H: 0 LOB: 0 BB: 1 P: 10	R: 0 E: 1 K: 0 S: 12	H: 1 LOB: 1 BB: 0 P: 17	R: 3 E: 0 K: 1 S: 13	H: 3 LOB: 0 BB: 0 P: 22	R: 0 E: 0 K: 1 S: 5	H: 0 LOB: 0 BB: 0 P: 9	R: 0 E: 0 K: 0 S: 9	H: 2 LOB: 1 BB: 0 P: 14	R: 0 E: 0 K: 0 S: 6	H: 1 LOB: 1 BB: 0 P: 9	R: 0 E: 0 K: 1 S: 15	H: 1 LOB: 1 BB: 0 P: 23	R: 0 E: 0 K: 1 S: 8	H: 1 LOB: 1 BB: 0 P: 12	R: 0 E: 0 K: 0 S: 9	H: 0 LOB: 0 BB: 0 P: 18	1B: 6 2B: 2 3B: 0 HR: 1	SF: 0 SAC: 0 DP: 2 HBP: 0	WP: 1 PB: 0 SB: 0 CS: 0	PA: 35		
<b>PITCHER</b>	IP	WLS	BF	H	R	ER	SO	BB	IBB	HBP	BLK	WP	HR	S	P	ERA	WHIP							
Runelvys Hernandez, R ERA: 4.34	6.0	W	24	7	3	3	2	1	0	0	0	0	1	50	81	4.50	1.333							
Andrew Sisco, L ERA: 2.56	0.2	H	3	1	0	0	1	0	0	0	0	0	0	11	19	0.00	1.500							
Jeremy Affeldt, L ERA: 2.55	1.1	H	5	1	0	0	1	0	0	0	0	1	0	12	16	0.00	0.750							
Mike MacDougal, R ERA: 3.35	1.0	S	3	0	0	0	0	0	0	0	0	0	0	9	18	0.00	0.000							

Toronto Blue Jays @ Kansas City Royals  
Kauffman Stadium, Kansas City, MO

AB 34  
R 3  
H 9  
RBI 3  
BB 1  
SO 4  
LOB 14



WP: 1 PA: 35  
PB: 0  
SB: 0  
CS: 0

Batter	1	2	3	4	5	6	7	8	9	AB	R	H	RBI	BB	SO	LOB	BOTTOM							
9 David DeJesus, L OBP: 0.368, SLG: 0.452	1-2 29 HBP		2-1 SF8		0-1 L3		4-0 1B			2	1	1	1	1	0	2								
Terrence Long, L OBP: 0.315, SLG: 0.379	4-2 29 HBP		2-0 G4-3			2-3 K		0-0 BB		3	1	1	0	1	1	0								
29 Mike Sweeney, R OBP: 0.346, SLG: 0.531	1-0		3-2 K			4-2 FC4-6		1-2 BB		0	1	0	0	0	0	0								
Donnie Murphy, R OBP: 0.500, SLG: 0.833	1-2 2B		1-2 2B			1-2 BB		1-2 G6-3		2	0	0	0	1	1	2								
Matt Stairs, L OBP: 0.367, SLG: 0.449	2-0 24 G4-3		1-1 G3			2-2 FC4-6		0-0		4	0	2	2	0	0	1								
Joe McEwing, R OBP: 0.276, SLG: 0.316	1-2 2B		1-3 2H			1-2 FC5-4		1-2 1B		0	0	0	0	0	0	0								
Emil Brown, R OBP: 0.353, SLG: 0.445	0-2 G5-3		3-0 G6-3			2-1 FC5-4		0-1 F8		4	0	0	1	0	0	3								
24 Mark Teahen, L OBP: 0.304, SLG: 0.370	1-1 G4-3			4-2 14 BB		2-1 G3		1-2 G4-3		3	1	0	0	1	0	2								
4 Angel Berroa, R OBP: 0.299, SLG: 0.367	0-2 P4			2-3 K		0-2 K				3	0	0	0	0	2	2								
Ruben Gotay, S OBP: 0.304, SLG: 0.367		0-1 F8		4-0 14 BB		1-0 G4-3				2	0	0	0	1	0	0								
14 John Buck, R OBP: 0.278, SLG: 0.359		0-1 9 SF8		0-0 1B		0-0 F8				3	1	2	1	0	0	0								
<b>Inning Stats</b>	R: 3 E: 0 K: 0 S: 14	H: 2 LOB: 1 BB: 1 P: 23	R: 1 E: 0 K: 0 S: 7	H: 1 LOB: 0 BB: 0 P: 11	R: 0 E: 0 K: 1 S: 6	H: 0 LOB: 0 BB: 0 P: 13	R: 1 E: 0 K: 1 S: 12	H: 1 LOB: 1 BB: 2 P: 21	R: 0 E: 0 K: 1 S: 12	H: 0 LOB: 1 BB: 1 P: 22	R: 0 E: 0 K: 1 S: 8	H: 0 LOB: 0 BB: 0 P: 11	R: 0 E: 0 K: 0 S: 6	H: 1 LOB: 1 BB: 1 P: 11	R: 0 E: 0 K: 0 S: 7	H: 1 LOB: 1 BB: 0 P: 8	R: 0 E: 0 K: 0 S: 9	H: 0 LOB: 0 BB: 0 P: 18	1B: 4 2B: 2 3B: 1 HR: 0	SF: 1 SAC: 0 DP: 3 HBP: 1	WP: 0 PB: 0 SB: 0 CS: 0	PA: 33		
<b>PITCHER</b>	IP	WLS	BF	H	R	ER	SO	BB	IBB	HBP	BLK	WP	HR	S	P	ERA	WHIP							
Pete Walker, R ERA: 3.03	3.1	L	18	4	5	5	2	3	0	1	0	0	0	37	66	13.50	2.100							
37 Scott Downs, L ERA: 5.53	3.0		11	1	0	0	2	2	0	0	0	0	0	24	41	0.00	1.000							
54 Jason Frasor, R ERA: 4.43	1.2		4	1	0	0	0	0	0	0	0	0	0	11	13	0.00	0.600							

Toronto Blue Jays @ Kansas City Royals  
Kauffman Stadium, Kansas City, MO

AB 26  
R 5  
H 6  
RBI 5  
BB 5  
SO 4  
LOB 12



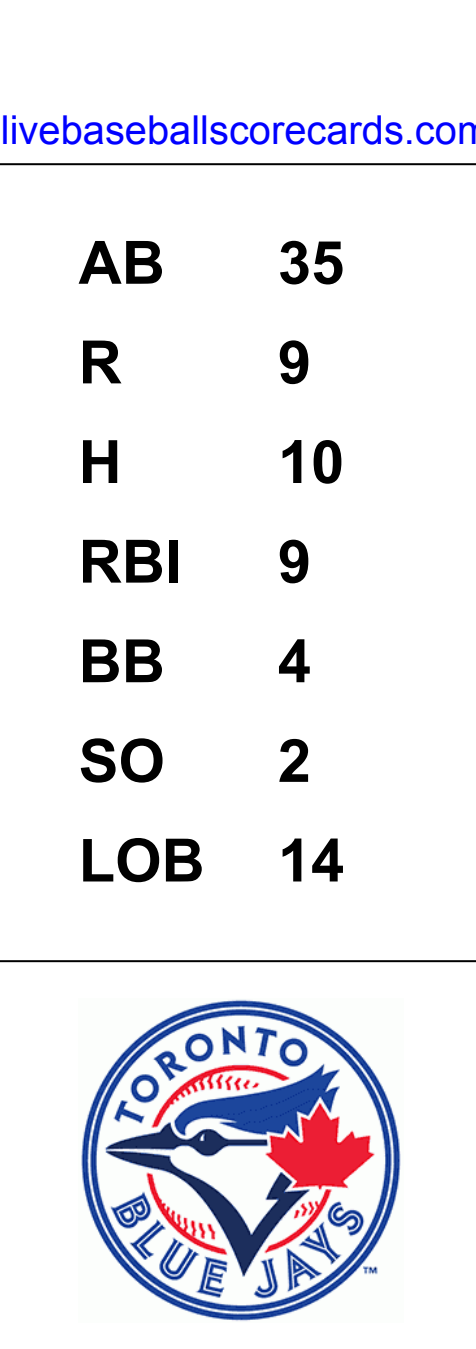
WP: 0 PA: 33  
PB: 0  
SB: 0  
CS: 0

Fri Jul 22 2005, 7:10 PM CDT  
Att: 20,958 - Clear - 98 F

livebaseballscores.com

Batter	1	2	3	4	5	6	7	8	9	AB	R	H	RBI	BB	SO	LOB	TOP									
<b>3 Reed Johnson, R</b> OBP: 0.340, SLG: 0.452	1-2 1B 10 SF9		0-0 3B	1-0 F8	0-1 G6-3			1-0 G4-6-3		5	2	2	0	0	0	4	<b>Toronto Blue Jays @ Kansas City Royals</b> Kauffman Stadium, Kansas City, MO Sat Jul 23 2005, 6:10 PM CDT Att: 26,626 - Clear - 98 F <a href="http://livebaseballscorecards.com">livebaseballscorecards.com</a>									
<b>Frank Catalanotto, L</b> OBP: 0.374, SLG: 0.455	1-2 1B		0-0 3B		2-3 BB			0-0 F7		4	1	2	2	1	0	1										
<b>10 Vernon Wells, R</b> OBP: 0.324, SLG: 0.501	0-2 SF9		0-0 F8		0-0 2B	1-2 F9			0-1 F9	4	1	1	1	0	0	1										
<b>Shea Hillenbrand, R</b> OBP: 0.360, SLG: 0.467	0-1 F8		0-1 G6-3		0-0 2B	1-3 K			2-2 G5-3	5	1	1	2	0	1	2										
<b>2 Aaron Hill, R</b> OBP: 0.377, SLG: 0.453	3-2 G1-3		2-1 F8		0-0 2B	0-2 G1-3			0-1 F9	4	1	0	0	1	0	2										
<b>9 Greg Zaun, S</b> OBP: 0.380, SLG: 0.426		1-2 G3		1-2 F8	1-2 E4					4	1	1	1	0	0	1										
<b>15 Alex Rios, R</b> OBP: 0.328, SLG: 0.422		1-0 F7		1-0 BB	4-2 2B			1-0 G5-4-3		3	1	1	0	1	0	1										
<b>Eric Hinske, L</b> OBP: 0.316, SLG: 0.407	1-2 P2		4-1 BB	1-2 BB	0-0 G6-3			1-0 G4-1		3	0	1	2	1	0	0										
<b>Orlando Hudson, S</b> OBP: 0.320, SLG: 0.412		3-2 3B	1-3 K	1-3 K	1-0 SF7			2-2 E3		3	1	1	1	0	1	2										
<b>Inning Stats</b>	R: 1 E: 0 K: 0 S: 14	H: 2 LOB: 1 BB: 0 P: 19	R: 0 E: 0 K: 0 S: 8	H: 0 LOB: 0 BB: 0 P: 11	R: 2 E: 0 K: 0 S: 11	H: 3 LOB: 1 BB: 0 P: 16	R: 0 E: 0 K: 1 S: 10	H: 1 LOB: 2 BB: 1 P: 18	R: 6 E: 1 K: 0 S: 21	H: 3 LOB: 1 BB: 3 P: 36	R: 0 E: 0 K: 1 S: 9	H: 0 LOB: 0 BB: 0 P: 11	R: 0 E: 0 K: 0 S: 3	H: 1 LOB: 0 BB: 0 P: 5	R: 0 E: 1 K: 0 S: 5	H: 0 LOB: 0 BB: 0 P: 8	R: 0 E: 0 K: 0 S: 8	H: 0 LOB: 0 BB: 0 P: 10	1B: 6 2B: 3 3B: 1 HR: 0	SF: 2 SAC: 0 DP: 2 HBP: 0	WP: 1 PB: 0 SB: 0 CS: 0	PA: 41				
<b>PITCHER</b>	IP	WLS	BF	H	R	ER	SO	BB	IBB	HBP	BLK	WP	HR	S	P	ERA	WHIP									
<b>Kyle Snyder, R</b> ERA: 6.35	(1, 1)	4.0	L	22	8	6	6	1	2	0	0	0	0	0	46	71	13.50	2.500								
<b>Mike Wood, R</b> ERA: 4.03	(5, 1)	4.0		16	2	3	2	1	2	0	0	0	1	0	35	53	4.50	1.000								
<b>46 Juan Carlos Oviedo, R</b> ERA: 7.53	(9, 1)	1.0		3	0	0	0	0	0	0	0	0	0	0	8	10	0.00	0.000								

Batter	1	2	3	4	5	6	7	8	9	AB	R	H	RBI	BB	SO	LOB	BOTTOM									
<b>9 David DeJesus, L</b> OBP: 0.363, SLG: 0.445	2-2 P5	2-2 P3			3-2 G4-3			0-1 F8	2-3 K	5	0	0	0	0	1	4	<b>Toronto Blue Jays @ Kansas City Royals</b> Kauffman Stadium, Kansas City, MO Sat Jul 23 2005, 6:10 PM CDT Att: 26,626 - Clear - 98 F <a href="http://livebaseballscorecards.com">livebaseballscorecards.com</a>									
<b>Ruben Gelay, S</b> OBP: 0.303, SLG: 0.365	1-2 F8		2-1 F8		0-0 G5-3			2-2 1B		4	1	1	0	0	0	0										
<b>Terrence Long, L</b> OBP: 0.318, SLG: 0.381	0-1 G4-3		2-2 G6-3		1-0 F7			1-2 FC3-6	1-3 1B	4	0	2	0	0	0	0										
<b>Emil Brown, R</b> OBP: 0.348, SLG: 0.441		2-1 P5	0-0 G6-3		1-3 K			0-1 SF7		3	0	0	1	0	1	1										
<b>Matt Stairs, L</b> OBP: 0.365, SLG: 0.450		3-2 P6		3-2 2B				1-1 FC3-6	1-1 K	4	0	1	0	0	1	1										
<b>4 Angel Berroa, R</b> OBP: 0.299, SLG: 0.366		2-0 14 PB		0-1 G6-3				1-2 G3-1	2-2 F7	4	1	1	0	0	0	2										
<b>24 Mark Teahen, L</b> OBP: 0.311, SLG: 0.378		4-2 14 PB		0-0 G5-4-3				0-1 FC6-4	2-3 K	3	2	2	0	1	1	0										
<b>14 John Buck, R</b> OBP: 0.286, SLG: 0.363		1-0 1B		0-0 G5-4-3				0-0 FC6-4	1-1 K	3	0	2	2	0	0	2										
<b>Donnie Murphy, R</b> OBP: 0.417, SLG: 0.600		1-1 1B		0-0 F9				1-2 FC6-4	3-3 K	4	0	1	1	0	1	2										
<b>Inning Stats</b>	R: 0 E: 0 K: 0 S: 9	H: 0 LOB: 0 BB: 0 P: 12	R: 2 E: 0 K: 0 S: 15	H: 3 LOB: 2 BB: 1 P: 30	R: 0 E: 0 K: 0 S: 6	H: 1 LOB: 0 BB: 0 P: 10	R: 0 E: 0 K: 0 S: 9	H: 2 LOB: 1 BB: 0 P: 12	R: 0 E: 0 K: 2 S: 8	H: 0 LOB: 0 BB: 0 P: 12	R: 1 E: 0 K: 0 S: 12	H: 2 LOB: 1 BB: 0 P: 14	R: 0 E: 0 K: 0 S: 15	H: 2 LOB: 1 BB: 0 P: 21	R: 0 E: 0 K: 3 S: 11	H: 0 LOB: 1 BB: 0 P: 19	1B: 8 2B: 2 3B: 0 HR: 0	SF: 1 SAC: 0 DP: 2 HBP: 1	WP: 0 PB: 1 SB: 0 CS: 0	PA: 37						
<b>PITCHER</b>	IP	WLS	BF	H	R	ER	SO	BB	IBB	HBP	BLK	WP	HR	S	P	ERA	WHIP									
<b>Dave Bush, R</b> ERA: 4.77	(1, 1)	7.0	W	28	8	3	3	2	1	0	0	0	0	0	65	99	3.86	1.286								
<b>Vinnie Chulk, R</b> ERA: 3.53	(8, 1)	1.0		5	2	1	1	0	0	0	0	0	0	15	21	9.00	2.000									
<b>Justin Speier, R</b> ERA: 2.63	(9, 1)	1.0		4	0	0	0	3	0	0	1	0	0	11	19	0.00	0.000									





Batter	1	2	3	4	5	6	7	8	9	AB	R	H	RBI	BB	SO	LOB	TOP			
22 Scott Podsednik, L OBP: 0.368, SLG: 0.361 Timo Perez, L OBP: 0.290, SLG: 0.333	G1-3	1B		S 23 1B	2B	1B	G1-3	F7		6	1	3	0	0	0	1				
Aaron Rowand, R OBP: 0.348, SLG: 0.409	1B	K		G6-3	1B		P2	1B		6	1	3	0	0	1	2				
Carl Everett, S OBP: 0.308, SLG: 0.457	F8	BB		14 BB 23 1B	BB		SF8	G5-3		2	2	0	1	3	0	3				
14 Paul Konerko, R OBP: 0.358, SLG: 0.487 Ross Gload, L OBP: 0.187, SLG: 0.222	1B	K		12 2B	23 1B		FC5	1B		4	1	2	0	1	1	3				
12 A.J. Pierzynski, L OBP: 0.302, SLG: 0.444	1B			G6-3	K		E6	HR		6	3	3	2	0	1	4				
23 Jermaine Dye, R OBP: 0.330, SLG: 0.505	E8	1B		1B	1B		F9	P3		6	1	3	4	0	0	3				
24 Joe Crede, R OBP: 0.349, SLG: 0.436 38 Pablo Ozuna, R OBP: 0.330, SLG: 0.311	1B	1B		P4	F8		G3-1	1B		5	2	2	1	0	0	4				
Willie Harris, L OBP: 0.299, SLG: 0.239	1B			F7			G1-3	1B		5	1	3	2	0	0	1				
5 Juan Uribe, R OBP: 0.270, SLG: 0.386	K			HR	1B		FC6	1B		5	2	3	3	0	1	2				
<b>Inning Stats</b>	R: 5 E: 1 K: 1 S: 19	H: 6 LOB: 1 BB: 0 P: 28	R: 0 E: 0 K: 2 S: 11	H: 1 LOB: 1 BB: 1 P: 21	R: 0 E: 0 K: 0 S: 11	H: 1 LOB: 1 BB: 0 P: 17	R: 3 E: 0 K: 1 S: 27	H: 3 LOB: 2 BB: 2 P: 43	R: 1 E: 0 K: 0 S: 12	H: 2 LOB: 1 BB: 0 P: 11	R: 1 E: 1 K: 0 S: 13	H: 1 LOB: 2 BB: 1 P: 24	R: 2 E: 0 K: 0 S: 18	H: 4 LOB: 1 BB: 0 P: 28	R: 1 E: 0 K: 1 S: 12	H: 1 LOB: 0 BB: 0 P: 20	1B: 16 2B: 4 3B: 0 HR: 2	SF: 1 SAC: 0 DP: 1 HBP: 0	WP: 1 PB: 0 SB: 2 CS: 1	PA: 52
<b>PITCHER</b>	IP WLS BF H R ER SO	IP WLS BF H R ER SO	IP WLS BF H R ER SO	IP WLS BF H R ER SO	IP WLS BF H R ER SO	IP WLS BF H R ER SO	IP WLS BF H R ER SO	IP WLS BF H R ER SO	IP WLS BF H R ER SO	IP WLS BF H R ER SO	IP WLS BF H R ER SO	IP WLS BF H R ER SO	IP WLS BF H R ER SO	IP WLS BF H R ER SO	IP WLS BF H R ER SO	IP WLS BF H R ER SO	ERA WHIP	ERA WHIP		
23 Zack Greinke, R ERA: 6.05	3.1	2.2	1.0	2.0	0.0	0.0	0.0	0.0	0.0	18.90	3.900									
Shawn Camp, R ERA: 10.51	4.1	1.0	7.1	8.1	0.0	0.0	0.0	0.0	6.75	2.250										
Andrew Sisco, L ERA: 2.51	7.1	1.0	5.1	6.1	0.0	0.0	0.0	0.0	0.00	2.000										
41 Jimmy Gobble, L ERA: 5.63	8.1	2.0	1.0	2.0	0.0	0.0	0.0	0.0	13.50	2.500										

Chicago White Sox @ Kansas City Royals  
Kauffman Stadium, Kansas City, MO

Mon Jul 25 2005, 7:10 PM CDT  
Att: 15,515 - Clear - 94 F

AB 47  
R 14  
H 22  
RBI 13  
BB 4  
SO 5  
LOB 23



Batter	1	2	3	4	5	6	7	8	9	AB	R	H	RBI	BB	SO	LOB	BOTTOM					
9 David DeJesus, L OBP: 0.363, SLG: 0.447 Chip Ambres, R OBP: 0.500, SLG: 0.556	1B		1B		HR	G4-6-3		G4-6-3		4	3	3	0	0	0	1						
Terrence Long, L OBP: 0.323, SLG: 0.396	1B		2B		1B		K	G4-6-3		5	2	3	3	0	1	2						
29 Mike Sweeney, R OBP: 0.349, SLG: 0.538 Joe McEwing, R OBP: 0.275, SLG: 0.320	1B		1B		HR		F9	1B		3	0	2	1	0	0	0						
Matt Stairs, L OBP: 0.364, SLG: 0.446	1B		2B		F9		1B	G6-3		1	0	0	0	0	0	0						
Emil Brown, R OBP: 0.348, SLG: 0.441	1B		1B		1B		F9	K		5	0	1	0	0	3	4						
24 Mark Teahen, L OBP: 0.309, SLG: 0.382	PO		K		1B		K	1B		4	0	1	0	0	2	2						
4 Angel Berroa, R OBP: 0.301, SLG: 0.375 Donnie Murphy, R OBP: 0.438, SLG: 0.615		G6-3			1B		K	2B		3	0	1	0	0	1	2						
Ruben Gotay, S OBP: 0.299, SLG: 0.360		P6			K		L3	G4-3		4	0	0	0	0	1	2						
14 John Buck, R OBP: 0.289, SLG: 0.369			K		G3-1		G4-6-3	2B		4	0	2	1	0	1	1						
<b>Inning Stats</b>	R: 1 E: 0 K: 1 S: 14	H: 3 LOB: 1 BB: 0 P: 22	R: 0 E: 0 K: 1 S: 6	H: 0 LOB: 0 BB: 0 P: 9	R: 2 E: 0 K: 2 S: 16	H: 3 LOB: 1 BB: 0 P: 24	R: 0 E: 0 K: 1 S: 10	H: 1 LOB: 1 BB: 0 P: 10	R: 2 E: 0 K: 0 S: 16	H: 4 LOB: 2 BB: 0 P: 23	R: 0 E: 0 K: 0 S: 5	H: 1 LOB: 0 BB: 0 P: 9	R: 0 E: 0 K: 0 S: 13	H: 2 LOB: 2 BB: 0 P: 19	R: 1 E: 0 K: 0 S: 10	H: 2 LOB: 1 BB: 1 P: 18	R: 0 E: 0 K: 1 S: 8	H: 0 LOB: 0 BB: 0 P: 13	1B: 11 2B: 4 3B: 0 HR: 1	SF: 1 SAC: 0 DP: 2 HBP: 0	WP: 1 PB: 0 SB: 1 CS: 0	PA: 42
<b>PITCHER</b>	IP WLS BF H R ER SO	IP WLS BF H R ER SO	IP WLS BF H R ER SO	IP WLS BF H R ER SO	IP WLS BF H R ER SO	IP WLS BF H R ER SO	IP WLS BF H R ER SO	IP WLS BF H R ER SO	IP WLS BF H R ER SO	IP WLS BF H R ER SO	IP WLS BF H R ER SO	IP WLS BF H R ER SO	IP WLS BF H R ER SO	IP WLS BF H R ER SO	IP WLS BF H R ER SO	IP WLS BF H R ER SO	ERA WHIP	ERA WHIP				
Freddy Garcia, R ERA: 3.76	6.0	2.0	1.0	1.0	0.0	0.0	0.0	0.0	7.50	2.000												
45 Bobby Jenks, R ERA: 5.68	7.1	1.0	0.0	0.0	0.0	0.0	0.0	0.0	4.50	2.500												
Luis Vizcaino, R ERA: 4.02	8.1	3.0	0.0	0.0	0.0	0.0	0.0	0.0	0.00	0.000												

Chicago White Sox @ Kansas City Royals  
Kauffman Stadium, Kansas City, MO

Mon Jul 25 2005, 7:10 PM CDT  
Att: 15,515 - Clear - 94 F

AB 39  
R 6  
H 16  
RBI 5  
BB 1  
SO 10  
LOB 17



Batter	1	2	3	4	5	6	7	8	9	AB	R	H	RBI	BB	SO	LOB	TOP							
22 Scott Podsednik, L (1, 8) OBP: 0.369, SLG: 0.360	4-2 CS BB		1-2 G3		1 SAFE 2-2 G4-3		2-2 1B		0-1 F7	4	0	1	0	1	0	3	Chicago White Sox @ Kansas City Royals Kauffman Stadium, Kansas City, MO Tue Jul 26 2005, 7:10 PM CDT Att: 19,175 - Overcast - 66 F							
38 Pablo Ozuna, R (1, 5) OBP: 0.327, SLG: 0.327	1 SAFE 2-0 F8		0-0 3B		0-0 B1-3		1-3 K			4	0	1	1	0	1	2								
Carl Everett, S (1, 10) OBP: 0.308, SLG: 0.454	1 SAFE 0-0 F9		1-1 P4			2-3 K		0-1 12 WP 1B		4	0	1	0	0	1	2								
14 Paul Konerko, R (1, 3) OBP: 0.355, SLG: 0.483 Ross Gload, L (7, 3) OBP: 0.196, SLG: 0.211	1 SAFE 0-2 CS	0-3 K		2-3 K		0-2 F8		0-1 F7		3	0	0	0	0	2	0								
12 A.J. Pierzynski, L (1, 2)		4-2 BB		1-2 F9 23 1B		2-2 23 1B		0-3 K		3	0	2	0	1	1	1								
23 Jermaine Dye, R (1, 9) OBP: 0.332, SLG: 0.505		0-3 K		1-1 1B		0-1 1B		2-2 P4		4	0	2	0	0	1	2								
Timo Perez, L (1, 7) OBP: 0.288, SLG: 0.330		0-0 L6		0-1 F9		2-1 L9			1-1 22 DI 1B	4	0	1	0	0	0	5								
Willie Harris, L (1, 4) OBP: 0.287, SLG: 0.228			3-3 K	3-2 G1-3			3-3 K		2-3 K	4	0	0	0	0	3	3								
5 Juan Uribe, R (1, 6) OBP: 0.273, SLG: 0.384			4-2 22 G3 38 3B BB		3-2 22 G4-3 HBP		0-1 G5-3		2-0 F8	2	1	0	0	1	0	1								
<b>Inning Stats</b>	R: 0 E: 0 K: 0 S: 6	H: 0 LOB: 0 BB: 1 P: 12	R: 0 E: 0 K: 2 S: 11	H: 0 LOB: 1 BB: 1 P: 15	R: 1 E: 0 K: 1 S: 12	H: 1 LOB: 1 BB: 1 P: 21	R: 0 E: 0 K: 1 S: 16	H: 2 LOB: 2 BB: 0 P: 23	R: 0 E: 0 K: 0 S: 6	H: 0 LOB: 0 BB: 0 P: 11	R: 0 E: 0 K: 1 S: 16	H: 2 LOB: 2 BB: 0 P: 22	R: 0 E: 0 K: 2 S: 13	H: 1 LOB: 1 BB: 0 P: 19	R: 0 E: 0 K: 1 S: 11	H: 1 LOB: 1 BB: 0 P: 13	R: 0 E: 0 K: 1 S: 8	H: 1 LOB: 1 BB: 0 P: 13	1B: 7 2B: 0 3B: 1 HR: 0	SF: 0 SAC: 0 DP: 1 HBP: 1	WP: 1 PB: 0 SB: 0 CS: 0	PA: 38		
<b>PITCHER</b>	IP WLS BF H R ER SO	IP WLS BF H R ER SO	IP WLS BF H R ER SO	IP WLS BF H R ER SO	IP WLS BF H R ER SO	IP WLS BF H R ER SO	IP WLS BF H R ER SO	IP WLS BF H R ER SO	IP WLS BF H R ER SO	IP WLS BF H R ER SO	IP WLS BF H R ER SO	IP WLS BF H R ER SO	IP WLS BF H R ER SO	IP WLS BF H R ER SO	IP WLS BF H R ER SO	IP WLS BF H R ER SO	IP WLS BF H R ER SO	IP WLS BF H R ER SO	IP WLS BF H R ER SO	ERA WHIP	ERA WHIP	ERA WHIP		
Jose Lima, R (1, 1) ERA: 6.63	6.0	W	25	5	1	1	5	3	0	1	0	0	0	0	67	104	1.50	1.333						
Jeremy Affeldt, L (7, 1) ERA: 2.29	1.0		4	1	0	0	2	0	0	0	0	0	0	0	13	19	0.00	1.000						
Ambiorix Burgos, R (8, 1) ERA: 4.4	1.0		4	1	0	0	1	0	0	0	0	0	0	1	11	13	0.00	1.000						
46 Juan Carlos Oviedo, R (9, 1) ERA: 7.32	1.0		4	1	0	0	1	0	0	0	0	0	0	0	8	13	0.00	1.000						

Batter	1	2	3	4	5	6	7	8	9	AB	R	H	RBI	BB	SO	LOB	BOTTOM							
9 David DeJesus, L (1, 8) OBP: 0.360, SLG: 0.442	2-2 G4-3		1-0 B1-3		1-1 G3-1		1-3 K			4	0	0	0	0	1	1	Chicago White Sox @ Kansas City Royals Kauffman Stadium, Kansas City, MO Tue Jul 26 2005, 7:10 PM CDT Att: 19,175 - Overcast - 66 F							
Chip Ambres, R (1, 7) OBP: 0.500, SLG: 0.538	0-0 29 F9 S 1B		3-1 F9			2B FC5-4				4	1	2	0	0	0	1								
29 Mike Sweeney, R (1, 10) OBP: 0.353, SLG: 0.541	1 SAFE 3-2 F9			2-2 1B SF7		0-0 2B FC6	4-1 BB			3	2	2	0	1	0	1								
Emil Brown, R (1, 9) OBP: 0.350, SLG: 0.445	1-2 G5-3			2-1 24 S 1B		1-0 E 24 E	0-0 F7			4	1	2	1	0	0	2								
Matt Stairs, L (1, 3) OBP: 0.363, SLG: 0.442		4-2 24 FC4 BB		1-0 SF7		0-2 FC6	0-2 FC4 4 G1-6-3			2	1	0	2	1	0	2								
4 Angel Berroa, R (1, 6) OBP: 0.301, SLG: 0.372		0-0 F7		1-1 F7		2-3 24 E	1-2 G1-6-3			3	1	0	0	1	0	4								
24 Mark Teahen, L (1, 5) OBP: 0.309, SLG: 0.384	0-1 FC4			1-2 G6-3		1-2 E4		2-2 F9		4	1	1	3	0	0	2								
Donnie Murphy, R (1, 4) OBP: 0.400, SLG: 0.529		2-3 K			0-1 G1-3		2-1 FC5-4 1B		1-1 G5-3	4	0	1	0	0	1	1								
Alberto Castillo, R (1, 2) OBP: 0.289, SLG: 0.309			1-1 G1-6-3		0-1 G3		1-1 F9		3-2 F9	4	0	0	0	0	0	1								
<b>Inning Stats</b>	R: 0 E: 0 K: 0 S: 15	H: 1 LOB: 1 BB: 0 P: 21	R: 0 E: 0 K: 1 S: 12	H: 0 LOB: 1 BB: 1 P: 18	R: 0 E: 0 K: 0 S: 5	H: 0 LOB: 0 BB: 0 P: 10	R: 1 E: 0 K: 0 S: 11	H: 2 LOB: 1 BB: 0 P: 18	R: 0 E: 0 K: 0 S: 6	H: 0 LOB: 0 BB: 0 P: 7	R: 6 E: 2 K: 1 S: 19	H: 5 LOB: 1 BB: 1 P: 29	R: 0 E: 1 K: 0 S: 7	H: 0 LOB: 1 BB: 1 P: 11	R: 0 E: 0 K: 0 S: 10	H: 0 LOB: 0 BB: 0 P: 16	R: 0 E: 0 K: 0 S: 10	H: 0 LOB: 0 BB: 0 P: 16	1B: 5 2B: 3 3B: 0 HR: 0	SF: 1 SAC: 0 DP: 1 HBP: 0	WP: 0 PB: 0 SB: 0 CS: 0	PA: 36		
<b>PITCHER</b>	IP WLS BF H R ER SO	IP WLS BF H R ER SO	IP WLS BF H R ER SO	IP WLS BF H R ER SO	IP WLS BF H R ER SO	IP WLS BF H R ER SO	IP WLS BF H R ER SO	IP WLS BF H R ER SO	IP WLS BF H R ER SO	IP WLS BF H R ER SO	IP WLS BF H R ER SO	IP WLS BF H R ER SO	IP WLS BF H R ER SO	IP WLS BF H R ER SO	IP WLS BF H R ER SO	IP WLS BF H R ER SO	IP WLS BF H R ER SO	IP WLS BF H R ER SO	IP WLS BF H R ER SO	ERA WHIP	ERA WHIP	ERA WHIP		
56 Mark Buehrle, L (1, 1) ERA: 2.96	6.0	L	29	8	7	7	2	1	0	0	0	0	0	0	68	103	0.00	0.500						
Luis Vizcaino, R (7, 1) ERA: 3.96	2.0		7	0	0	0	0	1	0	0	0	0	0	0	17	27	0.00	0.500						









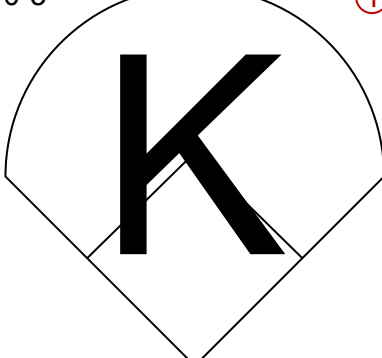
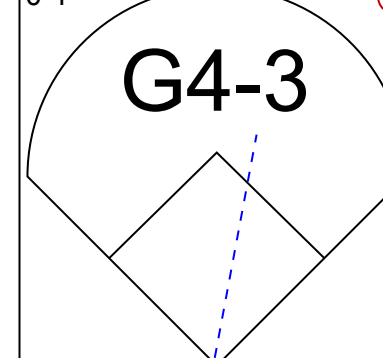
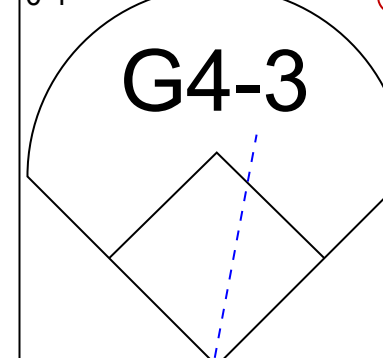
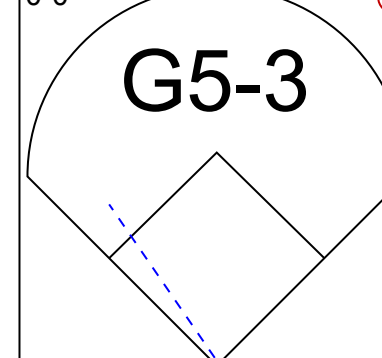
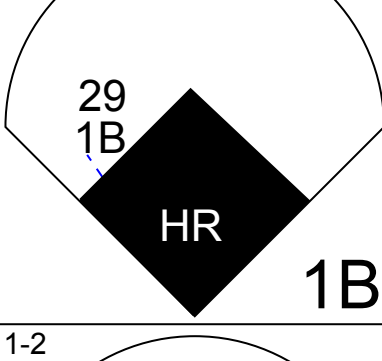
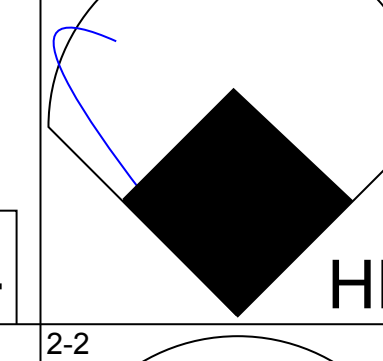

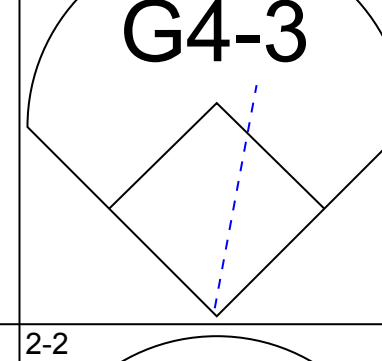
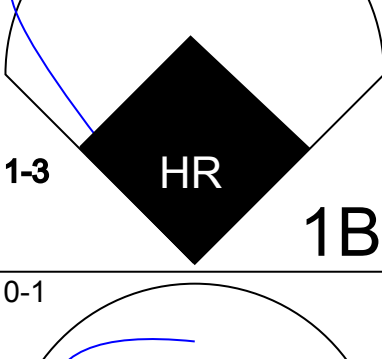
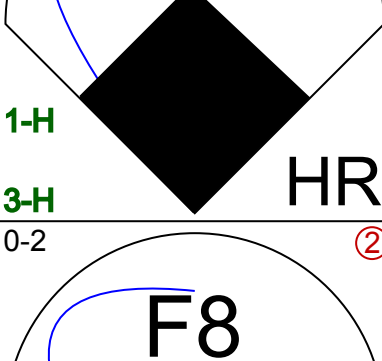
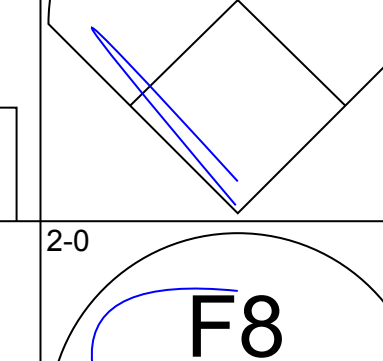
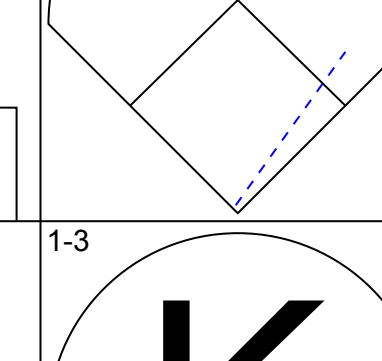
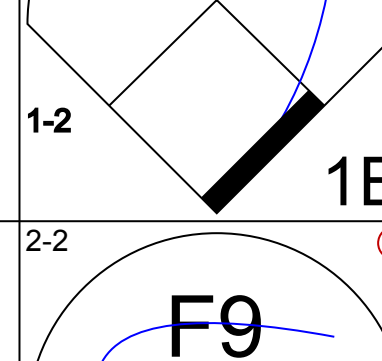
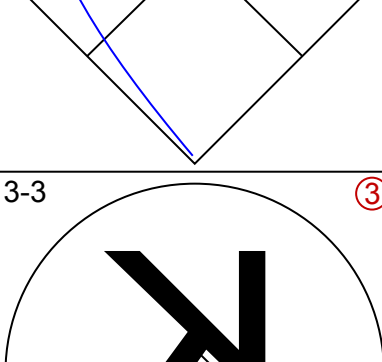
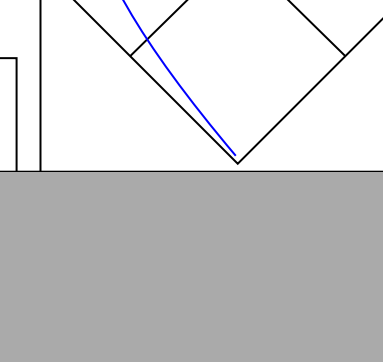
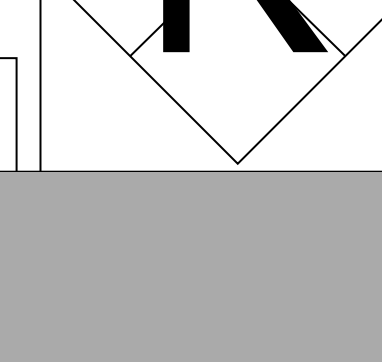
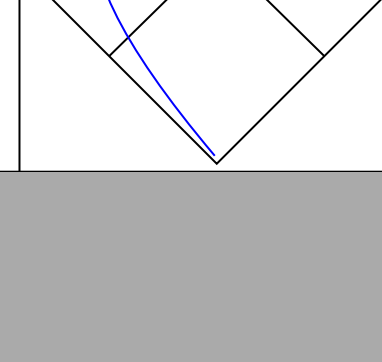
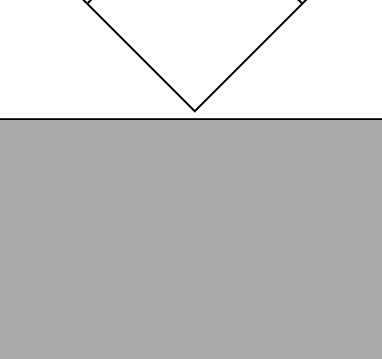




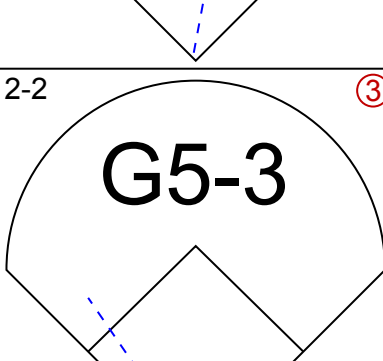
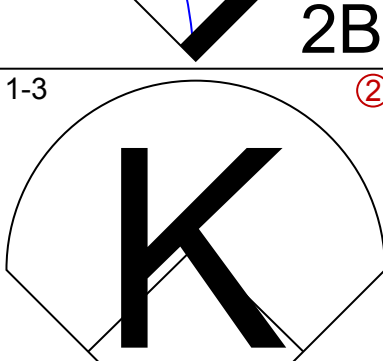
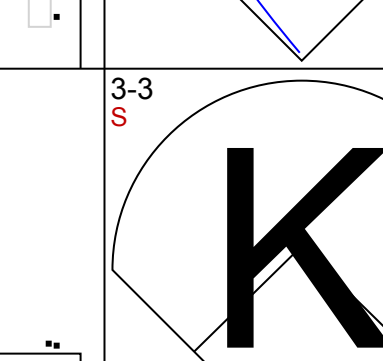
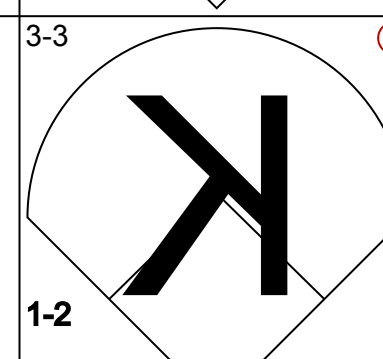

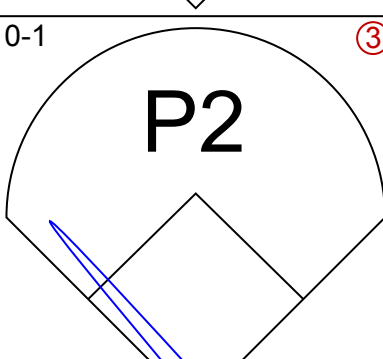
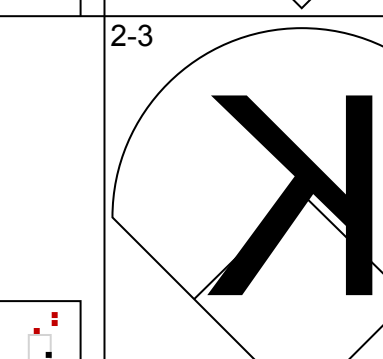
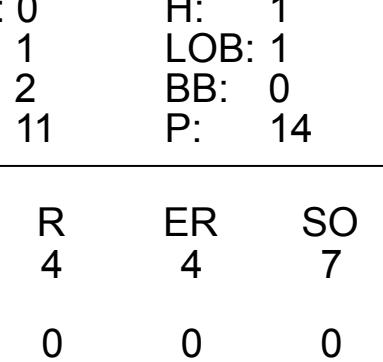
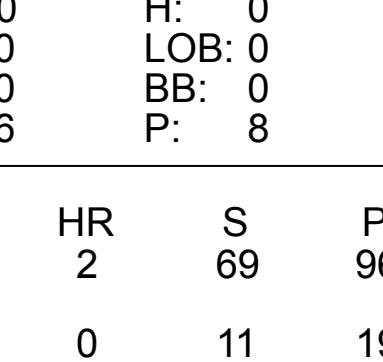
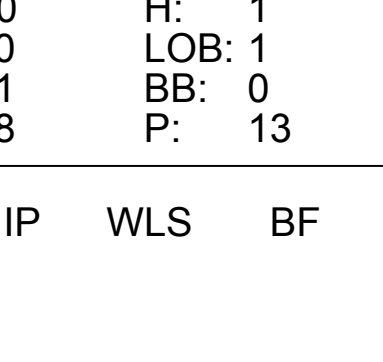
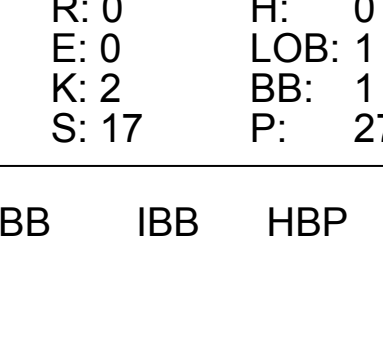








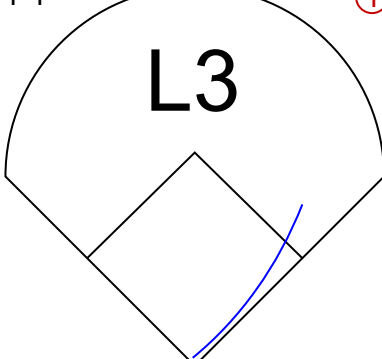
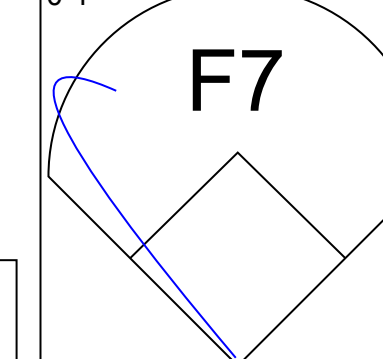
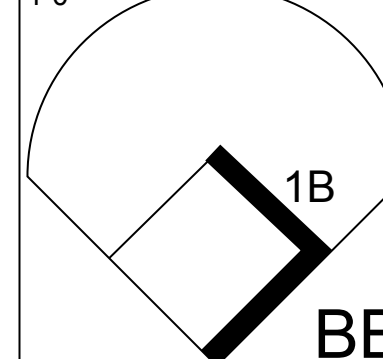
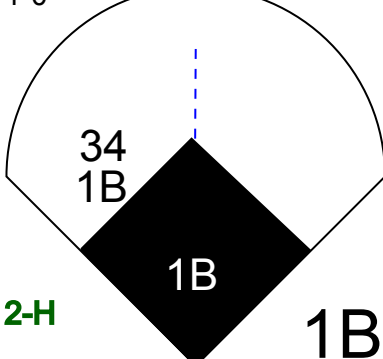
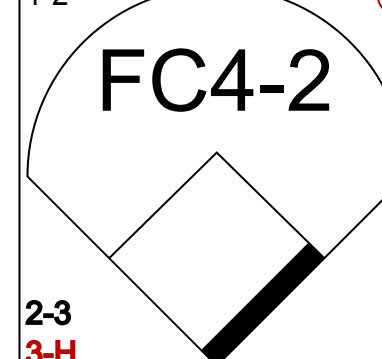
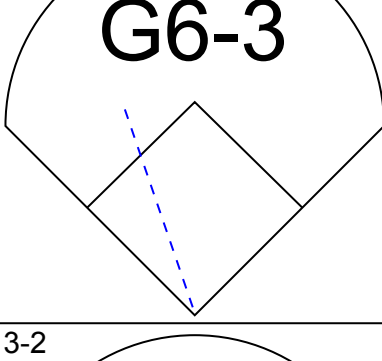
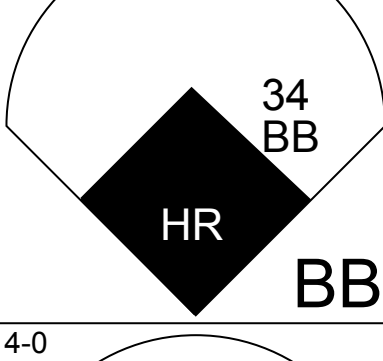
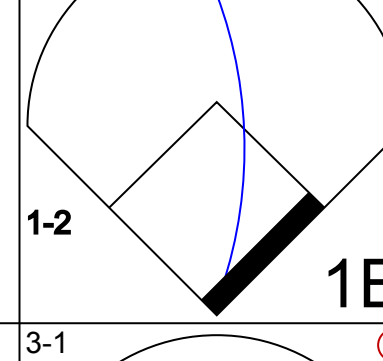
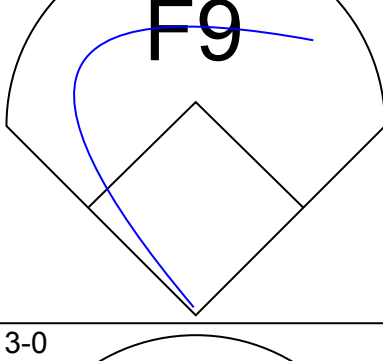
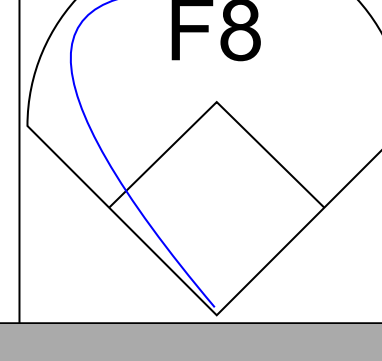
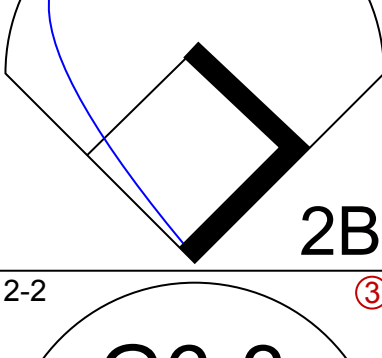
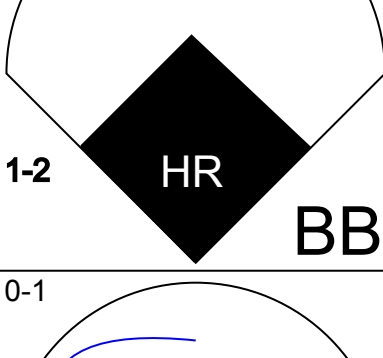
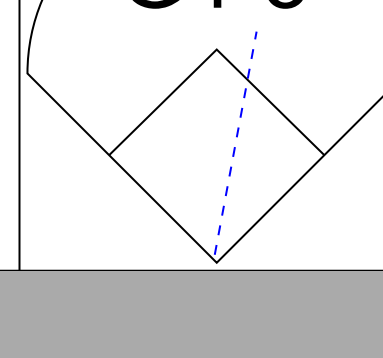
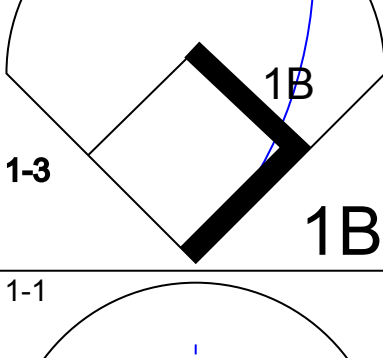

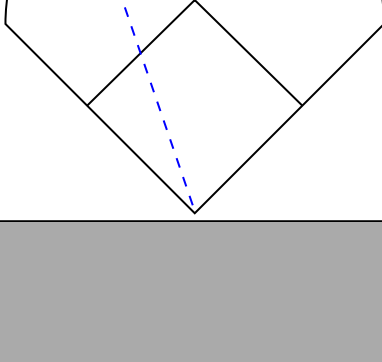
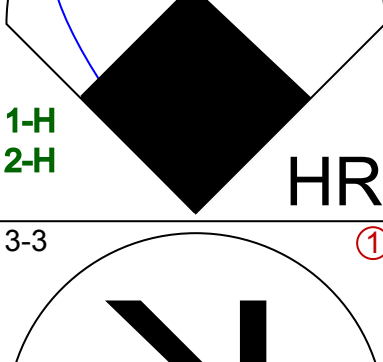

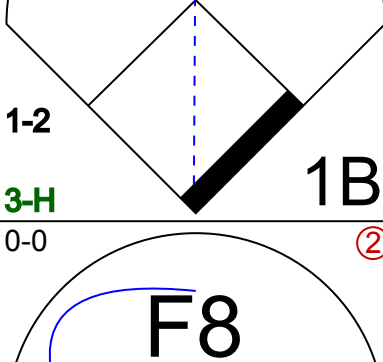

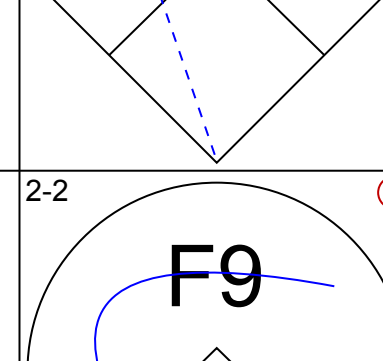
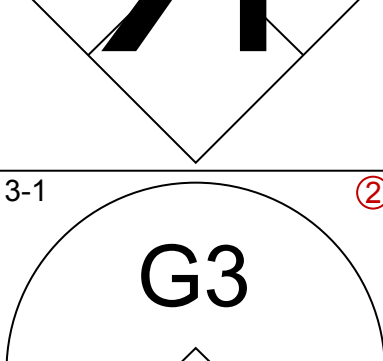
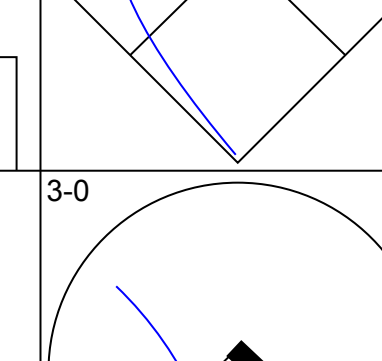
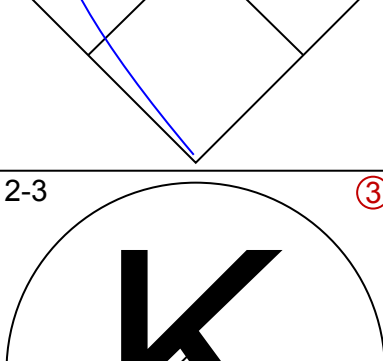

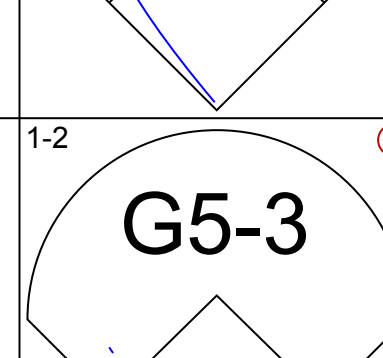
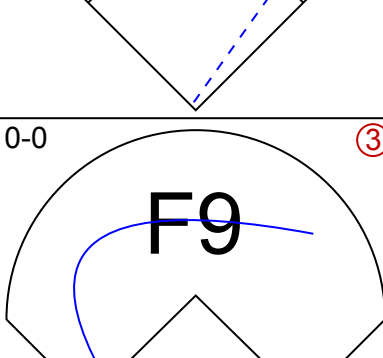
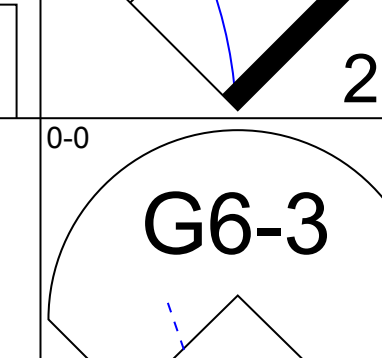
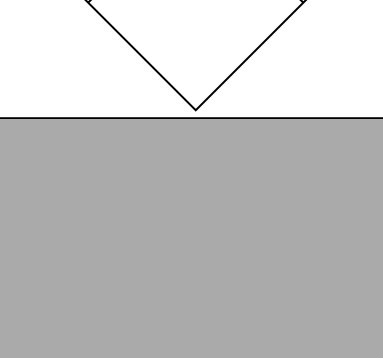

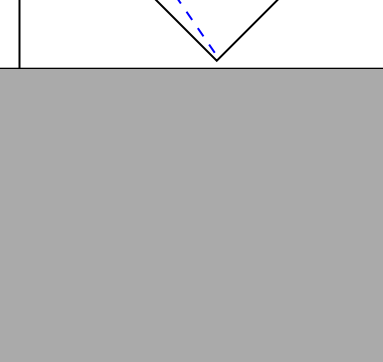
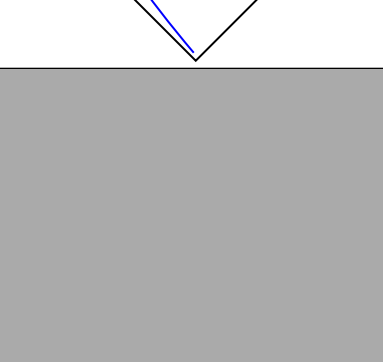
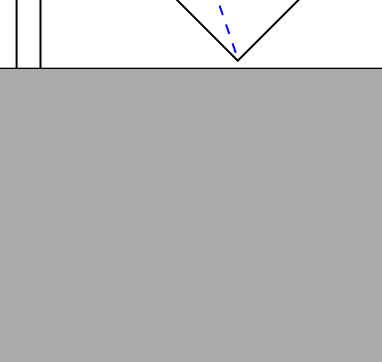
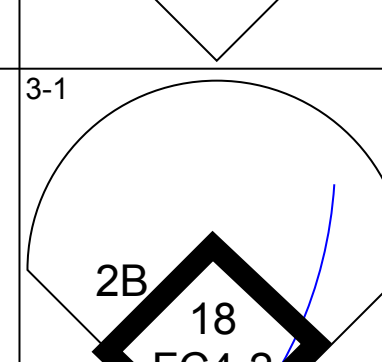
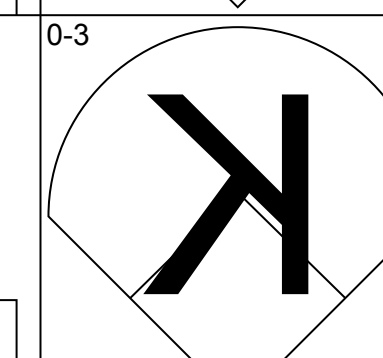
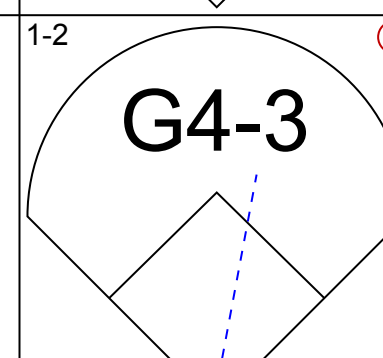
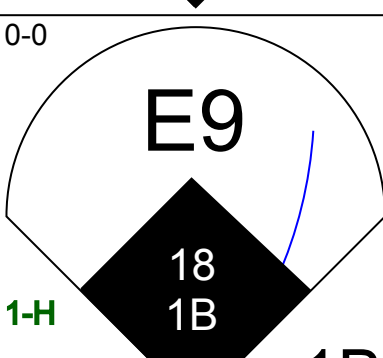
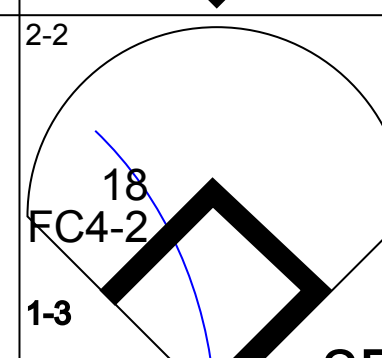
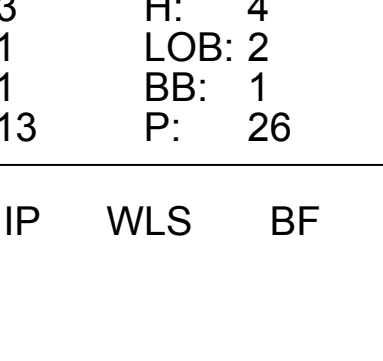
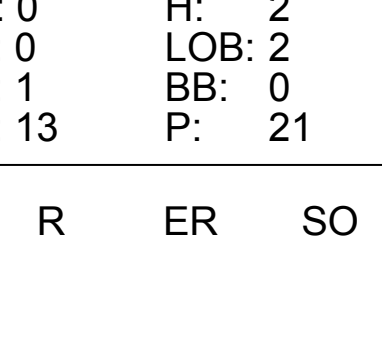


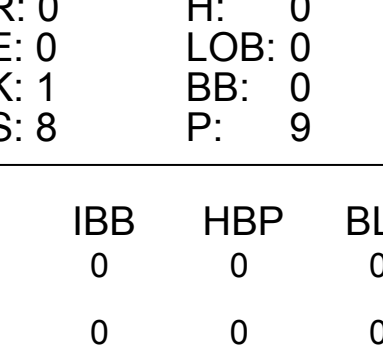
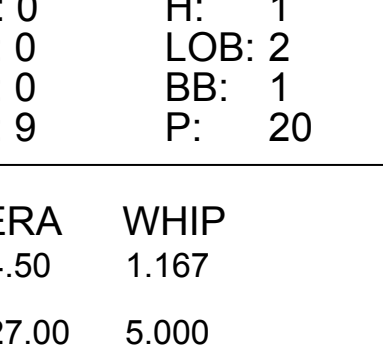
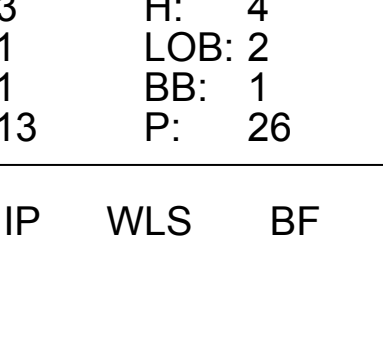
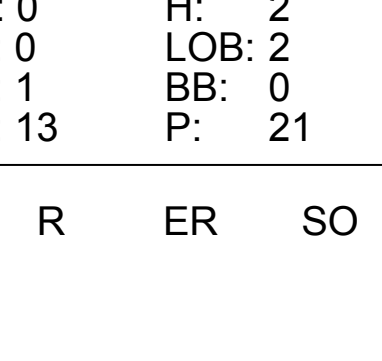
Batter	1	2	3	4	5	6	7	8	9	AB	R	H	RBI	BB	SO	LOB	TOP										
9 David DeJesus, L (1, 8) OBP: 0.364, SLG: 0.448	0-2 2B		1-2 1B		1-1 F8		0-2 G4-3		2-3 K	5	0	2	0	0	1	1	<b>Kansas City Royals @ Tampa Bay Devil Rays</b> Tropicana Field, St. Petersburg, FL Sat Jul 30 2005, 6:15 PM EDT Att: 11,940 - Dome - 72 F <a href="http://livebaseballscorecards.com">livebaseballscorecards.com</a>										
Terrence Long, L (1, 7) OBP: 0.319, SLG: 0.400	1-0 F8		0-1 FC3-6 29 G6-3			0-1 HR	0-0 G4-3			4	1	1	1	0	0	3											
29 Mike Sweeney, R (1, 10) OBP: 0.354, SLG: 0.552	0-1 G5-3		0-0 G6-3			1-2 E5 2B		3-3 K		4	1	1	0	0	1	3											
Matt Stairs, L (1, 3) OBP: 0.358, SLG: 0.439	0-1 F8			1-0 L4		2-2 F8 4 SF9 2B		1-0 P5		4	1	1	1	0	0	1											
Emil Brown, R (1, 9)		1-2 F8		0-1 P3		1-1 F8		4-1 BB		3	0	0	0	1	0	1											
24 Mark Teahen, L (1, 5) OBP: 0.310, SLG: 0.374		0-0 F7		0-0 1B		4-0 SAFE BB		0-3 K		3	0	1	0	1	1	1											
4 Angel Berroa, R (1, 6) OBP: 0.297, SLG: 0.363		0-2 1B		0-3 K		0-2 SF9		3-2 P4		3	0	1	1	0	1	1											
Ruben Gotay, S (1, 4) OBP: 0.290, SLG: 0.348		2-3 K			1-1 G3	3-2 SAFE P4		2-2 L8		4	0	0	0	0	1	2											
Alberto Castillo, R (1, 2) OBP: 0.291, SLG: 0.316 Chip Ambres, R (9, PH) OBP: 0.520, SLG: 0.600			4-2 FC3-6 9 1B BB		3-2 F8		1-3 K	4-2 9 DI BB		2	0	0	0	1	1	0											
										0	0	0	0	1	0	0											
<b>Inning Stats</b>	R: 0 E: 0 K: 0 S: 9	H: 1 LOB: 1 BB: 0 P: 10	R: 0 E: 0 K: 1 S: 10	H: 1 LOB: 1 BB: 0 P: 13	R: 0 E: 0 K: 0 S: 8	H: 1 LOB: 1 BB: 1 P: 13	R: 0 E: 0 K: 1 S: 7	H: 0 LOB: 0 BB: 0 P: 8	R: 0 E: 0 K: 0 S: 7	H: 0 LOB: 0 BB: 0 P: 12	R: 3 E: 1 K: 0 S: 21	H: 3 LOB: 1 BB: 1 P: 32	R: 0 E: 0 K: 2 S: 8	H: 0 LOB: 1 BB: 1 P: 16	R: 0 E: 0 K: 1 S: 12	H: 0 LOB: 1 BB: 1 P: 23	1B: 4 2B: 2 3B: 0 HR: 1	SF: 1 SAC: 0 DP: 1 HBP: 0	WP: 0 PA: 37 CS: 0								
<b>PITCHER</b>	IP	WLS	BF	H	R	ER	SO	BB	IBB	HBP	BLK	WP	HR	S	P	ERA	WHIP										
Doug Waechter, R (1, 1) ERA: 5.28	5.1	W	24	7	3	3	2	2	0	0	0	0	0	12	16	5.06	1.688										
54 Chad Orvella, R (6, 1) ERA: 3.9	1.0	H	3	0	0	0	1	0	0	0	0	0	0	4	4	0.00	0.000										
Trever Miller, L (7, 1) ERA: 4.0	0.2	H	2	0	0	0	0	0	0	0	0	0	0	12	23	0.00	1.000										
Joe Borowski, R (8, 1) ERA: 3.72	1.0	H	4	0	0	0	2	1	0	0	0	0	0	8	16	0.00	1.000										
Jesus Colome, R (9, 1) ERA: 6.1	1.0		4	0	0	0	1	1	0	0	0	0	0	12	23	0.00	1.000										

Batter	1	2	3	4	5	6	7	8	9	AB	R	H	RBI	BB	SO	LOB	BOTTOM										
Julio Lugo, R (1, 6) OBP: 0.354, SLG: 0.392	0-1 G1-3	4-1 SAFE BB		1-1 1-H 3B		2-1 P3		2-3 K		4	0	1	1	1	1	2	<b>Kansas City Royals @ Tampa Bay Devil Rays</b> Tropicana Field, St. Petersburg, FL Sat Jul 30 2005, 6:15 PM EDT Att: 11,940 - Dome - 72 F <a href="http://livebaseballscorecards.com">livebaseballscorecards.com</a>										
13 Carl Crawford, L (1, 7) OBP: 0.313, SLG: 0.441	0-1 G4-3	1-0 G3		1-0 G6-3			1-3 K			4	0	0	0	0	1	4											
3 Jorge Cantu, R (1, 5) OBP: 0.316, SLG: 0.479 Alex Gonzalez, R (9, 5) OBP: 0.326, SLG: 0.402	1-1 F8		1-2 K		2-3 K		0-2 P4			4	0	0	0	0	2	0											
Aubrey Huff, L (1, 10) OBP: 0.329, SLG: 0.431		3-1 BB 2B 1B	3-2 G1		1-2 F9		1-3 K			4	1	1	0	0	1	0											
31 Jonny Gomes, R (1, 9) OBP: 0.371, SLG: 0.597		0-3 K	2-2 HR		2-1 HR			1-1 HR		4	3	3	3	0	1	1											
Travis Lee, L (1, 3) OBP: 0.322, SLG: 0.351		0-0 P6	3-2 P6		2-0 F8			1-1 SF7 3B		4	1	1	0	0	0	1											
Nick Green, R (1, 4) OBP: 0.342, SLG: 0.366		4-2 2B 1B BB		2-1 G4-3		0-1 F9		1-1 G5-3		3	1	0	0	1	0	1											
Toby Hall, R (1, 2) OBP: 0.320, SLG: 0.385		1-1 1B 2B		1-1 3B 1B		2-2 G6-3		1-1 SF7		3	1	2	2	0	0	0											
Joey Gathright, L (1, 8) OBP: 0.325, SLG: 0.360		1-2 BB 1B		0-3 K		0-0 3B		3-H 2-1 WP 1B		4	0	3	1	0	1	1											
										1B: 4 2B: 1 3B: 3 HR: 3	SF: 1 SAC: 0 DP: 0 HBP: 0	WP: 1 PA: 37 CS: 0															
<b>Inning Stats</b>	R: 0 E: 0 K: 0 S: 6	H: 0 LOB: 0 BB: 0 P: 7	R: 2 E: 0 K: 1 S: 16	H: 3 LOB: 3 BB: 2 P: 30	R: 1 E: 0 K: 1 S: 14	H: 1 LOB: 0 BB: 0 P: 23	R: 1 E: 0 K: 1 S: 10	H: 2 LOB: 1 BB: 0 P: 15	R: 1 E: 0 K: 1 S: 10	H: 1 LOB: 0 BB: 0 P: 17	R: 0 E: 0 K: 0 S: 9	H: 1 LOB: 1 BB: 0 P: 13	R: 0 E: 0 K: 2 S: 9	H: 0 LOB: 0 BB: 0 P: 11	R: 2 E: 0 K: 1 S: 13	H: 3 LOB: 1 BB: 0 P: 21	1B: 4 2B: 1 3B: 3 HR: 3	SF: 1 SAC: 0 DP: 0 HBP: 0	WP: 1 PA: 37 CS: 0								
<b>PITCHER</b>	IP	WLS	BF	H	R	ER	SO	BB	IBB	HBP	BLK	WP	HR	S	P	ERA	WHIP										
23 Zack Greinke, R (1, 1) ERA: 6.14	5.2	L	27	8	5	5	4	2	0	0	0	0	0	11	15	7.94	1.765										
Ambiorix Burgos, R (6, 1) ERA: 4.06	1.1		4	0	0	0	2	0	0	0	0	0	0	11	15	0.00	0.000										
Mike MacDougal, R (8, 1) ERA: 3.7	1.0		6	3	2	2	1	0	0	0	0	1	1	13	21	18.00	3.000										

Batter	1	2	3	4	5	6	7	8	9	AB	R	H	RBI	BB	SO	LOB	TOP				
9 David DeJesus, L (1, 8) OBP: 0.361, SLG: 0.445	G6-3		F7			G3		SF7		3	0	0	1	0	0	0	<b>Kansas City Royals @ Tampa Bay Devil Rays</b> Tropicana Field, St. Petersburg, FL Sun Jul 31 2005, 2:15 PM EDT Att: 12,119 - Dome - 72 F <a href="http://livebaseballscorecards.com">livebaseballscorecards.com</a>				
Chip Ambres, R (1, 7) OBP: 0.464, SLG: 0.522 Terrence Long, L (8, PH) OBP: 0.321, SLG: 0.402	E6					G6-3		1B		3	0	0	0	0	0	0					
29 Mike Sweeney, R (1, 10) OBP: 0.350, SLG: 0.545	F7					G4-3		G2		4	0	0	0	0	0	3					
Emil Brown, R (1, 9) OBP: 0.347, SLG: 0.439	FC6-4							G6-3		4	0	1	0	0	0	1					
4 Angel Berroa, R (1, 6) OBP: 0.295, SLG: 0.360			F8							4	0	0	0	0	1	1					
24 Mark Teahen, L (1, 5) OBP: 0.309, SLG: 0.372										4	1	1	0	0	2	0					
14 John Buck, R (1, 2) OBP: 0.279, SLG: 0.358										3	1	1	0	0	1	0					
Donnie Murphy, R (1, 4) OBP: 0.364, SLG: 0.429										2	0	0	0	1	0	2					
Joe McEwing, R (1, 3) OBP: 0.272, SLG: 0.313										3	0	1	1	0	0	1					
<b>Inning Stats</b>	R: 0 E: 1 K: 0 S: 9	H: 0 LOB: 1 BB: 0 P: 12	R: 0 E: 0 K: 1 S: 10	H: 0 LOB: 0 BB: 0 P: 15	R: 0 E: 0 K: 0 S: 7	H: 1 LOB: 1 BB: 0 P: 16	R: 0 E: 0 K: 1 S: 7	H: 0 LOB: 0 BB: 0 P: 10	R: 0 E: 0 K: 0 S: 8	H: 0 LOB: 0 BB: 0 P: 13	R: 0 E: 0 K: 0 S: 7	H: 0 LOB: 0 BB: 0 P: 10	R: 2 E: 0 K: 0 S: 11	H: 4 LOB: 2 BB: 0 P: 19	R: 0 E: 0 K: 2 S: 10	H: 0 LOB: 0 BB: 0 P: 15	1B: 3 2B: 2 3B: 0 HR: 0	SF: 1 SAC: 0 DP: 0 HBP: 0	WP: 0 PB: 0 SB: 0 CS: 1	PA: 33	
<b>PITCHER</b>	IP	WLS	BF	H	R	ER	SO	BB	IBB	HBP	BLK	WP	HR	S	P	ERA	WHIP				
Mark Hendrickson, L (1, 1) ERA: 6.75	7.1	W	27	4	2	2	2	1	0	0	0	0	0	65	102	2.46	0.682				
Trevor Miller, L (8, 1) ERA: 3.95	0.1		1	0	0	0	0	0	0	0	0	0	0	2	4	0.00	0.000				
54 Chad Orvella, R (8, 1) ERA: 3.95	0.1		2	1	0	0	0	0	0	0	0	0	0	2	4	0.00	3.000				
Danys Baez, R (9, 1) ERA: 3.04	1.0		3	0	0	0	2	0	0	0	0	0	0	10	15	0.00	0.000				

Batter	1	2	3	4	5	6	7	8	9	AB	R	H	RBI	BB	SO	LOB	BOTTOM				
Julio Lugo, R (1, 6) OBP: 0.357, SLG: 0.399 Nick Green, R (9, 4) OBP: 0.342, SLG: 0.366										5	0	3	0	0	1	3	<b>Kansas City Royals @ Tampa Bay Devil Rays</b> Tropicana Field, St. Petersburg, FL Sun Jul 31 2005, 2:15 PM EDT Att: 12,119 - Dome - 72 F <a href="http://livebaseballscorecards.com">livebaseballscorecards.com</a>				
13 Carl Crawford, L (1, 7) OBP: 0.312, SLG: 0.440										4	1	1	2	0	1	4					
3 Jorge Cantu, R (1, 4) OBP: 0.314, SLG: 0.475										5	0	1	1	0	2	4					
Aubrey Huff, L (1, 10) OBP: 0.333, SLG: 0.430										3	0	1	0	2	0	1					
31 Jonny Gomes, R (1, 9) OBP: 0.377, SLG: 0.589										2	1	0	0	2	1	2					
Travis Lee, L (1, 3) OBP: 0.328, SLG: 0.367 Eduardo Perez, R (8, PH) OBP: 0.357, SLG: 0.473										3	2	2	1	1	0	3					
Alex Gonzalez, R (1, 5) OBP: 0.323, SLG: 0.397										5	0	1	1	0	1	4					
Pete Laforest, L (1, 2) OBP: 0.333, SLG: 0.364 Damon Hollins, R (7, PH) OBP: 0.326, SLG: 0.468										3	2	2	0	0	1	0					
Joey Gathright, L (1, 8) OBP: 0.325, SLG: 0.351 Toby Hall, R (7, PH) OBP: 0.322, SLG: 0.387										2	0	0	0	1	1	1					
<b>Inning Stats</b>	R: 0 E: 0 K: 1 S: 10	H: 1 LOB: 2 BB: 1 P: 17	R: 1 E: 0 K: 1 S: 11	H: 1 LOB: 0 BB: 0 P: 18	R: 0 E: 0 K: 1 S: 12	H: 1 LOB: 3 BB: 2 P: 23	R: 1 E: 0 K: 1 S: 15	H: 2 LOB: 2 BB: 1 P: 24	R: 0 E: 0 K: 1 S: 11	H: 0 LOB: 1 BB: 1 P: 19	R: 2 E: 0 K: 1 S: 14	H: 3 LOB: 1 BB: 0 P: 20	R: 2 E: 0 K: 2 S: 26	H: 3 LOB: 2 BB: 0 P: 38	R: 0 E: 0 K: 1 S: 13	H: 2 LOB: 3 BB: 1 P: 24	1B: 9 2B: 3 3B: 0 HR: 1	SF: 1 SAC: 0 DP: 0 HBP: 1	WP: 0 PB: 0 SB: 0 CS: 0	PA: 44	
<b>PITCHER</b>	IP	WLS	BF	H	R	ER	SO	BB	IBB	HBP	BLK	WP	HR	S	P	ERA	WHIP				
Jose Lima, R (1, 1) ERA: 6.58	5.0	L	26	6	3	3	3	5	0	0	0	0	0	60	102	5.40	2.200				
Jeremy Affeldt, L (6, 1) ERA: 2.49	1.0		5	2	1	1	1	0	0	0	0	0	0	13	19	9.00	2.000				
46 Juan Carlos Oviedo, R (7, 1) ERA: 7.65	0.0		3	2	2	2	0	0	0	1	0	0	0	10	17	*	*				
Andrew Sisco, L (7, 1) ERA: 2.49	1.0		4	1	0	0	2	0	0	0	0	0	0	16	21	0.00	1.000				
41 Jimmy Cobble, L (8, 1) ERA: 5.12	0.1		4	2	0	0	0	1	0	0	0	0	0	9	19	0.00	9.000				
<b>PITCHER</b>	IP	WLS	BF	H	R	ER	SO	BB	IBB	HBP	BLK	WP	HR	S	P	ERA	WHIP				
Ambiorix Burgos, R (8, 1) ERA: 3.98	0.2		2	0	0	0	1	0	0	0	0	0	0	4	5	0.00	0.000				

Batter	1	2	3	4	5	6	7	8	9	AB	R	H	RBI	BB	SO	LOB	TOP			
9 David DeJesus, L (1, 8) OBP: 0.357, SLG: 0.441										4	0	0	0	0	1	1	<b>Kansas City Royals @ Boston Red Sox</b> Fenway Park, Boston, MA Tue Aug 02 2005, 7:05 PM EDT Att: 35,386 - Clear - 89 F			
Chip Ambres, R (1, 7) OBP: 0.484, SLG: 0.654										3	2	2	1	0	1	0				
Terrence Long, L (8, PH) OBP: 0.320, SLG: 0.401										1	0	0	0	0	0	0				
29 Mike Sweeney, R (1, 10) OBP: 0.352, SLG: 0.544										4	1	2	0	0	0	0				
Matt Stairs, L (1, 3) OBP: 0.360, SLG: 0.451										4	1	2	3	0	0	0				
Emil Brown, R (1, 9) OBP: 0.343, SLG: 0.434										4	0	0	0	0	1	2				
24 Mark Teahen, L (1, 5) OBP: 0.308, SLG: 0.368										3	0	0	0	1	1	0				
4 Angel Berroa, R (1, 6) OBP: 0.297, SLG: 0.363										4	0	2	0	0	0	1				
14 John Buck, R (1, 2) OBP: 0.275, SLG: 0.352										4	0	0	0	0	3	3				
Donnie Murphy, R (1, 4) OBP: 0.333, SLG: 0.387										3	0	0	0	0	1	2				
Ruben Colay, S (9, PH) OBP: 0.289, SLG: 0.347										1	0	0	0	0	1	1				
<b>Inning Stats</b>	R: 3 E: 0 K: 2 S: 19	H: 3 LOB: 0 BB: 0 P: 24	R: 0 E: 1 K: 2 S: 11	H: 1 LOB: 1 BB: 0 P: 14	R: 1 E: 0 K: 0 S: 9	H: 1 LOB: 0 BB: 0 P: 15	R: 0 E: 0 K: 0 S: 6	H: 0 LOB: 0 BB: 0 P: 8	R: 0 E: 0 K: 1 S: 8	H: 0 LOB: 0 BB: 0 P: 12	R: 0 E: 0 K: 1 S: 8	H: 1 LOB: 1 BB: 0 P: 13	R: 0 E: 0 K: 0 S: 11	H: 2 LOB: 2 BB: 0 P: 19	R: 0 E: 0 K: 2 S: 17	H: 0 LOB: 1 BB: 1 P: 27	1B: 5 2B: 1 3B: 0 HR: 2	SF: 0 SAC: 0 DP: 0 HBP: 0	WP: 0 PB: 0 SB: 0 CS: 0	PA: 36
<b>PITCHER</b>	IP WLS BF H R ER SO BB IBB HBP BLK WP HR S P ERA WHIP																			
49 Tim Wakefield, R (1, 1) ERA: 4.23	7.0 W 27 6 4 4 7 0 0 0 0 0 2 69 96 5.14 0.857																			
50 Mike Timlin, R (8, 1) ERA: 1.35	1.0 H 5 2 0 0 0 0 0 0 0 0 0 11 19 0.00 2.000																			
38 Curt Schilling, R (9, 1) ERA: 6.03	1.0 S 4 0 0 0 2 1 0 0 1 0 0 0 17 27 0.00 1.000																			

Batter	1	2	3	4	5	6	7	8	9	AB	R	H	RBI	BB	SO	LOB	BOTTOM			
18 Johnny Damon, L (1, 8) OBP: 0.380, SLG: 0.486										4	1	1	1	1	0	2	<b>Kansas City Royals @ Boston Red Sox</b> Fenway Park, Boston, MA Tue Aug 02 2005, 7:05 PM EDT Att: 35,386 - Clear - 89 F			
Edgar Renteria, R (1, 6) OBP: 0.337, SLG: 0.376										4	1	1	0	1	0	3				
34 David Ortiz, L (1, 10) OBP: 0.391, SLG: 0.570										3	1	2	0	1	0	2				
Manny Ramirez, R (1, 7) OBP: 0.372, SLG: 0.580										4	1	2	4	0	1	1				
Kevin Millar, R (1, 3) OBP: 0.365, SLG: 0.377										4	0	0	0	0	1	2				
Bill Mueller, S (1, 5) OBP: 0.375, SLG: 0.412										4	0	1	0	0	1	2				
Doug Mirabeli, R (1, 2) OBP: 0.286, SLG: 0.382										4	0	0	0	0	1	1				
José Cruz Jr., S (1, 9) OBP: 0.347, SLG: 0.431										2	0	0	0	1	0	0				
Adam Stern, L (7, PR) OBP: 0.231, SLG: 0.417										0	1	0	0	0	0	0				
Gabe Kapler, R (8, PH) OBP: 0.375, SLG: 0.375										1	0	1	0	0	0	0				
Tony Graffanino, R (1, 4) OBP: 0.375, SLG: 0.389										4	1	2	0	0	1	0				
<b>Inning Stats</b>	R: 0 E: 0 K: 0 S: 12	H: 1 LOB: 1 BB: 0 P: 18	R: 0 E: 0 K: 0 S: 7	H: 0 LOB: 0 BB: 0 P: 10	R: 0 E: 0 K: 1 S: 8	H: 0 LOB: 0 BB: 0 P: 9	R: 3 E: 0 K: 1 S: 10	H: 1 LOB: 2 BB: 2 P: 24	R: 0 E: 0 K: 0 S: 9	H: 1 LOB: 1 BB: 1 P: 20	R: 0 E: 0 K: 1 S: 8	H: 1 LOB: 0 BB: 0 P: 13	R: 3 E: 1 K: 1 S: 13	H: 4 LOB: 2 BB: 1 P: 26	R: 0 E: 0 K: 1 S: 13	H: 2 LOB: 2 BB: 0 P: 21	1B: 6 2B: 3 3B: 0 HR: 1	SF: 0 SAC: 0 DP: 0 HBP: 0	WP: 0 PB: 0 SB: 0 CS: 0	PA: 38
<b>PITCHER</b>	IP WLS BF H R ER SO BB IBB HBP BLK WP HR S P ERA WHIP																			
Runelvys Hernandez, R (1, 1) ERA: 4.48	6.0 25 4 3 3 3 3 0 0 0 0 0 1 54 94 4.50 1.167																			
Ambiorix Burgos, R (7, 1) ERA: 4.68	1.0 L 8 4 3 3 1 1 0 0 0 0 0 0 13 26 27.00 5.000																			
Andrew Sisco, L (8, 1) ERA: 2.44	1.0 5 2 0 0 1 0 0 0 0 0 0 0 13 21 0.00 2.000																			

Batter	1	2	3	4	5	6	7	8	9	AB	R	H	RBI	BB	SO	LOB	TOP
9 David DeJesus, L (1.8) OBP: 0.354, SLG: 0.436	1-2 F7		0-1 F9	0-0 G4-3			2-0 G6-3			4	0	0	0	0	0	4	<b>Kansas City Royals @ Boston Red Sox</b> Fenway Park, Boston, MA Wed Aug 03 2005, 7:05 PM EDT Att: 35,055 - Partly Cloudy - 76 F
Terrence Long, L (1.7) OBP: 0.316, SLG: 0.395	2-2 G6-3		2-3 K		1-3 K		0-1 G4-3			4	0	0	1	0	2	0	
29 Mike Sweeney, R (1.10) OBP: 0.350, SLG: 0.550	1-1 L7			2-0 HR	2-3 K		3-H 0-0 B1-3			4	1	1	1	0	1	0	
Matt Stairs, L (1.3) OBP: 0.359, SLG: 0.446		4-0 WP HR BB		1-1 G6-3	0-1 G1-3			2-1 P6		3	1	0	0	1	0	0	
Emil Brown, R (1.9) OBP: 0.345, SLG: 0.450		3-2 1-H HR		2-2 4 1B		0-1 L6		0-1 L3		4	2	2	2	0	0	0	
24 Mark Teahen, L (1.5) OBP: 0.311, SLG: 0.371		0-2 F7		4-2 14 S 4 1B BB		1-0 2B		2-2 G4-3		3	0	1	0	1	0	0	
4 Angel Berroa, R (1.6) OBP: 0.296, SLG: 0.362		0-2 F8		0-0 14 BB 1B		3-3 K			1-1 P4	4	0	1	1	0	1	1	
Ruben Gotay, S (1.4) OBP: 0.286, SLG: 0.342		1-1 F7		1-2 3-H 2-2 K		1-2 P6		1-2 G6-3		4	0	0	0	0	1	3	
14 John Buck, R (1.2) OBP: 0.278, SLG: 0.356			0-1 F8	4-2 1-2 2-3 BB			0-0 9 G6-3 G4-3 2B		1-2 L6	3	1	1	0	1	0	0	
<b>Inning Stats</b>	R: 0 H: 0 E: 0 LOB: 0 K: 0 BB: 0 S: 9 P: 13	R: 2 H: 1 E: 0 LOB: 1 K: 0 BB: 1 S: 15 P: 23	R: 0 H: 0 E: 0 LOB: 0 K: 1 BB: 0 S: 7 P: 9	R: 2 H: 3 E: 0 LOB: 2 K: 1 BB: 2 S: 17 P: 32	R: 0 H: 0 E: 0 LOB: 0 K: 2 BB: 0 S: 10 P: 13	R: 0 H: 1 E: 0 LOB: 1 K: 1 BB: 0 S: 9 P: 14	R: 1 H: 1 E: 0 LOB: 0 K: 0 BB: 0 S: 5 P: 7	R: 0 H: 0 E: 0 LOB: 0 K: 2 BB: 0 S: 7 P: 11	R: 0 H: 0 E: 0 LOB: 0 K: 0 BB: 0 S: 9 P: 12	1B: 1 SF: 0 2B: 2 SAC: 0 3B: 1 DP: 0 HR: 2 HBP: 0	WP: 1 PA: 36 PB: 0 SB: 1 CS: 0						
<b>PITCHER</b>	IP WLS BF H R ER SO BB IBB HBP BLK WP HR S P ERA WHIP																
Wade Miller, R (1.1) ERA: 4.78	6.0 W 27 6 5 5 5 3 0 0 0 0 1 2 68 105 7.50 1.500																
Mike Myers, L (7.1) ERA: 2.96	0.2 H 2 0 0 0 0 0 0 0 0 0 0 0 3 5 0.00 0.000																
Chad Bradford, R (7.1) ERA: 3.38	0.1 H 1 0 0 0 0 0 0 0 0 0 0 0 1 1 0.00 0.000																
50 Mike Timlin, R (8.1) ERA: 1.33	1.0 H 3 0 0 0 0 0 0 0 0 0 0 0 7 11 0.00 0.000																
38 Curt Schilling, R (9.1) ERA: 5.65	1.0 S 3 0 0 0 0 0 0 0 0 0 0 0 9 12 0.00 0.000																

Batter	1	2	3	4	5	6	7	8	9	AB	R	H	RBI	BB	SO	LOB	BOTTOM
18 Johnny Damon, L (1.8) OBP: 0.383, SLG: 0.485	4-2 34 1B BB	0-2 P5		1-1 34 BB 1B	4-0 BB		2-2 P5			3	0	1	0	2	0	2	<b>Kansas City Royals @ Boston Red Sox</b> Fenway Park, Boston, MA Wed Aug 03 2005, 7:05 PM EDT Att: 35,055 - Partly Cloudy - 76 F
Edgar Renteria, R (1.6) OBP: 0.335, SLG: 0.376	0-1 34 1B BB	1-2 G6-3		2-1 SF8 1B	4-0 BB		4-2 P5			2	1	1	1	1	0	0	
Doug Mirabelli, R (7. PH) OBP: 0.293, SLG: 0.382										0	0	0	0	1	0	0	
13 Alex Cora, L (7. PR) OBP: 0.249, SLG: 0.298	1-2 HR 34 1B			3-H 1-2 2-3 BB			1-2 BB			0	0	0	0	0	0	0	
34 David Ortiz, L (1.10) OBP: 0.391, SLG: 0.567	1-0 HR 1B		2-3 K	4-1 FC6-4 BB	1-0 G4-3		3-2 F8			4	1	1	0	1	1	5	
Manny Ramirez, R (1.7) OBP: 0.374, SLG: 0.589	0-0 HR 1B		3-2 F9	0-0 FC6-4		4-1 G1-6-3 BB		3-3 K		1	1	1	3	0	0	0	
Gabe Kapler, R (3.7) OBP: 0.333, SLG: 0.273	1-2 HR			1-2 BB						3	0	0	0	1	1	3	
Jason Varitek, S (1.2) OBP: 0.381, SLG: 0.540	3-2 G3		1-1 F8		3-2 S 1B	1-2 G1-6-3		0-1 G4-3		5	1	1	0	0	0	1	
Kevin Millar, R (1.3) OBP: 0.386, SLG: 0.384	1-1 E 2B			0-1 G3-1 1B 2B	1-2 F8	1-2 G5-3		1-3 K		5	1	2	0	0	1	1	
Bill Mueller, S (1.5) OBP: 0.374, SLG: 0.413	3-1 E6			2-1 G3-1	1-0 F8		0-1 1B WP 2B			4	1	1	0	0	0	3	
Tony Graffanino, R (1.4) OBP: 0.377, SLG: 0.391	0-1 L7			3-2 18 1B 1B SF8 1B	0-2 E6 1B WP		0-0 S 1B			4	2	2	1	0	0	2	
José Cruz Jr., S (1.9) OBP: 0.349, SLG: 0.433		2-2 L4		2-0 34 BB 18 1B 1B	0-0 BB 18 WP 1B		2-3 K			4	0	2	0	0	1	2	
<b>Inning Stats</b>	R: 3 H: 4 E: 1 LOB: 2 K: 0 BB: 1 S: 16 P: 28	R: 0 H: 0 E: 0 LOB: 0 K: 0 BB: 0 S: 10 P: 13	R: 0 H: 0 E: 0 LOB: 0 K: 1 BB: 0 S: 8 P: 14	R: 2 H: 4 E: 0 LOB: 3 K: 0 BB: 1 S: 15 P: 29	R: 2 H: 2 E: 1 LOB: 3 K: 0 BB: 2 S: 13 P: 27	R: 0 H: 0 E: 0 LOB: 0 K: 0 BB: 1 S: 7 P: 14	R: 1 H: 2 E: 0 LOB: 2 K: 1 BB: 1 S: 15 P: 26	R: 0 H: 0 E: 0 LOB: 0 K: 2 BB: 0 S: 8 P: 12		1B: 8 SF: 1 2B: 3 SAC: 0 3B: 0 DP: 1 HR: 1 HBP: 0	WP: 2 PA: 42 PB: 0 SB: 2 CS: 0						
<b>PITCHER</b>	IP WLS BF H R ER SO BB IBB HBP BLK WP HR S P ERA WHIP																
Kyle Snyder, R (1.1) ERA: 9.24	3.1 L 19 8 5 5 1 1 0 0 0 0 0 0 45 74 13.50 2.700																
Shawn Camp, R (4.1) ERA: 8.49	1.1 8 2 2 0 0 1 0 0 0 0 0 0 16 27 0.00 2.250																
Andrew Sisco, L (5.1) ERA: 2.42	0.1 3 0 0 0 0 2 0 0 0 0 1 0 1 10 0.00 6.000																
46 Juan Carlos Oviedo, R (6.1) ERA: 7.66	1.0 5 2 1 1 0 1 0 0 0 0 0 0 10 17 9.00 3.000																
41 Jimmy Cobble, L (7.1) ERA: 4.87	1.0 4 0 0 0 0 1 1 0 0 0 1 0 12 23 0.00 1.000																

Batter	1	2	3	4	5	6	7	8	9	AB	R	H	RBI	BB	SO	LOB	TOP								
9 David DeJesus, L (1, 8) Chip Ambres, R (3, 8) Ruben Gotay, S (1, 4) 29 Mike Sweeney, R (1, 10) Matt Stairs, L (1, 3) Emil Brown, R (1, 9) Terrence Long, L (1, 7) 4 Angel Berroa, R (1, 6) 24 Mark Teahen, L (1, 5) Alberto Castillo, R (1, 2)										1 1 0 0 1 1 0 3 0 1 0 0 2 1															
<b>Inning Stats</b>	R: 1 E: 0 K: 1 S: 14	H: 2 LOB: 1 BB: 0 P: 24	R: 0 E: 0 K: 1 S: 7	H: 0 LOB: 0 BB: 0 P: 11	R: 4 E: 0 K: 1 S: 20	H: 1 LOB: 1 BB: 3 P: 36	R: 0 E: 0 K: 1 S: 9	H: 0 LOB: 1 BB: 1 P: 15	R: 1 E: 0 K: 0 S: 11	H: 2 LOB: 0 BB: 0 P: 17	R: 0 E: 0 K: 0 S: 11	H: 2 LOB: 2 BB: 1 P: 20	R: 2 E: 1 K: 0 S: 19	H: 2 LOB: 1 BB: 1 P: 32	R: 0 E: 0 K: 1 S: 7	H: 0 LOB: 0 BB: 0 P: 11	R: 1 E: 0 K: 2 S: 12	H: 1 LOB: 0 BB: 0 P: 15	1B: 4 2B: 5 3B: 0 HR: 1	SF: 0 SAC: 1 DP: 1 HBP: 1	WP: 1 PB: 0 SB: 1 CS: 0	PA: 42			
<b>PITCHER</b>	IP WLS BF H R ER SO BB IBB HBP BLK WP HR S P ERA WHIP	5.0 W 24 5 6 6 5 4 0 1 0 1 0 61 103 10.80 1.800	6.1 1.0 7 3 2 2 0 2 0 0 0 0 0 19 34 18.00 5.000	7.1 2.0 H 7 1 0 0 1 0 0 0 0 0 0 12 15 9.00 1.000	9.1 1.0 S 4 1 1 1 2 0 0 0 0 0 0 1 12 15 9.00 1.000																				

Kansas City Royals @ Boston Red Sox  
Fenway Park, Boston, MA  
Thu Aug 04 2005, 1:05 PM EDT  
Att: 35,060 - Partly Cloudy - 81 F

AB 34  
R 9  
H 10  
RBI 9  
BB 6  
SO 8  
LOB 13



Batter	1	2	3	4	5	6	7	8	9	AB	R	H	RBI	BB	SO	LOB	BOTTOM						
18 Johnny Damon, L (1, 8) Edgar Renteria, R (1, 6) 34 David Ortiz, L (1, 10) Roberto Petagine, L (1, 3) Doug Mirabelli, R (8, PH) Adam Stern, L (9, 9) Jason Varitek, S (1, 2) Kevin Millar, R (1, 7) Bill Mueller, S (1, 5) 13 Alex Cora, L (1, 4) José Cruz Jr., S (1, 9) Gabe Kapler, R (7, PH) Ambiorix Burgos, R (8, 1)										3 2 1 1 2 1 1 4 2 3 4 1 0 2 2 1 0 0 3 0 3 3 1 0 0 1 0 4 0 0 0 0 0 1 1 0 0 0 0 0 0 0													
<b>Inning Stats</b>	R: 0 E: 0 K: 1 S: 7	H: 0 LOB: 0 BB: 0 P: 17	R: 0 E: 0 K: 1 S: 8	H: 0 LOB: 0 BB: 0 P: 11	R: 1 E: 0 K: 1 S: 11	H: 1 LOB: 2 BB: 2 P: 23	R: 3 E: 1 K: 1 S: 20	H: 2 LOB: 0 BB: 5 P: 46	R: 1 E: 0 K: 0 S: 12	H: 3 LOB: 2 BB: 0 P: 18	R: 0 E: 0 K: 1 S: 8	H: 0 LOB: 0 BB: 0 P: 10	R: 0 E: 0 K: 1 S: 10	H: 1 LOB: 1 BB: 0 P: 14	R: 1 E: 0 K: 1 S: 11	H: 2 LOB: 1 BB: 0 P: 14	1B: 4 2B: 4 3B: 0 HR: 1	SF: 0 SAC: 0 DP: 1 HBP: 0	WP: 1 PB: 0 SB: 0 CS: 0	PA: 42			
<b>PITCHER</b>	IP WLS BF H R ER SO BB IBB HBP BLK WP HR S P ERA WHIP	19 1 5 4 4 4 7 0 0 0 0 0 1 7 18 27.00 9.000	2.0 9 3 1 1 1 0 0 0 0 0 0 0 20 28 4.50 1.500	1.1 6 2 1 1 1 0 0 0 0 0 0 0 15 21 6.75 1.500	0.2 3 1 0 0 1 0 0 0 0 0 0 0 6 7 0.00 1.500																		

Kansas City Royals @ Boston Red Sox  
Fenway Park, Boston, MA  
Thu Aug 04 2005, 1:05 PM EDT  
Att: 35,060 - Partly Cloudy - 81 F

AB 33  
R 11  
H 9  
RBI 10  
BB 9  
SO 7  
LOB 18



Batter	1	2	3	4	5	6	7	8	9	AB	R	H	RBI	BB	SO	LOB	TOP					
Jason Kendall, R OBP: 0.352, SLG: 0.324	G4-3		1B HBP		1-H 2B		P4		K	4	0	1	1	0	1	0						
Nick Swisher, S OBP: 0.328, SLG: 0.476	G1-3		1B		K				BB	3	0	1	0	1	1	1						
7 Bobby Crosby, R OBP: 0.359, SLG: 0.461			G4-6-3						FC5-4 2B 1B	4	2	2	0	0	0	3						
3 Eric Chavez, L OBP: 0.331, SLG: 0.458	F8								2B 1B	3	1	0	0	1	1	2						
29 Dan Johnson, L OBP: 0.403, SLG: 0.543									2B 1B	3	1	2	2	1	0	0						
23 Bobby Kielty, S OBP: 0.367, SLG: 0.405	G4-3								HR	4	0	1	1	0	0	1						
Jay Payton, R OBP: 0.313, SLG: 0.465									WP 1B	3	1	1	0	1	1	2						
17 Adam Melhuse, S OBP: 0.213, SLG: 0.271	F7								2B 1B	4	0	0	0	0	2	2						
Marco Scutaro, R OBP: 0.319, SLG: 0.370									K	4	0	0	0	0	1	1						
<b>Inning Stats</b>	R: 0 H: 1 E: 0 K: 0 S: 12	H: 1 LOB: 1 BB: 0 P: 16	R: 0 H: 0 E: 0 K: 0 S: 8	H: 0 LOB: 1 BB: 1 P: 17	R: 0 H: 1 E: 0 K: 0 S: 6	H: 1 LOB: 1 BB: 0 P: 10	R: 0 H: 1 E: 0 K: 0 S: 8	H: 1 LOB: 0 BB: 0 P: 15	R: 1 H: 2 E: 0 K: 2 S: 11	H: 2 LOB: 1 BB: 0 P: 16	R: 2 H: 2 E: 0 K: 1 S: 11	H: 2 LOB: 0 BB: 0 P: 17	R: 0 H: 0 E: 0 K: 2 S: 8	H: 0 LOB: 0 BB: 0 P: 10	R: 2 H: 1 E: 0 K: 1 S: 11	H: 1 LOB: 2 BB: 3 P: 26	R: 0 H: 0 E: 0 K: 1 S: 8	H: 0 LOB: 0 BB: 0 P: 13	1B: 5 2B: 3 HR: 1	SF: 0 SAC: 0 DP: 3 HBP: 1	WP: 1 PB: 0 SB: 0 CS: 1	PA: 37
<b>PITCHER</b>	IP	WLS	BF	H	R	ER	SO	BB	IBB	HBP	BLK	WP	HR	S	P	ERA	WHIP					
23 Zack Greinke, R ERA: 6.02	7.0		28	7	3	3	5	1	0	1	0	0	1	64	101	3.86	1.143					
Jeremy Affeldt, L ERA: 3.47	0.1	L	4	0	2	2	0	3	0	0	0	0	0	6	18	54.00	9.000					
Ambiorix Burgos, R ERA: 4.37	1.2	B	5	1	0	0	2	0	0	0	0	1	0	13	21	0.00	0.600					

Oakland Athletics @ Kansas City Royals  
Kauffman Stadium, Kansas City, MO  
Fri Aug 05 2005, 7:10 PM CDT  
Att: 23,979 - Partly Cloudy - 83 F

livebaseballscorecards.com

AB 32  
R 5  
H 8  
RBI 4  
BB 4  
SO 7  
LOB 12



Batter	1	2	3	4	5	6	7	8	9	AB	R	H	RBI	BB	SO	LOB	BOTTOM					
9 David DeJesus, L OBP: 0.352, SLG: 0.431	G6-3		G4-3		F8		K			4	0	0	0	0	1	0						
Terrence Long, L OBP: 0.313, SLG: 0.393	K				G3		K			4	1	1	0	0	2	0						
29 Mike Sweeney, R OBP: 0.353, SLG: 0.558					F8		2B			4	0	2	0	0	1	0						
Matt Stairs, L OBP: 0.367, SLG: 0.457	F8				1B		1B			3	0	1	1	1	0	1						
Emil Brown, R OBP: 0.342, SLG: 0.442					G4-3		P4			4	0	0	0	0	1	3						
24 Mark Teahen, L OBP: 0.313, SLG: 0.373					G4-3		G4-3		F8	4	1	2	0	0	0	0						
4 Angel Berroa, R OBP: 0.298, SLG: 0.363					2B		L4		G5-3	4	1	1	1	0	0	1						
14 John Buck, R OBP: 0.278, SLG: 0.366					G5-3		G4-3		F7	4	1	1	2	0	0	0						
Donnie Murphy, R OBP: 0.308, SLG: 0.353					G5-3		F9		F7	3	0	0	0	0	0	0						
<b>Inning Stats</b>	R: 0 H: 1 E: 0 K: 1 S: 8	H: 1 LOB: 1 BB: 0 P: 14	R: 0 H: 1 E: 0 K: 0 S: 7	H: 1 LOB: 0 BB: 0 P: 8	R: 0 H: 0 E: 0 K: 0 S: 9	H: 0 LOB: 0 BB: 0 P: 15	R: 0 H: 0 E: 0 K: 0 S: 9	H: 0 LOB: 1 BB: 1 P: 18	R: 4 H: 6 E: 0 K: 0 S: 15	H: 6 LOB: 2 BB: 0 P: 22	R: 0 H: 0 E: 0 K: 0 S: 6	H: 0 LOB: 0 BB: 0 P: 13	R: 0 H: 0 E: 0 K: 2 S: 11	H: 0 LOB: 0 BB: 0 P: 15	R: 0 H: 0 E: 0 K: 2 S: 12	H: 0 LOB: 0 BB: 0 P: 18	R: 0 H: 0 E: 0 K: 0 S: 11	H: 0 LOB: 0 BB: 0 P: 15	1B: 5 2B: 2 HR: 1	SF: 0 SAC: 0 DP: 1 HBP: 0	WP: 0 PB: 0 SB: 0 CS: 0	PA: 35
<b>PITCHER</b>	IP	WLS	BF	H	R	ER	SO	BB	IBB	HBP	BLK	WP	HR	S	P	ERA	WHIP					
Kirk Saarloos, R ERA: 4.21	4.2		21	7	4	4	1	1	0	0	0	0	1	44	71	7.71	1.714					
Joe Kennedy, L ERA: 6.43	2.1	W	8	1	0	0	2	0	0	0	0	0	0	21	34	0.00	0.429					
Jay Witasick, R ERA: 2.44	1.0	H	3	0	0	0	2	0	0	0	0	0	0	12	18	0.00	0.000					
20 Huston Street, R ERA: 1.31	1.0	S	3	0	0	0	0	0	0	0	0	0	0	11	15	0.00	0.000					

Oakland Athletics @ Kansas City Royals  
Kauffman Stadium, Kansas City, MO  
Fri Aug 05 2005, 7:10 PM CDT  
Att: 23,979 - Partly Cloudy - 83 F

livebaseballscorecards.com


AB 34  
R 4  
H 8  
RBI 4  
BB 1  
SO 5  
LOB 5










Batter	1	2	3	4	5	6	7	8	9	AB	R	H	RBI	BB	SO	LOB	TOP											
24 Grady Sizemore, L (1, 8) OBP: 0.342, SLG: 0.468	F7		L9		G4-3		P4			6	2	2	2	0	0	0	Cleveland Indians @ Kansas City Royals Kauffman Stadium, Kansas City, MO Tue Aug 09 2005, 7:10 PM CDT Att: 15,182 - Clear - 94 F											
Coco Crisp, S (1, 7) OBP: 0.343, SLG: 0.447	G3-1		2B		F8			G4-3		5	4	3	1	1	0	0												
2 Johnny Perella, R (1, 6) OBP: 0.364, SLG: 0.548	G6-3		1B		K			G4-3		6	1	2	4	0	2	2												
48 Travis Hafner, L (1, 10) OBP: 0.422, SLG: 0.580	G6-3		K		1B			BB		5	1	2	0	1	2	2												
41 Victor Martinez, S (1, 2) OBP: 0.355, SLG: 0.447	1B		1B		K			E6		5	0	3	2	0	1	2												
Ramón Vázquez, L (9, PR) OBP: 0.235, SLG: 0.246	1B		1B		K			BB		0	0	0	0	0	0	0												
Josh Bard, S (9, 2) OBP: 0.250, SLG: 0.257	1B		1B		K			BB		0	0	0	0	0	0	0												
Ronnie Belliard, R (1, 4) OBP: 0.326, SLG: 0.424	1B		1B		K			BB		5	1	2	1	0	1	4												
Ben Broussard, L (1, 3) OBP: 0.434	F7		P5		K			E7		3	0	0	0	1	1	5												
Jeff Liefer, L (9, PH) OBP: 0.237, SLG: 0.270	F7		P5		K			BB		1	1	0	0	0	0	0												
Aaron Boone, R (1, 5) OBP: 0.286, SLG: 0.362	1B		FC6-4		FC6-4			P4		5	1	2	1	0	0	4												
Casey Blake, R (1, 9) OBP: 0.314, SLG: 0.428	K		1B		FC6-4			F8		4	2	1	0	1	2	3												
					G5-3			K									AB 45 R 13 H 17 RBI 11 BB 4 SO 9 LOB 22 											
<b>Inning Stats</b>	R: 0 E: 0 K: 0 S: 8	H: 0 LOB: 0 BB: 0 P: 12	R: 0 E: 0 K: 1 S: 11	H: 3 LOB: 3 BB: 0 P: 14	R: 1 E: 0 K: 1 S: 7	H: 2 LOB: 0 BB: 0 P: 11	R: 0 E: 0 K: 0 S: 9	H: 1 LOB: 1 BB: 0 P: 11	R: 0 E: 0 K: 3 S: 15	H: 2 LOB: 2 BB: 0 P: 23	R: 0 E: 0 K: 1 S: 8	H: 0 LOB: 0 BB: 0 P: 16	R: 1 E: 1 K: 1 S: 12	H: 1 LOB: 3 BB: 2 P: 26	R: 11 E: 2 K: 2 S: 30	H: 8 LOB: 1 BB: 2 P: 48		1B: 9 2B: 6 3B: 1 HR: 1	SF: 0 SAC: 0 DP: 0 HBP: 0	WP: 0 PB: 0 CS: 0	PA: 49							
<b>PITCHER</b>	IP	WLS	BF	H	R	ER	SO	BB	IBB	HBP	BLK	WP	HR	S	P	ERA		WHIP										
Mike Wood, R (1, 1) ERA: 3.82	5.2		24	8	1	1	4	0	0	0	0	0	0	50	71	1.59		1.412										
Andrew Sisco, L (6, 1) ERA: 2.43	1.1		4	0	0	0	2	0	0	0	0	0	0	12	21	0.00		0.000										
Jeremy Affeldt, L (8, 1) ERA: 4.38	0.1		4	1	1	1	0	1	0	0	0	0	0	6	12	27.00		6.000										
Ambiorix Burgos, R (8, 1) ERA: 4.17	0.2	H	3	0	0	0	1	1	0	0	0	0	0	6	14	0.00		1.500										
Mike MacDougal, R (9, 1) ERA: 4.21	0.2	L	9	6	8	6	1	0	0	0	0	0	0	19	26	81.00		9.000										

Batter	1	2	3	4	5	6	7	8	9	AB	R	H	RBI	BB	SO	LOB	BOTTOM											
9 David DeJesus, L (1, 8) OBP: 0.346, SLG: 0.421	F8		K		F7			G6-4-3		5	0	0	0	0	1	4	Cleveland Indians @ Kansas City Royals Kauffman Stadium, Kansas City, MO Tue Aug 09 2005, 7:10 PM CDT Att: 15,182 - Clear - 94 F											
Chip Ambres, R (1, 7) OBP: 0.419, SLG: 0.579	K		2B		G6-3			F8		5	1	1	0	0	2	1												
29 Mike Sweeney, R (1, 3) OBP: 0.348, SLG: 0.553	BB		1B		F9			G4-3		4	2	1	3	1	0	0												
Matt Stairs, L (1, 10) OBP: 0.369, SLG: 0.452	4B		1B		F7			F7		0	0	0	0	1	0	0												
Joe McEwing, R (2, PH) OBP: 0.277, SLG: 0.319	1B		1B		F7			P5		2	1	0	0	1	0	0												
Terrence Long, L (9, PH) OBP: 0.308, SLG: 0.387	1B		BB		2B			F7		1	0	0	0	0	0	0												
Emil Brown, R (1, 9) OBP: 0.344, SLG: 0.443	1B		1B		G6-3			G6-3		4	0	2	2	0	0	0												
4 Angel Berroa, R (1, 6) OBP: 0.302, SLG: 0.374	1B		1B		P4			P4		4	2	3	1	0	0	1												
24 Mark Teahen, L (1, 5) OBP: 0.312, SLG: 0.368	F7		1B		WP			L8		3	0	1	0	1	0	4												
14 John Buck, R (1, 2) OBP: 0.280, SLG: 0.366			1B		K			F8		4	1	2	0	0	1	3												
Donnie Murphy, R (1, 4) OBP: 0.306, SLG: 0.349	F9		F7		F7			FC2-6		3	0	0	0	1	0	3												
																	AB 35 R 7 H 10 RBI 6 BB 5 SO 4 LOB 16 											
<b>Inning Stats</b>	R: 1 E: 0 K: 1 S: 13	H: 2 LOB: 3 BB: 2 P: 25	R: 3 E: 0 K: 1 S: 12	H: 3 LOB: 0 BB: 0 P: 15	R: 1 E: 0 K: 1 S: 13	H: 2 LOB: 1 BB: 0 P: 20	R: 0 E: 0 K: 0 S: 7	H: 0 LOB: 0 BB: 0 P: 11	R: 1 E: 0 K: 0 S: 7	H: 1 LOB: 1 BB: 0 P: 15	R: 0 E: 0 K: 0 S: 9	H: 1 LOB: 0 BB: 0 P: 12	R: 0 E: 0 K: 0 S: 6	H: 0 LOB: 0 BB: 0 P: 9	R: 1 E: 0 K: 0 S: 7	H: 1 LOB: 1 BB: 2 P: 17		R: 0 E: 0 K: 1 S: 8	H: 0 LOB: 0 BB: 0 P: 10	1B: 5 2B: 3 3B: 0 HR: 2	SF: 0 SAC: 0 DP: 1 HBP: 0	WP: 1 PB: 0 CS: 0	PA: 40					
<b>PITCHER</b>	IP	WLS	BF	H	R	ER	SO	BB	IBB	HBP	BLK	WP	HR	S	P	ERA		WHIP										
31 Cliff Lee, L (1, 1) ERA: 4.26	5.0		25	8	6	3	3	0	0	0	0	0	1	19	35	3.86		1.714										
Brian Tallet, L (6, 1) ERA: 3.86	2.1		11	2	1	1	0	2	0	0	0	0	0	3	3	0.00		0.000										
Scott Sauerbeck, L (8, 1) ERA: 3.14	0.2	W	1	0	0	0	0	0	0	0	0	0	0	3	3	0.00		0.000										
Bob Howry, R (9, 1) ERA: 3.21	1.0		3	0	0	0	1	0	0	0	0	0	0	8	10	0.00		0.000										

Batter	1	2	3	4	5	6	7	8	9	AB	R	H	RBI	BB	SO	LOB	TOP								
<b>24 Grady Sizemore, L</b> OBP: 0.348, SLG: 0.479 (1, 8)	4-2 1B BB	3-1 1-H 2-H 3-H HR		4-0 1-2 BB		2-0 G4-3 2-H 1B		3-1 1B 1-3		3	1	3	5	2	0	0									
<b>Coco Crisp, S</b> OBP: 0.343, SLG: 0.446 (1, 7)	0-1 1B	0-0 P5		2-2 G1-6-3 1-2		1-2 G4-3		2-1 1B 1-3		5	0	2	1	0	0	3									
<b>2 Johnny Perella, R</b> OBP: 0.362, SLG: 0.543 (1, 6)	3-2 K	1-2 1B			0-0 F8	1-1 L9		1-3 K		5	0	1	0	0	2	5									
<b>48 Travis Hafner, L</b> OBP: 0.419, SLG: 0.574 (1, 10)	1-3 K	2-3 K			2-2 41 1B		1-0 G3-1		2-1 G4-3	5	0	1	0	0	2	3									
<b>41 Victor Martinez, S</b> OBP: 0.355, SLG: 0.445 (1, 2)	0-0 L7		4-2 BB		0-0 1B		0-1 G4-3		0-1 G4-3	4	0	1	0	1	0	2									
<b>Ronnie Belliard, R</b> OBP: 0.324, SLG: 0.420 (1, 4)		2-2 F8	1-2 G4-6-3		3-3 K		0-1 G5-3		4-0 BB	4	0	0	0	1	1	3									
<b>Jeff Liefer, L</b> OBP: 0.236, SLG: 0.268 (1, 3)		0-0 BB	3-1 G4-3		1-2 G3-1			0-0 G4-3	4	1	1	0	0	0	2										
<b>Ben Broussard, L</b> OBP: 0.314, SLG: 0.434 (8, 3)		24 HR	1B					1-2 BB	0	0	0	0	1	0	0										
<b>Aaron Boone, R</b> OBP: 0.288, SLG: 0.362 (1, 5)		3-1 24 HR	BB		2-0 24 WP		2-2 F7		1-3 K	5	1	2	0	0	1	2									
<b>Casey Blake, R</b> OBP: 0.318, SLG: 0.433 (1, 9)		4-1 24 HR	BB		2-3 K		1-2 24 1B		3-2 24 1B	3	3	2	0	1	1	1									
<b>Inning Stats</b>	R: 0 E: 0 K: 2 S: 14	H: 1 LOB: 2 BB: 1 P: 22	R: 4 E: 0 K: 1 S: 18	H: 4 LOB: 1 BB: 3 P: 33	R: 0 E: 0 K: 0 S: 14	H: 0 LOB: 0 BB: 1 P: 22	R: 0 E: 0 K: 1 S: 7	H: 1 LOB: 1 BB: 1 P: 17	R: 0 E: 0 K: 1 S: 13	H: 2 LOB: 2 BB: 0 P: 19	R: 1 E: 0 K: 0 S: 12	H: 2 LOB: 1 BB: 0 P: 19	R: 0 E: 0 K: 0 S: 5	H: 0 LOB: 0 BB: 0 P: 6	R: 1 E: 0 K: 1 S: 15	H: 3 LOB: 2 BB: 0 P: 26	R: 0 E: 0 K: 1 S: 9	H: 0 LOB: 2 BB: 2 P: 20	1B: 11 2B: 1 3B: 0 HR: 1	SF: 0 SAC: 0 DP: 2 HBP: 0	WP: 1 PB: 0 SB: 0 CS: 0	PA: 44			
<b>PITCHER</b>	IP	WLS	BF	H	R	ER	SO	BB	IBB	HBP	BLK	WP	HR	S	P	ERA	WHIP								
<b>23 Zack Greinke, R</b> ERA: 6.09 (1, 1)	4.1	L	22	7	4	4	4	4	0	0	0	1	1	57	100	8.31	2.538								
<b>Shawn Camp, R</b> ERA: 6.64 (5, 1)	3.2		17	6	2	2	2	0	0	0	0	0	0	41	64	4.91	1.636								
<b>Jeremy Affeldt, L</b> ERA: 4.21 (9, 1)	1.0		5	0	0	0	1	2	0	0	0	0	0	9	20	0.00	2.000								

Cleveland Indians @ Kansas City Royals  
Kauffman Stadium, Kansas City, MO  
Wed Aug 10 2005, 7:10 PM CDT  
Att: 16,061 - Partly Cloudy - 96 F

AB 38  
R 6  
H 13  
RBI 6  
BB 6  
SO 7  
LOB 21



Batter	1	2	3	4	5	6	7	8	9	AB	R	H	RBI	BB	SO	LOB	BOTTOM								
<b>9 David DeJesus, L</b> OBP: 0.348, SLG: 0.426 (1, 8)	1-1 F9		2-2 2-H 2B		0-1 2B		3-1 F8			4	0	2	1	0	0	0									
<b>Chip Ambres, R</b> OBP: 0.383, SLG: 0.524 (1, 7)	3-1 F9		1-3 K		2-2 L7		1-3 K			4	0	0	0	0	2	3									
<b>29 Mike Sweeney, R</b> OBP: 0.347, SLG: 0.548 (1, 10)	0-3 K			2-0 F7	4-0 IBB			1-1 G6-3		3	0	0	0	1	1	0									
<b>Emil Brown, R</b> OBP: 0.343, SLG: 0.440 (1, 9)		1-1 G4-3		3-2 4 1B	3-2 L4			2-3 K		4	0	1	0	0	1	3									
<b>4 Angel Berroa, R</b> OBP: 0.302, SLG: 0.372 (1, 6)		1-3 K		1-2 1B		1-2 L6		0-0 F7		4	0	1	0	0	1	0									
<b>14 John Buck, R</b> OBP: 0.280, SLG: 0.364 (1, 2)		3-2 F8		0-3 K		0-0 1B			1-1 G4-3	4	0	1	0	0	1	2									
<b>24 Mark Teahen, L</b> OBP: 0.308, SLG: 0.363 (1, 5)			1-3 K	3-2 L7		0-2 L7			0-0 G4-3	4	0	0	0	0	1	3									
<b>Donnie Murphy, R</b> OBP: 0.302, SLG: 0.362 (1, 4)			0-0 9 2B		0-3 K	0-1 G5-3			3-2 F7	4	1	1	0	0	1	1									
<b>Joe McEwing, R</b> OBP: 0.279, SLG: 0.319 (1, 3)		2-2 F9		0-2 9 2B		0-2 F8				3	0	1	0	0	0	1									
<b>Inning Stats</b>	R: 0 E: 0 K: 1 S: 7	H: 0 LOB: 0 BB: 0 P: 11	R: 0 E: 0 K: 1 S: 9	H: 0 LOB: 0 BB: 0 P: 14	R: 1 E: 0 K: 2 S: 14	H: 2 LOB: 1 BB: 0 P: 20	R: 0 E: 0 K: 1 S: 14	H: 2 LOB: 2 BB: 0 P: 23	R: 0 E: 0 K: 0 S: 9	H: 1 LOB: 1 BB: 0 P: 10	R: 0 E: 0 K: 1 S: 10	H: 0 LOB: 0 BB: 0 P: 14	R: 0 E: 0 K: 1 S: 6	H: 0 LOB: 0 BB: 0 P: 9	R: 0 E: 0 K: 0 S: 7	H: 0 LOB: 0 BB: 0 P: 11	1B: 4 2B: 3 3B: 0 HR: 0	SF: 0 SAC: 0 DP: 0 HBP: 0	WP: 0 PB: 0 SB: 1 CS: 0	PA: 35					
<b>PITCHER</b>	IP	WLS	BF	H	R	ER	SO	BB	IBB	HBP	BLK	WP	HR	S	P	ERA	WHIP								
<b>CC Sabathia, L</b> ERA: 5.1 (1, 1)	6.0	W	26	7	1	1	6	0	0	0	0	0	0	70	104	1.50	1.167								
<b>63 Rafael Betancourt, R</b> ERA: 2.76 (7, 1)	2.0		6	0	0	0	2	0	0	0	0	0	0	16	23	0.00	0.000								
<b>David Riske, R</b> ERA: 2.91 (9, 1)	1.0		3	0	0	0	0	0	0	0	0	0	0	7	11	0.00	0.000								

Cleveland Indians @ Kansas City Royals  
Kauffman Stadium, Kansas City, MO  
Wed Aug 10 2005, 7:10 PM CDT  
Att: 16,061 - Partly Cloudy - 96 F

AB 34  
R 1  
H 7  
RBI 1  
BB 1  
SO 8  
LOB 13



Batter	1	2	3	4	5	6	7	8	9	AB	R	H	RBI	BB	SO	LOB	TOP					
24 Grady Sizemore, L OBP: 0.347, SLG: 0.475	1-1 F7		2-1 E5			1-1 G3	0-1 BLK 1B		3-2 G1-3	5	0	1	0	0	0	2						
Coco Crisp, S OBP: 0.340, SLG: 0.442	0-0 B1-3		0-0 G5-3			1-0 G3	1-3 K			4	0	0	0	0	1	2						
2 Jhonny Peralla, R OBP: 0.361, SLG: 0.538	4-2 BB			1-3 K		3-3 K		2-1 G5-3		3	0	0	0	1	2	0						
48 Travis Hafner, L OBP: 0.420, SLG: 0.571	2-2 P6			1-1 G5-3 41 1B			4-2 SH 41 1B BB	1-3 K		3	1	1	0	1	1	1						
41 Victor Martinez, S OBP: 0.357, SLG: 0.446		2-2 L9		3-0 1B			0-1 SH BB	1-1 G4-3		4	1	2	0	0	0	0						
Ronnie Belliard, R OBP: 0.324, SLG: 0.422	0-0 F9			2-0 G5-3			1-1 SH 1B		2-1 K	3	1	1	0	0	0	2						
Jeff Liefer, L OBP: 0.344, SLG: 0.341					0-0 G3				2-3 K	3	1	1	4	0	0	0						
Ben Broussard, L OBP: 0.314, SLG: 0.432							1-2 2-3 HR			1	0	0	0	0	1	1						
Aaron Boone, R OBP: 0.288, SLG: 0.359				0-0 F8		1-3 K		2-2 G5-3	4-1 BB	3	0	0	0	1	1	0						
Casey Blake, R OBP: 0.315, SLG: 0.428				1-1 G6-3		2-0 F7		2-1 L9	3-3 K	4	0	0	0	0	1	2						
<b>Inning Stats</b>	R: 0 E: 0 K: 0 S: 9	H: 0 LOB: 1 BB: 1 P: 16	R: 0 E: 0 K: 0 S: 5	H: 0 LOB: 0 BB: 0 P: 8	R: 0 E: 1 K: 0 S: 6	H: 2 LOB: 1 BB: 0 P: 16	R: 0 E: 0 K: 1 S: 6	H: 0 LOB: 0 BB: 0 P: 9	R: 0 E: 0 K: 1 S: 7	H: 0 LOB: 0 BB: 0 P: 12	R: 4 E: 0 K: 1 S: 21	H: 3 LOB: 1 BB: 1 P: 31	R: 0 E: 0 K: 2 S: 7	H: 0 LOB: 0 BB: 0 P: 11	R: 0 E: 0 K: 2 S: 12	H: 1 LOB: 2 BB: 1 P: 26	1B: 4 2B: 1 3B: 0 HR: 1	SF: 0 SAC: 1 DP: 1 HBP: 0	WP: 0 PB: 0 SB: 0 CS: 0	PA: 37		
<b>PITCHER</b>	IP	WLS	BF	H	R	ER	SO	BB	IBB	HBP	BLK	WP	HR	S	P	ERA	WHIP					
D.J. Carrasco, R ERA: 4.37	(1, 1)	6.2	L	28	5	4	4	3	2	0	0	0	0	1	59	96	5.40	1.050				
Ambiorix Burgos, R ERA: 4.03	(7, 1)	1.1		5	1	0	0	2	0	0	0	1	0	0	13	20	0.00	0.750				
Mike MacDougal, R ERA: 4.13	(9, 1)	1.0		4	0	0	0	2	1	0	0	0	0	0	10	22	0.00	1.000				

Cleveland Indians @ Kansas City Royals  
Kauffman Stadium, Kansas City, MO  
Thu Aug 11 2005, 7:10 PM CDT  
Att: 14,506 - Partly Cloudy - 92 F

AB	33
R	4
H	6
RBI	4
BB	3
SO	7
LOB	10



Batter	1	2	3	4	5	6	7	8	9	AB	R	H	RBI	BB	SO	LOB	BOTTOM					
9 David DeJesus, L OBP: 0.349, SLG: 0.432	0-1 G5-3		0-0 1B 2B		1-0 SH3-4 2B		1-0 P4			4	1	2	0	0	0	0						
Chip Ambres, R OBP: 0.300, SLG: 0.533	3-1 1B		0-0 29 1B 2H		2-1 SH3-4		1-2 F9			3	1	2	1	0	0	0						
29 Mike Sweeney, R OBP: 0.346, SLG: 0.544	1-2 F7		2-1 1B		0-0 P4		0-1 F9			4	0	1	0	0	0	2						
Terrence Long, L OBP: 0.312, SLG: 0.389	2-2 1B		1-2 1B		1-1 G3			1-2 G3-1		3	0	2	1	0	0	1						
Joe McEwing, R OBP: 0.276, SLG: 0.317	1-3 1B		1-2 3H 1B							1	0	0	0	0	0	0						
Emil Brown, R OBP: 0.342, SLG: 0.444	0-3 K		0-3 K		0-0 4 FC1-2-5 3B			3-3 K		4	0	1	0	0	3	4						
24 Mark Teahen, L OBP: 0.304, SLG: 0.358		3-3 K	2-1 L9		2-2 K			0-2 G4-3		4	0	0	0	0	2	3						
4 Angel Berroa, R OBP: 0.301, SLG: 0.371		0-0 G4-3		2-0 F9		1-2 FC1-2-5 S		1-2 14 G5-4-3 1B		4	0	1	0	0	0	1						
Donnie Murphy, R OBP: 0.304, SLG: 0.347		2-3 K		1-2 G5-3		3H SAFE		3-3 K		2	0	0	0	1	1	0						
Denny Hocking, S OBP: 0.333, SLG: 0.333						4-1 SAFE		1-2 K		1	0	0	0	0	1	1						
Paul Phillips, R OBP: 0.250, SLG: 0.250			2-0 F8		1-2 G6-3		1-2 G4-3		1-2 G5-4-3	3	0	0	0	0	0	2						
14 John Buck, R OBP: 0.279, SLG: 0.363						2-3 G4-3			1-2 G5-4-3	1	0	0	0	0	0	1						
<b>Inning Stats</b>	R: 0 E: 0 K: 1 S: 15	H: 2 LOB: 2 BB: 0 P: 21	R: 0 E: 0 K: 2 S: 9	H: 0 LOB: 0 BB: 0 P: 14	R: 2 E: 0 K: 1 S: 13	H: 4 LOB: 0 BB: 0 P: 22	R: 0 E: 0 K: 0 S: 7	H: 0 LOB: 0 BB: 0 P: 11	R: 0 E: 0 K: 0 S: 6	H: 1 LOB: 1 BB: 0 P: 10	R: 0 E: 0 K: 1 S: 11	H: 1 LOB: 2 BB: 1 P: 19	R: 0 E: 0 K: 0 S: 6	H: 0 LOB: 0 BB: 0 P: 8	R: 0 E: 0 K: 1 S: 9	H: 0 LOB: 0 BB: 0 P: 13	R: 0 E: 0 K: 1 S: 10	H: 1 LOB: 0 BB: 0 P: 15	1B: 6 2B: 2 3B: 1 HR: 0	SF: 0 SAC: 1 DP: 1 HBP: 0	WP: 0 PB: 0 SB: 1 CS: 0	PA: 36
<b>PITCHER</b>	IP	WLS	BF	H	R	ER	SO	BB	IBB	HBP	BLK	WP	HR	S	P	ERA	WHIP					
Kevin Millwood, R ERA: 3.09	(1, 1)	7.0	W	30	8	2	2	5	1	0	0	0	0	105	105	2.57	1.286					
Scott Sauerbeck, L ERA: 3.03	(8, 1)	1.0	H	3	0	0	0	1	0	0	0	0	0	9	13	0.00	0.000					
Bob Wickman, R ERA: 2.96	(9, 1)	1.0	S	3	1	0	0	1	0	0	0	0	0	10	15	0.00	1.000					

Cleveland Indians @ Kansas City Royals  
Kauffman Stadium, Kansas City, MO  
Thu Aug 11 2005, 7:10 PM CDT  
Att: 14,506 - Partly Cloudy - 92 F

AB	34
R	2
H	9
RBI	2
BB	1
SO	7
LOB	15



Batter	1	2	3	4	5	6	7	8	9	AB	R	H	RBI	BB	SO	LOB	TOP								
14 Placido Polanco, R OBP: 0.392, SLG: 0.433	1-1 F9 30 1B	1-2 G6-4-3 31 1B			3-2 F7		2-1 G4-3			4	1	2	0	0	0	0									
31 Chris Shelton, R OBP: 0.386, SLG: 0.518	1-2 HR 30 1B	1-0 G6-4-3			2-0 G6-3		1-2 F9			4	1	1	0	0	0	2									
Dmitri Young, S OBP: 0.316, SLG: 0.468	0-1 F9	2-3 K			0-0 G4-3			3-2 P3		4	0	0	0	0	1	3									
30 Magglio Ordonez, R OBP: 0.358, SLG: 0.481	1-0 HR 30 1B			0-0 G6-3		3-2 FC2-6 1B		0-1 F9		4	1	2	1	0	0	0									
Rondell White, R OBP: 0.348, SLG: 0.489	1-0 HR			0-1 P3		0-0 FC2-6 CS		2-2 G5-3		2	1	1	3	0	0	0									
Nook Logan, S OBP: 0.314, SLG: 0.348	1-1 HR			1-1 G5-3		1-2 HR				2	0	0	0	0	0	1									
Craig Monroe, R OBP: 0.336, SLG: 0.442	1-0 G5-3			1-0 G5-3		1-2 HR			1-0 L6	4	1	1	1	0	0	0									
15 Brandon Inge, R OBP: 0.343, SLG: 0.407	3-2 G6-3			0-1 G5-3		0-0 F8			2-2 L6	4	0	0	0	0	0	0									
13 Vance Wilson, R OBP: 0.272, SLG: 0.256		2-2 14 1B 31 WP G6-4-3 1B		1-1 G6-3		1-2 HR			0-2 20 2B 1B	4	3	3	1	0	0	0									
John McDonald, R OBP: 0.333, SLG: 0.315		4-2 31 G6-4-3 14 1B BB		1-2 P6		0-2 G4-3			2-2 2B	2	0	0	0	1	0	0									
20 Omar Infante, R OBP: 0.272, SLG: 0.397									1-1 2B	1	0	1	1	0	0	0									
<b>Inning Stats</b>	R: 4 E: 0 K: 0 S: 13	H: 4 LOB: 0 BB: 0 P: 20	R: 1 E: 0 K: 1 S: 14	H: 2 LOB: 1 BB: 1 P: 24	R: 0 E: 0 K: 0 S: 5	H: 0 LOB: 0 BB: 0 P: 6	R: 0 E: 0 K: 0 S: 7	H: 0 LOB: 0 BB: 0 P: 9	R: 0 E: 0 K: 0 S: 7	H: 0 LOB: 0 BB: 0 P: 12	R: 1 E: 0 K: 0 S: 9	H: 2 LOB: 0 BB: 0 P: 13	R: 1 E: 0 K: 0 S: 15	H: 1 LOB: 0 BB: 0 P: 19	R: 0 E: 0 K: 0 S: 8	H: 0 LOB: 0 BB: 0 P: 13	R: 1 E: 0 K: 0 S: 12	H: 2 LOB: 1 BB: 0 P: 17	1B: 7 2B: 1 3B: 0 HR: 3	SF: 0 SAC: 0 DP: 1 HBP: 0	WP: 1 PB: 0 SB: 0 CS: 1	PA: 36			
<b>PITCHER</b>	IP	WLS	BF	H	R	ER	SO	BB	IBB	HBP	BLK	WP	HR	S	P	ERA	WHIP								
Mike Wood, R ERA: 4.25	(1, 1)	6.0	25	8	6	6	1	1	0	0	0	1	2	55	84	9.00	1.500								
Jeremy Affeldt, L ERA: 4.33	(7, 1)	1.0	4	1	1	1	0	0	0	0	0	0	1	15	19	9.00	1.000								
Ambiorix Burgos, R ERA: 4.05	(8, 1)	2.0	L	7	2	1	1	0	0	0	0	0	0	20	30	4.50	1.000								

**Detroit Tigers @ Kansas City Royals**  
Kauffman Stadium, Kansas City, MO  
Sun Aug 14 2005, 1:10 PM CDT  
Cloudy - 72 F

livebaseballscorecards.com

AB 35  
R 8  
H 11  
RBI 7  
BB 1  
SO 1  
LOB 6



Batter	1	2	3	4	5	6	7	8	9	AB	R	H	RBI	BB	SO	LOB	BOTTOM								
9 David DeJesus, L OBP: 0.354, SLG: 0.442	2-2 2B		0-0 IHR		1-0 29 WP SH1-3 HBP		1-1 FC1-6 1B		2-3 K	4	2	3	1	0	1	0									
Denny Hocking, S OBP: 0.143, SLG: 0.143	1-1 L7		2-0 G6-3		1-2 SH1-3		0-0 FC1-6 29 1B 1B		0-0 F9	4	1	0	0	0	0	2									
29 Mike Sweeney, R OBP: 0.344, SLG: 0.539	0-0 P4		0-1 F8		3-2 G4-3		0-2 1B SF8 1B		0-0 P2	5	1	1	0	0	0	2									
Matt Stairs, L OBP: 0.373, SLG: 0.458	3-2 2B			2-2 G6-3		4-0 FC5-4 IBB		3-2 1B		0-1 P5	3	0	2	2	1	0	0								
Joe McEwing, R OBP: 0.276, SLG: 0.317	1-1 2B			4-1 2B 24 3B BB		3-1 FC5-4		0-1 SF8			0	0	0	0	0	0	0								
Chip Ambres, R OBP: 0.412, SLG: 0.543	1-1 2B			4-1 2B 24 3B BB		3-1 FC5-4		0-1 SF8			1	0	1	0	0	0	0								
Emil Brown, R OBP: 0.341, SLG: 0.440	0-2 F8			4-1 2B 24 3B BB		3-1 FC5-4		0-1 SF8			3	1	0	1	1	0	4								
Terrence Long, L OBP: 0.314, SLG: 0.392		1-0 G3		2-0 24 3B 2B		0-1 L7		4-2 BB			3	1	1	0	1	0	0								
24 Mark Teahen, L OBP: 0.304, SLG: 0.363		2-3 K		1-1 4 1B 3B		3-2 L9		1-3 K			4	1	1	2	0	2	2								
4 Angel Berroa, R OBP: 0.305, SLG: 0.375		3-1 G4-3		2-1 G6-4-3 1B		0-1 E5 1B		0-2 G5-3			4	0	3	1	0	0	0								
Paul Phillips, R OBP: 0.167, SLG: 0.167			2-1 G5-3		0-1 G6-4-3		0-0 G6-3		1-0 G5-3	4	0	0	0	0	0	2									
<b>Inning Stats</b>	R: 1 E: 0 K: 0 S: 12	H: 2 LOB: 1 BB: 0 P: 18	R: 0 E: 0 K: 1 S: 6	H: 0 LOB: 0 BB: 0 P: 12	R: 1 E: 0 K: 0 S: 6	H: 1 LOB: 0 BB: 0 P: 10	R: 3 E: 0 K: 0 S: 12	H: 3 LOB: 0 BB: 1 P: 22	R: 0 E: 0 K: 0 S: 9	H: 0 LOB: 0 BB: 1 P: 20	R: 0 E: 0 K: 0 S: 8	H: 1 LOB: 1 BB: 0 P: 11	R: 2 E: 0 K: 1 S: 20	H: 3 LOB: 2 BB: 1 P: 29	R: 0 E: 0 K: 1 S: 9	H: 1 LOB: 0 BB: 0 P: 12	R: 0 E: 0 K: 0 S: 6	H: 1 LOB: 1 BB: 0 P: 8	1B: 8 2B: 2 3B: 1 HR: 1	SF: 1 SAC: 1 DP: 1 HBP: 1	WP: 1 PB: 0 SB: 1 CS: 0	PA: 41			
<b>PITCHER</b>	IP	WLS	BF	H	R	ER	SO	BB	IBB	HBP	BLK	WP	HR	S	P	ERA	WHIP								
Jason Johnson, R ERA: 4.24	(1, 1)	0.1	B	3	2	1	1	0	0	0	0	0	0	10	13	27.00	6.000								
Franklyn German, R ERA: 2.84	(7, 1)	0.1		2	0	0	0	1	1	0	0	0	0	7	12	0.00	3.000								
Vic Darenbourg, L ERA: 4.26	(7, 1)	0.1	W	3	1	0	0	1	0	0	0	0	0	9	12	0.00	1.000								
Craig Dingman, R ERA: 2.08	(8, 1)	1.0	S	4	1	0	0	0	0	0	0	0	0	6	8	0.00	1.000								
56 Fernando Rodney, R ERA: 2.1	(9, 1)	1.0	S	4	1	0	0	0	0	0	0	0	0	6	8	0.00	1.000								

**Detroit Tigers @ Kansas City Royals**  
Kauffman Stadium, Kansas City, MO  
Sun Aug 14 2005, 1:10 PM CDT  
Cloudy - 72 F

livebaseballscorecards.com

AB 35  
R 7  
H 12  
RBI 7  
BB 3  
SO 3  
LOB 12



Batter	1	2	3	4	5	6	7	8	9	AB	R	H	RBI	BB	SO	LOB	TOP			
14 Placido Polanco, R (1.4) OBP: 0.388, SLG: 0.428	G6-3			G5-3		L6		F9												
31 Chris Shelton, R (1.3) OBP: 0.388, SLG: 0.518	K			1B		1B			K								4 0 2 0 0 2 0			
Ivan Rodriguez, R (1.2) OBP: 0.299, SLG: 0.453	G5-3			F9		F9			G1-3								4 0 0 0 0 0 2			
30 Magglio Ordonez, R (1.9) OBP: 0.356, SLG: 0.475		G4-3		F8		G1-6-3 HBP 1B			G5-3								4 0 1 0 0 0 1			
Dmitri Young, S (1.10) OBP: 0.318, SLG: 0.470		G3-1			2-2 WP 15 SF9 2B												2 1 1 0 0 0 0			
Craig Monroe, R (1.7) OBP: 0.333, SLG: 0.439	F9					K			G1-6-3								3 0 0 0 0 1 3			
15 Brandon Inge, R (1.5) OBP: 0.343, SLG: 0.410				20 L4-6 2B		SF9			G5-3								2 0 1 1 0 0 1			
20 Omar Infante, R (1.6) OBP: 0.269, SLG: 0.393				L4-6		F8			G5-3								3 0 0 0 0 0 1			
Nook Logan, S (1.8) OBP: 0.311, SLG: 0.345				G6-3					F8								3 0 0 0 0 0 0			
<b>Inning Stats</b>	R: 0 E: 0 K: 1 S: 10	H: 0 LOB: 0 BB: 0 P: 14	R: 0 E: 0 K: 0 S: 8	H: 0 LOB: 0 BB: 0 P: 12	R: 0 E: 0 K: 0 S: 11	H: 1 LOB: 0 BB: 0 P: 13	R: 0 E: 0 K: 0 S: 7	H: 1 LOB: 1 BB: 0 P: 10	R: 1 E: 0 K: 1 S: 11	H: 1 LOB: 0 BB: 0 P: 16	R: 0 E: 0 K: 0 S: 8	H: 1 LOB: 1 BB: 0 P: 8	R: 0 E: 0 K: 0 S: 8	H: 0 LOB: 0 BB: 0 P: 11	R: 0 E: 0 K: 1 S: 6	H: 0 LOB: 0 BB: 0 P: 9	1B: 3 2B: 3 3B: 0 HR: 0	SF: 1 SAC: 0 DP: 2 HBP: 1	WP: 1 PB: 0 SB: 0 CS: 0	PA: 31
<b>PITCHER</b> Jose Lima, R (1.1) ERA: 6.44	IP: 9.0 WLS: L BF: 31 H: 5 R: 1 ER: 1 SO: 3 BB: 0 IBB: 0 HBP: 1 BLK: 0 WP: 1 HR: 0 S: 75 P: 105 ERA: 1.00 WHIP: 0.556															<b>PITCHER</b>				

**Detroit Tigers @ Kansas City Royals**  
 Kauffman Stadium, Kansas City, MO  
 Sun Aug 14 2005, 1:15 PM CDT  
 Att: 17,568 - Cloudy - 75 F

AB	29
R	1
H	5
RBI	1
BB	0
SO	3
LOB	8



Batter	1	2	3	4	5	6	7	8	9	AB	R	H	RBI	BB	SO	LOB	BOTTOM					
9 David DeJesus, L (1.8) OBP: 0.355, SLG: 0.442	G6-3 1B			G4-3		G5-4-3											4 0 2 0 0 0 1					
Chip Ambres, R (1.7) OBP: 0.400, SLG: 0.510	G6-3			L5-4 29 BB		P4			F8								3 0 0 0 1 0 2					
29 Mike Sweeney, R (1.3) OBP: 0.343, SLG: 0.535	F8			BB					P3								3 0 0 0 1 0 1					
Emil Brown, R (1.10) OBP: 0.338, SLG: 0.437		G5-3		L5-4		L5											3 0 0 0 0 0 2					
Terrence Long, L (1.9) OBP: 0.311, SLG: 0.388		G4-3				F7			G3								3 0 0 0 0 0 0					
4 Angel Berroa, R (1.6) OBP: 0.307, SLG: 0.375		F9				HBP											2 0 1 0 0 0 0					
14 John Buck, R (1.2) OBP: 0.280, SLG: 0.363				CS 1B		F9			FC2-6 1B								3 0 1 0 0 0 2					
Donnie Murphy, R (1.4) OBP: 0.288, SLG: 0.327				F9		F8			G6-4-3								3 0 0 0 0 0 3					
Joe McEwing, R (1.5) OBP: 0.278, SLG: 0.317				K2-3					F9								3 0 1 0 0 1 0					
<b>Inning Stats</b>	R: 0 E: 0 K: 0 S: 6	H: 1 LOB: 0 BB: 0 P: 10	R: 0 E: 0 K: 0 S: 7	H: 0 LOB: 0 BB: 0 P: 9	R: 0 E: 0 K: 1 S: 9	H: 1 LOB: 0 BB: 0 P: 15	R: 0 E: 0 K: 0 S: 8	H: 0 LOB: 1 BB: 2 P: 21	R: 0 E: 0 K: 0 S: 9	H: 0 LOB: 1 BB: 0 P: 13	R: 0 E: 0 K: 0 S: 7	H: 1 LOB: 0 BB: 0 P: 11	R: 0 E: 0 K: 0 S: 6	H: 0 LOB: 0 BB: 0 P: 11	R: 0 E: 0 K: 0 S: 4	H: 1 LOB: 0 BB: 0 P: 5	R: 0 E: 0 K: 0 S: 8	H: 1 LOB: 1 BB: 0 P: 14	1B: 5 2B: 1 3B: 0 HR: 0	SF: 0 SAC: 0 DP: 4 HBP: 1	WP: 0 PB: 0 SB: 0 CS: 1	PA: 30
<b>PITCHER</b> Mike Maroth, L (1.1) ERA: 4.61	IP: 0.1 WLS: S BF: 1 H: 0 R: 0 ER: 0 SO: 0 BB: 0 IBB: 0 HBP: 0 BLK: 0 WP: 0 HR: 0 S: 1 P: 2 ERA: 0.00 WHIP: 0.000															<b>PITCHER</b>						

**Detroit Tigers @ Kansas City Royals**  
 Kauffman Stadium, Kansas City, MO  
 Sun Aug 14 2005, 1:15 PM CDT  
 Att: 17,568 - Cloudy - 75 F

AB	27
R	0
H	5
RBI	0
BB	2
SO	1
LOB	11



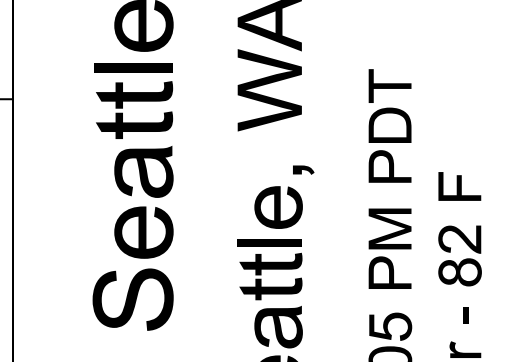
Batter	1	2	3	4	5	6	7	8	9	AB	R	H	RBI	BB	SO	LOB	TOP		
9 David DeJesus, L OBP: 0.352, SLG: 0.438										4	0	0	0	0	1	1	<b>Kansas City Royals @ Seattle Mariners</b> Safeco Field, Seattle, WA Mon Aug 15 2005, 7:05 PM PDT Att: 31,908 - Clear - 82 F		
Chip Ambres, R OBP: 0.390, SLG: 0.491										4	1	1	0	0	2	1			
29 Mike Sweeney, R OBP: 0.342, SLG: 0.531										4	1	1	0	0	0	1			
Emil Brown, R OBP: 0.340, SLG: 0.437										4	1	2	0	0	2	0			
Terrence Long, L OBP: 0.310, SLG: 0.390										4	0	1	2	0	0	2			
4 Angel Berroa, R OBP: 0.307, SLG: 0.374										4	0	1	1	0	1	2			
24 Mark Teahen, L OBP: 0.300, SLG: 0.359										4	0	0	0	0	2	3			
14 John Buck, R OBP: 0.276, SLG: 0.358										4	0	0	0	0	1	2			
Joe McEwing, R OBP: 0.279, SLG: 0.312										2	0	0	0	1	2	0			
<b>Inning Stats</b>	R: 0 E: 0 K: 2 S: 10	H: 0 LOB: 0 BB: 0 P: 11	R: 0 E: 0 K: 1 S: 6	H: 1 LOB: 1 BB: 0 P: 9	R: 0 E: 0 K: 2 S: 7	H: 0 LOB: 0 BB: 0 P: 12	R: 0 E: 0 K: 2 S: 9	H: 0 LOB: 0 BB: 0 P: 12	R: 0 E: 0 K: 2 S: 11	H: 0 LOB: 0 BB: 1 P: 16	R: 1 E: 0 K: 1 S: 11	H: 2 LOB: 1 BB: 0 P: 15	R: 0 E: 0 K: 1 S: 6	H: 0 LOB: 0 BB: 0 P: 9	R: 2 E: 1 K: 0 S: 15	H: 3 LOB: 2 BB: 0 P: 23	1B: 5 2B: 1 3B: 0 HR: 0	SF: 0 SAC: 0 DP: 0 HBP: 0	WP: 1 PA: 35 PB: 0 SB: 0 CS: 0
<b>PITCHER</b>	IP WLS BF H R ER SO BB IBB HBP BLK WP HR S P ERA WHIP																		
34 Félix Hernández, R ERA: 0.86	8.0 W 28 3 1 1 11 1 0 0 0 0 0 67 99 1.12 0.500																		
Jeff Nelson, R ERA: 3.86	1.0 7 3 2 2 0 0 0 0 0 0 0 15 23 18.00 3.000																		

Batter	1	2	3	4	5	6	7	8	9	AB	R	H	RBI	BB	SO	LOB	BOTTOM		
51 Ichiro Suzuki, L OBP: 0.390, SLG: 0.442										5	2	2	2	0	0	0	<b>Kansas City Royals @ Seattle Mariners</b> Safeco Field, Seattle, WA Mon Aug 15 2005, 7:05 PM PDT Att: 31,908 - Clear - 82 F		
16 Willie Bloomquist, R OBP: 0.300, SLG: 0.345										5	1	1	2	0	3	0			
Raul Ibanez, L OBP: 0.361, SLG: 0.455										3	1	2	1	1	0	0			
Jamal Strong, R										0	1	0	0	1	0	0			
Richie Sexson, R OBP: 0.361, SLG: 0.540										3	1	1	2	1	2	1			
Dave Hansen, L OBP: 0.291, SLG: 0.244										0	0	0	0	1	0	0			
29 Adrian Beltré, R OBP: 0.300, SLG: 0.423										5	1	3	1	0	2	2			
7 Jeremy Reed, L OBP: 0.319, SLG: 0.338										4	0	0	0	1	0	3			
12 Michael Morse, R OBP: 0.369, SLG: 0.420										4	2	2	2	0	1	2			
7 Yuniesky Betancourt, R OBP: 0.246, SLG: 0.345										4	0	0	0	0	1	1			
Yorvit Torrealba, R OBP: 0.303, SLG: 0.336										3	2	2	1	1	0	0			
<b>Inning Stats</b>	R: 0 E: 0 K: 1 S: 7	H: 0 LOB: 1 BB: 1 P: 12	R: 2 E: 0 K: 0 S: 10	H: 2 LOB: 0 BB: 0 P: 11	R: 0 E: 0 K: 1 S: 12	H: 0 LOB: 0 BB: 0 P: 18	R: 0 E: 0 K: 2 S: 8	H: 0 LOB: 0 BB: 0 P: 14	R: 3 E: 0 K: 1 S: 15	H: 4 LOB: 2 BB: 1 P: 25	R: 1 E: 0 K: 0 S: 11	H: 2 LOB: 1 BB: 0 P: 18	R: 2 E: 0 K: 2 S: 24	H: 3 LOB: 2 BB: 1 P: 38	R: 3 E: 0 K: 2 S: 13	H: 2 LOB: 2 BB: 3 P: 32	1B: 8 2B: 1 3B: 1 HR: 3	SF: 0 SAC: 0 DP: 0 HBP: 0	WP: 0 PA: 42 PB: 0 SB: 1 CS: 0
<b>PITCHER</b>	IP WLS BF H R ER SO BB IBB HBP BLK WP HR S P ERA WHIP																		
Runeivys Hernandez, R ERA: 5.1	6.0 L 27 8 6 6 5 2 0 0 0 0 0 1 63 98 9.00 1.667																		
Andrew Sisco, L ERA: 2.72	0.2 6 3 2 2 1 1 0 0 0 0 0 1 21 33 27.00 6.000																		
Jonah Bayliss, R ERA: 5.68	1.0 8 2 3 3 3 3 0 0 0 0 0 1 14 33 27.00 5.000																		
41 Jimmy Gobble, L ERA: 9.0	0.1 1 0 0 0 0 0 0 0 0 0 0 0 2 4 0.00 0.000																		

AB	34
R	3
H	6
RBI	3
BB	1
SO	11
LOB	12



AB	36
R	11
H	13
RBI	11
BB	6
SO	9
LOB	9









Batter	1	2	3	4	5	6	7	8	9	AB	R	H	RBI	BB	SO	LOB	TOP										
9 David DeJesus, L (1, 8) OBP: 0.353, SLG: 0.438 Chip Ambres, R (4, 8) OBP: 0.379, SLG: 0.483	4-0 S BB		1-3 K			0-1 P3		2-2 FC5-4 2B	0-3 K	1	0	0	0	1	1	0											
Terrence Long, L (1, 7) OBP: 0.312, SLG: 0.386	2-3 SAFE K			0-1 F9		1-3 K2-3		4-1 FC5-4 BB		3	0	0	0	1	2	1											
29 Mike Sweeney, R (1, 3) OBP: 0.342, SLG: 0.526	3-2 G6-3			2-0 2B		3-2 FC6 1B		2-2 FC5-4 BB		4	0	2	0	0	0	3											
Matt Stairs, L (1, 10) OBP: 0.373, SLG: 0.452	3-3 K			0-1 P5		2-2 FC6		4-2 BB		3	0	0	0	1	1	3											
Emil Brown, R (1, 9) OBP: 0.330, SLG: 0.425		0-1 F9		0-0 G5-3			1-3 K	1-3 K		4	0	0	0	0	2	4											
4 Angel Berroa, R (1, 6) OBP: 0.304, SLG: 0.370		0-0 F7			1-2 G6-3		0-2 1B	0-2 G3		4	0	1	0	0	0	3											
14 John Buck, R (1, 2) OBP: 0.275, SLG: 0.353		1-1 G6-3			1-0 F8		4-2 FC1-6 BB	1-1 P4		3	0	0	0	1	0	0											
Donnie Murphy, R (1, 4) OBP: 0.269, SLG: 0.317			2-1 G4-3		3-2 2B		2-1 F7	2-3 K		4	0	1	0	0	1	2											
Joe McEwing, R (1, 5) OBP: 0.279, SLG: 0.313 Denny Hocking, S (9, PH) OBP: 0.333, SLG: 0.143			1-0 B1		2-3 K		1-2 FC1-6	4-2 BB		3	0	0	0	0	1	3											
<b>Inning Stats</b>	R: 0 E: 0 K: 2 S: 15	H: 0 LOB: 1 BB: 1 P: 27	R: 0 E: 0 K: 0 S: 5	H: 0 LOB: 0 BB: 0 P: 6	R: 0 E: 0 K: 1 S: 6	H: 0 LOB: 0 BB: 0 P: 10	R: 0 E: 0 K: 0 S: 6	H: 1 LOB: 1 BB: 0 P: 8	R: 0 E: 0 K: 1 S: 13	H: 1 LOB: 1 BB: 0 P: 20	R: 0 E: 0 K: 1 S: 14	H: 1 LOB: 2 BB: 1 P: 22	R: 0 E: 0 K: 1 S: 16	H: 1 LOB: 3 BB: 2 P: 29	R: 0 E: 0 K: 2 S: 12	H: 0 LOB: 1 BB: 1 P: 19	1B: 2 2B: 3 3B: 0 HR: 0	SF: 0 SAC: 0 DP: 0 HBP: 0	WP: 0 PB: 0 SB: 1 CS: 1	PA: 37							
<b>PITCHER</b>	IP	WLS	BF	H	R	ER	SO	BB	IBB	HBP	BLK	WP	HR	S	P	ERA	WHIP										
40 Rich Harden, R (1, 1) ERA: 2.63	6.1	W	25	4	0	0	6	2	0	0	0	0	0	68	105	0.00	0.947										
50 Kiko Calero, R (7, 1) ERA: 3.49	0.2	H	2	0	0	0	0	0	0	0	0	0	0	5	8	0.00	0.000										
Jay Witasick, R (8, 1) ERA: 2.28	0.1		3	1	0	0	0	1	0	0	0	0	0	7	15	0.00	6.000										
Joe Kennedy, L (8, 1) ERA: 6.4	0.0		1	0	0	0	0	1	0	0	0	0	0	2	6	∞	∞										
20 Huston Street, R (8, 1) ERA: 1.36	1.2	S	6	0	0	0	3	1	0	0	0	0	0	19	27	0.00	0.600										

**Kansas City Royals @ Oakland Athletics**  
**McAfee Coliseum, Oakland, CA**  
 Fri Aug 19 2005, 10:05 PM EDT  
 Att: 20,715 - Clear - 63 F

livebaseballscorecards.com

AB 32  
R 0  
H 5  
RBI 0  
BB 5  
SO 9  
LOB 20



Batter	1	2	3	4	5	6	7	8	9	AB	R	H	RBI	BB	SO	LOB	BOTTOM										
Jason Kendall, R (1, 2) OBP: 0.347, SLG: 0.313	0-1 P3	4-1 7 BB 21 1B BB	1-1 G5-3			0-1 F9		2-1 21 1B 1B		4	0	1	0	1	0	3											
21 Mark Kotsay, L (1, 8) OBP: 0.320, SLG: 0.408	1-1 F7	0-1 7 BB 1B		0-0 G3		4-1 BB		2-2 1B 2H		4	0	2	1	1	0	0											
7 Bobby Crosby, R (1, 6) OBP: 0.359, SLG: 0.457	1-0 1B	4-1 BB		3-1 2B		3-3 K		1-1 G5-3		4	0	2	0	1	1	4											
3 Eric Chavez, L (1, 5) OBP: 0.334, SLG: 0.463	1-1 G4-3	2-1 L4		2-1 SAFE F7		1-0 G4-1				4	0	0	0	0	0	7											
29 Dan Johnson, L (1, 3) OBP: 0.391, SLG: 0.509		3-1 F9	1-2 F7	0-2 L8			0-1 G3			4	0	0	0	0	0	1											
Jay Payton, R (1, 7) OBP: 0.305, SLG: 0.500		1-2 HR 2B	1-2 2B		0-2 L9		1-2 F8			4	2	2	1	0	0	0											
Scott Hatteberg, L (1, 10) OBP: 0.345, SLG: 0.357		4-2 2B BB	2-1 F8		1-1 P5		3-1 P5			3	1	0	0	1	0	1											
Nick Swisher, S (1, 9) OBP: 0.332, SLG: 0.476		1-1 14 FB 21 1B 2B	1-0 2H 2B		2-2 P3		0-1 L7			4	1	2	2	0	0	0											
14 Mark Ellis, R (1, 4) OBP: 0.372, SLG: 0.417		1-1 F8	4-2 BB			4-1 21 BB BB		4-0 21 1B BB		1	0	0	0	3	0	1											
<b>Inning Stats</b>	R: 0 E: 0 K: 0 S: 7	H: 1 LOB: 1 BB: 0 P: 10	R: 3 E: 0 K: 0 S: 18	H: 3 LOB: 3 BB: 3 P: 38	R: 1 E: 0 K: 0 S: 13	H: 2 LOB: 2 BB: 1 P: 23	R: 0 E: 0 K: 0 S: 8	H: 1 LOB: 1 BB: 0 P: 13	R: 0 E: 0 K: 1 S: 8	H: 0 LOB: 0 BB: 2 P: 20	R: 0 E: 0 K: 0 S: 7	H: 0 LOB: 0 BB: 0 P: 11	R: 0 E: 0 K: 0 S: 9	H: 2 LOB: 2 BB: 1 P: 18	1B: 4 2B: 4 3B: 0 HR: 1	SF: 0 SAC: 0 DP: 0 HBP: 0	WP: 0 PB: 0 SB: 0 CS: 0	PA: 39									
<b>PITCHER</b>	IP	WLS	BF	H	R	ER	SO	BB	IBB	HBP	BLK	WP	HR	S	P	ERA	WHIP										
Jose Lima, R (1, 1) ERA: 6.47	5.0	L	26	7	4	4	0	4	0	0	0	0	0	22	46	0.00	1.875										
41 Jimmy Gobble, L (6, 1) ERA: 7.76	2.2		12	2	0	0	1	3	0	0	0	0	0	2	3	0.00	0.000										
Jonah Bayliss, R (8, 1) ERA: 5.4	0.1		1	0	0	0	0	0	0	0	0	0	0	2	3	0.00	0.000										

**Kansas City Royals @ Oakland Athletics**  
**McAfee Coliseum, Oakland, CA**  
 Fri Aug 19 2005, 10:05 PM EDT  
 Att: 20,715 - Clear - 63 F

livebaseballscorecards.com

AB 32  
R 4  
H 9  
RBI 4  
BB 7  
SO 1  
LOB 17



Batter	1	2	3	4	5	6	7	8	9	AB	R	H	RBI	BB	SO	LOB	TOP				
Chip Ambres, R OBP: 0.357, SLG: 0.453 (1, 8)	F9		K		G6-4-3			P3		4	0	0	0	0	1	1					
Terrence Long, L OBP: 0.314, SLG: 0.385 (1, 7)	K			2B	1B		BB	F8		3	1	1	0	1	1	0					
29 Mike Sweeney, R OBP: 0.341, SLG: 0.523 (1, 10)	F7			2B	G3		F9	G6-3		4	1	1	0	0	0	1					
Emil Brown, R OBP: 0.329, SLG: 0.426 (1, 9)		L4		G3	2B		L6	F9		4	0	1	1	0	0	1					
Matt Stairs, L OBP: 0.374, SLG: 0.451 (1, 3)		4	FC5-4	BB	G3			K		3	0	1	1	1	1	1					
4 Angel Berroa, R OBP: 0.301, SLG: 0.366 (1, 6)		FC5-4	24	FC4-6	P6		1B	G6-3		4	0	0	0	0	1	4					
24 Mark Teahen, L OBP: 0.296, SLG: 0.350 (1, 5)		FC4-6		G6-3						3	0	0	0	0	1	2					
Paul Phillips, R OBP: 0.158, SLG: 0.316 (1, 2)			F7		B1		P2			3	0	0	0	0	0	0					
Donnie Murphy, R OBP: 0.271, SLG: 0.306 (1, 4)			F7		G6-4-3		K			2	0	0	0	1	1	0					
<b>Inning Stats</b>	R: 0 E: 0 K: 1 S: 6	H: 0 LOB: 0 BB: 0 P: 10	R: 0 E: 0 K: 0 S: 11	H: 0 LOB: 1 BB: 1 P: 22	R: 0 E: 0 K: 1 S: 10	H: 0 LOB: 0 BB: 0 P: 15	R: 2 E: 0 K: 0 S: 18	H: 3 LOB: 1 BB: 0 P: 25	R: 0 E: 0 K: 1 S: 10	H: 1 LOB: 2 BB: 1 P: 18	R: 0 E: 0 K: 2 S: 9	H: 0 LOB: 0 BB: 0 P: 15	R: 0 E: 0 K: 1 S: 9	H: 0 LOB: 0 BB: 0 P: 12	R: 0 E: 0 K: 1 S: 9	H: 0 LOB: 0 BB: 0 P: 14	1B: 3 2B: 1 3B: 0 HR: 0	SF: 0 SAC: 0 DP: 1 HBP: 0	WP: 0 PB: 0 SB: 0 CS: 0	PA: 33	
<b>PITCHER</b>	IP	WLS	BF	H	R	ER	SO	BB	IBB	HBP	BLK	WP	HR	S	P	ERA	WHIP				
Barry Zito, L ERA: 3.6 (1, 1)	7.0	L	27	4	2	2	5	3	0	0	0	0	0	69	115	2.57	1.000				
58 Justin Duchschere, R ERA: 1.91 (8, 1)	2.0		6	0	0	0	1	0	0	0	0	0	0	18	26	0.00	0.000				

Kansas City Royals @ Oakland Athletics  
McAfee Coliseum, Oakland, CA  
Sat Aug 20 2005, 9:05 PM EDT  
Att: 27,648 - Clear - 63 F

AB 30  
R 2  
H 4  
RBI 2  
BB 3  
SO 6  
LOB 10



Batter	1	2	3	4	5	6	7	8	9	AB	R	H	RBI	BB	SO	LOB	BOTTOM				
Jason Kendall, R OBP: 0.344, SLG: 0.309 (1, 2)	G3-1		G3		E5		L4		G6-3	5	0	0	0	0	0	1					
21 Mark Kotsay, L OBP: 0.322, SLG: 0.407 (1, 8)	7	CS	7	FC5-4	BB	G4-3	3	BB	K	3	0	1	0	2	1	1					
7 Bobby Crosby, R OBP: 0.354, SLG: 0.448 (1, 6)	K		FC5-4	BB	G5-3		K		G6-3	5	0	0	1	0	2	4					
3 Eric Chavez, L OBP: 0.335, SLG: 0.464 (1, 5)		K	K							3	0	1	0	1	2	1					
29 Dan Johnson, L OBP: 0.396, SLG: 0.511 (1, 3)		BB	1B		G1-6-3	E	23	BB	P4	3	0	2	0	1	0	2					
Jay Payton, R OBP: 0.304, SLG: 0.494 (1, 7)		BB		FC6	G1-6-3		F7		P5	3	0	0	0	1	0	3					
Scott Hatteberg, L OBP: 0.344, SLG: 0.355 (1, 10)										2	0	0	0	0	1	4					
23 Bobby Kielty, S OBP: 0.358, SLG: 0.388 (6, PH) (7, 10)		K		G1-6-3			14	FC6-4	2B	1	0	1	0	1	0	0					
Nick Swisher, S OBP: 0.328, SLG: 0.471 (1, 9)		G4-3		L7			K		L8	4	0	0	0	0	1	7					
14 Mark Ellis, R OBP: 0.370, SLG: 0.414 (1, 4)			21	WP	G3		G4-3		K	4	1	1	0	0	1	4					
<b>Inning Stats</b>	R: 0 E: 0 K: 1 S: 10	H: 1 LOB: 1 BB: 0 P: 16	R: 0 E: 0 K: 2 S: 17	H: 1 LOB: 2 BB: 1 P: 28	R: 1 E: 0 K: 1 S: 12	H: 1 LOB: 1 BB: 1 P: 25	R: 0 E: 1 K: 0 S: 8	H: 1 LOB: 1 BB: 0 P: 14	R: 0 E: 0 K: 1 S: 12	H: 1 LOB: 3 BB: 2 P: 23	R: 0 E: 0 K: 1 S: 12	H: 0 LOB: 2 BB: 2 P: 25	R: 0 E: 0 K: 1 S: 11	H: 1 LOB: 1 BB: 0 P: 15	R: 0 E: 0 K: 1 S: 11	H: 0 LOB: 0 BB: 0 P: 16	1B: 4 2B: 3 3B: 0 HR: 0	SF: 0 SAC: 0 DP: 2 HBP: 0	WP: 1 PB: 0 SB: 1 CS: 1	PA: 39	
<b>PITCHER</b>	IP	WLS	BF	H	R	ER	SO	BB	IBB	HBP	BLK	WP	HR	S	P	ERA	WHIP				
Mike Wood, R ERA: 4.09 (1, 1)	0.1	H	4	1	0	0	0	2	0	0	0	0	0	7	15	0.00	9.000				
Andrew Sisco, L ERA: 2.7 (6, 1)	1.2	H	7	0	0	0	2	2	0	0	0	0	0	17	33	0.00	1.200				
Ambiorix Burgos, R ERA: 3.8 (6, 1)	0.2	H	3	1	0	0	0	0	0	0	0	0	0	8	12	0.00	1.500				
Jeremy Affeldt, L ERA: 4.3 (8, 1)	1.1	S	4	0	0	0	2	0	0	0	0	0	0	14	19	0.00	0.000				

Kansas City Royals @ Oakland Athletics  
McAfee Coliseum, Oakland, CA  
Sat Aug 20 2005, 9:05 PM EDT  
Att: 27,648 - Clear - 63 F

AB 33  
R 1  
H 6  
RBI 1  
BB 6  
SO 8  
LOB 27



Batter	1	2	3	4	5	6	7	8	9	10	11	12	AB	R	H	RBI	BB	SO	LOB	TOP								
Chip Ambres, R OBP: 0.368, SLG: 0.441	F8		K		PO 1B			E 2B BB	K				4	1	1	0	2	2	1									
Denny Hocking, S OBP: 0.400, SLG: 0.308		1B	F9		PO	F7		FC5 2B			CS BB		6	2	3	0	0	0	1									
29 Mike Sweeney, R OBP: 0.341, SLG: 0.519	P4		G5-3			G5-3		G6-3 HBP				SH1-4 1B	5	1	1	0	0	0	3									
Matt Stairs, L OBP: 0.376, SLG: 0.455 Joe McEwing, R OBP: 0.277, SLG: 0.311	F8			G4-3				G6-3 SF8 2B			F8	SH1-4	4	0	2	2	0	0	1									
Emil Brown, R OBP: 0.330, SLG: 0.423		F8		G3				G6-3			L7		5	0	1	2	1	0	1									
Terrence Long, L OBP: 0.314, SLG: 0.383		K				G3		SF8				G4-3	4	0	1	1	1	1	3									
24 Mark Teahen, L OBP: 0.288, SLG: 0.349													4	0	1	0	1	2	2									
4 Angel Berroa, R OBP: 0.300, SLG: 0.365						G6-3							5	0	1	0	0	1	2									
14 John Buck, R OBP: 0.353, SLG: 0.348 9 David DeJesus, L OBP: 0.353, SLG: 0.438 Paul Phillips, R OBP: 0.150, SLG: 0.300			FC5				P3					G4-3	4	0	0	0	0	1	2									
<b>Inning Stats</b>	R: 0 E: 0 K: 1 S: 8	H: 1 LOB: 1 BB: 0 P: 8	R: 0 E: 0 K: 1 S: 10	H: 2 LOB: 2 BB: 0 P: 14	R: 0 E: 0 K: 1 S: 9	H: 0 LOB: 0 BB: 0 P: 13	R: 0 E: 0 K: 1 S: 9	H: 0 LOB: 1 BB: 0 P: 17	R: 0 E: 0 K: 0 S: 9	H: 1 LOB: 2 BB: 1 P: 23	R: 0 E: 0 K: 3 S: 9	H: 0 LOB: 0 BB: 0 P: 13	R: 4 E: 1 K: 0 S: 12	H: 1 LOB: 2 BB: 2 P: 27	R: 0 E: 0 K: 1 S: 11	H: 1 LOB: 2 BB: 0 P: 15	R: 0 E: 0 K: 0 S: 9	H: 1 LOB: 1 BB: 0 P: 14	R: 0 E: 0 K: 0 S: 9	H: 0 LOB: 0 BB: 1 P: 15	R: 1 E: 0 K: 0 S: 11	H: 3 LOB: 1 BB: 0 P: 17	1B: 10 2B: 1 3B: 0 HR: 0	SF: 1 SAC: 1 DP: 1 HBP: 1	WP: 0 PB: 0 SB: 1 CS: 1	PA: 53		
<b>PITCHER</b>	IP WLS BF H R ER SO BB IBB HBP BLK WP HR S P ERA WHIP	Joe Blanton, R ERA: 3.75 Jay Witasick, R ERA: 2.68 Joe Kennedy, L ERA: 6.44 20 Huston Street, R ERA: 1.31 58 Justin Duchschere, R ERA: 1.88	IP WLS BF H R ER SO BB IBB HBP BLK WP HR S P ERA WHIP	50 Kiko Calero, R ERA: 3.66 Ricardo Rincon, L ERA: 5.14	IP WLS BF H R ER SO BB IBB HBP BLK WP HR S P ERA WHIP	Joe Blanton, R ERA: 3.75 Jay Witasick, R ERA: 2.68 Joe Kennedy, L ERA: 6.44 20 Huston Street, R ERA: 1.31 58 Justin Duchschere, R ERA: 1.88	IP WLS BF H R ER SO BB IBB HBP BLK WP HR S P ERA WHIP	50 Kiko Calero, R ERA: 3.66 Ricardo Rincon, L ERA: 5.14	IP WLS BF H R ER SO BB IBB HBP BLK WP HR S P ERA WHIP	Joe Blanton, R ERA: 3.75 Jay Witasick, R ERA: 2.68 Joe Kennedy, L ERA: 6.44 20 Huston Street, R ERA: 1.31 58 Justin Duchschere, R ERA: 1.88	IP WLS BF H R ER SO BB IBB HBP BLK WP HR S P ERA WHIP	50 Kiko Calero, R ERA: 3.66 Ricardo Rincon, L ERA: 5.14	IP WLS BF H R ER SO BB IBB HBP BLK WP HR S P ERA WHIP	Joe Blanton, R ERA: 3.75 Jay Witasick, R ERA: 2.68 Joe Kennedy, L ERA: 6.44 20 Huston Street, R ERA: 1.31 58 Justin Duchschere, R ERA: 1.88	IP WLS BF H R ER SO BB IBB HBP BLK WP HR S P ERA WHIP	50 Kiko Calero, R ERA: 3.66 Ricardo Rincon, L ERA: 5.14	IP WLS BF H R ER SO BB IBB HBP BLK WP HR S P ERA WHIP	Joe Blanton, R ERA: 3.75 Jay Witasick, R ERA: 2.68 Joe Kennedy, L ERA: 6.44 20 Huston Street, R ERA: 1.31 58 Justin Duchschere, R ERA: 1.88	IP WLS BF H R ER SO BB IBB HBP BLK WP HR S P ERA WHIP	50 Kiko Calero, R ERA: 3.66 Ricardo Rincon, L ERA: 5.14	IP WLS BF H R ER SO BB IBB HBP BLK WP HR S P ERA WHIP	Joe Blanton, R ERA: 3.75 Jay Witasick, R ERA: 2.68 Joe Kennedy, L ERA: 6.44 20 Huston Street, R ERA: 1.31 58 Justin Duchschere, R ERA: 1.88	IP WLS BF H R ER SO BB IBB HBP BLK WP HR S P ERA WHIP	50 Kiko Calero, R ERA: 3.66 Ricardo Rincon, L ERA: 5.14	IP WLS BF H R ER SO BB IBB HBP BLK WP HR S P ERA WHIP	Joe Blanton, R ERA: 3.75 Jay Witasick, R ERA: 2.68 Joe Kennedy, L ERA: 6.44 20 Huston Street, R ERA: 1.31 58 Justin Duchschere, R ERA: 1.88	IP WLS BF H R ER SO BB IBB HBP BLK WP HR S P ERA WHIP	50 Kiko Calero, R ERA: 3.66 Ricardo Rincon, L ERA: 5.14

Kansas City Royals @ Oakland Athletics  
McAfee Coliseum, Oakland, CA  
Sun Aug 21 2005, 4:05 PM EDT  
Att. 25,834 - Partly Cloudy - 60 F

AB	43
R	5
H	11
RBI	5
BB	5
SO	7
LOB	16



Batter	1	2	3	4	5	6	7	8	9	10	11	12	AB	R	H	RBI	BB	SO	LOB	BOTTOM								
Jason Kendall, R OBP: 0.344, SLG: 0.310	F7		G1-3										5	1	1	0	0	0	0									
21 Mark Kotsay, L OBP: 0.321, SLG: 0.404	F9			G6-3									6	1	1	0	0	0	2									
7 Bobby Crosby, R OBP: 0.353, SLG: 0.449					L6								6	2	2	1	0	1	2									
3 Eric Chavez, L OBP: 0.338, SLG: 0.470													5	0	3	0	0	2	1									
29 Dan Johnson, L OBP: 0.393, SLG: 0.504													3	0	0	1	1	1	2									
Jay Payton, R OBP: 0.302, SLG: 0.488													5	0	1	2	0	0	2									
Nick Swisher, S OBP: 0.326, SLG: 0.470													5	0	1	0	0	0	4									
17 Adam Melhuse, S OBP: 0.272, SLG: 0.390 23 Bobby Kielty, S OBP: 0.397, SLG: 0.387													4	0	0	0	0	1	1									
Marco Scutaro, R OBP: 0.316, SLG: 0.388													5	0	1	0	0	0	1									
<b>Inning Stats</b>	R: 0 E: 0 K: 1 S: 7	H: 0 LOB: 0 BB: 0 P: 12	R: 0 E: 0 K: 0 S: 12	H: 1 LOB: 1 BB: 0 P: 21	R: 0 E: 0 K: 0 S: 11	H: 1 LOB: 1 BB: 0 P: 19	R: 0 E: 0 K: 0 S: 8	H: 1 LOB: 1 BB: 0 P: 15	R: 3 E: 0 K: 0 S: 17	H: 4 LOB: 1 BB: 1 P: 22	R: 0 E: 0 K: 1 S: 11	H: 0 LOB: 0 BB: 0 P: 13	R: 1 E: 0 K: 1 S: 15	H: 2 LOB: 2 BB: 1 P: 27	R: 0 E: 0 K: 1 S: 7	H: 1 LOB: 2 BB: 0 P: 15	R: 0 E: 0 K: 1 S: 6	H: 0 LOB: 0 BB: 0 P: 10	R: 0 E: 0 K: 0 S: 9	H: 0 LOB: 0 BB: 0 P: 13	R: 0 E: 0 K: 0 S: 6	H: 0 LOB: 0 BB: 0 P: 11	1B: 4 2B: 6 3B: 0 HR: 0	SF: 1 SAC: 0 DP: 0 HBP: 1	WP: 0 PB: 0 SB: 0 CS: 0	PA: 48		
<b>PITCHER</b>	IP WLS BF H R ER SO BB IBB HBP BLK WP HR S P ERA WHIP	Runelvys Hernandez, R ERA: 5.03 Shawn Camp, R ERA: 7.46 Andrew Sisco, L ERA: 2.61 Jeremy Affeldt, L ERA: 4.5 Mike MacDougal, R ERA: 3.88	IP WLS BF H R ER SO BB IBB HBP BLK WP HR S P ERA WHIP	41 Jimmy Gobble, L ERA: 6.98	IP WLS BF H R ER SO BB IBB HBP BLK WP HR S P ERA WHIP	Runelvys Hernandez, R ERA: 5.03 Shawn Camp, R ERA: 7.46 Andrew Sisco, L ERA: 2.61 Jeremy Affeldt, L ERA: 4.5 Mike MacDougal, R ERA: 3.88	IP WLS BF H R ER SO BB IBB HBP BLK WP HR S P ERA WHIP	41 Jimmy Gobble, L ERA: 6.98	IP WLS BF H R ER SO BB IBB HBP BLK WP HR S P ERA WHIP	Runelvys Hernandez, R ERA: 5.03 Shawn Camp, R ERA: 7.46 Andrew Sisco, L ERA: 2.61 Jeremy Affeldt, L ERA: 4.5 Mike MacDougal, R ERA: 3.88	IP WLS BF H R ER SO BB IBB HBP BLK WP HR S P ERA WHIP	41 Jimmy Gobble, L ERA: 6.98	IP WLS BF H R ER SO BB IBB HBP BLK WP HR S P ERA WHIP	Runelvys Hernandez, R ERA: 5.03 Shawn Camp, R ERA: 7.46 Andrew Sisco, L ERA: 2.61 Jeremy Affeldt, L ERA: 4.5 Mike MacDougal, R ERA: 3.88	IP WLS BF H R ER SO BB IBB HBP BLK WP HR S P ERA WHIP	41 Jimmy Gobble, L ERA: 6.98	IP WLS BF H R ER SO BB IBB HBP BLK WP HR S P ERA WHIP	Runelvys Hernandez, R ERA: 5.03 Shawn Camp, R ERA: 7.46 Andrew Sisco, L ERA: 2.61 Jeremy Affeldt, L ERA: 4.5 Mike MacDougal, R ERA: 3.88	IP WLS BF H R ER SO BB IBB HBP BLK WP HR S P ERA WHIP	41 Jimmy Gobble, L ERA: 6.98	IP WLS BF H R ER SO BB IBB HBP BLK WP HR S P ERA WHIP	Runelvys Hernandez, R ERA: 5.03 Shawn Camp, R ERA: 7.46 Andrew Sisco, L ERA: 2.61 Jeremy Affeldt, L ERA: 4.5 Mike MacDougal, R ERA: 3.88	IP WLS BF H R ER SO BB IBB HBP BLK WP HR S P ERA WHIP	41 Jimmy Gobble, L ERA: 6.98	IP WLS BF H R ER SO BB IBB HBP BLK WP HR S P ERA WHIP	Runelvys Hernandez, R ERA: 5.03 Shawn Camp, R ERA: 7.46 Andrew Sisco, L ERA: 2.61 Jeremy Affeldt, L ERA: 4.5 Mike MacDougal, R ERA: 3.88	IP WLS BF H R ER SO BB IBB HBP BLK WP HR S P ERA WHIP	41 Jimmy Gobble, L ERA: 6.98

Kansas City Royals @ Oakland Athletics  
McAfee Coliseum, Oakland, CA  
Sun Aug 21 2005, 4:05 PM EDT  
Att. 25,834 - Partly Cloudy - 60 F

AB	45
R	4
H	10
RBI	4
BB	1
SO	5
LOB	15





Batter	1	2	3	4	5	6	7	8	9	10	11	AB	R	H	RBI	BB	SO	LOB	TOP	
18 Johnny Damon, L OBP: 0.379, SLG: 0.463	G4-3 1B HBP		G5-3 1B BB		G4-3 34 BB 1B	G4-3		G3		P5		3	2	0	0	2	0	4		
Edgar Renteria, R OBP: 0.350, SLG: 0.403	G5-3		G4-6-3 1B		G4-3 1B		1B WP				F9	5	0	3	0	1	0	1		
34 David Ortiz, L OBP: 0.389, SLG: 0.572	G4-3		G4-6-3		G4-3 1B		F8			P2		5	0	0	0	1	1	5		
Manny Ramirez, R OBP: 0.383, SLG: 0.586	G4-3 1B		F8		G6-4-3 1B		G6-4-3 1B				G2-3	5	0	2	1	1	0	3		
Trot Nixon, L OBP: 0.368, SLG: 0.475	G4-3				G3		F8			F7		5	0	1	0	0	0	2		
Jason Varitek, S OBP: 0.375, SLG: 0.541			F9		L7		K			F9		5	0	0	0	0	2	4		
Kevin Millar, R OBP: 0.356, SLG: 0.372			HR		1B		L7			K		4	1	2	1	1	1	4		
Bill Mueller, S OBP: 0.378, SLG: 0.434			G3-1		G4-3		1B			F9		5	0	1	0	0	0	1		
Tony Graffanino, R OBP: 0.366, SLG: 0.399			G4-3		G6-3		E4			G5-3		5	0	1	0	0	0	2		
<b>Inning Stats</b>	R: 1 E: 0 K: 0 S: 11	H: 1 LOB: 1 BB: 0 P: 19	R: 1 E: 0 K: 0 S: 5	H: 1 LOB: 0 BB: 0 P: 11	R: 1 E: 0 K: 0 S: 9	H: 1 LOB: 0 BB: 1 P: 15	R: 0 E: 0 K: 0 S: 11	H: 1 LOB: 1 BB: 2 P: 20	R: 0 E: 0 K: 1 S: 8	H: 2 LOB: 3 BB: 1 P: 18	R: 0 E: 0 K: 0 S: 11	H: 1 LOB: 2 BB: 0 P: 12	R: 0 E: 0 K: 1 S: 8	H: 0 LOB: 0 BB: 0 P: 15	R: 0 E: 0 K: 1 S: 8	H: 0 LOB: 0 BB: 0 P: 10	1B: 9 2B: 0 3B: 0 HR: 1	SF: 0 SAC: 0 DP: 2 HBP: 1	WP: 1 PB: 0 SB: 0 CS: 0	PA: 49
<b>PITCHER</b>	D.J. Carrasco, R ERA: 4.88	Ambiorix Burgos, R ERA: 3.68	Jeremy Affeldt, L ERA: 4.35	Mike MacDougal, R ERA: 3.79	Andrew Sisco, L ERA: 2.52	<b>PITCHER</b>														
	IP: 5.2 WLS: 1.1 BF: 25 H: 5 R: 3 ER: 3 SO: 1 BB: 1 IBB: 0 HBP: 0 BLK: 0 WP: 1 HR: 0 S: 14 P: 28 ERA: 0.00 WHIP: 3.000																			

**Boston Red Sox @ Kansas City Royals**  
Kauffman Stadium, Kansas City, MO  
Wed Aug 24 2005, 7:10 PM CDT  
Att: 18,871 - Cloudy - 76 F

livebaseballscorecards.com

AB 42  
R 3  
H 10  
RBI 2  
BB 6  
SO 4  
LOB 26




Batter	1	2	3	4	5	6	7	8	9	10	11	AB	R	H	RBI	BB	SO	LOB	BOTTOM			
9 David DeJesus, L OBP: 0.359, SLG: 0.447	K		1B 29 SF8		1B 14H		1B			1B BB		4	3	3	2	2	1	0				
Terrence Long, L OBP: 0.319, SLG: 0.387	G6-3		1B 29 WP		F9		F7			29 IBB		6	0	3	0	0	0	1				
29 Mike Sweeney, R OBP: 0.340, SLG: 0.515	F8		SF8		L3		F8			1B IBB		3	0	0	1	2	0	1				
Matt Stairs, L OBP: 0.368, SLG: 0.445			F8		F8		F7			K		3	0	0	0	0	0	1				
Chip Ambres, R OBP: 0.360, SLG: 0.425			F8		F8		F7			K		1	0	0	1	1	1	3				
Emil Brown, R OBP: 0.332, SLG: 0.424			L4		G5-3		HBP 2B			24 FC4-6 1B		5	0	2	0	0	0	3				
24 Mark Teahen, L OBP: 0.301, SLG: 0.349			2B		G3-1		HBP BB			FC4-6		4	0	1	0	1	0	2				
4 Angel Berroa, R OBP: 0.301, SLG: 0.361			2B		G6-3		HBP BB			K		3	0	0	0	0	1	2				
14 John Buck, R OBP: 0.271, SLG: 0.342			L6		G6-3		HBP G6-3			K		4	0	0	0	0	2	7				
Donnie Murphy, R OBP: 0.270, SLG: 0.303			G1-3		FC4-6 9 HR		K			F8		0	0	0	0	0	0	0				
Denny Hocking, S OBP: 0.300, SLG: 0.222							K			F8		5	1	0	0	0	1	1				
<b>Inning Stats</b>	R: 0 E: 0 K: 1 S: 7	H: 0 LOB: 0 BB: 0 P: 10	R: 0 E: 0 K: 0 S: 10	H: 1 LOB: 2 BB: 0 P: 16	R: 1 E: 0 K: 0 S: 10	H: 2 LOB: 1 BB: 0 P: 16	R: 0 E: 0 K: 0 S: 9	H: 0 LOB: 0 BB: 0 P: 10	R: 2 E: 0 K: 0 S: 12	H: 1 LOB: 0 BB: 0 P: 21	R: 0 E: 0 K: 0 S: 9	H: 1 LOB: 1 BB: 0 P: 15	R: 0 E: 0 K: 2 S: 15	H: 1 LOB: 2 BB: 2 P: 22	R: 0 E: 0 K: 1 S: 11	H: 0 LOB: 0 BB: 0 P: 13	R: 1 E: 0 K: 0 S: 9	H: 1 LOB: 2 BB: 2 P: 21	1B: 6 2B: 2 3B: 0 HR: 1	SF: 2 SAC: 0 DP: 1 HBP: 3	WP: 1 PB: 0 SB: 0 CS: 0	PA: 49
<b>PITCHER</b>	30 Matt Clement, R ERA: 4.35	Mike Myers, L ERA: 3.41	Chad Bradford, R ERA: 2.27	50 Mike Timlin, R ERA: 1.96	Bronson Arroyo, R ERA: 4.19	<b>PITCHER</b>																
	IP: 7.0 WLS: 0.1 BF: 30 H: 6 R: 3 ER: 3 SO: 2 BB: 1 IBB: 0 HBP: 0 BLK: 0 WP: 1 HR: 1 S: 68 P: 103 ERA: 3.86 WHIP: 1.000																					


**Boston Red Sox @ Kansas City Royals**  
Kauffman Stadium, Kansas City, MO  
Wed Aug 24 2005, 7:10 PM CDT  
Att: 18,871 - Cloudy - 76 F

livebaseballscorecards.com

AB 38  
R 4  
H 9  
RBI 4  
BB 6  
SO 6  
LOB 21




Batter	1	2	3	4	5	6	7	8	9	AB	R	H	RBI	BB	SO	LOB	TOP					
18 Johnny Damon, L (1, 8) OBP: 0.377, SLG: 0.460	0-1 G6-4-3 BB 1B		1-1 E6		2-1 G6-3		0-3 K		1-0 G3	5	0	1	0	0	1	0	<b>Boston Red Sox @ Kansas City Royals</b> Kauffman Stadium, Kansas City, MO Thu Aug 25 2005, 7:10 PM CDT Att: 21,815 - Partly Cloudy - 78 F  <b>livebaseballscorecards.com</b>  <b>AB 33</b> <b>R 4</b> <b>H 7</b> <b>RBI 4</b> <b>BB 5</b> <b>SO 3</b> <b>LOB 13</b> 					
Edgar Renteria, R (1, 6) OBP: 0.345, SLG: 0.400	4-2 G6-4-3 BB		0-0 F7		3-1 L7		0-1 G1-3		2-3 K	4	0	0	0	1	1							
John Olerud, L (1, 3) OBP: 0.333, SLG: 0.435	1-1 G6-4-3		2-2 L4		1-1 L5			0-1 G4-3		4	0	0	0	0	3							
Manny Ramirez, R (1, 10) OBP: 0.384, SLG: 0.587	4-0 BB			2-1 F9		1-1 2B		2-2 G4-3		3	1	1	0	1	0							
Jason Varitek, S (1, 2) OBP: 0.376, SLG: 0.542	1-0 G3			3-1 G3-1		0-0 FC6-4 13 FC4-6 2B		4-1 1B BB		3	1	1	1	1	0							
Kevin Millar, R (1, 7) OBP: 0.356, SLG: 0.373		2-2 L5		0-2 2B		4-1 FC6-4 BB		4-2 1B BB		2	1	1	0	2	0							
Bill Mueller, S (1, 5) OBP: 0.379, SLG: 0.437		1-3 K		3-2 2B		0-1 FC6-4 13 FC4-6		1-0 1B		4	1	2	1	0	1							
13 Alex Cora, L (1, 4) OBP: 0.257, SLG: 0.312		0-1 G4-3		3-1 2B		2-1 FC4-6		2-2 G4-3		3	0	1	2	0	0							
Doug Mirabeli, R (8, PH) OBP: 0.304, SLG: 0.363				2-H 2B		1-2 2-3 CS		1-2 2-3 1B		1	0	0	0	0	0							
Tony Graffanino, R (8, 4) OBP: 0.366, SLG: 0.399						1-2 2-3 CS				0	0	0	0	0	0							
Gabe Kapler, R (1, 9) OBP: 0.292, SLG: 0.344				1-0 P4		2-0 CS				3	0	0	0	0	1							
Trot Nixon, L (9, PH) OBP: 0.367, SLG: 0.473					1-1 G5-3		1-2 G6-3		2-0 G3	1	0	0	0	0	0							
<b>Inning Stats</b>	R: 0 E: 0 K: 0 S: 9	H: 1 LOB: 2 BB: 2 P: 19	R: 0 E: 0 K: 1 S: 9	H: 0 LOB: 0 BB: 0 P: 12	R: 0 E: 1 K: 0 S: 7	H: 0 LOB: 1 BB: 0 P: 11	R: 2 E: 0 K: 0 S: 15	H: 3 LOB: 1 BB: 0 P: 27	R: 0 E: 0 K: 0 S: 6	H: 0 LOB: 0 BB: 0 P: 12	R: 2 E: 0 K: 0 S: 8	H: 2 LOB: 0 BB: 1 P: 17	R: 0 E: 0 K: 1 S: 7	H: 0 LOB: 0 BB: 0 P: 8	R: 0 E: 0 K: 0 S: 12	H: 1 LOB: 3 BB: 2 P: 25	R: 0 E: 0 K: 1 S: 6	H: 0 LOB: 0 BB: 0 P: 11	1B: 3 2B: 4 3B: 0 HR: 0	SF: 0 SAC: 0 DP: 1 HBP: 0	WP: 0 PB: 0 SB: 0 CS: 1	PA: 39
<b>PITCHER</b>	IP WLS BF H R ER SO BB IBB HBP BLK WP HR S P ERA WHIP																					
Jose Lima, R (1, 1) ERA: 6.43	5.0 W 22 5 3 3 1 2 0 0 0 0 0 0 48 84 5.40 1.400																					
Shawn Camp, R (6, 1) ERA: 7.24	2.0 7 1 1 1 1 1 0 0 0 0 0 0 13 22 4.50 1.000																					
Ambiorix Burgos, R (8, 1) ERA: 3.63	0.2 H 4 0 0 0 0 2 0 0 0 0 0 0 4 18 0.00 3.000																					
Jeremy Affeldt, L (8, 1) ERA: 4.31	0.1 H 2 1 0 0 0 0 0 0 0 0 0 0 4 7 0.00 3.000																					
Mike MacDougal, R (9, 1) ERA: 3.72	1.0 S 3 0 0 0 1 0 0 0 0 0 0 0 6 11 0.00 0.000																					

Batter	1	2	3	4	5	6	7	8	9	AB	R	H	RBI	BB	SO	LOB	BOTTOM			
9 David DeJesus, L (1, 8) OBP: 0.358, SLG: 0.448	1-3 K	1-1 F8		0-0 SF9 2B		0-0 G4-3				4	1	1	1	0	1	3	<b>Boston Red Sox @ Kansas City Royals</b> Kauffman Stadium, Kansas City, MO Thu Aug 25 2005, 7:10 PM CDT Att: 21,815 - Partly Cloudy - 78 F  <b>livebaseballscorecards.com</b>  <b>AB 33</b> <b>R 7</b> <b>H 12</b> <b>RBI 7</b> <b>BB 1</b> <b>SO 7</b> <b>LOB 12</b> 			
Terrence Long, L (1, 7) OBP: 0.319, SLG: 0.386	0-1 P5	0-1 1B		0-0 SF9		2-1 G1-3				3	0	1	2	0	1					
29 Mike Sweeney, R (1, 10) OBP: 0.341, SLG: 0.517	2-2 1B		0-1 F8 24 FC3-6 2B		0-2 F8		0-2 P3			4	1	2	0	0	0					
Matt Stairs, L (1, 3) OBP: 0.366, SLG: 0.442	3-3 K		1-1 F8		2-2 L3		1-3 K			2	0	0	0	0	1	2				
Joe McEwing, R (4, 3) OBP: 0.275, SLG: 0.306			2-3 K				2-2 K			2	0	0	0	0	1	0				
Emil Brown, R (1, 9) OBP: 0.338, SLG: 0.436				0-0 24 FC4-6 1B		1-0 4 S 1B		2-2 HR		3	1	3	1	0	0					
Aaron Guiel, L (8, 9)				0-0 24 FC3-6 HBP						0	0	0	0	0	0					
24 Mark Teahen, L (1, 5) OBP: 0.301, SLG: 0.348	0-1 FC4-6 1B		0-0 FC3-6		0-3 K		2-2 4 CS 1B			4	1	1	1	0	1	3				
4 Angel Berroa, R (1, 6) OBP: 0.301, SLG: 0.360	0-1 1B		1 SAFE K		2-3 K		0-2 CS		0-0 G5-3	4	1	1	0	0	2					
Denny Hocking, S (1, 4) OBP: 0.333, SLG: 0.238	1-1 F8 1B		4-1 9 2B BB			2-1 G5-3		1-3 K		3	2	1	1	1	1	0				
Paul Phillips, R (1, 2) OBP: 0.208, SLG: 0.417	2-2 1B		0-2 P6			1-2 3B		0-0 F7		4	0	2	1	0	0	1				
<b>Inning Stats</b>	R: 0 E: 0 K: 2 S: 12	H: 1 LOB: 1 BB: 0 P: 18	R: 3 E: 0 K: 0 S: 15	H: 5 LOB: 2 BB: 0 P: 19	R: 1 E: 0 K: 1 S: 9	H: 1 LOB: 1 BB: 0 P: 12	R: 2 E: 0 K: 0 S: 12	H: 1 LOB: 0 BB: 1 P: 18	R: 0 E: 0 K: 2 S: 10	H: 1 LOB: 1 BB: 0 P: 15	R: 0 E: 0 K: 0 S: 13	H: 1 LOB: 1 BB: 0 P: 18	R: 1 E: 0 K: 1 S: 15	H: 2 LOB: 0 BB: 0 P: 20	R: 0 E: 0 K: 1 S: 6	H: 0 LOB: 0 BB: 0 P: 7	1B: 8 2B: 2 3B: 1 HR: 1	SF: 1 SAC: 0 DP: 0 HBP: 1	WP: 0 PB: 0 SB: 1 CS: 1	PA: 37
<b>PITCHER</b>	IP WLS BF H R ER SO BB IBB HBP BLK WP HR S P ERA WHIP																			
38 Curt Schilling, R (1, 1) ERA: 6.88	5.0 L 25 9 6 6 5 1 0 1 0 0 0 0 0 13 18 0.00 1.000																			
Mike Remlinger, L (6, 1) ERA: 6.69	1.0 4 1 0 0 0 0 0 0 0 0 0 0 13 18 0.00 1.000																			
58 Jonathan Papelbon, R (7, 1) ERA: 2.5	2.0 7 2 1 1 2 0 0 0 0 0 0 1 21 27 4.50 1.000																			

Batter	1	2	3	4	5	6	7	8	9	AB	R	H	RBI	BB	SO	LOB	TOP				
9 David DeJesus, L (1,8) OBP: 0.355, SLG: 0.444	2-1 P6		1-0 G4-3			2-1 G5-3		1-3 K		4	0	0	0	0	1	1					
Chip Ambres, R (1,7) OBP: 0.352, SLG: 0.403	1-0 F7			3-2 F9		1-3 K		2-2 F8		4	0	0	0	0	1	0					
29 Mike Sweeney, R (1,3) OBP: 0.343, SLG: 0.519	1-2 P4			0-2 F9			0-0 4 1B 2B	3-1 1B 1B		4	1	2	0	0	0	0					
Emil Brown, R (1,10) OBP: 0.339, SLG: 0.441		0-1 F9		0-1 3B			1-2 L4	1-0 1B 1B		4	0	2	0	0	0	1					
4 Angel Berroa, R (1,6) OBP: 0.300, SLG: 0.360	1-3 K			0-1 G6-3			1-2 24 G4-3 2H 1B	0-3 K		4	0	1	1	0	2	3					
24 Mark Teahen, L (1,5) OBP: 0.298, SLG: 0.343	1-2 G6-3				0-2 F7		1-2 G4-3	3-2 G3-1		4	0	0	0	0	0	3					
14 John Buck, R (1,2) OBP: 0.271, SLG: 0.342			0-0 1B		0-2 F8		1-3 K			3	0	1	0	0	1	1					
Aaron Guiel, L (1,9)			2-1 F9		0-3 K			1-2 F7		3	0	0	0	0	1	1					
Joe McEwing, R (1,4) OBP: 0.268, SLG: 0.299			2-3 K			2-0 F8		1-1 F7		3	0	0	0	0	1	1					
<b>Inning Stats</b>	R: 0 E: 0 K: 0 S: 6	H: 0 LOB: 0 BB: 0 P: 10	R: 0 E: 0 K: 1 S: 10	H: 0 LOB: 0 BB: 0 P: 12	R: 0 E: 0 K: 1 S: 7	H: 1 LOB: 1 BB: 0 P: 12	R: 0 E: 0 K: 0 S: 11	H: 1 LOB: 1 BB: 0 P: 14	R: 0 E: 0 K: 1 S: 10	H: 0 LOB: 0 BB: 0 P: 10	R: 1 E: 0 K: 1 S: 18	H: 2 LOB: 1 BB: 0 P: 22	R: 0 E: 0 K: 1 S: 10	H: 0 LOB: 0 BB: 0 P: 13	R: 0 E: 0 K: 1 S: 13	H: 2 LOB: 2 BB: 0 P: 22	1B: 4 2B: 1 3B: 1 HR: 0	SF: 0 SAC: 0 DP: 0 HBP: 0	WP: 0 PB: 0 SB: 0 CS: 0	PA: 33	
<b>PITCHER</b>	IP	WLS	BF	H	R	ER	SO	BB	IBB	HBP	BLK	WP	HR	S	P	ERA	WHIP				
Randy Johnson, L (1,1) ERA: 4.2	8.0	W	28	4	1	1	6	0	0	0	0	0	0	78	104	1.12	0.500				
42 Mariano Rivera, R (9,1) ERA: 1.47	1.0		5	2	0	0	1	0	0	0	0	0	0	13	22	0.00	2.000				

**Kansas City Royals @ New York Yankees**  
Yankee Stadium, Bronx, NY  
Fri Aug 26 2005, 7:05 PM EDT  
Att: 53,922 - Cloudy - 78 F


**AB 33**  
**R 1**  
**H 6**  
**RBI 1**  
**BB 0**  
**SO 7**  
**LOB 11**



Batter	1	2	3	4	5	6	7	8	9	AB	R	H	RBI	BB	SO	LOB	BOTTOM				
2 Derek Jeter, R (1,6) OBP: 0.388, SLG: 0.454	3-2 G1-3 2B		1-1 55 G6-4-3 1B		2-1 F9		2-2 F9			4	0	2	0	0	0	0					
55 Hideki Matsui, L (1,7) OBP: 0.394, SLG: 0.496	0-0 G5-3		0-1 G6-4-3 1-2		1-2 F8		1-0 F9			4	0	0	0	0	0	2					
Gary Sheffield, R (1,9) OBP: 0.383, SLG: 0.519	2-2 G1-3		0-1 2B			1-1 F7		2-1 HR 25 C HBP		3	1	1	0	0	0	1					
13 Alex Rodriguez, R (1,5) OBP: 0.414, SLG: 0.607	2-3 25 BB HBP		2-0 P4		0-0 HR			1-3 K		3	1	1	1	0	1	2					
25 Jason Giambi, L (1,10) OBP: 0.437, SLG: 0.505	4-1 BB			4-1 F9 1B BB		4-2 HR BB		1-1 P5		1	1	0	0	3	0	1					
Bernie Williams, S (1,8) OBP: 0.333, SLG: 0.407	1-2 BB			1-1 BB		0-0 BB		1-2		4	2	3	4	0	0	3					
Bubba Crosby, L (9,8) OBP: 0.267, SLG: 0.214	G3			1-2 G5-4-3 1B		1-H HR		3-2 HR		0	0	0	0	0	0	0					
Tino Martinez, L (1,3) OBP: 0.329, SLG: 0.450		2-1 G3		1-0 F9		2-2 G6-4-3 1B		2-1 P5		4	0	1	0	0	0	2					
John Flaherty, R (1,2) OBP: 0.204, SLG: 0.235		1-0 G5-3		0-0 G5-4-3 1-2		1-1 G6-4-3				3	0	0	0	0	0	3					
24 Robinson Cano, L (1,4) OBP: 0.301, SLG: 0.408		0-0 G4-3			3-2 F8		0-3 K			3	0	0	0	0	1	0					
<b>Inning Stats</b>	R: 0 E: 0 K: 0 S: 13	H: 1 LOB: 3 BB: 1 P: 24	R: 0 E: 0 K: 0 S: 4	H: 0 LOB: 0 BB: 0 P: 7	R: 0 E: 0 K: 0 S: 7	H: 2 LOB: 1 BB: 0 P: 10	R: 0 E: 0 K: 0 S: 5	H: 1 LOB: 1 BB: 1 P: 11	R: 0 E: 0 K: 0 S: 8	H: 0 LOB: 0 BB: 0 P: 14	R: 3 E: 0 K: 1 S: 15	H: 3 LOB: 0 BB: 1 P: 22	R: 0 E: 0 K: 1 S: 10	H: 0 LOB: 0 BB: 0 P: 13	R: 2 E: 0 K: 1 S: 13	H: 1 LOB: 0 BB: 0 P: 22	1B: 3 2B: 2 3B: 0 HR: 3	SF: 0 SAC: 0 DP: 3 HBP: 2	WP: 0 PB: 0 SB: 1 CS: 0	PA: 34	
<b>PITCHER</b>	IP	WLS	BF	H	R	ER	SO	BB	IBB	HBP	BLK	WP	HR	S	P	ERA	WHIP				
Mike Wood, R (1,1) ERA: 4.12	6.0	L	26	7	3	3	0	3	0	1	0	0	2	52	88	4.50	1.667				
Jonah Bayliss, R (7,1) ERA: 5.06	2.0		8	1	2	2	2	0	0	1	0	0	1	23	35	9.00	0.500				

**Kansas City Royals @ New York Yankees**  
Yankee Stadium, Bronx, NY  
Fri Aug 26 2005, 7:05 PM EDT  
Att: 53,922 - Cloudy - 78 F

**AB 29**  
**R 5**  
**H 8**  
**RBI 5**  
**BB 3**  
**SO 2**  
**LOB 14**



Batter	1	2	3	4	5	6	7	8	9	AB	R	H	RBI	BB	SO	LOB	TOP					
9 David DeJesus, L (1, 8) OBP: 0.359, SLG: 0.445	4-1 FC1-6 1B BB		2-1 1B			4-2 29 2B 1B BB	2-1 CS	3-2 G1-3 1B	2-1 G4-3								3 2 2 0 2 0 2					
Denny Hocking, S (1, 4) OBP: 0.310, SLG: 0.231	2-2 FC1-6 1B		0-1 F7			0-0 F4		2-2 G1-3									5 0 1 0 0 1 5					
29 Mike Sweeney, R (1, 3) OBP: 0.344, SLG: 0.521	3-2 F8		2-3 K			0-1 1B 2B		1-0 L6 1B									5 1 2 3 0 1 3					
Terrence Long, L (1, 7) OBP: 0.317, SLG: 0.384	3-1 FC1-6					2-1 G1-3		3-2 L6									5 1 1 2 0 0 3					
Emil Brown, R (1, 10) OBP: 0.338, SLG: 0.440	1-0 P4					3-3 K		2-3 K									4 0 1 0 0 2 2					
Aaron Guiel, L (1, 9) OBP: 0.143, SLG: 0.143						2-3 K		2-2 K									4 1 1 0 0 1 1					
4 Angel Berroa, R (1, 6) OBP: 0.302, SLG: 0.361						1-3 K		1-3 K									4 1 2 0 0 2 1					
24 Mark Teahen, L (1, 5) OBP: 0.297, SLG: 0.340						0-3 K		4-1 K									3 0 0 0 1 2 2					
Paul Phillips, R (1, 2) OBP: 0.250, SLG: 0.429						1-2 P4		0-1 F7									4 1 2 1 0 0 1					
<b>Inning Stats</b>	R: 0 E: 0 K: 0 S: 15	H: 1 LOB: 2 BB: 1 P: 28	R: 0 E: 0 K: 2 S: 10	H: 0 LOB: 0 BB: 0 P: 13	R: 0 E: 0 K: 1 S: 11	H: 1 LOB: 1 BB: 0 P: 16	R: 0 E: 0 K: 2 S: 11	H: 0 LOB: 0 BB: 0 P: 18	R: 5 E: 0 K: 0 S: 22	H: 5 LOB: 1 BB: 1 P: 34	R: 0 E: 0 K: 1 S: 10	H: 1 LOB: 0 BB: 0 P: 14	R: 1 E: 0 K: 0 S: 13	H: 2 LOB: 0 BB: 0 P: 22	R: 1 E: 0 K: 2 S: 14	H: 2 LOB: 2 BB: 1 P: 25	R: 0 E: 0 K: 1 S: 10	H: 0 LOB: 0 BB: 0 P: 17	1B: 11 2B: 2 3B: 0 HR: 0	SF: 0 SAC: 0 DP: 1 HBP: 0	WP: 1 PB: 0 CS: 0 PA: 41	
<b>PITCHER</b>	IP WLS BF H R ER SO BB IBB HBP BLK WP HR S P ERA WHIP	IP WLS BF H R ER SO BB IBB HBP BLK WP HR S P ERA WHIP	IP WLS BF H R ER SO BB IBB HBP BLK WP HR S P ERA WHIP	IP WLS BF H R ER SO BB IBB HBP BLK WP HR S P ERA WHIP	IP WLS BF H R ER SO BB IBB HBP BLK WP HR S P ERA WHIP	IP WLS BF H R ER SO BB IBB HBP BLK WP HR S P ERA WHIP	IP WLS BF H R ER SO BB IBB HBP BLK WP HR S P ERA WHIP	IP WLS BF H R ER SO BB IBB HBP BLK WP HR S P ERA WHIP	IP WLS BF H R ER SO BB IBB HBP BLK WP HR S P ERA WHIP	IP WLS BF H R ER SO BB IBB HBP BLK WP HR S P ERA WHIP	IP WLS BF H R ER SO BB IBB HBP BLK WP HR S P ERA WHIP	IP WLS BF H R ER SO BB IBB HBP BLK WP HR S P ERA WHIP	IP WLS BF H R ER SO BB IBB HBP BLK WP HR S P ERA WHIP	IP WLS BF H R ER SO BB IBB HBP BLK WP HR S P ERA WHIP	IP WLS BF H R ER SO BB IBB HBP BLK WP HR S P ERA WHIP	IP WLS BF H R ER SO BB IBB HBP BLK WP HR S P ERA WHIP	IP WLS BF H R ER SO BB IBB HBP BLK WP HR S P ERA WHIP	IP WLS BF H R ER SO BB IBB HBP BLK WP HR S P ERA WHIP	IP WLS BF H R ER SO BB IBB HBP BLK WP HR S P ERA WHIP	IP WLS BF H R ER SO BB IBB HBP BLK WP HR S P ERA WHIP	IP WLS BF H R ER SO BB IBB HBP BLK WP HR S P ERA WHIP	IP WLS BF H R ER SO BB IBB HBP BLK WP HR S P ERA WHIP
Jaret Wright, R (1, 1) ERA: 6.39	5.0	24	7	5	5	5	2	0	0	0	0	1	0	69	109	9.00	1.800					
Aaron Small, R (6, 1) ERA: 3.41	2.2	12	5	2	2	3	1	0	0	0	0	0	0	35	57	6.75	2.250					
Alan Embree, L (8, 1) ERA: 7.14	1.1	W	4	0	0	0	1	0	0	0	0	0	0	12	21	0.00	0.000					

Kansas City Royals @ New York Yankees  
 Yankee Stadium, Bronx, NY  
 Sat Aug 27 2005, 1:05 PM EDT  
 Att: 54,452 - Cloudy - 82 F

AB	37
R	7
H	12
RBI	6
BB	3
SO	9
LOB	20



Batter	1	2	3	4	5	6	7	8	9	AB	R	H	RBI	BB	SO	LOB	BOTTOM					
2 Derek Jeter, R (1, 6) OBP: 0.391, SLG: 0.454	4-1 55 2B BB		4-2 55 1B G5-4-3 BB					4-2 FC5-4 BB	3-1 2B 13 1B 1B								2 3 1 2 3 0 0					
55 Hideki Matsui, L (1, 7) OBP: 0.384, SLG: 0.497	0-2 13 WP 25 SF8 2B		1-0 G5-4-3 1B					2-1 F8	1-0 F8								5 1 2 1 0 0 3					
Gary Sheffield, R (1, 10) OBP: 0.383, SLG: 0.520	0-1 G5-3		0-0 G5-4-3					2-1 13 FC6-4 1B	2-3 13 1B 2B								5 0 2 1 0 0 3					
13 Alex Rodriguez, R (1, 5) OBP: 0.413, SLG: 0.604	4-2 BB		1-3 K2-3					1-1 FC6-4	2-0 G6-3								4 0 1 1 1 1 2					
25 Jason Giambi, L (1, 3) OBP: 0.435, SLG: 0.502	2-2 SF8							0-0 G4-3									2 1 0 1 1 0 1					
Bernie Williams, S (1, 8) OBP: 0.333, SLG: 0.405	2-0 P4							2-1 1B	2-3 1B 20 E BB								4 0 1 0 0 1 2					
20 Jorge Posada, S (1, 2) OBP: 0.342, SLG: 0.411								2-1 F8	0-2 FC1 1B 2 1B 1B								4 1 0 0 0 1 2					
Matt Lawton, L (1, 9) OBP: 0.367, SLG: 0.411								1-3 K	1-1 2 1B 1B								3 1 1 0 1 1 1					
24 Robinson Cano, L (1, 4) OBP: 0.299, SLG: 0.405								2-3 K	2-1 55 F8 2 1B 2B 1B								3 0 0 0 0 2 2					
Tino Martinez, L (9, PH) OBP: 0.331, SLG: 0.452																	1 0 1 1 0 0 0					
Tony Womack, L (9, PR) OBP: 0.271, SLG: 0.275																	0 1 0 0 0 0 0					
<b>Inning Stats</b>	R: 2 E: 0 K: 0 S: 13	H: 1 LOB: 1 BB: 2 P: 25	R: 0 E: 0 K: 0 S: 8	H: 0 LOB: 0 BB: 1 P: 15	R: 1 E: 0 K: 1 S: 8	H: 1 LOB: 0 BB: 1 P: 14	R: 0 E: 0 K: 1 S: 10	H: 0 LOB: 0 BB: 0 P: 14	R: 0 E: 0 K: 0 S: 5	H: 0 LOB: 0 BB: 0 P: 7	R: 0 E: 0 K: 0 S: 7	H: 1 LOB: 1 BB: 0 P: 12	R: 0 E: 0 K: 2 S: 10	H: 1 LOB: 1 BB: 0 P: 18	R: 0 E: 1 K: 0 S: 8	H: 0 LOB: 1 BB: 1 P: 19	R: 5 E: 1 K: 1 S: 21	H: 5 LOB: 2 BB: 1 P: 37	1B: 7 2B: 2 3B: 0 HR: 0	SF: 1 SAC: 0 DP: 1 HBP: 0	WP: 1 PB: 0 CS: 1 PA: 41	
<b>PITCHER</b>	IP WLS BF H R ER SO BB IBB HBP BLK WP HR S P ERA WHIP	IP WLS BF H R ER SO BB IBB HBP BLK WP HR S P ERA WHIP	IP WLS BF H R ER SO BB IBB HBP BLK WP HR S P ERA WHIP	IP WLS BF H R ER SO BB IBB HBP BLK WP HR S P ERA WHIP	IP WLS BF H R ER SO BB IBB HBP BLK WP HR S P ERA WHIP	IP WLS BF H R ER SO BB IBB HBP BLK WP HR S P ERA WHIP	IP WLS BF H R ER SO BB IBB HBP BLK WP HR S P ERA WHIP	IP WLS BF H R ER SO BB IBB HBP BLK WP HR S P ERA WHIP	IP WLS BF H R ER SO BB IBB HBP BLK WP HR S P ERA WHIP	IP WLS BF H R ER SO BB IBB HBP BLK WP HR S P ERA WHIP	IP WLS BF H R ER SO BB IBB HBP BLK WP HR S P ERA WHIP	IP WLS BF H R ER SO BB IBB HBP BLK WP HR S P ERA WHIP	IP WLS BF H R ER SO BB IBB HBP BLK WP HR S P ERA WHIP	IP WLS BF H R ER SO BB IBB HBP BLK WP HR S P ERA WHIP	IP WLS BF H R ER SO BB IBB HBP BLK WP HR S P ERA WHIP	IP WLS BF H R ER SO BB IBB HBP BLK WP HR S P ERA WHIP	IP WLS BF H R ER SO BB IBB HBP BLK WP HR S P ERA WHIP	IP WLS BF H R ER SO BB IBB HBP BLK WP HR S P ERA WHIP	IP WLS BF H R ER SO BB IBB HBP BLK WP HR S P ERA WHIP	IP WLS BF H R ER SO BB IBB HBP BLK WP HR S P ERA WHIP	IP WLS BF H R ER SO BB IBB HBP BLK WP HR S P ERA WHIP	IP WLS BF H R ER SO BB IBB HBP BLK WP HR S P ERA WHIP
J.P. Howell, L (1, 1) ERA: 7.23	6.0	24	4	3	3	3	4	0	0	0	0	0	0	8	14	0.00	0.000					
Andrew Sisco, L (7, 1) ERA: 2.48	1.0	H	3	0	0	0	0	0	0	0	0	0	0	8	19	0.00	1.000					
Ambiorix Burgos, R (8, 1) ERA: 3.55	1.0	4	0	0	0	0	1	0	0	0	0	0	0	8	22	81.00	9.000					
Jeremy Affeldt, L (9, 1) ERA: 4.83	0.1	L	5	2	4	3	1	0	0	0	0	0	0	13	15	0.00	9.000					
Shawn Camp, R (9, 1) ERA: 7.48	0.1	L	4	3	1	0	0	0	0	0	0	0	0	8	15	0.00	9.000					

Kansas City Royals @ New York Yankees  
 Yankee Stadium, Bronx, NY  
 Sat Aug 27 2005, 1:05 PM EDT  
 Att: 54,452 - Cloudy - 82 F

AB	33
R	8
H	9
RBI	7
BB	6
SO	6
LOB	16





Batter	1	2	3	4	5	6	7	8	9	AB	R	H	RBI	BB	SO	LOB	TOP										
9 David DeJesus, L (1, 8) OBP: 0.359, SLG: 0.445 Aron Quiel, L (7, PH) OBP: 0.111, SLG: 0.111	2-2 1B		3-2 G3		0-0 G4-3		0-2 F7		1-1 P3	3	0	1	1	0	0	1	<b>Kansas City Royals @ New York Yankees</b> Yankee Stadium, Bronx, NY Sun Aug 28 2005, 1:05 PM EDT Att: 54,951 - Cloudy - 83 F										
Chip Ambres, R (1, 7) OBP: 0.355, SLG: 0.388	1-2 P3		2-3 3-H 4-2 29 BB		3-3 K			4-2 29 HR BB	2-2 FC5-4	3	1	0	0	2	1	2											
29 Mike Sweeney, R (1, 3) OBP: 0.345, SLG: 0.527	3-2 F8		4-2 BB		0-0 L6			1-0 HR		3	1	1	2	1	0	1											
Emil Brown, R (1, 10) OBP: 0.338, SLG: 0.436	2-3 K		2-0 P2		4-0 FC1-6 BB			3-2 F9		3	0	0	0	1	1	4											
Terrence Long, L (1, 9) OBP: 0.314, SLG: 0.379			3-3 K		0-1 FC1-6			2-2 F7		4	0	0	0	0	1	4											
4 Angel Berroa, R (1, 6) OBP: 0.301, SLG: 0.360 24 Mark Teahen, L (3, 5) OBP: 0.297, SLG: 0.343			1-3 K		1-2 F7			3-2 K		1	0	0	0	0	1	0											
14 John Buck, R (1, 2) OBP: 0.288, SLG: 0.338			3-3 K		1-2 F9			1-2 F7		4	0	0	0	0	2	1											
Denny Hocking, S (1, 4) OBP: 0.364, SLG: 0.250			4-1 2B 9 G3		1-0 L5			3-2 FC5-4 1B		2	1	1	0	2	0	0											
Joe McEwing, R (1, 5) OBP: 0.267, SLG: 0.305			1-1 9 G3 2B		2-2 G6-3			2-2 L7		4	0	1	0	0	0	2											
25 Jason Giambi, L (1, 3) OBP: 0.440, SLG: 0.525 Tino Martinez, L (8, 3) OBP: 0.330, SLG: 0.450			2-2 1B		3-1 HR			1-3 2-H 3-H 1B		3	2	3	7	1	0	0											
Inning Stats	R: 0 E: 0 K: 1 S: 15	H: 1 LOB: 1 BB: 0 P: 23	R: 0 E: 0 K: 3 S: 13	H: 0 LOB: 0 BB: 0 P: 20	R: 1 E: 0 K: 0 S: 14	H: 1 LOB: 3 BB: 3 P: 33	R: 0 E: 0 K: 0 S: 7	H: 0 LOB: 0 BB: 0 P: 10	R: 0 E: 0 K: 1 S: 8	H: 0 LOB: 0 BB: 0 P: 13	R: 0 E: 0 K: 1 S: 14	H: 0 LOB: 1 BB: 1 P: 22	R: 2 E: 0 K: 0 S: 18	H: 2 LOB: 1 BB: 1 P: 32	R: 0 E: 0 K: 0 S: 16	H: 1 LOB: 1 BB: 0 P: 24	1B: 2 2B: 2 HR: 1	SF: 0 SAC: 0 DP: 0 HBP: 0	WP: 0 PB: 0 SB: 0 CS: 0	PA: 38							
PITCHER	IP	WLS	BF	H	R	ER	SO	BB	IBB	HBP	BLK	WP	HR	S	P	ERA	WHIP										
Al Leiter, L (1, 1) ERA: 5.75	6.0	W	24	2	1	1	6	4	0	0	0	0	0	64	112	1.50	1.000										
Tanyon Sturtze, R (7, 1) ERA: 4.3	1.1		7	1	2	2	1	2	0	0	0	0	1	21	37	13.50	2.250										
Alan Embree, L (8, 1) ERA: 7.04	0.2		3	1	0	0	0	0	0	0	0	0	0	11	17	0.00	1.500										
Felix Rodriguez, R (9, 1) ERA: 4.38	1.0		4	1	0	0	0	0	0	0	0	0	0	16	24	0.00	1.000										

Batter	1	2	3	4	5	6	7	8	9	AB	R	H	RBI	BB	SO	LOB	BOTTOM										
2 Derek Jeter, R (1, 6) OBP: 0.393, SLG: 0.456	3-2 L4	3-2 G4-6-3-4		2-0 1B		2-2 55 2B 25 1B	3-1 1B			5	1	3	0	0	0	1	<b>Kansas City Royals @ New York Yankees</b> Yankee Stadium, Bronx, NY Sun Aug 28 2005, 1:05 PM EDT Att: 54,951 - Cloudy - 83 F										
55 Hideki Matsui, L (1, 8) OBP: 0.385, SLG: 0.497 Felix Escalona, R (8, 5) OBP: 0.308, SLG: 0.333	4-2 25 BB 1B		0-0 G4-3	2-1 G3		0-2 25 1B 2B	3-2 F7			4	2	1	0	1	0	2											
Gary Sheffield, R (1, 9) OBP: 0.383, SLG: 0.519	0-1 25 BB 1B		1-1 25 HR 1B		0-3 K	0-1 P2	3-2 P6			5	2	2	0	0	1	3											
13 Alex Rodriguez, R (1, 5) OBP: 0.416, SLG: 0.604 Bubba Crosby, L (8, 8) OBP: 0.291, SLG: 0.209	1-1 F7		0-1 25 HR 1B		1-0 25 HR 1B	4-0 25 1B 1B		0-2 G6-3		3	3	2	0	1	0	2											
25 Jason Giambi, L (1, 3) OBP: 0.440, SLG: 0.525 Tino Martinez, L (8, 3) OBP: 0.330, SLG: 0.450	4-2 1B		2-2 HR		3-1 HR	3-2 1B		1-3 K		3	2	3	7	1	0	0											
Bernie Williams, S (1, 10) OBP: 0.333, SLG: 0.405	1-2 1B		1-0 G4-3		1-1 P6	0-0 1B		2-2 F7		5	0	2	3	0	0	0											
Matt Lawton, L (1, 7) OBP: 0.366, SLG: 0.498	1-2 F8		1-1 G4-3		4-0 20 2B BB	1-0 F7				3	0	0	0	1	0	4											
20 Jorge Posada, S (1, 2) OBP: 0.341, SLG: 0.412		0-3 K		0-1 G3-1	1-1 2B	0-0 F8				4	0	1	0	0	1	2											
24 Robinson Cano, L (1, 4) OBP: 0.298, SLG: 0.404		0-1 2 4-6-3-4 1B		0-0 G6-3	1-2 F8		1-2 F7			4	0	1	0	0	0	2											
Inning Stats	R: 2 E: 0 K: 0 S: 20	H: 2 LOB: 2 BB: 2 P: 34	R: 0 E: 0 K: 1 S: 10	H: 1 LOB: 0 BB: 0 P: 13	R: 3 E: 0 K: 0 S: 11	H: 3 LOB: 0 BB: 0 P: 16	R: 0 E: 0 K: 0 S: 6	H: 1 LOB: 1 BB: 0 P: 10	R: 2 E: 0 K: 0 S: 13	H: 3 LOB: 2 BB: 1 P: 24	R: 3 E: 0 K: 0 S: 16	H: 4 LOB: 2 BB: 1 P: 26	R: 0 E: 0 K: 1 S: 9	H: 0 LOB: 0 BB: 0 P: 12	1B: 11 2B: 3 3B: 0 HR: 2	SF: 0 SAC: 0 DP: 1 HBP: 0		WP: 0 PB: 0 SB: 0 CS: 0	PA: 42								
PITCHER	IP	WLS	BF	H	R	ER	SO	BB	IBB	HBP	BLK	WP	HR	S	P	ERA	WHIP										
23 Zack Greinke, R (1, 1) ERA: 6.28	4.2	L	26	10	7	7	2	3	0	0	0	0	0	19	30	20.25	3.000										
Jeremy Affeldt, L (5, 1) ERA: 5.45	1.1		9	4	3	3	0	0	1	0	0	0	0	16	26	0.00	1.000										
Jonah Bayliss, R (7, 1) ERA: 4.63	1.0		4	1	0	0	0	0	0	0	0	0	0	9	12	0.00	0.000										
41 Jimmy Gobble, L (8, 1) ERA: 6.75	1.0		3	0	0	0	1	0	0	0	0	0	0	9	12	0.00	0.000										

Batter	1	2	3	4	5	6	7	8	9	10	AB	R	H	RBI	BB	SO	LOB	TOP				
Michael Ryan, L OBP: 0.298, SLG: 0.347	G4-3		F8					SH2-4			3	1	1	0	1	0	0					
8 Nick Punto, S OBP: 0.301, SLG: 0.334	G5-3		G4-3					K			5	0	1	2	0	1	3					
7 Joe Mauer, L OBP: 0.377, SLG: 0.434			G1-3								3	0	1	0	2	0	0					
33 Justin Morneau, L OBP: 0.304, SLG: 0.432	K							G4-3			5	0	0	0	0	2	5					
20 Lew Ford, R OBP: 0.335, SLG: 0.387											4	1	1	0	0	2	0					
Jacque Jones, L OBP: 0.333, SLG: 0.449											4	0	1	0	0	0	1					
5 Michael Cuddyer, R OBP: 0.324, SLG: 0.400											4	0	1	1	0	1	1					
Terry Tiffee, S OBP: 0.238, SLG: 0.308											3	0	0	0	1	1	0					
Jason Bartlett, R OBP: 0.331, SLG: 0.376											3	1	2	0	1	0	2					
<b>Inning Stats</b>	R: 0 E: 0 K: 1 S: 16	H: 1 LOB: 1 BB: 0 P: 23	R: 0 E: 0 K: 1 S: 22	H: 1 LOB: 2 BB: 1 P: 37	R: 0 E: 0 K: 0 S: 6	H: 0 LOB: 0 BB: 0 P: 10	R: 1 E: 0 K: 1 S: 6	H: 2 LOB: 0 BB: 0 P: 13	R: 0 E: 0 K: 0 S: 5	H: 0 LOB: 0 BB: 0 P: 7	R: 0 E: 0 K: 1 S: 8	H: 0 LOB: 0 BB: 0 P: 13	R: 0 E: 0 K: 1 S: 9	H: 1 LOB: 2 BB: 1 P: 16	R: 0 E: 0 K: 2 S: 9	H: 0 LOB: 0 BB: 0 P: 14	R: 2 E: 0 K: 0 S: 11	H: 1 LOB: 1 BB: 3 P: 27	1B: 4 2B: 4 3B: 0 HR: 0	SF: 0 SAC: 1 DP: 2 HBP: 0	WP: 2 PB: 0 SB: 1 CS: 1	PA: 41
<b>PITCHER</b>	IP	WLS	BF	H	R	ER	SO	BB	IBB	HBP	BLK	WP	HR	S	P	ERA	WHIP					
D.J. Carrasco, R ERA: 4.74	(1, 1)	5.0	20	6	1	1	3	1	0	0	0	0	0	58	96	1.80	1.400					
Andrew Sisco, L ERA: 2.4	(6, 1)	2.0	6	0	0	0	1	0	0	0	0	0	0	13	20	0.00	0.000					
Ambiorix Burgos, R ERA: 3.47	(8, 1)	1.0	5	1	0	0	1	0	1	0	0	0	0	9	16	0.00	1.000					
Mike MacDougal, R ERA: 3.66	(9, 1)	1.0	3	0	0	0	2	0	0	0	0	0	0	9	14	0.00	0.000					
Shawn Camp, R ERA: 7.85	(10, 1)	1.0	L	6	1	2	2	0	2	1	0	0	1	0	11	27	18.00	3.000				

Minnesota Twins @ Kansas City Royals  
Kauffman Stadium, Kansas City, MO  
Mon Aug 29 2005, 7:10 PM CDT  
Att: 13,555 - Clear - 82 F

AB 34  
R 3  
H 8  
RBI 3  
BB 5  
SO 7  
LOB 12



Batter	1	2	3	4	5	6	7	8	9	10	AB	R	H	RBI	BB	SO	LOB	BOTTOM				
Aaron Guiel, L OBP: 0.154, SLG: 0.154	K										4	0	1	0	0	1	0					
Chip Ambres, R OBP: 0.344, SLG: 0.373	K										3	0	0	0	0	2	0					
Terrence Long, L OBP: 0.313, SLG: 0.378	G3-1										4	1	1	0	0	0	1					
Emil Brown, R OBP: 0.339, SLG: 0.438											3	0	1	1	1	0	0					
24 Mark Teahen, L OBP: 0.299, SLG: 0.343											3	0	1	0	1	0	1					
4 Angel Berroa, R OBP: 0.299, SLG: 0.357											4	0	0	0	0	0	4					
14 John Buck, R OBP: 0.268, SLG: 0.336											4	0	1	0	0	2	0					
Denny Hocking, S OBP: 0.351, SLG: 0.226											3	0	0	0	1	0	1					
Joe McEwing, R OBP: 0.262, SLG: 0.299											3	0	0	0	0	2	1					
Matt Stairs, L OBP: 0.365, SLG: 0.441											1	0	0	0	0	0	0					
<b>Inning Stats</b>	R: 0 E: 0 K: 2 S: 8	H: 0 LOB: 0 BB: 0 P: 11	R: 0 E: 0 K: 0 S: 11	H: 0 LOB: 0 BB: 0 P: 13	R: 0 E: 0 K: 1 S: 9	H: 1 LOB: 0 BB: 0 P: 13	R: 1 E: 0 K: 1 S: 13	H: 2 LOB: 1 BB: 0 P: 19	R: 0 E: 0 K: 1 S: 9	H: 0 LOB: 1 BB: 1 P: 18	R: 0 E: 0 K: 0 S: 6	H: 0 LOB: 0 BB: 0 P: 11	R: 0 E: 0 K: 0 S: 8	H: 1 LOB: 0 BB: 0 P: 13	R: 0 E: 0 K: 0 S: 11	H: 1 LOB: 3 BB: 2 P: 20	R: 0 E: 0 K: 1 S: 7	H: 0 LOB: 0 BB: 0 P: 8	1B: 4 2B: 1 3B: 0 HR: 0	SF: 0 SAC: 1 DP: 2 HBP: 0	WP: 1 PB: 0 SB: 0 CS: 0	PA: 36
<b>PITCHER</b>	IP	WLS	BF	H	R	ER	SO	BB	IBB	HBP	BLK	WP	HR	S	P	ERA	WHIP					
30 Scott Baker, R ERA: 2.25	(1, 1)	7.0	24	4	1	1	5	1	0	0	0	0	0	64	98	1.29	0.714					
Juan Rincon, R ERA: 2.45	(8, 1)	2.0	W	9	1	0	1	1	1	0	0	0	1	0	20	33	0.00	1.000				
36 Joe Nathan, R ERA: 2.35	(10, 1)	1.0	S	3	0	0	1	0	0	0	0	0	0	7	8	0.00	0.000					

Minnesota Twins @ Kansas City Royals  
Kauffman Stadium, Kansas City, MO  
Mon Aug 29 2005, 7:10 PM CDT  
Att: 13,555 - Clear - 82 F

AB 32  
R 1  
H 5  
RBI 1  
BB 3  
SO 7  
LOB 8



Batter	1	2	3	4	5	6	7	8	9	AB	R	H	RBI	BB	SO	LOB	TOP				
Michael Ryan, L (1, 7) OBP: 0.296, SLG: 0.354	1-0 FC3-5-6-2 8 2B		3-1 P6		3-2 F8		3-3 K		0-0 SH1-4	4	0	1	0	0	1	0	<b>Minnesota Twins @ Kansas City Royals</b> Kauffman Stadium, Kansas City, MO Tue Aug 30 2005, 7:10 PM CDT Att: 13,819 - Clear - 83 F <a href="http://livebaseballscorecards.com">livebaseballscorecards.com</a>				
8 Nick Punto, S (1, 4) OBP: 0.305, SLG: 0.334	0-0 FC3-5-6-2 7 3B		0-2 7 1B			4-1 7 2B BB	2-0 F8		4-2 7 G4-6-3 BB	3	2	1	0	2	0	1					
7 Joe Mauer, L (1, 2) OBP: 0.379, SLG: 0.443	2-2 2-H 2B		2-1 G4-6-3 1B			0-2 1-H E 2B	1-2 G6-3		1-1 G4-6-3	5	2	3	2	0	0	3					
Jacque Jones, L (1, 9) OBP: 0.333, SLG: 0.447	1-0 F8		1-2 G4-6-3 1B			1-2 33 S 33 HR 1B		1-3 K		4	1	1	1	0	1	3					
20 Lew Ford, R (1, 8) OBP: 0.336, SLG: 0.389	2-2 3-H 2B			1-0 F9			1-1 33 S HBP	3-2 F8		3	1	1	1	0	0	0					
Matthew LeCroy, R (1, 10) OBP: 0.354, SLG: 0.452	3-1 F8			2-1 F8			1-0 F8	0-1 1B		4	0	1	0	0	0	3					
33 Justin Morneau, L (1, 3) OBP: 0.304, SLG: 0.438		1-0 F8		3-1 F8			2-2 1-H 2-H HR	0-1 P4		4	1	1	3	0	0	1					
5 Michael Cuddyer, R (1, 5) OBP: 0.323, SLG: 0.398		0-0 G3			1-0 G6-3		0-3 K		0-1 SH1-4 1B	4	0	1	0	0	1	0					
Jason Bartlett, R (1, 6) OBP: 0.329, SLG: 0.373		2-3 K			0-1 G5-3		1-1 L5		0-1 SH1-4 1B	4	0	1	0	0	1	0					
<b>Inning Stats</b>	R: 2 E: 0 K: 0 S: 11	H: 3 LOB: 1 BB: 0 P: 20	R: 0 E: 0 K: 0 S: 7	H: 0 LOB: 0 BB: 0 P: 10	R: 0 E: 0 K: 0 S: 10	H: 2 LOB: 1 BB: 0 P: 16	R: 0 E: 0 K: 0 S: 5	H: 0 LOB: 0 BB: 0 P: 11	R: 0 E: 0 K: 1 S: 21	H: 3 LOB: 0 BB: 1 P: 31	R: 0 E: 0 K: 1 S: 9	H: 0 LOB: 0 BB: 0 P: 15	R: 0 E: 0 K: 1 S: 10	H: 1 LOB: 1 BB: 0 P: 14	R: 0 E: 0 K: 0 S: 11	H: 2 LOB: 2 BB: 1 P: 16	1B: 6 2B: 3 3B: 1 HR: 1	SF: 0 SAC: 1 DP: 2 HBP: 1	WP: 0 PB: 0 SB: 2 CS: 0	PA: 39	
<b>PITCHER</b>	IP WLS BF H R ER SO BB IBB HBP BLK WP HR S P ERA WHIP	IP WLS BF H R ER SO BB IBB HBP BLK WP HR S P ERA WHIP	IP WLS BF H R ER SO BB IBB HBP BLK WP HR S P ERA WHIP	IP WLS BF H R ER SO BB IBB HBP BLK WP HR S P ERA WHIP	IP WLS BF H R ER SO BB IBB HBP BLK WP HR S P ERA WHIP	IP WLS BF H R ER SO BB IBB HBP BLK WP HR S P ERA WHIP	IP WLS BF H R ER SO BB IBB HBP BLK WP HR S P ERA WHIP	IP WLS BF H R ER SO BB IBB HBP BLK WP HR S P ERA WHIP	IP WLS BF H R ER SO BB IBB HBP BLK WP HR S P ERA WHIP	IP WLS BF H R ER SO BB IBB HBP BLK WP HR S P ERA WHIP	IP WLS BF H R ER SO BB IBB HBP BLK WP HR S P ERA WHIP	IP WLS BF H R ER SO BB IBB HBP BLK WP HR S P ERA WHIP	IP WLS BF H R ER SO BB IBB HBP BLK WP HR S P ERA WHIP	IP WLS BF H R ER SO BB IBB HBP BLK WP HR S P ERA WHIP	IP WLS BF H R ER SO BB IBB HBP BLK WP HR S P ERA WHIP	IP WLS BF H R ER SO BB IBB HBP BLK WP HR S P ERA WHIP	IP WLS BF H R ER SO BB IBB HBP BLK WP HR S P ERA WHIP	IP WLS BF H R ER SO BB IBB HBP BLK WP HR S P ERA WHIP	IP WLS BF H R ER SO BB IBB HBP BLK WP HR S P ERA WHIP	IP WLS BF H R ER SO BB IBB HBP BLK WP HR S P ERA WHIP	IP WLS BF H R ER SO BB IBB HBP BLK WP HR S P ERA WHIP
Jose Lima, R (1, 1) ERA: 6.56	5.1 L	24 7	6 6	1 1	3 3	1 0	0 0	0 0	0 0	0 1	36 53	88	10.12	1.500							
41 Jimmy Gobble, L (6, 1) ERA: 6.42	3.0	14 4	1 1	1 3	1 0	0 0	0 0	0 0	0 0	1 36	53	3.00	1.667								
Ambiorix Burgos, R (9, 1) ERA: 3.42	0.2	1 0	0 0	0 0	0 0	0 0	0 0	0 0	0 0	0 2	3	0.00	0.000								

Batter	1	2	3	4	5	6	7	8	9	AB	R	H	RBI	BB	SO	LOB	BOTTOM					
Aaron Guiel, L (1, 8) OBP: 0.111, SLG: 0.111	0-3 K		0-1 P6		1-2 G3		2-2 G3-1		1-2 K	5	0	0	0	0	2	6	<b>Minnesota Twins @ Kansas City Royals</b> Kauffman Stadium, Kansas City, MO Tue Aug 30 2005, 7:10 PM CDT Att: 13,819 - Clear - 83 F <a href="http://livebaseballscorecards.com">livebaseballscorecards.com</a>					
Denny Hocking, S (1, 4) OBP: 0.333, SLG: 0.222	1-1 F7		0-1 F8		2-3 K		0-1 E2		1-3 K	5	0	1	2	0	2	4						
Terrence Long, L (1, 7) OBP: 0.309, SLG: 0.373	3-2 G6-3			0-0 F8		1-1 G6-3		2-H 3-H 3-3 K	0-0 F9	5	0	0	0	0	1	3						
Emil Brown, R (1, 9) OBP: 0.340, SLG: 0.443		2-2 G3 4 FC1-5 2B		0-1 G1-3		1-0 F9		0-0 FC1-6 2B		4	0	2	0	0	0	0						
Matt Stairs, L (1, 10) OBP: 0.367, SLG: 0.451		2-2 G3		3-2 HR		0-1 E9		1-0 FC1-6 4 1B		4	1	2	1	0	0	2						
4 Angel Berroa, R (1, 6) OBP: 0.298, SLG: 0.356		1-2 FC1-5		1-1 G3		1-1 G1-3		0-0 24 G4-6-3 1B		4	0	1	0	0	0	2						
24 Mark Teahen, L (1, 5) OBP: 0.299, SLG: 0.342		1-0 G3			1-2 14 FC6-4 1B		1-1 L8		1-0 G4-6-3	4	0	1	0	0	0	3						
14 John Buck, R (1, 2) OBP: 0.273, SLG: 0.347			1-2 HR		0-0 FC6-4 G3 1B		2-2 G3-1 1B		4-2 1B	2	2	1	1	1	0	1						
Joe McEwing, R (1, 3) OBP: 0.275, SLG: 0.311			1-0 G1-3		1-2 G3		3-2 G3-1		1-2 1B	4	1	3	0	0	0	0						
<b>Inning Stats</b>	R: 0 E: 0 K: 1 S: 9	H: 0 LOB: 0 BB: 0 P: 13	R: 0 E: 0 K: 0 S: 13	H: 1 LOB: 1 BB: 0 P: 19	R: 1 E: 0 K: 0 S: 9	H: 1 LOB: 0 BB: 0 P: 11	R: 1 E: 0 K: 0 S: 8	H: 1 LOB: 0 BB: 0 P: 12	R: 0 E: 0 K: 0 S: 15	H: 2 LOB: 2 BB: 0 P: 20	R: 0 E: 0 K: 0 S: 7	H: 1 LOB: 1 BB: 0 P: 10	R: 2 E: 1 K: 1 S: 18	H: 2 LOB: 1 BB: 0 P: 29	R: 0 E: 0 K: 0 S: 4	H: 2 LOB: 1 BB: 0 P: 6	R: 0 E: 0 K: 2 S: 14	H: 1 LOB: 2 BB: 1 P: 21	1B: 7 2B: 2 3B: 0 HR: 2	SF: 0 SAC: 0 DP: 1 HBP: 1	WP: 0 PB: 0 SB: 0 CS: 0	PA: 39
<b>PITCHER</b>	IP WLS BF H R ER SO BB IBB HBP BLK WP HR S P ERA WHIP	IP WLS BF H R ER SO BB IBB HBP BLK WP HR S P ERA WHIP	IP WLS BF H R ER SO BB IBB HBP BLK WP HR S P ERA WHIP	IP WLS BF H R ER SO BB IBB HBP BLK WP HR S P ERA WHIP	IP WLS BF H R ER SO BB IBB HBP BLK WP HR S P ERA WHIP	IP WLS BF H R ER SO BB IBB HBP BLK WP HR S P ERA WHIP	IP WLS BF H R ER SO BB IBB HBP BLK WP HR S P ERA WHIP	IP WLS BF H R ER SO BB IBB HBP BLK WP HR S P ERA WHIP	IP WLS BF H R ER SO BB IBB HBP BLK WP HR S P ERA WHIP	IP WLS BF H R ER SO BB IBB HBP BLK WP HR S P ERA WHIP	IP WLS BF H R ER SO BB IBB HBP BLK WP HR S P ERA WHIP	IP WLS BF H R ER SO BB IBB HBP BLK WP HR S P ERA WHIP	IP WLS BF H R ER SO BB IBB HBP BLK WP HR S P ERA WHIP	IP WLS BF H R ER SO BB IBB HBP BLK WP HR S P ERA WHIP	IP WLS BF H R ER SO BB IBB HBP BLK WP HR S P ERA WHIP	IP WLS BF H R ER SO BB IBB HBP BLK WP HR S P ERA WHIP	IP WLS BF H R ER SO BB IBB HBP BLK WP HR S P ERA WHIP	IP WLS BF H R ER SO BB IBB HBP BLK WP HR S P ERA WHIP	IP WLS BF H R ER SO BB IBB HBP BLK WP HR S P ERA WHIP	IP WLS BF H R ER SO BB IBB HBP BLK WP HR S P ERA WHIP	IP WLS BF H R ER SO BB IBB HBP BLK WP HR S P ERA WHIP	
Carlos Silva, R (1, 1) ERA: 3.34	6.2 W	29 8	4 4	2 2	0 1	0 0	0 0	0 0	0 0	0 3	6	0.00	0.000									
J.C. Romero, L (7, 1) ERA: 2.79	0.1 H	1 0	0 0	1 1	0 0	0 0	0 0	0 0	0 0	0 4	6	0.00	2.000									
2B Jesse Crain, R (8, 1) ERA: 2.51	1.0 H	4 2	0 0	0 0	0 0	0 0	0 0	0 0	0 0	0 14	21	0.00	2.000									
36 Joe Nathan, R (9, 1) ERA: 2.31	1.0 S	5 1	0 0	0 2	1 0	0 0	0 0	0 0	0 0	0 14	21	0.00	2.000									



Batter	1	2	3	4	5	6	7	8	9	AB	R	H	RBI	BB	SO	LOB	TOP				
Michael Ryan, L (1, 7) OBP: 0.304, SLG: 0.353	4-1 BB		0-0 G4-3		2-1 SH1-4		2-1 1B		3-3 K	3	0	1	0	1	1	2					
8 Nick Punto, S (1, 4) OBP: 0.304, SLG: 0.336	1-3 K		0-1 2B		1-2 G3		0-3 K			4	0	1	0	0	2	4					
7 Joe Mauer, L (1, 10) OBP: 0.382, SLG: 0.445	1-0 1B		1-0 G3-4-1		4-1 BB		1-1 CS		1-2 1B	3	0	2	0	1	0	1					
Jacque Jones, L (1, 9) OBP: 0.332, SLG: 0.445	1-0 G4-6-3			2-2 1B	2-0 G4-3			2-2 G6-3		4	0	1	0	0	0	6					
20 Lew Ford, R (1, 8) OBP: 0.337, SLG: 0.388		2-2 K		1-3 K		1-1 HBP		2-1 1B		3	0	1	0	0	2	1					
33 Justin Morneau, L (1, 3) OBP: 0.305, SLG: 0.438		1-0 1B		2-1 1B		0-1 F8		1-0 P5		4	0	2	0	0	0	2					
Terry Tiffee, S (1, 5) OBP: 0.238, SLG: 0.306		1-0 1B		2-1 FC3-6-1-2		0-0 F7			0-1 G6-3	4	0	1	0	0	0	3					
55 Mike Redmond, R (1, 2) OBP: 0.333, SLG: 0.368 Brent Abernathy, R (9, PR) OBP: 0.317, SLG: 0.321 54 Matt Guerrier, R (9, 1) Terry Mulholland, R (9, 1)			2-1 G6-4-3		0-0 SH1-4	2-1 F7			1-2 1B	4	0	2	0	0	0	3					
Jason Bartlett, R (1, 6) OBP: 0.333, SLG: 0.382			0-2 G6-3		1-1 SH1-4		1-2 F8		0-0 2B	4	0	2	0	0	0	0					
<b>Inning Stats</b>	R: 0 E: 0 K: 1 S: 7	H: 1 LOB: 1 BB: 1 P: 14	R: 0 E: 0 K: 1 S: 7	H: 2 LOB: 1 BB: 0 P: 13	R: 0 E: 0 K: 0 S: 7	H: 1 LOB: 1 BB: 0 P: 8	R: 0 E: 0 K: 1 S: 10	H: 2 LOB: 1 BB: 0 P: 17	R: 0 E: 0 K: 0 S: 10	H: 0 LOB: 1 BB: 0 P: 9	R: 0 E: 0 K: 1 S: 9	H: 1 LOB: 0 BB: 0 P: 13	R: 0 E: 1 K: 0 S: 9	H: 2 LOB: 1 BB: 0 P: 15	R: 0 E: 0 K: 1 S: 13	H: 2 LOB: 2 BB: 0 P: 17	1B: 11 2B: 3 HR: 0	SF: 0 SAC: 1 DP: 4 HBP: 1	WP: 0 PB: 0 CS: 1	PA: 38	
<b>PITCHER</b>	IP WLS BF H R ER SO BB IBB HBP BLK WP HR S P ERA WHIP	6.0 26 8 0 0 3 2 0 1 0 0 0 47 81 0.00 1.667	2.0 7 3 0 0 1 0 0 0 0 0 0 18 28 0.00 1.500	1.0 W 4 2 0 0 1 0 0 0 0 0 13 17 0.00 2.000																	

Minnesota Twins @ Kansas City Royals  
Kauffman Stadium, Kansas City, MO  
Wed Aug 31 2005, 1:10 PM CDT  
Att: 12,963 - Partly Cloudy - 85 F

AB 33  
R 0  
H 13  
RBI 0  
BB 2  
SO 5  
LOB 22



Batter	1	2	3	4	5	6	7	8	9	AB	R	H	RBI	BB	SO	LOB	BOTTOM				
Aaron Guiel, L (1, 8) OBP: 0.091, SLG: 0.091	0-1 F8			0-1 F9		2-2 P5		1-1 F8		4	0	0	0	0	0	1					
Denny Hocking, S (1, 4) OBP: 0.348, SLG: 0.231	2-2 G3			2-2 G6-3		4-1 BB			1-0 1B	3	1	1	0	1	0	0					
Terrence Long, L (1, 7) OBP: 0.310, SLG: 0.373 Chip Ambres, R (5, 7) OBP: 0.337, SLG: 0.365	1-0 G4-3			2-2 1B		2-1 F8			1-2 E5	2	0	1	0	0	0	0					
Matt Stairs, L (1, 10) OBP: 0.363, SLG: 0.445		1-0 P4		1-1 G4-3		0-0 P4			1-3 K	4	0	0	0	0	1	3					
Emil Brown, R (1, 9) OBP: 0.342, SLG: 0.444		1-1 F9			3-2 G6-3	2-1 FC1-6			0-0 1B	4	0	2	1	0	0	0					
24 Mark Teahen, L (1, 5) OBP: 0.297, SLG: 0.339		2-2 G6-3			3-2 G3-1	2-2 FC1-6			1-2 1B	3	0	0	0	0	0	1					
4 Angel Berroa, R (1, 6) OBP: 0.297, SLG: 0.354			1-2 G5-3		1-3 K	3-1 FC6-4				3	0	0	0	0	1	1					
Paul Phillips, R (1, 2) OBP: 0.258, SLG: 0.452			0-3 K			0-0 SH1-4		2-2 G4-3		3	0	1	0	0	1	0					
Joe McEwing, R (1, 3) OBP: 0.271, SLG: 0.307			2-2 F9			0-0 SH1-4		2-2 G6-3		2	0	0	0	0	0	0					
<b>Inning Stats</b>	R: 0 E: 0 K: 0 S: 6	H: 0 LOB: 0 BB: 0 P: 9	R: 0 E: 0 K: 0 S: 6	H: 0 LOB: 0 BB: 0 P: 10	R: 0 E: 0 K: 1 S: 9	H: 0 LOB: 0 BB: 0 P: 12	R: 0 E: 0 K: 0 S: 12	H: 1 LOB: 1 BB: 0 P: 17	R: 0 E: 0 K: 0 S: 9	H: 1 LOB: 2 BB: 1 P: 17	R: 0 E: 0 K: 0 S: 8	H: 1 LOB: 1 BB: 0 P: 15	R: 0 E: 0 K: 0 S: 9	H: 0 LOB: 0 BB: 0 P: 14	R: 1 E: 1 K: 1 S: 9	H: 2 LOB: 2 BB: 0 P: 12	1B: 4 2B: 1 3B: 0 HR: 0	SF: 0 SAC: 1 DP: 0 HBP: 0	WP: 0 PB: 0 CS: 0	PA: 32	
<b>PITCHER</b>	IP WLS BF H R ER SO BB IBB HBP BLK WP HR S P ERA WHIP	7.0 25 3 0 0 2 1 0 0 0 0 0 9 14 0.00 0.000	1.0 L 2 1 1 1 0 0 0 0 0 0 5 7 ∞ ∞	0.1 2 1 0 0 1 0 0 0 0 0 0 4 5 0.00 3.000																	

Minnesota Twins @ Kansas City Royals  
Kauffman Stadium, Kansas City, MO  
Wed Aug 31 2005, 1:10 PM CDT  
Att: 12,963 - Partly Cloudy - 85 F


AB 30  
R 1  
H 5  
RBI 1  
BB 1  
SO 3  
LOB 9




Batter	1	2	3	4	5	6	7	8	9	AB R H RBI BB SO LOB	TOP										
<b>Gary Matthews, S</b> (1, 8) OBP: 0.317, SLG: 0.454	G4-3		K <sup>10</sup> WP	L8			K		K	5 0 0 0 0 3 0	<b>Texas Rangers @ Kansas City Royals</b> Kauffman Stadium, Kansas City, MO Thu Sep 01 2005, 7:10 PM CDT Att: 12,735 - Clear - 78 F										
<b>10 Michael Young, R</b> (1, 6) OBP: 0.376, SLG: 0.504	G5-3		K		K		HBP			3 0 0 0 0 2 1											
<b>23 Mark Teixeira, S</b> (1, 3) OBP: 0.363, SLG: 0.538	G6-3		K		K2-3		K			4 0 0 0 0 3 2											
<b>Afonso Soriano, R</b> (1, 4) OBP: 0.320, SLG: 0.539		E S 1B		G5-3 9 2B	G6-3			E9 9 1B		4 1 3 0 0 0 0											
<b>Kevin Mench, R</b> (1, 7) OBP: 0.345, SLG: 0.508	G5-3		G5-3			G4-6-3 9 1B		G6-4-3 BB		3 0 1 0 1 0 2											
<b>9 Hank Blalock, L</b> (1, 5) OBP: 0.327, SLG: 0.447	P6		HR		G4-6-3 1-2f			L9		4 1 1 1 0 0 4											
<b>Phil Nevin, R</b> (1, 10) OBP: 0.295, SLG: 0.383			HR		K			G6-4-3 1-2f		2 1 0 0 2 1 2											
<b>Rod Barajas, R</b> (1, 2) OBP: 0.309, SLG: 0.456	L7		HR					F8		4 2 2 4 0 0 2											
<b>Mark DeRosa, R</b> (1, 9) OBP: 0.298, SLG: 0.423			P6		K		F9	G1-4-3		4 0 0 0 0 1 0											
<b>Inning Stats</b>	R: 0 E: 0 K: 0 S: 7	H: 0 LOB: 0 BB: 0 P: 11	R: 0 E: 0 K: 0 S: 12	H: 1 LOB: 2 BB: 1 P: 25	R: 0 E: 0 K: 3 S: 12	H: 0 LOB: 1 BB: 0 P: 21	R: 4 E: 0 K: 1 S: 11	H: 3 LOB: 0 BB: 1 P: 23	R: 0 E: 0 K: 2 S: 8	H: 0 LOB: 0 BB: 0 P: 12	R: 0 E: 0 K: 1 S: 9	H: 1 LOB: 0 BB: 0 P: 16	R: 1 E: 0 K: 2 S: 10	H: 1 LOB: 1 BB: 0 P: 15	R: 0 E: 1 K: 0 S: 11	H: 1 LOB: 1 BB: 0 P: 21	R: 0 E: 0 K: 1 S: 10	H: 0 LOB: 0 BB: 0 P: 17	1B: 3 2B: 2 3B: 0 HR: 2	SF: 0 SAC: 0 DP: 2 HBP: 1	WP: 2 PA: 37 PB: 0 SB: 1 CS: 0
<b>PITCHER</b>	IP WLS BF H R ER SO BB IBB HBP BLK WP HR S P ERA WHIP											<b>PITCHER</b>	IP WLS BF H R ER SO BB IBB HBP BLK WP HR S P ERA WHIP								
<b>J.P. Howell, L</b> (1, 1) ERA: 7.08	6.0 L 25 5 4 4 7 2 0 0 0 0 2 1 59 108 6.00 1.167																				
<b>Ambiorix Burgos, R</b> (7, 1) ERA: 3.54	1.0 5 1 1 1 2 0 0 1 0 0 1 10 15 9.00 1.000																				
<b>Jeremy Afeldt, L</b> (8, 1) ERA: 5.14	2.0 7 1 0 0 1 1 0 0 0 0 0 0 21 38 0.00 1.000																				

Batter	1	2	3	4	5	6	7	8	9	AB R H RBI BB SO LOB	BOTTOM										
<b>Chip Ambres, R</b> (1, 8) OBP: 0.350, SLG: 0.371	G5-4-3 1B		G1-3				F8		G4-3 SH1-4 BB	4 0 2 0 1 0 1	<b>Texas Rangers @ Kansas City Royals</b> Kauffman Stadium, Kansas City, MO Thu Sep 01 2005, 7:10 PM CDT Att: 12,735 - Clear - 78 F										
<b>Joe McEwing, R</b> (1, 5) OBP: 0.277, SLG: 0.312	G5-4-3 1-2f		1B		1B		K		SH1-4	4 0 2 1 0 1 1											
<b>Terrence Long, L</b> (1, 7) OBP: 0.311, SLG: 0.376	G1-3		1B		F7			F9 4 1B	G4-3	5 1 2 1 0 0 3											
<b>Emil Brown, R</b> (1, 9) OBP: 0.340, SLG: 0.441			G6-4-3 14 1B		G6-4-3 1-2f		K		F9	5 0 1 0 0 2 6											
<b>14 John Buck, R</b> (1, 2) OBP: 0.273, SLG: 0.344	G6-4-3 1-2f		P4			L8		FC1-6 4 1B BB		3 0 0 0 1 0 1											
<b>4 Angel Berroa, R</b> (1, 6) OBP: 0.298, SLG: 0.355	E7 1B		L9		L9		G6-3		FC1-6 1B	4 1 2 1 0 0 0											
<b>Matt Diaz, R</b> (1, 10) ERA: 3.18 OBP: 0.296, SLG: 0.388			G6-3							3 0 2 1 0 0 0											
<b>Aaron Guiel, L</b> (8, PH) ERA: 6.44 OBP: 0.091, SLG: 0.091					G6-3				FC1-6 26 BB	0 0 0 0 0 0 0											
<b>Paul Phillips, R</b> (8, PH) ERA: 6.44 OBP: 0.250, SLG: 0.438									1-2f 2-3	1 0 0 0 0 0 2											
<b>26 Justin Huber, R</b> (1, 3) OBP: 0.250, SLG: 0.267	G4-3				F9		FC5-4			3 0 0 0 1 0 2											
<b>Denny Hocking, S</b> (1, 4) OBP: 0.360, SLG: 0.262			1B 2B						G6-3	3 2 1 0 1 1 3											
<b>Inning Stats</b>	R: 0 E: 0 K: 0 S: 7	H: 1 LOB: 0 BB: 0 P: 9	R: 1 E: 1 K: 0 S: 9	H: 3 LOB: 1 BB: 0 P: 11	R: 1 E: 0 K: 0 S: 9	H: 3 LOB: 1 BB: 0 P: 15	R: 0 E: 0 K: 0 S: 4	H: 0 LOB: 0 BB: 0 P: 9	R: 1 E: 0 K: 1 S: 18	H: 2 LOB: 2 BB: 1 P: 26	R: 0 E: 0 K: 0 S: 9	H: 1 LOB: 1 BB: 0 P: 13	R: 0 E: 0 K: 1 S: 12	H: 0 LOB: 0 BB: 0 P: 18	R: 1 E: 0 K: 1 S: 13	H: 2 LOB: 3 BB: 2 P: 28	R: 0 E: 0 K: 1 S: 12	H: 0 LOB: 1 BB: 1 P: 20	1B: 10 2B: 2 3B: 0 HR: 0	SF: 0 SAC: 1 DP: 3 HBP: 0	WP: 0 PA: 40 PB: 0 SB: 0 CS: 0
<b>PITCHER</b>	IP WLS BF H R ER SO BB IBB HBP BLK WP HR S P ERA WHIP											<b>PITCHER</b>	IP WLS BF H R ER SO BB IBB HBP BLK WP HR S P ERA WHIP								
<b>Kenny Rogers, L</b> (1, 1) ERA: 3.18	7.0 W 30 11 4 3 2 2 1 0 0 0 0 0 71 105 3.86 1.714																				
<b>Steve Karsay, R</b> (8, 1) ERA: 7.27	0.1 H 3 1 0 0 0 1 0 0 0 0 0 0 4 10 0.00 6.000																				
<b>Brian Shouse, L</b> (8, 1) ERA: 6.44	0.2 H 3 0 0 0 0 1 0 0 0 0 0 0 6 14 0.00 1.500																				
<b>Francisco Cordero, R</b> (8, 1) ERA: 3.41	1.0 S 4 0 0 0 0 1 1 0 0 0 0 0 0 12 20 0.00 1.000																				

**AB 33**  
**R 5**  
**H 7**  
**RBI 5**  
**BB 3**  
**SO 10**  
**LOB 13**



**AB 35**  
**R 4**  
**H 12**  
**RBI 4**  
**BB 4**  
**SO 4**  
**LOB 19**



Batter	1	2	3	4	5	6	7	8	9	10	AB	R	H	RBI	BB	SO	LOB	TOP						
David Dellucci, L OBP: 0.378, SLG: 0.499 (1, 7)	P6		G4-3		SF8	K		P5		K	6	1	1	0	0	2	0							
10 Michael Young, R OBP: 0.377, SLG: 0.507 (1, 6)	BB		FC6-4		K		23	P4			5	1	3	0	0	1	1							
23 Mark Teixeira, S OBP: 0.365, SLG: 0.542 (1, 3)	BB		FC6-4		SF8		23	G3-1			4	1	2	1	1	0	1							
9 Hank Blalock, L OBP: 0.324, SLG: 0.443 (1, 5)	F4		FC4-6		SF8		23	G6-3		F8	4	0	0	1	0	0	4							
Alfonso Soriano, R OBP: 0.321, SLG: 0.536 (1, 4)	BB				G5-3		S	G6-3		G6-3	4	1	1	1	1	1	1							
Kevin Mench, R OBP: 0.343, SLG: 0.504 (1, 9)	P4				P4		SF8	F9			5	1	1	0	0	0	3							
Adrián González, L OBP: 0.267, SLG: 0.415 (1, 10)		P6			1B		G6-3	SF8		K	4	0	1	1	0	1	0							
Gary Matthews, S OBP: 0.320, SLG: 0.457 (1, 8)		F7			1B		HR	G1-3			4	1	2	1	1	0	0							
Rod Barajas, R OBP: 0.311, SLG: 0.473 (1, 2)		K			P4		HR	K		HR	5	2	2	3	0	2	3							
<b>Inning Stats</b>	R: 0 E: 0 K: 17 S: 17	H: 1 LOB: 3 BB: 2 P: 28	R: 0 E: 0 K: 1 S: 9	H: 0 LOB: 0 BB: 0 P: 14	R: 0 E: 0 K: 1 S: 8	H: 1 LOB: 1 BB: 0 P: 12	R: 0 E: 0 K: 12 S: 12	H: 2 LOB: 2 BB: 0 P: 13	R: 1 E: 0 K: 1 S: 14	H: 2 LOB: 1 BB: 0 P: 21	R: 2 E: 0 K: 11 S: 11	H: 1 LOB: 0 BB: 1 P: 22	R: 4 E: 0 K: 1 S: 21	H: 5 LOB: 1 BB: 0 P: 30	R: 0 E: 0 K: 0 S: 5	H: 0 LOB: 0 BB: 0 P: 8	R: 0 E: 0 K: 0 S: 4	H: 0 LOB: 0 BB: 0 P: 6	R: 1 E: 0 K: 2 S: 11	H: 1 LOB: 0 BB: 0 P: 21	1B: 8 2B: 2 3B: 1 HR: 2	SF: 2 SAC: 0 DP: 0 HBP: 0	WP: 1 PB: 0 SB: 2 CS: 0	PA: 46
<b>PITCHER</b>	IP WLS BF H R ER SO BB IBB HBP BLK WP HR S P ERA WHIP	23 Zack Greinke, R ERA: 6.22	Andrew Sisco, L ERA: 3.56	Ambiorix Burgos, R ERA: 3.86	46 Juan Carlos Oviedo, R ERA: 8.12	Mike MacDougal, R ERA: 3.69	<b>PITCHER</b>	IP WLS BF H R ER SO BB IBB HBP BLK WP HR S P ERA WHIP	23 Zack Greinke, R ERA: 6.22	Andrew Sisco, L ERA: 3.56	Ambiorix Burgos, R ERA: 3.86	46 Juan Carlos Oviedo, R ERA: 8.12	Mike MacDougal, R ERA: 3.69											

Texas Rangers @ Kansas City Royals  
Kauffman Stadium, Kansas City, MO  
Fri Sep 02 2005, 7:10 PM CDT  
Att. 14,425 - Partly Cloudy - 81 F

AB	41
R	8
H	13
RBI	8
BB	3
SO	7
LOB	13



Batter	1	2	3	4	5	6	7	8	9	10	AB	R	H	RBI	BB	SO	LOB	BOTTOM						
Aaron Guiel, L OBP: 0.148, SLG: 0.148 (1, 8)	K		G4-6-3		CS		F7				5	1	2	0	0	1	2							
Terrence Long, L OBP: 0.312, SLG: 0.377 (1, 7)	WP		F8-6-3		P6		G3		BB	G3	5	1	2	1	0	0	2							
Emil Brown, R OBP: 0.341, SLG: 0.438 (1, 9)	2B		F8-6-3		P4				BB	BB	3	1	0	0	2	0	1							
Matt Stairs, L OBP: 0.363, SLG: 0.446 (1, 10)	BB		K				F8		BB	BB	4	0	1	1	1	1	0							
Chip Ambres, R OBP: 0.350, SLG: 0.371 (9, PR)	2B						G4-3		BB	BB	0	1	0	0	0	0	0							
24 Mark Teahen, L OBP: 0.303, SLG: 0.351 (1, 5)	K				26		G4-3		BB	BB	5	1	4	3	0	1	2							
4 Angel Berroa, R OBP: 0.297, SLG: 0.354 (1, 6)	F8				FC4		G4-3		BB	G6-3	5	1	1	0	0	0	6							
14 John Buck, R OBP: 0.269, SLG: 0.338 (1, 2)		K			F8		G2-3			G6-3	5	0	0	0	0	1	5							
26 Justin Huber, R OBP: 0.286, SLG: 0.300 (1, 3)		1B			F9				E1	F8	5	1	2	0	0	0	2							
Denny Hocking, S OBP: 0.364, SLG: 0.277 (1, 4)		CS			CS		G3		L7	G1-3	5	0	2	2	0	0	1							
<b>Inning Stats</b>	R: 1 E: 0 K: 2 S: 14	H: 2 LOB: 2 BB: 1 P: 23	R: 0 E: 0 K: 1 S: 14	H: 2 LOB: 1 BB: 0 P: 21	R: 0 E: 0 K: 1 S: 10	H: 1 LOB: 0 BB: 0 P: 16	R: 2 E: 1 K: 0 S: 20	H: 2 LOB: 0 BB: 0 P: 24	R: 0 E: 0 K: 0 S: 8	H: 0 LOB: 0 BB: 0 P: 11	R: 0 E: 0 K: 0 S: 9	H: 1 LOB: 1 BB: 0 P: 19	R: 0 E: 0 K: 0 S: 9	H: 1 LOB: 1 BB: 0 P: 14	R: 0 E: 0 K: 0 S: 13	H: 2 LOB: 2 BB: 0 P: 18	R: 4 E: 1 K: 0 S: 23	H: 3 LOB: 2 BB: 2 P: 42	R: 0 E: 0 K: 0 S: 6	H: 0 LOB: 0 BB: 0 P: 12	1B: 11 2B: 4 3B: 0 HR: 0	SF: 0 SAC: 0 DP: 2 HBP: 0	WP: 1 PB: 0 SB: 1 CS: 1	PA: 46
<b>PITCHER</b>	IP WLS BF H R ER SO BB IBB HBP BLK WP HR S P ERA WHIP	Chris Young, R ERA: 4.22	39 Scott Feldman, R ERA: 4.26	Erasmio Ramirez, L ERA: 4.26	Doug Brocail, R ERA: 4.92	Francisco Cordero, R ERA: 3.66	<b>PITCHER</b>	IP WLS BF H R ER SO BB IBB HBP BLK WP HR S P ERA WHIP	John Wasdin, R ERA: 4.33	Chris Young, R ERA: 4.22	39 Scott Feldman, R ERA: 4.26	Erasmio Ramirez, L ERA: 4.26	Doug Brocail, R ERA: 4.92	Francisco Cordero, R ERA: 3.66										

Texas Rangers @ Kansas City Royals  
Kauffman Stadium, Kansas City, MO  
Fri Sep 02 2005, 7:10 PM CDT  
Att. 14,425 - Partly Cloudy - 81 F

AB	42
R	7
H	14
RBI	7
BB	3
SO	4
LOB	21



Batter	1	2	3	4	5	6	7	8	9	AB	R	H	RBI	BB	SO	LOB	TOP			
David Dellucci, L (1, 7) OBP: 0.378, SLG: 0.504	G3		G3			HR	FC5-4		F8	4	1	1	1	1	0	0				
10 Michael Young, R (1, 6) OBP: 0.376, SLG: 0.504	G4-3		G5-3			BB	FC5-4		F9	5	1	1	0	0	0	1				
23 Mark Teixeira, S (1, 3) OBP: 0.369, SLG: 0.544	1B		2B			BB			F7	3	2	2	0	1	0	0				
9 Hank Blalock, L (1, 5) OBP: 0.327, SLG: 0.447	2B		1B			BB			K	5	0	3	2	0	1	1				
Alfonso Soriano, R (1, 4) OBP: 0.321, SLG: 0.537	G5-3					SF9			G4-3	3	0	1	1	0	0	1				
Kevin Mench, R (1, 9)		G6-3				BB			G3-1	3	0	0	0	1	0	1				
Adrián González, L (1, 10)		HR				G4-3			P5	4	1	2	1	0	0	2				
Gary Matthews, S (1, 8)	G1-3					G6-3			F7	4	0	0	0	0	0	1				
Rod Barajas, R (1, 2) Sandy Alomar Jr., R (6, 2)	P4					G4-3			G5-3	3	0	0	0	0	0	0				
<b>Inning Stats</b>	R: 1 E: 0 K: 0 S: 9	H: 2 LOB: 1 BB: 0 P: 15	R: 1 E: 0 K: 0 S: 9	H: 1 LOB: 0 BB: 0 P: 15	R: 0 E: 0 K: 0 S: 10	H: 2 LOB: 2 BB: 0 P: 15	R: 0 E: 0 K: 0 S: 9	H: 1 LOB: 1 BB: 0 P: 10	R: 3 E: 0 K: 0 S: 16	H: 3 LOB: 2 BB: 2 P: 31	R: 0 E: 0 K: 1 S: 7	H: 1 LOB: 1 BB: 0 P: 12	R: 0 E: 0 K: 0 S: 7	H: 0 LOB: 0 BB: 0 P: 9	R: 0 E: 0 K: 0 S: 7	H: 0 LOB: 1 BB: 0 P: 12	1B: 5 2B: 3 3B: 0 HR: 2	SF: 1 SAC: 0 DP: 0 HBP: 1	WP: 0 PB: 0 SB: 0 CS: 0	PA: 40
<b>PITCHER</b>	IP	WLS	BF	H	R	ER	SO	BB	IBB	HBP	BLK	WP	HR	S	P	ERA	WHIP			
D.J. Carrasco, R (1, 1) ERA: 4.84	7.0	L	33	10	5	5	1	3	0	0	0	0	2	65	109	6.43	1.857			
Shawn Camp, R (8, 1) ERA: 7.34	2.0		7	0	0	0	0	0	0	1	0	0	0	14	21	0.00	0.000			

Texas Rangers @ Kansas City Royals  
Kauffman Stadium, Kansas City, MO

AB 35  
R 5  
H 10  
RBI 5  
BB 3  
SO 1  
LOB 7



WP: 0 PA: 40  
PB: 0  
SB: 0  
CS: 0

Sat Sep 03 2005, 6:10 PM CDT  
Att: 18,932 - Clear - 87 F

livebaseballscores.com

Batter	1	2	3	4	5	6	7	8	9	AB	R	H	RBI	BB	SO	LOB	BOTTOM			
Aaron Guiel, L (1, 8) OBP: 0.194, SLG: 0.200	P6		BB			F7			F8	3	0	1	0	1	0	0				
Joe Mauer, R (1, 4) OBP: 0.270, SLG: 0.304	K2-3		G5-3			G5-3			F8	4	0	0	0	0	1	2				
Terrence Long, L (1, 7) OBP: 0.309, SLG: 0.373	L1					F7			K	4	0	0	0	0	1	1				
Emil Brown, R (1, 9) OBP: 0.342, SLG: 0.443		G3				L9			24 BB	4	2	2	0	0	0	0				
Matt Stairs, L (1, 10) OBP: 0.362, SLG: 0.442		P5				G4-3			K	3	0	0	0	1	1	1				
24 Mark Teahen, L (1, 5) OBP: 0.308, SLG: 0.352		BB				WP			26 BB	2	1	1	1	2	0	2				
4 Angel Berroa, R (1, 6) OBP: 0.295, SLG: 0.351		F7				F9			K	4	0	0	1	0	1	4				
26 Justin Huber, R (1, 3) OBP: 0.280, SLG: 0.292			G5-3			K			DI	4	0	1	1	0	1	2				
Paul Phillips, R (1, 2) OBP: 0.222, SLG: 0.389			L5			F9			P6	4	0	0	0	0	2					
<b>Inning Stats</b>	R: 0 E: 0 K: 1 S: 9	H: 0 LOB: 0 BB: 0 P: 12	R: 0 E: 0 K: 0 S: 10	H: 0 LOB: 1 BB: 1 P: 19	R: 0 E: 0 K: 0 S: 6	H: 0 LOB: 1 BB: 1 P: 11	R: 0 E: 0 K: 0 S: 9	H: 0 LOB: 0 BB: 0 P: 13	R: 0 E: 0 K: 1 S: 8	H: 0 LOB: 0 BB: 0 P: 12	R: 1 E: 0 K: 0 S: 8	H: 1 LOB: 1 BB: 1 P: 15	R: 0 E: 0 K: 1 S: 11	H: 1 LOB: 0 BB: 0 P: 19	R: 2 E: 0 K: 2 S: 16	H: 3 LOB: 1 BB: 0 P: 22	1B: 3 2B: 1 3B: 1 HR: 0	SF: 0 SAC: 0 DP: 0 HBP: 0	WP: 1 PB: 0 SB: 0 CS: 0	PA: 36
<b>PITCHER</b>	IP	WLS	BF	H	R	ER	SO	BB	IBB	HBP	BLK	WP	HR	S	P	ERA	WHIP			
Juan Dominguez, R (1, 1) ERA: 3.52	7.1	W	28	2	1	1	2	4	0	0	0	0	0	65	109	1.23	0.818			
53 Joaquin Benoit, R (8, 1) ERA: 4.19	1.2		8	3	2	2	3	0	0	0	0	0	0	21	31	10.80	1.800			

Texas Rangers @ Kansas City Royals  
Kauffman Stadium, Kansas City, MO

AB 32  
R 3  
H 5  
RBI 3  
BB 4  
SO 5  
LOB 14



WP: 1 PA: 36  
PB: 0  
SB: 0  
CS: 0

Sat Sep 03 2005, 6:10 PM CDT  
Att: 18,932 - Clear - 87 F

livebaseballscores.com

Batter	1	2	3	4	5	6	7	8	9	AB	R	H	RBI	BB	SO	LOB	TOP								
<b>Gary Matthews, S</b> (1, 8) OBP: 0.316, SLG: 0.448	F7		P5				K		E3	4	0	0	0	1	1	2	<b>Texas Rangers @ Kansas City Royals</b> Kauffman Stadium, Kansas City, MO Sun Sep 04 2005, 1:10 PM CDT Att: 15,512 - Sunny - 86 F								
<b>10 Michael Young, R</b> (1, 6) OBP: 0.378, SLG: 0.506 <b>Adrián González, L</b> (8, 3) OBP: 0.284, SLG: 0.460	1B		1B			G6-3	1B		1B	4	1	3	1	0	0	2									
<b>23 Mark Teixeira, S</b> (1, 10) OBP: 0.369, SLG: 0.548	F9		1B				P6	HR	G4-6-3	5	1	2	3	0	0	3									
<b>Alfonso Soriano, R</b> (1, 4) OBP: 0.318, SLG: 0.532	F9		P4				G1		K	5	0	0	0	0	2	4									
<b>9 Hank Bialock, L</b> (1, 5) OBP: 0.328, SLG: 0.444 <b>Sandy Alomar Jr., R</b> (8, 2) OBP: 0.309, SLG: 0.328	F9		F8				HR	BB	P5	3	1	0	0	1	0	0									
<b>Kevin Mench, R</b> (1, 7) OBP: 0.342, SLG: 0.505	F9		G6-3				HR		L8	4	1	1	2	0	0	0									
<b>Phil Nevin, R</b> (1, 3) OBP: 0.292, SLG: 0.378	G6-3		F7				G5-3		K	4	0	0	0	0	1	0									
<b>Mark DeRosa, R</b> (1, 9) OBP: 0.314, SLG: 0.435			K				BB		10 1B	4	2	3	0	0	1	0									
<b>15 Gerald Laird, R</b> (1, 2) OBP: 0.250, SLG: 0.750			10 1B				K		P3	4	2	2	2	0	1	2									
<b>Inning Stats</b>	R: 0 E: 0 K: 0 S: 8	H: 1 LOB: 1 BB: 0 P: 16	R: 0 E: 0 K: 0 S: 5	H: 0 LOB: 0 BB: 0 P: 7	R: 1 E: 0 K: 1 S: 13	H: 3 LOB: 2 BB: 0 P: 19	R: 0 E: 0 K: 0 S: 5	H: 0 LOB: 0 BB: 0 P: 8	R: 0 E: 0 K: 1 S: 9	H: 1 LOB: 1 BB: 1 P: 17	R: 2 E: 0 K: 0 S: 6	H: 1 LOB: 0 BB: 0 P: 13	R: 3 E: 0 K: 2 S: 13	H: 3 LOB: 0 BB: 0 P: 16	R: 0 E: 0 K: 1 S: 6	H: 0 LOB: 0 BB: 0 P: 8		R: 2 E: 1 K: 1 S: 11	H: 3 LOB: 1 BB: 0 P: 13	1B: 8 2B: 1 3B: 0 HR: 3	SF: 0 SAC: 0 DP: 2 HBP: 0	WP: 0 PB: 0 SB: 0 CS: 0	PA: 40		
<b>PITCHER</b>	IP	WLS	BF	H	R	ER	SO	BB	IBB	HBP	BLK	WP	HR	S	P	ERA	WHIP								
<b>41 Jimmy Gobble, L</b> (1, 1) ERA: 5.92	4.1		19	5	1	1	2	1	0	0	0	0	0	35	61	2.08	1.385								
<b>46 Juan Carlos Oviedo, R</b> (5, 1) ERA: 8.23	1.2	W	6	1	2	2	0	1	0	0	0	0	1	11	19	10.80	1.200								
<b>Jeremy Affeldt, L</b> (7, 1) ERA: 5.75	1.0		6	3	3	3	2	0	0	0	0	0	1	13	16	27.00	3.000								
<b>Ambiorix Burgos, R</b> (8, 1) ERA: 3.78	1.0		3	0	0	0	1	0	0	0	0	0	0	6	8	0.00	0.000								
<b>Shawn Camp, R</b> (9, 1) ERA: 7.67	1.0		6	3	2	2	1	0	0	0	0	0	1	11	13	18.00	3.000								

AB 38  
R 8  
H 12  
RBI 8  
BB 2  
SO 6  
LOB 13



Batter	1	2	3	4	5	6	7	8	9	AB	R	H	RBI	BB	SO	LOB	BOTTOM									
<b>Aaron Guiel, L</b> (1, 8) OBP: 0.243, SLG: 0.361	K		1B	HR	G6-3		G6-3	1B	F7	6	3	3	1	0	1	1	<b>Texas Rangers @ Kansas City Royals</b> Kauffman Stadium, Kansas City, MO Sun Sep 04 2005, 1:10 PM CDT Att: 15,512 - Sunny - 86 F									
<b>Denny Hocking, S</b> (1, 4) OBP: 0.400, SLG: 0.300	F7		BB	1B			1B	1B	G6-3	3	3	2	0	2	0	0										
<b>Terrence Long, L</b> (1, 7) OBP: 0.313, SLG: 0.374 <b>Chip Ambres, R</b> (8, 7) OBP: 0.350, SLG: 0.371	G3		BB	BB	F8		1B		G6-3	4	3	2	0	1	0	2										
<b>Matt Stairs, L</b> (1, 10) OBP: 0.307, SLG: 0.448 <b>Matt Diaz, R</b> (4, PR) OBP: 0.315, SLG: 0.406	HR		2B	2B	BB		1B		G6-3	2	2	2	2	1	0	0										
<b>Emil Brown, R</b> (1, 9) OBP: 0.343, SLG: 0.452	G5-3		2B	1B			1B		HR	2	1	2	1	0	0	0										
<b>24 Mark Teahen, L</b> (1, 5) OBP: 0.308, SLG: 0.355	HR		2B	SF7			P5		G3-1	3	1	1	3	1	0	3										
<b>4 Angel Berroa, R</b> (1, 6) OBP: 0.296, SLG: 0.357	HR		G6-3	G5-3			1B		G5-3	5	1	2	5	0	0	2										
<b>26 Justin Huber, R</b> (1, 3) OBP: 0.233, SLG: 0.241	G6-3		G6-3				F9		L4	5	0	0	0	0	0	3										
<b>14 John Buck, R</b> (1, 2) OBP: 0.271, SLG: 0.342	K		K				P3		2B	5	1	2	0	0	2	1										
<b>Inning Stats</b>	R: 0 E: 0 K: 1 S: 6	H: 0 LOB: 0 BB: 0 P: 6	R: 3 E: 0 K: 1 S: 12	H: 2 LOB: 1 BB: 1 P: 19	R: 5 E: 0 K: 1 S: 21	H: 4 LOB: 1 BB: 2 P: 36	R: 3 E: 0 K: 0 S: 16	H: 3 LOB: 1 BB: 1 P: 22	R: 0 E: 0 K: 0 S: 8	H: 0 LOB: 0 BB: 0 P: 12	R: 2 E: 0 K: 0 S: 14	H: 4 LOB: 2 BB: 0 P: 20	R: 4 E: 0 K: 0 S: 11	H: 4 LOB: 0 BB: 1 P: 21	R: 0 E: 0 K: 0 S: 9	H: 1 LOB: 1 BB: 0 P: 11		1B: 10 2B: 5 3B: 0 HR: 3	SF: 1 SAC: 0 DP: 1 HBP: 0	WP: 1 PB: 0 SB: 0 CS: 0	PA: 46					
<b>PITCHER</b>	IP	WLS	BF	H	R	ER	SO	BB	IBB	HBP	BLK	WP	HR	S	P	ERA	WHIP									
<b>31 Edinson Volquez, R</b> (1, 1) ERA: 17.55	2.0	L	15	6	8	8	2	3	0	0	0	0	1	1	28	46	36.00	4.500								
<b>Steve Karsay, R</b> (3, 1) ERA: 7.91	2.0		10	3	3	3	1	1	0	0	0	1	1	27	37	13.50	2.000									
<b>Erasmio Ramirez, L</b> (5, 1) ERA: 4.91	2.0		10	4	2	2	0	0	0	0	0	0	0	22	32	9.00	2.000									
<b>Brian Shouse, L</b> (7, 1) ERA: 6.11	1.0		7	4	4	4	0	1	0	0	0	0	1	11	21	36.00	5.000									
<b>39 Scott Feldman, R</b> (8, 1) ERA:	1.0		4	1	0	0	0	0	0	0	0	0	0	9	11	0.00	1.000									

AB 40  
R 17  
H 18  
RBI 16  
BB 5  
SO 3  
LOB 18






Batter	1	2	3	4	5	6	7	8	9	AB	R	H	RBI	BB	SO	LOB	TOP					
Aaron Guiel, L (1,8) OBP: 0.238, SLG: 0.325	F9		G3			P5		1B HBP	K	4	0	0	0	0	1	1						
Terrence Long, L (1,7) OBP: 0.316, SLG: 0.382	K			1B			29 BLK	3B	K	5	1	3	0	0	2	0						
29 Mike Sweeney, R (1,10) OBP: 0.342, SLG: 0.521	K			K				G5-3		4	0	0	0	0	3	3						
Matt Stairs, L (1,3) Joe McEwing, R (8, PR) OBP: 0.369, SLG: 0.452 OBP: 0.270, SLG: 0.304				F8		G5-3			HR	4	0	2	0	0	0	1						
Emil Brown, R (1,9) OBP: 0.344, SLG: 0.458				F8		F9			1B	3	1	1	2	1	0	1						
24 Mark Teahen, L (1,5) OBP: 0.311, SLG: 0.357				BB		G6-3			HR	3	1	1	0	1	1	3						
4 Angel Berroa, R (1,6) OBP: 0.296, SLG: 0.358				BB		G5-3			2B	4	0	1	0	0	1	4						
14 John Buck, R (1,2) OBP: 0.271, SLG: 0.350									2B	4	1	1	2	0	2	2						
13 Andrés Blanco, S (1,4) Denny Hocking, S (9, PH) OBP: 0.393, SLG: 0.294				L4		P5			G3	3	0	0	0	0	0	1						
										1	0	0	0	0	0	0						
<b>Inning Stats</b>	R: 0 E: 0 K: 2 S: 8	H: 0 LOB: 0 BB: 0 P: 14	R: 0 E: 0 K: 0 S: 9	H: 1 LOB: 1 BB: 1 P: 19	R: 0 E: 0 K: 1 S: 7	H: 0 LOB: 0 BB: 0 P: 8	R: 0 E: 0 K: 1 S: 10	H: 1 LOB: 2 BB: 1 P: 19	R: 0 E: 0 K: 1 S: 12	H: 1 LOB: 1 BB: 0 P: 17	R: 1 E: 0 K: 1 S: 10	H: 1 LOB: 0 BB: 0 P: 16	R: 2 E: 0 K: 0 S: 11	H: 3 LOB: 2 BB: 0 P: 18	R: 2 E: 0 K: 2 S: 13	H: 2 LOB: 1 BB: 0 P: 19	R: 0 E: 0 K: 2 S: 8	H: 0 LOB: 0 BB: 0 P: 12	1B: 3 2B: 3 3B: 1 HR: 2	SF: 0 SAC: 0 DP: 1 HBP: 1	WP: 0 PB: 0 SB: 0 CS: 0	PA: 38
<b>PITCHER</b>	IP	WLS	BF	H	R	ER	SO	BB	IBB	HBP	BLK	WP	HR	S	P	ERA	WHIP					
Orlando Hernandez, R (1,1) ERA: 4.89	6.1	W	26	6	3	3	6	2	0	0	1	0	1	61	101	4.26	1.263					
Neal Cotts, L (7,1) ERA: 1.87	0.1	H	3	1	0	0	0	0	0	1	0	0	0	3	6	0.00	3.000					
Luis Vizcaino, R (7,1) ERA: 3.82	0.1	H	1	0	0	0	0	0	0	0	0	0	0	3	4	0.00	0.000					
Damaso Marte, L (8,1) ERA: 3.43	0.1	H	3	2	2	2	1	0	0	0	0	0	1	8	11	54.00	6.000					
Cliff Poitte, R (8,1) ERA: 2.17	0.2	H	2	0	0	0	1	0	0	0	0	0	0	5	8	0.00	0.000					
<b>PITCHER</b>	IP	WLS	BF	H	R	ER	SO	BB	IBB	HBP	BLK	WP	HR	S	P	ERA	WHIP					
Dustin Hermanson, R (9,1) ERA: 1.61	1.0	S	3	0	0	0	2	0	0	0	0	0	0	8	12	0.00	0.000					

**Kansas City Royals @ Chicago White Sox**  
U.S. Cellular Field, Chicago, IL  
Tue Sep 06 2005, 8:05 PM EDT  
Att: 14,571 - Partly Cloudy - 79 F


AB 35  
R 5  
H 9  
RBI 4  
BB 2  
SO 10  
LOB 16



Batter	1	2	3	4	5	6	7	8	9	AB	R	H	RBI	BB	SO	LOB	BOTTOM				
22 Scott Podsednik, L (1,7) OBP: 0.349, SLG: 0.343	2B 14 SF7	1B 14 BB		G5-3		FC4-6				3	2	1	0	1	0	1					
Tadahito Iguchi, R (1,4) OBP: 0.352, SLG: 0.452	2B	SF9		G6-3		CS		G6-3		3	1	1	1	0	0	0					
Carl Everett, S (1,10) OBP: 0.311, SLG: 0.459	F8	14 BB		P5				F8		3	0	0	0	1	0	2					
14 Paul Konerko, R (1,3) OBP: 0.369, SLG: 0.534	SF7	1B				K		HR		3	1	2	3	0	1	0					
Aaron Rowand, R (1,8) OBP: 0.333, SLG: 0.422	2B	G5-3		G6-3				BB		3	0	1	1	1	0	2					
23 Jermaine Dye, R (1,9) OBP: 0.325, SLG: 0.509	G4-3			P4				K		4	0	1	0	0	1	2					
5 Juan Uribe, R (1,6) OBP: 0.299, SLG: 0.400		HR		G5-3		P5			F8	4	1	1	1	0	0	1					
Chris Widger, R (1,2) OBP: 0.303, SLG: 0.402	G5-3			38 FC5-4		2B		38 CS		3	0	2	0	1	0	0					
38 Pablo Ozuna, R (1,5) OBP: 0.316, SLG: 0.339	SF9	3B		FC5-4		1B		G4-3		4	1	2	0	0	0	2					
										1B: 5 2B: 3 3B: 1 HR: 2	SF: 2 SAC: 0 DP: 0 HBP: 0	WP: 0 PB: 0 SB: 0 CS: 2	PA: 37								
<b>Inning Stats</b>	R: 2 E: 0 K: 0 S: 18	H: 3 LOB: 1 BB: 0 P: 25	R: 3 E: 0 K: 0 S: 16	H: 3 LOB: 2 BB: 2 P: 30	R: 0 E: 0 K: 0 S: 11	H: 1 LOB: 1 BB: 0 P: 14	R: 0 E: 0 K: 0 S: 8	H: 0 LOB: 0 BB: 0 P: 13	R: 0 E: 0 K: 1 S: 11	H: 1 LOB: 1 BB: 0 P: 14	R: 0 E: 0 K: 0 S: 3	H: 2 LOB: 0 BB: 0 P: 7	R: 1 E: 0 K: 1 S: 9	H: 1 LOB: 1 BB: 1 P: 18	R: 0 E: 0 K: 0 S: 6	H: 0 LOB: 0 BB: 1 P: 12	1B: 5 2B: 3 3B: 1 HR: 2	SF: 2 SAC: 0 DP: 0 HBP: 0	WP: 0 PB: 0 SB: 0 CS: 2	PA: 37	
<b>PITCHER</b>	IP	WLS	BF	H	R	ER	SO	BB	IBB	HBP	BLK	WP	HR	S	P	ERA	WHIP				
Jose Lima, R (1,1) ERA: 6.6	6.0	L	28	10	5	5	1	2	0	0	0	0	1	9	18	9.00	2.000				
Jeremy Afeldt, L (7,1) ERA: 5.84	1.0		5	1	1	1	1	1	0	0	0	0	0	6	12	0.00	1.000				
Andrew Sisco, L (8,1) ERA: 2.54	1.0		3	0	0	0	0	1	0	0	0	0	0	6	12	0.00	1.000				
<b>PITCHER</b>	IP	WLS	BF	H	R	ER	SO	BB	IBB	HBP	BLK	WP	HR	S	P	ERA	WHIP				
Dustin Hermanson, R (9,1) ERA: 1.61	1.0		3	0	0	0	2	0	0	0	0	0	0	8	12	0.00	0.000				

**Kansas City Royals @ Chicago White Sox**  
U.S. Cellular Field, Chicago, IL  
Tue Sep 06 2005, 8:05 PM EDT  
Att: 14,571 - Partly Cloudy - 79 F

AB 30  
R 6  
H 11  
RBI 6  
BB 4  
SO 2  
LOB 10





Batter	1	2	3	4	5	6	7	8	9	AB	R	H	RBI	BB	SO	LOB	TOP								
Aaron Guiel, L (1,8) OBP: 0.327, SLG: 0.375										5	0	3	0	0	0	0									
Terrence Long, L (1,7) OBP: 0.317, SLG: 0.380										5	0	1	0	0	0	4									
29 Mike Sweeney, R (1,10) OBP: 0.343, SLG: 0.515										3	0	0	0	2	0	2									
Matt Stairs, L (1,3) 13 Andrés Blanco, S (8, PR) (8,4)										3	1	2	0	1	0	1									
Emil Brown, R (1,9)										3	1	2	0	1	0	1									
24 Mark Teahen, L (1,5) OBP: 0.310, SLG: 0.353										4	0	0	1	0	2	6									
4 Angel Berroa, R (1,6) OBP: 0.296, SLG: 0.363										3	1	1	3	0	1	1									
14 John Buck, R (1,2) OBP: 0.270, SLG: 0.349										4	0	1	0	0	1	4									
Joe McEwing, R (1,4) OBP: 0.263, SLG: 0.296 (8,3)										4	0	0	0	0	1	1									
<b>Inning Stats</b>	R: 0 E: 0 K: 0 S: 8	H: 1 LOB: 0 BB: 0 P: 14	R: 0 E: 1 K: 2 S: 12	H: 1 LOB: 2 BB: 0 P: 19	R: 0 E: 0 K: 0 S: 7	H: 0 LOB: 0 BB: 0 P: 10	R: 0 E: 0 K: 0 S: 6	H: 0 LOB: 1 BB: 2 P: 14	R: 0 E: 0 K: 1 S: 14	H: 2 LOB: 2 BB: 0 P: 19	R: 3 E: 0 K: 0 S: 8	H: 3 LOB: 0 BB: 0 P: 11	R: 0 E: 0 K: 0 S: 7	H: 1 LOB: 2 BB: 0 P: 13	R: 1 E: 0 K: 1 S: 12	H: 1 LOB: 2 BB: 1 P: 25	R: 0 E: 0 K: 1 S: 9	H: 1 LOB: 2 BB: 1 P: 21	1B: 7 2B: 2 3B: 0 HR: 1	SF: 0 SAC: 1 DP: 2 HBP: 0	WP: 1 PB: 0 SB: 2 CS: 0	PA: 40			
<b>PITCHER</b>	IP	WLS	BF	H	R	ER	SO	BB	IBB	HBP	BLK	WP	HR	S	P	ERA	WHIP								
Freddy Garcia, R (1,1) ERA: 3.75	7.0	L	30	8	3	3	3	2	0	0	0	0	1	62	100	3.86	1.429								
Neal Cotts, L (8,1) ERA: 2.03	0.1		3	1	1	1	1	1	0	0	0	0	0	8	17	27.00	6.000								
Luis Vizcaino, R (8,1) ERA: 3.71	1.2		7	1	0	0	1	0	1	0	0	1	0	13	29	0.00	0.600								

Kansas City Royals @ Chicago White Sox  
U.S. Cellular Field, Chicago, IL  
Thu Sep 08 2005, 8:05 PM EDT  
Att: 17,701 - Cloudy - 73 F

livebaseballscorecards.com

AB 35  
R 4  
H 10  
RBI 4  
BB 4  
SO 5  
LOB 22

Batter	1	2	3	4	5	6	7	8	9	AB	R	H	RBI	BB	SO	LOB	BOTTOM								
22 Scott Podsednik, L (1,7) OBP: 0.348, SLG: 0.340										2	0	1	1	1	0	0									
32 Brian Anderson, R (7, PH) (8,7) OBP: 0.200, SLG: 0.480										4	0	0	0	0	1	3									
Tadahito Iguchi, R (1,4) OBP: 0.348, SLG: 0.448										4	0	0	0	0	1	3									
Carl Everett, S (1,10) OBP: 0.312, SLG: 0.457										3	0	0	0	1	1	1									
14 Paul Konerko, R (1,3) OBP: 0.371, SLG: 0.536										3	0	0	0	1	2	1									
Aaron Rowand, R (1,8) OBP: 0.328, SLG: 0.415										4	0	0	0	0	3	3									
23 Jermaine Dye, R (1,9) OBP: 0.326, SLG: 0.508										3	0	0	0	1	1	0									
5 Juan Uribe, R (1,6) OBP: 0.298, SLG: 0.401										4	0	0	0	0	1	2									
Chris Widger, R (1,2) OBP: 0.311, SLG: 0.411										2	1	1	0	1	0	0									
Geoff Blum, S (7, PR) (8,2) 12 A.J. Pierzynski, L (8,2) OBP: 0.303, SLG: 0.356 OBP: 0.315, SLG: 0.447										0	0	0	0	0	0	0									
38 Pablo Ozuna, R (1,5) OBP: 0.315, SLG: 0.333										2	1	0	0	1	0	1									
<b>Inning Stats</b>	R: 0 E: 0 K: 1 S: 7	H: 0 LOB: 2 BB: 2 P: 19	R: 0 E: 0 K: 0 S: 5	H: 0 LOB: 0 BB: 0 P: 9	R: 0 E: 0 K: 0 S: 6	H: 0 LOB: 0 BB: 0 P: 8	R: 0 E: 0 K: 1 S: 5	H: 0 LOB: 0 BB: 0 P: 7	R: 2 E: 0 K: 1 S: 17	H: 2 LOB: 1 BB: 1 P: 33	R: 0 E: 0 K: 2 S: 12	H: 0 LOB: 2 BB: 2 P: 23	R: 0 E: 0 K: 1 S: 9	H: 0 LOB: 1 BB: 1 P: 17	R: 0 E: 0 K: 2 S: 11	H: 0 LOB: 0 BB: 0 P: 13	R: 0 E: 0 K: 1 S: 10	H: 0 LOB: 0 BB: 0 P: 13	1B: 1 2B: 1 3B: 0 HR: 0	SF: 0 SAC: 0 DP: 0 HBP: 0	WP: 0 PB: 0 SB: 1 CS: 0	PA: 35			
<b>PITCHER</b>	IP	WLS	BF	H	R	ER	SO	BB	IBB	HBP	BLK	WP	HR	S	P	ERA	WHIP								
J.P. Howell, L (1,1) ERA: 6.63	6.0		25	2	2	2	5	5	0	0	0	0	0	9	17	3.00	1.167								
Andrew Sisco, L (7,1) ERA: 2.5	1.0	H	4	0	0	0	1	1	0	0	0	0	0	9	17	0.00	1.000								
Ambiorix Burgos, R (8,1) ERA: 3.59	1.0	H	3	0	0	0	2	0	0	0	0	0	0	11	13	0.00	0.000								
Mike MacDougal, R (9,1) ERA: 3.63	1.0	S	3	0	0	0	1	0	0	0	0	0	0	10	13	0.00	0.000								

Kansas City Royals @ Chicago White Sox  
U.S. Cellular Field, Chicago, IL  
Thu Sep 08 2005, 8:05 PM EDT  
Att: 17,701 - Cloudy - 73 F

livebaseballscorecards.com

AB 29  
R 2  
H 2  
RBI 1  
BB 6  
SO 9  
LOB 12





Batter	1	2	3	4	5	6	7	8	9	AB	R	H	RBI	BB	SO	LOB	TOP								
<b>Chip Ambres, R</b> (1, 8) OBP: 0.345, SLG: 0.367										4	0	1	0	0	0	4	<b>Kansas City Royals @ Detroit Tigers</b> Comerica Park, Detroit, MI Sun Sep 11 2005, 12:05 PM EDT Att: 20,559 - Sunny - 77 F								
<b>Terrence Long, L</b> (1, 7) OBP: 0.315, SLG: 0.382										4	0	1	1	0	0	3									
<b>Matt Diaz, R</b> (8, 7) OBP: 0.304, SLG: 0.378										1	0	0	0	0	2										
<b>29 Mike Sweeney, R</b> (1, 10) OBP: 0.342, SLG: 0.513										3	0	1	1	0	1	2									
<b>Joe McEwing, R</b> (8, 10) OBP: 0.273, SLG: 0.301										2	1	1	0	0	1	2									
<b>Matt Stairs, L</b> (1, 3) OBP: 0.374, SLG: 0.455										3	0	1	0	0	1	2									
<b>26 Justin Huber, R</b> (8, PH) OBP: 0.279, SLG: 0.310										1	0	0	0	0	0	1									
<b>Emil Brown, R</b> (1, 9) OBP: 0.343, SLG: 0.453										4	0	0	0	0	0	2									
<b>24 Mark Teahen, L</b> (1, 5) OBP: 0.308, SLG: 0.350										3	0	1	1	1	1	1									
<b>4 Angel Berroa, R</b> (1, 6) OBP: 0.300, SLG: 0.365										3	1	1	0	0	1	2									
<b>Donnie Murphy, R</b> (8, PH) OBP: 0.263, SLG: 0.294										1	0	0	0	0	1	1									
<b>Paul Phillips, R</b> (1, 2) OBP: 0.256, SLG: 0.395										4	2	3	0	0	0	0									
<b>13 Andrés Blanco, S</b> (1, 4) OBP: 0.222, SLG: 0.222										4	0	3	1	0	0	0									
<b>Inning Stats</b>	R: 0 E: 0 K: 1 S: 9	H: 0 LOB: 0 BB: 0 P: 10	R: 0 E: 0 K: 2 S: 11	H: 1 LOB: 1 BB: 0 P: 15	R: 1 E: 0 K: 0 S: 7	H: 3 LOB: 1 BB: 0 P: 10	R: 0 E: 0 K: 1 S: 10	H: 0 LOB: 0 BB: 0 P: 15	R: 2 E: 0 K: 0 S: 13	H: 4 LOB: 2 BB: 0 P: 18	R: 0 E: 0 K: 0 S: 5	H: 0 LOB: 0 BB: 0 P: 11	R: 0 E: 0 K: 0 S: 8	H: 1 LOB: 1 BB: 0 P: 16	R: 1 E: 1 K: 1 S: 14	H: 2 LOB: 1 BB: 0 P: 21	R: 0 E: 0 K: 1 S: 12	H: 2 LOB: 2 BB: 0 P: 16	1B: 13 2B: 0 3B: 0 HR: 0	SF: 0 SAC: 1 DP: 2 HBP: 0	WP: 0 PB: 0 SB: 1 CS: 0	PA: 39			
<b>PITCHER</b>	IP	WLS	BF	H	R	ER	SO	BB	IBB	HBP	BLK	WP	HR	S	P	ERA	WHIP								
<b>Jason Johnson, R</b> (1, 1) ERA: 4.57	5.0	W	22	8	3	3	4	0	0	0	0	0	0	50	68	5.40	1.600								
<b>Franklyn German, R</b> (8, 1) ERA: 3.39	2.0		7	1	0	0	0	1	0	0	0	0	0	13	27	0.00	1.000								
<b>Craig Dingman, R</b> (8, 1) ERA: 3.55	2.0		10	4	1	0	2	0	0	0	0	0	0	26	37	0.00	2.000								

Batter	1	2	3	4	5	6	7	8	9	AB	R	H	RBI	BB	SO	LOB	BOTTOM								
<b>14 Placido Polanco, R</b> (1, 4) OBP: 0.391, SLG: 0.445										5	4	4	2	0	0	0	<b>Kansas City Royals @ Detroit Tigers</b> Comerica Park, Detroit, MI Sun Sep 11 2005, 12:05 PM EDT Att: 20,559 - Sunny - 77 F								
<b>20 Omar Infante, R</b> (8, 4) OBP: 0.256, SLG: 0.371										0	0	0	0	0	0	0									
<b>15 Brandon Inge, R</b> (1, 5) OBP: 0.337, SLG: 0.417										4	1	1	3	0	0	1									
<b>31 Chris Shelton, R</b> (1, 10) OBP: 0.369, SLG: 0.510										3	2	2	2	2	1	0									
<b>30 Magglio Ordonez, R</b> (1, 9) OBP: 0.377, SLG: 0.471										4	1	1	0	0	0	2									
<b>Nook Logan, S</b> (7, PH) OBP: 0.306, SLG: 0.339										1	1	1	2	0	0	0									
<b>Carlos Pena, L</b> (1, 3) OBP: 0.358, SLG: 0.478										5	0	0	0	0	2	2									
<b>Craig Monroe, R</b> (1, 7) OBP: 0.327, SLG: 0.447										4	2	3	0	1	0	0									
<b>John McDonald, R</b> (1, 6) OBP: 0.331, SLG: 0.329										4	1	2	0	1	0	2									
<b>13 Vance Wilson, R</b> (1, 2) OBP: 0.290, SLG: 0.292										4	1	2	2	1	0	3									
<b>28 Curtis Granderson, L</b> (1, 8) OBP: 0.287, SLG: 0.470										5	1	2	2	0	1	6									
<b>Inning Stats</b>	R: 2 E: 1 K: 0 S: 8	H: 1 LOB: 0 BB: 0 P: 13	R: 1 E: 0 K: 0 S: 13	H: 3 LOB: 2 BB: 0 P: 22	R: 0 E: 0 K: 0 S: 4	H: 0 LOB: 0 BB: 1 P: 9	R: 0 E: 0 K: 1 S: 12	H: 1 LOB: 1 BB: 1 P: 21	R: 4 E: 0 K: 1 S: 15	H: 5 LOB: 2 BB: 1 P: 21	R: 1 E: 0 K: 0 S: 16	H: 2 LOB: 1 BB: 0 P: 26	R: 2 E: 2 K: 1 S: 25	H: 4 LOB: 0 BB: 2 P: 45	R: 0 E: 0 K: 0 S: 10	H: 2 LOB: 1 BB: 0 P: 13	1B: 9 2B: 5 3B: 1 HR: 3	SF: 1 SAC: 0 DP: 2 HBP: 0	WP: 0 PB: 0 SB: 0 CS: 0	PA: 45					
<b>PITCHER</b>	IP	WLS	BF	H	R	ER	SO	BB	IBB	HBP	BLK	WP	HR	S	P	ERA	WHIP								
<b>Jose Lima, R</b> (1, 1) ERA: 6.66	4.0	L	20	7	5	4	1	2	0	0	0	0	1	28	44	13.50	2.500								
<b>46 Juan Carlos Oviedo, R</b> (8, 1) ERA: 8.46	2.0		12	5	3	3	2	0	1	0	0	0	0	20	35	67.50	7.500								
<b>Jeremy Affeldt, L</b> (7, 1) ERA: 9.93	0.2		7	3	5	5	0	2	0	0	0	0	0	5	10	0.00	3.000								
<b>Chris Demaria, R</b> (7, 1) ERA: 6.75	0.1		2	1	1	0	1	0	0	0	0	0	0	10	13	0.00	2.000								
<b>Mike MacDougal, R</b> (8, 1) ERA: 3.57	1.0		4	2	0	0	0	0	0	0	0	0	0	10	13	0.00	2.000								

AB	37
R	4
H	13
RBI	4
BB	1
SO	6
LOB	22



AB	39
R	14
H	18
RBI	13
BB	5
SO	4
LOB	16



Batter	1	2	3	4	5	6	7	8	9	AB	R	H	RBI	BB	SO	LOB	TOP							
22 Scott Podsednik, L (1.7) OBP: 0.355, SLG: 0.356										5	0	3	1	0	0	2								
Tadahito Iguchi, R (1.4) OBP: 0.346, SLG: 0.439										5	0	1	0	0	1	2								
14 Paul Konerko, R (1.3) OBP: 0.369, SLG: 0.536										5	0	0	0	0	1	2								
Carl Everett, S (1.10) OBP: 0.307, SLG: 0.446										5	1	1	0	0	0	1								
Aaron Rowand, R (1.8) OBP: 0.338, SLG: 0.423										4	1	4	1	1	0	0								
23 Jermaine Dye, R (1.9) OBP: 0.325, SLG: 0.506										4	1	1	1	1	0	3								
12 A.J. Pierzynski, L (1.2) OBP: 0.308, SLG: 0.432										5	1	1	1	0	0	4								
5 Juan Uribe, R (1.6) OBP: 0.308, SLG: 0.429										4	1	2	1	0	1	1								
24 Joe Crede, R (1.5) OBP: 0.292, SLG: 0.414										3	1	1	0	1	0	1								
<b>Inning Stats</b>	R: 0 E: 0 K: 0 S: 8	H: 1 LOB: 1 BB: 0 P: 15	R: 0 E: 0 K: 1 S: 8	H: 0 LOB: 1 BB: 1 P: 18	R: 0 E: 0 K: 1 S: 7	H: 0 LOB: 0 BB: 0 P: 13	R: 3 E: 1 K: 1 S: 21	H: 4 LOB: 2 BB: 1 P: 36	R: 1 E: 0 K: 0 S: 14	H: 2 LOB: 1 BB: 0 P: 22	R: 1 E: 1 K: 0 S: 8	H: 2 LOB: 1 BB: 0 P: 18	R: 0 E: 0 K: 0 S: 15	H: 1 LOB: 2 BB: 1 P: 26	R: 1 E: 0 K: 0 S: 12	H: 3 LOB: 1 BB: 0 P: 20	R: 0 E: 0 K: 0 S: 13	H: 1 LOB: 1 BB: 0 P: 19	1B: 6 2B: 7 3B: 1 HR: 0	SF: 0 SAC: 0 DP: 0 HBP: 0	WP: 1 PB: 0 SB: 1 CS: 0	PA: 43		
<b>PITCHER</b>	IP	WLS	BF	H	R	ER	SO	BB	IBB	HBP	BLK	WP	HR	S	P	ERA	WHIP							
Mike Wood, R (1.1) ERA: 3.81	4.0	L	19	5	3	3	3	2	0	0	0	1	0	44	82	6.75	1.750							
Kyle Snyder, R (5.1) ERA: 8.19	2.0		10	4	2	1	0	0	0	0	0	0	0	22	40	4.50	2.000							
Andrew Sisco, L (7.1) ERA: 2.56	1.0		5	1	0	0	0	1	0	0	0	0	0	15	26	0.00	2.000							
Ambiorix Burgos, R (8.1) ERA: 3.6	1.0		5	3	1	1	0	0	0	0	0	0	0	12	22	9.00	3.000							
Jeremy Afeldt, L (9.1) ERA: 6.75	1.0		4	1	0	0	0	0	0	0	0	0	0	13	19	0.00	1.000							

Chicago White Sox @ Kansas City Royals  
Kauffman Stadium, Kansas City, MO

AB 40  
R 6  
H 14  
RBI 5  
BB 3  
SO 3  
LOB 16



Tue Sep 13 2005, 7:10 PM CDT  
Att. 9,535 - Overcast - 79 F

Batter	1	2	3	4	5	6	7	8	9	AB	R	H	RBI	BB	SO	LOB	BOTTOM							
Chip Ambres, R (1.8) OBP: 0.347, SLG: 0.363										4	1	1	0	1	1	1								
Terrence Long, L (1.7) OBP: 0.314, SLG: 0.381										4	1	1	0	0	2	2								
29 Mike Sweeney, R (1.10) OBP: 0.344, SLG: 0.516										4	1	2	1	0	0	0								
Matt Stairs, L (1.3) OBP: 0.375, SLG: 0.452										2	0	0	0	2	0	1								
Emil Brown, R (1.9) OBP: 0.342, SLG: 0.451										4	0	1	0	0	1	4								
24 Mark Teahen, L (1.5) OBP: 0.308, SLG: 0.346										4	0	0	0	0	2	4								
4 Angel Berroa, R (1.6) OBP: 0.301, SLG: 0.365										3	1	1	1	1	1	0								
14 John Buck, R (1.2) OBP: 0.277, SLG: 0.364										4	0	1	0	0	1	3								
13 Andrés Blanco, S (1.4) OBP: 0.200, SLG: 0.200										3	0	0	0	0	0	1								
Matt Diaz, R (9, PH) OBP: 0.300, SLG: 0.373										1	0	0	0	0	1	1								
<b>Inning Stats</b>	R: 0 E: 0 K: 1 S: 7	H: 0 LOB: 0 BB: 0 P: 11	R: 0 E: 0 K: 1 S: 8	H: 0 LOB: 0 BB: 1 P: 15	R: 1 E: 1 K: 1 S: 11	H: 1 LOB: 1 BB: 1 P: 17	R: 0 E: 0 K: 0 S: 4	H: 1 LOB: 1 BB: 0 P: 8	R: 0 E: 0 K: 1 S: 7	H: 0 LOB: 0 BB: 0 P: 10	R: 3 E: 0 K: 2 S: 22	H: 4 LOB: 2 BB: 1 P: 34	R: 0 E: 0 K: 2 S: 8	H: 0 LOB: 0 BB: 0 P: 10	R: 0 E: 1 K: 0 S: 11	H: 1 LOB: 1 BB: 0 P: 15	R: 0 E: 0 K: 1 S: 11	H: 0 LOB: 1 BB: 1 P: 16	1B: 6 2B: 2 3B: 0 HR: 0	SF: 0 SAC: 1 DP: 2 HBP: 0	WP: 2 PB: 0 SB: 0 CS: 0	PA: 37		
<b>PITCHER</b>	IP	WLS	BF	H	R	ER	SO	BB	IBB	HBP	BLK	WP	HR	S	P	ERA	WHIP							
52 Jose Contreras, R (1.1) ERA: 3.91	5.2	W	24	5	4	3	6	3	0	0	0	2	0	11	15	0.00	0.750							
Cliff Politte, R (6.1) ERA: 2.07	1.1	H	5	1	0	0	2	0	0	0	0	0	0	22	31	0.00	1.000							
45 Bobby Jenks, R (8.1) ERA: 1.8	2.0	S	8	1	0	0	1	1	0	0	0	0	0	22	31	0.00	1.000							

Chicago White Sox @ Kansas City Royals  
Kauffman Stadium, Kansas City, MO

AB 33  
R 4  
H 7  
RBI 2  
BB 4  
SO 9  
LOB 17



Tue Sep 13 2005, 7:10 PM CDT  
Att. 9,535 - Overcast - 79 F

Batter	1	2	3	4	5	6	7	8	9	AB	R	H	RBI	BB	SO	LOB	TOP					
22 Scott Podsednik, L (1,7) OBP: 0.355, SLG: 0.356	G3		HR	14 1B	K		F7			5	2	2	0	0	1	3	<b>Chicago White Sox @ Kansas City Royals</b> Kauffman Stadium, Kansas City, MO Wed Sep 14 2005, 7:10 PM CDT Att: 9,922 - Partly Cloudy - 72 F					
Tadahito Iguchi, R (1,4) OBP: 0.347, SLG: 0.445	1B		HR	K		G4-3		G6-3		5	1	2	3	0	1	1						
14 Paul Konerko, R (1,3) OBP: 0.367, SLG: 0.533	F7		P4	1B		K		P4		5	0	1	0	0	1	1						
Carl Everett, S (1,10) OBP: 0.310, SLG: 0.446	P4		2B 23 SF7	1B		P4				4	1	2	1	1	0	1						
Aaron Rowand, R (1,8) OBP: 0.337, SLG: 0.423		P6	23 5 HR	2B		FC6-4		F9		5	1	1	0	0	0	3						
23 Jermaine Dye, R (1,9) OBP: 0.327, SLG: 0.507																						
5 Juan Uribe, R (1,6) OBP: 0.309, SLG: 0.435																						
Chris Widger, R (1,2) OBP: 0.307, SLG: 0.403																						
24 Joe Crede, R (1,5) OBP: 0.297, SLG: 0.427																						
<b>Inning Stats</b>	R: 0 E: 0 K: 0 S: 8	H: 1 LOB: 1 BB: 0 P: 11	R: 0 E: 0 K: 1 S: 12	H: 0 LOB: 1 BB: 1 P: 23	R: 6 E: 0 K: 0 S: 14	H: 6 LOB: 0 BB: 0 P: 24	R: 1 E: 0 K: 1 S: 15	H: 3 LOB: 2 BB: 0 P: 20	R: 2 E: 0 K: 1 S: 12	H: 2 LOB: 0 BB: 0 P: 13	R: 0 E: 0 K: 0 S: 6	H: 0 LOB: 0 BB: 0 P: 6	R: 0 E: 0 K: 0 S: 13	H: 2 LOB: 3 BB: 1 P: 23	R: 0 E: 0 K: 0 S: 8	H: 0 LOB: 1 BB: 1 P: 18	R: 0 E: 0 K: 0 S: 6	H: 0 LOB: 0 BB: 1 P: 12	1B: 9 2B: 2 3B: 0 HR: 3	SF: 1 SAC: 0 DP: 1 HBP: 0	WP: 0 PB: 0 SB: 0 CS: 0	PA: 44
<b>PITCHER</b>	IP	WLS	BF	H	R	ER	SO	BB	IBB	HBP	BLK	WP	HR	S	P	ERA	WHIP					
J.P. Howell, L (1,1) ERA: 7.22	3.0		17	7	6	6	1	1	0	0	0	0	2	34	58	18.00	2.667					
Shawn Camp, R (4,1) ERA: 7.61	3.0		14	5	3	3	3	0	0	0	0	0	1	33	39	9.00	1.667					
46 Juan Carlos Oviedo, R (7,1) ERA: 6.1	2.0		10	2	0	0	0	2	0	0	0	0	0	21	41	0.00	2.000					
Chris Demaria, R (9,1) ERA: 3.86	1.0	W	3	0	0	0	0	1	0	0	0	0	0	6	12	0.00	1.000					

Batter	1	2	3	4	5	6	7	8	9	AB	R	H	RBI	BB	SO	LOB	BOTTOM					
Aaron Guiel, L (1,8) OBP: 0.359, SLG: 0.466	29 HR	F9				F9				4	1	2	1	0	0	0	<b>Chicago White Sox @ Kansas City Royals</b> Kauffman Stadium, Kansas City, MO Wed Sep 14 2005, 7:10 PM CDT Att: 9,922 - Partly Cloudy - 72 F					
Terrence Long, L (1,7) OBP: 0.317, SLG: 0.382	F7		E 24 WP	1B		29 2B SF8		P5		4	2	2	0	1	0	2						
29 Mike Sweeney, R (1,10) OBP: 0.344, SLG: 0.524	HR		P3			P4				5	1	2	2	0	1	2						
Matt Stairs, L (1,3) OBP: 0.376, SLG: 0.453	G5-3		E7 24 WP	1B		SF8				4	0	2	1	0	1	0						
Chip Ambres, R (9, PR) OBP: 0.347, SLG: 0.363			1B							0	1	0	0	0	0	0						
Emil Brown, R (1,9) OBP: 0.347, SLG: 0.451	24 1B		G1-3							2	2	1	0	2	0	2						
24 Mark Teahen, L (1,5) OBP: 0.308, SLG: 0.347	4 FC5-4		G4-3			K				5	1	2	2	0	2	4						
4 Angel Berroa, R (1,6) OBP: 0.304, SLG: 0.372	FC5-4					E7		FC6-4		5	1	3	1	0	0	2						
Paul Phillips, R (1,2) OBP: 0.239, SLG: 0.370																						
Denny Hocking, S (8, PH) OBP: 0.387, SLG: 0.288																						
14 John Buck, R (9,2) OBP: 0.277, SLG: 0.364																						
13 Andrés Blanco, S (1,4) OBP: 0.208, SLG: 0.292																						
<b>Inning Stats</b>	R: 3 E: 0 K: 0 S: 16	H: 3 LOB: 1 BB: 0 P: 27	R: 0 E: 0 K: 1 S: 7	H: 0 LOB: 0 BB: 0 P: 10	R: 1 E: 0 K: 0 S: 12	H: 2 LOB: 1 BB: 0 P: 17	R: 0 E: 0 K: 0 S: 5	H: 1 LOB: 0 BB: 0 P: 9	R: 1 E: 0 K: 1 S: 14	H: 1 LOB: 2 BB: 2 P: 28	R: 2 E: 1 K: 0 S: 13	H: 3 LOB: 1 BB: 0 P: 16	R: 0 E: 0 K: 2 S: 10	H: 0 LOB: 1 BB: 1 P: 19	R: 0 E: 0 K: 1 S: 9	H: 1 LOB: 1 BB: 0 P: 14	R: 3 E: 1 K: 1 S: 9	H: 4 LOB: 2 BB: 0 P: 16	1B: 10 2B: 2 3B: 2 HR: 1	SF: 2 SAC: 0 DP: 1 HBP: 1	WP: 1 PB: 0 SB: 1 CS: 0	PA: 43
<b>PITCHER</b>	IP	WLS	BF	H	R	ER	SO	BB	IBB	HBP	BLK	WP	HR	S	P	ERA	WHIP					
Freddy Garcia, R (1,1) ERA: 3.96	5.1		27	9	7	7	2	2	0	1	0	0	1	59	96	11.81	2.062					
Neal Colts, L (6,1) ERA: 1.96	0.1	H	2	1	0	0	0	0	0	0	0	0	0	5	8	0.00	3.000					
Luis Vizcaino, R (6,1) ERA: 3.6	1.1	H	5	0	0	0	2	1	0	0	0	0	0	13	22	0.00	0.750					
Cliff Politte, R (8,1) ERA: 2.03	1.0	H	4	1	0	0	1	0	0	0	0	0	0	9	14	0.00	1.000					
Dustin Hermanson, R (9,1) ERA: 2.06	0.1	L	5	4	3	2	1	0	0	0	0	0	0	9	16	54.00	12.000					

AB	39
R	9
H	14
RBI	9
BB	4
SO	4
LOB	15





Batter	1	2	3	4	5	6	7	8	9	AB	R	H	RBI	BB	SO	LOB	TOP										
22 Scott Podsednik, L (1, 7) OBP: 0.354, SLG: 0.353	4-2 BB CS		0-2 G5-3		0-1 G4-3		0-0 G5-3		1-0 G4-3	4	0	0	0	1	0	2	Chicago White Sox @ Kansas City Royals Kauffman Stadium, Kansas City, MO Thu Sep 15 2005, 1:10 PM CDT Att: 9,258 - Rain - 59 F <a href="http://livebaseballscorecards.com">livebaseballscorecards.com</a>										
Willie Harris, L (1, 4) OBP: 0.328, SLG: 0.301 Joe Borchard, S (9, PH) OBP: 1.000, SLG: 1.333	3-2 2B		1-0 14 1B HBP		2-2 F9		4-2 1B BB 2B BB		0-0 1B	2	2	1	0	1	0	0											
14 Paul Konerko, R (1, 3) OBP: 0.366, SLG: 0.530	2-3 2B		3-2 1B G5-3		2-1 F8		1-2 P5		0-0 F9	5	0	1	0	0	1	3											
Carl Everett, S (1, 10) OBP: 0.314, SLG: 0.447	2-1 G4-3		0-1 1B 3-H		1-2 23 2B HBP		4-0 1B 2B BB			2	1	1	1	1	0	1											
Aaron Rowand, R (1, 8) OBP: 0.336, SLG: 0.421		1-2 G6-3	0-2 G5-3		1-3 K		1-0 2B 1B			4	1	1	0	0	1	3											
23 Jermaine Dye, R (1, 9) OBP: 0.325, SLG: 0.516		2-1 HR		3-2 F9		1-1 2B 1-H				4	1	2	1	0	1	3											
12 A.J. Pierzynski, L (1, 2) OBP: 0.310, SLG: 0.433 Tadahito Iguchi, R (6, PH) OBP: 0.348, SLG: 0.449 Chris Widger, R (8, 2) OBP: 0.307, SLG: 0.403	1-0 24 2B 1B			3-2 P5			1-0 5 G6-4-3 1B	0-0 1B 2B		3	0	2	0	0	0	0											
5 Juan Uribe, R (1, 6) OBP: 0.306, SLG: 0.431	0-2 F8			3-2 F7			1-2 G6-4-3 1B			4	0	0	0	0	1	3											
24 Joe Crede, R (1, 5) OBP: 0.299, SLG: 0.430	0-2 1-H 2B			3-2 G6-3			1-0 1B		2-0 E6 22 G4-3	4	0	2	0	0	0	0											
<b>Inning Stats</b>	R: 0 E: 0 K: 1 S: 14	H: 1 LOB: 1 BB: 1 P: 25	R: 1 E: 0 K: 0 S: 12	H: 3 LOB: 2 BB: 0 P: 16	R: 1 E: 0 K: 0 S: 11	H: 2 LOB: 1 BB: 0 P: 18	R: 0 E: 0 K: 0 S: 13	H: 0 LOB: 0 BB: 0 P: 22	R: 0 E: 0 K: 1 S: 9	H: 1 LOB: 2 BB: 0 P: 14	R: 0 E: 0 K: 0 S: 8	H: 2 LOB: 1 BB: 0 P: 11	R: 3 E: 0 K: 2 S: 13	H: 2 LOB: 1 BB: 2 P: 26	R: 0 E: 1 K: 0 S: 4	H: 1 LOB: 1 BB: 0 P: 7		1B: 7 2B: 4 3B: 0 HR: 1	SF: 0 SAC: 0 DP: 3 HBP: 2	WP: 0 PB: 0 SB: 0 CS: 1	PA: 39						
<b>PITCHER</b>	IP	WLS	BF	H	R	ER	SO	BB	IBB	HBP	BLK	WP	HR	S	P	ERA	WHIP										
23 Zack Greinke, R (1, 1) ERA: 5.95	6.0		24	7	2	2	2	1	0	2	0	0	1	70	111	3.00	1.333										
Ambiorix Burgos, R (7, 1) ERA: 3.83	1.1	W	7	2	2	2	0	2	0	0	0	0	0	13	25	13.50	3.000										
Andrew Sisco, L (8, 1) ERA: 2.67	0.1	H	3	2	1	1	1	0	0	0	0	0	0	5	7	27.00	6.000										
Mike MacDougal, R (8, 1) ERA: 3.5	1.1	S	5	1	0	0	1	0	0	0	0	0	0	7	12	0.00	0.750										

Batter	1	2	3	4	5	6	7	8	9	AB	R	H	RBI	BB	SO	LOB	BOTTOM										
Aaron Guiel, L (1, 8) OBP: 0.348, SLG: 0.435	1-2 P4		1-0 F8	0-3 K		1-2 L9				4	0	0	1	1	1	2	Chicago White Sox @ Kansas City Royals Kauffman Stadium, Kansas City, MO Thu Sep 15 2005, 1:10 PM CDT Att: 9,258 - Rain - 59 F <a href="http://livebaseballscorecards.com">livebaseballscorecards.com</a>										
Chip Ambres, R (1, 7) OBP: 0.350, SLG: 0.383	2-2 F8		1-1 2B	1-3 K		1-2 2B 3-H				5	2	2	0	0	1	5											
29 Mike Sweeney, R (1, 10) OBP: 0.347, SLG: 0.528	0-1 2B		4-1 2B 4 SF9 BB		2-3 K		3-2 G6-3	3-2 WP 4 1B 2B		4	2	2	0	1	1	1											
Emil Brown, R (1, 9) OBP: 0.349, SLG: 0.455	3-2 G6-3		1-2 1B 2B		1-2 14 G4-3 4 1B		3-2 14 2B 1B	0-1 G6-3		5	1	3	2	0	0	2											
4 Angel Berroa, R (1, 6) OBP: 0.307, SLG: 0.375		0-2 G6-3	0-0 SF9		1-1 14 G4-3 1B		3-1 14 2B 1B	2-1 1B		4	1	3	2	0	0	0											
14 John Buck, R (1, 2) OBP: 0.275, SLG: 0.370	2-0 24 G3 2B		0-0 F8		1-1 G4-3		1-1 13 1B BB	0-0 F9		5	1	2	2	0	0	4											
24 Mark Teahen, L (1, 5) OBP: 0.309, SLG: 0.349	0-0 G3			0-1 13 SH5-4 2B	2-1 G6-3		4-0 BB 13 1B IBB	0-3 K		4	0	1	0	1	1	4											
26 Justin Huber, R (1, 3) OBP: 0.298, SLG: 0.295 Joe McEwing, R (9, 3) OBP: 0.275, SLG: 0.301	4-1 13 FC4-6 BB			1-2 13 SH5-4 HBP		2-2 P6				2	0	0	0	1	1	2											
13 Andrés Blanco, S (1, 4) OBP: 0.222, SLG: 0.296	0-0 FC4-6			0-0 SH5-4		1-0 F8		1-2 BB 1B		3	0	1	0	0	0	2											
<b>Inning Stats</b>	R: 0 E: 0 K: 0 S: 12	H: 1 LOB: 1 BB: 0 P: 18	R: 0 E: 0 K: 0 S: 8	H: 1 LOB: 2 BB: 1 P: 14	R: 2 E: 0 K: 0 S: 10	H: 2 LOB: 1 BB: 1 P: 17	R: 0 E: 0 K: 2 S: 11	H: 1 LOB: 2 BB: 0 P: 13	R: 0 E: 0 K: 1 S: 12	H: 0 LOB: 0 BB: 0 P: 19	R: 0 E: 0 K: 0 S: 10	H: 0 LOB: 0 BB: 0 P: 14	R: 4 E: 0 K: 1 S: 23	H: 5 LOB: 3 BB: 2 P: 46	R: 1 E: 0 K: 1 S: 11	H: 2 LOB: 1 BB: 0 P: 16		1B: 6 2B: 8 3B: 0 HR: 0	SF: 1 SAC: 1 DP: 0 HBP: 1	WP: 1 PB: 0 SB: 0 CS: 0	PA: 43						
<b>PITCHER</b>	IP	WLS	BF	H	R	ER	SO	BB	IBB	HBP	BLK	WP	HR	S	P	ERA	WHIP										
56 Mark Buehrle, L (1, 1) ERA: 3.21	6.1	L	31	9	4	4	3	2	0	1	0	0	0	72	112	5.68	1.737										
Luis Vizcaino, R (7, 1) ERA: 3.99	0.1		6	3	2	2	1	1	1	0	0	0	0	11	25	54.00	12.000										
Jeff Bajenaru, R (7, 1) ERA:	0.1		1	0	0	0	0	0	0	0	0	0	0	3	4	0.00	0.000										
45 Bobby Jenks, R (8, 1) ERA: 2.03	1.0		5	2	1	1	1	0	0	0	0	1	0	11	16	9.00	2.000										

Batter	1	2	3	4	5	6	7	8	9	AB	R	H	RBI	BB	SO	LOB	TOP					
Aaron Guiel, L (1, 8) OBP: 0.347, SLG: 0.431 Chip Ambres, R (8, FH) OBP: 0.347, SLG: 0.380	K			G4-6-3 1B		F7		F8		3	0	1	0	0	1	1	<b>Kansas City Royals @ Cleveland Indians</b> Jacobs Field, Cleveland, OH Fri Sep 16 2005, 7:05 PM EDT Att: 21,975 - Cloudy - 70 F					
Terrence Long, L (1, 7) OBP: 0.319, SLG: 0.381	F7			G4-6-3 1-2		G4-6-3 BB			G6-4-3 1B	3	0	1	0	1	0	1						
29 Mike Sweeney, R (1, 10) OBP: 0.344, SLG: 0.523	K			F8		L7			F9	4	0	0	0	0	1	3						
Matt Stairs, L (1, 3) OBP: 0.374, SLG: 0.450		F8			G5-4-3 1B			F7	G6-4-3	4	0	1	0	0	0	1						
Emil Brown, R (1, 9) OBP: 0.349, SLG: 0.453		F9			G5-4-3				24 G4-6-3 BB	2	0	0	0	1	0	1						
24 Mark Teahen, L (1, 5) OBP: 0.308, SLG: 0.356		F7			HR				G4-6-3	3	1	1	1	0	0	1						
4 Angel Berroa, R (1, 6) OBP: 0.305, SLG: 0.373			K		G2-3				G3	3	0	0	0	0	1	0						
14 John Buck, R (1, 2) OBP: 0.276, SLG: 0.367			F9						F9	3	0	0	0	0	1	0						
13 Andrés Blanco, S (1, 4) OBP: 0.267, SLG: 0.333			F8						BB 1B	3	0	2	0	0	0	0						
<b>Inning Stats</b>	R: 0 E: 0 K: 2 S: 9	H: 0 LOB: 0 BB: 0 P: 13	R: 0 E: 0 K: 0 S: 9	H: 0 LOB: 0 BB: 0 P: 15	R: 0 E: 0 K: 1 S: 5	H: 0 LOB: 0 BB: 0 P: 6	R: 0 E: 0 K: 0 S: 5	H: 1 LOB: 0 BB: 0 P: 5	R: 1 E: 0 K: 0 S: 7	H: 2 LOB: 2 BB: 0 P: 11	R: 0 E: 0 K: 1 S: 10	H: 1 LOB: 2 BB: 1 P: 18	R: 0 E: 0 K: 0 S: 10	H: 0 LOB: 0 BB: 1 P: 14	R: 0 E: 0 K: 0 S: 11	H: 1 LOB: 1 BB: 0 P: 18	R: 0 E: 0 K: 0 S: 6	H: 1 LOB: 0 BB: 0 P: 8	1B: 5 2B: 0 3B: 0 HR: 1	SF: 0 SAC: 0 DP: 4 HBP: 0	WP: 0 PB: 0 SB: 0 CS: 0	PA: 31
<b>PITCHER</b>	IP	WLS	BF	H	R	ER	SO	BB	IBB	HBP	BLK	WP	HR	S	P	ERA	WHIP					
Scott Elarton, R (1, 1) ERA: 4.57	7.2	W	27	5	1	1	4	2	0	0	0	0	1	62	94	1.17	0.913					
Scott Sauerbeck, L (8, 1) ERA: 3.34	0.1	H	1	0	0	0	0	0	0	0	0	0	0	4	6	0.00	0.000					
Bob Wickman, R (9, 1) ERA: 2.68	1.0	S	3	1	0	0	0	0	0	0	0	0	0	6	8	0.00	1.000					

Batter	1	2	3	4	5	6	7	8	9	AB	R	H	RBI	BB	SO	LOB	BOTTOM				
24 Grady Sizemore, L (1, 8) OBP: 0.350, SLG: 0.492	48 BB 1B		G5-4-3 1B		HR		2 CS BB			3	1	3	1	1	0	0	<b>Kansas City Royals @ Cleveland Indians</b> Jacobs Field, Cleveland, OH Fri Sep 16 2005, 7:05 PM EDT Att: 21,975 - Cloudy - 70 F				
Coco Crisp, S (1, 7) OBP: 0.348, SLG: 0.463	48 BB BB		G5-4-3 1-2		G1-3		K			3	0	0	0	1	1	2					
2 Jhonny Peralta, R (1, 6) OBP: 0.355, SLG: 0.511	K		G6-3		41 E 48 BB 1B		BB			3	0	1	0	1	1	2					
48 Travis Hafner, L (1, 10) OBP: 0.403, SLG: 0.557				K	41 E BB		G4-3			2	0	0	0	2	1	1					
41 Victor Martínez, S (1, 2) OBP: 0.366, SLG: 0.461		BB		K	BB		FC4 G4-6-3		G1-3	4	0	0	0	0	2	5					
José Hernández, R (1, 4) OBP: 0.272, SLG: 0.350	L6				G4-6-3 1B		G4-6-3 1-2		G6-3	4	0	1	0	0	0	6					
Ben Broussard, L (1, 3) OBP: 0.304, SLG: 0.453		K			K		P6		K	4	0	0	0	0	3	1					
Aaron Boone, R (1, 5) OBP: 0.293, SLG: 0.370		F9			HR BB		K			2	1	0	0	1	1	0					
Casey Blake, R (1, 9) OBP: 0.315, SLG: 0.445		G6-3			HR		K			3	1	1	2	0	1	0					
<b>Inning Stats</b>	R: 0 E: 0 K: 2 S: 17	H: 1 LOB: 3 BB: 2 P: 34	R: 0 E: 0 K: 1 S: 9	H: 0 LOB: 0 BB: 0 P: 13	R: 0 E: 0 K: 0 S: 7	H: 1 LOB: 0 BB: 0 P: 11	R: 0 E: 0 K: 3 S: 15	H: 1 LOB: 1 BB: 0 P: 18	R: 3 E: 1 K: 0 S: 17	H: 3 LOB: 2 BB: 2 P: 30	R: 0 E: 0 K: 2 S: 10	H: 0 LOB: 0 BB: 0 P: 16	R: 0 E: 0 K: 1 S: 6	H: 0 LOB: 1 BB: 2 P: 14	R: 0 E: 0 K: 1 S: 9	H: 0 LOB: 0 BB: 0 P: 13	1B: 4 2B: 0 3B: 0 HR: 2	SF: 0 SAC: 0 DP: 2 HBP: 0	WP: 0 PB: 0 SB: 0 CS: 1	PA: 34	
<b>PITCHER</b>	IP	WLS	BF	H	R	ER	SO	BB	IBB	HBP	BLK	WP	HR	S	P	ERA	WHIP				
41 Jimmy Gobble, L (1, 1) ERA: 5.91	4.0	L	19	5	3	3	6	3	0	0	0	0	0	29	49	0.00	1.500				
Kyle Snyder, R (5, 1) ERA: 7.52	2.2		11	1	0	0	3	3	0	0	0	0	0	10	14	0.00	0.000				
Jeremy Affeldt, L (7, 1) ERA: 6.53	1.1		4	0	0	0	1	0	0	0	0	0	0	10	14	0.00	0.000				

Batter	1	2	3	4	5	6	7	8	9	AB	R	H	RBI	BB	SO	LOB	TOP										
Chip Ambres, R (1, 8) OBP: 0.346, SLG: 0.378 Matt Stairs, L (8, PH) OBP: 0.373, SLG: 0.449 Joe McEwing, R (8, 4) OBP: 0.273, SLG: 0.301	F7		K			1B HR		F7		3	1	1	0	0	1	1	<b>Kansas City Royals @ Cleveland Indians</b> Jacobs Field, Cleveland, OH Sat Sep 17 2005, 7:05 PM EDT Att: 32,392 - Partly Cloudy - 70 F										
Terrence Long, L (1, 7) OBP: 0.318, SLG: 0.380	L6		F8			HR		F7		4	1	1	0	0	0	1											
29 Mike Sweeney, R (1, 10) OBP: 0.343, SLG: 0.520	K			K		K			24 G3 4 1B	3	0	0	0	1	3	2											
Emil Brown, R (1, 9) OBP: 0.348, SLG: 0.458		G3		L9		HR				4	1	1	3	0	1	1											
4 Angel Berroa, R (1, 6) OBP: 0.305, SLG: 0.372	K			K		L7			24 G3	4	0	1	0	0	2	0											
24 Mark Teahen, L (1, 5) OBP: 0.308, SLG: 0.353	G3-1				F8			G3		4	0	0	0	0	1	2											
26 Justin Huber, R (1, 3) OBP: 0.275, SLG: 0.271			G6-3		G5-3		F9			4	0	0	0	0	1	2											
14 John Buck, R (1, 2) OBP: 0.277, SLG: 0.375			HR		P6		G5-3			3	1	1	1	0	0	0											
13 Andrés Blanco, S (1, 4) OBP: 0.281, SLG: 0.344 Aaron Guiel, L (8, PH) OBP: 0.342, SLG: 0.424			WP 1B			G5-3		K		2	0	1	0	0	0	0											
										1	0	0	0	0	1	0											
<b>Inning Stats</b>	R: 0 E: 0 K: 1 S: 6	H: 0 LOB: 0 BB: 0 P: 8	R: 0 E: 0 K: 1 S: 9	H: 0 LOB: 0 BB: 0 P: 13	R: 1 E: 0 K: 1 S: 11	H: 2 LOB: 1 BB: 0 P: 19	R: 0 E: 0 K: 2 S: 7	H: 0 LOB: 0 BB: 0 P: 10	R: 0 E: 0 K: 0 S: 5	H: 0 LOB: 0 BB: 0 P: 7	R: 3 E: 0 K: 1 S: 20	H: 3 LOB: 0 BB: 0 P: 26	R: 0 E: 0 K: 1 S: 5	H: 0 LOB: 0 BB: 0 P: 7	R: 0 E: 0 K: 2 S: 11	H: 1 LOB: 2 BB: 1 P: 19	1B: 4 2B: 0 3B: 0 HR: 2	SF: 0 SAC: 0 DP: 0 HBP: 0	WP: 1 PB: 0 SB: 0 CS: 0	PA: 34							
<b>PITCHER</b>	IP	WLS	BF	H	R	ER	SO	BB	IBB	HBP	BLK	WP	HR	S	P	ERA	WHIP										
31 Cliff Lee, L (1, 1) ERA: 3.75 Bob Howry, R (8, 1) ERA: 2.42 Bob Wickman, R (9, 1) ERA: 2.64	7.0	W	26	5	4	4	7	0	0	0	0	1	2	63	90	5.14	0.714										

Batter	1	2	3	4	5	6	7	8	9	AB	R	H	RBI	BB	SO	LOB	BOTTOM										
24 Grady Sizemore, L (1, 8) OBP: 0.350, SLG: 0.490	HR BB	L4		G6-4-3		K				3	1	0	0	1	1	2	<b>Kansas City Royals @ Cleveland Indians</b> Jacobs Field, Cleveland, OH Sat Sep 17 2005, 7:05 PM EDT Att: 32,392 - Partly Cloudy - 70 F										
Coco Crisp, S (1, 7) OBP: 0.348, SLG: 0.469	HR	L4		G6-3		2 G6-4-3 1B				4	1	2	2	0	0	0											
2 Jhonny Peralla, R (1, 6) OBP: 0.355, SLG: 0.511	4B 1B 2B				G1-3	G6-4-3				4	1	1	0	0	1	1											
48 Travis Hafner, L (1, 10) OBP: 0.406, SLG: 0.558	41 1B G4-3				41 G4-3 1B					3	1	2	0	1	1	0											
41 Victor Martínez, S (1, 2) OBP: 0.369, SLG: 0.463	1B G4-3				G4-3					4	1	3	1	0	0	1											
Ben Broussard, L (1, 3) OBP: 0.303, SLG: 0.452	G3 1B			L4						4	0	1	1	0	0	4											
Aaron Boone, R (1, 5) OBP: 0.297, SLG: 0.372	G3 1B					1B				3	0	2	0	1	1	2											
Ramón Vázquez, L (1, 4) OBP: 0.247, SLG: 0.272 José Hernández, R (8, PH) OBP: 0.270, SLG: 0.349	G3			G4-3		E3				3	0	0	1	0	0	3											
										1	0	0	0	0	1	2											
Casey Blake, R (1, 9) OBP: 0.312, SLG: 0.441	P6			E5		K				4	0	0	0	0	2	4											
<b>Inning Stats</b>	R: 5 E: 0 K: 0 S: 23	H: 5 LOB: 1 BB: 1 P: 39	R: 0 E: 0 K: 1 S: 8	H: 0 LOB: 0 BB: 0 P: 14	R: 0 E: 0 K: 1 S: 12	H: 1 LOB: 2 BB: 1 P: 20	R: 0 E: 1 K: 0 S: 7	H: 0 LOB: 0 BB: 0 P: 12	R: 0 E: 0 K: 0 S: 13	H: 1 LOB: 1 BB: 0 P: 19	R: 0 E: 1 K: 2 S: 9	H: 1 LOB: 1 BB: 0 P: 15	R: 0 E: 0 K: 1 S: 7	H: 1 LOB: 0 BB: 0 P: 13	R: 0 E: 0 K: 2 S: 14	H: 2 LOB: 2 BB: 1 P: 24	1B: 9 2B: 1 3B: 0 HR: 1	SF: 0 SAC: 0 DP: 2 HBP: 0	WP: 0 PB: 0 SB: 1 CS: 1	PA: 36							
<b>PITCHER</b>	IP	WLS	BF	H	R	ER	SO	BB	IBB	HBP	BLK	WP	HR	S	P	ERA	WHIP										
Rinelvis Hernández, R (1, 1) ERA: 5.24 Shawn Camp, R (4, 1) ERA: 7.03 Ambiorix Burgos, R (7, 1) ERA: 3.75 Andrew Sisco, L (8, 1) ERA: 2.65	3.0	L	17	6	5	5	2	2	0	0	0	0	0	29	46	0.00	0.667										



Batter	1	2	3	4	5	6	7	8	9	AB	R	H	RBI	BB	SO	LOB	TOP																					
Chip Ambres, R OBP: 0.344, SLG: 0.374 (1, 8)	F8			1B		G5-3		F8		4	0	1	0	0	0	0																						
Joe McEwing, R OBP: 0.297, SLG: 0.294 (1, 5)	K			F9		G4-3			K	4	0	0	0	0	2	1																						
29 Mike Sweeney, R OBP: 0.340, SLG: 0.515 (1, 10)	G4-3			K			F7		P4	4	0	0	0	0	1	1																						
Emil Brown, R OBP: 0.347, SLG: 0.456 (1, 9)		P3		K			26 1B		K	4	0	1	0	0	2	1																						
4 Angel Berroa, R OBP: 0.303, SLG: 0.370 Donnie Murphy, R OBP: 0.263, SLG: 0.294 (7, 4)	F8				K				K	3	0	0	0	0	2	1																						
26 Justin Huber, R OBP: 0.276, SLG: 0.275 (1, 3)	K				G5-3				K	0	0	0	0	0	0	0																						
Matt Diaz, R OBP: 0.313, SLG: 0.385 (1, 7)				13 G6-4-3 1B			L7			3	0	2	0	0	0	2																						
Paul Phillips, R OBP: 0.224, SLG: 0.347 (1, 2)				K		G5-3			K2-3	3	0	0	0	0	2	2																						
13 Andrés Blanco, S OBP: 0.257, SLG: 0.314 (7, 6)				G6-4-3		G5-3			G6-3	3	0	0	0	0	0	1																						
<b>Inning Stats</b>	R: 0 E: 0 K: 1 S: 7	H: 0 LOB: 0 BB: 0 P: 10	R: 0 E: 0 K: 1 S: 8	H: 0 LOB: 0 BB: 0 P: 10	R: 0 E: 0 K: 1 S: 9	H: 1 LOB: 0 BB: 0 P: 10	R: 0 E: 0 K: 2 S: 12	H: 1 LOB: 1 BB: 0 P: 17	R: 0 E: 0 K: 1 S: 8	H: 1 LOB: 1 BB: 0 P: 13	R: 0 E: 0 K: 0 S: 10	H: 0 LOB: 0 BB: 0 P: 12	R: 0 E: 0 K: 1 S: 12	H: 2 LOB: 2 BB: 0 P: 15	R: 0 E: 0 K: 1 S: 7	H: 0 LOB: 0 BB: 0 P: 12	R: 0 E: 0 K: 2 S: 9	H: 0 LOB: 0 BB: 0 P: 10	1B: 5 2B: 0 3B: 0 HR: 0	SF: 0 SAC: 0 DP: 1 HBP: 0	WP: 0 PB: 0 SB: 0 CS: 0	PA: 31																
<b>PITCHER</b>	IP	WLS	BF	H	R	ER	SO	BB	IBB	HBP	BLK	WP	HR	S	P	ERA	WHIP	<b>PITCHER</b>				IP	WLS	BF	H	R	ER	SO	BB	IBB	HBP	BLK	WP	HR	S	P	ERA	WHIP
CC Sabathia, L ERA: 4.07 Fernando Cabrera, R ERA: 1.27	(1, 1)	8.0	W	28	5	0	8	0	0	0	0	0	0	73	99	0.00	0.625					(9, 1)	1.0	3	0	0	0	2	0	0	0	0	0	0	0	0	0.00	0.000

**Kansas City Royals @ Cleveland Indians**  
 Jacobs Field, Cleveland, OH  
 Sun Sep 18 2005, 1:05 PM EDT  
 Att: 22,654 - Cloudy - 72 F

livebaseballscorecards.com

AB 31  
R 0  
H 5  
RBI 0  
BB 0  
SO 10  
LOB 9



Batter	1	2	3	4	5	6	7	8	9	AB	R	H	RBI	BB	SO	LOB	BOTTOM																					
24 Grady Sizemore, L OBP: 0.349, SLG: 0.487 38 Franklin Gutierrez, R (7, PH)	F8		G4-3	FC4-6 BB		K	L4			3	0	0	0	1	1	1																						
Coco Crisp, S OBP: 0.351, SLG: 0.472 (1, 7)	48 HR 1B		F7	FC4-6 2 HR		2B		E 1B		5	2	3	2	0	0	2																						
2 Jhonny Peralta, R OBP: 0.355, SLG: 0.519 (1, 6)	F8		2B	HR		F7		K		5	1	2	3	0	1	3																						
48 Travis Hafner, L OBP: 0.405, SLG: 0.562 25 Ryan Garko, R (8, PH)	1-H HR		K	L7		P6		K		4	1	1	2	0	1	2																						
41 Victor Martinez, S OBP: 0.370, SLG: 0.466 Josh Bard, S OBP: 0.266, SLG: 0.277 (9, 2)	F8		2B	2B	K		HR 1B	E7 BB 1B		4	2	2	0	0	1	0																						
Ben Broussard, L OBP: 0.309, SLG: 0.464 (1, 3)		P5		1B 2B	G1-3 1B		HR 1B	1-2 BB		4	2	3	3	1	0	0																						
José Hernández, R OBP: 0.269, SLG: 0.345 (8, 5)		G6-3		2B FC4-6 1B	G1-3		K	K		5	1	1	1	0	2	4																						
Aaron Boone, R OBP: 0.299, SLG: 0.378 Ramón Vázquez, L OBP: 0.244, SLG: 0.268 (7, PH)				2B FC4-6 2 HR	G4-3		P5			3	1	2	0	0	0	1																						
Casey Blake, R OBP: 0.314, SLG: 0.441 (1, 9)	K			G5-3		2B HBP		1B		3	1	1	0	0	1	3																						
<b>Inning Stats</b>	R: 2 E: 0 K: 0 S: 13	H: 2 LOB: 0 BB: 0 P: 20	R: 0 E: 0 K: 1 S: 9	H: 1 LOB: 1 BB: 0 P: 14	R: 0 E: 0 K: 1 S: 10	H: 1 LOB: 1 BB: 0 P: 17	R: 6 E: 0 K: 0 S: 23	H: 5 LOB: 0 BB: 1 P: 35	R: 0 E: 0 K: 1 S: 7	H: 1 LOB: 1 BB: 0 P: 10	R: 1 E: 0 K: 1 S: 7	H: 1 LOB: 1 BB: 0 P: 13	R: 2 E: 0 K: 1 S: 13	H: 3 LOB: 1 BB: 0 P: 20	R: 0 E: 1 K: 3 S: 18	H: 2 LOB: 3 BB: 1 P: 30	1B: 7 2B: 6 3B: 0 HR: 3	SF: 0 SAC: 0 DP: 0 HBP: 1	WP: 0 PB: 0 SB: 0 CS: 0	PA: 43																		
<b>PITCHER</b>	IP	WLS	BF	H	R	ER	SO	BB	IBB	HBP	BLK	WP	HR	S	P	ERA	WHIP	<b>PITCHER</b>				IP	WLS	BF	H	R	ER	SO	BB	IBB	HBP	BLK	WP	HR	S	P	ERA	WHIP
Jose Lima, R ERA: 6.95 46 Juan Carlos Oviedo, R ERA: 7.95 Chris Demaria, R ERA: 6.23	(1, 1)	4.0	L	22	9	8	8	2	1	0	0	0	0	14	23	4.50	1.000					(7, 1)	2.0	12	5	2	2	4	1	0	0	0	0	1	31	50	9.00	3.000

**Kansas City Royals @ Cleveland Indians**  
 Jacobs Field, Cleveland, OH  
 Sun Sep 18 2005, 1:05 PM EDT  
 Att: 22,654 - Cloudy - 72 F

livebaseballscorecards.com


AB 40  
R 11  
H 16  
RBI 11  
BB 2  
SO 8  
LOB 18



Batter	1	2	3	4	5	6	7	8	9	AB	R	H	RBI	BB	SO	LOB	TOP					
28 Curtis Granderson, L (1.8) OBP: 0.342, SLG: 0.550	G6-3		K		F7		G4-3			4	0	0	0	0	1	0						
14 Placido Polanco, R (1.4) OBP: 0.384, SLG: 0.437	G6-3			31 BB 2B		G5-3		G6-3		4	1	1	0	0	0	0						
31 Chris Shelton, R (1.3) OBP: 0.362, SLG: 0.501	HR			2B BB		HR HBP		L3		2	2	1	1	1	0	0						
30 Magglio Ordonez, R (1.9) OBP: 0.369, SLG: 0.456	P3			K		F8		G6-3		4	0	0	0	0	1	3						
Carlos Pena, L (1.10) OBP: 0.341, SLG: 0.463		P5		K		HR			K	4	1	1	2	0	2	2						
Ivan Rodriguez, R (1.2) OBP: 0.283, SLG: 0.456	G6-3			2B				G6-3		4	0	2	1	0	0	0						
Craig Monroe, R (1.7) OBP: 0.322, SLG: 0.439	G5-3			F8		G5-3			K	4	0	0	0	0	1	3						
15 Brandon Inge, R (1.5) OBP: 0.327, SLG: 0.408			G6-3		G6-3		F7			3	0	0	0	0	0	0						
20 Omar Infante, R (1.6) OBP: 0.254, SLG: 0.363			P6		K		F8			3	0	0	0	0	1	0						
<b>Inning Stats</b>	R: 1 E: 0 K: 0 S: 8	H: 1 LOB: 0 BB: 0 P: 13	R: 0 E: 0 K: 0 S: 9	H: 0 LOB: 0 BB: 0 P: 14	R: 0 E: 0 K: 1 S: 12	H: 0 LOB: 0 BB: 0 P: 19	R: 1 E: 0 K: 2 S: 15	H: 2 LOB: 2 BB: 1 P: 25	R: 0 E: 0 K: 1 S: 8	H: 0 LOB: 0 BB: 0 P: 13	R: 2 E: 0 K: 0 S: 12	H: 2 LOB: 1 BB: 0 P: 23	R: 0 E: 0 K: 0 S: 9	H: 0 LOB: 0 BB: 0 P: 14	R: 0 E: 0 K: 0 S: 6	H: 0 LOB: 0 BB: 0 P: 10	R: 0 E: 0 K: 2 S: 9	H: 0 LOB: 0 BB: 0 P: 14	1B: 2 2B: 1 3B: 0 HR: 2	SF: 0 SAC: 0 DP: 0 HBP: 1	WP: 0 PB: 0 SB: 0 CS: 0	PA: 34
<b>PITCHER</b>	IP	WLS	BF	H	R	ER	SO	BB	IBB	HBP	BLK	WP	HR	S	P	ERA	WHIP					
Mike Wood, R (1.1) ERA: 3.94	5.2	W	24	5	4	4	4	1	0	1	0	0	2	63	104	6.35	1.059					
Ambiorix Burgos, R (6.1) ERA: 3.66	1.1		4	0	0	0	0	0	0	0	0	0	0	10	17	0.00	0.000					
Jeremy Affeldt, L (8.1) ERA: 6.21	2.0		6	0	0	0	2	0	0	0	0	0	0	15	24	0.00	0.000					

**Detroit Tigers @ Kansas City Royals**  
Kauffman Stadium, Kansas City, MO  
Mon Sep 19 2005, 7:10 PM CDT  
Att: 8,915 - Partly Cloudy - 81 F


AB	32
R	4
H	5
RBI	4
BB	1
SO	6
LOB	8



Batter	1	2	3	4	5	6	7	8	9	AB	R	H	RBI	BB	SO	LOB	BOTTOM					
Aaron Guiel, L (1.8) OBP: 0.359, SLG: 0.443	G3	K		1B		G4-3 29 1B 2B		WP BB 1B HBP		4	2	2	0	0	1	1						
Terrence Long, L (1.7) OBP: 0.319, SLG: 0.379	29 1B HR		G4-3	F7		G4-3		1B WP BB		4	1	1	0	1	0	3						
29 Mike Sweeney, R (1.10) OBP: 0.341, SLG: 0.514	1B		F8		K	1B 1B		F5		5	1	2	1	0	1	2						
Matt Stairs, L (1.3) OBP: 0.376, SLG: 0.462	HR		G4-3		F8 24 2B 2B	1B 1B		K		5	2	3	3	0	1	2						
Emil Brown, R (1.9) OBP: 0.350, SLG: 0.457	K			4 2B 1B	F8	1B 1B				5	1	3	1	0	1	1						
24 Mark Teahen, L (1.5) OBP: 0.307, SLG: 0.356	4 FC6-4 1B		F9		F8 4 2B 2B	G1-3		F8		5	1	2	1	0	0	5						
4 Angel Berroa, R (1.6) OBP: 0.304, SLG: 0.375	FC6-4			14 1B 13 SF8 2B		G5-3				4	2	2	2	0	0	1						
14 John Buck, R (1.2) OBP: 0.282, SLG: 0.379				1B 1B		K				4	0	3	1	0	1	0						
13 Andrés Blanco, S (1.4) OBP: 0.231, SLG: 0.289		FC6-4 CS		SF8	G4-3	G4-3				3	0	0	1	0	0	2						
<b>Inning Stats</b>	R: 3 E: 0 K: 1 S: 16	H: 4 LOB: 1 BB: 0 P: 21	R: 0 E: 0 K: 1 S: 8	H: 1 LOB: 1 BB: 0 P: 13	R: 0 E: 0 K: 0 S: 12	H: 0 LOB: 0 BB: 0 P: 18	R: 2 E: 0 K: 0 S: 8	H: 4 LOB: 2 BB: 0 P: 10	R: 3 E: 0 K: 1 S: 14	H: 4 LOB: 1 BB: 0 P: 16	R: 1 E: 0 K: 0 S: 14	H: 4 LOB: 2 BB: 0 P: 22	R: 0 E: 0 K: 1 S: 6	H: 0 LOB: 0 BB: 0 P: 11	R: 1 E: 0 K: 1 S: 14	H: 1 LOB: 2 BB: 1 P: 29	1B: 12 2B: 6 3B: 0 HR: 1	SF: 1 SAC: 0 DP: 1 HBP: 1	WP: 1 PB: 0 SB: 0 CS: 1	PA: 42		
<b>PITCHER</b>	IP	WLS	BF	H	R	ER	SO	BB	IBB	HBP	BLK	WP	HR	S	P	ERA	WHIP					
38 Jeremy Bonderman, R (1.1) ERA: 4.57	4.2	L	24	11	7	7	3	0	0	0	0	0	1	50	71	13.50	2.357					
Jason Karmuth, R (5.1) ERA: 27.0	0.1		3	2	1	1	0	0	0	0	0	0	0	6	7	27.00	6.000					
Jason Grilli, R (6.1) ERA: 4.5	2.0		9	4	1	1	1	0	0	0	0	0	0	20	33	4.50	2.000					
Franklyn German, R (8.1) ERA: 3.72	0.2		5	1	1	1	1	1	0	1	0	1	0	13	26	13.50	3.000					
Doug Creek, L (8.1) ERA: 7.06	0.1		1	0	0	0	0	0	0	0	0	0	0	1	3	0.00	0.000					

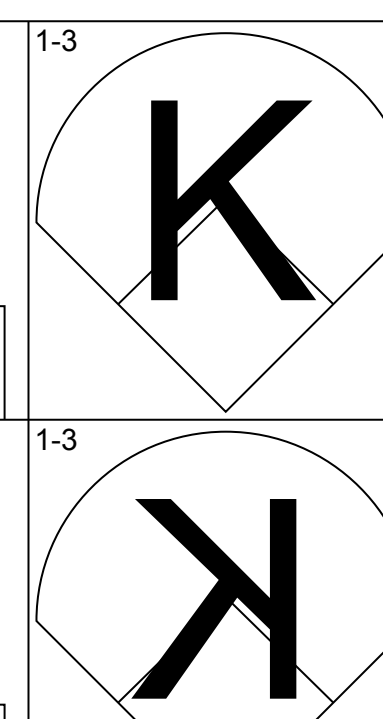
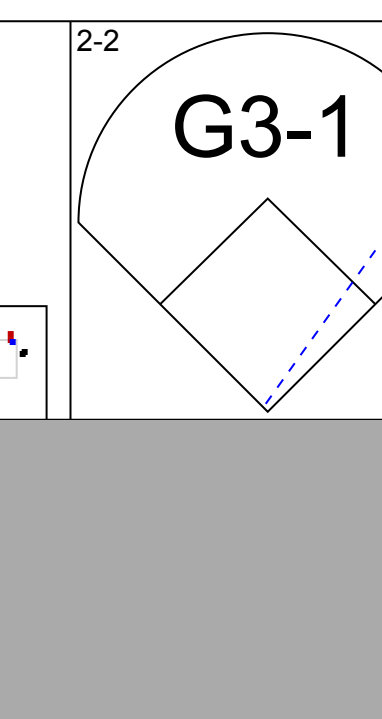
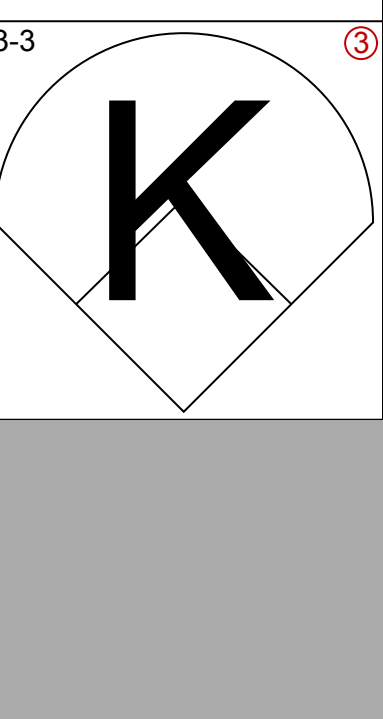
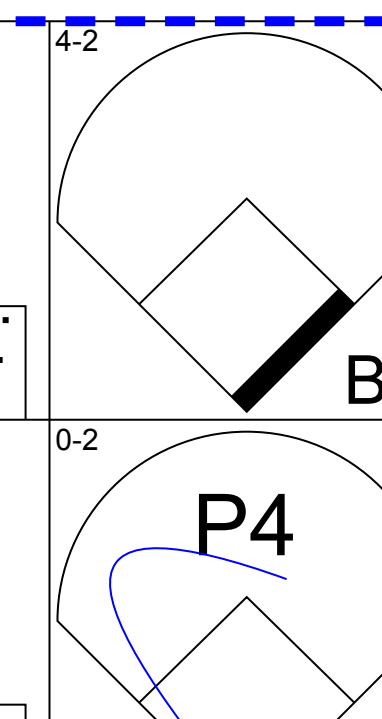
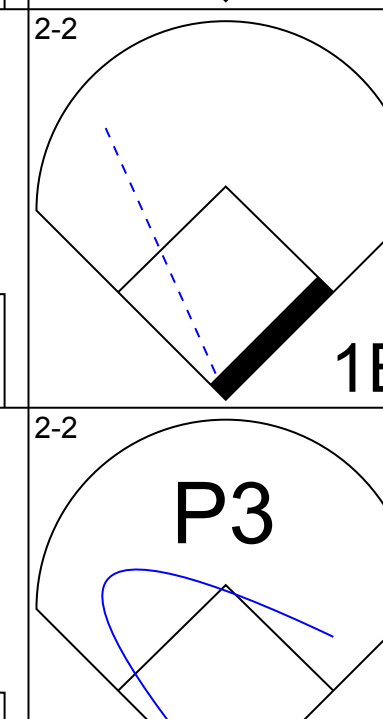
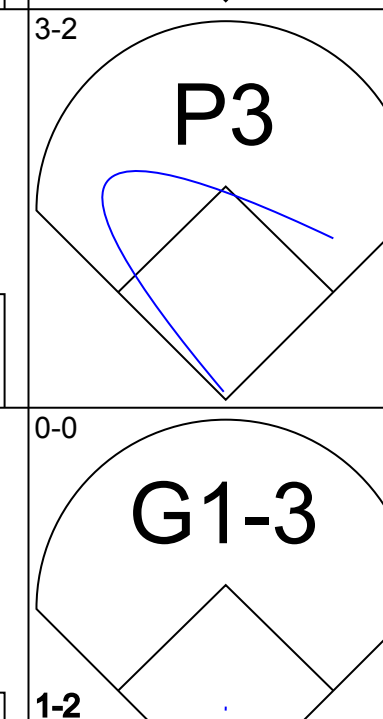
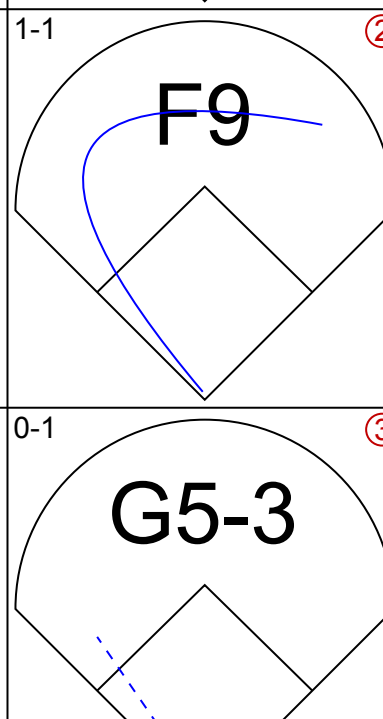


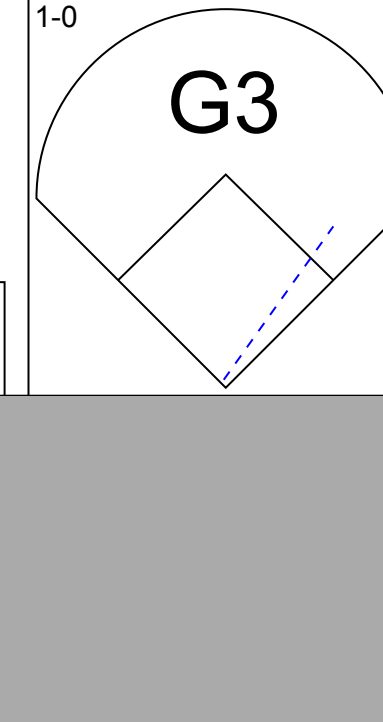






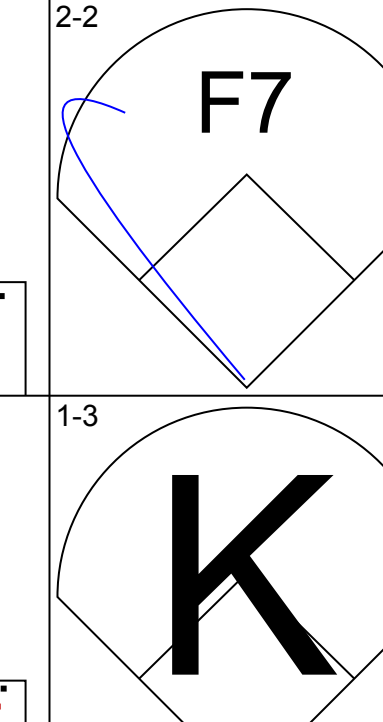
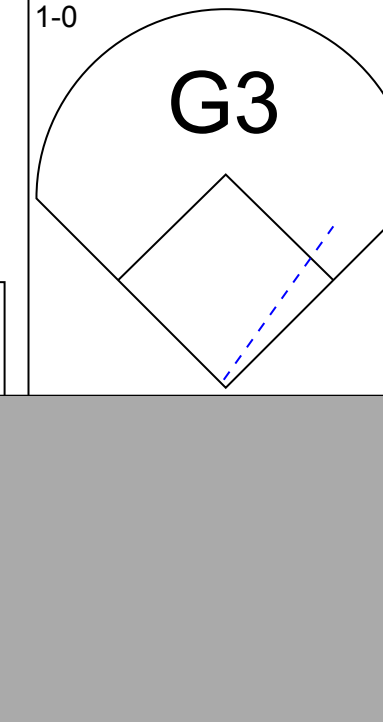
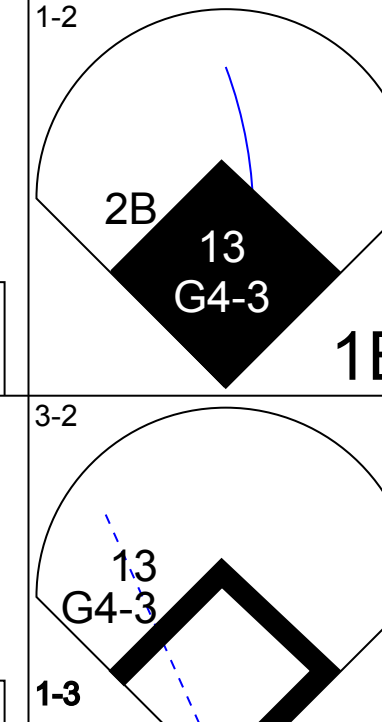
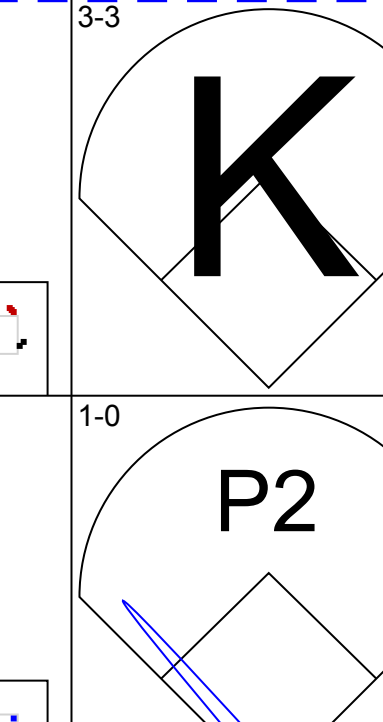
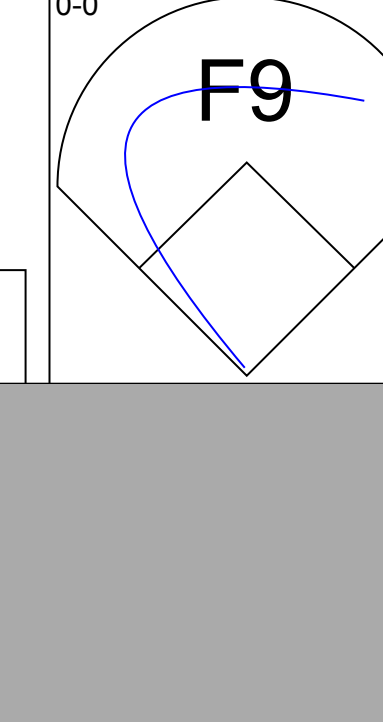
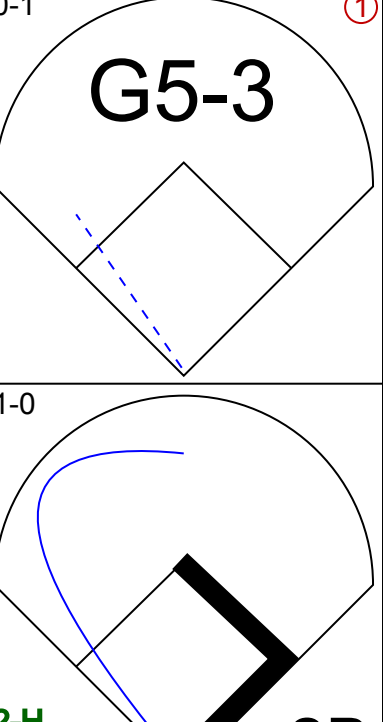
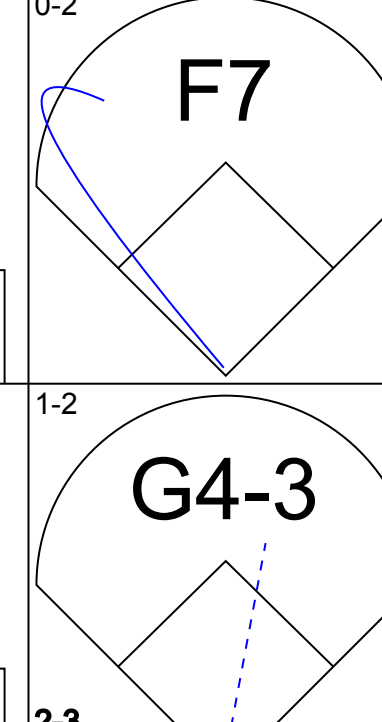
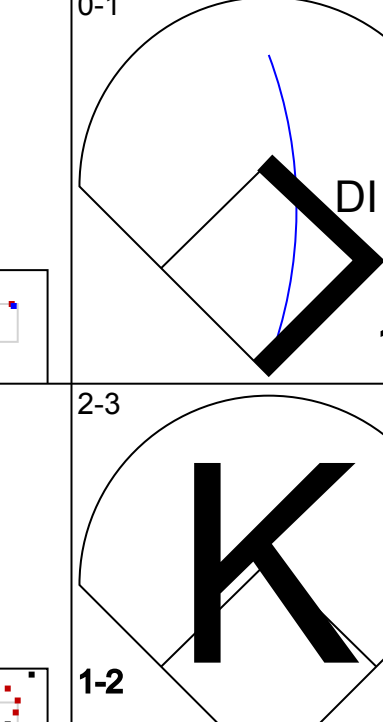

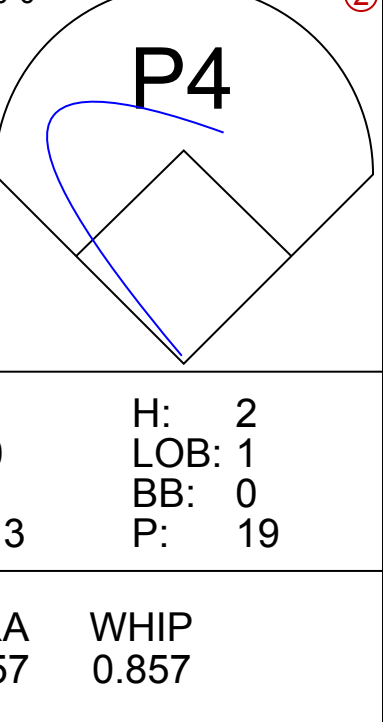
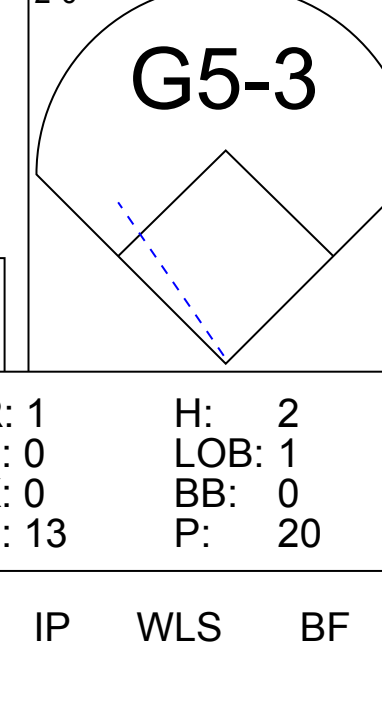
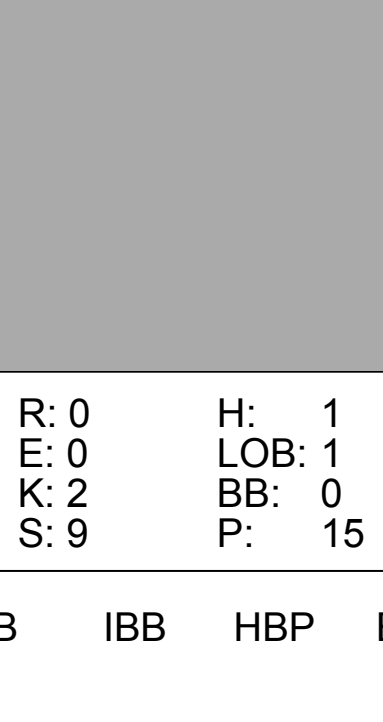
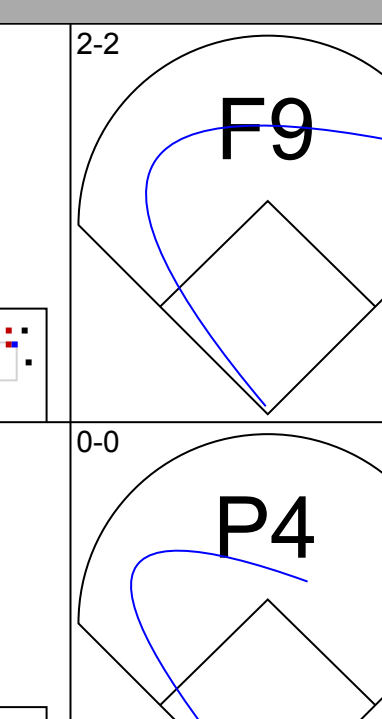
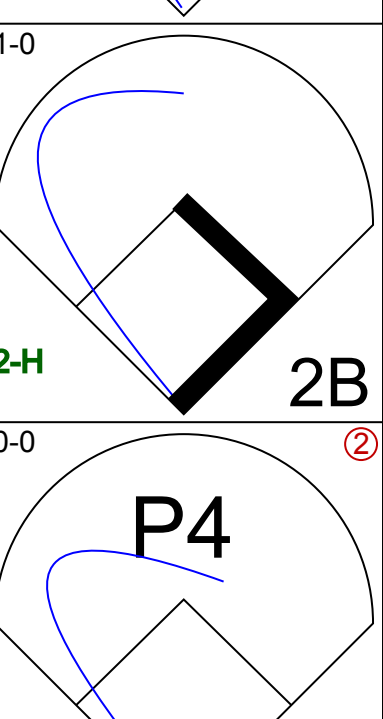
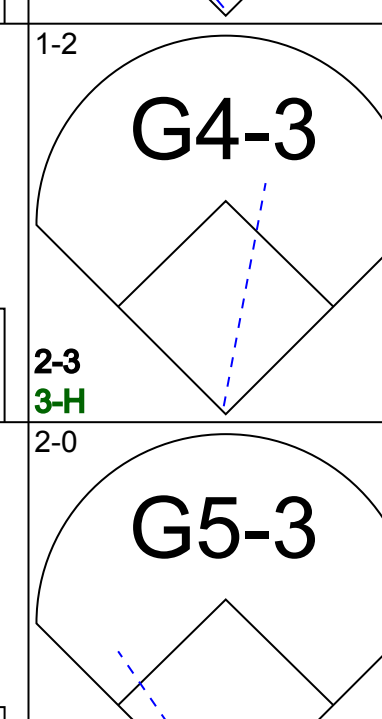
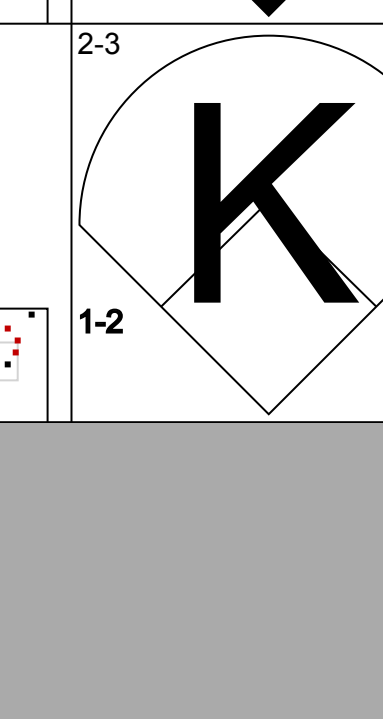
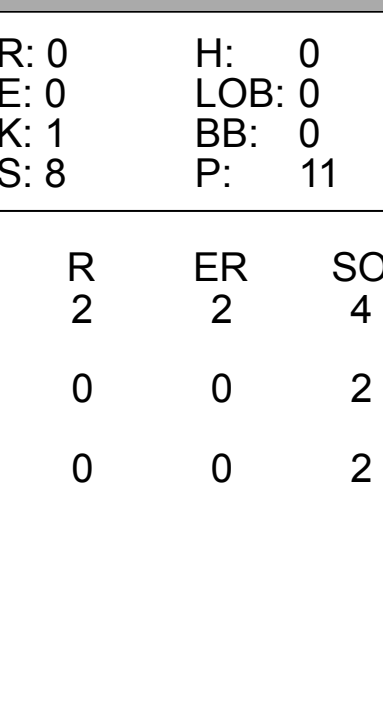
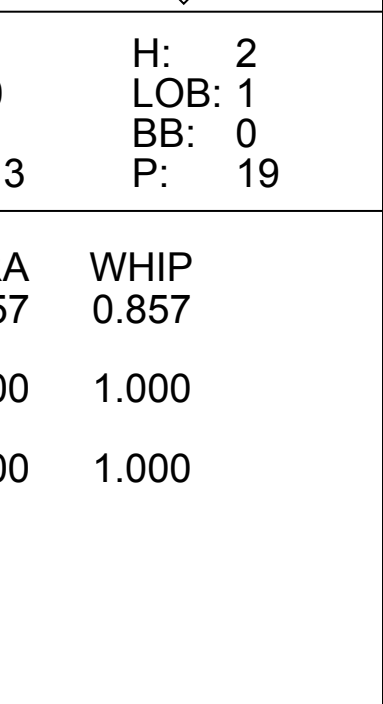
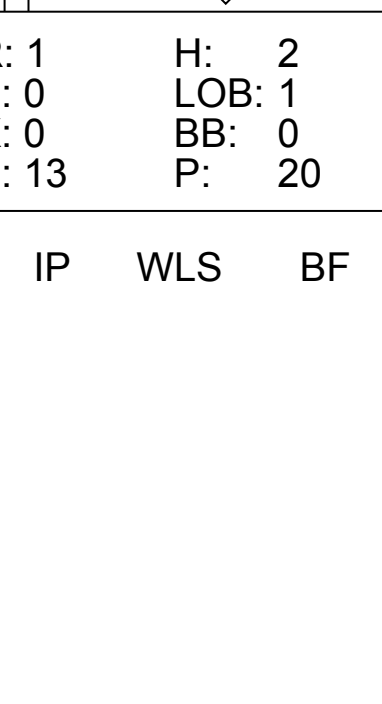
**Detroit Tigers @ Kansas City Royals**  
Kauffman Stadium, Kansas City, MO  
Mon Sep 19 2005, 7:10 PM CDT  
Att: 8,915 - Partly Cloudy - 81 F

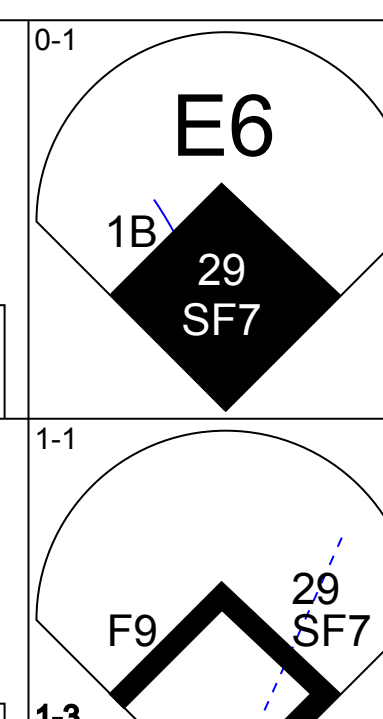
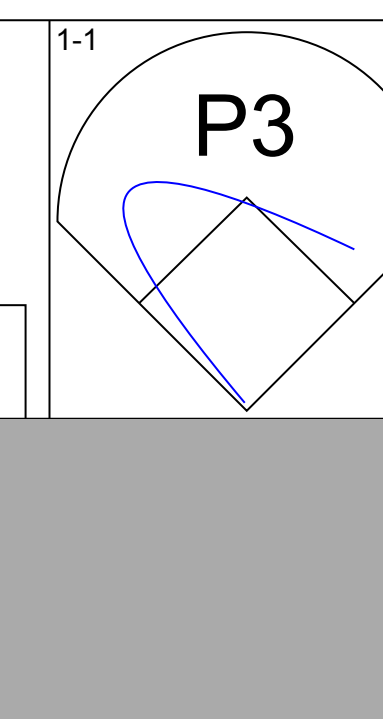
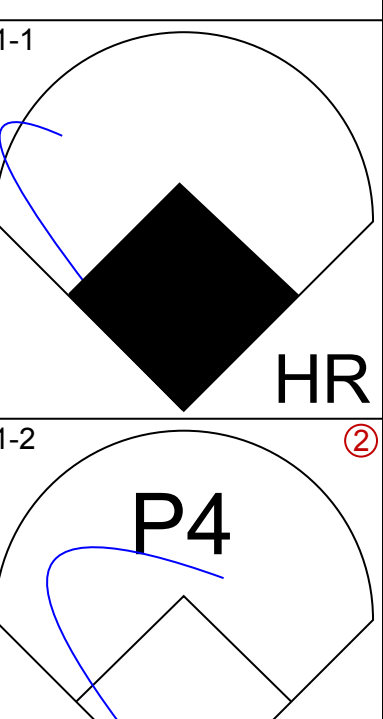
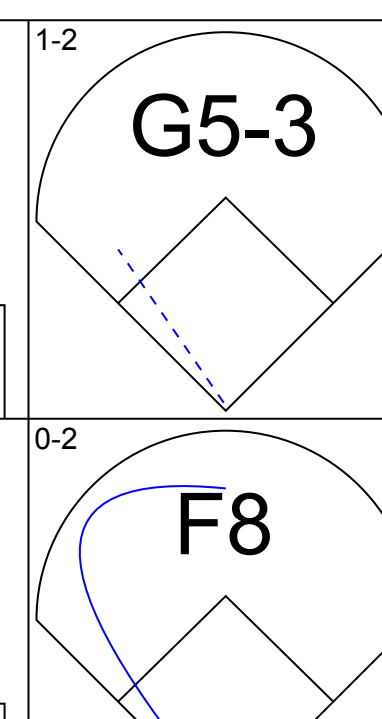
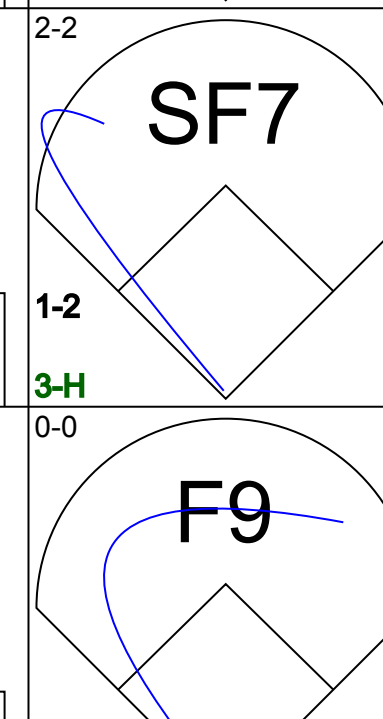
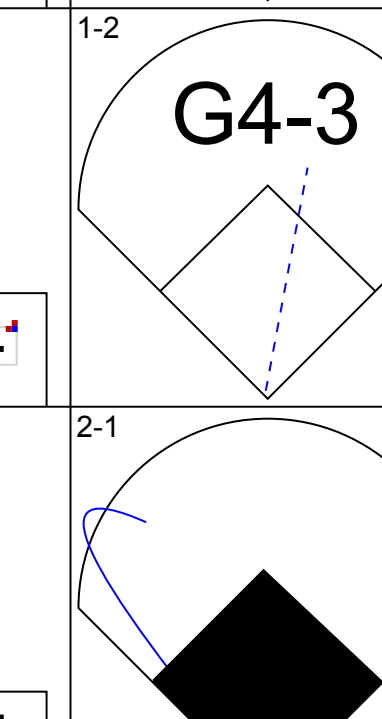
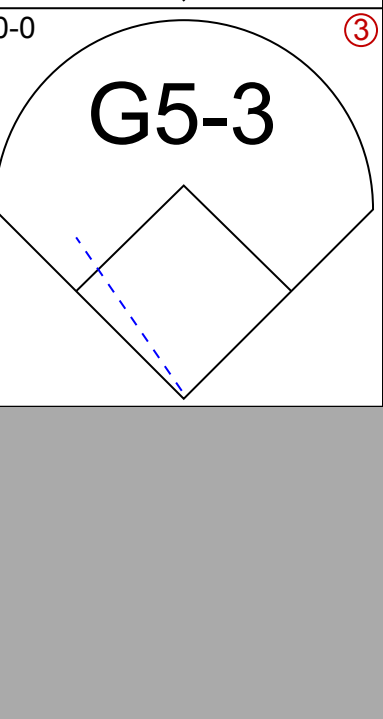

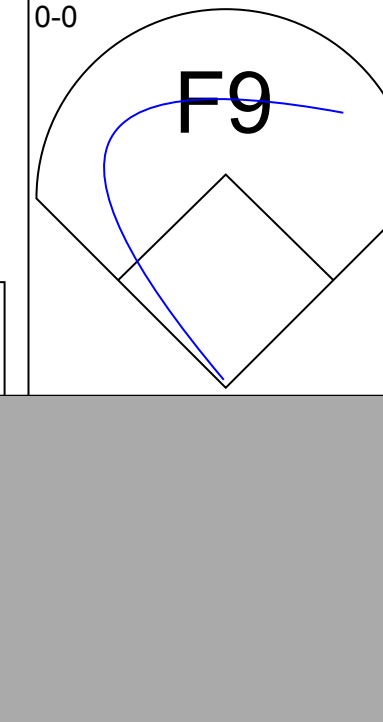
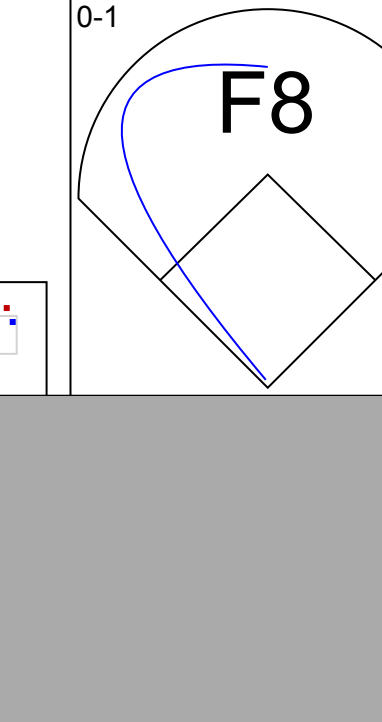

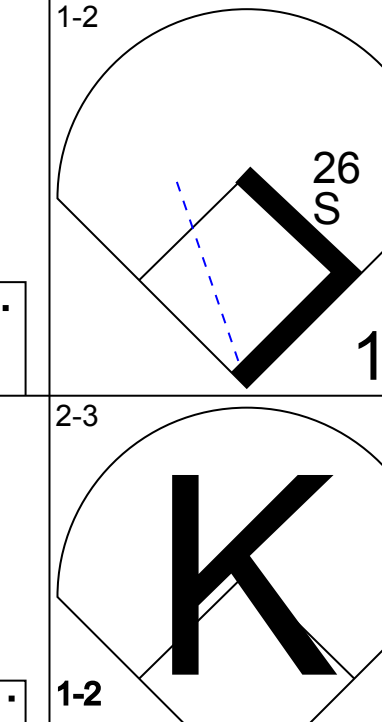


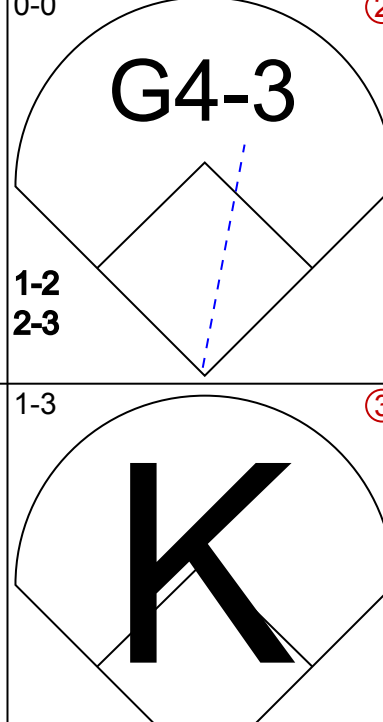

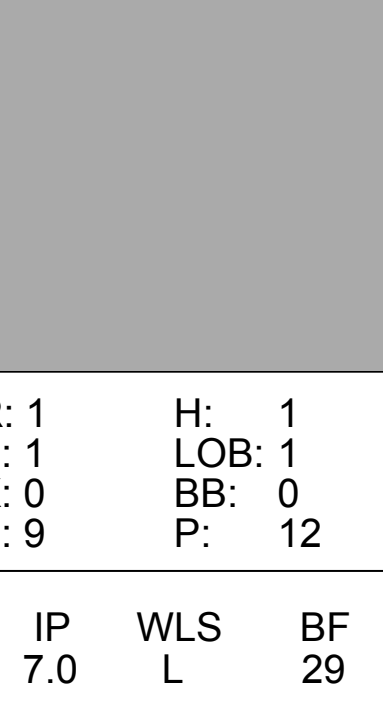
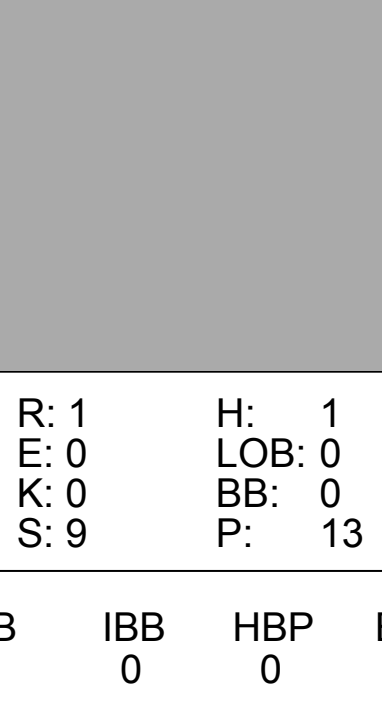
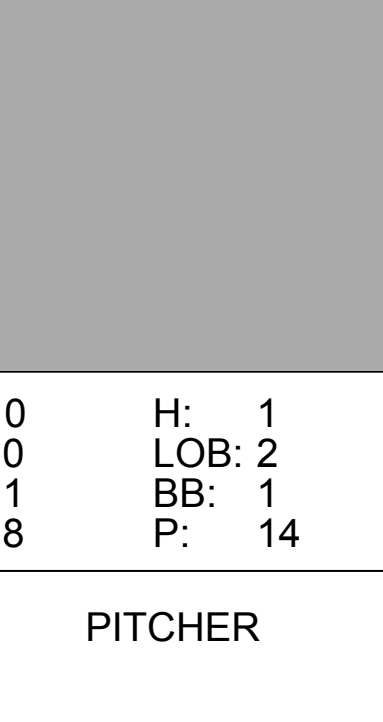
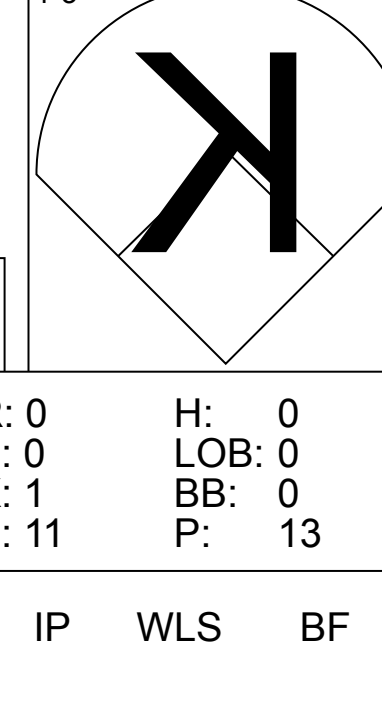
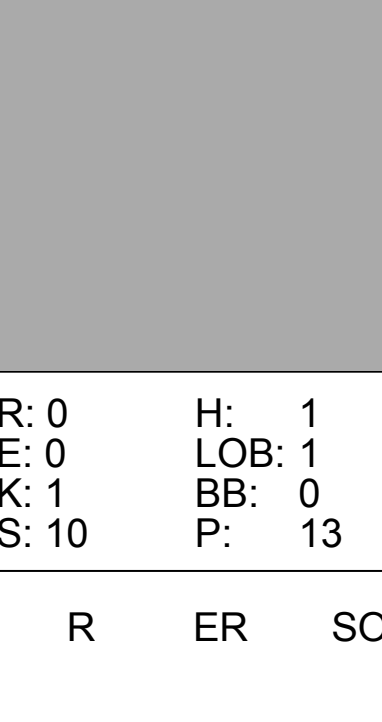
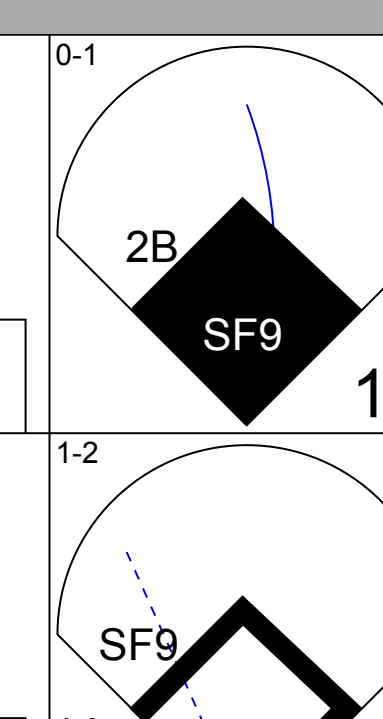
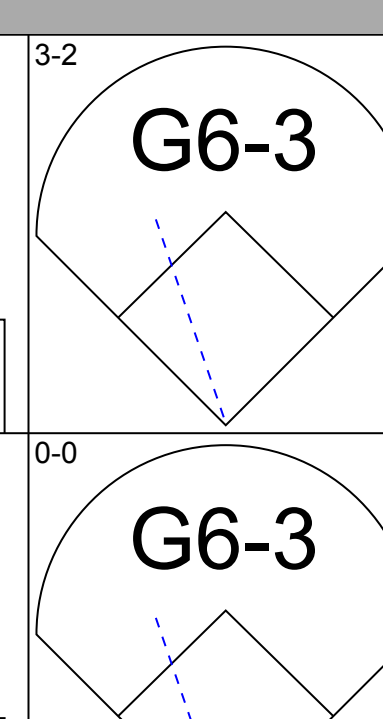
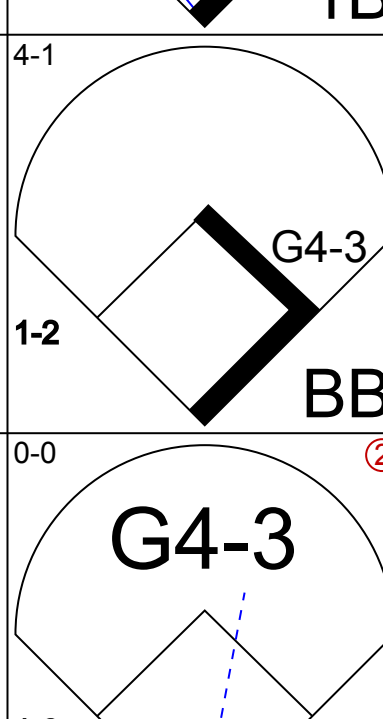

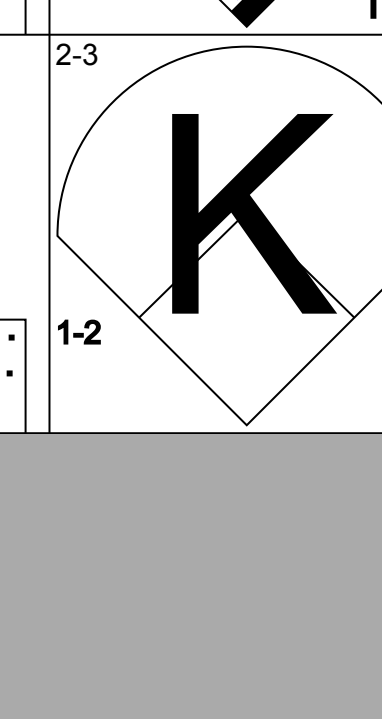
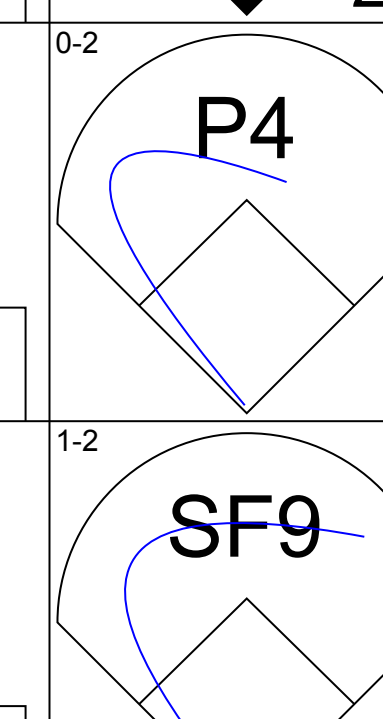
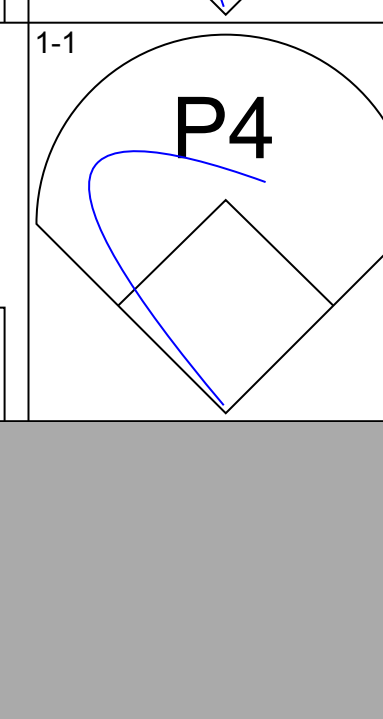

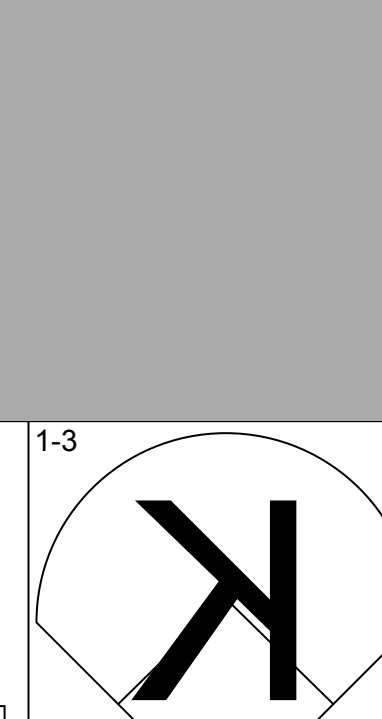
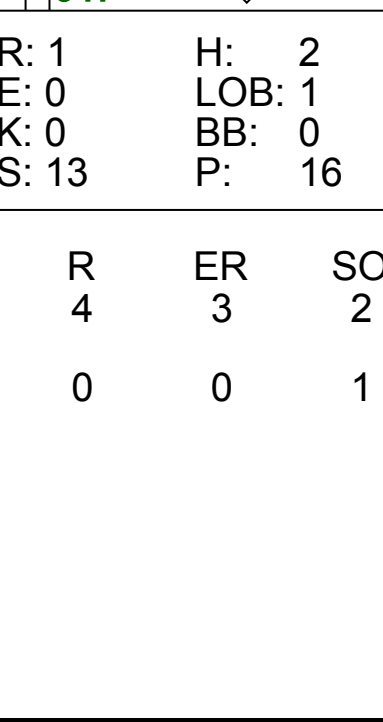
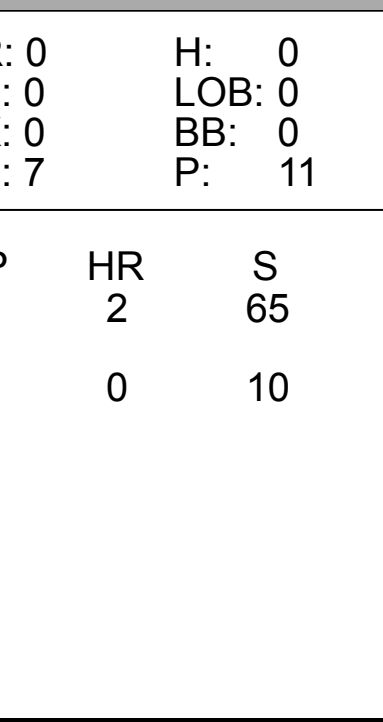
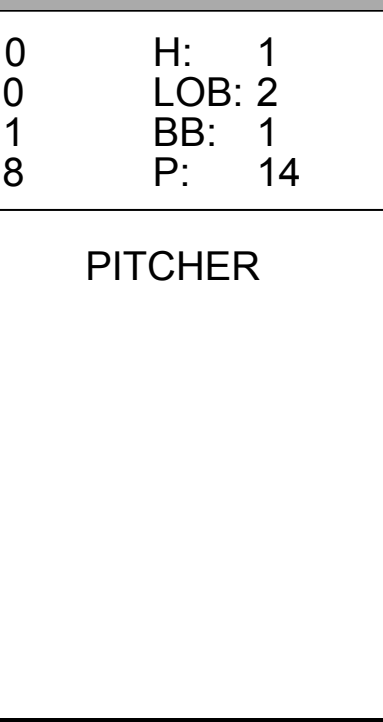
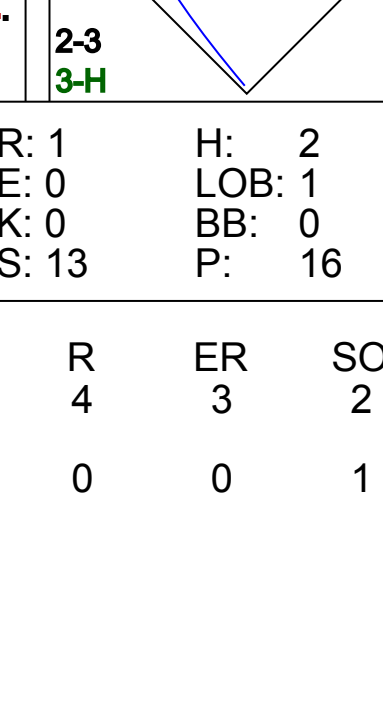
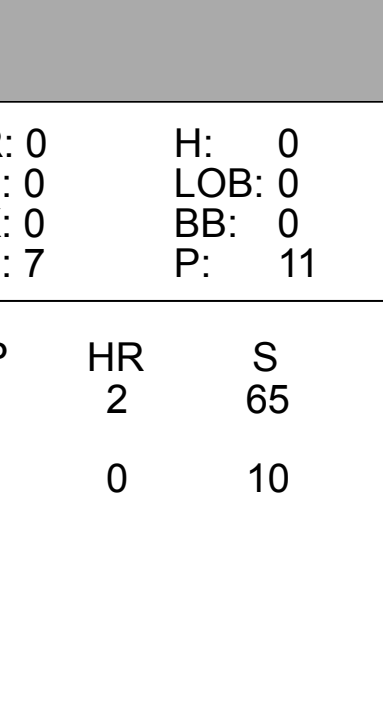
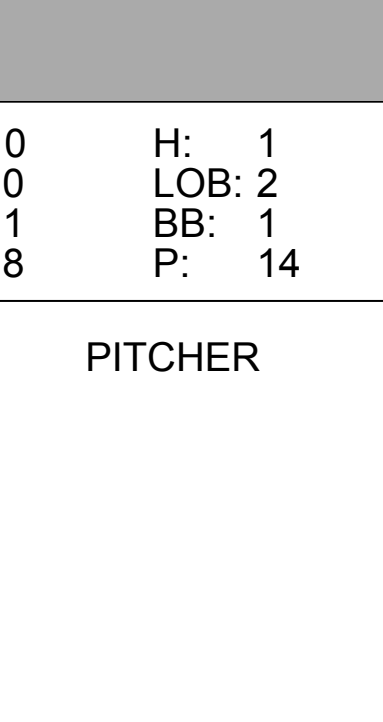
AB	39
R	10
H	18
RBI	10
BB	1
SO	5
LOB	17



Batter	1	2	3	4	5	6	7	8	9	AB	R	H	RBI	BB	SO	LOB	TOP															
28 Curtis Granderson, L OBP: 0.355, SLG: 0.553 (1.7)										3	1	2	0	1	1	0	<b>Detroit Tigers @ Kansas City Royals</b> Kauffman Stadium, Kansas City, MO Tue Sep 20 2005, 4:10 PM CDT Sunny - 87 F															
14 Placido Polanco, R OBP: 0.383, SLG: 0.436 (1.4)										4	1	1	0	0	1	2																
31 Chris Shelton, R OBP: 0.364, SLG: 0.500 (1.3)										3	0	1	1	0	0	0																
Craig Monroe, R OBP: 0.322, SLG: 0.437 (1.9)										4	1	1	0	0	0	4																
Ivan Rodriguez, R OBP: 0.292, SLG: 0.454 (1.2)										3	1	0	0	1	0	2																
33 Marcus Thames, R OBP: 0.264, SLG: 0.432 (1.10)										3	0	0	0	1	0	2																
15 Brandon Inge, R OBP: 0.328, SLG: 0.411 (1.5)										4	0	2	1	0	0	1																
John McDonald, R OBP: 0.335, SLG: 0.329 (1.6)										3	0	1	1	0	0	2																
Dmitri Young, S OBP: 0.325, SLG: 0.472 (9, PH)										1	0	1	0	0	0	0																
20 Omar Infante, R OBP: 0.254, SLG: 0.363 (9, PH)										0	0	0	0	0	0	0																
Nook Logan, S OBP: 0.303, SLG: 0.335 (1.8)										3	0	0	0	0	1	3																
30 Magglio Ordonez, R OBP: 0.368, SLG: 0.454 (9, PH)										1	0	0	0	0	0	1																
<b>Inning Stats</b>	R: 0 E: 0 K: 1 S: 8	H: 0 LOB: 0 BB: 0 P: 11	R: 2 E: 0 K: 0 S: 13	H: 2 LOB: 1 BB: 1 P: 22	R: 0 E: 0 K: 0 S: 15	H: 0 LOB: 0 BB: 1 P: 24	R: 0 E: 0 K: 1 S: 10	H: 1 LOB: 1 BB: 1 P: 17	R: 2 E: 0 K: 0 S: 10	H: 3 LOB: 0 BB: 0 P: 17	R: 0 E: 0 K: 0 S: 7	H: 1 LOB: 1 BB: 0 P: 12	R: 0 E: 0 K: 1 S: 10	H: 1 LOB: 0 BB: 0 P: 15	R: 0 E: 0 K: 0 S: 7	H: 0 LOB: 0 BB: 0 P: 12	R: 0 E: 0 K: 0 S: 7	H: 1 LOB: 1 BB: 0 P: 12	1B: 8 2B: 1 3B: 0 HR: 0	SF: 0 SAC: 0 DP: 3 HBP: 1	WP: 2 PB: 0 CS: 1	PA: 36										
<b>PITCHER</b>	IP WLS BF H R ER SO BB IBB HBP BLK WP HR S P ERA WHIP	IP WLS BF H R ER SO BB IBB HBP BLK WP HR S P ERA WHIP																														
J.P. Howell, L ERA: 7.34 (1.1)	4.0	21	6	4	4	2	3	0	1	0	1	0	52	85	9.00	2.250																
Shawn Camp, R ERA: 6.54 (5.1)	3.0	9	2	0	0	1	0	0	0	0	1	0	21	33	0.00	0.667																
Andrew Sisco, L ERA: 2.61 (8.1)	1.0	3	0	0	0	0	0	0	0	0	0	0	7	12	0.00	0.000																
Mike MacDougal, R ERA: 3.44 (9.1)	1.0	W 3	1	0	0	0	0	0	0	0	0	0	7	12	0.00	1.000																

Batter	1	2	3	4	5	6	7	8	9	AB	R	H	RBI	BB	SO	LOB	BOTTOM															
Chip Ambres, R OBP: 0.333, SLG: 0.361 (1.8)										4	1	0	0	0	1	0	<b>Detroit Tigers @ Kansas City Royals</b> Kauffman Stadium, Kansas City, MO Tue Sep 20 2005, 4:10 PM CDT Sunny - 87 F															
Aaron Guiel, L OBP: 0.367, SLG: 0.451 (9, PH)										1	1	1	0	0	0	0																
Terrence Long, L OBP: 0.322, SLG: 0.382 (1.7)										5	1	3	0	0	0	1																
29 Mike Sweeney, R OBP: 0.342, SLG: 0.516 (1.10)										4	0	2	2	0	0	1																
Emil Brown, R OBP: 0.351, SLG: 0.458 (1.9)										4	1	2	0	0	1	2																
Matt Stairs, L OBP: 0.377, SLG: 0.461 (1.3)										3	1	1	2	1	0	3																
4 Angel Berroa, R OBP: 0.304, SLG: 0.375 (1.6)										4	0	1	0	0	0	2																
14 John Buck, R OBP: 0.281, SLG: 0.379 (1.2)										3	0	1	1	0	0	2																
24 Mark Teahen, L OBP: 0.304, SLG: 0.352 (1.5)										4	0	0	0	0	1	4																
13 Andrés Blanco, S OBP: 0.209, SLG: 0.262 (1.4)										4	0	0	0	0	0	2																
<b>Inning Stats</b>	R: 3 E: 2 K: 0 S: 17	H: 3 LOB: 1 BB: 0 P: 29	R: 0 E: 0 K: 0 S: 8	H: 0 LOB: 0 BB: 0 P: 8	R: 0 E: 0 K: 1 S: 7	H: 0 LOB: 0 BB: 0 P: 11	R: 1 E: 0 K: 0 S: 9	H: 1 LOB: 1 BB: 1 P: 17	R: 0 E: 0 K: 1 S: 9	H: 2 LOB: 2 BB: 0 P: 10	R: 0 E: 0 K: 1 S: 11	H: 1 LOB: 1 BB: 0 P: 20	R: 0 E: 0 K: 0 S: 6	H: 1 LOB: 0 BB: 0 P: 11	R: 0 E: 1 K: 0 S: 6	H: 1 LOB: 2 BB: 0 P: 10	R: 1 E: 0 K: 0 S: 9	H: 2 LOB: 1 BB: 0 P: 10	1B: 9 2B: 2 3B: 0 HR: 0	SF: 2 SAC: 0 DP: 1 HBP: 0	WP: 0 PB: 0 CS: 0	PA: 39										
<b>PITCHER</b>	IP WLS BF H R ER SO BB IBB HBP BLK WP HR S P ERA WHIP	IP WLS BF H R ER SO BB IBB HBP BLK WP HR S P ERA WHIP																														
Mike Maroth, L ERA: 4.85 (1.1)	7.0	30	8	4	2	3	1	0	0	0	0	0	4	8	0.00	1.500																
Chris Spurling, R ERA: 3.34 (8.1)	0.2	4	1	0	0	0	0	0	0	0	0	0	5	5	0.00	0.000																
Vic Darensbourg, L ERA: 3.0 (8.1)	0.2	2	0	0	0	0	0	0	0	0	0	0	5	5	0.00	0.000																
Craig Dingman, R ERA: 3.41 (9.1)	0.1	L 3	2	1	1	0	0	0	0	0	0	0	6	7	27.00	6.000																

Batter	1	2	3	4	5	6	7	8	9	AB	R	H	RBI	BB	SO	LOB	TOP					
28 Curtis Granderson, L (1, 8) OBP: 0.352, SLG: 0.538										3	0	0	0	1	2	1	<b>Detroit Tigers @ Kansas City Royals</b> Kauffman Stadium, Kansas City, MO Tue Sep 20 2005, 4:15 PM CDT Att: 9,418 - Partly Cloudy - 83 F					
15 Brandon Inge, R (1, 5) OBP: 0.328, SLG: 0.410										4	0	1	0	0	1	1						
31 Chris Shelton, R (1, 10) OBP: 0.362, SLG: 0.497										4	0	1	0	0	1	2						
30 Magglio Ordonez, R (1, 9) OBP: 0.363, SLG: 0.447										4	0	0	0	0	1	3						
Carlos Pena, L (1, 3) OBP: 0.340, SLG: 0.459										4	1	1	0	0	1	1						
Craig Monroe, R (1, 7) OBP: 0.323, SLG: 0.442										4	1	2	0	0	1	0						
20 Omar Infante, R (1, 6) OBP: 0.254, SLG: 0.361										4	0	1	0	0	0	3						
13 Vance Wilson, R (1, 2) OBP: 0.291, SLG: 0.303 Ivan Rodriguez, R (9, PH) OBP: 0.232, SLG: 0.453										3	0	1	2	0	0	1						
John McDonald, R (1, 4) OBP: 0.329, SLG: 0.323										1	0	0	0	0	1	1						
<b>Inning Stats</b>	R: 0 E: 0 K: 2 S: 14	H: 1 LOB: 1 BB: 0 P: 20	R: 0 E: 0 K: 1 S: 8	H: 0 LOB: 0 BB: 0 P: 11	R: 0 E: 0 K: 0 S: 7	H: 0 LOB: 0 BB: 0 P: 11	R: 0 E: 0 K: 0 S: 7	H: 1 LOB: 1 BB: 0 P: 12	R: 1 E: 0 K: 1 S: 13	H: 2 LOB: 1 BB: 0 P: 19	R: 0 E: 0 K: 0 S: 5	H: 0 LOB: 0 BB: 0 P: 7	R: 1 E: 0 K: 0 S: 13	H: 2 LOB: 1 BB: 0 P: 20	R: 0 E: 0 K: 2 S: 13	H: 0 LOB: 1 BB: 0 P: 18		R: 0 E: 0 K: 2 S: 9	H: 1 LOB: 1 BB: 0 P: 15	1B: 4 2B: 3 3B: 0 HR: 0	SF: 0 SAC: 0 DP: 0 HBP: 0	WP: 0 PB: 0 SB: 0 CS: 0
<b>PITCHER</b>	IP	WLS	BF	H	R	ER	SO	BB	IBB	HBP	BLK	WP	HR	S	P	ERA	WHIP					
23 Zack Greinke, R (1, 1) ERA: 5.81	7.0	W	27	6	2	2	4	0	0	0	0	0	0	67	100	2.57	0.857					
Jeremy Affeldt, L (8, 1) ERA: 6.07	1.0	H	4	0	0	0	2	1	0	0	0	0	0	13	18	0.00	1.000					
Mike MacDougal, R (9, 1) ERA: 3.39	1.0	S	4	1	0	0	2	0	0	0	0	0	0	9	15	0.00	1.000					

Batter	1	2	3	4	5	6	7	8	9	AB	R	H	RBI	BB	SO	LOB	BOTTOM				
Chip Ambres, R (1, 7) OBP: 0.331, SLG: 0.382										4	2	1	1	0	0	1	<b>Detroit Tigers @ Kansas City Royals</b> Kauffman Stadium, Kansas City, MO Tue Sep 20 2005, 4:15 PM CDT Att: 9,418 - Partly Cloudy - 83 F				
Aaron Guiel, L (1, 8) OBP: 0.361, SLG: 0.440										4	0	1	0	0	0	0					
29 Mike Sweeney, R (1, 10) OBP: 0.339, SLG: 0.512										3	0	0	1	0	0	0					
Emil Brown, R (1, 9) OBP: 0.350, SLG: 0.462										4	1	1	1	0	0	1					
4 Angel Berroa, R (1, 6) OBP: 0.305, SLG: 0.376										4	0	2	0	0	0	1					
26 Justin Huber, R (1, 3) OBP: 0.293, SLG: 0.278 24 Mark Teahen, L (9, 5) OBP: 0.304, SLG: 0.352										3	1	1	0	1	1	1					
Paul Phillips, R (1, 2) OBP: 0.231, SLG: 0.365										3	0	1	0	0	0	2					
Joe McEwing, R (1, 5) OBP: 0.263, SLG: 0.289										3	0	0	0	0	1	4					
Donnie Murphy, R (1, 4) OBP: 0.253, SLG: 0.286 13 Andrés Blanco, S (9, 4) OBP: 0.209, SLG: 0.262										2	0	0	1	0	1	0					
<b>Inning Stats</b>	R: 1 E: 1 K: 0 S: 9	H: 1 LOB: 1 BB: 0 P: 12	R: 0 E: 0 K: 0 S: 13	H: 2 LOB: 1 BB: 0 P: 16	R: 1 E: 0 K: 0 S: 9	H: 1 LOB: 0 BB: 0 P: 13	R: 0 E: 0 K: 0 S: 7	H: 0 LOB: 0 BB: 0 P: 11	R: 1 E: 0 K: 0 S: 8	H: 1 LOB: 0 BB: 0 P: 11	R: 0 E: 0 K: 1 S: 8	H: 1 LOB: 2 BB: 1 P: 14	R: 0 E: 0 K: 1 S: 11	H: 0 LOB: 0 BB: 0 P: 13	R: 0 E: 0 K: 1 S: 10	H: 1 LOB: 1 BB: 0 P: 13		1B: 4 2B: 1 3B: 0 HR: 2	SF: 2 SAC: 0 DP: 0 HBP: 0	WP: 0 PB: 0 SB: 1 CS: 0	PA: 33
<b>PITCHER</b>	IP	WLS	BF	H	R	ER	SO	BB	IBB	HBP	BLK	WP	HR	S	P	ERA	WHIP				
29 Nate Robertson, L (1, 1) ERA: 4.52	7.0	L	29	6	4	3	2	1	0	0	0	0	0	65	90	3.86	1.000				
Craig Dingman, R (8, 1) ERA: 3.3	1.0		4	1	0	0	1	0	0	0	0	0	0	10	13	0.00	1.000				

AB	34
R	2
H	7
RBI	2
BB	1
SO	8
LOB	15



AB	30
R	4
H	7
RBI	4
BB	1
SO	3
LOB	10







Batter	1	2	3	4	5	6	7	8	9	AB	R	H	RBI	BB	SO	LOB	TOP			
24 Grady Sizemore, L OBP: 0.354, SLG: 0.497	F8		FC4-6 1B	1-H 2B			1-1 HR 1B	0-1 2 BB 48 WP 1B	1-2 1-H 2B	6	2	5	2	0	0	0				
Coco Crisp, S OBP: 0.352, SLG: 0.475	G4-3		FC4-6 1B 48 HR	G4-3			3-2 HR 1B	4-2 48 BB 2 BB 1B		4	2	1	2	1	0	2				
2 Johnny Peralta, R OBP: 0.359, SLG: 0.511	K		1-2 48 HR 1B				3-1 41 BB 1B	4-1 48 BB 1B		4	1	2	0	1	1	0				
48 Travis Hafner, L OBP: 0.414, SLG: 0.601		4-2 41 BB 1B	1-0 1-H 3-H HR				3-3 K	4-2 1-2 2-3 3-H BB		3	2	1	4	2	2	1				
41 Victor Martinez, S OBP: 0.373, SLG: 0.465		1-0 1B	2-3 K				4-1 G4-6-3 BB	0-1 F9		4	0	1	0	1	1	3				
Ronnie Belliard, R OBP: 0.319, SLG: 0.439		0-0 1B	L8				1-2 K	G4-6-3 BB		5	0	1	1	0	1	2				
Ben Broussard, L OBP: 0.306, SLG: 0.459		0-0 F7					1-3 K	0-3 K	0-0 SF8 3B	5	1	1	0	0	2	2	AB 38			
Aaron Boone, R OBP: 0.306, SLG: 0.395		2-2 P5					1-1 1B	3-1 24 HBP 1B	1-1 SF8	4	1	3	1	0	0	2	R 11			
Casey Blake, R OBP: 0.313, SLG: 0.445		1-3 K					1-1 L9	1-2 24 BB 1B WP HBP	4-2 24 BB BB	3	2	0	0	1	2	4	H 15			
<b>Inning Stats</b>	R: 0 E: 0 K: 1 S: 8	H: 0 LOB: 0 BB: 0 P: 13	R: 1 E: 0 K: 1 S: 11	H: 2 LOB: 2 BB: 1 P: 19	R: 3 E: 1 K: 1 S: 14	H: 3 LOB: 0 BB: 0 P: 21	R: 1 E: 0 K: 0 S: 12	H: 2 LOB: 1 BB: 0 P: 20	R: 0 E: 0 K: 3 S: 11	H: 1 LOB: 1 BB: 0 P: 17	R: 2 E: 0 K: 1 S: 13	H: 3 LOB: 1 BB: 1 P: 28	R: 2 E: 0 K: 1 S: 21	H: 2 LOB: 3 BB: 3 P: 38	R: 2 E: 0 K: 0 S: 11	H: 2 LOB: 1 BB: 1 P: 17	1B: 10 2B: 2 3B: 1 HR: 2	SF: 1 SAC: 0 DP: 1 HBP: 1	WP: 1 PB: 0 SB: 0 CS: 0	PA: 46
<b>PITCHER</b>	IP WLS BF H R ER SO BB IBB HBP BLK WP HR S P ERA WHIP																			
Runeivys Hernandez, R ERA: 5.4	4.0 20 7 1 5 5 3 1 0 0 0 0 1 45 73 11.25 2.000																			
Chris Damania, R ERA: 4.26	2.0 7 1 0 0 4 0 0 0 0 0 0 1 17 28 0.00 0.500																			
Andrew Sisco, L ERA: 2.85	0.1 L 5 3 2 2 1 1 0 0 0 0 1 11 25 54.00 12.000																			
Ambiorix Burgos, R ERA: 3.88	1.1 7 2 2 2 1 2 0 1 0 1 0 18 32 13.50 3.000																			
46 Juan Carlos Oviedo, R ERA: 5.1	1.1 7 2 2 2 0 2 0 0 0 0 0 0 16 26 13.50 3.000																			

Cleveland Indians @ Kansas City Royals  
Kauffman Stadium, Kansas City, MO  
Thu Sep 22 2005, 7:10 PM CDT  
Att: 10,028 - Partly Cloudy - 81 F

AB 38  
R 11  
H 15  
RBI 10  
BB 6  
SO 9  
LOB 16

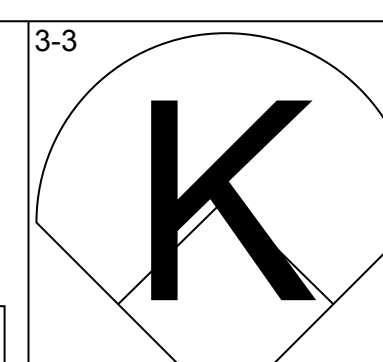
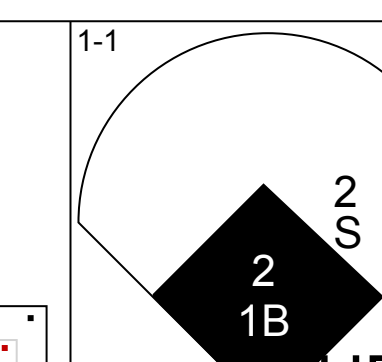
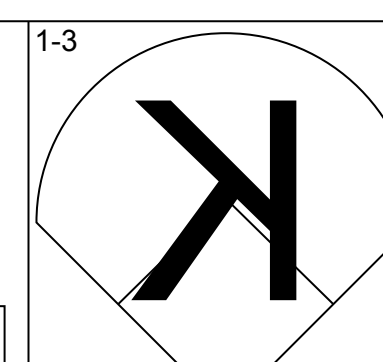
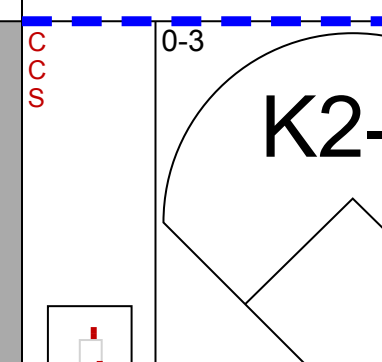
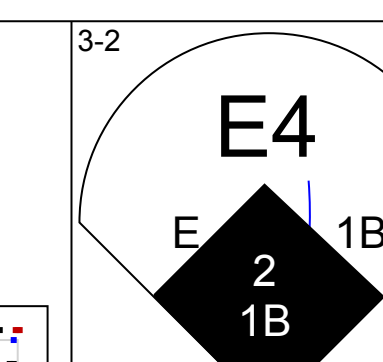
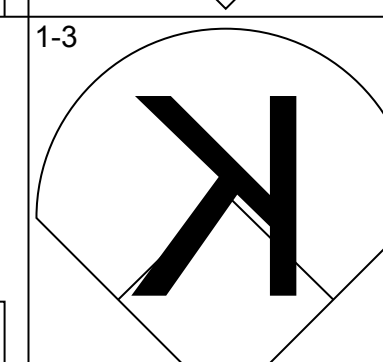
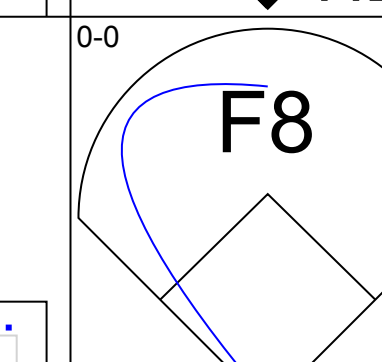
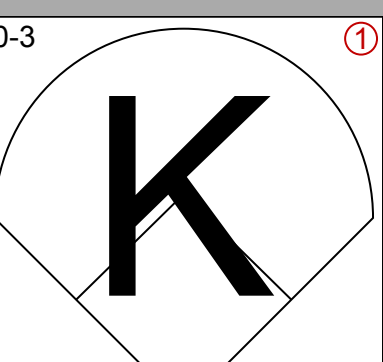
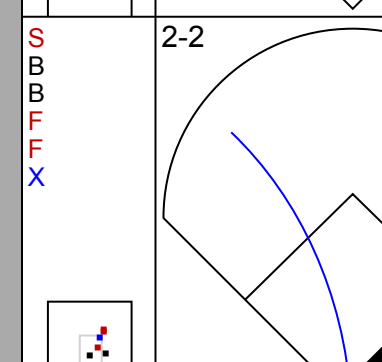
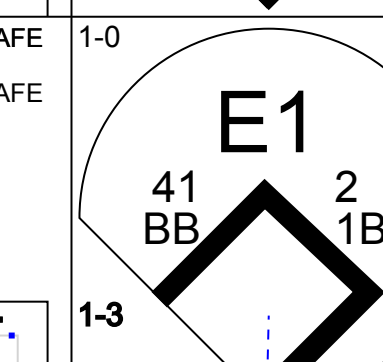
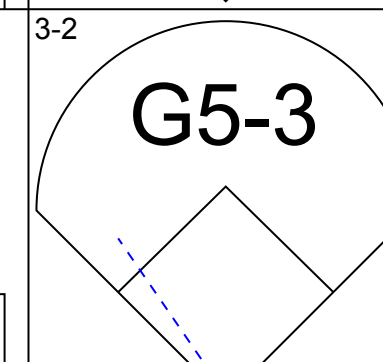
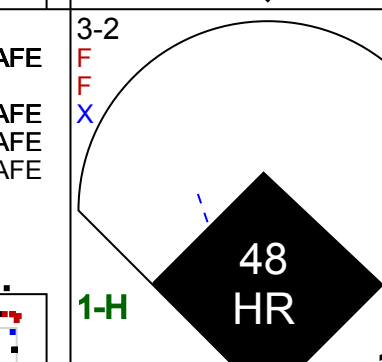
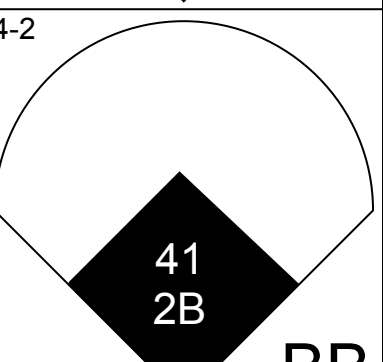
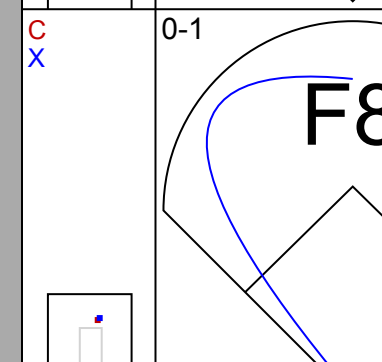
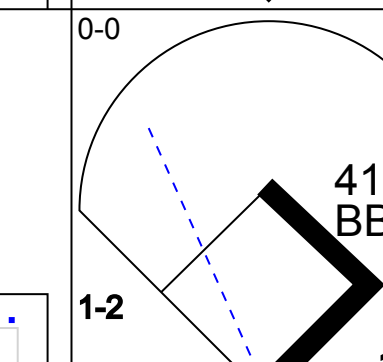
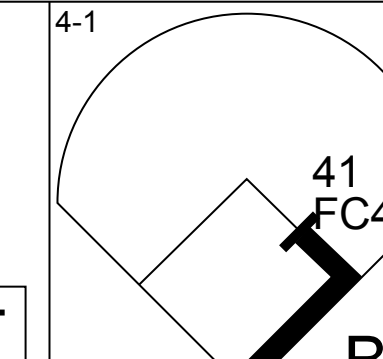
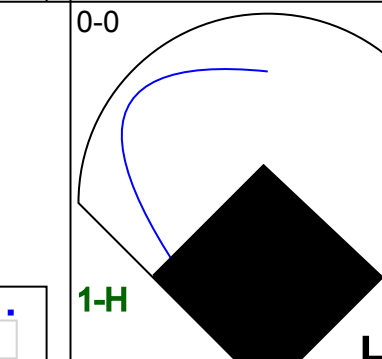
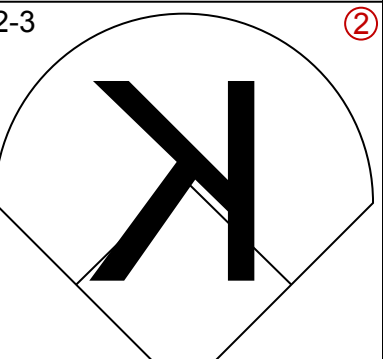
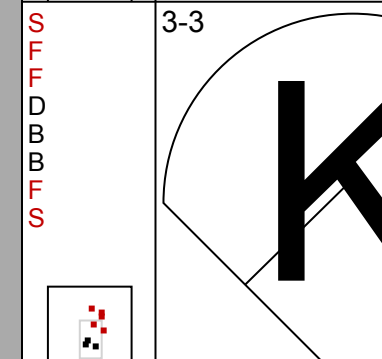
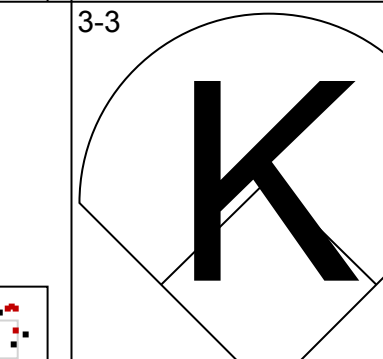
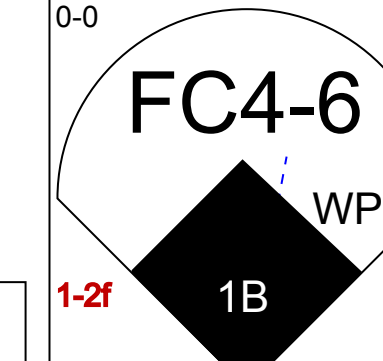
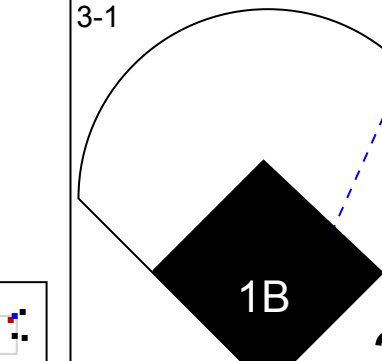
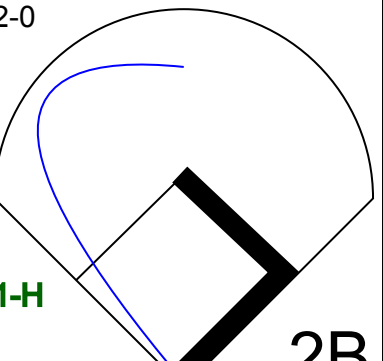

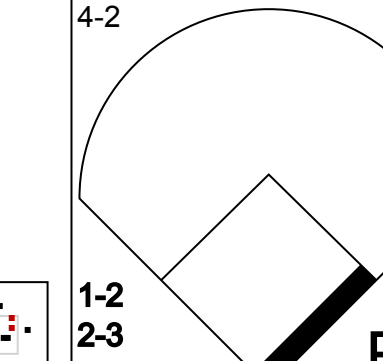

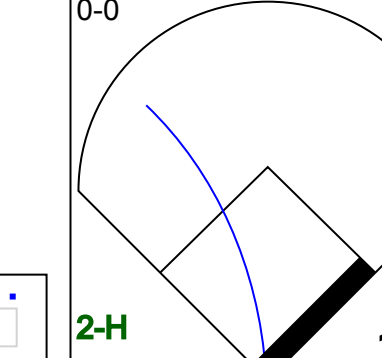
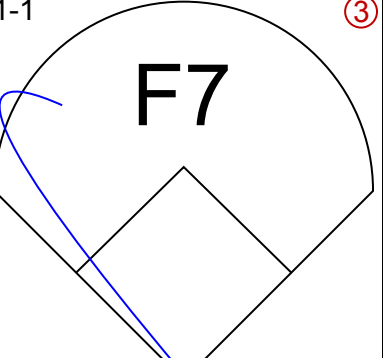

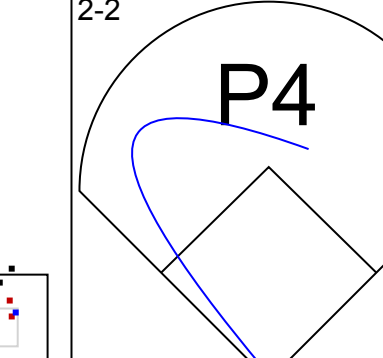
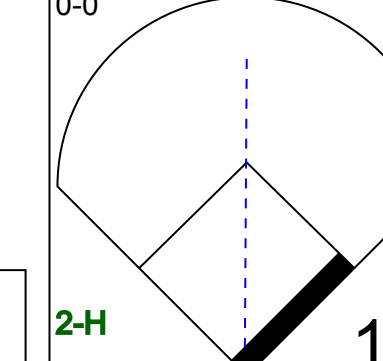
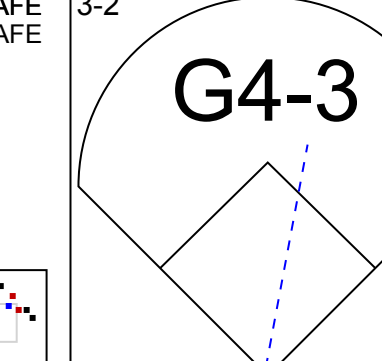
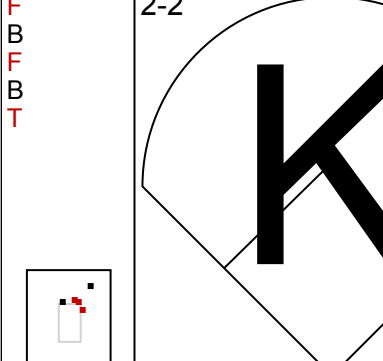
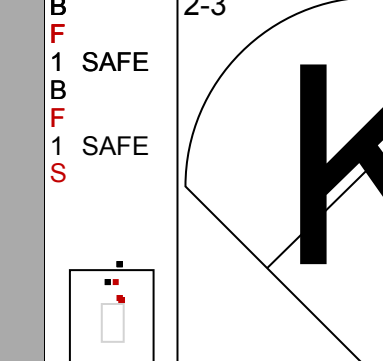
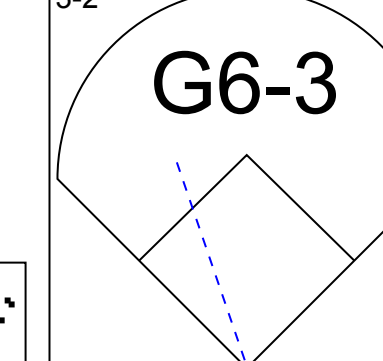

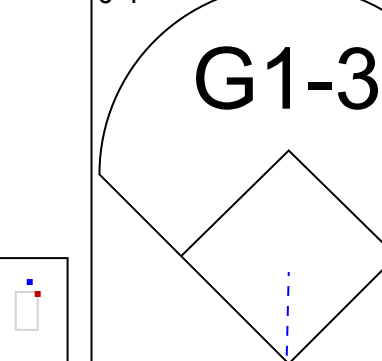
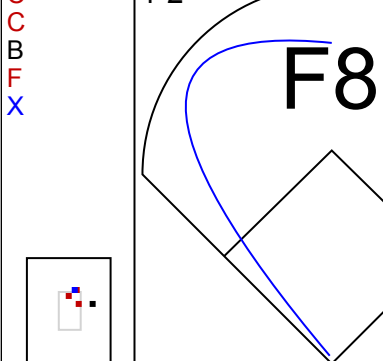

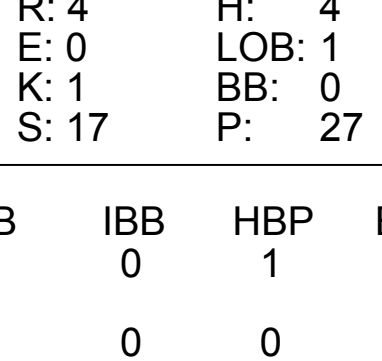
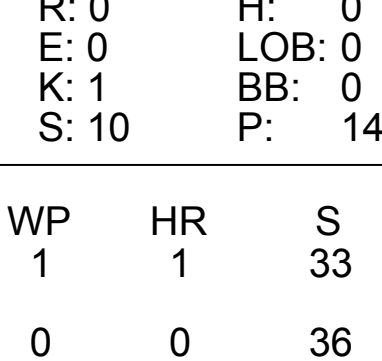
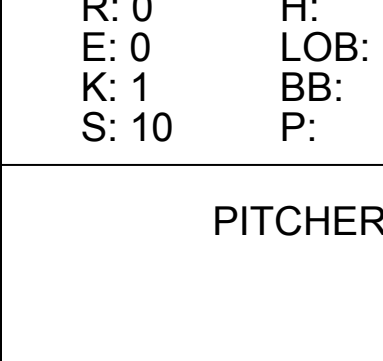
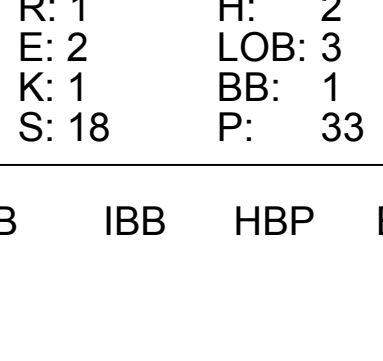


Batter	1	2	3	4	5	6	7	8	9	AB	R	H	RBI	BB	SO	LOB	BOTTOM					
Chip Ambres, R OBP: 0.326, SLG: 0.375	BB G6-4-3 1B		F8	K					1-1 DI 1B	4	1	1	0	0	1	1						
Denny Hocking, S OBP: 0.406, SLG: 0.315										1	0	1	0	0	0	0						
Terrence Long, L OBP: 0.323, SLG: 0.381		G6-4-3 BB 1B							0-1 L9	5	0	2	0	0	0	2						
Emil Brown, R OBP: 0.348, SLG: 0.457									0-3 K	3	0	0	0	2	2	2						
Matt Stairs, L OBP: 0.376, SLG: 0.457									0-0 F7	5	1	1	0	0	0	4						
4 Angel Berroa, R OBP: 0.308, SLG: 0.377										4	1	3	0	0	0	1						
14 John Buck, R OBP: 0.281, SLG: 0.376									0-2 K	4	1	1	0	0	1	3						
26 Justin Huber, R OBP: 0.290, SLG: 0.293									0-0 G5-3	4	1	1	0	0	2	3	AB 37					
24 Mark Teahen, L OBP: 0.308, SLG: 0.365									2-2 G4-3	4	1	2	4	0	0	0	R 6					
13 Andrés Blanco, S OBP: 0.180, SLG: 0.229									0-1 L7	3	0	0	1	0	0	0	H 12					
<b>Inning Stats</b>	R: 1 E: 0 K: 0 S: 8	H: 2 LOB: 1 BB: 1 P: 14	R: 0 E: 0 K: 1 S: 9	H: 0 LOB: 0 BB: 0 P: 11	R: 0 E: 0 K: 1 S: 8	H: 1 LOB: 0 BB: 0 P: 10	R: 4 E: 0 K: 2 S: 16	H: 4 LOB: 0 BB: 0 P: 22	R: 0 E: 0 K: 0 S: 12	H: 1 LOB: 2 BB: 1 P: 21	R: 1 E: 0 K: 0 S: 7	H: 2 LOB: 1 BB: 0 P: 10	R: 0 E: 0 K: 0 S: 14	H: 1 LOB: 1 BB: 0 P: 18	R: 0 E: 0 K: 1 S: 8	H: 0 LOB: 0 BB: 0 P: 10	R: 0 E: 0 K: 1 S: 8	H: 1 LOB: 1 BB: 0 P: 9	1B: 10 2B: 1 3B: 0 HR: 1	SF: 1 SAC: 0 DP: 1 HBP: 0	WP: 0 PB: 0 SB: 0 CS: 0	PA: 40
<b>PITCHER</b>	IP WLS BF H R ER SO BB IBB HBP BLK WP HR S P ERA WHIP																					
31 Cliff Lee, L ERA: 3.9	6.2 W 31 10 6 6 4 2 0 0 0 0 0 1 66 95 8.10 1.800																					
63 Rafael Betancourt, R ERA: 2.97	2.1 S 9 2 0 0 2 0 0 0 0 0 0 0 24 30 0.00 0.857																					

Cleveland Indians @ Kansas City Royals  
Kauffman Stadium, Kansas City, MO  
Thu Sep 22 2005, 7:10 PM CDT  
Att: 10,028 - Partly Cloudy - 81 F

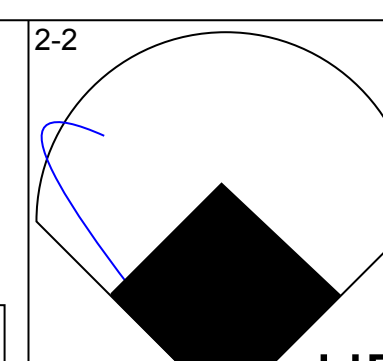
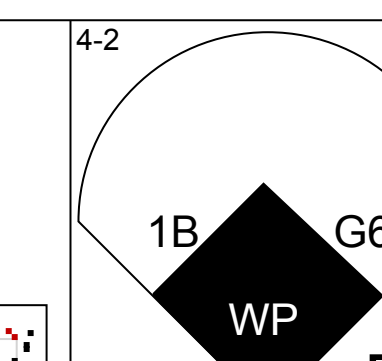
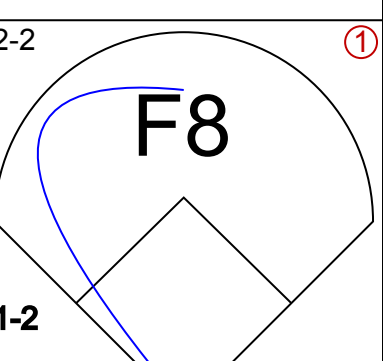
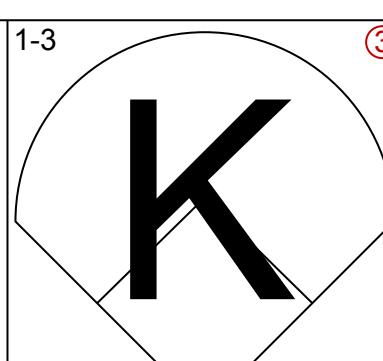
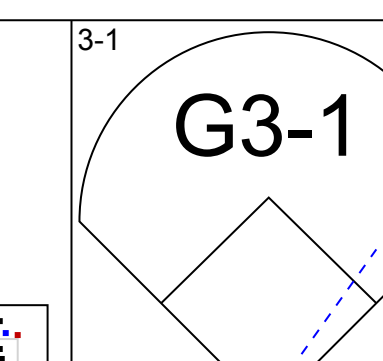
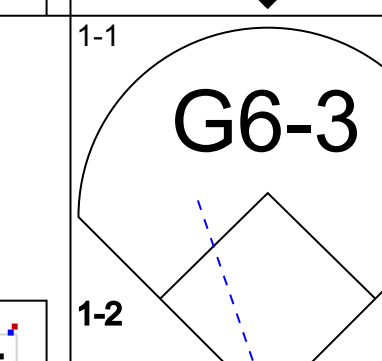
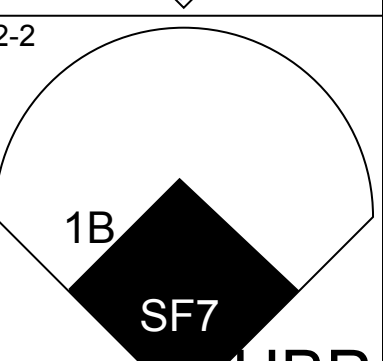
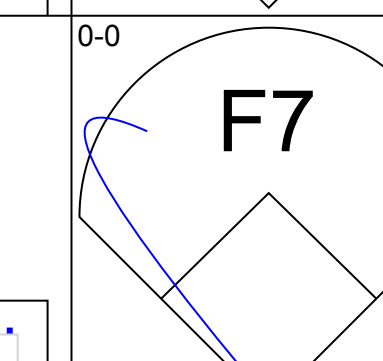
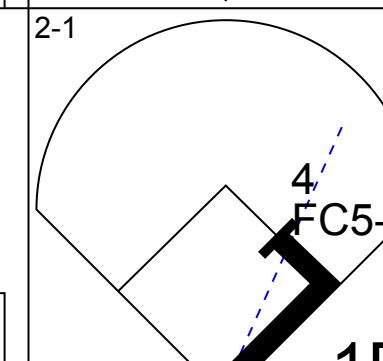
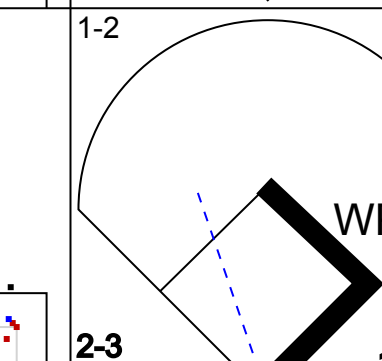
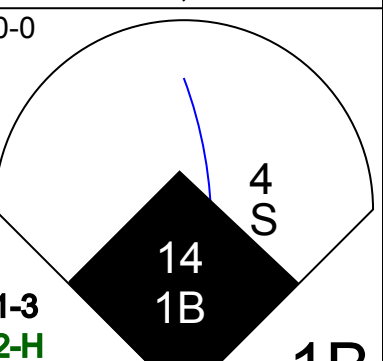

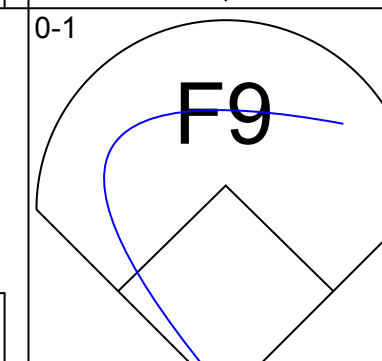
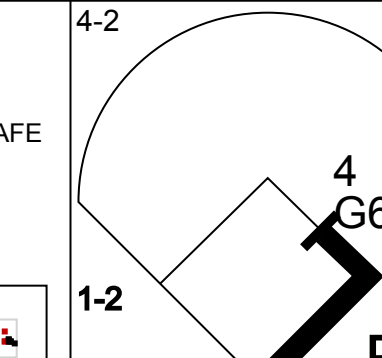
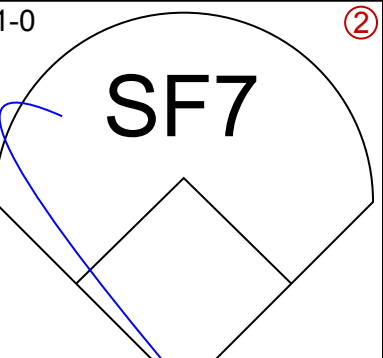
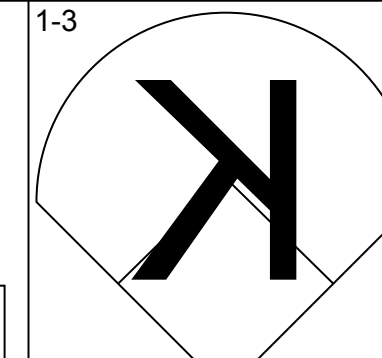
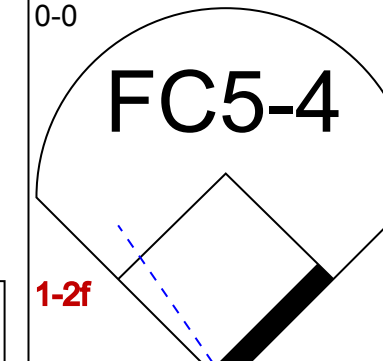
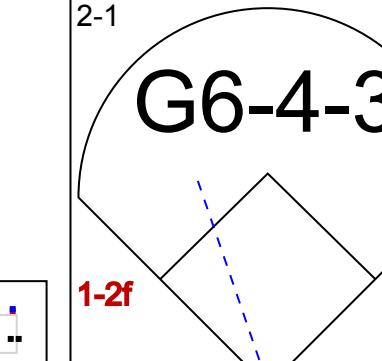
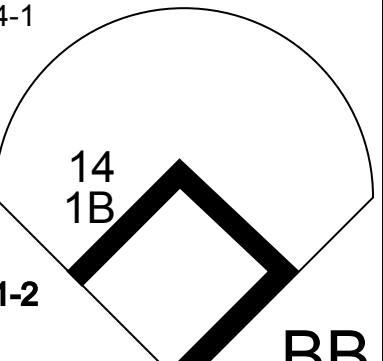




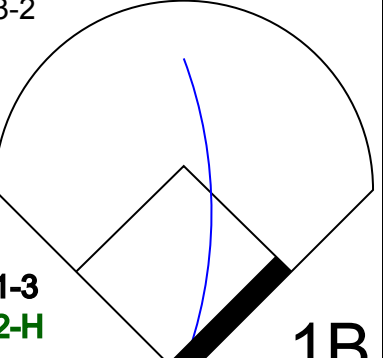




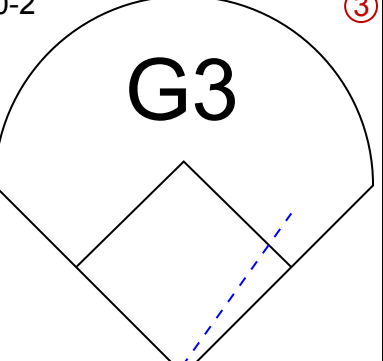

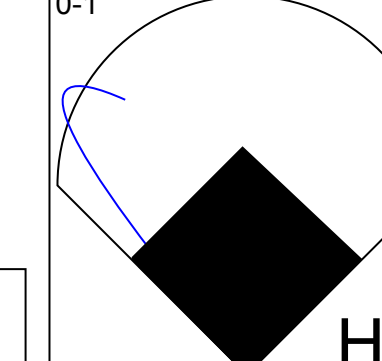
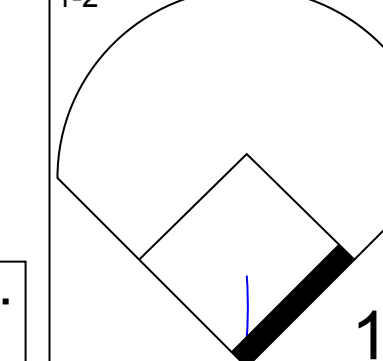
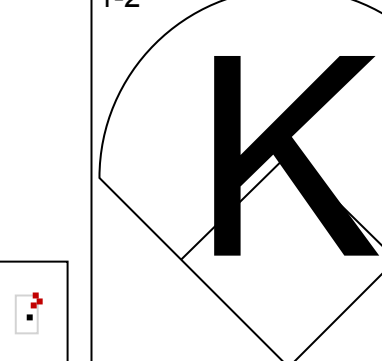

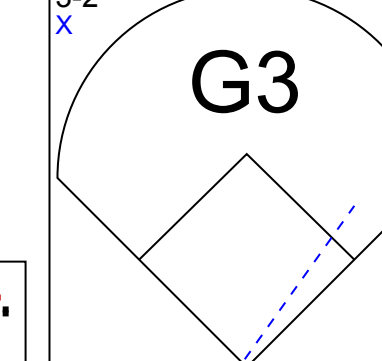



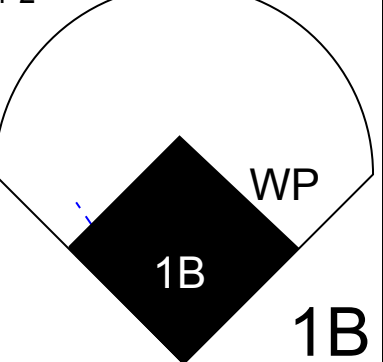

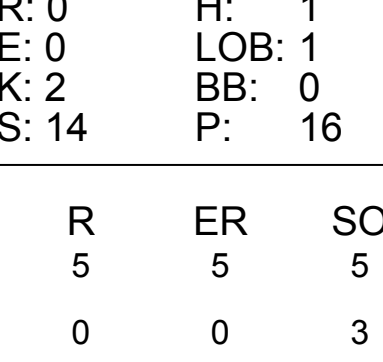
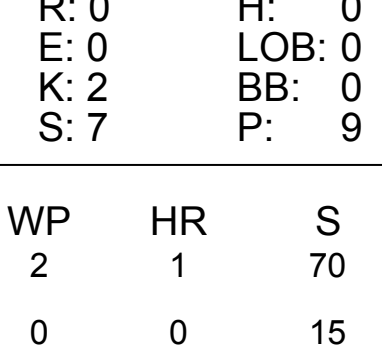
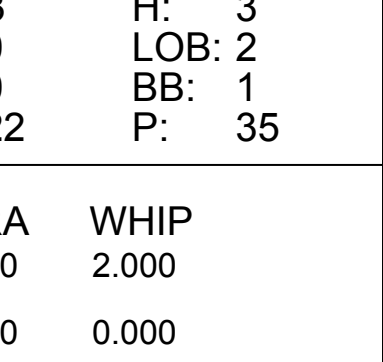
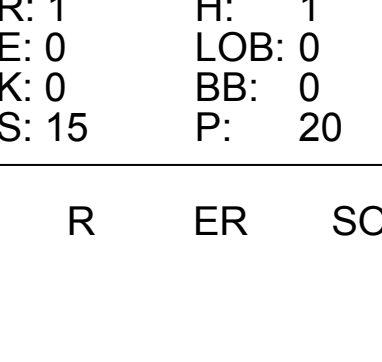

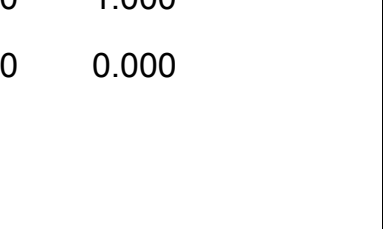

AB 37  
R 6  
H 12  
RBI 5  
BB 2  
SO 6  
LOB 16



Batter	1	2	3	4	5	6	7	8	9	AB	R	H	RBI	BB	SO	LOB	TOP					
<b>24 Grady Sizemore, L</b> OBP: 0.353, SLG: 0.493										4	2	0	0	0	3	0	<b>Cleveland Indians @ Kansas City Royals</b> Kauffman Stadium, Kansas City, MO Fri Sep 23 2005, 7:10 PM CDT Att: 12,519 - Cloudy - 68 F					
<b>Coco Crisp, S</b> OBP: 0.352, SLG: 0.474										5	0	2	0	0	2	1						
<b>2 Jhonny Peralta, R</b> OBP: 0.361, SLG: 0.511										4	2	2	2	1	0	1						
<b>48 Travis Hafner, L</b> OBP: 0.414, SLG: 0.604										4	1	1	2	1	3	4						
<b>41 Victor Martinez, S</b> OBP: 0.375, SLG: 0.469										4	2	2	1	1	0	1						
<b>Ronnie Belliard, R</b> OBP: 0.320, SLG: 0.439										5	0	2	1	0	1	5						
<b>José Hernández, R</b> OBP: 0.273, SLG: 0.345										4	0	1	1	0	2	2						
<b>Ben Broussard, L</b> OBP: 0.305, SLG: 0.459										0	0	0	0	0	0	0						
<b>Aaron Boone, R</b> OBP: 0.304, SLG: 0.391										4	0	0	0	0	0	2						
<b>Casey Blake, R</b> OBP: 0.310, SLG: 0.441										4	0	0	0	0	1	0						
<b>Inning Stats</b>	R: 0 E: 0 K: 2 S: 9	H: 0 LOB: 0 BB: 0 P: 16	R: 1 E: 0 K: 1 S: 10	H: 1 LOB: 1 BB: 1 P: 20	R: 4 E: 0 K: 1 S: 17	H: 4 LOB: 1 BB: 0 P: 27	R: 0 E: 0 K: 1 S: 10	H: 0 LOB: 0 BB: 0 P: 14	R: 1 E: 0 K: 2 S: 13	H: 1 LOB: 1 BB: 1 P: 22	R: 0 E: 0 K: 1 S: 10	H: 0 LOB: 0 BB: 0 P: 15	R: 0 E: 0 K: 2 S: 14	H: 1 LOB: 1 BB: 0 P: 19	R: 0 E: 0 K: 1 S: 12	H: 1 LOB: 1 BB: 0 P: 19	R: 1 E: 2 K: 1 S: 18	H: 2 LOB: 3 BB: 1 P: 33	1B: 7 2B: 2 3B: 0 HR: 1	SF: 0 SAC: 0 DP: 0 HBP: 1	WP: 1 PB: 0 CS: 1	PA: 42
<b>PITCHER</b>	IP	WLS	BF	H	R	ER	SO	BB	IBB	HBP	BLK	WP	HR	S	P	ERA	WHIP					
<b>Jose Lima, R</b> ERA: 7.11	2.2		15	5	5	5	4	1	0	1	0	1	1	33	57	16.88	2.250					
<b>Shawn Camp, R</b> ERA: 6.29	3.1		12	1	1	1	4	1	0	0	0	0	0	36	57	2.70	0.600					
<b>Jeremy Affeldt, L</b> ERA: 5.8	2.0		8	2	0	0	3	0	0	0	0	0	0	26	38	0.00	1.000					
<b>Mike MacDougal, R</b> ERA: 3.34	1.0	L	7	2	1	0	1	1	0	0	0	0	0	18	33	0.00	3.000					

AB 38  
R 7  
H 10  
RBI 7  
BB 3  
SO 12  
LOB 16



Batter	1	2	3	4	5	6	7	8	9	AB	R	H	RBI	BB	SO	LOB	BOTTOM					
<b>Chip Ambres, R</b> OBP: 0.331, SLG: 0.397										3	2	1	1	1	1	1	<b>Cleveland Indians @ Kansas City Royals</b> Kauffman Stadium, Kansas City, MO Fri Sep 23 2005, 7:10 PM CDT Att: 12,519 - Cloudy - 68 F					
<b>Aaron Guiel, L</b> OBP: 0.356, SLG: 0.468										1	0	0	0	0	0	0						
<b>Matt Diaz, R</b> OBP: 0.314, SLG: 0.375										2	1	0	0	0	0	1						
<b>Terrence Long, L</b> OBP: 0.321, SLG: 0.379										2	0	0	0	0	0	0						
<b>Emil Brown, R</b> OBP: 0.351, SLG: 0.459										4	1	3	1	0	0	0						
<b>Matt Stairs, L</b> OBP: 0.375, SLG: 0.454										2	0	0	1	1	2	1						
<b>4 Angel Berroa, R</b> OBP: 0.307, SLG: 0.375										3	0	0	0	1	0	3						
<b>14 John Buck, R</b> OBP: 0.280, SLG: 0.375										4	0	1	1	0	1	0						
<b>24 Mark Teahen, L</b> OBP: 0.307, SLG: 0.371										4	1	1	1	0	2	2						
<b>26 Justin Huber, R</b> OBP: 0.288, SLG: 0.290										4	0	1	0	0	2	0						
<b>13 Andrés Blanco, S</b> OBP: 0.189, SLG: 0.235										0	0	0	0	0	0	0						
<b>Denny Hocking, S</b> OBP: 0.400, SLG: 0.309										1	0	0	0	0	1	0						
<b>Inning Stats</b>	R: 1 E: 0 K: 1 S: 15	H: 2 LOB: 1 BB: 0 P: 22	R: 0 E: 0 K: 2 S: 14	H: 1 LOB: 0 BB: 0 P: 16	R: 1 E: 0 K: 0 S: 12	H: 1 LOB: 1 BB: 2 P: 24	R: 0 E: 0 K: 2 S: 7	H: 0 LOB: 0 BB: 0 P: 9	R: 3 E: 0 K: 0 S: 22	H: 3 LOB: 2 BB: 1 P: 35	R: 0 E: 0 K: 2 S: 7	H: 0 LOB: 0 BB: 0 P: 9	R: 0 E: 0 K: 1 S: 8	H: 0 LOB: 0 BB: 0 P: 10	R: 1 E: 0 K: 0 S: 15	H: 1 LOB: 0 BB: 0 P: 20	R: 0 E: 0 K: 1 S: 6	H: 0 LOB: 0 BB: 0 P: 10	1B: 6 2B: 0 3B: 0 HR: 2	SF: 1 SAC: 0 DP: 1 HBP: 1	WP: 2 PB: 0 CS: 0	PA: 38
<b>PITCHER</b>	IP	WLS	BF	H	R	ER	SO	BB	IBB	HBP	BLK	WP	HR	S	P	ERA	WHIP					
<b>CC Sabathia, L</b> ERA: 4.2	5.0		25	7	5	5	5	3	0	1	0	0	0	15	19	0.00	0.000					
<b>Fernando Cabrera, R</b> ERA: 1.16	2.0	H	6	0	0	0	3	0	0	0	0	0	0	15	20	9.00	1.000					
<b>Bob Howry, R</b> ERA: 2.53	1.0	W	4	1	1	1	0	0	0	0	0	0	1	15	20	9.00	1.000					
<b>Bob Wickman, R</b> ERA: 2.55	1.0	S	3	0	0	0	1	0	0	0	0	0	0	6	10	0.00	0.000					

AB 33  
R 6  
H 8  
RBI 5  
BB 3  
SO 9  
LOB 9



Batter	1	2	3	4	5	6	7	8	9	AB	R	H	RBI	BB	SO	LOB	TOP									
<b>24 Grady Sizemore, L</b> OBP: 0.354, SLG: 0.500										6	2	3	1	0	1	2	<b>Cleveland Indians @ Kansas City Royals</b> Kauffman Stadium, Kansas City, MO Sat Sep 24 2005, 6:10 PM CDT Att: 17,358 - Partly Cloudy - 82 F									
<b>Coco Crisp, S</b> OBP: 0.354, SLG: 0.479										5	2	2	2	1	0	3										
<b>2 Johnny Peralta, R</b> OBP: 0.364, SLG: 0.520										5	2	3	2	1	0	2										
<b>48 Travis Hafner, L</b> OBP: 0.413, SLG: 0.601										4	1	1	0	1	0	3										
<b>41 Victor Martinez, S</b> OBP: 0.378, SLG: 0.472										3	2	2	0	2	0	1										
<b>Josh Bard, S</b> OBP: 0.266, SLG: 0.277										0	0	0	0	0	0	0										
<b>Ronnie Belliard, R</b> OBP: 0.321, SLG: 0.443										4	1	1	1	1	1	7										
<b>Ramón Vázquez, L</b> OBP: 0.256, SLG: 0.271										0	0	0	0	0	0	0										
<b>Ben Broussard, L</b> OBP: 0.308, SLG: 0.468										5	1	3	4	0	0	2										
<b>Aaron Boone, R</b> OBP: 0.301, SLG: 0.388										4	0	0	0	0	1	1										
<b>Casey Blake, R</b> OBP: 0.311, SLG: 0.442										3	0	1	1	1	1	0										
<b>Inning Stats</b>	R: 2 E: 0 K: 1 S: 11	H: 2 LOB: 2 BB: 2 P: 26	R: 0 E: 0 K: 1 S: 9	H: 0 LOB: 1 BB: 1 P: 16	R: 0 E: 0 K: 0 S: 4	H: 1 LOB: 0 BB: 0 P: 8	R: 1 E: 0 K: 1 S: 8	H: 1 LOB: 0 BB: 0 P: 12	R: 0 E: 0 K: 0 S: 10	H: 2 LOB: 3 BB: 1 P: 18	R: 2 E: 0 K: 0 S: 18	H: 3 LOB: 2 BB: 1 P: 28	R: 1 E: 0 K: 1 S: 8	H: 2 LOB: 0 BB: 0 P: 13	R: 5 E: 0 K: 0 S: 19	H: 4 LOB: 1 BB: 2 P: 39	R: 0 E: 0 K: 0 S: 8	H: 1 LOB: 1 BB: 0 P: 13	1B: 5 2B: 7 3B: 0 HR: 4	SF: 1 SAC: 1 DP: 1 HBP: 0	WP: 2 PB: 0 SB: 0 CS: 0	PA: 48				
<b>PITCHER</b>	IP	WLS	BF	H	R	ER	SO	BB	IBB	HBP	BLK	WP	HR	S	P	ERA	WHIP									
<b>Mike Wood, R</b> ERA: 4.14	(1, 1)	6.0	L	31	9	5	5	3	5	0	0	0	2	3	60	108	7.50	2.333								
<b>Chris Demaria, R</b> ERA: 10.57	(7, 1)	1.1		10	5	6	6	1	2	0	0	0	0	1	19	37	40.50	5.250								
<b>46 Juan Carlos Oviedo, R</b> ERA: 7.84	(8, 1)	1.2		7	2	0	0	0	0	0	0	0	0	0	16	28	0.00	1.200								

Batter	1	2	3	4	5	6	7	8	9	AB	R	H	RBI	BB	SO	LOB	BOTTOM									
<b>Aaron Guiel, L</b> OBP: 0.367, SLG: 0.506										2	1	1	1	1	0	2	<b>Cleveland Indians @ Kansas City Royals</b> Kauffman Stadium, Kansas City, MO Sat Sep 24 2005, 6:10 PM CDT Att: 17,358 - Partly Cloudy - 82 F									
<b>Chip Ambres, R</b> OBP: 0.333, SLG: 0.394										1	1	0	0	1	1	0										
<b>Terrence Long, L</b> OBP: 0.321, SLG: 0.378										3	0	1	0	0	0	1										
<b>Matt Diaz, R</b> OBP: 0.318, SLG: 0.378										2	0	1	0	0	0	0										
<b>Emil Brown, R</b> OBP: 0.350, SLG: 0.456										5	0	1	0	0	0	4										
<b>Matt Stairs, L</b> OBP: 0.374, SLG: 0.451										3	1	0	0	1	2	2										
<b>24 Mark Teahen, L</b> OBP: 0.309, SLG: 0.371										3	1	1	0	1	0	2										
<b>4 Angel Berroa, R</b> OBP: 0.308, SLG: 0.375										3	0	1	0	0	0	1										
<b>Donnie Murphy, R</b> OBP: 0.263, SLG: 0.286										0	0	0	1	1	0	0										
<b>14 John Buck, R</b> OBP: 0.283, SLG: 0.379										4	0	2	2	0	0	1										
<b>26 Justin Huber, R</b> OBP: 0.300, SLG: 0.292										3	0	1	0	1	0	1										
<b>13 Andrés Blanco, S</b> OBP: 0.175, SLG: 0.218										4	0	0	0	0	1	6										
<b>Inning Stats</b>	R: 1 E: 0 K: 0 S: 13	H: 2 LOB: 1 BB: 0 P: 19	R: 0 E: 0 K: 0 S: 7	H: 2 LOB: 2 BB: 0 P: 12	R: 0 E: 0 K: 1 S: 9	H: 1 LOB: 1 BB: 0 P: 14	R: 0 E: 0 K: 1 S: 9	H: 1 LOB: 1 BB: 0 P: 13	R: 0 E: 0 K: 0 S: 5	H: 0 LOB: 0 BB: 1 P: 10	R: 0 E: 0 K: 1 S: 6	H: 1 LOB: 0 BB: 0 P: 8	R: 0 E: 0 K: 0 S: 4	H: 0 LOB: 0 BB: 0 P: 4	R: 3 E: 0 K: 0 S: 16	H: 2 LOB: 3 BB: 5 P: 36	R: 0 E: 0 K: 1 S: 9	H: 0 LOB: 0 BB: 0 P: 15	1B: 7 2B: 1 3B: 0 HR: 1	SF: 0 SAC: 0 DP: 3 HBP: 0	WP: 0 PB: 0 SB: 1 CS: 0	PA: 39				
<b>PITCHER</b>	IP	WLS	BF	H	R	ER	SO	BB	IBB	HBP	BLK	WP	HR	S	P	ERA	WHIP									
<b>Kevin Millwood, R</b> ERA: 2.92	(1, 1)	6.0	W	24	7	1	1	3	1	0	0	0	0	0	49	76	1.50	1.333								
<b>63 Rafael Betancourt, R</b> ERA: 2.92	(7, 1)	1.0		3	0	0	0	0	0	0	0	0	0	4	4	0.00	0.000									
<b>Scott Sauerbeck, L</b> ERA: 4.04	(8, 1)	0.2		6	1	3	3	0	4	0	0	0	0	10	26	40.50	7.500									
<b>David Riske, R</b> ERA: 3.26	(8, 1)	1.1		6	1	0	0	1	1	0	0	0	0	15	25	0.00	1.500									

AB 39  
R 11  
H 16  
RBI 11  
BB 7  
SO 4  
LOB 21



AB 33  
R 4  
H 9  
RBI 4  
BB 6  
SO 4  
LOB 20



Batter	1	2	3	4	5	6	7	8	9	AB	R	H	RBI	BB	SO	LOB	TOP								
24 Grady Sizemore, L (1, 8) OBP: 0.355, SLG: 0.498	0-1 41 HR 1B	2-3 K			1-2 F7			1-0 F7	2-1 HBP	4	1	1	0	0	1	0									
Coco Crisp, S (1, 7) OBP: 0.351, SLG: 0.475	0-3 K		2-1 G3		0-1 G3-1			2-2 G4-3	2-3 K	5	0	0	0	0	2	3									
2 Jhonny Peralla, R (1, 6) OBP: 0.365, SLG: 0.524	0-0 41 HR 1B		0-1 F8			2-2 1B		1-2 3B		4	1	2	0	0	0	1									
48 Travis Hafner, L (1, 10) OBP: 0.412, SLG: 0.597	0-3 K		0-2 L6			2-2 F9		4-1 3B		3	0	0	0	1	1	3									
41 Victor Martinez, S (1, 2) OBP: 0.379, SLG: 0.478	0-0 1-H 2-H HR			1-0 G6-4-3 1B		1-1 P2		1-0 F8		4	1	2	3	0	0	3									
Ronnie Belliard, R (1, 4) OBP: 0.322, SLG: 0.442	4-2 FC6 BB		0-0 G6-4-3			2-2 F9			1-1 SH3-4 1B	3	1	1	0	1	0	2									
Ben Broussard, L (1, 3) SAFE	1-0 FC6		1-2 2B				1-2 G4-3		0-0 G4-3 SH3-4 1B	4	0	2	0	0	0	1									
Aaron Boone, R (1, 5) OBP: 0.300, SLG: 0.386		2-3 K		2-2 L5			1-3 K		2-1 SH3-4	3	0	0	0	0	2	1									
Casey Blake, R (1, 9) OBP: 0.309, SLG: 0.439		1-2 P6			1-3 K			2-0 F8	2-2 G4-3	4	0	0	1	0	1	1									
<b>Inning Stats</b>	R: 3 E: 1 K: 2 S: 17	H: 2 LOB: 1 BB: 1 P: 22	R: 0 E: 0 K: 2 S: 10	H: 0 LOB: 0 BB: 0 P: 15	R: 0 E: 0 K: 0 S: 7	H: 0 LOB: 0 BB: 0 P: 9	R: 0 E: 0 K: 0 S: 9	H: 2 LOB: 1 BB: 0 P: 13	R: 0 E: 0 K: 1 S: 9	H: 0 LOB: 0 BB: 0 P: 11	R: 0 E: 0 K: 0 S: 11	H: 1 LOB: 1 BB: 0 P: 18	R: 0 E: 0 K: 1 S: 12	H: 0 LOB: 0 BB: 0 P: 16	R: 0 E: 0 K: 0 S: 9	H: 1 LOB: 2 BB: 1 P: 18	R: 1 E: 0 K: 1 S: 12	H: 2 LOB: 2 BB: 0 P: 21	1B: 5 2B: 1 3B: 1 HR: 1	SF: 0 SAC: 1 DP: 1 HBP: 1	WP: 0 PB: 0 SB: 0 CS: 0	PA: 38			
<b>PITCHER</b>	IP	WLS	BF	H	R	ER	SO	BB	IBB	HBP	BLK	WP	HR	S	P	ERA	WHIP								
23 Zack Greinke, R (1, 1) ERA: 5.58	7.0		27	5	3	0	6	1	0	0	0	0	1	75	104	0.00	0.857								
Ambiorix Burgos, R (8, 1) ERA: 3.82	1.0	H	5	1	0	0	0	1	0	0	0	0	0	9	18	0.00	2.000								
Mike MacDougal, R (9, 1) ERA: 3.42	1.0	W	6	2	1	1	1	0	0	1	0	0	0	12	21	9.00	2.000								

Cleveland Indians @ Kansas City Royals  
Kauffman Stadium, Kansas City, MO  
Sun Sep 25 2005, 1:10 PM CDT  
Att: 11,453 - Partly Cloudy - 84 F

AB	34
R	4
H	8
RBI	4
BB	2
SO	7
LOB	15



Batter	1	2	3	4	5	6	7	8	9	AB	R	H	RBI	BB	SO	LOB	BOTTOM								
Aaron Guiel, L (1, 8) OBP: 0.362, SLG: 0.494	2-2 F9		0-3 K			0-0 G4-6-3		1 SAFE 0-0 FC6-2 FC3-2 1B		4	0	1	0	0	1	3									
Terrence Long, L (1, 7) OBP: 0.321, SLG: 0.378	1-2 P6			1-3 K		1-0 HR 1B		4-0 FC3-2 FC6-2 IBB		3	0	1	1	0	1	0									
Chip Ambres, R (6, FR) OBP: 0.338, SLG: 0.394										0	1	0	0	1	0	0									
Emil Brown, R (1, 9) OBP: 0.349, SLG: 0.461	1-3 K			0-0 F8		3-H 1-1 HR		0-1 FC6-2 FC3-2		4	1	1	2	0	1	3									
Matt Stairs, L (1, 10) OBP: 0.371, SLG: 0.446		1-3 K		0-0 G5-3		2-3 K		3-2 FC3-2		4	0	0	0	0	2	4									
24 Mark Teahen, L (1, 5) OBP: 0.308, SLG: 0.372		2-0 L4			0-0 G3			2-2 SH1-3 26 WP 2B		4	1	1	0	0	0	3									
4 Angel Berroa, R (1, 6) OBP: 0.308, SLG: 0.375		0-1 P2			0-3 K			0-1 SH1-3		3	1	1	0	0	1	0									
26 Justin Huber, R (1, 3) OBP: 0.288, SLG: 0.279			0-3 K					2-0 G5-3		3	0	0	0	0	2	0									
Joe McEwing, R (9, 3) OBP: 0.283, SLG: 0.289									1-2 SH1 2B 1B	0	0	0	0	0	0	0									
Paul Phillips, R (1, 2) OBP: 0.268, SLG: 0.411			3-2 1B					3-H 0-0 G4-6-3 13 E 1B 1B		4	1	3	1	0	0	0									
13 Andrés Blanco, S (1, 4) OBP: 0.183, SLG: 0.224			0-2 P5					1-1 SAFE E6 G4-6-3		3	0	1	0	0	0	2									
<b>Inning Stats</b>	R: 0 E: 0 K: 1 S: 10	H: 0 LOB: 0 BB: 0 P: 14	R: 0 E: 0 K: 1 S: 6	H: 0 LOB: 0 BB: 0 P: 9	R: 0 E: 0 K: 2 S: 13	H: 1 LOB: 1 BB: 0 P: 16	R: 0 E: 0 K: 1 S: 5	H: 0 LOB: 0 BB: 0 P: 6	R: 0 E: 0 K: 2 S: 7	H: 0 LOB: 0 BB: 0 P: 7	R: 3 E: 1 K: 1 S: 10	H: 3 LOB: 1 BB: 0 P: 15	R: 1 E: 0 K: 0 S: 9	H: 1 LOB: 0 BB: 0 P: 14	R: 0 E: 0 K: 0 S: 11	H: 2 LOB: 3 BB: 1 P: 20	R: 1 E: 0 K: 0 S: 4	H: 2 LOB: 1 BB: 0 P: 5	1B: 6 2B: 2 3B: 0 HR: 1	SF: 0 SAC: 2 DP: 1 HBP: 0	WP: 1 PB: 0 SB: 1 CS: 0	PA: 35			
<b>PITCHER</b>	IP	WLS	BF	H	R	ER	SO	BB	IBB	HBP	BLK	WP	HR	S	P	ERA	WHIP								
37 Jake Westbrook, R (1, 1) ERA: 4.46	8.0		32	7	4	1	8	0	0	0	0	0	0	4	5	27.00	6.000								
Bob Howry, R (9, 1) ERA: 2.65	0.1	L	3	2	1	1	0	0	0	0	0	0	0	4	5	27.00	6.000								

Cleveland Indians @ Kansas City Royals  
Kauffman Stadium, Kansas City, MO  
Sun Sep 25 2005, 1:10 PM CDT  
Att: 11,453 - Partly Cloudy - 84 F

AB	32
R	5
H	9
RBI	4
BB	1
SO	8
LOB	15



Batter	1	2	3	4	5	6	7	8	9	AB	R	H	RBI	BB	SO	LOB	TOP										
Aaron Quiel, L (1, 9) OBP: 0.357, SLG: 0.477	P5		G5-3				P4			3	1	0	0	1	0	2	<b>Kansas City Royals @ Minnesota Twins</b> Hubert H. Humphrey Metrodome, Minneapolis, MN Mon Sep 26 2005, 8:10 PM EDT Att: 13,472 - Dome - 70 F <a href="http://livebaseballscores.com">livebaseballscores.com</a>										
Chip Ambres, R (1, 8) OBP: 0.329, SLG: 0.382	F8		L9				G5-4-3			4	0	0	0	0	0	3											
29 Mike Sweeney, R (1, 10) OBP: 0.341, SLG: 0.511	G6-3									3	1	2	0	1	0	0											
Matt Stairs, L (1, 3) OBP: 0.370, SLG: 0.445		K								3	1	1	1	0	1	1											
Emil Brown, R (1, 7) OBP: 0.346, SLG: 0.457	F9									4	0	0	0	0	2	3											
24 Mark Teahen, L (1, 5) OBP: 0.308, SLG: 0.371	G6-3									4	1	1	1	0	2	0											
4 Angel Berroa, R (1, 6) OBP: 0.307, SLG: 0.379										4	1	1	1	0	0	2											
14 John Buck, R (1, 2) OBP: 0.287, SLG: 0.382										2	0	1	2	2	0	0											
13 Andrés Blanco, S (1, 4) OBP: 0.188, SLG: 0.226										4	0	1	0	0	0	3											
<b>Inning Stats</b>	R: 0 E: 0 K: 0 S: 6	H: 0 LOB: 0 BB: 0 P: 7	R: 0 E: 0 K: 1 S: 7	H: 0 LOB: 0 BB: 0 P: 11	R: 1 E: 0 K: 0 S: 17	H: 1 LOB: 1 BB: 1 P: 23	R: 3 E: 0 K: 1 S: 18	H: 4 LOB: 1 BB: 0 P: 21	R: 1 E: 0 K: 1 S: 12	H: 0 LOB: 0 BB: 0 P: 10	R: 0 E: 0 K: 0 S: 4	H: 1 LOB: 0 BB: 0 P: 6	R: 0 E: 0 K: 0 S: 5	H: 0 LOB: 0 BB: 1 P: 11	R: 0 E: 0 K: 1 S: 8	H: 0 LOB: 1 BB: 1 P: 14	1B: 5 2B: 1 3B: 0 HR: 1	SF: 1 SAC: 0 DP: 2 HBP: 0	WP: 0 PB: 0 CS: 0	PA: 36							
<b>PITCHER</b>	IP	WLS	BF	H	R	ER	SO	BB	IBB	HBP	BLK	WP	HR	S	P	ERA	WHIP										
30 Scott Baker, R (1, 1) ERA: 3.78	5.0	L	23	6	5	5	3	2	0	0	0	0	1	60	80	9.00	1.600										
Terry Mulholland, L (6, 1) ERA: 4.27	3.0		9	1	0	0	1	1	0	0	0	0	0	15	27	0.00	0.667										
Travis Bowyer, R (9, 1) ERA: 1.04	1.0		4	0	0	0	1	1	0	0	0	0	0	8	14	0.00	1.000										

Batter	1	2	3	4	5	6	7	8	9	AB	R	H	RBI	BB	SO	LOB	BOTTOM										
20 Lew Ford, R (1, 7) OBP: 0.339, SLG: 0.378	F9									3	0	0	0	1	0	0	<b>Kansas City Royals @ Minnesota Twins</b> Hubert H. Humphrey Metrodome, Minneapolis, MN Mon Sep 26 2005, 8:10 PM EDT Att: 13,472 - Dome - 70 F <a href="http://livebaseballscores.com">livebaseballscores.com</a>										
Brent Abernathy, R (1, 4) OBP: 0.320, SLG: 0.303	G6-3									3	0	1	0	0	0	0											
7 Joe Mauer, L (1, 2) OBP: 0.377, SLG: 0.421	K									4	0	1	0	0	1	3											
Matthew LeCroy, R (1, 10) OBP: 0.346, SLG: 0.421										4	0	0	0	0	3	2											
Jacque Jones, L (1, 8) OBP: 0.320, SLG: 0.440	G5-3									4	0	0	0	0	1	2											
5 Michael Cuddyer, R (1, 9) OBP: 0.326, SLG: 0.424										2	0	1	0	1	1	0											
33 Justin Morneau, L (1, 3) OBP: 0.305, SLG: 0.436										3	0	0	0	0	0	2											
Terry Liffe, S (1, 5) OBP: 0.250, SLG: 0.299										2	0	0	0	1	0	1											
Jason Bartlett, R (1, 6) OBP: 0.313, SLG: 0.340										2	0	0	0	0	2	1											
38 Luis Antonio Rodriguez, S (9, 6) OBP: 0.320, SLG: 0.355										1	0	0	0	0	0	0											
<b>Inning Stats</b>	R: 0 E: 0 K: 1 S: 13	H: 0 LOB: 0 BB: 0 P: 22	R: 0 E: 0 K: 2 S: 8	H: 0 LOB: 0 BB: 0 P: 15	R: 0 E: 0 K: 1 S: 17	H: 0 LOB: 3 BB: 2 P: 30	R: 0 E: 0 K: 2 S: 11	H: 0 LOB: 1 BB: 1 P: 21	R: 0 E: 0 K: 1 S: 7	H: 2 LOB: 1 BB: 0 P: 9	R: 0 E: 0 K: 0 S: 9	H: 1 LOB: 0 BB: 0 P: 12	R: 0 E: 0 K: 0 S: 9	H: 0 LOB: 0 BB: 0 P: 13	R: 0 E: 0 K: 0 S: 9	H: 0 LOB: 0 BB: 0 P: 13	1B: 3 2B: 0 3B: 0 HR: 0	SF: 0 SAC: 0 DP: 2 HBP: 1	WP: 0 PB: 0 CS: 0	PA: 32							
<b>PITCHER</b>	IP	WLS	BF	H	R	ER	SO	BB	IBB	HBP	BLK	WP	HR	S	P	ERA	WHIP										
J.P. Howell, L (1, 1) ERA: 6.78	5.0	W	19	0	0	0	7	3	0	1	0	0	0	19	31	0.00	1.500										
Andrew Sisco, L (6, 1) ERA: 2.77	2.0		7	3	0	0	1	0	0	0	0	0	0	9	13	0.00	0.000										
Ambiorix Burgos, R (8, 1) ERA: 3.75	1.0		3	0	0	0	0	0	0	0	0	0	0	9	13	0.00	0.000										
Jeremy Affeldt, L (9, 1) ERA: 5.67	1.0		3	0	0	0	0	0	0	0	0	0	0	9	13	0.00	0.000										

Batter	1	2	3	4	5	6	7	8	9	AB	R	H	RBI	BB	SO	LOB	TOP				
Chip Ambres, R (1, 8) OBP: 0.321, SLG: 0.371	G5-3	FC6-4			F9		L7			4	0	0	0	0	0	3	<b>Kansas City Royals @ Minnesota Twins</b> Hubert H. Humphrey Metrodome, Minneapolis, MN Tue Sep 27 2005, 8:10 PM EDT Att: 16,147 - Dome - 68 F <a href="http://livebaseballscorecards.com">livebaseballscorecards.com</a>				
Joe McEwing, R (1, 5) OBP: 0.298, SLG: 0.284 24 Mark Teahen, L (8, PH) OBP: 0.307, SLG: 0.370	P6		F8		F8			G4-3		3	0	0	0	0	0	0					
29 Mike Sweeney, R (1, 10) OBP: 0.343, SLG: 0.510						P3		K		3	0	1	0	1	1	0					
Emil Brown, R (1, 7) OBP: 0.348, SLG: 0.456								G5-3		3	0	1	0	1	1	1					
26 Justin Huber, R (1, 3) OBP: 0.276, SLG: 0.268 Terrence Long, L (9, PH) OBP: 0.321, SLG: 0.377	K								K	3	0	0	0	0	2	4					
Matt Diaz, R (1, 9) OBP: 0.326, SLG: 0.419									K	4	1	2	1	0	2	0					
Paul Phillips, R (1, 2) OBP: 0.288, SLG: 0.441 Denny Hocking, S (9, PH) OBP: 0.394, SLG: 0.304									K	3	0	2	0	0	0	0					
Donnie Murphy, R (1, 4) OBP: 0.256, SLG: 0.278									K	1	0	0	0	0	1	0					
13 Andrés Blanco, S (1, 6) OBP: 0.179, SLG: 0.215									K	2	0	0	0	0	2	2					
Inning Stats	R: 0 E: 0 K: 1 S: 12	H: 2 LOB: 2 BB: 0 P: 17	R: 0 E: 0 K: 1 S: 11	H: 2 LOB: 0 BB: 0 P: 15	R: 0 E: 0 K: 2 S: 11	H: 0 LOB: 1 BB: 1 P: 17	R: 0 E: 0 K: 2 S: 11	H: 0 LOB: 0 BB: 0 P: 16	R: 0 E: 0 K: 0 S: 7	H: 0 LOB: 0 BB: 0 P: 11	R: 1 E: 0 K: 0 S: 14	H: 2 LOB: 1 BB: 0 P: 15	R: 0 E: 0 K: 1 S: 12	H: 0 LOB: 0 BB: 0 P: 17	R: 0 E: 0 K: 3 S: 10	H: 0 LOB: 0 BB: 0 P: 14		1B: 4 2B: 1 3B: 0 HR: 1	SF: 0 SAC: 1 DP: 1 HBP: 0	WP: 0 PB: 0 SB: 0 CS: 0	PA: 34
PITCHER	IP	WLS	BF	H	R	ER	SO	BB	IBB	HBP	BLK	WP	HR	S	P	ERA	WHIP				
Johan Santana, L (1, 1) ERA: 2.92	7.0	W	28	6	1	1	6	2	0	0	0	0	1	72	102	1.29	1.143				
Juan Rincon, R (8, 1) ERA: 2.5	1.0	H	3	0	0	0	1	0	0	0	0	0	0	12	17	0.00	0.000				
36 Joe Nathan, R (9, 1) ERA: 2.82	1.0	S	3	0	0	0	3	0	0	0	0	0	0	10	14	0.00	0.000				

Batter	1	2	3	4	5	6	7	8	9	AB	R	H	RBI	BB	SO	LOB	BOTTOM				
8 Nick Punto, S (1, 6) OBP: 0.304, SLG: 0.331		P6			G3-1					3	1	1	0	1	0	0	<b>Kansas City Royals @ Minnesota Twins</b> Hubert H. Humphrey Metrodome, Minneapolis, MN Tue Sep 27 2005, 8:10 PM EDT Att: 16,147 - Dome - 68 F <a href="http://livebaseballscorecards.com">livebaseballscorecards.com</a>				
38 Luis Antonio Rodriguez, S (8, 5) OBP: 0.318, SLG: 0.350		F8			F8					2	1	0	1	1	0	0					
7 Joe Mauer, L (1, 2) OBP: 0.378, SLG: 0.422					L3					4	0	2	1	0	0	0					
Jacque Jones, L (1, 8) OBP: 0.320, SLG: 0.439										4	0	1	0	0	0	4					
20 Lew Ford, R (1, 7) OBP: 0.336, SLG: 0.375										3	0	0	1	0	1	1					
33 Justin Morneau, L (1, 3) OBP: 0.302, SLG: 0.432										4	0	0	0	0	0	3					
5 Michael Cuddyer, R (1, 9) OBP: 0.332, SLG: 0.425										1	0	1	0	3	0	0					
Michael Ryan, L (1, 10) OBP: 0.283, SLG: 0.325 Matthew LeCroy, R (8, PH) OBP: 0.345, SLG: 0.419										3	0	0	0	0	0	6					
Luis Rivas, R (1, 4) OBP: 0.306, SLG: 0.311										3	1	1	0	0	0	1					
Inning Stats	R: 2 E: 1 K: 0 S: 15	H: 1 LOB: 3 BB: 3 P: 31	R: 0 E: 0 K: 0 S: 6	H: 0 LOB: 0 BB: 0 P: 11	R: 0 E: 0 K: 0 S: 6	H: 0 LOB: 0 BB: 0 P: 6	R: 0 E: 0 K: 0 S: 6	H: 1 LOB: 1 BB: 0 P: 10	R: 0 E: 0 K: 0 S: 8	H: 1 LOB: 2 BB: 1 P: 13	R: 1 E: 0 K: 0 S: 7	H: 3 LOB: 1 BB: 0 P: 8	R: 0 E: 0 K: 1 S: 7	H: 0 LOB: 1 BB: 1 P: 16	1B: 5 2B: 1 3B: 0 HR: 0	SF: 2 SAC: 0 DP: 1 HBP: 0		WP: 1 PB: 1 SB: 1 CS: 0	PA: 35		
PITCHER	IP	WLS	BF	H	R	ER	SO	BB	IBB	HBP	BLK	WP	HR	S	P	ERA	WHIP				
Runelvys Hernandez, R (1, 1) ERA: 5.35	6.1	L	29	5	3	3	0	4	0	0	0	0	0	51	87	4.26	1.421				
Jeremy Affeldt, L (7, 1) ERA: 5.48	1.2		6	1	0	0	1	1	0	0	0	1	0	11	20	0.00	1.200				

Batter	1	2	3	4	5	6	7	8	9	AB	R	H	RBI	BB	SO	LOB	TOP				
<b>Aaron Quiel, L</b> (1, 8) OBP: 0.359, SLG: 0.467	P6	K					HBP		K	4	0	1	0	0	2	1	<b>Kansas City Royals @ Minnesota Twins</b> Hubert H. Humphrey Metrodome, Minneapolis, MN Wed Sep 28 2005, 8:10 PM EDT Att: 14,982 - Dome - 70 F <a href="http://livebaseballscorecards.com">livebaseballscorecards.com</a>				
<b>Terrence Long, L</b> (1, 9) OBP: 0.319, SLG: 0.374	BB 1B		F8	F8			F7		L1	4	1	0	0	1	0	4					
<b>29 Mike Sweeney, R</b> (1, 10) OBP: 0.341, SLG: 0.506	F7		G6-4-3 1B		F9		G5-3		K	5	0	1	0	0	1	3					
<b>Matt Stairs, L</b> (1, 3) OBP: 0.371, SLG: 0.443	24 1B BB		G6-4-3 1-2		F9		HBP			2	0	0	0	1	0	1					
<b>Emil Brown, R</b> (1, 7) OBP: 0.350, SLG: 0.458	24 1B			G3-1 4 1B			G5-3			3	1	2	1	1	0	2					
<b>24 Mark Teahen, L</b> (1, 5) OBP: 0.308, SLG: 0.371				G3-1 4 1B				F7		4	1	2	0	0	0	1					
<b>4 Angel Berroa, R</b> (1, 6) OBP: 0.307, SLG: 0.378	F8			G3-1 1-2 2-3 1B			G4-3 1B			4	0	1	0	0	0	5					
<b>Paul Phillips, R</b> (1, 2) OBP: 0.286, SLG: 0.429		L8		1B			G4-3 1-2		G5-3	4	0	1	2	0	0	1					
<b>Denny Hocking, S</b> (1, 4) OBP: 0.371, SLG: 0.283		G3		K			F8		E1	4	0	0	0	0	1	1					
<b>Inning Stats</b>	R: 1 E: 0 K: 0 S: 15	H: 2 LOB: 3 BB: 2 P: 31	R: 0 E: 0 K: 1 S: 7	H: 0 LOB: 0 BB: 0 P: 11	R: 0 E: 0 K: 0 S: 7	H: 1 LOB: 0 BB: 0 P: 10	R: 2 E: 0 K: 1 S: 17	H: 4 LOB: 2 BB: 0 P: 23	R: 0 E: 0 K: 0 S: 8	H: 0 LOB: 1 BB: 1 P: 14	R: 0 E: 0 K: 0 S: 7	H: 0 LOB: 2 BB: 0 P: 12	R: 0 E: 0 K: 0 S: 7	H: 0 LOB: 0 BB: 0 P: 11	R: 0 E: 1 K: 2 S: 15	H: 0 LOB: 1 BB: 0 P: 23	1B: 8 2B: 0 3B: 0 HR: 0	SF: 0 SAC: 0 DP: 2 HBP: 2	WP: 0 PB: 0 SB: 0 CS: 0	PA: 39	
<b>PITCHER</b>	IP	WLS	BF	H	R	ER	SO	BB	IBB	HBP	BLK	WP	HR	S	P	ERA	WHIP				
<b>Kyle Lohse, R</b> (1, 1) ERA: 4.18	6.0		27	8	3	3	2	3	0	0	0	0	0	57	95	4.50	1.833				
<b>J.C. Romero, L</b> (7, 1) ERA: 3.47	0.2		4	0	0	0	0	0	0	2	0	0	0	5	10	0.00	0.000				
<b>2B Jesse Crain, R</b> (7, 1) ERA: 2.31	1.1	W	4	0	0	0	0	0	0	0	0	0	0	9	13	0.00	0.000				
<b>36 Joe Nathan, R</b> (9, 1) ERA: 2.78	1.0	S	4	0	0	0	2	0	0	0	0	0	0	15	23	0.00	0.000				

Batter	1	2	3	4	5	6	7	8	9	AB	R	H	RBI	BB	SO	LOB	BOTTOM				
<b>8 Nick Punto, S</b> (1, 4) OBP: 0.301, SLG: 0.327	P5		F8				F8			4	0	0	0	0	0	3	<b>Kansas City Royals @ Minnesota Twins</b> Hubert H. Humphrey Metrodome, Minneapolis, MN Wed Sep 28 2005, 8:10 PM EDT Att: 14,982 - Dome - 70 F <a href="http://livebaseballscorecards.com">livebaseballscorecards.com</a>				
<b>38 Luis Antonio Rodriguez, S</b> (6, 5) OBP: 0.322, SLG: 0.346	F8			1B 20 1B	G3				7 G4-3 3B	2	2	0	0	2	0	0					
<b>7 Joe Mauer, L</b> (1, 2) OBP: 0.375, SLG: 0.418	K			F7			F7		G4-3	4	0	0	0	0	1	2					
<b>Jacque Jones, L</b> (1, 10) OBP: 0.321, SLG: 0.443		G4-3		20 1B 33 1B			F8		5 2B 3B	4	2	2	1	0	0	0					
<b>20 Lew Ford, R</b> (1, 8) OBP: 0.336, SLG: 0.375		G5-3		33 1B			F9		K	4	0	1	1	0	1	1					
<b>33 Justin Morneau, L</b> (1, 3) OBP: 0.304, SLG: 0.432		G4-3		1-3 3-H 1B					5 WP 2B	3	1	1	1	0	0	0					
<b>5 Michael Cuddyer, R</b> (1, 9) OBP: 0.331, SLG: 0.426			L6		L5		K		1-H 3-H 2B	4	0	1	2	0	1	1					
<b>Jason Tyner, L</b> (1, 7) OBP: 0.360, SLG: 0.383			F8				F9 8 WP		1-H 3-H BB	3	1	2	0	1	0	0					
<b>Jason Bartlett, R</b> (1, 6) OBP: 0.316, SLG: 0.340					F9				P4	3	0	1	0	1	0	3					
<b>Inning Stats</b>	R: 0 E: 0 K: 1 S: 8	H: 0 LOB: 0 BB: 0 P: 16	R: 0 E: 0 K: 0 S: 5	H: 0 LOB: 0 BB: 0 P: 7	R: 0 E: 0 K: 0 S: 9	H: 1 LOB: 1 BB: 0 P: 14	R: 2 E: 0 K: 0 S: 10	H: 3 LOB: 1 BB: 1 P: 22	R: 1 E: 0 K: 0 S: 9	H: 1 LOB: 0 BB: 0 P: 12	R: 0 E: 0 K: 0 S: 5	H: 0 LOB: 0 BB: 0 P: 9	R: 0 E: 1 K: 1 S: 13	H: 1 LOB: 2 BB: 1 P: 23	R: 3 E: 0 K: 1 S: 21	H: 2 LOB: 2 BB: 2 P: 40	1B: 5 2B: 2 3B: 1 HR: 0	SF: 0 SAC: 0 DP: 0 HBP: 1	WP: 2 PB: 0 SB: 0 CS: 0	PA: 36	
<b>PITCHER</b>	IP	WLS	BF	H	R	ER	SO	BB	IBB	HBP	BLK	WP	HR	S	P	ERA	WHIP				
<b>Jose Lima, R</b> (1, 1) ERA: 6.99	6.2		26	6	3	3	2	1	0	0	0	0	0	4	10	0.00	3.000				
<b>Ambiorix Burgos, R</b> (7, 1) ERA: 3.73	0.1		2	0	0	0	0	1	0	0	0	0	0	4	10	0.00	3.000				
<b>Andrew Sisco, L</b> (8, 1) ERA: 3.11	0.2	L	5	1	3	3	1	1	0	1	0	0	0	16	28	40.50	3.000				
<b>Chris Demaria, R</b> (8, 1) ERA: 10.13	0.1		3	1	0	0	0	1	0	0	0	1	0	5	12	0.00	6.000				



Batter	1	2	3	4	5	6	7	8	9	AB	R	H	RBI	BB	SO	LOB	TOP	
<b>Aaron Quiel, L</b> (1, 8) OBP: 0.352, SLG: 0.454										5	1	1	0	0	4	1		
<b>Terrence Long, L</b> (1, 9) OBP: 0.322, SLG: 0.374										3	2	1	0	2	0	2		
<b>29 Mike Sweeney, R</b> (1, 10) OBP: 0.346, SLG: 0.517										4	2	3	5	1	0	0		
<b>Matt Stairs, L</b> (1, 3) OBP: 0.369, SLG: 0.440										5	1	1	1	0	1	3		
<b>Emil Brown, R</b> (1, 7) OBP: 0.349, SLG: 0.454											4	0	0	0	1	1	3	
<b>24 Mark Teahen, L</b> (1, 5) OBP: 0.308, SLG: 0.376											5	1	1	1	0	2	5	
<b>4 Angel Berroa, R</b> (1, 6) OBP: 0.307, SLG: 0.377											4	0	1	2	0	1	0	
<b>14 John Buck, R</b> (1, 2) OBP: 0.287, SLG: 0.388										4	1	1	1	0	0	2		
<b>13 Andrés Blanco, S</b> (1, 4) OBP: 0.197, SLG: 0.232										4	2	2	0	0	0	0		
<b>Inning Stats</b>	R: 3 H: 2 E: 0 K: 2 S: 22	H: 2 R: 2 ER: 0 BB: 3 P: 41	R: 2 H: 3 E: 0 K: 1 S: 13	H: 3 R: 5 ER: 5 LOB: 1 BB: 0 P: 22	R: 0 H: 0 E: 0 K: 0 S: 8	H: 0 R: 0 ER: 0 LOB: 0 BB: 0 P: 8	R: 0 H: 0 E: 0 K: 1 S: 7	H: 0 R: 0 ER: 0 LOB: 0 BB: 0 P: 10	R: 0 H: 0 E: 0 K: 2 S: 11	H: 0 R: 0 ER: 0 LOB: 0 BB: 0 P: 14	R: 0 H: 0 E: 0 K: 1 S: 7	H: 0 R: 1 ER: 0 LOB: 2 BB: 1 P: 15	1B: 7 2B: 1 3B: 0 HR: 3	SF: 0 SAC: 0 DP: 0 HBP: 0	WP: 0 PB: 0 SB: 0 CS: 0	PA: 42		
<b>PITCHER</b>	IP WLS BF H R ER SO BB IBB HBP BLK WP HR S P ERA WHIP	<b>PITCHER</b>																
<b>Joe Mays, R</b> (1, 1) ERA: 5.65	5.0	23	5	5	5	4	3	0	0	0	0	0	0	55	91	9.00	1.600	
<b>Travis Bowyer, R</b> (6, 1) ERA: 5.59	1.0	L 8	5	5	5	2	0	0	0	0	0	0	3	21	37	45.00	5.000	
<b>54 Matt Guerrier, R</b> (7, 1) ERA: 3.49	3.0	11	1	0	0	3	1	0	0	0	0	0	0	27	41	0.00	0.667	

Kansas City Royals @ Minnesota Twins  
Hubert H. Humphrey Metrodome, Minneapolis, MN  
Thu Sep 29 2005, 8:10 PM EDT  
Att: 14,638 - Dome - 70 F

AB 38  
R 10  
H 11  
RBI 10  
BB 4  
SO 9  
LOB 16



Batter	1	2	3	4	5	6	7	8	9	AB	R	H	RBI	BB	SO	LOB	BOTTOM	
<b>8 Nick Punto, S</b> (1, 4) OBP: 0.304, SLG: 0.339										4	2	2	2	1	1	2		
<b>38 Luis Antonio Rodriguez, S</b> (6, 5) OBP: 0.335, SLG: 0.397										4	2	3	3	1	0	2		
<b>7 Joe Mauer, L</b> (1, 2) OBP: 0.374, SLG: 0.416										5	0	1	0	0	0	6		
<b>Jacque Jones, L</b> (1, 10) OBP: 0.320, SLG: 0.441										5	0	1	0	0	1	5		
<b>20 Lew Ford, R</b> (1, 8) OBP: 0.334, SLG: 0.373											5	0	1	1	0	0	1	
<b>33 Justin Morneau, L</b> (1, 3) OBP: 0.301, SLG: 0.427											5	0	0	0	0	1	2	
<b>5 Michael Cuddyer, R</b> (1, 9) OBP: 0.332, SLG: 0.426												5	0	2	0	0	1	0
<b>Jason Tyner, L</b> (1, 7) OBP: 0.358, SLG: 0.367										2	1	0	0	1	0	2		
<b>Brent Abernathy, R</b> (7, PH) OBP: 0.316, SLG: 0.299										1	0	0	0	0	1	2		
<b>Jason Bartlett, R</b> (1, 6) OBP: 0.320, SLG: 0.340										3	1	1	0	1	0	1		
<b>Inning Stats</b>	R: 0 H: 1 E: 0 K: 0 S: 12	H: 0 R: 6 ER: 0 LOB: 0 BB: 0 P: 19	R: 0 H: 0 E: 1 K: 0 S: 9	H: 0 R: 7 ER: 6 LOB: 1 BB: 0 P: 12	R: 3 H: 3 E: 1 K: 0 S: 13	H: 3 R: 0 ER: 0 LOB: 1 BB: 1 P: 25	R: 3 H: 3 E: 0 K: 0 S: 13	H: 3 R: 0 ER: 0 LOB: 0 BB: 1 P: 21	R: 0 H: 1 E: 0 K: 1 S: 10	H: 2 R: 0 ER: 0 LOB: 2 BB: 0 P: 18	R: 0 H: 1 E: 0 K: 1 S: 11	H: 0 R: 0 ER: 0 LOB: 0 BB: 0 P: 15	1B: 6 2B: 3 3B: 0 HR: 2	SF: 0 SAC: 0 DP: 0 HBP: 0	WP: 0 PB: 0 SB: 0 CS: 0	PA: 43		
<b>PITCHER</b>	IP WLS BF H R ER SO BB IBB HBP BLK WP HR S P ERA WHIP	<b>PITCHER</b>																
<b>Mike Wood, R</b> (1, 1) ERA: 4.46	4.0	22	7	6	6	0	2	0	0	0	0	0	0	14	25	0.00	1.500	
<b>D.J. Carrasco, R</b> (5, 1) ERA: 4.79	1.1	W 6	1	0	0	2	1	0	0	0	0	0	0	15	23	0.00	1.200	
<b>41 Jimmy Gobble, L</b> (6, 1) ERA: 5.64	1.2	H 7	2	0	0	1	0	0	0	0	0	0	0	11	23	0.00	2.000	
<b>Jeremy Affeldt, L</b> (8, 1) ERA: 5.36	1.0	5	1	0	0	1	1	0	0	0	0	0	0	9	15	0.00	0.000	
<b>Mike MacDougal, R</b> (9, 1) ERA: 3.38	1.0	3	0	0	0	1	0	0	0	0	0	0	0	9	15	0.00	0.000	

Kansas City Royals @ Minnesota Twins  
Hubert H. Humphrey Metrodome, Minneapolis, MN  
Thu Sep 29 2005, 8:10 PM EDT  
Att: 14,638 - Dome - 70 F

AB 39  
R 6  
H 11  
RBI 6  
BB 4  
SO 5  
LOB 23





Batter	1	2	3	4	5	6	7	8	9	AB	R	H	RBI	BB	SO	LOB	TOP	
Aaron Quiel, L OBP: 0.348, SLG: 0.446 (1, 8) (7, 9)										4	0	1	0	0	0	1	<b>Kansas City Royals @ Toronto Blue Jays</b> Rogers Centre, Toronto, ON Fri Sep 30 2005, 7:07 PM EDT Att: 23,381 - Partly Cloudy - 63 F	
Terrence Long, L OBP: 0.322, SLG: 0.373 Chip Ambres, R OBP: 0.319, SLG: 0.369 (1, 9) (7, 8)										3	0	1	0	0	0	1		
29 Mike Sweeney, R OBP: 0.347, SLG: 0.517 (1, 10)										4	1	2	0	0	1	1		
Matt Stairs, L OBP: 0.369, SLG: 0.439 26 Justin Huber, R OBP: 0.273, SLG: 0.264 (1, 3) (7, 3)										3	0	1	0	0	0	1		
Emil Brown, R OBP: 0.307, SLG: 0.454 Joe McEwing, R OBP: 0.257, SLG: 0.282 (1, 7) (7, 7)											3	0	1	0	0	0		2
24 Mark Teahen, L OBP: 0.307, SLG: 0.375 (1, 5)											4	0	1	1	0	1		1
4 Angel Berroa, R OBP: 0.307, SLG: 0.377 Donnie Murphy, R OBP: 0.250, SLG: 0.270 (7, PH) (7, 4)											2	0	1	0	0	0		2
14 John Buck, R OBP: 0.285, SLG: 0.385 (1, 2)										3	0	0	0	0	1	1		
13 Andrés Blanco, S OBP: 0.203, SLG: 0.236 (1, 4) (7, 6)										3	0	1	0	0	1	0		
<b>Inning Stats</b>	R: 0 E: 0 K: 0 S: 8	H: 1 LOB: 1 BB: 0 P: 12	R: 0 E: 0 K: 0 S: 8	H: 1 LOB: 1 BB: 0 P: 9	R: 0 E: 0 K: 1 S: 8	H: 0 LOB: 0 BB: 0 P: 11	R: 1 E: 0 K: 0 S: 7	H: 3 LOB: 1 BB: 0 P: 9	R: 0 E: 0 K: 2 S: 10	H: 1 LOB: 1 BB: 0 P: 14	R: 0 E: 0 K: 1 S: 7	H: 1 LOB: 0 BB: 0 P: 9	R: 0 E: 0 K: 0 S: 10	H: 0 LOB: 0 BB: 0 P: 12	1B: 9 2B: 0 3B: 0 HR: 0	SF: 0 SAC: 0 DP: 1 HBP: 0		WP: 0 PB: 0 SB: 0 CS: 0
<b>PITCHER</b> Josh Towers, R ERA: 3.71 (1, 1)	IP: 9.0 WLS: W BF: 34 H: 9 R: 1 ER: 1 SO: 6 BB: 0 IBB: 0 HBP: 0 BLK: 0 WP: 0 HR: 0 S: 71 P: 94 ERA: 1.00 WHIP: 1.000																	

Batter	1	2	3	4	5	6	7	8	9	AB	R	H	RBI	BB	SO	LOB	BOTTOM			
8 Russ Adams, L OBP: 0.321, SLG: 0.378 (1, 6)										4	0	2	0	1	0	3	<b>Kansas City Royals @ Toronto Blue Jays</b> Rogers Centre, Toronto, ON Fri Sep 30 2005, 7:07 PM EDT Att: 23,381 - Partly Cloudy - 63 F			
Frank Catalanotto, L OBP: 0.364, SLG: 0.442 (1, 7)										5	0	2	3	0	1	3				
10 Vernon Wells, R OBP: 0.320, SLG: 0.464 (1, 8)										5	0	1	0	0	0	4				
47 Corey Koskie, L OBP: 0.340, SLG: 0.403 (1, 5)										5	3	3	0	0	1	1				
Eric Hinske, L OBP: 0.331, SLG: 0.424 (1, 3)										5	1	1	1	0	3	2				
2 Aaron Hill, R OBP: 0.343, SLG: 0.390 (1, 4)										2	2	1	0	0	0	1				
Gabe Gross, L OBP: 0.316, SLG: 0.348 (1, 9)										4	1	2	1	0	0	3				
Guillermo Quiroz, R OBP: 0.250, SLG: 0.241 (1, 2)										3	1	1	1	1	1	3				
John-Ford Griffin, L OBP: 0.375, SLG: 0.625 (1, 10)										4	2	2	4	0	1	1				
<b>Inning Stats</b>	R: 0 E: 0 K: 1 S: 13	H: 2 LOB: 1 BB: 0 P: 19	R: 0 E: 0 K: 1 S: 7	H: 1 LOB: 1 BB: 0 P: 9	R: 0 E: 0 K: 0 S: 7	H: 0 LOB: 1 BB: 1 P: 13	R: 5 E: 0 K: 1 S: 24	H: 4 LOB: 1 BB: 1 P: 37	R: 4 E: 0 K: 1 S: 14	H: 5 LOB: 2 BB: 0 P: 23	R: 1 E: 0 K: 1 S: 12	H: 2 LOB: 1 BB: 0 P: 19	R: 0 E: 0 K: 2 S: 15	H: 1 LOB: 1 BB: 0 P: 19	R: 0 E: 0 K: 0 S: 6	H: 0 LOB: 0 BB: 0 P: 8		1B: 10 2B: 6 3B: 0 HR: 0	SF: 0 SAC: 0 DP: 1 HBP: 2	WP: 0 PB: 0 SB: 0 CS: 0
<b>PITCHER</b> 23 Zack Greinke, R ERA: 5.8 Shawn Camp, R ERA: 6.53 Chris Demaria, R ERA: 9.0 (1, 1) (5, 1) (8, 1)	IP: 4.0 WLS: L BF: 23 H: 9 R: 7 ER: 7 SO: 3 BB: 2 IBB: 0 HBP: 1 BLK: 0 WP: 0 HR: 0 S: 54 P: 84 ERA: 15.75 WHIP: 2.750																			

**AB 34**  
**R 1**  
**H 9**  
**RBI 1**  
**BB 0**  
**SO 6**  
**LOB 10**

**AB 37**  
**R 10**  
**H 15**  
**RBI 10**  
**BB 2**  
**SO 7**  
**LOB 21**

Batter	1	2	3	4	5	6	7	8	9	AB	R	H	RBI	BB	SO	LOB	TOP					
Aaron Quiel, L (1, 8) OBP: 0.359, SLG: 0.457										4	2	2	0	0	0	4	<b>Kansas City Royals @ Toronto Blue Jays</b> Rogers Centre, Toronto, ON Sat Oct 01 2005, 4:07 PM EDT Att: 28,271 - Sunny - 73 F					
Terrence Long, L (1, 9) OBP: 0.321, SLG: 0.378										5	1	1	2	0	2	2						
Emil Brown, R (1, 7) OBP: 0.349, SLG: 0.451										3	0	0	0	1	1	1						
Matt Stairs, L (1, 3) OBP: 0.373, SLG: 0.444										4	1	3	1	1	0	0						
4 Angel Berroa, R (1, 6) OBP: 0.305, SLG: 0.375										4	0	0	0	0	0	5						
24 Mark Teahen, L (1, 5) OBP: 0.308, SLG: 0.376										4	1	2	0	0	1	0						
14 John Buck, R (1, 2) OBP: 0.287, SLG: 0.389										4	1	2	1	0	0	0						
Paul Phillips, R (8, PR) OBP: 0.286, SLG: 0.429										0	1	0	0	0	0	0						
26 Justin Huber, R (1, 10) OBP: 0.272, SLG: 0.257										2	0	0	1	1	0	0						
13 Andrés Blanco, S (1, 4) OBP: 0.218, SLG: 0.250										4	0	2	2	0	0	0						
<b>Inning Stats</b>	R: 1 E: 0 K: 0 S: 9	H: 2 LOB: 1 BB: 0 P: 17	R: 0 E: 0 K: 0 S: 5	H: 0 LOB: 0 BB: 0 P: 6	R: 2 E: 0 K: 0 S: 17	H: 3 LOB: 1 BB: 0 P: 23	R: 0 E: 0 K: 1 S: 13	H: 0 LOB: 0 BB: 0 P: 17	R: 0 E: 0 K: 0 S: 15	H: 0 LOB: 1 BB: 0 P: 23	R: 2 E: 0 K: 0 S: 11	H: 3 LOB: 2 BB: 2 P: 22	R: 0 E: 0 K: 1 S: 10	H: 1 LOB: 1 BB: 1 P: 17	R: 2 E: 0 K: 0 S: 10	H: 3 LOB: 1 BB: 0 P: 18	R: 0 E: 0 K: 2 S: 9	H: 0 LOB: 0 BB: 0 P: 16	1B: 8 2B: 3 3B: 0 HR: 1	SF: 1 SAC: 0 DP: 2 HBP: 2	WP: 0 PB: 0 SB: 1 CS: 0	PA: 40
<b>PITCHER</b>	IP WLS BF H R ER SO BB IBB HBP BLK WP HR S P ERA WHIP																					
Dave Bush, R (1, 1) ERA: 4.49	5.0	21	5	3	3	1	0	0	0	0	0	0	0	0	1	59	86	5.40	1.000			
22 Brandon League, R (6, 1) ERA: 6.56	2.0	11	4	2	2	1	3	0	0	0	0	0	0	0	21	39	9.00	3.500				
Pete Walker, R (8, 1) ERA: 3.54	0.0	L	2	2	2	0	0	0	0	0	0	0	0	4	7							
54 Jason Frasor, R (8, 1) ERA: 3.25	1.0	B	3	1	0	0	0	0	0	0	0	0	0	6	11	0.00	1.000					
28 Shaun Marcum, R (9, 1) ERA:	1.0		3	0	0	0	2	0	0	0	0	0	0	9	16	0.00	0.000					

Batter	1	2	3	4	5	6	7	8	9	AB	R	H	RBI	BB	SO	LOB	BOTTOM					
3 Reed Johnson, R (1, 7) OBP: 0.332, SLG: 0.412										3	1	1	1	2	1	0	<b>Kansas City Royals @ Toronto Blue Jays</b> Rogers Centre, Toronto, ON Sat Oct 01 2005, 4:07 PM EDT Att: 28,271 - Sunny - 73 F					
Frank Catalanotto, L (1, 10) OBP: 0.363, SLG: 0.442										4	0	1	3	0	0	2						
10 Vernon Wells, R (1, 8) OBP: 0.318, SLG: 0.461										4	0	0	0	0	0	1						
47 Corey Koskie, L (1, 5) OBP: 0.337, SLG: 0.398										4	0	0	0	0	2	1						
2 Aaron Hill, R (1, 6) OBP: 0.345, SLG: 0.389										3	1	1	0	1	1	0						
Eric Hinske, L (1, 3) OBP: 0.333, SLG: 0.424										3	1	1	0	1	0	1						
15 Alex Rios, R (1, 9) OBP: 0.306, SLG: 0.398										4	1	1	0	0	1	3						
Frank Menechino, R (1, 4) OBP: 0.354, SLG: 0.347										3	1	0	1	0	0	4						
8 Russ Adams, L (9, PH) OBP: 0.320, SLG: 0.377										1	0	0	0	0	0	0						
Guillermo Quiroz, R (1, 2) OBP: 0.257, SLG: 0.250										3	1	1	1	0	1	1						
John-Ford Griffin, L (9, PH) OBP: 0.333, SLG: 0.556										1	0	0	0	0	0	0						
<b>Inning Stats</b>	R: 0 E: 0 K: 1 S: 7	H: 0 LOB: 0 BB: 0 P: 10	R: 0 E: 0 K: 0 S: 7	H: 2 LOB: 2 BB: 0 P: 11	R: 0 E: 0 K: 0 S: 7	H: 1 LOB: 0 BB: 0 P: 14	R: 0 E: 0 K: 1 S: 7	H: 0 LOB: 0 BB: 0 P: 13	R: 0 E: 0 K: 2 S: 13	H: 0 LOB: 1 BB: 0 P: 18	R: 0 E: 1 K: 0 S: 5	H: 0 LOB: 0 BB: 1 P: 12	R: 6 E: 2 K: 2 S: 17	H: 3 LOB: 1 BB: 2 P: 38	R: 0 E: 0 K: 0 S: 6	H: 0 LOB: 0 BB: 1 P: 10	R: 0 E: 0 K: 0 S: 8	H: 0 LOB: 0 BB: 0 P: 11	1B: 5 2B: 1 3B: 0 HR: 0	SF: 0 SAC: 0 DP: 3 HBP: 0	WP: 0 PB: 0 SB: 0 CS: 0	PA: 37
<b>PITCHER</b>	IP WLS BF H R ER SO BB IBB HBP BLK WP HR S P ERA WHIP																					
J.P. Howell, L (1, 1) ERA: 6.19	6.1	26	4	4	2	5	2	0	0	0	0	0	0	0	52	94	2.84	0.947				
Ambiorix Burgos, R (7, 1) ERA: 3.98	0.2	W	5	2	2	0	1	0	0	0	0	0	0	11	22	0.00	4.500					
Jeremy Affeldt, L (8, 1) ERA: 5.26	1.0	H	3	0	0	0	1	0	0	0	0	0	0	6	10	0.00	1.000					
Mike MacDougal, R (9, 1) ERA: 3.33	1.0	S	3	0	0	0	0	0	0	0	0	0	0	8	11	0.00	0.000					

livebaseballscores.com

AB 34  
R 7  
H 12  
RBI 7  
BB 3  
SO 4  
LOB 12

livebaseballscores.com

AB 33  
R 6  
H 6  
RBI 6  
BB 4  
SO 6  
LOB 13

Batter	1	2	3	4	5	6	7	8	9	AB	R	H	RBI	BB	SO	LOB	TOP	
<b>Aaron Quiel, L</b> (1, 9) OBP: 0.355, SLG: 0.450	F8		FC6-4 1B		P6			K		4	0	1	0	0	1	0	<b>Kansas City Royals @ Toronto Blue Jays</b> Rogers Centre, Toronto, ON Sun Oct 02 2005, 1:07 PM EDT Att: 37,046 - Sunny - 68 F	
<b>13 Andrés Blanco, S</b> (1, 6) OBP: 0.220, SLG: 0.241	BB HBP		F9		L4			L9		3	0	0	0	0	0	1		
<b>Emil Brown, R</b> (1, 7) OBP: 0.349, SLG: 0.455	P4		FC6-4 1-2		P3			HR		4	1	1	1	0	0	2		
<b>Matt Diaz, R</b> (1, 10) OBP: 0.323, SLG: 0.404	BB			G3-1				K2-3		3	0	0	0	1	2	0		
<b>Chip Ambres, R</b> (1, 8) OBP: 0.323, SLG: 0.379	F9			26 CS 2B				K		4	0	2	0	0	1	2		
<b>26 Justin Huber, R</b> (1, 3) OBP: 0.271, SLG: 0.256		G5-4-3 1B		K				K		4	0	1	0	0	2	2		
<b>Paul Phillips, R</b> (1, 2) OBP: 0.269, SLG: 0.403	G5-4-3 1-2				G5-3			F9		4	0	0	0	0	1	2		
<b>Joe McEwing, R</b> (1, 5) OBP: 0.263, SLG: 0.294	F8				E9 G5-3 2B			1B		3	1	2	0	0	0	0		
<b>Donnie Murphy, R</b> (1, 4) OBP: 0.241, SLG: 0.260			P4		G5-3 3H			P6		3	0	0	1	0	0	2		
<b>Inning Stats</b>	R: 0 E: 0 K: 0 S: 11	H: 0 LOB: 2 BB: 1 P: 21	R: 0 E: 0 K: 0 S: 6	H: 1 LOB: 0 BB: 0 P: 7	R: 0 E: 0 K: 0 S: 6	H: 1 LOB: 1 BB: 0 P: 9	R: 0 E: 0 K: 1 S: 6	H: 0 LOB: 0 BB: 0 P: 15	R: 0 E: 0 K: 2 S: 9	H: 1 LOB: 0 BB: 0 P: 15	R: 0 E: 0 K: 3 S: 10	H: 0 LOB: 0 BB: 0 P: 15	1B: 4 2B: 3 3B: 0 HR: 1	SF: 0 SAC: 0 DP: 2 HBP: 1	WP: 0 PB: 0 SB: 0 CS: 1	PA: 34		
<b>PITCHER</b>	IP	WLS	BF	H	R	ER	SO	BB	IBB	HBP	BLK	WP	HR	S	P	ERA	WHIP	
<b>39 Gustavo Chacin, L</b> (1, 1) ERA: 3.72	7.2	W	30	7	2	1	3	1	0	1	0	0	1	69	104	1.17	1.043	
<b>40 Dustin McGowan, R</b> (8, 1) ERA: 6.35	1.1		4	0	0	0	4	0	0	0	0	0	0	13	20	0.00	0.000	

Batter	1	2	3	4	5	6	7	8	9	AB	R	H	RBI	BB	SO	LOB	BOTTOM	
<b>8 Russ Adams, L</b> (1, 6) OBP: 0.325, SLG: 0.383	S 1B		E 1B		F8	10 BB		15 F8 2B		4	2	3	0	1	0	1	<b>Kansas City Royals @ Toronto Blue Jays</b> Rogers Centre, Toronto, ON Sun Oct 02 2005, 1:07 PM EDT Att: 37,046 - Sunny - 68 F	
<b>Frank Catalanotto, L</b> (1, 7) OBP: 0.367, SLG: 0.451	1B		1B		10 1B			F8		3	1	3	2	0	0	0		
<b>15 Alex Rios, R</b> (6, 9) OBP: 0.306, SLG: 0.397	1B		1B		3B			2-3		1	0	0	0	0	0	1		
<b>10 Vernon Wells, R</b> (1, 8) OBP: 0.320, SLG: 0.463	2B		K		HR 1B			G5-3		4	1	2	1	1	1	3		
<b>Eric Hinske, L</b> (1, 3) OBP: 0.333, SLG: 0.430	L4		1B		HR 1B			P4		5	1	2	3	0	1	5		
<b>2 Aaron Hill, R</b> (1, 4) OBP: 0.342, SLG: 0.385	F8		L5		G6-3			K		4	0	0	0	0	1	3		
<b>Gabe Gross, L</b> (1, 9) OBP: 0.324, SLG: 0.348		CS BB			F9			1B		3	0	1	0	1	0	0		
<b>Frank Menechino, R</b> (1, 5) OBP: 0.352, SLG: 0.345	F8		G5-3		P4			1B		4	0	1	0	0	0	1		
<b>John Ford Griffin, L</b> (1, 10) OBP: 0.308, SLG: 0.692	F7		P4		HR			K		4	1	1	1	0	1	3		
<b>Guillermo Quiroz, R</b> (1, 2) OBP: 0.256, SLG: 0.250	F7				3B 1B			G6-3		4	1	1	0	0	0	2		
<b>Inning Stats</b>	R: 1 E: 0 K: 0 S: 13	H: 3 LOB: 1 BB: 0 P: 19	R: 0 E: 0 K: 0 S: 8	H: 0 LOB: 0 BB: 1 P: 13	R: 1 E: 1 K: 1 S: 12	H: 3 LOB: 2 BB: 0 P: 17	R: 0 E: 0 K: 0 S: 4	H: 0 LOB: 0 BB: 0 P: 7	R: 4 E: 0 K: 1 S: 11	H: 4 LOB: 3 BB: 2 P: 17	R: 0 E: 0 K: 2 S: 11	H: 2 LOB: 2 BB: 0 P: 17	R: 0 E: 0 K: 0 S: 7	H: 1 LOB: 1 BB: 0 P: 10	1B: 9 2B: 2 3B: 1 HR: 2	SF: 0 SAC: 0 DP: 0 HBP: 1	WP: 0 PB: 0 SB: 2 CS: 1	PA: 40
<b>PITCHER</b>	IP	WLS	BF	H	R	ER	SO	BB	IBB	HBP	BLK	WP	HR	S	P	ERA	WHIP	
<b>Runelvys Hernandez, R</b> (1, 1) ERA: 5.52	5.0	L	24	10	6	6	1	1	0	0	0	0	0	48	73	10.80	2.200	
<b>41 Jimmy Gobble, L</b> (6, 1) ERA: 5.7	1.0		7	1	1	1	1	2	0	1	0	0	1	12	25	9.00	3.000	
<b>46 Juan Carlos Oviedo, R</b> (7, 1) ERA: 7.55	2.0		9	3	0	0	2	0	0	0	0	0	0	18	27	0.00	1.500	