


Kansas City Royals - 2006

Batter	1	2	3	4	5	6	7	8	9	10	11	AB	R	H	RBI	BB	SO	LOB
9 David DeJesus, L OBP: 0.500, SLG: 0.500 44 Kerry Robinson, L OBP: 0.500, SLG: 0.500	15 CS 1B		G3		K		FC5-4 1B		F9 G4-3 1B		G6-3	2	0	1	0	0	0	0
15 Mark Grudzielanek, R OBP: 0.500, SLG: 0.500 Esteban German, R	29 BB 1B		G5-3				FC5-4 1B		G4-3		WP S BB	2	0	1	0	0	0	0
29 Mike Sweeney, R Donnie Murphy, R	1-2 BB				F9				F9		K	1	0	0	0	1	0	0
16 Reggie Sanders, R OBP: 0.500, SLG: 0.500 Chip Ambres, R OBP: 1.000, SLG: 1.000	P2				CS 1B		BLK 3B BB		70 BB 1B BB			2	0	1	0	0	0	2
Doug Mientkiewicz, L Benji Gil, R OBP: 0.750, SLG: 1.667	G3				1-2 BB BB		1-H 3B		70 E 70 1B BB			3	1	0	0	1	0	2
Emil Brown, R 32 Shane Costa, L			G6-3				K2-3		P4			1	0	0	0	1	0	0
24 Mark Teahen, L 70 Alex Gordon, L OBP: 0.333, SLG: 0.333			K		F8				G4-3		E7 1B	2	0	0	0	0	1	2
4 Angel Berroa, R 13 Andrés Blanco, S			G5-3						E4 44 1B		F9	2	0	0	0	0	0	0
14 John Buck, R 12 Paul Phillips, R 64 Matt Tupman, L			G6-3						K		G6-3	2	0	0	0	0	1	1

Kansas City Royals @ Texas Rangers
Surprise Stadium, Surprise, AZ
 Thu Mar 02 2006, 3:05 PM EST
 Alt. 4,481 - Sunny - 70 F

livebaseballscorecards.com

AB 41
R 5
H 9
RBI 5
BB 8
SO 7
LOB 23




Inning Stats	R: 0	H: 2	E: 0	K: 0	S: 5	P: 9	LOB: 1	R: 0	H: 0	E: 0	K: 1	S: 5	P: 5	LOB: 0	R: 0	H: 0	E: 0	K: 0	S: 3	P: 3	LOB: 0	R: 0	H: 1	E: 0	K: 0	S: 3	P: 11	LOB: 2	R: 1	H: 1	E: 0	K: 1	S: 6	P: 10	LOB: 1	R: 0	H: 1	E: 1	K: 1	S: 7	P: 7	LOB: 2	R: 2	H: 1	E: 1	K: 0	S: 4	P: 13	LOB: 1	R: 0	H: 0	E: 0	K: 2	S: 7	P: 7	LOB: 0	R: 0	H: 0	E: 0	K: 1	S: 5	P: 13	LOB: 2
--------------	------	------	------	------	------	------	--------	------	------	------	------	------	------	--------	------	------	------	------	------	------	--------	------	------	------	------	------	-------	--------	------	------	------	------	------	-------	--------	------	------	------	------	------	------	--------	------	------	------	------	------	-------	--------	------	------	------	------	------	------	--------	------	------	------	------	------	-------	--------

Batter	1	2	3	4	5	6	7	8	9	10	11	AB	R	H	RBI	BB	SO	LOB
David Dellucci, L 24 Adrian Brown, S	E4 10 CS 1B		23 1B E BB		10 S 1B BB		P5		G4-3			1	1	0	0	2	0	0
10 Michael Young, R OBP: 0.333, SLG: 0.333 3 Joaquin Arias, R	G4-3		F8		23 1B 1-H SF7 1B				G6-3		G4-3	3	0	1	1	0	0	3
23 Mark Teixeira, S OBP: 0.667, SLG: 0.667 D'Angelo Jimenez, S OBP: 0.500, SLG: 0.500	F9				1-3 2-H 1B				P5			3	0	2	1	0	0	0
Phil Nevin, R OBP: 0.667, SLG: 2.000 15 Gerald Laird, R			E4 9 BB 1B						G4-3		F7	2	2	1	1	1	0	1
Erubiel Durazo, L			HR		1-3 3-H 1B						1B	2	0	0	0	0	0	0
9 Hank Blalock, L 16 Adam Hyzdu, R			F7						P6			2	0	0	0	1	0	3
Kevin Mench, R 49 Jamie Burke, R			G6-3						SF7		G6-3	2	0	0	1	0	0	3
6 Brad Wilkerson, L 60 Nick Trzescniak, R 5 Ian Kinsler, R 2 Ruddy Yan, S			L9						F9			2	0	0	0	0	0	0
Rod Barajas, R 19 Jason Botts, S OBP: 0.333, SLG: 0.333			G6-3						K		F7	2	0	0	0	0	0	0
Mark DeRosa, R OBP: 0.500, SLG: 0.500 Aarom Baldiris, R			23 1B BB 1B						K		G5-3	2	1	1	0	0	1	0

Kansas City Royals @ Texas Rangers
Surprise Stadium, Surprise, AZ
 Thu Mar 02 2006, 3:05 PM EST
 Alt. 4,481 - Sunny - 70 F

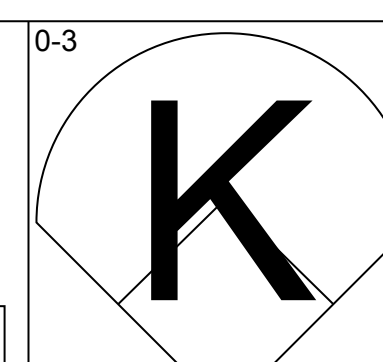
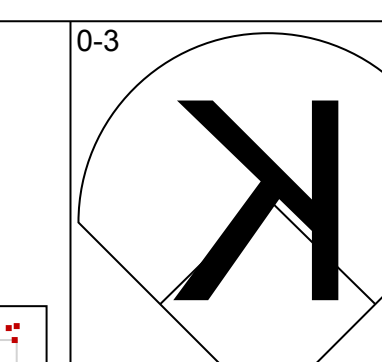
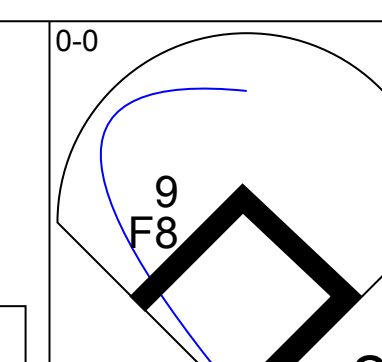
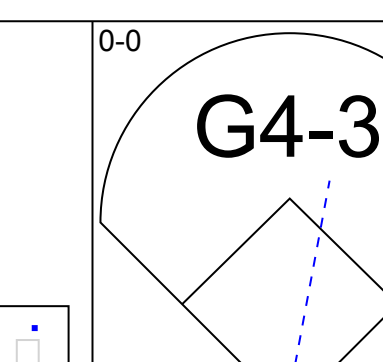
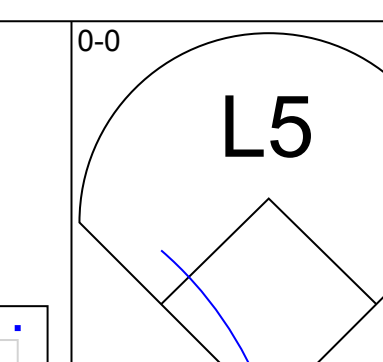
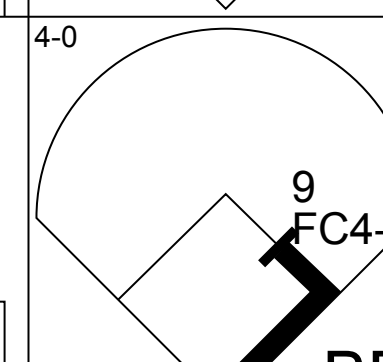
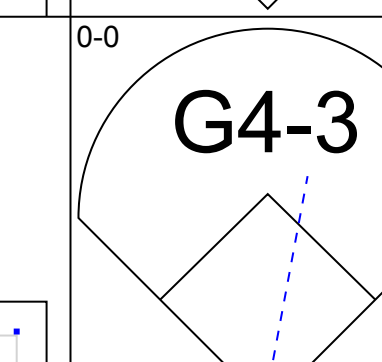
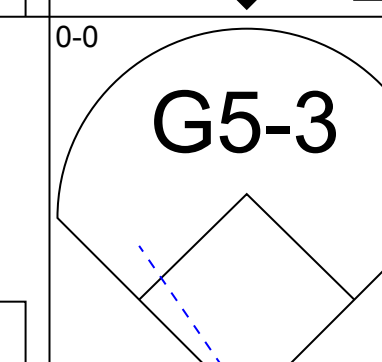
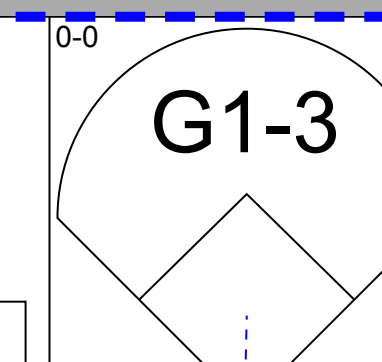
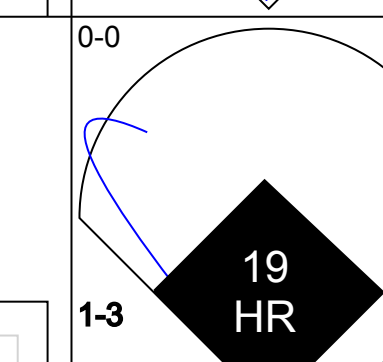
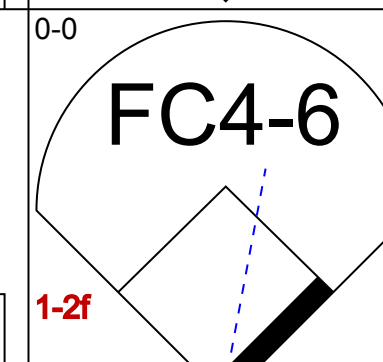
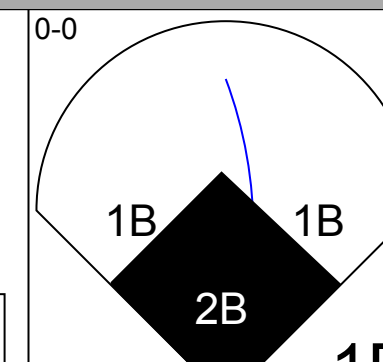
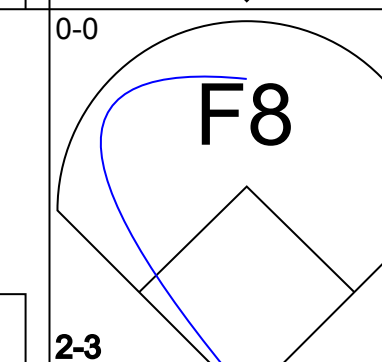
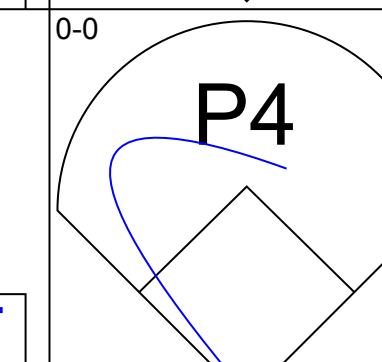
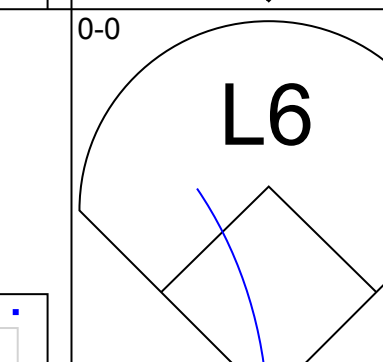
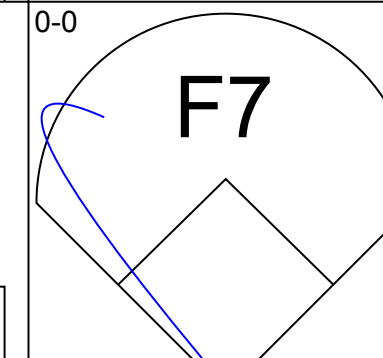
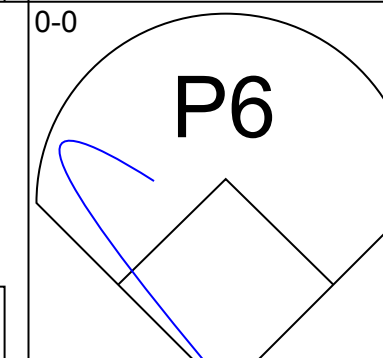
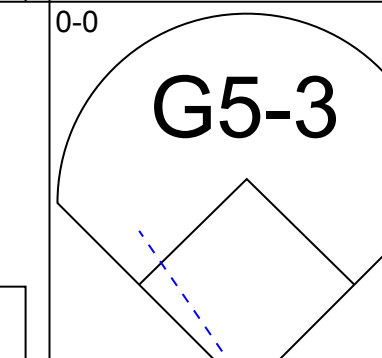
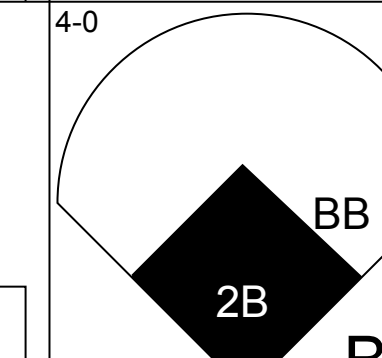
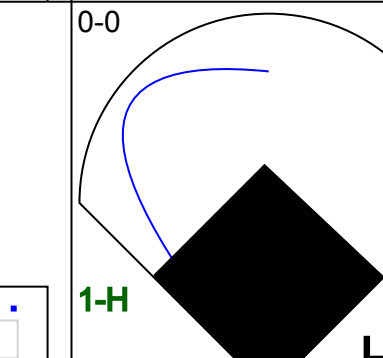
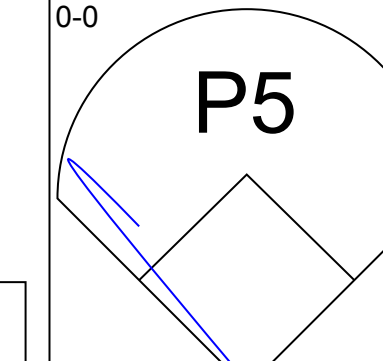
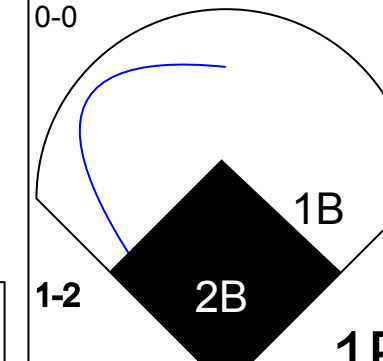
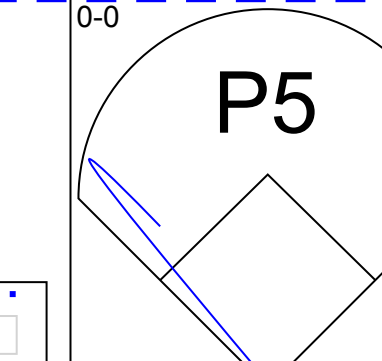
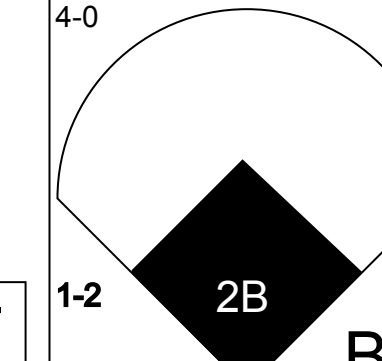
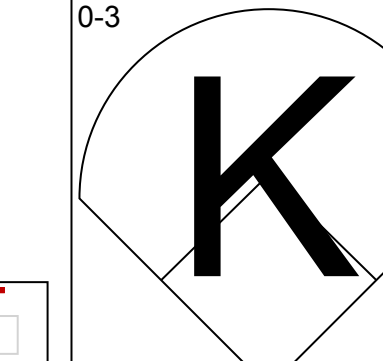
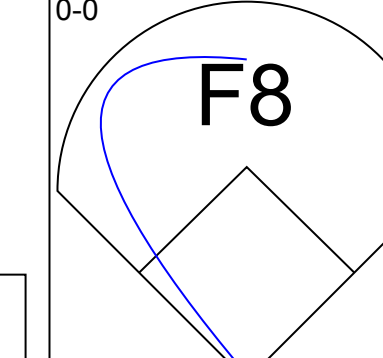
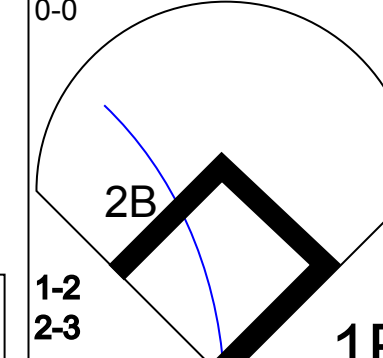
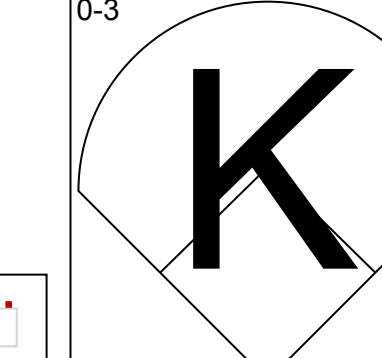
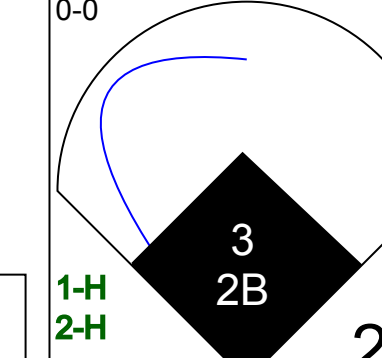
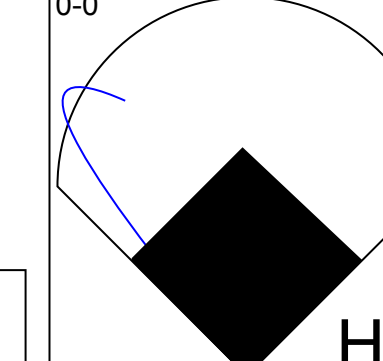
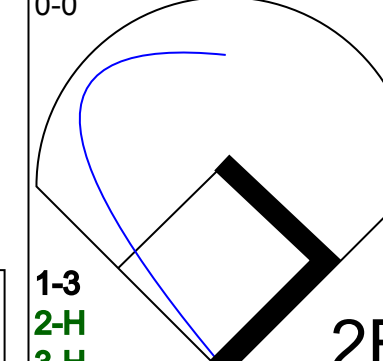
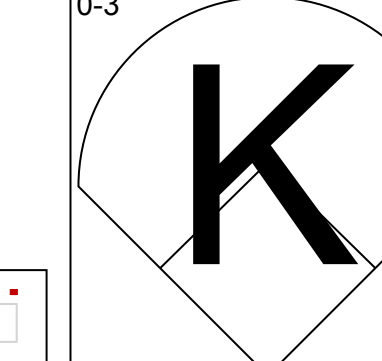
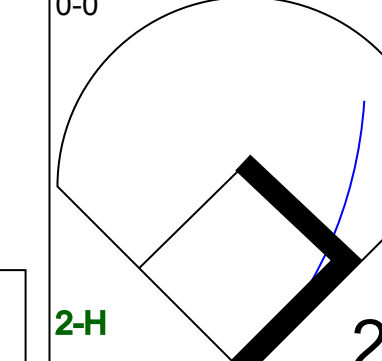
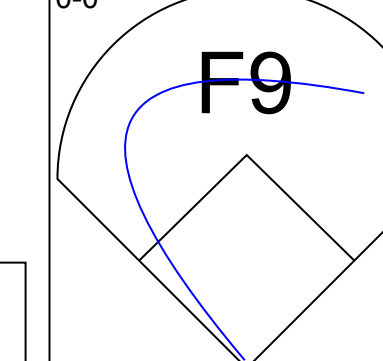
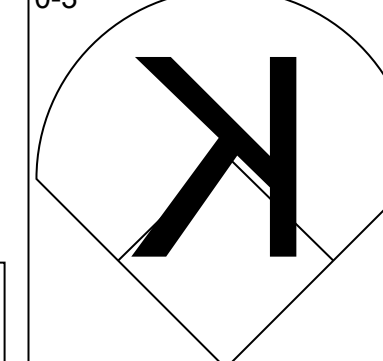
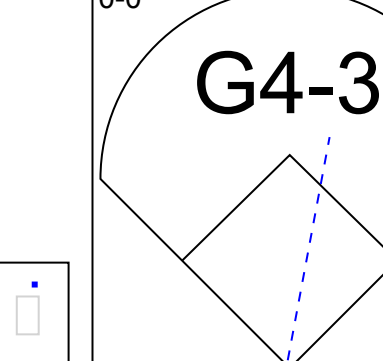
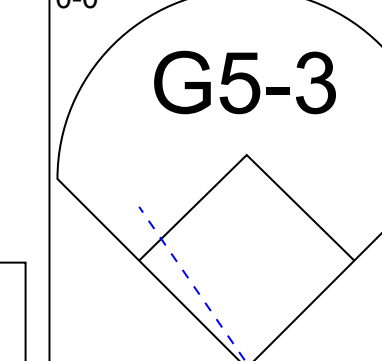
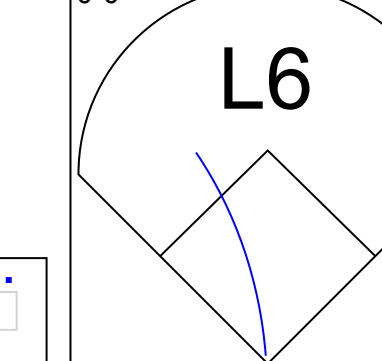
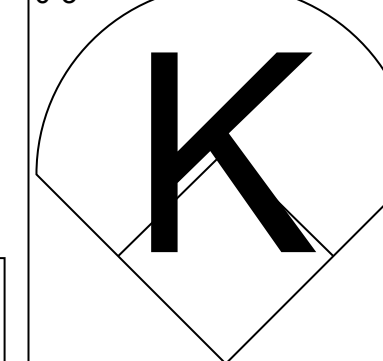
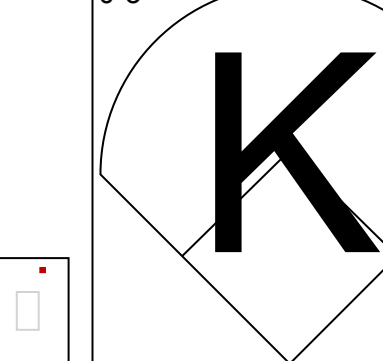
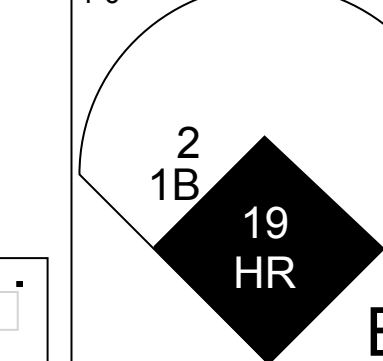
livebaseballscorecards.com

AB 39
R 5
H 7
RBI 4
BB 4
SO 3
LOB 15



Inning Stats	R: 1	H: 0	E: 0	K: 0	S: 3	P: 3	LOB: 0	R: 1	H: 1	E: 0	K: 0	S: 4	P: 4	LOB: 0	R: 2	H: 2	E: 0	K: 0	S: 6	P: 14	LOB: 3	R: 0	H: 0	E: 0	K: 1	S: 5	P: 5	LOB: 0	R: 0	H: 0	E: 0	K: 2	S: 7	P: 7	LOB: 0	R: 0	H: 0	E: 0	K: 0	S: 3	P: 3	LOB: 0	R: 0	H: 0	E: 0	K: 0	S: 3	P: 3	LOB: 0	R: 0	H: 1	E: 1	K: 0	S: 3	P: 4	LOB: 1
--------------	------	------	------	------	------	------	--------	------	------	------	------	------	------	--------	------	------	------	------	------	-------	--------	------	------	------	------	------	------	--------	------	------	------	------	------	------	--------	------	------	------	------	------	------	--------	------	------	------	------	------	------	--------	------	------	------	------	------	------	--------

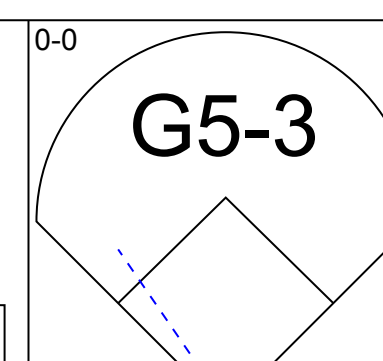
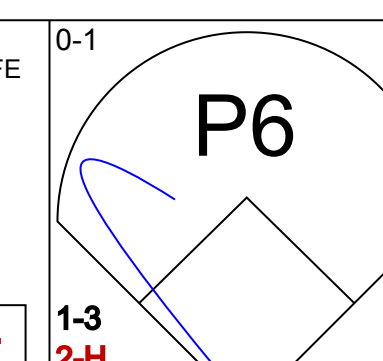
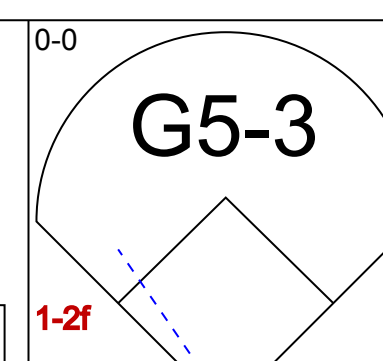
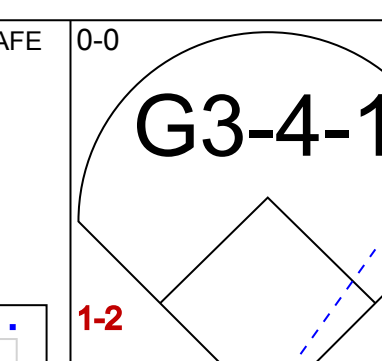
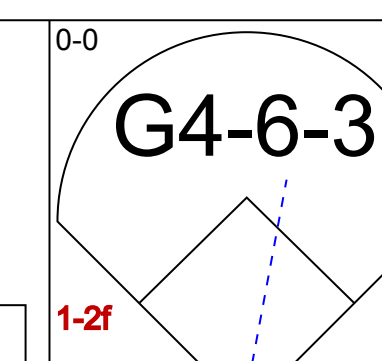
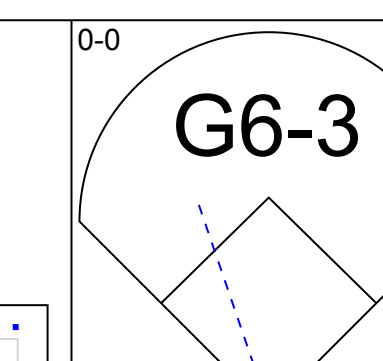
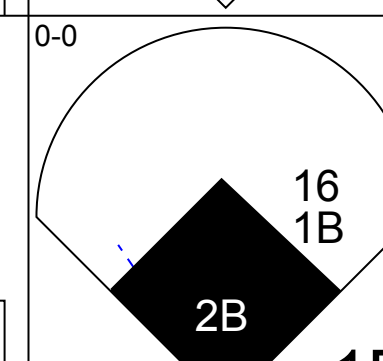
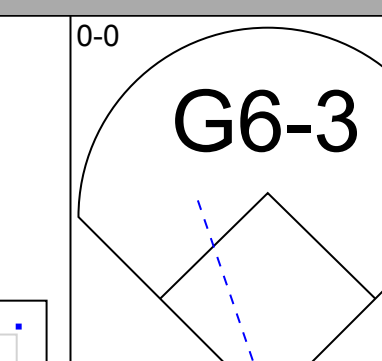
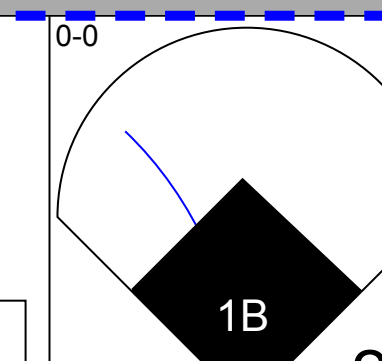
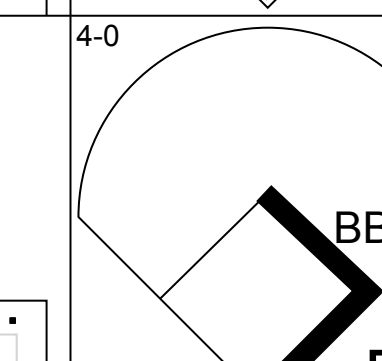
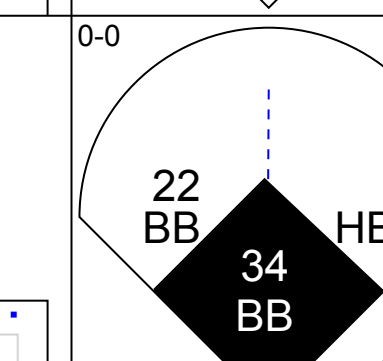
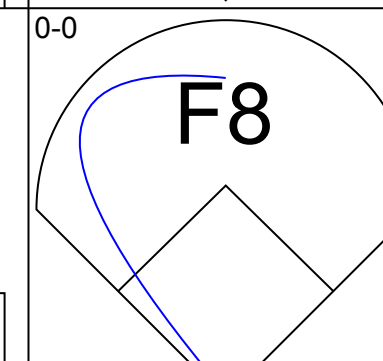
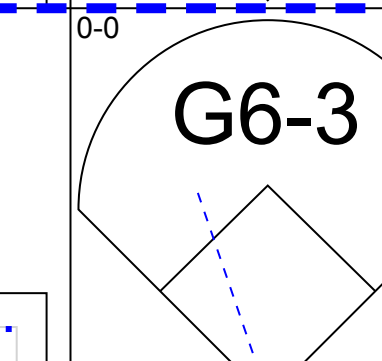
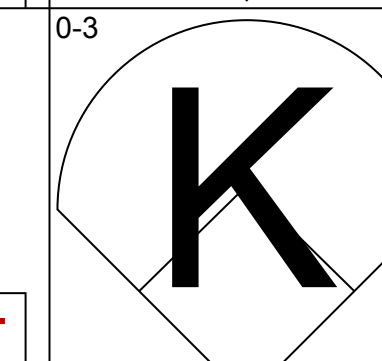
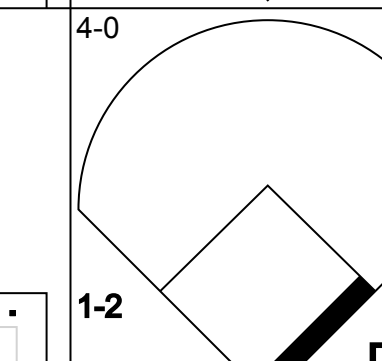
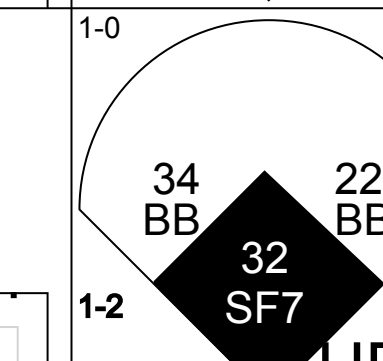
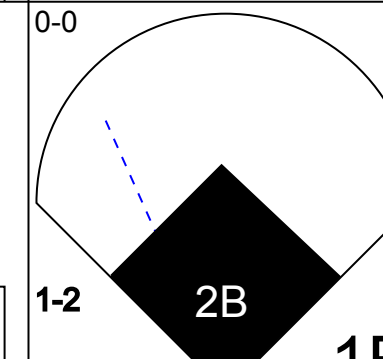
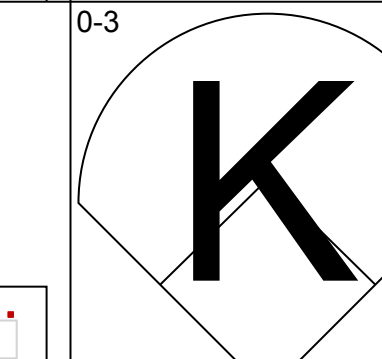
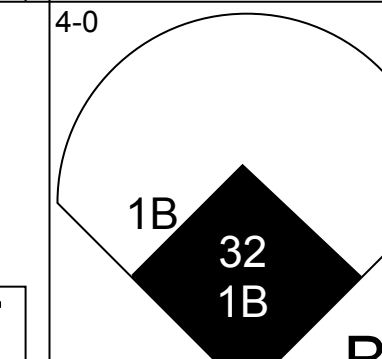
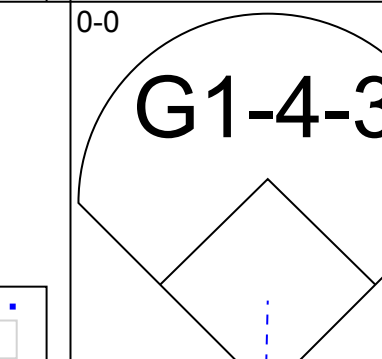
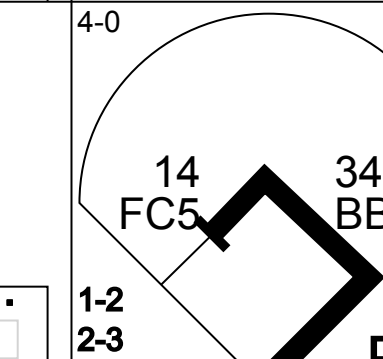
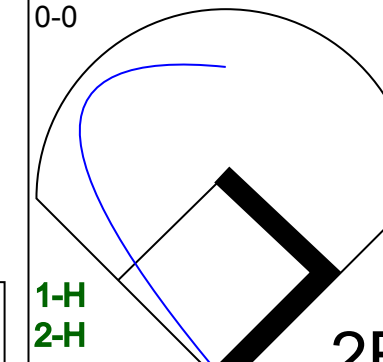
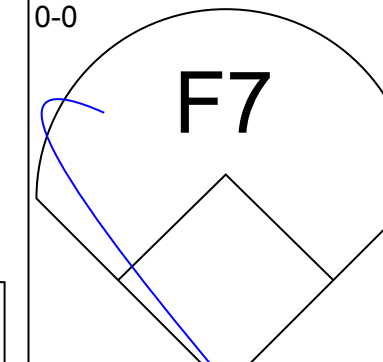
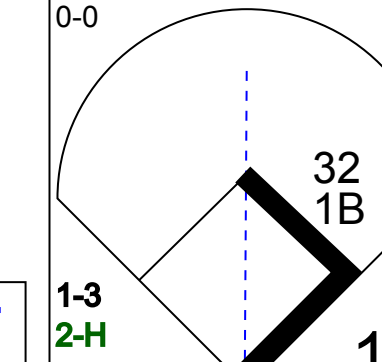
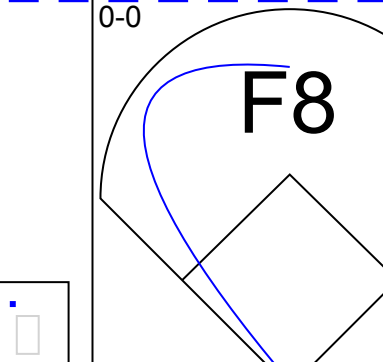
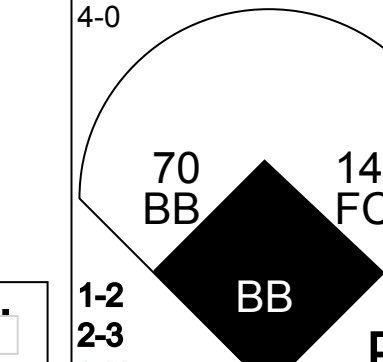
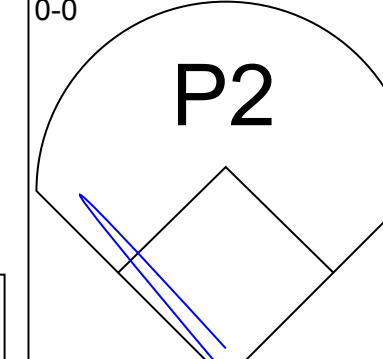
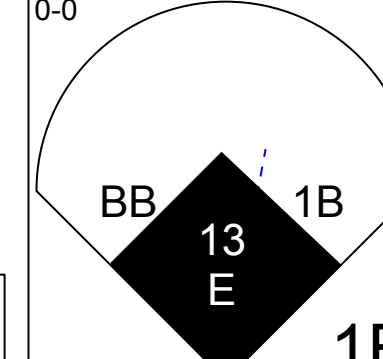
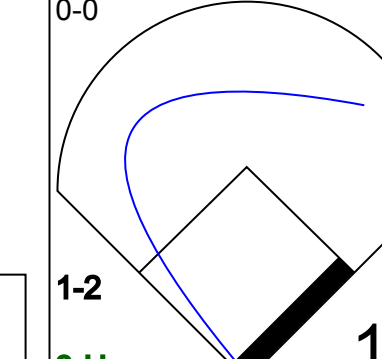
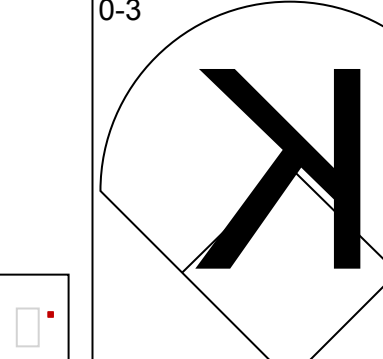
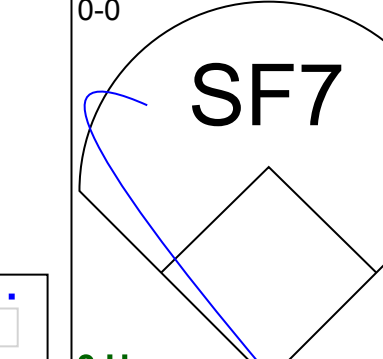
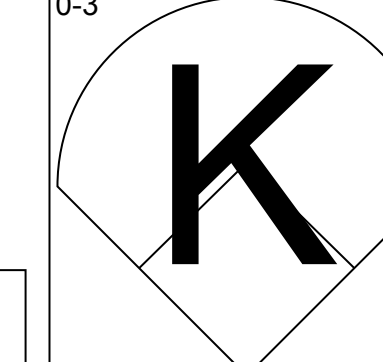
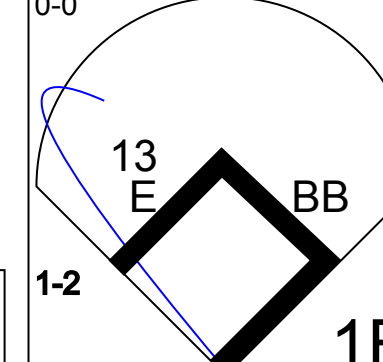
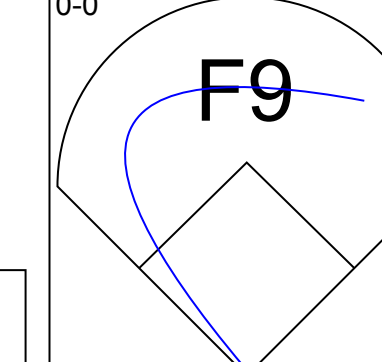
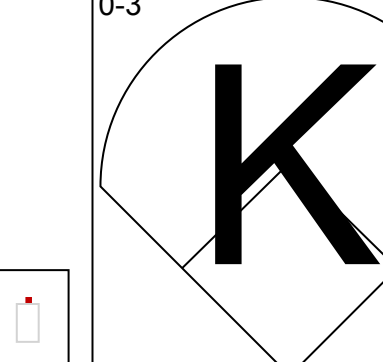
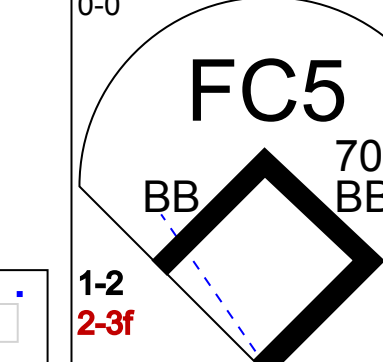
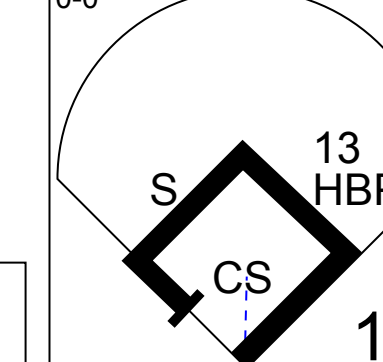
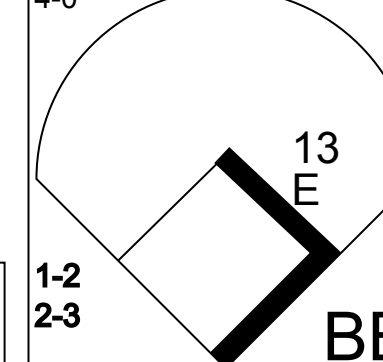
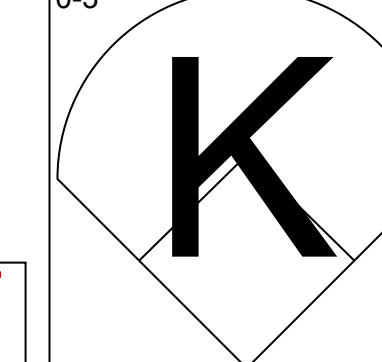
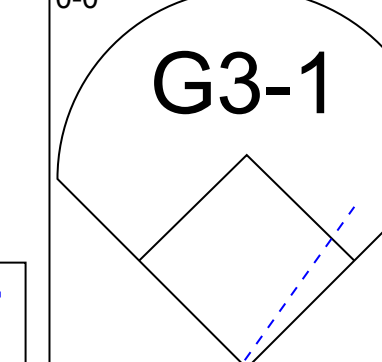
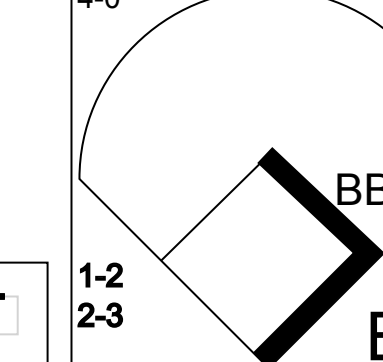
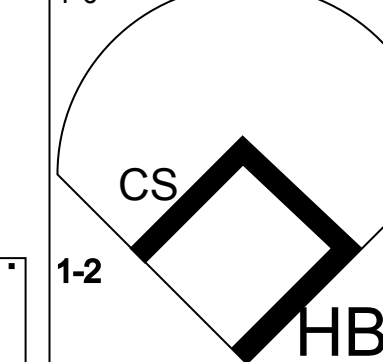
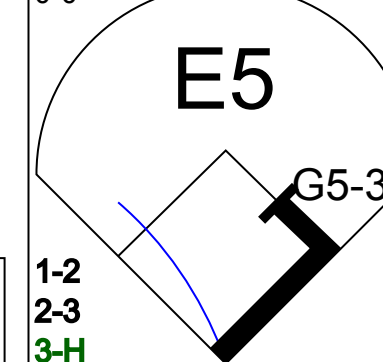
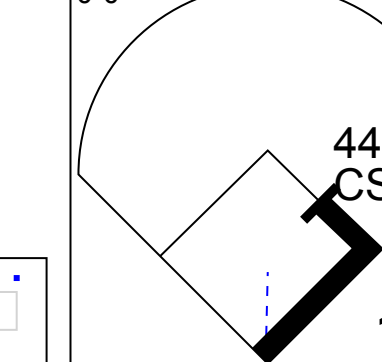
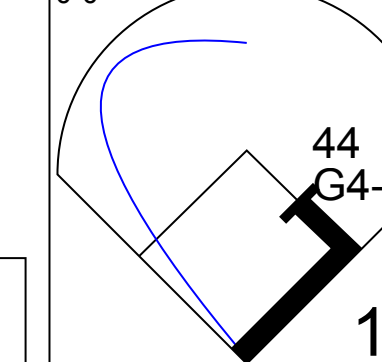
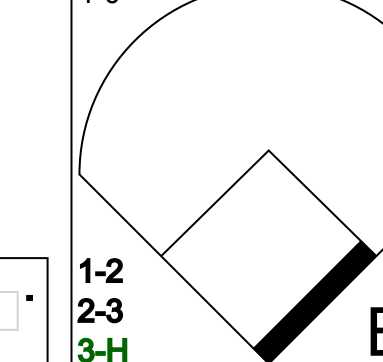
PITCHER	IP	WLS	BF	H	R	ER	SO	BB	IBB	HBP	BLK	WP	HR	S	P	ERA	WHIP
Mark Redman, L ERA: 4.5	1.0	8	2	2	1	0	2	0	0	0	0	0	0	6	14	9.00	4.000
Jeremy Affeldt, L ERA: 9.0	1.0	3	0	0	0	1	0	0	0	0	0	0	0	5	5	0.00	0.000
Elmer Dessens, R	0.0	4	2	2	2	0	2	0	0	0	0	0	0	2	11	∞	∞
Kyle Snyder, R	2.0	6	0	0	0	0	2	0	0	0	0	0	0	10	10	0.00	0.000
57 Joel Peralta, R	1.0	3	0	0	0	0	0	0	0	0	0	0	0	6	14	9.00	4.000
Andrew Sisco, L ERA: 7.1	1.0	3	0	0	0	0	0	0	0	0	0	0	0	3	3	0.00	0.000
62 Dave Elder, R ERA: 13.5	1.1	4	0	0	0	0	2	0	0	0	0	0	0	8	8	0.00	0.000
74 Joselo Diaz, R ERA: 4.5	1.0	5	0	0	0	1	2	0	0	0	0	1	0	5	13	0.00	2.000
Nick Masset, R ERA: 11.1	1.0	5	0	0	0	0	1	2	0	0	0	1	0	5	13	0.00	2.000
46 Juan Carlos Oviedo, R ERA: 10.1	1.0	4	1	0	0	0	0	0	0	0	0	0	0	4	4	0.00	1.000
77 Joe Nelson, R ERA: 11.1	1.0	4	1	0	0	0	0	0	0	1	0	0	0	3	4	0.00	1.000

Batter	1	2	3	4	5	6	7	8	9	AB	R	H	RBI	BB	SO	LOB	TOP		
6 Brad Wilkerson, L OBP: 0.167, SLG: 0.333 24 Adrian Brown, S										3	0	1	0	0	2	0			
Mark DeRosa, R OBP: 0.400, SLG: 0.250 2 Ruddy Yan, S										2	0	0	0	1	0	1			
9 Hank Blalock, L OBP: 0.333, SLG: 0.200 16 Adam Hyzdu, R										3	1	1	0	0	0	2			
Phil Nevin, R OBP: 0.500, SLG: 1.286 19 Jason Botts, S										3	0	0	0	0	0	3			
David Dellucci, L OBP: 0.500, SLG: 0.250 Aarom Baldiris, R										3	1	1	0	0	0	0			
Kevin Mench, R OBP: 0.167, SLG: 0.200 Travis Metcalf, R										3	0	1	0	0	1	0			
Rod Barajas, R OBP: 0.333, SLG: 1.200 3 Joaquin Arias, R										3	1	2	3	0	1	0			
D'Angelo Jimenez, S OBP: 0.222, SLG: 0.125										4	0	0	0	0	1	3			
88 Ian Gac, R 49 Jamie Burke, R										3	0	0	0	0	2	2			
Inning Stats	R: 0 E: 0 K: 1 S: 5	H: 0 LOB: 1 BB: 1 P: 9	R: 1 E: 0 K: 0 S: 4	H: 1 LOB: 0 BB: 0 P: 4	R: 0 E: 0 K: 1 S: 5	H: 0 LOB: 0 BB: 0 P: 5	R: 2 E: 0 K: 2 S: 11	H: 4 LOB: 2 BB: 0 P: 11	R: 0 E: 0 K: 0 S: 4	H: 0 LOB: 0 BB: 0 P: 7	R: 0 E: 0 K: 1 S: 5	H: 0 LOB: 0 BB: 0 P: 5	R: 3 E: 0 K: 0 S: 5	H: 2 LOB: 1 BB: 2 P: 13	R: 3 E: 0 K: 1 S: 7	H: 2 LOB: 0 BB: 1 P: 11	1B: 4 2B: 4 3B: 0 HR: 2	SF: 0 SAC: 0 DP: 0 HBP: 0	WP: 0 PA: 41 PB: 0 SB: 0 CS: 0
PITCHER	IP WLS BF H R ER SO BB IBB HBP BLK WP HR S P ERA WHIP	IP WLS BF H R ER SO BB IBB HBP BLK WP HR S P ERA WHIP	IP WLS BF H R ER SO BB IBB HBP BLK WP HR S P ERA WHIP	IP WLS BF H R ER SO BB IBB HBP BLK WP HR S P ERA WHIP	IP WLS BF H R ER SO BB IBB HBP BLK WP HR S P ERA WHIP	IP WLS BF H R ER SO BB IBB HBP BLK WP HR S P ERA WHIP	IP WLS BF H R ER SO BB IBB HBP BLK WP HR S P ERA WHIP	IP WLS BF H R ER SO BB IBB HBP BLK WP HR S P ERA WHIP	IP WLS BF H R ER SO BB IBB HBP BLK WP HR S P ERA WHIP	IP WLS BF H R ER SO BB IBB HBP BLK WP HR S P ERA WHIP	IP WLS BF H R ER SO BB IBB HBP BLK WP HR S P ERA WHIP	IP WLS BF H R ER SO BB IBB HBP BLK WP HR S P ERA WHIP	IP WLS BF H R ER SO BB IBB HBP BLK WP HR S P ERA WHIP	IP WLS BF H R ER SO BB IBB HBP BLK WP HR S P ERA WHIP	IP WLS BF H R ER SO BB IBB HBP BLK WP HR S P ERA WHIP	IP WLS BF H R ER SO BB IBB HBP BLK WP HR S P ERA WHIP	IP WLS BF H R ER SO BB IBB HBP BLK WP HR S P ERA WHIP	IP WLS BF H R ER SO BB IBB HBP BLK WP HR S P ERA WHIP	IP WLS BF H R ER SO BB IBB HBP BLK WP HR S P ERA WHIP

Texas Rangers @ Kansas City Royals
 Surprise Stadium, Surprise, AZ
 Sat Mar 04 2006, 3:05 PM EST
 Att: 5,349 - Partly Cloudy - 70 F

AB 37
 R 9
 H 10
 RBI 9
 BB 4
 SO 8
 LOB 14



Batter	1	2	3	4	5	6	7	8	9	AB	R	H	RBI	BB	SO	LOB	BOTTOM		
Chip Ambres, R OBP: 0.556, SLG: 0.500 44 Kerry Robinson, L										3	0	0	0	0	0	5			
15 Mark Grudzielanek, R OBP: 0.600, SLG: 0.800 Donnie Murphy, R										3	1	2	0	0	0	0			
29 Mike Sweeney, R Joe McEwing, R										3	0	0	0	0	1	2			
16 Reggie Sanders, R OBP: 0.600, SLG: 0.500 22 Mitch Mauer, L										2	1	1	0	1	1	0			
Doug Mientkiewicz, L OBP: 0.600, SLG: 0.750 34 Chris Richard, L										3	0	2	3	0	0	0			
32 Shane Costa, L OBP: 0.200, SLG: 0.222										4	1	2	2	0	1	1			
Paul Bako, L OBP: 0.500, SLG: 0.500 14 John Buck, R										2	0	1	0	0	1	0			
Esteban German, R OBP: 0.375, SLG: 0.167 70 Alex Gordon, L										1	0	1	0	1	0	0			
13 Andrés Blanco, S Wilson Valdez, R										1	0	0	1	0	0	2			
Inning Stats	R: 2 E: 0 K: 0 S: 6	H: 3 LOB: 1 BB: 0 P: 6	R: 0 E: 0 K: 1 S: 6	H: 1 LOB: 1 BB: 0 P: 7	R: 0 E: 0 K: 1 S: 5	H: 0 LOB: 0 BB: 0 P: 5	R: 1 E: 1 K: 0 S: 5	H: 2 LOB: 2 BB: 1 P: 9	R: 2 E: 0 K: 2 S: 10	H: 3 LOB: 2 BB: 1 P: 14	R: 0 E: 0 K: 0 S: 3	H: 0 LOB: 0 BB: 0 P: 7	R: 0 E: 0 K: 0 S: 3	H: 1 LOB: 0 BB: 0 P: 3	R: 3 E: 0 K: 0 S: 4	H: 1 LOB: 3 BB: 4 P: 21	1B: 10 2B: 2 3B: 0 HR: 0	SF: 1 SAC: 0 DP: 2 HBP: 2	WP: 0 PA: 46 PB: 0 SB: 1 CS: 3
PITCHER	IP WLS BF H R ER SO BB IBB HBP BLK WP HR S P ERA WHIP	IP WLS BF H R ER SO BB IBB HBP BLK WP HR S P ERA WHIP	IP WLS BF H R ER SO BB IBB HBP BLK WP HR S P ERA WHIP	IP WLS BF H R ER SO BB IBB HBP BLK WP HR S P ERA WHIP	IP WLS BF H R ER SO BB IBB HBP BLK WP HR S P ERA WHIP	IP WLS BF H R ER SO BB IBB HBP BLK WP HR S P ERA WHIP	IP WLS BF H R ER SO BB IBB HBP BLK WP HR S P ERA WHIP	IP WLS BF H R ER SO BB IBB HBP BLK WP HR S P ERA WHIP	IP WLS BF H R ER SO BB IBB HBP BLK WP HR S P ERA WHIP	IP WLS BF H R ER SO BB IBB HBP BLK WP HR S P ERA WHIP	IP WLS BF H R ER SO BB IBB HBP BLK WP HR S P ERA WHIP	IP WLS BF H R ER SO BB IBB HBP BLK WP HR S P ERA WHIP	IP WLS BF H R ER SO BB IBB HBP BLK WP HR S P ERA WHIP	IP WLS BF H R ER SO BB IBB HBP BLK WP HR S P ERA WHIP	IP WLS BF H R ER SO BB IBB HBP BLK WP HR S P ERA WHIP	IP WLS BF H R ER SO BB IBB HBP BLK WP HR S P ERA WHIP	IP WLS BF H R ER SO BB IBB HBP BLK WP HR S P ERA WHIP	IP WLS BF H R ER SO BB IBB HBP BLK WP HR S P ERA WHIP	IP WLS BF H R ER SO BB IBB HBP BLK WP HR S P ERA WHIP

Texas Rangers @ Kansas City Royals
 Surprise Stadium, Surprise, AZ
 Sat Mar 04 2006, 3:05 PM EST
 Att: 5,349 - Partly Cloudy - 70 F

AB 35
 R 8
 H 12
 RBI 8
 BB 8
 SO 6
 LOB 23



Batter	1	2	3	4	5	6	7	8	9	10	AB	R	H	RBI	BB	SO	LOB	TOP																		
9 David DeJesus, L OBP: 0.636, SLG: 1.182 Chip Ambres, R OBP: 0.318, SLG: 0.611	F8		G5-4-3 1B		15 1B 2B		P2	G6-3		G5-3	3	1	2	0	0	0	0																			
15 Mark Grudzielanek, R OBP: 0.546, SLG: 0.836 Donnie Murphy, R OBP: 0.462, SLG: 0.333	1B		G5-4-3		2B			F9			3	0	2	1	0	0	1																			
Doug Mientkiewicz, L OBP: 0.533, SLG: 0.750 Joe McEwing, R OBP: 0.417, SLG: 0.600	1B		G4-3		2B					24 G3-1 2B	3	0	2	1	0	0	0																			
16 Reggie Sanders, R 52 Chad Allen, R OBP: 0.750, SLG: 1.667	K									K	2	0	0	0	1	2	2																			
24 Mark Teahen, L OBP: 0.438, SLG: 0.500	G4-3				G4-3					24 1B 22 2B	5	1	1	0	0	1	6																			
Emil Brown, R OBP: 0.300, SLG: 0.556 22 Mitch Maier, L OBP: 0.417, SLG: 0.818	F8				F8					K	3	0	0	0	0	0	0																			
4 Angel Berroa, R Wilson Valdez, R OBP: 0.357, SLG: 0.429 OBP: 0.750, SLG: 1.333	1B				P3		G5-3			1 G4-6-3 BB	3	0	1	0	0	0	0																			
14 John Buck, R Mike MacDougal, S Tomas Duenas, R Juan Cedeño, L 1 Angel Sanchez, R 67 Ryan Baerlocher, R	F7				G5-3		K			4 G4-3 64 1B 2B	3	0	0	0	0	1	1																			
Joe Mays, S Runelvys Hernandez, R OBP: 1.000, SLG: 1.000 64 Matt Tupman, L OBP: 0.222, SLG: 0.222	G3				9 2B 15 1B		K			G6-3 1B	1	0	0	0	0	0	1																			
Inning Stats	R: 0 E: 0 K: 1 S: 7	H: 2 LOB: 2 BB: 0 P: 7	R: 0 E: 0 K: 0 S: 4	H: 1 LOB: 1 BB: 0 P: 4	R: 0 E: 0 K: 0 S: 3	H: 1 LOB: 0 BB: 0 P: 3	R: 0 E: 0 K: 2 S: 7	H: 0 LOB: 0 BB: 0 P: 7	R: 2 E: 0 K: 0 S: 7	H: 4 LOB: 3 BB: 1 P: 11	R: 0 E: 0 K: 1 S: 5	H: 0 LOB: 0 BB: 0 P: 5	R: 0 E: 0 K: 2 S: 7	H: 0 LOB: 1 BB: 1 P: 11	R: 4 E: 0 K: 0 S: 8	H: 5 LOB: 1 BB: 0 P: 8	R: 0 E: 0 K: 2 S: 8	H: 1 LOB: 1 BB: 0 P: 8	R: 0 E: 0 K: 0 S: 3	H: 1 LOB: 1 BB: 1 P: 7	1B: 10 2B: 5 3B: 0 HR: 0	SF: 0 SAC: 0 DP: 2 HBP: 0	WP: 0 PB: 0 SB: 0 CS: 0	PA: 46												
PITCHER	IP 3.0	WLS 7	BF 12	H 4	R 0	ER 0	SO 1	BB 0	IBB 0	HBP 0	BLK 0	WP 0	HR 0	S 14	P 14	ERA 0.00	WHIP 1.333	PITCHER		IP 1.0	WLS 4	BF 4	H 1	R 0	ER 0	SO 0	BB 1	IBB 0	HBP 0	BLK 0	WP 0	HR 0	S 3	P 7	ERA 0.00	WHIP 2.000
31 Dave Bush, R ERA: 3.6	13 Zach Jackson, L ERA: 3.6	Matt Wise, R ERA: 6.0	Dan Kolb, R ERA: 12.0	52 Jose Capellan, R ERA: 2.7	78 Wilfredo Rodriguez, L ERA: 4.5																															

Kansas City Royals @ Milwaukee Brewers
Maryvale Baseball Park, Phoenix, AZ
Wed Mar 08 2006, 3:05 PM EST
Att: 1,404 - Sunny - 57 F


AB 43
R 6
H 15
RBI 6
BB 3
SO 8
LOB 19





Batter	1	2	3	4	5	6	7	8	9	10	AB	R	H	RBI	BB	SO	LOB	BOTTOM																		
Brady Clark, R OBP: 0.409, SLG: 0.353 22 Tony Gwynn Jr., L OBP: 0.267, SLG: 0.163	G4-3 3B 2B		23 FC6-5 2B		L5		23 FC6-4 BB			F7-2	3	1	2	0	1	0	0																			
Zach Sorensen, S OBP: 0.333, SLG: 0.231 Ozzie Chavez, S OBP: 1.000, SLG: 1.667	G4-3		P4		P4		23 FC6-4 BB			SH1-3 1B	3	0	0	0	1	0	2																			
23 Rickie Weeks Jr., R OBP: 0.381, SLG: 0.471 Calix Crabble, S	CS BB		FC6-5		2B		FC6-4			SH1-3	3	0	1	1	1	0	3																			
Nelson Cruz, R OBP: 0.291, SLG: 0.750 Dan Kolb, R 52 Jose Capellan, R 78 Wilfredo Rodriguez, L 9 Mark Johnson, L OBP: 0.697, SLG: 0.750	28 HR 3B		K		K		G4-3			K	4	1	1	1	0	2	4																			
28 Prince Fielder, L OBP: 0.444, SLG: 0.667 Ned Yost IV, R OBP: 0.333, SLG: 0.333	HR				18 HR BB		F8			G5-3	2	2	1	2	1	0	0																			
2 Bill Hall, R OBP: 0.364, SLG: 0.389 8 Vinny Rottino, R OBP: 0.556, SLG: 0.750	K				P6		G5-3			83 CS 1B	3	0	0	0	0	1	1																			
18 Gabe Gross, L OBP: 0.350, SLG: 0.471 Matt Wise, R 1 Corey Hart, R OBP: 0.375, SLG: 0.625	K				HR		K			F9	3	1	1	2	0	2	0																			
Damian Miller, R OBP: 0.417, SLG: 0.818 83 Carlos Corporán, S	G1-3		F8		F8		F7			CS	2	0	0	0	0	0	0																			
31 Dave Bush, R OBP: 0.500, SLG: 1.000 13 Zach Jackson, L Brad Nelson, L OBP: 0.455, SLG: 0.444	K				K		BB 23 FC6-4 HBP			G3	1	0	0	0	0	1	0																			
Inning Stats	R: 3 E: 0 K: 1 S: 8	H: 3 LOB: 0 BB: 1 P: 12	R: 0 E: 0 K: 2 S: 7	H: 0 LOB: 0 BB: 0 P: 7	R: 0 E: 0 K: 1 S: 6	H: 1 LOB: 1 BB: 0 P: 6	R: 2 E: 0 K: 1 S: 7	H: 1 LOB: 0 BB: 1 P: 11	R: 0 E: 0 K: 1 S: 6	H: 1 LOB: 1 BB: 0 P: 6	R: 0 E: 0 K: 1 S: 5	H: 0 LOB: 0 BB: 0 P: 5	R: 1 E: 0 K: 0 S: 3	H: 0 LOB: 2 BB: 2 P: 12	R: 0 E: 0 K: 0 S: 3	H: 1 LOB: 0 BB: 0 P: 3	R: 0 E: 1 K: 0 S: 3	H: 0 LOB: 0 BB: 0 P: 3	R: 1 E: 0 K: 1 S: 6	H: 2 LOB: 1 BB: 0 P: 6	1B: 3 2B: 4 3B: 1 HR: 2	SF: 0 SAC: 1 DP: 1 HBP: 1	WP: 0 PB: 0 SB: 2 CS: 2	PA: 42												
PITCHER	IP 3.0	WLS 13	BF 12	H 4	R 3	ER 3	SO 4	BB 1	IBB 0	HBP 0	BLK 0	WP 0	HR 1	S 21	P 25	ERA 9.00	WHIP 1.667	PITCHER		IP 3.0	WLS 12	BF 4	H 1	R 0	ER 0	SO 0	BB 1	IBB 0	HBP 0	BLK 0	WP 0	HR 0	S 6	P 6	ERA 6.00	WHIP 1.000
Joe Mays, R ERA: 9.64	Runelvys Hernandez, R ERA: 5.4	Mike MacDougal, R ERA: 3.0	Juan Cedeño, L ERA: 9.0	67 Ryan Baerlocher, R ERA: 13.5	Runelvys Hernandez, R ERA: 5.4																															

Kansas City Royals @ Milwaukee Brewers
Maryvale Baseball Park, Phoenix, AZ
Wed Mar 08 2006, 3:05 PM EST
Att: 1,404 - Sunny - 57 F

AB 35
R 7
H 9
RBI 7
BB 4
SO 8
LOB 14



Batter	1	2	3	4	5	6	7	8	9	AB R H RBI BB SO LOB	TOP																								
											Korea @ Kansas City Royals Surprise Stadium, Surprise, AZ Wed Mar 08 2006, 9:05 PM EST livebaseballscorecards.com AB 0 R 0 H 0 RBI 0 BB 0 SO 0 LOB 0 																								
Inning Stats										1B: 0 SF: 0 WP: 0 PA: 0 2B: 0 SAC: 0 FB: 0 3B: 0 DP: 0 SB: 0 HR: 0 HBP: 0 CS: 0																									
PITCHER	IP	WLS	BF	H	R	ER	SO	BB	IBB	HBP	BLK	WP	HR	S	P	ERA	WHIP	PITCHER	IP	WLS	BF	H	R	ER	SO	BB	IBB	HBP	BLK	WP	HR	S	P	ERA	WHIP

Batter	1	2	3	4	5	6	7	8	9	AB R H RBI BB SO LOB	BOTTOM																								
											Korea @ Kansas City Royals Surprise Stadium, Surprise, AZ Wed Mar 08 2006, 9:05 PM EST livebaseballscorecards.com AB 0 R 0 H 0 RBI 0 BB 0 SO 0 LOB 0 																								
Inning Stats										1B: 0 SF: 0 WP: 0 PA: 0 2B: 0 SAC: 0 FB: 0 3B: 0 DP: 0 SB: 0 HR: 0 HBP: 0 CS: 0																									
PITCHER	IP	WLS	BF	H	R	ER	SO	BB	IBB	HBP	BLK	WP	HR	S	P	ERA	WHIP	PITCHER	IP	WLS	BF	H	R	ER	SO	BB	IBB	HBP	BLK	WP	HR	S	P	ERA	WHIP

Batter	1	2	3	4	5	6	7	8	9	AB	R	H	RBI	BB	SO	LOB	TOP
14 Mark Ellis, R OBP: 0.364, SLG: 0.600 13 Cliff Pennington, S OBP: 0.300, SLG: 0.300	F9		G5-3			K		K		3	0	0	0	0	1	0	Oakland Athletics @ Kansas City Royals Surprise Stadium, Surprise, AZ Fri Mar 10 2006, 3:05 PM EST Att: 3,535 - Sunny - 68 F
Nick Swisher, S OBP: 0.348, SLG: 0.364	G5-3		F8			1B BB		G4-3		3	0	0	0	1	0	1	
Antonio Perez, R OBP: 0.333, SLG: 0.375	F7			4-0 BB		1-2 1B		2-2 2B		3	0	2	1	1	0	0	
7 Bobby Crosby, R OBP: 0.364, SLG: 0.600		17 2B 1B				F9		P5		4	1	1	0	0	0	4	
Jay Payton, R OBP: 0.438, SLG: 0.733 5 Jeremy Brown, R		17 2B SF7-5 BB				G4-3				2	2	1	1	1	0	0	
17 Adam Melhuse, S OBP: 0.533, SLG: 0.500 Matt Watson, L		SF7-5 1-3 2-H 2B				K		K		3	0	2	1	0	1	0	
Keith Ginter, R OBP: 0.294, SLG: 0.231		SF7-5 2-3 3-H 0-3 K				F8		FC5-4 10 G3-6-1 1B		3	0	0	1	0	1	1	
10 Daric Barton, L						P5		G3-6-1		3	0	0	0	0	1	1	
12 Doug Clark, L OBP: 0.250, SLG: 0.250						K		G4-3		3	1	1	0	0	1	0	
								G4-3 2B 1B									
Inning Stats	R: 0 E: 0 K: 0 S: 3	H: 0 LOB: 0 BB: 0 P: 3	R: 2 E: 0 K: 1 S: 6	H: 2 LOB: 0 BB: 1 P: 10	R: 0 E: 0 K: 1 S: 5	H: 0 LOB: 0 BB: 0 P: 5	R: 0 E: 0 K: 1 S: 5	H: 0 LOB: 0 BB: 1 P: 5	R: 0 E: 0 K: 1 S: 6	H: 1 LOB: 2 BB: 1 P: 10	R: 1 E: 0 K: 0 S: 4	H: 2 LOB: 1 BB: 0 P: 7	R: 0 E: 0 K: 3 S: 9	H: 0 LOB: 0 BB: 0 P: 9	1B: 4 2B: 3 3B: 0 HR: 1	SF: 1 SAC: 0 DP: 3 HBP: 0	WP: 0 PA: 34 PB: 0 SB: 0 CS: 0
PITCHER	IP WLS BF H R ER SO BB IBB HBP BLK WP HR S P ERA WHIP	IP WLS BF H R ER SO BB IBB HBP BLK WP HR S P ERA WHIP	IP WLS BF H R ER SO BB IBB HBP BLK WP HR S P ERA WHIP	IP WLS BF H R ER SO BB IBB HBP BLK WP HR S P ERA WHIP	IP WLS BF H R ER SO BB IBB HBP BLK WP HR S P ERA WHIP	IP WLS BF H R ER SO BB IBB HBP BLK WP HR S P ERA WHIP	IP WLS BF H R ER SO BB IBB HBP BLK WP HR S P ERA WHIP	IP WLS BF H R ER SO BB IBB HBP BLK WP HR S P ERA WHIP	IP WLS BF H R ER SO BB IBB HBP BLK WP HR S P ERA WHIP	77 Joe Nelson, R ERA: 0.00	IP WLS BF H R ER SO BB IBB HBP BLK WP HR S P ERA WHIP	IP WLS BF H R ER SO BB IBB HBP BLK WP HR S P ERA WHIP	IP WLS BF H R ER SO BB IBB HBP BLK WP HR S P ERA WHIP	IP WLS BF H R ER SO BB IBB HBP BLK WP HR S P ERA WHIP	IP WLS BF H R ER SO BB IBB HBP BLK WP HR S P ERA WHIP	IP WLS BF H R ER SO BB IBB HBP BLK WP HR S P ERA WHIP	IP WLS BF H R ER SO BB IBB HBP BLK WP HR S P ERA WHIP


AB 30
R 4
H 7
RBI 4
BB 3
SO 8
LOB 8





Batter	1	2	3	4	5	6	7	8	9	AB	R	H	RBI	BB	SO	LOB	BOTTOM		
44 Kerry Robinson, L OBP: 0.462, SLG: 0.583 Dee Brown, L OBP: 0.500, SLG: 1.000	S BB		K			K		K		2	0	0	0	1	2	1	Oakland Athletics @ Kansas City Royals Surprise Stadium, Surprise, AZ Fri Mar 10 2006, 3:05 PM EST Att: 3,535 - Sunny - 68 F		
Esteban German, R OBP: 0.294, SLG: 0.357 38 Chris Clapski, S OBP: 0.429, SLG: 0.400	G6-3		G6-3			G4-3				3	0	0	0	0	1	1			
24 Mark Teahen, L Wilson Valdez, R OBP: 0.667, SLG: 1.167			G6-3			K		1-3 2-H 2B		2	0	0	0	1	1	0			
Emil Brown, R OBP: 0.400, SLG: 0.538	K							E6 70 PB 70 2B S		4	1	2	0	1	1	2			
34 Chris Richard, L OBP: 0.200, SLG: 0.111 66 Adam Donachie, R OBP: 0.529, SLG: 0.417	P5		K			G3		1-3 K		3	0	0	0	0	1	4			
Joe McEwing, R OBP: 0.533, SLG: 1.077 70 Alex Gordon, L OBP: 0.529, SLG: 0.417								12 CS 1B		2	2	2	1	0	0	0			
14 John Buck, R OBP: 0.133, SLG: 0.286 12 Paul Phillips, R OBP: 0.417, SLG: 0.833								22 1B 2B		3	1	2	1	0	0	1			
52 Chad Allen, R OBP: 0.571, SLG: 1.167 22 Mitch Water, L OBP: 0.429, SLG: 0.769								2H 2B		2	0	0	0	0	0	2			
13 Andrés Blanco, S OBP: 0.357, SLG: 0.250 Donnie Murphy, R OBP: 0.533, SLG: 0.500								2B 2B 1B		3	1	1	0	0	1	0			
								2B 2B 1B		1	0	0	0	0	0	0			
Inning Stats	R: 0 E: 0 K: 1 S: 6	H: 0 LOB: 2 BB: 2 P: 14	R: 1 E: 0 K: 2 S: 8	H: 1 LOB: 1 BB: 0 P: 9	R: 0 E: 0 K: 1 S: 6	H: 1 LOB: 1 BB: 0 P: 6	R: 2 E: 0 K: 2 S: 9	H: 2 LOB: 0 BB: 0 P: 9	R: 0 E: 0 K: 1 S: 5	H: 0 LOB: 1 BB: 1 P: 9	R: 1 E: 0 K: 1 S: 8	H: 3 LOB: 1 BB: 0 P: 8	R: 5 E: 1 K: 1 S: 10	H: 5 LOB: 2 BB: 1 P: 18	R: 0 E: 1 K: 1 S: 6	H: 0 LOB: 1 BB: 0 P: 6	1B: 4 2B: 6 3B: 0 HR: 2	SF: 0 SAC: 0 DP: 0 HBP: 2	WP: 1 PA: 42 PB: 1 SB: 3 CS: 1
PITCHER	IP WLS BF H R ER SO BB IBB HBP BLK WP HR S P ERA WHIP	IP WLS BF H R ER SO BB IBB HBP BLK WP HR S P ERA WHIP	IP WLS BF H R ER SO BB IBB HBP BLK WP HR S P ERA WHIP	IP WLS BF H R ER SO BB IBB HBP BLK WP HR S P ERA WHIP	IP WLS BF H R ER SO BB IBB HBP BLK WP HR S P ERA WHIP	IP WLS BF H R ER SO BB IBB HBP BLK WP HR S P ERA WHIP	IP WLS BF H R ER SO BB IBB HBP BLK WP HR S P ERA WHIP	IP WLS BF H R ER SO BB IBB HBP BLK WP HR S P ERA WHIP	IP WLS BF H R ER SO BB IBB HBP BLK WP HR S P ERA WHIP		IP WLS BF H R ER SO BB IBB HBP BLK WP HR S P ERA WHIP	IP WLS BF H R ER SO BB IBB HBP BLK WP HR S P ERA WHIP	IP WLS BF H R ER SO BB IBB HBP BLK WP HR S P ERA WHIP	IP WLS BF H R ER SO BB IBB HBP BLK WP HR S P ERA WHIP	IP WLS BF H R ER SO BB IBB HBP BLK WP HR S P ERA WHIP	IP WLS BF H R ER SO BB IBB HBP BLK WP HR S P ERA WHIP			


AB 36
R 9
H 12
RBI 8
BB 4
SO 10
LOB 16



Batter	1	2	3	4	5	6	7	8	9	AB R H RBI BB SO LOB	TOP																								
											<p>Kansas City Royals @ Chicago Cubs Hohokam Park, Mesa, AZ Sat Mar 11 2006, 3:05 PM EST</p> <p>livebaseballscorecards.com</p> <p>AB 0 R 0 H 0 RBI 0 BB 0 SO 0 LOB 0</p> 																								
Inning Stats										1B: 0 SF: 0 WP: 0 PA: 0 2B: 0 SAC: 0 FB: 0 3B: 0 DP: 0 SB: 0 HR: 0 HBP: 0 CS: 0																									
PITCHER	IP	WLS	BF	H	R	ER	SO	BB	IBB	HBP	BLK	WP	HR	S	P	ERA	WHIP	PITCHER	IP	WLS	BF	H	R	ER	SO	BB	IBB	HBP	BLK	WP	HR	S	P	ERA	WHIP

Batter	1	2	3	4	5	6	7	8	9	AB R H RBI BB SO LOB	BOTTOM																								
											<p>Kansas City Royals @ Chicago Cubs Hohokam Park, Mesa, AZ Sat Mar 11 2006, 3:05 PM EST</p> <p>livebaseballscorecards.com</p> <p>AB 0 R 0 H 0 RBI 0 BB 0 SO 0 LOB 0</p> 																								
Inning Stats										1B: 0 SF: 0 WP: 0 PA: 0 2B: 0 SAC: 0 FB: 0 3B: 0 DP: 0 SB: 0 HR: 0 HBP: 0 CS: 0																									
PITCHER	IP	WLS	BF	H	R	ER	SO	BB	IBB	HBP	BLK	WP	HR	S	P	ERA	WHIP	PITCHER	IP	WLS	BF	H	R	ER	SO	BB	IBB	HBP	BLK	WP	HR	S	P	ERA	WHIP

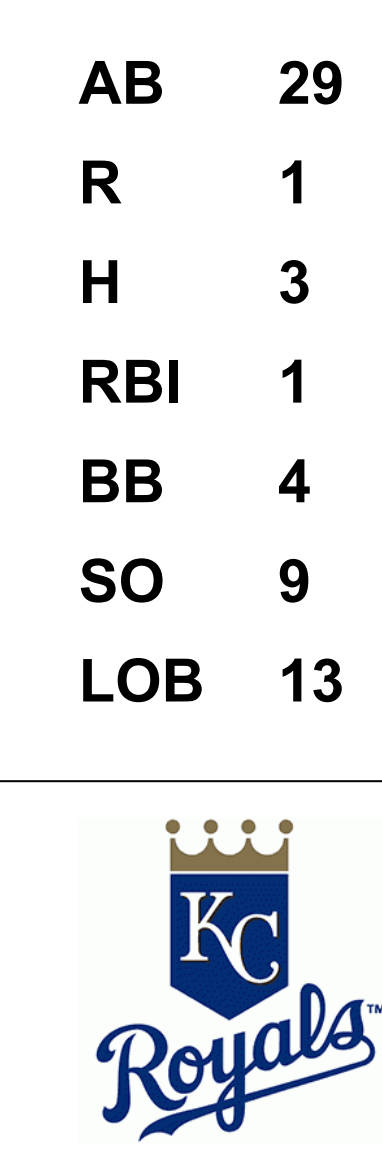
Batter	1	2	3	4	5	6	7	8	9	AB R H RBI BB SO LOB	TOP																								
											Kansas City Royals @ Seattle Mariners Peoria Stadium, Peoria, AZ Sat Mar 11 2006, 9:05 PM EST livebaseballscorecards.com																								
												AB	0																						
												R	0																						
												H	0																						
												RBI	0																						
												BB	0																						
												SO	0																						
												LOB	0																						
																																			
Inning Stats												1B: 0	SF: 0	WP: 0	PA: 0																				
		2B: 0	SAC: 0	FB: 0																															
		3B: 0	DP: 0	SB: 0																															
		HR: 0	HBP: 0	CS: 0																															
PITCHER	IP	WLS	BF	H	R	ER	SO	BB	IBB	HBP	BLK	WP	HR	S	P	ERA	WHIP	PITCHER	IP	WLS	BF	H	R	ER	SO	BB	IBB	HBP	BLK	WP	HR	S	P	ERA	WHIP

Batter	1	2	3	4	5	6	7	8	9	AB R H RBI BB SO LOB	BOTTOM																								
											Kansas City Royals @ Seattle Mariners Peoria Stadium, Peoria, AZ Sat Mar 11 2006, 9:05 PM EST livebaseballscorecards.com																								
												AB	0																						
												R	0																						
												H	0																						
												RBI	0																						
												BB	0																						
												SO	0																						
												LOB	0																						
																																			
Inning Stats												1B: 0	SF: 0	WP: 0	PA: 0																				
		2B: 0	SAC: 0	FB: 0																															
		3B: 0	DP: 0	SB: 0																															
		HR: 0	HBP: 0	CS: 0																															
PITCHER	IP	WLS	BF	H	R	ER	SO	BB	IBB	HBP	BLK	WP	HR	S	P	ERA	WHIP	PITCHER	IP	WLS	BF	H	R	ER	SO	BB	IBB	HBP	BLK	WP	HR	S	P	ERA	WHIP

Batter	1	2	3	4	5	6	7	8	9	AB	R	H	RBI	BB	SO	LOB	TOP										
22 Eric Byrnes, R OBP: 0.286, SLG: 0.600 5 Robby Hammock, R (9, PH) OBP: 0.500, SLG: 2.333	F8		F9		HR		P4		3B	4	1	1	1	0	0	0	Arizona Diamondbacks @ Kansas City Royals Surprise Stadium, Surprise, AZ Sun Mar 12 2006, 3:05 PM EST Att: 6,857 - Partly Cloudy - 80 F livebaseballscorecards.com										
1 Orlando Hudson, S OBP: 0.562, SLG: 0.762 13 Alberto Callaspo, S OBP: 0.299, SLG: 0.289	K		1B		1B			E9 1B	7 CS 1B	3	0	2	0	0	1	0											
Chad Tracy, L OBP: 0.842 7 Carlos Quentin, R OBP: 0.500, SLG: 0.524	G4-3		F8		P6			F9	G5-3	3	0	0	0	0	2	2											
Luis Gonzalez, L OBP: 0.450, SLG: 0.722 67 Brian Barden, R OBP: 0.400, SLG: 0.590		G3 2B BB		K	K			K		2	1	0	0	1	2	1											
Tony Clark, S OBP: 0.381, SLG: 0.611 Chris Carter, L (6, PR) OBP: 0.667, SLG: 1.357	G3		G4-3		G4-6-3 BB			1B 2H 1B		2	0	0	0	1	0	1											
Shawn Green, L OBP: 0.318, SLG: 0.571 Koyie Hill, S OBP: 0.583, SLG: 0.700		2H 2B		1B	1B		F9	1-2 1B		3	0	2	1	0	0	1											
Johnny Estrada, S OBP: 0.400, SLG: 0.388 Luis Tarrero, R OBP: 0.385, SLG: 0.476	K		1B		1B		G4-6-3	K		3	0	1	0	0	1	2											
30 Jeff DaVanon, S OBP: 0.600, SLG: 0.722	F7		1B		F7			P1	K	4	0	0	0	0	1	3											
6 Stephen Drew, L OBP: 0.385, SLG: 0.750 11 Jerry Gil, R OBP: 0.500, SLG: 0.773			G3-1		F7			K	HR	2	0	0	0	0	0	0											
										2	1	1	1	0	1	0											
Inning Stats	R: 0 E: 0 K: 1 S: 5	H: 0 LOB: 0 BB: 0 P: 5	R: 1 E: 0 K: 1 S: 6	H: 1 LOB: 1 BB: 1 P: 10	R: 0 E: 0 K: 0 S: 4	H: 1 LOB: 1 BB: 0 P: 4	R: 0 E: 0 K: 1 S: 7	H: 2 LOB: 2 BB: 0 P: 7	R: 1 E: 0 K: 1 S: 7	H: 2 LOB: 1 BB: 0 P: 7	R: 0 E: 0 K: 0 S: 2	H: 0 LOB: 0 BB: 1 P: 6	R: 0 E: 0 K: 1 S: 5	H: 0 LOB: 0 BB: 0 P: 5	R: 1 E: 1 K: 2 S: 10	H: 2 LOB: 2 BB: 0 P: 10	R: 2 E: 0 K: 1 S: 7	H: 3 LOB: 0 BB: 0 P: 8	1B: 7 2B: 1 3B: 1 HR: 2	SF: 0 SAC: 0 DP: 1 HBP: 0	WP: 0 PB: 0 CS: 1	PA: 39					
PITCHER	IP	WLS	BF	H	R	ER	SO	BB	IBB	HBP	BLK	WP	HR	S	P	ERA	WHIP										
Denny Bautista, R ERA: 5.83	4.0	L	17	4	1	1	3	1	0	0	0	0	0	22	26	2.25	1.250										
41 Jimmy Gobble, L ERA: 3.5	2.0		8	2	1	1	1	1	0	0	0	0	1	9	13	4.50	1.500										
Andrew Sisco, L ERA: 5.79	1.0		3	0	0	0	1	0	0	0	0	0	0	5	5	0.00	0.000										
Ambiorix Burgos, R ERA: 6.0	1.0		6	2	1	0	2	0	0	0	0	0	0	10	10	0.00	2.000										
Mike MacDougal, R ERA: 7.2	1.0		5	3	2	2	1	0	0	0	0	0	1	7	8	18.00	3.000										

Batter	1	2	3	4	5	6	7	8	9	AB	R	H	RBI	BB	SO	LOB	BOTTOM										
9 David DeJesus, L OBP: 0.428, SLG: 0.714	G3			K	G3			K		4	0	0	0	0	2	1	Arizona Diamondbacks @ Kansas City Royals Surprise Stadium, Surprise, AZ Sun Mar 12 2006, 3:05 PM EST Att: 6,857 - Partly Cloudy - 80 F livebaseballscorecards.com										
Aaron Guiel, L	G4-6-3 BB			16 1B BB		16 FC5-4 BB		G3-1		1	0	0	0	3	0	0											
16 Reggie Sanders, R OBP: 0.389, SLG: 0.214 26 Justin Huber, R (7, 10)	G4-6-3			FC6-4 1B		FC5-4 FC6-4		K		3	0	1	0	0	0	2											
Matt Stairs, L										3	0	0	0	0	1	3											
38 Chris Clapinski, S OBP: 0.375, SLG: 0.333	G3-1			K		F7		K		1	0	0	0	0	1	0											
Emil Brown, R OBP: 0.333, SLG: 0.438 Dee Brown, L OBP: 0.333, SLG: 0.667	G6-3			FC6-4		FC6-4		F7		3	0	0	0	0	0	3											
24 Mark Teahen, L OBP: 0.400, SLG: 0.409 Joe McEwing, R OBP: 0.500, SLG: 1.000	K				2B G4-3 1B		G3		K	3	1	1	0	0	1	0											
Esteban German, R OBP: 0.350, SLG: 0.438				G6-3		G4-3 2B				2	0	1	0	1	0	0											
Paul Bako, L OBP: 0.444, SLG: 1.125 12 Paul Phillips, R OBP: 0.385, SLG: 0.769				K		G4-3		L6		2	0	0	1	0	1	1											
13 Andrés Blanco, S OBP: 0.294, SLG: 0.200 Wilson Valdez, R OBP: 0.667, SLG: 1.167				K		G6-3		G4-3		3	0	0	0	0	1	2											
										0	0	0	0	0	0	0											
Inning Stats	R: 0 E: 0 K: 0 S: 2	H: 0 LOB: 0 BB: 1 P: 6	R: 0 E: 0 K: 1 S: 5	H: 0 LOB: 0 BB: 0 P: 5	R: 0 E: 0 K: 2 S: 7	H: 0 LOB: 0 BB: 0 P: 7	R: 0 E: 0 K: 2 S: 8	H: 1 LOB: 2 BB: 1 P: 12	R: 1 E: 0 K: 0 S: 5	H: 2 LOB: 1 BB: 0 P: 5	R: 0 E: 0 K: 0 S: 3	H: 0 LOB: 1 BB: 1 P: 7	R: 0 E: 0 K: 2 S: 7	H: 0 LOB: 0 BB: 0 P: 7	R: 0 E: 0 K: 2 S: 7	H: 0 LOB: 0 BB: 0 P: 7	1B: 2 2B: 1 3B: 0 HR: 0	SF: 0 SAC: 0 DP: 1 HBP: 0	WP: 0 PB: 0 CS: 0	PA: 33							
PITCHER	IP	WLS	BF	H	R	ER	SO	BB	IBB	HBP	BLK	WP	HR	S	P	ERA	WHIP										
17 Brandon Webb, R ERA: 2.25	4.0	W	14	1	0	0	5	2	0	0	0	0	0	22	30	0.00	0.750										
Randy Choate, L ERA: 2.25	1.0		5	2	1	1	0	0	0	0	0	0	0	5	5	9.00	2.000										
45 Doug Slaten, L ERA: 7.2	1.0	H	4	0	0	0	0	1	0	0	0	0	0	3	7	0.00	1.000										
56 Ramon Pena, R ERA: 7.2	1.0	H	4	0	0	0	0	1	0	0	0	0	0	3	7	0.00	1.000										
55 Casey Daigle, R ERA: 3.6	2.0	S	6	0	0	0	4	0	0	0	0	0	0	14	14	0.00	0.000										

AB	37
R	5
H	11
RBI	5
BB	2
SO	8
LOB	15



Batter	1	2	3	4	5	6	7	8	9	AB	R	H	RBI	BB	SO	LOB	TOP	
9 David DeJesus, L OBP: 0.458, SLG: 0.783 Chip Ambres, R OBP: 0.280, SLG: 0.524	(1, 8) X P4		(1, 8) X 3B		(1, 8) X 1B BB		(1, 8) X G5-3			2	1	1	0	1	0	0	Kansas City Royals @ Texas Rangers Surprise Stadium, Surprise, AZ Mon Mar 13 2006, 3:05 PM EST Att: 3,698 - Sunny - 57 F	
Wilson Valdez, R OBP: 0.697, SLG: 1.067 38 Chris Clapinski, S OBP: 0.333, SLG: 0.286	(1, 4) X P4		(1, 4) X P4		(1, 4) X 1B		(1, 4) X G5-3			3	1	2	0	0	0	1		
16 Reggie Sanders, R OBP: 0.409, SLG: 0.333	(1, 9) X 2B		(1, 9) X K		(1, 9) X 1B		(1, 9) X K			4	0	2	2	0	2	1		
Matt Stairs, L (1, 10)	(1, 10) X F8				(1, 10) X G6-4-3		(1, 10) X K			4	0	0	0	0	1	3		
Emil Brown, R OBP: 0.318, SLG: 0.450 44 Kerry Robinson, L OBP: 0.462, SLG: 0.583	(1, 7) X F8				(1, 7) X G5-3		(1, 7) X K		(1, 7) X K	4	1	1	0	0	1	1		
Doug Mientkiewicz, L OBP: 0.545, SLG: 0.842 26 Justin Huber, R (8, 3)		(8, 3) X G5-3		(8, 3) X G3		(8, 3) X P4		(8, 3) X BB		3	0	0	0	0	0	1		
14 John Buck, R OBP: 0.235 64 Matt Tupman, L OBP: 0.250, SLG: 0.182	(1, 2) X G4-3		(1, 2) X E6		(1, 2) X K		(1, 2) X K		(1, 2) X BB	3	0	0	0	0	1	0		
24 Mark Teahen, L OBP: 0.357, SLG: 0.360 70 Alex Gordon, L OBP: 0.500, SLG: 0.385	(1, 5) X G1-6-3		(1, 5) X FC4-6		(1, 5) X K		(1, 5) X K		(1, 5) X K	3	0	0	0	0	1	1		
Esteban German, R OBP: 0.304, SLG: 0.368 Joe McEwing, R OBP: 0.471, SLG: 0.933	(1, 6) X F9		(1, 6) X L6		(1, 6) X K		(1, 6) X K		(1, 6) X FC6-4	3	0	0	0	0	1	0		
Inning Stats	R: 1 E: 0 K: 0 S: 5	H: 2 LOB: 1 BB: 0 P: 5	R: 0 E: 0 K: 0 S: 3	H: 0 LOB: 0 BB: 0 P: 3	R: 0 E: 0 K: 1 S: 6	H: 1 LOB: 1 BB: 0 P: 6	R: 1 E: 1 K: 0 S: 5	H: 2 LOB: 1 BB: 1 P: 8	R: 0 E: 0 K: 1 S: 7	H: 0 LOB: 0 BB: 0 P: 7	R: 0 E: 0 K: 2 S: 7	H: 0 LOB: 0 BB: 0 P: 7	R: 0 E: 0 K: 2 S: 7	H: 0 LOB: 0 BB: 2 P: 15	1B: 3 2B: 2 3B: 1 HR: 0	SF: 0 SAC: 0 DP: 1 HBP: 0		WP: 0 PB: 0 SB: 0 CS: 0
PITCHER	IP WLS BF H R ER SO BB IBB HBP BLK WP HR S P ERA WHIP	IP WLS BF H R ER SO BB IBB HBP BLK WP HR S P ERA WHIP	IP WLS BF H R ER SO BB IBB HBP BLK WP HR S P ERA WHIP	IP WLS BF H R ER SO BB IBB HBP BLK WP HR S P ERA WHIP	IP WLS BF H R ER SO BB IBB HBP BLK WP HR S P ERA WHIP	IP WLS BF H R ER SO BB IBB HBP BLK WP HR S P ERA WHIP	IP WLS BF H R ER SO BB IBB HBP BLK WP HR S P ERA WHIP	IP WLS BF H R ER SO BB IBB HBP BLK WP HR S P ERA WHIP	IP WLS BF H R ER SO BB IBB HBP BLK WP HR S P ERA WHIP	IP WLS BF H R ER SO BB IBB HBP BLK WP HR S P ERA WHIP	IP WLS BF H R ER SO BB IBB HBP BLK WP HR S P ERA WHIP	IP WLS BF H R ER SO BB IBB HBP BLK WP HR S P ERA WHIP	IP WLS BF H R ER SO BB IBB HBP BLK WP HR S P ERA WHIP	IP WLS BF H R ER SO BB IBB HBP BLK WP HR S P ERA WHIP	IP WLS BF H R ER SO BB IBB HBP BLK WP HR S P ERA WHIP	IP WLS BF H R ER SO BB IBB HBP BLK WP HR S P ERA WHIP	IP WLS BF H R ER SO BB IBB HBP BLK WP HR S P ERA WHIP	IP WLS BF H R ER SO BB IBB HBP BLK WP HR S P ERA WHIP

AB	33
R	3
H	6
RBI	2
BB	3
SO	8
LOB	12



Batter	1	2	3	4	5	6	7	8	9	AB	R	H	RBI	BB	SO	LOB	BOTTOM			
David Dellucci, L OBP: 0.381, SLG: 0.529 71 Tim Olson, R OBP: 0.571, SLG: 1.167	(1, 7) X K		(1, 7) X G3-1		(1, 7) X BB		(1, 7) X BB		(1, 7) X 2B	2	0	0	0	1	1	0	Kansas City Royals @ Texas Rangers Surprise Stadium, Surprise, AZ Mon Mar 13 2006, 3:05 PM EST Att: 3,698 - Sunny - 57 F			
24 Adrian Brown, S OBP: 0.289, SLG: 0.346 88 Steven Murphy, L OBP: 0.400, SLG: 0.400	(1, 8) X G4-3		(1, 8) X 1B		(1, 8) X G4-3		(1, 8) X 1B		(1, 8) X G3	3	0	2	0	0	0	2				
Laynce Nix, L OBP: 0.158, SLG: 0.158	(1, 10) X G4-3		(1, 10) X K		(1, 10) X 1B		(1, 10) X G3		(1, 10) X G1-3	5	0	1	0	0	1	4				
19 Jason Botts, S OBP: 0.423, SLG: 0.500 49 Jamie Burke, R OBP: 0.417, SLG: 0.545	(1, 3) X G1-3				(1, 3) X BB		(1, 3) X F9		(1, 3) X K	2	0	0	0	1	0	2				
16 Adam Hvyduz, R OBP: 0.381, SLG: 0.526 81 Kevin Mahar, R OBP: 0.333, SLG: 0.500		(1, 9) X 2B		(1, 9) X P4		(1, 9) X F9		(1, 9) X 1B		3	0	1	0	0	0	2				
D'Angelo Jimenez, S OBP: 0.355, SLG: 0.345 2 Drew Meyer, L OBP: 0.187, SLG: 0.800	(1, 4) X K		(1, 4) X F7		(1, 4) X 1B		(1, 4) X 1B		(1, 4) X E3	3	0	1	0	0	1	2				
15 Gerald Laird, R OBP: 0.365, SLG: 0.615 80 Nate Gold, R OBP: 0.429, SLG: 0.714	(1, 2) X P6		(1, 2) X PO		(1, 2) X G5-3		(1, 2) X F9		(1, 2) X K	3	0	1	0	0	0	3				
3 Joaquin Arias, R OBP: 0.286, SLG: 0.474 85 Truan Muhl, L OBP: 0.250, SLG: 0.250	(1, 6) X K		(1, 6) X F9		(1, 6) X G4-3		(1, 6) X F7		(1, 6) X F7	3	0	0	0	0	1	2				
Travis Metcalf, R OBP: 0.333, SLG: 0.308 87 Craig Ringe, R (8, 6)	(1, 5) X G1-3		(1, 5) X G5-3		(1, 5) X G5-3		(1, 5) X F9		(1, 5) X F8	3	0	0	0	0	0	1				
Inning Stats	R: 0 E: 0 K: 1 S: 6	H: 1 LOB: 1 BB: 0 P: 6	R: 0 E: 0 K: 2 S: 8	H: 1 LOB: 1 BB: 0 P: 8	R: 0 E: 0 K: 1 S: 6	H: 1 LOB: 1 BB: 0 P: 6	R: 0 E: 0 K: 0 S: 3	H: 0 LOB: 0 BB: 1 P: 7	R: 0 E: 0 K: 0 S: 4	H: 2 LOB: 2 BB: 0 P: 5	R: 0 E: 0 K: 0 S: 5	H: 1 LOB: 2 BB: 1 P: 8	R: 1 E: 1 K: 1 S: 8	H: 2 LOB: 2 BB: 0 P: 8	R: 1 E: 0 K: 1 S: 7	H: 1 LOB: 0 BB: 0 P: 7		1B: 5 2B: 5 3B: 0 HR: 0	SF: 0 SAC: 0 DP: 0 HBP: 0	WP: 0 PB: 1 SB: 0 CS: 0
PITCHER	IP WLS BF H R ER SO BB IBB HBP BLK WP HR S P ERA WHIP	IP WLS BF H R ER SO BB IBB HBP BLK WP HR S P ERA WHIP	IP WLS BF H R ER SO BB IBB HBP BLK WP HR S P ERA WHIP	IP WLS BF H R ER SO BB IBB HBP BLK WP HR S P ERA WHIP	IP WLS BF H R ER SO BB IBB HBP BLK WP HR S P ERA WHIP	IP WLS BF H R ER SO BB IBB HBP BLK WP HR S P ERA WHIP	IP WLS BF H R ER SO BB IBB HBP BLK WP HR S P ERA WHIP	IP WLS BF H R ER SO BB IBB HBP BLK WP HR S P ERA WHIP	IP WLS BF H R ER SO BB IBB HBP BLK WP HR S P ERA WHIP	IP WLS BF H R ER SO BB IBB HBP BLK WP HR S P ERA WHIP	IP WLS BF H R ER SO BB IBB HBP BLK WP HR S P ERA WHIP	IP WLS BF H R ER SO BB IBB HBP BLK WP HR S P ERA WHIP	IP WLS BF H R ER SO BB IBB HBP BLK WP HR S P ERA WHIP	IP WLS BF H R ER SO BB IBB HBP BLK WP HR S P ERA WHIP	IP WLS BF H R ER SO BB IBB HBP BLK WP HR S P ERA WHIP	IP WLS BF H R ER SO BB IBB HBP BLK WP HR S P ERA WHIP	IP WLS BF H R ER SO BB IBB HBP BLK WP HR S P ERA WHIP	IP WLS BF H R ER SO BB IBB HBP BLK WP HR S P ERA WHIP		

AB	37
R	2
H	10
RBI	1
BB	3
SO	6
LOB	26



Batter	1	2	3	4	5	6	7	8	9	AB	R	H	RBI	BB	SO	LOB	TOP				
9 Chone Figgins, S OBP: 0.348, SLG: 0.652 77 Reggie Willits, S OBP: 0.150, SLG: 0.111	4-0 E 47 G6-3 BB		0-0 F7			0-0 FC4 47 FC5-2 22 3B FC2	1-0 L4	0-0 3 HR 1B	0-0 G4-3	2	2	0	0	1	0	1	Los Angeles Angels @ Kansas City Royals Surprise Stadium, Surprise, AZ Tue Mar 14 2006, 3:05 PM EST Att.: 4,838 - Sunny - 68 F				
6 Maicer Izturis, S OBP: 0.179, SLG: 0.148 3 Brandon Wood, R OBP: 0.308, SLG: 0.400	0-0 F7		0-0 G6-3			0-0 FC2 47 FC5-2 22 3B	0-0 G4-3	0-0 HR		4	1	0	0	0	0	4					
47 Howie Kendrick, R OBP: 0.333, SLG: 0.448 Adam Pavkovich, R	1-0 G5-3 1-H		0-3 K			0-0 FC5-2 22 3B 3-H	0-0 G5-3	0-3 K		4	1	0	1	0	1	4					
22 Kendrys Morales, S OBP: 0.421, SLG: 0.733 55 Michael Collins, R OBP: 1.000, SLG: 2.500	0-3 K			0-0 G3-1		0-0 3B		0-0 HR		4	0	2	3	0	1	0					
Mike Napoli, R OBP: 0.313, SLG: 0.400 46 Bobby Wilson, R OBP: 0.167, SLG: 0.167		0-0 F9		4-0 BB		0-3 K		0-0 F8		3	0	0	0	1	2	2					
8 Dallas McPherson, L OBP: 0.364, SLG: 0.375 58 Brian Specht, S OBP: 0.333, SLG: 0.462	0-0 G4-3			4-0 BB		0-3 K			1-0 HBP	2	0	0	0	1	1	1					
5 Jeff Mathis, R OBP: 0.313, SLG: 0.688 51 Ryan Budde, R	0-0 HR			0-0 F8			0-0 2B		0-3 K	3	2	2	1	0	0	2					
19 Curtis Pride, L OBP: 0.250, SLG: 0.391 5 Drew Toussaint, R OBP: 0.600, SLG: 0.500	0-0 E3			0-0 G3			0-0 HR		2-0 1B	4	1	1	2	0	0	4					
65 Tommy Murphy, S OBP: 0.348, SLG: 0.333	0-0 G3				4-0 FC2 47 FC5-2 6 E BB	0-0 G4-3 6 77 WP 1B		0-0 E4		4	0	1	0	1	1	2					
Inning Stats	R: 1 E: 0 K: 1 S: 5	H: 0 LOB: 0 BB: 1 P: 10	R: 1 E: 1 K: 0 S: 5	H: 1 LOB: 1 BB: 0 P: 5	R: 0 E: 0 K: 1 S: 5	H: 0 LOB: 0 BB: 0 P: 5	R: 0 E: 0 K: 0 S: 3	H: 0 LOB: 2 BB: 2 P: 11	R: 3 E: 1 K: 2 S: 10	H: 3 LOB: 1 BB: 0 P: 7	R: 0 E: 0 K: 1 S: 6	H: 1 LOB: 2 BB: 1 P: 10	R: 3 E: 0 K: 2 S: 10	H: 3 LOB: 0 BB: 0 P: 10	R: 0 E: 1 K: 1 S: 6	H: 1 LOB: 2 BB: 0 P: 9		1B: 3 2B: 2 3B: 1 HR: 4	SF: 0 SAC: 0 DP: 0 HBP: 1	WP: 1 PB: 0 SB: 1 CS: 0	PA: 46
PITCHER	IP WLS BF H R ER SO BB IBB HBP BLK WP HR S P ERA WHIP	IP WLS BF H R ER SO BB IBB HBP BLK WP HR S P ERA WHIP	IP WLS BF H R ER SO BB IBB HBP BLK WP HR S P ERA WHIP	IP WLS BF H R ER SO BB IBB HBP BLK WP HR S P ERA WHIP	IP WLS BF H R ER SO BB IBB HBP BLK WP HR S P ERA WHIP	IP WLS BF H R ER SO BB IBB HBP BLK WP HR S P ERA WHIP	IP WLS BF H R ER SO BB IBB HBP BLK WP HR S P ERA WHIP	IP WLS BF H R ER SO BB IBB HBP BLK WP HR S P ERA WHIP	IP WLS BF H R ER SO BB IBB HBP BLK WP HR S P ERA WHIP	IP WLS BF H R ER SO BB IBB HBP BLK WP HR S P ERA WHIP	IP WLS BF H R ER SO BB IBB HBP BLK WP HR S P ERA WHIP	IP WLS BF H R ER SO BB IBB HBP BLK WP HR S P ERA WHIP	IP WLS BF H R ER SO BB IBB HBP BLK WP HR S P ERA WHIP	IP WLS BF H R ER SO BB IBB HBP BLK WP HR S P ERA WHIP	IP WLS BF H R ER SO BB IBB HBP BLK WP HR S P ERA WHIP	IP WLS BF H R ER SO BB IBB HBP BLK WP HR S P ERA WHIP	IP WLS BF H R ER SO BB IBB HBP BLK WP HR S P ERA WHIP	IP WLS BF H R ER SO BB IBB HBP BLK WP HR S P ERA WHIP	IP WLS BF H R ER SO BB IBB HBP BLK WP HR S P ERA WHIP	IP WLS BF H R ER SO BB IBB HBP BLK WP HR S P ERA WHIP	IP WLS BF H R ER SO BB IBB HBP BLK WP HR S P ERA WHIP



Batter	1	2	3	4	5	6	7	8	9	AB	R	H	RBI	BB	SO	LOB	BOTTOM				
44 Kerry Robinson, L OBP: 0.481, SLG: 0.600 52 Chad Allen, R OBP: 0.545, SLG: 1.000	0-0 E S 1B	0-0 1B 2B				0-0 SF8 1B		0-0 F8		1	1	1	0	0	0	0	Los Angeles Angels @ Kansas City Royals Surprise Stadium, Surprise, AZ Tue Mar 14 2006, 3:05 PM EST Att.: 4,838 - Sunny - 68 F				
Joe McEwing, R OBP: 0.450, SLG: 0.833 Wilson Valdez, R OBP: 0.650, SLG: 1.000	1-0 G4-3	0-0 1B			0-0 F7		0-0 26 G6-3 26 WP SF8 1B		0-0 P3	3	0	1	1	0	0	3					
Doug Mientkiewicz, L OBP: 0.590, SLG: 0.810 26 Justin Huber, R	4-0 1B BB		0-0 G4-3		0-0 1B		1-0 G6-3		0-3 K2-3	2	0	1	0	1	0	0					
Chip Ambres, R OBP: 0.267, SLG: 0.500	0-0 2B 1B		0-0 G6-3		0-0 SF8		0-0 SF8		0-0 P6	3	1	1	3	0	0	0					
Aaron Guiel, L OBP: 0.571, SLG: 0.500 Esteban German, R OBP: 0.333, SLG: 0.400	0-0 2B		0-3 K		0-0 G3-1		0-0 32 S 1B			3	0	1	1	0	1	2					
12 Paul Phillips, R OBP: 0.375, SLG: 0.688 32 Shane Costa, L OBP: 0.154, SLG: 0.167	0-0 F9			0-3 K		0-0 64 FC4-6 70 1B 1B		1-0 P4		3	0	1	0	0	1	1					
70 Alex Gordon, L OBP: 0.545, SLG: 0.438		0-0 F7		4-0 13 G6-3 BB		0-0 64 FC4-6 1B		0-0 38 E 38 G6-3 1B		3	1	2	0	1	0	0					
13 Andrés Blanco, S OBP: 0.250, SLG: 0.167 38 Chris Clapsinski, S OBP: 0.300, SLG: 0.250		0-0 P5		0-0 G6-3		0-3 K		0-0 G6-3		3	0	0	0	0	1	3					
Paul Bako, L OBP: 0.545, SLG: 1.111 64 Matt Tupman, L OBP: 0.214, SLG: 0.154		4-0 52 2B BB			0-0 1B 52 1B SF8 1B		0-0 FC4-6		0-3 K	1	1	1	0	1	0	0					
Inning Stats	R: 2 E: 1 K: 0 S: 5	H: 3 LOB: 1 BB: 1 P: 10	R: 2 E: 0 K: 0 S: 4	H: 2 LOB: 1 BB: 1 P: 8	R: 0 E: 0 K: 1 S: 5	H: 0 LOB: 0 BB: 0 P: 5	R: 0 E: 0 K: 1 S: 4	H: 0 LOB: 0 BB: 1 P: 8	R: 1 E: 0 K: 0 S: 6	H: 3 LOB: 2 BB: 0 P: 6	R: 0 E: 0 K: 2 S: 9	H: 2 LOB: 1 BB: 0 P: 7	R: 1 E: 1 K: 1 S: 6	H: 1 LOB: 0 BB: 0 P: 6	R: 0 E: 0 K: 1 S: 5	H: 0 LOB: 0 BB: 0 P: 5		1B: 11 2B: 2 3B: 0 HR: 0	SF: 2 SAC: 0 DP: 1 HBP: 0	WP: 1 PB: 0 SB: 2 CS: 0	PA: 40
PITCHER	IP WLS BF H R ER SO BB IBB HBP BLK WP HR S P ERA WHIP	IP WLS BF H R ER SO BB IBB HBP BLK WP HR S P ERA WHIP	IP WLS BF H R ER SO BB IBB HBP BLK WP HR S P ERA WHIP	IP WLS BF H R ER SO BB IBB HBP BLK WP HR S P ERA WHIP	IP WLS BF H R ER SO BB IBB HBP BLK WP HR S P ERA WHIP	IP WLS BF H R ER SO BB IBB HBP BLK WP HR S P ERA WHIP	IP WLS BF H R ER SO BB IBB HBP BLK WP HR S P ERA WHIP	IP WLS BF H R ER SO BB IBB HBP BLK WP HR S P ERA WHIP	IP WLS BF H R ER SO BB IBB HBP BLK WP HR S P ERA WHIP	IP WLS BF H R ER SO BB IBB HBP BLK WP HR S P ERA WHIP	IP WLS BF H R ER SO BB IBB HBP BLK WP HR S P ERA WHIP	IP WLS BF H R ER SO BB IBB HBP BLK WP HR S P ERA WHIP	IP WLS BF H R ER SO BB IBB HBP BLK WP HR S P ERA WHIP	IP WLS BF H R ER SO BB IBB HBP BLK WP HR S P ERA WHIP	IP WLS BF H R ER SO BB IBB HBP BLK WP HR S P ERA WHIP	IP WLS BF H R ER SO BB IBB HBP BLK WP HR S P ERA WHIP	IP WLS BF H R ER SO BB IBB HBP BLK WP HR S P ERA WHIP	IP WLS BF H R ER SO BB IBB HBP BLK WP HR S P ERA WHIP	IP WLS BF H R ER SO BB IBB HBP BLK WP HR S P ERA WHIP	IP WLS BF H R ER SO BB IBB HBP BLK WP HR S P ERA WHIP	IP WLS BF H R ER SO BB IBB HBP BLK WP HR S P ERA WHIP



Batter	1	2	3	4	5	6	7	8	9	AB	R	H	RBI	BB	SO	LOB	TOP									
Brady Clark, R OBP: 0.489, SLG: 0.452 Steve Moss, R OBP: 0.625, SLG: 0.400	4-0 FC3-6 BB		0-0 P3			0-0 G3 3B		4-0 G5-3 BB		2	1	1	0	1	0	0										
Zach Sorensen, S OBP: 0.303, SLG: 0.233 Aldices Escobar, R OBP: 0.379, SLG: 0.269	0-0 FC3-6 G4-6-3 1-2			0-3 K		0-3 K		0-0 G5-3		3	0	0	0	0	2	2										
Geoff Jenkins, L OBP: 0.345, SLG: 0.438 Nelson Cruz, R OBP: 0.379, SLG: 0.269	0-0 G4-6-3 1-2			0-0 G3-1		0-0 G3		0-3 K		3	0	0	1	0	0	1										
Carlos Lee, R OBP: 0.364, SLG: 0.300 8 Vinny Rottino, R OBP: 0.529, SLG: 0.615		0-0 P3		0-0 G6-3		0-0 P2		4-0 BB 18 G5-3 BB		3	0	0	0	0	0	0										
28 Prince Fielder, L OBP: 0.448, SLG: 0.591 1 Corey Hart, R OBP: 0.389, SLG: 0.636		0-0 1B			0-0 F8			0-3 K		3	0	2	0	0	0	0										
2 Bill Hall, R OBP: 0.386, SLG: 0.568 62 Brent Abernathy, R OBP: 0.524, SLG: 0.526		0-3 K			0-0 47 HR 2B			0-0 18 G5-3 BB 1B		3	1	1	0	0	2	2										
47 Corey Koskie, L OBP: 0.467, SLG: 0.400		0-0 G4-3			0-0 2H HR			4-0 18 G5-3 BB		3	1	1	2	0	0	2										
18 Gabe Gross, L OBP: 0.295, SLG: 0.289			0-3 K		0-0 G4-3			0-0 1-2 2-3 3-H		4	0	0	1	0	1	3										
Damian Miller, R OBP: 0.375, SLG: 0.565 Mike Rivera, R OBP: 0.214, SLG: 0.769			0-0 F8		0-0 L3			0-0 F8		3	0	0	0	0	0	0										
Inning Stats	R: 0 E: 0 K: 0 S: 2	H: 0 LOB: 0 BB: 1 P: 6	R: 0 E: 0 K: 1 S: 6	H: 1 LOB: 1 BB: 0 P: 6	R: 0 E: 0 K: 1 S: 5	H: 0 LOB: 0 BB: 0 P: 5	R: 0 E: 0 K: 1 S: 5	H: 0 LOB: 0 BB: 0 P: 5	R: 2 E: 0 K: 0 S: 5	H: 2 LOB: 0 BB: 0 P: 5	R: 1 E: 0 K: 1 S: 6	H: 1 LOB: 1 BB: 0 P: 6	R: 0 E: 0 K: 1 S: 6	H: 1 LOB: 1 BB: 0 P: 6	R: 0 E: 0 K: 1 S: 5	H: 0 LOB: 1 BB: 2 P: 9	R: 1 E: 0 K: 2 S: 8	H: 1 LOB: 2 BB: 2 P: 16	1B: 3 2B: 1 3B: 1 HR: 1	SF: 0 SAC: 0 DP: 1 HBP: 0	WP: 0 PB: 0 SB: 0 CS: 0	PA: 36				
PITCHER	IP	WLS	BF	H	R	ER	SO	BB	IBB	HBP	BLK	WP	HR	S	P	ERA	WHIP									
Denny Bautista, R ERA: 4.85	5.0	W	18	3	2	2	3	1	0	0	0	0	0	1	23	27	3.60	0.800								
34 Luke Hudson, R ERA: 3.6	1.0		4	1	1	1	1	0	0	0	0	0	0	6	6	9.00	1.000									
57 Joel Peralta, R ERA: 3.0	1.0		4	1	0	0	1	0	0	0	0	0	0	6	6	0.00	1.000									
77 Joe Nelson, R ERA: 1.42	1.0		4	0	0	0	1	1	0	0	0	0	0	5	9	0.00	1.000									
46 Juan Carlos Oviedo, R ERA: 1.42	1.0		6	1	1	1	2	2	0	0	0	0	0	8	16	9.00	3.000									

Milwaukee Brewers @ Kansas City Royals
 Surprise Stadium, Surprise, AZ
 Fri Mar 17 2006, 3:05 PM EST
 Att: 5,140 - Sunny - 70 F

AB 32
 R 4
 H 6
 RBI 4
 BB 4
 SO 8
 LOB 15



Batter	1	2	3	4	5	6	7	8	9	AB	R	H	RBI	BB	SO	LOB	BOTTOM								
9 David DeJesus, L OBP: 0.394, SLG: 0.625 44 Kerry Robinson, L OBP: 0.464, SLG: 0.577	0-1 15 E 16 1B		0-0 G3		0-0 G4-3			0-0 G3		4	1	1	0	0	1	3									
15 Mark Grudzielanek, R OBP: 0.333, SLG: 0.389 Esteban German, R OBP: 0.333, SLG: 0.391	0-1 SAFE P4		0-0 E5 F8 16 1B		0-3 K			0-3 K		3	1	0	0	0	1	1									
16 Reggie Sanders, R OBP: 0.500, SLG: 0.429 Aaron Guiel, L OBP: 0.357, SLG: 0.300	0-0 2H 4 1B		0-0 1B 1B		0-0 S 1B			4-0 G3-6 BB		3	2	3	1	1	0	0									
Matt Stairs, L OBP: 0.067, SLG: 0.067	0-0 G3		0-0 F8		0-3 K			0-0 G3-6-1		4	0	0	0	0	1	5									
4 Angel Berroa, R OBP: 0.333, SLG: 0.381 13 Andrés Blanco, S OBP: 0.320, SLG: 0.190	0-0 2H 1B		0-0 P6		0-0 G1-3			4-0 G4-6-3 BB		3	0	1	1	0	0	3									
Doug Mientkiewicz, L OBP: 0.545, SLG: 0.692 26 Justin Huber, R	0-0 P4		0-0 32 3B 1B		4-0 G5-4-3 BB			0-0 G4-6-3		3	1	1	1	1	0	2									
Joe McEwing, R OBP: 0.352, SLG: 0.429 Ruben Gotay, S		0-0 32 4-3 1B		0-0 32 3B 1B		0-0 G5-4-3		4-0 BB		3	1	2	1	1	0	1									
32 Shane Costa, L OBP: 0.250, SLG: 0.333 Chip Ambros, R OBP: 0.237, SLG: 0.387		0-0 L4-3		0-0 14 1B 3B		0-0 14 2B BB		0-3 K		2	2	1	2	1	0	1									
14 John Buck, R OBP: 0.208, SLG: 0.391 64 Matt Tupman, L OBP: 0.188, SLG: 0.133		0-0 2B		0-0 3H 1B		0-0 1H 2H 2B		0-0 G4-3		3	0	3	2	0	0	0									
Inning Stats	R: 2 E: 1 K: 0 S: 8	H: 3 LOB: 1 BB: 0 P: 8	R: 0 E: 0 K: 1 S: 6	H: 2 LOB: 1 BB: 0 P: 6	R: 5 E: 1 K: 0 S: 9	H: 5 LOB: 1 BB: 0 P: 9	R: 0 E: 0 K: 2 S: 8	H: 1 LOB: 1 BB: 0 P: 8	R: 1 E: 0 K: 0 S: 3	H: 1 LOB: 1 BB: 2 P: 11	R: 0 E: 0 K: 0 S: 2	H: 0 LOB: 1 BB: 1 P: 6	R: 0 E: 0 K: 1 S: 4	H: 0 LOB: 1 BB: 2 P: 12	R: 0 E: 0 K: 1 S: 5	H: 0 LOB: 0 BB: 0 P: 5	1B: 9 2B: 3 3B: 1 HR: 0	SF: 0 SAC: 0 DP: 4 HBP: 0	WP: 0 PB: 0 SB: 1 CS: 0	PA: 38					
PITCHER	IP	WLS	BF	H	R	ER	SO	BB	IBB	HBP	BLK	WP	HR	S	P	ERA	WHIP								
Tomo Ohka, R ERA: 8.1	4.0	L	23	11	7	2	3	0	0	0	0	0	0	31	31	4.50	2.750								
45 Dennis Sarfate, R ERA: 0.9	2.2		11	1	1	1	0	5	0	0	0	0	0	6	26	3.38	2.250								
43 Justin Lehr, R ERA: 3.68	1.1		4	0	0	0	2	0	0	0	0	0	0	8	8	0.00	0.000								

Milwaukee Brewers @ Kansas City Royals
 Surprise Stadium, Surprise, AZ
 Fri Mar 17 2006, 3:05 PM EST
 Att: 5,140 - Sunny - 70 F


AB 33
 R 8
 H 12
 RBI 8
 BB 5
 SO 5
 LOB 17



Batter	1	2	3	4	5	6	7	8	9	AB	R	H	RBI	BB	SO	LOB	TOP										
9 David DeJesus, L (1,8) 44 Kerry Robinson, L (7,8) OBP: 0.368, SLG: 0.556 OBP: 0.483, SLG: 0.593	G4-3		G4-3			E6	G4-3			4	2	0	1	1	0	2	Kansas City Royals @ Oakland Athletics Phoenix Municipal Stadium, Phoenix, AZ Sat Mar 18 2006, 3:05 PM EST Att: 7,539 - Partly Cloudy - 64 F										
Doug Mientkiewicz, L (1,3) 38 Chris Clapinski, S (6,3) OBP: 0.574, SLG: 0.633 OBP: 0.421, SLG: 0.625	G3			F7		G3-1	G6-3			4	1	1	0	0	0	1											
16 Reggie Sanders, R (1,9) 52 Chad Allen, R (6,PR) OBP: 0.500 OBP: 0.615, SLG: 1.083	G5-3									3	1	2	2	1	0	0											
Matt Stairs, L (1,10) Ruben Gotay, S (6,PR) OBP: 0.211, SLG: 0.167 OBP: 0.610		F9								3	1	2	0	1	0	0											
4 Angel Berroa, R (1,6) Wilson Valdez, R (6,6) OBP: 0.320, SLG: 0.360 OBP: 0.625, SLG: 0.905										4	1	1	0	0	1	6											
24 Mark Teahen, L (1,5) 70 Alex Gordon, L (6,5) OBP: 0.333, SLG: 0.343 OBP: 0.571, SLG: 0.545										4	2	2	1	0	0	3											
Esteban German, R (1,4) Joe McEwing, R (6,PH) OBP: 0.367, SLG: 0.440 OBP: 0.563, SLG: 0.828										2	1	1	2	1	0	0											
Aaron Guiel, L (1,7) Chip Ambres, R (7,7) OBP: 0.333, SLG: 0.286 OBP: 0.225, SLG: 0.364										4	1	1	0	0	2	4											
Paul Bako, L (1,2) 12 Paul Phillips, R (5,2) OBP: 0.500, SLG: 1.083 OBP: 0.409, SLG: 0.636										3	0	1	3	0	1	1											
Inning Stats	R: 0 E: 0 K: 0 S: 3	H: 0 LOB: 0 BB: 0 P: 3	R: 2 E: 0 K: 1 S: 8	H: 3 LOB: 1 BB: 0 P: 8	R: 6 E: 1 K: 1 S: 9	H: 3 LOB: 1 BB: 3 P: 22	R: 0 E: 0 K: 1 S: 6	H: 1 LOB: 2 BB: 1 P: 10	R: 0 E: 0 K: 1 S: 5	H: 0 LOB: 0 BB: 0 P: 5	R: 2 E: 1 K: 0 S: 7	H: 3 LOB: 2 BB: 0 P: 8	R: 2 E: 0 K: 1 S: 8	H: 3 LOB: 1 BB: 0 P: 9	R: 5 E: 0 K: 1 S: 11	H: 6 LOB: 1 BB: 0 P: 12		R: 0 E: 0 K: 0 S: 4	H: 1 LOB: 0 BB: 0 P: 4	1B: 14 2B: 4 3B: 1 HR: 1	SF: 0 SAC: 0 DP: 0 HBP: 0	WP: 3 PB: 0 SB: 1 CS: 0	PA: 53				
PITCHER	IP	WLS	BF	H	R	ER	SO	BB	IBB	HBP	BLK	WP	HR	S	P	ERA	WHIP										
Joe Blanton, R (1,1) ERA: 1.98	2.2	L	17	5	8	4	2	3	0	0	0	1	0	18	31	13.50	3.000										
Kirk Saarloos, R (3,1) ERA: 2.53	2.2		14	4	2	0	2	1	0	0	0	0	0	17	22	0.00	1.875										
46 Santiago Casilla, R (6,1) ERA: 3.52	1.2		9	4	2	2	1	0	0	0	0	1	0	11	12	10.80	2.400										
Victor Moreno, R (8,1) ERA: 45.0	1.0		9	6	5	5	1	0	0	0	0	1	1	11	12	45.00	6.000										
50 Kiko Calero, R (9,1) ERA:	1.0		4	1	0	0	0	0	0	0	0	0	0	4	4	0.00	1.000										

Batter	1	2	3	4	5	6	7	8	9	AB	R	H	RBI	BB	SO	LOB	BOTTOM										
14 Mark Ellis, R (1,4) Freddie Bynum, L (7,4) OBP: 0.415, SLG: 0.744 OBP: 0.438, SLG: 0.690										4	2	2	2	0	0	4	Kansas City Royals @ Oakland Athletics Phoenix Municipal Stadium, Phoenix, AZ Sat Mar 18 2006, 3:05 PM EST Att: 7,539 - Partly Cloudy - 64 F										
Marco Scutaro, R (1,10) Keith Ginter, R (6,PH) OBP: 0.500, SLG: 0.500 OBP: 0.333, SLG: 0.435										3	1	2	0	0	0	3											
7 Bobby Crosby, R (1,6) Antonio Perez, R (6,5) OBP: 0.366, SLG: 0.571 OBP: 0.310, SLG: 0.308										3	0	0	0	0	0	3											
3 Eric Chavez, L (1,5) 56 Scott McClain, R (6,3) OBP: 0.394, SLG: 0.966 OBP: 0.423, SLG: 0.633										3	1	3	2	0	0	0											
22 Milton Bradley, S (1,9) Matt Watson, L (6,9) OBP: 0.303, SLG: 0.321 OBP: 0.333, SLG: 0.176										2	0	0	1	0	1	1											
29 Dan Johnson, L (1,3) Mike Rouse, L (5,PR) OBP: 0.395, SLG: 0.513 OBP: 0.353, SLG: 0.185										2	0	1	0	1	0	1											
Nick Swisher, S (1,7) 12 Doug Clark, L (8,7) OBP: 0.310, SLG: 0.333 OBP: 0.231, SLG: 0.167										2	0	1	0	1	1	1											
17 Adam Melhuse, S (1,2) 64 Kurt Suzuki, R (5,2) OBP: 0.478, SLG: 0.579 OBP: 0.385, SLG: 0.273										2	0	0	0	0	0	3											
Charles Thomas, L (1,8) OBP: 0.276, SLG: 0.286										4	0	1	0	0	2	2											
Inning Stats	R: 2 E: 0 K: 0 S: 6	H: 3 LOB: 1 BB: 0 P: 6	R: 0 E: 0 K: 1 S: 5	H: 0 LOB: 1 BB: 1 P: 9	R: 0 E: 0 K: 0 S: 4	H: 2 LOB: 1 BB: 0 P: 4	R: 0 E: 0 K: 0 S: 6	H: 3 LOB: 3 BB: 0 P: 6	R: 1 E: 0 K: 2 S: 8	H: 1 LOB: 1 BB: 1 P: 12	R: 2 E: 0 K: 1 S: 7	H: 2 LOB: 0 BB: 0 P: 7	R: 0 E: 0 K: 0 S: 3	H: 0 LOB: 0 BB: 0 P: 3	R: 0 E: 0 K: 0 S: 3	H: 0 LOB: 0 BB: 0 P: 3		R: 2 E: 0 K: 0 S: 6	H: 4 LOB: 1 BB: 0 P: 6	1B: 11 2B: 1 3B: 0 HR: 3	SF: 1 SAC: 0 DP: 1 HBP: 0	WP: 0 PB: 0 SB: 0 CS: 0	PA: 42				
PITCHER	IP	WLS	BF	H	R	ER	SO	BB	IBB	HBP	BLK	WP	HR	S	P	ERA	WHIP										
37 Scott Elarton, R (1,1) ERA: 6.55	4.0	W	20	8	2	2	1	1	0	0	0	0	2	15	19	13.50	2.000										
62 Dave Elder, R (5,1) ERA: 8.53	2.0		10	3	3	3	3	1	0	0	0	0	2	15	19	13.50	2.000										
Ambiorix Burgos, R (7,1) ERA: 3.0	1.0		3	0	0	0	0	0	0	0	0	0	0	3	3	0.00	0.000										
41 Jimmy Gobble, L (8,1) ERA: 3.0	1.0		3	0	0	0	0	0	0	0	0	0	0	3	3	0.00	0.000										
Wes Wilkerson, R (9,1) ERA: 18.0	1.0		6	4	2	2	0	0	0	0	0	1	6	6	18.00	4.000											

AB 49
R 17
H 20
RBI 15
BB 4
SO 6
LOB 24



AB 39
R 7
H 15
RBI 7
BB 2
SO 4
LOB 21



Batter	1	2	3	4	5	6	7	8	9	AB	R	H	RBI	BB	SO	LOB	TOP		
Jason Ellison, R (1.7) OBP: 0.540, SLG: 0.619																	2 1 0 0 2 0 0		
19 Kevin Frandsen, R (1.4) OBP: 0.400, SLG: 0.625 83 Anthony Labarbera, R (6.4)																	3 1 2 3 0 0 1 1 0 0 0 0 1 0		
40 Daniel Ortmeier, S (1.9) OBP: 0.268, SLG: 0.342 80 Jason Bowers, R (6.6)																	4 0 1 0 0 2 1 0 0 0 0 0 0 0		
28 Lance Niegro, R (1.3) OBP: 0.450, SLG: 0.660 96 Jonathan Armitage, S (5. PH) (5.3)																	2 0 0 0 0 0 1 1 0 0 0 1 0 0		
50 Eliezer Alfonzo, R (1.2) OBP: 0.409, SLG: 0.667 66 Guillermo Rodriguez, R (7.2) 89 Brian Munhall, R (8.2)																	2 0 1 0 1 1 2 1 0 0 0 0 1 0 0 0 0 0 0 0 0		
73 Abraham Nunez, S (1.10) OBP: 0.410, SLG: 0.444																	4 0 1 0 0 1 3		
86 Clay Timpner, L (1.8)																	4 0 0 0 0 2 2		
Angel Chavez, R (1.5) OBP: 0.409, SLG: 0.459 Simon Klink, S (8.5)																	3 0 0 0 0 1 0 1 0 0 0 0 1 0		
81 Jake Wald, R (1.6) OBP: 0.556, SLG: 0.786 97 Randy Walter, R (8.9)																	3 1 1 0 0 0 0 0 0 0 0 0 0 0		
Inning Stats	R: 0 E: 0 K: 1 S: 4	H: 0 LOB: 0 BB: 1 P: 8	R: 0 E: 0 K: 1 S: 6	H: 1 LOB: 1 BB: 0 P: 6	R: 3 E: 0 K: 0 S: 6	H: 3 LOB: 2 BB: 2 P: 14	R: 0 E: 0 K: 1 S: 5	H: 0 LOB: 0 BB: 0 P: 5	R: 0 E: 0 K: 2 S: 8	H: 1 LOB: 0 BB: 1 P: 12	R: 0 E: 0 K: 1 S: 5	H: 0 LOB: 0 BB: 0 P: 5	R: 0 E: 0 K: 1 S: 5	H: 0 LOB: 0 BB: 0 P: 5	R: 0 E: 0 K: 2 S: 7	H: 0 LOB: 0 BB: 0 P: 7	1B: 3 2B: 2 3B: 1 HR: 1	SF: 0 SAC: 0 DP: 2 HBP: 0	WP: 0 PA: 35 PB: 0 SB: 0 CS: 0
PITCHER	IP WLS BF H R ER SO BB IBB HBP BLK WP HR S P ERA WHIP																		
58 Adam Bernero, R (1.1) ERA: 15.43	3.0	15	4	3	3	2	3	0	0	0	0	0	1	16	28	9.00	2.333		
Andrew Sisco, L (4.1) ERA: 6.23	2.0	8	1	0	0	3	1	0	0	0	0	0	0	13	17	0.00	1.000		
22 Bob Keppel, R (6.1) ERA: 2.25	1.0	W	3	1	0	0	1	0	0	0	0	0	0	5	5	0.00	1.000		
Kyle Snyder, R (7.1) ERA: 5.4	2.0	H	6	0	0	0	2	0	0	0	0	0	0	10	10	0.00	0.000		
Elmer Dessens, R (9.1) ERA:	1.0	S	3	0	0	0	2	0	0	0	0	0	0	7	7	0.00	0.000		

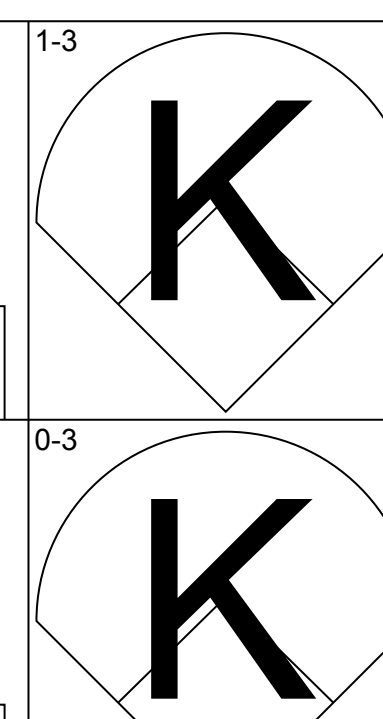
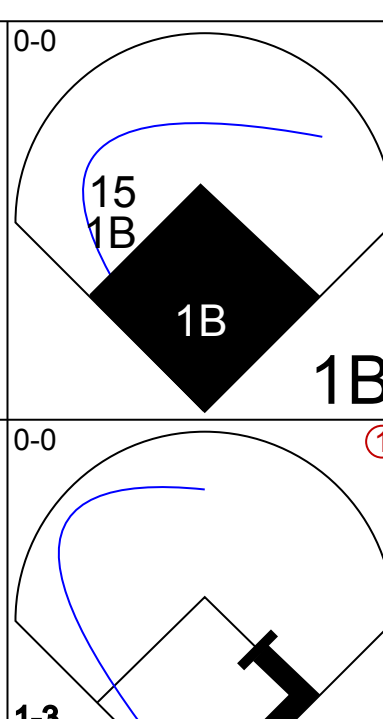
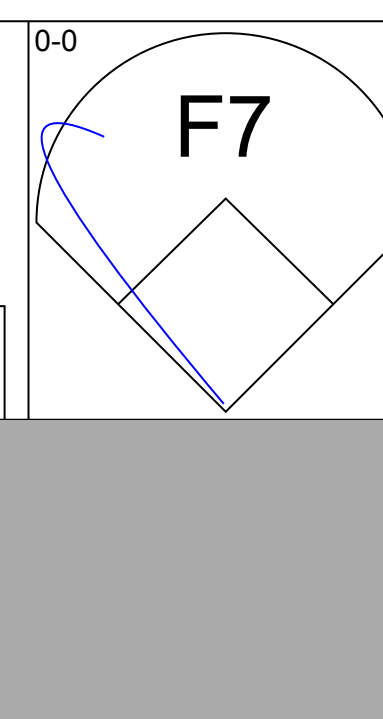
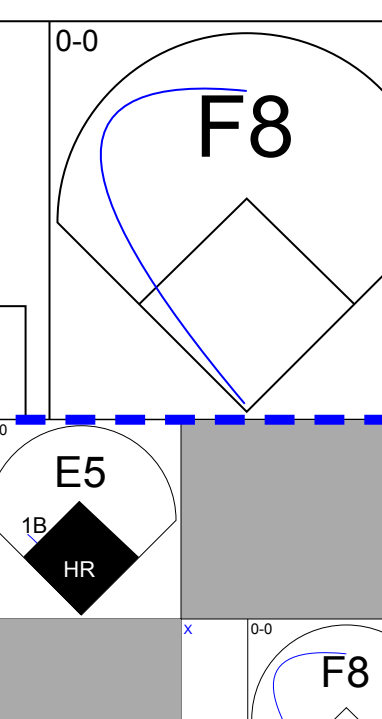
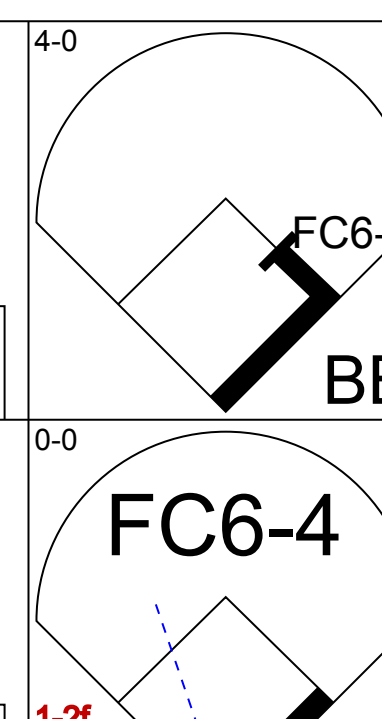

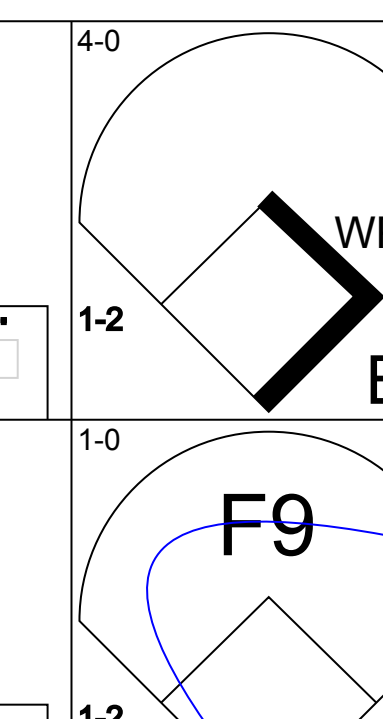
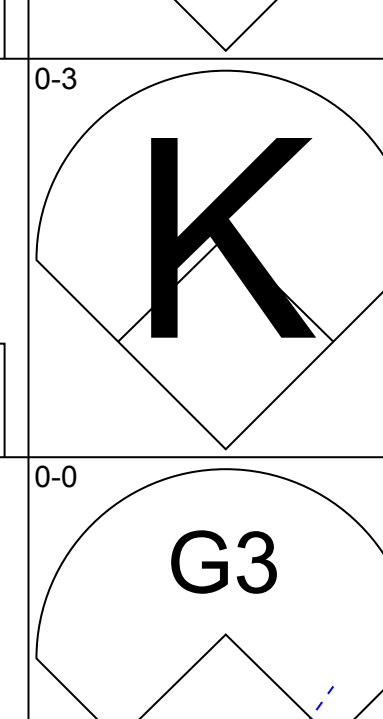
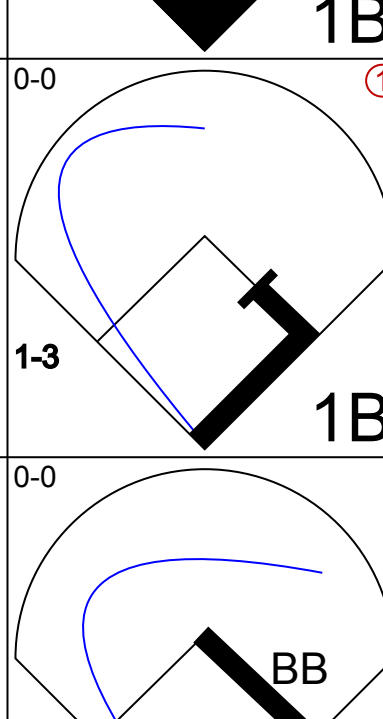
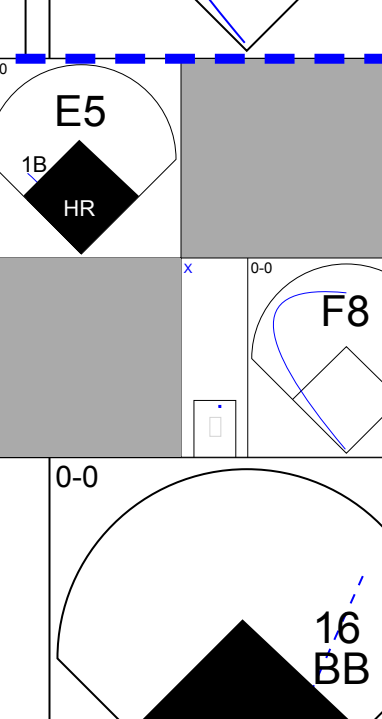
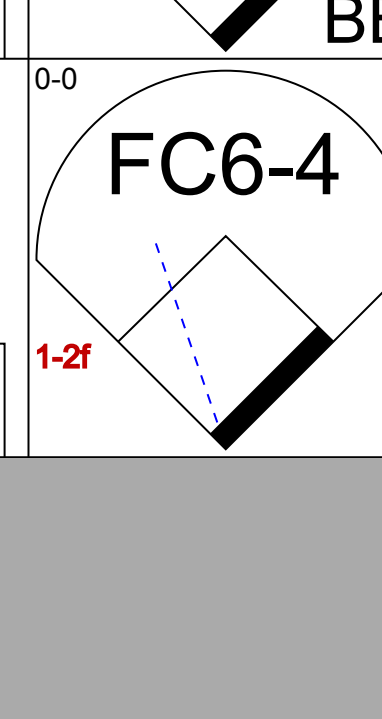
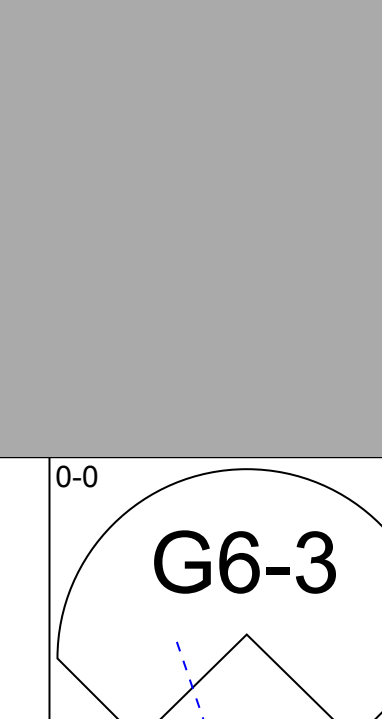
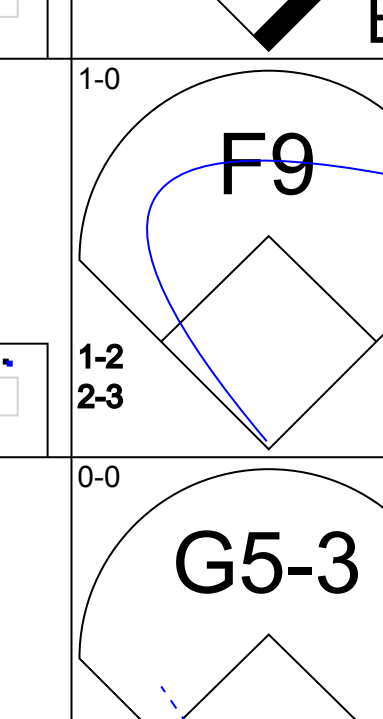
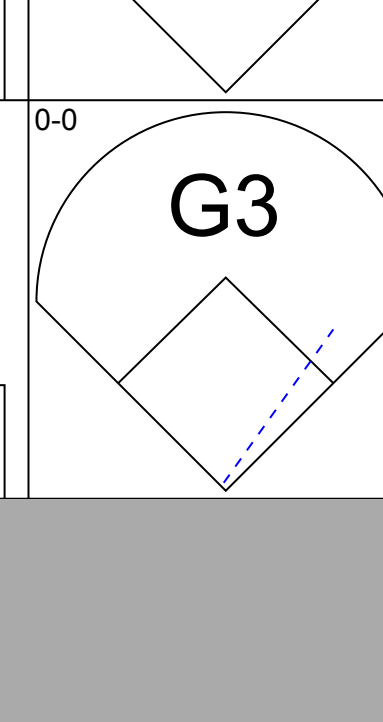
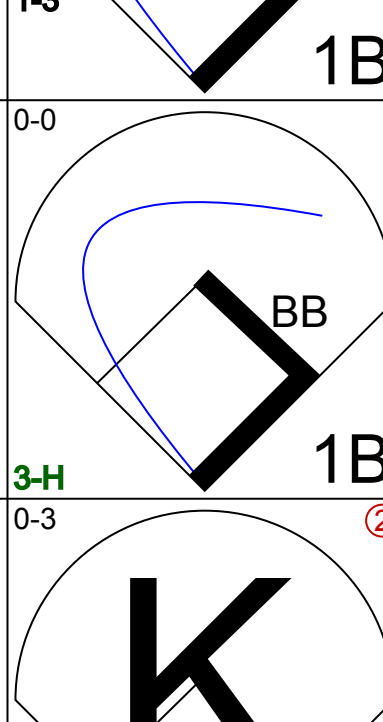
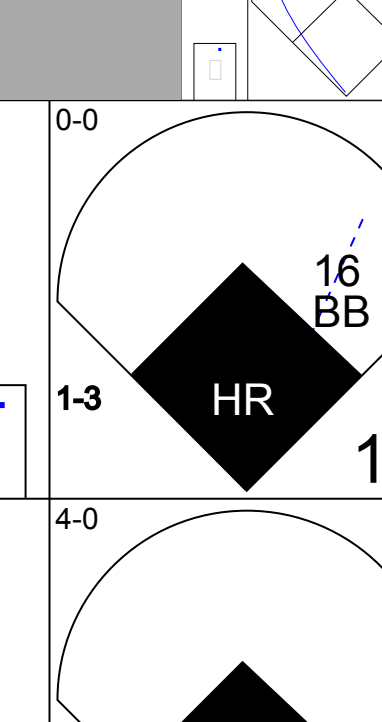

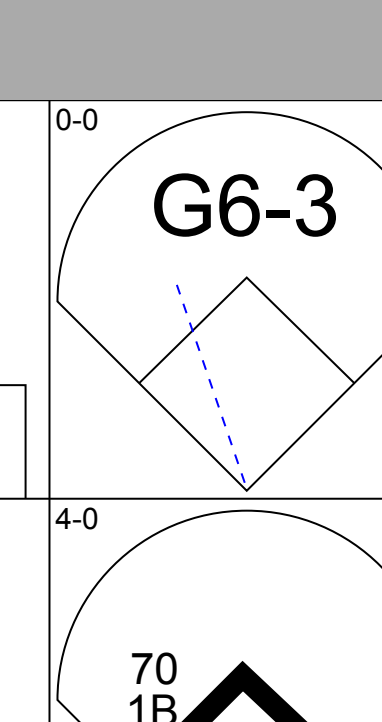
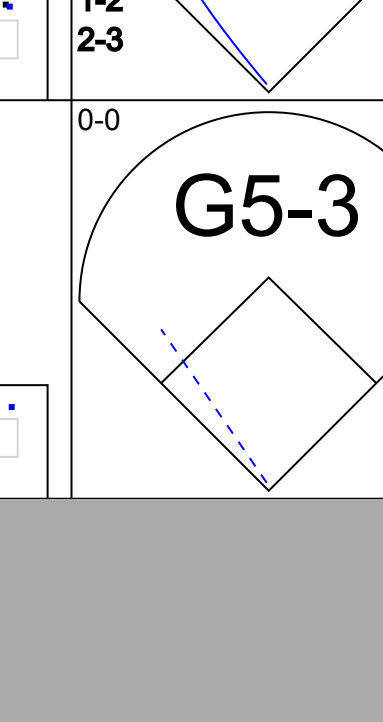

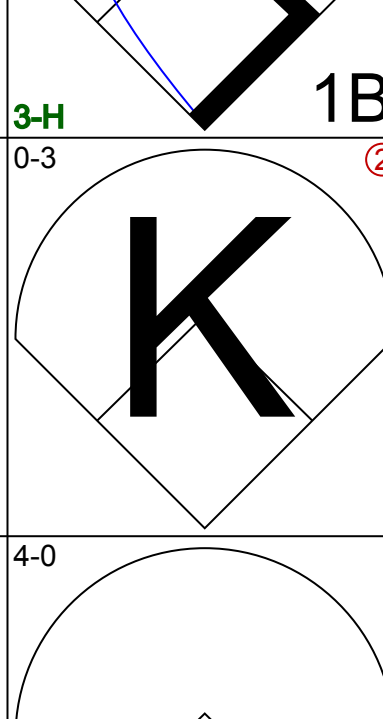
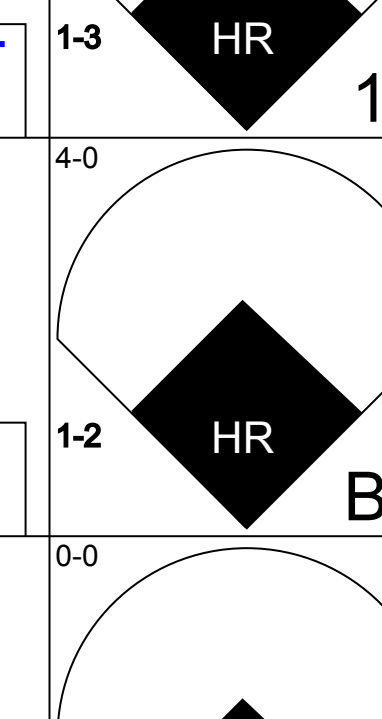

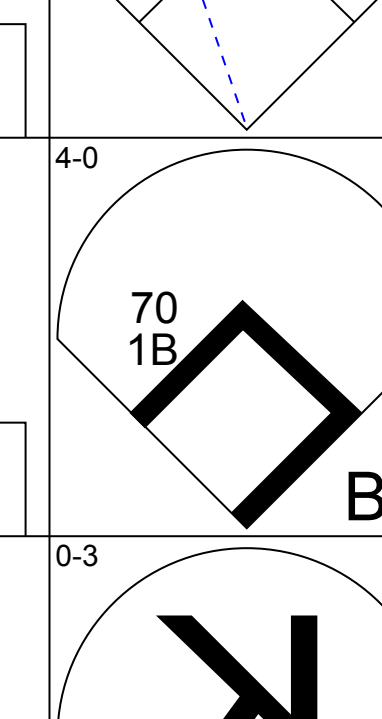

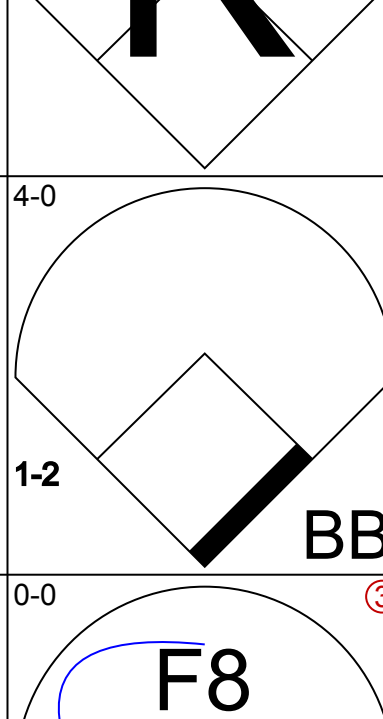
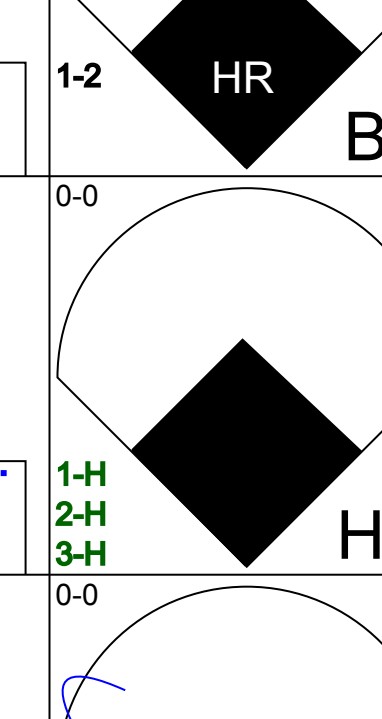

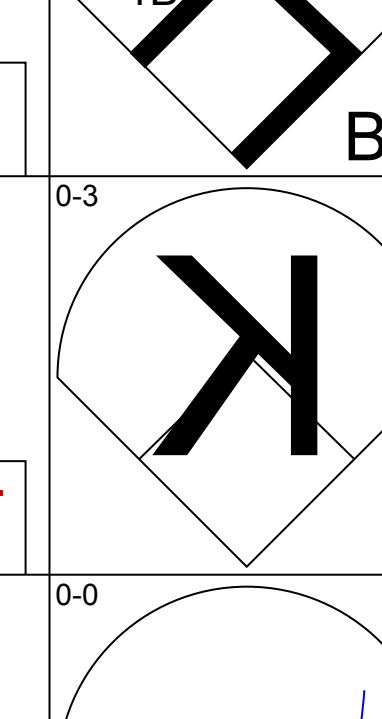

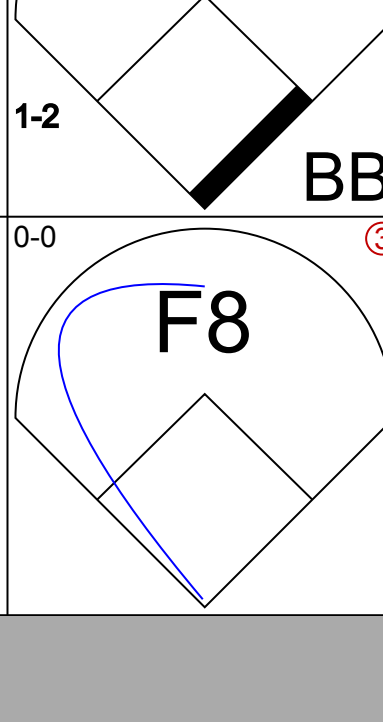
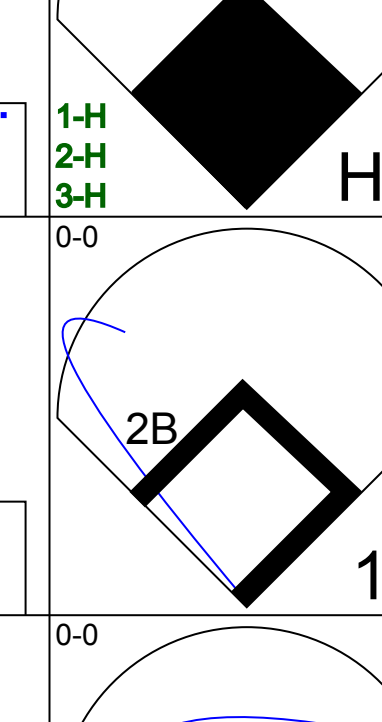

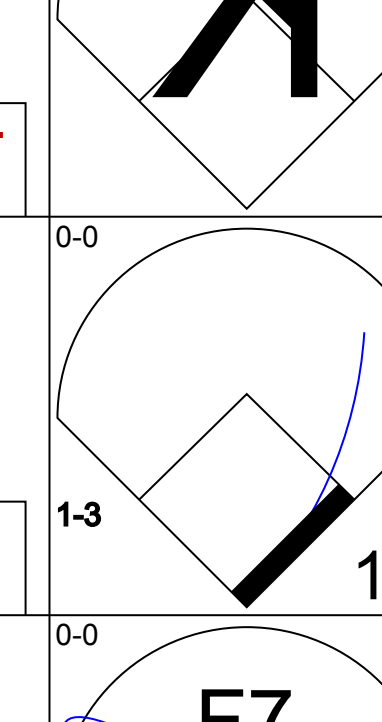

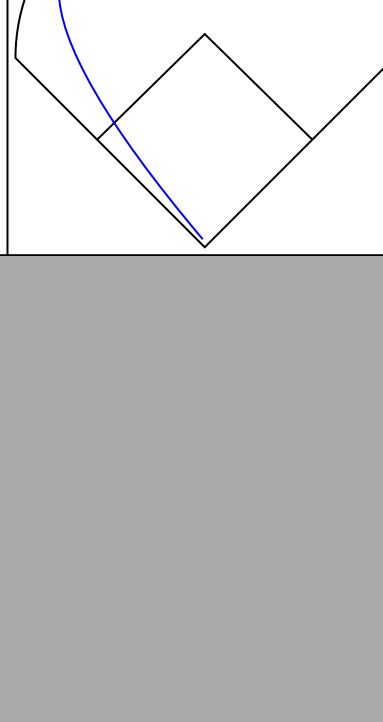
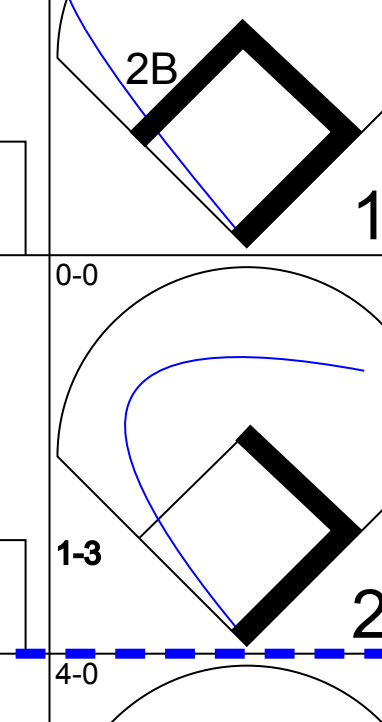
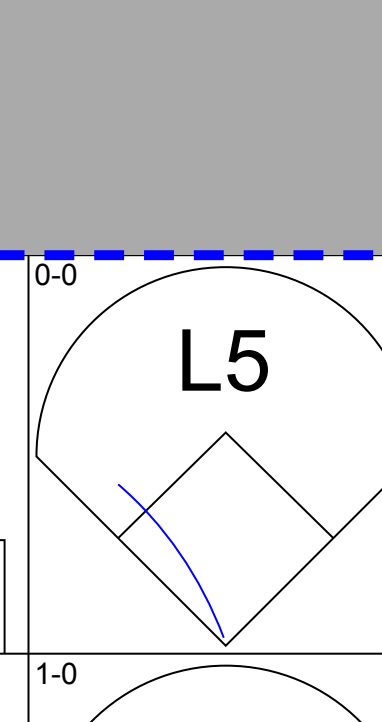
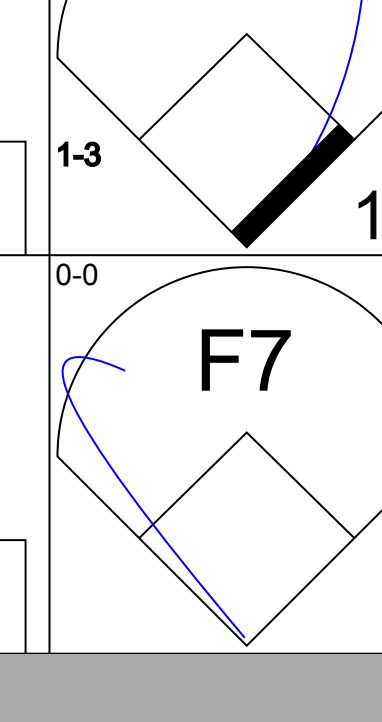


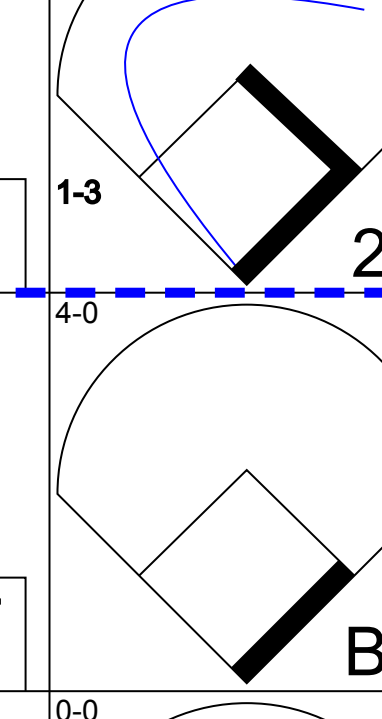
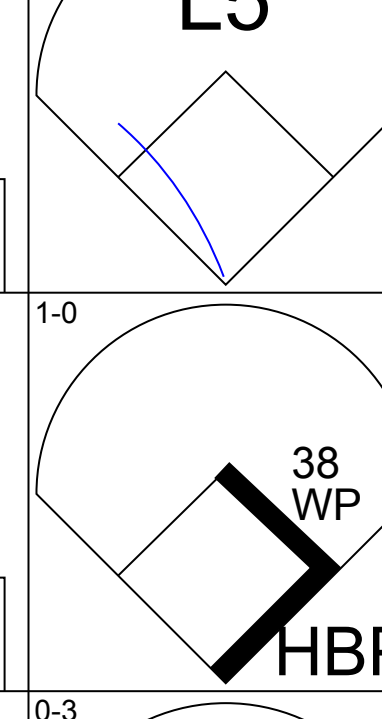
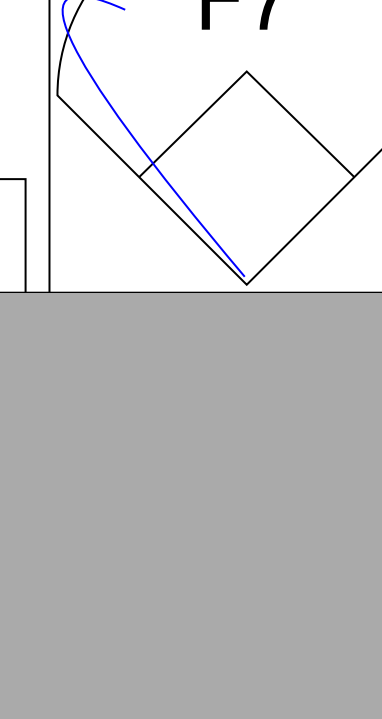
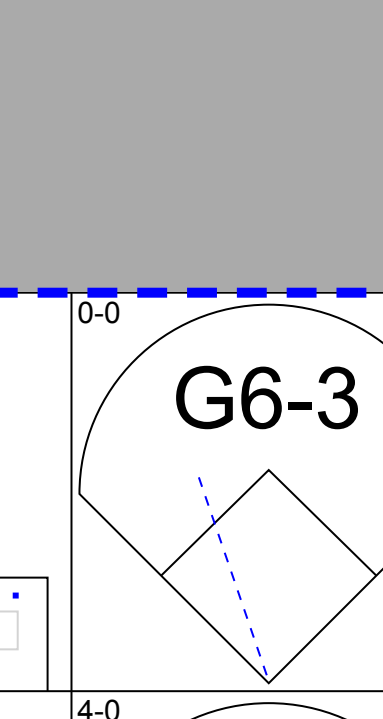
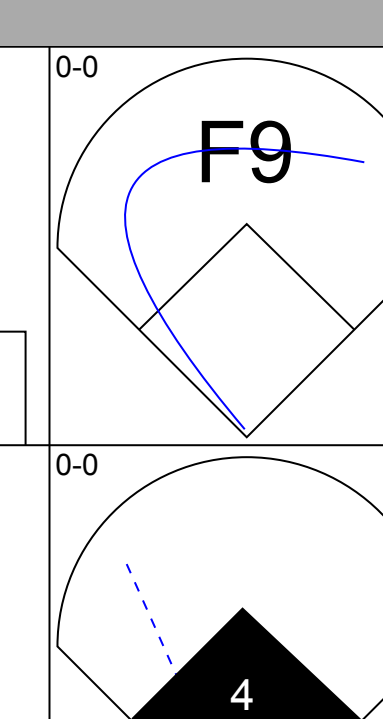
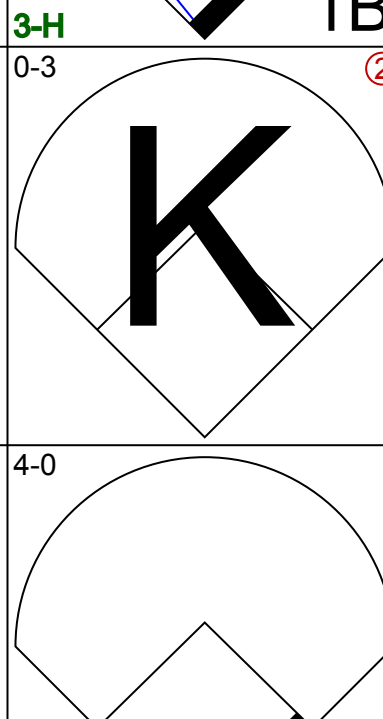
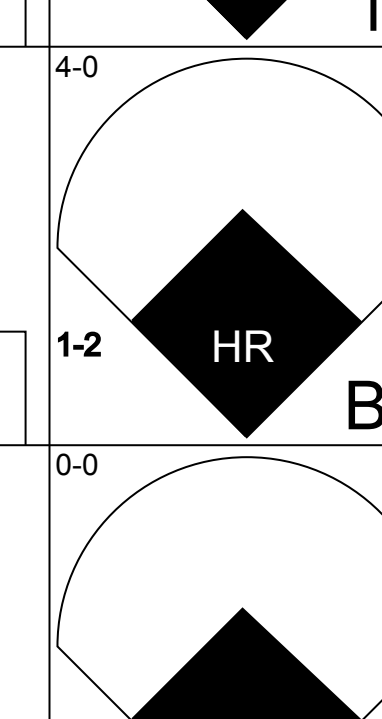

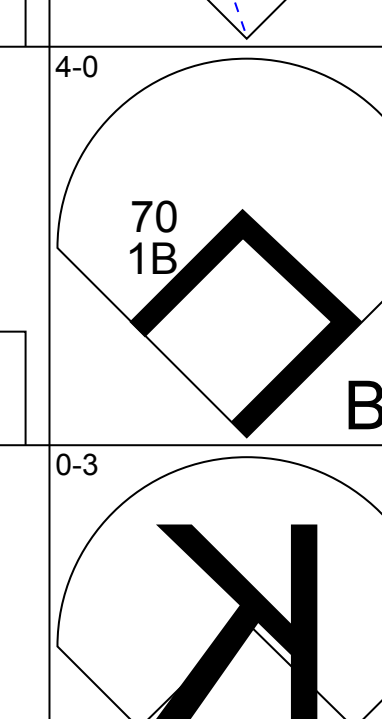

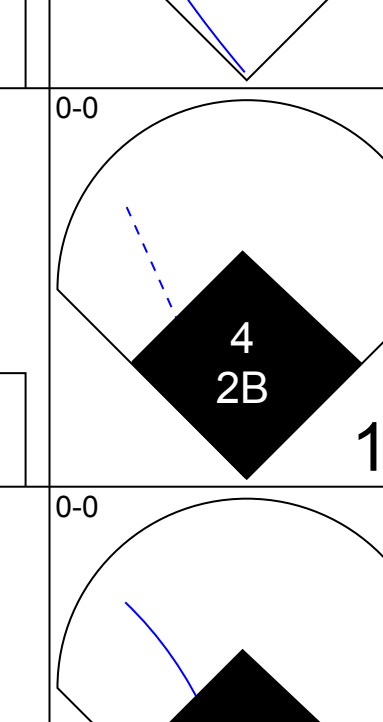
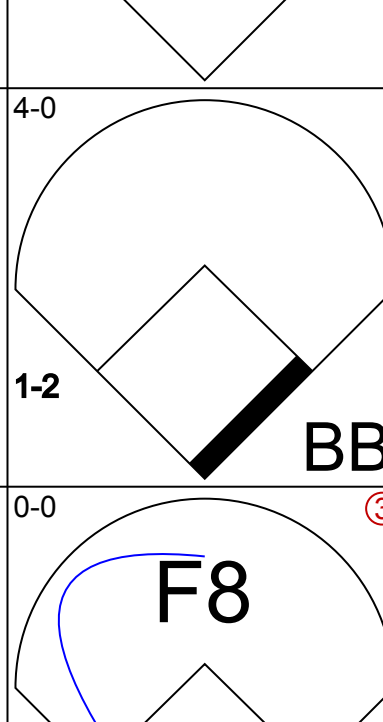
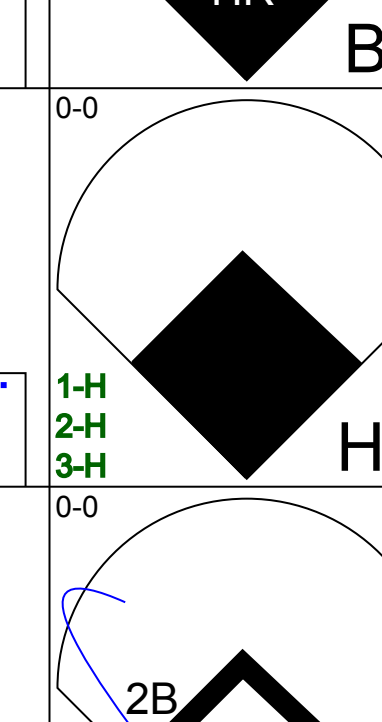

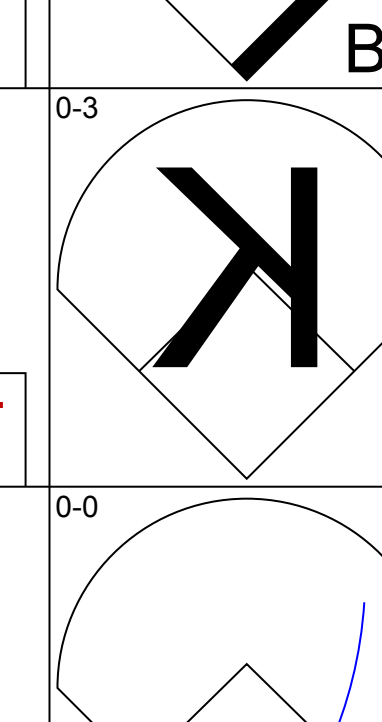

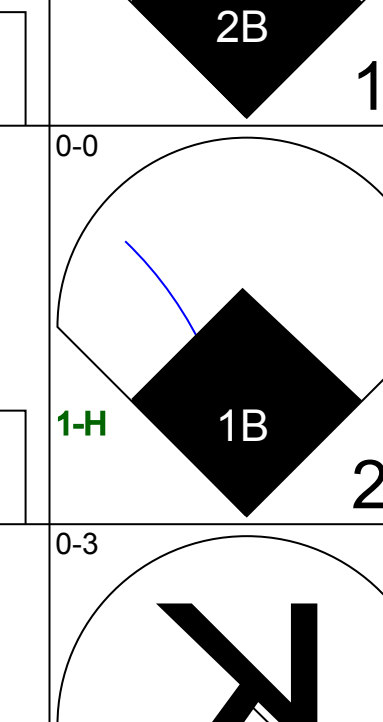
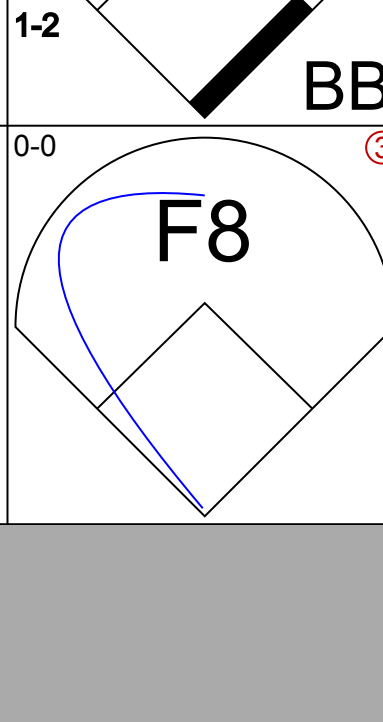
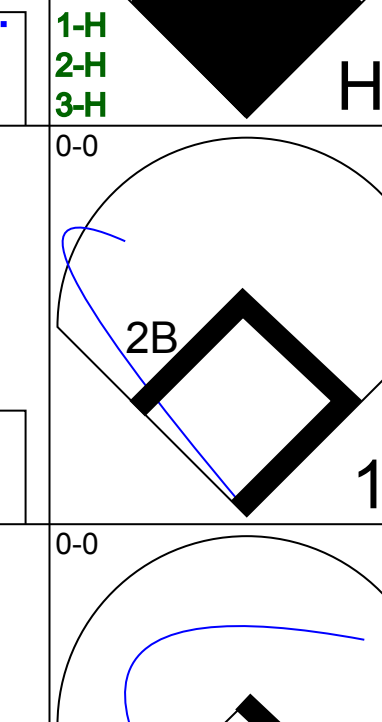
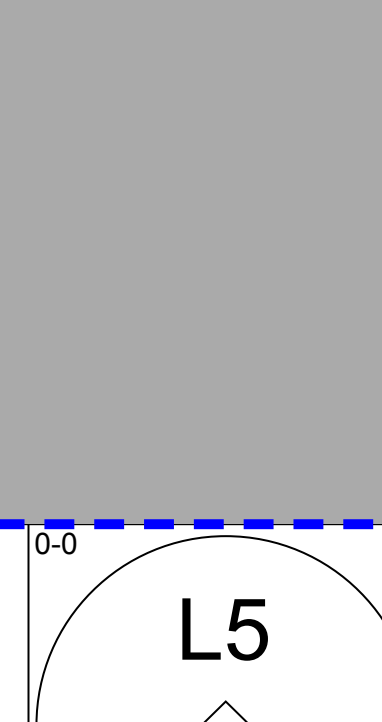
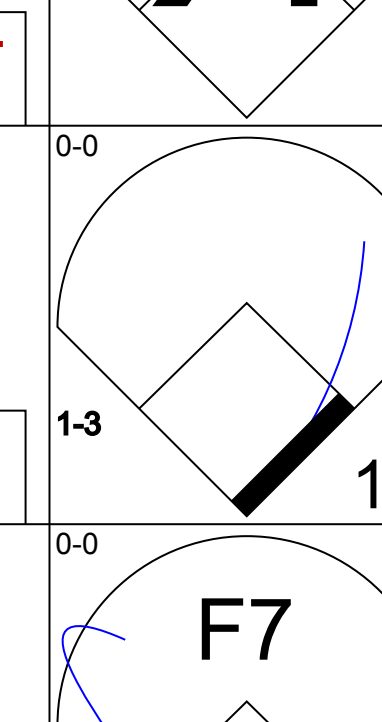

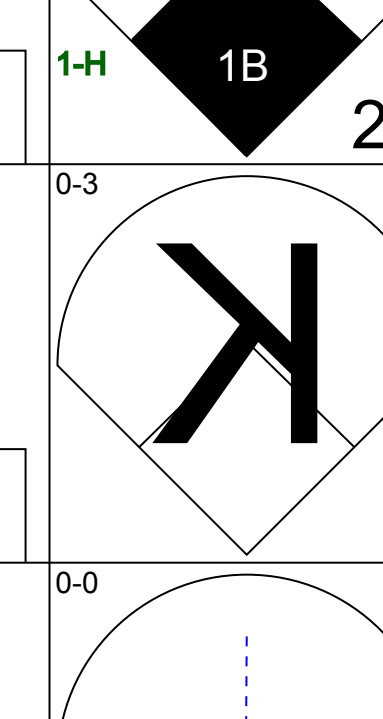

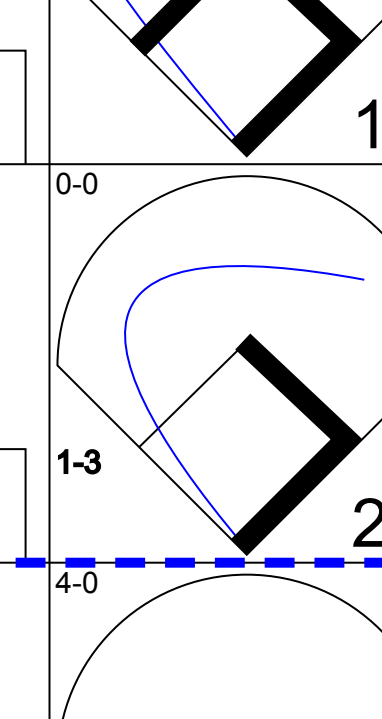
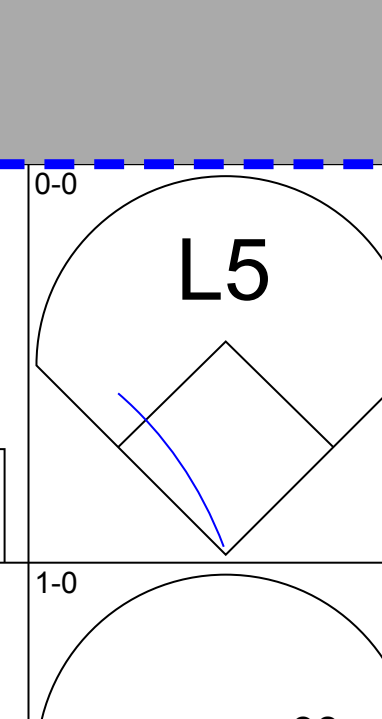
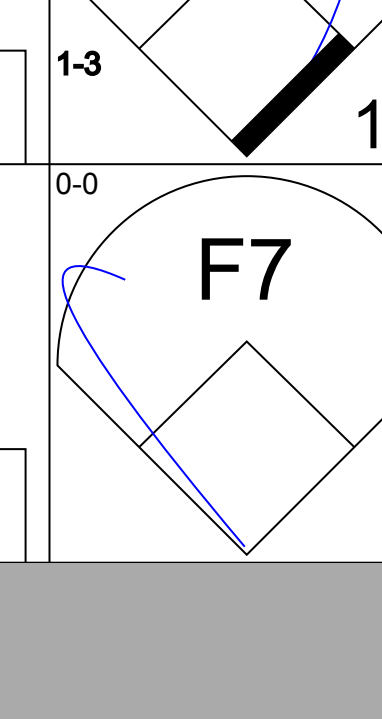

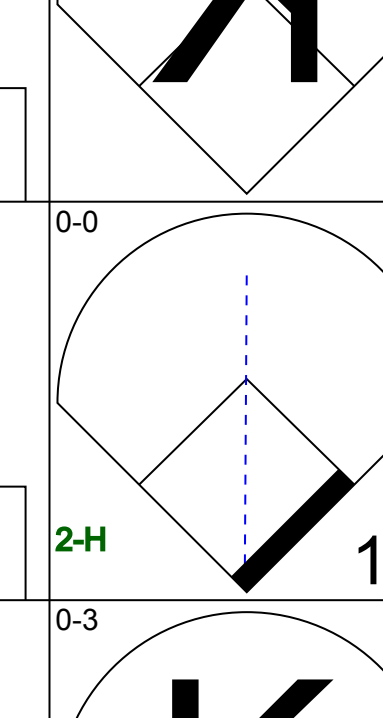

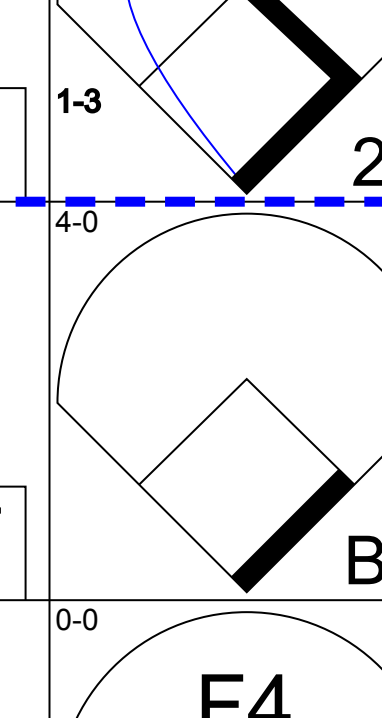
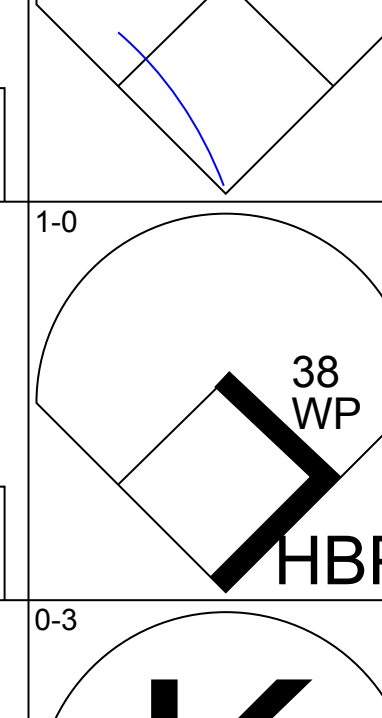
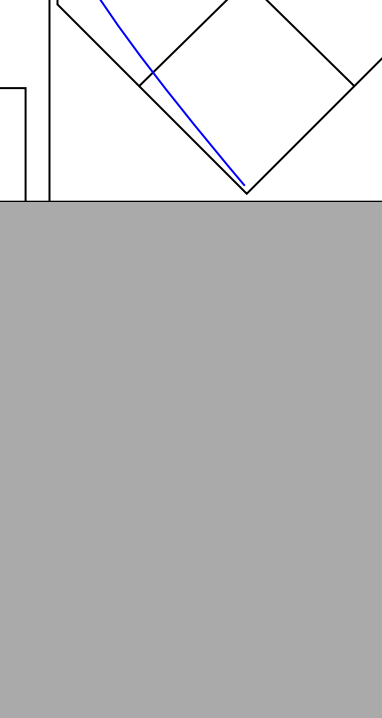
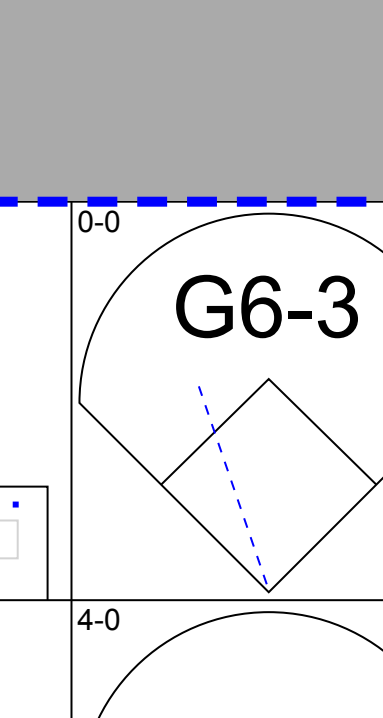
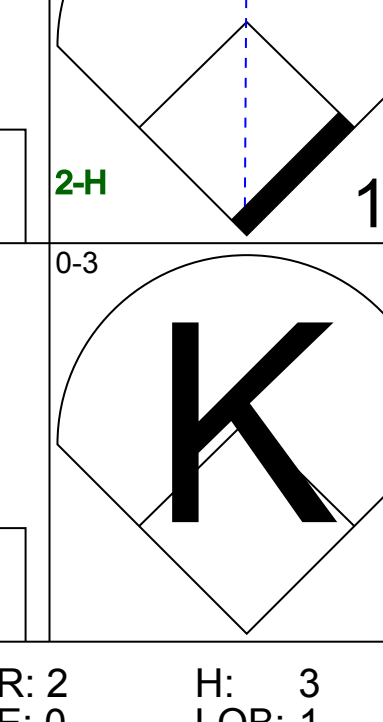

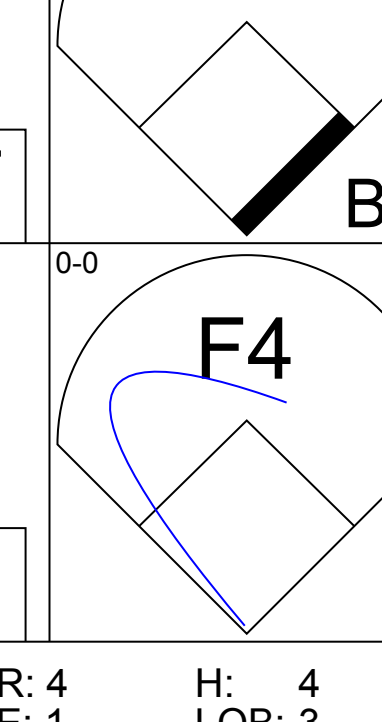
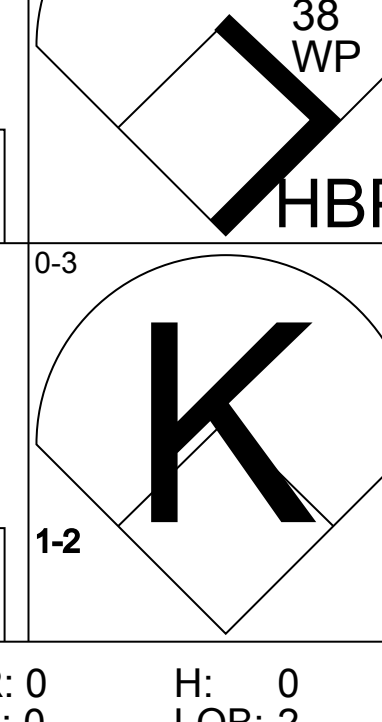

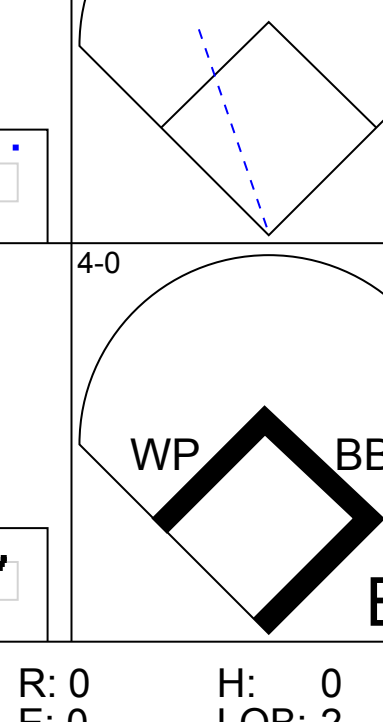
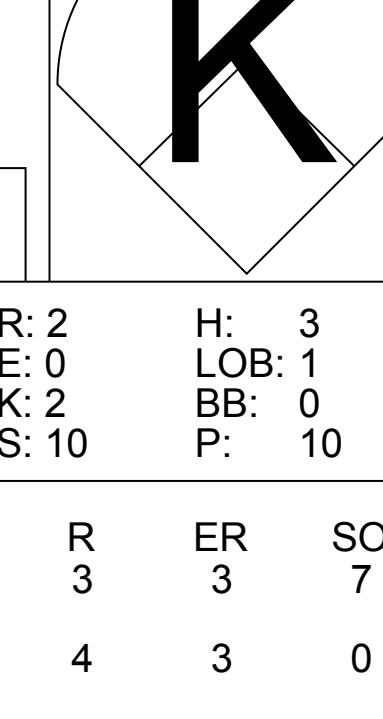
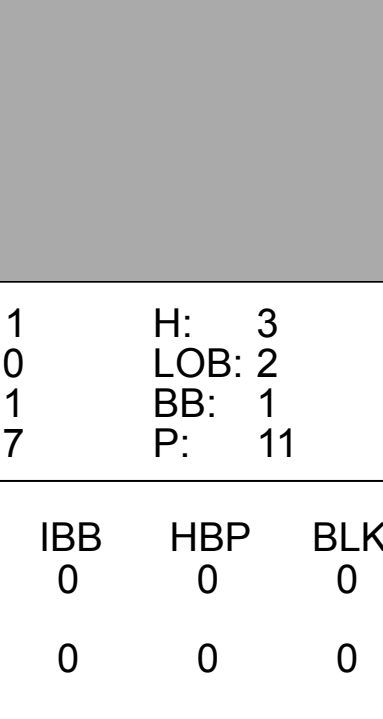
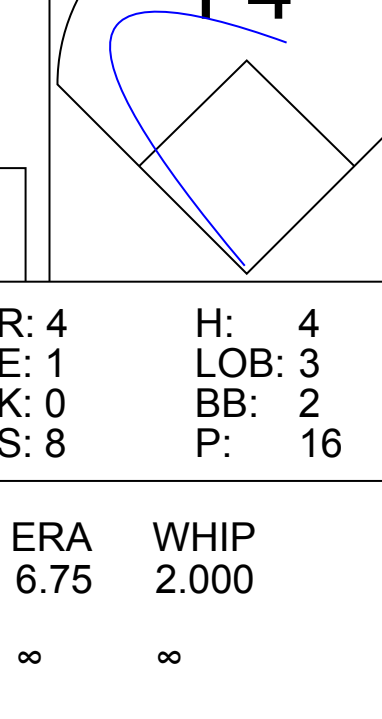
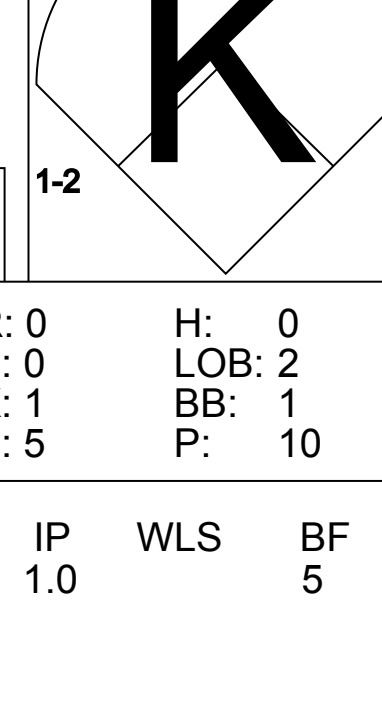
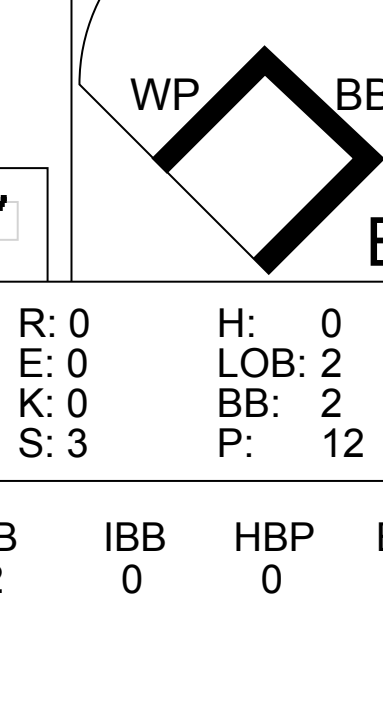
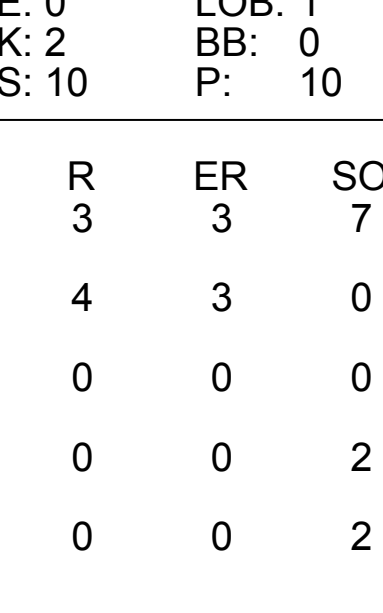
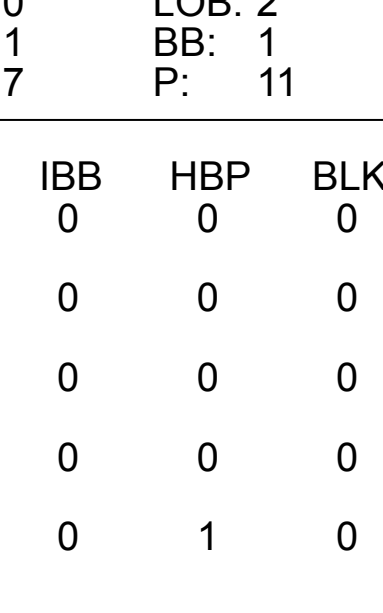
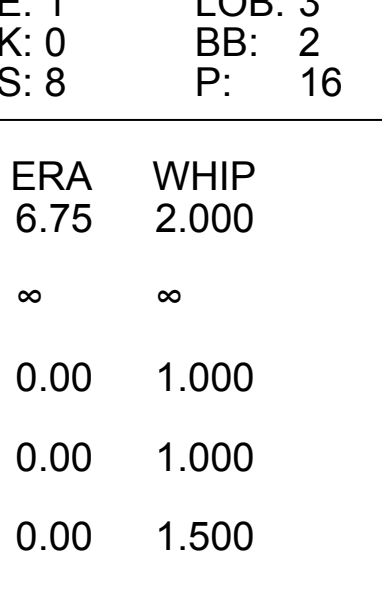
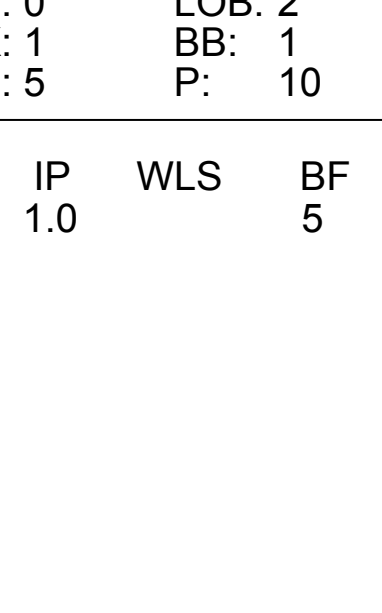
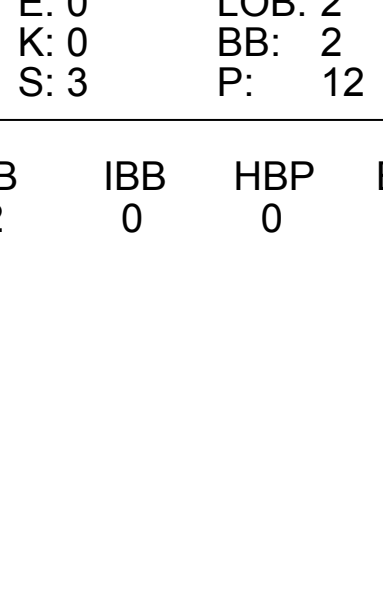
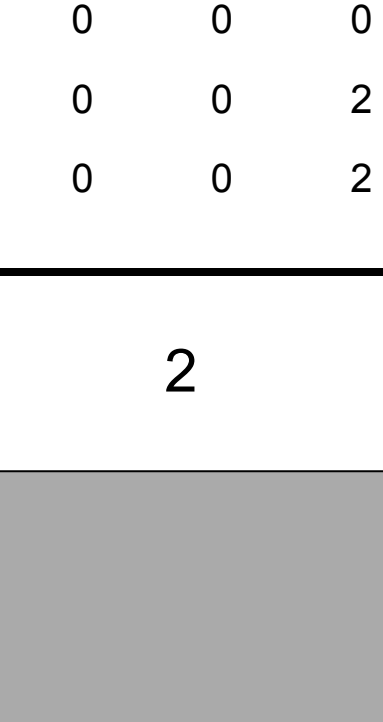
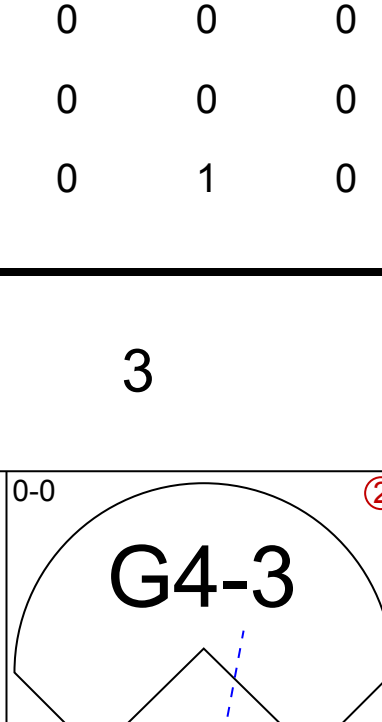
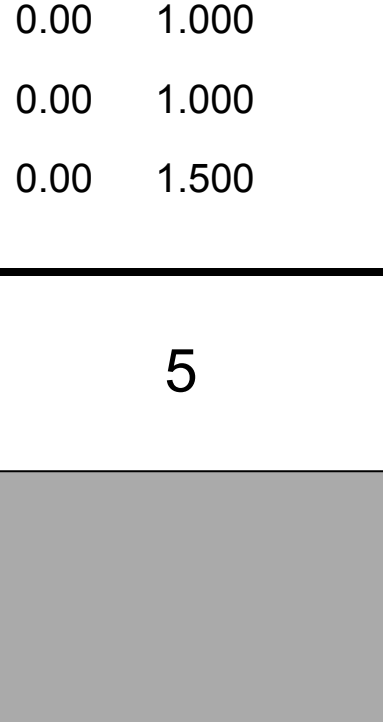
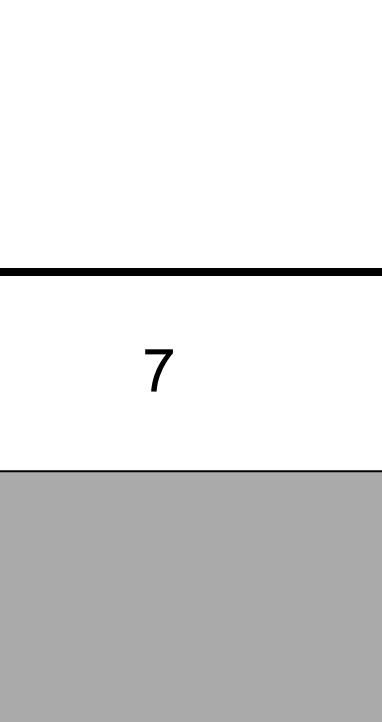
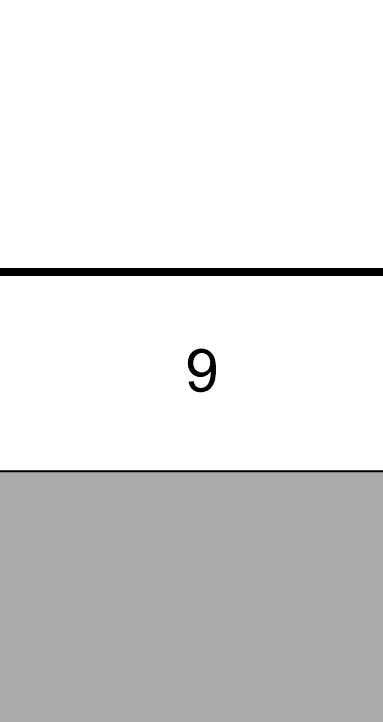

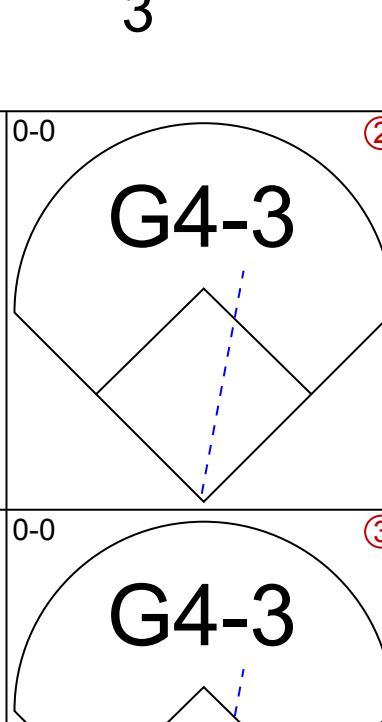


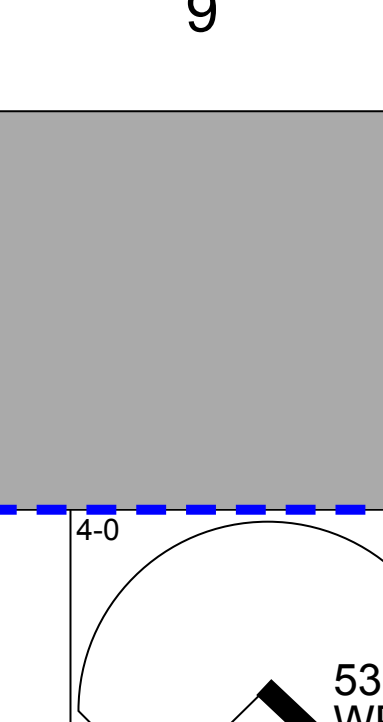

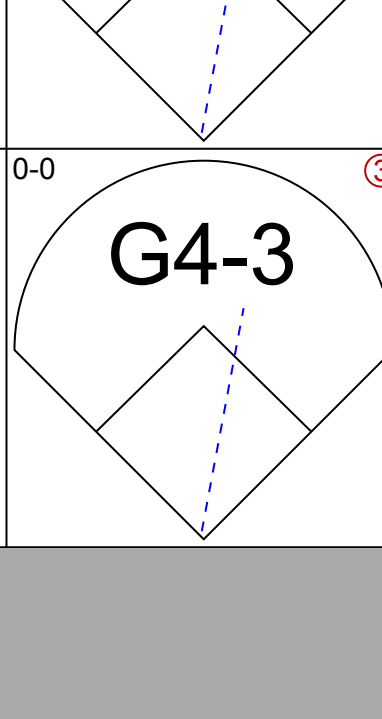


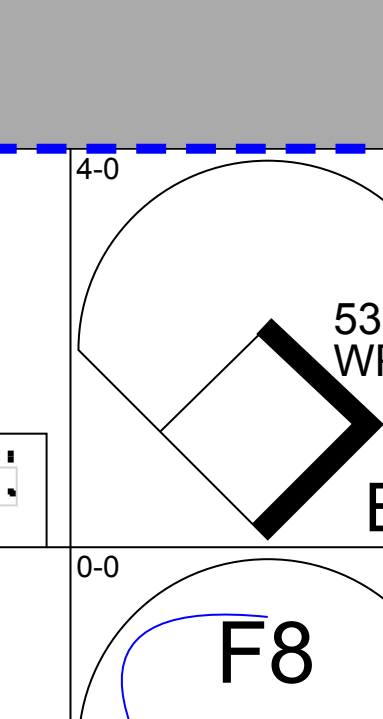
San Francisco Giants @ Kansas City Royals
 Surprise Stadium, Surprise, AZ
 Sun Mar 19 2006, 3:05 PM EST
 Att: 4,223 - Cloudy - 50 F

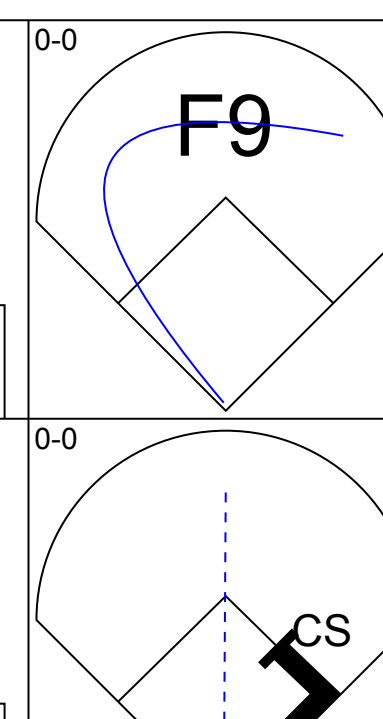
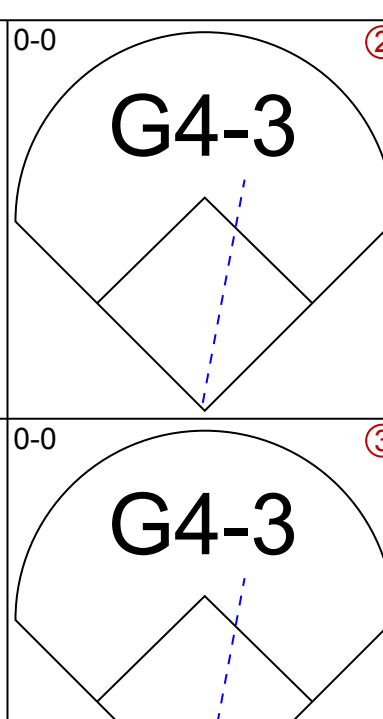


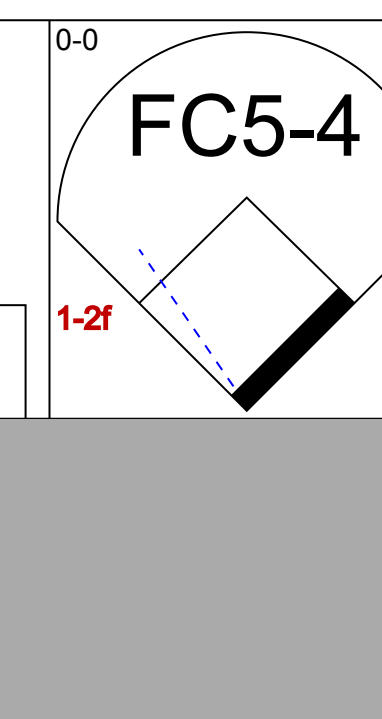
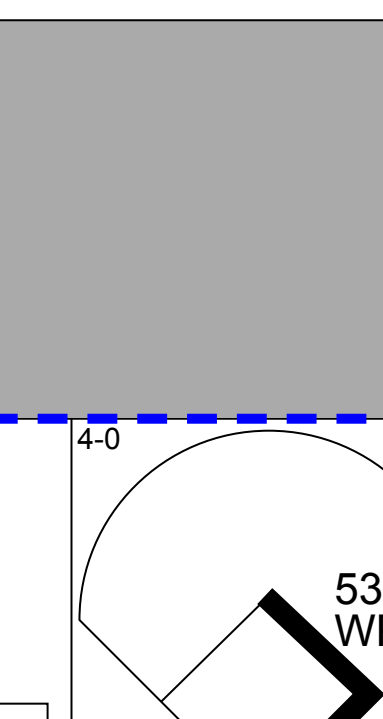
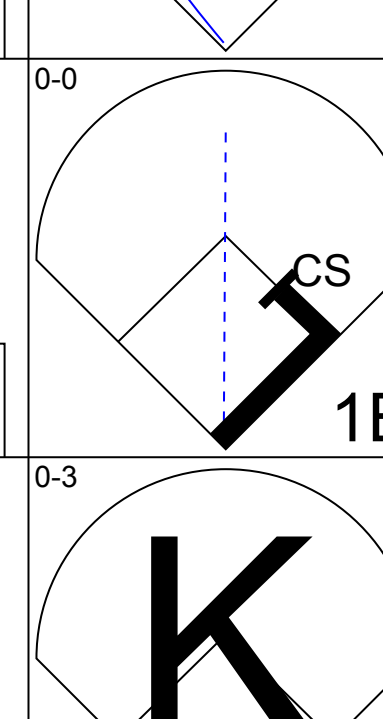
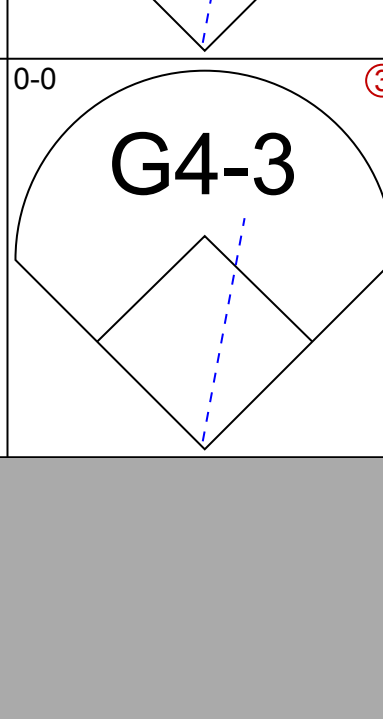

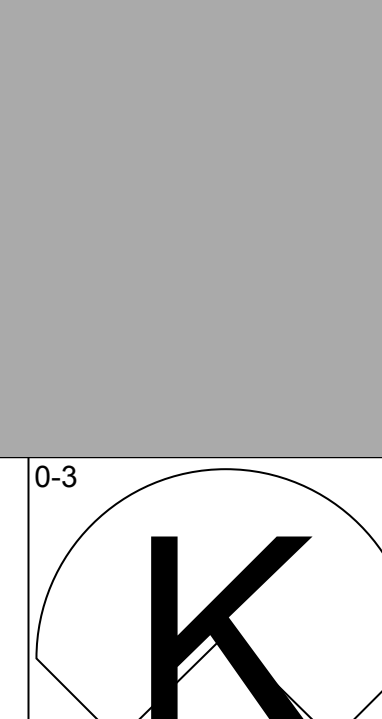

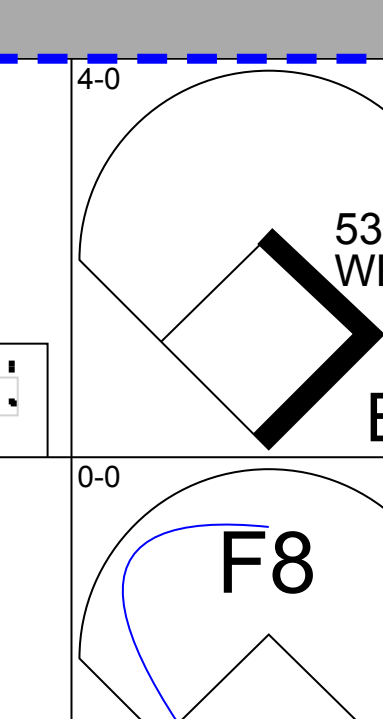
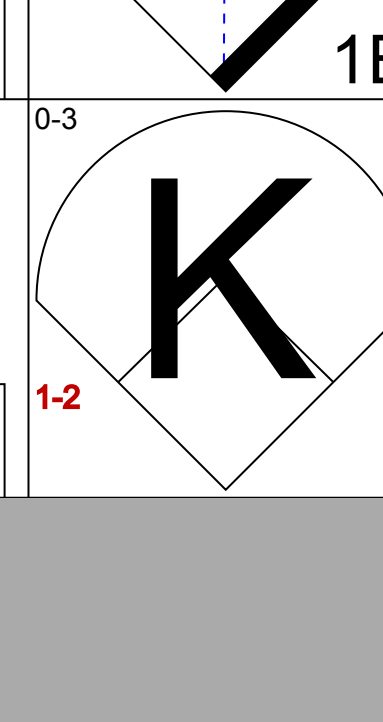


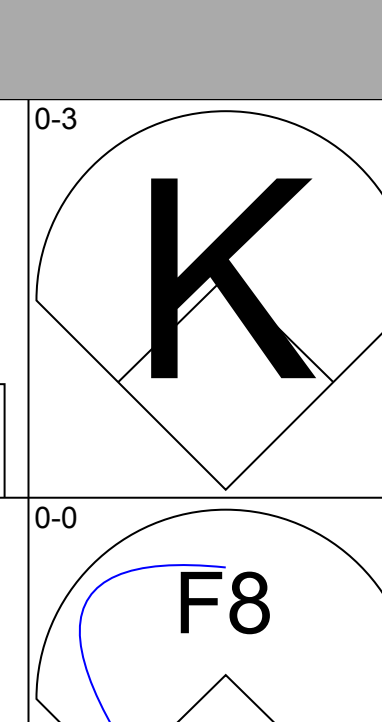

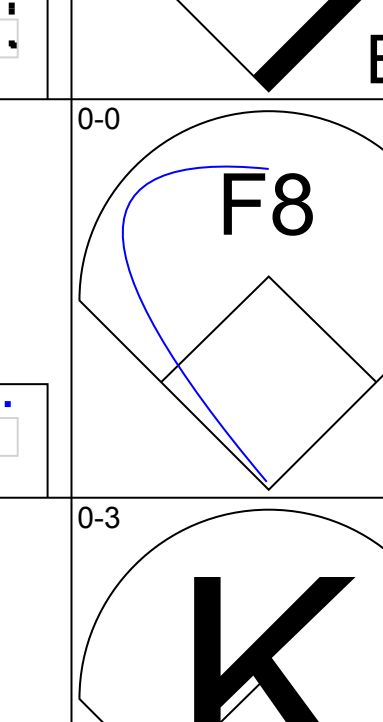



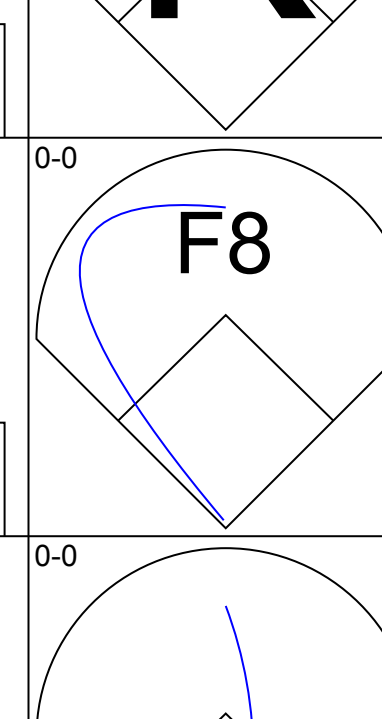

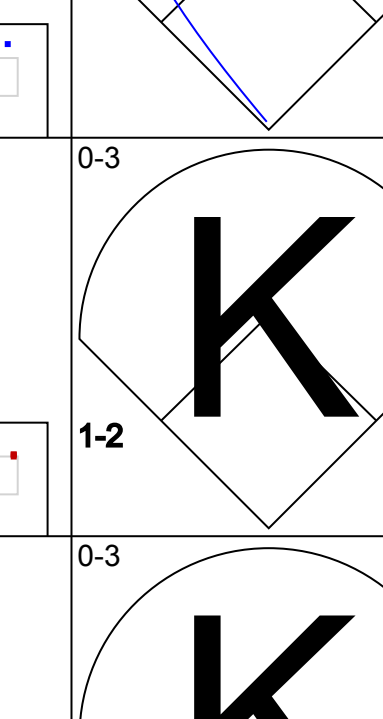



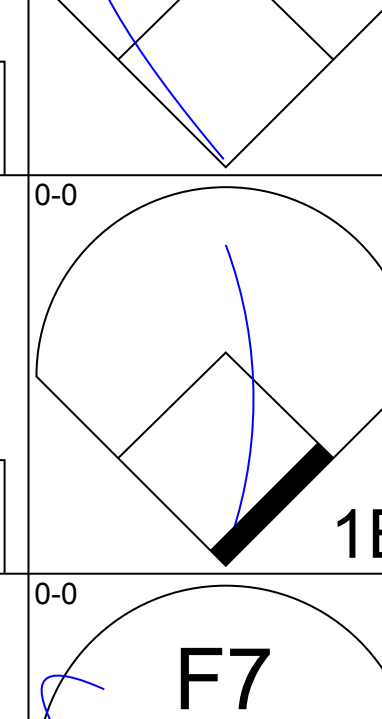

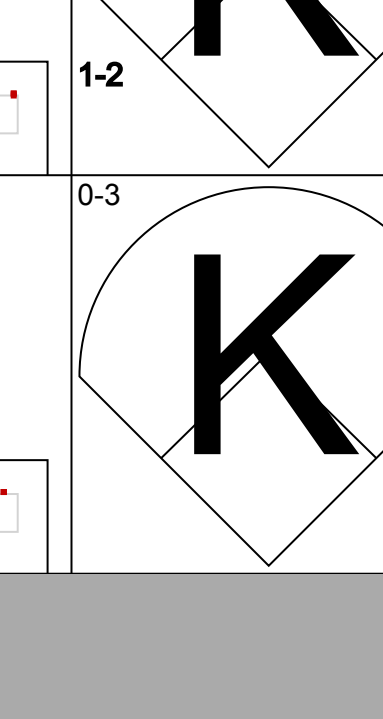


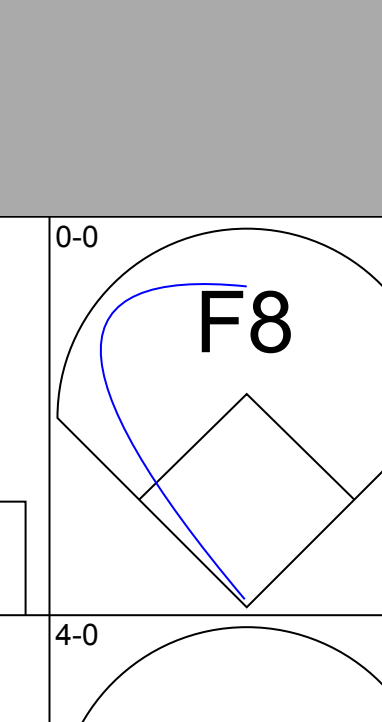
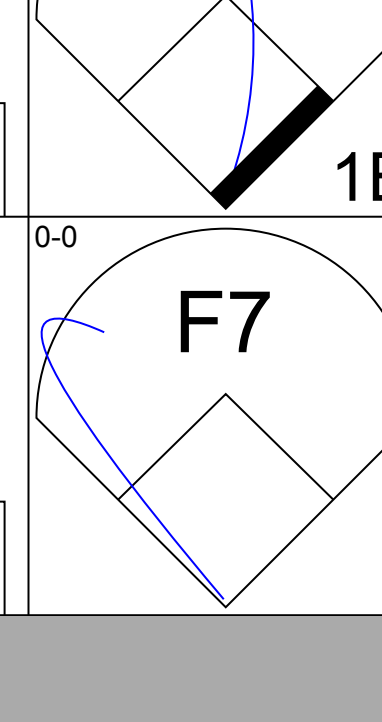

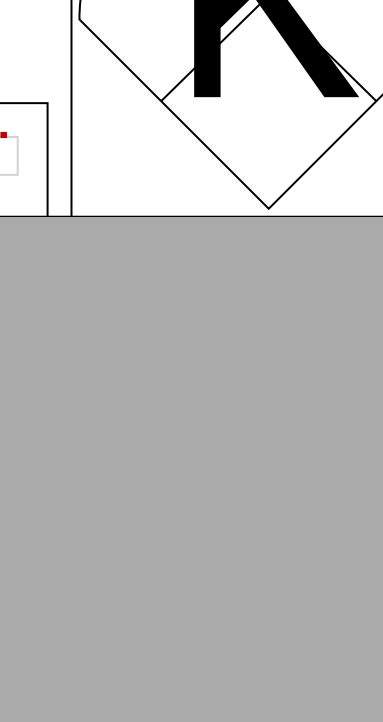
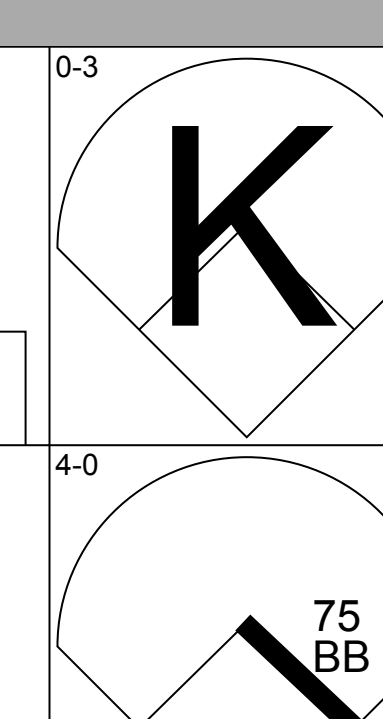


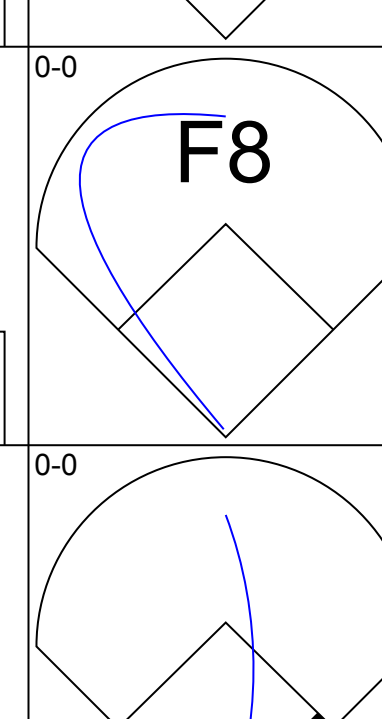

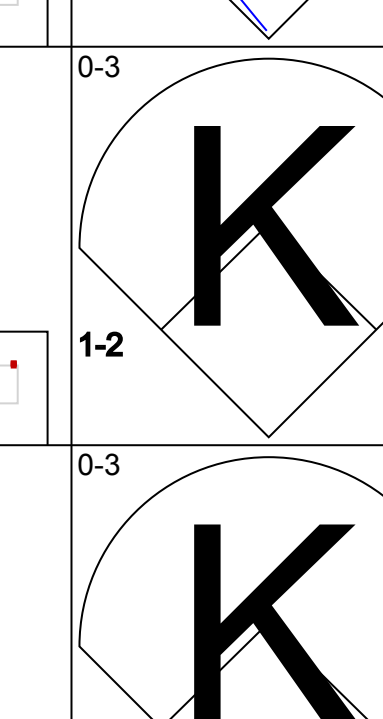
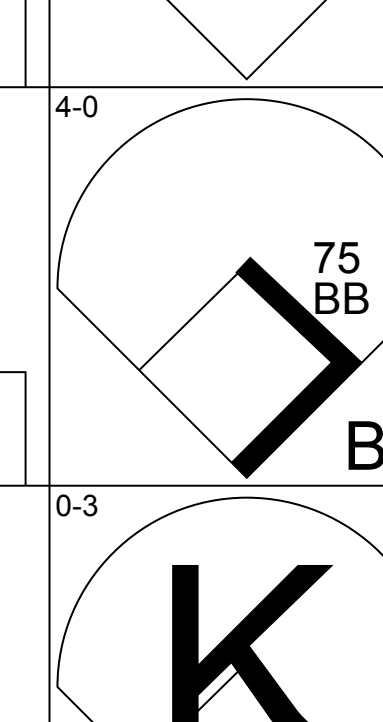

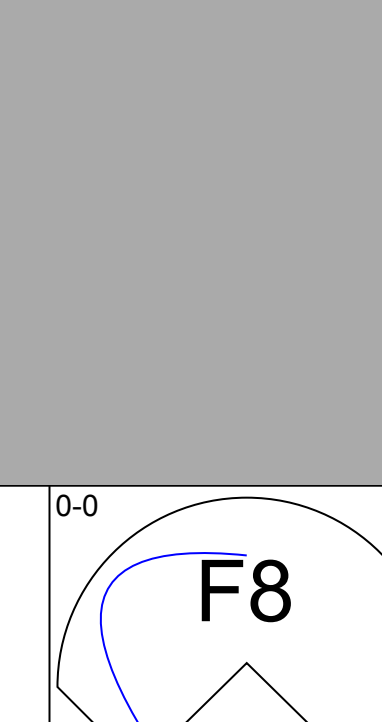
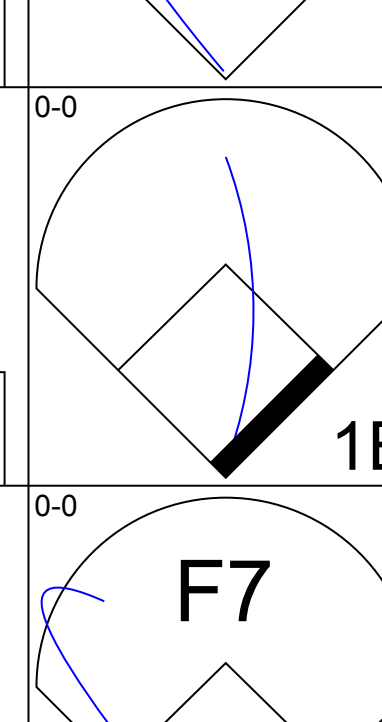

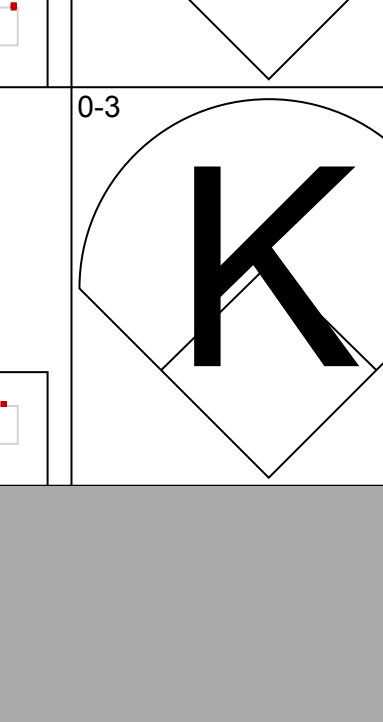
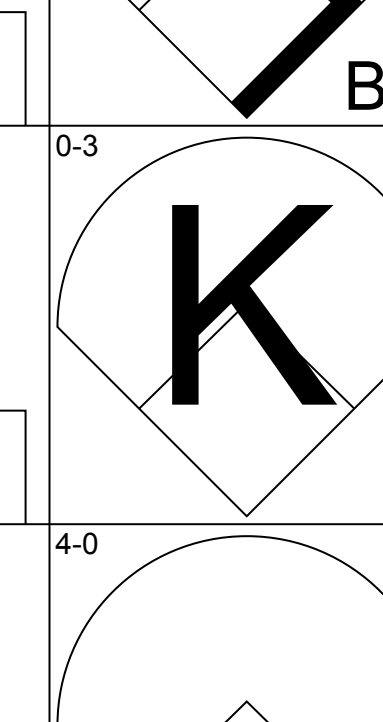

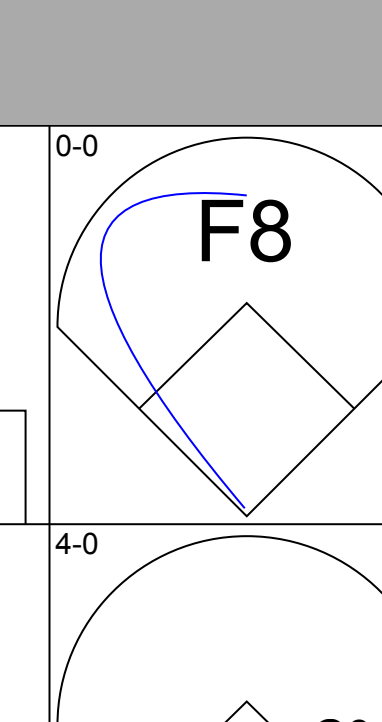
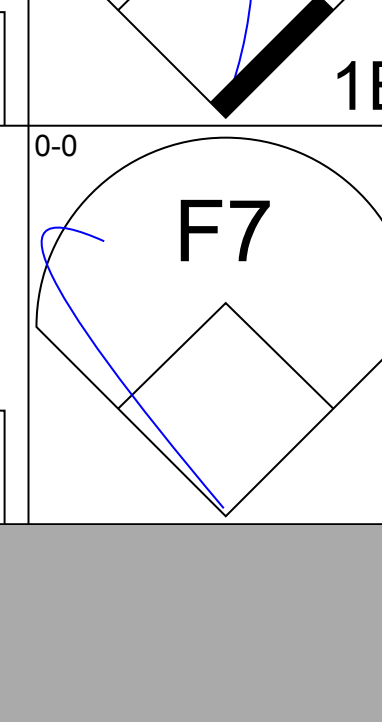
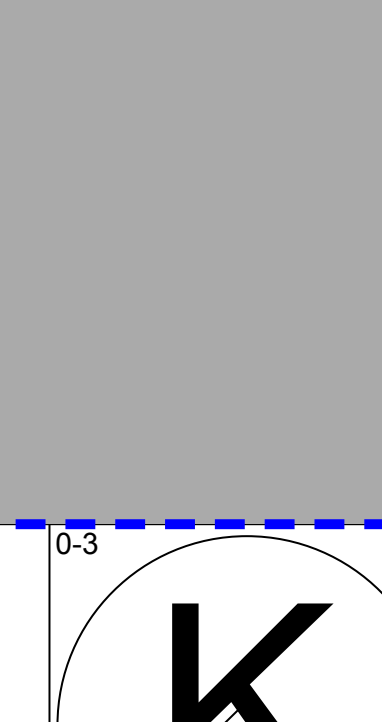

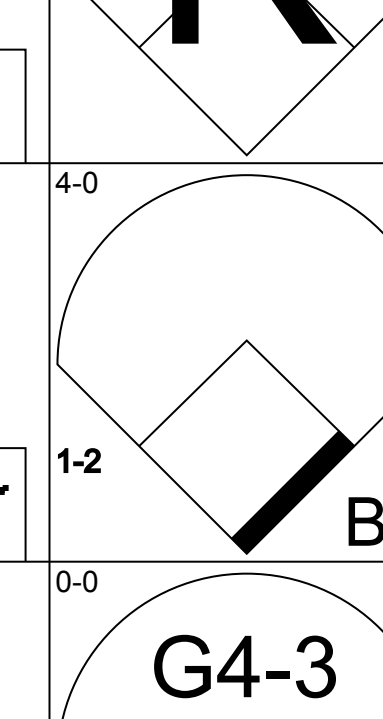

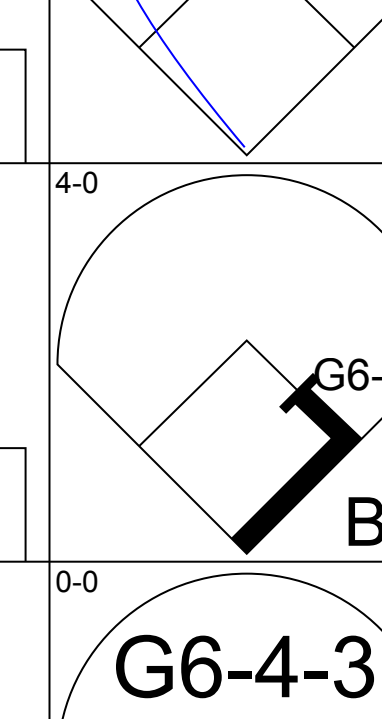

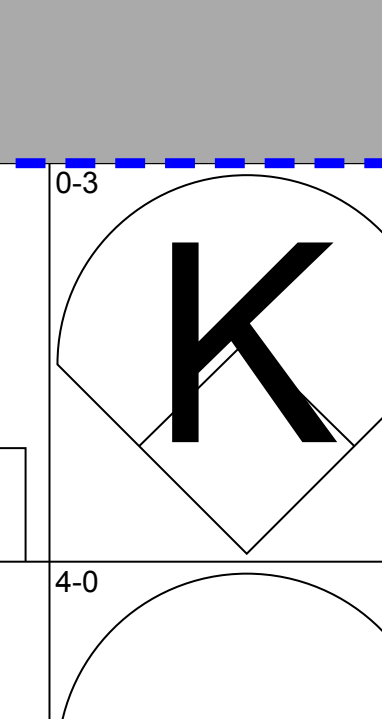

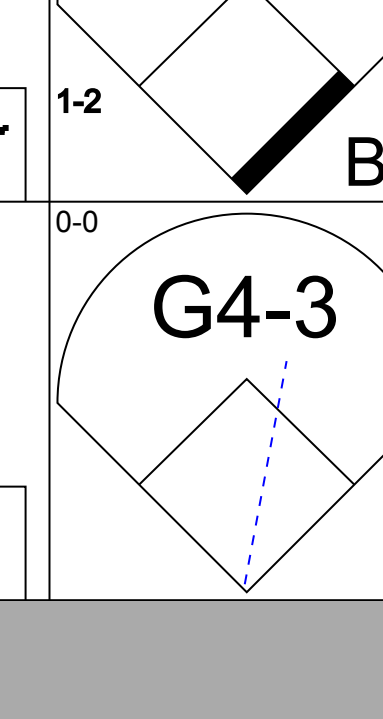

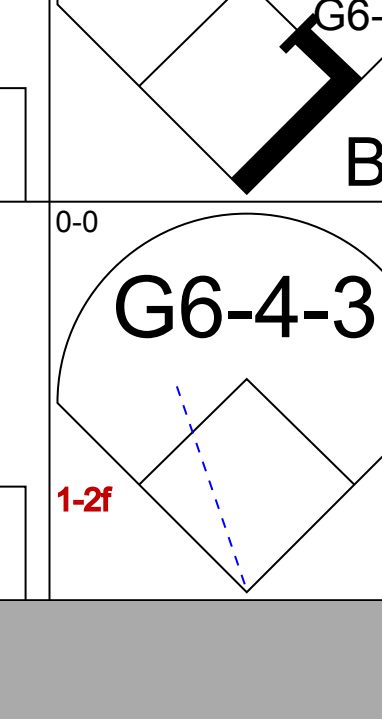

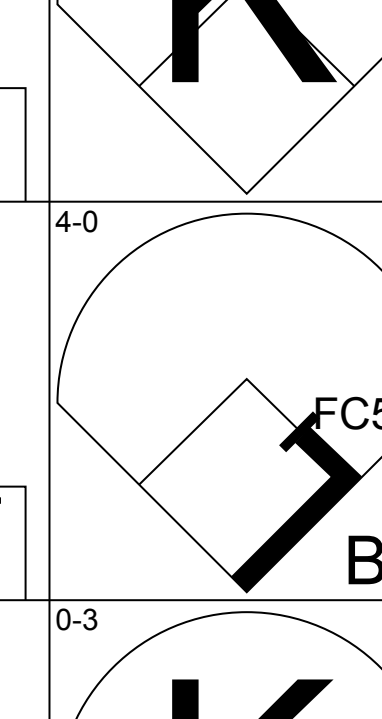

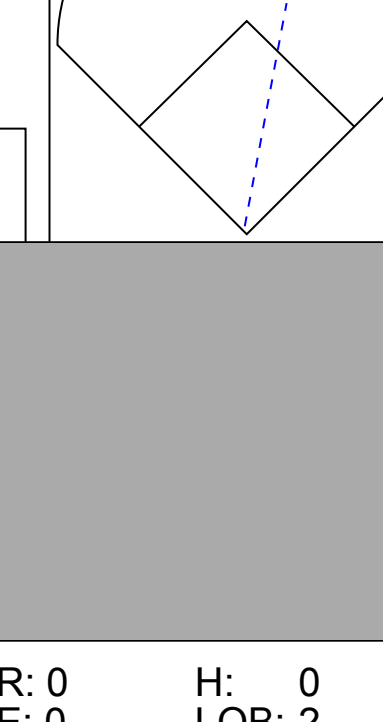
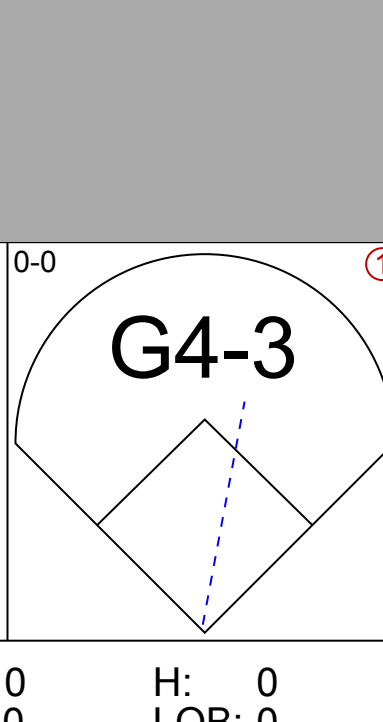
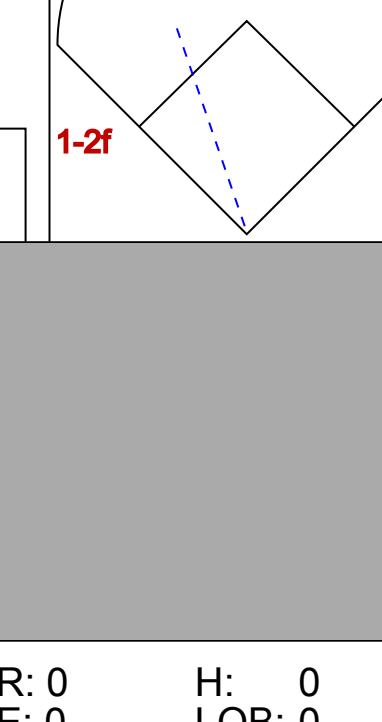

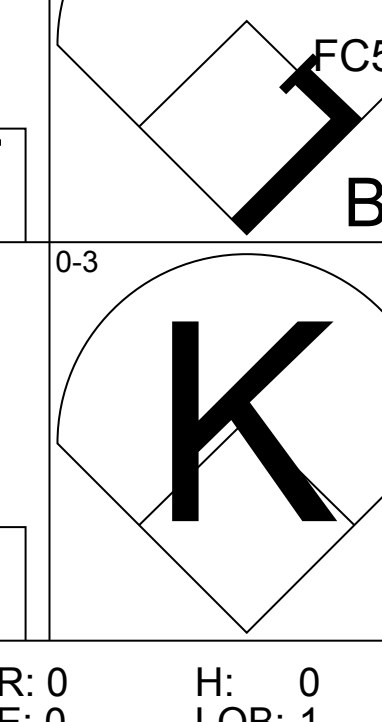

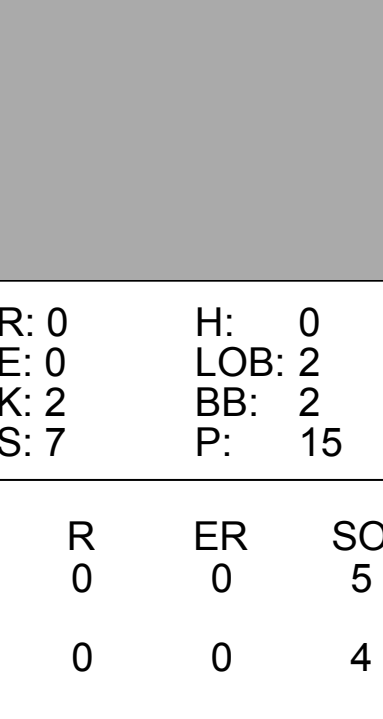
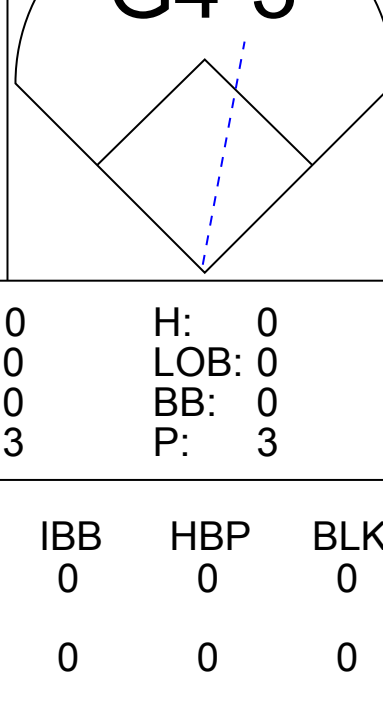
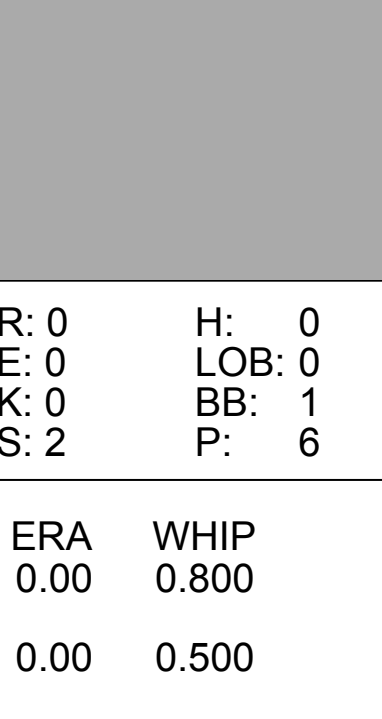
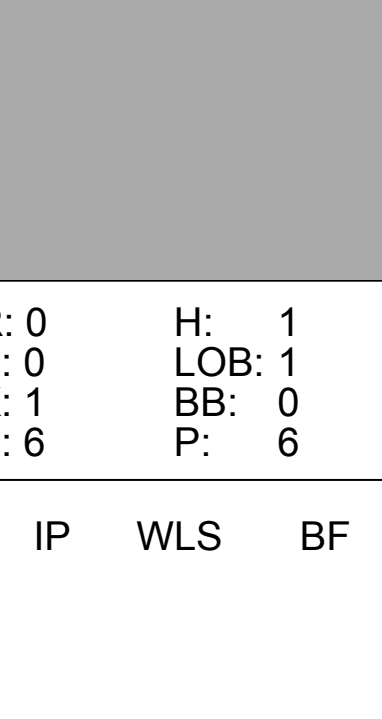
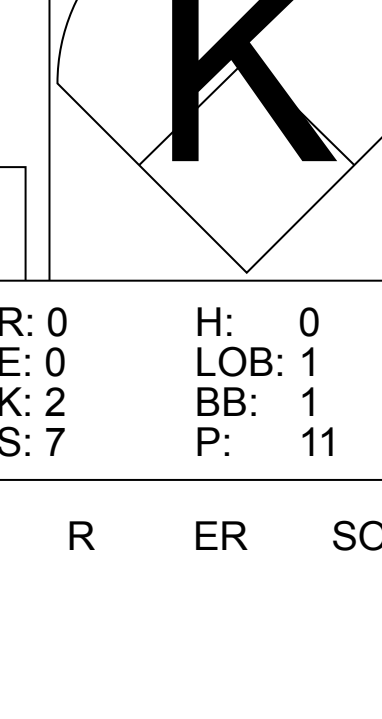
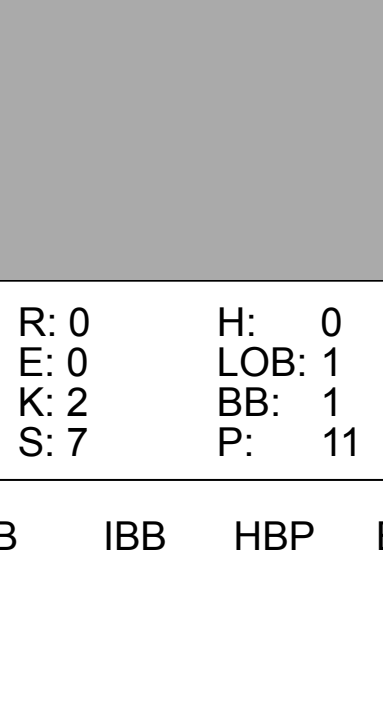
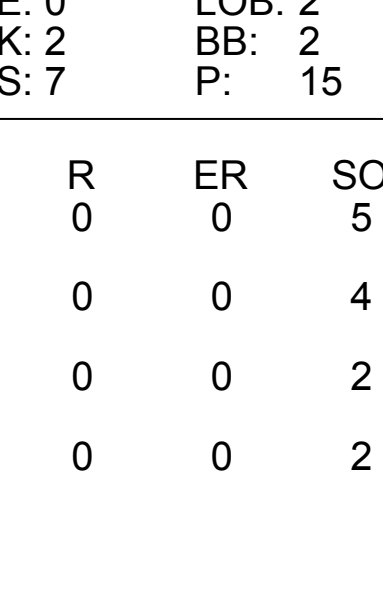
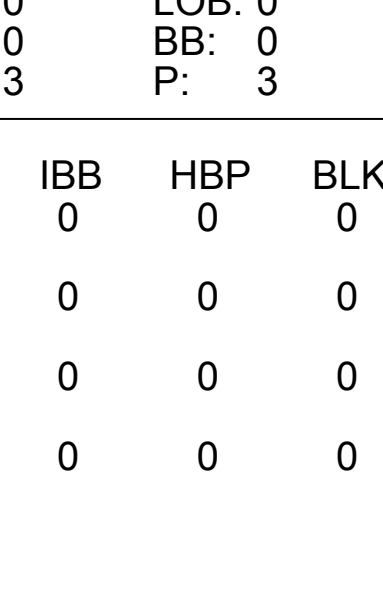
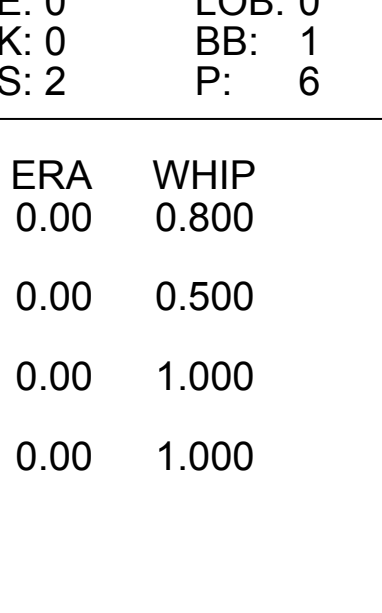
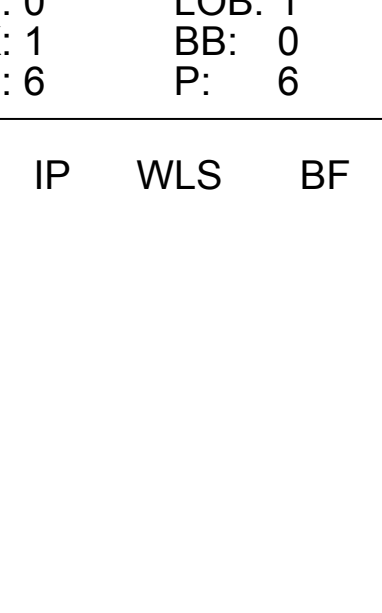
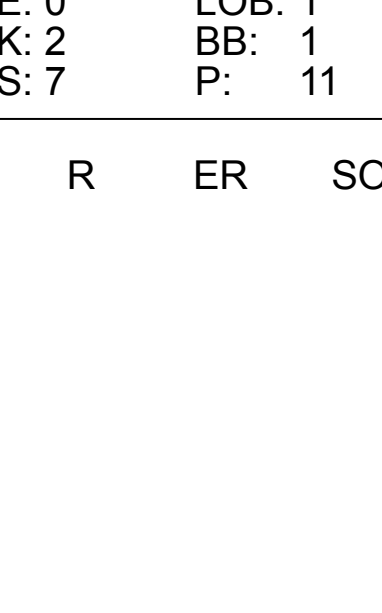

AB 31
 R 3
 H 6
 RBI 3
 BB 4
 SO 10
 LOB 10

Batter	1	2	3	4	5	6	7	8	9	AB	R	H	RBI	BB	SO	LOB	BOTTOM		
44 Kerry Robinson, L (1.8) OBP: 0.455, SLG: 0.548 22 Mitch Maier, L (7.8) OBP: 0.500, SLG: 0.800																	4 1 1 0 0 1 3 1 1 1 0 0 0 0		
Esteban German, R (1.6) OBP: 0.382, SLG: 0.444 Joe McEwing, R (7.6) OBP: 0.545, SLG: 0.800																	2 1 1 1 1 0 1 1 0 0 0 0 0 1		
15 Mark Grudzielanek, R (1.4) OBP: 0.390, SLG: 0.490 Ruben Gotay, S (4.4) OBP: 0.400, SLG: 0.600																	2 0 1 1 0 0 1 3 0 2 1 0 0 2		
24 Mark Teahen, L (1.5) OBP: 0.295, SLG: 0.300																	5 0 0 1 0 0 6		
Chip Ambres, R (1.7) OBP: 0.209, SLG: 0.333 52 Chad Allen, R (6.7) OBP: 0.643, SLG: 1.154																	3 0 0 0 0 1 3 1 0 1 0 0 0 0		
Aaron Guiel, L (1.9) OBP: 0.333, SLG: 0.250 32 Shane Costa, L (6.9) OBP: 0.238, SLG: 0.316																	2 1 0 0 1 2 1 1 0 0 0 0 0 1		
12 Paul Phillips, R (1.2) OBP: 0.423, SLG: 0.654 64 Matt Tupman, L (8.2) OBP: 0.188, SLG: 0.133																	4 1 2 0 0 0 1 0 0 0 0 0 0 0		
70 Alex Gordon, L (1.3) OBP: 0.548, SLG: 0.520 38 Chris Clapsinski, S (7.3) OBP: 0.400, SLG: 0.588																	3 0 1 0 0 1 3 1 0 0 0 0 0 1		
Paul Bako, L (1.10) OBP: 0.529, SLG: 1.154 26 Justin Huber, R (6. PR) (7.10)																	1 0 1 2 1 0 0 1 1 0 0 0 1 0		
Inning Stats	R: 1 E: 1 K: 0 S: 5	H: 1 LOB: 1 BB: 0 P: 7	R: 0 E: 0 K: 1 S: 6	H: 1 LOB: 2 BB: 1 P: 10	R: 0 E: 1 K: 0 S: 3	H: 0 LOB: 1 BB: 1 P: 7	R: 1 E: 1 K: 2 S: 8	H: 2 LOB: 1 BB: 0 P: 12	R: 2 E: 1 K: 0 S: 7	H: 3 LOB: 3 BB: 0 P: 7	R: 0 E: 0 K: 0 S: 6	H: 2 LOB: 1 BB: 0 P: 6	R: 1 E: 1 K: 1 S: 7	H: 2 LOB: 1 BB: 0 P: 8	1B: 7 2B: 4 3B: 0 HR: 0	SF: 2 SAC: 0 DP: 0 HBP: 0	WP: 1 PA: 40 PB: 0 SB: 4 CS: 0		
PITCHER	IP WLS BF H R ER SO BB IBB HBP BLK WP HR S P ERA WHIP																		
Jamey Wright, R (1.1) ERA:	4.0	19	2	2	0	3	3	0	0	0	0	0	0	16	16	13.50	2.500		
Tim Worrell, R (5.1) ERA: 7.88	2.0	L	12	5	3	3	2	0	0	0	0	0	0	6	6	0.00	2.000		
Jeff Fassero, L (7.1) ERA: 2.25	1.0		4	2	0	0	0	0	0	0	0	0	0	6	6	0.00	2.000		
54 Scott Munter, R (8.1) ERA: 1.69	1.0		5	2	1	1	1	0	0	0	0	1	0	7	8	9.00	2.000		

San Francisco Giants @ Kansas City Royals
 Surprise Stadium, Surprise, AZ
 Sun Mar 19 2006, 3:05 PM EST
 Att: 4,223 - Cloudy - 50 F

AB 35
 R 6
 H 11
 RBI 6
 BB 3
 SO 6
 LOB 24

Batter	1	2	3	4	5	6	7	8	9	AB	R	H	RBI	BB	SO	LOB	TOP				
Aaron Quiel, L OBP: 0.375, SLG: 0.280 (1, 8)										4	1	1	0	2	1	4	Kansas City Royals @ San Diego Padres Peoria Stadium, Peoria, AZ Thu Mar 23 2006, 3:05 PM EST Att: 5,176 - Sunny - 74 F				
15 Mark Grudzielanek, R OBP: 0.344, SLG: 0.307 (1, 4)										4	1	1	0	0	1	3					
Benji Gil, R OBP: 0.500, SLG: 0.833 (6, 3)										2	0	0	0	0	0	4					
Doug Mientkiewicz, L OBP: 0.455, SLG: 0.704 (1, 3)										4	1	3	1	0	0	0					
Joe McEwing, R OBP: 0.285, SLG: 0.758 (8, PH)										0	0	0	0	0	0	0					
34 Luke Hudson, R OBP: 0.225, SLG: 0.225 (8, PH)										1	0	0	0	0	0	0					
Wilson Valdez, R OBP: 0.277, SLG: 0.269 (8, PH)										0	0	0	0	0	0	0					
41 Jimmy Gobble, L (8, PH)										0	0	0	0	0	0	0					
16 Reggie Sanders, R OBP: 0.500, SLG: 0.429 (1, 9)										2	1	0	0	1	1	1					
Chip Ambres, R OBP: 0.234, SLG: 0.316 (5, 8)										1	0	0	0	1	1	1					
Emil Brown, R OBP: 0.355, SLG: 0.536 (1, 7)										2	2	2	4	1	0	0					
32 Shane Costa, L OBP: 0.200, SLG: 0.222 (6, PH)										2	0	0	0	0	1	2					
4 Angel Berroa, R OBP: 0.424, SLG: 0.606 (1, 6)										3	1	2	1	0	0	2					
70 Alex Gordon, L OBP: 0.528, SLG: 0.483 (6, PH)										2	0	1	0	0	1	1					
Paul Bako, L OBP: 0.355, SLG: 0.944 (1, 2)										3	0	1	0	0	2	1					
12 Paul Phillips, R OBP: 0.393, SLG: 0.607 (6, 2)										2	0	0	0	0	0	2					
Esteban German, R OBP: 0.450, SLG: 0.448 (1, 5)										2	0	1	1	2	0	0					
Denny Bautista, R (1, 1)										3	0	0	0	0	2	5					
38 Chris Clapsinski, S OBP: 0.370, SLG: 0.455 (6, 4)										1	0	0	0	1	1	1					
Inning Stats	R: 0 E: 0 K: 2 S: 7	H: 0 LOB: 0 BB: 0 P: 8	R: 2 E: 0 K: 2 S: 10	H: 3 LOB: 1 BB: 0 P: 10	R: 1 E: 0 K: 1 S: 7	H: 3 LOB: 2 BB: 1 P: 11	R: 0 E: 0 K: 2 S: 7	H: 0 LOB: 1 BB: 1 P: 11	R: 4 E: 1 K: 0 S: 8	H: 4 LOB: 3 BB: 2 P: 16	R: 0 E: 0 K: 1 S: 5	H: 0 LOB: 2 BB: 1 P: 10	R: 0 E: 0 K: 1 S: 6	H: 1 LOB: 2 BB: 1 P: 10	R: 0 E: 0 K: 0 S: 3	H: 0 LOB: 2 BB: 2 P: 12	1B: 9 2B: 2 3B: 0 HR: 1	SF: 0 SAC: 0 DP: 0 HBP: 1	WP: 2 PB: 0 CS: 1 SB: 0	PA: 48	
PITCHER	IP	WLS	BF	H	R	ER	SO	BB	IBB	HBP	BLK	WP	HR	S	P	ERA	WHIP			ERA	WHIP
Chan Ho Park, R ERA: 6.75 (1, 1)	4.0	L	19	6	3	3	7	2	0	0	0	0	0	31	40	6.75	2.000			0.00	2.000
74 Ryan Meaux, L ERA: 5.79 (5, 1)	0.0		6	4	4	3	0	1	0	0	0	0	1	5	9	∞	∞				
Jon Adkins, R ERA: 1.13 (5, 1)	1.0		4	0	0	0	0	1	0	0	0	0	0	3	7	0.00	1.000				
56 Scott Cassidy, R ERA: 1.89 (6, 1)	1.0		4	1	0	0	2	0	0	0	0	0	0	8	8	0.00	1.000				
Steve Andrade, R ERA: 3.0 (7, 1)	2.0		10	1	0	0	2	2	0	1	0	1	0	11	20	0.00	1.500				
PITCHER	IP	WLS	BF	H	R	ER	SO	BB	IBB	HBP	BLK	WP	HR	S	P	ERA	WHIP			ERA	WHIP
52 Clay Hensley, R ERA: 12.38 (9, 1)	1.0		5	0	0	0	0	2	0	0	0	1	0	3	12	0.00	2.000				

Batter	1	2	3	4	5	6	7	8	9	AB	R	H	RBI	BB	SO	LOB	BOTTOM
Josh Barfield, R OBP: 0.432, SLG: 0.778 (1, 4)										4	0	0	0	0	1	1	Kansas City Royals @ San Diego Padres Peoria Stadium, Peoria, AZ Thu Mar 23 2006, 3:05 PM EST Att: 5,176 - Sunny - 74 F
8 Termeri Stedje, L OBP: 0.500, SLG: 0.583 (1, 9)										3	0	1	0	0	1	0	
Steve Andrade, R (7, 1)										0	0	0	0	0	0	0	
David Matranga, R OBP: 0.267, SLG: 0.500 (9, 6)										0	0	0	0	1	0	0	
Eric Young Sr., R OBP: 0.400, SLG: 0.450 (1, 7)										3	0	0	0	0	3	1	
53 Walter Young, L OBP: 0.300, SLG: 0.393 (8, 3)										1	0	0	0	0	0	1	
Doug Mirabelli, R OBP: 0.500, SLG: 0.846 (1, 2)										3	0	0	0	0	2	0	
53 Pete Laforest, L (8, 2)										1	0	0	0	0	1	1	
Adrián González, L OBP: 0.545, SLG: 0.444 (1, 3)										2	0	1	0	1	0	0	
Ben Johnson, R OBP: 0.333, SLG: 0.447 (8, 8)										1	0	0	0	0	1	1	
Geoff Blum, S OBP: 0.394, SLG: 0.586 (1, 6)										3	0	0	0	0	1	2	
Justin Leone, R OBP: 0.382, SLG: 0.581 (8, 5)										0	0	0	0	0	0	0	
75 Eric Valent, L OBP: 0.440, SLG: 0.500 (1, 8)										1	0	0	0	2	1	0	
Ricky Gutierrez, R (1, 5)										2	0	0	0	1	0	3	
52 Clay Hensley, R (9, 1)																	

Batter	1	2	3	4	5	6	7	8	9	AB	R	H	RBI	BB	SO	LOB	TOP				
Aaron Quiel, L (1,9) OBP: 0.417, SLG: 0.393 Esteban German, R (6,5) OBP: 0.439, SLG: 0.433										3	2	0	1	0	1	1	Kansas City Royals @ Los Angeles Angels Tempe Diablo Stadium, Tempe, AZ Fri Mar 24 2006, 3:05 PM EST Att: 9,039 - Overcast - 78 F				
Joe McEwing, R (1,4) OBP: 0.500, SLG: 0.694 Benji Gil, R (7,3) OBP: 0.556, SLG: 0.857										3	0	0	1	1	0	1					
Chip Ambres, R (1,7) OBP: 0.250, SLG: 0.333										4	1	1	2	1	1	2					
Matt Stairs, L (1,10) OBP: 0.276, SLG: 0.192 44 Kerry Robinson, L (9, PH) OBP: 0.441, SLG: 0.531										3	0	1	1	1	0	3					
14 John Buck, R (1,2) OBP: 0.206, SLG: 0.313										3	0	0	0	1	0	2					
32 Shane Costa, L (1,8) OBP: 0.265, SLG: 0.355										4	1	3	0	0	0	1					
38 Chris Clapsinski, S (1,5) OBP: 0.333, SLG: 0.400										3	0	0	0	0	2	2					
70 Alex Gordon, L (1,3) OBP: 0.475, SLG: 0.424										4	0	0	0	0	2	3					
Wilson Valdez, R (1,6) OBP: 0.567, SLG: 0.778										4	1	2	1	0	2	1					
Inning Stats	R: 1 E: 1 K: 0 S: 5	H: 1 LOB: 0 BB: 0 P: 5	R: 0 E: 0 K: 1 S: 6	H: 1 LOB: 1 BB: 0 P: 6	R: 2 E: 0 K: 1 S: 8	H: 3 LOB: 1 BB: 0 P: 8	R: 2 E: 1 K: 1 S: 7	H: 2 LOB: 3 BB: 3 P: 19	R: 0 E: 0 K: 1 S: 4	H: 0 LOB: 0 BB: 1 P: 8	R: 0 E: 0 K: 0 S: 3	H: 1 LOB: 0 BB: 0 P: 3	R: 0 E: 0 K: 0 S: 3	H: 0 LOB: 1 BB: 1 P: 7	R: 0 E: 0 K: 2 S: 8	H: 1 LOB: 1 BB: 0 P: 8		1B: 7 2B: 1 3B: 2 HR: 0	SF: 0 SAC: 1 DP: 2 HBP: 0	WP: 0 PB: 0 SB: 2 CS: 0	PA: 40
PITCHER	IP WLS BF H R ER SO	IP WLS BF H R ER SO	IP WLS BF H R ER SO	IP WLS BF H R ER SO	IP WLS BF H R ER SO	IP WLS BF H R ER SO	IP WLS BF H R ER SO	IP WLS BF H R ER SO	IP WLS BF H R ER SO	IP WLS BF H R ER SO	IP WLS BF H R ER SO	IP WLS BF H R ER SO	IP WLS BF H R ER SO	IP WLS BF H R ER SO	IP WLS BF H R ER SO	IP WLS BF H R ER SO	ERA WHIP	ERA WHIP			
Hector Carrasco, R (1,1) ERA: 8.74	3.2	L	19	7	5	5	3	1	0	0	0	0	0	0	0	0	0	12.27	2.182		
62 Scot Shields, R (4,1) ERA: 2.57	0.1		3	0	0	0	0	2	0	0	0	0	0	0	0	0	0	0.00	6.000		
Brendan Donnelly, R (5,1) ERA: 2.57	1.0		3	0	0	0	1	1	0	0	0	0	0	0	0	0	0	0.00	1.000		
Esteban Yan, R (6,1) ERA: 0.75	1.0		3	1	0	0	0	0	0	0	0	0	0	0	0	0	0	0.00	1.000		
49 Chris Bootcheck, R (7,1) ERA: 0.75	2.0		8	1	0	0	2	1	0	0	0	0	0	0	0	0	0	0.00	1.000		

AB	34
R	5
H	10
RBI	5
BB	5
SO	7
LOB	17



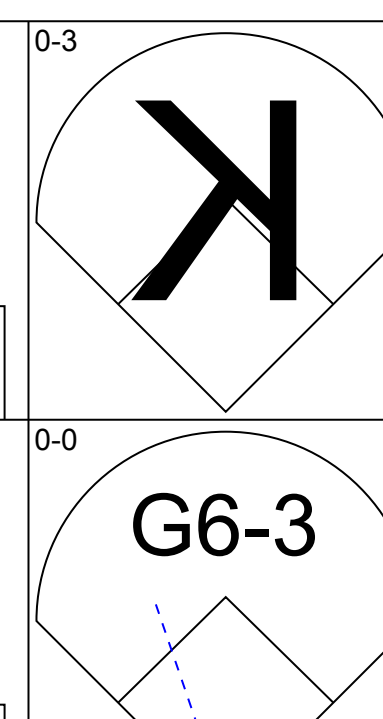
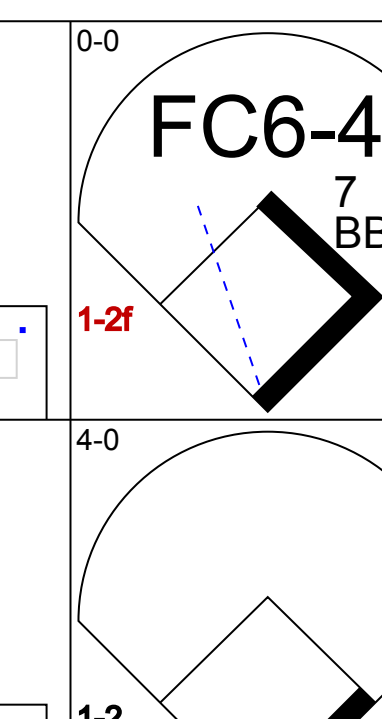
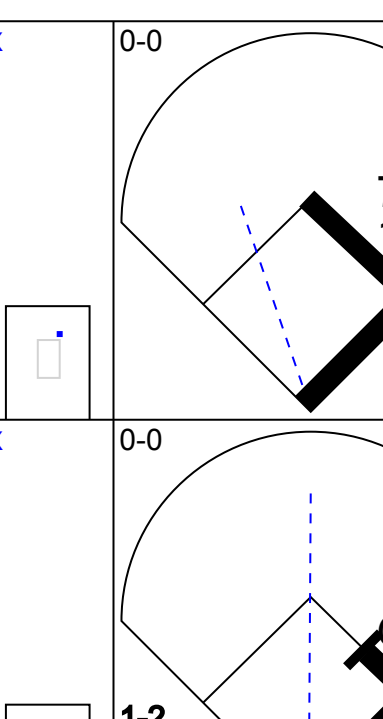
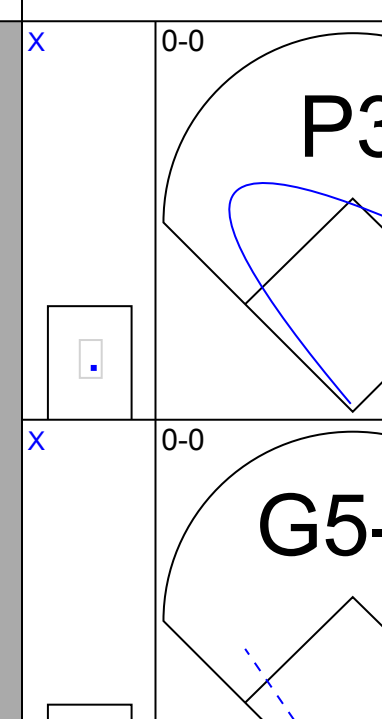
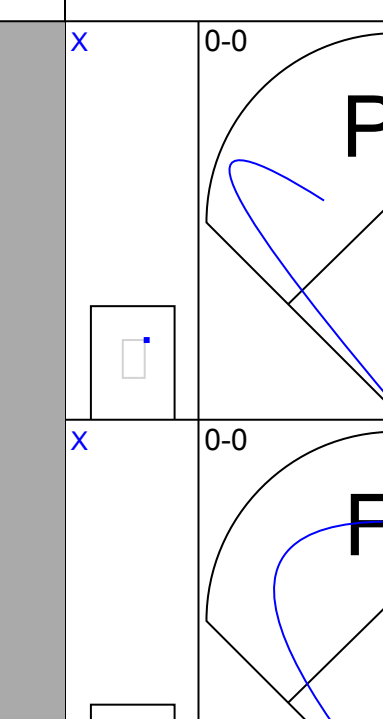
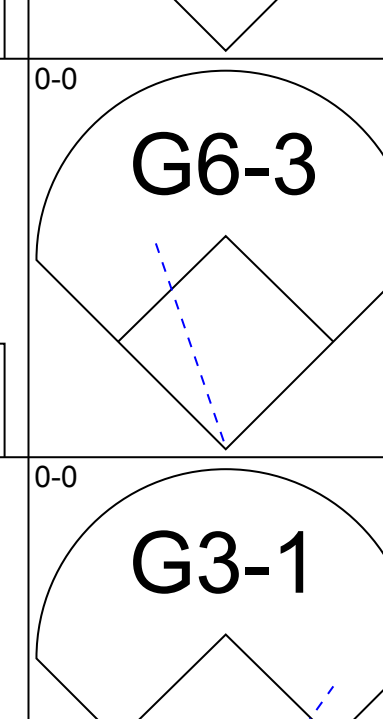
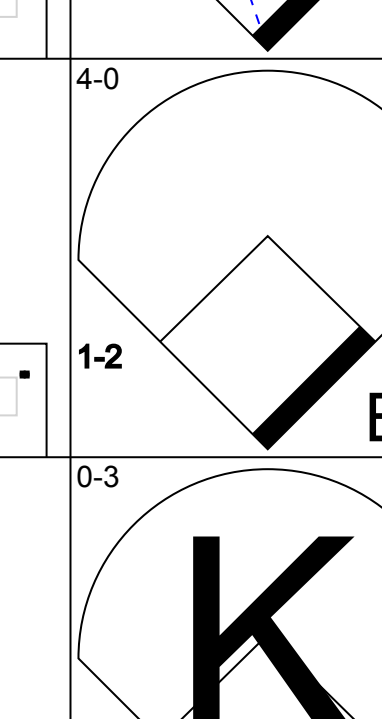
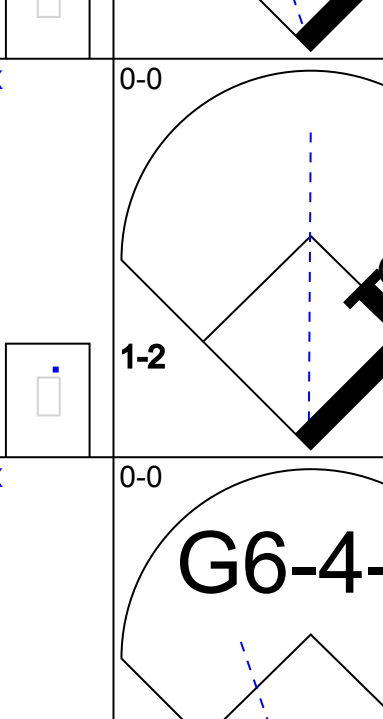
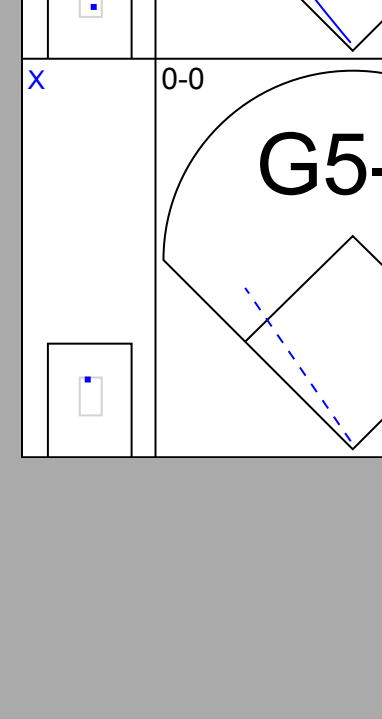
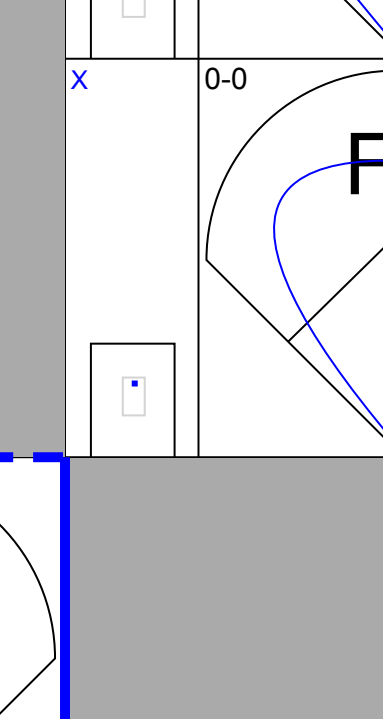
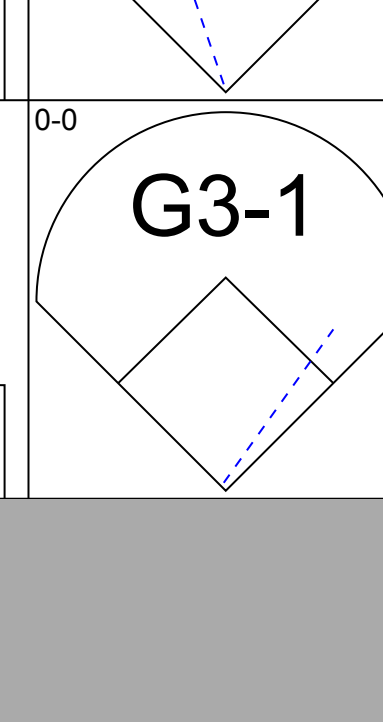
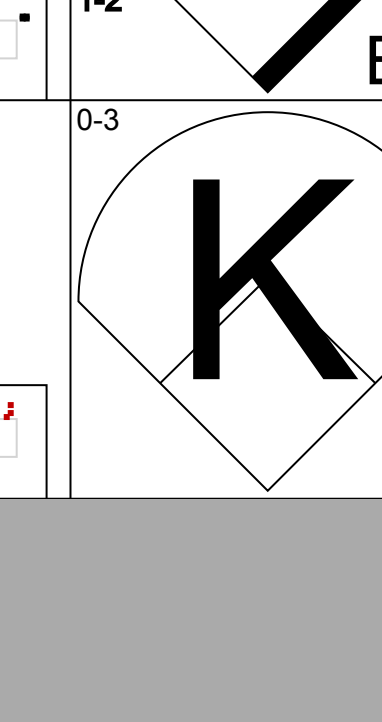
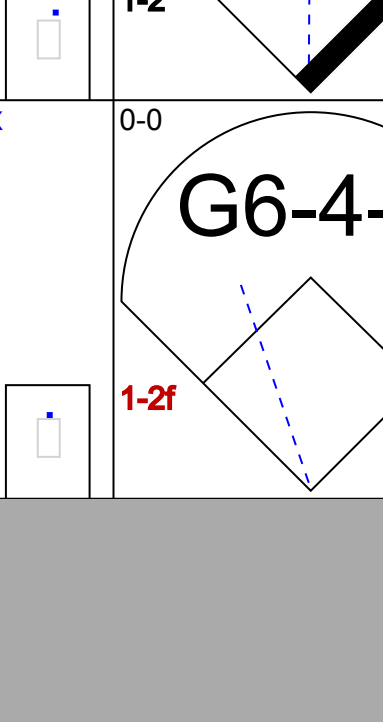
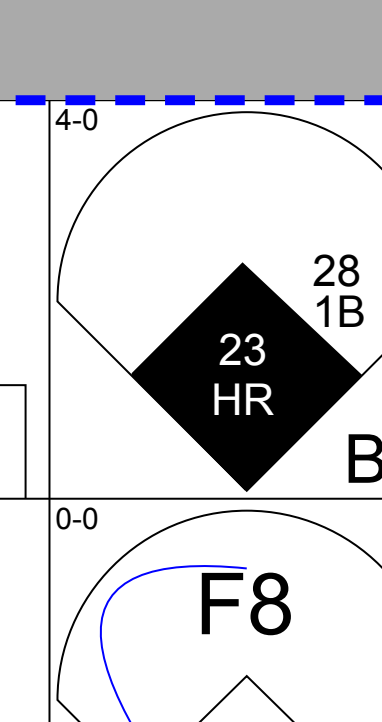
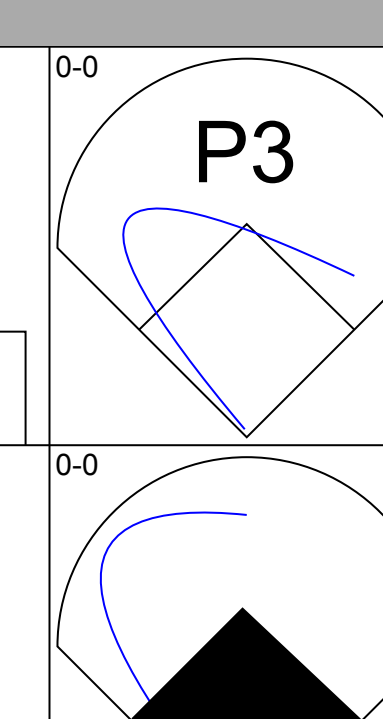
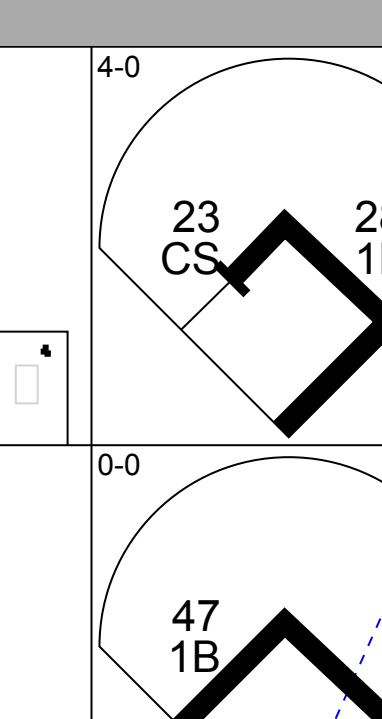
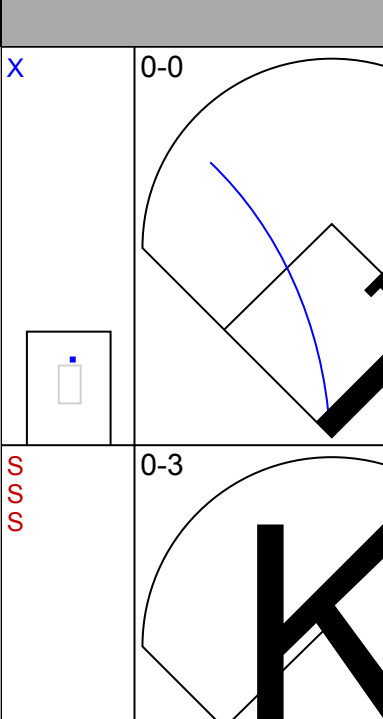
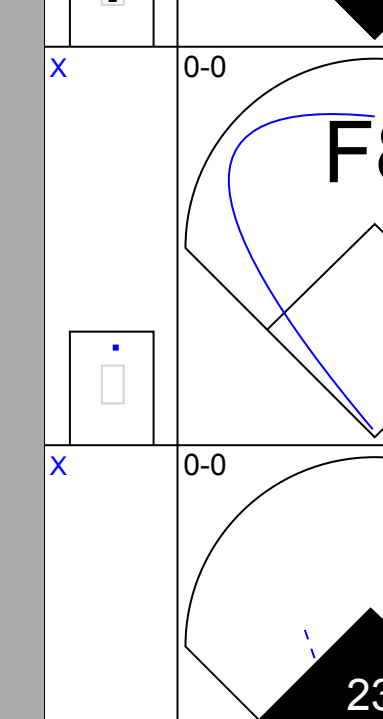
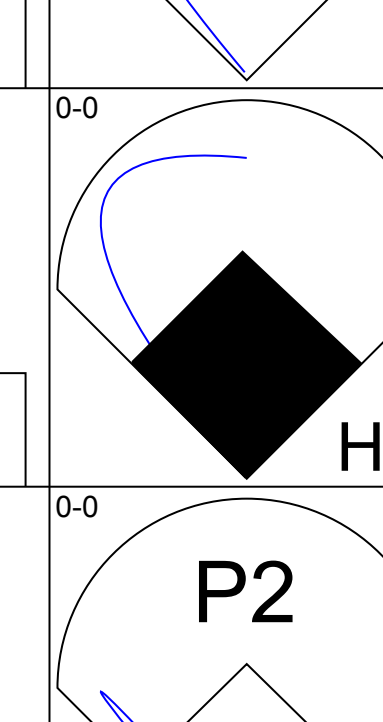
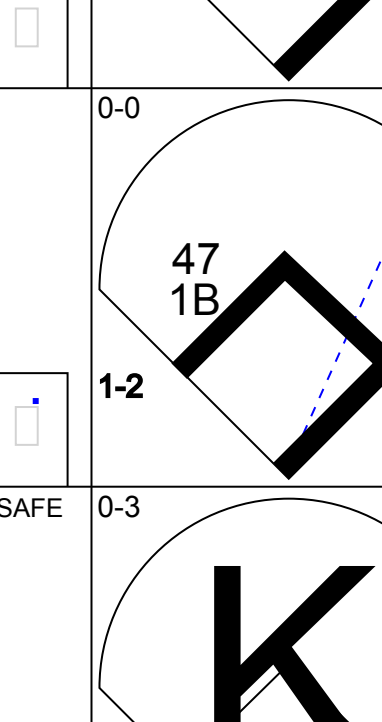
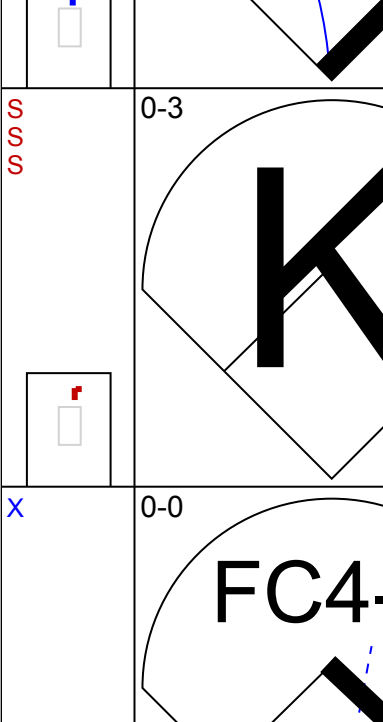
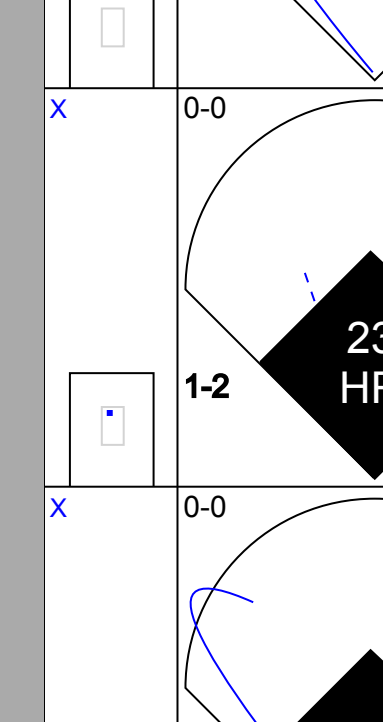
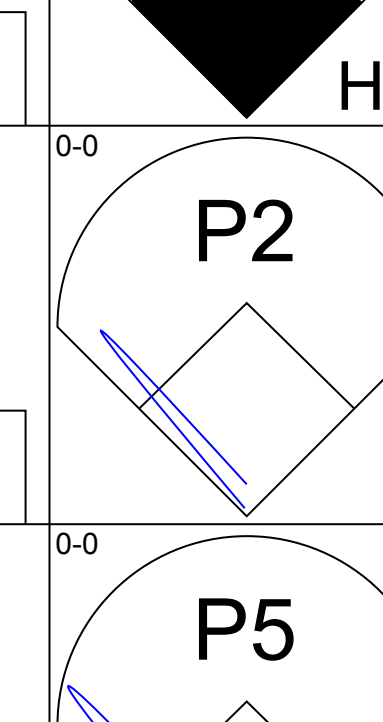
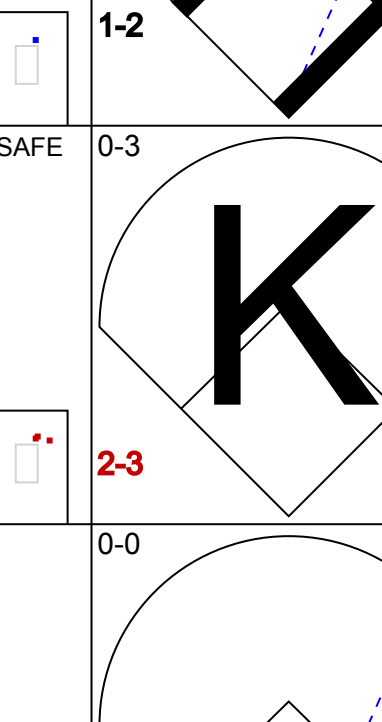
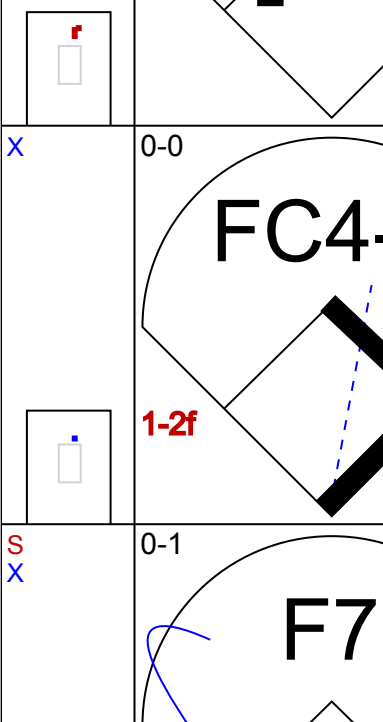
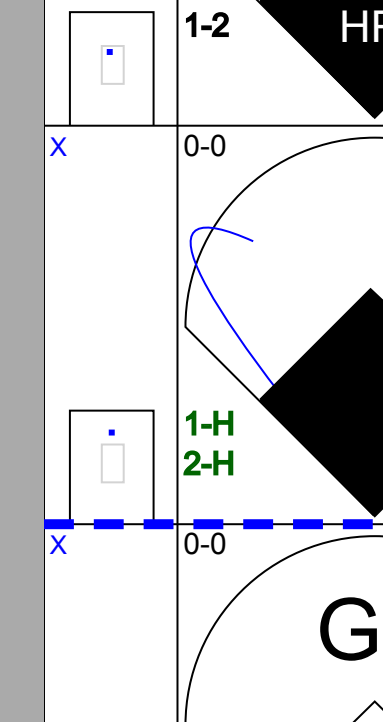

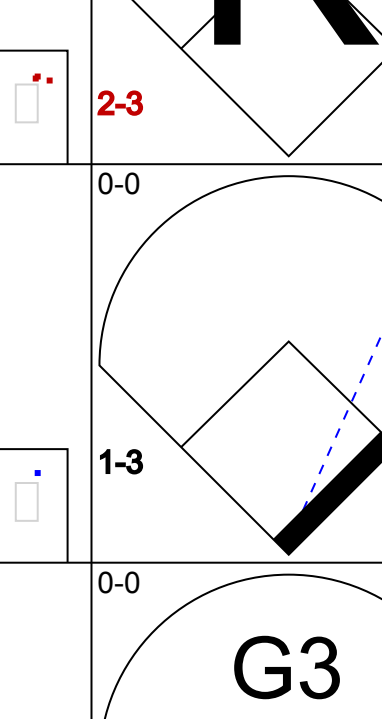
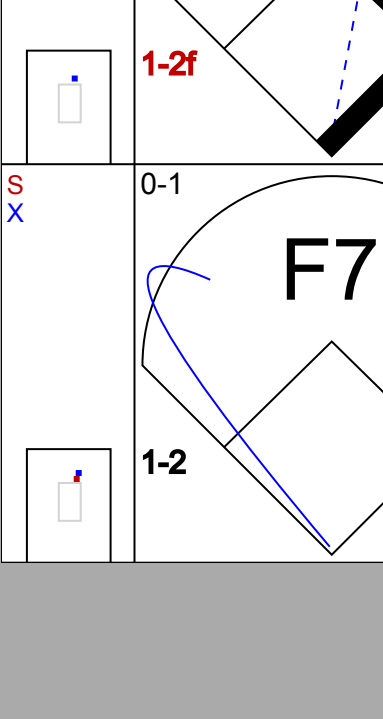
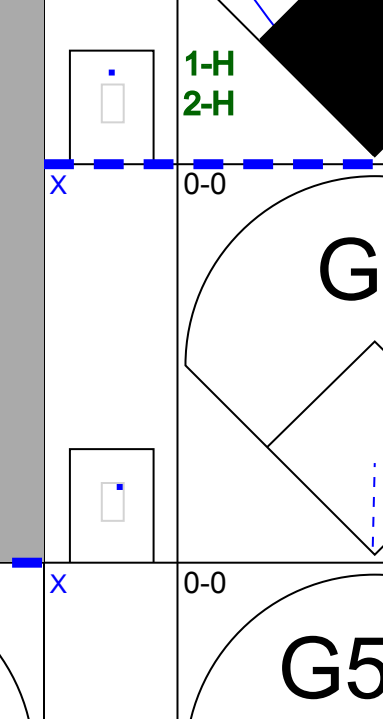
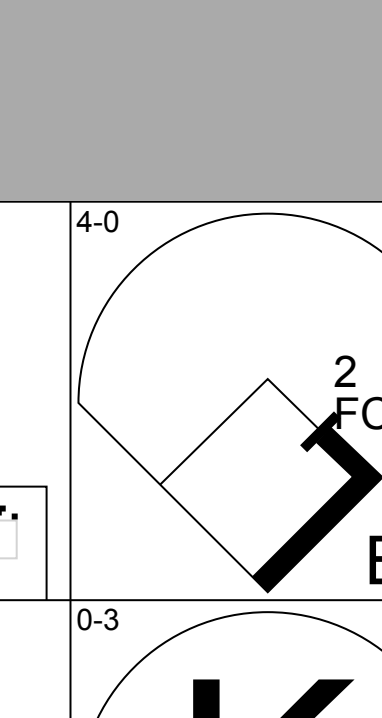

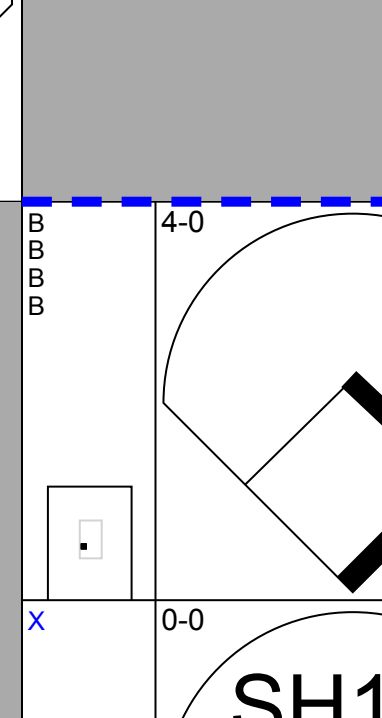
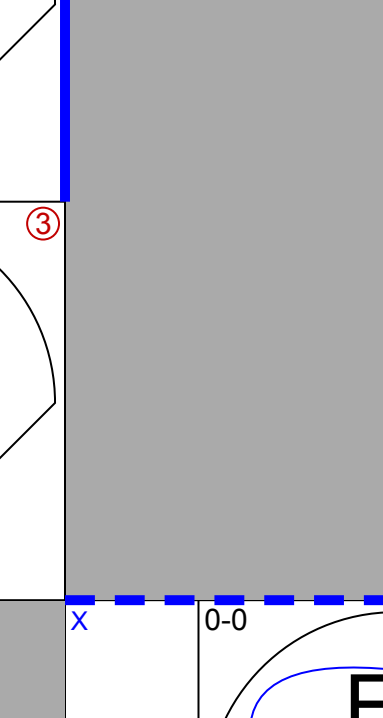
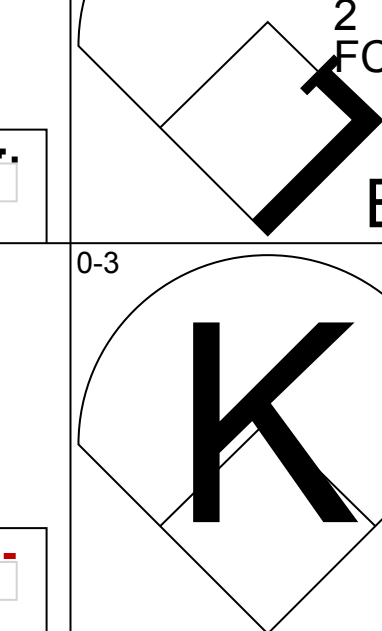
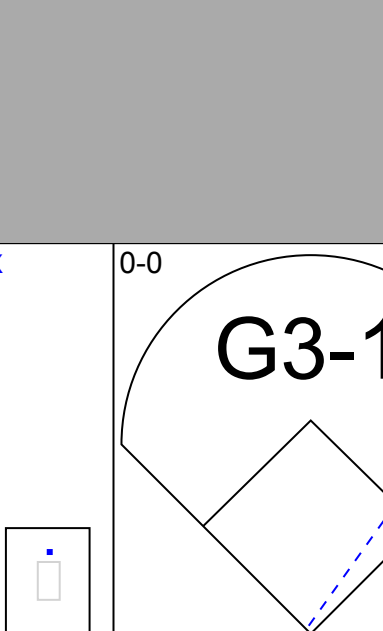
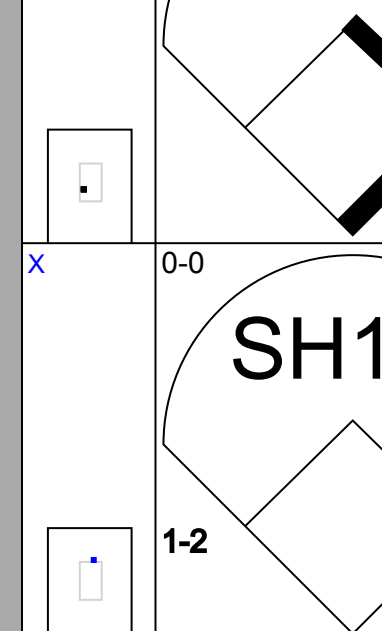
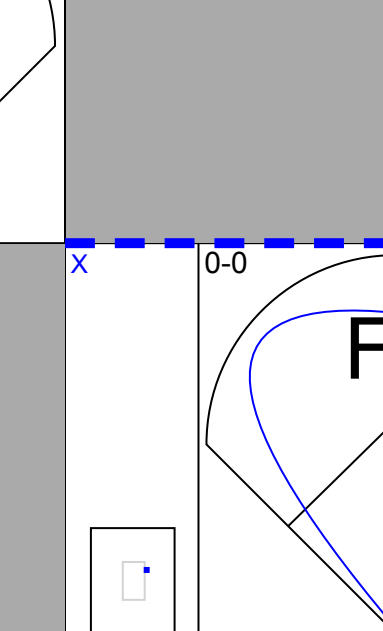
Batter	1	2	3	4	5	6	7	8	9	AB	R	H	RBI	BB	SO	LOB	BOTTOM					
9 Chone Figgins, S (1,5) OBP: 0.383, SLG: 0.610 77 Reggie Willits, S (8,8) OBP: 0.188, SLG: 0.167										3	0	0	0	0	0	0	Kansas City Royals @ Los Angeles Angels Tempe Diablo Stadium, Tempe, AZ Fri Mar 24 2006, 3:05 PM EST Att: 9,039 - Overcast - 78 F					
Orlando Cabrera, R (1,6) OBP: 0.422, SLG: 0.550 58 Brian Specht, S (8,4) OBP: 0.316, SLG: 0.471										3	0	2	0	1	0	0						
27 Vladimir Guerrero, R (1,9) OBP: 0.590, SLG: 0.875 60 Jason Aspiro, L (8,9)										3	0	0	0	0	0	4						
20 Juan Rivera, R (1,8) OBP: 0.348, SLG: 0.667 6 Maicer Izturis, S (8,6) OBP: 0.244, SLG: 0.209										3	0	0	0	0	1	2						
Darin Erstad, L (1,10) OBP: 0.394, SLG: 0.448 8 Dallas McPherson, L (8, PH) OBP: 0.241, SLG: 0.251										3	1	2	0	0	0	0						
Casey Kotchman, L (1,3) OBP: 0.439, SLG: 0.718 19 Curtis Pride, L (8,7) OBP: 0.281, SLG: 0.367										3	0	1	0	0	0	1						
José Molina, R (1,2) OBP: 0.498, SLG: 0.594 75 Brent Del Chiaro, R (9,2)										3	0	2	0	0	0	0						
Adam Kennedy, L (1,4) OBP: 0.350, SLG: 0.487 Edgardo Alfonzo, R (6, PH) OBP: 0.297, SLG: 0.308										2	0	2	1	0	0	0						
39 Robb Quinlan, R (1,7) OBP: 0.300, SLG: 0.289 22 Kendrys Morales, S (7, PH) OBP: 0.327, SLG: 0.469										2	0	1	0	0	0	0						
Inning Stats	R: 0 E: 0 K: 0 S: 4	H: 1 LOB: 1 BB: 0 P: 5	R: 0 E: 0 K: 0 S: 3	H: 0 LOB: 0 BB: 0 P: 3	R: 0 E: 0 K: 0 S: 4	H: 2 LOB: 2 BB: 1 P: 8	R: 1 E: 0 K: 1 S: 8	H: 3 LOB: 1 BB: 0 P: 8	R: 0 E: 0 K: 0 S: 3	H: 0 LOB: 0 BB: 0 P: 3	R: 0 E: 0 K: 0 S: 6	H: 3 LOB: 3 BB: 0 P: 6	R: 0 E: 0 K: 0 S: 4	H: 1 LOB: 1 BB: 0 P: 4	R: 0 E: 0 K: 1 S: 5	H: 0 LOB: 0 BB: 0 P: 5		R: 0 E: 0 K: 2 S: 9	H: 1 LOB: 2 BB: 1 P: 13	1B: 10 2B: 2 3B: 0 HR: 0	SF: 0 SAC: 1 DP: 2 HBP: 1	WP: 0 PB: 0 SB: 0 CS: 1
PITCHER	IP WLS BF H R ER SO	IP WLS BF H R ER SO	IP WLS BF H R ER SO	IP WLS BF H R ER SO	IP WLS BF H R ER SO	IP WLS BF H R ER SO	IP WLS BF H R ER SO	IP WLS BF H R ER SO	IP WLS BF H R ER SO	IP WLS BF H R ER SO	IP WLS BF H R ER SO	IP WLS BF H R ER SO	IP WLS BF H R ER SO	IP WLS BF H R ER SO	IP WLS BF H R ER SO	IP WLS BF H R ER SO	ERA WHIP	ERA WHIP				
37 Scott Elarton, R (1,1) ERA: 4.76	6.0	W	26	9	1	1	1	1	0	0	0	0	0	0	0	0	1.50	1.667				
Mike Wood, R (7,1) ERA: 1.29	2.0		7	1	0	0	1	0	0	0	0	0	0	0	0	0	0.00	0.500				
Andrew Sisco, L (9,1) ERA: 5.06	1.0		5	1	0	0	2	1	0	0	0	0	0	0	0	0	0.00	2.000				

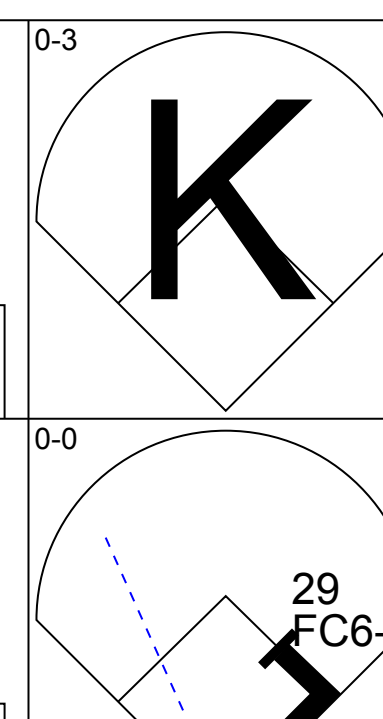
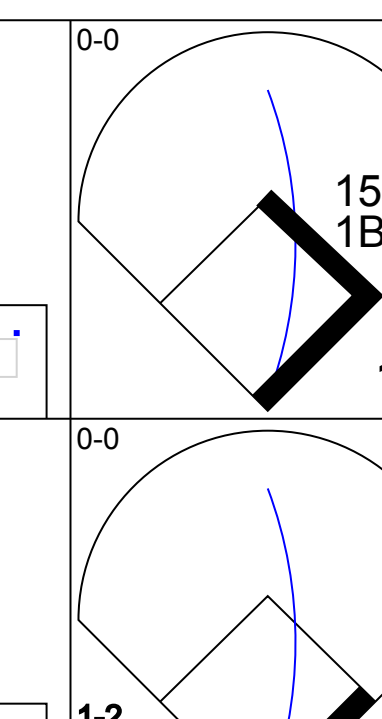
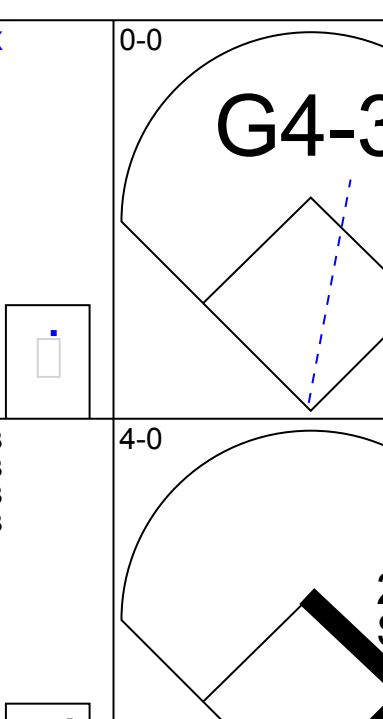
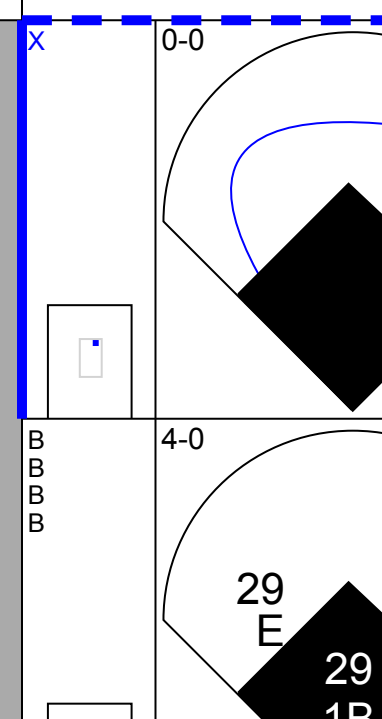
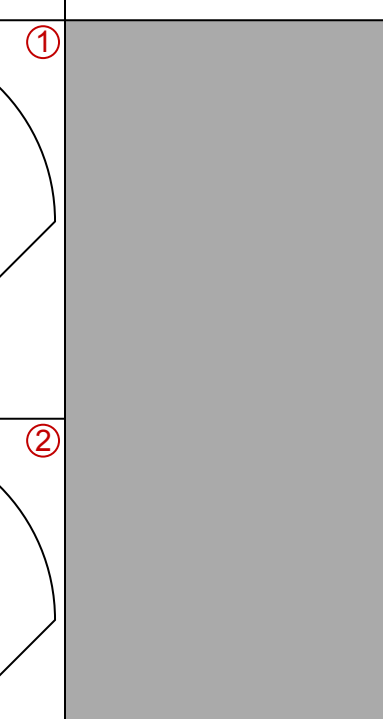
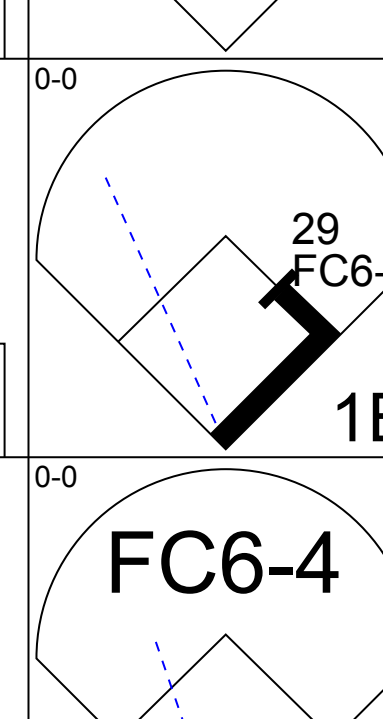
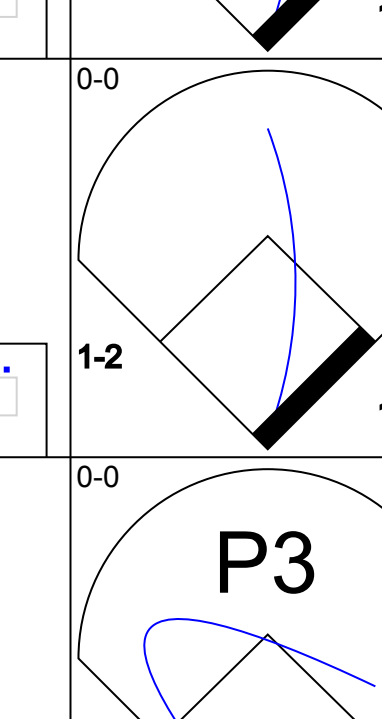
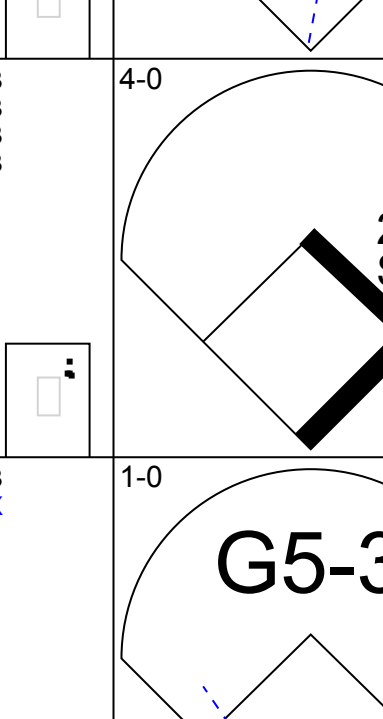
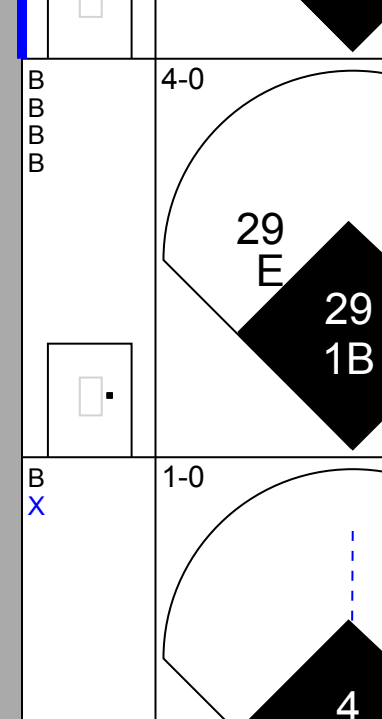
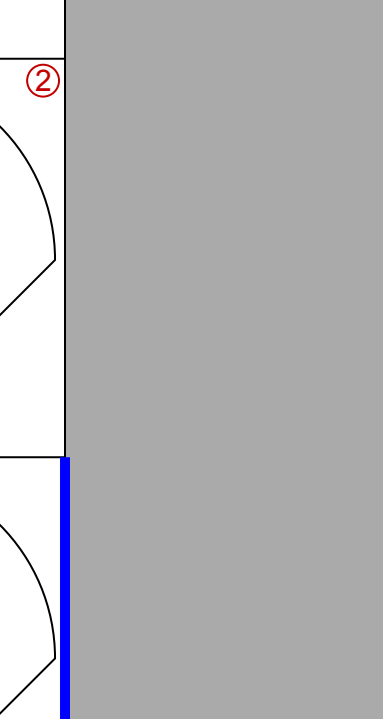
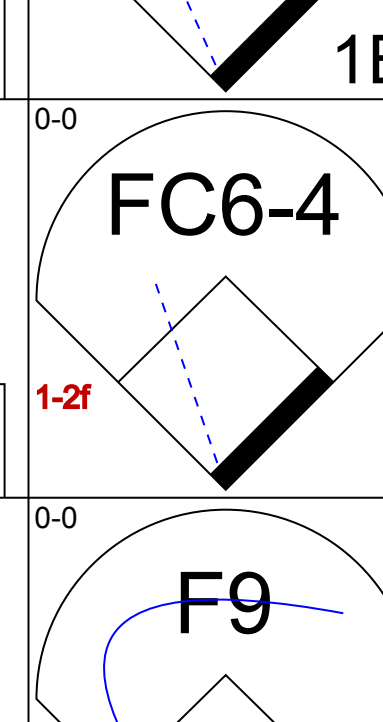
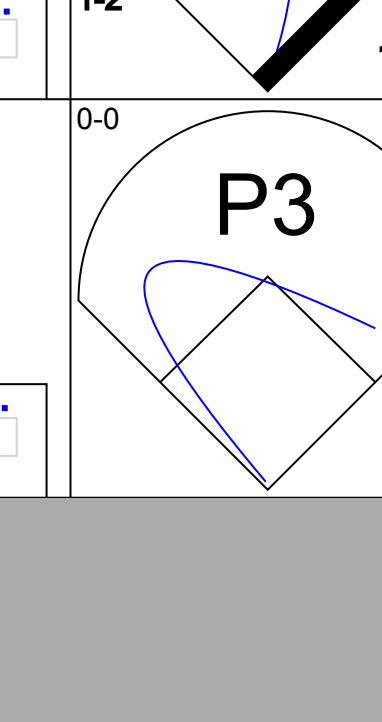
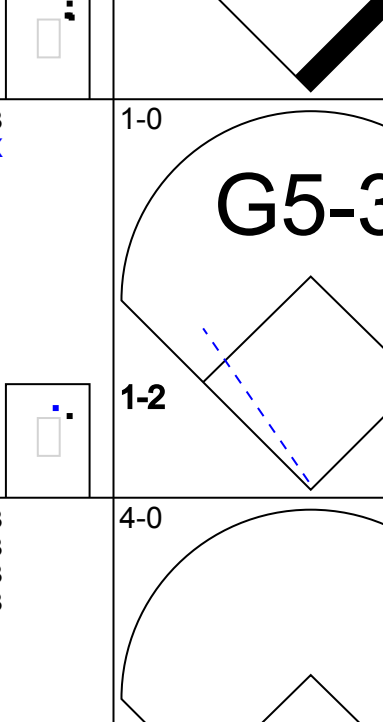
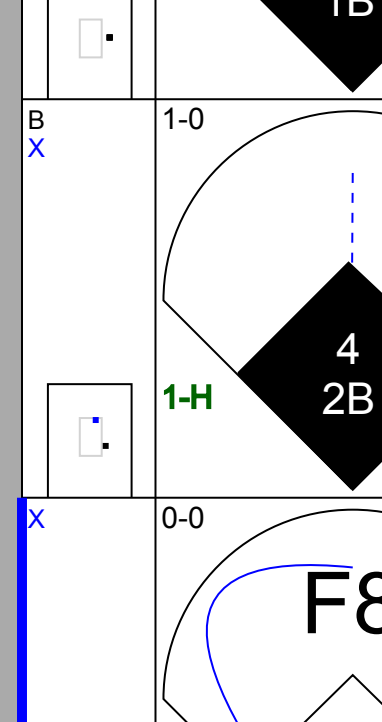
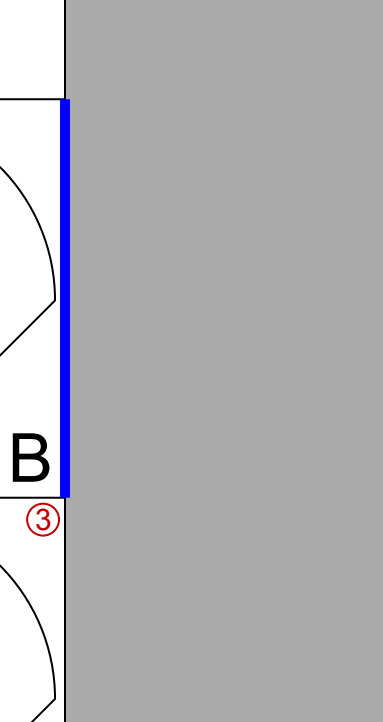
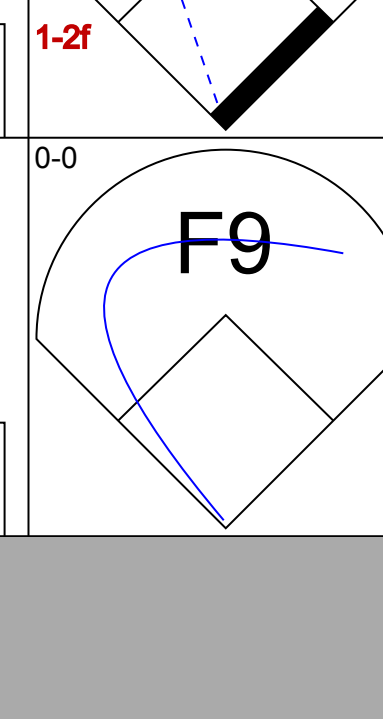
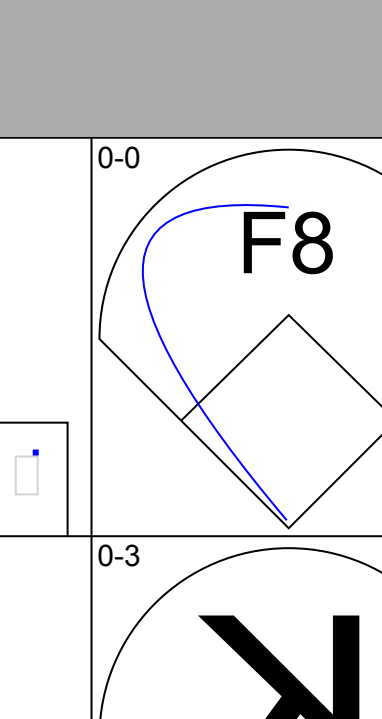
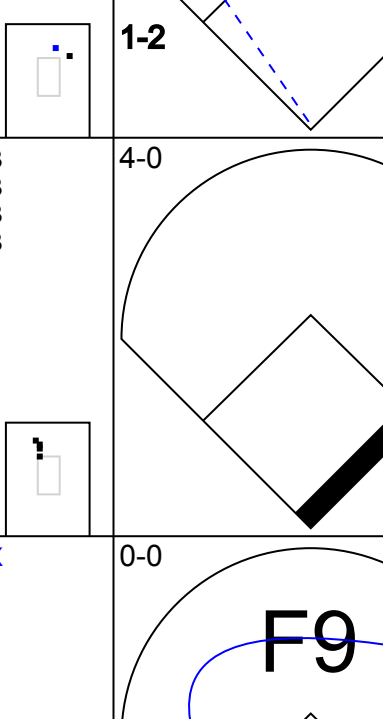
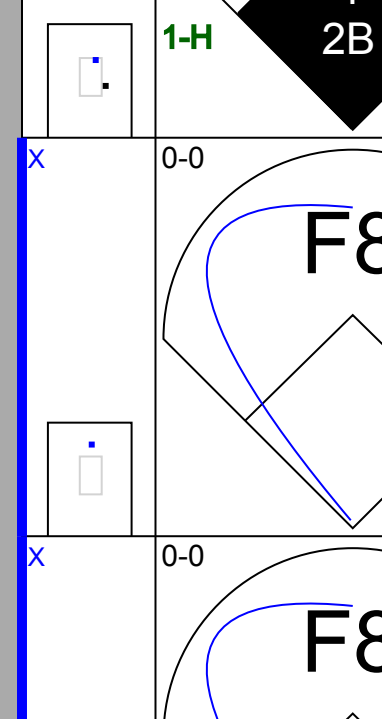
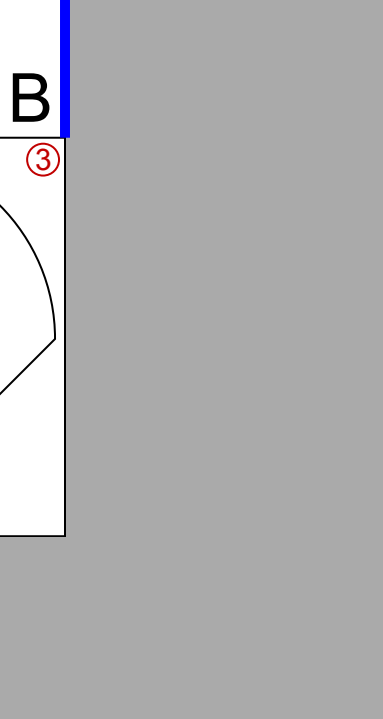
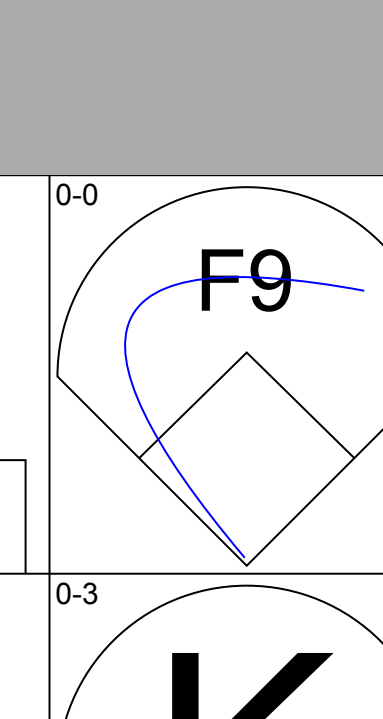
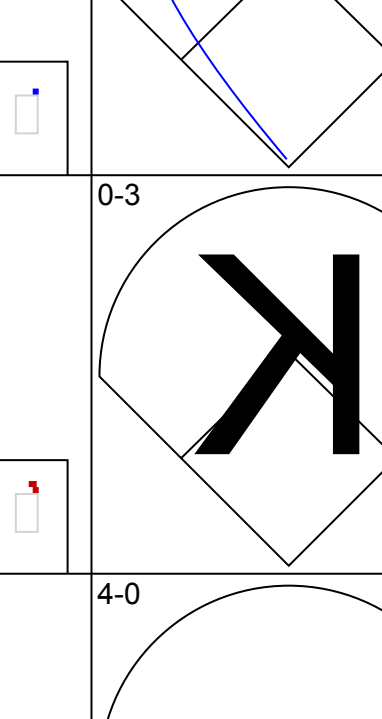
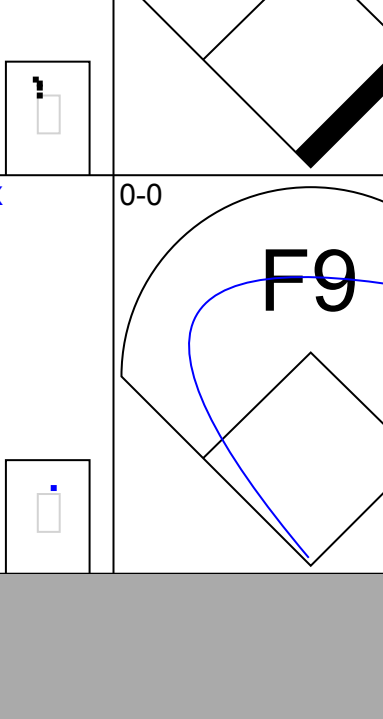
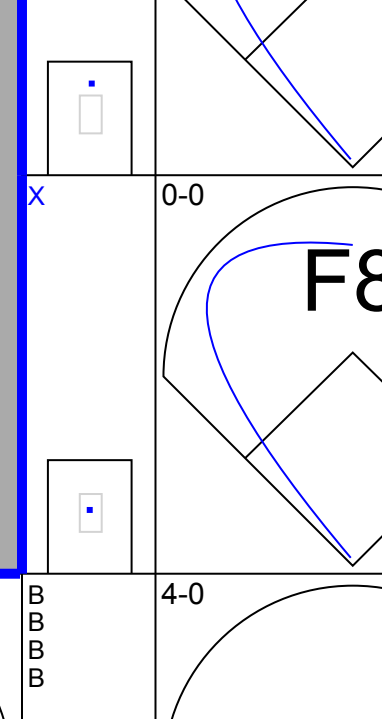
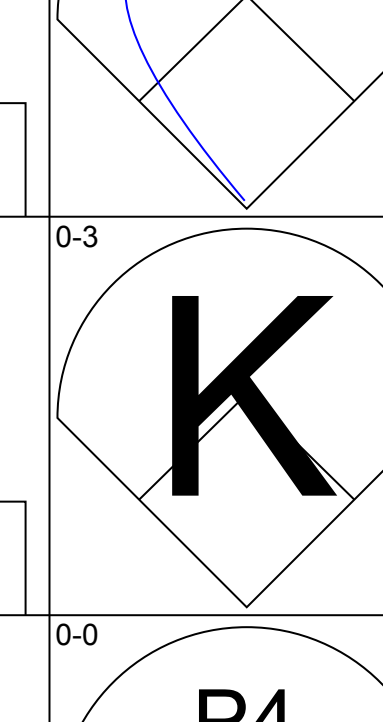
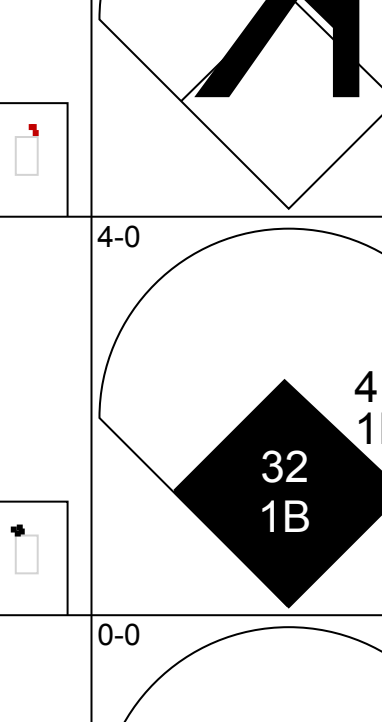
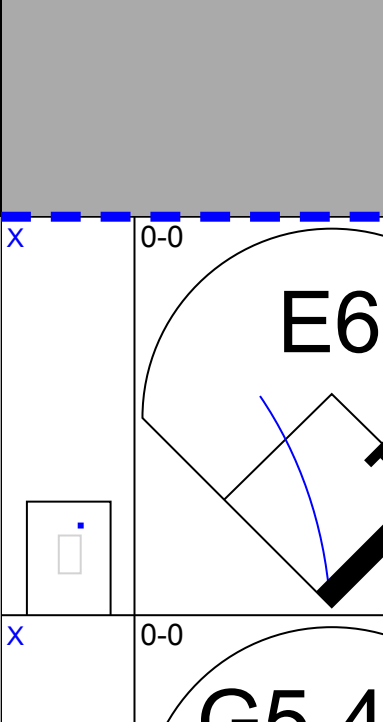
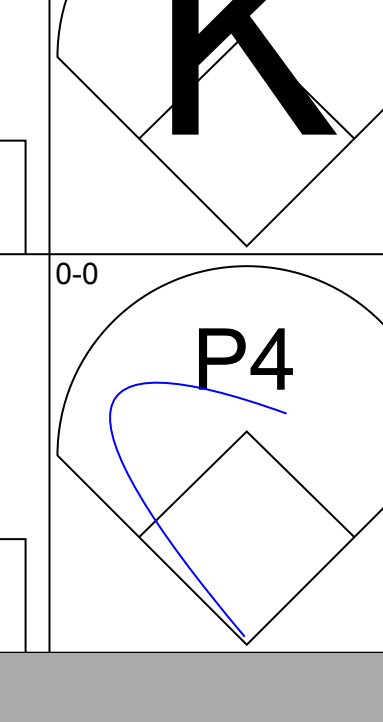
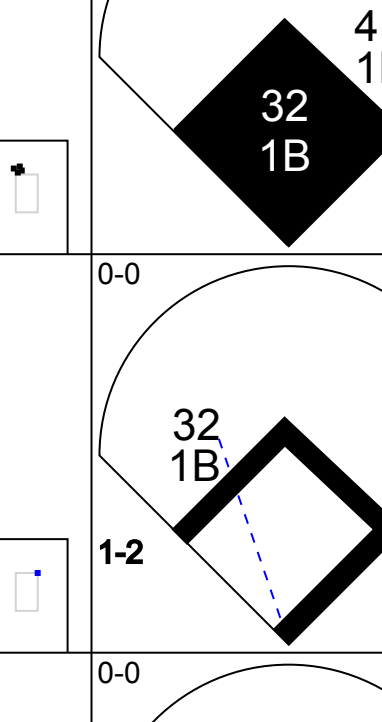
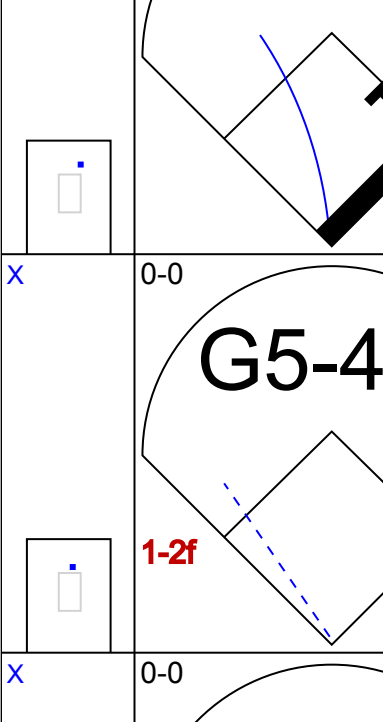
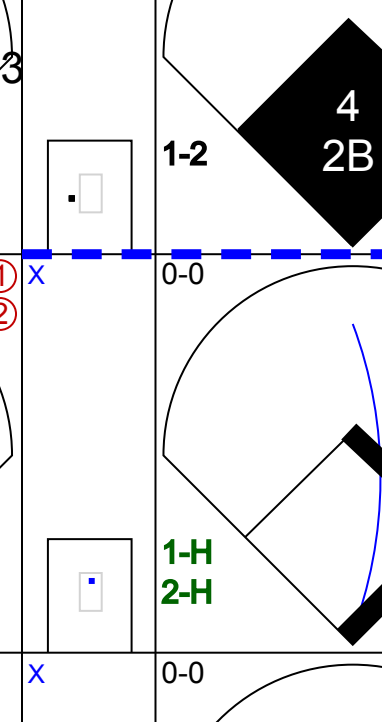
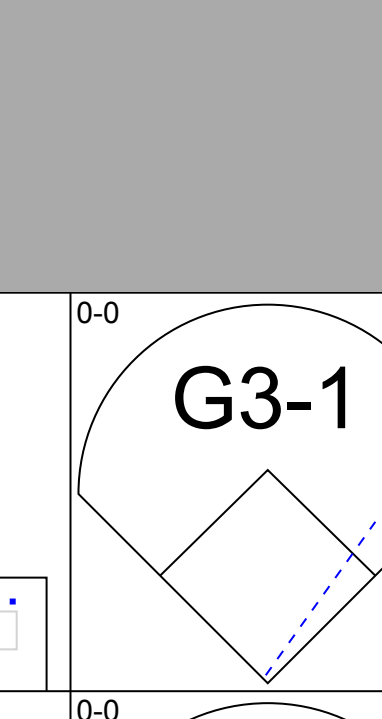

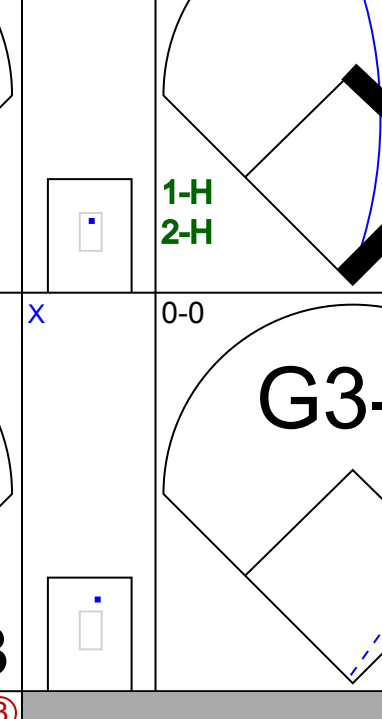
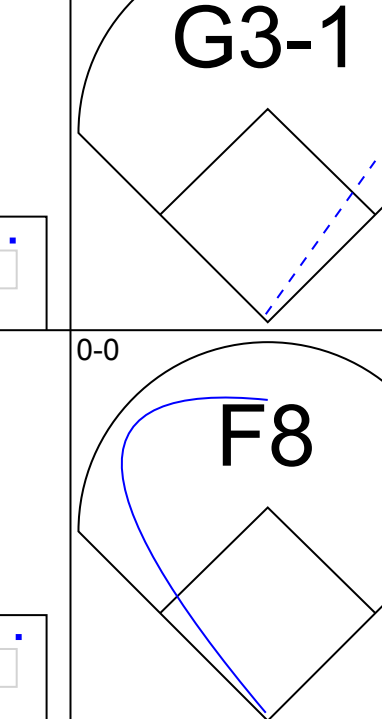
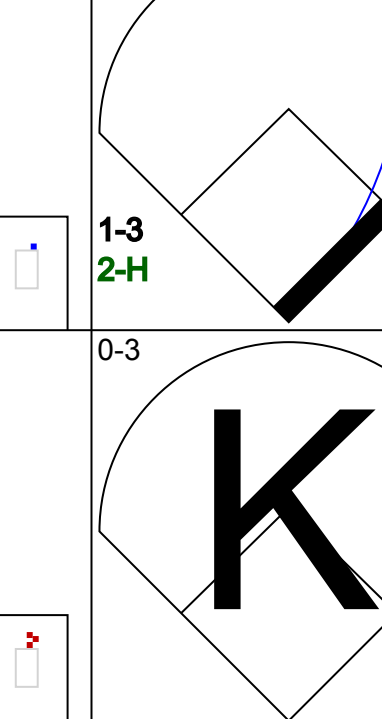
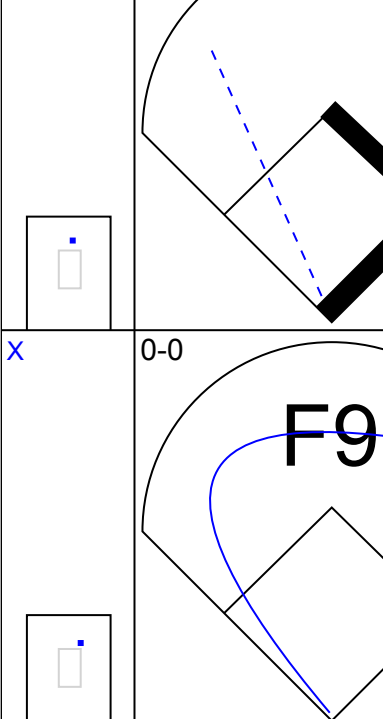
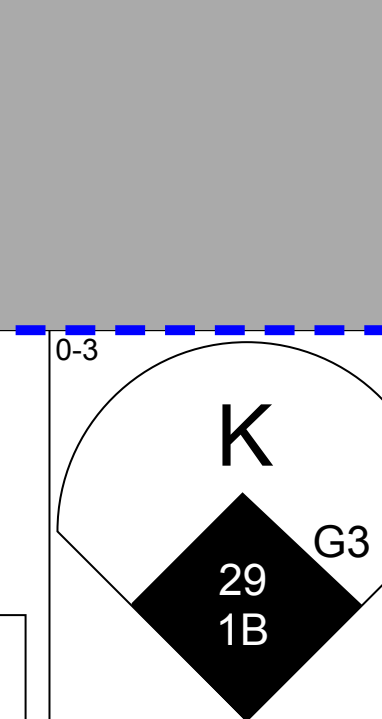
AB	34
R	1
H	11
RBI	1
BB	2
SO	4
LOB	13



Batter	1	2	3	4	5	6	7	8	9	AB	R	H	RBI	BB	SO	LOB	TOP					
Joe McEwing, R (1, 7) 44 Kerry Robinson, L (4, 8) OBP: 0.488, SLG: 0.667 OBP: 0.444, SLG: 0.529	F9	G4-3		1B			FC6-5 FC6-4	E		3	0	1	0	0	0	2	Kansas City Royals @ Chicago White Sox Tucson Electric Park, Tucson, AZ Sun Mar 26 2006, 3:05 PM EST Att: 9,271 - Cloudy - 76 F livebaseballscorecards.com					
Esteban German, R (1, 6) (7, 5) OBP: 0.463, SLG: 0.538	HR		G6-3	G4-3			FC6-4 24 S	E6		5	1	2	1	0	0	2						
24 Mark Teahen, L (1, 5) Angel Sanchez, R (7, 6) OBP: 0.286, SLG: 0.714	L4		1B	2B				F9		3	1	1	0	1	1	0						
Aaron Guiel, L (1, 9) OBP: 0.415, SLG: 0.375	G3		1B	1B			F8			4	0	1	1	1	0	2						
Benji Gil, R (1, 10) OBP: 0.571, SLG: 1.083	HR		70 F8-3	1B				70 2B	F9	5	2	3	1	0	1	1						
70 Alex Gordon, L (1, 3) OBP: 0.429, SLG: 0.405	P6		F8-3				E4 G4-6-3	1B	F7	5	1	1	1	0	0	3						
Chip Ambres, R (1, 8) (4, 7) OBP: 0.267, SLG: 0.400	2B	1B		HR			F7	2B	P4	3	1	2	1	0	0	1						
Dee Brown, L (8, PH) (8, 7) OBP: 0.200, SLG: 0.400										2	0	0	0	0	1	2						
Ruben Gotay, S (1, 4) Wilson Valdez, R (7, 4) OBP: 0.375, SLG: 0.625 OBP: 0.593, SLG: 0.759				F7			G4-6-3	1B	44 1B E	3	0	1	0	0	0	1						
12 Paul Phillips, R (1, 2) Jared Price, R (8, 2) OBP: 0.353, SLG: 0.559	P6			G3-1				44 FC6-5	P5	4	0	1	0	0	0	3						
										0	0	0	0	0	0	0						
Inning Stats	R: 1 E: 0 K: 0 S: 4	H: 1 LOB: 0 BB: 0 P: 4	R: 1 E: 0 K: 0 S: 6	H: 3 LOB: 2 BB: 0 P: 6	R: 1 E: 0 K: 0 S: 5	H: 3 LOB: 1 BB: 0 P: 5	R: 1 E: 0 K: 0 S: 6	H: 2 LOB: 1 BB: 0 P: 6	R: 0 E: 0 K: 2 S: 7	H: 0 LOB: 0 BB: 0 P: 7	R: 0 E: 1 K: 0 S: 3	H: 0 LOB: 0 BB: 0 P: 3	R: 0 E: 0 K: 0 S: 5	H: 1 LOB: 2 BB: 1 P: 9	R: 3 E: 1 K: 1 S: 10	H: 5 LOB: 2 BB: 0 P: 10		R: 0 E: 0 K: 0 S: 4	H: 0 LOB: 1 BB: 1 P: 8	1B: 7 2B: 8 3B: 0 HR: 3	SF: 0 SAC: 0 DP: 2 HBP: 0	WP: 0 PB: 0 SB: 3 CS: 0
PITCHER	IP WLS BF H R ER SO BB IBB HBP BLK WP HR S P ERA WHIP																					
Hideo Nomo, R (1, 1) ERA: 7.71	3.0	15	7	3	3	0	0	0	0	0	0	2	15	15	9.00	2.333						
51 Tim Redding, R (4, 1) ERA: 4.73	2.0	8	2	1	1	2	0	0	0	0	0	1	13	13	4.50	1.000						
37 Matt Thornton, L (6, 1) ERA: 10.61	2.0	8	1	0	0	0	1	0	0	0	0	0	8	12	0.00	1.000						
Brandon McCarthy, R (8, 1) ERA: 6.61	2.0	12	5	3	2	1	1	0	0	0	0	0	14	18	9.00	3.000						

Batter	1	2	3	4	5	6	7	8	9	AB	R	H	RBI	BB	SO	LOB	BOTTOM
Rob Mackowiak, L (1, 8) OBP: 0.395, SLG: 0.471	25 HR	G4-3		K			SH1-3	L6		4	1	1	0	0	1	5	Kansas City Royals @ Chicago White Sox Tucson Electric Park, Tucson, AZ Sun Mar 26 2006, 3:05 PM EST Att: 9,271 - Cloudy - 76 F livebaseballscorecards.com
Tadahito Iguchi, R (1, 4) 70 Andy González, R (7, PH) OBP: 0.204, SLG: 0.235 OBP: 0.292, SLG: 0.238	F9		F8		25 1B 23 E					4	1	2	1	0	0	1	
25 Jim Thome, L (1, 10) Joshua Hansen, R (7, PH) OBP: 0.512, SLG: 0.667 OBP: 0.143, SLG: 0.286	HR			HR	12 1B 23 E		F7	P5		4	3	3	3	0	0	1	
23 Jermaine Dye, R (1, 9) 94 Thomas Collaro, R (7, 9) OBP: 0.382, SLG: 0.625 OBP: 0.697, SLG: 1.000	HR			K	12 1B 23 E		G6-3	F8	77 F9	4	1	1	1	0	1	2	
12 A.J. Pierzynski, L (1, 2) 74 Gustavo Molina, R (8, 2) OBP: 0.406, SLG: 0.484 OBP: 0.250, SLG: 0.222	F8		G3		24 1B			F9	F9	4	0	1	1	0	0	0	
5 Juan Uribe, R (1, 6) 77 Robert Valido, R (7, PR) OBP: 0.296, SLG: 0.404 OBP: 0.243, SLG: 0.265	F9			G6-3	F8			F9	F9	4	0	1	0	0	0	1	
24 Joe Crede, R (1, 5) 93 Micah Schnurstein, R (7, PR) OBP: 0.321, SLG: 0.453		P5		38 G6-3	1B		FC6-4		G1-3	4	0	3	0	0	0	0	
Ross Gload, L (1, 3) OBP: 0.389, SLG: 0.558		38 G4-3		38 G6-3	1B		FC6-4			4	0	3	2	0	0	2	
38 Pablo Ozuna, R (1, 7) OBP: 0.387, SLG: 0.433		G4-3		G6-3			BLK	SH1-3	70 BB	4	1	2	0	0	0	3	
										1B: 12 2B: 3 3B: 0 HR: 3	SF: 0 SAC: 1 DP: 0 HBP: 0	WP: 0 PB: 0 SB: 0 CS: 0	PA: 43				
Inning Stats	R: 3 E: 0 K: 0 S: 6	H: 3 LOB: 0 BB: 0 P: 6	R: 0 E: 0 K: 0 S: 4	H: 1 LOB: 1 BB: 0 P: 4	R: 1 E: 0 K: 1 S: 6	H: 1 LOB: 0 BB: 0 P: 6	R: 0 E: 0 K: 1 S: 7	H: 2 LOB: 2 BB: 0 P: 7	R: 2 E: 1 K: 0 S: 8	H: 4 LOB: 1 BB: 0 P: 8	R: 1 E: 0 K: 0 S: 5	H: 2 LOB: 1 BB: 0 P: 5	R: 2 E: 0 K: 0 S: 7	H: 4 LOB: 3 BB: 1 P: 11	R: 0 E: 0 K: 0 S: 4	H: 1 LOB: 1 BB: 0 P: 4	
PITCHER	IP WLS BF H R ER SO BB IBB HBP BLK WP HR S P ERA WHIP																
Kyle Snyder, R (1, 1) ERA: 7.45	3.0	14	5	4	4	1	0	0	0	0	0	0	15	15	4.50	3.000	
Elmer Dessens, R (4, 1) ERA: 1.5	2.0	12	6	2	1	1	0	0	0	0	0	0	5	5	9.00	2.000	
Andrew Sisco, L (6, 1) ERA: 5.4	1.0	5	2	1	1	0	0	0	0	0	0	0	7	11	18.00	5.000	
Ambiorix Burgos, R (7, 1) ERA: 4.5	1.0	8	4	2	2	0	1	0	0	0	0	0	7	11	18.00	5.000	
46 Juan Carlos Oviedo, R (8, 1) ERA: 1.23	1.0	4	1	0	0	0	0	0	0	0	0	0	4	4	0.00	1.000	

Batter	1	2	3	4	5	6	7	8	9	AB	R	H	RBI	BB	SO	LOB	TOP					
2 Bill Hall, R OBP: 0.413, SLG: 0.606 (1, 8)										5	0	1	0	0	1	2	Milwaukee Brewers @ Kansas City Royals Surprise Stadium, Surprise, AZ Tue Mar 28 2006, 9:05 PM EST Att. 4,049 - Partly Cloudy - 72 F					
7 J.J. Hardy, R OBP: 0.404, SLG: 0.674 Aldices Escobar, R (7, 6)										3	0	1	0	1	0	1						
Geoff Jenkins, L OBP: 0.369, SLG: 0.411 1 Corey Hart, R OBP: 0.386, SLG: 0.500 (8, PR) (8, 9)										3	0	0	0	1	1	4						
Carlos Lee, R OBP: 0.419, SLG: 0.519 8 Vinny Rottino, R OBP: 0.353, SLG: 0.696 (8, 5)										3	0	1	0	1	0	1						
28 Prince Fielder, L OBP: 0.439, SLG: 0.543 10 Jeffrey Eare, R (8, 3)										4	2	3	1	0	1	1						
23 Richie Weeks Jr., R OBP: 0.368, SLG: 0.545 Kenny Holmberg, R (8, 4)										4	1	1	3	0	1	3						
47 Corey Koskie, L OBP: 0.471, SLG: 0.712 Charlie Farnant, R (8, 7)										4	0	1	0	0	0	2						
18 Gabe Gross, L OBP: 0.352, SLG: 0.475 (1, 10)										2	0	0	0	2	0	3						
Damian Miller, R OBP: 0.361, SLG: 0.529 21 Chad Moeller, R OBP: 0.241, SLG: 0.321 (7, 2)										2	0	0	0	0	1	1						
Inning Stats	R: 0 E: 0 K: 1 S: 5	H: 0 LOB: 0 BB: 0 P: 5	R: 1 E: 0 K: 0 S: 4	H: 1 LOB: 0 BB: 0 P: 4	R: 0 E: 0 K: 2 S: 7	H: 0 LOB: 2 BB: 2 P: 15	R: 0 E: 0 K: 1 S: 6	H: 2 LOB: 2 BB: 1 P: 10	R: 0 E: 0 K: 0 S: 4	H: 2 LOB: 1 BB: 0 P: 4	R: 0 E: 0 K: 1 S: 7	H: 1 LOB: 1 BB: 0 P: 7	R: 0 E: 0 K: 0 S: 3	H: 0 LOB: 1 BB: 1 P: 7	R: 3 E: 0 K: 0 S: 5	H: 2 LOB: 1 BB: 1 P: 9		R: 0 E: 0 K: 0 S: 3	H: 0 LOB: 0 BB: 0 P: 3	1B: 6 2B: 0 3B: 0 HR: 2	SF: 0 SAC: 1 DP: 1 HBP: 0	WP: 0 PB: 0 CS: 1
PITCHER	IP	WLS	BF	H	R	ER	SO	BB	IBB	HBP	BLK	WP	HR	S	P	ERA	WHIP					
Denny Bautista, R (1, 1)	6.0		25	6	1	1	5	3	0	0	0	0	1	33	45	1.50	1.500					
Steve Andrade, R (7, 1)	1.0	W	4	0	0	0	0	1	0	0	0	0	0	3	7	0.00	1.000					
Andrew Sisco, L (8, 1)	0.1		4	2	3	3	0	1	0	0	0	0	1	3	7	81.00	9.000					
57 Joel Peralta, R (8, 1)	0.2	H	2	0	0	0	0	0	0	0	0	0	0	2	2	0.00	0.000					
Ambiorix Burgos, R (9, 1)	1.0	S	3	0	0	0	0	0	0	0	0	0	0	3	3	0.00	0.000					

Batter	1	2	3	4	5	6	7	8	9	AB	R	H	RBI	BB	SO	LOB	BOTTOM				
9 David DeJesus, L OBP: 0.327, SLG: 0.468 Aaron Guiel, L OBP: 0.479, SLG: 0.622 (7, 8)										3	0	1	0	0	1	0	Milwaukee Brewers @ Kansas City Royals Surprise Stadium, Surprise, AZ Tue Mar 28 2006, 9:05 PM EST Att. 4,049 - Partly Cloudy - 72 F				
15 Mark Grudzielanek, R OBP: 0.349, SLG: 0.361 Esteban German, R OBP: 0.473, SLG: 0.512 (5, 4)										2	0	2	0	0	0	0					
29 Mike Sweeney, R OBP: 0.375, SLG: 0.490 Damaso Espino, R (8, PR) (9, 10)										5	1	2	2	0	0	4					
Matt Stairs, L OBP: 0.250, SLG: 0.156 Benji Gil, R OBP: 0.533, SLG: 1.000 (7, PH) (8, 3)										2	0	0	0	1	0	1					
Emil Brown, R OBP: 0.324, SLG: 0.484 Billy Butler, R (7, 7)										3	0	0	0	0	1	2					
24 Mark Teahen, L OBP: 0.356, SLG: 0.404 (1, 5)										2	2	0	0	2	1	0					
4 Angel Berroa, R OBP: 0.457, SLG: 0.696 (1, 6)										4	0	2	2	0	0	1					
32 Shane Costa, L OBP: 0.317, SLG: 0.421 (1, 9)										4	0	2	1	0	0	1					
14 John Buck, R OBP: 0.184, SLG: 0.278 (1, 2)										4	1	0	0	0	2	3					
Inning Stats	R: 0 E: 0 K: 1 S: 6	H: 1 LOB: 1 BB: 0 P: 6	R: 0 E: 0 K: 1 S: 5	H: 0 LOB: 0 BB: 0 P: 5	R: 0 E: 0 K: 0 S: 5	H: 2 LOB: 2 BB: 0 P: 5	R: 1 E: 0 K: 2 S: 9	H: 2 LOB: 2 BB: 1 P: 13	R: 0 E: 0 K: 0 S: 3	H: 0 LOB: 2 BB: 2 P: 12	R: 0 E: 1 K: 0 S: 4	H: 1 LOB: 1 BB: 0 P: 4	R: 4 E: 0 K: 0 S: 6	H: 3 LOB: 1 BB: 2 P: 15	R: 1 E: 0 K: 2 S: 8	H: 1 LOB: 1 BB: 0 P: 8		1B: 7 2B: 2 3B: 0 HR: 1	SF: 0 SAC: 0 DP: 1 HBP: 0	WP: 1 PB: 0 CS: 1	PA: 40
PITCHER	IP	WLS	BF	H	R	ER	SO	BB	IBB	HBP	BLK	WP	HR	S	P	ERA	WHIP				
31 Dave Bush, R (1, 1)	5.0		23	5	1	1	4	3	0	0	0	0	0	4	4	1.80	1.600				
Mike Adams, R (6, 1)	1.0		4	1	0	0	0	0	0	0	0	0	0	4	4	0.00	1.000				
33 Gerrit Simpson, R (7, 1)	0.2	L	6	2	4	4	0	2	0	0	0	0	1	4	13	54.00	6.000				
57 Bo Hall, R (7, 1)	0.1		2	1	0	0	0	0	0	0	0	0	0	2	2	0.00	3.000				
59 Derrick Turnbow, R (8, 1)	1.0		4	1	1	1	2	0	0	0	0	1	0	8	8	9.00	1.000				

Batter	1	2	3	4	5	6	7	8	9	AB	R	H	RBI	BB	SO	LOB	TOP							
9 David DeJesus, L OBP: 0.358, SLG: 0.500 Billy Butler, R (6, 7)										3	2	2	0	0	1	1								
Tony Graffanino, R OBP: 0.273, SLG: 0.439 Chris Lubanski, L (1, 3)										4	2	2	5	0	0	1								
29 Mike Sweeney, R OBP: 0.333, SLG: 0.350 (1, 10)										5	0	1	0	0	0	1								
Emil Brown, R OBP: 0.316, SLG: 0.441 Benji Gil, R OBP: 0.500, SLG: 0.929 (6, 3)										3	0	0	0	1	0	1								
24 Mark Teahen, L OBP: 0.349, SLG: 0.382 Ruben Gotay, S OBP: 0.333, SLG: 0.556 (8, 4)										3	1	0	0	1	2	2								
4 Angel Berroa, R OBP: 0.480, SLG: 0.760 14 John Buck, R OBP: 0.179, SLG: 0.270 (7, 2)										4	2	3	3	0	0	1								
32 Shane Costa, L OBP: 0.311, SLG: 0.405 22 Mitch Maier, L OBP: 0.529, SLG: 0.938 (8, 9)										4	0	1	0	0	0	2								
Esteban German, R OBP: 0.483, SLG: 0.522 (8, 5)										5	2	3	0	0	0	2								
Paul Bako, L OBP: 0.469, SLG: 1.000 13 Andrés Blanco, S OBP: 0.308, SLG: 0.162 (7, 6)										3	1	1	2	0	2	3								
Inning Stats	R: 4 E: 0 K: 0 S: 6	H: 3 LOB: 0 BB: 1 P: 10	R: 4 E: 2 K: 0 S: 6	H: 2 LOB: 1 BB: 0 P: 8	R: 0 E: 0 K: 2 S: 8	H: 1 LOB: 1 BB: 0 P: 8	R: 0 E: 0 K: 0 S: 3	H: 0 LOB: 0 BB: 0 P: 3	R: 0 E: 0 K: 2 S: 9	H: 2 LOB: 2 BB: 0 P: 9	R: 0 E: 1 K: 1 S: 6	H: 2 LOB: 1 BB: 1 P: 11	R: 2 E: 0 K: 0 S: 6	H: 3 LOB: 1 BB: 0 P: 6	R: 0 E: 0 K: 0 S: 3	H: 0 LOB: 0 BB: 0 P: 3	R: 0 E: 0 K: 0 S: 5	H: 1 LOB: 1 BB: 0 P: 5	1B: 8 2B: 2 3B: 2 HR: 2	SF: 0 SAC: 0 DP: 0 HBP: 2	WP: 0 PB: 0 SB: 1 CS: 1	PA: 45		
PITCHER	IP WLS BF H R ER SO BB IBB HBP BLK WP HR S P ERA WHIP	IP WLS BF H R ER SO BB IBB HBP BLK WP HR S P ERA WHIP	IP WLS BF H R ER SO BB IBB HBP BLK WP HR S P ERA WHIP	IP WLS BF H R ER SO BB IBB HBP BLK WP HR S P ERA WHIP	IP WLS BF H R ER SO BB IBB HBP BLK WP HR S P ERA WHIP	IP WLS BF H R ER SO BB IBB HBP BLK WP HR S P ERA WHIP	IP WLS BF H R ER SO BB IBB HBP BLK WP HR S P ERA WHIP	IP WLS BF H R ER SO BB IBB HBP BLK WP HR S P ERA WHIP	IP WLS BF H R ER SO BB IBB HBP BLK WP HR S P ERA WHIP	IP WLS BF H R ER SO BB IBB HBP BLK WP HR S P ERA WHIP	IP WLS BF H R ER SO BB IBB HBP BLK WP HR S P ERA WHIP	IP WLS BF H R ER SO BB IBB HBP BLK WP HR S P ERA WHIP	IP WLS BF H R ER SO BB IBB HBP BLK WP HR S P ERA WHIP	IP WLS BF H R ER SO BB IBB HBP BLK WP HR S P ERA WHIP	IP WLS BF H R ER SO BB IBB HBP BLK WP HR S P ERA WHIP	IP WLS BF H R ER SO BB IBB HBP BLK WP HR S P ERA WHIP	IP WLS BF H R ER SO BB IBB HBP BLK WP HR S P ERA WHIP	IP WLS BF H R ER SO BB IBB HBP BLK WP HR S P ERA WHIP	IP WLS BF H R ER SO BB IBB HBP BLK WP HR S P ERA WHIP	IP WLS BF H R ER SO BB IBB HBP BLK WP HR S P ERA WHIP	IP WLS BF H R ER SO BB IBB HBP BLK WP HR S P ERA WHIP	IP WLS BF H R ER SO BB IBB HBP BLK WP HR S P ERA WHIP	IP WLS BF H R ER SO BB IBB HBP BLK WP HR S P ERA WHIP	IP WLS BF H R ER SO BB IBB HBP BLK WP HR S P ERA WHIP

Kansas City Royals @ Seattle Mariners
Peoria Stadium, Peoria, AZ
Wed Mar 29 2006, 3:05 PM EST
Att: 6,795 - Sunny - 75 F

AB	41
R	10
H	14
RBI	10
BB	2
SO	5
LOB	17



Batter	1	2	3	4	5	6	7	8	9	AB	R	H	RBI	BB	SO	LOB	BOTTOM							
51 Ichiro Suzuki, L OBP: 0.500, SLG: 0.579 (1, 9)										5	1	3	1	0	0	0								
7 Yuniesky Betancourt, R OBP: 0.366, SLG: 0.459 16 Willie Bloomquist, R OBP: 0.234, SLG: 0.222 (1, 6)										3	0	0	0	0	0	1								
Raul Ibanez, L OBP: 0.450, SLG: 0.772 86 Jose Morban, S OBP: 0.278, SLG: 0.400 (7, 7)										4	2	3	1	0	1	1								
Richie Sexson, R OBP: 0.510, SLG: 0.833 Roberto Petagine, L OBP: 0.500, SLG: 0.690 (6, 3)										3	1	1	2	0	1	1								
29 Adrian Beltré, R OBP: 0.296, SLG: 0.458 (1, 5)										5	1	1	0	0	0	2								
Carl Everett, S OBP: 0.317, SLG: 0.379 (1, 10)										5	1	3	1	0	1	0								
2 Kenji Johjima, R OBP: 0.319, SLG: 0.422 (1, 2)										4	0	1	0	0	0	2								
4 Jose Lopez, R OBP: 0.345, SLG: 0.509 (1, 4)										4	1	2	0	0	0	3								
Joe Borchard, S OBP: 0.318, SLG: 0.516 (1, 8)										4	1	2	2	0	1	3								
Inning Stats	R: 0 E: 0 K: 1 S: 6	H: 1 LOB: 1 BB: 0 P: 6	R: 0 E: 0 K: 0 S: 5	H: 2 LOB: 0 BB: 0 P: 5	R: 1 E: 0 K: 1 S: 6	H: 1 LOB: 0 BB: 0 P: 6	R: 1 E: 0 K: 0 S: 4	H: 2 LOB: 0 BB: 0 P: 4	R: 3 E: 0 K: 0 S: 6	H: 3 LOB: 0 BB: 0 P: 6	R: 2 E: 0 K: 1 S: 8	H: 4 LOB: 1 BB: 0 P: 8	R: 0 E: 0 K: 0 S: 3	H: 1 LOB: 2 BB: 0 P: 4	R: 0 E: 0 K: 1 S: 6	H: 1 LOB: 1 BB: 0 P: 7	R: 3 E: 0 K: 1 S: 8	H: 3 LOB: 0 BB: 0 P: 8	1B: 12 2B: 3 3B: 0 HR: 4	SF: 0 SAC: 0 DP: 1 HBP: 0	WP: 1 PB: 0 SB: 0 CS: 2	PA: 42		
PITCHER	IP WLS BF H R ER SO BB IBB HBP BLK WP HR S P ERA WHIP	IP WLS BF H R ER SO BB IBB HBP BLK WP HR S P ERA WHIP	IP WLS BF H R ER SO BB IBB HBP BLK WP HR S P ERA WHIP	IP WLS BF H R ER SO BB IBB HBP BLK WP HR S P ERA WHIP	IP WLS BF H R ER SO BB IBB HBP BLK WP HR S P ERA WHIP	IP WLS BF H R ER SO BB IBB HBP BLK WP HR S P ERA WHIP	IP WLS BF H R ER SO BB IBB HBP BLK WP HR S P ERA WHIP	IP WLS BF H R ER SO BB IBB HBP BLK WP HR S P ERA WHIP	IP WLS BF H R ER SO BB IBB HBP BLK WP HR S P ERA WHIP	IP WLS BF H R ER SO BB IBB HBP BLK WP HR S P ERA WHIP	IP WLS BF H R ER SO BB IBB HBP BLK WP HR S P ERA WHIP	IP WLS BF H R ER SO BB IBB HBP BLK WP HR S P ERA WHIP	IP WLS BF H R ER SO BB IBB HBP BLK WP HR S P ERA WHIP	IP WLS BF H R ER SO BB IBB HBP BLK WP HR S P ERA WHIP	IP WLS BF H R ER SO BB IBB HBP BLK WP HR S P ERA WHIP	IP WLS BF H R ER SO BB IBB HBP BLK WP HR S P ERA WHIP	IP WLS BF H R ER SO BB IBB HBP BLK WP HR S P ERA WHIP	IP WLS BF H R ER SO BB IBB HBP BLK WP HR S P ERA WHIP	IP WLS BF H R ER SO BB IBB HBP BLK WP HR S P ERA WHIP	IP WLS BF H R ER SO BB IBB HBP BLK WP HR S P ERA WHIP	IP WLS BF H R ER SO BB IBB HBP BLK WP HR S P ERA WHIP	IP WLS BF H R ER SO BB IBB HBP BLK WP HR S P ERA WHIP	IP WLS BF H R ER SO BB IBB HBP BLK WP HR S P ERA WHIP	IP WLS BF H R ER SO BB IBB HBP BLK WP HR S P ERA WHIP

Kansas City Royals @ Seattle Mariners
Peoria Stadium, Peoria, AZ
Wed Mar 29 2006, 3:05 PM EST
Att: 6,795 - Sunny - 75 F

AB	42
R	10
H	18
RBI	10
BB	0
SO	5
LOB	17



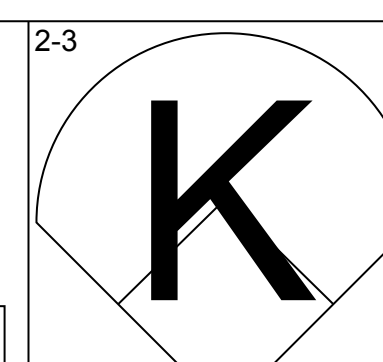
Batter	1	2	3	4	5	6	7	8	9	AB	R	H	RBI	BB	SO	LOB	TOP	
6 Brad Wilkerson, L (1, 8) Layne Nix, L (6, 8) OBP: 0.318, SLG: 0.538 OBP: 0.216, SLG: 0.431										3	1	1	0	0	1	0	Texas Rangers @ Kansas City Royals Surprise Stadium, Surprise, AZ Thu Mar 30 2006, 2:05 PM EST Att: 2,972 - Sunny - 68 F	
10 Michael Young, R (1, 6) D'Angelo Jimenez, S (6, 6) OBP: 0.333, SLG: 0.452 OBP: 0.327, SLG: 0.347										2	1	1	0	1	0	1		
23 Mark Teixeira, S (1, 3) 19 Jason Botts, S (6, 3) OBP: 0.300, SLG: 0.526 OBP: 0.326, SLG: 0.350										4	1	1	3	0	1	1		
Phil Nevin, R (1, 10) David Dellucci, L (8, PH) OBP: 0.311, SLG: 0.538 OBP: 0.356, SLG: 0.681										3	0	1	0	0	0	1		
9 Hank Blalock, L (1, 5) 16 Adam Hyzdu, R (6, 9) OBP: 0.333, SLG: 0.311 OBP: 0.391, SLG: 0.628										3	0	1	0	0	1	1		
Kevin Mench, R (1, 9) 24 Adrian Brown, S (6, 7) OBP: 0.484, SLG: 1.019 OBP: 0.255, SLG: 0.280										3	0	1	0	0	0	0		
Mark DeRosa, R (1, 7) OBP: 0.289, SLG: 0.417										4	0	0	0	0	0	1		
Rod Barajas, R (1, 2) 15 Gerald Laird, R (7, 2) OBP: 0.277, SLG: 0.478 OBP: 0.391, SLG: 0.629										3	0	1	0	0	0	0		
5 Ian Kinsler, R (1, 4) 71 Tim Olson, R (7, 6) OBP: 0.328, SLG: 0.491 OBP: 0.667, SLG: 0.923										3	0	0	0	0	0	1		
Inning Stats	R: 0 E: 0 K: 1 S: 5	H: 0 LOB: 0 BB: 0 P: 5	R: 0 E: 0 K: 0 S: 5	H: 2 LOB: 1 BB: 0 P: 5	R: 3 E: 0 K: 0 S: 7	H: 4 LOB: 1 BB: 0 P: 7	R: 0 E: 0 K: 0 S: 4	H: 1 LOB: 1 BB: 0 P: 4	R: 0 E: 0 K: 1 S: 5	H: 0 LOB: 0 BB: 0 P: 5	R: 0 E: 0 K: 1 S: 6	H: 1 LOB: 1 BB: 0 P: 6	R: 1 E: 0 K: 0 S: 6	H: 2 LOB: 1 BB: 0 P: 6	1B: 7 2B: 1 3B: 0 HR: 2	SF: 0 SAC: 0 DP: 1 HBP: 0		WP: 1 PB: 0 SB: 0 CS: 1
PITCHER	IP WLS BF H R ER SO BB IBB HBP BLK WP HR S P ERA WHIP																	
J.P. Howell, L (1, 1) Steve Andrade, R (5, 1) Steve Stemle, R (7, 1) Juan Carlos Oviedo, R (9, 1) ERA: 2.16	4.0 2.0 2.0 1.0	WLS W H S	18 7 7 5	H 7 0 2	R 3 0 1	ER 3 0 1	SO 3 1 0	BB 0 0 0	IBB 0 0 0	HBP 0 0 0	BLK 0 0 0	WP 1 0 0	HR 1 0 1	S 21 8 6	P 21 12 11 6	ERA 6.75 0.00 0.00 9.00	WHIP 1.750 0.500 0.500 2.000	

AB	36
R	4
H	10
RBI	4
BB	1
SO	4
LOB	8



Batter	1	2	3	4	5	6	7	8	9	AB	R	H	RBI	BB	SO	LOB	BOTTOM	
9 David DeJesus, L (1, 8) Billy Butler, R (7, 7) OBP: 0.339, SLG: 0.472 OBP: 0.333, SLG: 0.333										3	0	0	0	0	0	2	Texas Rangers @ Kansas City Royals Surprise Stadium, Surprise, AZ Thu Mar 30 2006, 2:05 PM EST Att: 2,972 - Sunny - 68 F	
15 Mark Grudzielanski, R (1, 4) Esteban German, R (6, 4) OBP: 0.348, SLG: 0.378 OBP: 0.475, SLG: 0.511										3	0	1	0	0	0	2		
29 Mike Sweeney, R (1, 10) 26 Justin Huber, R (6, PR) OBP: 0.333, SLG: 0.318 OBP: 0.250, SLG: 0.143										2	0	0	0	1	1	1		
Doug Mientkiewicz, L (1, 3) Matt Stairs, L (6, PH) OBP: 0.534, SLG: 0.667 OBP: 0.237, SLG: 0.147										2	0	1	0	0	1	0		
Emil Brown, R (1, 7) Chris Lubanski, L (7, 9) OBP: 0.366, SLG: 0.568										3	2	3	2	0	0	0		
24 Mark Teahen, L (1, 5) Tony Graffanino, R (6, PH) OBP: 0.354, SLG: 0.439 OBP: 0.261, SLG: 0.419										2	1	1	2	0	0	2		
4 Angel Berroa, R (1, 6) Angel Sanchez, R (6, PH) OBP: 0.250, SLG: 0.731 OBP: 0.250, SLG: 0.625										2	0	0	0	0	2			
32 Shane Costa, L (1, 9) OBP: 0.354, SLG: 0.489										3	0	3	0	0	0	0		
14 John Buck, R (1, 2) OBP: 0.167, SLG: 0.250										3	1	0	0	0	2	3		
Inning Stats	R: 0 E: 0 K: 0 S: 3	H: 1 LOB: 0 BB: 0 P: 3	R: 0 E: 0 K: 0 S: 4	H: 2 LOB: 1 BB: 0 P: 4	R: 0 E: 0 K: 1 S: 6	H: 1 LOB: 1 BB: 0 P: 6	R: 2 E: 0 K: 2 S: 9	H: 2 LOB: 0 BB: 0 P: 9	R: 0 E: 0 K: 1 S: 6	H: 1 LOB: 1 BB: 0 P: 6	R: 2 E: 0 K: 1 S: 6	H: 3 LOB: 1 BB: 0 P: 11	R: 2 E: 0 K: 0 S: 6	H: 0 LOB: 0 BB: 0 P: 6	1B: 7 2B: 2 3B: 0 HR: 2	SF: 0 SAC: 0 DP: 2 HBP: 0		WP: 0 PB: 0 SB: 3 CS: 0
PITCHER	IP WLS BF H R ER SO BB IBB HBP BLK WP HR S P ERA WHIP																	
44 Vicente Padilla, R (1, 1) Francisco Cordero, R (7, 1) Brian Shouse, L (8, 1) 53 Joaquin Benoit, R (8, 1) ERA: 4.32 ERA: 4.5 ERA: 9.0 ERA: 9.0	6.0 1.0 0.2 0.1	L S L R	25 5 2 1	H 8 0 0	R 4 0 0	ER 4 2 0 0	SO 4 0 0 1	BB 1 0 0 0	IBB 4 0 0 0	HBP 4 0 0 0	BLK 0 0 0 0	WP 0 0 0 0	HR 2 0 0 3	S 34 6 2 3	P 39 6 2 3	ERA 6.00 18.00 0.00 0.00	WHIP 1.500 3.000 0.000 0.000	



Batter	1	2	3	4	5	6	7	8	9	AB	R	H	RBI	BB	SO	LOB	TOP					
28 Curtis Granderson, L (1.8)			FC3-6 WP S 1-2		L9		K		K	5	0	0	0	0	3	2	Detroit Tigers @ Kansas City Royals Kauffman Stadium, Kansas City, MO Mon Apr 03 2006, 3:10 PM CDT Att: 41,139 - Sunny - 56 F					
14 Placido Polanco, R (1.4) OBP: 0.400, SLG: 0.250	F9		F9		BB		1B		F9	4	0	1	0	1	0	1						
Ivan Rodriguez, R (1.2)	F9		BB		L7		K			3	0	0	0	1	1	2						
30 Magglio Ordonez, R (1.9)		F9	G5-3		L9		K			4	0	0	0	0	1	3						
Dmitri Young, S (1.10)	K			F9		F7			F8	4	0	0	0	0	1	0						
31 Chris Shelton, R (1.3) OBP: 0.750, SLG: 2.250				9 BB 1B	HR		HR		L4	4	2	3	2	0	0	0						
9 Carlos Guillen, S (1.6) OBP: 0.750, SLG: 1.667				F8 BB		1B			HR	3	1	2	1	1	0	0						
Craig Monroe, R (1.7) OBP: 0.250, SLG: 0.250	FC4			K		1B			G5-3	4	0	1	0	0	1	2						
15 Brandon Inge, R (1.5) OBP: 0.500, SLG: 0.500			28 FC3-6 1B		14 CS 1B		K		G5-3	4	0	2	0	0	1	2						
Inning Stats	R: 0 E: 0 K: 1 S: 8	H: 0 LOB: 0 BB: 0 P: 13	R: 0 E: 0 K: 1 S: 10	H: 1 LOB: 2 BB: 1 P: 15	R: 0 E: 0 K: 0 S: 8	H: 1 LOB: 2 BB: 1 P: 15	R: 1 E: 0 K: 1 S: 11	H: 1 LOB: 0 BB: 0 P: 18	R: 0 E: 0 K: 0 S: 9	H: 1 LOB: 1 BB: 1 P: 17	R: 1 E: 0 K: 1 S: 14	H: 3 LOB: 2 BB: 0 P: 19	R: 0 E: 0 K: 3 S: 12	H: 1 LOB: 1 BB: 0 P: 18	R: 1 E: 0 K: 0 S: 6	H: 1 LOB: 0 BB: 0 P: 10		R: 0 E: 0 K: 1 S: 6	H: 0 LOB: 0 BB: 0 P: 8	1B: 6 2B: 0 3B: 0 HR: 3	SF: 0 SAC: 0 DP: 0 HBP: 0	WP: 1 PB: 0 SB: 1 CS: 1
PITCHER	IP	WLS	BF	H	R	ER	SO	BB	IBB	HBP	BLK	WP	HR	S	P	ERA	WHIP					
37 Scott Elarton, R (1.1) ERA: 3.18	5.2	L	26	7	2	2	3	3	0	0	0	1	2	57	92	3.18	1.765					
Elmer Dessens, R (6.1) ERA	1.1		5	1	0	0	4	0	0	0	0	0	0	15	23	0.00	0.750					
Andrew Sisco, L (8.1) ERA: 9.0	1.0		4	1	1	1	0	0	0	0	0	0	1	6	10	9.00	1.000					
Ambiorix Burgos, R (9.1) ERA	1.0		3	0	0	0	1	0	0	0	0	0	0	6	8	0.00	0.000					


Batter	1	2	3	4	5	6	7	8	9	AB	R	H	RBI	BB	SO	LOB	BOTTOM					
9 David DeJesus, L (1.8) OBP: 0.250, SLG: 0.500	K			15 G3 16 1B 2B		L3			F7	4	1	1	0	0	1	0	Detroit Tigers @ Kansas City Royals Kauffman Stadium, Kansas City, MO Mon Apr 03 2006, 3:10 PM CDT Att: 41,139 - Sunny - 56 F					
15 Mark Grudzielanek, R (1.4)	K			G3		K			K	4	0	0	0	0	3	1						
29 Mike Sweeney, R (1.10)	G6-3			G1-3			4 FC5 1B BB		F8	3	0	0	0	1	0	1						
16 Reggie Sanders, R (1.9) OBP: 0.250, SLG: 0.250		P4		1B		K			G6-3	4	0	1	1	0	1	1						
Emil Brown, R (1.7)	G6-3			F8		K				3	0	0	0	0	1	2						
Doug Mientkiewicz, L (1.3) OBP: 0.333, SLG: 0.333	K					K				3	0	1	0	0	2	0						
4 Angel Berroa, R (1.6) OBP: 0.333, SLG: 0.333			24 G3-6-3 1B		F9		4 FC5 1B		FC5	3	0	1	0	0	0	2						
24 Mark Teahen, L (1.5)			G3-6-3		G3				K	3	0	0	0	0	1	1						
14 John Buck, R (1.2)			F8			G1-3			F9	3	0	0	0	0	0	0						
Inning Stats	R: 0 E: 0 K: 2 S: 9	H: 0 LOB: 0 BB: 0 P: 15	R: 0 E: 0 K: 1 S: 7	H: 0 LOB: 0 BB: 0 P: 11	R: 0 E: 0 K: 0 S: 8	H: 1 LOB: 0 BB: 0 P: 11	R: 1 E: 0 K: 0 S: 10	H: 2 LOB: 1 BB: 0 P: 16	R: 0 E: 0 K: 1 S: 11	H: 0 LOB: 0 BB: 0 P: 15	R: 0 E: 0 K: 1 S: 9	H: 0 LOB: 0 BB: 0 P: 13	R: 0 E: 0 K: 2 S: 13	H: 1 LOB: 2 BB: 1 P: 23	R: 0 E: 0 K: 1 S: 8	H: 0 LOB: 0 BB: 0 P: 11		R: 0 E: 0 K: 1 S: 9	H: 0 LOB: 0 BB: 0 P: 13	1B: 3 2B: 1 3B: 0 HR: 0	SF: 0 SAC: 0 DP: 1 HBP: 0	WP: 0 PB: 0 SB: 0 CS: 0
PITCHER	IP	WLS	BF	H	R	ER	SO	BB	IBB	HBP	BLK	WP	HR	S	P	ERA	WHIP					
37 Kenny Rogers, L (1.1) ERA: 1.5	6.0	W	20	3	1	1	5	3	1	0	0	0	0	54	81	1.50	0.500					
54 Joel Zumaya, R (7.1) ERA	2.0	H	8	1	0	0	3	1	0	0	0	0	0	21	34	0.00	1.000					
56 Fernando Rodney, R (9.1) ERA	1.0	S	3	0	0	0	1	0	0	0	0	0	0	9	13	0.00	0.000					


AB	35
R	3
H	9
RBI	3
BB	3
SO	8
LOB	12



AB	30
R	1
H	4
RBI	1
BB	1
SO	9
LOB	8



Batter	1	2	3	4	5	6	7	8	9	AB	R	H	RBI	BB	SO	LOB	TOP								
22 Scott Podsednik, L (1, 7) OBP: 0.111, SLG: 0.059	B5		G5-3		G4-6-3			25 2B 12 1B		4	1	1	0	0	0	1	Chicago White Sox @ Kansas City Royals Kauffman Stadium, Kansas City, MO Sat Apr 08 2006, 1:10 PM CDT Att: 18,116 - Sunny - 51 F								
Tadahito Iguchi, R (1, 4) OBP: 0.526, SLG: 0.462	14 WP BB		G3			12 CS BB		P6		2	0	0	0	2	0	2									
25 Jim Thome, L (1, 10) OBP: 0.565, SLG: 0.800	P5			14 1B 24 SF8 BB		F7		12 1B		3	1	1	1	1	0	2									
14 Paul Konerko, R (1, 3) OBP: 0.333, SLG: 0.300				0-2 1-3 1B		F7		12 1B		2	0	1	0	2	0	1									
12 A.J. Pierzynski, L (1, 2) OBP: 0.444, SLG: 0.438	K			2-3 1B		CS		IBB		4	0	2	1	0	2	4									
24 Joe Crede, R (1, 5) OBP: 0.250, SLG: 0.357		F7		2-2 SF8				G5-4-3		3	0	0	1	0	0	4									
Rob Mackowiak, L (1, 9) OBP: 0.333, SLG: 0.200		F8		3-H 2-3 K		G3-4-3				4	0	0	0	0	2	2									
5 Juan Uribe, R (1, 6) OBP: 0.333, SLG: 0.294		G5-3			4-1 22 1B 24 1B BB		F8			3	0	0	0	1	1	1									
32 Brian Anderson, R (1, 8) OBP: 0.313, SLG: 0.400 Ross Gload, L (9, PH)			K		0-3 K			22 1B 25 2B 2B		3	1	1	0	0	2	1									
Inning Stats	R: 0 E: 0 K: 1 S: 12	H: 0 LOB: 2 BB: 2 P: 23	R: 0 E: 0 K: 0 S: 7	H: 0 LOB: 0 BB: 0 P: 11	R: 0 E: 0 K: 1 S: 7	H: 0 LOB: 0 BB: 0 P: 13	R: 1 E: 0 K: 2 S: 14	H: 1 LOB: 1 BB: 1 P: 24	R: 0 E: 0 K: 0 S: 5	H: 0 LOB: 0 BB: 1 P: 11	R: 0 E: 0 K: 0 S: 9	H: 1 LOB: 1 BB: 0 P: 12	R: 2 E: 0 K: 0 S: 19	H: 4 LOB: 2 BB: 1 P: 30	R: 0 E: 0 K: 2 S: 8	H: 0 LOB: 0 BB: 0 P: 11		1B: 4 2B: 2 3B: 0 HR: 0	SF: 1 SAC: 0 DP: 2 HBP: 0	WP: 1 PB: 0 SB: 0 CS: 1	PA: 37				
PITCHER	IP	WLS	BF	H	R	ER	SO	BB	IBB	HBP	BLK	WP	HR	S	P	ERA	WHIP								
Denny Bautista, R (1, 1) ERA: 1.5	6.0		22	1	1	1	5	5	0	0	0	1	0	52	94	1.50	1.000								
34 Luke Hudson, R (7, 1) ERA:	1.0	H	4	1	0	0	0	0	0	0	0	0	0	9	12	0.00	1.000								
Andrew Sisco, L (8, 1) ERA: 11.57	0.1	B	6	4	2	2	0	0	1	0	0	0	0	15	25	54.00	12.000								
Elmer Dessens, R (8, 1) ERA:	0.2	W	1	0	0	0	0	0	0	0	0	0	0	4	5	0.00	0.000								
Ambroix Burgos, R (9, 1) ERA:	1.0	S	3	0	0	0	2	0	0	0	0	0	0	8	11	0.00	0.000								

Batter	1	2	3	4	5	6	7	8	9	AB	R	H	RBI	BB	SO	LOB	BOTTOM								
32 Shane Costa, L (1, 8) OBP: 0.286, SLG: 0.714	F7					P3				4	0	1	0	0	1	1	Chicago White Sox @ Kansas City Royals Kauffman Stadium, Kansas City, MO Sat Apr 08 2006, 1:10 PM CDT Att: 18,116 - Sunny - 51 F								
15 Mark Grudzielanek, R (1, 4) OBP: 0.353, SLG: 0.560						29 HBP 16 2B 1B		29 HR 1B		4	2	3	0	0	0	1									
29 Mike Sweeney, R (1, 10) OBP: 0.353, SLG: 0.462						16 2B HBP		HR		3	2	1	2	0	2	2									
16 Reggie Sanders, R (1, 9) OBP: 0.333, SLG: 0.357	P6					1-H 2-H 2B		P3		4	0	1	2	0	1	1									
Doug Mientkiewicz, L (1, 3) OBP: 0.133, SLG: 0.214		G6-3				P5		F8		4	0	0	0	0	0	1									
Emil Brown, R (1, 7) OBP: 0.313, SLG: 0.500						F9		E3		3	0	0	0	1	0	1									
24 Mark Teahen, L (1, 5) OBP: 0.067, SLG: 0.067						G4-3		K		4	0	0	0	0	2	2									
4 Angel Berroa, R (1, 6) OBP: 0.417, SLG: 0.583						P6				3	0	1	0	0	0	1									
Paul Bako, L (1, 2) OBP: 0.333, SLG: 0.333						F7		K		3	0	0	0	0	2	1									
Inning Stats	R: 0 E: 0 K: 1 S: 8	H: 1 LOB: 1 BB: 0 P: 11	R: 0 E: 0 K: 1 S: 8	H: 0 LOB: 1 BB: 1 P: 15	R: 0 E: 0 K: 2 S: 11	H: 1 LOB: 0 BB: 0 P: 16	R: 0 E: 0 K: 1 S: 8	H: 0 LOB: 0 BB: 0 P: 13	R: 0 E: 0 K: 0 S: 6	H: 0 LOB: 0 BB: 0 P: 7	R: 2 E: 0 K: 0 S: 10	H: 2 LOB: 1 BB: 0 P: 18	R: 0 E: 0 K: 2 S: 14	H: 1 LOB: 0 BB: 0 P: 18	R: 2 E: 1 K: 1 S: 21	H: 2 LOB: 1 BB: 0 P: 34		1B: 4 2B: 2 3B: 0 HR: 1	SF: 0 SAC: 0 DP: 0 HBP: 1	WP: 0 PB: 0 SB: 1 CS: 0	PA: 34				
PITCHER	IP	WLS	BF	H	R	ER	SO	BB	IBB	HBP	BLK	WP	HR	S	P	ERA	WHIP								
Javier Vazquez, R (1, 1) ERA: 2.57	7.0		28	5	2	2	7	1	0	1	0	0	0	65	98	2.57	0.857								
Cliff Politte, R (8, 1) ERA: 11.57	0.1	L	3	2	2	2	0	0	0	0	0	0	1	12	17	54.00	6.000								
Neal Cotts, L (8, 1) ERA: 3.86	0.2		3	0	0	0	1	0	0	0	0	0	0	9	17	0.00	0.000								

Batter	1	2	3	4	5	6	7	8	9	AB	R	H	RBI	BB	SO	LOB	TOP									
22 Scott Podsednik, L (1, 7) OBP: 0.087, SLG: 0.045	F8		G4-3		G1-3			G3	G3	5	0	0	0	0	0	3	Chicago White Sox @ Kansas City Royals Kauffman Stadium, Kansas City, MO Sun Apr 09 2006, 1:10 PM CDT Att: 15,179 - Sunny - 60 F									
Tadahito Iguchi, R (1, 4) OBP: 0.435, SLG: 0.353	E6		P5		G6-3			F9		4	0	0	0	0	0	0										
25 Jim Thome, L (1, 10) OBP: 0.556, SLG: 0.889	L3						L4	HR		3	1	1	1	1	0	1										
14 Paul Konerko, R (1, 3)		G5-3	P4				P6	L6		4	0	0	0	0	0	1										
23 Jermaine Dye, R (1, 9) OBP: 0.583, SLG: 0.556							K			2	1	1	0	2	1	0										
12 A.J. Pierzynski, L (1, 2) OBP: 0.476, SLG: 0.474									SH	3	1	2	0	0	0	1										
24 Joe Crede, R (1, 5) OBP: 0.250, SLG: 0.389							1B			4	0	1	2	0	0	4										
5 Juan Uribe, R (1, 6) OBP: 0.280, SLG: 0.238							F9			4	0	0	0	0	1	5										
32 Brian Anderson, R (1, 8) OBP: 0.300, SLG: 0.333										3	0	0	0	1	2	2										
Inning Stats	R: 0 E: 1 K: 0 S: 6	H: 0 LOB: 0 BB: 0 P: 10	R: 2 E: 0 K: 2 S: 14	H: 2 LOB: 1 BB: 1 P: 22	R: 0 E: 0 K: 0 S: 10	H: 0 LOB: 1 BB: 1 P: 18	R: 0 E: 0 K: 0 S: 10	H: 1 LOB: 1 BB: 0 P: 14	R: 0 E: 0 K: 1 S: 7	H: 0 LOB: 0 BB: 0 P: 10	R: 0 E: 0 K: 0 S: 7	H: 0 LOB: 0 BB: 0 P: 11	R: 0 E: 0 K: 0 S: 7	H: 1 LOB: 1 BB: 0 P: 9	R: 1 E: 0 K: 0 S: 7	H: 1 LOB: 0 BB: 0 P: 11	R: 0 E: 1 K: 0 S: 14	H: 0 LOB: 3 BB: 2 P: 26	1B: 2 2B: 3 3B: 0 HR: 1	SF: 0 SAC: 1 DP: 1 HBP: 0	WP: 0 PB: 0 CS: 0	PA: 37				
PITCHER	IP	WLS	BF	H	R	ER	SO	BB	IBB	HBP	BLK	WP	HR	S	P	ERA	WHIP									
37 Scott Elarton, R (1, 1) ERA: 3.29	8.0	L	31	5	3	3	4	2	0	0	0	0	0	1	68	105	3.38	0.875								
41 Jimmy Gobble, L (9, 1) ERA: 5.75	0.1		3	0	0	0	0	1	0	0	0	0	0	7	14	0.00	3.000									
Steve Stemple, R (9, 1) ERA: 27.0	0.1		2	0	0	0	0	1	0	0	0	0	0	4	8	0.00	3.000									
Andrew Sisco, L (9, 1) ERA: 10.13	0.1		1	0	0	0	0	0	0	0	0	0	0	3	4	0.00	0.000									


Batter	1	2	3	4	5	6	7	8	9	AB	R	H	RBI	BB	SO	LOB	BOTTOM								
Tony Graffanino, R (1, 3) OBP: 0.200, SLG: 0.200	F9		G5-3					FC5-4		4	0	1	0	0	0	2	Chicago White Sox @ Kansas City Royals Kauffman Stadium, Kansas City, MO Sun Apr 09 2006, 1:10 PM CDT Att: 15,179 - Sunny - 60 F								
15 Mark Grudzielanek, R (1, 4) OBP: 0.333, SLG: 0.450	K							FC6-4		4	0	1	0	0	1	2									
29 Mike Sweeney, R (1, 10) OBP: 0.286, SLG: 0.353	L7									4	0	0	0	0	0	0									
16 Reggie Sanders, R (1, 9) OBP: 0.368, SLG: 0.556		F8								4	1	2	1	0	0	0									
Emil Brown, R (1, 7) OBP: 0.300, SLG: 0.444		E4								4	0	1	0	0	0	0									
4 Angel Berroa, R (1, 6) OBP: 0.313, SLG: 0.438		F8								4	0	0	0	0	1	3									
24 Mark Teahen, L (1, 5) OBP: 0.111, SLG: 0.111		G6-3								3	0	1	0	0	0	1									
14 John Buck, R (1, 2) OBP: 0.385, SLG: 0.545										2	0	0	0	1	0	1									
32 Shane Costa, L (1, 8) OBP: 0.300, SLG: 0.600										3	0	1	0	0	0	0									
Inning Stats	R: 0 E: 0 K: 1 S: 7	H: 0 LOB: 0 BB: 0 P: 14	R: 0 E: 1 K: 0 S: 7	H: 0 LOB: 1 BB: 0 P: 9	R: 0 E: 0 K: 0 S: 7	H: 0 LOB: 0 BB: 0 P: 10	R: 0 E: 0 K: 0 S: 4	H: 0 LOB: 0 BB: 0 P: 4	R: 0 E: 0 K: 0 S: 5	H: 1 LOB: 1 BB: 0 P: 10	R: 0 E: 0 K: 0 S: 4	H: 2 LOB: 0 BB: 0 P: 9	R: 0 E: 0 K: 0 S: 12	H: 2 LOB: 1 BB: 0 P: 18	R: 0 E: 0 K: 0 S: 8	H: 1 LOB: 2 BB: 1 P: 14	R: 1 E: 0 K: 1 S: 11	H: 1 LOB: 0 BB: 0 P: 17	1B: 6 2B: 0 3B: 0 HR: 1	SF: 0 SAC: 0 DP: 1 HBP: 0	WP: 0 PB: 0 CS: 0	PA: 34			
PITCHER	IP	WLS	BF	H	R	ER	SO	BB	IBB	HBP	BLK	WP	HR	S	P	ERA	WHIP								
56 Mark Buehrle, L (1, 1) ERA: 2.25	8.0	W	29	6	0	0	1	0	0	0	0	0	0	54	88	0.00	0.875								
45 Bobby Jenks, R (9, 1) ERA: 3.96	1.0	S	4	1	1	1	1	0	0	0	0	0	1	11	17	9.00	1.000								




Batter	1	2	3	4	5	6	7	8	9	AB	R	H	RBI	BB	SO	LOB	TOP																							
32 Shane Costa, L (1, 8) OBP: 0.267, SLG: 0.667	G4-3		G4-3	L8			HR		G4-3	5	1	1	1	0	0	2	Kansas City Royals @ New York Yankees Yankee Stadium, Bronx, NY Tue Apr 11 2006, 1:05 PM EDT Att: 54,698 - Cloudy - 66 F																							
15 Mark Grudzielanek, R (1, 4) OBP: 0.346, SLG: 0.460	G6-3		G1-3		L3		2B		29 HBP 1B	5	1	2	0	0	0	0																								
29 Mike Sweeney, R (1, 10) OBP: 0.269, SLG: 0.286 Esteban German, R (9, PR)	G6-3			G6-3	F9		K		HBP	4	0	0	0	0	1	1																								
16 Reggie Sanders, R (1, 9) OBP: 0.375, SLG: 0.652		G5-3		HR	G6-3		CS 1B		K	5	1	2	2	0	1	2																								
Doug Mientkiewicz, L (1, 3) OBP: 0.200, SLG: 0.222		WP 24 2B 1B		G3-1		24 1B 4 G6-3 1B BB	1-2		L1	4	2	1	0	1	1	3																								
Emil Brown, R (1, 7) OBP: 0.333, SLG: 0.500		G5-3		WP 24 4 1B	2B				K	4	1	2	0	0	1	1																								
24 Mark Teahen, L (1, 5) OBP: 0.227, SLG: 0.238		2B		4 1B 14 1B BB		4 G6-3 1B			F7	3	1	2	1	1	0	0																								
4 Angel Berroa, R (1, 6) OBP: 0.350, SLG: 0.421		K		14 1B	1B	G6-3			BB	3	0	1	1	1	1	3																								
14 John Buck, R (1, 2) OBP: 0.353, SLG: 0.467			G5-3		1-3 3-H	L5			P2	4	0	1	1	0	0	2																								
Inning Stats	R: 0 E: 0 K: 0 S: 7	H: 0 LOB: 0 BB: 0 P: 10	R: 1 E: 0 K: 1 S: 12	H: 2 LOB: 1 BB: 0 P: 19	R: 0 E: 0 K: 0 S: 6	H: 0 LOB: 0 BB: 0 P: 12	R: 3 E: 0 K: 0 S: 13	H: 4 LOB: 2 BB: 1 P: 21	R: 0 E: 0 K: 0 S: 3	H: 0 LOB: 0 BB: 0 P: 7	R: 1 E: 0 K: 0 S: 8	H: 2 LOB: 1 BB: 1 P: 17	R: 2 E: 0 K: 2 S: 13	H: 3 LOB: 0 BB: 0 P: 17	R: 0 E: 0 K: 1 S: 11	H: 0 LOB: 1 BB: 1 P: 20	R: 0 E: 0 K: 1 S: 12	H: 1 LOB: 2 BB: 0 P: 19	1B: 7 2B: 3 3B: 0 HR: 2	SF: 0 SAC: 0 DP: 1 HBP: 1	WP: 2 PB: 0 SB: 0 CS: 1	PA: 41																		
PITCHER	IP	WLS	BF	H	R	ER	SO	BB	IBB	HBP	BLK	WP	HR	S	P	ERA	WHIP	PITCHER				IP	WLS	BF	H	R	ER	SO	BB	IBB	HBP	BLK	WP	HR	S	P	ERA	WHIP		
40 Chien-Ming Wang, R (1, 1) ERA: 5.91	6.0		27	8	5	5	1	2	0	0	0	0	2	1	49	86	7.50	1.667																						
Tanyon Sturtze, R (7, 1) ERA: 7.71	0.1		4	3	2	2	1	0	0	0	0	0	0	1	9	12	54.00	9.000																						
Mike Myers, L (7, 1) ERA:	0.2		1	0	0	0	1	0	0	0	0	0	0	0	4	5	0.00	0.000																						
Scott Proctor, R (8, 1) ERA: 3.86	1.0	W	4	0	0	0	1	1	0	0	0	0	0	0	11	20	0.00	1.000																						
42 Mariano Rivera, R (9, 1) ERA:	1.0	S	5	1	0	0	1	0	0	1	0	0	0	0	12	19	0.00	1.000																						

Batter	1	2	3	4	5	6	7	8	9	AB	R	H	RBI	BB	SO	LOB	BOTTOM																								
18 Johnny Damon, L (1, 8) OBP: 0.394, SLG: 0.483	25 HR 2B		25 BB 55 BB G2-3 BB	SH5-3		G1-3			K	3	2	1	0	1	1	2	Kansas City Royals @ New York Yankees Yankee Stadium, Bronx, NY Tue Apr 11 2006, 1:05 PM EDT Att: 54,698 - Cloudy - 66 F																								
2 Derek Jeter, R (1, 6) OBP: 0.455, SLG: 0.630	G6-3		F9	BB			G6-3	HR		4	1	1	3	1	0	2																									
Gary Sheffield, R (1, 9) OBP: 0.258, SLG: 0.414	G5-3		G2-3	P6-4			K	K		5	0	0	0	0	2	5																									
13 Alex Rodriguez, R (1, 5) OBP: 0.406, SLG: 0.519	25 HR BB		55 BB 25 BB BB	F8			K			2	1	0	0	2	1	0																									
25 Jason Giambi, L (1, 3) OBP: 0.500, SLG: 0.368 12 Andy Phillips, R (9, 3)	1-H 2-H HR		55 BB BB	BB			20 BB 24 FC5-4 55 1B BB			1	2	1	3	3	0	0																									
55 Hideki Matsui, L (1, 7) OBP: 0.452, SLG: 0.750	G6-3		1-2 2-3 BB	P6			24 FC5-4 20 BB 1B 1B			3	1	1	1	1	0	1																									
20 Jorge Posada, S (1, 2) OBP: 0.387, SLG: 0.538			G1-3	G4-3			24 FC5-4 BB			3	0	1	0	1	0	4																									
24 Robinson Cano, L (1, 4) OBP: 0.276, SLG: 0.379	G5-4-3		18 SH5-3 1B	1B		G1-3	2 HR 1B			4	1	1	1	0	0	3																									
Bernie Williams, S (1, 10) OBP: 0.333, SLG: 0.318	P4		P6-4 18 SH5-3 1B	1B		G4-3	2 HR 1B			4	1	2	1	0	0	0																									
Inning Stats	R: 3 E: 0 K: 0 S: 13	H: 2 LOB: 1 BB: 0 P: 22	R: 0 E: 0 K: 0 S: 4	H: 1 LOB: 0 BB: 0 P: 5	R: 1 E: 0 K: 0 S: 12	H: 0 LOB: 3 BB: 4 P: 33	R: 0 E: 0 K: 0 S: 11	H: 2 LOB: 2 BB: 1 P: 22	R: 0 E: 0 K: 0 S: 6	H: 0 LOB: 1 BB: 1 P: 15	R: 0 E: 0 K: 2 S: 10	H: 0 LOB: 0 BB: 0 P: 11	R: 0 E: 0 K: 2 S: 18	H: 0 LOB: 0 BB: 2 P: 30	R: 5 E: 0 K: 2 S: 18	H: 3 LOB: 0 BB: 2 P: 30	1B: 5 2B: 2 3B: 0 HR: 2	SF: 0 SAC: 1 DP: 2 HBP: 0	WP: 0 PB: 0 SB: 0 CS: 0	PA: 39																					
PITCHER	IP	WLS	BF	H	R	ER	SO	BB	IBB	HBP	BLK	WP	HR	S	P	ERA	WHIP	PITCHER				IP	WLS	BF	H	R	ER	SO	BB	IBB	HBP	BLK	WP	HR	S	P	ERA	WHIP			
Joe Mays, R (1, 1) ERA: 12.86	2.2		15	3	4	4	0	5	0	0	0	0	0	1	28	59	13.50	3.000																							
Mike Wood, R (3, 1) ERA: 8.31	2.1		10	2	0	0	0	2	0	0	0	0	0	0	18	38	0.00	1.714																							
Elmer Dessens, R (6, 1) ERA:	2.0	H	6	0	0	0	2	0	0	0	0	0	0	0	16	19	0.00	0.000																							
Andrew Sisco, L (8, 1) ERA: 21.0	0.1	L	5	2	4	4	0	2	0	0	0	0	0	0	11	22	108.00	12.000																							
Ambiorix Burgos, R (8, 1) ERA: 2.45	0.2	B	3	1	1	1	2	0	0	0	0	0	0	1	7	8	13.50	1.500																							

AB 37
R 7
H 12
RBI 6
BB 3
SO 5
LOB 14



AB 29
R 9
H 8
RBI 9
BB 9
SO 4
LOB 17



Batter	1	2	3	4	5	6	7	8	9	AB	R	H	RBI	BB	SO	LOB	TOP			
32 Shane Costa, L (1, 8) OBP: 0.250, SLG: 0.550										5	1	1	0	0	2	1				
15 Mark Grudzielanek, R (1, 4) OBP: 0.367, SLG: 0.917										4	2	2	1	0	0	1				
Doug Mientkiewicz, L (1, 3) OBP: 0.299, SLG: 0.273										4	0	1	1	0	0	2				
16 Reggie Sanders, R (1, 9) OBP: 0.357, SLG: 0.704										4	1	1	2	0	0	1				
Matt Stairs, L (1, 10)										2	1	0	0	2	0	1				
Emil Brown, R (1, 7) OBP: 0.357, SLG: 0.520										3	0	1	1	1	1	1				
24 Mark Teahen, L (1, 5) Esteban German, R (8, PH) (8, 5)										3	0	0	0	0	2	2				
4 Angel Berroa, R (1, 6) OBP: 0.292, SLG: 0.348										4	0	0	0	0	0	1				
Paul Bako, L (1, 2) 14 John Buck, R (9, PH) (9, 5)										3	0	1	0	0	1	0				
Inning Stats	R: 3 E: 0 K: 2 S: 15	H: 3 LOB: 1 BB: 1 P: 25	R: 0 E: 0 K: 1 S: 5	H: 0 LOB: 0 BB: 0 P: 5	R: 0 E: 0 K: 0 S: 8	H: 0 LOB: 0 BB: 0 P: 12	R: 0 E: 0 K: 0 S: 7	H: 0 LOB: 1 BB: 1 P: 16	R: 2 E: 0 K: 2 S: 12	H: 3 LOB: 1 BB: 0 P: 19	R: 0 E: 0 K: 0 S: 8	H: 1 LOB: 1 BB: 0 P: 13	R: 0 E: 0 K: 0 S: 7	H: 0 LOB: 1 BB: 1 P: 13	R: 0 E: 0 K: 1 S: 13	H: 0 LOB: 0 BB: 0 P: 17	1B: 3 2B: 3 3B: 0 HR: 1	SF: 0 SAC: 0 DP: 0 HBP: 0	WP: 0 PB: 0 CS: 0	PA: 37
PITCHER	IP WLS BF H R ER SO BB IBB HBP BLK WP HR S P ERA WHIP																			
Shawn Chacon, R (1, 1) ERA: 7.59	6.0 W 27 7 5 5 5 2 0 0 0 0 0 1 56 92 7.50 1.500																			
Mike Myers, L (7, 1) ERA:	1.0 3 0 0 0 0 0 0 0 0 0 0 0 6 11 0.00 0.000																			
Kyle Farnsworth, R (8, 1) ERA: 3.0	1.0 4 0 0 0 0 1 0 0 0 0 0 0 7 13 0.00 1.000																			
Ron Villone, L (9, 1) ERA: 2.45	1.0 3 0 0 0 1 0 0 0 0 0 0 0 13 17 0.00 0.000																			

Kansas City Royals @ New York Yankees
Yankee Stadium, Bronx, NY
Wed Apr 12 2006, 1:05 PM EDT
Att: 41,432 - Cloudy - 62 F

AB 34
R 5
H 7
RBI 5
BB 3
SO 6
LOB 11



Batter	1	2	3	4	5	6	7	8	9	AB	R	H	RBI	BB	SO	LOB	BOTTOM			
18 Johnny Damon, L (1, 8) OBP: 0.421, SLG: 0.485										4	2	2	1	1	0	2				
2 Derek Jeter, R (1, 6) OBP: 0.474, SLG: 0.600										3	3	1	1	2	0	4				
Gary Sheffield, R (1, 10) OBP: 0.306, SLG: 0.529										5	2	3	4	0	0	0				
13 Alex Rodriguez, R (1, 5) OBP: 0.405, SLG: 0.484										4	2	1	0	1	0	3				
25 Jason Giambi, L (1, 3) 12 Andy Phillips, R (7, PR) (8, 3)										4	0	2	2	1	0	1				
55 Hideki Matsui, L (1, 7) Bubba Crosby, L (8, 7)										4	1	1	0	1	2	4				
20 Jorge Posada, S (1, 2) OBP: 0.417, SLG: 0.533										4	1	2	1	1	0	2				
Bernie Williams, S (1, 9) OBP: 0.310, SLG: 0.296										5	0	1	0	0	1	5				
Miguel Cairo, R (1, 4) OBP: 0.333, SLG: 0.250										4	1	2	1	1	0	2				
Inning Stats	R: 3 E: 0 K: 1 S: 14	H: 1 LOB: 2 BB: 2 P: 26	R: 0 E: 0 K: 0 S: 11	H: 2 LOB: 2 BB: 0 P: 18	R: 1 E: 0 K: 1 S: 13	H: 2 LOB: 2 BB: 1 P: 27	R: 2 E: 0 K: 0 S: 14	H: 2 LOB: 1 BB: 1 P: 25	R: 2 E: 0 K: 1 S: 14	H: 3 LOB: 1 BB: 1 P: 26	R: 1 E: 0 K: 0 S: 13	H: 1 LOB: 1 BB: 2 P: 24	R: 3 E: 1 K: 0 S: 22	H: 3 LOB: 2 BB: 1 P: 38	R: 0 E: 0 K: 0 S: 5	H: 1 LOB: 0 BB: 0 P: 9	1B: 12 2B: 3 3B: 0 HR: 1	SF: 0 SAC: 0 DP: 3 HBP: 0	WP: 2 PB: 0 CS: 0	PA: 45
PITCHER	IP WLS BF H R ER SO BB IBB HBP BLK WP HR S P ERA WHIP																			
Jeremy Affeldt, L (1, 1) ERA: 14.73	3.1 L 21 7 6 6 2 0 4 0 0 0 0 1 0 9 19 27.00 3.000																			
41 Jimmy Gobble, L (4, 1) ERA: 13.5	0.2 4 1 2 2 0 1 0 0 0 0 1 0 9 19 27.00 3.000																			
34 Luke Hudson, R (5, 1) ERA: 3.38	2.2 14 5 4 2 1 2 1 0 0 0 1 0 36 62 6.75 2.625																			
Steve Stemle, R (7, 1) ERA: 13.5	1.1 6 2 0 0 0 0 0 0 0 0 0 0 14 24 0.00 1.500																			

Kansas City Royals @ New York Yankees
Yankee Stadium, Bronx, NY
Wed Apr 12 2006, 1:05 PM EDT
Att: 41,432 - Cloudy - 62 F

AB 37
R 12
H 15
RBI 10
BB 8
SO 3
LOB 23



Batter	1	2	3	4	5	6	7	8	9	AB	R	H	RBI	BB	SO	LOB	TOP										
Tony Graffanino, R (1, 10) OBP: 0.200, SLG: 0.500	1-3 K		2-2 P4		1-1 F9			3-2 HR	3-2 P6	5	1	1	1	0	1	5											
15 Mark Grudzielanek, R (1, 4) OBP: 0.353, SLG: 0.485	1-2 P6			1-3 K		1-0 G4-3 1B		2-2 G5-3		4	0	1	0	0	1	0											
Emil Brown, R (1, 7) OBP: 0.313, SLG: 0.448	2-3 K			2-2 P3		1-0 G4-3 1-2		1-1 G5-3		4	0	0	0	0	1	1											
16 Reggie Sanders, R (1, 9) OBP: 0.313, SLG: 0.613		3-1 F8		3-3 K		0-2 F8		3-3 K		4	0	0	0	0	2	0											
4 Angel Berroa, R (1, 6) OBP: 0.286, SLG: 0.333	0-3 K				1-1 G4-3			0-2 G5-3		4	0	1	0	0	1	0											
14 John Buck, R (1, 2) OBP: 0.318, SLG: 0.368	2-1 G5-3				1-2 F7		0-2 FC4-6 1B	4-1 1B 2B		3	1	0	0	1	0	1											
Doug Mientkiewicz, L (1, 3) OBP: 0.289, SLG: 0.346			2-2 F9		1-2 1B 32 1B		0-0 1B	1-2 1B		4	1	3	0	0	0	0											
Esteban German, R (1, 5) OBP: 0.500, SLG: 0.667			1-1 1B 32 G4-3		2-2 1B 32 1B		2-2 F9	3-2 1B		4	0	3	1	0	0	2											
32 Shane Costa, L (1, 8) OBP: 0.250, SLG: 0.500	1-2 G4-3		1-2 1B		0-2 1B		2-3 K	0-0 L9		4	0	1	1	0	1	5											
Inning Stats	R: 0 E: 0 K: 2 S: 9	H: 0 LOB: 0 BB: 0 P: 13	R: 0 E: 0 K: 1 S: 7	H: 0 LOB: 0 BB: 0 P: 12	R: 0 E: 0 K: 0 S: 14	H: 1 LOB: 1 BB: 0 P: 20	R: 0 E: 0 K: 2 S: 11	H: 0 LOB: 0 BB: 0 P: 17	R: 1 E: 0 K: 0 S: 19	H: 3 LOB: 2 BB: 0 P: 25	R: 0 E: 0 K: 0 S: 5	H: 1 LOB: 0 BB: 0 P: 7	R: 0 E: 0 K: 1 S: 15	H: 2 LOB: 2 BB: 0 P: 21	R: 1 E: 0 K: 0 S: 11	H: 1 LOB: 0 BB: 0 P: 20	R: 1 E: 0 K: 0 S: 14	H: 2 LOB: 2 BB: 1 P: 25	1B: 8 2B: 1 3B: 0 HR: 1	SF: 0 SAC: 0 DP: 1 HBP: 0	WP: 0 PB: 0 SB: 0 CS: 0	PA: 37					
PITCHER	IP	WLS	BF	H	R	ER	SO	BB	IBB	HBP	BLK	WP	HR	S	P	ERA	WHIP										
Randy Johnson, L (1, 1) ERA: 2.25	5.0	W	19	4	1	1	5	0	0	0	0	0	0	60	87	1.80	0.800										
Scott Proctor, R (6, 1) ERA: 2.45	1.1	H	5	2	0	0	0	0	0	0	0	0	0	9	13	0.00	1.500										
Mike Myers, L (7, 1) ERA:	0.2	H	3	1	0	0	1	0	0	0	0	0	0	11	15	0.00	1.500										
Tanyon Sturtze, R (8, 1) ERA: 8.1	1.0	H	4	1	1	1	1	0	0	0	0	0	1	11	20	9.00	1.000										
Ron Villone, L (9, 1) ERA: 3.89	1.0		6	2	1	1	0	1	0	0	0	0	0	14	25	9.00	3.000										

Kansas City Royals @ New York Yankees
Yankee Stadium, Bronx, NY
Thu Apr 13 2006, 1:05 PM EDT
Att: 54,397 - Cloudy - 73 F

AB	36
R	3
H	10
RBI	3
BB	1
SO	7
LOB	14



Batter	1	2	3	4	5	6	7	8	9	AB	R	H	RBI	BB	SO	LOB	BOTTOM										
18 Johnny Damon, L (1, 8) OBP: 0.395, SLG: 0.541	0-2 K	2-1 SF8		1-3 K			3-1 G3	2-2 HR		4	1	1	4	0	2	1											
2 Derek Jeter, R (1, 6) OBP: 0.442, SLG: 0.543	3-1 L9	2-3 3-H 3-3 K			3-2 L9		0-0 G6-3	3-2 1B		5	0	1	0	0	1	1											
Gary Sheffield, R (1, 9) OBP: 0.293, SLG: 0.564	1-0 HR		2-3 K		2-0 F7		1-2 F8	1-2 G4-3		5	1	1	1	0	1	1											
13 Alex Rodriguez, R (1, 5) OBP: 0.415, SLG: 0.500	4-2 25 CS BB		1-3 K		0-3 K			1-0 25 HR		3	1	1	0	1	2	0											
25 Jason Giambi, L (1, 3) OBP: 0.538, SLG: 0.615	1-0 CS	0-0 1B 55 1B		2-1 HBP		2-3 K		1-1 2H HR		3	2	2	2	0	1	0											
12 Andy Phillips, R (9, 3)		1-2 1B				4-0 24 FC5-4 BB		1-3 K		0	0	0	0	0	0	0											
55 Hideki Matsui, L (1, 7) OBP: 0.450, SLG: 0.657		1-1 1B 24 1B		3-3 K		2-0 24 FC5-4 BB		1-3 K		3	1	1	0	1	2	1											
Bubba Crosby, L (9, 7)		1-2 1B				1-2 1B				0	0	0	0	0	0	0											
Bernie Williams, S (1, 10) OBP: 0.384, SLG: 0.355		1-0 24 1B SH1-3 18 SF8 1B		1-0 F8		1-2 24 FC5-4 1B		0-0 18 BB HR 1B		4	2	3	1	0	0	0											
24 Robinson Cano, L (1, 4) OBP: 0.273, SLG: 0.364		3-1 18 SF8 SH1-3 1B		1-1 L6		1-2 1-2 2-3 1B		3-2 F7		4	0	1	1	0	0	3											
Kelly Stinnett, R (1, 2) OBP: 0.333, SLG: 0.200		0-0 SH1-3		1-1 1B		1-3 K		4-1 18 HR BB		2	1	1	0	1	1	2											
Inning Stats	R: 1 E: 0 K: 1 S: 9	H: 1 LOB: 1 BB: 1 P: 18	R: 3 E: 0 K: 1 S: 12	H: 4 LOB: 1 BB: 0 P: 22	R: 0 E: 0 K: 3 S: 16	H: 0 LOB: 1 BB: 0 P: 24	R: 0 E: 0 K: 1 S: 10	H: 1 LOB: 1 BB: 0 P: 14	R: 0 E: 0 K: 1 S: 7	H: 0 LOB: 0 BB: 0 P: 12	R: 0 E: 0 K: 2 S: 13	H: 1 LOB: 2 BB: 1 P: 23	R: 0 E: 0 K: 0 S: 6	H: 0 LOB: 0 BB: 0 P: 10	R: 5 E: 0 K: 1 S: 23	H: 5 LOB: 1 BB: 1 P: 39	1B: 8 2B: 1 3B: 0 HR: 3	SF: 1 SAC: 1 DP: 0 HBP: 1	WP: 0 PB: 0 SB: 0 CS: 1	PA: 40							
PITCHER	IP	WLS	BF	H	R	ER	SO	BB	IBB	HBP	BLK	WP	HR	S	P	ERA	WHIP										
Denny Bautista, R (1, 1) ERA: 4.09	5.0	L	22	6	4	4	7	1	0	1	0	0	0	13	23	0.00	2.000										
Andrew Sisco, L (6, 1) ERA: 15.75	1.0		5	1	0	0	2	1	0	0	0	0	0	6	10	0.00	0.000										
Steve Stemle, R (7, 1) ERA: 9.82	1.0		3	0	0	0	0	0	0	0	0	0	0	6	10	0.00	0.000										
41 Jimmy Gobble, L (8, 1) ERA: 24.0	1.0		9	5	5	5	1	1	0	0	0	0	2	23	39	45.00	6.000										

Kansas City Royals @ New York Yankees
Yankee Stadium, Bronx, NY
Thu Apr 13 2006, 1:05 PM EDT
Att: 54,397 - Cloudy - 73 F

AB	33
R	9
H	12
RBI	9
BB	3
SO	10
LOB	9



Batter	1	2	3	4	5	6	7	8	9	AB	R	H	RBI	BB	SO	LOB	TOP										
Tony Graffanino, R OBP: 0.154, SLG: 0.385 Doug Mientkiewicz, L OBP: 0.276, SLG: 0.533	1-1 L3		2-3 K		2-0 F8			1-0 G3-1		3	0	0	0	0	1	1											
15 Mark Grudzielanek, R OBP: 0.342, SLG: 0.444	4-2 BB		2-1 G6-3			2-1 G6-3		1-2 G3-1		3	0	0	0	1	0	1											
29 Mike Sweeney, R OBP: 0.233, SLG: 0.240	1-3 K			1-3 K		1-1 G6-3		1-0 F8		4	0	0	0	0	2	1											
16 Reggie Sanders, R OBP: 0.306, SLG: 0.600	1-1 F7			2-3 K		1-1 2B			0-3 K	4	0	1	0	0	2	1											
Emil Brown, R OBP: 0.361, SLG: 0.433		4-2 BB		4-2 BB		4-2 BB		2-3 K		1	0	0	0	3	1	0											
4 Angel Berroa, R OBP: 0.281, SLG: 0.323		1-3 K		0-0 CS	2-1 1B	0-1 FC5-4		0-1 G5-3		4	1	1	0	0	1	3											
24 Mark Teahen, L OBP: 0.214, SLG: 0.296		2-1 F8-4			0-0 14 SF8 3B		0-0 F8			3	1	1	1	0	0	1											
14 John Buck, R OBP: 0.320, SLG: 0.429			0-0 2B		1-1 SF8		1-1 G3			2	0	1	1	0	0	0											
32 Shane Costa, L OBP: 0.222, SLG: 0.444			0-3 K		0-0 G4-3		1-0 F8			3	0	0	0	0	1	1											
Inning Stats	R: 0 E: 0 K: 1 S: 11	H: 0 LOB: 1 BB: 1 P: 18	R: 0 E: 0 K: 1 S: 10	H: 0 LOB: 0 BB: 1 P: 17	R: 0 E: 0 K: 2 S: 10	H: 1 LOB: 1 BB: 0 P: 14	R: 0 E: 0 K: 2 S: 8	H: 0 LOB: 0 BB: 1 P: 15	R: 2 E: 0 K: 0 S: 7	H: 2 LOB: 0 BB: 0 P: 12	R: 0 E: 0 K: 0 S: 11	H: 1 LOB: 2 BB: 1 P: 19	R: 0 E: 0 K: 0 S: 4	H: 0 LOB: 0 BB: 0 P: 6	R: 0 E: 0 K: 0 S: 5	H: 0 LOB: 0 BB: 0 P: 8	R: 0 E: 0 K: 2 S: 8	H: 0 LOB: 0 BB: 0 P: 10	1B: 1 2B: 3 3B: 1 HR: 0	SF: 1 SAC: 0 DP: 1 HBP: 0	WP: 0 PB: 0 SB: 1 CS: 1	PA: 34					
PITCHER	IP	WLS	BF	H	R	ER	SO	BB	IBB	HBP	BLK	WP	HR	S	P	ERA	WHIP										
19 Scott Kazmir, L ERA: 4.82	6.0		24	4	2	2	6	4	0	0	0	0	0	57	95	3.00	1.333										
Travis Harper, R ERA: 4.5	3.0	W	9	0	0	0	2	0	0	0	0	0	0	17	24	0.00	0.000										

Kansas City Royals @ Tampa Bay Devil Rays
Tropicana Field, St. Petersburg, FL
Fri Apr 14 2006, 7:15 PM EDT
Att: 12,092 - Dome - 72 F

livebaseballscores.com

AB 28
R 2
H 4
RBI 2
BB 4
SO 8
LOB 9



Batter	1	2	3	4	5	6	7	8	9	AB	R	H	RBI	BB	SO	LOB	BOTTOM										
13 Carl Crawford, L OBP: 0.306, SLG: 0.227	2-2 G4-3		0-0 F7		4-2 BB		0-1 FC5-2 2B	1-2 E3		4	1	0	0	1	0	3											
3 Jorge Cantu, R OBP: 0.222, SLG: 0.417	2-2 K		0-1 F9		3-2 G6-4-3 2B		1-1 2B	1-3 K		5	0	1	3	0	2	2											
Travis Lee, L OBP: 0.333, SLG: 0.641	4-2 BB		4-0 BB			1-1 P6				2	0	0	0	2	1	1											
31 Jonny Gomes, R OBP: 0.467, SLG: 0.667	4-2 BB		0-0 P6			3-3 K		3-2 SH1-3 1B HBP		2	1	0	0	1	1	1											
Russell Branyan, L OBP: 0.217, SLG: 0.200 Damon Hollins, R OBP: 0.346, SLG: 0.520	0-0 G3-1			0-0 F7		1-1 G3		1-0 SH1-3		3	0	0	0	0	0	2											
Ty Wigginton, R OBP: 0.368, SLG: 0.667		2-1 F8		2-2 F9			4-2 BB 13 FC5-2 BB	1-3 K		3	0	0	0	1	1	1											
Toby Hall, R OBP: 0.364, SLG: 0.467		2-2 P4		0-0 2B			1-0 F8	2-0 BB 13 E 1B		4	1	2	1	0	0	1											
Tomas Perez, S OBP: 0.391, SLG: 0.524		3-2 1B		1-0 F7			0-0 13 FC5-2 3 2B 1B	3-2 BB 13 E 1B		4	2	3	0	0	0	1											
Joey Gathright, L OBP: 0.333, SLG: 0.167		0-0 G4-3			1-0 F7		4-1 BB 13 FC5-2 3 2B BB	4-0 BB 13 E BB		2	2	0	0	2	0	1											
Inning Stats	R: 0 E: 0 K: 1 S: 13	H: 0 LOB: 2 BB: 2 P: 25	R: 0 E: 0 K: 0 S: 13	H: 1 LOB: 0 BB: 0 P: 20	R: 0 E: 0 K: 0 S: 4	H: 0 LOB: 1 BB: 1 P: 8	R: 0 E: 0 K: 0 S: 7	H: 1 LOB: 1 BB: 0 P: 10	R: 0 E: 0 K: 0 S: 9	H: 0 LOB: 0 BB: 1 P: 17	R: 0 E: 0 K: 1 S: 8	H: 0 LOB: 0 BB: 0 P: 13	R: 3 E: 0 K: 1 S: 12	H: 2 LOB: 1 BB: 2 P: 24	R: 4 E: 1 K: 2 S: 19	H: 2 LOB: 1 BB: 1 P: 35	1B: 4 2B: 2 3B: 0 HR: 0	SF: 0 SAC: 1 DP: 1 HBP: 1	WP: 0 PB: 0 SB: 0 CS: 0	PA: 38							
PITCHER	IP	WLS	BF	H	R	ER	SO	BB	IBB	HBP	BLK	WP	HR	S	P	ERA	WHIP										
37 Scott Elarton, R ERA: 3.6	6.1	L	27	3	3	3	2	6	0	0	0	0	0	59	107	4.26	1.421										
Elmer Dessens, R ERA: 1.17	1.2	B	11	3	4	1	3	1	0	1	0	0	0	26	45	5.40	2.400										

Kansas City Royals @ Tampa Bay Devil Rays
Tropicana Field, St. Petersburg, FL
Fri Apr 14 2006, 7:15 PM EDT
Att: 12,092 - Dome - 72 F

livebaseballscores.com

AB 29
R 7
H 6
RBI 4
BB 7
SO 5
LOB 13



Batter	1	2	3	4	5	6	7	8	9	AB	R	H	RBI	BB	SO	LOB	TOP					
9 David DeJesus, L (1, 8) OBP: 0.313, SLG: 0.533	F7		29 BB		P3		29 G5-4-3			3	0	1	0	1	0	0	Kansas City Royals @ Tampa Bay Devil Rays Tropicana Field, St. Petersburg, FL Sat Apr 15 2006, 7:15 PM EDT Att: 20,002 - Dome - 72 F livebaseballscorecards.com					
15 Mark Grudzielanek, R (1, 4) OBP: 0.310, SLG: 0.410	L6		K		F8		SF9			3	0	0	1	0	1	2						
29 Mike Sweeney, R (1, 10) OBP: 0.265, SLG: 0.250	1B		BB		K		G5-4-3			3	0	1	0	1	1	1						
16 Reggie Sanders, R (1, 9) OBP: 0.300, SLG: 0.564	F7		L5							4	1	1	0	0	1	4						
Doug Mientkiewicz, L (1, 3) OBP: 0.273, SLG: 0.355		F8								4	1	1	0	0	0	1						
Emil Brown, R (1, 7) OBP: 0.375, SLG: 0.471		F9								4	0	2	0	0	1	0						
24 Mark Teahen, L (1, 5) OBP: 0.219, SLG: 0.276		L8								2	0	0	1	1	0	2						
4 Angel Berroa, R (1, 6) OBP: 0.306, SLG: 0.343										4	0	2	1	0	1	2						
14 John Buck, R (1, 2) Matt Stairs, L (9, PH)			P3		F9					3	1	1	0	0	0	2						
										1	0	0	0	0	0	0						
Inning Stats	R: 0 E: 0 K: 0 S: 7	H: 1 LOB: 1 BB: 0 P: 11	R: 0 E: 0 K: 0 S: 5	H: 0 LOB: 0 BB: 0 P: 8	R: 0 E: 1 K: 1 S: 13	H: 1 LOB: 3 BB: 2 P: 26	R: 1 E: 0 K: 0 S: 12	H: 3 LOB: 1 BB: 0 P: 17	R: 0 E: 0 K: 1 S: 8	H: 0 LOB: 0 BB: 0 P: 11	R: 1 E: 0 K: 1 S: 9	H: 2 LOB: 1 BB: 0 P: 12	R: 1 E: 0 K: 0 S: 7	H: 2 LOB: 0 BB: 0 P: 13	R: 0 E: 0 K: 2 S: 8	H: 0 LOB: 0 BB: 0 P: 8	R: 0 E: 0 K: 0 S: 10	H: 0 LOB: 0 BB: 1 P: 15	1B: 7 2B: 2 3B: 0 HR: 0	SF: 2 SAC: 0 DP: 3 HBP: 0	WP: 0 PB: 0 SB: 0 CS: 0	PA: 36
PITCHER	IP	WLS	BF	H	R	ER	SO	BB	IBB	HBP	BLK	WP	HR	S	P	ERA	WHIP					
37 Seth McClung, R (1, 1) ERA: 9.0	7.0	W	30	9	3	3	3	2	0	0	0	0	0	61	98	3.86	1.571					
22 Shawn Camp, R (8, 1) ERA: 3.24	2.0	S	6	0	0	0	2	1	0	0	0	0	0	18	23	0.00	0.500					

Batter	1	2	3	4	5	6	7	8	9	AB	R	H	RBI	BB	SO	LOB	BOTTOM				
13 Carl Crawford, L (1, 7) OBP: 0.333, SLG: 0.271	K		3 BB		F7		31 BB			4	2	2	1	1	1	1	Kansas City Royals @ Tampa Bay Devil Rays Tropicana Field, St. Petersburg, FL Sat Apr 15 2006, 7:15 PM EDT Att: 20,002 - Dome - 72 F livebaseballscorecards.com				
3 Jorge Cantu, R (1, 4) OBP: 0.281, SLG: 0.444	K		BB		G4-3		31 BB			3	1	1	0	2	1	1					
Travis Lee, L (1, 3) OBP: 0.326, SLG: 0.595	G6-3		BB		G4-3		K			3	0	0	0	1	1	4					
31 Jonny Gomes, R (1, 10) OBP: 0.469, SLG: 0.629		2B			K		1B			2	1	0	1	2	2	3					
Russell Branyan, L (1, 9) Damon Hollins, R (7, PH) (8, 9)		BB			SF6		1B			2	0	1	1	0	1	0					
Ty Wigginton, R (1, 5) OBP: 0.357, SLG: 0.622		2B			SF6		K			1	0	0	0	0	1	3					
8 Josh Paul, R (1, 2) OBP: 0.294, SLG: 0.412		1B			G4-3		F9			4	0	1	3	0	0	3					
Tomas Perez, S (1, 6) OBP: 0.370, SLG: 0.458		1B			K		1B			4	0	2	0	0	2	0					
Joey Gathright, L (1, 8) OBP: 0.353, SLG: 0.222		F7			FC1-6		F8			3	0	0	0	1	1	3					
					FC1-6					3	2	1	0	1	0	3					
Inning Stats	R: 0 E: 0 K: 2 S: 9	H: 0 LOB: 0 BB: 0 P: 16	R: 1 E: 0 K: 0 S: 14	H: 2 LOB: 2 BB: 1 P: 25	R: 1 E: 0 K: 1 S: 9	H: 1 LOB: 2 BB: 2 P: 22	R: 0 E: 0 K: 1 S: 6	H: 0 LOB: 1 BB: 1 P: 10	R: 0 E: 0 K: 1 S: 6	H: 0 LOB: 0 BB: 1 P: 14	R: 0 E: 0 K: 1 S: 9	H: 1 LOB: 1 BB: 0 P: 16	R: 3 E: 0 K: 2 S: 13	H: 3 LOB: 1 BB: 2 P: 27	R: 1 E: 0 K: 2 S: 12	H: 1 LOB: 1 BB: 1 P: 21	1B: 4 2B: 4 3B: 0 HR: 0	SF: 1 SAC: 0 DP: 1 HBP: 0	WP: 0 PB: 0 SB: 1 CS: 0	PA: 38	
PITCHER	IP	WLS	BF	H	R	ER	SO	BB	IBB	HBP	BLK	WP	HR	S	P	ERA	WHIP				
Mike Wood, R (1, 1) ERA: 6.48	4.0	L	20	3	2	2	4	5	0	0	0	0	0	19	36	13.50	2.000				
34 Luke Hudson, R (5, 1) ERA: 6.14	2.0		9	3	3	3	2	1	0	0	0	0	0	8	16	0.00	2.000				
Andrew Sisco, L (7, 1) ERA: 12.6	1.0	B	4	1	0	0	2	1	0	0	0	0	0	12	21	9.00	2.000				
Ambiorix Burgos, R (8, 1) ERA: 3.86	1.0		5	1	1	1	2	1	0	0	0	0	0	12	21	9.00	2.000				

Batter	1	2	3	4	5	6	7	8	9	AB	R	H	RBI	BB	SO	LOB	TOP					
9 David DeJesus, L (1, 8) OBP: 0.286, SLG: 0.421										4	0	0	0	1	2	6	Kansas City Royals @ Tampa Bay Devil Rays Tropicana Field, St. Petersburg, FL Sun Apr 16 2006, 1:15 PM EDT Att: 11,853 - Dome - 72 F livebaseballscorecards.com					
15 Mark Grudzielanek, R (1, 4) OBP: 0.319, SLG: 0.395										4	1	1	0	0	0	0						
29 Mike Sweeney, R (1, 10) OBP: 0.282, SLG: 0.250										4	0	1	1	0	1	2						
Doug Mientkiewicz, L (1, 3) OBP: 0.289, SLG: 0.324										3	0	0	0	2	0	2						
Emil Brown, R (1, 7) OBP: 0.356, SLG: 0.421											4	0	0	0	1	0		4				
24 Mark Teahen, L (1, 5) OBP: 0.270, SLG: 0.382											5	3	3	0	0	2						
32 Shane Costa, L (1, 9) OBP: 0.258, SLG: 0.548											4	1	2	2	0	1		2				
4 Angel Berroa, R (1, 6) OBP: 0.300, SLG: 0.333											4	0	1	1	0	0		3				
Paul Bako, L (1, 2) OBP: 0.333, SLG: 0.250 Matt Stairs, L (8, PH)											2	0	1	1	1	1		0				
14 John Buck, R (8, 2) OBP: 0.321, SLG: 0.417											0	0	0	0	1	0		0				
											0	0	0	0	0	0	0					
Inning Stats	R: 0 E: 0 K: 1 S: 11	H: 0 LOB: 1 BB: 0 P: 18	R: 2 E: 0 K: 1 S: 13	H: 1 LOB: 0 BB: 2 P: 23	R: 0 E: 0 K: 0 S: 8	H: 1 LOB: 2 BB: 2 P: 19	R: 1 E: 0 K: 1 S: 13	H: 2 LOB: 1 BB: 0 P: 15	R: 0 E: 0 K: 1 S: 9	H: 0 LOB: 0 BB: 1 P: 14	R: 1 E: 0 K: 1 S: 14	H: 2 LOB: 2 BB: 1 P: 22	R: 0 E: 0 K: 0 S: 7	H: 0 LOB: 1 BB: 1 P: 14	R: 0 E: 0 K: 0 S: 13	H: 2 LOB: 2 BB: 1 P: 20	R: 1 E: 0 K: 0 S: 7	H: 1 LOB: 1 BB: 0 P: 14	1B: 7 2B: 0 3B: 1 HR: 1	SF: 0 SAC: 0 DP: 2 HBP: 2	WP: 0 PB: 0 SB: 0 CS: 0	PA: 42
PITCHER	IP WLS BF H R ER SO BB IBB HBP BLK WP HR S P ERA WHIP																					
49 Jason Hammel, R (1, 1) ERA: 10.8	5.0	22	4	3	3	4	3	0	1	1	0	0	1	54	89	5.40	1.400					
Brian Meadows, R (6, 1) ERA: 11.81	1.0	W	6	2	1	1	1	0	0	0	0	0	0	14	22	9.00	3.000					
Scott Dunn, R (7, 1) ERA: 1.59	1.1	H	8	2	0	0	0	2	0	0	0	0	0	18	32	0.00	3.000					
22 Shawn Camp, R (8, 1) ERA: 3.0	0.2	H	1	0	0	0	0	0	0	0	0	0	2	2	0.00	0.000						
Dan Miceli, R (9, 1) ERA: 9.53	1.0		5	1	1	1	0	0	0	1	0	0	0	7	14	9.00	1.000					

Batter	1	2	3	4	5	6	7	8	9	AB	R	H	RBI	BB	SO	LOB	BOTTOM				
13 Carl Crawford, L (1, 7) OBP: 0.356, SLG: 0.327											4	2	2	2	1	0	2				
3 Jorge Cantu, R (1, 4) OBP: 0.324, SLG: 0.452											4	0	2	1	1	0	2				
31 Jonny Gomes, R (1, 10) OBP: 0.463, SLG: 0.675											5	2	2	2	0	1	5				
Ty Wigginton, R (1, 5) OBP: 0.370, SLG: 0.683										4	1	2	2	0	0	1					
Travis Lee, L (1, 3) OBP: 0.300, SLG: 0.543											4	0	0	0	0	1	1				
Damon Hollins, R (1, 8) OBP: 0.395, SLG: 0.633 (7, 9)											4	2	2	1	0	1	0				
Toby Hall, R (1, 2) OBP: 0.405, SLG: 0.515											3	0	2	0	1	0	1				
Tomas Perez, S (1, 6) OBP: 0.400, SLG: 0.481											3	1	2	1	0	0	1				
Nick Green, R (1, 9) OBP: 0.258, SLG: 0.115 Joey Gathright, L (6, PH) (7, 8)											1	0	0	0	1	0	2				
											1	1	0	0	1	0	0				
Inning Stats	R: 2 E: 0 K: 0 S: 6	H: 3 LOB: 0 BB: 0 P: 13	R: 1 E: 0 K: 0 S: 10	H: 2 LOB: 3 BB: 2 P: 24	R: 0 E: 0 K: 2 S: 10	H: 0 LOB: 0 BB: 0 P: 16	R: 0 E: 0 K: 0 S: 4	H: 1 LOB: 1 BB: 1 P: 11	R: 0 E: 0 K: 1 S: 15	H: 1 LOB: 1 BB: 0 P: 23	R: 3 E: 0 K: 0 S: 13	H: 3 LOB: 1 BB: 1 P: 24	R: 2 E: 0 K: 0 S: 11	H: 3 LOB: 1 BB: 0 P: 12	R: 1 E: 0 K: 0 S: 15	H: 1 LOB: 0 BB: 1 P: 20	1B: 8 2B: 2 3B: 1 HR: 3	SF: 0 SAC: 1 DP: 1 HBP: 0	WP: 0 PB: 0 SB: 1 CS: 1	PA: 40	
PITCHER	IP WLS BF H R ER SO BB IBB HBP BLK WP HR S P ERA WHIP																				
Mark Redman, L (1, 1) ERA: 5.4	5.0	L	16	7	6	6	0	2	0	0	0	0	1	37	54	23.14	3.857				
Steve Stemie, R (6, 1) ERA: 15.0	2.1		1	0	0	0	0	0	0	0	0	0	2	2	0.00	0.000					
41 Jimmy Gobble, L (8, 1) ERA: 19.64	0.2		1	0	0	0	0	0	0	0	0	0	2	2	0.00	0.000					

AB 34
R 5
H 9
RBI 5
BB 6
SO 5
LOB 21



AB 33
R 9
H 14
RBI 9
BB 5
SO 3
LOB 15



Batter	1	2	3	4	5	6	7	8	9	AB	R	H	RBI	BB	SO	LOB	TOP								
9 David DeJesus, L (1, 8) OBP: 0.240, SLG: 0.348	G4-3			K		G6-3			G6-3	4	0	0	0	0	1	1									
15 Mark Grudzielanek, R (1, 4) OBP: 0.330, SLG: 0.415 Esteban German, R (7, 4) OBP: 0.500, SLG: 0.667	K			16 WP 2B			G3-1			3	0	1	0	0	1	0									
29 Mike Sweeney, R (1, 10) OBP: 0.262, SLG: 0.229	F9			G5-3			K			3	0	0	0	0	1	1									
16 Reggie Sanders, R (1, 9) OBP: 0.279, SLG: 0.524 32 Shane Costa, L (7, 9) OBP: 0.296, SLG: 0.548		G5-3		P3			K2-3			3	0	0	0	0	1	1									
Doug Mientkiewicz, L (1, 3) OBP: 0.275, SLG: 0.306 Tony Graffanino, R (8, PH) OBP: 0.143, SLG: 0.357		G4-3					K		L4	2	0	0	0	0	1	0									
Emil Brown, R (1, 7) OBP: 0.333, SLG: 0.390		F8					K		F8	3	0	0	0	0	1	0									
24 Mark Teahen, L (1, 5) OBP: 0.250, SLG: 0.351				F8			F8		K2-3	3	0	0	0	0	1	0									
4 Angel Berroa, R (1, 6) OBP: 0.279, SLG: 0.310				F9			G4-3		G6-3	3	0	0	0	0	0	0									
14 John Buck, R (1, 2) OBP: 0.323, SLG: 0.385				G1-3			G4-3		P4	2	0	0	0	1	0	0									
Inning Stats	R: 0 E: 0 K: 1 S: 9	H: 0 LOB: 0 BB: 0 P: 13	R: 0 E: 0 K: 0 S: 12	H: 0 LOB: 0 BB: 0 P: 18	R: 0 E: 0 K: 0 S: 5	H: 0 LOB: 0 BB: 0 P: 6	R: 0 E: 0 K: 1 S: 13	H: 1 LOB: 1 BB: 0 P: 18	R: 0 E: 0 K: 2 S: 9	H: 0 LOB: 0 BB: 0 P: 13	R: 0 E: 0 K: 0 S: 8	H: 0 LOB: 0 BB: 1 P: 16	R: 0 E: 0 K: 2 S: 12	H: 0 LOB: 0 BB: 0 P: 17	R: 0 E: 0 K: 1 S: 7	H: 0 LOB: 0 BB: 0 P: 11	R: 0 E: 0 K: 0 S: 4	H: 0 LOB: 0 BB: 0 P: 4	1B: 0 2B: 1 3B: 0 HR: 0	SF: 0 SAC: 0 DP: 0 HBP: 0	WP: 1 PB: 0 SB: 0 CS: 1	PA: 28			
PITCHER	IP	WLS	BF	H	R	ER	SO	BB	IBB	HBP	BLK	WP	HR	S	P	ERA	WHIP								
52 Jose Contreras, R (1, 1) ERA: 1.29	7.0	W	22	1	0	0	6	1	0	0	0	1	0	68	101	0.00	0.286								
57 Boone Logan, L (8, 1) ERA: 2.45	1.0		3	0	0	0	1	0	0	0	0	0	0	7	11	0.00	0.000								
Cliff Politte, R (9, 1) ERA: 12.6	1.0		3	0	0	0	0	0	0	0	0	0	0	4	4	0.00	0.000								

Kansas City Royals @ Chicago White Sox
U.S. Cellular Field, Chicago, IL
Mon Apr 17 2006, 8:05 PM EDT
Att: 27,889 - Clear - 48 F

AB 27
R 0
H 1
RBI 0
BB 1
SO 7
LOB 3



Batter	1	2	3	4	5	6	7	8	9	AB	R	H	RBI	BB	SO	LOB	BOTTOM								
22 Scott Podsednik, L (1, 7) OBP: 0.204, SLG: 0.239	G6-3	L5-3				1B 25 1B			P5	5	1	2	1	0	0	1									
Tadahito Iguchi, R (1, 4) OBP: 0.407, SLG: 0.447	14 HR 25 WP	1B				2B 14 2B		K	K	5	2	3	0	0	2	1									
25 Jim Thome, L (1, 10) OBP: 0.526, SLG: 0.927 8 Alex Cintron, S (6, PH) OBP: 0.370, SLG: 0.500 (9, 10)	14 HR BB	1B				1B 14 2B		P2	F9	3	1	1	1	1	1	2									
14 Paul Konerko, R (1, 3) OBP: 0.439, SLG: 0.790 Ross Gload, L (7, 3)	HR			K		2B 3-H		BB 12 1B		3	1	2	4	0	1	0									
23 Jermaine Dye, R (1, 9) OBP: 0.429, SLG: 0.500	E5 12 FC4-6			K		G5-3		F9		4	0	0	0	0	1	3									
12 A.J. Pierzynski, L (1, 2) OBP: 0.333, SLG: 0.333	FC4-6 24 HR			F7		P4		BB 5 WP 38 1B		3	1	0	0	1	0	3									
24 Joe Crede, R (1, 5) OBP: 0.370, SLG: 0.600 38 Pablo Ozuna, R (7, PH) OBP: 0.538, SLG: 0.583 (8, 5)	HR			F7		P6		BB 5 WP		3	1	1	2	0	0	2									
5 Juan Uribe, R (1, 6) OBP: 0.273, SLG: 0.250	F8			G5-3				K 22 1B		4	1	1	0	0	1	2									
32 Brian Anderson, R (1, 8) OBP: 0.211, SLG: 0.200				K				K		4	0	1	0	0	3	3									
Inning Stats	R: 5 E: 1 K: 0 S: 16	H: 3 LOB: 0 BB: 1 P: 31	R: 0 E: 0 K: 1 S: 12	H: 2 LOB: 1 BB: 0 P: 19	R: 0 E: 0 K: 2 S: 15	H: 0 LOB: 0 BB: 0 P: 21	R: 0 E: 0 K: 1 S: 10	H: 0 LOB: 0 BB: 0 P: 15	R: 2 E: 0 K: 0 S: 11	H: 4 LOB: 2 BB: 0 P: 15	R: 1 E: 0 K: 2 S: 12	H: 2 LOB: 1 BB: 0 P: 18	R: 1 E: 0 K: 2 S: 14	H: 1 LOB: 2 BB: 2 P: 26	R: 0 E: 0 K: 1 S: 10	H: 0 LOB: 0 BB: 0 P: 19	1B: 7 2B: 4 3B: 0 HR: 2	SF: 0 SAC: 0 DP: 1 HBP: 0	WP: 2 PB: 0 SB: 0 CS: 0	PA: 39					
PITCHER	IP	WLS	BF	H	R	ER	SO	BB	IBB	HBP	BLK	WP	HR	S	P	ERA	WHIP								
Joe Mays, R (1, 1) ERA: 11.68	5.1	L	28	11	8	6	5	1	0	0	0	1	0	19	34	5.40	1.800								
57 Joel Peralta, R (6, 1) ERA: 5.4	1.2		8	1	1	1	3	2	0	0	0	0	0	10	19	0.00	0.000								
41 Jimmy Gobble, L (8, 1) ERA: 15.43	1.0		3	0	0	0	1	0	0	0	0	0	0	10	19	0.00	0.000								

Kansas City Royals @ Chicago White Sox
U.S. Cellular Field, Chicago, IL
Mon Apr 17 2006, 8:05 PM EDT
Att: 27,889 - Clear - 48 F

AB 36
R 9
H 12
RBI 9
BB 3
SO 9
LOB 17




Batter	1	2	3	4	5	6	7	8	9	AB	R	H	RBI	BB	SO	LOB	TOP								
9 David DeJesus, L (1, 8) OBP: 0.231, SLG: 0.333 32 Shane Costa, L (2, 8) OBP: 0.294, SLG: 0.559	G4-3		FC6-4 15		K			G4-6-3 29		1	0	0	0	0	0	0	1 0 0 0 0 0 0								
15 Mark Grudzielanek, R (1, 4) OBP: 0.316, SLG: 0.420	G6-3		FC6-4 1-2			16 F9		P4		4	0	1	0	0	0	2	4 0 1 0 0 0 2								
29 Mike Sweeney, R (1, 10)	F7			1B		F8		G4-6-3 1-2		4	0	1	0	0	0	2	4 0 1 0 0 0 2								
16 Reggie Sanders, R (1, 9) OBP: 0.255, SLG: 0.478		G5-3		L8		F9		K		4	0	0	0	0	1	1	4 0 0 0 0 1 1								
Doug Mientkiewicz, L (1, 3) OBP: 0.273, SLG: 0.300	F7			1B		F9		G4-3		4	0	1	0	0	0	1	4 0 1 0 0 0 1								
Emil Brown, R (1, 7) OBP: 0.308, SLG: 0.356	K			F9				P5		4	0	0	0	0	1	1	4 0 0 0 0 1 1								
24 Mark Teahen, L (1, 5) OBP: 0.279, SLG: 0.450					P1					3	1	2	1	0	0	0	3 1 2 1 0 0 0								
4 Angel Berroa, R (1, 6) OBP: 0.261, SLG: 0.289				F8		K		F9		3	0	0	0	0	1	1	3 0 0 0 0 1 1								
14 John Buck, R (1, 2) OBP: 0.294, SLG: 0.345				F9		E5		F9		3	0	0	0	0	0	1	3 0 0 0 0 0 1								
Inning Stats	R: 0 E: 0 K: 0 S: 5	H: 0 LOB: 0 BB: 0 P: 9	R: 0 E: 0 K: 1 S: 9	H: 0 LOB: 0 BB: 0 P: 15	R: 1 E: 0 K: 0 S: 12	H: 2 LOB: 1 BB: 0 P: 16	R: 0 E: 0 K: 0 S: 9	H: 2 LOB: 1 BB: 0 P: 13	R: 0 E: 1 K: 2 S: 10	H: 0 LOB: 1 BB: 0 P: 13	R: 0 E: 0 K: 0 S: 5	H: 1 LOB: 1 BB: 0 P: 9	R: 0 E: 0 K: 0 S: 10	H: 1 LOB: 1 BB: 0 P: 18	R: 0 E: 0 K: 1 S: 7	H: 1 LOB: 0 BB: 0 P: 9	R: 0 E: 0 K: 1 S: 10	H: 0 LOB: 0 BB: 0 P: 14	1B: 5 2B: 1 3B: 0 HR: 1	SF: 0 SAC: 0 DP: 1 HBP: 0	WP: 0 PB: 0 SB: 0 CS: 0	PA: 33			
PITCHER	IP	WLS	BF	H	R	ER	SO	BB	IBB	HBP	BLK	WP	HR	S	P	ERA	WHIP								
Jon Garland, R (1, 1) ERA: 9.18	6.1	W	25	6	1	1	3	0	0	0	0	0	1	56	86	1.42	0.947								
Brandon McCarthy, R (7, 1) ERA: 1.69	1.2	H	5	1	0	0	0	0	0	0	0	0	0	11	16	0.00	0.600								
45 Bobby Jenks, R (9, 1) ERA: 4.26	1.0	S	3	0	0	0	1	0	0	0	0	0	0	10	14	0.00	0.000								

Kansas City Royals @ Chicago White Sox
 U.S. Cellular Field, Chicago, IL
 Tue Apr 18 2006, 8:05 PM EDT
 Att: 21,901 - Clear - 57 F

livebaseballscorecards.com

AB 33
R 1
H 7
RBI 1
BB 0
SO 4
LOB 10




Batter	1	2	3	4	5	6	7	8	9	AB	R	H	RBI	BB	SO	LOB	BOTTOM								
22 Scott Podsednik, L (1, 7) OBP: 0.222, SLG: 0.255	G4-3		F8		25 E			K		5	1	2	0	0	1	3	5 1 2 0 0 1 3								
Tadahito Iguchi, R (1, 4) OBP: 0.379, SLG: 0.412	L5			G6-3		K		F9		4	0	0	0	0	1	2	4 0 0 0 0 1 2								
25 Jim Thome, L (1, 10) OBP: 0.541, SLG: 0.907	G4-3			23 E				14 BB		2	1	1	1	2	0	0	2 1 1 1 2 0 0								
14 Paul Konerko, R (1, 3) OBP: 0.426, SLG: 0.736		G5-3		P6		K				3	0	0	0	1	1	3	3 0 0 0 1 1 3								
23 Jermaine Dye, R (1, 9) OBP: 0.413, SLG: 0.474		P3		E6				K		4	1	1	0	0	1	3	4 1 1 0 0 1 3								
24 Joe Crede, R (1, 5) OBP: 0.380, SLG: 0.591		L5		5 1B						4	1	2	1	0	0	1	4 1 2 1 0 0 1								
5 Juan Uribe, R (1, 6) OBP: 0.270, SLG: 0.250					G1-5-3			G1		4	0	1	2	0	0	2	4 0 1 2 0 0 2								
Chris Widger, R (1, 2)					FC4			L8		3	0	0	0	1	0	3	3 0 0 0 1 0 3								
32 Brian Anderson, R (1, 8) OBP: 0.214, SLG: 0.184					F9					3	0	0	0	1	1	1	3 0 0 0 1 1 1								
Inning Stats	R: 0 E: 0 K: 0 S: 8	H: 0 LOB: 0 BB: 0 P: 10	R: 0 E: 0 K: 0 S: 9	H: 0 LOB: 0 BB: 0 P: 14	R: 0 E: 0 K: 0 S: 8	H: 0 LOB: 1 BB: 1 P: 14	R: 3 E: 1 K: 0 S: 13	H: 2 LOB: 1 BB: 1 P: 19	R: 0 E: 0 K: 3 S: 13	H: 1 LOB: 2 BB: 1 P: 22	R: 0 E: 0 K: 0 S: 6	H: 1 LOB: 1 BB: 0 P: 11	R: 1 E: 0 K: 1 S: 13	H: 2 LOB: 2 BB: 1 P: 27	R: 0 E: 0 K: 1 S: 13	H: 1 LOB: 2 BB: 1 P: 20	1B: 7 2B: 0 3B: 0 HR: 0	SF: 0 SAC: 0 DP: 0 HBP: 0	WP: 0 PB: 0 SB: 2 CS: 0	PA: 37					
PITCHER	IP	WLS	BF	H	R	ER	SO	BB	IBB	HBP	BLK	WP	HR	S	P	ERA	WHIP								
Jeremy Affeldt, L (1, 1) ERA: 8.1	6.0	L	26	4	3	0	3	3	0	0	0	0	0	9	16	13.50	3.000								
Andrew Sisco, L (7, 1) ERA: 12.71	0.2		4	2	1	1	0	0	0	0	0	0	0	9	16	13.50	3.000								
Ambiorix Burgos, R (7, 1) ERA: 3.6	0.1		2	0	0	0	1	1	0	0	0	0	0	4	11	0.00	3.000								
41 Jimmy Gobble, L (8, 1) ERA: 12.71	1.0		5	1	0	0	1	1	0	0	0	0	0	13	20	0.00	2.000								

Kansas City Royals @ Chicago White Sox
 U.S. Cellular Field, Chicago, IL
 Tue Apr 18 2006, 8:05 PM EDT
 Att: 21,901 - Clear - 57 F

livebaseballscorecards.com

AB 32
R 4
H 7
RBI 4
BB 5
SO 5
LOB 18



Batter	1	2	3	4	5	6	7	8	9	AB	R	H	RBI	BB	SO	LOB	TOP					
32 Shane Costa, L (1,9) OBP: 0.263, SLG: 0.500	F8			P2		L6			FC6-4	4	0	0	0	0	0	2						
Tony Graffanino, R (1,4) OBP: 0.118, SLG: 0.294 29 Mike Sweeney, R (9,PH) OBP: 0.255, SLG: 0.225	K			G4-3			G4-3		L5	3	0	0	0	0	1	0						
Doug Mientkiewicz, L (1,3)	F7			F8			G6-3		P6	4	0	1	0	0	0	2						
Matt Stairs, L (1,10)		F8					G6-3			2	0	0	0	1	0	1						
Emil Brown, R (1,7)	P3			F8					F8	3	0	0	0	0	0	1						
24 Mark Teahen, L (1,5) OBP: 0.261, SLG: 0.419	K			K					L4	3	0	0	0	0	2	1						
4 Angel Berroa, R (1,6) OBP: 0.245, SLG: 0.271			G5-3						F9	3	0	0	0	0	0	1						
Esteban German, R (1,8) OBP: 0.444, SLG: 0.556			K						K	3	0	1	0	0	2	0						
Paul Bako, L (1,2) OBP: 0.273, SLG: 0.200 14 John Buck, R (9,PH) OBP: 0.314, SLG: 0.367			K						K	2	0	0	0	0	2	0						
									K	1	0	1	0	0	0	0						
Inning Stats	R: 0 E: 0 K: 1 S: 10	H: 0 LOB: 0 BB: 0 P: 14	R: 0 E: 0 K: 1 S: 8	H: 0 LOB: 0 BB: 0 P: 9	R: 0 E: 0 K: 2 S: 11	H: 0 LOB: 0 BB: 0 P: 18	R: 0 E: 0 K: 0 S: 7	H: 0 LOB: 0 BB: 0 P: 11	R: 0 E: 0 K: 1 S: 9	H: 0 LOB: 0 BB: 1 P: 15	R: 0 E: 0 K: 0 S: 9	H: 0 LOB: 0 BB: 0 P: 11	R: 0 E: 0 K: 0 S: 10	H: 1 LOB: 0 BB: 0 P: 13	R: 0 E: 0 K: 0 S: 7	H: 0 LOB: 0 BB: 0 P: 10	R: 0 E: 0 K: 0 S: 23	H: 2 LOB: 2 BB: 0 P: 34	1B: 3 2B: 0 3B: 0 HR: 0	SF: 0 SAC: 0 DP: 1 HBP: 0	WP: 0 PB: 0 CS: 0	PA: 30
PITCHER	IP	WLS	BF	H	R	ER	SO	BB	IBB	HBP	BLK	WP	HR	S	P	ERA	WHIP					
Javier Vazquez, R (1,1) ERA: 3.86	8.0	W	26	2	0	0	7	1	0	0	0	0	0	76	108	0.00	0.375					
Neal Cotts, L (9,1) ERA: 6.0	0.1		2	1	0	0	0	0	0	0	0	0	0	12	16	0.00	3.000					
45 Bobby Jenks, R (9,1) ERA: 3.86	0.2	S	2	0	0	0	0	0	0	0	0	0	0	6	11	0.00	0.000					

Kansas City Royals @ Chicago White Sox
U.S. Cellular Field, Chicago, IL
Wed Apr 19 2006, 2:05 PM EDT
Att: 26,327 - Sunny - 66 F

AB 29
R 0
H 3
RBI 0
BB 1
SO 7
LOB 10



Batter	1	2	3	4	5	6	7	8	9	AB	R	H	RBI	BB	SO	LOB	BOTTOM					
22 Scott Podsednik, L (1,7) OBP: 0.259, SLG: 0.296	CS	G1-3				14 1B 23 HBP			CS	3	1	2	0	1	0	1						
8 Alex Cintron, S (1,4) OBP: 0.355, SLG: 0.467	23 BB 12 WP 25 BB		F9		F8		CS		G6-3	4	1	1	0	0	0	1						
25 Jim Thome, L (1,10) OBP: 0.538, SLG: 0.867	12 WP 23 BB		P2		23 HBP 14 1B 12 PB		G3-4-1			2	1	0	0	2	0	0						
14 Paul Konerko, R (1,3) OBP: 0.415, SLG: 0.702	F6		F8		12 PB 23 HBP		F8			4	0	1	0	0	0	2						
23 Jermaine Dye, R (1,9) OBP: 0.440, SLG: 0.462	12 WP		F8		12 PB				12 G4-6-3	1	0	0	1	2	0	0						
12 A.J. Pierzynski, L (1,2) OBP: 0.327, SLG: 0.326	F7				1-2 2-3 3-H				BB	4	0	1	0	0	1	5						
24 Joe Crede, R (1,5) OBP: 0.352, SLG: 0.542		G6-3		P4		G5-3			F9	4	0	0	0	0	0	3						
Rob Mackowiak, L (1,8) OBP: 0.233, SLG: 0.115				P6					G6-3	2	0	0	0	1	0	1						
5 Juan Uribe, R (1,6) OBP: 0.275, SLG: 0.343		F7							F9	3	1	1	1	0	0	1						
Inning Stats	R: 1 E: 0 K: 0 S: 9	H: 1 LOB: 2 BB: 3 P: 27	R: 0 E: 0 K: 0 S: 8	H: 0 LOB: 1 BB: 1 P: 15	R: 0 E: 0 K: 0 S: 5	H: 0 LOB: 0 BB: 0 P: 8	R: 0 E: 0 K: 0 S: 6	H: 1 LOB: 1 BB: 0 P: 8	R: 3 E: 0 K: 1 S: 17	H: 3 LOB: 2 BB: 1 P: 30	R: 0 E: 0 K: 0 S: 8	H: 1 LOB: 0 BB: 0 P: 13	R: 0 E: 0 K: 0 S: 7	H: 0 LOB: 0 BB: 0 P: 12	R: 0 E: 0 K: 0 S: 8	H: 0 LOB: 0 BB: 1 P: 15	R: 0 E: 0 K: 0 S: 23	H: 4 LOB: 1 BB: 0 P: 34	1B: 4 2B: 1 3B: 0 HR: 1	SF: 0 SAC: 0 DP: 1 HBP: 1	WP: 1 PB: 1 SB: 0 CS: 2	PA: 35
PITCHER	IP	WLS	BF	H	R	ER	SO	BB	IBB	HBP	BLK	WP	HR	S	P	ERA	WHIP					
37 Scott Elarton, R (1,1) ERA: 4.07	4.1	L	23	4	3	0	1	4	1	1	0	0	0	15	24	0.00	0.600					
34 Luke Hudson, R (5,1) ERA: 5.0	1.2		5	1	0	0	1	0	0	0	0	0	0	7	12	0.00	0.000					
Elmer Dessens, R (7,1) ERA: 1.04	1.0		3	0	0	0	0	0	0	0	0	0	0	8	15	0.00	1.000					
Ambiorix Burgos, R (8,1) ERA: 3.0	1.0		3	0	0	0	0	1	0	0	0	0	0	8	15	0.00	1.000					

Kansas City Royals @ Chicago White Sox
U.S. Cellular Field, Chicago, IL
Wed Apr 19 2006, 2:05 PM EDT
Att: 26,327 - Sunny - 66 F

AB 27
R 4
H 6
RBI 2
BB 6
SO 1
LOB 14



Batter	1	2	3	4	5	6	7	8	9	AB	R	H	RBI	BB	SO	LOB	TOP					
24 Grady Sizemore, L (1,8) OBP: 0.337, SLG: 0.410										5	2	2	0	0	2	2						
Jason Michaels, R (1,7) OBP: 0.316, SLG: 0.286										4	2	1	0	1	1	0						
2 Jhonny Peralta, R (1,6) OBP: 0.316, SLG: 0.493										3	0	2	4	2	0	0						
48 Travis Hafner, L (1,10)										4	0	0	0	1	2	4						
41 Victor Martinez, S (1,2) OBP: 0.432, SLG: 0.657										4	0	0	0	1	0	3						
Eduardo Perez, R (1,3) OBP: 0.400, SLG: 0.808										2	1	1	1	0	0	0						
Ben Broussard, L (8,PH) OBP: 0.404, SLG: 0.442										4	1	2	1	0	0	2						
Ronnie Belliard, R (1,4) OBP: 0.344, SLG: 0.383										3	0	0	0	0	1	2						
Aaron Boone, R (1,5) OBP: 0.303, SLG: 0.400										3	0	0	0	0	1	2						
Casey Blake, R (1,9) OBP: 0.484, SLG: 0.600										4	0	1	0	0	1	2						
Inning Stats	R: 2 E: 0 K: 1 S: 15	H: 3 LOB: 2 BB: 1 P: 27	R: 0 E: 0 K: 2 S: 9	H: 0 LOB: 0 BB: 0 P: 13	R: 0 E: 0 K: 0 S: 6	H: 0 LOB: 1 BB: 1 P: 14	R: 1 E: 0 K: 1 S: 13	H: 2 LOB: 1 BB: 0 P: 22	R: 0 E: 0 K: 0 S: 7	H: 0 LOB: 0 BB: 0 P: 12	R: 3 E: 0 K: 0 S: 12	H: 3 LOB: 2 BB: 2 P: 26	R: 0 E: 1 K: 1 S: 11	H: 1 LOB: 2 BB: 0 P: 15	R: 0 E: 0 K: 1 S: 11	H: 0 LOB: 1 BB: 1 P: 21	1B: 7 2B: 2 3B: 0 HR: 0	SF: 1 SAC: 1 DP: 1 HBP: 0	WP: 1 PB: 0 SB: 0 CS: 0	PA: 41		
PITCHER	IP WLS BF H R ER SO BB IBB HBP BLK WP HR S P ERA WHIP	IP WLS BF H R ER SO BB IBB HBP BLK WP HR S P ERA WHIP	IP WLS BF H R ER SO BB IBB HBP BLK WP HR S P ERA WHIP	IP WLS BF H R ER SO BB IBB HBP BLK WP HR S P ERA WHIP	IP WLS BF H R ER SO BB IBB HBP BLK WP HR S P ERA WHIP	IP WLS BF H R ER SO BB IBB HBP BLK WP HR S P ERA WHIP	IP WLS BF H R ER SO BB IBB HBP BLK WP HR S P ERA WHIP	IP WLS BF H R ER SO BB IBB HBP BLK WP HR S P ERA WHIP	IP WLS BF H R ER SO BB IBB HBP BLK WP HR S P ERA WHIP	IP WLS BF H R ER SO BB IBB HBP BLK WP HR S P ERA WHIP	IP WLS BF H R ER SO BB IBB HBP BLK WP HR S P ERA WHIP	IP WLS BF H R ER SO BB IBB HBP BLK WP HR S P ERA WHIP	IP WLS BF H R ER SO BB IBB HBP BLK WP HR S P ERA WHIP	IP WLS BF H R ER SO BB IBB HBP BLK WP HR S P ERA WHIP	IP WLS BF H R ER SO BB IBB HBP BLK WP HR S P ERA WHIP	IP WLS BF H R ER SO BB IBB HBP BLK WP HR S P ERA WHIP	IP WLS BF H R ER SO BB IBB HBP BLK WP HR S P ERA WHIP	IP WLS BF H R ER SO BB IBB HBP BLK WP HR S P ERA WHIP	IP WLS BF H R ER SO BB IBB HBP BLK WP HR S P ERA WHIP	IP WLS BF H R ER SO BB IBB HBP BLK WP HR S P ERA WHIP	IP WLS BF H R ER SO BB IBB HBP BLK WP HR S P ERA WHIP	IP WLS BF H R ER SO BB IBB HBP BLK WP HR S P ERA WHIP

Cleveland Indians @ Kansas City Royals
Kauffman Stadium, Kansas City, MO

AB 34
R 6
H 9
RBI 6
BB 5
SO 7
LOB 15



WP: 1 PA: 41
PB: 0
SB: 0
CS: 0

Cleveland Indians @ Kansas City Royals
Kauffman Stadium, Kansas City, MO

AB 37
R 5
H 14
RBI 5
BB 1
SO 7
LOB 20



WP: 1 PA: 42
PB: 0
SB: 1
CS: 0

Fri Apr 21 2006, 7:10 PM CDT
Att: 16,876 - Clear - 73 F

Fri Apr 21 2006, 7:10 PM CDT
Att: 16,876 - Clear - 73 F

livebaseballscorecards.com

livebaseballscorecards.com

Batter	1	2	3	4	5	6	7	8	9	AB	R	H	RBI	BB	SO	LOB	TOP						
24 Grady Sizemore, L OBP: 0.356, SLG: 0.420										3	0	2	1	1	1	0	<p>Cleveland Indians @ Kansas City Royals Kauffman Stadium, Kansas City, MO</p> <p>Sat Apr 22 2006, 6:10 PM CDT Att: 19,730 - Partly Cloudy - 77 F</p> <p>livebaseballscores.com</p>						
Todd Hollandsworth, L OBP: 0.400, SLG: 0.600									4	0	1	1	0	0	2								
2 Jhonny Peralta, R OBP: 0.301, SLG: 0.382									4	0	0	0	0	2	3								
48 Travis Hafner, L OBP: 0.463, SLG: 0.731									3	1	0	0	1	1	0								
41 Victor Martinez, S OBP: 0.423, SLG: 0.648									4	1	1	0	0	0	0								
Ben Broussard, L OBP: 0.412, SLG: 0.468									4	1	2	2	0	0	0								
Ronnie Belliard, R OBP: 0.324, SLG: 0.359										4	0	0	0	0	2								
Ramón Vázquez, L OBP: 0.125, SLG: 0.125										4	0	0	1	0	0	1							
Casey Blake, R OBP: 0.478, SLG: 0.603										3	2	1	0	0	0								
Inning Stats	R: 0 E: 0 K: 1 S: 6	H: 0 LOB: 0 BB: 0 P: 10	R: 0 E: 0 K: 0 S: 7	H: 0 LOB: 0 BB: 0 P: 12	R: 0 E: 0 K: 0 S: 7	H: 0 LOB: 0 BB: 0 P: 9	R: 0 E: 0 K: 0 S: 6	H: 1 LOB: 0 BB: 0 P: 10	R: 4 E: 0 K: 1 S: 18	H: 4 LOB: 2 BB: 0 P: 36	R: 0 E: 0 K: 0 S: 6	H: 0 LOB: 0 BB: 0 P: 8	R: 1 E: 1 K: 0 S: 10	H: 1 LOB: 1 BB: 0 P: 15	R: 0 E: 0 K: 2 S: 7	H: 0 LOB: 0 BB: 0 P: 13	R: 0 E: 0 K: 0 S: 8	H: 1 LOB: 0 BB: 0 P: 10	1B: 4 2B: 3 3B: 0 HR: 0	SF: 0 SAC: 0 DP: 2 HBP: 0	WP: 1 PB: 0 CS: 0	PA: 35	
PITCHER	IP WLS BF H R ER SO BB IBB HBP BLK WP HR S P ERA WHIP	IP WLS BF H R ER SO BB IBB HBP BLK WP HR S P ERA WHIP															IP WLS BF H R ER SO BB IBB HBP BLK WP HR S P ERA WHIP						
Joe Mays, R ERA: 10.59	(1, 1)	4.2	19	4	4	4	1	2	0	0	0	0	0	0	0	0	0	0	0	39	68	7.71	1.286
Mike Wood, R ERA: 4.26	(5, 1)	4.1	W	16	3	1	0	3	0	0	0	0	0	1	0	36	55	0.00	0.692				

Batter	1	2	3	4	5	6	7	8	9	AB	R	H	RBI	BB	SO	LOB	BOTTOM						
32 Shane Costa, L OBP: 0.298, SLG: 0.511										4	2	2	1	1	1	1	<p>Cleveland Indians @ Kansas City Royals Kauffman Stadium, Kansas City, MO</p> <p>Sat Apr 22 2006, 6:10 PM CDT Att: 19,730 - Partly Cloudy - 77 F</p> <p>livebaseballscores.com</p>						
15 Mark Grudzielanek, R OBP: 0.344, SLG: 0.433										5	2	2	1	0	0	3							
29 Mike Sweeney, R OBP: 0.298, SLG: 0.313									3	1	0	1	1	1	3								
16 Reggie Sanders, R OBP: 0.298, SLG: 0.500										4	2	2	1	1	0	0							
Doug Mientkiewicz, L OBP: 0.296, SLG: 0.367										4	2	2	2	0	1	1							
Emil Brown, R OBP: 0.281, SLG: 0.321										2	0	1	3	1	0	1							
4 Angel Berroa, R OBP: 0.281, SLG: 0.321										4	0	1	1	0	0	4							
Paul Bako, L OBP: 0.200, SLG: 0.143										4	0	0	0	0	2	2							
Esteban German, R OBP: 0.538, SLG: 0.545										2	2	1	0	1	0	0							
Inning Stats	R: 4 E: 0 K: 0 S: 19	H: 3 LOB: 1 BB: 2 P: 37	R: 2 E: 0 K: 0 S: 15	H: 2 LOB: 0 BB: 0 P: 23	R: 1 E: 0 K: 0 S: 9	H: 1 LOB: 0 BB: 0 P: 11	R: 0 E: 0 K: 1 S: 8	H: 0 LOB: 1 BB: 1 P: 14	R: 1 E: 1 K: 1 S: 17	H: 2 LOB: 1 BB: 0 P: 24	R: 3 E: 1 K: 1 S: 19	H: 3 LOB: 2 BB: 1 P: 34	R: 0 E: 0 K: 1 S: 9	H: 0 LOB: 1 BB: 1 P: 18	R: 0 E: 0 K: 1 S: 6	H: 0 LOB: 0 BB: 0 P: 9	1B: 7 2B: 3 3B: 1 HR: 0	SF: 2 SAC: 0 DP: 1 HBP: 2	WP: 0 PB: 1 SB: 1 CS: 0	PA: 41			
PITCHER	IP WLS BF H R ER SO BB IBB HBP BLK WP HR S P ERA WHIP	IP WLS BF H R ER SO BB IBB HBP BLK WP HR S P ERA WHIP															IP WLS BF H R ER SO BB IBB HBP BLK WP HR S P ERA WHIP						
Paul Byrd, R ERA: 9.15	(1, 1)	3.0	L	17	6	7	0	2	0	0	0	0	0	0	0	0	0	0	0	43	71	21.00	2.667
Jeremy Guthrie, R ERA: 9.0	(4, 1)	2.0		10	2	2	2	2	1	0	1	0	0	0	0	27	42	9.00	1.500				
54 Brian Slocum, R ERA: 9.0	(6, 1)	2.0		11	3	2	2	2	2	0	1	0	0	0	26	48	9.00	2.500					
Scott Sauerbeck, L ERA: 3.86	(8, 1)	1.0		3	0	0	0	1	0	0	0	0	0	0	6	9	0.00	0.000					

Batter	1	2	3	4	5	6	7	8	9	AB	R	H	RBI	BB	SO	LOB	TOP
24 Grady Sizemore, L (1, 8) OBP: 0.352, SLG: 0.412	1-1 WP G5-3 1B		3-3 K		0-0 G3		2-3 K			4	0	1	0	0	2	3	Cleveland Indians @ Kansas City Royals Kauffman Stadium, Kansas City, MO Sun Apr 23 2006, 1:10 PM CDT Att: 12,279 - Partly Cloudy - 70 F
Jason Michaels, R (1, 7) OBP: 0.300, SLG: 0.270	1-1 G5-3		2-2 G6-3		1-3 K			3-1 L6		4	0	0	0	0	1	3	
2 Jhonny Peralla, R (1, 6) OBP: 0.287, SLG: 0.363	3-3 K			1-3 K		0-0 F7		3-2 G5-3		4	0	0	0	0	2	1	
41 Victor Martinez, S (1, 10) OBP: 0.427, SLG: 0.640	3-3 K			3-2 G5-3		1-0 G3		2-2 G3	1B	4	0	2	0	0	1	1	
Eduardo Perez, R (1, 3) OBP: 0.406, SLG: 0.821 Ben Broussard, L (6, PH) OBP: 0.396, SLG: 0.449 (6, 3)	1-1 G5-3			2-0 G3		0-1 G3		0-2 P6		2	0	1	0	0	0	0	
Ronnie Belliard, R (1, 4) OBP: 0.319, SLG: 0.397	0-1 HR			1-1 F8		2-2 F9			0-0 F7	4	1	1	1	0	0	2	
Aaron Boone, R (1, 5) OBP: 0.314, SLG: 0.397	1-2 G5-3				4-2 G3			1-2 G5-3		3	0	1	0	1	0	0	
Casey Blake, R (1, 9) OBP: 0.451, SLG: 0.565	2-2 G4-3				0-1 P4			2-2 G6-3		4	0	0	0	0	0	2	
10 Kelly Shoppach, R (1, 2) OBP: 0.571, SLG: 0.400			1-3 K		4-2 G3			1-1 G3		2	0	1	0	1	1	0	
Inning Stats	R: 0 H: 1 E: 0 LOB: 1 K: 2 BB: 0 S: 10 P: 18	R: 1 H: 1 E: 0 LOB: 0 K: 0 BB: 0 S: 13 P: 17	R: 0 H: 0 E: 0 LOB: 0 K: 2 BB: 0 S: 9 P: 15	R: 0 H: 1 E: 0 LOB: 1 K: 1 BB: 0 S: 10 P: 17	R: 0 H: 0 E: 0 LOB: 2 K: 1 BB: 2 S: 15 P: 24	R: 0 H: 1 E: 0 LOB: 1 K: 0 BB: 0 S: 7 P: 10	R: 0 H: 1 E: 0 LOB: 1 K: 1 BB: 0 S: 9 P: 14	R: 0 H: 1 E: 0 LOB: 0 K: 0 BB: 0 S: 13 P: 21	R: 0 H: 1 E: 0 LOB: 0 K: 0 BB: 0 S: 6 P: 9	1B: 5 SF: 0 2B: 1 SAC: 0 3B: 0 DP: 1 HR: 1 HBP: 0	WP: 1 PA: 35 PB: 0 SB: 0 CS: 0						
PITCHER	IP WLS BF H R ER SO BB IBB HBP BLK WP HR S P ERA WHIP																
Jeremy Affeldt, L (1, 1) ERA: 6.27	5.1 W 22 4 1 1 6 2 0 0 0 0 1 1 59 94 1.69 1.125																
Elmer Dessens, R (6, 1) ERA: 3.09	2.1 H 9 2 0 0 1 0 0 0 0 0 0 0 24 39 0.00 0.857																
Andrew Sisco, L (8, 1) ERA: 11.37	0.1 H 1 0 0 0 0 0 0 0 0 0 0 0 3 3 0.00 0.000																
Ambiorix Burgos, R (9, 1) ERA: 2.57	1.0 3 1 0 0 0 0 0 0 0 0 0 0 6 9 0.00 1.000																

Batter	1	2	3	4	5	6	7	8	9	AB	R	H	RBI	BB	SO	LOB	BOTTOM
32 Shane Costa, L (1, 9) OBP: 0.294, SLG: 0.510	0-1 F7	3-1 G3			0-2 G6-3		2-2 P6			4	0	1	0	0	0	1	Cleveland Indians @ Kansas City Royals Kauffman Stadium, Kansas City, MO Sun Apr 23 2006, 1:10 PM CDT Att: 12,279 - Partly Cloudy - 70 F
15 Mark Grudzielanek, R (1, 4) OBP: 0.324, SLG: 0.469	2-1 G6-3		1-2 G3		3-1 G6-3		3-2 G1-3			4	0	0	0	0	0	1	
29 Mike Sweeney, R (1, 10) OBP: 0.279, SLG: 0.288	0-0 G5-3		1-0 G5-3		1-3 K		2-1 P4			4	0	0	0	0	1	0	
Doug Mientkiewicz, L (1, 3) OBP: 0.310, SLG: 0.377		1-2 FC6-4		0-3 K		1-2 F7		1-2 G3	1B	4	0	2	0	0	1	0	
Emil Brown, R (1, 7) OBP: 0.279, SLG: 0.316		1-1 FC6-4		2-0 G6-3		0-1 L6		0-1 G3	1B	4	2	1	0	0	0	1	
4 Angel Berroa, R (1, 6) OBP: 0.328, SLG: 0.383	1-1 E4			1-0 G3		1-2 G3		1-2 G3	1B	4	2	4	0	0	0	0	
Tony Graffanino, R (1, 5) OBP: 0.200, SLG: 0.360	1-2 G6-3			3-1 G3		2-1 G3		0-0 G3		4	0	3	2	0	0	1	
Esteban German, R (1, 8) OBP: 0.529, SLG: 0.500	1-0 G3			2-2 P4		4-0 G3		2-0 G3		3	1	1	1	1	0	3	
14 John Buck, R (1, 2) OBP: 0.317, SLG: 0.389	1-1 G3			1-3 K		2-2 G6-3		1-2 G3		3	0	1	1	0	1	4	
Inning Stats	R: 0 H: 0 E: 0 LOB: 0 K: 0 BB: 0 S: 5 P: 7	R: 3 H: 4 E: 1 LOB: 1 K: 0 BB: 0 S: 16 P: 23	R: 0 H: 0 E: 0 LOB: 0 K: 1 BB: 0 S: 7 P: 9	R: 1 H: 2 E: 0 LOB: 1 K: 1 BB: 0 S: 10 P: 19	R: 0 H: 1 E: 0 LOB: 0 K: 1 BB: 0 S: 11 P: 15	R: 0 H: 2 E: 0 LOB: 3 K: 0 BB: 1 S: 13 P: 23	R: 0 H: 0 E: 0 LOB: 0 K: 0 BB: 0 S: 8 P: 15	R: 1 H: 4 E: 0 LOB: 1 K: 0 BB: 0 S: 11 P: 13	1B: 9 SF: 0 2B: 4 SAC: 0 3B: 0 DP: 1 HR: 0 HBP: 0	WP: 1 PA: 35 PB: 0 SB: 0 CS: 0							
PITCHER	IP WLS BF H R ER SO BB IBB HBP BLK WP HR S P ERA WHIP																
Jason Johnson, R (1, 1) ERA: 2.81	6.0 L 27 9 4 4 3 0 0 0 0 0 0 0 62 96 6.00 1.667																
Jason Davis, R (7, 1) ERA: 3.12	2.0 8 4 1 1 0 0 0 0 0 0 0 0 19 28 4.50 2.000																

Batter	1	2	3	4	5	6	7	8	9	AB	R	H	RBI	BB	SO	LOB	TOP				
Shannon Stewart, R (1, 7) OBP: 0.385, SLG: 0.450										3	0	1	0	1	0	1					
Luis Castillo, S (1, 4) OBP: 0.448, SLG: 0.431										4	0	0	0	0	0	3					
7 Joe Mauer, L (1, 2)										2	0	1	1	1	0	0					
24 Rondell White, R (1, 10) OBP: 0.162, SLG: 0.169										4	0	1	0	0	0	3					
Tori Hunter, R (1, 8) OBP: 0.266, SLG: 0.446										4	0	0	0	0	1	4					
33 Justin Morneau, L (1, 3) OBP: 0.257, SLG: 0.391										4	0	0	0	0	2	2					
Tony Batista, R (1, 5) OBP: 0.347, SLG: 0.438										3	0	0	0	0	0	2					
20 Lew Ford, R (1, 9) OBP: 0.333, SLG: 0.350										4	1	1	0	0	1	1					
Juan Castro, R (1, 6) OBP: 0.315, SLG: 0.327										2	0	1	0	0	0	0					
Ruben Sierra, S (8, PH) OBP: 0.409, SLG: 0.364										1	0	1	1	0	0	0					
8 Nick Punto, S (8, PR) OBP: 0.333, SLG: 0.409										0	1	0	0	0	0	0					
Inning Stats	R: 0 E: 0 K: 0 S: 7	H: 0 LOB: 0 BB: 1 P: 13	R: 0 E: 0 K: 0 S: 6	H: 0 LOB: 0 BB: 0 P: 11	R: 0 E: 0 K: 0 S: 12	H: 1 LOB: 1 BB: 0 P: 13	R: 0 E: 0 K: 0 S: 8	H: 1 LOB: 0 BB: 0 P: 11	R: 0 E: 0 K: 0 S: 6	H: 0 LOB: 1 BB: 0 P: 11	R: 0 E: 0 K: 2 S: 13	H: 1 LOB: 2 BB: 1 P: 26	R: 2 E: 1 K: 0 S: 13	H: 3 LOB: 2 BB: 0 P: 21	R: 0 E: 0 K: 2 S: 12	H: 0 LOB: 0 BB: 0 P: 18	1B: 5 2B: 1 3B: 0 HR: 0	SF: 1 SAC: 0 DP: 1 HBP: 1	WP: 0 PB: 1 SB: 0 CS: 0	PA: 36	
PITCHER	IP	WLS	BF	H	R	ER	SO	BB	IBB	HBP	BLK	WP	HR	S	P	ERA	WHIP				
37 Scott Elarton, R (1, 1) ERA: 3.16	7.0		25	3	0	0	2	2	0	1	0	0	0	59	96	0.00	0.714				
34 Luke Hudson, R (8, 1) ERA: 7.0	0.0	L	3	3	2	2	0	0	0	0	0	0	0	4	7	∞	∞				
Andrew Sisco, L (8, 1) ERA: 10.29	0.2		3	0	0	0	0	0	0	0	0	0	0	5	8	0.00	0.000				
Ambiorix Burgos, R (8, 1) ERA: 2.16	1.1		4	0	0	0	2	0	0	0	0	0	0	16	24	0.00	0.000				

Minnesota Twins @ Kansas City Royals
Kauffman Stadium, Kansas City, MO

AB 31
R 2
H 6
RBI 2
BB 2
SO 4
LOB 16



WP: 0 PA: 36
PB: 1
SB: 0
CS: 0

Minnesota Twins @ Kansas City Royals
Kauffman Stadium, Kansas City, MO

AB 34
R 1
H 7
RBI 1
BB 7
SO 9
LOB 27



WP: 0 PA: 42
PB: 0
SB: 0
CS: 0

Batter	1	2	3	4	5	6	7	8	9	AB	R	H	RBI	BB	SO	LOB	BOTTOM				
32 Shane Costa, L (1, 8) OBP: 0.321, SLG: 0.528										4	0	2	0	0	1	0					
15 Mark Grudzielanek, R (1, 4) OBP: 0.333, SLG: 0.397										4	0	1	1	1	0	3					
29 Mike Sweeney, R (1, 10) OBP: 0.318, SLG: 0.283										1	0	0	0	4	0	2					
16 Reggie Sanders, R (1, 9) OBP: 0.274, SLG: 0.458										5	0	0	0	0	3	8					
Doug Mientkiewicz, L (1, 3) OBP: 0.302, SLG: 0.351										4	0	0	0	1	0	3					
Emil Brown, R (1, 7) OBP: 0.288, SLG: 0.323										5	0	2	0	0	1	3					
24 Mark Teahen, L (1, 5) OBP: 0.273, SLG: 0.380										3	1	1	0	1	0	3					
4 Angel Berroa, R (1, 6) OBP: 0.323, SLG: 0.375										4	0	1	0	0	2	2					
14 John Buck, R (1, 2) OBP: 0.295, SLG: 0.359										3	0	0	0	0	1	3					
Matt Stairs, L (8, PH) OBP: 0.200, SLG: 0.143										1	0	0	0	0	1	0					
Paul Bako, L (9, 2)										0	0	0	0	0	0	0					
Inning Stats	R: 0 E: 0 K: 0 S: 8	H: 1 LOB: 2 BB: 1 P: 18	R: 0 E: 0 K: 2 S: 11	H: 1 LOB: 0 BB: 0 P: 16	R: 0 E: 0 K: 2 S: 16	H: 1 LOB: 3 BB: 2 P: 28	R: 1 E: 0 K: 1 S: 10	H: 1 LOB: 3 BB: 2 P: 20	R: 0 E: 0 K: 0 S: 7	H: 1 LOB: 1 BB: 0 P: 10	R: 0 E: 0 K: 1 S: 12	H: 1 LOB: 2 BB: 1 P: 23	R: 0 E: 0 K: 2 S: 15	H: 1 LOB: 2 BB: 1 P: 26	R: 0 E: 0 K: 1 S: 8	H: 0 LOB: 0 BB: 0 P: 11	1B: 6 2B: 1 3B: 0 HR: 0	SF: 0 SAC: 0 DP: 0 HBP: 1	WP: 0 PB: 0 SB: 0 CS: 0	PA: 42	
PITCHER	IP	WLS	BF	H	R	ER	SO	BB	IBB	HBP	BLK	WP	HR	S	P	ERA	WHIP				
Kyle Lohse, R (1, 1) ERA: 8.55	6.0		29	5	1	1	5	4	1	1	0	0	0	60	101	1.50	1.500				
47 Francisco Lirio, L (7, 1) ERA: 0.79	1.0	W	5	1	0	0	1	1	0	0	0	0	0	12	23	0.00	2.000				
Juan Rincon, R (8, 1) ERA: 3.48	1.0	H	5	1	0	0	2	1	0	0	0	0	0	15	26	0.00	2.000				
36 Joe Nathan, R (9, 1) ERA:	1.0	S	3	0	0	0	1	0	0	0	0	0	0	8	11	0.00	0.000				

WP: 0 PA: 42
PB: 0
SB: 0
CS: 0

Batter	1	2	3	4	5	6	7	8	9	AB	R	H	RBI	BB	SO	LOB	TOP										
Shannon Stewart, R (1, 7) OBP: 0.377, SLG: 0.438	2-1 G4-3 WP 1B		1-1 F7			1-0 G3			1-1 L5	4	0	1	0	0	0	0											
Luis Castillo, S (1, 4) OBP: 0.419, SLG: 0.400	1-1 G5-3			0-2 G4-3		2-1 L6			3-2 G4-3	4	0	0	0	0	0	1											
7 Joe Mauer, L (1, 2) OBP: 0.400, SLG: 0.413	2-2 G4-3			2-2 F7			0-1 G4-3		3-1 24 DP 1B	4	0	1	0	0	0	1											
24 Rondell White, R (1, 10) OBP: 0.154, SLG: 0.160	2-0 G5-3			0-0 F9			1-1 F8		1-3 K	4	0	0	0	0	1	2											
Tori Hunter, R (1, 8) OBP: 0.256, SLG: 0.429		2-1 L8			3-2 L3				1-1 G4-3	3	0	0	0	0	0	0											
33 Justin Morneau, L (1, 3) OBP: 0.260, SLG: 0.431		0-2 P5			0-0 HR				0-0 F9	3	1	1	1	0	0	0											
Tony Batista, R (1, 5) OBP: 0.333, SLG: 0.418		0-1 G5-3			2-3 K				3-2 P4	3	0	0	0	0	1	0											
20 Lew Ford, R (1, 9) OBP: 0.333, SLG: 0.349				1-2 G1-3		1-0 B1-3			1-1 1B	3	0	1	0	0	0	0											
Juan Castro, R (1, 6) OBP: 0.304, SLG: 0.315				3-2 G6-3					1-3 K	2	0	0	0	0	0	0											
Ruben Sierra, S (8, PH) OBP: 0.375, SLG: 0.333										1	0	0	0	0	1	1											
8 Nick Punto, S (8, 6) OBP: 0.333, SLG: 0.409										0	0	0	0	0	0	0											
Inning Stats	R: 0 E: 0 K: 0 S: 8	H: 1 LOB: 1 BB: 0 P: 15	R: 0 E: 0 K: 0 S: 7	H: 0 LOB: 0 BB: 0 P: 9	R: 0 E: 0 K: 0 S: 11	H: 0 LOB: 0 BB: 0 P: 16	R: 1 E: 0 K: 1 S: 8	H: 1 LOB: 0 BB: 0 P: 14	R: 0 E: 0 K: 0 S: 6	H: 0 LOB: 0 BB: 0 P: 11	R: 0 E: 0 K: 0 S: 6	H: 0 LOB: 0 BB: 0 P: 8	R: 0 E: 0 K: 1 S: 9	H: 1 LOB: 1 BB: 0 P: 14	R: 0 E: 0 K: 1 S: 10	H: 1 LOB: 1 BB: 0 P: 18	1B: 3 2B: 0 3B: 0 HR: 1	SF: 0 SAC: 0 DP: 0 HBP: 0	WP: 1 PB: 0 SB: 0 CS: 0	PA: 31							
PITCHER	IP	WLS	BF	H	R	ER	SO	BB	IBB	HBP	BLK	WP	HR	S	P	ERA	WHIP										
Runelvis Hernandez, R (1, 1) ERA: 1.29	7.0	W	23	2	1	1	1	0	0	0	0	1	1	53	82	1.29	0.286										
Elmer Dessens, R (8, 1) ERA: 2.84	1.0	H	4	1	0	0	1	0	0	0	0	0	0	9	14	0.00	1.000										
Ambiorix Burgos, R (9, 1) ERA: 1.93	1.0	S	4	1	0	0	1	0	0	0	0	0	0	10	18	0.00	1.000										

Minnesota Twins @ Kansas City Royals
Kauffman Stadium, Kansas City, MO

Wed Apr 26 2006, 7:10 PM CDT
Att: 9,273 - Clear - 54 F



AB 31
R 1
H 4
RBI 1
BB 0
SO 3
LOB 5

Batter	1	2	3	4	5	6	7	8	9	AB	R	H	RBI	BB	SO	LOB	BOTTOM										
32 Shane Costa, L (1, 8) OBP: 0.317, SLG: 0.509	2-2 F9		1-0 G3-1			0-3 K			2-1 1B	4	0	1	0	0	1	0											
15 Mark Grudzielanek, R (1, 4) OBP: 0.351, SLG: 0.444	0-2 16 CS 1B			2-0 16 G6-3 3B		2-0 2B 1B			1-3 K 1B	4	2	3	0	0	1	1											
16 Reggie Sanders, R (1, 9) OBP: 0.258, SLG: 0.429	1-1 G5-3			1-0 G6-3 3-H		1-3 K 1B			0-3 K	4	0	0	1	0	2	3											
Matt Stairs, L (1, 10) OBP: 0.333, SLG: 0.182		1-2 P6		0-1 P4		2-2 1-H 1B 2B			3-1 F9	4	1	1	1	0	0	1											
Emil Brown, R (1, 7) OBP: 0.289, SLG: 0.323		0-0 F9		1-3 K		1-1 K 1B			1-1 K 1B	3	0	1	1	0	1	0											
Doug Mientkiewicz, L (1, 3) OBP: 0.303, SLG: 0.350		1-0 1B			2-1 F8	0-1 L6				3	0	1	0	0	0	1											
24 Mark Teahen, L (1, 5) OBP: 0.276, SLG: 0.377		3-2 G6-3			1-2 4 S 1B				0-1 G3-1	3	0	1	0	0	0	1											
4 Angel Berroa, R (1, 6) OBP: 0.309, SLG: 0.358				1-2 G6-3		2-3 K			1-0 G4-3	3	0	0	0	0	1	1											
Paul Bako, L (1, 2) OBP: 0.167, SLG: 0.118				0-0 F7		2-2 K			1-3 K	3	0	0	0	0	2	1											
Inning Stats	R: 0 E: 0 K: 0 S: 8	H: 1 LOB: 0 BB: 0 P: 11	R: 0 E: 0 K: 0 S: 12	H: 1 LOB: 1 BB: 0 P: 17	R: 0 E: 0 K: 0 S: 5	H: 0 LOB: 0 BB: 0 P: 7	R: 1 E: 0 K: 1 S: 7	H: 1 LOB: 0 BB: 0 P: 11	R: 0 E: 0 K: 2 S: 13	H: 1 LOB: 1 BB: 0 P: 20	R: 2 E: 0 K: 2 S: 15	H: 3 LOB: 1 BB: 0 P: 21	R: 0 E: 0 K: 1 S: 6	H: 0 LOB: 0 BB: 0 P: 8	R: 0 E: 0 K: 2 S: 10	H: 1 LOB: 1 BB: 0 P: 16	1B: 6 2B: 1 3B: 1 HR: 0	SF: 0 SAC: 0 DP: 0 HBP: 0	WP: 0 PB: 0 SB: 1 CS: 1	PA: 31							
PITCHER	IP	WLS	BF	H	R	ER	SO	BB	IBB	HBP	BLK	WP	HR	S	P	ERA	WHIP										
30 Scott Baker, R (1, 1) ERA: 3.47	7.0	L	27	7	3	3	6	0	0	0	0	0	0	66	95	3.86	1.000										
28 Jesse Crain, R (8, 1) ERA: 7.54	1.0		4	1	0	0	2	0	0	0	0	0	0	10	16	0.00	1.000										

Minnesota Twins @ Kansas City Royals
Kauffman Stadium, Kansas City, MO

Wed Apr 26 2006, 7:10 PM CDT
Att: 9,273 - Clear - 54 F



AB 31
R 3
H 8
RBI 3
BB 0
SO 8
LOB 9

Batter	1	2	3	4	5	6	7	8	9	AB	R	H	RBI	BB	SO	LOB	TOP										
21 Mark Kotsay, L (1, 8) OBP: 0.330, SLG: 0.369	F7		F8	G3			FC4-6		FC4-2-5	5	0	0	0	0	0	4	Oakland Athletics @ Kansas City Royals Kauffman Stadium, Kansas City, MO Fri Apr 28 2006, 7:10 PM CDT Att: 12,288 - Cloudy - 56 F										
Nick Swisher, S (1, 7) OBP: 0.409, SLG: 0.724	F9		3 BB	K			K		F9	4	0	0	0	1	2	4											
3 Eric Chavez, L (1, 5) OBP: 0.380, SLG: 0.654	G6-3		FC5-4		P5		G6-3			3	0	0	0	1	0	1											
Frank Thomas, R (1, 10) OBP: 0.265, SLG: 0.421		G6-4-3	1B	FC5-4		K		G4-3		4	0	1	0	0	1	2											
Jay Payton, R (1, 9) OBP: 0.183, SLG: 0.233	G6-4-3				L7			G6-3		4	1	1	0	0	0	1											
7 Bobby Crosby, R (1, 6) OBP: 0.250, SLG: 0.328	G4-3			14 WP	29 BB		G6-3		G5-3	3	1	0	0	1	0	0											
29 Dan Johnson, L (1, 3) OBP: 0.246, SLG: 0.241			G3	14 WP	14 2B		K		14 WP	3	1	1	0	1	1	0											
Jason Kendall, R (1, 2) OBP: 0.338, SLG: 0.259			14 HR		SF8		F8		14 WP	2	1	1	1	1	0	0											
14 Mark Ellis, R (1, 4) OBP: 0.259, SLG: 0.333			1-H	21 G3	21 FC4-6				K	3	1	2	4	1	1	2											
Inning Stats	R: 0 E: 0 K: 0 S: 6	H: 0 LOB: 0 BB: 0 P: 11	R: 0 E: 0 K: 0 S: 5	H: 1 LOB: 0 BB: 0 P: 9	R: 2 E: 0 K: 0 S: 15	H: 1 LOB: 2 BB: 3 P: 31	R: 3 E: 0 K: 1 S: 16	H: 2 LOB: 1 BB: 2 P: 30	R: 0 E: 0 K: 1 S: 9	H: 0 LOB: 0 BB: 0 P: 17	R: 0 E: 0 K: 1 S: 8	H: 0 LOB: 0 BB: 0 P: 11	R: 0 E: 0 K: 1 S: 10	H: 0 LOB: 1 BB: 1 P: 15	R: 0 E: 0 K: 0 S: 7	H: 0 LOB: 0 BB: 0 P: 9	R: 0 E: 0 K: 1 S: 11	H: 2 LOB: 2 BB: 0 P: 15	1B: 3 2B: 2 3B: 0 HR: 1	SF: 1 SAC: 0 DP: 1 HBP: 0	WP: 2 PA: 38 PB: 0 SB: 0 CS: 0						
PITCHER	IP	WLS	BF	H	R	ER	SO	BB	IBB	HBP	BLK	WP	HR	S	P	ERA	WHIP										
Joe Mays, R (1, 1) ERA: 11.07	3.1	L	18	4	5	5	0	5	0	0	0	1	1	36	73	13.50	2.700										
41 Jimmy Gobble, L (4, 1) ERA: 5.75	3.2		12	0	0	0	4	1	0	0	0	0	0	33	51	0.00	0.273										
34 Luke Hudson, R (8, 1) ERA: 5.56	1.0		3	0	0	0	0	0	0	0	0	0	0	7	9	0.00	0.000										
Andrew Sisco, L (9, 1) ERA: 9.0	1.0		5	2	0	0	1	0	0	0	0	1	0	11	15	0.00	2.000										



Batter	1	2	3	4	5	6	7	8	9	AB	R	H	RBI	BB	SO	LOB	BOTTOM										
32 Shane Costa, L (1, 8) OBP: 0.333, SLG: 0.533	P6				FC4-6					2	0	1	0	0	0	0	Oakland Athletics @ Kansas City Royals Kauffman Stadium, Kansas City, MO Fri Apr 28 2006, 7:10 PM CDT Att: 12,288 - Cloudy - 56 F										
Esteban German, R (3, PR) OBP: 0.565, SLG: 0.500				2B			1B		29 BB	15 BB	2	0	1	0	1	0											
15 Mark Grudzielanski, R (1, 4) OBP: 0.339, SLG: 0.465	P4		F8		K		G3		29 BB		4	0	0	0	1	1		4									
29 Mike Sweeney, R (1, 10) OBP: 0.333, SLG: 0.344											4	1	1	2	1	2		1									
Tony Graffanino, R (9, PR) OBP: 0.207, SLG: 0.345	HR		P4				K		1-2	2-3	3-H	0	0	0	0	0		0									
16 Reggie Sanders, R (1, 9) OBP: 0.253, SLG: 0.458	P4			HR			G3-1		1-2	2-3	3-H	5	1	2	1	0		1	3								
Doug Mientkiewicz, L (1, 3) OBP: 0.310, SLG: 0.369		G3			G6-4-3		G3-1		G3-1		5	0	2	0	0	0		4									
Emil Brown, R (1, 7) OBP: 0.286, SLG: 0.306		24 G6-3	24 S		G6-4-3		F9			2B	3	0	1	0	0	0		2									
24 Mark Teahen, L (1, 5) OBP: 0.277, SLG: 0.373		G6-3								1B	3	0	0	0	1	1	3										
4 Angel Berroa, R (1, 6) OBP: 0.289, SLG: 0.373		F7			L5						4	0	0	0	0	1	2										
14 John Buck, R (1, 2) OBP: 0.280, SLG: 0.318			F8								2	0	0	0	0	1	1										
Matt Stairs, L (9, PH) OBP: 0.375, SLG: 0.250					FC4-6					15 BB	29 BB	1	1	1	0	0	0										
Inning Stats	R: 1 E: 0 K: 0 S: 7	H: 1 LOB: 0 BB: 0 P: 12	R: 0 E: 0 K: 0 S: 9	H: 1 LOB: 0 BB: 0 P: 15	R: 0 E: 0 K: 0 S: 8	H: 1 LOB: 1 BB: 0 P: 15	R: 1 E: 0 K: 1 S: 7	H: 2 LOB: 0 BB: 0 P: 13	R: 0 E: 0 K: 1 S: 8	H: 0 LOB: 1 BB: 0 P: 12	R: 0 E: 0 K: 1 S: 10	H: 1 LOB: 2 BB: 1 P: 14	R: 0 E: 0 K: 2 S: 11	H: 1 LOB: 2 BB: 1 P: 19	R: 0 E: 0 K: 1 S: 10	H: 1 LOB: 2 BB: 0 P: 16	R: 1 E: 0 K: 1 S: 15	H: 1 LOB: 3 BB: 3 P: 34	1B: 4 2B: 3 3B: 0 HR: 2	SF: 0 SAC: 0 DP: 1 HBP: 2	WP: 0 PA: 41 PB: 0 SB: 1 CS: 0						
PITCHER	IP	WLS	BF	H	R	ER	SO	BB	IBB	HBP	BLK	WP	HR	S	P	ERA	WHIP										
Dan Haren, R (1, 1) ERA: 4.84	8.0	W	34	8	2	2	6	1	0	2	0	0	0	10	23	27.00	9.000										
50 Kiko Calero, R (9, 1) ERA: 2.0	0.1	H	4	1	1	1	0	2	0	0	0	0	0	5	11	0.00	1.500										
Kirk Saarloos, R (9, 1) ERA: 5.54	0.2	S	3	0	0	0	1	1	0	0	0	0	0	5	11	0.00	1.500										



Batter	1	2	3	4	5	6	7	8	9	AB	R	H	RBI	BB	SO	LOB	TOP																			
21 Mark Kotsay, L OBP: 0.350, SLG: 0.386	F7	HR		G6-3		SF			WP	4	2	2	3	1	0	0	Oakland Athletics @ Kansas City Royals Kauffman Stadium, Kansas City, MO Sun Apr 30 2006, 1:10 PM CDT Att: 15,309 - Cloudy - 61 F																			
Nick Swisher, S OBP: 0.404, SLG: 0.738	HR	HR			G3	SF	F8		K	4	3	1	4	1	1	4																				
3 Eric Chavez, L OBP: 0.392, SLG: 0.687	HR	K			F8				G6-4-3	5	1	3	3	0	1	0																				
Frank Thomas, R OBP: 0.264, SLG: 0.405 Antonio Perez, R (8, PH) (8, 10)	G6-3				K	F9			K	3	0	0	0	0	1	1																				
7 Bobby Crosby, R OBP: 0.261, SLG: 0.323	1B				F8				G6-4-3	4	1	1	0	1	0	3																				
Jay Payton, R OBP: 0.215, SLG: 0.262	L9								P2	5	2	3	0	0	0	1																				
29 Dan Johnson, L OBP: 0.257, SLG: 0.302		F7			G3-6-1				HR	5	2	2	1	0	0	3																				
Jason Kendall, R OBP: 0.355, SLG: 0.262	G1-6-3				F7				FC4-6	3	1	1	1	1	0	0																				
14 Mark Ellis, R OBP: 0.259, SLG: 0.321 Marco Scutaro, R (9, PH) (9, 4)	HR	BB			F9				FC4-6	3	1	0	0	1	1	5																				
Inning Stats	R: 2 E: 0 K: 0 S: 15	H: 2 LOB: 1 BB: 1 P: 27	R: 3 E: 0 K: 1 S: 21	H: 1 LOB: 2 BB: 2 P: 38	R: 0 E: 0 K: 0 S: 6	H: 1 LOB: 1 BB: 0 P: 14	R: 0 E: 0 K: 0 S: 5	H: 0 LOB: 0 BB: 0 P: 6	R: 0 E: 0 K: 1 S: 8	H: 0 LOB: 0 BB: 0 P: 14	R: 6 E: 1 K: 1 S: 23	H: 4 LOB: 1 BB: 1 P: 42	R: 1 E: 0 K: 0 S: 10	H: 3 LOB: 2 BB: 0 P: 17	R: 0 E: 0 K: 1 S: 9	H: 1 LOB: 0 BB: 0 P: 12	R: 1 E: 0 K: 1 S: 14	H: 1 LOB: 2 BB: 1 P: 22	1B: 9 2B: 1 3B: 0 HR: 3	SF: 1 SAC: 0 DP: 2 HBP: 3	WP: 2 PA: 47 PB: 0 SB: 0 CS: 0															
PITCHER	IP	WLS	BF	H	R	ER	SO	BB	IBB	HBP	BLK	WP	HR	S	P	ERA	WHIP	PITCHER		IP	WLS	BF	H	R	ER	SO	BB	IBB	HBP	BLK	WP	HR	S	P	ERA	WHIP
37 Scott Elarton, R ERA: 4.28	2.1	15	4	5	5	1	3	0	0	1	0	1	2	41	77	19.29	3.000	Ambiorix Burgos, R ERA: 2.61		1.0	6	1	1	1	1	1	0	0	1	1	14	22	9.00	2.000		
57 Joel Peralta, R ERA: 1.5	2.2	7	0	0	0	1	0	0	0	0	0	0	0	14	22	0.00	0.000																			
34 Luke Hudson, R ERA: 8.74	0.0	L	4	2	4	4	0	1	0	1	0	0	0	11	18	∞	∞																			
Andrew Sisco, L ERA: 9.0	2.0	12	5	3	2	1	0	0	0	0	0	0	0	22	41	9.00	2.500																			
Elmer Dessens, R ERA: 2.63	1.0	3	1	0	0	1	0	0	0	0	0	0	0	9	12	0.00	1.000																			

Batter	1	2	3	4	5	6	7	8	9	AB	R	H	RBI	BB	SO	LOB	BOTTOM																			
Kerry Robinson, L OBP: 0.600, SLG: 0.800	F9	G6-3		1B		K			E7	5	1	3	0	0	1	1	Oakland Athletics @ Kansas City Royals Kauffman Stadium, Kansas City, MO Sun Apr 30 2006, 1:10 PM CDT Att: 15,309 - Cloudy - 61 F																			
Tony Graffanino, R OBP: 0.206, SLG: 0.303	F9	G6-3		L9					G4-3	4	0	0	1	1	0	4																				
29 Mike Sweeney, R OBP: 0.325, SLG: 0.323	BB			F8		F8			F9	4	0	0	0	1	0	2																				
Doug Mientkiewicz, L OBP: 0.316, SLG: 0.353	P4			BB		BB			F7	3	2	0	0	2	0	2																				
Emil Brown, R OBP: 0.315, SLG: 0.333	BB			BB		BB			F9	3	1	2	1	2	0	0																				
24 Mark Teahen, L OBP: 0.271, SLG: 0.406	E1			L3		HR			G3-1	5	1	1	3	0	0	4																				
4 Angel Berroa, R OBP: 0.275, SLG: 0.354	K			K		F9			FC6-4	4	0	0	0	0	2	5																				
Paul Bako, L OBP: 0.136, SLG: 0.095		K		G4-3		K			L4	4	0	0	0	0	2	0																				
Esteban German, R OBP: 0.600, SLG: 0.550 16 Reggie Sanders, R OBP: 0.260, SLG: 0.452	E5			CS		F9			E	2	0	2	0	0	0	0																				
Inning Stats	R: 1 E: 1 K: 1 S: 15	H: 1 LOB: 3 BB: 2 P: 34	R: 0 E: 1 K: 1 S: 15	H: 1 LOB: 0 BB: 0 P: 20	R: 1 E: 0 K: 1 S: 11	H: 1 LOB: 1 BB: 1 P: 22	R: 0 E: 0 K: 0 S: 11	H: 2 LOB: 0 BB: 0 P: 16	R: 3 E: 0 K: 1 S: 14	H: 1 LOB: 1 BB: 2 P: 26	R: 0 E: 0 K: 1 S: 8	H: 0 LOB: 1 BB: 1 P: 16	R: 0 E: 0 K: 0 S: 8	H: 1 LOB: 1 BB: 0 P: 15	R: 1 E: 1 K: 0 S: 9	H: 1 LOB: 1 BB: 1 P: 17	R: 0 E: 0 K: 0 S: 6	H: 0 LOB: 0 BB: 0 P: 9	1B: 5 2B: 2 3B: 0 HR: 1	SF: 0 SAC: 0 DP: 0 HBP: 0	WP: 0 PA: 42 PB: 0 SB: 0 CS: 1															
PITCHER	IP	WLS	BF	H	R	ER	SO	BB	IBB	HBP	BLK	WP	HR	S	P	ERA	WHIP	PITCHER		IP	WLS	BF	H	R	ER	SO	BB	IBB	HBP	BLK	WP	HR	S	P	ERA	WHIP
Joe Blanton, R ERA: 6.14	5.0	26	6	5	4	4	5	0	0	0	0	0	0	66	118	7.20	2.200	Joe Kennedy, L ERA		6.1	4	0	0	0	1	1	0	0	0	0	8	16	0.00	1.000		
57 Chad Gaudin, R ERA: 3.38	2.0	9	2	1	0	0	1	0	0	0	0	0	0	17	32	0.00	1.500	Kirk Saarloos, R ERA: 5.14		9.1	3	0	0	0	0	0	0	0	0	6	9	0.00	0.000			



Batter	1	2	3	4	5	6	7	8	9	AB	R	H	RBI	BB	SO	LOB	TOP			
Kerry Robinson, L (1, 8) OBP: 0.333, SLG: 0.444	F8			L7		L8		B5-3		4	0	0	0	0	0	0				
15 Mark Grudzielanek, R (1, 4) OBP: 0.326, SLG: 0.410	K			G4-3		G6-3			F9	4	0	1	0	0	1	0				
16 Reggie Sanders, R (1, 9) OBP: 0.272, SLG: 0.481	G6-3					G6-3				4	1	2	0	0	0	1				
Matt Stairs, L (1, 7) OBP: 0.450, SLG: 0.333						G4-3				3	0	2	1	1	0	1				
29 Mike Sweeney, R (1, 10) OBP: 0.313, SLG: 0.309										3	0	0	0	0	2	3				
Tony Graffanino, R (9, PH) OBP: 0.200, SLG: 0.294	K			K					FC4	1	1	0	0	0	0	1				
Doug Mientkiewicz, L (1, 3) OBP: 0.325, SLG: 0.361										4	0	2	0	0	1	1				
Emil Brown, R (9, PR) OBP: 0.315, SLG: 0.333	G4-6-3									0	0	0	0	0	0	0				
24 Mark Teahen, L (1, 5) OBP: 0.270, SLG: 0.397				G3-1		K				4	0	1	1	0	1	1				
4 Angel Berroa, R (1, 6) OBP: 0.262, SLG: 0.337				K		K2-3				4	0	0	0	0	2	3				
14 John Buck, R (1, 2) OBP: 0.264, SLG: 0.298				K		G6-3				3	0	0	0	0	2	1				
Inning Stats	R: 0 E: 0 K: 1 S: 8	H: 0 LOB: 0 BB: 0 P: 12	R: 0 E: 0 K: 1 S: 7	H: 1 LOB: 0 BB: 0 P: 12	R: 0 E: 0 K: 2 S: 8	H: 0 LOB: 0 BB: 0 P: 10	R: 0 E: 0 K: 1 S: 8	H: 1 LOB: 2 BB: 1 P: 15	R: 0 E: 0 K: 0 S: 10	H: 1 LOB: 1 BB: 0 P: 18	R: 0 E: 0 K: 1 S: 7	H: 0 LOB: 0 BB: 0 P: 9	R: 0 E: 0 K: 1 S: 5	H: 0 LOB: 0 BB: 0 P: 6	R: 2 E: 0 K: 0 S: 18	H: 4 LOB: 2 BB: 0 P: 25	1B: 6 2B: 1 3B: 1 HR: 0	SF: 0 SAC: 0 DP: 1 HBP: 0	WP: 0 PB: 0 SB: 2 CS: 0	PA: 35
PITCHER	IP	WLS	BF	H	R	ER	SO	BB	IBB	HBP	BLK	WP	HR	S	P	ERA	WHIP			
38 Jeremy Bonderman, R (1, 1) ERA: 3.99	8.0	W	28	4	0	0	9	1	0	0	0	0	0	62	94	0.00	0.625			
59 Todd Jones, R (9, 1) ERA: 5.4	1.0	S	7	4	2	2	0	0	0	0	0	0	0	18	25	18.00	4.000			

Kansas City Royals @ Detroit Tigers
 Comerica Park, Detroit, MI
 Mon May 01 2006, 7:05 PM EDT
 Att: 9,597 - Cloudy - 68 F

AB	34
R	2
H	8
RBI	2
BB	1
SO	9
LOB	12



Batter	1	2	3	4	5	6	7	8	9	AB	R	H	RBI	BB	SO	LOB	BOTTOM				
28 Curtis Granderson, L (1, 8) OBP: 0.363, SLG: 0.454	F8		K			F8	K			4	0	0	0	0	2	1					
14 Placido Polanco, R (1, 4) OBP: 0.314, SLG: 0.307	G6-3					G5-3				4	0	1	0	0	0	0					
Ivan Rodriguez, R (1, 2) OBP: 0.367, SLG: 0.435	F9					G5-3				4	0	1	0	0	0	0					
30 Magglio Ordonez, R (1, 9) OBP: 0.340, SLG: 0.542			K							4	1	1	1	0	1	2					
9 Carlos Guillen, S (1, 6) OBP: 0.396, SLG: 0.587			G4-3							3	1	1	0	0	0	0					
31 Chris Shelton, R (1, 3) OBP: 0.402, SLG: 0.766										2	0	0	0	1	1	1					
Alexis Gomez, L (1, 7) OBP: 0.267, SLG: 0.286										3	0	0	0	0	0	2					
Craig Monroe, R (1, 10) OBP: 0.294, SLG: 0.500										3	1	1	2	0	0	0					
20 Omar Infante, R (1, 5) OBP: 0.290, SLG: 0.367										3	0	1	0	0	0	0					
15 Brandon Inge, R (8, 5) OBP: 0.299, SLG: 0.487										0	0	0	0	0	0	0					
Inning Stats	R: 0 E: 0 K: 0 S: 7	H: 0 LOB: 0 BB: 0 P: 7	R: 0 E: 0 K: 1 S: 12	H: 0 LOB: 1 BB: 1 P: 18	R: 0 E: 0 K: 1 S: 12	H: 0 LOB: 0 BB: 0 P: 17	R: 1 E: 0 K: 0 S: 8	H: 1 LOB: 0 BB: 0 P: 12	R: 0 E: 0 K: 0 S: 9	H: 0 LOB: 0 BB: 0 P: 12	R: 0 E: 0 K: 0 S: 12	H: 2 LOB: 2 BB: 0 P: 18	R: 2 E: 0 K: 2 S: 15	H: 3 LOB: 1 BB: 0 P: 19	R: 0 E: 0 K: 0 S: 4	H: 0 LOB: 0 BB: 0 P: 7	1B: 4 2B: 0 3B: 0 HR: 2	SF: 0 SAC: 0 DP: 0 HBP: 0	WP: 0 PB: 1 SB: 0 CS: 0	PA: 31	
PITCHER	IP	WLS	BF	H	R	ER	SO	BB	IBB	HBP	BLK	WP	HR	S	P	ERA	WHIP				
Runelvys Hernandez, R (1, 1) ERA: 2.63	6.2	L	27	6	3	3	3	1	0	0	0	0	0	2	71	99	4.05	1.050			
Steve Andrade, R (7, 1) ERA:	1.1		4	0	0	0	1	0	0	0	0	0	0	8	11	0.00	0.000				

Kansas City Royals @ Detroit Tigers
 Comerica Park, Detroit, MI
 Mon May 01 2006, 7:05 PM EDT
 Att: 9,597 - Cloudy - 68 F


AB	30
R	3
H	6
RBI	3
BB	1
SO	4
LOB	6



Batter	1	2	3	4	5	6	7	8	9	AB	R	H	RBI	BB	SO	LOB	TOP					
Kerry Robinson, L (1, 8) OBP: 0.308, SLG: 0.385	F8		P5			16 2B		G3		4	1	1	0	0	0	0						
15 Mark Grudzielanek, R (1, 4) OBP: 0.323, SLG: 0.462	16 FC1-4 1B			L4		F9		G6-3		4	0	1	0	0	0	1						
16 Reggie Sanders, R (1, 9) OBP: 0.271, SLG: 0.481	FC1-4			F8			1-H 2B	G6-3		4	0	1	1	0	0	1						
Emil Brown, R (1, 7) OBP: 0.301, SLG: 0.316	G1-3			G6-3		P4			G5-3	4	0	0	0	0	2							
Tony Graffanino, R (1, 10) OBP: 0.205, SLG: 0.270			K			P5			K	3	0	0	0	1	2	0						
Doug Mientkiewicz, L (1, 3) OBP: 0.321, SLG: 0.388			K			F9				4	0	1	0	0	1	2						
4 Angel Berroa, R (1, 6) OBP: 0.261, SLG: 0.333			G5-3			24 E 1B			G1-3	4	0	1	0	0	1							
24 Mark Teahen, L (1, 5) OBP: 0.260, SLG: 0.380				G1-3		E6			G5-3	3	0	0	0	0	1							
14 John Buck, R (1, 2) OBP: 0.250, SLG: 0.280			G4-3			F9				3	0	0	0	0	1	2						
Inning Stats	R: 0 E: 0 K: 0 S: 10	H: 1 LOB: 1 BB: 0 P: 15	R: 0 E: 0 K: 2 S: 8	H: 0 LOB: 0 BB: 0 P: 13	R: 0 E: 0 K: 0 S: 3	H: 0 LOB: 0 BB: 0 P: 7	R: 0 E: 0 K: 0 S: 3	H: 0 LOB: 0 BB: 0 P: 6	R: 0 E: 1 K: 0 S: 15	H: 1 LOB: 2 BB: 0 P: 22	R: 1 E: 0 K: 0 S: 13	H: 2 LOB: 2 BB: 1 P: 24	R: 0 E: 0 K: 1 S: 7	H: 0 LOB: 0 BB: 0 P: 9	R: 0 E: 0 K: 0 S: 8	H: 0 LOB: 0 BB: 0 P: 9	R: 0 E: 0 K: 1 S: 10	H: 1 LOB: 1 BB: 0 P: 14	1B: 3 2B: 2 3B: 0 HR: 0	SF: 0 SAC: 0 DP: 0 HBP: 0	WP: 0 PB: 0 SB: 0 CS: 0	PA: 34
PITCHER	IP	WLS	BF	H	R	ER	SO	BB	IBB	HBP	BLK	WP	HR	S	P	ERA	WHIP					
Mike Maroth, L (1, 1) ERA: 1.78	6.0	W	24	4	1	1	2	1	0	0	0	0	0	52	87	1.50	0.833					
54 Joel Zumaya, R (7, 1) ERA: 3.5	1.0	H	3	0	0	0	1	0	0	0	0	0	0	7	9	0.00	0.000					
56 Fernando Rodney, R (6, 1) ERA:	1.0	H	3	0	0	0	0	0	0	0	0	0	0	8	9	0.00	0.000					
59 Todd Jones, R (9, 1) ERA: 4.5	1.0	S	4	1	0	0	1	0	0	0	0	0	0	10	14	0.00	1.000					

Kansas City Royals @ Detroit Tigers
Comerica Park, Detroit, MI
Tue May 02 2006, 7:05 PM EDT
Att: 12,415 - Drizzlie - 57 F


AB 33
R 1
H 5
RBI 1
BB 1
SO 4
LOB 10



Batter	1	2	3	4	5	6	7	8	9	AB	R	H	RBI	BB	SO	LOB	BOTTOM					
28 Curtis Granderson, L (1, 8) OBP: 0.359, SLG: 0.440	G4-3		K			30 G5-3 14 SH5-4 BB		K		3	0	0	0	1	2	1						
14 Placido Polanco, R (1, 4) OBP: 0.315, SLG: 0.308	G6-3		P3			SH5-4		30 G4-3 G6-3 1B		3	0	1	0	0	0	0						
Ivan Rodriguez, R (1, 2) OBP: 0.373, SLG: 0.432	30 CS 1B			G4-3		30 G5-3 IBB		G6-3		3	0	1	0	1	0	1						
30 Magglio Ordonez, R (1, 9) OBP: 0.327, SLG: 0.520	CS			G4-3		G5-3		G4-3		4	0	0	1	0	0	3						
9 Carlos Guillen, S (1, 6) OBP: 0.391, SLG: 0.573				G6-3		F9		K		4	0	1	0	0	1	3						
31 Chris Shelton, R (1, 3) OBP: 0.391, SLG: 0.742				F9		L9		F8		3	0	0	0	0	0	0						
Craig Monroe, R (1, 7) OBP: 0.295, SLG: 0.525				G5-3		G6-3		HR		3	1	1	1	0	0	0						
33 Marcus Thames, R (1, 10) OBP: 0.378, SLG: 0.659				15 HR 2B		L3				3	1	2	0	0	0	0						
15 Brandon Inge, R (1, 5) OBP: 0.311, SLG: 0.532				2H HR		14 SH5-4 30 G5-3 28 WP 1B		F8		3	2	2	2	0	0	1						
Inning Stats	R: 0 E: 0 K: 0 S: 6	H: 1 LOB: 0 BB: 0 P: 8	R: 0 E: 0 K: 0 S: 7	H: 0 LOB: 0 BB: 0 P: 10	R: 2 E: 0 K: 1 S: 9	H: 2 LOB: 0 BB: 0 P: 17	R: 0 E: 0 K: 0 S: 5	H: 1 LOB: 1 BB: 0 P: 9	R: 0 E: 0 K: 0 S: 7	H: 0 LOB: 0 BB: 0 P: 12	R: 1 E: 0 K: 0 S: 12	H: 1 LOB: 2 BB: 2 P: 26	R: 1 E: 0 K: 1 S: 16	H: 2 LOB: 1 BB: 0 P: 26	R: 0 E: 0 K: 1 S: 9	H: 1 LOB: 1 BB: 0 P: 13	1B: 5 2B: 1 3B: 0 HR: 2	SF: 0 SAC: 1 DP: 0 HBP: 0	WP: 1 PB: 0 SB: 0 CS: 1	PA: 33		
PITCHER	IP	WLS	BF	H	R	ER	SO	BB	IBB	HBP	BLK	WP	HR	S	P	ERA	WHIP					
Mark Redman, L (1, 1) ERA: 7.0	5.1	L	21	5	3	3	1	1	0	0	0	0	1	40	74	5.06	1.125					
57 Joel Parilla, R (6, 1) ERA: 2.45	1.1		6	2	1	1	0	0	0	0	0	0	1	19	28	6.75	1.500					
Andrew Sisco, L (7, 1) ERA: 8.71	0.1		1	0	0	0	1	0	0	0	0	0	0	3	6	0.00	0.000					
Steve Andrade, R (8, 1) ERA:	1.0		4	1	0	0	1	0	0	0	0	0	0	9	13	0.00	1.000					

Kansas City Royals @ Detroit Tigers
Comerica Park, Detroit, MI
Tue May 02 2006, 7:05 PM EDT
Att: 12,415 - Drizzlie - 57 F

AB 29
R 4
H 8
RBI 4
BB 2
SO 3
LOB 9



Batter	1	2	3	4	5	6	7	8	9	AB	R	H	RBI	BB	SO	LOB	TOP										
Kerry Robinson, L (1, 8) OBP: 0.294, SLG: 0.353	F7		1-2 G5-3 1B			3-3 K		1-0 G4-3		4	0	1	0	0	1	0											
15 Mark Grudzielanek, R (1, 4) OBP: 0.313, SLG: 0.389 Esteban German, R (6, 4) OBP: 0.615, SLG: 0.571	G5-3		3-2 G5-3			1-2 G4-3		2-2 1B	2-2 1B	3	0	0	0	0	0	1											
16 Reggie Sanders, R (1, 9) OBP: 0.270, SLG: 0.471	1B		1-3 K			2-2 G1-3		1-2 K	1-3 K	4	0	1	0	0	2	2											
Matt Stairs, L (1, 10) OBP: 0.435, SLG: 0.500 26 Justin Huber, R (9, PH)	K		0-3 K		2-2 G4-3		0-1 HR	2-2 G6-3	2-2 G6-3	3	1	1	1	0	1	1											
Doug Mientkiewicz, L (1, 3) OBP: 0.322, SLG: 0.380 Tony Graftano, R (9, PH) OBP: 0.200, SLG: 0.263		1-2 2B		2-1 F7		1-0 G3-1		1-1 F8	1-1 F8	3	0	1	0	0	0	0											
Emil Brown, R (1, 7) OBP: 0.292, SLG: 0.305	K		1-3 K		2-3 K		1-1 G4-3			3	0	0	0	0	2	1											
24 Mark Teahen, L (1, 5) OBP: 0.250, SLG: 0.365			2-3 K			0-2 F8		2-2 G4-3		3	0	0	0	0	1	1											
4 Angel Berroa, R (1, 6) OBP: 0.253, SLG: 0.322			0-0 G6-3			2-3 K		0-3 K		3	0	0	0	0	2	1											
Paul Bako, L (1, 2) OBP: 0.120, SLG: 0.083			0-0 G3-1			0-0 F8		3-3 K		3	0	0	0	0	1	0											
Inning Stats	R: 0 E: 0 K: 1 S: 13	H: 1 LOB: 1 BB: 0 P: 21	R: 0 E: 0 K: 2 S: 10	H: 1 LOB: 1 BB: 0 P: 14	R: 0 E: 0 K: 1 S: 12	H: 1 LOB: 0 BB: 0 P: 16	R: 0 E: 0 K: 1 S: 8	H: 0 LOB: 0 BB: 0 P: 14	R: 0 E: 0 K: 1 S: 9	H: 0 LOB: 0 BB: 0 P: 15	R: 1 E: 0 K: 0 S: 8	H: 1 LOB: 0 BB: 0 P: 12	R: 0 E: 0 K: 2 S: 7	H: 0 LOB: 0 BB: 0 P: 11	R: 0 E: 0 K: 1 S: 13	H: 1 LOB: 1 BB: 0 P: 19	1B: 3 2B: 1 3B: 0 HR: 1	SF: 0 SAC: 0 DP: 0 HBP: 0	WP: 0 PB: 0 SB: 0 CS: 0	PA: 32							
PITCHER	IP	WLS	BF	H	R	ER	SO	BB	IBB	HBP	BLK	WP	HR	S	P	ERA	WHIP										
Brad Radke, R (1, 1) ERA: 7.29	7.0	W	25	4	1	1	7	0	0	0	0	0	1	68	102	1.29	0.571										
47 Francisco Liriano, L (8, 1) ERA: 3.31	2.0		7	1	0	0	3	0	0	0	0	0	0	20	30	0.00	0.500										

Kansas City Royals @ Minnesota Twins
Hubert H. Humphrey Metrodome, Minneapolis, MN
Wed May 03, 2006, 8:10 PM EDT
Att: 15,996 - Dome - 69 F

AB	32
R	1
H	5
RBI	1
BB	0
SO	10
LOB	9



Batter	1	2	3	4	5	6	7	8	9	AB	R	H	RBI	BB	SO	LOB	BOTTOM										
Shannon Stewart, R (1, 7) OBP: 0.367, SLG: 0.407	G6-3		1-0 G4-3 SH1-4 HR 1B	1-1 FC1-5-2 2B		1-2 F8				4	2	2	2	0	0	0											
Luis Castillo, S (1, 4) OBP: 0.427, SLG: 0.425	1B		0-1 SH1-4	0-0 FC1-5-2 2B		1-0 G6-3				3	0	1	0	0	0	2											
7 Joe Mauer, L (1, 2) OBP: 0.383, SLG: 0.407	L8		1-2 G4-3	2-3 3-H 2B		2-3 K				4	0	1	2	0	1	2											
Torii Hunter, R (1, 8) OBP: 0.241, SLG: 0.392	K		1-3 K	2-3 3-H HR	0-1 L6	1-0 F9				4	1	1	2	0	1	3											
5 Michael Cuddyer, R (1, 9) OBP: 0.319, SLG: 0.558		1-0 F8	3-2 2B		1-1 F7		0-3 K			4	0	1	0	0	1	0											
33 Justin Morneau, L (1, 3) OBP: 0.263, SLG: 0.420		0-0 F8	1-0 F9		1-2 G6-3		3-3 K			4	0	0	0	0	1	1											
Tony Batista, R (1, 5) OBP: 0.319, SLG: 0.395		1-1 P6		3-1 2B 1B	0-1 F9		0-0 G5-3			4	1	1	0	0	0	0											
24 Rondell White, R (1, 10) OBP: 0.150, SLG: 0.165			0-0 E6 1B	1-0 2B 1B		1-1 G6-3				3	1	1	0	0	0	0											
Juan Castro, R (1, 6) OBP: 0.264, SLG: 0.300			1-2 SH1-4 G4-3 1B	2-1 F5		1-3 K				3	1	1	0	0	1	2											
Inning Stats	R: 0 E: 0 K: 1 S: 8	H: 1 LOB: 0 BB: 0 P: 9	R: 0 E: 0 K: 0 S: 4	H: 0 LOB: 0 BB: 0 P: 6	R: 4 E: 1 K: 0 S: 14	H: 4 LOB: 1 BB: 0 P: 22	R: 2 E: 0 K: 0 S: 12	H: 4 LOB: 2 BB: 0 P: 22	R: 0 E: 0 K: 1 S: 10	H: 0 LOB: 0 BB: 0 P: 13	R: 0 E: 0 K: 1 S: 5	H: 0 LOB: 0 BB: 0 P: 9	R: 0 E: 0 K: 2 S: 8	H: 0 LOB: 0 BB: 0 P: 11	R: 0 E: 0 K: 1 S: 8	H: 0 LOB: 0 BB: 0 P: 11	1B: 5 2B: 3 3B: 0 HR: 1	SF: 0 SAC: 1 DP: 0 HBP: 0	WP: 0 PB: 0 SB: 0 CS: 0	PA: 34							
PITCHER	IP	WLS	BF	H	R	ER	SO	BB	IBB	HBP	BLK	WP	HR	S	P	ERA	WHIP										
Joe Mays, R (1, 1) ERA: 10.27	3.1	L	19	8	6	2	1	0	0	0	0	0	0	23	31	0.00	0.375										
41 Jimmy Gobble, L (4, 1) ERA: 5.4	2.2		9	1	0	0	1	0	0	0	0	0	0	5	9	0.00	0.000										
Mike Wood, R (7, 1) ERA: 3.57	1.0		3	0	0	0	1	0	0	0	0	0	0	8	11	0.00	0.000										
Ambiorix Burgos, R (8, 1) ERA: 2.38	1.0		3	0	0	0	2	0	0	0	0	0	0	8	11	0.00	0.000										

Kansas City Royals @ Minnesota Twins
Hubert H. Humphrey Metrodome, Minneapolis, MN
Wed May 03, 2006, 8:10 PM EDT
Att: 15,996 - Dome - 69 F

AB	33
R	6
H	9
RBI	6
BB	0
SO	5
LOB	10



Batter	1	2	3	4	5	6	7	8	9	AB	R	H	RBI	BB	SO	LOB	TOP				
Kerry Robinson, L (1, 8) OBP: 0.286, SLG: 0.333	F8		G6-4-3 1B		G6-3		F8			4	0	1	0	0	0	1	Kansas City Royals @ Minnesota Twins Hubert H. Humphrey Metrodome, Minneapolis, MN Thu May 04 2006, 8:10 PM EDT Att: 11,803 - Dome - 70 F				
Tony Graffanino, R (1, 4) OBP: 0.192, SLG: 0.238	G4-3		G6-4-3 1-2		G4-3		G6-3			4	0	0	0	0	0	2					
16 Reggie Sanders, R (1, 9) OBP: 0.276, SLG: 0.477 24 Mark Teahen, L (3, PH) OBP: 0.241, SLG: 0.351			K			L9		K		1	0	1	0	0	0	0					
Matt Stairs, L (1, 10) OBP: 0.407, SLG: 0.455	F8					2B 1B		F9		4	0	1	0	0	1	1					
Emil Brown, R (1, 7) OBP: 0.310, SLG: 0.349						F9				4	1	3	0	0	0	0					
Doug Mientkiewicz, L (1, 3) OBP: 0.319, SLG: 0.366						4 1B BB				3	0	0	0	1	0	4					
4 Angel Berroa, R (1, 6) OBP: 0.253, SLG: 0.319										4	0	1	0	0	1	3					
Paul Bako, L (1, 2) OBP: 0.172, SLG: 0.143										4	0	2	1	0	1	2					
Esteban German, R (1, 5) OBP: 0.552, SLG: 0.500										3	0	0	0	0	1	1					
Inning Stats	R: 0 E: 0 K: 0 S: 12	H: 1 LOB: 1 BB: 0 P: 15	R: 1 E: 0 K: 0 S: 11	H: 2 LOB: 1 BB: 0 P: 12	R: 0 E: 0 K: 1 S: 9	H: 1 LOB: 2 BB: 1 P: 11	R: 0 E: 0 K: 1 S: 11	H: 1 LOB: 2 BB: 0 P: 18	R: 0 E: 0 K: 0 S: 4	H: 2 LOB: 2 BB: 0 P: 7	R: 0 E: 0 K: 0 S: 5	H: 1 LOB: 1 BB: 0 P: 6	R: 0 E: 0 K: 1 S: 12	H: 1 LOB: 1 BB: 0 P: 18	R: 0 E: 0 K: 3 S: 10	H: 0 LOB: 0 BB: 0 P: 14	1B: 7 2B: 2 3B: 0 HR: 0	SF: 0 SAC: 1 DP: 1 HBP: 0	WP: 0 PB: 0 SB: 0 CS: 0	PA: 36	
PITCHER	IP	WLS	BF	H	R	ER	SO	BB	IBB	HBP	BLK	WP	HR	S	P	ERA	WHIP				
Carlos Silva, R (1, 1) ERA: 8.59	7.0	L	29	8	1	1	2	1	0	0	0	0	0	63	86	1.29	1.286				
37 Denny Reyes, L (8, 1) ERA:	1.0		4	1	0	0	1	0	0	0	0	0	0	12	18	0.00	1.000				
Juan Rincon, R (9, 1) ERA: 2.51	1.0		3	0	0	0	3	0	0	0	0	0	0	10	14	0.00	0.000				

Batter	1	2	3	4	5	6	7	8	9	AB	R	H	RBI	BB	SO	LOB	BOTTOM					
Shannon Stewart, R (1, 10) OBP: 0.369, SLG: 0.394	G4-3		7 G3 38 FC3-5 BB		7 FC1-6 38 SH2-3 BB		G6-3		K	3	0	0	0	2	1	1	Kansas City Royals @ Minnesota Twins Hubert H. Humphrey Metrodome, Minneapolis, MN Thu May 04 2006, 8:10 PM EDT Att: 11,803 - Dome - 70 F					
Luis Castillo, S (1, 4) OBP: 0.433, SLG: 0.425 38 Luis Antonio Rodriguez, S (4, 4) OBP: 0.387, SLG: 0.462	FC5-4 BB		FC3-5 7 G3		SH2-3				F9	0	0	0	0	1	0	0						
7 Joe Mauer, L (1, 2) OBP: 0.367, SLG: 0.388	K		G3		FC1-6-5 1B		K			4	0	0	0	0	2	4						
Torii Hunter, R (1, 8) OBP: 0.259, SLG: 0.400	FC5-4				2-2 20 BB		1B			3	0	2	0	1	0	1						
20 Lew Ford, R (1, 7) OBP: 0.297, SLG: 0.284					4-2					3	0	0	0	1	1	4						
33 Justin Morneau, L (1, 3) OBP: 0.263, SLG: 0.424					1-2					4	0	1	0	0	1	3						
Tony Batista, R (1, 5) OBP: 0.316, SLG: 0.490					G6-3		P6			4	0	1	0	0	0	1						
5 Michael Cuddyer, R (1, 9) OBP: 0.314, SLG: 0.532					L9		G4-3			4	0	1	0	0	0	2						
Juan Castro, R (1, 6) OBP: 0.267, SLG: 0.292 8 Nick Punto, S (9, PH) OBP: 0.303, SLG: 0.333					G5-3		F9		G1-3	2	0	0	0	1	0	2						
Inning Stats	R: 0 E: 0 K: 1 S: 8	H: 0 LOB: 1 BB: 1 P: 14	R: 0 E: 0 K: 0 S: 10	H: 1 LOB: 3 BB: 0 P: 16	R: 0 E: 0 K: 1 S: 13	H: 0 LOB: 3 BB: 3 P: 28	R: 0 E: 0 K: 0 S: 8	H: 1 LOB: 1 BB: 0 P: 14	R: 0 E: 0 K: 0 S: 15	H: 1 LOB: 3 BB: 2 P: 26	R: 0 E: 0 K: 0 S: 9	H: 1 LOB: 1 BB: 0 P: 14	R: 0 E: 0 K: 1 S: 11	H: 1 LOB: 1 BB: 0 P: 15	R: 0 E: 0 K: 1 S: 7	H: 0 LOB: 0 BB: 0 P: 10	R: 0 E: 0 K: 1 S: 9	H: 0 LOB: 0 BB: 0 P: 12	1B: 3 2B: 2 3B: 0 HR: 0	SF: 0 SAC: 1 DP: 0 HBP: 0	WP: 0 PB: 0 SB: 1 CS: 0	PA: 38
PITCHER	IP	WLS	BF	H	R	ER	SO	BB	IBB	HBP	BLK	WP	HR	S	P	ERA	WHIP					
Jeremy Affeldt, L (1, 1) ERA: 4.94	5.0	W	24	3	0	0	2	6	0	0	0	0	0	9	14	0.00	1.800					
57 Joel Peralta, R (6, 1) ERA: 2.16	1.0	H	4	1	0	0	0	0	0	0	0	0	0	9	14	0.00	1.000					
Elmer Dessens, R (7, 1) ERA: 2.3	2.0	H	7	1	0	0	2	0	0	0	0	0	0	18	25	0.00	0.500					
Ambiorix Burgos, R (9, 1) ERA: 2.19	1.0	S	3	0	0	0	1	0	0	0	0	0	0	9	12	0.00	0.000					



Batter	1	2	3	4	5	6	7	8	9	AB	R	H	RBI	BB	SO	LOB	TOP										
Kerry Robinson, L (1, 8) OBP: 0.320, SLG: 0.360	0-2 SH5-4 1B	1-1 F8			3-2 G4-3		1-1 SH1-3		1-2 15 CS 1B	4	0	2	1	0	0	2											
15 Mark Grudzielanek, R (1, 4) OBP: 0.327, SLG: 0.384	1-0 SH5-4 1B		2-2 G5-4-3 1B		3-2 G4-3		1-2 F9		4-0 BB 1B	4	1	2	0	1	0	1											
Doug Mientkiewicz, L (1, 3) OBP: 0.316, SLG: 0.353	1-0 SH5-4		0-1 G5-4-3		2-0 G3		1-3 K		4-2 1B BB	3	0	0	0	1	1	1											
Matt Stairs, L (1, 10) OBP: 0.375, SLG: 0.407	3-2 P5		0-0 G1-3		3-2 P6		3-2 G4-3		1-2 1B BB	5	0	1	2	0	0	2											
Emil Brown, R (1, 7) OBP: 0.305, SLG: 0.333	2-0 G1-3			2-1 G4-3		4-1 BB		0-1 G6-3	3-H 2-H 1-2 P4	4	0	0	0	1	0	4											
Aaron Guiel, L (1, 9) OBP: 0.500, SLG: 0.667		2-1 F9		2-1 FC1-5 2B		0-0 G4-3		4-2 4 SH3-4 1B	BB	3	1	1	0	1	0	1											
4 Angel Berroa, R (1, 6) OBP: 0.245, SLG: 0.309		1-3 K		0-1 FC1-5			1-2 G5-3		0-0 SH3-4	3	0	0	0	0	1	1											
14 John Buck, R (1, 2) OBP: 0.271, SLG: 0.321		2-1 BB		1-0 G1-3			2-1 1B		4-2 1B BB	3	1	2	0	0	0	1											
Tony Graffanino, R (9, PH) OBP: 0.200, SLG: 0.238										0	1	0	0	1	0	0											
Paul Bako, L (9, 2) OBP: 0.172, SLG: 0.143										0	0	0	0	0	0	0											
Esteban German, R (1, 5) OBP: 0.576, SLG: 0.519		4-1 BB		1-1 G6-3			1-2 SH1-3 1B		1-3 2-H 1B	3	1	2	2	1	0	0											
Inning Stats	R: 0 E: 0 K: 0 S: 10	H: 2 LOB: 2 BB: 0 P: 17	R: 0 E: 0 K: 1 S: 10	H: 1 LOB: 2 BB: 1 P: 20	R: 0 E: 0 K: 0 S: 8	H: 1 LOB: 0 BB: 0 P: 10	R: 0 E: 0 K: 0 S: 7	H: 1 LOB: 1 BB: 0 P: 12	R: 0 E: 0 K: 0 S: 8	H: 0 LOB: 0 BB: 0 P: 15	R: 0 E: 0 K: 0 S: 7	H: 0 LOB: 1 BB: 1 P: 16	R: 1 E: 0 K: 0 S: 16	H: 2 LOB: 1 BB: 0 P: 21	R: 0 E: 0 K: 1 S: 9	H: 0 LOB: 0 BB: 0 P: 13	R: 4 E: 0 K: 0 S: 24	H: 3 LOB: 2 BB: 4 P: 45	1B: 8 2B: 2 3B: 0 HR: 0	SF: 0 SAC: 3 DP: 1 HBP: 0	WP: 0 PA: 41 CS: 1						
PITCHER	IP	WLS	BF	H	R	ER	SO	BB	IBB	HBP	BLK	WP	HR	S	P	ERA	WHIP										
Jon Garland, R (1, 1) ERA: 6.05	7.0		29	7	1	1	1	2	0	0	0	0	0	66	111	1.29	1.286										
37 Matt Thornton, L (8, 1) ERA: 5.14	1.0		4	0	1	1	1	1	0	0	0	0	0	14	22	9.00	1.000										
45 Bobby Jenks, R (9, 1) ERA: 4.61	0.2	L	5	2	1	1	0	2	0	0	0	0	0	8	17	13.50	6.000										
57 Boone Logan, L (9, 1) ERA: 1.86	0.0		2	1	2	2	0	1	0	0	0	0	0	8	15	∞	∞										
Cliff Politte, R (9, 1) ERA: 7.71	0.1		1	0	0	0	0	0	0	0	0	0	0	3	4	0.00	0.000										

Kansas City Royals @ Chicago White Sox
U.S. Cellular Field, Chicago, IL
Fri May 05 2006, 8:35 PM EDT
Att: 33,628 - Cloudy - 48 F

AB 32
R 5
H 10
RBI 5
BB 6
SO 2
LOB 13



Batter	1	2	3	4	5	6	7	8	9	AB	R	H	RBI	BB	SO	LOB	BOTTOM										
22 Scott Podsednik, L (1, 7) OBP: 0.322, SLG: 0.349	0-1 G1-6-3 1B			3-2 SH2-3 2B		2-2 G1-3			1-2 25 HR 2B	4	1	3	0	0	0	0											
Tadahito Iguchi, R (1, 4) OBP: 0.370, SLG: 0.450	2-2 G1-6-3			0-0 SH2-3			3-2 HR		1-3 K	3	1	1	1	0	1	2											
25 Jim Thome, L (1, 10) OBP: 0.460, SLG: 0.723	3-3 K			3-3 K			0-1 G6-3		0-1 HR	4	1	1	2	0	2	1											
14 Paul Konerko, R (1, 3) OBP: 0.414, SLG: 0.604		0-0 G6-3		3-2 F9			1-2 K		1-0 24 1B	4	0	1	0	0	1	1											
38 Pablo Ozuna, R (9, PR) OBP: 0.563, SLG: 0.810										0	0	0	0	0	0	0											
12 A.J. Pierzynski, L (1, 2) OBP: 0.367, SLG: 0.367		2-2 F8		1-1 L9			2-1 G6-3		3-1 F7	4	0	0	0	0	0	1											
24 Joe Crede, R (1, 5) OBP: 0.396, SLG: 0.569		1-0 F9		0-2 F8				0-0 HR	1-0 1B	4	1	2	1	0	0	0											
Rob Mackowiak, L (1, 8) OBP: 0.300, SLG: 0.231			1-2 F7		1-2 G4-3			3-3 K	1-2 F8	4	0	0	0	0	1	2											
8 Alex Cintron, S (1, 6) OBP: 0.275, SLG: 0.340			1-2 G3				3-1 P6			3	0	0	0	0	1	0											
5 Juan Uribe, R (9, 6) OBP: 0.211, SLG: 0.325							2-2 F7		2-3 K	0	0	0	0	0	0	0											
Ross Gload, L (1, 9) OBP: 0.250, SLG: 0.333			2-2 G6-3					2-3 K2-3		3	0	0	0	0	1	0											
32 Brian Anderson, R (9, 8) OBP: 0.244, SLG: 0.254										0	0	0	0	0	0	0											
Inning Stats	R: 0 E: 0 K: 1 S: 10	H: 1 LOB: 0 BB: 0 P: 15	R: 0 E: 0 K: 0 S: 6	H: 0 LOB: 0 BB: 0 P: 9	R: 0 E: 0 K: 0 S: 9	H: 0 LOB: 0 BB: 0 P: 13	R: 0 E: 0 K: 1 S: 12	H: 1 LOB: 1 BB: 0 P: 21	R: 0 E: 0 K: 0 S: 8	H: 0 LOB: 0 BB: 0 P: 10	R: 0 E: 0 K: 0 S: 12	H: 0 LOB: 0 BB: 0 P: 19	R: 1 E: 0 K: 1 S: 10	H: 1 LOB: 0 BB: 0 P: 16	R: 1 E: 0 K: 3 S: 12	H: 1 LOB: 0 BB: 0 P: 19	R: 2 E: 0 K: 1 S: 16	H: 4 LOB: 2 BB: 0 P: 24	1B: 3 2B: 2 3B: 0 HR: 3	SF: 0 SAC: 1 DP: 1 HBP: 0	WP: 0 PA: 34 CS: 0						
PITCHER	IP	WLS	BF	H	R	ER	SO	BB	IBB	HBP	BLK	WP	HR	S	P	ERA	WHIP										
37 Scott Elarton, R (1, 1) ERA: 3.86	6.0		20	3	1	1	2	0	0	0	0	0	0	7	10	0.00	0.000										
Andrew Sisco, L (7, 1) ERA: 7.94	1.0		3	0	0	0	1	0	0	0	0	0	0	7	10	0.00	0.000										
Elmer Dessens, R (8, 1) ERA: 2.7	1.0	W	4	1	1	1	3	0	0	0	0	0	1	12	19	9.00	1.000										
Ambiorix Burgos, R (9, 1) ERA: 3.38	1.0	S	7	4	2	2	1	0	0	0	0	0	1	16	24	18.00	4.000										

Kansas City Royals @ Chicago White Sox
U.S. Cellular Field, Chicago, IL
Fri May 05 2006, 8:35 PM EDT
Att: 33,628 - Cloudy - 48 F

AB 33
R 4
H 8
RBI 4
BB 0
SO 7
LOB 7



Batter	1	2	3	4	5	6	7	8	9	AB	R	H	RBI	BB	SO	LOB	TOP										
Kerry Robinson, L (1, 8) OBP: 0.276, SLG: 0.310	1-3 K			1-3 K		1-2 G6-3			0-2 G1-3	4	0	0	0	0	2	0	Kansas City Royals @ Chicago White Sox U.S. Cellular Field, Chicago, IL Sat May 06 2006, 7:05 PM EDT Att: 38,593 - Clear - 52 F livebaseballscorecards.com										
15 Mark Grudzielanek, R (1, 4) OBP: 0.314, SLG: 0.379	1-2 F7			0-3 K			1-1 F9		1-2 G6-3	4	0	0	0	0	1	0											
Doug Mientkiewicz, L (1, 3) OBP: 0.353, SLG: 0.337	1-2 F8			2-1 G3			1-1 G3		1-1 P5	4	0	0	0	0	0	0											
Matt Stairs, L (1, 10) OBP: 0.343, SLG: 0.367		0-3 K			3-1 G4-3				0-1 F8	3	0	0	0	0	1	0											
Emil Brown, R (1, 7) OBP: 0.306, SLG: 0.344		2-2 P6			3-3 K				1-1 1B 2B	3	1	1	0	0	1	0											
Aaron Guiel, L (1, 9) OBP: 0.286, SLG: 0.333		3-3 K			3-1 F9				1-2 G1-3	3	0	0	0	0	1	1											
4 Angel Berroa, R (1, 6) OBP: 0.248, SLG: 0.320			0-2 G6-3			1-2 1B G3-6-3 2B			2-2 P5	3	1	1	0	0	0	1											
Esteban German, R (1, 5) OBP: 0.583, SLG: 0.533			0-1 G6-3			1-2 G3-6-3 1B			2-2 2H 1B	3	0	2	1	0	0	0											
Paul Bako, L (1, 2) OBP: 0.161, SLG: 0.133			0-0 G3			1-1 G3-6-3			2-3 K	2	0	0	0	0	0	1											
14 John Buck, R (8, PH) OBP: 0.267, SLG: 0.315						1-2 1-2H 3H				1	0	0	0	0	1	1											
Inning Stats	R: 0 E: 0 K: 1 S: 11	H: 0 LOB: 0 BB: 0 P: 14	R: 0 E: 0 K: 2 S: 10	H: 0 LOB: 0 BB: 0 P: 15	R: 0 E: 0 K: 0 S: 8	H: 0 LOB: 0 BB: 0 P: 8	R: 0 E: 0 K: 2 S: 8	H: 0 LOB: 0 BB: 0 P: 11	R: 0 E: 0 K: 1 S: 8	H: 0 LOB: 0 BB: 0 P: 17	R: 1 E: 0 K: 0 S: 14	H: 2 LOB: 0 BB: 0 P: 18	R: 0 E: 0 K: 0 S: 6	H: 0 LOB: 0 BB: 0 P: 8	R: 1 E: 0 K: 1 S: 22	H: 2 LOB: 1 BB: 0 P: 30	R: 0 E: 0 K: 0 S: 8	H: 0 LOB: 0 BB: 0 P: 10	1B: 2 2B: 2 HR: 0	SF: 0 SAC: 0 DP: 1 HBP: 0	WP: 0 PB: 0 SB: 0 CS: 0	PA: 30					
PITCHER	IP	WLS	BF	H	R	ER	SO	BB	IBB	HBP	BLK	WP	HR	S	P	ERA	WHIP										
Javier Vazquez, R (1, 1) ERA: 2.88	7.2	W	26	4	2	2	6	0	0	0	0	0	0	84	116	2.35	0.522										
Neal Coles, L (8, 1) ERA: 3.21	0.1		1	0	0	0	1	0	0	0	0	0	0	3	5	0.00	0.000										
Brandon McCarthy, R (9, 1) ERA: 5.52	1.0		3	0	0	0	0	0	0	0	0	0	0	8	10	0.00	0.000										

Batter	1	2	3	4	5	6	7	8	9	AB	R	H	RBI	BB	SO	LOB	BOTTOM										
22 Scott Podsednik, L (1, 7) OBP: 0.319, SLG: 0.355	1-2 1B 2B		3-2 F8		0-0 SH4-3	1-1 F7		1-1 G5-3		4	1	1	0	0	0	0	Kansas City Royals @ Chicago White Sox U.S. Cellular Field, Chicago, IL Sat May 06 2006, 7:05 PM EDT Att: 38,593 - Clear - 52 F livebaseballscorecards.com										
Tadahito Iguchi, R (1, 4) OBP: 0.387, SLG: 0.465	1-1 2H 1B		3-1 G1-3		1-0 25 HR 1B		1-0 14 BB 25 BB 12 1B 1B	3-2 25 BB 14 E 1B		5	3	4	1	0	0	0											
25 Jim Thome, L (1, 10) OBP: 0.583, SLG: 0.810	0-3 K		1-0 G6-3		1-1 HR		4-2 14 BB 12 1B BB	4-2 14 E BB		3	2	1	3	2	1	1											
38 Pablo Ozuna, R (6, PR) OBP: 0.583, SLG: 0.810							1-2 12 1B BB	1-2 14 E BB		0	0	0	0	0	0	0											
14 Paul Konerko, R (1, 3) OBP: 0.414, SLG: 0.591	1-2 P3			0-0 24 WP 12 1B SF8 1B	3-3 K		4-2 FC3-6 12 1B BB	2-2 E5		4	1	1	0	1	1	2											
12 A.J. Pierzynski, L (1, 2) OBP: 0.379, SLG: 0.379	0-1 G3			0-0 24 WP 1B	0-0 24 BB 1B		3-2 FC3-6 1B	1-1 F7		5	0	3	2	0	0	3											
24 Joe Crede, R (1, 5) OBP: 0.382, SLG: 0.552		0-2 F8		1-2 24 WP 1B	4-1 BB		1-2 2H 3H 1B			3	0	0	0	1	0	4											
Ross Gload, L (1, 9) OBP: 0.200, SLG: 0.278		3-2 G6-3		1-2 24 WP 1B	1-2 BB		0-0 FC3-6			3	0	0	1	0	0	4											
5 Juan Uribe, R (1, 6) OBP: 0.202, SLG: 0.310		2-0 G1-3		1-1 SF8	3-2 F8		1-2 2H 2-3			4	0	0	0	0	2	3											
32 Brian Anderson, R (1, 8) OBP: 0.256, SLG: 0.307			0-0 HR		1-2 1B 22 SH4-3 25 HR 1B		2-3 K		0-0 G1-3	4	2	2	1	0	1	0											
Inning Stats	R: 1 E: 0 K: 1 S: 13	H: 2 LOB: 1 BB: 0 P: 16	R: 0 E: 0 K: 0 S: 9	H: 0 LOB: 0 BB: 0 P: 14	R: 1 E: 0 K: 0 S: 7	H: 1 LOB: 0 BB: 0 P: 14	R: 1 E: 0 K: 1 S: 10	H: 2 LOB: 1 BB: 0 P: 15	R: 3 E: 0 K: 1 S: 18	H: 4 LOB: 2 BB: 1 P: 31	R: 0 E: 0 K: 1 S: 6	H: 0 LOB: 0 BB: 0 P: 9	R: 2 E: 0 K: 1 S: 15	H: 2 LOB: 2 BB: 2 P: 28	R: 1 E: 1 K: 0 S: 17	H: 1 LOB: 2 BB: 1 P: 28	R: 0 E: 0 K: 0 S: 8	H: 0 LOB: 0 BB: 0 P: 10	1B: 9 2B: 1 3B: 0 HR: 2	SF: 1 SAC: 1 DP: 0 HBP: 0	WP: 1 PB: 0 SB: 0 CS: 0	PA: 41					
PITCHER	IP	WLS	BF	H	R	ER	SO	BB	IBB	HBP	BLK	WP	HR	S	P	ERA	WHIP										
Runeivs Hernandez, R (1, 1) ERA: 4.91	4.2	L	24	9	6	6	3	1	0	0	0	0	0	0	83	11.57	2.143										
41 Jimmy Gobble, L (5, 1) ERA: 4.91	1.1		4	0	0	0	1	0	0	0	0	0	0	10	16	0.00	0.000										
Steve Andrade, R (7, 1) ERA: 5.4	1.0		7	2	2	2	1	2	0	0	0	0	0	15	28	18.00	4.000										
Mike Wood, R (8, 1) ERA: 3.44	0.2		5	1	1	0	0	1	0	0	0	0	0	15	25	3.000	3.000										
57 Joel Penilla, R (8, 1) ERA: 2.08	0.1		1	0	0	0	0	0	0	0	0	0	0	2	3	0.00	0.000										

Batter	1	2	3	4	5	6	7	8	9	AB	R	H	RBI	BB	SO	LOB	TOP										
Esteban German, R (1, 5) OBP: 0.512, SLG: 0.457	G4-3		G6-3		G5-3		K		K	5	0	0	0	0	2	0	Kansas City Royals @ Chicago White Sox Sun May 07 2006, 2:05 PM EDT U.S. Cellular Field, Chicago, IL Att: 38,870 - Sunny - 64 F livebaseballscorecards.com										
15 Mark Grudzielanek, R (1, 4) OBP: 0.321, SLG: 0.362	G5-3 1B		G5-3 1B		K		F8			4	0	2	0	0	1	0											
Tony Graffanino, R (1, 3) OBP: 0.245, SLG: 0.348	G5-3 1B		G5-3 1B		HR		P5			4	1	3	1	0	0	0											
Emil Brown, R (1, 7) OBP: 0.304, SLG: 0.371	G5-3		F8		HR		G4-3			4	1	1	1	0	0	4											
4 Angel Berroa, R (1, 6) OBP: 0.248, SLG: 0.327	G1-3		F7		K		14 WP 2B			4	0	1	0	0	1	4											
Aaron Guiel, L (1, 9) OBP: 0.182, SLG: 0.200		K			P5		P6		P6	4	0	0	0	0	1	1											
14 John Buck, R (1, 2) OBP: 0.266, SLG: 0.298		F7			K		BB		K	3	0	0	0	1	2	1											
26 Justin Huber, R (1, 10) OBP: 0.500, SLG: 0.333 Matt Stairs, L (9, PH) OBP: 0.333, SLG: 0.355		BB			S 1B		F9		K	2	0	1	0	1	0	1											
Kerry Robinson, L (1, 8) OBP: 0.242, SLG: 0.273	G3-1		G1-3		G6-3		G6-3		G6-3	4	0	0	0	0	0	3											
Inning Stats	R: 0 E: 0 K: 0 S: 12	H: 2 LOB: 2 BB: 0 P: 22	R: 0 E: 0 K: 1 S: 8	H: 0 LOB: 1 BB: 1 P: 13	R: 0 E: 0 K: 0 S: 17	H: 2 LOB: 2 BB: 0 P: 24	R: 0 E: 0 K: 1 S: 10	H: 1 LOB: 1 BB: 0 P: 15	R: 2 E: 0 K: 2 S: 15	H: 2 LOB: 0 BB: 1 P: 23	R: 0 E: 0 K: 1 S: 11	H: 0 LOB: 0 BB: 0 P: 16	R: 0 E: 0 K: 1 S: 12	H: 1 LOB: 1 BB: 0 P: 18	R: 0 E: 0 K: 2 S: 9	H: 0 LOB: 0 BB: 0 P: 13		1B: 5 2B: 1 3B: 0 HR: 2	SF: 0 SAC: 0 DP: 0 HBP: 0	WP: 1 PB: 0 SB: 1 CS: 0	PA: 37						
PITCHER	IP	WLS	BF	H	R	ER	SO	BB	IBB	HBP	BLK	WP	HR	S	P	ERA	WHIP										
56 Mark Buehrle, L (1, 1) ERA: 3.68	6.0		27	7	2	2	4	2	0	0	0	0	2	71	114	3.00	1.500										
Cliff Polette, R (7, 1) ERA: 6.75	1.1	5	1	0	0	1	0	0	0	0	0	0	0	17	24	0.00	0.750										
37 Matt Thornton, L (8, 1) ERA: 4.91	0.1	1	0	0	0	0	0	0	0	0	0	0	0	3	5	0.00	0.000										
Brandon McCarthy, R (8, 1) ERA: 5.4	0.1	W	1	0	0	0	1	0	0	0	0	1	0	3	5	0.00	0.000										
45 Bobby Jenks, R (9, 1) ERA: 4.3	1.0	S	3	0	0	0	2	0	0	0	0	0	0	9	13	0.00	0.000										

Batter	1	2	3	4	5	6	7	8	9	AB	R	H	RBI	BB	SO	LOB	BOTTOM										
38 Pablo Ozuna, R (1, 7) OBP: 0.556, SLG: 0.833 22 Scott Podsednik, L (8, PH) OBP: 0.317, SLG: 0.351	K		P3		B1 3B			G4-3		3	0	1	2	0	1	0	Kansas City Royals @ Chicago White Sox Sun May 07 2006, 2:05 PM EDT U.S. Cellular Field, Chicago, IL Att: 38,870 - Sunny - 64 F livebaseballscorecards.com										
Tadahito Iguchi, R (1, 4) OBP: 0.375, SLG: 0.449	G6-3		G6-3		B1		G1-3			4	0	0	0	0	0	1											
25 Jim Thome, L (1, 10) OBP: 0.466, SLG: 0.743	P5				14 G5-4-3 1B		K		K	4	1	2	0	0	1	0											
14 Paul Konerko, R (1, 3) OBP: 0.416, SLG: 0.581		5 1B HBP			G5-4-3		K		K	2	0	0	0	1	1	1											
24 Joe Crede, R (1, 5) OBP: 0.375, SLG: 0.565		F8			2B		BB		1B	3	0	2	1	1	0	1											
Rob Mackowiak, L (1, 9) OBP: 0.297, SLG: 0.218		K			G3		G1-3		BB	3	0	0	0	1	1	3											
5 Juan Uribe, R (1, 6) OBP: 0.204, SLG: 0.308		1B			K		K		P4	4	0	1	0	0	2	3											
Chris Widger, R (1, 2) OBP: 0.296, SLG: 0.273		P3			38 WP 3B 32 1B		P6			3	1	1	0	0	0	2											
32 Brian Anderson, R (1, 8) OBP: 0.258, SLG: 0.308		G6-3			38 WP 3B 1B		F8			3	1	1	0	0	0	0											
Inning Stats	R: 0 E: 0 K: 1 S: 8	H: 0 LOB: 0 BB: 0 P: 12	R: 0 E: 0 K: 1 S: 8	H: 1 LOB: 2 BB: 0 P: 14	R: 0 E: 0 K: 0 S: 6	H: 0 LOB: 0 BB: 0 P: 11	R: 0 E: 0 K: 0 S: 9	H: 2 LOB: 1 BB: 0 P: 15	R: 2 E: 0 K: 1 S: 11	H: 3 LOB: 0 BB: 0 P: 16	R: 0 E: 0 K: 2 S: 9	H: 0 LOB: 1 BB: 1 P: 15	R: 0 E: 0 K: 1 S: 9	H: 0 LOB: 0 BB: 0 P: 17	R: 1 E: 0 K: 0 S: 14	H: 2 LOB: 2 BB: 2 P: 32		1B: 5 2B: 3 3B: 1 HR: 0	SF: 0 SAC: 0 DP: 2 HBP: 1	WP: 1 PB: 0 SB: 0 CS: 0	PA: 34						
PITCHER	IP	WLS	BF	H	R	ER	SO	BB	IBB	HBP	BLK	WP	HR	S	P	ERA	WHIP										
Mark Redman, L (1, 1) ERA: 5.76	7.0		27	6	2	2	6	1	0	0	0	0	0	12	24	13.50	3.000										
Elmer Dessens, R (8, 1) ERA: 3.12	0.2	L	5	2	1	1	0	0	1	0	0	0	0	0	4	∞	∞										
Andrew Sisco, L (8, 1) ERA: 7.94	0.0		1	0	0	0	0	1	0	0	0	0	0	0	4	∞	∞										
57 Joel Peralta, R (8, 1) ERA: 2.0	0.1		1	0	0	0	0	0	0	0	0	0	0	2	4	0.00	0.000										

Batter	1	2	3	4	5	6	7	8	9	AB	R	H	RBI	BB	SO	LOB	TOP										
24 Grady Sizemore, L (1, 8) OBP: 0.363, SLG: 0.476	1-2 G6-3 3B		1-0 F9	0-0 F7			2-2 G3-1		0-1 HR	5	2	2	1	0	0	3											
Jason Michaels, R (1, 7) OBP: 0.331, SLG: 0.325	0-1 G6-3		0-0 2 BB 1B		3-2 F9		1-2 L3		1-2 K	5	0	1	1	0	1	1											
2 Jhonny Peralla, R (1, 6) OBP: 0.322, SLG: 0.370 Ramón Vázquez, L (9, PR) OBP: 0.185, SLG: 0.160	2-2 G5-3		4-0 1-2 BB		0-3 K		1-1 G5-3		2-2 4B BB 1B	4	0	1	0	1	1	1											
48 Travis Hafner, L (1, 10) OBP: 0.458, SLG: 0.681	2-1 G6-3		1-1 G4-3		2-2 1B			3-1 41 F7 2B	4-0 1-2 BB	4	0	2	0	1	0	2											
41 Victor Martínez, S (1, 2) OBP: 0.420, SLG: 0.569		1-1 G1-3		0-2 1B SF7 2B		2-1 G3		0-1 F7	0-0 P5	5	1	1	0	0	0	4											
Ben Broussard, L (1, 3) OBP: 0.447, SLG: 0.628 Eduardo Pérez, R (8, PH) OBP: 0.353, SLG: 0.674	4-0 FC6-4 BB		0-0 SF7 WP 1B		0-0 G4-3			2-3 K		2	0	1	0	1	0	0											
Ronnie Belliard, R (1, 4) OBP: 0.328, SLG: 0.350	1-2 FC6-4		4-2 1-2 BB		2-2 G4-3			4-2 BB		2	0	0	0	2	0	1											
Aaron Boone, R (1, 5) OBP: 0.301, SLG: 0.366	2-2 F7		0-0 L4		2-0 G5-3			1-2 P6		4	0	0	0	0	0	6											
Casey Blake, R (1, 9) OBP: 0.444, SLG: 0.565			2-1 G6-3		2-2 SF7		1-1 24 G3-1 2B		0-3 K	3	0	1	1	0	1	0											
Inning Stats	R: 1 E: 0 K: 0 S: 12	H: 1 LOB: 0 BB: 0 P: 17	R: 0 E: 0 K: 0 S: 10	H: 0 LOB: 1 BB: 1 P: 18	R: 0 E: 0 K: 0 S: 6	H: 1 LOB: 2 BB: 1 P: 14	R: 0 E: 0 K: 0 S: 12	H: 1 LOB: 2 BB: 0 P: 21	R: 0 E: 0 K: 0 S: 5	H: 0 LOB: 0 BB: 0 P: 9	R: 0 E: 0 K: 0 S: 10	H: 1 LOB: 2 BB: 1 P: 15	R: 0 E: 0 K: 1 S: 13	H: 1 LOB: 2 BB: 1 P: 23	R: 1 E: 0 K: 2 S: 12	H: 2 LOB: 2 BB: 1 P: 19	1B: 4 2B: 3 HR: 1	SF: 1 SAC: 0 DP: 0 HBP: 0	WP: 1 PB: 0 SB: 0 CS: 0	PA: 41							
PITCHER	IP	WLS	BF	H	R	ER	SO	BB	IBB	HBP	BLK	WP	HR	S	P	ERA	WHIP										
Denny Bautista, R (1, 1) ERA: 4.5	3.0		16	4	2	2	2	3	0	0	0	1	0	35	60	6.00	2.333										
Mike Wood, R (4, 1) ERA: 2.79	4.1	W	16	3	0	0	1	0	0	0	0	0	0	38	59	0.00	0.692										
Andrew Sisco, L (8, 1) ERA: 7.71	0.1	H	1	0	0	0	1	0	0	0	0	0	0	3	5	0.00	0.000										
Ambiorix Burgos, R (8, 1) ERA: 3.88	1.1	S	8	2	1	1	2	2	0	0	0	0	1	18	30	6.75	3.000										

Cleveland Indians @ Kansas City Royals
Kauffman Stadium, Kansas City, MO

Mon May 08 2006, 7:10 PM CDT
Att: 9,114 - Cloudy - 69 F

AB 35
R 3
H 9
RBI 3
BB 5
SO 4
LOB 19



Batter	1	2	3	4	5	6	7	8	9	AB	R	H	RBI	BB	SO	LOB	BOTTOM										
Esteban German, R (1, 8) OBP: 0.533, SLG: 0.474	4-2 15 2B 1B BB		0-1 F8		3-2 E 15 1B SF8 1B		0-0 15 G5-3 1B			3	2	2	0	1	0	1											
15 Mark Grudzielanek, R (1, 4) OBP: 0.327, SLG: 0.399	1-1 1B 2B		1-1 F9		0-0 SF8 E FC3-2 1B		1-1 G5-3			4	1	2	0	0	0	2											
Doug Mientkiewicz, L (1, 3) OBP: 0.320, SLG: 0.348	1-2 1B		0-2 1B		0-0 FC1 FC3-2		4-0 IBB			3	0	2	2	1	0	2											
Emil Brown, R (1, 7) OBP: 0.293, SLG: 0.360	0-1 G6-3		1-1 P4		1-2 SF8		1-1 F8			3	0	0	1	0	0	4											
Matt Stairs, L (1, 10) OBP: 0.300, SLG: 0.314	3-2 F8		1-0 F8		1-2 FC3-2		1-2 F7			4	0	0	0	0	0	4											
Tony Graffanino, R (1, 5) OBP: 0.284, SLG: 0.347		3-2 G3		0-0 G3 1B		1-2 P2		4-1 4 G5-4-3 BB		3	0	1	0	1	0	2											
Aaron Guiel, L (1, 9) OBP: 0.133, SLG: 0.143	2-1 F8		1-2 G3		1-0 P6			0-3 K		4	0	0	0	0	1	2											
4 Angel Berroa, R (1, 6) OBP: 0.239, SLG: 0.315	1-1 G3-1		1-2 G6-3		0-0 F7			0-1 G5-4-3		4	0	0	0	0	0	2											
14 John Buck, R (1, 2) OBP: 0.284, SLG: 0.367			0-1 1B		2-0 HR		0-0 G6-3			3	1	2	1	0	0	0											
Inning Stats	R: 2 E: 0 K: 0 S: 13	H: 2 LOB: 0 BB: 1 P: 22	R: 0 E: 0 K: 0 S: 7	H: 0 LOB: 0 BB: 0 P: 13	R: 0 E: 0 K: 0 S: 11	H: 2 LOB: 2 BB: 0 P: 13	R: 0 E: 0 K: 0 S: 8	H: 1 LOB: 1 BB: 0 P: 11	R: 2 E: 1 K: 0 S: 17	H: 3 LOB: 2 BB: 0 P: 25	R: 0 E: 0 K: 0 S: 3	H: 0 LOB: 0 BB: 0 P: 4	R: 0 E: 0 K: 0 S: 9	H: 1 LOB: 2 BB: 1 P: 15	R: 0 E: 0 K: 1 S: 6	H: 0 LOB: 0 BB: 1 P: 10	1B: 7 2B: 1 3B: 0 HR: 1	SF: 1 SAC: 0 DP: 1 HBP: 0	WP: 0 PB: 0 SB: 0 CS: 0	PA: 35							
PITCHER	IP	WLS	BF	H	R	ER	SO	BB	IBB	HBP	BLK	WP	HR	S	P	ERA	WHIP										
Paul Byrd, R (1, 1) ERA: 6.52	7.0	L	32	9	4	3	0	1	1	0	0	0	0	68	103	3.86	1.429										
Fernando Cabrera, R (8, 1) ERA: 10.24	1.0		3	0	0	0	1	1	0	0	0	0	0	6	10	0.00	1.000										

Cleveland Indians @ Kansas City Royals
Kauffman Stadium, Kansas City, MO

Mon May 08 2006, 7:10 PM CDT
Att: 9,114 - Cloudy - 69 F

AB 31
R 4
H 9
RBI 4
BB 3
SO 1
LOB 19



Batter	1	2	3	4	5	6	7	8	9	AB	R	H	RBI	BB	SO	LOB	TOP			
24 Grady Sizemore, L OBP: 0.363, SLG: 0.484	4-2 S 2B BB	2-2 F9			2-1 F8		1-0 G3	1-2 BLK 1B		4	1	1	1	1	0	0	Cleveland Indians @ Kansas City Royals Kauffman Stadium, Kansas City, MO Wed May 10 2006, 1:10 PM CDT Att: 24,471 - Cloudy - 59 F			
Jason Michaels, R OBP: 0.342, SLG: 0.341	2-2 2 HR 2B		1-0 F9		1-2 F8		1-1 2 1B	3-3 K		5	1	2	1	0	1	1				
2 Johnny Peralta, R OBP: 0.340, SLG: 0.385	2-1 2H HR		4-1 BB		1-0 G5-3		2-3 K		2-2 G5-3	4	1	1	2	1	1	1				
48 Travis Hafner, L OBP: 0.434, SLG: 0.651	3-1 G3		1-0 P6		1-1 P5		0-3 K		1-1 F7	5	0	0	0	0	1	2				
Casey Blake, R OBP: 0.440, SLG: 0.573	3-2 P4		2-3 K		3-2 HR		4-2 SH1-3 1B WP BB		1-2 G6-3	4	2	1	1	1	1	1				
Ben Broussard, L OBP: 0.459, SLG: 0.644	2-0 2B		2-2 F7		3-2 1B 1B		3-2 WP SH1-3 1B			4	2	3	0	0	0	0				
Ronnie Belliard, R OBP: 0.331, SLG: 0.352	2-3 K		1-0 L7		0-0 1B 1B		0-0 SH1-3		1-2 2-3	3	0	1	0	0	1	1				
Ramón Vázquez, L OBP: 0.226, SLG: 0.179		1-3 K		0-0 P5		1-0 1B	4-2 24 1B BLK BB			3	1	1	1	1	1	0				
10 Kelly Shoppach, R OBP: 0.333, SLG: 0.231		0-0 G5-3		0-2 K		0-3 K	3-3 3H 0-3 K			3	0	0	0	0	2	2				
41 Victor Martínez, S OBP: 0.410, SLG: 0.550										1	0	0	0	0	1	2				
Inning Stats	R: 3 E: 0 K: 1 S: 19	H: 3 LOB: 1 BB: 1 P: 37	R: 0 E: 0 K: 1 S: 7	H: 0 LOB: 0 BB: 0 P: 10	R: 0 E: 0 K: 1 S: 7	H: 0 LOB: 1 BB: 1 P: 15	R: 0 E: 0 K: 0 S: 7	H: 0 LOB: 0 BB: 0 P: 10	R: 0 E: 0 K: 1 S: 8	H: 4 LOB: 2 BB: 0 P: 11	R: 0 E: 0 K: 2 S: 9	H: 1 LOB: 1 BB: 0 P: 13	R: 3 E: 0 K: 2 S: 18	H: 2 LOB: 1 BB: 2 P: 33	R: 0 E: 0 K: 0 S: 8	H: 0 LOB: 0 BB: 0 P: 12	1B: 6 2B: 2 3B: 0 HR: 2	SF: 0 SAC: 1 DP: 0 HBP: 0	WP: 1 PB: 0 SB: 2 CS: 0	PA: 41
PITCHER	IP WLS BF H R ER SO BB IBB HBP BLK WP HR S P ERA WHIP	IP WLS BF H R ER SO BB IBB HBP BLK WP HR S P ERA WHIP	IP WLS BF H R ER SO BB IBB HBP BLK WP HR S P ERA WHIP	IP WLS BF H R ER SO BB IBB HBP BLK WP HR S P ERA WHIP	IP WLS BF H R ER SO BB IBB HBP BLK WP HR S P ERA WHIP	IP WLS BF H R ER SO BB IBB HBP BLK WP HR S P ERA WHIP	IP WLS BF H R ER SO BB IBB HBP BLK WP HR S P ERA WHIP	IP WLS BF H R ER SO BB IBB HBP BLK WP HR S P ERA WHIP	IP WLS BF H R ER SO BB IBB HBP BLK WP HR S P ERA WHIP	IP WLS BF H R ER SO BB IBB HBP BLK WP HR S P ERA WHIP	IP WLS BF H R ER SO BB IBB HBP BLK WP HR S P ERA WHIP	IP WLS BF H R ER SO BB IBB HBP BLK WP HR S P ERA WHIP	IP WLS BF H R ER SO BB IBB HBP BLK WP HR S P ERA WHIP	IP WLS BF H R ER SO BB IBB HBP BLK WP HR S P ERA WHIP	IP WLS BF H R ER SO BB IBB HBP BLK WP HR S P ERA WHIP	IP WLS BF H R ER SO BB IBB HBP BLK WP HR S P ERA WHIP	IP WLS BF H R ER SO BB IBB HBP BLK WP HR S P ERA WHIP			

AB	36
R	8
H	10
RBI	6
BB	4
SO	9
LOB	10



Batter	1	2	3	4	5	6	7	8	9	AB	R	H	RBI	BB	SO	LOB	BOTTOM			
Kerry Robinson, L OBP: 0.293, SLG: 0.390	1-1 G6-3		0-2 G3-1		0-0 SH5-4	2-1 2H 2-3 3B		3-3 K		4	0	1	2	0	1	0	Cleveland Indians @ Kansas City Royals Kauffman Stadium, Kansas City, MO Wed May 10 2006, 1:10 PM CDT Att: 24,471 - Cloudy - 59 F			
Esteban German, R OBP: 0.453, SLG: 0.391	2-1 G4-3		2-2 G6-3		2-1 G4-3	2-1 F9				4	0	0	1	0	0	2				
Doug Mientkiewicz, L OBP: 0.321, SLG: 0.337	1-1 G1-3			4-2 E BB	3H 1B		2-2 K			3	1	1	1	1	1	0				
Matt Stairs, L OBP: 0.286, SLG: 0.318		2-2 F8		3-1 E4 G4-3 2B	0-0 G1-3		2-3 K			4	1	1	1	0	1	1				
Emil Brown, R OBP: 0.292, SLG: 0.365		0-0 2B 2B		2-1 G4-3		2-2 G6-3	1-0 F8			4	1	1	1	0	0	0				
Aaron Cuello, L OBP: 0.250, SLG: 0.522		0-1 P4		1-3 K		0-0 4 1B 1B		3-1 HR		4	2	2	1	0	1	1				
Tony Graffanino, R OBP: 0.290, SLG: 0.397		1-1 2H 2B		3-2 K		2-0 F8		1-1 G6-3		4	0	1	1	0	1	1				
4 Angel Berroa, R OBP: 0.265, SLG: 0.357		1-3 K			2-0 SH5-4 1B G4-3 1B	1-2 E 3B 1B		1-0 HR		4	3	3	1	0	1	1				
Paul Bako, L OBP: 0.200, SLG: 0.176			1-1 L1		0-0 G4-3 1B SH5-4 1B	1-3 2H 3B 1B		2-0 G6-3		4	2	2	1	0	0	0				
Inning Stats	R: 0 E: 0 K: 0 S: 6	H: 0 LOB: 0 BB: 0 P: 10	R: 1 E: 0 K: 1 S: 11	H: 2 LOB: 1 BB: 0 P: 15	R: 0 E: 0 K: 0 S: 8	H: 0 LOB: 0 BB: 0 P: 11	R: 2 E: 1 K: 2 S: 14	H: 1 LOB: 0 BB: 1 P: 27	R: 2 E: 1 K: 0 S: 9	H: 3 LOB: 1 BB: 0 P: 14	R: 3 E: 1 K: 0 S: 12	H: 4 LOB: 1 BB: 0 P: 21	R: 0 E: 0 K: 2 S: 7	H: 0 LOB: 0 BB: 0 P: 12	R: 2 E: 0 K: 1 S: 12	H: 2 LOB: 0 BB: 0 P: 22	1B: 6 2B: 3 3B: 1 HR: 2	SF: 0 SAC: 1 DP: 0 HBP: 0	WP: 0 PB: 0 SB: 0 CS: 0	PA: 37
PITCHER	IP WLS BF H R ER SO BB IBB HBP BLK WP HR S P ERA WHIP	IP WLS BF H R ER SO BB IBB HBP BLK WP HR S P ERA WHIP	IP WLS BF H R ER SO BB IBB HBP BLK WP HR S P ERA WHIP	IP WLS BF H R ER SO BB IBB HBP BLK WP HR S P ERA WHIP	IP WLS BF H R ER SO BB IBB HBP BLK WP HR S P ERA WHIP	IP WLS BF H R ER SO BB IBB HBP BLK WP HR S P ERA WHIP	IP WLS BF H R ER SO BB IBB HBP BLK WP HR S P ERA WHIP	IP WLS BF H R ER SO BB IBB HBP BLK WP HR S P ERA WHIP	IP WLS BF H R ER SO BB IBB HBP BLK WP HR S P ERA WHIP	IP WLS BF H R ER SO BB IBB HBP BLK WP HR S P ERA WHIP	IP WLS BF H R ER SO BB IBB HBP BLK WP HR S P ERA WHIP	IP WLS BF H R ER SO BB IBB HBP BLK WP HR S P ERA WHIP	IP WLS BF H R ER SO BB IBB HBP BLK WP HR S P ERA WHIP	IP WLS BF H R ER SO BB IBB HBP BLK WP HR S P ERA WHIP	IP WLS BF H R ER SO BB IBB HBP BLK WP HR S P ERA WHIP	IP WLS BF H R ER SO BB IBB HBP BLK WP HR S P ERA WHIP	IP WLS BF H R ER SO BB IBB HBP BLK WP HR S P ERA WHIP			

AB	35
R	10
H	12
RBI	10
BB	1
SO	6
LOB	6



Batter	1	2	3	4	5	6	7	8	9	AB	R	H	RBI	BB	SO	LOB	TOP								
Esteban German, R (1, 5) OBP: 0.439, SLG: 0.380 Doug Mientkiewicz, L (9, PH) OBP: 0.319, SLG: 0.333	K				F8	F9			K	4	0	1	0	0	1	3	Kansas City Royals @ Baltimore Orioles Oriole Park at Camden Yards, Baltimore, MD Fri May 12 2006, 7:05 PM EDT Att: 30,848 - Cloudy - 71 F								
15 Mark Grudzielanek, R (1, 4) OBP: 0.336, SLG: 0.469	K		L6		L4		F8			4	0	0	0	0	1	3									
16 Reggie Sanders, R (1, 9) OBP: 0.277, SLG: 0.467	K		P4			2B 1B	G1-3			4	1	1	0	0	1	1									
Emil Brown, R (1, 7) OBP: 0.298, SLG: 0.407		HR		K		1B 4 1B	G6-3			4	2	2	1	0	1	0									
Tony Graffanino, R (1, 3) OBP: 0.333, SLG: 0.433		4 G5-4-3 BB		14 CS BB		14 G4-6-3 4 1B		FC1-5 2B		2	1	2	1	2	0	0									
4 Angel Berroa, R (1, 6) OBP: 0.284, SLG: 0.353		G5-4-3		F8		14 G4-6-3 1B		FC1-5 26 CS		4	0	1	1	0	0	3									
14 John Buck, R (1, 2) OBP: 0.333, SLG: 0.455		1B		CS	1B BB	G4-6-3		K		3	0	1	0	1	1	3									
26 Justin Huber, R (1, 10) OBP: 0.429, SLG: 0.500 Matt Stairs, L (9, PH) OBP: 0.300, SLG: 0.318 Aaron Guiel, L (9, FR) OBP: 0.250, SLG: 0.522		K		F8		1B 2B		CS		3	1	1	1	0	1	2									
Kerry Robinson, L (1, 8) OBP: 0.311, SLG: 0.400			G1-3		1B	1B		G4-3 BB		4	0	2	1	0	0	1									
Inning Stats	R: 0 E: 0 K: 3 S: 9	H: 0 LOB: 0 BB: 0 P: 14	R: 1 E: 0 K: 1 S: 16	H: 2 LOB: 1 BB: 1 P: 25	R: 0 E: 0 K: 0 S: 12	H: 1 LOB: 1 BB: 0 P: 17	R: 0 E: 0 K: 1 S: 13	H: 0 LOB: 0 BB: 1 P: 22	R: 0 E: 0 K: 0 S: 10	H: 1 LOB: 2 BB: 1 P: 18	R: 4 E: 0 K: 0 S: 16	H: 6 LOB: 1 BB: 0 P: 24	R: 0 E: 0 K: 0 S: 7	H: 0 LOB: 0 BB: 0 P: 10	R: 0 E: 0 K: 1 S: 11	H: 1 LOB: 0 BB: 0 P: 15		R: 0 E: 0 K: 1 S: 12	H: 0 LOB: 1 BB: 1 P: 20	1B: 7 2B: 3 3B: 0 HR: 1	SF: 0 SAC: 0 DP: 3 HBP: 0	WP: 0 PB: 0 SB: 0 CS: 2	PA: 39		
PITCHER	IP	WLS	BF	H	R	ER	SO	BB	IBB	HBP	BLK	WP	HR	S	P	ERA	WHIP								
45 Erik Bedard, L (1, 1) ERA: 4.63	5.0		22	6	3	3	5	3	0	0	0	0	1	63	101	5.40	1.800								
43 Sandy Rieal, R (6, 1) ERA: 3.95	1.0	B	6	4	2	2	0	0	0	0	0	0	0	13	19	18.00	4.000								
Todd Williams, R (7, 1) ERA: 2.0	2.0	W	6	1	0	0	1	0	0	0	0	0	0	18	25	0.00	0.500								
37 Chris Ray, R (9, 1) ERA: 1.88	1.0	S	3	0	0	0	1	1	0	0	0	0	0	12	20	0.00	1.000								

Batter	1	2	3	4	5	6	7	8	9	AB	R	H	RBI	BB	SO	LOB	BOTTOM								
12 Brandon Fahey, L (1, 4) OBP: 0.316, SLG: 0.297	FC6 1B	F8			G4-3	K				5	0	2	1	0	1	3	Kansas City Royals @ Baltimore Orioles Oriole Park at Camden Yards, Baltimore, MD Fri May 12 2006, 7:05 PM EDT Att: 30,848 - Cloudy - 71 F								
6 Melvin Mora, R (1, 5) OBP: 0.369, SLG: 0.497	FC6 10 G6-4-3 1-2		G4-3		P6		31 FC1-6 10 1B	P4		5	0	1	0	0	0	2									
10 Miguel Tejada, R (1, 6) OBP: 0.385, SLG: 0.559	G6-4-3 1-2		G4-3		G5-3		31 C1-6 1B			4	0	1	0	0	0	1									
31 Jay Gibbons, L (1, 9) OBP: 0.313, SLG: 0.554 Luis Tterero, R (9, 7)		F7				1B 55 1B FC6-4 BB	FC1-6			3	1	1	0	1	0	2									
55 Ramon Hernandez, R (1, 2) OBP: 0.377, SLG: 0.466		1B 17 HR 1B		F9		17 FC6-4 1B	K			4	2	2	0	0	1	3									
Jeff Conine, R (1, 3) OBP: 0.321, SLG: 0.451		1B 17 HR 1B		F7-5 2B		17 FC6-4 1B	P4			4	1	3	0	0	0	2									
17 Corey Patterson, L (1, 8) OBP: 0.325, SLG: 0.479		HR		21 FC5 F7-5 BB		FC6-4 21 S		21 G4-3 12 1B		3	2	2	4	1	0	2									
Kevin Millar, R (1, 10) OBP: 0.308, SLG: 0.333		F8		F7-5 2B		SF7		K		3	0	0	1	0	1	3									
21 Nick Markakis, L (1, 7) OBP: 0.282, SLG: 0.323				FC5				G4-3		3	0	1	0	1	0	2									
Inning Stats	R: 0 E: 0 K: 0 S: 7	H: 1 LOB: 0 BB: 0 P: 11	R: 3 E: 0 K: 0 S: 10	H: 4 LOB: 1 BB: 0 P: 20	R: 0 E: 0 K: 0 S: 10	H: 1 LOB: 1 BB: 1 P: 17	R: 0 E: 0 K: 0 S: 6	H: 0 LOB: 0 BB: 0 P: 11	R: 2 E: 0 K: 1 S: 16	H: 2 LOB: 2 BB: 2 P: 26	R: 0 E: 0 K: 1 S: 13	H: 2 LOB: 2 BB: 0 P: 19	R: 1 E: 0 K: 1 S: 12	H: 2 LOB: 1 BB: 0 P: 14	1B: 11 2B: 2 3B: 0 HR: 1	SF: 1 SAC: 0 DP: 2 HBP: 0		WP: 0 PB: 0 SB: 2 CS: 0	PA: 38						
PITCHER	IP	WLS	BF	H	R	ER	SO	BB	IBB	HBP	BLK	WP	HR	S	P	ERA	WHIP								
Runelvys Hernandez, R (1, 1) ERA: 5.75	5.0		24	9	5	5	0	2	0	0	0	0	1	46	86	9.00	2.200								
Andrew Sisco, L (6, 1) ERA: 7.07	1.0	B	4	0	0	0	1	1	0	0	0	0	0	12	18	0.00	1.000								
57 Joel Peralta, R (7, 1) ERA: 2.92	1.0		5	2	0	0	1	0	0	0	0	0	0	13	19	0.00	2.000								
Elmer Dessens, R (8, 1) ERA: 3.26	1.0	L	5	2	1	1	1	0	0	0	0	0	0	12	14	9.00	2.000								

AB	33
R	5
H	11
RBI	5
BB	4
SO	7
LOB	17

AB	34
R	6
H	13
RBI	6
BB	3
SO	3
LOB	20



Batter	1	2	3	4	5	6	7	8	9	AB	R	H	RBI	BB	SO	LOB	TOP				
Kerry Robinson, L (1, 8) OBP: 0.286, SLG: 0.367	F8		L8			G3-1		L5		4	0	0	0	0	0	0	Kansas City Royals @ Baltimore Orioles Oriole Park at Camden Yards, Baltimore, MD Sat May 13 2006, 4:35 PM EDT Att: 33,188 - Cloudy - 77 F				
15 Mark Grudzielanek, R (1, 4) OBP: 0.341, SLG: 0.412	1B				G5-3	1B		G3		4	0	2	0	0	0						
Doug Mientkiewicz, L (1, 3) OBP: 0.316, SLG: 0.324	F7				G3	1B			K	3	0	0	0	1	1						
16 Reggie Sanders, R (1, 9) Esteban German, R (9, PH) OBP: 0.446, SLG: 0.380	G4-3				K	G5-3			BB	3	0	0	0	0	1						
Matt Stairs, L (1, 10) OBP: 0.315, SLG: 0.396		L4				1B	HR		K	4	1	2	1	0	1						
Tony Graffanino, R (1, 5) 26 Justin Huber, R (9, PH) OBP: 0.319, SLG: 0.413 OBP: 0.375, SLG: 0.429	K					K	F9		K	3	0	0	0	0	2						
Aaron Guiel, L (1, 7) OBP: 0.259, SLG: 0.480	L9					F8	G4-6-3 HBP			2	0	0	0	0	0						
4 Angel Berroa, R (1, 6) OBP: 0.256, SLG: 0.344			K			K	G4-6-3			3	0	0	0	0	2						
Paul Bako, L (1, 2) OBP: 0.184, SLG: 0.162	G4-3					F8		F7		3	0	0	0	0	0						
Inning Stats	R: 0 E: 0 K: 0 S: 11	H: 1 LOB: 1 BB: 0 P: 17	R: 0 E: 0 K: 1 S: 8	H: 0 LOB: 0 BB: 0 P: 15	R: 0 E: 0 K: 1 S: 7	H: 0 LOB: 0 BB: 0 P: 11	R: 0 E: 0 K: 1 S: 7	H: 1 LOB: 1 BB: 0 P: 11	R: 0 E: 0 K: 2 S: 12	H: 1 LOB: 2 BB: 0 P: 18	R: 1 E: 0 K: 0 S: 8	H: 1 LOB: 0 BB: 0 P: 13	R: 0 E: 0 K: 3 S: 10	H: 0 LOB: 1 BB: 1 P: 12	R: 0 E: 0 K: 3 S: 10	H: 0 LOB: 1 BB: 1 P: 18		1B: 3 2B: 0 3B: 0 HR: 1	SF: 0 SAC: 0 DP: 1 HBP: 1	WP: 0 PB: 0 SB: 0 CS: 0	PA: 33
PITCHER	IP	WLS	BF	H	R	ER	SO	BB	IBB	HBP	BLK	WP	HR	S	P	ERA	WHIP				
34 Kris Benson, R (1, 1) ERA: 4.38	7.0	W	26	4	1	1	5	1	0	1	0	0	1	68	110	1.29	0.714				
LaTroy Hawkins, R (8, 1) ERA: 4.95	1.0		3	0	0	0	0	0	0	0	0	0	0	7	12	0.00	0.000				
Julio Manon, R (9, 1) ERA: 1.42	1.0		4	0	0	0	3	1	0	0	0	0	0	10	18	0.00	1.000				

Batter	1	2	3	4	5	6	7	8	9	AB	R	H	RBI	BB	SO	LOB	BOTTOM				
12 Brandon Fahey, L (1, 4) OBP: 0.326, SLG: 0.293	55 WP 10 BB 55 2B 1B	G6-3		G4-3			G4-3	6 HR BB		4	2	1	0	1	0	2	Kansas City Royals @ Baltimore Orioles Oriole Park at Camden Yards, Baltimore, MD Sat May 13 2006, 4:35 PM EDT Att: 33,188 - Cloudy - 77 F				
6 Melvin Mora, R (1, 5) OBP: 0.376, SLG: 0.527	F7		G6-3		10 HR 2B		10 FC6-4 1B	1-H HR		5	2	3	2	0	0	1					
10 Miguel Tejada, R (1, 6) Ed Rogers, R (9, 6) OBP: 0.391, SLG: 0.574 OBP: 0.292, SLG: 0.323	55 WP 55 2B BB		F9		2-H HR		FC6-4 1-2 1B	55 BB BB		3	2	1	2	2	0	1					
31 Jay Gibbons, L (1, 9) 21 Nick Markakis, L (9, 9) OBP: 0.303, SLG: 0.535 OBP: 0.292, SLG: 0.323	P4		F9		K		P2	F7		5	0	0	0	0	1	4					
55 Ramon Hernandez, R (1, 2) Raul Chavez, R (9, 2) OBP: 0.385, SLG: 0.500 OBP: 0.100, SLG: 0.100	1-H 2-H 2B			G4-3		G5-3		HR		4	1	2	3	1	0	0					
Jeff Conine, R (1, 3) OBP: 0.325, SLG: 0.453	BB			G5-3		P6		2B	K	4	1	1	0	1	1	2					
17 Corey Patterson, L (1, 8) OBP: 0.333, SLG: 0.474	G4-3			BB 1B		G6-3		HR BB		3	2	1	0	1	0	2					
Javy Lopez, R (1, 10) OBP: 0.295, SLG: 0.408	F9			1B BB		G4-3		1-H 2-H HR		3	1	1	3	1	0	0					
Luis Matos, R (1, 7) OBP: 0.167, SLG: 0.283	G6-3			1-3 2-H 1B		G5-3		G6-3		4	0	1	1	0	0	0					
Inning Stats	R: 2 E: 0 K: 0 S: 18	H: 2 LOB: 2 BB: 2 P: 35	R: 0 E: 0 K: 0 S: 4	H: 0 LOB: 0 BB: 0 P: 7	R: 0 E: 0 K: 0 S: 5	H: 0 LOB: 0 BB: 0 P: 7	R: 1 E: 0 K: 0 S: 10	H: 2 LOB: 2 BB: 1 P: 19	R: 2 E: 0 K: 1 S: 14	H: 2 LOB: 0 BB: 0 P: 20	R: 0 E: 0 K: 0 S: 9	H: 0 LOB: 0 BB: 0 P: 13	R: 0 E: 0 K: 0 S: 10	H: 1 LOB: 1 BB: 0 P: 12	R: 6 E: 0 K: 1 S: 25	H: 4 LOB: 2 BB: 4 P: 50		1B: 4 2B: 3 3B: 0 HR: 4	SF: 0 SAC: 0 DP: 0 HBP: 0	WP: 1 PB: 0 SB: 0 CS: 0	PA: 42
PITCHER	IP	WLS	BF	H	R	ER	SO	BB	IBB	HBP	BLK	WP	HR	S	P	ERA	WHIP				
Mark Redman, L (1, 1) ERA: 6.03	6.1	L	28	6	5	5	1	3	0	0	0	0	1	61	102	7.11	1.421				
Chris Booker, R (7, 1) ERA: 54.0	1.0		11	5	6	6	0	3	0	0	0	0	3	23	43	54.00	8.000				
57 Joel Peralta, R (8, 1) ERA: 2.77	0.2		3	0	0	0	1	1	0	0	0	0	0	11	18	0.00	1.500				

AB 30
R 1
H 4
RBI 1
BB 2
SO 8
LOB 10



AB 35
R 11
H 11
RBI 11
BB 7
SO 2
LOB 12



Batter	1	2	3	4	5	6	7	8	9	AB	R	H	RBI	BB	SO	LOB	TOP										
Kerry Robinson, L OBP: 0.288, SLG: 0.345 (1, 8)	1-2 15 1B 2B	0-3 K		0-2 F7-2 3-H			1-0 F7			4	1	1	0	0	1	3											
15 Mark Grudzielanek, R OBP: 0.346, SLG: 0.462 (1, 4)	1-3 2B G4-3 1B	3-2 F9			2-2 G4-3		0-0 F8			4	1	1	0	0	0	1											
Doug Mientkiewicz, L OBP: 0.317, SLG: 0.327 (1, 3)	1-0 G4-3 1B 2B			1-1 G3		0-3 K		2-1 1B		4	1	2	1	0	1	0											
16 Reggie Sanders, R OBP: 0.257, SLG: 0.433 (1, 9)	1-3 K			2-1 P6		0-0 F8		0-3 K		4	0	0	0	0	2	3											
Matt Stairs, L OBP: 0.349, SLG: 0.472 (1, 10)	2-2 G4-3			0-0 2B		1-1 HR		3-2 F8		4	1	2	2	0	0	2											
Emil Brown, R OBP: 0.286, SLG: 0.385 (1, 7)	2-3 3-H 1B			0-0 P6		0-1 F9		0-1 F8		4	0	1	1	0	0	2											
Tony Graffanino, R OBP: 0.351, SLG: 0.403 (1, 5)	1-1 G6-3			3-2 14 FC1 F7-2 HBP		0-0 G6-3		3-2 4 L3 BB		2	0	0	0	1	0	1											
4 Angel Berroa, R OBP: 0.271, SLG: 0.351 (1, 6)		2-1 14 G4-3 1B		1-3 K		2-2 K		1-1 L3		4	0	1	0	0	2	2											
14 John Buck, R OBP: 0.313, SLG: 0.419 (1, 2)	1-2 G4-3			0-0 FC1				1-2 L8		4	0	0	0	0	0	2											
Inning Stats	R: 3 E: 0 K: 1 S: 21	H: 4 LOB: 1 BB: 0 P: 30	R: 0 E: 0 K: 1 S: 13	H: 1 LOB: 1 BB: 0 P: 19	R: 0 E: 0 K: 0 S: 6	H: 1 LOB: 1 BB: 0 P: 9	R: 0 E: 1 K: 1 S: 11	H: 0 LOB: 1 BB: 0 P: 15	R: 0 E: 0 K: 1 S: 7	H: 0 LOB: 0 BB: 0 P: 9	R: 1 E: 0 K: 1 S: 8	H: 1 LOB: 0 BB: 0 P: 11	R: 0 E: 0 K: 0 S: 6	H: 0 LOB: 1 BB: 0 P: 8	R: 0 E: 0 K: 1 S: 10	H: 1 LOB: 1 BB: 0 P: 15	R: 0 E: 0 K: 0 S: 6	H: 0 LOB: 0 BB: 1 P: 12	1B: 5 2B: 4 3B: 0 HR: 1	SF: 0 SAC: 0 DP: 2 HBP: 1	WP: 0 PB: 0 SB: 1 CS: 0	PA: 36					
PITCHER	IP	WLS	BF	H	R	ER	SO	BB	IBB	HBP	BLK	WP	HR	S	P	ERA	WHIP										
Paul Byrd, R ERA: 6.45 (1, 1)	6.0		26	7	4	4	5	0	0	1	0	0	1	66	93	6.00	1.167										
63 Rafael Betancourt, R ERA: 5.63 (7, 1)	1.0		3	0	0	0	0	0	0	0	0	0	0	6	8	0.00	0.000										
Guillermo Mota, R ERA: 5.4 (8, 1)	1.0		4	1	0	0	1	0	0	0	0	0	0	10	15	0.00	1.000										
Jason Davis, R ERA: 3.32 (9, 1)	1.0	W	3	0	0	0	0	1	0	0	0	0	0	6	12	0.00	1.000										

Kansas City Royals @ Cleveland Indians
Jacobs Field, Cleveland, OH
 Tue May 16 2006, 7:05 PM EDT
 Att. 15,399 - Rain - 57 F

AB 34
 R 4
 H 8
 RBI 4
 BB 1
 SO 6
 LOB 16



Batter	1	2	3	4	5	6	7	8	9	AB	R	H	RBI	BB	SO	LOB	BOTTOM										
24 Grady Sizemore, L OBP: 0.365, SLG: 0.488 (1, 8)	0-2 G1-6-3					2-1 F7			1-1 HR	4	1	1	1	0	0	4											
Jason Michaels, R OBP: 0.340, SLG: 0.352 (1, 7)	1-3 K			1-1 48 SF8 2B		0-0 F8		0-1 L9		2-3 K	5	0	1	1	0	2	1										
2 Jhonny Peralla, R OBP: 0.344, SLG: 0.376 (1, 6)	2-2 F7			3-H 4-2 BB		2-2 K		2-3 K		4-1 48 HR BB	3	1	0	0	2	2	1										
48 Travis Hafner, L OBP: 0.435, SLG: 0.660 (1, 10)		1-1 F7		0-0 SF8		1-0 E9		0-0 2B		1-0 HR	4	1	3	3	0	0	0										
41 Victor Martinez, S OBP: 0.369, SLG: 0.490 (1, 2)		3-2 G4-3		2-1 G4-3		3-1 F7		1-2 G3			4	0	0	0	0	0	5										
Ben Broussard, L OBP: 0.435, SLG: 0.606 (1, 3)		1-1 F8			1-0 L3		3-2 BB 1B		2-2 F9	4	0	1	0	0	0	0											
Casey Blake, R OBP: 0.440, SLG: 0.618 (1, 9)				2-2 HR		3-3 K		2-3 K		0-0 G5-3	4	1	1	1	0	2	1										
Ronnie Belliard, R OBP: 0.329, SLG: 0.343 (1, 4)				0-0 24 F8 2B 1B		1-2 1B		2-1 P4			4	1	3	0	0	0	1										
Aaron Boone, R OBP: 0.331, SLG: 0.370 (1, 5)				1-2 2B 48 SF8 1B		0-0 G5-3		4-2 BB		0-0 L9	3	1	1	0	1	0	2										
Inning Stats	R: 0 E: 0 K: 1 S: 9	H: 0 LOB: 0 BB: 0 P: 12	R: 0 E: 0 K: 0 S: 7	H: 0 LOB: 0 BB: 0 P: 12	R: 3 E: 0 K: 0 S: 15	H: 4 LOB: 1 BB: 1 P: 25	R: 0 E: 0 K: 1 S: 13	H: 1 LOB: 2 BB: 0 P: 15	R: 0 E: 0 K: 1 S: 10	H: 1 LOB: 1 BB: 1 P: 13	R: 0 E: 0 K: 0 S: 7	H: 1 LOB: 0 BB: 0 P: 9	R: 3 E: 0 K: 1 S: 8	H: 2 LOB: 0 BB: 1 P: 16	1B: 6 2B: 2 3B: 0 HR: 3	SF: 1 SAC: 0 DP: 0 HBP: 1	WP: 0 PB: 0 SB: 0 CS: 0	PA: 40									
PITCHER	IP	WLS	BF	H	R	ER	SO	BB	IBB	HBP	BLK	WP	HR	S	P	ERA	WHIP										
37 Scott Elarton, R ERA: 4.38 (1, 1)	5.2		27	7	3	3	4	2	0	1	0	0	0	19	26	0.00	0.857										
Elmer Dessens, R ERA: 2.66 (6, 1)	2.1	H	9	2	0	0	1	0	0	0	0	0	0	7	14	54.00	6.000										
Ambiorix Burgos, R ERA: 6.23 (9, 1)	0.1	L	3	1	2	2	1	1	0	0	0	0	1	1	2	∞	∞										
Andrew Sisco, L ERA: 7.2 (9, 1)	0.0		1	1	1	1	0	0	0	0	0	0	1	1	2	∞	∞										

Kansas City Royals @ Cleveland Indians
Jacobs Field, Cleveland, OH
 Tue May 16 2006, 7:05 PM EDT
 Att. 15,399 - Rain - 57 F


AB 35
 R 6
 H 11
 RBI 6
 BB 3
 SO 6
 LOB 15




Batter	1	2	3	4	5	6	7	8	9	AB	R	H	RBI	BB	SO	LOB	TOP					
Kerry Robinson, L (1,8) OBP: 0.286, SLG: 0.339	G4-3		G4-6-3 15 1B			FC6-4 15 1B		FC6-4		4	0	1	0	0	0	2	Kansas City Royals @ Cleveland Indians Jacobs Field, Cleveland, OH Wed May 17 2006, 7:05 PM EDT Att: 15,064 - Partly Cloudy - 65 F					
15 Mark Grudzielanek, R (1,4) OBP: 0.343, SLG: 0.397	K		G4-6-3 1-2f			FC4-6 16 1B		L4		4	0	1	0	0	1	2						
Doug Mientkiewicz, L (1,3) OBP: 0.315, SLG: 0.325	K			G6-4-3 16 1B		F7		F7		4	0	1	0	0	1	2						
16 Reggie Sanders, R (1,9) OBP: 0.248, SLG: 0.416		G1-3		G6-4-3 1-2f		FC4-6 1-2f		P4		4	0	0	0	0	0	3						
Matt Stairs, L (1,10) OBP: 0.328, SLG: 0.439	G4-3			G6-3			F8	F8		4	0	0	0	0	0	0						
Aaron Guiel, L (1,7) OBP: 0.343, SLG: 0.483	1B HBP				G1-3		G1			2	0	0	0	0	0	0						
Tony Graffanino, R (1,5) OBP: 0.350, SLG: 0.400				G4-3			G5-3			3	0	1	0	0	0	0						
4 Angel Berroa, R (1,6) OBP: 0.265, SLG: 0.343				L9				G5-3		3	0	0	0	0	0	2						
Paul Bako, L (1,2) OBP: 0.220, SLG: 0.200				G3-1						2	0	1	0	0	0	0						
14 John Buck, R (8,PH) OBP: 0.321, SLG: 0.427						FC6-4 1B		FC6-4 1B		1	0	1	0	0	0	0						
Inning Stats	R: 0 E: 0 K: 2 S: 8	H: 0 LOB: 0 BB: 0 P: 11	R: 0 E: 0 K: 0 S: 13	H: 1 LOB: 2 BB: 0 P: 21	R: 0 E: 0 K: 0 S: 7	H: 1 LOB: 0 BB: 0 P: 7	R: 0 E: 0 K: 0 S: 5	H: 1 LOB: 0 BB: 0 P: 10	R: 0 E: 0 K: 0 S: 6	H: 0 LOB: 0 BB: 0 P: 10	R: 0 E: 0 K: 0 S: 10	H: 2 LOB: 2 BB: 0 P: 15	R: 0 E: 0 K: 0 S: 7	H: 0 LOB: 0 BB: 0 P: 15	R: 0 E: 0 K: 0 S: 10	H: 1 LOB: 1 BB: 0 P: 13	R: 0 E: 0 K: 0 S: 7	H: 0 LOB: 0 BB: 0 P: 10	1B: 6 2B: 0 3B: 0 HR: 0	SF: 0 SAC: 0 DP: 2 HBP: 1	WP: 0 PB: 0 SB: 0 CS: 0	PA: 32
PITCHER 37 Jake Westbrook, R (1,1) ERA: 4.98	IP: 9.0 WLS: W BF: 32 H: 6 R: 0 ER: 0 SO: 2 BB: 0 IBB: 0 HBP: 1 BLK: 0 WP: 0 HR: 0 S: 73 P: 112 ERA: 0.00 WHIP: 0.667															PITCHER						

Batter	1	2	3	4	5	6	7	8	9	AB	R	H	RBI	BB	SO	LOB	BOTTOM					
24 Grady Sizemore, L (1,8) OBP: 0.363, SLG: 0.480	F9		48 HR BB	F7			F8			3	1	0	0	1	0	0	Kansas City Royals @ Cleveland Indians Jacobs Field, Cleveland, OH Wed May 17 2006, 7:05 PM EDT Att: 15,064 - Partly Cloudy - 65 F					
Jason Michaels, R (1,7) OBP: 0.337, SLG: 0.345	L8		48 HR BB		L6		K			3	1	0	0	1	1	0						
2 Jhonny Peralla, R (1,6) OBP: 0.337, SLG: 0.366	L9		48 HR		L9		G5-3			4	1	0	0	0	0	2						
48 Travis Hafner, L (1,10) OBP: 0.448, SLG: 0.683		G5-4-3 41 1B BB				41 FC6-4 BB		G6-4-3 41 BB		1	2	1	4	3	0	0						
41 Victor Martinez, S (1,2) OBP: 0.366, SLG: 0.480		G5-4-3 BB		G5-3		FC6-4		G6-4-3		3	0	0	0	1	0	2						
Eduardo Perez, R (1,3) OBP: 0.369, SLG: 0.638		G5-4-3								2	0	0	0	1	0	2						
Ben Broussard, L (8,3) OBP: 0.431, SLG: 0.600		G5-4-3 1-2f 2-3						K		1	0	0	0	0	1	0						
Casey Blake, R (1,9) OBP: 0.438, SLG: 0.612		G5-4-3 1B		F9			F8			3	0	1	1	0	0	1						
Ronnie Belliard, R (1,4) OBP: 0.329, SLG: 0.343		P3								3	0	1	0	0	1	1						
Aaron Boone, R (1,5) OBP: 0.324, SLG: 0.362				G4-3			P6			3	0	0	0	0	0	1						
Inning Stats	R: 0 E: 0 K: 0 S: 7	H: 0 LOB: 0 BB: 0 P: 12	R: 1 E: 0 K: 0 S: 7	H: 1 LOB: 1 BB: 2 P: 20	R: 4 E: 1 K: 0 S: 15	H: 1 LOB: 1 BB: 3 P: 34	R: 0 E: 0 K: 1 S: 10	H: 0 LOB: 0 BB: 0 P: 14	R: 0 E: 0 K: 0 S: 11	H: 0 LOB: 1 BB: 1 P: 20	R: 0 E: 0 K: 0 S: 7	H: 1 LOB: 1 BB: 0 P: 10	R: 0 E: 0 K: 1 S: 9	H: 0 LOB: 0 BB: 0 P: 13	R: 0 E: 0 K: 1 S: 7	H: 0 LOB: 0 BB: 1 P: 17	R: 0 E: 0 K: 0 S: 7	H: 0 LOB: 0 BB: 0 P: 10	1B: 2 2B: 0 3B: 0 HR: 1	SF: 0 SAC: 0 DP: 2 HBP: 0	WP: 0 PB: 0 SB: 2 CS: 0	PA: 33
PITCHER Jeremy Affeldt, L (1,1) ERA: 5.46	IP: 6.0 WLS: L BF: 27 H: 3 R: 5 ER: 4 SO: 1 BB: 6 IBB: 0 HBP: 0 BLK: 0 WP: 0 HR: 1 S: 57 P: 110 ERA: 6.00 WHIP: 1.500															PITCHER						
77 Joe Nelson, R (7,1) ERA	IP: 1.0 WLS: L BF: 3 H: 0 R: 0 ER: 0 SO: 1 BB: 0 IBB: 0 HBP: 0 BLK: 0 WP: 0 HR: 0 S: 9 P: 13 ERA: 0.00 WHIP: 0.000															PITCHER						
Andrew Sisco, L (8,1) ERA: 6.75	IP: 1.0 WLS: L BF: 3 H: 0 R: 0 ER: 0 SO: 1 BB: 1 IBB: 0 HBP: 0 BLK: 0 WP: 0 HR: 0 S: 7 P: 17 ERA: 0.00 WHIP: 1.000															PITCHER						

AB 31
R 0
H 6
RBI 0
BB 0
SO 2
LOB 11



AB 26
R 5
H 3
RBI 5
BB 7
SO 3
LOB 9



Batter	1	2	3	4	5	6	7	8	9	AB	R	H	RBI	BB	SO	LOB	TOP								
22 David Eckstein, R OBP: 0.390, SLG: 0.386	G6-3		G3-1		G4-3			G4-2 5 HR BB	G3-1	4	1	2	0	1	0	0	St. Louis Cardinals @ Kansas City Royals Kauffman Stadium, Kansas City, MO Sat May 20 2006, 6:10 PM CDT Att: 40,470 - Clear - 77 F livebaseballscorecards.com								
26 Scott Spiezio, S OBP: 0.390, SLG: 0.543	G3		G3-1		K			G4-2 5 HR 1B	K	5	1	1	0	0	2	2									
5 Albert Pujols, R OBP: 0.447, SLG: 0.803	F8		G5-3					G6-3		4	1	1	3	0	0	1									
27 Scott Rolen, R OBP: 0.391, SLG: 0.491								HR		3	1	2	0	0	0	0									
15 Jim Edmonds, L OBP: 0.346, SLG: 0.405								1B		4	0	1	0	0	1	3									
43 Juan Encarnacion, R OBP: 0.287, SLG: 0.399								1B		3	0	2	1	1	0	1									
53 John Rodriguez, L So Taguchi, R								IBB		3	0	0	0	0	1	3									
4 Yadier Molina, R OBP: 0.217, SLG: 0.202										4	0	0	0	0	0	5									
Aaron Miles, S OBP: 0.405, SLG: 0.371										4	0	0	0	0	1	0									
Inning Stats	R: 0 E: 0 K: 0 S: 8	H: 0 LOB: 0 BB: 0 P: 10	R: 0 E: 0 K: 1 S: 12	H: 1 LOB: 2 BB: 0 P: 21	R: 0 E: 0 K: 0 S: 7	H: 1 LOB: 1 BB: 0 P: 14	R: 1 E: 1 K: 1 S: 16	H: 2 LOB: 1 BB: 0 P: 25	R: 0 E: 0 K: 1 S: 9	H: 0 LOB: 0 BB: 0 P: 16	R: 0 E: 0 K: 1 S: 9	H: 1 LOB: 1 BB: 0 P: 14	R: 0 E: 0 K: 1 S: 8	H: 0 LOB: 0 BB: 0 P: 10	R: 3 E: 0 K: 1 S: 13	H: 3 LOB: 2 BB: 2 P: 28	R: 0 E: 0 K: 1 S: 9	H: 1 LOB: 1 BB: 0 P: 14	1B: 6 2B: 3 3B: 0 HR: 1	SF: 0 SAC: 0 DP: 1 HBP: 1	WP: 0 PB: 0 SB: 1 CS: 1	PA: 38			
PITCHER	IP	WLS	BF	H	R	ER	SO	BB	IBB	HBP	BLK	WP	HR	S	P	ERA	WHIP								
Denny Bautista, R ERA: 3.75	6.0	L	24	5	1	1	3	0	0	1	0	0	0	61	100	1.50	0.833								
Ambiorix Burgos, R ERA: 6.53	1.1		9	3	3	3	1	1	1	0	0	0	1	17	32	20.25	3.000								
77 Joe Nelson, R ERA:	0.2		2	0	0	0	1	0	0	0	0	0	0	4	6	0.00	0.000								
Elmer Dessens, R ERA: 2.74	1.0		3	1	0	0	1	0	0	0	0	0	0	9	14	0.00	1.000								

Batter	1	2	3	4	5	6	7	8	9	AB	R	H	RBI	BB	SO	LOB	BOTTOM								
32 Shane Costa, L OBP: 0.324, SLG: 0.515	G5-3		G4-3		P6			G4-2 15 1B 16 2B 1B		3	0	0	0	0	0	0	St. Louis Cardinals @ Kansas City Royals Kauffman Stadium, Kansas City, MO Sat May 20 2006, 6:10 PM CDT Att: 40,470 - Clear - 77 F livebaseballscorecards.com								
Esteban German, R OBP: 0.500, SLG: 0.426								1B		4	0	1	1	0	0	0									
15 Mark Grudzielanek, R OBP: 0.344, SLG: 0.396	G6-3		F9					1B		4	0	2	0	0	1	2									
Doug Mientkiewicz, L OBP: 0.347, SLG: 0.352								K		4	0	2	0	0	1	2									
16 Reggie Sanders, R OBP: 0.261, SLG: 0.447	L4							1B		4	0	2	1	0	0	2									
Matt Stairs, L OBP: 0.321, SLG: 0.409								2B		4	0	0	0	0	1	3									
Emil Brown, R OBP: 0.303, SLG: 0.376								G4-3		2	0	1	0	2	0	0									
Tony Graffanino, R OBP: 0.326, SLG: 0.378	P2							BB		4	0	0	0	0	0	4									
14 John Buck, R OBP: 0.313, SLG: 0.414								G6-3		3	0	0	0	0	2	1									
Paul Bako, L OBP: 0.214, SLG: 0.195	K							K		1	0	0	0	0	1	0									
13 Andrés Blanco, S OBP: 0.333, SLG: 0.333								1B		3	1	1	0	0	0	0									
Inning Stats	R: 0 E: 0 K: 0 S: 13	H: 1 LOB: 1 BB: 0 P: 18	R: 0 E: 0 K: 1 S: 12	H: 1 LOB: 0 BB: 0 P: 17	R: 0 E: 0 K: 0 S: 8	H: 0 LOB: 0 BB: 0 P: 13	R: 0 E: 0 K: 0 S: 10	H: 1 LOB: 2 BB: 1 P: 15	R: 0 E: 0 K: 1 S: 6	H: 0 LOB: 0 BB: 0 P: 8	R: 0 E: 0 K: 1 S: 10	H: 1 LOB: 1 BB: 0 P: 15	R: 0 E: 0 K: 1 S: 5	H: 0 LOB: 0 BB: 0 P: 9	R: 2 E: 0 K: 1 S: 14	H: 4 LOB: 1 BB: 0 P: 27	R: 0 E: 0 K: 1 S: 8	H: 0 LOB: 0 BB: 1 P: 13	1B: 7 2B: 1 3B: 0 HR: 0	SF: 0 SAC: 0 DP: 1 HBP: 0	WP: 0 PB: 0 SB: 0 CS: 0	PA: 35			
PITCHER	IP	WLS	BF	H	R	ER	SO	BB	IBB	HBP	BLK	WP	HR	S	P	ERA	WHIP								
23 Anthony Reyes, R ERA:	5.2	W	22	4	0	0	1	0	0	0	0	0	0	3	5	0.00	0.000								
Tyler Johnson, L ERA:	0.1	H	1	0	0	0	1	0	0	0	0	0	0	3	5	0.00	0.000								
41 Braden Looper, R ERA: 3.45	1.0	H	4	1	1	1	1	0	0	0	0	0	0	6	11	9.00	1.000								
34 Randy Flores, L ERA: 4.5	0.1		3	2	0	0	1	0	0	0	0	0	0	8	15	0.00	6.000								
Josh Hancock, R ERA: 2.08	0.2	H	2	1	1	1	0	0	0	0	0	0	0	5	10	13.50	1.500								
44 Jason Iringhausen, R ERA: 3.94	1.0	S	3	0	0	0	1	1	0	0	0	0	0	8	13	0.00	1.000								

Batter	1	2	3	4	5	6	7	8	9	AB	R	H	RBI	BB	SO	LOB	TOP								
Aaron Miles, S (1.4) OBP: 0.405, SLG: 0.373	0-1 G4-6-3 1B			0-2 G4-3	2-1 G6-3		3-2 53 15 1B 1B	0-1 F9		5	1	2	0	0	0	2									
53 John Rodriguez, L (1.9) OBP: 0.412, SLG: 0.446	0-0 G4-6-3 1-2			0-0 F7		4-2 15 5 G3 BB	0-1 G4-3		3-3 K	4	0	0	1	1	1	3									
5 Albert Pujols, R (1.3) OBP: 0.451, SLG: 0.814	1-0 P6			1-2 HR		2-0 G3	1-2 15 26 1B IBB		4-1 26 43 1B BB	3	3	1	1	2	0	1									
15 Jim Edmonds, L (1.8) OBP: 0.344, SLG: 0.400 43 Juan Encarnacion, R (9, PH) OBP: 0.272, SLG: 0.403 48 Brad Thompson, R (9, 1)		3-2 F9		3-1 F7		0-0 G3	2-0 26 1B 1B		2-0 1B 26 BB	4	0	1	2	0	0	1									
26 Scott Spiezo, S (1.5) OBP: 0.402, SLG: 0.534	0-2 P5				4-2 16 HR BB	1-2 G6-3	2-2 1B		4-2 1B	3	1	1	1	2	0	1									
Larry Bigbie, L (1.7) OBP: 0.286, SLG: 0.308	0-1 G3				1-1 F7		2-1 E 2B		0-0 G3	5	1	1	0	0	1	4									
16 Chris Duncan, L (1.10) OBP: 0.500, SLG: 2.000 So Taguchi, R (7, PH) OBP: 0.301, SLG: 0.305			1-1 F9		1-2 HR		0-1 SH CS	0-0 FC6-4 7 1B	1-2 1B	2	1	1	2	0	0	0									
Gary Bennett, R (1.2) OBP: 0.271, SLG: 0.311			2-0 F8		1-0 F8		4-2 1B 53 G4-3 BB	1-0 FC6-4 7 1B	1-2 1B	4	1	1	0	1	1	3									
7 Hector Luna, R (1.6) OBP: 0.384, SLG: 0.513			0-1 F9		0-1 HR		4-1 53 G4-3 15 1B BB	1-0 FC6-4		3	2	1	1	1	0	2									
Inning Stats	R: 0 E: 0 K: 0 S: 4	H: 1 LOB: 0 BB: 0 P: 5	R: 0 E: 0 K: 0 S: 10	H: 0 LOB: 0 BB: 0 P: 13	R: 0 E: 0 K: 0 S: 5	H: 0 LOB: 0 BB: 0 P: 8	R: 1 E: 0 K: 0 S: 10	H: 1 LOB: 0 BB: 0 P: 14	R: 3 E: 0 K: 0 S: 14	H: 2 LOB: 1 BB: 1 P: 23	R: 0 E: 0 K: 0 S: 7	H: 0 LOB: 1 BB: 1 P: 14	R: 5 E: 1 K: 0 S: 16	H: 4 LOB: 2 BB: 3 P: 37	R: 0 E: 0 K: 0 S: 6	H: 2 LOB: 2 BB: 0 P: 8	R: 1 E: 0 K: 3 S: 16	H: 2 LOB: 3 BB: 2 P: 33	1B: 8 2B: 1 3B: 0 HR: 3	SF: 0 SAC: 1 DP: 1 HBP: 0	WP: 0 PB: 0 SB: 0 CS: 1	PA: 44			
PITCHER	IP	WLS	BF	H	R	ER	SO	BB	IBB	HBP	BLK	WP	HR	S	P	ERA	WHIP								
37 Scott Elarton, R (1.1) ERA: 4.71	6.0	L	24	5	5	5	0	2	0	0	0	0	3	52	81	7.50	1.167								
Andrew Sisco, L (7.1) ERA: 7.71	0.1		3	0	0	0	0	2	0	0	0	0	0	5	13	0.00	6.000								
Mike Wood, R (7.1) ERA: 3.21	1.2		10	5	4	4	0	0	1	0	0	0	0	15	28	21.60	3.000								
41 Jimmy Gobble, L (9.1) ERA: 5.14	1.0		7	2	1	1	3	2	0	0	0	0	0	16	33	9.00	4.000								

St. Louis Cardinals @ Kansas City Royals
Kauffman Stadium, Kansas City, MO
Sun May 21 2006, 1:10 PM CDT
Att: 30,266 - Partly Cloudy - 79 F

AB 36
R 10
H 12
RBI 9
BB 7
SO 3
LOB 17



Batter	1	2	3	4	5	6	7	8	9	AB	R	H	RBI	BB	SO	LOB	BOTTOM								
32 Shane Costa, L (1.8) OBP: 0.342, SLG: 0.507	2-2 FC6-4 HBP		2-1 BB BB 1B		0-1 G4-3	1-0 FC6		0-2 G3		3	0	1	0	0	0	0									
Esteban German, R (1.5) OBP: 0.493, SLG: 0.414	2-2 FC6-4 FC5-4 1-2		4-1 BB BB		3-2 1B 1B	2-1 FC6 1-2			0-2 G5-3	4	0	1	0	1	0	3									
Doug Mientkiewicz, L (1.3) OBP: 0.342, SLG: 0.341	0-1 F9		4-1 FC6-4 BB		1-0 L8		0-0 F7		1-2 G4-3	4	0	0	0	1	0	2									
Emil Brown, R (1.7) OBP: 0.307, SLG: 0.377	0-0 FC5-4 1-2		2-0 FC6-4		3-2 1B		2-2 F7		2-2 1B	5	0	2	0	0	0	4									
Matt Stairs, L (1.10) OBP: 0.325, SLG: 0.423		2-3 K		0-0 4 G4-3 1B 2B	2-2 G4-3		2-1 4 2B 1B		1-1 F8	5	2	2	0	0	1	3									
4 Angel Berroa, R (1.6) OBP: 0.248, SLG: 0.327		0-0 G3-1		1-0 G4-3		0-0 F9	1-1 2B			4	0	1	1	0	0	1									
Aaron Guiel, L (1.9) OBP: 0.325, SLG: 0.529		2-2 K		2-0 P2		0-0 HR	3-2 G3			4	1	1	1	0	1	2									
Paul Bako, L (1.2) OBP: 0.217, SLG: 0.200			3-2 G1-3	0-0 1B		0-3 K		1-3 K		4	0	1	1	0	2	0									
13 Andrés Blanco, S (1.4) OBP: 0.286, SLG: 0.429			1-2 F7	3-H F9		2-2 2B		1-0 L3		4	0	1	0	0	0	1									
Inning Stats	R: 0 E: 0 K: 0 S: 10	H: 0 LOB: 0 BB: 0 P: 14	R: 0 E: 0 K: 2 S: 7	H: 0 LOB: 0 BB: 0 P: 11	R: 0 E: 0 K: 0 S: 11	H: 1 LOB: 2 BB: 2 P: 27	R: 1 E: 0 K: 0 S: 5	H: 2 LOB: 1 BB: 0 P: 8	R: 0 E: 0 K: 0 S: 15	H: 2 LOB: 2 BB: 0 P: 24	R: 1 E: 0 K: 1 S: 10	H: 2 LOB: 2 BB: 0 P: 15	R: 1 E: 0 K: 0 S: 13	H: 2 LOB: 1 BB: 0 P: 21	R: 0 E: 0 K: 1 S: 7	H: 0 LOB: 0 BB: 0 P: 9	R: 0 E: 0 K: 0 S: 12	H: 1 LOB: 1 BB: 0 P: 16	1B: 6 2B: 3 3B: 0 HR: 1	SF: 0 SAC: 0 DP: 0 HBP: 2	WP: 0 PB: 0 SB: 0 CS: 0	PA: 41			
PITCHER	IP	WLS	BF	H	R	ER	SO	BB	IBB	HBP	BLK	WP	HR	S	P	ERA	WHIP								
Jeff Suppan, R (1.1) ERA: 4.5	6.0	W	29	7	2	2	3	2	0	0	0	0	0	13	21	9.00	2.000								
34 Randy Flores, L (7.1) ERA: 4.85	1.0		5	2	1	1	0	0	0	0	0	0	0	19	25	0.00	0.500								
48 Brad Thompson, R (8.1) ERA: 1.37	2.0		7	1	0	0	1	0	0	0	0	0	0	19	25	0.00	0.500								
48 Brad Thompson, R (9.1) ERA: 1.37	2.0		7	1	0	0	1	0	0	0	0	0	0	19	25	0.00	0.500								

St. Louis Cardinals @ Kansas City Royals
Kauffman Stadium, Kansas City, MO
Sun May 21 2006, 1:10 PM CDT
Att: 30,266 - Partly Cloudy - 79 F

AB 37
R 3
H 10
RBI 3
BB 2
SO 4
LOB 16



Batter	1	2	3	4	5	6	7	8	9	AB	R	H	RBI	BB	SO	LOB	TOP										
28 Curtis Granderson, L (1, 8) OBP: 0.351, SLG: 0.463	2-1 F8	0-2 HR			1-2 F8	4-0 BB		0-1 F7		4	1	1	3	1	0	1	Detroit Tigers @ Kansas City Royals Kauffman Stadium, Kansas City, MO Mon May 22 2006, 7:10 PM CDT Att: 9,746 - Clear - 78 F										
14 Placido Polanco, R (1, 4) OBP: 0.312, SLG: 0.347	0-3 K	3-2 G4-3			0-1 F	2-3 K		2-3 K		5	1	1	0	0	3	3											
Ivan Rodriguez, R (1, 2) OBP: 0.335, SLG: 0.409	1-1 G6-3			1-0 G6-3	0-0 E8	2-2 F9		0-0 F9		5	1	1	0	0	0	3											
30 Magglio Ordonez, R (1, 9) OBP: 0.367, SLG: 0.583		0-1 F9	0-1 G6-3		2-0 31 1B		0-1 F7	31 G4-3	1-2 31 WP	5	1	3	2	0	0	0											
31 Chris Shelton, R (1, 3) OBP: 0.379, SLG: 0.624		0-0 P3	2-2 F9		3-2 1B		1-2 G4-3		3-3 K	5	0	1	0	0	1	2											
Craig Monroe, R (1, 7) OBP: 0.286, SLG: 0.438		4-1 15 HR		1-1 G6-3	0-0 15 G5-4-3		0-0 F7		0-1 G5-3	4	1	1	1	1	0	2											
15 Brandon Inge, R (1, 5) OBP: 0.303, SLG: 0.507		2-2 1 HR		1-0 G5-3	1-0 G5-4-3		4-1 BB		0-2 G6-3	4	1	1	2	1	0	3											
33 Marcus Thames, R (1, 10) OBP: 0.386, SLG: 0.661		0-0 20 1B		1-1 BB		2-2 G5-3	0-1 G5-3			4	1	2	0	0	0	2											
20 Omar Infante, R (1, 6) OBP: 0.333, SLG: 0.429		0-0 28 HR		1-2 G5-3		1-2 28 BB		1-1 BB		4	1	3	0	0	0	1											
Inning Stats	R: 0 E: 0 K: 1 S: 7	H: 0 LOB: 0 BB: 0 P: 10	R: 5 E: 0 K: 0 S: 17	H: 4 LOB: 0 BB: 1 P: 26	R: 0 E: 0 K: 0 S: 6	H: 0 LOB: 0 BB: 0 P: 9	R: 0 E: 0 K: 0 S: 9	H: 1 LOB: 1 BB: 0 P: 13	R: 3 E: 1 K: 0 S: 13	H: 5 LOB: 1 BB: 1 P: 20	R: 0 E: 0 K: 1 S: 13	H: 1 LOB: 2 BB: 1 P: 24	R: 0 E: 0 K: 0 S: 9	H: 1 LOB: 2 BB: 1 P: 14	R: 0 E: 0 K: 1 S: 10	H: 1 LOB: 1 BB: 0 P: 13	R: 0 E: 0 K: 1 S: 14	H: 1 LOB: 1 BB: 0 P: 18	1B: 10 2B: 2 3B: 0 HR: 2	SF: 0 SAC: 0 DP: 1 HBP: 0	WP: 1 PB: 0 SB: 0 CS: 0	PA: 43					
PITCHER	IP	WLS	BF	H	R	ER	SO	BB	IBB	HBP	BLK	WP	HR	S	P	ERA	WHIP										
Jeremy Affeldt, L (1, 1) ERA: 6.51	6.0	L	30	11	8	8	2	2	0	0	0	0	2	65	102	12.00	2.167										
77 Joe Nelson, R (7, 1) ERA:	1.0		5	1	0	0	0	1	0	0	0	0	0	9	14	0.00	2.000										
Andrew Sisco, L (8, 1) ERA: 7.27	1.0		4	1	0	0	1	0	0	0	0	0	0	10	13	0.00	1.000										
57 Joel Peralta, R (9, 1) ERA: 3.71	1.0		4	1	0	0	1	0	0	0	0	1	0	14	18	0.00	1.000										

Batter	1	2	3	4	5	6	7	8	9	AB	R	H	RBI	BB	SO	LOB	BOTTOM										
32 Shane Costa, L (1, 8) OBP: 0.338, SLG: 0.493	1-1 G3-1			0-1 G4-3		0-2 G3			1-0 15 1B	4	0	1	0	0	0	0	Detroit Tigers @ Kansas City Royals Kauffman Stadium, Kansas City, MO Mon May 22 2006, 7:10 PM CDT Att: 9,746 - Clear - 78 F										
15 Mark Grudzielanek, R (1, 4) OBP: 0.348, SLG: 0.389	2-2 G6-3			0-1 FC3-6		1-1 P4		2-2 1B	4	0	2	0	0	0	0	0											
Doug Mientkiewicz, L (1, 3) OBP: 0.340, SLG: 0.338	2-2 P5			0-0 FC3-6		1-0 1B		2-3 K	4	0	1	0	0	1	3												
16 Reggie Sanders, R (1, 9) OBP: 0.252, SLG: 0.432		2-3 K		2-3 K		0-3 K		0-0 F9	4	0	0	0	0	3	4												
Aaron Guiel, L (1, 10) OBP: 0.326, SLG: 0.500		0-2 L4			4-0 13 PO		1-3 K			2	0	0	0	1	1												
Emil Brown, R (1, 7) OBP: 0.307, SLG: 0.376		1-1 L9			1-2 L5			0-1 13 G5-4-3	3	0	1	0	0	0	1												
Esteban German, R (1, 5) OBP: 0.472, SLG: 0.393			0-0 G6-3		3-2 L3		2-3 K			3	0	0	0	0	1	2											
13 Andrés Blanco, S (1, 6) OBP: 0.200, SLG: 0.300			0-2 G4-3		1 SAFE 0-0 PO		1-2 K		2-1 G5-4-3	3	0	0	0	0	1	1											
14 John Buck, R (1, 2) OBP: 0.303, SLG: 0.400			0-0 G4-3			3-1 G6-3			1-0 F9	3	0	0	0	0	0	0											
Inning Stats	R: 0 E: 0 K: 0 S: 11	H: 0 LOB: 0 BB: 0 P: 16	R: 0 E: 0 K: 1 S: 9	H: 0 LOB: 0 BB: 0 P: 12	R: 0 E: 0 K: 1 S: 7	H: 0 LOB: 0 BB: 0 P: 7	R: 0 E: 0 K: 1 S: 8	H: 1 LOB: 1 BB: 0 P: 10	R: 0 E: 0 K: 0 S: 7	H: 0 LOB: 0 BB: 1 P: 15	R: 0 E: 0 K: 2 S: 11	H: 1 LOB: 1 BB: 0 P: 14	R: 0 E: 0 K: 1 S: 7	H: 1 LOB: 2 BB: 0 P: 11	R: 0 E: 0 K: 1 S: 9	H: 2 LOB: 2 BB: 0 P: 15	1B: 5 2B: 0 3B: 0 HR: 0	SF: 0 SAC: 0 DP: 1 HBP: 0	WP: 0 PB: 0 SB: 0 CS: 0	PA: 32							
PITCHER	IP	WLS	BF	H	R	ER	SO	BB	IBB	HBP	BLK	WP	HR	S	P	ERA	WHIP										
35 Justin Verlander, R (1, 1) ERA: 2.7	9.0	W	31	5	0	0	7	1	0	0	0	0	0	79	114	0.00	0.667										



Batter	1	2	3	4	5	6	7	8	9	AB	R	H	RBI	BB	SO	LOB	TOP								
28 Curtis Granderson, L (1, 8) OBP: 0.363, SLG: 0.482	1-3 K		4-2 BB		1-1 1B		1-1 2B	1-1 14 1B 2B		4	1	3	3	1	1	0	Detroit Tigers @ Kansas City Royals Kauffman Stadium, Kansas City, MO Tue May 23 2006, 7:10 PM CDT Att: 15,566 - Partly Cloudy - 81 F								
14 Placido Polanco, R (1, 4) OBP: 0.314, SLG: 0.348	0-0 G1-4-3 1B		0-1 G4-3		0-1 F8		0-1 L9	1-1 2-H 1B		5	0	2	1	0	0	3									
Ivan Rodriguez, R (1, 2) OBP: 0.326, SLG: 0.396	2-2 G1-4-3 1-2			0-2 G6-3		0-0 G4-3	0-1 G3	1-1 F9		5	0	0	0	0	0	3									
30 Magglio Ordonez, R (1, 9) OBP: 0.368, SLG: 0.577		1-1 F8		3-2 31 BB 1B		1-0 9 HR 1B		K	3-3 K	5	1	2	0	0	2	1									
9 Carlos Guillen, S (1, 6) OBP: 0.403, SLG: 0.545		3-2 31 S 1B		1-1 F8		1-2 1-H HR		K	0-0 1B 2B	5	2	3	2	0	1	1									
31 Chris Shelton, R (1, 3) OBP: 0.380, SLG: 0.615		3-3 SAFE K		4-2 1-2 BB		0-0 1B		K	2-3 K	4	0	1	0	1	3	2									
Craig Monroe, R (1, 7) OBP: 0.275, SLG: 0.440		0-0 F9		0-3 K		3-1 20 G6-4-3 1B		4-1 20 1B 15 1B BB	3-2 2-H 1B	4	1	2	1	1	1	3									
20 Omar Infante, R (1, 10) OBP: 0.357, SLG: 0.434			4-2 28 CS BB		0-0 P4	1-2 G6-4-3 1-2		0-1 15 1B 28 2B 1B	0-0 1-2 1B	4	1	2	0	1	0	2									
15 Brandon Inge, R (1, 5) OBP: 0.306, SLG: 0.504			2-3 SAFE K		1-1 P3			1-0 28 2B 1B	1-1 F8	5	2	2	1	0	1	3									
Inning Stats	R: 0 E: 0 K: 1 S: 9	H: 1 LOB: 0 BB: 0 P: 12	R: 0 E: 0 K: 1 S: 12	H: 1 LOB: 1 BB: 0 P: 19	R: 0 E: 0 K: 1 S: 14	H: 0 LOB: 1 BB: 2 P: 24	R: 0 E: 0 K: 1 S: 13	H: 1 LOB: 2 BB: 1 P: 21	R: 0 E: 0 K: 0 S: 7	H: 1 LOB: 1 BB: 0 P: 9	R: 2 E: 0 K: 0 S: 12	H: 4 LOB: 1 BB: 0 P: 18	R: 1 E: 0 K: 1 S: 12	H: 2 LOB: 1 BB: 0 P: 16	R: 4 E: 0 K: 2 S: 17	H: 4 LOB: 1 BB: 1 P: 26		R: 1 E: 0 K: 2 S: 16	H: 3 LOB: 2 BB: 0 P: 25	1B: 13 2B: 3 3B: 0 HR: 1	SF: 0 SAC: 0 DP: 2 HBP: 0	WP: 0 PB: 0 SB: 1 CS: 1	PA: 45		
PITCHER	IP	WLS	BF	H	R	ER	SO	BB	IBB	HBP	BLK	WP	HR	S	P	ERA	WHIP								
Runevys Hernandez, R (1, 1) ERA: 6.19	5.1	25	8	2	2	4	3	0	0	0	0	0	1	63	98	3.38	2.062								
Ambioriz Burgos, R (6, 1) ERA: 6.65	2.1	H	9	2	2	3	1	0	0	0	0	0	0	24	34	7.71	1.286								
Elmer Dessens, R (8, 1) ERA: 3.88	0.1	L	5	4	3	3	0	0	0	0	0	0	0	9	13	81.00	12.000								
57 Joel Peralta, R (9, 1) ERA: 4.0	1.0		6	3	1	1	2	0	0	0	0	0	0	16	25	9.00	3.000								

Batter	1	2	3	4	5	6	7	8	9	AB	R	H	RBI	BB	SO	LOB	BOTTOM								
Esteban German, R (1, 5) OBP: 0.468, SLG: 0.409	1-1 15 HR 1B	2-1 FC6-4 1-2		1-1 F9			0-1 L7		0-1 2B	5	0	2	0	0	0	4	Detroit Tigers @ Kansas City Royals Kauffman Stadium, Kansas City, MO Tue May 23 2006, 7:10 PM CDT Att: 15,566 - Partly Cloudy - 81 F								
15 Mark Grudzielanek, R (1, 4) OBP: 0.362, SLG: 0.447	0-1 SAFE SAFE 1-2 HR		1-1 16 HR 1B	4-1 1-2 BB			1-1 HR		1-2 G5-3	4	3	3	2	1	0	1									
16 Reggie Sanders, R (1, 9) OBP: 0.250, SLG: 0.447	1-0 G6-3		1-0 1-H HR	1-0 F8			1-1 G5-3		3-1 G4-3	5	1	1	2	0	0	3									
Emil Brown, R (1, 7) OBP: 0.312, SLG: 0.397	0-0 F8		2-0 HR		3-2 G6-3		4-2 BB			3	1	1	1	1	0	0									
Tony Graffanino, R (1, 10) OBP: 0.313, SLG: 0.360		1-1 G5-3	1-1 F9		1-0 P4		2-0 G3			4	0	0	0	0	0	1									
4 Angel Berroa, R (1, 6) OBP: 0.248, SLG: 0.331		1-2 G5-3	0-0 G6-3		0-2 2-5 2B			0-3 K		4	0	1	0	0	1	0									
Doug Mientkiewicz, L (1, 3) OBP: 0.339, SLG: 0.531		2-2 1B 14 1B HBP	3-2 F7		2-0 2-5	2-2 F7		1-3 K		3	0	0	0	0	1	0									
14 John Buck, R (1, 2) OBP: 0.311, SLG: 0.404		0-2 1B		0-0 15 BB 1B		1-1 F9		0-2 P3		4	0	2	0	0	0	0									
Aaron Guiel, L (1, 8) OBP: 0.319, SLG: 0.475		0-0 FC6-4 1-2 2-3 1B		0-1 B1		0-3 K		2-1 F8		4	0	1	0	0	1	1									
Inning Stats	R: 1 E: 0 K: 0 S: 6	H: 2 LOB: 0 BB: 0 P: 8	R: 0 E: 0 K: 0 S: 13	H: 2 LOB: 3 BB: 0 P: 19	R: 3 E: 0 K: 0 S: 10	H: 3 LOB: 0 BB: 0 P: 18	R: 0 E: 0 K: 0 S: 7	H: 1 LOB: 2 BB: 1 P: 13	R: 0 E: 0 K: 1 S: 8	H: 1 LOB: 0 BB: 0 P: 11	R: 1 E: 0 K: 0 S: 9	H: 1 LOB: 1 BB: 1 P: 17	R: 0 E: 0 K: 2 S: 9	H: 0 LOB: 0 BB: 0 P: 10	R: 0 E: 0 K: 0 S: 9	H: 1 LOB: 1 BB: 0 P: 15		1B: 5 2B: 2 3B: 0 HR: 4	SF: 0 SAC: 0 DP: 0 HBP: 1	WP: 0 PB: 0 SB: 0 CS: 0	PA: 39				
PITCHER	IP	WLS	BF	H	R	ER	SO	BB	IBB	HBP	BLK	WP	HR	S	P	ERA	WHIP								
37 Kenny Rogers, L (1, 1) ERA: 3.32	6.1	30	10	5	5	1	1	0	1	0	0	0	0	55	87	7.11	1.737								
54 Joel Zumaya, R (7, 1) ERA: 3.49	1.2	W	6	0	0	0	2	1	0	0	0	0	0	14	22	0.00	0.600								
59 Todd Jones, R (9, 1) ERA: 3.52	1.0	S	4	1	0	0	0	0	0	0	0	0	0	9	15	0.00	1.000								

Batter	1	2	3	4	5	6	7	8	9	AB	R	H	RBI	BB	SO	LOB	TOP										
28 Curtis Granderson, L (1, 8) OBP: 0.369, SLG: 0.477	P6	14 HBP 1B		BB 1B		G3		14 1B 3B 1B	39 F8 1B	6	2	4	1	0	0	0											
14 Placido Polanco, R (1, 4) OBP: 0.314, SLG: 0.341	L6			P3		K		3B 1B	F8	4	0	1	2	0	1	1											
39 Ramon Santiago, S (8, FR) OBP: 0.206, SLG: 0.265		G6-3 HBP						3B 1B		1	1	0	0	0	0	2											
Ivan Rodriguez, R (1, 2) OBP: 0.346, SLG: 0.436	FC4 BB	G6-3						3B 1B	HR	4	1	2	5	2	1	3											
9 Carlos Guillen, S (1, 6) OBP: 0.398, SLG: 0.531	FC4		K	G3-4-1				G3 2B	IBB BB	4	0	1	0	2	1	3											
Jack Hannahan, L (1, 3) 31 Chris Shelton, R (9, 3) OBP: 0.372, SLG: 0.600		G6-3	G3-1		G6-3			G3 F7	F9	6	0	0	0	0	0	4											
20 Omar Infante, R (1, 10) OBP: 0.354, SLG: 0.508		33 BB 15 E 1B BB	P6		K			P4	F9	4	1	0	0	1	1	1											
Craig Monroe, R (1, 7) OBP: 0.295, SLG: 0.471		15 E 28 1B 33 BB 1B							28 1B 14 1B 1B	4	4	4	1	1	0	0											
33 Marcus Thames, R (1, 9) OBP: 0.405, SLG: 0.721		28 1B 14 HBP 15 E BB						F8	HR	4	3	2	3	1	1	2											
15 Brandon Inge, R (1, 5) OBP: 0.301, SLG: 0.507	E6 14 HBP 28 1B 1B			K				F8	28 1B HR 1B	5	1	1	1	0	1	3											
Inning Stats	R: 0 E: 0 K: 0 S: 9	H: 0 LOB: 1 BB: 1 P: 16	R: 3 E: 1 K: 0 S: 13	H: 2 LOB: 2 BB: 2 P: 27	R: 0 E: 0 K: 1 S: 7	H: 0 LOB: 0 BB: 0 P: 11	R: 2 E: 0 K: 1 S: 13	H: 3 LOB: 2 BB: 1 P: 25	R: 0 E: 0 K: 2 S: 8	H: 0 LOB: 1 BB: 0 P: 17	R: 0 E: 0 K: 1 S: 6	H: 1 LOB: 1 BB: 0 P: 8	R: 3 E: 0 K: 0 S: 15	H: 4 LOB: 2 BB: 1 P: 24	R: 5 E: 0 K: 0 S: 17	H: 5 LOB: 1 BB: 1 P: 31	1B: 9 2B: 1 3B: 1 HR: 4	SF: 0 SAC: 0 DP: 1 HBP: 1	WP: 0 PA: 50 PB: 0 SB: 0 CS: 0								
PITCHER	IP	WLS	BF	H	R	ER	SO	BB	IBB	HBP	BLK	WP	HR	S	P	ERA	WHIP										
Denny Bautista, R (1, 1) ERA: 4.55	3.2		21	5	5	4	2	4	0	1	0	0	1	40	74	9.82	2.455										
Bob Keppel, R (4, 1) ERA: 2.7	3.1	B	13	2	1	1	4	1	0	0	0	0	0	25	43	2.70	0.900										
Ambiorix Burgos, R (8, 1) ERA: 7.23	0.2	B	6	3	2	2	0	0	1	0	0	0	0	10	17	27.00	4.500										
Elmer Dessens, R (8, 1) ERA: 5.25	0.2	L	6	4	4	4	0	0	0	0	0	0	2	16	24	54.00	6.000										
Andrew Sisco, L (9, 1) ERA: 7.5	0.2		4	1	1	1	0	1	0	0	0	0	1	5	13	13.50	3.000										

Detroit Tigers @ Kansas City Royals
 Kauffman Stadium, Kansas City, MO
 Thu May 25 2006, 1:10 PM CDT
 Att: 11,488 - Sunny - 82 F

AB	42
R	13
H	15
RBI	13
BB	7
SO	6
LOB	19



Batter	1	2	3	4	5	6	7	8	9	AB	R	H	RBI	BB	SO	LOB	BOTTOM										
Esteban German, R (1, 8) OBP: 0.476, SLG: 0.465				HR		K		F9		5	2	3	1	0	1	0											
32 Shane Costa, L (1, 9) OBP: 0.337, SLG: 0.463	P6			1B BB		L3		BB		3	0	0	0	2	0	3											
16 Reggie Sanders, R (1, 10) OBP: 0.270, SLG: 0.454	2B 1B	4 CS 1B		F9		WP 2B BB		K		4	2	2	0	1	1	2											
Emil Brown, R (1, 7) OBP: 0.319, SLG: 0.414	HR 2B	F9		P4		L7				5	1	2	3	0	0	3											
Tony Graffanino, R (1, 5) OBP: 0.305, SLG: 0.379	HR 2B	P4		P4		P4			K	5	1	2	2	0	1	2											
4 Angel Berroa, R (1, 6) OBP: 0.295, SLG: 0.358	HR	CS		F9		K2-3		G4-3	2B	5	1	2	1	0	1	2											
Doug Mientkiewicz, L (1, 3) OBP: 0.343, SLG: 0.361	HR			K		F8		2B	P6	5	1	2	1	0	1	1											
14 John Buck, R (1, 2) OBP: 0.308, SLG: 0.398	P4			1B		F9		G5-3	BB	4	0	1	0	0	0	1											
Aaron Gutel, L (9, PH) OBP: 0.327, SLG: 0.463										0	0	0	0	1	0	0											
13 Andrés Blanco, S (1, 4) OBP: 0.214, SLG: 0.231	1B BB			P6		L4		G5-3	K	3	0	0	0	1	0	2											
Matt Stairs, L (9, PH) OBP: 0.318, SLG: 0.447										1	0	0	0	0	1	2											
Inning Stats	R: 6 E: 0 K: 0 S: 24	H: 7 LOB: 2 BB: 1 P: 38	R: 0 E: 0 K: 0 S: 7	H: 1 LOB: 0 BB: 0 P: 13	R: 0 E: 0 K: 1 S: 10	H: 1 LOB: 1 BB: 0 P: 11	R: 1 E: 0 K: 1 S: 12	H: 2 LOB: 2 BB: 1 P: 18	R: 0 E: 0 K: 0 S: 4	H: 0 LOB: 0 BB: 0 P: 7	R: 1 E: 0 K: 0 S: 12	H: 1 LOB: 1 BB: 1 P: 23	R: 0 E: 0 K: 0 S: 9	H: 1 LOB: 1 BB: 0 P: 15	R: 0 E: 0 K: 1 S: 9	H: 0 LOB: 1 BB: 1 P: 17	R: 0 E: 0 K: 2 S: 19	H: 1 LOB: 2 BB: 1 P: 30	1B: 5 2B: 5 3B: 0 HR: 4	SF: 0 SAC: 0 DP: 0 HBP: 0	WP: 1 PA: 46 PB: 0 SB: 0 CS: 1						
PITCHER	IP	WLS	BF	H	R	ER	SO	BB	IBB	HBP	BLK	WP	HR	S	P	ERA	WHIP										
Mike Maroth, L (1, 1) ERA: 3.56	0.1		7	6	6	6	0	0	0	0	0	0	3	18	27	162.00	18.000										
43 Roman Colon, R (1, 1) ERA: 3.6	5.1		23	5	2	2	3	3	0	0	0	0	1	47	76	3.38	1.500										
Jason Grilli, R (6, 1) ERA: 4.5	0.1		2	1	0	0	0	0	0	0	0	1	0	4	7	0.00	3.000										
Bobby Seay, L (7, 1) ERA: 2.53	1.1		6	1	0	0	0	1	0	0	0	0	0	14	25	0.00	1.500										
54 Joel Zumaya, R (8, 1) ERA: 3.22	1.2	W	7	1	0	0	3	1	0	0	0	0	0	23	37	0.00	1.200										

Detroit Tigers @ Kansas City Royals
 Kauffman Stadium, Kansas City, MO
 Thu May 25 2006, 1:10 PM CDT
 Att: 11,488 - Sunny - 82 F

AB	40
R	8
H	14
RBI	8
BB	5
SO	6
LOB	18



Batter	1	2	3	4	5	6	7	8	9	AB	R	H	RBI	BB	SO	LOB	TOP										
32 Shane Costa, L (1, 8) OBP: 0.337, SLG: 0.459 Esteban German, R (7, PH) OBP: 0.476, SLG: 0.466	1-1 G4-3	1-2			0-2 G6-3		0-2 G5-3	1-1 F8		3	0	1	2	0	0	0											
15 Mark Grudzielanek, R (1, 4) OBP: 0.356, SLG: 0.435	1-2 P3	2-2 F8			0-0 G6-3		1-0 G5-3		0-2 F9	5	0	0	0	0	0	4											
Doug Mientkiewicz, L (1, 3) OBP: 0.333, SLG: 0.349	2-2 G3-1		1-2 F7			1-3 K	1-1 P4		3-1 F8	5	0	0	0	0	1	2											
16 Reggie Sanders, R (1, 9) OBP: 0.275, SLG: 0.470		2-0 HR			1-3 K			1-3 K		4	1	1	1	1	3	0											
Matt Stairs, L (1, 10) OBP: 0.326, SLG: 0.450 Aaron Guel, L (8, PR) OBP: 0.320, SLG: 0.452		0-3 K	0-1 F8			2-2		0-0	2-3 BB	4	0	2	0	0	1	0											
Emil Brown, R (1, 7) OBP: 0.312, SLG: 0.403	2-2 G3			2-1 P3		0-1 G1-3		0-1 P4		4	0	0	0	0	0	2											
Tony Graffanino, R (1, 5) OBP: 0.321, SLG: 0.388	1-0			0-3 K			3-2	1-0	1-2	3	3	2	0	1	1	0											
4 Angel Berroa, R (1, 6) OBP: 0.262, SLG: 0.379	4-2			1-0 G1-3			0-0 SH1-4	1-0	1-2	2	2	1	3	1	0	0											
Paul Bako, L (1, 2) OBP: 0.278, SLG: 0.269	4-2				2-3 K		0-0	0-0		3	0	2	1	1	1	0											
Inning Stats	R: 0 E: 0 K: 0 S: 8	H: 0 LOB: 0 BB: 0 P: 12	R: 3 E: 0 K: 1 S: 23	H: 3 LOB: 2 BB: 2 P: 39	R: 0 E: 0 K: 1 S: 8	H: 0 LOB: 0 BB: 0 P: 11	R: 0 E: 0 K: 1 S: 7	H: 0 LOB: 0 BB: 0 P: 10	R: 0 E: 0 K: 2 S: 12	H: 1 LOB: 1 BB: 0 P: 16	R: 1 E: 0 K: 0 S: 11	H: 3 LOB: 2 BB: 0 P: 16	R: 3 E: 0 K: 1 S: 10	H: 3 LOB: 2 BB: 1 P: 17	R: 0 E: 0 K: 1 S: 11	H: 0 LOB: 1 BB: 1 P: 20	1B: 7 2B: 1 3B: 0 HR: 2	SF: 0 SAC: 1 DP: 0 HBP: 0	WP: 0 PB: 0 SB: 1 CS: 0	PA: 41							
PITCHER	IP	WLS	BF	H	R	ER	SO	BB	IBB	HBP	BLK	WP	HR	S	P	ERA	WHIP										
35 Mike Mussina, R (1, 1) ERA: 2.72	6.0		24	4	3	3	6	2	0	0	0	0	1	66	98	4.50	1.000										
Scott Proctor, R (7, 1) ERA: 3.41	0.1	B	3	2	1	1	0	0	0	0	0	0	0	5	8	27.00	6.000										
Mike Myers, L (7, 1) ERA: 0.87	0.2		3	1	0	0	0	0	0	0	0	0	0	6	8	0.00	1.500										
Kyle Farnsworth, R (8, 1) ERA: 4.79	1.0	L	7	3	3	3	1	1	0	0	0	0	1	10	17	27.00	4.000										
Ron Villone, L (9, 1) ERA: 1.93	1.0		4	0	0	0	1	1	0	0	0	0	0	11	20	0.00	1.000										

Kansas City Royals @ New York Yankees
 Yankee Stadium, Bronx, NY
 Fri May 26 2006, 7:05 PM EDT
 Att: 48,034 - Cloudy - 67 F

AB	36
R	7
H	10
RBI	7
BB	4
SO	8
LOB	11



Batter	1	2	3	4	5	6	7	8	9	AB	R	H	RBI	BB	SO	LOB	BOTTOM										
18 Johnny Damon, L (1, 8) OBP: 0.358, SLG: 0.431	0-1 F9		1-1 P6			0-2	1-1		2-2 F9	5	1	2	0	0	0	1											
2 Derek Jeter, R (1, 6) OBP: 0.441, SLG: 0.522	0-0 F9			1-1 E2		4-1	1-2		4-2	3	2	2	0	2	0	0											
Gary Sheffield, R (1, 10) OBP: 0.374, SLG: 0.455	1-2 G5-3			0-3 K		0-2	2-2		0-2	5	0	1	1	0	1	5											
25 Jason Giambi, L (1, 3) OBP: 0.462, SLG: 0.583		2-1 F7		2-1 P5		2-2		1-0	2-2	5	2	2	2	0	0	3											
13 Alex Rodriguez, R (1, 5) OBP: 0.383, SLG: 0.511	0-2 G4-3			0-0		1-0	1-1	3-2		4	0	3	1	0	0	0											
24 Robinson Canó, L (1, 4) OBP: 0.328, SLG: 0.392	2-0			1-1 F8		0-1		0-0		4	0	1	0	0	0	4											
Bernie Williams, S (1, 9) OBP: 0.307, SLG: 0.362	1-0 G1-3				3-2 G5-3	3-2		3-2		4	0	0	1	0	0	3											
28 Melky Cabrera, S (1, 7) OBP: 0.380, SLG: 0.318			2-2 F7		0-0 F8		2-1		2-0	4	0	0	0	0	0	1											
Kelly Stinnett, R (1, 2) OBP: 0.234, SLG: 0.209 Terrence Long, L (9, PH) OBP: 0.286, SLG: 0.231			1-3 K		0-1 F9		0-0		2-2	3	0	0	0	0	1	0											
Inning Stats	R: 0 E: 0 K: 0 S: 6	H: 0 LOB: 0 BB: 0 P: 7	R: 0 E: 0 K: 0 S: 7	H: 1 LOB: 1 BB: 0 P: 12	R: 0 E: 0 K: 1 S: 9	H: 0 LOB: 0 BB: 0 P: 13	R: 1 E: 1 K: 1 S: 10	H: 2 LOB: 1 BB: 0 P: 14	R: 0 E: 0 K: 0 S: 7	H: 0 LOB: 0 BB: 0 P: 10	R: 3 E: 1 K: 0 S: 17	H: 3 LOB: 2 BB: 1 P: 27	R: 0 E: 0 K: 0 S: 11	H: 2 LOB: 2 BB: 0 P: 17	R: 1 E: 0 K: 0 S: 12	H: 2 LOB: 1 BB: 0 P: 21	R: 1 E: 0 K: 0 S: 18	H: 2 LOB: 1 BB: 1 P: 28	1B: 9 2B: 3 3B: 0 HR: 0	SF: 0 SAC: 0 DP: 1 HBP: 0	WP: 0 PB: 0 SB: 1 CS: 0	PA: 40					
PITCHER	IP	WLS	BF	H	R	ER	SO	BB	IBB	HBP	BLK	WP	HR	S	P	ERA	WHIP										
37 Scott Elarton, R (1, 1) ERA: 4.76	7.0		32	10	5	4	2	1	0	0	0	0	0	1	1	0.00	0.000										
41 Jimmy Gobble, L (8, 1) ERA: 4.02	0.1	H	1	0	0	0	0	0	0	0	0	0	0	1	1	0.00	0.000										
57 Joel Peralta, R (8, 1) ERA: 3.86	0.2	H	2	0	0	0	0	0	0	0	0	0	0	5	10	0.00	0.000										
77 Joe Nelson, R (9, 1) ERA: 1.5	0.1	H	4	2	1	1	0	1	0	0	0	0	0	15	23	27.00	9.000										
Andrew Sisco, L (9, 1) ERA: 7.23	0.2	S	1	0	0	0	0	0	0	0	0	0	0	3	5	0.00	0.000										

Kansas City Royals @ New York Yankees
 Yankee Stadium, Bronx, NY
 Fri May 26 2006, 7:05 PM EDT
 Att: 48,034 - Cloudy - 67 F

AB	38
R	6
H	12
RBI	5
BB	2
SO	2
LOB	17




Batter	1	2	3	4	5	6	7	8	9	AB	R	H	RBI	BB	SO	LOB	TOP					
32 Shane Costa, L (1, 8) OBP: 0.320, SLG: 0.433	G6-3			G4-3	G3		G1-6-3		P2	5	0	0	0	0	0	3						
15 Mark Grudzielanek, R (1, 4) OBP: 0.351, SLG: 0.429 Esteban German, R (4, 4) OBP: 0.477, SLG: 0.459	F8			G5-3			G1-3			2	0	0	0	0	0	0						
Doug Mientkiewicz, L (1, 3) OBP: 0.331, SLG: 0.353	G3						G4-3			4	0	1	0	0	1	1						
Emil Brown, R (1, 7) OBP: 0.310, SLG: 0.399										4	1	1	0	0	1	2						
Matt Stairs, L (1, 10) OBP: 0.323, SLG: 0.452	G2-3									4	1	1	1	0	1	1						
Tony Graffanino, R (1, 5) OBP: 0.330, SLG: 0.406 13 Andrés Blanco, S (7, 4) OBP: 0.200, SLG: 0.214	G4-3									3	1	2	1	0	0	0						
Aaron Guiel, L (1, 9) OBP: 0.333, SLG: 0.478				L3						4	1	2	1	0	1	1						
4 Angel Berroa, R (1, 6) OBP: 0.262, SLG: 0.382				G6-3						4	0	1	1	0	0	2						
14 John Buck, R (1, 2) OBP: 0.297, SLG: 0.382										4	0	0	0	0	1	3						
Inning Stats	R: 0 E: 0 K: 0 S: 6	H: 0 LOB: 0 BB: 0 P: 9	R: 0 E: 0 K: 0 S: 9	H: 0 LOB: 0 BB: 0 P: 13	R: 0 E: 0 K: 1 S: 6	H: 0 LOB: 0 BB: 0 P: 9	R: 0 E: 0 K: 1 S: 10	H: 1 LOB: 1 BB: 0 P: 16	R: 2 E: 0 K: 1 S: 14	H: 3 LOB: 1 BB: 0 P: 21	R: 2 E: 0 K: 1 S: 13	H: 3 LOB: 1 BB: 0 P: 22	R: 0 E: 0 K: 2 S: 10	H: 0 LOB: 0 BB: 0 P: 15	R: 0 E: 0 K: 2 S: 9	H: 0 LOB: 1 BB: 1 P: 17	R: 0 E: 0 K: 0 S: 16	H: 1 LOB: 2 BB: 0 P: 21	1B: 3 2B: 5 3B: 0 HR: 0	SF: 0 SAC: 0 DP: 0 HBP: 0	WP: 0 PB: 0 SB: 0 CS: 0	PA: 37
PITCHER	IP	WLS	BF	H	R	ER	SO	BB	IBB	HBP	BLK	WP	HR	S	P	ERA	WHIP					
40 Chien-Ming Wang, R (1, 1) ERA: 4.5	7.0	W	28	7	4	4	3	0	0	0	0	0	0	68	105	5.14	1.000					
Ron Villone, L (8, 1) ERA: 1.53	1.0		4	0	0	0	2	1	0	0	0	0	0	9	17	0.00	1.000					
Scott Erickson, R (9, 1) ERA: 4.05	1.0		5	1	0	0	0	0	0	0	0	0	0	16	21	0.00	1.000					

Kansas City Royals @ New York Yankees
 Yankee Stadium, Bronx, NY
 Sat May 27 2006, 4:05 PM EDT
 Att: 54,216 - Partly Cloudy - 80 F

livebaseballscorecards.com

AB 36
 R 4
 H 8
 RBI 4
 BB 1
 SO 5
 LOB 13



Batter	1	2	3	4	5	6	7	8	9	AB	R	H	RBI	BB	SO	LOB	BOTTOM					
18 Johnny Damon, L (1, 8) OBP: 0.350, SLG: 0.420	L9			G5-3						5	0	0	0	0	1	3						
2 Derek Jeter, R (1, 6) OBP: 0.436, SLG: 0.513	L4									5	1	1	1	0	0	2						
Gary Sheffield, R (1, 10) OBP: 0.367, SLG: 0.443	G2-3									5	1	1	0	0	1	0						
25 Jason Giambi, L (1, 3) OBP: 0.463, SLG: 0.578 12 Andy Phillips, R (6, PR) OBP: 0.255, SLG: 0.327										3	1	1	0	1	0	0						
13 Alex Rodriguez, R (1, 5) OBP: 0.393, SLG: 0.547										3	4	2	3	2	1	1						
Bernie Williams, S (1, 9) OBP: 0.312, SLG: 0.361 Terrence Long, L (7, 9) OBP: 0.267, SLG: 0.214										3	2	1	0	1	0	3						
Miguel Cairo, R (1, 4) OBP: 0.327, SLG: 0.356										5	2	4	3	0	0	1						
28 Melky Cabrera, S (1, 7) OBP: 0.389, SLG: 0.354										4	1	2	3	0	0	3						
Kelly Stinnett, R (1, 2) OBP: 0.275, SLG: 0.340										4	2	3	4	0	0	2						
Inning Stats	R: 0 E: 0 K: 0 S: 10	H: 0 LOB: 0 BB: 0 P: 16	R: 3 E: 0 K: 0 S: 13	H: 4 LOB: 2 BB: 1 P: 24	R: 5 E: 0 K: 0 S: 15	H: 4 LOB: 0 BB: 1 P: 29	R: 0 E: 0 K: 0 S: 6	H: 0 LOB: 0 BB: 0 P: 9	R: 1 E: 0 K: 0 S: 7	H: 2 LOB: 0 BB: 0 P: 14	R: 6 E: 0 K: 0 S: 19	H: 5 LOB: 2 BB: 2 P: 40	R: 0 E: 0 K: 2 S: 9	H: 0 LOB: 0 BB: 0 P: 13	R: 0 E: 0 K: 1 S: 9	H: 1 LOB: 1 BB: 0 P: 16	1B: 9 2B: 4 3B: 0 HR: 3	SF: 0 SAC: 0 DP: 1 HBP: 0	WP: 1 PB: 0 SB: 0 CS: 0	PA: 43		
PITCHER	IP	WLS	BF	H	R	ER	SO	BB	IBB	HBP	BLK	WP	HR	S	P	ERA	WHIP					
Jeremy Affeldt, L (1, 1) ERA: 7.8	5.1	L	28	11	10	10	0	2	0	0	0	1	0	15	32	16.88	2.438					
Mike Wood, R (6, 1) ERA: 5.04	0.2		8	4	5	5	0	1	1	0	0	1	0	15	32	67.50	7.500					
77 Joe Nelson, R (7, 1) ERA: 1.13	2.0		7	1	0	0	3	0	0	0	0	0	0	18	29	0.00	0.500					

Kansas City Royals @ New York Yankees
 Yankee Stadium, Bronx, NY
 Sat May 27 2006, 4:05 PM EDT
 Att: 54,216 - Partly Cloudy - 80 F

livebaseballscorecards.com

AB 39
 R 15
 H 16
 RBI 14
 BB 4
 SO 3
 LOB 16



Batter	1	2	3	4	5	6	7	8	9	AB	R	H	RBI	BB	SO	LOB	TOP										
Aaron Quiel, L (1, 8) OBP: 0.339, SLG: 0.460	G1-3		FC4		E9		K	F9		4	0	1	0	1	1	0	Kansas City Royals @ New York Yankees Yankee Stadium, Bronx, NY Sun May 28 2006, 1:05 PM EDT Att: 54,372 - Partly Cloudy - 77 F										
15 Mark Grudzielanek, R (1, 4) OBP: 0.346, SLG: 0.423	F9		FC4		FC5-4		F7		P4	5	0	1	1	0	0	2											
Doug Mientkiewicz, L (1, 3) OBP: 0.333, SLG: 0.361	F7				G6-3		K		G4-3	5	2	2	0	0	1	2											
16 Reggie Sanders, R (1, 9) OBP: 0.274, SLG: 0.471		F9			G6-3		FC5-4		G1-3	4	1	1	1	0	0	3											
32 Shane Costa, L (8, 9) OBP: 0.316, SLG: 0.429										1	0	0	0	0	0	0											
Matt Stairs, L (1, 10) OBP: 0.323, SLG: 0.448		F9					F7			3	0	1	1	0	0	0											
Esteban German, R (7, PH) OBP: 0.483, SLG: 0.459										0	0	0	0	1	0	0											
Emil Brown, R (1, 7) OBP: 0.320, SLG: 0.414										4	1	3	1	0	0	1											
Tony Graffanino, R (1, 5) OBP: 0.336, SLG: 0.419										4	0	2	0	0	1	3											
4 Angel Berroa, R (1, 6) OBP: 0.256, SLG: 0.375										3	0	0	1	0	0	1											
14 John Buck, R (1, 2) OBP: 0.296, SLG: 0.377										4	1	1	0	0	2	2											
Inning Stats	R: 0 E: 0 K: 0 S: 7	H: 0 LOB: 0 BB: 0 P: 13	R: 0 E: 0 K: 0 S: 7	H: 1 LOB: 1 BB: 0 P: 10	R: 0 E: 0 K: 0 S: 10	H: 1 LOB: 2 BB: 1 P: 21	R: 1 E: 0 K: 1 S: 12	H: 2 LOB: 1 BB: 0 P: 19	R: 1 E: 0 K: 1 S: 12	H: 2 LOB: 2 BB: 0 P: 18	R: 2 E: 0 K: 1 S: 17	H: 3 LOB: 1 BB: 1 P: 27	R: 0 E: 0 K: 1 S: 5	H: 0 LOB: 0 BB: 0 P: 6	R: 0 E: 0 K: 0 S: 8	H: 0 LOB: 0 BB: 0 P: 10	1B: 8 2B: 4 3B: 0 HR: 0	SF: 1 SAC: 0 DP: 0 HBP: 0	WP: 0 PB: 0 SB: 0 CS: 0	PA: 40							
PITCHER	IP	WLS	BF	H	R	ER	SO	BB	IBB	HBP	BLK	WP	HR	S	P	ERA	WHIP										
Jaret Wright, R (1, 1) ERA: 4.3	5.1	W	25	9	3	3	2	1	0	0	0	0	0	55	94	5.06	1.875										
Scott Proctor, R (6, 1) ERA: 3.92	1.1	H	6	2	2	2	2	0	0	0	0	0	0	14	20	13.50	1.500										
Mike Myers, L (7, 1) ERA: 0.87	0.0		1	0	0	0	0	1	0	0	0	0	0	3	7	∞	∞										
Kyle Farnsworth, R (7, 1) ERA: 4.5	1.1	H	5	1	0	0	1	0	0	0	0	0	0	10	12	0.00	0.750										
42 Mariano Rivera, R (9, 1) ERA: 2.59	1.0	S	3	0	0	0	0	0	0	0	0	0	0	8	10	0.00	0.000										

Batter	1	2	3	4	5	6	7	8	9	AB	R	H	RBI	BB	SO	LOB	BOTTOM										
18 Johnny Damon, L (1, 8) OBP: 0.353, SLG: 0.437										4	1	2	1	0	1	2	Kansas City Royals @ New York Yankees Yankee Stadium, Bronx, NY Sun May 28 2006, 1:05 PM EDT Att: 54,372 - Partly Cloudy - 77 F										
2 Derek Jeter, R (1, 6) OBP: 0.437, SLG: 0.513										4	2	2	0	0	1	0											
Gary Sheffield, R (1, 10) OBP: 0.371, SLG: 0.445										4	1	2	0	0	1	0											
25 Jason Giambi, L (1, 3) OBP: 0.461, SLG: 0.580										3	1	1	1	0	1	2											
12 Andy Phillips, R (7, 3) OBP: 0.250, SLG: 0.321										1	0	0	0	0	0	0											
13 Alex Rodriguez, R (1, 5) OBP: 0.395, SLG: 0.544										3	0	1	2	1	1	0											
24 Robinson Canó, L (1, 4) OBP: 0.321, SLG: 0.385										3	0	0	1	0	0	1											
28 Melky Cabrera, S (1, 7) OBP: 0.379, SLG: 0.333										3	1	0	0	1	1	2											
Terrence Long, L (1, 9) OBP: 0.278, SLG: 0.235										3	0	1	1	0	0	0											
Kelly Stinnett, R (1, 2) OBP: 0.278, SLG: 0.340										3	0	1	0	0	0	0											
Inning Stats	R: 5 E: 0 K: 0 S: 22	H: 7 LOB: 2 BB: 1 P: 36	R: 1 E: 0 K: 0 S: 14	H: 2 LOB: 2 BB: 1 P: 25	R: 0 E: 0 K: 0 S: 9	H: 1 LOB: 0 BB: 0 P: 16	R: 0 E: 0 K: 2 S: 8	H: 0 LOB: 0 BB: 0 P: 11	R: 0 E: 0 K: 1 S: 11	H: 0 LOB: 0 BB: 0 P: 16	R: 0 E: 0 K: 1 S: 10	H: 0 LOB: 0 BB: 0 P: 13	R: 0 E: 0 K: 0 S: 8	H: 0 LOB: 0 BB: 0 P: 13	R: 0 E: 0 K: 0 S: 8	H: 0 LOB: 0 BB: 0 P: 13	1B: 8 2B: 1 3B: 0 HR: 1	SF: 1 SAC: 0 DP: 1 HBP: 0	WP: 0 PB: 0 SB: 0 CS: 1	PA: 35							
PITCHER	IP	WLS	BF	H	R	ER	SO	BB	IBB	HBP	BLK	WP	HR	S	P	ERA	WHIP										
Runelvys Hernandez, R (1, 1) ERA: 7.44	0.2	L	8	6	5	5	0	1	0	0	0	0	0	20	33	67.50	10.500										
Bob Keppel, R (1, 1) ERA: 2.7	3.1		14	4	1	1	2	0	1	0	0	0	0	33	55	2.70	1.200										
Andrew Sisco, L (5, 1) ERA: 6.53	2.0		6	0	0	0	3	0	0	0	0	0	0	20	32	0.00	0.000										
57 Joel Peralta, R (7, 1) ERA: 3.66	1.0		3	0	0	0	1	0	0	0	0	0	0	10	13	0.00	0.000										
Elmer Dessens, R (8, 1) ERA: 5.04	1.0		3	0	0	0	0	0	0	0	0	0	0	8	13	0.00	0.000										

Batter	1	2	3	4	5	6	7	8	9	AB	R	H	RBI	BB	SO	LOB	TOP					
9 David DeJesus, L (1,8) OBP: 0.194, SLG: 0.276	P2		K	FC3-6			G5-3	F7		5	0	0	0	0	1	3						
15 Mark Grudzielanek, R (1,4) OBP: 0.346, SLG: 0.422	F8		F8	G5-3			WP 1B	1B	2B	5	2	2	0	0	0	2						
Doug Mientkiewicz, L (1,3) OBP: 0.335, SLG: 0.366	F9		1B	1B		E6	G3	G5-3	2B	5	0	2	1	0	0	1						
Emil Brown, R (1,7) OBP: 0.333, SLG: 0.422		1B	1B	1B		K	2B	1B	G5-3	4	2	3	1	1	1	1						
Matt Stairs, L (1,10) OBP: 0.320, SLG: 0.451 Esteban German, R (9,PH) OBP: 0.477, SLG: 0.453	K	K	K	K		K	1B	G5-3	G5-3	4	0	1	1	0	3	4						
Tony Graffanino, R (1,5) OBP: 0.339, SLG: 0.413	E9					L9	P6		IBB	4	1	1	0	1	1	2						
32 Shane Costa, L (1,9) OBP: 0.320, SLG: 0.448		2B				K		G4-3	G3	5	1	2	1	0	1	2						
14 John Buck, R (1,2) OBP: 0.294, SLG: 0.373	P5					K		F7		4	0	1	1	0	1	1						
13 Andrés Blanco, S (1,6) OBP: 0.263, SLG: 0.235	F8					K				3	0	1	0	1	1	1						
Inning Stats	R: 0 E: 0 K: 0 S: 4	H: 0 LOB: 0 BB: 0 P: 8	R: 2 E: 1 K: 1 S: 12	H: 2 LOB: 1 BB: 1 P: 22	R: 0 E: 0 K: 2 S: 12	H: 2 LOB: 2 BB: 0 P: 20	R: 1 E: 0 K: 1 S: 15	H: 2 LOB: 2 BB: 1 P: 25	R: 0 E: 1 K: 2 S: 8	H: 0 LOB: 1 BB: 0 P: 8	R: 0 E: 0 K: 3 S: 18	H: 0 LOB: 0 BB: 0 P: 24	R: 2 E: 0 K: 0 S: 12	H: 3 LOB: 1 BB: 0 P: 18	R: 0 E: 0 K: 0 S: 6	H: 1 LOB: 1 BB: 0 P: 9	R: 1 E: 0 K: 0 S: 13	H: 3 LOB: 2 BB: 1 P: 22	1B: 9 2B: 4 3B: 0 HR: 0	SF: 0 SAC: 0 DP: 1 HBP: 0	WP: 1 PB: 0 CS: 1	PA: 43
PITCHER	IP	WLS	BF	H	R	ER	SO	BB	IBB	HBP	BLK	WP	HR	S	P	ERA	WHIP					
Dan Haren, R (1,1) ERA: 4.04	6.2	L	31	8	5	4	9	2	0	0	0	1	0	79	122	5.40	1.500					
Randy Keister, L (7,1) ERA: 3.39	0.2		3	1	0	0	0	0	0	0	0	0	0	4	6	0.00	1.500					
Steve Karsay, R (8,1) ERA: 7.11	0.2		6	4	1	1	0	0	0	0	0	0	0	8	13	13.50	6.000					
47 Ron Flores, L (9,1) ERA: 4.5	1.0		3	0	0	0	0	0	1	0	0	0	0	9	15	0.00	0.000					

Kansas City Royals @ Oakland Athletics
McAfee Coliseum, Oakland, CA
 Mon May 29 2006, 9:05 PM EDT
 Att: 28,040 - Clear - 65 F

livebaseballscorecards.com

AB 40
R 6
H 13
RBI 5
BB 3
SO 9
LOB 19



Batter	1	2	3	4	5	6	7	8	9	AB	R	H	RBI	BB	SO	LOB	BOTTOM					
Jason Kendall, R (1,2) OBP: 0.366, SLG: 0.309	P3	FC5		L9			F8		F9	5	0	0	0	0	0	2						
Nick Swisher, S (1,7) OBP: 0.407, SLG: 0.629	3B			K			21 1B	3 G4-3	HR	2	2	1	2	3	1	0						
21 Mark Kotsay, L (1,8) OBP: 0.336, SLG: 0.412	K	F7				L7	3 G4-3	1B	3 G1-6-3	5	0	2	0	0	1	4						
3 Eric Chavez, L (1,5) OBP: 0.371, SLG: 0.545	FC5-4			P2		G4-3	G4-3	G4-3	G1-6-3	5	0	1	1	0	0	2						
Frank Thomas, R (1,10) OBP: 0.360, SLG: 0.461	FC5-4			7 1B		HR	F8			4	1	2	1	0	0	3						
7 Bobby Crosby, R (1,6) OBP: 0.276, SLG: 0.366		L7				P2		F7		4	0	1	0	0	0	0						
Jay Payton, R (1,9) OBP: 0.273, SLG: 0.333		E		P2		K		L8		4	1	1	0	0	1	2						
29 Dan Johnson, L (1,3) OBP: 0.272, SLG: 0.273		BB		F8		G1-3			BB	3	0	1	0	1	0	2						
14 Mark Ellis, R (1,4) OBP: 0.302, SLG: 0.327	F7			L8		G1-3		P4		4	0	0	0	0	0	3						
Inning Stats	R: 0 E: 0 K: 1 S: 8	H: 1 LOB: 2 BB: 1 P: 16	R: 1 E: 1 K: 0 S: 18	H: 2 LOB: 3 BB: 1 P: 29	R: 0 E: 0 K: 0 S: 20	H: 2 LOB: 0 BB: 0 P: 31	R: 0 E: 0 K: 1 S: 10	H: 0 LOB: 0 BB: 0 P: 15	R: 1 E: 0 K: 0 S: 8	H: 1 LOB: 0 BB: 0 P: 9	R: 0 E: 0 K: 1 S: 6	H: 0 LOB: 0 BB: 0 P: 11	R: 1 E: 0 K: 0 S: 9	H: 1 LOB: 1 BB: 1 P: 17	R: 0 E: 0 K: 0 S: 9	H: 0 LOB: 1 BB: 1 P: 15	R: 1 E: 0 K: 0 S: 18	H: 2 LOB: 0 BB: 0 P: 28	1B: 7 2B: 0 3B: 0 HR: 2	SF: 0 SAC: 0 DP: 1 HBP: 0	WP: 0 PB: 0 SB: 0 CS: 0	PA: 40
PITCHER	IP	WLS	BF	H	R	ER	SO	BB	IBB	HBP	BLK	WP	HR	S	P	ERA	WHIP					
Seth Etherton, R (1,1) ERA: 1.8	5.0	W	24	6	2	1	2	2	0	0	0	0	0	10	22	6.75	1.500					
Mike Wood, R (6,1) ERA: 5.12	1.1	H	6	1	1	1	1	1	0	0	0	0	0	3	3	0.00	0.000					
41 Jimmy Gobble, L (7,1) ERA: 4.56	0.1	H	1	0	0	0	0	0	0	0	0	0	0	3	3	0.00	0.000					
57 Joel Peralta, R (7,1) ERA: 3.43	1.1	H	5	0	0	0	0	1	0	0	0	0	0	11	18	0.00	0.750					
Ambiorix Burgos, R (9,1) ERA: 7.3	1.0	S	4	2	1	1	0	0	0	0	0	0	1	18	28	9.00	2.000					

Kansas City Royals @ Oakland Athletics
McAfee Coliseum, Oakland, CA
 Mon May 29 2006, 9:05 PM EDT
 Att: 28,040 - Clear - 65 F

livebaseballscorecards.com

AB 36
R 4
H 9
RBI 4
BB 4
SO 3
LOB 18



Batter	1	2	3	4	5	6	7	8	9	AB	R	H	RBI	BB	SO	LOB	TOP					
9 David DeJesus, L (1,8) OBP: 0.268, SLG: 0.395	F8		G3 15 1B		G4-6-3			G4-3		4	0	1	0	0	0	1						
15 Mark Grudzielanek, R (1,4) OBP: 0.356, SLG: 0.432	K		G3 1B			G3		2B		4	0	2	0	0	1	0						
Emil Brown, R (1,7) OBP: 0.315, SLG: 0.406	P3		G3			K		G1-3		4	0	0	0	0	1	3						
Matt Stairs, L (1,3) OBP: 0.315, SLG: 0.438		F9	L9			F8			K	4	0	0	0	0	1	2						
Tony Graffanino, R (1,5) OBP: 0.323, SLG: 0.390		G6-3		K			P4		F9	4	0	0	0	0	1	0						
32 Shane Costa, L (1,9) OBP: 0.315, SLG: 0.436		4 1B		G4-3			G3		F9	4	0	1	0	0	0	0						
4 Angel Berroa, R (1,6) OBP: 0.267, SLG: 0.383		1B		G6-3			FC4-6 BB			2	0	1	0	1	0	0						
Paul Bako, L (1,2) OBP: 0.263, SLG: 0.255	G3				K		FC4-6			3	0	0	0	0	1	3						
Esteban German, R (1,10) OBP: 0.463, SLG: 0.425			F8				F8			2	0	0	0	1	0	0						
Inning Stats	R: 0 H: 0 E: 0 K: 1 S: 7	H: 0 LOB: 0 BB: 0 P: 11	R: 0 H: 2 E: 0 K: 0 S: 13	LOB: 2 BB: 0 P: 17	R: 0 H: 2 E: 0 K: 0 S: 10	LOB: 2 BB: 0 P: 15	R: 0 H: 0 E: 0 K: 1 S: 12	LOB: 0 BB: 0 P: 18	R: 0 H: 0 E: 0 K: 1 S: 8	LOB: 0 BB: 1 P: 13	R: 0 H: 0 E: 0 K: 1 S: 7	LOB: 0 BB: 0 P: 11	R: 0 H: 0 E: 0 K: 0 S: 5	LOB: 1 BB: 1 P: 9	R: 0 H: 1 E: 0 K: 0 S: 10	LOB: 1 BB: 0 P: 13	R: 0 H: 0 E: 0 K: 1 S: 6	LOB: 0 BB: 0 P: 11	1B: 4 2B: 1 3B: 0 HR: 0	SF: 0 SAC: 0 DP: 1 HBP: 0	WP: 0 PB: 0 SB: 0 CS: 0	PA: 33
PITCHER Joe Blanton, R (1,1) ERA: 5.21	IP: 9.0 WLS: W BF: 33 H: 5 R: 0 ER: 0 SO: 5 BB: 2 IBB: 0 HBP: 0 BLK: 0 WP: 0 HR: 0 S: 78 P: 118 ERA: 0.00 WHIP: 0.778																					

Kansas City Royals @ Oakland Athletics
McAfee Coliseum, Oakland, CA
Wed May 31 2006, 3:35 PM EDT
Att: 25,181 - Sunny - 66 F

AB	31
R	0
H	5
RBI	0
BB	2
SO	5
LOB	9



Batter	1	2	3	4	5	6	7	8	9	AB	R	H	RBI	BB	SO	LOB	BOTTOM			
21 Mark Kotsay, L (1,8) OBP: 0.330, SLG: 0.396	F9	P5			G6-3			BB 3 3B BB		3	1	0	0	1	0	2				
Nick Swisher, S (1,7) OBP: 0.407, SLG: 0.631	F8		F8		K		BB 3 3B BB			3	1	0	0	1	1	0				
3 Eric Chavez, L (1,5) OBP: 0.370, SLG: 0.547	HR BB		K			K	1B 2H 3B			3	1	1	2	1	2	0				
Frank Thomas, R (1,10) OBP: 0.354, SLG: 0.467	1H HR		K			1B 7 1B	P3			4	1	2	2	0	1	1				
7 Bobby Crosby, R (1,6) OBP: 0.294, SLG: 0.425	F8			HR		1B		F9		4	1	2	1	0	0	0				
Jay Payton, R (1,9) OBP: 0.276, SLG: 0.351		F7		F7		1B		L8		4	0	1	0	0	0	0				
29 Dan Johnson, L (1,3) OBP: 0.288, SLG: 0.275		BB 1B		F8		G4-6-3		HR BB		3	1	1	0	1	0	3				
Jason Kendall, R (1,2) OBP: 0.367, SLG: 0.329		1 SAFE BB BB		G5-3			G4-3	HR BB		3	1	1	2	1	0	0				
Marco Scutaro, R (1,4) OBP: 0.274, SLG: 0.211		K			G5-3		K	G6-3		4	0	0	0	0	2	2				
Inning Stats	R: 2 H: 1 E: 0 K: 0 S: 9	H: 1 LOB: 0 BB: 1 P: 18	R: 0 H: 1 E: 0 K: 1 S: 8	LOB: 1 BB: 1 P: 15	R: 0 H: 0 E: 0 K: 2 S: 7	LOB: 0 BB: 0 P: 9	R: 1 H: 1 E: 0 K: 0 S: 9	LOB: 0 BB: 0 P: 15	R: 0 H: 3 E: 0 K: 1 S: 11	LOB: 2 BB: 0 P: 18	R: 2 H: 1 E: 0 K: 1 S: 10	LOB: 1 BB: 2 P: 25	R: 2 H: 1 E: 0 K: 0 S: 7	LOB: 1 BB: 1 P: 14	R: 2 H: 1 E: 0 K: 0 S: 7	LOB: 0 BB: 1 P: 14	1B: 4 2B: 0 3B: 1 HR: 3	SF: 0 SAC: 0 DP: 1 HBP: 0	WP: 0 PB: 0 SB: 0 CS: 0	PA: 36
PITCHER 37 Scott Elarton, R (1,1) ERA: 4.94 57 Joel Peralta, R (7,1) ERA: 4.03	IP: 6.2 WLS: L BF: 29 H: 6 R: 5 ER: 5 SO: 6 BB: 4 IBB: 0 HBP: 0 BLK: 0 WP: 0 HR: 2 S: 57 P: 105 ERA: 6.75 WHIP: 1.500																			

Kansas City Royals @ Oakland Athletics
McAfee Coliseum, Oakland, CA
Wed May 31 2006, 3:35 PM EDT
Att: 25,181 - Sunny - 66 F

AB	31
R	7
H	8
RBI	7
BB	5
SO	6
LOB	8



Batter	1	2	3	4	5	6	7	8	9	AB	R	H	RBI	BB	SO	LOB	TOP					
9 David DeJesus, L (1, 8) OBP: 0.267, SLG: 0.366	1-1 P6			1-0 P6		4-2 BB 15 G1-6-3			3-1 P6	3	0	0	0	1	0	0	Kansas City Royals @ Seattle Mariners Safeco Field, Seattle, WA Fri Jun 02 2006, 7:05 PM PDT Att: 28,395 - Partly Cloudy - 64 F					
15 Mark Grudzielanek, R (1, 4) OBP: 0.348, SLG: 0.422	1-0 G1-3			2-3 K		2-2 G1-6-3 1-2f			1-0 L9	4	0	0	0	0	1	1						
16 Reggie Sanders, R (1, 9) OBP: 0.284, SLG: 0.476	2-1 G6-3			0-0 P3						3	0	0	0	0	0	0						
Emil Brown, R (1, 7) OBP: 0.327, SLG: 0.405		1-1 G4-3			0-0 FC5-4 1B				0-3 K	3	0	1	0	0	1	0						
Tony Graffanino, R (1, 5) OBP: 0.316, SLG: 0.380		2-1 G2-3			1-2 FC5-4 G1-3 E 1-2f				1-0 G3	3	0	0	0	0	0	1						
Esteban German, R (1, 10) OBP: 0.448, SLG: 0.410		3-2 G6-3			1-1 FC6 G1-3 1-2				1-2 G5-3	3	0	0	0	0	0	1						
Doug Mientkiewicz, L (1, 3) OBP: 0.344, SLG: 0.375			1-2 G6-4-3 HBP		0-1 G1-3 1-2 2-3				2-1 G6-4-3 1B	2	0	1	0	0	0	2						
4 Angel Berroa, R (1, 6) OBP: 0.262, SLG: 0.376			1-1 G6-4-3 1-2f		1-0 G6-3				0-0 G6-4-3 1-2f	3	0	0	0	0	0	4						
14 John Buck, R (1, 2) OBP: 0.278, SLG: 0.350			2-1 G6-3			0-0 G6-3			0-1 G6-3	3	0	0	0	0	0	0						
Inning Stats	R: 0 E: 0 K: 0 S: 5	H: 0 LOB: 0 BB: 0 P: 9	R: 0 E: 0 K: 0 S: 7	H: 0 LOB: 0 BB: 0 P: 13	R: 0 E: 0 K: 0 S: 6	H: 0 LOB: 0 BB: 0 P: 10	R: 0 E: 0 K: 1 S: 5	H: 0 LOB: 0 BB: 0 P: 8	R: 0 E: 1 K: 0 S: 9	H: 1 LOB: 2 BB: 0 P: 12	R: 0 E: 0 K: 0 S: 7	H: 0 LOB: 0 BB: 0 P: 13	R: 0 E: 0 K: 1 S: 7	H: 0 LOB: 0 BB: 0 P: 10	R: 0 E: 0 K: 0 S: 6	H: 1 LOB: 0 BB: 0 P: 9	R: 0 E: 0 K: 0 S: 5	H: 0 LOB: 0 BB: 0 P: 9	1B: 2 2B: 0 3B: 0 HR: 0	SF: 0 SAC: 0 DP: 3 HBP: 1	WP: 0 PB: 0 SB: 0 CS: 0	PA: 29
PITCHER Jamie Moyer, L (1, 1) ERA: 3.76	IP: 9.0 WLS: W BF: 29 H: 2 R: 0 ER: 0 SO: 2 BB: 1 IBB: 0 HBP: 1 BLK: 0 WP: 0 HR: 0 S: 57 P: 93 ERA: 0.00 WHIP: 0.333																					

Batter	1	2	3	4	5	6	7	8	9	AB	R	H	RBI	BB	SO	LOB	BOTTOM					
51 Ichiro Suzuki, L (1, 9) OBP: 0.389, SLG: 0.403	1-2 G1-3		2-3 K			1-0 G1-4-3 1B		2-0 G1-4-3 1B		4	1	2	0	0	1	0	Kansas City Royals @ Seattle Mariners Safeco Field, Seattle, WA Fri Jun 02 2006, 7:05 PM PDT Att: 28,395 - Partly Cloudy - 64 F					
29 Adrian Beltré, R (1, 5) OBP: 0.293, SLG: 0.299	1-3 K			3-2 G5-3		2-2 G1-4-3 1-2f		1-0 G1-4-3 1B		4	1	1	0	0	1	1						
4 Jose Lopez, R (1, 4) OBP: 0.315, SLG: 0.500	3-1 P3			2-3 K				3-1 HR 1-H 2-H		4	1	2	3	0	1	0						
Raul Ibanez, L (1, 7) OBP: 0.337, SLG: 0.482		3-2 G6-4-3 2B		4-2 FC6-4 BB				0-0 HR		3	1	2	1	1	0	1						
Richie Sexson, R (1, 3) OBP: 0.279, SLG: 0.353		0-0 G5-3		1-1 FC6-4 1-2f				2-0 HR		4	0	1	0	0	1	3						
Carl Everett, S (1, 10) OBP: 0.335, SLG: 0.404		0-0 F8			1-2 G1-3			2-0 G4-3		3	0	0	0	0	0	1						
2 Kenji Johjima, R (1, 2) OBP: 0.330, SLG: 0.404		1-3 K			0-0 G5-3			2-2 G1-4-3 1B		3	0	1	0	0	1	1						
7 Jeremy Reed, L (1, 8) OBP: 0.260, SLG: 0.369			3-2 G3		2-2 G3			1-2 G4-3		3	0	0	0	0	1	1						
7 Yuniesky Betancourt, R (1, 6) OBP: 0.288, SLG: 0.387			1-0 F7			0-1 G4-3		0-0 F9		3	0	0	0	0	0	0						
Inning Stats	R: 0 E: 0 K: 1 S: 8	H: 1 LOB: 1 BB: 0 P: 13	R: 0 E: 0 K: 1 S: 8	H: 1 LOB: 0 BB: 0 P: 12	R: 0 E: 0 K: 1 S: 8	H: 0 LOB: 0 BB: 0 P: 14	R: 0 E: 0 K: 1 S: 12	H: 0 LOB: 1 BB: 1 P: 22	R: 0 E: 0 K: 0 S: 8	H: 0 LOB: 0 BB: 0 P: 11	R: 0 E: 0 K: 0 S: 6	H: 1 LOB: 0 BB: 0 P: 9	R: 2 E: 0 K: 1 S: 10	H: 4 LOB: 1 BB: 0 P: 18	R: 2 E: 0 K: 1 S: 12	H: 3 LOB: 1 BB: 0 P: 21	R: 2 E: 0 K: 1 S: 12	H: 3 LOB: 1 BB: 0 P: 21	1B: 5 2B: 2 3B: 0 HR: 2	SF: 0 SAC: 0 DP: 1 HBP: 0	WP: 0 PB: 0 SB: 0 CS: 0	PA: 32
PITCHER Bob Keppel, R (1, 1) ERA: 2.7 Jeremy Afeldt, L (7, 1) ERA: 8.04 57 Joel Peralta, R (8, 1) ERA: 3.97	IP: 6.2 WLS: L BF: 25 H: 6 R: 2 ER: 2 SO: 4 BB: 1 IBB: 0 HBP: 0 BLK: 0 WP: 0 HR: 2 S: 57 P: 94 ERA: 2.70 WHIP: 1.050																					

Batter	1	2	3	4	5	6	7	8	9	AB	R	H	RBI	BB	SO	LOB	TOP										
9 David DeJesus, L (1, 8) OBP: 0.265, SLG: 0.356	G6-3		15 1B		K		FC4-6			4	0	1	0	0	1	1	Kansas City Royals @ Seattle Mariners Safeco Field, Seattle, WA Sat Jun 03 2006, 7:05 PM PDT Att: 29,670 - Cloudy - 69 F										
15 Mark Grudzielanek, R (1, 4) OBP: 0.350, SLG: 0.423 Esteban German, R (5, PH) OBP: 0.440, SLG: 0.400	G5-3		1B		K			G6-3		2	0	1	0	0	0	0											
Doug Mientkiewicz, L (1, 3) OBP: 0.347, SLG: 0.380	G1-3			1B 2B			G6-3	G4-6-3 BB		3	1	1	0	1	0	0											
Emil Brown, R (1, 7) OBP: 0.325, SLG: 0.401		P3		24 G4-3 1B			L7	G4-6-3		4	0	1	0	0	0	1											
Matt Stairs, L (1, 10) OBP: 0.330, SLG: 0.444		32 G4-6-3 BB		24 G4-3 1B					K	3	0	2	1	1	1	0											
32 Shane Costa, L (1, 9) OBP: 0.304, SLG: 0.419	G4-6-3			1-2 3-H 1B			F9		G4-3	4	0	0	0	0	0	4											
24 Mark Teahen, L (1, 5) OBP: 0.230, SLG: 0.333			K	G4-3			F8		F8	4	0	0	0	0	1	2											
4 Angel Berroa, R (1, 6) OBP: 0.258, SLG: 0.370			G6-3	G6-3			P4			3	0	0	0	0	0	2											
Paul Bako, L (1, 2) OBP: 0.283, SLG: 0.263			9 1B BB		K			9 FC4-6 1B		2	0	1	0	1	1	0											
Inning Stats	R: 0 E: 0 K: 0 S: 8	H: 0 LOB: 0 BB: 0 P: 11	R: 0 E: 0 K: 0 S: 3	H: 0 LOB: 0 BB: 1 P: 10	R: 0 E: 0 K: 1 S: 7	H: 2 LOB: 2 BB: 1 P: 13	R: 1 E: 0 K: 0 S: 12	H: 3 LOB: 2 BB: 0 P: 17	R: 0 E: 0 K: 3 S: 16	H: 0 LOB: 0 BB: 0 P: 23	R: 0 E: 0 K: 0 S: 9	H: 1 LOB: 1 BB: 0 P: 14	R: 0 E: 0 K: 0 S: 11	H: 1 LOB: 0 BB: 0 P: 13	R: 0 E: 0 K: 0 S: 7	H: 0 LOB: 0 BB: 1 P: 15		R: 0 E: 0 K: 1 S: 9	H: 0 LOB: 0 BB: 0 P: 13	1B: 6 2B: 1 3B: 0 HR: 0	SF: 0 SAC: 0 DP: 2 HBP: 0	WP: 0 PB: 0 SB: 0 CS: 0	PA: 34				
PITCHER	IP	WLS	BF	H	R	ER	SO	BB	IBB	HBP	BLK	WP	HR	S	P	ERA	WHIP										
Joel Pineiro, R (1, 1) ERA: 4.76	7.0	W	28	7	1	1	4	2	0	0	0	0	0	66	101	1.29	1.286										
49 Jake Woods, L (8, 1) ERA: 6.65	1.0		3	0	0	0	0	1	0	0	0	0	0	7	15	0.00	1.000										
20 J.J. Putz, R (9, 1) ERA: 3.08	1.0		3	0	0	0	1	0	0	0	0	0	0	9	13	0.00	0.000										


Batter	1	2	3	4	5	6	7	8	9	AB	R	H	RBI	BB	SO	LOB	BOTTOM											
51 Ichiro Suzuki, L (1, 9) OBP: 0.397, SLG: 0.421	PB SF9 2B		K	4 SF9 29 S						4	2	3	1	1	1	0	Kansas City Royals @ Seattle Mariners Safeco Field, Seattle, WA Sat Jun 03 2006, 7:05 PM PDT Att: 29,670 - Cloudy - 69 F											
16 Willie Bloomquist, R (8, 9) OBP: 0.359, SLG: 0.317				4 FC6-4 BB						0	0	0	0	0	0	0												
29 Adrian Beltré, R (1, 5) OBP: 0.295, SLG: 0.313	L3			FC6-4 BB						4	1	1	1	1	1	3												
4 Jose Lopez, R (1, 4) OBP: 0.317, SLG: 0.496	PB HR BB			SF9 BB						2	2	0	1	2	2	1												
Raul Ibanez, L (1, 7) OBP: 0.339, SLG: 0.480	SF9			2 SF9 2B BB						3	2	1	2	1	0	1												
Richie Sexson, R (1, 3) OBP: 0.283, SLG: 0.386 Roberto Pelagine, L (8, 3) OBP: 0.367, SLG: 0.364	HR			SF9 HR						3	2	2	5	0	0	1												
Carl Everett, S (1, 10) OBP: 0.338, SLG: 0.403	K			2 2B BB						1	0	0	0	0	1	0												
2 Kenji Johjima, R (1, 2) OBP: 0.333, SLG: 0.411	G4-3			2 2B BB						4	0	2	2	0	0	0												
7 Jeremy Reed, L (1, 8) OBP: 0.259, SLG: 0.365	F9			2 2B BB						4	1	1	0	0	0	3												
7 Yuniesky Betancourt, R (1, 6) OBP: 0.287, SLG: 0.380	F8			29 S 4 SF9 BB						3	1	0	0	1	0	1												
Inning Stats	R: 3 E: 0 K: 1 S: 15	H: 2 LOB: 0 BB: 1 P: 29	R: 0 E: 0 K: 0 S: 5	H: 0 LOB: 0 BB: 0 P: 9	R: 4 E: 1 K: 1 S: 21	H: 2 LOB: 1 BB: 3 P: 41	R: 4 E: 0 K: 0 S: 15	H: 3 LOB: 2 BB: 3 P: 37	R: 0 E: 0 K: 1 S: 11	H: 1 LOB: 1 BB: 0 P: 16	R: 0 E: 0 K: 0 S: 5	H: 1 LOB: 0 BB: 0 P: 7	R: 1 E: 0 K: 1 S: 14	H: 2 LOB: 1 BB: 0 P: 20	R: 0 E: 0 K: 2 S: 10	H: 0 LOB: 0 BB: 0 P: 17	1B: 5 2B: 2 3B: 1 HR: 3	SF: 3 SAC: 0 DP: 1 HBP: 0	WP: 0 PB: 1 SB: 2 CS: 0	PA: 41								
PITCHER	IP	WLS	BF	H	R	ER	SO	BB	IBB	HBP	BLK	WP	HR	S	P	ERA	WHIP											
Seth Etherton, R (1, 1) ERA: 9.39	2.2	L	16	4	7	7	2	4	0	0	0	0	0	1	17	41	27.00	4.500										
Andrew Sisco, L (3, 1) ERA: 7.71	1.1		10	3	4	4	0	3	0	0	0	0	1	17	41	27.00	4.500											
Elmer Dessens, R (5, 1) ERA: 4.5	1.0		4	1	0	0	1	0	0	0	0	0	0	11	16	0.00	1.000											
57 Joel Peralta, R (6, 1) ERA: 3.8	1.0		3	1	0	0	0	0	0	0	0	0	0	5	7	0.00	1.000											
Ambiorix Burgos, R (7, 1) ERA: 7.09	1.0		5	2	1	1	1	0	0	0	0	0	0	14	20	9.00	2.000											
PITCHER	IP	WLS	BF	H	R	ER	SO	BB	IBB	HBP	BLK	WP	HR	S	P	ERA	WHIP											
41 Jimmy Gobble, L (8, 1) ERA: 4.39	1.0		3	0	0	0	2	0	0	0	0	0	0	10	17	0.00	0.000											


AB	31
R	1
H	7
RBI	1
BB	3
SO	5
LOB	10



AB	31
R	12
H	11
RBI	12
BB	7
SO	6
LOB	10



Batter	1	2	3	4	5	6	7	8	9	AB	R	H	RBI	BB	SO	LOB	TOP										
9 David DeJesus, L (1, 8) OBP: 0.296, SLG: 0.367	F9		L6	BB		SH1-4 1B		G6-2-3 1B		4	1	2	0	1	0	1	Kansas City Royals @ Seattle Mariners Safeco Field, Seattle, WA Sun Jun 04 2006, 1:05 PM PDT Att: 28,914 - Roof Closed - 64 F										
Tony Graffanino, R (1, 3) OBP: 0.316, SLG: 0.387 Doug Mientkiewicz, L (8, PH) OBP: 0.390, SLG: 0.384	K		15 1B 16 SF9 2B			SH1-4		15 1B 1B		3	1	1	1	0	2	1											
15 Mark Grudzielanek, R (1, 4) OBP: 0.350, SLG: 0.425	K		FC6-4 1B			G3		1B 16 1B 1B		4	0	2	0	1	1	0											
16 Reggie Sanders, R (1, 9) OBP: 0.288, SLG: 0.477		K	SF9			4 S 4 E 1B		1B		4	1	2	3	0	2	3											
Emil Brown, R (1, 7) OBP: 0.332, SLG: 0.420		HR	FC6-4			4 G1-3 4 E 24 1B 1B		1B		4	2	2	1	1	0	4											
4 Angel Berroa, R (1, 6) OBP: 0.257, SLG: 0.371	P3					24 SH5-3 14 HR 2B		G1-3		5	1	1	0	0	0	4											
24 Mark Teahen, L (1, 5) OBP: 0.242, SLG: 0.353						14 FC5-4 1B		G6-4-3		4	0	2	1	0	0	0											
14 John Buck, R (1, 2) OBP: 0.275, SLG: 0.369						FC5-4		F7		5	1	1	2	0	1	2											
Esteban German, R (1, 10) OBP: 0.433, SLG: 0.393						3-H HR		F8		4	2	1	0	0	0	0											
						16 1B SH1-4 9 1B		F8		4	2	1	0	0	0	0											
Inning Stats	R: 0 E: 0 K: 2 S: 10	H: 0 LOB: 0 BB: 0 P: 14	R: 1 E: 0 K: 2 S: 15	H: 2 LOB: 1 BB: 0 P: 25	R: 2 E: 0 K: 0 S: 11	H: 3 LOB: 1 BB: 0 P: 18	R: 2 E: 0 K: 1 S: 15	H: 2 LOB: 1 BB: 1 P: 25	R: 2 E: 1 K: 0 S: 9	H: 3 LOB: 2 BB: 1 P: 16	R: 0 E: 0 K: 0 S: 3	H: 0 LOB: 0 BB: 0 P: 6	R: 0 E: 0 K: 1 S: 14	H: 3 LOB: 2 BB: 0 P: 19	R: 0 E: 0 K: 0 S: 4	H: 0 LOB: 0 BB: 0 P: 8		1B: 10 2B: 3 3B: 0 HR: 2	SF: 1 SAC: 2 DP: 2 HBP: 0	WP: 0 PB: 0 SB: 1 CS: 1	PA: 44						
PITCHER	IP	WLS	BF	H	R	ER	SO	BB	IBB	HBP	BLK	WP	HR	S	P	ERA	WHIP										
56 Jarrod Washburn, L (1, 1) ERA: 4.5	4.1	L	23	8	7	7	5	2	0	0	0	0	2	62	100	14.54	2.308										
40 Julio Mateo, R (5, 1) ERA: 4.54	2.2		13	4	2	1	0	0	1	0	0	0	0	21	34	3.38	1.500										
Rafael Soriano, R (8, 1) ERA: 2.4	1.0		5	3	0	0	1	0	0	0	0	0	0	14	19	0.00	3.000										
Eddie Guardado, L (9, 1) ERA: 5.09	1.0		3	0	0	0	0	0	0	0	0	0	0	4	8	0.00	0.000										

Batter	1	2	3	4	5	6	7	8	9	AB	R	H	RBI	BB	SO	LOB	BOTTOM										
51 Ichiro Suzuki, L (1, 9) OBP: 0.393, SLG: 0.416	29 HR 1B		L1-3	F7				G6-3		5	1	1	0	0	0	3	Kansas City Royals @ Seattle Mariners Safeco Field, Seattle, WA Sun Jun 04 2006, 1:05 PM PDT Att: 28,914 - Roof Closed - 64 F										
29 Adrián Beltré, R (1, 5) OBP: 0.299, SLG: 0.335	HR		1B			P3		F7		4	2	2	2	0	0	0											
4 Jose Lopez, R (1, 4) OBP: 0.316, SLG: 0.489	L7		1B	BB		F9		E5		3	0	0	0	1	0	0											
Richie Sexson, R (1, 3) OBP: 0.282, SLG: 0.384	G6-3		1B			P3		G5-3		4	0	1	1	0	0	1											
Carl Everett, S (1, 10) OBP: 0.332, SLG: 0.395	G6-3		F9			K		G4-3		4	0	0	0	0	1	2											
2 Kenji Johjima, R (1, 2) OBP: 0.327, SLG: 0.402			G1-3	F8		K		G4-3		4	0	0	0	0	1	0											
16 Willie Bloomquist, R (1, 8) OBP: 0.369, SLG: 0.341	F9		F9	12 CS BB		12 2B 3B		K		3	1	1	0	1	1	0											
12 Michael Morse, R (1, 7) OBP: 0.500, SLG: 0.545 7 Jeremy Reed, L (9, PH) OBP: 0.257, SLG: 0.362	G4-3		G4-3	7 1B 1B		7 1B 1B		F8		3	0	2	1	0	0	0											
7 Yuniesky Betancourt, R (1, 6) OBP: 0.293, SLG: 0.382 Roberto Petagine, L (9, PH) OBP: 0.256, SLG: 0.348				51 L1-3 BB		F9		G5-3		2	0	1	0	1	0	1											
										1	0	0	0	0	0	0											
Inning Stats	R: 2 E: 0 K: 0 S: 12	H: 2 LOB: 0 BB: 0 P: 21	R: 0 E: 0 K: 0 S: 6	H: 0 LOB: 0 BB: 0 P: 9	R: 1 E: 0 K: 0 S: 8	H: 2 LOB: 2 BB: 2 P: 20	R: 0 E: 0 K: 0 S: 11	H: 2 LOB: 1 BB: 1 P: 18	R: 0 E: 0 K: 2 S: 14	H: 0 LOB: 1 BB: 0 P: 20	R: 0 E: 0 K: 0 S: 11	H: 0 LOB: 1 BB: 0 P: 21	R: 0 E: 0 K: 1 S: 7	H: 0 LOB: 0 BB: 0 P: 9	R: 0 E: 0 K: 0 S: 6	H: 0 LOB: 0 BB: 0 P: 8		1B: 4 2B: 3 3B: 1 HR: 1	SF: 0 SAC: 0 DP: 1 HBP: 0	WP: 0 PB: 0 SB: 0 CS: 1	PA: 37						
PITCHER	IP	WLS	BF	H	R	ER	SO	BB	IBB	HBP	BLK	WP	HR	S	P	ERA	WHIP										
Mark Redman, L (1, 1) ERA: 6.8	5.2	W	26	8	4	4	2	3	0	0	0	0	1	54	96	6.35	1.941										
Elmer Dessens, R (6, 1) ERA: 4.02	3.1	S	11	0	0	0	1	0	0	0	0	0	0	26	40	0.00	0.000										

Batter	1	2	3	4	5	6	7	8	9	AB	R	H	RBI	BB	SO	LOB	TOP										
9 David DeJesus, L (1, 8) OBP: 0.328, SLG: 0.412	K2-3		3B			CS HBP		BB		2	0	1	0	1	1	0	Kansas City Royals @ Seattle Mariners Safeco Field, Seattle, WA Mon Jun 05 2006, 7:05 PM PDT Att: 18,406 - Partly Cloudy - 67 F										
Tony Graffanino, R (1, 4) OBP: 0.307, SLG: 0.375	E5		F9			F9		K		4	0	0	0	0	1	3											
Doug Mientkiewicz, L (1, 3) OBP: 0.353, SLG: 0.379	G6-3 HBP					BB		K		2	0	0	0	1	2	1											
16 Reggie Sanders, R (1, 9) OBP: 0.280, SLG: 0.465	G6-3					BB		K		4	0	0	0	0	2	4											
Matt Stairs, L (1, 10) OBP: 0.345, SLG: 0.451										3	1	2	0	1	1	0											
32 Shane Costa, L (1, 7) OBP: 0.302, SLG: 0.413	G4-6-3					BB		F7		4	0	1	0	0	0	2											
24 Mark Teahen, L (1, 5) OBP: 0.232, SLG: 0.337	K							G5-3		4	0	0	1	0	1	1											
4 Angel Berroa, R (1, 6) OBP: 0.253, SLG: 0.365			G5-3			K		F8		3	0	0	0	0	1	1											
14 John Buck, R (1, 2) OBP: 0.269, SLG: 0.360			L5			F9		K		3	0	0	0	0	1	1											
Inning Stats	R: 0 E: 1 K: 1 S: 9	H: 0 LOB: 1 BB: 0 P: 15	R: 0 E: 0 K: 1 S: 10	H: 1 LOB: 0 BB: 0 P: 16	R: 0 E: 0 K: 0 S: 8	H: 1 LOB: 1 BB: 0 P: 11	R: 0 E: 0 K: 1 S: 9	H: 0 LOB: 1 BB: 1 P: 15	R: 0 E: 0 K: 1 S: 6	H: 0 LOB: 0 BB: 0 P: 9	R: 0 E: 0 K: 1 S: 7	H: 0 LOB: 1 BB: 1 P: 14	R: 1 E: 0 K: 1 S: 11	H: 2 LOB: 1 BB: 0 P: 16	R: 0 E: 0 K: 3 S: 11	H: 0 LOB: 0 BB: 1 P: 18	R: 0 E: 0 K: 1 S: 6	H: 0 LOB: 0 BB: 0 P: 11	1B: 3 2B: 0 3B: 1 HR: 0	SF: 0 SAC: 0 DP: 2 HBP: 2	WP: 0 PB: 0 SB: 0 CS: 1	PA: 34					
PITCHER	IP	WLS	BF	H	R	ER	SO	BB	IBB	HBP	BLK	WP	HR	S	P	ERA	WHIP										
Gil Meche, R (1, 1) ERA: 4.52	7.0	W	27	4	1	1	6	2	0	2	0	0	0	60	96	1.29	0.857										
George Sherrill, L (8, 1) ERA: 2.2	0.0		1	0	0	0	0	1	0	0	0	0	0	1	5	∞	∞										
Rafael Soriano, R (8, 1) ERA: 2.32	1.0	H	3	0	0	0	3	0	0	0	0	0	0	10	13	0.00	0.000										
20 J.J. Putz, R (9, 1) ERA: 2.96	1.0	S	3	0	0	0	1	0	0	0	0	0	0	6	11	0.00	0.000										

Batter	1	2	3	4	5	6	7	8	9	AB	R	H	RBI	BB	SO	LOB	BOTTOM										
51 Ichiro Suzuki, L (1, 9) OBP: 0.395, SLG: 0.422	L8		1B			CS		L7		4	0	2	0	0	0	1	Kansas City Royals @ Seattle Mariners Safeco Field, Seattle, WA Mon Jun 05 2006, 7:05 PM PDT Att: 18,406 - Partly Cloudy - 67 F										
29 Adrián Beltré, R (1, 5) OBP: 0.294, SLG: 0.329	G6-3		F8			FC6-5 2B		K		4	1	0	0	0	1	3											
4 Jose Lopez, R (1, 4) OBP: 0.319, SLG: 0.498	B1-3		K			2B		2B		4	2	2	1	0	1	1											
Raul Ibanez, L (1, 7) OBP: 0.349, SLG: 0.487			G1-3 1B			G5-4-3 1B		1B		3	0	3	2	1	0	0											
Richie Sexson, R (1, 3) OBP: 0.282, SLG: 0.381			P3			G5-4-3		K		4	0	1	1	0	1	3											
Carl Everett, S (1, 10) OBP: 0.326, SLG: 0.387			G1-3			K		1B		4	0	0	0	0	3	3											
2 Kenji Johjima, R (1, 2) OBP: 0.322, SLG: 0.396	E5					G6-3		P5		3	0	0	0	0	0	1											
7 Jeremy Reed, L (1, 8) OBP: 0.259, SLG: 0.362	F8							G3-1		3	0	1	0	0	0	2											
7 Yuniesky Betancourt, R (1, 6) OBP: 0.294, SLG: 0.386			F9			FC1-6 2B		2B		3	1	1	0	0	0	1											
Inning Stats	R: 0 E: 0 K: 0 S: 5	H: 0 LOB: 0 BB: 0 P: 8	R: 0 E: 1 K: 0 S: 10	H: 1 LOB: 2 BB: 0 P: 17	R: 0 E: 0 K: 1 S: 11	H: 1 LOB: 1 BB: 0 P: 16	R: 0 E: 0 K: 1 S: 10	H: 1 LOB: 0 BB: 0 P: 18	R: 0 E: 0 K: 0 S: 9	H: 1 LOB: 0 BB: 0 P: 15	R: 2 E: 0 K: 1 S: 9	H: 3 LOB: 0 BB: 0 P: 17	R: 0 E: 0 K: 1 S: 6	H: 0 LOB: 0 BB: 0 P: 7	R: 2 E: 0 K: 2 S: 14	H: 3 LOB: 2 BB: 1 P: 28	R: 0 E: 0 K: 0 S: 5	H: 0 LOB: 0 BB: 0 P: 8	1B: 6 2B: 4 3B: 0 HR: 0	SF: 0 SAC: 0 DP: 1 HBP: 0	WP: 0 PB: 0 SB: 0 CS: 2	PA: 34					
PITCHER	IP	WLS	BF	H	R	ER	SO	BB	IBB	HBP	BLK	WP	HR	S	P	ERA	WHIP										
Mike Wood, R (1, 1) ERA: 4.86	5.1	L	21	6	2	2	2	0	0	0	0	0	0	49	81	3.38	1.125										
41 Jimmy Gobble, L (6, 1) ERA: 4.4	2.0		7	2	1	1	2	0	0	0	0	0	0	16	25	4.50	1.000										
57 Joel Paralta, R (8, 1) ERA: 4.07	0.2		5	2	1	1	2	0	1	0	0	0	0	9	20	13.50	3.000										

AB	29
R	1
H	4
RBI	1
BB	3
SO	10
LOB	13




AB	32
R	4
H	10
RBI	4
BB	1
SO	6
LOB	15



Batter	1	2	3	4	5	6	7	8	9	AB	R	H	RBI	BB	SO	LOB	TOP										
Gary Matthews, S (1, 8) OBP: 0.380, SLG: 0.547	2-1 FC4-6 1B		2-1 L9	0-1 F8		1-0 G5-3		1-2 G6-3		5	0	1	0	0	0	1											
10 Michael Young, R (1, 6) OBP: 0.384, SLG: 0.436	0-2 FC4-6 1-2		0-0		0-1 F9	0-0 F9			1-0 F9	5	0	1	0	0	0	1											
23 Mark Teixeira, S (1, 3) OBP: 0.385, SLG: 0.462	2-2 P5		1-0 G3		4-2 1B BB				1-2 G6-3	4	0	0	0	1	0	2											
9 Hank Blalock, L (1, 5) OBP: 0.382, SLG: 0.477	1-2 P6			1-0 2B 1B	2-3 K				1-1 G3	5	1	2	0	0	1	2											
Mark DeRosa, R (1, 9) OBP: 0.406, SLG: 0.536		1-2 P3		1-1 F7	3-2				4-2 FC4-6 BB	3	0	1	0	1	0	1											
6 Brad Wilkerson, L (1, 10) OBP: 0.336, SLG: 0.495		2-0 HR		2-2 2B	3-2 F8				1-0 FC4-6 FC4	4	2	2	1	0	0	4											
Kevin Mench, R (1, 7) OBP: 0.342, SLG: 0.527		1-1 G5-3		0-1 5 1B 2B					0-0 FC4	4	1	1	2	0	0	2											
15 Gerald Laird, R (1, 2) OBP: 0.394, SLG: 0.635		1-2 F8		2-H 3-H 4-0 5 1B BB					1-3 K	3	1	1	0	1	1	0											
5 Ian Kinsler, R (1, 4) OBP: 0.419, SLG: 0.623				3-2 F7	2-2 1B				1-2 L4	4	1	2	3	0	0	0											
Inning Stats	R: 0 E: 0 K: 0 S: 13	H: 1 LOB: 1 BB: 0 P: 18	R: 1 E: 0 K: 0 S: 9	H: 1 LOB: 0 BB: 0 P: 14	R: 0 E: 0 K: 0 S: 8	H: 1 LOB: 1 BB: 0 P: 14	R: 3 E: 0 K: 0 S: 14	H: 4 LOB: 1 BB: 1 P: 24	R: 0 E: 0 K: 1 S: 14	H: 1 LOB: 2 BB: 1 P: 26	R: 2 E: 0 K: 0 S: 7	H: 2 LOB: 0 BB: 0 P: 11	R: 0 E: 0 K: 0 S: 8	H: 1 LOB: 2 BB: 1 P: 16	R: 0 E: 0 K: 1 S: 11	H: 0 LOB: 0 BB: 0 P: 14	R: 0 E: 0 K: 0 S: 6	H: 0 LOB: 0 BB: 0 P: 9	1B: 5 2B: 4 3B: 0 HR: 2	SF: 0 SAC: 0 DP: 0 HBP: 0	WP: 1 PB: 0 SB: 0 CS: 0	PA: 40					
PITCHER	IP	WLS	BF	H	R	ER	SO	BB	IBB	HBP	BLK	WP	HR	S	P	ERA	WHIP										
37 Scott Elarton, R (1, 1) ERA: 5.09	5.0	L	24	8	4	4	1	2	0	0	0	0	1	58	96	7.20	2.000										
Denny Bautista, R (6, 1) ERA: 5.99	3.0		13	3	2	2	1	1	0	0	0	1	1	26	41	6.00	1.333										
Jeremy Afeldt, L (9, 1) ERA: 7.86	1.0		3	0	0	0	0	0	0	0	0	0	0	6	9	0.00	0.000										

Texas Rangers @ Kansas City Royals
Kauffman Stadium, Kansas City, MO
Tue Jun 06 2006, 7:10 PM CDT
Att: 11,715 - Partly Cloudy - 86 F


AB 37
R 6
H 11
RBI 6
BB 3
SO 2
LOB 13



Batter	1	2	3	4	5	6	7	8	9	AB	R	H	RBI	BB	SO	LOB	BOTTOM										
9 David DeJesus, L (1, 8) OBP: 0.339, SLG: 0.407	3-3 K				2-2 15 G6-4-3 1B				1-0 G3	3	0	1	0	1	1	1											
15 Mark Grudzielanek, R (1, 4) OBP: 0.349, SLG: 0.419	1-2 G6-3		2-1 L9		0-0 G6-4-3 1-2				1-0 G6-3	4	0	0	0	0	0	4											
Doug Mientkiewicz, L (1, 3) OBP: 0.356, SLG: 0.379	0-0 1B		1-1 G5-3		0-1 F7				4-1 1B 1B BB	3	0	1	0	1	0	0											
Emil Brown, R (1, 7) OBP: 0.335, SLG: 0.422	2-1 G4-3		1-2 32 CS 1B		1-3 K				0-0 1B 1B	4	0	2	0	0	1	1											
Matt Stairs, L (1, 10) OBP: 0.336, SLG: 0.438 Esteban German, R (8, PH) OBP: 0.438, SLG: 0.400		1-2 F7		2-3 K					1-1 G3-1	3	0	0	0	0	1	1											
32 Shane Costa, L (1, 9) OBP: 0.294, SLG: 0.402 16 Reggie Sanders, R (8, PH) OBP: 0.279, SLG: 0.462		0-1 G3		3-2 CS	1-2 P4				1-2 16 G5-4-3 1B	1	0	1	0	0	0	0											
4 Angel Berroa, R (1, 6) OBP: 0.253, SLG: 0.363	0-2 24 S 1B				0-1 G3-1				1-1 E5	4	1	1	0	0	0	0											
24 Mark Teahen, L (1, 5) OBP: 0.242, SLG: 0.376	2-2 1B 1B			1-2 HR					1-3 K	4	1	2	2	0	2	1											
Paul Bako, L (1, 2) OBP: 0.281, SLG: 0.262	3-2 9 BB 1B			0-0 G3-1					0-3 K	4	0	1	0	0	2	1											
Inning Stats	R: 0 E: 0 K: 1 S: 9	H: 1 LOB: 1 BB: 0 P: 15	R: 1 E: 0 K: 0 S: 22	H: 3 LOB: 3 BB: 1 P: 34	R: 0 E: 0 K: 1 S: 13	H: 1 LOB: 0 BB: 0 P: 20	R: 1 E: 0 K: 0 S: 9	H: 1 LOB: 0 BB: 0 P: 11	R: 0 E: 0 K: 0 S: 6	H: 1 LOB: 0 BB: 0 P: 8	R: 0 E: 0 K: 1 S: 7	H: 0 LOB: 0 BB: 0 P: 8	R: 0 E: 1 K: 2 S: 10	H: 0 LOB: 1 BB: 0 P: 13	R: 0 E: 0 K: 0 S: 7	H: 2 LOB: 2 BB: 1 P: 14	R: 0 E: 0 K: 2 S: 8	H: 0 LOB: 0 BB: 0 P: 13	1B: 8 2B: 0 3B: 0 HR: 1	SF: 0 SAC: 0 DP: 2 HBP: 0	WP: 0 PB: 0 SB: 1 CS: 1	PA: 37					
PITCHER	IP	WLS	BF	H	R	ER	SO	BB	IBB	HBP	BLK	WP	HR	S	P	ERA	WHIP										
33 Kevin Millwood, R (1, 1) ERA: 4.65	7.0	W	28	7	2	2	5	1	0	0	0	0	0	3	8	0.00	6.000										
Rick Bauer, R (8, 1) ERA: 3.81	0.1		3	1	0	0	0	1	0	0	0	0	0	3	8	0.00	6.000										
32 Ron Mahay, L (8, 1) ERA: 1.1	0.0		1	1	0	0	0	0	0	0	0	0	0	2	3	∞	∞										
Francisco Cordero, R (8, 1) ERA: 5.59	1.2	S	4	0	0	0	2	0	0	0	0	0	0	10	16	0.00	0.000										

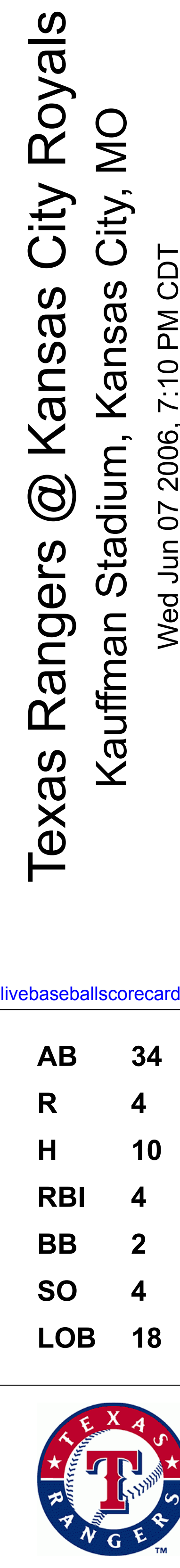
Texas Rangers @ Kansas City Royals
Kauffman Stadium, Kansas City, MO
Tue Jun 06 2006, 7:10 PM CDT
Att: 11,715 - Partly Cloudy - 86 F

AB 34
R 2
H 9
RBI 2
BB 2
SO 7
LOB 12



Batter	1	2	3	4	5	6	7	8	9	AB	R	H	RBI	BB	SO	LOB	TOP										
Gary Matthews, S (1, 8) OBP: 0.380, SLG: 0.548	1-1 G6-3		0-1 23 G4-3 10 G1-3 1B		2-0 F7			1-1 G4-3	3-2 2B	5	0	2	2	0	0	1	Texas Rangers @ Kansas City Royals Kauffman Stadium, Kansas City, MO Wed Jun 07 2006, 7:10 PM CDT Att: 11,246 - Partly Cloudy - 87 F livebaseballscorecards.com										
10 Michael Young, R (1, 6) OBP: 0.361, SLG: 0.431	1-0 23 1B		2-2 G1-3		1-0 G6-4-3			1-0 F9	3-3 K	5	0	1	0	0	1	4											
23 Mark Teixeira, S (1, 3) OBP: 0.386, SLG: 0.463	2-1 1B		0-0 G4-3		0-0 9 G1-6-3 1B			2-0 G4-3		4	0	2	0	0	0	1											
9 Hank Blalock, L (1, 5) OBP: 0.384, SLG: 0.475	0-0 F9		4-0 IBB		0-0 G1-6-3			3-1 HBP 5 SF8 1B		3	1	1	0	1	0	3											
Mark DeRosa, R (1, 9) OBP: 0.409, SLG: 0.543	1-1 L9		3-2 G6-3		1-1 2B			0-1 5 SF8 HBP 1B		4	1	2	0	0	0	4											
6 Brad Wilkerson, L (1, 7) OBP: 0.330, SLG: 0.484		1-0 F7		2-3 K				1-3 K	1-3 K	4	0	0	0	0	3	3											
Kevin Mench, R (1, 10) Jerry Hairston, R (9, PR) OBP: 0.250, SLG: 0.233		4-0 BB		2-2 G3				0-1 P3	1-1 1B 2B HBP	2	0	0	0	1	0	0											
5 Ian Kinsler, R (1, 4) OBP: 0.394, SLG: 0.589		0-0 F8		1-2 G5-3				1-2 G5-3	0-1 SF8	3	0	0	1	0	0	1											
Rod Barajas, R (1, 2) OBP: 0.284, SLG: 0.366		1-0 L4			0-0 10 G6-4-3 1B			2-2 P4	1-2 2B 1B	4	1	2	1	0	0	1											
Inning Stats	R: 0 E: 0 K: 0 S: 8	H: 2 LOB: 2 BB: 0 P: 13	R: 0 E: 0 K: 0 S: 3	H: 0 LOB: 1 BB: 1 P: 9	R: 0 E: 0 K: 1 S: 11	H: 1 LOB: 2 BB: 1 P: 20	R: 0 E: 0 K: 1 S: 11	H: 0 LOB: 0 BB: 0 P: 16	R: 0 E: 0 K: 0 S: 3	H: 2 LOB: 1 BB: 0 P: 9	R: 0 E: 0 K: 0 S: 9	H: 0 LOB: 0 BB: 0 P: 12	R: 0 E: 0 K: 0 S: 4	H: 0 LOB: 0 BB: 0 P: 8	R: 4 E: 0 K: 2 S: 21	H: 4 LOB: 2 BB: 0 P: 33	1B: 8 2B: 2 3B: 0 HR: 0	SF: 1 SAC: 0 DP: 2 HBP: 1	WP: 0 PA: 38 PB: 0 SB: 0 CS: 0								
PITCHER	IP	WLS	BF	H	R	ER	SO	BB	IBB	HBP	BLK	WP	HR	S	P	ERA	WHIP										
Bob Keppel, R (1, 1) ERA: 2.11	8.0		31	7	1	1	2	1	1	0	0	0	0	58	98	1.12	1.000										
Ambiorix Burgos, R (9, 1) ERA: 7.9	0.2	L	5	2	1	1	1	0	0	1	0	0	0	12	15	13.50	3.000										
Elmer Dessens, R (9, 1) ERA: 3.98	0.1		2	1	2	2	1	0	0	0	0	0	0	7	13	54.00	3.000										


Batter	1	2	3	4	5	6	7	8	9	AB	R	H	RBI	BB	SO	LOB	BOTTOM										
9 David DeJesus, L (1, 8) OBP: 0.364, SLG: 0.439	4-2 16 BB FC4 1B BB		1-1 G3		2-1 S 2B			0-0 15 CS 1B		3	1	2	1	1	0	0	Texas Rangers @ Kansas City Royals Kauffman Stadium, Kansas City, MO Wed Jun 07 2006, 7:10 PM CDT Att: 11,246 - Partly Cloudy - 87 F livebaseballscorecards.com										
Tony Graffanino, R (1, 5) OBP: 0.306, SLG: 0.371	2-2 FC4 16 BB 1B		1-0 F9		2-2 F7			2-2 K		4	0	1	0	0	1	2											
15 Mark Grudzielanek, R (1, 4) OBP: 0.343, SLG: 0.406	2-3 K		0-0 G5-3		3-1 F9			2-2 F8		4	0	0	0	0	1	3											
16 Reggie Sanders, R (1, 9) OBP: 0.284, SLG: 0.459	4-2 FC4 1B BB		1-0 G6-4-3 1B		1-1 G6-3			3-2 F7		3	0	1	0	1	0	0											
Emil Brown, R (1, 7) OBP: 0.333, SLG: 0.418	1-2 FC4 FC6-4		2-1 F9		2-1 FC6-4 1B			2-2 G3-1		4	0	1	1	0	0	3											
Esteban German, R (1, 10) Matt Stairs, L (9, FH) OBP: 0.426, SLG: 0.387 OBP: 0.333, SLG: 0.434	0-1 FC6-4		0-0 G6-4-3		0-0 G6-4-3			0-0 F7		3	0	0	0	0	0	4											
Doug Mientkiewicz, L (1, 3) OBP: 0.361, SLG: 0.363		2-2 4 G4-3 1B		3-2 9 G5-3 2B 1B			3-1 G3		3	1	2	0	0	0	0	0											
4 Angel Berroa, R (1, 6) OBP: 0.254, SLG: 0.362		0-0 G4-3		1-0 G5-3			0-1 14 G6-4-3 1B		3	0	1	0	0	0	2												
14 John Buck, R (1, 2) OBP: 0.263, SLG: 0.352		1-1 P4		0-0 G6-3			0-0 G6-4-3		3	0	0	0	0	0	2												
Inning Stats	R: 1 E: 0 K: 1 S: 18	H: 1 LOB: 2 BB: 2 P: 31	R: 0 E: 0 K: 0 S: 7	H: 1 LOB: 0 BB: 0 P: 10	R: 0 E: 0 K: 0 S: 4	H: 0 LOB: 0 BB: 0 P: 6	R: 0 E: 0 K: 0 S: 4	H: 1 LOB: 0 BB: 0 P: 7	R: 1 E: 0 K: 0 S: 11	H: 2 LOB: 1 BB: 0 P: 19	R: 0 E: 0 K: 0 S: 12	H: 1 LOB: 1 BB: 0 P: 19	R: 0 E: 0 K: 0 S: 5	H: 1 LOB: 0 BB: 0 P: 8	R: 0 E: 0 K: 1 S: 7	H: 1 LOB: 0 BB: 0 P: 11	R: 0 E: 0 K: 0 S: 7	H: 0 LOB: 0 BB: 0 P: 12	1B: 7 2B: 1 3B: 0 HR: 0	SF: 0 SAC: 0 DP: 3 HBP: 0	WP: 0 PA: 33 PB: 0 SB: 1 CS: 1						
PITCHER	IP	WLS	BF	H	R	ER	SO	BB	IBB	HBP	BLK	WP	HR	S	P	ERA	WHIP										
41 John Koronka, L (1, 1) ERA: 4.69	6.1		25	6	2	2	1	2	0	0	0	0	0	3	3	0.00	1.500										
Antonio Alfonseca, R (7, 1) ERA: 4.6	0.2		2	1	0	0	0	0	0	0	0	0	0	3	3	0.00	1.500										
40 Akinori Otsuka, R (8, 1) ERA: 2.09	1.0	W	3	1	0	0	1	0	0	0	0	0	0	7	11	0.00	1.000										
Francisco Cordero, R (9, 1) ERA: 5.4	1.0	S	3	0	0	0	0	0	0	0	0	0	0	7	12	0.00	0.000										



Batter	1	2	3	4	5	6	7	8	9	AB	R	H	RBI	BB	SO	LOB	TOP			
Gary Matthews, S OBP: 0.388, SLG: 0.554	F9	10 1B 23 2B	9 BB 1B	G5-3			FC6-4 BB		10 G6-4-3 1B	5	2	3	2	1	0	0				
10 Michael Young, R OBP: 0.381, SLG: 0.433	9 BB 1B	23 2B 1B	9 BB 1B	L4			P3		G6-4-3 1-2f	6	1	3	1	0	0	2				
23 Mark Teixeira, S OBP: 0.381, SLG: 0.460	F7	1-3 2-H	K		G5-3		FC6-4 1-2f		F8	6	0	1	1	0	1	5				
9 Hank Blalock, L OBP: 0.384, SLG: 0.468	FC6-4 BB	G3-1	6 1B 5 SF9 1B		G3				F8	3	1	0	1	2	0	2				
Mark DeRosa, R OBP: 0.416, SLG: 0.562	FC6-4 1-2f				F8				6 1B 2B	5	2	3	2	0	0	2				
6 Brad Wilkerson, L OBP: 0.332, SLG: 0.482		K	E3 HR			K			19 G3 5 1B 2-H	5	1	2	1	0	2	1				
5 Ian Kinsler, R OBP: 0.394, SLG: 0.633		K				F8			19 G3 1B	4	1	2	4	0	1	0				
19 Jason Botts, S OBP: 0.387, SLG: 0.440		E5 1B				G4-3			G3	5	2	1	0	0	0	4				
Rod Barajas, R OBP: 0.287, SLG: 0.367		10 1B 1B	2B 9 BB 1B		G6-3		F8		L7	5	2	2	0	0	0	2				
Inning Stats	R: 0 E: 0 K: 0 S: 11	H: 1 LOB: 2 BB: 1 P: 17	R: 3 E: 1 K: 2 S: 16	H: 4 LOB: 2 BB: 0 P: 22	R: 8 E: 1 K: 1 S: 25	H: 8 LOB: 2 BB: 1 P: 46	R: 0 E: 0 K: 0 S: 4	H: 0 LOB: 0 BB: 0 P: 5	R: 0 E: 0 K: 1 S: 8	H: 0 LOB: 0 BB: 0 P: 15	R: 0 E: 0 K: 0 S: 7	H: 0 LOB: 1 BB: 1 P: 16	R: 1 E: 0 K: 0 S: 14	H: 3 LOB: 2 BB: 0 P: 20	R: 0 E: 0 K: 0 S: 5	H: 1 LOB: 0 BB: 0 P: 9	1B: 12 2B: 4 3B: 0 HR: 1	SF: 1 SAC: 0 DP: 1 HBP: 0	WP: 0 PB: 0 SB: 0 CS: 0	PA: 48
PITCHER	IP	WLS	BF	H	R	ER	SO	BB	IBB	HBP	BLK	WP	HR	S	P	ERA	WHIP			
Kyle Snyder, R ERA: 22.5	2.0		19	10	9	5	2	1	0	0	0	0	1	36	53	22.50	5.500			
Jeremy Affeldt, L ERA: 7.91	2.0		10	3	2	2	1	1	0	0	0	0	0	20	37	9.00	2.000			
Andrew Sisco, L ERA: 7.11	2.0		6	0	0	0	1	0	0	0	0	0	0	13	22	0.00	0.000			
41 Jimmy Gobble, L ERA: 4.5	1.1	W	7	2	1	1	0	1	0	0	0	0	0	15	26	6.75	2.250			
Elmer Dessens, R ERA: 3.9	0.2		4	2	0	0	0	0	0	0	0	0	0	8	13	0.00	3.000			
PITCHER	IP	WLS	BF	H	R	ER	SO	BB	IBB	HBP	BLK	WP	HR	S	P	ERA	WHIP			
Ambiorix Burgos, R ERA: 7.62	1.0		2	0	0	0	0	0	0	0	0	0	0	3	6	0.00	0.000			

Texas Rangers @ Kansas City Royals
Kauffman Stadium, Kansas City, MO
Thu Jun 08 2006, 7:10 PM CDT
Att: 11,815 - Partly Cloudy - 88 F


AB 44
R 12
H 17
RBI 12
BB 3
SO 4
LOB 18



Batter	1	2	3	4	5	6	7	8	9	AB	R	H	RBI	BB	SO	LOB	BOTTOM			
9 David DeJesus, L OBP: 0.389, SLG: 0.500	15 1B 1B	L7	15 1B 2-H 3-H		HR		15 G4-3 2B		F8	5	3	3	4	1	0	0				
15 Mark Grudzielanek, R OBP: 0.342, SLG: 0.469	16 1B 1B	G6-3	1B		K		G4-3		F9	6	1	2	0	0	1	2				
Doug Mientkiewicz, L OBP: 0.362, SLG: 0.399	G5-3 SF9	G4-3	G3		L6		16 HR		2B	5	2	2	3	0	0	2				
16 Reggie Sanders, R OBP: 0.293, SLG: 0.460	SF9 24 1B 1B	G5-3 1B	G6-3	G6-3 24 1B 1B		K	HR BB			4	3	2	1	1	1	0				
Matt Stairs, L OBP: 0.336, SLG: 0.455	G5-3		K	G6-3 BB		K	HR			4	1	1	3	1	2	2				
Emil Brown, R OBP: 0.335, SLG: 0.417	SF9		24 1B 4 1B BB	G6-3		K	HR		4 FC5 24 1B	3	1	1	1	1	1	2				
24 Mark Teahen, L OBP: 0.279, SLG: 0.402	4 1B 1B		4 1B 14 2B 1B	1B			1B			4	2	4	2	1	0	0				
4 Angel Berroa, R OBP: 0.257, SLG: 0.363			14 2B 9 1B 1B	G5-3					F9 FC5	5	1	2	1	0	0	4				
14 John Buck, R OBP: 0.261, SLG: 0.353	G5-3		9 1B 2B		G6-3				FC1 15 G4-3 9 1B 2B	5	2	1	1	0	1	3				
Inning Stats	R: 4 E: 0 K: 0 S: 17	H: 5 LOB: 2 BB: 1 P: 28	R: 0 E: 0 K: 0 S: 6	H: 0 LOB: 0 BB: 0 P: 10	R: 4 E: 0 K: 1 S: 19	H: 5 LOB: 2 BB: 1 P: 33	R: 1 E: 0 K: 0 S: 13	H: 2 LOB: 1 BB: 1 P: 25	R: 1 E: 0 K: 1 S: 9	H: 1 LOB: 0 BB: 0 P: 12	R: 0 E: 0 K: 3 S: 10	H: 0 LOB: 0 BB: 0 P: 15	R: 6 E: 2 K: 0 S: 20	H: 5 LOB: 2 BB: 2 P: 34	R: 0 E: 0 K: 1 S: 7	H: 0 LOB: 0 BB: 0 P: 14	1B: 14 2B: 2 3B: 0 HR: 2	SF: 1 SAC: 0 DP: 1 HBP: 0	WP: 0 PB: 0 SB: 0 CS: 0	PA: 47
PITCHER	IP	WLS	BF	H	R	ER	SO	BB	IBB	HBP	BLK	WP	HR	S	P	ERA	WHIP			
43 Kameron Loe, R ERA: 5.32	2.2		18	8	8	8	1	2	0	0	0	0	0	36	60	27.00	3.750			
Rick Bauer, R ERA: 3.99	1.0		7	4	1	1	0	1	0	0	0	0	0	15	30	9.00	5.000			
39 Scott Feldman, R ERA: 4.86	2.1		8	1	1	1	4	0	0	0	0	0	1	23	33	3.86	0.429			
32 Ron Mahay, L ERA: 1.06	0.2	L	6	2	4	1	0	1	0	0	0	0	0	11	19	13.50	4.500			
Antonio Alfonseca, R ERA: 5.63	0.1		5	3	2	1	0	1	0	0	0	0	1	9	15	27.00	12.000			
PITCHER	IP	WLS	BF	H	R	ER	SO	BB	IBB	HBP	BLK	WP	HR	S	P	ERA	WHIP			
53 Joaquin Benoit, R ERA: 5.4	1.0		3	0	0	0	0	0	0	0	0	0	0	7	14	0.00	0.000			

Texas Rangers @ Kansas City Royals
Kauffman Stadium, Kansas City, MO
Thu Jun 08 2006, 7:10 PM CDT
Att: 11,815 - Partly Cloudy - 88 F

AB 41
R 16
H 18
RBI 16
BB 5
SO 6
LOB 15



Batter	1	2	3	4	5	6	7	8	9	AB	R	H	RBI	BB	SO	LOB	TOP			
Julio Lugo, R OBP: 0.292, SLG: 0.400 (1, 6)										4	1	1	0	0	1	2	Tampa Bay Devil Rays @ Kansas City Royals Kauffman Stadium, Kansas City, MO Fri Jun 09 2006, 7:10 PM CDT Att: 26,508 - Clear - 90 F livebaseballscorecards.com			
13 Carl Crawford, L OBP: 0.349, SLG: 0.454 (1, 7)										4	0	1	0	0	0	0				
31 Jonny Gomes, R OBP: 0.364, SLG: 0.531 (1, 10)										4	1	1	0	0	2	1				
Ty Wigginton, R OBP: 0.307, SLG: 0.493 (1, 3)										4	0	2	0	0	0	0				
3 Jorge Cantu, R OBP: 0.368, SLG: 0.455 (1, 4)										4	0	3	1	0	0	0				
Aubrey Huff, L OBP: 0.272, SLG: 0.264 (1, 5)										4	0	0	0	0	1	3				
5 Rocco Baldelli, R OBP: 0.286, SLG: 0.286 (1, 8)										4	0	2	0	0	0	1				
Toby Hall, R OBP: 0.284, SLG: 0.448 (9, PR)										3	0	0	0	1	0	2				
8 Josh Paul, R OBP: 0.310, SLG: 0.411 (9, PR)										0	0	0	0	0	0	0				
Damon Hollins, R OBP: 0.285, SLG: 0.444 (9, PH)										2	0	0	0	1	1	1				
14 Greg Norton, S OBP: 0.317, SLG: 0.431 (9, PH)										1	0	0	0	0	1	2				
Inning Stats	R: 1 E: 0 K: 0 S: 16	H: 4 LOB: 2 BB: 0 P: 23	R: 0 E: 0 K: 0 S: 6	H: 1 LOB: 0 BB: 0 P: 11	R: 1 E: 0 K: 0 S: 11	H: 3 LOB: 2 BB: 0 P: 15	R: 0 E: 0 K: 0 S: 14	H: 1 LOB: 2 BB: 1 P: 23	R: 0 E: 0 K: 1 S: 6	H: 0 LOB: 0 BB: 0 P: 10	R: 0 E: 0 K: 0 S: 5	H: 0 LOB: 0 BB: 0 P: 8	R: 0 E: 0 K: 2 S: 9	H: 0 LOB: 0 BB: 0 P: 15	R: 0 E: 0 K: 1 S: 7	H: 1 LOB: 2 BB: 1 P: 23	1B: 8 2B: 2 3B: 0 HR: 0	SF: 0 SAC: 0 DP: 2 HBP: 0	WP: 1 PB: 0 SB: 0 CS: 0	PA: 36
PITCHER	IP WLS BF H R ER SO BB IBB HBP BLK WP HR S P ERA WHIP																			
Mark Redman, L ERA: 6.06 (1, 1)	8.0 W 31 9 2 2 4 1 0 0 0 0 0 74 116 2.25 1.250																			
Ambiorix Burgos, R ERA: 7.36 (9, 1)	1.0 S 5 1 0 0 2 1 0 0 0 1 0 15 23 0.00 2.000																			

Batter	1	2	3	4	5	6	7	8	9	AB	R	H	RBI	BB	SO	LOB	BOTTOM			
9 David DeJesus, L OBP: 0.382, SLG: 0.485 (1, 8)										4	1	1	0	0	0	3	Tampa Bay Devil Rays @ Kansas City Royals Kauffman Stadium, Kansas City, MO Fri Jun 09 2006, 7:10 PM CDT Att: 26,508 - Clear - 90 F livebaseballscorecards.com			
Tony Graffanino, R OBP: 0.304, SLG: 0.368 (1, 3)										4	1	1	1	0	0	1				
Doug Mientkiewicz, L OBP: 0.362, SLG: 0.389 (9, 3)										0	0	0	0	0	0	0				
15 Mark Grudzielanek, R OBP: 0.336, SLG: 0.396 (1, 4)										4	0	0	0	0	0	2				
16 Reggie Sanders, R OBP: 0.298, SLG: 0.464 (1, 9)										3	0	1	2	1	1	0				
Emil Brown, R OBP: 0.329, SLG: 0.408 (1, 7)										4	0	0	0	0	1	3				
Esteban German, R OBP: 0.423, SLG: 0.379 (1, 10)										2	0	0	0	1	1	0				
24 Mark Teahen, L OBP: 0.280, SLG: 0.400 (1, 5)										3	1	1	0	0	0	2				
4 Angel Berroa, R OBP: 0.263, SLG: 0.368 (1, 6)										3	0	2	0	0	0	0				
14 John Buck, R OBP: 0.269, SLG: 0.356 (1, 2)										2	0	1	0	1	1	1				
32 Shane Costa, L OBP: 0.294, SLG: 0.402 (8, PR)										0	1	0	0	0	0	0				
Paul Bako, L OBP: 0.281, SLG: 0.262 (9, 2)										0	0	0	0	0	0	0				
Inning Stats	R: 0 E: 0 K: 0 S: 7	H: 0 LOB: 0 BB: 0 P: 12	R: 0 E: 0 K: 1 S: 7	H: 0 LOB: 0 BB: 0 P: 8	R: 1 E: 0 K: 0 S: 8	H: 3 LOB: 1 BB: 0 P: 11	R: 0 E: 0 K: 0 S: 10	H: 0 LOB: 2 BB: 2 P: 21	R: 0 E: 0 K: 1 S: 9	H: 1 LOB: 0 BB: 0 P: 15	R: 0 E: 0 K: 1 S: 7	H: 0 LOB: 0 BB: 0 P: 12	R: 0 E: 0 K: 1 S: 5	H: 0 LOB: 0 BB: 0 P: 7	R: 3 E: 0 K: 0 S: 13	H: 3 LOB: 2 BB: 1 P: 27	1B: 6 2B: 1 3B: 0 HR: 0	SF: 0 SAC: 0 DP: 1 HBP: 0	WP: 0 PB: 0 SB: 1 CS: 1	PA: 33
PITCHER	IP WLS BF H R ER SO BB IBB HBP BLK WP HR S P ERA WHIP																			
Mark Hendrickson, L ERA: 4.11 (1, 1)	7.1 L 29 6 4 4 4 3 0 0 0 0 0 0 62 103 4.91 1.227																			
Brian Meadows, R ERA: 5.24 (8, 1)	0.2 3 1 0 0 0 0 0 0 0 0 0 0 4 10 0.00 1.500																			

Batter	1	2	3	4	5	6	7	8	9	AB	R	H	RBI	BB	SO	LOB	TOP					
Julio Lugo, R OBP: 0.286, SLG: 0.407	F9		P3	F8		HR		F9		5	1	1	1	0	0	3	Tampa Bay Devil Rays @ Kansas City Royals Kauffman Stadium, Kansas City, MO Sun Jun 11 2006, 1:10 PM CDT Att: 17,792 - Partly Cloudy - 82 F					
13 Carl Crawford, L OBP: 0.351, SLG: 0.476	P6		HR			G4-3		HR		5	2	3	3	0	0	0						
3 Jorge Cantu, R OBP: 0.384, SLG: 0.461	P3		1B					P4		5	0	1	0	0	1	1						
31 Jonny Gomes, R OBP: 0.371, SLG: 0.565		HR	F8							4	3	3	2	1	0	1						
Aubrey Huff, L OBP: 0.289, SLG: 0.301 Tomas Perez, S OBP: 0.209, SLG: 0.255	BB			HR				F9		4	1	3	1	1	0	1						
5 Rocco Baldelli, R OBP: 0.471, SLG: 0.500	1B							2B		5	0	4	1	0	0	0						
Russell Branyan, L OBP: 0.242, SLG: 0.494 Damon Hollins, R OBP: 0.282, SLG: 0.439	F8-1-6-5			BB				G1-3		3	0	0	0	1	2	7						
8 Josh Paul, R OBP: 0.317, SLG: 0.426			HR					G5-3		5	1	2	0	0	1	4						
Travis Lee, L OBP: 0.268, SLG: 0.316	F7							G4-3		3	0	0	0	1	0	2						
Inning Stats	R: 0 E: 0 K: 0 S: 8	H: 0 LOB: 0 BB: 0 P: 14	R: 1 E: 0 K: 0 S: 14	H: 2 LOB: 0 BB: 1 P: 20	R: 2 E: 0 K: 0 S: 13	H: 3 LOB: 1 BB: 0 P: 20	R: 1 E: 0 K: 1 S: 15	H: 1 LOB: 2 BB: 2 P: 30	R: 0 E: 0 K: 0 S: 16	H: 3 LOB: 3 BB: 1 P: 24	R: 1 E: 0 K: 0 S: 7	H: 2 LOB: 0 BB: 0 P: 11	R: 1 E: 0 K: 2 S: 15	H: 3 LOB: 2 BB: 0 P: 22	R: 1 E: 0 K: 0 S: 10	H: 1 LOB: 0 BB: 0 P: 14		R: 1 E: 0 K: 0 S: 12	H: 2 LOB: 1 BB: 0 P: 17	1B: 8 2B: 3 3B: 1 HR: 6	SF: 0 SAC: 0 DP: 1 HBP: 0	WP: 0 PB: 0 CS: 1
PITCHER	IP	WLS	BF	H	R	ER	SO	BB	IBB	HBP	BLK	WP	HR	S	P	ERA	WHIP					
37 Scott Elarton, R ERA: 5.24	4.2	L	23	8	4	4	1	4	0	0	0	0	3	60	99	7.71	2.571					
41 Jimmy Gobble, L ERA: 4.59	2.2		13	6	2	2	3	0	0	0	0	0	2	31	47	6.75	2.250					
57 Joel Peralta, R ERA: 5.0	1.2		8	3	2	2	0	0	0	0	0	0	1	19	26	10.80	1.800					

Batter	1	2	3	4	5	6	7	8	9	AB	R	H	RBI	BB	SO	LOB	BOTTOM				
9 David DeJesus, L OBP: 0.372, SLG: 0.467	G4-3		K			G6-3			F8	4	0	1	0	1	1	2	Tampa Bay Devil Rays @ Kansas City Royals Kauffman Stadium, Kansas City, MO Sun Jun 11 2006, 1:10 PM CDT Att: 17,792 - Partly Cloudy - 82 F				
15 Mark Grudzielanek, R OBP: 0.346, SLG: 0.399	K		1B			K				4	0	2	1	0	2	2					
Doug Mientkiewicz, L OBP: 0.365, SLG: 0.392	G4-3		G6-3			G4-3		FC4-6		4	0	1	1	0	0	4					
Matt Stairs, L OBP: 0.326, SLG: 0.439	K		G6-3			F8		G4-3		4	0	0	0	0	1	6					
24 Mark Teahen, L OBP: 0.292, SLG: 0.400		G3-1	G5-3			F8		G4-3		4	0	2	0	0	0	0					
Emil Brown, R OBP: 0.325, SLG: 0.402	G5-3					L7		F8		4	0	0	0	0	1	2					
32 Shane Costa, L OBP: 0.288, SLG: 0.390	G3-1							G4-3		4	0	1	0	0	0	2					
4 Angel Berroa, R OBP: 0.266, SLG: 0.366	F7							F8		4	1	1	0	0	0	2					
Paul Bako, L OBP: 0.309, SLG: 0.297			BB			G6-3		G6-3		3	1	2	0	1	0	0					
Inning Stats	R: 0 E: 0 K: 2 S: 10	H: 1 LOB: 1 BB: 0 P: 14	R: 0 E: 0 K: 0 S: 11	H: 1 LOB: 0 BB: 0 P: 17	R: 0 E: 0 K: 1 S: 15	H: 2 LOB: 2 BB: 1 P: 28	R: 0 E: 0 K: 1 S: 11	H: 1 LOB: 1 BB: 0 P: 15	R: 0 E: 0 K: 0 S: 8	H: 0 LOB: 0 BB: 0 P: 13	R: 2 E: 0 K: 0 S: 16	H: 3 LOB: 2 BB: 1 P: 27	R: 0 E: 0 K: 0 S: 5	H: 1 LOB: 0 BB: 0 P: 8	R: 0 E: 0 K: 0 S: 7	H: 0 LOB: 0 BB: 0 P: 9		1B: 9 2B: 1 3B: 0 HR: 0	SF: 0 SAC: 0 DP: 2 HBP: 0	WP: 0 PB: 0 CS: 0	PA: 37
PITCHER	IP	WLS	BF	H	R	ER	SO	BB	IBB	HBP	BLK	WP	HR	S	P	ERA	WHIP				
33 James Shields, R ERA: 2.65	6.0	W	24	6	0	0	5	1	0	0	0	0	0	16	27	18.00	4.000				
Brian Meadows, R ERA: 5.79	1.0		7	3	2	2	0	1	0	0	0	0	0	5	8	0.00	1.000				
45 Ruddy Lugo, R ERA: 4.25	1.0		3	1	0	0	0	0	0	0	0	0	0	7	9	0.00	0.000				
Tyler Walker, R ERA: 6.94	1.0		3	0	0	0	0	0	0	0	0	0	0	7	9	0.00	0.000				


Batter	1	2	3	4	5	6	7	8	9	AB	R	H	RBI	BB	SO	LOB	TOP										
9 David DeJesus, L (1, 8) OBP: 0.356, SLG: 0.443	P4		F9			G6-3		K		4	0	0	0	0	1	0	Kansas City Royals @ Los Angeles Angels Angel Stadium of Anaheim, Anaheim, CA Mon Jun 12 2006, 7:05 PM PDT Att: 36,146 - Partly Cloudy - 70 F livebaseballscorecards.com										
15 Mark Grudzielanek, R (1, 4) OBP: 0.339, SLG: 0.389	G4-3			F9		G5-3		G6-3		4	0	0	0	0	0	0											
Doug Mientkiewicz, L (1, 3) OBP: 0.363, SLG: 0.386				G4-3		G6-3		F8		3	0	0	0	1	0	0											
16 Reggie Sanders, R (1, 9) OBP: 0.299, SLG: 0.471								K		4	1	1	0	0	3	1											
Matt Stairs, L (1, 10) OBP: 0.338, SLG: 0.470 Esteban German, R (9, PR) OBP: 0.412, SLG: 0.367																											
32 Shane Costa, L (1, 7) OBP: 0.287, SLG: 0.393				G4-3		F7				4	1	1	0	0	1	2											
24 Mark Teahen, L (1, 5) OBP: 0.291, SLG: 0.394				G3						4	0	1	0	0	1	3											
4 Angel Berroa, R (1, 6) OBP: 0.267, SLG: 0.366										3	0	1	1	0	0	2											
14 John Buck, R (1, 2) OBP: 0.263, SLG: 0.340										3	0	0	0	0	2	2											
Inning Stats	R: 0 E: 0 K: 1 S: 7	H: 0 LOB: 1 BB: 1 P: 15	R: 0 E: 0 K: 1 S: 6	H: 0 LOB: 0 BB: 0 P: 11	R: 0 E: 0 K: 1 S: 7	H: 0 LOB: 0 BB: 0 P: 9	R: 0 E: 0 K: 1 S: 8	H: 0 LOB: 0 BB: 0 P: 11	R: 0 E: 0 K: 0 S: 16	H: 2 LOB: 2 BB: 0 P: 20	R: 0 E: 0 K: 0 S: 8	H: 0 LOB: 0 BB: 0 P: 14	R: 3 E: 0 K: 1 S: 15	H: 4 LOB: 0 BB: 0 P: 20	R: 0 E: 0 K: 3 S: 9	H: 0 LOB: 0 BB: 1 P: 13		R: 0 E: 0 K: 3 S: 12	H: 0 LOB: 2 BB: 1 P: 19	1B: 4 2B: 1 3B: 0 HR: 1	SF: 0 SAC: 0 DP: 0 HBP: 0	WP: 1 PB: 0 SB: 0 CS: 0	PA: 34				
PITCHER	IP	WLS	BF	H	R	ER	SO	BB	IBB	HBP	BLK	WP	HR	S	P	ERA	WHIP										
54 Ervin Santana, R (1, 1) ERA: 4.29	6.2	W	26	6	3	3	4	1	0	0	0	0	1	64	96	4.05	1.050										
62 Scot Shields, R (7, 1) ERA: 1.34	1.1	H	4	0	0	0	2	0	0	0	0	0	0	12	17	0.00	0.000										
Francisco Rodriguez, R (9, 1) ERA: 3.76	1.0	S	4	0	0	0	3	1	0	0	0	1	0	12	19	0.00	1.000										

Batter	1	2	3	4	5	6	7	8	9	AB	R	H	RBI	BB	SO	LOB	BOTTOM										
9 Chone Figgins, S (1, 10) OBP: 0.328, SLG: 0.361	F7			F8		F9				4	1	1	0	0	0	3	Kansas City Royals @ Los Angeles Angels Angel Stadium of Anaheim, Anaheim, CA Mon Jun 12 2006, 7:05 PM PDT Att: 36,146 - Partly Cloudy - 70 F livebaseballscorecards.com										
Orlando Cabrera, R (1, 6) OBP: 0.368, SLG: 0.450										4	0	3	1	0	0	0											
27 Vladimir Guerrero, R (1, 9) OBP: 0.352, SLG: 0.527										4	0	0	0	0	1	5											
16 Garret Anderson, L (1, 7) OBP: 0.323, SLG: 0.435										3	1	1	1	0	0	0											
22 Kendrys Morales, S (1, 3) OBP: 0.288, SLG: 0.408										4	0	1	0	0	0	2											
Mike Napoli, R (1, 2) OBP: 0.409, SLG: 0.595										3	1	0	0	1	1	2											
Darin Erstad, L (1, 8) OBP: 0.289, SLG: 0.341										2	0	0	0	2	0	1											
8 Dallas McPherson, L (1, 5) OBP: 0.297, SLG: 0.494 Tim Salmon, R (8, PH) OBP: 0.375, SLG: 0.467 6 Maicer Izturis, S (8, PR) OBP: 0.425, SLG: 0.389										3	1	3	2	0	0	0											
Adam Kennedy, L (1, 4) OBP: 0.329, SLG: 0.376										3	0	0	0	1	0	6											
Inning Stats	R: 0 E: 0 K: 0 S: 9	H: 1 LOB: 0 BB: 0 P: 16	R: 1 E: 0 K: 0 S: 11	H: 2 LOB: 2 BB: 1 P: 22	R: 1 E: 0 K: 0 S: 9	H: 2 LOB: 1 BB: 0 P: 13	R: 2 E: 0 K: 1 S: 12	H: 2 LOB: 2 BB: 2 P: 27	R: 0 E: 0 K: 0 S: 5	H: 0 LOB: 0 BB: 0 P: 7	R: 0 E: 0 K: 0 S: 10	H: 1 LOB: 1 BB: 0 P: 17	R: 0 E: 0 K: 0 S: 8	H: 0 LOB: 0 BB: 0 P: 11	R: 0 E: 0 K: 1 S: 12	H: 1 LOB: 3 BB: 2 P: 22		R: 0 E: 0 K: 1 S: 12	H: 0 LOB: 0 BB: 0 P: 11	1B: 7 2B: 2 3B: 0 HR: 0	SF: 1 SAC: 0 DP: 2 HBP: 0	WP: 0 PB: 0 SB: 0 CS: 0	PA: 36				
PITCHER	IP	WLS	BF	H	R	ER	SO	BB	IBB	HBP	BLK	WP	HR	S	P	ERA	WHIP										
Bob Keppel, R (1, 1) ERA: 3.04	5.1	L	26	8	4	4	4	3	0	0	0	0	0	51	94	6.75	2.062										
Jeremy Affeldt, L (6, 1) ERA: 7.59	1.2		5	0	0	0	0	0	0	0	0	0	0	13	19	0.00	0.000										
Elmer Dessens, R (8, 1) ERA: 3.86	0.1		2	1	0	0	1	0	0	0	0	0	0	6	8	0.00	3.000										
Andrew Sisco, L (8, 1) ERA: 7.33	0.2		3	0	0	0	0	2	0	0	0	0	0	6	14	0.00	3.000										

Batter	1	2	3	4	5	6	7	8	9	AB	R	H	RBI	BB	SO	LOB	TOP					
9 David DeJesus, L (1, 8) OBP: 0.343, SLG: 0.420	F8		K			FC5 15 2B G4-3		G4-3 15 SH1-4 1B	K	5	2	1	0	0	2	3						
15 Mark Grudzielanek, R (1, 4) OBP: 0.342, SLG: 0.412	HR		K			G4-3 2B		SH1-4		3	1	2	2	0	1	1						
Doug Mientkiewicz, L (1, 3) OBP: 0.353, SLG: 0.376	G4-3			L3		G4-3		G4-3		4	0	0	1	0	0	2						
16 Reggie Sanders, R (1, 9) OBP: 0.297, SLG: 0.456	K			F9		K		1B BB		3	0	0	0	1	2	1						
Matt Stairs, L (1, 10) OBP: 0.326, SLG: 0.448		F7		G1-3		G3		1B		4	0	1	1	0	0	1						
Emil Brown, R (1, 7) OBP: 0.328, SLG: 0.404	K				F9			K		4	0	1	0	0	2	2						
24 Mark Teahen, L (1, 5) OBP: 0.280, SLG: 0.376	G4-3				F8					4	0	0	0	0	0	1						
4 Angel Berroa, R (1, 6) OBP: 0.276, SLG: 0.370					G6-3					3	0	2	0	1	0	0						
14 John Buck, R (1, 2) OBP: 0.263, SLG: 0.338				G1-5-3						4	1	1	0	0	0	3						
Inning Stats	R: 1 E: 0 K: 1 S: 11	H: 1 LOB: 0 BB: 0 P: 19	R: 0 E: 0 K: 1 S: 10	H: 0 LOB: 0 BB: 0 P: 18	R: 0 E: 0 K: 2 S: 12	H: 1 LOB: 1 BB: 0 P: 18	R: 0 E: 0 K: 0 S: 4	H: 0 LOB: 0 BB: 0 P: 7	R: 0 E: 0 K: 0 S: 10	H: 0 LOB: 0 BB: 0 P: 13	R: 2 E: 1 K: 1 S: 13	H: 2 LOB: 1 BB: 0 P: 20	R: 0 E: 0 K: 0 S: 4	H: 1 LOB: 1 BB: 1 P: 9	R: 1 E: 0 K: 1 S: 11	H: 2 LOB: 2 BB: 1 P: 18	R: 0 E: 0 K: 1 S: 7	H: 1 LOB: 1 BB: 0 P: 9	1B: 5 2B: 2 3B: 0 HR: 1	SF: 0 SAC: 1 DP: 0 HBP: 0	WP: 0 PB: 0 SB: 0 CS: 1	PA: 37
PITCHER	IP	WLS	BF	H	R	ER	SO	BB	IBB	HBP	BLK	WP	HR	S	P	ERA	WHIP					
45 Kelvim Escobar, R (1, 1) ERA: 3.62	7.0		27	5	3	2	5	1	0	0	0	0	1	64	104	2.57	0.857					
62 Scott Shields, R (8, 1) ERA: 1.51	1.0	L	6	2	1	1	1	1	0	0	0	0	0	11	18	9.00	3.000					
Hector Carrasco, R (9, 1) ERA: 4.36	1.0		4	1	0	0	1	0	0	0	0	0	0	7	9	0.00	1.000					

Kansas City Royals @ Los Angeles Angels
Angel Stadium of Anaheim, Anaheim, CA
Wed Jun 14 2006, 7:05 PM PDT
Att: 38,910 - Clear - 81 F


AB 34
R 4
H 8
RBI 4
BB 2
SO 7
LOB 14



Batter	1	2	3	4	5	6	7	8	9	AB	R	H	RBI	BB	SO	LOB	BOTTOM					
9 Chone Figgins, S (1, 5) OBP: 0.326, SLG: 0.355	F9		G5-3		G3			F9		4	0	0	0	0	0	0						
Orlando Cabrera, R (1, 6) OBP: 0.368, SLG: 0.446	BB		G6-3			G5-3		G4-3		3	0	0	0	1	0	0						
16 Garret Anderson, L (1, 7) OBP: 0.317, SLG: 0.424	L3		F9			G3-1		G6-3		4	0	0	0	0	0	1						
27 Vladimir Guerrero, R (1, 9) OBP: 0.353, SLG: 0.526		F7		G1-3				1B		4	0	2	0	0	0	0						
Tim Salmon, R (1, 10) OBP: 0.381, SLG: 0.480																						
Adam Kennedy, L (9, PH) OBP: 0.324, SLG: 0.370						L9				3	1	2	0	0	0	1						
Mike Napoli, R (1, 2) OBP: 0.406, SLG: 0.575		HR								1	0	0	0	0	1	1						
Mike Napoli, R (1, 2) OBP: 0.406, SLG: 0.575		HR								2	1	0	0	2	1	1						
20 Juan Rivera, R (1, 8) OBP: 0.312, SLG: 0.394										2	0	0	0	1	0	3						
Darin Erstad, L (7, PR) OBP: 0.277, SLG: 0.326										1	0	0	0	0	0	2						
39 Robb Quinlan, R (1, 3) OBP: 0.274, SLG: 0.359										3	1	1	3	0	0	1						
6 Maicer Izturis, S (1, 4) OBP: 0.375, SLG: 0.333										3	0	0	0	0	0	1						
Inning Stats	R: 0 E: 0 K: 0 S: 5	H: 0 LOB: 0 BB: 1 P: 13	R: 3 E: 0 K: 0 S: 13	H: 2 LOB: 0 BB: 1 P: 24	R: 0 E: 0 K: 0 S: 5	H: 0 LOB: 0 BB: 0 P: 8	R: 0 E: 0 K: 1 S: 8	H: 1 LOB: 1 BB: 0 P: 12	R: 0 E: 0 K: 0 S: 6	H: 0 LOB: 0 BB: 0 P: 10	R: 0 E: 0 K: 0 S: 6	H: 1 LOB: 1 BB: 0 P: 10	R: 0 E: 0 K: 0 S: 7	H: 0 LOB: 1 BB: 1 P: 15	R: 0 E: 0 K: 0 S: 6	H: 0 LOB: 0 BB: 0 P: 11	R: 0 E: 0 K: 1 S: 9	H: 1 LOB: 1 BB: 1 P: 15	1B: 3 2B: 2 3B: 0 HR: 1	SF: 0 SAC: 0 DP: 2 HBP: 0	WP: 1 PB: 0 SB: 0 CS: 0	PA: 34
PITCHER	IP	WLS	BF	H	R	ER	SO	BB	IBB	HBP	BLK	WP	HR	S	P	ERA	WHIP					
Mark Redman, L (1, 1) ERA: 5.68	8.0		30	4	3	3	1	3	0	0	0	0	1	56	103	3.38	0.875					
Ambiorix Burgos, R (9, 1) ERA: 7.12	1.0	S	4	1	0	0	1	1	0	0	0	1	0	9	15	0.00	2.000					

Kansas City Royals @ Los Angeles Angels
Angel Stadium of Anaheim, Anaheim, CA
Wed Jun 14 2006, 7:05 PM PDT
Att: 38,910 - Clear - 81 F

AB 30
R 3
H 5
RBI 3
BB 4
SO 2
LOB 11




Batter	1	2	3	4	5	6	7	8	9	10	AB	R	H	RBI	BB	SO	LOB	TOP								
9 David DeJesus, L OBP: 0.337, SLG: 0.492	G4-3	K			B5-3			SH3-4 15 SH3-4 16 WP HBP		F9	4	1	0	0	0	1	2									
15 Mark Grudzielanek, R OBP: 0.340, SLG: 0.499	E FC3 2B	K			G6-3			SH3-4		G3	4	1	1	0	0	1	2									
Doug Mientkiewicz, L OBP: 0.351, SLG: 0.368	FC3 2B				P4			BB		G3	4	0	0	0	1	0	1									
16 Reggie Sanders, R OBP: 0.291, SLG: 0.448	K				K			K			4	0	0	0	0	4	3									
Matt Stairs, L OBP: 0.324, SLG: 0.450	2B				K			K			4	0	1	1	0	2	1									
Emil Brown, R OBP: 0.331, SLG: 0.400	K				L4			BB			2	0	0	0	2	1	2									
24 Mark Teahen, L OBP: 0.273, SLG: 0.367		F7			G4-3			G4-3		SH5-4	3	0	0	0	0	0	1									
4 Angel Berroa, R OBP: 0.275, SLG: 0.368		1B			G3			K		K	4	0	1	0	0	2	2									
Paul Bako, L OBP: 0.307, SLG: 0.296		1B			G4-3			F9		K	4	0	1	0	0	1	2									
Inning Stats	R: 1 E: 1 K: 2 S: 18	H: 2 LOB: 2 BB: 0 P: 26	R: 0 E: 0 K: 2 S: 15	H: 2 LOB: 2 BB: 0 P: 20	R: 0 E: 0 K: 2 S: 11	H: 0 LOB: 0 BB: 0 P: 16	R: 0 E: 0 K: 1 S: 9	H: 0 LOB: 0 BB: 0 P: 14	R: 0 E: 0 K: 1 S: 11	H: 0 LOB: 1 BB: 1 P: 17	R: 1 E: 1 K: 2 S: 11	H: 0 LOB: 1 BB: 1 P: 20	R: 0 E: 0 K: 2 S: 10	H: 0 LOB: 1 BB: 1 P: 16	R: 0 E: 0 K: 0 S: 4	H: 0 LOB: 0 BB: 0 P: 5	1B: 3 2B: 1 3B: 0 HR: 0	SF: 0 SAC: 2 DP: 0 HBP: 1	WP: 2 PA: 39							
PITCHER	IP WLS BF H R ER SO BB IBB HBP BLK WP HR S P ERA WHIP																									
41 John Lackey, R ERA: 3.46	7.0	27	4	1	0	8	1	0	0	0	0	74	107	0.00	0.714											
Brendan Donnelly, R ERA: 3.38	0.1	3	0	1	0	0	1	0	1	0	0	5	12	0.00	3.000											
Francisco Rodriguez, R ERA: 3.41	1.2	6	0	0	0	4	1	0	0	0	1	0	16	24	0.00	0.600										
Hector Carrasco, R ERA: 4.26	1.0	3	0	0	0	0	0	0	0	0	0	4	5	0.00	0.000											

Kansas City Royals @ Los Angeles Angels
Angel Stadium of Anaheim, Anaheim, CA
Thu Jun 15 2006, 7:05 PM PDT
Att: 41,649 - Clear - 73 F

livebaseballscorecards.com

AB 33
R 2
H 4
RBI 1
BB 3
SO 12
LOB 16




Batter	1	2	3	4	5	6	7	8	9	10	AB	R	H	RBI	BB	SO	LOB	BOTTOM							
9 Chone Figgins, S OBP: 0.328, SLG: 0.355	27 G6-4-3 1B		1-0 27 HR		K			G4-3		G1-3	5	1	2	0	0	1	1								
Orlando Cabrera, R OBP: 0.369, SLG: 0.445	F9		F8		G5-3			27 G6-4-3 1B		1B	5	0	2	1	0	0	2								
27 Vladimir Guerrero, R OBP: 0.352, SLG: 0.534	G6-4-3		1-0 HR		G6-3			G6-4-3			4	1	1	2	0	0	2								
16 Garret Anderson, L OBP: 0.312, SLG: 0.417	G3		G4-3		G4-3			G4-3		F7	4	0	0	0	0	0	1								
22 Kendrys Morales, S OBP: 0.295, SLG: 0.410		G4-3	F8					2B		F7	4	0	1	0	0	0	0								
8 Dallas McPherson, L OBP: 0.308, SLG: 0.475	K				P5			K		BB	3	0	0	0	1	2	1								
Darin Erstad, L OBP: 0.276, SLG: 0.322	1B		G1-3		G1-3			L4		P5	4	0	1	0	0	0	1								
José Molina, R OBP: 0.263, SLG: 0.299					L4						3	0	2	0	0	0	0								
Mike Napoli, R OBP: 0.412, SLG: 0.575	1B							G4-6-3 1B		9 G1-3 1B SH1-3 BB	0	1	0	0	1	0	0								
Adam Kennedy, L OBP: 0.320, SLG: 0.365	G4-3				G4-3			G4-6-3		SH1-3	3	0	0	0	0	0	3								
Inning Stats	R: 0 E: 0 K: 0 S: 12	H: 1 LOB: 1 BB: 0 P: 20	R: 0 E: 0 K: 1 S: 10	H: 2 LOB: 2 BB: 0 P: 17	R: 2 E: 0 K: 0 S: 7	H: 2 LOB: 0 BB: 0 P: 9	R: 0 E: 0 K: 0 S: 7	H: 0 LOB: 0 BB: 0 P: 11	R: 0 E: 0 K: 1 S: 10	H: 1 LOB: 0 BB: 0 P: 15	R: 0 E: 0 K: 0 S: 7	H: 1 LOB: 0 BB: 0 P: 9	R: 0 E: 0 K: 0 S: 12	H: 0 LOB: 1 BB: 1 P: 20	R: 0 E: 0 K: 0 S: 8	H: 0 LOB: 1 BB: 1 P: 12	R: 0 E: 0 K: 0 S: 12	H: 0 LOB: 1 BB: 1 P: 23	R: 1 E: 0 K: 0 S: 8	H: 1 LOB: 1 BB: 1 P: 12	1B: 7 2B: 1 3B: 0 HR: 1	SF: 0 SAC: 1 DP: 2 HBP: 0	WP: 0 PA: 38		
PITCHER	IP WLS BF H R ER SO BB IBB HBP BLK WP HR S P ERA WHIP																								
Mike Wood, R ERA: 4.69	6.1	26	7	2	2	3	0	0	0	0	0	64	101	2.84	1.105										
41 Jimmy Gobble, L ERA: 4.99	0.2	1	0	0	0	0	0	0	0	0	2	3	0.00	0.000											
Elmer Dessens, R ERA: 3.82	2.2	11	2	1	1	0	2	0	0	0	0	27	44	3.38	1.500										

Kansas City Royals @ Los Angeles Angels
Angel Stadium of Anaheim, Anaheim, CA
Thu Jun 15 2006, 7:05 PM PDT
Att: 41,649 - Clear - 73 F

livebaseballscorecards.com

AB 35
R 3
H 9
RBI 3
BB 2
SO 3
LOB 11



Batter	1	2	3	4	5	6	7	8	9	AB	R	H	RBI	BB	SO	LOB	TOP								
9 David DeJesus, L (1,8) OBP: 0.358, SLG: 0.411										3	2	2	0	1	0	1	Kansas City Royals @ Houston Astros Minute Maid Park, Houston, TX Fri Jun 16 2006, 7:05 PM CDT Att: 36,328 - Roof Closed - 72 F								
15 Mark Grudzielanek, R (1,4) OBP: 0.337, SLG: 0.465										5	1	1	0	0	0	7									
16 Reggie Sanders, R (1,9) OBP: 0.299, SLG: 0.460										5	2	3	2	0	1	0									
Emil Brown, R (1,7) OBP: 0.336, SLG: 0.409										5	0	3	3	0	0	1									
Tony Graffanino, R (1,3) 57 Joel Peralta, R (7,1) 41 Jimmy Gobble, L (8,1)										4	0	0	0	0	1	2									
4 Angel Berroa, R (1,6) OBP: 0.269, SLG: 0.360										5	0	0	0	0	2	2									
24 Mark Teahen, L (1,5) OBP: 0.273, SLG: 0.379										4	1	1	0	0	0	0									
14 John Buck, R (1,2) OBP: 0.269, SLG: 0.342										4	0	2	1	0	1	0									
37 Scott Elarton, R (1,1) Kerry Robinson, L (7, Ph) Doug Mientkiewicz, L (7, 3) OBP: 1.000, SLG: 2.000 OBP: 0.291, SLG: 0.333 OBP: 0.354, SLG: 0.371										1	1	1	0	0	0	0									
Inning Stats	R: 1 E: 0 K: 1 S: 12	H: 2 LOB: 1 BB: 0 P: 18	R: 1 E: 0 K: 1 S: 10	H: 2 LOB: 2 BB: 1 P: 19	R: 0 E: 0 K: 1 S: 9	H: 0 LOB: 0 BB: 0 P: 10	R: 0 E: 0 K: 2 S: 7	H: 0 LOB: 0 BB: 0 P: 9	R: 2 E: 0 K: 0 S: 10	H: 3 LOB: 1 BB: 0 P: 19	R: 0 E: 0 K: 0 S: 10	H: 0 LOB: 0 BB: 0 P: 12	R: 3 E: 0 K: 0 S: 9	H: 4 LOB: 0 BB: 0 P: 13	R: 0 E: 0 K: 0 S: 9	H: 2 LOB: 3 BB: 0 P: 15		R: 0 E: 0 K: 0 S: 7	H: 1 LOB: 1 BB: 0 P: 7	1B: 9 2B: 4 3B: 1 HR: 0	SF: 0 SAC: 2 DP: 1 HBP: 1	WP: 0 PB: 0 SB: 0 CS: 0	PA: 42		
PITCHER	IP WLS BF H R ER SO BB IBB HBP BLK WP HR S P ERA WHIP	6.0 L 26 7 4 4 5 1 0 0 0 0 0 58 87 6.00 1.333	2.0 12 6 3 3 0 0 0 1 0 0 0 18 28 13.50 3.000	1.0 4 1 0 0 0 0 0 0 0 0 0 7 7 0.00 1.000											IP WLS BF H R ER SO BB IBB HBP BLK WP HR S P ERA WHIP										

Batter	1	2	3	4	5	6	7	8	9	AB	R	H	RBI	BB	SO	LOB	BOTTOM								
Craig Biggio, R (1,4) OBP: 0.351, SLG: 0.455										4	0	1	2	0	0	0	Kansas City Royals @ Houston Astros Minute Maid Park, Houston, TX Fri Jun 16 2006, 7:05 PM CDT Att: 36,328 - Roof Closed - 72 F								
Mike Lamb, L (1,5) OBP: 0.385, SLG: 0.508										4	0	1	0	0	0	0									
2 Chris Burke, R (1,8) OBP: 0.375, SLG: 0.458										4	0	0	0	0	3	2									
17 Lance Berkman, S (1,3) OBP: 0.384, SLG: 0.596										4	0	1	0	0	1	0									
16 Jason Lane, R (1,9) OBP: 0.345, SLG: 0.403										4	0	1	0	0	0	1									
Preston Wilson, R (1,7) OBP: 0.313, SLG: 0.400										3	0	0	0	0	0	1									
Eric Munson, L (1,2) OBP: 0.303, SLG: 0.412										3	0	0	0	0	1	1									
28 Adam Everett, R (1,6) OBP: 0.276, SLG: 0.305										3	1	2	0	0	0	0									
51 Wandy Rodriguez, S (1,1) Willy Taveras, R (6, Ph) 43 Chris Sampson, R (7, 1) Orlando Palmeiro, L (8, Ph) Russ Springer, R (9, 1) OBP: 0.107, SLG: 0.074 OBP: 0.300, SLG: 0.318 OBP: 0.299, SLG: 0.273										1	0	0	0	0	0	0									
Inning Stats	R: 0 E: 0 K: 1 S: 11	H: 0 LOB: 0 BB: 0 P: 17	R: 0 E: 0 K: 0 S: 9	H: 0 LOB: 0 BB: 0 P: 14	R: 0 E: 0 K: 0 S: 7	H: 0 LOB: 0 BB: 0 P: 10	R: 0 E: 0 K: 0 S: 7	H: 0 LOB: 0 BB: 0 P: 9	R: 2 E: 0 K: 2 S: 16	H: 4 LOB: 1 BB: 0 P: 24	R: 0 E: 0 K: 0 S: 8	H: 1 LOB: 1 BB: 0 P: 11	R: 0 E: 0 K: 0 S: 6	H: 1 LOB: 0 BB: 0 P: 9	R: 0 E: 0 K: 1 S: 10	H: 1 LOB: 1 BB: 0 P: 13		1B: 5 2B: 2 3B: 0 HR: 0	SF: 0 SAC: 0 DP: 1 HBP: 0	WP: 0 PB: 0 SB: 0 CS: 0	PA: 32				
PITCHER	IP WLS BF H R ER SO BB IBB HBP BLK WP HR S P ERA WHIP	6.0 W 21 4 2 2 4 0 0 0 0 0 10 13 3.00 0.667	1.0 5 2 0 0 0 0 0 0 0 0 0 14 20 0.00 0.500	2.0 6 1 0 0 1 0 0 0 0 0 0 14 20 0.00 0.500											IP WLS BF H R ER SO BB IBB HBP BLK WP HR S P ERA WHIP										

AB	38
R	7
H	14
RBI	6
BB	1
SO	5
LOB	13



AB	32
R	2
H	7
RBI	2
BB	0
SO	5
LOB	6



Batter	1	2	3	4	5	6	7	8	9	AB	R	H	RBI	BB	SO	LOB	TOP					
9 David DeJesus, L (1,8)										4	1	1	0	0	1	0	Kansas City Royals @ Houston Astros Minute Maid Park, Houston, TX Sat Jun 17 2006, 6:05 PM CDT Att: 39,048 - Roof Closed - 73 F livebaseballscorecards.com					
15 Mark Grudzielanek, R (1,4)										4	0	0	0	0	1	1						
Doug Mientkiewicz, L (1,3)										3	0	0	1	0	1	0						
Emil Brown, R (1,9)										3	0	1	0	1	1	0						
Matt Stairs, L (1,7)										3	0	1	0	0	1	1						
Esteban German, R (7, PR)										0	0	0	0	0	0	0						
57 Joel Peralta, R (8,1)										0	0	0	0	0	0	0						
Tony Graffano, R (9, PH)										0	0	0	0	0	0	0						
24 Mark Teahen, L (1,5)										3	1	1	0	0	0	2						
4 Angel Berroa, R (1,6)										2	0	0	0	0	0	1						
Paul Bako, L (1,2)										3	0	0	1	0	1	3						
Bob Keppel, R (1,1)										1	0	0	0	0	1	0						
Todd Wellemeyer, R (4,1)										1	0	0	0	0	0	0						
Andrew Sisco, L (7,1)										0	0	0	0	0	0	0						
Kerry Robinson, L (7,7)										1	0	0	0	0	0	0						
Inning Stats	R: 1 E: 0 K: 0 S: 8	H: 1 LOB: 0 BB: 0 P: 17	R: 0 E: 0 K: 0 S: 11	H: 0 LOB: 0 BB: 0 P: 17	R: 0 E: 0 K: 2 S: 9	H: 0 LOB: 0 BB: 1 P: 11	R: 0 E: 0 K: 2 S: 8	H: 0 LOB: 1 BB: 0 P: 13	R: 1 E: 0 K: 0 S: 8	H: 1 LOB: 0 BB: 0 P: 12	R: 0 E: 0 K: 2 S: 7	H: 0 LOB: 0 BB: 0 P: 11	R: 0 E: 0 K: 0 S: 8	H: 2 LOB: 2 BB: 0 P: 14	R: 0 E: 0 K: 0 S: 7	H: 0 LOB: 0 BB: 0 P: 9	R: 0 E: 0 K: 2 S: 11	H: 0 LOB: 0 BB: 0 P: 17	1B: 1 2B: 3 3B: 0 HR: 0	SF: 1 SAC: 0 DP: 1 HBP: 1	WP: 0 PB: 0 SB: 0 CS: 0	PA: 32
PITCHER	IP WLS BF H R ER SO BB IBB HBP BLK WP HR S P ERA WHIP																					
Taylor Buchholz, R (1,1)	6.0 W 21 2 2 2 6 1 0 0 0 0 0 0 51 81 3.00 0.500																					
Chad Qualls, R (7,1)	1.0 H 5 2 0 0 0 0 0 0 1 0 0 0 8 14 0.00 2.000																					
Dan Wheeler, R (8,1)	1.0 H 3 0 0 0 0 0 0 0 0 0 0 0 7 9 0.00 0.000																					
Russ Springer, R (9,1)	1.0 3 0 0 0 2 0 0 0 0 0 0 0 11 17 0.00 0.000																					

Batter	1	2	3	4	5	6	7	8	9	AB	R	H	RBI	BB	SO	LOB	BOTTOM					
Craig Biggio, R (1,4)										5	0	0	0	0	1	2	Kansas City Royals @ Houston Astros Minute Maid Park, Houston, TX Sat Jun 17 2006, 6:05 PM CDT Att: 39,048 - Roof Closed - 73 F livebaseballscorecards.com					
4 Eric Bruntlett, R (9,9)										0	0	0	0	0	0	0						
Mike Lamb, L (1,3)										4	3	3	1	1	0	0						
2 Chris Burke, R (1,8)										2	2	0	0	3	1	1						
17 Lance Berkman, S (1,9)										4	0	3	4	1	1	0						
Morgan Ensberg, R (1,5)										2	1	0	0	3	1	1						
Russ Springer, R (9,1)										0	0	0	0	0	0	0						
Preston Wilson, R (1,7)										4	0	1	1	0	1	5						
Brad Ausmus, R (1,2)										4	0	1	0	0	1	7						
28 Adam Everett, R (1,6)										4	1	3	1	0	0	2						
Taylor Buchholz, R (1,1)										1	0	0	0	0	0	2						
Orlando Palmeiro, L (5, PH)										1	0	0	0	0	0	2						
Chad Qualls, R (7,1)										0	0	0	0	0	0	0						
Dan Wheeler, R (8,1)										0	0	0	0	0	0	0						
Willy Taveras, R (8, PH)										1	0	0	0	0	0	1						
Inning Stats	R: 1 E: 0 K: 1 S: 16	H: 2 LOB: 3 BB: 2 P: 29	R: 1 E: 0 K: 1 S: 12	H: 2 LOB: 1 BB: 0 P: 21	R: 1 E: 0 K: 0 S: 11	H: 1 LOB: 2 BB: 2 P: 19	R: 0 E: 0 K: 1 S: 9	H: 0 LOB: 0 BB: 0 P: 9	R: 0 E: 0 K: 2 S: 8	H: 0 LOB: 0 BB: 0 P: 12	R: 0 E: 0 K: 0 S: 9	H: 2 LOB: 1 BB: 0 P: 16	R: 2 E: 0 K: 1 S: 11	H: 2 LOB: 2 BB: 3 P: 27	R: 2 E: 0 K: 1 S: 13	H: 2 LOB: 1 BB: 1 P: 22	R: 2 E: 0 K: 1 S: 13	H: 2 LOB: 1 BB: 1 P: 22	1B: 8 2B: 3 3B: 0 HR: 0	SF: 0 SAC: 1 DP: 1 HBP: 0	WP: 0 PB: 0 SB: 0 CS: 0	PA: 41
PITCHER	IP WLS BF H R ER SO BB IBB HBP BLK WP HR S P ERA WHIP																					
Bob Keppel, R (1,1)	3.0 L 18 2 1 1 3 4 0 0 0 0 0 0 26 41 3.00 1.000																					
Todd Wellemeyer, R (4,1)	3.0 11 2 1 1 3 1 0 0 0 0 0 0 26 41 3.00 1.000																					
Andrew Sisco, L (7,1)	1.2 9 3 2 2 2 1 1 0 0 0 0 0 18 34 10.80 2.400																					
57 Joel Peralta, R (8,1)	0.1 3 1 1 1 0 1 0 0 0 0 0 0 6 11 27.00 6.000																					



Batter	1	2	3	4	5	6	7	8	9	AB	R	H	RBI	BB	SO	LOB	TOP								
Esteban German, R (1, 8) OBP: 0.405, SLG: 0.360 9 David DeJesus, L (7, 8) OBP: 0.351, SLG: 0.410										2	0	0	0	0	2	1									
15 Mark Grudzielanek, R (1, 4) OBP: 0.331, SLG: 0.460										4	1	1	1	0	0	0									
16 Reggie Sanders, R (1, 9) OBP: 0.298, SLG: 0.472										4	1	1	2	0	1	0									
Emil Brown, R (1, 7) OBP: 0.337, SLG: 0.410										4	1	1	0	0	0	0									
Tony Graffanino, R (1, 5) OBP: 0.290, SLG: 0.347 Elmer Dessens, R (6, 1)										3	0	1	0	0	0	0									
41 Jimmy Gobble, L (8, 1) Matt Stairs, L (9, PH) OBP: 0.329, SLG: 0.455 Ambiorix Burgos, R (9, 1)										0	0	0	0	0	0	0									
Doug Mientkiewicz, L (1, 3) OBP: 0.347, SLG: 0.378										4	1	1	3	0	0	1									
4 Angel Berroa, R (1, 6) OBP: 0.266, SLG: 0.350										4	0	0	0	0	1	0									
14 John Buck, R (1, 2) OBP: 0.274, SLG: 0.366										4	1	2	1	0	1	0									
31 Brandon Duckworth, R (1, 1) OBP: 1.000, SLG: 2.000 24 Mark Teahen, L (6, 5) OBP: 0.272, SLG: 0.383										1	1	1	0	0	0	0									
										1	0	0	0	0	1	0									
Inning Stats	R: 0 E: 0 K: 1 S: 7	H: 0 LOB: 0 BB: 0 P: 10	R: 0 E: 0 K: 0 S: 7	H: 1 LOB: 0 BB: 0 P: 11	R: 0 E: 0 K: 1 S: 7	H: 1 LOB: 1 BB: 0 P: 10	R: 0 E: 0 K: 1 S: 9	H: 0 LOB: 0 BB: 0 P: 10	R: 0 E: 0 K: 1 S: 8	H: 0 LOB: 0 BB: 0 P: 11	R: 4 E: 0 K: 0 S: 9	H: 4 LOB: 0 BB: 0 P: 15	R: 0 E: 0 K: 1 S: 6	H: 0 LOB: 0 BB: 0 P: 9	R: 0 E: 0 K: 2 S: 8	H: 0 LOB: 0 BB: 0 P: 11	R: 3 E: 0 K: 0 S: 15	H: 2 LOB: 0 BB: 1 P: 27	1B: 2 2B: 3 3B: 0 HR: 3	SF: 0 SAC: 2 DP: 1 HBP: 0	WP: 0 PB: 0 SB: 0 CS: 0	PA: 35			
PITCHER	IP	WLS	BF	H	R	ER	SO	BB	IBB	HBP	BLK	WP	HR	S	P	ERA	WHIP								
Andy Pettitte, L (1, 1) ERA: 5.44	7.0		26	6	4	4	5	0	0	0	0	0	2	53	76	5.14	0.857								
Trever Miller, L (8, 1) ERA: 4.25	0.2		2	0	0	0	2	0	0	0	0	0	0	7	10	0.00	0.000								
Chad Qualls, R (8, 1) ERA: 4.35	0.2	L	5	2	3	3	0	1	0	0	0	0	1	11	21	40.50	4.500								
Dan Wheeler, R (9, 1) ERA: 4.25	0.2		2	0	0	0	0	0	0	0	0	0	0	5	7	0.00	0.000								

Kansas City Royals @ Houston Astros
Minute Maid Park, Houston, TX
Sun Jun 18 2006, 1:05 PM CDT
Att: 39,867 - Roof Closed - 73 F

AB 32
R 7
H 8
RBI 7
BB 1
SO 7
LOB 2

Batter	1	2	3	4	5	6	7	8	9	AB	R	H	RBI	BB	SO	LOB	BOTTOM								
Craig Biggio, R (1, 4) OBP: 0.342, SLG: 0.444										5	1	1	0	0	1	2									
Mike Lamb, L (1, 3) OBP: 0.386, SLG: 0.511										5	0	0	1	0	1	3									
2 Chris Burke, R (1, 8) OBP: 0.395, SLG: 0.487										4	0	3	1	0	0	0									
17 Lance Berkman, S (1, 9) OBP: 0.393, SLG: 0.599										3	1	1	0	1	1	2									
Morgan Ensberg, R (1, 5) OBP: 0.384, SLG: 0.549 Trever Miller, R (8, 1) Chad Qualls, R (8, 1) Dan Wheeler, R (9, 1)										3	0	0	0	1	0	3									
Preston Wilson, R (1, 7) OBP: 0.312, SLG: 0.407										4	1	1	2	0	1	1									
Brad Ausmus, R (1, 2) OBP: 0.359, SLG: 0.360										4	0	1	0	0	0	1									
28 Adam Everett, R (1, 6) OBP: 0.284, SLG: 0.313										4	0	1	0	0	0	0									
Andy Pettitte, L (1, 1) ERA: 3.18 Orlando Palmeiro, L (7, PH) OBP: 0.262, SLG: 0.263										1	0	0	0	0	0	0									
										1	1	0	0	1	0	0									
Inning Stats	R: 0 E: 0 K: 0 S: 7	H: 1 LOB: 1 BB: 0 P: 13	R: 0 E: 0 K: 1 S: 7	H: 0 LOB: 0 BB: 0 P: 10	R: 0 E: 0 K: 0 S: 9	H: 0 LOB: 0 BB: 0 P: 11	R: 0 E: 0 K: 1 S: 16	H: 1 LOB: 1 BB: 0 P: 25	R: 1 E: 0 K: 0 S: 10	H: 3 LOB: 2 BB: 0 P: 17	R: 1 E: 0 K: 0 S: 12	H: 1 LOB: 1 BB: 1 P: 21	R: 2 E: 0 K: 0 S: 14	H: 2 LOB: 2 BB: 2 P: 29	R: 0 E: 0 K: 0 S: 4	H: 0 LOB: 0 BB: 0 P: 8	R: 0 E: 0 K: 1 S: 7	H: 0 LOB: 0 BB: 0 P: 8	1B: 2 2B: 5 3B: 0 HR: 1	SF: 0 SAC: 1 DP: 0 HBP: 0	WP: 1 PB: 0 SB: 0 CS: 0	PA: 38			
PITCHER	IP	WLS	BF	H	R	ER	SO	BB	IBB	HBP	BLK	WP	HR	S	P	ERA	WHIP								
31 Brandon Duckworth, R (1, 1) ERA: 3.18	5.2		24	6	2	2	3	1	1	0	0	0	0	16	32	13.50	2.250								
Elmer Dessens, R (6, 1) ERA: 4.17	1.1	B	8	2	2	2	0	1	1	0	0	0	0	4	8	0.00	0.000								
41 Jimmy Gobble, L (8, 1) ERA: 4.21	1.0	W	3	0	0	0	0	0	0	0	0	0	0	7	8	0.00	0.000								
Ambiorix Burgos, R (9, 1) ERA: 6.89	1.0	S	3	0	0	0	1	0	0	0	0	0	0	7	8	0.00	0.000								

Kansas City Royals @ Houston Astros
Minute Maid Park, Houston, TX
Sun Jun 18 2006, 1:05 PM CDT
Att: 39,867 - Roof Closed - 73 F

AB 34
R 4
H 8
RBI 4
BB 3
SO 4
LOB 12

Batter	1	2	3	4	5	6	7	8	9	AB	R	H	RBI	BB	SO	LOB	TOP											
José Bautista, R OBP: 0.338, SLG: 0.514	1-1 FC5-4 HBP	1-0 G6-3		4-2 WP BB		1-0 P5			2-1 F8	3	0	0	0	1	0	1												
2 Jack Wilson, R OBP: 0.312, SLG: 0.414	2-2 FC5-4 12 2B SF8	1-2 G1-3		3-2 L5			1-2 P6		3-2 HR	5	2	1	1	0	0	4												
12 Freddy Sanchez, R OBP: 0.395, SLG: 0.509	1-2 SF8 WP	0-1 1B		4-2 FC5-4 BB			1-3 K		0-1 G5-3	4	1	2	1	1	1	0												
Jason Bay, R OBP: 0.418, SLG: 0.578	2-2 SF8	3-H L8		1-0 FC5-4 BB			2-3 K			3	0	0	1	0	1	4												
Joe Randa, R OBP: 0.371, SLG: 0.311	3-2 HR 1B		1-1 F8		2-1 G4-3			0-0 FC4-6 1B		4	1	2	0	0	0	0												
Craig Wilson, R OBP: 0.397, SLG: 0.495	1-0 HR		4-0 G3-6-1 BB		0-0 F9			2-0 L7		3	1	1	2	1	0	1												
Jose Castillo, R OBP: 0.335, SLG: 0.464	4-2 BB		0-0 G3-6-1		4-1 26 CS BB			1-2 FC4-6		2	0	0	0	2	0	2												
26 Ronny Paulino, R OBP: 0.369, SLG: 0.404	1-1 G4-3		2-1 WP 13 SH1-3 1B		1-1 CS		4-2 13 G3-6-1 BB		1-0 P4	3	0	1	0	1	0	2												
13 Nate McLouth, L OBP: 0.292, SLG: 0.330		0-1 G1-3 12 1B 2B		0-0 SH1-3			0-0 G3-6-1		2-3 K	3	1	1	0	0	1	1												
Inning Stats	R: 4 E: 0 K: 0 S: 21	H: 3 LOB: 1 BB: 1 P: 36	R: 1 E: 0 K: 0 S: 11	H: 2 LOB: 1 BB: 0 P: 16	R: 0 E: 0 K: 0 S: 3	H: 0 LOB: 0 BB: 1 P: 8	R: 0 E: 0 K: 0 S: 13	H: 1 LOB: 3 BB: 2 P: 27	R: 0 E: 0 K: 0 S: 5	H: 0 LOB: 0 BB: 1 P: 12	R: 0 E: 0 K: 2 S: 9	H: 0 LOB: 0 BB: 0 P: 13	R: 0 E: 0 K: 0 S: 7	H: 1 LOB: 1 BB: 0 P: 11	R: 1 E: 0 K: 1 S: 10	H: 1 LOB: 0 BB: 0 P: 17	1B: 4 2B: 2 3B: 0 HR: 2	SF: 1 SAC: 1 DP: 2 HBP: 1	WP: 2 PB: 2 SB: 0 CS: 1	PA: 40								
PITCHER	IP	WLS	BF	H	R	ER	SO	BB	IBB	HBP	BLK	WP	HR	S	P	ERA	WHIP											
Mark Redman, L ERA: 5.95	(1, 1)	5.0	W	25	6	5	5	0	5	0	1	0	2	1	53	99	9.00	2.200										
57 Joel Peralta, R ERA: 4.5	(6, 1)	2.0	H	6	0	0	0	2	1	0	0	0	0	0	14	23	0.00	0.500										
Elmer Dessens, R ERA: 4.06	(8, 1)	1.0	H	4	1	0	0	2	0	0	0	0	0	7	11	0.00	1.000											
Ambiorix Burgos, R ERA: 6.96	(9, 1)	1.0		4	1	1	1	1	0	0	0	0	0	1	10	17	9.00	1.000										
Batter	1	2	3	4	5	6	7	8	9	AB	R	H	RBI	BB	SO	LOB	BOTTOM											
9 David DeJesus, L OBP: 0.370, SLG: 0.412	4-2 G4-6-3 15 BB WP	1-0 2H 1B		4-2 15 G4-3 BB		1-0 F7		1-0 16 SF9 BB HBP		2	1	1	2	2	0	0												
15 Mark Grudzielanek, R OBP: 0.328, SLG: 0.395	4-2 G4-6-3 BB		0-0 G6-3		0-1 G4-3		1-2 G4-3		1-0 SF8	3	0	0	1	1	0	3												
Doug Mientkiewicz, L OBP: 0.344, SLG: 0.371	3-1 G4-6-3		0-2 G3		0-2 E4 1B 16 BB FC1-2		3-3 K		4-1 BB BB	4	0	0	0	1	1	2												
16 Reggie Sanders, R OBP: 0.300, SLG: 0.469	1-3 K		1-0 G5-3		4-0 FC1-2 24 1B BB		2-1 K		1-0 SF9	3	1	1	1	1	1	0												
Matt Stairs, L OBP: 0.338, SLG: 0.452		3-2 G4-3		4-2 FC6-4 BB		2-2 FC1-2 24 1B 1B		1-1 F7		3	1	1	0	2	0	1												
Emil Brown, R OBP: 0.335, SLG: 0.403		3-3 K		3-1 FC6-4 4 1B		0-2 FC1-2 24 1B		4-1 K		4	1	0	0	1	2	7												
24 Mark Teahen, L OBP: 0.286, SLG: 0.389		4-2 4 1B 14 2B BB		0-2 4 1B 9 BB		1-1 E9 4 G5-4-3 1B		1-3 K		3	2	2	1	1	1	2												
4 Angel Berroa, R OBP: 0.273, SLG: 0.357		1-2 14 2B 1B		3-2 9 BB 14 PB 1B		0-0 G5-4-3				4	2	3	1	0	0	2												
14 John Buck, R OBP: 0.286, SLG: 0.374		0-0 9 1B 2B		4-0 9 BB 1B		0-2 G4-3				2	2	1	2	2	0	0												
Inning Stats	R: 1 E: 0 K: 1 S: 10	H: 0 LOB: 0 BB: 2 P: 22	R: 3 E: 0 K: 1 S: 13	H: 3 LOB: 1 BB: 1 P: 25	R: 0 E: 0 K: 0 S: 8	H: 0 LOB: 0 BB: 0 P: 9	R: 2 E: 0 K: 0 S: 15	H: 2 LOB: 3 BB: 3 P: 33	R: 2 E: 0 K: 0 S: 13	H: 2 LOB: 1 BB: 1 P: 20	R: 0 E: 0 K: 0 S: 7	H: 0 LOB: 0 BB: 0 P: 9	R: 0 E: 0 K: 2 S: 11	H: 1 LOB: 2 BB: 1 P: 22	R: 2 E: 0 K: 1 S: 12	H: 1 LOB: 3 BB: 3 P: 28	1B: 8 2B: 1 3B: 0 HR: 0	SF: 2 SAC: 0 DP: 3 HBP: 1	WP: 1 PB: 1 SB: 2 CS: 0	PA: 42								
PITCHER	IP	WLS	BF	H	R	ER	SO	BB	IBB	HBP	BLK	WP	HR	S	P	ERA	WHIP											
Kip Wells, R ERA: 16.2	(1, 1)	3.1	L	18	5	6	6	2	5	0	0	0	0	0	11	21	13.50	4.500										
34 John Grabow, L ERA: 4.44	(4, 1)	0.2		5	1	2	1	0	2	0	0	0	0	0	11	21	13.50	4.500										
55 Matt Capps, R ERA: 4.29	(5, 1)	2.0		6	1	0	0	0	0	0	0	0	0	14	17	0.00	0.500											
Damaso Marte, L ERA: 3.2	(7, 1)	1.0		5	1	0	0	2	0	1	0	0	0	11	22	0.00	1.000											
Ryan Vogelsong, R ERA: 6.08	(8, 1)	1.0		8	1	2	2	1	3	0	1	0	0	0	12	28	18.00	4.000										
<div style="display: flex; justify-content: space-between;"> <div style="width: 45%;"> <p>Pittsburgh Pirates @ Kansas City Royals Kauffman Stadium, Kansas City, MO</p> <p>Tue Jun 20 2006, 7:10 PM CDT Att: 15,906 - Clear - 88 F</p> </div> <div style="width: 45%; text-align: right;"> <p>AB 30 R 6 H 8 RBI 5 BB 6 SO 3 LOB 15</p> <p>P</p> </div> </div>																												
<div style="display: flex; justify-content: space-between;"> <div style="width: 45%;"> <p>Pittsburgh Pirates @ Kansas City Royals Kauffman Stadium, Kansas City, MO</p> <p>Tue Jun 20 2006, 7:10 PM CDT Att: 15,906 - Clear - 88 F</p> </div> <div style="width: 45%; text-align: right;"> <p>AB 28 R 10 H 9 RBI 8 BB 11 SO 5 LOB 17</p> <p>KC Royals</p> </div> </div>																												

Batter	1	2	3	4	5	6	7	8	9	AB	R	H	RBI	BB	SO	LOB	TOP				
José Bautista, R OBP: 0.348, SLG: 0.522 (1, 8)										4	1	2	0	1	0	1	Pittsburgh Pirates @ Kansas City Royals Kauffman Stadium, Kansas City, MO Wed Jun 21 2006, 7:10 PM CDT Att: 15,501 - Partly Cloudy - 90 F livebaseballscorecards.com				
2 Jack Wilson, R OBP: 0.317, SLG: 0.416 (1, 6)										4	0	2	0	1	1	2					
Sean Casey, L OBP: 0.364, SLG: 0.452 (1, 3)										3	0	0	1	0	1	3					
Jason Bay, R OBP: 0.415, SLG: 0.569 (1, 7)										4	0	0	0	1	0	7					
Jeremy Burnitz, L OBP: 0.281, SLG: 0.438 (7, PH) Craig Wilson, R OBP: 0.355, SLG: 0.492 (7, 9)										3	0	0	0	0	0	1					
12 Freddy Sanchez, R OBP: 0.393, SLG: 0.509 (1, 5)										4	1	1	0	0	1	1					
Joe Randa, R OBP: 0.270, SLG: 0.301 (1, 10)										3	1	0	0	1	0	1					
Jose Castillo, R OBP: 0.337, SLG: 0.469 (1, 4)										4	1	2	1	0	0	1					
26 Ronny Paulino, R OBP: 0.366, SLG: 0.400 (1, 2)										4	0	1	2	0	1	1					
Inning Stats	R: 1 E: 1 K: 0 S: 12	H: 2 LOB: 1 BB: 0 P: 21	R: 2 E: 1 K: 0 S: 14	H: 2 LOB: 3 BB: 1 P: 22	R: 0 E: 0 K: 0 S: 8	H: 0 LOB: 1 BB: 0 P: 14	R: 0 E: 0 K: 0 S: 6	H: 0 LOB: 0 BB: 0 P: 9	R: 0 E: 0 K: 1 S: 5	H: 0 LOB: 0 BB: 0 P: 7	R: 0 E: 0 K: 2 S: 14	H: 3 LOB: 2 BB: 0 P: 20	R: 0 E: 0 K: 1 S: 7	H: 0 LOB: 0 BB: 0 P: 12	R: 0 E: 0 K: 1 S: 10	H: 1 LOB: 1 BB: 1 P: 19	1B: 5 2B: 3 3B: 0 HR: 0	SF: 0 SAC: 0 DP: 2 HBP: 2	WP: 0 PB: 0 SB: 0 CS: 0	PA: 40	
PITCHER	IP	WLS	BF	H	R	ER	SO	BB	IBB	HBP	BLK	WP	HR	S	P	ERA	WHIP				
Mike Wood, R ERA: 4.53 (1, 1)	5.2		28	7	4	2	1	2	0	2	0	0	0	55	88	3.18	1.588				
Jeremy Affeldt, L ERA: 7.46 (6, 1)	0.2	B	3	0	0	0	1	1	0	0	0	0	0	6	11	0.00	1.500				
Elmer Dessens, R ERA: 3.89 (7, 1)	1.2	W	5	0	0	0	1	0	0	0	0	0	0	13	19	0.00	0.000				
Ambiorix Burgos, R ERA: 6.75 (9, 1)	1.0	S	4	1	0	0	1	1	0	0	0	0	0	10	19	0.00	2.000				

Batter	1	2	3	4	5	6	7	8	9	AB	R	H	RBI	BB	SO	LOB	BOTTOM				
9 David DeJesus, L OBP: 0.361, SLG: 0.400 (1, 7)										3	0	0	0	0	0	1	Pittsburgh Pirates @ Kansas City Royals Kauffman Stadium, Kansas City, MO Wed Jun 21 2006, 7:10 PM CDT Att: 15,501 - Partly Cloudy - 90 F livebaseballscorecards.com				
15 Mark Grudzielanek, R OBP: 0.331, SLG: 0.397 (1, 4)										4	1	2	1	0	1	1					
Doug Mientkiewicz, L OBP: 0.346, SLG: 0.375 (1, 3)										3	1	1	0	1	1	2					
Emil Brown, R OBP: 0.337, SLG: 0.409 (1, 9)										4	2	2	1	0	0	2					
Matt Stairs, L OBP: 0.335, SLG: 0.446 (1, 10)										4	0	1	1	0	1	2					
24 Mark Teahen, L OBP: 0.299, SLG: 0.418 (1, 5)										3	1	2	2	1	1	2					
4 Angel Berroa, R OBP: 0.273, SLG: 0.355 (1, 6)										4	0	1	1	0	1	2					
Paul Bako, L OBP: 0.280, SLG: 0.269 (1, 2)										4	0	0	0	0	1	3					
2 Joey Gathright, L OBP: 0.311, SLG: 0.248 (1, 8)										3	1	2	0	0	0	0					
Inning Stats	R: 0 E: 0 K: 0 S: 8	H: 1 LOB: 1 BB: 0 P: 12	R: 0 E: 0 K: 1 S: 6	H: 1 LOB: 0 BB: 0 P: 11	R: 0 E: 0 K: 0 S: 8	H: 0 LOB: 0 BB: 0 P: 12	R: 0 E: 0 K: 0 S: 7	H: 1 LOB: 1 BB: 0 P: 12	R: 0 E: 0 K: 1 S: 9	H: 0 LOB: 1 BB: 1 P: 17	R: 4 E: 0 K: 1 S: 20	H: 5 LOB: 2 BB: 1 P: 35	R: 0 E: 0 K: 2 S: 9	H: 1 LOB: 0 BB: 0 P: 12	R: 2 E: 0 K: 1 S: 12	H: 2 LOB: 0 BB: 0 P: 16	1B: 8 2B: 2 3B: 0 HR: 1	SF: 0 SAC: 1 DP: 1 HBP: 0	WP: 0 PB: 0 SB: 0 CS: 0	PA: 36	
PITCHER	IP	WLS	BF	H	R	ER	SO	BB	IBB	HBP	BLK	WP	HR	S	P	ERA	WHIP				
45 Ian Snell, R ERA: 4.84 (1, 1)	5.1		23	7	4	4	2	2	0	0	0	0	0	8	14	0.00	1.688				
55 Matt Capps, R ERA: 4.21 (6, 1)	0.2	B	3	1	0	0	1	0	0	0	0	0	0	8	14	0.00	1.500				
Damaso Marte, L ERA: 3.08 (7, 1)	1.0		4	1	0	0	2	0	0	0	0	0	0	9	12	0.00	1.000				
16 Salomon Torres, R ERA: 4.6 (8, 1)	1.0	L	5	2	2	2	1	0	0	0	0	0	1	12	16	18.00	2.000				

Batter	1	2	3	4	5	6	7	8	9	AB	R	H	RBI	BB	SO	LOB	TOP										
José Bautista, R OBP: 0.350, SLG: 0.521										4	0	1	0	1	1	2											
2 Jack Wilson, R OBP: 0.313, SLG: 0.409										4	0	0	0	0	2	2											
Sean Casey, L OBP: 0.366, SLG: 0.454										4	1	1	0	1	1	1											
Jason Bay, R OBP: 0.415, SLG: 0.570										5	1	2	1	0	1	2											
12 Freddy Sanchez, R OBP: 0.391, SLG: 0.504										4	0	1	1	0	0	1											
Craig Wilson, R OBP: 0.353, SLG: 0.485										3	2	0	0	1	1	2											
Joe Randa, R OBP: 0.269, SLG: 0.309										4	1	1	1	0	0	2											
Jose Castillo, R OBP: 0.343, SLG: 0.473										2	2	1	1	2	0	1											
11 Humberto Cota, R OBP: 0.271, SLG: 0.231										4	0	1	1	0	0	2											
Inning Stats	R: 0 E: 0 K: 2 S: 10	H: 1 LOB: 1 BB: 0 P: 15	R: 2 E: 1 K: 1 S: 16	H: 2 LOB: 1 BB: 0 P: 23	R: 0 E: 0 K: 1 S: 8	H: 0 LOB: 1 BB: 1 P: 17	R: 0 E: 0 K: 0 S: 7	H: 0 LOB: 1 BB: 1 P: 13	R: 0 E: 0 K: 0 S: 8	H: 0 LOB: 0 BB: 0 P: 11	R: 3 E: 1 K: 1 S: 13	H: 3 LOB: 2 BB: 2 P: 28	R: 2 E: 0 K: 1 S: 12	H: 2 LOB: 0 BB: 0 P: 19	R: 0 E: 0 K: 0 S: 5	H: 0 LOB: 0 BB: 1 P: 11	R: 0 E: 0 K: 0 S: 6	H: 0 LOB: 0 BB: 0 P: 10	1B: 3 2B: 5 3B: 0 HR: 0	SF: 0 SAC: 1 DP: 2 HBP: 0	WP: 2 PB: 2 SB: 0 CS: 0	PA: 40					
PITCHER	IP	WLS	BF	H	R	ER	SO	BB	IBB	HBP	BLK	WP	HR	S	P	ERA	WHIP										
37 Scott Elarton, R ERA: 4.87	5.2	W	25	6	4	1	4	2	0	0	0	0	0	55	87	1.59	1.412										
Todd Wellemeyer, R ERA: 5.04	0.0		3	0	1	0	0	2	0	0	0	1	0	4	15	∞	∞										
57 Joel Peralta, R ERA: 4.86	1.1	H	6	2	2	2	2	0	0	0	0	1	0	15	24	13.50	1.500										
41 Jimmy Gobble, L ERA: 3.99	2.0		6	0	0	0	0	1	0	0	0	0	0	11	21	0.00	0.500										

Pittsburgh Pirates @ Kansas City Royals
Kauffman Stadium, Kansas City, MO

AB 34
R 7
H 8
RBI 5
BB 5
SO 6
LOB 15



WP: 2 PA: 40
PB: 2
SB: 0
CS: 0

Pittsburgh Pirates @ Kansas City Royals
Kauffman Stadium, Kansas City, MO

AB 36
R 15
H 13
RBI 12
BB 7
SO 7
LOB 19



WP: 0 PA: 48
PB: 1
SB: 0
CS: 0

Batter	1	2	3	4	5	6	7	8	9	AB	R	H	RBI	BB	SO	LOB	BOTTOM										
Esteban German, R OBP: 0.421, SLG: 0.385										4	1	3	2	1	0	0											
15 Mark Grudzielanek, R OBP: 0.331, SLG: 0.363										5	2	1	2	1	0	5											
16 Reggie Sanders, R OBP: 0.306, SLG: 0.465										4	4	1	0	2	1	3											
Emil Brown, R OBP: 0.338, SLG: 0.417										5	1	2	3	0	0	3											
Tony Graffanino, R OBP: 0.301, SLG: 0.364										4	1	3	3	0	1	0											
Doug Mientkiewicz, L OBP: 0.345, SLG: 0.373										1	0	0	0	0	1	0											
24 Mark Teahen, L OBP: 0.295, SLG: 0.410										5	0	1	1	0	1	3											
4 Angel Berroa, R OBP: 0.272, SLG: 0.350										4	1	0	0	1	2	3											
14 John Buck, R OBP: 0.306, SLG: 0.401										2	3	2	1	1	0	0											
2 Joey Gathright, L OBP: 0.315, SLG: 0.245										2	2	0	0	1	1	2											
Inning Stats	R: 2 E: 0 K: 0 S: 9	H: 1 LOB: 2 BB: 2 P: 21	R: 1 E: 0 K: 0 S: 7	H: 2 LOB: 0 BB: 0 P: 12	R: 0 E: 0 K: 1 S: 5	H: 0 LOB: 0 BB: 0 P: 6	R: 2 E: 0 K: 0 S: 15	H: 1 LOB: 2 BB: 2 P: 28	R: 2 E: 0 K: 2 S: 19	H: 2 LOB: 2 BB: 1 P: 35	R: 2 E: 0 K: 1 S: 18	H: 4 LOB: 2 BB: 0 P: 26	R: 4 E: 2 K: 1 S: 13	H: 2 LOB: 0 BB: 1 P: 26	R: 2 E: 0 K: 2 S: 15	H: 1 LOB: 2 BB: 1 P: 32	1B: 9 2B: 2 3B: 1 HR: 1	SF: 0 SAC: 2 DP: 0 HBP: 3	WP: 0 PB: 1 SB: 0 CS: 0	PA: 48							
PITCHER	IP	WLS	BF	H	R	ER	SO	BB	IBB	HBP	BLK	WP	HR	S	P	ERA	WHIP										
28 Paul Maholm, L ERA: 4.9	4.1	L	24	6	7	6	1	5	0	0	0	0	0	21	35	18.00	4.000										
Ryan Vogelsong, R ERA: 6.39	1.0		8	4	2	2	2	0	0	1	0	0	0	5	6	0.00	0.000										
34 John Grabow, L ERA: 4.33	0.2		2	0	0	0	1	0	0	0	0	0	0	5	6	0.00	0.000										
Roberto Hernandez, R ERA: 2.2	1.0		7	2	4	0	1	1	0	0	0	0	0	13	26	0.00	3.000										
Michael Gonzalez, L ERA: 3.14	1.0		7	1	2	2	2	1	0	2	0	0	0	15	32	18.00	2.000										

Pittsburgh Pirates @ Kansas City Royals
Kauffman Stadium, Kansas City, MO

AB 36
R 15
H 13
RBI 12
BB 7
SO 7
LOB 19



WP: 0 PA: 48
PB: 1
SB: 0
CS: 0

Thu Jun 22 2006, 1:10 PM CDT
Att: 13,153 - Cloudy - 70 F

livebaseballscores.com

livebaseballscores.com

Batter	1	2	3	4	5	6	7	8	9	AB	R	H	RBI	BB	SO	LOB	TOP								
23 Rickie Weeks Jr., R OBP: 0.375, SLG: 0.417	2-2 P3	2-2 SAFE	4-0 BB			1-1 G6-3	2-3 K			3	0	0	0	1	1	2									
47 Corey Koskie, L OBP: 0.349, SLG: 0.505	0-0 HR	1-3 K	0-0 G4-3			1-1 F7		2-0 G4-3		5	1	1	1	0	1	5									
Carlos Lee, R OBP: 0.341, SLG: 0.565	1-3 K	2-3 K		1-0 1B		0-0 G4-3		0-1 F8		5	0	1	0	0	2	2									
28 Prince Fielder, L OBP: 0.350, SLG: 0.534	4-2 2B BB		0-1 F8	2-3 K			0-0 G3	1-0 F8		4	1	0	0	1	1	1									
2 Bill Hall, R OBP: 0.328, SLG: 0.585	2-1 2B 1B		0-1 1B 2B	3-2 F9			4-1 G3 1B BB	4-2 FC6-4 BB		3	3	2	0	2	0	1									
Geoff Jenkins, L OBP: 0.333, SLG: 0.405	3-2 1B 2B		0-1 1B 1B	3-2 G3			1-2 G3	1-3 K		5	1	2	3	0	1	3									
Damian Miller, R OBP: 0.330, SLG: 0.441	0-3 K		0-0 2B 1B	1-0 L9			4-0 1B IBB	0-2 K		4	1	1	0	1	2	2									
18 Gabe Gross, L OBP: 0.330, SLG: 0.477		3-2 1B	1-1 1B	2-1 G4-3			0-1 1B	0-0 FC6-4		3	0	2	1	0	0	0									
1 Corey Hart, R OBP: 0.405, SLG: 0.412		23 HBP 1B	1-2 2H 1B	2-1 G4-3			1-2 2H 1B	1-2 1B		2	0	1	1	0	0	1									
Brady Clark, R OBP: 0.374, SLG: 0.342		1-0 L6	0-2 L7	1-0 P3			2-2 1B			4	0	1	1	0	0	3									
Inning Stats	R: 3 E: 0 K: 2 S: 19	H: 3 LOB: 1 BB: 1 P: 31	R: 0 E: 0 K: 2 S: 14	H: 1 LOB: 2 BB: 0 P: 23	R: 2 E: 0 K: 0 S: 13	H: 4 LOB: 3 BB: 1 P: 18	R: 0 E: 0 K: 1 S: 12	H: 1 LOB: 1 BB: 0 P: 21	R: 0 E: 0 K: 0 S: 4	H: 0 LOB: 0 BB: 0 P: 8	R: 0 E: 0 K: 0 S: 5	H: 0 LOB: 0 BB: 0 P: 7	R: 2 E: 0 K: 1 S: 14	H: 2 LOB: 2 BB: 2 P: 26	R: 0 E: 0 K: 0 S: 4	H: 0 LOB: 0 BB: 0 P: 7	R: 0 E: 0 K: 2 S: 10	H: 0 LOB: 1 BB: 1 P: 15	1B: 8 2B: 2 3B: 0 HR: 1	SF: 0 SAC: 0 DP: 0 HBP: 1	WP: 0 PB: 0 CS: 0	PA: 44			
PITCHER	IP WLS BF H R ER SO BB IBB HBP BLK WP HR S P ERA WHIP	IP WLS BF H R ER SO BB IBB HBP BLK WP HR S P ERA WHIP	IP WLS BF H R ER SO BB IBB HBP BLK WP HR S P ERA WHIP	IP WLS BF H R ER SO BB IBB HBP BLK WP HR S P ERA WHIP	IP WLS BF H R ER SO BB IBB HBP BLK WP HR S P ERA WHIP	IP WLS BF H R ER SO BB IBB HBP BLK WP HR S P ERA WHIP	IP WLS BF H R ER SO BB IBB HBP BLK WP HR S P ERA WHIP	IP WLS BF H R ER SO BB IBB HBP BLK WP HR S P ERA WHIP	IP WLS BF H R ER SO BB IBB HBP BLK WP HR S P ERA WHIP	IP WLS BF H R ER SO BB IBB HBP BLK WP HR S P ERA WHIP	IP WLS BF H R ER SO BB IBB HBP BLK WP HR S P ERA WHIP	IP WLS BF H R ER SO BB IBB HBP BLK WP HR S P ERA WHIP	IP WLS BF H R ER SO BB IBB HBP BLK WP HR S P ERA WHIP	IP WLS BF H R ER SO BB IBB HBP BLK WP HR S P ERA WHIP	IP WLS BF H R ER SO BB IBB HBP BLK WP HR S P ERA WHIP	IP WLS BF H R ER SO BB IBB HBP BLK WP HR S P ERA WHIP	IP WLS BF H R ER SO BB IBB HBP BLK WP HR S P ERA WHIP	IP WLS BF H R ER SO BB IBB HBP BLK WP HR S P ERA WHIP	IP WLS BF H R ER SO BB IBB HBP BLK WP HR S P ERA WHIP	IP WLS BF H R ER SO BB IBB HBP BLK WP HR S P ERA WHIP	IP WLS BF H R ER SO BB IBB HBP BLK WP HR S P ERA WHIP	IP WLS BF H R ER SO BB IBB HBP BLK WP HR S P ERA WHIP	IP WLS BF H R ER SO BB IBB HBP BLK WP HR S P ERA WHIP	IP WLS BF H R ER SO BB IBB HBP BLK WP HR S P ERA WHIP	IP WLS BF H R ER SO BB IBB HBP BLK WP HR S P ERA WHIP

Milwaukee Brewers @ Kansas City Royals
Kauffman Stadium, Kansas City, MO
Fri Jun 23 2006, 7:10 PM CDT
Att: 18,112 - Partly Cloudy - 84 F

AB	38
R	7
H	11
RBI	7
BB	5
SO	8
LOB	20



Batter	1	2	3	4	5	6	7	8	9	AB	R	H	RBI	BB	SO	LOB	BOTTOM								
9 David DeJesus, L OBP: 0.354, SLG: 0.400	1-2 1B 2B	0-3 K2-3			2-2 F8		0-2 F9		1-1 F7	5	1	1	0	0	1	3									
15 Mark Grudzielanek, R OBP: 0.330, SLG: 0.391	0-3 K		1-1 P4		1-0 2B G5-3 1B		0-1 L4			4	1	1	0	0	1	1									
Doug Mientkiewicz, L OBP: 0.347, SLG: 0.390	3-2 16 FC5-4 1B		0-3 K		0-0 1B		2-3 K			4	0	2	1	0	2	0									
16 Reggie Sanders, R OBP: 0.300, SLG: 0.456	0-1 FC5-4		2-3 K		1-0 G5-3			0-2 G6-3		4	0	0	1	0	1	2									
Matt Stairs, L OBP: 0.329, SLG: 0.437	0-3 K			0-0 G4-3	3-1 F7			1-0 G5-3		3	0	0	0	0	1	2									
Esteban German, R OBP: 0.418, SLG: 0.381										1	0	0	0	0	0	0									
24 Mark Teahen, L OBP: 0.294, SLG: 0.406		1-3 K		1-1 14 1B		0-3 K		0-2 G6-3		4	0	1	0	0	2	0									
Tony Graffanino, R OBP: 0.294, SLG: 0.354		1-2 G6-3		1-2 F7		0-1 G5-3			0-1 F8	4	0	0	0	0	0	1									
14 John Buck, R OBP: 0.322, SLG: 0.413		1-0 2B 1B		0-0 1B		2-2 1B		4-2 2 FC1-8 BB		3	0	3	0	1	0	0									
2 Joey Gathright, L OBP: 0.314, SLG: 0.245		1-0 1B		0-1 F9		0-1 G5-3		1-1 FC1-6		4	0	1	0	0	0	4									
Inning Stats	R: 1 E: 0 K: 2 S: 15	H: 2 LOB: 1 BB: 0 P: 19	R: 0 E: 0 K: 2 S: 12	H: 2 LOB: 2 BB: 0 P: 16	R: 0 E: 0 K: 0 S: 8	H: 0 LOB: 0 BB: 0 P: 11	R: 0 E: 0 K: 0 S: 9	H: 2 LOB: 1 BB: 0 P: 11	R: 1 E: 0 K: 0 S: 9	H: 2 LOB: 1 BB: 0 P: 16	R: 0 E: 0 K: 1 S: 10	H: 1 LOB: 0 BB: 0 P: 12	R: 0 E: 0 K: 1 S: 8	H: 0 LOB: 0 BB: 0 P: 10	R: 0 E: 0 K: 0 S: 7	H: 0 LOB: 0 BB: 0 P: 8	R: 0 E: 0 K: 0 S: 8	H: 0 LOB: 1 BB: 1 P: 14	1B: 7 2B: 2 3B: 0 HR: 0	SF: 0 SAC: 0 DP: 0 HBP: 0	WP: 0 PB: 0 CS: 0	PA: 37			
PITCHER	IP WLS BF H R ER SO BB IBB HBP BLK WP HR S P ERA WHIP	IP WLS BF H R ER SO BB IBB HBP BLK WP HR S P ERA WHIP	IP WLS BF H R ER SO BB IBB HBP BLK WP HR S P ERA WHIP	IP WLS BF H R ER SO BB IBB HBP BLK WP HR S P ERA WHIP	IP WLS BF H R ER SO BB IBB HBP BLK WP HR S P ERA WHIP	IP WLS BF H R ER SO BB IBB HBP BLK WP HR S P ERA WHIP	IP WLS BF H R ER SO BB IBB HBP BLK WP HR S P ERA WHIP	IP WLS BF H R ER SO BB IBB HBP BLK WP HR S P ERA WHIP	IP WLS BF H R ER SO BB IBB HBP BLK WP HR S P ERA WHIP	IP WLS BF H R ER SO BB IBB HBP BLK WP HR S P ERA WHIP	IP WLS BF H R ER SO BB IBB HBP BLK WP HR S P ERA WHIP	IP WLS BF H R ER SO BB IBB HBP BLK WP HR S P ERA WHIP	IP WLS BF H R ER SO BB IBB HBP BLK WP HR S P ERA WHIP	IP WLS BF H R ER SO BB IBB HBP BLK WP HR S P ERA WHIP	IP WLS BF H R ER SO BB IBB HBP BLK WP HR S P ERA WHIP	IP WLS BF H R ER SO BB IBB HBP BLK WP HR S P ERA WHIP	IP WLS BF H R ER SO BB IBB HBP BLK WP HR S P ERA WHIP	IP WLS BF H R ER SO BB IBB HBP BLK WP HR S P ERA WHIP	IP WLS BF H R ER SO BB IBB HBP BLK WP HR S P ERA WHIP	IP WLS BF H R ER SO BB IBB HBP BLK WP HR S P ERA WHIP	IP WLS BF H R ER SO BB IBB HBP BLK WP HR S P ERA WHIP	IP WLS BF H R ER SO BB IBB HBP BLK WP HR S P ERA WHIP	IP WLS BF H R ER SO BB IBB HBP BLK WP HR S P ERA WHIP	IP WLS BF H R ER SO BB IBB HBP BLK WP HR S P ERA WHIP	IP WLS BF H R ER SO BB IBB HBP BLK WP HR S P ERA WHIP

Milwaukee Brewers @ Kansas City Royals
Kauffman Stadium, Kansas City, MO
Fri Jun 23 2006, 7:10 PM CDT
Att: 18,112 - Partly Cloudy - 84 F

AB	36
R	2
H	9
RBI	2
BB	1
SO	8
LOB	13



Batter	1	2	3	4	5	6	7	8	9	AB	R	H	RBI	BB	SO	LOB	TOP										
23 Rickie Weeks Jr. R OBP: 0.377, SLG: 0.424	F7		4-0 BB		F9			G3 2B		3	0	1	0	1	0	0	Milwaukee Brewers @ Kansas City Royals Kauffman Stadium, Kansas City, MO Sun Jun 25 2006, 1:10 PM CDT Att: 14,726 - Sunny - 78 F										
Chris Barnwell, R OBP: 0.222, SLG: 0.125	F9		F8			G3		P4		4	0	0	0	0	3												
Carlos Lee, R OBP: 0.337, SLG: 0.556	L8				F9	F9		G3		4	0	0	0	0	1												
28 Prince Fielder, L OBP: 0.343, SLG: 0.520		G4-3		G3-1		K		K		4	0	0	0	2	1												
Jeff Cirillo, R OBP: 0.391, SLG: 0.429		G6-3		47 BB			F8		F9	4	0	1	0	0	0												
47 Corey Koskie, L OBP: 0.348, SLG: 0.500		F9		1 FC5-4			1B		G4-3	3	0	1	0	1	0												
1 Corey Hart, R OBP: 0.405, SLG: 0.410				1B	FC5-4		G6-3		K	4	0	1	0	0	1												
Brady Clark, R OBP: 0.379, SLG: 0.341			F9				P4			3	0	1	0	0	1												
Chad Moeller, R OBP: 0.255, SLG: 0.307			23 WP				G5-3		F8	3	0	1	0	0	2												
Inning Stats	R: 0 E: 0 K: 0 S: 9	H: 0 LOB: 0 BB: 0 P: 14	R: 0 E: 0 K: 0 S: 6	H: 0 LOB: 0 BB: 0 P: 9	R: 0 E: 0 K: 0 S: 6	H: 2 LOB: 2 BB: 1 P: 14	R: 0 E: 0 K: 0 S: 10	H: 1 LOB: 2 BB: 1 P: 21	R: 0 E: 0 K: 0 S: 5	H: 0 LOB: 0 BB: 0 P: 6	R: 0 E: 0 K: 0 S: 8	H: 0 LOB: 0 BB: 0 P: 13	R: 0 E: 0 K: 0 S: 11	H: 2 LOB: 2 BB: 0 P: 14	R: 0 E: 0 K: 1 S: 12	H: 1 LOB: 1 BB: 0 P: 20	R: 0 E: 0 K: 1 S: 8	H: 0 LOB: 0 BB: 0 P: 13	1B: 4 2B: 2 3B: 0 HR: 0	SF: 0 SAC: 0 DP: 0 HBP: 0	WP: 1 PB: 0 SB: 0 CS: 1	PA: 34					
PITCHER	IP	WLS	BF	H	R	ER	SO	BB	IBB	HBP	BLK	WP	HR	S	P	ERA	WHIP										
Mark Redman, L ERA: 5.35	7.0	W	28	6	0	0	1	2	0	0	0	1	0	58	97	0.00	1.143										
57 Joel Paralta, R ERA: 4.75	0.2	H	2	0	0	0	0	0	0	0	0	0	0	4	6	0.00	0.000										
41 Jimmy Gobble, L ERA: 3.79	1.1	S	4	0	0	0	2	0	0	0	0	0	0	13	21	0.00	0.000										

Batter	1	2	3	4	5	6	7	8	9	AB	R	H	RBI	BB	SO	LOB	BOTTOM										
9 David DeJesus, L OBP: 0.372, SLG: 0.429	K		WP		FC4-6		P6	FC3-6		4	1	2	0	1	1	0	Milwaukee Brewers @ Kansas City Royals Kauffman Stadium, Kansas City, MO Sun Jun 25 2006, 1:10 PM CDT Att: 14,726 - Sunny - 78 F										
Tony Graffanino, R OBP: 0.313, SLG: 0.384	BB		2B		FC4-6		FC3-6	IBB		3	2	1	2	2	0	3											
Doug Mientkiewicz, L OBP: 0.354, SLG: 0.387	1B		BB		1B		2B	BB		3	0	3	3	1	0	0											
Matt Stairs, L OBP: 0.331, SLG: 0.435	BB		SF9		G4-6-3		G4-6-3	1B		3	0	3	3	1	0	0											
Emil Brown, R OBP: 0.342, SLG: 0.420	G4-6-3		3-H		1B		1B	1B		5	0	2	1	0	1	5											
24 Mark Teahen, L OBP: 0.285, SLG: 0.392	G4-6-3		K		G4-6-3		1B	1B		4	0	3	0	0	1	1											
4 Angel Berroa, R OBP: 0.271, SLG: 0.344	G3-1		K		G4-3		1B	1B		5	0	0	0	0	7												
Paul Bako, L OBP: 0.302, SLG: 0.275	G1-3		24 G3-1		G4-3		F7	G3		4	0	0	0	0	1	2											
2 Joey Gathright, L OBP: 0.318, SLG: 0.253	BB		G3-1		K		L5			4	0	0	0	0	1	2											
Inning Stats	R: 0 E: 0 K: 1 S: 14	H: 1 LOB: 1 BB: 1 P: 24	R: 0 E: 0 K: 0 S: 8	H: 1 LOB: 2 BB: 1 P: 16	R: 1 E: 0 K: 2 S: 12	H: 1 LOB: 1 BB: 1 P: 23	R: 0 E: 0 K: 1 S: 8	H: 0 LOB: 0 BB: 0 P: 15	R: 1 E: 0 K: 0 S: 7	H: 2 LOB: 1 BB: 1 P: 14	R: 0 E: 0 K: 0 S: 10	H: 2 LOB: 2 BB: 0 P: 14	R: 1 E: 0 K: 0 S: 12	H: 2 LOB: 2 BB: 1 P: 21	R: 3 E: 0 K: 0 S: 11	H: 4 LOB: 3 BB: 2 P: 26	1B: 9 2B: 4 3B: 0 HR: 0	SF: 1 SAC: 0 DP: 2 HBP: 1	WP: 1 PB: 0 SB: 0 CS: 0	PA: 42							
PITCHER	IP	WLS	BF	H	R	ER	SO	BB	IBB	HBP	BLK	WP	HR	S	P	ERA	WHIP										
Rick Helling, R ERA: 8.64	3.0	L	14	3	1	1	3	3	0	0	0	0	0	34	63	3.00	2.000										
12 Carlos Villanueva, R ERA: 2.65	3.1		15	4	2	2	1	2	0	0	0	0	0	29	52	5.40	1.800										
Brian Shouse, L ERA: 2.6	0.2		4	2	0	0	0	0	0	1	0	0	0	8	12	0.00	3.000										
Dan Kolb, R ERA: 4.5	1.0		9	4	3	3	0	1	1	0	0	0	0	11	26	27.00	5.000										

Batter	1	2	3	4	5	6	7	8	9	AB	R	H	RBI	BB	SO	LOB	TOP										
9 David DeJesus, L (1, 7) OBP: 0.384, SLG: 0.452	F7		1B			1B		G3		4	0	2	0	0	0	1	Kansas City Royals @ Cincinnati Reds Great American Ball Park, Cincinnati, OH Wed Jun 28 2006, 7:10 PM EDT Att: 34,648 - Partly Cloudy - 83 F										
15 Mark Grudzielanek, R (1, 4) OBP: 0.323, SLG: 0.385 57 Joel Peralta, R (8, 1)	G5-3		F9			F9		G3	2B	4	0	1	1	0	0	2											
Doug Mientkiewicz, L (1, 3) OBP: 0.346, SLG: 0.377	F9			K		K		G3		4	0	0	0	0	2	2											
16 Reggie Sanders, R (1, 9) OBP: 0.301, SLG: 0.442		G1-3				P3		G6-3		4	0	1	0	0	0	2											
24 Mark Teahen, L (1, 5) OBP: 0.282, SLG: 0.386		G3-1							G4-3	4	0	1	0	0	1	1											
14 John Buck, R (1, 2) OBP: 0.323, SLG: 0.439						P4				4	1	1	1	0	2	1											
4 Angel Berroa, R (1, 6) OBP: 0.263, SLG: 0.333										4	0	0	0	0	1	1											
2 Joey Gathright, L (1, 8) OBP: 0.323, SLG: 0.256										2	0	1	0	1	0	1											
37 Scott Elarton, R (1, 1) OBP: 0.333, SLG: 0.667 Andrew Sisco, L (7, 1) Esteban German, R (8, PH) OBP: 0.430, SLG: 0.409 (8, 4)										2	0	0	0	0	0	2											
										0	0	0	0	0	0	0											
										1	1	1	0	0	0	0											
Inning Stats	R: 0 E: 0 K: 0 S: 6	H: 0 LOB: 0 BB: 0 P: 11	R: 1 E: 0 K: 0 S: 10	H: 1 LOB: 0 BB: 0 P: 16	R: 0 E: 0 K: 0 S: 8	H: 2 LOB: 1 BB: 0 P: 12	R: 0 E: 0 K: 2 S: 17	H: 1 LOB: 1 BB: 0 P: 25	R: 0 E: 0 K: 0 S: 10	H: 0 LOB: 1 BB: 1 P: 17	R: 0 E: 0 K: 1 S: 9	H: 1 LOB: 1 BB: 0 P: 14	R: 0 E: 0 K: 1 S: 12	H: 1 LOB: 1 BB: 0 P: 19	R: 1 E: 0 K: 0 S: 12	H: 2 LOB: 1 BB: 0 P: 16	R: 0 E: 0 K: 2 S: 8	H: 0 LOB: 0 BB: 0 P: 12	1B: 5 2B: 3 3B: 0 HR: 1	SF: 0 SAC: 0 DP: 1 HBP: 0	WP: 0 PB: 0 SB: 0 CS: 2	PA: 34					
PITCHER	IP	WLS	BF	H	R	ER	SO	BB	IBB	HBP	BLK	WP	HR	S	P	ERA	WHIP										
39 Aaron Harang, R (1, 1) ERA: 3.45	7.0	W	26	6	1	1	4	1	0	0	0	0	1	72	114	1.29	1.000										
25 David Weathers, R (8, 1) ERA: 5.5	1.0		5	2	1	1	0	0	0	0	0	0	0	12	16	9.00	2.000										
31 Matt Belisle, R (9, 1) ERA: 3.66	1.0		3	0	0	0	2	0	0	0	0	0	0	8	12	0.00	0.000										

AB	33
R	2
H	8
RBI	2
BB	1
SO	6
LOB	13



Batter	1	2	3	4	5	6	7	8	9	AB	R	H	RBI	BB	SO	LOB	BOTTOM										
6 Ryan Freel, R (1, 9) OBP: 0.381, SLG: 0.430	F8		K2-3			G6-4-3				5	0	0	0	0	2	2	Kansas City Royals @ Cincinnati Reds Great American Ball Park, Cincinnati, OH Wed Jun 28 2006, 7:10 PM EDT Att: 34,648 - Partly Cloudy - 83 F										
Felipe Lopez, S (1, 6) OBP: 0.350, SLG: 0.395										4	1	2	1	0	1	0											
Ken Griffey Jr., L (1, 8) OBP: 0.317, SLG: 0.527										4	2	2	1	0	0	1											
Rich Aurilia, R (1, 5) OBP: 0.318, SLG: 0.505										4	2	2	2	0	1	0											
Adam Dunn, L (1, 7) OBP: 0.372, SLG: 0.539										1	1	0	0	3	0	0											
Scott Hatteberg, L (1, 3) OBP: 0.402, SLG: 0.452										3	1	1	2	1	0	3											
4 Brandon Phillips, R (1, 4) OBP: 0.356, SLG: 0.456										2	0	1	1	0	1	0											
Jason LaRue, R (1, 2) OBP: 0.270, SLG: 0.317										4	0	2	0	0	0	3											
39 Aaron Harang, R (1, 1) OBP: 0.222, SLG: 0.200 25 David Weathers, R (8, 1) Javier Valentin, S (8, PH) OBP: 0.274, SLG: 0.297 31 Matt Belisle, R (9, 1)										2	0	0	0	1	1	3											
										0	0	0	0	0	0	0											
										1	0	0	0	0	1	1											
										0	0	0	0	0	0	0											
Inning Stats	R: 0 E: 0 K: 0 S: 9	H: 1 LOB: 0 BB: 0 P: 13	R: 1 E: 0 K: 0 S: 10	H: 2 LOB: 1 BB: 1 P: 17	R: 5 E: 0 K: 3 S: 23	H: 5 LOB: 1 BB: 1 P: 30	R: 0 E: 0 K: 0 S: 5	H: 0 LOB: 0 BB: 0 P: 10	R: 0 E: 0 K: 1 S: 13	H: 0 LOB: 2 BB: 1 P: 26	R: 0 E: 0 K: 1 S: 5	H: 0 LOB: 0 BB: 1 P: 12	R: 1 E: 0 K: 1 S: 10	H: 1 LOB: 0 BB: 1 P: 20	R: 0 E: 0 K: 2 S: 10	H: 1 LOB: 1 BB: 0 P: 12	R: 0 E: 0 K: 2 S: 8	H: 0 LOB: 0 BB: 0 P: 12	1B: 6 2B: 1 3B: 0 HR: 4	SF: 1 SAC: 0 DP: 2 HBP: 1	WP: 0 PB: 0 SB: 0 CS: 0	PA: 37					
PITCHER	IP	WLS	BF	H	R	ER	SO	BB	IBB	HBP	BLK	WP	HR	S	P	ERA	WHIP										
37 Scott Elarton, R (1, 1) ERA: 5.13	6.0	L	29	8	6	6	4	4	0	1	0	0	3	65	108	9.00	2.000										
Andrew Sisco, L (7, 1) ERA: 7.49	1.0		4	1	1	1	1	1	0	0	0	0	1	10	20	9.00	2.000										
57 Joel Peralta, R (8, 1) ERA: 4.63	1.0		4	1	0	0	2	0	0	0	0	0	0	10	12	0.00	1.000										

AB	30
R	7
H	10
RBI	7
BB	5
SO	7
LOB	13



Batter	1	2	3	4	5	6	7	8	9	10	AB	R	H	RBI	BB	SO	LOB	TOP			
9 David DeJesus, L OBP: 0.389, SLG: 0.471 (9, 7)											5	2	2	0	1	2	3				
15 Mark Grudzielanek, R OBP: 0.316, SLG: 0.375 (1, 4)											5	0	0	0	0	0	3				
Doug Mientkiewicz, L OBP: 0.348, SLG: 0.401 (1, 3)											3	1	1	3	1	1	0				
16 Reggie Sanders, R OBP: 0.302, SLG: 0.443 Elmer Dessens, R Ambiorix Burgos, R (9, 1)											5	0	1	0	0	2	2				
24 Mark Teahen, L OBP: 0.298, SLG: 0.409 (1, 5)											3	2	2	1	2	0	1				
Emil Brown, R OBP: 0.346, SLG: 0.439 (9, 9)											5	0	1	0	0	0	2				
4 Angel Berroa, R OBP: 0.264, SLG: 0.337 (1, 6)												5	2	2	0	0	3				
14 John Buck, R OBP: 0.321, SLG: 0.431 Matt Stairs, L OBP: 0.333, SLG: 0.459 Paul Bako, L OBP: 0.300, SLG: 0.268 (10, PH)											3	0	0	0	1	1	2				
31 Brandon Duckworth, R OBP: 0.303, SLG: 0.367 34 Luke Hudson, R OBP: 0.311, SLG: 0.426 57 Joel Peralta, R OBP: 0.311, SLG: 0.426 41 Jimmy Gobble, L OBP: 0.303, SLG: 0.367 Tony Graftano, R OBP: 0.303, SLG: 0.367 2 Jeff Goffman, L OBP: 0.303, SLG: 0.367 (5, 1)											2	0	0	0	0	0	3				
Inning Stats	R: 1 E: 0 K: 1 S: 7	H: 1 LOB: 0 BB: 0 P: 13	R: 0 E: 0 K: 0 S: 11	H: 1 LOB: 2 BB: 1 P: 18	R: 2 E: 0 K: 0 S: 14	H: 2 LOB: 1 BB: 1 P: 25	R: 0 E: 0 K: 1 S: 7	H: 1 LOB: 1 BB: 0 P: 11	R: 0 E: 0 K: 1 S: 9	H: 0 LOB: 0 BB: 0 P: 12	R: 1 E: 0 K: 1 S: 6	H: 1 LOB: 0 BB: 0 P: 8	R: 0 E: 0 K: 0 S: 12	H: 0 LOB: 2 BB: 2 P: 23	R: 2 E: 0 K: 0 S: 8	H: 2 LOB: 1 BB: 1 P: 17	1B: 3 2B: 6 3B: 0 HR: 2	SF: 2 SAC: 0 DP: 0 HBP: 0	WP: 0 PA: 46		
PITCHER	IP 5.2	WLS H	BF 27	H 8	R 4	ER 4	SO 3	BB 1	IBB 0	HBP 0	BLK 0	WP 0	HR 1	S 54	P 88	ERA 6.35	WHIP 1.588				
34 Randy Flores, L ERA: 4.56 50 Adam Wainwright, R ERA: 2.7 Tyler Johnson, L ERA: 5.02 41 Braden Looper, R ERA: 3.67 (6, 1)	1.0	H	3	0	0	0	1	0	0	0	0	0	0	9	13	0.00	0.000				
22 David Eckstein, R OBP: 0.378, SLG: 0.374 (1, 6)											6	0	2	0	0	2					
15 Jim Edmonds, L OBP: 0.347, SLG: 0.398 (1, 8)												6	0	1	0	2	6				
5 Albert Pujols, R OBP: 0.433, SLG: 0.700 (1, 3)												5	1	1	0	0	2				
27 Scott Rolen, R OBP: 0.409, SLG: 0.567 (1, 5)												4	1	1	0	1	2				
43 Juan Encarnacion, R OBP: 0.311, SLG: 0.469 (1, 9)												4	1	2	1	1	0	2			
So Taguchi, R OBP: 0.353, SLG: 0.368 (1, 7)												3	1	2	0	2	0	1			
4 Yadier Molina, R OBP: 0.263, SLG: 0.296 26 Scott Spiezio, S OBP: 0.371, SLG: 0.431 Gary Bennett, R OBP: 0.247, SLG: 0.263 (9, PH)												4	0	1	1	0	0	3			
7 Hector Luna, R OBP: 0.366, SLG: 0.445 Aaron Miles, S OBP: 0.341, SLG: 0.343 (10, 4)												3	1	1	0	1	1	3			
Jeff Suppan, R OBP: 0.391, SLG: 0.179 34 Randy Flores, L ERA: 4.56 50 Adam Wainwright, R ERA: 2.7 Timo Perez, R OBP: 0.306, SLG: 0.400 Tyler Johnson, S ERA: 3.67 41 Braden Looper, R ERA: 3.67 53 John Koshovec, R OBP: 0.308, SLG: 0.343 (5, 1)												3	0	2	2	0	1	2			
Inning Stats	R: 0 E: 0 K: 1 S: 8	H: 0 LOB: 0 BB: 0 P: 14	R: 1 E: 0 K: 1 S: 16	H: 2 LOB: 2 BB: 1 P: 30	R: 0 E: 0 K: 0 S: 8	H: 1 LOB: 2 BB: 1 P: 19	R: 0 E: 0 K: 0 S: 7	H: 4 LOB: 2 BB: 0 P: 9	R: 3 E: 1 K: 1 S: 19	H: 4 LOB: 3 BB: 0 P: 31	R: 0 E: 0 K: 0 S: 11	H: 0 LOB: 0 BB: 0 P: 15	R: 0 E: 0 K: 1 S: 10	H: 0 LOB: 0 BB: 1 P: 14	R: 0 E: 0 K: 2 S: 14	H: 1 LOB: 3 BB: 2 P: 28	R: 0 E: 0 K: 0 S: 9	H: 1 LOB: 1 BB: 0 P: 13	1B: 10 2B: 3 3B: 0 HR: 0	SF: 0 SAC: 0 DP: 2 HBP: 1	WP: 2 PA: 48
PITCHER	IP 4.2	WLS W	BF 27	H 11	R 5	ER 4	SO 3	BB 1	IBB 1	HBP 1	BLK 0	WP 0	HR 0	S 55	P 97	ERA 7.71	WHIP 2.571				
31 Brandon Duckworth, R ERA: 5.57 34 Luke Hudson, R OBP: 0.311, SLG: 0.426 57 Joel Peralta, R OBP: 0.311, SLG: 0.426 41 Jimmy Gobble, L OBP: 0.303, SLG: 0.367 Elmer Dessens, R ERA: 3.67 (5, 1)	0.1	2	0	0	0	0	0	0	0	0	0	0	0	3	6	0.00	0.000				
Ambiorix Burgos, R ERA: 6.27 (9, 1)	1.2	W	6	1	0	0	2	0	0	0	0	0	0	19	28	0.00	0.600				

Kansas City Royals @ St. Louis Cardinals
 Busch Stadium, St. Louis, MO
 Fri Jun 30 2006, 7:10 PM CDT
 Att. 45,884 - Cloudy - 82 F

AB 39
 R 7
 H 11
 RBI 7
 BB 5
 SO 6
 LOB 19

WP: 0 PA: 46
 PB: 0
 SB: 0
 CS: 0

Batter	1	2	3	4	5	6	7	8	9	10	AB	R	H	RBI	BB	SO	LOB	BOTTOM			
22 David Eckstein, R OBP: 0.378, SLG: 0.374 (1, 6)											6	0	2	0	0	2					
15 Jim Edmonds, L OBP: 0.347, SLG: 0.398 (1, 8)												6	0	1	0	2	6				
5 Albert Pujols, R OBP: 0.433, SLG: 0.700 (1, 3)												5	1	1	0	0	2				
27 Scott Rolen, R OBP: 0.409, SLG: 0.567 (1, 5)												4	1	1	0	1	0	2			
43 Juan Encarnacion, R OBP: 0.311, SLG: 0.469 (1, 9)												4	1	2	1	1	0	2			
So Taguchi, R OBP: 0.353, SLG: 0.368 (1, 7)												3	1	2	0	2	0	1			
4 Yadier Molina, R OBP: 0.263, SLG: 0.296 26 Scott Spiezio, S OBP: 0.371, SLG: 0.431 Gary Bennett, R OBP: 0.247, SLG: 0.263 (9, PH)												4	0	1	1	0	0	3			
7 Hector Luna, R OBP: 0.366, SLG: 0.445 Aaron Miles, S OBP: 0.341, SLG: 0.343 (10, 4)												3	1	1	0	1	1	3			
Jeff Suppan, R OBP: 0.391, SLG: 0.179 34 Randy Flores, L ERA: 4.56 50 Adam Wainwright, R ERA: 2.7 Timo Perez, R OBP: 0.306, SLG: 0.400 Tyler Johnson, S ERA: 3.67 41 Braden Looper, R ERA: 3.67 53 John Koshovec, R OBP: 0.308, SLG: 0.343 (5, 1)												3	0	2	2	0	1	2			
Inning Stats	R: 0 E: 0 K: 1 S: 8	H: 0 LOB: 0 BB: 0 P: 14	R: 1 E: 0 K: 1 S: 16	H: 2 LOB: 2 BB: 1 P: 30	R: 0 E: 0 K: 0 S: 8	H: 1 LOB: 2 BB: 1 P: 19	R: 0 E: 0 K: 0 S: 7	H: 4 LOB: 2 BB: 0 P: 9	R: 3 E: 1 K: 1 S: 19	H: 4 LOB: 3 BB: 0 P: 31	R: 0 E: 0 K: 0 S: 11	H: 0 LOB: 0 BB: 0 P: 15	R: 0 E: 0 K: 1 S: 10	H: 0 LOB: 0 BB: 1 P: 14	R: 0 E: 0 K: 2 S: 14	H: 1 LOB: 3 BB: 2 P: 28	R: 0 E: 0 K: 0 S: 9	H: 1 LOB: 1 BB: 0 P: 13	1B: 10 2B: 3 3B: 0 HR: 0	SF: 0 SAC: 0 DP: 2 HBP: 1	WP: 2 PA: 48
PITCHER	IP 4.2	WLS W	BF 27	H 11	R 5	ER 4	SO 3	BB 1	IBB 1	HBP 1	BLK 0	WP 0	HR 0	S 55	P 97	ERA 7.71	WHIP 2.571				
31 Brandon Duckworth, R ERA: 5.57 34 Luke Hudson, R OBP: 0.311, SLG: 0.426 57 Joel Peralta, R OBP: 0.311, SLG: 0.426 41 Jimmy Gobble, L OBP: 0.303, SLG: 0.367 Elmer Dessens, R ERA: 3.67 (5, 1)	0.1	2	0	0	0	0	0	0	0	0	0	0	0	3	6	0.00	0.000				
Ambiorix Burgos, R ERA: 6.27 (9, 1)	1.2	W	6	1	0	0	2	0	0	0	0	0	0	19	28	0.00	0.600				


Kansas City Royals @ St. Louis Cardinals
 Busch Stadium, St. Louis, MO
 Fri Jun 30 2006, 7:10 PM CDT
 Att. 45,884 - Cloudy - 82 F

AB 42
 R 5
 H 13
 RBI 4
 BB 5
 SO 6
 LOB 29

Batter	1	2	3	4	5	6	7	8	9	10	11	AB	R	H	RBI	BB	SO	LOB	TOP							
9 David Jesus, L OBP: 0.399, SLG: 0.479	0-2 15 2B	1-2 15 G5-3 1B	1-0 15 2B		0-0 F7			2-1 15 2B	0-1 L7			6	3	4	0	0	0	2								
15 Mark Grudzielanek, R OBP: 0.319, SLG: 0.358	0-1 16 F8 24 2B	1-0 G5-3	1-0 2B		0-1 FC6-4			0-1 16 BB 24 BB		0-3 K		6	2	3	2	0	1	2								
Doug Mientkiewicz, L OBP: 0.352, SLG: 0.400	4-2 16 F8 24 2B	2-1 24 E 16 BB 1B	4-2 16 FC5-4 BB			1-0 G6-3		4-0 24 BB 16 BB		2-2 P5		3	1	1	1	3	0	0								
16 Reggie Sanders, R OBP: 0.302, SLG: 0.436	0-1 F8	4-2 24 E BB	2-2 FC5-4			0-0 F9		4-1 24 BB		3-3 K		4	0	0	0	2	1	4								
34 Luke Hudson, R	1-2 2-3	1-2 BB				2-3 K		1-2 2-3 BB				0	0	0	0	0	0	0								
24 Mark Teahen, L OBP: 0.305, SLG: 0.433	0-2 BB 2 G6-3 2B	0-2 E3			1-2 F8			4-1 1-2 2-3 BB			3-2 HR	5	2	2	4	1	1	2								
4 Angel Berroa, R OBP: 0.292, SLG: 0.331	4-0 2 G6-3 BB	1-3 K			2-0 F7			1-1 F8		2-0 G6-3		5	0	0	0	1	1	6								
Paul Bako, L OBP: 0.292, SLG: 0.253	4-0 2 G6-3 BB	2-1 F7			2-1 G3-1			1-0 G3			0-0 L1	5	0	0	0	1	0	3								
2 Joey Gathright, L OBP: 0.320, SLG: 0.258	0-2 G6-3		0-1 E4 9 1B SH5-4		1-1 G6-3			0-1 F8		2-0 G3		6	0	0	1	0	1	2								
Mark Redman, L Elmer Dessens, R Joel Peratta, R Esteban German, R Todd Wellemeyer, R Matt Stairs, L Ambiorix Burgos, R Emil Brown, R	1-2 2-3 3H	1-2 2-3	1-2 2-3 3H	1-2 2-3 3H	1-2 2-3 3H	1-2 2-3 3H	1-2 2-3 3H	1-2 2-3 3H	1-2 2-3 3H	1-2 2-3 3H	1-2 2-3 3H	1	0	0	0	1	1	2								
Inning Stats	R: 4 E: 0 K: 1 S: 22	H: 3 LOB: 2 BB: 3 P: 37	R: 1 E: 1 K: 1 S: 18	H: 2 LOB: 3 BB: 1 P: 29	R: 1 E: 1 K: 1 S: 11	H: 2 LOB: 2 BB: 1 P: 19	R: 0 E: 0 K: 0 S: 7	H: 0 LOB: 0 BB: 0 P: 12	R: 0 E: 0 K: 0 S: 5	H: 0 LOB: 0 BB: 0 P: 8	R: 0 E: 0 K: 0 S: 5	H: 0 LOB: 0 BB: 0 P: 7	R: 1 E: 0 K: 0 S: 9	H: 2 LOB: 3 BB: 3 P: 27	R: 0 E: 0 K: 2 S: 14	H: 0 LOB: 1 BB: 0 P: 19	R: 0 E: 0 K: 1 S: 11	H: 1 LOB: 0 BB: 0 P: 18	1B: 5 2B: 4 3B: 0 HR: 1	SF: 0 SAC: 1 DP: 0 HBP: 0	WP: 0 PB: 0 SB: 0 CS: 0	PA: 53				
PITCHER	Sidney Ponson, R ERA: 5.6	IP: 2.0 WLS: 1 BF: 21 H: 7 R: 6 ER: 6 SO: 2	BB: 5 IBB: 0 HBP: 0 BLK: 0	WP: 0 HR: 0 S: 48 P: 90	ERA: 20.25 WHIP: 4.500	44 Jason Isringhausen, R ERA: 3.89	IP: 2.0 WLS: 1 BF: 7 H: 1 R: 1 ER: 1 SO: 3	BB: 0 IBB: 0 HBP: 0 BLK: 0	WP: 0 HR: 1 S: 25 P: 37	ERA: 4.50 WHIP: 0.500																
Josh Hancock, R ERA: 3.4	3.1	4.1	14	0	0	0	1	1	0	0	0	0	0	0	0	0	0	0	0	0	0	0	0			
50 Adam Wainwright, R ERA: 2.88	8.1	0.2	3	2	1	1	0	0	0	0	0	0	0	0	0	0	0	0	0	0	0	0	0			
34 Randy Flores, L ERA: 4.56	8.1	0.0	3	0	0	0	0	0	0	0	0	0	0	0	0	0	0	0	0	0	0	0	0			
48 Brad Thompson, R ERA: 4.3	8.1	1.1	5	0	0	0	0	0	0	0	0	0	0	0	0	0	0	0	0	0	0	0	0			
Batter	1	2	3	4	5	6	7	8	9	10	11	AB	R	H	RBI	BB	SO	LOB	BOTTOM							
22 David Eckstein, R OBP: 0.371, SLG: 0.367	1-3 K		3-2 G6-3		0-1 G4-3			0-2 G5-3		1-1 P6		6	0	0	0	0	2	4								
26 Scott Spiezio, S ERA: 3.07	0-0 L9			2-3 K	0-0 5 BLK 1B			2-1 HR		2-2 HR		4	2	2	2	0	1	0								
50 Adam Wainwright, R ERA: 2.88	8.1	0.0	3	0	0	0	0	0	0	0	0	0	0	0	0	0	0	0								
34 Randy Flores, L ERA: 4.56	8.1	0.0	3	0	0	0	0	0	0	0	0	0	0	0	0	0	0	0								
48 Brad Thompson, R ERA: 4.3	8.1	1.1	5	0	0	0	0	0	0	0	0	0	0	0	0	0	0	0								
5 Albert Pujols, R OBP: 0.438, SLG: 0.704	1-1 F8			1-1 27 HR 1B	1-1 1H 1B			0-1 2B		2-3 K		6	1	4	1	0	1	0								
27 Scott Rolen, R OBP: 0.411, SLG: 0.574		1-2 G6-3		1-2 HR	0-0 F9			4-0 IBB		4-2 BB		4	1	1	1	2	2	0								
43 Juan Encarnacion, R OBP: 0.310, SLG: 0.464		1-3 K		3-1 G6-3		3-1 PB 7 G5-3 1B		3-2 F7		1-2 G4-3		5	0	1	0	0	1	3								
44 Jason Isringhausen, R ERA: 3.89																										
53 John Rodriguez, L OBP: 0.357, SLG: 0.391																										
7 Hector Luna, R OBP: 0.365, SLG: 0.438	1-4 1B			1-1 G6-3		1-1 G5-3				1-0 P3		5	0	1	0	1	1	2								
4 Yadier Molina, R OBP: 0.270, SLG: 0.317		0-1 G3			1-0 HR			1-0 G6-3		1-0 BB 1B		5	1	3	1	0	0	2								
Timo Perez, L OBP: 0.280, SLG: 0.400																										
Gary Bennett, R OBP: 0.247, SLG: 0.263																										
So Taguchi, R OBP: 0.358, SLG: 0.376					1-1 G1-3			1-1 22 G4-3 26 1B 2B		4-2 G6-4-3 BB		4	1	2	0	1	0	1								
Sidney Ponson, R ERA: 5.6	1.1	1.0	H: 4 LOB: 1 BB: 0 P: 18																							
Josh Hancock, R ERA: 3.4	3.1	4.1	14	0	0	0	1	1	0	0	0	0	0	0	0	0	0	0								
Aaron Miles, S OBP: 0.330, SLG: 0.338	7.0	0.0	3	0	0	0	0	0	0	0	0	0	0	0	0	0	0	0								
PITCHER	Mark Redman, L ERA: 5.59	IP: 5.0 WLS: 1 BF: 22 H: 7 R: 5 ER: 5 SO: 5	BB: 0 IBB: 0 HBP: 0 BLK: 1	WP: 0 HR: 2 S: 48 P: 79	ERA: 9.00 WHIP: 1.400	34 Luke Hudson, R ERA: 7.24	IP: 2.0 WLS: 1 BF: 10 H: 3 R: 0 ER: 0 SO: 3	BB: 1 IBB: 0 HBP: 0 BLK: 0	WP: 0 HR: 0 S: 22 P: 35	ERA: 0.00 WHIP: 2.000																
Elmer Dessens, R ERA: 4.09	6.1	1.0	H: 4 LOB: 1 BB: 0 P: 12																							
57 Joel Peratta, R ERA: 4.09	7.1	1.0	H: 4 LOB: 1 BB: 0 P: 11																							
Todd Wellemeyer, R ERA: 4.3	8.1	1.0	H: 4 LOB: 1 BB: 0 P: 11																							
Ambiorix Burgos, R ERA: 6.34	9.1	1.0	H: 4 LOB: 1 BB: 0 P: 11																							
Inning Stats	R: 0 E: 0 K: 1 S: 7	H: 0 LOB: 0 BB: 0 P: 9	R: 0 E: 0 K: 1 S: 9	H: 1 LOB: 1 BB: 0 P: 12	R: 0 E: 0 K: 1 S: 8	H: 0 LOB: 0 BB: 0 P: 14	R: 2 E: 0 K: 1 S: 12	H: 2 LOB: 0 BB: 0 P: 20	R: 3 E: 0 K: 1 S: 12	H: 4 LOB: 1 BB: 0 P: 18	R: 0 E: 0 K: 0 S: 9	H: 1 LOB: 1 BB: 0 P: 19	R: 1 E: 0 K: 0 S: 12	H: 2 LOB: 2 BB: 1 P: 21	R: 0 E: 0 K: 0 S: 5	H: 1 LOB: 1 BB: 0 P: 11	R: 1 E: 0 K: 1 S: 15	H: 1 LOB: 1 BB: 1 P: 25	R: 0 E: 0 K: 1 S: 11	H: 2 LOB: 3 BB: 1 P: 18	R: 0 E: 0 K: 2 S: 11	H: 1 LOB: 1 BB: 0 P: 17	1B: 9 2B: 2 3B: 0 HR: 4	SF: 0 SAC: 0 DP: 1 HBP: 0	WP: 0 PB: 2 SB: 0 CS: 0	PA: 51
PITCHER	Mark Redman, L ERA: 5.59	IP: 5.0 WLS: 1 BF: 22 H: 7 R: 5 ER: 5 SO: 5	BB: 0 IBB: 0 HBP: 0 BLK: 1	WP: 0 HR: 2 S: 48 P: 79	ERA: 9.00 WHIP: 1.400	34 Luke Hudson, R ERA: 7.24	IP: 2.0 WLS: 1 BF: 10 H: 3 R: 0 ER: 0 SO: 3	BB: 1 IBB: 0 HBP: 0 BLK: 0	WP: 0 HR: 0 S: 22 P: 35	ERA: 0.00 WHIP: 2.000																
Elmer Dessens, R ERA: 4.09	6.1	1.0	H: 4 LOB: 1 BB: 0 P: 12																							
57 Joel Peratta, R ERA: 4.09	7.1	1.0	H: 4 LOB: 1 BB: 0 P: 11																							
Todd Wellemeyer, R ERA: 4.3	8.1	1.0	H: 4 LOB: 1 BB: 0 P: 11																							
Ambiorix Burgos, R ERA: 6.34	9.1	1.0	H: 4 LOB: 1 BB: 0 P: 11																							

Kansas City Royals @ St. Louis Cardinals
 Busch Stadium, St. Louis, MO
 Sat Jul 01 2006, 6:15 PM CDT
 Att. 45,035 - Partly Cloudy - 93 F

AB	42
R	8
H	10
RBI	8
BB	10
SO	6
LOB	23



Kansas City Royals @ St. Louis Cardinals
 Busch Stadium, St. Louis, MO
 Sat Jul 01 2006, 6:15 PM CDT
 Att. 45,035 - Partly Cloudy - 93 F

AB	47
R	7
H	15
RBI	7
BB	4
SO	9
LOB	24



Batter	1	2	3	4	5	6	7	8	9	AB	R	H	RBI	BB	SO	LOB	TOP										
Luis Castillo, S OBP: 0.331, SLG: 0.345 (1,4)	G4-3		G4-6-3 7 BB					FC5-4 5 7 BB 33 1B	K	3	1	1	0	2	1	0											
8 Nick Punto, S OBP: 0.380, SLG: 0.366 (1,5)	G4-3		G4-6-3 7 BB					L7	K	4	0	0	0	1	1	2											
7 Joe Mauer, L OBP: 0.458, SLG: 0.546 (1,2)	G3		G4-6-3					FC5-4 5 BB		3	1	1	1	1	0	2											
5 Michael Cuddyer, R OBP: 0.370, SLG: 0.519 (1,9)			L1					FC5-4 33 1B E		4	2	1	0	0	0	3											
33 Justin Morneau, L OBP: 0.349, SLG: 0.585 (1,3)			L1					FC5-4 33 1B E		4	2	3	3	0	0	0											
Tori Hunter, R OBP: 0.344, SLG: 0.439 (1,8)			L1					FC5-4 33 1B E		3	0	0	0	0	0	1											
Shannon Stewart, R OBP: 0.291, SLG: 0.294 (1,7)			L1					FC5-4 33 1B E		3	0	1	0	1	0	0											
20 Lew Ford, R OBP: 0.291, SLG: 0.294 (8,7)			L1					FC5-4 33 1B E		0	0	0	0	0	0	0											
16 Jason Kubel, L OBP: 0.331, SLG: 0.484 (1,10)			L1					FC5-4 33 1B E		4	0	0	0	0	0	3											
Jason Bartlett, R OBP: 0.403, SLG: 0.387 (1,6)			L1					FC5-4 33 1B E		4	0	0	0	0	1	1											
Inning Stats	R: 0 E: 0 K: 0 S: 6	H: 0 LOB: 0 BB: 0 P: 11	R: 2 E: 0 K: 0 S: 16	H: 3 LOB: 1 BB: 0 P: 20	R: 0 E: 0 K: 0 S: 5	H: 0 LOB: 1 BB: 2 P: 16	R: 0 E: 0 K: 0 S: 7	H: 1 LOB: 0 BB: 0 P: 10	R: 0 E: 0 K: 0 S: 7	H: 1 LOB: 1 BB: 0 P: 13	R: 1 E: 0 K: 0 S: 17	H: 1 LOB: 0 BB: 0 P: 24	R: 0 E: 0 K: 1 S: 8	H: 0 LOB: 0 BB: 0 P: 11	R: 3 E: 0 K: 0 S: 16	H: 1 LOB: 2 BB: 3 P: 40	R: 0 E: 0 K: 2 S: 9	H: 0 LOB: 0 BB: 0 P: 14	1B: 2 2B: 3 3B: 0 HR: 2	SF: 0 SAC: 0 DP: 2 HBP: 1	WP: 3 PA: 38 PB: 0 CS: 0						
PITCHER	IP	WLS	BF	H	R	ER	SO	BB	IBB	HBP	BLK	WP	HR	S	P	ERA	WHIP										
37 Scott Elarton, R ERA: 5.13 (1,1)	7.0	2.0	28	6	4	4	1	3	0	0	0	0	2	67	110	5.14	1.286										
Todd Wellemeyer, R ERA: 4.5 (8,1)	0.2	H	3	0	0	0	0	1	0	0	0	0	0	7	15	0.00	1.500										
Andrew Sisco, L ERA: 7.79 (8,1)	0.0	L	1	1	0	0	0	0	0	0	0	0	0	2	3	∞	∞										
Ambiorix Burgos, R ERA: 6.28 (8,1)	0.1	B	3	0	2	2	0	1	0	1	0	2	0	6	17	54.00	3.000										
77 Joe Nelson, R ERA: 0.87 (9,1)	1.0		3	0	0	0	2	0	0	0	0	0	0	9	14	0.00	0.000										

Minnesota Twins @ Kansas City Royals
Kauffman Stadium, Kansas City, MO
Mon Jul 03 2006, 7:10 PM CDT
Att: 28,401 - Cloudy - 93 F

AB	32
R	6
H	7
RBI	4
BB	5
SO	3
LOB	12



Batter	1	2	3	4	5	6	7	8	9	AB	R	H	RBI	BB	SO	LOB	BOTTOM										
9 David DeJesus, L OBP: 0.410, SLG: 0.490 (1,8)	G6-3		G4-6-3 16 1B						K	4	1	2	0	1	1	0											
15 Mark Grudzielanek, R OBP: 0.319, SLG: 0.369 (1,4)			K							4	1	2	0	1	1	3											
16 Reggie Sanders, R OBP: 0.303, SLG: 0.430 (1,9)			K							4	0	0	0	1	3	6											
Emil Brown, R OBP: 0.352, SLG: 0.439 (1,7)			K							2	1	0	0	2	0	2											
Tony Graffanino, R OBP: 0.315, SLG: 0.387 (1,3)			K							4	1	1	0	0	1	6											
Doug Mientkiewicz, L OBP: 0.359, SLG: 0.462 (8,3)			K							0	0	0	0	0	0	0											
24 Mark Teahen, L OBP: 0.312, SLG: 0.436 (1,5)			K							3	1	1	1	0	2	0											
4 Angel Berroa, R OBP: 0.262, SLG: 0.333 (1,6)			K							4	0	1	3	0	1	2											
14 John Buck, R OBP: 0.312, SLG: 0.421 (1,2)			K							4	0	0	1	0	1	2											
Esteban German, R OBP: 0.430, SLG: 0.414 (1,10)			K							3	0	1	0	0	2	1											
Matt Stairs, L OBP: 0.335, SLG: 0.456 (9,PH)			K							1	0	0	0	0	1	0											
Inning Stats	R: 0 E: 0 K: 0 S: 6	H: 1 LOB: 1 BB: 1 P: 13	R: 1 E: 0 K: 1 S: 13	H: 2 LOB: 0 BB: 0 P: 16	R: 0 E: 0 K: 1 S: 8	H: 1 LOB: 0 BB: 0 P: 14	R: 0 E: 0 K: 2 S: 9	H: 0 LOB: 0 BB: 0 P: 14	R: 0 E: 0 K: 2 S: 8	H: 0 LOB: 0 BB: 0 P: 14	R: 4 E: 0 K: 1 S: 18	H: 2 LOB: 1 BB: 2 P: 33	R: 0 E: 0 K: 1 S: 12	H: 2 LOB: 3 BB: 1 P: 21	R: 0 E: 0 K: 2 S: 9	H: 0 LOB: 0 BB: 0 P: 12	R: 0 E: 0 K: 3 S: 15	H: 0 LOB: 1 BB: 1 P: 22	1B: 5 2B: 3 3B: 0 HR: 0	SF: 0 SAC: 0 DP: 2 HBP: 1	WP: 0 PA: 39 PB: 1 SB: 0 CS: 0						
PITCHER	IP	WLS	BF	H	R	ER	SO	BB	IBB	HBP	BLK	WP	HR	S	P	ERA	WHIP										
Johan Santana, L ERA: 2.76 (1,1)	5.2		25	6	5	4	7	3	0	1	0	0	0	61	103	6.35	1.588										
28 Jesse Crain, R ERA: 5.11 (6,1)	1.1	W	7	2	0	0	1	0	1	0	0	0	0	13	22	0.00	1.500										
Juan Rincon, R ERA: 1.96 (8,1)	1.0	H	3	0	0	0	2	0	0	0	0	0	0	9	12	0.00	0.000										
36 Joe Nathan, R ERA: 1.8 (9,1)	1.0	S	4	0	0	0	3	1	0	0	0	0	0	15	22	0.00	1.000										

Minnesota Twins @ Kansas City Royals
Kauffman Stadium, Kansas City, MO
Mon Jul 03 2006, 7:10 PM CDT
Att: 28,401 - Cloudy - 93 F

AB	33
R	5
H	8
RBI	5
BB	5
SO	13
LOB	22



Batter	1	2	3	4	5	6	7	8	9	AB	R	H	RBI	BB	SO	LOB	TOP					
20 Lew Ford, R OBP: 0.295, SLG: 0.315	L5		1-1 SAFE SAFE 1-H HR		2-2 1B		1-1 F9			4	1	2	2	0	0	0						
8 Nick Punto, S OBP: 0.383, SLG: 0.369	F8		2-2 55 G5-4-3 1B		0-1 F7		0-0 55 G6-4-3 1B			4	0	2	0	0	0	1						
55 Mike Redmond, R OBP: 0.381, SLG: 0.436	1B		0-1 G5-4-3		0-1 G5-3		0-0 G6-4-3			4	0	1	0	0	0	3						
5 Michael Cuddyer, R OBP: 0.368, SLG: 0.512	1B		1-2 F9		0-2 G5-3		2-3 K			3	0	0	0	1	1	0						
33 Justin Morneau, L OBP: 0.351, SLG: 0.582	F8		4-1 G5-4-3 BB		1-1 1B		0-1 F7			3	0	1	0	1	0	2						
Tori Hunter, R OBP: 0.346, SLG: 0.438	G5-3		4-1 G5-4-3 BB		1-3 K		1-0 1B			3	0	1	0	1	1	1						
Shannon Stewart, R OBP: 0.368, SLG: 0.394	K		0-2 G5-4-3		0-0 F9		1-2 F9			4	0	0	0	0	1	4						
Terry Tiffee, S OBP: 0.310, SLG: 0.395	G5-3		0-3 K		0-3 K		0-1 G4-3			4	0	0	0	0	2	2						
Jason Bartlett, R OBP: 0.400, SLG: 0.385	20 HR 1B		2-2 G5-3		2-1 G5-3		0-1 F9			3	1	1	0	0	0	0						
Inning Stats	R: 0 E: 0 K: 0 S: 8	H: 1 LOB: 2 BB: 1 P: 15	R: 0 E: 0 K: 1 S: 8	H: 0 LOB: 0 BB: 0 P: 10	R: 2 E: 0 K: 0 S: 12	H: 3 LOB: 0 BB: 0 P: 18	R: 0 E: 0 K: 1 S: 9	H: 0 LOB: 1 BB: 2 P: 17	R: 0 E: 0 K: 1 S: 9	H: 1 LOB: 1 BB: 0 P: 13	R: 0 E: 0 K: 1 S: 13	H: 1 LOB: 1 BB: 0 P: 15	R: 0 E: 0 K: 1 S: 7	H: 0 LOB: 0 BB: 0 P: 8	R: 0 E: 0 K: 1 S: 5	H: 1 LOB: 0 BB: 0 P: 7	R: 0 E: 0 K: 0 S: 8	H: 1 LOB: 1 BB: 0 P: 10	1B: 7 2B: 0 3B: 0 HR: 1	SF: 0 SAC: 0 DP: 3 HBP: 0	WP: 0 PB: 0 SB: 0 CS: 0	PA: 35
PITCHER	IP	WLS	BF	H	R	ER	SO	BB	IBB	HBP	BLK	WP	HR	S	P	ERA	WHIP					
41 Jimmy Gobble, L ERA: 3.66	5.0	W	21	5	2	2	2	3	0	0	0	0	1	46	73	3.60	1.600					
57 Joel Paralta, R ERA: 4.29	2.0	H	7	1	0	0	2	0	0	0	0	0	0	20	23	0.00	0.500					
Elmer Dessens, R ERA: 3.91	2.0	S	7	2	0	0	1	0	0	0	0	0	0	13	17	0.00	1.000					

Minnesota Twins @ Kansas City Royals
Kauffman Stadium, Kansas City, MO
Tue Jul 04 2006, 7:10 PM CDT
Att: 23,996 - Partly Cloudy - 84 F

AB 32
R 2
H 8
RBI 2
BB 3
SO 5
LOB 13



Batter	1	2	3	4	5	6	7	8	9	AB	R	H	RBI	BB	SO	LOB	BOTTOM					
9 David DeJesus, L OBP: 0.421, SLG: 0.513	1B BB		1-1 HR	3-2 G1-4-3			0-1 15 G4-6-3 1B	4-0 IBB		3	1	2	1	2	0	0						
15 Mark Grudzielanek, R OBP: 0.330, SLG: 0.363	K		0-0 BB 24 BB 2B		0-1 F8 1B		0-0 G4-6-3	2-2 G1-3		5	2	2	0	0	1	4						
Doug Mientkiewicz, L OBP: 0.361, SLG: 0.463	1B		2-2 K		1-1 F8		1-1 1B			4	0	2	0	0	1	2						
Emil Brown, R OBP: 0.354, SLG: 0.438	K		4-1 24 BB 4 1B BB		2-2 G4-3 1B		1-1 L6			3	1	1	1	1	1	3						
Matt Stairs, L OBP: 0.339, SLG: 0.461	F8		4-2 24 BB 4 1B BB		3-2 G4-3		2-0 SH1-4 14 1B 2B			3	1	1	0	1	0	3						
Esteban German, R OBP: 0.430, SLG: 0.414			1-2 2-3 3-H		1-2 K		1-1 SH1-4 4 1B 1B			0	1	0	0	0	0	0						
24 Mark Teahen, L OBP: 0.316, SLG: 0.434	F9		4-1 4 E 4 1B BB		1-3 K		1-1 SH1-4 4 1B 1B			3	1	1	1	1	1	1						
4 Angel Berroa, R OBP: 0.263, SLG: 0.333	K		1-2 2-3 3-H		1-1 P4		1-1 SH1-4			3	0	1	2	0	1	0						
14 John Buck, R OBP: 0.311, SLG: 0.417	G6-3		2-3 K		2-2 K		0-0 G2-3 1B			4	0	1	2	0	2	0						
2 Joey Gathright, L OBP: 0.310, SLG: 0.249	F7		2-2 F7		1-0 G1-3		0-1 G2-3			4	0	0	0	0	1	2						
Inning Stats	R: 0 E: 0 K: 2 S: 16	H: 1 LOB: 2 BB: 1 P: 26	R: 0 E: 0 K: 1 S: 9	H: 0 LOB: 0 BB: 0 P: 12	R: 4 E: 1 K: 1 S: 17	H: 3 LOB: 2 BB: 3 P: 35	R: 0 E: 0 K: 1 S: 7	H: 0 LOB: 0 BB: 0 P: 13	R: 1 E: 0 K: 1 S: 15	H: 2 LOB: 1 BB: 0 P: 22	R: 0 E: 0 K: 2 S: 8	H: 0 LOB: 0 BB: 0 P: 11	R: 0 E: 0 K: 0 S: 7	H: 2 LOB: 1 BB: 0 P: 9	R: 2 E: 0 K: 0 S: 11	H: 3 LOB: 2 BB: 1 P: 21	1B: 7 2B: 3 3B: 0 HR: 1	SF: 0 SAC: 1 DP: 1 HBP: 0	WP: 0 PB: 0 SB: 0 CS: 0	PA: 38		
PITCHER	IP	WLS	BF	H	R	ER	SO	BB	IBB	HBP	BLK	WP	HR	S	P	ERA	WHIP					
26 Boof Bonser, R ERA: 5.3	3.0	L	16	4	4	4	4	4	0	0	0	0	0	42	73	12.00	2.667					
Kyle Lohse, R ERA: 7.64	4.0		15	4	1	1	4	0	0	0	0	0	0	37	55	2.25	1.000					
Willie Eyre, R ERA: 5.83	1.0		7	3	2	2	0	0	1	0	0	0	0	11	21	18.00	3.000					

Minnesota Twins @ Kansas City Royals
Kauffman Stadium, Kansas City, MO
Tue Jul 04 2006, 7:10 PM CDT
Att: 23,996 - Partly Cloudy - 84 F

AB 32
R 7
H 11
RBI 7
BB 5
SO 8
LOB 15



Batter	1	2	3	4	5	6	7	8	9	AB	R	H	RBI	BB	SO	LOB	TOP								
Luis Castillo, S OBP: 0.335, SLG: 0.347	G6-3		1-0 1B		4-2 8 7 1B BB		1-2 8 8 FC1-2 1B		2-2 G4-3	4	1	2	0	1	0	1	Minnesota Twins @ Kansas City Royals Kauffman Stadium, Kansas City, MO Wed Jul 05 2006, 7:10 PM CDT Att: 12,085 - Clear - 81 F AB 34 R 3 H 9 RBI 3 BB 4 SO 4 LOB 16								
8 Nick Punto, S OBP: 0.376, SLG: 0.364	F7		1-1 1B		0-1 G3		2-2 G4-3		2-3 K	5	0	1	1	0	1	3									
7 Joe Mauer, L OBP: 0.459, SLG: 0.544	K		3-2 G4-3		3-2 5 1B		4-0 FC1-2 5 WP IBB			3	0	1	2	1	1	2									
5 Michael Cuddyer, R OBP: 0.367, SLG: 0.508		2-1 F7		1-1 F8	1-0 1B		1-2 FC1-2			4	0	1	0	0	0	2									
33 Justin Morneau, L OBP: 0.350, SLG: 0.581		1-1 P5		1-0 FC6-5 2B	2-2 F8		3-2 G1-3			4	0	1	0	0	0	4									
Torii Hunter, R OBP: 0.345, SLG: 0.436		1-1 G6-3		3-2 FC6-5 2B		2-2 K		1-0 G4-6-3 1B		4	0	1	0	0	1	1									
Shannon Stewart, R OBP: 0.360, SLG: 0.384			3-2 F7	2-3 K		0-0 G6-3		1-0 G4-6-3		4	0	0	0	0	1	2									
16 Jason Kubel, L OBP: 0.328, SLG: 0.473			3-1 F7		1-0 L3		4-1 BB		3-2 F8	3	0	0	0	1	0	0									
Jason Bartlett, R OBP: 0.418, SLG: 0.397			2-2 1B 8 1B		4-0 8 G3 7 1B BB		1-0 L9		2-1 G4-3 1B	3	2	2	0	1	0	1									
Inning Stats	R: 0 E: 0 K: 1 S: 8	H: 0 LOB: 0 BB: 0 P: 12	R: 0 E: 0 K: 0 S: 6	H: 0 LOB: 0 BB: 0 P: 10	R: 1 E: 0 K: 0 S: 13	H: 3 LOB: 2 BB: 0 P: 24	R: 0 E: 0 K: 1 S: 9	H: 1 LOB: 1 BB: 0 P: 16	R: 2 E: 0 K: 0 S: 13	H: 2 LOB: 2 BB: 2 P: 28	R: 0 E: 0 K: 1 S: 6	H: 0 LOB: 1 BB: 1 P: 13	R: 0 E: 0 K: 0 S: 11	H: 1 LOB: 2 BB: 1 P: 19	R: 0 E: 0 K: 0 S: 5	H: 1 LOB: 0 BB: 0 P: 10	R: 0 E: 0 K: 1 S: 9	H: 1 LOB: 0 BB: 0 P: 15	1B: 8 2B: 1 3B: 0 HR: 0	SF: 0 SAC: 0 DP: 2 HBP: 0	WP: 1 PB: 0 SB: 1 CS: 0	PA: 38			
PITCHER	IP	WLS	BF	H	R	ER	SO	BB	IBB	HBP	BLK	WP	HR	S	P	ERA	WHIP								
31 Brandon Duckworth, R ERA: 5.33	6.0		27	6	3	3	3	3	0	0	0	0	0	55	103	4.50	1.500								
Todd Wellemeyer, R ERA: 4.4	0.2	4	1	0	0	0	0	0	1	0	0	1	0	10	18	0.00	1.500								
Jeremy Affeldt, L ERA: 0.28	0.1	W	1	0	0	0	0	0	0	0	0	0	0	1	1	0.00	0.000								
Elmer Dessens, R ERA: 3.83	1.0	H	3	1	0	0	0	0	0	0	0	0	0	5	10	0.00	1.000								
Ambiorix Burgos, R ERA: 6.13	1.0	S	3	1	0	0	1	0	0	0	0	0	0	9	15	0.00	1.000								

Batter	1	2	3	4	5	6	7	8	9	AB	R	H	RBI	BB	SO	LOB	BOTTOM								
9 David DeJesus, L OBP: 0.410, SLG: 0.500	K	P4		SF8		K		F8		4	0	0	1	0	2	2	Minnesota Twins @ Kansas City Royals Kauffman Stadium, Kansas City, MO Wed Jul 05 2006, 7:10 PM CDT Att: 12,085 - Clear - 81 F AB 35 R 6 H 14 RBI 5 BB 2 SO 2 LOB 17								
15 Mark Grudzielanski, R OBP: 0.334, SLG: 0.399	1B 16 1B		F8 16 SF8 2B	1B		FC6-4		G4-3		5	2	3	0	0	0	1									
Doug Mientkiewicz, L OBP: 0.350, SLG: 0.399	G6-3 16 1B		F8	F9				F9	G4-3	5	0	1	0	0	0	3									
16 Reggie Sanders, R OBP: 0.306, SLG: 0.433	G6-3 1B		SF8		G6-3		24 G3 14 PB 1B			3	1	2	2	0	0	0									
Matt Stairs, L OBP: 0.345, SLG: 0.465	G6-3						14 PB 14 G3 1B			3	0	2	0	0	0	2									
Esteban German, R OBP: 0.434, SLG: 0.419	G6-3						14 PB 14 G3 1B			1	1	1	0	0	0	0									
24 Mark Teahen, L OBP: 0.314, SLG: 0.441	L4		G3				G3			4	0	1	0	0	0	5									
4 Angel Berroa, R OBP: 0.266, SLG: 0.337		P4		2 1B 9 SF8 2B		G6-3		14 PB 14 2B IBB		3	2	1	0	1	0	1									
14 John Buck, R OBP: 0.314, SLG: 0.424				G6-3		F8				4	0	2	2	0	0	1									
2 Joey Gathright, L OBP: 0.313, SLG: 0.250		F9		15 1B 15 S 1B				G3		3	0	1	0	1	0	2									
Inning Stats	R: 1 E: 0 K: 1 S: 21	H: 3 LOB: 2 BB: 0 P: 29	R: 0 E: 0 K: 0 S: 12	H: 1 LOB: 1 BB: 0 P: 14	R: 1 E: 0 K: 0 S: 16	H: 2 LOB: 1 BB: 0 P: 20	R: 1 E: 0 K: 0 S: 10	H: 3 LOB: 2 BB: 0 P: 13	R: 0 E: 0 K: 1 S: 7	H: 2 LOB: 1 BB: 0 P: 12	R: 0 E: 0 K: 1 S: 10	H: 0 LOB: 1 BB: 1 P: 17	R: 3 E: 0 K: 0 S: 11	H: 3 LOB: 1 BB: 1 P: 20	R: 0 E: 0 K: 0 S: 6	H: 0 LOB: 0 BB: 0 P: 8	R: 0 E: 0 K: 1 S: 9	H: 0 LOB: 0 BB: 0 P: 15	1B: 10 2B: 3 3B: 1 HR: 0	SF: 2 SAC: 0 DP: 0 HBP: 0	WP: 0 PB: 1 SB: 1 CS: 0	PA: 39			
PITCHER	IP	WLS	BF	H	R	ER	SO	BB	IBB	HBP	BLK	WP	HR	S	P	ERA	WHIP								
Brad Radke, R ERA: 5.13	5.0		25	11	3	3	3	0	0	0	0	0	0	66	88	5.40	2.200								
28 Jesse Crain, R ERA: 5.17	1.1	L	6	1	1	1	1	1	0	0	0	0	0	13	22	6.75	1.500								
37 Denny Reyes, L ERA: 1.66	0.1		2	1	0	0	0	0	0	0	0	0	0	3	3	0.00	3.000								
Juan Rincon, R ERA: 2.11	1.1		6	1	2	2	0	0	1	0	0	0	0	11	20	13.50	0.750								

Batter	1	2	3	4	5	6	7	8	9	AB	R	H	RBI	BB	SO	LOB	TOP																		
3 Reed Johnson, R OBP: 0.453, SLG: 0.510	F8			G3-6 BB		G3-6 HBP		G5-3		2	0	0	0	1	0	0	Toronto Blue Jays @ Kansas City Royals Kauffman Stadium, Kansas City, MO Thu Jul 06 2006, 7:10 PM CDT Att: 10,858 - Clear - 80 F																		
Eric Hinske, L OBP: 0.376, SLG: 0.559	F9			G3-6 1-2		G4-3		K		4	0	0	0	0	1	2																			
10 Vernon Wells, R OBP: 0.377, SLG: 0.599	F9									4	1	2	1	0	0	0																			
25 Troy Glaus, R OBP: 0.342, SLG: 0.515		G6-3		F7						3	1	1	0	1	0	1																			
Shea Hillenbrand, R OBP: 0.346, SLG: 0.477	F9									4	0	1	0	0	0	1																			
Bengie Molina, R OBP: 0.330, SLG: 0.415	F8									4	0	0	0	0	1	2																			
17 Lyle Overbay, L OBP: 0.369, SLG: 0.507				G6-3						3	0	1	1	0	0	0																			
2 Aaron Hill, R OBP: 0.327, SLG: 0.366				G4-3						3	0	0	0	0	0	2																			
6 John McDonald, R OBP: 0.263, SLG: 0.239				G4-3						3	0	0	0	0	0	0																			
Inning Stats	R: 0 H: 0 E: 0 K: 0 S: 10	H: 0 LOB: 0 BB: 0 P: 15	R: 0 H: 0 E: 0 K: 0 S: 9	H: 0 LOB: 0 BB: 0 P: 18	R: 0 H: 0 E: 0 K: 0 S: 6	H: 1 LOB: 1 BB: 0 P: 10	R: 0 H: 0 E: 0 K: 1 S: 6	H: 0 LOB: 0 BB: 0 P: 7	R: 1 H: 2 E: 0 K: 0 S: 11	H: 2 LOB: 2 BB: 1 P: 19	R: 0 H: 0 E: 0 K: 1 S: 9	H: 0 LOB: 0 BB: 0 P: 8	R: 1 H: 2 E: 0 K: 0 S: 7	H: 2 LOB: 2 BB: 0 P: 8	1B: 4 2B: 0 3B: 0 HR: 1	SF: 0 SAC: 0 DP: 2 HBP: 1	WP: 0 PA: 33 CS: 0																		
PITCHER	IP	WLS	BF	H	R	ER	SO	BB	IBB	HBP	BLK	WP	HR	S	P	ERA	WHIP	PITCHER	IP	WLS	BF	H	R	ER	SO	BB	IBB	HBP	BLK	WP	HR	S	P	ERA	WHIP
Mark Redman, L ERA: 5.27	8.0	W	31	5	2	2	2	2	0	1	0	0	1	69	111	2.25	0.875																		
57 Joel Peralta, R ERA: 4.17	1.0		2	0	0	0	0	0	0	0	0	0	0	4	5	0.00	0.000																		



Batter	1	2	3	4	5	6	7	8	9	AB	R	H	RBI	BB	SO	LOB	BOTTOM																			
9 David DeJesus, L OBP: 0.404, SLG: 0.488	K	L9		FC3-6 BB		G6-3		K		4	0	0	0	1	2	0	Toronto Blue Jays @ Kansas City Royals Kauffman Stadium, Kansas City, MO Thu Jul 06 2006, 7:10 PM CDT Att: 10,858 - Clear - 80 F																			
Tony Graffanino, R OBP: 0.322, SLG: 0.395	2B	1B		16 2B 1B BB		FC3-6 2B		K		4	3	2	0	1	1	1																				
Doug Mientkiewicz, L OBP: 0.360, SLG: 0.406	2B			F9		K				4	0	2	2	0	1	1																				
16 Reggie Sanders, R OBP: 0.309, SLG: 0.436	K			1-1 SAFE 1B		L8				3	1	1	0	1	1	1																				
Matt Stairs, L OBP: 0.348, SLG: 0.459	BB			G3		G5-3		24 BB BB		2	0	0	0	2	0	4																				
Emil Brown, R OBP: 0.353, SLG: 0.435	G6-3			1-0 2-H 3-H 1B		K2-3		K		4	0	1	2	0	2	3																				
24 Mark Teahen, L OBP: 0.323, SLG: 0.467		HR		G6-3		2B				3	1	2	1	1	0	1																				
4 Angel Berroa, R OBP: 0.263, SLG: 0.332	F8			F7		F7		P3		4	0	0	0	0	0	3																				
14 John Buck, R OBP: 0.313, SLG: 0.421	F8			9 BB E 1B		K		G5-3		4	1	1	0	0	1	1																				
Inning Stats	R: 1 H: 2 E: 0 K: 2 S: 15	H: 2 LOB: 2 BB: 1 P: 31	R: 1 H: 1 E: 0 K: 0 S: 7	H: 1 LOB: 0 BB: 0 P: 10	R: 2 H: 2 E: 0 K: 0 S: 11	H: 2 LOB: 1 BB: 1 P: 19	R: 2 H: 2 E: 1 K: 0 S: 12	H: 2 LOB: 2 BB: 2 P: 24	R: 0 H: 1 E: 0 K: 1 S: 9	H: 1 LOB: 0 BB: 0 P: 12	R: 0 H: 0 E: 0 K: 1 S: 12	H: 0 LOB: 2 BB: 2 P: 26	R: 0 H: 0 E: 0 K: 2 S: 7	H: 0 LOB: 0 BB: 0 P: 9	1B: 3 2B: 5 3B: 0 HR: 1	SF: 0 SAC: 0 DP: 0 HBP: 0	WP: 0 PA: 38 CS: 0																			
PITCHER	IP	WLS	BF	H	R	ER	SO	BB	IBB	HBP	BLK	WP	HR	S	P	ERA	WHIP	PITCHER	IP	WLS	BF	H	R	ER	SO	BB	IBB	HBP	BLK	WP	HR	S	P	ERA	WHIP	
48 Ty Taubenheim, R ERA: 4.72	2.2	L	15	5	4	4	2	2	0	0	0	0	0	0	0	6	13.50	2.625																		
37 Scott Downs, L ERA: 5.05	2.1		12	3	2	2	2	1	1	0	0	0	0	0	28	45	7.71	1.714																		
28 Shaun Marcum, R ERA: 8.22	3.0		11	1	0	0	4	2	0	0	0	0	0	0	28	47	0.00	1.000																		



Batter	1	2	3	4	5	6	7	8	9	AB	R	H	RBI	BB	SO	LOB	TOP					
Frank Catalanotto, L (1.7) OBP: 0.433, SLG: 0.500	G4-3		G4-3			G6-4-3	F9			3	0	0	0	1	0	3	Toronto Blue Jays @ Kansas City Royals Kauffman Stadium, Kansas City, MO Fri Jul 07 2006, 7:10 PM CDT Att: 17,162 - Partly Cloudy - 81 F livebaseballscorecards.com					
Eric Hinske, L (1.9) OBP: 0.367, SLG: 0.541	G3			G3-1		K	K	K		4	0	0	0	0	2	1						
10 Vernon Wells, R (1.8) OBP: 0.375, SLG: 0.593	L8			K		G6-4-3		FC4-6		3	0	0	0	1	1	1						
17 Lyle Overbay, L (1.3) OBP: 0.364, SLG: 0.500		G4-3		G3-1			G4-3	FC4-6		4	0	0	0	0	0	1						
25 Troy Glaus, R (1.5) OBP: 0.344, SLG: 0.513	F9				F8		BB		BB	3	1	1	0	1	0	0						
Shea Hillenbrand, R (1.10) OBP: 0.344, SLG: 0.473	P3				G4-3		BB	P4		4	1	1	0	0	0	2						
9 Gregg Zaun, S (1.2) OBP: 0.399, SLG: 0.534			G3		BB		BB		K	2	1	0	0	2	1	0						
2 Aaron Hill, R (1.6) OBP: 0.329, SLG: 0.375			BB		BB		K	P4		4	0	2	1	0	1	3						
8 Russ Adams, L (1.4) OBP: 0.282, SLG: 0.330	FC3-6				P6			F9		4	0	1	2	0	0	2						
Inning Stats	R: 0 E: 0 K: 0 S: 6	H: 0 LOB: 0 BB: 0 P: 10	R: 0 E: 0 K: 0 S: 9	H: 0 LOB: 0 BB: 0 P: 11	R: 0 E: 0 K: 0 S: 11	H: 1 LOB: 1 BB: 0 P: 16	R: 0 E: 0 K: 1 S: 6	H: 0 LOB: 0 BB: 0 P: 8	R: 1 E: 0 K: 0 S: 15	H: 1 LOB: 1 BB: 1 P: 27	R: 0 E: 0 K: 1 S: 6	H: 0 LOB: 0 BB: 1 P: 14	R: 2 E: 0 K: 1 S: 15	H: 2 LOB: 2 BB: 2 P: 23	R: 0 E: 0 K: 1 S: 12	H: 1 LOB: 2 BB: 1 P: 23	R: 0 E: 0 K: 1 S: 9	H: 0 LOB: 0 BB: 0 P: 12	1B: 4 2B: 0 3B: 1 HR: 0	SF: 0 SAC: 0 DP: 1 HBP: 0	WP: 0 PB: 0 SB: 0 CS: 0	PA: 36
PITCHER	IP	WLS	BF	H	R	ER	SO	BB	IBB	HBP	BLK	WP	HR	S	P	ERA	WHIP					
34 Luke Hudson, R (1.1) ERA: 5.79	5.0	W	18	2	1	1	1	1	0	0	0	0	0	47	72	1.80	0.600					
Jeremy Affeldt, L (6.1) ERA: 6.23	1.1	H	5	0	1	1	1	2	0	0	0	0	0	10	22	6.75	1.500					
Elmer Dessens, R (7.1) ERA: 3.97	0.2	H	5	2	1	1	1	1	0	0	0	0	0	11	15	13.50	4.500					
Todd Wellemeyer, R (8.1) ERA: 4.13	2.0		8	1	0	0	2	1	0	0	0	0	0	21	35	0.00	1.000					

Batter	1	2	3	4	5	6	7	8	9	AB	R	H	RBI	BB	SO	LOB	BOTTOM					
9 David DeJesus, L (1.7) OBP: 0.409, SLG: 0.497	BB		G3		G6-3		BB	BB		5	2	3	3	0	0	2	Toronto Blue Jays @ Kansas City Royals Kauffman Stadium, Kansas City, MO Fri Jul 07 2006, 7:10 PM CDT Att: 17,162 - Partly Cloudy - 81 F livebaseballscorecards.com					
15 Mark Grudzielanski, R (1.4) OBP: 0.329, SLG: 0.460	BB		SF7		F9		BB	BB		2	2	1	2	2	0	0						
Doug Mientkiewicz, L (1.3) OBP: 0.364, SLG: 0.422	F8		G4-3			G6-4-3	BB	BB		5	0	3	3	0	0	2						
Emil Brown, R (1.9) OBP: 0.347, SLG: 0.427	K			E6		G6-4-3	G6-3	F7		5	1	0	0	0	1	4						
Matt Stairs, L (1.10) OBP: 0.351, SLG: 0.478	K			G4-3		HR		BB	BB	4	2	2	1	0	1	3						
24 Mark Teahen, L (1.5) OBP: 0.322, SLG: 0.462		L4			S			F7		4	1	1	1	0	0	1						
Tony Graffanino, R (1.6) OBP: 0.325, SLG: 0.397		K			BB			FC6		4	2	2	1	0	1	1						
14 John Buck, R (1.2) OBP: 0.312, SLG: 0.432		K			G6-3			F8		4	1	1	2	0	1	3						
2 Joey Gathright, L (1.8) OBP: 0.326, SLG: 0.258			BB				BB	BB		2	2	2	0	2	0	0						
Inning Stats	R: 0 E: 0 K: 2 S: 13	H: 1 LOB: 2 BB: 1 P: 25	R: 0 E: 0 K: 2 S: 10	H: 0 LOB: 0 BB: 0 P: 18	R: 1 E: 1 K: 0 S: 9	H: 1 LOB: 0 BB: 0 P: 15	R: 2 E: 1 K: 0 S: 10	H: 2 LOB: 0 BB: 0 P: 19	R: 0 E: 0 K: 0 S: 9	H: 1 LOB: 0 BB: 0 P: 15	R: 1 E: 0 K: 0 S: 10	H: 2 LOB: 0 BB: 0 P: 16	R: 4 E: 0 K: 0 S: 14	H: 4 LOB: 2 BB: 2 P: 28	R: 5 E: 1 K: 0 S: 18	H: 4 LOB: 1 BB: 1 P: 29	R: 0 E: 0 K: 0 S: 9	H: 0 LOB: 0 BB: 0 P: 12	1B: 10 2B: 2 3B: 1 HR: 2	SF: 1 SAC: 0 DP: 2 HBP: 0	WP: 1 PB: 0 SB: 2 CS: 1	PA: 40
PITCHER	IP	WLS	BF	H	R	ER	SO	BB	IBB	HBP	BLK	WP	HR	S	P	ERA	WHIP					
34 A.J. Burnett, R (1.1) ERA: 4.33	6.0	L	26	9	6	4	4	1	0	0	0	0	2	67	116	6.00	1.667					
Scott Schoeneweis, L (7.1) ERA: 5.97	1.0		5	2	2	2	0	1	1	0	0	1	0	8	20	18.00	3.000					
Pete Walker, R (8.1) ERA: 5.4	1.0		9	4	5	0	0	1	0	0	0	0	0	18	29	0.00	5.000					

Batter	1	2	3	4	5	6	7	8	9	AB	R	H	RBI	BB	SO	LOB	TOP										
3 Reed Johnson, R OBP: 0.491, SLG: 0.507										4	2	2	1	1	1	2											
2 Aaron Hill, R OBP: 0.344, SLG: 0.390										5	2	4	2	0	0	0											
10 Vernon Wells, R OBP: 0.377, SLG: 0.594										3	0	0	0	1	1	6											
21 Chad Mottola, R OBP: 0.333, SLG: 0.500										1	0	0	0	0	0	0											
25 Troy Glaus, R OBP: 0.342, SLG: 0.518										5	1	1	3	0	2	5											
Shea Hillenbrand, R OBP: 0.346, SLG: 0.486										5	1	2	2	0	0	0											
Bengie Molina, R OBP: 0.329, SLG: 0.420										5	1	1	2	0	0	1											
17 Lyle Overbay, L OBP: 0.363, SLG: 0.494										5	0	1	0	0	1	1											
Eric Hinske, L OBP: 0.375, SLG: 0.563										4	2	2	1	1	1	1											
6 John McDonald, R OBP: 0.288, SLG: 0.280										4	2	3	0	0	0	1											
Inning Stats	R: 3 E: 0 K: 0 S: 12	H: 2 LOB: 0 BB: 1 P: 22	R: 1 E: 0 K: 1 S: 16	H: 3 LOB: 2 BB: 0 P: 20	R: 0 E: 0 K: 2 S: 9	H: 1 LOB: 1 BB: 0 P: 9	R: 1 E: 0 K: 1 S: 11	H: 2 LOB: 2 BB: 2 P: 20	R: 0 E: 0 K: 0 S: 8	H: 0 LOB: 0 BB: 0 P: 12	R: 6 E: 0 K: 2 S: 23	H: 6 LOB: 0 BB: 0 P: 29	R: 0 E: 0 K: 0 S: 10	H: 1 LOB: 0 BB: 0 P: 15	R: 0 E: 0 K: 0 S: 9	H: 0 LOB: 0 BB: 0 P: 15	R: 0 E: 0 K: 0 S: 8	H: 1 LOB: 1 BB: 0 P: 9	1B: 10 2B: 3 3B: 0 HR: 3	SF: 0 SAC: 0 DP: 2 HBP: 0	WP: 0 PB: 0 SB: 3 CS: 0	PA: 44					
PITCHER	IP	WLS	BF	H	R	ER	SO	BB	IBB	HBP	BLK	WP	HR	S	P	ERA	WHIP										
41 Jimmy Gobble, L ERA: 4.32	3.1	L	20	8	5	5	4	2	0	0	0	0	1	44	63	13.50	3.000										
Todd Wellemeyer, R ERA: 4.99	1.2		9	4	4	4	0	1	0	0	0	0	1	22	33	21.60	3.000										
77 Joe Nelson, R ERA: 2.03	1.0		5	2	2	2	2	0	0	0	0	0	1	13	16	18.00	2.000										
Jeremy Affeldt, L ERA: 6.09	2.0		6	1	0	0	0	0	0	0	0	0	0	19	30	0.00	0.500										
Ambiorix Burgos, R ERA: 5.99	1.0		4	1	0	0	0	0	0	0	0	0	0	8	9	0.00	1.000										

Toronto Blue Jays @ Kansas City Royals
Kauffman Stadium, Kansas City, MO

Sun Jul 09 2006, 1:10 PM CDT
Att: 17,748 - Cloudy - 71 F

AB 41
R 11
H 16
RBI 11
BB 3
SO 6
LOB 17



Batter	1	2	3	4	5	6	7	8	9	AB	R	H	RBI	BB	SO	LOB	BOTTOM										
9 David DeJesus, L OBP: 0.404, SLG: 0.477										4	0	0	0	1	1	2											
Tony Graffanino, R OBP: 0.330, SLG: 0.405										2	1	2	0	0	0	0											
Esteban German, R OBP: 0.434, SLG: 0.415										2	0	0	0	1	1	3											
Doug Mientkiewicz, L OBP: 0.363, SLG: 0.420										4	0	2	1	0	1	1											
Emil Brown, R OBP: 0.342, SLG: 0.418										4	0	0	1	0	0	3											
Matt Stairs, L OBP: 0.349, SLG: 0.479										4	1	1	0	0	1	1											
24 Mark Teahen, L OBP: 0.318, SLG: 0.448										2	0	0	0	2	1	1											
4 Angel Berroa, R OBP: 0.269, SLG: 0.347										4	0	2	1	0	1	1											
2 Joey Gathright, L OBP: 0.324, SLG: 0.254										3	1	0	0	1	0	3											
14 John Buck, R OBP: 0.301, SLG: 0.415										4	0	0	0	0	1	4											
Inning Stats	R: 0 E: 0 K: 0 S: 9	H: 1 LOB: 0 BB: 0 P: 15	R: 0 E: 0 K: 0 S: 6	H: 0 LOB: 0 BB: 0 P: 8	R: 0 E: 0 K: 0 S: 9	H: 1 LOB: 1 BB: 0 P: 15	R: 1 E: 0 K: 1 S: 11	H: 2 LOB: 1 BB: 0 P: 13	R: 0 E: 0 K: 3 S: 10	H: 0 LOB: 0 BB: 0 P: 9	R: 0 E: 0 K: 2 S: 9	H: 0 LOB: 1 BB: 1 P: 14	R: 1 E: 0 K: 0 S: 18	H: 1 LOB: 2 BB: 2 P: 31	R: 1 E: 0 K: 1 S: 16	H: 2 LOB: 3 BB: 2 P: 32	1B: 6 2B: 2 3B: 0 HR: 0	SF: 0 SAC: 0 DP: 1 HBP: 0	WP: 1 PB: 0 SB: 0 CS: 0	PA: 38							
PITCHER	IP	WLS	BF	H	R	ER	SO	BB	IBB	HBP	BLK	WP	HR	S	P	ERA	WHIP										
32 Roy Halladay, R ERA: 2.92	7.0		25	4	1	1	6	1	0	0	0	0	0	18	31	9.00	3.000										
37 Scott Downs, L ERA: 5.14	1.0		6	1	1	1	0	2	0	0	0	0	0	18	31	9.00	3.000										
48 Ty Taubenheim, R ERA: 4.89	0.2		6	2	1	1	1	2	0	0	0	1	0	14	29	13.50	6.000										
56 Brian Tallet, L ERA: 5.79	0.1		1	0	0	0	0	0	0	0	0	0	0	2	3	0.00	0.000										

Toronto Blue Jays @ Kansas City Royals
Kauffman Stadium, Kansas City, MO

Sun Jul 09 2006, 1:10 PM CDT
Att: 17,748 - Cloudy - 71 F

AB 33
R 3
H 7
RBI 3
BB 5
SO 7
LOB 19



Batter	1	2	3	4	5	6	7	8	9	AB	R	H	RBI	BB	SO	LOB	TOP																	
2 Joey Gathright, L (1, 8) OBP: 0.322, SLG: 0.249										4	0	0	0	1	2	3	Kansas City Royals @ Detroit Tigers Comerica Park, Detroit, MI Thu Jul 13 2006, 7:05 PM EDT Att: 31,967 - Clear - 78 F																	
Tony Graffanino, R (1, 4) OBP: 0.332, SLG: 0.417										4	1	1	1	1	0	3																		
9 David DeJesus, L (1, 7) OBP: 0.394, SLG: 0.464										5	0	0	0	0	3	1																		
16 Reggie Sanders, R (1, 10) OBP: 0.309, SLG: 0.429										5	0	1	0	0	2	1																		
Matt Stairs, L (1, 3) OBP: 0.356, SLG: 0.479										4	0	2	0	1	1	0																		
Emil Brown, R (1, 9) OBP: 0.344, SLG: 0.423										4	1	2	0	0	0	4																		
24 Mark Teahen, L (1, 5) OBP: 0.322, SLG: 0.474										4	2	2	2	0	0	2																		
4 Angel Berroa, R (1, 6) OBP: 0.269, SLG: 0.346										4	0	1	0	0	2	1																		
14 John Buck, R (1, 2) OBP: 0.309, SLG: 0.416										2	0	1	1	2	0	1																		
Inning Stats	R: 1 E: 0 K: 2 S: 17	H: 3 LOB: 2 BB: 0 P: 25	R: 1 E: 0 K: 1 S: 9	H: 2 LOB: 0 BB: 0 P: 13	R: 0 E: 0 K: 2 S: 9	H: 0 LOB: 0 BB: 0 P: 11	R: 2 E: 0 K: 1 S: 11	H: 2 LOB: 1 BB: 1 P: 16	R: 0 E: 0 K: 1 S: 14	H: 0 LOB: 2 BB: 2 P: 23	R: 0 E: 0 K: 1 S: 10	H: 2 LOB: 2 BB: 0 P: 15	R: 0 E: 0 K: 1 S: 7	H: 1 LOB: 1 BB: 0 P: 12	R: 0 E: 0 K: 1 S: 9	H: 0 LOB: 0 BB: 0 P: 15		1B: 6 2B: 1 3B: 1 HR: 2	SF: 0 SAC: 0 DP: 1 HBP: 0	WP: 0 PB: 0 SB: 0 CS: 0	PA: 41													
PITCHER	IP WLS BF H R ER SO BB IBB HBP BLK WP HR S P ERA WHIP																																	
38 Jeremy Bonderman, R (1, 1) ERA: 3.59	5.2	W 28	7	4	4	8	5	0	0	0	0	0	0	2	69	108	6.35	2.118																
Jason Grilli, R (6, 1) ERA: 3.72	0.1	H 1	0	0	0	0	0	0	0	0	0	0	0	0	2	4	0.00	0.000																
56 Fernando Rodney, R (7, 1) ERA: 3.64	1.0	H 5	2	0	0	0	0	0	0	0	0	0	0	0	10	15	0.00	2.000																
54 Joel Zumaya, R (8, 1) ERA: 2.03	1.0	H 4	1	0	0	1	0	0	0	0	0	0	0	0	7	12	0.00	1.000																
59 Todd Jones, R (9, 1) ERA: 5.66	1.0	S 3	0	0	0	1	0	0	0	0	0	0	0	0	9	15	0.00	0.000																

Batter	1	2	3	4	5	6	7	8	9	AB	R	H	RBI	BB	SO	LOB	BOTTOM																	
28 Curtis Granderson, L (1, 8) OBP: 0.366, SLG: 0.461										3	0	1	1	0	1	2	Kansas City Royals @ Detroit Tigers Comerica Park, Detroit, MI Thu Jul 13 2006, 7:05 PM EDT Att: 31,967 - Clear - 78 F																	
14 Placido Polanco, R (1, 4) OBP: 0.315, SLG: 0.356										4	1	0	0	0	0	2																		
Ivan Rodriguez, R (1, 2) OBP: 0.338, SLG: 0.459										3	1	1	1	1	0	1																		
30 Magglio Ordonez, R (1, 9) OBP: 0.361, SLG: 0.508										4	0	1	1	0	1	0																		
9 Carlos Guillen, S (1, 6) OBP: 0.380, SLG: 0.495										3	0	1	0	1	0	2																		
33 Marcus Thames, R (1, 7) OBP: 0.372, SLG: 0.629										3	1	1	0	0	0	1																		
Alexis Gomez, L (8, 7) OBP: 0.321, SLG: 0.390										1	0	1	0	0	0	0																		
Craig Monroe, R (1, 10) OBP: 0.279, SLG: 0.451										4	1	1	0	0	2	2																		
31 Chris Shelton, R (1, 3) OBP: 0.347, SLG: 0.505										4	1	1	0	0	1	2																		
15 Brandon Inge, R (1, 5) OBP: 0.284, SLG: 0.463										2	1	1	1	1	1	0																		
Inning Stats	R: 0 E: 0 K: 1 S: 15	H: 0 LOB: 0 BB: 0 P: 21	R: 0 E: 0 K: 0 S: 7	H: 0 LOB: 0 BB: 1 P: 16	R: 0 E: 0 K: 2 S: 13	H: 0 LOB: 0 BB: 0 P: 20	R: 1 E: 0 K: 0 S: 7	H: 2 LOB: 0 BB: 0 P: 13	R: 5 E: 1 K: 0 S: 26	H: 5 LOB: 2 BB: 1 P: 43	R: 0 E: 0 K: 0 S: 9	H: 0 LOB: 0 BB: 0 P: 15	R: 0 E: 0 K: 0 S: 11	H: 0 LOB: 1 BB: 1 P: 16	R: 0 E: 0 K: 3 S: 16	H: 2 LOB: 2 BB: 0 P: 24	1B: 8 2B: 0 3B: 0 HR: 1	SF: 0 SAC: 1 DP: 1 HBP: 0	WP: 0 PB: 0 SB: 0 CS: 0	PA: 36														
PITCHER	IP WLS BF H R ER SO BB IBB HBP BLK WP HR S P ERA WHIP																																	
31 Brandon Duckworth, R (1, 1) ERA: 5.4	4.2	L 21	6	6	3	3	2	0	0	0	0	0	0	0	59	103	5.79	1.714																
Todd Wellemeyer, R (5, 1) ERA: 4.66	2.1	9	1	0	0	0	1	0	0	0	0	0	0	0	29	41	0.00	0.857																
57 Joel Peralta, R (8, 1) ERA: 4.4	1.0	5	2	0	0	3	0	0	0	0	0	0	0	0	16	24	0.00	2.000																

Batter	1	2	3	4	5	6	7	8	9	AB	R	H	RBI	BB	SO	LOB	TOP										
2 Joey Gathright, L OBP: 0.316, SLG: 0.244	G6-3		K			G6-3		K		4	0	0	0	0	2	0	Kansas City Royals @ Detroit Tigers Comerica Park, Detroit, MI Sat Jul 15 2006, 7:05 PM EDT Att: 40,210 - Clear - 85 F										
Tony Graffanino, R OBP: 0.342, SLG: 0.424	BB		1B			G3-1		F7		3	0	1	0	1	0	0											
9 David DeJesus, L OBP: 0.387, SLG: 0.457	K		F8			G4-3		P4		4	0	0	0	0	1	2											
16 Reggie Sanders, R OBP: 0.302, SLG: 0.417	K				F8		L1	F7		4	0	0	0	0	1	1											
Matt Stairs, L OBP: 0.358, SLG: 0.477 Paul Phillips, R OBP: 1.000, SLG: 2.000	K		G4-3		G4-3		CI 24 E	2B		2	0	0	0	0	1	0											
Emil Brown, R OBP: 0.343, SLG: 0.424	2B		L4		L4		P4	K		4	0	1	0	0	1	2											
24 Mark Teahen, L OBP: 0.333, SLG: 0.493	G4-6-3 BB		K		K		E6			2	0	0	0	1	1	1											
Esteban German, R OBP: 0.417, SLG: 0.397	G4-6-3		G4-3		G4-3		G5-3			3	0	0	0	0	0	4											
14 John Buck, R OBP: 0.304, SLG: 0.407	K		K		G1-3		P3			3	0	0	0	0	1	0											
Inning Stats	R: 0 E: 0 K: 2 S: 14	H: 0 LOB: 1 BB: 1 P: 23	R: 0 E: 0 K: 1 S: 8	H: 1 LOB: 1 BB: 1 P: 15	R: 0 E: 0 K: 2 S: 9	H: 1 LOB: 0 BB: 0 P: 10	R: 0 E: 0 K: 0 S: 7	H: 0 LOB: 0 BB: 0 P: 9	R: 0 E: 0 K: 1 S: 5	H: 0 LOB: 0 BB: 0 P: 10	R: 0 E: 2 K: 0 S: 12	H: 0 LOB: 2 BB: 0 P: 18	R: 0 E: 0 K: 1 S: 6	H: 0 LOB: 0 BB: 0 P: 6	R: 0 E: 0 K: 1 S: 10	H: 1 LOB: 1 BB: 0 P: 16		1B: 1 2B: 2 3B: 0 HR: 0	SF: 0 SAC: 0 DP: 1 HBP: 0	WP: 0 PB: 0 SB: 0 CS: 0	PA: 33						
PITCHER	IP	WLS	BF	H	R	ER	SO	BB	IBB	HBP	BLK	WP	HR	S	P	ERA	WHIP										
35 Justin Verlander, R ERA: 2.83 Jamie Walker, L ERA: 1.04	(1, 1)	7.0	W	26	2	0	6	2	0	0	0	0	0	64	101	0.00	0.571										
(8, 1)	2.0	7	1	0	0	2	0	0	0	0	0	0	0	16	22	0.00	0.500										

Batter	1	2	3	4	5	6	7	8	9	AB	R	H	RBI	BB	SO	LOB	BOTTOM											
28 Curtis Granderson, L OBP: 0.364, SLG: 0.459	L4		K		SH2-4			SH5-4		3	0	1	0	0	1	2	Kansas City Royals @ Detroit Tigers Comerica Park, Detroit, MI Sat Jul 15 2006, 7:05 PM EDT Att: 40,210 - Clear - 85 F											
14 Placido Polanco, R OBP: 0.311, SLG: 0.355	F8		L8		G6-3 2B		SF9	G6-4-3 1B		4	0	1	3	0	0	1												
Ivan Rodriguez, R OBP: 0.340, SLG: 0.462	2B		30 1B		G6-3		2B	1B		4	1	3	1	0	0	1												
30 Magglio Ordonez, R OBP: 0.357, SLG: 0.500	K		33 1B		F8		F8			4	0	1	0	0	1	3												
20 Omar Infante, R OBP: 0.306, SLG: 0.395			31 1B		K		F8	1B		4	1	2	0	0	1	2												
33 Marcus Thames, R OBP: 0.372, SLG: 0.627 Alexis Gomez, L OBP: 0.317, SLG: 0.385	F8		1-2 2H		1B		F8	K		3	0	1	1	0	0	1												
(8, 7)			1-2 2H		1B		F8	K		1	0	0	0	0	1	1												
Craig Monroe, R OBP: 0.282, SLG: 0.456	K		K		K		F8			4	0	0	0	0	3	4												
31 Chris Shelton, R OBP: 0.354, SLG: 0.506	15 2B		28 SH2-4		14 2B		28 SH5-4	15 BB		2	2	1	0	2	0	1												
15 Brandon Inge, R OBP: 0.293, SLG: 0.467	1-3 2H		28 SH2-4		14 2B		14 SF9	28 SH5-4		2	2	1	1	2	1	0												
Inning Stats	R: 0 E: 0 K: 1 S: 7	H: 1 LOB: 1 BB: 0 P: 12	R: 1 E: 0 K: 2 S: 10	H: 2 LOB: 2 BB: 1 P: 21	R: 1 E: 0 K: 2 S: 23	H: 3 LOB: 2 BB: 0 P: 30	R: 2 E: 0 K: 0 S: 10	H: 2 LOB: 1 BB: 1 P: 17	R: 0 E: 0 K: 1 S: 11	H: 0 LOB: 0 BB: 0 P: 15	R: 2 E: 0 K: 0 S: 15	H: 1 LOB: 1 BB: 2 P: 26	R: 0 E: 0 K: 1 S: 13	H: 1 LOB: 1 BB: 0 P: 18	R: 0 E: 0 K: 1 S: 5	H: 1 LOB: 0 BB: 0 P: 10	1B: 8 2B: 3 3B: 0 HR: 0	SF: 1 SAC: 2 DP: 1 HBP: 0	WP: 0 PB: 0 SB: 0 CS: 0	PA: 38								
PITCHER	IP	WLS	BF	H	R	ER	SO	BB	IBB	HBP	BLK	WP	HR	S	P	ERA	WHIP											
41 Jimmy Gobble, L ERA: 4.58 Andrew Sisco, L ERA: 7.51 57 Joel Peralta, R ERA: 4.3 Mike MacDougal, R ERA:	(1, 1)	5.0	L	25	8	4	4	6	2	0	0	0	0	0	15	26	18.00	3.000										
(6, 1)	1.0	6	1	2	2	0	2	0	0	0	0	0	0	13	18	0.00	1.000											
(8, 1)	1.0	3	1	0	0	1	0	0	0	0	0	0	0	5	10	0.00	1.000											

Batter	1	2	3	4	5	6	7	8	9	AB	R	H	RBI	BB	SO	LOB	TOP											
9 David DeJesus, L (1,7) OBP: 0.395, SLG: 0.464	0-1 G5-3 1B		1-0 1B	3-2 G3-1		1-2 BB	1-0 FC4-6		0-2 1B	6	1	4	0	0	0	1	Kansas City Royals @ Detroit Tigers Comerica Park, Detroit, MI Sun Jul 16 2006, 1:05 PM EDT Att: 37,893 - Sunny - 93 F											
Tony Graffanino, R (1,6) OBP: 0.342, SLG: 0.419	3-1 G5-3		2-2 1B	1-2 E6		4-2 2B	0-0 P3		3-1 G6-3	5	2	1	0	1	0	3												
Doug Mientkiewicz, L (1,3) OBP: 0.359, SLG: 0.413	0-0 P5		0-3 K	2-1 F7		0-1 F7		1-1 P3		5	0	0	0	0	1	5												
Emil Brown, R (1,9) OBP: 0.344, SLG: 0.427	0-0 F8		1-1 1B	3-1 G5-3		2-2 2B		2-3 K		5	1	2	2	0	1	1												
Matt Stairs, L (1,10) OBP: 0.354, SLG: 0.469		2-2 G4-3	1-2 P6		0-0 2 3B	1-2 G6-3		2-0 E4		5	1	1	0	0	0	3												
24 Mark Teahen, L (1,5) OBP: 0.335, SLG: 0.485		3-1 L7	4-0 1B		1 SAFE P6		3-3 K	4-1 BB		3	1	0	0	2	1	1												
Esteban German, R (1,4) OBP: 0.429, SLG: 0.407		1-2 1B	2-1 1B		4-0 2 3B	1-2 BB	0-1 2 HBP	1-3 K		4	2	3	1	1	1	2												
2 Joey Gathright, L (1,8) OBP: 0.326, SLG: 0.260		4-2 1B	2-0 1B		1-1 3B	2-0 3B	2-0 1B	2-2 G4-3		3	1	2	4	1	0	0												
Paul Phillips, R (1,2) OBP: 0.333, SLG: 0.500		1-2 BB	1-3 1B		2-0 G5-3	2-0 G5-3	1-2 9 FC4-6	0-1 L4		5	0	1	1	0	0	3												
Inning Stats	R: 0 E: 0 K: 0 S: 6	H: 1 LOB: 1 BB: 0 P: 9	R: 0 E: 0 K: 0 S: 22	H: 1 LOB: 2 BB: 1 P: 34	R: 4 E: 0 K: 1 S: 18	H: 5 LOB: 2 BB: 1 P: 30	R: 0 E: 1 K: 0 S: 9	H: 0 LOB: 1 BB: 0 P: 15	R: 2 E: 0 K: 0 S: 9	H: 2 LOB: 1 BB: 1 P: 22	R: 1 E: 0 K: 0 S: 16	H: 2 LOB: 1 BB: 1 P: 24	R: 2 E: 1 K: 1 S: 8	H: 2 LOB: 1 BB: 0 P: 14	R: 0 E: 1 K: 2 S: 13	H: 0 LOB: 2 BB: 1 P: 23		R: 0 E: 0 K: 0 S: 12	H: 1 LOB: 1 BB: 0 P: 17	1B: 12 2B: 1 3B: 1 HR: 0	SF: 0 SAC: 0 DP: 0 HBP: 1	WP: 0 PB: 0 SB: 1 CS: 0	PA: 47					
PITCHER	IP WLS BF H R ER SO BB IBB HBP BLK WP HR S P ERA WHIP	IP WLS BF H R ER SO BB IBB HBP BLK WP HR S P ERA WHIP	IP WLS BF H R ER SO BB IBB HBP BLK WP HR S P ERA WHIP	IP WLS BF H R ER SO BB IBB HBP BLK WP HR S P ERA WHIP	IP WLS BF H R ER SO BB IBB HBP BLK WP HR S P ERA WHIP	IP WLS BF H R ER SO BB IBB HBP BLK WP HR S P ERA WHIP	IP WLS BF H R ER SO BB IBB HBP BLK WP HR S P ERA WHIP	IP WLS BF H R ER SO BB IBB HBP BLK WP HR S P ERA WHIP	IP WLS BF H R ER SO BB IBB HBP BLK WP HR S P ERA WHIP	IP WLS BF H R ER SO BB IBB HBP BLK WP HR S P ERA WHIP	IP WLS BF H R ER SO BB IBB HBP BLK WP HR S P ERA WHIP	IP WLS BF H R ER SO BB IBB HBP BLK WP HR S P ERA WHIP	IP WLS BF H R ER SO BB IBB HBP BLK WP HR S P ERA WHIP	IP WLS BF H R ER SO BB IBB HBP BLK WP HR S P ERA WHIP	IP WLS BF H R ER SO BB IBB HBP BLK WP HR S P ERA WHIP	IP WLS BF H R ER SO BB IBB HBP BLK WP HR S P ERA WHIP												
31 Zach Miner, R (1,1) ERA: 3.3	4.1 L 23 8 5 5 1	3.1 19 5 4 3 2	1.1 5 1 0 0 1	1.1 5 1 0 0 1	1.1 5 1 0 0 1	1.1 5 1 0 0 1	1.1 5 1 0 0 1	1.1 5 1 0 0 1	1.1 5 1 0 0 1	1.1 5 1 0 0 1	1.1 5 1 0 0 1	1.1 5 1 0 0 1	1.1 5 1 0 0 1	1.1 5 1 0 0 1	1.1 5 1 0 0 1	1.1 5 1 0 0 1	1.1 5 1 0 0 1	1.1 5 1 0 0 1	1.1 5 1 0 0 1	1.1 5 1 0 0 1	1.1 5 1 0 0 1	1.1 5 1 0 0 1	1.1 5 1 0 0 1	1.1 5 1 0 0 1	1.1 5 1 0 0 1	1.1 5 1 0 0 1		
Wilfredo Ledezma, L (5,1) ERA: 4.05	3.1 19 5 4 3 2	1.1 5 1 0 0 1	1.1 5 1 0 0 1	1.1 5 1 0 0 1	1.1 5 1 0 0 1	1.1 5 1 0 0 1	1.1 5 1 0 0 1	1.1 5 1 0 0 1	1.1 5 1 0 0 1	1.1 5 1 0 0 1	1.1 5 1 0 0 1	1.1 5 1 0 0 1	1.1 5 1 0 0 1	1.1 5 1 0 0 1	1.1 5 1 0 0 1	1.1 5 1 0 0 1	1.1 5 1 0 0 1	1.1 5 1 0 0 1	1.1 5 1 0 0 1	1.1 5 1 0 0 1	1.1 5 1 0 0 1	1.1 5 1 0 0 1	1.1 5 1 0 0 1	1.1 5 1 0 0 1	1.1 5 1 0 0 1	1.1 5 1 0 0 1	1.1 5 1 0 0 1	
Jason Grilli, R (8,1) ERA: 3.56	1.1 5 1 0 0 1	1.1 5 1 0 0 1	1.1 5 1 0 0 1	1.1 5 1 0 0 1	1.1 5 1 0 0 1	1.1 5 1 0 0 1	1.1 5 1 0 0 1	1.1 5 1 0 0 1	1.1 5 1 0 0 1	1.1 5 1 0 0 1	1.1 5 1 0 0 1	1.1 5 1 0 0 1	1.1 5 1 0 0 1	1.1 5 1 0 0 1	1.1 5 1 0 0 1	1.1 5 1 0 0 1	1.1 5 1 0 0 1	1.1 5 1 0 0 1	1.1 5 1 0 0 1	1.1 5 1 0 0 1	1.1 5 1 0 0 1	1.1 5 1 0 0 1	1.1 5 1 0 0 1	1.1 5 1 0 0 1	1.1 5 1 0 0 1	1.1 5 1 0 0 1	1.1 5 1 0 0 1	1.1 5 1 0 0 1

Batter	1	2	3	4	5	6	7	8	9	AB	R	H	RBI	BB	SO	LOB	BOTTOM												
28 Curtis Granderson, L (1,8) OBP: 0.362, SLG: 0.453	4-2 BB		0-2 G4-3		0-0 G3		2-3 K		3-2 F8	4	0	0	0	1	1	3	Kansas City Royals @ Detroit Tigers Comerica Park, Detroit, MI Sun Jul 16 2006, 1:05 PM EDT Att: 37,893 - Sunny - 93 F												
15 Brandon Inge, R (1,5) OBP: 0.294, SLG: 0.464	1-2 F7		0-0 G6-3		4-0 33 HR		0-1 20 1B		1-0 G6-3	4	2	1	0	1	0	1													
20 Omar Infante, R (1,4) OBP: 0.302, SLG: 0.387	0-3 K				0-1 G6-3		1-1 F8		0-1 L4	5	1	1	0	0	1	2													
33 Marcus Thames, R (1,7) OBP: 0.374, SLG: 0.653	2-2 P3				0-1 F8		2-0 HR		0-1 HR	4	2	2	5	0	0	1													
9 Carlos Guillen, S (1,6) OBP: 0.385, SLG: 0.513		0-0 HR			1-0 G4-3		3-3 K		3-1 G4-3	3	1	1	1	0	1	0													
39 Ramon Santiago, S (8,6) OBP: 0.231, SLG: 0.238									1-1 1B	1	0	1	0	0	0	0													
31 Chris Shelton, R (1,3) OBP: 0.352, SLG: 0.502		3-2 F9			4-2 F8-5		1-2 P5		1 SAFE K	3	0	0	0	1	1	1													
Craig Monroe, R (1,10) OBP: 0.278, SLG: 0.449		2-2 L7			3-1 FC6		0-1 F9		3-2 G4-3	4	0	0	0	0	0	2													
Alexis Gomez, L (1,9) OBP: 0.314, SLG: 0.370		1-2 G3			1-2 F8-5		1-2 F7		4-1 BB	3	0	0	0	1	0	2													
13 Vance Wilson, R (1,2) OBP: 0.326, SLG: 0.511			1-0 P6		0-1 1B		1-2 1B		1-1 G6-3	4	0	2	0	0	0	2													
Inning Stats	R: 0 E: 0 K: 1 S: 14	H: 0 LOB: 1 BB: 1 P: 21	R: 1 E: 0 K: 0 S: 15	H: 1 LOB: 0 BB: 0 P: 21	R: 0 E: 0 K: 0 S: 5	H: 0 LOB: 0 BB: 0 P: 6	R: 0 E: 0 K: 0 S: 5	H: 0 LOB: 0 BB: 0 P: 6	R: 0 E: 1 K: 1 S: 14	H: 1 LOB: 2 BB: 1 P: 22	R: 2 E: 0 K: 1 S: 9	H: 1 LOB: 0 BB: 1 P: 20	R: 0 E: 0 K: 1 S: 11	H: 1 LOB: 1 BB: 0 P: 15	R: 3 E: 0 K: 1 S: 16	H: 4 LOB: 2 BB: 1 P: 30	R: 0 E: 0 K: 0 S: 6	H: 0 LOB: 0 BB: 0 P: 10	1B: 5 2B: 1 3B: 0 HR: 3	SF: 0 SAC: 0 DP: 1 HBP: 0	WP: 0 PB: 0 SB: 0 CS: 0	PA: 39							
PITCHER	IP WLS BF H R ER SO BB IBB HBP BLK WP HR S P ERA WHIP	IP WLS BF H R ER SO BB IBB HBP BLK WP HR S P ERA WHIP	IP WLS BF H R ER SO BB IBB HBP BLK WP HR S P ERA WHIP	IP WLS BF H R ER SO BB IBB HBP BLK WP HR S P ERA WHIP	IP WLS BF H R ER SO BB IBB HBP BLK WP HR S P ERA WHIP	IP WLS BF H R ER SO BB IBB HBP BLK WP HR S P ERA WHIP	IP WLS BF H R ER SO BB IBB HBP BLK WP HR S P ERA WHIP	IP WLS BF H R ER SO BB IBB HBP BLK WP HR S P ERA WHIP	IP WLS BF H R ER SO BB IBB HBP BLK WP HR S P ERA WHIP	IP WLS BF H R ER SO BB IBB HBP BLK WP HR S P ERA WHIP	IP WLS BF H R ER SO BB IBB HBP BLK WP HR S P ERA WHIP	IP WLS BF H R ER SO BB IBB HBP BLK WP HR S P ERA WHIP	IP WLS BF H R ER SO BB IBB HBP BLK WP HR S P ERA WHIP	IP WLS BF H R ER SO BB IBB HBP BLK WP HR S P ERA WHIP	IP WLS BF H R ER SO BB IBB HBP BLK WP HR S P ERA WHIP	IP WLS BF H R ER SO BB IBB HBP BLK WP HR S P ERA WHIP													
37 Scott Elarton, R (1,1) ERA: 5.34	6.0 W 24 3 3 3 1	1.0 8 5 3 3 1	1.0 H 4 0 0 0	1.0 S 3 0 0 0	1.0 S 3 0 0 0	1.0 S 3 0 0 0	1.0 S 3 0 0 0	1.0 S 3 0 0 0	1.0 S 3 0 0 0	1.0 S 3 0 0 0	1.0 S 3 0 0 0	1.0 S 3 0 0 0	1.0 S 3 0 0 0	1.0 S 3 0 0 0	1.0 S 3 0 0 0	1.0 S 3 0 0 0	1.0 S 3 0 0 0	1.0 S 3 0 0 0	1.0 S 3 0 0 0	1.0 S 3 0 0 0	1.0 S 3 0 0 0	1.0 S 3 0 0 0	1.0 S 3 0 0 0	1.0 S 3 0 0 0	1.0 S 3 0 0 0	1.0 S 3 0 0 0	1.0 S 3 0 0 0		
Elmer Dessens, R (7,1) ERA: 4.66	1.0 8 5 3 3 1	1.0 H 4 0 0 0	1.0 S 3 0 0 0	1.0 S 3 0 0 0	1.0 S 3 0 0 0	1.0 S 3 0 0 0	1.0 S 3 0 0 0	1.0 S 3 0 0 0	1.0 S 3 0 0 0	1.0 S 3 0 0 0	1.0 S 3 0 0 0	1.0 S 3 0 0 0	1.0 S 3 0 0 0	1.0 S 3 0 0 0	1.0 S 3 0 0 0	1.0 S 3 0 0 0	1.0 S 3 0 0 0	1.0 S 3 0 0 0	1.0 S 3 0 0 0	1.0 S 3 0 0 0	1.0 S 3 0 0 0	1.0 S 3 0 0 0	1.0 S 3 0 0 0	1.0 S 3 0 0 0	1.0 S 3 0 0 0	1.0 S 3 0 0 0	1.0 S 3 0 0 0	1.0 S 3 0 0 0	
Ambiorix Burgos, R (8,1) ERA: 5.82	1.0 8 5 3 3 1	1.0 H 4 0 0 0	1.0 S 3 0 0 0	1.0 S 3 0 0 0	1.0 S 3 0 0 0	1.0 S 3 0 0 0	1.0 S 3 0 0 0	1.0 S 3 0 0 0	1.0 S 3 0 0 0	1.0 S 3 0 0 0	1.0 S 3 0 0 0	1.0 S 3 0 0 0	1.0 S 3 0 0 0	1.0 S 3 0 0 0	1.0 S 3 0 0 0	1.0 S 3 0 0 0	1.0 S 3 0 0 0	1.0 S 3 0 0 0	1.0 S 3 0 0 0	1.0 S 3 0 0 0	1.0 S 3 0 0 0	1.0 S 3 0 0 0	1.0 S 3 0 0 0	1.0 S 3 0 0 0	1.0 S 3 0 0 0	1.0 S 3 0 0 0	1.0 S 3 0 0 0	1.0 S 3 0 0 0	
Mike MacDougal, R (9,1) ERA:	1.0 8 5 3 3 1	1.0 H 4 0 0 0	1.0 S 3 0 0 0	1.0 S 3 0 0 0	1.0 S 3 0 0 0	1.0 S 3 0 0 0	1.0 S 3 0 0 0	1.0 S 3 0 0 0	1.0 S 3 0 0 0	1.0 S 3 0 0 0	1.0 S 3 0 0 0	1.0 S 3 0 0 0	1.0 S 3 0 0 0	1.0 S 3 0 0 0	1.0 S 3 0 0 0	1.0 S 3 0 0 0	1.0 S 3 0 0 0	1.0 S 3 0 0 0	1.0 S 3 0 0 0	1.0 S 3 0 0 0	1.0 S 3 0 0 0	1.0 S 3 0 0 0	1.0 S 3 0 0 0	1.0 S 3 0 0 0	1.0 S 3 0 0 0	1.0 S 3 0 0 0	1.0 S 3 0 0 0	1.0 S 3 0 0 0	1.0 S 3 0 0 0


AB	41
R	9
H	14
RBI	8
BB	5
SO	4
LOB	19



Batter	1	2	3	4	5	6	7	8	9	AB	R	H	RBI	BB	SO	LOB	TOP
9 David DeJesus, L (1, 7) OBP: 0.390, SLG: 0.457	1-1 G4-3	1-1 FC6-4 15 1B		2-1 P5		0-0 G3			2-2 G3-1	5	0	1	3	0	0	2	
15 Mark Grudzielanek, R (1, 4) OBP: 0.324, SLG: 0.399	0-3 K2-3	1-2 FC6-4		1-1 L9		2-3 G4-3			0-2 G4-3	5	0	0	0	0	1	4	
Doug Mientkiewicz, L (1, 3) OBP: 0.352, SLG: 0.410	3-2 P2		1-0 F8		1-1 1B				0-1 G4-3	5	0	1	0	0	0	0	
Emil Brown, R (1, 9) OBP: 0.346, SLG: 0.426		1-2 24 1B 14 BB HBP	1-2 FC6-4 1B		0-1 F8				3-2 G6-3	3	1	1	0	0	0	1	
Matt Stairs, L (1, 10) OBP: 0.352, SLG: 0.464		2-2 SAFE K	0-1 FC6-4 BB		2-3 K				1-0 1B	4	0	1	0	0	2	3	
Tony Graffanino, R (1, 6) OBP: 0.340, SLG: 0.413	1 SAFE SAFE P3	0-1 SAFE SAFE P3	4-1 SAFE BB		0-1 L9				1-3 K	3	0	0	0	1	1	3	
24 Mark Teahen, L (1, 5) OBP: 0.338, SLG: 0.486		1-2 14 BB 9 1B	0-2 G4-3			1-2 14 SH5-4 9 G3 1B			0-1 G4-3	4	2	2	0	0	0	2	
2 Joey Gathright, L (1, 8) OBP: 0.329, SLG: 0.257	4-2 14 BB 9 1B BB	1-2 9 1B BB		0-2 G4-3		1-1 9 G3 14 SH5-4 HBP			0-0 G6-3	2	1	0	0	1	0	0	
14 John Buck, R (1, 2) OBP: 0.308, SLG: 0.413	4-1 9 1B BB	1-2 9 1B BB		1-0 2B		0-1 1-2 2-3 SH5-4			1-1 P3	2	0	1	1	1	0	0	
Inning Stats	R: 0 E: 0 K: 1 S: 10	H: 0 LOB: 0 BB: 0 P: 14	R: 3 E: 0 K: 1 S: 20	H: 2 LOB: 2 BB: 2 P: 33	R: 0 E: 0 K: 0 S: 11	H: 1 LOB: 1 BB: 0 P: 17	R: 0 E: 0 K: 0 S: 9	H: 1 LOB: 1 BB: 0 P: 13	R: 0 E: 0 K: 1 S: 10	H: 1 LOB: 1 BB: 0 P: 14	R: 0 E: 0 K: 0 S: 5	H: 0 LOB: 0 BB: 0 P: 6	R: 0 E: 0 K: 0 S: 9	H: 0 LOB: 0 BB: 0 P: 12	1B: 6 2B: 1 3B: 0 HR: 0	SF: 0 SAC: 1 DP: 0 HBP: 2	WP: 0 PA: 39 PB: 0 SB: 0 CS: 0
PITCHER	IP WLS BF H R ER SO BB IBB HBP BLK WP HR S P ERA WHIP	IP WLS BF H R ER SO BB IBB HBP BLK WP HR S P ERA WHIP	IP WLS BF H R ER SO BB IBB HBP BLK WP HR S P ERA WHIP	IP WLS BF H R ER SO BB IBB HBP BLK WP HR S P ERA WHIP	IP WLS BF H R ER SO BB IBB HBP BLK WP HR S P ERA WHIP	IP WLS BF H R ER SO BB IBB HBP BLK WP HR S P ERA WHIP	IP WLS BF H R ER SO BB IBB HBP BLK WP HR S P ERA WHIP	IP WLS BF H R ER SO BB IBB HBP BLK WP HR S P ERA WHIP	IP WLS BF H R ER SO BB IBB HBP BLK WP HR S P ERA WHIP	IP WLS BF H R ER SO BB IBB HBP BLK WP HR S P ERA WHIP	IP WLS BF H R ER SO BB IBB HBP BLK WP HR S P ERA WHIP	IP WLS BF H R ER SO BB IBB HBP BLK WP HR S P ERA WHIP	IP WLS BF H R ER SO BB IBB HBP BLK WP HR S P ERA WHIP	IP WLS BF H R ER SO BB IBB HBP BLK WP HR S P ERA WHIP	IP WLS BF H R ER SO BB IBB HBP BLK WP HR S P ERA WHIP	IP WLS BF H R ER SO BB IBB HBP BLK WP HR S P ERA WHIP	IP WLS BF H R ER SO BB IBB HBP BLK WP HR S P ERA WHIP

Kansas City Royals @ Boston Red Sox
Fenway Park, Boston, MA
Mon Jul 17 2006, 7:05 PM EDT
Att: 36,436 - Partly Cloudy - 87 F


AB 33
R 4
H 7
RBI 4
BB 3
SO 4
LOB 15



Batter	1	2	3	4	5	6	7	8	9	AB	R	H	RBI	BB	SO	LOB	BOTTOM		
20 Kevin Youkilis, R (1, 3) OBP: 0.395, SLG: 0.450	1-2 1B		2-0 G5-4-3 1-2			1-0 F8			2-2 K	4	0	1	0	0	1	1			
Mark Loretta, R (1, 4) OBP: 0.356, SLG: 0.377	1-0 G5-3		3-2 F7			3-2 E6 34 L4-3 1B			2-2 34 1B SF7 1B	4	0	1	0	0	0	0			
Willie Harris, L (8, FR) OBP: 0.250, SLG: 0.200										0	1	0	0	0	0	0			
13 Alex Cora, L (9, 4) OBP: 0.402, SLG: 0.362										0	0	0	0	0	0	0			
34 David Ortiz, L (1, 10) OBP: 0.389, SLG: 0.608	1-1 1B		2-0 G4-3			1-1 L4-3			0-0 1B	4	0	2	0	0	0	1			
Manny Ramirez, R (1, 7) OBP: 0.431, SLG: 0.600	1-3 K		2-2 F9			0-0 25 1B 1B			3-2 SF7	3	1	1	1	0	1	1			
Trot Nixon, L (1, 9) OBP: 0.405, SLG: 0.438			0-0 G3-1			2-1 L1			0-0 F8	4	0	0	0	0	1	3			
25 Mike Lowell, R (1, 5) OBP: 0.352, SLG: 0.510			3-3 K			2-2 G6-3			2-1 28 1B 1B	3	1	1	0	1	1	0			
Coco Crisp, S (1, 8) OBP: 0.330, SLG: 0.398			3-2 2B			1-2 28 FC6-4 1B			1-0 28 HR 1B	4	1	3	1	0	1	3			
28 Doug Mirabeli, R (1, 2) OBP: 0.280, SLG: 0.337			1-3 K			1-2 FC6-4			3-2 HR	3	1	1	3	0	1	2			
Alex Gonzalez, R (1, 6) OBP: 0.324, SLG: 0.410			1-2 20 G5-4-3 1B			2-3 K			1-3 K	3	0	1	0	0	2	1			
Inning Stats	R: 0 E: 0 K: 1 S: 9	H: 2 LOB: 1 BB: 0 P: 13	R: 0 E: 0 K: 2 S: 11	H: 1 LOB: 0 BB: 0 P: 18	R: 0 E: 0 K: 0 S: 8	H: 1 LOB: 0 BB: 0 P: 14	R: 0 E: 0 K: 0 S: 6	H: 0 LOB: 0 BB: 0 P: 12	R: 0 E: 1 K: 1 S: 12	H: 1 LOB: 1 BB: 0 P: 18	R: 0 E: 1 K: 0 S: 6	H: 0 LOB: 0 BB: 0 P: 11	R: 4 E: 0 K: 2 S: 14	H: 4 LOB: 0 BB: 0 P: 23	R: 1 E: 0 K: 2 S: 14	H: 2 LOB: 3 BB: 1 P: 26	1B: 9 2B: 2 3B: 0 HR: 1	SF: 1 SAC: 0 DP: 2 HBP: 0	WP: 0 PA: 34 PB: 0 SB: 1 CS: 0
PITCHER	IP WLS BF H R ER SO BB IBB HBP BLK WP HR S P ERA WHIP	IP WLS BF H R ER SO BB IBB HBP BLK WP HR S P ERA WHIP	IP WLS BF H R ER SO BB IBB HBP BLK WP HR S P ERA WHIP	IP WLS BF H R ER SO BB IBB HBP BLK WP HR S P ERA WHIP	IP WLS BF H R ER SO BB IBB HBP BLK WP HR S P ERA WHIP	IP WLS BF H R ER SO BB IBB HBP BLK WP HR S P ERA WHIP	IP WLS BF H R ER SO BB IBB HBP BLK WP HR S P ERA WHIP	IP WLS BF H R ER SO BB IBB HBP BLK WP HR S P ERA WHIP	IP WLS BF H R ER SO BB IBB HBP BLK WP HR S P ERA WHIP	IP WLS BF H R ER SO BB IBB HBP BLK WP HR S P ERA WHIP	IP WLS BF H R ER SO BB IBB HBP BLK WP HR S P ERA WHIP	IP WLS BF H R ER SO BB IBB HBP BLK WP HR S P ERA WHIP	IP WLS BF H R ER SO BB IBB HBP BLK WP HR S P ERA WHIP	IP WLS BF H R ER SO BB IBB HBP BLK WP HR S P ERA WHIP	IP WLS BF H R ER SO BB IBB HBP BLK WP HR S P ERA WHIP	IP WLS BF H R ER SO BB IBB HBP BLK WP HR S P ERA WHIP	IP WLS BF H R ER SO BB IBB HBP BLK WP HR S P ERA WHIP		

Kansas City Royals @ Boston Red Sox
Fenway Park, Boston, MA
Mon Jul 17 2006, 7:05 PM EDT
Att: 36,436 - Partly Cloudy - 87 F

AB 32
R 5
H 11
RBI 5
BB 1
SO 8
LOB 12



Batter	1	2	3	4	5	6	7	8	9	AB	R	H	RBI	BB	SO	LOB	TOP																			
9 David DeJesus, L (1, 7) OBP: 0.384, SLG: 0.448	G4-3		G4-3			K			K	4	0	0	0	0	2	0	Kansas City Royals @ Boston Red Sox Fenway Park, Boston, MA Tue Jul 18 2006, 7:05 PM EDT Att: 36,224 - Cloudy - 87 F																			
Esteban German, R (1, 10) OBP: 0.428, SLG: 0.401 Matt Stairs, L (9, FH) OBP: 0.351, SLG: 0.462	BB		G6-3			F8			G3	2	0	0	0	1	0	0																				
15 Mark Grudzielanek, R (1, 4) OBP: 0.323, SLG: 0.393	K					G5-3			G5-3	3	0	0	0	1	1	1																				
Emil Brown, R (1, 9) OBP: 0.343, SLG: 0.422	K					G4-3				3	0	0	0	0	1	2																				
Tony Graffanino, R (1, 3) OBP: 0.345, SLG: 0.411			G5-3			G4-3				1	0	0	0	2	0	0																				
24 Mark Teahen, L (1, 5) OBP: 0.338, SLG: 0.483						FC6				3	0	1	0	0	0	2																				
4 Angel Berroa, R (1, 6) OBP: 0.268, SLG: 0.353										3	0	0	0	0	1	1																				
2 Joey Gathright, L (1, 8) OBP: 0.325, SLG: 0.254										3	0	0	0	0	0	1																				
14 John Buck, R (1, 2) OBP: 0.305, SLG: 0.407										3	0	0	0	0	0	0																				
Inning Stats	R: 0 H: 0 E: 0 K: 2 S: 8	H: 0 LOB: 1 BB: 1 P: 15	R: 0 H: 1 E: 0 K: 1 S: 9	LOB: 1 BB: 0 P: 16	R: 0 H: 0 E: 0 K: 0 S: 6	H: 0 LOB: 0 BB: 2 P: 8	R: 0 H: 0 E: 0 K: 0 S: 9	H: 0 LOB: 1 BB: 2 P: 20	R: 0 H: 0 E: 0 K: 0 S: 6	H: 0 LOB: 0 BB: 0 P: 9	R: 0 H: 0 E: 0 K: 1 S: 7	H: 0 LOB: 0 BB: 1 P: 13	R: 0 H: 0 E: 0 K: 0 S: 5	H: 0 LOB: 0 BB: 1 P: 11	R: 0 H: 0 E: 0 K: 1 S: 7	H: 0 LOB: 0 BB: 0 P: 8	R: 0 H: 0 E: 0 K: 1 S: 7	H: 0 LOB: 0 BB: 0 P: 8	1B: 1 2B: 0 3B: 0 HR: 0	SF: 0 SAC: 0 DP: 1 HBP: 0	WP: 0 PB: 0 SB: 1 CS: 1	PA: 30														
PITCHER	IP	WLS	BF	H	R	ER	SO	BB	IBB	HBP	BLK	WP	HR	S	P	ERA	WHIP	PITCHER		IP	WLS	BF	H	R	ER	SO	BB	IBB	HBP	BLK	WP	HR	S	P	ERA	WHIP
31 Jon Lester, L (1, 1) ERA: 2.38	8.0	W	27	1	0	0	4	4	0	0	0	0	0	57	100	0.00	0.625			1.0	S	3	0	0	0	1	0	0	0	0	0	0	7	8	0.00	0.000
58 Jonathan Papelbon, R (9, 1) ERA: 0.55	1.0	S	3	0	0	0	1	0	0	0	0	0	0	7	8	0.00	0.000																			

AB	26
R	0
H	1
RBI	0
BB	4
SO	5
LOB	7



Batter	1	2	3	4	5	6	7	8	9	AB	R	H	RBI	BB	SO	LOB	BOTTOM																				
20 Kevin Youkilis, R (1, 3) OBP: 0.396, SLG: 0.450	G5-3					F8				4	0	2	0	0	0	1	Kansas City Royals @ Boston Red Sox Fenway Park, Boston, MA Tue Jul 18 2006, 7:05 PM EDT Att: 36,224 - Cloudy - 87 F																				
Mark Loretta, R (1, 4) OBP: 0.353, SLG: 0.374	K									3	0	0	0	0	1	1																					
34 David Ortiz, L (1, 10) OBP: 0.388, SLG: 0.603	K									3	0	0	0	1	2	0																					
Manny Ramirez, R (1, 7) OBP: 0.429, SLG: 0.599										4	0	1	0	0	1	2																					
Trot Nixon, L (1, 9) OBP: 0.407, SLG: 0.438										2	0	1	0	1	0	0																					
25 Mike Lowell, R (1, 5) OBP: 0.349, SLG: 0.506										3	0	0	0	0	0	3																					
Jason Varitek, S (1, 2) OBP: 0.329, SLG: 0.390										3	1	1	0	0	1	1																					
Coco Crisp, S (1, 8) OBP: 0.326, SLG: 0.392										3	0	0	0	0	1	1																					
Alex Gonzalez, R (1, 6) OBP: 0.324, SLG: 0.409										3	0	1	1	0	0	0																					
Inning Stats	R: 0 H: 0 E: 0 K: 2 S: 8	H: 1 LOB: 0 BB: 0 P: 15	R: 0 H: 1 E: 0 K: 1 S: 10	LOB: 1 BB: 0 P: 19	R: 0 H: 1 E: 0 K: 0 S: 11	H: 1 LOB: 1 BB: 0 P: 17	R: 0 H: 0 E: 0 K: 1 S: 9	H: 0 LOB: 0 BB: 0 P: 14	R: 1 H: 2 E: 0 K: 1 S: 15	H: 2 LOB: 1 BB: 0 P: 23	R: 0 H: 1 E: 0 K: 0 S: 9	H: 0 LOB: 2 BB: 1 P: 18	R: 0 H: 0 E: 0 K: 1 S: 7	H: 0 LOB: 0 BB: 0 P: 8	R: 0 H: 1 E: 0 K: 0 S: 6	H: 1 LOB: 1 BB: 1 P: 15	1B: 4 2B: 2 3B: 0 HR: 0	SF: 0 SAC: 1 DP: 1 HBP: 0	WP: 0 PB: 0 SB: 0 CS: 0	PA: 31																	
PITCHER	IP	WLS	BF	H	R	ER	SO	BB	IBB	HBP	BLK	WP	HR	S	P	ERA	WHIP	PITCHER		IP	WLS	BF	H	R	ER	SO	BB	IBB	HBP	BLK	WP	HR	S	P	ERA	WHIP	
31 Brandon Duckworth, R (1, 1) ERA: 4.78	6.0	L	24	5	1	1	5	0	0	0	0	0	0	62	106	1.50	0.833			1.0		3	0	0	0	1	0	0	0	0	0	6	15	0.00	1.000		
Andrew Sisco, L (7, 1) ERA: 7.32	1.0		3	0	0	0	1	0	0	0	0	0	0	7	8	0.00	0.000																				
Ambiorix Burgos, R (8, 1) ERA: 5.68	1.0		4	1	0	0	0	0	1	0	0	0	0	6	15	0.00	1.000																				


AB	28
R	1
H	6
RBI	1
BB	2
SO	6
LOB	9




Batter	1	2	3	4	5	6	7	8	9	AB	R	H	RBI	BB	SO	LOB	TOP										
9 David DeJesus, L (1, 7) OBP: 0.381, SLG: 0.449	0-2 P5		1-2 L8			1-1 G6-3		1-0 G6-3 2B		4	0	1	0	0	0	1	Kansas City Royals @ Boston Red Sox Fenway Park, Boston, MA Wed Jul 19 2006, 1:05 PM EDT Att: 36,098 - Sunny - 77 F										
Esteban German, R (1, 4) OBP: 0.429, SLG: 0.396	2-2 P2			1-1 FC6-4 HBP		1-0 1B 1B HBP		0-1 G6-3 2-3		2	0	0	0	0	0	1											
Doug Mientkiewicz, L (1, 3) OBP: 0.354, SLG: 0.497	2-0 F9			1-3 1 SAFE HBP		2-0 1B		3-2 F7		4	0	1	0	0	1	2											
Matt Stairs, L (1, 10) OBP: 0.353, SLG: 0.460 Tony Graffanino, R (9, PR) OBP: 0.345, SLG: 0.411		1-2 G3		2-2 F9		1-2 1B			4-2 24 S BB	3	0	1	0	1	0	1											
Emil Brown, R (1, 9) OBP: 0.339, SLG: 0.416		2-3 K		0-0 FC6-4 1-2		3-2 1B			0-1 F8	4	0	0	0	0	1	5											
24 Mark Teahen, L (1, 5) OBP: 0.332, SLG: 0.474		0-2 F7			0-3 K		1-3 K		3-3 K	4	0	0	0	0	3	1											
4 Angel Berroa, R (1, 6) OBP: 0.268, SLG: 0.355			0-1 G3 2B		1-2 L5		0-0 P6		1-2 F8	4	0	1	0	0	0	2											
Paul Phillips, R (1, 2) OBP: 0.222, SLG: 0.333			0-1 G3 2-3		0-0 L7		0-1 L9			3	0	0	0	0	0	1											
2 Joey Gathright, L (1, 8) OBP: 0.321, SLG: 0.250			2-3 K			2-3 K			2-3 K	3	0	0	0	0	3	1											
Inning Stats	R: 0 E: 0 K: 0 S: 9	H: 0 LOB: 0 BB: 0 P: 13	R: 0 E: 0 K: 1 S: 10	H: 0 LOB: 0 BB: 0 P: 13	R: 0 E: 0 K: 1 S: 12	H: 1 LOB: 1 BB: 0 P: 15	R: 0 E: 0 K: 1 S: 8	H: 0 LOB: 1 BB: 0 P: 12	R: 0 E: 0 K: 1 S: 7	H: 0 LOB: 0 BB: 0 P: 8	R: 0 E: 0 K: 1 S: 14	H: 2 LOB: 3 BB: 0 P: 24	R: 0 E: 0 K: 1 S: 7	H: 0 LOB: 0 BB: 0 P: 8	R: 0 E: 0 K: 1 S: 11	H: 1 LOB: 1 BB: 1 P: 17		R: 0 E: 0 K: 1 S: 13	H: 0 LOB: 2 BB: 1 P: 21	1B: 2 2B: 2 3B: 0 HR: 0	SF: 0 SAC: 0 DP: 0 HBP: 2	WP: 0 PB: 0 SB: 1 CS: 0	PA: 34				
PITCHER	IP	WLS	BF	H	R	ER	SO	BB	IBB	HBP	BLK	WP	HR	S	P	ERA	WHIP										
19 Josh Beckett, R (1, 1) ERA: 4.78	8.0	W	30	4	0	0	7	0	0	2	0	0	0	78	110	0.00	0.500										
58 Jonathan Papelbon, R (9, 1) ERA: 0.54	1.0	S	4	0	0	0	1	1	0	0	0	0	0	13	21	0.00	1.000										

Batter	1	2	3	4	5	6	7	8	9	AB	R	H	RBI	BB	SO	LOB	BOTTOM										
20 Kevin Youkilis, R (1, 3) OBP: 0.392, SLG: 0.445	1-1 G5-3		2-3 K			2-3 K		1-0 B2-6-3 1-2		4	0	0	0	0	2	1	Kansas City Royals @ Boston Red Sox Fenway Park, Boston, MA Wed Jul 19 2006, 1:05 PM EDT Att: 36,098 - Sunny - 77 F										
Mark Loretta, R (1, 4) OBP: 0.354, SLG: 0.375	2-1 L6-4 34 1B		0-2 K		2-3 K		3-3 K			4	0	2	0	0	2	0											
34 David Ortiz, L (1, 10) OBP: 0.388, SLG: 0.601	0-0 K		2-1 G4-3			1-0 G4-3				3	0	1	0	0	0	1											
Manny Ramirez, R (1, 7) OBP: 0.429, SLG: 0.606	2-2 L6-4 2-2			0-0 HR		2-2 F9				3	1	1	1	0	0	2											
25 Mike Lowell, R (1, 5) OBP: 0.349, SLG: 0.504		0-0 L9		0-1 28 CS 1B		2-3 K				3	0	1	0	0	1	0											
28 Doug Mirabeli, R (1, 2) OBP: 0.282, SLG: 0.337		3-2 K 1B		3-3 1-2 K		1-3 K				3	0	1	0	0	2	1											
Coco Crisp, S (1, 8) OBP: 0.326, SLG: 0.388		3-3 K		1-1 K		2-2 G5-3				2	0	0	0	0	1	1											
Gabe Kapler, R (1, 9) OBP: 0.359, SLG: 0.579		2-3 K		2-0 F7		0-0 G5-3				3	0	0	0	0	1	2											
Alex Gonzalez, R (1, 6) OBP: 0.324, SLG: 0.408			2-2 P4		0-1 F7			2-2 20 B2-6-3 1B		3	0	1	0	0	0	0											
Inning Stats	R: 0 E: 0 K: 0 S: 8	H: 2 LOB: 1 BB: 0 P: 13	R: 0 E: 0 K: 2 S: 16	H: 1 LOB: 1 BB: 0 P: 24	R: 0 E: 0 K: 1 S: 13	H: 1 LOB: 1 BB: 0 P: 19	R: 1 E: 0 K: 1 S: 9	H: 2 LOB: 1 BB: 0 P: 15	R: 0 E: 0 K: 2 S: 9	H: 0 LOB: 0 BB: 0 P: 13	R: 0 E: 0 K: 1 S: 10	H: 0 LOB: 0 BB: 0 P: 15	R: 0 E: 0 K: 1 S: 7	H: 0 LOB: 0 BB: 0 P: 10	R: 0 E: 0 K: 1 S: 8	H: 1 LOB: 0 BB: 0 P: 14		1B: 6 2B: 2 3B: 0 HR: 1	SF: 0 SAC: 0 DP: 3 HBP: 1	WP: 0 PB: 0 SB: 0 CS: 1	PA: 29						
PITCHER	IP	WLS	BF	H	R	ER	SO	BB	IBB	HBP	BLK	WP	HR	S	P	ERA	WHIP										
Mark Redman, L (1, 1) ERA: 5.02	8.0	L	29	7	1	1	9	0	0	1	0	0	1	80	123	1.12	0.875										

AB 31
R 0
H 4
RBI 0
BB 1
SO 8
LOB 15



AB 28
R 1
H 7
RBI 1
BB 0
SO 9
LOB 8



Batter	1	2	3	4	5	6	7	8	9	AB	R	H	RBI	BB	SO	LOB	TOP					
9 Chone Figgins, S OBP: 0.335, SLG: 0.359	F7		L3		P6			6 HR BB		3	1	0	0	1	0	2	Los Angeles Angels @ Kansas City Royals Kauffman Stadium, Kansas City, MO Fri Jul 21 2006, 7:10 PM CDT Att: 20,988 - Clear - 78 F livebaseballscorecards.com					
6 Majer Izturis, S OBP: 0.370, SLG: 0.385	P6		F8			P6		1-H HR		4	1	1	2	0	0	2						
Orlando Cabrera, R OBP: 0.351, SLG: 0.427	F8			G4-3		K		0-3 K		4	0	0	0	0	2	0						
27 Vladimir Guerrero, R OBP: 0.361, SLG: 0.528					2-2 WP 1B			0-3 K		3	1	1	0	1	2	0						
16 Garret Anderson, L OBP: 0.312, SLG: 0.408								0-0 BB		3	0	1	0	1	1	2						
20 Juan Rivera, R OBP: 0.346, SLG: 0.541								20 G5-4-3 BB		4	0	1	0	0	0	2						
Mike Napoli, R OBP: 0.405, SLG: 0.553								0-1 G5-4-3		4	0	1	0	0	0	2						
22 Kendry Morales, S OBP: 0.303, SLG: 0.394								0-0 2B		4	0	1	0	0	2	2						
Adam Kennedy, L OBP: 0.315, SLG: 0.363								0-0 G5-3		4	0	0	0	0	0	2						
Inning Stats	R: 0 E: 0 K: 0 S: 10	H: 0 LOB: 0 BB: 0 P: 17	R: 0 E: 0 K: 1 S: 5	H: 0 LOB: 0 BB: 1 P: 10	R: 0 E: 0 K: 0 S: 7	H: 2 LOB: 2 BB: 0 P: 9	R: 1 E: 0 K: 2 S: 15	H: 2 LOB: 1 BB: 0 P: 23	R: 0 E: 0 K: 1 S: 8	H: 0 LOB: 1 BB: 1 P: 13	R: 0 E: 0 K: 1 S: 6	H: 0 LOB: 0 BB: 0 P: 13	R: 2 E: 0 K: 2 S: 12	H: 1 LOB: 0 BB: 1 P: 16	R: 0 E: 0 K: 0 S: 6	H: 1 LOB: 1 BB: 0 P: 6	1B: 3 2B: 2 3B: 0 HR: 1	SF: 0 SAC: 0 DP: 1 HBP: 0	WP: 1 PB: 0 SB: 0 CS: 0	PA: 35		
PITCHER	IP	WLS	BF	H	R	ER	SO	BB	IBB	HBP	BLK	WP	HR	S	P	ERA	WHIP					
Runelvys Hernandez, R ERA: 6.75	(1, 1)	7.1	W	29	5	3	3	6	3	0	0	0	1	1	63	109	3.68	1.091				
77 Joe Nelson, R ERA: 1.93	(8, 1)	0.2		2	0	0	2	0	0	0	0	0	0	0	7	7	0.00	0.000				
Mike MacDougal, R ERA:	(9, 1)	1.0		4	1	0	0	0	0	0	0	0	0	6	6	0.00	1.000					

Batter	1	2	3	4	5	6	7	8	9	AB	R	H	RBI	BB	SO	LOB	BOTTOM					
9 David DeJesus, L OBP: 0.388, SLG: 0.463	G3				G3			15 HR BB		3	2	1	3	1	0	0	Los Angeles Angels @ Kansas City Royals Kauffman Stadium, Kansas City, MO Fri Jul 21 2006, 7:10 PM CDT Att: 20,988 - Clear - 78 F livebaseballscorecards.com					
15 Mark Grudzielanek, R OBP: 0.329, SLG: 0.467	F8		G4-3					1-H HR		4	1	2	3	0	0	0						
Doug Mientkiewicz, L OBP: 0.360, SLG: 0.411	G6-3		G3					1-H HR		2	1	0	0	2	0	0						
Emil Brown, R OBP: 0.339, SLG: 0.420								2B		4	1	2	1	0	0	2						
Matt Stairs, L OBP: 0.348, SLG: 0.446								1-H 2B		4	0	1	0	0	0	1						
24 Mark Teahen, L OBP: 0.332, SLG: 0.471								2B		4	0	0	1	0	1	2						
Tony Graffanino, R OBP: 0.343, SLG: 0.406								1-H 2B		3	1	0	0	1	0	1						
14 John Buck, R OBP: 0.296, SLG: 0.395								1-H 2B		4	0	0	0	0	2	2						
2 Joey Gathright, L OBP: 0.323, SLG: 0.265								1-H 3B		4	2	1	0	0	1	1						
Inning Stats	R: 0 E: 0 K: 0 S: 8	H: 0 LOB: 0 BB: 0 P: 11	R: 0 E: 0 K: 1 S: 13	H: 0 LOB: 0 BB: 0 P: 20	R: 3 E: 1 K: 0 S: 20	H: 1 LOB: 0 BB: 1 P: 28	R: 1 E: 0 K: 0 S: 15	H: 2 LOB: 1 BB: 0 P: 18	R: 0 E: 0 K: 0 S: 7	H: 1 LOB: 2 BB: 1 P: 12	R: 0 E: 0 K: 0 S: 8	H: 0 LOB: 0 BB: 0 P: 10	R: 4 E: 0 K: 1 S: 16	H: 3 LOB: 1 BB: 2 P: 28	R: 0 E: 0 K: 2 S: 9	H: 0 LOB: 0 BB: 0 P: 12	1B: 2 2B: 2 3B: 1 HR: 2	SF: 0 SAC: 0 DP: 0 HBP: 0	WP: 0 PB: 0 SB: 0 CS: 0	PA: 36		
PITCHER	IP	WLS	BF	H	R	ER	SO	BB	IBB	HBP	BLK	WP	HR	S	P	ERA	WHIP					
40 Bartolo Colon, R ERA: 4.55	(1, 1)	6.0	L	25	4	4	3	1	2	0	0	0	0	1	71	99	4.50	1.000				
Brendan Donnelly, R ERA: 5.2	(7, 1)	0.1		6	3	4	4	1	2	0	0	0	0	1	13	23	108.00	15.000				
Chris Bootcheck, R ERA: 9.0	(7, 1)	1.2		5	0	0	0	2	0	0	0	0	0	12	17	0.00	0.000					

Batter	1	2	3	4	5	6	7	8	9	10	AB	R	H	RBI	BB	SO	LOB						
77 Reggie Willits, S OBP: 0.600, SLG: 0.500											4	1	2	1	1	1	3						
6 Maicer Izturis, S OBP: 0.364, SLG: 0.394											5	1	1	1	0	1	4						
Orlando Cabrera, R OBP: 0.349, SLG: 0.422											4	0	0	0	1	1	1						
27 Vladimir Guerrero, R OBP: 0.357, SLG: 0.523											4	0	0	1	0	0	1						
16 Garret Anderson, L OBP: 0.309, SLG: 0.403											4	0	0	0	0	1	0						
20 Juan Rivera, R OBP: 0.340, SLG: 0.532											4	0	0	0	0	1	0						
22 Kendrys Morales, S OBP: 0.302, SLG: 0.388											3	1	0	0	1	2	0						
Adam Kennedy, L OBP: 0.318, SLG: 0.366											3	0	1	0	1	0	0						
José Molina, R OBP: 0.280, SLG: 0.348											3	0	2	0	0	1	1						
9 Chone Figgins, S OBP: 0.356, SLG: 0.359											0	1	0	0	1	0	0						
Mike Napoli, R OBP: 0.405, SLG: 0.553											0	0	0	0	0	0	0						
Inning Stats	R: 2 E: 0 K: 0 S: 13	H: 2 LOB: 0 BB: 0 P: 18	R: 0 E: 0 K: 2 S: 15	H: 1 LOB: 2 BB: 1 P: 25	R: 0 E: 0 K: 0 S: 7	H: 0 LOB: 0 BB: 0 P: 10	R: 0 E: 0 K: 2 S: 7	H: 0 LOB: 0 BB: 0 P: 10	R: 0 E: 0 K: 1 S: 10	H: 1 LOB: 1 BB: 0 P: 12	R: 0 E: 0 K: 0 S: 3	H: 0 LOB: 0 BB: 1 P: 8	R: 1 E: 0 K: 0 S: 5	H: 1 LOB: 0 BB: 0 P: 9	R: 0 E: 0 K: 1 S: 7	H: 0 LOB: 0 BB: 0 P: 9	R: 1 E: 0 K: 0 S: 5	H: 1 LOB: 0 BB: 1 P: 13	1B: 3 2B: 2 3B: 1 HR: 0	SF: 0 SAC: 0 DP: 1 HBP: 0	WP: 1 PB: 0 SB: 2 CS: 1	PA: 39	
PITCHER	IP WLS BF H R ER SO BB IBB HBP BLK WP HR S P ERA WHIP	IP WLS BF H R ER SO BB IBB HBP BLK WP HR S P ERA WHIP	IP WLS BF H R ER SO BB IBB HBP BLK WP HR S P ERA WHIP	IP WLS BF H R ER SO BB IBB HBP BLK WP HR S P ERA WHIP	IP WLS BF H R ER SO BB IBB HBP BLK WP HR S P ERA WHIP	IP WLS BF H R ER SO BB IBB HBP BLK WP HR S P ERA WHIP	IP WLS BF H R ER SO BB IBB HBP BLK WP HR S P ERA WHIP	IP WLS BF H R ER SO BB IBB HBP BLK WP HR S P ERA WHIP	IP WLS BF H R ER SO BB IBB HBP BLK WP HR S P ERA WHIP	IP WLS BF H R ER SO BB IBB HBP BLK WP HR S P ERA WHIP	IP WLS BF H R ER SO BB IBB HBP BLK WP HR S P ERA WHIP	IP WLS BF H R ER SO BB IBB HBP BLK WP HR S P ERA WHIP	IP WLS BF H R ER SO BB IBB HBP BLK WP HR S P ERA WHIP	IP WLS BF H R ER SO BB IBB HBP BLK WP HR S P ERA WHIP	IP WLS BF H R ER SO BB IBB HBP BLK WP HR S P ERA WHIP	IP WLS BF H R ER SO BB IBB HBP BLK WP HR S P ERA WHIP	IP WLS BF H R ER SO BB IBB HBP BLK WP HR S P ERA WHIP	IP WLS BF H R ER SO BB IBB HBP BLK WP HR S P ERA WHIP	IP WLS BF H R ER SO BB IBB HBP BLK WP HR S P ERA WHIP	IP WLS BF H R ER SO BB IBB HBP BLK WP HR S P ERA WHIP	IP WLS BF H R ER SO BB IBB HBP BLK WP HR S P ERA WHIP	IP WLS BF H R ER SO BB IBB HBP BLK WP HR S P ERA WHIP	IP WLS BF H R ER SO BB IBB HBP BLK WP HR S P ERA WHIP


TOP

Los Angeles Angels @ Kansas City Royals
Kauffman Stadium, Kansas City, MO

Sat Jul 22 2006, 6:10 PM CDT
Alt. 26,873 - Partly Cloudy - 82 F

livebaseballscores.com

AB	34
R	4
H	6
RBI	3
BB	5
SO	8
LOB	10



Batter	1	2	3	4	5	6	7	8	9	10	AB	R	H	RBI	BB	SO	LOB							
9 David DeJesus, L OBP: 0.392, SLG: 0.466											5	1	3	0	0	1								
15 Mark Grudzielanek, R OBP: 0.324, SLG: 0.401											5	0	0	0	0	1	5							
Doug Mientkiewicz, L OBP: 0.358, SLG: 0.410											5	1	1	1	0	0	0							
Matt Stairs, L OBP: 0.354, SLG: 0.444											3	0	1	0	2	1	0							
Esteban German, R OBP: 0.429, SLG: 0.396											0	0	0	0	0	0	0							
Tony Graftano, R OBP: 0.346, SLG: 0.409											3	1	1	1	1	1	1							
24 Mark Teahen, L OBP: 0.335, SLG: 0.471											0	0	0	0	1	0	0							
32 Shane Costa, L OBP: 0.285, SLG: 0.385											5	0	2	1	0	0	3							
4 Angel Berroa, R OBP: 0.269, SLG: 0.349											5	0	0	0	0	1	5							
2 Joey Gathright, L OBP: 0.322, SLG: 0.265											4	0	1	0	0	1	0							
Paul Phillips, R OBP: 0.231, SLG: 0.308											4	0	1	0	0	1	1							
Inning Stats	R: 3 E: 0 K: 0 S: 14	H: 5 LOB: 1 BB: 0 P: 20	R: 0 E: 0 K: 0 S: 8	H: 1 LOB: 1 BB: 1 P: 10	R: 0 E: 0 K: 1 S: 5	H: 0 LOB: 1 BB: 1 P: 13	R: 0 E: 0 K: 1 S: 14	H: 2 LOB: 2 BB: 0 P: 17	R: 0 E: 0 K: 0 S: 11	H: 1 LOB: 2 BB: 1 P: 18	R: 0 E: 0 K: 0 S: 7	H: 0 LOB: 0 BB: 0 P: 11	R: 0 E: 0 K: 1 S: 5	H: 0 LOB: 0 BB: 0 P: 9	R: 0 E: 0 K: 1 S: 7	H: 0 LOB: 0 BB: 0 P: 9	R: 0 E: 0 K: 1 S: 11	H: 1 LOB: 1 BB: 0 P: 16	R: 0 E: 0 K: 1 S: 9	H: 0 LOB: 2 BB: 2 P: 21	1B: 8 2B: 2 3B: 0 HR: 0	SF: 0 SAC: 0 DP: 0 HBP: 0	WP: 0 PB: 1 SB: 1 CS: 0	PA: 43
PITCHER	IP WLS BF H R ER SO BB IBB HBP BLK WP HR S P ERA WHIP	IP WLS BF H R ER SO BB IBB HBP BLK WP HR S P ERA WHIP	IP WLS BF H R ER SO BB IBB HBP BLK WP HR S P ERA WHIP	IP WLS BF H R ER SO BB IBB HBP BLK WP HR S P ERA WHIP	IP WLS BF H R ER SO BB IBB HBP BLK WP HR S P ERA WHIP	IP WLS BF H R ER SO BB IBB HBP BLK WP HR S P ERA WHIP	IP WLS BF H R ER SO BB IBB HBP BLK WP HR S P ERA WHIP	IP WLS BF H R ER SO BB IBB HBP BLK WP HR S P ERA WHIP	IP WLS BF H R ER SO BB IBB HBP BLK WP HR S P ERA WHIP	IP WLS BF H R ER SO BB IBB HBP BLK WP HR S P ERA WHIP	IP WLS BF H R ER SO BB IBB HBP BLK WP HR S P ERA WHIP	IP WLS BF H R ER SO BB IBB HBP BLK WP HR S P ERA WHIP	IP WLS BF H R ER SO BB IBB HBP BLK WP HR S P ERA WHIP	IP WLS BF H R ER SO BB IBB HBP BLK WP HR S P ERA WHIP	IP WLS BF H R ER SO BB IBB HBP BLK WP HR S P ERA WHIP	IP WLS BF H R ER SO BB IBB HBP BLK WP HR S P ERA WHIP	IP WLS BF H R ER SO BB IBB HBP BLK WP HR S P ERA WHIP	IP WLS BF H R ER SO BB IBB HBP BLK WP HR S P ERA WHIP	IP WLS BF H R ER SO BB IBB HBP BLK WP HR S P ERA WHIP	IP WLS BF H R ER SO BB IBB HBP BLK WP HR S P ERA WHIP	IP WLS BF H R ER SO BB IBB HBP BLK WP HR S P ERA WHIP	IP WLS BF H R ER SO BB IBB HBP BLK WP HR S P ERA WHIP	IP WLS BF H R ER SO BB IBB HBP BLK WP HR S P ERA WHIP	IP WLS BF H R ER SO BB IBB HBP BLK WP HR S P ERA WHIP


BOTTOM

Los Angeles Angels @ Kansas City Royals
Kauffman Stadium, Kansas City, MO

Sat Jul 22 2006, 6:10 PM CDT
Alt. 26,873 - Partly Cloudy - 82 F

livebaseballscores.com

AB	39
R	3
H	10
RBI	3
BB	4
SO	6
LOB	16



Batter	1	2	3	4	5	6	7	8	9	AB	R	H	RBI	BB	SO	LOB	TOP										
9 Chone Figgins, S OBP: 0.338, SLG: 0.357	4-1 CS BB		1-2 G6-3	1-0 F8-2			4-1 BB			2	0	0	0	2	0	2											
47 Howie Kendrick, R OBP: 0.285, SLG: 0.317	1-2 F8		0-1 2B		2-1 G6-3		3-2 G2			4	0	1	0	0	0	2											
6 Maicer Izturis, S OBP: 0.364, SLG: 0.394										0	0	0	0	0	0	0											
Orlando Cabrera, R OBP: 0.348, SLG: 0.420	3-2 G6-3		0-0 P4		2-0 1B			3-2 G5-3		4	0	1	0	0	0	2											
27 Vladimir Guerrero, R OBP: 0.354, SLG: 0.517		2-2 G1-3	2-2 G6-3		2-2 G5-4-3			0-0 F9		4	0	0	0	0	0	2											
16 Garret Anderson, L OBP: 0.305, SLG: 0.398		2-0 F9			3-3 K		2-1 L8			4	0	0	0	0	2	0											
20 Juan Rivera, R OBP: 0.343, SLG: 0.533		1-0 WP 1B HBP			2-1 BB 39 1B		1-0 G4-3			3	2	1	0	0	0	0											
Mike Napoli, R OBP: 0.407, SLG: 0.547		4-2 1B BB			4-1 BB 39 1B		2-0 F9			2	1	0	0	2	1	0											
Adam Kennedy, L OBP: 0.320, SLG: 0.366		0-1 1B			4-1 39 1B 9 F8-2		1-1 G1-3			3	0	1	1	1	0	0											
39 Robb Quinlan, R OBP: 0.313, SLG: 0.476		0-1 G6-3			2-1 1B		2-0 F9			3	0	1	2	0	0	2											
Inning Stats	R: 0 E: 0 K: 0 S: 7	H: 0 LOB: 0 BB: 1 P: 15	R: 1 E: 0 K: 0 S: 11	H: 1 LOB: 2 BB: 1 P: 20	R: 0 E: 0 K: 0 S: 9	H: 1 LOB: 1 BB: 0 P: 12	R: 2 E: 0 K: 1 S: 11	H: 2 LOB: 1 BB: 2 P: 27	R: 0 E: 0 K: 0 S: 6	H: 0 LOB: 0 BB: 0 P: 12	R: 0 E: 0 K: 0 S: 4	H: 0 LOB: 1 BB: 1 P: 16	R: 0 E: 0 K: 1 S: 9	H: 0 LOB: 0 BB: 0 P: 14	R: 0 E: 0 K: 1 S: 6	H: 0 LOB: 0 BB: 0 P: 10	1B: 3 2B: 3 3B: 0 HR: 0	SF: 0 SAC: 0 DP: 2 HBP: 1	WP: 1 PB: 0 SB: 0 CS: 1	PA: 35							
PITCHER	IP	WLS	BF	H	R	ER	SO	BB	IBB	HBP	BLK	WP	HR	S	P	ERA	WHIP										
31 Brandon Duckworth, R ERA: 4.85	5.0	L	22	5	3	3	1	4	0	1	0	1	0	44	86	5.40	1.800										
Jeremy Affeldt, L ERA: 6.04	1.2		6	0	0	0	0	1	0	0	0	0	0	8	20	0.00	0.600										
77 Joe Nelson, R ERA: 1.65	1.1		4	0	0	0	1	0	0	0	0	0	0	12	19	0.00	0.000										
Elmer Dessens, R ERA: 4.5	1.0		3	0	0	0	1	0	0	0	0	0	0	6	10	0.00	0.000										

Los Angeles Angels @ Kansas City Royals
Kauffman Stadium, Kansas City, MO
Sun Jul 23 2006, 1:10 PM CDT
Att: 17,496 - Sunny - 84 F

AB 29
R 3
H 5
RBI 3
BB 5
SO 3
LOB 10



Batter	1	2	3	4	5	6	7	8	9	AB	R	H	RBI	BB	SO	LOB	BOTTOM										
9 David DeJesus, L OBP: 0.390, SLG: 0.459	1-1 G4-3		4-1 15 G1-3 BB		2-0 G4-3		1-0 F8			3	0	0	0	1	0	1											
15 Mark Grudzielanek, R OBP: 0.323, SLG: 0.399	4-2 G4-3 BB		1-0 G1-3			0-1 F8		1-2 G6-3		3	0	0	0	1	0	1											
Doug Mientkiewicz, L OBP: 0.360, SLG: 0.412	0-0 G4-3		0-3 K			1-0 G4-3 24 2B 1B		2-1 FC1-6 1B		4	1	2	0	0	1	2											
Matt Stairs, L OBP: 0.348, SLG: 0.436	1-3 K				3-2 F8		2-2 G4-3		0-2 FC1-6	4	0	0	0	0	1	3											
24 Mark Teahen, L OBP: 0.333, SLG: 0.471		0-0 F7			2-1 G3		1-1 2B		1-3 K2-3	4	0	1	1	0	1	1											
Emil Brown, R OBP: 0.341, SLG: 0.417		4-2 4 E 1B BB			4-1 BB		1-1 F9		3-2 F8	2	0	0	0	2	0	1											
32 Shane Costa, L OBP: 0.277, SLG: 0.373	1 SAFE K	0-3 K			2-0 F8				1-3 K	4	0	0	0	0	2	2											
4 Angel Berroa, R OBP: 0.269, SLG: 0.348		2-2 1B			2-2 L4		2-1 F8		2-3 K	4	0	1	0	0	1	0											
14 John Buck, R OBP: 0.296, SLG: 0.391			0-0 F8		2-3 K		3-2 HBP			2	0	0	0	0	1	0											
Inning Stats	R: 0 E: 0 K: 1 S: 10	H: 0 LOB: 1 BB: 1 P: 16	R: 0 E: 1 K: 1 S: 11	H: 1 LOB: 2 BB: 1 P: 17	R: 0 E: 0 K: 1 S: 6	H: 0 LOB: 1 BB: 1 P: 11	R: 0 E: 0 K: 0 S: 7	H: 0 LOB: 1 BB: 1 P: 18	R: 0 E: 0 K: 1 S: 7	H: 0 LOB: 0 BB: 0 P: 13	R: 1 E: 0 K: 0 S: 10	H: 2 LOB: 1 BB: 0 P: 15	R: 0 E: 0 K: 1 S: 12	H: 1 LOB: 1 BB: 0 P: 16	R: 0 E: 0 K: 2 S: 11	H: 0 LOB: 0 BB: 0 P: 17	1B: 3 2B: 1 3B: 0 HR: 0	SF: 0 SAC: 0 DP: 0 HBP: 1	WP: 0 PB: 0 SB: 0 CS: 0	PA: 35							
PITCHER	IP	WLS	BF	H	R	ER	SO	BB	IBB	HBP	BLK	WP	HR	S	P	ERA	WHIP										
36 Jared Weaver, R ERA: 1.15	6.2	W	27	3	1	1	4	4	0	1	0	0	0	57	101	1.35	1.050										
J.C. Romero, L ERA: 7.03	0.1	H	1	0	0	0	0	0	0	0	0	0	0	1	2	0.00	0.000										
62 Scot Shields, R ERA: 2.15	1.0	H	4	1	0	0	1	0	0	0	0	0	0	12	16	0.00	1.000										
Francisco Rodriguez, R ERA: 2.66	1.0	S	3	0	0	0	2	0	0	0	0	0	0	11	17	0.00	0.000										

Los Angeles Angels @ Kansas City Royals
Kauffman Stadium, Kansas City, MO
Sun Jul 23 2006, 1:10 PM CDT
Att: 17,496 - Sunny - 84 F

AB 30
R 1
H 4
RBI 1
BB 4
SO 7
LOB 11



Batter	1	2	3	4	5	6	7	8	9	AB	R	H	RBI	BB	SO	LOB	TOP					
1 Brian Roberts, S (1,4) OBP: 0.382, SLG: 0.406										3	1	1	0	2	0	0	Baltimore Orioles @ Kansas City Royals Kauffman Stadium, Kansas City, MO Tue Jul 25 2006, 7:10 PM CDT Att: 18,591 - Clear - 93 F					
6 Melvin Mora, R (1,5) OBP: 0.349, SLG: 0.407										5	1	2	1	0	0	5						
10 Miguel Tejada, R (1,6) OBP: 0.379, SLG: 0.518										4	1	4	1	0	0	0						
Jeff Conine, R (1,7) OBP: 0.323, SLG: 0.408										5	0	0	0	0	2	6						
55 Ramon Hernandez, R (1,2) OBP: 0.330, SLG: 0.471										5	1	1	0	0	0	5						
Kevin Millar, R (1,3) OBP: 0.356, SLG: 0.375										5	0	1	0	0	1	4						
Javy Lopez, R (1,10) OBP: 0.320, SLG: 0.420										4	0	0	0	1	2	2						
21 Nick Markakis, L (1,9) OBP: 0.345, SLG: 0.367										5	0	2	0	0	1	4						
Luis Terrero, R (1,8) 17 Corey Patterson, L (9,PH) OBP: 0.315, SLG: 0.423										4	1	2	2	0	0	1						
Inning Stats	R: 3 E: 3 K: 0 S: 16	H: 3 LOB: 2 BB: 1 P: 27	R: 0 E: 0 K: 0 S: 8	H: 2 LOB: 2 BB: 0 P: 13	R: 1 E: 0 K: 1 S: 13	H: 3 LOB: 3 BB: 1 P: 22	R: 0 E: 0 K: 1 S: 9	H: 1 LOB: 1 BB: 0 P: 13	R: 0 E: 0 K: 0 S: 14	H: 1 LOB: 2 BB: 1 P: 23	R: 0 E: 0 K: 1 S: 8	H: 1 LOB: 1 BB: 0 P: 12	R: 1 E: 0 K: 1 S: 8	H: 1 LOB: 0 BB: 0 P: 12	R: 0 E: 0 K: 1 S: 9	H: 0 LOB: 1 BB: 0 P: 13		R: 0 E: 0 K: 1 S: 9	H: 1 LOB: 1 BB: 0 P: 14	1B: 9 2B: 3 3B: 0 HR: 1	SF: 0 SAC: 0 DP: 1 HBP: 1	WP: 1 PB: 0 SB: 0 CS: 0
PITCHER	IP WLS BF H R ER SO BB IBB HBP BLK WP HR S P ERA WHIP																					
Mark Redman, L (1,1) ERA: 5.03	7.0 W 37 12 5 4 4 3 0 0 0 1 1 76 122 5.14 2.143																					
77 Joe Nelson, R (8,1) ERA: 1.56	1.0 H 4 0 0 0 1 0 0 1 0 0 0 9 13 0.00 0.000																					
Ambiorix Burgos, R (9,1) ERA: 5.14	1.0 S 4 1 0 0 1 0 0 0 0 0 0 9 14 0.00 1.000																					

Batter	1	2	3	4	5	6	7	8	9	AB	R	H	RBI	BB	SO	LOB	BOTTOM			
9 David DeJesus, L (1,7) OBP: 0.382, SLG: 0.449										5	0	0	0	0	0	2	Baltimore Orioles @ Kansas City Royals Kauffman Stadium, Kansas City, MO Tue Jul 25 2006, 7:10 PM CDT Att: 18,591 - Clear - 93 F			
15 Mark Grudzielanek, R (1,4) OBP: 0.332, SLG: 0.461										5	0	1	0	0	0	0				
Doug Mientkiewicz, L (1,3) OBP: 0.359, SLG: 0.411										3	0	1	0	0	0	0				
Esteban German, R (7,PH) OBP: 0.433, SLG: 0.396										0	1	0	0	0	0	0				
77 Joe Nelson, R (8,1) ERA: 1.56										0	0	0	0	0	0	0				
Emil Brown, R (8,PH) OBP: 0.360, SLG: 0.416										1	0	0	0	0	1	1				
Ambiorix Burgos, R (9,1) ERA: 5.14										0	0	0	0	0	0	0				
Matt Stairs, L (1,10) OBP: 0.353, SLG: 0.439										3	3	1	0	1	1	2				
24 Mark Teahen, L (1,5) OBP: 0.336, SLG: 0.500										3	2	2	5	0	0	0				
32 Shane Costa, L (1,9) OBP: 0.276, SLG: 0.377										4	1	1	1	0	0	0				
4 Angel Berroa, R (1,6) OBP: 0.277, SLG: 0.354										3	0	3	1	1	0	0				
2 Joey Gathright, L (1,8) OBP: 0.325, SLG: 0.265										3	0	1	0	1	1	2				
14 John Buck, R (1,2) OBP: 0.300, SLG: 0.393										4	0	2	0	0	0	4				
Inning Stats	R: 0 E: 0 K: 1 S: 10	H: 1 LOB: 1 BB: 0 P: 14	R: 0 E: 0 K: 0 S: 8	H: 1 LOB: 0 BB: 0 P: 12	R: 0 E: 0 K: 0 S: 6	H: 1 LOB: 0 BB: 0 P: 7	R: 2 E: 0 K: 0 S: 13	H: 2 LOB: 2 BB: 2 P: 27	R: 0 E: 0 K: 0 S: 6	H: 0 LOB: 0 BB: 0 P: 10	R: 2 E: 1 K: 1 S: 12	H: 3 LOB: 2 BB: 1 P: 25	R: 3 E: 1 K: 0 S: 13	H: 3 LOB: 2 BB: 1 P: 26	R: 0 E: 0 K: 1 S: 15	H: 1 LOB: 1 BB: 0 P: 19	1B: 7 2B: 2 3B: 1 HR: 2	SF: 1 SAC: 0 DP: 0 HBP: 1	WP: 2 PB: 0 SB: 0 CS: 0	PA: 40
PITCHER	IP WLS BF H R ER SO BB IBB HBP BLK WP HR S P ERA WHIP																			
34 Kris Benson, R (1,1) ERA: 4.71	6.0 L 5 1 3 3 0 1 0 1 0 1 0 6 15 40.50 3.000																			
25 Kurt Brinkins, L (7,1) ERA: 4.75	0.1 3 2 0 0 0 0 0 0 0 0 0 7 11 0.00 6.000																			
Todd Williams, R (8,1) ERA: 4.78	1.0 4 1 0 0 1 0 0 0 0 0 0 15 19 0.00 1.000																			

Batter	1	2	3	4	5	6	7	8	9	AB	R	H	RBI	BB	SO	LOB	TOP					
1 Brian Roberts, S OBP: 0.377, SLG: 0.400 (1, 4)	G1-3	G3		G4-6-3		K			G1-3	5	0	0	0	0	1	3						
12 Brandon Fahey, L OBP: 0.339, SLG: 0.361 (1, 7) Luis Terrero, R OBP: 0.231, SLG: 0.297 (9, PH)	G4-3		G3		K	G4-3			G6-3	4	0	1	0	0	1	1						
6 Melvin Mora, R OBP: 0.354, SLG: 0.411 (1, 5)	G4-3								G1-3	4	0	3	0	1	0	0						
10 Miguel Tejada, R OBP: 0.376, SLG: 0.513 (1, 6)	G4-3									4	0	0	0	0	1	5						
55 Ramon Hernandez, R (1, 2) OBP: 0.329, SLG: 0.467	G3									3	0	0	0	1	0	4						
17 Corey Patterson, L OBP: 0.314, SLG: 0.421 (1, 8)										4	1	1	0	0	0	2						
Jeff Conine, R OBP: 0.331, SLG: 0.427 (1, 10)										4	2	4	1	0	0	0						
21 Nick Markakis, L OBP: 0.347, SLG: 0.373 (1, 9)										4	1	2	1	0	1	1						
Chris Gomez, R OBP: 0.328, SLG: 0.302 (1, 3)										4	0	2	2	0	0	3						
Inning Stats	R: 0 E: 0 K: 0 S: 16	H: 1 LOB: 2 BB: 1 P: 25	R: 1 E: 0 K: 0 S: 11	H: 3 LOB: 1 BB: 0 P: 13	R: 0 E: 0 K: 0 S: 12	H: 1 LOB: 1 BB: 0 P: 17	R: 2 E: 0 K: 0 S: 11	H: 3 LOB: 0 BB: 0 P: 19	R: 0 E: 0 K: 2 S: 10	H: 1 LOB: 2 BB: 1 P: 16	R: 1 E: 0 K: 1 S: 12	H: 2 LOB: 1 BB: 0 P: 19	R: 0 E: 0 K: 0 S: 5	H: 1 LOB: 0 BB: 0 P: 5	R: 0 E: 0 K: 1 S: 11	H: 1 LOB: 1 BB: 0 P: 18	R: 0 E: 0 K: 0 S: 9	H: 0 LOB: 0 BB: 0 P: 13	1B: 10 2B: 3 3B: 0 HR: 1	SF: 0 SAC: 0 DP: 3 HBP: 0	WP: 0 PB: 0 SB: 1 CS: 0	PA: 39
PITCHER	IP	WLS	BF	H	R	ER	SO	BB	IBB	HBP	BLK	WP	HR	S	P	ERA	WHIP					
Runelvis Hernandez, R ERA: 6.8 (1, 1)	5.0	L	25	10	4	4	2	2	0	0	0	0	1	61	91	7.20	2.400					
Andrew Sisco, L ERA: 7.14 (6, 1)	1.0		4	1	0	0	1	0	0	0	0	0	0	11	18	0.00	1.000					
46 Juan Carlos Oviedo, R ERA: 2.45 (7, 1)	1.1		5	2	0	0	0	0	0	0	0	0	0	12	16	0.00	1.500					
Jeremy Affeldt, L ERA: 5.9 (8, 1)	1.2		5	0	0	0	1	0	0	0	0	0	0	13	20	0.00	0.000					

Baltimore Orioles @ Kansas City Royals
Kauffman Stadium, Kansas City, MO
Wed Jul 26 2006, 7:10 PM CDT
Att: 11,006 - Parly Cloudy - 96 F

livebaseballscorecards.com

AB 37
R 4
H 13
RBI 4
BB 2
SO 4
LOB 19



Batter	1	2	3	4	5	6	7	8	9	AB	R	H	RBI	BB	SO	LOB	BOTTOM					
9 David DeJesus, L OBP: 0.383, SLG: 0.457 (1, 8)										5	0	2	0	0	0	1						
Esteban German, R OBP: 0.426, SLG: 0.385 (1, 10)										4	0	0	0	1	1	3						
15 Mark Grudzielanek, R OBP: 0.323, SLG: 0.399 (1, 4)										4	0	1	0	1	0	2						
Matt Stairs, L OBP: 0.346, SLG: 0.429 (1, 3)										5	0	0	0	0	1	4						
Emil Brown, R OBP: 0.347, SLG: 0.424 (1, 9)										3	1	3	0	1	0	0						
24 Mark Teahen, L OBP: 0.338, SLG: 0.498 (1, 5)										3	1	1	0	1	0	2						
4 Angel Berroa, R OBP: 0.277, SLG: 0.353 (1, 6)										4	1	1	0	0	1	5						
32 Shane Costa, L OBP: 0.282, SLG: 0.387 (1, 7)										4	0	2	3	0	1	3						
14 John Buck, R OBP: 0.300, SLG: 0.392 (1, 2) 2 Joey Gathright, L OBP: 0.323, SLG: 0.264 (8, PH) Paul Phillips, R OBP: 0.231, SLG: 0.308 (9, 2)										3	0	1	0	0	2	1						
										1	0	0	0	0	0	1						
										0	0	0	0	0	0	0						
Inning Stats	R: 0 E: 0 K: 1 S: 7	H: 2 LOB: 1 BB: 0 P: 12	R: 0 E: 0 K: 0 S: 14	H: 0 LOB: 1 BB: 1 P: 23	R: 0 E: 0 K: 1 S: 7	H: 1 LOB: 1 BB: 0 P: 11	R: 0 E: 0 K: 2 S: 14	H: 2 LOB: 2 BB: 0 P: 22	R: 0 E: 0 K: 1 S: 13	H: 1 LOB: 2 BB: 1 P: 20	R: 1 E: 0 K: 1 S: 10	H: 2 LOB: 1 BB: 1 P: 17	R: 0 E: 0 K: 0 S: 6	H: 0 LOB: 0 BB: 0 P: 12	R: 2 E: 0 K: 0 S: 14	H: 3 LOB: 1 BB: 0 P: 20	R: 0 E: 0 K: 0 S: 7	H: 0 LOB: 1 BB: 1 P: 11	1B: 7 2B: 4 3B: 0 HR: 0	SF: 0 SAC: 0 DP: 1 HBP: 0	WP: 0 PB: 0 SB: 1 CS: 0	PA: 40
PITCHER	IP	WLS	BF	H	R	ER	SO	BB	IBB	HBP	BLK	WP	HR	S	P	ERA	WHIP					
29 Adam Loewen, L ERA: 6.5 (1, 1)	5.0	W	24	7	1	1	5	3	0	0	0	0	0	7	10	0.00	1.000					
Todd Williams, R ERA: 4.66 (6, 1)	1.0	H	3	1	0	0	1	0	0	0	0	0	0	7	10	0.00	1.000					
LaTroy Hawkins, R ERA: 4.12 (7, 1)	1.2	H	7	2	2	2	0	0	0	0	0	0	0	13	22	10.80	1.200					
37 Chris Ray, R ERA: 2.72 (8, 1)	1.1	S	6	1	0	0	0	1	0	0	0	0	0	14	21	0.00	1.500					

Baltimore Orioles @ Kansas City Royals
Kauffman Stadium, Kansas City, MO
Wed Jul 26 2006, 7:10 PM CDT
Att: 11,006 - Parly Cloudy - 96 F

livebaseballscorecards.com


AB 36
R 3
H 11
RBI 3
BB 4
SO 6
LOB 22



Batter	1	2	3	4	5	6	7	8	9	AB	R	H	RBI	BB	SO	LOB	TOP			
9 David DeJesus, L (1, 7) OBP: 0.378, SLG: 0.453	F7	E8		K		K		L5	FC4-6	6	2	2	1	0	1	4	Kansas City Royals @ Texas Rangers Ameriquest Field, Arlington, TX Fri Jul 28 2006, 8:35 PM EDT Att: 30,204 - Partly Cloudy - 94 F			
15 Mark Grudzielanek, R (1, 4) OBP: 0.337, SLG: 0.460	S	F9		K		G6-3			E6	4	2	1	0	1	0					
24 Mark Teahen, L (1, 5) OBP: 0.348, SLG: 0.510	F8			K			K		HBP	5	2	3	2	0	1	1				
Matt Stairs, L (1, 3) OBP: 0.356, SLG: 0.431	H						K		14	3	1	1	1	1	2	0				
Emil Brown, R (1, 10) OBP: 0.362, SLG: 0.419	F9						K		14	5	0	1	2	0	1	4				
32 Shane Costa, L (1, 9) OBP: 0.291, SLG: 0.404										5	2	2	0	0	0	2				
14 John Buck, R (1, 2) OBP: 0.298, SLG: 0.388	L7									5	0	1	1	0	1	2				
2 Joey Gathright, L (1, 8) OBP: 0.319, SLG: 0.262										5	1	1	0	0	1	3				
13 Andrés Blanco, S (1, 6) OBP: 0.333, SLG: 0.333	E4									4	1	2	2	0	0	0				
Inning Stats	R: 1 H: 1 E: 0 K: 0 S: 21	H: 1 LOB: 1 BB: 1 P: 32	R: 5 H: 5 E: 2 K: 1 S: 14	H: 5 LOB: 0 BB: 0 P: 20	R: 0 H: 0 E: 0 K: 0 S: 5	H: 0 LOB: 0 BB: 0 P: 6	R: 1 H: 3 E: 0 K: 0 S: 18	H: 3 LOB: 3 BB: 1 P: 33	R: 0 H: 0 E: 0 K: 1 S: 9	H: 0 LOB: 0 BB: 0 P: 14	R: 0 H: 0 E: 0 K: 3 S: 9	H: 0 LOB: 0 BB: 0 P: 13	R: 1 H: 2 E: 0 K: 0 S: 11	H: 2 LOB: 1 BB: 0 P: 16	R: 3 H: 3 E: 1 K: 1 S: 15	H: 3 LOB: 3 BB: 0 P: 25	1B: 11 2B: 2 3B: 0 HR: 1	SF: 0 SAC: 0 DP: 0 HBP: 2	WP: 0 PB: 1 CS: 1	PA: 46
PITCHER	IP WLS BF H R ER SO	IP WLS BF H R ER SO	IP WLS BF H R ER SO	IP WLS BF H R ER SO	IP WLS BF H R ER SO	IP WLS BF H R ER SO	IP WLS BF H R ER SO	IP WLS BF H R ER SO	IP WLS BF H R ER SO	IP WLS BF H R ER SO	IP WLS BF H R ER SO	IP WLS BF H R ER SO	IP WLS BF H R ER SO	IP WLS BF H R ER SO	IP WLS BF H R ER SO	IP WLS BF H R ER SO	ERA WHIP	ERA WHIP		
44 Vicente Padilla, R (1, 1) ERA: 4.36	3.2 L 21 9 7 7 1	2.1 8 0 0 0 2 1	4.32 8 2 1 1 3 0	2.0 8 2 1 1 2 0	1.0 9 3 3 2 1 0	0.0 0 0 0 0 0 0	0.0 0 0 0 0 0 0	0.0 0 0 0 0 0 0	0.0 0 0 0 0 0 0	0.0 0 0 0 0 0 0	0.0 0 0 0 0 0 0	0.0 0 0 0 0 0 0	0.0 0 0 0 0 0 0	0.0 0 0 0 0 0 0	0.0 0 0 0 0 0 0	0.0 0 0 0 0 0 0	17.18 2.727	0.00 0.429	4.50 1.000	18.00 3.000
53 Joaquin Benoit, R (4, 1) ERA: 4.32	2.1 8 0 0 0 2 1	4.32 8 2 1 1 3 0	2.0 8 2 1 1 2 0	1.0 9 3 3 2 1 0	0.0 0 0 0 0 0 0	0.0 0 0 0 0 0 0	0.0 0 0 0 0 0 0	0.0 0 0 0 0 0 0	0.0 0 0 0 0 0 0	0.0 0 0 0 0 0 0	0.0 0 0 0 0 0 0	0.0 0 0 0 0 0 0	0.0 0 0 0 0 0 0	0.0 0 0 0 0 0 0	0.0 0 0 0 0 0 0	0.0 0 0 0 0 0 0	17.18 2.727	0.00 0.429	4.50 1.000	18.00 3.000
32 Ron Mahay, L (7, 1) ERA: 3.71	2.1 8 0 0 0 2 1	4.32 8 2 1 1 3 0	2.0 8 2 1 1 2 0	1.0 9 3 3 2 1 0	0.0 0 0 0 0 0 0	0.0 0 0 0 0 0 0	0.0 0 0 0 0 0 0	0.0 0 0 0 0 0 0	0.0 0 0 0 0 0 0	0.0 0 0 0 0 0 0	0.0 0 0 0 0 0 0	0.0 0 0 0 0 0 0	0.0 0 0 0 0 0 0	0.0 0 0 0 0 0 0	0.0 0 0 0 0 0 0	0.0 0 0 0 0 0 0	17.18 2.727	0.00 0.429	4.50 1.000	18.00 3.000
John Wasdin, R (9, 1) ERA: 5.28	1.0 9 3 3 2 1 0	0.0 0 0 0 0 0 0	0.0 0 0 0 0 0 0	0.0 0 0 0 0 0 0	0.0 0 0 0 0 0 0	0.0 0 0 0 0 0 0	0.0 0 0 0 0 0 0	0.0 0 0 0 0 0 0	0.0 0 0 0 0 0 0	0.0 0 0 0 0 0 0	0.0 0 0 0 0 0 0	0.0 0 0 0 0 0 0	0.0 0 0 0 0 0 0	0.0 0 0 0 0 0 0	0.0 0 0 0 0 0 0	0.0 0 0 0 0 0 0	17.18 2.727	0.00 0.429	4.50 1.000	18.00 3.000


Batter	1	2	3	4	5	6	7	8	9	AB	R	H	RBI	BB	SO	LOB	BOTTOM					
Gary Matthews, S (1, 8) OBP: 0.371, SLG: 0.507	K	G4-3			G6-3		G4-3			4	0	0	0	1	1	1	Kansas City Royals @ Texas Rangers Ameriquest Field, Arlington, TX Fri Jul 28 2006, 8:35 PM EDT Att: 30,204 - Partly Cloudy - 94 F					
10 Michael Young, R (1, 6) OBP: 0.352, SLG: 0.446	G5-3			K	G6-3				FC5-4	5	0	1	0	0	1	1						
23 Mark Teixeira, S (1, 3) OBP: 0.364, SLG: 0.464	1B			G3	K		2B		F8	5	1	1	0	0	1	2						
Carlos Lee, R (1, 10) OBP: 0.349, SLG: 0.548	1B			1B			P4		G5-3	4	0	2	0	0	0	0						
9 Hank Bialock, L (1, 5) OBP: 0.340, SLG: 0.420	2B			K			5		F9	3	1	1	1	1	1	1						
5 Ian Kinsler, R (1, 4) OBP: 0.366, SLG: 0.476	L9				K				2B	4	1	2	0	0	1	2						
Mark DeRosa, R (1, 9) OBP: 0.363, SLG: 0.466				G6-3			FC4-6		2B	4	0	1	1	0	1	1						
6 Brad Wilkerson, L (1, 7) OBP: 0.320, SLG: 0.445	F7				1B		F9		F7	4	0	1	0	0	0	2						
Rod Barajas, R (1, 2) OBP: 0.292, SLG: 0.415					K					3	0	1	0	0	1	1						
17 Nelson Cruz, R (9, PH)										1	0	0	0	0	1	0						
Inning Stats	R: 1 H: 3 E: 0 K: 1 S: 19	H: 3 LOB: 2 BB: 0 P: 28	R: 0 H: 1 E: 0 K: 1 S: 10	H: 1 LOB: 1 BB: 0 P: 11	R: 0 H: 1 E: 0 K: 2 S: 12	H: 1 LOB: 1 BB: 0 P: 16	R: 0 H: 1 E: 0 K: 2 S: 13	H: 1 LOB: 1 BB: 0 P: 22	R: 0 H: 0 E: 0 K: 1 S: 8	H: 0 LOB: 0 BB: 0 P: 11	R: 1 H: 1 E: 1 K: 0 S: 7	H: 1 LOB: 1 BB: 1 P: 15	R: 0 H: 1 E: 0 K: 0 S: 11	H: 1 LOB: 1 BB: 0 P: 17	R: 1 H: 2 E: 0 K: 0 S: 11	H: 2 LOB: 1 BB: 0 P: 15	R: 0 H: 0 E: 0 K: 1 S: 7	H: 0 LOB: 1 BB: 1 P: 15	1B: 6 2B: 4 3B: 0 HR: 0	SF: 0 SAC: 0 DP: 0 HBP: 0	WP: 1 PB: 0 CS: 0	PA: 39
PITCHER	IP WLS BF H R ER SO	IP WLS BF H R ER SO	IP WLS BF H R ER SO	IP WLS BF H R ER SO	IP WLS BF H R ER SO	IP WLS BF H R ER SO	IP WLS BF H R ER SO	IP WLS BF H R ER SO	IP WLS BF H R ER SO	IP WLS BF H R ER SO	IP WLS BF H R ER SO	IP WLS BF H R ER SO	IP WLS BF H R ER SO	IP WLS BF H R ER SO	IP WLS BF H R ER SO	IP WLS BF H R ER SO	ERA WHIP	ERA WHIP				
34 Luke Hudson, R (1, 1) ERA: 4.82	6.0 W 26 7 2 2 7	1.0 4 1 0 0 0 0	1.0 5 2 1 1 0 0	1.0 4 0 0 0 1 1	0.0 0 0 0 0 0 0	0.0 0 0 0 0 0 0	0.0 0 0 0 0 0 0	0.0 0 0 0 0 0 0	0.0 0 0 0 0 0 0	0.0 0 0 0 0 0 0	0.0 0 0 0 0 0 0	0.0 0 0 0 0 0 0	0.0 0 0 0 0 0 0	0.0 0 0 0 0 0 0	0.0 0 0 0 0 0 0	0.0 0 0 0 0 0 0	3.00 1.333	0.00 1.000	9.00 2.000	0.00 1.000		
77 Joe Nelson, R (7, 1) ERA: 1.42	1.0 4 1 0 0 0 0	1.0 5 2 1 1 0 0	1.0 4 0 0 0 1 1	0.0 0 0 0 0 0 0	0.0 0 0 0 0 0 0	0.0 0 0 0 0 0 0	0.0 0 0 0 0 0 0	0.0 0 0 0 0 0 0	0.0 0 0 0 0 0 0	0.0 0 0 0 0 0 0	0.0 0 0 0 0 0 0	0.0 0 0 0 0 0 0	0.0 0 0 0 0 0 0	0.0 0 0 0 0 0 0	0.0 0 0 0 0 0 0	0.0 0 0 0 0 0 0	3.00 1.333	0.00 1.000	9.00 2.000	0.00 1.000		
Jeremy Affeldt, L (8, 1) ERA: 5.94	1.0 4 0 0 0 1 1	0.0 0 0 0 0 0 0	0.0 0 0 0 0 0 0	0.0 0 0 0 0 0 0	0.0 0 0 0 0 0 0	0.0 0 0 0 0 0 0	0.0 0 0 0 0 0 0	0.0 0 0 0 0 0 0	0.0 0 0 0 0 0 0	0.0 0 0 0 0 0 0	0.0 0 0 0 0 0 0	0.0 0 0 0 0 0 0	0.0 0 0 0 0 0 0	0.0 0 0 0 0 0 0	0.0 0 0 0 0 0 0	0.0 0 0 0 0 0 0	3.00 1.333	0.00 1.000	9.00 2.000	0.00 1.000		
46 Juan Carlos Oviedo, R (9, 1) ERA: 1.93	1.0 4 0 0 0 1 1	0.0 0 0 0 0 0 0	0.0 0 0 0 0 0 0	0.0 0 0 0 0 0 0	0.0 0 0 0 0 0 0	0.0 0 0 0 0 0 0	0.0 0 0 0 0 0 0	0.0 0 0 0 0 0 0	0.0 0 0 0 0 0 0	0.0 0 0 0 0 0 0	0.0 0 0 0 0 0 0	0.0 0 0 0 0 0 0	0.0 0 0 0 0 0 0	0.0 0 0 0 0 0 0	0.0 0 0 0 0 0 0	0.0 0 0 0 0 0 0	3.00 1.333	0.00 1.000	9.00 2.000	0.00 1.000		


AB 42
 R 11
 H 14
 RBI 9
 BB 2
 SO 7
 LOB 16





AB 37
 R 3
 H 10
 RBI 2
 BB 2
 SO 8
 LOB 11



Batter	1	2	3	4	5	6	7	8	9	AB	R	H	RBI	BB	SO	LOB	TOP			
9 David DeJesus, L (1, 7) OBP: 0.375, SLG: 0.448	G3-1		G4-3		G6-4-3	FC6-4			15 1B 24 FC4-6 1B	5	1	1	1	0	0	3	Kansas City Royals @ Texas Rangers Ameriquest Field, Arlington, TX Sat Jul 29 2006, 8:05 PM EDT Att. 42,024 - Clear - 96 F livebaseballscores.com AB 35 R 5 H 10 RBI 5 BB 5 SO 5 LOB 18 			
15 Mark Grudzielanek, R (1, 4) OBP: 0.329, SLG: 0.463	L4			G5-3		K			24 FC4-6 1B	5	0	2	0	0	1	2				
24 Mark Teahen, L (1, 5) OBP: 0.353, SLG: 0.506									24 FC4-6 1B	2	1	0	1	3	0	1				
Matt Stairs, L (1, 3) OBP: 0.353, SLG: 0.426									3-H 0-0 F9	5	1	1	0	0	2	4				
Emil Brown, R (1, 10) OBP: 0.344, SLG: 0.414									32 G1-6-3 BB	4	0	0	0	1	1	3				
32 Shane Costa, L (1, 9) OBP: 0.296, SLG: 0.409									32 G1-6-3 1-2 BB	3	1	1	0	0	0	1				
14 John Buck, R (1, 2) OBP: 0.305, SLG: 0.398									14 1B HBP	4	1	3	3	0	1	0				
2 Joey Gathright, L (1, 8) OBP: 0.318, SLG: 0.258									13 1B 2H 9 FC6-4 2B	3	0	0	0	1	0	3				
13 Andrés Blanco, S (1, 6) OBP: 0.357, SLG: 0.360									2 2B 2 WP 1B	4	0	2	0	0	0	1				
Inning Stats	R: 0 E: 0 K: 1 S: 9	H: 0 LOB: 1 BB: 1 P: 20	R: 0 E: 0 K: 1 S: 6	H: 0 LOB: 0 BB: 1 P: 11	R: 0 E: 0 K: 0 S: 10	H: 0 LOB: 0 BB: 0 P: 11	R: 2 E: 0 K: 0 S: 9	H: 2 LOB: 2 BB: 1 P: 19	R: 0 E: 0 K: 1 S: 12	H: 2 LOB: 2 BB: 1 P: 19	R: 2 E: 0 K: 1 S: 19	H: 3 LOB: 2 BB: 1 P: 30	R: 0 E: 0 K: 1 S: 8	H: 1 LOB: 1 BB: 0 P: 14	R: 1 E: 0 K: 1 S: 9	H: 2 LOB: 1 BB: 0 P: 14	1B: 7 2B: 3 3B: 0 HR: 0	SF: 0 SAC: 0 DP: 2 HBP: 1	WP: 1 PB: 0 SB: 1 CS: 0	PA: 41
PITCHER	IP WLS BF H R ER SO BB IBB HBP BLK WP HR S P ERA WHIP																			
33 Kevin Millwood, R (1, 1) ERA: 4.62	5.1 L 27 7 4 4 2 5 0 1 0 0 0 0 57 100 6.75 2.250																			
36 C.J. Wilson, L (6, 1) ERA: 4.01	2.0 6 0 0 0 2 0 0 0 0 0 0 0 19 26 0.00 0.000																			
Rick Bauer, R (8, 1) ERA: 3.0	0.2 3 1 0 0 0 0 0 0 0 0 1 0 6 11 0.00 1.500																			
40 Akinori Otsuka, R (9, 1) ERA: 2.45	1.0 5 2 1 1 1 0 0 0 0 0 0 0 9 14 9.00 2.000																			

Batter	1	2	3	4	5	6	7	8	9	AB	R	H	RBI	BB	SO	LOB	BOTTOM					
Gary Matthews, S (1, 8) OBP: 0.372, SLG: 0.505										5	0	2	0	0	1	2	Kansas City Royals @ Texas Rangers Ameriquest Field, Arlington, TX Sat Jul 29 2006, 8:05 PM EDT Att. 42,024 - Clear - 96 F livebaseballscores.com AB 38 R 3 H 13 RBI 3 BB 4 SO 10 LOB 22 					
10 Michael Young, R (1, 6) OBP: 0.351, SLG: 0.442										4	0	0	0	1	3	2						
Carlos Lee, R (1, 7) OBP: 0.354, SLG: 0.553										4	1	3	0	1	0	1						
23 Mark Teixeira, S (1, 3) OBP: 0.366, SLG: 0.466										5	0	3	0	0	1	2						
5 Ian Kinsler, R (1, 4) OBP: 0.358, SLG: 0.467										4	0	0	1	0	2	6						
15 Gerald Laird, R (1, 2) OBP: 0.380, SLG: 0.579										4	1	2	1	1	0	4						
Mark DeRosa, R (1, 5) OBP: 0.364, SLG: 0.474										4	1	1	1	1	1	1						
6 Brad Wilkerson, L (1, 10) OBP: 0.319, SLG: 0.442										4	0	1	0	0	1	3						
17 Nelson Cruz, R (1, 9) OBP: 0.250, SLG: 0.250										3	0	1	0	0	1	1						
9 Hank Blalock, L (8, PH) OBP: 0.340, SLG: 0.419										1	0	0	0	0	0	0						
Inning Stats	R: 0 E: 0 K: 2 S: 9	H: 3 LOB: 2 BB: 2 P: 21	R: 2 E: 0 K: 2 S: 13	H: 3 LOB: 1 BB: 0 P: 18	R: 0 E: 0 K: 1 S: 8	H: 2 LOB: 1 BB: 0 P: 15	R: 0 E: 0 K: 2 S: 11	H: 1 LOB: 1 BB: 0 P: 16	R: 0 E: 0 K: 0 S: 6	H: 2 LOB: 2 BB: 0 P: 9	R: 0 E: 0 K: 0 S: 7	H: 1 LOB: 1 BB: 0 P: 13	R: 1 E: 0 K: 1 S: 17	H: 2 LOB: 3 BB: 2 P: 30	R: 0 E: 0 K: 1 S: 10	H: 1 LOB: 1 BB: 0 P: 14	R: 0 E: 0 K: 1 S: 7	H: 1 LOB: 1 BB: 0 P: 8	1B: 10 2B: 1 3B: 0 HR: 2	SF: 1 SAC: 0 DP: 1 HBP: 0	WP: 0 PB: 0 SB: 0 CS: 0	PA: 43
PITCHER	IP WLS BF H R ER SO BB IBB HBP BLK WP HR S P ERA WHIP																					
36 Jorge De La Rosa, L (1, 1) ERA: 7.68	6.0 W 28 9 2 2 7 2 0 0 0 0 0 0 2 54 92 3.00 1.833																					
Todd Wellemeyer, R (7, 1) ERA: 5.4	0.2 H 6 2 1 1 1 2 0 0 0 0 0 0 0 16 29 13.50 6.000																					
Jeremy Affeldt, L (7, 1) ERA: 5.91	0.1 H 1 0 0 0 0 0 0 0 0 0 0 0 0 1 1 0.00 0.000																					
77 Joe Nelson, R (8, 1) ERA: 1.35	1.0 H 4 1 0 0 1 0 0 0 0 0 0 0 0 10 14 0.00 1.000																					
Ambiorix Burgos, R (9, 1) ERA: 5.04	1.0 S 4 1 0 0 1 0 0 0 0 0 0 0 0 7 8 0.00 1.000																					

Batter	1	2	3	4	5	6	7	8	9	AB	R	H	RBI	BB	SO	LOB	TOP			
9 David DeJesus, L (1, 7) OBP: 0.379, SLG: 0.452	1-2 P4		2-1 15 S 1B		1-2 2B		1-0 G6-3		2-2 HBP	4	0	2	0	0	0	0	Kansas City Royals @ Texas Rangers Ameriquest Field, Arlington, TX Sun Jul 30 2006, 8:05 PM EDT Att: 29,711 - Clear - 99 F AB 36 R 2 H 8 RBI 2 BB 1 SO 6 LOB 18 			
Esteban German, R (1, 10) OBP: 0.451, SLG: 0.388	3-2 15 G1-3 1B		2-2 K		4-2 BB		2-2 15 1B		0-1 F9	4	0	2	0	1	1	2				
15 Mark Grutzielanek, R (1, 4) OBP: 0.327, SLG: 0.401 13 Andrés Blanco, S (8, 4) OBP: 0.357, SLG: 0.360	SAFE 3-2 G1-3		2-2 F7		0-1 L8		1-0 1B			4	0	1	0	0	0	4				
Emil Brown, R (1, 9) OBP: 0.343, SLG: 0.421	2-3 K			2-1 HR	1-2 F7		1-3 K			4	1	1	1	0	2	5				
Matt Stairs, L (1, 3) OBP: 0.352, SLG: 0.429 Paul Phillips, R (5, 3) OBP: 0.278, SLG: 0.333		3-2 G4-3		2-2 24 WP 4 G4-3 2B	3-2 F7			0-2 G6-3		3	1	1	0	0	0	2				
14 John Buck, R (1, 2) OBP: 0.300, SLG: 0.392		2-2 K		0-3 K		0-0 L6		2-1 G3		4	0	0	0	0	2	1				
24 Mark Teahen, L (1, 5) OBP: 0.351, SLG: 0.506		3-2 2B		0-3 K 4 G4-3		1-1 G6-3		2-0 F7		4	0	1	0	0	1	1				
4 Angel Berroa, R (1, 6) OBP: 0.270, SLG: 0.345		2-2 P3		SAFE 1-0 G4-3		1-1 G3			1-2 G6-3	4	0	0	1	0	0	2				
2 Joey Gathright, L (1, 8) OBP: 0.313, SLG: 0.254				1-2 3-H 2-2 G4-3		0-0 G5-3			0-0 L8	4	0	0	0	0	0	1				
Inning Stats	R: 0 E: 0 K: 1 S: 14	H: 1 LOB: 1 BB: 0 P: 23	R: 0 E: 0 K: 1 S: 13	H: 1 LOB: 1 BB: 0 P: 23	R: 0 E: 0 K: 1 S: 12	H: 1 LOB: 1 BB: 0 P: 19	R: 2 E: 0 K: 2 S: 16	H: 2 LOB: 1 BB: 0 P: 23	R: 0 E: 0 K: 0 S: 13	H: 0 LOB: 2 BB: 1 P: 22	R: 0 E: 0 K: 1 S: 11	H: 2 LOB: 2 BB: 0 P: 16	R: 0 E: 0 K: 0 S: 7	H: 0 LOB: 1 BB: 0 P: 11	R: 0 E: 0 K: 0 S: 9	H: 0 LOB: 1 BB: 0 P: 12	1B: 4 2B: 3 3B: 0 HR: 1	SF: 0 SAC: 0 DP: 0 HBP: 1	WP: 1 PB: 0 SB: 1 CS: 0	PA: 38
PITCHER	IP WLS BF H R ER SO BB IBB HBP BLK WP HR S P ERA WHIP																			
41 John Koronka, L (1, 1) ERA: 4.96	5.0 W 23 6 2 2 5 1 0 0 0 0 1 1 68 110 3.60 1.400																			
59 Josh Rupe, R (6, 1) ERA:	2.0 8 2 0 0 1 0 0 0 0 0 0 0 16 23 0.00 1.000																			
58 Wes Littleton, R (8, 1) ERA: 0.9	1.0 3 0 0 0 0 0 0 0 0 0 0 0 7 11 0.00 0.000																			
John Wasdin, R (9, 1) ERA: 5.1	1.0 4 0 0 0 0 0 0 0 1 0 0 0 9 12 0.00 0.000																			

Batter	1	2	3	4	5	6	7	8	9	AB	R	H	RBI	BB	SO	LOB	BOTTOM			
Gary Matthews, S (1, 8) OBP: 0.370, SLG: 0.501 Jerry Hairston, R (7, 8) OBP: 0.261, SLG: 0.254	2-1 G6-3	0-2 G6-3		0-1 G5-3		0-1 G6-3		1-1 P2		5	0	1	1	0	0	1	Kansas City Royals @ Texas Rangers Ameriquest Field, Arlington, TX Sun Jul 30 2006, 8:05 PM EDT Att: 29,711 - Clear - 99 F AB 41 R 15 H 19 RBI 14 BB 5 SO 2 LOB 20 			
10 Michael Young, R (1, 10) OBP: 0.355, SLG: 0.454	3-2 2B		2-0 HR	1B		0-0 L7		0-1 6 G4-6-3 1B		6	2	4	2	0	0	2				
Carlos Lee, R (1, 7) OBP: 0.354, SLG: 0.554 6 Brad Wilkerson, L (8, 7) OBP: 0.318, SLG: 0.441	0-0 P4		2-2 15 2B 1B	1-2 15 G4-3 5 BB 2B	1-2 F7		1-0 E6	1-1 1-2 2-H G4-6-3		5	2	2	1	0	0	1				
23 Mark Teixeira, S (1, 3) OBP: 0.367, SLG: 0.462 Rod Barajas, R (9, 3) OBP: 0.292, SLG: 0.415	2-1 G5-3		2-2 F7	4-0 5 BB 15 G4-3 1B	4-1 15 1B 9 SF8 BB		2-2 F8			3	2	0	0	2	0	3				
15 Gerald Laird, R (1, 2) OBP: 0.388, SLG: 0.587		1-1 5 SH1-3 9 1B 2B	2-2 9 F8 5 HR 2B	1-2 G4-3	3-2 5 1B		0-3 K			5	2	3	1	0	1	3				
9 Hank Blalock, L (1, 5) OBP: 0.340, SLG: 0.418		1-1 5 SH1-3 2B	2-2 F8	4-0 5 BB 1B	0-0 SF8		2-1 F8			3	2	1	1	1	0	2				
5 Ian Kinsler, R (1, 4) OBP: 0.369, SLG: 0.493		0-1 SH1-3	1-1 HR	4-2 1B E BB	3-1 FC6-4			0-0 1B 17 1B 2B		3	3	3	3	1	0	0				
Mark DeRosa, R (1, 6) OBP: 0.370, SLG: 0.485		1-2 17 S 2H 3-H 2B	3-H HR	0-2 E7 1B	0-0 FC6-4			0-2 17 1B 10 1B 1B		5	2	4	4	0	0	2				
17 Nelson Cruz, R (1, 9) OBP: 0.333, SLG: 0.250		2-0 G1-3	0-1 F8	4-2 1B BB		0-3 K		1-2 10 1B 1B		4	0	1	1	1	1	2				
Inning Stats	R: 0 E: 0 K: 0 S: 8	H: 3 LOB: 1 BB: 0 P: 15	R: 2 E: 0 K: 0 S: 14	H: 3 LOB: 1 BB: 0 P: 19	R: 4 E: 0 K: 0 S: 21	H: 5 LOB: 1 BB: 0 P: 32	R: 6 E: 1 K: 0 S: 24	H: 4 LOB: 2 BB: 4 P: 45	R: 1 E: 0 K: 0 S: 13	H: 2 LOB: 2 BB: 1 P: 24	R: 0 E: 0 K: 1 S: 8	H: 0 LOB: 0 BB: 0 P: 8	R: 0 E: 1 K: 1 S: 9	H: 0 LOB: 1 BB: 0 P: 14	R: 2 E: 0 K: 0 S: 13	H: 4 LOB: 1 BB: 0 P: 15	1B: 11 2B: 6 3B: 0 HR: 2	SF: 1 SAC: 1 DP: 1 HBP: 0	WP: 1 PB: 0 SB: 1 CS: 0	PA: 48
PITCHER	IP WLS BF H R ER SO BB IBB HBP BLK WP HR S P ERA WHIP																			
Mark Redman, L (1, 1) ERA: 5.4	3.0 L 18 9 6 6 0 0 0 0 0 0 0 2 43 66 18.00 3.000																			
31 Brandon Duckworth, R (4, 1) ERA: 6.11	1.2 15 5 7 7 0 3 2 0 0 0 1 0 34 63 37.80 4.800																			
46 Juan Carlos Oviedo, R (5, 1) ERA: 9.38	3.1 15 5 2 2 2 0 0 0 0 0 0 0 33 43 5.40 1.500																			

Batter	1	2	3	4	5	6	7	8	9	AB R H RBI BB SO LOB	TOP									
22 Scott Podsednik, L OBP: 0.345, SLG: 0.388	4-1 12 BLK 8 1B BB	3-2 8 HR 1B		1-3 K		0-1 F8			3-1 P2	4 2 1 0 1 1 1	Chicago White Sox @ Kansas City Royals Kauffman Stadium, Kansas City, MO Mon Jul 31 2006, 7:10 PM CDT Att: 12,903 - Clear - 97 F livebaseballscorecards.com									
8 Alex Cintron, S OBP: 0.323, SLG: 0.386	0-1 12 1B 23 BLK 1B	1-2 HR		1-2 G4-3			0-2 G3	1-2 14 CS 1B	5 2 3 2 0 0 0											
12 A.J. Pierzynski, L OBP: 0.357, SLG: 0.441	2-2 23 BLK 14 BB 1B	0-1 F7		0-0 G3			0-1 G3	0-2 F8	5 1 1 1 0 0 1											
14 Paul Konerko, R OBP: 0.375, SLG: 0.555	4-0 1B 23 BLK BB		0-0 F7		2-3 K		4-1 BB	1-2 CS	2 0 0 0 2 1 0											
23 Jermaine Dye, R OBP: 0.393, SLG: 0.637	2-2 P4		2-2 HR		2-1 F7		2-3 K		4 1 1 1 0 1 3											
Ross Gload, L OBP: 0.310, SLG: 0.395	1-1 24 G5-4-3 1B		2-2 24 HR 1B		0-0 G3-1			2-2 F7	4 1 2 1 0 0 0											
24 Joe Crede, R OBP: 0.327, SLG: 0.532	2-3 3-H G5-4-3 1B		0-0 HR		3-2 5 G6-4-3 1B			1-2 F8	4 1 2 2 0 0 2											
5 Juan Uribe, R OBP: 0.271, SLG: 0.442		1-2 P3	1-0 P6		0-0 G6-4-3			0-2 32 WP 2B	4 0 1 0 0 0 1											
32 Brian Anderson, R OBP: 0.286, SLG: 0.351		2-1 G6-3	0-0 F7		2-1 1B			2-0 L7	4 0 1 0 0 0 1											
Inning Stats	R: 3 E: 0 K: 0 S: 17	H: 3 LOB: 1 BB: 2 P: 31	R: 2 E: 1 K: 0 S: 14	H: 2 LOB: 0 BB: 20	R: 3 E: 0 K: 0 S: 10	H: 3 LOB: 0 BB: 0 P: 15	R: 0 E: 0 K: 1 S: 7	H: 0 LOB: 0 BB: 0 P: 9	R: 0 E: 0 K: 1 S: 8	H: 2 LOB: 1 BB: 0 P: 13	R: 0 E: 0 K: 1 S: 11	H: 0 LOB: 1 BB: 1 P: 17	R: 0 E: 0 K: 0 S: 10	H: 1 LOB: 1 BB: 0 P: 15	R: 0 E: 0 K: 0 S: 10	H: 1 LOB: 0 BB: 0 P: 15	1B: 8 2B: 1 3B: 0 HR: 3	SF: 0 SAC: 0 DP: 2 HBP: 0	WP: 1 PB: 0 SB: 0 CS: 1	PA: 40
PITCHER	IP WLS BF H R ER SO BB IBB HBP BLK WP HR S P ERA WHIP																			
Runelvys Hernandez, R ERA: 7.88	(1, 1) 3.0 L 18 8 8 8 0 2 0 0 0 2 0 3 41 66 24.00 3.333																			
Todd Wellemeyer, R ERA: 5.01	(4, 1) 3.0 10 2 0 0 2 0 0 0 0 0 0 23 34 0.00 0.667																			
57 Joel Peralta, R ERA: 4.34	(7, 1) 3.0 11 2 0 0 1 1 0 0 0 1 0 31 47 0.00 1.000																			

Batter	1	2	3	4	5	6	7	8	9	AB R H RBI BB SO LOB	BOTTOM									
9 David DeJesus, L OBP: 0.376, SLG: 0.447	0-2 L9	1-1 15 1B E6 1B		1-2 G6-3		0-0 1B			3-3 K	5 1 1 0 0 1 0	Chicago White Sox @ Kansas City Royals Kauffman Stadium, Kansas City, MO Mon Jul 31 2006, 7:10 PM CDT Att: 12,903 - Clear - 97 F livebaseballscorecards.com									
15 Mark Grudzielanek, R OBP: 0.329, SLG: 0.461	0-1 1B 32 1B 24 WP 1B	0-0 1B 24 BB 1B		3-1 G6-3		2-1 G1-3		2-3 K	5 1 2 0 0 1 2											
24 Mark Teahen, L OBP: 0.356, SLG: 0.512	4-2 32 1B HBP BB	4-0 1B BB		0-0 G4-3		2-1 3B		2-2 G5-3	3 1 1 0 2 0 0											
Emil Brown, R OBP: 0.344, SLG: 0.422	0-1 HBP 32 1B	0-2 1B		2-1 L8		2-3 K			4 0 2 1 0 1 1											
32 Shane Costa, L OBP: 0.295, SLG: 0.405	1-2 HBP 1B	0-0 P5		2-1 G3-1		2-2 P3			4 0 1 1 0 0 4											
Esteban German, R OBP: 0.427, SLG: 0.380	3-2 2 G4-6-3 HBP 1B		0-0 F8		1-0 L8		2-3 K		3 0 0 1 0 1 1											
2 Joey Gathright, L OBP: 0.313, SLG: 0.294	0-1 G4-6-3		2-2 F8		3-2 14 S 1B			1-1 G5-3	4 1 1 0 0 0 3											
14 John Buck, R OBP: 0.300, SLG: 0.390		3-3 K	1-0 P3		2-2 9 1B 1B			2-1 P4	4 0 1 1 0 1 0											
13 Andrés Blanco, S OBP: 0.313, SLG: 0.310		2-1 G4-3		1-2 P3		0-2 F7		0-0 G3	4 0 0 0 0 0 1											
Inning Stats	R: 2 E: 0 K: 0 S: 18	H: 3 LOB: 2 BB: 1 P: 26	R: 1 E: 1 K: 1 S: 12	H: 2 LOB: 3 BB: 1 P: 22	R: 0 E: 0 K: 0 S: 7	H: 0 LOB: 0 BB: 0 P: 10	R: 0 E: 0 K: 0 S: 8	H: 0 LOB: 0 BB: 0 P: 13	R: 0 E: 0 K: 2 S: 12	H: 1 LOB: 1 BB: 0 P: 20	R: 0 E: 0 K: 0 S: 5	H: 0 LOB: 0 BB: 0 P: 8	R: 0 E: 0 K: 2 S: 11	H: 0 LOB: 0 BB: 0 P: 18	1B: 8 2B: 0 3B: 1 HR: 0	SF: 0 SAC: 0 DP: 1 HBP: 1	WP: 1 PB: 0 SB: 1 CS: 0	PA: 39		
PITCHER	IP WLS BF H R ER SO BB IBB HBP BLK WP HR S P ERA WHIP																			
52 Jose Contreras, R ERA: 3.54	(1, 1) 7.0 W 33 9 4 3 3 2 0 1 0 0 1 0 76 122 3.86 1.571																			
Brandon McCarthy, R ERA: 4.02	(8, 1) 2.0 6 0 0 0 2 0 0 0 0 0 0 16 26 0.00 0.000																			

Batter	1	2	3	4	5	6	7	8	9	10	AB	R	H	RBI	BB	SO	LOB							
38 Pablo Ozuna, R OBP: 0.388, SLG: 0.447 Rob Mackowiak, L OBP: 0.352, SLG: 0.418	L9	F8			F7				F9	F9	3	0	0	0	0	0	2							
Tadahito Iguchi, R OBP: 0.352, SLG: 0.435											4	0	1	0	1	1	2							
23 Jermaine Dye, R OBP: 0.388, SLG: 0.628											5	0	0	0	0	3	4							
14 Paul Konerko, R OBP: 0.375, SLG: 0.552 22 Scott Podsednik, L OBP: 0.348, SLG: 0.390											2	1	0	0	0	1	1							
24 Joe Crede, R OBP: 0.333, SLG: 0.549											5	3	4	2	0	0	1							
8 Alex Cintron, S OBP: 0.325, SLG: 0.386											5	1	2	1	0	1	2							
Sandy Alomar Jr., R OBP: 0.319, SLG: 0.406 12 A.J. Pierzynski, L OBP: 0.356, SLG: 0.440											4	0	2	2	0	1	2							
Ross Gload, L OBP: 0.315, SLG: 0.400											4	1	1	1	1	0	3							
32 Brian Anderson, R OBP: 0.284, SLG: 0.348											5	0	1	1	0	1	2							
Inning Stats	R: 0 E: 0 K: 2 S: 12	H: 0 LOB: 1 BB: 1 P: 20	R: 1 E: 0 K: 0 S: 12	H: 2 LOB: 2 BB: 1 P: 21	R: 0 E: 0 K: 2 S: 11	H: 0 LOB: 0 BB: 0 P: 15	R: 1 E: 0 K: 0 S: 10	H: 1 LOB: 0 BB: 0 P: 13	R: 0 E: 0 K: 1 S: 11	H: 1 LOB: 1 BB: 0 P: 16	R: 1 E: 0 K: 0 S: 12	H: 2 LOB: 1 BB: 0 P: 18	R: 0 E: 0 K: 0 S: 9	H: 1 LOB: 1 BB: 0 P: 13	R: 1 E: 1 K: 0 S: 10	H: 3 LOB: 1 BB: 0 P: 12	R: 0 E: 0 K: 2 S: 12	H: 1 LOB: 0 BB: 0 P: 19	R: 3 E: 0 K: 1 S: 15	H: 3 LOB: 1 BB: 1 P: 23	1B: 9 2B: 6 3B: 0 HR: 1	SF: 0 SAC: 0 DP: 2 HBP: 1	WP: 1 PB: 0 SB: 2 CS: 0	PA: 46


PITCHER	IP	WLS	BF	H	R	ER	SO	BB	IBB	HBP	BLK	WP	HR	S	P	ERA	WHIP
45 Odalis Perez, L ERA: 6.68	4.0		17	3	2	2	4	2	0	0	0	0	1	45	69	4.50	1.250
Scott Dohmann, R ERA: 6.23	1.1		8	3	1	1	1	0	0	1	0	0	0	21	31	6.75	2.250
77 Joe Nelson, R ERA: 1.25	1.2		5	1	0	0	0	0	0	0	0	0	0	11	16	0.00	0.600
41 Jimmy Gobble, L ERA: 4.71	1.0		5	3	1	0	0	0	0	0	0	0	0	10	12	0.00	3.000
Ambiorix Burgos, R ERA: 5.4	1.2	L	10	4	3	3	3	1	0	0	1	1	0	26	41	16.20	3.000

TOP

Chicago White Sox @ Kansas City Royals
Kauffman Stadium, Kansas City, MO
Tue Aug 01 2006, 7:10 PM CDT
Att: 11,609 - Clear - 97 F

livebaseballscorecards.com

AB 42
R 7
H 14
RBI 7
BB 3
SO 8
LOB 21




Batter	1	2	3	4	5	6	7	8	9	10	AB	R	H	RBI	BB	SO	LOB			
9 David DeJesus, L OBP: 0.373, SLG: 0.441	G6-3		G3		G6-3					G3	4	1	0	0	1	0	0			
15 Mark Grudzielanek, R OBP: 0.327, SLG: 0.398	G4-3		G4-3							G6-3	5	1	1	0	0	0	0			
24 Mark Teahen, L OBP: 0.360, SLG: 0.516										G4-3	5	1	3	2	0	0	0			
16 Reggie Sanders, R OBP: 0.305, SLG: 0.430											4	1	2	2	0	1	1			
Emil Brown, R OBP: 0.341, SLG: 0.417											4	0	0	0	0	0	2			
43 Ryan Shealy, R OBP: 0.154, SLG: 0.308											4	0	0	0	0	2	0			
Esteban German, R OBP: 0.429, SLG: 0.375											2	0	0	0	2	2	0			
Paul Phillips, R OBP: 0.273, SLG: 0.318											4	0	1	0	0	1	1			
4 Angel Berroa, R OBP: 0.270, SLG: 0.353											4	1	1	1	0	1	2			
Inning Stats	R: 2 E: 0 K: 0 S: 13	H: 2 LOB: 0 BB: 0 P: 22	R: 0 E: 0 K: 0 S: 7	H: 1 LOB: 1 BB: 1 P: 16	R: 0 E: 0 K: 0 S: 8	H: 1 LOB: 1 BB: 0 P: 14	R: 0 E: 0 K: 1 S: 10	H: 0 LOB: 0 BB: 0 P: 18	R: 0 E: 0 K: 1 S: 7	H: 0 LOB: 0 BB: 0 P: 10	R: 2 E: 0 K: 0 S: 16	H: 3 LOB: 1 BB: 1 P: 23	R: 0 E: 0 K: 3 S: 12	H: 0 LOB: 0 BB: 0 P: 16	R: 1 E: 0 K: 0 S: 8	H: 1 LOB: 0 BB: 0 P: 10	1B: 5 2B: 1 3B: 0 HR: 2	SF: 0 SAC: 0 DP: 2 HBP: 0	WP: 0 PB: 0 SB: 2 CS: 0	PA: 39

BOTTOM

Chicago White Sox @ Kansas City Royals
Kauffman Stadium, Kansas City, MO
Tue Aug 01 2006, 7:10 PM CDT
Att: 11,609 - Clear - 97 F

livebaseballscorecards.com

AB 36
R 5
H 8
RBI 5
BB 3
SO 7
LOB 6



PITCHER	IP	WLS	BF	H	R	ER	SO	BB	IBB	HBP	BLK	WP	HR	S	P	ERA	WHIP
56 Mark Buehrle, L ERA: 4.74	6.0		22	4	2	2	3	1	0	0	0	0	1	55	93	3.00	0.833
47 Mike MacDougal, R ERA: 1.13	1.0	H	4	0	0	0	1	1	0	0	0	0	0	7	15	0.00	1.000
37 Matt Thornton, L ERA: 3.62	0.1	B	5	3	2	2	0	1	0	0	0	0	0	15	22	54.00	12.000
David Riske, R ERA: 3.33	1.2	W	4	0	0	0	3	0	0	0	0	0	0	13	17	0.00	0.000
45 Bobby Jenks, R ERA: 3.89	1.0	S	4	1	1	1	0	0	0	0	0	0	1	8	10	9.00	1.000

Batter	1	2	3	4	5	6	7	8	9	AB	R	H	RBI	BB	SO	LOB	TOP			
22 Scott Podsednik, L (1, 7) OBP: 0.345, SLG: 0.386	G3-1		G3		G3			F7		4	0	0	0	0	0	0	Chicago White Sox @ Kansas City Royals Kauffman Stadium, Kansas City, MO Wed Aug 02 2006, 7:10 PM CDT Att: 10,901 - Partly Cloudy - 98 F			
Tadahito Iguchi, R (1, 4) OBP: 0.348, SLG: 0.430	K			K		G1-3		K		4	0	0	0	0	3	0				
12 A.J. Pierzynski, L (1, 2) OBP: 0.361, SLG: 0.442	K				23 HR			23 1B		3	1	2	0	1	1	0				
23 Jermaine Dye, R (1, 9) OBP: 0.389, SLG: 0.635		G5-3			1B			1B		4	1	2	2	0	0	1				
24 Joe Crede, R (1, 5) OBP: 0.332, SLG: 0.546	F8				HR			1B		4	0	1	0	0	1	2				
Ross Gload, L (1, 3) OBP: 0.312, SLG: 0.386					1B					3	0	0	0	1	0	1				
8 Alex Cintron, S (1, 10) OBP: 0.324, SLG: 0.380	F8				E3					3	0	0	0	1	0	3				
32 Brian Anderson, R (1, 8) OBP: 0.284, SLG: 0.343					G3-6-3					3	0	0	0	1	0	3				
5 Juan Uribe, R (1, 6) OBP: 0.271, SLG: 0.450					F8					3	1	1	1	0	2	0				
Rob Mackowiak, L (9, PH) OBP: 0.390, SLG: 0.416					K					1	0	0	0	0	0	1				
								HR									AB 32 R 3 H 6 RBI 3 BB 4 SO 7 LOB 9			
Inning Stats	R: 0 E: 0 K: 2 S: 13	H: 0 LOB: 0 BB: 0 P: 20	R: 0 E: 0 K: 0 S: 13	H: 0 LOB: 1 BB: 2 P: 22	R: 0 E: 0 K: 1 S: 5	H: 0 LOB: 0 BB: 0 P: 7	R: 2 E: 1 K: 1 S: 9	H: 3 LOB: 1 BB: 0 P: 13	R: 0 E: 0 K: 0 S: 5	H: 0 LOB: 0 BB: 1 P: 10	R: 0 E: 0 K: 0 S: 6	H: 0 LOB: 1 BB: 1 P: 15	R: 1 E: 0 K: 2 S: 17	H: 3 LOB: 2 BB: 0 P: 27	R: 0 E: 0 K: 0 S: 8	H: 0 LOB: 1 BB: 1 P: 13		1B: 4 2B: 0 3B: 0 HR: 2	SF: 0 SAC: 0 DP: 2 HBP: 0	WP: 0 PB: 0 SB: 0 CS: 0
PITCHER	IP WLS BF H R ER SO BB IBB HBP BLK WP HR S P ERA WHIP																			
34 Luke Hudson, R (1, 1) ERA: 4.67	7.0 W 27 4 3 3 5 3 0 0 0 0 0 2 60 99 3.86 1.000																			
41 Jimmy Gobble, L (8, 1) ERA: 4.66	0.2 H 3 1 0 0 1 0 0 0 0 0 0 0 9 16 0.00 1.500																			
57 Joel Peralta, R (8, 1) ERA: 4.31	0.1 H 2 1 0 0 1 0 0 0 0 0 0 0 6 9 0.00 3.000																			
77 Joe Nelson, R (9, 1) ERA: 1.19	1.0 4 0 0 0 0 1 0 0 0 0 0 0 8 13 0.00 1.000																			

Batter	1	2	3	4	5	6	7	8	9	AB	R	H	RBI	BB	SO	LOB	BOTTOM			
9 David DeJesus, L (1, 7) OBP: 0.373, SLG: 0.447	G4-3									5	1	2	1	0	0	0	Chicago White Sox @ Kansas City Royals Kauffman Stadium, Kansas City, MO Wed Aug 02 2006, 7:10 PM CDT Att: 10,901 - Partly Cloudy - 98 F			
15 Mark Grudzielanek, R (1, 4) OBP: 0.328, SLG: 0.399	G6-3									5	2	2	0	0	2	1				
24 Mark Teahen, L (1, 5) OBP: 0.364, SLG: 0.535	G4-3									5	2	3	3	0	0	1				
16 Reggie Sanders, R (1, 10) OBP: 0.307, SLG: 0.427										4	1	1	0	1	0	2				
32 Shane Costa, L (1, 9) OBP: 0.298, SLG: 0.401										4	0	1	0	1	1	3				
43 Ryan Shealy, R (1, 3) OBP: 0.353, SLG: 0.438										3	0	3	1	1	0	0				
14 John Buck, R (1, 2) OBP: 0.299, SLG: 0.388										4	0	1	0	0	0	5				
2 Joey Gathright, L (1, 8) OBP: 0.312, SLG: 0.252										2	0	0	1	1	2	2				
4 Angel Berroa, R (1, 6) OBP: 0.269, SLG: 0.350										3	1	0	0	1	0	4				
																	AB 35 R 7 H 13 RBI 6 BB 5 SO 5 LOB 18			
Inning Stats	R: 0 E: 0 K: 0 S: 5	H: 0 LOB: 0 BB: 0 P: 6	R: 1 E: 1 K: 0 S: 9	H: 2 LOB: 2 BB: 0 P: 17	R: 0 E: 0 K: 1 S: 8	H: 1 LOB: 1 BB: 0 P: 10	R: 0 E: 0 K: 1 S: 8	H: 1 LOB: 2 BB: 1 P: 15	R: 2 E: 0 K: 0 S: 12	H: 4 LOB: 2 BB: 0 P: 19	R: 0 E: 0 K: 1 S: 9	H: 0 LOB: 0 BB: 0 P: 12	R: 2 E: 0 K: 2 S: 21	H: 3 LOB: 2 BB: 1 P: 25	R: 2 E: 0 K: 2 S: 21	H: 2 LOB: 2 BB: 3 P: 38		1B: 10 2B: 1 3B: 1 HR: 1	SF: 1 SAC: 0 DP: 0 HBP: 0	WP: 1 PB: 0 SB: 0 CS: 1
PITCHER	IP WLS BF H R ER SO BB IBB HBP BLK WP HR S P ERA WHIP																			
Freddy Garcia, R (1, 1) ERA: 4.87	6.2 L 33 11 5 4 3 1 1 0 0 0 0 0 62 101 5.40 1.800																			
Brandon McCarthy, R (7, 1) ERA: 4.13	0.2 3 0 1 1 0 2 0 0 0 0 0 0 8 17 13.50 3.000																			
Neal Cotts, L (8, 1) ERA: 3.3	0.2 5 2 1 1 2 1 0 0 0 0 1 0 14 24 13.50 4.500																			



Batter	1	2	3	4	5	6	7	8	9	AB	R	H	RBI	BB	SO	LOB	TOP			
Luis Castillo, S (1, 4) OBP: 0.339, SLG: 0.364	4-2 SH1-3 BB	1-2 7 BB 8 WP 5 FC5-2 1B	G1-6-3			2-3 K	1-2 1B		2-2 G6-4-3	5	1	2	0	1	1	2				
8 Nick Punto, S (1, 5) OBP: 0.401, SLG: 0.416	0-0 SH1-3	4-1 5 FC5-2 7 BB 33 BB 1B		1-0 G1-3		2-2 F7	0-2 G3-1			3	1	0	0	1	0	2				
7 Joe Mauer, L (1, 2) OBP: 0.441, SLG: 0.518	4-1 33 BB 2B	4-2 5 FC5-2 33 BB 1B		0-0 G6-3		4-1 5 BB 1B		1-1 33 G4-3 5 HBP 1B		2	2	1	0	3	0	0				
5 Michael Cuddyer, R (1, 9) OBP: 0.350, SLG: 0.484	2-2 F7	1-2 FC5-2 33 BB 1B		4-1 BB		1-2 BB		1-1 33 G4-3 1B		3	1	1	0	1	0	5				
33 Justin Morneau, L (1, 3) OBP: 0.367, SLG: 0.593	2-1 2B	2-1 E6		2-2 F8		0-0 FC6-4		3-2 G4-3		5	0	2	3	0	0	5				
Torii Hunter, R (1, 10) OBP: 0.350, SLG: 0.451	1-1 2B	G4-3		0-1 F8				1-1 G5-4-3 HBP		4	0	1	1	0	1	1				
Josh Rabe, R (1, 7) OBP: 0.433, SLG: 0.724	3-2 P4		1-1 E6 G4-3 WP		1-0 FC6-4 1B		0-0 HR	0-0 G5-4-3		5	2	2	1	0	0	5				
Jason Tyner, L (1, 8) OBP: 0.337, SLG: 0.316		0-1 1B 8 WP F7 1B	0-0 G4-3		3-2 P5		1-3 K		2-2 F7	5	1	1	0	0	1	2				
Jason Bartlett, R (1, 6) OBP: 0.423, SLG: 0.458	2-2 F7	2-2 F7	4-0 G1-6-3 BB		1-0 FC6-4		2-0 1B		4-2 G6-4-3 BB	3	0	1	0	2	0	2				
Inning Stats	R: 2 H: 2 E: 0 K: 0 S: 16	H: 2 R: 2 ER: 2 LOB: 2 BB: 2 P: 32	R: 4 H: 3 E: 1 K: 0 S: 18	H: 3 R: 1 ER: 1 LOB: 1 BB: 1 P: 32	R: 1 H: 0 E: 1 K: 0 S: 4	H: 0 R: 0 ER: 0 LOB: 0 BB: 1 P: 9	R: 0 H: 0 E: 0 K: 0 S: 6	H: 0 R: 0 ER: 0 LOB: 1 BB: 1 P: 13	R: 0 H: 1 E: 0 K: 1 S: 7	H: 1 R: 0 ER: 0 LOB: 2 BB: 0 P: 12	R: 0 H: 1 E: 0 K: 2 S: 12	H: 3 R: 0 ER: 0 LOB: 2 BB: 0 P: 20	R: 0 H: 1 E: 0 K: 0 S: 8	H: 1 R: 0 ER: 0 LOB: 0 BB: 1 P: 14	R: 0 H: 0 E: 0 K: 0 S: 10	H: 0 R: 0 ER: 0 LOB: 0 BB: 1 P: 18	1B: 9 2B: 1 3B: 0 HR: 1	SF: 0 SAC: 1 DP: 3 HBP: 2	WP: 2 PA: 46 PB: 0 SB: 0 CS: 0	
PITCHER	IP WLS BF H R ER SO BB IBB HBP BLK WP HR S P ERA WHIP	IP WLS BF H R ER SO BB IBB HBP BLK WP HR S P ERA WHIP	IP WLS BF H R ER SO BB IBB HBP BLK WP HR S P ERA WHIP	IP WLS BF H R ER SO BB IBB HBP BLK WP HR S P ERA WHIP	IP WLS BF H R ER SO BB IBB HBP BLK WP HR S P ERA WHIP	IP WLS BF H R ER SO BB IBB HBP BLK WP HR S P ERA WHIP	IP WLS BF H R ER SO BB IBB HBP BLK WP HR S P ERA WHIP	IP WLS BF H R ER SO BB IBB HBP BLK WP HR S P ERA WHIP	IP WLS BF H R ER SO BB IBB HBP BLK WP HR S P ERA WHIP	IP WLS BF H R ER SO BB IBB HBP BLK WP HR S P ERA WHIP	IP WLS BF H R ER SO BB IBB HBP BLK WP HR S P ERA WHIP	IP WLS BF H R ER SO BB IBB HBP BLK WP HR S P ERA WHIP	IP WLS BF H R ER SO BB IBB HBP BLK WP HR S P ERA WHIP	IP WLS BF H R ER SO BB IBB HBP BLK WP HR S P ERA WHIP	IP WLS BF H R ER SO BB IBB HBP BLK WP HR S P ERA WHIP	IP WLS BF H R ER SO BB IBB HBP BLK WP HR S P ERA WHIP	IP WLS BF H R ER SO BB IBB HBP BLK WP HR S P ERA WHIP	IP WLS BF H R ER SO BB IBB HBP BLK WP HR S P ERA WHIP	IP WLS BF H R ER SO BB IBB HBP BLK WP HR S P ERA WHIP	
36 Jorge De La Rosa, L (1, 1) ERA: 8.6	1.1 L	12 4 6 5 0 1	4 6 5 0 1	4 0 0 0 0	1 0 27 54	33.75 6.000														
Todd Wollemyer, R (2, 1) ERA: 4.5	4.2	20 3 1 0 1	3 0 0 0 0	1 0 36 65	0.00 1.286															
46 Juan Carlos Oviedo, R (7, 1) ERA: 3.18	3.0	14 4 1 1 2	1 0 2 0 0	0 1 33 52	3.00 1.667															

Minnesota Twins @ Kansas City Royals
Kauffman Stadium, Kansas City, MO
Thu Aug 03 2006, 7:10 PM CDT
Att: 12,022 - Partly Cloudy - 86 F

AB 35
R 8
H 11
RBI 5
BB 8
SO 3
LOB 24



Batter	1	2	3	4	5	6	7	8	9	AB	R	H	RBI	BB	SO	LOB	BOTTOM			
9 David DeJesus, L (1, 7) OBP: 0.375, SLG: 0.448	3-2 24 FC3-6 1B		2-2 L3			1-0 G1-4-3		1-0 2H 1B		4	0	2	1	0	0	0				
15 Mark Grudzielanek, R (1, 4) OBP: 0.327, SLG: 0.397	0-0 B2			2-2 16 F8 24 BB 32 SF7 1B		0-3 K		1-1 P6		4	1	1	0	0	1	2				
24 Mark Teahen, L (1, 5) OBP: 0.362, SLG: 0.529	1-2 FC3-6			4-2 1B		1-2 BB				3	0	0	0	1	0	1				
16 Reggie Sanders, R (1, 10) OBP: 0.303, SLG: 0.421	2-1 G5-3			0-1 F8		2-3 K		2-2 G6-3		4	0	0	0	0	1	3				
32 Shane Costa, L (1, 9) OBP: 0.291, SLG: 0.394		0-1 G3-1		1-1 SF7		0-1 F7		1-2 F7		3	0	0	1	0	0	0				
43 Ryan Shealy, R (1, 3) OBP: 0.300, SLG: 0.368		0-3 K		3H 0-1 F7		0-1 F7				3	0	0	0	0	1	1				
14 John Buck, R (1, 2) OBP: 0.296, SLG: 0.383		1-3 K			0-3 K			0-0 G6-3		3	0	0	0	0	2	0				
13 Andrés Blanco, S (1, 6) OBP: 0.286, SLG: 0.281			0-1 G3-1		1-2 K			2-1 F7		3	0	0	0	0	1	0				
2 Joey Gathright, L (1, 8) OBP: 0.312, SLG: 0.257			0-0 B1-3		1-0 L7			2-0 9 BB 1B 2B		3	1	1	0	0	0	0				
Inning Stats	R: 0 H: 1 E: 0 K: 0 S: 11	H: 1 R: 2 ER: 2 LOB: 0 BB: 0 P: 17	R: 0 H: 0 E: 0 K: 2 S: 8	H: 0 R: 0 ER: 0 LOB: 0 BB: 0 P: 9	R: 0 H: 0 E: 0 K: 0 S: 6	H: 0 R: 0 ER: 0 LOB: 0 BB: 0 P: 8	R: 1 H: 1 E: 0 K: 0 S: 14	H: 1 R: 0 ER: 0 LOB: 1 BB: 1 P: 21	R: 0 H: 0 E: 0 K: 2 S: 7	H: 0 R: 0 ER: 0 LOB: 0 BB: 0 P: 9	R: 0 H: 0 E: 0 K: 1 S: 7	H: 0 R: 0 ER: 0 LOB: 0 BB: 0 P: 10	R: 1 H: 2 E: 0 K: 0 S: 7	H: 2 R: 0 ER: 0 LOB: 1 BB: 0 P: 13	R: 0 H: 0 E: 0 K: 0 S: 10	H: 0 R: 0 ER: 0 LOB: 0 BB: 0 P: 13	1B: 3 2B: 1 3B: 0 HR: 0	SF: 1 SAC: 0 DP: 0 HBP: 0	WP: 0 PA: 32 PB: 0 SB: 0 CS: 0	
PITCHER	IP WLS BF H R ER SO BB IBB HBP BLK WP HR S P ERA WHIP	IP WLS BF H R ER SO BB IBB HBP BLK WP HR S P ERA WHIP	IP WLS BF H R ER SO BB IBB HBP BLK WP HR S P ERA WHIP	IP WLS BF H R ER SO BB IBB HBP BLK WP HR S P ERA WHIP	IP WLS BF H R ER SO BB IBB HBP BLK WP HR S P ERA WHIP	IP WLS BF H R ER SO BB IBB HBP BLK WP HR S P ERA WHIP	IP WLS BF H R ER SO BB IBB HBP BLK WP HR S P ERA WHIP	IP WLS BF H R ER SO BB IBB HBP BLK WP HR S P ERA WHIP	IP WLS BF H R ER SO BB IBB HBP BLK WP HR S P ERA WHIP	IP WLS BF H R ER SO BB IBB HBP BLK WP HR S P ERA WHIP	IP WLS BF H R ER SO BB IBB HBP BLK WP HR S P ERA WHIP	IP WLS BF H R ER SO BB IBB HBP BLK WP HR S P ERA WHIP	IP WLS BF H R ER SO BB IBB HBP BLK WP HR S P ERA WHIP	IP WLS BF H R ER SO BB IBB HBP BLK WP HR S P ERA WHIP	IP WLS BF H R ER SO BB IBB HBP BLK WP HR S P ERA WHIP	IP WLS BF H R ER SO BB IBB HBP BLK WP HR S P ERA WHIP	IP WLS BF H R ER SO BB IBB HBP BLK WP HR S P ERA WHIP	IP WLS BF H R ER SO BB IBB HBP BLK WP HR S P ERA WHIP	IP WLS BF H R ER SO BB IBB HBP BLK WP HR S P ERA WHIP	
Brad Radke, R (1, 1) ERA: 4.75	8.0 W	29 4 2 2 2	2 2 2 0 0	0 0 0 0 0	0 0 67 96	2.25 0.625														
36 Joe Nathan, R (9, 1) ERA: 1.57	1.0	3 0 0 0 0	0 0 0 0 0	0 0 10 13	0.00 0.000															

Minnesota Twins @ Kansas City Royals
Kauffman Stadium, Kansas City, MO
Thu Aug 03 2006, 7:10 PM CDT
Att: 12,022 - Partly Cloudy - 86 F

AB 30
R 2
H 4
RBI 2
BB 1
SO 6
LOB 7



Batter	1	2	3	4	5	6	7	8	9	10	AB	R	H	RBI	BB	SO	LOB	TOP	
Luis Castillo, S OBP: 0.338, SLG: 0.363 (1.4)	F7		SH1-3		G5-3	SAFE B SAFE B SAFE B SAFE B		G6-3		SH5-3	4	0	1	0	0	0	0		
8 Nick Punto, S OBP: 0.403, SLG: 0.417 (1.5)	F8		33 2B G4-3 BB		F8	8 BB 1B		K		K	4	1	1	0	2	2	1		
7 Joe Mauer, L OBP: 0.442, SLG: 0.524 (1.2)	K2-3		G4-3		33 BB BB					HR	4	2	1	1	2	1	5		
5 Michael Cuddyer, R OBP: 0.353, SLG: 0.490 (1.9)			33 2B BB		F8					HR	4	3	1	1	2	2	2		
33 Justin Morneau, L OBP: 0.376, SLG: 0.601 (1.3)	G6-3		1-H 2-H 3-H		FC6-4 BB					HR	2	0	2	3	4	0	0		
Tori Hunter, R OBP: 0.350, SLG: 0.452 (1.10)	G6-3		G5-3		FC6-4 BB					HR	6	0	2	2	0	1	6		
Josh Rabe, R OBP: 0.424, SLG: 0.677 16 Jason Kubel, L OBP: 0.302, SLG: 0.441 (7.7)					G5-3						2	0	0	0	1	0	0		
Jason Tyner, L OBP: 0.330, SLG: 0.310 (1.8)	G3				G3						5	0	1	0	0	1	6		
Jason Bartlett, R OBP: 0.422, SLG: 0.456 (1.6)			7 G4-3 33 2B SH1-3 1B		P2						5	2	2	0	0	0	1		
Inning Stats	R: 0 E: 0 K: 1 S: 7	H: 0 LOB: 0 BB: 0 P: 14	R: 0 E: 0 K: 1 S: 11	H: 1 LOB: 2 BB: 1 P: 22	R: 3 E: 0 K: 0 S: 13	H: 2 LOB: 1 BB: 2 P: 27	R: 0 E: 0 K: 0 S: 5	H: 0 LOB: 0 BB: 0 P: 10	R: 0 E: 0 K: 0 S: 9	H: 1 LOB: 3 BB: 2 P: 21	R: 0 E: 0 K: 1 S: 14	H: 2 LOB: 3 BB: 1 P: 26	R: 0 E: 0 K: 1 S: 8	H: 0 LOB: 0 BB: 0 P: 15	R: 2 E: 0 K: 3 S: 16	H: 2 LOB: 1 BB: 3 P: 27	1B: 5 2B: 4 3B: 0 HR: 2	SF: 0 SAC: 2 DP: 1 HBP: 0	WP: 1 PA: 51
PITCHER	IP WLS BF H R ER SO BB IBB HBP BLK WP HR S P ERA WHIP	IP WLS BF H R ER SO BB IBB HBP BLK WP HR S P ERA WHIP	IP WLS BF H R ER SO BB IBB HBP BLK WP HR S P ERA WHIP	IP WLS BF H R ER SO BB IBB HBP BLK WP HR S P ERA WHIP	IP WLS BF H R ER SO BB IBB HBP BLK WP HR S P ERA WHIP	IP WLS BF H R ER SO BB IBB HBP BLK WP HR S P ERA WHIP	IP WLS BF H R ER SO BB IBB HBP BLK WP HR S P ERA WHIP	IP WLS BF H R ER SO BB IBB HBP BLK WP HR S P ERA WHIP	IP WLS BF H R ER SO BB IBB HBP BLK WP HR S P ERA WHIP	IP WLS BF H R ER SO BB IBB HBP BLK WP HR S P ERA WHIP	IP WLS BF H R ER SO BB IBB HBP BLK WP HR S P ERA WHIP	IP WLS BF H R ER SO BB IBB HBP BLK WP HR S P ERA WHIP	IP WLS BF H R ER SO BB IBB HBP BLK WP HR S P ERA WHIP	IP WLS BF H R ER SO BB IBB HBP BLK WP HR S P ERA WHIP	IP WLS BF H R ER SO BB IBB HBP BLK WP HR S P ERA WHIP	IP WLS BF H R ER SO BB IBB HBP BLK WP HR S P ERA WHIP	IP WLS BF H R ER SO BB IBB HBP BLK WP HR S P ERA WHIP	IP WLS BF H R ER SO BB IBB HBP BLK WP HR S P ERA WHIP	
Mark Redman, L ERA: 5.38 57 Joel Peralta, R ERA: 4.28 41 Jimmy Gobble, L ERA: 4.61 77 Joe Nelson, R ERA: 1.11 Ambiorix Burgos, R ERA: 5.64	Scott Dohmann, R ERA: 7.0																		

Minnesota Twins @ Kansas City Royals
Kauffman Stadium, Kansas City, MO
Fri Aug 04 2006, 7:10 PM CDT
Att: 19,394 - Clear - 87 F

AB 37
R 8
H 11
RBI 7
BB 12
SO 8
LOB 22



Batter	1	2	3	4	5	6	7	8	9	10	AB	R	H	RBI	BB	SO	LOB	BOTTOM			
9 David DeJesus, L OBP: 0.372, SLG: 0.444 (9.7)	F7		F8		K					G3-1	5	0	1	0	0	1	3				
15 Mark Grudzielanek, R OBP: 0.325, SLG: 0.394 (1.4)	K				16 F9 24 BB 1B					G1-3	5	1	1	0	0	1	1				
24 Mark Teahen, L OBP: 0.360, SLG: 0.521 (1.5)	K				16 F9 16 FC5-4 16 FC5-4 35-4-3					L6	4	1	0	0	1	2	1				
16 Reggie Sanders, R OBP: 0.298, SLG: 0.413 (1.9)					F9					K	5	0	0	0	0	2	3				
Emil Brown, R OBP: 0.343, SLG: 0.420 2 Joey Gathright, L OBP: 0.312, SLG: 0.257 (9.8)					F9					K	4	2	2	1	0	1	0				
43 Ryan Shealy, R OBP: 0.375, SLG: 0.381 (1.3)					43 BB 1B					43 1B 2B	0	0	0	0	0	0	0				
Esteban German, R OBP: 0.430, SLG: 0.378 (1.10)					14 1B BB					14 1B 1B	2	1	1	1	2	0	0				
14 John Buck, R OBP: 0.298, SLG: 0.383 (1.2)					14 1B 1B					14 SH2-4 1B	4	0	2	1	0	2	1				
4 Angel Berroa, R OBP: 0.267, SLG: 0.347 32 Shane Costa, L OBP: 0.290, SLG: 0.392 13 Andrés Blanco, S OBP: 0.286, SLG: 0.281 (10.6)					14 1B 1B					SH2-4	3	0	1	2	0	2	0				
Inning Stats	R: 0 E: 0 K: 2 S: 9	H: 0 LOB: 0 BB: 0 P: 13	R: 0 E: 0 K: 3 S: 12	H: 0 LOB: 1 BB: 1 P: 17	R: 0 E: 0 K: 1 S: 8	H: 0 LOB: 0 BB: 0 P: 12	R: 4 E: 0 K: 1 S: 23	H: 4 LOB: 2 BB: 2 P: 35	R: 0 E: 1 K: 0 S: 8	H: 0 LOB: 0 BB: 0 P: 10	R: 0 E: 0 K: 1 S: 8	H: 0 LOB: 1 BB: 0 P: 12	R: 1 E: 0 K: 1 S: 9	H: 2 LOB: 1 BB: 0 P: 14	R: 0 E: 0 K: 1 S: 14	H: 1 LOB: 1 BB: 2 P: 22	R: 0 E: 0 K: 1 S: 8	H: 0 LOB: 0 BB: 0 P: 13	1B: 7 2B: 1 3B: 0 HR: 0	SF: 0 SAC: 1 DP: 1 HBP: 0	WP: 0 PA: 40
PITCHER	IP WLS BF H R ER SO BB IBB HBP BLK WP HR S P ERA WHIP	IP WLS BF H R ER SO BB IBB HBP BLK WP HR S P ERA WHIP	IP WLS BF H R ER SO BB IBB HBP BLK WP HR S P ERA WHIP	IP WLS BF H R ER SO BB IBB HBP BLK WP HR S P ERA WHIP	IP WLS BF H R ER SO BB IBB HBP BLK WP HR S P ERA WHIP	IP WLS BF H R ER SO BB IBB HBP BLK WP HR S P ERA WHIP	IP WLS BF H R ER SO BB IBB HBP BLK WP HR S P ERA WHIP	IP WLS BF H R ER SO BB IBB HBP BLK WP HR S P ERA WHIP	IP WLS BF H R ER SO BB IBB HBP BLK WP HR S P ERA WHIP	IP WLS BF H R ER SO BB IBB HBP BLK WP HR S P ERA WHIP	IP WLS BF H R ER SO BB IBB HBP BLK WP HR S P ERA WHIP	IP WLS BF H R ER SO BB IBB HBP BLK WP HR S P ERA WHIP	IP WLS BF H R ER SO BB IBB HBP BLK WP HR S P ERA WHIP	IP WLS BF H R ER SO BB IBB HBP BLK WP HR S P ERA WHIP	IP WLS BF H R ER SO BB IBB HBP BLK WP HR S P ERA WHIP	IP WLS BF H R ER SO BB IBB HBP BLK WP HR S P ERA WHIP	IP WLS BF H R ER SO BB IBB HBP BLK WP HR S P ERA WHIP	IP WLS BF H R ER SO BB IBB HBP BLK WP HR S P ERA WHIP			
Johan Santana, L ERA: 3.22 28 Jesse Crain, R ERA: 4.22 Juan Rincon, R ERA: 2.21 37 Dennis Reyes, L ERA: 1.2 36 Joe Nathan, R ERA: 1.53																					

Minnesota Twins @ Kansas City Royals
Kauffman Stadium, Kansas City, MO
Fri Aug 04 2006, 7:10 PM CDT
Att: 19,394 - Clear - 87 F

AB 36
R 5
H 8
RBI 5
BB 3
SO 13
LOB 12



Batter	1	2	3	4	5	6	7	8	9	AB	R	H	RBI	BB	SO	LOB	TOP					
Luis Castillo, S (1.4)	G6-3		G3														6 2 4 3 0 0 0					
8 Nick Punto, S (1.5)	B1-3																1 1 0 3 3 0 1					
7 Joe Mauer, L (1.2)	B1-3																3 1 1 2 3 0 2					
5 Michael Cuddyer, R (1.9)																	5 0 1 1 1 1 6					
33 Justin Morneau, L (1.3)	K																4 2 1 3 2 1 2					
Tori Hunter, R (1.8)																	4 0 1 0 0 0 4					
Josh Rabe, R (8.7)																	1 0 0 0 0 0 1					
16 Jason Kubel, L (1.10)																	3 2 0 0 3 1 2					
Jason Tyner, L (1.7)																	3 3 1 0 2 0 3					
Jason Bartlett, R (1.6)																	5 3 3 2 0 0 1					
Inning Stats	R: 0 E: 0 K: 1 S: 7	H: 0 LOB: 2 BB: 2 P: 17	R: 0 E: 0 K: 0 S: 5	H: 0 LOB: 1 BB: 1 P: 11	R: 3 E: 0 K: 0 S: 12	H: 1 LOB: 0 BB: 2 P: 24	R: 2 E: 1 K: 0 S: 15	H: 2 LOB: 1 BB: 1 P: 25	R: 5 E: 0 K: 1 S: 21	H: 3 LOB: 2 BB: 4 P: 46	R: 0 E: 0 K: 1 S: 8	H: 1 LOB: 1 BB: 0 P: 9	R: 1 E: 0 K: 0 S: 10	H: 2 LOB: 3 BB: 2 P: 22	R: 3 E: 0 K: 0 S: 14	H: 3 LOB: 1 BB: 2 P: 26	R: 0 E: 1 K: 0 S: 6	H: 0 LOB: 0 BB: 0 P: 11	1B: 9 2B: 2 3B: 0 HR: 1	SF: 2 SAC: 0 DP: 3 HBP: 1	WP: 0 PB: 0 SB: 0 CS: 0	PA: 52
PITCHER	IP WLS BF H R ER SO BB IBB HBP BLK WP HR S P ERA WHIP																					
Runevs Hernandez, R (1.1)	4.2 L 27 4 9 8 2 9 0 1 0 0 0 1 52 108 15.43 2.786																					
57 Joel Peralta, R (5.1)	0.1 4 2 1 1 0 1 0 0 0 0 0 0 8 15 27.00 9.000																					
Scott Dohmann, R (6.1)	2.0 11 3 1 1 1 1 1 0 0 0 0 18 31 4.50 2.000																					
46 Juan Carlos Oviedo, R (8.1)	2.0 10 3 3 3 0 2 0 0 0 0 0 20 37 13.50 2.500																					

Minnesota Twins @ Kansas City Royals
Kauffman Stadium, Kansas City, MO
Sat Aug 05 2006, 6:10 PM CDT
Att: 25,131 - Clear - 99 F

AB 35
R 14
H 12
RBI 14
BB 14
SO 3
LOB 22



Batter	1	2	3	4	5	6	7	8	9	AB	R	H	RBI	BB	SO	LOB	BOTTOM	
9 David DeJesus, L (1.7)	G4-3		G4-6-3														4 1 1 1 0 1 3	
Esteban German, R (8.7)																	1 0 0 0 0 0 1	
15 Mark Grudzielanek, R (1.4)	G4-3																3 0 0 0 1 0 0	
13 Andrés Blanco, S (8.4)																	0 0 0 0 0 0 0	
24 Mark Teahen, L (1.5)	G3																4 1 1 0 0 2 3	
Emil Brown, R (1.10)																	4 1 2 2 0 1 0	
32 Shane Costa, L (1.9)																	4 0 2 0 0 0 0	
43 Ryan Shealy, R (1.3)																	4 0 0 0 0 0 3	
Paul Bako, L (1.2)																	1 0 0 0 0 0 2	
14 John Buck, R (5.2)																	3 0 2 0 0 0 0	
4 Angel Berroa, R (1.6)																	4 0 1 0 0 1 2	
2 Joey Gathright, L (1.8)																	4 0 2 0 0 0 1	
Inning Stats	R: 0 E: 0 K: 0 S: 6	H: 2 LOB: 1 BB: 0 P: 15	R: 0 E: 0 K: 0 S: 4	H: 1 LOB: 0 BB: 0 P: 5	R: 0 E: 0 K: 1 S: 9	H: 0 LOB: 0 BB: 0 P: 12	R: 0 E: 0 K: 0 S: 6	H: 1 LOB: 1 BB: 0 P: 8	R: 3 E: 0 K: 2 S: 14	H: 4 LOB: 3 BB: 1 P: 26	R: 0 E: 0 K: 1 S: 14	H: 0 LOB: 0 BB: 0 P: 21	R: 0 E: 0 K: 1 S: 12	H: 1 LOB: 1 BB: 0 P: 19	1B: 7 2B: 3 3B: 0 HR: 2	SF: 0 SAC: 0 DP: 2 HBP: 0	WP: 0 PB: 0 SB: 0 CS: 0	PA: 37
PITCHER	IP WLS BF H R ER SO BB IBB HBP BLK WP HR S P ERA WHIP																	
Carlos Silva, R (1.1)	6.1 W 27 10 3 3 1 0 0 0 0 0 0 2 50 79 4.26 1.579																	
17 Fat Neshkek, R (7.1)	1.2 6 0 0 0 3 1 0 0 0 0 0 0 20 33 0.00 0.600																	
Willie Eyre, R (9.1)	1.0 4 1 0 0 1 0 0 0 0 0 0 0 12 19 0.00 1.000																	

Minnesota Twins @ Kansas City Royals
Kauffman Stadium, Kansas City, MO
Sat Aug 05 2006, 6:10 PM CDT
Att: 25,131 - Clear - 99 F

AB 36
R 3
H 11
RBI 3
BB 1
SO 5
LOB 15



Batter	1	2	3	4	5	6	7	8	9	AB	R	H	RBI	BB	SO	LOB	TOP										
Luis Castillo, S OBP: 0.345, SLG: 0.374	G4-3	CS	F9					SH1-3	K	6	1	3	2	0	1	2	Minnesota Twins @ Kansas City Royals Kauffman Stadium, Kansas City, MO Sun Aug 06 2006, 1:10 PM CDT Att: 14,064 - Sunny - 98 F livebaseballscorecards.com										
8 Nick Punto, S OBP: 0.399, SLG: 0.408	G4-3		B1-3	G1-3				SH1-3	G4-3	5	0	0	0	0	1	6											
55 Mike Redmond, R OBP: 0.366, SLG: 0.440										4	1	3	2	1	0	3											
5 Michael Cuddyer, R OBP: 0.359, SLG: 0.503										4	3	3	2	1	0	3											
33 Justin Morneau, L OBP: 0.376, SLG: 0.599										5	1	1	1	0	0	5											
Torii Hunter, R OBP: 0.353, SLG: 0.460										5	1	3	2	0	1	0											
Josh Rabe, R OBP: 0.359, SLG: 0.568										5	0	0	0	0	1	3											
Jason Tyner, L OBP: 0.367, SLG: 0.337										5	2	4	0	0	0	1											
Jason Bartlett, R OBP: 0.443, SLG: 0.497										5	2	5	2	0	0	0											
Inning Stats	R: 0 E: 0 K: 0 S: 9	H: 1 LOB: 2 BB: 1 P: 16	R: 1 E: 0 K: 0 S: 13	H: 2 LOB: 0 BB: 1 P: 19	R: 0 E: 0 K: 0 S: 13	H: 1 LOB: 2 BB: 1 P: 19	R: 2 E: 0 K: 0 S: 14	H: 3 LOB: 1 BB: 0 P: 19	R: 2 E: 0 K: 1 S: 12	H: 2 LOB: 0 BB: 0 P: 20	R: 0 E: 0 K: 1 S: 14	H: 3 LOB: 2 BB: 0 P: 15	R: 1 E: 0 K: 0 S: 7	H: 1 LOB: 0 BB: 0 P: 10	R: 5 E: 0 K: 1 S: 22	H: 7 LOB: 1 BB: 0 P: 35	R: 0 E: 0 K: 1 S: 12	H: 2 LOB: 3 BB: 0 P: 17	1B: 14 2B: 6 3B: 2 HR: 1	SF: 0 SAC: 1 DP: 2 HBP: 2	WP: 1 PB: 0 SB: 0 CS: 1	PA: 50					
PITCHER	IP	WLS	BF	H	R	ER	SO	BB	IBB	HBP	BLK	WP	HR	S	P	ERA	WHIP										
45 Odalis Perez, L ERA: 6.85	5.0		25	9	5	5	1	2	0	0	0	1	1	61	93	9.00	2.200										
Todd Wellemeyer, R ERA: 4.5	2.0	L	9	4	1	1	1	0	0	1	0	0	0	21	25	4.50	2.000										
77 Joe Nelson, R ERA: 2.84	1.0		9	7	5	5	1	0	0	0	0	0	0	22	35	45.00	7.000										
Ambiorix Burgos, R ERA: 5.53	1.0		6	2	0	0	1	0	0	1	0	0	0	12	17	0.00	2.000										

Batter	1	2	3	4	5	6	7	8	9	AB	R	H	RBI	BB	SO	LOB	BOTTOM										
9 David DeJesus, L OBP: 0.371, SLG: 0.449										4	0	1	1	0	0	2	Minnesota Twins @ Kansas City Royals Kauffman Stadium, Kansas City, MO Sun Aug 06 2006, 1:10 PM CDT Att: 14,064 - Sunny - 98 F livebaseballscorecards.com										
15 Mark Grudzielanek, R OBP: 0.329, SLG: 0.392										4	1	2	0	1	0	2											
24 Mark Teahen, L OBP: 0.353, SLG: 0.507										5	0	0	0	0	2	4											
16 Reggie Sanders, R OBP: 0.299, SLG: 0.413										5	0	2	0	0	0	2											
32 Shane Costa, L OBP: 0.295, SLG: 0.395										2	1	0	0	1	0	4											
Ernie Brown, R OBP: 0.347, SLG: 0.433										2	0	2	1	0	0	0											
43 Ryan Shealy, R OBP: 0.394, SLG: 0.464										3	2	2	2	2	0	2											
Paul Bako, L OBP: 0.294, SLG: 0.269										5	1	2	0	0	2	3											
4 Angel Berroa, R OBP: 0.266, SLG: 0.349										5	0	1	1	0	1	5											
2 Joey Gathright, L OBP: 0.314, SLG: 0.258										3	0	0	0	1	1	3											
Inning Stats	R: 0 E: 0 K: 0 S: 10	H: 0 LOB: 2 BB: 1 P: 23	R: 1 E: 0 K: 0 S: 18	H: 2 LOB: 2 BB: 1 P: 28	R: 3 E: 0 K: 1 S: 18	H: 3 LOB: 1 BB: 1 P: 29	R: 0 E: 0 K: 0 S: 11	H: 2 LOB: 2 BB: 0 P: 18	R: 0 E: 0 K: 1 S: 10	H: 1 LOB: 1 BB: 0 P: 14	R: 0 E: 0 K: 2 S: 8	H: 0 LOB: 0 BB: 0 P: 12	R: 0 E: 0 K: 1 S: 12	H: 0 LOB: 0 BB: 0 P: 16	R: 0 E: 0 K: 1 S: 15	H: 1 LOB: 2 BB: 1 P: 23	1B: 9 2B: 1 3B: 1 HR: 1	SF: 0 SAC: 0 DP: 1 HBP: 1	WP: 1 PB: 0 SB: 0 CS: 0	PA: 44							
PITCHER	IP	WLS	BF	H	R	ER	SO	BB	IBB	HBP	BLK	WP	HR	S	P	ERA	WHIP										
Mike Smith, R ERA: 12.0	3.0		18	5	4	4	1	3	0	1	0	0	0	24	41	4.50	2.500										
54 Matt Guerrier, R ERA: 3.39	2.0		11	4	1	1	1	1	0	0	0	1	0	14	21	0.00	1.000										
37 Denny Reyes, L ERA: 1.13	2.0	W	7	2	0	0	2	0	0	0	0	0	0	12	16	0.00	0.000										
Juan Rincon, R ERA: 2.17	1.0		3	0	0	0	1	0	0	0	0	0	0	15	23	0.00	2.000										
Wilkie Eyre, R ERA: 7.05	1.0		5	1	0	0	1	1	0	0	0	0	0	15	23	0.00	2.000										

Batter	1	2	3	4	5	6	7	8	9	AB	R	H	RBI	BB	SO	LOB	TOP				
Coco Crisp, S (1,8) OBP: 0.325, SLG: 0.384	F9		G6-3	F7		G5-3			BB	4	0	0	0	1	0	3	Boston Red Sox @ Kansas City Royals Kauffman Stadium, Kansas City, MO Tue Aug 08 2006, 7:10 PM CDT Att: 26,687 - Clear - 90 F livebaseballscorecards.com				
Mark Loretta, R (1,4) OBP: 0.356, SLG: 0.388 13 Alex Cora, L (5,4) OBP: 0.375, SLG: 0.351	L1		G5-3		HBP		K2-3		G1-3	2	0	0	0	0	0	0					
34 David Ortiz, L (1,10) OBP: 0.398, SLG: 0.636	BB			L7	L9		HR		BB	3	1	1	1	2	0	1					
Manny Ramirez, R (1,7) OBP: 0.429, SLG: 0.629	BB			2B	1B		L9		BB	4	1	2	0	1	1	2					
20 Kevin Youkilis, R (1,3) OBP: 0.396, SLG: 0.444	L3			2B	F9		F8		FC5-4	5	0	1	1	0	0	6					
25 Mike Lowell, R (1,5) OBP: 0.337, SLG: 0.485				FC6-5	G1-3				BB	3	1	1	0	1	0	3					
Wily Mo Peña, R (1,9) OBP: 0.364, SLG: 0.510	G1-6-4-3			HR			K		G5-4-3	4	1	1	2	0	1	2					
Javy Lopez, R (1,2) OBP: 0.307, SLG: 0.403	G6-3			1B			G6-3		2B	4	0	2	0	0	0	0					
Alex Gonzalez, R (1,6) OBP: 0.333, SLG: 0.434			G5-3		1B				K	4	0	2	0	0	1	1					
Inning Stats	R: 0 E: 0 K: 0 S: 16	H: 0 LOB: 2 BB: 2 P: 31	R: 0 E: 0 K: 0 S: 8	H: 1 LOB: 0 BB: 0 P: 9	R: 0 E: 0 K: 0 S: 9	H: 0 LOB: 0 BB: 0 P: 14	R: 3 E: 0 K: 0 S: 17	H: 5 LOB: 2 BB: 0 P: 22	R: 0 E: 0 K: 1 S: 9	H: 1 LOB: 1 BB: 0 P: 11	R: 1 E: 0 K: 1 S: 12	H: 1 LOB: 0 BB: 0 P: 16	R: 0 E: 0 K: 1 S: 7	H: 1 LOB: 1 BB: 1 P: 13	R: 0 E: 0 K: 1 S: 14	H: 0 LOB: 2 BB: 2 P: 26	1B: 4 2B: 4 3B: 0 HR: 2	SF: 0 SAC: 0 DP: 2 HBP: 1	WP: 1 PB: 0 SB: 1 CS: 0	PA: 41	
PITCHER	IP	WLS	BF	H	R	ER	SO	BB	IBB	HBP	BLK	WP	HR	S	P	ERA	WHIP				
34 Luke Hudson, R (1,1) ERA: 4.65	6.0	W	28	8	3	3	1	2	0	1	0	1	1	68	102	4.50	1.667				
41 Jimmy Gobble, L (7,1) ERA: 4.73	0.1	H	2	1	1	1	1	0	0	0	0	0	1	7	11	27.00	3.000				
57 Joel Peralta, R (7,1) ERA: 4.38	0.2	H	2	0	0	0	0	0	0	0	0	0	0	5	5	0.00	0.000				
77 Joe Nelson, R (8,1) ERA: 2.73	1.0	H	4	1	0	0	1	1	0	0	0	0	0	7	13	0.00	2.000				
Ambiorix Burgos, R (9,1) ERA: 5.43	1.0	S	5	0	0	0	1	2	0	0	0	0	0	14	26	0.00	2.000				

Batter	1	2	3	4	5	6	7	8	9	AB	R	H	RBI	BB	SO	LOB	BOTTOM				
9 David DeJesus, L (1,8) OBP: 0.368, SLG: 0.444	F9	SF8			G3	BB		L7		3	0	0	1	1	0	0	Boston Red Sox @ Kansas City Royals Kauffman Stadium, Kansas City, MO Tue Aug 08 2006, 7:10 PM CDT Att: 26,687 - Clear - 90 F livebaseballscorecards.com				
15 Mark Grudzielanek, R (1,4) OBP: 0.331, SLG: 0.396	BB	K			1B	SF8		1B		4	1	3	1	0	1	1					
29 Mike Sweeney, R (1,10) OBP: 0.330, SLG: 0.310	BB			K	1B	G3-1		BB		3	1	1	0	2	1	2					
16 Reggie Sanders, R (1,9) OBP: 0.294, SLG: 0.406	L5		F8		F5	F9		P3		5	0	0	0	0	0	8					
24 Mark Teahen, L (1,5) OBP: 0.354, SLG: 0.504	G4-3			BB	HBP		F8			2	0	0	0	1	0	2					
Emil Brown, R (1,7) OBP: 0.346, SLG: 0.442 2 Joey Gathright, L (8,8) OBP: 0.314, SLG: 0.258	G6-3		P4		1B		HR			4	1	2	3	0	0	1					
43 Ryan Shealy, R (1,3) OBP: 0.378, SLG: 0.419	BB			K	K		F9			3	1	0	0	1	2	2					
14 John Buck, R (1,2) OBP: 0.303, SLG: 0.395	BB	2B		K		G4-3				4	2	2	0	0	1	0					
4 Angel Berroa, R (1,6) OBP: 0.267, SLG: 0.349	1B		F9		SH		F7			3	0	1	1	0	0	0					
Inning Stats	R: 0 E: 0 K: 0 S: 10	H: 1 LOB: 2 BB: 1 P: 24	R: 2 E: 0 K: 1 S: 11	H: 2 LOB: 1 BB: 1 P: 23	R: 0 E: 0 K: 1 S: 9	H: 0 LOB: 1 BB: 1 P: 19	R: 0 E: 0 K: 2 S: 10	H: 0 LOB: 0 BB: 0 P: 16	R: 2 E: 0 K: 1 S: 12	H: 3 LOB: 2 BB: 0 P: 23	R: 1 E: 1 K: 0 S: 13	H: 1 LOB: 2 BB: 1 P: 21	R: 1 E: 0 K: 0 S: 10	H: 1 LOB: 0 BB: 0 P: 17	R: 0 E: 0 K: 0 S: 7	H: 1 LOB: 2 BB: 1 P: 14	1B: 7 2B: 1 3B: 0 HR: 1	SF: 2 SAC: 1 DP: 0 HBP: 1	WP: 1 PB: 0 SB: 0 CS: 0	PA: 40	
PITCHER	IP	WLS	BF	H	R	ER	SO	BB	IBB	HBP	BLK	WP	HR	S	P	ERA	WHIP				
31 Jon Lester, L (1,1) ERA: 3.86	5.0	L	25	6	4	4	5	3	0	1	0	0	0	13	21	0.00	2.000				
56 Craig Hansen, R (6,1) ERA: 5.29	1.0		6	1	1	0	0	1	0	0	0	0	0	15	27	5.40	1.800				
Rudy Seanez, R (7,1) ERA: 3.89	1.2		8	2	1	1	0	1	0	0	0	0	0	2	4	0.00	0.000				
51 Julian Tavarez, R (8,1) ERA: 5.03	0.1		1	0	0	0	0	0	0	0	0	0	0	2	4	0.00	0.000				

Batter	1	2	3	4	5	6	7	8	9	AB	R	H	RBI	BB	SO	LOB	TOP			
20 Kevin Youkilis, R OBP: 0.398, SLG: 0.445										3	1	1	0	2	1	3	Boston Red Sox @ Kansas City Royals Kauffman Stadium, Kansas City, MO Wed Aug 09 2006, 7:10 PM CDT Att: 21,928 - Clear - 102 F livebaseballscorecards.com			
Mark Loretta, R OBP: 0.355, SLG: 0.385										4	0	0	0	1	0	3				
34 David Ortiz, L OBP: 0.396, SLG: 0.630										4	0	0	0	1	0	3				
Manny Ramirez, R OBP: 0.433, SLG: 0.637										3	1	2	2	2	1	1				
Wily Mo Peña, R OBP: 0.360, SLG: 0.500 Coco Crisp, S OBP: 0.325, SLG: 0.384										5	0	1	0	0	2	4				
25 Mike Lowell, R OBP: 0.339, SLG: 0.482										2	1	0	0	2	0	3				
Gabe Kapler, R OBP: 0.377, SLG: 0.462										3	1	1	0	1	0	1				
Javy Lopez, R OBP: 0.309, SLG: 0.407										4	0	2	2	0	1	3				
Alex Gonzalez, R OBP: 0.330, SLG: 0.429										4	0	0	0	0	1	5				
Inning Stats	R: 2 E: 0 K: 1 S: 12	H: 1 LOB: 0 BB: 1 P: 21	R: 0 E: 1 K: 0 S: 11	H: 0 LOB: 1 BB: 1 P: 21	R: 0 E: 0 K: 1 S: 14	H: 0 LOB: 1 BB: 1 P: 24	R: 2 E: 0 K: 1 S: 11	H: 2 LOB: 2 BB: 1 P: 18	R: 0 E: 0 K: 1 S: 9	H: 0 LOB: 0 BB: 1 P: 16	R: 0 E: 0 K: 0 S: 8	H: 1 LOB: 2 BB: 2 P: 18	R: 0 E: 1 K: 1 S: 13	H: 1 LOB: 2 BB: 0 P: 20	R: 0 E: 0 K: 1 S: 10	H: 0 LOB: 1 BB: 1 P: 20		1B: 3 2B: 3 3B: 0 HR: 1	SF: 0 SAC: 0 DP: 3 HBP: 0	WP: 0 PB: 0 SB: 0 CS: 1
PITCHER	IP WLS BF H R ER SO BB IBB HBP BLK WP HR S P ERA WHIP																			
Mark Redman, L ERA: 5.49	(1, 1) 4.1 23 5 4 4 3 5 0 0 0 0 1 61 106 8.31 2.308																			
Todd Wellemeyer, R ERA: 4.24	(5, 1) 3.0 11 1 0 0 1 2 1 0 0 0 0 22 45 0.00 1.000																			
Scott Dohmann, R ERA: 6.46	(8, 1) 1.2 W 7 1 0 0 2 1 0 0 0 0 0 19 32 0.00 1.200																			

Batter	1	2	3	4	5	6	7	8	9	AB	R	H	RBI	BB	SO	LOB	BOTTOM					
9 David DeJesus, L OBP: 0.366, SLG: 0.439										3	0	0	1	1	1	1	Boston Red Sox @ Kansas City Royals Kauffman Stadium, Kansas City, MO Wed Aug 09 2006, 7:10 PM CDT Att: 21,928 - Clear - 102 F livebaseballscorecards.com					
15 Mark Grudzielanek, R OBP: 0.332, SLG: 0.399										5	2	2	0	0	0	3						
29 Mike Sweeney, R OBP: 0.333, SLG: 0.316										5	1	2	1	0	0	2						
24 Mark Teahen, L OBP: 0.356, SLG: 0.507										4	1	2	2	0	0	0						
32 Shane Costa, L OBP: 0.299, SLG: 0.398										4	0	2	0	0	1	1						
43 Ryan Shealy, R OBP: 0.341, SLG: 0.371										4	0	0	0	0	3	4						
14 John Buck, R OBP: 0.299, SLG: 0.389										4	0	0	0	0	0	4						
4 Angel Berroa, R OBP: 0.267, SLG: 0.349 Esteban German, R OBP: 0.431, SLG: 0.392										3	0	1	0	0	1	0						
2 Joey Gathright, L OBP: 0.314, SLG: 0.259										3	0	1	0	0	1	1						
Inning Stats	R: 0 E: 0 K: 1 S: 8	H: 0 LOB: 0 BB: 0 P: 11	R: 0 E: 0 K: 1 S: 9	H: 0 LOB: 0 BB: 0 P: 13	R: 0 E: 0 K: 1 S: 8	H: 0 LOB: 0 BB: 0 P: 11	R: 3 E: 0 K: 1 S: 17	H: 3 LOB: 1 BB: 0 P: 29	R: 0 E: 0 K: 0 S: 13	H: 1 LOB: 1 BB: 0 P: 18	R: 0 E: 0 K: 1 S: 12	H: 2 LOB: 2 BB: 0 P: 21	R: 0 E: 0 K: 0 S: 17	H: 1 LOB: 2 BB: 1 P: 28	R: 0 E: 0 K: 1 S: 10	H: 1 LOB: 1 BB: 0 P: 13		R: 2 E: 0 K: 1 S: 15	H: 3 LOB: 1 BB: 0 P: 22	1B: 8 2B: 2 3B: 1 HR: 0	SF: 1 SAC: 1 DP: 0 HBP: 0	WP: 3 PB: 1 SB: 2 CS: 0
PITCHER	IP WLS BF H R ER SO BB IBB HBP BLK WP HR S P ERA WHIP																					
19 Josh Beckett, R ERA: 4.92	(1, 1) 6.0 25 6 3 2 5 3 0 0 0 0 0 67 103 3.00 1.000																					
17 Manny Delcarmen, R ERA: 4.29	(7, 1) 0.2 H 4 1 0 0 0 1 0 0 0 0 0 12 21 0.00 3.000																					
50 Mike Timlin, R ERA: 3.15	(7, 1) 1.1 H 5 1 0 0 1 0 0 0 0 0 0 15 20 0.00 0.750																					
58 Jonathan Papelbon, R ERA: 0.94	(9, 1) 0.2 L 5 3 2 2 1 0 0 0 0 0 0 0 15 22 27.00 4.500																					

Batter	1	2	3	4	5	6	7	8	9	AB	R	H	RBI	BB	SO	LOB	TOP								
Coco Crisp, S OBP: 0.324, SLG: 0.382										4	0	1	0	0	0	0									
Mark Loretta, R OBP: 0.352, SLG: 0.381										4	0	0	0	0	1	1									
34 David Ortiz, L OBP: 0.397, SLG: 0.628										3	0	1	0	1	0	0									
Manny Ramirez, R OBP: 0.434, SLG: 0.635										4	0	2	0	0	1	1									
20 Kevin Youkilis, R OBP: 0.396, SLG: 0.446										4	1	1	0	0	1	4									
25 Mike Lowell, R OBP: 0.338, SLG: 0.480											4	1	1	0	0	1									
Wily Mo Peña, R OBP: 0.359, SLG: 0.516											3	1	1	3	0	0	1								
Gabe Kapler, R OBP: 0.371, SLG: 0.453										1	0	0	0	0	0	0									
13 Alex Cora, L OBP: 0.365, SLG: 0.341										4	0	0	0	0	1	0									
28 Doug Mirabeli, R OBP: 0.266, SLG: 0.348										3	1	1	1	0	1	0									
Inning Stats	R: 0 E: 0 K: 1 S: 12	H: 2 LOB: 2 BB: 1 P: 19	R: 0 E: 0 K: 0 S: 8	H: 0 LOB: 0 BB: 0 P: 12	R: 1 E: 0 K: 0 S: 7	H: 1 LOB: 0 BB: 0 P: 11	R: 0 E: 0 K: 1 S: 11	H: 1 LOB: 1 BB: 0 P: 18	R: 0 E: 0 K: 1 S: 8	H: 0 LOB: 0 BB: 0 P: 12	R: 0 E: 0 K: 0 S: 6	H: 0 LOB: 0 BB: 0 P: 11	R: 3 E: 0 K: 0 S: 16	H: 3 LOB: 0 BB: 0 P: 23	R: 0 E: 0 K: 1 S: 12	H: 1 LOB: 1 BB: 0 P: 20	R: 0 E: 0 K: 1 S: 9	H: 0 LOB: 0 BB: 0 P: 10	1B: 5 2B: 1 3B: 0 HR: 2	SF: 0 SAC: 0 DP: 0 HBP: 0	WP: 0 PB: 0 SB: 0 CS: 1	PA: 35			
PITCHER	IP	WLS	BF	H	R	ER	SO	BB	IBB	HBP	BLK	WP	HR	S	P	ERA	WHIP								
Runelvys Hernandez, R ERA: 8.15	(1, 1)	7.0	28	7	4	4	3	1	0	0	0	0	2	68	106	5.14	1.143								
Andrew Sisco, L ERA: 6.65	(8, 1)	1.0	W	4	1	0	1	0	0	0	0	0	0	12	20	0.00	1.000								
Ambiorix Burgos, R ERA: 5.34	(9, 1)	1.0	S	3	0	0	1	0	0	0	0	0	0	9	10	0.00	0.000								

Boston Red Sox @ Kansas City Royals
Kauffman Stadium, Kansas City, MO
Thu Aug 10 2006, 7:10 PM CDT
Att: 21,214 - Cloudy - 85 F

AB 34
R 4
H 8
RBI 4
BB 1
SO 5
LOB 8



Batter	1	2	3	4	5	6	7	8	9	AB	R	H	RBI	BB	SO	LOB	BOTTOM								
9 David DeJesus, L OBP: 0.370, SLG: 0.449										3	0	2	0	1	1	0									
15 Mark Grudzielanek, R OBP: 0.329, SLG: 0.385										4	0	0	0	0	1	4									
29 Mike Sweeney, R OBP: 0.330, SLG: 0.325											4	1	1	0	0	2	1								
24 Mark Teahen, L OBP: 0.355, SLG: 0.507											4	1	1	1	0	1	1								
Emil Brown, R OBP: 0.353, SLG: 0.455											3	3	2	1	1	0	0								
2 Joey Gathright, L OBP: 0.314, SLG: 0.259											0	0	0	0	0	0	0								
16 Reggie Sanders, R OBP: 0.300, SLG: 0.421											4	0	3	2	0	0	0								
43 Ryan Shealy, R OBP: 0.333, SLG: 0.359											4	0	1	1	0	2	2								
14 John Buck, R OBP: 0.298, SLG: 0.391											4	0	1	0	0	2									
4 Angel Berroa, R OBP: 0.265, SLG: 0.346										3	0	0	0	0	0	2									
Inning Stats	R: 0 E: 0 K: 1 S: 11	H: 1 LOB: 1 BB: 0 P: 14	R: 0 E: 0 K: 1 S: 10	H: 0 LOB: 0 BB: 0 P: 14	R: 0 E: 0 K: 1 S: 9	H: 1 LOB: 1 BB: 0 P: 10	R: 1 E: 0 K: 2 S: 11	H: 2 LOB: 1 BB: 0 P: 15	R: 0 E: 0 K: 0 S: 6	H: 1 LOB: 1 BB: 1 P: 10	R: 1 E: 0 K: 1 S: 12	H: 2 LOB: 1 BB: 0 P: 18	R: 0 E: 0 K: 1 S: 6	H: 0 LOB: 0 BB: 0 P: 8	R: 3 E: 0 K: 0 S: 15	H: 4 LOB: 2 BB: 1 P: 23	1B: 1 2B: 9 3B: 0 HR: 1	SF: 0 SAC: 1 DP: 1 HBP: 0	WP: 0 PB: 0 SB: 1 CS: 0	PA: 36					
PITCHER	IP	WLS	BF	H	R	ER	SO	BB	IBB	HBP	BLK	WP	HR	S	P	ERA	WHIP								
38 Curt Schilling, R ERA: 3.89	(1, 1)	7.1	L	34	11	5	7	2	0	0	0	0	0	76	107	6.14	1.773								
50 Mike Timlin, R ERA: 3.14	(8, 1)	0.2		2	0	0	0	0	0	0	0	0	0	4	5	0.00	0.000								

Boston Red Sox @ Kansas City Royals
Kauffman Stadium, Kansas City, MO
Thu Aug 10 2006, 7:10 PM CDT
Att: 21,214 - Cloudy - 85 F

AB 33
R 5
H 11
RBI 5
BB 2
SO 7
LOB 12




Batter	1	2	3	4	5	6	7	8	9	AB	R	H	RBI	BB	SO	LOB	TOP																			
9 David DeJesus, L (1, 7) OBP: 0.372, SLG: 0.449	2-2 FC6-4 15 1B		3-2 F9		1-0 15 1B 24 1B		1-1 F7			4	1	2	0	0	0	0																				
15 Mark Grudzielanek, R (1, 4) OBP: 0.330, SLG: 0.399	1-1 FC6-4 24 2B SF9		0-2 24 G4-6-3 1B		0-1 24 1B		1-2 F9			4	1	2	1	0	0	1																				
24 Mark Teahen, L (1, 5) OBP: 0.360, SLG: 0.514	1-0 SF9		0-0 G4-6-3		2-0 3-H 1-1 1B			0-0 16 G5-4-3 1B		4	0	3	1	0	0	1																				
Emil Brown, R (1, 9) OBP: 0.352, SLG: 0.452	1-0 SF9			1-0 G5-3		1-1 L4		4-0 16 G5-4-3 1B		2	0	0	1	1	0	2																				
16 Reggie Sanders, R (1, 10) OBP: 0.297, SLG: 0.415	0-1 F7			0-1 G6-3				0-2 G5-4-3		4	0	0	0	0	1	3																				
43 Ryan Sheaty, R (1, 3) OBP: 0.306, SLG: 0.326		2-2 F9		1-1 G6-3		0-2 G4-3		3-2 P4		4	0	0	0	0	0	1																				
Paul Bako, L (1, 2) OBP: 0.302, SLG: 0.271		1-1 1B			2-2 L8		4-1 BB		0-0 P6	3	0	1	0	1	0	0																				
4 Angel Berroa, R (1, 6) OBP: 0.265, SLG: 0.345		1-3 K			1-2 2 1B		0-0 G4-3		1-3 K2-3	4	0	1	0	0	2	2																				
2 Joey Gathright, L (1, 8) OBP: 0.313, SLG: 0.258		0-0 G6-3			1-1 E8 9 1B 15 1B		1-2 G4-3		1-1 F9	4	1	1	0	0	0	1																				
Inning Stats	R: 1 E: 0 K: 0 S: 9	H: 2 LOB: 1 BB: 0 P: 14	R: 0 E: 0 K: 1 S: 10	H: 1 LOB: 1 BB: 0 P: 14	R: 0 E: 0 K: 0 S: 8	H: 1 LOB: 0 BB: 0 P: 11	R: 0 E: 0 K: 0 S: 5	H: 0 LOB: 0 BB: 0 P: 7	R: 2 E: 1 K: 0 S: 15	H: 5 LOB: 2 BB: 0 P: 23	R: 0 E: 0 K: 1 S: 10	H: 0 LOB: 1 BB: 1 P: 14	R: 0 E: 0 K: 0 S: 10	H: 0 LOB: 0 BB: 0 P: 13	R: 0 E: 1 K: 0 S: 12	H: 1 LOB: 1 BB: 1 P: 19	R: 0 E: 0 K: 1 S: 6	H: 0 LOB: 0 BB: 0 P: 8	1B: 9 2B: 1 3B: 0 HR: 0	SF: 1 SAC: 0 DP: 2 HBP: 0	WP: 0 PB: 0 SB: 0 CS: 0	PA: 36														
PITCHER	IP WLS BF H R ER SO BB IBB HBP BLK WP HR S P ERA WHIP	IP WLS BF H R ER SO BB IBB HBP BLK WP HR S P ERA WHIP																																		
Paul Byrd, R (1, 1) ERA: 4.72	8.0	33	10	3	3	2	1	1	0	0	0	0	0	0	79	115	3.38	1.375																		
Fernando Cabrera, R (9, 1) ERA: 5.95	1.0	W	3	0	0	0	1	0	0	0	0	0	0	0	6	8	0.00	0.000																		

Kansas City Royals @ Cleveland Indians
Jacobs Field, Cleveland, OH
Fri Aug 11 2006, 7:05 PM EDT
Att: 30,929 - Partly Cloudy - 71 F

livebaseballscorecards.com

AB	33
R	3
H	10
RBI	3
BB	2
SO	3
LOB	11




Batter	1	2	3	4	5	6	7	8	9	AB	R	H	RBI	BB	SO	LOB	BOTTOM																			
24 Grady Sizemore, L (1, 8) OBP: 0.380, SLG: 0.530	3-1 48 G4-3 G5-3 1B		2-2 F9			2-3 K			2-1 1-1 2-H 3-H 3B	5	0	2	3	0	2	2																				
Jason Michaels, R (1, 7) OBP: 0.332, SLG: 0.403	1-2 G5-3		3-1 2B			1-0 17 E 2B		2-2 L3		4	1	2	0	0	0	1																				
48 Travis Hafner, L (1, 10) OBP: 0.422, SLG: 0.630	1-2 G4-3		1-1 L7			3-3 K		0-2 2B		4	0	1	0	0	1	3																				
41 Victor Martinez, S (1, 2) OBP: 0.378, SLG: 0.467	1-2 G6-3			2-2 2 G6-4-3 1B		3-3 K		1-1 G1-3		4	0	1	0	0	1	3																				
17 Shin-Soo Choo, L (1, 9) OBP: 0.414, SLG: 0.569		0-0 G6-3		1-3 K		0-0 E9 2-H 2B		2-3 K		4	0	1	1	0	2	2																				
2 Jhonny Peralta, R (1, 6) OBP: 0.325, SLG: 0.385		0-1 1B		0-1 G6-4-3		1-3 K		1-2 G5-3		4	0	1	0	0	1	2																				
25 Ryan Garko, R (1, 3) OBP: 0.474, SLG: 0.733		3-2 F7			2-1 G5-3			1-1 BB 24 3B 1B		3	1	1	0	0	0	1																				
Ramón Vázquez, L (1, 4) OBP: 0.267, SLG: 0.284		0-2 F8			1-3 K		0-3 K	0-2 24 3B BB 1B		4	1	1	0	0	2	2																				
30 Andy Marte, R (1, 5) Aron Boone, R (9, PH) OBP: 0.309, SLG: 0.366			0-0 G1-3		2-1 2B		2-1 F8	4-2 24 3B BB		3	0	1	0	0	0	1																				
Inning Stats	R: 0 E: 0 K: 0 S: 15	H: 1 LOB: 1 BB: 0 P: 21	R: 0 E: 0 K: 0 S: 9	H: 1 LOB: 1 BB: 0 P: 12	R: 0 E: 0 K: 1 S: 8	H: 1 LOB: 0 BB: 0 P: 14	R: 0 E: 0 K: 1 S: 8	H: 1 LOB: 0 BB: 0 P: 11	R: 0 E: 0 K: 2 S: 11	H: 1 LOB: 1 BB: 0 P: 18	R: 1 E: 1 K: 3 S: 13	H: 2 LOB: 1 BB: 0 P: 21	R: 0 E: 0 K: 2 S: 12	H: 0 LOB: 1 BB: 0 P: 18	R: 0 E: 0 K: 1 S: 12	H: 1 LOB: 1 BB: 0 P: 17	R: 3 E: 0 K: 0 S: 14	H: 3 LOB: 1 BB: 1 P: 22	1B: 5 2B: 5 3B: 1 HR: 0	SF: 0 SAC: 0 DP: 1 HBP: 1	WP: 0 PB: 0 SB: 0 CS: 0	PA: 37														
PITCHER	IP WLS BF H R ER SO BB IBB HBP BLK WP HR S P ERA WHIP	IP WLS BF H R ER SO BB IBB HBP BLK WP HR S P ERA WHIP																																		
Adam Bernero, R (1, 1) ERA: 10.57	5.2	23	7	1	1	5	0	0	0	0	0	0	0	0	61	93	1.59	1.235																		
57 Joel Peralta, R (6, 1) ERA: 4.29	1.0	H	4	0	0	0	2	0	0	1	0	0	0	0	12	18	0.00	0.000																		
41 Jimmy Gobble, L (7, 1) ERA: 4.63	1.1	H	5	1	0	0	2	0	0	0	0	0	0	0	15	21	0.00	0.750																		
Ambiorix Burgos, R (9, 1) ERA: 5.79	0.1	L	5	3	3	3	0	1	0	0	0	0	0	0	14	22	81.00	12.000																		

Kansas City Royals @ Cleveland Indians
Jacobs Field, Cleveland, OH
Fri Aug 11 2006, 7:05 PM EDT
Att: 30,929 - Partly Cloudy - 71 F

livebaseballscorecards.com

AB	35
R	4
H	11
RBI	4
BB	1
SO	9
LOB	17



Batter	1	2	3	4	5	6	7	8	9	AB	R	H	RBI	BB	SO	LOB	TOP								
9 David DeJesus, L (1, 8) OBP: 0.370, SLG: 0.450	1-2 G3		1-0 F7		1-1 G6-3			2-2 15 1B	1-0 SF7	4	1	1	1	0	0	0									
15 Mark Grudzielanek, R (1, 4) OBP: 0.329, SLG: 0.350	1-3 K		1-1 G3			2-2 G4-3		1-1 2B	1-2 F7	5	0	1	1	0	1	2									
29 Mike Sweeney, R (1, 10) OBP: 0.327, SLG: 0.321	0-0 1B		0-3 K			0-1 G6-3		0-3 K		4	0	1	0	0	2	1									
Emil Brown, R (1, 7) OBP: 0.348, SLG: 0.447	1-3 K			0-1 G5-3		1-3 K			2-2 G6-3	4	0	0	0	0	2	1									
24 Mark Teahen, L (1, 5) OBP: 0.364, SLG: 0.524		2-1 3B		2-2 16 F9			0-3 K		1-2 43 1B	4	1	3	0	0	1	0									
16 Rengie Sanders, R (1, 9) OBP: 0.296, SLG: 0.411		4-2 14 S		1-2 F9		1-2 F9	2-2 G5-3		2-2 FC4	3	1	0	0	1	0	2									
43 Ryan Shealy, R (1, 3) OBP: 0.302, SLG: 0.319		2-2 BB		0-0 F9			0-3 K		1-2 14 HBP	4	1	1	1	0	1	3									
14 John Buck, R (1, 2) OBP: 0.297, SLG: 0.387		3-3 K		1-3 K			0-0 G3-1		2-2 9 SF7	3	0	0	0	0	2	2									
2 Joey Gathright, L (9, PR) OBP: 0.313, SLG: 0.258		1-2 K							1-2 2B	0	0	0	0	0	0	0									
Paul Bako, L (9, 2) OBP: 0.302, SLG: 0.271									1-2 2B	0	0	0	0	0	0	0									
4 Angel Berroa, R (1, 6) OBP: 0.264, SLG: 0.343		2-2 G5-3			0-0 G4-3				1-2 9 SF7	2	0	0	0	0	0	2									
Esteban German, R (8, PH) OBP: 0.432, SLG: 0.394									1-2 2B	2	0	1	1	0	1	0									
Inning Stats	R: 0 E: 0 K: 2 S: 12	H: 1 LOB: 1 BB: 0 P: 15	R: 0 E: 0 K: 1 S: 18	H: 1 LOB: 2 BB: 1 P: 31	R: 0 E: 0 K: 1 S: 6	H: 0 LOB: 0 BB: 0 P: 8	R: 0 E: 0 K: 0 S: 9	H: 1 LOB: 1 BB: 0 P: 12	R: 0 E: 0 K: 1 S: 6	H: 0 LOB: 0 BB: 0 P: 8	R: 0 E: 0 K: 1 S: 8	H: 0 LOB: 0 BB: 0 P: 11	R: 0 E: 0 K: 2 S: 9	H: 0 LOB: 0 BB: 0 P: 11	R: 1 E: 0 K: 2 S: 12	H: 2 LOB: 1 BB: 0 P: 15	R: 3 E: 1 K: 0 S: 20	H: 3 LOB: 2 BB: 0 P: 31	1B: 6 2B: 1 3B: 1 HR: 0	SF: 1 SAC: 0 DP: 0 HBP: 1	WP: 0 PB: 0 SB: 1 CS: 0	PA: 38			
PITCHER	IP	WLS	BF	H	R	ER	SO	BB	IBB	HBP	BLK	WP	HR	S	P	ERA	WHIP								
CC Sabathia, L (1, 1) ERA: 3.29	8.0		30	5	1	1	10	1	0	0	0	0	0	80	111	1.12	0.750								
Jason Davis, R (9, 1) ERA: 4.73	0.1	H	6	3	3	1	0	0	0	1	0	0	0	16	25	27.00	9.000								
63 Rafael Betancourt, R (9, 1) ERA: 4.19	0.2	W	2	0	0	0	0	0	0	0	0	0	0	4	6	0.00	0.000								

Kansas City Royals @ Cleveland Indians
Jacobs Field, Cleveland, OH
Sat Aug 12 2006, 1:05 PM EDT
Att: 17,079 - Sunny - 73 F

AB 35
R 4
H 8
RBI 4
BB 1
SO 10
LOB 13



Batter	1	2	3	4	5	6	7	8	9	AB	R	H	RBI	BB	SO	LOB	BOTTOM								
24 Grady Sizemore, L (1, 8) OBP: 0.382, SLG: 0.529	0-1 F8		3-3 K			4-2 HR		1-0 48 BB	4-0 48 1B	3	2	1	0	2	1	0									
Jason Michaels, R (1, 7) OBP: 0.332, SLG: 0.412	1-1 F8			3-2 F8		3-1 HR		1-2 41 BB	2-3 K	5	2	2	2	0	1	2									
48 Travis Hafner, L (1, 10) OBP: 0.424, SLG: 0.628	4-2 BB			2-3 K		3-2 G3		4-1 41 BB	2-1 48 1B	3	0	1	1	2	1	0									
41 Victor Martinez, S (1, 2) OBP: 0.379, SLG: 0.465	0-0 F9			4-2 BB		3-3 K		1-2 2B	1-2 2B	2	0	0	1	2	1	1									
2 Jhonny Peralta, R (1, 6) OBP: 0.324, SLG: 0.384		0-3 K		1-2 P5		0-1 G6-3		1-2 2B	1-1 1B	4	0	1	1	0	1	1									
25 Ryan Garko, R (1, 3) OBP: 0.391, SLG: 0.579		0-0 G6-3			3-2 F8			3-1 F8		4	0	0	0	0	1	2									
17 Shin-Soo Choo, L (1, 9) OBP: 0.403, SLG: 0.545		0-2 F7			0-3 K			2-1 F7		4	0	1	0	0	1	2									
27 Hector Luna, R (1, 4) OBP: 0.343, SLG: 0.394			0-2 L5		2-1 1B			1-2 2B	4-0 48 SH1-4	3	1	1	0	1	1	1									
30 Andy Marte, R (1, 5) OBP: 0.171, SLG: 0.152			0-1 F7		3-3 K				0-2 SH1-4	3	0	0	0	0	2	2									
Aaron Boone, R (9, PH) OBP: 0.309, SLG: 0.366									1-2 1B	0	0	0	0	0	0	0									
Inning Stats	R: 0 E: 0 K: 0 S: 9	H: 0 LOB: 1 BB: 1 P: 14	R: 0 E: 0 K: 1 S: 7	H: 0 LOB: 0 BB: 0 P: 7	R: 0 E: 0 K: 1 S: 10	H: 0 LOB: 0 BB: 0 P: 13	R: 0 E: 0 K: 1 S: 12	H: 0 LOB: 1 BB: 1 P: 22	R: 0 E: 0 K: 2 S: 13	H: 1 LOB: 1 BB: 0 P: 21	R: 2 E: 0 K: 1 S: 12	H: 1 LOB: 0 BB: 1 P: 25	R: 0 E: 0 K: 3 S: 11	H: 1 LOB: 1 BB: 0 P: 14	R: 2 E: 0 K: 0 S: 13	H: 3 LOB: 2 BB: 2 P: 29	R: 1 E: 0 K: 1 S: 10	H: 1 LOB: 2 BB: 2 P: 22	1B: 6 2B: 0 3B: 0 HR: 1	SF: 0 SAC: 1 DP: 0 HBP: 0	WP: 0 PB: 0 SB: 0 CS: 0	PA: 39			
PITCHER	IP	WLS	BF	H	R	ER	SO	BB	IBB	HBP	BLK	WP	HR	S	P	ERA	WHIP								
45 Odalis Perez, L (1, 1) ERA: 6.54	6.0		23	2	2	2	6	3	0	0	0	0	0	11	63	3.00	0.833								
Scott Dohmann, R (7, 1) ERA: 6.25	1.0		4	1	0	0	3	0	0	0	0	0	0	7	17	∞	∞								
Andrew Sisco, L (8, 1) ERA: 7.06	0.0		4	2	2	2	0	2	0	0	0	0	0	6	12	0.00	1.000								
Ambiorix Burgos, R (8, 1) ERA: 5.88	1.0		3	1	0	0	0	0	0	0	0	0	0	6	12	0.00	1.000								
77 Joe Nelson, R (9, 1) ERA: 3.0	0.2	L	4	0	1	1	1	1	1	0	0	0	0	8	18	13.50	1.500								

Kansas City Royals @ Cleveland Indians
Jacobs Field, Cleveland, OH
Sat Aug 12 2006, 1:05 PM EDT
Att: 17,079 - Sunny - 73 F

AB 31
R 5
H 7
RBI 5
BB 7
SO 10
LOB 11



Batter	1	2	3	4	5	6	7	8	9	AB	R	H	RBI	BB	SO	LOB	TOP			
9 David DeJesus, L (1, 7) OBP: 0.375, SLG: 0.445	G4-3		F8		G1-6-3		F8		F8	5	0	0	0	0	0	3	Kansas City Royals @ Chicago White Sox U.S. Cellular Field, Chicago, IL Mon Aug 14 2006, 8:05 PM EDT Att: 39,398 - Partly Cloudy - 79 F			
15 Mark Grudzielanek, R (1, 4) OBP: 0.325, SLG: 0.391 Esteban German, R (6, 4) OBP: 0.429, SLG: 0.399	G4-3		2B			K			29 1B	3	0	1	0	0	1	0				
29 Mike Sweeney, R (1, 10) OBP: 0.336, SLG: 0.337	1B		L7			K			1B	4	0	2	0	0	1	1				
24 Mark Teahen, L (1, 5) OBP: 0.359, SLG: 0.508	G1-3				K		F9		F7	4	0	0	0	0	1	3				
Emil Brown, R (1, 9) OBP: 0.350, SLG: 0.444		F9							F7	3	1	1	0	1	0	2				
43 Ryan Shealy, R (1, 3) OBP: 0.318, SLG: 0.333		1B			L5				G6-3	4	0	2	0	0	0	3				
14 John Buck, R (1, 2) OBP: 0.299, SLG: 0.394		P4			K				HR	4	1	1	1	0	1	4				
4 Angel Berroa, R (1, 6) OBP: 0.261, SLG: 0.342		L5			G5-3				K	4	0	1	1	0	1	1				
2 Joey Gathright, L (1, 8) OBP: 0.320, SLG: 0.263			G3						P6	4	0	1	0	0	1	2				
Inning Stats	R: 0 E: 0 K: 0 S: 7	H: 1 LOB: 1 BB: 0 P: 9	R: 0 E: 0 K: 0 S: 8	H: 1 LOB: 1 BB: 0 P: 10	R: 0 E: 0 K: 0 S: 7	H: 1 LOB: 1 BB: 0 P: 10	R: 0 E: 0 K: 2 S: 13	H: 1 LOB: 0 BB: 0 P: 18	R: 0 E: 0 K: 0 S: 4	H: 0 LOB: 0 BB: 0 P: 5	R: 1 E: 0 K: 1 S: 16	H: 2 LOB: 2 BB: 1 P: 24	R: 0 E: 0 K: 0 S: 11	H: 2 LOB: 2 BB: 0 P: 15	R: 1 E: 0 K: 1 S: 8	H: 1 LOB: 0 BB: 0 P: 10	1B: 7 2B: 2 3B: 0 HR: 1	SF: 0 SAC: 0 DP: 1 HBP: 0	WP: 0 PB: 0 SB: 1 CS: 0	PA: 37
PITCHER	IP WLS BF H R ER SO BB IBB HBP BLK WP HR S P ERA WHIP																			
Jon Garland, R (1, 1) ERA: 4.98	7.0 W 28 7 1 1 5 1 0 0 0 0 0 0 66 93 1.29 1.143																			
David Riske, R (8, 1) ERA: 3.09	1.0 5 2 0 0 0 0 0 0 0 0 0 0 11 15 0.00 2.000																			
Brandon McCarthy, R (9, 1) ERA: 4.12	1.0 4 1 1 1 1 1 0 0 0 0 0 0 1 8 10 9.00 1.000																			

Batter	1	2	3	4	5	6	7	8	9	AB	R	H	RBI	BB	SO	LOB	BOTTOM			
38 Pablo Ozuna, R (1, 7) OBP: 0.361, SLG: 0.413	F8		F8	G1-3		F8	G5-3			5	0	0	1	0	0	4	Kansas City Royals @ Chicago White Sox U.S. Cellular Field, Chicago, IL Mon Aug 14 2006, 8:05 PM EDT Att: 39,398 - Partly Cloudy - 79 F			
Tadahito Iguchi, R (1, 4) OBP: 0.348, SLG: 0.426	G6-3		F9	25 HR		F8	F8			5	1	1	1	0	0	3				
25 Jim Thome, L (1, 10) OBP: 0.477, SLG: 0.630 Sandy Alomar Jr., R (8, PH) OBP: 0.303, SLG: 0.378	F7					K			P6	4	2	2	0	1	0	0				
14 Paul Konerko, R (1, 3) OBP: 0.379, SLG: 0.545										5	1	2	0	0	0	0				
23 Jermaine Dye, R (1, 9) OBP: 0.398, SLG: 0.635 Ross Gload, L (5, 9) OBP: 0.323, SLG: 0.407										1	1	1	0	0	0	0				
12 A.J. Pierzynski, L (1, 2) OBP: 0.346, SLG: 0.436										3	1	2	0	0	1	0				
24 Joe Crede, R (1, 5) OBP: 0.339, SLG: 0.556 Rob Mackowiak, L (6, 7) OBP: 0.377, SLG: 0.400										4	2	2	2	0	0	3				
24 Joe Crede, R (1, 5) OBP: 0.339, SLG: 0.556 Rob Mackowiak, L (6, 7) OBP: 0.377, SLG: 0.400										3	1	1	2	0	0	3				
5 Juan Uribe, R (1, 6) OBP: 0.271, SLG: 0.446										1	1	1	1	0	0	0				
32 Brian Anderson, R (1, 8) OBP: 0.302, SLG: 0.366										3	2	3	2	1	0	0				
Inning Stats	R: 0 E: 0 K: 0 S: 6	H: 2 LOB: 1 BB: 0 P: 10	R: 0 E: 0 K: 0 S: 6	H: 1 LOB: 1 BB: 0 P: 13	R: 8 E: 0 K: 0 S: 18	H: 7 LOB: 0 BB: 0 P: 30	R: 0 E: 0 K: 0 S: 7	H: 1 LOB: 0 BB: 0 P: 12	R: 1 E: 0 K: 1 S: 14	H: 1 LOB: 0 BB: 0 P: 17	R: 3 E: 0 K: 0 S: 13	H: 4 LOB: 2 BB: 1 P: 20	R: 0 E: 0 K: 1 S: 7	H: 0 LOB: 0 BB: 0 P: 9	R: 0 E: 0 K: 1 S: 7	H: 0 LOB: 0 BB: 0 P: 9	1B: 11 2B: 3 3B: 0 HR: 2	SF: 0 SAC: 0 DP: 1 HBP: 1	WP: 0 PB: 0 SB: 0 CS: 0	PA: 41
PITCHER	IP WLS BF H R ER SO BB IBB HBP BLK WP HR S P ERA WHIP																			
Mark Redman, L (1, 1) ERA: 5.93	3.2 L 21 10 8 8 0 0 0 0 0 0 1 22 30 19.64 2.727																			
57 Joel Peralta, R (4, 1) ERA: 4.17	2.1 9 2 1 1 1 0 0 0 0 0 0 1 22 30 3.86 0.857																			
Andrew Sisco, L (7, 1) ERA: 7.38	2.0 11 4 3 3 1 1 0 0 0 0 0 0 20 29 13.50 2.500																			

Batter	1	2	3	4	5	6	7	8	9	AB	R	H	RBI	BB	SO	LOB	TOP							
9 David DeJesus, L (1, 8) OBP: 0.375, SLG: 0.443	F9		HBP		K		E1		FC4-6 15 1B	4	0	1	0	0	1	2								
15 Mark Grudzielanek, R (1, 4) OBP: 0.320, SLG: 0.391	F9		G5-3				F8		1B	5	1	2	0	0	0	2								
24 Mark Teahen, L (1, 5) OBP: 0.357, SLG: 0.513	P5			G4-3		HR	K		F7	5	1	1	2	0	1	3								
29 Mike Sweeney, R (1, 10) OBP: 0.333, SLG: 0.327		F9		G6-3		F9				3	0	0	0	1	0	0								
Emil Brown, R (1, 7) OBP: 0.351, SLG: 0.452				G1-3				BB		4	1	2	1	0	0	1								
2 Joey Gathright, L (8, 8) OBP: 0.320, SLG: 0.263		HR				16 1B		F8		0	0	0	0	0	0	0								
16 Rengie Sanders, R (1, 9) OBP: 0.299, SLG: 0.409			43 G6-4-3 1B		G5-3			K		4	0	2	0	0	1	1								
43 Ryan Shealy, R (1, 3) OBP: 0.314, SLG: 0.328			G6-4-3 1B			14 WP 1B		F7		4	1	1	0	0	1	4								
14 John Buck, R (1, 2) OBP: 0.299, SLG: 0.390			F7		G5-3		P3		9 FC4-6 BB	3	0	0	0	1	0	3								
4 Angel Berroa, R (1, 6) OBP: 0.299, SLG: 0.339			F7		E9		L5		B1	4	0	0	0	0	0	1								
Inning Stats	R: 0 E: 0 K: 0 S: 9	H: 0 LOB: 0 BB: 0 P: 11	R: 1 E: 0 K: 0 S: 7	H: 2 LOB: 1 BB: 0 P: 16	R: 0 E: 0 K: 0 S: 5	H: 0 LOB: 1 BB: 0 P: 11	R: 0 E: 0 K: 0 S: 8	H: 0 LOB: 0 BB: 0 P: 10	R: 1 E: 1 K: 1 S: 11	H: 1 LOB: 1 BB: 0 P: 24	R: 2 E: 0 K: 0 S: 11	H: 4 LOB: 2 BB: 0 P: 14	R: 0 E: 1 K: 1 S: 9	H: 1 LOB: 1 BB: 0 P: 12	R: 0 E: 0 K: 2 S: 8	H: 0 LOB: 1 BB: 1 P: 14	R: 0 E: 0 K: 0 S: 15	H: 1 LOB: 2 BB: 1 P: 21	1B: 7 2B: 0 3B: 0 HR: 2	SF: 0 SAC: 0 DP: 1 HBP: 1	WP: 1 PB: 0 SB: 0 CS: 0	PA: 39		
PITCHER	IP	WLS	BF	H	R	ER	SO	BB	IBB	HBP	BLK	WP	HR	S	P	ERA	WHIP							
Javier Vazquez, R (1, 1) ERA: 5.13	5.1	L	24	7	4	3	1	0	0	1	0	1	2	48	82	5.06	1.312							
David Riske, R (6, 1) ERA: 2.95	2.2		10	1	0	0	3	1	0	0	0	0	0	20	30	0.00	0.750							
Neal Cotts, L (9, 1) ERA: 3.11	1.0	S	5	1	0	0	0	1	0	0	0	0	0	15	21	0.00	2.000							

Kansas City Royals @ Chicago White Sox
U.S. Cellular Field, Chicago, IL
Tue Aug 15 2006, 8:05 PM EDT
Att: 35,690 - Clear - 76 F

AB	36
R	4
H	9
RBI	3
BB	2
SO	4
LOB	17



Batter	1	2	3	4	5	6	7	8	9	AB	R	H	RBI	BB	SO	LOB	BOTTOM							
22 Scott Podsednik, L (1, 7) OBP: 0.334, SLG: 0.375	2B		K		SF8			K		3	0	1	1	0	2	0								
Tadahito Iguchi, R (1, 4) OBP: 0.350, SLG: 0.426	K		25 G5-6-3 1B		25 2B 1B			G5-3		4	0	2	1	0	1	1								
25 Jim Thome, L (1, 10) OBP: 0.420, SLG: 0.632			G5-6-3 1B		2B			BB		2	0	1	0	2	0	1								
14 Paul Konerko, R (1, 3) OBP: 0.380, SLG: 0.545	F7			23 G5-4-3 1B				F7		4	0	2	0	0	0	3								
23 Jermaine Dye, R (1, 9) OBP: 0.395, SLG: 0.628	L5		G5-4-3		K			F9		4	0	0	0	0	1	4								
12 A.J. Pierzynski, L (1, 2) OBP: 0.345, SLG: 0.431	F8			F9		L1-3		K		4	0	0	0	0	1	1								
24 Joe Crede, R (1, 5) OBP: 0.336, SLG: 0.551	G5-3				F8			K		4	0	0	0	0	1	0								
5 Juan Uribe, R (1, 6) OBP: 0.275, SLG: 0.447					32 2B 22 SF8 1B			F7		2	1	1	0	1	0	0								
32 Brian Anderson, R (1, 8) OBP: 0.302, SLG: 0.370	K				1B			F9		3	1	1	0	0	1	1								
Inning Stats	R: 0 E: 0 K: 1 S: 10	H: 1 LOB: 2 BB: 1 P: 19	R: 0 E: 0 K: 1 S: 8	H: 0 LOB: 1 BB: 1 P: 15	R: 0 E: 0 K: 1 S: 6	H: 1 LOB: 0 BB: 0 P: 7	R: 0 E: 0 K: 0 S: 5	H: 1 LOB: 0 BB: 0 P: 9	R: 2 E: 0 K: 0 S: 14	H: 4 LOB: 2 BB: 0 P: 22	R: 0 E: 0 K: 1 S: 8	H: 1 LOB: 0 BB: 0 P: 13	R: 0 E: 0 K: 0 S: 7	H: 0 LOB: 0 BB: 0 P: 10	R: 0 E: 0 K: 1 S: 10	H: 0 LOB: 1 BB: 1 P: 16	R: 0 E: 0 K: 2 S: 8	H: 0 LOB: 0 BB: 0 P: 11	1B: 5 2B: 4 3B: 0 HR: 0	SF: 1 SAC: 0 DP: 3 HBP: 0	WP: 0 PB: 0 SB: 0 CS: 0	PA: 34		
PITCHER	IP	WLS	BF	H	R	ER	SO	BB	IBB	HBP	BLK	WP	HR	S	P	ERA	WHIP							
Runelvys Hernandez, R (1, 1) ERA: 7.49	7.2	W	30	8	2	2	5	3	0	0	0	0	67	110	2.35	1.435								
Ambiorix Burgos, R (8, 1) ERA: 5.65	0.1	H	1	0	0	0	0	0	0	0	0	0	0	1	1	0.00	0.000							
77 Joe Nelson, R (9, 1) ERA: 2.89	1.0	S	3	0	0	0	2	0	0	0	0	0	0	8	11	0.00	0.000							

Kansas City Royals @ Chicago White Sox
U.S. Cellular Field, Chicago, IL
Tue Aug 15 2006, 8:05 PM EDT
Att: 35,690 - Clear - 76 F


AB	30
R	2
H	8
RBI	2
BB	3
SO	7
LOB	11



Batter	1	2	3	4	5	6	7	8	9	AB	R	H	RBI	BB	SO	LOB	TOP		
9 David DeJesus, L (1.7) OBP: 0.375, SLG: 0.442	G6-3		1-1 15 HR	B1-3		L4		3-2 24 2B		5	2	2	2	0	0	1			
15 Mark Grudzielanek, R (1.4) OBP: 0.329, SLG: 0.465	1B		1-1 1-H 2-H	HR	1-2 3B	F9		F7		5	1	3	4	0	0	1			
24 Mark Teahen, L (1.5) OBP: 0.358, SLG: 0.513	F7		0-2 G3		3-H 4-2 BB	F8		1-2 1-H		4	0	1	1	1	0	1			
Emil Brown, R (1.9) OBP: 0.349, SLG: 0.451	K		2-0 16 2B		1-3 BB			K		5	1	1	0	0	4	4			
16 Reggie Sanders, R (1.10) OBP: 0.300, SLG: 0.416		1-2 P3	0-0 43 HR		1-1 P3			G4-3		5	1	2	1	0	0	1			
43 Ryan Shealy, R (1.3) OBP: 0.307, SLG: 0.362	G4-3		2-1 2-H	HR	1-0 G5-3			K		5	1	1	2	0	1	1			
Paul Bako, L (1.2) OBP: 0.284, SLG: 0.255	G6-3		0-0 F7		1-2 2 WP 4 1B	F8		K2-3		5	0	1	0	0	1	1			
4 Angel Berroa, R (1.6) OBP: 0.261, SLG: 0.342			0-0 G5-3		0-3 K			9 WP 9 1B		5	1	2	0	0	2	0			
2 Joey Gathright, L (1.8) OBP: 0.325, SLG: 0.267			1-1 9 1B 15 HR		0-0 9 B1-3 15 3B			9 WP 9 1B		3	3	2	0	1	1	2			
Inning Stats	R: 0 E: 0 K: 1 S: 11	H: 1 LOB: 1 BB: 0 P: 13	R: 0 E: 0 K: 0 S: 7	H: 0 LOB: 0 BB: 0 P: 12	R: 6 E: 0 K: 0 S: 16	H: 6 LOB: 0 BB: 0 P: 20	R: 1 E: 0 K: 2 S: 14	H: 2 LOB: 2 BB: 1 P: 20	R: 0 E: 0 K: 0 S: 7	H: 0 LOB: 0 BB: 0 P: 7	R: 0 E: 0 K: 2 S: 9	H: 1 LOB: 1 BB: 0 P: 10	R: 3 E: 0 K: 1 S: 20	H: 3 LOB: 1 BB: 1 P: 37	R: 0 E: 0 K: 2 S: 10	H: 0 LOB: 0 BB: 0 P: 13	1B: 7 2B: 5 3B: 1 HR: 2	SF: 0 SAC: 0 DP: 0 HBP: 0	WP: 2 PA: 44 PB: 0 SB: 1 CS: 0
PITCHER	IP WLS BF H R ER SO BB IBB HBP BLK WP HR S P ERA WHIP	IP WLS BF H R ER SO BB IBB HBP BLK WP HR S P ERA WHIP	IP WLS BF H R ER SO BB IBB HBP BLK WP HR S P ERA WHIP	IP WLS BF H R ER SO BB IBB HBP BLK WP HR S P ERA WHIP	IP WLS BF H R ER SO BB IBB HBP BLK WP HR S P ERA WHIP	IP WLS BF H R ER SO BB IBB HBP BLK WP HR S P ERA WHIP	IP WLS BF H R ER SO BB IBB HBP BLK WP HR S P ERA WHIP	IP WLS BF H R ER SO BB IBB HBP BLK WP HR S P ERA WHIP	IP WLS BF H R ER SO BB IBB HBP BLK WP HR S P ERA WHIP	IP WLS BF H R ER SO BB IBB HBP BLK WP HR S P ERA WHIP	IP WLS BF H R ER SO BB IBB HBP BLK WP HR S P ERA WHIP	IP WLS BF H R ER SO BB IBB HBP BLK WP HR S P ERA WHIP	IP WLS BF H R ER SO BB IBB HBP BLK WP HR S P ERA WHIP	IP WLS BF H R ER SO BB IBB HBP BLK WP HR S P ERA WHIP	IP WLS BF H R ER SO BB IBB HBP BLK WP HR S P ERA WHIP	IP WLS BF H R ER SO BB IBB HBP BLK WP HR S P ERA WHIP	IP WLS BF H R ER SO BB IBB HBP BLK WP HR S P ERA WHIP	IP WLS BF H R ER SO BB IBB HBP BLK WP HR S P ERA WHIP	IP WLS BF H R ER SO BB IBB HBP BLK WP HR S P ERA WHIP

Kansas City Royals @ Chicago White Sox
U.S. Cellular Field, Chicago, IL
Wed Aug 16 2006, 8:05 PM EDT
Att: 36,998 - Clear - 76 F


AB 42
R 10
H 15
RBI 10
BB 2
SO 9
LOB 12



Batter	1	2	3	4	5	6	7	8	9	AB	R	H	RBI	BB	SO	LOB	BOTTOM				
22 Scott Podsednik, L (1.7) OBP: 0.334, SLG: 0.374	F7		0-0 FC2-6			1-1 14 2B		G3-1		3	0	1	0	0	0	1					
38 Pablo Ozuna, R (8.7) OBP: 0.356, SLG: 0.406			1-2			1B		F8		2	0	0	0	0	0	1					
Tadahito Iguchi, R (1.4) OBP: 0.348, SLG: 0.424	1B		1-1 F9			F7		G5-3		5	0	1	0	0	0	3					
25 Jim Thome, L (1.10) OBP: 0.417, SLG: 0.627	F8		2-3 K			F8		P6		3	0	0	0	0	1	2					
Sandy Alomar Jr., R (8.7) OBP: 0.299, SLG: 0.373										1	0	0	0	0	0	0					
14 Paul Konerko, R (1.3) OBP: 0.383, SLG: 0.549	K		0-0 1B			2B		BB 8 HR 12 1B		4	1	3	0	0	1	1					
12 A.J. Pierzynski, L (1.2) OBP: 0.344, SLG: 0.429	F9		1-2 L7			K		8 BB 8 HR 1B		4	1	1	0	0	1	3					
24 Joe Crede, R (1.5) OBP: 0.333, SLG: 0.545	F7		2-2 F7			F7		F3		4	0	0	0	0	0	3					
Ross Gload, L (1.9) OBP: 0.320, SLG: 0.394	G6-3		0-0 F9			E4		8 HR BB		3	1	0	0	1	0	0					
8 Alex Cintron, S (1.6) OBP: 0.313, SLG: 0.390			2-2 22 FC2-6 1B			K		F8		4	1	2	4	0	1	1					
Rob Mackowiak, L (1.8) OBP: 0.375, SLG: 0.397			3-3 K			K		K		4	0	1	0	0	3	2					
Inning Stats	R: 0 E: 0 K: 1 S: 13	H: 1 LOB: 1 BB: 0 P: 19	R: 0 E: 0 K: 0 S: 10	H: 0 LOB: 0 BB: 0 P: 13	R: 0 E: 0 K: 1 S: 9	H: 1 LOB: 1 BB: 0 P: 15	R: 0 E: 0 K: 1 S: 10	H: 1 LOB: 1 BB: 0 P: 15	R: 0 E: 0 K: 2 S: 8	H: 0 LOB: 0 BB: 0 P: 11	R: 0 E: 0 K: 1 S: 12	H: 2 LOB: 2 BB: 0 P: 20	R: 0 E: 1 K: 1 S: 9	H: 0 LOB: 1 BB: 0 P: 11	R: 0 E: 0 K: 0 S: 10	H: 0 LOB: 0 BB: 0 P: 15	R: 4 E: 0 K: 0 S: 17	H: 4 LOB: 1 BB: 1 P: 24	1B: 7 2B: 1 3B: 0 HR: 1	SF: 0 SAC: 0 DP: 0 HBP: 0	WP: 0 PA: 38 PB: 0 SB: 0 CS: 0
PITCHER	IP WLS BF H R ER SO BB IBB HBP BLK WP HR S P ERA WHIP	IP WLS BF H R ER SO BB IBB HBP BLK WP HR S P ERA WHIP	IP WLS BF H R ER SO BB IBB HBP BLK WP HR S P ERA WHIP	IP WLS BF H R ER SO BB IBB HBP BLK WP HR S P ERA WHIP	IP WLS BF H R ER SO BB IBB HBP BLK WP HR S P ERA WHIP	IP WLS BF H R ER SO BB IBB HBP BLK WP HR S P ERA WHIP	IP WLS BF H R ER SO BB IBB HBP BLK WP HR S P ERA WHIP	IP WLS BF H R ER SO BB IBB HBP BLK WP HR S P ERA WHIP	IP WLS BF H R ER SO BB IBB HBP BLK WP HR S P ERA WHIP	IP WLS BF H R ER SO BB IBB HBP BLK WP HR S P ERA WHIP	IP WLS BF H R ER SO BB IBB HBP BLK WP HR S P ERA WHIP	IP WLS BF H R ER SO BB IBB HBP BLK WP HR S P ERA WHIP	IP WLS BF H R ER SO BB IBB HBP BLK WP HR S P ERA WHIP	IP WLS BF H R ER SO BB IBB HBP BLK WP HR S P ERA WHIP	IP WLS BF H R ER SO BB IBB HBP BLK WP HR S P ERA WHIP	IP WLS BF H R ER SO BB IBB HBP BLK WP HR S P ERA WHIP	IP WLS BF H R ER SO BB IBB HBP BLK WP HR S P ERA WHIP	IP WLS BF H R ER SO BB IBB HBP BLK WP HR S P ERA WHIP	IP WLS BF H R ER SO BB IBB HBP BLK WP HR S P ERA WHIP		

Kansas City Royals @ Chicago White Sox
U.S. Cellular Field, Chicago, IL
Wed Aug 16 2006, 8:05 PM EDT
Att: 36,998 - Clear - 76 F

AB 37
R 4
H 9
RBI 4
BB 1
SO 7
LOB 17



Batter	1	2	3	4	5	6	7	8	9	AB	R	H	RBI	BB	SO	LOB	TOP								
Jason Kendall, R OBP: 0.397, SLG: 0.330										4	1	2	0	0	0	0									
Nick Swisher, S OBP: 0.363, SLG: 0.475										3	0	0	0	1	1	1									
22 Milton Bradley, S OBP: 0.370, SLG: 0.438										2	1	0	0	2	1	1									
Frank Thomas, R OBP: 0.384, SLG: 0.518										4	1	1	2	0	0	4									
Jay Payton, R OBP: 0.312, SLG: 0.418										3	0	0	1	0	0	0									
23 Bobby Kielty, S OBP: 0.328, SLG: 0.405										2	0	0	0	1	2	2									
21 Mark Kotsay, L OBP: 0.325, SLG: 0.377										1	0	0	0	0	1	0									
Marco Scutaro, R OBP: 0.310, SLG: 0.369										4	0	0	0	0	0	1									
14 Mark Ellis, R OBP: 0.297, SLG: 0.338										3	0	0	0	1	1	0									
Antonio Perez, R OBP: 0.176, SLG: 0.182										3	0	0	0	0	2	2									
3 Eric Chavez, L OBP: 0.352, SLG: 0.417										0	0	0	0	0	0	0									
Inning Stats	R: 0 E: 0 K: 0 S: 8	H: 1 LOB: 1 BB: 0 P: 13	R: 0 E: 0 K: 1 S: 9	H: 0 LOB: 0 BB: 0 P: 17	R: 0 E: 0 K: 1 S: 7	H: 0 LOB: 0 BB: 0 P: 8	R: 0 E: 0 K: 1 S: 8	H: 0 LOB: 0 BB: 0 P: 14	R: 0 E: 0 K: 0 S: 12	H: 0 LOB: 2 BB: 2 P: 25	R: 1 E: 1 K: 1 S: 14	H: 1 LOB: 2 BB: 2 P: 25	R: 0 E: 0 K: 2 S: 11	H: 0 LOB: 0 BB: 0 P: 14	R: 2 E: 0 K: 1 S: 11	H: 1 LOB: 1 BB: 1 P: 19	R: 0 E: 0 K: 1 S: 8	H: 0 LOB: 0 BB: 0 P: 10	1B: 2 2B: 0 3B: 0 HR: 1	SF: 1 SAC: 0 DP: 0 HBP: 0	WP: 0 PB: 0 SB: 0 CS: 0	PA: 35			
PITCHER	IP	WLS	BF	H	R	ER	SO	BB	IBB	HBP	BLK	WP	HR	S	P	ERA	WHIP								
36 Jorge De La Rosa, L ERA: 7.58	(1, 1)	5.0	21	2	1	1	3	4	0	0	1	0	0	48	90	1.80	1.200								
Ambioriz Burgos, R ERA: 5.67	(6, 1)	3.0	W	11	1	2	2	4	1	0	0	0	1	30	45	6.00	0.667								
77 Joe Nelson, R ERA: 2.79	(9, 1)	1.0	S	3	0	0	0	1	0	0	0	0	0	8	10	0.00	0.000								

Oakland Athletics @ Kansas City Royals
Kauffman Stadium, Kansas City, MO

AB 29
R 3
H 3
RBI 3
BB 5
SO 8
LOB 11



WP: 0 PA: 35
PB: 0
SB: 0
CS: 0

livebaseballscores.com

Fri Aug 18 2006, 4:15 PM CDT
Att: 23,952 - Cloudy - 82 F

Batter	1	2	3	4	5	6	7	8	9	AB	R	H	RBI	BB	SO	LOB	BOTTOM								
9 David DeJesus, L OBP: 0.377, SLG: 0.450										4	0	1	0	0	1	0									
Esteban German, R OBP: 0.419, SLG: 0.387										4	1	0	1	0	0	1									
15 Mark Grudzielanek, R OBP: 0.331, SLG: 0.403										0	0	0	0	0	0	0									
24 Mark Teahen, L OBP: 0.364, SLG: 0.528										4	2	3	0	0	1	0									
29 Mike Sweeney, R OBP: 0.328, SLG: 0.327										4	0	1	2	0	0	2									
2 Joey Gathright, L OBP: 0.324, SLG: 0.268										0	1	0	0	0	0	0									
Emil Brown, R OBP: 0.352, SLG: 0.459										3	0	1	1	0	1	2									
16 Reggie Sanders, R OBP: 0.305, SLG: 0.423										4	0	2	0	0	1	2									
43 Ryan Shealy, R OBP: 0.330, SLG: 0.383										4	0	1	0	0	2	5									
14 John Buck, R OBP: 0.296, SLG: 0.386										3	0	0	0	0	2	3									
13 Andrés Blanco, S OBP: 0.308, SLG: 0.306										3	1	1	0	0	0	0									
Inning Stats	R: 0 E: 0 K: 1 S: 13	H: 0 LOB: 0 BB: 0 P: 17	R: 0 E: 1 K: 1 S: 11	H: 1 LOB: 1 BB: 0 P: 13	R: 0 E: 0 K: 2 S: 7	H: 0 LOB: 0 BB: 0 P: 11	R: 0 E: 0 K: 1 S: 9	H: 1 LOB: 1 BB: 0 P: 15	R: 0 E: 0 K: 2 S: 10	H: 1 LOB: 0 BB: 0 P: 14	R: 0 E: 0 K: 0 S: 13	H: 0 LOB: 0 BB: 0 P: 18	R: 1 E: 1 K: 0 S: 14	H: 2 LOB: 2 BB: 0 P: 24	R: 4 E: 0 K: 1 S: 24	H: 5 LOB: 2 BB: 0 P: 32	1B: 6 2B: 4 3B: 0 HR: 0	SF: 1 SAC: 0 DP: 1 HBP: 0	WP: 1 PB: 0 SB: 0 CS: 1	PA: 34					
PITCHER	IP	WLS	BF	H	R	ER	SO	BB	IBB	HBP	BLK	WP	HR	S	P	ERA	WHIP								
25 Esteban Loaiza, R ERA: 3.38	(1, 1)	6.2	25	5	1	0	7	0	0	0	0	0	0	14	16	27.00	3.000								
58 Justin Duchschere, R ERA: 3.38	(7, 1)	0.2	4	2	2	2	0	0	0	0	0	0	0	7	10	54.00	6.000								
20 Huston Street, R ERA: 3.22	(8, 1)	0.1	L	3	2	2	0	0	0	0	0	0	0	5	8	0.00	3.000								
57 Chad Gaudin, R ERA: 2.96	(8, 1)	0.1	2	1	0	0	1	0	0	0	0	0	0	5	8	0.00	3.000								

Oakland Athletics @ Kansas City Royals
Kauffman Stadium, Kansas City, MO

AB 33
R 5
H 10
RBI 4
BB 0
SO 8
LOB 15



WP: 1 PA: 34
PB: 0
SB: 0
CS: 1

livebaseballscores.com

Fri Aug 18 2006, 4:15 PM CDT
Att: 23,952 - Cloudy - 82 F

Batter	1	2	3	4	5	6	7	8	9	AB	R	H	RBI	BB	SO	LOB	TOP								
27 Hector Luna, R OBP: 0.340, SLG: 0.393										4	0	1	0	0	0	2									
Jason Michaels, R OBP: 0.321, SLG: 0.391										4	2	2	0	0	0	0									
48 Travis Hafner, L OBP: 0.433, SLG: 0.655										4	0	3	0	0	1	0									
41 Victor Martinez, S OBP: 0.379, SLG: 0.459										4	0	1	1	0	0	3									
25 Ryan Garko, R OBP: 0.400, SLG: 0.565										3	0	1	1	0	0	3									
2 Johnny Peralta, R OBP: 0.321, SLG: 0.386										4	0	1	0	0	1	2									
38 Franklin Gutierrez, R OBP: 0.296, SLG: 0.333										3	0	1	0	0	0	0									
24 Grady Sizemore, L OBP: 0.377, SLG: 0.519										1	0	0	0	0	1	1									
7 Joe Inglett, L OBP: 0.330, SLG: 0.421										3	0	0	0	1	1	2									
30 Andy Marte, R OBP: 0.262, SLG: 0.321										3	0	0	0	0	1	2									
17 Shin-Soo Choo, L OBP: 0.345, SLG: 0.436										1	0	0	0	0	0	1									
Inning Stats	R: 1 E: 0 K: 0 S: 12	H: 3 LOB: 1 BB: 0 P: 17	R: 0 E: 0 K: 1 S: 9	H: 0 LOB: 0 BB: 0 P: 13	R: 0 E: 0 K: 0 S: 7	H: 0 LOB: 0 BB: 0 P: 10	R: 0 E: 0 K: 1 S: 11	H: 1 LOB: 1 BB: 0 P: 19	R: 0 E: 0 K: 1 S: 9	H: 1 LOB: 1 BB: 0 P: 12	R: 1 E: 0 K: 0 S: 14	H: 2 LOB: 1 BB: 0 P: 20	R: 0 E: 0 K: 0 S: 9	H: 0 LOB: 1 BB: 1 P: 17	R: 0 E: 0 K: 0 S: 10	H: 2 LOB: 1 BB: 0 P: 14	R: 0 E: 0 K: 1 S: 10	H: 1 LOB: 1 BB: 0 P: 15	1B: 7 2B: 3 3B: 0 HR: 0	SF: 1 SAC: 0 DP: 1 HBP: 0	WP: 0 PB: 0 SB: 0 CS: 1	PA: 36			
PITCHER	IP	WLS	BF	H	R	ER	SO	BB	IBB	HBP	BLK	WP	HR	S	P	ERA	WHIP								
45 Odalis Perez, L ERA: 6.11	7.0	W	28	7	2	2	4	1	0	0	1	0	0	71	108	2.57	1.143								
Ambiorix Burgos, R ERA: 5.59	1.0	H	4	2	0	0	0	0	0	0	0	0	0	10	14	0.00	2.000								
77 Joe Nelson, R ERA: 2.7	1.0	S	4	1	0	0	1	0	0	0	0	0	0	10	15	0.00	1.000								

Cleveland Indians @ Kansas City Royals
Kauffman Stadium, Kansas City, MO

AB 34
R 2
H 10
RBI 2
BB 1
SO 5
LOB 16



WP: 0 PA: 36
PB: 0
SB: 0
CS: 1

Cleveland Indians @ Kansas City Royals
Kauffman Stadium, Kansas City, MO

AB 27
R 5
H 7
RBI 4
BB 3
SO 6
LOB 11



WP: 1 PA: 33
PB: 0
SB: 2
CS: 0

Batter	1	2	3	4	5	6	7	8	9	AB	R	H	RBI	BB	SO	LOB	BOTTOM								
9 David DeJesus, L OBP: 0.378, SLG: 0.449										3	2	1	0	1	0	1									
15 Mark Grudzielanek, R OBP: 0.334, SLG: 0.469										3	1	0	0	0	2	2									
29 Mike Sweeney, R OBP: 0.328, SLG: 0.325										3	0	0	1	0	1	1									
24 Mark Teahen, L OBP: 0.367, SLG: 0.540										4	2	4	2	0	0	0									
Emil Brown, R OBP: 0.348, SLG: 0.454										3	0	1	0	0	0	1									
2 Joey Gathright, L OBP: 0.322, SLG: 0.267										1	0	0	1	0	0	1									
16 Reggie Sanders, R OBP: 0.306, SLG: 0.430										3	0	0	0	1	1	2									
43 Ryan Shealy, R OBP: 0.323, SLG: 0.374										3	0	0	0	0	1	2									
14 John Buck, R OBP: 0.296, SLG: 0.382										2	0	1	0	1	1	0									
4 Angel Berroa, R OBP: 0.265, SLG: 0.343										2	0	0	0	0	0	1									
Inning Stats	R: 2 E: 0 K: 1 S: 14	H: 2 LOB: 0 BB: 0 P: 16	R: 0 E: 0 K: 2 S: 9	H: 0 LOB: 0 BB: 0 P: 13	R: 0 E: 0 K: 0 S: 7	H: 0 LOB: 0 BB: 0 P: 9	R: 0 E: 0 K: 1 S: 21	H: 1 LOB: 2 BB: 1 P: 32	R: 0 E: 0 K: 1 S: 9	H: 0 LOB: 1 BB: 1 P: 15	R: 1 E: 0 K: 0 S: 15	H: 2 LOB: 0 BB: 0 P: 20	R: 0 E: 0 K: 1 S: 7	H: 1 LOB: 0 BB: 0 P: 10	R: 2 E: 0 K: 0 S: 17	H: 1 LOB: 1 BB: 1 P: 30	1B: 3 2B: 3 3B: 0 HR: 1	SF: 1 SAC: 1 DP: 2 HBP: 1	WP: 1 PB: 0 SB: 2 CS: 0	PA: 33					
PITCHER	IP	WLS	BF	H	R	ER	SO	BB	IBB	HBP	BLK	WP	HR	S	P	ERA	WHIP								
31 Cliff Lee, L ERA: 4.61	6.0	L	24	5	3	3	5	2	0	0	0	0	0	75	105	4.50	1.167								
Andrew Brown, R ERA: 5.4	1.0		5	1	2	2	1	1	0	1	0	0	0	12	20	18.00	2.000								
Brian Sikorski, R ERA: 5.68	1.0		4	1	0	0	0	0	0	0	0	1	0	12	20	0.00	1.000								

WP: 1 PA: 33
PB: 0
SB: 2
CS: 0

Batter	1	2	3	4	5	6	7	8	9	AB	R	H	RBI	BB	SO	LOB	TOP					
9 David DeJesus, L (1,7) OBP: 0.380, SLG: 0.448	F8		F7			15 2B 24 WP BB	15 G2-3 2B		K	4	2	1	0	1	1	1						
15 Mark Grudzielanek, R (1,4) OBP: 0.330, SLG: 0.411	F9		K			24 WP 1-3 2B	G2-3		L9	5	0	1	1	0	1	1						
24 Mark Teahen, L (1,5) OBP: 0.370, SLG: 0.533	F7		G4-3			2-3 3-H	P6		K	5	0	1	1	0	1	1						
29 Mike Sweeney, R (1,10) OBP: 0.359, SLG: 0.406		P2					G5-3		G6-3	4	0	1	0	1	0	1						
Emil Brown, R (1,9) OBP: 0.352, SLG: 0.458	F9					43 FC1-4 BB	G5-3		G6-3	3	0	1	0	1	0	1						
43 Ryan Shealy, R (1,3) OBP: 0.345, SLG: 0.410							FC1-4		G4-3	4	0	2	0	0	0	1						
14 John Buck, R (1,2) OBP: 0.292, SLG: 0.375							K		G3	4	0	1	0	0	2	4						
4 Angel Berroa, R (1,6) OBP: 0.263, SLG: 0.339							P2		G4-3	4	0	1	0	0	1	3						
2 Joey Gathright, L (1,8) OBP: 0.322, SLG: 0.275							G4-3		F9	4	1	1	0	0	0	6						
									15 LG 24 DI 1B													
Inning Stats	R: 0 E: 0 K: 0 S: 7	H: 0 LOB: 0 BB: 0 P: 10	R: 0 E: 0 K: 0 S: 16	H: 3 LOB: 3 BB: 0 P: 29	R: 0 E: 0 K: 1 S: 6	H: 0 LOB: 0 BB: 0 P: 8	R: 0 E: 0 K: 1 S: 10	H: 0 LOB: 1 BB: 1 P: 16	R: 1 E: 0 K: 0 S: 10	H: 1 LOB: 1 BB: 1 P: 17	R: 0 E: 0 K: 2 S: 11	H: 3 LOB: 3 BB: 0 P: 17	R: 1 E: 0 K: 1 S: 9	H: 1 LOB: 1 BB: 1 P: 18	R: 0 E: 0 K: 0 S: 7	H: 0 LOB: 0 BB: 0 P: 11	R: 1 E: 0 K: 1 S: 13	H: 2 LOB: 1 BB: 0 P: 18	1B: 8 2B: 2 3B: 0 HR: 0	SF: 0 SAC: 0 DP: 0 HBP: 0	WP: 1 PB: 0 SB: 0 CS: 0	PA: 40
PITCHER	IP	WLS	BF	H	R	ER	SO	BB	IBB	HBP	BLK	WP	HR	S	P	ERA	WHIP					
28 Shaun Marcum, R (1,1) ERA: 5.88	6.0	W	27	7	1	1	4	2	0	0	0	1	0	60	97	1.50	1.500					
56 Brian Tallet, L (7,1) ERA: 4.14	0.2		3	1	1	1	1	0	0	0	0	0	0	7	10	13.50	1.500					
22 Brandon League, R (7,1) ERA: 2.88	1.1		5	0	0	0	0	1	0	0	0	0	0	9	19	0.00	0.750					
49 Jeremy Accardo, R (9,1) ERA: 4.21	0.2		4	2	1	1	1	0	0	0	0	0	0	10	15	13.50	3.000					
52 B.J. Ryan, L (9,1) ERA: 1.35	0.1	S	1	0	0	0	0	0	0	0	0	0	0	3	3	0.00	0.000					

Kansas City Royals @ Toronto Blue Jays
Rogers Centre, Toronto, ON
Fri Aug 25 2006, 7:07 PM EDT
Att: 26,343 - Roof Closed - 68 F

AB 37
R 3
H 10
RBI 2
BB 3
SO 6
LOB 19



Batter	1	2	3	4	5	6	7	8	9	AB	R	H	RBI	BB	SO	LOB	BOTTOM				
3 Reed Johnson, R (1,10) OBP: 0.400, SLG: 0.510	G6-3	SF9				10 1B BB			G6-3	3	0	1	1	1	0	0					
Frank Catalanotto, L (1,7) OBP: 0.393, SLG: 0.453	10 2B 25 1B 2B	G3				SF7			F7	3	1	1	1	0	0	1					
10 Vernon Wells, R (1,8) OBP: 0.375, SLG: 0.580	25 1B 2B	F9				F8			F8	4	1	2	0	0	0	1					
25 Troy Glaus, R (1,5) OBP: 0.370, SLG: 0.546	17 BB 1B					F9			K	3	1	1	2	1	1	2					
17 Lyle Overbay, L (1,3) OBP: 0.366, SLG: 0.515						F8			K	3	0	1	0	1	1	0					
15 Alex Rios, R (1,9) OBP: 0.353, SLG: 0.513	K					SF8			K	3	0	1	1	0	2	2					
9 Gregg Zaun, S (1,2) OBP: 0.358, SLG: 0.430	F7					G3-1			K	4	0	1	0	0	1	3					
2 Aaron Hill, R (1,4) OBP: 0.343, SLG: 0.370						G5-3			G4-3	4	1	1	0	0	0	2					
6 John McDonald, R (1,6) OBP: 0.269, SLG: 0.305						PB 3 1B SF7 BB			K2-3	3	2	1	1	1	2	0					
Inning Stats	R: 2 E: 0 K: 1 S: 14	H: 3 LOB: 2 BB: 1 P: 21	R: 2 E: 0 K: 0 S: 8	H: 2 LOB: 0 BB: 0 P: 15	R: 0 E: 0 K: 0 S: 9	H: 1 LOB: 1 BB: 0 P: 15	R: 1 E: 0 K: 0 S: 11	H: 1 LOB: 1 BB: 1 P: 20	R: 1 E: 0 K: 0 S: 9	H: 2 LOB: 1 BB: 1 P: 16	R: 0 E: 0 K: 2 S: 16	H: 1 LOB: 2 BB: 1 P: 23	R: 0 E: 0 K: 3 S: 9	H: 0 LOB: 0 BB: 0 P: 14	R: 0 E: 0 K: 1 S: 7	H: 0 LOB: 0 BB: 0 P: 9	1B: 6 2B: 3 3B: 1 HR: 0	SF: 3 SAC: 0 DP: 1 HBP: 0	WP: 0 PB: 1 SB: 0 CS: 0	PA: 37	
PITCHER	IP	WLS	BF	H	R	ER	SO	BB	IBB	HBP	BLK	WP	HR	S	P	ERA	WHIP				
34 Luke Hudson, R (1,1) ERA: 5.94	6.0	L	31	10	6	5	3	4	0	0	0	0	0	67	110	7.50	2.333				
Scott Dohmann, R (7,1) ERA: 6.51	2.0		6	0	0	0	4	0	0	0	0	0	0	16	23	0.00	0.000				

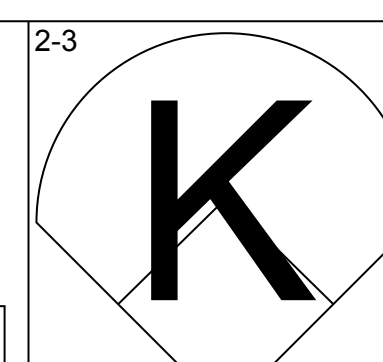
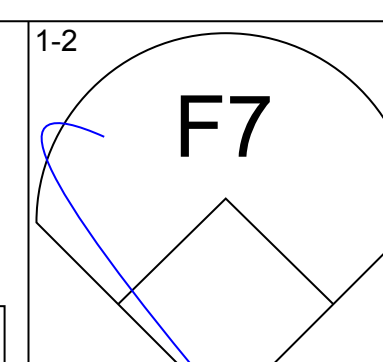
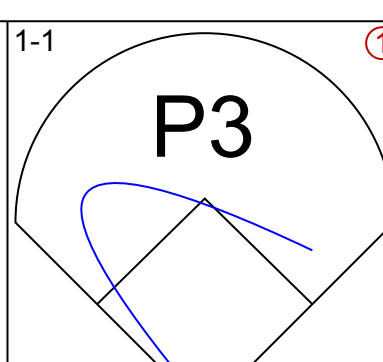
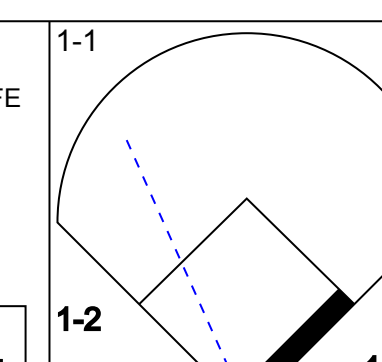
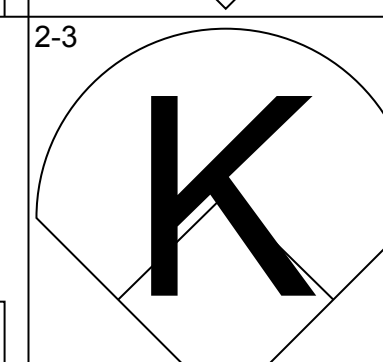
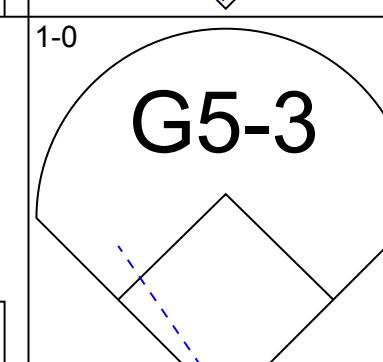
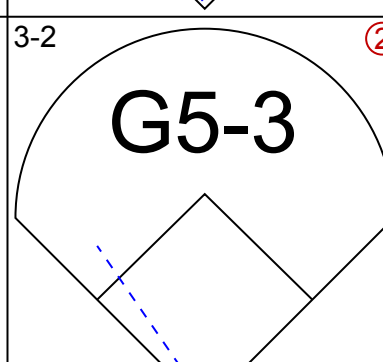
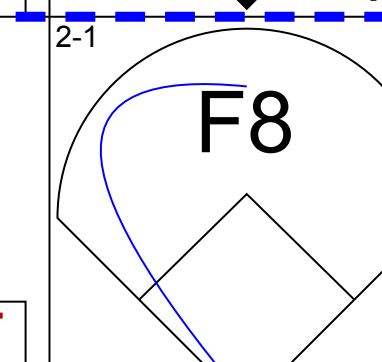
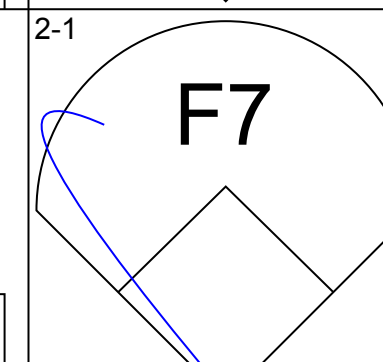
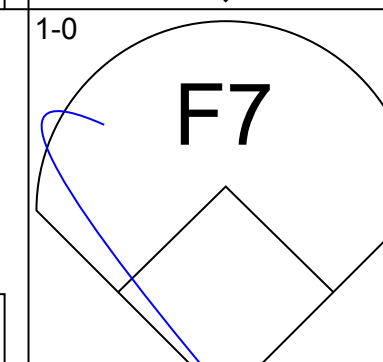
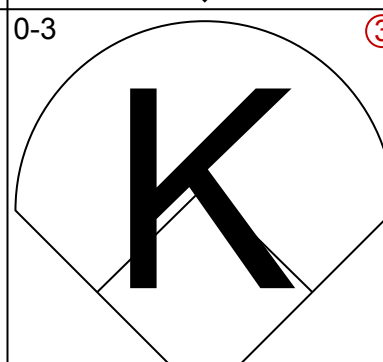
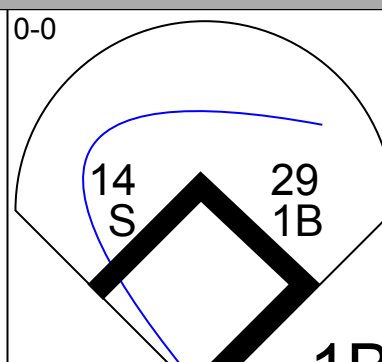
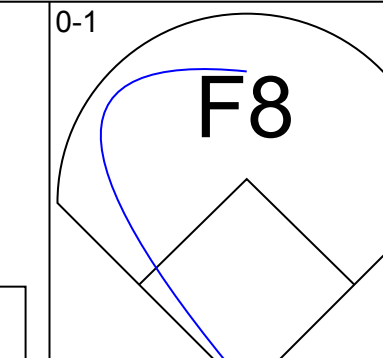
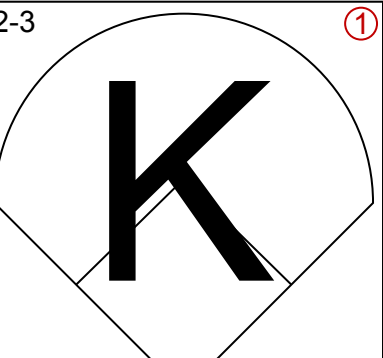
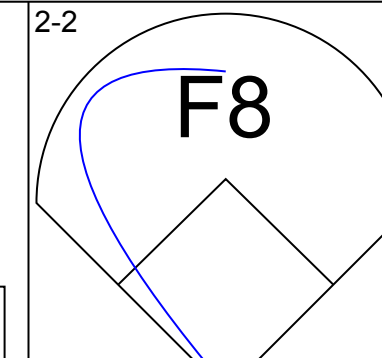
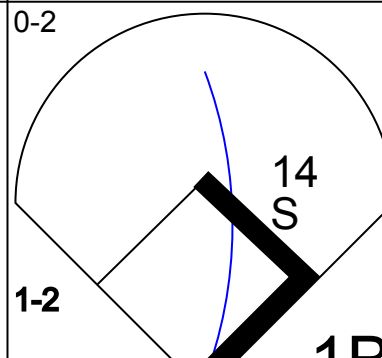
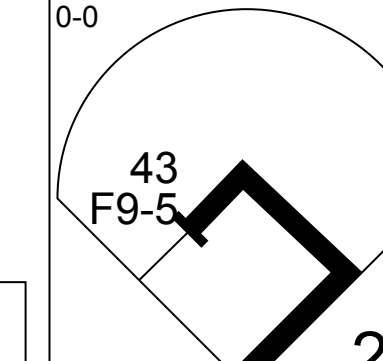
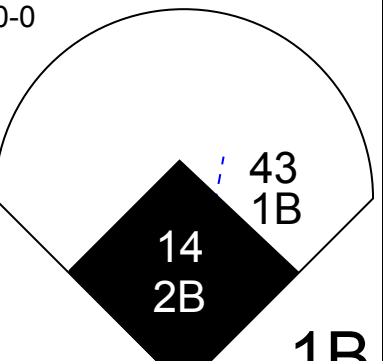
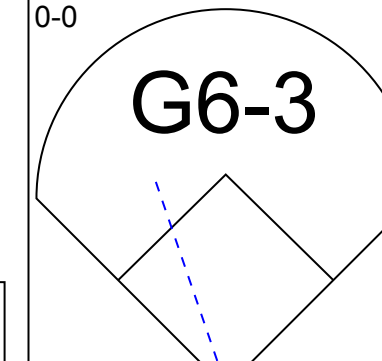
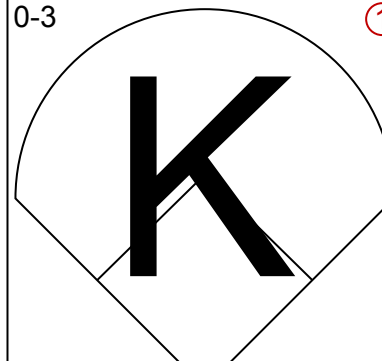
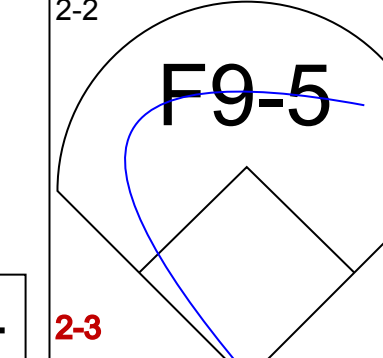
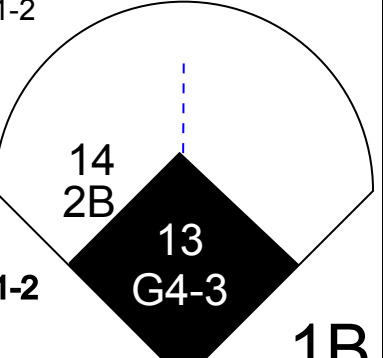
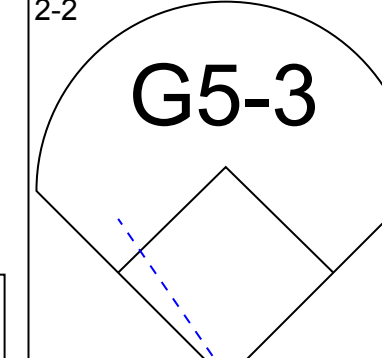
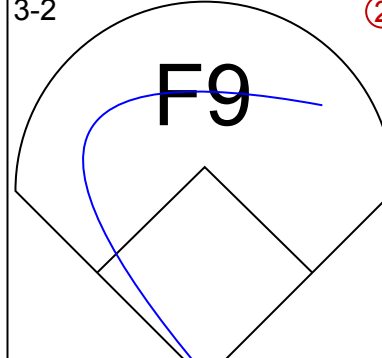
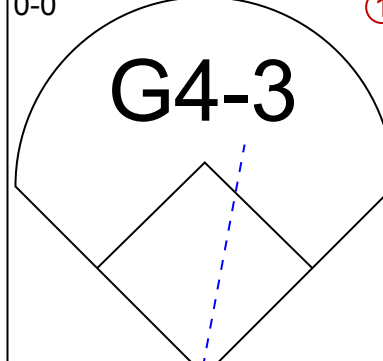
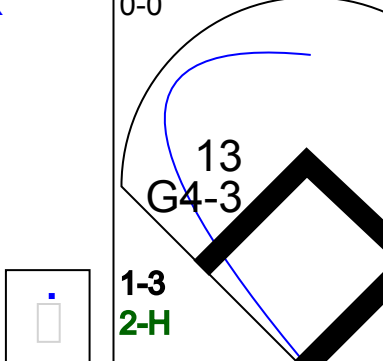
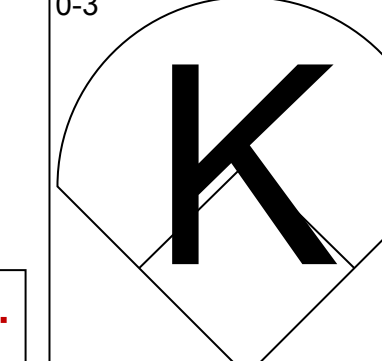
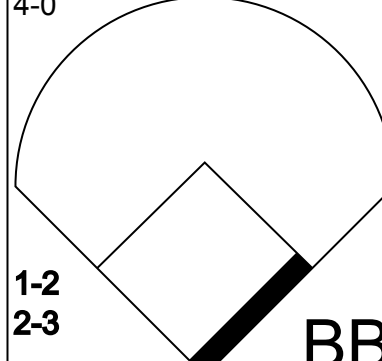
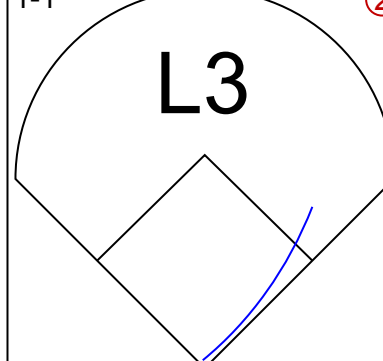
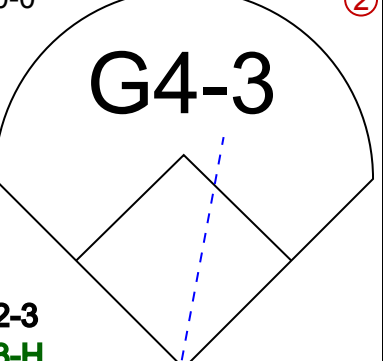
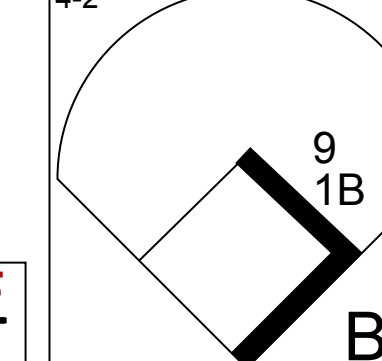
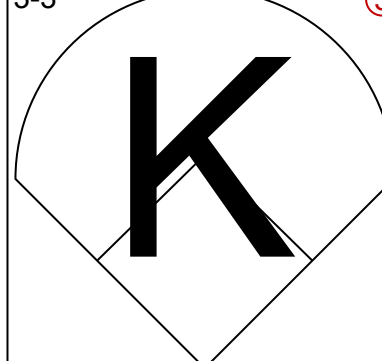

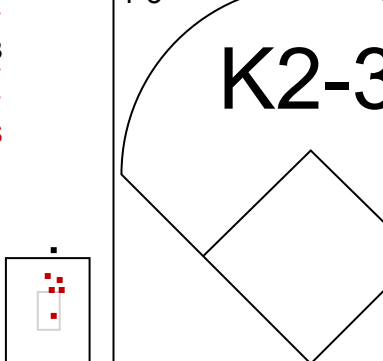
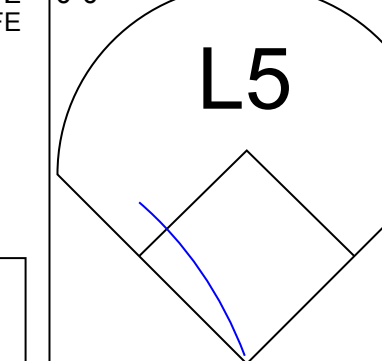
Kansas City Royals @ Toronto Blue Jays
Rogers Centre, Toronto, ON
Fri Aug 25 2006, 7:07 PM EDT
Att: 26,343 - Roof Closed - 68 F

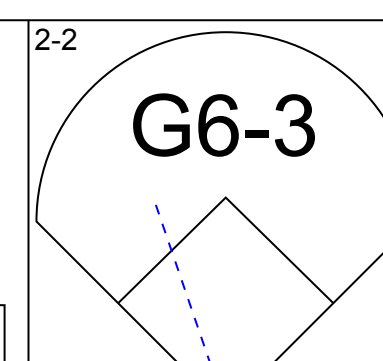
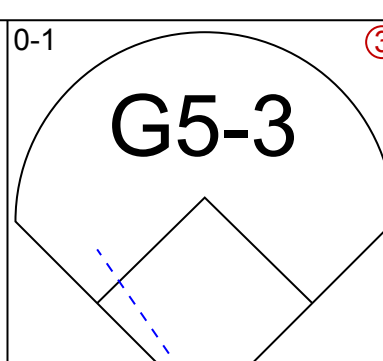
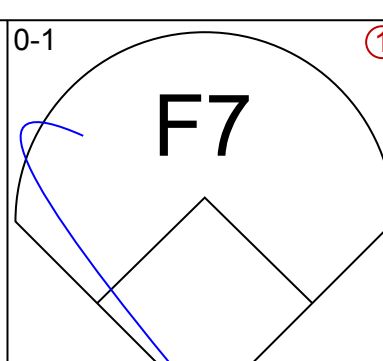
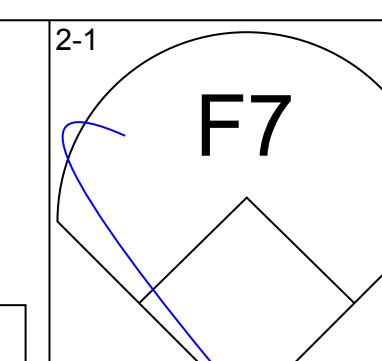
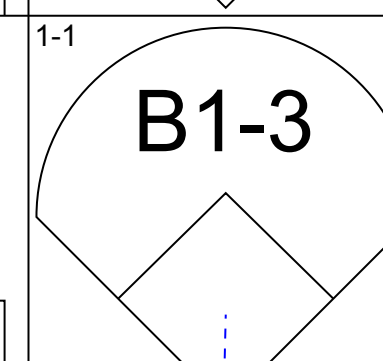
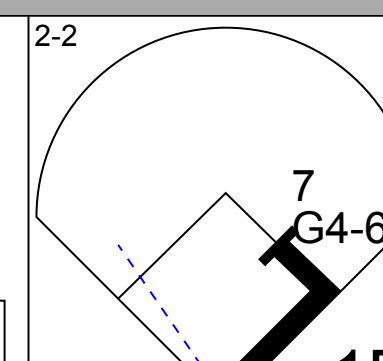
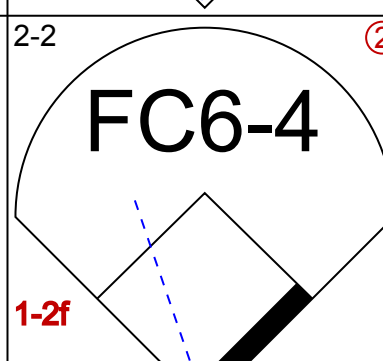
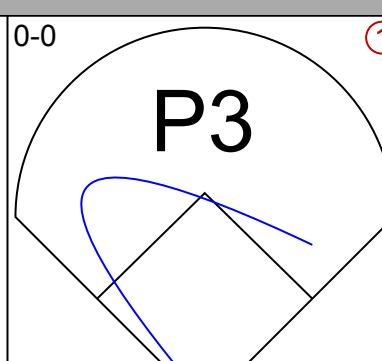
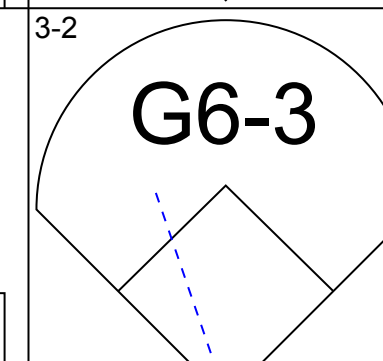
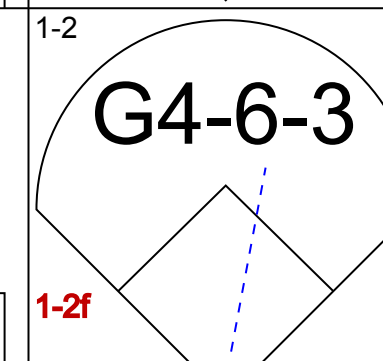
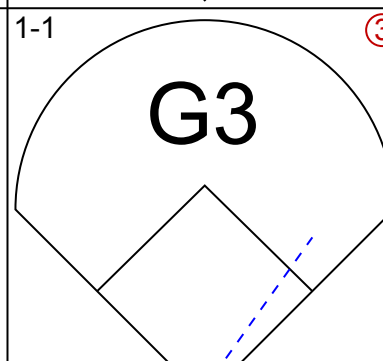
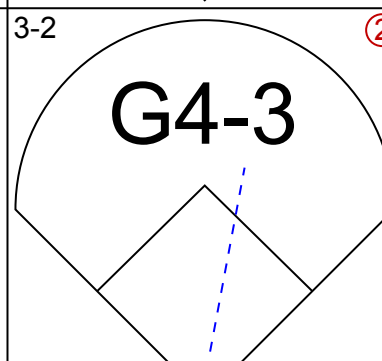
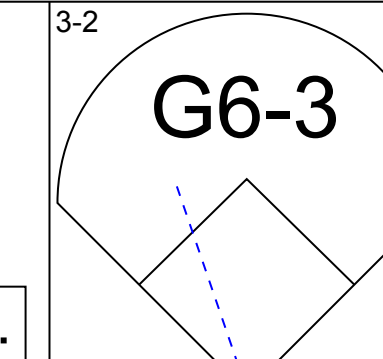
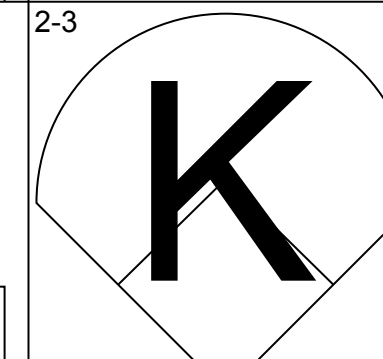
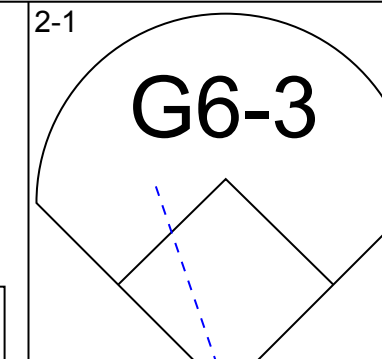
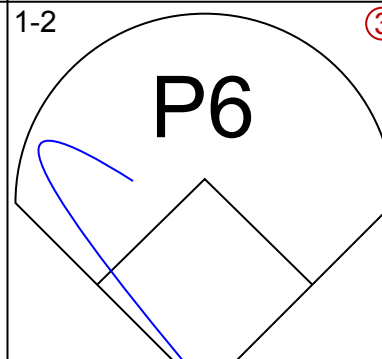
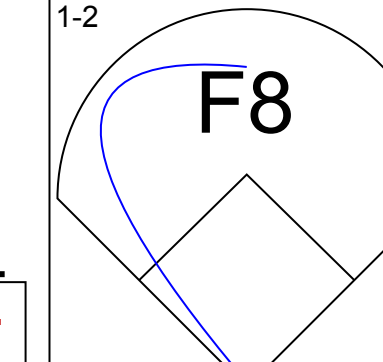
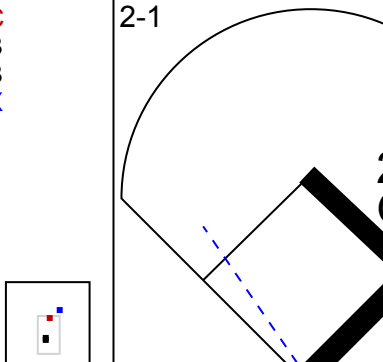
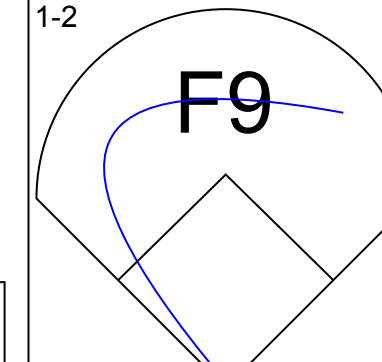
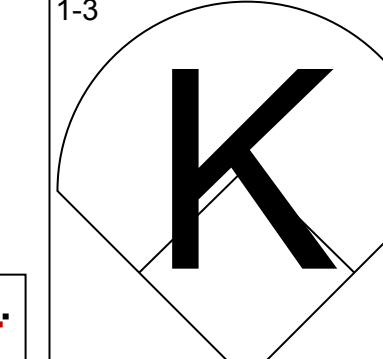
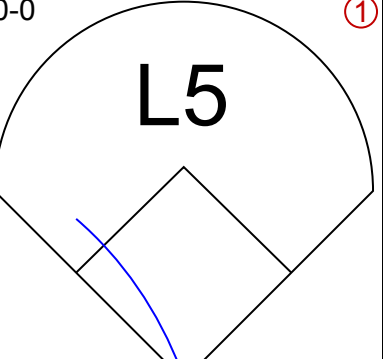
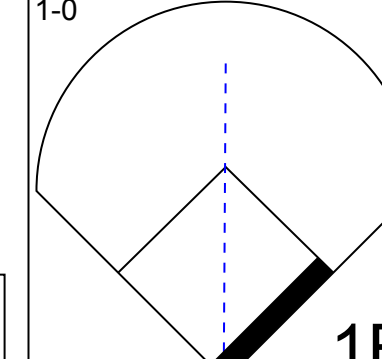
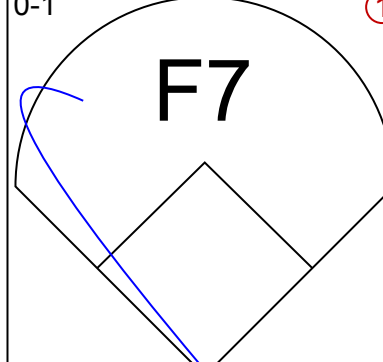
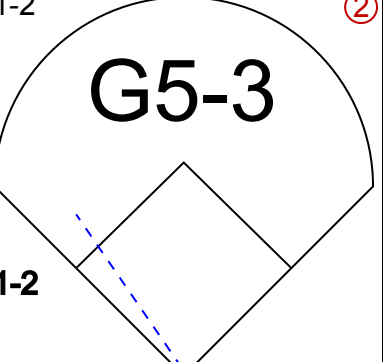
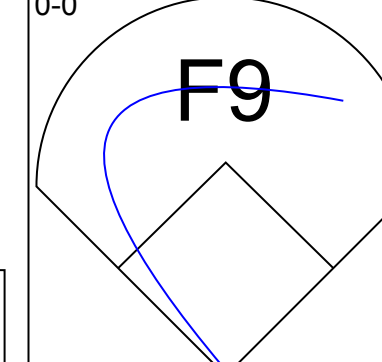
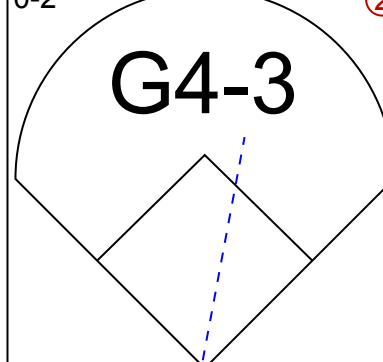
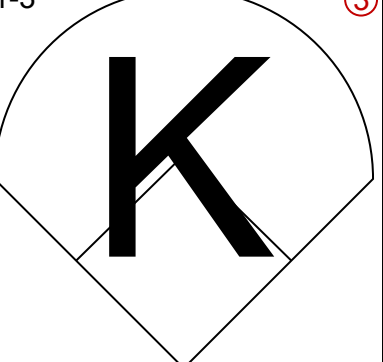
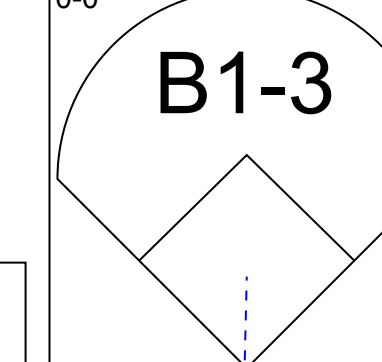
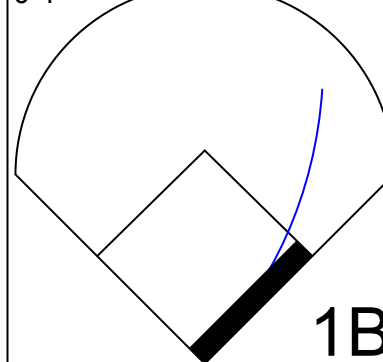
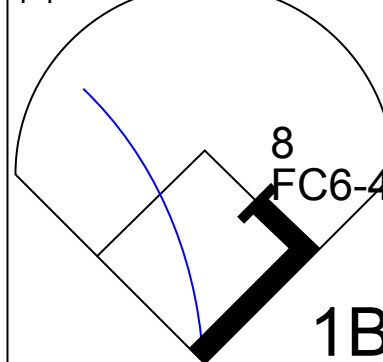
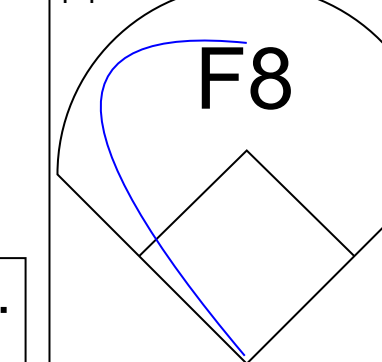
AB 30
R 6
H 10
RBI 6
BB 4
SO 7
LOB 11



Batter	1	2	3	4	5	6	7	8	9	AB	R	H	RBI	BB	SO	LOB	TOP			
9 David DeJesus, L (1, 7) OBP: 0.379, SLG: 0.446	G3		G4-3			G6-4-3 15 1B		G3		4	0	1	0	0	0	0	Kansas City Royals @ Toronto Blue Jays Rogers Centre, Toronto, ON Sat Aug 26 2006, 4:07 PM EDT Att: 38,070 - Partly Cloudy - 70 F			
15 Mark Grudzielanek, R (1, 4) OBP: 0.327, SLG: 0.469	L9		G3			G6-4-3 1-2			K	4	0	0	0	0	1	1				
24 Mark Teahen, L (1, 5) OBP: 0.369, SLG: 0.538	HR			G4-3			G4-3		F8	4	1	1	1	0	0	0				
29 Mike Sweeney, R (1, 10)	K			G6-3			K		G5-3	4	0	0	0	0	2	0				
Emil Brown, R (1, 9) OBP: 0.352, SLG: 0.456		G5-3		K			43 1B BB			2	0	0	0	1	1	0				
43 Ryan Shealy, R (1, 3) OBP: 0.353, SLG: 0.444	HR				K					3	1	2	1	0	1	0				
Paul Bako, L (1, 2) OBP: 0.295, SLG: 0.258	K			L6			1B			3	0	0	0	0	1	2				
4 Angel Berroa, R (1, 6) OBP: 0.261, SLG: 0.337	G1-3			G1-3					G1-3	3	0	0	0	0	0	0				
2 Joey Gathright, L (1, 8) OBP: 0.319, SLG: 0.272			G4-3						G3	3	0	0	0	0	1	0				
Inning Stats	R: 1 E: 0 K: 1 S: 10	H: 1 LOB: 0 BB: 0 P: 10	R: 1 E: 0 K: 1 S: 12	H: 1 LOB: 0 BB: 0 P: 13	R: 0 E: 0 K: 0 S: 9	H: 0 LOB: 0 BB: 0 P: 11	R: 0 E: 0 K: 1 S: 6	H: 0 LOB: 0 BB: 0 P: 10	R: 0 E: 0 K: 1 S: 8	H: 1 LOB: 2 BB: 1 P: 16	R: 0 E: 0 K: 1 S: 9	H: 1 LOB: 2 BB: 1 P: 16	R: 0 E: 0 K: 0 S: 8	H: 0 LOB: 0 BB: 0 P: 12	R: 0 E: 0 K: 1 S: 9	H: 0 LOB: 0 BB: 0 P: 12	1B: 2 2B: 0 3B: 0 HR: 2	SF: 0 SAC: 0 DP: 1 HBP: 0	WP: 0 PB: 0 SB: 0 CS: 0	PA: 31
PITCHER 32 Roy Halladay, R (1, 1) ERA: 3.12	IP: 9.0 WLS: L BF: 31	H: 4 R: 2 ER: 2 SO: 7	BB: 1 IBB: 0 HBP: 0 BLK: 0	WP: 0 HR: 2 S: 85 P: 110	ERA: 2.00 WHIP: 0.556	PITCHER										IP: 9.0 WLS: L BF: 31	H: 4 R: 2 ER: 2 SO: 7	BB: 1 IBB: 0 HBP: 0 BLK: 0	WP: 0 HR: 2 S: 85 P: 110	ERA: 2.00 WHIP: 0.556

Batter	1	2	3	4	5	6	7	8	9	AB	R	H	RBI	BB	SO	LOB	BOTTOM			
3 Reed Johnson, R (1, 7) OBP: 0.399, SLG: 0.507	1B		P5		FC4-6 1-2			G6-3		4	0	1	0	0	0	1	Kansas City Royals @ Toronto Blue Jays Rogers Centre, Toronto, ON Sat Aug 26 2006, 4:07 PM EDT Att: 38,070 - Partly Cloudy - 70 F			
Frank Catalanotto, L (1, 10) OBP: 0.397, SLG: 0.460	1B					P5		10 FC4 1B		4	0	3	0	0	0	0				
10 Vernon Wells, R (1, 8) OBP: 0.373, SLG: 0.576	K		F8			G5-3		FC4		4	0	0	0	0	1	3				
25 Troy Glaus, R (1, 5) OBP: 0.369, SLG: 0.542	BB			K		G6-3			G5-3	3	0	0	0	1	1	0				
17 Lyle Overbay, L (1, 3) OBP: 0.365, SLG: 0.513	F8			K2-3			G4-3			4	0	1	0	0	1	2				
Bengie Molina, R (1, 2) OBP: 0.314, SLG: 0.438	F9			G5-3			1B		P5	4	0	1	0	0	0	1				
15 Alex Rios, R (1, 9) OBP: 0.350, SLG: 0.507	G4-3				F8		F7		F8	4	0	0	0	0	0	2				
2 Aaron Hill, R (1, 4) OBP: 0.340, SLG: 0.367	F8				K		F7			3	0	0	0	0	1	1				
6 John McDonald, R (1, 6) OBP: 0.270, SLG: 0.305	G6-3				FC4-6 3 1B			G1-3		3	0	1	0	0	0	0				
Inning Stats	R: 0 E: 0 K: 1 S: 14	H: 2 LOB: 2 BB: 1 P: 21	R: 0 E: 0 K: 0 S: 9	H: 0 LOB: 0 BB: 0 P: 12	R: 0 E: 0 K: 2 S: 7	H: 0 LOB: 0 BB: 0 P: 10	R: 0 E: 0 K: 1 S: 10	H: 1 LOB: 1 BB: 0 P: 12	R: 0 E: 0 K: 0 S: 9	H: 0 LOB: 0 BB: 0 P: 14	R: 0 E: 0 K: 0 S: 6	H: 1 LOB: 1 BB: 0 P: 9	R: 0 E: 0 K: 0 S: 12	H: 1 LOB: 1 BB: 0 P: 17	R: 0 E: 0 K: 0 S: 11	H: 1 LOB: 1 BB: 0 P: 16	1B: 6 2B: 1 3B: 0 HR: 0	SF: 0 SAC: 0 DP: 0 HBP: 0	WP: 0 PB: 0 SB: 0 CS: 0	PA: 34
PITCHER RuneLVys Hernandez, R (1, 1) ERA: 6.67	IP: 9.0 WLS: W BF: 34	H: 7 R: 0 ER: 0 SO: 4	BB: 1 IBB: 0 HBP: 0 BLK: 0	WP: 0 HR: 0 S: 86 P: 121	ERA: 0.00 WHIP: 0.889	PITCHER										IP: 9.0 WLS: W BF: 34	H: 7 R: 0 ER: 0 SO: 4	BB: 1 IBB: 0 HBP: 0 BLK: 0	WP: 0 HR: 0 S: 86 P: 121	ERA: 0.00 WHIP: 0.889

Batter	1	2	3	4	5	6	7	8	9	AB	R	H	RBI	BB	SO	LOB	TOP					
9 David DeJesus, L (1, 7) OBP: 0.378, SLG: 0.443										4	0	1	0	0	1	0	Kansas City Royals @ Minnesota Twins Hubert H. Humphrey Metrodome, Minneapolis, MN Tue Aug 29 2006, 8:10 PM EDT Att: 24,904 - Dome - 68 F livebaseballscorecards.com					
15 Mark Grudzielanek, R (1, 4) OBP: 0.324, SLG: 0.462										4	0	0	0	0	1	2						
24 Mark Teahen, L (1, 5) OBP: 0.367, SLG: 0.532										4	0	1	0	0	1	0						
29 Mike Sweeney, R (1, 10) OBP: 0.345, SLG: 0.407										4	0	1	0	0	1	0						
Emil Brown, R (1, 9) OBP: 0.354, SLG: 0.456										4	1	2	0	0	1	2						
43 Ryan Shealy, R (1, 3) OBP: 0.347, SLG: 0.426										4	1	1	0	0	0	3						
14 John Buck, R (1, 2) OBP: 0.294, SLG: 0.376										3	0	1	1	1	1	0						
13 Andrés Blanco, S (1, 6) OBP: 0.321, SLG: 0.308										3	0	0	1	1	1	4						
2 Joey Gathright, L (1, 8) OBP: 0.316, SLG: 0.269										3	0	0	0	0	2	2						
Inning Stats	R: 0 E: 0 K: 2 S: 10	H: 0 LOB: 0 BB: 0 P: 16	R: 0 E: 0 K: 0 S: 7	H: 1 LOB: 0 BB: 0 P: 9	R: 0 E: 0 K: 1 S: 6	H: 0 LOB: 0 BB: 0 P: 8	R: 0 E: 0 K: 0 S: 5	H: 0 LOB: 0 BB: 0 P: 8	R: 2 E: 0 K: 2 S: 14	H: 3 LOB: 1 BB: 0 P: 18	R: 0 E: 0 K: 1 S: 9	H: 0 LOB: 0 BB: 0 P: 13	R: 0 E: 0 K: 0 S: 8	H: 0 LOB: 0 BB: 0 P: 12	R: 0 E: 0 K: 1 S: 11	H: 1 LOB: 2 BB: 1 P: 18	R: 0 E: 0 K: 2 S: 16	H: 2 LOB: 3 BB: 1 P: 26	1B: 5 2B: 3 3B: 0 HR: 0	SF: 0 SAC: 0 DP: 1 HBP: 0	WP: 0 PB: 0 SB: 2 CS: 0	PA: 35
PITCHER	IP WLS BF H R ER SO BB IBB HBP BLK WP HR S P ERA WHIP																					
21 Matt Garza, R (1, 1) ERA: 5.06	7.2 L 28 5 2 2 7 1 0 0 0 0 0 0 68 98 2.35 0.783																					
17 Pat Neshek, R (8, 1) ERA: 1.09	1.0 6 2 0 0 1 1 0 0 0 0 0 0 14 23 0.00 3.000																					
Juan Rincon, R (9, 1) ERA: 2.67	0.1 1 0 0 0 1 0 0 0 0 0 0 0 4 7 0.00 0.000																					

Batter	1	2	3	4	5	6	7	8	9	AB	R	H	RBI	BB	SO	LOB	BOTTOM			
Luis Castillo, S (1, 4) OBP: 0.346, SLG: 0.369										4	0	0	0	0	0	2	Kansas City Royals @ Minnesota Twins Hubert H. Humphrey Metrodome, Minneapolis, MN Tue Aug 29 2006, 8:10 PM EDT Att: 24,904 - Dome - 68 F livebaseballscorecards.com			
8 Nick Punto, S (1, 5) OBP: 0.389, SLG: 0.412										4	0	1	0	0	0	1				
7 Joe Mauer, L (1, 2) OBP: 0.431, SLG: 0.509										4	0	0	0	0	0	2				
5 Michael Cuddyer, R (1, 9) OBP: 0.357, SLG: 0.501										4	0	0	0	0	1	0				
33 Justin Morneau, L (1, 3) OBP: 0.372, SLG: 0.585										3	0	1	0	0	0	0				
Torii Hunter, R (1, 8) OBP: 0.343, SLG: 0.470										3	0	1	0	0	1	1				
24 Rondell White, R (1, 10) OBP: 0.241, SLG: 0.296										3	0	0	0	0	0	2				
Jason Tyner, L (1, 7) OBP: 0.344, SLG: 0.346										3	0	0	0	0	1	1				
Jason Bartlett, R (1, 6) OBP: 0.413, SLG: 0.450										3	0	2	0	0	0	0				
Inning Stats	R: 0 E: 0 K: 0 S: 8	H: 0 LOB: 0 BB: 0 P: 14	R: 0 E: 0 K: 1 S: 11	H: 0 LOB: 0 BB: 0 P: 16	R: 0 E: 0 K: 0 S: 9	H: 1 LOB: 1 BB: 0 P: 9	R: 0 E: 0 K: 1 S: 10	H: 1 LOB: 0 BB: 0 P: 15	R: 0 E: 0 K: 0 S: 9	H: 1 LOB: 1 BB: 0 P: 13	R: 0 E: 0 K: 0 S: 8	H: 1 LOB: 1 BB: 0 P: 12	R: 0 E: 0 K: 0 S: 5	H: 0 LOB: 0 BB: 0 P: 8	R: 0 E: 0 K: 0 S: 7	H: 0 LOB: 0 BB: 0 P: 11	1B: 5 2B: 0 3B: 0 HR: 0	SF: 0 SAC: 0 DP: 1 HBP: 0	WP: 0 PB: 0 SB: 0 CS: 0	PA: 31
PITCHER	IP WLS BF H R ER SO BB IBB HBP BLK WP HR S P ERA WHIP																			
Mark Redman, L (1, 1) ERA: 5.47	9.0 W 31 5 0 0 3 0 0 0 0 0 0 0 76 111 0.00 0.556																			

Batter	1	2	3	4	5	6	7	8	9	AB	R	H	RBI	BB	SO	LOB	TOP										
9 David DeJesus, L (1, 7) OBP: 0.376, SLG: 0.440	0-3 K		0-0 P4			2-1 15 2B 29 1B 1B	0-1 SAFE G4-6-3		2-2 G4-3	5	1	1	0	0	1	3											
15 Mark Grudzielanek, R (1, 4) OBP: 0.325, SLG: 0.465	1-1 1B		3-3 SAFE K			0-0 29 1B 2B		2-1 G5-3		4	1	2	0	0	1	1											
24 Mark Teahen, L (1, 5) OBP: 0.363, SLG: 0.526	0-3 K			1-3 K		2-3 K		1-0 G4-3		4	0	0	0	0	3	3											
29 Mike Sweeney, R (1, 10) OBP: 0.349, SLG: 0.410	0-3 K			0-0 L6		1-0 1B 43 1B 1B		3-0 1B		4	1	2	2	0	1	1											
Emil Brown, R (1, 9) OBP: 0.354, SLG: 0.454		0-1 F9		0-0 F8		0-2 43 1B 1B		1-2 F8		4	0	1	0	0	0	1											
43 Ryan Shealy, R (1, 3) OBP: 0.352, SLG: 0.437		1-3 K			1-0 F7	0-0 G4-6-3 1B		1-0 PB 13 1B 2B		4	1	2	1	0	1	0											
Paul Bako, L (1, 2) OBP: 0.294, SLG: 0.258		1-3 K			0-1 1B	0-2 G4-6-3 1B		1-3 K		4	0	1	0	0	2	3											
13 Andrés Blanco, S (1, 6) OBP: 0.317, SLG: 0.304			1-2 P5		0-1 P6		2-3 K		0-1 1B	4	0	1	1	0	1	1											
2 Joey Gathright, L (1, 8) OBP: 0.318, SLG: 0.272			0-2 15 E 15 S 1B		1-1 G5-3		2-0 9 G4-6-3 1B		3-H SAFE K	4	0	2	0	0	1	2											
Inning Stats	R: 0 E: 0 K: 3 S: 11	H: 1 LOB: 1 BB: 0 P: 12	R: 0 E: 0 K: 2 S: 8	H: 0 LOB: 0 BB: 0 P: 10	R: 0 E: 0 K: 1 S: 12	H: 1 LOB: 1 BB: 0 P: 16	R: 0 E: 0 K: 1 S: 6	H: 0 LOB: 0 BB: 0 P: 7	R: 0 E: 0 K: 0 S: 7	H: 1 LOB: 1 BB: 0 P: 9	R: 3 E: 0 K: 1 S: 15	H: 5 LOB: 1 BB: 0 P: 20	R: 0 E: 0 K: 1 S: 6	H: 1 LOB: 0 BB: 0 P: 10	R: 0 E: 0 K: 0 S: 7	H: 1 LOB: 1 BB: 0 P: 14	R: 1 E: 0 K: 2 S: 13	H: 2 LOB: 1 BB: 0 P: 19	1B: 10 2B: 2 HR: 0	SF: 0 SAC: 0 DP: 2 HBP: 0	WP: 0 PB: 1 CS: 1	PA: 37					
PITCHER	IP	WLS	BF	H	R	ER	SO	BB	IBB	HBP	BLK	WP	HR	S	P	ERA	WHIP										
26 Boof Bonser, R (1, 1) ERA: 5.17	5.1	L	23	7	3	3	8	0	0	0	0	0	0	55	12	5.06	1.312										
28 Jesse Crain, R (6, 1) ERA: 4.1	1.0		4	2	0	0	1	0	0	0	0	0	0	8	12	0.00	2.000										
37 Denny Reyes, L (7, 1) ERA: 0.89	1.1		3	0	0	0	0	0	0	0	0	0	0	5	8	0.00	0.000										
Juan Rincon, R (8, 1) ERA: 2.61	1.1		7	3	1	0	2	0	0	0	0	0	0	17	27	0.00	2.250										

Kansas City Royals @ Minnesota Twins
Hubert H. Humphrey Metrodome, Minneapolis, MN
Wed Aug 30 2006, 8:10 PM EDT
Att: 28,668 - Dome - 70 F

AB 37
R 4
H 12
RBI 4
BB 0
SO 11
LOB 15



Batter	1	2	3	4	5	6	7	8	9	AB	R	H	RBI	BB	SO	LOB	BOTTOM										
Luis Castillo, S (1, 4) OBP: 0.348, SLG: 0.371	1-1 FC3-6 1B		2-1 5 WP 8 G4-3 5 HR 1B		0-0 G6-3			3-3 K		3	1	2	0	0	0	0											
38 Luis Antonio Rodriguez, S (5, 5) OBP: 0.327, SLG: 0.330										1	0	0	0	0	1	0											
8 Nick Punto, S (1, 5) OBP: 0.385, SLG: 0.407	0-3 SAFE K		2-0 G4-3		2-2 F7			1-0 L5		4	0	0	0	0	1	2											
7 Joe Mauer, L (1, 2) OBP: 0.427, SLG: 0.505	0-2 FC3-6 33 HBP 5 BB 1-2		2-0 F8			3-2 G3		1-3 K		4	0	0	0	0	1	2											
5 Michael Cuddyer, R (1, 9) OBP: 0.362, SLG: 0.518	4-2 SAFE 33 HBP BB		2-1 HR			1-0 FC6-4 1B		1-2 HR		3	2	3	3	1	0	0											
33 Justin Morneau, L (1, 3) OBP: 0.371, SLG: 0.581	1-0 HBP		0-1 L8			1-3 K		2-3 K		3	0	0	0	0	2	1											
Torii Hunter, R (1, 8) OBP: 0.340, SLG: 0.465	1-0 P2			1-3 K		0-0 FC6-4		2-2 G4-3		4	0	0	0	0	1	4											
16 Jason Kubel, L (1, 10) OBP: 0.286, SLG: 0.398		2-3 K		3-2 G1-6-3			0-1 G4-3		0-0 L8	4	0	0	0	0	1	0											
Jason Tyner, L (1, 7) OBP: 0.343, SLG: 0.346		2-2 L5		0-2 G4-3			2-2 G4-6-3 1B			3	0	1	0	0	0	0											
Jason Bartlett, R (1, 6) OBP: 0.408, SLG: 0.444		3-3 K			3-2 G6-3		1-0 G4-6-3			3	0	0	0	0	1	1											
Inning Stats	R: 0 E: 0 K: 1 S: 11	H: 1 LOB: 3 BB: 1 P: 18	R: 0 E: 0 K: 2 S: 9	H: 0 LOB: 0 BB: 0 P: 16	R: 2 E: 0 K: 0 S: 8	H: 2 LOB: 0 BB: 0 P: 16	R: 0 E: 0 K: 1 S: 11	H: 0 LOB: 0 BB: 0 P: 15	R: 0 E: 0 K: 0 S: 8	H: 0 LOB: 0 BB: 0 P: 13	R: 0 E: 0 K: 1 S: 8	H: 1 LOB: 1 BB: 0 P: 13	R: 0 E: 0 K: 0 S: 8	H: 1 LOB: 0 BB: 0 P: 10	R: 0 E: 0 K: 2 S: 7	H: 0 LOB: 0 BB: 0 P: 12	R: 1 E: 0 K: 1 S: 15	H: 1 LOB: 0 BB: 0 P: 20	1B: 4 2B: 0 HR: 2	SF: 0 SAC: 0 DP: 1 HBP: 1	WP: 1 PB: 0 CS: 0	PA: 34					
PITCHER	IP	WLS	BF	H	R	ER	SO	BB	IBB	HBP	BLK	WP	HR	S	P	ERA	WHIP										
34 Luke Hudson, R (1, 1) ERA: 5.6	7.0	W	27	11	2	2	5	1	0	1	0	0	0	63	101	2.57	0.857										
41 Jimmy Gobble, L (8, 1) ERA: 4.32	1.0	H	3	0	0	0	2	0	0	0	0	0	0	7	12	0.00	0.000										
77 Joe Nelson, R (9, 1) ERA: 3.98	1.0	S	4	1	1	1	1	0	0	0	0	0	1	15	20	9.00	1.000										

Kansas City Royals @ Minnesota Twins
Hubert H. Humphrey Metrodome, Minneapolis, MN
Wed Aug 30 2006, 8:10 PM EDT
Att: 28,668 - Dome - 70 F

AB 32
R 3
H 6
RBI 3
BB 1
SO 8
LOB 10



Batter	1	2	3	4	5	6	7	8	9	AB	R	H	RBI	BB	SO	LOB	TOP				
9 David DeJesus, L (1, 8) OBP: 0.372, SLG: 0.435	G4-3		G6-3			L6		K		4	0	0	0	0	1	0	Kansas City Royals @ Minnesota Twins Hubert H. Humphrey Metrodome, Minneapolis, MN Thu Aug 31 2006, 1:10 PM EDT Att: 21,287 - Dome - 70 F livebaseballscorecards.com				
Esteban German, R (1, 7) OBP: 0.417, SLG: 0.415	K				29 G5-4-3 1B	HR		G6-3		4	1	2	1	0	1	0					
29 Mike Sweeney, R (1, 10) OBP: 0.347, SLG: 0.412	2B				G5-4-3	G4-3		K		4	0	1	0	0	1	1					
24 Mark Teahen, L (1, 5) OBP: 0.360, SLG: 0.520	K2-3				P6	P5		G6-3		4	0	0	0	0	1	2					
Emil Brown, R (1, 9) OBP: 0.353, SLG: 0.455					K			F8		4	0	1	0	0	2	1					
43 Ryan Shealy, R (1, 3) OBP: 0.341, SLG: 0.423	K					K		K		4	0	0	0	0	3	1					
14 John Buck, R (1, 2) OBP: 0.297, SLG: 0.383										2	0	1	0	1	0	0					
Jeff Keppinger, R (1, 4)					L6	K		K		3	0	0	0	0	2	3					
13 Andrés Blanco, S (1, 6) OBP: 0.306, SLG: 0.293										2	0	0	0	0	2	1					
15 Mark Grudzielanek, R (7, PH) OBP: 0.324, SLG: 0.464 (7, 6)										1	0	0	0	0	1	2					
Inning Stats	R: 0 H: 1 E: 0 K: 2 S: 10	H: 1 LOB: 1 BB: 0 P: 12	R: 0 H: 0 E: 0 K: 2 S: 10	LOB: 0 BB: 0 P: 14	R: 0 H: 0 E: 0 K: 1 S: 9	LOB: 0 BB: 0 P: 12	R: 0 H: 1 E: 0 K: 1 S: 8	LOB: 1 BB: 0 P: 10	R: 0 H: 1 E: 0 K: 3 S: 19	LOB: 1 BB: 0 P: 27	R: 1 H: 1 E: 0 K: 0 S: 9	H: 1 LOB: 0 BB: 0 P: 11	R: 0 H: 1 E: 0 K: 2 S: 15	LOB: 2 BB: 1 P: 23	R: 0 H: 0 E: 0 K: 1 S: 7	H: 0 LOB: 0 BB: 0 P: 9	1B: 1 2B: 2 3B: 1 HR: 1	SF: 0 SAC: 0 DP: 0 HBP: 0	WP: 0 PB: 0 SB: 0 CS: 0	PA: 33	
PITCHER	IP	WLS	BF	H	R	ER	SO	BB	IBB	HBP	BLK	WP	HR	S	P	ERA	WHIP				
Johan Santana, L (1, 1) ERA: 2.95	7.0	W	27	5	1	1	11	1	0	0	0	0	1	80	109	1.29	0.857				
17 Pat Neshek, R (8, 1) ERA: 1.05	1.0	H	3	0	0	0	2	0	0	0	0	0	0	9	11	0.00	0.000				
36 Joe Nathan, R (9, 1) ERA: 1.77	1.0	S	3	0	0	0	1	0	0	0	0	0	0	7	9	0.00	0.000				

Batter	1	2	3	4	5	6	7	8	9	AB	R	H	RBI	BB	SO	LOB	BOTTOM				
8 Nick Punto, S (1, 4) OBP: 0.383, SLG: 0.405	L4		F9			F7				4	0	1	0	0	0	0	Kansas City Royals @ Minnesota Twins Hubert H. Humphrey Metrodome, Minneapolis, MN Thu Aug 31 2006, 1:10 PM EDT Att: 21,287 - Dome - 70 F livebaseballscorecards.com				
Jason Bartlett, R (1, 6) OBP: 0.405, SLG: 0.447	L6		55 1B		G6-4-3			5 2 5 2B		3	1	1	0	1	0	2					
55 Mike Redmond, R (1, 2) OBP: 0.364, SLG: 0.420	1B		1B		G4-6-3	33 BB		F9		4	1	3	0	0	0	1					
5 Michael Cuddyer, R (1, 9) OBP: 0.361, SLG: 0.515	K		G6-3			33 BB		L7		3	0	0	0	1	1	3					
33 Justin Morneau, L (1, 3) OBP: 0.370, SLG: 0.577			G4-3		G3-1			F7		3	0	0	0	1	0	0					
Torii Hunter, R (1, 8) OBP: 0.338, SLG: 0.462	K				P4			G4-6-3		3	0	0	0	0	1	2					
24 Rondell White, R (1, 10) OBP: 0.242, SLG: 0.308	HR		F9					K		3	1	1	1	0	1	1					
20 Lew Ford, R (1, 7) OBP: 0.289, SLG: 0.306	F9									3	0	0	0	0	2	0					
38 Luis Antonio Rodriguez, S (5, 5) OBP: 0.327, SLG: 0.330	F9							L9		3	0	1	0	0	0	0					
Inning Stats	R: 0 H: 1 E: 0 K: 1 S: 11	H: 1 LOB: 1 BB: 0 P: 16	R: 1 H: 1 E: 0 K: 1 S: 7	LOB: 0 BB: 0 P: 9	R: 0 H: 1 E: 0 K: 0 S: 9	LOB: 2 BB: 1 P: 17	R: 0 H: 0 E: 0 K: 0 S: 7	LOB: 0 BB: 0 P: 14	R: 0 H: 2 E: 0 K: 1 S: 10	LOB: 1 BB: 0 P: 12	R: 1 H: 1 E: 0 K: 1 S: 14	H: 1 LOB: 1 BB: 2 P: 25	R: 0 H: 0 E: 0 K: 1 S: 11	LOB: 0 BB: 0 P: 13	R: 1 H: 1 E: 0 K: 0 S: 11	H: 1 LOB: 0 BB: 0 P: 17	1B: 5 2B: 1 3B: 0 HR: 1	SF: 0 SAC: 0 DP: 2 HBP: 0	WP: 0 PB: 0 SB: 1 CS: 0	PA: 32	
PITCHER	IP	WLS	BF	H	R	ER	SO	BB	IBB	HBP	BLK	WP	HR	S	P	ERA	WHIP				
36 Jorge De La Rosa, L (1, 1) ERA: 7.74	5.0	L	23	6	2	2	3	3	0	0	0	0	1	51	84	3.60	1.800				
57 Joel Peralta, R (6, 1) ERA: 4.16	2.1		7	1	1	1	2	0	0	0	0	0	0	23	27	3.86	0.429				
Ambiorix Burgos, R (8, 1) ERA: 5.96	0.2		2	0	0	0	0	0	0	0	0	0	0	6	12	0.00	0.000				

Batter	1	2	3	4	5	6	7	8	9	AB	R	H	RBI	BB	SO	LOB	TOP					
22 Scott Podsednik, L (1, 7) OBP: 0.331, SLG: 0.359	0-1 B3		0-2 G4-3		3-1 P5			0-0 23 1B BB 14 HBP	0-2 G5-3	5	1	1	0	0	0	1	Chicago White Sox @ Kansas City Royals Kauffman Stadium, Kansas City, MO Fri Sep 01 2006, 7:10 PM CDT Att: 15,501 - Partly Cloudy - 76 F livebaseballscorecards.com					
Tadahito Iguchi, R (1, 4) OBP: 0.344, SLG: 0.407	1-3 K		2-1 G6-3			3-1 23 FC6-4 1B		4-1 14 HBP 23 1B BB	4-2 23 2B 14 SF7 BB	3	2	1	0	2	1	0						
23 Jermaine Dye, R (1, 9) OBP: 0.396, SLG: 0.651	4-2 BB			0-0 25 G6-5-3 1B		0-2 FC6-4 14 BB 1-2		2-2 12 1B 14 HBP 1B	1-1 12 BB 2B	4	1	3	0	1	0	1						
25 Jim Thome, L (1, 10) OBP: 0.413, SLG: 0.608 38 Pablo Ozuna, R (9, PR) OBP: 0.370, SLG: 0.438	1-0 F8		2-2 G6-5-3 1-2		3-1 F7			0-3 K	4-1 12 BB BB	4	0	0	0	1	1	6						
14 Paul Konerko, R (1, 3) OBP: 0.377, SLG: 0.540		0-0 G5-3		1-2 K		4-0 BB		3-2 1B 12 1B HBP	2-0 SF7	2	0	0	2	1	1	0						
12 A.J. Pierzynski, L (1, 2) OBP: 0.336, SLG: 0.431	1-2 P5				2-3 K		0-1 P4	3-2 1B 12 1B HBP	3-H 3-H	4	0	1	1	1	1	2						
24 Joe Crede, R (1, 5) OBP: 0.333, SLG: 0.548	1-0 FC6 1B				3-2 HR			1-2 2-3 3-H 1B	4-2 1-2 2-3 BB	5	1	2	1	0	0	6						
Rob Mackowiak, L (1, 8) OBP: 0.373, SLG: 0.399 32 Brian Anderson, R (7, PH) OBP: 0.304, SLG: 0.370	2-1 FC6				2-1 G3-1			1-2 1B		2	0	0	0	0	0	1						
Ross Gload, L (8, PH) OBP: 0.352, SLG: 0.433 31 Ryan Sweeney, L (8, 8)	1-2 1-2							1-2 2-3 3-H 1B		1	0	1	1	0	0	0						
8 Alex Cintron, S (1, 6) OBP: 0.302, SLG: 0.376			1-0 F7		0-0 1B			1-2 G6-3	1-2 F7	4	0	1	0	0	0	3						
Inning Stats	R: 0 E: 0 K: 1 S: 10	H: 0 LOB: 1 BB: 1 P: 16	R: 0 E: 0 K: 0 S: 8	H: 1 LOB: 1 BB: 0 P: 12	R: 0 E: 0 K: 0 S: 6	H: 0 LOB: 0 BB: 0 P: 9	R: 0 E: 0 K: 1 S: 12	H: 1 LOB: 1 BB: 0 P: 15	R: 1 E: 0 K: 1 S: 14	H: 2 LOB: 1 BB: 1 P: 24	R: 0 E: 0 K: 0 S: 10	H: 1 LOB: 2 BB: 1 P: 20	R: 0 E: 0 K: 1 S: 6	H: 0 LOB: 0 BB: 0 P: 9	R: 3 E: 0 K: 1 S: 31	H: 4 LOB: 3 BB: 1 P: 45	R: 1 E: 0 K: 0 S: 14	H: 1 LOB: 3 BB: 3 P: 32	1B: 8 2B: 1 3B: 0 HR: 1	SF: 1 SAC: 0 DP: 1 HBP: 1	WP: 0 PB: 0 SB: 0 CS: 0	PA: 43
PITCHER	IP WLS BF H R ER SO BB IBB HBP BLK WP HR S P ERA WHIP																					
Runevsy Hernandez, R (1, 1) ERA: 6.31	6.0 W 24 5 1 1 3 2 0 0 0 0 0 1 60 96 1.50 1.167																					
41 Jimmy Gobble, L (7, 1) ERA: 4.6	1.1 7 2 3 3 1 1 0 0 0 0 0 0 14 23 20.25 2.250																					
Ambiorix Burgos, R (8, 1) ERA: 5.83	0.1 4 2 0 0 0 0 0 0 1 0 0 0 0 27 0.00 6.000																					
57 Joel Peralta, R (8, 1) ERA: 4.14	0.1 H 1 0 0 0 0 0 0 0 0 0 0 0 3 4 0.00 0.000																					
77 Joe Nelson, R (9, 1) ERA: 4.13	1.0 S 7 1 1 1 0 3 0 0 0 0 0 0 0 14 32 9.00 4.000																					

Batter	1	2	3	4	5	6	7	8	9	AB	R	H	RBI	BB	SO	LOB	BOTTOM			
9 David DeJesus, L (1, 7) OBP: 0.373, SLG: 0.441	2-3 K		1-0 24 1B 2B	1-1 24 HR 2B		1-3 K				4	2	2	2	0	2	0	Chicago White Sox @ Kansas City Royals Kauffman Stadium, Kansas City, MO Fri Sep 01 2006, 7:10 PM CDT Att: 15,501 - Partly Cloudy - 76 F livebaseballscorecards.com			
15 Mark Grudzielanek, R (1, 4) OBP: 0.334, SLG: 0.465	1-0 29 WP 2B		2-3 K	G6-3		1-1 G4-3				4	0	1	0	0	1	2				
24 Mark Teahen, L (1, 5) OBP: 0.361, SLG: 0.528	1-3 K		1-2 K	0-0 2-H 1B		2-0 F7				4	1	2	3	0	1	1				
29 Mike Sweeney, R (1, 10) OBP: 0.345, SLG: 0.404	3-2 HBP		0-0 F9	3-1 P2		3-2 G3				3	0	0	0	0	0	1				
Emil Brown, R (1, 9) OBP: 0.354, SLG: 0.453	0-0 F9			4-2 43 E BB		4-2 BB				2	1	0	0	2	1	2				
43 Ryan Shealy, R (1, 3) OBP: 0.346, SLG: 0.425		2-1 13 FC4-6 1B		1-0 E8 13 SH 1B		2-3 K		0-3 K		4	1	2	0	0	2	1				
Paul Bako, L (1, 2) OBP: 0.286, SLG: 0.250	1-1 P5		0-0 E6 13 SH 9 2B		2-3 K			0-1 G6-3		4	1	0	1	0	1	3				
13 Andrés Blanco, S (1, 6) OBP: 0.292, SLG: 0.279	0-2 FC4-6 2 CS		0-0 SH 9 2B		1-2 L6			2-1 F7		3	1	0	0	0	2					
2 Joey Gathright, L (1, 8) OBP: 0.315, SLG: 0.269	1 SAFE 2-1 CS		1-0 G4-3	1-3 K2-3		1-2 L1				3	0	0	0	0	1	2				
Inning Stats	R: 0 E: 0 K: 2 S: 10	H: 1 LOB: 2 BB: 0 P: 17	R: 0 E: 0 K: 0 S: 8	H: 1 LOB: 0 BB: 0 P: 13	R: 1 E: 0 K: 1 S: 9	H: 2 LOB: 1 BB: 0 P: 14	R: 6 E: 3 K: 1 S: 14	H: 3 LOB: 0 BB: 1 P: 25	R: 0 E: 0 K: 2 S: 14	H: 0 LOB: 0 BB: 1 P: 23	R: 0 E: 0 K: 1 S: 9	H: 0 LOB: 0 BB: 0 P: 12	R: 0 E: 0 K: 1 S: 10	H: 0 LOB: 0 BB: 0 P: 16	R: 0 E: 0 K: 1 S: 7	H: 0 LOB: 0 BB: 0 P: 9		1B: 3 2B: 3 3B: 0 HR: 1	SF: 0 SAC: 1 DP: 0 HBP: 1	WP: 1 PB: 0 SB: 0 CS: 1
PITCHER	IP WLS BF H R ER SO BB IBB HBP BLK WP HR S P ERA WHIP																			
52 Jose Contreras, R (1, 1) ERA: 4.23	5.0 L 26 7 7 2 6 2 0 0 1 0 0 0 0 9 12 3.60 1.800																			
57 Boone Logan, L (6, 1) ERA: 5.27	1.0 3 0 0 0 1 0 0 0 0 0 0 0 9 12 0.00 0.000																			
40 Charlie Haeger, R (7, 1) ERA: 7.11	2.0 6 0 0 0 2 0 0 0 0 0 0 0 17 25 0.00 0.000																			

Batter	1	2	3	4	5	6	7	8	9	AB	R	H	RBI	BB	SO	LOB	TOP				
38 Pablo Ozuna, R OBP: 0.373, SLG: 0.447 Rob Mackowiak, L OBP: 0.375, SLG: 0.402	G1-3		SH1-3 24 1B		G6-3		2B		2-2 23 CS 1B	4	2	2	0	0	0	0	Chicago White Sox @ Kansas City Royals Kauffman Stadium, Kansas City, MO Sat Sep 02 2006, 6:10 PM CDT Att: 18,028 - Partly Cloudy - 73 F livebaseballscorecards.com				
Tadahito Iguchi, R OBP: 0.345, SLG: 0.410	1B		SH1-3		F8		2B	F8	4	0	2	1	0	0	1						
23 Jermaine Dye, R OBP: 0.393, SLG: 0.646	K		K		K		K	CS	4	0	0	0	0	4	4						
14 Paul Konerko, R OBP: 0.378, SLG: 0.541	G6-3		24 1B BB		K		2B	24 2B 1B	3	1	1	0	1	1	1						
24 Joe Crede, R OBP: 0.335, SLG: 0.549		L4	1-2 1B		K		2B	1B 2-3 2B	4	0	2	2	0	1	0						
Ross Gload, L OBP: 0.356, SLG: 0.435	5 FC6-4 1B		P6		G4-3		1B	5 L6 32 S 2-3 3-H 1B	4	0	2	1	0	0	2						
32 Brian Anderson, R OBP: 0.304, SLG: 0.372	F9		G5-3				2-2 5 SH1-3 SF9 2B	K	4	1	1	0	0	1	3						
5 Juan Uribe, R OBP: 0.267, SLG: 0.438	FC6-4 1-2		F8		F8		SH1-3 1B	L6	3	0	0	0	0	0	3						
Sandy Alomar Jr., R OBP: 0.290, SLG: 0.393			SH1-3 24 1B 1B		P4		SF9	G5-3	3	1	1	1	0	0	0						
Inning Stats	R: 0 E: 0 K: 1 S: 9	H: 1 LOB: 1 BB: 0 P: 11	R: 0 E: 0 K: 0 S: 7	H: 1 LOB: 1 BB: 0 P: 10	R: 2 E: 0 K: 1 S: 12	H: 3 LOB: 2 BB: 1 P: 19	R: 0 E: 0 K: 0 S: 4	H: 0 LOB: 0 BB: 0 P: 7	R: 0 E: 0 K: 2 S: 8	H: 0 LOB: 0 BB: 0 P: 8	R: 2 E: 0 K: 1 S: 13	H: 3 LOB: 1 BB: 0 P: 18	R: 1 E: 0 K: 1 S: 13	H: 3 LOB: 1 BB: 0 P: 17	R: 0 E: 0 K: 0 S: 9	H: 1 LOB: 0 BB: 0 P: 14	1B: 7 2B: 8 3B: 0 HR: 0	SF: 1 SAC: 2 DP: 1 HBP: 0	WP: 0 PB: 0 SB: 1 CS: 1	PA: 39	
PITCHER	IP	WLS	BF	H	R	ER	SO	BB	IBB	HBP	BLK	WP	HR	S	P	ERA	WHIP				
45 Odalis Perez, L ERA: 6.43	7.0	L	33	11	5	5	6	1	0	0	0	0	0	65	90	6.43	1.714				
Scott Dohmann, R ERA: 6.34	1.0		2	0	0	0	1	0	0	0	0	0	0	8	9	0.00	0.000				
47 Ryan Braun, R ERA:	1.0		3	1	0	0	0	0	0	0	0	0	0	9	14	0.00	1.000				

Batter	1	2	3	4	5	6	7	8	9	AB	R	H	RBI	BB	SO	LOB	BOTTOM					
9 David DeJesus, L OBP: 0.371, SLG: 0.438	G4-3		15 1B		P2		F8		K	5	0	1	0	0	1	1	Chicago White Sox @ Kansas City Royals Kauffman Stadium, Kansas City, MO Sat Sep 02 2006, 6:10 PM CDT Att: 18,028 - Partly Cloudy - 73 F livebaseballscorecards.com					
15 Mark Grudzielanek, R OBP: 0.325, SLG: 0.469	24 1B 1B		29 FC5-4 1B		G6-3		F8			4	1	2	0	0	0	1						
24 Mark Teahen, L OBP: 0.362, SLG: 0.528	29 1B 1B		K				2-1 29 2B G5-3 1B	G5-3	4	1	2	0	0	1	2							
29 Mike Sweeney, R OBP: 0.354, SLG: 0.419	3-2 SAFE SAFE SAFE 1-3 3-H 1B		FC5-4 1-2				G5-3 43 2B 2B	1B	4	1	3	1	0	0	2							
Emil Brown, R OBP: 0.355, SLG: 0.453	G1-6-3 1-2		43 G6-4-3 1B		G5-3		G5-3	1B	4	0	2	1	0	0	3							
43 Ryan Shealy, R OBP: 0.343, SLG: 0.427		G6-3	G6-4-3 1-2		G6-3		G4-3 3-H 2B	K	4	0	1	1	0	1	3							
Esteban German, R OBP: 0.412, SLG: 0.498		K			G3		G4-3	G1-3	3	0	0	0	0	0	0							
2 Joey Gathright, L OBP: 0.315, SLG: 0.269 Jeff Keppinger, R ERA: 3.4		K					G4-3	G1-3	1	0	0	0	0	0	2							
14 John Buck, R OBP: 0.297, SLG: 0.381 Paul Bako, L OBP: 0.284, SLG: 0.248		G5-3			4 SH5-3 BB		K	K2-3	2	0	0	0	1	1	1							
4 Angel Berroa, R OBP: 0.256, SLG: 0.331			F8		SH5-3 1-2		L4	K	3	0	0	0	0	1	0							
Inning Stats	R: 1 E: 0 K: 0 S: 12	H: 3 LOB: 1 BB: 0 P: 18	R: 0 E: 0 K: 1 S: 10	H: 0 LOB: 0 BB: 0 P: 14	R: 0 E: 0 K: 1 S: 14	H: 2 LOB: 0 BB: 0 P: 22	R: 0 E: 0 K: 0 S: 6	H: 1 LOB: 0 BB: 0 P: 10	R: 0 E: 0 K: 1 S: 6	H: 0 LOB: 1 BB: 1 P: 12	R: 2 E: 0 K: 1 S: 10	H: 3 LOB: 1 BB: 0 P: 17	R: 0 E: 0 K: 0 S: 5	H: 0 LOB: 0 BB: 0 P: 8	R: 0 E: 0 K: 1 S: 11	H: 2 LOB: 2 BB: 0 P: 18	R: 0 E: 0 K: 3 S: 13	H: 0 LOB: 0 BB: 0 P: 14	1B: 9 2B: 2 3B: 0 HR: 0	SF: 0 SAC: 1 DP: 2 HBP: 0	WP: 0 PB: 0 SB: 0 CS: 0	PA: 37
PITCHER	IP	WLS	BF	H	R	ER	SO	BB	IBB	HBP	BLK	WP	HR	S	P	ERA	WHIP					
56 Mark Buehrle, L ERA: 4.71	6.0	W	26	9	3	3	3	1	0	0	0	0	0	15	25	0.00	1.200					
47 Mike MacDougal, R ERA: 1.23	1.2	H	7	2	0	0	1	0	0	0	0	0	0	1	1	0.00	0.000					
37 Matt Thornton, L ERA: 3.4	0.1	H	1	0	0	0	0	0	0	0	0	0	0	1	1	0.00	0.000					
45 Bobby Jenks, R ERA: 3.27	1.0	S	3	0	0	0	3	0	0	0	0	0	0	13	14	0.00	0.000					

Batter	1	2	3	4	5	6	7	8	9	AB	R	H	RBI	BB	SO	LOB	TOP				
38 Pablo Ozuna, R OBP: 0.374, SLG: 0.458	F8		3B		F7		1B		K	5	0	2	0	0	1	2					
Tadahito Iguchi, R OBP: 0.345, SLG: 0.408	G6-3		23 BB		23 FC6-4		K		L4	4	0	1	0	1	1	2					
23 Jermaine Dye, R OBP: 0.394, SLG: 0.646	K		1B		FC6-4				25 HR	3	1	1	0	1	1	2					
25 Jim Thome, L OBP: 0.412, SLG: 0.612		K2-3	K				F8		HR	4	1	1	2	0	2	3					
14 Paul Konerko, R OBP: 0.379, SLG: 0.545	HR				G6-3		BB		G4-3	3	1	1	1	1	0	0					
24 Joe Crede, R OBP: 0.332, SLG: 0.545	G1-3				P2		F9		K	4	0	0	0	0	1	1					
12 A.J. Pierzynski, L OBP: 0.335, SLG: 0.427	F8				G5-3		K		K	4	0	0	0	0	2	1					
32 Brian Anderson, R OBP: 0.304, SLG: 0.370			F8				G6-3			2	0	0	0	1	0	0					
Ross Gload, L OBP: 0.361, SLG: 0.440					BB				1B	1	0	1	0	0	0	0					
5 Juan Uribe, R OBP: 0.265, SLG: 0.433			P6		K		F7		L8	4	0	0	0	0	1	2					
Inning Stats	R: 0 E: 0 K: 1 S: 9	H: 0 LOB: 0 BB: 0 P: 15	R: 1 E: 0 K: 1 S: 11	H: 1 LOB: 0 BB: 0 P: 20	R: 0 E: 0 K: 1 S: 14	H: 2 LOB: 3 BB: 1 P: 25	R: 0 E: 0 K: 0 S: 8	H: 0 LOB: 0 BB: 0 P: 10	R: 0 E: 0 K: 1 S: 14	H: 0 LOB: 1 BB: 1 P: 14	R: 0 E: 0 K: 1 S: 9	H: 1 LOB: 1 BB: 0 P: 12	R: 2 E: 0 K: 2 S: 15	H: 2 LOB: 0 BB: 0 P: 18	R: 0 E: 0 K: 1 S: 10	H: 1 LOB: 1 BB: 0 P: 15	1B: 3 2B: 1 3B: 1 HR: 2	SF: 0 SAC: 0 DP: 0 HBP: 0	WP: 0 PB: 0 SB: 0 CS: 0	PA: 38	
PITCHER	IP	WLS	BF	H	R	ER	SO	BB	IBB	HBP	BLK	WP	HR	S	P	ERA	WHIP				
Mark Redman, L ERA: 5.26	7.0	W	29	4	1	1	6	4	0	0	0	0	1	73	121	1.29	1.143				
57 Joel Paralta, R ERA: 4.36	1.0	H	5	2	2	2	2	0	0	0	0	0	1	15	18	18.00	2.000				
41 Jimmy Gobble, L ERA: 4.54	1.0		4	1	0	0	1	0	0	0	0	0	0	10	15	0.00	1.000				

Chicago White Sox @ Kansas City Royals
Kauffman Stadium, Kansas City, MO
Sun Sep 03 2006, 1:10 PM CDT
Att: 20,407 - Sunny - 73 F

AB	34
R	3
H	7
RBI	3
BB	4
SO	9
LOB	13



Batter	1	2	3	4	5	6	7	8	9	AB	R	H	RBI	BB	SO	LOB	BOTTOM				
9 David DeJesus, L OBP: 0.370, SLG: 0.436	F9		L9		15 1B		G4-3			4	0	1	0	0	0	0					
15 Mark Grudzielanek, R OBP: 0.336, SLG: 0.469	G5-3		K		1B				24 F8	4	1	2	0	0	1	0					
24 Mark Teahen, L OBP: 0.361, SLG: 0.525	1B				F9		G3		F8	4	0	1	0	0	0	3					
29 Mike Sweeney, R OBP: 0.357, SLG: 0.414	K				32 FC5-4		K		1B	2	0	0	0	2	2	1					
Jeff Keppinger, R					BB				43 BB	0	1	0	0	0	0	0					
32 Shane Costa, L OBP: 0.300, SLG: 0.402			P5		FC5-4				P4	3	2	1	0	0	0	1					
Emil Brown, R OBP: 0.354, SLG: 0.452			K		43 HR		43 1B		P4	1	0	0	0	0	0	2					
43 Ryan Shealy, R OBP: 0.354, SLG: 0.455			K		HR		CS		4 1B	3	2	3	1	1	0						
Paul Bako, L OBP: 0.283, SLG: 0.248			K		P5		K		4 1B	4	0	1	1	0	2	1					
4 Angel Berroa, R OBP: 0.259, SLG: 0.340			HR				K		F7	4	1	2	3	0	1	0					
2 Joey Gathright, L OBP: 0.312, SLG: 0.266			G4-3				G4-3		G3-1	4	0	0	0	0	1	3					
Inning Stats	R: 0 E: 0 K: 1 S: 10	H: 1 LOB: 1 BB: 0 P: 15	R: 0 E: 0 K: 2 S: 8	H: 0 LOB: 0 BB: 0 P: 12	R: 1 E: 0 K: 1 S: 10	H: 1 LOB: 0 BB: 0 P: 15	R: 2 E: 0 K: 0 S: 14	H: 1 LOB: 0 BB: 1 P: 20	R: 0 E: 0 K: 1 S: 15	H: 2 LOB: 2 BB: 0 P: 22	R: 1 E: 0 K: 2 S: 8	H: 2 LOB: 0 BB: 0 P: 10	R: 0 E: 0 K: 0 S: 8	H: 0 LOB: 0 BB: 0 P: 10	R: 3 E: 0 K: 1 S: 14	H: 3 LOB: 3 BB: 2 P: 26	1B: 6 2B: 2 3B: 0 HR: 2	SF: 0 SAC: 0 DP: 0 HBP: 0	WP: 0 PB: 0 SB: 0 CS: 1	PA: 36	
PITCHER	IP	WLS	BF	H	R	ER	SO	BB	IBB	HBP	BLK	WP	HR	S	P	ERA	WHIP				
Freddy Garcia, R ERA: 5.1	7.0	L	29	8	5	5	7	1	0	0	0	0	2	74	105	6.43	1.286				
Neal Cotts, L ERA: 4.47	0.1		2	0	0	0	0	0	1	0	0	0	0	1	6	0.00	0.000				
Brandon McCarthy, R ERA: 4.11	0.2		5	2	2	2	1	1	0	0	0	0	0	12	19	27.00	4.500				

Chicago White Sox @ Kansas City Royals
Kauffman Stadium, Kansas City, MO
Sun Sep 03 2006, 1:10 PM CDT
Att: 20,407 - Sunny - 73 F

AB	33
R	7
H	10
RBI	7
BB	3
SO	8
LOB	11



Batter	1	2	3	4	5	6	7	8	9	AB	R	H	RBI	BB	SO	LOB	TOP			
18 Johnny Damon, L (1, 8) OBP: 0.370, SLG: 0.508	G3		2-1 1B		1-1 G4-3		1-1 F9		0-1 1B	5	0	2	0	0	0	2				
2 Derek Jeter, R (1, 10) OBP: 0.420, SLG: 0.483	G5-3		2-2 1B		3-3 K		3-3 K		0-3 K	5	0	1	0	0	3	5				
Bobby Abreu, L (1, 9) OBP: 0.436, SLG: 0.457	F7		0-1 G4-6-3			2-2 L7		4-0 BB		3	0	0	0	1	0	2				
13 Alex Rodriguez, R (1, 5)		2-2 F8		2-3 K		2-0 1B		0-3 K		4	0	1	0	0	2	1				
20 Jorge Posada, S (1, 2)		0-0 F9		2-3 K		1-0 G5-3		0-0 G6-3		4	0	1	0	0	1	2				
24 Robinson Cano, L (1, 4) OBP: 0.397, SLG: 0.494		1-2 1B		4-2 BB		4-0 BB			0-2 F8	2	0	1	0	2	0	0				
Craig Wilson, R (1, 3)		2-2 F9		0-1 F9		2-2 K		4-0 BB		2	0	0	0	0	0	3				
25 Jason Giambi, L (6, PH) OBP: 0.412, SLG: 0.568		2-3 1B				1-2 2-3			4-0 BB	1	0	0	0	1	1	2				
28 Melky Cabrera, S (1, 7)		1-0 L8				0-2 2B			0-1 1B	4	0	2	0	0	0	2				
Nick Green, R (1, 6) OBP: 0.287, SLG: 0.281			2-1 L6		1-3 K		2-1 2B		1-3 K	2	0	0	0	0	1	1				
Aaron Guiel, L (7, PH) OBP: 0.345, SLG: 0.465										1	0	1	0	0	0	0				
Andy Cannizzaro, R (7, 6)										0	0	0	0	0	0	0				
Bernie Williams, S (9, PH) OBP: 0.334, SLG: 0.442										1	0	0	0	0	1	2				
Inning Stats	R: 0 E: 0 K: 0 S: 8	H: 0 LOB: 0 BB: 0 P: 14	R: 0 E: 0 K: 0 S: 11	H: 2 LOB: 2 BB: 0 P: 17	R: 0 E: 0 K: 0 S: 9	H: 2 LOB: 1 BB: 0 P: 15	R: 0 E: 0 K: 2 S: 11	H: 0 LOB: 1 BB: 1 P: 19	R: 0 E: 0 K: 1 S: 13	H: 1 LOB: 2 BB: 1 P: 24	R: 0 E: 0 K: 1 S: 9	H: 1 LOB: 0 BB: 0 P: 17	R: 0 E: 0 K: 1 S: 4	H: 0 LOB: 0 BB: 1 P: 8	R: 0 E: 0 K: 2 S: 16	H: 2 LOB: 3 BB: 1 P: 21	1B: 7 2B: 2 3B: 0 HR: 0	SF: 0 SAC: 0 DP: 2 HBP: 0	WP: 1 PB: 0 SB: 0 CS: 0	PA: 38
PITCHER	IP WLS BF H R ER SO	IP WLS BF H R ER SO	IP WLS BF H R ER SO	IP WLS BF H R ER SO	IP WLS BF H R ER SO	IP WLS BF H R ER SO	IP WLS BF H R ER SO	IP WLS BF H R ER SO	IP WLS BF H R ER SO	IP WLS BF H R ER SO	IP WLS BF H R ER SO	IP WLS BF H R ER SO	IP WLS BF H R ER SO	IP WLS BF H R ER SO	IP WLS BF H R ER SO	IP WLS BF H R ER SO	ERA WHIP	ERA WHIP		
36 Jorge De La Rosa, L (1, 1) ERA: 7.04	5.2	W	24	6	0	0	4	2	0	0	0	0	0	0	0	0	0.00	1.412		
Todd Wellemeyer, R (6, 1) ERA: 4.26	3.1	S	14	3	0	0	5	2	0	0	0	1	0	0	36	55	0.00	1.500		

New York Yankees @ Kansas City Royals
Kauffman Stadium, Kansas City, MO
Tue Sep 05 2006, 7:10 PM CDT
Att: 25,104 - Clear - 75 F

AB 34
R 0
H 9
RBI 0
BB 4
SO 9
LOB 22



Batter	1	2	3	4	5	6	7	8	9	AB	R	H	RBI	BB	SO	LOB	BOTTOM			
9 David DeJesus, L (1, 8) OBP: 0.368, SLG: 0.435	K		0-0 F9	1-3 K			0-2 F9			4	0	0	0	0	2	2				
15 Mark Grudzielanek, R (1, 4) OBP: 0.327, SLG: 0.410	29 E		2-2 1B		2-2 G6-3		1-0 SF9			3	1	2	1	0	0	0				
24 Mark Teahen, L (1, 5) OBP: 0.357, SLG: 0.517	K		1-2 FC5-4		2-2 G6-3		3-H G3			4	0	0	0	0	1	2				
29 Mike Sweeney, R (1, 10) OBP: 0.358, SLG: 0.424	E6		1-2 L5		0-0 P2			0-3 K		4	0	1	1	0	1	1				
Jeff Keppinger, R (8, PR) (9, 10)	1-H 2B							BB		0	0	0	0	0	0	0				
Emil Brown, R (1, 7) OBP: 0.357, SLG: 0.458	K			0-0 1B		1-2 HR		1-2 BB		3	2	2	1	1	1	1				
43 Ryan Shealy, R (1, 3) OBP: 0.355, SLG: 0.447		4-1 BB		0-0 1B		2-3 K		0-0 F7		3	1	1	0	1	1	2				
32 Shane Costa, L (1, 9) OBP: 0.299, SLG: 0.399		1-1 L8		0-1 1B		0-0 G4-3		1-2 F5		4	0	1	0	0	0	3				
14 John Buck, R (1, 2) OBP: 0.294, SLG: 0.373		0-0 E9		3-1 1B		0-1 F8		0-1 F8		4	0	0	0	0	0	5				
13 Andrés Blanco, S (1, 6) OBP: 0.309, SLG: 0.313		1-1 G4-6-3		1-2 1B		1-2 2B				3	1	2	1	0	0	2				
Inning Stats	R: 1 E: 1 K: 3 S: 14	H: 2 LOB: 1 BB: 0 P: 21	R: 0 E: 1 K: 0 S: 6	H: 0 LOB: 1 BB: 1 P: 12	R: 0 E: 0 K: 0 S: 13	H: 1 LOB: 0 BB: 0 P: 17	R: 2 E: 0 K: 1 S: 14	H: 4 LOB: 1 BB: 0 P: 20	R: 0 E: 0 K: 0 S: 8	H: 0 LOB: 0 BB: 0 P: 12	R: 1 E: 0 K: 1 S: 9	H: 1 LOB: 0 BB: 0 P: 12	R: 1 E: 0 K: 0 S: 9	H: 1 LOB: 0 BB: 0 P: 11	R: 0 E: 0 K: 1 S: 11	H: 0 LOB: 2 BB: 1 P: 16	1B: 6 2B: 2 3B: 0 HR: 1	SF: 1 SAC: 0 DP: 2 HBP: 0	WP: 1 PB: 0 SB: 0 CS: 0	PA: 35
PITCHER	IP WLS BF H R ER SO	IP WLS BF H R ER SO	IP WLS BF H R ER SO	IP WLS BF H R ER SO	IP WLS BF H R ER SO	IP WLS BF H R ER SO	IP WLS BF H R ER SO	IP WLS BF H R ER SO	IP WLS BF H R ER SO	IP WLS BF H R ER SO	IP WLS BF H R ER SO	IP WLS BF H R ER SO	IP WLS BF H R ER SO	IP WLS BF H R ER SO	IP WLS BF H R ER SO	IP WLS BF H R ER SO	ERA WHIP	ERA WHIP		
35 Mike Mussina, R (1, 1) ERA: 3.72	5.0	L	23	8	4	4	4	1	0	0	0	0	0	0	0	0	0.00	1.800		
33 Brian Bruney, R (6, 1) ERA: 1.08	1.0		3	0	0	0	1	0	0	0	0	0	0	0	6	8	0.00	0.000		
34 Sean Henn, L (7, 1) ERA: 9.0	1.0		4	1	1	1	0	0	0	0	0	9	11	9.00	1.000					
Octavio Dotel, R (8, 1) ERA: 6.75	1.0		5	0	0	0	1	1	0	0	0	11	16	0.00	1.000					

New York Yankees @ Kansas City Royals
Kauffman Stadium, Kansas City, MO
Tue Sep 05 2006, 7:10 PM CDT
Att: 25,104 - Clear - 75 F

AB 32
R 5
H 9
RBI 4
BB 2
SO 6
LOB 18



Batter	1	2	3	4	5	6	7	8	9	10	11	12	AB	R	H	RBI	BB	SO	LOB	TOP				
9 David DeJesus, L (1.7) OBP: 0.366, SLG: 0.436	F8		G4-3		G4-3 15 G5-3 32 1B		G3-1		G6-3					7	2	2	0	0	0	1				
Esteban German, R (1.5) OBP: 0.411, SLG: 0.434	2B		2B		G4-3		K			K		B5	6	1	2	0	0	2	3					
15 Mark Grudzielanek, R (1.4) OBP: 0.327, SLG: 0.407	F9		1B		G5-3		G1-3			43 FC5 29 1B		HR	5	1	2	2	1	0	2					
29 Mike Sweeney, R (1.10) OBP: 0.397, SLG: 0.444 Jeff Keppinger, R (10, PH) OBP: 0.111, SLG: 0.444 (10, 10)	F9		K		32 1B BB		F8			43 FC5 1B		HR	4	0	1	0	1	1	2					
32 Shane Costa, L (1.9) OBP: 0.297, SLG: 0.393		G6-3	P5		1B		P5			F7		G6-3	6	0	1	1	0	0	3					
43 Ryan Shealy, R (1.3) OBP: 0.355, SLG: 0.458		G4-3 2 1B 2B			G5-3		F8					2 HBP 13 E	5	2	2	0	1	0	4					
Paul Bako, L (1.2) OBP: 0.275, SLG: 0.241 Emil Brown, R (11, PH) OBP: 0.359, SLG: 0.457 14 John Buck, R (11, 2) OBP: 0.296, SLG: 0.377	G4-3		K				F7			G4-3		2 HBP 13 E	4	0	0	0	0	1	2					
2 Joey Gathright, L (1.8) OBP: 0.321, SLG: 0.277	1B		L5				G5-3					13 E HBP	5	1	1	1	0	1	0					
13 Andrés Blanco, S (1.6) OBP: 0.307, SLG: 0.324	G1-3				G4-3 15 G5-3 9 1B		F7			K		E7 2B	6	1	2	3	0	2	1					
Inning Stats	R: 0 E: 0 K: 9	H: 1 LOB: 1 BB: 13	R: 1 E: 0 K: 15	H: 2 LOB: 1 BB: 17	R: 1 E: 0 K: 12	H: 2 LOB: 1 BB: 18	R: 0 E: 0 K: 1	H: 0 LOB: 0 BB: 9	R: 2 E: 0 K: 11	H: 3 LOB: 2 BB: 21	R: 0 E: 0 K: 4	H: 0 LOB: 0 BB: 6	R: 0 E: 0 K: 7	H: 0 LOB: 0 BB: 11	R: 0 E: 0 K: 9	H: 2 LOB: 2 BB: 10	R: 0 E: 0 K: 3	H: 0 LOB: 0 BB: 13	R: 6 E: 1 K: 22	H: 4 LOB: 1 BB: 34	1B: 7 2B: 6 3B: 0 HR: 1	SF: 0 SAC: 0 DP: 0 HBP: 2	WP: 0 PB: 0 SB: 2 CS: 0	PA: 55
PITCHER	IP WLS BF H R ER SO BB IBB HBP BLK WP HR S P ERA WHIP	19 Josh Beckett, R (1.1) ERA: 5.09	8.0 5 34 8 4 4 3 2 0 0 0 0 0 0 15 22 0.00 4.50	50 Mike Trimlin, L (10.1) ERA: 3.97	0.2 3 1 0 0 0 0 0 0 0 0 0 0 0 12 15 0.00 1.500	54 Craig Breslow, L (11.1) ERA: 3.52	1.0 L 4 1 1 1 3 0 0 0 0 0 0 0 0 14 17 9.00 1.000	17 Manny Delcarmen, R (2.1) ERA: 5.06	0.2 6 2 2 2 0 0 1 1 0 0 0 1 13 23 27.00 3.000	PITCHER	IP WLS BF H R ER SO BB IBB HBP BLK WP HR S P ERA WHIP	48 Javier López, L (12.1) ERA: 4.35	0.1 3 1 3 3 0 0 0 0 0 0 0 0 0 3 7 81.00 3.000											

Kansas City Royals @ Boston Red Sox
Fenway Park, Boston, MA
Sat Sep 09 2006, 7:05 PM EDT
Att. 36,402 - Partly Cloudy - 82 F


AB 50
R 10
H 14
RBI 10
BB 3
SO 8
LOB 18



Batter	1	2	3	4	5	6	7	8	9	10	11	12	AB	R	H	RBI	BB	SO	LOB	BOTTOM						
20 Kevin Youkilis, R (1.3) OBP: 0.365, SLG: 0.434	P4		L9		L7		SF7			34 G6-3 2B		G5-3	5	0	1	1	0	0	0							
15 Dustin Pedroia, R (1.4) OBP: 0.156, SLG: 0.227 Ken Huckaby, R (8.2) OBP: 0.333, SLG: 0.333 Jason Varitek, S (10, PH) OBP: 0.332, SLG: 0.418	1B				G5-3		F8			K		FC5 34 1B	4	1	2	1	0	0	1							
34 David Ortiz, L (1.10) OBP: 0.397, SLG: 0.625	F9				HR					G6-3		FC5 1B	5	0	1	0	1	1	2							
Manny Ramirez, R (1.7) OBP: 0.436, SLG: 0.812 12 Eric Hinske, L (12, PH) OBP: 0.337, SLG: 0.470	F9				25 BB FC6-2 BB		G3-1			K		FC5 1B	4	0	0	0	1	2	2							
Trot Nixon, L (1.9) OBP: 0.390, SLG: 0.417 Gabe Kapler, R (10, PH) OBP: 0.337, SLG: 0.374		P5			K		K			F9		P6	1	0	0	0	0	0	2							
25 Mike Lowell, R (1.5) OBP: 0.341, SLG: 0.470 60 David Murphy, L (11, PR) OBP: 0.200, SLG: 0.200	P3				FC6-2 25 BB BB		F7			G6-3		FC5	3	1	0	0	1	0	0							
Coco Crisp, S (1.8) OBP: 0.315, SLG: 0.383 Carlos Pena, L (12, 3) OBP: 0.300, SLG: 0.444	F7				28 1B BB					G4-3		SH1-3 1B	4	0	0	0	0	0	4							
28 Doug Mirabelli, R (1.2) OBP: 0.260, SLG: 0.335 Mark Loretta, R (7, PH) OBP: 0.394, SLG: 0.368					FC6-2 28 1B BB		G6-3			G6-3		SH1-3	0	0	0	0	0	0	0							
Alex Gonzalez, R (1.6) OBP: 0.307, SLG: 0.404 Wily Mo Peña, R (7, PH) OBP: 0.343, SLG: 0.520 13 Alex Cora, L (8.6) OBP: 0.328, SLG: 0.307	P3				WP 2B BB					G6-3		SH1-3 1B	2	0	1	1	0	1	0							
Inning Stats	R: 0 E: 0 K: 15	H: 1 LOB: 1 BB: 21	R: 0 E: 0 K: 6	H: 0 LOB: 0 BB: 10	R: 0 E: 0 K: 1	H: 0 LOB: 0 BB: 10	R: 2 E: 0 K: 24	H: 2 LOB: 2 BB: 41	R: 0 E: 0 K: 5	H: 0 LOB: 0 BB: 12	R: 0 E: 0 K: 7	H: 0 LOB: 0 BB: 10	R: 2 E: 0 K: 10	H: 1 LOB: 1 BB: 25	R: 0 E: 0 K: 10	H: 0 LOB: 0 BB: 14	R: 0 E: 0 K: 13	H: 1 LOB: 2 BB: 18	R: 0 E: 0 K: 7	H: 1 LOB: 2 BB: 14	R: 0 E: 0 K: 11	H: 2 LOB: 2 BB: 17	1B: 6 2B: 2 3B: 0 HR: 1	SF: 1 SAC: 1 DP: 1 HBP: 0	WP: 1 PB: 0 SB: 0 CS: 0	PA: 50
PITCHER	IP WLS BF H R ER SO BB IBB HBP BLK WP HR S P ERA WHIP	34 Luke Hudson, R (1.1) ERA: 6.0	6.1 B 6 1 0 0 1 0 0 0 0 0 0 0 18 27 0.00 6.000	47 Ryan Braun, R (9.1) ERA: 4.68	1.0 5 2 0 0 0 0 0 0 0 0 0 0 0 14 15 0.00 2.000	57 Joel Peralta, R (10.1) ERA: 7.62	0.2 3 0 0 0 0 1 0 1 0 0 0 0 0 6 13 0.00 0.000	77 Joe Nelson, R (10.1) ERA: 3.75	1.1 W 5 1 0 0 0 0 1 0 0 0 0 0 10 18 0.00 0.750	PITCHER	IP WLS BF H R ER SO BB IBB HBP BLK WP HR S P ERA WHIP	Ambiorix Burgos, R (12.1) ERA: 6.0	1.0 5 2 0 0 0 0 0 0 0 0 0 0 0 3 7 0.00 2.000													

Kansas City Royals @ Boston Red Sox
Fenway Park, Boston, MA
Sat Sep 09 2006, 7:05 PM EDT
Att. 36,402 - Partly Cloudy - 82 F

AB 41
R 4
H 9
RBI 4
BB 7
SO 5
LOB 19



Batter	1	2	3	4	5	6	7	8	9	AB	R	H	RBI	BB	SO	LOB	TOP				
2 Joey Gathright, L (1, 8) OBP: 0.320, SLG: 0.277	G6-3			K		E 9 1B		K		4	1	1	0	0	2	0	Kansas City Royals @ Boston Red Sox Fenway Park, Boston, MA Sun Sep 10 2006, 2:05 PM EDT Att: 35,703 - Cloudy - 64 F				
Esteban German, R (1, 4) OBP: 0.413, SLG: 0.430	G6-3			FC6-4 9 BB		9 1B 2B		G6-3		2	1	0	0	2	0	0					
9 David DeJesus, L (1, 7) OBP: 0.367, SLG: 0.435	K			FC6-4 1B 1-2		2B 1-3 2-H		FC5-4 BB		3	1	1	1	1	1	1					
Emil Brown, R (1, 9) OBP: 0.360, SLG: 0.459		G6-3						FC5-4 BB		4	0	2	2	0	0	1					
32 Shane Costa, L (1, 10) OBP: 0.291, SLG: 0.385		K							F9	4	0	0	0	0	2	3					
43 Ryan Shealy, R (1, 3) OBP: 0.353, SLG: 0.452									K	4	0	1	0	0	1	1					
14 John Buck, R (1, 2) OBP: 0.298, SLG: 0.375				L4						4	0	1	0	0	2	1					
Jeff Keppinger, R (1, 5) OBP: 0.154, SLG: 0.333				G5-3					DI 1B	3	0	0	0	1	0	1					
13 Andrés Blanco, S (1, 6) OBP: 0.291, SLG: 0.307				K					BB	4	0	0	0	0	1	2					
Inning Stats	R: 0 E: 0 K: 1 S: 7	H: 0 LOB: 0 BB: 0 P: 8	R: 0 E: 0 K: 1 S: 9	H: 0 LOB: 0 BB: 13	R: 0 E: 0 K: 1 S: 9	H: 0 LOB: 0 BB: 0 P: 14	R: 0 E: 0 K: 1 S: 10	H: 1 LOB: 2 BB: 1 P: 15	R: 0 E: 0 K: 1 S: 7	H: 1 LOB: 0 BB: 0 P: 11	R: 3 E: 1 K: 1 S: 16	H: 3 LOB: 1 BB: 1 P: 26	R: 0 E: 0 K: 1 S: 9	H: 0 LOB: 0 BB: 0 P: 11	R: 0 E: 0 K: 1 S: 13	H: 1 LOB: 2 BB: 1 P: 21	1B: 5 2B: 1 3B: 0 HR: 0	SF: 0 SAC: 0 DP: 1 HBP: 0	WP: 0 PB: 0 SB: 0 CS: 0	PA: 36	
PITCHER	IP	WLS	BF	H	R	ER	SO	BB	IBB	HBP	BLK	WP	HR	S	P	ERA	WHIP				
51 Julian Tavaréz, R (1, 1) ERA: 4.74	5.1	W	22	5	3	3	5	2	0	0	0	0	0	52	79	5.06	1.312				
Bryan Corey, R (6, 1) ERA: 2.37	1.2	H	5	0	0	0	2	0	0	0	0	0	0	15	19	0.00	0.000				
48 Javier López, L (8, 1) ERA: 3.97	1.0		4	0	0	0	1	1	0	0	0	0	0	7	14	0.00	1.000				
56 Craig Hansen, R (9, 1) ERA: 6.0	1.0		5	1	0	0	1	1	0	0	0	0	0	13	21	0.00	2.000				

Batter	1	2	3	4	5	6	7	8	9	AB	R	H	RBI	BB	SO	LOB	BOTTOM				
20 Kevin Youkilis, R (1, 3) OBP: 0.385, SLG: 0.432	34 BB 1B			G6-3		E8 1B		K		4	3	1	0	1	1	0	Kansas City Royals @ Boston Red Sox Fenway Park, Boston, MA Sun Sep 10 2006, 2:05 PM EDT Att: 35,703 - Cloudy - 64 F				
15 Dustin Pedroia, R (8, 4) OBP: 0.156, SLG: 0.227				SF7 1B						5	2	2	1	0	1	1					
Mark Loretta, R (1, 4) OBP: 0.395, SLG: 0.368	L6			G4-3 34 1B		2-H 34 HR 1B		G5-3		0	0	0	0	0	0	0					
Carlos Peña, L (8, 3) OBP: 0.300, SLG: 0.444				25 1B						2	3	2	2	3	0	0					
34 David Ortiz, L (1, 10) OBP: 0.402, SLG: 0.633	1B			G4-3 25 E 1B		1-1 25 2B BB		BB 1B BB		0	1	0	0	0	0	0					
60 David Murphy, L (6, PR) OBP: 0.200, SLG: 0.200	1-2 BB			SF7		1-1 25 2B 1B		P4		4	0	3	2	0	0	1					
Wily Mo Peña, R (1, 7) OBP: 0.348, SLG: 0.528	1-3 2-H 1B			G4-3		1-2 F8 1B		G1-3 2B		4	0	0	0	1	0	6					
Jason Varitek, S (1, 2) OBP: 0.331, SLG: 0.413	F7			G4-3		F8		G1-3 BB		0	0	0	0	0	0	0					
Ken Huckaby, R (8, PR) OBP: 0.333, SLG: 0.333				1-2 2-3 1B		2-3 BB		1B BB		4	0	2	2	1	1	2					
25 Mike Lowell, R (1, 5) OBP: 0.343, SLG: 0.472		P4		E6 1B		2-0 1-3 2-H 2B		K		3	0	1	0	2	2	2					
Trot Nixon, L (1, 9) OBP: 0.393, SLG: 0.416		G3		G4-3 1B		3-1 G4-3		1B BB		3	0	1	0	2	0	2					
Gabe Kapler, R (1, 8) OBP: 0.339, SLG: 0.375		1B		L4		2-2 F8		K		5	0	2	1	0	1	7					
Alex Gonzalez, R (1, 6) OBP: 0.303, SLG: 0.399				K		G5-3		F8		5	0	0	0	0	1	4					
Inning Stats	R: 1 E: 0 K: 0 S: 15	H: 1 LOB: 1 BB: 2 P: 26	R: 0 E: 0 K: 1 S: 11	H: 1 LOB: 0 BB: 0 P: 16	R: 3 E: 1 K: 0 S: 23	H: 5 LOB: 2 BB: 0 P: 35	R: 0 E: 0 K: 1 S: 9	H: 0 LOB: 0 BB: 0 P: 13	R: 1 E: 0 K: 0 S: 15	H: 2 LOB: 2 BB: 1 P: 28	R: 3 E: 1 K: 1 S: 19	H: 3 LOB: 3 BB: 2 P: 36	R: 0 E: 0 K: 1 S: 7	H: 0 LOB: 0 BB: 0 P: 10	R: 1 E: 0 K: 1 S: 11	H: 1 LOB: 3 BB: 3 P: 27	1B: 10 2B: 2 3B: 0 HR: 1	SF: 1 SAC: 0 DP: 0 HBP: 0	WP: 0 PB: 0 SB: 0 CS: 0	PA: 45	
PITCHER	IP	WLS	BF	H	R	ER	SO	BB	IBB	HBP	BLK	WP	HR	S	P	ERA	WHIP				
Mark Redman, L (1, 1) ERA: 5.4	4.2	L	25	9	5	5	2	3	0	0	0	0	0	70	113	9.64	2.571				
Mike Wood, R (5, 1) ERA: 5.74	0.2		4	1	2	1	0	0	0	0	0	0	0	9	17	13.50	1.500				
Andrew Sisco, L (6, 1) ERA: 7.74	0.1		5	2	1	1	0	1	1	0	0	0	1	8	18	27.00	9.000				
Scott Dohmann, R (6, 1) ERA: 6.8	1.1		4	0	0	0	2	0	0	0	0	0	0	12	16	0.00	0.000				
Josejo Diaz, R (8, 1) ERA: 18.0	1.0		7	1	1	1	1	3	0	0	0	0	0	11	27	9.00	4.000				

AB 32
R 3
H 6
RBI 3
BB 4
SO 9
LOB 10



AB 36
R 9
H 13
RBI 8
BB 8
SO 5
LOB 23




Batter	1	2	3	4	5	6	7	8	9	AB	R	H	RBI	BB	SO	LOB	TOP								
Esteban German, R (1, 7) OBP: 0.424, SLG: 0.460	2-1 15 1B	4-1 BB		1-1 15 1B		3-2 1B			1-2 15 F9	4	3	4	1	1	0	0									
15 Mark Grudzielanek, R (1, 4) OBP: 0.329, SLG: 0.407	1-2 9 BB	0-2 G1-3		0-1 9 BB		1-3 K			1-1 F9	5	1	2	2	0	1	2									
9 David DeJesus, L (1, 8) OBP: 0.368, SLG: 0.432	4-2 14 1B		1-0 F7	4-1 FC6-4			2-1 G4-3		2-2 F9	3	0	0	0	2	0	0									
Emil Brown, R (1, 9) OBP: 0.358, SLG: 0.459	1-3 K		0-0 G4-3	1-1 FC6-4			0-1 G6-3		3-2 2B	5	0	1	0	0	1	4									
43 Ryan Shealy, R (1, 3) OBP: 0.349, SLG: 0.451	2-3 K		3-2 2B		1-2 F7		1-2 F7		1-2 F8	5	0	1	0	0	1	3									
14 John Buck, R (1, 2) OBP: 0.300, SLG: 0.377	2-1 1-2 2H 1B		1-0 G6-3		0-0 G6-3			1-2 2 SH5-3 1B		4	0	2	1	0	0	1									
Jeff Keppinger, R (1, 5) 2 Joey Gathright, L (8, PH) OBP: 0.320, SLG: 0.277	2-1 G1-3		1-1 SH1-3	1-1 1B	1-0 F9			0-0 SH5-3		3	1	1	0	0	0	2	AB 36								
Paul Phillips, R (1, 10) OBP: 0.240, SLG: 0.280		0-2 G6-3		0-1 SH1-3		1-3 K		0-1 P4		3	0	0	0	0	1	1	R 5								
13 Andrés Blanco, S (1, 6) OBP: 0.277, SLG: 0.291		0-2 P4		2-0 P2		0-0 B1-3		0-1 G1-4-3		4	0	0	0	0	0	2	H 11								
Inning Stats	R: 2 E: 0 K: 2 S: 20	H: 3 LOB: 2 BB: 1 P: 34	R: 0 E: 0 K: 0 S: 11	H: 0 LOB: 1 BB: 1 P: 15	R: 0 E: 0 K: 0 S: 7	H: 1 LOB: 1 BB: 0 P: 12	R: 2 E: 0 K: 0 S: 12	H: 3 LOB: 2 BB: 1 P: 21	R: 0 E: 0 K: 0 S: 5	H: 0 LOB: 0 BB: 0 P: 7	R: 0 E: 0 K: 2 S: 11	H: 1 LOB: 1 BB: 0 P: 16	R: 0 E: 0 K: 0 S: 8	H: 0 LOB: 0 BB: 0 P: 11	R: 0 E: 0 K: 0 S: 8	H: 1 LOB: 1 BB: 0 P: 9	R: 1 E: 1 K: 0 S: 15	H: 2 LOB: 1 BB: 0 P: 23	1B: 6 2B: 4 3B: 1 HR: 0	SF: 0 SAC: 2 DP: 0 HBP: 0	WP: 0 PB: 0 SB: 0 CS: 0	PA: 41			
PITCHER	IP	WLS	BF	H	R	ER	SO	BB	IBB	HBP	BLK	WP	HR	S	P	ERA	WHIP								
45 Jeremy Sowers, L (1, 1) ERA: 3.57	5.0	L	25	7	4	4	2	3	0	0	0	0	0	55	89	7.20	2.000								
Jason Davis, R (8, 1) ERA: 4.1	2.0		7	1	0	0	2	0	0	0	0	0	0	19	27	0.00	0.500								
Fernando Cabrera, R (8, 1) ERA: 4.58	2.0		9	3	1	1	0	0	0	0	0	0	0	23	32	4.50	1.500								

Kansas City Royals @ Cleveland Indians
 Jacobs Field, Cleveland, OH
 Tue Sep 12 2006, 7:05 PM EDT
 Att: 18,883 - Overcast - 68 F

livebaseballscorecards.com

AB 36
R 5
H 11
RBI 4
BB 3
SO 4
LOB 15




Batter	1	2	3	4	5	6	7	8	9	AB	R	H	RBI	BB	SO	LOB	BOTTOM								
24 Grady Sizemore, L (1, 8) OBP: 0.377, SLG: 0.535	2-2 F7		1-2 F8		1-1 F7		1-3 K		0-0 L4	5	0	0	0	0	1	1									
Jason Michaels, R (1, 7) OBP: 0.331, SLG: 0.402	4-2 41 G6-4-3		2-2 41 BB	1B	2-0 41 G3		2-0 F9		0-0 F8	4	1	2	0	1	0	1									
41 Victor Martinez, S (1, 2) OBP: 0.378, SLG: 0.461	2-2 G6-4-3		4-0 1B	1B	3-2 G3		1-0 G6-3			3	0	0	0	1	0	2									
25 Ryan Garko, R (1, 3) OBP: 0.394, SLG: 0.518		4-2 G6-4-3	1-3 K		0-0 17 FC6		2-3 K		2-3 K	3	1	1	1	1	2	2									
17 Shin-Soo Choo, L (1, 9) OBP: 0.365, SLG: 0.459		2-0 G6-4-3		1-2 FC6-4	0-0 FC6		2-3 K		2-3 K	4	0	2	0	0	1	1									
Casey Blake, R (1, 10) OBP: 0.375, SLG: 0.491		2-2 G6-4-3		0-1 FC6-4	2-1 2 K2		2-2 E5			4	1	1	0	0	0	3									
2 Jhonny Peralta, R (1, 6) OBP: 0.322, SLG: 0.387		0-0 1B		0-1 2B	2-3 K2		1-0 P4			4	0	2	1	0	1	2	AB 35								
7 Joe Inglett, L (1, 4) OBP: 0.327, SLG: 0.386		3-1 G5-3		1-2 G6-3	2-1 1B		2-1 1B		1-3 K	4	0	1	1	0	1	2	R 3								
30 Andy Marte, R (1, 5) OBP: 0.288, SLG: 0.400			2-2 F7	0-0 P4		2-2 F9			1-0 2B	4	0	1	0	0	0	2	H 10								
Inning Stats	R: 0 E: 0 K: 0 S: 11	H: 0 LOB: 0 BB: 1 P: 19	R: 1 E: 0 K: 0 S: 11	H: 2 LOB: 1 BB: 1 P: 21	R: 0 E: 0 K: 1 S: 13	H: 1 LOB: 1 BB: 1 P: 23	R: 1 E: 0 K: 0 S: 11	H: 2 LOB: 1 BB: 0 P: 13	R: 1 E: 0 K: 0 S: 9	H: 2 LOB: 1 BB: 0 P: 15	R: 0 E: 0 K: 1 S: 10	H: 2 LOB: 1 BB: 0 P: 18	R: 0 E: 0 K: 1 S: 5	H: 0 LOB: 0 BB: 0 P: 9	R: 0 E: 0 K: 2 S: 16	H: 0 LOB: 1 BB: 0 P: 23	R: 0 E: 0 K: 1 S: 6	H: 1 LOB: 1 BB: 0 P: 8	1B: 8 2B: 3 3B: 0 HR: 0	SF: 0 SAC: 0 DP: 3 HBP: 0	WP: 0 PB: 0 SB: 0 CS: 0	PA: 38			
PITCHER	IP	WLS	BF	H	R	ER	SO	BB	IBB	HBP	BLK	WP	HR	S	P	ERA	WHIP								
Runeivys Hernandez, R (1, 1) ERA: 6.34	5.0	W	24	8	3	3	1	3	0	0	0	0	0	57	95	5.40	2.200								
Scott Dohmann, R (8, 1) ERA: 6.64	1.0	H	3	1	0	0	1	0	0	0	0	0	0	8	14	0.00	1.000								
41 Jimmy Gobble, L (7, 1) ERA: 4.94	1.0	H	3	0	0	0	1	0	0	0	0	0	0	5	9	0.00	0.000								
57 Joel Peralta, R (8, 1) ERA: 4.61	1.0	H	4	0	0	0	2	0	0	0	0	0	0	16	23	0.00	0.000								
77 Joe Nelson, R (9, 1) ERA: 3.65	1.0	S	4	1	0	0	1	0	0	0	0	0	0	6	8	0.00	1.000								

Kansas City Royals @ Cleveland Indians
 Jacobs Field, Cleveland, OH
 Tue Sep 12 2006, 7:05 PM EDT
 Att: 18,883 - Overcast - 68 F

livebaseballscorecards.com

AB 35
R 3
H 10
RBI 3
BB 3
SO 6
LOB 16



Batter	1	2	3	4	5	6	7	8	9	AB	R	H	RBI	BB	SO	LOB	TOP			
9 David DeJesus, L OBP: 0.368, SLG: 0.431	G6-3		S BB		2B 1B	G3		G4-3		4	1	1	0	1	0	1	Kansas City Royals @ Cleveland Indians Jacobs Field, Cleveland, OH Wed Sep 13 2006, 7:05 PM EDT Att: 20,089 - Cloudy - 62 F			
Esteban German, R OBP: 0.424, SLG: 0.460	HBP		K		2B		K		E3 FC5-4	4	0	1	1	0	2	2				
15 Mark Grudzielanek, R OBP: 0.352, SLG: 0.407	K		G1-3		32 1B		HR		FC5-4	5	1	2	0	0	1	4				
Emil Brown, R OBP: 0.359, SLG: 0.464	G6-3				32 1B		HR		K	5	2	2	2	0	1	3				
32 Shane Costa, L OBP: 0.299, SLG: 0.390	G3				43 1B		HR		G3	5	1	3	0	0	0	1				
43 Ryan Shealy, R OBP: 0.352, SLG: 0.452	K				2 1B		F8			4	1	2	1	0	1	1				
Paul Bako, L OBP: 0.276, SLG: 0.243	G6-3				2 FC6-4		K			3	0	1	0	0	1	1				
2 Joey Gathright, L OBP: 0.322, SLG: 0.279			S SH2-3		2 FC6-4		G5-3			4	0	2	2	0	0	1				
13 Andrés Blanco, S OBP: 0.267, SLG: 0.280			SH2-3		F7		K			3	0	0	0	0	1	3				
Inning Stats	R: 0 E: 0 K: 1 S: 9	H: 0 LOB: 1 BB: 0 P: 16	R: 0 E: 0 K: 1 S: 7	H: 2 LOB: 0 BB: 0 P: 9	R: 0 E: 0 K: 1 S: 13	H: 1 LOB: 2 BB: 1 P: 21	R: 2 E: 0 K: 0 S: 14	H: 4 LOB: 1 BB: 0 P: 22	R: 1 E: 0 K: 0 S: 9	H: 4 LOB: 2 BB: 0 P: 13	R: 2 E: 0 K: 2 S: 15	H: 3 LOB: 1 BB: 0 P: 23	R: 0 E: 0 K: 1 S: 8	H: 0 LOB: 0 BB: 0 P: 12	R: 0 E: 1 K: 1 S: 9	H: 0 LOB: 1 BB: 0 P: 9	1B: 12 2B: 2 3B: 0 HR: 1	SF: 0 SAC: 2 DP: 1 HBP: 1	WP: 0 PB: 0 SB: 4 CS: 0	PA: 41
PITCHER	IP WLS BF H R ER SO	IP WLS BF H R ER SO	IP WLS BF H R ER SO	IP WLS BF H R ER SO	IP WLS BF H R ER SO	IP WLS BF H R ER SO	IP WLS BF H R ER SO	IP WLS BF H R ER SO	IP WLS BF H R ER SO	IP WLS BF H R ER SO	IP WLS BF H R ER SO	IP WLS BF H R ER SO	IP WLS BF H R ER SO	IP WLS BF H R ER SO	IP WLS BF H R ER SO	IP WLS BF H R ER SO	ERA WHIP	ERA WHIP		
37 Jake Westbrook, R ERA: 4.27	6.0	L	28	11	4	4	3	1	0	1	0	0	0	0	60	94	6.00	2.000		
63 Rafael Betancourt, R ERA: 4.24	0.2		5	3	2	2	1	0	0	0	0	0	0	1	12	17	27.00	4.500		
58 Juan Lara, L ERA: 4.75	1.1		4	0	0	0	2	0	0	0	0	0	0	11	18	0.00	0.000			
59 Matt Miller, R ERA: 4.5	1.0		4	0	0	0	1	0	0	0	0	0	0	9	9	0.00	0.000			
Batter	1	2	3	4	5	6	7	8	9	AB	R	H	RBI	BB	SO	LOB	BOTTOM			
24 Grady Sizemore, L OBP: 0.376, SLG: 0.538	G5-3		HR		K		F7			4	1	1	1	0	1	1	Kansas City Royals @ Cleveland Indians Jacobs Field, Cleveland, OH Wed Sep 13 2006, 7:05 PM EDT Att: 20,089 - Cloudy - 62 F			
Jason Michaels, R OBP: 0.330, SLG: 0.400	F8		SF8		P2		K			4	1	1	0	0	1	0				
41 Victor Martinez, S OBP: 0.379, SLG: 0.460	G4-3		SF8		G6-3		1B			3	0	1	0	1	0	0				
25 Ryan Garko, R OBP: 0.397, SLG: 0.513			1B		F8		F9			3	0	1	0	1	0	1				
Casey Blake, R OBP: 0.371, SLG: 0.487			1B		G5-3		G3			3	0	0	1	0	0	2				
2 Johnny Peralta, R OBP: 0.322, SLG: 0.386			K		K					4	0	1	0	0	2	3				
Kevin Kouzmanoff, R OBP: 0.250, SLG: 0.667			1B		K		G4-6-3			4	0	1	0	0	2	1				
27 Hector Luna, R OBP: 0.337, SLG: 0.397			1B		G6-3					3	0	1	0	1	0	2				
30 Andy Marte, R OBP: 0.287, SLG: 0.403			F8		G4-6-3					4	0	1	0	0	1	2				
Inning Stats	R: 0 E: 0 K: 0 S: 8	H: 2 LOB: 2 BB: 0 P: 13	R: 0 E: 0 K: 1 S: 18	H: 2 LOB: 0 BB: 0 P: 26	R: 2 E: 0 K: 0 S: 16	H: 2 LOB: 2 BB: 2 P: 30	R: 0 E: 0 K: 1 S: 8	H: 0 LOB: 0 BB: 1 P: 15	R: 0 E: 0 K: 1 S: 6	H: 0 LOB: 0 BB: 0 P: 9	R: 0 E: 0 K: 1 S: 11	H: 1 LOB: 1 BB: 0 P: 18	R: 0 E: 0 K: 1 S: 8	H: 1 LOB: 1 BB: 0 P: 12	R: 0 E: 0 K: 1 S: 11	H: 2 LOB: 1 BB: 0 P: 18	1B: 6 2B: 1 3B: 0 HR: 1	SF: 1 SAC: 0 DP: 2 HBP: 0	WP: 0 PB: 0 SB: 2 CS: 0	PA: 36
PITCHER	IP WLS BF H R ER SO	IP WLS BF H R ER SO	IP WLS BF H R ER SO	IP WLS BF H R ER SO	IP WLS BF H R ER SO	IP WLS BF H R ER SO	IP WLS BF H R ER SO	IP WLS BF H R ER SO	IP WLS BF H R ER SO	IP WLS BF H R ER SO	IP WLS BF H R ER SO	IP WLS BF H R ER SO	IP WLS BF H R ER SO	IP WLS BF H R ER SO	IP WLS BF H R ER SO	IP WLS BF H R ER SO	ERA WHIP	ERA WHIP		
36 Jorge De La Rosa, L ERA: 6.78	5.0	W	21	4	2	2	3	3	0	0	0	0	0	0	16	30	0.00	0.600		
Ambiorix Burgos, R ERA: 5.88	1.2	H	6	1	0	0	2	0	0	0	0	0	0	3	3	0.00	0.000			
Andrew Sisco, L ERA: 7.69	0.1		1	0	0	0	0	0	0	0	0	0	0	3	3	0.00	0.000			
47 Ryan Braun, R ERA: 4.5	2.0		8	3	0	0	2	0	0	0	0	0	0	19	30	0.00	1.500			

Batter	1	2	3	4	5	6	7	8	9	AB	R	H	RBI	BB	SO	LOB	TOP							
51 Ichiro Suzuki, L (1, 8) OBP: 0.363, SLG: 0.399										4	1	3	3	1	0	0								
29 Adrián Beltré, R (1, 5) OBP: 0.318, SLG: 0.436										4	1	3	3	0	0	0								
7 Yunesky Betancourt, R (1, 6) OBP: 0.317, SLG: 0.411										4	2	1	0	1	1	4								
Raul Ibanez, L (1, 7) OBP: 0.346, SLG: 0.496										5	0	2	0	0	1	3								
Richie Sexson, R (1, 3) OBP: 0.321, SLG: 0.477										5	0	1	1	0	1	2								
Eduardo Perez, R (1, 10) OBP: 0.333, SLG: 0.476										4	0	1	0	0	1	2								
Ben Broussard, L (9, PH) OBP: 0.336, SLG: 0.496										1	0	1	1	0	0	0								
2 Kenji Johjima, R (1, 2) OBP: 0.339, SLG: 0.454										5	1	2	0	0	1	3								
4 Jose Lopez, R (1, 4) OBP: 0.320, SLG: 0.408										3	1	1	0	1	0	0								
16 Willie Bloomquist, R (1, 9) OBP: 0.317, SLG: 0.298										2	2	0	0	0	0	2								
Chris Snelling, L (8, PH) OBP: 0.357, SLG: 0.516										1	0	0	0	0	1	0								
Inning Stats	R: 1 E: 0 K: 1 S: 12	H: 4 LOB: 2 BB: 0 P: 18	R: 2 E: 0 K: 0 S: 14	H: 4 LOB: 2 BB: 0 P: 18	R: 0 E: 0 K: 0 S: 6	H: 0 LOB: 0 BB: 0 P: 12	R: 2 E: 1 K: 0 S: 15	H: 1 LOB: 0 BB: 0 P: 25	R: 0 E: 0 K: 2 S: 9	H: 0 LOB: 0 BB: 0 P: 14	R: 1 E: 0 K: 1 S: 15	H: 2 LOB: 2 BB: 2 P: 26	R: 0 E: 0 K: 0 S: 8	H: 2 LOB: 1 BB: 0 P: 10	R: 0 E: 0 K: 1 S: 7	H: 0 LOB: 0 BB: 0 P: 13	R: 2 E: 0 K: 1 S: 18	H: 2 LOB: 1 BB: 1 P: 33	1B: 12 2B: 1 3B: 0 HR: 2	SF: 1 SAC: 1 DP: 2 HBP: 0	WP: 0 PB: 0 SB: 0 CS: 0	PA: 43		
PITCHER	IP	WLS	BF	H	R	ER	SO	BB	IBB	HBP	BLK	WP	HR	S	P	ERA	WHIP							
45 Odalis Perez, L (1, 1) ERA: 6.36	5.0	W	25	10	6	5	3	0	0	0	0	0	1	59	92	9.00	2.000							
Scott Dohmann, R (6, 1) ERA: 8.49	1.0	H	5	1	0	0	1	1	1	0	0	0	0	12	21	0.00	2.000							
41 Jimmy Gobble, L (7, 1) ERA: 4.92	0.1	H	3	2	0	0	0	0	0	0	0	0	0	6	8	0.00	6.000							
57 Joel Peralta, R (7, 1) ERA: 4.5	1.2	H	4	0	0	0	1	0	0	0	0	0	0	9	15	0.00	0.000							
77 Joe Nelson, R (9, 1) ERA: 4.63	1.0		6	2	2	2	1	1	0	0	0	0	1	18	33	18.00	3.000							

Seattle Mariners @ Kansas City Royals
Kauffman Stadium, Kansas City, MO
Thu Sep 14 2006, 7:10 PM CDT
Att. 8,839 - Clear - 77 F

AB 38
R 8
H 15
RBI 8
BB 3
SO 6
LOB 16



Batter	1	2	3	4	5	6	7	8	9	AB	R	H	RBI	BB	SO	LOB	BOTTOM							
9 David DeJesus, L (1, 8) OBP: 0.368, SLG: 0.433										5	1	2	0	0	1	2								
Esteban German, R (1, 10) OBP: 0.427, SLG: 0.477										5	1	3	3	0	0	1								
15 Mark Grudzielanek, R (1, 4) OBP: 0.331, SLG: 0.411										5	1	3	0	0	0	3								
Emil Brown, R (1, 7) OBP: 0.360, SLG: 0.463										3	2	1	1	1	1	3								
2 Joey Gathright, L (8, 8) OBP: 0.322, SLG: 0.279										0	0	0	0	0	0	0								
43 Ryan Shealy, R (1, 3) OBP: 0.355, SLG: 0.488										4	2	2	5	0	0	3								
14 John Buck, R (1, 2) OBP: 0.295, SLG: 0.375										4	0	1	0	0	0	0								
Paul Phillips, R (8, FR) OBP: 0.240, SLG: 0.280										0	1	0	0	0	0	0								
32 Shane Costa, L (1, 9) OBP: 0.304, SLG: 0.399										3	0	2	0	0	1	0								
Jeff Keppinger, R (1, 5) OBP: 0.200, SLG: 0.278										3	1	0	0	1	0	2								
4 Angel Berroa, R (1, 6) OBP: 0.253, SLG: 0.331										3	1	0	1	0	1	2								
Inning Stats	R: 0 E: 0 K: 1 S: 10	H: 2 LOB: 2 BB: 0 P: 16	R: 0 E: 0 K: 0 S: 12	H: 1 LOB: 1 BB: 0 P: 18	R: 3 E: 0 K: 0 S: 10	H: 4 LOB: 0 BB: 0 P: 17	R: 0 E: 0 K: 0 S: 6	H: 1 LOB: 0 BB: 0 P: 11	R: 4 E: 0 K: 1 S: 15	H: 3 LOB: 0 BB: 1 P: 27	R: 0 E: 0 K: 2 S: 8	H: 0 LOB: 0 BB: 0 P: 12	R: 0 E: 0 K: 0 S: 9	H: 1 LOB: 1 BB: 0 P: 16	R: 3 E: 0 K: 0 S: 13	H: 2 LOB: 2 BB: 1 P: 24	R: 0 E: 0 K: 1 S: 18	H: 2 LOB: 1 BB: 1 P: 33	1B: 7 2B: 4 3B: 1 HR: 2	SF: 0 SAC: 2 DP: 1 HBP: 0	WP: 1 PB: 0 SB: 0 CS: 0	PA: 39		
PITCHER	IP	WLS	BF	H	R	ER	SO	BB	IBB	HBP	BLK	WP	HR	S	P	ERA	WHIP							
56 Jarrod Washburn, L (1, 1) ERA: 4.58	4.1	L	22	10	6	6	1	0	0	0	0	0	1	23	38	3.38	0.750							
Emiliano Fruto, R (5, 1) ERA: 4.67	2.2		10	2	1	1	3	0	0	0	0	0	1	23	38	3.38	0.750							
59 Eric O'Flaherty, L (8, 1) ERA: 4.7	0.1		3	1	2	2	0	0	1	0	0	1	0	5	11	54.00	3.000							
60 Jon Huber, R (8, 1) ERA: 3.38	0.2		4	1	1	1	0	0	0	0	0	0	0	8	13	13.50	1.500							

Seattle Mariners @ Kansas City Royals
Kauffman Stadium, Kansas City, MO
Thu Sep 14 2006, 7:10 PM CDT
Att. 8,839 - Clear - 77 F

AB 35
R 10
H 14
RBI 10
BB 2
SO 4
LOB 16



Batter	1	2	3	4	5	6	7	8	9	AB	R	H	RBI	BB	SO	LOB	TOP									
51 Ichiro Suzuki, L (1, 8) OBP: 0.365, SLG: 0.401	G3-1		G3														4 2 2 0 1 0 2									
29 Adrian Beltré, R (1, 5) OBP: 0.322, SLG: 0.445	G5-3																4 2 3 5 1 0 0									
2 Kenji Johjima, R (1, 2) OBP: 0.338, SLG: 0.453	P4																5 0 1 1 0 1 3									
Raul Ibanez, L (1, 7) OBP: 0.347, SLG: 0.494																	4 1 1 0 1 2 4									
Richie Sexson, R (1, 3) OBP: 0.326, SLG: 0.481																	4 2 3 1 1 1 1									
Ben Brissard, L (1, 10) OBP: 0.335, SLG: 0.494																	4 0 1 0 0 1 3									
Eduardo Perez, R (9, PH) OBP: 0.332, SLG: 0.473																	1 0 0 0 0 1 1									
7 Yuniesky Betancourt, R (1, 6) OBP: 0.314, SLG: 0.407																	5 0 0 0 0 0 3									
Chris Snelling, L (1, 9) OBP: 0.392, SLG: 0.500																	2 1 0 0 2 1 0									
T.J. Bohn, R (8, 9) OBP: 0.333, SLG: 0.500																	1 1 1 2 0 0 0									
4 Jose Lopez, R (1, 4) OBP: 0.322, SLG: 0.411																	4 2 2 0 1 0 1									
Inning Stats	R: 0 E: 0 K: 0 S: 9	H: 0 LOB: 0 BB: 0 P: 13	R: 0 E: 0 K: 1 S: 7	H: 1 LOB: 0 BB: 0 P: 9	R: 2 E: 0 K: 1 S: 19	H: 1 LOB: 1 BB: 2 P: 31	R: 0 E: 0 K: 0 S: 5	H: 0 LOB: 1 BB: 1 P: 12	R: 2 E: 0 K: 1 S: 11	H: 3 LOB: 1 BB: 1 P: 18	R: 1 E: 0 K: 1 S: 8	H: 2 LOB: 0 BB: 0 P: 14	R: 3 E: 0 K: 1 S: 17	H: 4 LOB: 1 BB: 1 P: 32	R: 1 E: 1 K: 1 S: 15	H: 1 LOB: 0 BB: 2 P: 27	R: 2 E: 0 K: 1 S: 11	H: 2 LOB: 0 BB: 0 P: 15	1B: 7 2B: 5 3B: 0 HR: 2	SF: 0 SAC: 0 DP: 3 HBP: 0	WP: 1 PB: 0 SB: 0 CS: 0	PA: 45				
PITCHER	IP WLS BF H R ER SO BB IBB HBP BLK WP HR S P ERA WHIP	IP WLS BF H R ER SO BB IBB HBP BLK WP HR S P ERA WHIP	IP WLS BF H R ER SO BB IBB HBP BLK WP HR S P ERA WHIP	IP WLS BF H R ER SO BB IBB HBP BLK WP HR S P ERA WHIP	IP WLS BF H R ER SO BB IBB HBP BLK WP HR S P ERA WHIP	IP WLS BF H R ER SO BB IBB HBP BLK WP HR S P ERA WHIP	IP WLS BF H R ER SO BB IBB HBP BLK WP HR S P ERA WHIP	IP WLS BF H R ER SO BB IBB HBP BLK WP HR S P ERA WHIP	IP WLS BF H R ER SO BB IBB HBP BLK WP HR S P ERA WHIP	IP WLS BF H R ER SO BB IBB HBP BLK WP HR S P ERA WHIP	IP WLS BF H R ER SO BB IBB HBP BLK WP HR S P ERA WHIP	IP WLS BF H R ER SO BB IBB HBP BLK WP HR S P ERA WHIP	IP WLS BF H R ER SO BB IBB HBP BLK WP HR S P ERA WHIP	IP WLS BF H R ER SO BB IBB HBP BLK WP HR S P ERA WHIP	IP WLS BF H R ER SO BB IBB HBP BLK WP HR S P ERA WHIP	IP WLS BF H R ER SO BB IBB HBP BLK WP HR S P ERA WHIP	IP WLS BF H R ER SO BB IBB HBP BLK WP HR S P ERA WHIP	IP WLS BF H R ER SO BB IBB HBP BLK WP HR S P ERA WHIP	IP WLS BF H R ER SO BB IBB HBP BLK WP HR S P ERA WHIP	IP WLS BF H R ER SO BB IBB HBP BLK WP HR S P ERA WHIP	IP WLS BF H R ER SO BB IBB HBP BLK WP HR S P ERA WHIP	IP WLS BF H R ER SO BB IBB HBP BLK WP HR S P ERA WHIP	IP WLS BF H R ER SO BB IBB HBP BLK WP HR S P ERA WHIP	IP WLS BF H R ER SO BB IBB HBP BLK WP HR S P ERA WHIP		
34 Luke Hudson, R (1, 1) ERA: 5.46	5.0	23	6	5	5	3	4	0	0	0	0	0	0	0	53	86	9.00	2.000								
Andrew Sisco, L (6, 1) ERA: 7.55	1.0	3	1	0	0	1	0	0	0	0	1	0	6	11	0.00	1.000										
47 Ryan Braun, R (7, 1) ERA: 4.26	0.2	5	3	3	3	0	1	0	0	0	0	1	13	25	40.50	6.000										
Ambiorix Burgos, R (7, 1) ERA: 5.77	1.0	8	2	1	0	1	1	1	0	0	0	0	16	29	0.00	3.000										
41 Jimmy Cobble, L (8, 1) ERA: 5.01	0.1	2	1	1	1	1	0	0	0	0	0	0	4	7	27.00	3.000										
PITCHER	IP WLS BF H R ER SO BB IBB HBP BLK WP HR S P ERA WHIP	IP WLS BF H R ER SO BB IBB HBP BLK WP HR S P ERA WHIP	IP WLS BF H R ER SO BB IBB HBP BLK WP HR S P ERA WHIP	IP WLS BF H R ER SO BB IBB HBP BLK WP HR S P ERA WHIP	IP WLS BF H R ER SO BB IBB HBP BLK WP HR S P ERA WHIP	IP WLS BF H R ER SO BB IBB HBP BLK WP HR S P ERA WHIP	IP WLS BF H R ER SO BB IBB HBP BLK WP HR S P ERA WHIP	IP WLS BF H R ER SO BB IBB HBP BLK WP HR S P ERA WHIP	IP WLS BF H R ER SO BB IBB HBP BLK WP HR S P ERA WHIP	IP WLS BF H R ER SO BB IBB HBP BLK WP HR S P ERA WHIP	IP WLS BF H R ER SO BB IBB HBP BLK WP HR S P ERA WHIP	IP WLS BF H R ER SO BB IBB HBP BLK WP HR S P ERA WHIP	IP WLS BF H R ER SO BB IBB HBP BLK WP HR S P ERA WHIP	IP WLS BF H R ER SO BB IBB HBP BLK WP HR S P ERA WHIP	IP WLS BF H R ER SO BB IBB HBP BLK WP HR S P ERA WHIP	IP WLS BF H R ER SO BB IBB HBP BLK WP HR S P ERA WHIP	IP WLS BF H R ER SO BB IBB HBP BLK WP HR S P ERA WHIP	IP WLS BF H R ER SO BB IBB HBP BLK WP HR S P ERA WHIP	IP WLS BF H R ER SO BB IBB HBP BLK WP HR S P ERA WHIP	IP WLS BF H R ER SO BB IBB HBP BLK WP HR S P ERA WHIP	IP WLS BF H R ER SO BB IBB HBP BLK WP HR S P ERA WHIP	IP WLS BF H R ER SO BB IBB HBP BLK WP HR S P ERA WHIP	IP WLS BF H R ER SO BB IBB HBP BLK WP HR S P ERA WHIP	IP WLS BF H R ER SO BB IBB HBP BLK WP HR S P ERA WHIP	IP WLS BF H R ER SO BB IBB HBP BLK WP HR S P ERA WHIP	
34 Luke Hudson, R (1, 1) ERA: 5.46	1.0	4	5	5	3	4	0	0	0	0	0	0	6	11	0.00	1.000										
47 Ryan Braun, R (7, 1) ERA: 4.26	0.2	5	3	3	3	0	1	0	0	0	0	1	13	25	40.50	6.000										
Ambiorix Burgos, R (7, 1) ERA: 5.77	1.0	8	2	1	0	1	1	1	0	0	0	0	16	29	0.00	3.000										
41 Jimmy Cobble, L (8, 1) ERA: 5.01	0.1	2	1	1	1	1	0	0	0	0	0	0	4	7	27.00	3.000										
PITCHER	IP WLS BF H R ER SO BB IBB HBP BLK WP HR S P ERA WHIP	IP WLS BF H R ER SO BB IBB HBP BLK WP HR S P ERA WHIP	IP WLS BF H R ER SO BB IBB HBP BLK WP HR S P ERA WHIP	IP WLS BF H R ER SO BB IBB HBP BLK WP HR S P ERA WHIP	IP WLS BF H R ER SO BB IBB HBP BLK WP HR S P ERA WHIP	IP WLS BF H R ER SO BB IBB HBP BLK WP HR S P ERA WHIP	IP WLS BF H R ER SO BB IBB HBP BLK WP HR S P ERA WHIP	IP WLS BF H R ER SO BB IBB HBP BLK WP HR S P ERA WHIP	IP WLS BF H R ER SO BB IBB HBP BLK WP HR S P ERA WHIP	IP WLS BF H R ER SO BB IBB HBP BLK WP HR S P ERA WHIP	IP WLS BF H R ER SO BB IBB HBP BLK WP HR S P ERA WHIP	IP WLS BF H R ER SO BB IBB HBP BLK WP HR S P ERA WHIP	IP WLS BF H R ER SO BB IBB HBP BLK WP HR S P ERA WHIP	IP WLS BF H R ER SO BB IBB HBP BLK WP HR S P ERA WHIP	IP WLS BF H R ER SO BB IBB HBP BLK WP HR S P ERA WHIP	IP WLS BF H R ER SO BB IBB HBP BLK WP HR S P ERA WHIP	IP WLS BF H R ER SO BB IBB HBP BLK WP HR S P ERA WHIP	IP WLS BF H R ER SO BB IBB HBP BLK WP HR S P ERA WHIP	IP WLS BF H R ER SO BB IBB HBP BLK WP HR S P ERA WHIP	IP WLS BF H R ER SO BB IBB HBP BLK WP HR S P ERA WHIP	IP WLS BF H R ER SO BB IBB HBP BLK WP HR S P ERA WHIP	IP WLS BF H R ER SO BB IBB HBP BLK WP HR S P ERA WHIP	IP WLS BF H R ER SO BB IBB HBP BLK WP HR S P ERA WHIP	IP WLS BF H R ER SO BB IBB HBP BLK WP HR S P ERA WHIP	IP WLS BF H R ER SO BB IBB HBP BLK WP HR S P ERA WHIP	IP WLS BF H R ER SO BB IBB HBP BLK WP HR S P ERA WHIP
34 Luke Hudson, R (1, 1) ERA: 5.46	1.0	4	5	5	3	4	0	0	0	0	0	0	6	11	0.00	1.000										
47 Ryan Braun, R (7, 1) ERA: 4.26	0.2	5	3	3	3	0	1	0	0	0	0	1	13	25	40.50	6.000										
Ambiorix Burgos, R (7, 1) ERA: 5.77	1.0	8	2	1	0	1	1	1	0	0	0	0	16	29	0.00	3.000										
41 Jimmy Cobble, L (8, 1) ERA: 5.01	0.1	2	1	1	1	1	0	0	0	0	0	0	4	7	27.00	3.000										
PITCHER	IP WLS BF H R ER SO BB IBB HBP BLK WP HR S P ERA WHIP	IP WLS BF H R ER SO BB IBB HBP BLK WP HR S P ERA WHIP	IP WLS BF H R ER SO BB IBB HBP BLK WP HR S P ERA WHIP	IP WLS BF H R ER SO BB IBB HBP BLK WP HR S P ERA WHIP	IP WLS BF H R ER SO BB IBB HBP BLK WP HR S P ERA WHIP	IP WLS BF H R ER SO BB IBB HBP BLK WP HR S P ERA WHIP	IP WLS BF H R ER SO BB IBB HBP BLK WP HR S P ERA WHIP	IP WLS BF H R ER SO BB IBB HBP BLK WP HR S P ERA WHIP	IP WLS BF H R ER SO BB IBB HBP BLK WP HR S P ERA WHIP	IP WLS BF H R ER SO BB IBB HBP BLK WP HR S P ERA WHIP	IP WLS BF H R ER SO BB IBB HBP BLK WP HR S P ERA WHIP	IP WLS BF H R ER SO BB IBB HBP BLK WP HR S P ERA WHIP	IP WLS BF H R ER SO BB IBB HBP BLK WP HR S P ERA WHIP	IP WLS BF H R ER SO BB IBB HBP BLK WP HR S P ERA WHIP	IP WLS BF H R ER SO BB IBB HBP BLK WP HR S P ERA WHIP	IP WLS BF H R ER SO BB IBB HBP BLK WP HR S P ERA WHIP	IP WLS BF H R ER SO BB IBB HBP BLK WP HR S P ERA WHIP	IP WLS BF H R ER SO BB IBB HBP BLK WP HR S P ERA WHIP	IP WLS BF H R ER SO BB IBB HBP BLK WP HR S P ERA WHIP	IP WLS BF H R ER SO BB IBB HBP BLK WP HR S P ERA WHIP	IP WLS BF H R ER SO BB IBB HBP BLK WP HR S P ERA WHIP	IP WLS BF H R ER SO BB IBB HBP BLK WP HR S P ERA WHIP	IP WLS BF H R ER SO BB IBB HBP BLK WP HR S P ERA WHIP	IP WLS BF H R ER SO BB IBB HBP BLK WP HR S P ERA WHIP	IP WLS BF H R ER SO BB IBB HBP BLK WP HR S P ERA WHIP	IP WLS BF H R ER SO BB IBB HBP BLK WP HR S P ERA WHIP

Seattle Mariners @ Kansas City Royals
Kauffman Stadium, Kansas City, MO

AB 38
R 11
H 14
RBI 9
BB 7
SO 7
LOB 18



WP: 1 PA: 45
PB: 0
SB: 0
CS: 0

Seattle Mariners @ Kansas City Royals
Kauffman Stadium, Kansas City, MO

AB 37
R 8
H 11
RBI 8
BB 5
SO 1
LOB 15



WP: 2 PA: 43
PB: 0
SB: 0
CS: 0

Fri Sep 15 2006, 7:10 PM CDT
Att: 16,412 - Clear - 80 F

Fri Sep 15 2006, 7:10 PM CDT
Att: 16,412 - Clear - 80 F

livebaseballscores.com

livebaseballscores.com

Batter	1	2	3	4	5	6	7	8	9	AB	R	H	RBI	BB	SO	LOB	TOP			
51 Ichiro Suzuki, L (1, 8) OBP: 0.366, SLG: 0.404										5	2	3	1	0	0	1	Seattle Mariners @ Kansas City Royals Kauffman Stadium, Kansas City, MO Sat Sep 16 2006, 6:10 PM CDT Att: 12,116 - Partly Cloudy - 90 F			
29 Adrián Beltré, R (1, 5) OBP: 0.323, SLG: 0.444										4	0	1	0	0	1	2				
2 Kenji Johjima, R (1, 2) OBP: 0.339, SLG: 0.453										3	0	1	1	1	1	3				
Raul Ibanez, L (1, 7) OBP: 0.344, SLG: 0.491										3	0	0	1	0	0	3				
Richie Sexson, R (1, 3) OBP: 0.323, SLG: 0.478										4	0	0	0	0	1	3				
Eduardo Perez, R (1, 10) OBP: 0.330, SLG: 0.468										4	0	1	0	0	1	0				
4 Jose Lopez, R (1, 4) OBP: 0.323, SLG: 0.410										3	1	1	0	1	1	1				
12 Michael Morse, R (1, 9) OBP: 0.400, SLG: 0.514										4	1	3	1	0	0	1				
16 Willie Bloomquist, R (1, 6) OBP: 0.313, SLG: 0.293										4	0	0	0	0	0	4				
Inning Stats	R: 1 E: 0 K: 0 S: 13	H: 2 LOB: 1 BB: 0 P: 21	R: 0 E: 0 K: 0 S: 9	H: 2 LOB: 1 BB: 0 P: 9	R: 1 E: 1 K: 1 S: 11	H: 1 LOB: 1 BB: 0 P: 22	R: 0 E: 0 K: 1 S: 8	H: 0 LOB: 0 BB: 1 P: 15	R: 0 E: 0 K: 0 S: 6	H: 0 LOB: 0 BB: 0 P: 10	R: 0 E: 0 K: 1 S: 6	H: 1 LOB: 1 BB: 0 P: 9	R: 0 E: 1 K: 1 S: 6	H: 0 LOB: 1 BB: 1 P: 15	R: 2 E: 0 K: 1 S: 16	H: 3 LOB: 1 BB: 0 P: 21	1B: 8 2B: 2 3B: 0 HR: 0	SF: 1 SAC: 0 DP: 3 HBP: 1	WP: 0 PB: 0 SB: 2 CS: 0	PA: 38
PITCHER	IP WLS BF H R ER SO BB IBB HBP BLK WP HR S P ERA WHIP	8.2 W 37 10 4 4 4 4 2 0 1 0 0 0 3 3 4.15 1.385	0.1 S 1 0 0 0 0 1 0 0 0 0 0 0 0 3 3 0.00 0.000																	
Mark Redman, L (1, 1) ERA: 5.33																				
77 Joe Nelson, R (9, 1) ERA: 3.99																				

AB 34
R 4
H 10
RBI 4
BB 2
SO 5
LOB 18



Batter	1	2	3	4	5	6	7	8	9	AB	R	H	RBI	BB	SO	LOB	BOTTOM			
9 David DeJesus, L (1, 7) OBP: 0.368, SLG: 0.435										4	0	2	2	0	0	0	Seattle Mariners @ Kansas City Royals Kauffman Stadium, Kansas City, MO Sat Sep 16 2006, 6:10 PM CDT Att: 12,116 - Partly Cloudy - 90 F			
Esteban German, R (1, 5) OBP: 0.428, SLG: 0.480										4	0	1	0	0	1	2				
15 Mark Grudzielanek, R (1, 4) OBP: 0.329, SLG: 0.406										4	0	1	0	0	0	2				
29 Mike Sweeney, R (1, 10) OBP: 0.351, SLG: 0.434										4	1	0	0	0	0	2				
43 Ryan Shealy, R (1, 3) OBP: 0.359, SLG: 0.494										2	1	0	0	1	1	0				
32 Shane Costa, L (1, 9) OBP: 0.305, SLG: 0.410										4	1	1	2	0	0	1				
Paul Bako, L (1, 2) OBP: 0.286, SLG: 0.233										4	0	0	0	0	1	1				
4 Angel Berroa, R (1, 6) OBP: 0.255, SLG: 0.331										3	2	1	1	1	1	1				
2 Joey Gathright, L (1, 8) OBP: 0.321, SLG: 0.289										3	2	2	2	0	0	0				
Inning Stats	R: 0 E: 0 K: 1 S: 10	H: 1 LOB: 0 BB: 0 P: 14	R: 0 E: 0 K: 0 S: 8	H: 0 LOB: 0 BB: 0 P: 10	R: 2 E: 0 K: 0 S: 8	H: 1 LOB: 0 BB: 1 P: 12	R: 5 E: 0 K: 1 S: 18	H: 5 LOB: 1 BB: 0 P: 28	R: 0 E: 0 K: 0 S: 8	H: 0 LOB: 1 BB: 1 P: 18	R: 0 E: 0 K: 1 S: 10	H: 0 LOB: 0 BB: 0 P: 15	R: 0 E: 0 K: 0 S: 10	H: 1 LOB: 1 BB: 0 P: 14	R: 0 E: 1 K: 1 S: 10	H: 0 LOB: 1 BB: 0 P: 11	1B: 5 2B: 1 3B: 1 HR: 1	SF: 0 SAC: 0 DP: 1 HBP: 1	WP: 0 PB: 0 SB: 0 CS: 0	PA: 35
PITCHER	IP WLS BF H R ER SO BB IBB HBP BLK WP HR S P ERA WHIP	4.0 L 20 7 7 7 2 1 0 0 0 0 0 0 38 58 0.00 0.500																		
Joel Pineiro, R (1, 1) ERA: 6.27																				
63 Ryan Feterabend, L (5, 1) ERA:																				


AB 32
R 7
H 8
RBI 7
BB 2
SO 4
LOB 9



Batter	1	2	3	4	5	6	7	8	9	AB	R	H	RBI	BB	SO	LOB	TOP					
Orlando Cabrera, R (1, 6) OBP: 0.336, SLG: 0.406	P4		SF9		CS	P4		20 S, 20 WP		4	0	2	3	0	0	0						
47 Howie Kendrick, R (1, 3) OBP: 0.306, SLG: 0.403	F7		F8			G4-3		K		4	0	0	0	0	1	1						
Darin Erstad, L (8, 3) OBP: 0.279, SLG: 0.326									K	1	0	0	0	0	1	1						
27 Vladimir Guerrero, R (1, 10) OBP: 0.379, SLG: 0.540	F7							P4		4	0	1	0	0	1	1						
20 Juan Rivera, R (1, 9) OBP: 0.351, SLG: 0.512		G4-3			F8					3	0	1	0	1	0	0						
39 Robb Quinlan, R (1, 5) OBP: 0.341, SLG: 0.489																						
6 Maicer Izturis, S (8, PH) OBP: 0.362, SLG: 0.411																						
16 Garrett Anderson, L (1, 7) OBP: 0.323, SLG: 0.436																						
José Molina, R (1, 2) OBP: 0.281, SLG: 0.381																						
Adam Kennedy, L (1, 4) OBP: 0.330, SLG: 0.381																						
9 Chone Figgins, S (1, 8) OBP: 0.332, SLG: 0.362																						
Inning Stats	R: 0 E: 0 K: 0 S: 8	H: 0 LOB: 0 BB: 0 P: 12	R: 0 E: 0 K: 0 S: 12	H: 0 LOB: 1 BB: 1 P: 21	R: 1 E: 0 K: 0 S: 6	H: 1 LOB: 0 BB: 0 P: 9	R: 0 E: 0 K: 2 S: 13	H: 1 LOB: 1 BB: 0 P: 19	R: 0 E: 0 K: 0 S: 7	H: 1 LOB: 0 BB: 0 P: 10	R: 0 E: 0 K: 0 S: 12	H: 2 LOB: 2 BB: 0 P: 20	R: 0 E: 0 K: 1 S: 9	H: 1 LOB: 1 BB: 0 P: 13	R: 0 E: 0 K: 1 S: 10	H: 1 LOB: 2 BB: 1 P: 19	R: 2 E: 0 K: 1 S: 15	H: 2 LOB: 1 BB: 1 P: 26	1B: 4 2B: 5 3B: 0 HR: 0	SF: 1 SAC: 1 DP: 0 HBP: 0	WP: 1 PB: 0 SB: 1 CS: 1	PA: 39
PITCHER	IP	WLS	BF	H	R	ER	SO	BB	IBB	HBP	BLK	WP	HR	S	P	ERA	WHIP					
45 Odalis Perez, L (1, 1) ERA: 6.06	7.0	L	27	6	1	1	3	1	0	0	0	0	0	67	104	1.29	1.000					
Scott Dohmann, R (8, 1) ERA: 8.45	0.2		4	1	0	0	1	1	0	0	0	1	0	8	16	0.00	3.000					
Andrew Sisco, L (8, 1) ERA: 7.44	1.0		4	1	1	0	1	0	0	0	0	0	0	11	18	9.00	1.000					
77 Joe Nelson, R (9, 1) ERA: 4.19	0.1		3	1	1	1	1	1	0	0	0	0	0	6	11	27.00	6.000					

Los Angeles Angels @ Kansas City Royals
Kauffman Stadium, Kansas City, MO
Wed Sep 20 2006, 7:10 PM CDT
Att: 8,947 - Clear - 68 F

AB 33
R 3
H 9
RBI 3
BB 3
SO 5
LOB 15



Batter	1	2	3	4	5	6	7	8	9	AB	R	H	RBI	BB	SO	LOB	BOTTOM					
9 David DeJesus, L (1, 7) OBP: 0.363, SLG: 0.429	F7									2	0	1	0	0	0	0						
Emil Brown, R (5, 7) OBP: 0.358, SLG: 0.457										2	0	0	0	0	0	1						
Esteban German, R (1, 4) OBP: 0.432, SLG: 0.483										2	0	1	0	2	0	1						
29 Mike Sweeney, R (1, 10) OBP: 0.350, SLG: 0.420										4	0	0	0	0	1	4						
43 Ryan Shealy, R (1, 3) OBP: 0.348, SLG: 0.476										4	0	0	0	0	2	1						
32 Shane Costa, L (1, 9) OBP: 0.302, SLG: 0.407										4	0	0	0	0	2	1						
4 Angel Berroa, R (1, 6) OBP: 0.299, SLG: 0.332										3	0	1	0	1	1	0						
Paul Bako, L (1, 2) ERA: 3.4										4	0	1	0	0	1	1						
Paul Phillips, R (9, PR) OBP: 0.281, SLG: 0.344										0	0	0	0	0	0	0						
Jeff Keppinger, R (1, 5) OBP: 0.290, SLG: 0.280										4	0	1	0	0	0	3						
2 Joey Gathright, L (1, 8) OBP: 0.318, SLG: 0.289										3	0	0	0	0	2	3						
Inning Stats	R: 0 E: 0 K: 1 S: 10	H: 1 LOB: 1 BB: 0 P: 16	R: 0 E: 0 K: 2 S: 11	H: 0 LOB: 0 BB: 0 P: 16	R: 0 E: 0 K: 0 S: 8	H: 1 LOB: 2 BB: 1 P: 20	R: 0 E: 0 K: 1 S: 8	H: 1 LOB: 1 BB: 0 P: 14	R: 0 E: 0 K: 0 S: 11	H: 1 LOB: 0 BB: 0 P: 18	R: 0 E: 0 K: 1 S: 8	H: 0 LOB: 0 BB: 0 P: 10	R: 0 E: 0 K: 0 S: 8	H: 0 LOB: 0 BB: 0 P: 11	R: 0 E: 0 K: 1 S: 10	H: 0 LOB: 1 BB: 1 P: 17	R: 0 E: 0 K: 3 S: 14	H: 1 LOB: 3 BB: 1 P: 26	1B: 3 2B: 2 3B: 0 HR: 0	SF: 0 SAC: 1 DP: 0 HBP: 0	WP: 2 PB: 0 SB: 0 CS: 0	PA: 36
PITCHER	IP	WLS	BF	H	R	ER	SO	BB	IBB	HBP	BLK	WP	HR	S	P	ERA	WHIP					
45 Kelvim Escobar, R (1, 1) ERA: 3.4	7.0	W	26	4	0	0	5	1	0	0	0	0	0	64	105	0.00	0.714					
62 Scot Shields, R (8, 1) ERA: 3.04	1.0	H	4	0	0	0	1	1	0	0	0	1	0	10	17	0.00	1.000					
Francisco Rodriguez, R (9, 1) ERA: 1.73	1.0	S	6	1	0	0	3	1	0	0	0	1	0	14	26	0.00	2.000					

Los Angeles Angels @ Kansas City Royals
Kauffman Stadium, Kansas City, MO
Wed Sep 20 2006, 7:10 PM CDT
Att: 8,947 - Clear - 68 F

AB 32
R 0
H 5
RBI 0
BB 3
SO 9
LOB 15



Batter	1	2	3	4	5	6	7	8	9	AB	R	H	RBI	BB	SO	LOB	TOP										
28 Curtis Granderson, L (1, 8) OBP: 0.340, SLG: 0.436										6	2	2	4	0	1	5	Detroit Tigers @ Kansas City Royals Kauffman Stadium, Kansas City, MO Sat Sep 23 2006, 6:10 PM CDT Att: 15,034 - Cloudy - 65 F										
Craig Monroe, R (1, 7) OBP: 0.303, SLG: 0.479										4	1	0	0	0	0	2											
Alexis Gomez, L (5, PH) OBP: 0.320, SLG: 0.408										2	0	1	0	0	0	2											
33 Marcus Thames, R (1, 10) OBP: 0.337, SLG: 0.555										2	3	1	1	1	0	0											
Matt Stairs, L (6, PH) OBP: 0.323, SLG: 0.399										1	0	0	0	0	0	0											
Mike Rabelo, S (8, PH) OBP: 0.317, SLG: 0.541										1	0	0	0	0	1	1											
30 Magglio Ordonez, R (1, 9) OBP: 0.345, SLG: 0.481										2	2	2	0	2	0	0											
24 Brent Cleven, R (5, 9)										2	0	0	0	0	0	1											
9 Carlos Guillen, S (1, 6) OBP: 0.398, SLG: 0.527										3	1	3	3	1	0	0											
39 Ramon Santiago, S (4, PR) OBP: 0.238, SLG: 0.256										2	0	0	0	0	0	1											
Ivan Rodriguez, R (1, 2) OBP: 0.322, SLG: 0.425										2	1	0	1	2	0	3											
13 Vance Wilson, R (6, 2) OBP: 0.297, SLG: 0.433										2	0	0	0	0	0	0											
15 Brandon Inge, R (1, 5) OBP: 0.314, SLG: 0.463										5	2	2	1	1	0	3											
31 Chris Shelton, R (1, 3) OBP: 0.343, SLG: 0.472										5	2	3	2	1	2	1											
14 Placido Polanco, R (1, 4) OBP: 0.329, SLG: 0.364										4	1	3	2	0	0	1											
Kevin Hooper, R (6, 4)										0	0	0	0	1	0	0											
Inning Stats	R: 10 E: 0 K: 0 S: 39	H: 9 LOB: 3 BB: 4 P: 70	R: 0 E: 0 K: 0 S: 5	H: 1 LOB: 0 BB: 0 P: 10	R: 0 E: 0 K: 0 S: 8	H: 1 LOB: 2 BB: 1 P: 13	R: 5 E: 0 K: 0 S: 17	H: 3 LOB: 1 BB: 2 P: 34	R: 0 E: 0 K: 1 S: 14	H: 2 LOB: 2 BB: 0 P: 23	R: 0 E: 0 K: 1 S: 4	H: 0 LOB: 0 BB: 0 P: 6	R: 0 E: 0 K: 1 S: 7	H: 0 LOB: 2 BB: 2 P: 19	R: 0 E: 0 K: 1 S: 10	H: 1 LOB: 1 BB: 0 P: 15	R: 0 E: 0 K: 1 S: 7	H: 0 LOB: 0 BB: 0 P: 10	1B: 11 2B: 4 3B: 1 HR: 1	SF: 0 SAC: 0 DP: 1 HBP: 1	WP: 2 PB: 0 SB: 0 CS: 0	PA: 53					
PITCHER	IP	WLS	BF	H	R	ER	SO	BB	IBB	HBP	BLK	WP	HR	S	P	ERA	WHIP										
Mark Redman, L (1, 1) ERA: 5.83	0.1	L	10	7	9	9	0	2	0	0	0	0	1	20	37	243.00	27.000										
Scott Dohmann, R (1, 1) ERA: 8.85	2.2		17	6	4	4	0	4	0	0	0	1	0	40	69	13.50	3.750										
Joselo Diaz, R (4, 1) ERA: 10.8	3.2		18	3	2	2	1	3	0	1	0	1	0	31	65	4.91	1.636										
41 Jimmy Gobble, L (7, 1) ERA: 5.02	1.1		5	1	0	0	2	0	0	0	0	0	0	13	19	0.00	0.750										
57 Joel Parilla, R (9, 1) ERA: 4.65	1.0		3	0	0	0	1	0	0	0	0	0	0	7	10	0.00	0.000										

Batter	1	2	3	4	5	6	7	8	9	AB	R	H	RBI	BB	SO	LOB	BOTTOM										
9 David DeJesus, L (1, 7) OBP: 0.361, SLG: 0.427										2	0	0	0	0	0	1	Detroit Tigers @ Kansas City Royals Kauffman Stadium, Kansas City, MO Sat Sep 23 2006, 6:10 PM CDT Att: 15,034 - Cloudy - 65 F										
22 Mitch Maier, L (5, 7)										2	0	0	0	0	1	1											
Esteban German, R (1, 4) OBP: 0.427, SLG: 0.474										4	0	0	0	0	0	1											
29 Mike Sweeney, R (1, 10) OBP: 0.351, SLG: 0.417										0	0	0	0	1	0	0											
Paul Phillips, R (4, PH) OBP: 0.288, SLG: 0.324										3	0	1	0	0	0	0											
Emil Brown, R (1, 9) OBP: 0.357, SLG: 0.455										4	1	1	0	0	0	2											
43 Ryan Shealy, R (1, 3) OBP: 0.340, SLG: 0.462										4	1	1	1	0	1	0											
14 John Buck, R (1, 2) OBP: 0.307, SLG: 0.398										4	2	2	3	0	1	0											
4 Angel Berroa, R (1, 6) OBP: 0.281, SLG: 0.333										1	0	1	0	0	0	0											
1 Angel Sanchez, R (5, 6)										3	0	0	0	0	1	0											
Jeff Keppinger, R (1, 5) OBP: 0.229, SLG: 0.250										3	0	0	0	0	0	1											
2 Joey Gathright, L (1, 8) OBP: 0.318, SLG: 0.289										3	0	2	0	0	0	0											
Inning Stats	R: 0 E: 0 K: 0 S: 11	H: 0 LOB: 1 BB: 1 P: 20	R: 0 E: 0 K: 2 S: 12	H: 1 LOB: 0 BB: 0 P: 14	R: 0 E: 0 K: 0 S: 6	H: 1 LOB: 0 BB: 0 P: 9	R: 0 E: 0 K: 0 S: 6	H: 0 LOB: 0 BB: 0 P: 7	R: 0 E: 0 K: 1 S: 6	H: 0 LOB: 0 BB: 0 P: 9	R: 0 E: 0 K: 0 S: 5	H: 1 LOB: 0 BB: 0 P: 9	R: 1 E: 0 K: 0 S: 8	H: 2 LOB: 1 BB: 0 P: 13	R: 3 E: 0 K: 1 S: 15	H: 3 LOB: 0 BB: 0 P: 22		1B: 5 2B: 1 3B: 0 HR: 2	SF: 0 SAC: 0 DP: 2 HBP: 0	WP: 0 PB: 0 SB: 0 CS: 0	PA: 34						
PITCHER	IP	WLS	BF	H	R	ER	SO	BB	IBB	HBP	BLK	WP	HR	S	P	ERA		WHIP									
37 Kenny Rogers, L (1, 1) ERA: 3.63	8.0	W	28	5	1	1	3	1	0	0	0	0	1	15	22	1.12	0.750										
Mike Maroth, L (9, 1) ERA: 4.1	1.0		6	3	3	3	1	0	0	0	0	0	1	15	22	27.00	3.000										

Detroit Tigers @ Kansas City Royals
 Kauffman Stadium, Kansas City, MO
 Sat Sep 23 2006, 6:10 PM CDT
 Att: 15,034 - Cloudy - 65 F

AB 43
 R 15
 H 17
 RBI 14
 BB 9
 SO 4
 LOB 20



Detroit Tigers @ Kansas City Royals
 Kauffman Stadium, Kansas City, MO
 Sat Sep 23 2006, 6:10 PM CDT
 Att: 15,034 - Cloudy - 65 F

AB 33
 R 4
 H 8
 RBI 4
 BB 1
 SO 4
 LOB 6



Batter	1	2	3	4	5	6	7	8	9	AB	R	H	RBI	BB	SO	LOB	TOP			
28 Curtis Granderson, L (1, 8) OBP: 0.340, SLG: 0.436	3-2 9 BB 2B	SF7	K		1-3 K		4-0 BB		3-3 K	4	0	1	1	1	3	4				
Ivan Rodriguez, R (1, 2) OBP: 0.322, SLG: 0.427	1-0 P6	1-2	F9	0-2 F9	2-1 F9 1-H		2-2 F9			5	1	2	1	0	0	2				
13 Vance Wilson, R (9, 2) OBP: 0.297, SLG: 0.433		1-2 2-3 9 1B	1B							0	0	0	0	0	0	0				
Sean Casey, L (1, 3) OBP: 0.333, SLG: 0.382	4-1 BB	1-1 F7	F8	0-0 F8	1-1 F9		0-3 K2-3			4	0	0	0	1	1	5				
31 Chris Shelton, R (8, 3) OBP: 0.343, SLG: 0.472		1-2 2-3 9 1B	1B		2-3 K					0	0	0	0	0	0	0				
30 Magglio Ordonez, R (1, 9) OBP: 0.345, SLG: 0.479	0-0 P3	0-1 9 1B	1B	4-2 BB				3-2 G6-3		4	1	1	2	1	1	3				
24 Brent Cleven, R (8, 9) OBP: 0.317, SLG: 0.641		1-2 2-H 3-H 9 1B	1B							0	0	0	0	0	0	0				
9 Carlos Guillen, S (1, 6) OBP: 0.398, SLG: 0.525	4-2 BB	1-2 1B	HR	0-0 F7				2-2 G5-3		4	1	1	1	1	0	1				
39 Ramon Santiago, S (8, 6) OBP: 0.238, SLG: 0.256	1-2 2-3 BB	1-2 2-H 1B	1B							0	0	0	0	0	0	0				
Matt Stairs, L (1, 10) OBP: 0.324, SLG: 0.408	1-2 K	1-2 HR	1B	3-2 G5-3			0-0 HR			5	2	2	2	0	2	3				
Craig Monroe, R (1, 7) OBP: 0.305, SLG: 0.490		1-2 2-H HR	1B	1-2 F8						5	2	3	3	0	0	0				
Alexis Gomez, L (9, PR) OBP: 0.320, SLG: 0.408		1-2 HR	1B							0	0	0	0	0	0	0				
15 Brandon Inge, R (1, 5) OBP: 0.315, SLG: 0.467		1-2 HR	1B	2-2 F8						4	2	1	1	0	1	1				
20 Omar Infante, R (1, 4) OBP: 0.333, SLG: 0.423		1-2 HR	1B							1	2	0	0	2	1	0				
Kevin Hooper, R (9, PH) (9, 4)		1-2 HR	1B							1	0	0	0	0	1	2				
Inning Stats	R: 0 E: 0 K: 1 S: 14	H: 1 LOB: 3 BB: 2 P: 27	R: 9 E: 1 K: 1 S: 26	H: 7 LOB: 1 BB: 1 P: 42	R: 0 E: 0 K: 0 S: 11	H: 0 LOB: 0 BB: 1 P: 15	R: 0 E: 0 K: 0 S: 12	H: 0 LOB: 0 BB: 0 P: 18	R: 1 E: 0 K: 2 S: 11	H: 1 LOB: 1 BB: 1 P: 21	R: 1 E: 0 K: 1 S: 10	H: 1 LOB: 0 BB: 0 P: 17	R: 0 E: 0 K: 1 S: 9	H: 0 LOB: 0 BB: 0 P: 17	R: 0 E: 0 K: 2 S: 12	H: 1 LOB: 2 BB: 0 P: 20	1B: 4 2B: 4 3B: 0 HR: 3	SF: 1 SAC: 1 DP: 0 HBP: 1	WP: 0 PB: 0 SB: 0 CS: 0	PA: 46
PITCHER	IP	WLS	BF	H	R	ER	SO	BB	IBB	HBP	BLK	WP	HR	S	P	ERA	WHIP			
RuneLys Hernandez, R (1, 1) ERA: 6.38	1.2	L	16	7	2	8	1	3	2	0	1	0	0	1	35	5.8	1.500			
Todd Wellemeyer, R (2, 1) ERA: 4.24	3.1		15	2	2	2	3	3	0	0	0	0	0	1	39	6.5	1.500			
47 Ryan Braun, R (6, 1) ERA: 9.31	1.0		4	1	1	1	1	0	0	0	0	0	0	1	10	17	9.000			
Andrew Sisco, L (7, 1) ERA: 7.31	1.0		4	0	0	0	2	1	0	0	0	0	0	0	13	21	0.000			
Ambiorix Burgos, R (8, 1) ERA: 5.6	1.0		3	0	0	0	1	0	0	0	0	0	0	0	9	17	0.000			
PITCHER	IP	WLS	BF	H	R	ER	SO	BB	IBB	HBP	BLK	WP	HR	S	P	ERA	WHIP			
77 Joe Nelson, R (9, 1) ERA: 4.08	1.0		4	1	0	0	2	0	0	0	0	0	0	0	12	20	0.000			

Detroit Tigers @ Kansas City Royals
Kauffman Stadium, Kansas City, MO
Sun Sep 24 2006, 1:10 PM CDT
Att: 10,497 - Partly Cloudy - 64 F

AB 37
R 11
H 11
RBI 11
BB 6
SO 10
LOB 21



Batter	1	2	3	4	5	6	7	8	9	AB	R	H	RBI	BB	SO	LOB	BOTTOM					
2 Joey Gathright, L (1, 8) OBP: 0.316, SLG: 0.288	2-0 G6-3		1-0 F8		3-2 FC5-4 9 1B		2-2 G6-3		2-1 1B	5	0	1	2	0	0	2						
Esteban German, R (1, 4) OBP: 0.426, SLG: 0.472	2-0 G6-3		2-0 K		3-2 K		3-H 2-2 F8		3-H 0-3 K	3	1	1	0	0	1	1						
1 Angel Sanchez, R (7, 6)			1-2 9 2B		1-2 K					2	0	0	0	0	1	1						
9 David DeJesus, L (1, 7) OBP: 0.365, SLG: 0.433	1-1 BB		0-0 1B		1-0 1B		2-3 K			3	0	3	2	0	0	0						
22 Mitch Maier, L (7, 7)			1-H 2-H 2B		1-2 1B					1	0	0	0	0	1	0						
29 Mike Sweeney, R (1, 10) OBP: 0.345, SLG: 0.408	1-2 K		0-1 F8		1-2 F7					4	0	0	0	0	2	4						
43 Ryan Shealy, R (1, 3) OBP: 0.338, SLG: 0.457		0-2 G6-3		1-2 32 G4-6-3 1B		2-2 F7		3-3 K		4	0	1	0	0	1	0						
32 Shane Costa, L (1, 9) OBP: 0.296, SLG: 0.402		0-3 K		1-0 G4-6-3		0-0 F7		3-2 P5		4	0	0	0	0	1	1						
Jeff Keppinger, R (1, 5) OBP: 0.282, SLG: 0.333		2-0 L3		0-0 1B		0-2 1B				4	1	3	0	0	0	0						
Paul Bako, L (1, 2) OBP: 0.261, SLG: 0.229			1-0 F7		1-2 G1-3		0-3 K			3	0	0	0	0	1	2						
Paul Phillips, R (9, PH) OBP: 0.282, SLG: 0.316										1	0	0	0	0	1	1						
13 Andrés Blanco, S (1, 6) OBP: 0.290, SLG: 0.310			4-2 9 1B		4-2 2 FC5-4 BB		1-1 2 G6-3 3B		1-2 G4-3	1	2	1	0	2	0	0						
4 Angel Berroa, R (9, PH) OBP: 0.260, SLG: 0.332			9 2B							1	0	0	0	0	0	1						
Inning Stats	R: 0 E: 0 K: 1 S: 9	H: 1 LOB: 1 BB: 0 P: 15	R: 0 E: 0 K: 1 S: 11	H: 0 LOB: 0 BB: 0 P: 13	R: 2 E: 0 K: 0 S: 9	H: 2 LOB: 1 BB: 1 P: 17	R: 0 E: 0 K: 0 S: 12	H: 2 LOB: 1 BB: 0 P: 15	R: 0 E: 0 K: 1 S: 16	H: 1 LOB: 2 BB: 1 P: 28	R: 0 E: 0 K: 1 S: 12	H: 1 LOB: 0 BB: 0 P: 14	R: 1 E: 0 K: 1 S: 13	H: 1 LOB: 0 BB: 0 P: 20	R: 0 E: 0 K: 2 S: 10	H: 0 LOB: 0 BB: 0 P: 18	R: 1 E: 0 K: 2 S: 15	H: 2 LOB: 1 BB: 0 P: 19	1B: 7 2B: 2 3B: 1 HR: 0	SF: 0 SAC: 0 DP: 1 HBP: 0	WP: 0 PB: 0 SB: 0 CS: 0	PA: 38
PITCHER	IP	WLS	BF	H	R	ER	SO	BB	IBB	HBP	BLK	WP	HR	S	P	ERA	WHIP					
35 Justin Verlander, R (1, 1) ERA: 3.63	5.0	W	22	6	2	2	3	2	0	0	0	0	0	0	57	8.8	3.600					
Jason Grilli, R (6, 1) ERA: 4.18	1.0		4	1	0	0	1	0	0	0	0	0	0	12	14	0.000	1.000					
Jamie Walker, L (7, 1) ERA: 2.2	1.0		4	1	1	1	1	0	0	0	0	0	0	13	20	9.000	1.000					
31 Zach Miner, R (8, 1) ERA: 4.48	1.0		3	0	0	0	2	0	0	0	0	0	0	10	18	0.000	1.000					
50 Andrew Miller, L (9, 1) ERA: 3.68	1.0		5	2	1	1	2	0	0	0	0	0	0	15	19	9.000	2.000					

Detroit Tigers @ Kansas City Royals
Kauffman Stadium, Kansas City, MO
Sun Sep 24 2006, 1:10 PM CDT
Att: 10,497 - Partly Cloudy - 64 F


AB 36
R 4
H 10
RBI 4
BB 2
SO 9
LOB 13




Batter	1	2	3	4	5	6	7	8	9	AB	R	H	RBI	BB	SO	LOB	TOP										
2 Joey Gathright, L (1, 8) OBP: 0.316, SLG: 0.286	2-1 G6-3			4-2 G6-4-3 BB		2-2 G6-3			1-2 G6-3	3	0	0	0	1	0	0	Kansas City Royals @ Minnesota Twins Hubert H. Humphrey Metrodome, Minneapolis, MN Mon Sep 25 2006, 8:10 PM EDT Att: 18,108 - Dome - 68 F livebaseballscorecards.com										
Esteban German, R (1, 4) OBP: 0.420, SLG: 0.465	1-0 G1-3			0-2 G6-4-3 1-2		2-2 L6			3-3 K2-3	4	0	0	0	0	1	1											
9 David DeJesus, L (1, 7) OBP: 0.364, SLG: 0.431	3-2 G5-3			0-3 K			2-1 F7		0-0 1B	4	0	1	0	0	1	0											
Emil Brown, R (1, 10) OBP: 0.358, SLG: 0.456		2-2 F9			2-2 2B		4-2 BB		1-1 G1-3	3	0	1	0	1	0	1											
43 Ryan Shealy, R (1, 3) OBP: 0.333, SLG: 0.450		0-1 F8			0-3 K		2-3 K			3	0	0	0	0	2	2											
32 Shane Costa, L (1, 9) OBP: 0.292, SLG: 0.397		1-3 K			2-2 F8		0-1 P2			3	0	0	0	0	1	2											
14 John Buck, R (1, 2) OBP: 0.304, SLG: 0.395				2-0 G6-3		0-1 F9		0-0 F7		3	0	0	0	0	0	1											
Jeff Keppinger, R (1, 5) OBP: 0.262, SLG: 0.308				0-1 G6-3			1-0 G6-3		2-3 K	3	0	0	0	0	1	0											
4 Angel Berroa, R (1, 6) OBP: 0.261, SLG: 0.338				2-3 K			2-2 HR		2-2 F9	3	1	1	1	0	1	0											
Inning Stats	R: 0 E: 0 K: 0 S: 8	H: 0 LOB: 0 BB: 0 P: 14	R: 0 E: 0 K: 1 S: 10	H: 0 LOB: 0 BB: 0 P: 13	R: 0 E: 0 K: 1 S: 10	H: 0 LOB: 0 BB: 0 P: 14	R: 0 E: 0 K: 1 S: 10	H: 1 LOB: 1 BB: 0 P: 16	R: 1 E: 0 K: 0 S: 10	H: 1 LOB: 0 BB: 0 P: 17	R: 0 E: 0 K: 1 S: 10	H: 0 LOB: 1 BB: 1 P: 18	R: 0 E: 0 K: 1 S: 9	H: 0 LOB: 0 BB: 0 P: 13	R: 0 E: 0 K: 1 S: 10	H: 1 LOB: 1 BB: 0 P: 15	1B: 1 2B: 1 3B: 0 HR: 1	SF: 0 SAC: 0 DP: 1 HBP: 0	WP: 0 PB: 0 SB: 0 CS: 0	PA: 31							
PITCHER	IP	WLS	BF	H	R	ER	SO	BB	IBB	HBP	BLK	WP	HR	S	P	ERA	WHIP										
26 Boof Bonser, R (1, 1) ERA: 4.15	6.2	W	23	2	1	1	5	2	0	0	0	0	1	68	104	1.35	0.600										
37 Denny Reyes, L (7, 1) ERA: 0.91	0.1	H	1	0	0	0	0	0	0	0	0	0	0	2	2	0.00	0.000										
17 Pat Neshek, R (8, 1) ERA: 2.31	1.0		3	0	0	0	1	0	0	0	0	0	0	9	13	0.00	0.000										
36 Joe Nathan, R (9, 1) ERA: 1.65	1.0		4	1	0	0	1	0	0	0	0	0	0	10	15	0.00	1.000										

Batter	1	2	3	4	5	6	7	8	9	AB	R	H	RBI	BB	SO	LOB	BOTTOM										
Luis Castillo, S (1, 4) OBP: 0.358, SLG: 0.372	4-1 8 1B 7 1B BB		0-0 F8	4-2 1-2 2-3 BB		3-1 F7		3-2 G5-3		3	1	0	0	2	0	1	Kansas City Royals @ Minnesota Twins Hubert H. Humphrey Metrodome, Minneapolis, MN Mon Sep 25 2006, 8:10 PM EDT Att: 18,108 - Dome - 68 F livebaseballscorecards.com										
8 Nick Punto, S (1, 5) OBP: 0.361, SLG: 0.384	1-2 5 1B 7 1B 1B		3-1 7 BB 1B	0-0 G6-3		0-1 2H 1B		1-2 G1-3		5	0	3	1	0	0	3											
7 Joe Mauer, L (1, 2) OBP: 0.432, SLG: 0.503	0-1 5 1B 1-2 2H 1B		4-1 1-2 BB		2-3 K		4-0 1B IBB		0-0 5 1B 33 HR 1B	3	1	2	1	2	1	0											
5 Michael Cuddyer, R (1, 9) OBP: 0.358, SLG: 0.494	3-2 G4-6-3		0-3 K		0-0 F7		2-3 K		3-2 E8 33 HR 1B	5	1	1	0	0	2	6											
33 Justin Morneau, L (1, 3) OBP: 0.380, SLG: 0.570	0-2 G6-3			0-0 F8		4-0 BB BB		0-0 HR 1B		4	2	2	3	1	0	1											
Torii Hunter, R (1, 8) OBP: 0.340, SLG: 0.495		0-3 K		1-2 S 1B 2B		4-2 1-2 BB		2-0 1H HR		4	2	2	2	1	1	0											
Phil Nevin, R (1, 10) OBP: 0.323, SLG: 0.443		2-1 L6		4-0 BB 1B BB		0-3 K		0-0 F8		3	0	0	0	1	1	2											
Jason Tyner, L (1, 7) OBP: 0.347, SLG: 0.359						1-0 8 1B 1B		2-1 G6-3		4	1	2	1	0	1	0											
20 Lew Ford, R (8, 7) OBP: 0.293, SLG: 0.298						1-2 3H 1B				0	0	0	0	0	0	0											
Jason Bartlett, R (1, 6) OBP: 0.377, SLG: 0.407				2-3 K		0-0 F7		1-1 G1-3		4	0	0	0	0	1	3											
Inning Stats	R: 1 E: 0 K: 0 S: 13	H: 2 LOB: 1 BB: 1 P: 21	R: 0 E: 0 K: 2 S: 8	H: 0 LOB: 0 BB: 0 P: 11	R: 0 E: 0 K: 2 S: 12	H: 1 LOB: 2 BB: 1 P: 21	R: 1 E: 0 K: 0 S: 11	H: 2 LOB: 3 BB: 2 P: 20	R: 0 E: 0 K: 2 S: 10	H: 0 LOB: 2 BB: 2 P: 20	R: 1 E: 0 K: 0 S: 10	H: 2 LOB: 2 BB: 1 P: 21	R: 2 E: 0 K: 0 S: 7	H: 2 LOB: 0 BB: 0 P: 12	R: 3 E: 1 K: 0 S: 19	H: 3 LOB: 0 BB: 0 P: 29	1B: 9 2B: 1 3B: 0 HR: 2	SF: 0 SAC: 0 DP: 1 HBP: 0	WP: 0 PB: 0 SB: 1 CS: 0	PA: 42							
PITCHER	IP	WLS	BF	H	R	ER	SO	BB	IBB	HBP	BLK	WP	HR	S	P	ERA	WHIP										
36 Jorge De La Rosa, L (1, 1) ERA: 6.49	4.2	L	24	5	2	2	5	6	0	0	0	0	1	51	90	3.86	2.357										
23 Zack Greinke, R (5, 1) ERA: 8.1	2.1		12	4	3	3	2	0	1	0	0	0	1	20	36	11.57	1.714										
41 Jimmy Gobble, L (8, 1) ERA: 5.28	1.0		6	3	3	3	0	0	0	0	0	0	1	19	29	27.00	3.000										

AB 29
R 1
H 3
RBI 1
BB 2
SO 7
LOB 7



AB 35
R 8
H 12
RBI 8
BB 7
SO 7
LOB 16



Batter	1	2	3	4	5	6	7	8	9	AB	R	H	RBI	BB	SO	LOB	TOP			
9 David DeJesus, L (1, 8) OBP: 0.363, SLG: 0.437	1-1 P6		2-1 HR	0-0 L7		2-2 G1-3		1-0 G4-3		5	1	1	1	0	0	3				
Esteban German, R (1, 5) OBP: 0.421, SLG: 0.460	1-1 G1-3		1-0 G6-3		4-2 BB 32 1B 14 1B		0-0 CS 1B		3-2 BB HBP	3	1	1	0	1	0	0				
29 Mike Sweeney, R (1, 10) OBP: 0.336, SLG: 0.410	0-0 P3			0-2 HR	0-0 F9		0-2 F8		0-0 P4	5	1	1	1	0	0	3				
Emil Brown, R (1, 7) OBP: 0.359, SLG: 0.458		1-2 G6-3		1-0 G6-3	0-0 F8		1-1 1B		4-2 32 L1-3 BB	4	0	1	0	1	0	1				
32 Shane Costa, L (1, 9) OBP: 0.301, SLG: 0.403		2-2 HBP		2-2 14 2B	1-1 1B		0-0 F8		0-0 L1-3	4	1	2	0	0	0	3				
14 John Buck, R (1, 2) OBP: 0.306, SLG: 0.399	2-2 P4			0-0 1B 4 1B	1-1 1B		0-0 G5-3			4	1	2	2	0	0	1				
Paul Phillips, R (1, 3) OBP: 0.283, SLG: 0.311	3-1 G5-3			0-1 1B 1 SF8	1-1 F7		0-0 B5			4	1	1	0	0	0	3				
4 Angel Berroa, R (1, 6) OBP: 0.260, SLG: 0.337			0-2 G4-3	0-0 1B	0-3 K		2-2 1B			4	0	2	1	0	1	0				
1 Angel Sanchez, R (1, 4) OBP: 0.231, SLG: 0.250			0-0 G6-3	1-2 SF8	1-1 G5-3		1-2 1B			3	0	1	1	0	0	0				
Inning Stats	R: 0 E: 0 K: 0 S: 5	H: 0 LOB: 0 BB: 0 P: 7	R: 0 E: 0 K: 0 S: 10	H: 0 LOB: 1 BB: 0 P: 18	R: 1 E: 0 K: 0 S: 7	H: 1 LOB: 0 BB: 0 P: 10	R: 4 E: 0 K: 0 S: 15	H: 5 LOB: 1 BB: 0 P: 19	R: 1 E: 0 K: 1 S: 12	H: 2 LOB: 2 BB: 1 P: 19	R: 0 E: 0 K: 0 S: 7	H: 2 LOB: 1 BB: 0 P: 8	R: 0 E: 0 K: 0 S: 9	H: 2 LOB: 2 BB: 0 P: 13	R: 0 E: 0 K: 0 S: 6	H: 0 LOB: 1 BB: 1 P: 13	1B: 8 2B: 3 3B: 0 HR: 2	SF: 1 SAC: 0 DP: 1 HBP: 2	WP: 0 PB: 0 CS: 1	PA: 41
PITCHER	IP WLS BF H R ER SO BB IBB HBP BLK WP HR S P ERA WHIP																			
Carlos Silva, R (1, 1) ERA: 6.07	4.0 L 19 6 5 5 0 0 0 0 0 0 0 2 37 54 11.25 1.500																			
54 Matt Guerrier, R (5, 1) ERA: 3.31	2.0 9 2 1 1 1 1 0 0 0 0 0 0 20 30 4.50 1.500																			
Willie Eyre, R (7, 1) ERA: 5.49	1.2 8 4 0 0 0 0 0 0 0 0 0 0 15 19 0.00 2.400																			
Juan Rincon, R (8, 1) ERA: 2.99	1.1 5 0 0 0 0 1 0 0 0 0 0 0 7 15 0.00 0.750																			

Kansas City Royals @ Minnesota Twins
Hubert H. Humphrey Metrodome, Minneapolis, MN

AB 36
R 6
H 12
RBI 6
BB 2
SO 1
LOB 14



Wed Sep 27 2006, 8:10 PM EDT
Att: 28,540 - Dome - 70 F

Batter	1	2	3	4	5	6	7	8	9	AB	R	H	RBI	BB	SO	LOB	BOTTOM					
8 Nick Punto, S (1, 5) OBP: 0.361, SLG: 0.384	2-2 E9 20 G6-3 7 2B		0-0 20 BLK L6-4			0-0 B1-3		1-3 K		4	1	2	0	0	1	0						
20 Lew Ford, R (1, 9) OBP: 0.286, SLG: 0.313	0-2 G6-3		1 SAFE 2-2 L6-4			3-3 K		1-0 1B		4	0	1	0	0	1	2						
7 Joe Mauer, L (1, 2) OBP: 0.433, SLG: 0.505	3-2 2B		1-2		0-0 G4-1		0-0 33 F7 24 1B 5 1B		2-2 F7	4	1	2	1	0	0	1						
5 Michael Cuddyer, R (1, 10) OBP: 0.359, SLG: 0.498	0-3 K				2-2 G5-3		0-0 24 WP 24 1B		2-2 HR	4	2	2	1	0	1	1						
33 Justin Morneau, L (1, 3) OBP: 0.378, SLG: 0.566	2-1 G5-3				2-2 G6-3		0-2 F7		2-3 K	4	0	0	0	0	1	3						
Torii Hunter, R (1, 8) OBP: 0.338, SLG: 0.492			0-0 G4-3		1-0 P3		0-3 K		3-2 E9	3	0	0	0	0	1	2						
Jason Tyner, L (8, 9) OBP: 0.345, SLG: 0.357									1-2 G5-3	1	0	0	0	0	0	0						
24 Rondell White, R (1, 7) OBP: 0.363, SLG: 0.306			0-1 38 G5-4-3 1B		2-2 G4-3		1-2 FC5-4 1B		1-2 G5-3	3	0	2	2	0	0	0						
Josh Rabe, R (7, PR) OBP: 0.314, SLG: 0.490							1-H 3-H 1B			1	0	0	0	0	0	0						
16 Jason Kubel, L (9, PH) OBP: 0.284, SLG: 0.394							1-2 FC5-4 1B			1	0	0	0	0	0	1						
38 Luis Antonio Rodriguez, B (4) OBP: 0.363, SLG: 0.306			1-2 G5-4-3		1-2 2-4 1B		1-2 K			2	0	1	0	0	0	1						
Phil Nevin, R (7, PH) OBP: 0.324, SLG: 0.441										1	0	0	0	0	0	1						
25 Alexi Casilla, S (8, 4) OBP: 0.376, SLG: 0.427										1	0	0	0	0	1	1						
55 Mike Redmond, R (9, PH) OBP: 0.376, SLG: 0.427										1	0	0	0	0	1	1						
Jason Bartlett, R (1, 6) OBP: 0.373, SLG: 0.401			0-1 F8		1-0 2-4 1B		1-2 G4-3		0-0 G4-3	3	0	0	0	0	0	0						
Inning Stats	R: 1 E: 1 K: 1 S: 14	H: 2 LOB: 1 BB: 0 P: 21	R: 0 E: 0 K: 0 S: 6	H: 1 LOB: 0 BB: 0 P: 7	R: 0 E: 0 K: 0 S: 7	H: 1 LOB: 0 BB: 0 P: 9	R: 0 E: 0 K: 0 S: 7	H: 0 LOB: 0 BB: 0 P: 11	R: 0 E: 0 K: 1 S: 7	H: 1 LOB: 1 BB: 0 P: 12	R: 0 E: 0 K: 1 S: 7	H: 0 LOB: 0 BB: 0 P: 11	R: 2 E: 0 K: 1 S: 13	H: 3 LOB: 1 BB: 0 P: 15	R: 0 E: 0 K: 1 S: 9	H: 1 LOB: 1 BB: 0 P: 13	R: 1 E: 1 K: 2 S: 21	H: 1 LOB: 1 BB: 0 P: 29	1B: 8 2B: 2 3B: 0 HR: 1	SF: 0 SAC: 0 DP: 2 HBP: 0	WP: 1 PB: 0 CS: 0	PA: 35
PITCHER	IP WLS BF H R ER SO BB IBB HBP BLK WP HR S P ERA WHIP																					
Mark Redman, L (1, 1) ERA: 5.71	8.0 W 31 9 3 3 4 0 0 0 0 0 0 1 21 29 9.00 1.000																					
77 Joe Nelson, R (9, 1) ERA: 4.2	1.0 S 5 1 1 1 2 0 0 0 0 0 0 1 21 29 9.00 1.000																					

Kansas City Royals @ Minnesota Twins
Hubert H. Humphrey Metrodome, Minneapolis, MN

AB 35
R 4
H 10
RBI 4
BB 0
SO 6
LOB 13



Wed Sep 27 2006, 8:10 PM EDT
Att: 28,540 - Dome - 70 F

Batter	1	2	3	4	5	6	7	8	9	10	AB	R	H	RBI	BB	SO	LOB	TOP						
9 David DeJesus, L OBP: 0.362, SLG: 0.433	F7		G3			K		K			4	0	0	0	1	2	1	Kansas City Royals @ Minnesota Twins Hubert H. Humphrey Metrodome, Minneapolis, MN Thu Sep 28 2006, 8:10 PM EDT Att. 26,654 - Dome - 65 F livebaseballscorecards.com						
Esteban German, R OBP: 0.420, SLG: 0.455	G6-4-3		G6-3			K			BB	K	3	0	0	0	2	2								
29 Mike Sweeney, R OBP: 0.339, SLG: 0.409	G6-4-3			G6-4-3			P3		BB		3	0	1	0	1	0								
Emil Brown, R OBP: 0.358, SLG: 0.455		G6-3		G6-4-3			G6-3		1B		3	0	0	0	1	0								
22 Mitch Maier, L OBP: 0.286, SLG: 0.286		E8		K			1B		F1		4	1	2	0	0	1								
14 John Buck, R OBP: 0.306, SLG: 0.397		G5-3			G4-6-3		1B		G6-4-3		4	0	1	0	0	1								
Paul Phillips, R OBP: 0.280, SLG: 0.327				F9				F8		F9	4	0	1	1	0	0								
Jeff Keppinger, R OBP: 0.285, SLG: 0.304				G6-3			G4-6-3				4	0	2	0	0	0								
1 Angel Sanchez, R OBP: 0.176, SLG: 0.188			G4-3			B2		FC6		G3	4	0	0	0	0	0								
Inning Stats	R: 0 E: 0 K: 0 S: 7	H: 0 LOB: 0 BB: 1 P: 12	R: 1 E: 1 K: 0 S: 8	H: 2 LOB: 1 BB: 0 P: 11	R: 0 E: 0 K: 0 S: 11	H: 0 LOB: 0 BB: 0 P: 14	R: 0 E: 0 K: 1 S: 8	H: 0 LOB: 0 BB: 1 P: 13	R: 0 E: 0 K: 0 S: 4	H: 1 LOB: 0 BB: 0 P: 7	R: 0 E: 0 K: 2 S: 8	H: 0 LOB: 0 BB: 0 P: 10	R: 0 E: 0 K: 1 S: 12	H: 1 LOB: 1 BB: 0 P: 13	R: 0 E: 0 K: 1 S: 11	H: 1 LOB: 1 BB: 0 P: 18	R: 0 E: 0 K: 0 S: 16		H: 1 LOB: 2 BB: 2 P: 25	R: 0 E: 0 K: 1 S: 10	H: 1 LOB: 2 BB: 1 P: 16	1B: 6 2B: 1 3B: 0 HR: 0	SF: 0 SAC: 0 DP: 4 HBP: 0	WP: 0 PB: 0 SB: 0 CS: 0
PITCHER	IP	WLS	BF	H	R	ER	SO	BB	IBB	HBP	BLK	WP	HR	S	P	ERA	WHIP							
Brad Radke, R ERA: 4.32	5.0		17	3	1	0	1	2	0	0	0	0	0	38	57	0.00	1.000							
17 Pat Neshek, R ERA: 2.19	2.0		7	1	0	0	3	0	0	0	0	0	0	20	23	0.00	0.500							
28 Jesse Crain, R ERA: 3.58	0.2		3	1	0	0	0	0	0	0	0	0	0	8	13	0.00	1.500							
37 Dennys Reyes, L ERA: 0.9	0.1		1	0	0	0	1	0	0	0	0	0	0	3	5	0.00	0.000							
Juan Rincon, R ERA: 2.95	1.0		5	1	0	0	0	2	0	0	0	0	0	16	25	0.00	3.000							
PITCHER	IP	WLS	BF	H	R	ER	SO	BB	IBB	HBP	BLK	WP	HR	S	P	ERA	WHIP							
36 Joe Nathan, R ERA: 1.6	1.0		5	1	0	0	1	0	0	0	0	0	0	5	16	0.00	1.000							

Batter	1	2	3	4	5	6	7	8	9	10	AB	R	H	RBI	BB	SO	LOB	BOTTOM						
8 Nick Punto, S OBP: 0.359, SLG: 0.380	F7		G4-3			L1			L4		4	0	0	0	0	0	1	Kansas City Royals @ Minnesota Twins Hubert H. Humphrey Metrodome, Minneapolis, MN Thu Sep 28 2006, 8:10 PM EDT Att. 26,654 - Dome - 65 F livebaseballscorecards.com						
25 Alexi Casilla, S OBP: 0.250, SLG: 0.250	G6-3								G4-3		3	0	1	0	0	1	0							
16 Jason Kubel, L OBP: 0.283, SLG: 0.392											1	0	0	0	0	0	0							
38 Luis Antonio Rodriguez, R OBP: 0.303, SLG: 0.396											0	0	0	0	0	0	0							
7 Joe Mauer, L OBP: 0.432, SLG: 0.509	G4-3			G6-3			F8		HR		4	1	1	1	0	0	1							
5 Michael Cuddyer, R OBP: 0.360, SLG: 0.488		G4-3					1B		F7		4	0	2	0	0	0	0							
33 Justin Morneau, L OBP: 0.378, SLG: 0.564		G5-3					L5				4	1	1	0	0	0	2							
Torii Hunter, R OBP: 0.336, SLG: 0.488							F7				4	0	0	0	0	0	2							
24 Rondell White, R OBP: 0.276, SLG: 0.364			G4-3								4	0	1	0	0	1	0							
20 Lew Ford, R OBP: 0.286, SLG: 0.313											0	0	0	0	0	0	0							
Jason Tyner, L OBP: 0.348, SLG: 0.357											3	0	1	0	1	0	0							
Jason Bartlett, R OBP: 0.371, SLG: 0.399			G3								4	0	1	1	0	0	1							
Inning Stats	R: 0 E: 0 K: 0 S: 8	H: 0 LOB: 0 BB: 0 P: 12	R: 0 E: 0 K: 0 S: 6	H: 0 LOB: 0 BB: 0 P: 9	R: 0 E: 0 K: 0 S: 8	H: 1 LOB: 1 BB: 0 P: 11	R: 0 E: 0 K: 0 S: 13	H: 2 LOB: 1 BB: 0 P: 20	R: 0 E: 0 K: 0 S: 7	H: 0 LOB: 0 BB: 0 P: 10	R: 0 E: 0 K: 1 S: 9	H: 0 LOB: 0 BB: 0 P: 12	R: 0 E: 0 K: 0 S: 11	H: 1 LOB: 1 BB: 0 P: 17	R: 0 E: 0 K: 1 S: 8	H: 0 LOB: 0 BB: 0 P: 12	R: 1 E: 0 K: 0 S: 9	H: 1 LOB: 0 BB: 0 P: 14	R: 1 E: 0 K: 0 S: 10	H: 3 LOB: 3 BB: 1 P: 15	1B: 7 2B: 0 3B: 0 HR: 1	SF: 0 SAC: 0 DP: 1 HBP: 0	WP: 0 PB: 0 SB: 0 CS: 0	PA: 36
PITCHER	IP	WLS	BF	H	R	ER	SO	BB	IBB	HBP	BLK	WP	HR	S	P	ERA	WHIP							
34 Luke Hudson, R ERA: 5.12	7.0		24	4	0	0	1	0	0	0	0	0	0	62	91	0.00	0.571							
57 Joel Peralta, R ERA: 4.48	1.0	H	3	0	0	0	1	0	0	0	0	0	0	8	12	0.00	0.000							
77 Joe Nelson, R ERA: 4.32	1.0	B	4	1	1	1	0	0	0	0	0	0	1	9	14	9.00	1.000							
Scott Dohmann, R ERA: 6.99	0.1	L	5	3	1	1	0	0	1	0	0	0	0	10	15	27.00	9.000							

Batter	1	2	3	4	5	6	7	8	9	10	11	AB	R	H	RBI	BB	SO	LOB	TOP										
9 David DeJesus, L (1, 7) OBP: 0.364, SLG: 0.438	G6-3		BB		3B		SF8			G4-3	G6-3	6	2	3	1	1	0	0											
Esteban German, R (1, 4) OBP: 0.419, SLG: 0.459	K		F9		2B		1B			G3		6	1	2	1	0	1	3											
29 Mike Sweeney, R (1, 10) OBP: 0.344, SLG: 0.413												5	0	3	1	0	1	4											
22 Mitch Maier, L (9, PR) OBP: 0.250, SLG: 0.250	1B		F7									1	1	0	0	0	0	0											
Emil Brown, R (1, 9) OBP: 0.357, SLG: 0.458	F9											5	1	1	2	0	0	3											
Paul Phillips, R (1, 3) OBP: 0.286, SLG: 0.382												6	1	2	1	0	0	2											
14 John Buck, R (1, 2) OBP: 0.409, SLG: 0.396	K											6	0	2	0	0	1	3											
4 Angel Berroa, R (1, 6) OBP: 0.288, SLG: 0.334												4	0	0	0	0	2	1											
32 Shane Costa, L (9, PH) OBP: 0.304, SLG: 0.405	K											1	0	1	1	0	0	0											
1 Angel Sanchez, R (9, 6) OBP: 0.167, SLG: 0.176												1	0	0	0	0	0	0											
2 Joey Gathright, L (1, 8) OBP: 0.316, SLG: 0.287												6	1	3	0	0	2	0											
Jeff Keppinger, R (1, 5) OBP: 0.278, SLG: 0.373												5	2	2	2	0	0	6											
Inning Stats	R: 0 E: 0 K: 1 S: 11	H: 1 LOB: 1 BB: 0 P: 16	R: 0 E: 0 K: 2 S: 7	H: 0 LOB: 0 BB: 0 P: 9	R: 0 E: 1 K: 0 S: 5	H: 0 LOB: 2 BB: 1 P: 11	R: 0 E: 1 K: 0 S: 11	H: 2 LOB: 3 BB: 0 P: 15	R: 2 E: 0 K: 0 S: 10	H: 3 LOB: 1 BB: 0 P: 18	R: 0 E: 0 K: 1 S: 5	H: 0 LOB: 0 BB: 0 P: 8	R: 1 E: 0 K: 1 S: 14	H: 3 LOB: 2 BB: 0 P: 22	R: 1 E: 0 K: 2 S: 12	H: 2 LOB: 1 BB: 0 P: 16	R: 1 E: 0 K: 0 S: 17	H: 4 LOB: 3 BB: 0 P: 23	R: 0 E: 0 K: 0 S: 8	H: 0 LOB: 0 BB: 0 P: 11	R: 4 E: 0 K: 0 S: 15	H: 4 LOB: 0 BB: 0 P: 20	1B: 14 2B: 0 3B: 2 HR: 3	SF: 1 SAC: 1 DP: 0 HBP: 0	WP: 0 PB: 0 SB: 0 CS: 0	PA: 55			
PITCHER	IP WLS BF H R ER SO BB IBB HBP BLK WP HR S P ERA WHIP												IP WLS BF H R ER SO BB IBB HBP BLK WP HR S P ERA WHIP																
Wilfredo Ledezma, L (1, 1) ERA: 3.56	5.0	24	6	2	2	3	1	0	0	0	0	0	0	0	11	18	9.00	2.000											
Jason Grilli, R (6, 1) ERA: 4.32	1.0	5	2	1	1	1	0	0	0	0	0	0	0	0	20	28	4.50	1.500											
54 Joel Zumaya, R (7, 1) ERA: 2.0	2.0	9	3	1	1	3	0	0	0	0	0	0	0	0	17	23	9.00	4.000											
59 Todd Jones, R (9, 1) ERA: 4.11	1.0	7	4	1	1	0	0	0	0	0	0	0	0	3	23	31	18.00	2.000											
Jamie Walker, L (10, 1) ERA: 2.83	2.0	10	4	4	4	0	0	0	0	0	0	0	0	3	23	31	18.00	2.000											

Kansas City Royals @ Detroit Tigers
Comerica Park, Detroit, MI
Fri Sep 29 2006, 7:05 PM EDT
Att: 37,243 - Cloudy - 57 F

AB 52
R 9
H 19
RBI 9
BB 1
SO 7
LOB 22



Batter	1	2	3	4	5	6	7	8	9	10	11	AB	R	H	RBI	BB	SO	LOB	BOTTOM									
28 Curtis Granderson, L (1, 8) OBP: 0.337, SLG: 0.440	HR		HR									5	3	2	2	1	1	4										
14 Placido Polanco, R (1, 4) OBP: 0.326, SLG: 0.366	L6		G6-3									5	1	0	0	1	0	2										
Sean Casey, L (1, 3) OBP: 0.339, SLG: 0.392												5	1	2	0	0	0	1										
24 Brent Cleven, R (9, PR) OBP: 0.317, SLG: 0.841	G4-3											0	0	0	0	0	0	0										
31 Chris Shelton, R (10, 3) OBP: 0.340, SLG: 0.466												1	0	0	0	0	1	2										
30 Magglio Ordonez, R (1, 9) OBP: 0.346, SLG: 0.475	L5											5	1	2	0	1	0	0										
9 Carlos Guillen, S (1, 6) OBP: 0.399, SLG: 0.521												5	1	3	3	1	1	0										
Ivan Rodriguez, R (1, 2) OBP: 0.326, SLG: 0.432												4	0	1	1	1	0	6										
Matt Stairs, L (1, 10) OBP: 0.323, SLG: 0.402												5	0	1	1	0	2	3										
Craig Monroe, R (1, 7) OBP: 0.303, SLG: 0.488												5	0	1	0	0	1	2										
15 Brandon Inge, R (1, 5) OBP: 0.315, SLG: 0.462												4	0	2	0	1	0	2										
Inning Stats	R: 1 E: 0 K: 0 S: 7	H: 1 LOB: 0 BB: 0 P: 9	R: 0 E: 0 K: 0 S: 18	H: 1 LOB: 2 BB: 1 P: 29	R: 4 E: 0 K: 0 S: 21	H: 5 LOB: 1 BB: 0 P: 28	R: 0 E: 0 K: 0 S: 7	H: 1 LOB: 1 BB: 0 P: 10	R: 0 E: 0 K: 1 S: 9	H: 1 LOB: 1 BB: 0 P: 12	R: 0 E: 0 K: 3 S: 14	H: 0 LOB: 0 BB: 0 P: 11	R: 0 E: 0 K: 3 S: 14	H: 1 LOB: 2 BB: 1 P: 23	R: 0 E: 0 K: 0 S: 7	H: 2 LOB: 2 BB: 1 P: 12	R: 0 E: 0 K: 0 S: 5	H: 0 LOB: 0 BB: 0 P: 9	R: 2 E: 0 K: 1 S: 11	H: 1 LOB: 1 BB: 3 P: 26	1B: 12 2B: 1 3B: 0 HR: 2	SF: 1 SAC: 0 DP: 2 HBP: 0	WP: 0 PB: 0 SB: 1 CS: 0	PA: 51				
PITCHER	IP WLS BF H R ER SO BB IBB HBP BLK WP HR S P ERA WHIP												IP WLS BF H R ER SO BB IBB HBP BLK WP HR S P ERA WHIP															
Runevs Hernandez, R (1, 1) ERA: 6.48	5.1	27	10	5	5	1	1	0	0	0	0	0	2	65	92	8.44	2.062											
Andrew Sisco, L (6, 1) ERA: 7.1	1.2	5	0	0	0	1	0	0	0	0	0	0	0	17	24	0.00	0.000											
23 Zack Greinke, R (8, 1) ERA: 4.26	3.0	13	3	0	0	3	1	1	0	0	0	0	0	26	44	0.00	1.333											
77 Joe Nelson, R (11, 1) ERA: 4.71	0.1	4	0	2	2	1	3	0	0	0	0	0	0	5	17	54.00	9.000											
57 Joel Peralta, R (11, 1) ERA: 4.42	0.2	2	1	0	0	0	0	0	0	0	0	0	0	6	9	0.00	1.500											

Kansas City Royals @ Detroit Tigers
Comerica Park, Detroit, MI
Fri Sep 29 2006, 7:05 PM EDT
Att: 37,243 - Cloudy - 57 F

AB 44
R 7
H 14
RBI 7
BB 6
SO 6
LOB 22



Batter	1	2	3	4	5	6	7	8	9	AB	R	H	RBI	BB	SO	LOB	TOP			
2 Joey Gathright, L (1, 8) OBP: 0.322, SLG: 0.294										4	1	3	2	1	0	1	Kansas City Royals @ Detroit Tigers Comerica Park, Detroit, MI Sat Sep 30 2006, 7:05 PM EDT Att: 40,071 - Cloudy - 56 F			
Esteban German, R (1, 5) OBP: 0.418, SLG: 0.456										4	1	1	0	1	0	3				
9 David DeJesus, L (1, 7) OBP: 0.365, SLG: 0.446										5	2	2	2	0	2	2				
29 Mike Sweeney, R (1, 10) OBP: 0.349, SLG: 0.438										4	1	3	3	0	0	0				
Emil Brown, R (1, 9) OBP: 0.355, SLG: 0.456										5	0	1	0	0	0	2				
Paul Phillips, R (1, 2) OBP: 0.295, SLG: 0.383										5	2	2	0	0	1	1				
4 Angel Berroa, R (1, 6) OBP: 0.258, SLG: 0.333										4	1	1	0	0	0	1				
Jeff Keppinger, R (1, 3) OBP: 0.305, SLG: 0.400										4	1	2	1	1	1	0				
1 Angel Sanchez, R (1, 4) OBP: 0.136, SLG: 0.143										4	0	0	0	0	1	4				
Inning Stats	R: 7 E: 0 K: 2 S: 31	H: 7 LOB: 2 BB: 2 P: 58	R: 0 E: 0 K: 0 S: 5	H: 0 LOB: 0 BB: 0 P: 9	R: 0 E: 0 K: 0 S: 12	H: 1 LOB: 2 BB: 1 P: 19	R: 1 E: 0 K: 0 S: 9	H: 2 LOB: 1 BB: 0 P: 14	R: 0 E: 0 K: 1 S: 10	H: 1 LOB: 1 BB: 0 P: 12	R: 1 E: 0 K: 0 S: 11	H: 2 LOB: 1 BB: 0 P: 18	R: 0 E: 0 K: 1 S: 7	H: 1 LOB: 0 BB: 0 P: 11	R: 0 E: 0 K: 1 S: 18	H: 0 LOB: 0 BB: 0 P: 23	1B: 9 2B: 3 3B: 2 HR: 1	SF: 1 SAC: 1 DP: 1 HBP: 0	WP: 3 PB: 0 SB: 0 CS: 0	PA: 44
PITCHER	IP WLS BF H R ER SO BB IBB HBP BLK WP HR S P ERA WHIP	IP WLS BF H R ER SO BB IBB HBP BLK WP HR S P ERA WHIP																		
31 Zach Miner, R (1, 1) ERA: 4.84	0.1	L	6	5	5	5	0	0	0	0	0	0	0	0	1	19	32	135.00	15.000	
50 Andrew Miller, L (1, 1) ERA: 6.1	2.2		15	4	3	3	2	3	0	0	0	0	1	0	30	56	10.12	2.625		
Jason Grilli, R (4, 1) ERA: 4.21	3.2		15	5	1	1	1	0	0	0	0	2	0	32	46	2.46	1.364			
Jamie Walker, L (7, 1) ERA: 2.81	0.1		1	0	0	0	0	0	0	0	0	0	0	2	4	0.00	0.000			
Chad Durbin, R (8, 1) ERA: 1.5	2.0		7	1	0	0	2	0	0	0	0	0	0	25	34	0.00	0.500			

Batter	1	2	3	4	5	6	7	8	9	AB	R	H	RBI	BB	SO	LOB	BOTTOM					
28 Curtis Granderson, L (1, 8) OBP: 0.336, SLG: 0.442										5	1	1	0	0	2	2	Kansas City Royals @ Detroit Tigers Comerica Park, Detroit, MI Sat Sep 30 2006, 7:05 PM EDT Att: 40,071 - Cloudy - 56 F					
14 Placido Polanco, R (1, 4) OBP: 0.325, SLG: 0.367										4	1	2	1	1	0	1						
Sean Casey, L (1, 3) OBP: 0.339, SLG: 0.392										5	1	2	0	0	0	3						
30 Magglio Ordonez, R (1, 9) OBP: 0.347, SLG: 0.474										5	0	2	1	0	0	2						
9 Carlos Guillen, S (1, 6) OBP: 0.398, SLG: 0.518										5	1	1	1	0	1	3						
Ivan Rodriguez, R (1, 2) OBP: 0.325, SLG: 0.430										5	1	1	0	0	1	2						
Matt Stairs, L (1, 10) OBP: 0.327, SLG: 0.410										3	0	2	2	1	0	0						
Craig Monroe, R (1, 7) OBP: 0.301, SLG: 0.484										4	0	0	0	0	1	3						
15 Brandon Inge, R (1, 5) OBP: 0.315, SLG: 0.461										4	1	1	0	0	1	2						
Inning Stats	R: 1 E: 0 K: 1 S: 14	H: 3 LOB: 2 BB: 0 P: 24	R: 0 E: 0 K: 1 S: 12	H: 0 LOB: 1 BB: 1 P: 17	R: 3 E: 1 K: 0 S: 12	H: 3 LOB: 1 BB: 0 P: 23	R: 1 E: 0 K: 1 S: 16	H: 3 LOB: 2 BB: 0 P: 26	R: 0 E: 0 K: 0 S: 9	H: 1 LOB: 1 BB: 0 P: 13	R: 1 E: 0 K: 0 S: 9	H: 2 LOB: 1 BB: 0 P: 15	R: 0 E: 0 K: 1 S: 9	H: 0 LOB: 0 BB: 0 P: 15	R: 0 E: 0 K: 0 S: 8	H: 0 LOB: 1 BB: 1 P: 16	R: 0 E: 0 K: 1 S: 9	H: 0 LOB: 0 BB: 0 P: 15	1B: 9 2B: 2 3B: 1 HR: 0	SF: 0 SAC: 0 DP: 0 HBP: 0	WP: 2 PB: 0 SB: 0 CS: 0	PA: 42
PITCHER	IP WLS BF H R ER SO BB IBB HBP BLK WP HR S P ERA WHIP	IP WLS BF H R ER SO BB IBB HBP BLK WP HR S P ERA WHIP																				
Ambiorix Burgos, R (1, 1) ERA: 5.52	2.2		16	6	4	1	2	1	0	0	0	0	0	0	18	31	6.75	2.250				
Adam Bernero, R (3, 1) ERA: 6.0	1.1		7	3	1	1	1	0	0	0	0	0	0	0	35	59	2.25	1.000				
Todd Wellemeyer, R (5, 1) ERA: 4.14	4.0	W	16	3	1	1	2	1	0	0	0	0	0	9	15	0.00	0.000					
41 Jimmy Gobble, L (9, 1) ERA: 5.23	1.0	S	3	0	0	0	1	0	0	0	0	0	0	9	15	0.00	0.000					

AB	39
R	9
H	15
RBI	8
BB	3
SO	5
LOB	14



AB	40
R	6
H	12
RBI	5
BB	2
SO	6
LOB	18



Batter	1	2	3	4	5	6	7	8	9	10	11	12	AB	R	H	RBI	BB	SO	LOB	TOP								
2 Joey Gathright, L OBP: 0.321, SLG: 0.292	P6		K		2B		K	P5		G1-4-3		FC3-2 BB	6	1	1	0	1	2	5									
Esteban German, R OBP: 0.422, SLG: 0.459	F8			2B	BB		P4	BB		G5-3		BB FC3-2	5	1	2	2	2	0	2									
9 David DeJesus, L OBP: 0.364, SLG: 0.446	G6-3			2B	BB		G1-3	BB			G5-3	FC3-2 BB	7	1	2	1	0	0	7									
Emil Brown, R OBP: 0.356, SLG: 0.457				2B	BB		P4				G6-3	BB	5	2	2	3	1	0	5									
22 Mitch Maier, L OBP: 0.267, SLG: 0.154	G4-6-3			G4-3			P6	BB				G6-3	5	1	0	0	2	1	5									
Paul Phillips, R OBP: 0.264, SLG: 0.369	K			SF8			F8	BB			G3		5	1	1	1	0	1	1									
4 Angel Berroa, R OBP: 0.259, SLG: 0.333			G6-3	G5-3			F8	K				FC2-6 BB	6	0	2	0	0	1	3									
Jeff Keppinger, R OBP: 0.323, SLG: 0.400							G6-3	BB				FC2-6 BB	5	2	2	2	1	0	2									
1 Angel Sanchez, R OBP: 0.214, SLG: 0.222			G1-3				G1-3	BB				BB FC3-2	6	1	3	0	0	0	2									
Inning Stats	R: 0 E: 0 K: 0 S: 5	H: 0 LOB: 0 BB: 0 P: 7	R: 0 E: 0 K: 1 S: 7	H: 1 LOB: 0 BB: 0 P: 9	R: 0 E: 0 K: 1 S: 9	H: 1 LOB: 1 BB: 0 P: 15	R: 3 E: 0 K: 0 S: 11	H: 2 LOB: 0 BB: 0 P: 21	R: 1 E: 0 K: 0 S: 17	H: 3 LOB: 2 BB: 0 P: 23	R: 0 E: 0 K: 1 S: 12	H: 1 LOB: 2 BB: 1 P: 24	R: 4 E: 0 K: 1 S: 22	H: 3 LOB: 3 BB: 2 P: 43	R: 0 E: 0 K: 1 S: 9	H: 1 LOB: 1 BB: 0 P: 12	R: 0 E: 0 K: 0 S: 10	H: 0 LOB: 0 BB: 0 P: 12	R: 0 E: 0 K: 0 S: 11	H: 0 LOB: 1 BB: 0 P: 19	R: 2 E: 0 K: 0 S: 12	H: 3 LOB: 3 BB: 2 P: 21	1B: 12 2B: 3 3B: 0 HR: 0	SF: 1 SAC: 0 DP: 1 HBP: 1	WP: 0 PB: 0 SB: 0 CS: 0	PA: 59		
PITCHER	IP WLS BF H R ER SO BB IBB HBP BLK WP HR S P ERA WHIP	38 Jeremy Bonderman, R ERA: 4.09	54 Joel Zumaya, R ERA: 1.94	56 Fernando Rodney, R ERA: 3.52	59 Todd Jones, R ERA: 3.94	37 Kenny Rogers, L ERA: 3.54	PITCHER	IP WLS BF H R ER SO BB IBB HBP BLK WP HR S P ERA WHIP	57 Joel Peralta, R ERA: 4.4	77 Joe Nelson, R ERA: 4.43	41 Jimmy Gobble, L ERA: 5.14																	

Kansas City Royals @ Detroit Tigers
Comerica Park, Detroit, MI

Sun Oct 01 2006, 1:05 PM EDT
Att. 40,155 - Sunny - 71 F

AB 50
R 10
H 15
RBI 9
BB 7
SO 5
LOB 32



Batter	1	2	3	4	5	6	7	8	9	10	11	12	AB	R	H	RBI	BB	SO	LOB	BOTTOM								
14 Placido Polanco, R OBP: 0.329, SLG: 0.364	G5-3		G5-3	G4-3 WP		G6-3		1B HBP		F7		K	6	0	1	0	0	1	0									
Craig Monroe, R OBP: 0.301, SLG: 0.482	K		G4-3 2B	G4-3		F7		P6		L4		BB	6	1	1	0	1	1	2									
Sean Casey, L OBP: 0.336, SLG: 0.388	G3		G4-3	L8				L3				G3	7	0	1	0	0	1	3									
30 Magglio Ordonez, R OBP: 0.350, SLG: 0.477			1B			G6-3		BB				1B	5	2	3	1	1	0	2									
24 Brent Clevlen, R OBP: 0.317, SLG: 0.641			2B					BB				1B	0	0	0	0	0	0	0									
9 Carlos Guillen, S OBP: 0.400, SLG: 0.519			1B					L7		K		E9	6	2	4	1	0	1	1									
Ivan Rodriguez, R OBP: 0.352, SLG: 0.437			1B									1B	3	1	3	3	3	0	0									
15 Brandon Inge, R OBP: 0.313, SLG: 0.463			1B					3B				1B	6	1	1	2	0	3	9									
28 Curtis Granderson, L OBP: 0.335, SLG: 0.438			G4-3					K				K	5	0	0	0	0	1	5									
20 Omar Infante, R OBP: 0.325, SLG: 0.415			G6-4-3					F7				K	3	0	0	0	0	1	3									
Matt Stairs, L OBP: 0.328, SLG: 0.420												G4-3	2	1	1	1	0	1	0									
8 Neifi Perez, S OBP: 0.260, SLG: 0.316													1	0	0	0	0	0	0									
Inning Stats	R: 0 E: 0 K: 1 S: 9	H: 0 LOB: 0 BB: 0 P: 11	R: 1 E: 0 K: 0 S: 11	H: 3 LOB: 2 BB: 0 P: 17	R: 5 E: 0 K: 0 S: 15	H: 5 LOB: 0 BB: 0 P: 21	R: 0 E: 0 K: 0 S: 8	H: 1 LOB: 1 BB: 0 P: 12	R: 1 E: 0 K: 1 S: 12	H: 2 LOB: 1 BB: 0 P: 18	R: 0 E: 0 K: 1 S: 6	H: 0 LOB: 0 BB: 0 P: 8	R: 0 E: 0 K: 1 S: 12	H: 0 LOB: 2 BB: 2 P: 22	R: 1 E: 0 K: 0 S: 19	H: 2 LOB: 2 BB: 0 P: 19	R: 0 E: 0 K: 1 S: 7	H: 0 LOB: 1 BB: 1 P: 15	R: 0 E: 0 K: 0 S: 9	H: 0 LOB: 0 BB: 0 P: 12	R: 0 E: 1 K: 3 S: 13	H: 2 LOB: 3 BB: 1 P: 24	1B: 10 2B: 2 3B: 1 HR: 2	SF: 0 SAC: 0 DP: 1 HBP: 2	WP: 1 PB: 0 SB: 0 CS: 0	PA: 57		
PITCHER	IP WLS BF H R ER SO BB IBB HBP BLK WP HR S P ERA WHIP	45 Odalis Perez, L ERA: 5.2	Mike Wood, R ERA: 5.71	47 Ryan Braun, R ERA: 7.08	Scott Dohmann, R ERA: 7.08	Andrew Sisco, L ERA: 7.1	PITCHER	IP WLS BF H R ER SO BB IBB HBP BLK WP HR S P ERA WHIP	57 Joel Peralta, R ERA: 4.4	77 Joe Nelson, R ERA: 4.43	41 Jimmy Gobble, L ERA: 5.14																	

Kansas City Royals @ Detroit Tigers
Comerica Park, Detroit, MI

Sun Oct 01 2006, 1:05 PM EDT
Att. 40,155 - Sunny - 71 F

AB 50
R 8
H 15
RBI 8
BB 5
SO 10
LOB 25

