


Kansas City Royals - 2007


Batter	1	2	3	4	5	6	7	8	9	AB	R	H	RBI	BB	SO	LOB	TOP			
Kenny Lofton, L (1,8)	G4-3		G1-3	FC6-4		K		G3		3	0	0	0	0	0	2	Texas Rangers @ Kansas City Royals Surprise Stadium, Surprise, AZ Fri Mar 02 2007, 3:05 PM EST Att.: 4,949 - Sunny - 64 F			
22 Marion Byrd, R (4,8)	G4-3		G1-3	FC6-4		K		G3		2	0	0	0	0	1					
27 Frank Catalanotto, L (1,10)	G4-3		G1-3					G4-3		4	1	2	0	1	0					
10 Michael Young, R (1,6)	G4-3		G6-3							2	0	0	0	0	0					
12 Ramón Vázquez, L (4,6)	G4-3		G6-3							2	0	0	0	0	0					
2B Matt Kala, S (7,6)	G4-3		G6-3							1	0	1	0	0	0					
23 Mark Teixeira, S (1,3)	F7									2	0	1	0	0	0					
65 Nate Gold, R (4,PR)	F7									1	2	0	0	2	1					
9 Hank Blalock, L (1,5)										1	0	0	0	1	0					
1 Desi Relaford, S (4,PR)										1	1	0	1	1	0					
6 Brad Wilkerson, L (1,7)										1	0	1	0	1	0					
19 Jason Botts, S (4,PR)										2	0	0	0	1	1					
Freddy Guzman, S (9,PR)										0	0	0	0	0	0					
17 Nelson Cruz, R (1,9)										2	0	1	1	0	0					
14 Victor Diaz, R (4,9)										3	1	1	2	0	0					
15 Gerald Laird, R (1,2)										2	0	1	0	0	0					
16 Guillermo Quiroz, R (4,2)										2	1	1	1	0	0					
67 Kevin Richardson, R (8,2)										0	0	0	0	0	0					
5 Ian Kinsler, R (1,4)										2	0	0	1	0	0					
25 Jerry Hairston, R (4,4)										1	0	1	0	0	0					
2 Drew Meyer, L (7,4)										1	0	0	0	0	1					
Inning Stats	R: 0 E: 0 K: 0 S: 4	H: 1 LOB: 1 BB: 0 P: 4	R: 0 E: 0 K: 0 S: 4	H: 1 LOB: 2 BB: 1 P: 8	R: 0 E: 0 K: 0 S: 3	H: 0 LOB: 0 BB: 0 P: 3	R: 2 E: 0 K: 0 S: 6	H: 3 LOB: 2 BB: 1 P: 10	R: 1 E: 0 K: 1 S: 7	H: 2 LOB: 2 BB: 1 P: 11	R: 2 E: 0 K: 1 S: 6	H: 1 LOB: 0 BB: 1 P: 10	R: 0 E: 0 K: 1 S: 5	H: 0 LOB: 0 BB: 2 P: 5	R: 0 E: 0 K: 1 S: 5	H: 1 LOB: 3 BB: 2 P: 13	1B: 6 2B: 2 3B: 0 HR: 2	SF: 1 SAC: 0 DP: 1 HBP: 0	WP: 1 PB: 0 SB: 1 CS: 0	PA: 43
PITCHER	IP WLS BF H R ER SO BB IBB HBP BLK WP HR S P ERA WHIP																			
55 Gil Meche, R (1,1)	3.0	12	2	0	0	0	1	0	0	0	0	0	0	0	11	15	0.00	1.000		
50 Devon Brazelton, R (4,1)	2.0	12	4	3	3	0	2	0	0	0	0	0	1	10	18	13.50	3.000			
63 Roberto Giron, R (6,1)	1.0	H	6	2	1	1	1	0	0	0	0	0	1	7	11	9.00	3.000			
41 Jimmy Gobble, L (7,1)	2.0	W	8	1	2	2	1	0	0	0	0	1	11	15	9.00	1.000				
61 Matt Wright, R (9,1)	1.0	S	5	1	0	0	2	0	0	0	1	0	5	13	0.00	3.000				

Batter	1	2	3	4	5	6	7	8	9	AB	R	H	RBI	BB	SO	LOB	BOTTOM	
9 David DeJesus, L (1,8)	G6-3		P6	G3-1		G5-3		E1		3	0	0	0	0	0	3	Texas Rangers @ Kansas City Royals Surprise Stadium, Surprise, AZ Fri Mar 02 2007, 3:05 PM EST Att.: 4,949 - Sunny - 64 F	
64 Matt Tupman, L (5,2)	G6-3		P6	G3-1		G5-3		E1		2	1	0	0	0	0	1		
15 Mark Grudzielanek, R (1,4)	G4-6-3		G4-3							2	0	1	0	0	0	2		
68 Fernando Cortez, L (4,PR)	G4-6-3		G4-3							1	1	1	1	1	0	0		
11 Ross Gload, L (1,7)	G4-6-3									2	1	1	0	0	0	1		
21 Billy Butler, R (4,PH)	G4-6-3									2	0	1	0	1	0	1		
16 Reggie Sanders, R (1,10)										2	1	1	1	0	0	0		
22 Mitch Maier, L (4,PH)										2	0	0	0	0	1	4		
32 Shane Costa, L (1,9)										3	1	1	1	0	1	0		
92 Chris Lubanski, L (7,PR)										0	0	0	0	0	0	0		
43 Ryan Shealy, R (1,3)										3	1	1	3	0	0	0		
26 Justin Huber, R (6,3)										1	0	0	0	0	0	2		
4 Alex Gordon, L (1,5)										4	0	0	0	0	0	3		
Richard Lewis, R (8,5)										0	0	0	0	0	0	0		
6 Jason LaRue, R (1,2)										2	1	1	0	0	0	0		
2 Joey Gathright, L (5,8)										2	0	0	0	0	1	0		
Alex Gonzalez, R (1,6)										2	1	2	1	0	0	0		
13 Andrés Blanco, S (6,6)										2	0	1	0	0	0	0		
Inning Stats	R: 0 E: 0 K: 0 S: 3	H: 0 LOB: 0 BB: 0 P: 3	R: 0 E: 0 K: 0 S: 5	H: 1 LOB: 2 BB: 0 P: 5	R: 6 E: 1 K: 0 S: 8	H: 5 LOB: 2 BB: 1 P: 15	R: 0 E: 0 K: 0 S: 3	H: 0 LOB: 0 BB: 0 P: 3	R: 1 E: 0 K: 1 S: 8	H: 2 LOB: 3 BB: 1 P: 12	R: 1 E: 1 K: 1 S: 8	H: 2 LOB: 1 BB: 0 P: 9	1B: 7 2B: 2 3B: 1 HR: 1	SF: 0 SAC: 0 DP: 1 HBP: 2	WP: 2 PB: 0 SB: 1 CS: 1	PA: 39		
PITCHER	IP WLS BF H R ER SO BB IBB HBP BLK WP HR S P ERA WHIP																	
43 Kameron Loe, R (1,1)	2.0	6	6	6	6	0	0	0	1	0	0	1	11	12	40.50	4.500		
John Koronka, L (3,1)	1.1	12	6	6	6	0	0	0	1	0	0	1	11	12	40.50	4.500		
31 Edinson Volquez, R (4,1)	0.2	4	0	0	0	0	1	0	1	0	2	8	0.00	1.500				
53 Joaquin Benoit, R (5,1)	1.0	3	0	0	0	1	0	0	0	0	5	5	0.00	0.000				
58 Wes Littleton, R (6,1)	1.1	L	7	2	1	1	1	0	0	0	9	13	6.75	2.250				

AB	35
R	6
H	10
RBI	6
BB	7
SO	4
LOB	23



Batter	1	2	3	4	5	6	7	8	9	AB	R	H	RBI	BB	SO	LOB	TOP													
2 Joey Gathright, L OBP: 0.375, SLG: 0.286 Max St. Pierre, R OBP: 1.000, SLG: 1.000	4-2 HBP 24 CS		0-1 G6-3	2-0 G4-3		0-0 1B		1-1 1B		3	0	1	1	0	0	3	<p>Kansas City Royals @ Texas Rangers Surprise Stadium, Surprise, AZ Sat Mar 03 2007, 3:05 PM EST Att: 5,226 - Sunny - 63 F</p> <p>livebaseballscores.com</p> <p>AB 36 R 5 H 13 RBI 4 BB 4 SO 5 LOB 18</p> 													
Esteban German, R OBP: 0.500, SLG: 0.250 84 Mike Aviles, R	2-3 K		2-2 E4		3-1 F9	2-2 G1-3		1-2 P5		3	0	0	0	0	1	1														
24 Mark Teahen, L OBP: 0.333, SLG: 0.833 32 Shane Costa, L OBP: 0.625, SLG: 1.000	2-1 HR		1-0 F7				0-0 2B		0-0 G4-3	3	1	1	1	0	1	1														
Emil Brown, R OBP: 0.333, SLG: 0.400 65 Graham Koonce, L (7, PH)	3-2 G2-3			0-0 2B	0-1 F9		4-0 2B		4-0 BB	3	1	1	0	0	0	0														
21 Billy Butler, R OBP: 0.625, SLG: 0.714 92 Chris Lubanski, L OBP: 0.500, SLG: 0.500		1-1 2B		1-2 1B		0-0 F8		0-0 1B	3-3 BB	3	0	2	0	0	0	0														
14 John Buck, R OBP: 0.800, SLG: 1.667 22 Mitch Maier, L		4-2 BB		2-3 1B		0-0 HR		0-0 1B	0-2 G4-3	1	1	1	1	2	0	0														
26 Justin Huber, R OBP: 0.143, SLG: 0.167		3-2 G6-4-3		2-1 SF8		1-1 G6-3		0-0 F9		3	0	0	1	0	0	3														
4 Angel Berroa, R OBP: 0.400, SLG: 0.400 68 Fernando Cortez, L OBP: 0.500, SLG: 0.500		1-3 K		0-0 F8		1-0 1B		0-0 G4-3		3	1	1	0	0	1	3														
13 Andrés Blanco, S OBP: 0.667, SLG: 0.667			2-3 K		0-0 1B		2-2 1B		2-2 1B	4	0	3	0	0	1	0														
Inning Stats	R: 1 E: 0 K: 1 S: 11	H: 1 LOB: 0 BB: 0 P: 22	R: 0 E: 0 K: 1 S: 16	H: 1 LOB: 1 BB: 1 P: 25	R: 0 E: 1 K: 1 S: 9	H: 0 LOB: 1 BB: 0 P: 14	R: 1 E: 0 K: 0 S: 10	H: 3 LOB: 3 BB: 1 P: 19	R: 0 E: 0 K: 1 S: 7	H: 0 LOB: 0 BB: 0 P: 13	R: 2 E: 0 K: 0 S: 12	H: 4 LOB: 2 BB: 1 P: 18	R: 1 E: 0 K: 0 S: 4	H: 2 LOB: 1 BB: 1 P: 8	R: 0 E: 0 K: 0 S: 10	H: 2 LOB: 1 BB: 1 P: 14		R: 0 E: 0 K: 1 S: 8	H: 0 LOB: 1 BB: 1 P: 15	1B: 8 2B: 3 3B: 0 HR: 2	SF: 1 SAC: 0 DP: 2 HBP: 1	WP: 0 PB: 0 SB: 0 CS: 1	PA: 42							
PITCHER	IP WLS BF H R ER SO BB IBB HBP BLK WP HR S P ERA WHIP											IP WLS BF H R ER SO BB IBB HBP BLK WP HR S P ERA WHIP																		
44 Vicente Padilla, R ERA: 4.5	2.0	8	2	1	1	2	1	0	1	0	0	0	0	0	1	27		47	4.50	1.500										
32 Ron Mahay, L ERA: 9.0	3.1	4	0	0	0	1	0	0	0	0	0	0	0	0	9	14		9.00	0.000											
40 Akinori Otsuka, R ERA: 9.0	4.1	7	3	1	1	0	1	0	0	0	0	0	0	10	19	9.00	4.000													
36 C.J. Wilson, L ERA: 18.0	5.1	3	0	0	0	1	0	0	0	0	0	0	0	7	13	0.00	0.000													
Rick Bauer, R ERA: 18.0	6.1	7	4	2	2	0	0	0	0	0	0	0	0	1	12	18.00	4.000													
70 Armando Galarraga, R ERA: 9.0	1.0	5	2	1	1	0	1	0	0	0	0	0	0	4	8	9.00	3.000													
57 Francisco Cruzeta, R ERA: 9.0	2.0	8	2	0	0	1	1	0	0	1	0	0	0	18	29	0.00	1.500													

Batter	1	2	3	4	5	6	7	8	9	AB	R	H	RBI	BB	SO	LOB	BOTTOM											
Kenny Lofton, L OBP: 0.333, SLG: 0.400 Freddy Guzman, S OBP: 0.500, SLG: 0.500	4-2 BB 5 FC5-4			1-2 FC5-4		0-0 F7		1-1 1B		2	1	1	1	1	0	1	<p>Kansas City Royals @ Texas Rangers Surprise Stadium, Surprise, AZ Sat Mar 03 2007, 3:05 PM EST Att: 5,226 - Sunny - 63 F</p> <p>livebaseballscores.com</p> <p>AB 32 R 8 H 12 RBI 8 BB 5 SO 5 LOB 16</p> 											
5 Ian Kinsler, R OBP: 0.200, SLG: 0.400 12 Ramón Vázquez, L OBP: 0.500, SLG: 0.333	2-1 FC5-4			2-2 F9		4-0 BB		2-1 1B		3	1	1	1	0	0	2												
10 Michael Young, R 28 Matt Kata, S OBP: 0.667, SLG: 0.667	3-2 G5-3			2-1 G1-3		0-0 G5-3		0-0 1B		3	0	0	0	0	0	2												
23 Mark Teixeira, S OBP: 0.400, SLG: 0.400 65 Nate Gold, R	0-2 1B			2-1 F7		2-2 F9		0-0 P6		3	1	1	1	0	0	1												
21 Sammy Sosa, R OBP: 0.333, SLG: 0.333 3 Joaquin Arias, R OBP: 1.000, SLG: 1.000	1-2 1B			3-1 F8		2-3 K		0-0 1B		3	0	1	0	0	1	0												
9 Hank Blalock, L OBP: 0.600, SLG: 0.500 25 Jerry Hairston, R OBP: 1.000, SLG: 1.500	1-0 1B			1-0 P6		0-0 1B		1-0 1B		3	0	2	1	0	0	0												
17 Nelson Cruz, R OBP: 0.400, SLG: 0.250 22 Marion Byrd, R	2-3 K			0-0 G5-3		4-0 BB		1-0 SF7		2	1	0	0	1	1	2												
6 Brad Wilkerson, L OBP: 1.000, SLG: 1.000 19 Jason Botts, S OBP: 0.400, SLG: 0.500		4-2 BB		4-2 FC5-4		0-0 BB		0-0 SF7		0	1	0	0	2	0	0												
15 Gerald Laird, R OBP: 0.250, SLG: 0.250 68 Salomon Manríquez, R		0-3 K		0-3 K		0-0 2B		0-3 K		2	0	0	0	0	2	2												
Inning Stats	R: 2 E: 0 K: 1 S: 19	H: 3 LOB: 2 BB: 1 P: 32	R: 2 E: 0 K: 1 S: 11	H: 2 LOB: 1 BB: 1 P: 20	R: 0 E: 0 K: 0 S: 4	H: 0 LOB: 0 BB: 0 P: 8	R: 0 E: 0 K: 1 S: 11	H: 0 LOB: 1 BB: 1 P: 18	R: 0 E: 0 K: 0 S: 6	H: 0 LOB: 0 BB: 2 P: 14	R: 1 E: 0 K: 0 S: 4	H: 2 LOB: 0 BB: 0 P: 6	R: 0 E: 0 K: 1 S: 8	H: 2 LOB: 1 BB: 0 P: 11	R: 0 E: 0 K: 1 S: 8	H: 2 LOB: 1 BB: 0 P: 11		1B: 8 2B: 4 3B: 0 HR: 0	SF: 2 SAC: 0 DP: 1 HBP: 0	WP: 0 PB: 1 SB: 1 CS: 1	PA: 39							
PITCHER	IP WLS BF H R ER SO BB IBB HBP BLK WP HR S P ERA WHIP											IP WLS BF H R ER SO BB IBB HBP BLK WP HR S P ERA WHIP																
45 Odalis Perez, L ERA: 27.0	1.1	11	5	4	4	2	2	0	0	0	0	0	0	7	14	0.00		0.000										
Ed Yarnall, L ERA: 13.5	2.1	5	0	0	0	0	0	0	0	0	0	0	0	23	38	13.50		2.000										
74 Devon Lowery, R ERA: 9.0	6.1	5	1	0	0	0	1	0	0	0	0	0	0	4	8	0.00	2.000											
38 Ken Ray, R ERA: 9.0	7.1	4	2	1	0	0	0	0	0	0	0	0	0	4	6	0.00	2.000											

Batter	1	2	3	4	5	6	7	8	9	AB	R	H	RBI	BB	SO	LOB	TOP								
Kenny Lofton, L (1, 8) OBP: 0.375, SLG: 0.333 22 Marion Byrd, R (3, 8) OBP: 0.333, SLG: 0.400	4-0 27 1B WP BB		0-0 G6-3		0-0 FC1-6 1B		0-0 F8		0-0 2H 3H 1B	1	0	0	0	1	0	0									
27 Frank Catalanotto, L (1, 7) 19 Jason Botts, S (3, 7) OBP: 0.271, SLG: 0.853 OBP: 0.286, SLG: 0.333	1-0 10 G1-6-3 1B		0-0 G3-1		0-0 FC1-6 1-2		0-0 G4-3			2	0	1	0	0	0	0									
10 Michael Young, R (1, 6) 12 Ramón Vázquez, L (4, 6) OBP: 0.333, SLG: 0.200	0-0 G1-6-3 1-2			0-0 F9		0-0 F7		0-0 G4-3		2	0	0	0	0	0	2									
9 Hank Blalock, L (1, 5) OBP: 0.429, SLG: 0.333 2 Drew Meyer, L (4, 5)	0-0 G5-3			0-0 G3-1		0-0 F8		0-0 G5-3		2	0	0	0	0	0	1									
21 Sammy Sosa, R (1, 9) OBP: 0.333, SLG: 0.833 14 Victor Diaz, R (6, 9) OBP: 0.250, SLG: 1.000		0-0 HR		0-3 K		0-0 P3		0-0 G6-3		3	1	1	1	0	1	0									
6 Brad Wilkerson, L (1, 10) OBP: 0.667, SLG: 0.333 3 Joaquin Arias, R (6, PH) OBP: 1.000, SLG: 1.000		0-0 G3			0-0 G4-3		0-0 1B		0-0 SH1-4 65 1B 22 1B	2	0	0	0	0	0	0									
65 Nate Gold, R (1, 3) OBP: 0.500, SLG: 0.667		0-0 G6-3			0-0 15 1B 3B		0-0 P4		0-0 49 SH1-4 22 1B	4	1	2	0	0	0	1									
15 Gerald Laird, R (1, 2) OBP: 0.333, SLG: 0.333 49 Miguel Ojeda, R (5, 2)		0-3 K			0-0 5 HR 1B		0-3 K		0-0 SH1-4	2	1	1	1	0	1	0									
5 Ian Kinsler, R (1, 4) OBP: 0.286, SLG: 0.857 1 Desi Relaford, S (5, 4) OBP: 0.400, SLG: 0.667			0-3 K		0-0 3-H 1-H HR		0-0 2B		0-0 P4	2	1	1	2	0	1	0									
Inning Stats	R: 0 E: 0 K: 0 S: 3	H: 1 LOB: 1 BB: 1 P: 8	R: 1 E: 0 K: 1 S: 6	H: 1 LOB: 0 BB: 0 P: 6	R: 0 E: 0 K: 1 S: 5	H: 0 LOB: 0 BB: 0 P: 5	R: 0 E: 0 K: 1 S: 5	H: 0 LOB: 0 BB: 0 P: 5	R: 3 E: 0 K: 0 S: 7	H: 4 LOB: 1 BB: 0 P: 7	R: 0 E: 0 K: 0 S: 4	H: 1 LOB: 1 BB: 0 P: 4	R: 0 E: 0 K: 1 S: 6	H: 1 LOB: 1 BB: 0 P: 6	R: 0 E: 0 K: 0 S: 3	H: 0 LOB: 0 BB: 0 P: 3	R: 1 E: 0 K: 0 S: 5	H: 3 LOB: 2 BB: 0 P: 5	1B: 7 2B: 1 3B: 1 HR: 2	SF: 0 SAC: 1 DP: 1 HBP: 0	WP: 1 PB: 0 SB: 0 CS: 0	PA: 37			
PITCHER	IP	WLS	BF	H	R	ER	SO	BB	IBB	HBP	BLK	WP	HR	S	P	ERA	WHIP								
34 Luke Hudson, R (1, 1) ERA: 3.0	3.0	L	11	2	1	1	2	1	0	0	0	1	1	14	19	3.00	1.000								
23 Zack Greinke, R (4, 1) ERA: 13.5	2.0		10	4	3	3	1	0	0	0	0	0	1	12	12	13.50	2.000								
58 Neal Musser, L (6, 1) ERA:	1.0		4	1	0	0	0	0	0	0	0	0	0	4	4	0.00	1.000								
28 Octavio Dotel, R (7, 1) ERA:	1.0		4	1	0	0	1	0	0	0	0	0	0	6	6	0.00	1.000								
49 John Bale, L (8, 1) ERA: 9.0	1.0		3	0	0	0	0	0	0	0	0	0	0	3	3	0.00	0.000								
PITCHER	IP	WLS	BF	H	R	ER	SO	BB	IBB	HBP	BLK	WP	HR	S	P	ERA	WHIP								
88 Jason Standridge, R (9, 1) ERA: 9.0	1.0		5	3	1	1	0	0	0	0	0	0	0	5	5	9.00	3.000								

Texas Rangers @ Kansas City Royals
 Surprise Stadium, Surprise, AZ
 Sun Mar 04 2007, 3:05 PM EST
 Att.: 4,955 - Sunny - 68 F

AB 35
 R 5
 H 11
 RBI 5
 BB 1
 SO 4
 LOB 10



Batter	1	2	3	4	5	6	7	8	9	AB	R	H	RBI	BB	SO	LOB	BOTTOM								
9 David DeJesus, L (1, 8) 22 Mitch Maier, L (7, 8)	0-3 K		0-0 F9			0-0 P6			0-3 K	3	0	0	0	0	1	1									
Esteban German, R (1, 4) OBP: 0.333, SLG: 0.143 68 Fernando Cortez, L (7, 4) OBP: 0.500, SLG: 0.400	0-3 K		0-0 F8			0-3 K			0-0 G4-3	3	0	0	0	0	2	1									
11 Ross Gload, L (1, 9) OBP: 0.250, SLG: 0.500 32 Shane Costa, L (8, 9) OBP: 0.556, SLG: 0.875	0-0 G5-3			0-0 F8		0-3 K			0-0 B1-3	3	0	0	0	0	1	0									
16 Reggie Sanders, R (1, 10) OBP: 0.200, SLG: 0.200		0-3 K		0-3 K		0-0 F7				3	0	0	0	0	2	0									
Emil Brown, R (1, 7) OBP: 0.444, SLG: 0.333 2 Joey Gathright, L (7, PR) OBP: 0.375, SLG: 0.286		4-0 4 1B BB		0-0 P3		4-0 BB				1	0	0	0	2	0	0									
4 Alex Gordon, L (1, 5) OBP: 0.200, SLG: 0.111 Alex Gonzalez, R (8, 5) OBP: 0.750, SLG: 1.000		0-0 1B			0-0 G6-3		0-0 G3			3	0	1	0	0	0	1									
43 Ryan Shealy, R (1, 3) OBP: 0.250, SLG: 0.625 26 Justin Huber, R (7, 3) OBP: 0.250, SLG: 0.286		0-0 P6			0-0 G5-3				0-0 12 G5-4-3 1B	2	0	0	0	0	0	2									
6 Jason LaRue, R (1, 2) OBP: 0.250, SLG: 0.250 12 Paul Phillips, R (7, 2) OBP: 0.333, SLG: 0.333		0-3 K			0-0 G6-3				0-0 G5-4-3	2	0	0	0	0	1	2									
4 Angel Berroa, R (1, 6) OBP: 0.429, SLG: 0.429 13 Andrés Blanco, S (7, 6) OBP: 0.571, SLG: 0.571			0-0 G5-3			0-0 1B			0-3 K	2	0	1	0	0	0	0									
Inning Stats	R: 0 E: 0 K: 2 S: 7	H: 0 LOB: 0 BB: 0 P: 7	R: 0 E: 0 K: 2 S: 8	H: 1 LOB: 2 BB: 1 P: 12	R: 0 E: 0 K: 0 S: 3	H: 0 LOB: 0 BB: 0 P: 3	R: 0 E: 0 K: 1 S: 5	H: 0 LOB: 0 BB: 0 P: 5	R: 0 E: 0 K: 1 S: 5	H: 1 LOB: 1 BB: 0 P: 5	R: 0 E: 0 K: 1 S: 5	H: 0 LOB: 1 BB: 1 P: 9	R: 0 E: 0 K: 1 S: 5	H: 1 LOB: 0 BB: 0 P: 5	R: 0 E: 0 K: 1 S: 5	H: 0 LOB: 0 BB: 0 P: 5	1B: 3 2B: 0 3B: 0 HR: 0	SF: 0 SAC: 0 DP: 1 HBP: 0	WP: 0 PB: 0 SB: 0 CS: 0	PA: 30					
PITCHER	IP	WLS	BF	H	R	ER	SO	BB	IBB	HBP	BLK	WP	HR	S	P	ERA	WHIP								
20 Brandon McCarthy, R (1, 1) ERA:	2.0	W	8	1	0	0	4	1	0	0	0	0	0	15	19	0.00	1.000								
46 Bruce Chen, L (3, 1) ERA:	2.0	H	6	0	0	0	1	0	0	0	0	0	0	8	8	0.00	0.000								
39 Scott Feldman, R (5, 1) ERA:	2.0		6	1	0	0	1	0	0	0	0	0	0	8	8	0.00	0.500								
54 Franklin Gorman, R (7, 1) ERA:	2.0		7	1	0	0	2	1	0	0	0	0	0	10	14	0.00	1.000								
29 Mike Wood, R (9, 1) ERA:	1.0		3	0	0	0	1	0	0	0	0	0	0	5	5	0.00	0.000								


Texas Rangers @ Kansas City Royals
 Surprise Stadium, Surprise, AZ
 Sun Mar 04 2007, 3:05 PM EST
 Att.: 4,955 - Sunny - 68 F


AB 28
 R 0
 H 3
 RBI 0
 BB 2
 SO 9
 LOB 8



Batter	1	2	3	4	5	6	7	8	9	AB	R	H	RBI	BB	SO	LOB	TOP			
José Cruz Jr., S (1, 10) <small>OBP: 0.125, SLG: 0.125</small>										5	0	1	0	0	2	2	San Diego Padres @ Kansas City Royals Surprise Stadium, Surprise, AZ Mon Mar 05 2007, 3:05 PM EST Att: 2,706 - Partly Cloudy - 70 F			
8 Termel Sledge, L (1, 7) <small>OBP: 0.444, SLG: 1.111</small>									5	1	2	2	2	0	0					
Mike Cameron, R (1, 8) <small>OBP: 0.333, SLG: 1.000</small> 76 Will Venable, L (6, PR) <small>OBP: 0.167, SLG: 0.167</small>									3	1	2	1	0	0	0					
Todd Walker, L (1, 4) <small>OBP: 0.200, SLG: 0.200</small> 13 Oscar Robles, L (6, 4)									3	0	1	0	0	0	1					
5 Kevin Kouzmanoff, R (1, 5) <small>OBP: 0.286, SLG: 0.167</small> 10 Craig Stansberry, R (8, PR) <small>OBP: 0.250, SLG: 0.250</small>									3	0	1	1	1	1	1					
29 Jack Cust, L (1, 9) <small>OBP: 0.250, SLG: 0.500</small> 74 Brian Myrow, L (6, 3)									3	0	1	0	0	1	2					
Rob Bowen, S (1, 2) 70 Luke Carlin, S (6, 2)									3	0	0	0	0	1	1					
67 Royce Huffman, R (1, 3) <small>OBP: 0.286, SLG: 0.167</small> 80 Adam Bourassa, L (7, 9)									3	0	0	0	0	0	0					
73 Justin Hatcher, R (9, PH) <small>OBP: 0.500, SLG: 0.500</small>									2	0	1	0	0	0	0					
1 Manny Alexander, R (1, 6) <small>OBP: 0.250, SLG: 0.250</small> 62 Luis Alfonso Cruz, R (5, 6) <small>OBP: 0.600, SLG: 0.750</small>									1	1	1	0	1	0	0					
Inning Stats	R: 1 E: 0 K: 1 S: 8	H: 3 LOB: 2 BB: 0 P: 8	R: 0 E: 0 K: 1 S: 7	H: 1 LOB: 1 BB: 0 P: 7	R: 1 E: 0 K: 1 S: 6	H: 1 LOB: 0 BB: 0 P: 6	R: 0 E: 0 K: 1 S: 5	H: 0 LOB: 0 BB: 0 P: 5	R: 0 E: 0 K: 1 S: 5	H: 2 LOB: 1 BB: 0 P: 5	R: 0 E: 0 K: 0 S: 3	H: 1 LOB: 1 BB: 0 P: 3	R: 0 E: 0 K: 2 S: 7	H: 0 LOB: 2 BB: 2 P: 15	R: 1 E: 1 K: 0 S: 5	H: 2 LOB: 2 BB: 1 P: 9	1B: 6 2B: 2 3B: 0 HR: 2	SF: 0 SAC: 0 DP: 1 HBP: 0	WP: 0 PB: 0 SB: 1 CS: 1	PA: 39
PITCHER	IP: 2.2 WLS: 1 BF: 13 ERA: 6.75	WLS: 0 H: 5 R: 2 ER: 2 SO: 2 BB: 0 IBB: 0 HBP: 0 BLK: 0	WLS: 0 H: 0 R: 0 ER: 0 SO: 1 BB: 0 IBB: 0 HBP: 0 BLK: 0	WLS: 0 H: 0 R: 0 ER: 0 SO: 2 BB: 0 IBB: 0 HBP: 0 BLK: 0	WLS: 0 H: 0 R: 0 ER: 0 SO: 3 BB: 0 IBB: 0 HBP: 0 BLK: 0	WLS: 0 H: 0 R: 0 ER: 0 SO: 10 BB: 0 IBB: 0 HBP: 0 BLK: 0	WLS: 0 H: 0 R: 0 ER: 0 SO: 5 BB: 0 IBB: 0 HBP: 0 BLK: 0	WLS: 0 H: 0 R: 0 ER: 0 SO: 10 BB: 0 IBB: 0 HBP: 0 BLK: 0	WLS: 0 H: 0 R: 0 ER: 0 SO: 18 BB: 0 IBB: 0 HBP: 0 BLK: 0	WLS: 1.0 H: 2 R: 1 ER: 1 SO: 0 BB: 1 IBB: 0 HBP: 0 BLK: 0	IP: 1.0 WLS: 0 BF: 6 ERA: 16.2	WLS: 0 H: 2 R: 1 ER: 1 SO: 0 BB: 0 IBB: 0 HBP: 0 BLK: 0	WLS: 0 H: 0 R: 0 ER: 0 SO: 0 BB: 0 IBB: 0 HBP: 0 BLK: 0	WLS: 0 H: 0 R: 0 ER: 0 SO: 0 BB: 0 IBB: 0 HBP: 0 BLK: 0	WLS: 0 H: 0 R: 0 ER: 0 SO: 5 BB: 0 IBB: 0 HBP: 0 BLK: 0	WLS: 0 H: 0 R: 0 ER: 0 SO: 9 BB: 0 IBB: 0 HBP: 0 BLK: 0	IP: 9.0 WLS: 0 BF: 33 ERA: 9.00	WLS: 0 H: 0 R: 0 ER: 0 SO: 0 BB: 0 IBB: 0 HBP: 0 BLK: 0	IP: 3.0 WLS: 0 BF: 13 ERA: 3.00	

Batter	1	2	3	4	5	6	7	8	9	AB	R	H	RBI	BB	SO	LOB	BOTTOM			
9 David DeJesus, L (1, 8) Richard Lewis, R (7, 5) <small>OBP: 0.500, SLG: 0.500</small>										3	0	0	0	1	0	3	San Diego Padres @ Kansas City Royals Surprise Stadium, Surprise, AZ Mon Mar 05 2007, 3:05 PM EST Att: 2,706 - Partly Cloudy - 70 F			
Esteban German, R (1, 4) <small>OBP: 0.308, SLG: 0.273</small> 64 Matt Tupman, L (7, 2)										4	0	1	1	0	1	5				
24 Mark Teahen, L (1, 9) <small>OBP: 0.333, SLG: 1.667</small> 32 Shane Costa, L (6, PH) <small>OBP: 0.545, SLG: 0.778</small>										3	1	1	0	0	2	0				
29 Mike Sweeney, R (1, 10) <small>OBP: 0.333, SLG: 0.333</small> 26 Justin Huber, R (5, PR) <small>OBP: 0.333, SLG: 0.286</small> 1 Angel Sanchez, R (7, PH) <small>OBP: 1.000, SLG: 1.000</small>										3	0	1	0	0	1	1				
11 Ross Gload, L (1, 7) <small>OBP: 0.455, SLG: 0.700</small> 2 Joey Gathright, L (5, PR) <small>OBP: 0.300, SLG: 0.222</small>									2	2	2	0	1	0	0					
43 Ryan Shealy, R (1, 3) <small>OBP: 0.273, SLG: 0.818</small> 22 Mitch Maier, L (6, 3)									3	1	1	3	0	0	2					
4 Alex Gordon, L (1, 5) <small>OBP: 0.182, SLG: 0.182</small> 68 Fernando Cortez, L (6, 5) <small>OBP: 0.500, SLG: 0.429</small>									2	0	1	0	0	0	0					
14 John Buck, R (1, 2) <small>OBP: 0.750, SLG: 1.400</small> 21 Billy Butler, R (7, 7) <small>OBP: 0.700, SLG: 0.875</small>										2	0	1	0	1	0	3				
Alex Gonzalez, R (1, 6) <small>OBP: 0.714, SLG: 0.800</small> 13 Andrés Blanco, S (6, PR) <small>OBP: 0.556, SLG: 0.667</small>										2	0	1	0	1	2					
Inning Stats	R: 0 E: 0 K: 2 S: 7	H: 0 LOB: 0 BB: 0 P: 7	R: 2 E: 0 K: 2 S: 10	H: 3 LOB: 3 BB: 2 P: 18	R: 2 E: 0 K: 0 S: 5	H: 2 LOB: 0 BB: 0 P: 6	R: 0 E: 0 K: 0 S: 3	H: 1 LOB: 1 BB: 1 P: 7	R: 0 E: 0 K: 1 S: 7	H: 2 LOB: 3 BB: 0 P: 8	R: 1 E: 0 K: 0 S: 4	H: 1 LOB: 2 BB: 2 P: 12	R: 4 E: 1 K: 0 S: 7	H: 4 LOB: 2 BB: 2 P: 15	R: 0 E: 0 K: 0 S: 4	H: 1 LOB: 1 BB: 0 P: 4		1B: 8 2B: 5 3B: 0 HR: 1	SF: 1 SAC: 0 DP: 1 HBP: 1	WP: 1 PB: 0 SB: 1 CS: 0
PITCHER	IP: 2.0 WLS: 0 BF: 11 ERA: 9.0	WLS: 0 H: 3 R: 2 ER: 2 SO: 0 BB: 0 IBB: 0 HBP: 0 BLK: 0	WLS: 0 H: 2 R: 2 ER: 2 SO: 0 BB: 1 IBB: 0 HBP: 0 BLK: 0	WLS: 0 H: 0 R: 0 ER: 0 SO: 1 BB: 0 IBB: 0 HBP: 0 BLK: 0	WLS: 0 H: 0 R: 0 ER: 0 SO: 8 BB: 0 IBB: 0 HBP: 0 BLK: 0	WLS: 0 H: 0 R: 0 ER: 0 SO: 7 BB: 0 IBB: 0 HBP: 0 BLK: 0	WLS: 0 H: 0 R: 0 ER: 0 SO: 4 BB: 0 IBB: 0 HBP: 0 BLK: 0	WLS: 0 H: 0 R: 0 ER: 0 SO: 13 BB: 0 IBB: 0 HBP: 0 BLK: 0	WLS: 0 H: 0 R: 0 ER: 0 SO: 6 BB: 0 IBB: 0 HBP: 0 BLK: 0	WLS: 1.1 H: 1 R: 0 ER: 0 SO: 0 BB: 0 IBB: 0 HBP: 0 BLK: 0	IP: 7.1 WLS: 0 BF: 28 ERA: 54.00	WLS: 0 H: 1 R: 0 ER: 0 SO: 0 BB: 0 IBB: 0 HBP: 0 BLK: 0	WLS: 0 H: 0 R: 0 ER: 0 SO: 0 BB: 0 IBB: 0 HBP: 0 BLK: 0	WLS: 0 H: 0 R: 0 ER: 0 SO: 0 BB: 0 IBB: 0 HBP: 0 BLK: 0	WLS: 0 H: 0 R: 0 ER: 0 SO: 6 BB: 0 IBB: 0 HBP: 0 BLK: 0	WLS: 0 H: 0 R: 0 ER: 0 SO: 6 BB: 0 IBB: 0 HBP: 0 BLK: 0	IP: 9.0 WLS: 0 BF: 33 ERA: 9.00	WLS: 0 H: 0 R: 0 ER: 0 SO: 0 BB: 0 IBB: 0 HBP: 0 BLK: 0	IP: 3.0 WLS: 0 BF: 13 ERA: 3.00	

Batter	1	2	3	4	5	6	7	8	9	10	AB	R	H	RBI	BB	SO	LOB	TOP					
2 Joey Gathright, L OBP: 0.308, SLG: 0.182 22 Mitch Maier, L (6, PH)	4-0 BB 16 1B	0-3 K	0-0 F8	0-0 B5-3	1-0 SAFE PO	0-0 L9	0-3 K	0-0 G3	0-0 G3	0-0 G3	2	0	0	0	1	1	2	Kansas City Royals @ Oakland Athletics Phoenix Municipal Stadium, Phoenix, AZ Tue Mar 06 2007, 3:05 PM EST Att: 2,302 - Partly Cloudy - 72 F AB 38 R 3 H 11 RBI 3 BB 4 SO 6 LOB 17 					
4 Angel Berroa, R OBP: 0.400, SLG: 0.400 13 Andrés Blanco, S OBP: 0.455, SLG: 0.545	0-3 K	0-3 K	0-0 F8	0-0 16 BB	0-0 P4	0-0 F9	0-0 F9	0-0 G3	0-0 G3	0-0 G3	3	0	1	0	0	2	3						
Emil Brown, R OBP: 0.333, SLG: 0.222 21 Billy Butler, R OBP: 0.667, SLG: 0.800	0-3 K	0-0 G4-3	0-0 F8	0-0 P4	0-0 P4	0-0 F9	0-0 F9	0-0 G3	0-0 G3	0-0 G3	3	0	0	0	0	1	2						
16 Reggie Sanders, R OBP: 0.429, SLG: 1.286 1 Angel Sanchez, R OBP: 0.667, SLG: 0.667	0-0 1B	0-0 G4-3	0-0 F8	0-0 P4	0-0 P4	0-0 F9	0-0 F9	0-0 G3	0-0 G3	0-0 G3	2	0	2	0	1	0	0						
32 Shane Costa, L OBP: 0.438, SLG: 0.571	0-0 G4-3	0-0 G4-3	0-0 F8	0-0 P4	0-0 P4	0-0 F9	0-0 F9	0-0 G3	0-0 G3	0-0 G3	5	0	1	1	0	0	5						
6 Jason LaRue, R OBP: 0.429, SLG: 1.286 12 Paul Phillips, R OBP: 0.200, SLG: 0.200	0-0 HR	0-0 G6-3	0-0 F8	0-0 P4	0-0 P4	0-0 F9	0-0 F9	0-0 G3	0-0 G3	0-0 G3	3	2	2	2	0	1	1						
26 Justin Huber, R OBP: 0.250, SLG: 0.200 65 Graham Koonce, L (6, 3)	0-0 G6-3	0-0 G6-3	0-0 F8	0-0 P4	0-0 P4	0-0 F9	0-0 F9	0-0 G3	0-0 G3	0-0 G3	1	0	0	0	0	0	0						
Alex Gonzalez, R OBP: 0.778, SLG: 0.833 Richard Lewis, R OBP: 0.250, SLG: 0.250	0-0 BB	0-0 G6-3	0-0 F8	0-0 P4	0-0 P4	0-0 F9	0-0 F9	0-0 G3	0-0 G3	0-0 G3	1	0	1	0	1	0	0						
68 Fernando Cortez, L OBP: 0.545, SLG: 0.444 4 Alex Gordon, L OBP: 0.357, SLG: 0.250	0-0 1B	0-0 G6-3	0-0 F8	0-0 P4	0-0 P4	0-0 F9	0-0 F9	0-0 G3	0-0 G3	0-0 G3	2	0	1	0	1	0	1						
Inning Stats	R: 0 E: 0 K: 2 S: 8	H: 1 LOB: 2 BB: 1 P: 12	R: 1 E: 0 K: 2 S: 9	H: 2 LOB: 2 BB: 13 P: 13	R: 0 E: 0 K: 1 S: 6	H: 1 LOB: 1 BB: 0 P: 6	R: 0 E: 0 K: 0 S: 3	H: 1 LOB: 2 BB: 1 P: 8	R: 0 E: 0 K: 0 S: 3	H: 0 LOB: 0 BB: 0 P: 3	R: 0 E: 0 K: 0 S: 3	H: 0 LOB: 0 BB: 0 P: 3	R: 0 E: 0 K: 1 S: 5	H: 1 LOB: 1 BB: 0 P: 6	R: 1 E: 0 K: 0 S: 5	H: 3 LOB: 1 BB: 0 P: 5	1B: 8 2B: 1 3B: 0 HR: 2		SF: 0 SAC: 0 DP: 2 HBP: 0	WP: 0 PB: 0 SB: 1 CS: 0	PA: 43		
PITCHER	IP WLS BF H R ER SO BB IBB HBP BLK WP HR S P ERA WHIP	Joe Blanton, R ERA: 4.5	2.0 1.0 4 3 1 0 1 2 0 0 0 0 0 1 17 25 4.50 2.500	Alan Embree, L ERA: 4.5	3.1 1.0 4 1 0 0 1 0 0 0 0 0 0 6 6 0.00 1.000	57 Chad Gaudin, R ERA: 4.1	4.1 1.0 3 1 0 0 0 0 0 0 0 0 0 3 3 0.00 1.000	47 Ron Flores, L ERA: 6.0	5.1 1.0 H 5 1 0 0 0 1 0 0 0 0 0 4 8 0.00 2.000	60 Shane Kominer, R ERA: 6.75	6.1 2.0 B 7 1 1 1 0 1 0 0 0 0 1 6 11 4.50 1.000	PITCHER	IP WLS BF H R ER SO BB IBB HBP BLK WP HR S P ERA WHIP	46 Santiago Casilla, R ERA: 4.5	1.0 1.0 3 0 0 0 0 0 0 0 0 0 0 0 3 3 0.00 0.000	64 Michael Mitchell, R ERA: 6.0	1.0 1.0 4 1 0 0 1 0 0 0 0 0 0 0 6 6 0.00 1.000	71 David Shafer, R ERA: 6.0	10.1 1.0 L 5 3 1 1 0 0 0 0 0 0 0 0 5 5 9.00 3.000	ERA WHIP	0.00 0.000	0.00 1.000	9.00 3.000

Batter	1	2	3	4	5	6	7	8	9	10	AB	R	H	RBI	BB	SO	LOB	BOTTOM		
Marco Scutaro, R OBP: 0.667, SLG: 1.375 2 Lou Merloni, R OBP: 0.452, SLG: 0.545	0-3 K	0-0 P2	0-0 F9	0-0 F9	0-0 G6-3	0-0 G6-3	0-0 G6-3	0-0 G6-3	0-0 G6-3	0-0 G6-3	2	0	0	0	0	1	1	Kansas City Royals @ Oakland Athletics Phoenix Municipal Stadium, Phoenix, AZ Tue Mar 06 2007, 3:05 PM EST Att: 2,302 - Partly Cloudy - 72 F AB 33 R 2 H 5 RBI 2 BB 3 SO 3 LOB 15 		
72 Kevin Mellillo, L OBP: 0.857, SLG: 0.800	0-0 G4-3	0-0 P2	0-0 F9	0-0 F9	0-0 G6-3	0-0 G6-3	0-0 G6-3	0-0 G6-3	0-0 G6-3	0-0 G6-3	0	0	0	0	0	0	0			
Nick Swisher, S OBP: 0.278, SLG: 0.412 44 Hiram Bocachica, R (6, 9)	0-0 G4-3	0-0 P2	0-0 F9	0-0 F9	0-0 G6-3	0-0 G6-3	0-0 G6-3	0-0 G6-3	0-0 G6-3	0-0 G6-3	3	0	1	0	0	0	0			
22 Milton Bradley, S OBP: 0.563, SLG: 0.778 28 Charles Thomas, L OBP: 0.357, SLG: 0.250	0-0 F7	0-0 P2	0-0 F9	0-0 F9	0-0 G6-3	0-0 G6-3	0-0 G6-3	0-0 G6-3	0-0 G6-3	0-0 G6-3	2	0	0	0	1	0	0			
31 Mike Piazza, R OBP: 0.500, SLG: 0.667 65 Javier Herrera, R OBP: 0.200, SLG: 0.200	0-0 F7	0-0 P2	0-0 F9	0-0 F9	0-0 G6-3	0-0 G6-3	0-0 G6-3	0-0 G6-3	0-0 G6-3	0-0 G6-3	1	0	1	1	0	0	0			
3 Eric Chavez, L OBP: 0.197, SLG: 0.333 66 J.J. Furmaniak, R OBP: 0.444, SLG: 0.286	0-0 F7	0-0 P2	0-0 F9	0-0 F9	0-0 G6-3	0-0 G6-3	0-0 G6-3	0-0 G6-3	0-0 G6-3	0-0 G6-3	0	0	0	0	1	0	0			
17 Adam Melhuse, S OBP: 0.278, SLG: 0.412 69 Landon Powell, S (7, 2)	0-0 F7	0-0 P2	0-0 F9	0-0 F9	0-0 G6-3	0-0 G6-3	0-0 G6-3	0-0 G6-3	0-0 G6-3	0-0 G6-3	3	0	0	0	0	0	1			
8 Rubiel Durazo, L OBP: 0.400, SLG: 0.462 10 Deric Barton, L OBP: 0.375, SLG: 0.375	0-0 F7	0-0 P2	0-0 F9	0-0 F9	0-0 G6-3	0-0 G6-3	0-0 G6-3	0-0 G6-3	0-0 G6-3	0-0 G6-3	3	1	1	0	0	0	1			
4 Antonio Perez, R OBP: 0.250, SLG: 0.400	0-0 F7	0-0 P2	0-0 F9	0-0 F9	0-0 G6-3	0-0 G6-3	0-0 G6-3	0-0 G6-3	0-0 G6-3	0-0 G6-3	1	0	0	0	0	0	1			
Inning Stats	R: 0 E: 0 K: 1 S: 5	H: 0 LOB: 0 BB: 0 P: 5	R: 0 E: 0 K: 0 S: 4	H: 1 LOB: 1 BB: 4 P: 4	R: 1 E: 1 K: 0 S: 5	H: 1 LOB: 3 BB: 10 P: 10	R: 1 E: 0 K: 1 S: 7	H: 2 LOB: 1 BB: 0 P: 7	R: 0 E: 0 K: 0 S: 3	H: 0 LOB: 0 BB: 0 P: 3	R: 0 E: 0 K: 0 S: 3	H: 0 LOB: 0 BB: 1 P: 6	R: 0 E: 0 K: 0 S: 3	H: 0 LOB: 1 BB: 1 P: 7	R: 0 E: 0 K: 1 S: 5	H: 1 LOB: 2 BB: 0 P: 6	1B: 3 2B: 1 3B: 1 HR: 0		SF: 0 SAC: 1 DP: 2 HBP: 2	WP: 0 PB: 0 SB: 1 CS: 0
PITCHER	IP WLS BF H R ER SO BB IBB HBP BLK WP HR S P ERA WHIP	40 Brian Bannister, R ERA: 4.5	3.0 2.0 8 2 1 1 1 1 0 0 0 0 0 10 10 0.00 1.000	48 Joakim Soria, R ERA: 4.5	4.1 1.0 3 0 0 0 0 0 0 0 0 0 0 3 3 0.00 0.000	38 Ken Ray, R ERA: 3.0	7.1 1.0 3 0 0 0 0 1 0 0 0 0 0 2 6 0.00 1.000	88 Jason Standridge, R ERA: 4.5	8.1 1.0 3 0 0 0 0 0 0 0 0 0 0 0 3 3 0.00 0.000	PITCHER	IP WLS BF H R ER SO BB IBB HBP BLK WP HR S P ERA WHIP	Juan Carlos Oviedo, R ERA: 4.5	10.1 1.0 S 4 1 0 0 0 1 0 0 0 0 0 5 6 0.00 1.000	61 Matt Wright, R ERA: 4.5	10.1 1.0 S 4 1 0 0 0 1 0 0 0 0 0 5 6 0.00 1.000	ERA WHIP	0.00 1.000	0.00 1.000	0.00 1.000	

Batter	1	2	3	4	5	6	7	8	9	AB	R	H	RBI	BB	SO	LOB	TOP			
16 Willie Bloomquist, R OBP: 0.400, SLG: 0.429 4 Jose Lopez, R OBP: 0.400, SLG: 0.250										3	1	2	0	0	0	0	Seattle Mariners @ Kansas City Royals Surprise Stadium, Surprise, AZ Thu Mar 08 2007, 3:05 PM EST Att: 3,857 - Sunny - 80 F			
7 Jeremy Reed, L OBP: 0.222, SLG: 0.294										5	0	1	1	0	1	2				
Jose Vidro, S OBP: 0.353, SLG: 0.375										5	1	1	1	0	1	1				
Ben Broussard, L OBP: 0.440, SLG: 0.409 50 Vladimir Valentin, R OBP: 0.364, SLG: 0.222										3	0	1	0	0	0	0				
69 Bryan LaHair, L OBP: 0.500, SLG: 0.538										3	0	2	1	0	0	0				
7 Yuniesky Betancourt, R OBP: 0.267, SLG: 0.429 Rey Ordonez, R OBP: 0.385, SLG: 0.500										2	0	0	0	1	0	2				
Tony Torcato, L OBP: 0.500, SLG: 0.636										4	0	1	0	0	0	4				
12 Michael Morse, R OBP: 0.263, SLG: 0.235										4	0	0	0	0	1	3				
30 René Rivera, R OBP: 0.333, SLG: 0.250 64 Jeff Clement, L OBP: 0.333, SLG: 0.250										2	0	0	0	0	0	0				
Inning Stats	R: 2 E: 0 K: 0 S: 7	H: 4 LOB: 3 BB: 1 P: 11	R: 0 E: 0 K: 0 S: 3	H: 0 LOB: 0 BB: 0 P: 3	R: 0 E: 0 K: 0 S: 4	H: 1 LOB: 2 BB: 0 P: 5	R: 0 E: 0 K: 0 S: 4	H: 1 LOB: 1 BB: 0 P: 4	R: 0 E: 0 K: 0 S: 5	H: 0 LOB: 0 BB: 0 P: 5	R: 0 E: 0 K: 1 S: 5	H: 0 LOB: 0 BB: 0 P: 5	R: 0 E: 0 K: 0 S: 5	H: 2 LOB: 2 BB: 0 P: 5	R: 1 E: 0 K: 1 S: 6	H: 1 LOB: 1 BB: 1 P: 10		1B: 7 2B: 2 3B: 0 HR: 0	SF: 1 SAC: 0 DP: 0 HBP: 1	WP: 0 PB: 0 SB: 0 CS: 0
PITCHER	IP WLS BF H R ER SO BB IBB HBP BLK WP HR S P ERA WHIP																			
45 Odalis Perez, L ERA: 12.46	3.0	W	10	1	0	0	1	0	0	0	0	0	0	0	12	12	0.00	0.333		
28 Octavio Dotel, R ERA: 5.4	1.0		3	0	0	0	1	0	0	0	0	0	0	5	5	0.00	0.000			
David Riske, R ERA: 4.5	1.0		5	2	0	0	0	0	0	0	0	0	0	5	5	0.00	2.000			
63 Roberto Giron, R ERA: 9.0	1.0		5	1	1	1	1	1	0	0	0	0	0	6	10	9.00	2.000			

Seattle Mariners @ Kansas City Royals
Surprise Stadium, Surprise, AZ
Thu Mar 08 2007, 3:05 PM EST
Att: 3,857 - Sunny - 80 F

AB 35
R 3
H 9
RBI 3
BB 2
SO 3
LOB 12



Batter	1	2	3	4	5	6	7	8	9	AB	R	H	RBI	BB	SO	LOB	BOTTOM			
9 David DeJesus, L OBP: 0.143, SLG: 0.200 68 Fernando Cortez, L OBP: 0.571, SLG: 0.500										4	0	1	0	0	0	0	Seattle Mariners @ Kansas City Royals Surprise Stadium, Surprise, AZ Thu Mar 08 2007, 3:05 PM EST Att: 3,857 - Sunny - 80 F			
Esteban German, R OBP: 0.250, SLG: 0.222 Max St. Pierre, R OBP: 1.000, SLG: 1.000										4	0	0	0	0	1	1				
24 Mark Teahen, L OBP: 0.375, SLG: 0.533 22 Mitch Maier, L OBP: 0.571, SLG: 0.500										3	1	1	0	1	1	0				
16 Reggie Sanders, R OBP: 0.455, SLG: 0.500 67 Damaso Espino, R OBP: 0.455, SLG: 0.500									3	1	1	0	0	1	1	1				
Emil Brown, R OBP: 0.267, SLG: 0.182 2 Joey Gathright, L OBP: 0.389, SLG: 0.313										2	1	0	1	0	0	1				
43 Ryan Shealy, R OBP: 0.353, SLG: 0.688 1 Angel Sanchez, R OBP: 0.600, SLG: 0.500									2	2	2	0	1	0	0	0				
4 Alex Gordon, L OBP: 0.400, SLG: 1.300 13 Andrés Blanco, S OBP: 0.467, SLG: 0.667										2	1	2	4	0	0	0				
6 Jason LaRue, R OBP: 0.400, SLG: 1.300 26 Justin Huber, R OBP: 0.313, SLG: 0.308										3	1	1	2	0	1	3				
4 Angel Berroa, R OBP: 0.375, SLG: 0.533 21 Billy Butler, R OBP: 0.714, SLG: 1.083										3	1	1	1	0	1	0				
Inning Stats	R: 0 E: 0 K: 1 S: 5	H: 0 LOB: 0 BB: 0 P: 5	R: 0 E: 0 K: 2 S: 8	H: 1 LOB: 2 BB: 0 P: 9	R: 0 E: 0 K: 1 S: 5	H: 0 LOB: 0 BB: 0 P: 5	R: 5 E: 1 K: 1 S: 10	H: 4 LOB: 1 BB: 1 P: 14	R: 2 E: 0 K: 0 S: 5	H: 2 LOB: 1 BB: 1 P: 9	R: 1 E: 0 K: 0 S: 5	H: 2 LOB: 1 BB: 0 P: 5	R: 3 E: 0 K: 0 S: 6	H: 3 LOB: 2 BB: 1 P: 11	R: 0 E: 0 K: 2 S: 8	H: 1 LOB: 2 BB: 1 P: 12		1B: 7 2B: 2 3B: 1 HR: 3	SF: 1 SAC: 0 DP: 0 HBP: 2	WP: 1 PB: 0 SB: 0 CS: 0
PITCHER	IP WLS BF H R ER SO BB IBB HBP BLK WP HR S P ERA WHIP																			
56 Jarrod Washburn, L ERA: 1.8	3.0	L	9	4	5	4	1	1	0	0	0	0	0	1	10	14	36.00	5.000		
66 Jorge Campillo, R ERA: 18.0	1.0		6	2	2	2	0	1	0	0	0	0	0	5	9	18.00	3.000			
54 Sean Green, R ERA: 3.0	1.0		5	2	1	1	0	0	0	0	0	0	0	1	5	5	9.00	2.000		
Jim Parque, L ERA: 9.0	1.0		8	3	3	3	0	1	0	1	0	0	0	6	11	27.00	4.000			

Seattle Mariners @ Kansas City Royals
Surprise Stadium, Surprise, AZ
Thu Mar 08 2007, 3:05 PM EST
Att: 3,857 - Sunny - 80 F

AB 37
R 11
H 13
RBI 11
BB 4
SO 7
LOB 15



Batter	1	2	3	4	5	6	7	8	9	AB	R	H	RBI	BB	SO	LOB	TOP					
2 Joey Gathright, L OBP: 0.435, SLG: 0.350										4	1	2	3	0	0	2						
Esteban German, R OBP: 0.281, SLG: 0.238										3	0	1	0	0	0	3						
68 Fernando Cortez, L (6, PR) OBP: 0.500, SLG: 0.429										2	0	0	0	0	0	1						
16 Reggie Sanders, R OBP: 0.367, SLG: 0.336										3	0	1	0	0	0	3						
38 Ken Ray, R										0	0	0	0	0	0	0						
56 Jason Shiell, R										0	0	0	0	0	0	0						
96 Onil Joseph, S										0	0	0	0	0	0	0						
57 Joel Peralta, R										0	0	0	0	0	0	0						
Wayne Franklin, L										0	0	0	0	0	0	0						
43 Ryan Shealy, R OBP: 0.350, SLG: 0.632										3	1	1	0	0	0	1						
65 Graham Koonce, L										1	0	0	0	0	0	1						
14 John Buck, R OBP: 0.545, SLG: 0.875										3	0	0	0	0	0	1						
64 Matt Tupman, L OBP: 0.167, SLG: 0.400										1	0	0	0	0	0	0						
21 Billy Butler, R OBP: 0.611, SLG: 0.938										4	1	1	1	0	0	0						
Alex Gonzalez, R OBP: 0.667, SLG: 0.667										3	0	1	0	0	1	0						
90 Ed Lucas, R										1	2	0	0	0	0	0						
4 Angel Berroa, R OBP: 0.368, SLG: 0.500										3	0	1	0	0	1	1						
Richard Lewis, R OBP: 0.429, SLG: 0.667										1	1	1	0	0	0	0						
23 Zack Greinke, R OBP: 1.000, SLG: 1.000										1	0	1	0	0	0	0						
58 Neal Musser, L										0	0	0	0	0	0	0						
72 Kila Ka'aihue, L (5, PH)										1	0	0	0	0	0	1						
22 Mitch Maier, L										2	0	0	0	0	1	4						
Inning Stats	R: 0 E: 0 K: 0 S: 3	H: 1 LOB: 1 BB: 0 P: 5	R: 0 E: 0 K: 1 S: 5	H: 0 LOB: 0 BB: 0 P: 5	R: 0 E: 0 K: 1 S: 7	H: 1 LOB: 2 BB: 0 P: 7	R: 1 E: 0 K: 0 S: 4	H: 1 LOB: 0 BB: 0 P: 5	R: 1 E: 0 K: 0 S: 5	H: 2 LOB: 2 BB: 0 P: 6	R: 0 E: 0 K: 0 S: 3	H: 0 LOB: 0 BB: 0 P: 3	R: 1 E: 1 K: 1 S: 7	H: 2 LOB: 2 BB: 0 P: 8	R: 0 E: 0 K: 2 S: 7	H: 0 LOB: 0 BB: 0 P: 7	R: 3 E: 1 K: 0 S: 6	H: 3 LOB: 0 BB: 0 P: 6	1B: 7 2B: 4 3B: 0 HR: 0	SF: 0 SAC: 0 DP: 1 HBP: 1	WP: 2 PB: 0 SB: 0 CS: 0	PA: 38
PITCHER	IP: 3.0 WLS: 12 BF: 2 H: 2 R: 0 ER: 0 SO: 2 BB: 0 IBB: 0 HBP: 1 BLK: 0 WP: 0 HR: 0 S: 15 P: 17 ERA: 0.00 WHIP: 0.667	IP: 2.0 WLS: 9 BF: 3 H: 3 R: 2 ER: 2 SO: 0 BB: 0 IBB: 0 HBP: 0 BLK: 0 WP: 2 HR: 0 S: 9 P: 11 ERA: 9.00 WHIP: 1.500	IP: 1.0 WLS: 3 BF: 3 H: 0 R: 0 ER: 0 SO: 0 BB: 0 IBB: 0 HBP: 0 BLK: 0 WP: 0 HR: 0 S: 3 P: 3 ERA: 0.000 WHIP: 0.000	IP: 1.0 WLS: 5 BF: 2 H: 2 R: 1 ER: 0 SO: 1 BB: 0 IBB: 0 HBP: 0 BLK: 0 WP: 0 HR: 0 S: 7 P: 8 ERA: 0.000 WHIP: 2.000	IP: 1.0 WLS: 3 BF: 0 H: 0 R: 0 ER: 0 SO: 2 BB: 0 IBB: 0 HBP: 0 BLK: 0 WP: 0 HR: 0 S: 7 P: 7 ERA: 0.000 WHIP: 0.000	PITCHER	IP: 1.0 WLS: 6 BF: 3 H: 3 R: 3 ER: 2 SO: 0 BB: 0 IBB: 0 HBP: 0 BLK: 0 WP: 0 HR: 0 S: 6 P: 6 ERA: 18.00 WHIP: 3.000															

Kansas City Royals @ Milwaukee Brewers
Maryvale Baseball Park, Phoenix, AZ
Fri Mar 09 2007, 3:05 PM EST
Att: 3,185 - Sunny - 82 F

AB	37
R	6
H	10
RBI	4
BB	0
SO	5
LOB	17



Batter	1	2	3	4	5	6	7	8	9	AB	R	H	RBI	BB	SO	LOB	BOTTOM					
23 Rickie Weeks Jr., R OBP: 0.320, SLG: 0.250										3	0	0	1	0	2	2						
57 Ozzie Chavez, S OBP: 0.222, SLG: 0.176										0	0	0	0	0	0	0						
7 J.J. Hardy, R OBP: 0.346, SLG: 0.440										4	1	0	0	0	0	2						
41 Greg Aquino, R										0	0	0	0	0	0	0						
Francisco Cordero, R										0	0	0	0	0	0	0						
52 Jose Capellan, R										0	0	0	0	0	0	0						
55 JD Closser, S OBP: 0.500, SLG: 0.846										0	1	0	0	1	0	0						
1 Corey Hart, R OBP: 0.452, SLG: 0.450										3	1	1	0	0	1	1						
61 Hernan Inbarren, L OBP: 0.455, SLG: 0.579										2	0	0	0	0	1	2						
28 Prince Fielder, L OBP: 0.800, SLG: 1.800										3	1	3	1	0	0	0						
8 Vinny Rottino, R OBP: 0.315, SLG: 0.321										1	0	1	0	1	0	0						
Johnny Estrada, S OBP: 0.550, SLG: 0.800										2	0	1	1	0	0	1						
77 Néstor Corredor, R OBP: 0.400, SLG: 0.400										3	0	1	2	0	1	2						
Craig Counsell, L OBP: 0.283, SLG: 0.235										3	0	1	1	0	0	2						
50 Chris Spurling, R										0	0	0	0	0	0	0						
21 Drew Anderson, L OBP: 0.400, SLG: 0.692										1	0	0	0	0	1	0						
20 Laynce Nix, L OBP: 0.353, SLG: 0.643										4	1	1	1	0	1	2						
22 Tony Gwynn Jr., L OBP: 0.412, SLG: 0.533										4	1	2	0	0	1	0						
39 Chris Capuano, L										1	0	0	0	0	1	0						
58 Chris Oxspring, L										0	0	0	0	0	0	0						
11 Mike Rivera, R OBP: 0.500, SLG: 0.700										2	1	1	0	0	0	1						
Inning Stats	R: 2 E: 1 K: 1 S: 9	H: 3 LOB: 2 BB: 0 P: 9	R: 0 E: 0 K: 3 S: 9	H: 0 LOB: 0 BB: 0 P: 9	R: 1 E: 0 K: 0 S: 5	H: 2 LOB: 1 BB: 0 P: 5	R: 0 E: 0 K: 2 S: 8	H: 1 LOB: 2 BB: 0 P: 9	R: 0 E: 0 K: 1 S: 6	H: 1 LOB: 1 BB: 0 P: 6	R: 2 E: 0 K: 0 S: 5	H: 2 LOB: 0 BB: 0 P: 5	R: 0 E: 0 K: 1 S: 5	H: 1 LOB: 0 BB: 0 P: 3	R: 0 E: 0 K: 1 S: 5	H: 0 LOB: 0 BB: 0 P: 5	R: 2 E: 0 K: 1 S: 6	H: 2 LOB: 2 BB: 2 P: 14	1B: 8 2B: 3 3B: 0 HR: 1	SF: 1 SAC: 1 DP: 1 HBP: 1	WP: 0 PB: 0 SB: 0 CS: 0	PA: 41
PITCHER	IP: 3.0 WLS: 15 BF: 15 H: 5 R: 3 ER: 1 SO: 4 BB: 0 IBB: 0 HBP: 0 BLK: 0 WP: 0 HR: 0 S: 23 P: 23 ERA: 3.00 WHIP: 1.667	IP: 1.0 WLS: 5 BF: 1 H: 0 R: 0 ER: 0 SO: 0 BB: 0 IBB: 0 HBP: 0 BLK: 0 WP: 0 HR: 0 S: 9 P: 9 ERA: 7.2 WHIP: 1.000	IP: 2.0 WLS: 9 BF: 3 H: 3 R: 2 ER: 2 SO: 0 BB: 0 IBB: 0 HBP: 0 BLK: 0 WP: 0 HR: 0 S: 9 P: 11 ERA: 7.2 WHIP: 1.500	IP: 1.0 WLS: 3 BF: 1 H: 0 R: 0 ER: 0 SO: 0 BB: 0 IBB: 0 HBP: 0 BLK: 0 WP: 0 HR: 0 S: 3 P: 3 ERA: 0.000 WHIP: 1.000	IP: 1.0 WLS: 3 BF: 0 H: 0 R: 0 ER: 0 SO: 1 BB: 0 IBB: 0 HBP: 0 BLK: 0 WP: 0 HR: 0 S: 5 P: 5 ERA: 0.000 WHIP: 0.000	PITCHER																

Batter	1	2	3	4	5	6	7	8	9	AB	R	H	RBI	BB	SO	LOB	TOP										
2 Joey Gathright, L (1, 8) OBP: 0.423, SLG: 0.348 93 Adam Greenberg, L (6, 8)	G5-3		G6-3			1B		BB		3	1	1	0	0	0	0	Kansas City Royals @ Colorado Rockies US West Sports Complex, Hi Corbett Field, Tucson, AZ Sun Mar 11 2007, 4:05 PM EDT Att: 3,517 - Sunny - 79 F										
4 Angel Berroa, R (1, 6) OBP: 0.348, SLG: 0.429 58 Neal Musser, L (8, 1) 63 Roberto Giron, R (9, 1)	HBP		G5-3			K		K		3	0	0	0	0	2	2											
24 Mark Teahen, L (1, 9) OBP: 0.348, SLG: 0.429	K			P6		BB		CS	F8	3	0	0	0	1	1												
26 Justin Huber, R (1, 3) OBP: 0.455, SLG: 0.611	BB			1B		F9			1B	3	2	2	0	1	0	2											
32 Shane Costa, L (1, 7) OBP: 0.360, SLG: 0.429 21 Billy Butler, R (6, 7) OBP: 0.619, SLG: 1.056	G4-3			G3-4-3		K			HR	3	0	0	0	0	1	4											
64 Matt Tuoman, L (1, 2) OBP: 0.200, SLG: 0.333 70 Jared Price, R (7, 2) OBP: 0.333, SLG: 0.667		G5-3		CS			K		G5-3	3	0	1	1	0	1	0											
Richard Lewis, R (1, 5) OBP: 0.273, SLG: 0.400 86 Irving Falu, S (8, 4)	K			CS	F9		L9		G4-3	3	0	0	0	0	1	0											
13 Andrés Blanco, S (1, 4) OBP: 0.360, SLG: 0.480 57 Joel Peralta, R (7, 1) 90 Ed Lucas, R (8, 6)	G3				K		G3			3	0	0	0	0	1	0											
48 Joakim Soria, R (1, 1) 67 Damaso Espino, R (5, PH) 41 Jimmy Gobble, L (5, 1) 68 Fernando Cortez, L (7, 5) OBP: 0.444, SLG: 0.375			G6-3		G5-3			K		1	0	0	0	0	0	0											
Inning Stats	R: 0 E: 0 K: 1 S: 5	H: 0 LOB: 2 BB: 1 P: 10	R: 0 E: 0 K: 1 S: 5	H: 0 LOB: 0 BB: 0 P: 5	R: 0 E: 0 K: 0 S: 3	H: 0 LOB: 0 BB: 0 P: 3	R: 1 E: 0 K: 0 S: 4	H: 2 LOB: 0 BB: 0 P: 4	R: 0 E: 0 K: 1 S: 5	H: 0 LOB: 0 BB: 0 P: 5	R: 1 E: 1 K: 2 S: 8	H: 1 LOB: 1 BB: 1 P: 12	R: 0 E: 0 K: 1 S: 5	H: 0 LOB: 0 BB: 0 P: 5	R: 0 E: 0 K: 2 S: 7	H: 0 LOB: 0 BB: 1 P: 11		R: 2 E: 0 K: 0 S: 5	H: 2 LOB: 0 BB: 0 P: 5	1B: 4 2B: 0 3B: 0 HR: 1	SF: 0 SAC: 0 DP: 0 HBP: 1	WP: 0 PA: 36 PB: 0 CS: 3 SB: 2					
PITCHER	IP	WLS	BF	H	R	ER	SO	BB	IBB	HBP	BLK	WP	HR	S	P	ERA	WHIP										
37 Josh Fogg, R (1, 1) ERA: 4.0	4.0		15	2	1	1	2	1	0	1	0	0	0	17	22	2.25	0.750										
49 Byung-Hyun Kim, R (5, 1) ERA: 5.4	4.0		14	1	1	0	6	2	0	0	0	0	0	25	33	0.00	0.750										
Danny Graves, R (9, 1) ERA: 13.5	1.0	W	5	2	2	2	0	0	0	0	0	0	1	5	5	18.00	2.000										

Batter	1	2	3	4	5	6	7	8	9	AB	R	H	RBI	BB	SO	LOB	BOTTOM										
3 Willy Taveras, R (1, 8) OBP: 0.409, SLG: 0.400 15 Jeff Salazar, L (7, 8)	G4-3			E2		F9		K		3	0	1	0	0	0	1	Kansas City Royals @ Colorado Rockies US West Sports Complex, Hi Corbett Field, Tucson, AZ Sun Mar 11 2007, 4:05 PM EDT Att: 3,517 - Sunny - 79 F										
Jamey Carroll, R (1, 4) OBP: 0.143, SLG: 0.105 29 Jayson Nix, R (7, 4) OBP: 0.462, SLG: 0.556	P4			G4-3		SF8		K		2	0	0	1	0	0	1											
27 Garrett Atkins, R (1, 5) OBP: 0.335, SLG: 0.591 67 Erick Almonte, R (7, 5) OBP: 0.600, SLG: 0.500	G6-3			K		F9			1B	3	0	0	0	0	1	1											
17 Todd Helton, L (1, 3) OBP: 0.417, SLG: 0.364 70 Joe Kosnansky, L (6, 3) OBP: 0.261, SLG: 0.150	G6-3			F8		K		G4-3		2	0	0	0	0	0	1											
5 Matt Holliday, R (1, 7) OBP: 0.435, SLG: 0.727 72 Matt Miller, R (8, 7) OBP: 0.600, SLG: 0.600	K				E5	K			1B	3	0	0	0	0	2	0											
73 Seth Smith, L (1, 9) OBP: 0.250, SLG: 0.455	G4-3				P5	F9			HR	4	1	1	3	0	0	1											
8 Yorvit Torrealba, R (1, 2) OBP: 0.214, SLG: 0.286 55 Alvin Colina, R (7, 2) OBP: 0.200, SLG: 0.800			K			FC6-4		F8		2	0	0	0	0	1	1											
6 Omar Quintanilla, L (1, 6) OBP: 0.500, SLG: 0.909			G4-3			G1-3				3	1	1	0	0	0	1											
37 Josh Fogg, R (1, 1) 49 Byung-Hyun Kim, R (5, 1) 19 Ryan Spilborghs, R (8, PH) OBP: 0.450, SLG: 0.833 Danny Graves, R (9, 1) ERA: 19.29			G6-3						2B	1	0	0	0	0	0	0											
Inning Stats	R: 0 E: 0 K: 0 S: 3	H: 0 LOB: 0 BB: 0 P: 3	R: 0 E: 0 K: 1 S: 5	H: 0 LOB: 0 BB: 0 P: 5	R: 0 E: 0 K: 1 S: 6	H: 1 LOB: 1 BB: 0 P: 6	R: 0 E: 0 K: 0 S: 4	H: 0 LOB: 0 BB: 0 P: 4	R: 1 E: 0 K: 0 S: 4	H: 1 LOB: 0 BB: 0 P: 5	R: 0 E: 0 K: 2 S: 7	H: 0 LOB: 0 BB: 0 P: 7	R: 1 E: 0 K: 2 S: 9	H: 2 LOB: 1 BB: 0 P: 9	R: 3 E: 0 K: 0 S: 4	H: 3 LOB: 0 BB: 0 P: 4		1B: 4 2B: 1 3B: 1 HR: 1	SF: 1 SAC: 0 DP: 0 HBP: 0	WP: 0 PA: 33 PB: 1 CS: 0							
PITCHER	IP	WLS	BF	H	R	ER	SO	BB	IBB	HBP	BLK	WP	HR	S	P	ERA	WHIP										
48 Joakim Soria, R (1, 1) ERA: 1.13	4.0		13	1	0	0	3	0	0	0	0	0	0	8	9	0.00	0.250										
41 Jimmy Gobble, L (5, 1) ERA: 3.0	2.0	H	8	1	1	0	0	0	0	0	0	0	0	8	9	0.00	0.500										
57 Joel Peralta, R (7, 1) ERA:	1.0	H	3	0	0	0	2	0	0	0	0	0	0	7	7	0.00	0.000										
58 Neal Musser, L (8, 1) ERA: 2.25	1.0	B	5	2	1	1	2	0	0	0	0	0	0	9	9	9.00	2.000										
63 Roberto Giron, R (9, 1) ERA: 19.29	0.1	L	4	3	3	3	0	0	0	0	0	0	1	4	4	81.00	9.000										



Batter	1	2	3	4	5	6	7	8	9	AB	R	H	RBI	BB	SO	LOB	TOP																			
3 Willy Taveras, R OBP: 0.393, SLG: 0.385 74 Dexter Fowler, S (6, 8)										3	0	0	0	0	2	1	Colorado Rockies @ Kansas City Royals Surprise Stadium, Surprise, AZ Wed Mar 14 2007, 4:05 PM EDT Att: 4,372 - Sunny - 84 F																			
44 Alexis Gomez, L OBP: 0.391, SLG: 0.455										4	0	2	0	0	0	2																				
10 Jeff Baker, R OBP: 0.310, SLG: 0.536 (7, 3)										4	1	1	1	0	1	2																				
47 John Mabry, L OBP: 0.476, SLG: 0.667 92 Joe Gaetti, R OBP: 0.333, SLG: 0.667										3	0	1	0	0	1	0																				
20 Chris Iannetta, R OBP: 0.476, SLG: 0.529										4	0	3	1	0	1	1																				
2 Troy Tulowitzki, R OBP: 0.435, SLG: 0.500 Tim Olson, R OBP: 1.000, SLG: 1.000 (9, PH)										3	0	1	0	0	0	2																				
6 Omar Quintanilla, L OBP: 0.333, SLG: 0.588										4	0	0	0	0	3	5																				
12 Clint Barmes, R OBP: 0.286, SLG: 0.385										4	0	0	0	0	3	4																				
15 Frank Menechino, R OBP: 0.333, SLG: 0.500										4	0	2	0	0	1	2																				
Inning Stats	R: 0 E: 0 K: 2 S: 8	H: 1 LOB: 0 BB: 0 P: 8	R: 0 E: 0 K: 2 S: 8	H: 1 LOB: 1 BB: 0 P: 8	R: 0 E: 0 K: 1 S: 6	H: 1 LOB: 1 BB: 0 P: 6	R: 0 E: 0 K: 1 S: 7	H: 0 LOB: 0 BB: 0 P: 7	R: 0 E: 0 K: 1 S: 5	H: 1 LOB: 0 BB: 0 P: 5	R: 0 E: 0 K: 1 S: 7	H: 2 LOB: 2 BB: 0 P: 7	R: 0 E: 0 K: 0 S: 3	H: 1 LOB: 0 BB: 0 P: 4	R: 2 E: 0 K: 2 S: 11	H: 4 LOB: 2 BB: 0 P: 12		1B: 7 2B: 4 3B: 0 HR: 1	SF: 0 SAC: 0 DP: 1 HBP: 0	WP: 1 PB: 0 SB: 0 CS: 2	PA: 37															
PITCHER	IP	WLS	BF	H	R	ER	SO	BB	IBB	HBP	BLK	WP	HR	S	P	ERA	WHIP	PITCHER		IP	WLS	BF	H	R	ER	SO	BB	IBB	HBP	BLK	WP	HR	S	P	ERA	WHIP
23 Zack Greinke, R ERA: 4.0	4.0	W	15	4	0	0	6	0	0	0	0	0	0	28	28	0.00	1.000	38 Ken Ray, R ERA: 8.53		0.1	S	5	4	2	2	1	0	0	0	0	0	1	7	8	54.00	12.000
28 Octavio Dotel, R ERA:	1.0	H	3	0	0	0	2	0	0	0	0	0	0	7	7	0.00	0.000	39 Jared Plummer, R ERA: 10.8		0.2	S	2	0	0	0	0	0	0	0	0	0	4	4	0.00	0.000	
57 Joel Peralta, R ERA:	1.0	H	3	1	0	0	1	0	0	0	0	0	0	5	5	0.00	1.000																			
41 Jimmy Gobble, L ERA: 2.57	1.0	H	5	2	0	0	1	0	0	0	0	0	0	7	7	0.00	2.000																			
47 Ryan Braun, R ERA: 1.8	1.0	H	3	1	0	0	0	0	0	0	0	0	0	3	4	0.00	1.000																			
Batter	1	2	3	4	5	6	7	8	9	AB	R	H	RBI	BB	SO	LOB	BOTTOM																			
9 David DeJesus, L OBP: 0.222, SLG: 0.400 2 Joey Gathright, L OBP: 0.455, SLG: 0.414										3	0	0	0	0	1	0	Colorado Rockies @ Kansas City Royals Surprise Stadium, Surprise, AZ Wed Mar 14 2007, 4:05 PM EDT Att: 4,372 - Sunny - 84 F																			
Esteban German, R OBP: 0.342, SLG: 0.371 Alex Gonzalez, R OBP: 0.667, SLG: 0.714 (8, 5)										3	1	1	0	0	0	0																				
24 Mark Teahen, L OBP: 0.448, SLG: 0.654 92 Chris Lubanski, L OBP: 0.500, SLG: 0.429										2	1	2	2	1	0	0																				
29 Mike Sweeney, R OBP: 0.375, SLG: 0.385										4	0	0	0	0	1	3																				
4 Alex Gordon, L OBP: 0.516, SLG: 0.625 12 Paul Phillips, R OBP: 0.083, SLG: 0.091										3	1	2	0	0	0	0																				
Emil Brown, R OBP: 0.276, SLG: 0.208 21 Billy Butler, R OBP: 0.577, SLG: 0.909										3	0	0	0	0	0	1																				
43 Ryan Sheehy, R OBP: 0.424, SLG: 0.581 26 Justin Huber, R OBP: 0.462, SLG: 0.591 (6, PR)										2	0	0	0	1	1	1																				
14 John Buck, R OBP: 0.421, SLG: 0.667 68 Fernando Cortez, L OBP: 0.455, SLG: 0.400										1	0	1	1	0	0	0																				
13 Andrés Blanco, S OBP: 0.344, SLG: 0.419										4	1	1	0	0	1	3																				
Inning Stats	R: 0 E: 0 K: 1 S: 5	H: 0 LOB: 1 BB: 1 P: 9	R: 0 E: 0 K: 0 S: 4	H: 1 LOB: 0 BB: 0 P: 4	R: 2 E: 0 K: 1 S: 7	H: 2 LOB: 0 BB: 0 P: 7	R: 1 E: 0 K: 1 S: 7	H: 2 LOB: 1 BB: 0 P: 8	R: 0 E: 0 K: 0 S: 4	H: 0 LOB: 1 BB: 1 P: 5	R: 0 E: 0 K: 0 S: 3	H: 0 LOB: 1 BB: 1 P: 7	R: 2 E: 1 K: 0 S: 5	H: 2 LOB: 1 BB: 1 P: 9	R: 1 E: 0 K: 1 S: 8	H: 3 LOB: 2 BB: 0 P: 8		1B: 7 2B: 1 3B: 2 HR: 1	SF: 0 SAC: 0 DP: 0 HBP: 0	WP: 1 PB: 0 SB: 1 CS: 1	PA: 38															
PITCHER	IP	WLS	BF	H	R	ER	SO	BB	IBB	HBP	BLK	WP	HR	S	P	ERA	WHIP	PITCHER		IP	WLS	BF	H	R	ER	SO	BB	IBB	HBP	BLK	WP	HR	S	P	ERA	WHIP
31 Rodrigo Lopez, R ERA: 9.0	5.0	L	22	6	3	3	3	1	0	0	0	0	0	27	33	5.40	1.400	34 Matt Herges, R ERA:		1.0	S	3	0	0	0	0	0	0	0	0	3	7	0.00	1.000		
Danny Graves, R ERA: 10.8	1.0	S	6	2	2	1	0	1	0	0	0	0	0	5	9	9.00	3.000	23 Ryan Speier, R ERA: 4.5		1.0	S	6	3	1	1	1	0	0	0	8	8	9.00	3.000			

Batter	1	2	3	4	5	6	7	8	9	AB	R	H	RBI	BB	SO	LOB	TOP					
10 Dave Roberts, L (1, 8) 89 Ben Copeland, L (7, 7)										4	0	1	0	0	1	2	San Francisco Giants @ Kansas City Royals Surprise Stadium, Surprise, AZ Thu Mar 15 2007, 4:05 PM EDT Att: 5,713 - Sunny - 80 F livebaseballscorecards.com					
13 Omar Vizquel, S (1, 6) 65 Luis Figueroa, S (6, 6)										3	0	0	0	0	2	2						
Barry Bonds, L (1, 10) 28 Lance Niekro, R (6, PH) (8, 10)										3	1	1	1	0	1	0						
Ray Durham, S (1, 4) 64 William Bergolla, R (6, 4)										3	2	2	2	0	1	0						
35 Rich Aurilia, R (1, 5)										4	1	1	1	0	1	1						
1 Bengie Molina, R (1, 2) 60 Justin Knoedler, R (6, 2)										3	0	0	0	0	0	0						
2 Randy Winn, S (1, 9) 96 John Bowker, L (7, 9)										3	0	1	0	0	1	0						
Todd Linden, S (1, 7) (7, 8)										4	1	1	1	0	0	1						
9 Mark Sweeney, L (1, 3)										4	0	0	0	0	2	2						
Inning Stats	R: 0 E: 0 K: 1 S: 5	H: 1 LOB: 0 BB: 0 P: 5	R: 1 E: 0 K: 0 S: 4	H: 1 LOB: 0 BB: 0 P: 4	R: 0 E: 1 K: 1 S: 6	H: 0 LOB: 1 BB: 0 P: 6	R: 0 E: 0 K: 1 S: 6	H: 1 LOB: 0 BB: 0 P: 6	R: 1 E: 0 K: 2 S: 8	H: 3 LOB: 2 BB: 0 P: 8	R: 2 E: 0 K: 2 S: 9	H: 2 LOB: 0 BB: 0 P: 9	R: 0 E: 1 K: 2 S: 9	H: 1 LOB: 2 BB: 0 P: 9	R: 1 E: 0 K: 1 S: 6	H: 2 LOB: 1 BB: 0 P: 6	R: 0 E: 0 K: 0 S: 3	H: 0 LOB: 0 BB: 0 P: 3	1B: 3 2B: 1 3B: 0 HR: 6	SF: 0 SAC: 0 DP: 2 HBP: 0	WP: 0 PB: 0 SB: 0 CS: 1	PA: 36
PITCHER	IP WLS BF H R ER SO BB IBB HBP BLK WP HR S P ERA WHIP																					
36 Jorge De La Rosa, L (1, 1) ERA: 4.68	4.0	15	3	2	2	3	0	0	0	0	0	0	0	2	21	21	4.50	0.750				
David Riske, R (5, 1) ERA: 4.5	1.0	4	1	1	1	2	0	0	0	0	0	0	0	1	8	8	9.00	1.000				
Brandon Duckworth, R (6, 1) ERA: 4.5	3.0	W	14	5	3	3	5	0	0	0	0	0	0	3	24	24	9.00	1.667				
88 Jason Standridge, R (9, 1) ERA: 6.0	1.0	S	3	0	0	0	0	0	0	0	0	0	0	0	3	3	0.00	0.000				

Batter	1	2	3	4	5	6	7	8	9	AB	R	H	RBI	BB	SO	LOB	BOTTOM			
Esteban German, R (1, 4) 13 Andrés Blanco, S (7, 4)										4	2	2	0	0	1	2	San Francisco Giants @ Kansas City Royals Surprise Stadium, Surprise, AZ Thu Mar 15 2007, 4:05 PM EDT Att: 5,713 - Sunny - 80 F livebaseballscorecards.com			
4 Alex Gordon, L (1, 5)										4	2	3	0	0	0	0				
24 Mark Teahen, L (1, 8)										3	0	1	1	1	1	3				
29 Mike Sweeney, R (1, 10) 12 Paul Phillips, R (7, PR) (8, 10)										4	0	2	3	0	0	3				
16 Reggie Sanders, R (1, 9) 11 Ross Gload, L (6, PH) (7, 3)										2	0	0	0	0	0	1				
Emil Brown, R (1, 7) 2 Joey Gathright, L (7, 7)										2	1	1	0	1	0	0				
43 Ryan Shealy, R (1, 3) 26 Justin Huber, R (6, PR) (7, 9) 21 Billy Butler, R (7, 9)										3	0	1	0	0	1	0				
6 Jason LaRue, R (1, 2) 64 Matt Tupman, R (6, PR) (7, 2)										3	0	1	2	0	1	0				
4 Angel Berroa, R (1, 6) Alex Gonzalez, R (6, PH) (7, 6)										2	0	0	0	0	2	0				
Inning Stats	R: 2 E: 1 K: 1 S: 8	H: 4 LOB: 1 BB: 0 P: 8	R: 0 E: 0 K: 2 S: 7	H: 0 LOB: 0 BB: 0 P: 7	R: 0 E: 0 K: 1 S: 5	H: 0 LOB: 1 BB: 1 P: 9	R: 0 E: 0 K: 1 S: 5	H: 0 LOB: 0 BB: 0 P: 5	R: 1 E: 0 K: 1 S: 8	H: 3 LOB: 2 BB: 0 P: 8	R: 2 E: 0 K: 0 S: 4	H: 2 LOB: 1 BB: 2 P: 12	R: 2 E: 1 K: 0 S: 6	H: 4 LOB: 1 BB: 0 P: 6	R: 0 E: 0 K: 1 S: 4	H: 0 LOB: 0 BB: 1 P: 8	1B: 10 2B: 3 3B: 0 HR: 0	SF: 0 SAC: 0 DP: 3 HBP: 0	WP: 0 PB: 0 SB: 0 CS: 1	PA: 38
PITCHER	IP WLS BF H R ER SO BB IBB HBP BLK WP HR S P ERA WHIP																			
75 Barry Zito, L (1, 1) ERA: 4.85	4.0	16	4	2	2	5	1	0	0	0	0	0	0	0	11	15	20.25	4.500		
31 Yovani Chulk, R (5, 1) ERA: 5.14	1.1	B	10	5	3	3	1	1	0	0	0	0	0	1	5	5	0.00	1.500		
81 Ryan Meaux, L (6, 1) ERA: 40.5	0.2		2	0	0	0	0	1	0	0	0	0	0	1	5	5	0.00	1.500		
77 Osiris Matos, R (7, 1) ERA: 5.4	1.0	L	6	4	2	2	0	0	0	0	0	0	0	6	6	18.00	4.000			
59 Billy Sadler, R (8, 1) ERA: 6.75	1.0		3	0	0	0	1	1	0	0	0	0	0	4	8	0.00	1.000			

Batter	1	2	3	4	5	6	7	8	9	AB	R	H	RBI	BB	SO	LOB	TOP						
2 Joey Gathright, L OBP: 0.436, SLG: 0.400	G4-3		K		K		K		G3	5	0	1	0	0	2	1	Kansas City Royals @ Seattle Mariners Peoria Stadium, Peoria, AZ Fri Mar 16 2007, 4:05 PM EDT Att: 8,510 - Partly Cloudy - 94 F						
Alex Gonzalez, R OBP: 0.542, SLG: 0.526	G4-3		K		G2-3		K			4	0	0	0	0	2	1							
11 Ross Gload, L OBP: 0.448, SLG: 0.615	G4-3									3	1	1	0	0	0	0							
12 Paul Phillips, R OBP: 0.077, SLG: 0.083	G4-3									1	0	0	0	0	1	0							
Emil Brown, R OBP: 0.361, SLG: 0.276										3	2	2	0	1	1	0							
92 Chris Lubanski, L OBP: 0.500, SLG: 0.429										0	0	0	0	0	0	0							
21 Billy Butler, R OBP: 0.613, SLG: 0.960										2	0	2	2	2	0	0							
14 John Buck, R OBP: 0.455, SLG: 0.647										2	0	1	1	1	0	1							
Mike Stodolka, L										1	0	0	0	0	0	2							
64 Matt Tupman, L OBP: 0.250, SLG: 0.288										3	0	0	0	0	1	5							
Craig Brazell, L										1	0	0	0	0	1	0							
4 Angel Berroa, R OBP: 0.290, SLG: 0.345										3	0	0	0	0	1	1	AB 32 R 3 H 7 RBI 3 BB 5 SO 10 LOB 11						
Richard Lewis, R OBP: 0.308, SLG: 0.500										1	0	0	0	0	0	0							
13 Andrés Blanco, S OBP: 0.306, SLG: 0.371										3	0	0	0	0	1	0							
39 Jace Brewer, R										0	0	0	0	1	0	0							
Inning Stats	R: 0 E: 0 K: 0 S: 3	H: 0 LOB: 0 BB: 0 P: 3	R: 0 E: 0 K: 1 S: 5	H: 1 LOB: 1 BB: 1 P: 9	R: 0 E: 0 K: 1 S: 6	H: 1 LOB: 0 BB: 0 P: 6	R: 2 E: 0 K: 0 S: 5	H: 3 LOB: 1 BB: 1 P: 9	R: 0 E: 0 K: 2 S: 7	H: 0 LOB: 0 BB: 0 P: 7	R: 1 E: 0 K: 1 S: 6	H: 1 LOB: 1 BB: 1 P: 10	R: 0 E: 0 K: 2 S: 7	H: 0 LOB: 0 BB: 0 P: 7	R: 0 E: 0 K: 2 S: 8	H: 1 LOB: 2 BB: 1 P: 12		R: 0 E: 0 K: 1 S: 5	H: 0 LOB: 1 BB: 1 P: 10	1B: 5 2B: 2 3B: 0 HR: 0	SF: 0 SAC: 0 DP: 2 HBP: 0	WP: 0 PB: 0 SB: 1 CS: 0	PA: 37
PITCHER	IP	WLS	BF	H	R	ER	SO	BB	IBB	HBP	BLK	WP	HR	S	P	ERA		WHIP					
43 Miguel Batista, R ERA: 3.0	4.0	W	17	5	2	2	2	2	0	0	0	0	0	19	27	4.50		1.750					
53 Artur Rhodes, L ERA:	1.0		3	0	0	0	2	0	0	0	0	0	0	7	7	0.00		0.000					
George Sherrill, L ERA: 15.75	1.0		5	1	1	1	1	1	0	0	0	0	0	6	10	9.00		2.000					
40 Julio Mateo, R ERA: 1.8	1.0	H	3	0	0	0	2	0	0	0	0	0	0	7	7	0.00		0.000					
66 Jorge Campillo, R ERA: 9.0	1.0	H	5	1	0	0	2	1	0	0	0	0	0	8	12	0.00	2.000						

Batter	1	2	3	4	5	6	7	8	9	AB	R	H	RBI	BB	SO	LOB	BOTTOM				
51 Ichiro Suzuki, L OBP: 0.371, SLG: 0.394	G3-1									4	1	1	1	0	0	2	Kansas City Royals @ Seattle Mariners Peoria Stadium, Peoria, AZ Fri Mar 16 2007, 4:05 PM EDT Att: 8,510 - Partly Cloudy - 94 F				
7 Jeremy Reed, L OBP: 0.200, SLG: 0.265	G3-1									1	0	0	0	0	0	1					
29 Adrian Beltré, R OBP: 0.357, SLG: 0.500	F7									3	0	0	0	0	0	2					
1 Gookie Dawkins, R OBP: 0.231, SLG: 0.538	F7									2	0	1	0	0	1	2					
Jose Vidro, S OBP: 0.410, SLG: 0.412										3	1	1	0	1	1	1					
Raul Ibanez, L OBP: 0.429, SLG: 0.625										3	1	1	3	0	0	1					
Tony Torcato, L OBP: 0.375, SLG: 0.467	G3									1	0	0	0	0	1	1					
Richie Sexson, R OBP: 0.194, SLG: 0.185										2	0	0	0	1	0	0					
12 Michael Morse, R OBP: 0.206, SLG: 0.281	G1-3									1	0	0	0	0	0	1					
Ben Broussard, L OBP: 0.378, SLG: 0.350	G4-3									4	2	2	0	0	0	1					
2 Kenji Johjima, R OBP: 0.300, SLG: 0.379	G5-3									3	1	2	0	0	0	0					
55 Jamie Burke, R OBP: 0.429, SLG: 0.429										1	0	0	0	0	0	1					
4 Jose Lopez, R OBP: 0.304, SLG: 0.200										3	0	0	1	0	0	2					
Rey Ordóñez, R OBP: 0.346, SLG: 0.583										1	0	0	0	0	0	0					
16 Willie Bloomquist, R OBP: 0.541, SLG: 0.647										4	1	4	1	0	0	0					
Inning Stats	R: 0 E: 0 K: 0 S: 4	H: 1 LOB: 1 BB: 0 P: 4	R: 0 E: 0 K: 0 S: 3	H: 0 LOB: 0 BB: 0 P: 3	R: 4 E: 0 K: 0 S: 6	H: 3 LOB: 0 BB: 1 P: 10	R: 2 E: 0 K: 0 S: 7	H: 3 LOB: 1 BB: 0 P: 7	R: 0 E: 0 K: 1 S: 5	H: 0 LOB: 1 BB: 1 P: 9	R: 0 E: 0 K: 0 S: 4	H: 2 LOB: 1 BB: 0 P: 4	R: 0 E: 0 K: 1 S: 6	H: 1 LOB: 1 BB: 0 P: 6	R: 1 E: 1 K: 1 S: 8	H: 2 LOB: 2 BB: 0 P: 10	1B: 7 2B: 4 3B: 0 HR: 1	SF: 0 SAC: 0 DP: 1 HBP: 0	WP: 1 PB: 0 SB: 1 CS: 0	PA: 38	
PITCHER	IP	WLS	BF	H	R	ER	SO	BB	IBB	HBP	BLK	WP	HR	S	P	ERA	WHIP				
40 Brian Bannister, R ERA: 6.23	3.2	L	19	7	6	6	0	1	0	0	0	0	0	19	23	14.73	2.182				
39 Jared Plummer, R ERA: 9.0	0.1		1	0	0	0	0	0	0	0	0	0	0	1	1	0.00	0.000				
28 Octavio Dotel, R ERA:	1.0		4	0	0	0	1	1	0	0	0	0	0	5	9	0.00	1.000				
48 Joaquin Soria, R ERA: 1.84	3.0		14	5	1	1	2	0	0	0	0	1	0	18	20	3.00	1.667				

Batter	1	2	3	4	5	6	7	8	9	AB	R	H	RBI	BB	SO	LOB	TOP					
Esteban German, R (1,4) <small>OBP: 0.431, SLG: 0.489</small> 68 Fernando Cortez, L (8,4) <small>OBP: 0.435, SLG: 0.381</small>										4	2	4	0	1	0	0						
4 Angel Berroa, R (1,6) <small>OBP: 0.294, SLG: 0.344</small> 13 Andrés Blanco, S (8,PH) <small>OBP: 0.297, SLG: 0.361</small>										3	0	1	1	0	0	3						
1 Angel Sanchez, R (9,PH) <small>OBP: 0.455, SLG: 0.286</small>										1	0	0	0	0	1	0						
24 Mark Teahen, L (1,8) <small>OBP: 0.439, SLG: 0.622</small>										5	0	2	3	0	0	3						
16 Reggie Sanders, R (1,9) <small>OBP: 0.367, SLG: 0.481</small> 92 Chris Lubanski, L (7,7) <small>OBP: 0.444, SLG: 0.375</small>										4	0	2	0	0	0	2						
4 Alex Gordon, L (1,5) <small>OBP: 0.524, SLG: 0.667</small>										4	1	1	1	0	2	3						
Emil Brown, R (1,7) <small>OBP: 0.333, SLG: 0.250</small> Todd Wellemeyer, R (5,1)										3	0	0	0	0	1	2						
2 Joey Gathright, L (7,PH) <small>OBP: 0.405, SLG: 0.358</small> Mike Stodolka, L (7,3)										1	0	0	0	0	0	1						
43 Ryan Shealy, R (1,3) <small>OBP: 0.372, SLG: 0.500</small> David Riske, R (7,1)										3	1	0	0	1	2	1						
88 Jason Standridge, R (9,1)										0	0	0	0	0	0	0						
14 John Buck, R (1,2) <small>OBP: 0.480, SLG: 0.632</small> 12 Paul Phillips, R (7,2) <small>OBP: 0.071, SLG: 0.077</small>										2	1	1	0	1	1	0						
45 Odalis Perez, L (1,1)										1	0	0	0	0	0	1						
96 Onil Joseph, S (4,PH)										1	0	0	0	0	1	2						
Martin Vargas, R (4,1)										0	0	0	0	0	0	0						
21 Billy Butler, R (5,7) <small>OBP: 0.543, SLG: 0.828</small>										2	0	0	0	0	1	0						
Inning Stats	R: 0 E: 0 K: 0 S: 4	H: 1 LOB: 1 BB: 0 P: 4	R: 1 E: 0 K: 0 S: 4	H: 1 LOB: 1 BB: 1 P: 8	R: 1 E: 0 K: 1 S: 8	H: 3 LOB: 2 BB: 0 P: 8	R: 3 E: 0 K: 1 S: 7	H: 2 LOB: 1 BB: 2 P: 15	R: 0 E: 0 K: 2 S: 9	H: 0 LOB: 0 BB: 0 P: 7	R: 0 E: 0 K: 2 S: 9	H: 2 LOB: 2 BB: 0 P: 9	R: 0 E: 0 K: 2 S: 8	H: 1 LOB: 1 BB: 0 P: 8	R: 0 E: 0 K: 0 S: 4	H: 1 LOB: 0 BB: 0 P: 4	R: 0 E: 0 K: 1 S: 5	H: 0 LOB: 0 BB: 0 P: 5	1B: 7 2B: 1 3B: 2 HR: 1	SF: 0 SAC: 1 DP: 0 HBP: 0	WP: 0 PB: 0 CS: 0 SB: 1	PA: 41
PITCHER	IP: 3.2 ERA: 6.08	WLS: 1 BF: 21	H: 7 R: 5 ER: 5 SO: 2	BB: 3 IBB: 0 HBP: 0 BLK: 0	WP: 0 HR: 1 S: 22 P: 34	ERA: 12.27 WHIP: 2.727	PITCHER	IP: 1.0 ERA: 2.25	WLS: 0 BF: 3	H: 0 R: 0 ER: 0 SO: 1	BB: 0 IBB: 0 HBP: 0 BLK: 0	WP: 0 HR: 0 S: 5 P: 5	ERA: 0.00 WHIP: 0.000									
51 Noah Lowry, L (1,1) <small>ERA: 6.08</small> Osiris Matos, R (4,1) <small>ERA: 4.91</small> Armando Benitez, R (5,1) <small>ERA: 3.96</small> 52 Sun-Woo Kim, R (6,1) <small>ERA: 3.96</small> 32 Kevin Correia, R (8,1) <small>ERA: 4.5</small>	3.2	1	7	5	5	2	3	0	0	0	0	0	0	0	1	22	34	12.27	2.727			
10 Dave Roberts, L (1,8) <small>OBP: 0.350, SLG: 0.265</small> Jason Ellison, R (7,7) <small>OBP: 0.556, SLG: 0.590</small>											2	1	1	0	1	1	0					
13 Omar Vizquel, S (1,6) <small>OBP: 0.405, SLG: 0.618</small> 19 Kevin Frandsen, R (7,6) <small>OBP: 0.326, SLG: 0.282</small>											3	2	2	1	0	0	1					
35 Rich Aulilia, R (1,3) <small>OBP: 0.366, SLG: 0.486</small> 65 Luis Figueroa, S (6,PR) <small>OBP: 0.211, SLG: 0.333</small>											3	0	1	0	1	1	2					
Ray Durham, S (1,4) <small>OBP: 0.250, SLG: 0.500</small> 43 Tomas De La Rosa, R (7,4) <small>OBP: 0.333, SLG: 0.583</small>											3	0	0	0	0	0	4					
Pedro Feliz, R (1,5) <small>OBP: 0.348, SLG: 0.614</small> 68 Justin Leone, R (7,5) <small>OBP: 0.320, SLG: 0.150</small>											3	1	3	3	0	0	0					
1 Bengie Molina, R (1,2) <small>OBP: 0.195, SLG: 0.237</small> 60 Justin Knoedler, R (8,2) <small>OBP: 0.600, SLG: 0.824</small>											3	0	0	0	0	0	2					
2 Randy Winn, S (1,9) <small>OBP: 0.372, SLG: 0.538</small> 32 Kevin Correia, R (8,1)											3	0	0	0	0	0	1					
38 Brian Wilson, R (9,1)											0	0	0	0	0	0	0					
56 Chad Santos, L (9,PH) <small>OBP: 0.429, SLG: 0.722</small>											1	0	0	0	0	0	0					
Todd Linden, S (1,7) <small>OBP: 0.509, SLG: 0.630</small>										4	1	1	0	0	0	0						
51 Noah Lowry, R (1,1) Osiris Matos, R (4,1) Armando Benitez, R (5,1) 50 Eliezer Alfonzo, R (6,PH) 52 Sun-Woo Kim, R (8,1) Fred Lewis, L (7,PH) <small>OBP: 0.370, SLG: 0.395</small>										1	0	0	0	0	1	0						
Inning Stats	R: 0 E: 0 K: 0 S: 4	H: 1 LOB: 1 BB: 0 P: 4	R: 0 E: 0 K: 0 S: 3	H: 1 LOB: 0 BB: 0 P: 3	R: 0 E: 0 K: 2 S: 7	H: 0 LOB: 0 BB: 0 P: 7	R: 2 E: 0 K: 0 S: 4	H: 2 LOB: 0 BB: 1 P: 8	R: 0 E: 0 K: 1 S: 5	H: 0 LOB: 0 BB: 0 P: 5	R: 2 E: 0 K: 1 S: 7	H: 2 LOB: 1 BB: 1 P: 11	R: 1 E: 0 K: 1 S: 7	H: 2 LOB: 1 BB: 0 P: 7	R: 0 E: 0 K: 1 S: 6	H: 1 LOB: 2 BB: 0 P: 6	R: 1 E: 2 K: 0 S: 4	H: 2 LOB: 1 BB: 0 P: 4	1B: 5 2B: 3 3B: 2 HR: 1	SF: 0 SAC: 1 DP: 2 HBP: 0	WP: 0 PB: 0 CS: 0	PA: 37
PITCHER	IP: 3.0 ERA: 7.50	WLS: 5 BF: 22	H: 2 R: 2 ER: 2 SO: 0	BB: 1 IBB: 0 HBP: 0 BLK: 0	WP: 0 HR: 1 S: 14 P: 14	ERA: 0.00 WHIP: 0.667	PITCHER	IP: 1.0 ERA: 18.00	WLS: 2 BF: 5	H: 2 R: 2 ER: 2 SO: 0	BB: 1 IBB: 0 HBP: 0 BLK: 0	WP: 0 HR: 1 S: 12 P: 16	ERA: 9.00 WHIP: 1.500									
45 Odalis Perez, L (1,1) Martin Vargas, R (4,1) Todd Wellemeyer, R (5,1) David Riske, R (7,1) 88 Jason Standridge, R (9,1) <small>ERA: 5.4</small>	3.0	5	2	2	2	0	1	0	0	0	0	0	0	0	1	14	14	0.00	0.667			
45 Odalis Perez, L (1,1) Martin Vargas, R (4,1) Todd Wellemeyer, R (5,1) David Riske, R (7,1) 88 Jason Standridge, R (9,1) <small>ERA: 5.4</small>	1.0	2	2	2	2	0	0	0	0	0	0	0	0	0	1	4	8	18.00	3.000			
45 Odalis Perez, L (1,1) Martin Vargas, R (4,1) Todd Wellemeyer, R (5,1) David Riske, R (7,1) 88 Jason Standridge, R (9,1) <small>ERA: 5.4</small>	2.0	H	9	2	2	2	1	0	0	0	0	0	0	0	12	16	9.00	1.500				
45 Odalis Perez, L (1,1) Martin Vargas, R (4,1) Todd Wellemeyer, R (5,1) David Riske, R (7,1) 88 Jason Standridge, R (9,1) <small>ERA: 5.4</small>	2.0	B	9	3	1	1	2	0	0	0	0	0	0	0	13	13	4.50	1.500				
45 Odalis Perez, L (1,1) Martin Vargas, R (4,1) Todd Wellemeyer, R (5,1) David Riske, R (7,1) 88 Jason Standridge, R (9,1) <small>ERA: 5.4</small>	0.2	L	4	2	1	0	0	0	0	0	0	0	0	0	4	4	0.00	3.000				

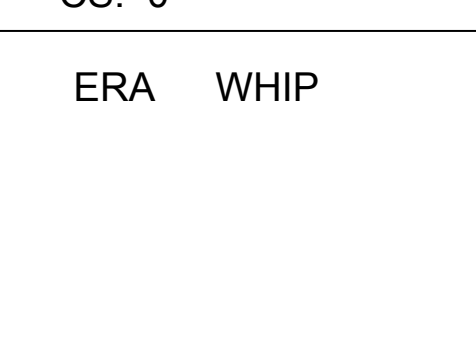
Kansas City Royals @ San Francisco Giants
 Scottsdale Stadium, Scottsdale, AZ
 Sun Mar 18 2007, 4:05 PM EDT
 Att: 11,986 - Sunny - 82 F

AB	36
R	5
H	11
RBI	5
BB	3
SO	9
LOB	18



Kansas City Royals @ San Francisco Giants
 Scottsdale Stadium, Scottsdale, AZ
 Sun Mar 18 2007, 4:05 PM EDT
 Att: 11,986 - Sunny - 82 F

AB	34
R	6
H	11
RBI	5
BB	2
SO	6
LOB	16



Batter	1	2	3	4	5	6	7	8	9	AB	R	H	RBI	BB	SO	LOB	TOP										
17 Darin Erstad, L (1, 3) 66 Gustavo Molina, R (8, 3) OBP: 0.296, SLG: 0.333 OBP: 0.200, SLG: 0.417	G3		K			K		K		4	0	0	0	0	3	0	Chicago White Sox @ Kansas City Royals Surprise Stadium, Surprise, AZ Mon Mar 19 2007, 4:05 PM EDT Att: 5,613 - Sunny - 81 F										
Tadahito Iguchi, R (1, 4) OBP: 0.282, SLG: 0.222	G5-3		G4-3			K		E8		4	0	0	0	0	1	0											
14 Paul Konerko, R (1, 10) 38 Pablo Ozuna, R (8, PR) OBP: 0.333, SLG: 0.424 (8, 10)	G1-3		P4			23 WP		2B		4	0	2	0	0	0	0											
23 Jermaine Dye, R (1, 9) 30 Luis Terrero, R (7, 9) OBP: 0.390, SLG: 0.683 OBP: 0.370, SLG: 0.560		24 G4-3 12 SF8		K		K		B1-3		3	1	1	0	0	2	1											
24 Joe Crede, R (1, 5) OBP: 0.452, SLG: 0.700	G4-3		F8					F9		4	0	1	0	0	0	1											
12 J. Pierzynski, L (1, 2) 39 Wiki Gonzalez, R (7, 2) OBP: 0.308, SLG: 0.652 OBP: 0.250, SLG: 0.211	SF8		F9					F7		2	0	0	1	0	1	0											
5 Juan Uribe, R (1, 6) 77 Robert Valido, R (7, 6) OBP: 0.391, SLG: 0.381	IHR		P3					F8		3	1	1	1	0	1	0											
Rob Mackowiak, L (1, 7) 7 Jerry Owens, L (5, 7) OBP: 0.421, SLG: 0.588 OBP: 0.444, SLG: 0.348	BB		L1					G4-3		1	0	0	0	1	0	0											
32 Brian Anderson, R (1, 8) OBP: 0.351, SLG: 0.531	G4-3		K					G4-3		2	0	0	0	0	0	1											
								HR		3	1	1	1	0	1	1											
Inning Stats	R: 0 E: 0 K: 0 S: 3	H: 0 LOB: 0 BB: 0 P: 3	R: 2 E: 0 K: 0 S: 5	H: 2 LOB: 1 BB: 1 P: 9	R: 0 E: 0 K: 1 S: 5	H: 0 LOB: 0 BB: 0 P: 5	R: 0 E: 0 K: 1 S: 5	H: 0 LOB: 0 BB: 0 P: 5	R: 0 E: 0 K: 3 S: 10	H: 1 LOB: 1 BB: 0 P: 10	R: 0 E: 0 K: 2 S: 7	H: 0 LOB: 0 BB: 0 P: 7	R: 1 E: 1 K: 1 S: 8	H: 2 LOB: 2 BB: 0 P: 8	R: 0 E: 0 K: 0 S: 4	H: 1 LOB: 1 BB: 0 P: 4		1B: 2 2B: 2 3B: 0 HR: 2	SF: 1 SAC: 0 DP: 0 HBP: 0	WP: 1 PB: 0 SB: 0 CS: 0	PA: 35						
PITCHER	IP	WLS	BF	H	R	ER	SO	BB	IBB	HBP	BLK	WP	HR	S	P	ERA		WHIP									
23 Zack Greinke, R (1, 1) ERA: 3.86	5.0		18	2	2	2	3	1	0	0	0	0	0	23	27	3.60	0.600										
28 Octavio Dotel, R (6, 1) ERA:	2.0		7	1	0	0	5	0	0	0	0	1	0	17	17	0.00	0.500										
41 Jimmy Gobble, L (8, 1) ERA: 3.52	0.2	B	5	2	1	1	1	0	0	0	0	0	1	7	7	13.50	3.000										
38 Ken Ray, R (8, 1) ERA: 5.99	1.1	W	5	1	0	0	0	0	0	0	0	0	0	5	5	0.00	0.750										

Batter	1	2	3	4	5	6	7	8	9	AB	R	H	RBI	BB	SO	LOB	BOTTOM										
Esteban German, R (1, 4) 21 Billy Butler, R (8, 9) OBP: 0.418, SLG: 0.471 OBP: 0.528, SLG: 0.800	K		K		11 1B		G4-3	K		4	0	1	0	0	2	0	Chicago White Sox @ Kansas City Royals Surprise Stadium, Surprise, AZ Mon Mar 19 2007, 4:05 PM EDT Att: 5,613 - Sunny - 81 F										
11 Ross Gload, L (1, 9) 68 Fernando Cortez, L (8, 4) OBP: 0.472, SLG: 0.727 OBP: 0.435, SLG: 0.381	G4-3		G3-1		1-2		HR			4	1	2	1	0	0	0											
24 Mark Teahen, L (1, 8) OBP: 0.444, SLG: 0.600	29 2B		BB		1B		F9			3	1	1	0	1	1	2											
29 Mike Sweeney, R (1, 10) OBP: 0.370, SLG: 0.435	1H		F8		F8		BB			3	0	1	1	1	0	3											
4 Alex Gordon, L (1, 5) OBP: 0.500, SLG: 0.622	K				43 1B		K			4	0	1	0	0	3	4											
Emil Brown, R (1, 7) 93 Adam Greenberg, L (8, PR) OBP: 0.372, SLG: 0.265 (9, 7)		6 G1-6-3 43 BB		G1-3		6 S 43 S		6 SH2-4 43 FC6		2	1	1	0	2	0	1											
43 Ryan Shealy, R (1, 3) OBP: 0.383, SLG: 0.488		6 G1-6-3 BB		1-2		6 S 1B		6 SH2-4 BB		3	0	1	0	1	1	2											
6 Jason LaRue, R (1, 2) 64 Matt Tupman, R (9, 2) OBP: 0.400, SLG: 0.833 OBP: 0.235, SLG: 0.267		1-2 2-3		2-3		4 S 6-3		6 SH2-4 1B		3	0	1	1	0	0	4											
4 Angel Berroa, R (1, 6) Alex Gonzalez, R (7, 6) OBP: 0.270, SLG: 0.314 OBP: 0.560, SLG: 0.550						1-2 2-3		21 CS 1B		3	0	0	0	0	1	4											
										1	0	1	1	0	0	0											
Inning Stats	R: 1 E: 0 K: 2 S: 9	H: 2 LOB: 1 BB: 0 P: 9	R: 0 E: 0 K: 1 S: 5	H: 1 LOB: 1 BB: 1 P: 9	R: 0 E: 0 K: 0 S: 5	H: 2 LOB: 2 BB: 0 P: 5	R: 0 E: 0 K: 2 S: 9	H: 2 LOB: 2 BB: 0 P: 9	R: 1 E: 0 K: 1 S: 6	H: 1 LOB: 0 BB: 1 P: 10	R: 1 E: 0 K: 1 S: 6	H: 1 LOB: 1 BB: 1 P: 10	R: 1 E: 0 K: 1 S: 6	H: 1 LOB: 2 BB: 1 P: 10	R: 0 E: 0 K: 1 S: 6	H: 1 LOB: 1 BB: 1 P: 10		1B: 8 2B: 2 3B: 0 HR: 1	SF: 0 SAC: 1 DP: 3 HBP: 0	WP: 0 PB: 0 SB: 0 CS: 1	PA: 37						
PITCHER	IP	WLS	BF	H	R	ER	SO	BB	IBB	HBP	BLK	WP	HR	S	P	ERA		WHIP									
78 Adam Russell, R (1, 1) ERA: 5.4	1.1	B	8	3	1	1	3	1	0	0	0	0	0	14	18	6.75	3.000										
51 Andrew Sisco, L (6, 1) ERA: 3.39	1.1		5	1	1	1	0	1	0	0	0	0	1	4	8	6.75	1.500										
54 David Aardsma, R (6, 1) ERA: 9.0	1.1	L	6	1	1	1	2	1	0	0	0	0	0	9	13	6.75	1.500										
68 Gio González, L (7, 1) ERA: 6.43	1.1																										

AB 33
R 3
H 6
RBI 3
BB 1
SO 9
LOB 8



AB 31
R 4
H 10
RBI 4
BB 5
SO 9
LOB 22



Batter	1	2	3	4	5	6	7	8	9	AB	R	H	RBI	BB	SO	LOB	TOP						
Shannon Stewart, R (1, 7) OBP: 0.475, SLG: 0.500 Ryan Golecki, R (5, 7) OBP: 0.186, SLG: 0.175	G6-3	F8	2B		3B		G4-6-3		SF7	4	0	2	2	0	0	2							
7 Bobby Crosby, R (1, 6) 13 Donnie Murphy, R (4, 6) OBP: 0.462, SLG: 0.486	G6-3		2B		K			K	G5-3	3	1	1	0	0	0	2							
31 Mike Piazza, R (1, 10) OBP: 0.465, SLG: 0.676 8 Enbiel Durazo, L (6, PH) OBP: 0.316, SLG: 0.457	HR		G6-3		K			G3-1		3	1	1	1	1	1	3							
3 Eric Chavez, L (1, 5) 2 Lou Merloni, R (6, 5) OBP: 0.379, SLG: 0.519	G3-1		HR		G3			F9		3	1	0	0	1	0	1							
Nick Swisher, S (1, 8) OBP: 0.436, SLG: 0.667		F7	HR		K					4	2	2	3	1	1	1							
14 Mark Ellis, R (1, 4) 4 Antonio Perez, R (6, 4) OBP: 0.426, SLG: 0.533		2B	HR		K			F9		4	2	2	1	0	1	2							
29 Dan Johnson, L (1, 3) 10 Daric Barton, L (5, 3) OBP: 0.517, SLG: 0.583		K	HR		2B			K		3	2	2	1	0	1	1							
17 Adam Melhuse, S (1, 2) 5 Jeremy Brown, R (6, 2) OBP: 0.308, SLG: 0.590		2B	1B		K					2	0	1	0	1	1	1							
Ricky Ledee, L (1, 9) 44 Hiram Bocachica, R (5, PR) OBP: 0.265, SLG: 0.138		F7			2B			FC6-4		2	0	1	0	1	1	1							
Inning Stats	R: 1 E: 0 K: 0 S: 4	H: 1 LOB: 0 BB: 0 P: 4	R: 1 E: 0 K: 1 S: 7	H: 2 LOB: 2 BB: 1 P: 11	R: 5 E: 0 K: 0 S: 9	H: 6 LOB: 2 BB: 1 P: 13	R: 0 E: 0 K: 2 S: 7	H: 0 LOB: 1 BB: 1 P: 11	R: 2 E: 0 K: 3 S: 12	H: 3 LOB: 2 BB: 0 P: 12	R: 0 E: 0 K: 1 S: 6	H: 1 LOB: 0 BB: 0 P: 6	R: 0 E: 0 K: 0 S: 3	H: 1 LOB: 0 BB: 0 P: 3	R: 0 E: 0 K: 2 S: 7	H: 0 LOB: 0 BB: 0 P: 7	R: 2 E: 0 K: 0 S: 5	H: 2 LOB: 2 BB: 2 P: 13	1B: 6 2B: 5 3B: 1 HR: 4	SF: 1 SAC: 0 DP: 1 HBP: 0	WP: 0 PB: 0 SB: 1 CS: 0	PA: 47	
PITCHER	IP	WLS	BF	H	R	ER	SO	BB	IBB	HBP	BLK	WP	HR	S	P	ERA	WHIP					ERA	WHIP
40 Brian Bannister, R (1, 1) ERA: 10.03	3.0		20	9	7	7	1	2	0	0	0	0	4	20	28	21.00	3.667					0.00	0.000
48 Joakim Soria, R (4, 1) ERA: 2.57	3.0	H	14	4	2	2	6	1	0	0	0	0	0	25	29	6.00	1.667						
Todd Wellemeyer, R (7, 1) ERA: 8.44	1.0	H	3	1	0	0	0	0	0	0	0	0	0	3	3	0.00	1.000						
57 Joel Peralta, R (8, 1) ERA: 3.0	1.0	H	3	0	0	0	2	0	0	0	0	0	0	7	7	0.00	0.000						
72 Cody Smith, R (9, 1) ERA: 54.0	0.1	L	5	2	2	2	0	2	0	0	0	0	0	3	11	54.00	12.000						

Oakland Athletics @ Kansas City Royals
 Surprise Stadium, Surprise, AZ
 Wed Mar 21 2007, 9:05 PM EDT
 Att: 6,028 - Clear - 74 F

AB 41
 R 11
 H 16
 RBI 11
 BB 5
 SO 9
 LOB 22





Batter	1	2	3	4	5	6	7	8	9	AB	R	H	RBI	BB	SO	LOB	BOTTOM							
Esteban German, R (1, 4) OBP: 0.424, SLG: 0.473 21 Billy Butler, R (7, 7) OBP: 0.514, SLG: 0.774	1B	F8		F8		E4		F7		4	2	2	0	0	0	2								
11 Ross Cload, L (1, 7) OBP: 0.500, SLG: 0.757 13 Andrés Blanco, S (7, 4) OBP: 0.289, SLG: 0.351	1B		2B	1B		K		K		4	2	3	0	0	1	1								
24 Mark Teahen, L (1, 8) OBP: 0.440, SLG: 0.581	SF7		E6	FC3-6		HR				3	1	1	2	1	0	2								
29 Mike Sweeney, R (1, 10) OBP: 0.333, SLG: 0.385 Emil Brown, R (6, PH) OBP: 0.376, SLG: 0.361	F9		FC6	K		HR		G1-3		3	1	0	0	0	1	4								
4 Alex Gordon, L (1, 5) 68 Fernando Cortez, L (8, 5) OBP: 0.417, SLG: 0.364	2B		2B		K		G3		G4-3	4	1	2	3	0	1	0								
16 Reggie Sanders, R (1, 9) OBP: 0.382, SLG: 0.500 93 Adam Greenberg, L (8, 9)	P4		2B		K		G4-3		G4-3	3	0	1	1	1	0	1								
43 Ryan Shealy, R (1, 3) Craig Brazzell, L (8, 3)		1B	G6-3		K		K		F8	4	0	1	0	0	2	2								
14 John Buck, R (1, 2) OBP: 0.483, SLG: 0.591	1B		K		G6-3					3	1	1	0	1	1	2								
4 Angel Berroa, R (1, 6) Alex Gonzalez, R (7, 6) OBP: 0.538, SLG: 0.524	1B				1B		F9		G6-3	3	1	2	1	0	0	0								
Inning Stats	R: 2 E: 0 K: 0 S: 7	H: 3 LOB: 1 BB: 0 P: 7	R: 1 E: 0 K: 0 S: 5	H: 3 LOB: 0 BB: 0 P: 5	R: 3 E: 1 K: 1 S: 9	H: 3 LOB: 1 BB: 0 P: 9	R: 1 E: 1 K: 1 S: 7	H: 2 LOB: 1 BB: 0 P: 8	R: 0 E: 0 K: 2 S: 8	H: 0 LOB: 1 BB: 1 P: 12	R: 3 E: 1 K: 1 S: 9	H: 3 LOB: 0 BB: 0 P: 9	R: 0 E: 0 K: 1 S: 5	H: 0 LOB: 1 BB: 1 P: 9	R: 0 E: 0 K: 1 S: 5	H: 0 LOB: 0 BB: 0 P: 3	R: 0 E: 0 K: 0 S: 3	H: 0 LOB: 0 BB: 0 P: 3	1B: 9 2B: 4 3B: 0 HR: 1	SF: 1 SAC: 0 DP: 0 HBP: 0	WP: 1 PB: 0 SB: 3 CS: 2	PA: 43		
PITCHER	IP	WLS	BF	H	R	ER	SO	BB	IBB	HBP	BLK	WP	HR	S	P	ERA	WHIP					ERA	WHIP	
Joe Blanton, R (1, 1) ERA: 9.69	4.0		22	11	7	5	2	2	0	0	0	0	1	0	8	12	0.00	1.000						
Alan Embree, L (5, 1) ERA: 4.29	1.0	H	4	0	0	0	2	1	0	0	0	0	0	8	12	0.00	1.000							
47 Ron Flores, L (6, 1) ERA: 7.71	1.0	B	6	3	3	3	1	0	0	0	0	0	1	9	9	27.00	3.000							
50 Kiko Calero, R (7, 1) ERA	1.0		4	0	0	0	1	1	0	0	0	0	0	5	9	0.00	1.000							
20 Huston Street, R (8, 1) ERA	1.0	W	4	0	0	0	1	1	0	0	0	0	0	5	9	0.00	1.000							


Oakland Athletics @ Kansas City Royals
 Surprise Stadium, Surprise, AZ
 Wed Mar 21 2007, 9:05 PM EDT
 Att: 6,028 - Clear - 74 F


AB 39
 R 10
 H 14
 RBI 9
 BB 3
 SO 7
 LOB 16



Batter	1	2	3	4	5	6	7	8	9	AB R H RBI BB SO LOB	TOP																								
											Kansas City Royals @ Oakland Athletics Phoenix Municipal Stadium, Phoenix, AZ Thu Mar 22 2007, 4:05 PM EDT livebaseballscorecards.com																								
		AB 0 R 0 H 0 RBI 0 BB 0 SO 0 LOB 0																																	
																																			
Inning Stats		1B: 0 SF: 0 2B: 0 SAC: 0 3B: 0 DP: 0 HR: 0 HBP: 0	WP: 0 PA: 0 FB: 0 SB: 0 CS: 0																																
PITCHER	IP	WLS	BF	H	R	ER	SO	BB	IBB	HBP	BLK	WP	HR	S	P	ERA	WHIP	PITCHER	IP	WLS	BF	H	R	ER	SO	BB	IBB	HBP	BLK	WP	HR	S	P	ERA	WHIP

Batter	1	2	3	4	5	6	7	8	9	AB R H RBI BB SO LOB	BOTTOM																								
											Kansas City Royals @ Oakland Athletics Phoenix Municipal Stadium, Phoenix, AZ Thu Mar 22 2007, 4:05 PM EDT livebaseballscorecards.com																								
		AB 0 R 0 H 0 RBI 0 BB 0 SO 0 LOB 0																																	
																																			
Inning Stats		1B: 0 SF: 0 2B: 0 SAC: 0 3B: 0 DP: 0 HR: 0 HBP: 0	WP: 0 PA: 0 FB: 0 SB: 0 CS: 0																																
PITCHER	IP	WLS	BF	H	R	ER	SO	BB	IBB	HBP	BLK	WP	HR	S	P	ERA	WHIP	PITCHER	IP	WLS	BF	H	R	ER	SO	BB	IBB	HBP	BLK	WP	HR	S	P	ERA	WHIP

Batter	1	2	3	4	5	6	7	8	9	AB R H RBI BB SO LOB	TOP																								
											<p>Kansas City Royals @ Arizona Diamondbacks Tucson Electric Park, Tucson, AZ Fri Mar 23 2007, 4:05 PM EDT</p> <p>livebaseballscorecards.com</p> <p>AB 0 R 0 H 0 RBI 0 BB 0 SO 0 LOB 0</p> 																								
Inning Stats										1B: 0 SF: 0 WP: 0 PA: 0 2B: 0 SAC: 0 FB: 0 3B: 0 DP: 0 SB: 0 HR: 0 HBP: 0 CS: 0																									
PITCHER	IP	WLS	BF	H	R	ER	SO	BB	IBB	HBP	BLK	WP	HR	S	P	ERA	WHIP	PITCHER	IP	WLS	BF	H	R	ER	SO	BB	IBB	HBP	BLK	WP	HR	S	P	ERA	WHIP

Batter	1	2	3	4	5	6	7	8	9	AB R H RBI BB SO LOB	BOTTOM																								
											<p>Kansas City Royals @ Arizona Diamondbacks Tucson Electric Park, Tucson, AZ Fri Mar 23 2007, 4:05 PM EDT</p> <p>livebaseballscorecards.com</p> <p>AB 0 R 0 H 0 RBI 0 BB 0 SO 0 LOB 0</p> 																								
Inning Stats										1B: 0 SF: 0 WP: 0 PA: 0 2B: 0 SAC: 0 FB: 0 3B: 0 DP: 0 SB: 0 HR: 0 HBP: 0 CS: 0																									
PITCHER	IP	WLS	BF	H	R	ER	SO	BB	IBB	HBP	BLK	WP	HR	S	P	ERA	WHIP	PITCHER	IP	WLS	BF	H	R	ER	SO	BB	IBB	HBP	BLK	WP	HR	S	P	ERA	WHIP

Batter	1	2	3	4	5	6	7	8	9	AB	R	H	RBI	BB	SO	LOB	TOP																	
Esteban German, R (1,4) OBP: 0.444, SLG: 0.491 68 Fernando Cortez, L (7, PR) OBP: 0.440, SLG: 0.391										2	1	1	1	2	0	0	Kansas City Royals @ Seattle Mariners Peoria Stadium, Peoria, AZ Sat Mar 24 2007, 4:05 PM EDT Att: 8,630 - Cloudy - 63 F																	
16 Reggie Sanders, R (1,9) OBP: 0.368, SLG: 0.500 2 Joey Gathright, L (7,7)										4	1	1	1	0	2	1																		
24 Mark Teahen, L (1,8) OBP: 0.436, SLG: 0.563										5	0	2	0	0	0	3																		
29 Mike Sweeney, R (1,10) OBP: 0.324, SLG: 0.367										4	0	1	1	0	0	2																		
4 Alex Gordon, L (1,5) OBP: 0.500, SLG: 0.636										3	0	1	0	1	1	1																		
43 Ryan Shealy, R (1,3) OBP: 0.364, SLG: 0.440										3	0	0	0	1	0	3																		
11 Ross Gload, L (1,7) OBP: 0.455, SLG: 0.683										4	0	0	0	0	0	3																		
6 Jason LaRue, R (1,2) OBP: 0.379, SLG: 0.786 Richard Lewis, R (9, PR) OBP: 0.306, SLG: 0.500										4	0	1	0	0	0	0																		
Alex Gonzalez, R (1,6) OBP: 0.517, SLG: 0.542 13 Andrés Blanco, S (8,6) OBP: 0.282, SLG: 0.342										3	1	1	0	0	0	0																		
Inning Stats	R: 2 E: 0 K: 0 S: 6	H: 3 LOB: 1 BB: 1 P: 10	R: 0 E: 0 K: 0 S: 3	H: 0 LOB: 0 BB: 0 P: 3	R: 0 E: 0 K: 0 S: 3	H: 0 LOB: 0 BB: 0 P: 3	R: 1 E: 0 K: 0 S: 4	H: 2 LOB: 1 BB: 0 P: 4	R: 0 E: 0 K: 0 S: 4	H: 1 LOB: 3 BB: 2 P: 12	R: 0 E: 0 K: 1 S: 5	H: 0 LOB: 1 BB: 1 P: 9	R: 0 E: 0 K: 1 S: 6	H: 1 LOB: 1 BB: 0 P: 6	R: 1 E: 1 K: 0 S: 6	H: 2 LOB: 2 BB: 0 P: 6		1B: 5 2B: 4 3B: 0 HR: 0	SF: 0 SAC: 0 DP: 1 HBP: 0	WP: 0 PB: 0 SB: 1 CS: 0	PA: 39													
PITCHER	IP WLS BF H R ER SO BB IBB HBP BLK WP HR S P ERA WHIP																																	
56 Jarrod Washburn, L (1,1) ERA: 2.75	6.0	25	6	3	3	1	3	0	0	0	0	0	0	0	25	37	4.50	1.500																
George Sherrill, L (7,1) ERA: 15.0	1.0	4	0	0	0	1	1	0	0	0	0	0	0	0	5	9	0.00	1.000																
59 Eric O'Flaherty, L (8,1) ERA: 2.25	1.0	W	4	1	0	1	0	0	0	0	0	0	0	6	6	0.00	1.000																	
33 Chris Reitsma, R (9,1) ERA: 4.5	1.0	S	6	2	1	1	0	0	0	0	0	0	0	6	6	9.00	2.000																	

Batter	1	2	3	4	5	6	7	8	9	AB	R	H	RBI	BB	SO	LOB	BOTTOM																
51 Ichiro Suzuki, L (1,8) OBP: 0.345, SLG: 0.377 7 Jeremy Reed, L (6, PR) OBP: 0.254, SLG: 0.328										4	0	0	0	0	0	4	Kansas City Royals @ Seattle Mariners Peoria Stadium, Peoria, AZ Sat Mar 24 2007, 4:05 PM EDT Att: 8,630 - Cloudy - 63 F																
16 Willie Bloomquist, R (1,5) OBP: 0.484, SLG: 0.541 1 Gookie Dawkins, R (6,5) OBP: 0.160, SLG: 0.320										3	0	1	0	0	1	0																	
Jose Vidro, S (1,10) OBP: 0.426, SLG: 0.435 Jon Nelson, R (8, PR) (9,10)										5	0	3	1	0	1	2																	
Raul Ibanez, L (1,7) OBP: 0.500, SLG: 0.821 12 Michael Morse, R (7,7) OBP: 0.254, SLG: 0.357										2	0	1	0	1	0	2																	
Richie Sexson, R (1,3) OBP: 0.255, SLG: 0.220 Ben Broussard, L (7,3) OBP: 0.406, SLG: 0.429										2	0	0	0	1	1	3																	
Jose Guillen, R (1,9) OBP: 0.390, SLG: 0.737 25 Adam Jones, R (7,8) OBP: 0.237, SLG: 0.212										3	1	2	0	0	0	3																	
2 Kenji Johjima, R (1,2) OBP: 0.348, SLG: 0.405 65 Rob Johnson, R (6, PR) (7,2)										3	0	1	0	0	0	2																	
7 Yuniesky Betancourt, R (1,6) OBP: 0.375, SLG: 0.591 Yung-Chi Chen, R (7,5)										2	0	0	1	0	1	2																	
4 Jose Lopez, R (1,4) OBP: 0.318, SLG: 0.300										3	1	2	1	1	0	0																	
Inning Stats	R: 0 E: 0 K: 0 S: 5	H: 2 LOB: 2 BB: 0 P: 5	R: 0 E: 0 K: 0 S: 4	H: 1 LOB: 2 BB: 1 P: 8	R: 0 E: 0 K: 2 S: 7	H: 0 LOB: 1 BB: 1 P: 11	R: 1 E: 0 K: 0 S: 4	H: 1 LOB: 0 BB: 0 P: 4	R: 0 E: 0 K: 0 S: 5	H: 2 LOB: 3 BB: 1 P: 9	R: 1 E: 1 K: 2 S: 10	H: 2 LOB: 2 BB: 0 P: 11	R: 0 E: 0 K: 0 S: 3	H: 0 LOB: 0 BB: 0 P: 3	R: 3 E: 1 K: 1 S: 8	H: 3 LOB: 1 BB: 1 P: 12		1B: 8 2B: 3 3B: 0 HR: 0	SF: 1 SAC: 0 DP: 0 HBP: 0	WP: 0 PB: 0 SB: 1 CS: 0	PA: 40												
PITCHER	IP WLS BF H R ER SO BB IBB HBP BLK WP HR S P ERA WHIP																																
45 Odalis Perez, L (1,1) ERA: 5.11	5.0	24	6	1	1	2	0	0	0	0	0	0	0	10	11	9.00	2.000																
57 Joel Peralta, R (6,1) ERA: 3.86	1.0	H	6	2	1	1	2	0	0	0	0	0	0	3	3	0.00	0.000																
47 Ryan Braun, R (7,1) ERA: 1.29	1.0	H	3	0	0	0	0	0	0	0	0	0	0	7	11	27.00	6.000																
28 Octavio Dotel, R (8,1) ERA: 2.7	0.2	L	6	3	3	2	1	1	0	0	0	0	0	7	11	27.00	6.000																
Todd Wellemeyer, R (8,1) ERA: 8.18	0.1	1	0	0	0	0	0	0	0	0	0	0	0	1	1	0.00	0.000																

Batter	1	2	3	4	5	6	7	8	9	AB	R	H	RBI	BB	SO	LOB	TOP								
23 Rickie Weeks Jr. R OBP: 0.400, SLG: 0.431 Craig Counsell, L OBP: 0.340, SLG: 0.341	G6-3		PO 7 1B		K		SH1-4		F8	3	0	1	0	0	1	1	Milwaukee Brewers @ Kansas City Royals Surprise Stadium, Surprise, AZ Sun Mar 25 2007, 4:05 PM EDT Att: 5,723 - Sunny - 76 F								
7 J.J. Hardy R OBP: 0.317, SLG: 0.466 57 Ozzie Chavez, S OBP: 0.250, SLG: 0.216	G5-3		PO 1 SAFE	G5-3	P4		28 2B 2 F9-2 BB		G4-3	3	0	0	0	0	0	1									
28 Prince Fielder, L OBP: 0.564, SLG: 0.788		BB		G3-1		HR 1B		1-3 2-H 3-H	2B	3	1	2	2	2	0	0									
2 Bill Hall, R OBP: 0.359, SLG: 0.571 22 Tony Gwynn Jr., L OBP: 0.376, SLG: 0.412	K			F9		K			FC6	4	0	0	0	0	2	4									
Geoff Jenkins, L OBP: 0.413, SLG: 0.488 18 Gabe Gross, L OBP: 0.400, SLG: 0.500				K		K			1B 9 G1-2-3 1B	3	0	0	0	0	2	1									
Kevin Mench, R OBP: 0.489, SLG: 0.550				K		FC6 9 1B			G1-2-3 9 1B	4	2	3	2	0	1	0									
1 Corey Hart, R OBP: 0.404, SLG: 0.455				K		FC6 9 1B			G1-2-3 9 1B	4	1	2	0	0	2	0									
9 Tony Graffanino, R OBP: 0.233, SLG: 0.372 8 Vinny Rottino, R OBP: 0.300, SLG: 0.378			F8		FC6 2B				E6 SH1-4 28 2B 1B	4	2	0	0	0	0	3									
Damian Miller, R OBP: 0.250, SLG: 0.667 Johnny Estrada, S OBP: 0.468, SLG: 0.702			K		FC6 2B				G1-2-3 1-2 2-3 3-H	0	0	0	0	0	0	0									
									G6-3	2	0	1	1	0	1	0									
										2	1	1	0	0	0	2									
Inning Stats	R: 0 E: 0 K: 1 S: 5	H: 0 LOB: 1 BB: 1 P: 9	R: 0 E: 0 K: 3 S: 9	H: 0 LOB: 0 BB: 0 P: 9	R: 0 E: 0 K: 1 S: 5	H: 1 LOB: 0 BB: 0 P: 5	R: 0 E: 0 K: 0 S: 3	H: 0 LOB: 0 BB: 0 P: 3	R: 3 E: 1 K: 2 S: 11	H: 3 LOB: 1 BB: 0 P: 11	R: 2 E: 0 K: 0 S: 9	H: 2 LOB: 1 BB: 1 P: 9	R: 2 E: 1 K: 0 S: 5	H: 2 LOB: 1 BB: 1 P: 9	R: 0 E: 0 K: 0 S: 5	H: 3 LOB: 2 BB: 0 P: 5	R: 0 E: 0 K: 0 S: 3	H: 0 LOB: 1 BB: 1 P: 7	1B: 8 2B: 3 3B: 0 HR: 1	SF: 0 SAC: 1 DP: 2 HBP: 0	WP: 0 PB: 0 CS: 0	PA: 41			
PITCHER	IP WLS BF H R ER SO BB IBB HBP BLK WP HR S P ERA WHIP	IP WLS BF H R ER SO BB IBB HBP BLK WP HR S P ERA WHIP	IP WLS BF H R ER SO BB IBB HBP BLK WP HR S P ERA WHIP	IP WLS BF H R ER SO BB IBB HBP BLK WP HR S P ERA WHIP	IP WLS BF H R ER SO BB IBB HBP BLK WP HR S P ERA WHIP	IP WLS BF H R ER SO BB IBB HBP BLK WP HR S P ERA WHIP	IP WLS BF H R ER SO BB IBB HBP BLK WP HR S P ERA WHIP	IP WLS BF H R ER SO BB IBB HBP BLK WP HR S P ERA WHIP	IP WLS BF H R ER SO BB IBB HBP BLK WP HR S P ERA WHIP	IP WLS BF H R ER SO BB IBB HBP BLK WP HR S P ERA WHIP	IP WLS BF H R ER SO BB IBB HBP BLK WP HR S P ERA WHIP	IP WLS BF H R ER SO BB IBB HBP BLK WP HR S P ERA WHIP	IP WLS BF H R ER SO BB IBB HBP BLK WP HR S P ERA WHIP	IP WLS BF H R ER SO BB IBB HBP BLK WP HR S P ERA WHIP	IP WLS BF H R ER SO BB IBB HBP BLK WP HR S P ERA WHIP	IP WLS BF H R ER SO BB IBB HBP BLK WP HR S P ERA WHIP	IP WLS BF H R ER SO BB IBB HBP BLK WP HR S P ERA WHIP	IP WLS BF H R ER SO BB IBB HBP BLK WP HR S P ERA WHIP	IP WLS BF H R ER SO BB IBB HBP BLK WP HR S P ERA WHIP	IP WLS BF H R ER SO BB IBB HBP BLK WP HR S P ERA WHIP	IP WLS BF H R ER SO BB IBB HBP BLK WP HR S P ERA WHIP	IP WLS BF H R ER SO BB IBB HBP BLK WP HR S P ERA WHIP	IP WLS BF H R ER SO BB IBB HBP BLK WP HR S P ERA WHIP	IP WLS BF H R ER SO BB IBB HBP BLK WP HR S P ERA WHIP	IP WLS BF H R ER SO BB IBB HBP BLK WP HR S P ERA WHIP

AB	36
R	7
H	11
RBI	5
BB	3
SO	9
LOB	13



Batter	1	2	3	4	5	6	7	8	9	AB	R	H	RBI	BB	SO	LOB	BOTTOM								
2 Joey Gathright, L OBP: 0.417, SLG: 0.442	FC1-4-6 24 E 24 FC4 29 FC3-2 1-2		FC6-5 S BB			E6 2-H IHR			G4-3	4	1	2	2	1	0	1	Milwaukee Brewers @ Kansas City Royals Surprise Stadium, Surprise, AZ Sun Mar 25 2007, 4:05 PM EDT Att: 5,723 - Sunny - 76 F								
Esteban German, R OBP: 0.412, SLG: 0.452	FC1-4-6 24 E 24 FC4 29 FC3-2 1-2		FC6-5 24 CS		G6-3				G6-3	5	0	0	0	0	1	4									
24 Mark Teahen, L OBP: 0.433, SLG: 0.558	FC4 29 FC3-2 4 1B 1-3				K				G3-1	4	1	1	0	1	1	1									
29 Mike Sweeney, R OBP: 0.289, SLG: 0.324 26 Justin Huber, R OBP: 0.444, SLG: 0.565	FC3-2 4 1B 2-3 3-H		G3-1			E5 2B 2B			G5-3	4	1	0	0	0	0	3									
4 Alex Gordon, L OBP: 0.500, SLG: 0.630 Alex Gonzalez, R OBP: 0.548, SLG: 0.615					F9					2	0	1	1	0	0	0									
Emil Brown, R OBP: 0.367, SLG: 0.375	L6				K					2	1	2	0	0	0	0									
11 Ross Gload, L OBP: 0.417, SLG: 0.622			F7		G5-3				K	4	0	0	0	0	1	1									
14 John Buck, R OBP: 0.500, SLG: 0.640 12 Paul Phillips, R OBP: 0.067, SLG: 0.071									G4-3	3	1	2	0	0	1	1									
1 Tony Pena Jr., R OBP: 0.333, SLG: 0.463	G6-4 1-2				K				F8	3	0	0	0	1	1	2									
Inning Stats	R: 1 E: 1 K: 0 S: 6	H: 2 LOB: 2 BB: 0 P: 6	R: 0 E: 0 K: 0 S: 3	H: 1 LOB: 1 BB: 0 P: 3	R: 0 E: 0 K: 0 S: 5	H: 1 LOB: 1 BB: 1 P: 9	R: 0 E: 0 K: 1 S: 5	H: 0 LOB: 0 BB: 0 P: 5	R: 2 E: 2 K: 2 S: 11	H: 2 LOB: 2 BB: 1 P: 16	R: 0 E: 0 K: 1 S: 6	H: 1 LOB: 1 BB: 0 P: 6	R: 0 E: 0 K: 1 S: 5	H: 0 LOB: 0 BB: 0 P: 5	R: 0 E: 0 K: 0 S: 3	H: 0 LOB: 1 BB: 1 P: 7	1B: 4 2B: 4 3B: 0 HR: 1	SF: 0 SAC: 0 DP: 0 HBP: 0	WP: 1 PB: 0 CS: 1	PA: 40					
PITCHER	IP WLS BF H R ER SO BB IBB HBP BLK WP HR S P ERA WHIP	IP WLS BF H R ER SO BB IBB HBP BLK WP HR S P ERA WHIP	IP WLS BF H R ER SO BB IBB HBP BLK WP HR S P ERA WHIP	IP WLS BF H R ER SO BB IBB HBP BLK WP HR S P ERA WHIP	IP WLS BF H R ER SO BB IBB HBP BLK WP HR S P ERA WHIP	IP WLS BF H R ER SO BB IBB HBP BLK WP HR S P ERA WHIP	IP WLS BF H R ER SO BB IBB HBP BLK WP HR S P ERA WHIP	IP WLS BF H R ER SO BB IBB HBP BLK WP HR S P ERA WHIP	IP WLS BF H R ER SO BB IBB HBP BLK WP HR S P ERA WHIP	IP WLS BF H R ER SO BB IBB HBP BLK WP HR S P ERA WHIP	IP WLS BF H R ER SO BB IBB HBP BLK WP HR S P ERA WHIP	IP WLS BF H R ER SO BB IBB HBP BLK WP HR S P ERA WHIP	IP WLS BF H R ER SO BB IBB HBP BLK WP HR S P ERA WHIP	IP WLS BF H R ER SO BB IBB HBP BLK WP HR S P ERA WHIP	IP WLS BF H R ER SO BB IBB HBP BLK WP HR S P ERA WHIP	IP WLS BF H R ER SO BB IBB HBP BLK WP HR S P ERA WHIP	IP WLS BF H R ER SO BB IBB HBP BLK WP HR S P ERA WHIP	IP WLS BF H R ER SO BB IBB HBP BLK WP HR S P ERA WHIP	IP WLS BF H R ER SO BB IBB HBP BLK WP HR S P ERA WHIP	IP WLS BF H R ER SO BB IBB HBP BLK WP HR S P ERA WHIP	IP WLS BF H R ER SO BB IBB HBP BLK WP HR S P ERA WHIP	IP WLS BF H R ER SO BB IBB HBP BLK WP HR S P ERA WHIP	IP WLS BF H R ER SO BB IBB HBP BLK WP HR S P ERA WHIP	IP WLS BF H R ER SO BB IBB HBP BLK WP HR S P ERA WHIP	IP WLS BF H R ER SO BB IBB HBP BLK WP HR S P ERA WHIP



Batter	1	2	3	4	5	6	7	8	9	AB	R	H	RBI	BB	SO	LOB	TOP					
9 David DeJesus, L (1, 8) OBP: 0.250, SLG: 0.395	G3			G3-1						3	0	1	0	1	0	1	Kansas City Royals @ San Diego Padres Peoria Stadium, Peoria, AZ Mon Mar 26 2007, 10:05 PM EDT Att. 5,466 - Clear - 76 F					
2 Joey Gathright, L (6, 8) OBP: 0.429, SLG: 0.455		BB				1B		FC1-2		1	0	1	0	0	0	0						
1 Tony Pena Jr., R (1, 6) OBP: 0.319, SLG: 0.422			G6-4-3	G5-3		K		B1		4	1	0	0	1	1	6						
24 Mark Teahen, L (1, 9) OBP: 0.431, SLG: 0.596				G4-3		G3		F8		5	1	2	3	0	0	1						
43 Ryan Shealy, R (1, 3) OBP: 0.373, SLG: 0.453				G4-3		F8		FC1-2		3	1	1	0	0	0	1						
Alex Gonzalez, R (8, PH) OBP: 0.531, SLG: 0.593	11B					11E		FC1-2		1	0	0	0	0	0	2						
4 Alex Gordon, L (1, 5) OBP: 0.475, SLG: 0.580	F7			11E		K		K		4	0	0	0	1	2	4						
11 Ross Gload, L (1, 7) OBP: 0.404, SLG: 0.592						E5		G1-3		4	1	1	0	0	0	1						
93 Adam Greenberg, L (7, 7)				E4		6S				1	0	0	0	0	1	0						
6 Jason LaRue, R (1, 2) OBP: 0.394, SLG: 0.742	G5-3			G5-3		6B		F8		3	0	1	1	1	0	4						
Todd Wellemeyer, R (7, 1)						6B				0	0	0	0	0	0	0						
95 Jorge Padilla, R (9, PH)						1H		BB		0	0	0	0	0	0	0						
56 Jason Shiell, R (9, 1)						1H				0	0	0	0	0	0	0						
68 Fernando Cortez, L (1, 4) OBP: 0.448, SLG: 0.385				G3				G5-3		3	0	1	0	1	0	1						
Richard Lewis, R (9, PH) OBP: 0.537, SLG: 0.538						1-2				1	0	1	0	0	0	0						
Brandon Duckworth, R (1, 1) OBP: 0.500, SLG: 0.500										2	0	1	0	0	1	1						
41 Jimmy Gobble, L (4, 1)				K				FC6-4		1	0	0	0	0	0	2						
47 Ryan Braun, R (6, 1)						G3-1				0	0	0	0	0	0	0						
12 Paul Phillips, R (7, 2) OBP: 0.118, SLG: 0.125						9BLK		2B		2	1	1	0	0	0	1						
Inning Stats	R: 2 E: 0 K: 0 S: 5	H: 2 LOB: 2 BB: 1 P: 10	R: 0 E: 0 K: 1 S: 5	H: 1 LOB: 1 BB: 1 P: 9	R: 0 E: 0 K: 0 S: 4	H: 0 LOB: 0 BB: 1 P: 8	R: 0 E: 0 K: 0 S: 4	H: 1 LOB: 2 BB: 0 P: 4	R: 2 E: 1 K: 1 S: 9	H: 2 LOB: 2 BB: 1 P: 13	R: 0 E: 0 K: 1 S: 6	H: 1 LOB: 1 BB: 0 P: 6	R: 0 E: 0 K: 0 S: 3	H: 0 LOB: 1 BB: 1 P: 7	R: 1 E: 0 K: 1 S: 8	H: 3 LOB: 2 BB: 0 P: 8	R: 0 E: 0 K: 1 S: 6	H: 1 LOB: 1 BB: 0 P: 6	1B: 9 2B: 1 3B: 0 HR: 1	SF: 0 SAC: 0 DP: 1 HBP: 1	WP: 0 PB: 0 SB: 3 CS: 0	PA: 45
PITCHER	IP WLS BF H R ER SO BB IBB HBP BLK WP HR S P ERA WHIP																					
52 Clay Hensley, R (1, 1) ERA: 2.0	5.0 L 27 6 4 2 2 4 0 0 1 1 0 0 1 27 44 3.60 2.000																					
41 Kevin Cameron, R (6, 1) ERA: 4.75	2.0 8 1 0 0 1 1 0 0 0 0 0 0 9 13 0.00 1.000																					
58 Andrew Brown, R (8, 1) ERA: 13.5	1.0 6 3 1 1 0 1 0 0 0 0 0 0 8 8 9.00 3.000																					
45 Justin Hampson, L (9, 1) ERA: 3.6	1.0 4 1 0 0 1 0 0 0 0 0 0 0 6 6 0.00 1.000																					

Batter	1	2	3	4	5	6	7	8	9	AB	R	H	RBI	BB	SO	LOB	BOTTOM					
22 Marcus Giles, R (1, 4) OBP: 0.326, SLG: 0.465	G5-3			F9						3	0	0	0	0	1	4	Kansas City Royals @ San Diego Padres Peoria Stadium, Peoria, AZ Mon Mar 26 2007, 10:05 PM EDT Att. 5,466 - Clear - 76 F					
13 Oscar Robles, L (5, 4) OBP: 0.341, SLG: 0.278						P5		F9		2	0	0	0	0	2							
24 Brian Giles, L (1, 9) OBP: 0.398, SLG: 0.500	F9									3	1	1	0	0	2							
Drew Macias, L (5, 9) OBP: 0.250, SLG: 0.250				3B		G6-3		G4-3		2	0	0	0	0	0							
3 Khalil Greene, R (1, 6) OBP: 0.440, SLG: 0.820										3	0	2	0	0	1	0						
Juan Ciriaco, R (6, 6) OBP: 0.375, SLG: 0.571				1B				G4-3		1	0	0	0	0	0	0						
5 Kevin Kouzmanoff, R (1, 5) OBP: 0.389, SLG: 0.574										3	0	0	0	0	1	3						
41 Kevin Cameron, R (6, 1) ERA: 4.75				G1-3		G5-3		K		0	0	0	0	0	0	0						
82 Sean Kazmar Jr., R (7, PH) OBP: 0.667, SLG: 0.660										1	0	0	0	0	1	0						
58 Andrew Brown, R (8, 1) ERA: 13.5										0	0	0	0	0	0	0						
82 Brett Dowdy, R (9, 5) OBP: 0.667, SLG: 0.667										0	0	0	0	0	0	0						
Geoff Blum, S (1, 3) OBP: 0.372, SLG: 0.553										3	1	1	1	1	0	0						
45 Justin Hampson, L (9, 1) ERA: 3.6				78BB				F9		0	0	0	0	0	0	0						
8 Termel Stedje, L (1, 7) OBP: 0.339, SLG: 0.636										3	0	1	0	0	1	2						
83 Sam Carter, R (7, 7)										1	0	0	0	0	0	0						
53 Pete Laforest, L (1, 2) OBP: 0.400, SLG: 0.704										4	0	2	0	0	1	4						
78 Adam Shabala, L (1, 8) OBP: 0.371, SLG: 0.250										2	0	1	0	2	1	1						
52 Clay Hensley, R (1, 1) OBP: 0.250, SLG: 0.250										2	0	1	1	0	0	2						
Rob Bowen, S (6, 3) OBP: 0.300, SLG: 0.395										2	0	0	0	0	0	2						
Inning Stats	R: 0 E: 0 K: 1 S: 6	H: 1 LOB: 1 BB: 0 P: 6	R: 1 E: 0 K: 2 S: 8	H: 1 LOB: 2 BB: 2 P: 16	R: 1 E: 0 K: 0 S: 6	H: 3 LOB: 2 BB: 0 P: 7	R: 0 E: 0 K: 0 S: 4	H: 2 LOB: 1 BB: 0 P: 4	R: 0 E: 0 K: 1 S: 5	H: 0 LOB: 0 BB: 0 P: 5	R: 0 E: 0 K: 1 S: 6	H: 1 LOB: 2 BB: 1 P: 10	R: 0 E: 0 K: 1 S: 5	H: 0 LOB: 0 BB: 0 P: 5	R: 0 E: 0 K: 1 S: 6	H: 1 LOB: 1 BB: 0 P: 6	R: 0 E: 0 K: 0 S: 3	H: 0 LOB: 0 BB: 0 P: 3	1B: 8 2B: 1 3B: 0 HR: 0	SF: 0 SAC: 0 DP: 1 HBP: 0	WP: 0 PB: 1 SB: 1 CS: 0	PA: 38
PITCHER	IP WLS BF H R ER SO BB IBB HBP BLK WP HR S P ERA WHIP																					
Brandon Duckworth, R (1, 1) ERA: 4.75	3.1 19 7 2 2 3 2 0 0 0 0 0 0 23 32 5.40 2.700																					
41 Jimmy Gobble, L (4, 1) ERA: 2.53	1.2 W 4 0 0 0 1 0 0 0 0 0 0 0 6 6 0.00 0.000																					
47 Ryan Braun, R (6, 1) ERA: 1.04	1.2 H 7 1 0 0 1 1 0 0 0 0 0 0 8 12 0.00 1.200																					
Todd Wellemeyer, R (7, 1) ERA: 7.3	1.1 H 5 1 0 0 2 0 0 0 0 0 0 0 9 9 0.00 0.750																					
56 Jason Shiell, R (9, 1) ERA: 8.1	1.0 S 3 0 0 0 0 0 0 0 0 0 0 0 3 3 0.00 0.000																					

Batter	1	2	3	4	5	6	7	8	9	10	AB	R	H	RBI	BB	SO	LOB	TOP	
9 David DeJesus, L OBP: 0.279, SLG: 0.463 32 Shane Costa, L OBP: 0.370, SLG: 0.435											3	2	2	0	0	1	1		
Esteban German, R OBP: 0.403, SLG: 0.455											4	1	1	2	0	0	1		
68 Fernando Cortez, L OBP: 0.467, SLG: 0.407											1	1	1	1	0	0	0		
24 Mark Teahen, L OBP: 0.412, SLG: 0.567 96 Onil Joseph, S OBP: 0.250, SLG: 0.500											3	0	0	0	0	1	3		
29 Mike Sweeney, R OBP: 0.317, SLG: 0.459 95 Jorge Padilla, R OBP: 0.467, SLG: 0.407											3	2	2	3	0	0	1		
4 Alex Gordon, L OBP: 0.469, SLG: 0.623 84 Mike Aviles, R OBP: 0.347, SLG: 0.447											3	1	1	1	0	0	2		
Emil Brown, R OBP: 0.370, SLG: 0.444											5	1	2	2	0	2	0		
43 Ryan Shealy, R OBP: 0.375, SLG: 0.429											3	0	0	0	2	1	1		
14 John Buck, R OBP: 0.444, SLG: 0.552 12 Paul Phillips, R OBP: 0.111, SLG: 0.118											4	0	0	0	0	1	3		
1 Tony Pena Jr., R OBP: 0.347, SLG: 0.447 39 Jace Brewer, R OBP: 0.347, SLG: 0.447											2	1	2	0	0	0	0		
Inning Stats	R: 1 E: 0 K: 0 S: 5	H: 2 LOB: 1 BB: 0 P: 5	R: 0 E: 0 K: 0 S: 3	H: 1 LOB: 0 BB: 0 P: 3	R: 0 E: 0 K: 1 S: 5	H: 1 LOB: 0 BB: 0 P: 5	R: 2 E: 0 K: 1 S: 7	H: 2 LOB: 0 BB: 0 P: 7	R: 5 E: 1 K: 3 S: 14	H: 4 LOB: 0 BB: 0 P: 14	R: 0 E: 0 K: 2 S: 7	H: 0 LOB: 1 BB: 1 P: 11	R: 0 E: 0 K: 0 S: 3	H: 0 LOB: 0 BB: 0 P: 3	R: 0 E: 0 K: 1 S: 5	H: 0 LOB: 0 BB: 0 P: 5	1B: 5 2B: 6 3B: 0 HR: 3	SF: 0 SAC: 2 DP: 2 HBP: 0	WP: 1 PA: 44
PITCHER	IP 4.2	WLS 21	BF 8	H 6	R 6	ER 6	SO 4	BB 0	IBB 0	HBP 0	BLK 0	WP 0	HR 1	S 29	P 29	ERA 11.57	WHIP 1.714		
53 Rich Hill, L ERA: 5.17	IP 1.0	WLS B	BF 6	H 2	R 2	ER 0	SO 2	BB 1	IBB 0	HBP 0	BLK 0	WP 0	HR 0	S 9	P 13	ERA 0.00	WHIP 3.000		
43 Michael Wuertz, R ERA: 5.4	IP 1.1	WLS 4	BF 0	H 0	R 0	ER 0	SO 1	BB 0	IBB 0	HBP 0	BLK 0	WP 0	HR 0	S 6	P 6	ERA 0.00	WHIP 0.000		
13 Will Ohman, L ERA: 3.6	IP 1.0	WLS H	BF 4	H 0	R 0	ER 0	SO 1	BB 1	IBB 0	HBP 0	BLK 0	WP 0	HR 0	S 5	P 9	ERA 0.00	WHIP 1.000		
47 Scott Eyre, L ERA: 3.0	IP 1.0	WLS B	BF 6	H 3	R 2	ER 2	SO 2	BB 0	IBB 0	HBP 0	BLK 0	WP 1	HR 0	S 11	P 12	ERA 18.00	WHIP 3.000		
46 Ryan Dempster, R ERA: 3.39																			

Kansas City Royals @ Chicago Cubs
Hohokam Park, Mesa, AZ
Tue Mar 27 2007, 4:05 PM EDT
Alt. 10,886 - Sunny - 75 F

livebaseballscores.com

AB 42
R 10
H 13
RBI 10
BB 2
SO 11
LOB 16

Batter	1	2	3	4	5	6	7	8	9	10	AB	R	H	RBI	BB	SO	LOB	BOTTOM					
2 Ryan Theriot, R OBP: 0.431, SLG: 0.578											4	2	1	2	1	0	2						
19 Matt Murton, R OBP: 0.360, SLG: 0.516											5	2	3	2	1	1	1						
25 Derrek Lee, R OBP: 0.508, SLG: 0.797 5 Ronny Cedeno, R OBP: 0.422, SLG: 0.519											3	1	1	1	0	1	1						
16 Aramis Ramirez, R OBP: 0.426, SLG: 0.504 90 Ryan Norwood, R OBP: 0.422, SLG: 0.519											3	1	2	3	0	0	0						
Michael Barrett, R OBP: 0.365, SLG: 0.553 Mark Reed, L OBP: 0.410, SLG: 0.333											4	0	0	0	1	1	1						
15 Cliff Floyd, L OBP: 0.410, SLG: 0.529 Issmael Salas, R OBP: 0.382, SLG: 0.333											4	0	1	0	1	3	3						
Mark DeRosa, R OBP: 0.410, SLG: 0.333											5	1	1	0	0	1	3						
29 Angel Pagán, S OBP: 0.382, SLG: 0.333											5	2	2	0	0	0	1						
Cesar Izturis, S OBP: 0.438, SLG: 0.333											2	3	0	1	2	0	1						
Inning Stats	R: 1 E: 0 K: 3 S: 11	H: 1 LOB: 2 BB: 2 P: 19	R: 5 E: 0 K: 0 S: 7	H: 4 LOB: 0 BB: 1 P: 12	R: 0 E: 0 K: 0 S: 2	H: 0 LOB: 0 BB: 1 P: 6	R: 0 E: 0 K: 0 S: 3	H: 0 LOB: 0 BB: 0 P: 3	R: 0 E: 0 K: 0 S: 3	H: 0 LOB: 0 BB: 0 P: 3	R: 3 E: 1 K: 1 S: 9	H: 3 LOB: 1 BB: 0 P: 9	R: 0 E: 0 K: 3 S: 9	H: 0 LOB: 1 BB: 1 P: 13	R: 1 E: 0 K: 1 S: 8	H: 2 LOB: 1 BB: 0 P: 8	R: 0 E: 0 K: 0 S: 4	H: 1 LOB: 1 BB: 0 P: 4	R: 3 E: 0 K: 0 S: 3	H: 1 LOB: 0 BB: 2 P: 11	1B: 4 2B: 5 3B: 1 HR: 2	SF: 1 SAC: 1 DP: 1 HBP: 0	WP: 1 PA: 48
PITCHER	IP 1.2	WLS 7	BF 0	H 0	R 0	ER 0	SO 0	BB 1	IBB 0	HBP 0	BLK 0	WP 0	HR 0	S 6	P 6	ERA 9.00	WHIP 2.000						
36 Jorge De La Rosa, L ERA: 8.74	IP 2.1	WLS 0	BF 0	H 0	R 0	ER 0	SO 0	BB 0	IBB 0	HBP 0	BLK 0	WP 0	HR 0	S 4	P 4	ERA 0.00	WHIP 1.000						
88 Jason Standridge, R ERA: 4.62	IP 1.2	WLS 9	BF 3	H 3	R 3	ER 3	SO 1	BB 0	IBB 0	HBP 0	BLK 0	WP 0	HR 0	S 11	P 11	ERA 0.00	WHIP 1.800						
57 Joel Peralta, R ERA: 3.12	IP 0.1	WLS 1	BF 0	H 0	R 0	ER 0	SO 0	BB 0	IBB 0	HBP 0	BLK 0	WP 0	HR 0	S 1	P 1	ERA 0.00	WHIP 0.000						
73 Jason Cromer, L ERA: 4.05	IP 1.0	WLS L	BF 5	H 1	R 3	ER 3	SO 0	BB 2	IBB 0	HBP 0	BLK 0	WP 0	HR 1	S 11	P 11	ERA 40.50	WHIP 4.500						
David Riske, R ERA: 3.98																							

Kansas City Royals @ Chicago Cubs
Hohokam Park, Mesa, AZ
Tue Mar 27 2007, 4:05 PM EDT
Alt. 10,886 - Sunny - 75 F

livebaseballscores.com

AB 39
R 13
H 12
RBI 12
BB 7
SO 8
LOB 15

Batter	1	2	3	4	5	6	7	8	9	AB	R	H	RBI	BB	SO	LOB	TOP					
22 Marcus Giles, R (1,4) OBP: 0.348, SLG: 0.500 82 Sean Kazmar Jr., R (5,4) OBP: 0.615, SLG: 0.900 82 Brett Dowdy, R (9,PH) OBP: 0.500, SLG: 0.500										3	1	2	0	0	0	1	San Diego Padres @ Kansas City Royals Surprise Stadium, Surprise, AZ Wed Mar 28 2007, 4:05 PM EDT Att: 4,758 - Sunny - 60 F					
24 Brian Giles, L (1,9) OBP: 0.383, SLG: 0.509 Drew Macias, L (5,FR) OBP: 0.400, SLG: 0.471										3	0	2	2	0	0	1						
3 Khalil Greene, R (1,6) OBP: 0.434, SLG: 0.792 Juan Ciriaco, R (5,FR) OBP: 0.273, SLG: 0.400										3	0	1	0	0	0	1						
23 Adrián González, L (1,3) OBP: 0.444, SLG: 0.732 42 Tim Brown, L (5,3)										3	0	0	0	0	1	2						
34 Russell Branyan, L (1,5) OBP: 0.362, SLG: 0.680 Chase Headley, S (5,5)										3	2	2	4	0	0	0						
José Cruz Jr., S (1,8) OBP: 0.347, SLG: 0.674 87 Kyler Burke, L (5,9)										3	0	1	0	0	2	0						
53 Pete Laforest, L (1,10) OBP: 0.444, SLG: 0.781										3	1	1	0	1	1	1						
Rob Bowen, S (1,2)										3	1	1	1	1	0	1						
78 Adam Shabala, L (1,7) OBP: 0.333, SLG: 0.219										4	0	0	0	0	0	2						
Inning Stats	R: 0 E: 0 K: 0 S: 3	H: 1 LOB: 0 BB: 0 P: 3	R: 0 E: 0 K: 1 S: 5	H: 0 LOB: 0 BB: 0 P: 5	R: 2 E: 1 K: 0 S: 6	H: 3 LOB: 1 BB: 0 P: 7	R: 1 E: 0 K: 1 S: 6	H: 1 LOB: 1 BB: 1 P: 10	R: 4 E: 0 K: 1 S: 10	H: 5 LOB: 1 BB: 0 P: 10	R: 0 E: 0 K: 0 S: 2	H: 0 LOB: 0 BB: 1 P: 6	R: 0 E: 0 K: 0 S: 3	H: 0 LOB: 1 BB: 1 P: 7	R: 0 E: 0 K: 2 S: 7	H: 0 LOB: 0 BB: 0 P: 7		R: 0 E: 0 K: 1 S: 5	H: 0 LOB: 0 BB: 0 P: 5	1B: 6 2B: 3 3B: 0 HR: 2	SF: 0 SAC: 0 DP: 2 HBP: 0	WP: 1 PB: 0 SB: 0 CS: 0
PITCHER	IP WLS BF H R ER SO BB IBB HBP BLK WP HR S P ERA WHIP																					
55 Gil Meche, R (1,1) ERA: 7.31	6.0 L 28 10 7 7 3 2 0 0 0 0 1 2 32 41 10.50 2.000																					
48 Joakim Soria, R (7,1) ERA: 3.39	1.0 4 0 0 0 0 0 1 0 0 0 0 0 0 3 7 0.00 1.000																					
41 Jimmy Gobble, L (8,1) ERA: 2.31	1.0 3 0 0 0 2 0 0 0 0 0 0 0 7 7 0.00 0.000																					
39 Jarod Plummer, R (9,1) ERA: 6.0	1.0 3 0 0 0 1 0 0 0 0 0 0 0 5 5 0.00 0.000																					

Batter	1	2	3	4	5	6	7	8	9	AB	R	H	RBI	BB	SO	LOB	BOTTOM					
9 David DeJesus, L (1,8) OBP: 0.283, SLG: 0.455 2 Joey Gathright, L (7,8) OBP: 0.431, SLG: 0.457										3	0	1	0	0	0	0	San Diego Padres @ Kansas City Royals Surprise Stadium, Surprise, AZ Wed Mar 28 2007, 4:05 PM EDT Att: 4,758 - Sunny - 60 F					
15 Mark Grudzielanek, R (1,4) OBP: 0.333, SLG: 0.200 Esteban German, R (6,4) OBP: 0.392, SLG: 0.441										3	0	0	0	0	0	2						
29 Mike Sweeney, R (1,10) OBP: 0.341, SLG: 0.500 11 Ross Cload, L (6,PH) OBP: 0.426, SLG: 0.608										3	0	2	0	0	0	0						
Emil Brown, R (1,7) OBP: 0.368, SLG: 0.438 Richard Lewis, R (7,4) OBP: 0.375, SLG: 0.533										3	1	1	0	0	0	2						
4 Alex Gordon, L (1,5) OBP: 0.470, SLG: 0.636 68 Fernando Cortez, L (7,5) OBP: 0.484, SLG: 0.407										2	1	1	1	0	0	1						
16 Reggie Sanders, R (1,9) OBP: 0.341, SLG: 0.459 93 Adam Greenberg, L (7,9) OBP: 0.333, SLG: 0.167										3	0	0	0	0	2	3						
43 Ryan Shealy, R (1,3) OBP: 0.341, SLG: 0.441 Craig Brazell, L (7,PR) (8,3)										3	0	2	1	0	0	0						
6 Jason LaRue, R (1,2) OBP: 0.351, SLG: 0.657										4	0	0	0	0	2	4						
1 Tony Pena Jr., R (1,6) OBP: 0.321, SLG: 0.412										4	0	0	0	0	2	2						
Inning Stats	R: 0 E: 0 K: 0 S: 3	H: 0 LOB: 0 BB: 0 P: 3	R: 2 E: 1 K: 0 S: 6	H: 2 LOB: 0 BB: 0 P: 6	R: 0 E: 0 K: 1 S: 3	H: 0 LOB: 0 BB: 0 P: 3	R: 0 E: 0 K: 1 S: 6	H: 1 LOB: 1 BB: 0 P: 6	R: 0 E: 0 K: 1 S: 7	H: 2 LOB: 2 BB: 0 P: 7	R: 0 E: 1 K: 1 S: 5	H: 1 LOB: 1 BB: 0 P: 5	R: 0 E: 0 K: 1 S: 6	H: 1 LOB: 1 BB: 0 P: 6	R: 3 E: 0 K: 3 S: 12	H: 3 LOB: 1 BB: 1 P: 17		R: 1 E: 0 K: 2 S: 9	H: 2 LOB: 1 BB: 0 P: 10	1B: 10 2B: 2 3B: 0 HR: 0	SF: 0 SAC: 0 DP: 2 HBP: 0	WP: 2 PB: 0 SB: 1 CS: 0
PITCHER	IP WLS BF H R ER SO BB IBB HBP BLK WP HR S P ERA WHIP																					
David Wells, L (1,1) ERA: 9.88	6.0 W 24 6 2 2 3 0 0 0 0 0 1 0 30 30 3.00 1.000																					
60 Steve Watkins, R (7,1) ERA: 10.29	2.0 11 4 3 3 4 1 0 0 0 0 1 0 18 23 13.50 2.500																					
21 Heath Bell, R (9,1) ERA: 1.64	1.0 S 5 2 1 1 2 0 0 0 0 0 1 0 9 10 9.00 2.000																					



Batter	1	2	3	4	5	6	7	8	9	AB	R	H	RBI	BB	SO	LOB	TOP								
9 David DeJesus, L (1, 8) 65 Graham Koonce, L (6, 3)	G1-3					G4-3		SH5-3 24 HR BB		3	0	1	0	0	0	0	Kansas City Royals @ Texas Rangers Surprise Stadium, Surprise, AZ Thu Mar 29 2007, 3:05 PM EDT Att: 5,248 - Sunny - 65 F								
15 Mark Grudzielanek, R (1, 4) Richard Lewis, R (6, PH) S: 5	L4		F8			29 HR 1B		SH5-3		3	0	1	0	0	0	1									
24 Mark Teahen, L (1, 9) 84 Mike Aviles, R (8, 5)	K				K	P4		HR		4	1	1	3	0	2	1									
29 Mike Sweeney, R (1, 10) 82 Cody Clark, R (8, PH) S: 5		F7			P3	1-H HR		68 S 2B 1B		3	1	1	2	0	0	0									
4 Alex Gordon, L (1, 5) 68 Fernando Cortez, L (6, 5) S: 5	K				G6-3	F7		95 CS 2B		3	0	0	0	0	1	1									
43 Ryan Shealy, R (1, 3) 95 Jorge Padilla, R (6, 7) S: 5	G5-3				F7			K		2	0	0	0	0	0	0									
11 Ross Gload, L (1, 7) 93 Adam Greenberg, L (6, 8) S: 5			HR			14 G4-6-3 1B		B3		2	1	2	1	0	0	0									
14 John Buck, R (1, 2)	F8				G4-6-3			G1-3		4	0	1	0	0	0	1									
1 Tony Pena Jr., R (1, 6)	P6				K			E6 SH5-3 24 HR BB		4	1	0	0	0	2	2									
Inning Stats	R: 0 E: 0 K: 1 S: 5	H: 0 LOB: 0 BB: 0 P: 5	R: 0 E: 0 K: 1 S: 5	H: 0 LOB: 0 BB: 0 P: 5	R: 1 E: 0 K: 0 S: 5	H: 2 LOB: 1 BB: 0 P: 5	R: 0 E: 0 K: 1 S: 5	H: 0 LOB: 0 BB: 0 P: 5	R: 0 E: 0 K: 1 S: 6	H: 1 LOB: 1 BB: 0 P: 6	R: 2 E: 0 K: 0 S: 5	H: 2 LOB: 1 BB: 0 P: 5	R: 0 E: 0 K: 0 S: 3	H: 0 LOB: 0 BB: 0 P: 3	R: 4 E: 1 K: 1 S: 9	H: 3 LOB: 0 BB: 1 P: 13		R: 0 E: 0 K: 1 S: 5	H: 1 LOB: 0 BB: 0 P: 5	1B: 5 2B: 1 3B: 0 HR: 3	SF: 0 SAC: 1 DP: 0 HBP: 0	WP: 0 PB: 0 SB: 1 CS: 2	PA: 36		
PITCHER	IP	WLS	BF	H	R	ER	SO	BB	IBB	HBP	BLK	WP	HR	S	P	ERA	WHIP								
20 Brandon McCarthy, R (1, 1) ERA: 6.44	5.2		22	5	3	3	4	0	0	0	0	0	2	30	30	4.76	0.882								
32 Ron Mahay, L (6, 1) ERA: 8.68	1.1		4	0	0	0	0	0	0	0	0	0	0	4	4	0.00	0.000								
Ezequiel Astacio, R (8, 1) ERA: 5.4	1.0	L	7	3	4	3	1	1	0	0	0	0	1	9	13	27.00	4.000								
36 C.J. Wilson, L (9, 1) ERA: 8.64	1.0		3	1	0	0	1	0	0	0	0	0	0	5	5	0.00	1.000								

Batter	1	2	3	4	5	6	7	8	9	AB	R	H	RBI	BB	SO	LOB	BOTTOM								
Kenny Lofton, L (1, 8) 22 Marlon Byrd, R (4, 8) S: 5	B1-3		G4-3			K		28 2B 25 SF8 1B		2	0	0	1	0	0	1	Kansas City Royals @ Texas Rangers Surprise Stadium, Surprise, AZ Thu Mar 29 2007, 3:05 PM EDT Att: 5,248 - Sunny - 65 F								
28 Matt Kata, S (1, 4) S: 5	G6-3		K			95 HR 3B		SF8 2B		4	1	2	0	0	1	1									
10 Michael Young, R (1, 6) 25 Jerry Hairston, R (7, 6) S: 5	G5-3				G3	K		SF8		3	0	0	0	0	1	1									
23 Mark Teixeira, S (1, 3) 95 Casey Benjamin, L (6, 4) S: 5	G6-3				L4	HR		P4		2	0	0	0	0	0	0									
21 Sammy Sosa, R (1, 10)	G5-3				G4-3	HR		BB		2	1	1	2	0	0	1									
9 Hank Blalock, L (1, 5) 91 Adam Fox, R (6, 5) S: 5	F7				F8	K		P5		2	0	0	0	0	0	0									
6 Brad Wilkerson, L (1, 7) Todd Donovan, R (6, 7) S: 5			17 1B G4-3 1B			G3		B3		2	1	1	0	0	0	0									
17 Nelson Cruz, R (1, 9) S: 5			G4-3 S 1-2 1B			BB		F8		3	0	1	0	1	1	1									
35 Chris Stewart, R (1, 2) 16 Guillermo Quiroz, R (7, 2) S: 5	L6				K			G5-3		2	0	0	0	0	1	3									
Inning Stats	R: 0 E: 0 K: 0 S: 3	H: 0 LOB: 0 BB: 0 P: 3	R: 0 E: 0 K: 0 S: 3	H: 0 LOB: 0 BB: 0 P: 3	R: 1 E: 0 K: 1 S: 8	H: 2 LOB: 1 BB: 0 P: 8	R: 0 E: 0 K: 0 S: 3	H: 0 LOB: 0 BB: 0 P: 3	R: 0 E: 0 K: 1 S: 5	H: 0 LOB: 1 BB: 1 P: 9	R: 3 E: 0 K: 3 S: 12	H: 3 LOB: 0 BB: 0 P: 12	R: 0 E: 0 K: 0 S: 3	H: 0 LOB: 0 BB: 0 P: 3	R: 1 E: 0 K: 0 S: 5	H: 2 LOB: 2 BB: 1 P: 9		R: 0 E: 0 K: 1 S: 5	H: 1 LOB: 0 BB: 0 P: 5	1B: 4 2B: 1 3B: 1 HR: 2	SF: 1 SAC: 0 DP: 1 HBP: 0	WP: 0 PB: 0 SB: 2 CS: 0	PA: 36		
PITCHER	IP	WLS	BF	H	R	ER	SO	BB	IBB	HBP	BLK	WP	HR	S	P	ERA	WHIP								
45 Odalis Perez, L (1, 1) ERA: 4.7	3.0		11	2	1	1	1	0	0	0	0	0	0	14	14	3.00	0.667								
47 Ryan Braun, R (4, 1) ERA: 0.93	1.0		3	0	0	0	0	0	0	0	0	0	0	3	3	0.00	0.000								
David Riske, R (5, 1) ERA: 3.95	1.0		4	0	0	0	1	1	0	0	0	0	0	5	9	0.00	1.000								
28 Octavio Dotel, R (6, 1) ERA: 6.23	1.0	B	6	3	3	3	3	0	0	0	0	0	2	12	12	27.00	3.000								
88 Jason Standridge, R (7, 1) ERA: 4.35	1.0	W	3	0	0	0	0	0	0	0	0	0	0	3	3	0.00	0.000								
PITCHER	IP	WLS	BF	H	R	ER	SO	BB	IBB	HBP	BLK	WP	HR	S	P	ERA	WHIP								
63 Roberto Giron, R (8, 1) ERA: 13.5	1.0		6	2	1	1	0	0	0	0	0	0	0	5	5	9.00	3.000								
39 Jarod Plummer, R (9, 1) ERA: 4.5	1.0	S	3	1	0	0	0	0	0	0	0	0	0	5	5	0.00	1.000								



Batter	1	2	3	4	5	6	7	8	9	AB	R	H	RBI	BB	SO	LOB	TOP										
9 David DeJesus, L (1,8) OBP: 0.308, SLG: 0.480 Todd Wellemeyer, R (6,1) 16 Reggie Sanders, R (7,9) OBP: 0.333, SLG: 0.447	1-1 L6		3-0 15 1B			3-0 15 G5-4-3 1B		2-1 F9		3	1	2	1	0	0	0											
15 Mark Grudzielanek, R (1,4) OBP: 0.336, SLG: 0.250	1-2 G1-3		2-2 2-H 1B			0-1 G5-4-3 1-2f		0-1 F8		4	0	1	1	0	0	1											
24 Mark Teahen, L (1,9) OBP: 0.395, SLG: 0.574	1-3 K		0-1 L7			1-1 G3-1		1-0 29 G6-4-3 1B		4	0	1	0	0	1	1											
43 Ryan Shealy, R (1,3) OBP: 0.375, SLG: 0.422 57 Joel Peralta, R (7,1) 41 Jimmy Gobble, L (7,1) 29 Mike Sweeney, R (9,PH) OBP: 0.333, SLG: 0.545		1-2 P4		3-2 P6		1-0 11 CS 1B		1-2 G6-4-3		3	0	1	0	0	0	0											
4 Alex Gordon, L (1,5)		3-2 L8		0-1 G3-1		1-3 K				3	0	0	0	0	1	1											
11 Ross Cload, L (1,7) OBP: 0.424, SLG: 0.643		1-2 L4		0-1 F7		2-2 E5 1-2				3	0	0	0	0	0	1											
6 Jason LaRue, R (1,2) OBP: 0.325, SLG: 0.605			2-1 F8		0-0 G1-3		1-2 P5			3	0	0	0	0	0	1											
1 Tony Pena Jr., R (1,6) OBP: 0.305, SLG: 0.386 Esteban German, R (7,6) OBP: 0.387, SLG: 0.435			3-2 23 FC3-6 1B		1-2 G4-3		2-1 G6-3			2	0	1	0	0	0	0											
23 Zack Greinke, R (1,1) OBP: 0.333, SLG: 0.333 Emil Brown, R (6,7) OBP: 0.362, SLG: 0.429			1-1 9 2B FC3-6		0-1 G4-3		2-3 K			2	1	0	0	0	0	1											
Inning Stats	R: 0 H: 0 E: 0 K: 1 S: 9	H: 0 LOB: 0 BB: 0 P: 12	R: 0 H: 0 E: 0 K: 0 S: 12	H: 0 LOB: 0 BB: 0 P: 17	R: 2 H: 3 E: 0 K: 0 S: 13	H: 3 LOB: 1 BB: 0 P: 24	R: 0 H: 0 E: 0 K: 0 S: 7	H: 0 LOB: 0 BB: 0 P: 10	R: 0 H: 1 E: 0 K: 0 S: 5	H: 1 LOB: 1 BB: 0 P: 9	R: 0 H: 1 E: 1 K: 1 S: 10	H: 1 LOB: 1 BB: 0 P: 15	R: 0 H: 0 E: 0 K: 1 S: 8	H: 0 LOB: 0 BB: 0 P: 14	R: 0 H: 1 E: 0 K: 0 S: 6	H: 1 LOB: 0 BB: 0 P: 8	1B: 5 2B: 1 3B: 0 HR: 0	SF: 0 SAC: 0 DP: 2 HBP: 0	WP: 0 PB: 0 SB: 0 CS: 1	PA: 31							
PITCHER	IP	WLS	BF	H	R	ER	SO	BB	IBB	HBP	BLK	WP	HR	S	P	ERA	WHIP										
Woody Williams, R (1,1) ERA: 8.85	4.0		15	3	2	2	1	0	0	0	0	0	0	41	63	4.50	0.750										
Chad Qualls, R (5,1) ERA: 3.0	1.0		3	0	0	0	0	0	0	0	0	0	0	9	10	0.00	0.000										
Trever Miller, L (6,1) ERA: 0.9	1.0		3	1	0	0	0	0	0	0	0	0	0	5	9	0.00	1.000										
Dan Wheeler, R (7,1) ERA: 1.93	2.0	W	7	1	0	0	2	0	0	0	0	0	0	18	29	0.00	0.500										
21 Rick White, R (9,1) ERA:	1.0	S	3	1	0	0	0	0	0	0	0	0	0	6	8	0.00	1.000										

Kansas City Royals @ Houston Astros
Minute Maid Park, Houston, TX
Fri Mar 30 2007, 7:05 PM CDT
Att: 28,220 - Cloudy - 75 F

livebaseballscorecards.com

AB 31
R 2
H 6
RBI 2
BB 0
SO 3
LOB 7



Batter	1	2	3	4	5	6	7	8	9	AB	R	H	RBI	BB	SO	LOB	BOTTOM										
Craig Biggio, R (1,4) OBP: 0.308, SLG: 0.348 Trever Miller, R (6,1) Mike Lamb, L (7,5) OBP: 0.400, SLG: 0.404	2-0 G3		2-3 K			1-3 K		1-3 K		3	0	0	0	0	2	0											
Morgan Ensberg, R (1,5) OBP: 0.371, SLG: 0.545 16 Jason Lane, R (7,8) OBP: 0.343, SLG: 0.600	1-2 17 2B		2-0 L7			1-1 G4-3		0-0 L7		3	1	1	0	0	0	0											
17 Lance Berkman, S (1,3) OBP: 0.363, SLG: 0.519 Brad Ausmus, R (7,3) OBP: 0.342, SLG: 0.444	1-0 1-H 2B		1-2 G6-3			3-2 FC4-6 1B		2-1 G4-3		3	0	2	1	0	0	0											
45 Carlos Lee, R (1,7) OBP: 0.396, SLG: 0.490 Dan Wheeler, R (7,1) 4 Eric Bruntlett, R (8,PH) OBP: 0.354, SLG: 0.364	1-3 K		2-1 F8			1-3 K		1-1 HR 1B		3	0	0	0	0	2	2											
Luke Scott, L (1,9) OBP: 0.329, SLG: 0.547	0-3 K		2-2 2B			3-1 FC4-6 1-2f		0-1 HR		4	1	2	2	0	1	2											
2 Chris Burke, R (1,8) OBP: 0.265, SLG: 0.338 21 Rick White, R (9,1)		3-3 K		2-3 K		1-2 G4-3 55 SF7 2B		0-0 G3		4	1	1	0	0	2	1											
28 Adam Everett, R (1,6) OBP: 0.245, SLG: 0.213 Mark Loretta, R (7,6) OBP: 0.375, SLG: 0.400		0-0 1B		1-0 G6-3		3-2 G4-3		2-3 G4-3		2	0	1	0	0	0	1											
55 Humberto Quintero, R (1,2) OBP: 0.314, SLG: 0.318		1-2 F9		0-0 F8		1-2 SF7		1-1 G3-1		2	0	0	1	0	0	1											
Woody Williams, R (1,1) Chad Qualls, R (5,1) Orlando Palmeiro, L (5,PH) OBP: 0.548, SLG: 0.543		1-0 F7		1-1 G3-1		3-H 2-2 1B				1	0	0	0	0	0	1											
Inning Stats	R: 1 H: 2 E: 0 K: 2 S: 12	H: 2 LOB: 1 BB: 0 P: 17	R: 0 H: 1 E: 0 K: 1 S: 10	H: 1 LOB: 0 BB: 0 P: 15	R: 0 H: 0 E: 0 K: 1 S: 7	H: 0 LOB: 0 BB: 0 P: 12	R: 0 H: 1 E: 0 K: 1 S: 11	H: 1 LOB: 1 BB: 0 P: 18	R: 0 H: 1 E: 0 K: 1 S: 12	H: 1 LOB: 1 BB: 0 P: 20	R: 1 H: 2 E: 0 K: 1 S: 15	H: 2 LOB: 1 BB: 0 P: 23	R: 2 H: 2 E: 0 K: 0 S: 8	H: 2 LOB: 0 BB: 0 P: 11	R: 0 H: 0 E: 0 K: 0 S: 6	H: 0 LOB: 0 BB: 0 P: 8	1B: 5 2B: 3 3B: 0 HR: 1	SF: 1 SAC: 0 DP: 0 HBP: 0	WP: 0 PB: 0 SB: 0 CS: 0	PA: 33							
PITCHER	IP	WLS	BF	H	R	ER	SO	BB	IBB	HBP	BLK	WP	HR	S	P	ERA	WHIP										
23 Zack Greinke, R (1,1) ERA: 3.0	5.0		19	4	1	1	6	0	0	0	0	0	0	46	70	1.80	0.800										
Todd Wellemeyer, R (6,1) ERA: 6.75	1.0	H	4	1	0	0	1	0	0	0	0	0	0	12	20	0.00	1.000										
57 Joel Peralta, R (7,1) ERA: 3.86	0.2	B	4	2	1	1	0	0	0	0	0	0	0	12	19	13.50	3.000										
41 Jimmy Gobble, L (7,1) ERA: 3.46	1.1	L	6	2	2	2	1	0	0	0	0	0	1	11	15	13.50	1.500										

Kansas City Royals @ Houston Astros
Minute Maid Park, Houston, TX
Fri Mar 30 2007, 7:05 PM CDT
Att: 28,220 - Cloudy - 75 F

livebaseballscorecards.com

AB 32
R 4
H 9
RBI 4
BB 0
SO 8
LOB 10



Batter	1	2	3	4	5	6	7	8	9	AB	R	H	RBI	BB	SO	LOB	TOP										
23 Julio Lugo, R OBP: 0.250, SLG: 0.250	3-2 K		2-3 K		1-3 K			2-2 1B		4	0	1	0	0	3	0	Boston Red Sox @ Kansas City Royals Kauffman Stadium, Kansas City, MO Mon Apr 02 2007, 3:10 PM CDT Att: 41,257 - Sunny - 80 F										
20 Kevin Youkilis, R OBP: 0.500, SLG: 0.500	1-2 34 2B		3-2 F9			0-0 1B		3-3 K		4	1	2	0	0	1	2											
34 David Ortiz, L OBP: 0.500, SLG: 0.667	1-2 1-H 2B		0-1 G3			2-2 G6-4-3 HBP		2-3 K		3	0	1	1	0	1	2											
Manny Ramirez, R	1-1 F8			2-0 G5-3		2-0 G6-4-3		1-3 K		4	0	0	0	0	1	2											
7 J.D. Drew, L Wily Mo Peña, R OBP: 0.667, SLG: 0.500 (9, PH)	4-1 BB		3-1 25 FC5-4 1B			2-2 G3		1-3 K		2	0	1	0	1	0	0											
25 Mike Lowell, R OBP: 0.250, SLG: 0.500	2-3 K		0-0 FC5-4 1B			1-0 F7		2-1 2B		4	0	1	0	0	1	3											
Jason Varitek, S	1-1 P4		1-3 K			0-2 G6-3		1-2 F9		4	0	0	0	0	1	2											
Coco Crisp, S	0-1 G4-3			3-3 K				2-1 G3-1		3	0	0	0	0	1	0											
15 Dustin Pedroia, R OBP: 0.667, SLG: 0.667	0-0 1B			2-2 G6-3				2-1 23 1B		3	0	2	0	0	0	0											
Inning Stats	R: 1 E: 0 K: 2 S: 15	H: 2 LOB: 2 BB: 1 P: 27	R: 0 E: 0 K: 0 S: 5	H: 1 LOB: 0 BB: 0 P: 6	R: 0 E: 0 K: 1 S: 8	H: 0 LOB: 0 BB: 0 P: 13	R: 0 E: 0 K: 1 S: 9	H: 1 LOB: 1 BB: 0 P: 15	R: 0 E: 0 K: 2 S: 10	H: 0 LOB: 0 BB: 0 P: 16	R: 0 E: 0 K: 0 S: 4	H: 1 LOB: 0 BB: 0 P: 8	R: 0 E: 0 K: 0 S: 7	H: 0 LOB: 0 BB: 0 P: 10	R: 0 E: 0 K: 2 S: 15	H: 2 LOB: 2 BB: 0 P: 26	R: 0 E: 0 K: 2 S: 11	H: 1 LOB: 1 BB: 0 P: 16	1B: 6 2B: 2 3B: 0 HR: 0	SF: 0 SAC: 0 DP: 1 HBP: 1	WP: 0 PB: 0 SB: 0 CS: 0	PA: 34					
PITCHER	IP	WLS	BF	H	R	ER	SO	BB	IBB	HBP	BLK	WP	HR	S	P	ERA	WHIP										
55 Gil Meche, R ERA: 1.23	(1, 1)	7.1	W	27	6	1	1	6	1	0	1	0	0	62	103	1.23	0.955										
57 Joel Peralta, R ERA:	(8, 1)	1.2		7	2	0	0	4	0	0	0	0	0	22	34	0.00	1.200										

Batter	1	2	3	4	5	6	7	8	9	AB	R	H	RBI	BB	SO	LOB	BOTTOM											
9 David DeJesus, L	2-2 F9		2-3 K		1-0 F7			0-0 G3		5	0	0	0	0	1	4	Boston Red Sox @ Kansas City Royals Kauffman Stadium, Kansas City, MO Mon Apr 02 2007, 3:10 PM CDT Att: 41,257 - Sunny - 80 F											
15 Mark Grudzielanek, R OBP: 0.600, SLG: 0.800	3-1 29 1B	2-0 24 1B		0-0 24 1B		2-2 G5-3		3-2 F8		5	2	3	3	0	0	1												
24 Mark Teahen, L OBP: 0.500, SLG: 0.500	0-2 43 BB	3-H 29 1B		0-0 2-H 1B			1-3 K			4	0	2	1	0	2	1												
29 Mike Sweeney, R OBP: 0.500, SLG: 0.500	1-0 43 BB		1-0 F8		1-3 SAFE K			2-0 4 G3		4	0	2	0	0	1	1												
4 Alex Gordon, L	1-3 K		2-3 K		1-1 43 G6-4-3 HBP			0-1 G3		3	0	0	0	0	2	4												
43 Ryan Shealy, R	4-2 1-2 2-3 3-H BB		1-2 G5-3		1-2 G6-4-3			1-2 K		3	0	0	1	1	1	2												
11 Ross Gload, L OBP: 0.250, SLG: 0.250	0-1 F8			2-1 G4-3		0-0 G3-1		2-2 1 3B		4	1	1	0	0	0	3												
14 John Buck, R OBP: 0.500, SLG: 1.500		3-2 G6-3		1-1 15 2B		0-0 HR		0-1 P6		4	2	2	1	0	0	1												
1 Tony Pena Jr., R OBP: 0.750, SLG: 2.000	2-2 15 1B			4-1 15 2B		2-3 K		1-2 1-H 3B		3	2	2	1	1	1	0												
Inning Stats	R: 1 E: 0 K: 1 S: 22	H: 3 LOB: 3 BB: 1 P: 33	R: 1 E: 0 K: 2 S: 13	H: 2 LOB: 1 BB: 0 P: 23	R: 0 E: 0 K: 1 S: 9	H: 0 LOB: 0 BB: 0 P: 13	R: 3 E: 0 K: 1 S: 11	H: 3 LOB: 1 BB: 1 P: 20	R: 0 E: 0 K: 0 S: 5	H: 0 LOB: 0 BB: 0 P: 7	R: 1 E: 0 K: 1 S: 12	H: 1 LOB: 1 BB: 0 P: 17	R: 0 E: 0 K: 2 S: 9	H: 1 LOB: 1 BB: 0 P: 13	R: 1 E: 0 K: 0 S: 14	H: 2 LOB: 1 BB: 0 P: 20	1B: 7 2B: 2 3B: 2 HR: 1	SF: 0 SAC: 0 DP: 1 HBP: 1	WP: 0 PB: 0 SB: 0 CS: 0	PA: 38								
PITCHER	IP	WLS	BF	H	R	ER	SO	BB	IBB	HBP	BLK	WP	HR	S	P	ERA	WHIP											
38 Curt Schilling, R ERA: 11.25	(1, 1)	4.0	L	22	8	5	5	5	2	0	0	0	0	55	89	11.25	2.500											
48 Javier Lopez, L ERA:	(5, 1)	1.0		3	0	0	0	0	0	0	1	0	0	5	7	0.00	0.000											
37 Hideki Okajima, L ERA: 5.4	(6, 1)	1.2		7	2	1	1	2	0	0	0	0	0	1	18	26	5.40	1.200										
53 Brendan Donnelly, R ERA:	(7, 1)	0.1		1	0	0	0	1	0	0	0	0	0	3	4	0.00	0.000											
36 Joel Pineiro, R ERA: 27.0	(8, 1)	0.1		3	2	1	1	0	0	0	0	0	0	9	12	27.00	6.000											
PITCHER	IP	WLS	BF	H	R	ER	SO	BB	IBB	HBP	BLK	WP	HR	S	P	ERA	WHIP											
J.C. Romero, L ERA:	(8, 1)	0.2		2	0	0	0	0	0	0	0	0	0	5	8	0.00	0.000											



Batter	1	2	3	4	5	6	7	8	9	AB	R	H	RBI	BB	SO	LOB	TOP				
23 Julio Lugo, R OBP: 0.385, SLG: 0.417	F7		1B		2B		G6-3	FC4		5	1	2	0	0	0	4					
20 Kevin Youkilis, R OBP: 0.286, SLG: 0.462	2B	BB			G5-3		F9		K	4	1	0	0	1	1	1					
34 David Ortiz, L OBP: 0.357, SLG: 0.364	K		K		K			F8	25 WP	5	1	1	0	0	4	2					
Manny Ramirez, R OBP: 0.385, SLG: 0.364	1H		1B		F9			F8	G6-3	5	0	2	1	0	0	1					
7 J.D. Drew, L OBP: 0.500, SLG: 0.600	K		G2-3					F9	25 E	3	1	1	0	1	1	3					
25 Mike Lowell, R OBP: 0.385, SLG: 0.583					G4-3			F8	E5	4	0	2	0	0	0	2					
Jason Varitek, S OBP: 0.083, SLG: 0.091	F7		F8		F8			F9	K	4	0	0	0	0	1	5					
Coco Crisp, S OBP: 0.182, SLG: 0.100			K		G4-3			K		4	0	1	1	0	2	3					
15 Dustin Pedroia, R OBP: 0.545, SLG: 0.500	G4-3				K				15 1B	4	0	2	0	0	1	2					
Inning Stats	R: 1 E: 0 K: 2 S: 12	H: 1 LOB: 1 BB: 1 P: 21	R: 0 E: 0 K: 1 S: 10	H: 1 LOB: 1 BB: 0 P: 15	R: 0 E: 0 K: 1 S: 10	H: 2 LOB: 2 BB: 0 P: 16	R: 0 E: 0 K: 1 S: 9	H: 1 LOB: 1 BB: 0 P: 16	R: 1 E: 0 K: 1 S: 12	H: 1 LOB: 0 BB: 0 P: 17	R: 0 E: 0 K: 1 S: 6	H: 1 LOB: 0 BB: 0 P: 10	R: 0 E: 0 K: 0 S: 5	H: 1 LOB: 0 BB: 0 P: 6	R: 2 E: 1 K: 1 S: 19	H: 3 LOB: 3 BB: 1 P: 31	R: 0 E: 0 K: 2 S: 8	H: 0 LOB: 0 BB: 0 P: 11	1B: 6 2B: 5 3B: 0 HR: 0	SF: 0 SAC: 0 DP: 1 HBP: 0	WP: 1 PA: 40 PB: 0 SB: 1 CS: 0
PITCHER	IP	WLS	BF	H	R	ER	SO	BB	IBB	HBP	BLK	WP	HR	S	P	ERA	WHIP				
23 Zack Greinke, R ERA: 1.29	7.0	L	29	8	2	1	7	1	0	0	0	0	0	64	101	1.29	1.286				
57 Joel Peralta, R ERA: 3.39	1.0		8	3	2	1	1	0	1	0	0	1	0	19	31	9.00	3.000				
David Riske, R ERA:	1.0		3	0	0	0	2	0	0	0	0	0	0	8	11	0.00	0.000				

Boston Red Sox @ Kansas City Royals
Kauffman Stadium, Kansas City, MO
Thu Apr 05 2007, 1:10 PM CDT
Att: 23,170 - Partly Cloudy - 36 F

AB 38
R 4
H 11
RBI 2
BB 2
SO 10
LOB 23



Batter	1	2	3	4	5	6	7	8	9	AB	R	H	RBI	BB	SO	LOB	BOTTOM				
9 David DeJesus, L OBP: 0.231, SLG: 0.417	FC4-6		F8			HR		G1-3		4	1	2	1	0	0	0					
Esteban German, R OBP: 0.500, SLG: 0.500	FC4-6				K					4	0	2	0	0	1	1					
24 Mark Teahen, L OBP: 0.417, SLG: 0.400	G1-6-3				K					3	0	0	0	1	2	2					
Emil Brown, R OBP: 0.250, SLG: 0.286	G1-6-3				K					4	0	1	0	0	2	2					
4 Alex Gordon, L OBP: 0.167, SLG: 0.091			F7		14 1B				G3	4	0	1	0	0	1	1					
43 Ryan Shealy, R OBP: 0.364, SLG: 0.400			L9		K					4	0	0	0	0	3	1					
11 Ross Gload, L OBP: 0.364, SLG: 0.400			K							3	0	0	0	0	2	1					
14 John Buck, R OBP: 0.429, SLG: 1.000			K							3	0	1	0	0	1	0					
1 Tony Pena Jr., R OBP: 0.273, SLG: 0.600			G1-3						B1-3	3	0	0	0	0	0	2					
Inning Stats	R: 0 E: 0 K: 0 S: 8	H: 1 LOB: 1 BB: 1 P: 15	R: 0 E: 0 K: 1 S: 8	H: 0 LOB: 0 BB: 0 P: 12	R: 0 E: 0 K: 1 S: 8	H: 0 LOB: 0 BB: 0 P: 13	R: 0 E: 0 K: 3 S: 10	H: 0 LOB: 0 BB: 0 P: 14	R: 0 E: 0 K: 1 S: 18	H: 2 LOB: 2 BB: 0 P: 24	R: 1 E: 0 K: 2 S: 13	H: 3 LOB: 1 BB: 0 P: 18	R: 0 E: 0 K: 2 S: 9	H: 0 LOB: 0 BB: 0 P: 12	R: 0 E: 0 K: 0 S: 10	H: 1 LOB: 1 BB: 0 P: 15	R: 0 E: 0 K: 2 S: 11	H: 0 LOB: 0 BB: 0 P: 13	1B: 5 2B: 2 3B: 0 HR: 1	SF: 0 SAC: 0 DP: 2 HBP: 0	WP: 0 PA: 33 PB: 0 SB: 0 CS: 1
PITCHER	IP	WLS	BF	H	R	ER	SO	BB	IBB	HBP	BLK	WP	HR	S	P	ERA	WHIP				
18 Daisuke Matsuzaka, R ERA: 1.29	7.0	W	26	6	1	1	10	1	0	0	0	0	0	74	108	1.29	1.000				
J.C. Romero, L ERA:	1.0	H	4	1	0	0	0	0	0	0	0	0	0	10	15	0.00	1.000				
58 Jonathan Papelbon, R ERA:	1.0	S	3	0	0	0	2	0	0	0	0	0	0	11	13	0.00	0.000				

Boston Red Sox @ Kansas City Royals
Kauffman Stadium, Kansas City, MO
Thu Apr 05 2007, 1:10 PM CDT
Att: 23,170 - Partly Cloudy - 36 F


AB 32
R 1
H 7
RBI 1
BB 1
SO 12
LOB 10



Batter	1	2	3	4	5	6	7	8	9	AB	R	H	RBI	BB	SO	LOB	TOP							
Ivan Rodriguez, R (1, 2) OBP: 0.385, SLG: 0.385	2-1 P3		1-0 G4-3		1-3 K			1-2 FC6-4 1B		4	0	1	0	0	1	2								
14 Placido Polanco, R (1, 4) OBP: 0.500, SLG: 0.500	2-2 F8		1-0 F9			1-2 G5-4-3 1B		1-2 F9		4	0	1	0	0	0	1								
3 Gary Sheffield, R (1, 10) OBP: 0.143, SLG: 0.091	1-3 K			0-0 P5		2-1 G5-4-3 1-2		2-1 FC6-4		4	0	0	0	0	1	2								
30 Magglio Ordonez, R (1, 9) OBP: 0.429, SLG: 0.200		0-1 G5-3		1-0 P6		1-2 F9			2-1 G6-3	4	0	0	0	0	0	0								
9 Carlos Guillen, S (1, 6) OBP: 0.286, SLG: 0.231		4-0 S BB SF7 BB		3-2 CS 1B			1-2 G4-3		3-3 K	3	1	1	0	1	1	0								
Sean Casey, L (1, 3) OBP: 0.462, SLG: 0.222		4-2 PB 1-2 BB		1-0 CS 1-2	1-3 K2-3		2-1	0-1 G3-1	3	0	1	0	1	1	0									
Craig Monroe, R (1, 7) OBP: 0.167, SLG: 0.200		2-2 SF7 1-2 2-H			3-2		3-3 K			2	0	1	1	0	1	1								
28 Curtis Granderson, L (1, 8) OBP: 0.357, SLG: 0.769		1-0 P2			0-0 P6		2-3 K			3	0	0	0	0	1	3								
15 Brandon Inge, R (1, 5)			0-0 P6			4-1		3-2 P3		2	0	0	0	1	0	0								
Inning Stats	R: 0 E: 0 K: 1 S: 9	H: 0 LOB: 0 BB: 0 P: 14	R: 1 E: 0 K: 0 S: 10	H: 0 LOB: 1 BB: 2 P: 21	R: 0 E: 0 K: 0 S: 3	H: 0 LOB: 0 BB: 0 P: 5	R: 0 E: 0 K: 0 S: 6	H: 1 LOB: 0 BB: 0 P: 11	R: 0 E: 0 K: 2 S: 11	H: 1 LOB: 2 BB: 1 P: 20	R: 0 E: 0 K: 0 S: 8	H: 1 LOB: 0 BB: 0 P: 12	R: 0 E: 0 K: 2 S: 12	H: 1 LOB: 1 BB: 0 P: 20	R: 0 E: 0 K: 0 S: 11	H: 1 LOB: 1 BB: 0 P: 18	R: 0 E: 0 K: 1 S: 7	H: 0 LOB: 0 BB: 0 P: 12	1B: 4 2B: 1 3B: 0 HR: 0	SF: 1 SAC: 0 DP: 1 HBP: 0	WP: 0 PB: 1 SB: 1 CS: 1	PA: 34		
PITCHER	IP	WLS	BF	H	R	ER	SO	BB	IBB	HBP	BLK	WP	HR	S	P	ERA	WHIP							
36 Jorge De La Rosa, L (1, 1) ERA: 1.29	7.0	W	26	4	1	1	5	3	0	0	0	0	0	59	103	1.29	1.000							
48 Joskim Soria, R (8, 1) ERA:	1.0	H	4	1	0	0	0	0	0	0	0	0	0	11	18	0.00	1.000							
David Riske, R (9, 1) ERA:	1.0	S	3	0	0	0	1	0	0	0	0	0	0	7	12	0.00	0.000							

Detroit Tigers @ Kansas City Royals
Kauffman Stadium, Kansas City, MO
Fri Apr 06 2007, 7:10 PM CDT
Att: 13,330 - Partly Cloudy - 35 F


AB	29
R	1
H	5
RBI	1
BB	3
SO	6
LOB	9



Batter	1	2	3	4	5	6	7	8	9	AB	R	H	RBI	BB	SO	LOB	BOTTOM							
9 David DeJesus, L (1, 8) OBP: 0.353, SLG: 0.533	0-1 E9 15 G4-3 2B		2-0 P6		4-1 24 BB 1-2 BB		1-0	24 BB 1B		3	1	2	1	1	0	1								
15 Mark Grudzielanek, R (1, 4) OBP: 0.231, SLG: 0.369	1-0 G4-3		1-0 G4-3		0-1 F8 2-3		1-0 L9			4	0	0	1	0	0	4								
24 Mark Teahen, L (1, 9) OBP: 0.500, SLG: 0.364	3-H 2-3 K			4-1 29 BB BB	4-1 BB		1-0	1-2 BB		1	0	0	0	3	1	0								
29 Mike Sweeney, R (1, 10) OBP: 0.250, SLG: 0.182	1-1 P5			4-2 11 FC4-6 1-2 BB	1-3 K		2-2 P5			3	0	0	0	1	1	5								
4 Alex Gordon, L (1, 5) OBP: 0.125, SLG: 0.067		1-2 G4-3		1-1 P5		3-2 P5		1-3 K		4	0	0	0	0	1	4								
43 Ryan Shealy, R (1, 3) OBP: 0.267, SLG: 0.286		1-2 G5-3		1-3 K		1-2 G6-3		0-2 G5-3		4	0	0	0	0	1	2								
11 Ross Gload, L (1, 7) OBP: 0.267, SLG: 0.286		1-0 P2		0-0 FC4-6 1-2		2-1 G3		2-2 F8		4	0	0	0	0	0	2								
6 Jason LaRue, R (1, 2) OBP: 0.250, SLG: 0.333			1-2 K		4-2 15 F8 9 S BB		0-1 1 3B 2B	1-2 F8		3	1	1	0	1	1	0								
1 Tony Pena Jr., R (1, 6) OBP: 0.357, SLG: 0.769			0-2 K		0-0 B2		0-0 9 1B 2B			3	1	2	1	0	0	1								
Inning Stats	R: 1 E: 1 K: 1 S: 8	H: 1 LOB: 0 BB: 0 P: 12	R: 0 E: 0 K: 0 S: 10	H: 0 LOB: 0 BB: 0 P: 13	R: 0 E: 0 K: 1 S: 9	H: 1 LOB: 1 BB: 0 P: 13	R: 0 E: 0 K: 1 S: 10	H: 0 LOB: 2 BB: 2 P: 20	R: 0 E: 0 K: 1 S: 12	H: 0 LOB: 3 BB: 3 P: 25	R: 0 E: 0 K: 0 S: 8	H: 0 LOB: 0 BB: 0 P: 14	R: 2 E: 0 K: 1 S: 15	H: 3 LOB: 2 BB: 1 P: 24	R: 0 E: 0 K: 0 S: 10	H: 0 LOB: 0 BB: 0 P: 13	1B: 2 2B: 2 3B: 1 HR: 0	SF: 0 SAC: 0 DP: 0 HBP: 0	WP: 0 PB: 0 SB: 1 CS: 0	PA: 35				
PITCHER	IP	WLS	BF	H	R	ER	SO	BB	IBB	HBP	BLK	WP	HR	S	P	ERA	WHIP							
35 Justin Verlander, R (1, 1) ERA:	6.0	L	25	2	1	0	4	5	0	0	0	0	0	57	97	0.00	1.167							
94 Jose Mesa, R (7, 1) ERA: 54.0	0.1	L	4	3	2	2	0	0	0	0	0	0	0	7	9	54.00	9.000							
Wilfredo Ledezma, L (7, 1) ERA:	1.2		6	0	0	0	1	1	0	0	0	0	0	18	28	0.00	0.600							

Detroit Tigers @ Kansas City Royals
Kauffman Stadium, Kansas City, MO
Fri Apr 06 2007, 7:10 PM CDT
Att: 13,330 - Partly Cloudy - 35 F

AB	29
R	3
H	5
RBI	3
BB	6
SO	5
LOB	19



Batter	1	2	3	4	5	6	7	8	9	AB	R	H	RBI	BB	SO	LOB	TOP								
28 Curtis Granderson, L (1, 8) OBP: 0.444, SLG: 0.938	G6-3		14 1B		HR		BB			3	2	2	2	1	0	0	Detroit Tigers @ Kansas City Royals Kauffman Stadium, Kansas City, MO Sat Apr 07 2007, 1:10 PM CDT Att: 13,899 - Sunny - 29 F								
14 Placido Polanco, R (1, 4) OBP: 0.444, SLG: 0.444	G6-3		30 SF8		F9		G6-3			4	1	1	0	0	0	1									
3 Gary Sheffield, R (1, 10) OBP: 0.333, SLG: 0.462	HR		30 SF8		BB					2	1	2	2	2	0	0									
30 Magglio Ordonez, R (1, 9) OBP: 0.333, SLG: 0.154	K		SF8		P2					3	0	0	1	0	2	2									
9 Carlos Guillen, S (1, 6) OBP: 0.222, SLG: 0.176		G4-3	G6-3				G6-3			4	0	0	0	0	0	2									
Ivan Rodriguez, R (1, 2) OBP: 0.353, SLG: 0.529		F9		HR			F8			4	1	1	1	0	0	1									
Sean Casey, L (1, 3) OBP: 0.412, SLG: 0.231				G6-3			P5			4	0	1	0	0	0	0									
Craig Monroe, R (1, 7) OBP: 0.188, SLG: 0.286			15 G6-3 28 1B		K		F8			4	1	1	0	0	2	0									
15 Brandon Inge, R (1, 5)			G6-3		K		K			4	0	0	0	0	3	1									
Inning Stats	R: 1 E: 0 K: 1 S: 8	H: 1 LOB: 0 BB: 0 P: 8	R: 0 E: 0 K: 0 S: 6	H: 1 LOB: 1 BB: 0 P: 12	R: 3 E: 0 K: 0 S: 14	H: 4 LOB: 1 BB: 0 P: 26	R: 1 E: 0 K: 2 S: 9	H: 1 LOB: 0 BB: 0 P: 13	R: 1 E: 0 K: 0 S: 4	H: 1 LOB: 0 BB: 1 P: 13	R: 0 E: 0 K: 0 S: 5	H: 0 LOB: 0 BB: 0 P: 8	R: 0 E: 0 K: 1 S: 11	H: 0 LOB: 1 BB: 1 P: 22	R: 0 E: 0 K: 1 S: 8	H: 0 LOB: 1 BB: 1 P: 14	R: 0 E: 0 K: 2 S: 8	H: 0 LOB: 0 BB: 0 P: 11	1B: 4 2B: 1 3B: 0 HR: 3	SF: 1 SAC: 0 DP: 0 HBP: 0	WP: 0 PB: 0 SB: 0 CS: 1	PA: 36			
PITCHER	IP	WLS	BF	H	R	ER	SO	BB	IBB	HBP	BLK	WP	HR	S	P	ERA	WHIP								
55 Gil Meche, R (1, 1) ERA: 4.4	7.0	L	29	8	6	6	4	2	0	0	0	0	3	57	102	7.71	1.429								
57 Joel Peralta, R (8, 1) ERA: 1.93	2.0		7	0	0	0	3	1	0	0	0	0	0	16	25	0.00	0.500								

Batter	1	2	3	4	5	6	7	8	9	AB	R	H	RBI	BB	SO	LOB	BOTTOM								
9 David DeJesus, L (1, 8) OBP: 0.409, SLG: 0.579	F8		16 HR		BB				E6	4	1	2	0	1	0	0	Detroit Tigers @ Kansas City Royals Kauffman Stadium, Kansas City, MO Sat Apr 07 2007, 1:10 PM CDT Att: 13,899 - Sunny - 29 F								
15 Mark Grudzielanek, R (1, 4) OBP: 0.187, SLG: 0.222	F8		G5-3		L4		F8		K	5	0	0	1	0	1	3									
29 Mike Sweeney, R (1, 10) OBP: 0.188, SLG: 0.133	F7		G6-3		G1-4-3		P2			4	0	0	0	0	0	3									
16 Reggie Sanders, R (1, 9) OBP: 0.750, SLG: 1.750	F9		2B		HR		G4-3		K	4	3	3	2	0	1	0									
Emil Brown, R (1, 7) OBP: 0.250, SLG: 0.273	F9		G4-3		1B		P3			4	0	1	0	0	0	2									
Esteban German, R (1, 5) OBP: 0.625, SLG: 0.714			F8		2B		11 1B		BB	3	0	2	2	1	0	1									
43 Ryan Shealy, R (1, 3)										1	0	0	0	0	0	1									
11 Ross Gload, L (6, PH) OBP: 0.294, SLG: 0.313	G3				HBP		G1-3			2	0	1	0	0	0	1									
14 John Buck, R (1, 2) OBP: 0.300, SLG: 0.700										3	0	0	0	0	3	3									
24 Mark Tashem, L (8, PH) OBP: 0.471, SLG: 1.333			K2-3		K				F8	1	0	0	0	0	0	2									
6 Jason LaRue, R (9, 2) OBP: 0.250, SLG: 0.333										0	0	0	0	0	0	0									
1 Tony Pena Jr., R (1, 6) OBP: 0.333, SLG: 0.647			9 2B 15 G5-3		K2-3		L9		G1-3	4	1	1	0	0	1	0									
Inning Stats	R: 0 E: 0 K: 0 S: 6	H: 0 LOB: 0 BB: 0 P: 11	R: 1 E: 0 K: 1 S: 13	H: 2 LOB: 1 BB: 0 P: 22	R: 3 E: 0 K: 0 S: 13	H: 4 LOB: 1 BB: 0 P: 21	R: 0 E: 0 K: 2 S: 9	H: 0 LOB: 0 BB: 0 P: 14	R: 0 E: 0 K: 0 S: 8	H: 2 LOB: 1 BB: 1 P: 15	R: 1 E: 0 K: 1 S: 15	H: 1 LOB: 1 BB: 0 P: 10	R: 0 E: 0 K: 1 S: 11	H: 1 LOB: 2 BB: 1 P: 22	R: 0 E: 1 K: 1 S: 8	H: 0 LOB: 0 BB: 0 P: 9	1B: 6 2B: 3 3B: 0 HR: 1	SF: 0 SAC: 0 DP: 1 HBP: 1	WP: 1 PB: 0 SB: 0 CS: 0	PA: 38					
PITCHER	IP	WLS	BF	H	R	ER	SO	BB	IBB	HBP	BLK	WP	HR	S	P	ERA	WHIP								
Mike Maroth, L (1, 1) ERA: 7.2	5.0		21	6	4	4	3	1	0	0	0	0	0	15	24	9.00	2.000								
Jason Grilli, R (6, PH) ERA: 20.25	1.0	H	5	2	1	1	1	0	0	0	0	0	0	20	32	0.00	1.500								
54 Joel Zumaya, R (7, 1) ERA:	2.0	H	9	2	0	0	1	1	0	0	0	1	0	8	9	0.00	0.000								
59 Todd Jones, R (9, 1) ERA:	1.0	S	3	0	0	0	1	0	0	0	0	0	0	8	9	0.00	0.000								

Batter	1	2	3	4	5	6	7	8	9	AB	R	H	RBI	BB	SO	LOB	TOP								
28 Curtis Granderson, L (1.8) OBP: 0.364, SLG: 0.750	0-1 P5		1-1 F8			0-0 F9		0-3 K		4	0	0	0	0	1	1									
14 Placido Polanco, R (1.4) OBP: 0.409, SLG: 0.409	3-2 F7			1-0 G4-3		2-2 1B		1-2 F8		4	0	1	0	0	0	0									
3 Gary Sheffield, R (1.10) OBP: 0.273, SLG: 0.353	1-3 K			2-1 G6-3		2-0 G5-3		1-3 K		4	0	0	0	0	2	2									
30 Magglio Ordonez, R (1.9) OBP: 0.318, SLG: 0.235		1-2 F8		2-1 G6-3			2-1 G5-3		2-1 HR 2B	4	1	1	0	0	0	0									
9 Carlos Guillen, S (1.6) OBP: 0.318, SLG: 0.300		0-0 G4-3 2B			2-3 K		2-0 33 BB 1B		4-2 HR BB	3	1	2	0	1	1	0									
Ivan Rodriguez, R (1.2) OBP: 0.381, SLG: 0.667		3-2 G4-3			2-2 G6-3		3-1 33 BB 1B		0-0 HR	4	1	2	3	0	0	1									
Sean Casey, L (1.3) OBP: 0.333, SLG: 0.176		2-3 G6-3			1-1 F7		0-1 F9		2-2 F8	4	0	0	0	0	0	3									
33 Marcus Thames, R (1.7) Craig Monroe, R (9.7) OBP: 0.188, SLG: 0.286			3-1 G6-3			4-0 14 1B BB		4-2 BB	2-3 K	2	0	0	0	2	1	0									
15 Brandon Inge, R (1.5)			3-1 G6-3			1-2 F7		0-1 F7	0-1 G6-3	4	0	0	0	0	0	4									
Inning Stats	R: 0 E: 0 K: 1 S: 9	H: 0 LOB: 0 BB: 0 P: 13	R: 0 E: 0 K: 0 S: 8	H: 1 LOB: 1 BB: 0 P: 12	R: 0 E: 0 K: 0 S: 6	H: 0 LOB: 0 BB: 0 P: 13	R: 0 E: 0 K: 0 S: 5	H: 0 LOB: 0 BB: 0 P: 10	R: 0 E: 0 K: 1 S: 8	H: 0 LOB: 0 BB: 0 P: 13	R: 0 E: 0 K: 0 S: 8	H: 1 LOB: 2 BB: 1 P: 17	R: 0 E: 0 K: 0 S: 11	H: 2 LOB: 3 BB: 1 P: 22	R: 0 E: 0 K: 2 S: 9	H: 0 LOB: 0 BB: 0 P: 11	R: 3 E: 0 K: 1 S: 15	H: 2 LOB: 1 BB: 1 P: 25	1B: 3 2B: 2 3B: 0 HR: 1	SF: 0 SAC: 0 DP: 0 HBP: 0	WP: 0 PB: 0 SB: 0 CS: 0	PA: 36			
PITCHER	IP	WLS	BF	H	R	ER	SO	BB	IBB	HBP	BLK	WP	HR	S	P	ERA	WHIP								
31 Brandon Duckworth, R (1.1) ERA: 0.00	6.1		24	4	0	0	2	1	0	0	0	0	0	49	90	0.00	0.789								
41 Jimmy Gobble, L (7.1) ERA: 0.00	0.1	H	1	0	0	0	0	0	0	0	0	0	0	2	2	0.00	0.000								
48 Joakim Soria, R (7.1) ERA: 0.00	1.1	H	5	0	0	0	2	1	0	0	0	0	0	13	19	0.00	0.750								
David Riske, R (9.1) ERA: 9.0	1.0	L	6	2	3	3	1	1	0	0	0	0	1	15	25	27.00	3.000								

Detroit Tigers @ Kansas City Royals
Kauffman Stadium, Kansas City, MO
Sun Apr 08 2007, 1:10 PM CDT
Att: 13,109 - Sunny - 40 F

AB 33
R 3
H 6
RBI 3
BB 3
SO 5
LOB 11



Batter	1	2	3	4	5	6	7	8	9	AB	R	H	RBI	BB	SO	LOB	BOTTOM								
9 David DeJesus, L (1.8) OBP: 0.481, SLG: 0.652	1-1 F8		0-0 24 1B		1-1 15 WP 2B		4-2 BB		0-0 1B	4	0	3	0	1	0	0									
15 Mark Grudzielanski, R (1.4) OBP: 0.130, SLG: 0.174	1-1 F9		1-3 K		2-3 K		2-2 P4		0-1 G1-3	5	0	0	0	0	2	5									
24 Mark Teahen, L (1.9) OBP: 0.524, SLG: 0.600	0-1 HR		3-2 FC5-4 1B		4-0 IBB		3-2 G3			3	1	2	2	1	0	1									
Emil Brown, R (1.7) OBP: 0.188, SLG: 0.200	0-0 P4		0-2 FC5-4		0-1 G5-3			1-1 P6		4	0	0	0	0	0	4									
4 Alex Gordon, L (1.5) OBP: 0.100, SLG: 0.053		3-3 K		2-3 K		3-2 F7		1-2 G4-3		4	0	0	0	0	2	0									
16 Rengie Sanders, R (1.10) OBP: 0.500, SLG: 1.125		1-1 G6-3		0-1 G5-3		3-3 K		1-1 K		4	0	1	0	0	1	0									
43 Ryan Shealy, R (1.3) OBP: 0.222, SLG: 0.188		0-3 K		2-2 2B		1-1 1B		3-1 F8		4	0	2	0	0	1	1									
6 Jason LaRue, R (1.2) OBP: 0.182, SLG: 0.222			0-0 G5-3		1-3 K		1-2 K		2-3 K	3	0	0	0	0	2	2									
Esteban German, R (9. PH) ERA: 13.5										1	0	0	0	0	1	0									
1 Tony Pena Jr., R (1.6) OBP: 0.318, SLG: 0.571			2-2 9 1B 24 1B		1-2 G5-3		1-0 G6-3		1-2 G6-3	4	1	1	0	0	0	0									
Inning Stats	R: 1 E: 0 K: 0 S: 7	H: 1 LOB: 0 BB: 0 P: 9	R: 0 E: 0 K: 2 S: 10	H: 0 LOB: 0 BB: 0 P: 14	R: 1 E: 0 K: 1 S: 16	H: 3 LOB: 2 BB: 0 P: 22	R: 0 E: 0 K: 2 S: 11	H: 1 LOB: 1 BB: 0 P: 16	R: 0 E: 0 K: 2 S: 18	H: 1 LOB: 1 BB: 0 P: 26	R: 0 E: 0 K: 0 S: 13	H: 0 LOB: 1 BB: 1 P: 23	R: 0 E: 0 K: 0 S: 9	H: 1 LOB: 1 BB: 0 P: 15	R: 0 E: 0 K: 1 S: 9	H: 1 LOB: 1 BB: 0 P: 12	1B: 5 2B: 3 3B: 0 HR: 1	SF: 0 SAC: 0 DP: 0 HBP: 0	WP: 1 PB: 0 SB: 0 CS: 0	PA: 38					
PITCHER	IP	WLS	BF	H	R	ER	SO	BB	IBB	HBP	BLK	WP	HR	S	P	ERA	WHIP								
38 Jeremy Bondeman, R (1.1) ERA: 3.75	6.0		26	7	2	2	8	7	2	2	8	1	1	73	106	3.00	1.167								
44 Bobby Seay, L (7.1) ERA: 0.00	1.0		4	0	0	0	0	1	0	0	0	0	0	13	23	0.00	1.000								
56 Fernando Rodney, R (8.1) ERA: 13.5	1.0	W	4	1	0	0	0	0	0	0	0	0	0	9	15	0.00	1.000								
59 Todd Jones, R (9.1) ERA: 0.00	1.0	S	4	1	0	0	1	0	0	0	0	0	0	9	12	0.00	1.000								

Detroit Tigers @ Kansas City Royals
Kauffman Stadium, Kansas City, MO
Sun Apr 08 2007, 1:10 PM CDT
Att: 13,109 - Sunny - 40 F

AB 36
R 2
H 9
RBI 2
BB 2
SO 9
LOB 13



Batter	1	2	3	4	5	6	7	8	9	AB	R	H	RBI	BB	SO	LOB	TOP										
9 David DeJesus, L (1,8) OBP: 0.419, SLG: 0.556	G6-3		G3-1		G3		G4-3			4	0	0	0	0	0	0	Kansas City Royals @ Toronto Blue Jays Rogers Centre, Toronto, ON Mon Apr 09 2007, 7:15 PM EDT Att: 50,125 - Roof Closed - 68 F										
Esteban German, R (1,4) OBP: 0.538, SLG: 0.545	G4-3		29 1B 24 S BB		K			29 BB 1B		3	0	1	0	1	1	0											
24 Mark Teahen, L (1,9) OBP: 0.480, SLG: 0.500	K		29 1B BB		G3			K		3	0	0	0	1	2	1											
29 Mike Sweeney, R (1,10) OBP: 0.350, SLG: 0.235		43 BB 4 HBP 1B	1-2 2-3 1B		4 FC3-6 HBP			BB		2	0	2	0	1	0	0											
4 Alex Gordon, L (1,5) OBP: 0.125, SLG: 0.045	43 BB HBP		K		FC3-6 DI			L7		3	0	0	0	0	1	6											
Emil Brown, R (1,7) OBP: 0.150, SLG: 0.158	F2				K			F8		4	0	0	0	0	1	5											
43 Ryan Shealy, R (1,3) OBP: 0.227, SLG: 0.158	14 G3-6-3 BB		G6-3		G1-3			K		3	0	0	0	1	1	0											
14 John Buck, R (1,2) OBP: 0.286, SLG: 0.786	G3-6-3		P3		HR			K		4	1	1	1	0	1	3											
1 Tony Pena Jr, R (1,6) OBP: 0.269, SLG: 0.480			K2-3		G6-3		G5-3	G5-3		4	0	0	0	0	1	0											
Inning Stats	R: 0 E: 0 K: 1 S: 6	H: 0 LOB: 0 BB: 0 P: 8	R: 0 E: 0 K: 0 S: 13	H: 1 LOB: 2 BB: 1 P: 26	R: 0 E: 0 K: 2 S: 17	H: 1 LOB: 3 BB: 2 P: 30	R: 0 E: 0 K: 0 S: 5	H: 0 LOB: 0 BB: 0 P: 9	R: 0 E: 0 K: 1 S: 6	H: 0 LOB: 1 BB: 0 P: 11	R: 1 E: 0 K: 0 S: 10	H: 1 LOB: 0 BB: 0 P: 12	R: 0 E: 0 K: 1 S: 11	H: 1 LOB: 2 BB: 1 P: 20	R: 0 E: 0 K: 2 S: 11	H: 0 LOB: 0 BB: 0 P: 15	1B: 3 2B: 0 3B: 0 HR: 1	SF: 0 SAC: 0 DP: 1 HBP: 2	WP: 0 PB: 0 SB: 1 CS: 0	PA: 36							
PITCHER	IP	WLS	BF	H	R	ER	SO	BB	IBB	HBP	BLK	WP	HR	S	P	ERA	WHIP										
34 A.J. Burnett, R (1,1) ERA: 7.27	6.2	W	27	3	1	1	5	3	0	2	0	0	1	60	102	1.35	0.900										
37 Scott Downs, L (7,1) ERA:	0.1		1	0	0	0	0	0	0	0	0	0	0	3	4	0.00	0.000										
49 Jeremy Accardo, R (8,1) ERA:	1.0		5	1	0	0	1	1	0	0	0	0	0	11	20	0.00	2.000										
31 Victor Zambrano, R (9,1) ERA: 4.5	1.0		3	0	0	0	2	0	0	0	0	0	0	11	15	0.00	0.000										

Batter	1	2	3	4	5	6	7	8	9	AB	R	H	RBI	BB	SO	LOB	BOTTOM										
3 Reed Johnson, R (1,7) OBP: 0.344, SLG: 0.414	K	17 2B 1B		K	F9		G6-3			5	1	1	1	0	2	2	Kansas City Royals @ Toronto Blue Jays Rogers Centre, Toronto, ON Mon Apr 09 2007, 7:15 PM EDT Att: 50,125 - Roof Closed - 68 F										
17 Lyle Overbay, L (1,3) OBP: 0.333, SLG: 0.407	G5-3	1-2 2-3 3-H 2B		G6-3	K			K		5	0	1	3	0	2	1											
10 Vernon Wells, R (1,8) OBP: 0.370, SLG: 0.667 Matt Stairs, L (7,9)	25 1B 1B	L7		HR			K	F9		4	1	2	1	0	1	1											
Frank Thomas, R (1,10) OBP: 0.407, SLG: 0.435 Jason Smith, L (8, PH) Jason Smith, L (9, 10)	25 1B 1B	K		F8			F9	F8		4	0	1	0	0	1	1											
25 Troy Glaus, R (1,5) OBP: 0.476, SLG: 0.529	1-2 2-H 1B		9 FC3-6 2 BB 1B		15 1B 2 BB BB		K			3	1	2	0	1	1	0											
15 Alex Rios, R (1,9) OBP: 0.296, SLG: 0.407		P6		F9	2 2B 9 G3-4-3 1B		E5 2 2B 1B			4	2	2	0	0	0	1											
2 Aaron Hill, R (1,4) OBP: 0.423, SLG: 0.609	9 2B 3 1B 1B		9 FC3-6 BB		9 G3-4-3 WP 2B		2H 2B			3	2	3	2	1	0	0											
9 Gregg Zaun, S (1,2) OBP: 0.348, SLG: 0.368	1B		17 2B 2B	FC3-6 FC6-4	G3-4-3		K			4	1	1	1	0	1	4											
Royce Clayton, R (1,6) OBP: 0.429, SLG: 0.500	17 2B BB		FC6-4		3 F9 2B		K			3	1	1	0	1	1	3											
Inning Stats	R: 0 E: 0 K: 1 S: 11	H: 3 LOB: 2 BB: 0 P: 21	R: 4 E: 0 K: 1 S: 25	H: 4 LOB: 1 BB: 1 P: 34	R: 0 E: 0 K: 0 S: 12	H: 1 LOB: 2 BB: 1 P: 20	R: 1 E: 0 K: 1 S: 10	H: 1 LOB: 0 BB: 0 P: 17	R: 3 E: 0 K: 1 S: 13	H: 3 LOB: 1 BB: 1 P: 26	R: 0 E: 0 K: 2 S: 9	H: 0 LOB: 0 BB: 0 P: 16	R: 1 E: 1 K: 2 S: 12	H: 2 LOB: 1 BB: 0 P: 15	R: 0 E: 0 K: 1 S: 8	H: 0 LOB: 0 BB: 0 P: 9	1B: 8 2B: 5 3B: 0 HR: 1	SF: 0 SAC: 0 DP: 0 HBP: 0	WP: 1 PB: 0 SB: 0 CS: 0	PA: 40							
PITCHER	IP	WLS	BF	H	R	ER	SO	BB	IBB	HBP	BLK	WP	HR	S	P	ERA	WHIP										
45 Odalis Perez, L (1,1) ERA: 10.8	1.1	L	11	7	4	4	1	1	0	0	0	0	0	31	50	27.00	6.000										
Jason Stangdrige, R (2,1) ERA: 13.5	2.2		14	4	4	4	2	2	0	0	0	0	1	33	53	13.50	2.250										
47 Ryan Braun, R (5,1) ERA: 3.0	2.0		7	1	0	0	3	0	0	0	0	1	0	16	31	0.00	0.500										
41 Jimmy Gobble, L (7,1) ERA:	1.0		5	2	1	0	2	0	0	0	0	0	0	12	15	0.00	2.000										
Todd Wellemeyer, R (8,1) ERA: 9.0	1.0		3	0	0	0	1	0	0	0	0	0	0	8	9	0.00	0.000										



Batter	1	2	3	4	5	6	7	8	9	AB R H RBI BB SO LOB	TOP											
9 David DeJesus, L (1,8) OBP: 0.444, SLG: 0.625										5 2 3 1 0 1 1	Kansas City Royals @ Toronto Blue Jays Rogers Centre, Toronto, ON Tue Apr 10 2007, 7:07 PM EDT Att: 22,106 - Roof Closed - 68 F											
15 Mark Grudzielanek, R (1,4) OBP: 0.214, SLG: 0.289										5 0 3 1 0 1 2												
24 Mark Teahen, L (1,9) OBP: 0.400, SLG: 0.391										5 0 0 0 0 3 5												
29 Mike Sweeney, R (1,10) OBP: 0.292, SLG: 0.200										3 1 0 1 0 0 1												
4 Alex Gordon, L (1,5) OBP: 0.143, SLG: 0.192										4 1 1 2 0 1 2												
Emil Brown, R (1,7) OBP: 0.167, SLG: 0.174										4 0 1 0 0 1 0												
43 Ryan Shealy, R (1,3) OBP: 0.231, SLG: 0.174										4 0 1 0 0 0 2												
6 Jason LaRue, R (1,2) OBP: 0.200, SLG: 0.308										4 1 1 0 0 1 2												
1 Tony Pena Jr., R (1,6) OBP: 0.300, SLG: 0.552										4 1 2 1 0 2 1												
Inning Stats	R: 1 E: 0 K: 2 S: 10	H: 2 LOB: 1 BB: 0 P: 15	R: 0 E: 1 K: 2 S: 11	H: 1 LOB: 1 BB: 0 P: 13	R: 1 E: 1 K: 0 S: 12	H: 2 LOB: 1 BB: 0 P: 15	R: 0 E: 0 K: 0 S: 5	H: 1 LOB: 0 BB: 0 P: 8	R: 0 E: 0 K: 1 S: 12	H: 1 LOB: 1 BB: 0 P: 14	R: 4 E: 1 K: 2 S: 20	H: 4 LOB: 1 BB: 0 P: 27	R: 0 E: 0 K: 1 S: 7	H: 0 LOB: 0 BB: 0 P: 11	R: 0 E: 1 K: 0 S: 7	H: 0 LOB: 0 BB: 0 P: 11	R: 0 E: 0 K: 2 S: 8	H: 1 LOB: 1 BB: 0 P: 9	1B: 7 2B: 2 3B: 2 HR: 1	SF: 1 SAC: 0 DP: 2 HBP: 0	WP: 0 PB: 0 SB: 1 CS: 0	PA: 39
PITCHER	IP WLS BF H R ER SO BB IBB HBP BLK WP HR S P ERA WHIP											IP WLS BF H R ER SO BB IBB HBP BLK WP HR S P ERA WHIP										
Josh Towers, R (1,1) ERA: 4.76	5.2 L 27 10 6 3 6 0 0 0 0 0 0 1 64 83 4.76 1.765																					
37 Scott Downs, L (6,1) ERA:	1.1 5 1 0 0 2 0 0 0 0 0 0 0 13 20 0.00 0.750																					
28 Shaun Marcum, R (8,1) ERA: 4.26	2.0 7 1 0 0 2 0 0 0 0 0 0 0 15 20 0.00 0.500																					

Batter	1	2	3	4	5	6	7	8	9	AB R H RBI BB SO LOB	BOTTOM											
15 Alex Rios, R (1,9) OBP: 0.323, SLG: 0.452										4 0 2 1 0 1 1	Kansas City Royals @ Toronto Blue Jays Rogers Centre, Toronto, ON Tue Apr 10 2007, 7:07 PM EDT Att: 22,106 - Roof Closed - 68 F											
17 Lyle Overbay, L (1,3) OBP: 0.294, SLG: 0.355										4 0 0 0 0 1 3												
10 Vernon Wells, R (1,8) OBP: 0.355, SLG: 0.643										4 0 1 0 0 2 2												
Frank Thomas, R (1,10) OBP: 0.355, SLG: 0.370										4 0 0 0 0 2 2												
25 Troy Glaus, R (1,5) OBP: 0.400, SLG: 0.429										4 0 0 0 0 1 1												
Matt Stairs, L (1,7) OBP: 0.286, SLG: 0.167										4 0 1 0 0 0 1												
2 Aaron Hill, R (1,4) OBP: 0.400, SLG: 0.593										4 1 1 0 0 1 1												
Jason Smith, L (1,6) OBP: 0.333, SLG: 0.667										4 1 1 0 0 1 2												
Jason Phillips, R (1,2) OBP: 0.667, SLG: 0.600										2 0 1 0 0 0 1												
9 Gregg Zaun, S (7,PH) OBP: 0.375, SLG: 0.550										1 1 1 2 0 0 0												
Inning Stats	R: 0 E: 0 K: 1 S: 10	H: 1 LOB: 1 BB: 0 P: 15	R: 0 E: 0 K: 0 S: 13	H: 1 LOB: 0 BB: 0 P: 21	R: 0 E: 0 K: 2 S: 12	H: 1 LOB: 0 BB: 0 P: 19	R: 0 E: 0 K: 1 S: 10	H: 0 LOB: 0 BB: 0 P: 15	R: 1 E: 0 K: 0 S: 11	H: 2 LOB: 1 BB: 0 P: 16	R: 0 E: 0 K: 1 S: 8	H: 1 LOB: 1 BB: 0 P: 12	R: 2 E: 0 K: 1 S: 11	H: 2 LOB: 0 BB: 0 P: 16	R: 0 E: 0 K: 1 S: 7	H: 0 LOB: 0 BB: 0 P: 13	R: 0 E: 0 K: 2 S: 9	H: 0 LOB: 0 BB: 0 P: 12	1B: 3 2B: 4 3B: 0 HR: 1	SF: 0 SAC: 0 DP: 0 HBP: 0	WP: 0 PB: 0 SB: 0 CS: 0	PA: 35
PITCHER	IP WLS BF H R ER SO BB IBB HBP BLK WP HR S P ERA WHIP											IP WLS BF H R ER SO BB IBB HBP BLK WP HR S P ERA WHIP										
23 Zack Greinke, R (1,1) ERA: 1.38	6.0 W 24 6 1 1 5 0 0 0 0 0 0 1 11 16 1.50 1.000																					
57 Joel Peralta, R (7,1) ERA: 4.76	1.0 5 2 2 2 1 0 0 0 0 0 0 1 11 16 18.00 2.000																					
4B Joakim Soria, R (8,1) ERA:	2.0 S 6 0 0 0 3 0 0 0 0 0 0 0 16 25 0.00 0.000																					

AB	38
R	6
H	12
RBI	6
BB	0
SO	10
LOB	16



AB	35
R	3
H	8
RBI	3
BB	0
SO	9
LOB	14



Batter	1	2	3	4	5	6	7	8	9	AB	R	H	RBI	BB	SO	LOB	TOP								
9 David DeJesus, L (1, 8) OBP: 0.439, SLG: 0.703	G6-3		HR		G4-3		1B 2B		K	5	2	1	0	1	0										
Esteban German, R (1, 4) OBP: 0.529, SLG: 0.533	G4-3		1B		G6-3		24 E 1B			4	0	2	1	0	0	0									
24 Mark Teahen, L (1, 9) OBP: 0.382, SLG: 0.346	F8		16 FC4 BB		G6-3		E6			3	0	0	0	1	0	1									
16 Reggie Sanders, R (1, 10) OBP: 0.417, SLG: 0.917	K		FC4		G6-3		G1-3			4	1	1	0	0	1	4									
Emil Brown, R (1, 7) OBP: 0.179, SLG: 0.185	K				F9		K			4	1	1	0	0	2	1									
4 Alex Gordon, L (1, 5) OBP: 0.186, SLG: 0.207	HBP				F8		K			3	0	1	0	0	1	1									
43 Ryan Shealy, R (1, 3) OBP: 0.200, SLG: 0.154	K				F8		SF8			3	0	0	1	0	2	2									
6 Jason LaRue, R (1, 2) OBP: 0.211, SLG: 0.353	K				K		P5			4	0	1	1	0	1	0									
1 Tony Pena Jr., R (1, 6) OBP: 0.265, SLG: 0.485	G1-3				F7		G6-3			4	0	0	0	0	0	1									
Inning Stats	R: 0 E: 0 K: 0 S: 5	H: 0 LOB: 0 BB: 0 P: 8	R: 0 E: 0 K: 3 S: 11	H: 0 LOB: 1 BB: 0 P: 18	R: 1 E: 0 K: 1 S: 12	H: 2 LOB: 2 BB: 1 P: 23	R: 1 E: 0 K: 0 S: 12	H: 2 LOB: 1 BB: 0 P: 19	R: 0 E: 0 K: 0 S: 6	H: 0 LOB: 0 BB: 0 P: 10	R: 1 E: 0 K: 0 S: 7	H: 2 LOB: 0 BB: 0 P: 9	R: 1 E: 0 K: 0 S: 13	H: 2 LOB: 2 BB: 0 P: 18	R: 0 E: 0 K: 3 S: 10	H: 0 LOB: 0 BB: 0 P: 13	R: 0 E: 0 K: 1 S: 8	H: 0 LOB: 0 BB: 0 P: 9	1B: 4 2B: 3 HR: 1	SF: 1 SAC: 0 DP: 0 HBP: 0	WP: 0 PB: 0 SB: 0 CS: 0	PA: 38			
PITCHER	IP	WLS	BF	H	R	ER	SO	BB	IBB	HBP	BLK	WP	HR	S	P	ERA	WHIP								
39 Gustavo Chacin, L (1, 1) ERA: 4.91	5.0	W	22	5	3	3	4	1	0	1	0	0	1	47	79	5.40	1.200								
44 Casey Janssen, R (6, 1) ERA: 1.23	1.2	H	7	3	1	1	0	0	0	0	0	0	0	15	19	5.40	1.800								
54 Jason Frasor, R (7, 1) ERA:	1.1	H	5	0	0	0	3	0	0	0	0	0	0	14	20	0.00	0.000								
52 B.J. Ryan, L (9, 1) ERA: 7.36	1.0	S	3	0	0	0	1	0	0	0	0	0	0	8	9	0.00	0.000								

Kansas City Royals @ Toronto Blue Jays
Rogers Centre, Toronto, ON
Wed Apr 11 2007, 7:07 PM EDT
Att: 15,218 - Roof Closed - 68 F

AB 34
R 4
H 8
RBI 4
BB 1
SO 8
LOB 10



Batter	1	2	3	4	5	6	7	8	9	AB	R	H	RBI	BB	SO	LOB	BOTTOM								
3 Reed Johnson, R (1, 7) OBP: 0.324, SLG: 0.412	K		K		17 G3 10 E 2B		K		G6-3	5	1	1	0	0	3	3									
17 Lyle Overbay, L (1, 3) OBP: 0.282, SLG: 0.333	G5-3		K		G3		15 WP 25 BB 2 2B 1B		G6-3	5	1	1	0	0	1	2									
10 Vernon Wells, R (1, 8) OBP: 0.361, SLG: 0.625	G6-3				E6		K			4	1	1	0	1	1	1									
Frank Thomas, R (1, 10) OBP: 0.361, SLG: 0.355	F9				F7		F9			4	1	1	0	1	0	2									
25 Troy Glaus, R (1, 5) OBP: 0.483, SLG: 0.652	15 F8 2 1B 2B								F9	2	3	2	1	2	0	0									
6 John McDonald, R (8, 5) OBP: 0.333, SLG: 0.333										1	0	0	0	0	0	3									
15 Alex Rios, R (1, 9) OBP: 0.343, SLG: 0.471	F8									3	0	1	2	1	0	1									
2 Aaron Hill, R (1, 4) OBP: 0.441, SLG: 0.645										4	0	3	3	0	0	1									
9 Gregg Zaun, S (1, 2) OBP: 0.321, SLG: 0.458	G5-3									4	0	0	0	0	0	5									
Royce Clayton, R (1, 6) OBP: 0.440, SLG: 0.545	G1-3									4	0	2	0	0	0	0									
Inning Stats	R: 0 E: 0 K: 1 S: 10	H: 0 LOB: 0 BB: 0 P: 13	R: 1 E: 0 K: 0 S: 11	H: 2 LOB: 1 BB: 0 P: 16	R: 0 E: 0 K: 2 S: 7	H: 0 LOB: 0 BB: 0 P: 10	R: 2 E: 0 K: 0 S: 10	H: 3 LOB: 1 BB: 1 P: 17	R: 1 E: 0 K: 0 S: 10	H: 1 LOB: 1 BB: 0 P: 18	R: 1 E: 0 K: 1 S: 18	H: 3 LOB: 2 BB: 0 P: 29	R: 2 E: 0 K: 1 S: 15	H: 2 LOB: 2 BB: 2 P: 32	R: 0 E: 0 K: 0 S: 14	H: 1 LOB: 3 BB: 2 P: 29	1B: 5 2B: 6 HR: 1	SF: 0 SAC: 0 DP: 0 HBP: 0	WP: 1 PB: 0 SB: 0 CS: 0	PA: 41					
PITCHER	IP	WLS	BF	H	R	ER	SO	BB	IBB	HBP	BLK	WP	HR	S	P	ERA	WHIP								
36 Jorge De La Rosa, L (1, 1) ERA: 3.55	5.2	L	27	9	5	4	3	1	0	0	0	1	0	62	96	6.35	1.765								
Todd Wellemeyer, R (6, 1) ERA: 12.0	1.0		7	2	2	2	2	1	1	0	0	1	0	15	32	18.00	3.000								
41 Jimmy Gobble, L (7, 1) ERA:	0.1		1	0	0	0	0	0	0	0	0	0	0	4	7	0.00	0.000								
David Riske, R (8, 1) ERA: 6.75	1.0		6	1	0	0	0	2	0	0	0	0	0	14	29	0.00	3.000								

Kansas City Royals @ Toronto Blue Jays
Rogers Centre, Toronto, ON
Wed Apr 11 2007, 7:07 PM EDT
Att: 15,218 - Roof Closed - 68 F

AB 36
R 7
H 12
RBI 6
BB 5
SO 5
LOB 18



Batter	1	2	3	4	5	6	7	8	9	10	AB	R	H	RBI	BB	SO	LOB	TOP									
9 David DeJesus, L (1.8) OBP: 0.400, SLG: 0.634	P6		G3			P4		K			4	0	0	0	0	1	3	Kansas City Royals @ Baltimore Orioles Oriole Park at Camden Yards, Baltimore, MD Thu Apr 12 2007, 7:05 PM EDT Alt. 13,229 - Partly Cloudy - 57 F AB 35 R 1 H 6 RBI 1 BB 1 SO 4 LOB 14									
15 Mark Grudzielanek, R (1.4) OBP: 0.219, SLG: 0.281	L9		E6			1B		G3			4	0	1	1	0	0	2										
24 Mark Teahen, L (1.9) OBP: 0.342, SLG: 0.300	F7		FC4-6			G6-3				G6-3	4	0	0	0	0	0	2										
29 Mike Sweeney, R (1.10) OBP: 0.250, SLG: 0.167	G5-3		G6-4-3			F7				P4	4	0	0	0	0	0	1										
11 Ross Gload, L (1.3) OBP: 0.351, SLG: 0.366	BLK					G1-3				1B	3	0	2	0	1	0	0										
4 Alex Gordon, L (1.5) OBP: 0.167, SLG: 0.182	K		FC3-6			F9				K	4	0	0	0	0	2	3										
Esteban German, R (1.7) OBP: 0.429, SLG: 0.421	G6-3		F8			G4-3				K	4	0	0	0	0	1	2										
14 John Buck, R (1.2) OBP: 0.353, SLG: 0.824			F9			1B				F7	3	1	2	0	0	0	0										
Emil Brown, R (8. PR) OBP: 0.179, SLG: 0.185						1B					0	0	0	0	0	0	0										
6 Jason LaRue, R (8.2) OBP: 0.200, SLG: 0.333						2B				G6-3	1	0	0	0	0	0	0										
1 Tony Pena Jr., R (1.6) OBP: 0.263, SLG: 0.459			F8			F9					4	0	1	0	0	0	1										
Inning Stats	R: 0 E: 0 K: 0 S: 8	H: 0 LOB: 0 BB: 0 P: 11	R: 0 E: 0 K: 1 S: 8	H: 0 LOB: 1 BB: 1 P: 14	R: 0 E: 0 K: 0 S: 4	H: 0 LOB: 0 BB: 0 P: 6	R: 0 E: 1 K: 0 S: 7	H: 0 LOB: 0 BB: 0 P: 11	R: 0 E: 1 K: 0 S: 11	H: 1 LOB: 0 BB: 0 P: 17	R: 1 E: 0 K: 0 S: 9	H: 2 LOB: 1 BB: 0 P: 16	R: 0 E: 0 K: 1 S: 8	H: 0 LOB: 1 BB: 0 P: 11	R: 0 E: 0 K: 1 S: 10	H: 2 LOB: 2 BB: 0 P: 26	R: 0 E: 0 K: 1 S: 10	H: 1 LOB: 1 BB: 0 P: 17	1B: 5 2B: 1 3B: 0 HR: 0	SF: 0 SAC: 0 DP: 1 HBP: 0	WP: 0 PB: 0 SB: 0 CS: 1	PA: 36					
PITCHER	IP	WLS	BF	H	R	ER	SO	BB	IBB	HBP	BLK	WP	HR	S	P	ERA	WHIP										
41 Steve Trachsel, R (1.1) ERA: 2.63	7.0		24	3	1	1	1	1	0	0	0	0	0	53	86	1.29	0.571										
Chad Bradford, R (8.1) ERA: 2.7	0.1		3	2	0	0	0	0	0	0	0	0	0	10	13	0.00	6.000										
32 Jamie Walker, L (8.1) ERA: 1.8	0.1		1	0	0	0	1	0	0	0	0	0	0	6	9	0.00	0.000										
28 Danys Baez, R (8.1) ERA: 5.79	1.1		5	1	0	0	1	0	0	0	0	0	0	10	15	0.00	0.750										
37 Chris Ray, R (10.1) ERA: 6.35	1.0	W	3	0	0	0	1	0	0	0	0	0	0	10	17	0.00	0.000										

Batter	1	2	3	4	5	6	7	8	9	10	AB	R	H	RBI	BB	SO	LOB	BOTTOM									
1 Brian Roberts, S (1.4) OBP: 0.292, SLG: 0.268	G5-3		G5-3			G1-3		L7			5	0	2	0	0	0	1	Kansas City Royals @ Baltimore Orioles Oriole Park at Camden Yards, Baltimore, MD Thu Apr 12 2007, 7:05 PM EDT Alt. 13,229 - Partly Cloudy - 57 F AB 35 R 2 H 12 RBI 2 BB 4 SO 6 LOB 21									
6 Melvin Mora, R (1.5) OBP: 0.298, SLG: 0.485	K		G5-3			BB		HBP		SH1-4	2	0	0	0	1	1	2										
21 Nick Markakis, L (1.9) OBP: 0.333, SLG: 0.400	1B		K			FC3-6		SH5-4		SH1-4	3	1	1	0	1	1	2										
10 Miguel Tejada, R (1.6) OBP: 0.364, SLG: 0.359	1B					G6-3		IBB		IBB	3	0	2	0	2	0	1										
17 Aubrey Huff, L (1.3) OBP: 0.273, SLG: 0.244	K					K		F8		FC3-2	5	0	0	0	0	3	9										
31 Jay Gibbons, L (1.7) OBP: 0.316, SLG: 0.343	G1-3					1B		P2			5	0	3	1	0	0	2										
Kevin Millar, R (1.10) OBP: 0.324, SLG: 0.516	L6					G6-4-3		2B		K	4	1	1	0	0	1	2										
17 Corey Patterson, L (1.8) OBP: 0.368, SLG: 0.438	F8					1B		P6		P5	4	0	1	0	0	0	1										
Paul Bako, L (1.2) OBP: 0.269, SLG: 0.348						G6-3		G4-3			4	0	2	1	0	0	1										
Inning Stats	R: 0 E: 0 K: 2 S: 13	H: 2 LOB: 2 BB: 0 P: 16	R: 0 E: 0 K: 0 S: 11	H: 0 LOB: 0 BB: 0 P: 13	R: 0 E: 0 K: 1 S: 13	H: 2 LOB: 1 BB: 0 P: 17	R: 0 E: 0 K: 1 S: 12	H: 2 LOB: 1 BB: 0 P: 16	R: 0 E: 0 K: 0 S: 6	H: 1 LOB: 0 BB: 0 P: 7	R: 0 E: 0 K: 1 S: 13	H: 0 LOB: 1 BB: 1 P: 22	R: 1 E: 0 K: 0 S: 11	H: 3 LOB: 1 BB: 0 P: 16	R: 0 E: 0 K: 0 S: 10	H: 0 LOB: 2 BB: 1 P: 23	R: 0 E: 0 K: 1 S: 6		H: 0 LOB: 0 BB: 0 P: 8	R: 1 E: 0 K: 0 S: 9	H: 2 LOB: 3 BB: 2 P: 18	1B: 9 2B: 3 3B: 0 HR: 0	SF: 0 SAC: 2 DP: 3 HBP: 1	WP: 0 PB: 0 SB: 0 CS: 0	PA: 42		
PITCHER	IP	WLS	BF	H	R	ER	SO	BB	IBB	HBP	BLK	WP	HR	S	P	ERA	WHIP										
55 Gil Meche, R (1.1) ERA: 3.1	6.0		23	7	0	5	1	0	0	0	0	0	0	88	91	0.00	1.333										
41 Jimmy Gobble, L (7.1) ERA: 5.7	0.2	B	4	3	1	1	0	0	0	0	0	0	0	8	11	13.50	4.500										
57 Joel Peralta, R (7.1) ERA: 3.86	1.1		6	0	0	0	0	0	1	1	0	0	0	13	28	0.00	0.000										
48 Joakim Soria, R (8.1) ERA: 13.5	1.0		3	0	0	0	1	0	0	0	0	0	0	6	8	0.00	0.000										
Jason Standridge, R (10.1) ERA: 13.5	0.2	L	6	2	1	1	0	0	2	0	0	0	0	9	18	13.50	3.000										


Batter	1	2	3	4	5	6	7	8	9	AB	R	H	RBI	BB	SO	LOB	TOP			
9 David DeJesus, L (1,8) OBP: 0.400, SLG: 0.600	4-2 BB BB		2-1 G4-3		0-3 K		1-1 G1-3 1-2 1B		1-2 F8	4	0	1	0	1	1	2	Kansas City Royals @ Baltimore Orioles Oriole Park at Camden Yards, Baltimore, MD Fri Apr 13 2007, 7:05 PM EDT Att: 20,922 - Partly Cloudy - 55 F livebaseballscorecards.com			
Esteban German, R (1,5) OBP: 0.423, SLG: 0.391	4-2 G6-4-3 1-2 BB		2-3 K2-3		3-2 FC6-4 15 1B		0-1 G1-3 1-2 2-3		3-1 F9	4	0	1	0	1	1	4				
15 Mark Grudzielanek, R (1,4) OBP: 0.222, SLG: 0.257	1-3 K			4-2 16 1B 29 1B FC6-4 BB	1 SAFE 2-1 FC6-4 1-2		1-1 G4-3			3	1	0	0	1	1	5				
29 Mike Sweeney, R (1,10) OBP: 0.250, SLG: 0.179	1-1 G6-4-3 1-2			0-0 FC6-4 16 1B 1-2 1B	1-3 K		0-0 G6-3			4	0	1	0	0	1	3				
16 Reggie Sanders, R (1,9) (8,7) OBP: 0.500, SLG: 0.875		1-0 G6-4-3 1B		1-1 FC6-4 1-2 2-3 1B		1-0 L8		0-0 11 PB 1B		4	0	3	0	0	0	0				
Emil Brown, R (1,7) OBP: 0.161, SLG: 0.167		2-1 G6-4-3 1-2		0-2 FC6-4 14 BB		0-1 G4-3		0-0 P4		3	0	0	1	0	0	3				
24 Mark Teahen, L (8,PH) OBP: 0.333, SLG: 0.290				1-2 2-3 3-H 2-3						1	0	0	0	0	0	1				
43 Ryan Shealy, R (1,3) OBP: 0.162, SLG: 0.138				2-3 K		0-3 K		2-3 K		3	0	0	0	0	3	2				
11 Ross Gload, L (8,PH) OBP: 0.364, SLG: 0.350								1-2 K		1	0	0	0	0	1	1				
14 John Buck, R (1,2) OBP: 0.476, SLG: 0.889			2-2 G4-3 9 2B	4-2 1-2 BB		4-1 G1-3 9 1B BB		4-2 G4-3 1 DI 1B		1	0	1	0	3	0	0				
1 Tony Pena Jr., R (1,6) OBP: 0.238, SLG: 0.415			0-3 K2-3	0-3 K		0-2 F9		1-1 G4-3 1-3		4	0	0	0	0	2	6				
Inning Stats	R: 0 E: 0 K: 1 S: 10	H: 0 LOB: 1 BB: 2 P: 20	R: 0 E: 0 K: 1 S: 6	H: 1 LOB: 0 BB: 12	R: 0 E: 0 K: 2 S: 11	H: 1 LOB: 1 BB: 0	R: 1 E: 0 K: 2 S: 17	H: 2 LOB: 3 BB: 2 P: 28	R: 0 E: 0 K: 1 S: 12	H: 0 LOB: 0 BB: 0 P: 8	R: 0 E: 0 K: 0 S: 13	H: 1 LOB: 2 BB: 1 P: 19	R: 0 E: 0 K: 1 S: 7	H: 1 LOB: 1 BB: 0 P: 9	R: 0 E: 0 K: 0 S: 11	H: 0 LOB: 1 BB: 1 P: 20	1B: 6 2B: 1 3B: 0 HR: 0	SF: 0 SAC: 0 DP: 2 HBP: 0	WP: 0 PB: 1 SB: 0 CS: 0	PA: 38
PITCHER	IP WLS BF H R ER SO BB IBB HBP BLK WP HR S P ERA WHIP																			
45 Erik Bedard, L (1,1) ERA: 5.09	6.0 W 25 5 1 1 9 4 0 0 0 0 0 0 63 103 1.50 1.500																			
Chad Bradford, R (7,1) ERA: 2.09	1.0 H 5 1 0 0 0 1 0 0 0 0 0 0 13 19 0.00 2.000																			
28 Danys Baez, R (8,1) ERA: 4.76	1.0 H 4 1 0 0 1 0 0 0 0 0 0 0 7 9 0.00 1.000																			
56 Brian Burres, L (9,1) ERA:	1.0 4 0 0 0 0 1 0 0 0 0 0 0 11 20 0.00 1.000																			

Batter	1	2	3	4	5	6	7	8	9	AB	R	H	RBI	BB	SO	LOB	BOTTOM			
1 Brian Roberts, S (1,4) OBP: 0.321, SLG: 0.295	2-1 F7	1-0 10 FC5 1-3 3-H 2B	2-0 F7			4-1 21 L4-6 6 S BB		4-1 21 HR BB		3	1	1	1	2	0	2	Kansas City Royals @ Baltimore Orioles Oriole Park at Camden Yards, Baltimore, MD Fri Apr 13 2007, 7:05 PM EDT Att: 20,922 - Partly Cloudy - 55 F livebaseballscorecards.com			
6 Melvin Mora, R (1,5) OBP: 0.308, SLG: 0.479	0-1 17 2B			1-1 10 G3-1 1B		3-1 G6-3 1-2		2-0 F3		5	1	2	0	0	1	6				
21 Nick Markakis, L (1,9) OBP: 0.340, SLG: 0.455	0-0 E5 17 2B	4-1 10 FC5 BB		1-0 F8		3-2 L4-6 2-2		3-2 1-H 2-H 3-H HR		4	2	1	4	1	0	3				
10 Miguel Tejada, R (1,6) OBP: 0.327, SLG: 0.318	1-0 L7	1-1 FC5		1-1 G3-1			3-1 G4-3	0-0 G3-1		5	0	0	0	0	0	6				
17 Aubrey Huff, L (1,3) OBP: 0.292, SLG: 0.289	3-2 31 WP 1-H 2-H 2B		1-1 BB 31 1B G6-3	1-3 K			0-0 G4-3			4	1	2	2	0	1	1				
Chris Gomez, R (9,3) OBP: 0.250, SLG: 0.250										0	0	0	0	0	0	0				
31 Jay Gibbons, L (1,7) OBP: 0.333, SLG: 0.359	2-1 G4-3		0-0 G6-3 BB		1-1 BB 1B		0-2 K			4	0	2	0	0	1	1				
3 Freddie Bynum, L (8,7)			1-2 G6-3 1B		1-2 1B					0	0	0	0	0	0	0				
Kevin Millar, R (1,10) OBP: 0.390, SLG: 0.545		3-2 17 FC4-6 1B	4-0 G6-3 1-2 2-3 BB		4-2 G4-6-3 BB			0-2 BB 21 HR 1B		2	1	2	0	2	0	0				
17 Corey Patterson, L (1,8) OBP: 0.333, SLG: 0.389		1-1 FC4-6 1B	0-3 K		1-2 K			0-0 P6		4	1	0	0	0	2	7				
Paul Bako, L (1,2) OBP: 0.300, SLG: 0.370		2-0 1 2B 1B	0-2 G6-3		1-0 G4-6-3 1-2			1-0 1 BB 21 HR 1B		4	1	2	1	0	0	4				
Inning Stats	R: 2 E: 1 K: 0 S: 11	H: 2 LOB: 1 BB: 0 P: 19	R: 1 E: 0 K: 1 S: 13	H: 3 LOB: 3 BB: 1 P: 27	R: 1 E: 0 K: 1 S: 10	H: 2 LOB: 2 BB: 1 P: 17	R: 0 E: 0 K: 1 S: 8	H: 1 LOB: 1 BB: 0 P: 12	R: 0 E: 0 K: 1 S: 9	H: 1 LOB: 1 BB: 1 P: 16	R: 0 E: 0 K: 0 S: 7	H: 0 LOB: 0 BB: 1 P: 17	R: 0 E: 0 K: 1 S: 7	H: 0 LOB: 0 BB: 0 P: 10	R: 4 E: 0 K: 0 S: 17	H: 3 LOB: 0 BB: 1 P: 27	1B: 8 2B: 4 3B: 0 HR: 1	SF: 0 SAC: 0 DP: 2 HBP: 0	WP: 1 PB: 0 SB: 1 CS: 0	PA: 40
PITCHER	IP WLS BF H R ER SO BB IBB HBP BLK WP HR S P ERA WHIP																			
31 Brandon Duckworth, R (1,1) ERA: 1.59	5.0 L 28 4 2 4 2 4 4 0 0 0 0 0 0 52 96 3.60 2.600																			
47 Ryan Braun, R (6,1) ERA: 1.8	2.0 5 0 0 0 1 0 0 0 0 0 0 0 13 22 0.00 0.000																			
Todd Wellemeyer, R (8,1) ERA: 18.0	1.0 7 3 4 4 0 1 0 0 0 0 0 1 17 27 36.00 4.000																			

Batter	1	2	3	4	5	6	7	8	9	AB	R	H	RBI	BB	SO	LOB	TOP										
9 David DeJesus, L (1, 8) OBP: 0.390, SLG: 0.547	G4-3		K				F7			4	0	1	1	0	1	1	Kansas City Royals @ Detroit Tigers Comerica Park, Detroit, MI Mon Apr 16 2007, 7:05 PM EDT Att: 21,832 - Partly Cloudy - 58 F										
Esteban German, R (1, 4) OBP: 0.379, SLG: 0.346 6 Jason LaRue, R (3, 5) OBP: 0.154, SLG: 0.250	P4		K				G6-3			2	0	0	0	0	1	0											
24 Mark Teahen, L (1, 9) OBP: 0.319, SLG: 0.282	K		K							4	0	0	0	0	3	0											
29 Mike Sweeney, R (1, 10) OBP: 0.216, SLG: 0.152		K			G5-3					4	0	0	0	0	1	0											
4 Alex Gordon, L (1, 5) OBP: 0.205, SLG: 0.225 (3, 6)		2B			K					4	1	1	0	0	2	0											
Emil Brown, R (1, 7) OBP: 0.200, SLG: 0.235		2B			F9					4	2	2	1	0	0	0											
43 Ryan Shealy, R (1, 3) OBP: 0.171, SLG: 0.216	P6									4	1	1	2	0	1	1											
14 John Buck, R (1, 2) OBP: 0.520, SLG: 0.905										3	1	2	1	1	1	0											
1 Tony Pena Jr., R (1, 6) OBP: 0.265, SLG: 0.391 (3, 4)	G5-3									2	0	0	0	1	1	2											
Inning Stats	R: 0 E: 0 K: 1 S: 9	H: 0 LOB: 0 BB: 0 P: 14	R: 2 E: 0 K: 1 S: 17	H: 3 LOB: 1 BB: 0 P: 27	R: 0 E: 0 K: 3 S: 9	H: 0 LOB: 0 BB: 0 P: 13	R: 0 E: 0 K: 1 S: 6	H: 0 LOB: 0 BB: 0 P: 9	R: 1 E: 0 K: 0 S: 16	H: 2 LOB: 1 BB: 0 P: 27	R: 0 E: 0 K: 0 S: 6	H: 0 LOB: 0 BB: 0 P: 8	R: 2 E: 0 K: 2 S: 20	H: 2 LOB: 1 BB: 1 P: 33	R: 0 E: 0 K: 2 S: 10	H: 0 LOB: 0 BB: 0 P: 16		R: 0 E: 0 K: 2 S: 14	H: 0 LOB: 1 BB: 1 P: 24	1B: 3 2B: 3 3B: 0 HR: 1	SF: 0 SAC: 0 DP: 1 HBP: 1	WP: 1 PB: 0 SB: 0 CS: 0	PA: 36				
PITCHER	IP	WLS	BF	H	R	ER	SO	BB	IBB	HBP	BLK	WP	HR	S	P	ERA	WHIP										
35 Justin Verlander, R (1, 1) ERA: 1.42	6.0	W	23	5	3	3	6	0	0	1	0	1	0	63	98	4.50	0.833										
94 Jose Mesa, R (7, 1) ERA: 20.25	0.1		4	2	2	2	1	1	0	0	0	0	1	9	17	54.00	9.000										
44 Bobby Seay, L (7, 1) ERA: 4.5	0.1		1	0	0	0	0	0	0	0	0	0	0	7	10	0.00	0.000										
54 Joel Zumaya, R (7, 1) ERA: 1.0	1.1		4	0	0	0	3	0	0	0	0	0	0	14	22	0.00	0.000										
56 Fernando Rodney, R (9, 1) ERA: 7.5	1.0		4	0	0	0	2	1	0	0	0	0	0	14	24	0.00	1.000										

Batter	1	2	3	4	5	6	7	8	9	AB	R	H	RBI	BB	SO	LOB	BOTTOM										
28 Curtis Granderson, L (1, 8) OBP: 0.328, SLG: 0.537	HR	K	E					K		5	2	2	0	0	2	1	Kansas City Royals @ Detroit Tigers Comerica Park, Detroit, MI Mon Apr 16 2007, 7:05 PM EDT Att: 21,832 - Partly Cloudy - 58 F										
14 Placido Polanco, R (1, 4) OBP: 0.375, SLG: 0.377	F8	E	E					BB		5	2	2	0	0	0	2											
3 Gary Sheffield, R (1, 10) OBP: 0.339, SLG: 0.209	HR	E						BB		2	3	1	0	3	0	0											
30 Magglio Ordonez, R (1, 9) OBP: 0.305, SLG: 0.373	K	E	G5-3					BB		4	2	0	1	1	1	5											
9 Carlos Guillen, S (1, 6) OBP: 0.397, SLG: 0.438	HR	L8						BB		3	2	2	4	2	0	2											
Ivan Rodriguez, R (1, 2) OBP: 0.286, SLG: 0.481	HR		G6-3					P4		5	1	2	6	0	0	2											
Sean Casey, L (1, 3) OBP: 0.294, SLG: 0.244		P4						K		5	0	1	0	0	2	2											
Craig Monroe, R (1, 7) OBP: 0.229, SLG: 0.400			K							3	0	0	0	1	1	0											
15 Brandon Inge, R (1, 5) OBP: 0.208, SLG: 0.262	FC5-4		F9							3	0	0	0	1	1	2											
Inning Stats	R: 4 E: 0 K: 1 S: 31	H: 3 LOB: 3 BB: 3 P: 54	R: 3 E: 1 K: 1 S: 14	H: 3 LOB: 0 BB: 0 P: 18	R: 1 E: 1 K: 1 S: 12	H: 1 LOB: 2 BB: 1 P: 24	R: 1 E: 0 K: 0 S: 11	H: 1 LOB: 0 BB: 0 P: 18	R: 0 E: 0 K: 0 S: 3	H: 0 LOB: 0 BB: 1 P: 10	R: 0 E: 0 K: 0 S: 6	H: 0 LOB: 1 BB: 1 P: 13	R: 0 E: 0 K: 2 S: 8	H: 0 LOB: 0 BB: 0 P: 13	R: 3 E: 0 K: 2 S: 16	H: 2 LOB: 1 BB: 2 P: 27		1B: 5 2B: 4 3B: 0 HR: 2	SF: 0 SAC: 0 DP: 1 HBP: 0	WP: 0 PB: 0 SB: 0 CS: 0	PA: 43						
PITCHER	IP	WLS	BF	H	R	ER	SO	BB	IBB	HBP	BLK	WP	HR	S	P	ERA	WHIP										
23 Zack Greinke, R (1, 1) ERA: 3.95	0.2	L	8	3	4	4	1	3	0	0	0	0	1	29	49	54.00	9.000										
Jason Standridge, R (1, 1) ERA: 9.45	3.1		18	5	5	2	2	1	0	0	0	0	1	39	65	5.40	1.800										
47 Ryan Braun, R (5, 1) ERA: 1.15	3.0		10	0	0	0	2	2	0	0	0	0	0	17	36	0.00	0.667										
48 Joakim Soria, R (8, 1) ERA: 4.26	0.1		4	1	3	3	1	2	0	0	0	0	0	9	19	81.00	9.000										
41 Jimmy Cobble, L (8, 1) ERA: 1.8	0.2		3	1	0	0	1	0	0	0	0	0	0	7	8	0.00	1.500										

AB 33
R 5
H 7
RBI 5
BB 2
SO 12
LOB 7



AB 35
R 12
H 10
RBI 11
BB 8
SO 7
LOB 16



Batter	1	2	3	4	5	6	7	8	9	AB	R	H	RBI	BB	SO	LOB	TOP								
9 David DeJesus, L (1, 8) OBP: 0.422, SLG: 0.621	0-0 SH1-3 29 1B	2-1 FC6-4 1B			2-2 HR	0-1 16 2B BB		1-2 G6-3 2B		5	3	4	2	0	0	1	Kansas City Royals @ Detroit Tigers Comerica Park, Detroit, MI Tue Apr 17 2007, 7:05 PM EDT Att: 21,263 - Partly Cloudy - 51 F								
Esteban German, R (1, 4) OBP: 0.364, SLG: 0.310	1-1 SH1-3	1-1 FC6-4			0-1 G5-3	4-2 16 2B BB		1-0 F9		3	1	0	0	1	0	3									
16 Reggie Sanders, R (1, 9) OBP: 0.440, SLG: 0.696	4-2 29 1B BB		0-0 G4-3		2-3 K	2-0 16 2B BB		2-1 P4		4	0	1	2	1	1	0									
29 Mike Sweeney, R (1, 10) OBP: 0.238, SLG: 0.162	2-1 1-2 2H 1B		0-1 F8		4-1 BB	1-2 P4		0-1 F9		4	0	1	1	1	0	1									
Emil Brown, R (1, 7) OBP: 0.205, SLG: 0.237	1-0 P3		0-0 1B		0-0 F7		2-2 F9		4	0	1	0	0	0	0	3									
24 Mark Teahen, L (9, PH) OBP: 0.333, SLG: 0.300									2-1 1B	1	0	1	0	0	0	0									
4 Alex Gordon, L (1, 5) OBP: 0.204, SLG: 0.244	2-0 F8		0-0 G3			0-0 6 1B G6-3		2-2 L6		5	1	1	0	0	0	4									
43 Ryan Shealy, R (1, 3) OBP: 0.156, SLG: 0.195		2-1 F7		2-3 K		1-0 P3		2-3 K		4	0	0	0	0	2	1									
6 Jason LaRue, R (1, 2) OBP: 0.233, SLG: 0.269		2-1 9 1B HBP		1-3 K		0-1 1 9 1B G6-3		4-1 9 G6-3 1 SH3-4 BB		2	1	1	0	1	1	0									
1 Tony Pena Jr., R (1, 6) OBP: 0.250, SLG: 0.367		0-1 F8		2-2 P2		1-1 G6-3		1-1 SH3-4		3	0	0	1	0	0	2									
Inning Stats	R: 1 E: 0 K: 0 S: 9	H: 2 LOB: 2 BB: 1 P: 19	R: 0 E: 0 K: 0 S: 9	H: 1 LOB: 2 BB: 0 P: 16	R: 0 E: 0 K: 2 S: 5	H: 1 LOB: 0 BB: 0 P: 5	R: 0 E: 0 K: 2 S: 9	H: 0 LOB: 0 BB: 0 P: 14	R: 1 E: 0 K: 1 S: 11	H: 1 LOB: 1 BB: 1 P: 19	R: 4 E: 0 K: 0 S: 15	H: 4 LOB: 1 BB: 1 P: 24	R: 0 E: 0 K: 1 S: 9	H: 0 LOB: 0 BB: 0 P: 15	R: 0 E: 0 K: 0 S: 7	H: 0 LOB: 1 BB: 1 P: 14	R: 0 E: 0 K: 0 S: 9	H: 1 LOB: 1 BB: 0 P: 13	1B: 7 2B: 2 3B: 0 HR: 1	SF: 0 SAC: 2 DP: 0 HBP: 1	WP: 0 PB: 0 SB: 0 CS: 0	PA: 42			
PITCHER	IP WLS BF H R ER SO BB IBB HBP BLK WP HR S P ERA WHIP	IP WLS BF H R ER SO BB IBB HBP BLK WP HR S P ERA WHIP	IP WLS BF H R ER SO BB IBB HBP BLK WP HR S P ERA WHIP	IP WLS BF H R ER SO BB IBB HBP BLK WP HR S P ERA WHIP	IP WLS BF H R ER SO BB IBB HBP BLK WP HR S P ERA WHIP	IP WLS BF H R ER SO BB IBB HBP BLK WP HR S P ERA WHIP	IP WLS BF H R ER SO BB IBB HBP BLK WP HR S P ERA WHIP	IP WLS BF H R ER SO BB IBB HBP BLK WP HR S P ERA WHIP	IP WLS BF H R ER SO BB IBB HBP BLK WP HR S P ERA WHIP	IP WLS BF H R ER SO BB IBB HBP BLK WP HR S P ERA WHIP	IP WLS BF H R ER SO BB IBB HBP BLK WP HR S P ERA WHIP	IP WLS BF H R ER SO BB IBB HBP BLK WP HR S P ERA WHIP	IP WLS BF H R ER SO BB IBB HBP BLK WP HR S P ERA WHIP	IP WLS BF H R ER SO BB IBB HBP BLK WP HR S P ERA WHIP	IP WLS BF H R ER SO BB IBB HBP BLK WP HR S P ERA WHIP	IP WLS BF H R ER SO BB IBB HBP BLK WP HR S P ERA WHIP	IP WLS BF H R ER SO BB IBB HBP BLK WP HR S P ERA WHIP	IP WLS BF H R ER SO BB IBB HBP BLK WP HR S P ERA WHIP	IP WLS BF H R ER SO BB IBB HBP BLK WP HR S P ERA WHIP	IP WLS BF H R ER SO BB IBB HBP BLK WP HR S P ERA WHIP	IP WLS BF H R ER SO BB IBB HBP BLK WP HR S P ERA WHIP	IP WLS BF H R ER SO BB IBB HBP BLK WP HR S P ERA WHIP	IP WLS BF H R ER SO BB IBB HBP BLK WP HR S P ERA WHIP	IP WLS BF H R ER SO BB IBB HBP BLK WP HR S P ERA WHIP	IP WLS BF H R ER SO BB IBB HBP BLK WP HR S P ERA WHIP

AB	35
R	6
H	10
RBI	6
BB	4
SO	4
LOB	15



Batter	1	2	3	4	5	6	7	8	9	AB	R	H	RBI	BB	SO	LOB	BOTTOM								
Ivan Rodriguez, R (1, 2) OBP: 0.296, SLG: 0.491	1-1 14 F9 30 1B		0-2 14 E 30 2B	2-1 G5-3			1-2 G6-3	1-3 K		5	2	2	0	0	1	1	Kansas City Royals @ Detroit Tigers Comerica Park, Detroit, MI Tue Apr 17 2007, 7:05 PM EDT Att: 21,263 - Partly Cloudy - 51 F								
14 Placido Polanco, R (1, 4) OBP: 0.393, SLG: 0.483	0-0 F9		0-1 FC6 30 2B		1-0 HR		1-2 3 2B 3B	2-0 3 FC6-4 1B		5	3	3	2	0	0	2									
3 Gary Sheffield, R (1, 10) OBP: 0.328, SLG: 0.229	2-3 K		0-2 F9		1-3 K		1-0 BB 2B	0-0 FC6-4		5	0	1	1	0	2	4									
30 Magglio Ordonez, R (1, 9) OBP: 0.333, SLG: 0.418	3-2 3H 1B		1-1 1H 2H 2B		0-0 1B		0-0 F8		4	0	3	3	0	0	1										
9 Carlos Guillen, S (1, 6) OBP: 0.397, SLG: 0.412	1-2 G1-3		0-1 G5-3		2-3 K		4-0 BB IBB		3	0	0	0	1	1	3										
Craig Monroe, R (1, 7) OBP: 0.231, SLG: 0.375		1-0 F7	3-3 K		2-3 K		4-2 1-2 2-3 BB		3	0	0	0	1	2	2										
33 Marcus Thames, R (1, 3) OBP: 0.400, SLG: 0.750		1-3 K		1-0 HR		1-1 G3		0-0 F8		2	1	1	1	0	1	0									
Sean Casey, L (5, 3) OBP: 0.285, SLG: 0.234									2	0	0	0	0	0	3										
20 Omar Infante, R (1, 8) OBP: 0.429, SLG: 0.429		1-1 1B		0-1 F9		1-0 G6-3		1-1 8 SH1-3 14 1B 1B		4	1	2	0	0	0	0									
28 Curtis Granderson, L (9, 8) OBP: 0.328, SLG: 0.537									0	0	0	0	0	0	0	0									
8 Neifi Perez, S (1, 5) OBP: 0.167, SLG: 0.167		0-0 G4-3		1-0 F9		1-1 L9		1-2 SH1-3		3	0	0	0	0	0	1									
Inning Stats	R: 1 E: 0 K: 1 S: 12	H: 2 LOB: 1 BB: 0 P: 19	R: 0 E: 0 K: 1 S: 7	H: 1 LOB: 0 BB: 0 P: 10	R: 2 E: 1 K: 1 S: 20	H: 2 LOB: 1 BB: 0 P: 24	R: 1 E: 0 K: 0 S: 6	H: 1 LOB: 0 BB: 0 P: 10	R: 1 E: 0 K: 3 S: 14	H: 2 LOB: 1 BB: 0 P: 20	R: 0 E: 0 K: 0 S: 5	H: 0 LOB: 0 BB: 0 P: 8	R: 1 E: 0 K: 0 S: 12	H: 2 LOB: 3 BB: 2 P: 23	R: 1 E: 0 K: 1 S: 9	H: 2 LOB: 1 BB: 0 P: 13	R: 1 E: 0 K: 1 S: 9	H: 2 LOB: 1 BB: 0 P: 13	1B: 6 2B: 3 3B: 1 HR: 2	SF: 0 SAC: 1 DP: 0 HBP: 0	WP: 0 PB: 0 SB: 0 CS: 0	PA: 39			
PITCHER	IP WLS BF H R ER SO BB IBB HBP BLK WP HR S P ERA WHIP	IP WLS BF H R ER SO BB IBB HBP BLK WP HR S P ERA WHIP	IP WLS BF H R ER SO BB IBB HBP BLK WP HR S P ERA WHIP	IP WLS BF H R ER SO BB IBB HBP BLK WP HR S P ERA WHIP	IP WLS BF H R ER SO BB IBB HBP BLK WP HR S P ERA WHIP	IP WLS BF H R ER SO BB IBB HBP BLK WP HR S P ERA WHIP	IP WLS BF H R ER SO BB IBB HBP BLK WP HR S P ERA WHIP	IP WLS BF H R ER SO BB IBB HBP BLK WP HR S P ERA WHIP	IP WLS BF H R ER SO BB IBB HBP BLK WP HR S P ERA WHIP	IP WLS BF H R ER SO BB IBB HBP BLK WP HR S P ERA WHIP	IP WLS BF H R ER SO BB IBB HBP BLK WP HR S P ERA WHIP	IP WLS BF H R ER SO BB IBB HBP BLK WP HR S P ERA WHIP	IP WLS BF H R ER SO BB IBB HBP BLK WP HR S P ERA WHIP	IP WLS BF H R ER SO BB IBB HBP BLK WP HR S P ERA WHIP	IP WLS BF H R ER SO BB IBB HBP BLK WP HR S P ERA WHIP	IP WLS BF H R ER SO BB IBB HBP BLK WP HR S P ERA WHIP	IP WLS BF H R ER SO BB IBB HBP BLK WP HR S P ERA WHIP	IP WLS BF H R ER SO BB IBB HBP BLK WP HR S P ERA WHIP	IP WLS BF H R ER SO BB IBB HBP BLK WP HR S P ERA WHIP	IP WLS BF H R ER SO BB IBB HBP BLK WP HR S P ERA WHIP	IP WLS BF H R ER SO BB IBB HBP BLK WP HR S P ERA WHIP	IP WLS BF H R ER SO BB IBB HBP BLK WP HR S P ERA WHIP	IP WLS BF H R ER SO BB IBB HBP BLK WP HR S P ERA WHIP	IP WLS BF H R ER SO BB IBB HBP BLK WP HR S P ERA WHIP	IP WLS BF H R ER SO BB IBB HBP BLK WP HR S P ERA WHIP

AB	36
R	7
H	12
RBI	7
BB	2
SO	7
LOB	17



Batter	1	2	3	4	5	6	7	8	9	10	AB	R	H	RBI	BB	SO	LOB	TOP					
9 David DeJesus, L OBP: 0.406, SLG: 0.581	K		F7			F7			G5-3 24 2B	G1-3	4	1	0	0	1	1	1						
Esteban German, R OBP: 0.368, SLG: 0.333	F9			K					G5-3		4	1	1	0	1	1	1						
24 Mark Teahen, L OBP: 0.321, SLG: 0.311	G3			G6-3						G3	5	1	1	1	0	1	2						
29 Mike Sweeney, R OBP: 0.251, SLG: 0.195		F8									4	0	2	1	0	0	0						
16 Reggie Sanders, R OBP: 0.440, SLG: 0.696			F9								0	0	0	0	0	0	0						
11 Ross Gload, L OBP: 0.345, SLG: 0.333		F8									4	0	0	1	0	0	2						
4 Alex Gordon, L OBP: 0.208, SLG: 0.229		L8									3	0	0	0	1	1	1						
Emil Brown, R OBP: 0.186, SLG: 0.214			P3								4	0	0	0	0	1	2						
14 John Buck, R OBP: 0.517, SLG: 0.960			1 WP 1B								4	1	2	1	0	0	0						
1 Tony Pena Jr., R OBP: 0.232, SLG: 0.340			K								4	0	0	0	0	2	1						
Inning Stats	R: 0 E: 0 K: 1 S: 11	H: 0 LOB: 0 BB: 0 P: 18	R: 0 E: 0 K: 0 S: 5	H: 0 LOB: 0 BB: 0 P: 7	R: 0 E: 0 K: 1 S: 11	H: 1 LOB: 1 BB: 0 P: 15	R: 0 E: 0 K: 1 S: 5	H: 0 LOB: 0 BB: 0 P: 10	R: 0 E: 0 K: 1 S: 9	H: 0 LOB: 0 BB: 0 P: 11	R: 1 E: 0 K: 2 S: 10	H: 2 LOB: 1 BB: 0 P: 15	R: 0 E: 0 K: 0 S: 5	H: 0 LOB: 0 BB: 0 P: 7	R: 2 E: 0 K: 0 S: 15	H: 2 LOB: 2 BB: 2 P: 26	R: 1 E: 0 K: 1 S: 7	H: 1 LOB: 1 BB: 1 P: 14	1B: 3 2B: 2 3B: 0 HR: 1	SF: 0 SAC: 0 DP: 0 HBP: 0	WP: 1 PB: 0 SB: 0 CS: 0	PA: 39	
PITCHER	IP	WLS	BF	H	R	ER	SO	BB	IBB	HBP	BLK	WP	HR	S	P	ERA	WHIP						
38 Jeremy Bonderman, R ERA: 2.25	7.0		24	3	1	1	6	0	0	0	0	1	0	56	86	1.29	0.429						
54 Joel Zumaya, R ERA: 3.9	1.0	H	3	0	0	0	0	0	0	0	0	0	0	5	7	0.00	0.000						
59 Todd Jones, R ERA: 2.16	1.0	B	7	2	2	2	0	2	0	0	0	0	0	15	26	18.00	4.000						
56 Fernando Rodney, R ERA: 7.71	1.0	L	5	1	1	1	1	1	0	0	0	0	1	7	14	9.00	2.000						

Kansas City Royals @ Detroit Tigers
Comerica Park, Detroit, MI
Wed Apr 18 2007, 1:05 PM EDT
Att: 27,945 - Cloudy - 51 F

AB 36
R 4
H 6
RBI 4
BB 3
SO 7
LOB 10



Batter	1	2	3	4	5	6	7	8	9	10	AB	R	H	RBI	BB	SO	LOB	BOTTOM						
28 Curtis Granderson, L OBP: 0.349, SLG: 0.559	FC4-6 14 1B 1B		K			14 E 1B 1B				G4-3	5	1	3	0	0	1	1							
14 Placido Polanco, R OBP: 0.394, SLG: 0.476	FC4-6 1B		F9			FC5 1B					5	1	2	0	0	0	3							
3 Gary Sheffield, R OBP: 0.304, SLG: 0.208	FC4-6 9 G6-3			P6		P4					5	0	0	0	0	1	5							
9 Carlos Guillen, S OBP: 0.368, SLG: 0.400	G6-3			K		1B IBB					4	0	1	0	1	2	3							
Sean Casey, L OBP: 0.263, SLG: 0.216		F8		F7		P3					4	0	0	0	0	0	4							
Craig Monroe, R OBP: 0.259, SLG: 0.385		G5-3				P5					4	0	2	2	0	0	0							
33 Marcus Thames, R OBP: 0.308, SLG: 0.545						1B					3	0	0	0	0	1	2							
20 Omar Infante, R OBP: 0.375, SLG: 0.375		F9				K					1	0	0	0	0	0	1							
Mike Rabelo, S											2	0	0	0	1	2	0							
Ivan Rodriguez, R OBP: 0.293, SLG: 0.483											1	0	0	0	0	1	1							
15 Brandon Inge, R OBP: 0.212, SLG: 0.244						14 FC5 14 E 28 1B BB					3	1	0	0	1	2	2							
Inning Stats	R: 0 E: 0 K: 0 S: 8	H: 2 LOB: 1 BB: 0 P: 10	R: 0 E: 0 K: 0 S: 8	H: 0 LOB: 0 BB: 0 P: 12	R: 0 E: 0 K: 2 S: 10	H: 0 LOB: 1 BB: 1 P: 19	R: 0 E: 0 K: 1 S: 6	H: 0 LOB: 0 BB: 0 P: 8	R: 0 E: 0 K: 1 S: 9	H: 0 LOB: 0 BB: 0 P: 10	R: 3 E: 1 K: 1 S: 11	H: 2 LOB: 2 BB: 2 P: 26	R: 0 E: 0 K: 1 S: 10	H: 1 LOB: 1 BB: 0 P: 15	R: 0 E: 0 K: 0 S: 7	H: 1 LOB: 0 BB: 0 P: 11	R: 0 E: 0 K: 2 S: 8	H: 1 LOB: 1 BB: 0 P: 12	R: 0 E: 0 K: 2 S: 13	H: 1 LOB: 1 BB: 0 P: 19	1B: 7 2B: 1 3B: 0 HR: 0	SF: 0 SAC: 0 DP: 1 HBP: 0	WP: 0 PB: 0 SB: 0 CS: 1	PA: 40
PITCHER	IP	WLS	BF	H	R	ER	SO	BB	IBB	HBP	BLK	WP	HR	S	P	ERA	WHIP							
55 Gil Meche, R ERA: 2.22	8.0		32	6	3	0	6	2	1	0	0	0	0	69	111	0.00	1.000							
48 Joaquin Soria, R ERA: 3.24	2.0	W	8	2	0	0	4	0	0	0	0	0	0	21	31	0.00	1.000							


Kansas City Royals @ Detroit Tigers
Comerica Park, Detroit, MI
Wed Apr 18 2007, 1:05 PM EDT
Att: 27,945 - Cloudy - 51 F

AB 37
R 3
H 8
RBI 2
BB 3
SO 10
LOB 22



Batter	1	2	3	4	5	6	7	8	9	AB	R	H	RBI	BB	SO	LOB	TOP								
25 Alexi Casilla, S OBP: 0.235, SLG: 0.235	F7	B3			G5-3	F5		1B		5	0	1	0	0	0	4	Minnesota Twins @ Kansas City Royals Kauffman Stadium, Kansas City, MO Fri Apr 20 2007, 7:10 PM CDT Att: 31,813 - Clear - 74 F livebaseballscorecards.com								
8 Nick Punto, S OBP: 0.255, SLG: 0.261	F7		2B		7 1B	1B		G6-3		4	2	2	2	1	0	1									
7 Joe Mauer, L OBP: 0.476, SLG: 0.491	1B		2B		1B	K			K	5	0	3	2	0	2	2									
5 Michael Cuddyer, R OBP: 0.373, SLG: 0.556	F9		G6-3		F8				HR	4	1	1	1	1	0	3									
33 Justin Morneau, L OBP: 0.391, SLG: 0.550		1B	F9		F9				P6	5	1	2	0	0	0	2									
Tori Hunter, R OBP: 0.305, SLG: 0.585	K		K			G4-3			L5	5	0	1	0	0	2	4									
55 Mike Redmond, R OBP: 0.222, SLG: 0.269		1B			G6-3	FC1-5				4	2	1	1	0	0	2									
Jason Tyner, L OBP: 0.378, SLG: 0.457	G5-3				G1-3	1B				3	1	1	0	1	0	1									
Jason Bartlett, R OBP: 0.306, SLG: 0.250					G5-3	1B			G6-4-3	3	0	1	1	1	0	1									
Inning Stats	R: 0 E: 0 K: 0 S: 9	H: 1 LOB: 1 BB: 0 P: 13	R: 2 E: 0 K: 1 S: 13	H: 3 LOB: 1 BB: 0 P: 14	R: 1 E: 0 K: 1 S: 10	H: 2 LOB: 1 BB: 0 P: 14	R: 0 E: 0 K: 0 S: 6	H: 0 LOB: 0 BB: 0 P: 7	R: 1 E: 0 K: 0 S: 11	H: 1 LOB: 1 BB: 1 P: 23	R: 2 E: 0 K: 1 S: 14	H: 2 LOB: 1 BB: 2 P: 27	R: 0 E: 0 K: 0 S: 11	H: 1 LOB: 1 BB: 1 P: 21	R: 0 E: 0 K: 0 S: 8	H: 2 LOB: 1 BB: 0 P: 11	R: 1 E: 0 K: 1 S: 6	H: 1 LOB: 0 BB: 0 P: 8	1B: 8 2B: 4 3B: 0 HR: 1	SF: 0 SAC: 0 DP: 2 HBP: 0	WP: 0 PB: 0 SB: 2 CS: 0	PA: 42			
PITCHER	IP	WLS	BF	H	R	ER	SO	BB	IBB	HBP	BLK	WP	HR	S	P	ERA	WHIP								
45 Odalis Perez, L ERA: 8.64	5.0	W	23	7	4	4	2	1	0	0	0	0	0	49	71	7.20	1.600								
47 Ryan Braun, R ERA: 3.24	0.1	H	4	1	2	2	0	2	0	0	0	0	0	7	19	54.00	9.000								
41 Jimmy Gobble, L ERA: 1.59	0.2	H	3	1	0	0	1	0	0	0	0	0	0	7	8	0.00	1.500								
Todd Wellemeyer, R ERA: 12.71	1.0	H	4	1	0	0	0	1	0	0	0	0	0	11	21	0.00	2.000								
David Riske, R ERA: 5.4	2.0	S	8	3	1	1	1	0	0	0	0	0	1	14	19	4.50	1.500								

Batter	1	2	3	4	5	6	7	8	9	AB	R	H	RBI	BB	SO	LOB	BOTTOM								
9 David DeJesus, L OBP: 0.419, SLG: 0.582	G5-4-3		G4-3					1B		5	2	3	0	0	0	3	Minnesota Twins @ Kansas City Royals Kauffman Stadium, Kansas City, MO Fri Apr 20 2007, 7:10 PM CDT Att: 31,813 - Clear - 74 F livebaseballscorecards.com								
15 Mark Grudzielanek, R OBP: 0.283, SLG: 0.372	G5-4-3		F9		HR			HBP		4	1	1	2	0	0	2									
24 Mark Teahen, L OBP: 0.362, SLG: 0.347	G3		1B		1B			HBP		4	2	3	1	0	0	0									
29 Mike Sweeney, R OBP: 0.294, SLG: 0.289		HR	G5-3		1B			HBP		4	2	2	2	1	0	2									
11 Ross Gload, L OBP: 0.294, SLG: 0.281	L8				FC6-4			BB		5	1	0	1	0	1	5									
16 Reggie Sanders, R OBP: 0.448, SLG: 0.778	K				F9			SF9		4	1	2	1	0	1	1									
Emil Brown, R OBP: 0.182, SLG: 0.214	K				1B					0	0	0	1	0	0	0									
4 Alex Gordon, L OBP: 0.241, SLG: 0.255		BB			F7			HR		3	1	1	1	2	0	1									
14 John Buck, R OBP: 0.529, SLG: 0.893		G6-3			1B					3	0	1	0	2	1	3									
1 Tony Pena Jr., R OBP: 0.250, SLG: 0.351			G4-3		G1-3			G4-6-3		4	1	2	0	0	0	3									
Inning Stats	R: 0 E: 0 K: 0 S: 6	H: 1 LOB: 0 BB: 0 P: 10	R: 1 E: 0 K: 1 S: 10	H: 1 LOB: 1 BB: 1 P: 16	R: 1 E: 0 K: 0 S: 10	H: 2 LOB: 1 BB: 0 P: 15	R: 0 E: 0 K: 1 S: 9	H: 2 LOB: 2 BB: 0 P: 16	R: 5 E: 0 K: 0 S: 21	H: 6 LOB: 2 BB: 1 P: 35	R: 0 E: 0 K: 0 S: 9	H: 1 LOB: 1 BB: 0 P: 16	R: 1 E: 0 K: 0 S: 5	H: 1 LOB: 0 BB: 1 P: 9	R: 3 E: 0 K: 1 S: 16	H: 1 LOB: 2 BB: 2 P: 35	1B: 11 2B: 1 3B: 0 HR: 3	SF: 1 SAC: 0 DP: 2 HBP: 2	WP: 4 PB: 0 SB: 1 CS: 0	PA: 44					
PITCHER	IP	WLS	BF	H	R	ER	SO	BB	IBB	HBP	BLK	WP	HR	S	P	ERA	WHIP								
Sidney Ponson, R ERA: 9.39	4.1	L	23	10	6	6	2	1	0	0	0	1	0	23	39	5.40	2.538								
60 Glen Perkins, L ERA: 8.31	1.2		9	3	1	1	0	1	0	0	0	1	0	23	39	5.40	2.400								
54 Matt Guerrier, R ERA: 2.61	1.0		6	2	3	3	0	1	0	1	0	1	1	10	18	27.00	3.000								
37 Denny Reyes, L ERA: 10.8	0.0		1	0	0	0	0	0	0	1	0	0	0	1	2	∞	∞								
Juan Rincon, R ERA: 2.94	1.0		5	0	1	1	1	2	0	0	0	1	0	10	24	9.00	2.000								

Batter	1	2	3	4	5	6	7	8	9	AB	R	H	RBI	BB	SO	LOB	TOP										
25 Alexi Casilla, S OBP: 0.273, SLG: 0.273 (1, 6)	G6-3		K		G4-3		P5			5	2	2	0	0	1	2	Minnesota Twins @ Kansas City Royals Kauffman Stadium, Kansas City, MO Sat Apr 21 2007, 1:10 PM CDT Att: 20,566 - Sunny - 75 F										
8 Nick Punto, S OBP: 0.286, SLG: 0.320 (1, 5)	1B		BB		G4-3		3B		G4-3	4	1	2	1	1	0	1											
7 Joe Mauer, L OBP: 0.471, SLG: 0.526 (1, 10)	P5		L9-3		2B		SF7		2B	4	0	2	2	0	0	2											
5 Michael Cuddyer, R OBP: 0.361, SLG: 0.529 (1, 9)	F9				P3-5		F8		K	5	1	1	0	0	1	3											
33 Justin Morneau, L OBP: 0.405, SLG: 0.578 (1, 3)					1B		L7			4	1	2	0	1	0	0											
Tori Hunter, R OBP: 0.333, SLG: 0.596 (1, 8)	G6-3				2B		E8		K	4	2	2	1	0	1	3											
16 Jason Kubel, L OBP: 0.279, SLG: 0.325 (1, 7)	K				2B		1B		L8	4	0	1	0	0	1	4											
55 Mike Redmond, R OBP: 0.290, SLG: 0.333 (1, 2)					1B		1B		E6	4	0	3	3	0	0	1											
38 Luis Antonio Rodriguez, L OBP: 0.241, SLG: 0.321 Jason Bartlett, R OBP: 0.306, SLG: 0.250 (8, PR) (8, 6)	F8				F8		G3-6-3		1B	4	0	1	0	0	0	4											
										0	0	0	0	0	0	0											
Inning Stats	R: 0 E: 0 K: 0 S: 12	H: 1 LOB: 1 BB: 0 P: 18	R: 1 E: 0 K: 1 S: 14	H: 2 LOB: 1 BB: 0 P: 22	R: 0 E: 0 K: 1 S: 7	H: 0 LOB: 0 BB: 1 P: 16	R: 2 E: 0 K: 0 S: 16	H: 4 LOB: 1 BB: 0 P: 22	R: 1 E: 1 K: 0 S: 13	H: 3 LOB: 1 BB: 0 P: 16	R: 2 E: 0 K: 0 S: 13	H: 2 LOB: 0 BB: 0 P: 17	R: 0 E: 1 K: 0 S: 9	H: 1 LOB: 3 BB: 0 P: 14	R: 0 E: 0 K: 2 S: 10	H: 1 LOB: 2 BB: 1 P: 21		1B: 10 2B: 8 3B: 1 HR: 0	SF: 1 SAC: 0 DP: 4 HBP: 1	WP: 1 PB: 0 SB: 1 CS: 1	PA: 42						
PITCHER	IP	WLS	BF	H	R	ER	SO	BB	IBB	HBP	BLK	WP	HR	S	P	ERA	WHIP										
23 Zack Greinke, R ERA: 4.82 (1, 1)	5.0		22	9	4	4	2	1	0	0	0	0	0	57	89	7.20	2.000										
58 Neal Musser, L ERA: (6, 1)	0.1	H	3	2	1	0	0	0	0	0	0	0	0	6	7	0.00	6.000										
57 Joel Peralta, R ERA: 8.31 (6, 1)	0.2	L	4	3	2	2	0	0	0	0	0	0	0	13	18	27.00	4.500										
41 Jimmy Gobble, L ERA: 1.35 (7, 1)	1.0		3	0	0	0	0	0	0	0	0	0	0	7	8	0.00	0.000										
Todd Weltmeyer, R ERA: 9.39 (8, 1)	2.0		10	2	0	0	2	0	1	1	0	1	0	19	35	0.00	1.000										

Batter	1	2	3	4	5	6	7	8	9	AB	R	H	RBI	BB	SO	LOB	BOTTOM										
9 David DeJesus, L OBP: 0.405, SLG: 0.556 (1, 8)	F9				K		G6-3		K	5	1	1	0	0	2	0	Minnesota Twins @ Kansas City Royals Kauffman Stadium, Kansas City, MO Sat Apr 21 2007, 1:10 PM CDT Att: 20,566 - Sunny - 75 F										
15 Mark Grudzielanek, R OBP: 0.300, SLG: 0.464 (1, 4)	1B		G6-3		2B		G4-3			4	2	2	0	0	0	0											
24 Mark Teahen, L OBP: 0.371, SLG: 0.404 (1, 9)	1B		HR		F8		BB		3	1	1	1	1	1	3												
29 Mike Sweeney, R OBP: 0.309, SLG: 0.292 (1, 10)	1B		F8		1B		FC5-4		3	0	1	0	1	0	1												
11 Ross Gload, L OBP: 0.289, SLG: 0.278 (1, 3)	K		G5-3		1B		G6-3		4	0	1	1	0	1	3												
Emil Brown, R OBP: 0.167, SLG: 0.196 (1, 7)	E4				FC6-4		G5-3		4	0	0	0	0	0	3												
4 Alex Gordon, L OBP: 0.242, SLG: 0.309 (1, 5)	K				HR		L9		4	1	1	1	0	2	2												
6 Jason LaRue, R OBP: 0.212, SLG: 0.241 Esteban German, R OBP: 0.359, SLG: 0.324 (9, PH)	K		K		K		K		3	0	0	0	0	3	0												
1 Tony Pena Jr., R OBP: 0.234, SLG: 0.328 (1, 6)	K		F8		K		K		4	0	0	0	0	3	0												
										1B: 4 2B: 1 3B: 0 HR: 2	SF: 0 SAC: 0 DP: 0 HBP: 0	WP: 0 PB: 0 SB: 0 CS: 0	PA: 37														
PITCHER	IP	WLS	BF	H	R	ER	SO	BB	IBB	HBP	BLK	WP	HR	S	P	ERA	WHIP										
26 Boof Bonser, R ERA: 6.53 (1, 1)	5.0		24	7	5	3	7	0	0	0	0	0	0	11	14	0.00	0.000										
17 Pat Neshek, R ERA: 3.96 (6, 1)	1.0	W	3	0	0	0	3	0	0	0	0	0	0	7	14	0.00	1.500										
37 Denny Reyes, L ERA: 9.53 (7, 1)	0.2	H	3	0	0	0	0	1	0	0	0	0	0	7	14	0.00	0.000										
28 Jesse Crain, R ERA: 1.5 (7, 1)	1.1	H	4	0	0	0	0	0	0	0	0	0	0	8	12	0.00	0.000										
36 Joe Nathan, R ERA: 3.24 (9, 1)	1.0	S	3	0	0	0	3	0	0	0	0	0	0	10	16	0.00	0.000										

Batter	1	2	3	4	5	6	7	8	9	AB	R	H	RBI	BB	SO	LOB	TOP					
25 Alexi Casilla, S OBP: 0.231, SLG: 0.231	L6		K			G6-3		P6		4	0	0	0	0	1	0	Minnesota Twins @ Kansas City Royals Kauffman Stadium, Kansas City, MO Sun Apr 22 2007, 1:10 PM CDT Att: 14,801 - Overcast - 67 F livebaseballscorecards.com					
8 Nick Punto, S OBP: 0.283, SLG: 0.315	5 BB 7 1B		G4-3			G4-3		F9		4	0	1	0	0	0	0						
7 Joe Mauer, L OBP: 0.472, SLG: 0.525	5 BB 1B		G6-3			5 PB 2B 1B		G6-3		4	1	2	0	0	0	0						
5 Michael Cuddyer, R OBP: 0.368, SLG: 0.535	1B					1B				3	0	1	1	1	1	0						
33 Justin Morneau, L OBP: 0.385, SLG: 0.544	BB					2B				4	0	0	0	0	2	4						
Torii Hunter, R OBP: 0.328, SLG: 0.574	F8					G3				4	0	1	0	0	0	3						
55 Mike Redmond, R OBP: 0.286, SLG: 0.324								55 DI 1B		4	0	1	0	0	1	1						
11 Josh Rabe, R OBP: 0.111, SLG: 0.111										3	0	0	0	0	1	1						
Jason Bartlett, R OBP: 0.288, SLG: 0.234										3	0	0	0	0	0	1						
Inning Stats	R: 0 E: 0 K: 1 S: 12	H: 2 LOB: 3 BB: 1 P: 21	R: 0 E: 0 K: 1 S: 9	H: 0 LOB: 0 BB: 0 P: 13	R: 0 E: 0 K: 1 S: 7	H: 0 LOB: 0 BB: 0 P: 9	R: 0 E: 0 K: 1 S: 7	H: 0 LOB: 0 BB: 0 P: 11	R: 0 E: 0 K: 0 S: 4	H: 0 LOB: 0 BB: 0 P: 6	R: 1 E: 0 K: 0 S: 12	H: 2 LOB: 1 BB: 0 P: 18	R: 0 E: 0 K: 0 S: 8	H: 1 LOB: 1 BB: 0 P: 9	R: 0 E: 0 K: 0 S: 5	H: 0 LOB: 0 BB: 0 P: 7		R: 0 E: 0 K: 2 S: 11	H: 1 LOB: 1 BB: 0 P: 14	1B: 5 2B: 1 3B: 0 HR: 0	SF: 0 SAC: 0 DP: 0 HBP: 0	WP: 0 PB: 1 SB: 0 CS: 0
PITCHER	IP WLS BF H R ER SO BB IBB HBP BLK WP HR S P ERA WHIP																					
36 Jorge De La Rosa, L ERA: 3.04	(1, 1) 8.0 W 30 5 1 0 4 1 0 0 0 0 0 0 64 94 0.00 0.750																					
48 Joakim Soria, R ERA: 2.89	(9, 1) 1.0 S 4 1 0 0 2 0 0 0 0 0 0 0 0 11 14 0.00 1.000																					

Batter	1	2	3	4	5	6	7	8	9	AB	R	H	RBI	BB	SO	LOB	BOTTOM			
Esteban German, R OBP: 0.349, SLG: 0.342	G4-3		F8					F7		4	1	1	0	0	0	1	Minnesota Twins @ Kansas City Royals Kauffman Stadium, Kansas City, MO Sun Apr 22 2007, 1:10 PM CDT Att: 14,801 - Overcast - 67 F livebaseballscorecards.com			
11 Ross Cload, L OBP: 0.286, SLG: 0.350	G4-3		HR					G4-3		4	1	1	2	0	0	1				
24 Mark Teahen, L OBP: 0.379, SLG: 0.429	K		29 2B 1B							4	0	2	0	0	2	1				
29 Mike Sweeney, R OBP: 0.339, SLG: 0.346								29 CS 2B		4	0	3	1	0	0	0				
4 Alex Gordon, L OBP: 0.227, SLG: 0.288	G4-3		2B					16 WP 1B		4	0	0	0	0	2	4				
16 Reggie Sanders, R OBP: 0.455, SLG: 0.733	E6							2-3 1B		3	0	1	0	1	0	0				
14 John Buck, R OBP: 0.474, SLG: 0.781	K							14 CS 1B		4	0	0	0	0	1	4				
43 Ryan Shealy, R OBP: 0.188, SLG: 0.209								2-3 1B		2	0	1	0	0	0	0				
1 Tony Pena Jr., R OBP: 0.224, SLG: 0.313								BB		3	1	0	0	0	0	2				
Inning Stats	R: 0 E: 0 K: 1 S: 7	H: 0 LOB: 0 BB: 0 P: 11	R: 0 E: 1 K: 1 S: 8	H: 0 LOB: 1 BB: 0 P: 14	R: 2 E: 0 K: 1 S: 19	H: 4 LOB: 2 BB: 0 P: 26	R: 0 E: 0 K: 0 S: 12	H: 0 LOB: 1 BB: 0 P: 15	R: 1 E: 0 K: 1 S: 7	H: 2 LOB: 1 BB: 0 P: 12	R: 0 E: 0 K: 0 S: 6	H: 1 LOB: 0 BB: 0 P: 10	R: 0 E: 0 K: 0 S: 5	H: 0 LOB: 0 BB: 0 P: 5	R: 0 E: 0 K: 1 S: 11	H: 2 LOB: 2 BB: 1 P: 18		1B: 5 2B: 3 3B: 0 HR: 1	SF: 0 SAC: 0 DP: 0 HBP: 1	WP: 1 PB: 0 SB: 0 CS: 2
PITCHER	IP WLS BF H R ER SO BB IBB HBP BLK WP HR S P ERA WHIP																			
Ramon Ortiz, R ERA: 2.48	(1, 1) 7.0 L 29 7 3 3 4 0 0 0 1 0 0 0 7 10 3.86 1.000																			
37 Denny Reyes, L ERA: 8.53	(8, 1) 0.2 3 2 0 0 1 0 0 0 0 0 0 0 7 10 0.00 3.000																			
54 Matt Guerrier, R ERA: 2.53	(8, 1) 0.1 2 0 0 0 0 1 0 0 0 1 0 0 4 8 0.00 3.000																			

AB	33
R	1
H	6
RBI	1
BB	1
SO	6
LOB	10





AB	32
R	3
H	9
RBI	3
BB	1
SO	5
LOB	13



Batter	1	2	3	4	5	6	7	8	9	AB	R	H	RBI	BB	SO	LOB	TOP						
17 Darin Erstad, L (1, 8) OBP: 0.267, SLG: 0.250	G1-3		L8			G4-3	FC6-4 1B		25 BB 1B BB	4	1	1	1	1	0	1	Chicago White Sox @ Kansas City Royals Kauffman Stadium, Kansas City, MO Mon Apr 23 2007, 7:10 PM CDT Att: 12,265 - Partly Cloudy - 73 F						
Tadahito Iguchi, R (1, 4) OBP: 0.400, SLG: 0.449	1B		G4-3			25 G3-1 14 HR 2B	FC6-4 1-2		25 BB 14 SF8 BB	4	2	2	0	1	0	2							
25 Jim Thome, L (1, 10) OBP: 0.553, SLG: 0.680	K				G6-3	G3-1		14 HR 1B	14 HR 1B	5	1	2	1	0	1	2							
14 Paul Konerko, R (1, 3) OBP: 0.325, SLG: 0.403	G4-3				1B	HR		HR	SF8	4	2	3	5	0	0	1							
23 Jermaine Dye, R (1, 9) OBP: 0.311, SLG: 0.391		K			K			HR	F7	5	0	1	0	0	2	2							
12 A.J. Pierzynski, L (1, 2) OBP: 0.286, SLG: 0.317	G4-3				G2-3	L7		1B	G3	5	0	1	0	0	0	3							
24 Joe Crede, R (1, 5) OBP: 0.274, SLG: 0.290	G5-3					G6-3		G3 17 1B 1B	F9	4	1	1	0	0	0	1							
Rob Mackowiak, L (1, 7) OBP: 0.241, SLG: 0.370					G3-1	G6-3		G3		3	0	0	0	0	0	1							
32 Brian Anderson, R (8, PH) OBP: 0.273, SLG: 0.222								1-2	BB	0	0	0	0	0	1	0							
5 Juan Uribe, R (1, 6) OBP: 0.290, SLG: 0.482					G6-3	G6-3		F9	P4	4	0	1	0	0	0	3							
Inning Stats	R: 0 E: 0 K: 1 S: 12	H: 1 LOB: 1 BB: 0 P: 17	R: 0 E: 0 K: 1 S: 13	H: 0 LOB: 0 BB: 0 P: 16	R: 0 E: 0 K: 1 S: 11	H: 1 LOB: 1 BB: 0 P: 17	R: 0 E: 0 K: 1 S: 9	H: 1 LOB: 1 BB: 0 P: 17	R: 0 E: 0 K: 0 S: 9	H: 0 LOB: 0 BB: 0 P: 10	R: 2 E: 0 K: 0 S: 13	H: 3 LOB: 1 BB: 0 P: 18	R: 1 E: 0 K: 0 S: 11	H: 2 LOB: 1 BB: 0 P: 16	R: 2 E: 0 K: 0 S: 13	H: 3 LOB: 2 BB: 1 P: 21	R: 2 E: 0 K: 0 S: 9	H: 1 LOB: 1 BB: 2 P: 19	1B: 8 2B: 2 HR: 2	SF: 1 SAC: 0 DP: 0 HBP: 0	WP: 0 PB: 0 CS: 0	PA: 42	
PITCHER	IP WLS BF H R ER SO BB IBB HBP BLK WP HR S P ERA WHIP																						
55 Gil Meche, R (1, 1) ERA: 2.55	7.0	29	8	3	3	3	0	0	0	0	0	0	0	0	1	78	111	3.86	1.143				
41 Jimmy Gobble, L (8, 1) ERA: 2.7	0.0	L	1	1	1	1	0	0	0	0	0	0	0	0	0	1	1	∞	∞				
David Riske, R (8, 1) ERA: 6.0	0.2	4	2	1	1	0	0	0	0	0	0	0	0	0	1	8	12	13.50	3.000				
58 Neal Musser, L (8, 1) ERA: 5.19	0.0	1	0	0	0	0	1	0	0	0	0	0	0	0	2	6	∞	∞					
47 Ryan Braun, R (8, 1) ERA: 5.19	0.1	3	0	2	2	0	2	0	0	0	0	0	0	0	3	11	54.00	6.000					

Batter	1	2	3	4	5	6	7	8	9	AB	R	H	RBI	BB	SO	LOB	BOTTOM						
9 David DeJesus, L (1, 8) OBP: 0.405, SLG: 0.533	L6		G3			24 1B 29 SF7 BB		29 F9 16 BB 24 WP	G6-4-3	3	2	0	0	2	0	2	Chicago White Sox @ Kansas City Royals Kauffman Stadium, Kansas City, MO Mon Apr 23 2007, 7:10 PM CDT Att: 12,265 - Partly Cloudy - 73 F						
15 Mark Grudzielanek, R (1, 4) OBP: 0.276, SLG: 0.375	G6-3				G4-3	F8		L8		4	0	0	0	0	0	2							
24 Mark Teahen, L (1, 9) OBP: 0.386, SLG: 0.424	G4-3				G3	1B		16 BB 1B		3	0	1	0	1	0	0							
29 Mike Sweeney, R (1, 10) OBP: 0.317, SLG: 0.327		F9			P3	SF7		F9		3	0	0	1	0	0	2							
Emil Brown, R (1, 7) OBP: 0.176, SLG: 0.204		L4								3	0	1	0	0	1	0							
11 Ross Gload, L (8, PH) OBP: 0.286, SLG: 0.350					K	FC1-6 1B				0	0	0	0	0	0	0							
16 Reggie Sanders, R (8, PH) OBP: 0.471, SLG: 0.742								1-3 3-H 1B		1	0	1	1	0	0	0							
Esteban German, R (1, 5) OBP: 0.362, SLG: 0.429		2B				FC1-6 14 HR 3B		L9		4	1	2	0	0	0	4							
14 John Buck, R (1, 2) OBP: 0.476, SLG: 0.861		G6-3				HR		K		4	1	2	2	0	1	1							
43 Ryan Shealy, R (1, 3) OBP: 0.176, SLG: 0.196					K	G4-3		K		3	0	0	0	0	2	0							
4 Alex Gordon, L (9, PH) OBP: 0.224, SLG: 0.283									L3	1	0	0	0	0	0	1							
1 Tony Pena Jr., R (1, 6) OBP: 0.225, SLG: 0.309					G6-3	L8		P3		4	0	1	0	0	0	0							
Inning Stats	R: 0 E: 0 K: 0 S: 8	H: 0 LOB: 0 BB: 0 P: 11	R: 0 E: 0 K: 0 S: 7	H: 1 LOB: 1 BB: 0 P: 12	R: 0 E: 0 K: 1 S: 7	H: 0 LOB: 0 BB: 0 P: 13	R: 0 E: 0 K: 0 S: 11	H: 0 LOB: 0 BB: 0 P: 16	R: 2 E: 0 K: 1 S: 11	H: 2 LOB: 0 BB: 0 P: 19	R: 1 E: 0 K: 0 S: 13	H: 2 LOB: 2 BB: 1 P: 23	R: 0 E: 0 K: 2 S: 8	H: 0 LOB: 0 BB: 0 P: 9	R: 1 E: 0 K: 0 S: 9	H: 1 LOB: 2 BB: 2 P: 21	R: 0 E: 0 K: 0 S: 10	H: 2 LOB: 1 BB: 0 P: 14	1B: 4 2B: 2 HR: 1	SF: 1 SAC: 0 DP: 1 HBP: 0	WP: 1 PB: 0 CS: 0	PA: 37	
PITCHER	IP WLS BF H R ER SO BB IBB HBP BLK WP HR S P ERA WHIP																						
56 Mark Buehrle, L (1, 1) ERA: 2.59	7.0	W	27	5	3	3	4	1	0	0	0	0	0	0	1	65	103	3.86	0.857				
51 Andrew Sisco, L (8, 1) ERA: 3.69	0.1	H	3	0	1	1	0	2	0	0	0	0	0	0	1	6	17	27.00	6.000				
47 Mike MacDougal, R (8, 1) ERA: 3.38	0.1	H	1	0	0	0	0	0	0	0	0	0	0	0	1	2	0.00	0.000					
37 Matt Thornton, L (8, 1) ERA: 5.4	0.1	H	2	1	0	0	0	0	0	0	0	0	0	0	2	2	0.00	3.000					
45 Bobby Jenks, R (9, 1) ERA: 3.38	1.0	S	4	2	0	0	0	0	0	0	0	0	0	0	10	14	0.00	2.000					

livebaseballscorecards.com

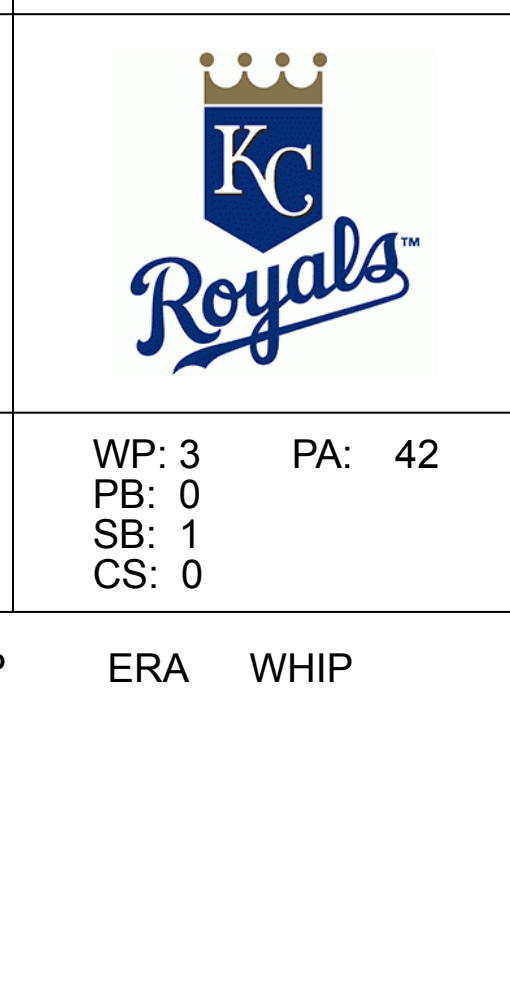



Batter	1	2	3	4	5	6	7	8	9	AB	R	H	RBI	BB	SO	LOB	TOP					
17 Darin Erstad, L (1, 10) OBP: 0.278, SLG: 0.292	2-2 CI G4-3 WP 14 SF8		1-3 K		1-0 G4-3 14 1B 2B	2-1 SAFE K			2-1 G1-3	4	2	2	2	0	1	0	Chicago White Sox @ Kansas City Royals Kauffman Stadium, Kansas City, MO Tue Apr 24 2007, 7:10 PM CDT Att: 14,907 - Overcast - 63 F					
Tadahito Iguchi, R (1, 4) OBP: 0.389, SLG: 0.407	2-2 G4-3		0-0 G5-3		2-1 G4-3	2-3 K		2-2 P4	5	0	0	0	0	1	3							
14 Paul Konerko, R (1, 3) OBP: 0.329, SLG: 0.400	2-2 SF8		3-3 K		1-1 G4-3 1B		1-2 G6-3	4-0 38 1B 38 1B E BB	3	1	1	2	1	1	0							
12 A.J. Pierzynski, L (1, 2) OBP: 0.282, SLG: 0.369	1-1 2B			2-1 G3 5 2B 2B	0-1 P6		3-2 F7	0-1 38 E 24 WP 1B	5	2	3	0	0	0	1							
23 Jermaine Dye, R (1, 9) OBP: 0.308, SLG: 0.373 38 Pablo Ozuna, R (7, 7) OBP: 0.286, SLG: 0.381	0-1 F8			4-1 G3 5 2B BB	1-0 P5		2-3 K	0-0 E1 24 WP 1B	3	1	0	0	1	1	2							
24 Joe Crede, R (1, 5) OBP: 0.289, SLG: 0.324		0-1 G5-3		1-1 F8		2-1 F7		0-0 HR	5	1	1	1	0	0	3							
Rob Mackowiak, L (1, 7) (7, 9)		2-2 G6-3		0-0 G3		1-2 32 1B 17 2B 1B		4-1 32 G6-4-3 BB	3	1	1	0	1	0	2							
5 Juan Uribe, R (1, 6) OBP: 0.303, SLG: 0.492		4-1 BB		0-0 2B		1-3 K		1-3 SAFE SAFE SAFE K	3	0	1	2	1	2	2							
32 Brian Anderson, R (1, 8) OBP: 0.267, SLG: 0.231		2-3 K		2-3 K		1-0 17 2B 1B		1-1 SAFE SAFE SAFE G6-4-3	4	1	1	0	0	2	3							
Inning Stats	R: 1 E: 0 K: 0 S: 15	H: 1 LOB: 1 BB: 0 P: 22	R: 0 E: 0 K: 1 S: 13	H: 0 LOB: 1 BB: 1 P: 21	R: 0 E: 0 K: 2 S: 7	H: 0 LOB: 0 BB: 0 P: 11	R: 2 E: 0 K: 1 S: 10	H: 2 LOB: 1 BB: 1 P: 19	R: 1 E: 0 K: 0 S: 8	H: 2 LOB: 1 BB: 0 P: 13	R: 2 E: 0 K: 2 S: 14	H: 3 LOB: 1 BB: 0 P: 23	R: 0 E: 0 K: 1 S: 9	H: 0 LOB: 0 BB: 0 P: 15	R: 1 E: 0 K: 1 S: 7	H: 1 LOB: 0 BB: 1 P: 13		R: 2 E: 1 K: 0 S: 11	H: 2 LOB: 1 BB: 1 P: 20	1B: 5 2B: 5 3B: 0 HR: 1	SF: 1 SAC: 0 DP: 1 HBP: 0	WP: 2 PB: 0 CS: 0
PITCHER	IP WLS BF H R ER SO BB IBB HBP BLK WP HR S P ERA WHIP	IP WLS BF H R ER SO BB IBB HBP BLK WP HR S P ERA WHIP	IP WLS BF H R ER SO BB IBB HBP BLK WP HR S P ERA WHIP	IP WLS BF H R ER SO BB IBB HBP BLK WP HR S P ERA WHIP	IP WLS BF H R ER SO BB IBB HBP BLK WP HR S P ERA WHIP	IP WLS BF H R ER SO BB IBB HBP BLK WP HR S P ERA WHIP	IP WLS BF H R ER SO BB IBB HBP BLK WP HR S P ERA WHIP	IP WLS BF H R ER SO BB IBB HBP BLK WP HR S P ERA WHIP	IP WLS BF H R ER SO BB IBB HBP BLK WP HR S P ERA WHIP	IP WLS BF H R ER SO BB IBB HBP BLK WP HR S P ERA WHIP	IP WLS BF H R ER SO BB IBB HBP BLK WP HR S P ERA WHIP	IP WLS BF H R ER SO BB IBB HBP BLK WP HR S P ERA WHIP	IP WLS BF H R ER SO BB IBB HBP BLK WP HR S P ERA WHIP	IP WLS BF H R ER SO BB IBB HBP BLK WP HR S P ERA WHIP	IP WLS BF H R ER SO BB IBB HBP BLK WP HR S P ERA WHIP	IP WLS BF H R ER SO BB IBB HBP BLK WP HR S P ERA WHIP						

Batter	1	2	3	4	5	6	7	8	9	AB	R	H	RBI	BB	SO	LOB	BOTTOM			
9 David DeJesus, L (1, 8) OBP: 0.393, SLG: 0.506	4-1 15 1B 24 1B BB	1 SAFE 0-0 P5		0-0 F8			2-0 F7	1 SAFE 2-3 SAFE K		4	1	0	0	1	1	4	Chicago White Sox @ Kansas City Royals Kauffman Stadium, Kansas City, MO Tue Apr 24 2007, 7:10 PM CDT Att: 14,907 - Overcast - 63 F			
15 Mark Grudzielanek, R (1, 4) OBP: 0.306, SLG: 0.460	1-1 24 1B 11 3B 1B	2-2 F8			2-2 G1-3		0-0 24 E 2B	4-1 24 WP BB	4	2	2	1	1	0	1					
24 Mark Teahen, L (1, 9) OBP: 0.387, SLG: 0.422	2-2 11 3B 1B		2-2 K		2-3 K		3-2 E7 16 WP E 1B	2-3 K	5	2	2	2	0	3	2					
16 Reggie Sanders, R (1, 10) OBP: 0.436, SLG: 0.694	1-3 K		0-0 2B		2-3 K		2-0 P4		5	0	1	0	0	2	3					
11 Ross Gload, L (1, 7) Emil Brown, R (7, 7) OBP: 0.189, SLG: 0.235	1-0 4 1B 3B		3-2 F8		0-1 G6-3		2-1 E8 2B		3	1	1	2	0	0	1					
4 Alex Gordon, L (1, 5) (9, 3)	1-2 14 G5-4-3 1B		2-1 G6-3			1-2 HBP		4-2 BB	3	0	1	1	1	1	1					
14 John Buck, R (1, 2) OBP: 0.457, SLG: 0.825	3-2 G5-4-3			0-0 G5-3 2B		1-2 P3		0-3 K	4	0	1	0	0	1	4					
43 Ryan Shealy, R (1, 3) Esteban German, R (8, PH) OBP: 0.354, SLG: 0.419		1-0 F7		1-2 G5-3		1-2 F9		3-3 K	3	0	0	0	0	0	2					
1 Tony Pena Jr., R (1, 6) OBP: 0.240, SLG: 0.324		2-3 K 15 E 15 S		0-1 G5-3			2-0 15 2B 2B	4-1 24 WP 15 BB BB	3	1	1	0	1	1	1					
Inning Stats	R: 4 E: 0 K: 1 S: 18	H: 4 LOB: 0 BB: 1 P: 31	R: 0 E: 0 K: 1 S: 9	H: 0 LOB: 0 BB: 0 P: 14	R: 0 E: 0 K: 1 S: 11	H: 1 LOB: 1 BB: 0 P: 18	R: 0 E: 0 K: 0 S: 7	H: 1 LOB: 1 BB: 0 P: 8	R: 0 E: 0 K: 2 S: 11	H: 0 LOB: 0 BB: 0 P: 17	R: 3 E: 2 K: 1 S: 14	H: 4 LOB: 2 BB: 1 P: 29	R: 0 E: 0 K: 3 S: 12	H: 0 LOB: 2 BB: 2 P: 27	R: 0 E: 0 K: 1 S: 7	H: 0 LOB: 0 BB: 0 P: 9		1B: 4 2B: 5 3B: 1 HR: 0	SF: 0 SAC: 0 DP: 1 HBP: 1	WP: 3 PB: 0 CS: 0
PITCHER	IP WLS BF H R ER SO BB IBB HBP BLK WP HR S P ERA WHIP	IP WLS BF H R ER SO BB IBB HBP BLK WP HR S P ERA WHIP	IP WLS BF H R ER SO BB IBB HBP BLK WP HR S P ERA WHIP	IP WLS BF H R ER SO BB IBB HBP BLK WP HR S P ERA WHIP	IP WLS BF H R ER SO BB IBB HBP BLK WP HR S P ERA WHIP	IP WLS BF H R ER SO BB IBB HBP BLK WP HR S P ERA WHIP	IP WLS BF H R ER SO BB IBB HBP BLK WP HR S P ERA WHIP	IP WLS BF H R ER SO BB IBB HBP BLK WP HR S P ERA WHIP	IP WLS BF H R ER SO BB IBB HBP BLK WP HR S P ERA WHIP	IP WLS BF H R ER SO BB IBB HBP BLK WP HR S P ERA WHIP	IP WLS BF H R ER SO BB IBB HBP BLK WP HR S P ERA WHIP	IP WLS BF H R ER SO BB IBB HBP BLK WP HR S P ERA WHIP	IP WLS BF H R ER SO BB IBB HBP BLK WP HR S P ERA WHIP	IP WLS BF H R ER SO BB IBB HBP BLK WP HR S P ERA WHIP	IP WLS BF H R ER SO BB IBB HBP BLK WP HR S P ERA WHIP	IP WLS BF H R ER SO BB IBB HBP BLK WP HR S P ERA WHIP				

AB	36
R	9
H	11
RBI	7
BB	4
SO	8
LOB	16

AB	37
R	7
H	10
RBI	7
BB	4
SO	10
LOB	19



Batter	1	2	3	4	5	6	7	8	9	AB	R	H	RBI	BB	SO	LOB	TOP										
9 David DeJesus, L (1, 8) OBP: 0.415, SLG: 0.554	3-2 1B 29 HR		3-1 1-2 1B G6-4-3		3-2 1-H HR		4-0 BB		2-2 L7	4	2	3	2	1	0	1	Kansas City Royals @ Minnesota Twins Hubert H. Humphrey Metrodome, Minneapolis, MN Wed Apr 25 2007, 8:10 PM EDT Att: 21,496 - Dome - 70 F livebaseballscorecards.com										
Esteban German, R (1, 4) OBP: 0.340, SLG: 0.396	2-2 1B 1-3		0-2 G6-4-3		1-1 G4-3		0-3 K		2-1 G6-3	5	0	1	0	0	1	4											
24 Mark Teahen, L (1, 9) OBP: 0.367, SLG: 0.397	1-0 G4-3		0-0 G3		1-1 F8				0-1 F7	4	0	0	0	0	0	2											
29 Mike Sweeney, R (1, 10) OBP: 0.343, SLG: 0.397 16 Reggie Sanders, R (8, PR) OBP: 0.436, SLG: 0.694	2-2 HR				0-2 11 FC1-6 1B				4-1 BB	3	1	2	2	1	1	0											
11 Ross Gload, L (1, 3) OBP: 0.286, SLG: 0.383	1-2 F7				0-0 FC1-6 BB				1-1 BB	0	0	1	0	0	0	1											
Emil Brown, R (1, 7) OBP: 0.193, SLG: 0.222		1-0 G6-3			4-1 6 FC6-4 BB				1-1 F8	3	0	0	0	1	0	2											
4 Alex Gordon, L (1, 5) OBP: 0.237, SLG: 0.269		0-0 G6-3			2-2 F7				2-0 F7	4	0	0	0	0	1	4											
6 Jason LaRue, R (1, 2) OBP: 0.189, SLG: 0.212		1-1 G5-3			1-0 FC6-4				0-0 G5-3	4	0	0	0	0	1	2											
1 Tony Pena Jr., R (1, 6) OBP: 0.266, SLG: 0.338			4-2 9 6-4-3 1B BB		0-1 9 HR				2-2 1B	3	1	2	0	1	0	0											
Inning Stats	R: 2 E: 0 K: 0 S: 15	H: 3 LOB: 0 BB: 0 P: 24	R: 0 E: 0 K: 0 S: 4	H: 0 LOB: 0 BB: 0 P: 6	R: 0 E: 0 K: 0 S: 11	H: 1 LOB: 1 BB: 1 P: 18	R: 0 E: 0 K: 0 S: 12	H: 1 LOB: 2 BB: 1 P: 19	R: 2 E: 0 K: 1 S: 13	H: 2 LOB: 0 BB: 0 P: 14	R: 0 E: 0 K: 2 S: 11	H: 0 LOB: 1 BB: 1 P: 16	R: 0 E: 0 K: 0 S: 8	H: 1 LOB: 2 BB: 0 P: 16	R: 0 E: 0 K: 0 S: 10	H: 1 LOB: 1 BB: 0 P: 16	1B: 7 2B: 0 3B: 0 HR: 2	SF: 0 SAC: 0 DP: 1 HBP: 0	WP: 1 PB: 0 SB: 0 CS: 0	PA: 38							
PITCHER	IP	WLS	BF	H	R	ER	SO	BB	IBB	HBP	BLK	WP	HR	S	P	ERA	WHIP										
Sidney Ponson, R (1, 1) ERA: 8.44	6.0	L	25	7	4	4	2	2	0	0	0	0	2	64	100	6.00	1.500										
28 Jesse Crain, L (7, 1) ERA: 5.63	1.0		4	0	0	0	2	1	0	0	0	0	0	11	16	0.00	1.000										
37 Denny Reyes, L (8, 1) ERA: 8.1	0.1		3	1	0	0	2	1	0	0	0	1	0	5	10	0.00	6.000										
17 Pat Neshek, R (8, 1) ERA: 2.7	1.2		6	1	0	0	0	0	0	0	0	0	0	13	22	0.00	0.600										


Batter	1	2	3	4	5	6	7	8	9	AB	R	H	RBI	BB	SO	LOB	BOTTOM										
25 Alexi Casilla, S (1, 4) OBP: 0.263, SLG: 0.289	2-1 G4-3		0-2 FC3-6 8 S			0-0 8 1B 5 G5-4-3		0-0 33 PC 8 SH1-3 1B		4	1	2	0	0	0	1	Kansas City Royals @ Minnesota Twins Hubert H. Humphrey Metrodome, Minneapolis, MN Wed Apr 25 2007, 8:10 PM EDT Att: 21,496 - Dome - 70 F livebaseballscorecards.com										
8 Nick Punto, S (1, 5) OBP: 0.276, SLG: 0.292	2-3 K		1-1 G6-3		1-0 5 1B 7 BB		0-0 SH1-3		1-2 1B	3	0	1	0	0	1	1											
7 Joe Mauer, L (1, 2) OBP: 0.471, SLG: 0.507	1-1 G3-1				0-0 G3		4-1 5 G5-4-3 BB		4-2 BB	2	0	0	0	2	0	0											
5 Michael Cuddyer, R (1, 9) OBP: 0.348, SLG: 0.482					0-1 F7		0-1 5 G5-4-3		1-3 K	4	0	0	0	0	2	4											
33 Justin Morneau, L (1, 3) OBP: 0.341, SLG: 0.469		1-0 G5-3			2-2 G3		1-0 G4-3		2 SAFE 0-0 PO	4	0	0	0	0	0	1											
Torii Hunter, R (1, 8) OBP: 0.338, SLG: 0.658		1-0 HR			1-1 G5-3		1-1 55 G3-1 16 G4-3 2B		1-0 P3	4	2	2	1	0	0	0											
55 Mike Redmond, R (1, 10) ERA: 7.54 Jason Tyner, L (9, PR) OBP: 0.341, SLG: 0.410		2-0 F8			4-0 BB		0-1 G3-1		4-1 BB	2	0	0	0	2	0	1											
16 Jason Kubel, L (1, 7) OBP: 0.286, SLG: 0.327			0-1 L8		2-1 L9		1-0 G4-3		2-2 F8	4	0	0	1	0	0	2											
Jason Bartlett, R (1, 6) OBP: 0.290, SLG: 0.263			1-2 25 FC3-6 1B		3-2 G6-3		3-H 2-0 F8			3	0	1	0	0	0	1											
Inning Stats	R: 0 E: 0 K: 1 S: 7	H: 0 LOB: 0 BB: 0 P: 12	R: 1 E: 0 K: 1 S: 7	H: 1 LOB: 0 BB: 0 P: 14	R: 0 E: 0 K: 0 S: 11	H: 1 LOB: 1 BB: 0 P: 13	R: 0 E: 0 K: 0 S: 6	H: 0 LOB: 0 BB: 0 P: 8	R: 0 E: 0 K: 0 S: 7	H: 0 LOB: 1 BB: 1 P: 17	R: 1 E: 0 K: 0 S: 6	H: 2 LOB: 1 BB: 1 P: 12	R: 1 E: 0 K: 0 S: 6	H: 1 LOB: 0 BB: 0 P: 10	R: 0 E: 0 K: 1 S: 7	H: 1 LOB: 1 BB: 1 P: 12	R: 0 E: 0 K: 0 S: 6	H: 0 LOB: 1 BB: 1 P: 14	1B: 4 2B: 1 3B: 0 HR: 1	SF: 0 SAC: 1 DP: 1 HBP: 0	WP: 0 PB: 0 SB: 1 CS: 0	PA: 36					
PITCHER	IP	WLS	BF	H	R	ER	SO	BB	IBB	HBP	BLK	WP	HR	S	P	ERA	WHIP										
45 Odalis Perez, L (1, 1) ERA: 1.88	6.0	W	24	5	3	3	2	2	0	0	0	0	0	4	7	0.00	0.000										
31 Brandon Duckworth, R (7, 1) ERA: 1.88	1.0	H	3	0	0	0	0	0	0	0	0	0	0	4	7	0.00	0.000										
David Riske, R (8, 1) ERA: 5.75	0.1	H	2	1	0	0	0	0	0	0	0	0	0	2	2	0.00	3.000										
41 Jimmy Gobble, L (8, 1) ERA: 2.7	0.0		1	0	0	0	0	1	0	0	0	0	0	2	6	=	=										
48 Joakim Soria, R (8, 1) ERA: 3.0	1.2	S	5	0	0	0	1	1	0	0	0	0	0	9	18	0.00	0.600										



Batter	1	2	3	4	5	6	7	8	9	AB	R	H	RBI	BB	SO	LOB	TOP				
9 David DeJesus, L (1, 8) OBP: 0.400, SLG: 0.532	2-2 1B 29 HBP 15 1B	0-2 1B		0-3 K			1-0 2B 15 WP 15 G3	0-1 P6		5	1	3	0	0	1	0					
15 Mark Grudzielanek, R (1, 4) OBP: 0.314, SLG: 0.460	1-0 1B 29 HBP	1-0 G1-3			3-2 G4-3		2-2 G3	3-2 HBP 29 F9 16 DI		4	0	1	1	0	0	2					
16 Reggie Sanders, R (1, 9) OBP: 0.449, SLG: 0.619	2-1 F9			1-1 F9	4-0 BB 29 G1-4-3		3-2 1B	4-1 BB G4-6-3		3	0	1	0	2	0	2					
29 Mike Sweeney, R (1, 10) OBP: 0.333, SLG: 0.371	2-2 HBP			1-1 L7	0-0 G1-4-3		0-0 P3	0-0 F9		4	0	0	0	0	0	4					
Emil Brown, R (1, 7) OBP: 0.224, SLG: 0.238	0-0 F9			0-1 43 BB			2-0 1B 4 G5-3	0-1 E7 11 HR	0-2 G4-6-3	5	1	3	0	0	0	5					
43 Ryan Shealy, R (1, 3) OBP: 0.172, SLG: 0.173	2-0 F8			4-1 BB			0-1 P3	1-2 G5-3		3	0	0	0	1	0	5					
4 Alex Gordon, L (1, 5)			3-3 K	2-2 G4-3			2-2 G5-3	4-2 BB 11 HR		3	1	0	0	1	1	3					
6 Jason LaRue, R (1, 2) OBP: 0.175, SLG: 0.194			2-3 K			0-1 G6-3		0-2 HR		3	0	0	0	0	1	1					
11 Ross Gload, L (8, PH) OBP: 0.309, SLG: 0.431								1-2 HR		1	1	1	3	0	0	0					
14 John Buck, R (8, 2) OBP: 0.451, SLG: 0.767								2-1 F9		0	0	0	0	0	0	0					
1 Tony Pena Jr., R (1, 6) OBP: 0.253, SLG: 0.317			1-2 1B 9	1-2 F8			1-3 K	2-1 F9		4	0	1	0	0	1	0					
Inning Stats	R: 0 H: 2 E: 0 K: 0 S: 10	H: 2 LOB: 3 BB: 0 P: 19	R: 0 H: 2 E: 0 K: 2 S: 14	H: 2 LOB: 2 BB: 0 P: 21	R: 0 H: 1 E: 0 K: 0 S: 11	H: 1 LOB: 0 BB: 1 P: 19	R: 0 H: 0 E: 0 K: 1 S: 8	H: 0 LOB: 0 BB: 0 P: 9	R: 0 H: 1 E: 0 K: 0 S: 7	H: 1 LOB: 1 BB: 0 P: 11	R: 1 H: 2 E: 0 K: 1 S: 14	H: 2 LOB: 0 BB: 0 P: 21	R: 3 H: 2 E: 1 K: 0 S: 16	H: 2 LOB: 0 BB: 1 P: 23	R: 0 H: 0 E: 0 K: 0 S: 11	H: 0 LOB: 1 BB: 1 P: 18	1B: 8 2B: 1 3B: 0 HR: 1	SF: 0 SAC: 0 DP: 2 HBP: 2	WP: 1 PB: 0 CS: 0	PA: 41	
PITCHER	IP WLS BF H R ER SO BB IBB HBP BLK WP HR S P ERA WHIP	IP WLS BF H R ER SO BB IBB HBP BLK WP HR S P ERA WHIP	IP WLS BF H R ER SO BB IBB HBP BLK WP HR S P ERA WHIP	IP WLS BF H R ER SO BB IBB HBP BLK WP HR S P ERA WHIP	IP WLS BF H R ER SO BB IBB HBP BLK WP HR S P ERA WHIP	IP WLS BF H R ER SO BB IBB HBP BLK WP HR S P ERA WHIP	IP WLS BF H R ER SO BB IBB HBP BLK WP HR S P ERA WHIP	IP WLS BF H R ER SO BB IBB HBP BLK WP HR S P ERA WHIP	IP WLS BF H R ER SO BB IBB HBP BLK WP HR S P ERA WHIP	IP WLS BF H R ER SO BB IBB HBP BLK WP HR S P ERA WHIP	IP WLS BF H R ER SO BB IBB HBP BLK WP HR S P ERA WHIP	IP WLS BF H R ER SO BB IBB HBP BLK WP HR S P ERA WHIP	IP WLS BF H R ER SO BB IBB HBP BLK WP HR S P ERA WHIP	IP WLS BF H R ER SO BB IBB HBP BLK WP HR S P ERA WHIP	IP WLS BF H R ER SO BB IBB HBP BLK WP HR S P ERA WHIP	IP WLS BF H R ER SO BB IBB HBP BLK WP HR S P ERA WHIP	IP WLS BF H R ER SO BB IBB HBP BLK WP HR S P ERA WHIP	IP WLS BF H R ER SO BB IBB HBP BLK WP HR S P ERA WHIP	IP WLS BF H R ER SO BB IBB HBP BLK WP HR S P ERA WHIP	IP WLS BF H R ER SO BB IBB HBP BLK WP HR S P ERA WHIP	IP WLS BF H R ER SO BB IBB HBP BLK WP HR S P ERA WHIP

Kansas City Royals @ Seattle Mariners
Safeco Field, Seattle, WA
Fri Apr 27 2007, 7:05 PM PDT
Att: 37,283 - Roof Closed - 58 F


AB 35
R 4
H 10
RBI 4
BB 4
SO 4
LOB 22



Batter	1	2	3	4	5	6	7	8	9	AB	R	H	RBI	BB	SO	LOB	BOTTOM				
51 Ichiro Suzuki, L (1, 8) OBP: 0.367, SLG: 0.493	1-0 1B		0-2 G3		3-2 G4-3		4-0 IBB 29 WP 29 1B	0-1 29 E 29 1B		4	1	2	0	1	0	0					
29 Adrian Beltré, R (1, 5) OBP: 0.399, SLG: 0.397	3-1 F9		2-1 F9		1-3 K		2-0 1B 1-H 2-H	3-1 E6		5	0	2	3	0	1	1					
Jose Vidro, S (1, 10) OBP: 0.358, SLG: 0.408	2-1 P4			1-1 1B 2B G1-4-3		0-0 F8	4-0 BB	0-0 F7		4	1	1	0	1	0	4					
Raul Ibanez, L (1, 7) OBP: 0.273, SLG: 0.352	2-1 F7			2-0 G1-4-3 1-3 2B		1-1 1B	1-2 F7	1-3 1B		4	0	2	0	0	0	3					
Richie Sexson, R (1, 3) OBP: 0.246, SLG: 0.393			0-0 F9		2-3 K		2-2 F8	1-0 F9		4	0	0	0	0	1	5					
Jose Guillen, R (1, 9) OBP: 0.281, SLG: 0.383			3-1 1B 7 FC6		0-1 G1-4-3			0-0 4 1B 2B		4	0	2	1	0	0	2					
Jason Ellison, R (8, FR) OBP: 0.500, SLG: 0.500										0	1	0	0	0	0	0					
2 Kenji Johjima, R (1, 2) OBP: 0.385, SLG: 0.592			1-3 K		3-2 G3			1-0 P3		4	1	1	1	0	1	3					
7 Yuniesky Betancourt, R (1, 6) OBP: 0.230, SLG: 0.356			0-2 FC6				2-2 G6-3	1-1 F9		4	0	0	0	0	0	2					
4 Jose Lopez, R (1, 4) OBP: 0.322, SLG: 0.466					2-2 G4-3		1-0 HR	2-2 E5 29 WP 29 1B	2-2 51 1B 29 1B	4	3	3	2	0	0	0					
Inning Stats	R: 0 H: 1 E: 0 K: 0 S: 7	H: 1 LOB: 1 BB: 0 P: 15	R: 0 H: 1 E: 0 K: 1 S: 9	H: 1 LOB: 0 BB: 0 P: 13	R: 0 H: 0 E: 0 K: 0 S: 8	H: 0 LOB: 0 BB: 0 P: 12	R: 1 H: 2 E: 0 K: 1 S: 9	H: 2 LOB: 1 BB: 0 P: 15	R: 1 H: 1 E: 0 K: 1 S: 11	H: 1 LOB: 0 BB: 0 P: 18	R: 0 H: 1 E: 0 K: 0 S: 7	H: 1 LOB: 1 BB: 0 P: 12	R: 3 H: 3 E: 1 K: 0 S: 11	H: 3 LOB: 2 BB: 2 P: 24	R: 2 H: 4 E: 1 K: 0 S: 13	H: 4 LOB: 3 BB: 0 P: 20	1B: 9 2B: 2 3B: 0 HR: 2	SF: 0 SAC: 0 DP: 0 HBP: 0	WP: 2 PB: 0 CS: 0	PA: 39	
PITCHER	IP WLS BF H R ER SO BB IBB HBP BLK WP HR S P ERA WHIP	IP WLS BF H R ER SO BB IBB HBP BLK WP HR S P ERA WHIP	IP WLS BF H R ER SO BB IBB HBP BLK WP HR S P ERA WHIP	IP WLS BF H R ER SO BB IBB HBP BLK WP HR S P ERA WHIP	IP WLS BF H R ER SO BB IBB HBP BLK WP HR S P ERA WHIP	IP WLS BF H R ER SO BB IBB HBP BLK WP HR S P ERA WHIP	IP WLS BF H R ER SO BB IBB HBP BLK WP HR S P ERA WHIP	IP WLS BF H R ER SO BB IBB HBP BLK WP HR S P ERA WHIP	IP WLS BF H R ER SO BB IBB HBP BLK WP HR S P ERA WHIP	IP WLS BF H R ER SO BB IBB HBP BLK WP HR S P ERA WHIP	IP WLS BF H R ER SO BB IBB HBP BLK WP HR S P ERA WHIP	IP WLS BF H R ER SO BB IBB HBP BLK WP HR S P ERA WHIP	IP WLS BF H R ER SO BB IBB HBP BLK WP HR S P ERA WHIP	IP WLS BF H R ER SO BB IBB HBP BLK WP HR S P ERA WHIP	IP WLS BF H R ER SO BB IBB HBP BLK WP HR S P ERA WHIP	IP WLS BF H R ER SO BB IBB HBP BLK WP HR S P ERA WHIP	IP WLS BF H R ER SO BB IBB HBP BLK WP HR S P ERA WHIP	IP WLS BF H R ER SO BB IBB HBP BLK WP HR S P ERA WHIP	IP WLS BF H R ER SO BB IBB HBP BLK WP HR S P ERA WHIP	IP WLS BF H R ER SO BB IBB HBP BLK WP HR S P ERA WHIP	IP WLS BF H R ER SO BB IBB HBP BLK WP HR S P ERA WHIP

Kansas City Royals @ Seattle Mariners
Safeco Field, Seattle, WA
Fri Apr 27 2007, 7:05 PM PDT
Att: 37,283 - Roof Closed - 58 F

AB 37
R 7
H 13
RBI 7
BB 2
SO 3
LOB 20



Batter	1	2	3	4	5	6	7	8	9	AB	R	H	RBI	BB	SO	LOB	TOP										
9 David DeJesus, L (1, 8) OBP: 0.383, SLG: 0.495	G4-3			24 G4-3 BB		F8		G3		3	0	0	0	1	0	0	Kansas City Royals @ Seattle Mariners Safeco Field, Seattle, WA Sun Apr 29 2007, 1:05 PM PDT Att: 26,036 - Partly Cloudy - 56 F										
15 Mark Grudzielanek, R (1, 4) OBP: 0.325, SLG: 0.415	G5-3			P6				G5-3		4	0	1	0	0	0	1											
24 Mark Teahen, L (1, 9) OBP: 0.355, SLG: 0.363	K			G4-3		F8		K		4	0	0	0	0	2	2											
29 Mike Sweeney, R (1, 10) Emil Brown, R (7, PR) OBP: 0.350, SLG: 0.391 (7, PR) OBP: 0.247, SLG: 0.239 (7, 10)	G6-3			K				L9		3	0	1	0	0	1	1											
11 Ross Gload, L (1, 3) OBP: 0.297, SLG: 0.417	K			K				16 DI 1B		4	0	1	0	0	1	1											
16 Reggie Sanders, R (1, 7) OBP: 0.434, SLG: 0.587	F8			L8				K		4	0	1	1	0	1	1											
4 Alex Gordon, L (1, 5) OBP: 0.319, SLG: 0.299	K			BB				K		3	0	1	0	1	2	1											
1 Tony Pena Jr., R (1, 6) OBP: 0.242, SLG: 0.300	F9			G5-3				K		3	0	0	0	0	1	3											
6 Jason LaRue, R (1, 2) 14 John Buck, R (7, PH) OBP: 0.167, SLG: 0.184 (7, PH) OBP: 0.456, SLG: 0.739 (7, 2)	K			K				K		2	0	0	0	0	2	0											
								K		1	0	0	0	0	1	2											
Inning Stats	R: 0 E: 0 K: 1 S: 9	H: 0 LOB: 0 BB: 0 P: 14	R: 0 E: 0 K: 1 S: 10	H: 0 LOB: 0 BB: 0 P: 15	R: 0 E: 0 K: 2 S: 7	H: 0 LOB: 0 BB: 0 P: 11	R: 0 E: 0 K: 1 S: 11	H: 0 LOB: 1 BB: 1 P: 18	R: 0 E: 0 K: 1 S: 10	H: 1 LOB: 1 BB: 0 P: 13	R: 1 E: 0 K: 2 S: 12	H: 3 LOB: 2 BB: 0 P: 19	R: 0 E: 0 K: 1 S: 9	H: 0 LOB: 0 BB: 0 P: 12	R: 0 E: 0 K: 2 S: 12	H: 1 LOB: 1 BB: 0 P: 23	1B: 3 2B: 2 3B: 0 HR: 0	SF: 0 SAC: 0 DP: 0 HBP: 0	WP: 1 PB: 0 SB: 0 CS: 0	PA: 34							
PITCHER	IP	WLS	BF	H	R	ER	SO	BB	IBB	HBP	BLK	WP	HR	S	P	ERA	WHIP										
58 Cha Seung Baek, R (1, 1) ERA: 4.22	6.1		25	4	1	1	6	2	0	0	0	0	0	62	96	1.42	0.947										
35 Brandon Morrow, R (7, 1) ERA: 3.48	1.2	W	5	0	0	0	3	0	0	0	0	0	0	15	20	0.00	0.000										
20 J.J. Putz, R (9, 1) ERA: 1.64	1.0		4	1	0	0	2	0	0	0	0	1	0	12	23	0.00	1.000										

Batter	1	2	3	4	5	6	7	8	9	AB	R	H	RBI	BB	SO	LOB	BOTTOM										
51 Ichiro Suzuki, L (1, 8) OBP: 0.352, SLG: 0.463	G1-3			P6				29 1B		4	0	1	1	0	0	1	Kansas City Royals @ Seattle Mariners Safeco Field, Seattle, WA Sun Apr 29 2007, 1:05 PM PDT Att: 26,036 - Partly Cloudy - 56 F										
29 Adrian Beltré, R (1, 5) OBP: 0.290, SLG: 0.378	F9			F8		G6-3		1B		4	0	2	0	0	0	0											
Jose Vidro, S (1, 10) OBP: 0.356, SLG: 0.400	WP			P5		L8		F8		4	0	0	0	0	0	3											
Raul Ibanez, L (1, 7) OBP: 0.291, SLG: 0.354	P4			L8		F7		E8		3	1	0	0	1	0	0											
Richie Sexson, R (1, 3) OBP: 0.244, SLG: 0.362	FC4-6			G6-3		FC6-4		1B		3	0	1	1	1	0	2											
Jose Guillen, R (1, 9) Jason Ellison, R (9, 9) OBP: 0.292, SLG: 0.373 (9, 9) OBP: 0.500, SLG: 0.500	E6			F8		FC6-4		L8		4	1	0	0	0	0	2											
7 Yuniesky Betancourt, R (1, 6) OBP: 0.246, SLG: 0.375	FC5-4			G6-3		FC6-4		G5-4-3		0	0	0	0	0	0	0											
Jamie Burke, R (1, 2) OBP: 0.438, SLG: 0.571	2B			P3		P3				4	2	1	0	0	0	2											
16 Willie Bloomquist, R (1, 4) OBP: 0.214, SLG: 0.231	P2			K						3	1	1	2	0	1	1											
										3	1	1	2	0	1	1											
Inning Stats	R: 0 E: 0 K: 0 S: 12	H: 1 LOB: 2 BB: 1 P: 22	R: 1 E: 1 K: 0 S: 9	H: 1 LOB: 1 BB: 0 P: 17	R: 0 E: 0 K: 0 S: 9	H: 0 LOB: 0 BB: 0 P: 14	R: 0 E: 0 K: 0 S: 5	H: 0 LOB: 0 BB: 0 P: 6	R: 0 E: 0 K: 1 S: 6	H: 0 LOB: 0 BB: 0 P: 9	R: 0 E: 0 K: 0 S: 6	H: 0 LOB: 0 BB: 0 P: 11	R: 3 E: 0 K: 0 S: 19	H: 4 LOB: 2 BB: 1 P: 31	R: 1 E: 1 K: 0 S: 8	H: 1 LOB: 0 BB: 0 P: 10	1B: 4 2B: 3 3B: 0 HR: 0	SF: 0 SAC: 0 DP: 1 HBP: 0	WP: 1 PB: 0 SB: 2 CS: 0	PA: 34							
PITCHER	IP	WLS	BF	H	R	ER	SO	BB	IBB	HBP	BLK	WP	HR	S	P	ERA	WHIP										
40 Brian Bannister, R (1, 1) ERA: 4.91	6.2	L	27	4	4	3	1	2	0	0	0	0	0	58	99	4.05	0.900										
41 Jimmy Gobble, L (7, 1) ERA: 2.08	0.1		4	2	1	0	0	0	0	0	0	0	0	9	12	0.00	6.000										
57 Joel Paralta, R (8, 1) ERA: 6.59	1.0		3	1	0	0	0	0	0	0	0	0	0	7	9	0.00	1.000										

AB	32
R	1
H	5
RBI	1
BB	2
SO	11
LOB	12



AB	32
R	5
H	7
RBI	5
BB	2
SO	1
LOB	13



Batter	1	2	3	4	5	6	7	8	9	AB	R	H	RBI	BB	SO	LOB	TOP
24 Gary Matthews, S (1, 8) OBP: 0.365, SLG: 0.402	0-1 F9	1-2 F9		1-1 P3			0-2 G5-3			4	0	0	0	0	0	2	Los Angeles Angels @ Kansas City Royals Kauffman Stadium, Kansas City, MO Mon Apr 30 2007, 7:10 PM CDT Att: 10,866 - Clear - 81 F
77 Reggie Willits, S (1, 7) OBP: 0.424, SLG: 0.345	1-1 27 1B 2B		4-2 27 1B G6-4-3 BB	3-1 G1-3			0-3 K			3	1	1	0	1	1	2	
Orlando Cabrera, R (1, 6) OBP: 0.336, SLG: 0.380	1-1 27 1B 2B		1-2 27 1B G6-4-3				0-3 K			4	1	2	0	0	1	0	
27 Vladimir Guerrero, R (1, 9) OBP: 0.470, SLG: 0.695	1-1 32 1B 2H 2B		1-2 G6-4-3		2-2		0-0 G6-3			4	0	2	2	0	0	2	
Shea Hillenbrand, R (1, 10) OBP: 0.260, SLG: 0.253	1-2 F7		1-2 F8				2-0 P4			4	0	0	0	0	0	2	
32 Erick Aybar, S (1, 4) OBP: 0.347, SLG: 0.326	1-2 2-3 1B			0-0 9 1B 2B			2-2 F8			4	1	2	0	0	0	0	
39 Robb Quinlan, R (1, 3) Casey Kotchman, L (8, 3) OBP: 0.337, SLG: 0.446	1-1 G5-3		3-1 9 1B 2B				0-2			3	0	2	0	0	0	2	
Mike Napoli, R (1, 2) OBP: 0.276, SLG: 0.327			0-0 F7				2-1 F7			4	0	0	0	0	1	3	
9 Chone Figgins, S (1, 5) OBP: 0.250, SLG: 0.500			2-1 1-3 2B				1-3 K			4	0	1	1	0	2	1	
Inning Stats	R: 2 H: 4 E: 0 K: 0 S: 17	WLS: L BF: 27 LOB: 0 P: 23	H: 10 R: 3 ER: 3 SO: 4 BB: 1 IBB: 0 HBP: 0 BLK: 0 WP: 0 HR: 0 S: 72 P: 108 ERA: 4.50 WHIP: 1.833	H: 0 R: 0 ER: 0 SO: 1 BB: 0 IBB: 0 HBP: 0 BLK: 0 WP: 0 HR: 0 S: 18 P: 27 ERA: 0.00 WHIP: 0.000	H: 1 R: 0 ER: 0 SO: 1 BB: 0 IBB: 0 HBP: 0 BLK: 0 WP: 0 HR: 0 S: 19 P: 13 ERA: 0.00 WHIP: 0.000	H: 1 R: 0 ER: 0 SO: 1 BB: 0 IBB: 0 HBP: 0 BLK: 0 WP: 0 HR: 0 S: 17 P: 13 ERA: 0.00 WHIP: 0.000	H: 0 R: 0 ER: 0 SO: 1 BB: 0 IBB: 0 HBP: 0 BLK: 0 WP: 0 HR: 0 S: 10 P: 10 ERA: 0.00 WHIP: 0.000	H: 0 R: 0 ER: 0 SO: 1 BB: 0 IBB: 0 HBP: 0 BLK: 0 WP: 0 HR: 0 S: 9 P: 9 ERA: 0.00 WHIP: 0.000	H: 0 R: 0 ER: 0 SO: 8 BB: 0 IBB: 0 HBP: 0 BLK: 0 WP: 0 HR: 0 S: 8 P: 8 ERA: 0.00 WHIP: 0.000	1B: 6 2B: 4 3B: 0 HR: 0	SF: 0 SAC: 0 DP: 1 HBP: 0	WP: 0 PB: 0 SB: 2 CS: 0	PA: 36				
PITCHER	IP WLS BF H R ER SO BB IBB HBP BLK WP HR S P ERA WHIP																
45 Odalis Perez, L (1, 1) ERA: 6.91	6.0 L 27 10 3 3 4 1 0 0 0 0 0 0 72 108 4.50 1.833																
Todd Wellemeyer, R (7, 1) ERA: 7.36	3.0 9 0 0 0 1 0 0 0 0 0 0 0 18 27 0.00 0.000																

AB	35
R	3
H	10
RBI	3
BB	1
SO	5
LOB	14



Batter	1	2	3	4	5	6	7	8	9	AB	R	H	RBI	BB	SO	LOB	BOTTOM
9 David DeJesus, L (1, 8) OBP: 0.378, SLG: 0.486	1-3 K		1-3 K			1-1 G5-4-3 1B	2-3 K			4	0	1	0	0	3	2	Los Angeles Angels @ Kansas City Royals Kauffman Stadium, Kansas City, MO Mon Apr 30 2007, 7:10 PM CDT Att: 10,866 - Clear - 81 F
Esteban German, R (1, 4) OBP: 0.351, SLG: 0.392	0-0 F9		2-1 24 1B G1-6-3			0-1 G5-4-3 1B		4-2 24 FC4-6 BB		3	0	1	0	1	0	1	
24 Mark Teahen, L (1, 9) OBP: 0.361, SLG: 0.369	2-2 1B		0-2 G1-6-3 1B			1-0 29 WP 29 S		1-2 FC4-6 29 G4-6-3		4	0	2	0	0	0	2	
29 Mike Sweeney, R (1, 10) OBP: 0.345, SLG: 0.375	1-3 K		0-0 F9			4-2 1B		1-1 G4-6-3		3	0	0	0	1	1	2	
11 Ross Gload, L (1, 7) (3, 3) OBP: 0.309, SLG: 0.453		1-2 43 2B		2-2 G1-3		1-2 K				4	1	2	0	0	1	2	
4 Alex Gordon, L (1, 5) OBP: 0.316, SLG: 0.296		3-3 K		3-1 G3-1			2-2 G1-3 1B			4	0	1	0	0	2	2	
14 John Buck, R (1, 2) OBP: 0.426, SLG: 0.680		2-3 K				2-2 P3		2-3 K		4	0	0	0	0	3	3	
43 Ryan Shealy, R (1, 3) Emil Brown, R (3, 7) OBP: 0.186, SLG: 0.208 OBP: 0.237, SLG: 0.229		2-0 1 1B 2H 2B				1-2 G6-3		1-2 E2 1 G1-3		1	0	1	1	0	0	0	
1 Tony Pena Jr., R (1, 6) OBP: 0.245, SLG: 0.301		3-2 2H 1B				0-0 G4-3		2-2 G1-3		3	0	1	0	0	0	2	
Inning Stats	R: 0 H: 1 E: 0 K: 2 S: 12	H: 3 R: 1 ER: 1 SO: 7 BB: 0 IBB: 0 HBP: 0 BLK: 0 WP: 0 HR: 0 S: 25 P: 16 ERA: 1.42 WHIP: 1.421	H: 0 R: 0 ER: 0 SO: 1 BB: 0 IBB: 0 HBP: 0 BLK: 0 WP: 0 HR: 0 S: 11 P: 11 ERA: 0.00 WHIP: 1.000	H: 0 R: 0 ER: 0 SO: 1 BB: 0 IBB: 0 HBP: 0 BLK: 0 WP: 0 HR: 0 S: 10 P: 10 ERA: 0.00 WHIP: 1.000	H: 2 R: 0 ER: 0 SO: 1 BB: 1 IBB: 0 HBP: 0 BLK: 0 WP: 0 HR: 0 S: 19 P: 19 ERA: 0.00 WHIP: 1.000	H: 1 R: 0 ER: 1 SO: 2 BB: 0 IBB: 0 HBP: 0 BLK: 0 WP: 0 HR: 0 S: 25 P: 25 ERA: 0.00 WHIP: 1.000	H: 0 R: 0 ER: 0 SO: 1 BB: 1 IBB: 0 HBP: 0 BLK: 0 WP: 0 HR: 0 S: 14 P: 14 ERA: 0.00 WHIP: 1.000	H: 1 R: 0 ER: 0 SO: 1 BB: 0 IBB: 0 HBP: 0 BLK: 0 WP: 0 HR: 0 S: 17 P: 17 ERA: 0.00 WHIP: 1.000	1B: 6 2B: 3 3B: 0 HR: 0	SF: 0 SAC: 0 DP: 3 HBP: 0	WP: 1 PB: 0 SB: 1 CS: 0	PA: 35					
PITCHER	IP WLS BF H R ER SO BB IBB HBP BLK WP HR S P ERA WHIP																
41 John Lackey, R (1, 1) ERA: 2.19	6.1 W 25 10 1 1 7 1 0 0 0 0 0 0 69 106 1.42 1.421																
Justin Speier, R (7, 1) ERA: 1.69	0.2 H 3 0 0 0 1 0 0 0 0 0 0 9 14 0.00 0.000																
62 Scot Shields, R (8, 1) ERA: 4.26	1.0 H 3 0 0 0 0 1 0 0 0 0 0 8 14 0.00 1.000																
Francisco Rodriguez, R (9, 1) ERA: 2.92	1.0 S 4 1 0 0 3 0 0 0 0 0 0 0 11 17 0.00 1.000																

AB	33
R	1
H	9
RBI	1
BB	2
SO	11
LOB	18



Batter	1	2	3	4	5	6	7	8	9	AB	R	H	RBI	BB	SO	LOB	TOP					
24 Gary Matthews, S (1, 8) OBP: 0.371, SLG: 0.432	G5-3		F8		FC6-5 77 G5-3		G5-3			4	0	0	0	0	0	2	Los Angeles Angels @ Kansas City Royals Kauffman Stadium, Kansas City, MO Wed May 02, 2007, 7:10 PM CDT Att: 9,697 - Drizzle - 60 F livebaseballscorecards.com					
77 Reggie Willits, S (1, 9) OBP: 0.476, SLG: 0.500	27 F9 2B				G5-3			G6-3 2B		4	0	3	0	0	0	2						
Orlando Cabrera, R (1, 6) OBP: 0.336, SLG: 0.380	39 S BB		G3		F8			G6-3		3	0	0	0	1	0	4						
27 Vladimir Guerrero, R (1, 10) OBP: 0.459, SLG: 0.685	F9				F9			G5-3		4	0	0	0	0	0	2						
39 Robb Quinlan, R (1, 7) OBP: 0.226, SLG: 0.233	G5-3				G6-3				K	4	0	0	0	0	2	2						
Shea Hillenbrand, R (1, 3) OBP: 0.256, SLG: 0.250			K		L6				K	4	0	1	0	0	2	0						
32 Erick Aybar, S (1, 4) OBP: 0.351, SLG: 0.370			G4-3					G5-3		4	1	1	0	0	0	1						
Mike Napoli, R (1, 2) OBP: 0.267, SLG: 0.315			P4		SH 24 FC6-5 9 1B			G6-3		2	0	0	0	0	0	0						
9 Chone Figgins, S (1, 5) OBP: 0.182, SLG: 0.273			G3		77 G5-3 24 FC6-5 3H			F9		3	0	1	1	0	0	0						
Inning Stats	R: 0 E: 0 K: 0 S: 12	H: 1 LOB: 2 BB: 1 P: 25	R: 0 E: 0 K: 1 S: 8	H: 0 LOB: 0 BB: 0 P: 10	R: 0 E: 0 K: 0 S: 12	H: 1 LOB: 1 BB: 0 P: 17	R: 0 E: 0 K: 0 S: 5	H: 0 LOB: 0 BB: 0 P: 8	R: 1 E: 1 K: 0 S: 9	H: 2 LOB: 2 BB: 0 P: 15	R: 0 E: 0 K: 1 S: 6	H: 1 LOB: 1 BB: 0 P: 7	R: 0 E: 0 K: 0 S: 8	H: 0 LOB: 0 BB: 0 P: 11	R: 0 E: 0 K: 2 S: 7	H: 1 LOB: 0 BB: 0 P: 13	R: 0 E: 0 K: 2 S: 7	H: 0 LOB: 0 BB: 0 P: 12	1B: 3 2B: 3 3B: 0 HR: 0	SF: 0 SAC: 1 DP: 0 HBP: 0	WP: 0 PB: 0 SB: 1 CS: 0	PA: 34
PITCHER	IP WLS BF H R ER SO BB IBB HBP BLK WP HR S P ERA WHIP	7.0 W 28 5 1 1 2 1 0 0 0 0 0 60 93 1.29 0.857	1.0 H 3 1 0 0 0 0 0 0 0 0 0 7 13 0.00 1.000	1.0 S 3 0 0 0 2 0 0 0 0 0 0 7 12 0.00 0.000											IP WLS BF H R ER SO BB IBB HBP BLK WP HR S P ERA WHIP							

Batter	1	2	3	4	5	6	7	8	9	AB	R	H	RBI	BB	SO	LOB	BOTTOM	
9 David DeJesus, L (1, 8) OBP: 0.398, SLG: 0.509	G5-3		1-2 3B		1-2 1B					3	1	2	0	0	0	0	Los Angeles Angels @ Kansas City Royals Kauffman Stadium, Kansas City, MO Wed May 02, 2007, 7:10 PM CDT Att: 9,697 - Drizzle - 60 F livebaseballscorecards.com	
Esteban German, R (1, 4) OBP: 0.364, SLG: 0.450	24 G4-6-3 1B		K		P4			1-1 HR HBP		4	1	2	3	0	1	2		
24 Mark Teahen, L (1, 9) OBP: 0.358, SLG: 0.409	G4-6-3				11 WP 16 S 1B			K		4	0	2	0	0	1	1		
16 Reggie Sanders, R (1, 10) OBP: 0.446, SLG: 0.612					11 G5-4-3 1B			P3		3	0	2	0	0	1	1		
Emil Brown, R (6, PR) (7, 10) (9, 7) OBP: 0.234, SLG: 0.225					K			11 1B 2B		1	0	0	0	0	0	1		
11 Ross Gload, L (1, 3) OBP: 0.316, SLG: 0.437					G5-4-3			G5-3		3	0	1	0	1	0	2		
4 Alex Gordon, L (1, 5) OBP: 0.311, SLG: 0.284					1-2 1B			2-3 1B		4	0	1	0	0	0	4		
21 Billy Butler, R (1, 7) OBP: 0.250, SLG: 0.250					P5			P6		4	0	0	0	0	1	5		
48 Joakim Soria, R (9, 1)					K			F7		0	0	0	0	0	0	0		
1 Tony Pena Jr., R (1, 6) OBP: 0.264, SLG: 0.310					9 CS 1B			L4		4	1	2	0	0	0	0		
6 Jason LaRue, R (1, 2) OBP: 0.156, SLG: 0.171					K			F8		3	0	0	0	0	2	2		
Inning Stats	R: 0 E: 0 K: 0 S: 7	H: 1 LOB: 0 BB: 0 P: 10	R: 0 E: 0 K: 0 S: 8	H: 2 LOB: 1 BB: 0 P: 13	R: 0 E: 0 K: 2 S: 11	H: 2 LOB: 1 BB: 0 P: 15	R: 0 E: 0 K: 2 S: 11	H: 1 LOB: 2 BB: 1 P: 18	R: 0 E: 0 K: 1 S: 12	H: 2 LOB: 2 BB: 0 P: 18	R: 3 E: 0 K: 1 S: 16	H: 3 LOB: 1 BB: 0 P: 25	R: 0 E: 0 K: 0 S: 8	H: 0 LOB: 0 BB: 0 P: 12	1B: 8 2B: 2 3B: 1 HR: 1	SF: 0 SAC: 0 DP: 2 HBP: 1	WP: 1 PB: 0 SB: 1 CS: 1	PA: 35
PITCHER	IP WLS BF H R ER SO BB IBB HBP BLK WP HR S P ERA WHIP	6.1 L 29 11 3 3 3 11 3 3 3 0 0 0 14 21 0.00 0.600	1.2 6 1 0 0 0 0 0 0 0 0 0 0 14 21 0.00 0.600											IP WLS BF H R ER SO BB IBB HBP BLK WP HR S P ERA WHIP				

Batter	1	2	3	4	5	6	7	8	9	AB	R	H	RBI	BB	SO	LOB	TOP										
24 Gary Matthews, S (1, 8) OBP: 0.359, SLG: 0.417	G6-3		G3-1			G1-3			G3-1	4	0	0	0	0	0	0	Los Angeles Angels @ Kansas City Royals Kauffman Stadium, Kansas City, MO Thu May 03 2007, 1:10 PM CDT Att: 12,683 - Drizzlie - 64 F livebaseballscorecards.com										
9 Chone Figgins, S (1, 4) OBP: 0.153, SLG: 0.200	F7		K			L5			G4-3	4	0	0	0	0	1	0											
77 Reggie Willits, S (1, 7) OBP: 0.478, SLG: 0.488	27 HR								27 DI 1B	3	1	1	0	1	1	0											
27 Vladimir Guerrero, R (1, 9) OBP: 0.469, SLG: 0.717	1-H HR					F9			1B	3	1	2	2	1	0	0											
Casey Kotchman, L (1, 3) OBP: 0.307, SLG: 0.407	G4-3					P5			1B	4	0	0	0	0	1	3											
32 Erick Aybar, S (1, 6) OBP: 0.333, SLG: 0.351			K						L4	3	0	0	0	0	2	1											
Shea Hillenbrand, R (1, 10) OBP: 0.247, SLG: 0.241	G6-3					G4-3			F7	3	0	0	0	0	0	0											
José Molina, R (1, 2) OBP: 0.209, SLG: 0.190	G4-3					G4-3			K	3	0	0	0	0	1	0											
3 Brandon Wood, R (1, 5) OBP: 0.091, SLG: 0.091			K						G6-3	3	0	0	0	0	1	0											
Inning Stats	R: 2 E: 0 K: 0 S: 15	H: 1 LOB: 0 BB: 1 P: 22	R: 0 E: 0 K: 1 S: 9	H: 0 LOB: 0 BB: 0 P: 12	R: 0 E: 0 K: 2 S: 11	H: 0 LOB: 0 BB: 0 P: 16	R: 0 E: 0 K: 1 S: 11	H: 0 LOB: 0 BB: 0 P: 17	R: 0 E: 0 K: 1 S: 15	H: 0 LOB: 0 BB: 0 P: 20	R: 0 E: 1 K: 1 S: 13	H: 1 LOB: 1 BB: 0 P: 18	R: 0 E: 0 K: 0 S: 8	H: 0 LOB: 0 BB: 1 P: 11	R: 0 E: 0 K: 0 S: 10	H: 1 LOB: 2 BB: 1 P: 21	1B: 2 2B: 0 3B: 0 HR: 1	SF: 0 SAC: 0 DP: 0 HBP: 0	WP: 0 PB: 0 SB: 0 CS: 0	PA: 32							
PITCHER	IP	WLS	BF	H	R	ER	SO	BB	IBB	HBP	BLK	WP	HR	S	P	ERA	WHIP										
55 Gil Meche, R (1, 1) ERA: 2.23	7.0	W	24	2	2	2	6	1	0	0	0	0	1	82	118	2.57	0.429										
31 Brandon Duckworth, R (8, 1) ERA: 1.4	1.0	H	3	0	0	0	1	0	0	0	0	0	0	8	11	0.00	0.000										
48 Joaquin Soria, R (9, 1) ERA: 2.57	1.0	S	5	1	0	0	0	1	0	0	0	0	0	10	21	0.00	2.000										

Batter	1	2	3	4	5	6	7	8	9	AB	R	H	RBI	BB	SO	LOB	BOTTOM										
9 David DeJesus, L (1, 8) OBP: 0.398, SLG: 0.500	BB		F9			K			CS 1B	4	0	1	0	1	2	2	Los Angeles Angels @ Kansas City Royals Kauffman Stadium, Kansas City, MO Thu May 03 2007, 1:10 PM CDT Att: 12,683 - Drizzlie - 64 F livebaseballscorecards.com										
Esteban German, R (1, 4) OBP: 0.343, SLG: 0.422	K		F9			F8			CS	4	0	0	0	0	1	1											
24 Mark Teahen, L (1, 9) OBP: 0.364, SLG: 0.406	P2		G4-3			29 FC6-4 1B			11 2B BB	3	1	1	0	1	0	1											
29 Mike Sweeney, R (1, 10) OBP: 0.337, SLG: 0.375	K					11 1B 2B			F9	4	1	1	0	0	1	3											
11 Ross Gload, L (1, 3) OBP: 0.350, SLG: 0.507			14 SF9 3B			4 SH5-4 2H 1B			21 1B 1B	4	3	4	2	0	0	0											
21 Billy Butler, R (1, 7) Emil Brown, R (7, FR) OBP: 0.333, SLG: 0.333 OBP: 0.234, SLG: 0.225	K					4 SH5-4 1B			1-H FC6 1B	4	0	2	1	0	1	2											
4 Alex Gordon, L (1, 5) OBP: 0.321, SLG: 0.281						1B IBB			FC6	1	0	0	0	2	0	1											
14 John Buck, R (1, 2) OBP: 0.391, SLG: 0.607	SF9					K			G6-3	3	0	0	1	0	2	4											
1 Tony Pena Jr., R (1, 6) OBP: 0.264, SLG: 0.308	K					K			F8	4	0	1	1	0	2	3											
Inning Stats	R: 0 E: 0 K: 2 S: 10	H: 0 LOB: 1 BB: 1 P: 18	R: 1 E: 0 K: 2 S: 13	H: 1 LOB: 1 BB: 1 P: 19	R: 0 E: 0 K: 0 S: 4	H: 0 LOB: 0 BB: 0 P: 8	R: 1 E: 0 K: 2 S: 15	H: 3 LOB: 2 BB: 0 P: 23	R: 0 E: 0 K: 1 S: 10	H: 1 LOB: 1 BB: 0 P: 14	R: 1 E: 0 K: 2 S: 12	H: 2 LOB: 2 BB: 1 P: 27	R: 2 E: 0 K: 0 S: 13	H: 2 LOB: 1 BB: 1 P: 25	R: 0 E: 0 K: 0 S: 10	H: 1 LOB: 0 BB: 0 P: 14	1B: 7 2B: 2 3B: 1 HR: 0	SF: 1 SAC: 1 DP: 0 HBP: 0	WP: 0 PB: 0 SB: 1 CS: 1	PA: 38							
PITCHER	IP	WLS	BF	H	R	ER	SO	BB	IBB	HBP	BLK	WP	HR	S	P	ERA	WHIP										
36 Jared Weaver, R (1, 1) ERA: 5.12	6.0	L	28	7	3	3	9	2	1	0	0	0	0	64	109	4.50	1.500										
58 Dustin Moseley, R (7, 1) ERA: 1.99	1.0		6	2	2	2	0	1	0	0	0	0	0	13	25	18.00	3.000										
49 Chris Bootcheck, R (8, 1) ERA: 3.65	1.0		3	1	0	0	0	0	0	0	0	0	0	10	14	0.00	1.000										

Batter	1	2	3	4	5	6	7	8	9	AB	R	H	RBI	BB	SO	LOB	TOP								
Ivan Rodriguez, R (1, 10) OBP: 0.281, SLG: 0.391	F8		G5-3		F7			G4-3	1B	5	0	1	0	0	0	1									
14 Placido Polanco, R (1, 4) OBP: 0.397, SLG: 0.434	G4-3			L1		2B		1B	1B	5	2	3	0	0	0	0									
33 Marcus Thames, R (1, 3) Sean Casey, L (8, 3) OBP: 0.305, SLG: 0.291	F9			BB		2B		1B	1B	2	2	1	1	2	0	0									
30 Magglio Ordonez, R (1, 9) OBP: 0.431, SLG: 0.642		P6		G1-3		HR		1B		4	2	2	2	0	0	1									
9 Carlos Guillen, S (1, 6) OBP: 0.431, SLG: 0.490		BB		1B		G4-3		1B	2B	2	0	1	1	2	0	0									
Craig Monroe, R (1, 7) OBP: 0.284, SLG: 0.398	F7			CS		G5-3		1B		4	1	2	2	0	0	1									
20 Omar Infante, R (1, 8) 28 Curtis Granderson, L (7, PH) OBP: 0.314, SLG: 0.514	FC4-6				2B			F9-2		2	0	1	0	0	0	1									
15 Brandon Inge, R (1, 5) OBP: 0.245, SLG: 0.298			G5-3		G5-4-3			K		4	0	0	0	0	0	1									
Mike Rabelo, S (1, 2) OBP: 0.136, SLG: 0.095	G6-3							F8		4	0	1	0	0	0	0									
Inning Stats	R: 0 E: 0 K: 0 S: 6	H: 0 LOB: 0 BB: 0 P: 9	R: 0 E: 0 K: 0 S: 7	H: 0 LOB: 1 BB: 1 P: 15	R: 0 E: 0 K: 0 S: 9	H: 0 LOB: 0 BB: 0 P: 12	R: 1 E: 0 K: 0 S: 11	H: 1 LOB: 0 BB: 1 P: 21	R: 1 E: 0 K: 0 S: 11	H: 3 LOB: 1 BB: 0 P: 14	R: 2 E: 0 K: 0 S: 16	H: 3 LOB: 0 BB: 0 P: 26	R: 0 E: 0 K: 1 S: 7	H: 0 LOB: 0 BB: 0 P: 15	R: 3 E: 0 K: 0 S: 18	H: 3 LOB: 1 BB: 2 P: 32	R: 0 E: 0 K: 0 S: 15	H: 3 LOB: 2 BB: 0 P: 21	1B: 8 2B: 5 3B: 0 HR: 1	SF: 0 SAC: 0 DP: 2 HBP: 0	WP: 2 PB: 0 SB: 0 CS: 1	PA: 40			
PITCHER	IP	WLS	BF	H	R	ER	SO	BB	IBB	HBP	BLK	WP	HR	S	P	ERA	WHIP								
45 Odalis Perez, L (1, 1) ERA: 6.75	6.0		24	7	4	4	0	2	0	0	0	0	1	60	97	6.00	1.500								
David Riske, R (7, 1) ERA: 5.4	1.0	H	3	0	0	0	1	0	0	0	0	0	0	7	15	0.00	0.000								
31 Brandon Duckworth, R (8, 1) ERA: 2.25	0.1	L	3	1	2	2	0	1	0	0	0	1	0	8	15	54.00	6.000								
48 Joakim Soria, R (8, 1) ERA: 3.07	0.2	B	4	2	1	1	0	0	1	0	0	0	0	10	17	13.50	3.000								
41 Jimmy Gobble, L (9, 1) ERA: 1.89	1.0		5	3	0	0	0	0	0	0	0	0	0	15	21	0.00	3.000								

Detroit Tigers @ Kansas City Royals
Kauffman Stadium, Kansas City, MO
Sat May 05 2007, 6:10 PM CDT
Att: 26,070 - Partly Cloudy - 84 F

AB 35
R 7
H 13
RBI 6
BB 4
SO 1
LOB 7



Batter	1	2	3	4	5	6	7	8	9	AB	R	H	RBI	BB	SO	LOB	BOTTOM								
9 David DeJesus, L (1, 8) OBP: 0.399, SLG: 0.480	HR		BB	G6-3		BB		P5		3	1	1	0	2	0	0									
15 Mark Grudzielanek, R (1, 4) OBP: 0.326, SLG: 0.389	F8		F8		G4-6-3	BB		F8		4	0	1	0	1	0	2									
24 Mark Teahen, L (1, 9) OBP: 0.370, SLG: 0.398	F9		HBP		G4-6-3	BB		F8		3	0	1	1	1	0	1									
29 Mike Sweeney, R (1, 3) 11 Ross Gload, L (7, 3) OBP: 0.333, SLG: 0.481	HR		F7		G4-6-3	L7		F9		4	1	1	2	0	0	7									
Emil Brown, R (1, 7) OBP: 0.256, SLG: 0.230	P6		BB		BB			K		3	0	1	0	2	1	0									
21 Billy Butler, R (1, 10) OBP: 0.333, SLG: 0.381	G1-3		FC1-4		FC5-4			G6-3		5	0	0	0	0	1	5									
Esteban German, R (1, 5) OBP: 0.351, SLG: 0.483	HR			G5-3		F9		BB		3	1	1	1	1	0	0									
1 Tony Pena Jr., R (1, 6) OBP: 0.271, SLG: 0.306	G1-3			G5-3		BB		BB		3	1	1	0	1	0	0									
6 Jason LaRue, R (1, 2) OBP: 0.163, SLG: 0.244	F7			HR		G5-3		FC5		4	1	1	1	0	0	3									
Inning Stats	R: 2 E: 0 K: 0 S: 9	H: 2 LOB: 0 BB: 0 P: 16	R: 1 E: 0 K: 0 S: 7	H: 1 LOB: 0 BB: 0 P: 7	R: 0 E: 0 K: 0 S: 10	H: 0 LOB: 2 BB: 2 P: 23	R: 1 E: 0 K: 0 S: 6	H: 1 LOB: 0 BB: 0 P: 11	R: 0 E: 0 K: 0 S: 8	H: 2 LOB: 2 BB: 1 P: 16	R: 1 E: 0 K: 0 S: 12	H: 1 LOB: 3 BB: 3 P: 28	R: 0 E: 0 K: 1 S: 12	H: 1 LOB: 2 BB: 2 P: 22	R: 0 E: 0 K: 0 S: 5	H: 0 LOB: 0 BB: 0 P: 7	R: 0 E: 0 K: 1 S: 11	H: 0 LOB: 0 BB: 0 P: 14	1B: 5 2B: 0 3B: 0 HR: 3	SF: 0 SAC: 0 DP: 1 HBP: 1	WP: 0 PB: 0 SB: 1 CS: 0	PA: 42			
PITCHER	IP	WLS	BF	H	R	ER	SO	BB	IBB	HBP	BLK	WP	HR	S	P	ERA	WHIP								
Mike Maroth, L (1, 1) ERA: 5.35	5.2		28	7	5	5	0	4	0	1	0	0	0	49	90	7.94	1.941								
Jason Grilli, R (6, 1) ERA: 5.4	0.0		1	0	0	0	0	1	0	0	0	0	0	0	4	-	-								
Wilfredo Ledezma, L (6, 1) ERA: 2.81	1.0		6	1	0	0	1	3	0	0	0	0	0	12	26	0.00	4.000								
Jose Mesa, R (7, 1) ERA: 18.0	0.1	W	1	0	0	0	0	0	0	0	0	0	0	3	3	0.00	0.000								
44 Bobby Seay, L (8, 1) ERA: 3.12	1.0	H	3	0	0	0	0	0	0	0	0	0	0	5	7	0.00	0.000								

Detroit Tigers @ Kansas City Royals
Kauffman Stadium, Kansas City, MO
Sat May 05 2007, 6:10 PM CDT
Att: 26,070 - Partly Cloudy - 84 F

AB 33
R 5
H 8
RBI 5
BB 8
SO 2
LOB 18



Batter	1	2	3	4	5	6	7	8	9	AB	R	H	RBI	BB	SO	LOB	TOP				
28 Curtis Granderson, L (1, 8) OBP: 0.325, SLG: 0.561	0-2 F8	1-2 HR		2-2 3B		0-2 FC6-4	2-1 F9			5	1	3	3	0	0	0					
Ivan Rodriguez, R (1, 2) OBP: 0.297, SLG: 0.391	3-2 1B	3-1 HR		G6-3		F8		0-1 G6-3		5	1	2	0	0	0	2					
3 Gary Sheffield, R (1, 10) OBP: 0.417, SLG: 0.366 Mike Rabelo, S (6, PH) OBP: 0.130, SLG: 0.091 (8, 10)	2-1 F7	2-1 HR			3-1 G6-3	0-1 FC6-4		3-3 K		4	1	1	2	0	0	2					
30 Magglio Ordonez, R (1, 9) OBP: 0.417, SLG: 0.618 20 Omar Infante, R (7, 9) OBP: 0.297, SLG: 0.297 (9, 4)	K	F9			0-1 G5-3			1-3 K		4	0	0	0	0	1	1					
9 Carlos Guillen, S (1, 6) OBP: 0.438, SLG: 0.500 33 Marcus Thames, R (9, 9) OBP: 0.302, SLG: 0.526		F9		G6-4-3				G4-3	4-2 BB	4	1	2	0	1	0	0					
Sean Casey, L (1, 3) OBP: 0.310, SLG: 0.308		1-1 HR		G6-4-3		3-1 2B		G4-3	1-2 F8	5	2	2	0	0	3						
Craig Monroe, R (1, 7) OBP: 0.279, SLG: 0.447		3-2 HR		F8		1-2 2B		1-1 P6		5	3	3	4	0	0	1					
15 Brandon Inge, R (1, 5) OBP: 0.252, SLG: 0.323		0-0 28 HR		F9		G6-3		2-3 K		5	2	2	0	0	1	2					
8 Neifi Perez, S (1, 4) OBP: 0.235, SLG: 0.471 (9, 6)		2-1 F7		L9		1-1 28 1B		2-2 HR		4	2	2	4	0	0	1					
Inning Stats	R: 0 E: 0 K: 1 S: 12	H: 1 LOB: 1 BB: 0 P: 20	R: 6 E: 0 K: 0 S: 18	H: 6 LOB: 0 BB: 0 P: 31	R: 0 E: 0 K: 0 S: 8	H: 1 LOB: 1 BB: 0 P: 13	R: 0 E: 0 K: 0 S: 11	H: 1 LOB: 1 BB: 0 P: 21	R: 0 E: 0 K: 0 S: 6	H: 0 LOB: 0 BB: 0 P: 12	R: 3 E: 0 K: 0 S: 16	H: 4 LOB: 1 BB: 0 P: 22	R: 4 E: 0 K: 0 S: 18	H: 4 LOB: 0 BB: 0 P: 26	R: 0 E: 0 K: 2 S: 11	H: 0 LOB: 0 BB: 0 P: 15	R: 0 E: 0 K: 1 S: 10	H: 0 LOB: 1 BB: 1 P: 17	1B: 6 2B: 6 3B: 1 HR: 4	SF: 0 SAC: 0 DP: 1 HBP: 0	WP: 0 PA: 44 PB: 0 SB: 0 CS: 0
PITCHER	IP WLS BF H R ER SO BB IBB HBP BLK WP HR S P ERA WHIP																				
23 Zack Greinke, R (1, 1) ERA: 5.71	4.0 L 20 9 6 6 1 0 0 0 0 0 0 3 49 85 13.50 2.250																				
Todd Wellemeyer, R (5, 1) ERA: 9.69	2.0 10 4 3 3 0 0 0 0 0 0 0 1 22 34 13.50 2.000																				
58 Neal Musser, L (7, 1) ERA: 9.82	1.0 7 4 4 4 0 0 0 0 0 0 0 1 18 26 36.00 4.000																				
57 Joel Peralta, R (8, 1) ERA: 5.3	2.0 7 0 0 0 3 1 0 0 0 0 0 0 21 32 0.00 0.500																				

Detroit Tigers @ Kansas City Royals
Kauffman Stadium, Kansas City, MO
Sun May 06 2007, 1:10 PM CDT
Att. 17,034 - Rain - 61 F

AB 43
R 13
H 17
RBI 13
BB 1
SO 4
LOB 12



Batter	1	2	3	4	5	6	7	8	9	AB	R	H	RBI	BB	SO	LOB	BOTTOM				
9 David DeJesus, L (1, 8) OBP: 0.393, SLG: 0.472 21 Billy Butler, R (6, PH) OBP: 0.304, SLG: 0.348 (7, 7)	1-0 F8		2-1 G4-3			2-2 G3		0-0 F9		2	0	0	0	0	0	0					
15 Mark Grudzielanek, R (1, 4) OBP: 0.330, SLG: 0.460 Esteban German, R (7, PH) OBP: 0.395, SLG: 0.456 (8, 4)	1-0 F7			2-1 24 G4-6-3				K		2	0	1	0	0	0	0					
24 Mark Teahen, L (1, 9) OBP: 0.366, SLG: 0.393 (7, 8)	2-2 G1-3			0-0 G4-6-3		0-1 G4-3			1-2 29 1B	4	1	1	0	0	0	1					
29 Mike Sweeney, R (1, 10) OBP: 0.327, SLG: 0.402		0-1 F8		2-2 G3				F8	0-1 29 1B	4	0	1	1	0	0	0					
11 Ross Gload, L (1, 3) OBP: 0.341, SLG: 0.488		0-1 1B			1-1 G6-3				0-0 SF7	3	1	2	1	0	0	0					
4 Alex Gordon, L (1, 5) OBP: 0.316, SLG: 0.278		0-0 F9			2-1 G4-3				3-2 14 1B	4	1	1	0	0	0	2					
14 John Buck, R (1, 2) OBP: 0.403, SLG: 0.581		1-3 K			1-2 L7				1-3 32 G4-6-3	4	0	1	0	0	1	2					
32 Shane Costa, L (1, 7) (7, 9)			0-3 K			3-2 P4			0-0 G4-6-3	3	0	0	0	0	1	2					
1 Tony Pena Jr., R (1, 6) OBP: 0.273, SLG: 0.316			0-0 P4			0-0 G5-3			3-2 32 G4-6-3	3	0	1	1	0	0	0					
Inning Stats	R: 0 E: 0 K: 0 S: 5	H: 0 LOB: 0 BB: 0 P: 9	R: 0 E: 0 K: 1 S: 8	H: 1 LOB: 1 BB: 0 P: 9	R: 0 E: 0 K: 1 S: 6	H: 0 LOB: 0 BB: 0 P: 8	R: 0 E: 0 K: 0 S: 6	H: 1 LOB: 0 BB: 0 P: 10	R: 0 E: 0 K: 0 S: 8	H: 0 LOB: 0 BB: 0 P: 12	R: 0 E: 0 K: 0 S: 8	H: 0 LOB: 0 BB: 0 P: 13	R: 0 E: 0 K: 1 S: 8	H: 0 LOB: 0 BB: 0 P: 10	R: 2 E: 0 K: 0 S: 10	H: 4 LOB: 1 BB: 0 P: 17	R: 2 E: 0 K: 0 S: 14	H: 2 LOB: 1 BB: 0 P: 22	1B: 7 2B: 1 3B: 0 HR: 0	SF: 1 SAC: 0 DP: 2 HBP: 1	WP: 0 PA: 34 PB: 0 SB: 0 CS: 0
PITCHER	IP WLS BF H R ER SO BB IBB HBP BLK WP HR S P ERA WHIP																				
Chad Durbin, R (1, 1) ERA: 5.45	7.2 W 27 6 2 2 3 0 0 0 0 0 0 15 23 13.50 1.500																				
45 Aquilino Lopez, R (8, 1) ERA: 7.04	1.1 7 2 2 2 0 0 0 0 1 0 0 0 0 15 23 13.50 1.500																				

Detroit Tigers @ Kansas City Royals
Kauffman Stadium, Kansas City, MO
Sun May 06 2007, 1:10 PM CDT
Att. 17,034 - Rain - 61 F

AB 32
R 4
H 8
RBI 3
BB 0
SO 3
LOB 8



Batter	1	2	3	4	5	6	7	8	9	AB	R	H	RBI	BB	SO	LOB	TOP								
Shannon Stewart, R (1.7) OBP: 0.323, SLG: 0.322	F8		F9	14 E 1B		G6-3	G4-3			5	0	1	0	0	0	3									
14 Mark Ellis, R (1.4) OBP: 0.326, SLG: 0.373	F8		3 1B 1B	E7		3 2B BB		L5		4	1	1	0	1	0	1									
3 Eric Chavez, L (1.5) OBP: 0.302, SLG: 0.414	G4-3		1B	G4-3						5	1	3	0	0	0	2									
Nick Swisher, S (1.9) OBP: 0.435, SLG: 0.581 (8.3)		7 WP 32 G4-3 BB	29 BB 1B		G6-3	29 G4-6-3 IBB		7 FC5-4 IBB		2	1	1	2	3	0	0									
29 Dan Johnson, L (1.3) OBP: 0.458, SLG: 0.487 (8, PH) Todd Walker, L (8, PH) 26 Danny Putnam, L (8.9) OBP: 0.222, SLG: 0.125		32 G4-3 7 WP 1B				7 2B	G4-6-3		P5	3	1	2	0	1	0	3									
7 Bobby Crosby, R (1.6) OBP: 0.273, SLG: 0.346	L4		F7			32 BLK SF7 2B		F9	FC5-4	5	1	2	1	0	0	6									
32 Jack Cust, L (1.10) OBP: 0.556, SLG: 0.833	G4-3									3	0	1	1	2	1	2									
Jason Kendall, R (1.2) OBP: 0.212, SLG: 0.173	K		G6-4-3		SF7		F9	G1-6-3		4	0	0	1	0	1	4									
11 Chris Snelling, L (1.8) OBP: 0.400, SLG: 0.344			14 1B 3 1B	14 E 1B					K	4	1	2	0	1	1	1									
Inning Stats	R: 0 E: 0 K: 0 S: 5	H: 0 LOB: 0 BB: 0 P: 7	R: 1 E: 0 K: 1 S: 16	H: 1 LOB: 1 BB: 1 P: 25	R: 2 E: 0 K: 0 S: 20	H: 4 LOB: 2 BB: 1 P: 32	R: 1 E: 1 K: 0 S: 10	H: 3 LOB: 2 BB: 0 P: 16	R: 2 E: 0 K: 0 S: 16	H: 2 LOB: 1 BB: 2 P: 28	R: 0 E: 0 K: 0 S: 6	H: 1 LOB: 2 BB: 2 P: 18	R: 0 E: 0 K: 1 S: 15	H: 1 LOB: 2 BB: 1 P: 26	R: 0 E: 0 K: 0 S: 12	H: 1 LOB: 0 BB: 1 P: 21	R: 0 E: 0 K: 1 S: 9	H: 0 LOB: 0 BB: 1 P: 16	1B: 8 2B: 6 3B: 0 HR: 0	SF: 1 SAC: 0 DP: 3 HBP: 0	WP: 1 PB: 0 SB: 0 CS: 0	PA: 45			
PITCHER	IP	WLS	BF	H	R	ER	SO	BB	IBB	HBP	BLK	WP	HR	S	P	ERA	WHIP								
36 Jorge De La Rosa, L (1.1) ERA: 4.08	4.1	L	24	10	6	5	1	2	0	0	0	1	0	58	91	10.38	2.769								
41 Jimmy Gobble, L (5.1) ERA: 1.46	1.2		8	1	0	0	1	2	1	0	1	0	0	15	35	0.00	1.800								
58 Neal Musser, L (7.1) ERA: 6.35	2.0		10	2	0	0	1	1	1	0	0	0	0	27	47	0.00	1.500								
David Riske, R (9.1) ERA: 5.02	1.0		3	0	0	0	1	1	0	0	0	0	0	9	16	0.00	1.000								

Oakland Athletics @ Kansas City Royals
Kauffman Stadium, Kansas City, MO
Tue May 08 2007, 7:10 PM CDT
Att: 10,989 - Partly Cloudy - 74 F

AB	36
R	6
H	13
RBI	5
BB	8
SO	3
LOB	24



Batter	1	2	3	4	5	6	7	8	9	AB	R	H	RBI	BB	SO	LOB	BOTTOM								
9 David DeJesus, L (1.8) OBP: 0.389, SLG: 0.466	G6-3		15 PB 24 3B 1B					G4-3		4	1	1	0	0	1	0									
15 Mark Grudzielanek, R (1.4) OBP: 0.316, SLG: 0.362	K		F9		P2			G6-3		4	0	0	0	0	1	1									
24 Mark Teahen, L (1.9) OBP: 0.378, SLG: 0.423	E7		2H 3B			29 G6-4-3 1B			F9	4	0	3	1	0	0	0									
29 Mike Sweeney, R (1.10) OBP: 0.324, SLG: 0.396	K		P3			G6-4-3			11 G1-3 1B	4	0	1	0	0	1	3									
11 Ross Gload, L (1.3) OBP: 0.326, SLG: 0.465	G4-3				G5-3		G3		G1-3	4	0	0	0	0	0	1									
21 Billy Butler, R (1.7) OBP: 0.296, SLG: 0.308					G4-3				K	3	0	0	0	1	2	1									
4 Alex Gordon, L (1.5) OBP: 0.317, SLG: 0.280										3	0	1	0	0	0	1									
1 Tony Pena Jr., R (1.6) OBP: 0.266, SLG: 0.308										3	0	0	0	0	2	2									
6 Jason LaRue, R (1.2) OBP: 0.154, SLG: 0.229										3	0	0	0	0	2	0									
Inning Stats	R: 0 E: 1 K: 2 S: 11	H: 1 LOB: 1 BB: 0 P: 14	R: 0 E: 0 K: 0 S: 3	H: 0 LOB: 1 BB: 1 P: 8	R: 1 E: 0 K: 1 S: 9	H: 2 LOB: 1 BB: 0 P: 13	R: 0 E: 0 K: 1 S: 11	H: 1 LOB: 1 BB: 0 P: 15	R: 0 E: 0 K: 0 S: 7	H: 0 LOB: 0 BB: 0 P: 10	R: 0 E: 0 K: 0 S: 5	H: 1 LOB: 0 BB: 0 P: 6	R: 0 E: 0 K: 2 S: 11	H: 0 LOB: 0 BB: 0 P: 16	R: 0 E: 0 K: 1 S: 7	H: 0 LOB: 0 BB: 0 P: 12	R: 0 E: 0 K: 1 S: 15	H: 1 LOB: 1 BB: 0 P: 24	1B: 5 2B: 0 3B: 1 HR: 0	SF: 0 SAC: 0 DP: 1 HBP: 0	WP: 0 PB: 1 SB: 0 CS: 0	PA: 33			
PITCHER	IP	WLS	BF	H	R	ER	SO	BB	IBB	HBP	BLK	WP	HR	S	P	ERA	WHIP								
57 Chad Gaudin, R (1.1) ERA: 2.4	8.0	W	29	5	1	1	8	1	0	0	0	0	0	64	94	1.12	0.750								
Jay Witasick, R (9.1) ERA: 4.32	1.0		4	1	0	0	1	0	0	0	0	0	0	15	24	0.00	1.000								

Oakland Athletics @ Kansas City Royals
Kauffman Stadium, Kansas City, MO
Tue May 08 2007, 7:10 PM CDT
Att: 10,989 - Partly Cloudy - 74 F

AB	32
R	1
H	6
RBI	1
BB	1
SO	9
LOB	9



Batter	1	2	3	4	5	6	7	8	9	AB	R	H	RBI	BB	SO	LOB	TOP										
Shannon Stewart, R (1, 7) OBP: 0.324, SLG: 0.322										3	0	1	0	0	1	2											
14 Mark Ellis, R (1, 4) OBP: 0.325, SLG: 0.362										3	0	0	0	1	2	2											
3 Eric Chavez, L (1, 5) OBP: 0.308, SLG: 0.408										2	0	0	0	2	1	2											
Nick Swisher, S (1, 9) OBP: 0.429, SLG: 0.562										3	1	0	0	1	1	2											
29 Dan Johnson, L (1, 3) OBP: 0.442, SLG: 0.535										4	1	1	2	0	0	1											
7 Bobby Crosby, R (1, 6) OBP: 0.263, SLG: 0.333										4	0	0	0	0	0	0											
32 Jack Cust, L (1, 10) OBP: 0.385, SLG: 0.500										4	0	0	0	0	2	0											
Jason Kendall, R (1, 2) OBP: 0.230, SLG: 0.193										4	0	3	0	0	1	0											
11 Chris Snelling, L (1, 8) OBP: 0.405, SLG: 0.343										3	0	1	0	1	0	1											
Inning Stats	R: 0 H: 0 E: 0 K: 3 S: 14	H: 0 LOB: 1 BB: 1 P: 23	R: 0 H: 0 E: 0 K: 1 S: 7	H: 0 LOB: 0 BB: 0 P: 8	R: 0 H: 1 E: 0 K: 1 S: 17	H: 1 LOB: 2 BB: 1 P: 26	R: 2 H: 2 E: 0 K: 0 S: 14	H: 2 LOB: 2 BB: 2 P: 28	R: 0 H: 0 E: 0 K: 0 S: 10	H: 0 LOB: 0 BB: 0 P: 15	R: 0 H: 0 E: 0 K: 0 S: 7	H: 0 LOB: 0 BB: 0 P: 11	R: 0 H: 2 E: 0 K: 0 S: 7	H: 2 LOB: 1 BB: 0 P: 9	R: 0 H: 0 E: 0 K: 0 S: 4	H: 0 LOB: 0 BB: 1 P: 12	R: 0 H: 1 E: 0 K: 1 S: 12	H: 1 LOB: 1 BB: 0 P: 20	1B: 5 2B: 1 3B: 0 HR: 1	SF: 0 SAC: 1 DP: 2 HBP: 0	WP: 0 PB: 0 SB: 0 CS: 0	PA: 36					
PITCHER	IP	WLS	BF	H	R	ER	SO	BB	IBB	HBP	BLK	WP	HR	S	P	ERA	WHIP										
55 Gil Meche, R (1, 1) ERA: 2.15	6.0		25	3	2	1	7	4	0	0	0	0	1	69	111	1.50	1.167										
David Riske, R (7, 1) ERA: 4.7	1.0		4	2	0	0	0	0	0	0	0	0	0	7	9	0.00	2.000										
41 Jimmy Gobble, L (8, 1) ERA: 1.35	1.0	W	3	0	0	0	0	1	0	0	0	0	0	4	12	0.00	1.000										
48 Joakim Soria, R (9, 1) ERA: 2.87	1.0	S	4	1	0	0	1	0	0	0	0	0	0	12	20	0.00	1.000										

Oakland Athletics @ Kansas City Royals
Kauffman Stadium, Kansas City, MO
Wed May 09 2007, 7:10 PM CDT
Att: 10,974 - Cloudy - 75 F

AB	30
R	2
H	6
RBI	2
BB	5
SO	8
LOB	10



Batter	1	2	3	4	5	6	7	8	9	AB	R	H	RBI	BB	SO	LOB	BOTTOM										
9 David DeJesus, L (1, 8) OBP: 0.379, SLG: 0.452										4	0	0	0	0	2	2											
15 Mark Grudzielanek, R (1, 4) OBP: 0.303, SLG: 0.369										4	0	0	0	0	1	2											
24 Mark Teahen, L (1, 9) OBP: 0.389, SLG: 0.447										3	1	2	0	1	1	0											
29 Mike Sweeney, R (1, 3) OBP: 0.330, SLG: 0.430										4	1	2	1	0	0	1											
Esteban German, R (9, 5) OBP: 0.355, SLG: 0.456										0	0	0	0	0	0	0											
4 Alex Gordon, L (1, 5) OBP: 0.315, SLG: 0.272										3	1	0	0	0	2	3											
21 Billy Butler, R (1, 10) OBP: 0.300, SLG: 0.345										3	0	1	1	0	0	3											
32 Shane Costa, L (1, 7) OBP: 0.143, SLG: 0.143										3	0	1	1	0	0	3											
14 John Buck, R (1, 2) OBP: 0.400, SLG: 0.569										3	0	1	0	0	0	1											
1 Tony Pena Jr., R (1, 6) OBP: 0.268, SLG: 0.308										3	0	1	0	0	1	0											
Inning Stats	R: 0 H: 0 E: 0 K: 3 S: 9	H: 0 LOB: 0 BB: 0 P: 14	R: 1 H: 1 E: 0 K: 0 S: 9	H: 1 LOB: 1 BB: 0 P: 14	R: 0 H: 0 E: 0 K: 2 S: 13	H: 0 LOB: 0 BB: 0 P: 19	R: 1 H: 2 E: 0 K: 1 S: 12	H: 2 LOB: 1 BB: 0 P: 21	R: 0 H: 2 E: 0 K: 0 S: 10	H: 2 LOB: 1 BB: 0 P: 13	R: 0 H: 1 E: 0 K: 1 S: 12	H: 1 LOB: 2 BB: 1 P: 21	R: 0 H: 0 E: 0 K: 0 S: 7	H: 0 LOB: 0 BB: 0 P: 14	R: 1 H: 2 E: 0 K: 0 S: 8	H: 2 LOB: 0 BB: 0 P: 8	1B: 4 2B: 4 3B: 0 HR: 1	SF: 0 SAC: 0 DP: 1 HBP: 1	WP: 1 PB: 0 SB: 0 CS: 0	PA: 32							
PITCHER	IP	WLS	BF	H	R	ER	SO	BB	IBB	HBP	BLK	WP	HR	S	P	ERA	WHIP										
Dan Haren, R (1, 1) ERA: 1.89	6.0		25	6	2	2	7	1	0	1	0	0	1	65	102	3.00	1.167										
50 Kiko Calero, R (7, 1) ERA: 5.52	1.0		3	0	0	0	0	0	0	0	0	0	0	7	14	0.00	0.000										
58 Justin Duchscherer, R (8, 1) ERA: 4.4	1.0	L	4	2	1	1	0	0	0	0	0	0	1	8	8	9.00	2.000										

Oakland Athletics @ Kansas City Royals
Kauffman Stadium, Kansas City, MO
Wed May 09 2007, 7:10 PM CDT
Att: 10,974 - Cloudy - 75 F

AB	30
R	3
H	8
RBI	3
BB	1
SO	7
LOB	15



Batter	1	2	3	4	5	6	7	8	9	AB	R	H	RBI	BB	SO	LOB	TOP								
Shannon Stewart, R (1, 7) OBP: 0.338, SLG: 0.346 6 Travis Buck, L (8, FR) OBP: 0.341, SLG: 0.447 (8, 9)	G4-3	11 E 2B		26 1B 3 HR 1B	3 1B	K		1B 29 BB 1B		6	2	4	2	0	1	1									
11 Chris Snelling, L (1, 8) OBP: 0.395, SLG: 0.333 26 Danny Putnam, L (2, FR) OBP: 0.290, SLG: 0.321 (2, 8)	G3	E3		3 HR 1B	K		HR	29 BB 1B		2	0	0	0	0	0	0									
3 Eric Chavez, L (1, 5) OBP: 0.309, SLG: 0.426	F8	G4-3		3 HR 1B	FC1-6 1B		F8	F8		6	1	2	4	0	0	3									
Nick Swisher, S (1, 10) OBP: 0.426, SLG: 0.549 Todd Walker, L (5, PH) OBP: 0.298, SLG: 0.292 (5, 10)		G3	32 BB 29 1B	P2	FC1-6			29 WP 29 HR 1B		2	0	0	0	1	0	0									
29 Dan Johnson, L (1, 3) OBP: 0.500, SLG: 0.723			32 HR BB					2B 2B		4	4	4	4	2	0	0									
32 Jack Cust, L (1, 9) OBP: 0.421, SLG: 0.867 (8, 7)					G3-1		K	HR		5	2	2	3	1	2	4									
14 Mark Ellis, R (1, 4) OBP: 0.325, SLG: 0.349										4	2	0	0	2	2	3									
Adam Melhuse, S (1, 2) OBP: 0.176, SLG: 0.188		G6-3								6	0	0	0	0	2	6									
Marco Scutaro, R (1, 6) OBP: 0.222, SLG: 0.244										5	2	1	2	1	0	3									
Inning Stats	R: 0 E: 0 K: 0 S: 9	H: 0 LOB: 0 BB: 0 P: 14	R: 5 E: 1 K: 0 S: 13	H: 2 LOB: 1 BB: 3 P: 31	R: 0 E: 0 K: 2 S: 12	H: 1 LOB: 3 BB: 2 P: 26	R: 4 E: 0 K: 0 S: 20	H: 4 LOB: 0 BB: 0 P: 32	R: 1 E: 1 K: 1 S: 19	H: 2 LOB: 2 BB: 0 P: 23	R: 2 E: 0 K: 3 S: 18	H: 2 LOB: 1 BB: 1 P: 29	R: 4 E: 0 K: 0 S: 14	H: 4 LOB: 0 BB: 0 P: 20	R: 1 E: 0 K: 1 S: 17	H: 3 LOB: 3 BB: 1 P: 24	R: 0 E: 0 K: 1 S: 9	H: 0 LOB: 0 BB: 0 P: 13	1B: 9 2B: 3 3B: 0 HR: 6	SF: 0 SAC: 0 DP: 0 HBP: 0	WP: 1 PB: 0 SB: 0 CS: 0	PA: 54			
PITCHER	IP WLS BF H R ER SO BB IBB HBP BLK WP HR S P ERA WHIP	IP WLS BF H R ER SO BB IBB HBP BLK WP HR S P ERA WHIP	IP WLS BF H R ER SO BB IBB HBP BLK WP HR S P ERA WHIP	IP WLS BF H R ER SO BB IBB HBP BLK WP HR S P ERA WHIP	IP WLS BF H R ER SO BB IBB HBP BLK WP HR S P ERA WHIP	IP WLS BF H R ER SO BB IBB HBP BLK WP HR S P ERA WHIP	IP WLS BF H R ER SO BB IBB HBP BLK WP HR S P ERA WHIP	IP WLS BF H R ER SO BB IBB HBP BLK WP HR S P ERA WHIP	IP WLS BF H R ER SO BB IBB HBP BLK WP HR S P ERA WHIP	IP WLS BF H R ER SO BB IBB HBP BLK WP HR S P ERA WHIP	IP WLS BF H R ER SO BB IBB HBP BLK WP HR S P ERA WHIP	IP WLS BF H R ER SO BB IBB HBP BLK WP HR S P ERA WHIP	IP WLS BF H R ER SO BB IBB HBP BLK WP HR S P ERA WHIP	IP WLS BF H R ER SO BB IBB HBP BLK WP HR S P ERA WHIP	IP WLS BF H R ER SO BB IBB HBP BLK WP HR S P ERA WHIP	IP WLS BF H R ER SO BB IBB HBP BLK WP HR S P ERA WHIP	IP WLS BF H R ER SO BB IBB HBP BLK WP HR S P ERA WHIP	IP WLS BF H R ER SO BB IBB HBP BLK WP HR S P ERA WHIP	IP WLS BF H R ER SO BB IBB HBP BLK WP HR S P ERA WHIP	IP WLS BF H R ER SO BB IBB HBP BLK WP HR S P ERA WHIP	IP WLS BF H R ER SO BB IBB HBP BLK WP HR S P ERA WHIP	IP WLS BF H R ER SO BB IBB HBP BLK WP HR S P ERA WHIP	IP WLS BF H R ER SO BB IBB HBP BLK WP HR S P ERA WHIP	IP WLS BF H R ER SO BB IBB HBP BLK WP HR S P ERA WHIP	
34 Luke Hudson, R (1, 1) ERA: 18.0	2.0	L	13	2	5	4	0	4	0	0	0	0	0	0	1	23	50	18.00	3.000						
Todd Wellemeyer, R (3, 1) ERA: 10.34	2.2	17	7	5	4	3	1	0	0	0	0	0	0	2	48	74	13.50	3.000							
57 Joel Peralta, R (5, 1) ERA: 5.85	1.1	7	2	2	2	3	1	0	0	0	0	0	0	0	20	31	13.50	2.250							
58 Neal Musser, L (7, 1) ERA: 10.8	1.0	7	4	4	4	0	0	0	0	0	1	3	14	20	36.00	4.000									
23 Zack Greinke, R (8, 1) ERA: 5.6	1.0	7	3	1	1	1	1	0	0	0	0	0	17	24	9.00	4.000									
PITCHER	IP WLS BF H R ER SO BB IBB HBP BLK WP HR S P ERA WHIP	IP WLS BF H R ER SO BB IBB HBP BLK WP HR S P ERA WHIP	IP WLS BF H R ER SO BB IBB HBP BLK WP HR S P ERA WHIP	IP WLS BF H R ER SO BB IBB HBP BLK WP HR S P ERA WHIP	IP WLS BF H R ER SO BB IBB HBP BLK WP HR S P ERA WHIP	IP WLS BF H R ER SO BB IBB HBP BLK WP HR S P ERA WHIP	IP WLS BF H R ER SO BB IBB HBP BLK WP HR S P ERA WHIP	IP WLS BF H R ER SO BB IBB HBP BLK WP HR S P ERA WHIP	IP WLS BF H R ER SO BB IBB HBP BLK WP HR S P ERA WHIP	IP WLS BF H R ER SO BB IBB HBP BLK WP HR S P ERA WHIP	IP WLS BF H R ER SO BB IBB HBP BLK WP HR S P ERA WHIP	IP WLS BF H R ER SO BB IBB HBP BLK WP HR S P ERA WHIP	IP WLS BF H R ER SO BB IBB HBP BLK WP HR S P ERA WHIP	IP WLS BF H R ER SO BB IBB HBP BLK WP HR S P ERA WHIP	IP WLS BF H R ER SO BB IBB HBP BLK WP HR S P ERA WHIP	IP WLS BF H R ER SO BB IBB HBP BLK WP HR S P ERA WHIP	IP WLS BF H R ER SO BB IBB HBP BLK WP HR S P ERA WHIP	IP WLS BF H R ER SO BB IBB HBP BLK WP HR S P ERA WHIP	IP WLS BF H R ER SO BB IBB HBP BLK WP HR S P ERA WHIP	IP WLS BF H R ER SO BB IBB HBP BLK WP HR S P ERA WHIP	IP WLS BF H R ER SO BB IBB HBP BLK WP HR S P ERA WHIP	IP WLS BF H R ER SO BB IBB HBP BLK WP HR S P ERA WHIP	IP WLS BF H R ER SO BB IBB HBP BLK WP HR S P ERA WHIP	IP WLS BF H R ER SO BB IBB HBP BLK WP HR S P ERA WHIP	IP WLS BF H R ER SO BB IBB HBP BLK WP HR S P ERA WHIP
9 David DeJesus, L (1, 8) OBP: 0.369, SLG: 0.439	F9									4	0	0	0	0	0	1									
15 Mark Grudzielanek, R (1, 4) OBP: 0.301, SLG: 0.371	P3									4	1	1	1	0	0	0									
24 Mark Teahen, L (1, 9) OBP: 0.385, SLG: 0.436 32 Shane Costa, L (9, 9) OBP: 0.143, SLG: 0.143	G4-3									3	1	0	0	1	0	0									
29 Mike Sweeney, R (1, 3) OBP: 0.330, SLG: 0.422 4 Alex Gordon, L (7, 3) OBP: 0.312, SLG: 0.269										2	0	0	0	1	0	0									
Emil Brown, R (1, 7) OBP: 0.256, SLG: 0.244										4	0	1	2	0	1	0									
21 Billy Butler, R (1, 10) OBP: 0.294, SLG: 0.333										4	0	1	0	0	1	2									
Esteban German, R (1, 5) OBP: 0.367, SLG: 0.449										1	0	0	0	2	0	1									
1 Tony Pena Jr., R (1, 6) OBP: 0.269, SLG: 0.317										3	1	1	0	0	0	2									
6 Jason LaRue, R (1, 2) OBP: 0.154, SLG: 0.229 14 John Buck, R (3, PH) OBP: 0.386, SLG: 0.544 (4, 2)										0	0	0	0	0	0	0									
Inning Stats	R: 0 E: 0 K: 0 S: 8	H: 0 LOB: 0 BB: 0 P: 9	R: 0 E: 0 K: 0 S: 7	H: 0 LOB: 0 BB: 0 P: 10	R: 0 E: 0 K: 1 S: 8	H: 0 LOB: 0 BB: 1 P: 16	R: 0 E: 0 K: 0 S: 6	H: 0 LOB: 0 BB: 0 P: 10	R: 0 E: 0 K: 1 S: 8	H: 1 LOB: 1 BB: 0 P: 10	R: 3 E: 0 K: 1 S: 13	H: 3 LOB: 2 BB: 2 P: 25	R: 0 E: 0 K: 0 S: 4	H: 0 LOB: 0 BB: 1 P: 8	R: 0 E: 0 K: 2 S: 14	H: 0 LOB: 0 BB: 0 P: 20	R: 0 E: 0 K: 2 S: 8	H: 0 LOB: 0 BB: 0 P: 13	1B: 1 2B: 3 3B: 0 HR: 0	SF: 0 SAC: 0 DP: 2 HBP: 0	WP: 0 PB: 0 SB: 0 CS: 0	PA: 33			
PITCHER	IP WLS BF H R ER SO BB IBB HBP BLK WP HR S P ERA WHIP	IP WLS BF H R ER SO BB IBB HBP BLK WP HR S P ERA WHIP	IP WLS BF H R ER SO BB IBB HBP BLK WP HR S P ERA WHIP	IP WLS BF H R ER SO BB IBB HBP BLK WP HR S P ERA WHIP	IP WLS BF H R ER SO BB IBB HBP BLK WP HR S P ERA WHIP	IP WLS BF H R ER SO BB IBB HBP BLK WP HR S P ERA WHIP	IP WLS BF H R ER SO BB IBB HBP BLK WP HR S P ERA WHIP	IP WLS BF H R ER SO BB IBB HBP BLK WP HR S P ERA WHIP	IP WLS BF H R ER SO BB IBB HBP BLK WP HR S P ERA WHIP	IP WLS BF H R ER SO BB IBB HBP BLK WP HR S P ERA WHIP	IP WLS BF H R ER SO BB IBB HBP BLK WP HR S P ERA WHIP	IP WLS BF H R ER SO BB IBB HBP BLK WP HR S P ERA WHIP	IP WLS BF H R ER SO BB IBB HBP BLK WP HR S P ERA WHIP	IP WLS BF H R ER SO BB IBB HBP BLK WP HR S P ERA WHIP	IP WLS BF H R ER SO BB IBB HBP BLK WP HR S P ERA WHIP	IP WLS BF H R ER SO BB IBB HBP BLK WP HR S P ERA WHIP	IP WLS BF H R ER SO BB IBB HBP BLK WP HR S P ERA WHIP	IP WLS BF H R ER SO BB IBB HBP BLK WP HR S P ERA WHIP	IP WLS BF H R ER SO BB IBB HBP BLK WP HR S P ERA WHIP	IP WLS BF H R ER SO BB IBB HBP BLK WP HR S P ERA WHIP	IP WLS BF H R ER SO BB IBB HBP BLK WP HR S P ERA WHIP	IP WLS BF H R ER SO BB IBB HBP BLK WP HR S P ERA WHIP	IP WLS BF H R ER SO BB IBB HBP BLK WP HR S P ERA WHIP	IP WLS BF H R ER SO BB IBB HBP BLK WP HR S P ERA WHIP	IP WLS BF H R ER SO BB IBB HBP BLK WP HR S P ERA WHIP
Joe Kennedy, L (1, 1) ERA: 2.83	6.0	W	24	4	3	3	3	3	0	0	0	0	0	0	0	0	0	4.50	1.167						
Jay Witasick, R (7, 1) ERA: 3.89	1.0	3	0	0	0	0	1	0	0	0	0	0	4	8	0.00	1.000									
Jay Marshall, L (8, 1) ERA: 5.27	1.0	3	0	0	0	0	0	0	0	0	0	0	14	20	0.00	0.000									
25 Lenny DiNardo, L (9, 1) ERA: 1.74	1.0	3	0	0	0	2	0	0	0	0	0	0	8	13	0.00	0.000									

Oakland Athletics @ Kansas City Royals
Kauffman Stadium, Kansas City, MO
Thu May 10 2007, 1:10 PM CDT
Att: 31,006 - Partly Cloudy - 79 F


AB	47
R	17
H	18
RBI	16
BB	7
SO	8
LOB	24




Oakland Athletics @ Kansas City Royals
Kauffman Stadium, Kansas City, MO
Thu May 10 2007, 1:10 PM CDT
Att: 31,006 - Partly Cloudy - 79 F

AB	29
R	3
H	4
RBI	3
BB	4
SO	5
LOB	8



Batter	1	2	3	4	5	6	7	8	9	AB	R	H	RBI	BB	SO	LOB	TOP								
9 David DeJesus, L (1, 8) OBP: 0.360, SLG: 0.427	G4-3		G6-3			G4-3			P6	4	0	0	0	0	0	2	Kansas City Royals @ Chicago White Sox U.S. Cellular Field, Chicago, IL Fri May 11 2007, 8:11 PM EDT Att: 34,522 - Clear - 53 F livebaseballscorecards.com								
15 Mark Grudzielanek, R (1, 4) OBP: 0.299, SLG: 0.319	G5-3			L8		L4			2B	4	0	1	1	0	0	1									
24 Mark Teahen, L (1, 9) OBP: 0.374, SLG: 0.421	G3			K					K	4	0	0	0	0	2	1									
29 Mike Sweeney, R (1, 10) OBP: 0.328, SLG: 0.410		G4-3		F8					L5	3	0	0	0	1	0	1									
11 Ross Gload, L (1, 3) OBP: 0.316, SLG: 0.449	G4-3				L6				G4-6-3	3	0	0	0	0	0	1									
32 Shane Costa, L (1, 7) OBP: 0.200, SLG: 0.200					G4-3					3	0	1	0	0	1	0									
4 Alex Gordon, L (1, 5) OBP: 0.305, SLG: 0.262	L8				G5-3				K	3	0	0	0	0	1	1									
14 John Buck, R (1, 2) OBP: 0.384, SLG: 0.535			G4-3						F9	3	0	1	0	0	0	0									
1 Tony Pena Jr., R (1, 6) OBP: 0.265, SLG: 0.312 Esteban German, R (9, PH) OBP: 0.375, SLG: 0.471			G3						2B	2	0	0	0	0	0	1									
Inning Stats	R: 0 E: 0 K: 0 S: 6	H: 0 LOB: 0 BB: 0 P: 11	R: 0 E: 0 K: 0 S: 7	H: 1 LOB: 1 BB: 0 P: 11	R: 0 E: 0 K: 0 S: 5	H: 0 LOB: 0 BB: 0 P: 8	R: 0 E: 0 K: 1 S: 10	H: 0 LOB: 0 BB: 0 P: 17	R: 0 E: 0 K: 0 S: 7	H: 0 LOB: 0 BB: 0 P: 9	R: 0 E: 0 K: 0 S: 10	H: 1 LOB: 1 BB: 0 P: 15	R: 0 E: 0 K: 2 S: 7	H: 0 LOB: 0 BB: 1 P: 13	R: 0 E: 0 K: 2 S: 7	H: 0 LOB: 0 BB: 0 P: 11	R: 1 E: 0 K: 1 S: 11	H: 2 LOB: 1 BB: 0 P: 16	1B: 2 2B: 2 HR: 0	SF: 0 SAC: 0 HBP: 0	WP: 0 PB: 0 SB: 0 CS: 0	PA: 31			
PITCHER	IP	WLS	BF	H	R	ER	SO	BB	IBB	HBP	BLK	WP	HR	S	P	ERA	WHIP								
Jon Garland, R (1, 1) ERA: 3.44	8.1	W	29	4	1	1	3	1	0	0	0	0	0	63	101	1.08	0.600								
37 Matt Thornton, L (9, 1) ERA: 5.4	0.1	H	1	0	0	0	1	0	0	0	0	0	0	3	5	0.00	0.000								
45 Bobby Jenks, R (9, 1) ERA: 3.38	0.1	S	1	0	0	0	0	0	0	0	0	0	0	3	5	0.00	0.000								

Batter	1	2	3	4	5	6	7	8	9	AB	R	H	RBI	BB	SO	LOB	BOTTOM								
17 Darin Erstad, L (1, 8) OBP: 0.301, SLG: 0.350	G3-1		K		E6				G3	4	0	0	1	0	1	4	Kansas City Royals @ Chicago White Sox U.S. Cellular Field, Chicago, IL Fri May 11 2007, 8:11 PM EDT Att: 34,522 - Clear - 53 F livebaseballscorecards.com								
38 Pablo Ozuna, R (1, 10) OBP: 0.241, SLG: 0.264	G5-3		FC5		B3				1B	4	0	1	0	0	0	4									
23 Jermaine Dye, R (1, 9) OBP: 0.273, SLG: 0.377	L9								K	4	0	0	0	0	1	3									
14 Paul Konerko, R (1, 3) OBP: 0.281, SLG: 0.350		F8		K		G5-3			F9-2	4	0	0	0	0	1	1									
12 A.J. Pierzynski, L (1, 2) OBP: 0.293, SLG: 0.454		F8		HR		F9				3	1	1	1	0	0	0									
24 Joe Crede, R (1, 5) OBP: 0.280, SLG: 0.310		F7		F9		G5-3				3	0	0	0	0	0	0									
Tadahito Iguchi, R (1, 4) OBP: 0.321, SLG: 0.351			F9						F9	3	1	1	0	0	0	0									
5 Juan Uribe, R (1, 6) OBP: 0.309, SLG: 0.400										3	0	2	0	0	0	1									
30 Luis Terrero, R (1, 7) OBP: 0.600, SLG: 1.333									G1-3	1	0	0	0	1	0	1									
Inning Stats	R: 0 E: 0 K: 0 S: 6	H: 0 LOB: 0 BB: 0 P: 8	R: 0 E: 0 K: 0 S: 5	H: 0 LOB: 0 BB: 0 P: 6	R: 0 E: 0 K: 1 S: 11	H: 1 LOB: 2 BB: 0 P: 14	R: 1 E: 0 K: 1 S: 12	H: 1 LOB: 0 BB: 0 P: 19	R: 1 E: 1 K: 0 S: 12	H: 1 LOB: 2 BB: 1 P: 18	R: 0 E: 0 K: 0 S: 7	H: 0 LOB: 0 BB: 0 P: 9	R: 0 E: 0 K: 0 S: 10	H: 1 LOB: 1 BB: 0 P: 16	R: 0 E: 0 K: 1 S: 8	H: 1 LOB: 0 BB: 0 P: 11	1B: 3 2B: 2 HR: 1	SF: 0 SAC: 0 HBP: 1	WP: 0 PB: 0 SB: 1 CS: 0	PA: 31					
PITCHER	IP	WLS	BF	H	R	ER	SO	BB	IBB	HBP	BLK	WP	HR	S	P	ERA	WHIP								
45 Odalis Perez, L (1, 1) ERA: 6.05	7.0	L	29	5	2	2	2	1	0	1	0	0	0	65	92	2.57	0.857								
57 Joel Peralta, R (8, 1) ERA: 5.97	1.0		2	0	0	0	1	0	0	0	0	0	0	6	9	0.00	0.000								

Batter	1	2	3	4	5	6	7	8	9	10	AB	R	H	RBI	BB	SO	LOB	TOP		
Esteban German, R OBP: 0.393, SLG: 0.472 1 Tony Pena Jr., R OBP: 0.271, SLG: 0.317	(1,6) C FA 89 4-2 B FA 92 F CH 81 B CH 82 B FA 88		(4,2) F FA 88 4-2 B FA 96 C FA 87 F CH 80 B CH 81 B FA 88 B FA 89	(3,1) C FA 92 3-1 B FA 90 B CH 82 X FA 88	G4-3		(3,1) C FA 96 3-1 B FA 92 B CU 90 B FA 96 X FA 95		(0,2) C FA 92 0-2 C FA 93 X FA 95			2	0	1	0	2	0	0		
9 David DeJesus, L OBP: 0.355, SLG: 0.419	(1,8) 1 SAFE C FA 89 0-3 F FA 90 S FA 89		(0,0) X SL 82			(0,0) X FA 88		(2,1) F FA 95 2-1 B FA 95 B SL 90 B FA 95 X FA 95		(3,3) B FA 92 3-3 C FA 94 B FA 95 B FA 94 F FA 94 S SL 85		5	0	1	0	0	2	4		
15 Mark Grudzielanek, R OBP: 0.304, SLG: 0.371	(1,4) C FA 87 1-2 F FA 90 B FA 88 1 SAFE X FA 88		(3,2) C FA 88 3-2 F CH 82 B CH 81 C FA 87 F FA 90 F SL 86 X CH 80		(1,3) C FA 87 1-3 B CU 72 C CU 71 S FA 89		(3,2) B FA 96 3-2 F FA 96 B SL 91 F FA 96 S SL 85 X FA 95		(0,2) B SL 84 0-2 C FA 94 D SL 84 H FA 95				4	0	1	0	0	1	3	
24 Mark Teahen, L OBP: 0.375, SLG: 0.429	(1,9) C FA 90 0-3 C FA 90 S FA 89		(1,2) B FA 89 1-2 B FA 88 S FA 89		(0,2) C CU 73 0-2 F FA 87 X FA 89		(0,3) C CU 77 0-3 C CU 79 S SL 86		(0,3) C FA 94 0-3 B FA 95 S SL 86			5	1	2	0	0	3	6		
29 Mike Sweeney, R OBP: 0.325, SLG: 0.413 11 Ross Gload, L OBP: 0.313, SLG: 0.444	(1,3) B SL 88 3-2 B FA 89 CH 82 C FA 88 X CH 82		(2,2) F SL 79 2-2 F CH 79 B FA 90 F FA 89 F FA 88 X CH 80		(2,2) F SL 79 2-2 F CH 79 B FA 90 F FA 89 F FA 88 X CH 80		(0,0) X SL 82		(1,2) B SL 82 1-2 C FA 94 F SL 83 F SL 84 X SL 85			4	1	1	1	0	0	3		
Emil Brown, R OBP: 0.275, SLG: 0.247	(1,7) C X		(0,1) B SL 84 0-1 X FA 88		(1,0) B SL 84 1-0 X FA 88		(4,2) C CH 79 4-2 S CH 79 B FA 88 B FA 88 K CH 81		(1,1) B FA 95 1-1 C FA 94 X SL 84			3	1	1	0	2	0	0		
21 Billy Butler, R OBP: 0.256, SLG: 0.297	(1,10) B SL 84 3-2 C FA 83 C FA 83 X FA 90		(0,0) 1 SAFE X CH 80		(2,3) C SL 81 2-3 1 SAFE CH 80 S FA 97		(1,2) C SL 81 1-2 1 SAFE S		(1,2) C FA 95 1-2 F CH 85 X CH 84			4	0	0	1	0	1	2		
4 Alex Gordon, L OBP: 0.293, SLG: 0.250	(1,5) B FA 89 3-3 B FA 89 C FA 89 S FA 88		(3,3) X SL 82		(0,0) X SL 82		(2,1) B SL 84 2-1 S FA 87 X SL 82		(2,0) B FA 95 2-0 X FA 84			5	0	0	0	0	2	3		
14 John Buck, R OBP: 0.389, SLG: 0.573	(1,2) S CU 80 3-3 B FA 88 B CH 81 S FC 86		(1,0) B FA 89 1-0 X SL 81		(1,0) B FA 89 1-0 X SL 81		(3,3) C FA 87 3-3 B FA 88 B FA 88 S CU 72		(2,2) C SL 84 2-2 B FS 97 X SL 85			4	1	2	2	0	2	1		
Inning Stats	R: 0 E: 0 K: 2 S: 14	H: 1 LOB: 2 BB: 1 P: 22	R: 0 E: 0 K: 1 S: 8	H: 0 LOB: 0 BB: 0 P: 14	R: 0 E: 0 K: 1 S: 14	H: 1 LOB: 1 BB: 1 P: 24	R: 4 E: 0 K: 1 S: 10	H: 4 LOB: 0 BB: 0 P: 16	R: 0 E: 0 K: 1 S: 11	H: 0 LOB: 1 BB: 1 P: 22	R: 0 E: 0 K: 1 S: 12	H: 1 LOB: 1 BB: 0 P: 20	R: 0 E: 0 K: 2 S: 16	H: 2 LOB: 3 BB: 0 P: 26	R: 0 E: 0 K: 1 S: 12	H: 0 LOB: 1 BB: 1 P: 20	1B: 7 2B: 3 3B: 0 HR: 1	SF: 1 SAC: 0 DP: 1 HBP: 1	WP: 1 PA: 44	
PITCHER	IP 6.0	WLS 27	BF 7	H 4	R 4	ER 4	SO 7	BB 3	IBB 0	HBP 0	BLK 0	WP 0	HR 1	S 70	P 114	ERA 6.00	WHIP 1.667			
56 Mark Buehrle, L ERA: 3.61	(1,1)																			
46 Nick Masset, R ERA: 4.6	(7,1)	0.2	3	1	0	0	0	0	0	0	0	0	0	9	17	0.00	1.500			
57 Boone Logan, L ERA: 3.38	(7,1)	0.1	1	0	0	0	1	0	0	0	0	0	0	3	3	0.00	0.000			
54 David Aardsma, R ERA: 1.31	(8,1)	1.1	6	2	0	0	0	0	0	0	0	0	0	13	19	0.00	1.500			
51 Andrew Sisco, L ERA: 3.72	(9,1)	1.0	4	0	0	0	2	0	0	1	0	0	0	14	21	0.00	0.000			

Kansas City Royals @ Chicago White Sox
U.S. Cellular Field, Chicago, IL
Sat May 12, 2007, 7:05 PM EDT
Att: 36,702 - Clear - 54 F

livebaseballscorecards.com

AB 38
R 4
H 10
RBI 4
BB 4
SO 11
LOB 22




WP: 1 PA: 44
PB: 0
SB: 3
CS: 1

Batter	1	2	3	4	5	6	7	8	9	10	AB	R	H	RBI	BB	SO	LOB	BOTTOM					
17 Darin Erstad, L OBP: 0.297, SLG: 0.344	(1,8) C FA 89 3-2 S FA 90 B FA 90 X FA 88		(0,0) F FA 89 1-0 X FA 90		(2,2) C FA 90 2-2 F FA 91 B FA 93 X CU 76		(0,1) 1 SAFE X FA 97		(0,1) C FA 93 0-1 X FA 94			5	1	1	0	0	4						
5 Juan Uribe, R OBP: 0.324, SLG: 0.456	(1,6) B FA 90 2-1 B FA 92 B FA 91 X FA 85		(2,2) C FA 90 2-2 F FA 93 B CU 78 B FA 90 X FA 91		(3,2) B CU 80 3-2 B CH 81 C FA 91 F FA 91 B FA 90 X FA 92		(1,0) B CU 83 1-0 X SL 97		(1,1) S FA 92 1-1 B FA 94 X FA 93			5	1	3	2	0	0						
12 A.J. Pierzynski, L OBP: 0.289, SLG: 0.451	(1,2) C FA 90 0-1 X FA 90		(3,1) B FA 90 3-1 B FA 90 C FA 90 X FA 90		(0,0) X CH 82		(0,0) X FA 96		(0,0) C FA 93 0-0 F CH 84 B FA 94 F FA 85 F CH 81 F FA 96 B CU 70 F CH 83			5	0	1	0	0	2						
14 Paul Konerko, R OBP: 0.285, SLG: 0.341 30 Luis Terrero, R OBP: 0.600, SLG: 1.333	(1,3) B FA 90 1-1 F FA 90 X FA 90		(1,2) C CU 76 1-2 F FF 82 B FA 90 1 SAFE X CU 78		(4,0) B FA 92 4-0 B FA 91 B FA 92		(0,1) C CU 85 0-1 X FA 98		(0,1) C CU 85 0-1 X FA 98			3	0	0	0	2	0	1					
23 Jermaine Dye, R OBP: 0.278, SLG: 0.378	(1,9) F FA 89 0-1 X FA 89		(0,0) X CU 77		(0,1) C FA 91 0-1 X FA 85		(1,2) F FA 96 1-2 B SL 88 X FA 96		(2,1) F FA 93 2-1 B SL 86 B FA 92 X FA 92			5	1	2	1	0	3						
Rob Mackowiak, L OBP: 0.288, SLG: 0.281	(1,10) C FA 89 1-2 B FA 89 F FA 89 X FA 91		(1,2) C FA 89 1-2 B FA 89 F FA 89 X FA 91		(1,3) C CH 72 1-3 F FA 82 C		(0,0) C CU 79 0-0 X CU 79		(1,3) B FA 94 1-3 F FA 95 S FA 95			4	0	1	0	0	2	3					
24 Joe Crede, R OBP: 0.252, SLG: 0.300	(1,5) C FA 91 1-1 B CH 79 X CU 75		(1,1) C FA 91 1-1 B CH 79 X CU 75		(2,2) F FA 92 2-2 B CH 80 C FA 91 X FA 91		(3,2) S FA 96 3-2 B FA 97 S CU 81 B SL 86 F FA 93 F FA 95 X FA 94		(0,1) S FA 97 0-1 X SL 87			4	0	0	0	0	1						
Tadahito Iquchi, R OBP: 0.310, SLG: 0.337	(1,4) B CU 75 2-2 C FA 86 B CU 78 S FA 82 X CH 80		(2,2) B CU 75 2-2 C FA 86 B CU 78 S FA 82 X CH 80		(1,1) B FA 92 1-1 C FA 91 X FA 91		(0,3) F CU 80 0-3 C FA 91 S SL 80		(2,1) C FA 92 2-1 B SL 86 B FA 93 X FA 92			4	0	0	0	0	1	2					
31 Ryan Sweeney, L OBP: 0.364, SLG: 0.483	(1,7) B FA 89 4-2 D CH 81 S SL 80 P FA 91 D CH 81		(4,2) F FA 89 4-2 D CH 81 S SL 80 P FA 91 D CH 81		(0,1) C CU 74 0-1 X CU 77		(4,2) F FA 88 4-2 B FA 88 B FA 88		(1,3) B FA 93 1-3 C FA 93 C FA 94 S FA 95			2	1	1	1	2	1	0					
Inning Stats	R: 1 E: 0 K: 0 S: 10	H: 1 LOB: 2 BB: 1 P: 16	R: 1 E: 1 K: 0 S: 13	H: 2 LOB: 2 BB: 1 P: 22	R: 0 E: 0 K: 0 S: 10	H: 1 LOB: 1 BB: 0 P: 16	R: 0 E: 0 K: 1 S: 11	H: 0 LOB: 0 BB: 0 P: 15	R: 1 E: 1 K: 0 S: 12	H: 2 LOB: 3 BB: 1 P: 21	R: 0 E: 0 K: 1 S: 13	H: 0 LOB: 1 BB: 1 P: 20	R: 0 E: 0 K: 0 S: 4	H: 0 LOB: 0 BB: 0 P: 5	R: 0 E: 0 K: 1 S: 8	H: 0 LOB: 0 BB: 0 P: 10	R: 1 E: 0 K: 0 S: 18	H: 2 LOB: 1 BB: 1 P: 25	R: 1 E: 0 K: 0 S: 3	H: 1 LOB: 1 BB: 1 P: 9	1B: 5 2B: 2 3B: 0 HR: 2	SF: 0 SAC: 0 DP: 1 HBP: 0	WP: 1 PA: 41 PB: 0 SB: 0 CS: 0
PITCHER	IP 5.0	WLS 24	BF 6	H 3	R 3	ER 2	SO 2	BB 2	IBB 0	HBP 0	BLK 0	WP 0	HR 2	S 56	P 90	ERA 3.60	WHIP 1.600						
37 Scott Elarton, R ERA: 3.6	(1,1)																						
23 Zack Greinke, R ERA: 3.35	(8,1)	3.0	H	10	0	0	2	1	0	0	0	0	0	25	35	0.00	0.333						
48 Joakim Soria, R ERA: 3.24	(9,1)	1.0	B	5	2	1	1	0	0	0	0	0	0	18	25	9.00	2.000						
31 Brandon Duckworth, R ERA: 2.61	(10,1)	0.0	L	2	1	1	0	1	0	0	0	1	0	3	9	=	=						

Kansas City Royals @ Chicago White Sox
U.S. Cellular Field, Chicago, IL
Sat May 12, 2007, 7:05 PM EDT
Att: 36,702 - Clear - 54 F

livebaseballscorecards.com

AB 37
R 5
H 9
RBI 4
BB 4
SO 4
LOB 16




WP: 1 PA: 41
PB: 0
SB: 0
CS: 0

Batter	1	2	3	4	5	6	7	8	9	AB	R	H	RBI	BB	SO	LOB	TOP					
9 David DeJesus, L OBP: 0.366, SLG: 0.442	F7		G4-3		1-2 24 HR 1B		1-2 1B	G6-3 29 1B 1B	0-1 2B	6	3	4	2	0	0	0	Kansas City Royals @ Chicago White Sox U.S. Cellular Field, Chicago, IL Sun May 13 2007, 2:05 PM EDT Att: 34,468 - Sunny - 59 F					
Esteban German, R OBP: 0.411, SLG: 0.474	1B		24 BB		1-2 24 HR BB		29 G6-3 24 BB 1B	G6-3	G6-3	4	1	2	1	2	0	2						
24 Mark Teahen, L OBP: 0.389, SLG: 0.453	K		1-2 BB		1-2 HR		29 G6-3 BB	11 1B BB		2	2	1	3	3	1	1						
29 Mike Sweeney, R OBP: 0.320, SLG: 0.404	K		1-2 BB		3-1 P2		G6-3	11 1B BB		5	0	1	1	0	1	5						
11 Ross Gload, L OBP: 0.317, SLG: 0.442		3-2 32 G3 14 SF8 32 WP 1B	2-2 P4		1-0 G4-3		G3-1	1-2 1B		5	1	2	1	0	0	3						
Paul Phillips, R OBP: 0.400, SLG: 0.571		1-1 G3		0-2 G4-3		1-2 G6-3		1-2 1B		5	1	1	0	0	0	3						
32 Shane Costa, L OBP: 0.200, SLG: 0.200		1-3 G3		0-1 F8		3-2 1B		1-2 1B		2	2	1	1	2	0	0						
4 John Buck, R OBP: 0.297, SLG: 0.259		2-0 2B		1-3 K		0-1 P4		1-2 1B		4	1	1	0	1	1	2						
1 Tony Pena Jr., R OBP: 0.275, SLG: 0.321		1-0 G5-3		2-2 9 1B BB 1B		1-2 F7		1-2 1B		5	0	2	2	0	1	3						
Inning Stats	R: 0 E: 0 K: 2 S: 10	H: 1 LOB: 1 BB: 0 P: 15	R: 1 E: 0 K: 0 S: 8	H: 2 LOB: 1 BB: 0 P: 16	R: 0 E: 0 K: 0 S: 14	H: 0 LOB: 2 BB: 2 P: 26	R: 0 E: 0 K: 1 S: 8	H: 0 LOB: 0 BB: 0 P: 9	R: 3 E: 0 K: 0 S: 13	H: 3 LOB: 0 BB: 1 P: 26	R: 0 E: 0 K: 0 S: 11	H: 1 LOB: 1 BB: 0 P: 16	R: 1 E: 0 K: 0 S: 12	H: 2 LOB: 1 BB: 1 P: 20	R: 5 E: 0 K: 0 S: 16	H: 5 LOB: 3 BB: 3 P: 35		R: 1 E: 0 K: 1 S: 13	H: 1 LOB: 1 BB: 1 P: 21	1B: 11 2B: 3 3B: 0 HR: 1	SF: 1 SAC: 0 DP: 1 HBP: 0	WP: 1 PB: 0 CS: 0
PITCHER	IP	WLS	BF	H	R	ER	SO	BB	IBB	HBP	BLK	WP	HR	S	P	ERA	WHIP					
Javier Vazquez, R ERA: 3.86	6.0	L	27	7	4	4	3	3	0	0	0	1	1	64	108	6.00	1.667					
57 Boone Logan, L ERA: 5.0	1.0		6	3	2	2	0	1	0	0	0	0	0	13	22	18.00	4.000					
46 Nick Masset, R ERA: 6.61	0.2		7	3	3	3	0	3	0	0	0	0	0	10	27	40.50	9.000					
51 Andrew Sisco, L ERA: 4.09	1.1		7	2	2	2	1	1	0	0	0	0	0	18	27	13.50	2.250					
Batter	1	2	3	4	5	6	7	8	9	AB	R	H	RBI	BB	SO	LOB	BOTTOM					
38 Pablo Ozuna, R OBP: 0.241, SLG: 0.263	F9		G6-3		1-2 1B			G5-3		4	0	1	0	0	0	0	Kansas City Royals @ Chicago White Sox U.S. Cellular Field, Chicago, IL Sun May 13 2007, 2:05 PM EDT Att: 34,468 - Sunny - 59 F					
5 Juan Uribe, R OBP: 0.321, SLG: 0.447	K		23 2B 24 BB 1B		G1-3			K		4	1	1	0	0	2	1						
23 Jermaine Dye, R OBP: 0.277, SLG: 0.382	G6-3		24 BB 2B		F9			G5-3		4	0	1	0	0	0	0						
14 Paul Konerko, R OBP: 0.284, SLG: 0.333		G5-3		24 BB IBB		F7		P3		3	0	0	0	1	0	0						
24 Joe Crede, R OBP: 0.254, SLG: 0.295		K		1-2 BB		F8		K		2	0	0	1	1	1	0						
26 Andy González, R				1-2 BB				K		1	0	0	0	0	1	0						
Tadahito Iguchi, R OBP: 0.310, SLG: 0.330		F9		1-2 BB				31 G6-3 BB		2	0	0	0	1	1	3						
31 Ryan Sweeney, L OBP: 0.333, SLG: 0.438		K		F7		G6-3		G6-3		3	0	0	0	0	1	4						
30 Luis Terrero, R OBP: 0.375, SLG: 0.667		G3		G4-3		G5-3				3	0	0	0	0	0	0						
55 Gustavo Molina, R		L6		F7				K		3	0	0	0	0	1	0						
Inning Stats	R: 0 E: 0 K: 1 S: 9	H: 0 LOB: 0 BB: 0 P: 14	R: 0 E: 0 K: 1 S: 6	H: 0 LOB: 0 BB: 0 P: 9	R: 0 E: 0 K: 1 S: 7	H: 0 LOB: 0 BB: 0 P: 10	R: 1 E: 0 K: 1 S: 16	H: 2 LOB: 3 BB: 2 P: 33	R: 0 E: 0 K: 0 S: 8	H: 1 LOB: 1 BB: 0 P: 10	R: 0 E: 0 K: 0 S: 6	H: 0 LOB: 0 BB: 0 P: 7	R: 0 E: 0 K: 0 S: 5	H: 0 LOB: 0 BB: 1 P: 11	R: 0 E: 0 K: 2 S: 11	H: 0 LOB: 0 BB: 0 P: 14	R: 0 E: 0 K: 1 S: 10	H: 0 LOB: 0 BB: 0 P: 12	1B: 2 2B: 1 3B: 0 HR: 0	SF: 0 SAC: 0 DP: 1 HBP: 0	WP: 0 PB: 0 CS: 0	PA: 32
PITCHER	IP	WLS	BF	H	R	ER	SO	BB	IBB	HBP	BLK	WP	HR	S	P	ERA	WHIP					
36 Jorge De La Rosa, L ERA: 3.68	7.0	W	26	3	1	1	4	2	1	0	0	0	0	57	94	1.29	0.714					
David Riske, R ERA: 4.41	1.0		3	0	0	0	2	0	0	0	0	0	0	11	14	0.00	0.000					
57 Joel Peralta, R ERA: 5.32	1.0		3	0	0	0	1	0	0	0	0	0	0	10	12	0.00	0.000					

Batter	1	2	3	4	5	6	7	8	9	AB	R	H	RBI	BB	SO	LOB	TOP		
9 David DeJesus, L (1, 8) OBP: 0.362, SLG: 0.447										5	0	1	0	0	1	3			
15 Mark Grudzielanek, R (1, 4) OBP: 0.299, SLG: 0.375										5	0	1	0	0	1	1			
24 Mark Teahen, L (1, 9) OBP: 0.392, SLG: 0.450										3	0	1	0	1	1	0			
29 Mike Sweeney, R (1, 10) OBP: 0.318, SLG: 0.393										3	0	0	0	1	1	1			
32 Shane Costa, L (1, 7) OBP: 0.158, SLG: 0.158										4	0	0	0	0	3	4			
Esteban German, R (1, 5) OBP: 0.415, SLG: 0.494										3	0	1	0	1	0	3			
4 Alex Gordon, L (1, 3) OBP: 0.303, SLG: 0.261										3	1	1	0	1	0	1			
14 John Buck, R (1, 2) OBP: 0.394, SLG: 0.593										4	1	1	2	0	0	2			
1 Tony Pena Jr., R (1, 6) OBP: 0.275, SLG: 0.319										4	0	1	0	0	1	0			
Inning Stats	R: 0 H: 1 E: 0 K: 2 S: 12	H: 0 LOB: 3 BB: 2 P: 24	R: 0 H: 0 E: 0 K: 0 S: 4	H: 0 LOB: 0 BB: 0 P: 6	R: 0 H: 0 E: 0 K: 1 S: 10	H: 0 LOB: 1 BB: 1 P: 16	R: 0 H: 0 E: 0 K: 1 S: 6	H: 0 LOB: 0 BB: 0 P: 12	R: 0 H: 2 E: 0 K: 1 S: 8	H: 1 LOB: 3 BB: 1 P: 21	R: 0 H: 1 E: 0 K: 1 S: 12	H: 3 LOB: 1 BB: 0 P: 16	R: 2 H: 3 E: 0 K: 0 S: 17	H: 0 LOB: 1 BB: 0 P: 24	1B: 3 2B: 1 3B: 2 HR: 1	SF: 0 SAC: 0 DP: 0 HBP: 0	WP: 0 PB: 0 SB: 2 CS: 0	PA: 38	
PITCHER	IP WLS BF H R ER SO BB IBB HBP BLK WP HR S P ERA WHIP	IP WLS BF H R ER SO BB IBB HBP BLK WP HR S P ERA WHIP	IP WLS BF H R ER SO BB IBB HBP BLK WP HR S P ERA WHIP	IP WLS BF H R ER SO BB IBB HBP BLK WP HR S P ERA WHIP	IP WLS BF H R ER SO BB IBB HBP BLK WP HR S P ERA WHIP	IP WLS BF H R ER SO BB IBB HBP BLK WP HR S P ERA WHIP	IP WLS BF H R ER SO BB IBB HBP BLK WP HR S P ERA WHIP	IP WLS BF H R ER SO BB IBB HBP BLK WP HR S P ERA WHIP	IP WLS BF H R ER SO BB IBB HBP BLK WP HR S P ERA WHIP	IP WLS BF H R ER SO BB IBB HBP BLK WP HR S P ERA WHIP	IP WLS BF H R ER SO BB IBB HBP BLK WP HR S P ERA WHIP	IP WLS BF H R ER SO BB IBB HBP BLK WP HR S P ERA WHIP	IP WLS BF H R ER SO BB IBB HBP BLK WP HR S P ERA WHIP	IP WLS BF H R ER SO BB IBB HBP BLK WP HR S P ERA WHIP	IP WLS BF H R ER SO BB IBB HBP BLK WP HR S P ERA WHIP	IP WLS BF H R ER SO BB IBB HBP BLK WP HR S P ERA WHIP	IP WLS BF H R ER SO BB IBB HBP BLK WP HR S P ERA WHIP	IP WLS BF H R ER SO BB IBB HBP BLK WP HR S P ERA WHIP	IP WLS BF H R ER SO BB IBB HBP BLK WP HR S P ERA WHIP

Kansas City Royals @ Oakland Athletics
McAfee Coliseum, Oakland, CA
Mon May 14 2007, 10:05 PM EDT
Att: 12,477 - Clear - 56 F


AB 34
R 2
H 7
RBI 2
BB 4
SO 8
LOB 15



Batter	1	2	3	4	5	6	7	8	9	AB	R	H	RBI	BB	SO	LOB	BOTTOM		
6 Travis Buck, L (1, 7) OBP: 0.347, SLG: 0.452										4	0	1	0	1	2	2			
Nick Swisher, S (1, 9) OBP: 0.414, SLG: 0.519										3	0	1	0	1	0	1			
3 Eric Chavez, L (1, 5) OBP: 0.307, SLG: 0.438										4	0	1	0	0	1	4			
22 Milton Bradley, S (1, 8) OBP: 0.367, SLG: 0.431										4	0	1	0	0	2	4			
29 Dan Johnson, L (1, 3) OBP: 0.493, SLG: 0.661										4	0	1	0	0	1	3			
32 Jack Cust, L (1, 10) OBP: 0.444, SLG: 0.966										3	0	0	0	1	2	3			
7 Bobby Crosby, R (1, 6) OBP: 0.290, SLG: 0.403										3	1	2	0	1	0	0			
14 Mark Ellis, R (1, 4) OBP: 0.333, SLG: 0.345										4	0	1	0	0	0	4			
Jason Kendall, R (1, 2) Shannon Stewart, R (9, PH) OBP: 0.224, SLG: 0.190 OBP: 0.338, SLG: 0.348										3	0	0	0	0	0	2			
Inning Stats	R: 0 H: 1 E: 0 K: 1 S: 11	H: 0 LOB: 1 BB: 2 P: 14	R: 0 H: 0 E: 0 K: 0 S: 7	H: 0 LOB: 2 BB: 2 P: 19	R: 0 H: 1 E: 0 K: 1 S: 12	H: 1 LOB: 0 BB: 0 P: 19	R: 0 H: 1 E: 0 K: 1 S: 8	H: 1 LOB: 0 BB: 0 P: 12	R: 0 H: 2 E: 0 K: 2 S: 14	H: 1 LOB: 2 BB: 0 P: 25	R: 0 H: 1 E: 0 K: 0 S: 6	H: 0 LOB: 2 BB: 2 P: 18	R: 1 H: 2 E: 0 K: 2 S: 15	H: 2 LOB: 1 BB: 0 P: 23	1B: 8 2B: 1 3B: 1 HR: 0	SF: 0 SAC: 0 DP: 3 HBP: 0	WP: 1 PB: 0 SB: 1 CS: 0	PA: 37	
PITCHER	IP WLS BF H R ER SO BB IBB HBP BLK WP HR S P ERA WHIP	IP WLS BF H R ER SO BB IBB HBP BLK WP HR S P ERA WHIP	IP WLS BF H R ER SO BB IBB HBP BLK WP HR S P ERA WHIP	IP WLS BF H R ER SO BB IBB HBP BLK WP HR S P ERA WHIP	IP WLS BF H R ER SO BB IBB HBP BLK WP HR S P ERA WHIP	IP WLS BF H R ER SO BB IBB HBP BLK WP HR S P ERA WHIP	IP WLS BF H R ER SO BB IBB HBP BLK WP HR S P ERA WHIP	IP WLS BF H R ER SO BB IBB HBP BLK WP HR S P ERA WHIP	IP WLS BF H R ER SO BB IBB HBP BLK WP HR S P ERA WHIP	IP WLS BF H R ER SO BB IBB HBP BLK WP HR S P ERA WHIP	IP WLS BF H R ER SO BB IBB HBP BLK WP HR S P ERA WHIP	IP WLS BF H R ER SO BB IBB HBP BLK WP HR S P ERA WHIP	IP WLS BF H R ER SO BB IBB HBP BLK WP HR S P ERA WHIP	IP WLS BF H R ER SO BB IBB HBP BLK WP HR S P ERA WHIP	IP WLS BF H R ER SO BB IBB HBP BLK WP HR S P ERA WHIP	IP WLS BF H R ER SO BB IBB HBP BLK WP HR S P ERA WHIP	IP WLS BF H R ER SO BB IBB HBP BLK WP HR S P ERA WHIP	IP WLS BF H R ER SO BB IBB HBP BLK WP HR S P ERA WHIP	IP WLS BF H R ER SO BB IBB HBP BLK WP HR S P ERA WHIP

Kansas City Royals @ Oakland Athletics
McAfee Coliseum, Oakland, CA
Mon May 14 2007, 10:05 PM EDT
Att: 12,477 - Clear - 56 F

AB 33
R 1
H 9
RBI 1
BB 4
SO 8
LOB 23



Batter	1	2	3	4	5	6	7	8	9	AB	R	H	RBI	BB	SO	LOB	TOP					
Esteban German, R OBP: 0.404, SLG: 0.451										4	0	0	1	1	1	3	Kansas City Royals @ Oakland Athletics McAfee Coliseum, Oakland, CA Thu May 17 2007, 3:35 PM EDT Att: 21,037 - Sunny - 55 F					
9 David DeJesus, L OBP: 0.347, SLG: 0.431										5	1	1	0	0	0	2						
15 Mark Grudzielanek, R OBP: 0.290, SLG: 0.363										5	1	2	0	0	0	1						
24 Mark Teahen, L OBP: 0.398, SLG: 0.458										4	1	2	1	1	0	1						
29 Mike Sweeney, R OBP: 0.331, SLG: 0.395										3	2	2	1	2	0	0						
Emil Brown, R OBP: 0.276, SLG: 0.266										5	1	1	1	0	1	5						
43 Ryan Shealy, R OBP: 0.209, SLG: 0.230										4	0	1	0	0	2	1						
Paul Phillips, R OBP: 0.400, SLG: 0.500										3	1	1	2	1	0	1						
Angel Berroa, R OBP: 0.500, SLG: 0.333										3	0	1	0	0	0	1						
Inning Stats	R: 0 E: 0 K: 1 S: 10	H: 0 LOB: 0 BB: 0 P: 18	R: 2 E: 0 K: 0 S: 17	H: 3 LOB: 2 BB: 0 P: 28	R: 0 E: 0 K: 0 S: 7	H: 0 LOB: 0 BB: 0 P: 11	R: 0 E: 0 K: 0 S: 7	H: 0 LOB: 1 BB: 0 P: 10	R: 0 E: 0 K: 0 S: 8	H: 0 LOB: 1 BB: 0 P: 13	R: 3 E: 0 K: 1 S: 19	H: 4 LOB: 2 BB: 1 P: 25	R: 1 E: 0 K: 1 S: 12	H: 2 LOB: 1 BB: 1 P: 21	R: 1 E: 0 K: 1 S: 9	H: 1 LOB: 1 BB: 1 P: 20		R: 0 E: 0 K: 0 S: 5	H: 1 LOB: 1 BB: 2 P: 13	1B: 5 2B: 5 3B: 1 HR: 0	SF: 0 SAC: 0 DP: 0 HBP: 1	WP: 1 PB: 0 SB: 0 CS: 0
PITCHER	IP WLS BF H R ER SO BB IBB HBP BLK WP HR S P ERA WHIP	IP WLS BF H R ER SO BB IBB HBP BLK WP HR S P ERA WHIP	IP WLS BF H R ER SO BB IBB HBP BLK WP HR S P ERA WHIP	IP WLS BF H R ER SO BB IBB HBP BLK WP HR S P ERA WHIP	IP WLS BF H R ER SO BB IBB HBP BLK WP HR S P ERA WHIP	IP WLS BF H R ER SO BB IBB HBP BLK WP HR S P ERA WHIP	IP WLS BF H R ER SO BB IBB HBP BLK WP HR S P ERA WHIP	IP WLS BF H R ER SO BB IBB HBP BLK WP HR S P ERA WHIP	IP WLS BF H R ER SO BB IBB HBP BLK WP HR S P ERA WHIP	IP WLS BF H R ER SO BB IBB HBP BLK WP HR S P ERA WHIP	IP WLS BF H R ER SO BB IBB HBP BLK WP HR S P ERA WHIP	IP WLS BF H R ER SO BB IBB HBP BLK WP HR S P ERA WHIP	IP WLS BF H R ER SO BB IBB HBP BLK WP HR S P ERA WHIP	IP WLS BF H R ER SO BB IBB HBP BLK WP HR S P ERA WHIP	IP WLS BF H R ER SO BB IBB HBP BLK WP HR S P ERA WHIP	IP WLS BF H R ER SO BB IBB HBP BLK WP HR S P ERA WHIP						
61 Dallas Braden, L ERA: 6.41	5.1	L	24	6	5	5	1	0	1	0	0	1	0	61	95	8.44	1.312					
62 Connor Robertson, R ERA: 5.4	1.2		9	3	1	1	2	0	1	0	0	0	0	19	31	5.40	1.800					
25 Lenny DiNardo, L ERA: 2.7	1.0		5	1	1	1	1	1	0	0	0	0	0	9	20	9.00	2.000					
Jay Witasick, R ERA: 3.65	1.0		4	1	0	0	0	2	0	0	0	0	0	5	13	0.00	3.000					

AB	36
R	7
H	11
RBI	6
BB	5
SO	4
LOB	15



AB	31
R	4
H	9
RBI	4
BB	4
SO	4
LOB	14



Batter	1	2	3	4	5	6	7	8	9	AB	R	H	RBI	BB	SO	LOB	TOP			
9 David DeJesus, L (1, 8) OBP: 0.342, SLG: 0.421	1-1 G4-3		1-0 F8		2-1 G6-3			0-1 15 G4-6-3 1B		4	0	1	0	0	0	0	Kansas City Royals @ Colorado Rockies Coors Field, Denver, CO Sat May 19 2007, 6:05 PM MDT Att: 24,017 - Cloudy - 73 F			
15 Mark Grudzielanek, R (1, 4) OBP: 0.293, SLG: 0.351	4-2 24 E BB		2-2 F9		1-0 L8			0-0 G4-6-3		3	1	0	0	1	0	1				
24 Mark Teahen, L (1, 9) OBP: 0.394, SLG: 0.450	2-2 E8 1-H 1B		2-1 F8		0-0 G4-3			1-2 4 S HR 1B		4	1	2	0	0	0	0				
Emil Brown, R (1, 7) OBP: 0.289, SLG: 0.311	3-2 G1-3			0-0 P3		2-2 4 L-3 1B		0-1 L8		4	0	1	0	0	0	2				
4 Alex Gordon, L (1, 5) OBP: 0.289, SLG: 0.250	0-3 K			0-2 14 S 1B		0-0 L3		1-0 L4		4	0	1	0	0	1	3				
14 John Buck, R (1, 2) OBP: 0.391, SLG: 0.585		1-3 K		4-1 1-2 BB		1-0 G5-3		4-2 43 HR BB		2	1	0	0	2	1	0				
43 Ryan Shealy, R (1, 3) OBP: 0.250, SLG: 0.308		1-2 1B		0-3 K		0-2 1 G5-4-3 1B		2-2 1-H 2-H HR		4	1	3	3	0	1	2				
1 Tony Pena Jr., R (1, 6) OBP: 0.274, SLG: 0.327 Esteban German, R (9, PH) OBP: 0.402, SLG: 0.457		1-2 F9		0-0 F9		0-1 G5-4-3		1-2 G4-3		3	0	0	0	0	0	4				
55 Gil Meche, R (1, 1) 57 Joel Peralta, R (8, PH) Angel Berroa, R (8, PH) Jason Standridge, R (8, 1)		1-0 G6-3		0-3 K				1-3 K		2	0	0	0	0	1	1				
Inning Stats	R: 1 E: 1 K: 1 S: 15	H: 1 LOB: 1 BB: 1 P: 25	R: 0 E: 0 K: 1 S: 10	H: 1 LOB: 1 BB: 0 P: 14	R: 0 E: 0 K: 0 S: 6	H: 0 LOB: 0 BB: 0 P: 11	R: 0 E: 0 K: 1 S: 9	H: 1 LOB: 2 BB: 1 P: 13	R: 0 E: 0 K: 0 S: 6	H: 1 LOB: 0 BB: 0 P: 7	R: 0 E: 0 K: 0 S: 6	H: 1 LOB: 0 BB: 0 P: 7	R: 0 E: 0 K: 1 S: 7	H: 1 LOB: 0 BB: 0 P: 8	R: 3 E: 0 K: 0 S: 18	H: 2 LOB: 0 BB: 1 P: 27		1B: 7 2B: 1 3B: 0 HR: 1	SF: 0 SAC: 0 DP: 3 HBP: 0	WP: 0 PB: 0 SB: 2 CS: 0
PITCHER	IP WLS BF H R ER SO BB IBB HBP BLK WP HR S P ERA WHIP																			
35 Taylor Buchholz, R (1, 1) ERA: 5.94	7.0 W 26 5 1 0 0 4 2 0 0 0 0 0 0 57 86 0.00 1.000																			
Jeremy Affeldt, L (8, 1) ERA: 3.73	1.0 3 1 0 0 1 0 0 0 0 0 0 0 7 8 0.00 1.000																			
61 Ramon E Ramirez, R (9, 1) ERA: 3.68	0.2 5 2 3 3 0 1 0 0 0 0 0 1 15 23 40.50 4.500																			
40 Brian Fuentes, L (9, 1) ERA: 2.33	0.1 S 1 0 0 0 0 0 0 0 0 0 0 0 0 3 4 0.00 0.000																			

Batter	1	2	3	4	5	6	7	8	9	AB	R	H	RBI	BB	SO	LOB	BOTTOM			
3 Willy Taveras, R (1, 8) OBP: 0.373, SLG: 0.330	3-3 K		0-0 SAFE 1-3 1B		3-1 F8	0-1 F9				4	0	1	0	0	1	2	Kansas City Royals @ Colorado Rockies Coors Field, Denver, CO Sat May 19 2007, 6:05 PM MDT Att: 24,017 - Cloudy - 73 F			
2 Troy Tulowitzki, R (1, 6) OBP: 0.333, SLG: 0.356	2-2 G4-3		1-3 K		0-0 G3-1		1-1 P6			4	0	0	0	0	1	2				
5 Matt Holliday, R (1, 7) OBP: 0.388, SLG: 0.610	0-0 G6-3			1-0 G5-3		0-0 27 HR 2B	0-1 L7			4	1	1	0	0	0	0				
17 Todd Helton, L (1, 3) OBP: 0.466, SLG: 0.534		1-2 G5-3		3-2 11 HR 1B		4-2 27 HR BB	2-0 HR			3	3	2	1	1	0	0				
27 Garrett Atkins, R (1, 5) OBP: 0.324, SLG: 0.367		2-2 G6-3		3-2 P3		2-2 1-H 2-H HR	0-1 F8			4	1	1	3	0	0	1				
11 Brad Hawpe, L (1, 9) OBP: 0.374, SLG: 0.436		2-2 G4-3		3-2 1-H HR		1-2 20 G5-3 1B		1-2 G3		4	1	2	2	0	0	0				
20 Chris Iannetta, R (1, 2) OBP: 0.349, SLG: 0.318			1-1 P4	0-1 1B		2-2 G5-3		3-2 K		4	0	1	0	0	1	1				
6 Omar Quintanilla, L (1, 4) OBP: 0.293, SLG: 0.308			1-0 3 1B	1-0 G4-3		2-3 K		2-3 K		4	0	1	0	0	2	2				
35 Taylor Buchholz, R (1, 1) ERA: 2.44 Jeremy Affeldt, L (8, 1) 61 Ramon E Ramirez, R (9, 1) 40 Brian Fuentes, L (9, 1)			1-3 K		2-1 F9		4-2 BB			2	0	0	0	1	1	1				
Inning Stats	R: 0 E: 0 K: 1 S: 7	H: 0 LOB: 0 BB: 0 P: 12	R: 0 E: 0 K: 0 S: 11	H: 0 LOB: 0 BB: 0 P: 16	R: 0 E: 0 K: 2 S: 10	H: 2 LOB: 2 BB: 0 P: 14	R: 2 E: 0 K: 0 S: 15	H: 3 LOB: 1 BB: 0 P: 26	R: 0 E: 0 K: 0 S: 5	H: 0 LOB: 0 BB: 0 P: 10	R: 3 E: 0 K: 1 S: 24	H: 3 LOB: 2 BB: 2 P: 39	R: 1 E: 0 K: 0 S: 7	H: 1 LOB: 0 BB: 0 P: 10	R: 0 E: 0 K: 2 S: 12	H: 0 LOB: 0 BB: 0 P: 18		1B: 5 2B: 1 3B: 0 HR: 3	SF: 0 SAC: 0 DP: 0 HBP: 0	WP: 0 PB: 0 SB: 0 CS: 0
PITCHER	IP WLS BF H R ER SO BB IBB HBP BLK WP HR S P ERA WHIP																			
55 Gil Meche, R (1, 1) ERA: 2.44	5.0 L 24 8 5 5 3 1 0 0 0 0 0 1 19 30 4.50 1.800																			
57 Joel Peralta, R (8, 1) ERA: 5.19	2.0 8 1 1 1 1 1 0 0 0 0 0 1 19 30 4.50 1.800																			
Jason Standridge, R (8, 1) ERA: 9.22	1.0 3 0 0 0 0 2 0 0 0 0 0 0 12 18 0.00 0.000																			

AB	32
R	4
H	8
RBI	3
BB	3
SO	5
LOB	13



Batter	1	2	3	4	5	6	7	8	9	AB	R	H	RBI	BB	SO	LOB	TOP								
24 Grady Sizemore, L (1, 8) OBP: 0.388, SLG: 0.446	0-1 P6		0-0 G3 F8 1B		3-1 G4-6-3		0-3 K			4	0	1	0	0	1	4	Cleveland Indians @ Kansas City Royals Kauffman Stadium, Kansas City, MO Tue May 22 2007, 7:10 PM CDT Att: 19,776 - Cloudy - 74 F								
Jason Michaels, R (1, 7) OBP: 0.306, SLG: 0.400	3-3 K		2-1 F8		1-2 G4-6-3 2B		3-2 G3			3	0	1	1	0	1	1									
20 David Dellucci, L (7, PH) OBP: 0.288, SLG: 0.333			1-2		3-H		2-3			1	0	0	0	0	0	2									
48 Travis Hafner, L (1, 10) OBP: 0.440, SLG: 0.473	4-2 41 HR		3-2 G3		3-2 F7			2-2 G6-4-3 1B		3	1	1	0	1	0	2									
41 Victor Martinez, S (1, 2) OBP: 0.400, SLG: 0.507	1-0 1-H		0-1 P6			0-2 G5-3		0-2 L6		4	1	1	2	0	0	2									
2 Jhonny Peralta, R (1, 6) OBP: 0.353, SLG: 0.520	1-2 G4-3			2-1 F7		1-1 G6-3		1-2 G6-4-3		4	0	0	0	0	0	1									
25 Ryan Garko, R (1, 3) OBP: 0.386, SLG: 0.504		0-2		3-3 K		3-3 K			1-3 K	4	0	1	0	0	3	0									
Trot Nixon, L (1, 9) OBP: 0.366, SLG: 0.390		0-3		2-3 K			2-1 20 WP		0-2 G4-3	4	0	1	0	0	2	1									
29 Josh Barfield, R (1, 4) OBP: 0.253, SLG: 0.315		3-3		2-2 K		2-2 24 G4-6-3 30 1B 2B		2-2 K	2-2 F8	4	1	1	0	0	2	2									
30 Andy Marte, R (1, 5) Casey Blake, R (7, PH) OBP: 0.344, SLG: 0.423	2-0 F7		0-2	0-2		0-2	4-0			2	0	1	0	0	0	1									
										0	0	0	0	1	0	0									
Inning Stats	R: 2 E: 0 K: 1 S: 14	H: 1 LOB: 0 BB: 1 P: 23	R: 0 E: 0 K: 2 S: 11	H: 1 LOB: 1 BB: 0 P: 16	R: 0 E: 0 K: 0 S: 8	H: 1 LOB: 1 BB: 0 P: 13	R: 0 E: 0 K: 2 S: 8	H: 0 LOB: 0 BB: 0 P: 15	R: 1 E: 0 K: 0 S: 14	H: 3 LOB: 1 BB: 0 P: 23	R: 0 E: 0 K: 1 S: 9	H: 0 LOB: 0 BB: 0 P: 13	R: 0 E: 0 K: 2 S: 12	H: 1 LOB: 2 BB: 1 P: 23	R: 0 E: 0 K: 0 S: 9	H: 1 LOB: 0 BB: 0 P: 12	R: 0 E: 0 K: 1 S: 9	H: 0 LOB: 0 BB: 0 P: 12	1B: 5 2B: 2 3B: 0 HR: 1	SF: 0 SAC: 0 DP: 2 HBP: 0	WP: 1 PB: 0 SB: 0 CS: 0	PA: 35			
PITCHER	IP WLS BF H R ER SO BB IBB HBP BLK WP HR S P ERA WHIP																								
45 Odalis Perez, L (1, 1) ERA: 5.2	6.0	25	7	3	3	6	1	0	0	0	0	0	0	0	1	66	107	4.50	1.333						
David Riske, R (7, 1) ERA: 3.5	0.1	2	0	0	0	1	1	0	0	0	0	0	0	0	0	3	9	0.00	3.000						
41 Jimmy Gobble, L (7, 1) ERA: 2.55	0.1	1	0	0	0	1	0	0	0	0	0	0	0	0	0	3	3	0.00	0.000						
23 Zack Greinke, R (7, 1) ERA: 4.7	1.1	W	4	1	0	0	0	0	0	0	1	0	13	19	0.00	0.750									
48 Joakim Soria, R (9, 1) ERA: 3.57	1.0	S	3	0	0	0	1	0	0	0	0	0	9	12	0.00	0.000									

Batter	1	2	3	4	5	6	7	8	9	AB	R	H	RBI	BB	SO	LOB	BOTTOM					
9 David DeJesus, L (1, 8) OBP: 0.352, SLG: 0.421	0-1 G4-3		0-0 G6-4-3			0-2 G4-6-3 24 29 HR 2B				3	1	1	0	1	0	1	Cleveland Indians @ Kansas City Royals Kauffman Stadium, Kansas City, MO Tue May 22 2007, 7:10 PM CDT Att: 19,776 - Cloudy - 74 F					
15 Mark Grudzielanek, R (1, 4) OBP: 0.297, SLG: 0.359	0-0 G4-3			2-1 G5-3		4-1 G4-6-3 24 BB		1-0 P5		3	0	0	0	1	0	3						
24 Mark Teahen, L (1, 9) OBP: 0.403, SLG: 0.463	1-2 L6			2-2 G6-4-3 29 1B		0-0 G4-6-3		4-0		3	0	1	1	1	0	2						
29 Mike Sweeney, R (1, 10) OBP: 0.333, SLG: 0.424		0-1 F7		1-0 G6-4-3		0-2 G4-6-3		1-2 2-3 3-H		4	1	1	2	0	0	4						
32 Shane Costa, L (1, 7) OBP: 0.200, SLG: 0.200		0-1 G5-3			1-1 G1-6-3		0-1	1-2 F9		4	0	1	0	0	0	0						
4 Alex Gordon, L (1, 5) OBP: 0.302, SLG: 0.283		3-2			3-2 43 1B		0-0 L9		0-1 F7	4	1	2	0	0	0	1						
43 Ryan Shealy, R (1, 3) OBP: 0.280, SLG: 0.338		1-0 G5-3			2-2 G5-3 14 1B		1-3 K		2-1 F9	4	0	1	0	0	1	1						
14 John Buck, R (1, 2) OBP: 0.398, SLG: 0.588			1-0 G5-3		1-1		0-1 2B 24 BB 1B			3	1	2	1	0	0	0						
1 Tony Pena Jr., R (1, 6) OBP: 0.279, SLG: 0.335			0-1 G5-3		1-0 G5-3		0-0 24 BB 1B			3	0	2	0	0	0	2						
										1B: 7 2B: 3 3B: 0 HR: 1	SF: 0 SAC: 0 DP: 4 HBP: 0	WP: 0 PB: 0 SB: 0 CS: 0	PA: 34									
PITCHER	IP WLS BF H R ER SO BB IBB HBP BLK WP HR S P ERA WHIP																					
55 Roberto Hernandez, R (1, 1) ERA: 2.77	0.2	L	5	2	1	1	1	0	1	0	0	0	7	13	13.50	3.000						
40 Tom Mastny, R (7, 1) ERA: 3.1	0.0		1	0	0	0	0	1	0	0	0	0	0	4								
46 Aaron Fultz, L (7, 1) ERA: 1.98	1.1		4	0	0	0	0	0	0	0	0	10	14	0.00	0.000							
63 Rafael Betancourt, R (7, 1) ERA: 2.0																						



Batter	1	2	3	4	5	6	7	8	9	AB	R	H	RBI	BB	SO	LOB	TOP					
51 Ichiro Suzuki, L (1, 8) OBP: 0.390, SLG: 0.457	F7		G4-6-3		G1-3		F7		HR	5	1	1	1	0	0	2	Seattle Mariners @ Kansas City Royals Kauffman Stadium, Kansas City, MO Sat May 26 2007, 6:10 PM CDT Att: 21,138 - Partly Cloudy - 73 F livebaseballscorecards.com					
Jose Vidro, S (1, 10) OBP: 0.365, SLG: 0.385	G4-3			G3	F9		F7		HR	4	1	0	0	1	0	1						
Raul Ibanez, L (1, 7) OBP: 0.331, SLG: 0.397	G3			1B 2 HR	BB				SF9	3	1	2	1	1	0	0						
Richie Sexson, R (1, 3) 16 Willie Bloomquist, R (9, 3) OBP: 0.288, SLG: 0.370 OBP: 0.231, SLG: 0.171	G6-3			2 HR 1B	BB				HR	4	2	1	3	1	0	2						
Ben Broussard, L (1, 9) Jason Ellison, R (8, 9) OBP: 0.354, SLG: 0.543 OBP: 0.263, SLG: 0.222	G4-3			2 HR 1B			F7		G6-3	4	1	1	0	0	1	1						
2 Kenji Johjima, R (1, 2) OBP: 0.320, SLG: 0.551	1B			HR			G6-3			4	1	2	4	0	0	1						
29 Adrián Beltré, R (1, 5) OBP: 0.305, SLG: 0.422	P2			1B			G5-3			4	1	2	0	0	0	1						
7 Yuniesky Betancourt, R (1, 6) OBP: 0.308, SLG: 0.431			F8		F9		1B		51 1B 2B	4	1	2	0	0	0	1						
4 Jose Lopez, R (1, 4) OBP: 0.297, SLG: 0.429			51 G4-6-3 1B		P6		P2		P5	4	0	1	0	0	0	4						
Inning Stats	R: 0 E: 0 K: 0 S: 13	H: 0 LOB: 0 BB: 0 P: 20	R: 0 E: 0 K: 0 S: 8	H: 1 LOB: 1 BB: 0 P: 11	R: 0 E: 0 K: 0 S: 10	H: 1 LOB: 0 BB: 0 P: 14	R: 4 E: 0 K: 0 S: 17	H: 4 LOB: 1 BB: 1 P: 25	R: 0 E: 0 K: 0 S: 5	H: 0 LOB: 1 BB: 0 P: 5	R: 0 E: 0 K: 0 S: 8	H: 1 LOB: 1 BB: 0 P: 11	R: 0 E: 0 K: 1 S: 11	H: 1 LOB: 0 BB: 0 P: 17	R: 5 E: 0 K: 0 S: 19	H: 4 LOB: 0 BB: 1 P: 29		1B: 7 2B: 3 3B: 0 HR: 2	SF: 1 SAC: 0 DP: 1 HBP: 0	WP: 0 PB: 0 SB: 0 CS: 0	PA: 41	
PITCHER	IP	WLS	BF	H	R	ER	SO	BB	IBB	HBP	BLK	WP	HR	S	P	ERA		WHIP				
19 Brian Bannister, R (1, 1) ERA: 4.54	7.0	L	30	8	4	4	0	2	0	0	0	0	1	72	106	5.14		1.429				
47 Ryan Braun, R (8, 1) ERA: 7.94	2.0		11	4	5	5	1	1	0	0	0	0	1	28	43	22.50	2.500					

Batter	1	2	3	4	5	6	7	8	9	AB	R	H	RBI	BB	SO	LOB	BOTTOM						
9 David DeJesus, L (1, 8) OBP: 0.345, SLG: 0.404	K		K		P6			K		4	0	0	0	0	3	3	Seattle Mariners @ Kansas City Royals Kauffman Stadium, Kansas City, MO Sat May 26 2007, 6:10 PM CDT Att: 21,138 - Partly Cloudy - 73 F livebaseballscorecards.com						
15 Mark Grudzielanek, R (1, 4) OBP: 0.319, SLG: 0.369	24 FC4-6 1B		E6				1B	F9		4	0	2	0	0	0	1							
24 Mark Teahen, L (1, 9) OBP: 0.391, SLG: 0.437	FC4-6		G3				L7	K		4	0	0	0	0	1	4							
29 Mike Sweeney, R (1, 10) OBP: 0.323, SLG: 0.425	F8				F8		P5		L8	4	0	0	0	0	0	2							
4 Alex Gordon, L (1, 5) OBP: 0.308, SLG: 0.304			F8		K		G4-3		43 FC5-4 BB	3	0	0	0	1	1	1							
43 Ryan Shealy, R (1, 3) OBP: 0.285, SLG: 0.315			K		L7			K		4	0	0	0	0	2	1							
32 Shane Costa, L (1, 7) OBP: 0.206, SLG: 0.265			F9				K	G5-3		4	0	0	0	0	2	1							
Jason LaRue, R (1, 2) OBP: 0.145, SLG: 0.216			G4-3		K			L7		3	0	0	0	0	1	0							
1 Tony Pena Jr., R (1, 6) OBP: 0.294, SLG: 0.343			E5							3	1	3	0	0	0	0							
Inning Stats	R: 0 E: 0 K: 1 S: 9	H: 1 LOB: 1 BB: 0 P: 12	R: 0 E: 0 K: 1 S: 7	H: 0 LOB: 0 BB: 0 P: 9	R: 1 E: 2 K: 1 S: 12	H: 1 LOB: 1 BB: 0 P: 17	R: 0 E: 0 K: 1 S: 10	H: 0 LOB: 0 BB: 0 P: 14	R: 0 E: 0 K: 2 S: 16	H: 1 LOB: 1 BB: 0 P: 20	R: 0 E: 0 K: 0 S: 9	H: 1 LOB: 1 BB: 0 P: 13	R: 0 E: 0 K: 1 S: 8	H: 0 LOB: 0 BB: 0 P: 9	R: 0 E: 0 K: 2 S: 12	H: 1 LOB: 0 BB: 0 P: 16		R: 0 E: 0 K: 1 S: 9	H: 0 LOB: 1 BB: 1 P: 18	1B: 5 2B: 0 3B: 0 HR: 0	SF: 0 SAC: 0 DP: 0 HBP: 0	WP: 0 PB: 0 SB: 0 CS: 0	PA: 34
PITCHER	IP	WLS	BF	H	R	ER	SO	BB	IBB	HBP	BLK	WP	HR	S	P	ERA		WHIP					
58 Cha Seung Baek, R (1, 1) ERA: 4.6	7.0		27	5	1	0	7	0	0	0	0	0	0	3	4	0.00		0.714					
George Sherrill, L (8, 1) ERA: 1.78	0.1	H	1	0	0	0	1	0	0	0	0	0	0	3	4	0.00	0.000						
35 Brandon Morrow, R (8, 1) ERA: 1.96	0.2	H	2	0	0	0	1	0	0	0	0	0	0	6	8	0.00	0.000						
20 J.J. Putz, R (9, 1) ERA: 1.31	1.0		4	0	0	0	1	1	0	0	0	0	0	9	18	0.00	1.000						

Batter	1	2	3	4	5	6	7	8	9	AB	R	H	RBI	BB	SO	LOB	TOP
1 Brian Roberts, S (1.4) OBP: 0.406, SLG: 0.421	F9		G6-3						F8	5	0	2	0	0	0	0	
21 Nick Markakis, L (1.9) OBP: 0.319, SLG: 0.435	K		F7						G4-3	5	0	0	1	0	1	4	
10 Miguel Tejada, R (1.6) OBP: 0.388, SLG: 0.431	F8									5	1	2	0	0	0	2	
17 Aubrey Huff, L (1.10) OBP: 0.281, SLG: 0.370		G6-3							F7	5	0	1	1	0	0	1	
Jay Payton, R (1.7) OBP: 0.336, SLG: 0.386		G4-3								3	0	0	0	1	0	0	
Kevin Millar, R (1.3) OBP: 0.386, SLG: 0.446										3	2	1	1	1	1	2	
6 Melvin Mora, R (1.5) OBP: 0.313, SLG: 0.421										4	2	2	0	0	1	0	
55 Ramon Hernandez, R (1.2) OBP: 0.363, SLG: 0.379										3	1	2	2	1	0	0	
Corey Patterson, L (1.8) OBP: 0.287, SLG: 0.313										4	0	1	0	0	1	2	
Inning Stats	R: 0 H: 0 E: 0 K: 1 S: 6	H: 0 R: 2 ER: 0 SO: 10	H: 3 R: 0 ER: 0 SO: 14	H: 2 R: 1 ER: 0 SO: 15	H: 2 R: 0 ER: 0 SO: 11	H: 0 R: 0 ER: 0 SO: 8	H: 3 R: 1 ER: 1 SO: 22	H: 0 R: 0 ER: 0 SO: 7	H: 0 R: 0 ER: 0 SO: 9	H: 1 R: 0 ER: 0 SO: 7	1B: 6 2B: 4 3B: 0 HR: 1	SF: 0 SAC: 0 DP: 2 HBP: 0	WP: 0 PA: 40 PB: 0 SB: 0 CS: 0				
PITCHER	IP WLS BF H R ER SO BB IBB HBP BLK WP HR S P ERA WHIP																
36 Jorge De La Rosa, L (1.1) ERA: 4.97	5.0 L 25 8 5 5 2 3 0 0 0 0 0 1 58 93 9.00 2.200																
41 Jimmy Gobble, L (6.1) ERA: 2.21	1.0 5 2 1 0 1 0 0 0 0 0 0 0 14 19 0.00 2.000																
David Risko, R (7.1) ERA: 3.04	1.0 3 0 0 0 0 0 0 0 0 0 0 0 7 7 0.00 0.000																
23 Zack Greinke, R (8.1) ERA: 5.01	1.0 3 0 0 0 1 0 0 0 0 0 0 0 9 14 0.00 0.000																
Oclavio Dotel, R (9.1) ERA: 5.4	1.0 4 1 0 0 0 0 0 0 0 0 0 0 7 14 0.00 1.000																

Baltimore Orioles @ Kansas City Royals
Kauffman Stadium, Kansas City, MO

Tue May 29 2007, 7:10 PM CDT
Att: 13,556 - Cloudy - 69 F

AB 37
R 6
H 11
RBI 5
BB 3
SO 4
LOB 11



Batter	1	2	3	4	5	6	7	8	9	AB	R	H	RBI	BB	SO	LOB	BOTTOM
32 Shane Costa, L (1.7) OBP: 0.184, SLG: 0.243	K		SF7						K	3	0	0	1	0	2	0	
15 Mark Grudzielanek, R (1.4) OBP: 0.320, SLG: 0.399	G6-3		F8						F9	4	0	0	0	0	0	0	
24 Mark Teahen, L (1.9) OBP: 0.379, SLG: 0.435										4	1	1	1	0	1	0	
29 Mike Sweeney, R (1.10) OBP: 0.310, SLG: 0.405	F9									3	0	0	0	0	1	0	
9 David DeJesus, L (1.8) OBP: 0.337, SLG: 0.390										3	0	0	0	0	0	0	
14 John Buck, R (1.2) OBP: 0.372, SLG: 0.553										2	0	0	0	1	0	0	
4 Alex Gordon, L (1.5) OBP: 0.301, SLG: 0.298										3	0	0	0	0	1	1	
43 Ryan Shealy, R (1.3) OBP: 0.290, SLG: 0.337										3	1	2	0	0	0	0	
Angel Berroa, R (1.6) OBP: 0.167, SLG: 0.091										3	0	0	0	0	1	3	
Inning Stats	R: 1 H: 1 E: 0 K: 1 S: 10	H: 0 R: 0 ER: 0 SO: 8	H: 0 R: 1 ER: 0 SO: 14	H: 1 R: 0 ER: 0 SO: 11	H: 0 R: 0 ER: 0 SO: 7	H: 1 R: 0 ER: 0 SO: 8	H: 0 R: 0 ER: 0 SO: 7	H: 0 R: 0 ER: 0 SO: 11	H: 0 R: 0 ER: 0 SO: 10	H: 0 R: 0 ER: 0 SO: 17	1B: 2 2B: 0 3B: 0 HR: 1	SF: 1 SAC: 0 DP: 1 HBP: 0	WP: 0 PA: 30 PB: 0 SB: 0 CS: 0				
PITCHER	IP WLS BF H R ER SO BB IBB HBP BLK WP HR S P ERA WHIP																
46 Jeremy Guthrie, R (1.1) ERA: 3.02	7.0 W 24 3 2 2 3 1 0 0 0 0 0 0 10 17 0.00 0.571																
Chad Bradford, R (8.1) ERA: 2.45	1.0 3 0 0 0 1 0 0 0 0 0 0 0 10 17 0.00 0.000																
37 Chris Ray, R (9.1) ERA: 3.65	1.0 3 0 0 0 2 0 0 0 0 0 0 0 10 14 0.00 0.000																

Baltimore Orioles @ Kansas City Royals
Kauffman Stadium, Kansas City, MO

Tue May 29 2007, 7:10 PM CDT
Att: 13,556 - Cloudy - 69 F

AB 28
R 2
H 3
RBI 2
BB 1
SO 6
LOB 4



Batter	1	2	3	4	5	6	7	8	9	AB	R	H	RBI	BB	SO	LOB	TOP										
Esteban German, R (1, 7) OBP: 0.375, SLG: 0.410 9 David DeJesus, L (7, 8) OBP: 0.335, SLG: 0.383	G6-3	1-0							K	4	0	1	1	0	0	0	Kansas City Royals @ Tampa Bay Devil Rays Tropicana Field, St. Petersburg, FL Fri Jun 01 2007, 7:10 PM EDT Att: 12,032 - Dome - 72 F livebaseballscorecards.com										
15 Mark Grudzielanek, R (1, 4) OBP: 0.316, SLG: 0.365	G6-3	G6-3							K	5	0	1	0	0	1	2											
24 Mark Teahen, L (1, 8) OBP: 0.376, SLG: 0.430	K2-3									4	1	1	0	0	1	1											
29 Mike Sweeney, R (1, 10) OBP: 0.307, SLG: 0.410										4	1	2	0	0	0	2											
Emil Brown, R (1, 9) OBP: 0.271, SLG: 0.289										3	1	2	1	1	0	1											
43 Ryan Shealy, R (1, 3) OBP: 0.289, SLG: 0.327										4	0	1	0	0	3	3											
4 Alex Gordon, L (1, 5) OBP: 0.300, SLG: 0.292										3	0	0	0	1	2	2											
1 Tony Pena Jr., R (1, 6) OBP: 0.295, SLG: 0.351										4	1	1	1	0	2	3											
Jason LaRue, R (1, 2) OBP: 0.177, SLG: 0.246										4	0	1	0	0	1	0											
Inning Stats	R: 0 E: 0 K: 1 S: 8	H: 0 LOB: 0 BB: 0 P: 14	R: 3 E: 1 K: 2 S: 21	H: 4 LOB: 2 BB: 1 P: 33	R: 0 E: 0 K: 1 S: 9	H: 1 LOB: 1 BB: 0 P: 10	R: 0 E: 0 K: 1 S: 6	H: 0 LOB: 0 BB: 0 P: 9	R: 0 E: 0 K: 0 S: 8	H: 2 LOB: 1 BB: 0 P: 16	R: 0 E: 0 K: 1 S: 7	H: 0 LOB: 0 BB: 0 P: 10	R: 1 E: 0 K: 2 S: 22	H: 2 LOB: 2 BB: 1 P: 33	R: 0 E: 0 K: 2 S: 9	H: 0 LOB: 0 BB: 0 P: 14	1B: 7 2B: 2 3B: 1 HR: 0	SF: 0 SAC: 0 DP: 0 HBP: 0	WP: 2 PB: 0 SB: 1 CS: 0	PA: 38							
PITCHER	IP	WLS	BF	H	R	ER	SO	BB	IBB	HBP	BLK	WP	HR	S	P	ERA	WHIP										
19 Scott Kazmir, L (1, 1) ERA: 3.95	7.0	L	29	8	3	3	7	1	0	0	0	1	0	71	105	3.86	1.286										
Brian Stokes, R (8, 1) ERA: 6.94	0.1		3	2	1	1	0	0	0	0	0	1	0	15	19	27.00	6.000										
22 Shawn Camp, R (8, 1) ERA: 5.14	0.2		3	0	0	0	2	0	1	0	0	0	0	7	14	0.00	0.000										
Casey Fossum, L (9, 1) ERA: 7.74	1.0		3	0	0	0	2	0	0	0	0	0	0	9	14	0.00	0.000										

Batter	1	2	3	4	5	6	7	8	9	AB	R	H	RBI	BB	SO	LOB	BOTTOM										
35 Elijah Dukes, R (1, 8) OBP: 0.339, SLG: 0.461	G3									4	0	0	0	0	0	2	Kansas City Royals @ Tampa Bay Devil Rays Tropicana Field, St. Petersburg, FL Fri Jun 01 2007, 7:10 PM EDT Att: 12,032 - Dome - 72 F livebaseballscorecards.com										
2 B.J. Upton, R (1, 4) OBP: 0.395, SLG: 0.538	F8									4	0	0	0	0	2	2											
13 Carl Crawford, L (1, 7) OBP: 0.361, SLG: 0.485	G4-3									4	0	0	0	0	1	2											
Greg Norton, S (1, 10) OBP: 0.407, SLG: 0.350										3	1	1	1	0	1	0											
23 Carlos Pena, L (1, 3) OBP: 0.357, SLG: 0.577										3	0	0	0	0	1	0											
Delmon Young, R (1, 9) OBP: 0.292, SLG: 0.388										3	0	0	0	0	1	0											
1 Akinori Iwamura, L (1, 5) OBP: 0.482, SLG: 0.507										3	0	1	0	0	0	0											
32 Shawn Riggans, R (1, 2) OBP: 0.100, SLG: 0.100 30 Dioner Navarro, S (9, PH) OBP: 0.246, SLG: 0.266										2	0	0	0	0	0	1											
Brendan Harris, R (1, 6) OBP: 0.360, SLG: 0.411										2	0	0	0	1	1	1											
Inning Stats	R: 0 E: 0 K: 0 S: 8	H: 0 LOB: 0 BB: 0 P: 12	R: 0 E: 0 K: 3 S: 9	H: 0 LOB: 0 BB: 0 P: 11	R: 0 E: 0 K: 0 S: 4	H: 1 LOB: 0 BB: 0 P: 9	R: 0 E: 0 K: 2 S: 11	H: 0 LOB: 0 BB: 0 P: 16	R: 1 E: 0 K: 0 S: 8	H: 1 LOB: 0 BB: 0 P: 14	R: 0 E: 0 K: 1 S: 8	H: 0 LOB: 0 BB: 0 P: 10	R: 0 E: 0 K: 0 S: 10	H: 0 LOB: 0 BB: 0 P: 18	R: 0 E: 0 K: 0 S: 12	H: 0 LOB: 0 BB: 0 P: 17	R: 0 E: 0 K: 1 S: 8	H: 0 LOB: 2 BB: 2 P: 17	1B: 1 2B: 0 3B: 0 HR: 1	SF: 0 SAC: 0 DP: 1 HBP: 0	WP: 0 PB: 0 SB: 0 CS: 0	PA: 30					
PITCHER	IP	WLS	BF	H	R	ER	SO	BB	IBB	HBP	BLK	WP	HR	S	P	ERA	WHIP										
19 Brian Bannister, R (1, 1) ERA: 3.89	8.0	W	25	2	1	1	6	2	0	0	0	0	0	70	107	1.12	0.250										
Octavio Dotel, R (9, 1) ERA: 4.15	1.0	S	5	0	0	0	1	2	0	0	0	0	0	8	17	0.00	2.000										

AB 36
R 4
H 10
RBI 3
BB 2
SO 11
LOB 14

AB 28
R 1
H 2
RBI 1
BB 2
SO 7
LOB 8

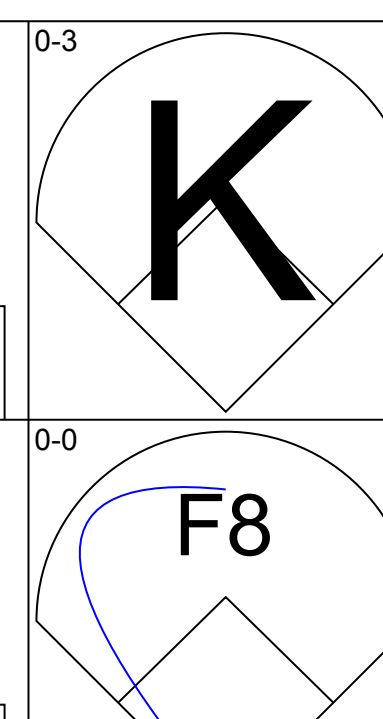
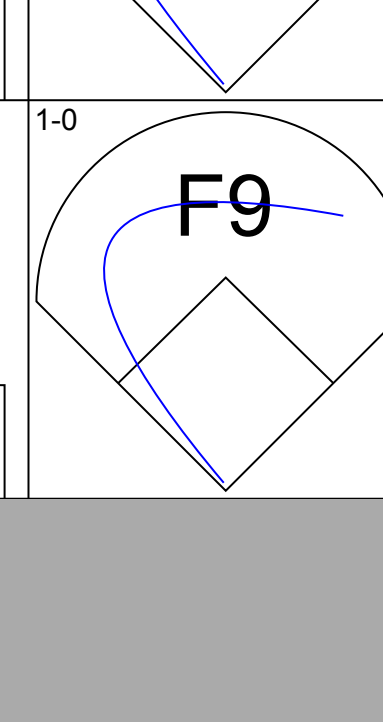
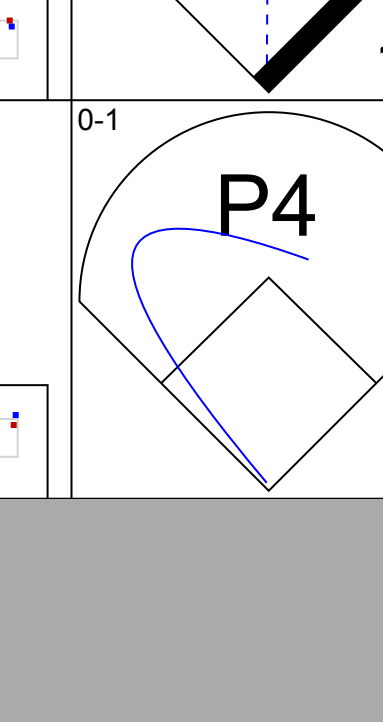


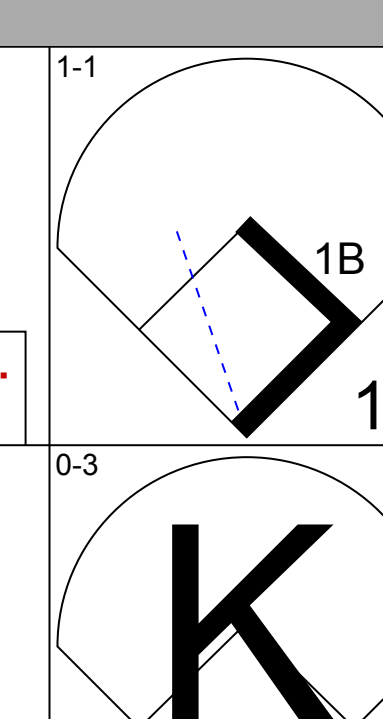
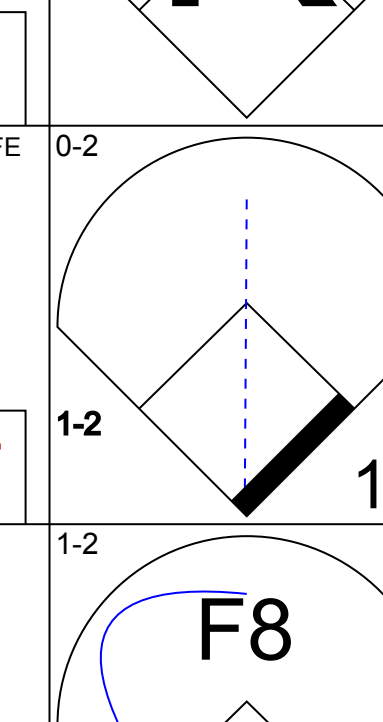
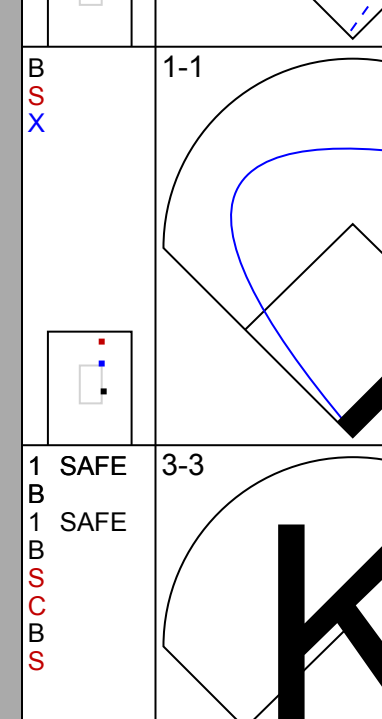

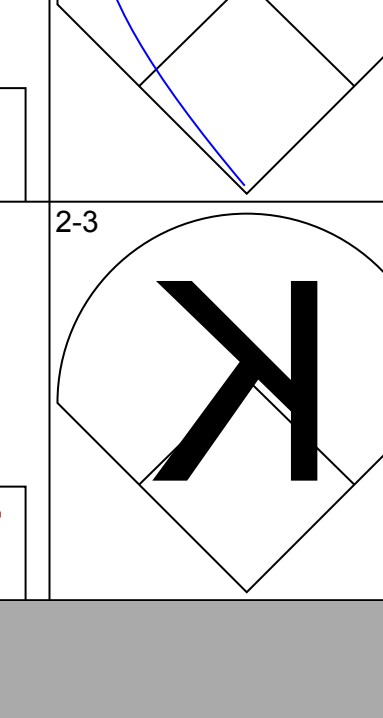

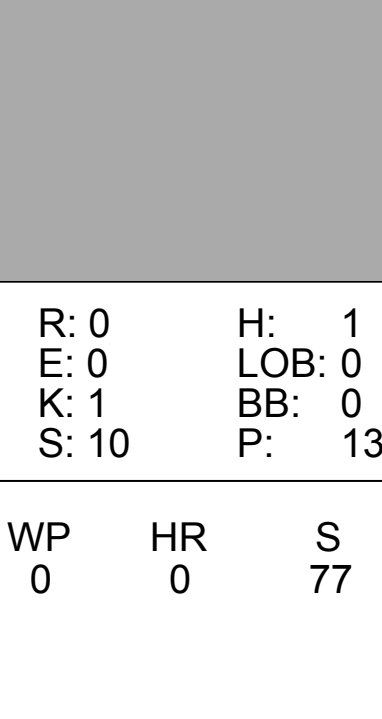

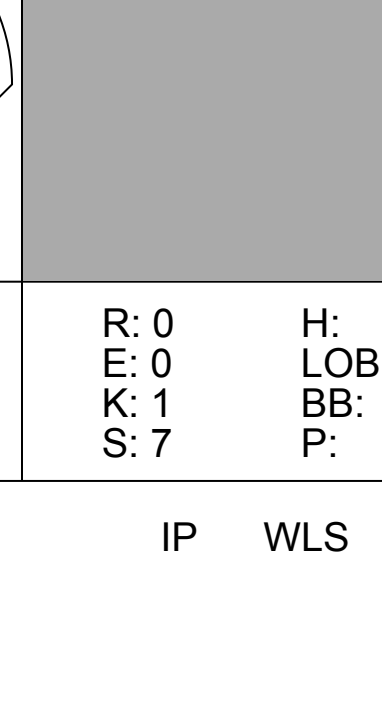
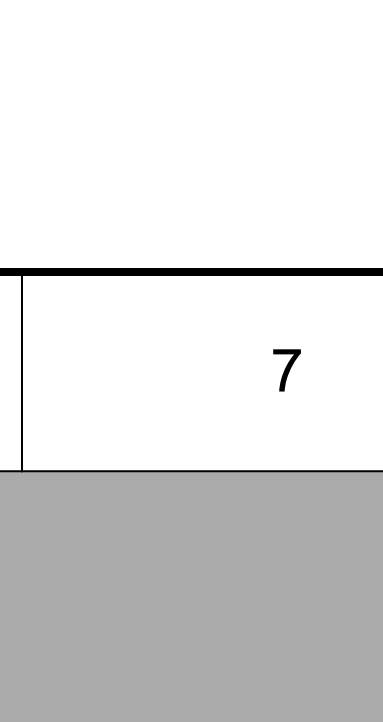
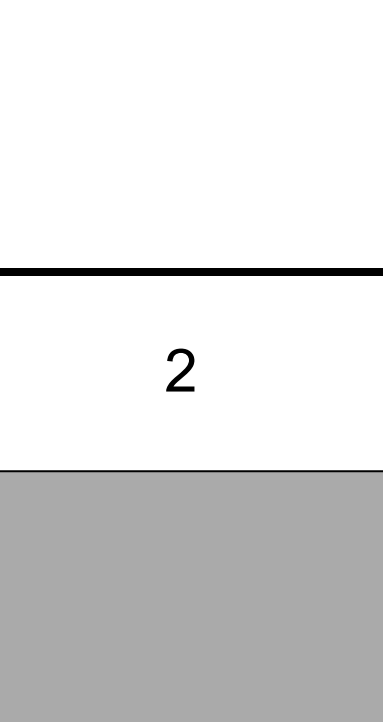

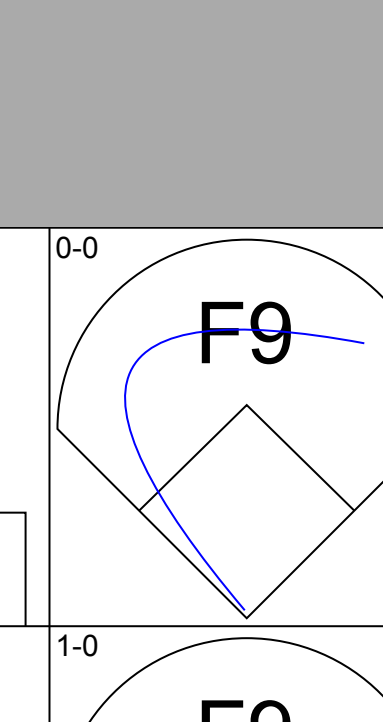
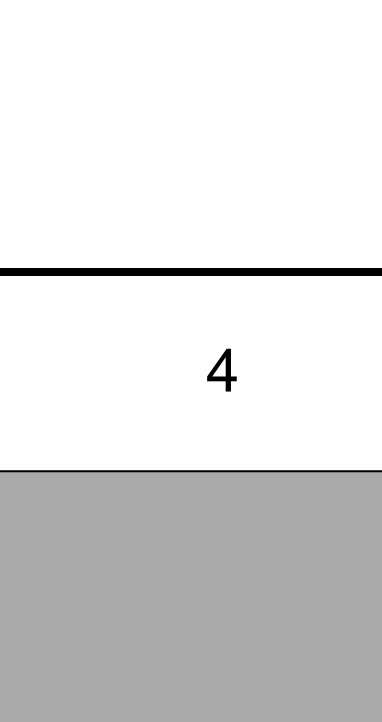

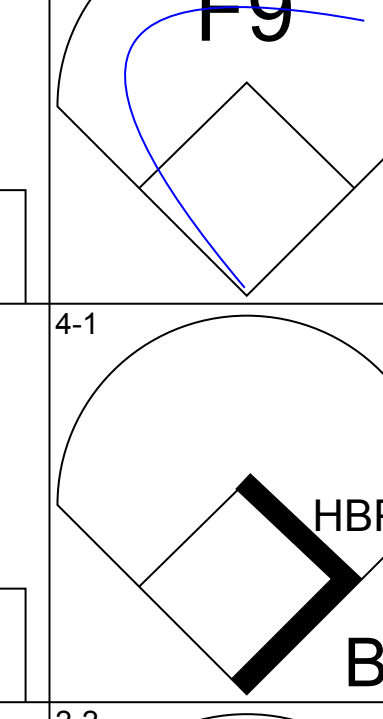



Batter	1	2	3	4	5	6	7	8	9	AB	R	H	RBI	BB	SO	LOB	TOP										
Esteban German, R (1.5) OBP: 0.371, SLG: 0.405	G5-3		F8				G5-3			4	0	1	0	0	0	1	Kansas City Royals @ Tampa Bay Devil Rays Tropicana Field, St. Petersburg, FL Sun Jun 03 2007, 1:40 PM EDT Att: 12,220 - Dome - 72 F livebaseballscorecards.com										
9 David DeJesus, L (1.8) OBP: 0.332, SLG: 0.383	F7		G3				B2	G1-3	4	0	0	0	0	0	2												
15 Mark Grudzielanek, R (1.4) OBP: 0.321, SLG: 0.394	K						F8	G5-3	4	0	1	0	0	1	1												
29 Mike Sweeney, R (1.10) OBP: 0.306, SLG: 0.412							FC4	G3-1	4	0	1	0	0	0	2												
24 Mark Teahen, L (1.9) OBP: 0.365, SLG: 0.421	G4-3						K		4	0	0	0	0	2	3												
Emil Brown, R (1.7) OBP: 0.282, SLG: 0.321	K						G6-3	F9	4	0	1	0	0	1	1												
43 Ryan Shealy, R (1.3) OBP: 0.285, SLG: 0.313	K						K	G4-3	4	0	0	0	0	3	4												
1 Tony Pena Jr., R (1.6) OBP: 0.295, SLG: 0.349							G3-1	F9	3	0	0	0	0	0	3												
Jason LaRue, R (1.2) OBP: 0.200, SLG: 0.305							HBP	K	2	1	1	1	0	1	0												
Inning Stats	R: 0 E: 0 K: 1 S: 8	H: 0 LOB: 0 BB: 0 P: 13	R: 0 E: 0 K: 2 S: 10	H: 1 LOB: 1 BB: 0 P: 15	R: 0 E: 0 K: 0 S: 9	H: 0 LOB: 1 BB: 0 P: 13	R: 0 E: 1 K: 2 S: 13	H: 2 LOB: 3 BB: 0 P: 21	R: 1 E: 0 K: 0 S: 8	H: 2 LOB: 1 BB: 0 P: 11	R: 0 E: 0 K: 1 S: 7	H: 0 LOB: 0 BB: 0 P: 14	R: 0 E: 0 K: 1 S: 5	H: 0 LOB: 0 BB: 0 P: 7	R: 0 E: 0 K: 0 S: 3	H: 0 LOB: 0 BB: 0 P: 6		R: 0 E: 0 K: 1 S: 9	H: 0 LOB: 0 BB: 0 P: 17	1B: 3 2B: 1 3B: 0 HR: 1	SF: 0 SAC: 0 DP: 0 HBP: 1	WP: 0 PB: 0 SB: 1 CS: 0	PA: 34				
PITCHER	IP	WLS	BF	H	R	ER	SO	BB	IBB	HBP	BLK	WP	HR	S	P	ERA	WHIP										
39 J.P. Howell, L (1.1) ERA: 1.13	8.0	W	31	5	1	1	7	0	0	1	0	0	1	63	100	1.12	0.625										
28 Al Reyes, R (9.1) ERA: 2.19	1.0		3	0	0	0	1	0	0	0	0	0	0	9	17	0.00	0.000										

Batter	1	2	3	4	5	6	7	8	9	AB	R	H	RBI	BB	SO	LOB	BOTTOM										
35 Elijah Dukes, R (1.8) OBP: 0.332, SLG: 0.449	G5-3		P3							4	0	0	0	0	1	1	Kansas City Royals @ Tampa Bay Devil Rays Tropicana Field, St. Petersburg, FL Sun Jun 03 2007, 1:40 PM EDT Att: 12,220 - Dome - 72 F livebaseballscorecards.com										
2 B.J. Upton, R (1.4) OBP: 0.402, SLG: 0.542								G6-3	K	3	1	2	0	0	0	0											
13 Carl Crawford, L (1.7) OBP: 0.359, SLG: 0.484								2B		3	0	1	1	0	0	1											
Greg Norton, S (1.10) OBP: 0.355, SLG: 0.292	F7							F9		4	0	0	0	0	0	4											
23 Carlos Pena, L (1.3) OBP: 0.359, SLG: 0.594	G4-3									4	2	2	1	0	0	3											
Ty Wigginton, R (1.5) OBP: 0.279, SLG: 0.430										4	0	0	0	0	0	1											
Delmon Young, R (1.9) OBP: 0.290, SLG: 0.397										4	1	1	1	0	0	1											
30 Dioner Navarro, S (1.2) OBP: 0.247, SLG: 0.274										3	1	1	1	1	0	0											
Brendan Harris, R (1.6) OBP: 0.357, SLG: 0.424										3	0	1	1	0	0	1											
Inning Stats	R: 0 E: 1 K: 0 S: 11	H: 1 LOB: 2 BB: 0 P: 15	R: 0 E: 0 K: 0 S: 8	H: 0 LOB: 1 BB: 1 P: 14	R: 1 E: 0 K: 0 S: 9	H: 2 LOB: 1 BB: 0 P: 13	R: 1 E: 0 K: 0 S: 5	H: 1 LOB: 0 BB: 0 P: 8	R: 0 E: 0 K: 0 S: 7	H: 0 LOB: 1 BB: 0 P: 10	R: 2 E: 0 K: 1 S: 21	H: 3 LOB: 1 BB: 0 P: 32	R: 0 E: 0 K: 0 S: 7	H: 0 LOB: 0 BB: 0 P: 9	R: 1 E: 0 K: 0 S: 8	H: 1 LOB: 0 BB: 0 P: 16		1B: 2 2B: 3 3B: 1 HR: 2	SF: 0 SAC: 0 DP: 0 HBP: 1	WP: 0 PB: 0 SB: 2 CS: 0	PA: 35						
PITCHER	IP	WLS	BF	H	R	ER	SO	BB	IBB	HBP	BLK	WP	HR	S	P	ERA	WHIP										
37 Scott Elarton, R (1.1) ERA: 7.36	5.2	L	26	6	4	4	0	1	0	1	0	0	0	56	84	6.35	1.235										
57 Joel Peralta, R (6.1) ERA: 4.37	0.1		2	1	0	0	1	0	0	0	0	0	0	5	8	0.00	3.000										
47 Ryan Braun, R (7.1) ERA: 7.43	2.0		7	1	1	1	0	0	0	0	0	0	1	15	25	4.50	0.500										

Batter	1	2	3	4	5	6	7	8	9	AB	R	H	RBI	BB	SO	LOB	TOP										
9 David DeJesus, L (1, 8) OBP: 0.331, SLG: 0.380	F7			G4-3		G3-1		FC4-6 1B		4	0	1	0	0	0	0	Kansas City Royals @ Tampa Bay Devil Rays Tropicana Field, St. Petersburg, FL Mon Jun 04 2007, 3:10 PM EDT Att. 9,435 - Dome - 72 F AB 33 R 2 H 6 RBI 2 BB 2 SO 7 LOB 11										
Esteban German, R (1, 4) OBP: 0.368, SLG: 0.395	F9			G4-1				FC4-6 1B		3	0	0	0	1	0	2											
24 Mark Teahen, L (1, 9) OBP: 0.363, SLG: 0.417	K					G3		F8		4	0	1	0	0	1	3											
29 Mike Sweeney, R (1, 10) OBP: 0.305, SLG: 0.408 Angel Berroa, R (9, PR) OBP: 0.167, SLG: 0.091	F7			G5-3					BB 1B	4	0	1	0	0	0	1											
4 Alex Gordon, L (1, 5) OBP: 0.287, SLG: 0.278	F8					G3				4	0	0	0	0	1	1											
Emil Brown, R (1, 7) OBP: 0.281, SLG: 0.314	K					F8				3	0	0	0	1	2	0											
14 John Buck, R (1, 2) OBP: 0.383, SLG: 0.600				G6-3						4	2	2	2	0	0	2											
43 Ryan Shealy, R (1, 3) OBP: 0.280, SLG: 0.307 32 Shane Costa, L (8, PH) OBP: 0.205, SLG: 0.238 15 Mark Grudzielanek, R (8, 4) OBP: 0.319, SLG: 0.392	F9			F9		K2-3		F9		2	0	0	0	0	1	0											
1 Tony Pena Jr., R (1, 6) OBP: 0.296, SLG: 0.349	K							FC4-6 1B		3	0	1	0	0	1	0											
Inning Stats	R: 0 E: 0 K: 1 S: 7	H: 0 LOB: 0 BB: 0 P: 12	R: 0 E: 0 K: 1 S: 8	H: 0 LOB: 0 BB: 0 P: 10	R: 0 E: 0 K: 1 S: 9	H: 0 LOB: 0 BB: 0 P: 14	R: 0 E: 0 K: 0 S: 9	H: 1 LOB: 1 BB: 0 P: 11	R: 1 E: 0 K: 1 S: 8	H: 1 LOB: 0 BB: 1 P: 12	R: 0 E: 0 K: 1 S: 12	H: 0 LOB: 0 BB: 0 P: 18	R: 0 E: 0 K: 1 S: 7	H: 0 LOB: 0 BB: 0 P: 10	R: 1 E: 0 K: 0 S: 20	H: 3 LOB: 2 BB: 0 P: 28		R: 0 E: 0 K: 2 S: 11	H: 1 LOB: 2 BB: 1 P: 18	1B: 4 2B: 0 3B: 0 HR: 2	SF: 0 SAC: 0 DP: 0 HBP: 0	WP: 0 PB: 0 CS: 0	PA: 35				
PITCHER	IP	WLS	BF	H	R	ER	SO	BB	IBB	HBP	BLK	WP	HR	S	P	ERA	WHIP										
33 James Shields, R (1, 1) ERA: 3.08	7.1	W	27	4	2	2	5	1	0	0	0	0	2	71	102	2.46	0.682										
Casey Fossum, L (8, 1) ERA: 7.74	0.0		1	1	0	0	0	0	0	0	0	0	0	3	5	∞	∞										
22 Shawn Camp, R (8, 1) ERA: 5.06	0.1	H	1	0	0	0	0	0	0	0	0	0	0	3	4	0.00	0.000										
47 Gary Glover, R (8, 1) ERA: 4.91	0.1	H	1	0	0	0	0	0	0	0	0	0	0	3	4	0.00	0.000										
28 Al Reyes, R (9, 1) ERA: 2.1	1.0	S	5	1	0	0	2	1	0	0	0	0	0	11	18	0.00	2.000										

Batter	1	2	3	4	5	6	7	8	9	AB	R	H	RBI	BB	SO	LOB	BOTTOM										
35 Elijah Dukes, R (1, 8) OBP: 0.324, SLG: 0.440	L8		SF7		F7			G5-3		3	0	0	1	0	0	0	Kansas City Royals @ Tampa Bay Devil Rays Tropicana Field, St. Petersburg, FL Mon Jun 04 2007, 3:10 PM EDT Att. 9,435 - Dome - 72 F AB 29 R 4 H 7 RBI 4 BB 2 SO 4 LOB 9										
2 B.J. Upton, R (1, 4) OBP: 0.394, SLG: 0.530	F9		K2					F7		4	0	0	0	0	1	1											
13 Carl Crawford, L (1, 7) OBP: 0.357, SLG: 0.488	G1-3				F8			G3		4	1	1	0	0	0	0											
Greg Norton, S (1, 10) OBP: 0.343, SLG: 0.259	K		G4-3					K		3	0	0	0	1	2	0											
23 Carlos Pena, L (1, 3) OBP: 0.376, SLG: 0.641	HR				2B					3	2	3	2	1	0	0											
Ty Wigginton, R (1, 5) OBP: 0.283, SLG: 0.436	G6-3				2B					4	0	2	1	0	0	2											
Delmon Young, R (1, 9) OBP: 0.286, SLG: 0.392	G6-3				G5-3					3	0	0	0	0	1	3											
30 Dioner Navarro, S (1, 2) OBP: 0.255, SLG: 0.277			35 SF7 HBP		F9					2	1	1	0	0	0	0											
Brendan Harris, R (1, 6) OBP: 0.351, SLG: 0.416			E8 2 K2		F9					3	0	0	0	0	0	3											
Inning Stats	R: 0 E: 0 K: 0 S: 6	H: 0 LOB: 0 BB: 0 P: 10	R: 1 E: 0 K: 1 S: 9	H: 1 LOB: 0 BB: 0 P: 12	R: 1 E: 1 K: 1 S: 13	H: 0 LOB: 1 BB: 0 P: 23	R: 1 E: 0 K: 0 S: 21	H: 2 LOB: 1 BB: 0 P: 28	R: 0 E: 0 K: 1 S: 11	H: 0 LOB: 0 BB: 0 P: 17	R: 0 E: 0 K: 1 S: 6	H: 0 LOB: 0 BB: 0 P: 7	R: 0 E: 0 K: 1 S: 11	H: 2 LOB: 2 BB: 1 P: 17	R: 1 E: 0 K: 0 S: 9	H: 2 LOB: 2 BB: 1 P: 20		1B: 2 2B: 4 3B: 1 HR: 1	SF: 1 SAC: 0 DP: 1 HBP: 1	WP: 0 PB: 0 CS: 0	PA: 33						
PITCHER	IP	WLS	BF	H	R	ER	SO	BB	IBB	HBP	BLK	WP	HR	S	P	ERA	WHIP										
55 Gil Meche, R (1, 1) ERA: 3.0	6.0	L	24	4	3	2	3	1	0	1	0	0	1	68	103	3.00	0.833										
57 Joel Parilla, R (7, 1) ERA: 4.17	1.2		5	1	0	0	1	0	0	0	0	0	0	12	15	0.00	0.600										
41 Jimmy Gobble, L (8, 1) ERA: 2.61	0.0		3	2	1	1	0	0	1	0	0	0	0	5	13	∞	∞										
47 Ryan Braun, R (8, 1) ERA: 7.24	0.1		1	0	0	0	0	0	0	0	0	0	0	1	3	0.00	0.000										

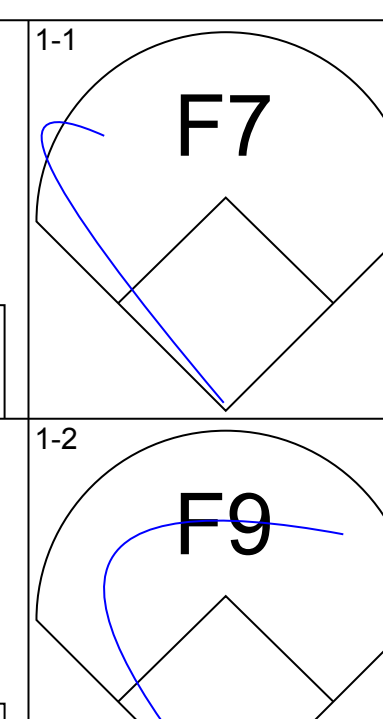
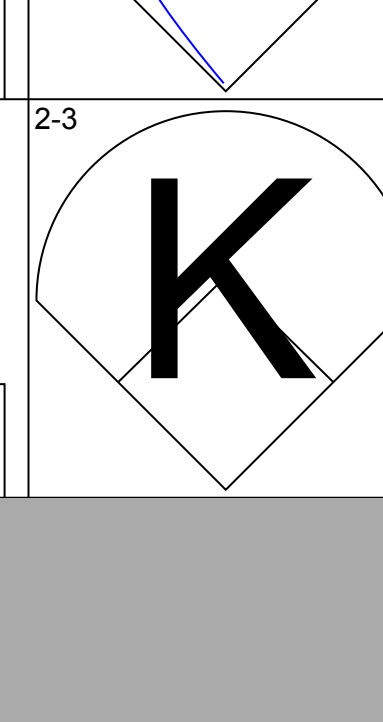
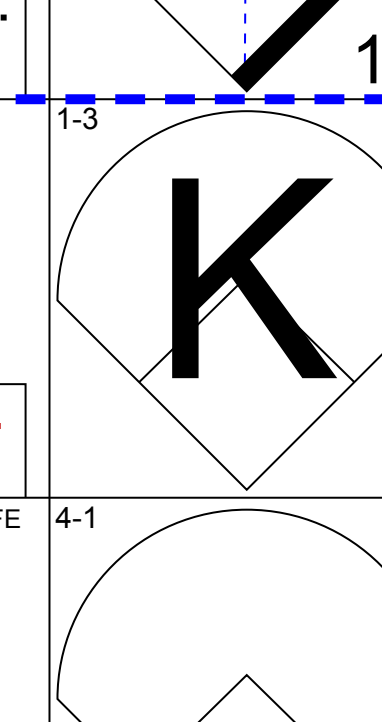
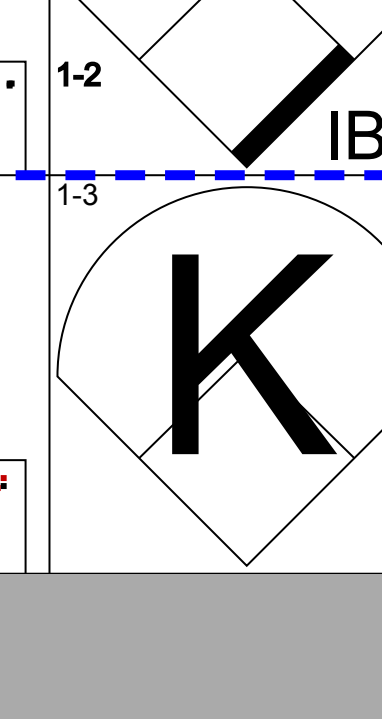

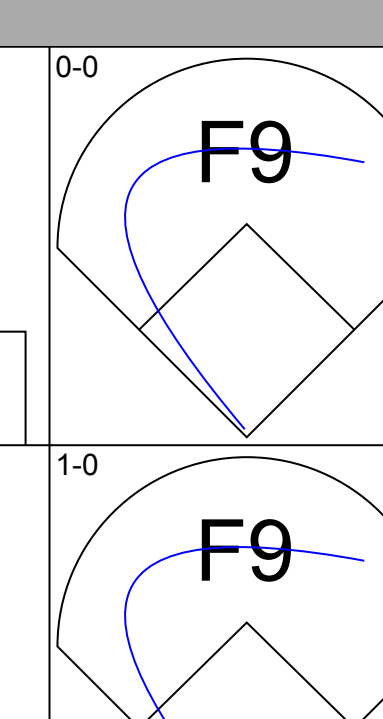
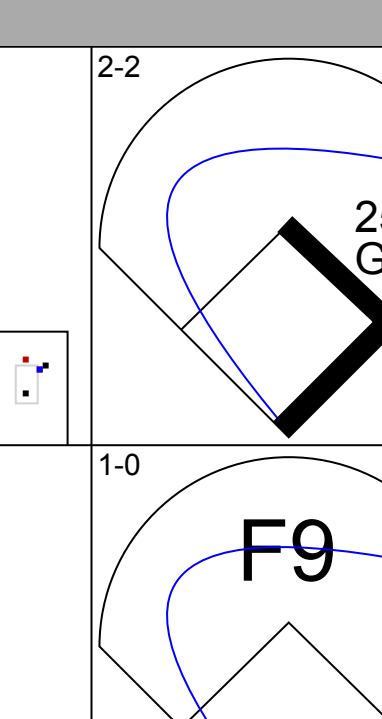
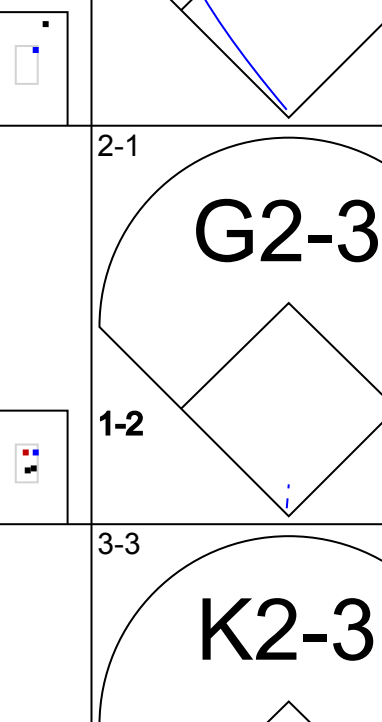
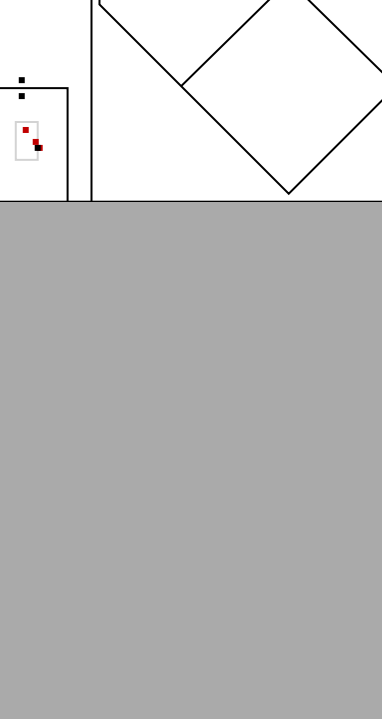
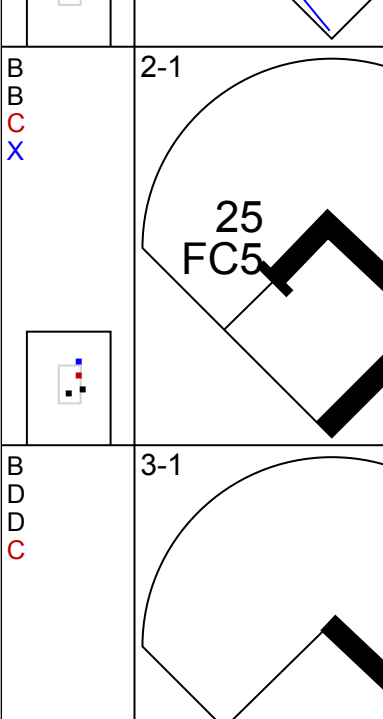
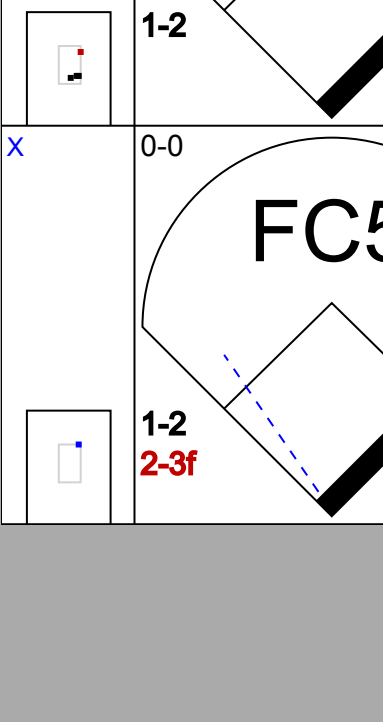

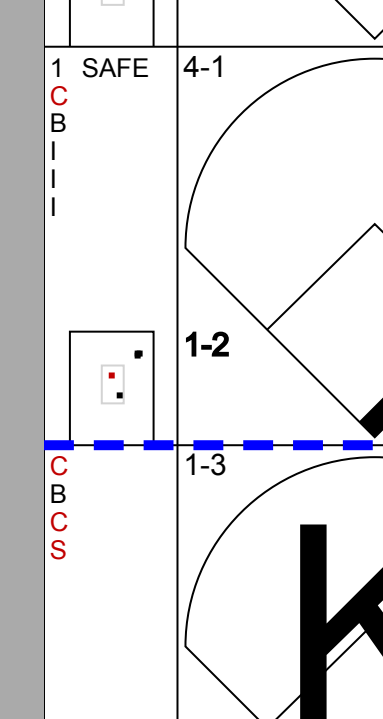

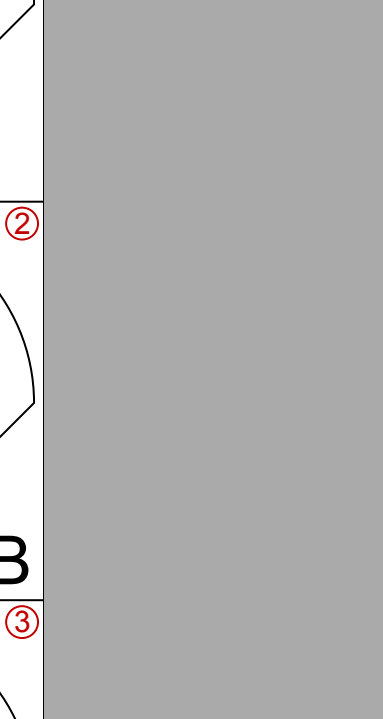
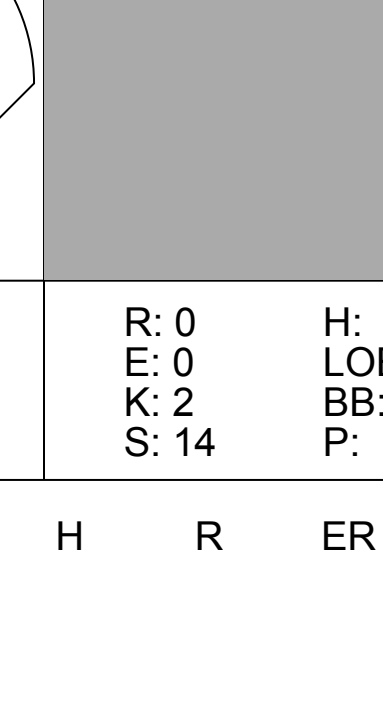
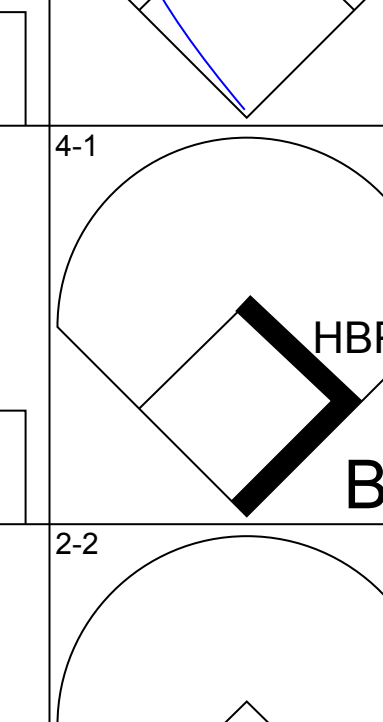
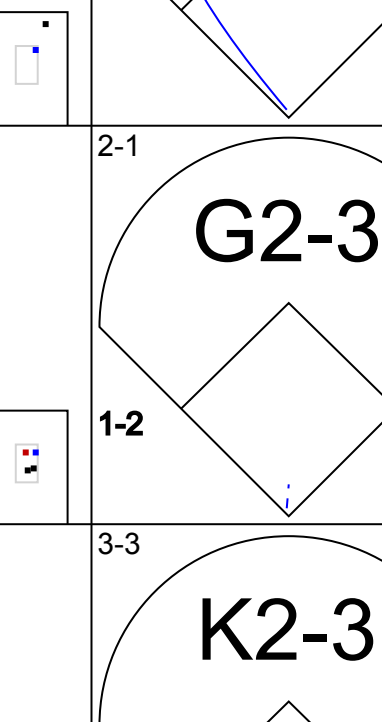
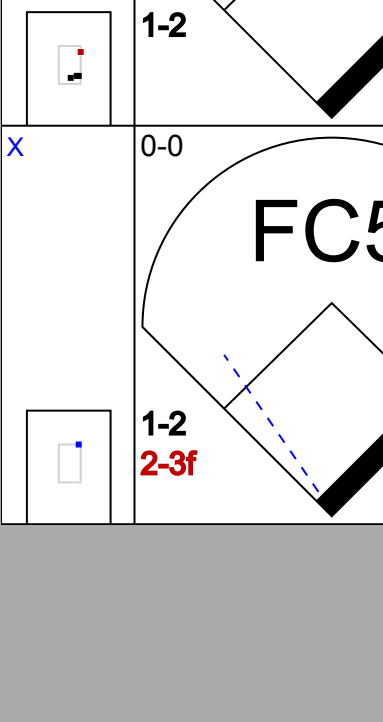


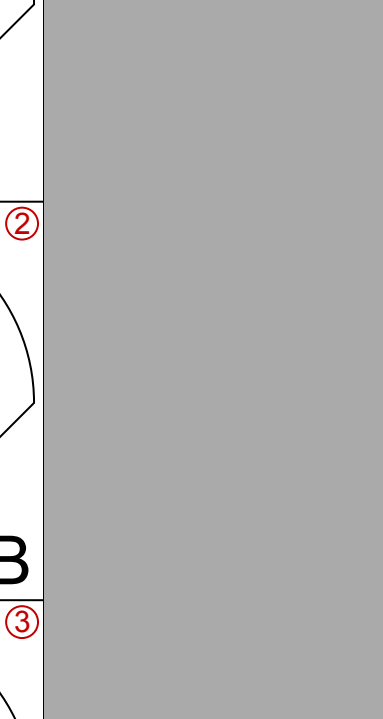
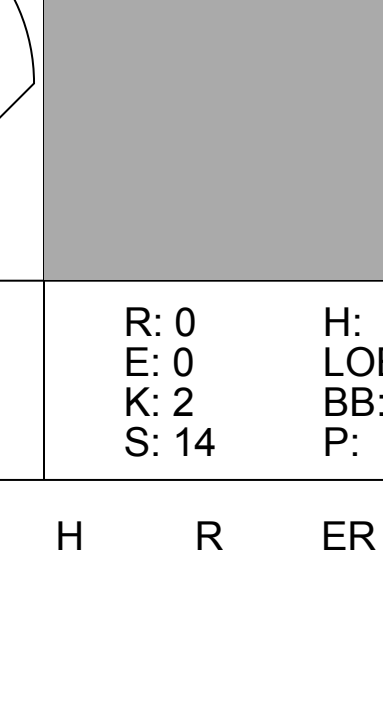
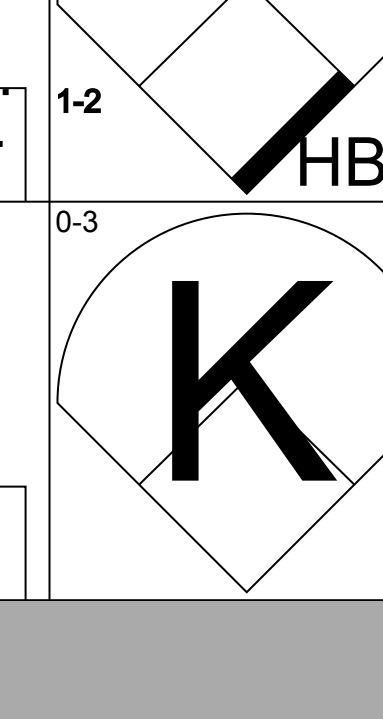
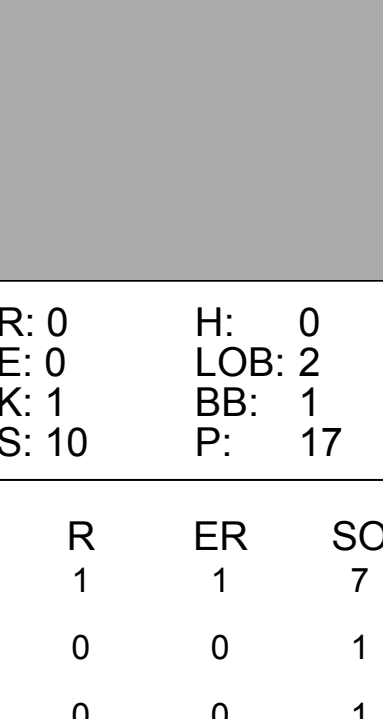
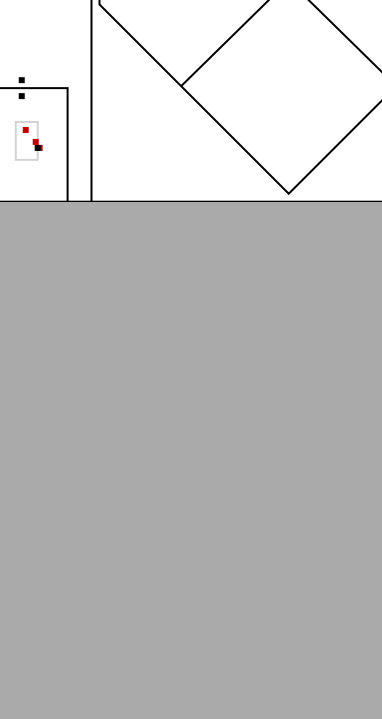
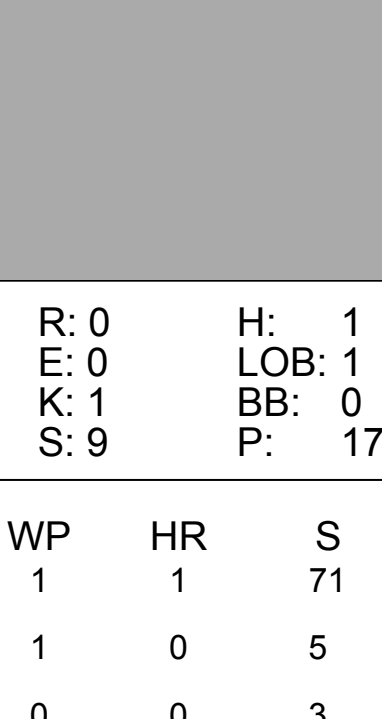

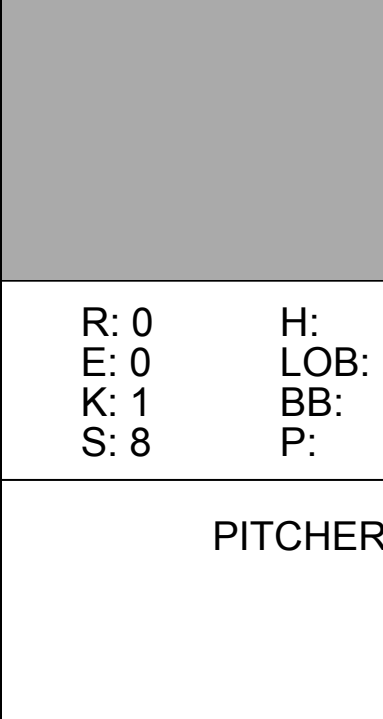

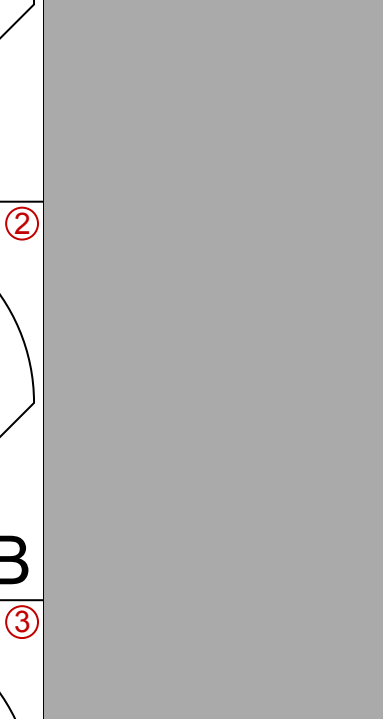
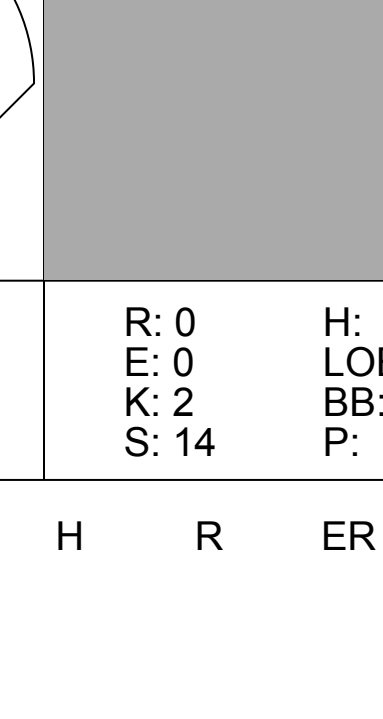





Batter	1	2	3	4	5	6	7	8	9	AB	R	H	RBI	BB	SO	LOB	TOP					
Esteban German, R (1, 5) OBP: 0.358, SLG: 0.383			L4			G4-3			G5-3	4	0	0	0	0	1	0						
9 David De Jesus, L (1, 8) OBP: 0.330, SLG: 0.378			F7			K				4	0	1	0	0	1	0						
15 Mark Grudzielanek, R (1, 4) OBP: 0.313, SLG: 0.383				K			G3			4	0	0	0	0	1	1						
29 Mike Sweeney, R (1, 10) OBP: 0.311, SLG: 0.413 Angel Berroa, R (7, PR) OBP: 0.167, SLG: 0.091 (7, 10)		 		G1-3			 			3	0	2	0	0	0	0						
24 Mark Teahen, L (1, 9) OBP: 0.363, SLG: 0.416				 			  			3	0	1	0	0	2	2						
Emil Brown, R (1, 7) OBP: 0.282, SLG: 0.315		  		 		K		G6-3		3	0	1	0	0	1	0						
14 John Buck, R (1, 2) OBP: 0.375, SLG: 0.586						F9		F9		3	0	0	0	0	0	2						
43 Ryan Shealy, R (1, 3) OBP: 0.273, SLG: 0.299						K		G6-3		3	0	0	0	0	2	2						
1 Tony Pena Jr., R (1, 6) OBP: 0.291, SLG: 0.343						G5-3		G6-3		3	0	0	0	0	0	0						
Inning Stats	R: 0 E: 0 K: 1 S: 5	H: 0 LOB: 0 BB: 0 P: 6	R: 0 E: 0 K: 2 S: 17	H: 2 LOB: 2 BB: 0 P: 21	R: 0 E: 0 K: 0 S: 6	H: 0 LOB: 0 BB: 0 P: 11	R: 0 E: 0 K: 1 S: 10	H: 1 LOB: 0 BB: 0 P: 13	R: 0 E: 0 K: 2 S: 11	H: 0 LOB: 0 BB: 0 P: 16	R: 0 E: 0 K: 1 S: 6	H: 0 LOB: 0 BB: 0 P: 9	R: 0 E: 0 K: 1 S: 7	H: 1 LOB: 1 BB: 0 P: 12	R: 0 E: 0 K: 0 S: 7	H: 0 LOB: 0 BB: 0 P: 12	R: 0 E: 0 K: 0 S: 8	H: 1 LOB: 1 BB: 0 P: 11	1B: 5 2B: 1 3B: 0 HR: 0	SF: 0 SAC: 0 DP: 1 HBP: 0	WP: 0 PB: 0 SB: 0 CS: 2	PA: 31
PITCHER CC Sabathia, L (1, 1) ERA: 3.4	IP: 9.0 WLS: W BF: 30	H: 5 R: 0 ER: 0 SO: 8	BB: 0 IBB: 0 HBP: 0 BLK: 0	WP: 0 HR: 0 S: 77 P: 111	ERA: 0.00 WHIP: 0.556																	

Kansas City Royals @ Cleveland Indians
 Jacobs Field, Cleveland, OH
 Tue Jun 05 2007, 7:05 PM EDT
 Att: 14,036 - Overcast - 57 F

livebaseballscorecards.com

AB 30
R 0
H 5
RBI 0
BB 0
SO 8
LOB 7



Batter	1	2	3	4	5	6	7	8	9	AB	R	H	RBI	BB	SO	LOB	BOTTOM			
24 Grady Sizemore, L (1, 8) OBP: 0.394, SLG: 0.468			K						F9	4	0	0	0	0	1	0				
Casey Blake, R (1, 5) OBP: 0.370, SLG: 0.498			P6			K		 		4	0	1	0	0	1	0				
48 Travis Hafner, L (1, 10) OBP: 0.421, SLG: 0.472			K			F8		K		4	0	0	0	0	3	1				
41 Victor Martinez, S (1, 2) OBP: 0.386, SLG: 0.558				  		  		   		3	0	2	0	1	0	0				
2 Johnny Peralta, R (1, 6) OBP: 0.370, SLG: 0.515						 		  		3	0	0	0	1	1	3				
25 Ryan Garko, R (1, 3) OBP: 0.391, SLG: 0.509		 		 		  		  		2	0	0	0	1	0	3				
Jason Michaels, R (1, 7) OBP: 0.330, SLG: 0.434		 		 		 		 		2	0	0	0	0	1	1				
29 Josh Barfield, R (1, 4) OBP: 0.271, SLG: 0.333		 				 		 		3	0	1	0	0	1	2				
Franklin Gutierrez, R (1, 9) OBP: 0.231, SLG: 0.462			 		 		 			3	1	1	1	0	1	0				
Inning Stats	R: 0 E: 0 K: 1 S: 12	H: 0 LOB: 0 BB: 0 P: 16	R: 0 E: 0 K: 1 S: 10	H: 0 LOB: 2 BB: 1 P: 17	R: 1 E: 0 K: 2 S: 11	H: 1 LOB: 0 BB: 0 P: 18	R: 0 E: 0 K: 1 S: 9	H: 1 LOB: 1 BB: 0 P: 17	R: 0 E: 0 K: 1 S: 6	H: 0 LOB: 0 BB: 0 P: 9	R: 0 E: 0 K: 1 S: 8	H: 1 LOB: 2 BB: 1 P: 15	R: 0 E: 0 K: 0 S: 9	H: 1 LOB: 0 BB: 0 P: 14	R: 0 E: 0 K: 2 S: 14	H: 1 LOB: 2 BB: 1 P: 23	1B: 4 2B: 0 3B: 0 HR: 1	SF: 0 SAC: 0 DP: 0 HBP: 1	WP: 2 PB: 0 SB: 0 CS: 0	PA: 32
PITCHER 36 Jorge De La Rosa, L (1, 1) ERA: 4.6 41 Jimmy Cobble, L (8, 1) ERA: 2.57 David Riske, R (8, 1) ERA: 2.81	IP: 7.1 WLS: L BF: 29	H: 2 R: 0 ER: 1 SO: 7	BB: 0 IBB: 1 HBP: 0 BLK: 0	WP: 1 HR: 0 S: 5 P: 10	ERA: 0.00 WHIP: 0.000															

Kansas City Royals @ Cleveland Indians
 Jacobs Field, Cleveland, OH
 Tue Jun 05 2007, 7:05 PM EDT
 Att: 14,036 - Overcast - 57 F

livebaseballscorecards.com

AB 28
R 1
H 5
RBI 1
BB 3
SO 9
LOB 10



Batter	1	2	3	4	5	6	7	8	9	AB R H RBI BB SO LOB	TOP												
11 Jimmy Rollins, S OBP: 0.329, SLG: 0.504	1-1 6 HR 2B		4-2 BB		2-2 P5		1-3 K		2-1 G4-6-3	4 1 1 0 1 1 3	Philadelphia Phillies @ Kansas City Royals Kauffman Stadium, Kansas City, MO Fri Jun 08 2007, 7:10 PM CDT Att: 19,121 - Clear - 73 F												
8 Shane Victorino, S OBP: 0.341, SLG: 0.382	1-1 P6		3-2 F9		0-0 2B		0-1 26 WP 1B			4 0 2 0 0 0 2													
26 Chase Utley, L OBP: 0.385, SLG: 0.556	1-3 K		2-3 K		1-3 K		3-3 K			4 0 0 0 0 4 5													
6 Ryan Howard, L OBP: 0.403, SLG: 0.524	2-2 2H HR		2-2 F7		2-0 2B		2-3 K			4 1 2 2 0 1 1													
Aaron Rowand, R OBP: 0.391, SLG: 0.493	2-2 G6-3			0-1 G6-4-3 1B	2-1 F8		2-3 K			4 0 1 0 0 1 1													
Pat Burrell, R OBP: 0.376, SLG: 0.394		1-2 G5-3		0-0 G6-4-3 1-2F	2-3 K		1-1 G5-3			4 0 0 0 0 1 2													
19 Greg Dobbs, L OBP: 0.310, SLG: 0.528		0-1 HR		1-1 F9	1-1 F7		1-1 2B			4 1 2 1 0 0 1													
Wes Helms, R OBP: 0.296, SLG: 0.311		3-2 F8		2-2 G5-3		1-0 8 1B 2B		0-3 K		4 0 1 0 0 1 1													
2 Rod Barajas, R OBP: 0.382, SLG: 0.408		1-1 F8		2-2 HR		3-1 G6-3		4-1 11 G4-6-3 BB		3 1 1 1 1 0 1													
Inning Stats	R: 2 E: 0 K: 1 S: 18	H: 2 LOB: 0 BB: 0 P: 25	R: 1 E: 0 K: 0 S: 11	H: 1 LOB: 1 BB: 1 P: 16	R: 0 E: 0 K: 1 S: 14	H: 0 LOB: 1 BB: 1 P: 24	R: 0 E: 0 K: 0 S: 5	H: 1 LOB: 0 BB: 0 P: 6	R: 1 E: 0 K: 1 S: 16	H: 2 LOB: 1 BB: 0 P: 23	R: 0 E: 0 K: 1 S: 11	H: 1 LOB: 1 BB: 0 P: 18	R: 0 E: 0 K: 2 S: 13	H: 2 LOB: 2 BB: 0 P: 21	R: 0 E: 0 K: 2 S: 11	H: 0 LOB: 0 BB: 0 P: 16	R: 0 E: 0 K: 1 S: 9	H: 1 LOB: 1 BB: 1 P: 16	1B: 2 2B: 5 3B: 0 HR: 3	SF: 0 SAC: 0 DP: 2 HBP: 0	WP: 1 PB: 0 SB: 0 CS: 0	PA: 37	
PITCHER	IP WLS BF H R ER SO BB IBB HBP BLK WP HR S P ERA WHIP											PITCHER	IP WLS BF H R ER SO BB IBB HBP BLK WP HR S P ERA WHIP										
37 Scott Elarton, R ERA: 7.34	5.0 W 21 6 4 4 3 1 0 0 0 0 0 3 64 94 7.20 1.400											Octavio Dotel, R ERA: 4.5	0.2 S 1 0 0 0 0 0 0 0 0 0 0 0 11 18 0.00 1.000										
57 Joel Peralta, R ERA: 4.06	1.0 H 4 1 0 0 1 0 0 0 0 0 0 0 11 18 0.00 3.000																						
David Riske, R ERA: 2.7	0.2 H 4 2 0 0 1 0 0 0 0 0 0 0 8 13 0.00 0.000																						
41 Jimmy Gobble, L ERA: 2.45	0.2 H 2 0 0 0 2 0 0 0 0 0 1 0 10 15 0.00 0.000																						
48 Joaquin Soria, R ERA: 3.42	1.0 5 1 0 0 2 1 0 0 0 0 0 0 13 21 0.00 2.000																						

Batter	1	2	3	4	5	6	7	8	9	AB R H RBI BB SO LOB	BOTTOM												
9 David DeJesus, L OBP: 0.337, SLG: 0.386	0-1 29 1B	1-0 15 HR 2B		2-1 24 G6-3 1B		3-3 K	1-2 P4			5 1 3 1 0 1 2	Philadelphia Phillies @ Kansas City Royals Kauffman Stadium, Kansas City, MO Fri Jun 08 2007, 7:10 PM CDT Att: 19,121 - Clear - 73 F												
15 Mark Grudzielanek, R OBP: 0.311, SLG: 0.382	1-0 F9	0-1 2H HR		0-0 F9		2-2 K	2-0 G5-3			5 1 2 2 0 0 4													
24 Mark Teahen, L OBP: 0.367, SLG: 0.412	1-3 K	4-1 29 HR BB		0-0 G6-3 1-2F		1-3 K		1-0 4 FC1-6-5 29 S 1B		4 1 1 0 1 2 3													
29 Mike Sweeney, R OBP: 0.305, SLG: 0.418	1-1 K	3-2 1H HR		1-2 F8		1-2 K		2-3 K		5 1 2 2 0 2 2													
4 Alex Gordon, L OBP: 0.296, SLG: 0.306	1-1 F9	4-1 43 FC5-4 BB		2-1 L6		2-0 F8	1-1 FC1-6-5 43 S	1-2 2-3 K		4 0 0 0 1 0 3													
43 Ryan Shealy, R OBP: 0.277, SLG: 0.320		F8 FC5-4		1-2 1 1B 1B		4-1 E 1 2B HBP	0-1 F9	1-2 K		4 1 1 0 0 0 2													
Jason LaRue, R OBP: 0.233, SLG: 0.333	1-1 1 1B 2 G4-3 2B	1-1 F8		2-1 1 1B		1-2 E7 1 2B 2 1B				4 2 3 0 0 0 0													
1 Tony Pena Jr., R OBP: 0.295, SLG: 0.349	2-2 2 G4-3 9 2B 1B	1-0 G3-1		0-1 2 FC6-4 1B		0-1 2 1B	2-1 2 1B 2B			4 1 3 1 0 0 0													
2 Joey Gathright, L OBP: 0.545, SLG: 0.636	0-1 G4-3		3-3 K		0-0 FC6-4		3-3 3H 1-2 K			4 0 1 2 0 1 4													
Inning Stats	R: 0 E: 0 K: 1 S: 10	H: 2 LOB: 2 BB: 0 P: 14	R: 6 E: 0 K: 0 S: 24	H: 5 LOB: 1 BB: 2 P: 40	R: 0 E: 0 K: 1 S: 10	H: 0 LOB: 0 BB: 0 P: 16	R: 0 E: 0 K: 0 S: 4	H: 1 LOB: 0 BB: 0 P: 6	R: 0 E: 0 K: 3 S: 12	H: 1 LOB: 1 BB: 0 P: 19	R: 2 E: 1 K: 0 S: 18	H: 3 LOB: 3 BB: 0 P: 31	R: 0 E: 0 K: 1 S: 8	H: 1 LOB: 1 BB: 0 P: 12	1B: 11 2B: 3 3B: 0 HR: 2	SF: 0 SAC: 0 DP: 1 HBP: 1	WP: 0 PB: 0 SB: 2 CS: 0	PA: 42					
PITCHER	IP WLS BF H R ER SO BB IBB HBP BLK WP HR S P ERA WHIP											PITCHER	IP WLS BF H R ER SO BB IBB HBP BLK WP HR S P ERA WHIP										
34 Freddy Garcia, R ERA: 5.9	1.2 L 14 4 0 0 1 2 0 0 0 0 0 2 31 50 32.40 5.400																						
Clay Condrey, R ERA: 9.0	3.1 13 4 0 0 1 0 0 0 0 0 0 30 45 0.00 1.200																						
54 Francisco Del Rosario, R ERA: 4.52	1.1 8 3 2 2 3 0 0 1 0 0 0 19 35 13.50 2.250																						
59 Mike Zagurski, L ERA: 3.86	0.2 3 1 0 0 0 0 0 0 0 0 0 11 15 1.500 1.500																						
44 Yoel Hernandez, R ERA: 3.05	1.0 4 1 0 0 1 0 0 0 0 0 0 8 12 0.00 1.000																						

Batter	1	2	3	4	5	6	7	8	9	AB	R	H	RBI	BB	SO	LOB	TOP			
11 Jimmy Rollins, S OBP: 0.324, SLG: 0.496	1-3 K	1-2 G3		1-2 G3-1			0-1 F7			4	0	0	0	0	1	3				
8 Shane Victorino, S OBP: 0.340, SLG: 0.379	1-1 26 1B		0-0 G1-3	0-1 G4-3			1-0 F7			4	0	1	0	0	0	1				
26 Chase Utley, L OBP: 0.383, SLG: 0.551	0-0 6 G3-6-1 1B		1-1 F8		0-1 G5-3			3-2 G4-3		4	0	1	0	0	0	0				
6 Ryan Howard, L OBP: 0.395, SLG: 0.510	2-1 G3-6-1		2-3 K		1-3 K			0-3 K		4	0	0	0	0	3	2				
Aaron Rowand, R OBP: 0.392, SLG: 0.493		0-0 19 1B		2-1 2B		1-1 L6				4	2	2	0	0	1	0				
Pat Burrell, R OBP: 0.381, SLG: 0.399		4-1 19 1B		0-0 19 2B		1-2 F7			0-3 K	3	1	1	1	1	1	0				
19 Greg Dobbs, L OBP: 0.325, SLG: 0.541		0-0		2-2 2B		1-3 K			4-0 2 BB	3	1	2	2	1	1	0				
9 Michael Bourn, L OBP: 0.366, SLG: 0.314		1-2 2-H 1B		2-H 2B		2-3 K			0-0 L7	4	0	0	0	0	3	4				
Abraham Nunez, S OBP: 0.313, SLG: 0.323		0-3 K		1-3 K					1-2 F7	4	0	1	1	0	1	3				
2 Rod Barajas, R OBP: 0.376, SLG: 0.413		1-3 K		0-1 11 G3-1 2B			1-2 P3		1-2 F7	4	0	1	1	0	1	3				
Inning Stats	R: 0 E: 0 K: 1 S: 8	H: 2 LOB: 1 BB: 0 P: 12	R: 1 E: 0 K: 2 S: 12	H: 2 LOB: 2 BB: 1 P: 18	R: 0 E: 0 K: 1 S: 6	H: 0 LOB: 0 BB: 0 P: 9	R: 3 E: 0 K: 1 S: 16	H: 4 LOB: 1 BB: 0 P: 22	R: 0 E: 0 K: 2 S: 10	H: 0 LOB: 0 BB: 0 P: 14	R: 0 E: 0 K: 0 S: 9	H: 0 LOB: 0 BB: 0 P: 11	R: 0 E: 0 K: 2 S: 9	H: 0 LOB: 0 BB: 0 P: 12	R: 0 E: 0 K: 1 S: 7	H: 0 LOB: 1 BB: 1 P: 12	1B: 5 2B: 3 3B: 0 HR: 0	SF: 0 SAC: 0 DP: 1 HBP: 0	WP: 0 PB: 0 SB: 1 CS: 0	PA: 36
PITCHER	IP WLS BF H R ER SO BB IBB HBP BLK WP HR S P ERA WHIP	7.0 L 29 8 4 4 8 1 0 0 0 0 0 68 95 5.14 1.286	2.0 W 7 0 0 0 3 1 0 0 0 0 0 16 24 0.00 0.500																	

Philadelphia Phillies @ Kansas City Royals
Kauffman Stadium, Kansas City, MO
Sat Jun 09 2007, 6:10 PM CDT
Att: 23,734 - Clear - 82 F

AB	34
R	4
H	8
RBI	4
BB	2
SO	11
LOB	13



Batter	1	2	3	4	5	6	7	8	9	AB	R	H	RBI	BB	SO	LOB	BOTTOM					
9 David DeJesus, L OBP: 0.336, SLG: 0.384	1-1 32 S 1B		0-3 K			0-1 F7			0-0 G4-3	4	0	1	0	0	1	0						
15 Mark Grudzielanek, R OBP: 0.366, SLG: 0.364	1-2 K			1-1 G6-3		0-2 F8			3-2 G4-3	4	0	0	0	0	1	1						
24 Mark Teahen, L OBP: 0.361, SLG: 0.404	0-3 K			0-1 G4-3		3-2 G3-1			2-2 G3	4	0	0	0	0	1	1						
32 Shane Costa, L OBP: 0.208, SLG: 0.239	3-2 K			0-0 1B		1-1 F7				3	0	1	0	0	1	1						
4 Alex Gordon, L OBP: 0.292, SLG: 0.301		2-3 K		0-0 P2		0-0 G3-1				3	0	0	0	0	1	1						
14 John Buck, R OBP: 0.371, SLG: 0.578		1-3 K			0-2 2B		2-3 K			3	0	1	0	0	2	0						
43 Ryan Shealy, R OBP: 0.271, SLG: 0.313		2-3 K			1-3 K			1-3 K		3	0	0	0	0	3	1						
1 Tony Pena Jr., R OBP: 0.291, SLG: 0.344			0-1 B5-3		1-0 L9			1-0 L4		3	0	0	0	0	1							
2 Joey Gathright, L OBP: 0.429, SLG: 0.500			2-2 G5-3		0-3 K			0-1 F7		3	0	0	0	0	1	1						
Inning Stats	R: 0 E: 0 K: 3 S: 11	H: 1 LOB: 1 BB: 0 P: 16	R: 0 E: 0 K: 3 S: 9	H: 0 LOB: 0 BB: 0 P: 14	R: 0 E: 0 K: 1 S: 10	H: 0 LOB: 0 BB: 0 P: 12	R: 0 E: 0 K: 0 S: 6	H: 1 LOB: 1 BB: 0 P: 7	R: 0 E: 0 K: 2 S: 11	H: 1 LOB: 1 BB: 0 P: 13	R: 0 E: 0 K: 0 S: 11	H: 0 LOB: 0 BB: 0 P: 14	R: 0 E: 0 K: 1 S: 6	H: 0 LOB: 0 BB: 0 P: 9	R: 0 E: 0 K: 1 S: 6	H: 0 LOB: 0 BB: 0 P: 8	R: 0 E: 0 K: 0 S: 8	H: 0 LOB: 0 BB: 0 P: 13	1B: 2 2B: 1 3B: 0 HR: 0	SF: 0 SAC: 0 DP: 0 HBP: 0	WP: 0 PB: 0 SB: 1 CS: 0	PA: 30
PITCHER	IP WLS BF H R ER SO BB IBB HBP BLK WP HR S P ERA WHIP	9.0 W 30 3 0 0 11 0 0 0 0 0 0 78 106 0.00 0.333																				

Philadelphia Phillies @ Kansas City Royals
Kauffman Stadium, Kansas City, MO
Sat Jun 09 2007, 6:10 PM CDT
Att: 23,734 - Clear - 82 F

AB	30
R	0
H	3
RBI	0
BB	0
SO	11
LOB	7



Batter	1	2	3	4	5	6	7	8	9	AB	R	H	RBI	BB	SO	LOB	TOP										
7 Adam Kennedy, L (1,4) OBP: 0.289, SLG: 0.271	4-1 1B 5 G4-3 BB	1-2 F7		0-0 F9		0-0 2H 1B		1-1 G3-1		4	1	1	1	1	0	1											
So Taguchi, R (1,7) OBP: 0.356, SLG: 0.396	0-0 5 G4-3 1B		1-0 15 BB 27 SF9 5 1B	K		2-2 P6		1-0 F7		5	1	2	0	0	1	2											
5 Albert Pujols, R (1,3) OBP: 0.388, SLG: 0.557	0-1 G4-3		1-1 27 SF9 16 BB 1B	G4-3			1-0 HR		2-1 G5-3	5	2	2	1	0	0	2											
15 Jim Edmonds, L (1,8) OBP: 0.310, SLG: 0.400	0-0 F8		4-2 16 BB 1B		1-0 27 G6-4-3 1B		2-2 G4-3		2-1 G4-3	4	0	1	0	1	0	0											
27 Scott Rolen, R (1,5) OBP: 0.340, SLG: 0.380		3-2 43 BB 16 HR 1B	0-0 SF9		1-2 G6-4-3		1-1 F9			3	1	1	1	0	0	1											
43 Juan Encarnacion, R (1,9) OBP: 0.311, SLG: 0.469		4-2 16 HR BB	1-1 SAFE P4		0-2 K		0-0 16 DI 1B			3	1	1	0	1	1	2											
16 Chris Duncan, L (1,10) OBP: 0.319, SLG: 0.484		1-0 1H 2H HR	3-2 1-3 3H 1B		3-2 G3		1-2 F8			4	1	2	4	0	0	1											
Kelly Stinnett, R (1,2) OBP: 0.167, SLG: 0.333	1-0 G5-3		1-0 K		0-1 F9		2-2 F9			4	0	0	0	0	1	2											
Aaron Miles, S (1,6) OBP: 0.300, SLG: 0.328	0-2 G4-3			4-0 BB		2-1 7 1B 2B		0-0 G1-4-3		3	1	1	0	1	0	0											
Inning Stats	R: 1 E: 0 K: 0 S: 5	H: 1 LOB: 0 BB: 1 P: 9	R: 3 E: 0 K: 0 S: 13	H: 2 LOB: 0 BB: 23	R: 2 E: 0 K: 1 S: 17	H: 3 LOB: 2 BB: 1 P: 29	R: 0 E: 0 K: 1 S: 5	H: 0 LOB: 0 BB: 1 P: 11	R: 0 E: 0 K: 1 S: 7	H: 1 LOB: 0 BB: 0 P: 9	R: 1 E: 0 K: 0 S: 13	H: 2 LOB: 1 BB: 0 P: 20	R: 1 E: 0 K: 0 S: 11	H: 2 LOB: 1 BB: 0 P: 16	R: 0 E: 0 K: 0 S: 6	H: 0 LOB: 0 BB: 0 P: 9	R: 0 E: 0 K: 0 S: 5	H: 0 LOB: 0 BB: 0 P: 10	1B: 8 2B: 1 3B: 0 HR: 2	SF: 1 SAC: 0 DP: 2 HBP: 0	WP: 0 PB: 0 SB: 1 CS: 0	PA: 40					
PITCHER	IP	WLS	BF	H	R	ER	SO	BB	IBB	HBP	BLK	WP	HR	S	P	ERA	WHIP										
37 Scott Elarton, R (1,1) ERA: 8.54	2.0		13	5	6	6	0	3	0	0	0	0	1	24	44	27.00	4.000										
23 Zack Greinke, R (3,1) ERA: 5.27	4.0	W	16	4	1	1	3	1	0	0	0	0	0	36	57	2.25	1.250										
41 Jimmy Gobble, L (7,1) ERA: 2.59	1.0		5	2	1	1	0	0	0	0	0	0	1	11	16	9.00	2.000										
48 Joakim Soria, R (8,1) ERA: 3.04	1.0		3	0	0	0	0	0	0	0	0	0	0	6	9	0.00	0.000										
58 Neal Musser, L (9,1) ERA: 9.39	1.0		3	0	0	0	0	0	0	0	0	0	0	5	10	0.00	0.000										

St. Louis Cardinals @ Kansas City Royals
Kauffman Stadium, Kansas City, MO
Thu Jun 14 2007, 7:10 PM CDT
Att: 28,837 - Clear - 84 F

AB 35
R 8
H 11
RBI 7
BB 4
SO 3
LOB 11



Batter	1	2	3	4	5	6	7	8	9	AB	R	H	RBI	BB	SO	LOB	BOTTOM										
9 David DeJesus, L (1,8) OBP: 0.342, SLG: 0.381	4-1 24 G3 1B WP	1-2 24 BB 1B HBP	1-2 G3	0-0 24 BB 3B 2B		2-2 F7		1-0 G5-3		4	3	1	3	1	0	2											
Esteban German, R (1,4) OBP: 0.365, SLG: 0.381	4-2 1B 24 G3 BB	2-2 24 BB 2B 1B	0-0 G5-3	4-2 24 BB 3B BB		3-3 K				3	2	1	2	2	1	2											
Fernando Cortez, L (9,4)	1-2 1B 24 G3 BB	1-2 24 BB 2B 1B	1-2 24 BB 2B 1B	0-2 24 BB 3B BB		0-0 K				0	0	0	0	0	0	0											
24 Mark Teahen, L (1,9) OBP: 0.368, SLG: 0.437	0-1 G3	0-0 2B 1B	2-0 G4-3	0-2 1H 2H 3B		0-0 1H 2H 3B				5	1	3	5	0	0	2											
Emil Brown, R (1,10) OBP: 0.291, SLG: 0.318	1-0 4 G3-6-3 1B	1-0 4 BB 43 FC4-6 2B		1-0 4 BB 1B		2-3 K				5	2	3	3	0	1	2											
4 Alex Gordon, L (1,5) OBP: 0.306, SLG: 0.346	0-0 G3-6-3	2-2 43 FC4-6 1B		1-0 1H HR		1-0 F9		0-3 K		5	1	2	2	0	1	2											
43 Ryan Shealy, R (1,3) OBP: 0.288, SLG: 0.307		2-3 2B 1B FC4-6		0-3 K		1-2 F9		2-2 L6		4	2	0	1	1	1	1											
Jason LaRue, R (1,2) OBP: 0.244, SLG: 0.338		K		2-2 G6-3		3-1 F9		2-1 F8		5	0	1	0	0	1	1											
1 Tony Pena Jr., R (1,6) OBP: 0.297, SLG: 0.366		2-3 2B 1B		0-0 9 BB 2B 1B		2-1 24 BB 3B 2B		2-0 L3		5	3	4	1	0	0	0											
2 Joey Gathright, L (1,7) OBP: 0.433, SLG: 0.333		2-2 9 BB 1B		4-2 9 BB 2B		4-2 24 BB 3B		2-0 G6-3		2	3	0	0	3	0	2											
Inning Stats	R: 1 E: 0 K: 0 S: 7	H: 1 LOB: 2 BB: 2 P: 16	R: 8 E: 0 K: 1 S: 30	H: 7 LOB: 2 BB: 2 P: 50	R: 0 E: 0 K: 0 S: 6	H: 0 LOB: 0 BB: 0 P: 9	R: 6 E: 0 K: 1 S: 19	H: 5 LOB: 1 BB: 2 P: 30	R: 0 E: 0 K: 0 S: 7	H: 0 LOB: 0 BB: 0 P: 12	R: 2 E: 0 K: 2 S: 16	H: 2 LOB: 1 BB: 1 P: 29	R: 0 E: 0 K: 1 S: 10	H: 0 LOB: 0 BB: 0 P: 14	R: 0 E: 0 K: 0 S: 3	H: 0 LOB: 0 BB: 0 P: 8	1B: 9 2B: 3 3B: 2 HR: 1	SF: 0 SAC: 0 DP: 1 HBP: 1	WP: 1 PB: 0 SB: 0 CS: 0	PA: 46							
PITCHER	IP	WLS	BF	H	R	ER	SO	BB	IBB	HBP	BLK	WP	HR	S	P	ERA	WHIP										
Kip Wells, R (1,1) ERA: 6.93	1.1	L	11	3	6	6	1	4	0	0	0	0	0	22	44	40.50	5.250										
34 Randy Flores, L (2,1) ERA: 5.01	0.2		7	5	3	3	0	0	0	0	0	0	0	15	22	40.50	7.500										
56 Kelvin Jimenez, R (3,1) ERA: 9.93	1.2		11	4	6	6	1	2	0	0	0	0	1	21	35	32.40	3.600										
Tyler Johnson, L (4,1) ERA: 4.24	1.1		5	1	0	0	0	0	0	0	0	0	0	11	16	0.00	0.750										
36 Russ Springer, R (6,1) ERA: 3.18	1.0		6	2	2	2	2	1	0	0	0	0	0	16	29	18.00	3.000										
PITCHER	IP	WLS	BF	H	R	ER	SO	BB	IBB	HBP	BLK	WP	HR	S	P	ERA	WHIP										
44 Jason Isringhausen, R (7,1) ERA: 1.73	1.0		3	0	0	0	0	0	0	0	0	0	0	3	8	0.00	0.000										
31 Ryan Franklin, R (8,1) ERA: 1.82	1.0		3	0	0	0	0	0	0	0	0	0	0	3	8	0.00	0.000										

St. Louis Cardinals @ Kansas City Royals
Kauffman Stadium, Kansas City, MO
Thu Jun 14 2007, 7:10 PM CDT
Att: 28,837 - Clear - 84 F

AB 38
R 17
H 15
RBI 17
BB 7
SO 5
LOB 14



Batter	1	2	3	4	5	6	7	8	9	AB	R	H	RBI	BB	SO	LOB	TOP								
4 Alfredo Amezaga, S OBP: 0.308, SLG: 0.324	G5-3		G6-3					K		4	0	1	0	0	1	1	Florida Marlins @ Kansas City Royals Kauffman Stadium, Kansas City, MO Fri Jun 15 2007, 7:10 PM CDT Att: 28,015 - Clear - 84 F								
6 Dan Uggla, R OBP: 0.338, SLG: 0.498	F9		G5-3		L7			F9		4	0	0	0	0	3										
2 Hanley Ramirez, R OBP: 0.384, SLG: 0.487	G6-3			L4		L4		G6-3		4	0	0	0	0	0										
Miguel Cabrera, R OBP: 0.406, SLG: 0.602		G5-3				K			27 BB 1B	4	1	2	0	0	1										
14 Josh Willingham, R (1, 10) OBP: 0.369, SLG: 0.458				P3		F8			F7	3	0	0	0	1	2										
27 Jeremy Hermida, L (1, 9) OBP: 0.310, SLG: 0.407				P6						3	0	0	0	1	2										
Miguel Olivo, R OBP: 0.254, SLG: 0.373										4	1	3	2	0	0										
8 Aaron Boone, R OBP: 0.378, SLG: 0.411				P2		L8			F8	4	0	1	0	0	3										
Joe Borchard, S (1, 7) OBP: 0.295, SLG: 0.325						K				4	0	1	0	0	2										
Inning Stats	R: 0 E: 0 K: 0 S: 7	H: 0 LOB: 0 BB: 0 P: 13	R: 0 E: 0 K: 0 S: 8	H: 0 LOB: 0 BB: 1 P: 12	R: 1 E: 0 K: 0 S: 10	H: 2 LOB: 1 BB: 0 P: 17	R: 0 E: 0 K: 0 S: 8	H: 1 LOB: 1 BB: 0 P: 15	R: 0 E: 0 K: 1 S: 11	H: 2 LOB: 2 BB: 0 P: 14	R: 0 E: 0 K: 1 S: 7	H: 0 LOB: 0 BB: 0 P: 11	R: 0 E: 0 K: 0 S: 9	H: 1 LOB: 1 BB: 0 P: 16	R: 0 E: 0 K: 1 S: 10	H: 0 LOB: 0 BB: 0 P: 16		R: 1 E: 0 K: 1 S: 16	H: 2 LOB: 2 BB: 1 P: 27	1B: 5 2B: 2 3B: 0 HR: 1	SF: 0 SAC: 0 DP: 1 HBP: 0	WP: 0 PB: 0 SB: 0 CS: 0	PA: 36		
PITCHER	IP	WLS	BF	H	R	ER	SO	BB	IBB	HBP	BLK	WP	HR	S	P	ERA	WHIP								
55 Gil Meche, R (1, 1) ERA: 3.0	8.0	W	30	6	1	1	3	1	0	0	0	0	1	70	114	1.12	0.875								
David Riske, R (9, 1) ERA: 3.14	0.1		4	2	1	1	0	1	0	0	0	0	0	10	17	27.00	9.000								
Octavio Dotel, R (9, 1) ERA: 3.12	0.2	S	2	0	0	0	1	0	0	0	0	0	0	6	10	0.00	0.000								

Batter	1	2	3	4	5	6	7	8	9	AB	R	H	RBI	BB	SO	LOB	BOTTOM								
9 David DeJesus, L (1, 8) OBP: 0.346, SLG: 0.385	F7		FC6-4 1B					G4-3		5	1	3	0	0	0	1	Florida Marlins @ Kansas City Royals Kauffman Stadium, Kansas City, MO Fri Jun 15 2007, 7:10 PM CDT Att: 28,015 - Clear - 84 F								
Esteban German, R (1, 4) OBP: 0.358, SLG: 0.373	F9		FC6-4 24 1B		G5-4-3 1B		SH1-3 1B			3	0	0	0	0	4										
24 Mark Teahen, L (1, 9) OBP: 0.374, SLG: 0.440	G4-3									3	2	2	1	1	0										
29 Mike Sweeney, R (1, 10) OBP: 0.310, SLG: 0.413		K	F8							4	0	1	3	0	1										
4 Alex Gordon, L (1, 5) OBP: 0.309, SLG: 0.353		L7								4	1	2	0	0	1										
Emil Brown, R (1, 7) OBP: 0.295, SLG: 0.329					G6-4-3 1B					4	0	2	2	0	1										
43 Ryan Shealy, R (1, 3) OBP: 0.288, SLG: 0.306										4	0	1	0	0	2										
14 John Buck, R (1, 2) OBP: 0.349, SLG: 0.534			G6-3		G6-3	G5-3				4	0	0	0	0	2										
1 Tony Pena Jr., R (1, 6) OBP: 0.300, SLG: 0.368					E6 9 1B					4	2	2	0	0	1										
Inning Stats	R: 0 E: 0 K: 0 S: 6	H: 0 LOB: 0 BB: 0 P: 10	R: 0 E: 0 K: 1 S: 9	H: 1 LOB: 1 BB: 0 P: 11	R: 1 E: 0 K: 0 S: 11	H: 3 LOB: 2 BB: 0 P: 16	R: 0 E: 0 K: 0 S: 6	H: 1 LOB: 0 BB: 0 P: 9	R: 0 E: 1 K: 0 S: 8	H: 1 LOB: 1 BB: 0 P: 11	R: 2 E: 0 K: 0 S: 15	H: 3 LOB: 1 BB: 0 P: 18	R: 3 E: 0 K: 2 S: 12	H: 3 LOB: 1 BB: 1 P: 24	R: 0 E: 0 K: 0 S: 10	H: 1 LOB: 1 BB: 0 P: 14		1B: 10 2B: 3 3B: 0 HR: 0	SF: 0 SAC: 1 DP: 2 HBP: 0	WP: 0 PB: 1 SB: 0 CS: 0	PA: 37				
PITCHER	IP	WLS	BF	H	R	ER	SO	BB	IBB	HBP	BLK	WP	HR	S	P	ERA	WHIP								
52 Sergio Mitre, R (1, 1) ERA: 2.29	6.1	L	31	12	6	6	1	0	0	0	0	0	0	61	88	8.53	1.895								
37 Rencyl Pinto, L (7, 1) ERA: 4.7	0.2		2	0	0	0	2	0	0	0	0	0	0	6	11	0.00	0.000								
Wes Obermueller, R (8, 1) ERA: 5.32	1.0		4	1	0	0	0	0	0	0	0	0	0	10	14	0.00	1.000								

AB	34
R	2
H	8
RBI	2
BB	2
SO	4
LOB	15



AB	35
R	6
H	13
RBI	6
BB	1
SO	3
LOB	16



Batter	1	2	3	4	5	6	7	8	9	AB	R	H	RBI	BB	SO	LOB	TOP					
4 Alfredo Amezcaga, S OBP: 0.309, SLG: 0.327										3	1	1	0	1	0	1	Florida Marlins @ Kansas City Royals Kauffman Stadium, Kansas City, MO Sun Jun 17 2007, 1:10 PM CDT Att: 19,433 - Partly Cloudy - 84 F					
6 Dan Uggla, R OBP: 0.339, SLG: 0.496										3	0	0	0	0	0	2						
2 Hanley Ramirez, R OBP: 0.386, SLG: 0.493										4	0	2	1	0	1	1						
Miguel Cabrera, R OBP: 0.400, SLG: 0.613										4	0	0	0	0	1	2						
14 Josh Willingham, R OBP: 0.372, SLG: 0.465										4	2	3	0	0	0	0						
27 Jeremy Hermida, L OBP: 0.319, SLG: 0.436										4	1	2	2	0	1	1						
Miguel Olivo, R OBP: 0.266, SLG: 0.389										4	0	0	0	0	0	3						
8 Aaron Boone, R OBP: 0.381, SLG: 0.417										3	0	2	1	0	0	1						
61 Reggie Abercrombie, R OBP: 0.246, SLG: 0.333										0	0	0	0	0	0	0						
25 Brett Carroll, R OBP: 0.279, SLG: 0.354										3	0	0	0	0	1	2						
Inning Stats	R: 0 E: 0 K: 0 S: 12	H: 1 LOB: 1 BB: 0 P: 16	R: 1 E: 0 K: 0 S: 11	H: 2 LOB: 1 BB: 0 P: 12	R: 1 E: 0 K: 0 S: 3	H: 1 LOB: 0 BB: 1 P: 9	R: 0 E: 0 K: 1 S: 9	H: 1 LOB: 1 BB: 0 P: 14	R: 0 E: 0 K: 0 S: 7	H: 0 LOB: 0 BB: 0 P: 8	R: 2 E: 0 K: 0 S: 10	H: 3 LOB: 0 BB: 0 P: 15	R: 0 E: 0 K: 2 S: 10	H: 1 LOB: 1 BB: 0 P: 9	R: 0 E: 0 K: 2 S: 10	H: 0 LOB: 0 BB: 0 P: 16	R: 0 E: 0 K: 1 S: 10	H: 1 LOB: 2 BB: 0 P: 14	1B: 5 2B: 4 3B: 0 HR: 1	SF: 1 SAC: 2 DP: 0 HBP: 0	WP: 0 PB: 0 SB: 2 CS: 1	PA: 36
PITCHER	IP WLS BF H R ER SO BB IBB HBP BLK WP HR S P ERA WHIP																					
19 Brian Bannister, R ERA: 3.21	6.0 W 26 9 4 4 1 1 0 0 0 0 0 1 53 77 6.00 1.667																					
23 Zack Greinke, R ERA: 5.09	2.0 H 6 0 0 0 2 0 0 0 0 0 0 0 14 22 0.00 0.000																					
Octavio Dotel, R ERA: 2.79	1.0 S 4 1 0 0 1 0 0 0 0 0 0 0 10 14 0.00 1.000																					

Batter	1	2	3	4	5	6	7	8	9	AB	R	H	RBI	BB	SO	LOB	BOTTOM			
9 David DeJesus, L OBP: 0.346, SLG: 0.391										4	1	1	0	0	0	2	Florida Marlins @ Kansas City Royals Kauffman Stadium, Kansas City, MO Sun Jun 17 2007, 1:10 PM CDT Att: 19,433 - Partly Cloudy - 84 F			
Esteban German, R OBP: 0.369, SLG: 0.393										3	0	1	1	1	2	2				
24 Mark Teahen, L OBP: 0.369, SLG: 0.430										4	1	1	0	0	1	2				
29 Mike Sweeney, R OBP: 0.307, SLG: 0.407										3	0	0	0	1	0	3				
Emil Brown, R OBP: 0.300, SLG: 0.329										3	1	1	1	1	0	0				
2 Joey Gathright, L OBP: 0.412, SLG: 0.321										0	0	0	0	0	0	0				
4 Alex Gordon, L OBP: 0.311, SLG: 0.354										4	1	2	1	0	0	2				
43 Ryan Shealy, R OBP: 0.280, SLG: 0.296										4	0	1	0	0	1	3				
Jason LaRue, R OBP: 0.244, SLG: 0.333										4	0	1	1	0	2	0				
1 Tony Pena Jr., R OBP: 0.302, SLG: 0.372										4	1	2	0	0	0	2				
Inning Stats	R: 0 E: 0 K: 0 S: 4	H: 0 LOB: 1 BB: 1 P: 10	R: 1 E: 0 K: 0 S: 11	H: 3 LOB: 1 BB: 0 P: 16	R: 3 E: 1 K: 1 S: 17	H: 4 LOB: 1 BB: 0 P: 23	R: 0 E: 0 K: 2 S: 9	H: 1 LOB: 1 BB: 0 P: 12	R: 0 E: 0 K: 1 S: 11	H: 0 LOB: 2 BB: 2 P: 23	R: 1 E: 0 K: 1 S: 9	H: 2 LOB: 1 BB: 0 P: 15	R: 0 E: 0 K: 0 S: 9	H: 0 LOB: 0 BB: 0 P: 14	R: 0 E: 0 K: 1 S: 8	H: 0 LOB: 0 BB: 0 P: 13	1B: 9 2B: 1 3B: 0 HR: 0	SF: 0 SAC: 0 DP: 1 HBP: 0	WP: 0 PB: 0 SB: 1 CS: 0	PA: 36
PITCHER	IP WLS BF H R ER SO BB IBB HBP BLK WP HR S P ERA WHIP																			
Scott Olsen, L ERA: 4.89	6.0 L 30 10 5 4 5 3 0 0 0 0 0 0 61 99 6.00 2.167																			
32 Justin Miller, R ERA: 3.31	2.0 6 0 0 0 1 0 0 0 0 0 0 0 17 27 0.00 0.000																			

Batter	1	2	3	4	5	6	7	8	9	AB	R	H	RBI	BB	SO	LOB	TOP								
9 David DeJesus, L (1, 8) OBP: 0.345, SLG: 0.389	P6	1B		SH1-3		G3-1			K	4	0	1	1	0	1	0									
Esteban German, R (1, 4) OBP: 0.364, SLG: 0.373	E1 1B			G4-3			F7		L5	4	1	0	1	1	0	1									
24 Mark Teahen, L (1, 9) OBP: 0.369, SLG: 0.429	P4	P5		1B			E 1B		K	5	0	2	1	0	1	3									
Emil Brown, R (1, 7) OBP: 0.304, SLG: 0.333	1B			L5			FC5 14 FC4			4	0	2	1	0	0	2									
4 Alex Gordon, L (1, 5) OBP: 0.306, SLG: 0.348	F8			F8		G6-3			L3	4	0	0	0	0	0	4									
14 John Buck, R (1, 2) OBP: 0.361, SLG: 0.591		HR		F8			FC4 43 G4-6-3 HBP			3	1	1	1	0	0	3									
43 Ryan Shealy, R (1, 3) OBP: 0.285, SLG: 0.308				G6-3		G4-6-3				4	1	2	0	0	0	2									
1 Tony Pena Jr., R (1, 6) OBP: 0.302, SLG: 0.370		L3				B1-3			K	4	1	1	0	0	1	2									
45 Odalis Perez, L (1, 1) OBP: 0.333, SLG: 0.333										3	1	1	0	0	0	1									
David Riske, R (7, 1)		G3				G5-3			G3	0	0	0	0	0	0	0									
32 Shane Costa, L (6, PH) OBP: 0.204, SLG: 0.234										1	0	0	0	0	0	1									
48 Joaquin Soria, R (8, 1)										0	0	0	0	0	0	0									
Octavio Dotel, R (9, 1)										0	0	0	0	0	0	0									
Inning Stats	R: 1 E: 2 K: 0 S: 8	H: 1 LOB: 1 BB: 0 P: 15	R: 2 E: 0 K: 0 S: 13	H: 3 LOB: 2 BB: 1 P: 23	R: 0 E: 0 K: 0 S: 10	H: 1 LOB: 1 BB: 0 P: 13	R: 2 E: 0 K: 0 S: 9	H: 3 LOB: 1 BB: 0 P: 12	R: 0 E: 0 K: 0 S: 5	H: 0 LOB: 0 BB: 0 P: 10	R: 0 E: 0 K: 0 S: 5	H: 0 LOB: 0 BB: 0 P: 6	R: 0 E: 1 K: 0 S: 8	H: 1 LOB: 2 BB: 0 P: 9	R: 0 E: 0 K: 1 S: 6	H: 1 LOB: 0 BB: 0 P: 8	R: 0 E: 0 K: 2 S: 8	H: 0 LOB: 0 BB: 0 P: 12	1B: 8 2B: 1 3B: 0 HR: 1	SF: 0 SAC: 1 DP: 2 HBP: 1	WP: 0 PB: 0 SB: 2 CS: 0	PA: 39			
PITCHER	IP WLS BF H R ER SO BB IBB HBP BLK WP HR S P ERA WHIP	IP WLS BF H R ER SO BB IBB HBP BLK WP HR S P ERA WHIP	IP WLS BF H R ER SO BB IBB HBP BLK WP HR S P ERA WHIP	IP WLS BF H R ER SO BB IBB HBP BLK WP HR S P ERA WHIP	IP WLS BF H R ER SO BB IBB HBP BLK WP HR S P ERA WHIP	IP WLS BF H R ER SO BB IBB HBP BLK WP HR S P ERA WHIP	IP WLS BF H R ER SO BB IBB HBP BLK WP HR S P ERA WHIP	IP WLS BF H R ER SO BB IBB HBP BLK WP HR S P ERA WHIP	IP WLS BF H R ER SO BB IBB HBP BLK WP HR S P ERA WHIP	IP WLS BF H R ER SO BB IBB HBP BLK WP HR S P ERA WHIP	IP WLS BF H R ER SO BB IBB HBP BLK WP HR S P ERA WHIP	IP WLS BF H R ER SO BB IBB HBP BLK WP HR S P ERA WHIP	IP WLS BF H R ER SO BB IBB HBP BLK WP HR S P ERA WHIP	IP WLS BF H R ER SO BB IBB HBP BLK WP HR S P ERA WHIP	IP WLS BF H R ER SO BB IBB HBP BLK WP HR S P ERA WHIP	IP WLS BF H R ER SO BB IBB HBP BLK WP HR S P ERA WHIP	IP WLS BF H R ER SO BB IBB HBP BLK WP HR S P ERA WHIP	IP WLS BF H R ER SO BB IBB HBP BLK WP HR S P ERA WHIP	IP WLS BF H R ER SO BB IBB HBP BLK WP HR S P ERA WHIP	IP WLS BF H R ER SO BB IBB HBP BLK WP HR S P ERA WHIP	IP WLS BF H R ER SO BB IBB HBP BLK WP HR S P ERA WHIP	IP WLS BF H R ER SO BB IBB HBP BLK WP HR S P ERA WHIP	IP WLS BF H R ER SO BB IBB HBP BLK WP HR S P ERA WHIP	IP WLS BF H R ER SO BB IBB HBP BLK WP HR S P ERA WHIP	IP WLS BF H R ER SO BB IBB HBP BLK WP HR S P ERA WHIP

Kansas City Royals @ St. Louis Cardinals
 Busch Stadium, St. Louis, MO
 Mon Jun 18 2007, 7:10 PM CDT
 Att: 43,524 - Partly Cloudy - 80 F

AB 36
 R 5
 H 10
 RBI 5
 BB 1
 SO 3
 LOB 19



Batter	1	2	3	4	5	6	7	8	9	AB	R	H	RBI	BB	SO	LOB	BOTTOM								
So Taguchi, R (1, 8) OBP: 0.381, SLG: 0.416	26 43 G6-4-3 1B		G5-3						K	5	1	3	0	0	1	2									
26 Scott Spiezo, S (1, 4) OBP: 0.354, SLG: 0.430	43 G6-4-3 2B		G4-3				F7			4	0	2	1	0	0	2									
5 Albert Pujols, R (1, 3) OBP: 0.394, SLG: 0.546	43 G6-4-3 IBB		K							2	0	0	0	2	1	1									
43 Juan Encarnacion, R (1, 9) OBP: 0.304, SLG: 0.443	G6-4-3			P3		G6-4-3				4	0	1	0	0	0	5									
27 Scott Rolen, R (1, 5) OBP: 0.341, SLG: 0.386	G5-3			HR			G6-3		K	4	1	1	1	0	1	2									
47 Ryan Ludwick, R (1, 7) OBP: 0.286, SLG: 0.405	F9			F9			G6-3		P5	4	0	0	0	0	0	1									
Aaron Miles, S (1, 6) OBP: 0.310, SLG: 0.338	G5-3			G5-3			G3			4	0	1	0	0	0	0									
Gary Bennett, R (1, 2) OBP: 0.261, SLG: 0.326										3	0	0	0	0	0	0									
7 Adam Kennedy, L (9, PH) OBP: 0.291, SLG: 0.283	F9						L9		G4-3	1	0	0	0	0	0	1									
50 Adam Wainwright, R (1, 1) OBP: 0.409, SLG: 0.450										1	1	1	0	1	0	0									
55 Skip Schumaker, L (7, PH) OBP: 0.271, SLG: 0.273										1	0	0	0	0	0	0									
36 Russ Springer, R (8, 1)										0	0	0	0	0	0	0									
Tyler Johnson, S (9, 1)										0	0	0	0	0	0	0									
16 Chris Duncan, L (9, PH) OBP: 0.327, SLG: 0.503										1	0	0	0	0	1	1									
Inning Stats	R: 1 E: 0 K: 0 S: 11	H: 2 LOB: 1 BB: 1 P: 20	R: 0 E: 0 K: 0 S: 4	H: 0 LOB: 0 BB: 0 P: 7	R: 0 E: 0 K: 1 S: 11	H: 0 LOB: 1 BB: 1 P: 21	R: 1 E: 0 K: 0 S: 12	H: 1 LOB: 0 BB: 0 P: 18	R: 1 E: 0 K: 0 S: 8	H: 3 LOB: 2 BB: 1 P: 15	R: 0 E: 0 K: 0 S: 7	H: 0 LOB: 0 BB: 0 P: 10	R: 0 E: 0 K: 0 S: 8	H: 1 LOB: 1 BB: 0 P: 10	R: 0 E: 0 K: 1 S: 10	H: 1 LOB: 1 BB: 0 P: 13	R: 0 E: 0 K: 2 S: 16	H: 1 LOB: 1 BB: 0 P: 25	1B: 6 2B: 2 3B: 0 HR: 1	SF: 0 SAC: 0 DP: 2 HBP: 0	WP: 0 PB: 0 SB: 0 CS: 0	PA: 37			
PITCHER	IP WLS BF H R ER SO BB IBB HBP BLK WP HR S P ERA WHIP	IP WLS BF H R ER SO BB IBB HBP BLK WP HR S P ERA WHIP	IP WLS BF H R ER SO BB IBB HBP BLK WP HR S P ERA WHIP	IP WLS BF H R ER SO BB IBB HBP BLK WP HR S P ERA WHIP	IP WLS BF H R ER SO BB IBB HBP BLK WP HR S P ERA WHIP	IP WLS BF H R ER SO BB IBB HBP BLK WP HR S P ERA WHIP	IP WLS BF H R ER SO BB IBB HBP BLK WP HR S P ERA WHIP	IP WLS BF H R ER SO BB IBB HBP BLK WP HR S P ERA WHIP	IP WLS BF H R ER SO BB IBB HBP BLK WP HR S P ERA WHIP	IP WLS BF H R ER SO BB IBB HBP BLK WP HR S P ERA WHIP	IP WLS BF H R ER SO BB IBB HBP BLK WP HR S P ERA WHIP	IP WLS BF H R ER SO BB IBB HBP BLK WP HR S P ERA WHIP	IP WLS BF H R ER SO BB IBB HBP BLK WP HR S P ERA WHIP	IP WLS BF H R ER SO BB IBB HBP BLK WP HR S P ERA WHIP	IP WLS BF H R ER SO BB IBB HBP BLK WP HR S P ERA WHIP	IP WLS BF H R ER SO BB IBB HBP BLK WP HR S P ERA WHIP	IP WLS BF H R ER SO BB IBB HBP BLK WP HR S P ERA WHIP	IP WLS BF H R ER SO BB IBB HBP BLK WP HR S P ERA WHIP	IP WLS BF H R ER SO BB IBB HBP BLK WP HR S P ERA WHIP	IP WLS BF H R ER SO BB IBB HBP BLK WP HR S P ERA WHIP	IP WLS BF H R ER SO BB IBB HBP BLK WP HR S P ERA WHIP	IP WLS BF H R ER SO BB IBB HBP BLK WP HR S P ERA WHIP	IP WLS BF H R ER SO BB IBB HBP BLK WP HR S P ERA WHIP	IP WLS BF H R ER SO BB IBB HBP BLK WP HR S P ERA WHIP	IP WLS BF H R ER SO BB IBB HBP BLK WP HR S P ERA WHIP

Kansas City Royals @ St. Louis Cardinals
 Busch Stadium, St. Louis, MO
 Mon Jun 18 2007, 7:10 PM CDT
 Att: 43,524 - Partly Cloudy - 80 F

AB 34
 R 3
 H 9
 RBI 2
 BB 3
 SO 4
 LOB 15




Batter	1	2	3	4	5	6	7	8	9	AB	R	H	RBI	BB	SO	LOB	TOP										
9 David DeJesus, L (1, 8) OBP: 0.363, SLG: 0.409	F7		F7		F7			F7		3	0	1	0	1	0	1	Kansas City Royals @ Los Angeles Angels Angel Stadium of Anaheim, Anaheim, CA Wed Jun 27 2007, 12:35 PM PDT Att: 41,269 - Sunny - 81 F										
Esteban German, R (1, 4) OBP: 0.346, SLG: 0.349	F8		F9		F8			L1		4	0	0	0	0	0	4											
24 Mark Teahen, L (1, 3) OBP: 0.371, SLG: 0.424	K		1B		G4-1			FC6-4 IBB		3	0	1	1	1	1	0											
Emil Brown, R (1, 9) OBP: 0.292, SLG: 0.311		P6	P3		K			FC6-4		4	0	0	0	0	1	4											
4 Alex Gordon, L (1, 5) OBP: 0.325, SLG: 0.373	K		F8		F9			G3-1		4	0	0	0	0	1	0											
16 Billy Butler, R (1, 10) OBP: 0.255, SLG: 0.358	1B		F9		F8			P3		4	0	1	0	0	0	0											
Jason LaRue, R (1, 2) OBP: 0.238, SLG: 0.304	K		K		K			L5		4	0	0	0	0	3	1											
1 Tony Pena Jr., R (1, 6) OBP: 0.290, SLG: 0.354			B1		G4-3			G4-3		3	0	1	0	0	0	0											
2 Joey Gathright, L (1, 7) OBP: 0.446, SLG: 0.404			SH1-4		SH1-4			G4-3		2	1	1	0	0	0	0											
Inning Stats	R: 0 E: 0 K: 1 S: 9	H: 0 LOB: 0 BB: 0 P: 17	R: 0 E: 0 K: 2 S: 12	H: 1 LOB: 1 BB: 0 P: 20	R: 1 E: 0 K: 0 S: 12	H: 2 LOB: 2 BB: 1 P: 19	R: 0 E: 0 K: 1 S: 11	H: 0 LOB: 0 BB: 0 P: 16	R: 0 E: 0 K: 0 S: 8	H: 1 LOB: 1 BB: 0 P: 14	R: 0 E: 0 K: 1 S: 10	H: 0 LOB: 0 BB: 0 P: 13	R: 0 E: 0 K: 0 S: 6	H: 1 LOB: 2 BB: 1 P: 14	R: 0 E: 0 K: 0 S: 10	H: 0 LOB: 0 BB: 0 P: 17	1B: 4 2B: 0 3B: 1 HR: 0	SF: 0 SAC: 1 DP: 0 HBP: 0	WP: 0 PB: 0 SB: 1 CS: 1	PA: 34							
PITCHER	IP	WLS	BF	H	R	ER	SO	BB	IBB	HBP	BLK	WP	HR	S	P	ERA	WHIP										
36 Jered Weaver, R (1, 1) ERA: 3.55	7.0	L	26	4	1	1	6	1	0	0	0	0	0	70	109	1.29	0.714										
58 Dustin Moseley, R (8, 1) ERA: 2.4	2.0		8	1	0	0	0	0	1	0	0	0	0	16	31	0.00	0.500										

Batter	1	2	3	4	5	6	7	8	9	AB	R	H	RBI	BB	SO	LOB	BOTTOM										
77 Reggie Willits, S (1, 8) OBP: 0.430, SLG: 0.399	G6-3		G4-3		G6-3			P6		3	0	1	0	0	0	0	Kansas City Royals @ Los Angeles Angels Angel Stadium of Anaheim, Anaheim, CA Wed Jun 27 2007, 12:35 PM PDT Att: 41,269 - Sunny - 81 F										
Nathan Haynes, L (8, 8) OBP: 0.333, SLG: 0.400			1B		G4-3			K		1	0	0	0	0	0	0											
9 Chone Figgins, S (1, 5) OBP: 0.394, SLG: 0.395	1B		G4-3		CS			K		4	0	2	0	0	1	1											
Orlando Cabrera, R (1, 6) OBP: 0.372, SLG: 0.446	1B		K		K			F9		4	0	2	0	0	1	0											
27 Vladimir Guerrero, R (1, 10) OBP: 0.424, SLG: 0.565	G6-4-3		G6-4-3		G6-3			K		4	0	1	0	0	1	3											
39 Robb Quinlan, R (1, 9) OBP: 0.330, SLG: 0.449	G6-3		FC6-4		FC6-4			K2-3		4	0	1	0	0	1	1											
47 Howie Kendrick, R (1, 4) OBP: 0.331, SLG: 0.430	F9		CS		CS			G5-3		4	0	2	0	0	0	0											
22 Kendrys Morales, S (1, 3) OBP: 0.351, SLG: 0.588	1B		G6-4-3		G6-4-3			K		3	0	1	0	0	1	3											
Mike Napoli, R (1, 2) OBP: 0.342, SLG: 0.439	P3		P3		P6			P6		1	0	0	0	1	0	1											
Casey Kotchman, L (7, PH) OBP: 0.396, SLG: 0.532										1	0	0	0	0	0	2											
José Molina, R (8, 2) OBP: 0.258, SLG: 0.295					BB					0	0	0	0	0	0	0											
32 Erick Aybar, S (1, 7) OBP: 0.277, SLG: 0.269	F8		F8		FC6-4			G3		3	0	0	0	0	0	3											
Inning Stats	R: 0 E: 0 K: 0 S: 10	H: 2 LOB: 1 BB: 0 P: 17	R: 0 E: 0 K: 0 S: 7	H: 1 LOB: 1 BB: 0 P: 13	R: 0 E: 0 K: 0 S: 6	H: 1 LOB: 1 BB: 0 P: 11	R: 0 E: 0 K: 1 S: 7	H: 1 LOB: 0 BB: 0 P: 11	R: 0 E: 0 K: 0 S: 12	H: 2 LOB: 1 BB: 0 P: 16	R: 0 E: 0 K: 1 S: 10	H: 2 LOB: 2 BB: 0 P: 18	R: 0 E: 0 K: 1 S: 8	H: 0 LOB: 0 BB: 0 P: 9	R: 0 E: 0 K: 2 S: 9	H: 0 LOB: 0 BB: 0 P: 11	1B: 9 2B: 1 3B: 0 HR: 0	SF: 0 SAC: 0 DP: 2 HBP: 0	WP: 0 PB: 0 SB: 0 CS: 2	PA: 34							
PITCHER	IP	WLS	BF	H	R	ER	SO	BB	IBB	HBP	BLK	WP	HR	S	P	ERA	WHIP										
36 Jorge De La Rosa, L (1, 1) ERA: 5.38	6.0	W	24	10	0	0	1	1	0	0	0	0	0	7	13	0.00	0.000										
David Riske, R (7, 1) ERA: 2.48	1.0	H	3	0	0	0	1	0	0	0	0	0	0	8	9	0.00	0.000										
48 Joaquin Soria, R (8, 1) ERA: 2.48	1.0	S	3	0	0	0	2	0	0	0	0	0	0	9	11	0.00	0.000										
Octavio Dotel, R (9, 1) ERA: 3.21																											

livebaseballscorecards.com

AB 31
R 1
H 5
RBI 1
BB 2
SO 6
LOB 10



livebaseballscorecards.com

AB 32
R 0
H 10
RBI 0
BB 1
SO 5
LOB 14




Batter	1	2	3	4	5	6	7	8	9	AB	R	H	RBI	BB	SO	LOB	TOP				
22 Scott Podsednik, L (1, 7) OBP: 0.329, SLG: 0.391	F7	F8			L7		G4-3			4	0	0	0	0	0	3	Chicago White Sox @ Kansas City Royals Kauffman Stadium, Kansas City, MO Fri Jun 29 2007, 7:10 PM CDT Att: 20,525 - Cloudy - 65 F				
26 Andy González, R (1, 8) OBP: 0.295, SLG: 0.327	L7		K					K		3	0	0	0	1	2	0					
25 Jim Thome, L (1, 10) OBP: 0.438, SLG: 0.507			K					F7		3	0	0	0	1	2	1					
14 Paul Konerko, R (1, 3) OBP: 0.342, SLG: 0.457	K							P3		4	0	0	0	0	1	1					
12 A.J. Pierzynski, L (1, 2) OBP: 0.297, SLG: 0.397		F7			G1-3			K2-3		4	0	1	0	0	1	0					
Tadahito Iguchi, R (1, 4) OBP: 0.336, SLG: 0.376					F8			F8		4	1	1	0	0	0	1					
Rob Mackowiak, L (1, 9) OBP: 0.321, SLG: 0.318								1B		3	0	2	0	1	0	1					
22 Josh Fields, R (1, 5) OBP: 0.291, SLG: 0.356								G1-3		3	0	0	0	1	1	2					
5 Juan Uribe, R (1, 6) OBP: 0.290, SLG: 0.345		G1-4-3								3	0	1	1	0	0	2					
Inning Stats	R: 0 E: 0 K: 1 S: 11	H: 0 LOB: 1 BB: 1 P: 19	R: 1 E: 0 K: 0 S: 13	H: 1 LOB: 2 BB: 2 P: 21	R: 0 E: 0 K: 2 S: 10	H: 0 LOB: 0 BB: 0 P: 14	R: 0 E: 0 K: 1 S: 9	H: 1 LOB: 1 BB: 0 P: 10	R: 0 E: 0 K: 1 S: 12	H: 0 LOB: 1 BB: 1 P: 17	R: 0 E: 0 K: 0 S: 7	H: 1 LOB: 1 BB: 0 P: 11	R: 0 E: 0 K: 1 S: 5	H: 0 LOB: 0 BB: 0 P: 7	R: 0 E: 0 K: 1 S: 10	H: 1 LOB: 1 BB: 0 P: 12		1B: 3 2B: 2 3B: 0 HR: 0	SF: 0 SAC: 0 DP: 1 HBP: 0	WP: 0 PB: 0 CS: 0	PA: 35
PITCHER	IP	WLS	BF	H	R	ER	SO	BB	IBB	HBP	BLK	WP	HR	S	P	ERA	WHIP				
19 Brian Bannister, R (1, 1) ERA: 3.58	6.1	W	27	4	1	1	5	4	0	0	0	0	0	67	100	1.42	1.263				
23 Zack Greinke, R (7, 1) ERA: 4.64	2.2	S	8	1	0	0	2	0	0	0	0	0	0	17	21	0.00	0.375				

Batter	1	2	3	4	5	6	7	8	9	AB	R	H	RBI	BB	SO	LOB	BOTTOM				
9 David DeJesus, L (1, 8) OBP: 0.366, SLG: 0.408	F7				P4					3	1	1	1	1	0	0	Chicago White Sox @ Kansas City Royals Kauffman Stadium, Kansas City, MO Fri Jun 29 2007, 7:10 PM CDT Att: 20,525 - Cloudy - 65 F				
Esteban German, R (1, 4) OBP: 0.347, SLG: 0.351	K				G4-3			G5-3		5	1	2	2	0	1	2					
24 Mark Teahen, L (1, 3) OBP: 0.369, SLG: 0.418	K							F7		4	0	0	0	1	1	2					
32 Shane Costa, L (1, 9) OBP: 0.213, SLG: 0.254		F7								4	1	2	2	0	0	0					
4 Alex Gordon, L (1, 5) OBP: 0.331, SLG: 0.376								G6-3		3	1	2	0	1	0	2					
16 Billy Butler, R (1, 10) OBP: 0.288, SLG: 0.393		G1-6-3								3	1	2	1	0	0	1					
14 John Buck, R (1, 2) OBP: 0.341, SLG: 0.549								K		3	0	0	1	0	1	3					
1 Tony Pena Jr., R (1, 6) OBP: 0.293, SLG: 0.359										4	2	2	1	0	1	1					
2 Joey Gathright, L (1, 7) OBP: 0.450, SLG: 0.412										4	1	2	0	0	0	1					
Inning Stats	R: 0 E: 0 K: 2 S: 8	H: 0 LOB: 0 BB: 0 P: 10	R: 0 E: 0 K: 0 S: 4	H: 1 LOB: 0 BB: 0 P: 4	R: 1 E: 0 K: 0 S: 15	H: 2 LOB: 2 BB: 1 P: 27	R: 2 E: 0 K: 0 S: 14	H: 2 LOB: 1 BB: 1 P: 23	R: 0 E: 0 K: 0 S: 6	H: 0 LOB: 0 BB: 0 P: 10	R: 0 E: 0 K: 0 S: 6	H: 1 LOB: 2 BB: 0 P: 12	R: 3 E: 0 K: 1 S: 12	H: 3 LOB: 1 BB: 1 P: 23	R: 2 E: 0 K: 1 S: 15	H: 4 LOB: 2 BB: 0 P: 23		1B: 10 2B: 3 3B: 0 HR: 0	SF: 1 SAC: 0 DP: 2 HBP: 2	WP: 1 PB: 1 CS: 0	PA: 39
PITCHER	IP	WLS	BF	H	R	ER	SO	BB	IBB	HBP	BLK	WP	HR	S	P	ERA	WHIP				
52 Jose Contreras, R (1, 1) ERA: 4.89	6.1	L	32	9	6	6	3	2	1	2	0	0	0	62	105	8.53	1.737				
57 Boone Logan, L (7, 1) ERA: 4.09	0.2		1	0	0	0	0	0	0	0	0	0	0	3	4	0.00	0.000				
54 David Aardsma, R (8, 1) ERA: 6.16	1.0		7	4	2	2	1	0	0	0	0	1	0	15	23	18.00	4.000				

Batter	1	2	3	4	5	6	7	8	9	10	AB	R	H	RBI	BB	SO	LOB	TOP							
22 Scott Podsednik, L (1,7) OBP: 0.360, SLG: 0.409	4-0 26 WP 25 1B BB		1-0 26 SH5-3 2B		4-0 26 CS BB			1-2 P6		1-0 14 WP 1B HBP	2	2	1	0	2	0	0								
26 Andy González, R (1,9) OBP: 0.292, SLG: 0.310	4-1 14 S5-4-3 25 1B BB		0-0 SH5-3		2-2 F7			1-2 G1-3		0-3 K	3	0	0	0	1	1	3								
25 Jim Thome, L (1,10) OBP: 0.433, SLG: 0.497	0-1 14 G5-4-3 1B		2-3 K					1-0 F7		3-1 L6	5	0	1	1	0	2	3								
14 Paul Konerko, R (1,3) OBP: 0.343, SLG: 0.452	0-1 G5-4-3		4-0 IBB					2-2 F8		4-0 1B IBB	3	0	0	0	2	0	2								
Tadahito Iguchi, R (1,4) OBP: 0.337, SLG: 0.374	2-0 F8		1-1 F8					3-2 G6-3		4-2 30 1B BB	4	0	1	2	1	0	3								
22 Josh Fields, R (1,5) OBP: 0.274, SLG: 0.333		1-3 K		2-2 F8				0-0 F8		1-3 K	5	0	0	0	0	3	3								
30 Luis Terrero, R (1,8) OBP: 0.366, SLG: 0.436		0-0 F9		1-1 G6-3				0-0 P5		1-2 1B	4	0	1	0	0	0	0								
5 Juan Uribe, R (1,6) OBP: 0.289, SLG: 0.344		1-1 E3		0-0 P3				1-1 1B		2-3 K	4	0	1	0	0	1	2								
Toby Hall, R (1,2) OBP: 0.171, SLG: 0.200		1-0 G4-3			1-1 F7			1-2 P6																	
12 A.J. Pierzynski, L (10,PH) OBP: 0.300, SLG: 0.399										0-1 14 WP 22 HBP 1B	3	0	0	0	0	0	2								
											1	1	1	0	0	0	0								
Inning Stats	R: 1 E: 0 K: 0 S: 6	H: 1 LOB: 1 BB: 2 P: 16	R: 0 E: 1 K: 1 S: 7	H: 0 LOB: 1 BB: 0 P: 10	R: 0 E: 0 K: 1 S: 8	H: 1 LOB: 2 BB: 1 P: 16	R: 0 E: 0 K: 0 S: 8	H: 0 LOB: 0 BB: 0 P: 11	R: 0 E: 0 K: 1 S: 10	H: 0 LOB: 0 BB: 0 P: 18	R: 0 E: 0 K: 0 S: 7	H: 1 LOB: 1 BB: 0 P: 9	R: 0 E: 0 K: 0 S: 9	H: 0 LOB: 0 BB: 0 P: 12	R: 0 E: 0 K: 2 S: 11	H: 1 LOB: 2 BB: 1 P: 19	R: 2 E: 0 K: 2 S: 14	H: 2 LOB: 2 BB: 1 P: 24	1B: 5 2B: 1 3B: 0 HR: 0	SF: 0 SAC: 1 DP: 1 HBP: 1	WP: 2 PB: 0 SB: 0 CS: 1	PA: 42			
PITCHER	IP 7.0	WLS 3	BF 27	H 3	R 1	ER 1	SO 3	BB 3	IBB 1	HBP 0	BLK 0	WP 1	HR 0	S 51	P 92	ERA 1.29	WHIP 0.857								
45 Odalis Perez, L (1,1) ERA: 5.56	1.0	3	0	0	0	0	0	0	0	0	0	0	0	9	12	0.00	0.000								
41 Jimmy Gobble, L (8,1) ERA: 2.63	1.0	5	1	0	0	2	1	0	0	0	0	0	0	11	19	0.00	2.000								
48 Joaquin Soria, R (9,1) ERA: 2.41	1.0	L	7	2	2	2	0	1	1	0	0	1	0	14	24	18.00	2.000								
Octavio Dotel, R (10,1) ERA: 4.2																									

Chicago White Sox @ Kansas City Royals
Kauffman Stadium, Kansas City, MO
Sat Jun 30 2007, 6:10 PM CDT
Att: 25,119 - Overcast - 66 F


AB	34
R	3
H	6
RBI	3
BB	6
SO	7
LOB	18



Batter	1	2	3	4	5	6	7	8	9	10	AB	R	H	RBI	BB	SO	LOB	BOTTOM						
9 David DeJesus, L (1,8) OBP: 0.365, SLG: 0.406	3-2 SH5-3 1B		0-0 G3-1			3-2 G3			3-2 G1-3		4	0	1	0	0	0	0							
Esteban German, R (1,4) OBP: 0.347, SLG: 0.390	0-0 SH5-3			1-0 F9 24 1B 1B				0-3 K		0-0 L9	3	0	1	0	0	1	0							
24 Mark Teahen, L (1,9) OBP: 0.370, SLG: 0.419	2-3 K			1-1 4 G4-6-3 1B				0-1 L5		2-2 1B	4	0	2	0	0	1	1							
Emil Brown, R (1,7) OBP: 0.291, SLG: 0.325	0-1 P3			0-1 F9				1-1 HR		0-0 P4	4	1	1	1	0	0	4							
4 Alex Gordon, L (1,5) OBP: 0.330, SLG: 0.372		0-2 F8		0-1 G4-6-3				4-2 16 G5-4-3 BB		0-2 G6-3	3	0	0	0	1	0	2							
16 Billy Butler, R (1,10) OBP: 0.270, SLG: 0.367		3-2 K			1-3 K			0-0 G5-4-3		2-1 G6-3	4	0	0	0	0	2	1							
Jason LaRue, R (1,2) ERA: 5.19		1-3 K			2-3 K			2-1 G1-3		0-1 G6-3	3	0	0	0	0	2	0							
32 Shane Costa, L (10,PH) OBP: 0.210, SLG: 0.250											1	0	0	0	0	0	0							
Ross Gload, L (1,3) OBP: 0.308, SLG: 0.429				1-1 F8				1-1 G3			3	0	0	0	0	0	0							
1 Tony Pena Jr., R (1,6) OBP: 0.290, SLG: 0.356					3-1 G4-3			1-0 G5-3			3	0	0	0	0	0	0							
Inning Stats	R: 0 E: 0 K: 1 S: 11	H: 1 LOB: 1 BB: 0 P: 16	R: 0 E: 0 K: 2 S: 10	H: 0 LOB: 0 BB: 0 P: 14	R: 0 E: 0 K: 0 S: 5	H: 0 LOB: 0 BB: 0 P: 9	R: 0 E: 0 K: 0 S: 7	H: 2 LOB: 1 BB: 0 P: 9	R: 0 E: 0 K: 2 S: 9	H: 0 LOB: 0 BB: 0 P: 13	R: 0 E: 0 K: 1 S: 7	H: 0 LOB: 0 BB: 0 P: 11	R: 1 E: 0 K: 0 S: 9	H: 1 LOB: 0 BB: 1 P: 14	R: 0 E: 0 K: 0 S: 6	H: 0 LOB: 0 BB: 0 P: 10	R: 0 E: 0 K: 0 S: 10	H: 1 LOB: 1 BB: 0 P: 15	R: 0 E: 0 K: 0 S: 7	H: 0 LOB: 0 BB: 0 P: 9	1B: 4 2B: 0 3B: 0 HR: 1	SF: 0 SAC: 1 DP: 2 HBP: 0	WP: 0 PB: 0 SB: 0 CS: 0	PA: 34
PITCHER	IP 8.0	WLS 3	BF 27	H 4	R 1	ER 1	SO 6	BB 1	IBB 0	HBP 0	BLK 0	WP 0	HR 1	S 64	P 96	ERA 1.12	WHIP 0.625							
50 John Danks, L (1,1) ERA: 4.43	0.2	3	1	0	0	0	0	0	0	0	0	0	0	9	14	0.00	1.500							
37 Matt Thornton, L (9,1) ERA: 5.19	0.1	W	1	0	0	0	0	0	0	0	0	0	0	1	1	0.00	0.000							
Ryan Bukvich, R (9,1) ERA: 4.66	1.0	S	3	0	0	0	0	0	0	0	0	0	0	7	9	0.00	0.000							
45 Bobby Jenks, R (10,1) ERA: 2.84																								

Chicago White Sox @ Kansas City Royals
Kauffman Stadium, Kansas City, MO
Sat Jun 30 2007, 6:10 PM CDT
Att: 25,119 - Overcast - 66 F

AB	32
R	1
H	5
RBI	1
BB	1
SO	6
LOB	8



Batter	1	2	3	4	5	6	7	8	9	AB	R	H	RBI	BB	SO	LOB	TOP
22 Scott Podsednik, L (1, 7) OBP: 0.355, SLG: 0.403 30 Luis Terrero, R (1, 8) OBP: 0.361, SLG: 0.427	3-1 F9 SAFE	1-3 K		2-1 26 1B		2-3 K		1-3 K		1	0	0	0	0	0	0	Chicago White Sox @ Kansas City Royals Kauffman Stadium, Kansas City, MO Sun Jul 01 2007, 1:10 PM CDT Att: 23,004 - Cloudy - 73 F
26 Andy Gonzalez, R (1, 8) OBP: 0.329, SLG: 0.355	4-2 14 BLK 25 1B BB		1-2 25 G4-3 2B	2-2 1B		0-2 G6-3		1-1 25 CS 1B		4	0	3	1	1	0	0	
25 Jim Thome, L (1, 10) OBP: 0.427, SLG: 0.488	0-0 14 BLK 1B		2-1 G4-3 2-3	1-2 K		1-1 L9		0-2 CS 1-2	2-2 F7	5	0	1	0	0	1	3	
14 Paul Konerko, R (1, 3) OBP: 0.350, SLG: 0.469	4-1 1B 1-2 2-3 BB		4-2 12 G4-6-3 BB		0-0 HR		3-2 2B		1-1 G6-3	3	1	2	1	2	0	0	
12 A.J. Pierzynski, L (1, 2) OBP: 0.329, SLG: 0.391	1-3 K		0-1 G4-6-3 1-2		1-3 K		0-2 F7		1-3 K	5	0	0	0	0	3	6	
Tadahito Iguchi, R (1, 4) OBP: 0.332, SLG: 0.368	2-3 K		0-1 G6-3		3-2 G6-3		3-1 G1-3			4	0	0	0	0	1	4	
Rob Mackowiak, L (1, 9) OBP: 0.330, SLG: 0.331		3-1 G6-3		3-2 22 2B 3B	4-2 22 E BB		4-0 IBB			2	1	1	0	2	0	0	
22 Josh Fields, R (1, 5) OBP: 0.284, SLG: 0.354		3-2 G6-3		1-0 30 1B 26 1B 2B	0-0 E9 1-3 1B		3-2 F8			4	1	2	1	0	0	2	
8 Alex Cintron, S (1, 6) OBP: 0.266, SLG: 0.265 5 Juan Uribe, R (8, 6) OBP: 0.289, SLG: 0.344		0-1 30 S 1B		2 SAFE F7 0-2 P2	0-0 P2		1-2 F8			4	0	1	0	0	0	3	
										0	0	0	0	0	0	0	
Inning Stats	R: 0 H: 1 E: 0 K: 2 S: 14	H: 1 R: 0 ER: 0 LOB: 1 BB: 0 P: 19	R: 0 H: 1 E: 0 K: 1 S: 12	R: 2 H: 4 E: 0 K: 1 S: 18	R: 1 H: 2 E: 1 K: 1 S: 12	R: 0 H: 0 E: 0 K: 1 S: 8	R: 0 H: 1 E: 0 K: 0 S: 14	R: 0 H: 1 E: 0 K: 1 S: 11	R: 0 H: 0 E: 0 K: 1 S: 8	1B: 6 2B: 3 3B: 1 HR: 1	SF: 0 SAC: 0 DP: 1 HBP: 0	WP: 0 PB: 0 SB: 1 CS: 1	PA: 42				
PITCHER	IP WLS BF H R ER SO BB IBB HBP BLK WP HR S P ERA WHIP																
52 John Thomson, R (1, 1) ERA: 3.38	3.2 L 20 7 2 2 3 3 0 0 0 0 0 0 51 87 4.91 2.727																
41 Jimmy Gobble, L (4, 1) ERA: 2.89	1.0 5 1 1 1 2 1 0 0 0 0 0 1 13 22 9.00 2.000																
57 Joel Peralta, R (5, 1) ERA: 3.54	2.1 10 2 0 0 1 0 1 0 0 0 0 0 24 40 0.00 0.857																
David Riské, R (8, 1) ERA: 2.35	2.0 6 1 0 0 2 0 0 0 0 0 0 0 19 26 0.00 0.500																

Batter	1	2	3	4	5	6	7	8	9	AB	R	H	RBI	BB	SO	LOB	BOTTOM
9 David DeJesus, L (1, 8) OBP: 0.366, SLG: 0.405	1-1 E6 4 1B 1B		0-0 F7		1-1 G3-6-3 1B		4-0 BB 1-2 2-3 BB			3	1	1	0	1	0	0	Chicago White Sox @ Kansas City Royals Kauffman Stadium, Kansas City, MO Sun Jul 01 2007, 1:10 PM CDT Att: 23,004 - Cloudy - 73 F
Esteban German, R (1, 4) OBP: 0.348, SLG: 0.363	0-2 4 1B 1B		0-1 1B		0-0 G3-6-3 1-2		3-2 G1-6-3			4	0	2	0	0	5		
24 Mark Teahen, L (1, 9) OBP: 0.366, SLG: 0.414	2-1 L9		3-2 P1			0-0 G3		1-3 K		4	0	0	0	0	1	3	
Ross Gload, L (1, 3) OBP: 0.299, SLG: 0.416 Emil Brown, R (8, PH) OBP: 0.290, SLG: 0.323	0-0 L6		2-2 F7			0-1 G4-3		1-2 G5-3		3	0	0	0	0	3		
4 Alex Gordon, L (1, 5) OBP: 0.329, SLG: 0.370	1-2 1B 1-3 2-H 1B			1-1 F8		1-3 K		0-1 G4-3		4	0	1	1	0	1	0	
16 Billy Butler, R (1, 10) OBP: 0.284, SLG: 0.375	1-2 G1-3			0-1 G4-3			2-1 9 BB 1 1B 1B		0-0 G1-6-3 1B	4	0	2	0	0	2		
14 John Buck, R (1, 2) OBP: 0.335, SLG: 0.537		0-1 G5-3		3-2 G1-3			0-3 K		3-2 F7	4	0	0	0	0	1	2	
2 Joey Gathright, L (1, 7) OBP: 0.438, SLG: 0.400		1-1 B3			3-2 9 1B 1B		1-3 K		1-2 G1-6-3	4	0	1	0	0	1	2	
1 Tony Pena Jr., R (1, 6) OBP: 0.291, SLG: 0.355		0-2 G4-3			0-3 K		0-0 9 BB 1-2 1B			3	0	1	0	0	1	1	
Inning Stats	R: 1 H: 2 E: 1 K: 0 S: 15	H: 0 R: 0 ER: 0 LOB: 0 BB: 0 P: 8	R: 0 H: 1 E: 0 K: 0 S: 12	R: 0 H: 0 E: 0 K: 0 S: 9	R: 0 H: 2 E: 0 K: 1 S: 12	R: 0 H: 0 E: 0 K: 1 S: 7	R: 0 H: 0 E: 0 K: 1 S: 7	R: 0 H: 2 E: 0 K: 2 S: 15	R: 0 H: 0 E: 0 K: 1 S: 8	R: 0 H: 1 E: 0 K: 0 S: 7	1B: 7 2B: 0 3B: 1 HR: 0	SF: 0 SAC: 0 DP: 2 HBP: 0	WP: 0 PB: 0 SB: 0 CS: 0	PA: 35			
PITCHER	IP WLS BF H R ER SO BB IBB HBP BLK WP HR S P ERA WHIP																
Jon Garland, R (1, 1) ERA: 3.15	7.0 W 29 7 1 0 4 1 0 0 0 0 0 0 8 107 0.00 1.143																
57 Boone Logan, L (8, 1) ERA: 3.91	1.0 H 3 0 0 0 1 0 0 0 0 0 0 0 8 10 0.00 0.000																
45 Bobby Jenks, R (9, 1) ERA: 2.76	1.0 S 3 1 0 0 0 0 0 0 0 0 0 0 7 11 0.00 1.000																




Batter	1	2	3	4	5	6	7	8	9	10	11	AB	R	H	RBI	BB	SO	LOB
51 Ichiro Suzuki, L OBP: 0.421, SLG: 0.467	G3	1B			1B		BB			K		4	0	2	0	1	1	0
Jose Vidro, S OBP: 0.355, SLG: 0.356	2B	G4-3			BB		F7			L7		3	1	0	0	2	0	3
Raul Ibanez, L OBP: 0.328, SLG: 0.434	1B	2B			F8		P2			G4-3		5	1	1	0	0	0	4
Jose Guillen, R OBP: 0.336, SLG: 0.420	1B	1B			K		G4-3			K		5	0	1	2	0	3	2
Richie Sexson, R OBP: 0.299, SLG: 0.427	1B				G5-3		L6			F9		4	0	1	0	0	0	0
Ben Broussard, L OBP: 0.377, SLG: 0.481	1B											1	0	1	0	0	0	0
16 Willie Bloomquist, R OBP: 0.330, SLG: 0.380	1B											0	0	0	0	0	0	0
2 Kenji Johjima, R OBP: 0.327, SLG: 0.463	L5				E5		F8			L3		5	0	1	0	0	0	2
29 Adrian Beltré, R OBP: 0.303, SLG: 0.436	F8				G1-4-3		G6-3			P4		5	0	0	0	0	1	5
4 Jose Lopez, R OBP: 0.317, SLG: 0.405	F7				F7		F7			G5-3		5	0	0	0	0	1	2
7 Yuniesky Betancourt, R OBP: 0.303, SLG: 0.380	F7				F8		51 BB			G5-3		3	0	0	0	1	0	0

Seattle Mariners @ Kansas City Royals
Kauffman Stadium, Kansas City, MO
Mon Jul 02 2007, 7:10 PM CDT
Att: 13,257 - Party Cloudy - 82 F

livebaseballscorecards.com

AB 40
R 2
H 7
RBI 2
BB 4
SO 6
LOB 18



Inning Stats	R	H	E	K	S	P	IP	WLS	BF	H	R	ER	SO	BB	IBB	HBP	BLK	WP	HR	S	P	ERA	WHIP
PITCHER	2	3	1	15	15	25	6.1	0.0	27	5	2	0	1	3	0	0	0	0	0	15	113	2.84	1.263


PITCHER	IP	WLS	BF	H	R	ER	SO	BB	IBB	HBP	BLK	WP	HR	S	P	ERA	WHIP
56 Gil Meche, R ERA: 3.26	6.1	0.0	27	5	2	0	1	3	0	0	0	0	0	15	113	2.84	1.263
41 Jimmy Gobble, L ERA: 2.86	0.0	1	0	0	0	0	0	1	0	0	0	0	0	4	∞	∞	∞
23 Zack Greinke, R ERA: 4.52	1.2	5	0	0	0	1	0	0	0	0	0	0	0	15	25	0.00	0.000
48 Joakim Soria, R ERA: 2.27	2.0	6	0	0	0	1	0	0	0	0	0	0	0	16	26	0.00	0.000
Oclavio Dotel, R ERA: 3.34	1.0	W	5	2	0	0	3	0	0	0	0	0	0	15	24	0.00	2.000

Batter	1	2	3	4	5	6	7	8	9	10	11	AB	R	H	RBI	BB	SO	LOB
9 David DeJesus, L OBP: 0.369, SLG: 0.423	1B	2B			HR		G1-3			G3		5	3	3	1	0	0	0
Esteban German, R OBP: 0.359, SLG: 0.373	G6-4-3	1B			G6-3		24 SH1-4			24 BB		3	0	2	1	2	0	0
24 Mark Teahen, L OBP: 0.367, SLG: 0.418	K				G3		32 PO			4 DI		4	0	2	0	0	1	2
Ross Gload, L OBP: 0.291, SLG: 0.404	G6-4-3				G3		G4-3			K		3	0	0	0	0	0	2
Emil Brown, R OBP: 0.297, SLG: 0.321	1-2						G4-3			K		1	0	0	1	0	1	2
4 Alex Gordon, L OBP: 0.325, SLG: 0.365	G3				K		K			K		4	0	0	0	0	3	3
32 Shane Costa, L OBP: 0.290, SLG: 0.238	P2				PO		G4-3			G6-3		3	0	0	0	0	0	0
16 Billy Butler, R OBP: 0.279, SLG: 0.369					B5-3		G4-3					1	0	0	0	0	0	0
14 John Buck, R OBP: 0.333, SLG: 0.536	K				G5-3		F9			G6-3		4	0	1	0	0	1	0
Fernando Cortez, L OBP: 0.289, SLG: 0.308										G6-3		0	0	0	0	0	0	0
Jason LaRue, R OBP: 0.231, SLG: 0.295										G6-3		0	0	0	0	0	0	0
1 Tony Pena Jr., R OBP: 0.290, SLG: 0.354	K						G5-3			G6-3		4	0	1	0	0	1	1
2 Joey Gathright, L OBP: 0.412, SLG: 0.373	B1-3				F8		G1-6-3			K		4	0	0	0	0	1	3

Seattle Mariners @ Kansas City Royals
Kauffman Stadium, Kansas City, MO
Mon Jul 02 2007, 7:10 PM CDT
Att: 13,257 - Party Cloudy - 82 F

livebaseballscorecards.com

AB 36
R 3
H 9
RBI 3
BB 2
SO 8
LOB 13



Inning Stats	R	H	E	K	S	P	IP	WLS	BF	H	R	ER	SO	BB	IBB	HBP	BLK	WP	HR	S	P	ERA	WHIP
PITCHER	0	0	0	12	12	16	8.0	0.1	27	2	2	0	5	1	0	0	0	0	0	12	92	2.25	0.750
34 Félix Hernández, R ERA: 4.11	0	0	0	12	12	16	8.0	0.1	27	2	2	0	5	1	0	0	0	0	0	12	92	2.25	0.750
59 Eric O'Flaherty, L ERA: 2.25	0.1	3	2	0	0	0	0	3	4	0	0	3	4	0	0	0	0	0	3	4	0.00	6.000	
Sean Green, R ERA: 2.67	0.1	1	0	0	0	1	0	0	0	0	0	0	3	3	0	0	0	0	3	3	0.00	0.000	
George Sherrill, L ERA: 1.46	0.1	1	0	0	0	1	0	0	0	0	0	0	3	6	0	0	0	0	3	6	0.00	0.000	
35 Brandon Morrow, R ERA: 3.77	1.2	L	8	2	1	1	1	1	0	0	0	0	12	22	5.40	1.800							

Batter	1	2	3	4	5	6	7	8	9	AB	R	H	RBI	BB	SO	LOB	TOP				
51 Ichiro Suzuki, L (1, 8) OBP: 0.423, SLG: 0.471 Jason Ellison, R (5, 8) OBP: 0.176, SLG: 0.152	P4		1B		G5-4-3		P4		L8	3	1	2	0	0	0	0	3				
Jose Vidro, S (1, 3) OBP: 0.356, SLG: 0.358	1B		1B		G5-4-3		F9			4	0	2	1	0	0	1					
Raul Ibanez, L (1, 10) OBP: 0.323, SLG: 0.428	G3-6-3		G4-6-3		F8				F8	4	0	0	0	0	0	2					
Jose Guillen, R (1, 9) OBP: 0.341, SLG: 0.422		2B			F9				1B	3	2	2	0	1	0	0					
2 Kenji Johjima, R (1, 2) OBP: 0.340, SLG: 0.469 Jamie Burke, R (2, 2) OBP: 0.448, SLG: 0.500	2B		1B		F7				F7	1	0	1	0	0	0	0					
29 Adrian Beltré, R (1, 5) OBP: 0.303, SLG: 0.434 Ben Broussard, L (8, 7) OBP: 0.383, SLG: 0.466	SF3		1B		F9				1B	1	0	0	1	1	0	0					
7 Yuniesky Betancourt, R (1, 6) OBP: 0.299, SLG: 0.375	F9		BB		K				FC5-4	4	0	0	0	0	1	5					
4 Jose Lopez, R (1, 4) OBP: 0.316, SLG: 0.404	P4		SF8		SF8				F8	3	0	1	1	0	0	2					
16 Willie Bloomquist, R (1, 7) OBP: 0.327, SLG: 0.388	G4-3		K		FC5-4				BB	3	0	0	0	1	1	3					
Inning Stats	R: 0 E: 0 K: 0 S: 3	H: 1 LOB: 0 BB: 0 P: 6	R: 1 E: 0 K: 0 S: 6	H: 1 LOB: 1 BB: 1 P: 13	R: 1 E: 0 K: 0 S: 9	H: 2 LOB: 0 BB: 0 P: 14	R: 1 E: 0 K: 2 S: 17	H: 2 LOB: 2 BB: 1 P: 27	R: 0 E: 0 K: 0 S: 5	H: 0 LOB: 0 BB: 0 P: 18	R: 0 E: 0 K: 0 S: 7	H: 1 LOB: 1 BB: 0 P: 10	R: 0 E: 0 K: 0 S: 7	H: 1 LOB: 1 BB: 0 P: 9	R: 0 E: 0 K: 0 S: 7	H: 1 LOB: 2 BB: 1 P: 12	1B: 8 2B: 2 3B: 0 HR: 0	SF: 2 SAC: 0 DP: 3 HBP: 0	WP: 0 PB: 0 SB: 0 CS: 0	PA: 37	
PITCHER	IP	WLS	BF	H	R	ER	SO	BB	IBB	HBP	BLK	WP	HR	S	P	ERA	WHIP				
36 Jorge De La Rosa, L (1, 1) ERA: 5.27	7.0	W	28	8	3	3	2	2	0	0	0	0	0	61	95	3.86	1.429				
58 Neal Musser, L (8, 1) ERA: 5.71	2.0		9	2	0	0	0	1	0	0	0	0	0	14	21	0.00	1.500				
58 Neal Musser, L (8, 1) ERA: 5.71	2.0		9	2	0	0	0	1	0	0	0	0	0	14	21	0.00	1.500				

Seattle Mariners @ Kansas City Royals
Kauffman Stadium, Kansas City, MO
Tue Jul 03 2007, 7:10 PM CDT
Att: 28,140 - Partly Cloudy - 87 F

AB 32
R 3
H 10
RBI 3
BB 3
SO 2
LOB 17



Batter	1	2	3	4	5	6	7	8	9	AB	R	H	RBI	BB	SO	LOB	BOTTOM				
9 David DeJesus, L (1, 8) OBP: 0.370, SLG: 0.426 2 Joey Gathright, L (7, 8) OBP: 0.406, SLG: 0.367	1B		1B		SF9		SF7		L5	3	1	2	2	0	0	1					
Esteban German, R (1, 4) OBP: 0.363, SLG: 0.376	1B		K		F8				F9	6	2	3	1	0	1	2					
24 Mark Teahen, L (1, 9) OBP: 0.368, SLG: 0.416 32 Shane Costa, L (6, PH) OBP: 0.197, SLG: 0.234	1B		G4-3		G4-3		K		F7	4	2	1	0	0	1	2					
Emil Brown, R (1, 7) OBP: 0.288, SLG: 0.315	1B		G4-3		G5-3		G6-3		L9	4	2	0	1	2	0	1					
4 Alex Gordon, L (1, 5) OBP: 0.323, SLG: 0.361	SF7		L4		G6-3		K			3	1	0	1	0	1	3					
16 Billy Butler, R (1, 10) OBP: 0.301, SLG: 0.443	HR		2B		E6		G4-3		1B	5	4	3	6	0	0	1					
Jason LaRue, R (1, 2) OBP: 0.266, SLG: 0.357	HR		2B		1B		1B		1B	3	3	3	2	1	0	0					
Ross Gload, L (1, 3) OBP: 0.296, SLG: 0.398 58 Neal Musser, L (8, 1) ERA: 5.84	G4-3		K		BLK		1B		E4	4	1	1	2	1	1	3					
1 Tony Pena Jr., R (1, 6) OBP: 0.293, SLG: 0.356 Fernando Cortez, L (7, 4) OBP: 0.333, SLG: 0.357	1B		P3		F9		1B		1B	4	1	2	0	0	0	3					
Inning Stats	R: 6 E: 0 K: 0 S: 20	H: 6 LOB: 1 BB: 1 P: 38	R: 4 E: 0 K: 1 S: 23	H: 3 LOB: 1 BB: 1 P: 34	R: 0 E: 0 K: 1 S: 9	H: 1 LOB: 1 BB: 0 P: 13	R: 3 E: 0 K: 0 S: 9	H: 1 LOB: 1 BB: 1 P: 19	R: 0 E: 0 K: 0 S: 5	H: 0 LOB: 0 BB: 0 P: 8	R: 3 E: 0 K: 1 S: 14	H: 3 LOB: 1 BB: 1 P: 25	R: 1 E: 1 K: 1 S: 17	H: 2 LOB: 3 BB: 0 P: 27	R: 0 E: 0 K: 0 S: 6	H: 0 LOB: 0 BB: 0 P: 10	1B: 12 2B: 2 3B: 0 HR: 2	SF: 3 SAC: 0 DP: 0 HBP: 3	WP: 1 PB: 0 SB: 1 CS: 0	PA: 49	
PITCHER	IP	WLS	BF	H	R	ER	SO	BB	IBB	HBP	BLK	WP	HR	S	P	ERA	WHIP				
31 Ryan Feierabend, L (1, 1) ERA: 9.72	1.1	L	15	8	10	10	0	2	0	1	0	0	2	35	61	67.50	7.500				
Jason Davis, R (2, 1) ERA: 5.84	4.1		23	6	6	4	2	2	0	1	2	1	0	41	72	8.31	1.846				
18 Ryan Rowland-Smith, L (6, 1) ERA: 3.86	2.1		11	2	1	0	2	0	0	1	0	0	0	27	41	0.00	0.857				

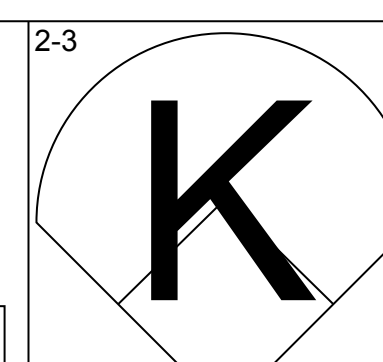
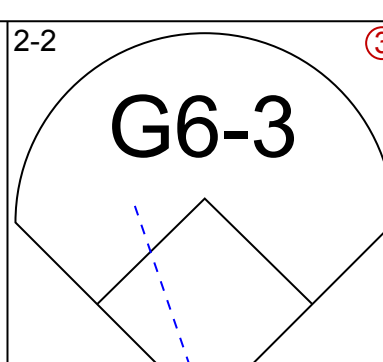
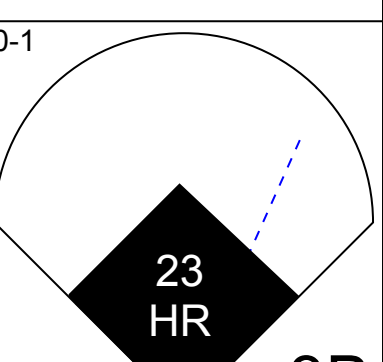
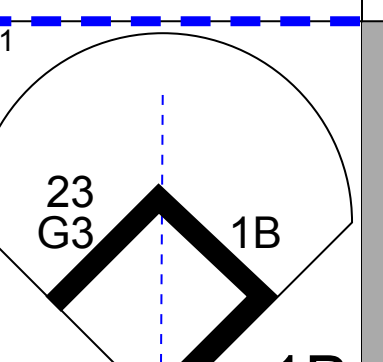
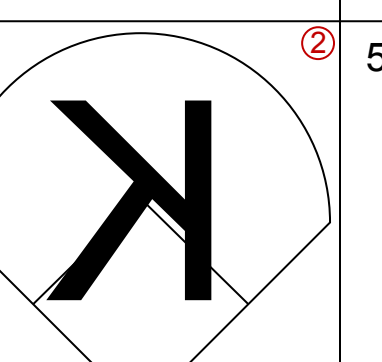
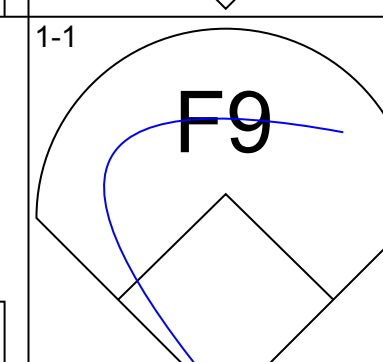
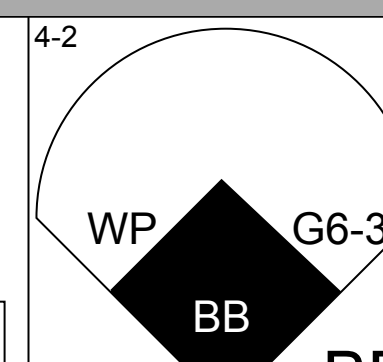
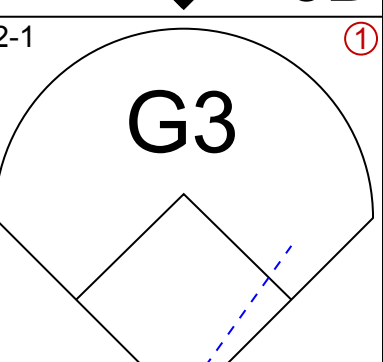
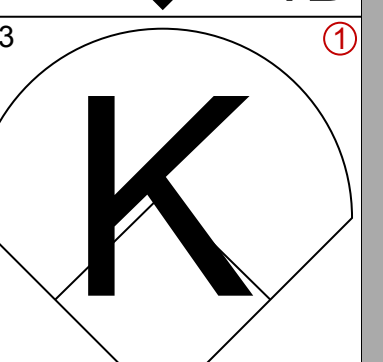
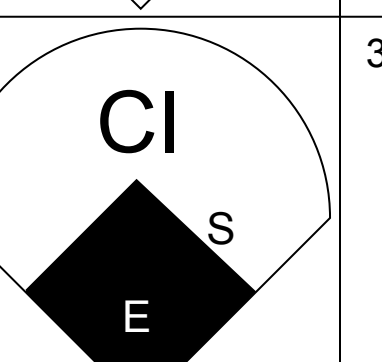
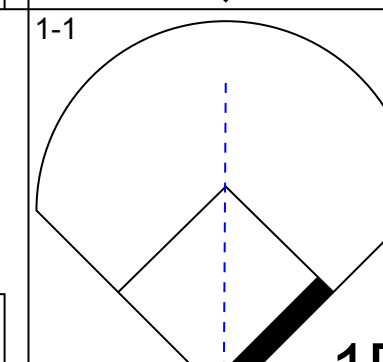
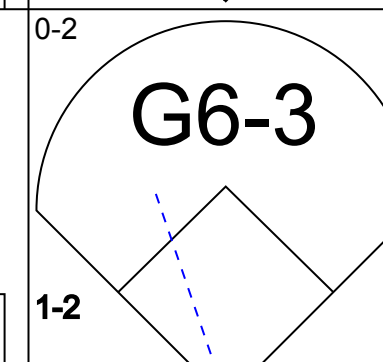
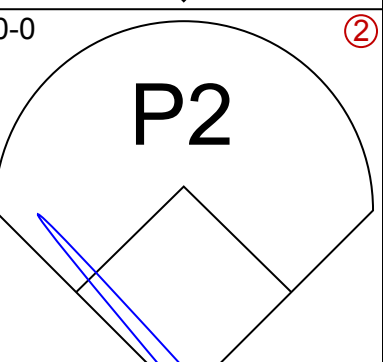
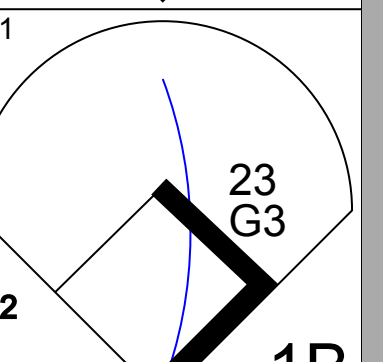
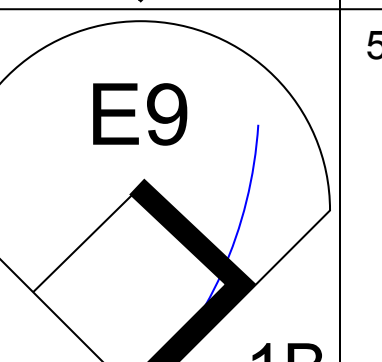
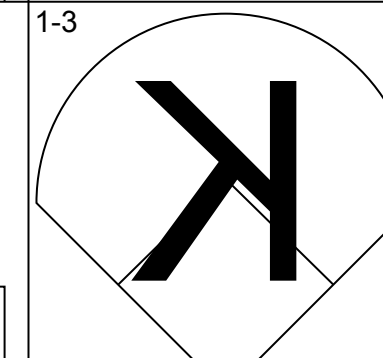
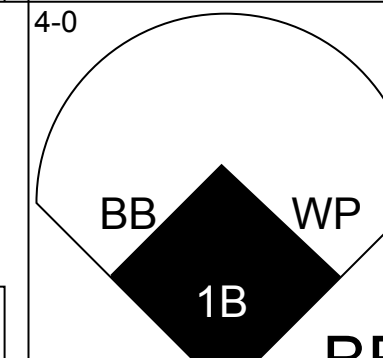
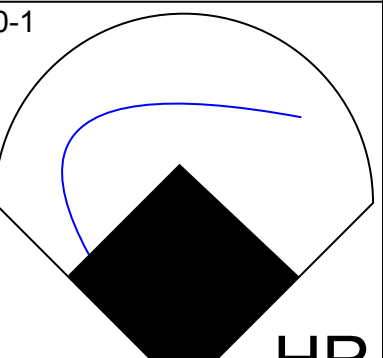
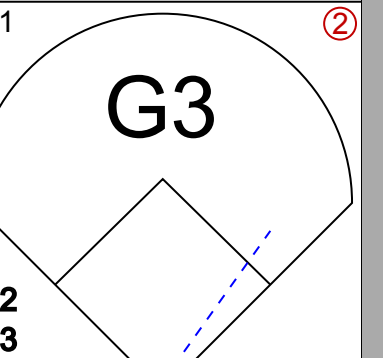
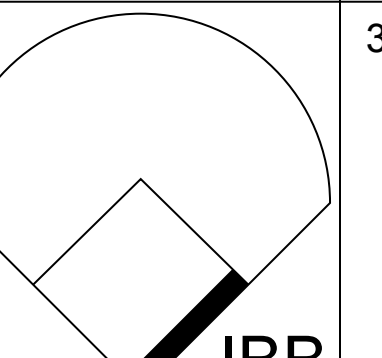

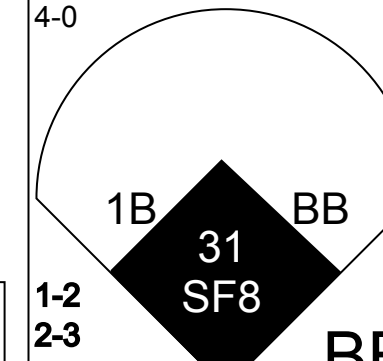
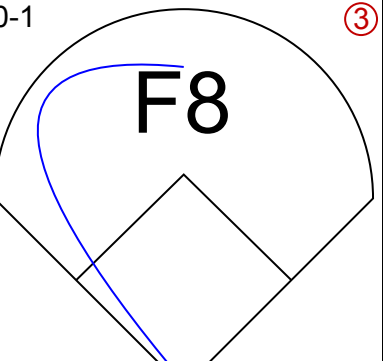
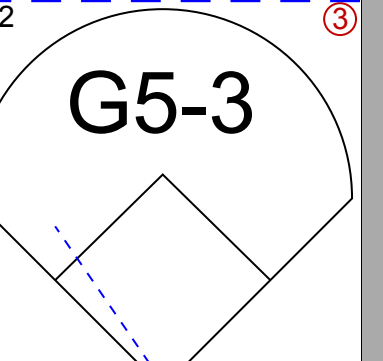
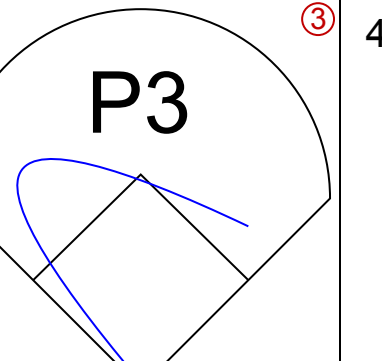

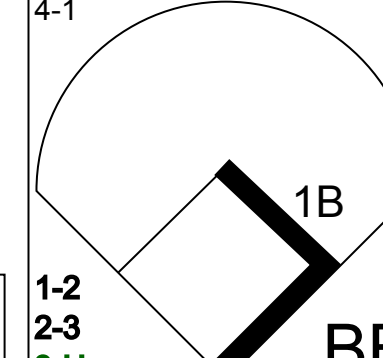
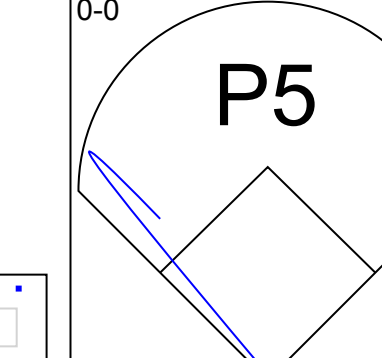
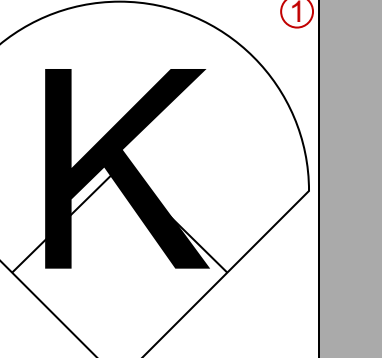

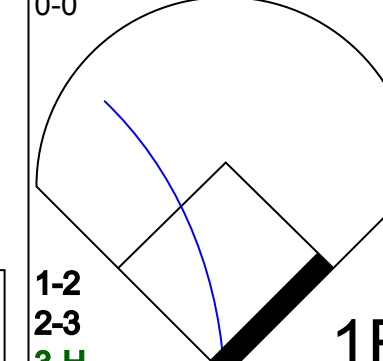
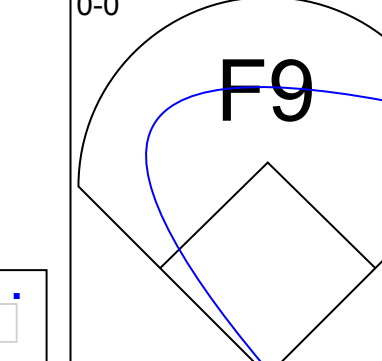

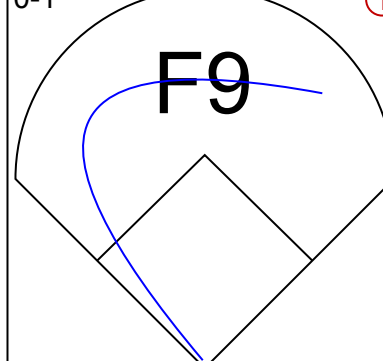
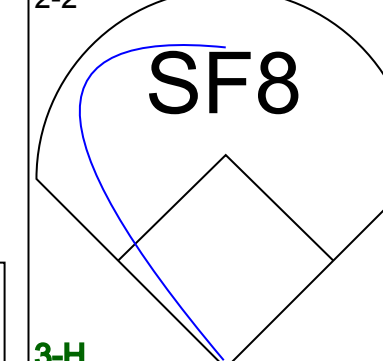
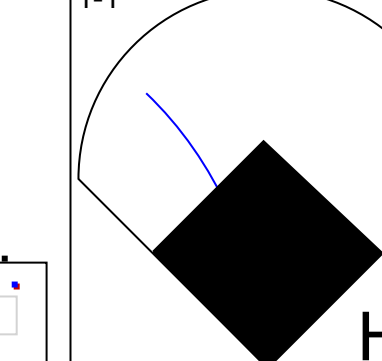


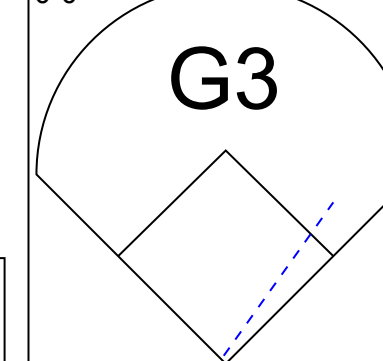
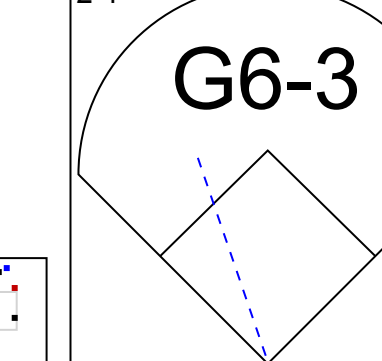
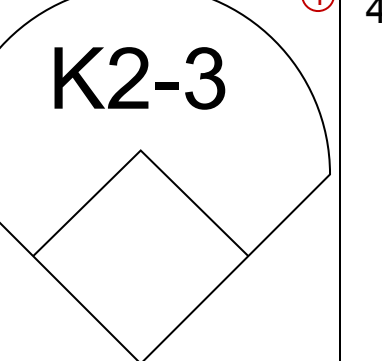
Seattle Mariners @ Kansas City Royals
Kauffman Stadium, Kansas City, MO
Tue Jul 03 2007, 7:10 PM CDT
Att: 28,140 - Partly Cloudy - 87 F

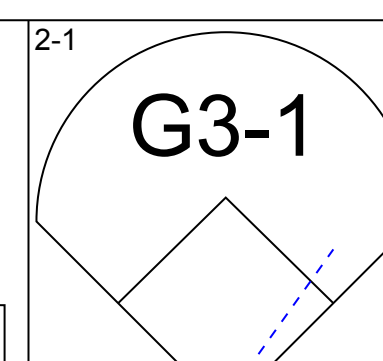
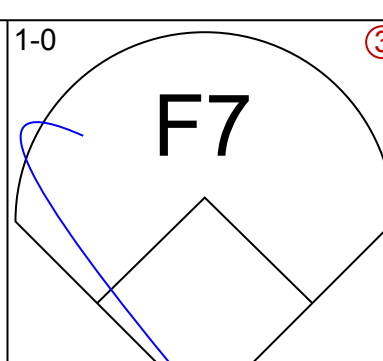
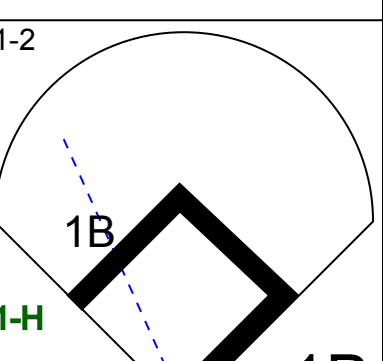
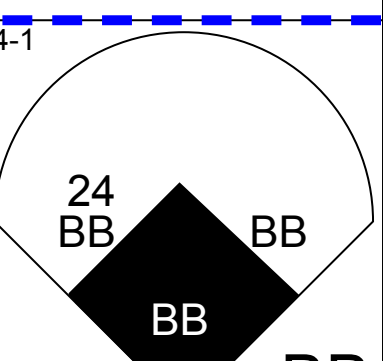
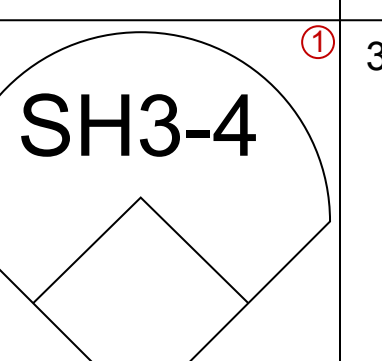
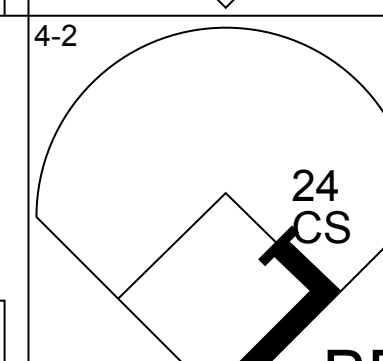
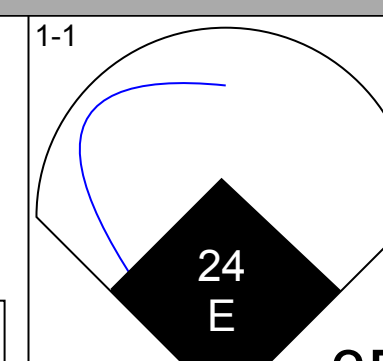
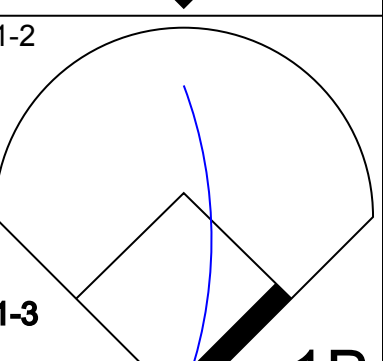
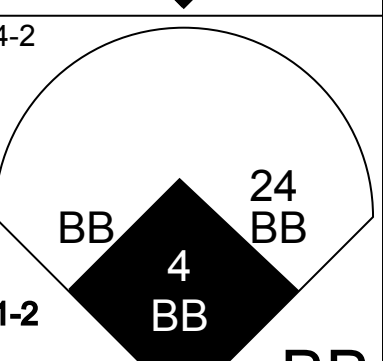
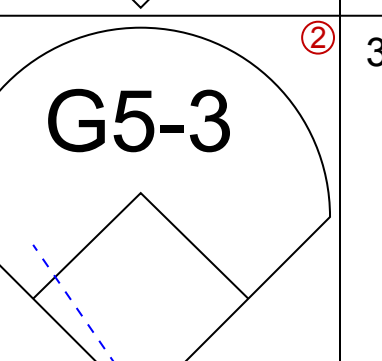
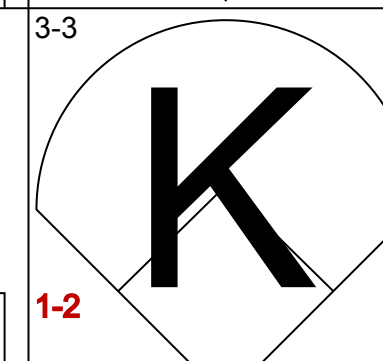
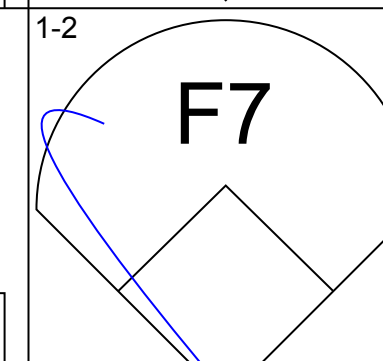
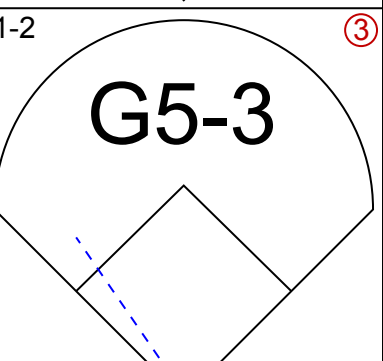
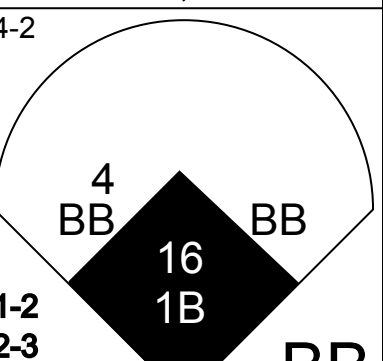
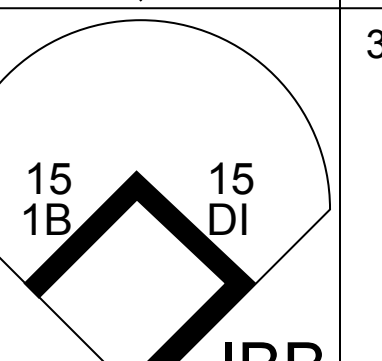
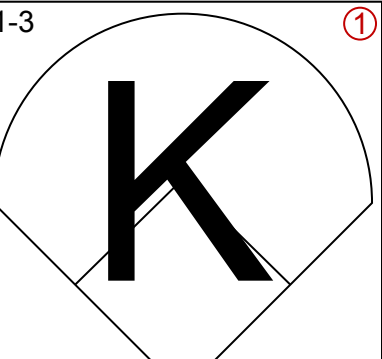
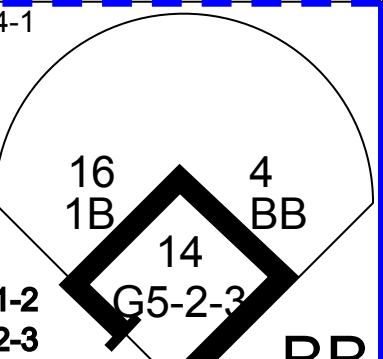
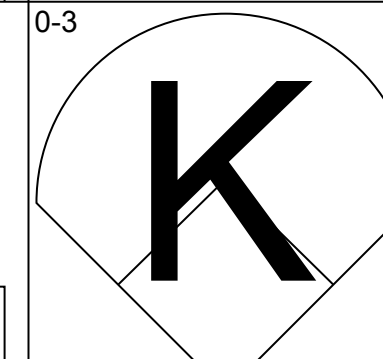
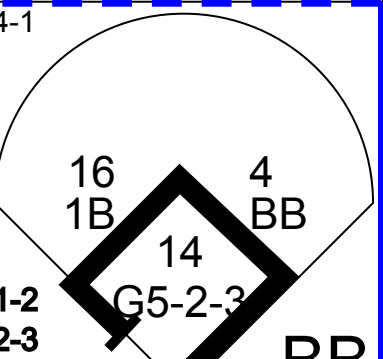
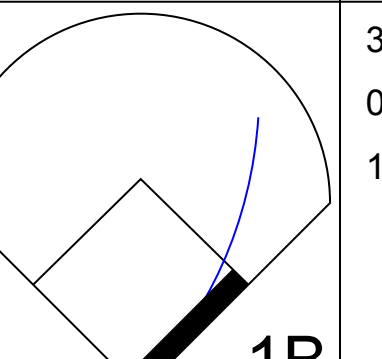
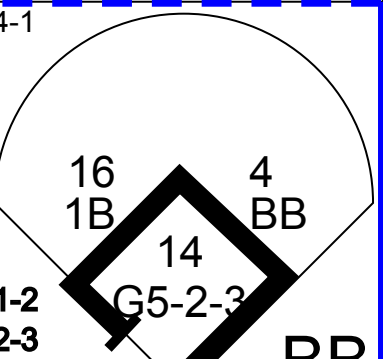

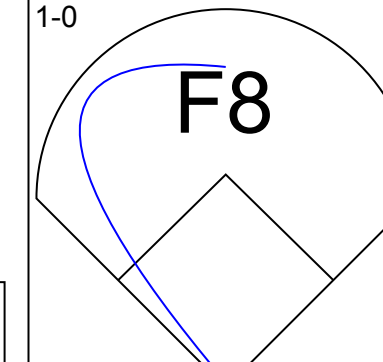
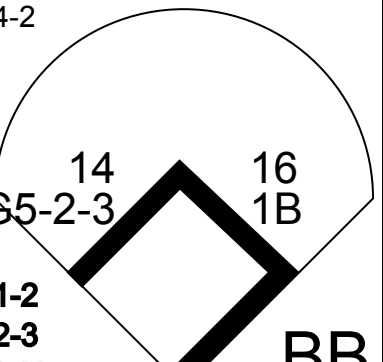

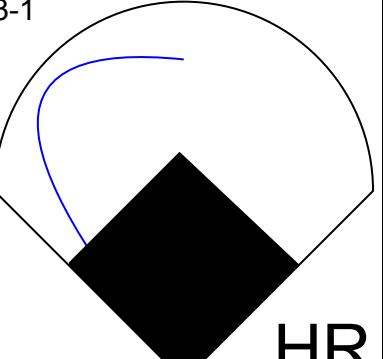
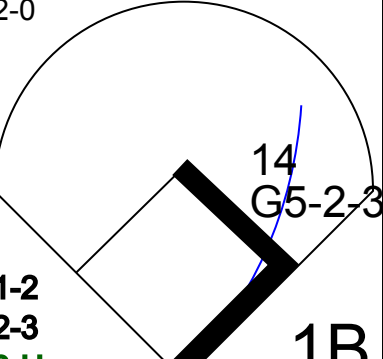
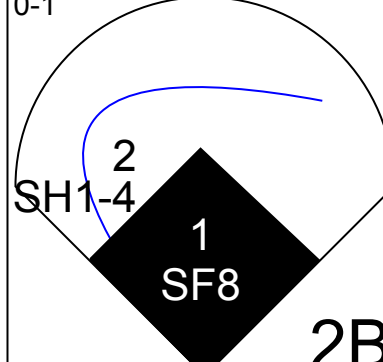
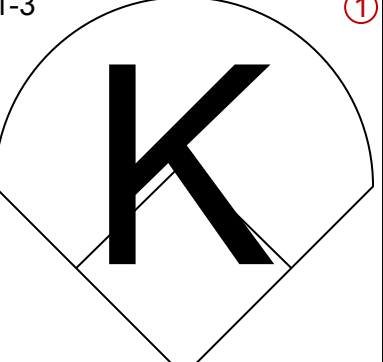
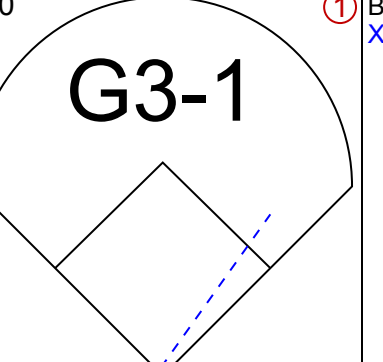
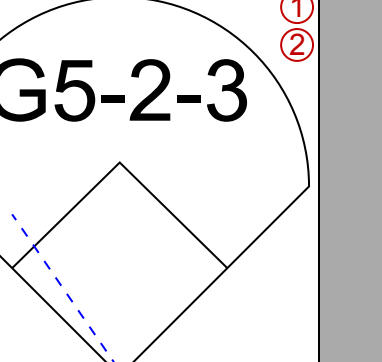
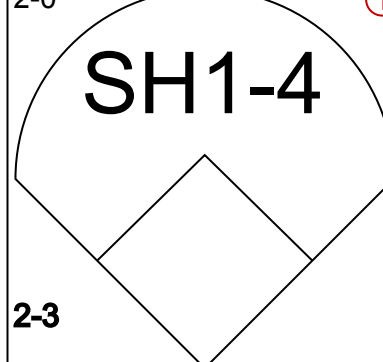
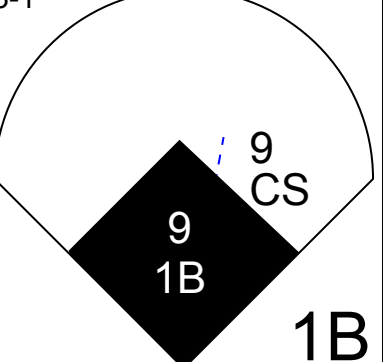
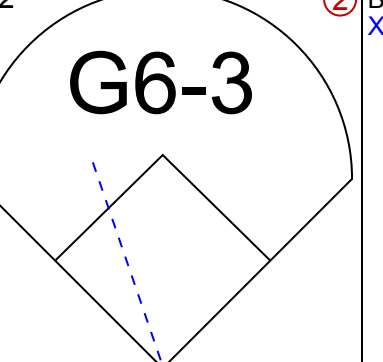
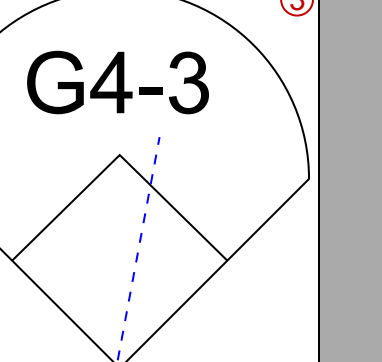
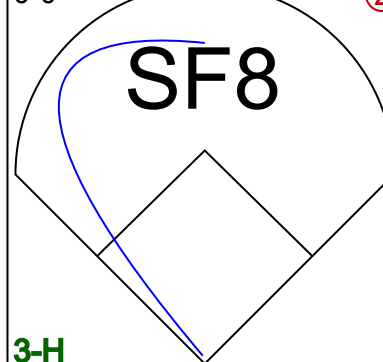
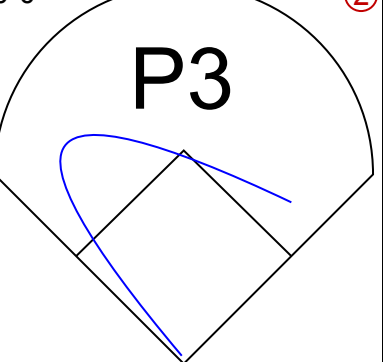
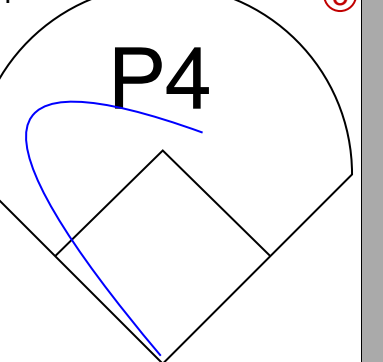
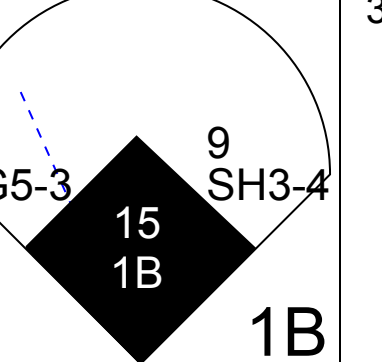
AB 39
R 17
H 16
RBI 16
BB 4
SO 4
LOB 19



Batter	1	2	3	4	5	6	7	8	9	AB R H RBI BB SO LOB	TOP																																																																																																			
1 Akinori Iwamura, L OBP: 0.388, SLG: 0.438										5 1 2 0 0 0 0	Tampa Bay Devil Rays @ Kansas City Royals Kauffman Stadium, Kansas City, MO Fri Jul 06 2007, 7:10 PM CDT Att: 18,753 - Clear - 90 F livebaseballscorecards.com																																																																																																			
13 Carl Crawford, L OBP: 0.338, SLG: 0.450										4 2 2 0 1 1 2																																																																																																				
Brendan Harris, R OBP: 0.361, SLG: 0.466										4 2 2 2 0 1 1																																																																																																				
Ty Wigginton, R OBP: 0.317, SLG: 0.444										5 0 2 0 0 1 2																																																																																																				
Delmon Young, R OBP: 0.310, SLG: 0.417										5 0 3 2 0 1 4																																																																																																				
23 Carlos Pena, L OBP: 0.393, SLG: 0.601										4 0 2 1 1 0 3																																																																																																				
31 Jonny Gomes, R OBP: 0.336, SLG: 0.460										5 1 2 0 0 2 6																																																																																																				
3 Jorge Cantu, R OBP: 0.281, SLG: 0.228										4 0 0 0 0 2 2																																																																																																				
Raul Casanova, S OBP: 0.354, SLG: 0.625										3 0 0 1 0 1 1																																																																																																				
Inning Stats	R: 2 E: 0 K: 1 S: 14	H: 4 LOB: 2 BB: 0 P: 18	R: 0 E: 0 K: 2 S: 9	H: 0 LOB: 0 BB: 0 P: 15	R: 1 E: 0 K: 0 S: 7	H: 2 LOB: 1 BB: 0 P: 10	R: 0 E: 0 K: 0 S: 6	H: 1 LOB: 0 BB: 0 P: 7	R: 1 E: 0 K: 1 S: 9	H: 2 LOB: 2 BB: 1 P: 16		R: 1 E: 0 K: 0 S: 13	H: 2 LOB: 2 BB: 1 P: 25	R: 0 E: 0 K: 2 S: 12	H: 1 LOB: 1 BB: 0 P: 21	R: 0 E: 0 K: 3 S: 18	H: 2 LOB: 2 BB: 0 P: 26	1B: 11 2B: 4 3B: 0 HR: 0	SF: 1 SAC: 1 DP: 1 HBP: 0	WP: 0 PB: 0 SB: 3 CS: 0	PA: 43																																																																																									
PITCHER	IP WLS BF H R ER SO BB IBB HBP BLK WP HR S P ERA WHIP	<table border="1"> <thead> <tr> <th>PITCHER</th> <th>IP</th> <th>WLS</th> <th>BF</th> <th>H</th> <th>R</th> <th>ER</th> <th>SO</th> <th>BB</th> <th>IBB</th> <th>HBP</th> <th>BLK</th> <th>WP</th> <th>HR</th> <th>S</th> <th>P</th> <th>ERA</th> <th>WHIP</th> </tr> </thead> <tbody> <tr> <td>45 Odalis Perez, L ERA: 5.68</td> <td>6.0</td> <td>L</td> <td>28</td> <td>10</td> <td>5</td> <td>5</td> <td>4</td> <td>1</td> <td>0</td> <td>0</td> <td>0</td> <td>0</td> <td>0</td> <td>55</td> <td>81</td> <td>7.50</td> <td>1.833</td> </tr> <tr> <td>57 Joel Peralta, L ERA: 3.64</td> <td>1.0</td> <td></td> <td>6</td> <td>2</td> <td>1</td> <td>1</td> <td>0</td> <td>0</td> <td>1</td> <td>0</td> <td>0</td> <td>0</td> <td>0</td> <td>13</td> <td>25</td> <td>9.00</td> <td>2.000</td> </tr> <tr> <td>58 Neal Musser, L ERA: 5.4</td> <td>1.0</td> <td></td> <td>4</td> <td>1</td> <td>0</td> <td>0</td> <td>2</td> <td>0</td> <td>0</td> <td>0</td> <td>0</td> <td>0</td> <td>0</td> <td>12</td> <td>21</td> <td>0.00</td> <td>1.000</td> </tr> <tr> <td>48 Joaquin Soria, R ERA: 2.21</td> <td>1.0</td> <td></td> <td>5</td> <td>2</td> <td>0</td> <td>0</td> <td>3</td> <td>0</td> <td>0</td> <td>0</td> <td>0</td> <td>0</td> <td>0</td> <td>18</td> <td>26</td> <td>0.00</td> <td>2.000</td> </tr> </tbody> </table>																			PITCHER	IP	WLS	BF	H	R	ER	SO	BB	IBB	HBP	BLK	WP	HR	S	P	ERA	WHIP	45 Odalis Perez, L ERA: 5.68	6.0	L	28	10	5	5	4	1	0	0	0	0	0	55	81	7.50	1.833	57 Joel Peralta, L ERA: 3.64	1.0		6	2	1	1	0	0	1	0	0	0	0	13	25	9.00	2.000	58 Neal Musser, L ERA: 5.4	1.0		4	1	0	0	2	0	0	0	0	0	0	12	21	0.00	1.000	48 Joaquin Soria, R ERA: 2.21	1.0		5	2	0	0	3	0	0	0	0	0	0	18	26	0.00	2.000
PITCHER	IP	WLS	BF	H	R	ER	SO	BB	IBB	HBP	BLK	WP	HR	S	P	ERA	WHIP																																																																																													
45 Odalis Perez, L ERA: 5.68	6.0	L	28	10	5	5	4	1	0	0	0	0	0	55	81	7.50	1.833																																																																																													
57 Joel Peralta, L ERA: 3.64	1.0		6	2	1	1	0	0	1	0	0	0	0	13	25	9.00	2.000																																																																																													
58 Neal Musser, L ERA: 5.4	1.0		4	1	0	0	2	0	0	0	0	0	0	12	21	0.00	1.000																																																																																													
48 Joaquin Soria, R ERA: 2.21	1.0		5	2	0	0	3	0	0	0	0	0	0	18	26	0.00	2.000																																																																																													

Batter	1	2	3	4	5	6	7	8	9	AB R H RBI BB SO LOB	BOTTOM																																																																																																			
9 David DeJesus, L OBP: 0.364, SLG: 0.417										5 0 0 0 0 2 2	Tampa Bay Devil Rays @ Kansas City Royals Kauffman Stadium, Kansas City, MO Fri Jul 06 2007, 7:10 PM CDT Att: 18,753 - Clear - 90 F livebaseballscorecards.com																																																																																																			
15 Mark Grudzielanek, R OBP: 0.314, SLG: 0.414										4 1 1 0 0 0 1																																																																																																				
24 Mark Teahen, L OBP: 0.362, SLG: 0.408										3 0 0 1 0 2 1																																																																																																				
Ross Gload, L OBP: 0.287, SLG: 0.391										4 1 1 1 0 0 1																																																																																																				
4 Alex Gordon, L OBP: 0.324, SLG: 0.361										4 1 3 1 0 1 0																																																																																																				
16 Billy Butler, R OBP: 0.288, SLG: 0.416										4 0 1 0 0 2 3																																																																																																				
14 John Buck, R OBP: 0.332, SLG: 0.543										4 1 1 1 0 0 3																																																																																																				
2 Joey Gathright, L OBP: 0.411, SLG: 0.391										4 0 2 1 0 0 1																																																																																																				
1 Tony Pena Jr., R OBP: 0.293, SLG: 0.358										4 1 1 0 0 0 2																																																																																																				
Inning Stats	R: 0 E: 0 K: 2 S: 9	H: 1 LOB: 1 BB: 0 P: 13	R: 1 E: 0 K: 1 S: 17	H: 2 LOB: 1 BB: 0 P: 24	R: 0 E: 0 K: 2 S: 7	H: 0 LOB: 0 BB: 0 P: 12	R: 0 E: 0 K: 1 S: 9	H: 1 LOB: 1 BB: 0 P: 13	R: 0 E: 0 K: 0 S: 10	H: 0 LOB: 0 BB: 0 P: 11		R: 0 E: 0 K: 0 S: 4	H: 0 LOB: 0 BB: 0 P: 8	R: 0 E: 0 K: 1 S: 9	H: 1 LOB: 1 BB: 0 P: 11	R: 3 E: 0 K: 1 S: 13	H: 3 LOB: 1 BB: 0 P: 20	R: 1 E: 0 K: 0 S: 14	H: 2 LOB: 1 BB: 0 P: 20	1B: 6 2B: 3 3B: 0 HR: 1	SF: 1 SAC: 0 DP: 0 HBP: 1	WP: 2 PB: 0 SB: 0 CS: 0	PA: 38																																																																																							
PITCHER	IP WLS BF H R ER SO BB IBB HBP BLK WP HR S P ERA WHIP	<table border="1"> <thead> <tr> <th>PITCHER</th> <th>IP</th> <th>WLS</th> <th>BF</th> <th>H</th> <th>R</th> <th>ER</th> <th>SO</th> <th>BB</th> <th>IBB</th> <th>HBP</th> <th>BLK</th> <th>WP</th> <th>HR</th> <th>S</th> <th>P</th> <th>ERA</th> <th>WHIP</th> </tr> </thead> <tbody> <tr> <td>33 James Shields, R ERA: 3.82</td> <td>7.2</td> <td>W</td> <td>31</td> <td>7</td> <td>4</td> <td>4</td> <td>6</td> <td>0</td> <td>0</td> <td>1</td> <td>0</td> <td>0</td> <td>0</td> <td>73</td> <td>106</td> <td>4.70</td> <td>0.913</td> </tr> <tr> <td>Casey Fossum, L ERA: 7.17</td> <td>0.0</td> <td></td> <td>1</td> <td>1</td> <td>0</td> <td>0</td> <td>0</td> <td>0</td> <td>0</td> <td>0</td> <td>0</td> <td>0</td> <td>0</td> <td>2</td> <td>2</td> <td>∞</td> <td>∞</td> </tr> <tr> <td>45 Jay Witasick, R ERA: 3.7</td> <td>0.1</td> <td>H</td> <td>1</td> <td>0</td> <td>0</td> <td>0</td> <td>1</td> <td>0</td> <td>0</td> <td>0</td> <td>0</td> <td>0</td> <td>0</td> <td>3</td> <td>4</td> <td>0.00</td> <td>0.000</td> </tr> <tr> <td>47 Gary Glover, R ERA: 5.32</td> <td>1.0</td> <td>S</td> <td>5</td> <td>2</td> <td>1</td> <td>1</td> <td>0</td> <td>0</td> <td>0</td> <td>0</td> <td>0</td> <td>0</td> <td>1</td> <td>14</td> <td>20</td> <td>9.00</td> <td>2.000</td> </tr> </tbody> </table>																			PITCHER	IP	WLS	BF	H	R	ER	SO	BB	IBB	HBP	BLK	WP	HR	S	P	ERA	WHIP	33 James Shields, R ERA: 3.82	7.2	W	31	7	4	4	6	0	0	1	0	0	0	73	106	4.70	0.913	Casey Fossum, L ERA: 7.17	0.0		1	1	0	0	0	0	0	0	0	0	0	2	2	∞	∞	45 Jay Witasick, R ERA: 3.7	0.1	H	1	0	0	0	1	0	0	0	0	0	0	3	4	0.00	0.000	47 Gary Glover, R ERA: 5.32	1.0	S	5	2	1	1	0	0	0	0	0	0	1	14	20	9.00	2.000
PITCHER	IP	WLS	BF	H	R	ER	SO	BB	IBB	HBP	BLK	WP	HR	S	P	ERA	WHIP																																																																																													
33 James Shields, R ERA: 3.82	7.2	W	31	7	4	4	6	0	0	1	0	0	0	73	106	4.70	0.913																																																																																													
Casey Fossum, L ERA: 7.17	0.0		1	1	0	0	0	0	0	0	0	0	0	2	2	∞	∞																																																																																													
45 Jay Witasick, R ERA: 3.7	0.1	H	1	0	0	0	1	0	0	0	0	0	0	3	4	0.00	0.000																																																																																													
47 Gary Glover, R ERA: 5.32	1.0	S	5	2	1	1	0	0	0	0	0	0	1	14	20	9.00	2.000																																																																																													

Batter	1	2	3	4	5	6	7	8	9	AB R H RBI BB SO LOB	TOP										
1 Akinori Iwamura, L (1,5) OBP: 0.388, SLG: 0.447										5 1 2 0 0 2 0	Tampa Bay Devil Rays @ Kansas City Royals Kauffman Stadium, Kansas City, MO Sat Jul 07 2007, 6:10 PM CDT Att: 20,458 - Clear - 90 F livebaseballscorecards.com										
13 Carl Crawford, L (1,7) OBP: 0.337, SLG: 0.446									3 2 0 0 1 1 2												
Brendan Harris, R (1,6) OBP: 0.365, SLG: 0.468									5 0 3 1 0 0 2												
23 Carlos Pena, L (1,3) OBP: 0.397, SLG: 0.611									3 2 1 2 2 1 3												
Ty Wigginton, R (1,4) OBP: 0.316, SLG: 0.439									4 1 0 0 1 0 4												
Greg Norton, S (1,10)									3 0 0 1 1 1 0												
Delmon Young, R (1,8)									4 0 1 1 0 2 0												
31 Jonny Gomes, R (1,9) OBP: 0.333, SLG: 0.481									3 1 1 2 0 1 0												
30 Dioner Navarro, S (1,2) OBP: 0.237, SLG: 0.255									4 0 0 0 0 2 2												
Inning Stats	R: 0 E: 0 K: 11 S: 11	H: 1 LOB: 1 BB: 0 P: 15	R: 0 E: 0 K: 1 S: 9	H: 0 LOB: 0 BB: 0 P: 14	R: 0 E: 0 K: 1 S: 8	H: 0 LOB: 0 BB: 0 P: 10	R: 3 E: 0 K: 0 S: 13	H: 1 LOB: 2 BB: 4 P: 31	R: 2 E: 0 K: 0 S: 9	H: 2 LOB: 0 BB: 0 P: 11	R: 1 E: 0 K: 0 S: 6	H: 1 LOB: 0 BB: 0 P: 9	R: 0 E: 0 K: 1 S: 12	H: 2 LOB: 2 BB: 0 P: 20	R: 0 E: 0 K: 3 S: 13	H: 0 LOB: 0 BB: 0 P: 17	R: 1 E: 2 K: 2 S: 13	H: 1 LOB: 2 BB: 1 P: 23	1B: 5 2B: 0 3B: 1 HR: 2	SF: 1 SAC: 0 DP: 0 HBP: 0	WP: 1 PA: 41 PB: 0 CS: 1
PITCHER	IP WLS BF H R ER SO BB IBB HBP BLK WP HR S P ERA WHIP																				
55 Gil Meche, R (1,1) ERA: 3.54	6.0 27 5 6 6 4 4 0 0 0 0 1 2 56 90 9.00 1.500																				
41 Jimmy Gobble, L (7,1) ERA: 2.7	0.2 4 2 0 0 1 0 0 0 0 0 0 0 9 15 0.00 3.000																				
23 Zack Greinke, R (7,1) ERA: 4.43	1.1 4 0 0 0 3 0 0 0 0 0 0 0 16 22 0.00 0.000																				
Octavio Dotel, R (9,1) ERA: 3.71	1.0 W 6 1 1 0 2 0 1 0 0 0 0 0 13 23 0.00 1.000																				

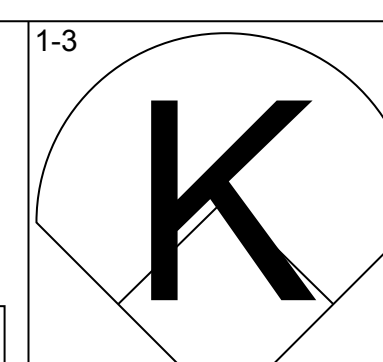
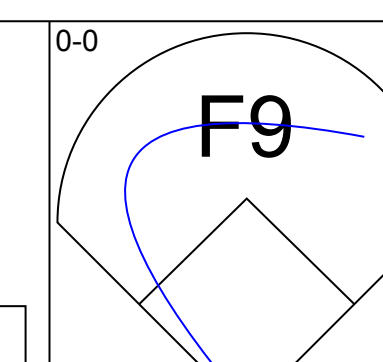
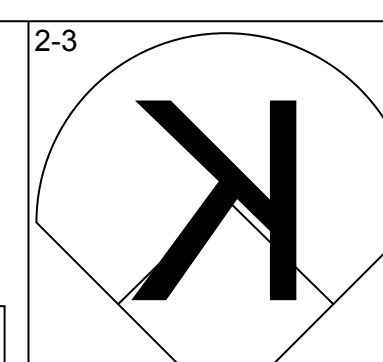
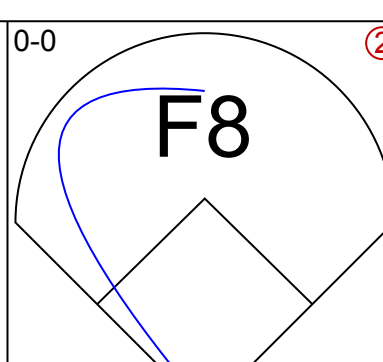
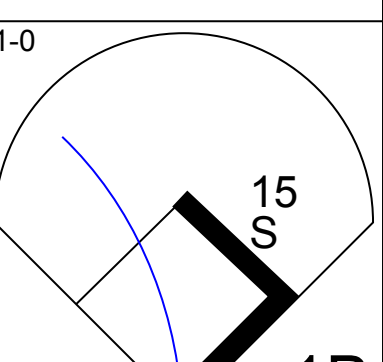
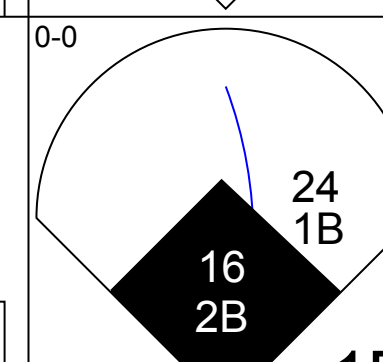
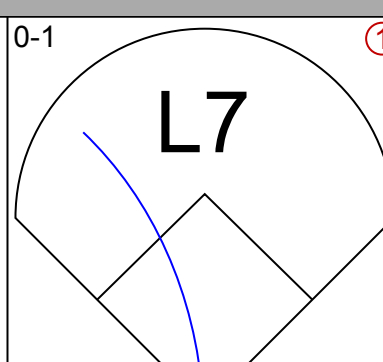
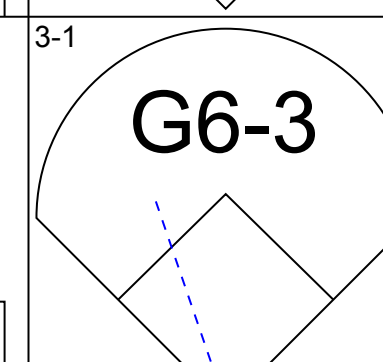
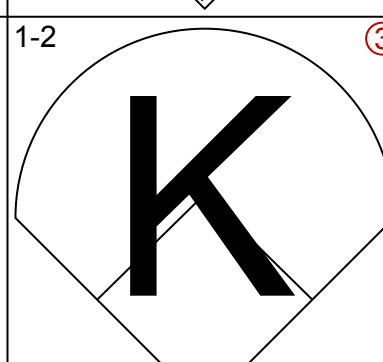
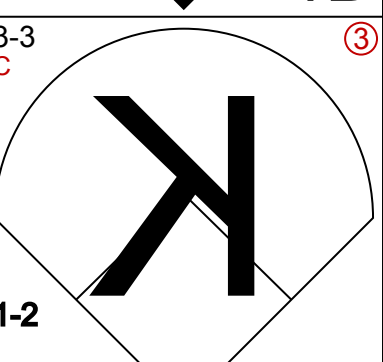
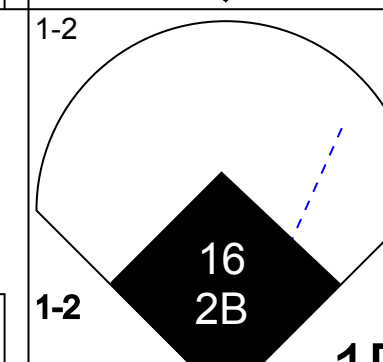
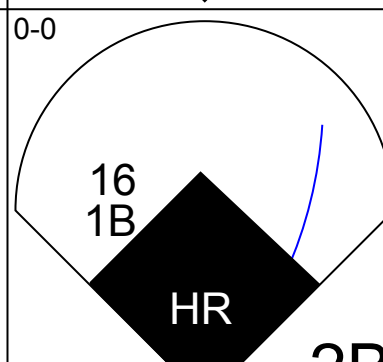
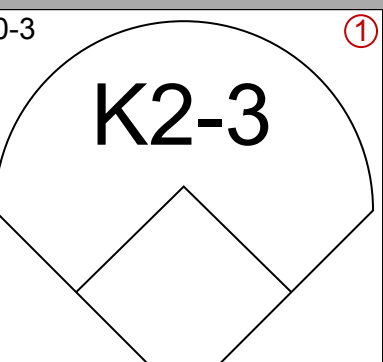
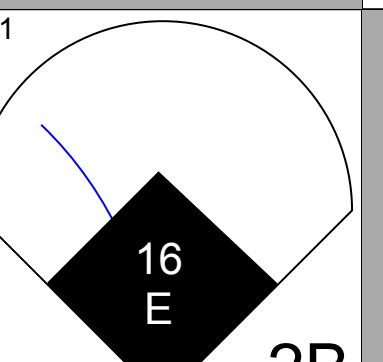
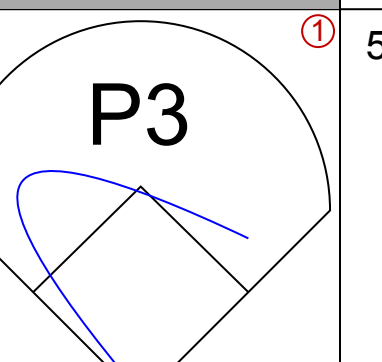
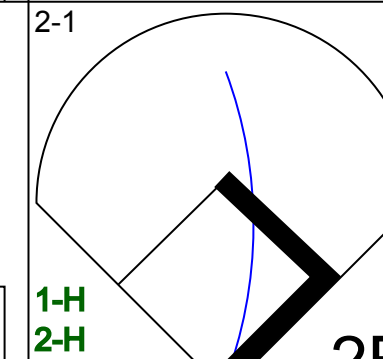
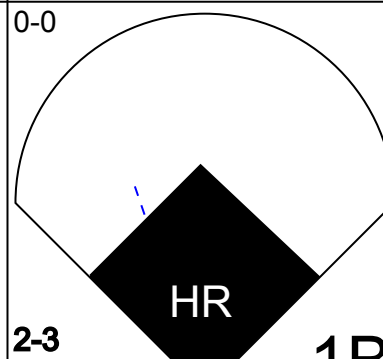
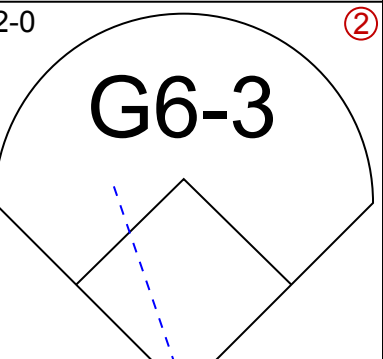
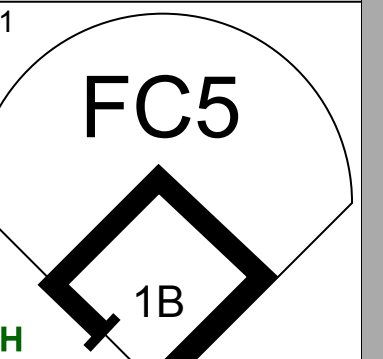
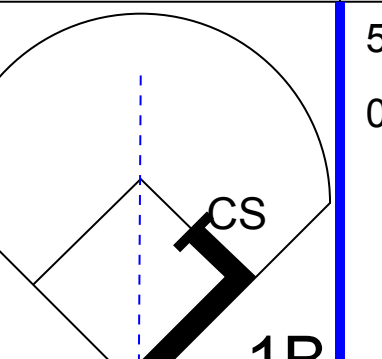
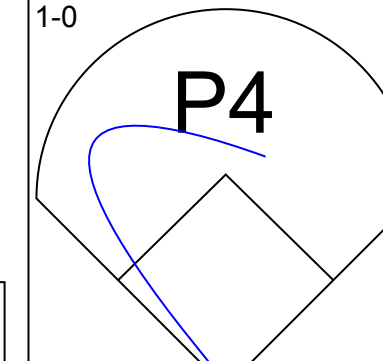
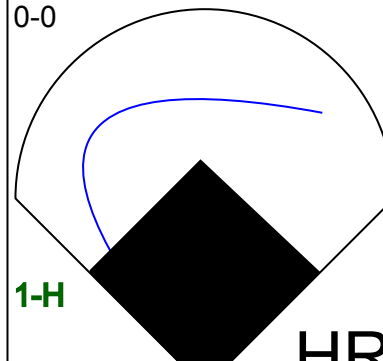
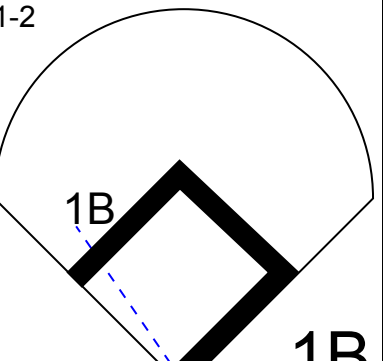
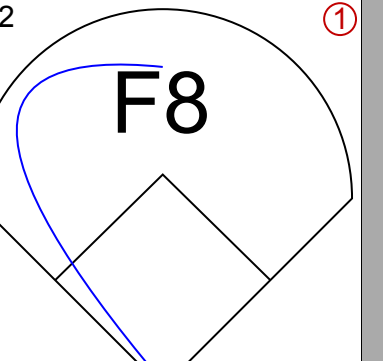
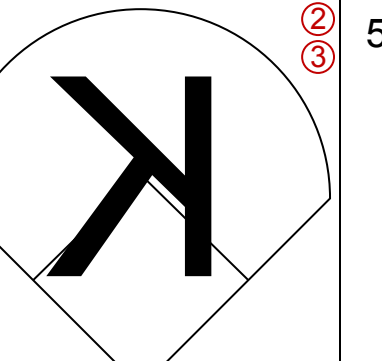
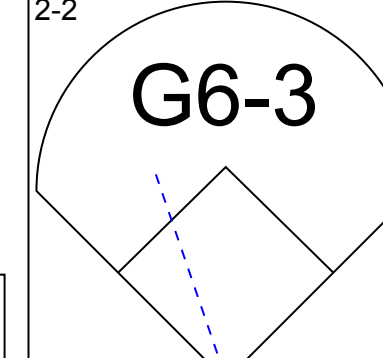
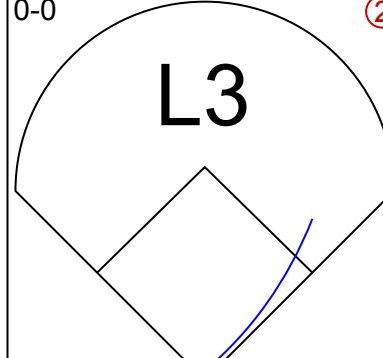
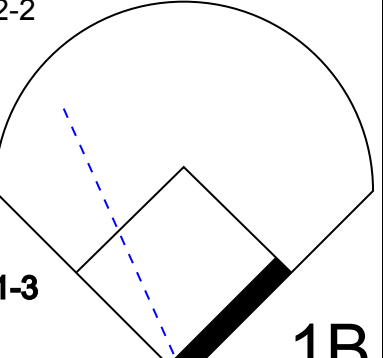
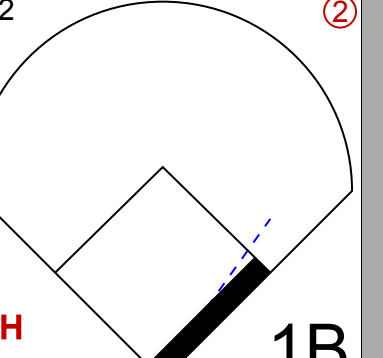


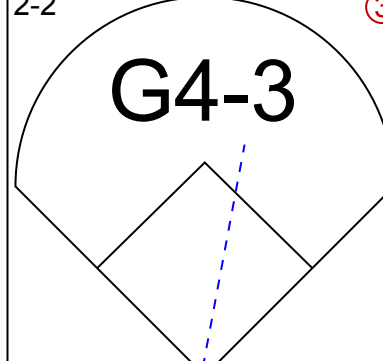
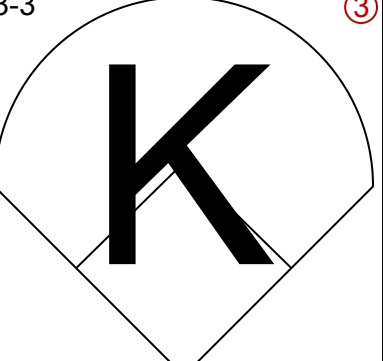

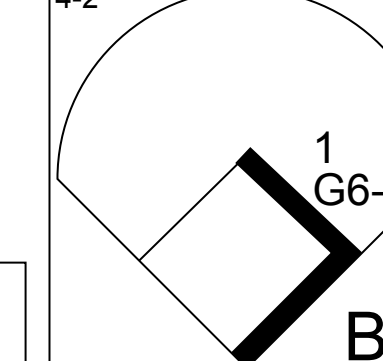



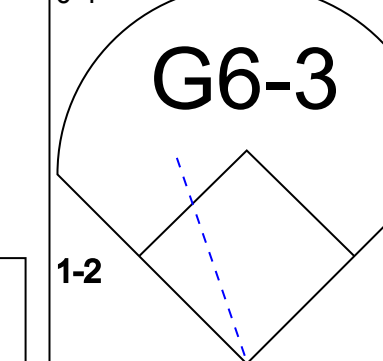
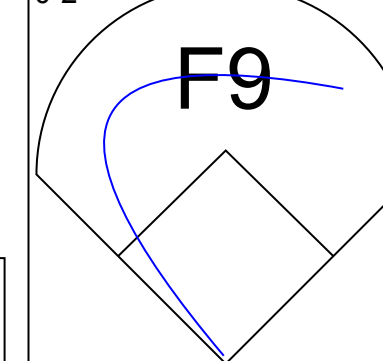
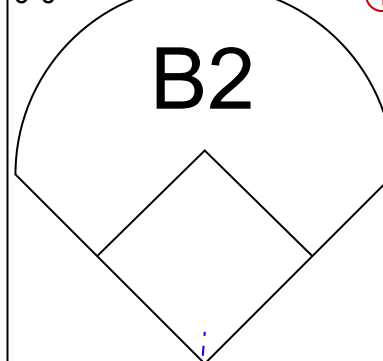
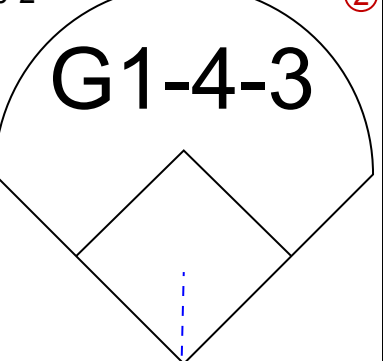
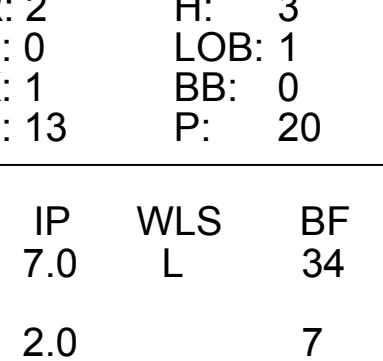
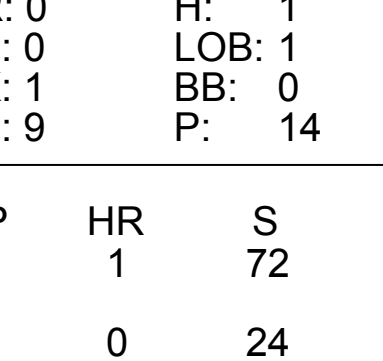
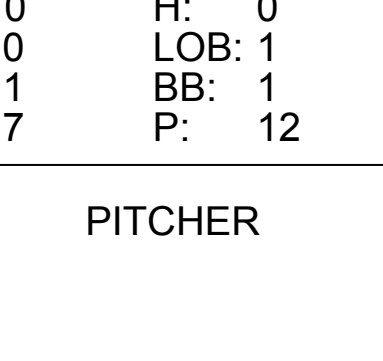
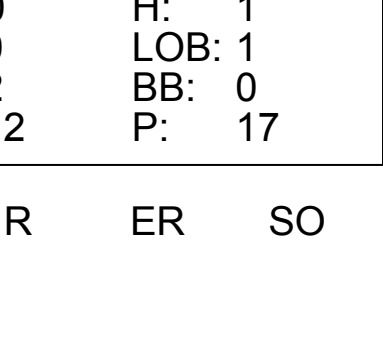
Batter	1	2	3	4	5	6	7	8	9	AB R H RBI BB SO LOB	BOTTOM										
9 David DeJesus, L (1,8) OBP: 0.365, SLG: 0.417										3 1 1 1 1 0 0	Tampa Bay Devil Rays @ Kansas City Royals Kauffman Stadium, Kansas City, MO Sat Jul 07 2007, 6:10 PM CDT Att: 20,458 - Clear - 90 F livebaseballscorecards.com										
Esteban German, R (1,4) OBP: 0.373, SLG: 0.396									3 2 2 0 2 0 1												
24 Mark Teahen, L (1,9) OBP: 0.363, SLG: 0.404									3 1 0 0 2 1 3												
Ross Gload, L (1,3) OBP: 0.280, SLG: 0.381									3 0 0 0 0 2 0												
Emil Brown, R (6,PH) OBP: 0.288, SLG: 0.310									0 0 0 1 1 0 0												
15 Mark Grudzielanek, R (9,4) OBP: 0.317, SLG: 0.417									1 0 1 1 0 0 0												
4 Alex Gordon, L (1,5) OBP: 0.323, SLG: 0.358									3 0 0 1 1 0 0												
16 Billy Butler, R (1,10) OBP: 0.298, SLG: 0.457									4 1 2 2 0 1 0												
14 John Buck, R (1,2) OBP: 0.330, SLG: 0.542									4 1 1 0 0 1 3												
2 Joey Gathright, L (1,7) OBP: 0.408, SLG: 0.388									3 1 1 0 0 0 2												
1 Tony Pena Jr., R (1,6) OBP: 0.292, SLG: 0.357									3 1 1 1 0 0 1												
Inning Stats	R: 0 E: 0 K: 1 S: 10	H: 0 LOB: 1 BB: 1 P: 19	R: 0 E: 0 K: 1 S: 9	H: 0 LOB: 0 BB: 0 P: 10	R: 1 E: 0 K: 0 S: 5	H: 1 LOB: 0 BB: 0 P: 8	R: 1 E: 1 K: 1 S: 10	H: 1 LOB: 0 BB: 0 P: 13	R: 2 E: 0 K: 1 S: 18	H: 4 LOB: 2 BB: 0 P: 27	R: 0 E: 0 K: 1 S: 8	H: 0 LOB: 0 BB: 0 P: 11	R: 0 E: 0 K: 0 S: 7	H: 0 LOB: 0 BB: 0 P: 9	R: 3 E: 0 K: 0 S: 14	H: 1 LOB: 2 BB: 5 P: 38	R: 1 E: 0 K: 0 S: 8	H: 2 LOB: 2 BB: 1 P: 13	1B: 6 2B: 2 3B: 1 HR: 1	SF: 1 SAC: 2 DP: 2 HBP: 0	WP: 0 PA: 40 PB: 0 CS: 2
PITCHER	IP WLS BF H R ER SO BB IBB HBP BLK WP HR S P ERA WHIP																				
21 Andy Sonnanstine, R (1,1) ERA: 5.38	7.0 27 6 4 3 5 1 0 0 0 0 0 0 7 67 3.86 1.000																				
45 Jay Witasick, R (8,1) ERA: 4.81	0.0 3 0 3 3 0 3 0 0 0 0 0 0 7 19 * * *																				
Casey Fossum, L (8,1) ERA: 7.17	0.0 B 2 0 0 0 0 2 0 0 0 0 0 0 4 12 * * *																				
22 Shawn Camp, R (8,1) ERA: 5.66	1.2 L 8 3 1 1 0 0 0 1 0 0 0 0 0 11 20 5.40 1.800																				

Batter	1	2	3	4	5	6	7	8	9	AB	R	H	RBI	BB	SO	LOB	TOP										
1 Akinori Iwamura, L (1, 5) OBP: 0.379, SLG: 0.436	G4-3		K		L6		K		G4-3	5	0	0	0	0	2	0	Tampa Bay Devil Rays @ Kansas City Royals Kauffman Stadium, Kansas City, MO Sun Jul 08 2007, 1:10 PM CDT Att: 14,726 - Partly Cloudy - 90 F livebaseballscorecards.com										
Brendan Harris, R (1, 6) OBP: 0.365, SLG: 0.463	BB		K		G5-3		F8		BB	3	0	0	0	2	1	0											
Delmon Young, R (1, 8) OBP: 0.308, SLG: 0.412	K		1B		K				K	5	0	1	0	0	3	2											
23 Carlos Pena, L (1, 3) OBP: 0.395, SLG: 0.609	G3		G6-3						G5-3	4	1	1	0	0	1	2											
Ty Wigginton, R (1, 10) OBP: 0.318, SLG: 0.441		31 2B 30 SF8 BB			P3				2B	3	2	1	0	1	0	0											
31 Jonny Gomes, R (1, 9) OBP: 0.351, SLG: 0.534		30 SF8 2B			WP 30 BB 1B				2B	4	1	4	3	0	0	0											
Josh Wilson, R (1, 4) OBP: 0.292, SLG: 0.278	K				F9				2B	4	0	1	0	0	1	4											
30 Dioner Navarro, S (1, 2) OBP: 0.238, SLG: 0.254			SF8		WP BB				F9	1	0	0	1	1	0	1											
13 Carl Crawford, L (8, PH) OBP: 0.336, SLG: 0.445		2-3 3-H			1-2 BB				F8	1	0	0	0	0	0	1											
Dustin Mohr, R (1, 7) OBP: 0.125, SLG: 0.313					F9				K	3	0	0	0	0	1	3											
Raul Casanova, S (8, 2) OBP: 0.347, SLG: 0.610					F9				K	1	0	0	0	0	1	0											
Inning Stats	R: 0 E: 0 K: 1 S: 6	H: 0 LOB: 1 BB: 1 P: 13	R: 1 E: 0 K: 2 S: 14	H: 1 LOB: 1 BB: 1 P: 20	R: 0 E: 0 K: 2 S: 9	H: 1 LOB: 2 BB: 1 P: 14	R: 0 E: 0 K: 0 S: 11	H: 1 LOB: 2 BB: 1 P: 20	R: 0 E: 0 K: 1 S: 12	H: 2 LOB: 1 BB: 0 P: 19	R: 0 E: 0 K: 1 S: 6	H: 0 LOB: 0 BB: 0 P: 9	R: 2 E: 0 K: 1 S: 12	H: 3 LOB: 1 BB: 1 P: 15	R: 0 E: 0 K: 1 S: 10	H: 0 LOB: 1 BB: 1 P: 17	1B: 2 2B: 5 3B: 0 HR: 1	SF: 1 SAC: 0 DP: 0 HBP: 0	WP: 1 PB: 0 SB: 0 CS: 0	PA: 39							
PITCHER	IP	WLS	BF	H	R	ER	SO	BB	IBB	HBP	BLK	WP	HR	S	P	ERA	WHIP										
36 Jorge De La Rosa, L (1, 1) ERA: 5.18	5.2	W	25	5	2	2	7	3	0	0	0	1	1	58	97	3.18	1.412										
David Riske, R (8, 1) ERA: 2.21	1.1	H	4	0	0	0	1	0	0	0	0	0	0	9	13	0.00	0.000										
23 Zack Greinke, R (8, 1) ERA: 4.63	1.0		6	3	2	2	1	0	0	0	0	0	0	12	15	18.00	3.000										
Octavio Dotel, R (9, 1) ERA: 3.5	1.0		4	0	0	0	1	1	0	0	0	0	0	10	17	0.00	1.000										

Batter	1	2	3	4	5	6	7	8	9	AB	R	H	RBI	BB	SO	LOB	BOTTOM										
9 David DeJesus, L (1, 8) OBP: 0.365, SLG: 0.418	P4		15 WP 15 1B 2B		16 1B 1B		G3-1		G3-1	6	2	2	1	0	0	2	Tampa Bay Devil Rays @ Kansas City Royals Kauffman Stadium, Kansas City, MO Sun Jul 08 2007, 1:10 PM CDT Att: 14,726 - Partly Cloudy - 90 F livebaseballscorecards.com										
15 Mark Grudzielanski, R (1, 4) OBP: 0.323, SLG: 0.469	FC6-4 1B		G6-3 1B		F8		G5-3		16 1B 2B	5	1	3	1	0	0	2											
16 Billy Butler, R (1, 10) OBP: 0.315, SLG: 0.452	FC6-4 BB		K		1B		K		24 1B 2B 1B	3	1	1	0	2	2	2											
Emil Brown, R (1, 7) OBP: 0.294, SLG: 0.314	FC6-4		G6-3		1B		BB 24 S BB		24 1B 2B 1B	4	1	2	2	1	0	3											
24 Mark Teahen, L (1, 9) OBP: 0.363, SLG: 0.402	K		G6-3		K		BB		2B 4 2B 1B	4	1	1	0	1	2	5											
Esteban German, R (1, 5) OBP: 0.375, SLG: 0.393			4 G4-3 BB		G4-3		4 E 1 S 2B BB		4 2B 2B	2	1	0	0	2	0	2											
Ross Gload, L (8, 3) OBP: 0.286, SLG: 0.395					G4-3		E6 1 BB 2B		1 2B 2B	1	1	1	2	0	0	0											
4 Alex Gordon, L (1, 3) OBP: 0.321, SLG: 0.358			G4-6-3		G4-3		E6 1 BB 2B		1 2B 2B	5	2	1	2	0	0	4											
Jason LaRue, R (1, 2) OBP: 0.272, SLG: 0.347			L6		K		1 2B BB		P3	3	1	0	0	2	1	1											
1 Tony Pena Jr., R (1, 6) OBP: 0.297, SLG: 0.371			9 2B 2B		G5-3		G3-1 2B		G4-3	5	1	3	4	0	0	3											
Inning Stats	R: 0 E: 0 K: 1 S: 11	H: 1 LOB: 2 BB: 1 P: 23	R: 0 E: 0 K: 0 S: 4	H: 0 LOB: 0 BB: 1 P: 9	R: 2 E: 0 K: 1 S: 15	H: 3 LOB: 1 BB: 0 P: 21	R: 0 E: 0 K: 1 S: 9	H: 0 LOB: 0 BB: 0 P: 16	R: 1 E: 0 K: 1 S: 15	H: 3 LOB: 2 BB: 0 P: 22	R: 3 E: 1 K: 1 S: 16	H: 1 LOB: 1 BB: 2 P: 31	R: 0 E: 0 K: 0 S: 10	H: 0 LOB: 3 BB: 3 P: 25	R: 6 E: 0 K: 0 S: 14	H: 6 LOB: 1 BB: 1 P: 27	1B: 7 2B: 7 3B: 0 HR: 0	SF: 0 SAC: 0 DP: 1 HBP: 0	WP: 2 PB: 1 SB: 2 CS: 0	PA: 46							
PITCHER	IP	WLS	BF	H	R	ER	SO	BB	IBB	HBP	BLK	WP	HR	S	P	ERA	WHIP										
19 Scott Kazmir, L (1, 1) ERA: 4.41	5.0	L	25	7	5	5	4	3	0	0	0	2	0	61	105	9.00	2.000										
49 Jason Hammel, R (8, 1) ERA: 6.49	1.1		8	1	1	0	1	3	0	0	0	0	0	11	27	0.00	3.000										
52 Jon Switzer, L (7, 1) ERA: 27.0	0.1		1	0	0	0	0	0	0	0	0	0	0	2	4	0.00	0.000										
36 Edwin Jackson, R (7, 1) ERA: 7.23	0.1		2	0	0	0	0	1	0	0	0	0	0	6	11	0.00	3.000										
Brian Stokes, R (8, 1) ERA: 6.69	0.1		4	2	3	3	0	0	1	0	0	0	0	4	12	81.00	6.000										

Batter	1	2	3	4	5	6	7	8	9	AB	R	H	RBI	BB	SO	LOB	TOP		
9 David DeJesus, L (1, 8) OBP: 0.363, SLG: 0.413	G6-3		FC4-6 24 1B 15 1B		L8		G6-3		G5-3	4	1	0	0	1	0	1	Kansas City Royals @ Cleveland Indians Jacobs Field, Cleveland, OH Fri Jul 13 2007, 7:05 PM EDT Att: 32,624 - Clear - 71 F livebaseballscorecards.com		
15 Mark Grudzielanek, R (1, 4) OBP: 0.331, SLG: 0.429	G3-6-1 24 BB		FC4-6 4 1B		G6-3		G6-3		1B	3	1	2	0	1	0	0			
24 Mark Teahen, L (1, 9) OBP: 0.362, SLG: 0.401	G3-6-1 1-2		FC4-6 1-2 2-3 1B		F7				K	4	0	1	0	0	1	2			
Ross Gload, L (1, 3) OBP: 0.285, SLG: 0.398			FC4-6 4 1B						F7	4	0	1	1	0	1	3			
4 Alex Gordon, L (1, 5) OBP: 0.323, SLG: 0.358			FC6-5 16 BB		P6				G3	3	1	1	1	1	0	2			
16 Billy Butler, R (1, 10) OBP: 0.333, SLG: 0.460 Jason Smith, L (9, PR) OBP: 0.267, SLG: 0.268			G6-4-3 2 BB		G5-4-3 BB				SH5-4 1B SF7	3	0	2	0	1	0	2			
Jason LaRue, R (1, 2) OBP: 0.274, SLG: 0.340			FC6-5 2 BB		G5-4-3 1-2				SH5-4	2	0	0	0	1	1	2			
2 Joey Gathright, L (1, 7) OBP: 0.397, SLG: 0.377 Esteban German, R (7, PH) OBP: 0.376, SLG: 0.394			FC6-5 1-2 2-3 3-H		G6-3				9 S 1B	2	0	0	1	0	0	2			
1 Tony Pena Jr., R (1, 6) OBP: 0.293, SLG: 0.367			G5-3		L6				SF7	3	0	0	1	0	0	2			
Inning Stats	R: 0 E: 0 K: 0 S: 6	H: 0 LOB: 0 BB: 1 P: 11	R: 1 E: 0 K: 1 S: 16	H: 1 LOB: 2 BB: 2 P: 29	R: 2 E: 0 K: 0 S: 12	H: 3 LOB: 1 BB: 1 P: 24	R: 0 E: 0 K: 1 S: 6	H: 0 LOB: 0 BB: 0 P: 9	R: 0 E: 0 K: 0 S: 7	H: 1 LOB: 1 BB: 1 P: 12	R: 0 E: 0 K: 1 S: 7	H: 0 LOB: 0 BB: 0 P: 11	R: 0 E: 0 K: 1 S: 11	H: 1 LOB: 1 BB: 0 P: 13	R: 1 E: 0 K: 0 S: 9	H: 2 LOB: 2 BB: 0 P: 16		1B: 7 2B: 1 3B: 0 HR: 0	SF: 1 SAC: 1 DP: 3 HBP: 0
PITCHER	IP WLS BF H R ER SO	IP WLS BF H R ER SO	IP WLS BF H R ER SO	IP WLS BF H R ER SO	IP WLS BF H R ER SO	IP WLS BF H R ER SO	IP WLS BF H R ER SO	IP WLS BF H R ER SO	IP WLS BF H R ER SO	IP WLS BF H R ER SO	IP WLS BF H R ER SO	IP WLS BF H R ER SO	IP WLS BF H R ER SO	IP WLS BF H R ER SO	IP WLS BF H R ER SO	IP WLS BF H R ER SO	ERA WHIP	ERA WHIP	
37 Jake Westbrook, R (1, 1) ERA: 6.08	6.0	25	5	3	3	2	5	0	0	0	0	0	0	53	94	4.50	1.667		
53 Rafael Perez, L (7, 1) ERA: 2.13	1.0	3	0	0	0	1	0	0	0	0	0	0	0	7	11	0.00	0.000		
63 Rafael Betancourt, R (8, 1) ERA: 1.11	1.0	4	1	0	0	1	0	0	0	0	0	0	0	11	13	0.00	1.000		
47 Joe Borowski, R (9, 1) ERA: 5.45	1.0	5	2	1	1	0	0	0	0	0	0	0	0	9	16	9.00	2.000		

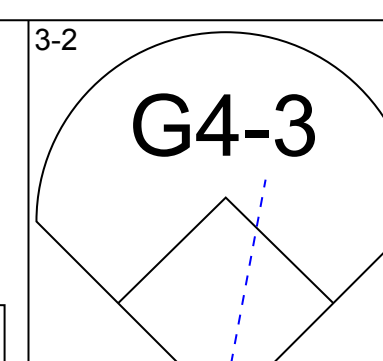
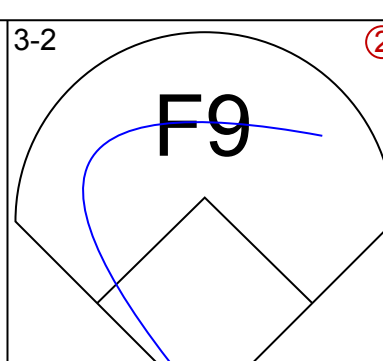
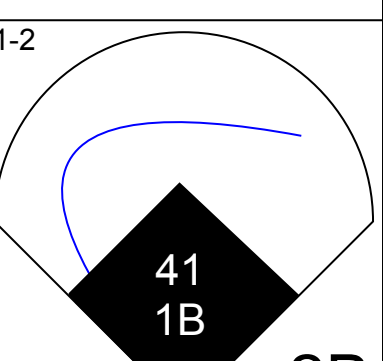
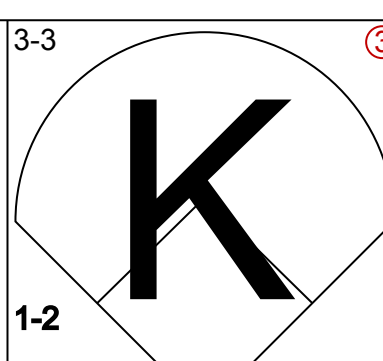
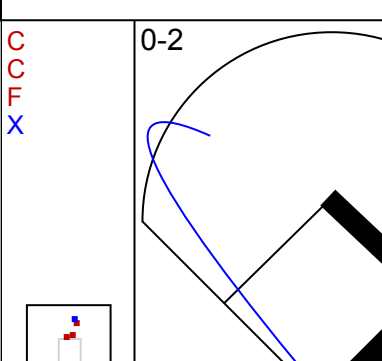
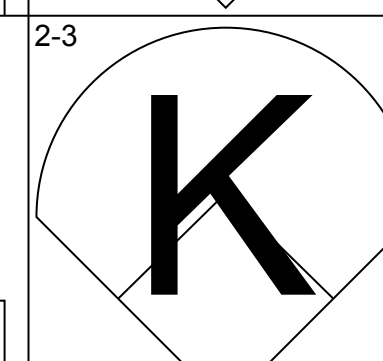
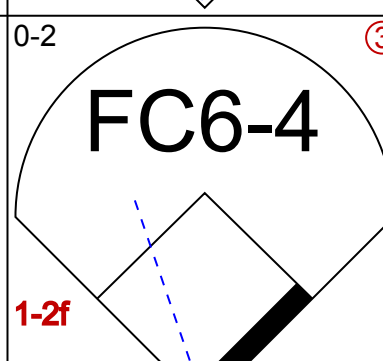
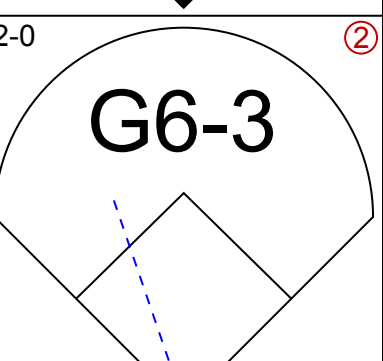
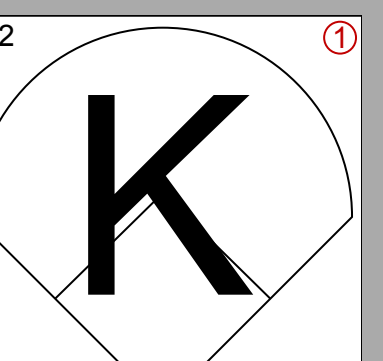
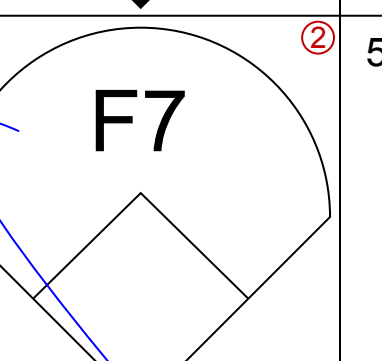
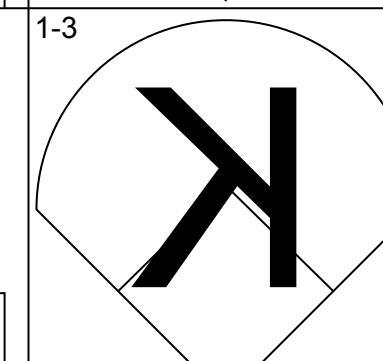
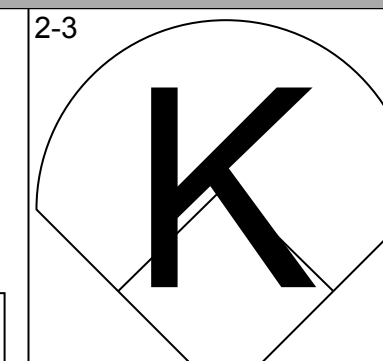
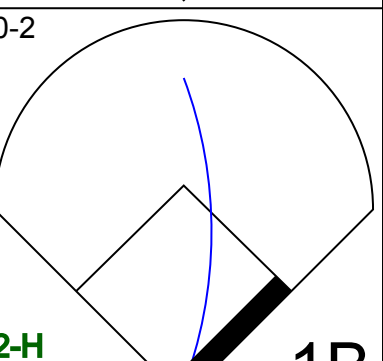
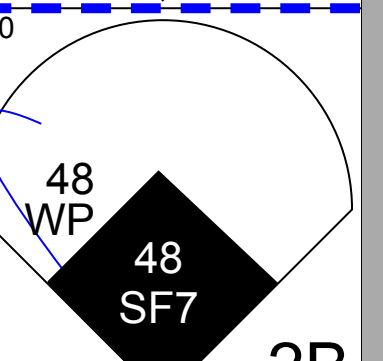
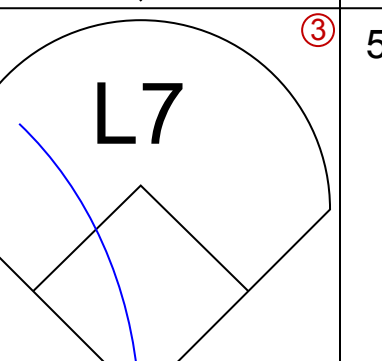
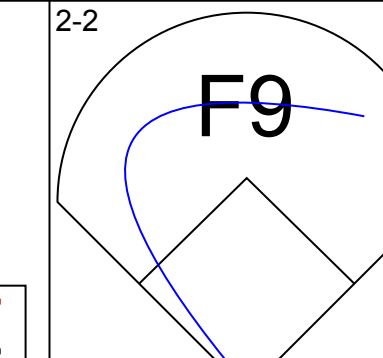
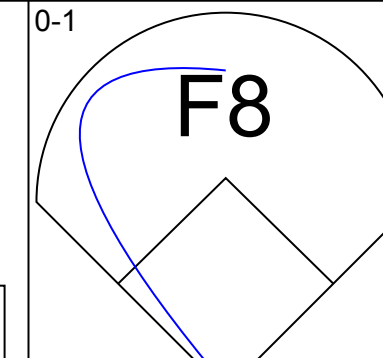
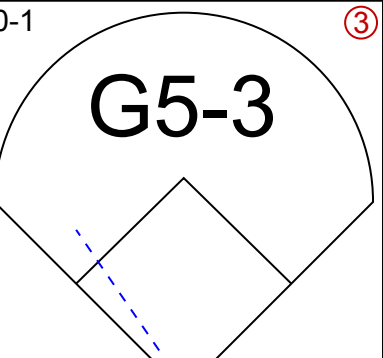
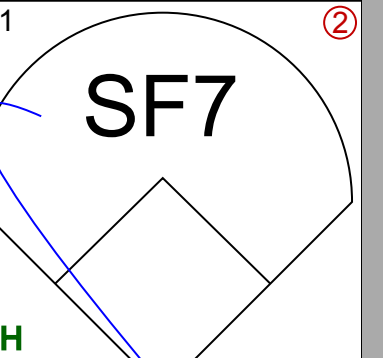
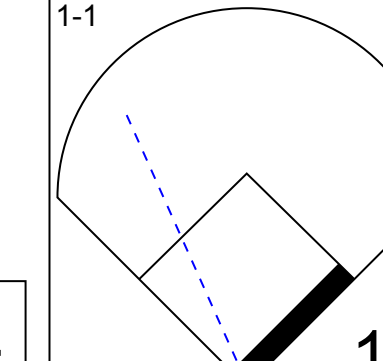
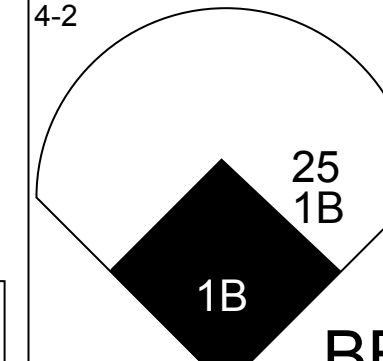
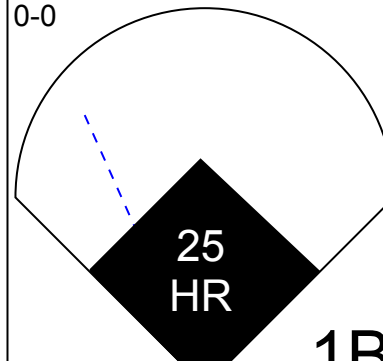

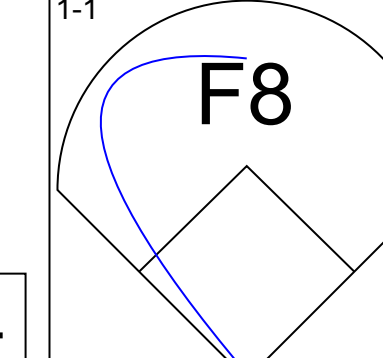
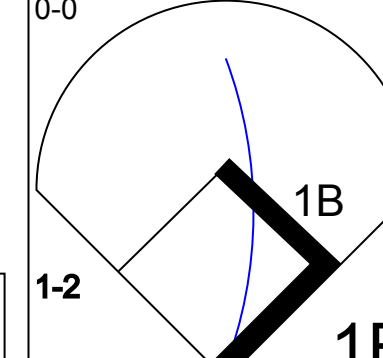

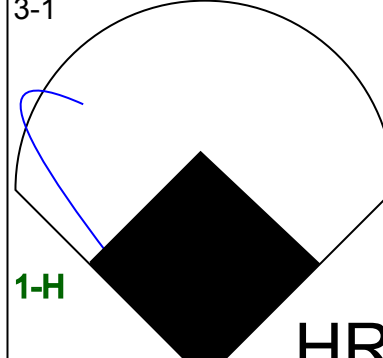
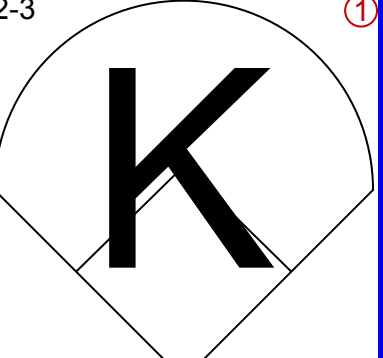
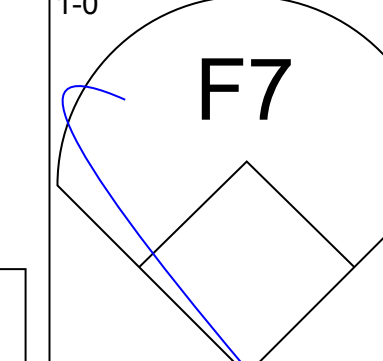
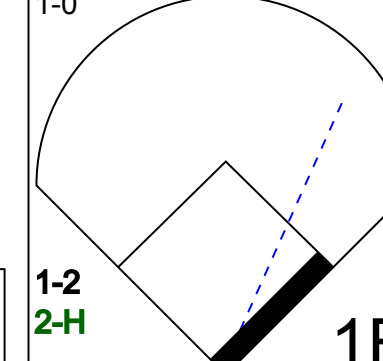

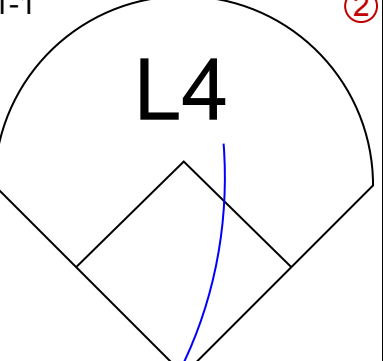

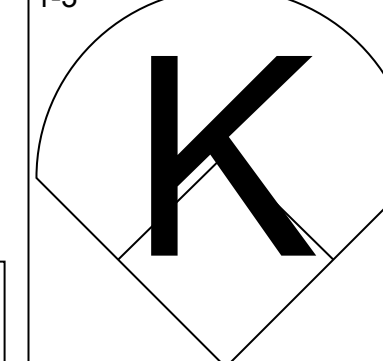

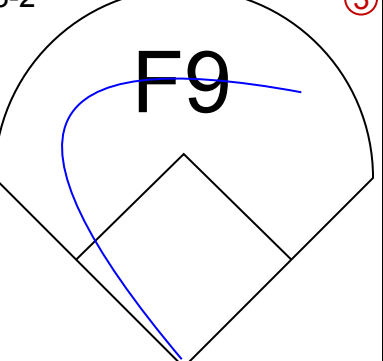
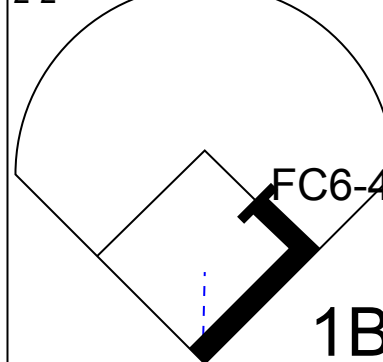

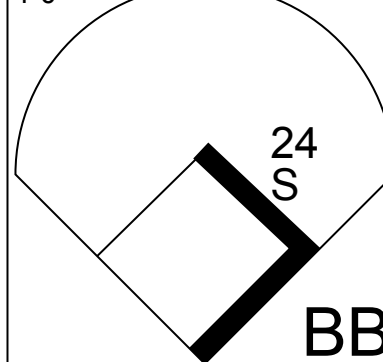


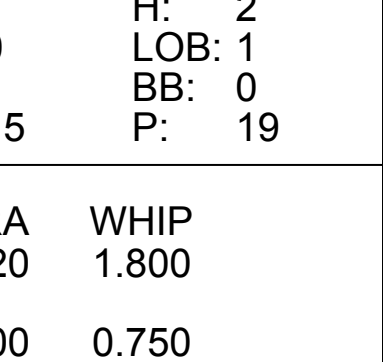
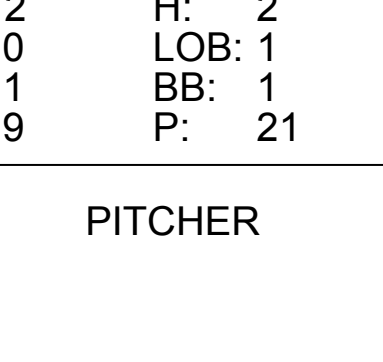
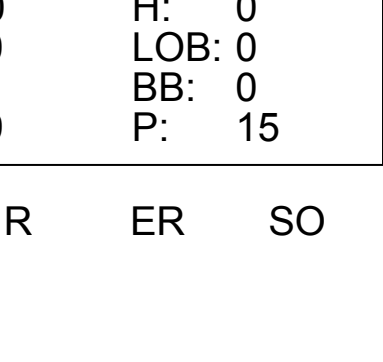
Batter	1	2	3	4	5	6	7	8	9	AB	R	H	RBI	BB	SO	LOB	BOTTOM		
24 Grady Sizemore, L (1, 8) OBP: 0.393, SLG: 0.471	P6		G1-6-3 41 G4-3 2B		G1-3		F8		IBB	4	1	1	0	1	0	2	Kansas City Royals @ Cleveland Indians Jacobs Field, Cleveland, OH Fri Jul 13 2007, 7:05 PM EDT Att: 32,624 - Clear - 71 F livebaseballscorecards.com		
Casey Blake, R (1, 5) OBP: 0.357, SLG: 0.478	K		G1-6-3 2-3		G1-6-3 41 1B				K	5	1	1	0	0	3	3			
41 Victor Martinez, S (1, 2) OBP: 0.380, SLG: 0.548	G5-3		G4-3 3-H		G4-3 25 BB				G1-3	5	0	1	2	0	0	0			
48 Travis Hafner, L (1, 10) OBP: 0.397, SLG: 0.452 Mike Rouse, L (9, PR) OBP: 0.206, SLG: 0.143			L8		F7				25 PB 2 1B BB	4	0	1	0	1	1	1			
2 Johnny Peralta, R (1, 6) OBP: 0.351, SLG: 0.465					E6 1B 29 FC5 BB				25 PB 1B	4	2	2	0	1	1	1			
25 Ryan Garko, R (1, 3) OBP: 0.394, SLG: 0.472					29 FC5 1B BB				25 PB 1B	3	0	2	1	2	1	2			
Jason Michaels, R (1, 7) OBP: 0.342, SLG: 0.446					F7				P6	4	0	1	1	0	1	4			
Franklin Gutierrez, R (1, 9) OBP: 0.342, SLG: 0.471					29 FC5 1B				29 G6-4-3 BB	3	0	1	0	1	2	2			
29 Josh Barfield, R (1, 4) OBP: 0.282, SLG: 0.337					FC5				G6-4-3	4	0	0	1	0	1	5			
Inning Stats	R: 0 E: 0 K: 1 S: 8	H: 0 LOB: 0 BB: 0 P: 14	R: 1 E: 0 K: 2 S: 12	H: 3 LOB: 0 BB: 0 P: 20	R: 1 E: 0 K: 0 S: 7	H: 1 LOB: 0 BB: 0 P: 14	R: 1 E: 1 K: 0 S: 14	H: 2 LOB: 2 BB: 1 P: 21	R: 0 E: 0 K: 2 S: 8	H: 0 LOB: 0 BB: 0 P: 11	R: 0 E: 0 K: 2 S: 14	H: 1 LOB: 2 BB: 1 P: 24	R: 0 E: 0 K: 1 S: 12	H: 0 LOB: 2 BB: 2 P: 24	R: 1 E: 0 K: 0 S: 4	H: 2 LOB: 2 BB: 1 P: 10		1B: 6 2B: 4 3B: 0 HR: 0	SF: 0 SAC: 0 DP: 0 HBP: 0
PITCHER	IP WLS BF H R ER SO	IP WLS BF H R ER SO	IP WLS BF H R ER SO	IP WLS BF H R ER SO	IP WLS BF H R ER SO	IP WLS BF H R ER SO	IP WLS BF H R ER SO	IP WLS BF H R ER SO	IP WLS BF H R ER SO	IP WLS BF H R ER SO	IP WLS BF H R ER SO	IP WLS BF H R ER SO	IP WLS BF H R ER SO	IP WLS BF H R ER SO	IP WLS BF H R ER SO	IP WLS BF H R ER SO	ERA WHIP	ERA WHIP	
45 Odalis Perez, L (1, 1) ERA: 5.68	4.2	24	7	4	3	4	0	0	0	0	0	0	0	16	24	0.00	0.000		
57 Joel Peralta, R (5, 1) ERA: 3.54	1.2	5	0	0	0	4	0	0	0	0	0	0	0	6	11	0.00	3.000		
41 Jimmy Gobble, L (7, 1) ERA: 2.67	0.1	2	0	0	0	0	0	0	0	0	0	0	0	5	8	0.00	3.000		
48 Joaquin Soria, R (7, 1) ERA: 2.19	0.1	2	1	0	0	1	0	0	0	0	0	0	0	12	24	0.00	1.000		
David Riske, R (8, 1) ERA: 2.16	1.0	5	0	0	0	1	1	1	0	0	0	0	0	12	24	0.00	1.000		

Batter	1	2	3	4	5	6	7	8	9	AB	R	H	RBI	BB	SO	LOB	TOP																					
9 David DeJesus, L (1, 8) OBP: 0.361, SLG: 0.410										5	0	1	0	0	2	3																						
15 Mark Grudzielanek, R (1, 4) OBP: 0.339, SLG: 0.424										5	1	1	0	0	2	3																						
24 Mark Teahen, L (1, 9) OBP: 0.365, SLG: 0.410										5	3	3	0	0	1	0																						
16 Billy Butler, R (1, 10) OBP: 0.347, SLG: 0.478										5	1	3	2	0	0	0																						
2 Joey Gathright, L (9, PR) OBP: 0.397, SLG: 0.377										5	1	2	3	0	1	3																						
Emil Brown, R (1, 7) OBP: 0.297, SLG: 0.330										4	0	2	0	0	0	1																						
Esteban German, R (1, 5) OBP: 0.378, SLG: 0.396										4	0	2	0	0	0	1																						
4 Alex Gordon, L (1, 3)										4	0	0	0	0	2	3																						
14 John Buck, R (1, 2) OBP: 0.338, SLG: 0.546										2	0	1	0	2	1	0																						
1 Tony Pena Jr., R (1, 6) OBP: 0.290, SLG: 0.363										4	0	0	0	0	0	3																						
Inning Stats	R: 2 E: 0 K: 1 S: 13	H: 3 LOB: 1 BB: 0 P: 20	R: 0 E: 0 K: 0 S: 6	H: 0 LOB: 1 BB: 1 P: 10	R: 3 E: 0 K: 0 S: 11	H: 3 LOB: 0 BB: 0 P: 13	R: 0 E: 0 K: 1 S: 9	H: 1 LOB: 1 BB: 0 P: 14	R: 0 E: 0 K: 2 S: 13	H: 2 LOB: 2 BB: 0 P: 21	R: 0 E: 0 K: 1 S: 7	H: 0 LOB: 1 BB: 1 P: 12	R: 1 E: 1 K: 1 S: 13	H: 2 LOB: 1 BB: 0 P: 23	R: 0 E: 0 K: 2 S: 12	H: 1 LOB: 1 BB: 0 P: 17	R: 0 E: 0 K: 1 S: 12	H: 1 LOB: 1 BB: 0 P: 17	1B: 8 2B: 4 3B: 0 HR: 1	SF: 0 SAC: 0 DP: 0 HBP: 0	WP: 0 PB: 0 SB: 1 CS: 1	PA: 41																
PITCHER	IP WLS BF H R ER SO BB IBB HBP BLK WP HR S P ERA WHIP																																					
CC Sabathia, L (1, 1) ERA: 3.78	7.0	L	34	11	6	6	6	2	0	0	0	0	0	0	1	72	113	7.71	1.857																			
40 Tom Mastny, R (8, 1) ERA: 4.35	2.0		7	2	0	0	3	0	0	0	0	0	0	0	0	24	34	0.00	1.000																			

Kansas City Royals @ Cleveland Indians
 Jacobs Field, Cleveland, OH
 Sat Jul 14 2007, 7:05 PM EDT
 Att: 31,599 - Overcast - 83 F

AB 39
 R 6
 H 13
 RBI 5
 BB 2
 SO 9
 LOB 16



Batter	1	2	3	4	5	6	7	8	9	AB	R	H	RBI	BB	SO	LOB	BOTTOM																						
24 Grady Sizemore, L (1, 8) OBP: 0.393, SLG: 0.476										5	1	2	0	0	1	2																							
Casey Blake, R (1, 5) OBP: 0.352, SLG: 0.471										5	0	0	0	0	2	3																							
41 Victor Martinez, S (1, 2) OBP: 0.380, SLG: 0.549										5	1	2	1	0	2	1																							
48 Travis Hafner, L (1, 10) OBP: 0.393, SLG: 0.448										3	0	0	1	0	0	1																							
2 Johnny Peralta, R (1, 6) OBP: 0.356, SLG: 0.466										3	2	2	0	1	1	0																							
25 Ryan Garko, R (1, 3) OBP: 0.396, SLG: 0.484										4	1	2	2	0	1	1																							
Mike Rouse, L (9, 5) OBP: 0.206, SLG: 0.143										0	0	0	0	0	0	0																							
Trot Nixon, L (1, 9) OBP: 0.332, SLG: 0.333										4	0	1	1	0	0	1																							
12 Ben Francisco, R (1, 7) OBP: 0.353, SLG: 0.688										4	0	0	0	0	1	2																							
29 Josh Barfield, R (1, 4) OBP: 0.284, SLG: 0.336										3	0	1	0	1	2	0																							
Inning Stats	R: 0 E: 0 K: 2 S: 11	H: 0 LOB: 0 BB: 0 P: 17	R: 0 E: 0 K: 0 S: 11	H: 1 LOB: 1 BB: 0 P: 16	R: 0 E: 0 K: 0 S: 15	H: 1 LOB: 1 BB: 0 P: 21	R: 1 E: 0 K: 2 S: 13	H: 2 LOB: 2 BB: 1 P: 21	R: 1 E: 0 K: 1 S: 15	H: 2 LOB: 1 BB: 0 P: 19	R: 2 E: 0 K: 1 S: 9	H: 2 LOB: 1 BB: 1 P: 21	R: 1 E: 1 K: 2 S: 9	H: 1 LOB: 0 BB: 0 P: 14	R: 0 E: 0 K: 1 S: 9	H: 0 LOB: 0 BB: 0 P: 15	R: 0 E: 0 K: 1 S: 13	H: 1 LOB: 1 BB: 0 P: 19	1B: 6 2B: 3 3B: 0 HR: 1	SF: 1 SAC: 0 DP: 0 HBP: 0	WP: 1 PB: 0 SB: 1 CS: 0	PA: 39																	
PITCHER	IP WLS BF H R ER SO BB IBB HBP BLK WP HR S P ERA WHIP																																						
55 Gil Meche, R (1, 1) ERA: 3.69	5.0	W	24	8	4	4	5	1	0	0	0	0	0	0	0	9	19	0.00	0.750																				
23 Zack Greinke, R (6, 1) ERA: 4.65	1.1	H	5	0	0	0	2	1	0	0	0	0	0	0	1	0	3	6	27.00	3.000																			
41 Jimmy Gobble, L (7, 1) ERA: 2.93	0.1	H	2	1	1	1	0	0	0	0	0	0	0	0	0	0	12	19	0.00	0.000																			
48 Joaquin Soria, R (7, 1) ERA: 2.11	1.1	H	4	0	0	0	2	0	0	0	0	0	0	0	0	0	13	19	0.00	1.000																			
Octavio Dotel, R (9, 1) ERA: 3.32	1.0	S	4	1	0	0	1	0	0	0	0	0	0	0	0	0	13	19	0.00	1.000																			

Kansas City Royals @ Cleveland Indians
 Jacobs Field, Cleveland, OH
 Sat Jul 14 2007, 7:05 PM EDT
 Att: 31,599 - Overcast - 83 F

AB 36
 R 5
 H 10
 RBI 5
 BB 2
 SO 10
 LOB 11




Batter	1	2	3	4	5	6	7	8	9	AB	R	H	RBI	BB	SO	LOB	TOP					
9 David DeJesus, L OBP: 0.355, SLG: 0.402	G3-1			G4-3-6 HBP		G4-3			L8	3	0	0	0	0	0	0	Kansas City Royals @ Boston Red Sox Fenway Park, Boston, MA Mon Jul 16 2007, 7:05 PM EDT Att: 37,099 - Clear - 75 F					
15 Mark Grudzielanek, R OBP: 0.320, SLG: 0.412	G4-3			G4-3-6 1-2		F9			K	4	0	0	0	0	1	1						
24 Mark Teahen, L OBP: 0.363, SLG: 0.406	K			G3-1		G4-3			K	4	0	0	0	0	2	0						
16 Billy Butler, R OBP: 0.333, SLG: 0.465		K			G4-3			G5-3		3	0	0	0	0	1	0						
Emil Brown, R OBP: 0.301, SLG: 0.335		K			HBP	BB		G1-6-3 1B		3	0	2	0	0	1	0						
Esteban German, R OBP: 0.376, SLG: 0.390		L7			HBP	BB		G1-6-3 1-2		2	0	0	0	0	1	0						
4 Alex Gordon, L OBP: 0.320, SLG: 0.351			K							2	0	0	0	0	2	2						
16 Reggie Sanders, R OBP: 0.456, SLG: 0.620				K						1	0	1	0	0	0	0						
14 John Buck, R OBP: 0.338, SLG: 0.541			G5-3					G1-6-3 1-2		2	0	0	0	0	0	1						
1 Tony Pena Jr., R OBP: 0.287, SLG: 0.359			K			G4-3			P4	3	0	0	0	0	1	3						
Inning Stats	R: 0 E: 0 K: 1 S: 8	H: 0 LOB: 0 BB: 0 P: 9	R: 0 E: 0 K: 2 S: 7	H: 0 LOB: 0 BB: 0 P: 11	R: 0 E: 0 K: 2 S: 10	H: 0 LOB: 0 BB: 0 P: 14	R: 0 E: 0 K: 0 S: 5	H: 0 LOB: 0 BB: 0 P: 10	R: 0 E: 0 K: 1 S: 15	H: 1 LOB: 3 BB: 1 P: 23	R: 0 E: 0 K: 0 S: 3	H: 0 LOB: 0 BB: 0 P: 6	R: 0 E: 0 K: 0 S: 7	H: 1 LOB: 0 BB: 0 P: 11	R: 0 E: 0 K: 0 S: 6	H: 1 LOB: 0 BB: 0 P: 9	R: 0 E: 0 K: 2 S: 10	H: 0 LOB: 0 BB: 0 P: 14	1B: 3 2B: 0 3B: 0 HR: 0	SF: 0 SAC: 0 DP: 3 HBP: 2	WP: 0 PB: 0 SB: 0 CS: 0	PA: 30
PITCHER Kason Gabbard, L ERA: 3.38	IP: 9.0 WLS: W BF: 30 H: 3 R: 0 ER: 0 SO: 8 BB: 1 IBB: 0 HBP: 2 BLK: 0 WP: 0 HR: 0 S: 71 P: 107 ERA: 0.00 WHIP: 0.444															PITCHER						

Batter	1	2	3	4	5	6	7	8	9	AB	R	H	RBI	BB	SO	LOB	BOTTOM					
7 J.D. Drew, L OBP: 0.368, SLG: 0.391	G4-3		PO	L7		K				4	0	1	0	0	1	0	Kansas City Royals @ Boston Red Sox Fenway Park, Boston, MA Mon Jul 16 2007, 7:05 PM EDT Att: 37,099 - Clear - 75 F					
15 Dustin Pedroia, R OBP: 0.393, SLG: 0.446	F9			HR		HR		F9		4	2	2	1	0	0	1						
34 David Ortiz, L OBP: 0.437, SLG: 0.576	L6			G3		HR		F9		4	1	1	2	0	0	1						
Manny Ramirez, R OBP: 0.383, SLG: 0.480		L9		HR		F7		G5-3		4	1	1	1	0	0	1						
20 Kevin Youkilis, R OBP: 0.410, SLG: 0.485		F8		L1						3	0	0	0	0	1	0						
25 Mike Lowell, R OBP: 0.348, SLG: 0.512		F8								3	0	1	0	0	0	0						
Jason Varitek, S OBP: 0.361, SLG: 0.443			G3-1		L7			K		3	0	0	0	0	1	2						
Coco Crisp, S OBP: 0.323, SLG: 0.387			F9		F8			L8		3	0	0	0	0	0	2						
23 Julio Lugo, R OBP: 0.278, SLG: 0.305				PO		K		K		3	0	1	0	0	2	2						
Inning Stats	R: 0 E: 0 K: 0 S: 8	H: 0 LOB: 0 BB: 0 P: 12	R: 0 E: 0 K: 0 S: 6	H: 0 LOB: 0 BB: 0 P: 10	R: 0 E: 0 K: 0 S: 10	H: 1 LOB: 0 BB: 0 P: 16	R: 2 E: 0 K: 0 S: 13	H: 2 LOB: 0 BB: 0 P: 22	R: 0 E: 0 K: 2 S: 17	H: 0 LOB: 1 BB: 0 P: 9	R: 2 E: 0 K: 2 S: 17	H: 2 LOB: 0 BB: 0 P: 26	R: 0 E: 0 K: 2 S: 11	H: 1 LOB: 0 BB: 0 P: 17	R: 0 E: 0 K: 0 S: 9	H: 1 LOB: 0 BB: 0 P: 14		R: 0 E: 0 K: 3 S: 11	H: 1 LOB: 0 BB: 0 P: 14	1B: 4 2B: 0 3B: 0 HR: 3	SF: 0 SAC: 0 DP: 0 HBP: 0	WP: 0 PB: 0 SB: 0 CS: 0
PITCHER 19 Brian Bannister, R ERA: 3.87 58 Neal Musser, L ERA: 4.87	IP: 6.0 WLS: L BF: 23 H: 5 R: 4 ER: 4 SO: 3 BB: 0 IBB: 0 HBP: 0 BLK: 0 WP: 0 HR: 3 S: 61 P: 95 ERA: 6.00 WHIP: 0.833															PITCHER						

Batter	1	2	3	4	5	6	7	8	9	AB	R	H	RBI	BB	SO	LOB	TOP					
9 David DeJesus, L OBP: 0.354, SLG: 0.397	F8		CS	F7	F7		15 WP 1B	G4-3		4	1	0	0	1	0	2						
15 Mark Grudzielanek, R OBP: 0.322, SLG: 0.412	F8			24 1B 16 2B	P4		1B	G6-3		5	2	2	1	0	0	1						
24 Mark Teahen, L OBP: 0.361, SLG: 0.403	K			16 2B			F8	P5		5	1	1	0	0	1	1						
16 Billy Butler, R OBP: 0.336, SLG: 0.466		G4-3		G3			P2	1B		4	0	1	2	1	0	0						
Ross Gload, L OBP: 0.297, SLG: 0.400		G4-3		G3			L6			4	0	1	1	0	0	1						
16 Reggie Sanders, R OBP: 0.450, SLG: 0.623				G1-3						3	1	1	0	0	0	1						
Emil Brown, R OBP: 0.300, SLG: 0.333							14 2B	G6-3		1	0	0	0	0	0	0						
4 Alex Gordon, L OBP: 0.325, SLG: 0.359							14 WP 1 2B			4	3	3	0	0	0	0						
14 John Buck, R OBP: 0.336, SLG: 0.540							1 2B	K		4	1	1	2	0	1	2						
1 Tony Pena Jr., R OBP: 0.293, SLG: 0.370										4	0	3	2	0	0	1						
Jason Smith, L OBP: 0.266, SLG: 0.317										0	0	0	0	0	0	0						
Inning Stats	R: 0 E: 0 K: 1 S: 7	H: 0 LOB: 0 BB: 0 P: 13	R: 0 E: 0 K: 0 S: 5	H: 0 LOB: 0 BB: 0 P: 6	R: 0 E: 0 K: 0 S: 4	H: 1 LOB: 0 BB: 0 P: 8	R: 2 E: 0 K: 0 S: 17	H: 3 LOB: 1 BB: 0 P: 24	R: 1 E: 0 K: 0 S: 8	H: 2 LOB: 1 BB: 0 P: 10	R: 0 E: 0 K: 0 S: 7	H: 0 LOB: 0 BB: 0 P: 10	R: 5 E: 0 K: 0 S: 18	H: 5 LOB: 2 BB: 2 P: 32	R: 1 E: 0 K: 1 S: 11	H: 2 LOB: 1 BB: 0 P: 16	R: 0 E: 0 K: 0 S: 11	H: 0 LOB: 0 BB: 0 P: 16	1B: 7 2B: 8 3B: 0 HR: 0	SF: 0 SAC: 0 DP: 0 HBP: 0	WP: 2 PB: 0 SB: 1 CS: 1	PA: 41
PITCHER	IP	WLS	BF	H	R	ER	SO	BB	IBB	HBP	BLK	WP	HR	S	P	ERA	WHIP					
49 Tim Wakefield, R ERA: 4.69	6.1	L	27	9	6	6	1	0	0	0	0	1	0	54	78	8.53	1.421					
48 Javier López, L ERA: 3.5	0.2		5	2	2	2	0	1	1	0	0	1	0	12	25	27.00	4.500					
Joel Pineiro, R ERA: 5.06	1.0		5	2	1	1	0	0	0	0	0	0	0	12	16	9.00	2.000					
39 Kyle Snyder, R ERA: 3.12	1.0		3	0	0	0	0	0	0	0	0	0	0	11	16	0.00	0.000					

Kansas City Royals @ Boston Red Sox
Fenway Park, Boston, MA
Tue Jul 17 2007, 7:05 PM EDT
Att: 37,001 - Partly Cloudy - 75 F


AB 38
R 9
H 13
RBI 8
BB 2
SO 2
LOB 9



Batter	1	2	3	4	5	6	7	8	9	AB	R	H	RBI	BB	SO	LOB	BOTTOM					
7 J.D. Drew, L OBP: 0.366, SLG: 0.385	15 G6-4-3 BB		F9		F9		L8	K		4	0	0	0	1	1	5						
12 Eric Hinske, L OBP: 0.301, SLG: 0.412										0	0	0	0	0	0	0						
15 Dustin Pedroia, R OBP: 0.393, SLG: 0.443	G6-4-3				E4		34 F7-6-3 BB			4	0	1	1	1	1	1						
34 David Ortiz, L OBP: 0.434, SLG: 0.571			G4-3		K		F7-6-3			5	0	1	0	0	1	5						
Manny Ramirez, R OBP: 0.385, SLG: 0.480										2	0	1	0	1	0	1						
Wily Mo Peña, R OBP: 0.276, SLG: 0.363	L9									2	0	0	0	0	2	0						
20 Kevin Youkilis, R OBP: 0.409, SLG: 0.482		L9			F8			F8		4	0	1	0	0	0	2						
25 Mike Lowell, R OBP: 0.354, SLG: 0.518		F9-5			L7					4	1	3	0	0	0	2						
Coco Crisp, S OBP: 0.322, SLG: 0.392										4	1	1	1	0	1	4						
28 Doug Mirabeli, R OBP: 0.258, SLG: 0.318										4	0	1	1	0	2	2						
23 Julio Lugo, R OBP: 0.284, SLG: 0.317										4	1	3	0	0	0	0						
Inning Stats	R: 0 E: 0 K: 0 S: 12	H: 1 LOB: 1 BB: 1 P: 20	R: 0 E: 0 K: 0 S: 4	H: 1 LOB: 0 BB: 0 P: 8	R: 0 E: 1 K: 1 S: 16	H: 1 LOB: 2 BB: 0 P: 25	R: 0 E: 0 K: 2 S: 12	H: 2 LOB: 0 BB: 0 P: 18	R: 1 E: 1 K: 1 S: 15	H: 1 LOB: 2 BB: 1 P: 30	R: 0 E: 0 K: 0 S: 6	H: 1 LOB: 0 BB: 0 P: 7	R: 0 E: 0 K: 0 S: 9	H: 1 LOB: 1 BB: 1 P: 15	R: 2 E: 0 K: 2 S: 17	H: 4 LOB: 2 BB: 0 P: 24	R: 0 E: 0 K: 2 S: 9	H: 0 LOB: 0 BB: 0 P: 13	1B: 8 2B: 5 3B: 1 HR: 0	SF: 0 SAC: 0 DP: 4 HBP: 0	WP: 0 PB: 0 SB: 0 CS: 0	PA: 40
PITCHER	IP	WLS	BF	H	R	ER	SO	BB	IBB	HBP	BLK	WP	HR	S	P	ERA	WHIP					
46 Juan Carlos Oviedo, R ERA: 2.25	4.0		18	1	1	1	3	1	0	0	0	0	0	45	74	2.25	1.750					
41 Jimmy Cobble, L ERA: 2.73	0.2	W	3	0	0	0	1	0	0	0	0	0	0	8	15	0.00	0.000					
23 Zack Greinke, R ERA: 4.54	1.2	H	8	2	0	0	0	2	0	0	0	0	0	20	33	0.00	2.400					
57 Joel Peralta, R ERA: 3.77	1.1		7	4	2	2	1	0	0	0	0	0	0	15	21	13.50	3.000					
48 Joakim Soria, R ERA: 2.04	1.1		4	0	0	0	3	0	0	0	0	0	0	12	17	0.00	0.000					

Kansas City Royals @ Boston Red Sox
Fenway Park, Boston, MA
Tue Jul 17 2007, 7:05 PM EDT
Att: 37,001 - Partly Cloudy - 75 F

AB 37
R 3
H 12
RBI 3
BB 3
SO 8
LOB 22



Batter	1	2	3	4	5	6	7	8	9	AB	R	H	RBI	BB	SO	LOB	TOP				
9 David DeJesus, L OBP: 0.353, SLG: 0.396										4	1	1	0	0	0	0					
15 Mark Grudzielanek, R OBP: 0.324, SLG: 0.417										4	2	2	1	0	0	0					
24 Mark Teahen, L OBP: 0.360, SLG: 0.401										4	2	1	0	0	0	1					
16 Billy Butler, R OBP: 0.351, SLG: 0.481										3	1	2	2	1	0	2					
Esteban German, R OBP: 0.376, SLG: 0.390										0	0	0	0	0	0	0					
Ross Gload, L OBP: 0.289, SLG: 0.391										3	0	0	1	0	2	3					
4 Alex Gordon, L OBP: 0.327, SLG: 0.361										4	0	2	2	0	1	2					
Emil Brown, R OBP: 0.299, SLG: 0.332										4	0	1	0	0	0	1					
Jason Smith, L OBP: 0.250, SLG: 0.297										4	0	0	0	0	2	2					
Jason LaRue, R OBP: 0.258, SLG: 0.318										4	0	0	0	0	3	0					
Inning Stats	R: 0 E: 0 K: 0 S: 6	H: 0 LOB: 0 BB: 0 P: 8	R: 0 E: 0 K: 1 S: 8	H: 1 LOB: 1 BB: 0 P: 11	R: 0 E: 0 K: 2 S: 9	H: 0 LOB: 0 BB: 0 P: 13	R: 2 E: 0 K: 0 S: 14	H: 4 LOB: 2 BB: 0 P: 22	R: 4 E: 1 K: 0 S: 15	H: 4 LOB: 0 BB: 0 P: 24	R: 0 E: 0 K: 1 S: 8	H: 0 LOB: 0 BB: 0 P: 13	R: 0 E: 0 K: 2 S: 8	H: 0 LOB: 1 BB: 1 P: 17	R: 0 E: 0 K: 2 S: 8	H: 0 LOB: 1 BB: 1 P: 11	1B: 7 2B: 3 HR: 0	SF: 1 SAC: 0 DP: 1 HBP: 0	WP: 0 PB: 0 SB: 0 CS: 2	PA: 37	
PITCHER	IP WLS BF H R ER SO BB IBB HBP BLK WP HR S P ERA WHIP	IP WLS BF H R ER SO BB IBB HBP BLK WP HR S P ERA WHIP	IP WLS BF H R ER SO BB IBB HBP BLK WP HR S P ERA WHIP	IP WLS BF H R ER SO BB IBB HBP BLK WP HR S P ERA WHIP	IP WLS BF H R ER SO BB IBB HBP BLK WP HR S P ERA WHIP	IP WLS BF H R ER SO BB IBB HBP BLK WP HR S P ERA WHIP	IP WLS BF H R ER SO BB IBB HBP BLK WP HR S P ERA WHIP	IP WLS BF H R ER SO BB IBB HBP BLK WP HR S P ERA WHIP	IP WLS BF H R ER SO BB IBB HBP BLK WP HR S P ERA WHIP	IP WLS BF H R ER SO BB IBB HBP BLK WP HR S P ERA WHIP	IP WLS BF H R ER SO BB IBB HBP BLK WP HR S P ERA WHIP	IP WLS BF H R ER SO BB IBB HBP BLK WP HR S P ERA WHIP	IP WLS BF H R ER SO BB IBB HBP BLK WP HR S P ERA WHIP	IP WLS BF H R ER SO BB IBB HBP BLK WP HR S P ERA WHIP	IP WLS BF H R ER SO BB IBB HBP BLK WP HR S P ERA WHIP	IP WLS BF H R ER SO BB IBB HBP BLK WP HR S P ERA WHIP	IP WLS BF H R ER SO BB IBB HBP BLK WP HR S P ERA WHIP	IP WLS BF H R ER SO BB IBB HBP BLK WP HR S P ERA WHIP	IP WLS BF H R ER SO BB IBB HBP BLK WP HR S P ERA WHIP	IP WLS BF H R ER SO BB IBB HBP BLK WP HR S P ERA WHIP	IP WLS BF H R ER SO BB IBB HBP BLK WP HR S P ERA WHIP

Kansas City Royals @ Boston Red Sox
Fenway Park, Boston, MA
Wed Jul 18 2007, 7:05 PM EDT
Att: 36,681 - Overcast - 66 F

AB 34
R 6
H 9
RBI 6
BB 1
SO 8
LOB 11

Batter	1	2	3	4	5	6	7	8	9	AB	R	H	RBI	BB	SO	LOB	BOTTOM					
7 J.D. Drew, L OBP: 0.360, SLG: 0.380										4	0	0	1	0	0	0						
15 Dustin Pedroia, R OBP: 0.397, SLG: 0.450										5	0	3	0	0	1	1						
34 David Ortiz, L OBP: 0.433, SLG: 0.568										5	0	2	0	0	1	2						
13 Alex Cora, L OBP: 0.326, SLG: 0.450										0	0	0	0	0	0	0						
Manny Ramirez, R OBP: 0.388, SLG: 0.489										4	2	2	1	1	0	3						
20 Kevin Youkilis, R OBP: 0.407, SLG: 0.478										3	1	0	0	1	1	4						
25 Mike Lowell, R OBP: 0.353, SLG: 0.515										4	0	1	0	0	0	0						
Jason Varitek, S OBP: 0.356, SLG: 0.436										4	1	0	1	0	1	2						
Coco Crisp, S OBP: 0.325, SLG: 0.397										3	1	1	0	1	1	0						
23 Julio Lugo, R OBP: 0.283, SLG: 0.319										4	0	1	2	0	0	1						
Inning Stats	R: 0 E: 0 K: 1 S: 15	H: 2 LOB: 2 BB: 0 P: 19	R: 0 E: 0 K: 1 S: 7	H: 0 LOB: 0 BB: 0 P: 10	R: 0 E: 0 K: 0 S: 9	H: 1 LOB: 1 BB: 0 P: 15	R: 4 E: 0 K: 0 S: 17	H: 3 LOB: 1 BB: 2 P: 32	R: 1 E: 0 K: 0 S: 13	H: 1 LOB: 0 BB: 0 P: 19	R: 0 E: 0 K: 1 S: 7	H: 0 LOB: 0 BB: 0 P: 8	R: 0 E: 0 K: 1 S: 11	H: 1 LOB: 2 BB: 1 P: 18	R: 0 E: 0 K: 1 S: 16	H: 1 LOB: 1 BB: 0 P: 23	R: 0 E: 0 K: 1 S: 8	H: 1 LOB: 1 BB: 0 P: 12	1B: 6 2B: 2 HR: 1	SF: 1 SAC: 0 DP: 0 HBP: 0	WP: 0 PB: 0 SB: 0 CS: 0	PA: 40
PITCHER	IP WLS BF H R ER SO BB IBB HBP BLK WP HR S P ERA WHIP	IP WLS BF H R ER SO BB IBB HBP BLK WP HR S P ERA WHIP	IP WLS BF H R ER SO BB IBB HBP BLK WP HR S P ERA WHIP	IP WLS BF H R ER SO BB IBB HBP BLK WP HR S P ERA WHIP	IP WLS BF H R ER SO BB IBB HBP BLK WP HR S P ERA WHIP	IP WLS BF H R ER SO BB IBB HBP BLK WP HR S P ERA WHIP	IP WLS BF H R ER SO BB IBB HBP BLK WP HR S P ERA WHIP	IP WLS BF H R ER SO BB IBB HBP BLK WP HR S P ERA WHIP	IP WLS BF H R ER SO BB IBB HBP BLK WP HR S P ERA WHIP	IP WLS BF H R ER SO BB IBB HBP BLK WP HR S P ERA WHIP	IP WLS BF H R ER SO BB IBB HBP BLK WP HR S P ERA WHIP	IP WLS BF H R ER SO BB IBB HBP BLK WP HR S P ERA WHIP	IP WLS BF H R ER SO BB IBB HBP BLK WP HR S P ERA WHIP	IP WLS BF H R ER SO BB IBB HBP BLK WP HR S P ERA WHIP	IP WLS BF H R ER SO BB IBB HBP BLK WP HR S P ERA WHIP	IP WLS BF H R ER SO BB IBB HBP BLK WP HR S P ERA WHIP	IP WLS BF H R ER SO BB IBB HBP BLK WP HR S P ERA WHIP	IP WLS BF H R ER SO BB IBB HBP BLK WP HR S P ERA WHIP	IP WLS BF H R ER SO BB IBB HBP BLK WP HR S P ERA WHIP	IP WLS BF H R ER SO BB IBB HBP BLK WP HR S P ERA WHIP	IP WLS BF H R ER SO BB IBB HBP BLK WP HR S P ERA WHIP	

Kansas City Royals @ Boston Red Sox
Fenway Park, Boston, MA
Wed Jul 18 2007, 7:05 PM EDT
Att: 36,681 - Overcast - 66 F

AB 36
R 5
H 10
RBI 5
BB 3
SO 5
LOB 13

Batter	1	2	3	4	5	6	7	8	9	AB	R	H	RBI	BB	SO	LOB	TOP			
Esteban German, R OBP: 0.377, SLG: 0.395	G4-3		G6-3				G5-3			5	2	2	0	0	0	2				
15 Mark Grudzielanek, R OBP: 0.333, SLG: 0.429						F8				5	4	4	1	0	0	0				
24 Mark Teahen, L OBP: 0.375, SLG: 0.402						F9				4	2	2	0	1	0	1				
16 Billy Butler, R OBP: 0.370, SLG: 0.495	G4-3		E8							5	1	4	4	0	0	1				
16 Reggie Sanders, R OBP: 0.422, SLG: 0.579	G6-3		K							4	0	0	0	0	2	4				
9 David DeJesus, L OBP: 0.354, SLG: 0.397						G1-3				1	1	1	2	0	0	0				
Emil Brown, R OBP: 0.293, SLG: 0.324		G5-3	G5-3				F8			5	0	0	1	0	0	2				
4 Alex Gordon, L OBP: 0.325, SLG: 0.362		F9								5	0	1	0	0	2	0				
14 John Buck, R OBP: 0.329, SLG: 0.527		G6-3								5	0	0	0	0	1	1				
1 Tony Pena Jr., R OBP: 0.292, SLG: 0.369										4	0	1	0	0	1	2				
Inning Stats	R: 1 E: 0 K: 0 S: 9	H: 2 LOB: 1 BB: 0 P: 14	R: 0 E: 0 K: 0 S: 6	H: 0 LOB: 0 BB: 0 P: 6	R: 3 E: 1 K: 2 S: 18	H: 3 LOB: 1 BB: 1 P: 28	R: 0 E: 1 K: 1 S: 10	H: 0 LOB: 1 BB: 0 P: 16	R: 0 E: 0 K: 1 S: 14	H: 1 LOB: 1 BB: 0 P: 20	R: 2 E: 0 K: 1 S: 14	H: 3 LOB: 1 BB: 0 P: 20	R: 0 E: 0 K: 0 S: 12	H: 1 LOB: 0 BB: 0 P: 20	R: 4 E: 1 K: 1 S: 17	H: 4 LOB: 0 BB: 0 P: 25	1B: 12 2B: 3 HR: 0	SF: 0 SAC: 0 DP: 0 HBP: 0	WP: 0 PB: 0 SB: 0 CS: 0	PA: 44
PITCHER	IP WLS BF H R ER SO	IP WLS BF H R ER SO	IP WLS BF H R ER SO	IP WLS BF H R ER SO	IP WLS BF H R ER SO	IP WLS BF H R ER SO	IP WLS BF H R ER SO	IP WLS BF H R ER SO	IP WLS BF H R ER SO	IP WLS BF H R ER SO	IP WLS BF H R ER SO	IP WLS BF H R ER SO	IP WLS BF H R ER SO	IP WLS BF H R ER SO	IP WLS BF H R ER SO	IP WLS BF H R ER SO	ERA WHIP	ERA WHIP	ERA WHIP	
37 Kenny Rogers, L ERA: 3.77	6.1 L 30 9 6 5 4	1.2 11 6 4 2 1	1.0 3 0 0 0 1	0.0 0 0 0 0	0.0 0 0 0 0	0.0 0 0 0 0	0.0 0 0 0 0	0.0 0 0 0 0	0.0 0 0 0 0	0.0 0 0 0 0	0.0 0 0 0 0	0.0 0 0 0 0	0.0 0 0 0 0	0.0 0 0 0 0	0.0 0 0 0 0	0.0 0 0 0 0	7.11 1.579	10.80 3.600	0.00 0.000	
41 Jose Capellan, R ERA: 4.29	1.0 3 0 0 0 1	0.0 0 0 0 0	0.0 0 0 0 0	0.0 0 0 0 0	0.0 0 0 0 0	0.0 0 0 0 0	0.0 0 0 0 0	0.0 0 0 0 0	0.0 0 0 0 0	0.0 0 0 0 0	0.0 0 0 0 0	0.0 0 0 0 0	0.0 0 0 0 0	0.0 0 0 0 0	0.0 0 0 0 0	0.0 0 0 0 0	0.00 0.000			
Jason Grilli, R ERA: 5.74	0.0 0 0 0 0	0.0 0 0 0 0	0.0 0 0 0 0	0.0 0 0 0 0	0.0 0 0 0 0	0.0 0 0 0 0	0.0 0 0 0 0	0.0 0 0 0 0	0.0 0 0 0 0	0.0 0 0 0 0	0.0 0 0 0 0	0.0 0 0 0 0	0.0 0 0 0 0	0.0 0 0 0 0	0.0 0 0 0 0	0.0 0 0 0 0	0.00 0.000			

Kansas City Royals @ Detroit Tigers
Comerica Park, Detroit, MI
Fri Jul 20 2007, 7:05 PM EDT
Att: 43,200 - Partly Cloudy - 71 F

AB	43
R	10
H	15
RBI	8
BB	1
SO	6
LOB	13



Batter	1	2	3	4	5	6	7	8	9	AB	R	H	RBI	BB	SO	LOB	BOTTOM					
28 Curtis Granderson, L OBP: 0.347, SLG: 0.561	P6		G5-3							4	1	1	0	0	0	0						
14 Placido Polanco, R OBP: 0.374, SLG: 0.426										4	0	0	0	0	0	1						
3 Gary Sheffield, R OBP: 0.405, SLG: 0.558										4	1	1	1	0	0	1						
30 Magglio Ordonez, R OBP: 0.436, SLG: 0.595										4	0	1	1	0	0	0						
9 Carlos Guillen, S OBP: 0.380, SLG: 0.541										4	0	1	0	0	1	1						
Ivan Rodriguez, R OBP: 0.299, SLG: 0.437										3	0	0	0	0	2	1						
Sean Casey, L OBP: 0.363, SLG: 0.401										3	0	1	0	0	1	1						
15 Brandon Inge, R OBP: 0.334, SLG: 0.403										3	0	0	0	0	1	2						
19 Timo Perez, L OBP: 0.250, SLG: 0.143										3	0	0	0	0	0	1						
Inning Stats	R: 1 E: 0 K: 0 S: 9	H: 1 LOB: 0 BB: 0 P: 14	R: 0 E: 0 K: 2 S: 13	H: 1 LOB: 0 BB: 0 P: 20	R: 0 E: 0 K: 0 S: 8	H: 0 LOB: 0 BB: 0 P: 11	R: 0 E: 0 K: 1 S: 12	H: 0 LOB: 0 BB: 0 P: 17	R: 0 E: 0 K: 1 S: 13	H: 1 LOB: 1 BB: 0 P: 22	R: 1 E: 1 K: 0 S: 13	H: 2 LOB: 1 BB: 0 P: 21	R: 0 E: 0 K: 1 S: 10	H: 0 LOB: 0 BB: 0 P: 14	R: 0 E: 0 K: 0 S: 8	H: 0 LOB: 0 BB: 0 P: 15	R: 0 E: 0 K: 0 S: 6	H: 0 LOB: 0 BB: 0 P: 10	1B: 3 2B: 1 HR: 1	SF: 0 SAC: 0 DP: 0 HBP: 0	WP: 0 PB: 0 SB: 0 CS: 0	PA: 32
PITCHER	IP WLS BF H R ER SO	IP WLS BF H R ER SO	IP WLS BF H R ER SO	IP WLS BF H R ER SO	IP WLS BF H R ER SO	IP WLS BF H R ER SO	IP WLS BF H R ER SO	IP WLS BF H R ER SO	IP WLS BF H R ER SO	IP WLS BF H R ER SO	IP WLS BF H R ER SO	IP WLS BF H R ER SO	IP WLS BF H R ER SO	IP WLS BF H R ER SO	IP WLS BF H R ER SO	IP WLS BF H R ER SO	ERA WHIP	ERA WHIP	ERA WHIP			
55 Gil Meche, R ERA: 3.83	7.0 W 26 5 2 2 5	1.0 3 0 0 0 0	1.0 3 0 0 0 0	0.0 0 0 0 0	0.0 0 0 0 0	0.0 0 0 0 0	0.0 0 0 0 0	0.0 0 0 0 0	0.0 0 0 0 0	0.0 0 0 0 0	0.0 0 0 0 0	0.0 0 0 0 0	0.0 0 0 0 0	0.0 0 0 0 0	0.0 0 0 0 0	0.0 0 0 0 0	2.57 0.714	0.00 0.000	0.00 0.000			
23 Zack Greinke, R ERA: 4.49	1.0 3 0 0 0 0	0.0 0 0 0 0	0.0 0 0 0 0	0.0 0 0 0 0	0.0 0 0 0 0	0.0 0 0 0 0	0.0 0 0 0 0	0.0 0 0 0 0	0.0 0 0 0 0	0.0 0 0 0 0	0.0 0 0 0 0	0.0 0 0 0 0	0.0 0 0 0 0	0.0 0 0 0 0	0.0 0 0 0 0	0.0 0 0 0 0	0.00 0.000					
47 Ryan Braun, R ERA: 6.75	1.0 3 0 0 0 0	0.0 0 0 0 0	0.0 0 0 0 0	0.0 0 0 0 0	0.0 0 0 0 0	0.0 0 0 0 0	0.0 0 0 0 0	0.0 0 0 0 0	0.0 0 0 0 0	0.0 0 0 0 0	0.0 0 0 0 0	0.0 0 0 0 0	0.0 0 0 0 0	0.0 0 0 0 0	0.0 0 0 0 0	0.0 0 0 0 0	0.00 0.000					

Kansas City Royals @ Detroit Tigers
Comerica Park, Detroit, MI
Fri Jul 20 2007, 7:05 PM EDT
Att: 43,200 - Partly Cloudy - 71 F


AB	32
R	2
H	5
RBI	2
BB	0
SO	5
LOB	8



Batter	1	2	3	4	5	6	7	8	9	AB	R	H	RBI	BB	SO	LOB	TOP					
Esteban German, R OBP: 0.375, SLG: 0.404										5	1	2	1	0	1	0						
15 Mark Grudzielanek, R OBP: 0.339, SLG: 0.439										5	0	4	0	0	0	0						
24 Mark Teahen, L OBP: 0.354, SLG: 0.410										5	1	2	0	0	1	4						
16 Billy Butler, R OBP: 0.372, SLG: 0.500										5	1	1	0	0	2	5						
16 Reggie Sanders, R OBP: 0.426, SLG: 0.567										3	2	1	1	1	1	2						
4 Alex Gordon, L OBP: 0.321, SLG: 0.356										0	0	0	0	0	0	0						
9 David DeJesus, L OBP: 0.354, SLG: 0.397										4	0	2	1	0	1	2						
Emil Brown, R OBP: 0.288, SLG: 0.319										3	0	0	1	0	0	4						
1 Tony Pena Jr., R OBP: 0.297, SLG: 0.373										3	0	1	1	0	0	1						
Jason LaRue, R OBP: 0.250, SLG: 0.307										4	0	0	0	0	1	3						
Inning Stats	R: 0 E: 0 K: 2 S: 11	H: 1 LOB: 1 BB: 0 P: 15	R: 0 E: 0 K: 1 S: 5	H: 0 LOB: 0 BB: 0 P: 9	R: 0 E: 0 K: 1 S: 10	H: 3 LOB: 2 BB: 0 P: 12	R: 2 E: 1 K: 1 S: 13	H: 2 LOB: 1 BB: 0 P: 16	R: 0 E: 0 K: 1 S: 9	H: 1 LOB: 1 BB: 0 P: 12	R: 1 E: 0 K: 0 S: 13	H: 1 LOB: 1 BB: 0 P: 20	R: 2 E: 0 K: 1 S: 20	H: 4 LOB: 2 BB: 0 P: 30	R: 0 E: 0 K: 0 S: 9	H: 0 LOB: 0 BB: 0 P: 14	R: 0 E: 1 K: 1 S: 10	H: 1 LOB: 2 BB: 0 P: 13	1B: 8 2B: 2 3B: 2 HR: 1	SF: 2 SAC: 1 DP: 0 HBP: 0	WP: 0 PB: 0 SB: 0 CS: 1	PA: 42
PITCHER	IP	WLS	BF	H	R	ER	SO	BB	IBB	HBP	BLK	WP	HR	S	P	ERA	WHIP					
29 Nate Robertson, L ERA: 4.63	6.0	L	30	11	5	4	5	1	0	0	0	0	1	69	96	6.00	2.000					
41 Jose Capellan, R ERA: 3.99	2.0		7	1	0	0	1	0	0	0	0	0	0	21	32	0.00	0.500					
44 Bobby Seay, L ERA: 3.12	1.0		5	1	0	0	1	0	0	0	0	0	0	10	13	0.00	1.000					

Kansas City Royals @ Detroit Tigers
Comerica Park, Detroit, MI
Sun Jul 22 2007, 1:05 PM EDT
Att: 42,201 - Sunny - 78 F


AB 37
R 5
H 13
RBI 5
BB 1
SO 7
LOB 21



Batter	1	2	3	4	5	6	7	8	9	AB	R	H	RBI	BB	SO	LOB	BOTTOM					
28 Curtis Granderson, L OBP: 0.349, SLG: 0.590										4	0	2	0	0	0	1						
20 Omar Infante, R OBP: 0.281, SLG: 0.315										3	0	0	0	1	0	3						
3 Gary Sheffield, R OBP: 0.409, SLG: 0.558										3	1	0	0	1	0	2						
30 Magglio Ordonez, R OBP: 0.436, SLG: 0.595										4	0	1	1	0	0	1						
9 Carlos Guillen, S OBP: 0.379, SLG: 0.536										3	0	0	0	1	0	0						
Sean Casey, L OBP: 0.359, SLG: 0.393										4	0	0	0	0	1	2						
Craig Monroe, R OBP: 0.269, SLG: 0.403										4	1	1	1	0	2	2						
Mike Rabelo, S OBP: 0.301, SLG: 0.365										3	0	2	0	0	1	0						
Ivan Rodriguez, R OBP: 0.297, SLG: 0.432										1	0	0	0	0	1	2						
15 Brandon Inge, R OBP: 0.329, SLG: 0.406										3	0	0	0	0	0	2						
Inning Stats	R: 0 E: 0 K: 0 S: 11	H: 0 LOB: 0 BB: 1 P: 21	R: 0 E: 0 K: 0 S: 5	H: 0 LOB: 0 BB: 0 P: 7	R: 1 E: 0 K: 1 S: 14	H: 2 LOB: 1 BB: 0 P: 25	R: 0 E: 0 K: 0 S: 10	H: 0 LOB: 0 BB: 0 P: 15	R: 0 E: 0 K: 0 S: 8	H: 1 LOB: 1 BB: 0 P: 13	R: 0 E: 0 K: 0 S: 7	H: 1 LOB: 1 BB: 0 P: 11	R: 0 E: 0 K: 2 S: 8	H: 0 LOB: 0 BB: 0 P: 10	R: 0 E: 0 K: 0 S: 12	H: 1 LOB: 1 BB: 0 P: 17	R: 1 E: 0 K: 2 S: 15	H: 1 LOB: 2 BB: 2 P: 27	1B: 2 2B: 3 3B: 0 HR: 1	SF: 0 SAC: 0 DP: 0 HBP: 0	WP: 0 PB: 0 SB: 1 CS: 1	PA: 35
PITCHER	IP	WLS	BF	H	R	ER	SO	BB	IBB	HBP	BLK	WP	HR	S	P	ERA	WHIP					
19 Brian Bannister, R ERA: 3.68	7.0	W	25	4	1	1	3	1	0	0	0	0	0	63	102	1.29	0.714					
David Riske, R ERA: 2.42	1.0		4	1	0	0	0	0	0	0	0	0	0	12	17	0.00	1.000					
Octavio Dotel, R ERA: 3.43	1.0		6	1	1	1	2	2	0	0	0	0	0	15	27	9.00	3.000					

Kansas City Royals @ Detroit Tigers
Comerica Park, Detroit, MI
Sun Jul 22 2007, 1:05 PM EDT
Att: 42,201 - Sunny - 78 F

AB 32
R 2
H 6
RBI 2
BB 3
SO 5
LOB 15



Batter	1	2	3	4	5	6	7	8	9	AB	R	H	RBI	BB	SO	LOB	TOP					
18 Johnny Damon, L (1, 7) OBP: 0.346, SLG: 0.344	G6-3	G6-3			P6		K		G4-3 2B	5	0	1	0	0	1	1						
2 Derek Jeter, R (1, 6) OBP: 0.403, SLG: 0.465 Miguel Cairo, R (9, FR) OBP: 0.313, SLG: 0.324	BB 1B		G6-3		G3			FC3-6 1B	G4-3 HBP	4	0	2	0	0	0	0						
Bobby Abreu, L (1, 9) OBP: 0.354, SLG: 0.403	BB 1B		1B		P5			FC3-6 13 HR	G4-3	4	1	1	0	1	0	3						
13 Alex Rodriguez, R (1, 5) OBP: 0.412, SLG: 0.658	F4		1B		G6-3			HR	K	5	1	2	2	0	1	5						
55 Hideki Matsui, L (1, 10) OBP: 0.363, SLG: 0.509	F7		G4-6-3		L6			HR	P5	5	1	1	1	0	0	7						
20 Jorge Posada, S (1, 2) OBP: 0.413, SLG: 0.512		G4-3			G3			K		4	1	1	0	0	1	0						
24 Robinson Canó, L (1, 4) OBP: 0.341, SLG: 0.456		HR 1B			P4			HR 1B	HR 1B	4	2	3	0	0	0	0						
12 Andy Phillips, R (1, 3) OBP: 0.350, SLG: 0.427	F9		F9		F9			SH2-4	2B	3	0	1	1	0	0	1						
28 Melky Cabrera, S (1, 8) OBP: 0.336, SLG: 0.387	HR				L3			SF8	P4	3	1	1	3	0	0	1						
Inning Stats	R: 0 E: 0 K: 0 S: 10	H: 1 LOB: 2 BB: 1 P: 21	R: 2 E: 0 K: 0 S: 11	H: 2 LOB: 0 BB: 0 P: 21	R: 0 E: 0 K: 0 S: 8	H: 2 LOB: 1 BB: 0 P: 12	R: 0 E: 0 K: 0 S: 7	H: 0 LOB: 0 BB: 0 P: 8	R: 0 E: 0 K: 0 S: 7	H: 0 LOB: 0 BB: 0 P: 9	R: 0 E: 0 K: 0 S: 8	H: 0 LOB: 0 BB: 0 P: 13	R: 1 E: 0 K: 1 S: 12	H: 2 LOB: 1 BB: 0 P: 16	R: 4 E: 0 K: 1 S: 27	H: 5 LOB: 1 BB: 0 P: 41	R: 0 E: 0 K: 1 S: 12	H: 1 LOB: 3 BB: 0 P: 17	1B: 8 2B: 2 3B: 0 HR: 3	SF: 1 SAC: 1 DP: 1 HBP: 1	WP: 0 PB: 0 SB: 0 CS: 0	PA: 41
PITCHER	IP	WLS	BF	H	R	ER	SO	BB	IBB	HBP	BLK	WP	HR	S	P	ERA	WHIP					
55 Gil Meche, R (1, 1) ERA: 3.76	7.1	L	31	9	5	5	1	1	0	0	0	0	2	75	120	6.14	1.364					
41 Jimmy Gobble, L (8, 1) ERA: 3.09	0.2		5	3	2	2	1	0	0	0	0	0	1	15	21	27.00	4.500					
Octavio Dotel, R (9, 1) ERA: 3.27	1.0		5	1	0	0	1	0	0	1	0	0	0	12	17	0.00	1.000					

New York Yankees @ Kansas City Royals
Kauffman Stadium, Kansas City, MO

AB 37
R 7
H 13
RBI 7
BB 1
SO 3
LOB 18



WP: 0 PA: 41
PB: 0
SB: 0
CS: 0

Wed Jul 25 2007, 7:10 PM CDT
Att: 28,460 - Clear - 85 F

livebaseballscorecards.com

Batter	1	2	3	4	5	6	7	8	9	AB	R	H	RBI	BB	SO	LOB	BOTTOM					
9 David DeJesus, L (1, 8) OBP: 0.354, SLG: 0.394	K		F7		G6-4-3 1B		HBP 1B		G3	5	0	2	0	0	1	1						
Esteban German, R (1, 4) OBP: 0.376, SLG: 0.403	K		1B		G6-4-3		HBP			3	0	1	0	0	1	1						
24 Mark Teahen, L (1, 9) OBP: 0.355, SLG: 0.400	G5-3		L9		G3		F7			4	0	0	0	0	0	3						
16 Billy Butler, R (1, 10) OBP: 0.352, SLG: 0.462		F8			K			F9	F9	4	0	0	0	0	1	0						
Ross Gload, L (1, 3) OBP: 0.312, SLG: 0.442		BB 2B			2B			K	K	3	1	2	0	1	1	0						
16 Reggie Sanders, R (1, 7) OBP: 0.421, SLG: 0.530		P5			BB			F9	F9	3	0	1	1	1	0	1						
4 Alex Gordon, L (1, 5) OBP: 0.321, SLG: 0.361		2B			F7			F9	G3-1	4	0	1	0	0	0	3						
14 John Buck, R (1, 2) OBP: 0.318, SLG: 0.514		F7			K			G1-3	G6-3	4	0	0	0	0	1	4						
1 Tony Pena Jr., R (1, 6) OBP: 0.294, SLG: 0.366 Jason Smith, L (9, 6) OBP: 0.257, SLG: 0.303			G6-3		G6-3			L9	BB 1B	3	0	0	0	0	0	0						
Inning Stats	R: 0 E: 0 K: 2 S: 9	H: 0 LOB: 0 BB: 0 P: 14	R: 0 E: 0 K: 0 S: 12	H: 1 LOB: 2 BB: 1 P: 22	R: 0 E: 0 K: 0 S: 9	H: 1 LOB: 1 BB: 0 P: 15	R: 0 E: 0 K: 2 S: 13	H: 1 LOB: 2 BB: 1 P: 22	R: 0 E: 0 K: 0 S: 5	H: 1 LOB: 0 BB: 0 P: 7	R: 1 E: 0 K: 0 S: 12	H: 2 LOB: 1 BB: 0 P: 16	R: 0 E: 0 K: 1 S: 10	H: 1 LOB: 2 BB: 0 P: 11	R: 0 E: 0 K: 1 S: 13	H: 0 LOB: 0 BB: 0 P: 21	R: 0 E: 0 K: 0 S: 12	H: 1 LOB: 1 BB: 0 P: 15	1B: 5 2B: 3 3B: 0 HR: 0	SF: 0 SAC: 0 DP: 1 HBP: 1	WP: 0 PB: 0 SB: 0 CS: 0	PA: 37
PITCHER	IP	WLS	BF	H	R	ER	SO	BB	IBB	HBP	BLK	WP	HR	S	P	ERA	WHIP					
35 Mike Mussina, R (1, 1) ERA: 4.77	5.2	W	24	6	1	1	4	2	0	0	0	0	0	59	95	1.59	1.412					
47 Ron Villone, L (6, 1) ERA: 3.24	0.1	H	1	0	0	0	0	0	0	0	0	0	0	1	1	0.00	0.000					
Scott Proctor, R (7, 1) ERA: 3.69	0.2	H	4	1	0	0	0	0	0	1	0	0	0	7	8	0.00	1.500					
Mike Myers, L (7, 1) ERA: 2.39	0.1	H	1	0	0	0	0	0	0	0	0	0	0	3	3	0.00	0.000					
Luis Vizcaino, R (8, 1) ERA: 4.08	1.0		3	0	0	0	1	0	0	0	0	0	0	13	21	0.00	0.000					

New York Yankees @ Kansas City Royals
Kauffman Stadium, Kansas City, MO


AB 34
R 1
H 8
RBI 1
BB 2
SO 5
LOB 13





WP: 0 PA: 37
PB: 0
SB: 0
CS: 0

Wed Jul 25 2007, 7:10 PM CDT
Att: 28,460 - Clear - 85 F

livebaseballscorecards.com


Batter	1	2	3	4	5	6	7	8	9	AB	R	H	RBI	BB	SO	LOB	TOP									
28 Melky Cabrera, S (1, 8) OBP: 0.338, SLG: 0.392	G3-1 2B		G5-3				G4-3			4	0	2	0	0	0	1	New York Yankees @ Kansas City Royals Kauffman Stadium, Kansas City, MO Thu Jul 26 2007, 7:10 PM CDT Att: 37,036 - Partly Cloudy - 89 F									
2 Derek Jeter, R (1, 6) OBP: 0.400, SLG: 0.460	K		G4-3				L9			4	0	0	0	0	2	4										
Bobby Abreu, L (1, 9) OBP: 0.351, SLG: 0.398	G3-1		K				K			4	0	0	0	0	2	4										
13 Alex Rodriguez, R (1, 5) OBP: 0.413, SLG: 0.654	55 S IBB						F8			2	0	0	0	1	0	0										
55 Hideki Matsui, L (1, 7) OBP: 0.362, SLG: 0.506	P4						G1-3 24 12 1B			4	0	1	0	0	0	5										
12 Andy Phillips, R (1, 3) OBP: 0.346, SLG: 0.420							G1-3 24 1B			4	0	1	0	0	1	0										
24 Robinson Cano, L (1, 4) OBP: 0.337, SLG: 0.451							G3			4	0	0	0	0	0	3										
17 Shelley Duncan, R (1, 10) OBP: 0.348, SLG: 0.700							F7			3	0	0	0	1	1	2										
26 José Molina, R (1, 2) OBP: 0.250, SLG: 0.302							G6-4-3 13 HBP 28 1B			4	0	2	0	0	0	2	AB 33 R 0 H 6 RBI 0 BB 2 SO 6 LOB 21 									
Inning Stats	R: 0 E: 0 K: 1 S: 10	H: 1 LOB: 2 BB: 1 P: 24	R: 0 E: 0 K: 2 S: 8	H: 0 LOB: 0 BB: 0 P: 10	R: 0 E: 0 K: 1 S: 12	H: 1 LOB: 1 BB: 0 P: 19	R: 0 E: 0 K: 0 S: 12	H: 2 LOB: 2 BB: 0 P: 17	R: 0 E: 0 K: 1 S: 11	H: 2 LOB: 3 BB: 1 P: 19	R: 0 E: 1 K: 0 S: 5	H: 0 LOB: 1 BB: 1 P: 10	R: 0 E: 0 K: 1 S: 10	H: 0 LOB: 0 BB: 0 P: 14	R: 0 E: 0 K: 0 S: 6	H: 0 LOB: 0 BB: 0 P: 8		R: 0 E: 0 K: 0 S: 7	H: 0 LOB: 0 BB: 0 P: 14	1B: 4 2B: 2 3B: 0 HR: 0	SF: 0 SAC: 0 DP: 1 HBP: 1	WP: 0 PB: 0 SB: 1 CS: 0	PA: 36			
PITCHER	IP WLS BF H R ER SO BB IBB HBP BLK WP HR S P ERA WHIP	5.1 W 26 6 0 0 5 1 1 1 0 0 0 56 96 0.00 1.312	2.2 H 7 0 0 0 1 0 0 0 0 0 0 18 25 0.00 0.000	1.0 3 0 0 0 0 0 0 0 0 0 0 0 7 14 0.00 0.000											IP WLS BF H R ER SO BB IBB HBP BLK WP HR S P ERA WHIP											
36 Jorge De La Rosa, L (1, 1) ERA: 9.35											36	0	375	0	398											
23 Zack Greinke, R (6, 1) ERA: 4.38											23	0	316	0	446											
48 Joaquin Soria, R (9, 1) ERA: 2.28											48	0	299	0	378											

Batter	1	2	3	4	5	6	7	8	9	AB	R	H	RBI	BB	SO	LOB	BOTTOM										
Esteban German, R (1, 5) OBP: 0.375, SLG: 0.398	G4-3						L9			3	1	0	0	1	0	0	New York Yankees @ Kansas City Royals Kauffman Stadium, Kansas City, MO Thu Jul 26 2007, 7:10 PM CDT Att: 37,036 - Partly Cloudy - 89 F										
Ross Gload, L (8, 3) OBP: 0.316, SLG: 0.446										1	0	1	0	0	0	0											
9 David DeJesus, L (1, 8) OBP: 0.357, SLG: 0.396										3	2	1	2	0	0	2											
15 Mark Grudzielanek, R (1, 4) OBP: 0.341, SLG: 0.442										4	0	1	1	1	1	3											
16 Billy Butler, R (1, 10) OBP: 0.356, SLG: 0.467										3	0	1	1	1	0	1											
16 Reggie Sanders, R (1, 9) OBP: 0.400, SLG: 0.500										4	0	0	0	0	1	4											
Emil Brown, R (1, 7) OBP: 0.284, SLG: 0.314										4	0	1	0	0	1	2											
4 Alex Gordon, L (1, 3) OBP: 0.325, SLG: 0.383										4	3	3	1	0	0	1											
1 Tony Pena Jr., R (1, 6) OBP: 0.299, SLG: 0.378										3	1	2	2	1	1	0											
Jason LaRue, R (1, 2) OBP: 0.242, SLG: 0.297										4	0	0	0	0	2	4	AB 33 R 7 H 10 RBI 7 BB 4 SO 6 LOB 17 										
Inning Stats	R: 0 E: 0 K: 0 S: 11	H: 0 LOB: 2 BB: 1 P: 20	R: 4 E: 0 K: 2 S: 23	H: 4 LOB: 1 BB: 1 P: 33	R: 0 E: 0 K: 0 S: 8	H: 1 LOB: 0 BB: 0 P: 14	R: 0 E: 0 K: 1 S: 9	H: 0 LOB: 0 BB: 0 P: 12	R: 0 E: 0 K: 1 S: 8	H: 0 LOB: 0 BB: 0 P: 12	R: 1 E: 0 K: 0 S: 10	H: 2 LOB: 1 BB: 0 P: 14	R: 1 E: 0 K: 0 S: 21	H: 1 LOB: 2 BB: 1 P: 32	R: 1 E: 0 K: 1 S: 8	H: 2 LOB: 2 BB: 1 P: 16		1B: 2 2B: 4 3B: 3 HR: 1	SF: 0 SAC: 0 DP: 1 HBP: 2	WP: 1 PB: 0 SB: 0 CS: 1	PA: 40						
PITCHER	IP WLS BF H R ER SO BB IBB HBP BLK WP HR S P ERA WHIP	5.2 L 26 7 0 5 5 2 0 0 0 0 0 2 3 0.00 0.000	0.1 1 0 0 0 0 0 0 0 0 0 0 0 2 3 0.00 0.000	2.0 12 3 2 2 1 2 0 1 0 0 1 29 48 9.00 2.500											IP WLS BF H R ER SO BB IBB HBP BLK WP HR S P ERA WHIP												
29 Kei Igawa, L (1, 1) ERA: 6.79											29	0	67	1	0	102		7.94	1.588								
33 Brian Bruney, R (6, 1) ERA: 3.2											33	0	2	3	0.00	0.000											
34 Sean Henn, L (7, 1) ERA: 4.63											34	0	29	48	9.00	2.500											

Batter	1	2	3	4	5	6	7	8	9	AB	R	H	RBI	BB	SO	LOB	TOP		
3 Jerry Hairston, R OBP: 0.247, SLG: 0.301 Ramón Vázquez, L OBP: 0.317, SLG: 0.419	L4	F8			F9		F7		K	4	0	0	0	0	0	1			
10 Michael Young, R OBP: 0.349, SLG: 0.400	22 S 1B		G4-3				F8		F9	5	0	3	0	0	0	2			
Mark Teixeira, S OBP: 0.399, SLG: 0.528	22 FC5-4 1B		F8		L7			G3		4	0	1	0	0	0	2			
Sammy Sosa, R OBP: 0.302, SLG: 0.456	K		G4-3		F8			K		4	0	0	0	0	2	4			
22 Marlon Byrd, R OBP: 0.385, SLG: 0.490	FC5-4		G6-3			G3		K		4	0	0	0	0	1	3			
15 Gerald Laird, R OBP: 0.295, SLG: 0.355		F8			G3 G4-3 2B		F8		K	4	1	1	0	0	1	0			
Brad Wilkerson, L OBP: 0.304, SLG: 0.476		HR			G3		K		HR BB	3	2	1	0	1	1	1	AB 36 R 5 H 9 RBI 5 BB 2 SO 9 LOB 15		
Nelson Cruz, R OBP: 0.258, SLG: 0.354		HR			G4-3				HR	3	2	2	5	1	0	0			
30 Travis Metcalf, R OBP: 0.286, SLG: 0.392 Frank Catalanotto, L OBP: 0.309, SLG: 0.462 Desi Relaford, S OBP: 0.179, SLG: 0.115	K				K		K		2B	3	0	0	0	0	3	1			
Inning Stats	R: 0 E: 0 K: 1 S: 15	H: 2 LOB: 2 BB: 0 P: 22	R: 2 E: 0 K: 1 S: 8	H: 2 LOB: 0 BB: 0 P: 14	R: 0 E: 0 K: 0 S: 11	H: 1 LOB: 1 BB: 0 P: 14	R: 1 E: 0 K: 1 S: 9	H: 1 LOB: 0 BB: 0 P: 13	R: 0 E: 0 K: 1 S: 12	H: 0 LOB: 1 BB: 0 P: 11	R: 0 E: 0 K: 1 S: 7	H: 0 LOB: 1 BB: 1 P: 13	R: 0 E: 0 K: 2 S: 11	H: 0 LOB: 0 BB: 0 P: 16	R: 2 E: 0 K: 2 S: 17	H: 2 LOB: 1 BB: 1 P: 27	1B: 4 2B: 3 3B: 0 HR: 2	SF: 0 SAC: 0 DP: 0 HBP: 0	WP: 0 PA: 38 PB: 0 SB: 1 CS: 0
PITCHER	IP WLS BF H R ER SO BB IBB HBP BLK WP HR S P ERA WHIP																		
45 Odalis Perez, L ERA: 5.73	6.0 W 25 7 3 3 4 0 0 0 0 0 1 64 91 4.50 1.167																		
David Riske, R ERA: 2.22	1.0 H 4 0 0 0 1 1 0 0 0 0 0 7 13 0.00 1.000																		
23 Zack Greinke, R ERA: 4.33	1.0 H 3 0 0 0 2 0 0 0 0 0 0 0 11 16 0.00 0.000																		
Octavio Dotel, R ERA: 3.91	1.0 S 6 2 2 2 2 1 0 0 0 0 0 1 17 27 18.00 3.000																		

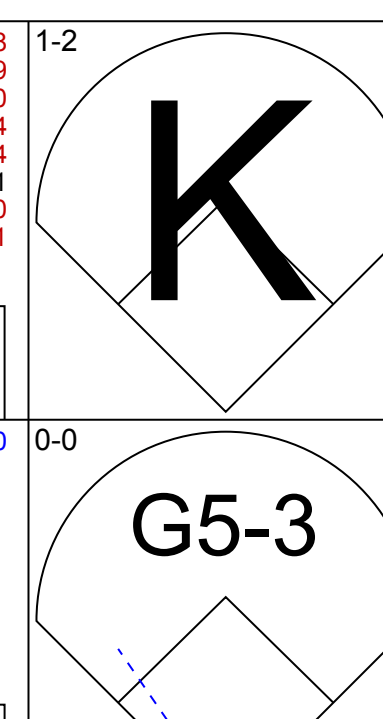
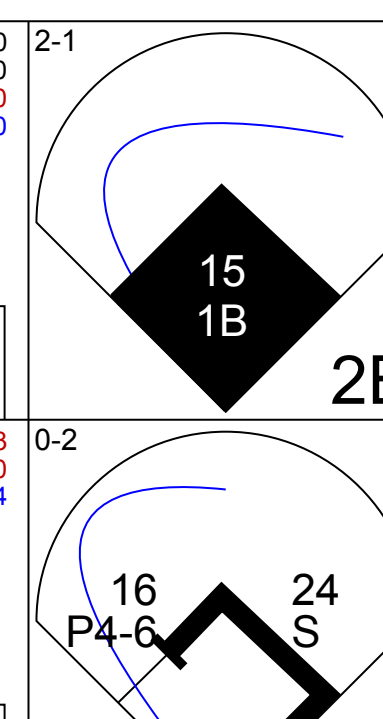
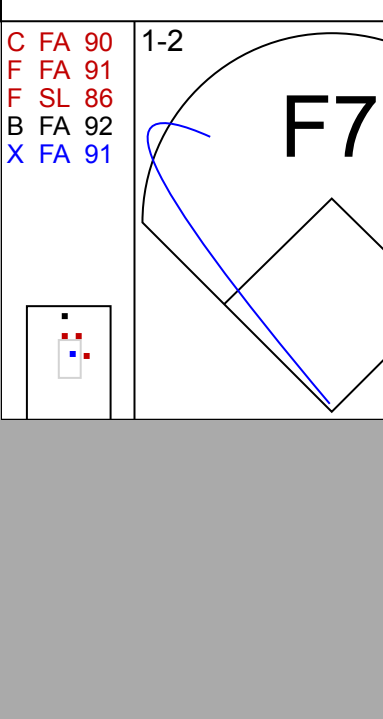
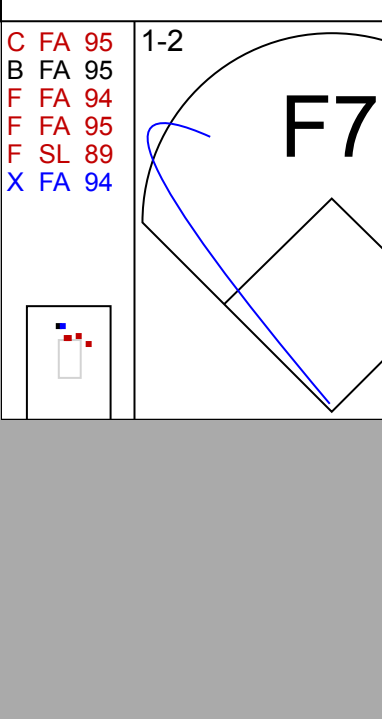
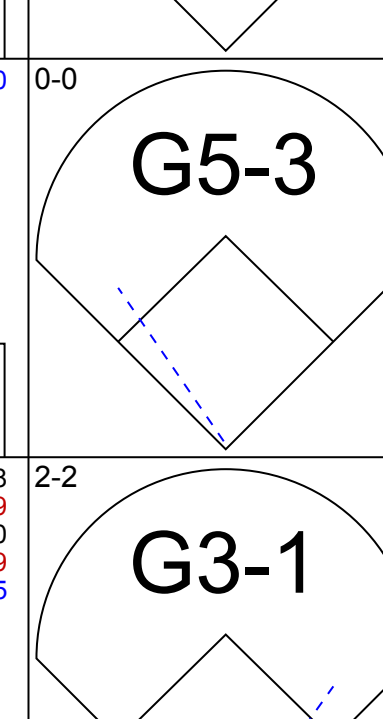
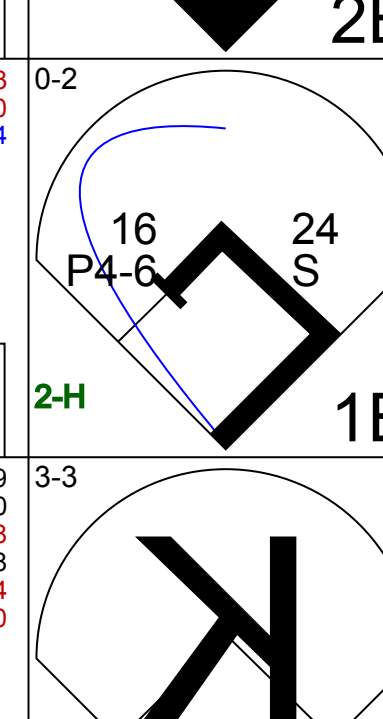
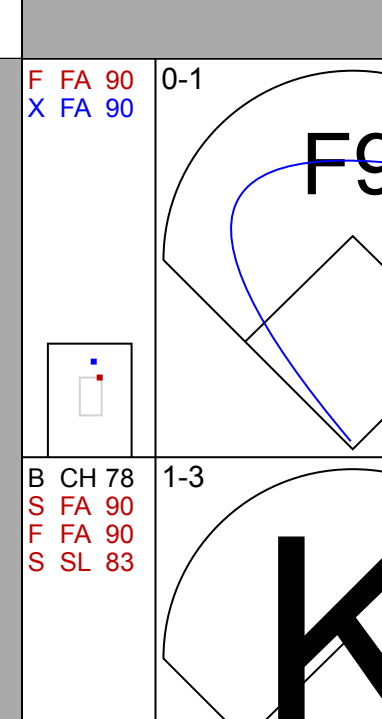
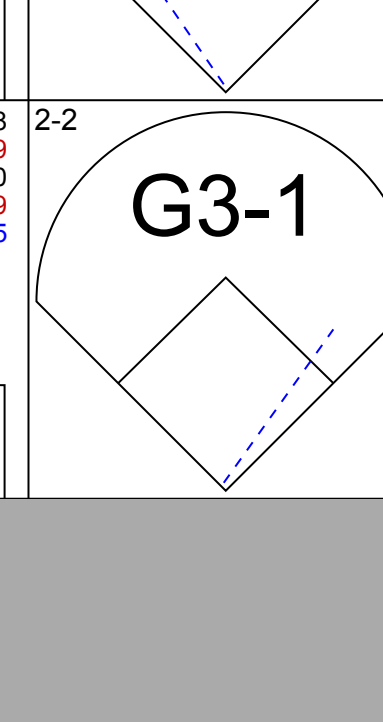
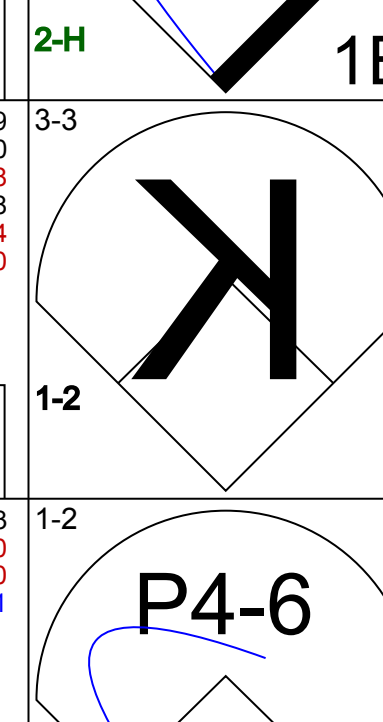
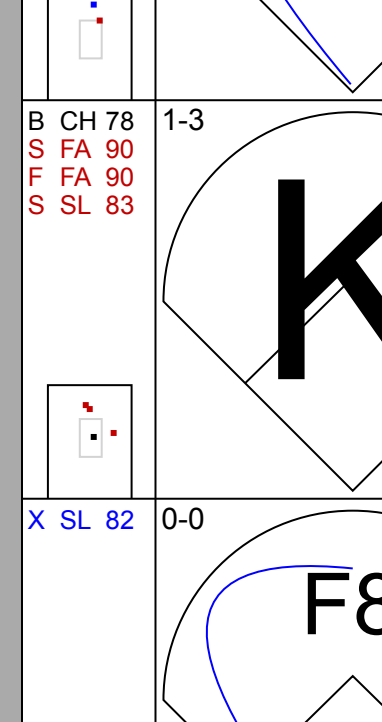

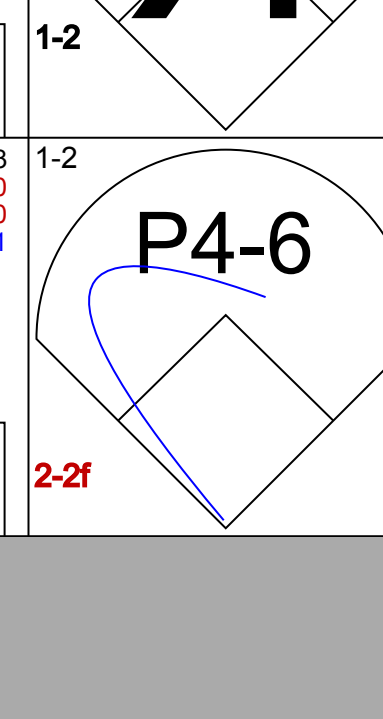
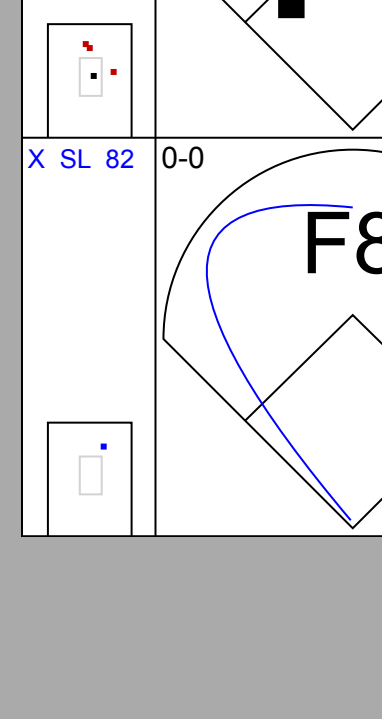

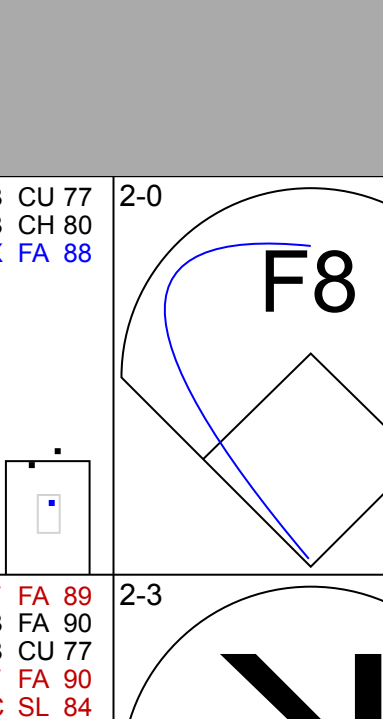
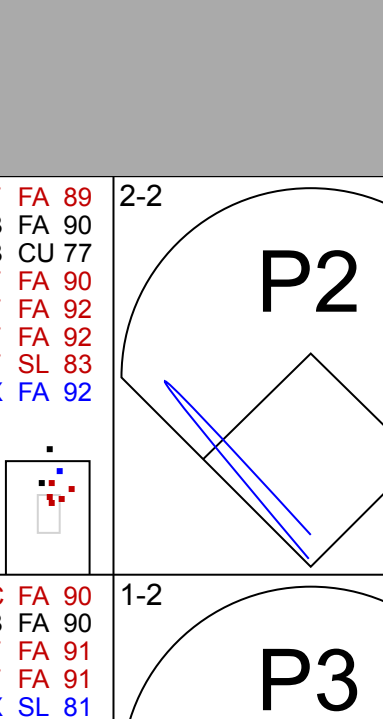

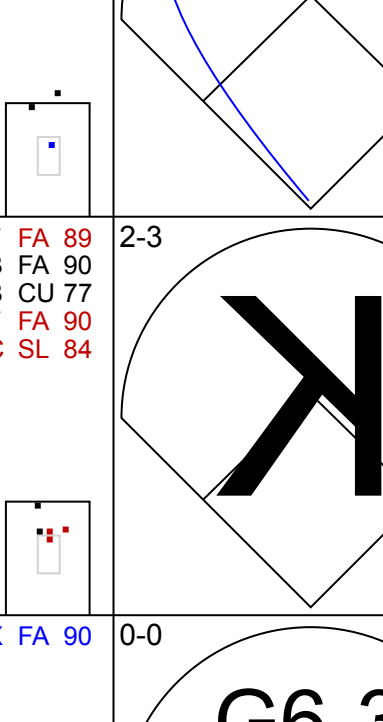
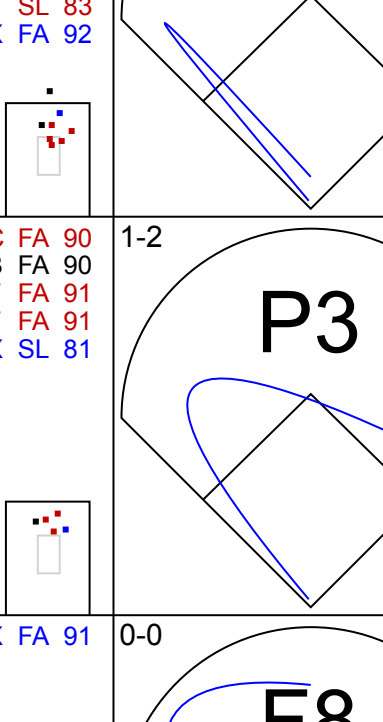
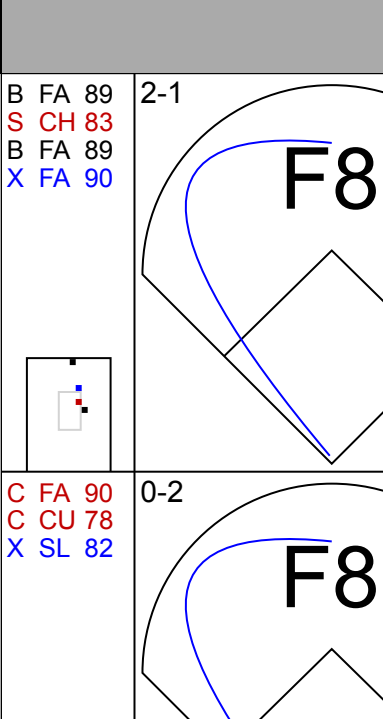
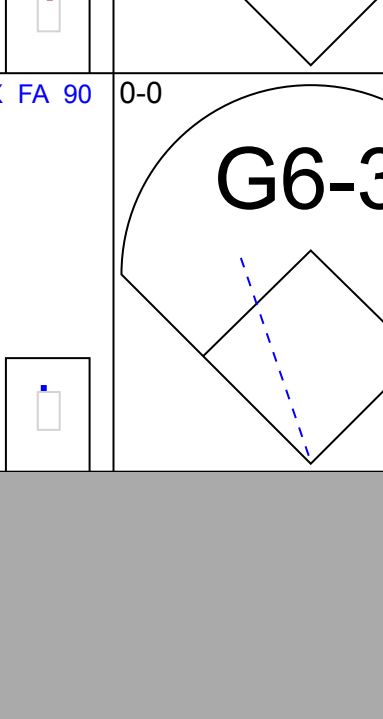
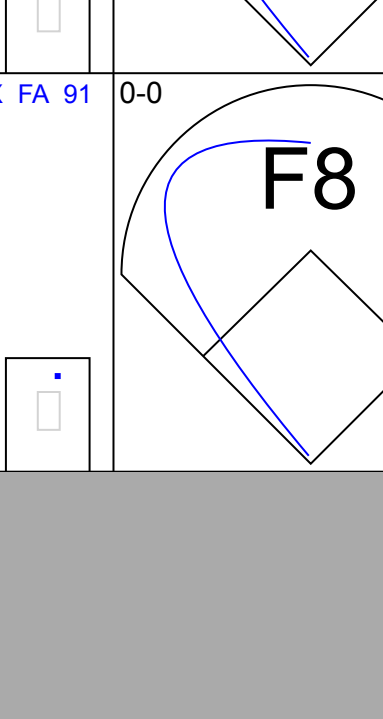
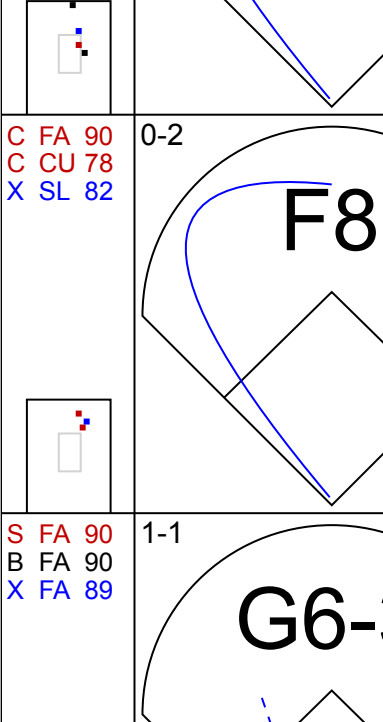
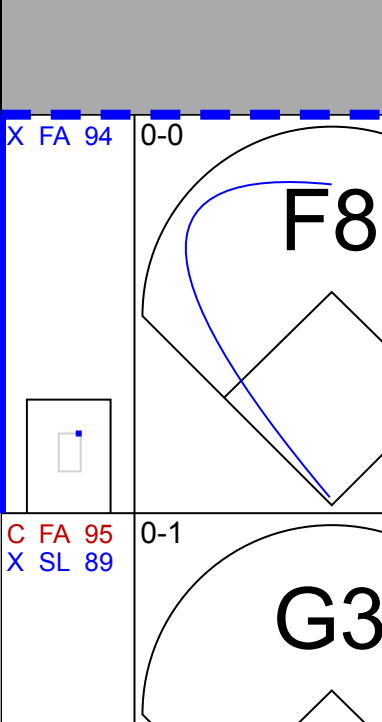
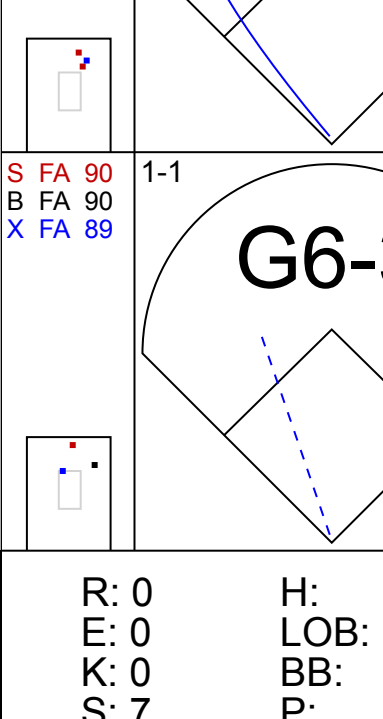
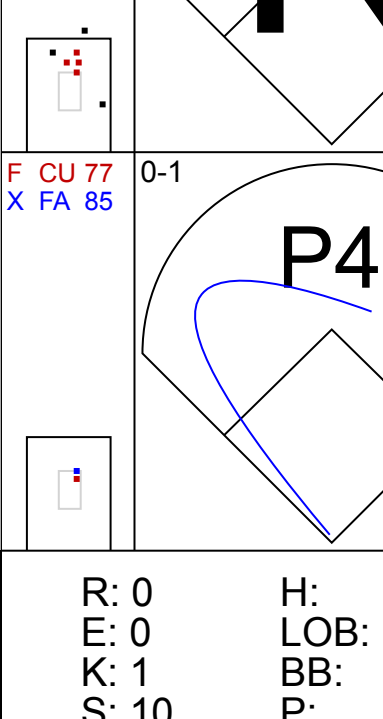
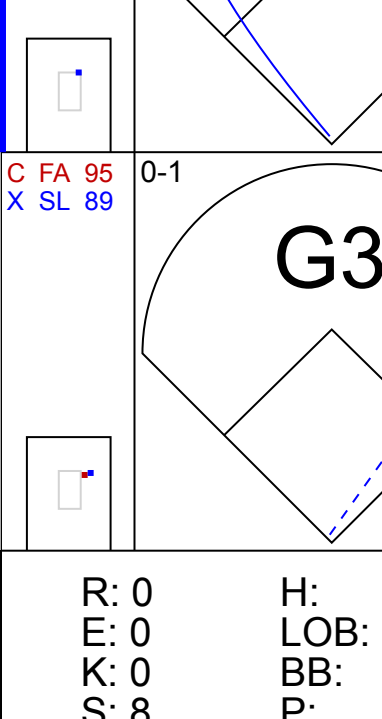
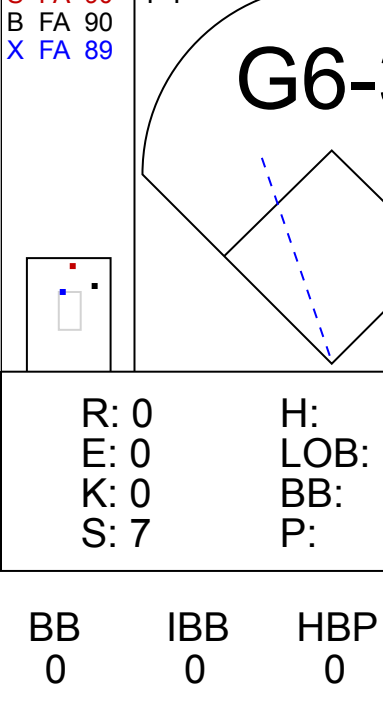
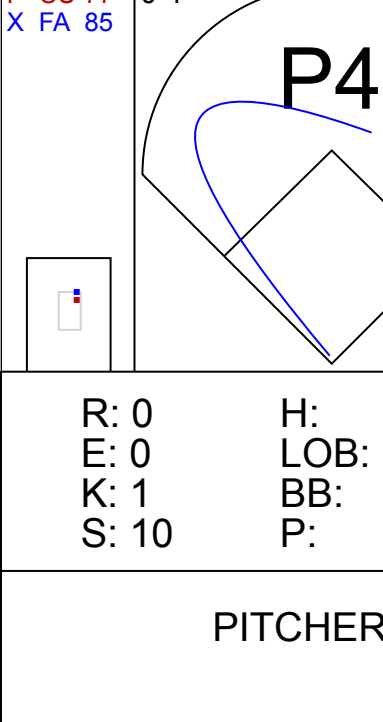
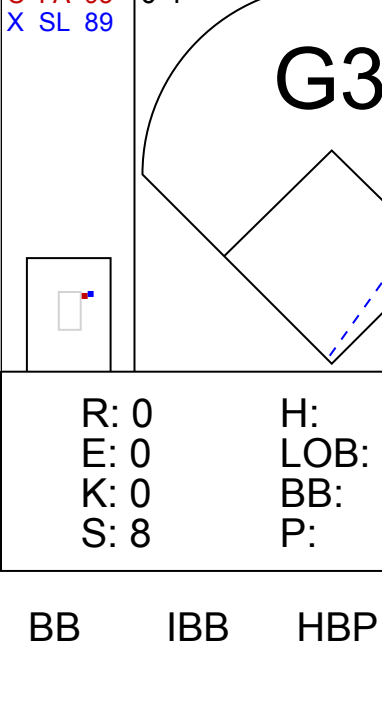
Texas Rangers @ Kansas City Royals
Kauffman Stadium, Kansas City, MO
Sat Jul 28 2007, 6:10 PM CDT
Att: 27,700 - Cloudy - 88 F

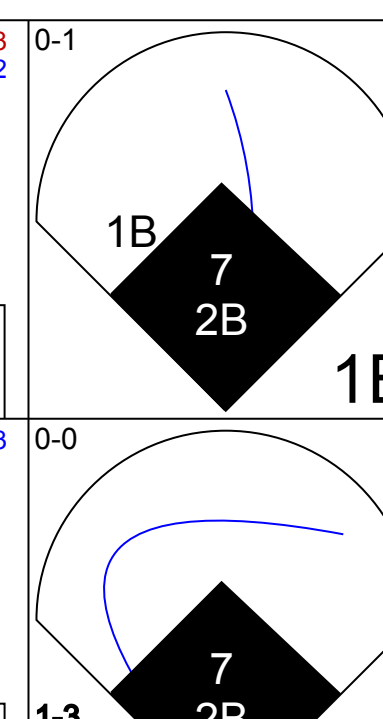
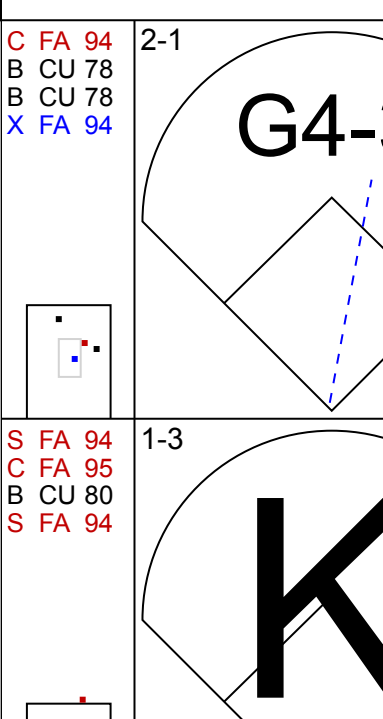
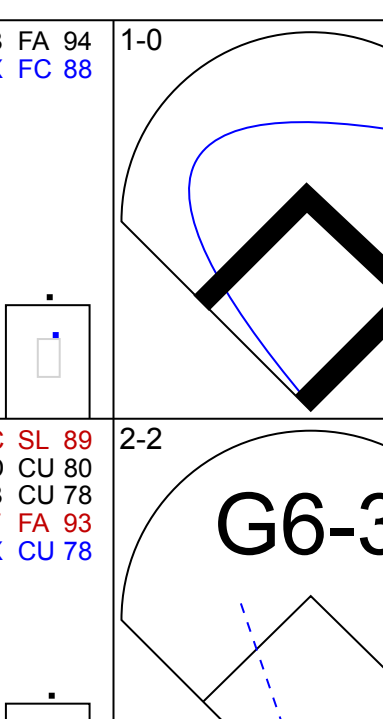
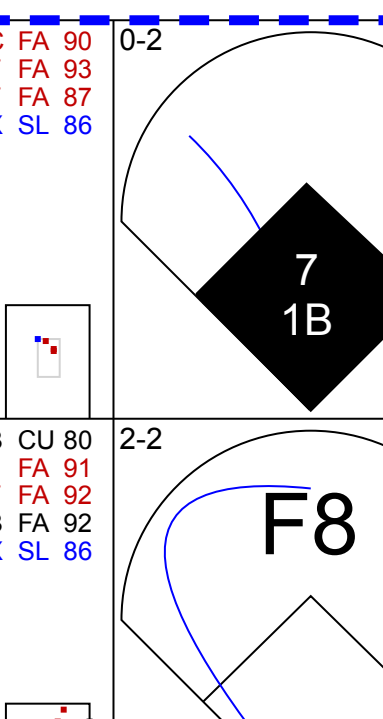
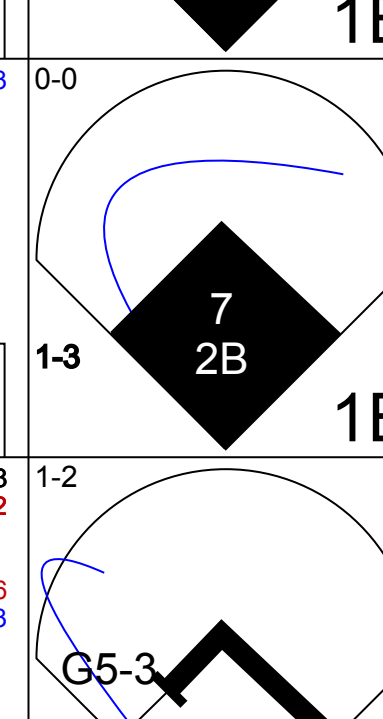
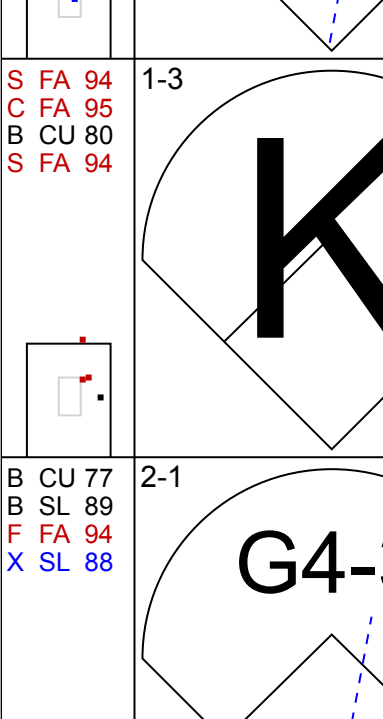
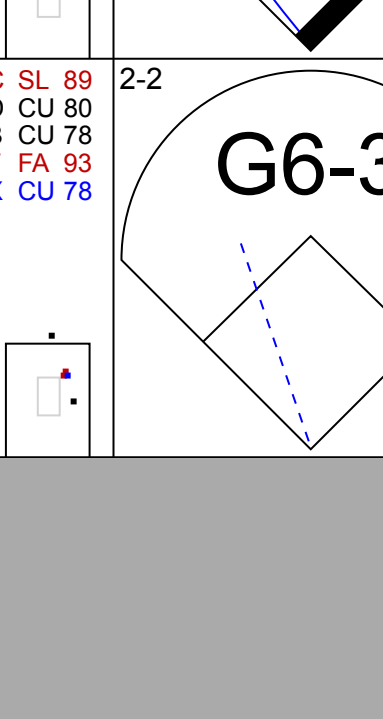
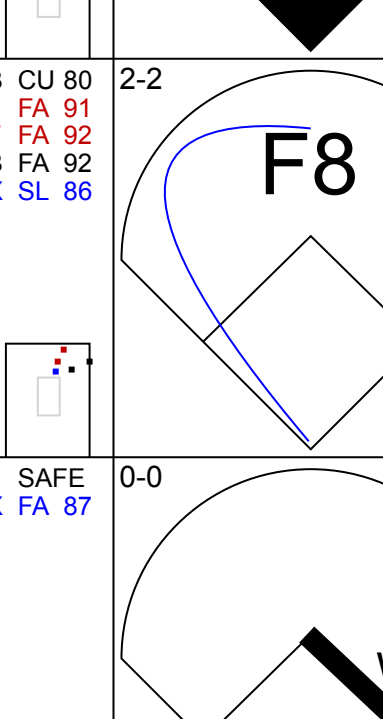
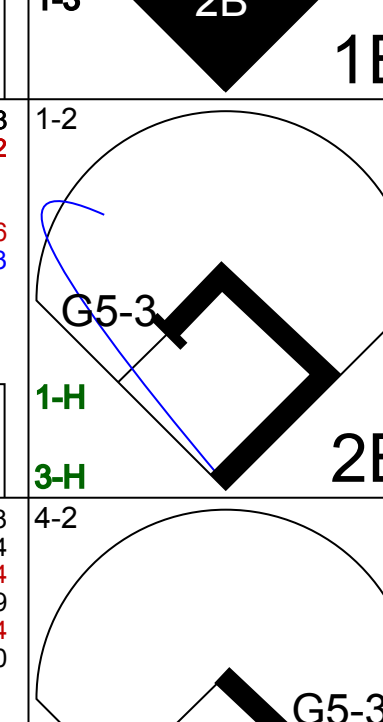
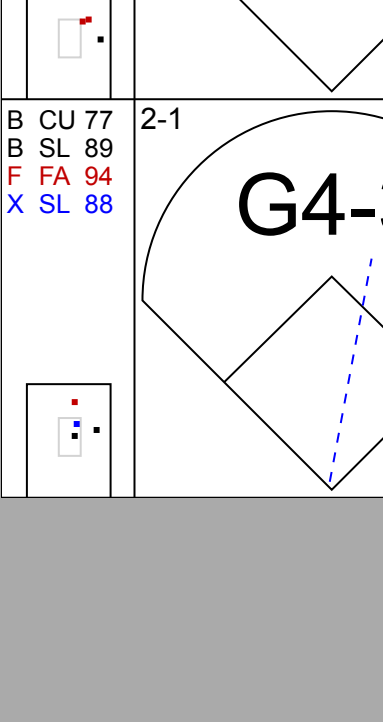
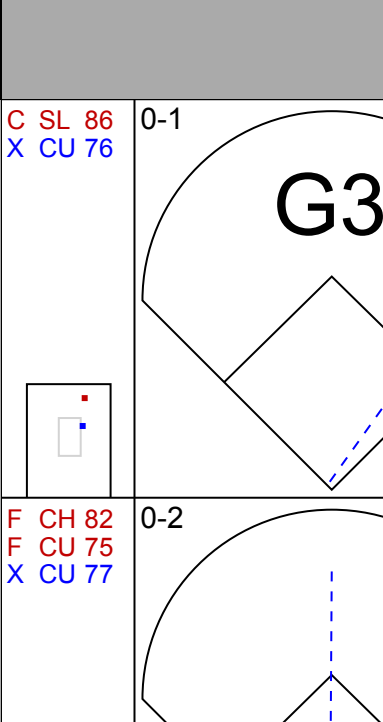
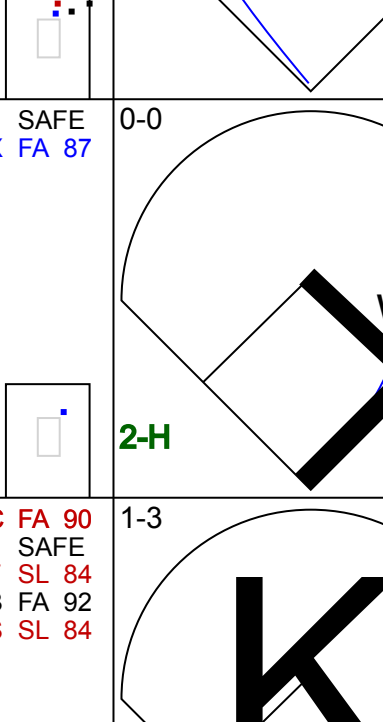
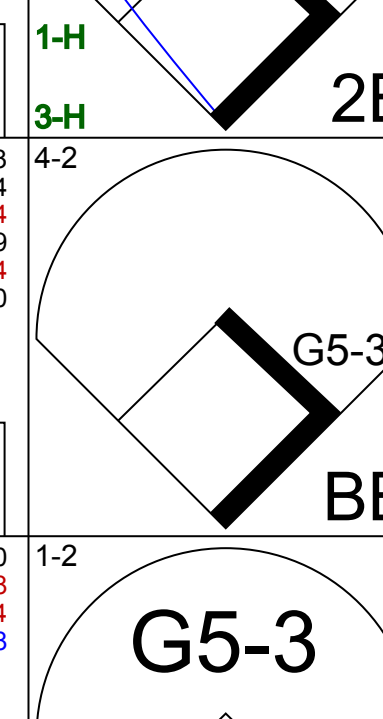

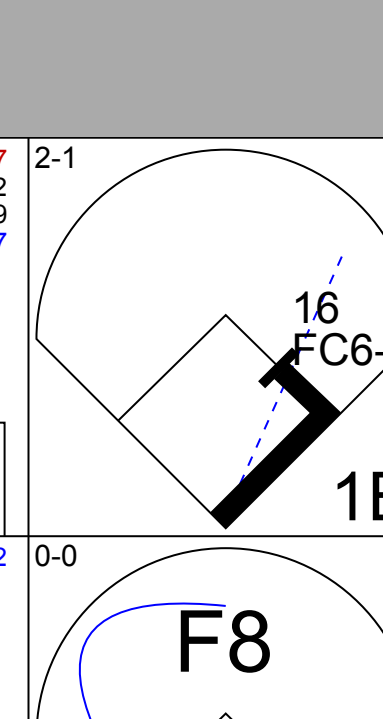
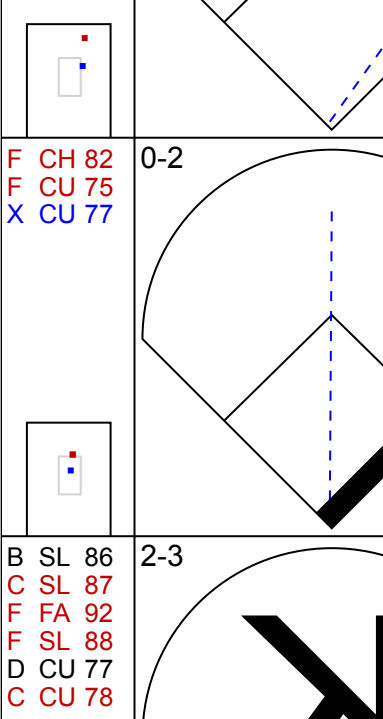
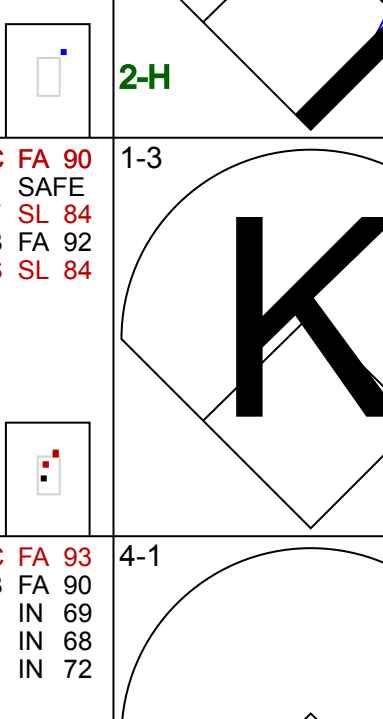
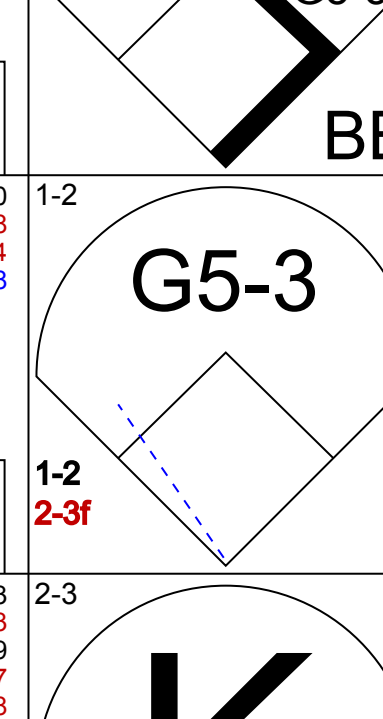

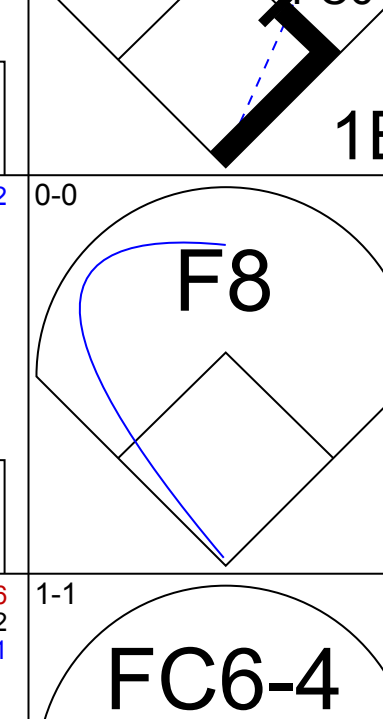
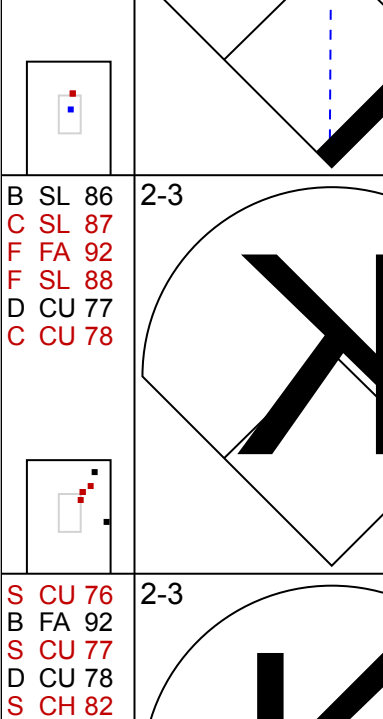
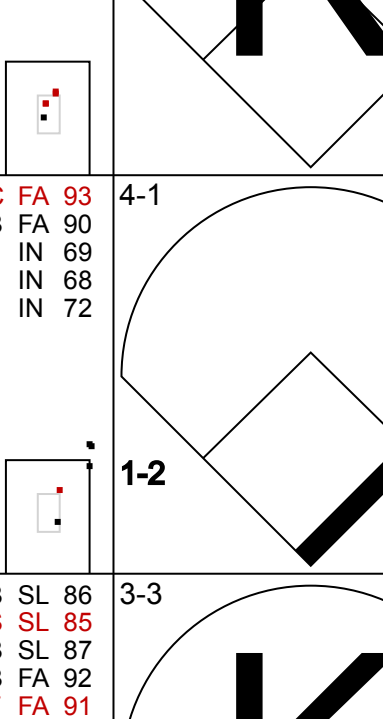
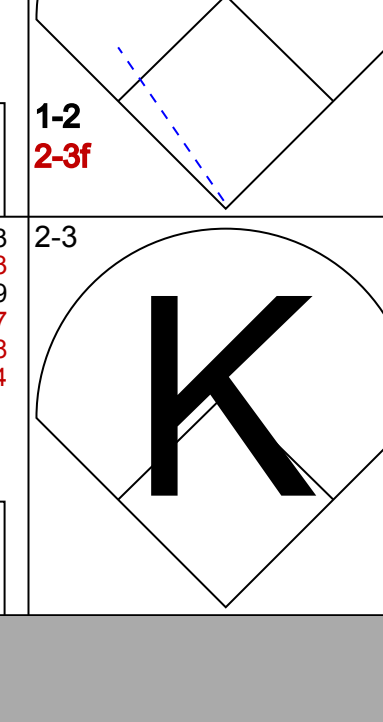

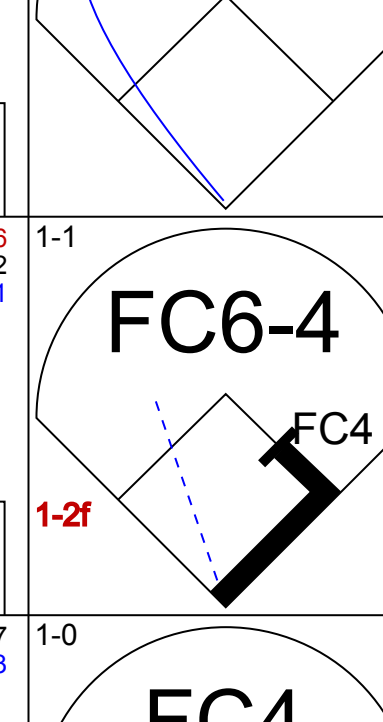
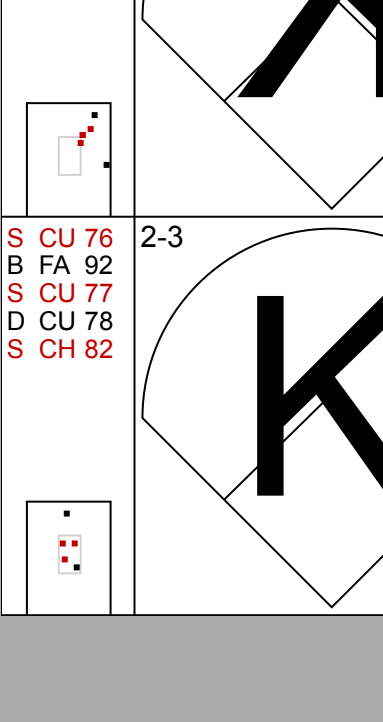
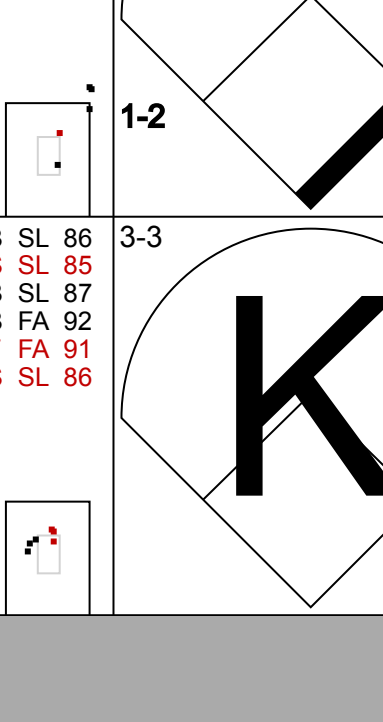
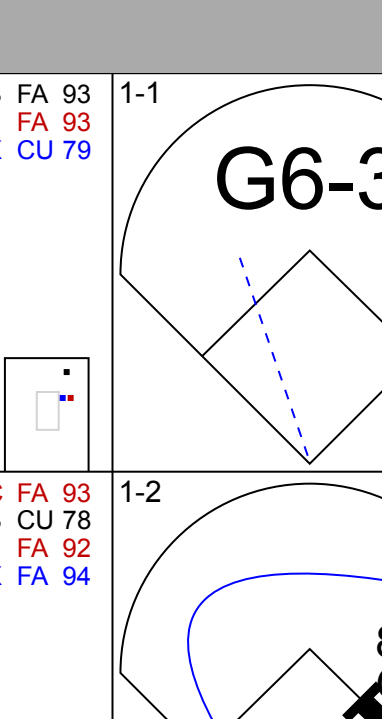
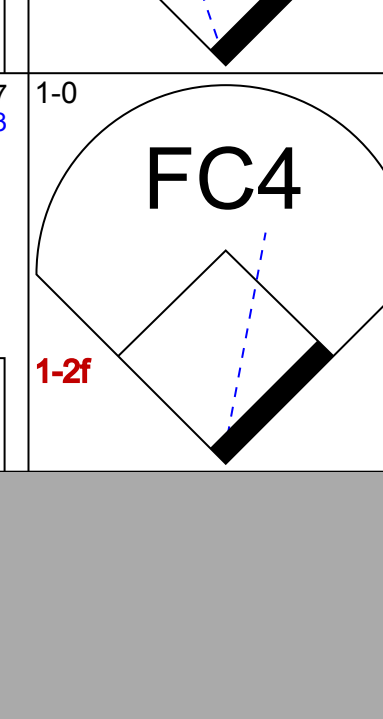
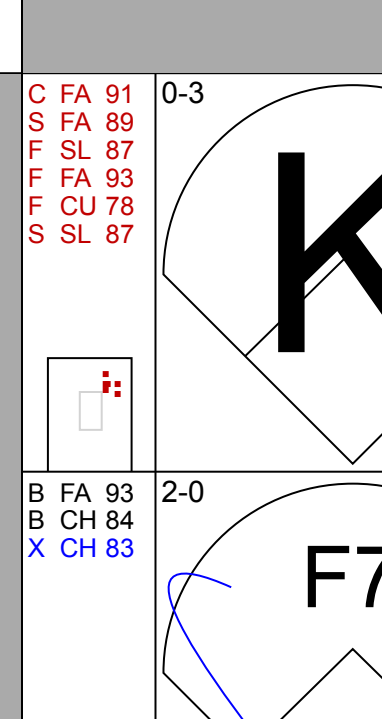
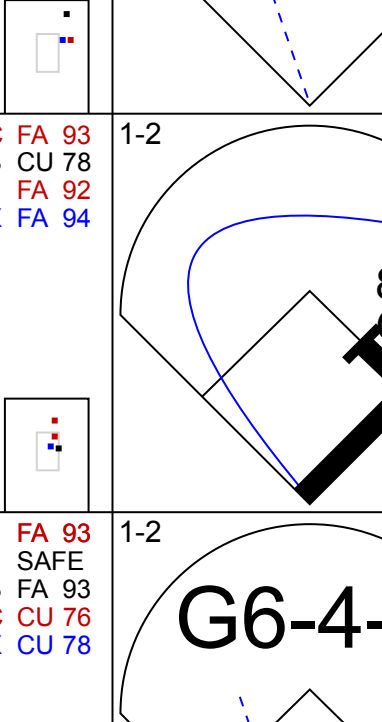
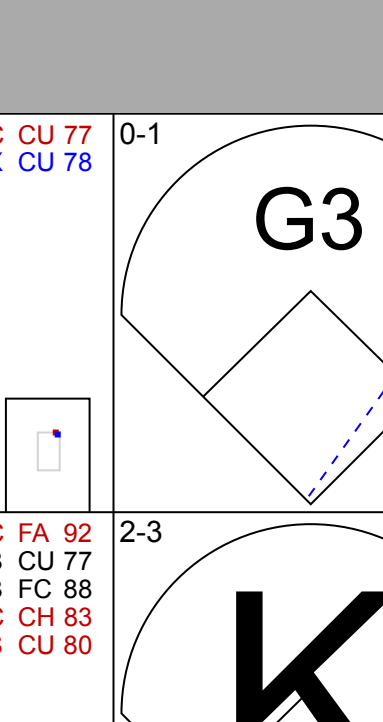
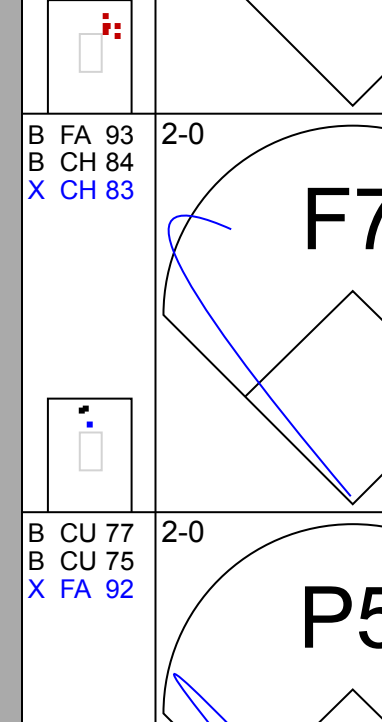
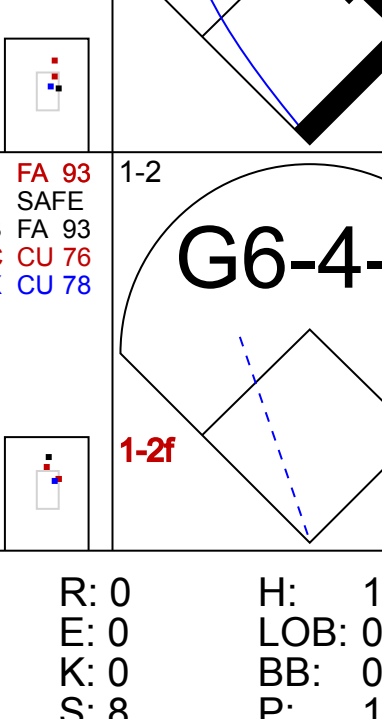
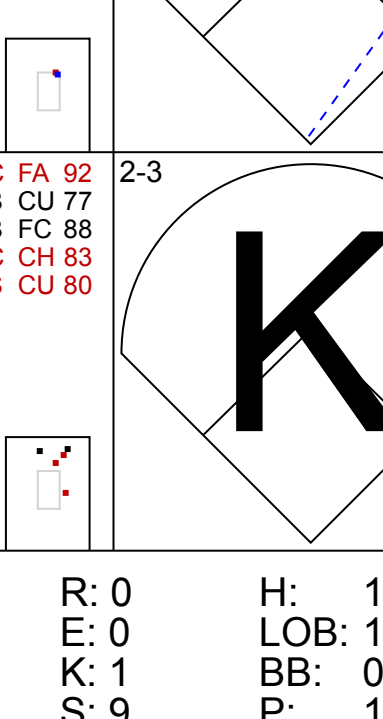
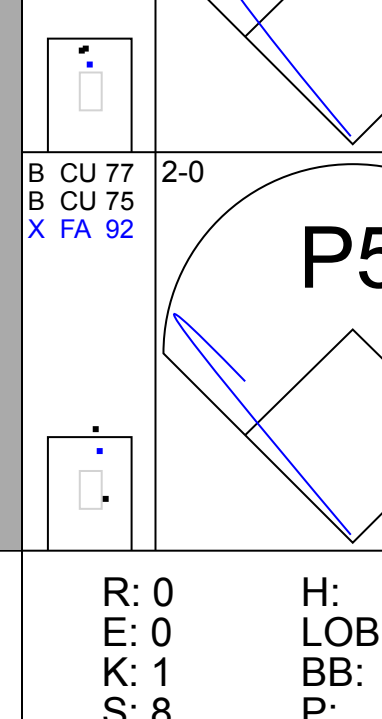
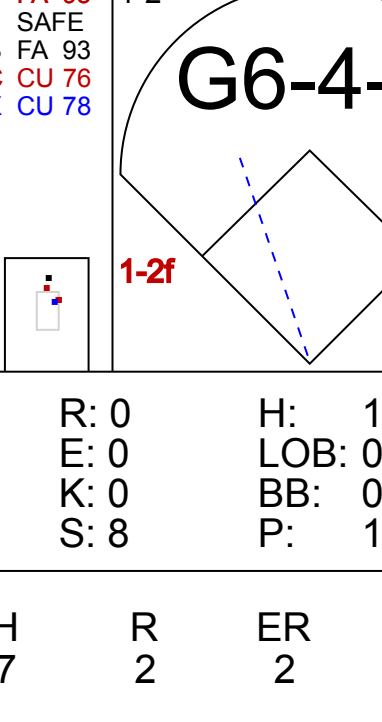
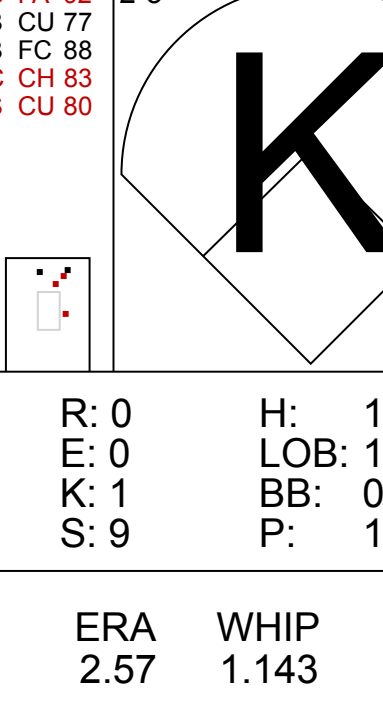
livebaseballscores.com

Batter	1	2	3	4	5	6	7	8	9	AB	R	H	RBI	BB	SO	LOB	BOTTOM		
9 David DeJesus, L OBP: 0.365, SLG: 0.399	24 G4-3 15 G4-3 BB	15 HBP	15 FC5-4 1B			F8		G3-2-5		3	0	1	1	1	0	2			
15 Mark Grudzielanek, R OBP: 0.346, SLG: 0.442	G4-3		FC5-4			P4				3	0	0	1	0	0	2			
24 Mark Teahen, L OBP: 0.353, SLG: 0.398	G4-3				L3					4	0	0	0	0	1	4			
16 Billy Butler, R OBP: 0.357, SLG: 0.483	G5-3		G4-3							4	0	2	0	0	0	1			
Ross Gload, L OBP: 0.313, SLG: 0.445		G4-3	14 1B 2B			F7				4	1	1	0	0	1	2			
4 Alex Gordon, L OBP: 0.324, SLG: 0.383		P6	14 1B 1 1B 1B			G3-1				4	1	1	0	0	0	2			
Emil Brown, R OBP: 0.290, SLG: 0.328		14 1B 2B	14 1B 1B			F8				4	2	3	0	0	0	0	AB 32 R 6 H 13 RBI 6 BB 2 SO 2 LOB 14		
14 John Buck, R OBP: 0.331, SLG: 0.518		9 HBP 15 HBP 1B	15 HBP 1B							3	1	3	2	1	0	0			
1 Tony Pena Jr., R OBP: 0.301, SLG: 0.378		15 HBP 9 HBP 1B	9 HBP 1B			G4-6-3				3	1	2	2	0	0	1			
Inning Stats	R: 0 E: 0 K: 0 S: 8	H: 0 LOB: 1 BB: 1 P: 17	R: 2 E: 0 K: 1 S: 21	H: 3 LOB: 3 BB: 0 P: 35	R: 4 E: 0 K: 0 S: 19	H: 6 LOB: 1 BB: 0 P: 26	R: 0 E: 0 K: 0 S: 10	H: 1 LOB: 1 BB: 0 P: 18	R: 0 E: 0 K: 0 S: 5	H: 1 LOB: 0 BB: 0 P: 5	R: 0 E: 0 K: 0 S: 8	H: 0 LOB: 0 BB: 0 P: 13	R: 0 E: 0 K: 1 S: 7	H: 1 LOB: 0 BB: 0 P: 13	R: 0 E: 0 K: 0 S: 7	H: 1 LOB: 1 BB: 1 P: 14	1B: 10 2B: 4 3B: 0 HR: 0	SF: 0 SAC: 1 DP: 3 HBP: 2	WP: 0 PA: 37 PB: 0 SB: 0 CS: 0
PITCHER	IP WLS BF H R ER SO BB IBB HBP BLK WP HR S P ERA WHIP																		
33 Kevin Millwood, R ERA: 5.95	2.2 L 19 9 6 6 1 0 0 0 0 0 0 0 20 31 0.00 0.667																		
51 Willie Eyre, R ERA: 3.69	3.0 10 2 0 0 0 0 0 0 0 0 0 0 20 31 0.00 0.667																		
4B John Rheinecker, L ERA: 3.18	1.1 4 1 0 0 1 0 0 0 0 0 0 0 11 19 0.00 0.750																		
50 Frank Francisco, R ERA: 4.17	0.1 3 1 0 0 0 1 0 0 0 0 0 0 6 11 0.00 6.000																		
36 C.J. Wilson, L ERA: 2.54	0.2 1 0 0 0 0 0 0 0 0 0 0 0 1 3 0.00 0.000																		

Texas Rangers @ Kansas City Royals
Kauffman Stadium, Kansas City, MO
Sat Jul 28 2007, 6:10 PM CDT
Att: 27,700 - Cloudy - 88 F

livebaseballscores.com

Batter	1	2	3	4	5	6	7	8	9	AB	R	H	RBI	BB	SO	LOB	TOP			
9 David DeJesus, L (1, 8) OBP: 0.366, SLG: 0.403										4	1	1	0	0	1	0	Kansas City Royals @ Minnesota Twins Hubert H. Humphrey Metrodome, Minneapolis, MN Mon Jul 30 2007, 8:10 PM EDT Att: 23,628 - Dome - 70 F livebaseballscorecards.com			
15 Mark Grudzielanek, R (1, 4) OBP: 0.346, SLG: 0.441										3	0	1	1	0	0	0				
24 Mark Teahen, L (1, 9) OBP: 0.356, SLG: 0.404										3	0	0	0	0	2	1				
16 Billy Butler, R (1, 10) OBP: 0.346, SLG: 0.464										3	0	0	0	0	1	1				
Ross Gload, L (1, 3) OBP: 0.316, SLG: 0.448										3	0	0	0	0	0	0				
4 Alex Gordon, L (1, 5) OBP: 0.321, SLG: 0.381										3	0	0	0	0	2	0				
Emil Brown, R (1, 7) OBP: 0.287, SLG: 0.324										3	0	0	0	0	0	0				
14 John Buck, R (1, 2) OBP: 0.328, SLG: 0.513										2	0	0	0	0	1	0				
Jason Smith, L (9, PH) OBP: 0.321, SLG: 0.294										1	0	0	0	0	0	0				
1 Tony Pena Jr., R (1, 6) OBP: 0.300, SLG: 0.379										3	0	0	0	0	0	0				
Inning Stats	R: 0 E: 0 K: 1 S: 11	H: 0 LOB: 0 BB: 0 P: 14	R: 0 E: 0 K: 2 S: 10	H: 0 LOB: 0 BB: 0 P: 14	R: 0 E: 0 K: 0 S: 7	H: 0 LOB: 0 BB: 0 P: 10	R: 1 E: 0 K: 1 S: 11	H: 2 LOB: 0 BB: 0 P: 17	R: 0 E: 0 K: 1 S: 10	H: 0 LOB: 0 BB: 0 P: 9	R: 0 E: 0 K: 1 S: 10	H: 0 LOB: 0 BB: 0 P: 14	R: 0 E: 0 K: 0 S: 11	H: 0 LOB: 0 BB: 0 P: 14	R: 0 E: 0 K: 0 S: 8	H: 0 LOB: 0 BB: 0 P: 9	1B: 1 2B: 2 3B: 0 HR: 0	SF: 0 SAC: 0 DP: 1 HBP: 0	WP: 0 PB: 0 SB: 1 CS: 0	PA: 28
PITCHER	IP WLS BF H R ER SO BB IBB HBP BLK WP HR S P ERA WHIP	30 Scott Baker, R (1, 1) ERA: 4.88 36 Joe Nathan, R (9, 1) ERA: 1.88																		

Batter	1	2	3	4	5	6	7	8	9	AB	R	H	RBI	BB	SO	LOB	BOTTOM			
Jason Tyner, L (1, 9) OBP: 0.337, SLG: 0.374										4	2	3	0	0	0	0	Kansas City Royals @ Minnesota Twins Hubert H. Humphrey Metrodome, Minneapolis, MN Mon Jul 30 2007, 8:10 PM EDT Att: 23,628 - Dome - 70 F livebaseballscorecards.com			
Jason Bartlett, R (1, 6) OBP: 0.327, SLG: 0.329										4	1	1	0	0	1	2				
7 Joe Mauer, L (1, 2) OBP: 0.392, SLG: 0.448										4	0	2	3	0	0	0				
33 Justin Morneau, L (1, 3) OBP: 0.367, SLG: 0.580										3	0	2	0	1	1	1				
Tori Hunter, R (1, 8) OBP: 0.333, SLG: 0.532										3	0	0	0	1	1	4				
16 Jason Kubel, L (1, 7) OBP: 0.295, SLG: 0.402										4	0	0	0	0	3	5				
Rondell White, R (1, 10) OBP: 0.219, SLG: 0.172										3	0	0	0	0	1	1				
Brian Buscher, L (1, 5) OBP: 0.273, SLG: 0.273										3	0	1	0	0	0	0				
38 Luis Antonio Rodriguez, S (5) OBP: 0.270, SLG: 0.270										0	0	0	0	0	0	0				
8 Nick Punto, S (1, 4) OBP: 0.301, SLG: 0.275										3	0	0	0	0	1	1				
Inning Stats	R: 2 E: 0 K: 1 S: 15	H: 3 LOB: 1 BB: 1 P: 23	R: 0 E: 0 K: 0 S: 8	H: 1 LOB: 0 BB: 0 P: 11	R: 0 E: 0 K: 1 S: 7	H: 0 LOB: 0 BB: 0 P: 12	R: 0 E: 0 K: 0 S: 6	H: 1 LOB: 1 BB: 0 P: 10	R: 0 E: 0 K: 1 S: 9	H: 1 LOB: 1 BB: 0 P: 14	R: 0 E: 0 K: 2 S: 12	H: 1 LOB: 0 BB: 0 P: 16	R: 0 E: 0 K: 1 S: 8	H: 0 LOB: 0 BB: 0 P: 12	R: 1 E: 0 K: 2 S: 15	H: 2 LOB: 2 BB: 1 P: 25	1B: 6 2B: 2 3B: 1 HR: 0	SF: 0 SAC: 0 DP: 2 HBP: 0	WP: 1 PB: 0 SB: 0 CS: 0	PA: 33
PITCHER	IP WLS BF H R ER SO BB IBB HBP BLK WP HR S P ERA WHIP	55 Gil Meche, R (1, 1) ERA: 3.7 41 Jimmy Gobble, L (8, 1) ERA: 3.25																		

Batter	1	2	3	4	5	6	7	8	9	10	AB	R	H	RBI	BB	SO	LOB	TOP				
9 David DeJesus, L OBP: 0.368, SLG: 0.404	L1		G3	1B			1B		G4-6-3		5	0	3	1	0	0	0					
15 Mark Grudzielanek, R OBP: 0.345, SLG: 0.448	E5		F9	G3			F7		G4-6-3		5	0	0	0	0	0	4					
Ross Gload, L OBP: 0.306, SLG: 0.430	F7						G1-3			K	5	0	1	0	0	2	2					
16 Billy Butler, R Emil Brown, R OBP: 0.289, SLG: 0.325	K		K				G4-3			K	4	0	1	0	0	2	2					
24 Mark Teahen, L OBP: 0.319, SLG: 0.398		P5					G3			K	4	1	1	0	0	1	1					
4 Alex Gordon, L OBP: 0.319, SLG: 0.387							F7				5	1	2	2	0	0	3					
Jason Smith, L Esteban German, R OBP: 0.374, SLG: 0.397							F7				3	0	2	0	0	0	0					
1 Tony Pena Jr., R OBP: 0.300, SLG: 0.377											1	0	0	0	0	0	0					
14 John Buck, R OBP: 0.323, SLG: 0.504											4	1	0	1	0	1	4					
2 Joey Gathright, L OBP: 0.384, SLG: 0.384											4	0	1	0	0	0	2					
Inning Stats	R: 0 E: 1 K: 1 S: 10	H: 0 LOB: 1 BB: 0 P: 15	R: 0 E: 0 K: 10 S: 10	H: 2 LOB: 2 BB: 0 P: 16	R: 0 E: 0 K: 1 S: 7	H: 1 LOB: 1 BB: 0 P: 12	R: 2 E: 0 K: 15 S: 15	H: 4 LOB: 2 BB: 0 P: 22	R: 0 E: 0 K: 1 S: 7	H: 0 LOB: 0 BB: 0 P: 10	R: 0 E: 0 K: 0 S: 5	H: 1 LOB: 1 BB: 0 P: 8	R: 1 E: 1 K: 10 S: 10	H: 2 LOB: 1 BB: 0 P: 13	R: 0 E: 0 K: 0 S: 8	H: 1 LOB: 0 BB: 0 P: 13	R: 2 E: 0 K: 2 S: 12	H: 2 LOB: 0 BB: 0 P: 17	1B: 12 2B: 0 3B: 0 HR: 1	SF: 0 SAC: 1 DP: 1 HBP: 0	WP: 1 PB: 0 SB: 0 CS: 0	PA: 43
PITCHER	IP WLS BF H R ER SO BB IBB HBP BLK WP HR S P ERA WHIP	26 Boof Bonser, R ERA: 4.61	17 Pat Neshek, R ERA: 2.12	37 Dennis Reyes, L ERA: 3.86	54 Matt Guerrier, R ERA: 1.75	Juan Rincon, R ERA: 6.21	PITCHER	IP WLS BF H R ER SO BB IBB HBP BLK WP HR S P ERA WHIP														

Kansas City Royals @ Minnesota Twins
Hubert H. Humphrey Metrodome, Minneapolis, MN
Wed Aug 01 2007, 8:10 PM EDT
Alt. 24,880 - Dome - 70 F

AB 42
R 5
H 13
RBI 4
BB 0
SO 6
LOB 18



Batter	1	2	3	4	5	6	7	8	9	10	AB	R	H	RBI	BB	SO	LOB	BOTTOM						
Jason Tyner, L OBP: 0.327, SLG: 0.362	G3		G3				G6-3				5	0	0	0	0	0	2							
Jason Bartlett, R OBP: 0.328, SLG: 0.333	F9						F9				4	0	1	1	0	1	0							
7 Joe Mauer, L OBP: 0.388, SLG: 0.444	G4-3		PO				G5-3				4	1	1	0	0	0	0							
33 Justin Morneau, L OBP: 0.362, SLG: 0.573											4	0	1	0	0	0	1							
Torii Hunter, R OBP: 0.332, SLG: 0.536											4	1	1	0	0	0	2							
16 Jason Kubel, L OBP: 0.297, SLG: 0.403											4	0	2	2	0	0	1							
20 Lew Ford, R OBP: 0.301, SLG: 0.366											3	0	0	0	1	1	3							
Brian Buscher, L 8 Nick Punto, S OBP: 0.301, SLG: 0.274											2	1	1	0	1	0	1							
25 Alexi Casilla, S OBP: 0.275, SLG: 0.280											4	0	1	0	0	1	3							
Inning Stats	R: 0 E: 0 K: 0 S: 11	H: 0 LOB: 0 BB: 0 P: 16	R: 0 E: 0 K: 9 S: 9	H: 1 LOB: 1 BB: 0 P: 12	R: 1 E: 0 K: 10 S: 10	H: 3 LOB: 0 BB: 0 P: 17	R: 1 E: 0 K: 1 S: 10	H: 0 LOB: 1 BB: 0 P: 14	R: 0 E: 0 K: 0 S: 8	H: 0 LOB: 0 BB: 0 P: 14	R: 0 E: 0 K: 0 S: 6	H: 0 LOB: 0 BB: 0 P: 7	R: 1 E: 1 K: 16 S: 16	H: 2 LOB: 1 BB: 0 P: 21	R: 0 E: 0 K: 1 S: 10	H: 0 LOB: 0 BB: 0 P: 14	R: 0 E: 0 K: 10 S: 10	H: 0 LOB: 0 BB: 0 P: 14	R: 0 E: 0 K: 2 S: 9	H: 0 LOB: 1 BB: 1 P: 16	1B: 5 2B: 4 3B: 0 HR: 0	SF: 0 SAC: 0 DP: 1 HBP: 0	WP: 0 PB: 0 SB: 0 CS: 0	PA: 38
PITCHER	IP WLS BF H R ER SO BB IBB HBP BLK WP HR S P ERA WHIP	19 Brian Bannister, R ERA: 3.45	23 Zack Greinke, R ERA: 4.22	48 Joakim Soria, R ERA: 2.38	PITCHER	IP WLS BF H R ER SO BB IBB HBP BLK WP HR S P ERA WHIP																		


Kansas City Royals @ Minnesota Twins
Hubert H. Humphrey Metrodome, Minneapolis, MN
Wed Aug 01 2007, 8:10 PM EDT
Alt. 24,880 - Dome - 70 F


AB 35
R 3
H 8
RBI 3
BB 2
SO 4
LOB 14



Batter	1	2	3	4	5	6	7	8	9	AB	R	H	RBI	BB	SO	LOB	TOP										
9 David DeJesus, L (1, 8) OBP: 0.367, SLG: 0.402	P5		15 1B		F9		G4-3			4	1	1	0	0	0	2	Kansas City Royals @ New York Yankees Yankee Stadium, Bronx, NY Fri Aug 03 2007, 7:05 PM EDT Att: 54,246 - Partly Cloudy - 86 F livebaseballscorecards.com										
15 Mark Grudzielanek, R (1, 4) OBP: 0.350, SLG: 0.454	G6-3		1B					16 G4-3		3	0	2	0	1	0	0											
Ross Gload, L (1, 3) OBP: 0.306, SLG: 0.429 Esteban German, R (6, PH) OBP: 0.372, SLG: 0.395	F7		16 FC6-4		L4			K		3	0	1	1	0	0	2											
16 Billy Butler, R (1, 10) OBP: 0.335, SLG: 0.447		G5-3	FC6-4			G4-3		G4-3		4	0	0	0	0	0	3											
24 Mark Teahen, L (1, 9) OBP: 0.350, SLG: 0.395	G5-3			G4-3		G6-3				3	0	0	0	1	0	0											
4 Alex Gordon, L (1, 5) OBP: 0.319, SLG: 0.388				G3-1		G3		G3-1		4	0	1	0	0	0	2											
14 John Buck, R (1, 2) Jason Smith, L (9, PH) OBP: 0.266, SLG: 0.347				K2-3				K		3	0	0	0	0	3	1											
1 Tony Pena Jr., R (1, 6) OBP: 0.299, SLG: 0.376				G6-3		G6-3			F8	4	0	1	0	0	0	0											
2 Joey Gathright, L (1, 7) OBP: 0.378, SLG: 0.370				L7		L7			G3-1	4	0	1	0	0	0	1											
Inning Stats	R: 0 E: 0 K: 0 S: 9	H: 0 LOB: 0 BB: 0 P: 10	R: 0 E: 0 K: 1 S: 10	H: 1 LOB: 1 BB: 0 P: 12	R: 1 E: 0 K: 0 S: 12	H: 3 LOB: 2 BB: 0 P: 20	R: 0 E: 0 K: 1 S: 8	H: 0 LOB: 0 BB: 0 P: 10	R: 0 E: 0 K: 0 S: 8	H: 1 LOB: 2 BB: 1 P: 16	R: 0 E: 0 K: 1 S: 10	H: 1 LOB: 1 BB: 0 P: 13	R: 0 E: 0 K: 1 S: 13	H: 1 LOB: 2 BB: 1 P: 23	R: 0 E: 0 K: 1 S: 10	H: 0 LOB: 0 BB: 0 P: 12		1B: 4 2B: 3 3B: 0 HR: 0	SF: 0 SAC: 0 DP: 0 HBP: 0	WP: 0 PB: 0 SB: 0 CS: 0	PA: 36						
PITCHER	IP	WLS	BF	H	R	ER	SO	BB	IBB	HBP	BLK	WP	HR	S	P	ERA	WHIP										
40 Chien-Ming Wang, R (1, 1) ERA: 3.49	7.0	W	29	7	1	1	3	1	0	0	0	0	0	68	98	1.29	1.143										
Mike Myers, L (8, 1) ERA: 2.52	0.1		1	0	0	0	1	0	0	0	0	0	0	3	6	0.00	0.000										
Luis Vizcaino, R (8, 1) ERA: 4.02	0.2		3	0	0	0	0	1	0	0	0	0	0	8	14	0.00	1.500										
42 Mariano Rivera, R (9, 1) ERA: 2.98	1.0		3	0	0	0	1	0	0	0	0	0	0	10	12	0.00	0.000										

Batter	1	2	3	4	5	6	7	8	9	AB	R	H	RBI	BB	SO	LOB	BOTTOM										
18 Johnny Damon, L (1, 7) OBP: 0.356, SLG: 0.361	B1		28 G4-6-3			28 2B		E5		4	2	2	1	1	0	0	Kansas City Royals @ New York Yankees Yankee Stadium, Bronx, NY Fri Aug 03 2007, 7:05 PM EDT Att: 54,246 - Partly Cloudy - 86 F livebaseballscorecards.com										
28 Melky Cabrera, S (1, 8) OBP: 0.346, SLG: 0.418			G4-6-3		G5-3					5	0	3	2	0	0	2											
2 Derek Jeter, R (1, 6) OBP: 0.397, SLG: 0.456		G5-3								3	0	0	0	2	0	2											
13 Alex Rodriguez, R (1, 5) OBP: 0.404, SLG: 0.623										3	0	1	1	1	0	2											
55 Hideki Matsui, L (1, 10) OBP: 0.362, SLG: 0.515										4	0	0	0	0	0	5											
17 Shelley Duncan, R (1, 9) OBP: 0.406, SLG: 0.857										4	1	2	0	0	0	1											
24 Robinson Cano, L (1, 4) OBP: 0.347, SLG: 0.483										3	2	2	1	1	0	1											
12 Andy Phillips, R (1, 3) OBP: 0.341, SLG: 0.405										3	1	2	0	0	0	0											
26 José Molina, R (1, 2) OBP: 0.237, SLG: 0.289										3	1	0	1	0	0	3											
Inning Stats	R: 0 E: 0 K: 0 S: 9	H: 1 LOB: 1 BB: 0 P: 14	R: 1 E: 0 K: 0 S: 14	H: 2 LOB: 1 BB: 0 P: 24	R: 0 E: 0 K: 0 S: 10	H: 2 LOB: 2 BB: 1 P: 20	R: 2 E: 0 K: 0 S: 9	H: 3 LOB: 1 BB: 0 P: 12	R: 0 E: 0 K: 0 S: 6	H: 0 LOB: 1 BB: 1 P: 15	R: 3 E: 0 K: 0 S: 12	H: 2 LOB: 2 BB: 3 P: 26	R: 0 E: 0 K: 0 S: 4	H: 1 LOB: 0 BB: 0 P: 6	R: 1 E: 2 K: 0 S: 11	H: 1 LOB: 1 BB: 0 P: 11		1B: 7 2B: 4 3B: 0 HR: 1	SF: 2 SAC: 1 DP: 2 HBP: 0	WP: 0 PB: 0 SB: 0 CS: 0	PA: 40						
PITCHER	IP	WLS	BF	H	R	ER	SO	BB	IBB	HBP	BLK	WP	HR	S	P	ERA	WHIP										
45 Odalis Perez, L (1, 1) ERA: 5.79	5.0	L	25	8	4	4	0	3	0	0	0	0	1	48	8	6.00	2.200										
47 Ryan Braun, R (6, 1) ERA: 7.56	3.0		15	4	3	2	0	2	0	0	0	0	0	27	39	6.00	2.000										

Batter	1	2	3	4	5	6	7	8	9	AB	R	H	RBI	BB	SO	LOB	TOP											
9 David DeJesus, L (1, 8) OBP: 0.366, SLG: 0.406	F9		G6-3		G5-3				G1-3	4	1	0	0	1	0	1	Kansas City Royals @ New York Yankees Yankee Stadium, Bronx, NY Sun Aug 05 2007, 1:05 PM EDT Att: 54,525 - Sunny - 80 F											
Esteban German, R (1, 4) OBP: 0.375, SLG: 0.398	B1-3								K	5	1	3	0	0	1	0												
24 Mark Teahen, L (1, 9) OBP: 0.356, SLG: 0.401			F8						G5-3	5	0	2	1	0	0	3												
Emil Brown, R (1, 10) OBP: 0.289, SLG: 0.322	FC6-4									3	1	0	0	0	0	2												
Ross Gload, L (1, 3) OBP: 0.318, SLG: 0.464			F7						L6	4	1	2	2	0	0	0												
4 Alex Gordon, L (1, 5) OBP: 0.314, SLG: 0.381			K		F8				F7	4	0	1	0	0	1	1												
14 John Buck, R (1, 2) OBP: 0.319, SLG: 0.492			F9						K	3	1	0	0	1	2	2												
2 Joey Gathright, L (1, 7) OBP: 0.418, SLG: 0.420										4	0	4	1	0	0	0												
1 Tony Pena Jr., R (1, 6) OBP: 0.293, SLG: 0.368 Jason Smith, L (8, PH) OBP: 0.259, SLG: 0.338									F8	3	0	0	0	0	0	3												
Inning Stats	R: 0 E: 0 K: 0 S: 7	H: 1 LOB: 1 BB: 0 P: 11	R: 0 E: 0 K: 1 S: 6	H: 0 LOB: 0 BB: 0 P: 9	R: 0 E: 0 K: 0 S: 13	H: 2 LOB: 2 BB: 0 P: 17	R: 0 E: 0 K: 1 S: 12	H: 1 LOB: 1 BB: 0 P: 18	R: 0 E: 0 K: 0 S: 8	H: 1 LOB: 0 BB: 0 P: 11	R: 2 E: 1 K: 0 S: 13	H: 3 LOB: 1 BB: 0 P: 26	R: 2 E: 1 K: 0 S: 12	H: 3 LOB: 1 BB: 1 P: 24	R: 1 E: 0 K: 0 S: 11	H: 1 LOB: 1 BB: 1 P: 19		R: 0 E: 0 K: 1 S: 7	H: 0 LOB: 0 BB: 0 P: 9	1B: 10 2B: 1 3B: 0 HR: 1	SF: 0 SAC: 0 DP: 3 HBP: 1	WP: 0 PB: 0 CS: 0	PA: 39					
PITCHER	IP	WLS	BF	H	R	ER	SO	BB	IBB	HBP	BLK	WP	HR	S	P	ERA	WHIP											
35 Mike Mussina, R (1, 1) ERA: 4.66	6.0	W	26	9	3	3	3	0	0	1	0	0	0	1	62	98	4.50	1.500										
33 Brian Bruney, R (7, 1) ERA: 3.4	0.2		3	1	0	0	0	1	0	0	0	0	0	3	7	0.00	3.000											
Mike Myers, L (7, 1) ERA: 2.66	1.0		6	2	2	1	0	1	0	0	0	0	0	15	28	9.00	3.000											
42 Mariano Rivera, R (8, 1) ERA: 2.89	1.1	S	4	0	0	0	1	0	0	0	0	0	0	9	11	0.00	0.000											

Batter	1	2	3	4	5	6	7	8	9	AB	R	H	RBI	BB	SO	LOB	BOTTOM										
28 Melky Cabrera, S (1, 8) OBP: 0.345, SLG: 0.426	F7								P6	5	2	2	2	0	1	0	Kansas City Royals @ New York Yankees Yankee Stadium, Bronx, NY Sun Aug 05 2007, 1:05 PM EDT Att: 54,525 - Sunny - 80 F										
2 Derek Jeter, R (1, 6) OBP: 0.403, SLG: 0.460									K	2	2	1	1	2	1	0											
Bobby Abreu, L (1, 9) OBP: 0.367, SLG: 0.430									K	4	0	3	2	1	0	1											
13 Alex Rodriguez, R (1, 10) OBP: 0.404, SLG: 0.626									FC6-4	4	0	0	1	0	2	6											
55 Hideki Matsui, L (1, 7) OBP: 0.366, SLG: 0.526										3	1	1	2	0	0	1											
20 Jorge Posada, S (1, 2) OBP: 0.420, SLG: 0.546										2	0	0	0	2	0	1											
24 Robinson Cano, L (1, 4) OBP: 0.352, SLG: 0.491										3	1	0	0	1	0	2											
14 Wilson Betemit, S (1, 5) OBP: 0.369, SLG: 0.494										4	1	1	0	0	2	2											
12 Andy Phillips, R (1, 3) OBP: 0.343, SLG: 0.408										3	1	0	0	1	0	2											
Inning Stats	R: 0 E: 0 K: 1 S: 11	H: 1 LOB: 1 BB: 0 P: 14	R: 4 E: 0 K: 0 S: 18	H: 3 LOB: 2 BB: 3 P: 36	R: 1 E: 0 K: 0 S: 9	H: 1 LOB: 1 BB: 1 P: 16	R: 1 E: 0 K: 1 S: 12	H: 1 LOB: 1 BB: 0 P: 20	R: 0 E: 0 K: 1 S: 8	H: 0 LOB: 1 BB: 1 P: 13	R: 2 E: 0 K: 1 S: 16	H: 2 LOB: 1 BB: 1 P: 27	R: 0 E: 0 K: 1 S: 8	H: 0 LOB: 0 BB: 0 P: 11	R: 0 E: 0 K: 1 S: 7	H: 0 LOB: 1 BB: 1 P: 11		1B: 6 2B: 0 3B: 0 HR: 2	SF: 2 SAC: 0 DP: 0 HBP: 1	WP: 0 PB: 0 CS: 0	PA: 40						
PITCHER	IP	WLS	BF	H	R	ER	SO	BB	IBB	HBP	BLK	WP	HR	S	P	ERA	WHIP										
55 Gil Meche, R (1, 1) ERA: 3.96	4.0	L	24	6	6	6	2	5	0	1	0	0	1	51	91	13.50	2.750										
46 Juan Carlos Oviedo, R (5, 1) ERA: 1.93	4.0		16	2	2	2	4	2	0	0	0	0	1	38	57	4.50	1.000										

Batter	1	2	3	4	5	6	7	8	9	AB	R	H	RBI	BB	SO	LOB	TOP			
Jason Bartlett, R OBP: 0.327, SLG: 0.333	G6-3		G6-3		G6-3			G6-3		4	0	1	0	0	0	2	Minnesota Twins @ Kansas City Royals Kauffman Stadium, Kansas City, MO Tue Aug 07 2007, 7:10 PM CDT Att: 15,648 - Partly Cloudy - 94 F			
7 Joe Mauer, L OBP: 0.389, SLG: 0.435	G6-3		F7			G3		G3		4	0	0	0	0	0	1				
5 Michael Cuddyer, R OBP: 0.363, SLG: 0.440	L7			F7		F7		K		4	0	0	0	0	1	1				
33 Justin Morneau, L OBP: 0.352, SLG: 0.557		2B								4	1	2	0	0	0	1				
8 Nick Punto, S OBP: 0.296, SLG: 0.271								P6		0	0	0	0	0	0	0				
Torii Hunter, R OBP: 0.334, SLG: 0.536		1B	G6-3				G6-3			4	0	2	1	0	0	1				
16 Jason Kubel, L OBP: 0.302, SLG: 0.403	L7						F8			4	0	0	0	0	1	3				
Rondell White, R OBP: 0.250, SLG: 0.188										3	0	1	0	0	1	0				
38 Luis Antonio Rodriguez, B OBP: 0.281, SLG: 0.291										3	0	2	0	0	0	2				
25 Alexi Casilla, S OBP: 0.254, SLG: 0.262										2	0	0	0	1	0	3				
Inning Stats	R: 0 E: 0 K: 0 S: 7	H: 0 LOB: 0 BB: 0 P: 11	R: 1 E: 0 K: 0 S: 12	H: 3 LOB: 1 BB: 0 P: 19	R: 0 E: 0 K: 0 S: 4	H: 0 LOB: 0 BB: 1 P: 9	R: 0 E: 0 K: 1 S: 6	H: 1 LOB: 1 BB: 0 P: 10	R: 0 E: 0 K: 0 S: 7	H: 1 LOB: 2 BB: 0 P: 12	R: 0 E: 0 K: 0 S: 8	H: 0 LOB: 0 BB: 0 P: 14	R: 0 E: 0 K: 0 S: 15	H: 1 LOB: 1 BB: 0 P: 23	R: 0 E: 0 K: 1 S: 15	H: 1 LOB: 0 BB: 0 P: 9	1B: 4 2B: 5 3B: 0 HR: 0	SF: 0 SAC: 0 DP: 3 HBP: 1	WP: 0 PB: 0 SB: 0 CS: 0	PA: 34
PITCHER	IP	WLS	BF	H	R	ER	SO	BB	IBB	HBP	BLK	WP	HR	S	P	ERA	WHIP			
19 Brian Bannister, R ERA: 3.32	7.0	W	27	6	1	1	1	1	0	1	0	0	0	59	98	1.29	1.000			
23 Zack Greinke, R ERA: 4.72	1.0	H	4	1	0	0	1	0	0	0	0	0	0	15	23	0.00	1.000			
48 Joakim Soria, R ERA: 2.28	1.0		3	1	0	0	1	0	0	0	0	0	0	6	9	0.00	1.000			

AB	32
R	1
H	8
RBI	1
BB	1
SO	3
LOB	14



Batter	1	2	3	4	5	6	7	8	9	AB	R	H	RBI	BB	SO	LOB	BOTTOM			
9 David DeJesus, L OBP: 0.367, SLG: 0.412	G6-3		E9					P3		4	2	2	1	0	0	0	Minnesota Twins @ Kansas City Royals Kauffman Stadium, Kansas City, MO Tue Aug 07 2007, 7:10 PM CDT Att: 15,648 - Partly Cloudy - 94 F			
15 Mark Grudzielanek, R OBP: 0.346, SLG: 0.446	G4-3		SF8		P3			G6-3		3	0	0	1	0	0	1				
24 Mark Teahen, L OBP: 0.361, SLG: 0.412	1B									4	2	4	1	0	0	0				
16 Billy Butler, R OBP: 0.346, SLG: 0.452	1B									3	0	1	0	1	0	2				
Ross Gload, L OBP: 0.322, SLG: 0.471	2B									4	0	2	1	0	1	2				
4 Alex Gordon, L OBP: 0.314, SLG: 0.378	G3-1									3	0	0	0	1	0	3				
14 John Buck, R OBP: 0.318, SLG: 0.485		P2								3	0	0	1	1	1	0				
2 Joey Gathright, L OBP: 0.412, SLG: 0.413		G3								4	1	1	0	0	1	3				
1 Tony Pena Jr., R OBP: 0.291, SLG: 0.365			K2-3							3	0	0	0	0	1	1				
Inning Stats	R: 1 E: 0 K: 0 S: 12	H: 3 LOB: 2 BB: 0 P: 19	R: 0 E: 0 K: 1 S: 15	H: 0 LOB: 0 BB: 0 P: 18	R: 1 E: 1 K: 0 S: 8	H: 2 LOB: 0 BB: 0 P: 10	R: 0 E: 0 K: 1 S: 7	H: 0 LOB: 0 BB: 0 P: 9	R: 2 E: 0 K: 0 S: 15	H: 3 LOB: 1 BB: 0 P: 23	R: 0 E: 0 K: 0 S: 5	H: 1 LOB: 0 BB: 0 P: 5	R: 0 E: 0 K: 1 S: 6	H: 0 LOB: 0 BB: 0 P: 9	R: 1 E: 0 K: 0 S: 16	H: 1 LOB: 3 BB: 3 P: 30		1B: 5 2B: 5 3B: 0 HR: 0	SF: 1 SAC: 0 DP: 1 HBP: 0	WP: 0 PB: 0 SB: 0 CS: 1
PITCHER	IP	WLS	BF	H	R	ER	SO	BB	IBB	HBP	BLK	WP	HR	S	P	ERA	WHIP			
26 Boof Bonser, R ERA: 4.63	7.0	L	28	9	4	4	3	0	0	0	0	0	0	4	5	27.00	3.000			
Juan Rincon, R ERA: 6.23	0.1		2	1	1	1	0	0	0	0	0	0	0	4	5	27.00	3.000			
Carmen Cali, L ERA: 4.91	0.2		5	0	0	0	1	2	1	0	0	0	0	12	25	0.00	3.000			

AB	31
R	5
H	10
RBI	5
BB	3
SO	4
LOB	12



Batter	1	2	3	4	5	6	7	8	9	AB	R	H	RBI	BB	SO	LOB	TOP					
Jason Bartlett, R OBP: 0.330, SLG: 0.334										5	3	2	0	1	2	2	Minnesota Twins @ Kansas City Royals Kauffman Stadium, Kansas City, MO Wed Aug 08 2007, 7:10 PM CDT Att: 21,503 - Clear - 91 F					
8 Nick Punto, S OBP: 0.299, SLG: 0.274										4	1	1	0	1	2	3						
7 Joe Mauer, L OBP: 0.388, SLG: 0.435										5	1	2	2	0	0	2						
5 Michael Cuddyer, R OBP: 0.366, SLG: 0.451										5	1	3	3	0	0	4						
33 Justin Morneau, L OBP: 0.353, SLG: 0.560										5	2	2	0	0	0	2						
Torii Hunter, R OBP: 0.337, SLG: 0.547										5	2	3	3	0	0	1						
16 Jason Kubel, L OBP: 0.302, SLG: 0.403										0	0	0	0	0	0	0						
55 Mike Redmond, R OBP: 0.335, SLG: 0.352										5	0	4	1	0	0	0						
Jason Tyner, L OBP: 0.321, SLG: 0.343										5	0	1	0	0	0	4						
25 Alexi Casilla, S OBP: 0.264, SLG: 0.261										4	1	1	0	1	1	3						
Inning Stats	R: 1 E: 0 K: 0 S: 12	H: 1 LOB: 1 BB: 1 P: 21	R: 0 E: 0 K: 0 S: 7	H: 0 LOB: 0 BB: 0 P: 13	R: 5 E: 1 K: 0 S: 16	H: 6 LOB: 2 BB: 0 P: 23	R: 0 E: 0 K: 1 S: 11	H: 1 LOB: 1 BB: 0 P: 15	R: 2 E: 0 K: 1 S: 16	H: 3 LOB: 2 BB: 1 P: 26	R: 1 E: 0 K: 0 S: 17	H: 4 LOB: 2 BB: 0 P: 28	R: 1 E: 0 K: 1 S: 15	H: 2 LOB: 1 BB: 1 P: 22	R: 1 E: 1 K: 0 S: 12	H: 2 LOB: 1 BB: 0 P: 15	R: 0 E: 0 K: 2 S: 7	H: 0 LOB: 0 BB: 0 P: 12	1B: 13 2B: 4 3B: 0 HR: 2	SF: 1 SAC: 1 DP: 2 HBP: 0	WP: 0 PB: 1 CS: 0	PA: 48
PITCHER	IP WLS BF H R ER SO BB IBB HBP BLK WP HR S P ERA WHIP																					
45 Odalis Perez, L ERA: 5.87	(1, 1) 3.0 L 18 7 6 3 0 1 0 0 0 0 0 1 35 57 9.00 2.667																					
47 Ryan Braun, R ERA: 8.02	(4, 1) 2.1 13 6 3 3 2 1 0 0 0 0 0 1 32 49 11.57 3.000																					
57 Joel Peralta, R ERA: 3.72	(6, 1) 0.2 4 2 0 0 0 0 0 0 0 0 0 0 12 20 0.00 3.000																					
49 John Bale, L ERA: 4.5	(7, 1) 2.0 10 4 2 2 1 1 0 0 0 0 0 0 27 37 9.00 2.500																					
David Riske, R ERA: 2.34	(9, 1) 1.0 3 0 0 0 2 0 0 0 0 0 0 0 7 12 0.00 0.000																					

Batter	1	2	3	4	5	6	7	8	9	AB	R	H	RBI	BB	SO	LOB	BOTTOM			
9 David DeJesus, L OBP: 0.367, SLG: 0.410										2	0	0	0	1	0	3	Minnesota Twins @ Kansas City Royals Kauffman Stadium, Kansas City, MO Wed Aug 08 2007, 7:10 PM CDT Att: 21,503 - Clear - 91 F			
2 Joey Gathright, L OBP: 0.423, SLG: 0.426										2	1	2	0	0	0	0				
15 Mark Grudzielanek, R OBP: 0.346, SLG: 0.445										3	0	1	0	0	1	2				
Jason Smith, L OBP: 0.253, SLG: 0.329										2	0	0	0	0	0	2				
24 Mark Teahen, L OBP: 0.360, SLG: 0.409										5	0	1	1	0	1	4				
16 Billy Butler, R OBP: 0.342, SLG: 0.441										4	1	0	0	1	1	2				
Ross Gload, L OBP: 0.324, SLG: 0.469										5	1	2	0	0	1	1				
Esteban German, R OBP: 0.373, SLG: 0.403										4	0	1	0	0	1	3				
Emil Brown, R OBP: 0.292, SLG: 0.332										4	1	2	1	0	2	2				
14 John Buck, R OBP: 0.324, SLG: 0.494										4	0	3	2	0	0	0				
1 Tony Pena Jr., R OBP: 0.290, SLG: 0.364										4	0	1	0	0	0	4				
Inning Stats	R: 0 E: 0 K: 1 S: 6	H: 0 LOB: 0 BB: 1 P: 11	R: 0 E: 0 K: 2 S: 11	H: 1 LOB: 1 BB: 0 P: 17	R: 0 E: 1 K: 1 S: 14	H: 1 LOB: 2 BB: 0 P: 17	R: 0 E: 0 K: 1 S: 9	H: 1 LOB: 1 BB: 0 P: 14	R: 0 E: 0 K: 1 S: 15	H: 2 LOB: 1 BB: 1 P: 21	R: 0 E: 0 K: 1 S: 11	H: 1 LOB: 1 BB: 0 P: 15	R: 1 E: 0 K: 0 S: 9	H: 2 LOB: 1 BB: 0 P: 18	R: 1 E: 0 K: 0 S: 13	H: 2 LOB: 1 BB: 0 P: 18	1B: 9 2B: 3 3B: 1 HR: 0	SF: 0 SAC: 0 DP: 2 HBP: 0	WP: 0 PB: 0 CS: 0	PA: 41
PITCHER	IP WLS BF H R ER SO BB IBB HBP BLK WP HR S P ERA WHIP																			
Johan Santana, L ERA: 2.98	(1, 1) 6.0 W 27 8 2 2 6 2 0 0 0 0 0 0 11 15 0.00 1.000																			
54 Matt Guerrier, R ERA: 1.89	(7, 1) 1.0 4 1 0 0 1 0 0 0 0 0 0 0 11 15 0.00 1.000																			
Ramon Ortiz, R ERA: 5.18	(8, 1) 2.0 10 4 2 2 0 0 0 0 0 1 0 0 22 36 9.00 2.000																			

AB	43
R	11
H	19
RBI	9
BB	3
SO	5
LOB	21



Batter	1	2	3	4	5	6	7	8	9	AB	R	H	RBI	BB	SO	LOB	TOP										
Matt Stairs, L (1, 7) OBP: 0.358, SLG: 0.541 Reed Johnson, R (7, 7) OBP: 0.319, SLG: 0.349	G4-3		F7		F7		G4-6-3		FC5	4	0	1	0	0	0	3											
35 Lyle Overbay, L (1, 3) OBP: 0.342, SLG: 0.419	K		F7		F7		G1-3		G6-3	5	1	1	0	0	1	4											
15 Alex Rios, R (1, 9) OBP: 0.360, SLG: 0.527	1B		L8		L8				F9	4	1	2	0	0	0	1											
10 Vernon Wells, R (1, 8) OBP: 0.318, SLG: 0.440	1B		G4-3		G4-3				F8	4	0	2	2	0	0	0											
Frank Thomas, R (1, 10) OBP: 0.376, SLG: 0.466 18 Hector Luna, R (8, PR)	FC6-4		G6-3		G6-3					3	0	1	0	1	0	2											
25 Troy Glaus, R (1, 5) OBP: 0.344, SLG: 0.447	K		K		K				K	4	0	0	0	0	3	3											
2 Aaron Hill, R (1, 4) OBP: 0.325, SLG: 0.446	K		L6		L6				FC5	4	0	1	0	0	1	2											
9 Gregg Zaun, S (1, 2) OBP: 0.339, SLG: 0.407	P3		K		K				FC5	4	0	2	0	0	1	0											
6 John McDonald, R (1, 6) OBP: 0.299, SLG: 0.363	P4		P4		P4				K	3	0	1	0	1	1	2											
Inning Stats	R: 0 H: 2 E: 0 K: 1 S: 15	H: 2 LOB: 2 BB: 0 P: 23	R: 0 H: 0 E: 0 K: 2 S: 8	H: 0 LOB: 0 BB: 0 P: 15	R: 0 H: 1 E: 0 K: 0 S: 11	H: 1 LOB: 1 BB: 0 P: 18	R: 0 H: 0 E: 0 K: 1 S: 11	H: 0 LOB: 0 BB: 0 P: 18	R: 0 H: 1 E: 0 K: 1 S: 8	H: 1 LOB: 1 BB: 0 P: 14	R: 2 H: 3 E: 0 K: 0 S: 11	H: 3 LOB: 1 BB: 1 P: 23	R: 0 H: 1 E: 0 K: 0 S: 8	H: 1 LOB: 1 BB: 1 P: 14	R: 0 H: 1 E: 0 K: 1 S: 12	H: 1 LOB: 1 BB: 0 P: 17	R: 0 H: 2 E: 0 K: 1 S: 12	H: 2 LOB: 2 BB: 0 P: 17	1B: 9 2B: 2 3B: 0 HR: 0	SF: 0 SAC: 0 DP: 2 HBP: 0	WP: 0 PB: 0 SB: 1 CS: 0	PA: 38					
PITCHER	IP	WLS	BF	H	R	ER	SO	BB	IBB	HBP	BLK	WP	HR	S	P	ERA	WHIP										
55 Gil Meche, R (1, 1) ERA: 3.95	5.0	L	22	7	2	2	5	0	0	0	0	0	0	60	101	3.60	1.400										
David Riske, R (6, 1) ERA: 2.25	1.2		6	1	0	0	0	2	0	0	0	0	0	9	19	0.00	1.800										
41 Jimmy Gobble, L (7, 1) ERA: 3.11	0.1		1	0	0	0	0	0	0	0	0	0	0	3	5	0.00	0.000										
57 Joel Peralta, R (8, 1) ERA: 3.83	1.2		8	3	0	0	2	0	0	0	0	0	0	22	32	0.00	1.800										
23 Zack Greinke, R (9, 1) ERA: 4.66	0.1		1	0	0	0	0	0	0	0	0	0	0	2	2	0.00	0.000										

Toronto Blue Jays @ Kansas City Royals
Kauffman Stadium, Kansas City, MO
Fri Aug 10 2007, 7:10 PM CDT
Att: 21,276 - Clear - 94 F

AB 36
R 2
H 11
RBI 2
BB 2
SO 7
LOB 19

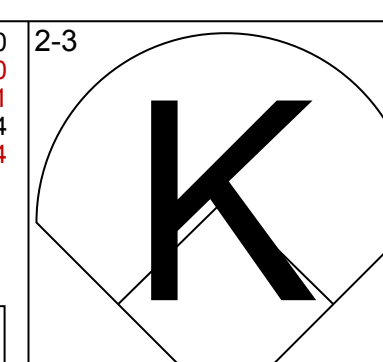
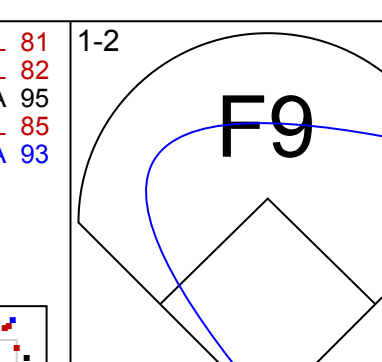
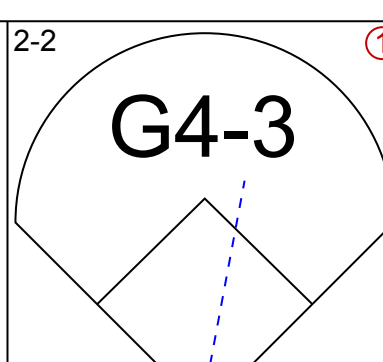
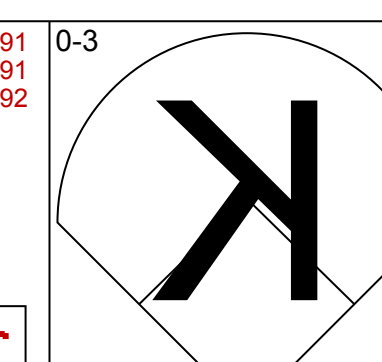
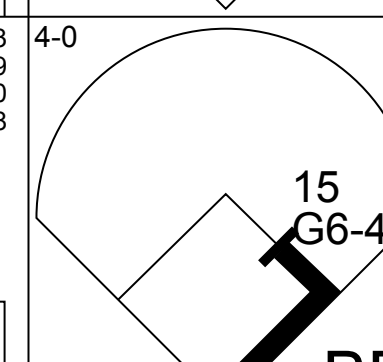
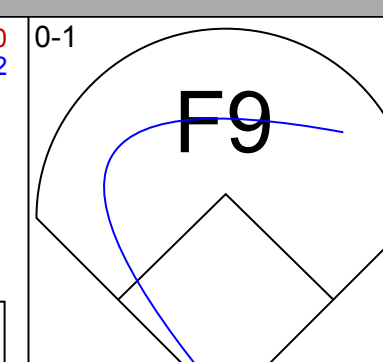
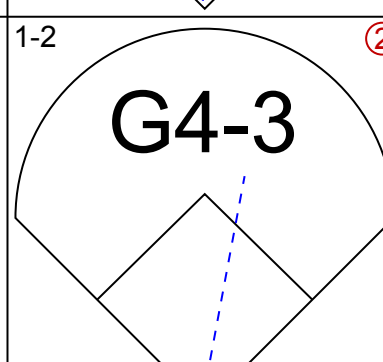
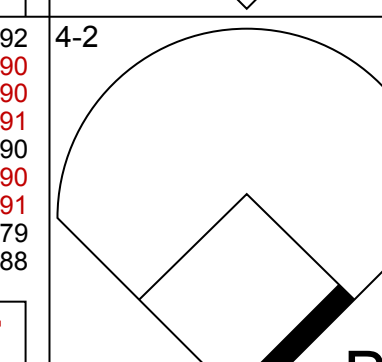
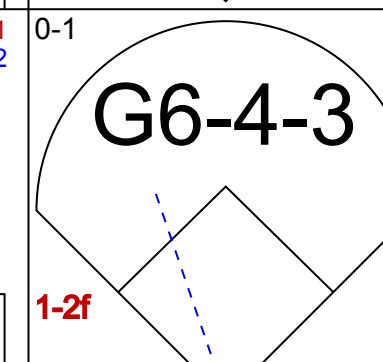
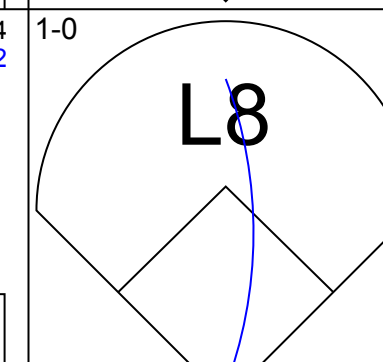
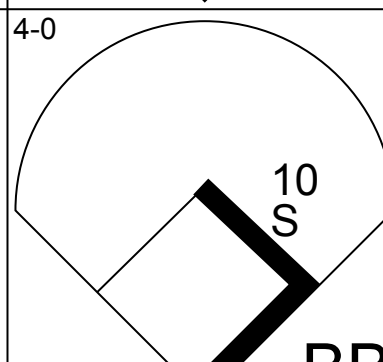
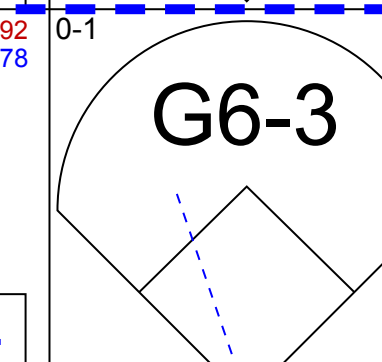
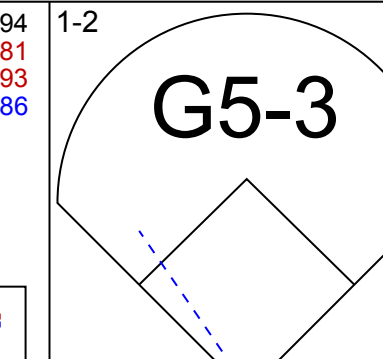
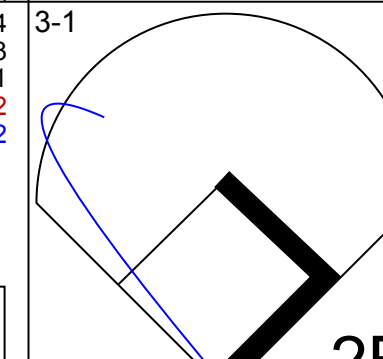
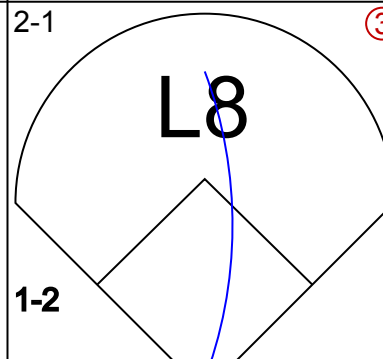
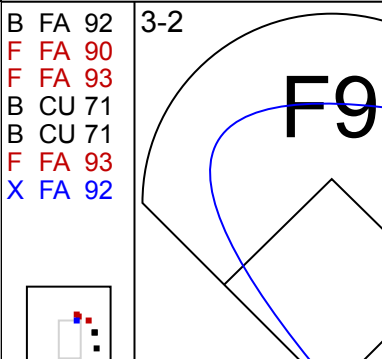
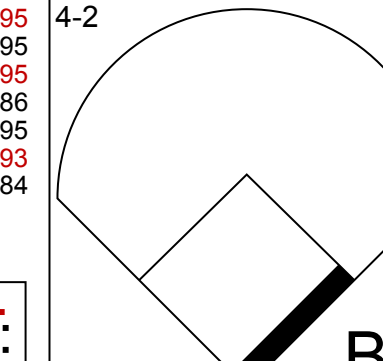
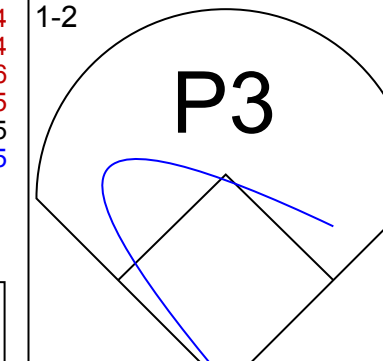
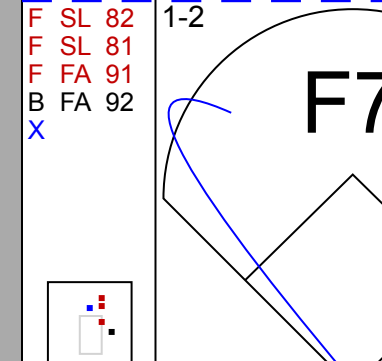
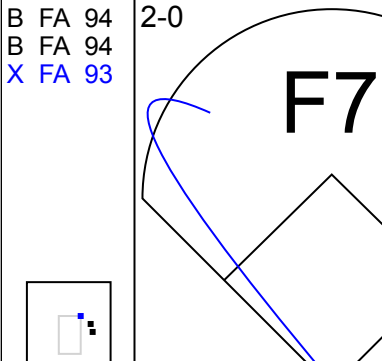

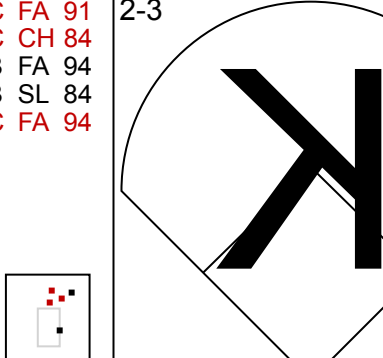


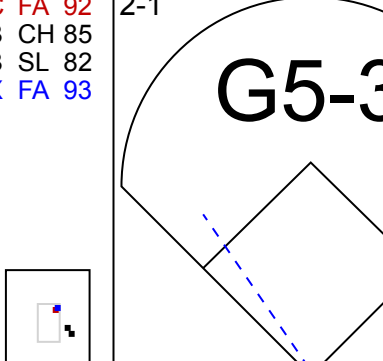

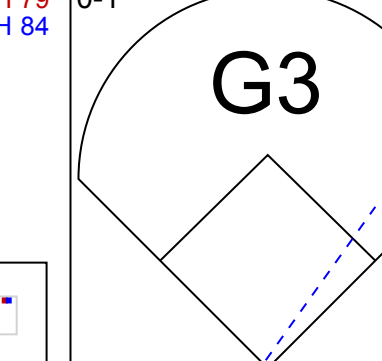
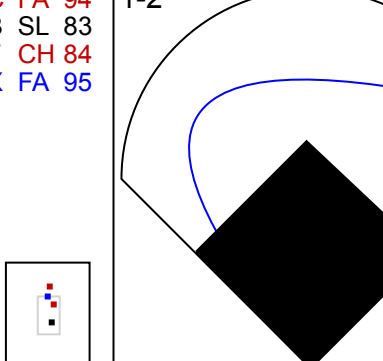
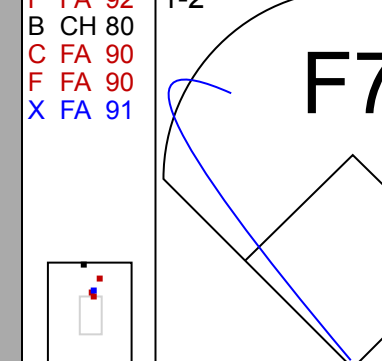
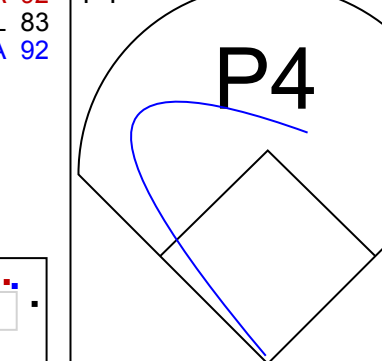
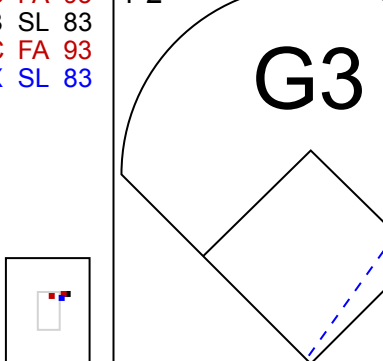
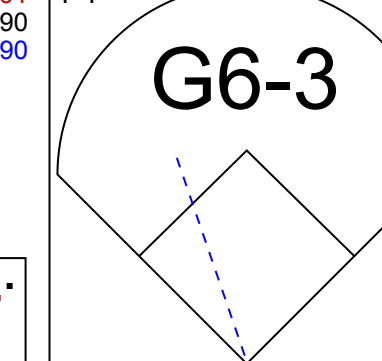


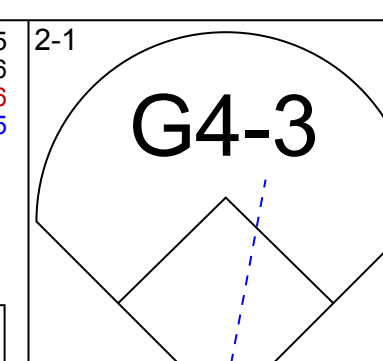
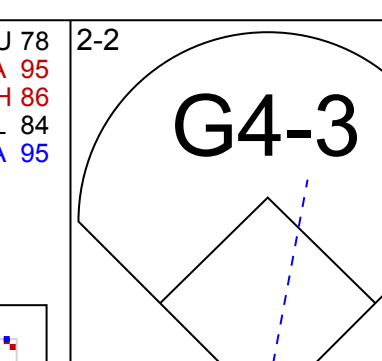
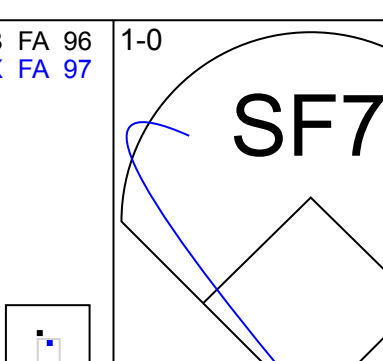
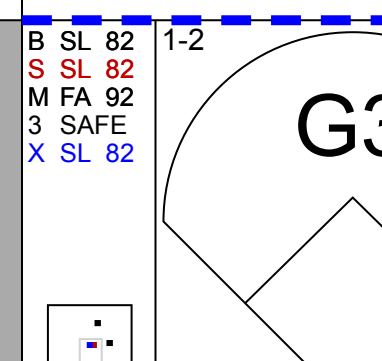
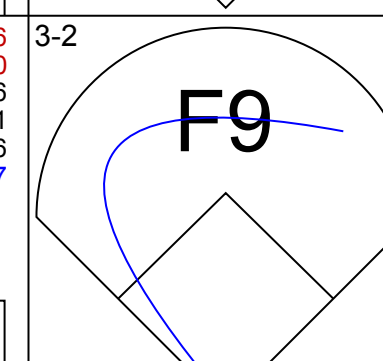
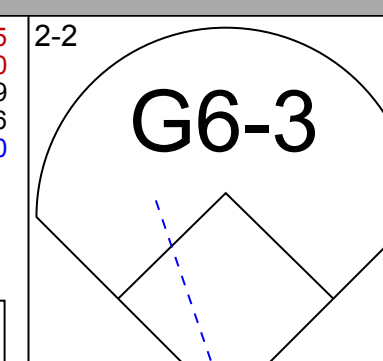
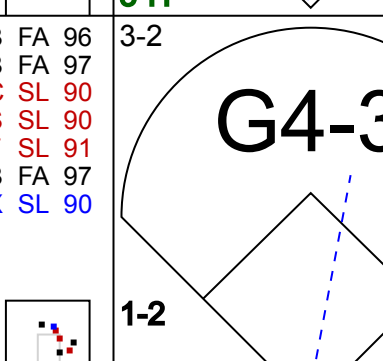
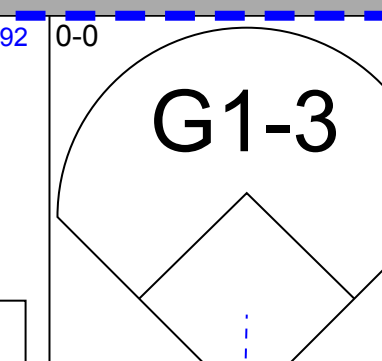
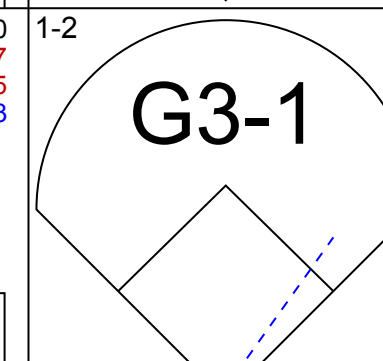
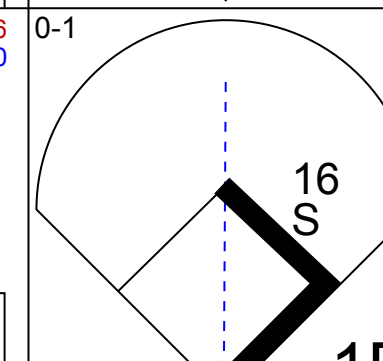
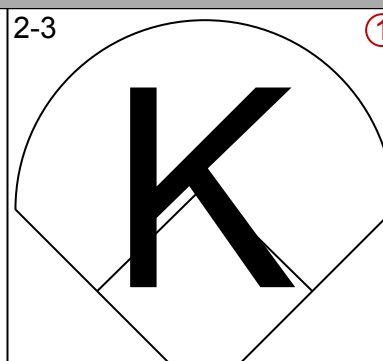
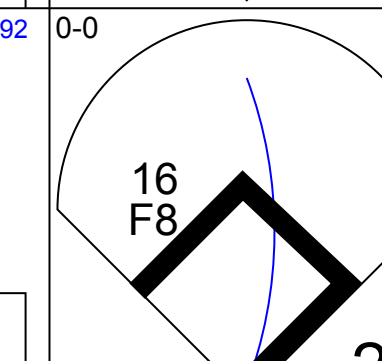

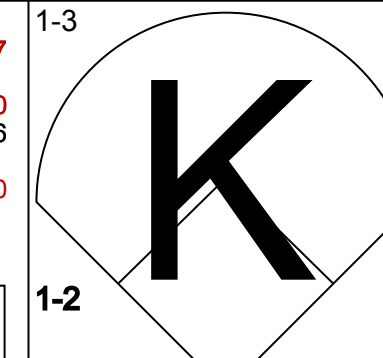
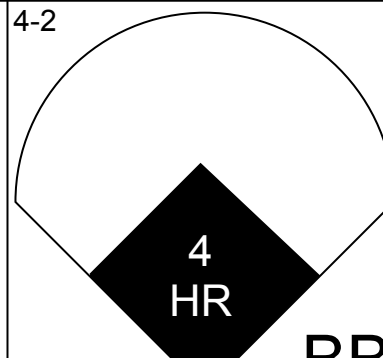
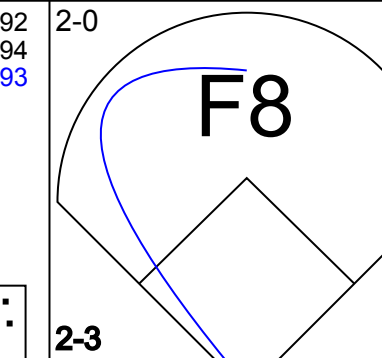

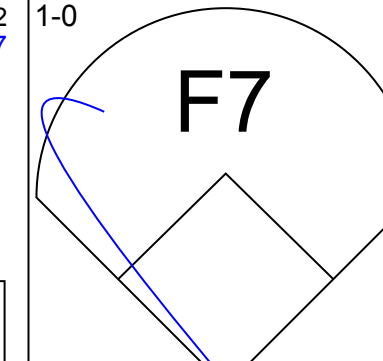
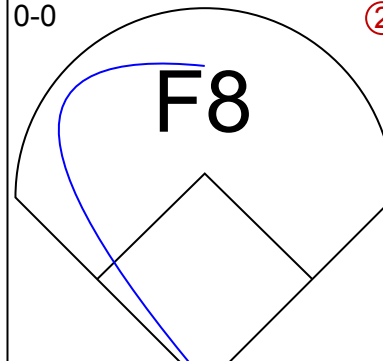
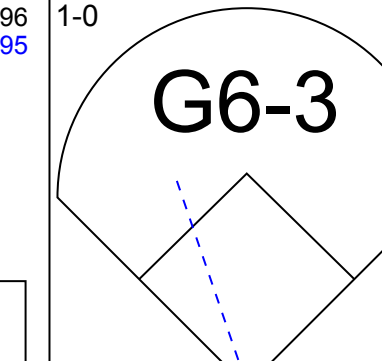


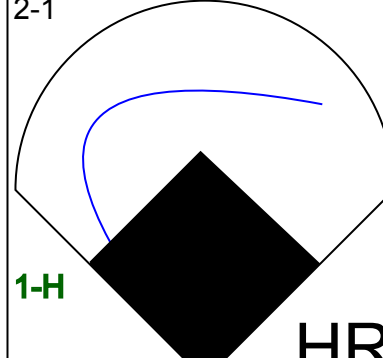


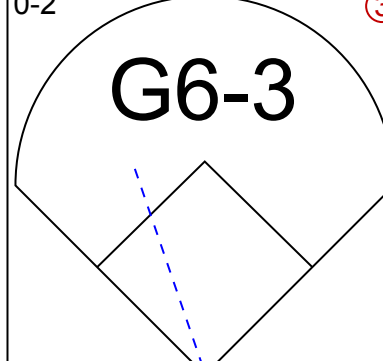
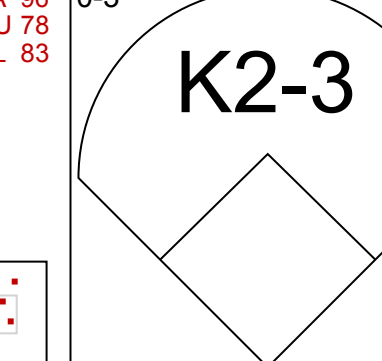
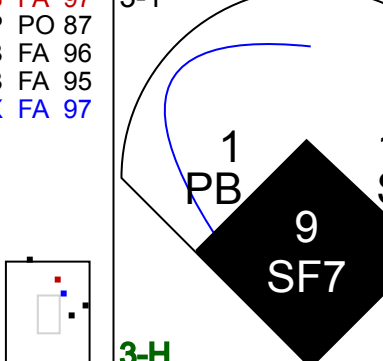




Batter	1	2	3	4	5	6	7	8	9	AB	R	H	RBI	BB	SO	LOB	BOTTOM										
9 David DeJesus, L (1, 8) OBP: 0.364, SLG: 0.404	G1-6-3		F8		F8		G1-3		G4-6-3	3	0	0	0	1	0	2											
15 Mark Grudzielanek, R (1, 4) OBP: 0.344, SLG: 0.441	K		G6-3		G6-3				G4-3	3	0	0	0	0	1	1											
24 Mark Teahen, L (1, 9) OBP: 0.357, SLG: 0.405	G1-6-3		G6-3		G6-3				F7	4	0	0	0	0	0	2											
16 Billy Butler, R (1, 10) OBP: 0.351, SLG: 0.443 Emil Brown, R (9, PR)	K		K		K				FC6-4	3	0	2	0	1	1	0											
Ross Gload, L (1, 3) OBP: 0.318, SLG: 0.457	L9		F8		F8				FC6-4	4	0	0	0	0	1	3											
4 Alex Gordon, L (1, 5) OBP: 0.311, SLG: 0.378	K		F8		F8				FC6-4	3	1	1	0	0	1	1											
14 John Buck, R (1, 2) OBP: 0.322, SLG: 0.490 Esteban German, R (8, PH)	K		F8		F8				FC6-4	2	0	0	0	0	1	1											
Jason LaRue, R (9, 2) OBP: 0.240, SLG: 0.302	K		F8		F8				FC6-4	0	0	0	0	0	0	0											
2 Joey Gathright, L (1, 7) OBP: 0.413, SLG: 0.414	B1-3		B1-3		B1-3				FC6-4	3	0	1	1	0	0	0											
1 Tony Pena Jr., R (1, 6) OBP: 0.291, SLG: 0.366	G1-3		G1-3		G1-3				FC6-4	3	0	1	0	0	0	0											
Inning Stats	R: 0 H: 0 E: 0 K: 1 S: 8	H: 0 LOB: 0 BB: 1 P: 15	R: 0 H: 0 E: 0 K: 2 S: 9	H: 0 LOB: 0 BB: 0 P: 14	R: 0 H: 0 E: 0 K: 1 S: 6	H: 0 LOB: 0 BB: 0 P: 8	R: 0 H: 0 E: 0 K: 0 S: 6	H: 0 LOB: 0 BB: 0 P: 10	R: 0 H: 0 E: 0 K: 0 S: 6	H: 0 LOB: 0 BB: 0 P: 15	R: 0 H: 0 E: 0 K: 0 S: 6	H: 0 LOB: 0 BB: 0 P: 10	R: 0 H: 1 E: 0 K: 1 S: 8	H: 1 LOB: 1 BB: 0 P: 13	R: 1 H: 3 E: 0 K: 1 S: 12	H: 3 LOB: 1 BB: 0 P: 18	R: 0 H: 1 E: 0 K: 0 S: 15	H: 1 LOB: 1 BB: 0 P: 19	1B: 4 2B: 1 3B: 0 HR: 0	SF: 0 SAC: 0 DP: 3 HBP: 1	WP: 1 PB: 0 SB: 0 CS: 0	PA: 32					
PITCHER	IP	WLS	BF	H	R	ER	SO	BB	IBB	HBP	BLK	WP	HR	S	P	ERA	WHIP										
28 Shaun Marcum, R (1, 1) ERA: 3.43	6.2	W	22	1	0	0	4	2	0	0	0	0	0	13	18	13.50	4.500										
44 Casey Janssen, R (7, 1) ERA: 2.4	0.2	H	5	3	1	1	2	0	0	0	0	1	0	13	18	13.50	4.500										
37 Scott Downs, L (8, 1) ERA: 2.45	0.2	H	1	0	0	0	0	0	0	0	0	0	0	2	4	0.00	0.000										
49 Jeremy Accardo, R (9, 1) ERA: 2.42	1.0	S	4	1	0	0	0	0	0	0	0	0	0	15	19	0.00	1.000										

Toronto Blue Jays @ Kansas City Royals
Kauffman Stadium, Kansas City, MO
Fri Aug 10 2007, 7:10 PM CDT
Att: 21,276 - Clear - 94 F

AB 29
R 1
H 5
RBI 1
BB 2
SO 6
LOB 11



Batter	1	2	3	4	5	6	7	8	9	AB	R	H	RBI	BB	SO	LOB	TOP										
Reed Johnson, R (1, 7) OBP: 0.310, SLG: 0.338										4	0	0	0	0	2	0	Toronto Blue Jays @ Kansas City Royals Kauffman Stadium, Kansas City, MO Sat Aug 11 2007, 6:10 PM CDT Att: 25,934 - Clear - 95 F										
35 Lyle Overbay, L (1, 3) OBP: 0.344, SLG: 0.416										2	0	0	0	2	0	0											
15 Alex Rios, R (1, 9) OBP: 0.359, SLG: 0.524										3	0	0	0	1	0	2											
10 Vernon Wells, R (1, 8) OBP: 0.318, SLG: 0.440										4	0	1	0	0	0	1											
Frank Thomas, R (1, 10) OBP: 0.375, SLG: 0.462										3	0	0	0	1	0	1											
25 Troy Glaus, R (1, 5) OBP: 0.345, SLG: 0.451										4	0	2	0	0	2	1											
2 Aaron Hill, R (1, 4) OBP: 0.322, SLG: 0.442										4	0	0	0	0	2	3											
9 Gregg Zaun, S (1, 2) OBP: 0.339, SLG: 0.421										3	1	1	1	0	0	1											
6 John McDonald, R (1, 6) OBP: 0.295, SLG: 0.358										3	0	0	0	0	0	0											
Inning Stats	R: 0 E: 0 K: 1 S: 5	H: 0 LOB: 0 BB: 1 P: 11	R: 0 E: 0 K: 2 S: 18	H: 0 LOB: 1 BB: 1 P: 27	R: 0 E: 0 K: 0 S: 8	H: 0 LOB: 0 BB: 0 P: 10	R: 0 E: 0 K: 0 S: 10	H: 1 LOB: 1 BB: 0 P: 15	R: 1 E: 0 K: 1 S: 11	H: 1 LOB: 0 BB: 0 P: 17	R: 0 E: 0 K: 0 S: 8	H: 0 LOB: 1 BB: 1 P: 17	R: 0 E: 0 K: 1 S: 12	H: 1 LOB: 1 BB: 0 P: 16	R: 0 E: 0 K: 1 S: 12	H: 0 LOB: 1 BB: 1 P: 17		R: 0 E: 0 K: 0 S: 11	H: 1 LOB: 1 BB: 0 P: 22	1B: 1 2B: 2 3B: 0 HR: 1	SF: 0 SAC: 0 DP: 1 HBP: 0	WP: 0 PB: 0 SB: 1 CS: 0	PA: 34				
PITCHER	IP	WLS	BF	H	R	ER	SO	BB	IBB	HBP	BLK	WP	HR	S	P	ERA	WHIP										
46 Juan Carlos Oviedo, R (1, 1) ERA: 1.8	6.0	W	22	2	1	1	4	3	0	0	0	0	1	60	97	1.50	0.833										
David Riske, R (7, 1) ERA: 2.19	1.2	H	7	1	0	0	2	1	0	0	0	0	0	22	31	0.00	1.200										
48 Joaquin Soria, R (8, 1) ERA: 2.16	1.1	S	5	1	0	0	0	0	0	0	0	0	0	13	24	0.00	0.750										

Batter	1	2	3	4	5	6	7	8	9	AB	R	H	RBI	BB	SO	LOB	BOTTOM										
9 David DeJesus, L (1, 8) OBP: 0.361, SLG: 0.402										3	0	0	1	0	0	1	Toronto Blue Jays @ Kansas City Royals Kauffman Stadium, Kansas City, MO Sat Aug 11 2007, 6:10 PM CDT Att: 25,934 - Clear - 95 F										
15 Mark Grudzielanski, R (1, 4) OBP: 0.339, SLG: 0.435										4	0	0	0	0	0	1											
24 Mark Teahen, L (1, 9) OBP: 0.358, SLG: 0.408										4	0	2	0	0	1	0											
16 Billy Butler, R (1, 10) OBP: 0.349, SLG: 0.436										3	1	0	0	1	1	2											
Ross Gload, L (1, 3) OBP: 0.312, SLG: 0.448										4	0	0	0	0	0	3											
4 Alex Gordon, L (1, 5) OBP: 0.316, SLG: 0.395										3	2	3	2	0	0	0											
14 John Buck, R (1, 2) OBP: 0.318, SLG: 0.484										3	0	0	0	0	0	2											
2 Joey Gathright, L (1, 7) OBP: 0.420, SLG: 0.422										3	1	2	1	0	1	0											
1 Tony Pena Jr., R (1, 6) OBP: 0.289, SLG: 0.363										3	0	0	0	0	1	2											
Inning Stats	R: 0 E: 0 K: 0 S: 8	H: 0 LOB: 0 BB: 0 P: 14	R: 0 E: 0 K: 0 S: 7	H: 1 LOB: 0 BB: 0 P: 13	R: 0 E: 0 K: 1 S: 7	H: 0 LOB: 0 BB: 0 P: 9	R: 0 E: 0 K: 1 S: 9	H: 1 LOB: 1 BB: 0 P: 13	R: 2 E: 0 K: 1 S: 15	H: 2 LOB: 1 BB: 0 P: 23	R: 2 E: 0 K: 1 S: 11	H: 1 LOB: 0 BB: 1 P: 19	R: 0 E: 0 K: 0 S: 10	H: 1 LOB: 0 BB: 0 P: 13	R: 0 E: 0 K: 0 S: 4	H: 1 LOB: 1 BB: 0 P: 7		1B: 4 2B: 1 3B: 1 HR: 1	SF: 1 SAC: 0 DP: 0 HBP: 0	WP: 0 PB: 1 SB: 5 CS: 0	PA: 32						
PITCHER	IP	WLS	BF	H	R	ER	SO	BB	IBB	HBP	BLK	WP	HR	S	P	ERA	WHIP										
29 Dustin McGowan, R (1, 1) ERA: 4.12	6.1	L	27	6	4	3	4	1	0	0	0	0	0	64	100	4.26	1.105										
56 Brian Tallet, L (7, 1) ERA: 3.59	0.2		1	0	0	0	0	0	0	0	0	0	0	3	4	0.00	0.000										
40 Brian Wolfe, R (8, 1) ERA: 2.01	1.0		4	1	0	0	0	0	0	0	0	0	0	4	7	0.00	1.000										

AB	30
R	1
H	4
RBI	1
BB	4
SO	6
LOB	9



AB	30
R	4
H	7
RBI	4
BB	1
SO	4
LOB	11



Batter	1	2	3	4	5	6	7	8	9	AB	R	H	RBI	BB	SO	LOB	TOP										
Reed Johnson, R OBP: 0.318, SLG: 0.360										5	1	3	0	0	1	0	Toronto Blue Jays @ Kansas City Royals Kauffman Stadium, Kansas City, MO Mon Aug 13 2007, 7:10 PM CDT Att: 14,845 - Clear - 94 F										
35 Lyle Overbay, L OBP: 0.347, SLG: 0.424										4	0	1	0	0	0	3											
15 Alex Rios, R OBP: 0.364, SLG: 0.531										3	0	2	1	1	0	1											
10 Vernon Wells, R OBP: 0.314, SLG: 0.435										4	0	1	0	0	0	3											
Frank Thomas, R OBP: 0.372, SLG: 0.458										3	1	1	0	1	1	4											
2 Aaron Hill, R OBP: 0.316, SLG: 0.435										4	0	0	0	0	1	2											
7 Curtis Thigpen, R OBP: 0.339, SLG: 0.315										3	0	1	1	0	0	0											
9 Gregg Zaun, S OBP: 0.343, SLG: 0.430										3	0	0	0	0	2	1											
18 Hector Luna, R OBP: 0.266, SLG: 0.429										1	0	0	0	0	0	0											
6 John McDonald, R OBP: 0.291, SLG: 0.353										3	0	0	0	0	0	1											
Matt Stairs, L OBP: 0.363, SLG: 0.545										1	0	0	0	0	0	0											
Inning Stats	R: 0 E: 0 K: 0 S: 9	H: 1 LOB: 1 BB: 1 P: 17	R: 1 E: 0 K: 0 S: 9	H: 2 LOB: 1 BB: 0 P: 19	R: 1 E: 0 K: 0 S: 13	H: 2 LOB: 1 BB: 0 P: 16	R: 0 E: 0 K: 2 S: 11	H: 0 LOB: 0 BB: 0 P: 17	R: 0 E: 0 K: 1 S: 10	H: 3 LOB: 3 BB: 0 P: 24	R: 0 E: 0 K: 1 S: 10	H: 0 LOB: 0 BB: 0 P: 17	R: 0 E: 0 K: 0 S: 8	H: 1 LOB: 1 BB: 0 P: 13	R: 0 E: 0 K: 0 S: 7	H: 0 LOB: 1 BB: 1 P: 15	R: 0 E: 0 K: 1 S: 8	H: 0 LOB: 0 BB: 0 P: 10	1B: 5 2B: 4 3B: 0 HR: 0	SF: 0 SAC: 0 DP: 1 HBP: 0	WP: 0 PB: 0 SB: 0 CS: 0	PA: 37					
PITCHER	IP	WLS	BF	H	R	ER	SO	BB	IBB	HBP	BLK	WP	HR	S	P	ERA	WHIP										
45 Odalis Perez, L ERA: 5.78	5.0	W	23	8	2	2	3	1	0	0	0	0	0	57	93	3.60	1.800										
57 Joel Peralta, L ERA: 3.57	1.1	H	5	1	0	0	1	0	0	0	0	0	0	15	24	0.00	0.750										
41 Jimmy Gobble, L ERA: 3.08	0.1	H	1	0	0	0	0	0	0	0	0	0	0	2	3	0.00	0.000										
23 Zack Greinke, R ERA: 4.59	1.1	H	5	0	0	0	0	1	0	0	0	0	0	8	18	0.00	0.750										
48 Joakim Soria, R ERA: 2.12	1.0		3	0	0	0	1	0	0	0	0	0	0	8	10	0.00	0.000										

Batter	1	2	3	4	5	6	7	8	9	AB	R	H	RBI	BB	SO	LOB	BOTTOM										
9 David DeJesus, L OBP: 0.363, SLG: 0.400										2	2	1	0	1	0	0	Toronto Blue Jays @ Kansas City Royals Kauffman Stadium, Kansas City, MO Mon Aug 13 2007, 7:10 PM CDT Att: 14,845 - Clear - 94 F										
Esteban German, R OBP: 0.372, SLG: 0.399										3	2	1	0	1	0	2											
24 Mark Teahen, L OBP: 0.360, SLG: 0.415										3	2	2	1	1	0	1											
16 Billy Butler, R OBP: 0.347, SLG: 0.430										3	0	1	2	0	0	1											
Ross Gload, L OBP: 0.311, SLG: 0.454										1	0	1	2	0	0	0											
4 Alex Gordon, L OBP: 0.318, SLG: 0.402										4	0	1	0	0	1	5											
Emil Brown, R OBP: 0.288, SLG: 0.327										4	0	0	0	0	2	1											
14 John Buck, R OBP: 0.314, SLG: 0.476										4	0	0	0	0	1	1											
2 Joey Gathright, L OBP: 0.403, SLG: 0.398										4	0	0	0	0	1	1											
1 Tony Pena Jr., R OBP: 0.287, SLG: 0.360										3	0	0	0	0	0	0											
Inning Stats	R: 1 E: 0 K: 0 S: 7	H: 2 LOB: 0 BB: 0 P: 11	R: 0 E: 0 K: 1 S: 10	H: 1 LOB: 1 BB: 0 P: 14	R: 2 E: 2 K: 0 S: 15	H: 1 LOB: 1 BB: 1 P: 27	R: 0 E: 0 K: 1 S: 7	H: 0 LOB: 0 BB: 0 P: 9	R: 1 E: 0 K: 0 S: 11	H: 2 LOB: 2 BB: 0 P: 17	R: 0 E: 0 K: 0 S: 7	H: 0 LOB: 0 BB: 0 P: 12	R: 2 E: 0 K: 1 S: 15	H: 1 LOB: 1 BB: 2 P: 27	R: 0 E: 0 K: 2 S: 11	H: 0 LOB: 0 BB: 0 P: 15	R: 0 E: 0 K: 2 S: 11	H: 0 LOB: 0 BB: 0 P: 15	1B: 5 2B: 0 3B: 1 HR: 1	SF: 0 SAC: 0 DP: 1 HBP: 1	WP: 0 PB: 0 SB: 1 CS: 2	PA: 35					
PITCHER	IP	WLS	BF	H	R	ER	SO	BB	IBB	HBP	BLK	WP	HR	S	P	ERA	WHIP										
51 Jesse Litsch, R ERA: 3.54	6.2	L	29	6	5	2	2	2	0	0	0	0	0	63	102	2.70	1.200										
56 Brian Tallet, L ERA: 3.72	0.1		3	1	1	1	1	1	0	0	0	0	0	9	15	27.00	6.000										
54 Jason Frasor, R ERA: 4.43	1.0		3	0	0	0	2	0	0	0	0	0	0	11	15	0.00	0.000										

AB 35
R 2
H 9
RBI 2
BB 2
SO 5
LOB 16



AB 31
R 6
H 7
RBI 5
BB 3
SO 5
LOB 12



Batter	1	2	3	4	5	6	7	8	9	AB	R	H	RBI	BB	SO	LOB	TOP	
9 David DeJesus, L (1,8) OBP: 0.360, SLG: 0.396										4	0	0	0	0	0	0	Kansas City Royals @ Texas Rangers Rangers Ballpark in Arlington, Arlington, TX Tue Aug 14 2007, 8:35 PM EDT Att: 23,906 - Clear - 99 F AB 31 R 3 H 4 RBI 1 BB 4 SO 11 LOB 10 	
15 Mark Grudzielanek, R (1,4) OBP: 0.343, SLG: 0.439										3	2	2	0	1	0	0		
24 Mark Teahen, L (1,9) OBP: 0.357, SLG: 0.411										4	0	0	0	0	2	3		
16 Billy Butler, R (1,10) OBP: 0.354, SLG: 0.434 1 Tony Pena Jr., R (8, PR) OBP: 0.297, SLG: 0.360										3	1	2	1	1	0	0		
Ross Gload, L (1,3) OBP: 0.306, SLG: 0.448 Esteban German, R (8, PH) OBP: 0.374, SLG: 0.399										3	0	0	0	0	0	1		
4 Alex Gordon, L (1,5) OBP: 0.315, SLG: 0.398										4	0	0	0	0	3	4		
Emil Brown, R (1,7) OBP: 0.284, SLG: 0.322										4	0	0	0	0	2	0		
Jason Smith, L (1,6) OBP: 0.256, SLG: 0.310										2	0	0	0	2	2	0		
Jason LaRue, R (1,2) OBP: 0.232, SLG: 0.291 14 John Buck, R (9, PH) OBP: 0.313, SLG: 0.475										3	0	0	0	0	2	1		
										1	0	0	0	0	0	1		
Inning Stats	R: 1 E: 0 K: 0 S: 10	H: 2 LOB: 1 BB: 0 P: 13	R: 0 E: 0 K: 3 S: 9	H: 0 LOB: 0 BB: 0 P: 14	R: 0 E: 0 K: 0 S: 5	H: 0 LOB: 0 BB: 0 P: 8	R: 0 E: 0 K: 1 S: 12	H: 0 LOB: 0 BB: 0 P: 18	R: 0 E: 0 K: 2 S: 11	H: 2 LOB: 1 BB: 0 P: 17	R: 0 E: 0 K: 2 S: 13	H: 0 LOB: 3 BB: 2 P: 27	R: 0 E: 0 K: 0 S: 3	H: 0 LOB: 0 BB: 1 P: 8	1B: 3 2B: 1 3B: 0 HR: 0	SF: 0 SAC: 0 DP: 1 HBP: 1	WP: 0 PB: 0 SB: 0 CS: 0	PA: 36
PITCHER	IP WLS BF H R ER SO BB IBB HBP BLK WP HR S P ERA WHIP																	
33 Kevin Millwood, R (1,1) ERA: 5.63	7.0 W 27 4 3 1 9 1 0 0 0 0 0 66 102 1.29 0.714																	
53 Joaquin Benoit, R (8,1) ERA: 2.71	0.2 H 4 0 0 0 1 2 0 0 0 0 0 8 18 0.00 3.000																	
36 C.J. Wilson, L (8,1) ERA: 2.17	1.1 S 5 0 0 0 1 1 0 1 0 0 0 8 17 0.00 0.750																	

Batter	1	2	3	4	5	6	7	8	9	AB	R	H	RBI	BB	SO	LOB	BOTTOM			
Frank Catalanotto, L (1,7) OBP: 0.327, SLG: 0.443 7 David Murphy, L (9,7) OBP: 0.556, SLG: 1.222										4	0	1	0	0	0	0	Kansas City Royals @ Texas Rangers Rangers Ballpark in Arlington, Arlington, TX Tue Aug 14 2007, 8:35 PM EDT Att: 23,906 - Clear - 99 F AB 34 R 5 H 10 RBI 5 BB 2 SO 9 LOB 14 			
5 Ian Kinsler, R (1,4) OBP: 0.338, SLG: 0.434										4	0	1	0	0	0	1				
10 Michael Young, R (1,6) OBP: 0.361, SLG: 0.421										4	1	2	1	0	2	2				
22 Marlon Byrd, R (1,8) OBP: 0.369, SLG: 0.473										4	1	2	0	0	0	2				
Jason Botts, S (1,10) OBP: 0.300, SLG: 0.400										2	1	1	0	2	1	0				
Nelson Cruz, R (1,9) OBP: 0.276, SLG: 0.347										4	1	1	1	0	0	4				
15 Gerald Laird, R (1,2) OBP: 0.291, SLG: 0.355										4	1	2	3	0	1	2				
25 Jarrod Saltalamacchia, R (1,3) OBP: 0.297, SLG: 0.365 Brad Wilkerson, L (9,3) OBP: 0.310, SLG: 0.484										4	0	0	0	0	2	3				
Ramón Vázquez, L (1,5) OBP: 0.304, SLG: 0.374										4	0	0	0	0	3	0				
Inning Stats	R: 0 E: 0 K: 1 S: 12	H: 1 LOB: 1 BB: 0 P: 16	R: 0 E: 0 K: 2 S: 11	H: 1 LOB: 0 BB: 0 P: 15	R: 0 E: 0 K: 1 S: 8	H: 0 LOB: 0 BB: 0 P: 12	R: 1 E: 0 K: 1 S: 13	H: 2 LOB: 2 BB: 1 P: 25	R: 0 E: 0 K: 2 S: 16	H: 1 LOB: 1 BB: 0 P: 23	R: 4 E: 0 K: 1 S: 15	H: 4 LOB: 0 BB: 0 P: 18	R: 0 E: 0 K: 0 S: 13	H: 1 LOB: 2 BB: 1 P: 23	R: 0 E: 0 K: 1 S: 10	H: 0 LOB: 0 BB: 0 P: 13	1B: 5 2B: 3 3B: 0 HR: 2	SF: 0 SAC: 0 DP: 0 HBP: 0	WP: 1 PB: 0 SB: 1 CS: 0	PA: 36
PITCHER	IP WLS BF H R ER SO BB IBB HBP BLK WP HR S P ERA WHIP																			
28 Kyle Davies, R (1,1) ERA: 5.72	5.0 L 24 8 4 4 7 1 0 0 0 0 0 1 66 7.20 1.800																			
David Riske, R (6,1) ERA: 2.29	2.0 B 9 2 1 1 1 1 0 0 0 0 0 1 22 34 4.50 1.500																			
49 John Bale, L (8,1) ERA: 3.46	1.0 3 0 0 0 1 0 0 0 0 0 0 0 10 13 0.00 0.000																			

Batter	1	2	3	4	5	6	7	8	9	AB	R	H	RBI	BB	SO	LOB	TOP				
Esteban German, R OBP: 0.373, SLG: 0.393	G6-3		G6-3			G4-3	G4-3		K	4	0	0	0	1	1	1					
9 David DeJesus, L OBP: 0.358, SLG: 0.391	15 2B 16 G5-3 BB		G4-3			F8		F9	F8	4	1	0	0	1	0	1					
15 Mark Grudzielanek, R OBP: 0.343, SLG: 0.436	16 G5-3 2B			G4-3		G1-3		16 1B 24 FC3	16 BB	5	1	3	0	0	0	1					
16 Billy Butler, R OBP: 0.364, SLG: 0.441	G5-3			24 1B				2 24 FC3 14 2B	1B	3	1	2	1	2	0	1					
24 Mark Teahen, L OBP: 0.353, SLG: 0.405	G6-3			G6-4-3 1B		G4-3		FC3 14 2B 2 G6-3	G3	5	1	1	1	0	0	6					
Emil Brown, R OBP: 0.280, SLG: 0.318		P4				G4-3				3	0	0	0	0	0	2					
2 Joey Gathright, L OBP: 0.395, SLG: 0.389			G6-4-3							1	0	0	0	0	0	2					
4 Alex Gordon, L OBP: 0.318, SLG: 0.408		14 G4-6-3 1B				K				3	2	2	1	1	1	0					
14 John Buck, R OBP: 0.318, SLG: 0.481		G4-6-3				K				4	0	2	3	0	1	1					
1 Tony Pena Jr., R OBP: 0.286, SLG: 0.357			P4							4	0	0	0	0	0	2					
Inning Stats	R: 1 E: 0 K: 0 S: 12	H: 1 LOB: 1 BB: 1 P: 19	R: 0 E: 0 K: 0 S: 8	H: 1 LOB: 0 BB: 0 P: 10	R: 0 E: 0 K: 0 S: 7	H: 0 LOB: 0 BB: 0 P: 11	R: 0 E: 0 K: 0 S: 8	H: 2 LOB: 1 BB: 0 P: 10	R: 0 E: 0 K: 2 S: 8	H: 0 LOB: 2 BB: 0 P: 15	R: 1 E: 0 K: 0 S: 9	H: 2 LOB: 1 BB: 0 P: 12	R: 4 E: 0 K: 0 S: 12	H: 3 LOB: 1 BB: 1 P: 18	R: 0 E: 0 K: 1 S: 17	H: 1 LOB: 2 BB: 1 P: 24	1B: 7 2B: 2 3B: 0 HR: 1	SF: 0 SAC: 0 DP: 2 HBP: 0	WP: 1 PB: 0 SB: 0 CS: 0	PA: 41	
PITCHER	IP	WLS	BF	H	R	ER	SO	BB	IBB	HBP	BLK	WP	HR	S	P	ERA	WHIP				
48 John Rheinecker, L ERA: 5.82	7.1		29	6	2	2	2	2	1	0	0	1	1	60	89	2.46	1.091				
51 Willie Eyre, R ERA: 5.15	0.2	L	7	3	4	4	0	0	1	0	0	0	0	10	16	54.00	4.500				
58 Wes Littleton, R ERA: 4.28	0.2		4	1	0	0	1	1	0	0	0	0	0	15	21	0.00	3.000				
47 A.J. Murray, L ERA: 7.5	0.1		1	0	0	0	0	0	0	0	0	0	0	2	3	0.00	0.000				

Kansas City Royals @ Texas Rangers
Rangers Ballpark in Arlington, Arlington, TX
Thu Aug 16 2007, 8:35 PM EDT
Att: 22,674 - Cloudy - 91 F

AB 36
R 6
H 10
RBI 6
BB 5
SO 3
LOB 17



Batter	1	2	3	4	5	6	7	8	9	AB	R	H	RBI	BB	SO	LOB	BOTTOM					
Frank Catalanotto, L OBP: 0.326, SLG: 0.448	HR		10 FC6-4 5 1B BB		K		G1-3			3	1	1	1	1	1	2						
5 Ian Kinsler, R OBP: 0.341, SLG: 0.445	K		10 FC6-4 1B		1B		G5-3			4	0	2	1	0	1	0						
10 Michael Young, R OBP: 0.358, SLG: 0.418	G4-3		FC6-4		K		F8			4	0	0	0	0	1	4						
Sammy Sosa, R OBP: 0.303, SLG: 0.446	G6-3		F8		1B			G5-3		4	0	1	0	0	0	2						
22 Marlon Byrd, R OBP: 0.369, SLG: 0.470		1B		G6-4-3 1B		F8		K		4	0	2	0	0	1	3						
Brad Wilkerson, L OBP: 0.306, SLG: 0.477	K			K		K		K		4	0	0	0	0	4	2						
Adam Melhuse, S OBP: 0.283, SLG: 0.297	K		G6-4-3				F7			4	0	0	0	0	1	2						
25 Jarrod Saltalamacchia, R OBP: 0.306, SLG: 0.366	F8									4	1	2	0	0	0	1						
7 David Murphy, L OBP: 0.462, SLG: 0.923	G6-3						F8		L4	4	0	1	0	0	0	1						
Inning Stats	R: 1 E: 0 K: 1 S: 8	H: 1 LOB: 0 BB: 0 P: 14	R: 0 E: 0 K: 2 S: 20	H: 1 LOB: 1 BB: 0 P: 28	R: 0 E: 0 K: 0 S: 11	H: 1 LOB: 2 BB: 1 P: 19	R: 0 E: 0 K: 1 S: 8	H: 1 LOB: 0 BB: 0 P: 13	R: 1 E: 0 K: 2 S: 15	H: 4 LOB: 3 BB: 0 P: 22	R: 0 E: 0 K: 1 S: 10	H: 1 LOB: 1 BB: 0 P: 14	R: 0 E: 0 K: 2 S: 9	H: 0 LOB: 0 BB: 0 P: 9	R: 0 E: 0 K: 2 S: 15	H: 0 LOB: 0 BB: 0 P: 15	R: 0 E: 0 K: 0 S: 8	H: 0 LOB: 0 BB: 0 P: 12	1B: 8 2B: 0 3B: 0 HR: 1	SF: 0 SAC: 0 DP: 1 HBP: 0	WP: 0 PB: 0 SB: 0 CS: 0	PA: 36
PITCHER	IP	WLS	BF	H	R	ER	SO	BB	IBB	HBP	BLK	WP	HR	S	P	ERA	WHIP					
46 Juan Carlos Oviedo, R ERA: 1.88	3.0		14	4	1	1	3	1	0	0	0	0	0	15	22	3.00	1.667					
49 John Bale, L ERA: 3.77	1.1		6	3	1	1	2	0	0	0	0	0	0	15	22	6.75	2.250					
47 Ryan Braun, R ERA: 0.64	2.2	W	10	2	0	0	2	0	0	0	0	0	0	22	33	0.00	0.750					
23 Zack Greinke, R ERA: 4.54	1.0		3	0	0	0	2	0	0	0	0	0	0	9	13	0.00	0.000					
48 Joakim Soria, R ERA: 2.08	1.0		3	0	0	0	0	0	0	0	0	0	0	8	12	0.00	0.000					

Kansas City Royals @ Texas Rangers
Rangers Ballpark in Arlington, Arlington, TX
Thu Aug 16 2007, 8:35 PM EDT
Att: 22,674 - Cloudy - 91 F

AB 35
R 2
H 9
RBI 2
BB 1
SO 9
LOB 17



Batter	1	2	3	4	5	6	7	8	9	AB	R	H	RBI	BB	SO	LOB	TOP							
9 David DeJesus, L (1, 8) OBP: 0.358, SLG: 0.392											5	0	2	0	0	1	0							
2 Joey Gathright, L (1, 7) OBP: 0.406, SLG: 0.397											4	0	2	1	0	0	1							
24 Mark Teahen, L (1, 9) Emil Brown, R (8, 9) OBP: 0.281, SLG: 0.326											3	0	1	0	0	2	2							
16 Billy Butler, R (1, 10) OBP: 0.371, SLG: 0.443										4	0	1	0	1	1	3								
Ross Gload, L (1, 3) OBP: 0.322, SLG: 0.475										4	2	3	1	1	0	3								
4 Alex Gordon, L (1, 5) OBP: 0.320, SLG: 0.407										5	1	2	1	0	0	3								
14 John Buck, R (1, 2) OBP: 0.319, SLG: 0.476											3	1	1	0	1	1	2							
Jason Smith, L (1, 4) OBP: 0.266, SLG: 0.386										4	2	2	4	0	0	2								
1 Tony Pena Jr., R (1, 6) OBP: 0.285, SLG: 0.353										3	1	0	0	1	0	0								
Inning Stats	R: 0 E: 0 K: 2 S: 9	H: 1 LOB: 0 BB: 0 P: 15	R: 3 E: 0 K: 0 S: 11	H: 3 LOB: 0 BB: 1 P: 19	R: 0 E: 0 K: 1 S: 6	H: 1 LOB: 1 BB: 0 P: 8	R: 0 E: 0 K: 1 S: 11	H: 0 LOB: 1 BB: 1 P: 21	R: 0 E: 0 K: 1 S: 12	H: 1 LOB: 2 BB: 0 P: 20	R: 1 E: 0 K: 0 S: 8	H: 2 LOB: 0 BB: 2 P: 9	R: 1 E: 0 K: 0 S: 5	H: 2 LOB: 2 BB: 2 P: 18	R: 2 E: 0 K: 0 S: 12	H: 2 LOB: 0 BB: 0 P: 14	R: 0 E: 0 K: 1 S: 13	H: 2 LOB: 2 BB: 0 P: 19	1B: 10 2B: 1 3B: 0 HR: 3	SF: 0 2B: 1 3B: 0 HR: 3	WP: 0 PB: 0 CS: 1	PA: 42		
PITCHER	IP WLS BF H R ER SO BB IBB HBP BLK WP HR S P ERA WHIP	6.0 L 29 10 5 5 5 3 0 1 0 0 2 60 102 7.50 2.167	1.0 4 1 1 1 0 0 1 0 0 0 0 3 9 9.00 1.000	2.0 9 3 1 1 1 0 0 0 0 0 1 24 32 4.50 1.500																				

Kansas City Royals @ Oakland Athletics
Mcafee Coliseum, Oakland, CA
Sat Aug 18 2007, 9:05 PM EDT
Att: 24,638 - Clear - 70 F

AB 36
R 7
H 14
RBI 7
BB 4
SO 6
LOB 16

Batter	1	2	3	4	5	6	7	8	9	AB	R	H	RBI	BB	SO	LOB	BOTTOM							
Shannon Stewart, R (1, 7) OBP: 0.357, SLG: 0.396											4	0	0	0	1	0	0							
Nick Swisher, S (1, 3) OBP: 0.396, SLG: 0.432										3	0	0	0	1	0	0								
32 Jack Cust, L (1, 9) OBP: 0.408, SLG: 0.553										2	1	2	0	2	0	0								
Mike Piazza, R (1, 10) OBP: 0.318, SLG: 0.389										4	1	1	1	0	1	5								
14 Mark Ellis, R (1, 4) OBP: 0.322, SLG: 0.431										4	0	1	0	0	1	1								
Jeff DaVanon, S (1, 8) OBP: 0.316, SLG: 0.323											4	1	2	1	0	1	1							
12 Donnie Murphy, R (1, 6) OBP: 0.284, SLG: 0.453											3	0	1	1	0	1	1							
22 Jack Hannahan, L (1, 5) OBP: 0.235, SLG: 0.200											3	0	0	0	1	1	2							
8 Kurt Suzuki, R (1, 2) OBP: 0.328, SLG: 0.417										4	0	0	0	0	0	1								
Inning Stats	R: 0 E: 0 K: 1 S: 13	H: 0 LOB: 1 BB: 1 P: 25	R: 0 E: 0 K: 0 S: 7	H: 1 LOB: 0 BB: 0 P: 14	R: 0 E: 0 K: 1 S: 14	H: 0 LOB: 3 BB: 3 P: 33	R: 0 E: 0 K: 0 S: 9	H: 2 LOB: 1 BB: 0 P: 14	R: 0 E: 0 K: 0 S: 7	H: 0 LOB: 0 BB: 0 P: 12	R: 3 E: 0 K: 0 S: 11	H: 3 LOB: 1 BB: 1 P: 17	R: 0 E: 0 K: 0 S: 8	H: 1 LOB: 0 BB: 0 P: 13	R: 0 E: 0 K: 3 S: 10	H: 0 LOB: 0 BB: 0 P: 15	R: 0 E: 0 K: 0 S: 7	H: 0 LOB: 0 BB: 0 P: 10	1B: 2 2B: 3 3B: 2 HR: 0	SF: 1 2B: 3 3B: 0 HR: 0	WP: 0 PB: 0 SB: 0 CS: 0	PA: 37		
PITCHER	IP WLS BF H R ER SO BB IBB HBP BLK WP HR S P ERA WHIP	5.0 W 20 3 0 0 0 4 0 0 0 0 0 8 14 40.50 6.000	0.2 6 3 3 3 0 1 0 0 0 0 0 8 14 40.50 6.000	1.1 H 5 1 0 0 0 0 0 0 0 0 11 16 0.00 0.750	1.0 3 0 0 0 3 0 0 0 0 0 0 10 15 0.00 0.000	1.0 3 0 0 0 0 0 0 0 0 0 7 10 0.00 0.000																		

Kansas City Royals @ Oakland Athletics
Mcafee Coliseum, Oakland, CA
Sat Aug 18 2007, 9:05 PM EDT
Att: 24,638 - Clear - 70 F

AB 31
R 3
H 7
RBI 3
BB 5
SO 5
LOB 11

Batter	1	2	3	4	5	6	7	8	9	AB	R	H	RBI	BB	SO	LOB	TOP										
Esteban German, R OBP: 0.369, SLG: 0.385 (1, 5)										4	0	0	0	0	0	3											
9 David DeJesus, L OBP: 0.356, SLG: 0.388 (1, 8)										4	0	0	0	0	1	2											
15 Mark Grudzielanek, R OBP: 0.340, SLG: 0.447 (1, 4)										4	1	2	0	0	0	0											
16 Billy Butler, R OBP: 0.364, SLG: 0.435 (1, 10)										4	0	0	0	0	1	2											
Emil Brown, R OBP: 0.281, SLG: 0.325 (1, 9)											4	0	1	1	0	1											
4 Alex Gordon, L OBP: 0.317, SLG: 0.403 (1, 3)											4	0	0	0	0	1											
1 Tony Pena Jr., R OBP: 0.283, SLG: 0.350 (1, 6)											3	0	0	0	0	1											
2 Joey Gathright, L OBP: 0.419, SLG: 0.411 (1, 7)										3	0	3	0	0	0	0											
Jason LaRue, R OBP: 0.229, SLG: 0.287 (1, 2)										2	0	0	0	0	1	2											
Inning Stats	R: 0 E: 0 K: 0 S: 6	H: 0 LOB: 0 BB: 0 P: 10	R: 0 E: 0 K: 0 S: 6	H: 0 LOB: 0 BB: 0 P: 9	R: 0 E: 0 K: 1 S: 8	H: 1 LOB: 1 BB: 0 P: 12	R: 0 E: 0 K: 0 S: 5	H: 0 LOB: 0 BB: 0 P: 10	R: 0 E: 0 K: 1 S: 7	H: 0 LOB: 0 BB: 0 P: 9	R: 0 E: 0 K: 0 S: 7	H: 1 LOB: 1 BB: 0 P: 9	R: 0 E: 0 K: 0 S: 10	H: 2 LOB: 1 BB: 0 P: 13	R: 0 E: 0 K: 1 S: 9	H: 1 LOB: 1 BB: 0 P: 13	R: 0 E: 0 K: 2 S: 12	H: 1 LOB: 1 BB: 0 P: 15	1B: 5 2B: 1 3B: 0 HR: 0	SF: 0 SAC: 1 DP: 0 HBP: 0	WP: 0 PB: 0 SB: 0 CS: 0	PA: 33					
PITCHER	IP	WLS	BF	H	R	ER	SO	BB	IBB	HBP	BLK	WP	HR	S	P	ERA	WHIP										
25 Lenny DiNardo, L ERA: 3.13	8.0	W	29	5	1	1	3	0	0	0	0	0	0	58	85	1.12	0.625										
Huston Street, R ERA: 2.64	1.0		4	1	0	0	2	0	0	0	0	0	0	12	15	0.00	1.000										

Kansas City Royals @ Oakland Athletics
McAfee Coliseum, Oakland, CA
Sun Aug 19 2007, 4:05 PM EDT
Att: 26,445 - Sunny - 68 F

livebaseballscorecards.com

AB 32
R 1
H 6
RBI 1
BB 0
SO 5
LOB 13

Batter	1	2	3	4	5	6	7	8	9	AB	R	H	RBI	BB	SO	LOB	BOTTOM										
Shannon Stewart, R OBP: 0.355, SLG: 0.400 (1, 7)										4	1	1	1	0	0	0											
Jeff DaVanon, S OBP: 0.326, SLG: 0.343 (1, 8)										4	0	2	1	0	1	0											
Nick Swisher, S OBP: 0.396, SLG: 0.435 (1, 9)										4	0	2	0	0	1	3											
32 Jack Cust, L OBP: 0.409, SLG: 0.549 (1, 10)										2	0	0	0	2	2	3											
14 Mark Ellis, R OBP: 0.322, SLG: 0.429 (1, 4)										4	1	1	0	0	0	5											
29 Dan Johnson, L OBP: 0.341, SLG: 0.409 (1, 3)										4	1	1	1	0	0	1											
Marco Scutaro, R OBP: 0.335, SLG: 0.389 (1, 6)										4	2	4	2	0	0	0											
22 Jack Hannahan, L OBP: 0.286, SLG: 0.278 (1, 5)										3	1	1	1	1	1	1											
Rob Bowen, S OBP: 0.333, SLG: 0.386 (1, 2)										4	0	1	0	0	3	1											
Inning Stats	R: 1 E: 0 K: 1 S: 18	H: 2 LOB: 1 BB: 0 P: 27	R: 0 E: 0 K: 1 S: 9	H: 1 LOB: 1 BB: 1 P: 19	R: 0 E: 0 K: 0 S: 14	H: 1 LOB: 2 BB: 1 P: 24	R: 1 E: 0 K: 2 S: 8	H: 1 LOB: 0 BB: 0 P: 12	R: 0 E: 0 K: 0 S: 11	H: 1 LOB: 2 BB: 1 P: 17	R: 3 E: 0 K: 2 S: 19	H: 5 LOB: 2 BB: 0 P: 27	R: 1 E: 0 K: 0 S: 10	H: 2 LOB: 0 BB: 0 P: 17	R: 0 E: 0 K: 2 S: 10	H: 0 LOB: 0 BB: 0 P: 13	1B: 8 2B: 2 3B: 1 HR: 2	SF: 2 SAC: 0 DP: 1 HBP: 0	WP: 2 PB: 0 SB: 0 CS: 1	PA: 38							
PITCHER	IP	WLS	BF	H	R	ER	SO	BB	IBB	HBP	BLK	WP	HR	S	P	ERA	WHIP										
28 Kyle Davies, R ERA: 5.62	5.0	L	23	7	2	2	4	0	0	0	0	1	1	29	44	18.00	3.500										
49 John Bale, L ERA: 5.51	2.0		12	7	4	4	2	0	0	0	0	0	0	10	13	0.00	0.000										
57 Joel Peralta, R ERA: 3.91	1.0		3	0	0	0	2	0	0	0	0	0	0	10	13	0.00	0.000										

Kansas City Royals @ Oakland Athletics
McAfee Coliseum, Oakland, CA
Sun Aug 19 2007, 4:05 PM EDT
Att: 26,445 - Sunny - 68 F

livebaseballscorecards.com

AB 33
R 6
H 13
RBI 6
BB 3
SO 8
LOB 14

Batter	1	2	3	4	5	6	7	8	9	AB	R	H	RBI	BB	SO	LOB	TOP																				
2 Joy Gathright, L OBP: 0.413, SLG: 0.401										5	1	1	0	0	1	2																					
15 Mark Grudzielanek, R OBP: 0.343, SLG: 0.442										4	1	1	1	0	0	1																					
9 David DeJesus, L OBP: 0.356, SLG: 0.387										5	2	3	1	0	0	0																					
16 Billy Butler, R OBP: 0.357, SLG: 0.440										4	1	1	3	0	0	2																					
Ross Gload, L OBP: 0.322, SLG: 0.469										4	0	1	1	0	1	0																					
Emil Brown, R OBP: 0.285, SLG: 0.341										4	1	1	0	0	2	1																					
4 Alex Gordon, L OBP: 0.320, SLG: 0.405										4	0	2	0	0	0	0																					
Jason Smith, L OBP: 0.250, SLG: 0.362										4	0	0	0	0	1	3																					
1 Tony Pena Jr., R OBP: 0.292, SLG: 0.348										0	0	0	0	0	0	0																					
Jason LaRue, R OBP: 0.236, SLG: 0.283										2	1	0	0	1	0	2																					
Inning Stats	R: 2 H: 2 E: 0 K: 0 S: 15	H: 2 LOB: 1 BB: 0 P: 23	R: 2 H: 3 E: 0 K: 0 S: 18	H: 3 LOB: 2 BB: 1 P: 28	R: 0 H: 0 E: 0 K: 2 S: 9	H: 0 LOB: 0 BB: 0 P: 13	R: 0 H: 0 E: 0 K: 0 S: 9	H: 0 LOB: 1 BB: 0 P: 17	R: 0 H: 1 E: 0 K: 1 S: 10	H: 1 LOB: 1 BB: 0 P: 14	R: 2 H: 2 E: 0 K: 1 S: 12	H: 2 LOB: 0 BB: 0 P: 18	R: 1 H: 2 E: 0 K: 1 S: 13	H: 2 LOB: 1 BB: 0 P: 21	R: 0 H: 0 E: 0 K: 0 S: 11	H: 0 LOB: 0 BB: 0 P: 14	1B: 8 2B: 1 3B: 0 HR: 1	SF: 1 SAC: 0 DP: 0 HBP: 2	WP: 0 PA: 40 PB: 0 SB: 4 CS: 0																		
PITCHER	IP	WLS	BF	H	R	ER	SO	BB	IBB	HBP	BLK	WP	HR	S	P	ERA	WHIP	PITCHER		IP	WLS	BF	H	R	ER	SO	BB	IBB	HBP	BLK	WP	HR	S	P	ERA	WHIP	
52 Jose Contreras, R ERA: 6.18	6.0	L	27	6	4	4	3	1	0	2	0	0	0	68	104	6.00	1.167																				
Mike Myers, L ERA: 3.02	1.0		5	2	2	2	1	0	0	0	0	0	1	12	18	18.00	2.000																				
34 Gavin Floyd, R ERA: 7.06	2.0		8	2	1	0	1	0	0	0	0	0	0	24	35	0.00	1.000																				

Kansas City Royals @ Chicago White Sox
U.S. Cellular Field, Chicago, IL
Wed Aug 22 2007, 2:05 PM EDT
Att: 31,739 - Partly Cloudy - 86 F

livebaseballscorecards.com

AB 36
R 7
H 10
RBI 6
BB 1
SO 5
LOB 11

Batter	1	2	3	4	5	6	7	8	9	AB	R	H	RBI	BB	SO	LOB	BOTTOM																					
7 Jerry Owens, L OBP: 0.295, SLG: 0.294										3	1	0	0	2	1	0																						
22 Josh Fields, R OBP: 0.299, SLG: 0.463										4	1	1	3	1	2	2																						
25 Jim Thome, L OBP: 0.409, SLG: 0.509										5	1	2	0	0	2	1																						
Scott Podsednik, L OBP: 0.323, SLG: 0.382										0	0	0	0	0	0	0																						
14 Paul Konerko, R OBP: 0.358, SLG: 0.507										4	2	1	1	1	1	1																						
Darin Erstad, L OBP: 0.328, SLG: 0.353										4	0	2	1	0	0	0																						
23 Jermaine Dye, R OBP: 0.308, SLG: 0.483										4	0	1	1	0	1	1																						
5 Juan Uribe, R OBP: 0.279, SLG: 0.366										4	1	2	0	0	0	3																						
1 Danny Richar, L OBP: 0.304, SLG: 0.390										4	0	0	0	0	0	3																						
Toby Hall, R OBP: 0.230, SLG: 0.259										4	0	0	0	0	1	2																						
Inning Stats	R: 2 H: 3 E: 0 K: 1 S: 16	H: 3 LOB: 2 BB: 1 P: 34	R: 0 H: 0 E: 0 K: 1 S: 9	H: 0 LOB: 0 BB: 0 P: 10	R: 0 H: 0 E: 0 K: 0 S: 6	H: 0 LOB: 0 BB: 0 P: 8	R: 0 H: 1 E: 0 K: 0 S: 10	H: 1 LOB: 1 BB: 0 P: 14	R: 0 H: 0 E: 0 K: 1 S: 10	H: 0 LOB: 0 BB: 1 P: 14	R: 0 H: 0 E: 0 K: 0 S: 4	H: 0 LOB: 0 BB: 0 P: 9	R: 0 H: 1 E: 0 K: 1 S: 13	H: 1 LOB: 2 BB: 1 P: 22	R: 1 H: 1 E: 0 K: 2 S: 11	H: 1 LOB: 0 BB: 0 P: 19	R: 3 H: 3 E: 0 K: 2 S: 18	H: 3 LOB: 1 BB: 1 P: 30	1B: 5 2B: 2 3B: 0 HR: 2	SF: 0 SAC: 0 DP: 0 HBP: 0	WP: 0 PA: 40 PB: 0 SB: 0 CS: 0																	
PITCHER	IP	WLS	BF	H	R	ER	SO	BB	IBB	HBP	BLK	WP	HR	S	P	ERA	WHIP	PITCHER		IP	WLS	BF	H	R	ER	SO	BB	IBB	HBP	BLK	WP	HR	S	P	ERA	WHIP		
19 Brian Bannister, R ERA: 3.28	6.2	W	27	5	2	2	3	2	0	0	0	0	0	63	101	2.70	1.050																					
41 Jimmy Gobble, L ERA: 3.32	1.0		5	1	1	1	2	1	0	0	0	0	1	13	23	9.00	2.000																					
48 Joakim Soria, R ERA: 2.48	1.1		8	3	3	3	3	1	0	0	0	0	1	21	36	20.25	3.000																					

Kansas City Royals @ Chicago White Sox
U.S. Cellular Field, Chicago, IL
Wed Aug 22 2007, 2:05 PM EDT
Att: 31,739 - Partly Cloudy - 86 F

livebaseballscorecards.com

AB 36
R 6
H 9
RBI 6
BB 4
SO 8
LOB 13

Batter	1	2	3	4	5	6	7	8	9	AB	R	H	RBI	BB	SO	LOB	TOP										
28 Curtis Granderson, L (1.8) OBP: 0.351, SLG: 0.541 25 Ryan Raburn, R (8. Ph) OBP: 0.369, SLG: 0.531 (8.8)										4	0	2	1	0	2	2	DETROIT TIGERS @ KANSAS CITY ROYALS Kauffman Stadium, Kansas City, MO Tue Aug 28 2007, 7:10 PM CDT Att: 16,193 - Clear - 93 F										
14 Placido Polanco, R (1.4) OBP: 0.388, SLG: 0.459										5	0	3	1	0	0	3											
19 Timo Perez, L (1.7) OBP: 0.231, SLG: 0.250										5	1	1	0	0	1	6											
30 Magglio Ordonez, R (1.9) OBP: 0.431, SLG: 0.598										5	0	4	0	0	0	2											
9 Carlos Guillen, S (1.3) OBP: 0.365, SLG: 0.525										3	0	1	1	1	1	3											
Ivan Rodriguez, R (1.2) OBP: 0.289, SLG: 0.421										4	0	1	0	0	0	4											
Sean Casey, L (1.10) OBP: 0.336, SLG: 0.373										5	1	1	0	0	0	4											
15 Brandon Inge, R (1.5) OBP: 0.319, SLG: 0.387										4	0	0	0	0	2	3											
39 Ramon Santiago, S (1.6) OBP: 0.500, SLG: 0.417										4	1	3	0	0	0	0											
Inning Stats	R: 0 E: 0 K: 2 S: 12	H: 2 LOB: 2 BB: 0 P: 19	R: 0 E: 0 K: 0 S: 7	H: 0 LOB: 0 BB: 0 P: 9	R: 0 E: 0 K: 0 S: 10	H: 1 LOB: 1 BB: 0 P: 14	R: 0 E: 0 K: 0 S: 9	H: 2 LOB: 2 BB: 0 P: 12	R: 1 E: 0 K: 3 S: 10	H: 3 LOB: 3 BB: 1 P: 20	R: 1 E: 0 K: 3 S: 18	H: 3 LOB: 2 BB: 0 P: 24	R: 0 E: 0 K: 0 S: 8	H: 2 LOB: 1 BB: 0 P: 14	R: 0 E: 0 K: 1 S: 10	H: 1 LOB: 1 BB: 1 P: 18		R: 1 E: 0 K: 0 S: 9	H: 2 LOB: 1 BB: 0 P: 13	1B: 12 2B: 4 3B: 0 HR: 0	SF: 1 DP: 2 HBP: 0	WP: 0 PB: 0 SB: 0 CS: 0	PA: 43				
PITCHER	IP	WLS	BF	H	R	ER	SO	BB	IBB	HBP	BLK	WP	HR	S	P	ERA	WHIP										
19 Brian Bannister, R (1.1) ERA: 3.27	6.0	W	30	11	2	2	5	1	0	0	0	0	0	66	98	3.00	2.000										
57 Joel Peralta, L (7.1) ERA: 3.87	1.1		6	3	0	0	1	0	0	0	0	0	0	14	23	0.00	2.250										
41 Jimmy Gobble, L (8.1) ERA: 3.3	0.2		2	0	0	0	0	1	0	0	0	0	0	4	9	0.00	1.500										
48 Joakim Soria, R (9.1) ERA: 2.65	1.0		5	2	1	1	0	0	0	0	0	0	0	9	13	9.00	2.000										

Batter	1	2	3	4	5	6	7	8	9	AB	R	H	RBI	BB	SO	LOB	BOTTOM										
Esteban German, R (1.7) OBP: 0.359, SLG: 0.368 2 Joey Gathright, L (6.7) OBP: 0.401, SLG: 0.385										1	1	0	0	2	0	0	DETROIT TIGERS @ KANSAS CITY ROYALS Kauffman Stadium, Kansas City, MO Tue Aug 28 2007, 7:10 PM CDT Att: 16,193 - Clear - 93 F										
9 David DeJesus, L (1.8) OBP: 0.358, SLG: 0.390										3	0	0	0	0	0	1											
15 Mark Grudzielanek, R (1.4) OBP: 0.391, SLG: 0.441										3	2	2	1	1	0	0											
16 Billy Butler, R (1.10) OBP: 0.350, SLG: 0.446										4	1	1	2	0	0	3											
Emil Brown, R (1.9) OBP: 0.292, SLG: 0.342										4	0	0	0	0	1	3											
Ross Gload, L (1.3) OBP: 0.324, SLG: 0.463										4	1	2	0	0	1	0											
14 John Buck, R (1.2) OBP: 0.316, SLG: 0.456										2	1	0	0	1	0	1											
4 Alex Gordon, L (1.5) OBP: 0.319, SLG: 0.403										3	0	1	3	0	1	1											
1 Tony Pena Jr., R (1.6) OBP: 0.280, SLG: 0.343										3	0	0	0	0	1	1											
Inning Stats	R: 0 E: 0 K: 1 S: 9	H: 0 LOB: 2 BB: 2 P: 22	R: 0 E: 0 K: 0 S: 9	H: 1 LOB: 0 BB: 0 P: 16	R: 0 E: 0 K: 0 S: 8	H: 0 LOB: 0 BB: 0 P: 9	R: 3 E: 0 K: 1 S: 18	H: 3 LOB: 1 BB: 1 P: 28	R: 3 E: 0 K: 1 S: 14	H: 2 LOB: 0 BB: 1 P: 24	R: 0 E: 0 K: 1 S: 7	H: 0 LOB: 0 BB: 0 P: 11	R: 0 E: 0 K: 0 S: 4	H: 0 LOB: 0 BB: 0 P: 7	R: 0 E: 0 K: 0 S: 8	H: 0 LOB: 0 BB: 0 P: 13		1B: 4 2B: 1 3B: 0 HR: 1	SF: 0 DP: 0 HBP: 0	WP: 1 PB: 0 SB: 1 CS: 1	PA: 34						
PITCHER	IP	WLS	BF	H	R	ER	SO	BB	IBB	HBP	BLK	WP	HR	S	P	ERA	WHIP										
29 Nate Robertson, L (1.1) ERA: 5.04	4.1	L	22	6	6	6	2	4	0	0	0	0	0	53	92	12.46	2.308										
Jason Grilli, R (5.1) ERA: 5.08	3.2		11	0	0	0	2	0	0	0	0	0	0	24	38	0.00	0.000										


Batter	1	2	3	4	5	6	7	8	9	AB	R	H	RBI	BB	SO	LOB	TOP			
9 David DeJesus, L (1, 8) OBP: 0.354, SLG: 0.381	F8			P5			P5		F8	4	0	0	0	0	0	2	Kansas City Royals @ Minnesota Twins Hubert H. Humphrey Metrodome, Minneapolis, MN Fri Aug 31 2007, 8:10 PM EDT Att: 24,986 - Dome - 70 F livebaseballscorecards.com			
15 Mark Grudzielanek, R (1, 4) OBP: 0.351, SLG: 0.443	K			G3-1			G5-3		L6	4	0	0	0	0	1	2				
Ross Gload, L (1, 3) OBP: 0.317, SLG: 0.462	K			L8			P5			3	0	0	0	0	1	0				
16 Billy Butler, R (1, 10) OBP: 0.352, SLG: 0.455		K			F7			P4		3	0	0	0	0	1	0				
4 Alex Gordon, L (1, 5) OBP: 0.319, SLG: 0.402	K				K			K		3	0	0	0	0	3	0				
32 Shane Costa, L (1, 9) OBP: 0.213, SLG: 0.247	K				F7			G3		3	0	0	0	0	1	0				
14 John Buck, R (1, 2) OBP: 0.316, SLG: 0.451			L8						FC4-6 BB	2	0	0	0	1	1	0				
2 Joey Gathright, L (1, 7) OBP: 0.387, SLG: 0.367			K						FC4-6 1B	1	0	0	0	0	1	0				
Esteban German, R (6, PH) OBP: 0.357, SLG: 0.370									FC4-6 1B	2	0	0	0	0	0	1				
1 Tony Pena Jr, R (1, 6) OBP: 0.276, SLG: 0.336			L5							2	0	0	0	0	0	0				
Mike Sweeney, R (9, PH) OBP: 0.310, SLG: 0.410										1	0	1	0	0	0	0				
Inning Stats	R: 0 E: 0 K: 2 S: 11	H: 0 LOB: 0 BB: 0 P: 16	R: 0 E: 0 K: 3 S: 12	H: 0 LOB: 0 BB: 0 P: 16	R: 0 E: 0 K: 1 S: 7	H: 0 LOB: 0 BB: 0 P: 9	R: 0 E: 0 K: 0 S: 9	H: 0 LOB: 0 BB: 0 P: 11	R: 0 E: 0 K: 1 S: 9	H: 0 LOB: 0 BB: 0 P: 12	R: 0 E: 0 K: 1 S: 9	H: 0 LOB: 0 BB: 0 P: 10	R: 0 E: 0 K: 0 S: 6	H: 0 LOB: 0 BB: 0 P: 8	R: 0 E: 0 K: 1 S: 5	H: 1 LOB: 2 BB: 1 P: 21	1B: 1 2B: 0 3B: 0 HR: 0	SF: 0 SAC: 0 DP: 0 HBP: 0	WP: 0 PB: 0 SB: 0 CS: 0	PA: 29
PITCHER 30 Scott Baker, R (1, 1) ERA: 4.09	IP: 9.0 WLS: W BF: 29 H: 1 R: 0 ER: 0 SO: 9 BB: 1 IBB: 0 HBP: 0 BLK: 0 WP: 0 HR: 0 S: 81 P: 111 ERA: 0.00 WHIP: 0.222															PITCHER				

Batter	1	2	3	4	5	6	7	8	9	AB	R	H	RBI	BB	SO	LOB	BOTTOM			
25 Alexi Casilla, S (1, 4) OBP: 0.268, SLG: 0.270	K		G4-3		F7		P2	G4-3		5	0	0	0	0	1	3	Kansas City Royals @ Minnesota Twins Hubert H. Humphrey Metrodome, Minneapolis, MN Fri Aug 31 2007, 8:10 PM EDT Att: 24,986 - Dome - 70 F livebaseballscorecards.com			
Jason Bartlett, R (1, 6) OBP: 0.346, SLG: 0.387	L4				1B 33 SF7 BB					2	1	1	2	2	0	0				
Tori Hunter, R (1, 8) OBP: 0.339, SLG: 0.540	G6-3		F8		1B 5 1B		P4			4	0	1	0	0	0	2				
33 Justin Morneau, L (1, 3) OBP: 0.346, SLG: 0.521	G1-3		G5-3		SF7		F8			3	0	0	1	0	0	1				
5 Michael Cuddyer, R (1, 9) OBP: 0.358, SLG: 0.443	G4-3		FC6-5 1B 55 16 1B		1B 1-3			1B 16 2B 55 1B		4	1	3	0	0	0	0				
16 Jason Kubel, L (1, 10) OBP: 0.319, SLG: 0.419	K		BB FC6-5 55 1B		G4-3			SF9 2B 55 1B		4	1	2	0	0	1	2				
55 Mike Redmond, R (1, 2) OBP: 0.343, SLG: 0.349			25 G4-3 1B 8 1B		FC6-5 BB		L9			4	1	2	1	0	0	2				
Rondell White, R (1, 7) OBP: 0.224, SLG: 0.273			P3				F7			2	0	0	1	1	0	1				
8 Nick Punto, S (1, 5) OBP: 0.285, SLG: 0.254			25 G4-3 1B		K		F8			4	1	1	0	0	2	4				
Inning Stats	R: 0 E: 0 K: 1 S: 10	H: 0 LOB: 0 BB: 0 P: 12	R: 0 E: 0 K: 1 S: 8	H: 0 LOB: 0 BB: 0 P: 12	R: 2 E: 0 K: 0 S: 15	H: 3 LOB: 1 BB: 0 P: 22	R: 0 E: 0 K: 1 S: 12	H: 2 LOB: 3 BB: 1 P: 19	R: 1 E: 0 K: 0 S: 12	H: 2 LOB: 2 BB: 1 P: 21	R: 0 E: 0 K: 0 S: 8	H: 0 LOB: 0 BB: 0 P: 14	R: 0 E: 0 K: 0 S: 8	H: 0 LOB: 1 BB: 1 P: 15	R: 2 E: 0 K: 1 S: 11	H: 3 LOB: 1 BB: 0 P: 14		1B: 9 2B: 1 3B: 0 HR: 0	SF: 2 SAC: 0 DP: 0 HBP: 0	WP: 0 PB: 0 SB: 0 CS: 0
PITCHER 55 Gil Meche, R (1, 1) ERA: 3.85	IP: 7.0 WLS: L BF: 31 H: 7 R: 3 ER: 3 SO: 3 BB: 3 IBB: 0 HBP: 0 BLK: 0 WP: 0 HR: 0 S: 73 P: 115 ERA: 3.86 WHIP: 1.429															PITCHER				
47 Ryan Braun, R (8, 1) ERA: 6.47	IP: 1.0 WLS: L BF: 6 H: 3 R: 2 ER: 2 SO: 1 BB: 0 IBB: 0 HBP: 0 BLK: 0 WP: 0 HR: 0 S: 11 P: 14 ERA: 18.00 WHIP: 3.000															PITCHER				

Batter	1	2	3	4	5	6	7	8	9	AB	R	H	RBI	BB	SO	LOB	TOP			
9 David DeJesus, L (1, 8) OBP: 0.354, SLG: 0.381	G4-3	F9	F9	F9	F9	P4		G5-3		4	1	1	2	1	0	1	Kansas City Royals @ Minnesota Twins Hubert H. Humphrey Metrodome, Minneapolis, MN Sun Sep 02 2007, 2:10 PM EDT Att: 26,454 - Dome - 70 F livebaseballscorecards.com			
15 Mark Grudzielanek, R (1, 4) OBP: 0.347, SLG: 0.435	G6-3	F9	F9	1B				G5-3		4	0	1	0	1	0	3				
Ross Gload, L (1, 3) OBP: 0.317, SLG: 0.459				G4-3				G5-3		5	0	2	1	0	0	5				
Mike Sweeney, R (1, 10) OBP: 0.309, SLG: 0.409	P4	F7							F8	5	0	1	0	0	0	2				
4 Alex Gordon, L (1, 5) OBP: 0.319, SLG: 0.420				HR		K		F8	F9	5	2	2	2	0	1	1				
32 Shane Costa, L (1, 9) OBP: 0.247, SLG: 0.314		1B	G3-1					F7		5	2	3	0	0	0	1				
14 John Buck, R (1, 2) OBP: 0.320, SLG: 0.464		1B							14 HR	5	2	3	2	0	0	2				
2 Joey Gathright, L (1, 7) OBP: 0.372, SLG: 0.351			G6-4-3					G4-3	G6-3	5	1	1	1	0	1	1				
1 Tony Pena Jr., R (1, 6) OBP: 0.280, SLG: 0.342	G4-3				G5-3					4	0	2	0	0	0	2				
Inning Stats	R: 0 E: 0 K: 0 S: 11	H: 1 LOB: 1 BB: 0 P: 17	R: 5 E: 1 K: 0 S: 20	H: 6 LOB: 1 BB: 0 P: 31	R: 1 E: 0 K: 0 S: 5	H: 2 LOB: 0 BB: 0 P: 11	R: 0 E: 0 K: 0 S: 9	H: 1 LOB: 1 BB: 0 P: 17	R: 0 E: 0 K: 1 S: 11	H: 1 LOB: 2 BB: 1 P: 19	R: 0 E: 0 K: 0 S: 7	H: 1 LOB: 1 BB: 0 P: 13	R: 0 E: 0 K: 0 S: 12	H: 1 LOB: 2 BB: 1 P: 17	R: 2 E: 0 K: 0 S: 13	H: 2 LOB: 0 BB: 0 P: 20		1B: 10 2B: 3 3B: 0 HR: 3	SF: 0 SAC: 0 DP: 1 HBP: 0	WP: 0 PB: 0 SB: 0 CS: 0
PITCHER	IP WLS BF H R ER SO BB IBB HBP BLK WP HR S P ERA WHIP	IP WLS BF H R ER SO BB IBB HBP BLK WP HR S P ERA WHIP	IP WLS BF H R ER SO BB IBB HBP BLK WP HR S P ERA WHIP	IP WLS BF H R ER SO BB IBB HBP BLK WP HR S P ERA WHIP	IP WLS BF H R ER SO BB IBB HBP BLK WP HR S P ERA WHIP	IP WLS BF H R ER SO BB IBB HBP BLK WP HR S P ERA WHIP	IP WLS BF H R ER SO BB IBB HBP BLK WP HR S P ERA WHIP	IP WLS BF H R ER SO BB IBB HBP BLK WP HR S P ERA WHIP	IP WLS BF H R ER SO BB IBB HBP BLK WP HR S P ERA WHIP	IP WLS BF H R ER SO BB IBB HBP BLK WP HR S P ERA WHIP	IP WLS BF H R ER SO BB IBB HBP BLK WP HR S P ERA WHIP	IP WLS BF H R ER SO BB IBB HBP BLK WP HR S P ERA WHIP	IP WLS BF H R ER SO BB IBB HBP BLK WP HR S P ERA WHIP	IP WLS BF H R ER SO BB IBB HBP BLK WP HR S P ERA WHIP	IP WLS BF H R ER SO BB IBB HBP BLK WP HR S P ERA WHIP	IP WLS BF H R ER SO BB IBB HBP BLK WP HR S P ERA WHIP	IP WLS BF H R ER SO BB IBB HBP BLK WP HR S P ERA WHIP			
26 Boof Bonser, R (1, 1) ERA: 4.95	1.2	13	7	5	5	0	0	0	0	0	1	27	43	27.00	4.200					
51 Julio DePaula, R (2, 1) ERA: 6.17	3.1	13	4	1	1	1	0	0	0	0	1	27	46	2.70	1.200					
Carmen Cali, L (6, 1) ERA: 4.34	2.1	12	3	0	0	1	1	1	0	0	0	26	45	0.00	1.714					
17 Pat Neshek, R (8, 1) ERA: 2.83	1.2	7	2	2	2	0	0	0	0	0	1	17	24	10.80	1.200					

Batter	1	2	3	4	5	6	7	8	9	AB	R	H	RBI	BB	SO	LOB	BOTTOM			
Jason Tyner, L (1, 7) OBP: 0.343, SLG: 0.359	G4-3		G6-3			F7		G4-3		4	0	0	0	0	0	2	Kansas City Royals @ Minnesota Twins Hubert H. Humphrey Metrodome, Minneapolis, MN Sun Sep 02 2007, 2:10 PM EDT Att: 26,454 - Dome - 70 F livebaseballscorecards.com			
Jason Bartlett, R (1, 6) OBP: 0.347, SLG: 0.385			F9			F7			F7	4	0	1	0	0	0	0				
Tori Hunter, R (1, 8) OBP: 0.336, SLG: 0.536	G4-3				F8				K	4	0	0	0	0	1	1				
33 Justin Morneau, L (1, 10) OBP: 0.343, SLG: 0.514		G4-3			F7		P3		G1-3	4	0	0	0	0	0	0				
5 Michael Cuddyer, R (1, 9) OBP: 0.357, SLG: 0.440					P3					2	0	0	0	0	0	0				
55 Mike Redmond, R (1, 2) OBP: 0.348, SLG: 0.356			F8			G6-3				3	1	1	0	0	0	1				
Garrett Jones, L (1, 3) OBP: 0.239, SLG: 0.256										3	0	3	0	0	0	0				
Luis Antonio Rodriguez, S (1, 5) OBP: 0.270, SLG: 0.289			F8			G6-4-3				2	0	0	1	0	0	3				
8 Nick Punto, S (1, 4) OBP: 0.288, SLG: 0.256										2	0	1	0	0	1	0				
32 Brian Buscher, L (8, PH) OBP: 0.342, SLG: 0.333										1	0	0	0	0	0	1				
Inning Stats	R: 0 E: 0 K: 0 S: 8	H: 1 LOB: 0 BB: 0 P: 13	R: 0 E: 0 K: 0 S: 13	H: 1 LOB: 2 BB: 0 P: 22	R: 0 E: 0 K: 0 S: 6	H: 1 LOB: 0 BB: 0 P: 8	R: 0 E: 0 K: 0 S: 7	H: 0 LOB: 0 BB: 0 P: 10	R: 0 E: 0 K: 1 S: 8	H: 0 LOB: 0 BB: 0 P: 12	R: 0 E: 0 K: 0 S: 7	H: 0 LOB: 0 BB: 0 P: 8	R: 1 E: 0 K: 0 S: 8	H: 2 LOB: 1 BB: 0 P: 11	R: 0 E: 0 K: 1 S: 9	H: 0 LOB: 0 BB: 0 P: 12	1B: 6 2B: 0 3B: 0 HR: 0	SF: 1 SAC: 0 DP: 2 HBP: 1	WP: 0 PB: 0 SB: 0 CS: 1	PA: 31
PITCHER	IP WLS BF H R ER SO BB IBB HBP BLK WP HR S P ERA WHIP	IP WLS BF H R ER SO BB IBB HBP BLK WP HR S P ERA WHIP	IP WLS BF H R ER SO BB IBB HBP BLK WP HR S P ERA WHIP	IP WLS BF H R ER SO BB IBB HBP BLK WP HR S P ERA WHIP	IP WLS BF H R ER SO BB IBB HBP BLK WP HR S P ERA WHIP	IP WLS BF H R ER SO BB IBB HBP BLK WP HR S P ERA WHIP	IP WLS BF H R ER SO BB IBB HBP BLK WP HR S P ERA WHIP	IP WLS BF H R ER SO BB IBB HBP BLK WP HR S P ERA WHIP	IP WLS BF H R ER SO BB IBB HBP BLK WP HR S P ERA WHIP	IP WLS BF H R ER SO BB IBB HBP BLK WP HR S P ERA WHIP	IP WLS BF H R ER SO BB IBB HBP BLK WP HR S P ERA WHIP	IP WLS BF H R ER SO BB IBB HBP BLK WP HR S P ERA WHIP	IP WLS BF H R ER SO BB IBB HBP BLK WP HR S P ERA WHIP	IP WLS BF H R ER SO BB IBB HBP BLK WP HR S P ERA WHIP	IP WLS BF H R ER SO BB IBB HBP BLK WP HR S P ERA WHIP	IP WLS BF H R ER SO BB IBB HBP BLK WP HR S P ERA WHIP	IP WLS BF H R ER SO BB IBB HBP BLK WP HR S P ERA WHIP			
19 Brian Bannister, R (1, 1) ERA: 3.16	8.0	28	6	1	1	1	0	0	0	0	0	67	101	1.12	0.750					
48 Joakim Soria, R (9, 1) ERA: 2.61	1.0	3	0	0	0	1	0	0	0	0	0	9	12	0.00	0.000					



Batter	1	2	3	4	5	6	7	8	9	AB	R	H	RBI	BB	SO	LOB	TOP										
18 Johnny Damon, L (1,7) OBP: 0.346, SLG: 0.369	G4-3		F9		F9		G3	1B		5	0	1	0	0	0	1	New York Yankees @ Kansas City Royals Kauffman Stadium, Kansas City, MO Fri Sep 07 2007, 7:10 PM CDT Att: 27,462 - Clear - 79 F livebaseballscorecards.com										
2 Derek Jeter, R (1,6) OBP: 0.390, SLG: 0.436	G6-3		K		G1-3		2B	1B		4	1	1	0	0	1	1											
Bobby Abreu, L (1,9) OBP: 0.367, SLG: 0.453	K		F8		F7		55 BB	K		5	0	1	1	0	2	4											
13 Alex Rodriguez, R (1,5) OBP: 0.421, SLG: 0.658		HR			55 E		55 BB			4	1	3	1	1	0	0											
55 Hideki Matsui, L (1,10) OBP: 0.366, SLG: 0.497	G3		F9		FC1		BB			4	0	0	0	1	0	2											
20 Jorge Posada, S (1,2) OBP: 0.419, SLG: 0.549	HR		BB		FC5-4		F8			4	1	1	1	1	0	5											
Jason Giambi, L (1,3) Doug Mientkiewicz, L (7,3) OBP: 0.288, SLG: 0.373	G4-3		F7		BB		F8			2	0	0	0	1	0	2											
24 Robinson Cano, L (1,4) OBP: 0.348, SLG: 0.481	G6-3		G1-3		K		G1-3			4	0	0	0	0	1	5											
28 Melky Cabrera, S (1,8) OBP: 0.345, SLG: 0.424			1B		P6		K	1B		4	0	2	0	0	1	0											
Inning Stats	R: 0 E: 0 K: 1 S: 10	H: 0 LOB: 0 BB: 0 P: 16	R: 2 E: 0 K: 0 S: 13	H: 2 LOB: 0 BB: 20 P: 20	R: 0 E: 0 K: 1 S: 9	H: 1 LOB: 1 BB: 0 P: 13	R: 0 E: 0 K: 0 S: 12	H: 1 LOB: 2 BB: 1 P: 17	R: 0 E: 1 K: 1 S: 20	H: 0 LOB: 0 BB: 0 P: 8	R: 0 E: 0 K: 1 S: 12	H: 1 LOB: 3 BB: 1 P: 31	R: 1 E: 0 K: 1 S: 12	H: 2 LOB: 3 BB: 2 P: 28	R: 0 E: 0 K: 1 S: 16	H: 2 LOB: 3 BB: 0 P: 26		R: 0 E: 0 K: 0 S: 7	H: 0 LOB: 0 BB: 0 P: 12	1B: 6 2B: 1 3B: 0 HR: 2	SF: 0 SAC: 0 DP: 0 HBP: 1	WP: 0 PB: 0 CS: 2	PA: 42				
PITCHER	IP	WLS	BF	H	R	ER	SO	BB	IBB	HBP	BLK	WP	HR	S	P	ERA	WHIP										
55 Gil Meche, R (1,1) ERA: 3.82	6.0		26	5	2	2	3	2	0	0	0	0	2	70	105	3.00	1.167										
58 Neal Musser, R (7,1) ERA: 4.44	0.2	L	6	2	1	1	1	1	1	0	0	0	0	9	23	13.50	4.500										
57 Joel Peralta, R (7,1) ERA: 3.71	0.1		1	0	0	0	0	0	0	0	0	0	0	3	5	0.00	0.000										
41 Jimmy Gobble, L (8,1) ERA: 3.35	0.2		4	2	0	0	0	0	0	0	0	0	0	6	10	0.00	3.000										
David Risko, R (8,1) ERA: 2.24	1.1		5	0	0	0	1	0	0	1	0	0	0	17	28	0.00	0.000										

Batter	1	2	3	4	5	6	7	8	9	AB	R	H	RBI	BB	SO	LOB	BOTTOM										
2 Joey Gathright, L (1,7) OBP: 0.376, SLG: 0.356	16 F8 15 G6-3 BB	K			15 CS 1B		G6-3		P5	4	0	1	0	1	1	2	New York Yankees @ Kansas City Royals Kauffman Stadium, Kansas City, MO Fri Sep 07 2007, 7:10 PM CDT Att: 27,462 - Clear - 79 F livebaseballscorecards.com										
15 Mark Grudzielanek, R (1,4) OBP: 0.352, SLG: 0.434	G6-3		CS		F7		1B		K	5	0	2	1	0	1	1											
Ross Gload, L (1,3) OBP: 0.322, SLG: 0.463	24 BB		F8		16 BB		K			3	0	1	0	1	1	3											
16 Billy Butler, R (1,10) OBP: 0.353, SLG: 0.455	F8		F9		1B		F7		F7	4	0	1	0	0	0	5											
24 Mark Teahen, L (1,9) OBP: 0.357, SLG: 0.409	BB		P4		F7		F9			3	0	0	0	1	0	2											
9 David DeJesus, L (1,8) OBP: 0.356, SLG: 0.376	P4		F7		G1-3		G4-3			4	0	0	0	0	0	5											
4 Alex Gordon, L (1,5) OBP: 0.319, SLG: 0.419		PB 1B 2B	G3		P4		1B			4	1	2	0	0	0	0											
Jason Smith, L (1,6) OBP: 0.243, SLG: 0.370	14 1B 15 1B 2H 1B		K		K		P3			4	1	1	1	0	2	1											
14 John Buck, R (1,2) Mike Sweeney, R (8,PH) OBP: 0.314, SLG: 0.417	15 1B		G5-3		K		G6-3			3	0	1	0	0	1	0											
Inning Stats	R: 0 E: 0 K: 0 S: 11	H: 0 LOB: 3 BB: 3 P: 24	R: 2 E: 0 K: 1 S: 17	H: 4 LOB: 2 BB: 0 P: 25	R: 0 E: 0 K: 0 S: 7	H: 0 LOB: 0 BB: 0 P: 11	R: 0 E: 0 K: 1 S: 8	H: 1 LOB: 0 BB: 0 P: 12	R: 0 E: 0 K: 2 S: 10	H: 2 LOB: 2 BB: 0 P: 15	R: 0 E: 0 K: 2 S: 8	H: 0 LOB: 0 BB: 0 P: 11	R: 0 E: 0 K: 1 S: 12	H: 1 LOB: 1 BB: 0 P: 16	R: 0 E: 0 K: 0 S: 7	H: 1 LOB: 1 BB: 0 P: 13	R: 0 E: 0 K: 1 S: 6	H: 0 LOB: 0 BB: 0 P: 7	1B: 8 2B: 1 3B: 0 HR: 0	SF: 0 SAC: 0 DP: 0 HBP: 0	WP: 0 PB: 1 CS: 1	PA: 39					
PITCHER	IP	WLS	BF	H	R	ER	SO	BB	IBB	HBP	BLK	WP	HR	S	P	ERA	WHIP										
36 Ian Kennedy, R (1,1) ERA: 2.25	5.0		24	7	2	2	2	3	0	0	0	0	0	53	87	3.60	2.000										
Kyle Farnsworth, R (6,1) ERA: 4.33	1.0	W	3	0	0	0	2	0	0	0	0	0	0	8	11	0.00	0.000										
62 Joba Chamberlain, R (7,1) ERA: 3.06	2.0	H	8	2	0	0	1	0	0	0	0	0	0	19	29	0.00	1.000										
42 Mariano Rivera, R (9,1) ERA: 3.06	1.0	S	3	0	0	0	1	0	0	0	0	0	0	6	7	0.00	0.000										



Batter	1	2	3	4	5	6	7	8	9	AB	R	H	RBI	BB	SO	LOB	TOP										
Jason Bartlett, R (1,6) OBP: 0.344, SLG: 0.374										4	2	1	0	1	0	0	Minnesota Twins @ Kansas City Royals Kauffman Stadium, Kansas City, MO Mon Sep 10 2007, 7:10 PM CDT Att: 10,525 - Cloudy - 60 F										
16 Jason Kubel, L (1,7) OBP: 0.327, SLG: 0.439										4	0	2	2	1	1	0											
Jason Tyner, L (9,7) OBP: 0.344, SLG: 0.363										0	0	0	0	0	0	0											
7 Joe Mauer, L (1,2) OBP: 0.386, SLG: 0.414										4	0	0	0	1	1	3											
Tori Hunter, R (1,8) OBP: 0.334, SLG: 0.525										4	1	1	0	1	1	3											
33 Justin Morneau, L (1,10) OBP: 0.349, SLG: 0.513										3	0	2	2	1	0	0											
5 Michael Cuddyer, R (1,9) OBP: 0.354, SLG: 0.429										3	0	0	0	1	1	3											
Garrett Jones, L (1,3) OBP: 0.232, SLG: 0.231										3	0	0	0	1	2	2											
32 Brian Buscher, L (1,5) OBP: 0.345, SLG: 0.400										3	0	1	0	0	1	1											
Rondell White, R (8,PH) OBP: 0.220, SLG: 0.286										1	0	0	0	0	1	0											
8 Nick Punto, S (8,5) OBP: 0.286, SLG: 0.255										0	0	0	0	0	0	0											
25 Alexi Casilla, S (1,4) OBP: 0.278, SLG: 0.288										4	1	1	0	0	0	3											
Inning Stats	R: 0 E: 0 K: 1 S: 8	H: 1 LOB: 1 BB: 0 P: 12	R: 0 E: 0 K: 0 S: 5	H: 0 LOB: 0 BB: 1 P: 11	R: 2 E: 0 K: 1 S: 14	H: 2 LOB: 1 BB: 2 P: 29	R: 0 E: 0 K: 1 S: 11	H: 0 LOB: 1 BB: 2 P: 21	R: 0 E: 0 K: 1 S: 8	H: 0 LOB: 0 BB: 0 P: 14	R: 1 E: 0 K: 1 S: 16	H: 2 LOB: 3 BB: 2 P: 35	R: 1 E: 0 K: 0 S: 14	H: 3 LOB: 2 BB: 0 P: 23	R: 0 E: 0 K: 2 S: 10	H: 0 LOB: 0 BB: 0 P: 16	R: 0 E: 0 K: 1 S: 11	H: 0 LOB: 1 BB: 1 P: 18	1B: 5 2B: 3 3B: 0 HR: 0	SF: 0 SAC: 0 DP: 1 HBP: 0	WP: 0 PB: 0 CS: 2	PA: 40					
PITCHER	IP	WLS	BF	H	R	ER	SO	BB	IBB	HBP	BLK	WP	HR	S	P	ERA	WHIP										
Billy Buckner, R (1,1) ERA: 5.29	5.1	L	22	3	3	3	4	5	0	0	0	0	0	50	95	5.06	1.500										
58 Neal Musser, L (6,1) ERA: 4.39	0.1		4	2	0	0	1	0	1	0	0	0	0	9	21	0.00	6.000										
57 Joel Peralta, R (6,1) ERA: 3.76	1.1		7	3	1	1	0	0	0	0	0	0	0	17	29	6.75	2.250										
41 Jimmy Gobble, L (8,1) ERA: 3.23	1.2		6	0	0	0	3	1	0	0	0	0	0	20	33	0.00	0.600										
David Risko, R (9,1) ERA: 2.23	0.1		1	0	0	0	0	0	0	0	0	0	0	1	1	0.00	0.000										

Batter	1	2	3	4	5	6	7	8	9	AB	R	H	RBI	BB	SO	LOB	BOTTOM										
9 David DeJesus, L (1,8) OBP: 0.357, SLG: 0.374										3	1	1	0	1	1	0	Minnesota Twins @ Kansas City Royals Kauffman Stadium, Kansas City, MO Mon Sep 10 2007, 7:10 PM CDT Att: 10,525 - Cloudy - 60 F										
15 Mark Grudzielanski, R (1,4) OBP: 0.346, SLG: 0.425										5	0	0	0	0	1	4											
Ross Gload, L (1,3) OBP: 0.319, SLG: 0.455										5	0	1	0	0	0	4											
Mike Sweeney, R (1,10) OBP: 0.323, SLG: 0.424										4	0	1	2	0	0	2											
24 Mark Teahen, L (1,9) OBP: 0.359, SLG: 0.405										1	0	1	0	3	0	0											
4 Alex Gordon, L (1,5) OBP: 0.318, SLG: 0.418										4	0	1	0	0	1	4											
14 John Buck, R (1,2) OBP: 0.323, SLG: 0.464										2	0	1	0	1	1	0											
32 Shane Costa, L (8,PH) OBP: 0.255, SLG: 0.312										1	0	0	0	0	0	2											
Jason LaRue, R (9,2) OBP: 0.236, SLG: 0.269										0	0	0	0	0	0	0											
2 Joey Gathright, L (1,7) OBP: 0.383, SLG: 0.358										4	0	2	0	0	2	3											
1 Tony Pena Jr., R (1,6) OBP: 0.276, SLG: 0.336										3	1	1	0	0	1	3											
Esteban German, R (8,PH) OBP: 0.361, SLG: 0.376										1	0	0	0	0	1	3											
Inning Stats	R: 0 E: 0 K: 1 S: 8	H: 1 LOB: 1 BB: 0 P: 11	R: 0 E: 0 K: 2 S: 12	H: 1 LOB: 2 BB: 1 P: 17	R: 0 E: 0 K: 0 S: 7	H: 1 LOB: 1 BB: 0 P: 12	R: 0 E: 0 K: 2 S: 14	H: 0 LOB: 2 BB: 2 P: 28	R: 2 E: 0 K: 1 S: 12	H: 2 LOB: 2 BB: 1 P: 20	R: 0 E: 0 K: 1 S: 10	H: 1 LOB: 0 BB: 0 P: 13	R: 0 E: 0 K: 0 S: 6	H: 0 LOB: 0 BB: 1 P: 10	R: 0 E: 0 K: 1 S: 13	H: 3 LOB: 3 BB: 0 P: 18	R: 0 E: 0 K: 0 S: 7	H: 0 LOB: 0 BB: 0 P: 12	1B: 7 2B: 3 3B: 0 HR: 0	SF: 0 SAC: 0 DP: 2 HBP: 1	WP: 1 PB: 0 CS: 2	PA: 40					
PITCHER	IP	WLS	BF	H	R	ER	SO	BB	IBB	HBP	BLK	WP	HR	S	P	ERA	WHIP										
26 Boof Bonser, R (1,1) ERA: 4.91	5.0	W	24	5	2	2	6	4	0	1	0	0	0	53	88	3.60	1.800										
53 Nick Blackburn, R (6,1) ERA: 2.7	2.2	H	11	4	0	0	1	1	0	0	0	0	0	26	38	0.00	1.875										
54 Matt Guerrier, R (8,1) ERA: 2.37	0.1	H	1	0	0	0	1	0	0	0	0	0	0	3	3	0.00	0.000										
36 Joe Nathan, R (9,1) ERA: 1.99	1.0	S	3	0	0	0	0	0	0	0	0	0	0	7	12	0.00	0.000										

AB	33
R	4
H	8
RBI	4
BB	7
SO	8
LOB	16



WP	0	PA	40
PB	0		
CS	2		

AB	33
R	2
H	9
RBI	2
BB	5
SO	8
LOB	25



Batter	1	2	3	4	5	6	7	8	9	AB	R	H	RBI	BB	SO	LOB	TOP			
Jason Bartlett, R OBP: 0.346, SLG: 0.376										4	1	2	1	1	1	0	Minnesota Twins @ Kansas City Royals Kauffman Stadium, Kansas City, MO Tue Sep 11 2007, 7:10 PM CDT Att. 12,891 - Clear - 75 F livebaseballscorecards.com			
16 Jason Kubel, L OBP: 0.330, SLG: 0.438										3	1	1	0	2	1	2				
7 Joe Mauer, L OBP: 0.387, SLG: 0.420										4	1	2	1	0	0	1				
Tori Hunter, R OBP: 0.337, SLG: 0.525										4	1	2	1	1	0	3				
33 Justin Morneau, L OBP: 0.348, SLG: 0.513										4	0	1	1	0	0	4				
5 Michael Cuddyer, R OBP: 0.353, SLG: 0.426										3	0	0	0	1	1	2				
Jason Tyner, L OBP: 0.272, SLG: 0.358										4	0	0	0	0	0	3				
Luis Antonio Rodriguez, S OBP: 0.272, SLG: 0.291										4	0	0	0	0	2	1				
8 Nick Punto, S OBP: 0.286, SLG: 0.255										0	0	0	0	0	0	0				
25 Alexi Casilla, S OBP: 0.283, SLG: 0.293										4	2	2	0	0	1	0				
Inning Stats	R: 1 E: 1 K: 1 S: 9	H: 0 LOB: 1 BB: 1 P: 16	R: 0 E: 0 K: 1 S: 10	H: 0 LOB: 0 BB: 1 P: 18	R: 0 E: 0 K: 2 S: 14	H: 1 LOB: 1 BB: 0 P: 19	R: 0 E: 0 K: 0 S: 15	H: 0 LOB: 0 BB: 0 P: 10	R: 3 E: 1 K: 1 S: 15	H: 2 LOB: 0 BB: 1 P: 25	R: 1 E: 0 K: 1 S: 14	H: 2 LOB: 2 BB: 1 P: 21	R: 0 E: 0 K: 0 S: 5	H: 1 LOB: 1 BB: 0 P: 10	R: 1 E: 0 K: 0 S: 13	H: 3 LOB: 2 BB: 1 P: 24	1B: 7 2B: 3 3B: 0 HR: 0	SF: 2 SAC: 0 DP: 2 HBP: 0	WP: 0 PB: 0 SB: 1 CS: 0	PA: 41
PITCHER	IP WLS BF H R ER SO BB IBB HBP BLK WP HR S P ERA WHIP																			
28 Kyle Davies, R ERA: 5.72	(1, 1) 5.0 L 22 4 4 2 4 3 0 0 0 0 0 0 0 61 98 3.60 1.400																			
49 John Bale, L ERA: 4.19	(6, 1) 1.2 2 2 1 1 2 1 0 0 0 0 0 0 21 31 5.40 1.800																			
46 Juan Carlos Oviedo, R ERA: 4.63	(7, 1) 1.1 7 3 1 1 0 0 0 0 0 0 0 0 12 20 6.75 2.250																			
41 Jimmy Gobble, L ERA: 3.19	(9, 1) 0.2 2 1 0 0 0 0 0 0 0 0 0 0 4 6 0.00 1.500																			
47 Ryan Braun, R ERA: 7.08	(9, 1) 0.1 2 0 0 0 0 1 0 0 0 0 0 0 3 9 0.00 3.000																			

Batter	1	2	3	4	5	6	7	8	9	AB	R	H	RBI	BB	SO	LOB	BOTTOM					
9 David DeJesus, L OBP: 0.357, SLG: 0.374										5	0	2	0	0	0	3	Minnesota Twins @ Kansas City Royals Kauffman Stadium, Kansas City, MO Tue Sep 11 2007, 7:10 PM CDT Att. 12,891 - Clear - 75 F livebaseballscorecards.com					
15 Mark Grudzielanek, R OBP: 0.346, SLG: 0.457										5	1	2	0	0	1	4						
24 Mark Teahen, L OBP: 0.358, SLG: 0.405										5	0	1	1	0	1	3						
Mike Sweeney, R OBP: 0.320, SLG: 0.419										5	1	1	0	0	1	1						
4 Alex Gordon, L OBP: 0.325, SLG: 0.427										4	1	4	0	1	0	0						
16 Billy Butler, R OBP: 0.354, SLG: 0.453										3	0	0	1	1	0	4						
Esteban German, R OBP: 0.361, SLG: 0.376										0	0	0	0	0	0	0						
14 John Buck, R OBP: 0.323, SLG: 0.464										0	0	0	0	0	0	0						
32 Shane Costa, L OBP: 0.253, SLG: 0.309										1	0	0	0	0	0	1						
2 Joey Gathright, L OBP: 0.383, SLG: 0.356										4	0	1	0	1	1	4						
Jason LaRue, R OBP: 0.239, SLG: 0.272										2	0	1	1	0	0	0						
Ross Gload, L OBP: 0.318, SLG: 0.454										1	0	0	0	0	0	3						
1 Tony Pena Jr., R OBP: 0.276, SLG: 0.335										4	0	1	0	0	0	1						
Inning Stats	R: 0 E: 0 K: 1 S: 8	H: 0 LOB: 0 BB: 0 P: 11	R: 2 E: 1 K: 1 S: 15	H: 4 LOB: 3 BB: 0 P: 21	R: 0 E: 0 K: 1 S: 10	H: 1 LOB: 1 BB: 0 P: 14	R: 0 E: 0 K: 0 S: 6	H: 1 LOB: 1 BB: 0 P: 10	R: 1 E: 0 K: 1 S: 10	H: 2 LOB: 2 BB: 1 P: 18	R: 0 E: 0 K: 0 S: 10	H: 2 LOB: 2 BB: 0 P: 18	R: 0 E: 0 K: 0 S: 11	H: 1 LOB: 3 BB: 2 P: 25	R: 0 E: 0 K: 0 S: 4	H: 1 LOB: 1 BB: 0 P: 9	R: 0 E: 0 K: 0 S: 9	H: 1 LOB: 1 BB: 0 P: 15	1B: 9 2B: 4 3B: 0 HR: 0	SF: 0 SAC: 1 DP: 1 HBP: 0	WP: 0 PB: 0 SB: 0 CS: 0	PA: 43
PITCHER	IP WLS BF H R ER SO BB IBB HBP BLK WP HR S P ERA WHIP																					
30 Scott Baker, R ERA: 4.17	(1, 1) 5.2 W 29 10 3 3 4 0 0 0 0 0 0 0 10 20 0.00 3.000																					
Juan Rincon, R ERA: 5.53	(6, 1) 0.2 H 4 1 0 0 0 1 0 0 0 0 0 0 5 12 0.00 1.500																					
17 Pat Neshek, R ERA: 2.75	(7, 1) 0.2 H 2 0 0 0 0 1 0 0 0 0 0 0 4 9 0.00 1.000																					
54 Matt Guerrier, R ERA: 2.34	(8, 1) 1.0 H 4 1 0 0 0 0 0 0 0 0 0 0 9 15 0.00 1.000																					
36 Joe Nathan, R ERA: 1.86	(9, 1) 1.0 S 4 1 0 0 0 0 0 0 0 0 0 0 9 15 0.00 1.000																					

Minnesota Twins @ Kansas City Royals
 Kauffman Stadium, Kansas City, MO
 Tue Sep 11 2007, 7:10 PM CDT
 Att. 12,891 - Clear - 75 F

AB 34
 R 6
 H 10
 RBI 4
 BB 5
 SO 6
 LOB 16



Minnesota Twins @ Kansas City Royals
 Kauffman Stadium, Kansas City, MO
 Tue Sep 11 2007, 7:10 PM CDT
 Att. 12,891 - Clear - 75 F

AB 39
 R 3
 H 13
 RBI 3
 SO 4
 LOB 24



Batter	1	2	3	4	5	6	7	8	9	AB	R	H	RBI	BB	SO	LOB	TOP										
Jason Tyner, L (1, 8) OBP: 0.339, SLG: 0.360	G6-3			G1-3		G1-3		G4-3		4	0	1	0	0	0	0	Minnesota Twins @ Kansas City Royals Kauffman Stadium, Kansas City, MO Wed Sep 12 2007, 1:10 PM CDT Att: 10,102 - Sunny - 73 F										
Jason Bartlett, R (1, 6) OBP: 0.344, SLG: 0.372	F8			G6-3		F9		K		4	0	0	0	0	1	1											
16 Jason Kubel, L (1, 7) OBP: 0.329, SLG: 0.439	K			K				G4-3		4	1	1	0	0	2	1											
Tori Hunter, R (1, 10) OBP: 0.336, SLG: 0.525	K			F9						4	1	1	1	0	2	1											
33 Justin Morneau, L (1, 3) OBP: 0.347, SLG: 0.511 Matthew LeCroy, R (7, PH) OBP: 0.500, SLG: 0.500	G3					P6		G5-3		2	0	0	0	0	0	0											
5 Michael Cuddyer, R (1, 9) OBP: 0.352, SLG: 0.425	P3									2	1	1	0	0	0	1											
Chris Heintz, R (1, 2) OBP: 0.277, SLG: 0.227 32 Brian Buscher, L (9, PH) OBP: 0.357, SLG: 0.412	F8			K						4	0	1	0	0	0	2											
8 Nick Punto, S (1, 5) OBP: 0.286, SLG: 0.254				K						3	0	1	1	0	1	1											
Rondell White, R (9, PH) OBP: 0.218, SLG: 0.283				G1-4-3						2	0	0	0	1	1	1											
25 Alexi Casilla, S (1, 4) OBP: 0.280, SLG: 0.289 Garrett Jones, L (7, PH) OBP: 0.229, SLG: 0.226 Luis Antonio Rodriguez, S (7, 5) OBP: 0.272, SLG: 0.291	K			K				G4-3		2	0	0	0	0	2	0											
Inning Stats	R: 0 E: 0 K: 1 S: 9	H: 0 LOB: 0 BB: 0 P: 13	R: 0 E: 0 K: 1 S: 6	H: 0 LOB: 0 BB: 0 P: 8	R: 0 E: 0 K: 2 S: 16	H: 0 LOB: 0 BB: 0 P: 19	R: 0 E: 0 K: 1 S: 11	H: 1 LOB: 1 BB: 0 P: 19	R: 0 E: 0 K: 1 S: 12	H: 0 LOB: 0 BB: 0 P: 16	R: 2 E: 0 K: 0 S: 12	H: 3 LOB: 2 BB: 1 P: 19	R: 0 E: 0 K: 1 S: 8	H: 0 LOB: 0 BB: 0 P: 11	R: 1 E: 0 K: 1 S: 13	H: 2 LOB: 1 BB: 0 P: 17	1B: 4 2B: 3 3B: 0 HR: 0	SF: 0 SAC: 0 DP: 0 HBP: 0	WP: 0 PB: 0 SB: 0 CS: 0	PA: 35							
PITCHER	IP	WLS	BF	H	R	ER	SO	BB	IBB	HBP	BLK	WP	HR	S	P	ERA	WHIP										
55 Gil Meche, R (1, 1) ERA: 3.78	6.2	W	26	5	2	2	7	1	0	0	0	0	0	71	102	2.70	0.900										
David Riske, R (7, 1) ERA: 2.18	1.1	H	4	0	0	0	1	0	0	0	0	0	0	14	18	0.00	0.000										
48 Joaquin Soria, R (9, 1) ERA: 2.63	1.0		5	2	1	1	1	0	0	0	0	0	0	13	17	9.00	2.000										

Batter	1	2	3	4	5	6	7	8	9	AB	R	H	RBI	BB	SO	LOB	BOTTOM										
9 David DeJesus, L (1, 8) OBP: 0.358, SLG: 0.383	G4-3			G4-3				G6-3		5	1	2	3	0	0	0	Minnesota Twins @ Kansas City Royals Kauffman Stadium, Kansas City, MO Wed Sep 12 2007, 1:10 PM CDT Att: 10,102 - Sunny - 73 F										
15 Mark Grudzielanek, R (1, 4) OBP: 0.346, SLG: 0.464	G4-3			L3				G4-3		5	1	1	0	0	0	1											
24 Mark Teahen, L (1, 9) OBP: 0.362, SLG: 0.416								K2-3		4	2	3	1	1	1	0											
16 Billy Butler, R (1, 10) OBP: 0.353, SLG: 0.450	E7			P5				F8		4	0	1	1	0	1	2											
Ross Gload, L (1, 3) OBP: 0.317, SLG: 0.452	SF8			1B				F8		3	0	1	1	0	0	1											
4 Alex Gordon, L (1, 5) OBP: 0.324, SLG: 0.427	K			K				F8		4	0	1	0	0	2	3											
Emil Brown, R (1, 7) OBP: 0.296, SLG: 0.346				WP				F8		4	1	2	0	0	0	2											
Jason Smith, L (1, 6) OBP: 0.242, SLG: 0.353 Esteban German, R (7, PH) OBP: 0.360, SLG: 0.375 1 Tony Pena Jr., R (8, 6) OBP: 0.276, SLG: 0.335	K			K						2	0	0	0	1	2	2											
14 John Buck, R (1, 2) OBP: 0.322, SLG: 0.462	F8									4	1	1	0	0	2	5											
Inning Stats	R: 2 E: 1 K: 1 S: 13	H: 3 LOB: 1 BB: 0 P: 19	R: 1 E: 0 K: 1 S: 17	H: 2 LOB: 1 BB: 0 P: 26	R: 1 E: 0 K: 2 S: 17	H: 3 LOB: 3 BB: 1 P: 27	R: 0 E: 0 K: 1 S: 9	H: 1 LOB: 1 BB: 0 P: 14	R: 0 E: 0 K: 1 S: 11	H: 0 LOB: 1 BB: 0 P: 14	R: 2 E: 0 K: 0 S: 8	H: 2 LOB: 1 BB: 1 P: 16	R: 0 E: 0 K: 2 S: 11	H: 1 LOB: 1 BB: 0 P: 17	R: 0 E: 0 K: 1 S: 7	H: 0 LOB: 0 BB: 0 P: 11		1B: 7 2B: 2 3B: 1 HR: 2	SF: 1 SAC: 0 DP: 0 HBP: 0	WP: 1 PB: 0 SB: 0 CS: 0	PA: 39						
PITCHER	IP	WLS	BF	H	R	ER	SO	BB	IBB	HBP	BLK	WP	HR	S	P	ERA	WHIP										
Carlos Silva, R (1, 1) ERA: 4.44	2.0	L	11	5	3	3	2	0	0	0	0	0	0	30	45	13.50	2.500										
59 Kevin Slowey, R (3, 1) ERA: 5.44	3.1		19	6	3	3	4	2	0	0	0	1	2	41	65	8.10	2.400										
51 Julio DePaula, R (6, 1) ERA: 10.13	0.2		2	0	0	0	0	0	0	0	0	0	0	4	6	0.00	0.000										
15 Glen Perkins, L (7, 1) ERA: 3.65	1.0		4	1	0	0	2	0	0	0	0	0	0	11	17	0.00	1.000										
Carman Call, L (8, 1) ERA: 4.79	1.0		3	0	0	0	1	0	0	0	0	0	0	7	11	0.00	0.000										

AB 34
R 3
H 7
RBI 3
BB 1
SO 9
LOB 11




AB 36
R 6
H 12
RBI 6
BB 2
SO 9
LOB 17



Batter	1	2	3	4	5	6	7	8	9	AB	R	H	RBI	BB	SO	LOB	TOP			
9 David DeJesus, L (1, 8) Justin Huber, R (9, FH)	G4-3		1B			F8			K	3	0	1	0	0	0	0				
15 Mark Grudzielanek, R (1, 4) OBP: 0.343, SLG: 0.420	G5-3		G4-3			K			K	4	0	0	0	0	2	2				
24 Mark Teahen, L (1, 9) OBP: 0.359, SLG: 0.411	K				F7				F7	3	0	0	0	0	1	0				
16 Billy Butler, R (1, 10) OBP: 0.353, SLG: 0.447			G4-6-3 1B			G6-3			K	3	0	1	0	0	1	0				
Ross Gload, L (1, 3) OBP: 0.313, SLG: 0.446			G4-6-3 1-2			F7			K	3	0	0	0	0	1	1				
4 Alex Gordon, L (1, 5) OBP: 0.322, SLG: 0.424	K					F7			K	3	0	0	0	0	2	0				
32 Shane Costa, L (1, 7) OBP: 0.252, SLG: 0.306						P4			F8	3	0	0	0	0	0	0				
Jason Smith, L (1, 6) OBP: 0.242, SLG: 0.358						9 1B			P6	3	0	1	0	0	1	0				
Jason LaRue, R (1, 2) OBP: 0.235, SLG: 0.267						K			K	3	0	0	0	0	3	1				
Inning Stats	R: 0 E: 0 K: 1 S: 8	H: 0 LOB: 0 BB: 0 P: 12	R: 0 E: 0 K: 1 S: 9	H: 1 LOB: 0 BB: 0 P: 13	R: 0 E: 0 K: 1 S: 12	H: 2 LOB: 2 BB: 0 P: 14	R: 0 E: 0 K: 0 S: 8	H: 0 LOB: 0 BB: 0 P: 12	R: 0 E: 0 K: 1 S: 9	H: 0 LOB: 0 BB: 0 P: 14	R: 0 E: 0 K: 2 S: 9	H: 0 LOB: 0 BB: 0 P: 12	R: 0 E: 0 K: 1 S: 7	H: 0 LOB: 0 BB: 0 P: 11	R: 0 E: 0 K: 3 S: 10	H: 0 LOB: 0 BB: 0 P: 12	1B: 2 2B: 1 3B: 0 HR: 0	SF: 0 SAC: 0 DP: 1 HBP: 0	WP: 0 PB: 0 SB: 0 CS: 0	PA: 29
PITCHER	IP	WLS	BF	H	R	ER	SO	BB	IBB	HBP	BLK	WP	HR	S	P	ERA	WHIP			
55 Roberto Hernandez, R (1, 1) ERA: 3.07	8.0	W	26	3	0	0	9	0	0	0	0	0	0	73	103	0.00	0.375			
53 Rafael Perez, L (9, 1) ERA: 1.41	1.0		3	0	0	0	3	0	0	0	0	0	0	10	12	0.00	0.000			

Kansas City Royals @ Cleveland Indians
Jacobs Field, Cleveland, OH
Sat Sep 15 2007, 7:05 PM EDT
Att: 32,111 - Clear - 57 F


AB 29
R 0
H 3
RBI 0
BB 0
SO 12
LOB 4



Batter	1	2	3	4	5	6	7	8	9	AB	R	H	RBI	BB	SO	LOB	BOTTOM			
24 Grady Sizemore, L (1, 8) OBP: 0.387, SLG: 0.462	E3 13 2B	P5				F8				4	1	0	0	1	0	1				
13 Asdrubal Cabrera, S (1, 4) OBP: 0.359, SLG: 0.465	41 G4-3 2B				F7	41 WP BB			K	4	0	1	1	1	2	2				
48 Travis Hafner, L (1, 10) OBP: 0.377, SLG: 0.440	F7				F8				P5	5	1	1	1	0	0	4				
41 Victor Martinez, S (1, 2) OBP: 0.379, SLG: 0.509	G4-3				G3					3	1	1	0	1	0	1				
25 Ryan Garko, R (1, 3) OBP: 0.365, SLG: 0.479																				
29 Josh Barfield, R (8, PR) OBP: 0.273, SLG: 0.326																				
Chris Gomez, R (9, 3) OBP: 0.338, SLG: 0.392																				
2 Jhonny Peralta, R (1, 6) OBP: 0.334, SLG: 0.421	FC5-4 BB																			
2 Jhonny Peralta, R (1, 6) OBP: 0.334, SLG: 0.421	FC5-4 1-2																			
Kenny Lofton, L (1, 7) OBP: 0.370, SLG: 0.410																				
Franklin Gutierrez, R (1, 9) OBP: 0.324, SLG: 0.496																				
Casey Blake, R (1, 5) OBP: 0.337, SLG: 0.431																				
Inning Stats	R: 1 E: 1 K: 0 S: 13	H: 1 LOB: 2 BB: 1 P: 23	R: 0 E: 0 K: 0 S: 12	H: 0 LOB: 1 BB: 1 P: 20	R: 1 E: 0 K: 0 S: 11	H: 2 LOB: 1 BB: 1 P: 19	R: 0 E: 0 K: 1 S: 6	H: 0 LOB: 0 BB: 0 P: 9	R: 0 E: 0 K: 1 S: 8	H: 0 LOB: 2 BB: 2 P: 20	R: 0 E: 0 K: 3 S: 15	H: 1 LOB: 1 BB: 0 P: 23	R: 0 E: 0 K: 1 S: 12	H: 0 LOB: 0 BB: 0 P: 19	R: 4 E: 2 K: 1 S: 15	H: 3 LOB: 2 BB: 2 P: 33	1B: 3 2B: 3 3B: 0 HR: 1	SF: 1 SAC: 0 DP: 0 HBP: 0	WP: 3 PB: 0 SB: 1 CS: 0	PA: 39
PITCHER	IP	WLS	BF	H	R	ER	SO	BB	IBB	HBP	BLK	WP	HR	S	P	ERA	WHIP			
23 Zack Greinke, R (1, 1) ERA: 3.88	5.1	L	25	4	2	1	3	4	1	0	0	0	0	58	103	1.69	1.500			
46 Juan Carlos Oviedo, R (6, 1) ERA: 4.54	0.2		2	0	0	0	2	0	0	0	0	1	0	7	11	0.00	0.000			
41 Jimmy Gobble, L (7, 1) ERA: 3.12	1.0		3	0	0	0	1	0	0	0	0	0	0	12	19	0.00	0.000			
47 Ryan Braun, R (8, 1) ERA: 7.39	1.0		9	3	4	2	1	2	0	0	0	0	0	15	33	18.00	5.000			

Kansas City Royals @ Cleveland Indians
Jacobs Field, Cleveland, OH
Sat Sep 15 2007, 7:05 PM EDT
Att: 32,111 - Clear - 57 F

AB 31
R 6
H 7
RBI 5
BB 7
SO 7
LOB 16

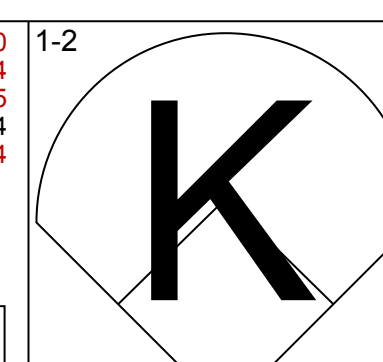
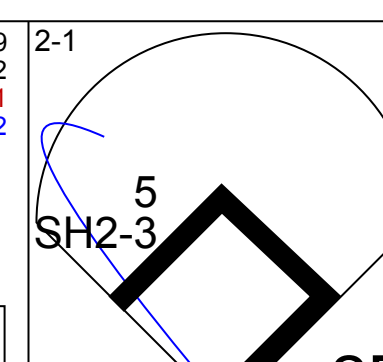
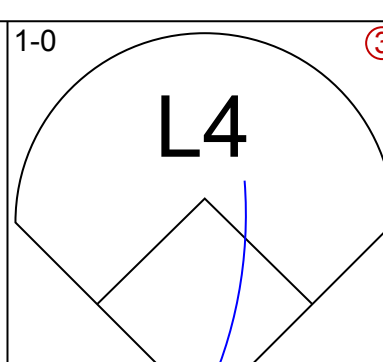
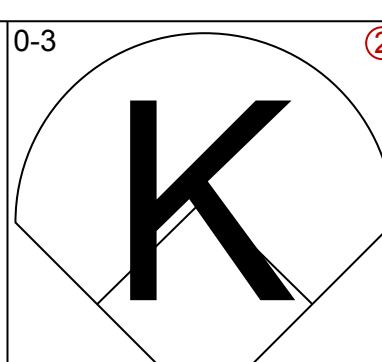
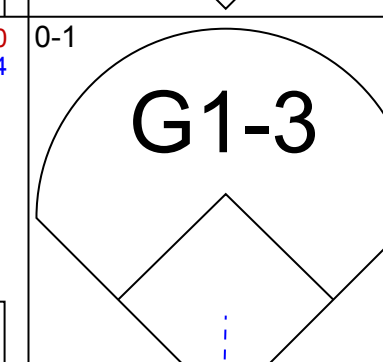
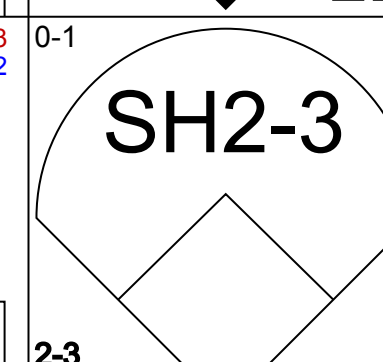
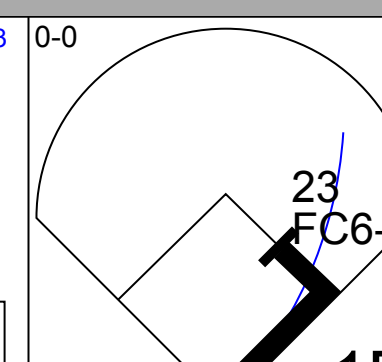
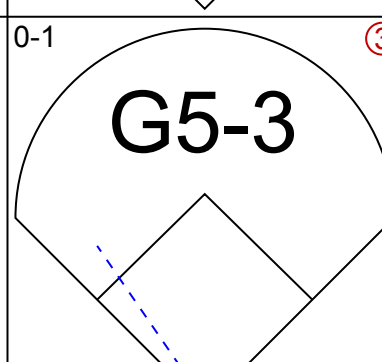
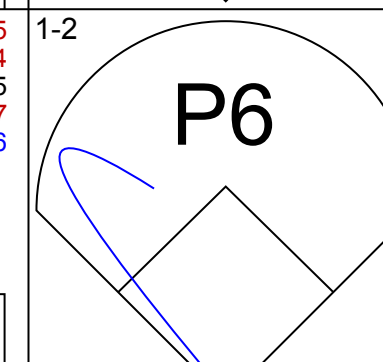
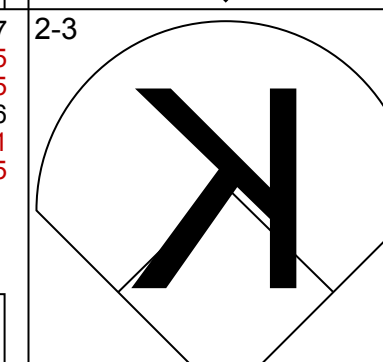
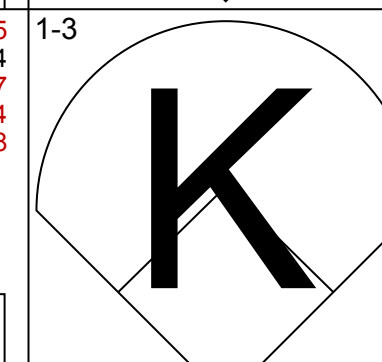
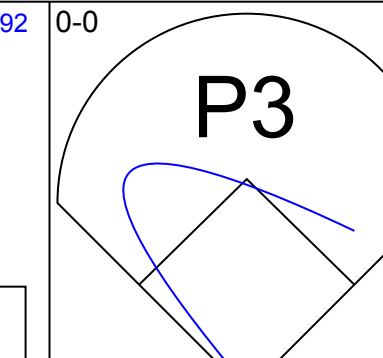
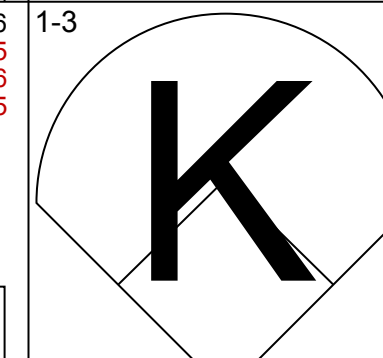
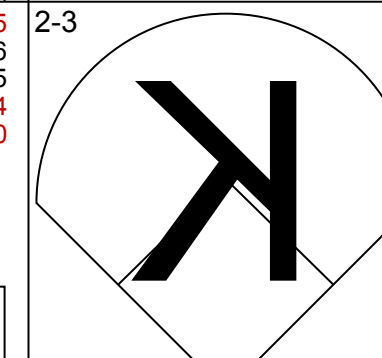

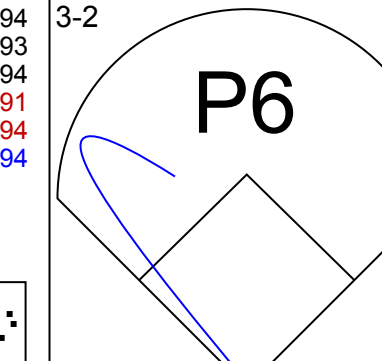
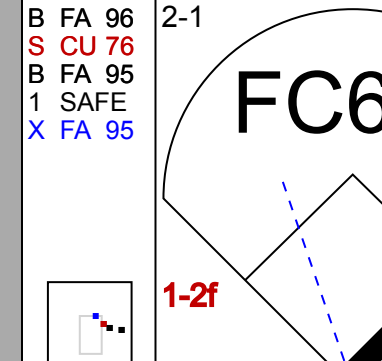

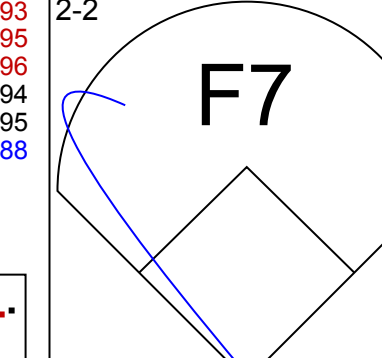
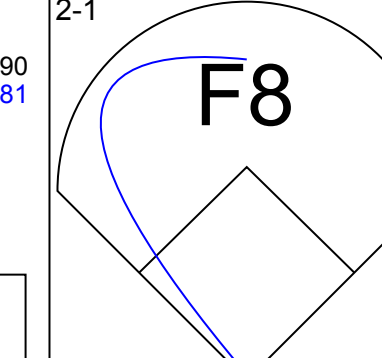
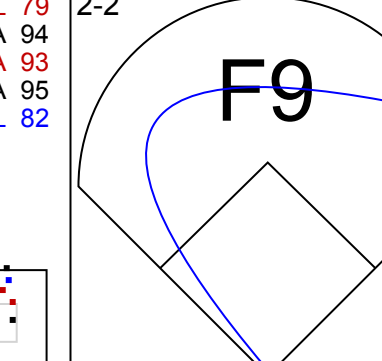
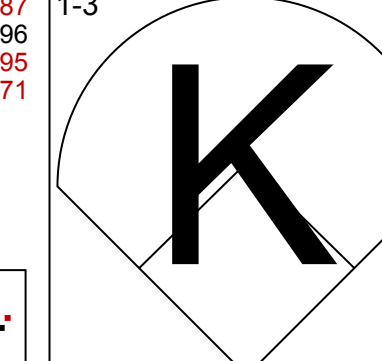
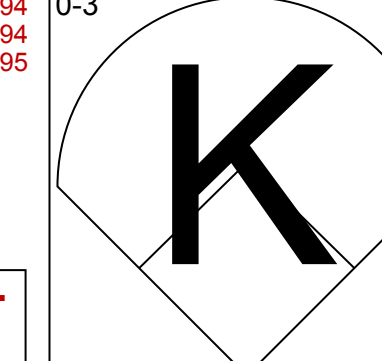
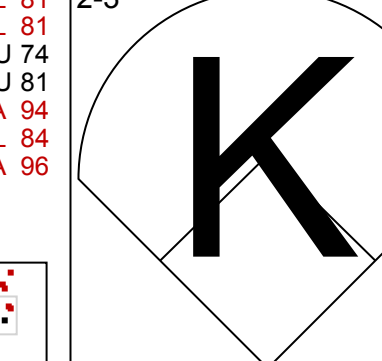
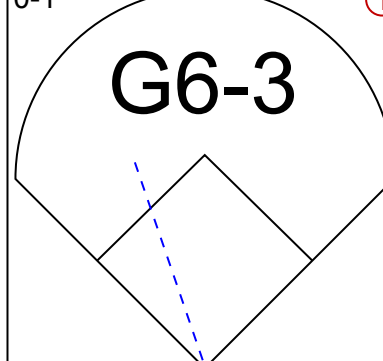
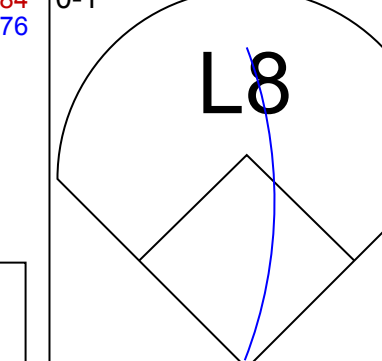
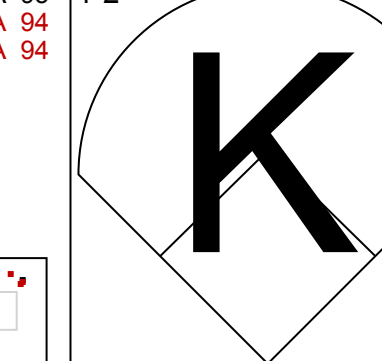
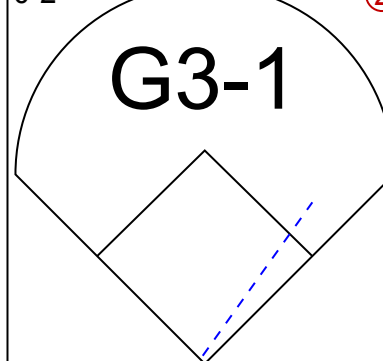
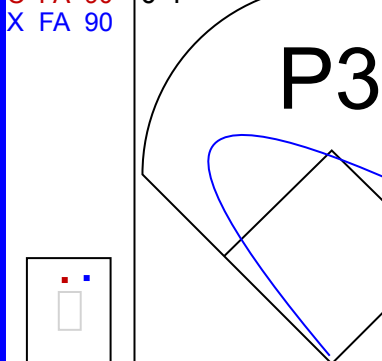


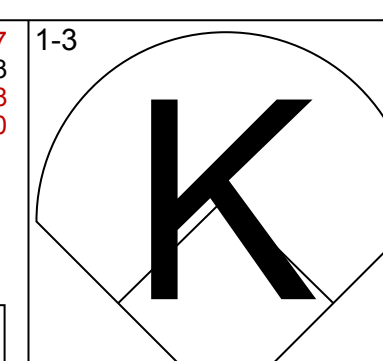
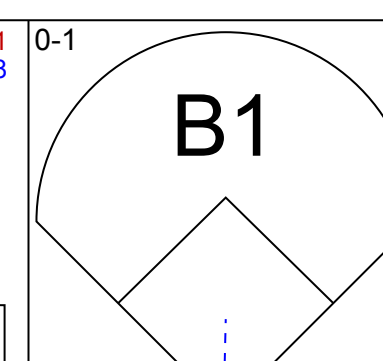
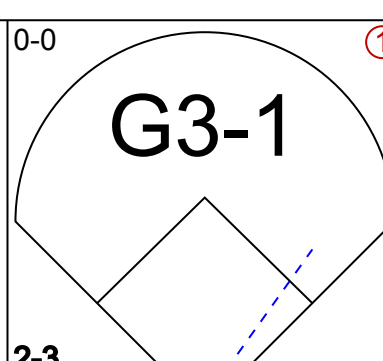
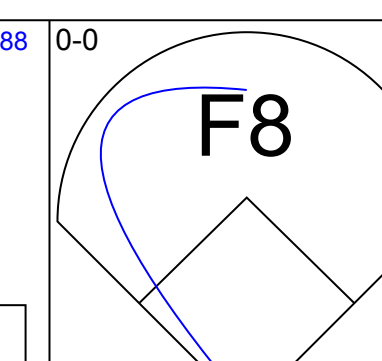
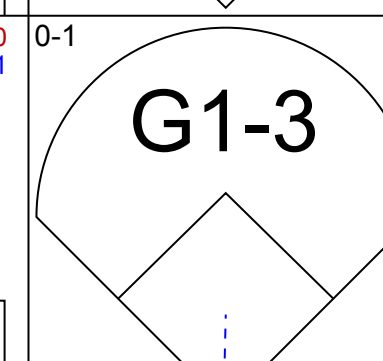
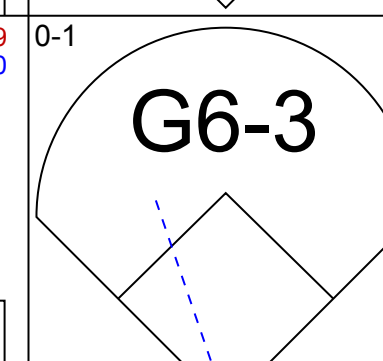
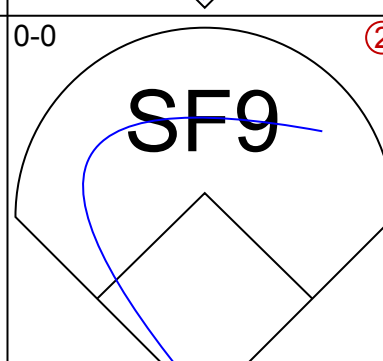
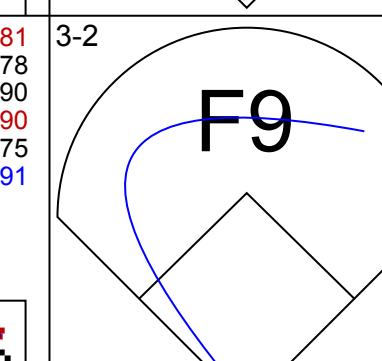
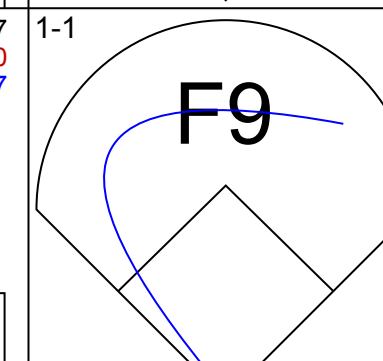
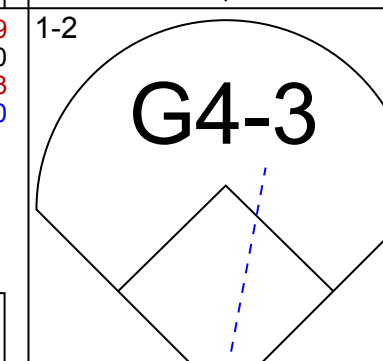
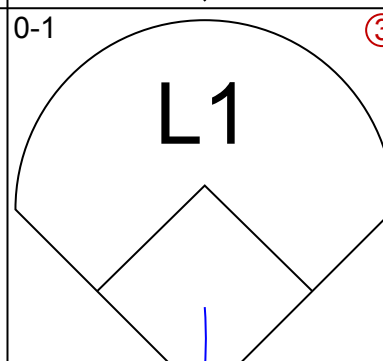
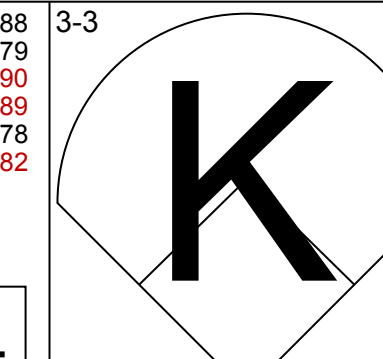
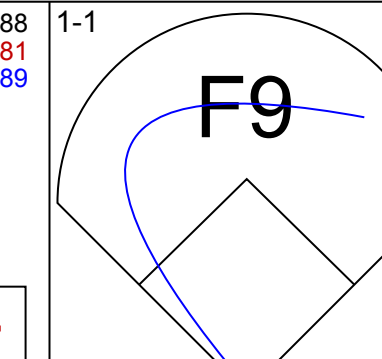
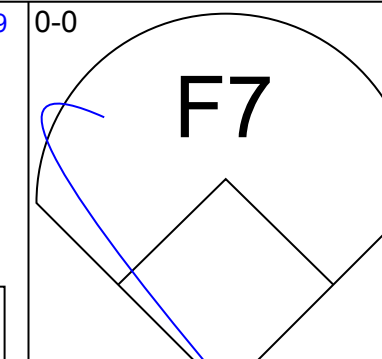
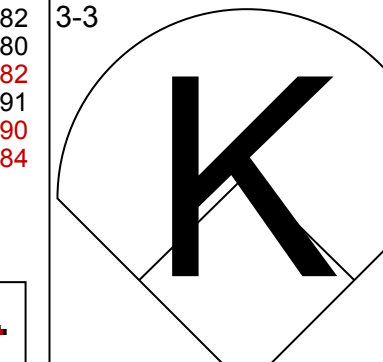
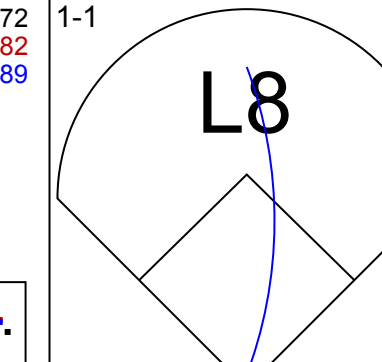
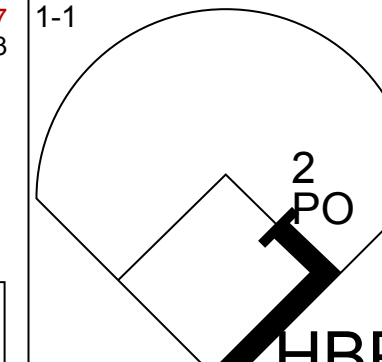
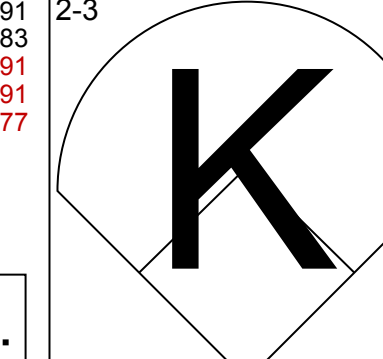
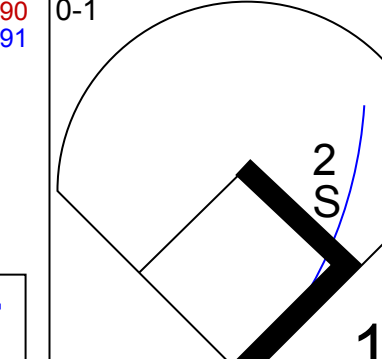
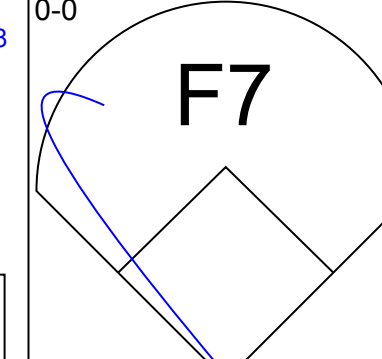
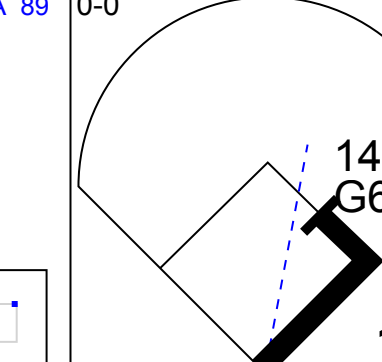
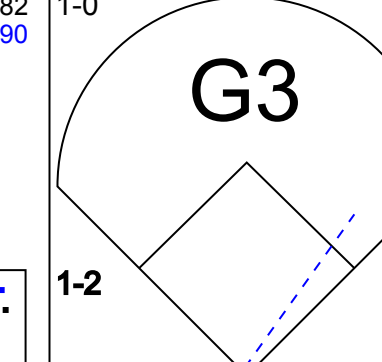
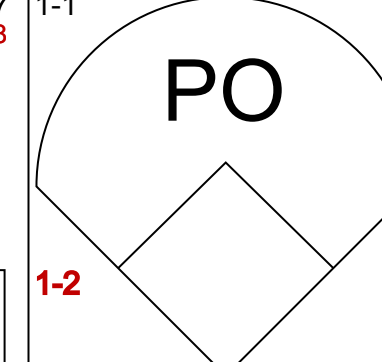
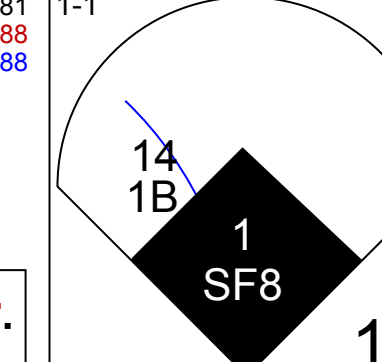
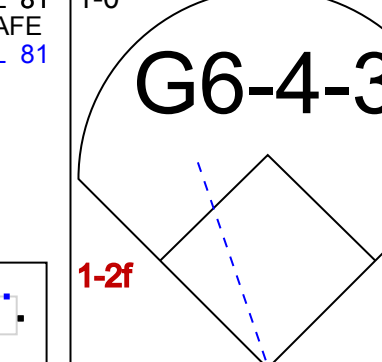
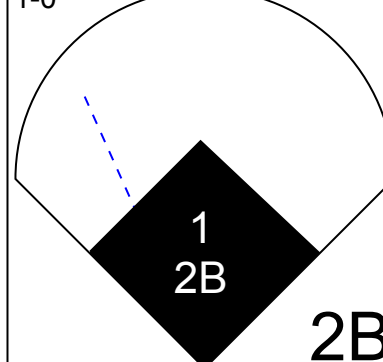
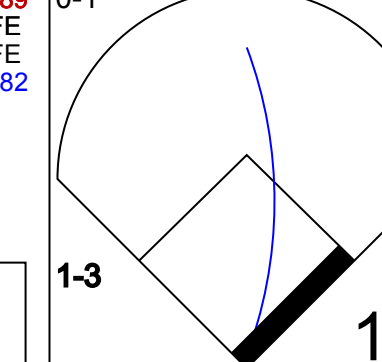
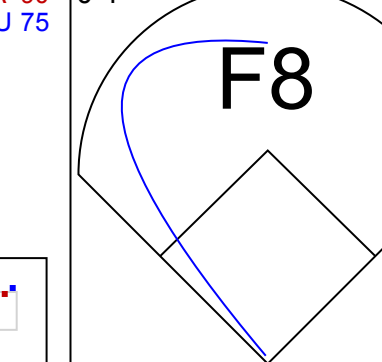
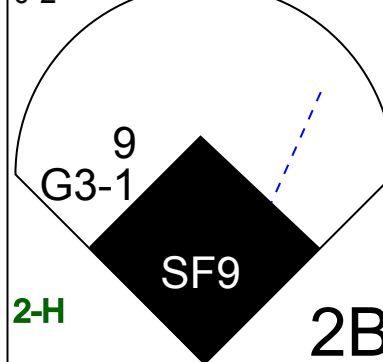
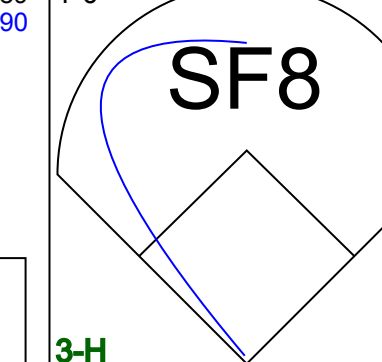
Batter	1	2	3	4	5	6	7	8	9	AB	R	H	RBI	BB	SO	LOB	TOP										
7 Jerry Owens, L OBP: 0.319, SLG: 0.298 Luis Terrero, R OBP: 0.356, SLG: 0.378	G3		K		F8			G6-3		3	0	0	0	0	1	1	Chicago White Sox @ Kansas City Royals Kauffman Stadium, Kansas City, MO Tue Sep 18 2007, 7:10 PM CDT Att: 15,015 - Overcast - 70 F										
22 Josh Fields, R OBP: 0.292, SLG: 0.465	2B			E	FC6-4			F9		3	2	2	0	1	0	0											
25 Jim Thome, L OBP: 0.403, SLG: 0.519	F7			1B	FC6-4			G1-3		3	0	1	0	1	0	1											
23 Jermaine Dye, R OBP: 0.316, SLG: 0.486	G6-3			P3	F9					4	0	0	0	0	1	5											
Darin Erstad, L OBP: 0.307, SLG: 0.329	G6-3			E5	FC6-4					4	0	0	1	0	1	1											
12 A.J. Pierzynski, L OBP: 0.308, SLG: 0.401	F7			L6	G4-3					4	0	0	0	0	0	2											
5 Juan Uribe, R OBP: 0.282, SLG: 0.391	K			L6	K					3	0	0	0	0	2	0											
1 Danny Richar, L OBP: 0.307, SLG: 0.450			K	G3	F7					3	0	1	0	0	1	0											
Alex Cintron, S OBP: 0.277, SLG: 0.322	F7			G3	K					3	0	0	0	0	1	1											
Inning Stats	R: 0 H: 1 E: 0 K: 0 S: 8	H: 1 LOB: 1 BB: 0 P: 12	R: 0 H: 0 E: 0 K: 1 S: 16	H: 0 LOB: 0 BB: 0 P: 22	R: 0 H: 0 E: 0 K: 2 S: 9	H: 0 LOB: 0 BB: 0 P: 12	R: 1 H: 1 E: 1 K: 0 S: 12	H: 1 LOB: 1 BB: 0 P: 20	R: 0 H: 1 E: 0 K: 0 S: 10	H: 1 LOB: 1 BB: 0 P: 12	R: 1 H: 1 E: 0 K: 0 S: 7	H: 1 LOB: 1 BB: 0 P: 12	R: 0 H: 0 E: 0 K: 2 S: 13	H: 0 LOB: 0 BB: 0 P: 18	R: 0 H: 0 E: 0 K: 0 S: 8	H: 0 LOB: 0 BB: 0 P: 17	R: 0 H: 0 E: 0 K: 2 S: 10	H: 0 LOB: 0 BB: 0 P: 10	1B: 1 2B: 3 3B: 0 HR: 0	SF: 0 SAC: 0 DP: 0 HBP: 0	WP: 0 PB: 0 SB: 0 CS: 0	PA: 33					
PITCHER	IP	WLS	BF	H	R	ER	SO	BB	IBB	HBP	BLK	WP	HR	S	P	ERA	WHIP										
55 Gil Meche, R ERA: 3.7	7.0	W	27	4	2	1	5	2	0	0	0	0	0	75	108	1.29	0.857										
41 Jimmy Gobble, L ERA: 3.02	0.1	H	1	0	0	0	0	0	0	0	0	0	0	3	6	0.00	0.000										
57 Joel Peralta, R ERA: 3.94	0.1	H	1	0	0	0	0	0	0	0	0	0	0	2	5	0.00	0.000										
49 John Bale, L ERA: 4.63	0.1	H	1	0	0	0	0	0	0	0	0	0	0	3	6	0.00	0.000										
48 Joakim Soria, R ERA: 2.53	1.0	S	3	0	0	0	2	0	0	0	0	0	0	10	10	0.00	0.000										



Batter	1	2	3	4	5	6	7	8	9	AB	R	H	RBI	BB	SO	LOB	BOTTOM										
9 David DeJesus, L OBP: 0.358, SLG: 0.384	2B	1B		HBP	G6-3					3	1	2	0	0	0	1	Chicago White Sox @ Kansas City Royals Kauffman Stadium, Kansas City, MO Tue Sep 18 2007, 7:10 PM CDT Att: 15,015 - Overcast - 70 F										
15 Mark Grudzielanek, R OBP: 0.343, SLG: 0.419	2B	1B		K	F9					4	1	2	0	0	1	2											
Ross Gload, L OBP: 0.322, SLG: 0.459	2B	G5-3		FC6-4	BB					2	1	1	1	2	0	2											
16 Billy Butler, R OBP: 0.352, SLG: 0.451	1B	G5-3		FC6-4	FC4-6					4	0	1	2	0	0	4											
24 Mark Teahen, L OBP: 0.355, SLG: 0.405	K	G4-3		K2-3	F9					4	0	0	0	0	2	2											
Jason Smith, L OBP: 0.246, SLG: 0.381	K	G5-3		3B	FC6-4					4	0	2	0	0	1	2											
2 Joey Gathright, L OBP: 0.371, SLG: 0.343	K	G5-3		G5-3	P5					4	0	0	0	0	2	3											
14 John Buck, R OBP: 0.314, SLG: 0.446	L3	L3		E6	K					4	0	0	0	0	1	1											
1 Tony Pena Jr., R OBP: 0.277, SLG: 0.335	G1-3	G1-3		SH1	G6-3					3	0	1	0	0	0	0											
Inning Stats	R: 3 H: 4 E: 0 K: 3 S: 19	H: 4 LOB: 1 BB: 0 P: 25	R: 0 H: 2 E: 0 K: 0 S: 9	H: 2 LOB: 2 BB: 0 P: 13	R: 0 H: 1 E: 0 K: 0 S: 12	H: 1 LOB: 1 BB: 0 P: 15	R: 0 H: 0 E: 1 K: 1 S: 11	H: 0 LOB: 3 BB: 1 P: 18	R: 0 H: 1 E: 0 K: 2 S: 11	H: 1 LOB: 1 BB: 0 P: 13	R: 0 H: 1 E: 0 K: 0 S: 7	H: 1 LOB: 0 BB: 0 P: 14	R: 0 H: 0 E: 0 K: 0 S: 5	H: 0 LOB: 1 BB: 1 P: 11	R: 0 H: 0 E: 0 K: 1 S: 7	H: 0 LOB: 0 BB: 0 P: 10	1B: 6 2B: 2 3B: 1 HR: 0	SF: 0 SAC: 1 DP: 1 HBP: 1	WP: 0 PB: 0 SB: 0 CS: 0	PA: 36							
PITCHER	IP	WLS	BF	H	R	ER	SO	BB	IBB	HBP	BLK	WP	HR	S	P	ERA	WHIP										
34 Gavin Floyd, R ERA: 5.65	6.0	L	29	3	3	3	6	1	0	1	0	0	0	69	98	4.50	1.667										
Mike Myers, L ERA: 3.78	1.1		5	0	0	0	1	1	0	0	0	0	0	8	14	0.00	0.750										
43 Ehren Wassermann, R ERA: 2.45	0.2		2	0	0	0	0	0	0	0	0	0	0	4	7	0.00	0.000										



Batter	1	2	3	4	5	6	7	8	9	AB	R	H	RBI	BB	SO	LOB	TOP										
7 Jerry Owens, L (1,8) OBP: 0.318, SLG: 0.301										4	0	1	0	0	2	0	Chicago White Sox @ Kansas City Royals Kauffman Stadium, Kansas City, MO Thu Sep 20 2007, 1:10 PM CDT Att: 10,264 - Partly Cloudy - 86 F										
5 Juan Uribe, R (1,6) OBP: 0.292, SLG: 0.396										3	0	1	0	0	0	0											
25 Jim Thome, L (1,10) OBP: 0.403, SLG: 0.534										3	0	0	0	0	2	2											
14 Paul Konerko, R (1,3)										3	0	0	0	0	2	2											
23 Jermaine Dye, R (1,9) OBP: 0.316, SLG: 0.483										3	0	0	0	0	0	1											
Scott Podsednik, L (1,7) OBP: 0.302, SLG: 0.349										3	0	0	0	0	1	0											
26 Andy González, R (1,5) OBP: 0.283, SLG: 0.254										3	0	0	0	0	2	0											
1 Danny Richar, L (1,4) OBP: 0.300, SLG: 0.436										3	0	0	0	0	1	0											
Toby Hall, R (1,2) OBP: 0.219, SLG: 0.235										2	0	0	0	0	1	0											
12 A.J. Pierzynski, L (9,PH) OBP: 0.307, SLG: 0.399										1	0	0	0	0	0	0											
Inning Stats	R: 0 E: 0 K: 1 S: 10	H: 0 LOB: 0 BB: 0 P: 12	R: 0 E: 0 K: 1 S: 9	H: 0 LOB: 0 BB: 0 P: 9	R: 0 E: 0 K: 2 S: 11	H: 0 LOB: 0 BB: 0 P: 16	R: 0 E: 0 K: 2 S: 11	H: 1 LOB: 1 BB: 0 P: 16	R: 0 E: 0 K: 1 S: 10	H: 0 LOB: 0 BB: 0 P: 16	R: 0 E: 0 K: 0 S: 7	H: 0 LOB: 0 BB: 0 P: 8	R: 0 E: 0 K: 2 S: 10	H: 1 LOB: 1 BB: 0 P: 15	R: 0 E: 0 K: 1 S: 7	H: 0 LOB: 0 BB: 0 P: 9	R: 0 E: 0 K: 1 S: 7	H: 0 LOB: 0 BB: 0 P: 7	1B: 1 2B: 1 3B: 0 HR: 0	SF: 0 SAC: 1 DP: 0 HBP: 0	WP: 0 PB: 0 SB: 0 CS: 0	PA: 29					
PITCHER																											
23 Zack Greinke, R (1,1) ERA: 3.62	IP: 8.0	WLS: W	BF: 26	H: 2	R: 0	ER: 0	SO: 10	BB: 0	IBB: 0	HBP: 0	BLK: 0	WP: 0	HR: 0	S: 75	P: 101	ERA: 0.00	WHIP: 0.250										
48 Joakim Soria, R (9,1) ERA: 2.49	IP: 1.0	WLS: S	BF: 3	H: 0	R: 0	ER: 0	SO: 1	BB: 0	IBB: 0	HBP: 0	BLK: 0	WP: 0	HR: 0	S: 7	P: 7	ERA: 0.00	WHIP: 0.000										

Batter	1	2	3	4	5	6	7	8	9	AB	R	H	RBI	BB	SO	LOB	BOTTOM										
9 David DeJesus, L (1,8) OBP: 0.357, SLG: 0.381										4	0	0	0	0	1	2	Chicago White Sox @ Kansas City Royals Kauffman Stadium, Kansas City, MO Thu Sep 20 2007, 1:10 PM CDT Att: 10,264 - Partly Cloudy - 86 F										
Esteban German, R (1,4) OBP: 0.355, SLG: 0.370										3	0	0	1	0	0	1											
Ross Gload, L (1,3) OBP: 0.314, SLG: 0.448										3	0	0	0	0	0	0											
Mike Sweeney, R (1,10) OBP: 0.317, SLG: 0.417										3	0	0	0	0	1	0											
4 Alex Gordon, L (1,5) OBP: 0.323, SLG: 0.431										2	0	0	0	0	1	0											
Emil Brown, R (1,9) OBP: 0.299, SLG: 0.348										3	0	1	0	0	1	1											
2 Joey Gathright, L (1,7) OBP: 0.370, SLG: 0.343										3	1	2	0	0	0	1											
14 John Buck, R (1,2) OBP: 0.316, SLG: 0.451										3	1	2	0	0	0	1											
1 Tony Pena Jr., R (1,6) OBP: 0.277, SLG: 0.337										2	1	1	2	0	0	0											
Inning Stats	R: 0 E: 0 K: 1 S: 7	H: 0 LOB: 0 BB: 0 P: 9	R: 0 E: 0 K: 3 S: 9	H: 0 LOB: 0 BB: 0 P: 17	R: 0 E: 0 K: 0 S: 4	H: 1 LOB: 0 BB: 0 P: 5	R: 0 E: 0 K: 0 S: 7	H: 0 LOB: 0 BB: 0 P: 8	R: 0 E: 0 K: 0 S: 7	H: 1 LOB: 1 BB: 0 P: 10	R: 2 E: 0 K: 0 S: 8	H: 2 LOB: 0 BB: 0 P: 9	R: 0 E: 0 K: 0 S: 4	H: 0 LOB: 0 BB: 0 P: 6	R: 1 E: 0 K: 0 S: 9	H: 2 LOB: 1 BB: 0 P: 14		R: 0 E: 0 K: 0 S: 9	H: 0 LOB: 0 BB: 0 P: 14	1B: 4 2B: 2 3B: 0 HR: 0	SF: 2 SAC: 0 DP: 1 HBP: 1	WP: 0 PB: 0 SB: 1 CS: 0	PA: 30				
PITCHER																											
Jon Garland, R (1,1) ERA: 4.42	IP: 8.0	WLS: L	BF: 29	H: 6	R: 3	ER: 3	SO: 4	BB: 0	IBB: 0	HBP: 1	BLK: 0	WP: 0	HR: 0	S: 55	P: 78	ERA: 3.38	WHIP: 0.750										

Batter	1	2	3	4	5	6	7	8	9	AB	R	H	RBI	BB	SO	LOB	TOP			
9 David DeJesus, L (1,8) OBP: 0.355, SLG: 0.379	P2	G6-3			F7			SH1-3		3	0	0	0	0	0	1	Kansas City Royals @ Detroit Tigers Comerica Park, Detroit, MI Fri Sep 21 2007, 7:05 PM EDT Att. 40,117 - Clear - 77 F			
15 Mark Grudzielanek, R (1,4) OBP: 0.337, SLG: 0.411	F9		G6-3		G6-4-3			K		4	0	0	0	0	1	2				
24 Mark Teahen, L (1,9) OBP: 0.354, SLG: 0.409	16 1B		16 1B			K		F8		4	2	2	0	0	1	1				
16 Billy Butler, R (1,10) OBP: 0.352, SLG: 0.449					F9			G4-3		4	0	2	2	0	0	0				
Ross Gload, L (1,3) OBP: 0.314, SLG: 0.446	F8		G6-4-3			K		FC4 1B		4	0	1	0	0	1	2				
4 Alex Gordon, L (1,5) OBP: 0.323, SLG: 0.429		HR			G3			K		4	1	1	0	0	2	1				
Jason Smith, L (1,6) OBP: 0.245, SLG: 0.397					K2-3			FC4		2	1	1	2	0	1	0				
Esteban German, R (7,PH) OBP: 0.354, SLG: 0.368		HR								2	0	0	0	0	1	1				
14 John Buck, R (1,2) OBP: 0.314, SLG: 0.447		P3			K			G6-3		3	0	0	0	0	1	0				
2 Joey Gathright, L (1,7) OBP: 0.370, SLG: 0.340		G6-3						E7 SH1-3		2	0	0	0	1	0	0				
Inning Stats	R: 1 E: 0 K: 0 S: 10	H: 2 LOB: 1 BB: 0 P: 13	R: 2 E: 0 K: 0 S: 9	H: 2 LOB: 0 BB: 0 P: 13	R: 1 E: 0 K: 0 S: 10	H: 2 LOB: 0 BB: 0 P: 18	R: 0 E: 0 K: 3 S: 10	H: 0 LOB: 0 BB: 0 P: 14	R: 0 E: 0 K: 2 S: 9	H: 0 LOB: 0 BB: 0 P: 12	R: 0 E: 0 K: 1 S: 6	H: 0 LOB: 0 BB: 0 P: 8	R: 0 E: 1 K: 1 S: 11	H: 0 LOB: 1 BB: 0 P: 13	R: 0 E: 0 K: 1 S: 11	H: 1 LOB: 1 BB: 0 P: 15	1B: 4 2B: 1 3B: 1 HR: 1	SF: 0 SAC: 1 DP: 2 HBP: 0	WP: 0 PB: 0 SB: 0 CS: 0	PA: 34
PITCHER	IP WLS BF H R ER SO BB IBB HBP BLK WP HR S P ERA WHIP	IP WLS BF H R ER SO BB IBB HBP BLK WP HR S P ERA WHIP	IP WLS BF H R ER SO BB IBB HBP BLK WP HR S P ERA WHIP	IP WLS BF H R ER SO BB IBB HBP BLK WP HR S P ERA WHIP	IP WLS BF H R ER SO BB IBB HBP BLK WP HR S P ERA WHIP	IP WLS BF H R ER SO BB IBB HBP BLK WP HR S P ERA WHIP	IP WLS BF H R ER SO BB IBB HBP BLK WP HR S P ERA WHIP	IP WLS BF H R ER SO BB IBB HBP BLK WP HR S P ERA WHIP	IP WLS BF H R ER SO BB IBB HBP BLK WP HR S P ERA WHIP	IP WLS BF H R ER SO BB IBB HBP BLK WP HR S P ERA WHIP	IP WLS BF H R ER SO BB IBB HBP BLK WP HR S P ERA WHIP	IP WLS BF H R ER SO BB IBB HBP BLK WP HR S P ERA WHIP	IP WLS BF H R ER SO BB IBB HBP BLK WP HR S P ERA WHIP	IP WLS BF H R ER SO BB IBB HBP BLK WP HR S P ERA WHIP	IP WLS BF H R ER SO BB IBB HBP BLK WP HR S P ERA WHIP	IP WLS BF H R ER SO BB IBB HBP BLK WP HR S P ERA WHIP	IP WLS BF H R ER SO BB IBB HBP BLK WP HR S P ERA WHIP			
Jair Jurrjens, R (1,1) ERA: 3.9	2.1	13	6	4	4	0	0	0	0	0	0	0	0	0	0	0	15.43	2.571		
Tim Lincecum, L (3,1) ERA: 3.35	4.0	11	0	0	0	5	1	0	0	0	0	0	0	0	0	0	0.00	0.250		
56 Fernando Rodney, R (7,1) ERA: 4.1	1.2	6	0	0	0	2	0	0	0	0	0	0	0	0	0	0	0.00	0.000		
59 Todd Jones, R (9,1) ERA: 4.26	1.0	4	1	0	0	1	0	0	0	0	0	0	0	0	0	0	0.00	1.000		

Batter	1	2	3	4	5	6	7	8	9	AB	R	H	RBI	BB	SO	LOB	BOTTOM			
28 Curtis Granderson, L (1,8) OBP: 0.357, SLG: 0.548	G5-3				G5-3			F8		4	0	2	0	0	0	2	Kansas City Royals @ Detroit Tigers Comerica Park, Detroit, MI Fri Sep 21 2007, 7:05 PM EDT Att. 40,117 - Clear - 77 F			
14 Placido Polanco, R (1,4) OBP: 0.392, SLG: 0.466	G4-6-3				G5-3			G5-3		4	0	2	0	0	0	1				
3 Gary Sheffield, R (1,10) OBP: 0.382, SLG: 0.473	P3				G6-3			L7		3	0	0	0	1	0	3				
30 Magglio Ordonez, R (1,9) OBP: 0.426, SLG: 0.581					G4-3			G5-4-3		4	1	2	0	0	0	2				
9 Carlos Guillen, S (1,6) OBP: 0.357, SLG: 0.497					P5			G4-3		4	0	0	0	0	2	2				
Ivan Rodriguez, R (1,2) OBP: 0.291, SLG: 0.421					G5-4-3			FC6 1B		4	2	2	0	0	0	2				
19 Timo Perez, L (1,7) ERA: 4.5					G4-3			G5-3		1	1	0	0	1	0	0				
33 Marcus Thames, R (6,PH) OBP: 0.272, SLG: 0.465					G4-3			G5-3		2	0	0	0	0	1	2				
27 Brent Cleven, R (9,7) OBP: 0.125, SLG: 0.125					HR			G5-3		0	0	0	0	0	0	0				
Sean Casey, L (1,3) OBP: 0.348, SLG: 0.389					F7			G5-3		3	1	2	3	0	0	0				
39 Ramon Santiago, S (9,6) OBP: 0.333, SLG: 0.404					F7			G5-3		0	0	0	0	0	0	0				
15 Brandon Inge, R (1,5) OBP: 0.320, SLG: 0.385					F8			G4-3		3	0	1	2	0	0	0				
Inning Stats	R: 0 E: 0 K: 0 S: 7	H: 1 LOB: 0 BB: 0 P: 13	R: 0 E: 0 K: 0 S: 4	H: 1 LOB: 0 BB: 0 P: 9	R: 0 E: 0 K: 0 S: 8	H: 0 LOB: 0 BB: 0 P: 12	R: 0 E: 0 K: 0 S: 8	H: 1 LOB: 1 BB: 0 P: 10	R: 3 E: 0 K: 1 S: 20	H: 4 LOB: 2 BB: 1 P: 33	R: 2 E: 1 K: 2 S: 18	H: 3 LOB: 2 BB: 0 P: 22	R: 0 E: 0 K: 0 S: 6	H: 0 LOB: 0 BB: 1 P: 11	R: 0 E: 0 K: 0 S: 7	H: 1 LOB: 0 BB: 0 P: 11	1B: 8 2B: 2 3B: 0 HR: 1	SF: 0 SAC: 0 DP: 3 HBP: 0	WP: 0 PB: 0 SB: 0 CS: 0	PA: 34
PITCHER	IP WLS BF H R ER SO BB IBB HBP BLK WP HR S P ERA WHIP	IP WLS BF H R ER SO BB IBB HBP BLK WP HR S P ERA WHIP	IP WLS BF H R ER SO BB IBB HBP BLK WP HR S P ERA WHIP	IP WLS BF H R ER SO BB IBB HBP BLK WP HR S P ERA WHIP	IP WLS BF H R ER SO BB IBB HBP BLK WP HR S P ERA WHIP	IP WLS BF H R ER SO BB IBB HBP BLK WP HR S P ERA WHIP	IP WLS BF H R ER SO BB IBB HBP BLK WP HR S P ERA WHIP	IP WLS BF H R ER SO BB IBB HBP BLK WP HR S P ERA WHIP	IP WLS BF H R ER SO BB IBB HBP BLK WP HR S P ERA WHIP	IP WLS BF H R ER SO BB IBB HBP BLK WP HR S P ERA WHIP	IP WLS BF H R ER SO BB IBB HBP BLK WP HR S P ERA WHIP	IP WLS BF H R ER SO BB IBB HBP BLK WP HR S P ERA WHIP	IP WLS BF H R ER SO BB IBB HBP BLK WP HR S P ERA WHIP	IP WLS BF H R ER SO BB IBB HBP BLK WP HR S P ERA WHIP	IP WLS BF H R ER SO BB IBB HBP BLK WP HR S P ERA WHIP	IP WLS BF H R ER SO BB IBB HBP BLK WP HR S P ERA WHIP	IP WLS BF H R ER SO BB IBB HBP BLK WP HR S P ERA WHIP			
Billy Buckner, R (1,1) ERA: 4.5	5.0	21	7	3	3	1	1	0	0	0	0	0	0	0	0	0	5.40	1.600		
46 Juan Carlos Oviedo, R (6,1) ERA: 4.5	0.1	3	1	2	0	1	0	0	0	0	0	0	0	0	0	0	0.00	3.000		
49 John Bale, L (6,1) ERA: 4.5	0.2	4	2	0	0	1	0	0	0	0	0	0	0	0	0	0	0.00	3.000		
57 Joel Peralta, R (7,1) ERA: 3.89	1.0	3	0	0	0	0	1	0	0	0	0	0	0	0	0	0	0.00	1.000		
David Riske, R (8,1) ERA: 2.38	1.0	3	1	0	0	0	0	0	0	0	0	0	0	0	0	0	0.00	1.000		

AB	32
R	4
H	7
RBI	4
BB	1
SO	8
LOB	8



AB	32
R	5
H	11
RBI	5
BB	2
SO	3
LOB	14



Batter	1	2	3	4	5	6	7	8	9	AB	R	H	RBI	BB	SO	LOB	TOP										
Esteban German, R (1, 7) OBP: 0.395, SLG: 0.370 9 David DeJesus, L (7, 8) OBP: 0.356, SLG: 0.384										3	2	1	0	1	0	2											
15 Mark Grudzielanek, R (1, 4) OBP: 0.342, SLG: 0.420										5	3	4	2	0	1	0											
16 Billy Butler, R (1, 3) OBP: 0.397, SLG: 0.451 Ross Gload, L (7, PR) OBP: 0.316, SLG: 0.446										3	0	2	0	1	0	2											
Mike Sweeney, R (1, 10) OBP: 0.319, SLG: 0.417										5	1	2	2	0	1	4											
24 Mark Teahen, L (1, 8) OBP: 0.351, SLG: 0.405										5	0	0	0	0	1	7											
Emil Brown, R (1, 9) OBP: 0.303, SLG: 0.350										4	0	2	2	1	1	0											
4 Alex Gordon, L (1, 5) OBP: 0.320, SLG: 0.425										5	0	0	0	0	0	4											
Jason LaRue, R (1, 2) OBP: 0.242, SLG: 0.275										4	0	0	0	0	3	1											
1 Tony Pena Jr., R (1, 6) OBP: 0.277, SLG: 0.337										4	0	1	0	0	2	0											
Inning Stats	R: 3 H: 3 E: 1 K: 0 S: 15	H: 3 LOB: 1 BB: 0 P: 24	R: 2 H: 2 E: 0 K: 2 S: 10	H: 2 LOB: 2 BB: 2 P: 20	R: 0 H: 0 E: 0 K: 1 S: 7	H: 0 LOB: 0 BB: 0 P: 9	R: 0 H: 0 E: 0 K: 1 S: 6	H: 0 LOB: 0 BB: 0 P: 9	R: 0 H: 1 E: 0 K: 1 S: 7	H: 2 LOB: 2 BB: 0 P: 12	R: 0 H: 2 E: 0 K: 1 S: 10	H: 3 LOB: 2 BB: 1 P: 15	R: 1 H: 2 E: 0 K: 1 S: 11	H: 2 LOB: 2 BB: 1 P: 21	R: 0 H: 0 E: 0 K: 2 S: 12	H: 0 LOB: 0 BB: 0 P: 18	1B: 9 2B: 3 3B: 1 HR: 0	SF: 0 SAC: 0 DP: 2 HBP: 0	WP: 0 PB: 0 SB: 0 CS: 0	PA: 43							
PITCHER	IP	WLS	BF	H	R	ER	SO	BB	IBB	HBP	BLK	WP	HR	S	P	ERA	WHIP										
Kenny Rogers, L (1, 1) ERA: 4.26	6.0	L	28	8	5	3	6	2	0	0	0	0	0	55	90	4.50	1.667										
Jason Grilli, R (7, 1) ERA: 4.91	0.0		3	3	1	1	0	0	0	0	0	0	0	3	5	∞	∞										
44 Bobby Seay, L (7, 1) ERA: 2.42	1.0		3	0	0	0	0	0	1	0	0	0	0	4	10	0.00	0.000										
31 Zach Miner, R (8, 1) ERA: 3.1	1.0		6	2	1	1	1	0	1	0	0	0	0	11	21	9.00	2.000										
50 Clay Rapada, L (9, 1) ERA: 11.57	1.0		3	0	0	0	2	0	0	0	0	0	0	12	18	0.00	0.000										

Kansas City Royals @ Detroit Tigers
Comerica Park, Detroit, MI
Sat Sep 22 2007, 7:05 PM EDT
Att: 41,792 - Clear - 72 F

livebaseballscorecards.com

AB 39
R 7
H 13
RBI 6
BB 4
SO 9
LOB 20

Batter	1	2	3	4	5	6	7	8	9	AB	R	H	RBI	BB	SO	LOB	BOTTOM										
28 Curtis Granderson, L (1, 8) OBP: 0.359, SLG: 0.555										5	2	3	1	0	0	3											
14 Placido Polanco, R (1, 4) OBP: 0.385, SLG: 0.462										5	0	0	0	0	1	2											
3 Gary Sheffield, R (1, 10) OBP: 0.381, SLG: 0.469										4	0	0	0	1	2	1											
30 Magglio Ordonez, R (1, 9) OBP: 0.429, SLG: 0.585										5	0	4	1	0	0	2											
9 Carlos Guillen, S (1, 6) OBP: 0.355, SLG: 0.496										5	1	1	0	0	0	4											
Ivan Rodriguez, R (1, 2) OBP: 0.283, SLG: 0.422										4	1	2	0	0	0	0											
19 Timo Perez, L (1, 7) OBP: 0.469, SLG: 0.587 25 Ryan Raburn, R (8, PH) OBP: 0.338, SLG: 0.468										3	0	2	2	0	0	0											
Sean Casey, L (1, 3) OBP: 0.351, SLG: 0.394										4	0	3	0	0	0	0											
15 Brandon Inge, R (1, 5) OBP: 0.317, SLG: 0.382										4	0	0	0	0	2	4											
Inning Stats	R: 1 H: 2 E: 1 K: 0 S: 11	H: 2 LOB: 1 BB: 0 P: 20	R: 0 H: 0 E: 0 K: 0 S: 5	H: 0 LOB: 0 BB: 0 P: 6	R: 0 H: 1 E: 0 K: 0 S: 10	H: 1 LOB: 1 BB: 1 P: 18	R: 2 H: 4 E: 0 K: 0 S: 12	H: 4 LOB: 1 BB: 0 P: 17	R: 0 H: 1 E: 0 K: 1 S: 9	H: 1 LOB: 1 BB: 0 P: 14	R: 0 H: 2 E: 0 K: 1 S: 22	H: 2 LOB: 2 BB: 0 P: 29	R: 0 H: 1 E: 0 K: 1 S: 9	H: 1 LOB: 1 BB: 0 P: 12	R: 0 H: 2 E: 0 K: 1 S: 13	H: 2 LOB: 1 BB: 0 P: 18	R: 1 H: 2 E: 1 K: 1 S: 12	H: 2 LOB: 1 BB: 0 P: 17	1B: 9 2B: 5 3B: 0 HR: 1	SF: 0 SAC: 0 DP: 1 HBP: 0	WP: 3 PB: 0 SB: 0 CS: 0	PA: 41					
PITCHER	IP	WLS	BF	H	R	ER	SO	BB	IBB	HBP	BLK	WP	HR	S	P	ERA	WHIP										
28 Kyle Davies, R (1, 1) ERA: 5.92	5.1	W	25	9	3	3	1	1	0	0	0	1	0	16	20	0.00	1.500										
49 John Bale, L (6, 1) ERA: 4.45	0.2	H	3	1	0	0	1	0	0	0	0	0	0	12	15	0.00	2.000										
57 Joel Peralta, R (7, 1) ERA: 3.84	1.0	H	5	2	0	0	1	0	0	0	0	0	0	10	15	0.00	1.000										
41 Jimmy Gobble, L (8, 1) ERA: 2.96	1.0		3	1	0	0	1	0	0	0	0	1	0	10	15	0.00	1.000										
48 Joakim Soria, R (9, 1) ERA: 2.59	1.0		5	2	1	1	1	0	0	0	0	0	0	12	17	9.00	2.000										

Kansas City Royals @ Detroit Tigers
Comerica Park, Detroit, MI
Sat Sep 22 2007, 7:05 PM EDT
Att: 41,792 - Clear - 72 F

livebaseballscorecards.com

AB 40
R 4
H 15
RBI 4
BB 1
SO 5
LOB 17

Batter	1	2	3	4	5	6	7	8	9	AB	R	H	RBI	BB	SO	LOB	TOP					
9 David DeJesus, L (1,8) OBP: 0.355, SLG: 0.381										4	0	0	0	0	2	0	Kansas City Royals @ Detroit Tigers Comerica Park, Detroit, MI Sun Sep 23 2007, 1:05 PM EDT Att: 40,068 - Sunny - 79 F					
2 Joey Gathright, L (1,7) Emil Brown, R (7,PH) OBP: 0.301, SLG: 0.348										3	0	1	0	0	0	0						
Ross Gload, L (1,3) OBP: 0.317, SLG: 0.443										4	0	1	0	0	1	3						
16 Billy Butler, R (1,10) OBP: 0.356, SLG: 0.458										4	1	1	1	0	0	4						
24 Mark Teahen, L (1,9) OBP: 0.352, SLG: 0.408										4	1	2	0	0	2	0						
4 Alex Gordon, L (1,5) OBP: 0.321, SLG: 0.423										2	0	0	0	2	1	1						
14 John Buck, R (1,2) OBP: 0.313, SLG: 0.444										4	0	1	0	0	0	4						
Jason Smith, L (1,4) OBP: 0.245, SLG: 0.393										4	0	1	1	0	1	3						
1 Tony Pena Jr, R (1,6) Craig Brazell, L (9,PH) OBP: 0.275, SLG: 0.335 OBP: 0.667, SLG: 0.500										3	0	0	0	0	1	3						
										1	0	0	0	0	1	0						
Inning Stats	R: 0 E: 0 K: 1 S: 11	H: 0 LOB: 0 BB: 0 P: 15	R: 1 E: 0 K: 2 S: 14	H: 1 LOB: 1 BB: 0 P: 23	R: 0 E: 0 K: 0 S: 13	H: 1 LOB: 2 BB: 0 P: 18	R: 0 E: 0 K: 2 S: 13	H: 2 LOB: 2 BB: 0 P: 17	R: 0 E: 0 K: 0 S: 10	H: 0 LOB: 1 BB: 0 P: 14	R: 1 E: 0 K: 1 S: 8	H: 1 LOB: 1 BB: 1 P: 17	R: 0 E: 0 K: 2 S: 11	H: 1 LOB: 1 BB: 0 P: 13	R: 0 E: 0 K: 0 S: 11	H: 1 LOB: 1 BB: 0 P: 15	R: 0 E: 1 K: 2 S: 13	H: 0 LOB: 1 BB: 0 P: 18	1B: 5 2B: 1 3B: 0 HR: 1	SF: 0 SAC: 0 DP: 0 HBP: 2	WP: 0 PB: 0 SB: 0 CS: 0	PA: 39
PITCHER	IP WLS BF H R ER SO BB IBB HBP BLK WP HR S P ERA WHIP																					
35 Justin Verlander, R (1,1) ERA: 3.68	6.0 W 27 5 2 2 6 2 0 2 1 0 1 69 104 3.00 1.167																					
44 Bobby Seay, L (7,1) ERA: 2.35	1.1 6 2 0 0 2 0 0 0 0 0 0 0 18 21 0.00 1.500																					
54 Joel Zumaya, R (8,1) ERA: 4.41	1.2 6 0 0 0 2 0 0 0 0 0 0 0 17 25 0.00 0.000																					

Batter	1	2	3	4	5	6	7	8	9	AB	R	H	RBI	BB	SO	LOB	BOTTOM					
Cameron Maybin, R (1,8) OBP: 0.220, SLG: 0.283										4	0	0	0	0	2	2	Kansas City Royals @ Detroit Tigers Comerica Park, Detroit, MI Sun Sep 23 2007, 1:05 PM EDT Att: 40,068 - Sunny - 79 F					
14 Placido Polanco, R (1,4) OBP: 0.390, SLG: 0.462										4	1	2	0	0	1	1						
25 Ryan Raburn, R (1,9) OBP: 0.343, SLG: 0.500										4	2	2	2	0	1	1						
9 Carlos Guillen, S (1,10) OBP: 0.355, SLG: 0.494										4	1	1	1	0	1	1						
33 Marcus Thames, R (1,7) 27 Brent Clevlen, R (9,7) OBP: 0.275, SLG: 0.489 OBP: 0.125, SLG: 0.125										4	2	2	3	0	1	0						
Mike Hessman, R (1,3) OBP: 0.283, SLG: 0.404										3	0	0	0	1	0	0						
15 Brandon Inge, R (1,5) OBP: 0.316, SLG: 0.380										3	0	0	0	0	2	1						
Mike Rabelo, S (1,2) OBP: 0.285, SLG: 0.323										3	0	0	0	0	1	1						
39 Ramon Santiago, S (1,6) OBP: 0.333, SLG: 0.390										2	1	0	0	0	0	0						
Inning Stats	R: 4 E: 0 K: 1 S: 27	H: 4 LOB: 1 BB: 1 P: 42	R: 1 E: 2 K: 2 S: 12	H: 1 LOB: 1 BB: 0 P: 18	R: 1 E: 0 K: 0 S: 9	H: 1 LOB: 0 BB: 0 P: 12	R: 0 E: 0 K: 0 S: 3	H: 0 LOB: 0 BB: 0 P: 9	R: 0 E: 0 K: 1 S: 8	H: 0 LOB: 0 BB: 0 P: 12	R: 0 E: 0 K: 2 S: 10	H: 0 LOB: 0 BB: 0 P: 15	R: 0 E: 0 K: 1 S: 5	H: 0 LOB: 0 BB: 0 P: 7	R: 1 E: 0 K: 1 S: 10	H: 1 LOB: 0 BB: 0 P: 15		R: 1 E: 0 K: 1 S: 10	H: 1 LOB: 0 BB: 0 P: 15	1B: 3 2B: 1 3B: 0 HR: 3	SF: 0 SAC: 0 DP: 1 HBP: 1	WP: 2 PB: 0 SB: 0 CS: 0
PITCHER	IP WLS BF H R ER SO BB IBB HBP BLK WP HR S P ERA WHIP																					
Jorge De La Rosa, L (1,1) ERA: 5.64	1.0 L 8 4 4 4 1 1 27 42 36.00 5.000																					
44 Luke Hochevar, R (2,1) ERA: 0.93	3.1 13 2 2 1 3 0 0 0 1 0 1 1 29 47 2.70 0.600																					
46 Juan Carlos Oviedo, R (5,1) ERA: 4.31	3.2 12 1 1 1 4 0 0 0 0 0 0 1 28 41 2.46 0.273																					

Batter	1	2	3	4	5	6	7	8	9	AB	R	H	RBI	BB	SO	LOB	TOP								
9 David DeJesus, L (1, 8) OBP: 0.354, SLG: 0.379										3	0	0	0	1	1	2	Kansas City Royals @ Baltimore Orioles Oriole Park at Camden Yards, Baltimore, MD Mon Sep 24 2007, 7:05 PM EDT Att: 15,769 - Clear - 83 F								
Esteban German, R (1, 4) OBP: 0.357, SLG: 0.375										4	1	2	0	0	1	4									
Ross Gload, L (1, 3) OBP: 0.313, SLG: 0.439 15 Mark Grudzielanek, R (8, PH) OBP: 0.343, SLG: 0.428										3	0	0	0	0	0	4									
16 Billy Butler, R (1, 10) OBP: 0.352, SLG: 0.452										4	0	0	0	0	2	2									
24 Mark Teahen, L (1, 9) OBP: 0.355, SLG: 0.413										4	0	3	1	0	0	0									
4 Alex Gordon, L (1, 5) OBP: 0.319, SLG: 0.420										4	0	0	0	0	0	3									
14 John Buck, R (7, PR) Justin Huber, R (7, 2) Jason LaRue, R (7, 2) 32 Shane Costa, L (9, PH) OBP: 0.264, SLG: 0.310										3	0	1	0	0	0	1									
2 Joey Gathright, L (1, 7) OBP: 0.374, SLG: 0.340										0	0	0	0	2	0	0									
1 Tony Pena Jr., R (7, PH) Jason Smith, L (7, 6) OBP: 0.241, SLG: 0.387										2	0	1	0	0	0	1									
										2	0	0	0	0	1	3									
Inning Stats	R: 0 E: 0 K: 1 S: 6	H: 1 LOB: 1 BB: 0 P: 10	R: 0 E: 0 K: 0 S: 5	H: 0 LOB: 0 BB: 0 P: 11	R: 0 E: 0 K: 1 S: 9	H: 1 LOB: 2 BB: 1 P: 15	R: 0 E: 0 K: 1 S: 8	H: 1 LOB: 1 BB: 0 P: 13	R: 0 E: 0 K: 0 S: 8	H: 0 LOB: 0 BB: 1 P: 14	R: 1 E: 0 K: 1 S: 19	H: 2 LOB: 1 BB: 0 P: 29	R: 0 E: 0 K: 1 S: 7	H: 1 LOB: 2 BB: 1 P: 14	R: 1 E: 0 K: 0 S: 7	H: 2 LOB: 0 BB: 0 P: 11	R: 0 E: 0 K: 0 S: 10	H: 1 LOB: 1 BB: 0 P: 15	1B: 6 2B: 2 3B: 0 HR: 1	SF: 0 SAC: 3 DP: 1 HBP: 0	WP: 0 PB: 0 SB: 0 CS: 1	PA: 37			
PITCHER	IP	WLS	BF	H	R	ER	SO	BB	IBB	HBP	BLK	WP	HR	S	P	ERA	WHIP								
40 Daniel Cabrera, R (1, 1) ERA: 5.36	7.0		29	6	1	1	5	2	1	0	0	0	0	62	106	1.29	1.143								
32 Jamie Walker, L (8, 1) ERA: 3.34	1.0	W	4	2	1	1	0	0	0	0	0	0	1	7	11	9.00	2.000								
Chad Bradford, R (9, 1) ERA: 3.41	1.0	S	4	1	0	0	0	0	0	0	0	0	0	10	15	0.00	1.000								

Batter	1	2	3	4	5	6	7	8	9	AB	R	H	RBI	BB	SO	LOB	BOTTOM								
1 Brian Roberts, S (1, 4) OBP: 0.380, SLG: 0.438										3	0	0	0	1	1	0	Kansas City Royals @ Baltimore Orioles Oriole Park at Camden Yards, Baltimore, MD Mon Sep 24 2007, 7:05 PM EDT Att: 15,769 - Clear - 83 F								
6 Melvin Mora, R (1, 5) OBP: 0.345, SLG: 0.425										4	0	2	1	0	0	0									
21 Nick Markakis, L (1, 9) OBP: 0.355, SLG: 0.477										4	1	1	1	0	2	3									
Miguel Tejada, R (1, 6) OBP: 0.357, SLG: 0.450										4	0	2	0	0	0	0									
Kevin Millar, R (1, 10) OBP: 0.364, SLG: 0.420										4	0	0	0	0	0	3									
17 Aubrey Huff, L (1, 3) OBP: 0.332, SLG: 0.437										3	0	0	0	0	1	1									
Ramon Hernandez, R (1, 2) OBP: 0.330, SLG: 0.367										3	1	1	0	0	1	1									
Jay Payton, R (1, 7) OBP: 0.286, SLG: 0.352										3	0	0	0	0	0	1									
Tike Redman, L (1, 8) OBP: 0.348, SLG: 0.477										3	1	1	1	0	0	0									
Inning Stats	R: 0 E: 0 K: 1 S: 15	H: 2 LOB: 2 BB: 0 P: 21	R: 0 E: 0 K: 1 S: 6	H: 0 LOB: 0 BB: 0 P: 9	R: 0 E: 0 K: 1 S: 9	H: 0 LOB: 0 BB: 0 P: 14	R: 0 E: 0 K: 1 S: 9	H: 0 LOB: 0 BB: 0 P: 15	R: 2 E: 1 K: 1 S: 18	H: 3 LOB: 2 BB: 1 P: 28	R: 0 E: 0 K: 0 S: 9	H: 1 LOB: 1 BB: 0 P: 14	R: 0 E: 0 K: 0 S: 5	H: 0 LOB: 0 BB: 0 P: 7	R: 1 E: 0 K: 0 S: 13	H: 1 LOB: 0 BB: 0 P: 16		R: 0 E: 0 K: 0 S: 10	H: 1 LOB: 0 BB: 0 P: 15	1B: 5 2B: 1 3B: 0 HR: 1	SF: 0 SAC: 0 DP: 0 HBP: 0	WP: 1 PB: 0 SB: 0 CS: 0	PA: 32		
PITCHER	IP	WLS	BF	H	R	ER	SO	BB	IBB	HBP	BLK	WP	HR	S	P	ERA	WHIP								
55 Gil Meche, R (1, 1) ERA: 3.69	8.0	L	32	7	3	3	5	1	0	0	0	1	1	84	124	3.38	1.000								

AB	31
R	2
H	9
RBI	2
BB	3
SO	5
LOB	20



AB	31
R	3
H	7
RBI	3
BB	1
SO	5
LOB	9



Batter	1	2	3	4	5	6	7	8	9	AB	R	H	RBI	BB	SO	LOB	TOP					
9 David DeJesus, L (1, 8) OBP: 0.354, SLG: 0.378	G4-3		1B			F9		F9		4	0	1	0	0	0	0	Kansas City Royals @ Chicago White Sox U.S. Cellular Field, Chicago, IL Wed Sep 26 2007, 8:11 PM EDT Att: 32,091 - Clear - 60 F livebaseballscorecards.com					
15 Mark Grudzielanek, R (1, 4) OBP: 0.341, SLG: 0.424	G5-3		G5-3			1B		G6-3		4	0	1	0	0	0	2						
24 Mark Teahen, L (1, 9) OBP: 0.355, SLG: 0.411	F7					1B		F7		4	0	1	0	0	0	1						
16 Billy Butler, R (1, 3) OBP: 0.348, SLG: 0.447		F8				F7		L8		4	0	0	0	0	0	2						
Mike Sweeney, R (1, 10) OBP: 0.317, SLG: 0.409		F7				G4-3		P4		3	0	0	0	0	0	1						
Emil Brown, R (1, 7) OBP: 0.301, SLG: 0.346		G5-3				G5-3		L7		3	0	0	0	0	0	1						
4 Alex Gordon, L (1, 5) OBP: 0.315, SLG: 0.414			G6-3			L1		G4-3		3	0	0	0	0	0	0						
14 John Buck, R (1, 2) OBP: 0.315, SLG: 0.441			BB			BB		K		1	0	0	0	2	1	0						
1 Tony Pena Jr., R (1, 6) OBP: 0.280, SLG: 0.349			K			F9		B5-3		3	0	0	0	0	1	2						
Inning Stats	R: 0 E: 0 K: 0 S: 8	H: 0 LOB: 0 BB: 0 P: 9	R: 0 E: 0 K: 0 S: 4	H: 0 LOB: 0 BB: 0 P: 6	R: 0 E: 0 K: 1 S: 14	H: 1 LOB: 2 BB: 1 P: 23	R: 0 E: 0 K: 0 S: 4	H: 1 LOB: 1 BB: 0 P: 6	R: 0 E: 0 K: 0 S: 12	H: 0 LOB: 0 BB: 1 P: 16	R: 0 E: 0 K: 0 S: 9	H: 1 LOB: 1 BB: 0 P: 14	R: 0 E: 0 K: 0 S: 7	H: 0 LOB: 0 BB: 0 P: 10	R: 0 E: 0 K: 1 S: 8	H: 0 LOB: 0 BB: 0 P: 11	R: 0 E: 0 K: 0 S: 8	H: 0 LOB: 0 BB: 0 P: 11	1B: 3 2B: 0 3B: 0 HR: 0	SF: 0 SAC: 0 DP: 0 HBP: 0	WP: 0 PB: 0 SB: 0 CS: 1	PA: 31
PITCHER Jon Garland, R (1, 1) ERA: 4.23	IP: 9.0 WLS: W BF: 31 H: 3 R: 0 ER: 0 SO: 2 BB: 2 IBB: 0 HBP: 0 BLK: 0 WP: 0 HR: 0 S: 74 P: 106 ERA: 0.00 WHIP: 0.556																					

Batter	1	2	3	4	5	6	7	8	9	AB	R	H	RBI	BB	SO	LOB	BOTTOM					
7 Jerry Owens, L (1, 8) OBP: 0.327, SLG: 0.315	F7		BB			1B		G4-3		4	0	2	0	0	0	0	Kansas City Royals @ Chicago White Sox U.S. Cellular Field, Chicago, IL Wed Sep 26 2007, 8:11 PM EDT Att: 32,091 - Clear - 60 F livebaseballscorecards.com					
22 Josh Fields, R (1, 5) OBP: 0.309, SLG: 0.483	K		K			K		G5-3		4	0	0	0	0	3	2						
25 Jim Thome, L (1, 10) OBP: 0.405, SLG: 0.552	HR					K		K		3	2	1	1	1	2	1						
14 Paul Konerko, R (1, 3) OBP: 0.349, SLG: 0.481	G5-3					P4		K		3	0	0	0	0	1	1						
23 Jermaine Dye, R (1, 9) OBP: 0.316, SLG: 0.489		G6-4-3	BB			HR		L4		3	1	2	2	0	0	0						
Scott Podsednik, L (1, 7) OBP: 0.306, SLG: 0.367		G6-4-3	BB			2B		K		2	0	1	0	1	1	0						
5 Juan Uribe, R (1, 6) OBP: 0.281, SLG: 0.394		G6-4-3				1B		G6-3		3	0	1	0	0	0	2						
1 Danny Richar, L (1, 4) OBP: 0.286, SLG: 0.414		K				K		F7		3	0	0	0	0	2	2						
Toby Hall, R (1, 2) OBP: 0.205, SLG: 0.220			P2			G5-3		G6-3		3	0	0	0	0	0	0						
Inning Stats	R: 1 E: 0 K: 1 S: 9	H: 1 LOB: 0 BB: 0 P: 11	R: 0 E: 0 K: 1 S: 10	H: 1 LOB: 1 BB: 1 P: 17	R: 0 E: 0 K: 1 S: 15	H: 1 LOB: 0 BB: 0 P: 21	R: 2 E: 0 K: 1 S: 17	H: 3 LOB: 1 BB: 1 P: 31	R: 0 E: 0 K: 2 S: 10	H: 0 LOB: 0 BB: 0 P: 13	R: 0 E: 0 K: 2 S: 10	H: 0 LOB: 0 BB: 0 P: 14	R: 0 E: 0 K: 0 S: 7	H: 0 LOB: 0 BB: 0 P: 10	R: 0 E: 0 K: 1 S: 7	H: 0 LOB: 0 BB: 0 P: 12	R: 0 E: 0 K: 1 S: 7	H: 0 LOB: 0 BB: 0 P: 12	1B: 4 2B: 1 3B: 0 HR: 2	SF: 0 SAC: 0 DP: 1 HBP: 0	WP: 0 PB: 0 SB: 2 CS: 1	PA: 30
PITCHER 23 Zack Greinke, R (1, 1) ERA: 3.69 31 Brandon Duckworth, R (6, 1) ERA: 4.53	IP: 5.0 WLS: L BF: 21 H: 7 R: 3 ER: 3 SO: 6 BB: 2 IBB: 0 HBP: 0 BLK: 0 WP: 0 HR: 2 S: 61 P: 93 ERA: 5.40 WHIP: 1.800																					

Batter	1	2	3	4	5	6	7	8	9	AB	R	H	RBI	BB	SO	LOB	TOP					
9 David DeJesus, L (1, 8) OBP: 0.353, SLG: 0.376	FC4-6 BB		E6 24 LG		G4-6-3			F9		3	0	0	0	1	0	1						
Esteban German, R (1, 4) OBP: 0.355, SLG: 0.374	FC4-6		K		G6-3			G4-3 16 G6-3		4	0	1	0	0	1	2						
24 Mark Teahen, L (1, 9) OBP: 0.353, SLG: 0.409 Craig Brazzell, L (9, PH) OBP: 0.500, SLG: 0.333	F7		L6		G6-3			G4-3		3	0	0	0	0	0	2						
16 Billy Butler, R (1, 10) OBP: 0.344, SLG: 0.441	F9				K			G6-3		4	0	0	0	0	2	2						
Ross Gload, L (1, 3) OBP: 0.315, SLG: 0.435		4 1B BB						L5		3	0	1	0	1	0	1						
4 Alex Gordon, L (1, 5) OBP: 0.325, SLG: 0.413					F7			F7		3	0	1	0	0	0	1						
Jason Smith, L (1, 6) OBP: 0.236, SLG: 0.379					K			G3-1		3	0	0	0	0	2	3						
14 John Buck, R (1, 2) OBP: 0.313, SLG: 0.437			K					K		3	0	0	0	0	3	2						
2 Joey Gathright, L (1, 7) OBP: 0.370, SLG: 0.341			K					F8		3	0	0	0	0	1	3						
Inning Stats	R: 0 H: 0 E: 0 K: 0 S: 8	H: 0 LOB: 1 BB: 1 P: 14	R: 0 H: 1 E: 0 K: 3 S: 17	H: 1 LOB: 2 BB: 1 P: 26	R: 0 H: 0 E: 1 K: 1 S: 11	H: 0 LOB: 0 BB: 0 P: 18	R: 0 H: 1 E: 0 K: 2 S: 11	H: 1 LOB: 1 BB: 0 P: 14	R: 0 H: 0 E: 0 K: 1 S: 7	H: 0 LOB: 0 BB: 0 P: 10	R: 0 H: 0 E: 0 K: 1 S: 8	H: 0 LOB: 0 BB: 0 P: 15	R: 0 H: 0 E: 0 K: 0 S: 10	H: 0 LOB: 0 BB: 0 P: 13	R: 0 H: 0 E: 0 K: 1 S: 8	H: 0 LOB: 1 BB: 0 P: 11	R: 0 H: 1 E: 0 K: 0 S: 9	H: 1 LOB: 1 BB: 0 P: 9	1B: 3 2B: 1 3B: 0 HR: 0	SF: 0 SAC: 0 DP: 2 HBP: 0	WP: 0 PB: 1 SB: 0 CS: 0	PA: 32
PITCHER	IP	WLS	BF	H	R	ER	SO	BB	IBB	HBP	BLK	WP	HR	S	P	ERA	WHIP					
41 Lance Broadway, R (1, 1) ERA: 0.87	6.0	W	22	2	0	0	8	2	0	0	0	0	0	62	97	0.00	0.667					
37 Matt Thornton, L (7, 1) ERA: 4.72	2.0		6	0	0	0	1	0	0	0	0	0	0	18	24	0.00	0.000					
45 Bobby Jenks, R (9, 1) ERA: 2.81	1.0		4	1	0	0	0	0	0	0	0	0	0	9	9	0.00	1.000					

Kansas City Royals @ Chicago White Sox
 U.S. Cellular Field, Chicago, IL
 Thu Sep 27 2007, 8:11 PM EDT
 Att: 34,477 - Clear - 70 F
livebaseballscorecards.com

AB	30
R	0
H	3
RBI	0
BB	2
SO	9
LOB	18



Batter	1	2	3	4	5	6	7	8	9	AB	R	H	RBI	BB	SO	LOB	BOTTOM					
7 Jerry Owens, L (1, 8) OBP: 0.325, SLG: 0.313	G6-3		K					F7		5	0	1	0	0	2	2						
22 Josh Fields, R (1, 5) OBP: 0.310, SLG: 0.481					F7			P6		4	1	1	0	1	0	3						
25 Jim Thome, L (1, 10) OBP: 0.408, SLG: 0.551 55 Donny Lucy, R (6, PH) OBP: 0.182, SLG: 0.182					F7					1	2	0	0	3	0	0						
14 Paul Konerko, R (1, 3) OBP: 0.350, SLG: 0.486 26 Andy González, R (8, 3) OBP: 0.292, SLG: 0.250										3	2	1	3	1	1	1						
23 Jermaine Dye, R (1, 9) OBP: 0.315, SLG: 0.486 Luis Terrero, R (7, PH) OBP: 0.356, SLG: 0.386										0	0	0	0	0	0	0						
23 Jermaine Dye, R (1, 9) OBP: 0.315, SLG: 0.486 Luis Terrero, R (7, PH) OBP: 0.356, SLG: 0.386										3	0	0	0	0	1	0						
12 A.J. Pierzynski, L (1, 2) OBP: 0.305, SLG: 0.403										1	1	1	2	0	0	0						
Scott Podsednik, L (1, 7) OBP: 0.309, SLG: 0.374										4	2	2	0	0	0	1						
5 Juan Uribe, R (1, 6) OBP: 0.283, SLG: 0.396										4	1	2	1	0	0	1						
1 Danny Richar, L (1, 4) OBP: 0.290, SLG: 0.415										2	1	1	1	1	0	1						
Inning Stats	R: 3 H: 2 E: 0 K: 1 S: 15	H: 2 LOB: 0 BB: 1 P: 26	R: 1 H: 1 E: 0 K: 1 S: 9	H: 1 LOB: 0 BB: 0 P: 14	R: 0 H: 0 E: 0 K: 1 S: 6	H: 0 LOB: 0 BB: 0 P: 9	R: 2 H: 4 E: 1 K: 0 S: 10	H: 4 LOB: 2 BB: 0 P: 16	R: 0 H: 0 E: 0 K: 1 S: 8	H: 0 LOB: 0 BB: 1 P: 13	R: 0 H: 0 E: 0 K: 0 S: 7	H: 0 LOB: 0 BB: 0 P: 11	R: 4 H: 2 E: 0 K: 0 S: 19	H: 2 LOB: 1 BB: 3 P: 37	R: 0 H: 1 E: 0 K: 2 S: 13	H: 1 LOB: 2 BB: 1 P: 20	R: 0 H: 1 E: 0 K: 2 S: 13	H: 1 LOB: 2 BB: 1 P: 20	1B: 6 2B: 3 3B: 0 HR: 1	SF: 1 SAC: 0 DP: 1 HBP: 0	WP: 0 PB: 0 SB: 0 CS: 0	PA: 39
PITCHER	IP	WLS	BF	H	R	ER	SO	BB	IBB	HBP	BLK	WP	HR	S	P	ERA	WHIP					
Billy Buckner, R (1, 1) ERA: 5.25	6.0	L	26	7	6	6	4	2	0	0	0	0	0	55	89	9.00	1.500					
Jorge De La Rosa, L (7, 1) ERA: 5.82	0.2		5	0	3	3	0	3	0	0	0	0	0	9	22	40.50	4.500					
David Riske, R (7, 1) ERA: 2.47	1.1		8	3	1	1	2	1	0	0	0	0	0	23	35	6.75	3.000					

Kansas City Royals @ Chicago White Sox
 U.S. Cellular Field, Chicago, IL
 Thu Sep 27 2007, 8:11 PM EDT
 Att: 34,477 - Clear - 70 F
livebaseballscorecards.com

AB	32
R	10
H	10
RBI	9
BB	6
SO	6
LOB	11



Batter	1	2	3	4	5	6	7	8	9	AB	R	H	RBI	BB	SO	LOB	TOP			
24 Grady Sizemore, L (1, 8) OBP: 0.390, SLG: 0.462 12 Ben Francisco, R (3, 9) OBP: 0.303, SLG: 0.500											1	0	0	0	1	0	1	<p>Cleveland Indians @ Kansas City Royals Kauffman Stadium, Kansas City, MO</p> <p>Sun Sep 30 2007, 1:10 PM CDT Att: 19,104 - Partly Cloudy - 82 F</p>		
13 Asdrúbal Cabrera, S (1, 6) OBP: 0.354, SLG: 0.451 11 Luis Rivas, R (3, PR) OBP: 0.273, SLG: 0.727											1	0	0	0	1	0	1			
48 Travis Hafner, L (1, 10) OBP: 0.385, SLG: 0.451 20 David Delucci, L (5, PH) OBP: 0.296, SLG: 0.382											2	0	1	2	0	0	1			
25 Ryan Garko, R (1, 3) OBP: 0.359, SLG: 0.483 29 Josh Barfield, R (3, 4) OBP: 0.270, SLG: 0.324											2	0	0	0	1	2	0			
Franklin Gutierrez, R (1, 9) OBP: 0.318, SLG: 0.472										4	1	1	0	0	1	1				
Casey Blake, R (1, 5) OBP: 0.339, SLG: 0.437 30 Andy Marte, R (3, 5) OBP: 0.233, SLG: 0.316										1	0	1	0	0	0	0				
Chris Gomez, R (1, 4) OBP: 0.325, SLG: 0.374										4	0	0	1	0	0	2				
Jason Michaels, R (1, 7) OBP: 0.324, SLG: 0.397										3	1	1	0	1	0	0				
10 Kelly Shoppach, R (1, 2) OBP: 0.310, SLG: 0.472										3	1	2	0	0	1	0				
Inning Stats	R: 0 E: 0 K: 0 S: 7	H: 0 LOB: 0 BB: 1 P: 13	R: 0 E: 0 K: 0 S: 11	H: 1 LOB: 1 BB: 0 P: 17	R: 2 E: 0 K: 1 S: 10	H: 2 LOB: 2 BB: 1 P: 21	R: 1 E: 1 K: 0 S: 17	H: 3 LOB: 3 BB: 1 P: 32	R: 0 E: 0 K: 1 S: 9	H: 0 LOB: 0 BB: 0 P: 10	R: 0 E: 0 K: 1 S: 9	H: 0 LOB: 0 BB: 0 P: 13	R: 0 E: 0 K: 2 S: 13	H: 1 LOB: 1 BB: 0 P: 17	R: 1 E: 0 K: 0 S: 10	H: 2 LOB: 1 BB: 0 P: 17	1B: 5 2B: 4 3B: 0 HR: 0		SF: 0 SAC: 1 DP: 1 HBP: 0	WP: 1 PB: 0 SB: 0 CS: 0
PITCHER	IP WLS BF H R ER SO BB IBB HBP BLK WP HR S P ERA WHIP	IP WLS BF H R ER SO BB IBB HBP BLK WP HR S P ERA WHIP	IP WLS BF H R ER SO BB IBB HBP BLK WP HR S P ERA WHIP	IP WLS BF H R ER SO BB IBB HBP BLK WP HR S P ERA WHIP	IP WLS BF H R ER SO BB IBB HBP BLK WP HR S P ERA WHIP	IP WLS BF H R ER SO BB IBB HBP BLK WP HR S P ERA WHIP	IP WLS BF H R ER SO BB IBB HBP BLK WP HR S P ERA WHIP	IP WLS BF H R ER SO BB IBB HBP BLK WP HR S P ERA WHIP	IP WLS BF H R ER SO BB IBB HBP BLK WP HR S P ERA WHIP	IP WLS BF H R ER SO BB IBB HBP BLK WP HR S P ERA WHIP	IP WLS BF H R ER SO BB IBB HBP BLK WP HR S P ERA WHIP	IP WLS BF H R ER SO BB IBB HBP BLK WP HR S P ERA WHIP	IP WLS BF H R ER SO BB IBB HBP BLK WP HR S P ERA WHIP	IP WLS BF H R ER SO BB IBB HBP BLK WP HR S P ERA WHIP	IP WLS BF H R ER SO BB IBB HBP BLK WP HR S P ERA WHIP	IP WLS BF H R ER SO BB IBB HBP BLK WP HR S P ERA WHIP	IP WLS BF H R ER SO BB IBB HBP BLK WP HR S P ERA WHIP	IP WLS BF H R ER SO BB IBB HBP BLK WP HR S P ERA WHIP	IP WLS BF H R ER SO BB IBB HBP BLK WP HR S P ERA WHIP	IP WLS BF H R ER SO BB IBB HBP BLK WP HR S P ERA WHIP

Batter	1	2	3	4	5	6	7	8	9	AB	R	H	RBI	BB	SO	LOB	BOTTOM					
2 Joey Gathright, L (1, 8) OBP: 0.371, SLG: 0.342											4	0	1	1	0	2	1					
Esteban German, R (1, 4) OBP: 0.351, SLG: 0.376											4	0	0	0	0	0	3					
16 Billy Butler, R (1, 10) OBP: 0.347, SLG: 0.447 32 Shane Costa, L (6, PR) OBP: 0.257, SLG: 0.301												4	0	3	0	0	0	0				
Mike Sweeney, R (1, 3) OBP: 0.315, SLG: 0.404 Jason Smith, L (7, 3) OBP: 0.235, SLG: 0.376												3	0	0	0	0	2	1				
Emil Brown, R (1, 9) OBP: 0.300, SLG: 0.347												4	0	0	0	0	1	1				
4 Alex Gordon, L (1, 5) OBP: 0.314, SLG: 0.411 24 Mark Teahen, L (9, 9) OBP: 0.353, SLG: 0.410												3	0	0	0	0	1	1				
Justin Huber, R (1, 7) OBP: 0.100, SLG: 0.100 Ross Gload, L (7, PH) OBP: 0.318, SLG: 0.441												2	1	1	0	0	0	0				
Paul Phillips, R (1, 2) OBP: 0.200, SLG: 0.214 Craig Brazell, L (9, PH) OBP: 0.400, SLG: 0.250												3	0	0	0	0	2	1				
1 Tony Pena Jr., R (1, 6) OBP: 0.284, SLG: 0.356												3	0	1	1	0	0	1				
Inning Stats	R: 0 E: 0 K: 1 S: 9	H: 1 LOB: 1 BB: 0 P: 16	R: 0 E: 0 K: 1 S: 8	H: 0 LOB: 0 BB: 0 P: 12	R: 0 E: 0 K: 0 S: 6	H: 0 LOB: 0 BB: 0 P: 6	R: 0 E: 0 K: 0 S: 7	H: 0 LOB: 0 BB: 0 P: 12	R: 1 E: 0 K: 0 S: 8	H: 3 LOB: 2 BB: 0 P: 12	R: 0 E: 0 K: 0 S: 4	H: 1 LOB: 1 BB: 0 P: 5	R: 1 E: 0 K: 1 S: 8	H: 1 LOB: 1 BB: 0 P: 12	R: 0 E: 0 K: 0 S: 9	H: 1 LOB: 1 BB: 0 P: 12	R: 0 E: 0 K: 1 S: 10	H: 1 LOB: 1 BB: 0 P: 13	1B: 4 2B: 4 3B: 0 HR: 0	SF: 0 SAC: 0 DP: 1 HBP: 0	WP: 0 PB: 0 SB: 0 CS: 0	PA: 35
PITCHER	IP WLS BF H R ER SO BB IBB HBP BLK WP HR S P ERA WHIP	IP WLS BF H R ER SO BB IBB HBP BLK WP HR S P ERA WHIP	IP WLS BF H R ER SO BB IBB HBP BLK WP HR S P ERA WHIP	IP WLS BF H R ER SO BB IBB HBP BLK WP HR S P ERA WHIP	IP WLS BF H R ER SO BB IBB HBP BLK WP HR S P ERA WHIP	IP WLS BF H R ER SO BB IBB HBP BLK WP HR S P ERA WHIP	IP WLS BF H R ER SO BB IBB HBP BLK WP HR S P ERA WHIP	IP WLS BF H R ER SO BB IBB HBP BLK WP HR S P ERA WHIP	IP WLS BF H R ER SO BB IBB HBP BLK WP HR S P ERA WHIP	IP WLS BF H R ER SO BB IBB HBP BLK WP HR S P ERA WHIP	IP WLS BF H R ER SO BB IBB HBP BLK WP HR S P ERA WHIP	IP WLS BF H R ER SO BB IBB HBP BLK WP HR S P ERA WHIP	IP WLS BF H R ER SO BB IBB HBP BLK WP HR S P ERA WHIP	IP WLS BF H R ER SO BB IBB HBP BLK WP HR S P ERA WHIP	IP WLS BF H R ER SO BB IBB HBP BLK WP HR S P ERA WHIP	IP WLS BF H R ER SO BB IBB HBP BLK WP HR S P ERA WHIP	IP WLS BF H R ER SO BB IBB HBP BLK WP HR S P ERA WHIP	IP WLS BF H R ER SO BB IBB HBP BLK WP HR S P ERA WHIP	IP WLS BF H R ER SO BB IBB HBP BLK WP HR S P ERA WHIP	IP WLS BF H R ER SO BB IBB HBP BLK WP HR S P ERA WHIP	IP WLS BF H R ER SO BB IBB HBP BLK WP HR S P ERA WHIP	

AB	34
R	4
H	9
RBI	4
BB	3
SO	6
LOB	15



AB	35
R	2
H	8
RBI	2
BB	0
SO	4
LOB	13

