

Kansas City Royals - 2008

Batter	1	2	3	4	5	6	7	8	9	AB	R	H	RBI	BB	SO	LOB	TOP																	
9 David DeJesus, L (1, 8) 35 Mitch Maier, L (3, 8)	FC6-4 BB		B1-3		F6		F8			1	0	0	0	1	0	0	Kansas City Royals @ Texas Rangers Surprise Stadium, Surprise, AZ Wed Feb 27 2008, 3:05 PM EST Att.: 5,460 - Sunny - 77 F																	
Esteban German, R (1, 4) 13 Alberto Callaspo, S (4, 4)	FC6-4 1-2		G3		G1-3		G6-3			2	0	0	0	0	0	1																		
24 Mark Teahen, L (1, 7) Justin Huber, R (4, 7) OBP: 0.500, SLG: 1.000				G2-3		F9		2B		2	0	0	0	0	1	1																		
43 Ryan Shealy, R (1, 10)	F8			G6-3		P4		F8		4	0	0	0	0	0	2																		
4 Alex Gordon, L (1, 5) 26 Jason Smith, L (4, 5)		G4-3		G2-3		K		F8		2	0	1	0	0	0	0																		
16 Billy Butler, R (1, 3) 74 Mike Stodolka, L (5, PR) (5, 3)		G6-3 BB		CS 1B		G6-3		G4-3		1	0	1	0	1	0	0																		
32 Shane Costa, L (1, 9) 59 Damon Hollins, R (5, 9) OBP: 0.500, SLG: 1.000		G6-3		CS 1B		G6-3		E5 FC6-4		2	0	1	0	0	0	0																		
14 John Buck, R (1, 2) 21 Miguel Olivo, R (5, 2)		K		F8		F8		K		2	0	0	0	0	1	3																		
1 Tony Pena Jr., R (1, 6) 40 Angel Berroa, R (5, 6)			K2-3		F8		F8			2	0	0	0	0	1	2																		
					1B		HBP			1	0	0	0	0	0	1																		
Inning Stats	R: 0 E: 1 K: 1 S: 5	H: 0 LOB: 1 BB: 1 P: 9	R: 0 E: 0 K: 1 S: 5	H: 0 LOB: 1 BB: 1 P: 9	R: 0 E: 0 K: 1 S: 5	H: 0 LOB: 0 BB: 0 P: 5	R: 0 E: 0 K: 0 S: 3	H: 1 LOB: 0 BB: 0 P: 4	R: 1 E: 0 K: 0 S: 6	H: 3 LOB: 2 BB: 0 P: 6	R: 0 E: 0 K: 1 S: 5	H: 0 LOB: 0 BB: 0 P: 5	R: 0 E: 0 K: 0 S: 4	H: 1 LOB: 2 BB: 0 P: 6	R: 0 E: 0 K: 0 S: 4	H: 1 LOB: 1 BB: 0 P: 4	R: 0 E: 1 K: 1 S: 6	H: 0 LOB: 1 BB: 0 P: 6	1B: 4 2B: 2 3B: 0 HR: 0	SF: 0 SAC: 0 DP: 0 HBP: 1	WP: 0 PB: 0 SB: 0 CS: 1	PA: 37												
PITCHER	IP WLS BF H R ER SO BB IBB HBP BLK WP HR S P ERA WHIP																																	
47 A.J. Murray, L (1, 1) ERA: 0.00	2.0	8	0	0	0	2	2	0	0	0	0	0	0	0	10	18	0.00	1.000																
46 Luis Mendoza, R (3, 1) ERA: 9.0	2.0	H	6	1	0	0	1	0	0	0	0	0	0	0	8	9	0.00	0.500																
50 Frank Francisco, R (5, 1) ERA: 9.0	1.0	W	6	3	1	1	0	0	0	0	0	0	0	6	6	9.00	3.000																	
51 Elizardo Ramirez, R (6, 1) ERA: 9.0	2.0	H	8	1	0	0	1	0	0	1	0	0	0	9	11	0.00	0.500																	
59 Josh Rupe, R (8, 1) ERA: 9.0	1.0	H	4	1	0	0	0	0	0	0	0	0	0	4	4	0.00	1.000																	
58 Wes Littleton, R (9, 1) ERA: 0.00	1.0	WLS	4	0	0	0	1	0	0	0	0	0	0	6	6	0.00	0.000																	

Batter	1	2	3	4	5	6	7	8	9	AB	R	H	RBI	BB	SO	LOB	BOTTOM																	
5 Ian Kinsler, R (1, 4) 68 Ryan Roberts, R (5, PR) (6, 4)	E4		P3		32 2B		G4-6-3 37 1B	SF8		2	0	0	0	1	0	0	Kansas City Royals @ Texas Rangers Surprise Stadium, Surprise, AZ Wed Feb 27 2008, 3:05 PM EST Att.: 5,460 - Sunny - 77 F																	
32 Josh Hamilton, L (1, 8) 37 Jason Ellison, R (5, PR) (6, 8) OBP: 0.333, SLG: 0.667 OBP: 0.500, SLG: 0.500	K		G3		BB		G4-6-3 BB	G5-3		3	0	1	2	0	1	1																		
10 Michael Young, R (1, 6) Ramón Vázquez, L (6, 6)	K		G6-3		2B		G4-6-3 1B	G5-3		2	0	1	0	0	0	2																		
9 Hank Blalock, L (1, 5) 19 Edgardo Alfonzo, R (6, 5)	K		G6-3		F8		G4-6-3	G4-6-3		3	0	0	0	0	1	3																		
					1B		1-2 2-3	K		1	0	0	0	0	0	2																		
22 Marlon Byrd, R (1, 9) 17 Nelson Cruz, R (6, 9) OBP: 0.500, SLG: 1.000			G6-3		F9		K	K		2	0	0	0	0	0	1																		
					L3		K	K		2	0	0	0	0	0	2																		
Ben Broussard, L (1, 3) 29 Jason Botts, S (6, 3) OBP: 1.000, SLG: 2.000			P4		G4-3		28 1B	BB		2	0	0	0	0	0	1																		
28 Kevin Mench, R (1, 10) OBP: 0.500, SLG: 0.500			F7		P6		1B	BB		4	1	2	1	0	0	1																		
7 David Murphy, L (1, 7) Frank Catalanotto, L (6, 7) OBP: 0.500, SLG: 1.000 OBP: 0.500, SLG: 0.500			2B		G1-3		F7	BB		2	0	1	1	0	0	0																		
15 Gerald Laird, R (1, 2) 6 Julio Borbon, L (5, PR) (6, 2) 75 Taylor Teagarden, R (8, 1) 35 Chris Stewart, R (8, 2) OBP: 0.500, SLG: 1.000 OBP: 0.500, SLG: 4.000			F8		32 2B		HR	BB		2	0	1	0	0	0	0																		
Inning Stats	R: 0 E: 1 K: 3 S: 10	H: 2 LOB: 1 BB: 0 P: 10	R: 1 E: 0 K: 0 S: 5	H: 2 LOB: 1 BB: 0 P: 5	R: 0 E: 0 K: 0 S: 3	H: 0 LOB: 0 BB: 0 P: 3	R: 0 E: 0 K: 0 S: 3	H: 0 LOB: 0 BB: 0 P: 3	R: 2 E: 0 K: 0 S: 5	H: 2 LOB: 2 BB: 1 P: 9	R: 0 E: 0 K: 1 S: 6	H: 1 LOB: 2 BB: 1 P: 10	R: 1 E: 0 K: 1 S: 6	H: 2 LOB: 1 BB: 1 P: 12	R: 2 E: 0 K: 1 S: 8	H: 3 LOB: 2 BB: 1 P: 11	1B: 4 2B: 5 3B: 0 HR: 1	SF: 1 SAC: 0 DP: 1 HBP: 0	WP: 0 PB: 0 SB: 0 CS: 0	PA: 38														
PITCHER	IP WLS BF H R ER SO BB IBB HBP BLK WP HR S P ERA WHIP																																	
49 John Bale, L (1, 1) ERA: 4.5	2.0	9	2	1	1	3	0	0	0	0	0	0	0	15	15	4.50	1.000																	
44 Luke Hochevar, R (3, 1) ERA: 9.0	2.0	L	11	3	2	2	1	2	0	0	0	0	0	11	19	9.00	2.500																	
32 Ron Mahay, L (7, 1) ERA: 9.0	1.0	5	2	1	1	1	1	1	0	0	0	0	0	1	6	12	9.00	3.000																
27 Yasuhiro Yabuta, R (8, 1) ERA: 18.0	1.0	7	3	2	2	1	1	1	0	0	0	0	0	8	11	18.00	4.000																	

AB	33
R	1
H	6
RBI	1
BB	2
SO	5
LOB	18



AB	33
R	6
H	10
RBI	6
BB	4
SO	6
LOB	15



Batter	1	2	3	4	5	6	7	8	9	AB	R	H	RBI	BB	SO	LOB	TOP								
9 David DeJesus, L (1, 8) OBP: 0.889, SLG: 1.000 2 Joey Gathright, L (5, 8) OBP: 0.667, SLG: 0.667	4-0 BB		0-0 G6-3	0-0 G6-4-3	0-0 G6-4-3	0-0 FC3		0-0 L4-3		2	0	2	2	1	0	0	Kansas City Royals @ Texas Rangers Surprise Stadium, Surprise, AZ Sun Mar 02 2008, 3:05 PM EST Att.: 5,296 - Sunny - 70 F								
1 Tony Pena Jr., R (1, 6) OBP: 0.250, SLG: 0.250 13 Alberto Callaspo, S (5, 6)	0-0 P3		0-0 G6-3	0-0 G6-4-3	0-0 G6-4-3	0-0 FC3-2		0-0 L4-3		3	0	0	1	0	0	4									
16 Billy Butler, R (1, 10) OBP: 0.417, SLG: 0.400	0-0 L9		0-0 G6-3		0-0 G5-3	0-0 K		0-0		5	0	1	0	0	1	5									
21 Miguel Olivo, R (1, 2) OBP: 0.462, SLG: 0.250 12 Matt Tupman, L (7, 2)	0-0 F9			0-0 F8	4-0	0-0	1-0	0-0 G4-3		2	1	0	0	1	0	1									
24 Mark Teahen, L (1, 7) OBP: 0.500, SLG: 0.400 72 Mike Aviles, R (5, 4) OBP: 0.429, SLG: 0.500		0-0 G1-3		4-0	1-3	0-0	0-0	0-0 G6-3		2	1	0	0	1	1	1									
35 Mitch Maier, L (1, 9) 59 Damon Hollins, R (5, 9) OBP: 0.500, SLG: 0.714		0-0 G3		4-0	0-0	0-0	0-0	0-0		2	1	0	0	1	0	1									
Ross Gload, L (1, 3) OBP: 0.444, SLG: 0.778 74 Mike Stodolka, L (6, 3) OBP: 0.250, SLG: 0.250		0-0 G4-3		0-0	1-3	0-0	0-0	0-0 G4-3		3	1	2	1	0	0	0									
Esteban German, R (1, 4) OBP: 0.091, SLG: 0.182			0-0 L1-3	0-0	1-3	0-0	0-0	0-0 G6-4-3		4	1	1	1	0	0	3									
26 Jason Smith, L (1, 5) OBP: 0.444, SLG: 0.571 39 Mario Lissou, R (6, 5) OBP: 0.667, SLG: 1.667			0-0	0-0	4-0	0-0	0-3	1-1		2	1	1	0	1	1	2									
			0-0	0-0	0-0	0-0	0-0	0-0		1	1	1	1	0	0	0									
Inning Stats	R: 0 E: 0 K: 0 S: 3	H: 0 LOB: 1 BB: 1 P: 7	R: 0 E: 0 K: 0 S: 3	H: 0 LOB: 0 BB: 0 P: 3	R: 1 E: 0 K: 0 S: 5	H: 2 LOB: 1 BB: 0 P: 5	R: 4 E: 0 K: 0 S: 5	H: 3 LOB: 1 BB: 3 P: 17	R: 0 E: 0 K: 1 S: 5	H: 0 LOB: 1 BB: 1 P: 10	R: 0 E: 2 K: 2 S: 10	H: 1 LOB: 3 BB: 0 P: 10	R: 1 E: 1 K: 0 S: 4	H: 1 LOB: 1 BB: 0 P: 5	R: 1 E: 0 K: 0 S: 6	H: 3 LOB: 1 BB: 0 P: 7	R: 0 E: 0 K: 1 S: 5	H: 0 LOB: 0 BB: 0 P: 5	1B: 7 2B: 3 3B: 0 HR: 1	SF: 0 SAC: 1 DP: 3 HBP: 1	WP: 0 PB: 0 SB: 1 CS: 0	PA: 43			
PITCHER	IP	WLS	BF	H	R	ER	SO	BB	IBB	HBP	BLK	WP	HR	S	P	ERA	WHIP								
31 Jason Jennings, R (1, 1) ERA: 10.8	2.0		7	0	0	0	0	1	0	0	0	0	0	6	10	0.00	0.500								
46 Luis Mendoza, R (3, 1) ERA: 10.8	1.1	B	9	3	4	4	0	2	0	0	0	0	0	7	15	27.00	3.750								
Steve Rowe, R (4, 1) ERA: 6.75	0.2		4	2	1	1	0	1	0	0	0	0	0	3	7	13.50	4.500								
18 Eddie Guardado, L (5, 1) ERA:	1.0		4	0	0	0	1	1	0	0	0	0	0	5	10	0.00	1.000								
14 Kazuo Fukumori, R (6, 1) ERA:	2.0		11	2	1	0	2	0	0	1	0	0	0	14	15	0.00	1.000								

AB 36
R 7
H 10
RBI 7
BB 5
SO 4
LOB 25



Batter	1	2	3	4	5	6	7	8	9	AB	R	H	RBI	BB	SO	LOB	BOTTOM								
5 Ian Kinsler, R (1, 4) OBP: 0.727, SLG: 1.000 63 German Duran, R (6, 4) OBP: 0.333, SLG: 0.400	1-0 G4-6-3		0-0	0-0	0-0	0-0	0-3		0-0	2	2	2	0	0	0	0	Kansas City Royals @ Texas Rangers Surprise Stadium, Surprise, AZ Sun Mar 02 2008, 3:05 PM EST Att.: 5,296 - Sunny - 70 F								
Frank Catalanotto, L (1, 7) OBP: 0.222, SLG: 0.222 29 Jason Botts, S (6, 7) OBP: 0.375, SLG: 0.429	0-0 F8		0-0	0-0	0-0	0-0	0-0	0-0	0-0	3	0	0	0	0	0	4									
10 Michael Young, R (1, 6) OBP: 0.091, SLG: 0.100 Ramón Vázquez, L (6, 6) OBP: 0.375, SLG: 0.286	0-0 G4-6-3		0-0	0-0	0-0	0-0	0-0	0-0	0-0	2	0	1	2	0	0	1									
32 Josh Hamilton, L (1, 10) OBP: 0.667, SLG: 1.111 40 John Mayberry Jr., R (8, 10) OBP: 0.400, SLG: 0.250		0-0	0-0	0-0	0-0	0-0	0-0	0-0	0-0	3	1	3	1	0	0	0									
22 Marlon Byrd, R (1, 8) OBP: 0.111, SLG: 0.222 41 Brandon Boggs, S (6, 8) OBP: 0.400, SLG: 0.500		0-3	0-0	0-0	0-0	0-0	0-0	0-0	0-0	3	0	0	0	0	1	4									
Ben Broussard, L (1, 3) 16 Chris Shelton, R (6, 3)		0-0	0-0	0-0	0-0	0-0	0-0	0-3		2	0	0	0	0	0	3									
7 David Murphy, L (1, 9) OBP: 0.571, SLG: 0.714 17 Nelson Cruz, R (6, 9) OBP: 0.100, SLG: 0.200		0-0	0-0	0-0	0-0	0-0	0-0	0-0	0-0	2	1	1	1	0	0	0									
15 Gerald Laird, R (1, 2) OBP: 0.500, SLG: 1.167 75 Taylor Teagarden, R (6, 2) OBP: 0.750, SLG: 1.667		0-0	0-0	0-0	0-0	0-0	0-0	0-0	0-0	2	0	1	1	0	0	0									
30 Travis Metcalf, R (1, 5) OBP: 0.167, SLG: 0.167 68 Ryan Roberts, R (6, 5) OBP: 0.500, SLG: 1.000		0-0	0-0	0-0	0-0	0-0	0-0	0-0	0-0	2	1	1	0	0	0	0									
			0-0	0-0	0-0	0-0	0-0	0-0	0-0	2	1	1	2	0	0	1									
Inning Stats	R: 0 E: 0 K: 0 S: 2	H: 0 LOB: 0 BB: 0 P: 3	R: 2 E: 1 K: 1 S: 7	H: 3 LOB: 1 BB: 0 P: 8	R: 2 E: 0 K: 0 S: 7	H: 4 LOB: 2 BB: 0 P: 7	R: 0 E: 0 K: 0 S: 3	H: 0 LOB: 0 BB: 0 P: 3	R: 1 E: 0 K: 0 S: 5	H: 2 LOB: 1 BB: 0 P: 5	R: 0 E: 0 K: 0 S: 4	H: 1 LOB: 1 BB: 0 P: 4	R: 0 E: 0 K: 1 S: 5	H: 0 LOB: 0 BB: 0 P: 5	R: 0 E: 0 K: 1 S: 6	H: 1 LOB: 1 BB: 0 P: 6	R: 3 E: 0 K: 0 S: 5	H: 3 LOB: 1 BB: 0 P: 8	1B: 9 2B: 4 3B: 0 HR: 1	SF: 1 SAC: 0 DP: 1 HBP: 2	WP: 0 PB: 0 SB: 0 CS: 0	PA: 39			
PITCHER	IP	WLS	BF	H	R	ER	SO	BB	IBB	HBP	BLK	WP	HR	S	P	ERA	WHIP								
19 Brian Bannister, R (1, 1) ERA: 9.0	3.0		15	7	4	3	1	0	0	0	0	0	0	16	18	9.00	2.333								
28 Kyle Davies, R (4, 1) ERA: 3.0	3.0		12	3	1	1	0	0	0	0	0	0	0	12	12	3.00	1.000								
44 Luke Hochevar, R (7, 1) ERA:	2.0	H	7	1	0	0	2	0	0	0	0	0	0	11	11	0.00	0.500								
57 Joel Peralta, R (9, 1) ERA: 20.25	0.1	L	5	3	3	3	0	0	0	1	0	0	1	5	8	81.00	9.000								


AB 36
R 8
H 14
RBI 8
BB 0
SO 3
LOB 16



Batter	1	2	3	4	5	6	7	8	9	AB	R	H	RBI	BB	SO	LOB	TOP				
9 David DeJesus, L (1,8) OBP: 0.833, SLG: 0.857 59 Damon Hollins, R (6,9) OBP: 0.385, SLG: 0.750	0-0 FC1-6 1B		0-0 G6-3	2-0 HBP			0-0 G5-3		0-3 K	2	1	1	0	0	0	0					
2 Joey Gathright, L (1,7) OBP: 0.500, SLG: 0.667 47 Ryan Braun, R (8,1) 64 Adam Donachie, R (9,PH) Julio Pimentel, R (9,1)	0-0 FC1-6 1B		4-0 21 S 21 G6-3	0-0 HBP			0-0 B1-3		0-0 39 1B 12 WP 2B	3	2	1	1	1	0	1					
4 Alex Gordon, L (1,5) OBP: 0.364, SLG: 0.300 39 Mario Lison, R (6,5)	0-0 F7		4-0 21 S 21 G6-3	0-3 K			0-3 K2-3		0-0 12 WP 74 2B 1B	2	0	0	0	1	1	2					
21 Miguel Olivo, R (1,2) OBP: 0.438, SLG: 0.364 12 Matt Tupman, L (7,2)	0-0 1H 1B		1-0 G6-3				0-0 F7		0-0 74 F9 73 3B 2B	3	1	1	2	0	0	1					
Ross Gload, L (1,3) OBP: 0.417, SLG: 0.667 74 Mike Stodolka, L (6,3)	0-0 2H 1B		0-0 G4-3				0-0 G4-3		0-0 72 1B 2B	3	0	1	1	0	0	1					
35 Mitch Maier, L (1,9) OBP: 0.200, SLG: 0.214 51 Brian Lawrence, R (5,1) 53 Carlos Rosa, R (7,1) 73 Chris Lubanski, L (8,PH) OBP: 0.200, SLG: 0.600	0-3 K			0-0 13 HR 1B			0-0 G4-3		0-0 72 1B 3B	3	1	1	0	0	0	1					
13 Alberto Callaspo, S (1,4) 72 Mike Aviles, R (6,4)		0-0 G4-3		1-0 HBP HR			0-0 G3		0-0 40 FC5-4 1B	3	1	1	2	0	0	0					
1 Tony Pena Jr., R (1,6) 40 Angel Berroa, R (6,6)		0-0 G3		0-0 F9			0-0 B1-3		0-0 FC5-4 2B	3	0	0	0	0	0	0					
Brett Tomko, R (1,1) 32 Shane Costa, L (5,9) OBP: 0.200, SLG: 0.111		0-0 G1-3		0-0 B1-3			0-0 F7		0-0 F8	2	0	0	0	0	0	0					
Inning Stats	R: 2 E: 0 K: 1 S: 8	H: 3 LOB: 1 BB: 0 P: 8	R: 0 E: 0 K: 0 S: 3	H: 0 LOB: 0 BB: 0 P: 3	R: 1 E: 0 K: 0 S: 3	H: 0 LOB: 1 BB: 2 P: 12	R: 3 E: 0 K: 1 S: 8	H: 3 LOB: 1 BB: 0 P: 11	R: 0 E: 0 K: 0 S: 3	H: 0 LOB: 0 BB: 0 P: 3	R: 0 E: 0 K: 1 S: 5	H: 0 LOB: 0 BB: 0 P: 5	R: 2 E: 0 K: 0 S: 6	H: 3 LOB: 1 BB: 0 P: 6	R: 3 E: 0 K: 2 S: 11	H: 4 LOB: 2 BB: 1 P: 15	1B: 6 2B: 4 3B: 2 HR: 1	SF: 0 SAC: 0 DP: 0 HBP: 1	WP: 1 PB: 0 SB: 3 CS: 0	PA: 44	
PITCHER	IP WLS BF H R ER SO BB IBB HBP BLK WP HR S P ERA WHIP	3.0 L 14 3 3 3 1 2 0 0 0 0 0 14 23 9.00 1.667	1.0 7 3 3 3 1 0 0 0 1 0 0 1 8 11 27.00 3.000	2.0 6 0 0 0 0 0 0 0 0 0 0 6 6 0.00 0.000	2.0 9 3 2 2 1 0 0 0 0 0 0 11 11 9.00 1.500	0.1 4 2 3 3 1 1 0 0 0 1 0 5 9 81.00 9.000	0.1 2 1 0 0 0 0 0 0 0 0 0 2 4 4 0.00 3.000	0.1 2 1 0 0 0 0 0 0 0 0 0 2 2 2 0.00 3.000													

Kansas City Royals @ Colorado Rockies
US West Sports Complex, Hi Corbett Field, Tucson, AZ
Tue Mar 04 2008, 3:05 PM EST
Att: 2,729 - Sunny - 65 F


AB 40
R 11
H 13
RBI 10
BB 3
SO 5
LOB 13



Batter	1	2	3	4	5	6	7	8	9	AB	R	H	RBI	BB	SO	LOB	BOTTOM					
29 Scott Podsednik, L (1,7) OBP: 0.667, SLG: 0.625 65 Joe Gaetti, R (8,7)	0-0 2 HR 1B		0-0 F9				4-0 27 WP 2 BB 1B		0-0 G5-3	3	1	2	1	1	0	0						
2 Troy Tulowitzki, R (1,6) OBP: 0.497, SLG: 0.818 6 Omar Quintanilla, L (6,6)	0-0 1H HR		0-0 L5				4-0 27 WP BB		0-0 1B	2	1	1	2	1	0	0						
27 Garrett Atkins, R (1,5) 12 Clint Barmes, R (6,5)	0-0 G6-3		0-3 K				1-0 P6		0-0 F7	3	0	0	0	0	1	2						
10 Jeff Baker, R (1,3) OBP: 0.417, SLG: 0.727	0-0 F8			0-0 HR			0-0 F8		0-0 L8	5	2	2	1	0	0	3						
19 Ryan Spilborghs, R (1,9) 25 Seth Smith, L (7,9)	0-3 K2-3			0-0 G6-3			0-0 G5-3		0-0 2H 2B	3	0	0	0	0	1	0						
24 Ian Stewart, L (1,4) 32 Victor Zambrano, S (5,1) 21 Matt Kala, S (6,PH) 18 Cory Sullivan, L (7,8)		0-0 F7		0-0 63 G6-4-3 1B			0-3 K		0-3 K	2	0	1	0	0	0	0						
63 Dexter Fowler, S (1,8) 35 Taylor Buchholz, R (7,1) 14 Sean Barker, R (8,PH) 70 Sean Thompson, L (8,1) 49 Alberto Arias, R (8,1)		0-0 G1-3		0-0 G6-4-3			0-3 K		0-3 K	3	0	0	0	0	1	1						
20 Chris Iannetta, R (1,2) 15 Edwin Bellorin, R (8,2)		4-0 BB			0-0 47 G4-3 29 1B 2B		0-0 K		4-0 BB	2	1	2	0	1	0	0						
38 Ubaldo Jiménez, R (1,1) 51 Luis Vizcaino, R (4,1) 47 Joe Koshansky, L (5,3)		0-3 K			0-0 G4-3		0-3 K		0-0 G4-3	1	0	0	0	0	1	1						
Inning Stats	R: 2 E: 0 K: 1 S: 7	H: 2 LOB: 0 BB: 0 P: 7	R: 0 E: 0 K: 1 S: 5	H: 0 LOB: 1 BB: 1 P: 9	R: 0 E: 0 K: 1 S: 5	H: 0 LOB: 0 BB: 0 P: 5	R: 1 E: 0 K: 0 S: 4	H: 2 LOB: 0 BB: 0 P: 4	R: 1 E: 0 K: 0 S: 5	H: 2 LOB: 2 BB: 1 P: 10	R: 0 E: 0 K: 2 S: 7	H: 0 LOB: 0 BB: 0 P: 7	R: 0 E: 0 K: 2 S: 7	H: 1 LOB: 2 BB: 2 P: 15	R: 1 E: 0 K: 2 S: 9	H: 2 LOB: 1 BB: 1 P: 13	R: 0 E: 0 K: 0 S: 4	H: 1 LOB: 1 BB: 0 P: 4	1B: 4 2B: 4 3B: 0 HR: 2	SF: 0 SAC: 0 DP: 1 HBP: 0	WP: 1 PB: 0 SB: 1 CS: 0	PA: 40
PITCHER	IP WLS BF H R ER SO BB IBB HBP BLK WP HR S P ERA WHIP	4.0 W 16 4 3 3 3 1 0 0 0 0 2 21 25 6.75 1.250	2.0 H 9 2 1 1 2 1 0 0 0 1 0 12 17 4.50 1.500	1.0 H 5 1 0 0 2 2 0 0 0 0 0 7 15 0.00 3.000	1.0 6 2 1 1 2 1 0 0 0 0 0 9 13 9.00 3.000	1.0 4 1 0 0 0 0 0 0 0 0 0 4 4 0.00 1.000																

Kansas City Royals @ Colorado Rockies
US West Sports Complex, Hi Corbett Field, Tucson, AZ
Tue Mar 04 2008, 3:05 PM EST
Att: 2,729 - Sunny - 65 F

AB 35
R 5
H 10
RBI 5
BB 5
SO 9
LOB 15



Batter	1	2	3	4	5	6	7	8	9	AB	R	H	RBI	BB	SO	LOB	TOP																					
13 Alberto Callaspo, S OBP: 0.222, SLG: 0.444 35 Mitch Maier, L OBP: 0.200, SLG: 0.214	G5-3		F8		F7			F8		4	0	0	0	0	0	1	Kansas City Royals @ San Francisco Giants Scottsdale Stadium, Scottsdale, AZ Wed Mar 05 2008, 3:05 PM EST Att: 5,948 - Partly Cloudy - 70 F																					
Esteban German, R OBP: 0.176, SLG: 0.235 72 Mike Aviles, R OBP: 0.417, SLG: 0.455	G6-3			1B				F9		3	1	1	0	0	1	0																						
4 Alex Gordon, L OBP: 0.385, SLG: 0.417 39 Mario Lison, R OBP: 0.400, SLG: 0.800				P5						2	0	1	0	0	0	1																						
16 Billy Butler, R OBP: 0.368, SLG: 0.313		G4-3		G6-3						3	0	0	0	1	1																							
Justin Huber, R OBP: 0.750, SLG: 1.429 73 Chris Lubanski, L OBP: 0.333, SLG: 0.667		F9								3	1	2	1	0	0	0																						
32 Shane Costa, L OBP: 0.154, SLG: 0.091 59 Damon Hollins, R OBP: 0.357, SLG: 0.692		G4-3		F8						2	0	0	1	0	0	1																						
43 Ryan Shealy, R OBP: 0.143, SLG: 0.571 74 Mike Stodolka, L OBP: 0.250, SLG: 0.375			HR		F7			G5-3		3	1	1	1	0	0	0																						
14 John Buck, R OBP: 0.250, SLG: 0.417 54 Ken Huckaby, R OBP: 1.000, SLG: 1.500			F9							3	0	0	0	0	2	0																						
26 Jason Smith, L OBP: 0.462, SLG: 0.500			P5					G3		3	0	1	0	0	0	0																						
Inning Stats	R: 0 E: 0 K: 0 S: 3	H: 1 LOB: 1 BB: 0 P: 3	R: 0 E: 0 K: 0 S: 3	H: 0 LOB: 0 BB: 0 P: 3	R: 1 E: 0 K: 0 S: 4	H: 1 LOB: 0 BB: 0 P: 5	R: 1 E: 1 K: 0 S: 5	H: 2 LOB: 1 BB: 0 P: 5	R: 0 E: 0 K: 3 S: 9	H: 0 LOB: 0 BB: 0 P: 9	R: 1 E: 0 K: 1 S: 6	H: 1 LOB: 0 BB: 0 P: 6	R: 0 E: 0 K: 0 S: 3	H: 0 LOB: 0 BB: 0 P: 3	R: 0 E: 0 K: 1 S: 6	H: 1 LOB: 2 BB: 1 P: 10		1B: 4 2B: 1 3B: 1 HR: 1	SF: 1 SAC: 0 DP: 0 HBP: 0	WP: 0 PB: 0 SB: 0 CS: 0	PA: 34																	
PITCHER	IP	WLS	BF	H	R	ER	SO	BB	IBB	HBP	BLK	WP	HR	S	P	ERA	WHIP	Tyler Walker, R ERA: 22.09		IP	WLS	BF	H	R	ER	SO	BB	IBB	HBP	BLK	WP	HR	S	P	ERA	WHIP		
75 Barry Zito, L ERA: 22.09 54 Victor Santos, R ERA: 6.75 47 Merkin Valdez, R ERA: Jack Taschner, L ERA: 2.25 41 Brad Hennessey, R ERA: 9.0	3.0	L	10	2	1	1	0	0	0	0	0	0	1	10	11	3.00	0.667			1.0		5	1	0	0	1	1	0	0	0	0	0	6	10	0.00	2.000		
Batter	1	2	3	4	5	6	7	8	9	AB	R	H	RBI	BB	SO	LOB	BOTTOM																					
Rajai Davis, R OBP: 0.350, SLG: 0.375	G5-3			G5-3					F7	5	0	2	0	0	0	1	Kansas City Royals @ San Francisco Giants Scottsdale Stadium, Scottsdale, AZ Wed Mar 05 2008, 3:05 PM EST Att: 5,948 - Partly Cloudy - 70 F																					
8 Eugenio Velez, S OBP: 0.405, SLG: 0.524	B1-3			F7						4	0	2	0	0	0	2																						
14 Fred Lewis, L OBP: 0.524, SLG: 0.647	G4-3									4	0	0	0	0	1	4																						
12 Nate Schierholtz, L OBP: 0.333, SLG: 0.385										3	0	2	1	1	1	0																						
19 Kevin Frandsen, R OBP: 0.400, SLG: 0.200										3	0	0	0	0	2	4																						
40 Daniel Ortmeier, S OBP: 0.388, SLG: 0.375 47 Travis Ishikawa, L OBP: 0.222, SLG: 0.250 8 Scott McClain, R OBP: 0.333, SLG: 0.333										3	0	0	0	0	0	3																						
71 Steve Holm, R OBP: 0.429, SLG: 0.333 39 Guillermo Rodriguez, R OBP: 0.182, SLG: 0.700										2	0	1	0	0	0	0																						
50 Eliezer Alfonso, R (1, 10)										2	0	0	0	0	1	1																						
70 John Bowker, L OBP: 0.333, SLG: 0.417 (7, PH) (8, 10)										2	0	1	0	0	0	0																						
29 Brian Bocock, R OBP: 0.429, SLG: 0.385 59 Emmanuel Burriss, S OBP: 0.222, SLG: 0.222										3	1	2	0	0	0	0																						
Inning Stats	R: 0 E: 0 K: 0 S: 3	H: 0 LOB: 0 BB: 0 P: 3	R: 0 E: 0 K: 0 S: 3	H: 1 LOB: 0 BB: 0 P: 3	R: 0 E: 0 K: 0 S: 4	H: 1 LOB: 0 BB: 0 P: 4	R: 0 E: 0 K: 0 S: 4	H: 1 LOB: 3 BB: 1 P: 9	R: 0 E: 0 K: 1 S: 7	H: 2 LOB: 2 BB: 0 P: 8	R: 0 E: 0 K: 2 S: 7	H: 0 LOB: 0 BB: 0 P: 7	R: 0 E: 0 K: 1 S: 5	H: 0 LOB: 0 BB: 0 P: 5	R: 1 E: 0 K: 3 S: 13	H: 4 LOB: 3 BB: 0 P: 13	R: 0 E: 0 K: 0 S: 5	H: 1 LOB: 1 BB: 0 P: 5	1B: 9 2B: 1 3B: 0 HR: 0	SF: 0 SAC: 0 DP: 1 HBP: 1	WP: 0 PB: 0 SB: 1 CS: 1	PA: 37																
PITCHER	IP	WLS	BF	H	R	ER	SO	BB	IBB	HBP	BLK	WP	HR	S	P	ERA	WHIP	55 Gil Meche, R ERA: 0.00		IP	WLS	BF	H	R	ER	SO	BB	IBB	HBP	BLK	WP	HR	S	P	ERA	WHIP		
91 Hideo Nomo, R ERA: 66 Chin-hui Tsao, R ERA: 41 Jimmy Gobble, L ERA: 10.8 57 Joel Paralta, R ERA: 11.57	3.0	H	14	3	0	0	3	1	0	1	0	0	0	18	24	0.00	1.333			3.0		9	2	0	0	3	0	0	0	0	0	0	0	0	0.00	1.333		
66 Chin-hui Tsao, R ERA: 41 Jimmy Gobble, L ERA: 10.8 57 Joel Paralta, R ERA: 11.57	1.0	H	3	0	0	0	1	0	0	0	0	0	0	5	5	0.00	0.000			1.0		7	4	1	1	3	0	0	0	0	0	0	0	0	0	0.00	4.000	
41 Jimmy Gobble, L ERA: 10.8 57 Joel Paralta, R ERA: 11.57	1.0	S	4	1	0	0	0	0	0	0	0	0	0	5	5	0.00	1.000			1.0		4	1	0	0	0	0	0	0	0	0	0	0	0	0	0	0.00	1.000

Batter	1	2	3	4	5	6	7	8	9	AB	R	H	RBI	BB	SO	LOB	TOP				
24 Chris Young, R OBP: 0.333, SLG: 0.467 28 Alex Romero, L OBP: 0.444, SLG: 0.357	0-0 G5-3	0-3 K		0-0 G6-3			0-0 F9			3	0	0	0	0	1	4					
1 Orlando Hudson, S OBP: 0.588, SLG: 0.636 71 Jesus Merchan, R OBP: 0.600, SLG: 0.900	4-0 WP BB	0-0 1B			0-0 G1-3			0-0 G6-3		1	0	1	2	1	0	0					
22 Eric Byrnes, R OBP: 0.214, SLG: 0.214 30 Tim Raines, S OBP: 0.182, SLG: 0.182	1-0 F9			0-0 F7		0-0 E6		0-0 75 C4-6-3 1B		3	0	0	0	0	0	1					
34 Conor Jackson, R OBP: 0.381, SLG: 0.650 75 Jamie D'Antona, R OBP: 0.222, SLG: 0.125	0-3 K			0-0 G6-3		1 SAFE 0-3 K		0-0 G4-6-3		3	0	0	0	0	2	2					
19 Chris Snyder, R OBP: 0.643, SLG: 1.385 59 Frank Curren, L OBP: 0.333, SLG: 0.400		0-0 6 1B 2B		0-0 2B		0-0 27 L3-6 2B		0-0 E3 60 SH1-3		2	1	2	0	0	0	0					
27 Mark Reynolds, R OBP: 0.276, SLG: 0.333 60 Wilkin Castillo, S OBP: 0.273, SLG: 0.200		0-0 F8		0-0 P3		0-0 L3-6		0-0 SH1-3		3	0	0	0	0	0	3					
6 Stephen Drew, L OBP: 0.333, SLG: 0.714 11 Augie Ojeda, S OBP: 0.263, SLG: 0.222		0-0 2B 1 1B		0-3 K		0-0 F9		0-3 K		3	1	1	0	0	1	0					
Chris Burke, R OBP: 0.400, SLG: 0.588 61 Javier Brito, R OBP: 0.365, SLG: 0.200		0-0 1 1B 2B		0-0 2B		0-0 F9		0-3 K		3	1	2	1	0	0	0					
12 Jeff Salazar, L OBP: 0.353, SLG: 0.231 73 Trent Oeltjen, L OBP: 0.333, SLG: 0.333		4-0 1 BB		0-3 K		0-0 G3				2	0	0	0	1	1	1					
Inning Stats	R: 0 E: 0 K: 1 S: 5	H: 0 LOB: 1 BB: 1 P: 10	R: 3 E: 0 K: 1 S: 8	H: 4 LOB: 2 BB: 1 P: 12	R: 0 E: 0 K: 0 S: 4	H: 1 LOB: 1 BB: 0 P: 4	R: 0 E: 0 K: 2 S: 8	H: 1 LOB: 1 BB: 0 P: 8	R: 0 E: 1 K: 1 S: 5	H: 0 LOB: 0 BB: 0 P: 5	R: 0 E: 0 K: 0 S: 3	H: 0 LOB: 0 BB: 0 P: 3	R: 0 E: 0 K: 0 S: 3	H: 1 LOB: 1 BB: 0 P: 3	R: 0 E: 1 K: 2 S: 8	H: 0 LOB: 1 BB: 0 P: 8	1B: 4 2B: 5 3B: 0 HR: 0	SF: 0 SAC: 1 DP: 2 HBP: 0	WP: 1 PB: 0 SB: 0 CS: 0	PA: 35	
PITCHER	IP WLS BF H R ER SO BB IBB HBP BLK WP HR S P ERA WHIP	IP WLS BF H R ER SO BB IBB HBP BLK WP HR S P ERA WHIP	IP WLS BF H R ER SO BB IBB HBP BLK WP HR S P ERA WHIP	IP WLS BF H R ER SO BB IBB HBP BLK WP HR S P ERA WHIP	IP WLS BF H R ER SO BB IBB HBP BLK WP HR S P ERA WHIP	IP WLS BF H R ER SO BB IBB HBP BLK WP HR S P ERA WHIP	IP WLS BF H R ER SO BB IBB HBP BLK WP HR S P ERA WHIP	IP WLS BF H R ER SO BB IBB HBP BLK WP HR S P ERA WHIP	IP WLS BF H R ER SO BB IBB HBP BLK WP HR S P ERA WHIP	IP WLS BF H R ER SO BB IBB HBP BLK WP HR S P ERA WHIP	IP WLS BF H R ER SO BB IBB HBP BLK WP HR S P ERA WHIP	IP WLS BF H R ER SO BB IBB HBP BLK WP HR S P ERA WHIP	IP WLS BF H R ER SO BB IBB HBP BLK WP HR S P ERA WHIP	IP WLS BF H R ER SO BB IBB HBP BLK WP HR S P ERA WHIP	IP WLS BF H R ER SO BB IBB HBP BLK WP HR S P ERA WHIP	IP WLS BF H R ER SO BB IBB HBP BLK WP HR S P ERA WHIP	IP WLS BF H R ER SO BB IBB HBP BLK WP HR S P ERA WHIP	IP WLS BF H R ER SO BB IBB HBP BLK WP HR S P ERA WHIP	IP WLS BF H R ER SO BB IBB HBP BLK WP HR S P ERA WHIP	IP WLS BF H R ER SO BB IBB HBP BLK WP HR S P ERA WHIP	IP WLS BF H R ER SO BB IBB HBP BLK WP HR S P ERA WHIP

Arizona Diamondbacks @ Kansas City Royals
 Surprise Stadium, Surprise, AZ
 Thu Mar 06 2008, 3:05 PM EST
 Att.: 5,539 - Sunny - 65 F


AB 32
R 3
H 8
RBI 3
BB 2
SO 7
LOB 14



Batter	1	2	3	4	5	6	7	8	9	AB	R	H	RBI	BB	SO	LOB	BOTTOM					
9 David DeJesus, L OBP: 0.688, SLG: 0.636	0-3 K		0-0 G3-1		0-0 13 G6-4-3 1B		0-0 L5			4	0	1	0	0	1	2						
13 Alberto Callaspo, S OBP: 0.162, SLG: 0.364	0-0 L9		0-0 G3-1		0-0 G6-4-3		0-0 G3			4	0	0	0	0	0	3						
59 Damon Hollins, R OBP: 0.294, SLG: 0.563 73 Chris Lubanski, L OBP: 0.286, SLG: 0.571	0-0 F8			0-3 K		0-0 F9		0-0 F9		3	0	0	0	0	1	0						
21 Miguel Olivo, R OBP: 0.368, SLG: 0.296 64 Adam Donachie, R OBP: 0.500, SLG: 1.000		0-0 K		0-0 E1 1B 16 1B		0-3 K		0-3 K		3	1	0	0	0	2	0						
Ross Gload, L OBP: 0.467, SLG: 0.667 43 Ryan Shealy, R OBP: 0.250, SLG: 1.000		0-0 CS 16 1B		0-0 16 1B		0-0 G4-3		0-0 HR		3	1	2	0	0	0	0						
16 Billy Butler, R OBP: 0.455, SLG: 0.579		0-0 1B		0-0 1B		0-0 HR				3	1	3	2	0	0	0						
Justin Huber, R OBP: 0.545, SLG: 1.111		0-3 K		0-0 SF9-2-6		0-0 G6-3				2	0	0	1	0	1	2						
Esteban German, R OBP: 0.250, SLG: 0.222 39 Mario Lissou, R OBP: 0.400, SLG: 0.800			4-0 9 G3-1 1 G1-3 BB		4-0 9 1B BB		0-0 F9			1	0	0	0	2	0	0						
1 Tony Pena Jr., R OBP: 0.235, SLG: 0.235 26 Jason Smith, L OBP: 0.462, SLG: 0.500			0-0 G1-3		0-0 L7		0-0 1B			3	0	1	0	0	0	2						
Inning Stats	R: 0 E: 0 K: 1 S: 5	H: 0 LOB: 0 BB: 0 P: 5	R: 0 E: 0 K: 2 S: 8	H: 2 LOB: 0 BB: 0 P: 8	R: 0 E: 0 K: 0 S: 3	H: 0 LOB: 1 BB: 1 P: 7	R: 2 E: 1 K: 1 S: 7	H: 2 LOB: 0 BB: 0 P: 7	R: 0 E: 0 K: 0 S: 3	H: 1 LOB: 1 BB: 1 P: 7	R: 0 E: 0 K: 1 S: 5	H: 0 LOB: 0 BB: 0 P: 5	R: 1 E: 0 K: 0 S: 5	H: 2 LOB: 1 BB: 0 P: 5	R: 0 E: 0 K: 1 S: 5	H: 0 LOB: 0 BB: 0 P: 5	R: 1 E: 0 K: 0 S: 1	H: 1 LOB: 0 BB: 0 P: 1	1B: 6 2B: 2 3B: 0 HR: 2	SF: 1 SAC: 0 DP: 3 HBP: 0	WP: 0 PB: 0 SB: 0 CS: 1	PA: 32
PITCHER	IP WLS BF H R ER SO BB IBB HBP BLK WP HR S P ERA WHIP	IP WLS BF H R ER SO BB IBB HBP BLK WP HR S P ERA WHIP	IP WLS BF H R ER SO BB IBB HBP BLK WP HR S P ERA WHIP	IP WLS BF H R ER SO BB IBB HBP BLK WP HR S P ERA WHIP	IP WLS BF H R ER SO BB IBB HBP BLK WP HR S P ERA WHIP	IP WLS BF H R ER SO BB IBB HBP BLK WP HR S P ERA WHIP	IP WLS BF H R ER SO BB IBB HBP BLK WP HR S P ERA WHIP	IP WLS BF H R ER SO BB IBB HBP BLK WP HR S P ERA WHIP	IP WLS BF H R ER SO BB IBB HBP BLK WP HR S P ERA WHIP	IP WLS BF H R ER SO BB IBB HBP BLK WP HR S P ERA WHIP	IP WLS BF H R ER SO BB IBB HBP BLK WP HR S P ERA WHIP	IP WLS BF H R ER SO BB IBB HBP BLK WP HR S P ERA WHIP	IP WLS BF H R ER SO BB IBB HBP BLK WP HR S P ERA WHIP	IP WLS BF H R ER SO BB IBB HBP BLK WP HR S P ERA WHIP	IP WLS BF H R ER SO BB IBB HBP BLK WP HR S P ERA WHIP	IP WLS BF H R ER SO BB IBB HBP BLK WP HR S P ERA WHIP	IP WLS BF H R ER SO BB IBB HBP BLK WP HR S P ERA WHIP	IP WLS BF H R ER SO BB IBB HBP BLK WP HR S P ERA WHIP	IP WLS BF H R ER SO BB IBB HBP BLK WP HR S P ERA WHIP	IP WLS BF H R ER SO BB IBB HBP BLK WP HR S P ERA WHIP	IP WLS BF H R ER SO BB IBB HBP BLK WP HR S P ERA WHIP	IP WLS BF H R ER SO BB IBB HBP BLK WP HR S P ERA WHIP

Arizona Diamondbacks @ Kansas City Royals
 Surprise Stadium, Surprise, AZ
 Thu Mar 06 2008, 3:05 PM EST
 Att.: 5,539 - Sunny - 65 F

AB 29
R 4
H 8
RBI 4
BB 2
SO 6
LOB 9



Batter	1	2	3	4	5	6	7	8	9	AB	R	H	RBI	BB	SO	LOB	TOP					
Willy Taveras, R (1, 8) OBP: 0.250, SLG: 0.278 65 Joe Gaetti, R (5, 7) OBP: 0.444, SLG: 0.286										3	1	1	0	1	2	3	Colorado Rockies @ Kansas City Royals Surprise Stadium, Surprise, AZ Fri Mar 07 2008, 3:05 PM EST Att: 4,768 - Sunny - 68 F					
18 Cory Sullivan, L (1, 7) SAFE OBP: 0.154, SLG: 0.167 63 Dexter Fowler, S (6, PH) OBP: 0.333, SLG: 0.273										4	0	1	0	0	1	2						
17 Todd Helton, L (1, 3) OBP: 0.375, SLG: 0.400 64 Christian Colonel, R (6, 3) OBP: 0.429, SLG: 0.333										3	1	2	2	1	0	0						
11 Brad Hawpe, L (1, 9) OBP: 0.500, SLG: 1.000 14 Sean Barker, R (6, PR) OBP: 0.111, SLG: 0.222										3	1	3	3	1	0	0						
24 Ian Stewart, L (1, 10) OBP: 0.227, SLG: 0.190 22 Marcus Giles, R (6, PH) OBP: 0.385, SLG: 0.364										3	0	0	0	0	0	5						
21 Matt Kata, S (1, 5) OBP: 0.286, SLG: 0.538										5	1	1	1	0	1	3						
12 Clint Barmes, R (1, 6) 62 Jonathan Herrera, S (7, PR) OBP: 0.300, SLG: 0.222										3	1	2	0	0	0	0						
Jayson Nix, R (1, 4) OBP: 0.333, SLG: 0.364										3	2	1	1	1	0	2						
15 Edwin Bellorin, R (1, 2) 39 Mike Rose, S (6, 2) OBP: 0.429, SLG: 0.200										2	0	0	0	1	0	3						
Inning Stats	R: 0 E: 0 K: 1 S: 6	H: 2 LOB: 2 BB: 1 P: 10	R: 0 E: 0 K: 0 S: 4	H: 1 LOB: 1 BB: 0 P: 4	R: 3 E: 0 K: 0 S: 8	H: 3 LOB: 0 BB: 0 P: 9	R: 2 E: 0 K: 1 S: 6	H: 1 LOB: 3 BB: 2 P: 16	R: 2 E: 0 K: 1 S: 6	H: 2 LOB: 0 BB: 1 P: 12	R: 1 E: 0 K: 0 S: 5	H: 2 LOB: 1 BB: 0 P: 5	R: 0 E: 0 K: 2 S: 8	H: 1 LOB: 1 BB: 0 P: 8	R: 1 E: 0 K: 1 S: 7	H: 1 LOB: 1 BB: 0 P: 7		R: 1 E: 0 K: 1 S: 6	H: 1 LOB: 3 BB: 3 P: 19	1B: 7 2B: 4 3B: 0 HR: 3	SF: 0 SAC: 0 DP: 0 HBP: 2	WP: 0 PB: 0 SB: 2 CS: 1
PITCHER	IP WLS BF H R ER SO BB IBB HBP BLK WP HR S P ERA WHIP																					
19 Brian Bannister, R (1, 1) ERA: 10.8	3.2 L 19 6 5 5 2 1 0 2 0 0 1 22 29 12.27 1.909																					
62 Ben Hendrickson, R (4, 1) ERA	0.1 4 1 0 0 0 2 0 0 0 0 0 2 10 0.00 9.000																					
28 Kyle Davies, R (5, 1) ERA: 4.5	3.0 14 5 3 2 3 1 0 0 0 0 2 19 25 6.00 2.000																					
37 Tyler Lumsden, L (8, 1) ERA	1.0 5 1 1 0 1 0 0 0 0 0 0 7 7 0.00 1.000																					
41 Jimmy Gobble, L (9, 1) ERA: 10.13	1.0 7 1 1 1 1 3 0 0 0 0 0 6 19 9.00 4.000																					

Batter	1	2	3	4	5	6	7	8	9	AB	R	H	RBI	BB	SO	LOB	BOTTOM					
9 David DeJesus, L (1, 8) OBP: 0.684, SLG: 0.583 13 Alberto Callaspo, S (5, 8) OBP: 0.250, SLG: 0.315										1	2	0	0	2	0	1	Colorado Rockies @ Kansas City Royals Surprise Stadium, Surprise, AZ Fri Mar 07 2008, 3:05 PM EST Att: 4,768 - Sunny - 68 F					
15 Mark Grudzielanek, R (1, 4) Esteban German, R (4, 4) OBP: 0.281, SLG: 0.238										1	1	0	0	0	0	1						
4 Alex Gordon, L (1, 5) OBP: 0.375, SLG: 0.467 26 Jason Smith, L (6, 5) OBP: 0.400, SLG: 0.417										3	0	1	1	0	0	1						
43 Ryan Shealy, R (1, 3) OBP: 0.300, SLG: 0.900 Ross Gload, L (5, 3) OBP: 0.444, SLG: 0.611										2	0	1	1	0	0	2						
24 Mark Teahen, L (1, 10) OBP: 0.409, SLG: 0.500 16 Billy Butler, R (7, PH) OBP: 0.458, SLG: 0.571										3	1	1	3	0	0	2						
73 Chris Lubanski, L (8, PR) OBP: 0.286, SLG: 0.571										2	0	1	0	0	0	0						
14 John Buck, R (1, 2) OBP: 0.250, SLG: 0.375 12 Matt Tupman, L (8, 2) OBP: 0.400, SLG: 0.500										4	0	1	0	0	1	1						
35 Mitch Maier, L (1, 9) OBP: 0.176, SLG: 0.188 59 Damon Hollins, R (6, 9) OBP: 0.250, SLG: 0.474										2	0	0	0	0	0	0						
32 Shane Costa, L (1, 7) OBP: 0.267, SLG: 0.167 Justin Huber, R (5, 7) OBP: 0.538, SLG: 1.000										1	0	1	0	1	0	0						
1 Tony Pena Jr., R (1, 6) OBP: 0.250, SLG: 0.250 40 Angel Berroa, R (7, 6) OBP: 0.300, SLG: 0.222										3	1	1	0	0	0	2						
Inning Stats	R: 1 E: 0 K: 0 S: 4	H: 1 LOB: 1 BB: 1 P: 9	R: 0 E: 0 K: 0 S: 3	H: 0 LOB: 1 BB: 1 P: 7	R: 2 E: 0 K: 0 S: 4	H: 1 LOB: 1 BB: 1 P: 9	R: 0 E: 0 K: 0 S: 4	H: 1 LOB: 1 BB: 0 P: 4	R: 2 E: 0 K: 1 S: 9	H: 2 LOB: 0 BB: 0 P: 12	R: 2 E: 0 K: 0 S: 6	H: 2 LOB: 1 BB: 1 P: 11	R: 0 E: 0 K: 1 S: 6	H: 1 LOB: 1 BB: 0 P: 6	R: 0 E: 0 K: 1 S: 6	H: 1 LOB: 3 BB: 0 P: 6	R: 0 E: 1 K: 0 S: 5	H: 1 LOB: 3 BB: 0 P: 6	1B: 8 2B: 1 3B: 0 HR: 1	SF: 0 SAC: 0 DP: 0 HBP: 1	WP: 2 PB: 0 SB: 2 CS: 0	PA: 43
PITCHER	IP WLS BF H R ER SO BB IBB HBP BLK WP HR S P ERA WHIP																					
16 Kip Wells, R (1, 1) ERA: 4.0	4.0 W 19 3 3 3 0 3 0 0 0 0 1 15 29 6.75 1.500																					
43 Chris George, L (5, 1) ERA: 6.75	1.0 5 2 2 2 1 0 0 0 0 0 1 9 12 18.00 2.000																					
99 Darren Clarke, R (6, 1) ERA: 16.2	1.0 H 6 2 2 2 0 1 0 0 0 0 0 6 11 18.00 3.000																					
45 Josh Newman, L (7, 1) ERA	1.0 H 4 1 0 0 1 0 0 0 0 0 0 6 6 0.00 1.000																					
37 Esmil Rogers, R (8, 1) ERA	1.0 H 4 1 0 0 1 0 0 0 0 0 0 6 6 0.00 1.000																					
PITCHER	IP WLS BF H R ER SO BB IBB HBP BLK WP HR S P ERA WHIP																					
49 Alberto Arias, R (9, 1) ERA:	1.0 S 5 1 0 0 0 0 0 0 0 0 0 5 6 0.00 1.000																					

AB 40
R 10
H 14
RBI 9
BB 7
SO 7
LOB 30



Batter	1	2	3	4	5	6	7	8	9	AB	R	H	RBI	BB	SO	LOB	TOP										
2 Joey Gathright, L (1, 8) 35 Mitch Maier, L (6, 8) OBP: 0.385, SLG: 0.500 OBP: 0.167, SLG: 0.176	G4-3		G4-3		G5-3		G4-3			3	0	0	0	0	0	0	Kansas City Royals @ Milwaukee Brewers Maryvale Baseball Park, Phoenix, AZ Sat Mar 08 2008, 3:05 PM EST Att: 5,419 - Sunny - 68 F										
13 Alberto Callaspo, S (1, 4) 40 Angel Berroa, R (5, 4) OBP: 0.296, SLG: 0.462 OBP: 0.273, SLG: 0.200	2B		1B		1B			F9		2	2	2	0	1	0	0											
4 Alex Gordon, L (1, 10) OBP: 0.350, SLG: 0.421	1B		F9		P4			P5		4	0	1	1	0	0	2											
16 Billy Butler, R (1, 3) 74 Mike Stodolka, L (6, 3) OBP: 0.519, SLG: 0.609 OBP: 0.333, SLG: 0.444	1B		1B							2	0	2	0	1	0	0											
24 Mark Teahen, L (1, 7) Justin Huber, R (6, 7) OBP: 0.400, SLG: 0.476 OBP: 0.500, SLG: 0.909	F8		1B							1	0	1	0	0	0	0											
73 Chris Lubanski, L (1, 9) OBP: 0.182, SLG: 0.364		G3-1		G3		F9			K	4	0	0	0	0	1	1											
39 Mario Lison, R (1, 5) 72 Mike Aviles, R (6, 5) OBP: 0.385, SLG: 0.667 OBP: 0.462, SLG: 0.500				G6-3		F9				2	0	0	0	1	0	1											
21 Miguel Olivo, R (1, 2) 54 Ken Huckaby, R (8, 2) OBP: 0.318, SLG: 0.235 OBP: 0.697, SLG: 1.000	F8			F8					K	3	0	0	0	0	1	1											
26 Jason Smith, L (1, 6) OBP: 0.316, SLG: 0.313					P3		G3-1			4	0	0	0	0	1	2											
Inning Stats	R: 1 E: 0 K: 0 S: 5	H: 3 LOB: 1 BB: 0 P: 6	R: 0 E: 0 K: 1 S: 5	H: 0 LOB: 1 BB: 1 P: 9	R: 1 E: 0 K: 0 S: 4	H: 2 LOB: 2 BB: 1 P: 8	R: 0 E: 0 K: 0 S: 3	H: 0 LOB: 0 BB: 0 P: 3	R: 0 E: 0 K: 0 S: 4	H: 1 LOB: 1 BB: 0 P: 5	R: 0 E: 0 K: 1 S: 5	H: 0 LOB: 0 BB: 0 P: 5	R: 0 E: 0 K: 1 S: 6	H: 1 LOB: 1 BB: 0 P: 7	R: 0 E: 0 K: 2 S: 8	H: 1 LOB: 1 BB: 0 P: 8		1B: 7 2B: 1 3B: 0 HR: 0	SF: 0 SAC: 0 DP: 0 HBP: 0	WP: 2 PB: 0 SB: 0 CS: 0	PA: 36						
PITCHER	IP	WLS	BF	H	R	ER	SO	BB	IBB	HBP	BLK	WP	HR	S	P	ERA	WHIP										
37 Jeff Suppan, R (1, 1) ERA: 7.2	3.0		14	5	2	2	1	2	0	0	0	0	0	14	23	6.00	2.333										
40 Randy Choate, L (4, 1) ERA:	1.0	W	3	0	0	0	0	0	0	0	0	0	0	3	3	0.00	0.000										
75 Steve Bray, R (5, 1) ERA: 1.8	2.0	H	8	1	0	0	0	1	0	0	0	1	0	7	12	0.00	1.000										
54 David Riske, R (7, 1) ERA: 4.91	1.2	H	6	1	0	0	1	0	0	0	0	0	0	8	8	0.00	0.600										
92 Jason Shiell, R (8, 1) ERA:	0.1	H	1	0	0	0	1	0	0	0	0	1	0	3	4	0.00	0.000										
PITCHER	IP	WLS	BF	H	R	ER	SO	BB	IBB	HBP	BLK	WP	HR	S	P	ERA	WHIP										
Guillermo Mota, R (9, 1) ERA:	1.0		4	1	0	0	2	0	0	0	0	0	0	8	8	0.00	1.000										

Batter	1	2	3	4	5	6	7	8	9	AB	R	H	RBI	BB	SO	LOB	BOTTOM										
Craig Counsell, L (1, 4) 61 Hernan Iribarren, L (6, 4) OBP: 0.524, SLG: 0.611 OBP: 0.444, SLG: 0.375	P5				P4					3	0	1	0	0	0	0	Kansas City Royals @ Milwaukee Brewers Maryvale Baseball Park, Phoenix, AZ Sat Mar 08 2008, 3:05 PM EST Att: 5,419 - Sunny - 68 F										
25 Mike Cameron, R (1, 8) 22 Tony Gwynn Jr., L (5, 8) OBP: 0.498, SLG: 0.684 OBP: 0.389, SLG: 0.571	HR									1	1	1	1	1	0	0											
28 Prince Fielder, L (1, 3) 11 Mike Rivera, R (6, 3) OBP: 0.364, SLG: 0.333 OBP: 0.200, SLG: 0.125	P6									3	0	0	0	0	0	2											
8 Ryan Braun, R (1, 7) 33 Gabe Kapler, R (6, 7) OBP: 0.500, SLG: 0.895 OBP: 0.313, SLG: 0.429	G1-3									2	1	1	0	0	0	0											
1 Corey Hart, R (1, 9) 20 Laynce Nix, L (6, 9) OBP: 0.217, SLG: 0.304 OBP: 0.500, SLG: 0.643	F8									2	1	1	0	0	0	0											
2 Bill Hall, R (1, 5) 21 Abraham Nunez, S (6, 5) OBP: 0.348, SLG: 0.429 OBP: 0.375, SLG: 0.333	2B									2	0	1	0	0	0	2											
7 J.J. Hardy, R (1, 6) 71 Alcides Escobar, R (6, 6) OBP: 0.360, SLG: 0.348 OBP: 0.167, SLG: 0.333	F8									2	0	0	1	0	0	2											
27 Joe Dillon, R (1, 10) OBP: 0.333, SLG: 0.571	2-5									4	1	2	3	0	0	1											
18 Jason Kendall, R (1, 2) 10 Vinny Rottino, R (5, 2) OBP: 0.429, SLG: 0.421 OBP: 0.273, SLG: 0.636	G4-3									2	0	0	0	0	0	1											
Inning Stats	R: 1 E: 0 K: 0 S: 6	H: 1 LOB: 0 BB: 0 P: 9	R: 0 E: 0 K: 0 S: 3	H: 1 LOB: 0 BB: 0 P: 4	R: 0 E: 0 K: 0 S: 4	H: 1 LOB: 2 BB: 1 P: 8	R: 2 E: 0 K: 0 S: 6	H: 3 LOB: 1 BB: 0 P: 7	R: 0 E: 0 K: 0 S: 3	H: 0 LOB: 0 BB: 0 P: 3	R: 1 E: 0 K: 1 S: 6	H: 1 LOB: 1 BB: 1 P: 10	R: 1 E: 0 K: 0 S: 4	H: 1 LOB: 1 BB: 1 P: 9	R: 3 E: 0 K: 1 S: 10	H: 3 LOB: 1 BB: 1 P: 15		1B: 6 2B: 3 3B: 0 HR: 2	SF: 0 SAC: 0 DP: 0 HBP: 0	WP: 0 PB: 0 SB: 4 CS: 0	PA: 38						
PITCHER	IP	WLS	BF	H	R	ER	SO	BB	IBB	HBP	BLK	WP	HR	S	P	ERA	WHIP										
49 John Bale, L (1, 1) ERA: 4.0	19		13	2	2	1	1	2	0	0	0	0	0	13	22	3.00	1.333										
36 Jorge De La Rosa, L (5, 1) ERA: 10.38	3.0																										
66 Chin-hui Tsao, R (8, 1) ERA: 16.2	0.2		5	2	3	3	1	1	0	0	0	0	1	8	13	40.50	4.500										
67 Matt Wright, R (8, 1) ERA:	0.1		2	1	0	0	0	0	0	0	0	0	0	2	2	0.00	3.000										

Batter	1	2	3	4	5	6	7	8	9	AB	R	H	RBI	BB	SO	LOB	TOP						
12 Alfonso Soriano, R OBP: 0.364, SLG: 0.300 27 Sam Fuld, L OBP: 0.455, SLG: 0.143	G6-3		F8	F8		K			4 HR	4	1	1	0	0	1	0	Chicago Cubs @ Kansas City Royals Surprise Stadium, Surprise, AZ Sun Mar 09 2008, 4:05 PM EDT Att: 10,611 - Sunny - 74 F						
4 Eric Patterson, L OBP: 0.364, SLG: 0.500	L6		67 SF8 33 1B	67 1B 33 WP			K		5 4 3 2 1 1 3	5	4	3	2	1	1	3							
67 Micah Hoffpauir, L OBP: 0.355, SLG: 0.632 9 Jake Fox, R OBP: 0.333, SLG: 0.632	33 1B		SF8	33 1B 33 WP			P4		F8	3 2 3 2 0 0 0	3	2	3	2	0	0		0					
33 Daryle Ward, L OBP: 0.429, SLG: 1.385 65 Luis Figueroa, S OBP: 0.358, SLG: 0.579	2B		18 E 6 2B	19 1B 19 G6-4-3				G3	G6-3	4 1 4 3 0 0 0	4	1	4	3	0	0		0					
19 Matt Murton, R OBP: 0.424, SLG: 0.433 68 Josh Kroeger, L OBP: 0.357, SLG: 0.571	1B		3-H 6 2B	3-H 19 G6-4-3				G3	G6-3	2 0 0 0 0 0 0	2	0	0	0	0	0		0					
18 Geovany Soto, R OBP: 0.405, SLG: 0.368 55 Koyie Hill, S OBP: 0.167, SLG: 0.182	G1-3		1-2 6 2B	1-2 6 2B					G4-3	4 1 1 0 0 0 4	4	1	1	0	0	0		4					
6 Alex Cintron, S OBP: 0.483 64 Casey McGehee, R OBP: 0.636, SLG: 0.909			F9	FC4			G5-3		K	3 1 0 0 0 0 2	3	1	0	0	0	0		2					
20 Felix Pie, L OBP: 0.406, SLG: 0.607			1B	2B			G6-3		20 1B 57 2B	2 0 0 0 0 0 0	2	0	0	0	0	0		0					
57 Andrés Blanco, S OBP: 0.333, SLG: 0.385			2B	BB			P6		57 2B	4 0 3 1 1 0 0	4	0	3	1	1	0		0					
	L7		G4-6-3				F7		G3	5 0 1 1 0 0 5	5	0	1	1	0	0		5					
Inning Stats	R: 1 E: 0 K: 0 S: 5	H: 2 LOB: 1 BB: 0 P: 5	R: 0 E: 0 K: 0 S: 4	H: 2 LOB: 1 BB: 0 P: 4	R: 5 E: 1 K: 0 S: 8	H: 5 LOB: 1 BB: 1 P: 12	R: 1 E: 0 K: 0 S: 5	H: 3 LOB: 1 BB: 0 P: 6	R: 0 E: 0 K: 0 S: 3	H: 0 LOB: 0 BB: 0 P: 3	R: 2 E: 0 K: 1 S: 7	H: 2 LOB: 1 BB: 1 P: 11	R: 1 E: 0 K: 1 S: 8	H: 3 LOB: 3 BB: 1 P: 15	R: 1 E: 0 K: 1 S: 8	H: 3 LOB: 2 BB: 0 P: 8	R: 2 E: 0 K: 0 S: 4	H: 1 LOB: 0 BB: 1 P: 8	1B: 14 2B: 5 3B: 1 HR: 1	SF: 1 SAC: 0 DP: 2 HBP: 0	WP: 1 PB: 0 SB: 0 CS: 0	PA: 50	
PITCHER	IP WLS BF H R ER SO BB IBB HBP BLK WP HR S P ERA WHIP	2.1 L 17 9 0 6 5 0 0 0 0 0 0 16 20 19.29 4.286	3.0 L 14 5 3 3 1 1 0 0 0 0 0 15 20 9.00 2.000	1.0 L 7 3 1 1 1 1 0 0 0 0 0 8 15 9.00 4.000	1.0 L 6 3 1 1 1 1 0 0 0 0 0 8 8 9.00 3.000			PITCHER	IP WLS BF H R ER SO BB IBB HBP BLK WP HR S P ERA WHIP	1.0 L 5 1 2 2 0 1 0 0 0 0 1 4 8 18.00 2.000													
Brett Tomko, R ERA: 11.37 63 Roberto Giron, R ERA: 4.5 46 Juan Carlos Oviedo, R ERA: 6.75 32 Ron Mahay, L ERA: 6.75 27 Yasuhiro Yabuta, R ERA: 7.2																							
9 David DeJesus, L OBP: 0.591, SLG: 0.467 2 Joey Gathright, L OBP: 0.357, SLG: 0.462	F8		G4-3						G6-3	3 0 0 0 0 0 2	3	0	0	0	0	0	Chicago Cubs @ Kansas City Royals Surprise Stadium, Surprise, AZ Sun Mar 09 2008, 4:05 PM EDT Att: 10,611 - Sunny - 74 F						
15 Mark Grudzielanek, R OBP: 0.250, SLG: 0.227 Esteban German, R OBP: 0.250, SLG: 0.227	G6-3		G4-6-3 BB				L6		F9	2 0 0 0 1 0 0	2	0	0	0	1	0		0					
Ross Gload, L OBP: 0.381, SLG: 0.524 43 Ryan Shealy, R OBP: 0.273, SLG: 0.818	P6		G4-6-3				G4-3		G5-3	3 0 0 0 0 0 3	3	0	0	0	0	0		3					
11 Jose Guillen, R 35 Mitch Maier, L OBP: 0.158, SLG: 0.167			G4-3				G5-3		F8	3 0 0 0 0 0 0	3	0	0	0	0	0		0					
4 Alex Gordon, L OBP: 0.348, SLG: 0.455 26 Jason Smith, L OBP: 0.316, SLG: 0.313			K				K			3 0 1 0 0 2 0	3	0	1	0	0	2		0					
16 Billy Butler, R OBP: 0.483, SLG: 0.560 59 Damon Hollins, R OBP: 0.238, SLG: 0.450			G6-3				G6-3		P3	2 0 0 0 0 0 0	2	0	0	0	0	0		0					
24 Mark Teahen, L OBP: 0.393, SLG: 0.435 Justin Huber, R OBP: 0.500, SLG: 0.909			14 2B BB				G6-3		K	1 0 0 0 0 0 0	1	0	0	0	0	0		0					
14 John Buck, R OBP: 0.278, SLG: 0.444 12 Matt Tupman, R OBP: 0.333, SLG: 0.400			G4-3 1-H				P4		G6-3	2 0 1 1 0 0 0	2	0	1	1	0	0		0					
1 Tony Pena Jr., R OBP: 0.261, SLG: 0.227 72 Mike Aviles, R OBP: 0.462, SLG: 0.500			G4-3 HBP				K		G5-3	1 0 0 0 0 0 0	1	0	0	0	0	0		0					
Inning Stats	R: 0 E: 0 K: 0 S: 3	H: 0 LOB: 0 BB: 0 P: 3	R: 0 E: 0 K: 1 S: 5	H: 0 LOB: 0 BB: 0 P: 5	R: 1 E: 0 K: 0 S: 3	H: 1 LOB: 2 BB: 2 P: 12	R: 0 E: 0 K: 1 S: 5	H: 0 LOB: 0 BB: 0 P: 5	R: 0 E: 0 K: 1 S: 5	H: 0 LOB: 0 BB: 0 P: 5	R: 0 E: 0 K: 0 S: 3	H: 0 LOB: 0 BB: 0 P: 3	R: 0 E: 0 K: 1 S: 6	H: 1 LOB: 1 BB: 0 P: 6	R: 0 E: 0 K: 0 S: 3	H: 0 LOB: 0 BB: 0 P: 3		R: 0 E: 0 K: 0 S: 3	H: 0 LOB: 0 BB: 0 P: 3	1B: 0 2B: 2 3B: 0 HR: 0	SF: 0 SAC: 0 DP: 1 HBP: 1	WP: 0 PB: 0 SB: 0 CS: 0	PA: 31
PITCHER	IP WLS BF H R ER SO BB IBB HBP BLK WP HR S P ERA WHIP	1.0 W 3 0 0 0 1 0 0 0 0 0 0 5 5 0.00 0.000	1.0 L 3 0 0 0 0 0 0 0 0 0 0 3 3 0.00 0.000	1.0 L 4 1 0 0 1 0 0 0 0 0 0 6 6 0.00 1.000	1.0 L 3 0 0 0 0 0 0 0 0 0 0 3 3 0.00 0.000			PITCHER	IP WLS BF H R ER SO BB IBB HBP BLK WP HR S P ERA WHIP	1.0 L 3 0 0 0 0 0 0 0 0 0 3 3 0.00 0.000													
46 Ryan Dempster, R ERA: 6.75 34 Kerry Wood, R ERA: 6.75 63 Carmen Pignatiello, L ERA: 7.1 43 Michael Wuerz, R ERA: 12.27 48 Neal Cotts, L ERA: 12.27																							
49 Carlos Marmol, R ERA: 12.27																							

AB	45
R	13
H	21
RBI	12
BB	4
SO	3
LOB	18



AB	28
R	1
H	2
RBI	1
BB	2
SO	4
LOB	7



Batter	1	2	3	4	5	6	7	8	9	AB	R	H	RBI	BB	SO	LOB	TOP		
10 Dave Roberts, L OBP: 0.308, SLG: 0.217 12 Nate Schierholz, L OBP: 0.299, SLG: 0.429										2	0	0	0	1	1	1	San Francisco Giants @ Kansas City Royals Surprise Stadium, Surprise, AZ Mon Mar 10 2008, 4:05 PM EDT Att. 4,841 - Sunny - 74 F		
8 Eugenio Velez, S OBP: 0.343, SLG: 0.485 59 Emmanuel Burriss, S OBP: 0.286, SLG: 0.286										4	1	1	0	0	1	1			
2 Randy Winn, S OBP: 0.429, SLG: 0.611 49 Clay Timpner, L OBP: 0.083, SLG: 0.333										3	1	2	1	0	0	1			
1 Bengie Molina, R OBP: 0.429, SLG: 0.500 71 Steve Holm, R OBP: 0.417, SLG: 0.300										3	0	0	0	0	0	2			
Rich Aurilia, R OBP: 0.429, SLG: 0.611 73 Travis Denker, R OBP: 0.292, SLG: 0.409										3	0	1	1	0	0	1			
40 Daniel Ortmeier, S OBP: 0.303, SLG: 0.276 47 Travis Ishikawa, L OBP: 0.154, SLG: 0.167										3	0	0	0	0	1	1			
14 Fred Lewis, L OBP: 0.406, SLG: 0.519 70 John Bowker, L OBP: 0.278, SLG: 0.444										3	1	1	0	0	0	0			
19 Kevin Frandsen, R OBP: 0.382, SLG: 0.357 21 Justin Leone, R OBP: 0.697, SLG: 0.629										1	0	0	0	0	0	0			
29 Brian Bocco, R OBP: 0.269, SLG: 0.240 22 Ivan Ochoa, R OBP: 0.364, SLG: 0.333										3	0	0	0	0	2	1			
										0	0	0	0	1	0	0			
Inning Stats	R: 2 E: 0 K: 1 S: 8	H: 3 LOB: 1 BB: 0 P: 9	R: 0 E: 0 K: 0 S: 3	H: 0 LOB: 1 BB: 0 P: 4	R: 0 E: 0 K: 0 S: 4	H: 1 LOB: 1 BB: 0 P: 4	R: 0 E: 0 K: 0 S: 3	H: 0 LOB: 0 BB: 0 P: 3	R: 0 E: 0 K: 1 S: 5	H: 0 LOB: 0 BB: 0 P: 5	R: 2 E: 0 K: 1 S: 8	H: 2 LOB: 1 BB: 0 P: 8	R: 0 E: 0 K: 1 S: 5	H: 0 LOB: 1 BB: 1 P: 9	R: 2 E: 0 K: 0 S: 5	H: 3 LOB: 1 BB: 1 P: 9	1B: 2 2B: 3 3B: 3 HR: 1	SF: 0 SAC: 0 DP: 1 HBP: 1	WP: 0 PA: 39 PB: 0 SB: 0 CS: 0
PITCHER	IP WLS BF H R ER SO BB IBB HBP BLK WP HR S P ERA WHIP																		
91 Hideo Nomo, R ERA: 2.25	3.0 W 14 4 2 2 1 0 0 0 1 0 0 0 15 17 6.00 1.333																		
48 Joakim Soria, R ERA: 4.5	2.0 H 7 0 0 0 2 1 0 0 0 0 0 0 10 14 0.00 0.500																		
57 Joel Peralta, R ERA: 10.38	2.0 8 2 2 2 2 0 0 0 0 0 0 1 13 13 9.00 1.000																		
41 Jimmy Gobble, L ERA: 7.36	1.0 4 0 0 0 1 1 0 0 0 0 0 0 5 9 0.00 1.000																		
53 Carlos Rosa, R ERA: 9.0	1.0 6 3 2 2 0 1 0 0 0 0 0 0 5 9 18.00 4.000																		

Batter	1	2	3	4	5	6	7	8	9	AB	R	H	RBI	BB	SO	LOB	BOTTOM
9 David DeJesus, L OBP: 0.615, SLG: 0.529 35 Mitch Maier, L OBP: 0.190, SLG: 0.158										2	2	1	0	2	0	0	San Francisco Giants @ Kansas City Royals Surprise Stadium, Surprise, AZ Mon Mar 10 2008, 4:05 PM EDT Att. 4,841 - Sunny - 74 F
15 Mark Grudzielanek, R OBP: 0.299, SLG: 0.298 Esteban German, R OBP: 0.299, SLG: 0.298										3	2	0	0	0	3		
4 Alex Gordon, L OBP: 0.365, SLG: 0.435 26 Jason Smith, L OBP: 0.381, SLG: 0.500										1	2	0	0	2	0		
11 Jose Guillen, R OBP: 0.200, SLG: 0.200 59 Damon Hollins, R OBP: 0.333, SLG: 0.565										2	1	1	1	0	0		
24 Mark Teahen, L OBP: 0.387, SLG: 0.538 16 Billy Butler, R OBP: 0.452, SLG: 0.519										3	1	1	2	0	1		
43 Ryan Shealy, R OBP: 0.286, SLG: 0.929 Ross Gload, L OBP: 0.348, SLG: 0.478										3	1	1	2	0	1		
21 Miguel Olivo, R OBP: 0.360, SLG: 0.350 54 Ken Huckaby, R OBP: 0.400, SLG: 0.600										3	0	2	1	0	0		
1 Tony Pena Jr., R OBP: 0.269, SLG: 0.289 13 Alberto Callaspo, S OBP: 0.345, SLG: 0.536										3	0	1	0	0	0		
2 Joey Gathright, L OBP: 0.368, SLG: 0.375										3	0	0	0	2	0		
Inning Stats	R: 0 E: 1 K: 0 S: 4	H: 2 LOB: 1 BB: 0 P: 4	R: 4 E: 1 K: 0 S: 5	H: 2 LOB: 0 BB: 2 P: 13	R: 3 E: 0 K: 1 S: 7	H: 2 LOB: 1 BB: 2 P: 15	R: 1 E: 0 K: 0 S: 7	H: 2 LOB: 2 BB: 1 P: 12	R: 2 E: 2 K: 0 S: 7	H: 3 LOB: 2 BB: 0 P: 7	R: 4 E: 0 K: 1 S: 7	H: 2 LOB: 0 BB: 2 P: 16	R: 0 E: 0 K: 0 S: 3	H: 1 LOB: 1 BB: 1 P: 7	1B: 6 2B: 5 3B: 1 HR: 2	SF: 0 SAC: 0 DP: 2 HBP: 0	
PITCHER	IP WLS BF H R ER SO BB IBB HBP BLK WP HR S P ERA WHIP																
75 Barry Zito, L ERA: 17.18	3.2 L 21 5 8 5 0 4 0 0 0 0 0 1 17 33 12.27 2.455																
Tyler Walker, R ERA: 1.69	1.1 8 3 1 1 1 1 0 0 0 0 0 1 11 16 6.75 3.000																
31 Vinnie Chulk, R ERA: 3.6	1.0 7 3 2 1 0 0 0 0 0 0 0 0 7 7 9.00 3.000																
47 Merkin Valdez, R ERA: 7.5	1.0 7 2 4 4 1 2 0 0 0 0 1 0 7 16 36.00 4.000																
22 Alex Hinshaw, L ERA:	1.0 4 1 0 0 0 1 0 0 0 0 1 0 3 7 0.00 2.000																

AB	35
R	6
H	9
RBI	6
BB	3
SO	6
LOB	13



AB	39
R	15
H	14
RBI	14
BB	8
SO	2
LOB	23



Batter	1	2	3	4	5	6	7	8	9	AB	R	H	RBI	BB	SO	LOB	TOP		
9 David DeJesus, L (1,8) 59 Damon Hollins, R (7,8) OBP: 0.533, SLG: 0.429 OBP: 0.310, SLG: 0.519	G5-3	G3-1		G3			F9	G5-3		4	0	0	0	0	0	2			
13 Alberto Callaspo, S (1,4) Esteban German, R (4,4) OBP: 0.324, SLG: 0.499 OBP: 0.276, SLG: 0.308	G4-3		F8	F8			26 E 3B	L7		3	0	0	0	0	0	1			
4 Alex Gordon, L (1,5) 26 Jason Smith, L (5,5) OBP: 0.385, SLG: 0.522	11 E 1B		HR	1B		G4-3	E3	2B		3	1	2	0	0	0	0			
11 Jose Guillen, R (1,9) 32 Shane Costa, L (5,9) OBP: 0.125, SLG: 0.125 OBP: 0.276, SLG: 0.200	E4		P5	P5		G6-3	F7	F9		3	0	0	0	0	0	2			
Ross Gload, L (1,10) OBP: 0.321, SLG: 0.536	G3-1		1-H HR			P5		F8	G6-3	5	1	1	2	0	0	3			
43 Ryan Shealy, R (1,3) 16 Billy Butler, R (6,3) OBP: 0.283, SLG: 0.737 OBP: 0.486, SLG: 0.677		G5-3		1B			K	21 HR 2B		3	0	1	0	0	1	0			
35 Mitch Maier, L (1,7) OBP: 0.192, SLG: 0.167		21 2B 1 G6-3 1B		P6			F8	F8		4	1	1	0	0	0	2			
21 Miguel Olivo, R (1,2) 54 Ken Huckaby, R (8,2) OBP: 0.414, SLG: 0.625 OBP: 0.333, SLG: 0.590		G6-3		G6-3			K	2H HR		4	1	3	2	0	1	0			
1 Tony Pena Jr., R (1,6) 72 Mike Aviles, R (7,6) OBP: 0.241, SLG: 0.250 OBP: 0.474, SLG: 0.500		G6-3		G6-3			G1-3	1B		3	0	0	1	0	0	2			
Inning Stats	R: 0 E: 1 K: 0 S: 5	H: 1 LOB: 2 BB: 0 P: 5	R: 2 E: 0 K: 0 S: 6	H: 3 LOB: 1 BB: 0 P: 7	R: 0 E: 0 K: 0 S: 4	H: 1 LOB: 0 BB: 0 P: 3	R: 0 E: 0 K: 2 S: 7	H: 0 LOB: 0 BB: 0 P: 7	R: 1 E: 1 K: 0 S: 5	H: 1 LOB: 1 BB: 0 P: 5	R: 2 E: 0 K: 0 S: 8	H: 3 LOB: 1 BB: 0 P: 9	R: 0 E: 0 K: 0 S: 4	H: 1 LOB: 1 BB: 0 P: 4	1B: 5 2B: 4 3B: 1 HR: 2	SF: 0 SAC: 0 DP: 0 HBP: 0	WP: 0 PB: 0 SB: 0 CS: 0	PA: 41	
PITCHER	IP WLS BF H R ER SO BB IBB HBP BLK WP HR S P ERA WHIP																		
Jon Garland, R (1,1) ERA: 4.0	4.0	20	7	3	3	0	0	0	0	0	0	0	0	0	1	20	21	6.75	1.750
33 Justin Speier, R (5,1) ERA: 4.0	1.0	3	0	0	0	0	0	0	0	0	0	0	0	0	0	3	3	0.00	0.000
87 Alex Serrano, R (6,1) ERA: 2.35	2.0	L 8	1	1	0	2	0	0	0	0	0	0	0	0	12	12	0.00	0.500	
79 Nick Green, R (8,1) ERA: 3.86	2.0	10	4	2	2	0	0	0	0	0	0	0	0	1	12	13	9.00	2.000	

Kansas City Royals @ Los Angeles Angels
 Tempe Diablo Stadium, Tempe, AZ
 Wed Mar 12 2008, 4:05 PM EDT
 Att: 4,976 - Sunny - 75 F

livebaseballscores.com

AB 41
 R 6
 H 12
 RBI 5
 BB 0
 SO 2
 LOB 15



Batter	1	2	3	4	5	6	7	8	9	AB	R	H	RBI	BB	SO	LOB	BOTTOM	
9 Chone Figgins, S (1,5) 2 Erick Aybar, S (6,6) OBP: 0.423, SLG: 0.455 OBP: 0.346, SLG: 0.409	G6-3			L7			P6		1-2 BB	2	0	0	0	1	0	1		
24 Gary Matthews, S (1,7) 77 Reggie Willits, S (6,8) OBP: 0.259, SLG: 0.308 OBP: 0.440, SLG: 0.476		L8				F7		F7		3	1	1	0	0	0	2		
27 Vladimir Guerrero, R (1,9) 3 Brandon Wood, R (6,5) OBP: 0.333, SLG: 0.655 OBP: 0.111, SLG: 0.308				F9			K	48 1B 2B		3	2	2	1	0	0	0		
Garret Anderson, L (1,10) Juan Rivera, R (3, PR) OBP: 0.381, SLG: 0.500 OBP: 0.400, SLG: 0.474				G6-3			F9			2	0	2	1	0	0	0		
48 Torii Hunter, R (1,8) 32 Dee Brown, L (6,7) OBP: 0.591, SLG: 1.238 OBP: 0.333, SLG: 0.308				G5-3			47 FC6-4 1B	K2-3		3	0	1	1	0	0	2		
47 Howie Kendrick, R (1,4) 64 Terry Evans, R (6,9) OBP: 0.333, SLG: 0.400 OBP: 0.318, SLG: 0.222				G6-3			FC6-4	K		3	0	0	0	0	0	4		
19 Kendrys Morales, S (1,3) OBP: 0.441, SLG: 0.536				G5-3			L8	L4		4	0	0	0	0	0	0		
44 Mike Napoli, R (1,2) 46 Bobby Wilson, R (7,2) OBP: 0.267, SLG: 0.286 OBP: 0.333, SLG: 0.333				F8			K	F8		3	0	0	0	0	1	0		
6 Maicer Izturis, S (1,6) OBP: 0.478, SLG: 0.650							9 WP 9 S 1B	K		3	0	2	0	1	1	0		
Inning Stats	R: 2 E: 0 K: 0 S: 6	H: 3 LOB: 1 BB: 0 P: 6	R: 0 E: 0 K: 0 S: 4	H: 1 LOB: 2 BB: 0 P: 8	R: 0 E: 0 K: 1 S: 6	H: 1 LOB: 0 BB: 0 P: 8	R: 1 E: 0 K: 0 S: 5	H: 2 LOB: 1 BB: 0 P: 5	R: 0 E: 0 K: 1 S: 5	H: 0 LOB: 0 BB: 1 P: 9	R: 0 E: 0 K: 2 S: 7	H: 0 LOB: 2 BB: 0 P: 7	R: 0 E: 0 K: 0 S: 3	H: 0 LOB: 2 BB: 2 P: 11	1B: 3 2B: 3 3B: 2 HR: 0	SF: 0 SAC: 0 DP: 0 HBP: 0	WP: 1 PB: 0 SB: 1 CS: 0	PA: 39
PITCHER	IP WLS BF H R ER SO BB IBB HBP BLK WP HR S P ERA WHIP																	
44 Luke Hochevar, R (1,1) ERA: 2.25	4.0	19	6	2	2	1	1	0	0	0	0	0	0	0	15	19	3.00	1.000
28 Kyle Davies, R (5,1) ERA: 4.0	3.0	W 12	2	1	1	2	1	0	0	0	0	0	0	0	15	19	3.00	1.000
27 Yasuhiko Yabuta, R (8,1) ERA: 6.0	1.0	H 3	0	0	0	2	0	0	0	0	0	0	0	7	7	0.00	0.000	
47 Ryan Braun, R (9,1) ERA: 4.5	1.0	S 5	0	0	0	0	2	0	0	0	0	0	0	3	11	0.00	2.000	

Kansas City Royals @ Los Angeles Angels
 Tempe Diablo Stadium, Tempe, AZ
 Wed Mar 12 2008, 4:05 PM EDT
 Att: 4,976 - Sunny - 75 F

livebaseballscores.com

AB 35
 R 3
 H 8
 RBI 3
 BB 4
 SO 5
 LOB 16



Batter	1	2	3	4	5	6	7	8	9	AB	R	H	RBI	BB	SO	LOB	TOP									
9 Chone Figgins, S OBP: 0.414, SLG: 0.440 19 Kendrys Morales, S OBP: 0.357, SLG: 0.552										3	0	1	0	0	1	1	Los Angeles Angels @ Kansas City Royals Surprise Stadium, Surprise, AZ Thu Mar 13 2008, 4:05 PM EDT Att: 5,441 - Partly Cloudy - 77 F									
24 Gary Matthews, S OBP: 0.300, SLG: 0.357 32 Dee Brown, L OBP: 0.313, SLG: 0.286										2	1	1	1	1	1	0										
48 Toni Hunter, R OBP: 0.360, SLG: 0.125 64 Terry Evans, R OBP: 0.348, SLG: 0.421										3	0	1	1	0	0	2										
47 Howie Kendrick, R OBP: 0.333, SLG: 0.375 36 Gary Patchett, R OBP: 0.313, SLG: 0.286										2	0	0	0	1	0	2										
77 Reggie Willits, S OBP: 0.407, SLG: 0.435 Nathan Haynes, L OBP: 0.368, SLG: 0.250										2	0	0	0	0	1	0										
Juan Rivera, R OBP: 0.409, SLG: 0.524 Chris Pettit, R OBP: 0.313, SLG: 0.286										2	0	1	0	0	0	0										
39 Robb Quinlan, R OBP: 0.313, SLG: 0.286 3 Brandon Wood, R OBP: 0.103, SLG: 0.286										2	0	1	0	0	1	1										
2 Erick Aybar, S OBP: 0.393, SLG: 0.565 95 Hamley Statia, S OBP: 0.188, SLG: 0.267										1	2	1	1	0	0	0										
5 Jeff Mathis, R OBP: 0.474, SLG: 0.400 28 Ryan Budde, R OBP: 0.313, SLG: 0.286										2	1	0	0	1	1	1										
Inning Stats	R: 0 E: 0 K: 2 S: 7	H: 0 LOB: 0 BB: 0 P: 7	R: 0 E: 0 K: 1 S: 5	H: 1 LOB: 1 BB: 1 P: 9	R: 2 E: 0 K: 0 S: 4	H: 2 LOB: 1 BB: 2 P: 12	R: 0 E: 0 K: 0 S: 3	H: 1 LOB: 0 BB: 0 P: 3	R: 2 E: 0 K: 1 S: 7	H: 2 LOB: 1 BB: 0 P: 8	R: 0 E: 0 K: 3 S: 9	H: 0 LOB: 1 BB: 1 P: 14	R: 0 E: 0 K: 0 S: 3	H: 1 LOB: 0 BB: 0 P: 3	R: 1 E: 0 K: 0 S: 4	H: 1 LOB: 0 BB: 0 P: 5		R: 0 E: 0 K: 2 S: 7	H: 0 LOB: 0 BB: 0 P: 7	1B: 4 2B: 4 3B: 0 HR: 2	SF: 0 SAC: 0 DP: 3 HBP: 1	WP: 1 PB: 0 SB: 1 CS: 1	PA: 37			
PITCHER	IP	WLS	BF	H	R	ER	SO	BB	IBB	HBP	BLK	WP	HR	S	P	ERA		WHIP								
36 Jorge De La Rosa, L ERA: 7.58	4.0		16	4	2	2	3	3	0	0	0	0	1	19	31	4.50		1.750								
51 Brian Lawrence, R ERA: 6.43	3.0		13	3	2	2	4	1	0	1	0	0	1	0	25	6.00	1.333									
52 Mike Maroth, L ERA: 9.0	1.0	W	4	1	1	1	0	0	0	0	0	0	1	4	5	9.00	1.000									
57 Joel Peralta, R ERA: 8.44	1.0	S	3	0	0	0	2	0	0	0	0	0	0	7	7	0.00	0.000									

Batter	1	2	3	4	5	6	7	8	9	AB	R	H	RBI	BB	SO	LOB	BOTTOM									
2 Joey Gathright, L OBP: 0.321, SLG: 0.292										4	0	0	1	1	0	3	Los Angeles Angels @ Kansas City Royals Surprise Stadium, Surprise, AZ Thu Mar 13 2008, 4:05 PM EDT Att: 5,441 - Partly Cloudy - 77 F									
Esteban German, R OBP: 0.281, SLG: 0.310 40 Angel Berroa, R OBP: 0.400, SLG: 0.308										3	0	1	0	0	0	3										
4 Alex Gordon, L OBP: 0.405, SLG: 0.444 39 Mario Lison, R OBP: 0.471, SLG: 0.733										1	1	0	0	1	0	0										
16 Billy Butler, R OBP: 0.436, SLG: 0.600										4	0	0	0	0	0	6										
59 Damon Hollins, R OBP: 0.364, SLG: 0.633										3	2	2	2	1	0	0										
Ross Gload, L OBP: 0.313, SLG: 0.531										4	1	1	0	0	0	1										
24 Mark Teahen, L OBP: 0.405, SLG: 0.533 32 Shane Costa, L OBP: 0.300, SLG: 0.235										2	0	0	0	0	0	0										
14 John Buck, R OBP: 0.320, SLG: 0.458 12 Matt Tupman, L OBP: 0.256, SLG: 0.333										3	1	2	0	0	0	0										
13 Alberto Callaspo, S OBP: 0.351, SLG: 0.514 72 Mike Aviles, R OBP: 0.500, SLG: 0.526										0	0	0	1	0	0	0										
Inning Stats	R: 0 E: 0 K: 0 S: 3	H: 1 LOB: 1 BB: 0 P: 4	R: 0 E: 0 K: 0 S: 3	H: 0 LOB: 0 BB: 0 P: 3	R: 0 E: 0 K: 0 S: 3	H: 0 LOB: 1 BB: 1 P: 7	R: 1 E: 0 K: 0 S: 5	H: 2 LOB: 1 BB: 0 P: 5	R: 2 E: 0 K: 0 S: 6	H: 2 LOB: 0 BB: 1 P: 12	R: 1 E: 0 K: 0 S: 6	H: 3 LOB: 3 BB: 0 P: 6	R: 2 E: 1 K: 0 S: 6	H: 3 LOB: 1 BB: 0 P: 7	1B: 7 2B: 4 3B: 0 HR: 1	SF: 0 SAC: 1 DP: 2 HBP: 1		WP: 0 PB: 0 SB: 0 CS: 1	PA: 38							
PITCHER	IP	WLS	BF	H	R	ER	SO	BB	IBB	HBP	BLK	WP	HR	S	P	ERA		WHIP								
51 Joe Saunders, L ERA: 1.0	4.0		15	2	0	0	0	2	0	1	0	0	0	12	21	0.00		1.000								
97 Fernando Rodriguez Jr., R ERA: 1.0	0.0		0	0	0	0	0	0	0	0	0	0	0	0	0	-	-									
62 Scot Shields, R ERA: 18.0	1.0	H	5	2	2	2	0	1	0	0	0	0	1	6	12	18.00	3.000									
55 Matt White, R ERA: 5.4	1.0	B	6	3	1	1	0	0	0	0	0	0	0	6	6	9.00	3.000									
94 Henry Bonilla, R ERA: 9.0	1.0	L	6	3	2	2	0	0	0	0	0	0	0	6	7	18.00	3.000									

Batter	1	2	3	4	5	6	7	8	9	AB	R	H	RBI	BB	SO	LOB	TOP										
5 Ian Kinsler, R OBP: 0.526, SLG: 0.613 68 Ryan Roberts, R OBP: 0.485, SLG: 0.667	G5-3		G6-3		E5	16 1B	P3			2	0	0	0	0	0	0	Texas Rangers @ Kansas City Royals Surprise Stadium, Surprise, AZ Fri Mar 14 2008, 4:05 PM EDT Att: 5,025 - Sunny - 80 F										
28 Kevin Mench, R OBP: 0.424, SLG: 0.643 16 Chris Shelton, R OBP: 0.286, SLG: 0.308	K			1B	22 G3-1	22 1B	K			3	1	2	1	0	1	0											
10 Michael Young, R OBP: 0.395, SLG: 0.563 Ramón Vázquez, L OBP: 0.382, SLG: 0.375	G5-3			BB	22 1B	22 G3-1	G3-1			1	1	0	0	1	0	0											
32 Josh Hamilton, L OBP: 0.633, SLG: 1.107 37 Jason Ellison, R OBP: 0.495, SLG: 0.546		1B		1B	9 1B	22 1B	K			2	1	2	0	0	0	0											
22 Marlon Byrd, R OBP: 0.200, SLG: 0.182 17 Nelson Cruz, R OBP: 0.226, SLG: 0.333	K			1B	9 1B	G3-1	G3-1			4	1	2	3	0	1	2											
9 Hank Blalock, L OBP: 0.333, SLG: 0.474 19 Edgardo Alfonzo, R OBP: 0.333, SLG: 0.348	K			1B	2B	P5	P3			2	1	1	1	0	1	1											
Ben Broussard, L OBP: 0.194, SLG: 0.379 29 Jason Botts, S OBP: 0.393, SLG: 0.519	G4-3				7 G5-3					3	1	2	2	0	0	1											
7 David Murphy, L OBP: 0.400, SLG: 0.679 88 Steven Murphy, L OBP: 0.333, SLG: 0.368			P5	G5-3		68 2B	K			3	1	1	0	0	0	1											
15 Gerald Laird, R OBP: 0.280, SLG: 0.680 2 Adam Melhuse, S OBP: 0.333, SLG: 0.368			F8	F8		L6				4	0	1	0	0	0	3											
										0	0	0	0	0	0	0											
Inning Stats	R: 0 E: 0 K: 1 S: 5	H: 0 LOB: 0 BB: 0 P: 5	R: 0 E: 0 K: 2 S: 8	H: 1 LOB: 1 BB: 0 P: 8	R: 0 E: 0 K: 0 S: 3	H: 0 LOB: 0 BB: 0 P: 3	R: 4 E: 0 K: 0 S: 7	H: 5 LOB: 1 BB: 1 P: 11	R: 2 E: 1 K: 1 S: 8	H: 2 LOB: 1 BB: 0 P: 9	R: 4 E: 0 K: 0 S: 8	H: 5 LOB: 2 BB: 1 P: 12	R: 0 E: 0 K: 2 S: 9	H: 0 LOB: 0 BB: 0 P: 10	R: 0 E: 0 K: 0 S: 3	H: 0 LOB: 0 BB: 0 P: 3	R: 0 E: 0 K: 0 S: 3	H: 0 LOB: 0 BB: 0 P: 3	1B: 12 2B: 2 3B: 1 HR: 0	SF: 0 SAC: 0 DP: 0 HBP: 0	WP: 2 PB: 0 SB: 0 CS: 0	PA: 44					
PITCHER	IP	WLS	BF	H	R	ER	SO	BB	IBB	HBP	BLK	WP	HR	S	P	ERA	WHIP										
Brett Tomko, R ERA: 10.13	4.1		22	8	6	4	4	1	0	0	0	1	0	29	34	8.31	2.077										
63 Roberto Giron, R ERA:	0.2	H	2	0	0	0	0	0	0	0	0	0	0	2	2	0.00	0.000										
27 Yasuhiko Yabuta, R ERA: 10.29	1.0	L	9	5	4	4	0	1	0	0	0	0	0	8	12	36.00	6.000										
48 Joaquin Soria, R ERA: 3.38	2.0		8	2	0	0	2	0	0	0	0	1	0	12	13	0.00	1.000										
32 Ron Mahay, L ERA: 5.4	1.0		3	0	0	0	0	0	0	0	0	0	0	3	3	0.00	0.000										

AB	42
R	10
H	15
RBI	10
BB	2
SO	6
LOB	19



Batter	1	2	3	4	5	6	7	8	9	AB	R	H	RBI	BB	SO	LOB	BOTTOM										
9 David DeJesus, L OBP: 0.515, SLG: 0.500 59 Damon Hollins, R OBP: 0.371, SLG: 0.625	G4-3		G4-3	13 1B	PO	P4				3	1	1	1	0	0	1	Texas Rangers @ Kansas City Royals Surprise Stadium, Surprise, AZ Fri Mar 14 2008, 4:05 PM EDT Att: 5,025 - Sunny - 80 F										
13 Alberto Callaspo, S OBP: 0.375, SLG: 0.553 72 Mike Aviles, R OBP: 0.455, SLG: 0.476	E6			4 1B	G5-3					3	0	2	2	0	0	0											
4 Alex Gordon, L OBP: 0.457, SLG: 0.448 26 Jason Smith, L OBP: 0.357, SLG: 0.480	G6-4-3			2B	G5-3					2	0	1	0	1	1	1											
21 Miguel Olivo, R OBP: 0.375, SLG: 0.556 12 Matt Tupman, R OBP: 0.444, SLG: 0.500	G6-4-3		G1-3	1B						3	0	0	0	0	1	5											
16 Billy Butler, R OBP: 0.452, SLG: 0.676 Justin Huber, R OBP: 0.471, SLG: 0.857		BB								2	1	1	1	1	1	2											
43 Ryan Shealy, R OBP: 0.292, SLG: 0.636		BB								2	0	0	0	0	0	2											
35 Mitch Maier, L OBP: 0.233, SLG: 0.250										3	1	0	0	2	1	4											
1 Tony Pena Jr., R OBP: 0.281, SLG: 0.323 40 Angel Berroa, R OBP: 0.375, SLG: 0.286	G6-4-3									4	2	2	0	0	1	2											
1 Tony Pena Jr., R OBP: 0.281, SLG: 0.323 40 Angel Berroa, R OBP: 0.375, SLG: 0.286	G6-4-3									3	1	2	2	0	0	2											
2 Joey Gathright, L OBP: 0.344, SLG: 0.321										4	2	2	1	0	2	2											
Inning Stats	R: 0 E: 1 K: 0 S: 3	H: 0 LOB: 1 BB: 1 P: 7	R: 0 E: 0 K: 0 S: 2	H: 0 LOB: 2 BB: 2 P: 10	R: 1 E: 0 K: 1 S: 7	H: 2 LOB: 1 BB: 0 P: 7	R: 6 E: 0 K: 2 S: 14	H: 7 LOB: 2 BB: 1 P: 20	R: 0 E: 0 K: 2 S: 7	H: 1 LOB: 0 BB: 0 P: 8	R: 0 E: 0 K: 0 S: 3	H: 0 LOB: 0 BB: 0 P: 3	R: 0 E: 0 K: 1 S: 5	H: 1 LOB: 0 BB: 0 P: 5	R: 1 E: 0 K: 1 S: 7	H: 2 LOB: 1 BB: 0 P: 7	R: 0 E: 1 K: 1 S: 6	H: 1 LOB: 1 BB: 0 P: 6	1B: 9 2B: 3 3B: 1 HR: 1	SF: 0 SAC: 0 DP: 4 HBP: 0	WP: 0 PB: 0 SB: 0 CS: 0	PA: 43					
PITCHER	IP	WLS	BF	H	R	ER	SO	BB	IBB	HBP	BLK	WP	HR	S	P	ERA	WHIP										
13 Kason Gabbard, L ERA: 12.66	3.0		19	7	7	7	1	4	0	0	0	0	0	17	35	21.00	3.667										
51 Elizardo Ramirez, R ERA:	2.0	W	8	3	0	0	4	0	0	0	0	0	0	16	17	0.00	1.500										
55 Robinson Tejeda, R ERA: 0.43	1.0	H	3	0	0	0	0	0	0	0	0	0	0	3	3	0.00	0.000										
45 Jamey Wright, R ERA: 3.12	3.0	S	12	4	1	1	3	0	0	0	0	0	0	18	18	3.00	1.333										



Batter	1	2	3	4	5	6	7	8	9	AB	R	H	RBI	BB	SO	LOB	TOP					
2 Joev Gathright, L OBP: 0.375, SLG: 0.389										4	1	2	0	0	0	1	Kansas City Royals @ Oakland Athletics Phoenix Municipal Stadium, Phoenix, AZ Mon Mar 17 2008, 4:05 PM EDT Att: 7,891 - Cloudy - 62 F					
13 Alberto Callaspo, S OBP: 0.400, SLG: 0.537 72 Mike Aviles, R OBP: 0.483, SLG: 0.593										2	0	0	0	1	0	1						
4 Alex Gordon, L OBP: 0.465, SLG: 0.412										3	0	0	1	1	1	3						
Justin Huber, R OBP: 0.391, SLG: 0.632										4	0	0	0	0	0	2						
24 Mark Teahen, L OBP: 0.362, SLG: 0.475 35 Mitch Maier, L OBP: 0.265, SLG: 0.258										3	0	1	0	0	2	0						
Ross Gload, L OBP: 0.293, SLG: 0.488 16 Billy Butler, R OBP: 0.432, SLG: 0.641										2	0	0	0	0	1	1						
59 Damon Hollins, R OBP: 0.342, SLG: 0.571 Esteban German, R OBP: 0.275, SLG: 0.361										3	0	0	0	0	0	1						
14 John Buck, R OBP: 0.281, SLG: 0.387 54 Ken Huckaby, R OBP: 0.286, SLG: 0.429										3	0	0	0	0	0	0						
1 Tony Pena Jr., R OBP: 0.342, SLG: 0.361 40 Angel Berroa, R OBP: 0.333, SLG: 0.263										3	1	2	0	0	1	0						
										0	0	0	0	0	0	0						
Inning Stats	R: 0 E: 0 K: 0 S: 3	H: 1 LOB: 1 BB: 1 P: 7	R: 0 E: 0 K: 1 S: 5	H: 0 LOB: 0 BB: 0 P: 5	R: 0 E: 0 K: 1 S: 6	H: 1 LOB: 2 BB: 1 P: 10	R: 0 E: 0 K: 1 S: 6	H: 1 LOB: 1 BB: 0 P: 6	R: 0 E: 0 K: 1 S: 5	H: 0 LOB: 0 BB: 0 P: 3	R: 0 E: 0 K: 1 S: 5	H: 0 LOB: 0 BB: 0 P: 5	R: 0 E: 0 K: 1 S: 5	H: 0 LOB: 0 BB: 0 P: 5	R: 2 E: 0 K: 0 S: 6	H: 3 LOB: 1 BB: 0 P: 6	R: 0 E: 0 K: 1 S: 5	H: 0 LOB: 0 BB: 0 P: 5	1B: 3 2B: 3 3B: 0 HR: 0	SF: 0 SAC: 0 DP: 1 HBP: 0	WP: 0 PB: 0 SB: 0 CS: 0	PA: 34
PITCHER	IP WLS BF H R ER SO BB IBB HBP BLK WP HR S P ERA WHIP																					
30 Dana Eveland, L ERA: 1.2	5.0 W 19 3 0 0 4 2 0 0 0 0 0 0 25 33 0.00 1.000																					
57 Chad Gaudin, R ERA:	2.0 H 6 0 0 0 1 0 0 0 0 0 0 0 8 8 0.00 0.000																					
29 Keith Foulke, R ERA: 12.0	1.0 H 6 3 2 2 0 0 0 0 0 0 0 0 6 6 18.00 3.000																					
Alan Embree, L ERA: 10.5	1.0 3 0 0 0 1 0 0 0 0 0 0 0 5 5 0.00 0.000																					

Batter	1	2	3	4	5	6	7	8	9	AB	R	H	RBI	BB	SO	LOB	BOTTOM					
15 Ryan Sweeney, L OBP: 0.333, SLG: 0.308 67 Jeff Fiorentino, L OBP: 0.320, SLG: 0.190										2	1	0	0	1	0	1	Kansas City Royals @ Oakland Athletics Phoenix Municipal Stadium, Phoenix, AZ Mon Mar 17 2008, 4:05 PM EDT Att: 7,891 - Cloudy - 62 F					
14 Mark Ellis, R OBP: 0.341, SLG: 0.465										5	0	2	1	0	0	2						
32 Jack Cust, L OBP: 0.478, SLG: 0.647										4	0	1	0	0	1	1						
5 Mike Sweeney, R OBP: 0.429, SLG: 0.500 Archie Gilbert, R										3	0	0	0	1	0	3						
29 Dan Johnson, L OBP: 0.313, SLG: 0.439										2	2	1	0	2	0	0						
Emil Brown, R ERA: 8.8 23 Todd Linden, S OBP: 0.645, SLG: 0.885										3	0	1	0	0	0	1						
7 Bobby Crosby, R OBP: 0.341, SLG: 0.579										4	1	1	1	0	1	5						
8 Kurt Suzuki, R OBP: 0.385, SLG: 0.444 60 Justin Knoedler, R OBP: 0.250, SLG: 0.384										3	0	0	0	0	1	3						
12 Donnie Murphy, R OBP: 0.392, SLG: 0.522										4	0	1	2	0	1	3						
										1B: 3 2B: 5 3B: 0 HR: 0	SF: 0 SAC: 0 DP: 0 HBP: 0	WP: 2 PB: 0 SB: 1 CS: 0	PA: 38									
Inning Stats	R: 0 E: 0 K: 0 S: 4	H: 1 LOB: 1 BB: 0 P: 4	R: 2 E: 0 K: 0 S: 6	H: 3 LOB: 1 BB: 0 P: 6	R: 0 E: 0 K: 1 S: 5	H: 0 LOB: 0 BB: 0 P: 5	R: 0 E: 0 K: 0 S: 3	H: 0 LOB: 0 BB: 0 P: 3	R: 1 E: 0 K: 0 S: 5	H: 2 LOB: 2 BB: 1 P: 10	R: 0 E: 0 K: 2 S: 8	H: 1 LOB: 0 BB: 1 P: 12	R: 0 E: 0 K: 0 S: 3	H: 0 LOB: 0 BB: 0 P: 3	R: 3 E: 1 K: 1 S: 7	H: 1 LOB: 2 BB: 3 P: 19	R: 0 E: 0 K: 1 S: 7	H: 0 LOB: 0 BB: 0 P: 3	1B: 3 2B: 5 3B: 0 HR: 0	SF: 0 SAC: 0 DP: 0 HBP: 0	WP: 2 PB: 0 SB: 1 CS: 0	PA: 38
PITCHER	IP WLS BF H R ER SO BB IBB HBP BLK WP HR S P ERA WHIP																					
19 Brian Bannister, R ERA: 8.8	5.0 L 22 6 3 3 1 1 0 0 0 0 0 0 8 12 0.00 2.000																					
46 Juan Carlos Oviedo, R ERA: 3.86	1.0 3 0 0 0 2 1 0 0 0 0 0 0 3 3 0.00 0.000																					
58 Neal Musser, L ERA:	0.1 5 1 3 2 1 3 0 0 0 0 1 0 4 16 54.00 12.000																					
32 Ron Mahay, L ERA: 8.44	0.2 3 0 0 0 0 0 0 0 0 0 0 0 3 3 0.00 0.000																					
57 Joel Peralta, R ERA: 7.5																						

Batter	1	2	3	4	5	6	7	8	9	AB	R	H	RBI	BB	SO	LOB	TOP					
9 David DeJesus, L (1, 8) OBP: 0.467, SLG: 0.528 72 Mike Aviles, R (7, 4) OBP: 0.467, SLG: 0.571										4	2	2	0	0	0	2						
13 Alberto Callaspo, S (1, 5) OBP: 0.438, SLG: 0.556 26 Jason Smith, L (7, PR) OBP: 0.343, SLG: 0.516										4	0	2	3	0	0	0						
24 Mark Teahen, L (1, 7) OBP: 0.392, SLG: 0.545 54 Ken Huckaby, R (7, 2) OBP: 0.250, SLG: 0.375										4	1	3	1	0	0	2						
43 Ryan Shealy, R (1, 3) OBP: 0.333, SLG: 0.576 16 Billy Butler, R (7, PH) OBP: 0.413, SLG: 0.610										3	0	1	0	0	0	2						
Esteban German, R (1, 4) OBP: 0.267, SLG: 0.325										4	0	0	1	1	2	3						
35 Mitch Maier, L (1, 9) OBP: 0.283, SLG: 0.235 59 Damon Hollins, R (7, 7) OBP: 0.342, SLG: 0.571										3	0	0	0	1	1	2						
12 Matt Tupman, L (1, 2) OBP: 0.318, SLG: 0.250 40 Angel Berroa, R (7, PH) OBP: 0.318, SLG: 0.250										2	0	0	0	1	0	2						
1 Tony Pena Jr., R (1, 6) OBP: 0.333, SLG: 0.333 27 Yasuhiko Yabuta, R (7, 1) OBP: 0.333, SLG: 0.333										3	0	0	0	1	1	4						
41 Jimmy Gobble, L (8, 1) OBP: 0.333, SLG: 0.333 48 Joakim Soria, R (9, 1) OBP: 0.333, SLG: 0.333										0	0	0	0	0	0	0						
49 John Bale, L (1, 1) OBP: 0.333, SLG: 0.333 66 Chin-hui Tsao, R (6, 1) OBP: 0.333, SLG: 0.333										2	0	0	0	0	2	2						
2 Joey Gathright, L (7, PH) OBP: 0.381, SLG: 0.395										2	1	1	0	0	0	0						
Inning Stats	R: 1 E: 0 K: 1 S: 8	H: 2 LOB: 1 BB: 0 P: 8	R: 0 E: 0 K: 2 S: 7	H: 0 LOB: 2 BB: 2 P: 15	R: 0 E: 0 K: 0 S: 4	H: 1 LOB: 1 BB: 0 P: 4	R: 0 E: 0 K: 0 S: 3	H: 0 LOB: 0 BB: 0 P: 3	R: 0 E: 1 K: 1 S: 6	H: 1 LOB: 1 BB: 0 P: 6	R: 0 E: 0 K: 0 S: 4	H: 1 LOB: 2 BB: 1 P: 8	R: 4 E: 0 K: 1 S: 11	H: 4 LOB: 2 BB: 1 P: 15	R: 0 E: 0 K: 0 S: 3	H: 0 LOB: 0 BB: 0 P: 7	1B: 5 2B: 3 3B: 1 HR: 0	SF: 0 SAC: 0 DP: 1 HBP: 0	WP: 0 PB: 0 SB: 2 CS: 0	PA: 41		
PITCHER	IP WLS BF H R ER SO BB IBB HBP BLK WP HR S P ERA WHIP	IP WLS BF H R ER SO BB IBB HBP BLK WP HR S P ERA WHIP	IP WLS BF H R ER SO BB IBB HBP BLK WP HR S P ERA WHIP	IP WLS BF H R ER SO BB IBB HBP BLK WP HR S P ERA WHIP	IP WLS BF H R ER SO BB IBB HBP BLK WP HR S P ERA WHIP	IP WLS BF H R ER SO BB IBB HBP BLK WP HR S P ERA WHIP	IP WLS BF H R ER SO BB IBB HBP BLK WP HR S P ERA WHIP	IP WLS BF H R ER SO BB IBB HBP BLK WP HR S P ERA WHIP	IP WLS BF H R ER SO BB IBB HBP BLK WP HR S P ERA WHIP	IP WLS BF H R ER SO BB IBB HBP BLK WP HR S P ERA WHIP	IP WLS BF H R ER SO BB IBB HBP BLK WP HR S P ERA WHIP	IP WLS BF H R ER SO BB IBB HBP BLK WP HR S P ERA WHIP	IP WLS BF H R ER SO BB IBB HBP BLK WP HR S P ERA WHIP	IP WLS BF H R ER SO BB IBB HBP BLK WP HR S P ERA WHIP	IP WLS BF H R ER SO BB IBB HBP BLK WP HR S P ERA WHIP	IP WLS BF H R ER SO BB IBB HBP BLK WP HR S P ERA WHIP	IP WLS BF H R ER SO BB IBB HBP BLK WP HR S P ERA WHIP	IP WLS BF H R ER SO BB IBB HBP BLK WP HR S P ERA WHIP	IP WLS BF H R ER SO BB IBB HBP BLK WP HR S P ERA WHIP	IP WLS BF H R ER SO BB IBB HBP BLK WP HR S P ERA WHIP	IP WLS BF H R ER SO BB IBB HBP BLK WP HR S P ERA WHIP	IP WLS BF H R ER SO BB IBB HBP BLK WP HR S P ERA WHIP

Kansas City Royals @ Chicago Cubs
Hohokam Park, Mesa, AZ
Tue Mar 18 2008, 4:05 PM EDT
Att. 12,772 - Sunny - 63 F

AB 37
R 5
H 9
RBI 5
BB 4
SO 7
LOB 22



Batter	1	2	3	4	5	6	7	8	9	AB	R	H	RBI	BB	SO	LOB	BOTTOM					
2 Ryan Theriot, R (1, 6) OBP: 0.345, SLG: 0.376 60 Les Walrond, L (7, 1) OBP: 0.345, SLG: 0.376										3	0	1	0	0	1	0						
33 Daryle Ward, L (7, PH) OBP: 0.345, SLG: 0.376 58 Jose Ascanio, R (8, 1) OBP: 0.345, SLG: 0.376										0	0	0	0	0	0	0						
22 Kevin Hart, R (9, 1) OBP: 0.345, SLG: 0.376 64 Casey McGehee, R (8, PH) OBP: 0.345, SLG: 0.376										1	0	0	0	0	0	1						
12 Alfonso Soriano, R (1, 7) OBP: 0.382, SLG: 0.594 19 Matt Murton, R (7, 7) OBP: 0.409, SLG: 0.400										3	0	0	0	0	1	2						
25 Derrek Lee, R (1, 3) OBP: 0.244, SLG: 0.282 67 Micah Hoffpauir, L (7, 3) OBP: 0.432, SLG: 0.714										3	1	0	0	0	1	2						
16 Aramis Ramirez, R (1, 5) OBP: 0.385, SLG: 0.500 6 Alex Cintron, S (7, 5) OBP: 0.353, SLG: 0.432										1	0	0	0	0	0	0						
27 Sam Fuld, L (8, PR) OBP: 0.359, SLG: 0.241										3	1	1	3	0	0	0						
1 Kosuke Fukudome, L (1, 9) OBP: 0.396, SLG: 0.351 4 Eric Patterson, L (6, PR) OBP: 0.353, SLG: 0.419										2	1	1	0	1	0	0						
Mark DeRosa, R (1, 4) OBP: 0.400, SLG: 0.529 17 Mike Fontenot, L (7, 4) OBP: 0.333, SLG: 0.486										1	0	0	0	0	0	1						
18 Geovany Soto, R (1, 2) OBP: 0.324, SLG: 0.250 55 Koyie Hill, S (7, 2) OBP: 0.214, SLG: 0.167										2	1	1	1	1	0	0						
20 Felix Pie, L (1, 8) OBP: 0.359, SLG: 0.514										1	0	0	0	0	0	1						
Jason Marquis, L (1, 1) OBP: 0.359, SLG: 0.514 47 Scott Eyre, L (6, 1) OBP: 0.359, SLG: 0.514										4	1	1	0	0	1	1						
18 Geovany Soto, R (1, 2) OBP: 0.324, SLG: 0.250 55 Koyie Hill, S (7, 2) OBP: 0.214, SLG: 0.167										3	0	0	0	0	2	3						
20 Felix Pie, L (1, 8) OBP: 0.359, SLG: 0.514										1	0	0	0	0	0	0						
Jason Marquis, L (1, 1) OBP: 0.359, SLG: 0.514 47 Scott Eyre, L (6, 1) OBP: 0.359, SLG: 0.514										1	0	0	0	0	0	0						
Ronny Cedeno, R (6, PH) OBP: 0.296, SLG: 0.423										3	2	3	1	0	0	0						
Inning Stats	R: 0 E: 0 K: 1 S: 5	H: 0 LOB: 0 BB: 0 P: 5	R: 1 E: 0 K: 1 S: 7	H: 2 LOB: 1 BB: 0 P: 7	R: 0 E: 0 K: 0 S: 3	H: 0 LOB: 0 BB: 0 P: 3	R: 0 E: 0 K: 1 S: 5	H: 0 LOB: 0 BB: 0 P: 5	R: 0 E: 0 K: 1 S: 3	H: 0 LOB: 0 BB: 0 P: 3	R: 3 E: 0 K: 2 S: 11	H: 3 LOB: 2 BB: 2 P: 21	R: 0 E: 0 K: 2 S: 8	H: 1 LOB: 1 BB: 0 P: 9	R: 0 E: 0 K: 1 S: 7	H: 1 LOB: 2 BB: 0 P: 7	R: 2 E: 0 K: 0 S: 4	H: 3 LOB: 1 BB: 0 P: 4	1B: 6 2B: 1 3B: 2 HR: 1	SF: 0 SAC: 0 DP: 0 HBP: 0	WP: 1 PB: 0 SB: 2 CS: 0	PA: 37
PITCHER	IP WLS BF H R ER SO BB IBB HBP BLK WP HR S P ERA WHIP	IP WLS BF H R ER SO BB IBB HBP BLK WP HR S P ERA WHIP	IP WLS BF H R ER SO BB IBB HBP BLK WP HR S P ERA WHIP	IP WLS BF H R ER SO BB IBB HBP BLK WP HR S P ERA WHIP	IP WLS BF H R ER SO BB IBB HBP BLK WP HR S P ERA WHIP	IP WLS BF H R ER SO BB IBB HBP BLK WP HR S P ERA WHIP	IP WLS BF H R ER SO BB IBB HBP BLK WP HR S P ERA WHIP	IP WLS BF H R ER SO BB IBB HBP BLK WP HR S P ERA WHIP	IP WLS BF H R ER SO BB IBB HBP BLK WP HR S P ERA WHIP	IP WLS BF H R ER SO BB IBB HBP BLK WP HR S P ERA WHIP	IP WLS BF H R ER SO BB IBB HBP BLK WP HR S P ERA WHIP	IP WLS BF H R ER SO BB IBB HBP BLK WP HR S P ERA WHIP	IP WLS BF H R ER SO BB IBB HBP BLK WP HR S P ERA WHIP	IP WLS BF H R ER SO BB IBB HBP BLK WP HR S P ERA WHIP	IP WLS BF H R ER SO BB IBB HBP BLK WP HR S P ERA WHIP	IP WLS BF H R ER SO BB IBB HBP BLK WP HR S P ERA WHIP	IP WLS BF H R ER SO BB IBB HBP BLK WP HR S P ERA WHIP	IP WLS BF H R ER SO BB IBB HBP BLK WP HR S P ERA WHIP	IP WLS BF H R ER SO BB IBB HBP BLK WP HR S P ERA WHIP	IP WLS BF H R ER SO BB IBB HBP BLK WP HR S P ERA WHIP	IP WLS BF H R ER SO BB IBB HBP BLK WP HR S P ERA WHIP	IP WLS BF H R ER SO BB IBB HBP BLK WP HR S P ERA WHIP

Kansas City Royals @ Chicago Cubs
Hohokam Park, Mesa, AZ
Tue Mar 18 2008, 4:05 PM EDT
Att. 12,772 - Sunny - 63 F

AB 35
R 6
H 10
RBI 6
BB 2
SO 8
LOB 12



Batter	1	2	3	4	5	6	7	8	9	AB	R	H	RBI	BB	SO	LOB	TOP			
Craig Counsell, L (1.4) OBP: 0.512, SLG: 0.632	G4-3 (1)		F7 (2)		G4-3 (1)			G4-3 (1)		3	0	0	0	0	0	0	Milwaukee Brewers @ Kansas City Royals Surprise Stadium, Surprise, AZ Thu Mar 20 2008, 9:05 PM EDT Att. 6,291 - Clear - 80 F			
21 Abraham Nunez, S (7.4) OBP: 0.231, SLG: 0.169										1	0	0	0	0	0					
22 Tony Gwynn Jr., L (1.8) OBP: 0.476, SLG: 0.583			E1							2	1	2	0	1	0					
33 Gabe Kapler, R (7.8) OBP: 0.349, SLG: 0.447	BB (28 S)		1B (28 2B)					2B		1	0	1	0	0	0					
28 Prince Fielder, L (1.3) OBP: 0.333, SLG: 0.381										3	1	1	1	0	1					
13 Eric Munson, L (7.3) OBP: 0.483, SLG: 0.750	K (1-2)		2B (8 2B)		G4-6-3 (1-2)			BB		0	0	0	0	1	0					
8 Ryan Braun, R (1.7) OBP: 0.405, SLG: 0.667										3	0	1	1	0	1					
20 Laynce Nix, L (6.7) OBP: 0.368, SLG: 0.429	G1-3		2B (2H)				K	F8		1	0	0	0	0	2					
1 Corey Hart, R (1.9) OBP: 0.245, SLG: 0.458										4	0	0	0	0	1					
2 Bill Hall, R (1.5) OBP: 0.396, SLG: 0.476										3	1	1	0	0	1					
27 Joe Dillon, R (7.5) OBP: 0.415, SLG: 0.632			2B (G5-3)		E7 (71 2B)			1B (11 DI)		1	0	1	0	0	0					
Gabe Gross, L (1.10) OBP: 0.291, SLG: 0.520										4	0	0	0	0	2					
71 Alcides Escobar, R (1.6) OBP: 0.355, SLG: 0.452										3	0	1	1	0	0					
53 Ozzie Chavez, S (7.6) OBP: 0.348, SLG: 0.390										1	0	0	0	0	1					
1B Jason Kendall, R (1.2) OBP: 0.375, SLG: 0.333										3	0	0	0	0	1					
11 Mike Rivera, R (7.2) OBP: 0.310, SLG: 0.333										1	0	0	0	0	1					
Inning Stats	R: 0 E: 0 K: 1 S: 5	H: 0 LOB: 1 BB: 1 P: 10	R: 0 E: 0 K: 1 S: 6	H: 1 LOB: 1 BB: 0 P: 6	R: 2 E: 1 K: 0 S: 6	H: 3 LOB: 1 BB: 0 P: 6	R: 1 E: 1 K: 1 S: 6	H: 1 LOB: 0 BB: 0 P: 6	R: 0 E: 0 K: 2 S: 7	H: 0 LOB: 0 BB: 0 P: 7	R: 0 E: 0 K: 1 S: 5	H: 0 LOB: 2 BB: 0 P: 8	R: 0 E: 0 K: 2 S: 4	H: 1 LOB: 1 BB: 0 P: 8	R: 0 E: 0 K: 2 S: 8	H: 1 LOB: 1 BB: 0 P: 8	1B: 3 2B: 5 3B: 0 HR: 0	SF: 0 SAC: 0 DP: 1 HBP: 0	WP: 0 PB: 0 SB: 1 CS: 0	PA: 36
PITCHER	IP WLS BF H R ER SO BB IBB HBP BLK WP HR S P ERA WHIP																			
Brett Tomko, R (1.1) ERA: 9.59	4.0 W 18 5 3 2 3 1 0 0 0 0 0 0 23 28 4.50 1.500																			
31 Brandon Duckworth, R (5.1) ERA: 7.94	1.0 3 1 0 0 0 0 0 0 0 0 0 0 3 3 0.00 1.000																			
91 Hideo Nomo, R (6.1) ERA: 4.85	2.0 6 0 0 0 3 0 0 0 0 0 0 0 12 12 0.00 0.000																			
58 Neal Musser, L (8.1) ERA:	1.0 5 1 0 0 0 1 0 0 0 0 0 0 4 8 0.00 2.000																			
57 Joel Peralta, R (9.1) ERA: 6.43	1.0 4 1 0 0 2 0 0 0 0 0 0 0 8 8 0.00 1.000																			

Batter	1	2	3	4	5	6	7	8	9	AB	R	H	RBI	BB	SO	LOB	BOTTOM			
9 David DeJesus, L (1.8) OBP: 0.490, SLG: 0.538	1B (4 1B, 4 S)									3	2	2	0	1	0	1	Milwaukee Brewers @ Kansas City Royals Surprise Stadium, Surprise, AZ Thu Mar 20 2008, 9:05 PM EDT Att. 6,291 - Clear - 80 F			
2 Joey Gathright, L (6.8) OBP: 0.356, SLG: 0.410										1	1	1	1	0	0					
13 Alberto Callaspo, S (9.8) OBP: 0.408, SLG: 0.556										0	0	0	0	0	0					
Esteban German, R (1.4) OBP: 0.271, SLG: 0.326	F9									3	1	1	0	0	2					
72 Mike Aviles, R (5.4) OBP: 0.469, SLG: 0.552										1	0	0	1	1	0					
4 Alex Gordon, L (1.5) OBP: 0.478, SLG: 0.432										3	1	2	0	0	1					
26 Jason Smith, L (5.5) OBP: 0.351, SLG: 0.515										2	0	1	1	0	1					
11 Jose Guillen, R (1.9) OBP: 0.182, SLG: 0.182										3	1	1	1	0	2					
35 Mitch Walter, L (5.9) OBP: 0.250, SLG: 0.222										2	0	0	0	0	1					
16 Billy Butler, R (1.10) OBP: 0.429, SLG: 0.605										2	1	1	2	1	0					
59 Damon Hollins, R (6, PH) OBP: 0.375, SLG: 0.622										2	0	2	0	0	0					
43 Ryan Shealy, R (1.3) OBP: 0.359, SLG: 0.571										2	1	1	2	1	0					
Ross Gload, L (5.3) OBP: 0.279, SLG: 0.465										2	0	0	0	0	3					
24 Mark Teahen, L (1.7) OBP: 0.407, SLG: 0.543										2	1	1	0	1	0					
Justin Huber, R (6.7) OBP: 0.400, SLG: 0.619										2	1	1	0	0	1					
14 John Buck, R (1.2) OBP: 0.278, SLG: 0.412										3	0	1	3	0	1					
12 Matt Tupman, L (8.2) OBP: 0.412, SLG: 0.357										1	0	0	0	0	1					
1 Tony Pena Jr., R (1.6) OBP: 0.311, SLG: 0.310										3	0	0	0	0	1					
40 Angel Berroa, R (6.6) OBP: 0.348, SLG: 0.250										0	1	0	0	1	0					
Inning Stats	R: 4 E: 0 K: 0 S: 7	H: 4 LOB: 2 BB: 2 P: 16	R: 0 E: 0 K: 1 S: 5	H: 1 LOB: 0 BB: 0 P: 5	R: 2 E: 0 K: 2 S: 9	H: 2 LOB: 1 BB: 1 P: 13	R: 2 E: 0 K: 1 S: 7	H: 3 LOB: 1 BB: 1 P: 11	R: 0 E: 1 K: 1 S: 6	H: 0 LOB: 1 BB: 0 P: 6	R: 0 E: 0 K: 1 S: 6	H: 1 LOB: 2 BB: 1 P: 11	R: 3 E: 0 K: 1 S: 8	H: 3 LOB: 1 BB: 1 P: 13	R: 0 E: 0 K: 1 S: 6	H: 1 LOB: 0 BB: 0 P: 6	1B: 13 2B: 2 3B: 0 HR: 0	SF: 1 SAC: 0 DP: 1 HBP: 0	WP: 2 PB: 1 SB: 2 CS: 0	PA: 44
PITCHER	IP WLS BF H R ER SO BB IBB HBP BLK WP HR S P ERA WHIP																			
26 Manny Parra, L (1.1) ERA: 4.58	3.2 L 23 10 8 8 4 2 0 0 0 0 0 0 18 28 9.00 2.000																			
73 Seth McClung, R (4.1) ERA: 4.09	3.0 16 4 3 3 2 2 0 0 0 0 2 0 18 28 9.00 2.000																			
57 Mitch Stetter, L (7.1) ERA: 3.52	0.1 1 0 0 0 1 0 0 0 0 0 0 0 3 3 0.00 0.000																			
38 Eric Gagne, R (8.1) ERA: 9.0	1.0 4 1 0 0 1 0 0 0 0 0 0 0 6 6 0.00 1.000																			

AB	34
R	3
H	8
RBI	3
BB	2
SO	8
LOB	14



Batter	1	2	3	4	5	6	7	8	9	AB	R	H	RBI	BB	SO	LOB	TOP							
9 David DeJesus, L (1, 8) OBP: 0.481, SLG: 0.548										3	1	1	0	0	0	3	Kansas City Royals @ Seattle Mariners Peoria Stadium, Peoria, AZ Fri Mar 21 2008, 4:05 PM EDT Att: 11,864 - Sunny - 75 F							
2 Joey Gathright, L (4, 8) OBP: 0.378, SLG: 0.390										2	0	0	0	0	0	1								
13 Alberto Callaspo, S (1, 4) OBP: 0.407, SLG: 0.980										5	2	2	1	0	0	1								
4 Alex Gordon, L (1, 5) OBP: 0.469, SLG: 0.500										3	1	1	2	0	0	2								
26 Jason Smith, L (5, 5) OBP: 0.333, SLG: 0.486										2	0	0	0	0	0	1								
11 Jose Guillen, R (1, 9) OBP: 0.214, SLG: 0.429										3	1	1	2	0	0	1								
Esteban German, R (5, 9) OBP: 0.205, SLG: 0.318										1	0	0	0	0	0	0								
16 Billy Butler, R (1, 10) OBP: 0.415, SLG: 0.596										4	1	1	1	0	0	0								
24 Mark Teahen, L (1, 7) OBP: 0.421, SLG: 0.592										3	1	2	1	0	0	0								
35 Mitch Maier, L (5, 7) OBP: 0.268, SLG: 0.222										0	0	0	0	1	0	0								
Ross Gload, L (1, 3) OBP: 0.251, SLG: 0.435										3	0	0	0	0	1	2								
43 Ryan Shealy, R (5, 3) OBP: 0.350, SLG: 0.556										1	0	0	0	0	0	1								
1 Tony Pena Jr., R (1, 6) OBP: 0.313, SLG: 0.295										2	0	0	1	1	0	0								
40 Angel Berroa, R (6, 6) OBP: 0.375, SLG: 0.333										1	1	1	0	0	0	0								
12 Matt Tupman, L (1, 2) OBP: 0.450, SLG: 0.412										3	0	2	0	0	0	1								
54 Ken Huckaby, R (8, 2) OBP: 0.222, SLG: 0.333										1	0	0	0	0	0	1								
Inning Stats	R: 2 E: 0 K: 0 S: 7	H: 2 LOB: 0 BB: 0 P: 10	R: 1 E: 0 K: 0 S: 5	H: 2 LOB: 1 BB: 0 P: 5	R: 2 E: 0 K: 0 S: 6	H: 2 LOB: 0 BB: 0 P: 6	R: 0 E: 0 K: 0 S: 4	H: 1 LOB: 1 BB: 0 P: 4	R: 2 E: 1 K: 1 S: 8	H: 2 LOB: 1 BB: 0 P: 8	R: 0 E: 0 K: 0 S: 2	H: 0 LOB: 0 BB: 1 P: 6	R: 0 E: 0 K: 0 S: 3	H: 0 LOB: 0 BB: 0 P: 3	R: 0 E: 0 K: 0 S: 2	H: 0 LOB: 0 BB: 0 P: 6	R: 0 E: 0 K: 0 S: 2	H: 0 LOB: 0 BB: 0 P: 1	R: 1 E: 0 K: 0 S: 5	H: 2 LOB: 1 BB: 0 P: 5	1B: 3 2B: 5 3B: 1 HR: 2	SF: 0 SAC: 0 DP: 2 HBP: 0	WP: 0 PB: 0 SB: 0 CS: 1	PA: 40
PITCHER	IP WLS BF H R ER SO BB IBB HBP BLK WP HR S P ERA WHIP																							
45 Erik Bedard, L (1, 1) ERA: 9.5	5.0 L 25 9 7 5 1 0 0 0 0 0 0 2 30 33 9.00 1.800																							
Sean Green, R (6, 1) ERA: 7.88	2.0 0 6 0 0 0 0 1 0 0 0 0 0 5 9 0.00 0.500																							
18 Ryan Rowland-Smith, L (8, 1) ERA: 7.88	1.0 3 0 0 0 0 0 1 0 0 0 0 0 2 6 0.00 1.000																							
57 Mark Lowe, R (9, 1) ERA: 2.25	1.0 5 2 1 1 0 0 0 0 0 0 0 0 0 5 5 9.00 2.000																							

Batter	1	2	3	4	5	6	7	8	9	AB	R	H	RBI	BB	SO	LOB	BOTTOM					
Miguel Cairo, R (1, 6) OBP: 0.280, SLG: 0.440										5	0	0	1	0	0	3	Kansas City Royals @ Seattle Mariners Peoria Stadium, Peoria, AZ Fri Mar 21 2008, 4:05 PM EDT Att: 11,864 - Sunny - 75 F					
Jose Vidro, S (1, 3) OBP: 0.234, SLG: 0.244										3	0	1	0	0	0	1						
47 Oswaldo Navarro, R6, FR (7, 6) OBP: 0.333, SLG: 0.333										2	0	1	0	0	0	3						
29 Adrián Beltré, R (1, 5) OBP: 0.325, SLG: 0.487										3	0	0	0	0	0	2						
10 Greg Norton, S (7, 3) OBP: 0.413, SLG: 0.526										1	0	1	0	0	0	0						
Richie Sexson, R (1, 10) OBP: 0.367, SLG: 0.465										3	1	1	0	1	1	3						
Brad Wilkerson, L (1, 9) OBP: 0.313, SLG: 0.295										3	0	1	0	0	0	1						
8 Jeremy Reed, L (8, 9) OBP: 0.423, SLG: 0.381										1	0	0	0	0	0	2						
50 Vladimir Valentien, R (1, 8) OBP: 0.367, SLG: 0.652										4	1	2	1	0	0	0						
2 Kenji Johjima, R (1, 2) OBP: 0.333, SLG: 0.432										3	0	1	0	0	0	1						
32 Rob Johnson, R (6, 2) OBP: 0.357, SLG: 0.538										2	1	1	0	0	0	1						
12 Michael Morse, R (1, 7) OBP: 0.588, SLG: 0.818										4	0	2	1	0	1	1						
23 Tug Hulett, L (1, 4) OBP: 0.346, SLG: 0.333										3	0	1	0	1	1	0						
Inning Stats	R: 0 E: 0 K: 0 S: 3	H: 0 LOB: 0 BB: 0 P: 3	R: 1 E: 0 K: 0 S: 4	H: 2 LOB: 1 BB: 1 P: 8	R: 0 E: 0 K: 1 S: 6	H: 0 LOB: 0 BB: 0 P: 6	R: 0 E: 0 K: 0 S: 3	H: 1 LOB: 0 BB: 0 P: 3	R: 0 E: 0 K: 1 S: 5	H: 0 LOB: 0 BB: 0 P: 5	R: 0 E: 0 K: 0 S: 4	H: 1 LOB: 1 BB: 0 P: 4	R: 1 E: 0 K: 0 S: 5	H: 3 LOB: 2 BB: 0 P: 5	R: 0 E: 0 K: 1 S: 7	H: 2 LOB: 2 BB: 0 P: 7	R: 1 E: 2 K: 0 S: 5	H: 2 LOB: 2 BB: 1 P: 9	1B: 8 2B: 3 3B: 0 HR: 0	SF: 0 SAC: 0 DP: 3 HBP: 0	WP: 1 PB: 0 SB: 0 CS: 0	PA: 38
PITCHER	IP WLS BF H R ER SO BB IBB HBP BLK WP HR S P ERA WHIP																					
55 Gil Meche, R (1, 1) ERA: 2.7	6.2 W 26 6 2 2 2 2 1 0 0 0 0 0 29 33 2.70 1.050																					
32 Ron Mahay, L (7, 1) ERA: 7.5	0.2 2 1 0 0 0 0 0 0 0 0 0 0 2 2 0.00 1.500																					
27 Yasuhiko Yabuta, R (8, 1) ERA: 7.71	0.2 4 2 0 0 0 1 0 0 0 0 0 0 6 6 0.00 3.000																					
48 Joaquin Soria, R (9, 1) ERA: 5.79	1.0 6 2 1 1 0 0 1 0 0 0 0 0 0 5 9 9.00 3.000																					

AB	37
R	8
H	11
RBI	8
BB	2
SO	1
LOB	14



Batter	1	2	3	4	5	6	7	8	9	10	AB	R	H	RBI	BB	SO	LOB	TOP
Callix Crabbe, S (1.8) OBP: 0.393, SLG: 0.481 (7.5)											4	1	1	0	1	1	1	
10 Tadahito Iguchi, R OBP: 0.378, SLG: 0.485 11 Cain Stansberry, R OBP: 0.481, SLG: 0.832 (7.4)											3	1	2	2	0	0	0	
5 Kevin Kouzmanoff, R OBP: 0.242, SLG: 0.436 16 Chase Headley, S OBP: 0.348, SLG: 0.738 (7.7)											3	0	1	0	0	1	2	
23 Adrián González, L OBP: 0.516 9 Brian Myrow, L OBP: 0.593, SLG: 0.500 (7.3)											3	0	2	0	0	1	1	
Tony Clark, S OBP: 0.441, SLG: 0.594 Peter Ciofrone, L (8.10)											3	0	1	0	0	0	1	
60 Jose Lobaton, S OBP: 0.444, SLG: 0.286 (10.10)											1	0	1	1	0	0	0	
3 Khalil Greene, R OBP: 0.145, SLG: 0.188 2 Luis Antonio Rodriguez, Sr, F OBP: 0.533, SLG: 0.508 (1.6)											3	0	0	0	0	1	3	
18 Paul McAnulty, L OBP: 0.420, SLG: 0.683 65 Drew Macias, L OBP: 0.368, SLG: 0.294 (7.8)											3	0	0	0	0	1	3	
33 Jody Gerut, L OBP: 0.311, SLG: 0.571 (1.9)											4	0	0	0	0	1	0	
61 Nick Hundley, R OBP: 0.278, SLG: 0.235 (1.2)											4	0	1	0	0	1	0	
Inning Stats	R: 0 E: 0 K: 2 S: 8	H: 1 LOB: 1 BB: 0 P: 8	R: 0 E: 0 K: 0 S: 3	H: 0 LOB: 0 BB: 0 P: 3	R: 0 E: 0 K: 1 S: 7	H: 2 LOB: 2 BB: 0 P: 7	R: 0 E: 0 K: 1 S: 6	H: 1 LOB: 1 BB: 0 P: 6	R: 0 E: 0 K: 1 S: 5	H: 0 LOB: 2 BB: 2 P: 13	R: 0 E: 0 K: 1 S: 5	H: 0 LOB: 0 BB: 0 P: 5	R: 1 E: 0 K: 0 S: 4	H: 1 LOB: 2 BB: 2 P: 13	1B: 7 2B: 2 3B: 0 HR: 1	SF: 0 SAC: 0 DP: 1 HBP: 0	WP: 2 PB: 0 SB: 0 CS: 0	PA: 42
PITCHER	IP WLS BF H R ER SO BB IBB HBP BLK WP HR S P ERA WHIP	19 Brian Bannister, R ERA: 6.62 52 Mike Maroth, L ERA: 5.4 91 Hideo Nomo, R ERA: 4.5 41 Jimmy Gobble, L ERA: 6.35 57 Joel Peralta, R ERA: 6.14	6.0 2.0 1.0 0.2 0.1	25 8 3 4 2	8 0 0 0 1	2 2 0 1 0	6 3 0 2 0	0 0 0 0 0	0 0 0 0 0	0 0 0 0 0	1 0 1 0 2	37 12 5 11 2	3.00 1.000 0.000 3.000 0.000					

San Diego Padres @ Kansas City Royals
 Surprise Stadium, Surprise, AZ
 Sat Mar 22 2008, 4:05 PM EDT
 Att: 8,985 - Sunny - 80 F

AB 38
 R 3
 H 9
 RBI 3
 BB 4
 SO 10
 LOB 16



Batter	1	2	3	4	5	6	7	8	9	10	AB	R	H	RBI	BB	SO	LOB	BOTTOM				
9 David DeJesus, L OBP: 0.456, SLG: 0.511 (1.8)											5	0	1	0	0	1	2					
15 Mark Grudzielanek, R OBP: 0.178, SLG: 0.353 Esteban German, R OBP: 0.260, SLG: 0.311 (7.4)											3	1	1	1	0	0	1					
4 Alex Gordon, L OBP: 0.434, SLG: 0.455 (1.5)											4	0	0	0	0	0	0					
11 Jose Guillen, R OBP: 0.178, SLG: 0.353 43 Ryan Shealy, R OBP: 0.341, SLG: 0.541 (10.10)											3	0	0	0	0	1	0					
24 Mark Teahen, L OBP: 0.393, SLG: 0.547 2 Joey Gathright, L OBP: 0.378, SLG: 0.390 (10.7)											4	0	0	0	0	0	0					
16 Billy Butler, R OBP: 0.456, SLG: 0.700 35 Mitch Maier, L OBP: 0.268, SLG: 0.222 (10.9)											3	1	3	1	1	0	0					
Ross Gload, L OBP: 0.240, SLG: 0.400 (10.3)											4	0	0	0	0	1	3					
14 John Buck, R OBP: 0.300, SLG: 0.389 59 Damon Hollins, R OBP: 0.375, SLG: 0.622 (1.2)											2	0	0	0	2	2	2					
1 Tony Pena Jr., R OBP: 0.294, SLG: 0.277 13 Alberto Callaspo, S OBP: 0.409, SLG: 0.569 (10.10)											3	0	0	0	0	0	3					
Inning Stats	R: 0 E: 0 K: 0 S: 3	H: 1 LOB: 0 BB: 0 P: 3	R: 0 E: 0 K: 0 S: 4	H: 1 LOB: 0 BB: 0 P: 4	R: 0 E: 0 K: 1 S: 5	H: 0 LOB: 0 BB: 0 P: 5	R: 1 E: 0 K: 1 S: 6	H: 1 LOB: 1 BB: 1 P: 10	R: 0 E: 0 K: 0 S: 3	H: 0 LOB: 0 BB: 0 P: 3	R: 0 E: 1 K: 1 S: 7	H: 1 LOB: 2 BB: 0 P: 7	R: 0 E: 0 K: 0 S: 3	H: 0 LOB: 0 BB: 0 P: 3	R: 0 E: 0 K: 2 S: 7	H: 0 LOB: 1 BB: 1 P: 11	R: 0 E: 0 K: 0 S: 2	H: 0 LOB: 1 BB: 1 P: 6	1B: 2 2B: 1 3B: 0 HR: 2	SF: 0 SAC: 0 DP: 2 HBP: 0	WP: 0 PB: 0 SB: 0 CS: 0	PA: 37
PITCHER	IP WLS BF H R ER SO BB IBB HBP BLK WP HR S P ERA WHIP	32 Chris Young, R ERA: 3.38 55 Shawn Estes, L ERA: 12.27 41 Kevin Cameron, R ERA: 8.1	7.0 2.0 1.0	27 7 3	5 0 0	2 0 0	2 0 0	4 2 0	0 1 0	0 0 0	0 0 0	0 0 2	34 10 6	2.57 0.500 1.000								

San Diego Padres @ Kansas City Royals
 Surprise Stadium, Surprise, AZ
 Sat Mar 22 2008, 4:05 PM EDT
 Att: 8,985 - Sunny - 80 F

AB 34
 R 2
 H 5
 RBI 2
 BB 3
 SO 6
 LOB 12



Batter	1	2	3	4	5	6	7	8	9	AB	R	H	RBI	BB	SO	LOB	TOP					
2 Joey Gathright, L (1, 8) 35 Mitch Maier, L (5, 8) OBP: 0.375, SLG: 0.386 OBP: 0.279, SLG: 0.237	G1-3		FC6-4 59 S 13 BB 1-2	CS	59 1B		SH5-3 59 1B		L9-3	3	1	1	0	0	0	1	Kansas City Royals @ Chicago White Sox Tucson Electric Park, Tucson, AZ Sun Mar 23 2008, 4:05 PM EDT Att.: 5,490 - Sunny - 76 F					
13 Alberto Callaspo, S (1, 4) Marc Maddox, R (5, 4)	G6-3		59 S 13 BB 1-2		P4		SH5-3		G6-3	2	1	0	0	1	0	1						
59 Damon Hollins, R (1, 9) OBP: 0.409, SLG: 0.634	F9		16 C4-6-3 1B				1B			4	0	3	3	0	0	0						
16 Billy Butler, R (1, 10) Brian Buchanan, R (7, PH) OBP: 0.433, SLG: 0.660 OBP: 1.000, SLG: 1.000				F8	G4-6-3		1B			3	0	0	0	0	1	2						
43 Ryan Shealy, R (1, 3) OBP: 0.356, SLG: 0.600				1B S 12 SF7 BB			P3		F9	3	2	1	1	1	0	2						
Justin Huber, R (1, 7) OBP: 0.379, SLG: 0.560	G6-3			40 BB 72 1B			G5-3		F9	4	1	1	0	0	0	0						
40 Angel Berroa, R (1, 6) 26 Jason Smith, L (5, 6) OBP: 0.341, SLG: 0.541				72 1B					G4-3	1	0	0	0	1	1	0						
12 Matt Tupman, L (1, 2) 67 Damaso Espino, R (8, 2)				SF7			F7			2	0	0	1	1	1	1						
72 Mike Aviles, R (1, 5) David Matranga, R (7, 5)				2 CS 1B			SH5-3 35 1B			0	0	0	0	0	0	0						
				1-3 2-H																		
Inning Stats	R: 0 E: 0 K: 0 S: 3	H: 0 LOB: 0 BB: 0 P: 3	R: 1 E: 0 K: 2 S: 8	H: 1 LOB: 0 BB: 0 P: 10	R: 2 E: 0 K: 1 S: 5	H: 1 LOB: 1 BB: 2 P: 14	R: 2 E: 0 K: 0 S: 4	H: 2 LOB: 1 BB: 2 P: 13	R: 0 E: 0 K: 0 S: 4	H: 1 LOB: 1 BB: 0 P: 4	R: 1 E: 0 K: 0 S: 5	H: 3 LOB: 2 BB: 1 P: 9	R: 0 E: 0 K: 1 S: 5	H: 0 LOB: 0 BB: 0 P: 5	R: 0 E: 0 K: 0 S: 2	H: 0 LOB: 0 BB: 0 P: 3	1B: 8 2B: 1 3B: 1 HR: 1	SF: 1 SAC: 1 DP: 2 HBP: 1	WP: 0 PB: 0 SB: 3 CS: 1	PA: 39		
PITCHER	IP WLS BF H R ER SO	IP WLS BF H R ER SO	IP WLS BF H R ER SO	IP WLS BF H R ER SO	IP WLS BF H R ER SO	IP WLS BF H R ER SO	IP WLS BF H R ER SO	IP WLS BF H R ER SO	IP WLS BF H R ER SO	IP WLS BF H R ER SO	IP WLS BF H R ER SO	IP WLS BF H R ER SO	IP WLS BF H R ER SO	IP WLS BF H R ER SO	IP WLS BF H R ER SO	IP WLS BF H R ER SO	BB IBB HBP BLK	WP HR S P	ERA WHIP	ERA WHIP		
50 John Danks, L (1, 1) ERA: 3.3	4.1 L 21 6 5 5 3	1.2 5 1 0 0 0	1.0 6 3 1 1 0	1.0 3 0 0 0 1	1.0 3 0 0 0 0	1.0 3 0 0 0 0	1.0 3 0 0 0 0	1.0 3 0 0 0 0	1.0 3 0 0 0 0	1.0 3 0 0 0 0	1.0 3 0 0 0 0	1.0 3 0 0 0 0	1.0 3 0 0 0 0	1.0 3 0 0 0 0	1.0 3 0 0 0 0	1.0 3 0 0 0 0	4 0 0 0 0 0	0 0 0 0 0 0	0 1 23 43	10.38 2.308	0.00 0.600	
43 Ehren Wassermann, R (7, 1) ERA: 3.09	1.2 5 1 0 0 0	1.0 6 3 1 1 0	1.0 3 0 0 0 1	1.0 3 0 0 0 0	1.0 3 0 0 0 0	1.0 3 0 0 0 0	1.0 3 0 0 0 0	1.0 3 0 0 0 0	1.0 3 0 0 0 0	1.0 3 0 0 0 0	1.0 3 0 0 0 0	1.0 3 0 0 0 0	1.0 3 0 0 0 0	1.0 3 0 0 0 0	1.0 3 0 0 0 0	1.0 3 0 0 0 0	0 0 0 0 0 0	0 0 0 0 0 0	0 0 5 9	9.00 4.000	0.00 0.000	
37 Matt Thornton, L (7, 1) ERA: 3.68	1.0 6 3 1 1 0	1.0 3 0 0 0 1	1.0 3 0 0 0 0	1.0 3 0 0 0 0	1.0 3 0 0 0 0	1.0 3 0 0 0 0	1.0 3 0 0 0 0	1.0 3 0 0 0 0	1.0 3 0 0 0 0	1.0 3 0 0 0 0	1.0 3 0 0 0 0	1.0 3 0 0 0 0	1.0 3 0 0 0 0	1.0 3 0 0 0 0	1.0 3 0 0 0 0	1.0 3 0 0 0 0	0 0 0 0 0 0	0 0 0 0 0 0	0 0 5 5	0.00 0.000	0.00 0.000	
71 Scott Linebrink, R (8, 1) ERA: 3.12	1.0 3 0 0 0 0	1.0 3 0 0 0 0	1.0 3 0 0 0 0	1.0 3 0 0 0 0	1.0 3 0 0 0 0	1.0 3 0 0 0 0	1.0 3 0 0 0 0	1.0 3 0 0 0 0	1.0 3 0 0 0 0	1.0 3 0 0 0 0	1.0 3 0 0 0 0	1.0 3 0 0 0 0	1.0 3 0 0 0 0	1.0 3 0 0 0 0	1.0 3 0 0 0 0	1.0 3 0 0 0 0	0 0 0 0 0 0	0 0 0 0 0 0	0 0 2 3	0.00 0.000	0.00 0.000	
Nick Masset, R (9, 1) ERA: 6.25	1.0 3 0 0 0 0	1.0 3 0 0 0 0	1.0 3 0 0 0 0	1.0 3 0 0 0 0	1.0 3 0 0 0 0	1.0 3 0 0 0 0	1.0 3 0 0 0 0	1.0 3 0 0 0 0	1.0 3 0 0 0 0	1.0 3 0 0 0 0	1.0 3 0 0 0 0	1.0 3 0 0 0 0	1.0 3 0 0 0 0	1.0 3 0 0 0 0	1.0 3 0 0 0 0	1.0 3 0 0 0 0	0 0 0 0 0 0	0 0 0 0 0 0	0 0 2 3	0.00 0.000	0.00 0.000	
Batter	1	2	3	4	5	6	7	8	9	AB	R	H	RBI	BB	SO	LOB	BOTTOM					
Jerry Owens, L (1, 8) OBP: 0.378, SLG: 0.500 68 Jason Bourgeois, R (9, PH) OBP: 0.440, SLG: 0.452	G6-3 3B		K		G3		G4-3		FC4-6 HBP	4	1	1	0	0	1	1	Kansas City Royals @ Chicago White Sox Tucson Electric Park, Tucson, AZ Sun Mar 23 2008, 4:05 PM EDT Att.: 5,490 - Sunny - 76 F					
Orlando Cabrera, R (1, 6) OBP: 0.226, SLG: 0.269 Pablo Ozuna, R (7, PH) OBP: 0.378, SLG: 0.432	G6-3		G4-3		F8		P6		FC4-6 HBP	3	0	0	1	0	0	0						
25 Jim Thome, L (1, 10) OBP: 0.403, SLG: 0.571										4	0	2	0	0	2	0						
23 Jermaine Dye, R (1, 9) OBP: 0.233, SLG: 0.357 32 Brian Anderson, R (6, 9) OBP: 0.454, SLG: 0.690										2	0	0	0	0	2	2						
Nick Swisher, S (1, 3) OBP: 0.362, SLG: 0.533	F8				G4-3		G4-3		K	4	0	0	0	0	1	1						
12 A.J. Pierzynski, L (1, 2) OBP: 0.250, SLG: 0.298 65 Paul Phillips, R (8, 2) OBP: 0.292, SLG: 0.333										3	1	1	0	0	0	0						
22 Josh Fields, R (1, 5) OBP: 0.367, SLG: 0.341										3	1	1	0	1	0	0						
20 Carlos Quentin, R (1, 7) OBP: 0.333, SLG: 0.548										4	1	2	3	0	0	1						
10 Alexei Ramirez, R (1, 4) OBP: 0.370, SLG: 0.551										4	0	1	0	0	3	2						
Inning Stats	R: 1 E: 0 K: 1 S: 7	H: 2 LOB: 1 BB: 0 P: 7	R: 0 E: 0 K: 1 S: 5	H: 0 LOB: 1 BB: 1 P: 9	R: 0 E: 0 K: 2 S: 8	H: 1 LOB: 0 BB: 0 P: 8	R: 0 E: 0 K: 0 S: 3	H: 0 LOB: 0 BB: 0 P: 3	R: 1 E: 0 K: 1 S: 6	H: 1 LOB: 0 BB: 0 P: 7	R: 0 E: 0 K: 1 S: 5	H: 0 LOB: 0 BB: 0 P: 5	R: 2 E: 0 K: 1 S: 8	H: 3 LOB: 1 BB: 0 P: 8	R: 1 E: 0 K: 2 S: 9	H: 1 LOB: 0 BB: 0 P: 9	R: 0 E: 0 K: 0 S: 4	H: 1 LOB: 2 BB: 0 P: 5	1B: 4 2B: 2 3B: 1 HR: 2	SF: 0 SAC: 0 DP: 0 HBP: 1	WP: 0 PB: 0 SB: 0 CS: 0	PA: 38
PITCHER	IP WLS BF H R ER SO	IP WLS BF H R ER SO	IP WLS BF H R ER SO	IP WLS BF H R ER SO	IP WLS BF H R ER SO	IP WLS BF H R ER SO	IP WLS BF H R ER SO	IP WLS BF H R ER SO	IP WLS BF H R ER SO	IP WLS BF H R ER SO	IP WLS BF H R ER SO	IP WLS BF H R ER SO	IP WLS BF H R ER SO	IP WLS BF H R ER SO	IP WLS BF H R ER SO	IP WLS BF H R ER SO	BB IBB HBP BLK	WP HR S P	ERA WHIP	ERA WHIP		
23 Zack Greinke, R (1, 1) ERA: 5.4	6.0 W 23 4 2 2 6	1.0 6 3 2 2 1	1.0 6 3 2 2 1	1.0 6 3 2 2 1	1.0 6 3 2 2 1	1.0 6 3 2 2 1	1.0 6 3 2 2 1	1.0 6 3 2 2 1	1.0 6 3 2 2 1	1.0 6 3 2 2 1	1.0 6 3 2 2 1	1.0 6 3 2 2 1	1.0 6 3 2 2 1	1.0 6 3 2 2 1	1.0 6 3 2 2 1	1.0 6 3 2 2 1	1 0 0 0 0 0	0 0 0 0 0 0	0 1 34 39	18.00 3.000	9.00 1.000	
66 Chin-hui Tsao, R (7, 1) ERA: 11.25	1.0 6 3 2 2 1	1.0 6 3 2 2 1	1.0 6 3 2 2 1	1.0 6 3 2 2 1	1.0 6 3 2 2 1	1.0 6 3 2 2 1	1.0 6 3 2 2 1	1.0 6 3 2 2 1	1.0 6 3 2 2 1	1.0 6 3 2 2 1	1.0 6 3 2 2 1	1.0 6 3 2 2 1	1.0 6 3 2 2 1	1.0 6 3 2 2 1	1.0 6 3 2 2 1	1.0 6 3 2 2 1	0 0 0 0 0 0	0 0 0 0 0 0	0 1 9 9	9.00 1.000	0.00 1.000	
46 Juan Carlos Oviedo, R (8, 1) ERA: 4.5	1.0 6 3 2 2 1	1.0 6 3 2 2 1	1.0 6 3 2 2 1	1.0 6 3 2 2 1	1.0 6 3 2 2 1	1.0 6 3 2 2 1	1.0 6 3 2 2 1	1.0 6 3 2 2 1	1.0 6 3 2 2 1	1.0 6 3 2 2 1	1.0 6 3 2 2 1	1.0 6 3 2 2 1	1.0 6 3 2 2 1	1.0 6 3 2 2 1	1.0 6 3 2 2 1	1.0 6 3 2 2 1	0 0 0 0 0 0	0 0 0 0 0 0	0 0 4 5	0.00 1.000	0.00 1.000	
58 Neal Musser, L (9, 1) ERA: 4.5	1.0 6 3 2 2 1	1.0 6 3 2 2 1	1.0 6 3 2 2 1	1.0 6 3 2 2 1	1.0 6 3 2 2 1	1.0 6 3 2 2 1	1.0 6 3 2 2 1	1.0 6 3 2 2 1	1.0 6 3 2 2 1	1.0 6 3 2 2 1	1.0 6 3 2 2 1	1.0 6 3 2 2 1	1.0 6 3 2 2 1	1.0 6 3 2 2 1	1.0 6 3 2 2 1	1.0 6 3 2 2 1	0 0 0 0 0 0	0 0 0 0 0 0	0 0 4 5	0.00 1.000	0.00 1.000	

Batter	1	2	3	4	5	6	7	8	9	AB	R	H	RBI	BB	SO	LOB	TOP										
2 Joey Gathright, L (1, 8) 54 Ken Huckaby, R (7, 2) OBP: 0.393, SLG: 0.404 OBP: 0.200, SLG: 0.300	B2-3		E5			G3-1	G4-3	G5-3		4	1	1	0	0	0	1	Kansas City Royals @ San Diego Padres Peoria Stadium, Peoria, AZ Tue Mar 25 2008, 10:05 PM EDT Att. 7,289 - Clear - 86 F										
13 Alberto Callaspo, S (1, 4) OBP: 0.400, SLG: 0.550	G3-1					G3-1	G4-3		5	0	2	1	0	0	1												
4 Alex Gordon, L (1, 5) OBP: 0.410, SLG: 0.400	K		G4-3			FC4			3	1	0	0	2	1	3												
59 Damon Hollins, R (1, 9) OBP: 0.388, SLG: 0.587		G3-1		K		24 E	F8		5	1	1	1	0	1	2												
24 Mark Teahen, L (1, 3) 43 Ryan Shealy, R (6, 3) OBP: 0.373, SLG: 0.559 OBP: 0.362, SLG: 0.619	G3-1			K		FC4			3	1	0	0	0	1	1												
Esteban German, R (1, 7) OBP: 0.286, SLG: 0.340	K			G3-1		1-3 2-H			2	1	1	0	0	1	1												
12 Matt Tupman, L (1, 2) 35 Mitch Maier, L (7, 8) OBP: 0.407, SLG: 0.333 OBP: 0.298, SLG: 0.244			G3-1			G1-3			2	0	0	0	1	0	0												
1 Tony Pena Jr., R (1, 6) 66 Chin-hui Tsao, R (5, 1) 16 Billy Butler, R (6, PH) 91 Hideo Nomo, R (5, 1) 32 Ron Mahay, L (7, 1) Justin Huber, R (6, PH) 48 Joakim Soria, R (5, 1) Brad Salmon, L (5, 1)						F8	L7		1	1	0	0	0	0	0												
Brett Tomko, R (1, 1) 40 Angel Berroa, R (5, PH) OBP: 0.333, SLG: 0.269			SH3-4			G6-3	K		0	0	0	0	0	0	0												
										3	0	0	0	0	1	2											
Inning Stats	R: 0 E: 0 K: 1 S: 5	H: 0 LOB: 0 BB: 0 P: 5	R: 0 E: 0 K: 1 S: 5	H: 0 LOB: 0 BB: 0 P: 5	R: 1 E: 1 K: 0 S: 5	H: 1 LOB: 2 BB: 0 P: 6	R: 0 E: 0 K: 2 S: 7	H: 0 LOB: 0 BB: 0 P: 7	R: 0 E: 0 K: 0 S: 3	H: 0 LOB: 0 BB: 0 P: 3	R: 5 E: 1 K: 1 S: 11	H: 3 LOB: 1 BB: 2 P: 20	R: 0 E: 0 K: 0 S: 3	H: 0 LOB: 1 BB: 1 P: 7	R: 2 E: 1 K: 0 S: 5	H: 2 LOB: 1 BB: 1 P: 9	R: 0 E: 0 K: 0 S: 5	H: 1 LOB: 1 BB: 0 P: 5	1B: 4 2B: 3 3B: 0 HR: 0	SF: 0 SAC: 1 DP: 1 HBP: 1	WP: 2 PA: 41 PB: 0 SB: 1 CS: 0						
PITCHER	IP	WLS	BF	H	R	ER	SO	BB	IBB	HBP	BLK	WP	HR	S	P	ERA	WHIP	PITCHER									
57 Justin Germano, R (1, 1) ERA: 3.65	5.1	L	25	4	6	2	4	2	0	1	0	0	0	32	41	3.38	1.125										
85 Jon Ellis, R (6, 1) ERA:	0.2		2	0	0	0	1	0	0	0	0	1	0	4	5	0.00	0.000										
87 Dirk Hayhurst, R (7, 1) ERA:	1.0		4	0	0	0	0	1	0	0	0	0	0	3	7	0.00	1.000										
Neil Jamison, R (8, 1) ERA: 18.0	1.0		6	2	2	2	0	1	0	0	0	0	0	5	9	18.00	3.000										
21 Heath Bell, R (9, 1) ERA: 6.43	1.0		4	1	0	0	0	0	0	0	0	1	0	5	5	0.00	1.000										
Batter	1	2	3	4	5	6	7	8	9	AB	R	H	RBI	BB	SO	LOB	BOTTOM										
24 Brian Giles, L (1, 9) 33 Jody Gerut, L (5, PR) OBP: 0.375, SLG: 0.400 OBP: 0.314, SLG: 0.583	G4-3					G3-1			K	3	0	2	1	0	0	0	Kansas City Royals @ San Diego Padres Peoria Stadium, Peoria, AZ Tue Mar 25 2008, 10:05 PM EDT Att. 7,289 - Clear - 86 F										
10 Tadahito Iguchi, R (1, 4) 62 Matt Antonelli, R (8, 4) OBP: 0.362, SLG: 0.419 OBP: 0.217, SLG: 0.286	L5					G5-3			F8	4	0	0	0	0	2												
23 Adrián González, L (1, 3) 81 Luis Durango, S (7, PR) Chad Huffman, R (8, 7) OBP: 0.400, SLG: 0.558						G6-3			F8	4	1	2	0	0	2												
5 Kevin Kouzmanoff, R (1, 5) 76 Kyle Blanks, R (6, 3)						F9			K	4	0	1	1	0	2												
18 Paul McNulty, L (1, 7) Sean Kazmar Jr., R (8, 5) OBP: 0.373, SLG: 0.600 OBP: 0.286, SLG: 0.286	F7					G6-3			K	4	0	0	0	0	1												
12 Scott Hairston, R (1, 8) 87 Dirk Hayhurst, L (7, 1) Neil Jamison, R (8, 1) 61 Nick Hundley, R (8, PH) 21 Heath Bell, R (9, 1) OBP: 0.316, SLG: 0.583 ERA: 9.0 OBP: 0.263, SLG: 0.222						P4			F8	3	1	1	0	0	0												
8 Michael Barrett, R (1, 2) OBP: 0.367, SLG: 0.533									K	4	0	3	1	0	0												
2 Luis Antonio Rodriguez, S (1, 6) Callie Crutcher, S (6, PR) OBP: 0.500, SLG: 0.484 OBP: 0.355, SLG: 0.431						L5			G6-4-3	2	1	1	0	1	0												
57 Justin Germano, R (1, 1) 85 Jon Ellis, R (6, 1) 65 Drew Macias, L (6, PH) OBP: 0.381, SLG: 0.316									K	2	0	1	0	0	1												
										2	0	1	0	0	1												
Inning Stats	R: 1 E: 0 K: 0 S: 5	H: 2 LOB: 1 BB: 0 P: 5	R: 2 E: 1 K: 1 S: 8	H: 2 LOB: 1 BB: 0 P: 8	R: 0 E: 0 K: 1 S: 5	H: 0 LOB: 0 BB: 0 P: 5	R: 0 E: 0 K: 1 S: 6	H: 1 LOB: 1 BB: 0 P: 6	R: 0 E: 0 K: 0 S: 4	H: 1 LOB: 2 BB: 0 P: 4	R: 1 E: 0 K: 2 S: 9	H: 2 LOB: 2 BB: 1 P: 13	R: 0 E: 0 K: 2 S: 8	H: 1 LOB: 1 BB: 0 P: 8	R: 0 E: 0 K: 0 S: 3	H: 1 LOB: 0 BB: 0 P: 3	R: 0 E: 0 K: 1 S: 6	H: 1 LOB: 1 BB: 0 P: 6	1B: 6 2B: 4 3B: 1 HR: 0	SF: 0 SAC: 0 DP: 1 HBP: 0	WP: 0 PA: 39 PB: 0 SB: 0 CS: 0						
PITCHER	IP	WLS	BF	H	R	ER	SO	BB	IBB	HBP	BLK	WP	HR	S	P	ERA	WHIP	PITCHER									
Brett Tomko, R (1, 1) ERA: 7.23	4.0		18	5	3	1	3	0	0	0	0	0	0	4	4	2.25	1.250										
66 Chin-hui Tsao, R (5, 1) ERA: 9.0	1.0	W	4	1	0	0	0	0	0	0	0	0	0	4	4	0.00	1.000										
91 Hideo Nomo, R (6, 1) ERA: 4.8	1.0	H	6	2	1	1	2	1	0	0	0	0	0	9	13	9.00	3.000										
32 Ron Mahay, L (7, 1) ERA: 6.75	1.0	H	4	1	0	0	2	0	0	0	0	0	0	8	8	0.00	1.000										
48 Joakim Soria, R (8, 1) ERA: 5.66	1.0		3	1	0	0	0	0	0	0	0	0	0	3	3	0.00	1.000										

Batter	1	2	3	4	5	6	7	8	9	AB	R	H	RBI	BB	SO	LOB	TOP			
16 Willie Bloomquist, R OBP: 0.281, SLG: 0.214										5	1	1	0	0	2	1				
4 Jose Lopez, R OBP: 0.292, SLG: 0.306										4	1	2	0	0	0	0				
23 Tug Hulett, L OBP: 0.321, SLG: 0.308										1	1	0	0	0	0	0				
Jose Vidro, S OBP: 0.219, SLG: 0.228										5	1	1	1	0	1	2				
Richie Sexson, R OBP: 0.385, SLG: 0.407										3	1	1	1	1	1	3				
Miguel Cairo, R OBP: 0.294, SLG: 0.415										1	0	0	0	0	0	0				
Brad Wilkerson, L OBP: 0.281, SLG: 0.373										3	1	1	3	0	1	2				
2 Kenji Johjima, R OBP: 0.347, SLG: 0.447										4	1	1	0	0	0	3				
8 Jeremy Reed, L OBP: 0.419, SLG: 0.433										4	0	2	1	0	0	1				
25 Charlton Jimerson, R OBP: 0.240, SLG: 0.250										0	1	0	0	0	0	0				
12 Michael Morse, R OBP: 0.571, SLG: 0.768										4	0	2	0	0	2	1				
7 Yuniesky Betancourt, R OBP: 0.313, SLG: 0.393										3	0	0	0	0	0	2				
12 Carlos Trunfel, R										0	0	0	1	0	0	0				
Inning Stats	R: 4 E: 1 K: 0 S: 9	H: 5 LOB: 2 BB: 0 P: 9	R: 0 E: 0 K: 1 S: 5	H: 0 LOB: 0 BB: 0 P: 5	R: 1 E: 0 K: 2 S: 9	H: 2 LOB: 1 BB: 0 P: 9	R: 0 E: 1 K: 0 S: 4	H: 0 LOB: 1 BB: 1 P: 7	R: 0 E: 0 K: 1 S: 5	H: 0 LOB: 0 BB: 0 P: 5	R: 2 E: 0 K: 1 S: 9	H: 2 LOB: 1 BB: 0 P: 11	R: 1 E: 1 K: 1 S: 7	H: 2 LOB: 1 BB: 0 P: 7	R: 0 E: 0 K: 1 S: 5	H: 0 LOB: 0 BB: 0 P: 5	1B: 7 2B: 3 3B: 0 HR: 1	SF: 2 SAC: 0 DP: 0 HBP: 0	WP: 0 PB: 0 CS: 2	PA: 40
PITCHER	IP WLS BF H R ER SO BB IBB HBP BLK WP HR S P ERA WHIP																			
55 Gil Meche, R ERA: 3.74	(1, 1) 5.0 L 25 7 5 4 3 1 0 0 0 0 0 0 30 34 7.20 1.600																			
46 Juan Carlos Oviedo, R ERA: 5.4	(6, 1) 2.0 8 2 2 2 2 0 0 0 0 0 0 1 14 16 9.00 1.000																			
27 Yasuhiko Yabuta, R ERA: 7.15	(8, 1) 1.0 4 2 1 1 1 1 0 0 0 0 0 0 7 7 9.00 2.000																			
41 Jimmy Gobble, L ERA: 4.7	(9, 1) 1.0 3 0 0 0 0 1 0 0 0 0 0 0 5 5 0.00 0.000																			

Seattle Mariners @ Kansas City Royals
 Surprise Stadium, Surprise, AZ
 Wed Mar 26 2008, 4:05 PM EDT
 Att: 7,718 - Sunny - 82 F

AB 37
 R 8
 H 11
 RBI 7
 BB 1
 SO 7
 LOB 15



Batter	1	2	3	4	5	6	7	8	9	AB	R	H	RBI	BB	SO	LOB	BOTTOM					
2 Joey Gathright, L OBP: 0.379, SLG: 0.389										2	0	0	0	0	1	0						
35 Mitch Maier, L OBP: 0.280, SLG: 0.227										3	0	0	0	0	1	1						
15 Mark Grudzielanski, R OBP: 0.222, SLG: 0.313										4	0	1	0	0	1	0						
40 Angel Berroa, R OBP: 0.323, SLG: 0.299										1	0	0	0	0	0	1						
24 Mark Teahen, L OBP: 0.380, SLG: 0.565										3	0	1	0	1	0	1						
11 Jose Guillen, R OBP: 0.143, SLG: 0.296										2	0	0	0	0	0	2						
43 Ryan Shealy, R OBP: 0.397, SLG: 0.659										2	0	1	0	0	0	0						
16 Billy Butler, R OBP: 0.457, SLG: 0.694										3	2	2	0	1	0	1						
21 Miguel Olivo, R OBP: 0.382, SLG: 0.655										2	1	1	2	0	0	1						
14 John Buck, R OBP: 0.326, SLG: 0.415										1	0	0	0	1	1	1						
Ross Gload, L OBP: 0.259, SLG: 0.431										4	0	0	1	0	0	3						
26 Jason Smith, L OBP: 0.362, SLG: 0.698										4	2	3	2	0	0	0						
1 Tony Pena Jr., R OBP: 0.310, SLG: 0.283										2	0	0	0	0	0	0						
59 Damon Hollins, R OBP: 0.373, SLG: 0.583										2	0	0	0	0	0	1						
Inning Stats	R: 0 E: 0 K: 2 S: 8	H: 1 LOB: 1 BB: 0 P: 8	R: 3 E: 0 K: 0 S: 5	H: 2 LOB: 0 BB: 1 P: 9	R: 0 E: 0 K: 0 S: 2	H: 0 LOB: 0 BB: 1 P: 6	R: 1 E: 0 K: 0 S: 4	H: 1 LOB: 0 BB: 0 P: 4	R: 0 E: 0 K: 0 S: 3	H: 0 LOB: 0 BB: 0 P: 3	R: 0 E: 0 K: 0 S: 4	H: 1 LOB: 2 BB: 1 P: 8	R: 1 E: 0 K: 0 S: 7	H: 2 LOB: 2 BB: 0 P: 8	R: 0 E: 0 K: 1 S: 6	H: 1 LOB: 1 BB: 0 P: 6	R: 0 E: 0 K: 1 S: 6	H: 1 LOB: 1 BB: 0 P: 6	1B: 2 2B: 3 3B: 1 HR: 3	SF: 0 SAC: 0 DP: 1 HBP: 0	WP: 1 PB: 0 CS: 0	PA: 38
PITCHER	IP WLS BF H R ER SO BB IBB HBP BLK WP HR S P ERA WHIP																					
45 Erik Bedard, L ERA: 8.63	(1, 1) 6.0 W 25 4 4 4 2 3 0 0 0 0 1 1 26 38 6.00 1.333																					
Cha Seung Baek, R ERA: 3.6	(7, 1) 1.0 H 5 2 1 1 0 0 0 0 0 0 1 1 7 8 9.00 2.000																					
Sean Green, R ERA: 7.2	(8, 1) 1.0 H 4 1 0 0 1 0 0 0 0 0 0 0 6 6 0.00 1.000																					
57 Mark Lowe, R ERA: 2.57	(9, 1) 1.0 S 4 1 0 0 1 0 0 0 0 0 0 0 6 6 0.00 1.000																					

Seattle Mariners @ Kansas City Royals
 Surprise Stadium, Surprise, AZ
 Wed Mar 26 2008, 4:05 PM EDT
 Att: 7,718 - Sunny - 82 F

AB 35
 R 5
 H 9
 RBI 5
 BB 3
 SO 4
 LOB 12



Batter	1	2	3	4	5	6	7	8	9	AB	R	H	RBI	BB	SO	LOB	TOP										
35 Mitch Maier, L OBP: 0.273, SLG: 0.224 (1, 8)	F7		K		F8		G3-1	G4-3		5	1	1	0	0	1	2											
15 Mark Grudzielanek, R OBP: 0.238, SLG: 0.319 13 Alberto Callaspo, S OBP: 0.389, SLG: 0.532 (1, 4) (5, 4)	G6-3		4 3B		P2		K	G1-3		3	1	1	0	0	0	1											
4 Alex Gordon, L OBP: 0.438, SLG: 0.462 26 Jason Smith, L OBP: 0.367, SLG: 0.711 (1, 5) (5, 5)							G3-1			2	0	2	1	1	0	0											
11 Jose Guillen, R OBP: 0.174, SLG: 0.273 2 Joey Gathright, L OBP: 0.393, SLG: 0.404 (1, 9) (3, 8)										2	0	2	1	1	0	0											
16 Billy Butler, R OBP: 0.453, SLG: 0.667 (1, 10)										2	1	1	1	0	0	0											
11 Jose Guillen, R OBP: 0.174, SLG: 0.273 2 Joey Gathright, L OBP: 0.393, SLG: 0.404 (1, 9) (3, 8)										1	0	0	0	1	1	1											
16 Billy Butler, R OBP: 0.453, SLG: 0.667 (1, 10)										3	1	2	0	0	0	2											
16 Billy Butler, R OBP: 0.453, SLG: 0.667 (1, 10)										4	0	1	0	1	0	3											
24 Mark Teahen, L OBP: 0.370, SLG: 0.547 59 Damon Hollins, R OBP: 0.352, SLG: 0.540 (1, 7) (4, 7)										4	0	1	0	1	0	3											
24 Mark Teahen, L OBP: 0.370, SLG: 0.547 59 Damon Hollins, R OBP: 0.352, SLG: 0.540 (1, 7) (4, 7)										2	0	0	0	0	1	0											
24 Mark Teahen, L OBP: 0.370, SLG: 0.547 59 Damon Hollins, R OBP: 0.352, SLG: 0.540 (1, 7) (4, 7)										2	0	0	1	0	0	3											
43 Ryan Shealy, R OBP: 0.352, SLG: 0.612 (1, 3)										5	0	1	0	0	0	1											
14 John Buck, R OBP: 0.327, SLG: 0.477 21 Miguel Olivo, R OBP: 0.371, SLG: 0.633 (1, 2) (6, 2)										3	1	1	1	0	1	2											
14 John Buck, R OBP: 0.327, SLG: 0.477 21 Miguel Olivo, R OBP: 0.371, SLG: 0.633 (1, 2) (6, 2)										1	0	0	0	0	0	0											
1 Tony Pena Jr., R OBP: 0.317, SLG: 0.291 40 Angel Berroa, R OBP: 0.333, SLG: 0.276 (1, 6) (5, 6)										2	0	1	0	0	0	0											
1 Tony Pena Jr., R OBP: 0.317, SLG: 0.291 40 Angel Berroa, R OBP: 0.333, SLG: 0.276 (1, 6) (5, 6)										2	0	1	0	0	0	2											
Inning Stats	R: 0 E: 0 K: 1 S: 5	H: 0 LOB: 1 BB: 1 P: 9	R: 0 E: 0 K: 1 S: 5	H: 0 LOB: 0 BB: 0 P: 5	R: 2 E: 0 K: 1 S: 10	H: 3 LOB: 2 BB: 1 P: 16	R: 0 E: 0 K: 1 S: 5	H: 0 LOB: 2 BB: 0 P: 5	R: 0 E: 0 K: 0 S: 11	H: 2 LOB: 2 BB: 0 P: 16	R: 1 E: 0 K: 1 S: 10	H: 2 LOB: 2 BB: 1 P: 19	R: 0 E: 0 K: 0 S: 11	H: 1 LOB: 1 BB: 0 P: 14	R: 2 E: 1 K: 0 S: 10	H: 2 LOB: 1 BB: 0 P: 17	1B: 9 2B: 1 3B: 1 HR: 1	SF: 1 SAC: 0 DP: 0 HBP: 0	WP: 2 PB: 1 SB: 1 CS: 0	PA: 43							
PITCHER	IP	WLS	BF	H	R	ER	SO	BB	IBB	HBP	BLK	WP	HR	S	P	ERA	WHIP										
31 Jason Jennings, R ERA: 2.12 (1, 1)	5.1	W	24	6	2	2	4	2	0	0	0	0	1	38	52	3.38	1.500										
Ryan Falcon, L ERA: (6, 1)	0.2		3	1	0	0	0	0	0	0	0	1	0	3	4	0.00	1.500										
92 Chris Dennis, R ERA: 4.5 (7, 1)	2.0		10	3	1	1	1	1	0	0	0	1	0	21	33	4.50	2.000										
Ryan Turner, L ERA: (9, 1)	1.0		6	2	2	0	0	0	0	0	0	0	0	10	17	0.00	2.000										

Kansas City Royals @ Texas Rangers
Surprise Stadium, Surprise, AZ
Thu Mar 27 2008, 3:05 PM EDT
Att: 7,236 - Sunny - 78 F

AB 39
R 5
H 12
RBI 4
BB 3
SO 5
LOB 18



Batter	1	2	3	4	5	6	7	8	9	AB	R	H	RBI	BB	SO	LOB	BOTTOM										
5 Ian Kinsler, R OBP: 0.486, SLG: 0.574 87 Jose Vallejo, S (1, 4) (4, 4)	10 1B	L4		32 1B		K				2	1	1	0	0	0	1											
10 Michael Young, R OBP: 0.457, SLG: 0.525 Ramón Vázquez, L OBP: 0.356, SLG: 0.333 (1, 6) (4, 5)	9 G3-1			9 HR		F8		G4-3		1	2	1	0	1	0	0											
10 Michael Young, R OBP: 0.457, SLG: 0.525 Ramón Vázquez, L OBP: 0.356, SLG: 0.333 (1, 6) (4, 5)	9 G3-1			9 HR		F8		G4-3		2	0	0	0	1	0	2											
32 Josh Hamilton, L OBP: 0.684, SLG: 0.793 Thomas Berkery, R (7, PH) (8, 10)	G3									3	0	1	2	0	1	2											
32 Josh Hamilton, L OBP: 0.684, SLG: 0.793 Thomas Berkery, R (7, PH) (8, 10)	G3									0	1	0	1	1	0	0											
9 Hank Blalock, L OBP: 0.421, SLG: 0.660 29 Jason Botts, S OBP: 0.347, SLG: 0.426 (1, 5) (4, 7)	G3-1									2	1	1	2	0	0	1											
9 Hank Blalock, L OBP: 0.421, SLG: 0.660 29 Jason Botts, S OBP: 0.347, SLG: 0.426 (1, 5) (4, 7)	G3-1									3	0	0	0	0	1	5											
Milton Bradley, S OBP: 0.278, SLG: 0.556 17 Nelson Cruz, R OBP: 0.267, SLG: 0.405 (1, 9) (6, 9)										3	1	2	2	0	1	0											
Milton Bradley, S OBP: 0.278, SLG: 0.556 17 Nelson Cruz, R OBP: 0.267, SLG: 0.405 (1, 9) (6, 9)										1	0	1	1	0	0	0											
7 David Murphy, L OBP: 0.385, SLG: 0.639 37 Jason Ellison, R OBP: 0.488, SLG: 0.394 (1, 7) (4, 8)	G3									2	0	0	0	0	1	1											
7 David Murphy, L OBP: 0.385, SLG: 0.639 37 Jason Ellison, R OBP: 0.488, SLG: 0.394 (1, 7) (4, 8)	G3									1	0	0	0	1	0	0											
22 Marlon Byrd, R OBP: 0.280, SLG: 0.309 Andres James, S (1, 8) (4, 6)										2	0	1	0	0	0	0											
22 Marlon Byrd, R OBP: 0.280, SLG: 0.309 Andres James, S (1, 8) (4, 6)										2	0	0	0	0	2	2											
15 Gerald Laird, R OBP: 0.311, SLG: 0.695 2 Adam Melhuse, S OBP: 0.345, SLG: 0.577 75 Taylor Teagarden, R OBP: 0.600, SLG: 1.250 (1, 2) (4, 2) (7, 2)	G5-3									1	0	0	0	0	0	1											
15 Gerald Laird, R OBP: 0.311, SLG: 0.695 2 Adam Melhuse, S OBP: 0.345, SLG: 0.577 75 Taylor Teagarden, R OBP: 0.600, SLG: 1.250 (1, 2) (4, 2) (7, 2)	G5-3									2	0	0	0	0	1	0											
15 Gerald Laird, R OBP: 0.311, SLG: 0.695 2 Adam Melhuse, S OBP: 0.345, SLG: 0.577 75 Taylor Teagarden, R OBP: 0.600, SLG: 1.250 (1, 2) (4, 2) (7, 2)	G5-3									1	0	0	0	0	1	0											
Ben Broussard, L OBP: 0.311, SLG: 0.444 28 Kevin Mench, R OBP: 0.480, SLG: 0.698 (1, 3) (4, 3)	F7									1	0	0	0	0	0	1											
Ben Broussard, L OBP: 0.311, SLG: 0.444 28 Kevin Mench, R OBP: 0.480, SLG: 0.698 (1, 3) (4, 3)	F7									3	2	2	0	0	0	0											
Inning Stats	R: 2 E: 0 K: 0 S: 6	H: 3 LOB: 1 BB: 0 P: 6	R: 0 E: 0 K: 0 S: 4	H: 1 LOB: 1 BB: 0 P: 4	R: 3 E: 0 K: 2 S: 12	H: 2 LOB: 0 BB: 1 P: 20	R: 1 E: 0 K: 2 S: 9	H: 2 LOB: 2 BB: 1 P: 13	R: 0 E: 0 K: 2 S: 9	H: 0 LOB: 0 BB: 0 P: 10	R: 0 E: 0 K: 1 S: 7	H: 0 LOB: 0 BB: 0 P: 10	R: 1 E: 0 K: 1 S: 8	H: 1 LOB: 2 BB: 2 P: 19	R: 1 E: 0 K: 1 S: 11	H: 1 LOB: 2 BB: 2 P: 23	1B: 4 2B: 4 3B: 0 HR: 2	SF: 1 SAC: 0 DP: 0 HBP: 0	WP: 1 PB: 0 SB: 0 CS: 0	PA: 40							
PITCHER	IP	WLS	BF	H	R	ER	SO	BB	IBB	HBP	BLK	WP	HR	S	P	ERA	WHIP										
52 Mike Maroth, L ERA: 9.0 Brad Salton, R ERA: 4.5 57 Joel Peralta, R ERA: 6.0 Ramon E Ramirez, R ERA: 1.32 31 Brandon Duckworth, R ERA: 8.1 (1, 1) (4, 1) (5, 1) (6, 1) (7, 1)	3.0	L	16	6	5	5	2	1	0	0	0	0	0	9	13	9.00	3.000										
58 Neal Musser, L ERA: 1.8 (8, 1)	1.0		6	1	1	1	1	2	0	0	0	1	0	8	19	9.00	3.000										

Kansas City Royals @ Texas Rangers
Surprise Stadium, Surprise, AZ
Thu Mar 27 2008, 3:05 PM EDT
Att: 7,236 - Sunny - 78 F

AB 33
R 8
H 10
RBI 8
BB 6
SO 9
LOB 16



Batter	1	2	3	4	5	6	7	8	9	AB	R	H	RBI	BB	SO	LOB	TOP										
2 Joey Gathright, L OBP: 0.394, SLG: 0.403										5	1	2	1	0	1	2	Kansas City Royals @ Milwaukee Brewers Miller Park, Milwaukee, WI Fri Mar 28 2008, 7:05 PM CDT Att: 15,363 - Roof Closed - 60 F										
15 Mark Grudzielanek, R OBP: 0.240, SLG: 0.275										3	0	0	0	1	1	2											
27 Yasuhiko Yabuta, R Brad Salmon, L										0	0	0	0	0	0	0											
Ross Gload, L OBP: 0.254, SLG: 0.424										1	0	0	0	0	0	0											
4 Alex Gordon, L OBP: 0.441, SLG: 0.455										3	0	1	0	1	1	1											
11 Jose Guillen, R OBP: 0.192, SLG: 0.280										3	0	1	1	0	0	4											
35 Mitch Walter, L OBP: 0.298, SLG: 0.220										1	0	0	0	0	1	0											
16 Billy Butler, R OBP: 0.443, SLG: 0.643										4	0	1	0	0	0	2											
32 Ron Mahay, L										0	0	0	0	0	0	0											
48 Joaquin Soria, R										0	0	0	0	0	0	0											
46 Juan Carlos Oviedo, R										0	0	0	0	0	0	0											
24 Mark Teahen, L OBP: 0.394, SLG: 0.529										4	1	1	0	0	1	2											
14 John Buck, R OBP: 0.347, SLG: 0.478										2	2	1	0	1	1	1											
12 Matt Tupman, L OBP: 0.393, SLG: 0.318										1	0	0	0	0	1	0											
1 Tony Pena Jr., R OBP: 0.313, SLG: 0.288										4	0	1	1	0	1	2											
19 Brian Bannister, R										2	0	0	0	0	0	1											
Esteban German, R OBP: 0.276, SLG: 0.327										2	0	0	0	0	0	2											
Inning Stats	R: 1 E: 0 K: 1 S: 15	H: 2 LOB: 1 BB: 0 P: 25	R: 2 E: 0 K: 0 S: 13	H: 3 LOB: 3 BB: 2 P: 25	R: 0 E: 0 K: 2 S: 11	H: 1 LOB: 0 BB: 0 P: 17	R: 0 E: 0 K: 1 S: 7	H: 0 LOB: 0 BB: 0 P: 12	R: 0 E: 0 K: 1 S: 9	H: 1 LOB: 1 BB: 0 P: 14	R: 1 E: 0 K: 0 S: 7	H: 1 LOB: 1 BB: 1 P: 15	R: 0 E: 0 K: 1 S: 6	H: 0 LOB: 0 BB: 0 P: 10	R: 0 E: 0 K: 1 S: 13	H: 0 LOB: 0 BB: 0 P: 17		R: 0 E: 0 K: 1 S: 8	H: 0 LOB: 0 BB: 0 P: 12	1B: 8 2B: 0 3B: 0 HR: 0	SF: 0 SAC: 0 DP: 0 HBP: 0	WP: 1 PB: 0 SB: 4 CS: 0	PA: 38				
PITCHER	IP	WLS	BF	H	R	ER	SO	BB	IBB	HBP	BLK	WP	HR	S	P	ERA		WHIP	PITCHER								
37 Jeff Suppan, R ERA: 8.34	5.0	L	24	7	3	3	5	2	0	0	0	0	0	55	93	5.40	1.800										
59 Derrick Turnbow, R ERA: 6.0	1.0		5	1	1	1	0	1	0	0	0	1	0	7	15	9.00	2.000										
Salomon Torres, R ERA: 1.46	1.0		3	0	0	0	1	0	0	0	0	0	0	6	10	0.00	0.000										
Guillermo Mota, R ERA: 5.63	1.0		3	0	0	0	1	0	0	0	0	0	0	8	12	0.00	0.000										
38 Eric Gagne, R																											
Batter	1	2	3	4	5	6	7	8	9	AB	R	H	RBI	BB	SO	LOB	BOTTOM										
23 Rickie Weeks Jr., R OBP: 0.324, SLG: 0.467										4	0	2	0	0	1	0	Kansas City Royals @ Milwaukee Brewers Miller Park, Milwaukee, WI Fri Mar 28 2008, 7:05 PM CDT Att: 15,363 - Roof Closed - 60 F										
21 Abraham Nunez, S										0	0	0	0	0	0	0											
25 Mike Cameron, R OBP: 0.448, SLG: 0.725										3	0	0	0	0	2	2											
59 Derrick Turnbow, R										0	0	0	0	0	0	0											
Gabe Gross, L OBP: 0.288, SLG: 0.492										1	0	0	0	0	1	0											
28 Prince Fielder, L OBP: 0.347, SLG: 0.400										4	0	1	0	0	2	1											
38 Eric Gagne, R										0	0	0	0	0	0	0											
8 Ryan Braun, R OBP: 0.435, SLG: 0.722										4	0	4	0	0	0	0											
2 Bill Hall, R OBP: 0.343, SLG: 0.373										3	0	0	0	0	1	4											
Craig Counsell, L OBP: 0.458, SLG: 0.529										1	0	0	0	0	0	1											
1 Corey Hart, R OBP: 0.254, SLG: 0.433										3	0	0	0	0	2	1											
Salomon Torres, R										0	0	0	0	0	0	0											
71 Alcides Escobar, R OBP: 0.354, SLG: 0.426										1	0	0	0	0	0	1											
7 J.J. Hardy, R OBP: 0.409, SLG: 0.660										3	1	1	1	0	0	0											
Guillermo Mota, R										0	0	0	0	0	0	0											
27 Joe Dillon, R OBP: 0.400, SLG: 0.519										1	0	0	0	0	1	1											
37 Jeff Suppan, R OBP: 0.333, SLG: 0.200										1	0	0	0	0	0	0											
22 Tony Gwynn Jr., L OBP: 0.441, SLG: 0.510										2	0	0	0	0	0	0											
18 Jason Kendall, R OBP: 0.407, SLG: 0.375										3	0	0	0	0	0	0											
Inning Stats	R: 0 E: 0 K: 1 S: 12	H: 2 LOB: 2 BB: 0 P: 17	R: 0 E: 0 K: 1 S: 7	H: 0 LOB: 0 BB: 0 P: 11	R: 0 E: 1 K: 0 S: 9	H: 1 LOB: 1 BB: 0 P: 16	R: 0 E: 0 K: 1 S: 7	H: 1 LOB: 0 BB: 0 P: 11	R: 1 E: 0 K: 1 S: 11	H: 2 LOB: 1 BB: 0 P: 16	R: 0 E: 0 K: 2 S: 11	H: 1 LOB: 1 BB: 0 P: 12	R: 0 E: 0 K: 0 S: 12	H: 0 LOB: 0 BB: 0 P: 15	R: 0 E: 0 K: 3 S: 9	H: 0 LOB: 0 BB: 0 P: 14	R: 0 E: 0 K: 1 S: 11	H: 1 LOB: 1 BB: 0 P: 14	1B: 6 2B: 1 3B: 0 HR: 1	SF: 0 SAC: 0 DP: 1 HBP: 0	WP: 0 PB: 0 SB: 0 CS: 0	PA: 34					
PITCHER	IP	WLS	BF	H	R	ER	SO	BB	IBB	HBP	BLK	WP	HR	S	P	ERA	WHIP	PITCHER									
19 Brian Bannister, R ERA: 5.56	5.0	W	20	6	1	1	4	0	0	0	0	0	0	5	71	1.80	1.200										
27 Yasuhiko Yabuta, R ERA: 6.94	0.1	H	2	1	0	0	1	0	0	0	0	0	0	5	5	0.00	3.000										
Brad Salmon, R ERA: 4.15	0.2	H	2	0	0	0	1	0	0	0	0	0	0	6	7	0.00	0.000										
32 Ron Mahay, L ERA: 6.0	1.0	H	3	0	0	0	0	0	0	0	0	0	0	12	15	0.00	0.000										
48 Joaquin Soria, R ERA: 5.11	1.0	H	3	0	0	0	3	0	0	0	0	0	0	9	14	0.00	0.000										

Batter	1	2	3	4	5	6	7	8	9	10	11	AB	R	H	RBI	BB	SO	LOB	TOP					
9 David DeJesus, L 2 Joey Gathright, L	G3		G6-3			G6-3	L6		F7		BB	1	0	0	0	0	0	0	0					
15 Mark Grudzielanek, R Esteban German, R	E5			HBP		1B	1B		1B		K	4	1	3	1	0	0	0	0					
4 Alex Gordon, L	K			FC6-4		HR	F7		K		K	5	1	1	2	0	2	5						
11 Jose Guillen, R	P4			K		F8	F8		P3		K	5	0	0	0	0	2	4						
16 Billy Butler, R	L9			1B		F8	F8		F8		L7	5	0	1	0	0	0	2						
24 Mark Teahen, L	F8			G1		1B	BB		3B		SH3	3	1	1	0	2	0	2						
Ross Gload, L	F9					G3-1	G4-3		G4-3		SH3	4	1	1	0	0	0	1						
14 John Buck, R	K			K		K	G4-3		G4-3		1B	5	1	2	1	0	2	0						
1 Tony Pena Jr., R	K			K2-3		K	FC1-4-6		K		2PB	5	0	1	1	0	3	2						
Inning Stats	R:0 E:0 K:1 S:12	H:0 LOB:1 BB:0 P:21	R:0 E:0 K:0 S:5	H:0 LOB:0 BB:0 P:6	R:0 E:0 K:2 S:8	H:0 LOB:0 BB:0 P:12	R:0 E:0 K:1 S:10	H:1 LOB:2 BB:0 P:17	R:0 E:0 K:2 S:11	H:0 LOB:0 BB:0 P:15	R:2 E:0 K:0 S:11	H:2 LOB:0 BB:0 P:18	R:2 E:0 K:0 S:16	H:3 LOB:2 BB:1 P:23	R:0 E:0 K:1 S:10	H:0 LOB:0 BB:0 P:15	R:0 E:0 K:2 S:10	H:1 LOB:2 BB:0 P:14	R:1 E:0 K:1 S:17	H:2 LOB:2 BB:2 P:24	1B:8 2B:0 3B:1 HR:1	SF:0 SAC:1 DP:0 HBP:1	WP:0 PB:1 SB:2 CS:0	PA: 47
PITCHER	35 Justin Verlander, R Jason Grilli, R 44 Bobby Seay, L 45 Aquilino Lopez, R 59 Todd Jones, R	IP: 6.0 WLS: 0.1 BF: 25 H: 4 R: 4 ER: 0 SO: 6 BB: 1 IBB: 0 HBP: 0 BLK: 0 WP: 0 HR: 0 S: 80 ERA: 6.0 WHIP: 3.000	IP: 7.1 WLS: 0.1 BF: 1 H: 0 R: 0 ER: 0 SO: 0 BB: 0 IBB: 0 HBP: 0 BLK: 0 WP: 0 HR: 0 S: 34 ERA: 0.000 WHIP: 0.000	IP: 7.1 WLS: 1.1 BF: 6 H: 2 R: 0 ER: 0 SO: 0 BB: 0 IBB: 0 HBP: 0 BLK: 0 WP: 0 HR: 0 S: 11 ERA: 0.000 WHIP: 1.500	IP: 9.1 WLS: 1.0 BF: 3 H: 0 R: 0 ER: 0 SO: 1 BB: 0 IBB: 0 HBP: 0 BLK: 0 WP: 0 HR: 0 S: 10 ERA: 0.000 WHIP: 0.000	PITCHER	52 Denny Bautista, R	IP: 2.0 WLS: 0 BF: 10 H: 3 R: 1 ER: 1 SO: 3 BB: 2 IBB: 0 HBP: 0 BLK: 0 WP: 0 HR: 0 S: 27 ERA: 4.50 WHIP: 2.500																

Kansas City Royals @ Detroit Tigers
Comerica Park, Detroit, MI
Mon Mar 31 2008, 1:05 PM EDT
Att: 44,934 - Cloudy - 51 F

livebaseballscores.com

AB 42
R 5
H 10
RBI 5
BB 3
SO 10
LOB 20



Batter	1	2	3	4	5	6	7	8	9	10	11	AB	R	H	RBI	BB	SO	LOB	BOTTOM							
Edgar Renteria, R	K			BB		F9			K		K	5	0	1	1	1	3	1								
14 Placido Polanco, R	G3			L9		G6-3			L4		G5-3	6	0	0	0	0	6									
3 Gary Sheffield, R	BB			BB		BB			BB		BB	1	0	0	1	4	1	0								
30 Magglio Ordonez, R	1B			F7		G6-4-3			P3			5	0	2	0	0	5									
24 Miguel Cabrera, R	F8			G6-3		K			K		K	5	1	1	1	0	2	3								
9 Carlos Guillen, S	2B			1B		F8			F8			5	2	3	1	0	0	0								
Ivan Rodriguez, R	K			L9		G4-3			K		K	5	1	1	0	0	2	1								
Jacque Jones, L	K			K		G4-3			G3		SH3	4	0	0	0	0	2	2								
36 Clete Thomas, L	K			K		G4-3			G3		SH3	1	0	1	0	0	0	0								
15 Brandon Inge, R	BB			2B		F8			K		SH3	3	0	1	0	1	1	0								
Inning Stats	R:0 E:0 K:1 S:12	H:1 LOB:2 BB:1 P:18	R:1 E:0 K:2 S:12	H:2 LOB:2 BB:1 P:21	R:0 E:0 K:1 S:9	H:2 LOB:2 BB:0 P:14	R:1 E:0 K:1 S:18	H:2 LOB:3 BB:2 P:31	R:1 E:0 K:0 S:7	H:1 LOB:0 BB:0 P:9	R:0 E:0 K:0 S:6	H:0 LOB:0 BB:0 P:6	R:0 E:0 K:1 S:11	H:0 LOB:0 BB:0 P:20	R:0 E:0 K:1 S:8	H:1 LOB:1 BB:0 P:12	R:0 E:0 K:1 S:9	H:0 LOB:1 BB:1 P:15	R:0 E:0 K:2 S:7	H:0 LOB:0 BB:0 P:11	R:0 E:0 K:1 S:10	H:1 LOB:1 BB:0 P:15	1B:4 2B:4 3B:0 HR:2	SF:0 SAC:1 DP:1 HBP:0	WP:0 PB:0 SB:0 CS:0	PA: 47
PITCHER	55 Gil Meche, R Brett Tomko, R 46 Juan Carlos Oviedo, R 48 Joakim Soria, R	IP: 6.0 WLS: 2.0 BF: 29 H: 8 R: 3 ER: 3 SO: 5 BB: 4 IBB: 0 HBP: 0 BLK: 0 WP: 0 HR: 1 S: 64 ERA: 4.50 WHIP: 2.000	IP: 7.1 WLS: 0 BF: 7 H: 1 R: 1 ER: 1 SO: 2 BB: 0 IBB: 0 HBP: 0 BLK: 0 WP: 0 HR: 0 S: 32 ERA: 4.50 WHIP: 1.000	IP: 9.1 WLS: 2.0 BF: 7 H: 0 R: 0 ER: 0 SO: 3 BB: 1 IBB: 0 HBP: 0 BLK: 0 WP: 0 HR: 0 S: 16 ERA: 0.000 WHIP: 0.500	IP: 11.1 WLS: 1.0 BF: 4 H: 1 R: 0 ER: 0 SO: 1 BB: 0 IBB: 0 HBP: 0 BLK: 0 WP: 0 HR: 0 S: 15 ERA: 0.000 WHIP: 1.000	PITCHER		IP: 2.0 WLS: 0 BF: 10 H: 3 R: 1 ER: 1 SO: 3 BB: 2 IBB: 0 HBP: 0 BLK: 0 WP: 0 HR: 0 S: 27 ERA: 4.50 WHIP: 2.500																		

Kansas City Royals @ Detroit Tigers
Comerica Park, Detroit, MI
Mon Mar 31 2008, 1:05 PM EDT
Att: 44,934 - Cloudy - 51 F

livebaseballscores.com

AB 40
R 4
H 10
RBI 4
BB 6
SO 11
LOB 18

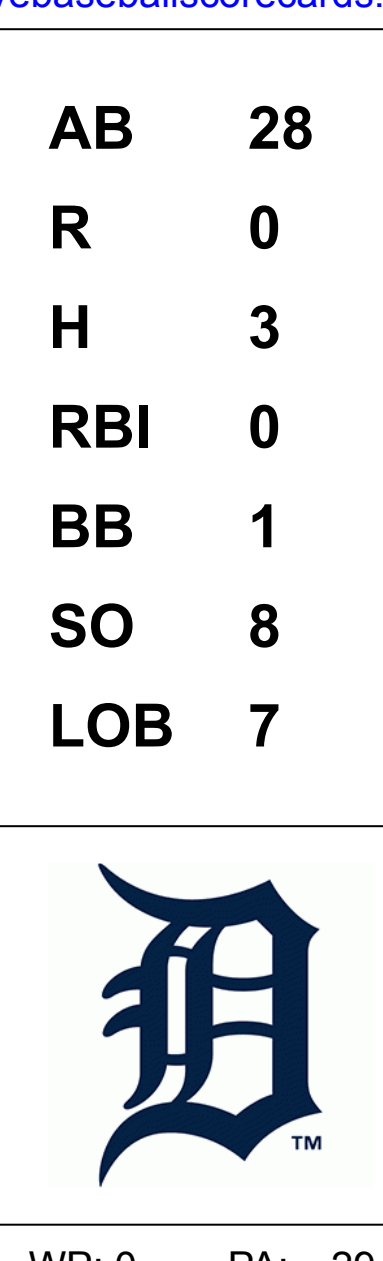


Batter	1	2	3	4	5	6	7	8	9	AB	R	H	RBI	BB	SO	LOB	TOP								
2 Joey Gathright, L (1, 8) OBP: 0.333, SLG: 0.375										4	1	2	0	0	1	0	Kansas City Royals @ Detroit Tigers Comerica Park, Detroit, MI Wed Apr 02 2008, 1:05 PM EDT Att: 32,348 - Sunny - 51 F								
15 Mark Grudzielanek, R (1, 4) OBP: 0.667, SLG: 0.714										3	2	1	0	1	0	1									
4 Alex Gordon, L (1, 5) OBP: 0.111, SLG: 0.444										4	0	0	0	0	3	4									
11 Jose Guillen, R (1, 9) OBP: 0.222, SLG: 0.250										3	1	1	1	1	1	2									
16 Billy Butler, R (1, 10) OBP: 0.333, SLG: 0.444										4	0	2	2	0	0	2									
24 Mark Teahen, L (1, 7) OBP: 0.444, SLG: 0.571										4	0	1	1	0	1	1									
Ross Gload, L (1, 3) OBP: 0.375, SLG: 0.286										3	0	1	0	1	0	0									
14 John Buck, R (1, 2) OBP: 0.222, SLG: 0.222										4	0	0	0	0	1	2									
1 Tony Pena Jr., R (1, 6) OBP: 0.111, SLG: 0.111										4	0	0	0	0	1	1									
Inning Stats	R: 0 E: 0 K: 2 S: 9	H: 0 LOB: 0 BB: 0 P: 15	R: 0 E: 0 K: 0 S: 5	H: 0 LOB: 0 BB: 0 P: 5	R: 0 E: 0 K: 0 S: 6	H: 1 LOB: 2 BB: 0 P: 7	R: 0 E: 0 K: 1 S: 13	H: 1 LOB: 1 BB: 0 P: 26	R: 0 E: 0 K: 1 S: 8	H: 1 LOB: 1 BB: 0 P: 15	R: 2 E: 0 K: 1 S: 13	H: 3 LOB: 1 BB: 0 P: 19	R: 0 E: 0 K: 1 S: 6	H: 0 LOB: 0 BB: 0 P: 9	R: 2 E: 0 K: 2 S: 12	H: 3 LOB: 2 BB: 1 P: 25	R: 0 E: 0 K: 1 S: 4	H: 0 LOB: 0 BB: 1 P: 11	1B: 4 2B: 5 3B: 0 HR: 0	SF: 0 SAC: 0 DP: 1 HBP: 0	WP: 2 PB: 0 SB: 0 CS: 1	PA: 36			
PITCHER	IP WLS BF H R ER SO BB IBB HBP BLK WP HR S P ERA WHIP	IP WLS BF H R ER SO BB IBB HBP BLK WP HR S P ERA WHIP	IP WLS BF H R ER SO BB IBB HBP BLK WP HR S P ERA WHIP	IP WLS BF H R ER SO BB IBB HBP BLK WP HR S P ERA WHIP	IP WLS BF H R ER SO BB IBB HBP BLK WP HR S P ERA WHIP	IP WLS BF H R ER SO BB IBB HBP BLK WP HR S P ERA WHIP	IP WLS BF H R ER SO BB IBB HBP BLK WP HR S P ERA WHIP	IP WLS BF H R ER SO BB IBB HBP BLK WP HR S P ERA WHIP	IP WLS BF H R ER SO BB IBB HBP BLK WP HR S P ERA WHIP	IP WLS BF H R ER SO BB IBB HBP BLK WP HR S P ERA WHIP	IP WLS BF H R ER SO BB IBB HBP BLK WP HR S P ERA WHIP	IP WLS BF H R ER SO BB IBB HBP BLK WP HR S P ERA WHIP	IP WLS BF H R ER SO BB IBB HBP BLK WP HR S P ERA WHIP	IP WLS BF H R ER SO BB IBB HBP BLK WP HR S P ERA WHIP	IP WLS BF H R ER SO BB IBB HBP BLK WP HR S P ERA WHIP	IP WLS BF H R ER SO BB IBB HBP BLK WP HR S P ERA WHIP	IP WLS BF H R ER SO BB IBB HBP BLK WP HR S P ERA WHIP	IP WLS BF H R ER SO BB IBB HBP BLK WP HR S P ERA WHIP	IP WLS BF H R ER SO BB IBB HBP BLK WP HR S P ERA WHIP	IP WLS BF H R ER SO BB IBB HBP BLK WP HR S P ERA WHIP	IP WLS BF H R ER SO BB IBB HBP BLK WP HR S P ERA WHIP	IP WLS BF H R ER SO BB IBB HBP BLK WP HR S P ERA WHIP	IP WLS BF H R ER SO BB IBB HBP BLK WP HR S P ERA WHIP	IP WLS BF H R ER SO BB IBB HBP BLK WP HR S P ERA WHIP	IP WLS BF H R ER SO BB IBB HBP BLK WP HR S P ERA WHIP

AB	33
R	4
H	8
RBI	4
BB	3
SO	8
LOB	13



Batter	1	2	3	4	5	6	7	8	9	AB	R	H	RBI	BB	SO	LOB	BOTTOM								
Edgar Renteria, R (1, 6) OBP: 0.500, SLG: 0.444										4	0	3	0	0	0	0	Kansas City Royals @ Detroit Tigers Comerica Park, Detroit, MI Wed Apr 02 2008, 1:05 PM EDT Att: 32,348 - Sunny - 51 F								
14 Placido Polanco, R (1, 4) OBP: 0.333, SLG: 0.333										4	0	0	0	0	1	3									
3 Gary Sheffield, R (1, 10) OBP: 0.333, SLG: 0.333										3	0	0	0	0	0	2									
30 Magglio Ordonez, R (1, 9) OBP: 0.250, SLG: 0.375										3	0	0	0	0	1	1									
24 Miguel Cabrera, R (1, 5) OBP: 0.125, SLG: 0.500										3	0	0	0	0	1	0									
9 Carlos Guillen, S (1, 3) OBP: 0.500, SLG: 1.000										2	0	0	0	1	1	0									
Ivan Rodriguez, R (1, 2) OBP: 0.125, SLG: 0.125										3	0	0	0	0	1	1									
Jacque Jones, L (1, 7) OBP: 0.143, SLG: 0.143										3	0	0	0	0	1	0									
15 Brandon Inge, R (1, 8) OBP: 0.286, SLG: 0.333										3	0	0	0	0	2	0									
Inning Stats	R: 0 E: 0 K: 0 S: 6	H: 1 LOB: 0 BB: 0 P: 8	R: 0 E: 0 K: 0 S: 5	H: 0 LOB: 0 BB: 0 P: 11	R: 0 E: 0 K: 2 S: 11	H: 0 LOB: 0 BB: 0 P: 16	R: 0 E: 0 K: 0 S: 10	H: 1 LOB: 1 BB: 0 P: 14	R: 0 E: 0 K: 1 S: 8	H: 0 LOB: 0 BB: 0 P: 13	R: 0 E: 0 K: 0 S: 6	H: 0 LOB: 0 BB: 0 P: 12	R: 0 E: 0 K: 1 S: 8	H: 0 LOB: 0 BB: 0 P: 12	R: 0 E: 0 K: 1 S: 5	H: 0 LOB: 1 BB: 1 P: 11	R: 0 E: 0 K: 3 S: 16	H: 1 LOB: 0 BB: 0 P: 23	1B: 3 2B: 0 3B: 0 HR: 0	SF: 0 SAC: 0 DP: 2 HBP: 0	WP: 0 PB: 0 SB: 0 CS: 0	PA: 29			
PITCHER	IP WLS BF H R ER SO BB IBB HBP BLK WP HR S P ERA WHIP	IP WLS BF H R ER SO BB IBB HBP BLK WP HR S P ERA WHIP	IP WLS BF H R ER SO BB IBB HBP BLK WP HR S P ERA WHIP	IP WLS BF H R ER SO BB IBB HBP BLK WP HR S P ERA WHIP	IP WLS BF H R ER SO BB IBB HBP BLK WP HR S P ERA WHIP	IP WLS BF H R ER SO BB IBB HBP BLK WP HR S P ERA WHIP	IP WLS BF H R ER SO BB IBB HBP BLK WP HR S P ERA WHIP	IP WLS BF H R ER SO BB IBB HBP BLK WP HR S P ERA WHIP	IP WLS BF H R ER SO BB IBB HBP BLK WP HR S P ERA WHIP	IP WLS BF H R ER SO BB IBB HBP BLK WP HR S P ERA WHIP	IP WLS BF H R ER SO BB IBB HBP BLK WP HR S P ERA WHIP	IP WLS BF H R ER SO BB IBB HBP BLK WP HR S P ERA WHIP	IP WLS BF H R ER SO BB IBB HBP BLK WP HR S P ERA WHIP	IP WLS BF H R ER SO BB IBB HBP BLK WP HR S P ERA WHIP	IP WLS BF H R ER SO BB IBB HBP BLK WP HR S P ERA WHIP	IP WLS BF H R ER SO BB IBB HBP BLK WP HR S P ERA WHIP	IP WLS BF H R ER SO BB IBB HBP BLK WP HR S P ERA WHIP	IP WLS BF H R ER SO BB IBB HBP BLK WP HR S P ERA WHIP	IP WLS BF H R ER SO BB IBB HBP BLK WP HR S P ERA WHIP	IP WLS BF H R ER SO BB IBB HBP BLK WP HR S P ERA WHIP	IP WLS BF H R ER SO BB IBB HBP BLK WP HR S P ERA WHIP	IP WLS BF H R ER SO BB IBB HBP BLK WP HR S P ERA WHIP	IP WLS BF H R ER SO BB IBB HBP BLK WP HR S P ERA WHIP	IP WLS BF H R ER SO BB IBB HBP BLK WP HR S P ERA WHIP	IP WLS BF H R ER SO BB IBB HBP BLK WP HR S P ERA WHIP



Batter	1	2	3	4	5	6	7	8	9	AB	R	H	RBI	BB	SO	LOB	TOP								
2 Joey Gathright, L (1.8) OBP: 0.286, SLG: 0.308	L9		B1-3		P6		1B		K	5	1	1	0	0	1	0	Kansas City Royals @ Detroit Tigers Comerica Park, Detroit, MI Thu Apr 03 2008, 1:05 PM EDT Att: 32,735 - Sunny - 48 F								
15 Mark Grudzielanek, R (1.4) OBP: 0.571, SLG: 0.983	G5-3			1B	1B		F7		F9	5	1	2	0	0	0	1									
4 Alex Gordon, L (1.5) OBP: 0.214, SLG: 0.643	G3			1B	G4-3		F7		1B	5	1	2	2	0	0	2									
11 Jose Guillen, R (1.9) OBP: 0.286, SLG: 0.250	K			1B	BB		G6-3		F8	4	0	1	1	1	1	1									
16 Billy Butler, R (1.10) OBP: 0.308, SLG: 0.385	G5-3			F9			G6-3		1B	4	0	1	0	0	0	1									
24 Mark Teahen, L (1.7) OBP: 0.462, SLG: 0.818	1B			F7			G4-3			4	1	2	1	0	0	3									
Ross Gload, L (1.3) OBP: 0.417, SLG: 0.364	G4-3			1B			HR		L7	4	0	2	0	0	0	1									
14 John Buck, R (1.2) OBP: 0.231, SLG: 0.167			G5-3		F7		1B		F8	3	0	0	0	1	0	2									
1 Tony Pena Jr., R (1.6) OBP: 0.077, SLG: 0.077	G4-3				F9		G3		G6-3	4	0	0	0	0	0	2									
Inning Stats	R: 0 H: 0 K: 0 S: 5	H: 0 LOB: 0 BB: 0 P: 8	R: 0 H: 1 K: 1 S: 8	ER: 0 LOB: 1 BB: 0 P: 11	R: 0 H: 0 K: 0 S: 6	H: 0 LOB: 0 BB: 0 P: 9	R: 2 H: 3 K: 0 S: 15	H: 3 LOB: 2 BB: 1 P: 26	R: 0 H: 1 K: 0 S: 7	H: 1 LOB: 0 BB: 0 P: 12	R: 1 H: 2 K: 0 S: 9	H: 2 LOB: 2 BB: 1 P: 18	R: 1 H: 3 K: 0 S: 12	H: 3 LOB: 0 BB: 0 P: 18	R: 0 H: 0 K: 0 S: 6	H: 0 LOB: 0 BB: 0 P: 10		R: 0 H: 1 K: 1 S: 10	H: 1 LOB: 1 BB: 0 P: 14	1B: 9 2B: 0 3B: 0 HR: 2	SF: 0 SAC: 0 DP: 0 HBP: 0	WP: 0 PB: 0 SB: 1 CS: 0	PA: 40		
PITCHER	IP	WLS	BF	H	R	ER	SO	BB	IBB	HBP	BLK	WP	HR	S	P	ERA	WHIP								
38 Jeremy Bonderman, R (1.1) ERA: 5.68	6.1	L	29	8	4	4	1	2	0	0	0	0	2	53	89	5.68	1.579								
44 Bobby Seay, L (7.1) ERA:	0.1		1	0	0	0	0	0	0	0	0	0	0	1	2	0.00	0.000								
45 Aquilino Lopez, R (7.1) ERA:	2.1		10	3	0	0	1	0	0	0	0	0	0	24	35	0.00	1.286								

Batter	1	2	3	4	5	6	7	8	9	AB	R	H	RBI	BB	SO	LOB	BOTTOM								
36 Clete Thomas, L (1.8) OBP: 0.400, SLG: 0.600	F8		K		1B		K			4	0	1	0	0	2	1	Kansas City Royals @ Detroit Tigers Comerica Park, Detroit, MI Thu Apr 03 2008, 1:05 PM EDT Att: 32,735 - Sunny - 48 F								
14 Placido Polanco, R (1.4) OBP: 0.071, SLG: 0.071	1B		G4-3		F9		L4			4	0	1	0	0	0	3									
3 Gary Sheffield, R (1.10) OBP: 0.500, SLG: 0.143	1B		F7		P5				1B	3	0	1	0	1	0	3									
30 Magglio Ordonez, R (1.9) OBP: 0.250, SLG: 0.417	F9				G4-3		2B		K	4	0	1	0	0	1	2									
9 Carlos Guillen, S (1.3) OBP: 0.500, SLG: 0.909	L7				FC6-4		P5		WP	4	0	2	0	0	0	3									
Ivan Rodriguez, R (1.2) OBP: 0.083, SLG: 0.083	F7		FC6-4		1B		P4		K	4	0	0	0	0	1	3									
Edgar Renteria, R (1.6) OBP: 0.357, SLG: 0.308	G6-3				F9		G5-3			4	0	0	0	0	0	2									
33 Marcus Thames, R (1.7) OBP: 0.455, SLG: 0.778	F9				K		F9		F7	4	0	0	0	0	1	0									
15 Brandon Inge, R (1.5) OBP: 0.455, SLG: 0.778	G4-3				36 WP		36 1B		HR	3	1	2	1	1	0	0									
Inning Stats	R: 0 H: 1 K: 0 S: 9	H: 1 LOB: 2 BB: 1 P: 17	R: 0 H: 0 K: 0 S: 4	H: 0 LOB: 0 BB: 0 P: 7	R: 0 H: 1 K: 1 S: 9	H: 1 LOB: 1 BB: 0 P: 14	R: 0 H: 1 K: 0 S: 9	H: 1 LOB: 1 BB: 0 P: 12	R: 0 H: 1 K: 1 S: 13	H: 1 LOB: 2 BB: 1 P: 24	R: 0 H: 1 K: 0 S: 9	H: 1 LOB: 1 BB: 0 P: 14	R: 1 H: 1 K: 1 S: 7	H: 1 LOB: 0 BB: 0 P: 11	R: 0 H: 2 K: 2 S: 10	H: 2 LOB: 1 BB: 0 P: 15		R: 0 H: 0 K: 0 S: 10	H: 0 LOB: 0 BB: 0 P: 15	1B: 5 2B: 2 3B: 0 HR: 1	SF: 0 SAC: 0 DP: 0 HBP: 0	WP: 2 PB: 0 SB: 0 CS: 0	PA: 36		
PITCHER	IP	WLS	BF	H	R	ER	SO	BB	IBB	HBP	BLK	WP	HR	S	P	ERA	WHIP								
23 Zack Greinke, R (1.1) ERA: 1.29	7.0	W	29	6	1	1	3	2	0	0	0	0	1	60	99	1.29	1.143								
Ramon E Ramirez, R (8.1) ERA:	1.0	H	4	2	0	0	2	0	0	0	0	1	0	10	15	0.00	2.000								
4B Joakim Soria, R (9.1) ERA:	1.0	S	3	0	0	0	0	0	0	0	0	0	0	10	15	0.00	0.000								

AB	38
R	4
H	11
RBI	4
BB	2
SO	2
LOB	13

AB	34
R	1
H	8
RBI	1
BB	2
SO	5
LOB	17



Batter	1	2	3	4	5	6	7	8	9	AB	R	H	RBI	BB	SO	LOB	TOP				
2 Joey Gathright, L OBP: 0.278, SLG: 0.294										4	1	1	0	0	1	1	Kansas City Royals @ Minnesota Twins Hubert H. Humphrey Metrodome, Minneapolis, MN Fri Apr 04 2008, 8:10 PM EDT Att: 21,847 - Dome - 69 F				
15 Mark Grudzielanek, R OBP: 0.556, SLG: 0.963										4	1	2	0	0	1	0					
4 Alex Gordon, L OBP: 0.167, SLG: 0.500										4	0	0	0	0	0	3					
11 Jose Guillen, R OBP: 0.222, SLG: 0.188										4	0	0	1	0	0	2					
16 Billy Butler, R OBP: 0.353, SLG: 0.412										4	0	2	1	0	0	0					
Esteban German, R (9, PR)										0	0	0	0	0	0	0					
24 Mark Teahen, L OBP: 0.412, SLG: 0.733										4	1	1	0	0	1	1					
Ross Gload, L OBP: 0.400, SLG: 0.357										3	0	1	0	0	0	1					
14 John Buck, R OBP: 0.250, SLG: 0.200										3	0	1	1	0	0	1					
1 Tony Pena Jr., R OBP: 0.067, SLG: 0.067										2	0	0	0	0	1	1					
13 Alberto Callaspo, S (8, PH)										1	0	0	0	0	0	0					
Inning Stats	R: 2 H: 3 E: 0 K: 0 S: 17	H: 3 LOB: 1 BB: 0 P: 22	R: 1 H: 2 E: 0 K: 1 S: 16	H: 2 LOB: 1 BB: 0 P: 19	R: 0 H: 0 E: 0 K: 0 S: 7	H: 0 LOB: 0 BB: 0 P: 11	R: 0 H: 0 E: 0 K: 0 S: 4	H: 0 LOB: 0 BB: 0 P: 6	R: 0 H: 0 E: 0 K: 1 S: 8	H: 1 LOB: 0 BB: 0 P: 10	R: 0 H: 1 E: 0 K: 0 S: 7	H: 1 LOB: 1 BB: 0 P: 7	R: 0 H: 0 E: 0 K: 1 S: 6	H: 0 LOB: 0 BB: 0 P: 8	R: 0 H: 1 E: 0 K: 1 S: 12	H: 1 LOB: 1 BB: 0 P: 20	1B: 7 2B: 2 3B: 0 HR: 0	SF: 0 SAC: 0 DP: 1 HBP: 0	WP: 0 PB: 0 SB: 1 CS: 0	PA: 33	
PITCHER	IP WLS BF H R ER SO BB IBB HBP BLK WP HR S P ERA WHIP	IP WLS BF H R ER SO BB IBB HBP BLK WP HR S P ERA WHIP	IP WLS BF H R ER SO BB IBB HBP BLK WP HR S P ERA WHIP	IP WLS BF H R ER SO BB IBB HBP BLK WP HR S P ERA WHIP	IP WLS BF H R ER SO BB IBB HBP BLK WP HR S P ERA WHIP	IP WLS BF H R ER SO BB IBB HBP BLK WP HR S P ERA WHIP	IP WLS BF H R ER SO BB IBB HBP BLK WP HR S P ERA WHIP	IP WLS BF H R ER SO BB IBB HBP BLK WP HR S P ERA WHIP	IP WLS BF H R ER SO BB IBB HBP BLK WP HR S P ERA WHIP	IP WLS BF H R ER SO BB IBB HBP BLK WP HR S P ERA WHIP	IP WLS BF H R ER SO BB IBB HBP BLK WP HR S P ERA WHIP	IP WLS BF H R ER SO BB IBB HBP BLK WP HR S P ERA WHIP	IP WLS BF H R ER SO BB IBB HBP BLK WP HR S P ERA WHIP	IP WLS BF H R ER SO BB IBB HBP BLK WP HR S P ERA WHIP	IP WLS BF H R ER SO BB IBB HBP BLK WP HR S P ERA WHIP	IP WLS BF H R ER SO BB IBB HBP BLK WP HR S P ERA WHIP	IP WLS BF H R ER SO BB IBB HBP BLK WP HR S P ERA WHIP	IP WLS BF H R ER SO BB IBB HBP BLK WP HR S P ERA WHIP	IP WLS BF H R ER SO BB IBB HBP BLK WP HR S P ERA WHIP	IP WLS BF H R ER SO BB IBB HBP BLK WP HR S P ERA WHIP	IP WLS BF H R ER SO BB IBB HBP BLK WP HR S P ERA WHIP
30 Scott Baker, R ERA: 4.05	6.2	W	25	7	3	3	2	0	0	0	0	0	0	0	64	84	4.05	1.050			
17 Pat Neshek, R ERA:	1.1	H	4	0	0	0	1	0	0	0	0	0	0	0	9	11	0.00	0.000			
36 Joe Nathan, R ERA:	1.0	S	4	1	0	0	1	0	0	0	0	0	0	0	12	20	0.00	1.000			

Batter	1	2	3	4	5	6	7	8	9	AB	R	H	RBI	BB	SO	LOB	BOTTOM				
22 Carlos Gómez, R OBP: 0.476, SLG: 0.550										4	1	3	0	0	0	0	Kansas City Royals @ Minnesota Twins Hubert H. Humphrey Metrodome, Minneapolis, MN Fri Apr 04 2008, 8:10 PM EDT Att: 21,847 - Dome - 69 F				
7 Joe Mauer, L OBP: 0.389, SLG: 0.500										4	1	2	1	0	1	2					
5 Michael Cuddyer, R OBP: 0.278, SLG: 0.278										2	0	2	0	0	0	0					
16 Jason Kubel, L OBP: 0.364, SLG: 0.700										1	1	0	0	1	1	1					
33 Justin Morneau, L OBP: 0.158, SLG: 0.063										4	0	1	1	0	1	3					
21 Delmon Young, R OBP: 0.316, SLG: 0.368										4	0	0	1	0	0	2					
Craig Monroe, R (1, 10)										4	0	0	0	0	3	1					
Mike Lamb, L OBP: 0.200, SLG: 0.214										3	1	1	0	0	0	0					
8 Nick Punto, S OBP: 0.333, SLG: 0.333										0	0	0	0	0	0	0					
20 Matt Tolbert, S OBP: 0.571, SLG: 0.400										2	0	1	0	0	0	0					
12 Adam Everett, R OBP: 0.273, SLG: 0.200										2	0	0	1	0	0	1					
Inning Stats	R: 1 H: 3 E: 0 K: 0 S: 10	H: 3 LOB: 1 BB: 0 P: 14	R: 0 H: 1 E: 0 K: 0 S: 7	H: 1 LOB: 1 BB: 0 P: 12	R: 2 H: 3 E: 0 K: 1 S: 12	H: 3 LOB: 1 BB: 0 P: 15	R: 1 H: 2 E: 0 K: 0 S: 13	H: 2 LOB: 1 BB: 0 P: 18	R: 0 H: 0 E: 0 K: 1 S: 6	H: 0 LOB: 0 BB: 1 P: 13	R: 0 H: 0 E: 0 K: 1 S: 8	H: 0 LOB: 0 BB: 0 P: 12	R: 0 H: 1 E: 0 K: 2 S: 14	H: 1 LOB: 1 BB: 0 P: 22	R: 0 H: 0 E: 0 K: 2 S: 9	H: 0 LOB: 0 BB: 0 P: 14	1B: 8 2B: 2 3B: 0 HR: 0	SF: 0 SAC: 2 DP: 2 HBP: 0	WP: 0 PB: 0 SB: 2 CS: 0	PA: 33	
PITCHER	IP WLS BF H R ER SO BB IBB HBP BLK WP HR S P ERA WHIP	IP WLS BF H R ER SO BB IBB HBP BLK WP HR S P ERA WHIP	IP WLS BF H R ER SO BB IBB HBP BLK WP HR S P ERA WHIP	IP WLS BF H R ER SO BB IBB HBP BLK WP HR S P ERA WHIP	IP WLS BF H R ER SO BB IBB HBP BLK WP HR S P ERA WHIP	IP WLS BF H R ER SO BB IBB HBP BLK WP HR S P ERA WHIP	IP WLS BF H R ER SO BB IBB HBP BLK WP HR S P ERA WHIP	IP WLS BF H R ER SO BB IBB HBP BLK WP HR S P ERA WHIP	IP WLS BF H R ER SO BB IBB HBP BLK WP HR S P ERA WHIP	IP WLS BF H R ER SO BB IBB HBP BLK WP HR S P ERA WHIP	IP WLS BF H R ER SO BB IBB HBP BLK WP HR S P ERA WHIP	IP WLS BF H R ER SO BB IBB HBP BLK WP HR S P ERA WHIP	IP WLS BF H R ER SO BB IBB HBP BLK WP HR S P ERA WHIP	IP WLS BF H R ER SO BB IBB HBP BLK WP HR S P ERA WHIP	IP WLS BF H R ER SO BB IBB HBP BLK WP HR S P ERA WHIP	IP WLS BF H R ER SO BB IBB HBP BLK WP HR S P ERA WHIP	IP WLS BF H R ER SO BB IBB HBP BLK WP HR S P ERA WHIP	IP WLS BF H R ER SO BB IBB HBP BLK WP HR S P ERA WHIP	IP WLS BF H R ER SO BB IBB HBP BLK WP HR S P ERA WHIP	IP WLS BF H R ER SO BB IBB HBP BLK WP HR S P ERA WHIP	IP WLS BF H R ER SO BB IBB HBP BLK WP HR S P ERA WHIP
49 John Bale, L ERA: 5.68	6.1	L	28	10	4	4	2	1	0	0	0	0	0	0	63	95	5.68	1.737			
41 Jimmy Gobble, L ERA:	1.0		3	0	0	0	3	0	0	0	0	0	0	0	10	17	0.00	0.000			
Ramon E Ramirez, R ERA:	0.2		2	0	0	0	1	0	0	0	0	0	0	6	8	0.00	0.000				

AB	33
R	3
H	8
RBI	3
BB	0
SO	4
LOB	10

AB	30
R	4
H	10
RBI	4
BB	1
SO	6
LOB	10



Batter	1	2	3	4	5	6	7	8	9	AB	R	H	RBI	BB	SO	LOB	TOP								
2 Joey Gathright, L OBP: 0.227, SLG: 0.250	G1-3		SF7			B2		G6-3		3	0	0	1	0	0	0	Kansas City Royals @ Minnesota Twins Hubert H. Humphrey Metrodome, Minneapolis, MN Sat Apr 05 2008, 2:10 PM EDT Att: 21,262 - Dome - 69 F livebaseballscorecards.com								
15 Mark Grudzielanek, R OBP: 0.456, SLG: 0.450	F8		G6-3			G6-3		F8		4	0	0	0	0	0	0									
24 Mark Teahen, L OBP: 0.381, SLG: 0.632	F8		G4-3			P6		1B		4	0	1	0	0	0	0									
11 Jose Guillen, R OBP: 0.287, SLG: 0.200		G4-3			P2			E6		4	1	1	0	0	0	1									
16 Billy Butler, R OBP: 0.333, SLG: 0.381		K			1B			G6-3		4	0	1	0	0	2	3									
4 Alex Gordon, L OBP: 0.227, SLG: 0.500		1B			F8			G3		4	1	2	0	0	0	0									
21 Miguel Olivo, R OBP: 0.250, SLG: 0.500		FC6-4			F8			K		4	0	1	2	0	1	1									
Ross Gload, L OBP: 0.421, SLG: 0.389					G4-3			1B		4	1	2	0	0	0	1									
13 Alberto Callaspo, S OBP: 0.200, SLG: 0.600					G6-3			F8		4	1	1	1	0	0	2									
Inning Stats	R: 0 E: 0 K: 0 S: 7	H: 0 LOB: 0 BB: 0 P: 12	R: 0 E: 0 K: 1 S: 10	H: 1 LOB: 1 BB: 0 P: 15	R: 2 E: 0 K: 0 S: 6	H: 2 LOB: 0 BB: 0 P: 11	R: 0 E: 0 K: 0 S: 4	H: 1 LOB: 0 BB: 0 P: 7	R: 0 E: 0 K: 0 S: 5	H: 0 LOB: 0 BB: 0 P: 6	R: 0 E: 0 K: 0 S: 5	H: 0 LOB: 0 BB: 0 P: 7	R: 2 E: 0 K: 1 S: 12	H: 3 LOB: 1 BB: 0 P: 16	R: 0 E: 0 K: 0 S: 12	H: 1 LOB: 2 BB: 0 P: 23	R: 0 E: 0 K: 1 S: 12	H: 1 LOB: 0 BB: 0 P: 15	1B: 7 2B: 1 3B: 1 HR: 0	SF: 1 SAC: 0 DP: 0 HBP: 0	WP: 0 PB: 0 SB: 0 CS: 0	PA: 36			
PITCHER	IP	WLS	BF	H	R	ER	SO	BB	IBB	HBP	BLK	WP	HR	S	P	ERA	WHIP								
Livan Hernandez, R ERA: 3.86	7.0	W	27	7	4	4	2	0	0	0	1	0	0	49	74	5.14	1.000								
54 Matt Guerrier, R ERA:	1.0	H	5	1	0	0	0	0	0	0	0	0	0	12	23	0.00	1.000								
36 Joe Nathan, R ERA:	1.0	S	4	1	0	0	1	0	0	0	0	0	0	12	15	0.00	1.000								

Batter	1	2	3	4	5	6	7	8	9	AB	R	H	RBI	BB	SO	LOB	BOTTOM								
22 Carlos Gómez, R OBP: 0.400, SLG: 0.458	K		P2			K		K2-3		4	0	0	0	0	3	1	Kansas City Royals @ Minnesota Twins Hubert H. Humphrey Metrodome, Minneapolis, MN Sat Apr 05 2008, 2:10 PM EDT Att: 21,262 - Dome - 69 F livebaseballscorecards.com								
20 Matt Tolbert, S OBP: 0.345, SLG: 0.444	G6-3					1B		E1		4	2	2	0	0	0	0									
7 Joe Mauer, L OBP: 0.381, SLG: 0.444	K2-3					BB		P5		2	1	0	0	1	1	1									
33 Justin Morneau, L OBP: 0.217, SLG: 0.350	G6-3					HR		G3		4	2	2	4	0	0	0									
21 Delmon Young, R OBP: 0.304, SLG: 0.348	G4-3					G4-3		1B		4	0	1	0	0	0	1									
16 Jason Kubel, L OBP: 0.333, SLG: 0.571	K					P5		G4-6-3		4	1	1	1	0	1	1									
Craig Monroe, R OBP: 0.231, SLG: 0.182						G6-3		2B		2	0	1	1	1	0	0									
Mike Lamb, L OBP: 0.167, SLG: 0.176						F8		G1-3		3	0	0	0	0	0	2									
8 Nick Punto, S OBP: 0.333, SLG: 0.333						G4-3		G1-3		0	0	0	0	0	0	0									
12 Adam Everett, R OBP: 0.214, SLG: 0.154						K		G6-3		3	0	0	0	0	1	1									
Inning Stats	R: 0 E: 0 K: 2 S: 10	H: 0 LOB: 0 BB: 0 P: 13	R: 0 E: 0 K: 1 S: 9	H: 0 LOB: 0 BB: 0 P: 12	R: 0 E: 0 K: 1 S: 11	H: 0 LOB: 1 BB: 1 P: 19	R: 3 E: 0 K: 0 S: 11	H: 2 LOB: 0 BB: 1 P: 20	R: 0 E: 0 K: 1 S: 5	H: 0 LOB: 0 BB: 0 P: 8	R: 3 E: 0 K: 0 S: 14	H: 4 LOB: 1 BB: 0 P: 20	R: 0 E: 1 K: 1 S: 8	H: 0 LOB: 1 BB: 0 P: 9	R: 0 E: 0 K: 0 S: 9	H: 1 LOB: 0 BB: 0 P: 15	1B: 4 2B: 2 3B: 0 HR: 1	SF: 0 SAC: 1 DP: 1 HBP: 0	WP: 0 PB: 0 SB: 0 CS: 0	PA: 33					
PITCHER	IP	WLS	BF	H	R	ER	SO	BB	IBB	HBP	BLK	WP	HR	S	P	ERA	WHIP								
55 Gil Meche, R ERA: 6.94	5.2	L	25	6	6	6	6	2	0	0	0	0	0	11	14	9.53	1.412								
32 Ron Mahay, L ERA:	1.1		5	0	0	0	1	0	0	0	0	0	0	9	15	0.00	1.000								
27 Yasuhiro Yabuta, R ERA:	1.0		3	1	0	0	0	0	0	0	0	0	0	9	15	0.00	1.000								



Batter	1	2	3	4	5	6	7	8	9	AB	R	H	RBI	BB	SO	LOB	TOP										
2 Joev Gathright, L OBP: 0.192, SLG: 0.208	G5-3		B1-3		F7		K			4	0	0	0	0	1	1	Kansas City Royals @ Minnesota Twins Hubert H. Humphrey Metrodome, Minneapolis, MN Sun Apr 06 2008, 2:10 PM EDT Att: 21,765 - Dome - 69 F										
13 Alberto Callaspo, S OBP: 0.333, SLG: 0.967	F7		1B			11 FC6-5 2B		G6-3		4	0	2	0	0	0	0											
24 Mark Teahen, L OBP: 0.320, SLG: 0.522	F7		G4-3			F7		G4-3		4	0	0	0	0	0	2											
11 Jose Guillen, R OBP: 0.231, SLG: 0.208		16 2B 4 1B			F8		FC6-5		F8	4	1	1	0	0	0	1											
16 Billy Butler, R OBP: 0.400, SLG: 0.520		4 1B								4	1	3	0	0	1	1											
Esteban German, R (9, PR)		4 1B								0	0	0	0	0	0	0											
Esteban German, R (9, PR)										0	0	0	0	0	0	0											
4 Alex Gordon, L OBP: 0.269, SLG: 0.538					P5		14 1B		F9	4	1	2	2	0	0	2											
Ross Gload, L OBP: 0.348, SLG: 0.318					F8					4	0	0	0	0	2	3											
14 John Buck, R OBP: 0.263, SLG: 0.222						P3				3	0	1	1	0	0	0											
1 Tony Pena Jr, R OBP: 0.056, SLG: 0.056						F8				3	0	0	0	0	1	1											
			K2-3																								
Inning Stats	R: 0 E: 0 K: 0 S: 5	H: 0 LOB: 0 BB: 0 P: 9	R: 2 E: 0 K: 1 S: 12	H: 3 LOB: 0 BB: 15	R: 0 E: 0 K: 1 S: 12	H: 1 LOB: 1 BB: 0 P: 18	R: 0 E: 0 K: 0 S: 8	H: 1 LOB: 1 BB: 0 P: 14	R: 0 E: 0 K: 0 S: 5	H: 0 LOB: 0 BB: 0 P: 9	R: 0 E: 0 K: 1 S: 8	H: 1 LOB: 1 BB: 0 P: 8	R: 1 E: 0 K: 1 S: 13	H: 2 LOB: 1 BB: 0 P: 18	R: 0 E: 0 K: 0 S: 14	H: 0 LOB: 0 BB: 20	R: 0 E: 0 K: 1 S: 7	H: 1 LOB: 1 BB: 0 P: 12	1B: 5 2B: 4 3B: 0 HR: 0	SF: 0 SAC: 0 DP: 0 HBP: 0	WP: 0 PB: 0 SB: 0 CS: 1	PA: 34					
PITCHER	IP	WLS	BF	H	R	ER	SO	BB	IBB	HBP	BLK	WP	HR	S	P	ERA	WHIP										
26 Boof Bonser, R ERA: 4.15	7.0	L	28	8	3	3	4	0	0	0	1	0	0	63	91	3.86	1.143										
26 Jesse Crain, R ERA: 5.4	1.0		4	1	0	0	0	0	0	0	0	0	0	16	23	0.00	1.000										
Dennys Reyes, L ERA:	1.0		2	0	0	0	1	0	0	0	0	0	0	5	9	0.00	0.000										

Batter	1	2	3	4	5	6	7	8	9	AB	R	H	RBI	BB	SO	LOB	BOTTOM										
22 Carlos Gómez, R OBP: 0.379, SLG: 0.429	B1-3				G4-6-3				P3	4	0	1	0	0	0	1	Kansas City Royals @ Minnesota Twins Hubert H. Humphrey Metrodome, Minneapolis, MN Sun Apr 06 2008, 2:10 PM EDT Att: 21,765 - Dome - 69 F										
20 Matt Tolbert, S OBP: 0.533, SLG: 0.538										4	0	2	0	0	1	0											
7 Joe Mauer, L OBP: 0.360, SLG: 0.409										4	0	1	0	0	0	2											
33 Justin Morneau, L OBP: 0.259, SLG: 0.500										4	1	2	1	0	2	1											
21 Delmon Young, R OBP: 0.296, SLG: 0.333										4	0	1	0	0	2	2											
16 Jason Kubel, L OBP: 0.263, SLG: 0.444										4	0	0	0	0	2	1											
23 Brendan Harris, R OBP: 0.294, SLG: 0.375										3	0	1	0	0	1	1											
Mike Lamb, L OBP: 0.143, SLG: 0.150										3	0	0	0	0	0	1											
2 Denard Span, L (1, 9)										2	0	0	0	1	0	1											
Inning Stats	R: 0 E: 0 K: 1 S: 20	H: 2 LOB: 2 BB: 0 P: 27	R: 0 E: 0 K: 0 S: 13	H: 1 LOB: 1 BB: 0 P: 22	R: 0 E: 0 K: 1 S: 10	H: 2 LOB: 1 BB: 0 P: 20	R: 0 E: 0 K: 1 S: 8	H: 1 LOB: 0 BB: 0 P: 11	R: 0 E: 0 K: 0 S: 7	H: 0 LOB: 0 BB: 1 P: 12	R: 1 E: 0 K: 1 S: 9	H: 1 LOB: 0 BB: 0 P: 13	R: 0 E: 0 K: 1 S: 5	H: 0 LOB: 0 BB: 8	R: 0 E: 0 K: 0 S: 9	H: 1 LOB: 1 BB: 0 P: 14	R: 0 E: 0 K: 3 S: 10	H: 0 LOB: 0 BB: 0 P: 12	1B: 5 2B: 2 3B: 0 HR: 1	SF: 0 SAC: 0 DP: 2 HBP: 0	WP: 0 PB: 0 SB: 0 CS: 0	PA: 33					
PITCHER	IP	WLS	BF	H	R	ER	SO	BB	IBB	HBP	BLK	WP	HR	S	P	ERA	WHIP										
Brett Tomko, R ERA: 1.29	5.0	W	19	6	0	0	0	1	0	0	0	0	0	58	92	0.00	1.400										
32 Ron Mahay, L ERA: 2.7	2.0	H	7	1	1	1	2	0	0	0	0	0	1	14	21	4.50	0.500										
46 Juan Carlos Oviedo, R ERA:	0.2	H	3	1	0	0	0	0	0	0	0	0	0	8	12	0.00	1.500										
41 Jimmy Gobble, L ERA:	0.1	H	1	0	0	0	0	0	0	0	0	0	0	1	2	0.00	0.000										
48 Joakim Soria, R ERA:	1.0	S	3	0	0	0	3	0	0	0	0	0	0	10	12	0.00	0.000										

AB	34
R	3
H	9
RBI	3
BB	0
SO	5
LOB	11



AB	32
R	1
H	8
RBI	1
BB	1
SO	8
LOB	10



Batter	1	2	3	4	5	6	7	8	9	AB	R	H	RBI	BB	SO	LOB	TOP			
18 Johnny Damon, L (1.7) OBP: 0.294, SLG: 0.300										3	0	1	1	2	0	2	New York Yankees @ Kansas City Royals Kauffman Stadium, Kansas City, MO Tue Apr 08 2008, 3:10 PM CDT Att: 37,296 - Cloudy - 46 F			
24 Robinson Cano, L (1.4) OBP: 0.188, SLG: 0.219										5	0	1	0	0	2	5				
Bobby Abreu, L (1.9) OBP: 0.438, SLG: 0.586										4	0	1	0	0	1	2				
13 Alex Rodriguez, R (1.5) OBP: 0.323, SLG: 0.483										4	0	0	0	0	4	2				
55 Hideki Matsui, L (1.10) OBP: 0.357, SLG: 0.607										4	0	1	0	0	0	1				
20 Jorge Posada, S (1.2) OBP: 0.222, SLG: 0.176										3	1	1	0	0	0	2				
26 José Molina, R (6.2) OBP: 0.286, SLG: 0.429										1	0	0	0	0	0	0				
Jason Giambi, L (1.3) OBP: 0.333, SLG: 0.143										2	1	0	0	2	1	2				
14 Wilson Betemit, S (1.6) OBP: 0.214, SLG: 0.154										4	0	1	1	0	3	1				
28 Melky Cabrera, S (1.8) OBP: 0.471, SLG: 0.471										3	0	1	0	1	0	0				
Inning Stats	R: 0 E: 0 K: 1 S: 6	H: 0 LOB: 0 BB: 1 P: 12	R: 2 E: 0 K: 2 S: 21	H: 2 LOB: 3 BB: 3 P: 42	R: 0 E: 0 K: 1 S: 12	H: 1 LOB: 2 BB: 0 P: 17	R: 0 E: 0 K: 1 S: 9	H: 0 LOB: 0 BB: 0 P: 13	R: 0 E: 0 K: 1 S: 10	H: 1 LOB: 2 BB: 1 P: 19	R: 0 E: 0 K: 2 S: 15	H: 0 LOB: 0 BB: 0 P: 13	R: 0 E: 0 K: 2 S: 9	H: 0 LOB: 0 BB: 0 P: 13	R: 0 E: 0 K: 1 S: 10	H: 0 LOB: 0 BB: 1 P: 14	1B: 7 2B: 0 3B: 0 HR: 0	SF: 0 SAC: 0 DP: 1 HBP: 0	WP: 0 PB: 0 SB: 0 CS: 0	PA: 38
PITCHER	IP WLS BF H R ER SO BB IBB HBP BLK WP HR S P ERA WHIP	IP WLS BF H R ER SO BB IBB HBP BLK WP HR S P ERA WHIP	IP WLS BF H R ER SO BB IBB HBP BLK WP HR S P ERA WHIP	IP WLS BF H R ER SO BB IBB HBP BLK WP HR S P ERA WHIP	IP WLS BF H R ER SO BB IBB HBP BLK WP HR S P ERA WHIP	IP WLS BF H R ER SO BB IBB HBP BLK WP HR S P ERA WHIP	IP WLS BF H R ER SO BB IBB HBP BLK WP HR S P ERA WHIP	IP WLS BF H R ER SO BB IBB HBP BLK WP HR S P ERA WHIP	IP WLS BF H R ER SO BB IBB HBP BLK WP HR S P ERA WHIP	IP WLS BF H R ER SO BB IBB HBP BLK WP HR S P ERA WHIP	IP WLS BF H R ER SO BB IBB HBP BLK WP HR S P ERA WHIP	IP WLS BF H R ER SO BB IBB HBP BLK WP HR S P ERA WHIP	IP WLS BF H R ER SO BB IBB HBP BLK WP HR S P ERA WHIP	IP WLS BF H R ER SO BB IBB HBP BLK WP HR S P ERA WHIP	IP WLS BF H R ER SO BB IBB HBP BLK WP HR S P ERA WHIP	IP WLS BF H R ER SO BB IBB HBP BLK WP HR S P ERA WHIP	IP WLS BF H R ER SO BB IBB HBP BLK WP HR S P ERA WHIP			

AB	33
R	2
H	7
RBI	2
BB	5
SO	11
LOB	17



Batter	1	2	3	4	5	6	7	8	9	AB	R	H	RBI	BB	SO	LOB	BOTTOM	
2 Joey Gathright, L (1.8) OBP: 0.258, SLG: 0.250										4	2	2	0	0	1	1	New York Yankees @ Kansas City Royals Kauffman Stadium, Kansas City, MO Tue Apr 08 2008, 3:10 PM CDT Att: 37,296 - Cloudy - 46 F	
15 Mark Grudzielanek, R (1.4) Esteban German, R (8.1) ERA: 1.93									4	0	2	1	1	0	1			
24 Mark Teahen, L (1.7) OBP: 0.367, SLG: 0.593									4	0	2	1	1	1	4			
11 Jose Guillen, R (1.9) OBP: 0.194, SLG: 0.172									5	0	0	0	0	2	4			
16 Billy Butler, R (1.10) OBP: 0.414, SLG: 0.517									4	1	2	0	0	1	2			
4 Alex Gordon, L (1.5) OBP: 0.300, SLG: 0.567									4	2	2	0	0	1	1			
Ross Gload, L (1.3) OBP: 0.407, SLG: 0.360									3	0	2	2	1	0	1			
14 John Buck, R (1.2) OBP: 0.261, SLG: 0.200									2	0	0	1	1	1	2			
1 Tony Pena Jr., R (1.6) OBP: 0.091, SLG: 0.048									3	0	0	0	1	1	4			
Inning Stats	R: 1 E: 0 K: 1 S: 13	H: 2 LOB: 1 BB: 0 P: 22	R: 1 E: 0 K: 1 S: 19	H: 1 LOB: 3 BB: 2 P: 34	R: 0 E: 0 K: 0 S: 12	H: 1 LOB: 2 BB: 2 P: 23	R: 1 E: 0 K: 1 S: 10	H: 2 LOB: 0 BB: 0 P: 16	R: 2 E: 0 K: 1 S: 10	H: 3 LOB: 1 BB: 0 P: 18	R: 0 E: 0 K: 2 S: 8	H: 1 LOB: 0 BB: 0 P: 13	R: 0 E: 0 K: 1 S: 9	H: 1 LOB: 2 BB: 1 P: 14	1B: 9 2B: 3 3B: 0 HR: 0	SF: 1 SAC: 0 DP: 1 HBP: 1		WP: 0 PB: 0 SB: 5 CS: 1
PITCHER	IP WLS BF H R ER SO BB IBB HBP BLK WP HR S P ERA WHIP	IP WLS BF H R ER SO BB IBB HBP BLK WP HR S P ERA WHIP	IP WLS BF H R ER SO BB IBB HBP BLK WP HR S P ERA WHIP	IP WLS BF H R ER SO BB IBB HBP BLK WP HR S P ERA WHIP	IP WLS BF H R ER SO BB IBB HBP BLK WP HR S P ERA WHIP	IP WLS BF H R ER SO BB IBB HBP BLK WP HR S P ERA WHIP	IP WLS BF H R ER SO BB IBB HBP BLK WP HR S P ERA WHIP	IP WLS BF H R ER SO BB IBB HBP BLK WP HR S P ERA WHIP	IP WLS BF H R ER SO BB IBB HBP BLK WP HR S P ERA WHIP	IP WLS BF H R ER SO BB IBB HBP BLK WP HR S P ERA WHIP	IP WLS BF H R ER SO BB IBB HBP BLK WP HR S P ERA WHIP	IP WLS BF H R ER SO BB IBB HBP BLK WP HR S P ERA WHIP	IP WLS BF H R ER SO BB IBB HBP BLK WP HR S P ERA WHIP	IP WLS BF H R ER SO BB IBB HBP BLK WP HR S P ERA WHIP	IP WLS BF H R ER SO BB IBB HBP BLK WP HR S P ERA WHIP	IP WLS BF H R ER SO BB IBB HBP BLK WP HR S P ERA WHIP		

AB	33
R	5
H	12
RBI	5
BB	5
SO	8
LOB	20



Batter	1	2	3	4	5	6	7	8	9	AB	R	H	RBI	BB	SO	LOB	TOP					
18 Johnny Damon, L (1, 10) OBP: 0.316, SLG: 0.333										3	0	1	0	1	2	2	New York Yankees @ Kansas City Royals Kauffman Stadium, Kansas City, MO Wed Apr 09 2008, 7:10 PM CDT Att: 19,007 - Cloudy - 52 F					
24 Robinson Cano, L (1, 4) OBP: 0.194, SLG: 0.222										4	0	1	0	0	0	2						
Bobby Abreu, L (1, 9) OBP: 0.389, SLG: 0.515										4	0	0	0	0	0	1						
13 Alex Rodriguez, R (1, 5) OBP: 0.343, SLG: 0.515										4	0	2	0	0	0	0						
55 Hideki Matsui, L (1, 7) OBP: 0.375, SLG: 0.567											2	0	0	0	2	0						
Jason Giambi, L (1, 3) OBP: 0.280, SLG: 0.111											4	0	0	0	0	4						
26 José Molina, R (1, 2) OBP: 0.278, SLG: 0.444											4	0	1	0	0	1		2				
28 Melky Cabrera, S (1, 8) OBP: 0.391, SLG: 0.450										3	0	1	0	0	0	1						
12 Alberto Gonzalez, R (1, 6) OBP: 0.333, SLG: 0.667										3	0	1	0	0	0	2						
Inning Stats	R: 0 E: 0 K: 0 S: 6	H: 0 LOB: 0 BB: 1 P: 12	R: 0 E: 0 K: 0 S: 5	H: 0 LOB: 0 BB: 0 P: 8	R: 0 E: 0 K: 1 S: 14	H: 1 LOB: 1 BB: 0 P: 18	R: 0 E: 0 K: 0 S: 12	H: 1 LOB: 2 BB: 1 P: 17	R: 0 E: 0 K: 0 S: 11	H: 1 LOB: 0 BB: 0 P: 17	R: 0 E: 0 K: 0 S: 7	H: 1 LOB: 0 BB: 0 P: 11	R: 0 E: 0 K: 0 S: 10	H: 0 LOB: 0 BB: 0 P: 14	R: 0 E: 0 K: 0 S: 8	H: 2 LOB: 1 BB: 0 P: 10		R: 0 E: 0 K: 1 S: 12	H: 1 LOB: 2 BB: 1 P: 22	1B: 3 2B: 4 3B: 0 HR: 0	SF: 0 SAC: 0 DP: 3 HBP: 0	WP: 0 PB: 0 SB: 0 CS: 0
PITCHER	IP WLS BF H R ER SO BB IBB HBP BLK WP HR S P ERA WHIP	8.0 W 29 6 0 0 2 2 0 0 0 0 0 73 107 0.00 1.000	0.1 S 3 1 0 0 0 1 0 0 0 0 0 7 16 0.00 6.000	0.2 S 2 0 0 0 1 0 0 0 0 0 5 6 0.00 0.000																		

Batter	1	2	3	4	5	6	7	8	9	AB	R	H	RBI	BB	SO	LOB	BOTTOM					
2 Joey Gathright, L (1, 8) OBP: 0.257, SLG: 0.250										4	0	1	0	0	1	1	New York Yankees @ Kansas City Royals Kauffman Stadium, Kansas City, MO Wed Apr 09 2008, 7:10 PM CDT Att: 19,007 - Cloudy - 52 F					
15 Mark Grudzielanek, R (1, 4) OBP: 0.484, SLG: 0.444											3	1	1	0	1	0						
24 Mark Teahen, L (1, 7) OBP: 0.412, SLG: 0.571										1	0	0	0	3	1	0						
11 Jose Guillen, R (1, 9) OBP: 0.200, SLG: 0.182										4	0	1	1	0	1	3						
16 Billy Butler, R (1, 10) OBP: 0.424, SLG: 0.531										3	0	1	0	1	0	2						
4 Alex Gordon, L (1, 5) OBP: 0.324, SLG: 0.545											3	1	1	0	1	2						
Ross Gload, L (1, 3) OBP: 0.387, SLG: 0.379											4	1	1	1	0	2						
14 John Buck, R (1, 2) OBP: 0.296, SLG: 0.375											4	1	2	1	0	1						
1 Tony Pena Jr., R (1, 6) OBP: 0.077, SLG: 0.040										4	0	0	1	0	1	1						
Inning Stats	R: 0 E: 0 K: 1 S: 11	H: 0 LOB: 1 BB: 1 P: 22	R: 0 E: 0 K: 3 S: 10	H: 1 LOB: 0 BB: 0 P: 14	R: 0 E: 0 K: 1 S: 9	H: 1 LOB: 2 BB: 1 P: 19	R: 0 E: 0 K: 1 S: 7	H: 1 LOB: 0 BB: 0 P: 11	R: 2 E: 0 K: 0 S: 12	H: 3 LOB: 2 BB: 2 P: 19	R: 2 E: 0 K: 0 S: 13	H: 2 LOB: 1 BB: 1 P: 19	R: 0 E: 0 K: 2 S: 13	H: 0 LOB: 1 BB: 1 P: 26	R: 0 E: 0 K: 1 S: 6	H: 0 LOB: 0 BB: 0 P: 7		R: 0 E: 0 K: 1 S: 6	H: 0 LOB: 0 BB: 0 P: 7	1B: 5 2B: 2 3B: 0 HR: 1	SF: 0 SAC: 0 DP: 0 HBP: 0	WP: 0 PB: 0 SB: 1 CS: 2
PITCHER	IP WLS BF H R ER SO BB IBB HBP BLK WP HR S P ERA WHIP	2.0 L 10 4 2 2 1 2 0 0 0 0 1 19 30 9.00 3.000	1.0 L 5 1 0 0 1 1 0 0 0 0 0 9 19 0.00 2.000	3.0 L 13 2 2 2 3 2 0 0 0 0 0 32 52 6.00 1.333																		

Batter	1	2	3	4	5	6	7	8	9	AB	R	H	RBI	BB	SO	LOB	TOP				
22 Carlos Gómez, R OBP: 0.356, SLG: 0.465	B1-3	2B		K			3B		L7	5	1	2	2	0	1	0	Minnesota Twins @ Kansas City Royals Kauffman Stadium, Kansas City, MO Fri Apr 11 2008, 7:10 PM CDT Att: 16,691 - Overcast - 42 F				
20 Matt Tolbert, S OBP: 0.619, SLG: 0.611	1B	1B			BB		P5		1B	4	0	3	1	1	0	1					
7 Joe Mauer, L OBP: 0.308, SLG: 0.333	L6	G1-3			G3-1		G4-3		G4-3	5	0	0	0	0	0	5					
33 Justin Morneau, L OBP: 0.375, SLG: 0.563	FC4-6				HR		21 G4-6-3		23 1B	2	1	1	1	2	0	1					
21 Delmon Young, R OBP: 0.300, SLG: 0.289					F9		G4-6-3		L8	3	1	0	0	1	0	3					
16 Jason Kubel, L OBP: 0.250, SLG: 0.467					F8		G4-3		P5	4	0	0	0	0	1	2					
23 Brendan Harris, R OBP: 0.414, SLG: 0.500					G1-3		K		1B	3	1	1	0	1	1	0					
Mike Lamb, L OBP: 0.235, SLG: 0.313					F8		K		G1-3	4	0	0	0	0	2	4					
2 Denard Span, L OBP: 0.364, SLG: 0.222					K		K		G4-3	4	1	1	1	0	2	0					
Inning Stats	R: 0 H: 1 E: 0 K: 0 S: 9	H: 1 LOB: 1 BB: 0 P: 13	R: 4 H: 3 E: 0 K: 2 S: 19	H: 3 LOB: 1 BB: 2 P: 34	R: 1 H: 1 E: 0 K: 0 S: 8	H: 1 LOB: 0 BB: 0 P: 13	R: 0 H: 0 E: 0 K: 2 S: 8	H: 0 LOB: 0 BB: 0 P: 15	R: 0 H: 0 E: 0 K: 0 S: 10	H: 0 LOB: 0 BB: 2 P: 23	R: 0 H: 1 E: 0 K: 1 S: 10	H: 1 LOB: 1 BB: 0 P: 14	R: 0 H: 1 E: 0 K: 0 S: 14	H: 1 LOB: 2 BB: 1 P: 24	R: 0 H: 1 E: 0 K: 0 S: 8	H: 1 LOB: 1 BB: 0 P: 12		1B: 5 2B: 1 3B: 1 HR: 1	SF: 0 SAC: 0 DP: 1 HBP: 0	WP: 1 PB: 0 SB: 2 CS: 0	PA: 39
PITCHER	IP	WLS	BF	H	R	ER	SO	BB	IBB	HBP	BLK	WP	HR	S	P	ERA	WHIP				
55 Gil Meche, R ERA: 7.13	6.0	L	26	5	5	5	6	3	1	0	0	1	1	62	108	7.50	1.333				
27 Yasuhiro Yabuta, R ERA:	2.0		9	2	0	0	1	1	0	0	0	0	0	24	38	0.00	1.500				
Ramon E Ramirez, R ERA:	1.0		4	1	0	0	0	0	0	0	0	0	0	8	12	0.00	1.000				

Batter	1	2	3	4	5	6	7	8	9	AB	R	H	RBI	BB	SO	LOB	BOTTOM				
2 Joey Gathright, L OBP: 0.233, SLG: 0.225	G5-3		G5-3				G1-3			4	0	1	0	0	0	0	Minnesota Twins @ Kansas City Royals Kauffman Stadium, Kansas City, MO Fri Apr 11 2008, 7:10 PM CDT Att: 16,691 - Overcast - 42 F				
15 Mark Grudzielanski, R OBP: 0.457, SLG: 0.419	F9		24 FC3-6		F7		F9			4	0	1	0	0	0	2					
24 Mark Teahen, L OBP: 0.452, SLG: 0.571	BB		FC3-6		1B		K			3	0	1	0	1	1	1					
11 Jose Guillen, R OBP: 0.186, SLG: 0.195	K		G6-3		K		G4-3			4	0	0	0	0	2	5					
16 Billy Butler, R OBP: 0.415, SLG: 0.487			G4-3		G6-3		1B			4	0	1	0	0	1	3					
4 Alex Gordon, L OBP: 0.333, SLG: 0.537	1B		1B		G4-3		F9		G6-3	4	0	2	0	0	0	0					
Ross Gload, L OBP: 0.359, SLG: 0.351	1B		13 FC6-4		G4-3		F7		K	4	0	1	0	0	1	1					
14 John Buck, R OBP: 0.265, SLG: 0.355	L8		F9		F9		G6-3		13 WP	4	0	1	0	0	0	3					
13 Alberto Callaspo, S OBP: 0.357, SLG: 0.571	FC6-4		24 1B		2 1B		F8		F7	4	0	1	0	0	0	3					
Inning Stats	R: 0 H: 0 E: 0 K: 1 S: 9	H: 2 LOB: 2 BB: 0 P: 15	R: 0 H: 1 E: 0 K: 0 S: 9	H: 1 LOB: 1 BB: 0 P: 14	R: 0 H: 1 E: 0 K: 1 S: 10	H: 1 LOB: 3 BB: 0 P: 21	R: 0 H: 0 E: 0 K: 0 S: 7	H: 0 LOB: 0 BB: 0 P: 11	R: 0 H: 0 E: 0 K: 0 S: 4	H: 0 LOB: 0 BB: 0 P: 6	R: 0 H: 1 E: 0 K: 1 S: 5	H: 1 LOB: 1 BB: 0 P: 9	R: 0 H: 1 E: 0 K: 1 S: 16	H: 1 LOB: 1 BB: 0 P: 20	1B: 7 2B: 2 3B: 0 HR: 0	SF: 0 SAC: 0 DP: 0 HBP: 0		WP: 1 PB: 0 SB: 0 CS: 0	PA: 36		
PITCHER	IP	WLS	BF	H	R	ER	SO	BB	IBB	HBP	BLK	WP	HR	S	P	ERA	WHIP				
Livan Hernandez, R ERA: 2.57	7.0		29	7	0	0	3	1	0	0	0	0	0	5	9	0.00	1.143				
28 Jesse Crain, R ERA: 3.39	1.0		3	1	0	0	1	0	0	0	0	0	0	5	9	0.00	1.000				
36 Joe Nathan, R ERA:	1.0		4	1	0	0	1	0	0	0	0	1	0	16	20	0.00	1.000				

AB 34
R 5
H 8
RBI 5
BB 5
SO 7
LOB 16



AB 35
R 0
H 9
RBI 0
BB 1
SO 5
LOB 18




Batter	1	2	3	4	5	6	7	8	9	AB	R	H	RBI	BB	SO	LOB	TOP								
22 Carlos Gómez, R OBP: 0.320, SLG: 0.417										5	0	0	0	0	1	7	Minnesota Twins @ Kansas City Royals Kauffman Stadium, Kansas City, MO Sat Apr 12 2008, 6:10 PM CDT Att: 36,300 - Overcast - 42 F livebaseballscorecards.com								
20 Matt Tolbert, S OBP: 0.520, SLG: 0.500										4	0	0	0	0	0	4									
7 Joe Mauer, L OBP: 0.279, SLG: 0.300										4	0	0	0	0	1	3									
33 Justin Morneau, L OBP: 0.341, SLG: 0.500										4	0	0	0	0	1	0									
21 Delmon Young, R OBP: 0.295, SLG: 0.286										4	0	1	0	0	0	1									
16 Jason Kubel, L OBP: 0.276, SLG: 0.559										4	2	2	1	0	1	1									
23 Brendan Harris, R OBP: 0.424, SLG: 0.500										4	0	2	0	0	0	0									
2 Denard Span, L OBP: 0.400, SLG: 0.308										4	0	2	1	0	1	1									
8 Nick Punto, S OBP: 0.571, SLG: 0.500										3	0	2	0	1	1	1									
Inning Stats	R: 0 E: 0 K: 0 S: 9	H: 0 LOB: 0 BB: 0 P: 16	R: 1 E: 0 K: 0 S: 12	H: 1 LOB: 0 BB: 0 P: 18	R: 0 E: 0 K: 0 S: 7	H: 1 LOB: 1 BB: 0 P: 9	R: 0 E: 0 K: 0 S: 14	H: 0 LOB: 0 BB: 0 P: 15	R: 0 E: 0 K: 1 S: 10	H: 1 LOB: 2 BB: 1 P: 14	R: 0 E: 1 K: 0 S: 9	H: 0 LOB: 1 BB: 0 P: 13	R: 1 E: 0 K: 2 S: 16	H: 4 LOB: 3 BB: 0 P: 18	R: 0 E: 0 K: 2 S: 11	H: 1 LOB: 0 BB: 0 P: 15		R: 0 E: 0 K: 1 S: 10	H: 1 LOB: 1 BB: 0 P: 14	1B: 8 HR: 1	SF: 0 SAC: 0 DP: 0 HBP: 0	WP: 0 PB: 0 SB: 0 CS: 1	PA: 37		
PITCHER	IP	WLS	BF	H	R	ER	SO	BB	IBB	HBP	BLK	WP	HR	S	P	ERA	WHIP								
Brett Tomko, R ERA: 2.08	(1, 1)	6.0	L	26	6	2	2	1	0	0	0	0	1	67	92	3.00	1.167								
Ramon E Ramirez, R ERA: 1.42	(7, 1)	0.1		2	1	0	0	0	0	0	0	0	0	4	4	0.00	3.000								
32 Ron Mahay, L ERA: 1.42	(7, 1)	1.2		5	1	0	0	3	0	0	0	0	0	17	22	0.00	0.600								
46 Juan Carlos Oviedo, R ERA: 1.42	(9, 1)	1.0		4	1	0	0	1	0	0	0	0	0	10	14	0.00	1.000								

Batter	1	2	3	4	5	6	7	8	9	AB	R	H	RBI	BB	SO	LOB	BOTTOM								
13 Alberto Callaspo, S OBP: 0.333, SLG: 0.500										4	0	1	0	0	0	2	Minnesota Twins @ Kansas City Royals Kauffman Stadium, Kansas City, MO Sat Apr 12 2008, 6:10 PM CDT Att: 36,300 - Overcast - 42 F livebaseballscorecards.com								
15 Mark Grudzielanek, R OBP: 0.410, SLG: 0.371										4	0	0	0	0	1	3									
24 Mark Teahen, L OBP: 0.435, SLG: 0.526										3	0	0	0	1	1	2									
16 Billy Butler, R OBP: 0.400, SLG: 0.465										4	0	1	0	0	1	1									
11 Jose Guillen, R OBP: 0.170, SLG: 0.178										4	0	0	0	0	0	1									
4 Alex Gordon, L OBP: 0.326, SLG: 0.511										4	0	1	0	0	1	1									
21 Miguel Olivo, R OBP: 0.111, SLG: 0.222										4	0	0	0	0	2	1									
Ross Gload, L OBP: 0.381, SLG: 0.359										2	0	1	0	1	0	0									
2 Joey Gathright, L OBP: 0.244, SLG: 0.238										2	0	1	0	0	1	1									
Inning Stats	R: 0 E: 0 K: 0 S: 9	H: 0 LOB: 1 BB: 1 P: 17	R: 0 E: 0 K: 0 S: 5	H: 0 LOB: 0 BB: 0 P: 7	R: 0 E: 1 K: 1 S: 14	H: 0 LOB: 2 BB: 1 P: 23	R: 0 E: 0 K: 1 S: 12	H: 0 LOB: 0 BB: 0 P: 18	R: 0 E: 0 K: 2 S: 10	H: 2 LOB: 2 BB: 0 P: 13	R: 0 E: 0 K: 0 S: 8	H: 1 LOB: 1 BB: 0 P: 11	R: 0 E: 0 K: 1 S: 11	H: 1 LOB: 1 BB: 0 P: 14	R: 0 E: 0 K: 2 S: 9	H: 0 LOB: 0 BB: 0 P: 14		R: 0 E: 0 K: 0 S: 7	H: 1 LOB: 0 BB: 0 P: 11	1B: 5 HR: 0	SF: 0 SAC: 1 DP: 1 HBP: 0	WP: 0 PB: 0 SB: 0 CS: 0	PA: 34		
PITCHER	IP	WLS	BF	H	R	ER	SO	BB	IBB	HBP	BLK	WP	HR	S	P	ERA	WHIP								
26 Boof Bonser, R ERA: 2.84	(1, 1)	6.0	W	24	3	0	4	2	0	0	0	0	0	58	89	0.00	0.833								
54 Matt Guerrier, R ERA: 4.15	(7, 1)	1.0	H	4	1	0	0	1	0	0	0	0	0	11	14	0.00	1.000								
17 Pat Neshek, R ERA: 5.4	(8, 1)	1.0	H	3	0	0	0	2	0	0	0	0	0	9	14	0.00	0.000								
36 Joe Nathan, R ERA: 1.42	(9, 1)	1.0	S	3	1	0	0	0	0	0	0	0	0	7	11	0.00	1.000								


Batter	1	2	3	4	5	6	7	8	9	AB	R	H	RBI	BB	SO	LOB	TOP						
22 Carlos Gómez, R OBP: 0.296, SLG: 0.385	B2		B1-3			L7		F7		4	0	0	0	0	0	1	Minnesota Twins @ Kansas City Royals Kauffman Stadium, Kansas City, MO Sun Apr 13 2008, 1:10 PM CDT Att: 13,886 - Cloudy - 37 F						
23 Brendan Harris, R OBP: 0.405, SLG: 0.455	E9		G1-3			HBP		G6-3		3	1	0	0	0	0	0							
16 Jason Kubel, L OBP: 0.275, SLG: 0.526	F8					G3		F7		4	0	1	0	0	0	3							
33 Justin Morneau, L OBP: 0.333, SLG: 0.475	2H 1B		F7			F7		G6-3		4	0	1	1	0	0	3							
21 Delmon Young, R OBP: 0.277, SLG: 0.267	K		G6-3			G6-3		G6-3		3	0	0	0	0	1	2							
Mike Lamb, L OBP: 0.243, SLG: 0.294	K		G4-3			G6-4-3 BB				2	0	0	0	1	1	0							
55 Mike Redmond, R	G6-3		F7			G6-4-3				3	0	0	0	0	0	1							
2 Denard Span, L OBP: 0.333, SLG: 0.250	B1-3		G6-3			F7				3	0	0	0	0	0	0							
12 Adam Everett, R OBP: 0.167, SLG: 0.130			G5-3					K		2	0	1	0	0	0	0							
20 Matt Tolbert, S OBP: 0.500, SLG: 0.478						16 G3 23 HBP 1B		K		1	0	0	0	0	1	0							
Inning Stats	R: 1 E: 1 K: 1 S: 11	H: 1 LOB: 1 BB: 0 P: 17	R: 0 E: 0 K: 1 S: 8	H: 0 LOB: 0 BB: 0 P: 11	R: 0 E: 0 K: 0 S: 6	H: 0 LOB: 0 BB: 0 P: 8	R: 0 E: 0 K: 0 S: 7	H: 1 LOB: 0 BB: 0 P: 13	R: 0 E: 0 K: 0 S: 6	H: 0 LOB: 0 BB: 0 P: 10	R: 0 E: 0 K: 0 S: 7	H: 1 LOB: 2 BB: 0 P: 10	R: 0 E: 0 K: 0 S: 8	H: 0 LOB: 0 BB: 1 P: 14	R: 0 E: 0 K: 1 S: 10	H: 0 LOB: 0 BB: 0 P: 14	R: 0 E: 0 K: 0 S: 9	H: 0 LOB: 0 BB: 0 P: 14	1B: 3 2B: 0 3B: 0 HR: 0	SF: 0 SAC: 0 DP: 2 HBP: 1	WP: 0 PB: 0 SB: 0 CS: 0	PA: 31	
PITCHER 19 Brian Bannister, R ERA: 0.86	IP: 9.0 WLS: W BF: 31 H: 3 R: 1 ER: 0 SO: 3 BB: 1 IBB: 0 HBP: 1 BLK: 0 WP: 0 HR: 0 S: 72 P: 111 ERA: 0.00 WHIP: 0.444											PITCHER	IP: 9.0 WLS: W BF: 31 H: 3 R: 1 ER: 0 SO: 3 BB: 1 IBB: 0 HBP: 1 BLK: 0 WP: 0 HR: 0 S: 72 P: 111 ERA: 0.00 WHIP: 0.444										

Batter	1	2	3	4	5	6	7	8	9	AB	R	H	RBI	BB	SO	LOB	BOTTOM						
2 Joey Gathright, L OBP: 0.265, SLG: 0.261	SH2-3 16 1B	G6-3		1B		G4-3				4	1	2	0	0	0	1	Minnesota Twins @ Kansas City Royals Kauffman Stadium, Kansas City, MO Sun Apr 13 2008, 1:10 PM CDT Att: 13,886 - Cloudy - 37 F						
Esteban German, R OBP: 0.250, SLG: 0.143	SH2-3		G6-3	1B		G1-3				3	0	1	1	0	0	0							
24 Mark Teahen, L OBP: 0.400, SLG: 0.476	K		G3	L5		G3				4	0	0	0	0	1	3							
16 Billy Butler, R OBP: 0.449, SLG: 0.477										1	0	1	1	3	0	0							
Ross Gload, L OBP: 0.391, SLG: 0.359	2H 1B		BB			14 FC5 21 BB		11 G6-4-3 BB		0	0	0	0	0	0	0							
11 Jose Guillen, R OBP: 0.157, SLG: 0.163	K		G5-3			K		G6-4-3		4	0	0	0	0	2	4							
4 Alex Gordon, L OBP: 0.360, SLG: 0.604		21 2B BB		14 S 1 SF8 2B		P5		HR		3	3	2	1	1	0	1							
21 Miguel Olivo, R OBP: 0.231, SLG: 0.333				K		K		L7		3	0	1	1	1	1	1							
14 John Buck, R OBP: 0.263, SLG: 0.324		1H 2B				14 FC5 BB		F8		3	1	0	0	1	0	3							
1 Tony Pena Jr., R OBP: 0.063, SLG: 0.033	F9		SF8			2 1B 1B		F8		3	0	0	1	0	0	1							
Inning Stats	R: 1 E: 0 K: 2 S: 10	H: 2 LOB: 1 BB: 0 P: 15	R: 1 E: 0 K: 0 S: 7	H: 1 LOB: 1 BB: 1 P: 13	R: 0 E: 0 K: 0 S: 9	H: 0 LOB: 1 BB: 1 P: 17	R: 2 E: 0 K: 1 S: 17	H: 3 LOB: 2 BB: 1 P: 28	R: 0 E: 0 K: 1 S: 9	H: 0 LOB: 2 BB: 2 P: 18	R: 0 E: 0 K: 0 S: 6	H: 0 LOB: 0 BB: 0 P: 8	R: 0 E: 0 K: 0 S: 3	H: 0 LOB: 1 BB: 1 P: 8	R: 1 E: 0 K: 0 S: 6	H: 1 LOB: 0 BB: 0 P: 8	R: 0 E: 0 K: 0 S: 6	H: 0 LOB: 0 BB: 0 P: 8	1B: 4 2B: 2 3B: 0 HR: 1	SF: 1 SAC: 1 DP: 1 HBP: 0	WP: 0 PB: 0 SB: 1 CS: 0	PA: 36	
PITCHER 47 Francisco Liriano, L ERA: 7.71 Brian Bass, R ERA: 3.27 Juan Rincon, R ERA: 6.76	IP: 4.2 WLS: L BF: 25 H: 7 R: 4 ER: 0 SO: 4 BB: 4 IBB: 0 HBP: 0 BLK: 0 WP: 0 HR: 0 S: 10 P: 17 ERA: 7.71 WHIP: 2.357											PITCHER	IP: 4.2 WLS: L BF: 25 H: 7 R: 4 ER: 0 SO: 4 BB: 4 IBB: 0 HBP: 0 BLK: 0 WP: 0 HR: 0 S: 10 P: 17 ERA: 7.71 WHIP: 2.357										

AB 29
R 1
H 3
RBI 1
BB 1
SO 3
LOB 10



AB 28
R 5
H 7
RBI 5
BB 6
SO 4
LOB 14



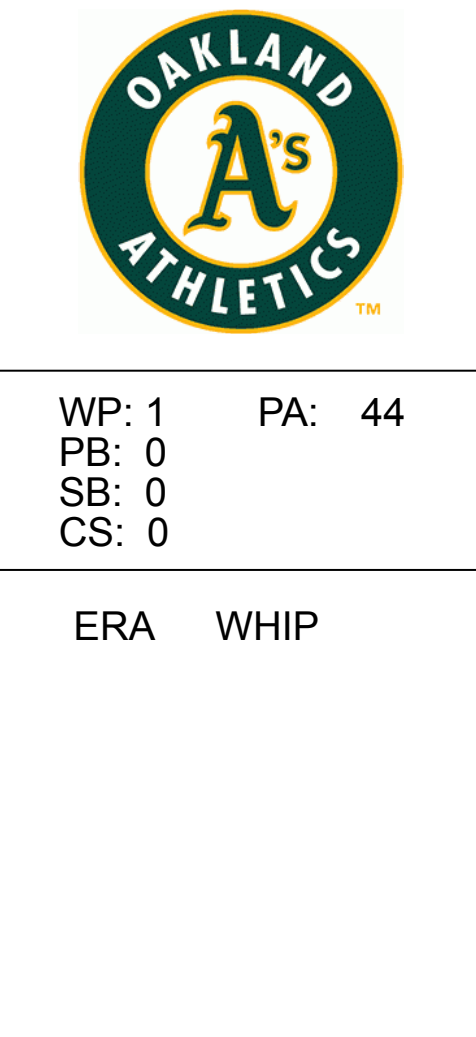
Batter	1	2	3	4	5	6	7	8	9	AB	R	H	RBI	BB	SO	LOB	TOP								
9 David DeJesus, L (1,8) OBP: 0.400, SLG: 0.375										3	1	2	1	1	0	0	Kansas City Royals @ Seattle Mariners Safeco Field, Seattle, WA Tue Apr 15 2008, 3:40 PM PDT Att: 17,184 - Roof Closed - 47 F								
2 Joey Gathright, L (8,8) OBP: 0.260, SLG: 0.255										5	0	3	0	0	0	2									
15 Mark Grudzielanek, R (1,4) OBP: 0.408, SLG: 0.364										5	0	1	0	0	1	4									
24 Mark Teahen, L (1,7) OBP: 0.367, SLG: 0.423										3	1	0	1	1	0	2									
16 Billy Butler, R (1,10) OBP: 0.414, SLG: 0.490										4	1	1	0	0	0	1									
11 Jose Guillen, R (1,9) OBP: 0.186, SLG: 0.228										4	0	1	1	0	1	1									
4 Alex Gordon, L (1,5) OBP: 0.370, SLG: 0.536										4	1	1	1	0	0	1									
Ross Gload, L (1,3) OBP: 0.304, SLG: 0.349										4	1	1	1	0	0	1									
14 John Buck, R (1,2) OBP: 0.304, SLG: 0.325										3	1	1	0	1	1	1									
1 Tony Pena Jr, R (1,6) OBP: 0.150, SLG: 0.158										4	1	2	2	0	1	1									
Inning Stats	R: 1 E: 0 K: 1 S: 12	H: 2 LOB: 1 BB: 0 P: 22	R: 0 E: 0 K: 0 S: 7	H: 1 LOB: 1 BB: 0 P: 11	R: 0 E: 0 K: 0 S: 4	H: 0 LOB: 0 BB: 0 P: 7	R: 3 E: 0 K: 0 S: 20	H: 4 LOB: 2 BB: 2 P: 32	R: 0 E: 0 K: 0 S: 9	H: 0 LOB: 0 BB: 0 P: 12	R: 2 E: 0 K: 0 S: 16	H: 3 LOB: 2 BB: 1 P: 26	R: 0 E: 0 K: 1 S: 11	H: 0 LOB: 0 BB: 0 P: 17	R: 0 E: 0 K: 2 S: 7	H: 2 LOB: 1 BB: 0 P: 18	1B: 10 2B: 2 3B: 0 HR: 0	SF: 1 SAC: 0 DP: 1 HBP: 0	WP: 1 PB: 0 SB: 1 CS: 1	PA: 40					
PITCHER	IP WLS BF H R ER SO BB IBB HBP BLK WP HR S P ERA WHIP	IP WLS BF H R ER SO BB IBB HBP BLK WP HR S P ERA WHIP	IP WLS BF H R ER SO BB IBB HBP BLK WP HR S P ERA WHIP	IP WLS BF H R ER SO BB IBB HBP BLK WP HR S P ERA WHIP	IP WLS BF H R ER SO BB IBB HBP BLK WP HR S P ERA WHIP	IP WLS BF H R ER SO BB IBB HBP BLK WP HR S P ERA WHIP	IP WLS BF H R ER SO BB IBB HBP BLK WP HR S P ERA WHIP	IP WLS BF H R ER SO BB IBB HBP BLK WP HR S P ERA WHIP	IP WLS BF H R ER SO BB IBB HBP BLK WP HR S P ERA WHIP	IP WLS BF H R ER SO BB IBB HBP BLK WP HR S P ERA WHIP	IP WLS BF H R ER SO BB IBB HBP BLK WP HR S P ERA WHIP	IP WLS BF H R ER SO BB IBB HBP BLK WP HR S P ERA WHIP	IP WLS BF H R ER SO BB IBB HBP BLK WP HR S P ERA WHIP	IP WLS BF H R ER SO BB IBB HBP BLK WP HR S P ERA WHIP	IP WLS BF H R ER SO BB IBB HBP BLK WP HR S P ERA WHIP	IP WLS BF H R ER SO BB IBB HBP BLK WP HR S P ERA WHIP	IP WLS BF H R ER SO BB IBB HBP BLK WP HR S P ERA WHIP	IP WLS BF H R ER SO BB IBB HBP BLK WP HR S P ERA WHIP	IP WLS BF H R ER SO BB IBB HBP BLK WP HR S P ERA WHIP	IP WLS BF H R ER SO BB IBB HBP BLK WP HR S P ERA WHIP	IP WLS BF H R ER SO BB IBB HBP BLK WP HR S P ERA WHIP				
43 Miguel Batista, R (1,1) ERA: 6.35	5.0 W 23 7 4 4 1 2 0 0 0 0 1 0 52 84 7.20 1.800	1.0 7 3 2 2 0 3 0 0 0 0 0 0 16 28 0.00 0.000	2.0 6 0 0 0 3 0 0 0 0 0 0 0 8 11 0.00 6.000	0.1 3 2 0 0 0 0 0 0 0 0 0 0 4 7 0.00 0.000	0.2 1 0 0 0 0 0 0 0 0 0 0 0 0 0 0.00 0.000	0.1 3 2 0 0 0 0 0 0 0 0 0 0 0 0 0.00 0.000	0.1 3 2 0 0 0 0 0 0 0 0 0 0 0 0 0.00 0.000	0.1 3 2 0 0 0 0 0 0 0 0 0 0 0 0 0.00 0.000	0.1 3 2 0 0 0 0 0 0 0 0 0 0 0 0 0.00 0.000	0.1 3 2 0 0 0 0 0 0 0 0 0 0 0 0 0.00 0.000	0.1 3 2 0 0 0 0 0 0 0 0 0 0 0 0 0.00 0.000	0.1 3 2 0 0 0 0 0 0 0 0 0 0 0 0 0.00 0.000	0.1 3 2 0 0 0 0 0 0 0 0 0 0 0 0 0.00 0.000	0.1 3 2 0 0 0 0 0 0 0 0 0 0 0 0 0.00 0.000	0.1 3 2 0 0 0 0 0 0 0 0 0 0 0 0 0.00 0.000	0.1 3 2 0 0 0 0 0 0 0 0 0 0 0 0 0.00 0.000	0.1 3 2 0 0 0 0 0 0 0 0 0 0 0 0 0.00 0.000	0.1 3 2 0 0 0 0 0 0 0 0 0 0 0 0 0.00 0.000	0.1 3 2 0 0 0 0 0 0 0 0 0 0 0 0 0.00 0.000	0.1 3 2 0 0 0 0 0 0 0 0 0 0 0 0 0.00 0.000	0.1 3 2 0 0 0 0 0 0 0 0 0 0 0 0 0.00 0.000	0.1 3 2 0 0 0 0 0 0 0 0 0 0 0 0 0.00 0.000			
18 Ryan Rowland-Smith, L (8,1) ERA: 5.4	1.0 7 3 2 2 0 3 0 0 0 0 0 0 16 28 0.00 0.000	2.0 6 0 0 0 3 0 0 0 0 0 0 0 8 11 0.00 6.000	0.1 3 2 0 0 0 0 0 0 0 0 0 0 0 4 7 0.00 0.000	0.2 1 0 0 0 0 0 0 0 0 0 0 0 0 0 0.00 0.000	0.1 3 2 0 0 0 0 0 0 0 0 0 0 0 0 0.00 0.000	0.1 3 2 0 0 0 0 0 0 0 0 0 0 0 0 0.00 0.000	0.1 3 2 0 0 0 0 0 0 0 0 0 0 0 0 0.00 0.000	0.1 3 2 0 0 0 0 0 0 0 0 0 0 0 0 0.00 0.000	0.1 3 2 0 0 0 0 0 0 0 0 0 0 0 0 0.00 0.000	0.1 3 2 0 0 0 0 0 0 0 0 0 0 0 0 0.00 0.000	0.1 3 2 0 0 0 0 0 0 0 0 0 0 0 0 0.00 0.000	0.1 3 2 0 0 0 0 0 0 0 0 0 0 0 0 0.00 0.000	0.1 3 2 0 0 0 0 0 0 0 0 0 0 0 0 0.00 0.000	0.1 3 2 0 0 0 0 0 0 0 0 0 0 0 0 0.00 0.000	0.1 3 2 0 0 0 0 0 0 0 0 0 0 0 0 0.00 0.000	0.1 3 2 0 0 0 0 0 0 0 0 0 0 0 0 0.00 0.000	0.1 3 2 0 0 0 0 0 0 0 0 0 0 0 0 0.00 0.000	0.1 3 2 0 0 0 0 0 0 0 0 0 0 0 0 0.00 0.000	0.1 3 2 0 0 0 0 0 0 0 0 0 0 0 0 0.00 0.000	0.1 3 2 0 0 0 0 0 0 0 0 0 0 0 0 0.00 0.000	0.1 3 2 0 0 0 0 0 0 0 0 0 0 0 0 0.00 0.000	0.1 3 2 0 0 0 0 0 0 0 0 0 0 0 0 0.00 0.000	0.1 3 2 0 0 0 0 0 0 0 0 0 0 0 0 0.00 0.000	0.1 3 2 0 0 0 0 0 0 0 0 0 0 0 0 0.00 0.000	
Sean Green, R (7,1) ERA: 1.86	2.0 6 0 0 0 3 0 0 0 0 0 0 0 8 11 0.00 6.000	0.1 3 2 0 0 0 0 0 0 0 0 0 0 0 4 7 0.00 0.000	0.2 1 0 0 0 0 0 0 0 0 0 0 0 0 0 0.00 0.000	0.1 3 2 0 0 0 0 0 0 0 0 0 0 0 0 0.00 0.000	0.1 3 2 0 0 0 0 0 0 0 0 0 0 0 0 0.00 0.000	0.1 3 2 0 0 0 0 0 0 0 0 0 0 0 0 0.00 0.000	0.1 3 2 0 0 0 0 0 0 0 0 0 0 0 0 0.00 0.000	0.1 3 2 0 0 0 0 0 0 0 0 0 0 0 0 0.00 0.000	0.1 3 2 0 0 0 0 0 0 0 0 0 0 0 0 0.00 0.000	0.1 3 2 0 0 0 0 0 0 0 0 0 0 0 0 0.00 0.000	0.1 3 2 0 0 0 0 0 0 0 0 0 0 0 0 0.00 0.000	0.1 3 2 0 0 0 0 0 0 0 0 0 0 0 0 0.00 0.000	0.1 3 2 0 0 0 0 0 0 0 0 0 0 0 0 0.00 0.000	0.1 3 2 0 0 0 0 0 0 0 0 0 0 0 0 0.00 0.000	0.1 3 2 0 0 0 0 0 0 0 0 0 0 0 0 0.00 0.000	0.1 3 2 0 0 0 0 0 0 0 0 0 0 0 0 0.00 0.000	0.1 3 2 0 0 0 0 0 0 0 0 0 0 0 0 0.00 0.000	0.1 3 2 0 0 0 0 0 0 0 0 0 0 0 0 0.00 0.000	0.1 3 2 0 0 0 0 0 0 0 0 0 0 0 0 0.00 0.000	0.1 3 2 0 0 0 0 0 0 0 0 0 0 0 0 0.00 0.000	0.1 3 2 0 0 0 0 0 0 0 0 0 0 0 0 0.00 0.000	0.1 3 2 0 0 0 0 0 0 0 0 0 0 0 0 0.00 0.000	0.1 3 2 0 0 0 0 0 0 0 0 0 0 0 0 0.00 0.000	0.1 3 2 0 0 0 0 0 0 0 0 0 0 0 0 0.00 0.000	
Arthur Rhodes, L (9,1) ERA:	0.1 3 2 0 0 0 0 0 0 0 0 0 0 0 4 7 0.00 0.000	0.2 1 0 0 0 0 0 0 0 0 0 0 0 0 0 0.00 0.000	0.1 3 2 0 0 0 0 0 0 0 0 0 0 0 0 0.00 0.000	0.1 3 2 0 0 0 0 0 0 0 0 0 0 0 0 0.00 0.000	0.1 3 2 0 0 0 0 0 0 0 0 0 0 0 0 0.00 0.000	0.1 3 2 0 0 0 0 0 0 0 0 0 0 0 0 0.00 0.000	0.1 3 2 0 0 0 0 0 0 0 0 0 0 0 0 0.00 0.000	0.1 3 2 0 0 0 0 0 0 0 0 0 0 0 0 0.00 0.000	0.1 3 2 0 0 0 0 0 0 0 0 0 0 0 0 0.00 0.000	0.1 3 2 0 0 0 0 0 0 0 0 0 0 0 0 0.00 0.000	0.1 3 2 0 0 0 0 0 0 0 0 0 0 0 0 0.00 0.000	0.1 3 2 0 0 0 0 0 0 0 0 0 0 0 0 0.00 0.000	0.1 3 2 0 0 0 0 0 0 0 0 0 0 0 0 0.00 0.000	0.1 3 2 0 0 0 0 0 0 0 0 0 0 0 0 0.00 0.000	0.1 3 2 0 0 0 0 0 0 0 0 0 0 0 0 0.00 0.000	0.1 3 2 0 0 0 0 0 0 0 0 0 0 0 0 0.00 0.000	0.1 3 2 0 0 0 0 0 0 0 0 0 0 0 0 0.00 0.000	0.1 3 2 0 0 0 0 0 0 0 0 0 0 0 0 0.00 0.000	0.1 3 2 0 0 0 0 0 0 0 0 0 0 0 0 0.00 0.000	0.1 3 2 0 0 0 0 0 0 0 0 0 0 0 0 0.00 0.000	0.1 3 2 0 0 0 0 0 0 0 0 0 0 0 0 0.00 0.000	0.1 3 2 0 0 0 0 0 0 0 0 0 0 0 0 0.00 0.000	0.1 3 2 0 0 0 0 0 0 0 0 0 0 0 0 0.00 0.000	0.1 3 2 0 0 0 0 0 0 0 0 0 0 0 0 0.00 0.000	0.1 3 2 0 0 0 0 0 0 0 0 0 0 0 0 0.00 0.000
57 Mark Lowe, R (9,1) ERA: 2.7	0.1 3 2 0 0 0 0 0 0 0 0 0 0 0 4 7 0.00 0.000	0.2 1 0 0 0 0 0 0 0 0 0 0 0 0 0 0.00 0.000	0.1 3 2 0 0 0 0 0 0 0 0 0 0 0 0 0.00 0.000	0.1 3 2 0 0 0 0 0 0 0 0 0 0 0 0 0.00 0.000	0.1 3 2 0 0 0 0 0 0 0 0 0 0 0 0 0.00 0.000	0.1 3 2 0 0 0 0 0 0 0 0 0 0 0 0 0.00 0.000	0.1 3 2 0 0 0 0 0 0 0 0 0 0 0 0 0.00 0.000	0.1 3 2 0 0 0 0 0 0 0 0 0 0 0 0 0.00 0.000	0.1 3 2 0 0 0 0 0 0 0 0 0 0 0 0 0.00 0.000	0.1 3 2 0 0 0 0 0 0 0 0 0 0 0 0 0.00 0.000	0.1 3 2 0 0 0 0 0 0 0 0 0 0 0 0 0.00 0.000	0.1 3 2 0 0 0 0 0 0 0 0 0 0 0 0 0.00 0.000	0.1 3 2 0 0 0 0 0 0 0 0 0 0 0 0 0.00 0.000	0.1 3 2 0 0 0 0 0 0 0 0 0 0 0 0 0.00 0.000	0.1 3 2 0 0 0 0 0 0 0 0 0 0 0 0 0.00 0.000	0.1 3 2 0 0 0 0 0 0 0 0 0 0 0 0 0.00 0.000	0.1 3 2 0 0 0 0 0 0 0 0 0 0 0 0 0.00 0.000	0.1 3 2 0 0 0 0 0 0 0 0 0 0 0 0 0.00 0.000	0.1 3 2 0 0 0 0 0 0 0 0 0 0 0 0 0.00 0.000	0.1 3 2 0 0 0 0 0 0 0 0 0 0 0 0 0.00 0.000	0.1 3 2 0 0 0 0 0 0 0 0 0 0 0 0 0.00 0.000	0.1 3 2 0 0 0 0 0 0 0 0 0 0 0 0 0.00 0.000	0.1 3 2 0 0 0 0 0 0 0 0 0 0 0 0 0.00 0.000	0.1 3 2 0 0 0 0 0 0 0 0 0 0 0 0 0.00 0.000	0.1 3 2 0 0 0 0 0 0 0 0 0 0 0 0 0.00 0.000
Batter	1	2	3	4	5	6	7	8	9	AB	R	H	RBI	BB	SO	LOB	BOTTOM								
51 Ichiro Suzuki, L (1,8) OBP: 0.348, SLG: 0.381										4	2	2	0	1	1	4	Kansas City Royals @ Seattle Mariners Safeco Field, Seattle, WA Tue Apr 15 2008, 3:40 PM PDT Att: 17,184 - Roof Closed - 47 F								
4 Jose Lopez, R (1,4) OBP: 0.323, SLG: 0.463										2	0	1	4	0	0	1									
Raul Ibanez, L (1,7) OBP: 0.379, SLG: 0.655										5	0	1	1	0	3	5									
29 Adrian Beltré, R (1,5) OBP: 0.350, SLG: 0.473										5	1	2	0	0	1	0									
Jose Vidro, S (1,10) OBP: 0.295, SLG: 0.333										4	2	1	0	1	2	2									
Richie Sexson, R (1,3) OBP: 0.375, SLG: 0.392										3	2	0	0	2	2	2									
Miguel Cairo, R (9,3) OBP: 0.375, SLG: 0.392										0	0	0	0	0	0	0									
2 Kenji Johjima, R (1,2) OBP: 0.289, SLG: 0.293										4	2	3	2	0	0	2									
16 Willie Bloomquist, R (1,9) OBP: 0.667, SLG: 0.500																									

Batter	1	2	3	4	5	6	7	8	9	AB	R	H	RBI	BB	SO	LOB	TOP								
2 Joey Gathright, L OBP: 0.279, SLG: 0.276	G4-3		B3		F8			G3-1		4	0	0	0	0	0	1	Kansas City Royals @ Oakland Athletics McAfee Coliseum, Oakland, CA Fri Apr 18 2008, 10:05 PM EDT Att: 12,528 - Partly Cloudy - 52 F								
15 Mark Grudzielanek, R OBP: 0.366, SLG: 0.319	F8		16 1B BB			K		G6-3		3	0	0	0	1	1	0									
24 Mark Teahen, L OBP: 0.370, SLG: 0.422	G3-1		L8			F8		G4-3		4	0	0	0	0	2										
16 Billy Butler, R OBP: 0.394, SLG: 0.444		F8		1B		F9		F8		4	0	1	1	0	0	0									
11 Jose Guillen, R OBP: 0.186, SLG: 0.250		K			P3			K		3	0	0	0	0	2	0									
4 Alex Gordon, L OBP: 0.382, SLG: 0.545		E			K			K		3	1	1	0	0	2	0									
Ross Gload, L OBP: 0.368, SLG: 0.327		E5 14 FC6-4 1B			K			G4-3		3	0	1	0	0	1	0									
14 John Buck, R OBP: 0.321, SLG: 0.326		FC6-4			K			P3		3	0	0	0	0	1	1									
1 Tony Pena Jr., R OBP: 0.143, SLG: 0.149					K			G2-3		3	1	1	0	0	1	0									
Inning Stats	R: 0 H: 0 E: 0 K: 0 S: 6	H: 0 LOB: 0 BB: 0 P: 10	R: 1 H: 2 E: 1 K: 1 S: 10	LOB: 1 BB: 0 P: 16	R: 1 H: 2 E: 0 K: 0 S: 10	LOB: 2 BB: 1 P: 20	R: 0 H: 0 E: 0 K: 2 S: 7	LOB: 0 BB: 0 P: 10	R: 0 H: 0 E: 0 K: 1 S: 8	LOB: 0 BB: 0 P: 11	R: 0 H: 0 E: 0 K: 2 S: 8	LOB: 0 BB: 0 P: 14	R: 0 H: 0 E: 0 K: 2 S: 10	LOB: 0 BB: 0 P: 15	R: 0 H: 0 E: 0 K: 0 S: 6	LOB: 0 BB: 0 P: 8	R: 0 H: 0 E: 0 K: 0 S: 5	LOB: 0 BB: 0 P: 6	1B: 3 2B: 1 3B: 0 HR: 0	SF: 0 SAC: 0 DP: 0 HBP: 0	WP: 0 PB: 0 SB: 0 CS: 0	PA: 31			
PITCHER	IP	WLS	BF	H	R	ER	SO	BB	IBB	HBP	BLK	WP	HR	S	P	ERA	WHIP								
Chad Gaudin, R ERA: 4.76	(1, 1)	7.0	W	25	4	2	1	8	1	0	0	0	0	59	96	1.29	0.714								
44 Santiago Casilla, R ERA:	(8, 1)	1.0	H	3	0	0	0	0	0	0	0	0	0	6	8	0.00	0.000								
59 Andrew Brown, R ERA:	(9, 1)	1.0		3	0	0	0	0	0	0	0	0	0	5	6	0.00	0.000								

Batter	1	2	3	4	5	6	7	8	9	AB	R	H	RBI	BB	SO	LOB	BOTTOM									
8 Kurt Suzuki, R OBP: 0.409, SLG: 0.390	32 WP 1B					K		K		4	2	2	0	1	2	1	Kansas City Royals @ Oakland Athletics McAfee Coliseum, Oakland, CA Fri Apr 18 2008, 10:05 PM EDT Att: 12,528 - Partly Cloudy - 52 F									
10 Danic Barton, L OBP: 0.383, SLG: 0.338	F7		F8		F7			1B		4	1	1	0	1	0	2										
14 Mark Ellis, R OBP: 0.313, SLG: 0.411	L5		P4		P5			P5		5	1	1	1	0	0	4										
32 Jack Cust, L OBP: 0.362, SLG: 0.273	1B		G4-3					G3		3	2	1	1	2	0	1										
Emil Brown, R OBP: 0.310, SLG: 0.436					G1-3			G6-3		5	2	3	3	0	0	0										
15 Ryan Sweeney, L OBP: 0.333, SLG: 0.400	G3							K		5	2	3	1	0	1	2										
7 Bobby Crosby, R OBP: 0.338, SLG: 0.485			G6-3							4	3	3	5	1	0	0										
6 Travis Buck, L OBP: 0.197, SLG: 0.277			F8		F9					4	0	0	1	0	1	3										
19 Chris Denorfia, R OBP: 0.308, SLG: 0.250										0	0	0	0	0	0	0										
22 Jack Hannahan, L OBP: 0.291, SLG: 0.239			G5-3							4	0	1	1	0	0	3										
Inning Stats	R: 1 H: 2 E: 0 K: 0 S: 13	H: 2 LOB: 2 BB: 1 P: 25	R: 0 H: 0 E: 0 K: 0 S: 9	LOB: 0 BB: 0 P: 13	R: 0 H: 1 E: 0 K: 0 S: 7	LOB: 1 BB: 0 P: 8	R: 0 H: 2 E: 0 K: 0 S: 11	LOB: 2 BB: 0 P: 17	R: 0 H: 0 E: 0 K: 1 S: 9	LOB: 0 BB: 0 P: 13	R: 4 H: 6 E: 0 K: 1 S: 15	LOB: 6 BB: 0 P: 26	R: 0 H: 0 E: 0 K: 1 S: 7	LOB: 0 BB: 0 P: 9	R: 8 H: 4 E: 0 K: 1 S: 17	LOB: 4 BB: 4 P: 42	R: 0 H: 0 E: 0 K: 1 S: 17	LOB: 0 BB: 0 P: 17	1B: 11 2B: 3 3B: 0 HR: 1	SF: 1 SAC: 0 DP: 0 HBP: 0	WP: 1 PB: 0 SB: 0 CS: 0	PA: 44				
PITCHER	IP	WLS	BF	H	R	ER	SO	BB	IBB	HBP	BLK	WP	HR	S	P	ERA	WHIP									
19 Brian Bannister, R ERA: 2.42	(1, 1)	5.0	L	25	5	5	5	1	0	0	0	0	0	8	13	0.00	3.000									
32 Ron Mahay, L ERA: 2.0	(6, 1)	0.2		4	2	0	0	1	0	0	0	0	0	9	12	0.00	0.000									
57 Joel Peralta, R ERA:	(6, 1)	1.1		4	0	0	0	1	0	0	0	0	0	7	26	67.50	7.500									
27 Yasuhiko Yabuta, R ERA: 10.13	(8, 1)	0.2		7	1	5	5	0	4	0	0	0	0	10	16	81.00	9.000									
Hideo Nomo, R ERA: 18.89	(8, 1)	0.1		4	3	3	3	1	0	0	0	0	0	1	10	16	81.00	9.000								

AB	30
R	2
H	4
RBI	1
BB	1
SO	8
LOB	4

AB	38
R	13
H	15
RBI	13
BB	5
SO	4
LOB	16



Batter	1	2	3	4	5	6	7	8	9	AB	R	H	RBI	BB	SO	LOB	TOP																	
9 David DeJesus, L (1, 8) OBP: 0.438, SLG: 0.429										4	0	2	0	0	0	0	Kansas City Royals @ Oakland Athletics McAfee Coliseum, Oakland, CA Sat Apr 19 2008, 4:05 PM EDT Att: 20,390 - Sunny - 57 F																	
2 Joey Gathright, L (8, 8)										0	0	0	0	0	0	0																		
15 Mark Grudzielanek, R (1, 4)										3	0	0	0	1	2	2																		
24 Mark Teahen, L (1, 7)										3	1	0	0	1	1	3																		
16 Billy Butler, R (1, 3)										4	1	1	0	0	1	1																		
11 Jose Guillen, R (1, 9)										4	2	2	3	0	2	0																		
4 Alex Gordon, L (1, 5)										4	0	1	0	0	1	1																		
21 Miguel Olivo, R (1, 10)										4	1	1	1	0	1	2																		
14 John Buck, R (1, 2) Esteban German, R (9, PR)										3	0	1	1	1	1	1																		
1 Tony Pena Jr., R (1, 6) 13 Alberto Callaspo, S (9, PH)										3	0	0	0	0	0	1																		
Inning Stats	R: 3 E: 0 K: 0 S: 11	H: 3 LOB: 0 BB: 0 P: 17	R: 1 E: 0 K: 1 S: 15	H: 1 LOB: 0 BB: 0 P: 26	R: 0 E: 0 K: 1 S: 9	H: 0 LOB: 0 BB: 1 P: 18	R: 0 E: 0 K: 1 S: 10	H: 1 LOB: 1 BB: 0 P: 17	R: 0 E: 0 K: 1 S: 9	H: 0 LOB: 0 BB: 0 P: 15	R: 0 E: 0 K: 1 S: 6	H: 0 LOB: 0 BB: 0 P: 10	R: 0 E: 0 K: 1 S: 7	H: 0 LOB: 0 BB: 1 P: 14	R: 0 E: 0 K: 2 S: 11	H: 0 LOB: 1 BB: 1 P: 18	R: 1 E: 0 K: 1 S: 19	H: 2 LOB: 1 BB: 0 P: 26	1B: 5 2B: 2 3B: 0 HR: 2	SF: 0 SAC: 0 DP: 1 HBP: 0	WP: 0 PB: 0 CS: 0 SB: 1	PA: 36												
PITCHER	IP WLS BF H R ER SO BB IBB HBP BLK WP HR S P ERA WHIP																																	
Greg Smith, L (1, 1) ERA: 3.0	5.0	21	6	4	3	4	1	0	0	0	0	0	0	2	54	93	5.40	1.400																
33 Joey Devine, R (6, 1) ERA:	2.0	W	6	0	0	0	2	1	0	0	0	0	0	0	13	24	0.00	0.500																
Alan Embree, L (8, 1) ERA: 4.66	0.2	H	3	0	0	0	1	0	0	0	0	0	0	8	15	0.00	1.500																	
Huston Street, R (8, 1) ERA: 5.79	1.1	S	6	2	1	1	2	0	0	0	0	0	0	0	22	29	6.75	1.500																

Batter	1	2	3	4	5	6	7	8	9	AB	R	H	RBI	BB	SO	LOB	BOTTOM																	
8 Kurt Suzuki, R (1, 2) OBP: 0.394, SLG: 0.375										5	1	1	1	0	1	7	Kansas City Royals @ Oakland Athletics McAfee Coliseum, Oakland, CA Sat Apr 19 2008, 4:05 PM EDT Att: 20,390 - Sunny - 57 F																	
10 Daric Barton, L (1, 3) OBP: 0.395, SLG: 0.400										5	2	3	1	0	2	0																		
14 Mark Ellis, R (1, 4)										4	1	2	0	1	0	2																		
32 Jack Cust, L (1, 10)										4	0	1	0	1	1	4																		
Emil Brown, R (1, 9) OBP: 0.317, SLG: 0.433										5	1	2	1	0	0	4																		
15 Ryan Sweeney, L (1, 8) OBP: 0.341, SLG: 0.400										5	0	2	2	0	0	4																		
7 Bobby Crosby, R (1, 6) OBP: 0.341, SLG: 0.461										5	0	2	1	0	1	3																		
19 Chris Denorfia, R (1, 7) OBP: 0.323, SLG: 0.310										5	1	2	0	0	1	4																		
22 Jack Hannahan, L (1, 5) OBP: 0.317, SLG: 0.265										3	0	1	0	2	2	3																		
Inning Stats	R: 0 E: 0 K: 3 S: 11	H: 1 LOB: 1 BB: 0 P: 14	R: 0 E: 0 K: 0 S: 12	H: 2 LOB: 3 BB: 1 P: 20	R: 0 E: 0 K: 1 S: 14	H: 1 LOB: 2 BB: 1 P: 24	R: 0 E: 0 K: 1 S: 11	H: 1 LOB: 0 BB: 0 P: 14	R: 3 E: 1 K: 1 S: 15	H: 3 LOB: 3 BB: 2 P: 28	R: 1 E: 0 K: 0 S: 15	H: 3 LOB: 2 BB: 0 P: 25	R: 2 E: 0 K: 1 S: 15	H: 3 LOB: 1 BB: 0 P: 23	R: 0 E: 0 K: 1 S: 18	H: 2 LOB: 2 BB: 0 P: 28		1B: 11 2B: 4 3B: 1 HR: 0	SF: 0 SAC: 0 DP: 0 HBP: 0	WP: 0 PB: 0 CS: 0 SB: 1	PA: 45													
PITCHER	IP WLS BF H R ER SO BB IBB HBP BLK WP HR S P ERA WHIP																																	
23 Zack Greinke, R (1, 1) ERA: 1.24	5.0	28	8	3	2	6	4	0	0	0	0	0	0	0	63	100	3.60	2.400																
Ramon E Ramirez, R (6, 1) ERA: 1.69	1.0	B	6	3	1	1	0	0	0	0	0	0	0	0	15	25	9.00	3.000																
57 Joel Paralta, R (7, 1) ERA: 10.8	0.1	L	3	2	2	2	1	0	0	0	0	0	0	0	8	12	54.00	6.000																
41 Jimmy Gobble, L (7, 1) ERA:	0.2		3	1	0	0	0	0	0	0	0	0	0	7	11	0.00	1.500																	
27 Yasuhiro Yabuta, R (8, 1) ERA: 8.53	1.0		5	2	0	0	1	0	0	0	0	0	0	18	28	0.00	2.000																	

livebaseballscorecards.com

AB 33
R 5
H 8
RBI 5
BB 3
SO 9
LOB 12

livebaseballscorecards.com

AB 41
R 6
H 16
RBI 6
BB 4
SO 8
LOB 31

Batter	1	2	3	4	5	6	7	8	9	AB	R	H	RBI	BB	SO	LOB	TOP										
2 Joey Gathright, L OBP: 0.262, SLG: 0.258	G5-3		G6-3			G4-3		K		4	0	0	0	0	1	2	Kansas City Royals @ Oakland Athletics McAfee Coliseum, Oakland, CA Sun Apr 20 2008, 4:05 PM EDT Att: 18,645 - Sunny - 58 F										
Esteban German, R OBP: 0.167, SLG: 0.091	G6-3		F9			G4-3		K		4	0	0	0	0	1												
24 Mark Teahen, L OBP: 0.370, SLG: 0.400	1B					16 1B		P6		3	0	1	0	1	1												
16 Billy Butler, R OBP: 0.380, SLG: 0.423	K					BB				4	0	1	0	0	2	1											
11 Jose Guillen, R OBP: 0.205, SLG: 0.307		F9				BB				3	0	0	0	1	1	2											
4 Alex Gordon, L OBP: 0.351, SLG: 0.507		BB				P4				3	0	0	0	1	1	1											
21 Miguel Olivo, R OBP: 0.276, SLG: 0.571			G6-4-3			F7		P4		3	0	0	0	0	0	1											
14 John Buck, R OBP: 0.333, SLG: 0.314			BB			P4		K		2	1	0	0	1	1	0											
13 Alberto Callaspo, S OBP: 0.375, SLG: 0.478			BB			G1-3				2	0	1	0	1	0	0											
Inning Stats	R: 0 E: 0 K: 1 S: 14	H: 1 LOB: 1 BB: 0 P: 20	R: 0 E: 0 K: 0 S: 5	H: 0 LOB: 0 BB: 1 P: 10	R: 1 E: 0 K: 0 S: 11	H: 1 LOB: 0 BB: 1 P: 20	R: 0 E: 0 K: 2 S: 7	H: 0 LOB: 1 BB: 1 P: 16	R: 0 E: 0 K: 0 S: 6	H: 0 LOB: 0 BB: 0 P: 9	R: 0 E: 0 K: 0 S: 12	H: 1 LOB: 2 BB: 1 P: 22	R: 0 E: 0 K: 1 S: 7	H: 0 LOB: 0 BB: 0 P: 12	R: 0 E: 0 K: 2 S: 9	H: 0 LOB: 1 BB: 1 P: 17	R: 0 E: 0 K: 2 S: 8	H: 0 LOB: 0 BB: 0 P: 13	1B: 3 2B: 0 3B: 0 HR: 0	SF: 0 SAC: 0 DP: 2 HBP: 0	WP: 0 PB: 0 SB: 0 CS: 0	PA: 33					
PITCHER	IP	WLS	BF	H	R	ER	SO	BB	IBB	HBP	BLK	WP	HR	S	P	ERA	WHIP										
30 Dana Eveland, L ERA: 1.9	5.2	W	22	3	1	1	3	4	0	0	0	0	0	53	95	1.59	1.235										
59 Andrew Brown, R ERA:	2.1		8	0	0	0	3	1	0	0	0	0	0	18	31	0.00	0.429										
44 Santiago Casilla, R ERA:	1.0		3	0	0	0	2	0	0	0	0	0	0	8	13	0.00	0.000										

Batter	1	2	3	4	5	6	7	8	9	AB	R	H	RBI	BB	SO	LOB	BOTTOM										
14 Mark Ellis, R OBP: 0.323, SLG: 0.415	G6-3		G1-3			FC6-4		F8		5	0	1	1	0	0	4	Kansas City Royals @ Oakland Athletics McAfee Coliseum, Oakland, CA Sun Apr 20 2008, 4:05 PM EDT Att: 18,645 - Sunny - 58 F										
10 Daric Barton, L OBP: 0.385, SLG: 0.387	F7		G4-3			K		K		5	0	1	0	0	2	1											
Emil Brown, R OBP: 0.309, SLG: 0.415	G6-3					1B				5	1	1	0	0	0	2											
32 Jack Cust, L OBP: 0.368, SLG: 0.255			BB			BB		P6		3	1	0	0	2	2												
7 Bobby Crosby, R OBP: 0.368, SLG: 0.475			BB			BB		BB		4	1	3	1	1	1	0											
15 Ryan Sweeney, L OBP: 0.348, SLG: 0.409	G4-3					BB		K		4	1	1	0	1	2	6											
19 Chris Denorria, R OBP: 0.333, SLG: 0.303	K					BB		K		4	1	1	1	1	3	6											
Rob Bowen, S OBP: 0.333, SLG: 0.333	K					BB		K		4	1	2	2	0	2	2											
22 Jack Hannahan, L OBP: 0.344, SLG: 0.294	F7					BB		BB		2	1	1	2	2	0	0											
Inning Stats	R: 0 E: 0 K: 0 S: 7	H: 0 LOB: 0 BB: 0 P: 14	R: 0 E: 0 K: 2 S: 13	H: 1 LOB: 2 BB: 1 P: 21	R: 0 E: 0 K: 0 S: 5	H: 0 LOB: 0 BB: 0 P: 8	R: 5 E: 0 K: 1 S: 22	H: 6 LOB: 2 BB: 1 P: 32	R: 1 E: 0 K: 2 S: 16	H: 2 LOB: 3 BB: 2 P: 32	R: 1 E: 0 K: 3 S: 14	H: 2 LOB: 2 BB: 1 P: 26	R: 0 E: 0 K: 2 S: 10	H: 0 LOB: 1 BB: 1 P: 18	R: 0 E: 1 K: 2 S: 13	H: 0 LOB: 2 BB: 1 P: 21	1B: 9 2B: 2 3B: 0 HR: 0	SF: 0 SAC: 0 DP: 0 HBP: 0	WP: 2 PB: 0 SB: 1 CS: 0	PA: 43							
PITCHER	IP	WLS	BF	H	R	ER	SO	BB	IBB	HBP	BLK	WP	HR	S	P	ERA	WHIP										
44 Luke Hochevar, R ERA: 11.57	4.2	L	26	6	6	6	5	3	0	0	0	0	0	58	96	11.57	2.571										
32 Ron Mahay, L ERA: 2.7	1.0		7	2	1	1	2	2	0	0	0	0	0	15	31	9.00	4.000										
Ramon E Ramirez, R ERA: 1.35	1.1		5	0	0	0	3	1	0	0	0	0	0	14	24	0.00	0.750										
46 Juan Carlos Oviedo, R ERA:	1.0		5	0	0	0	2	1	0	0	0	2	0	13	21	0.00	1.000										



Batter	1	2	3	4	5	6	7	8	9	AB	R	H	RBI	BB	SO	LOB	TOP					
24 Grady Sizemore, L OBP: 0.366, SLG: 0.346										5	1	1	1	1	1	3						
20 David Dellucci, L OBP: 0.396, SLG: 0.500 12 Ben Francisco, R OBP: 0.345, SLG: 0.423										5	1	2	2	0	1	3						
48 Travis Hafner, L OBP: 0.302, SLG: 0.373										5	0	0	1	0	2	0						
41 Victor Martinez, S OBP: 0.357, SLG: 0.400 10 Kelly Shoppach, R OBP: 0.345, SLG: 0.423										5	1	1	0	0	0	1						
25 Ryan Garko, R OBP: 0.422, SLG: 0.456										4	2	1	0	1	2	1						
2 Jhonny Peralta, R OBP: 0.307, SLG: 0.471 11 Jamey Carroll, R OBP: 0.500, SLG: 0.368										4	2	3	1	0	0	0						
13 Asdrubal Cabrera, S OBP: 0.269, SLG: 0.267										3	2	1	1	0	1	3						
Franklin Gutierrez, R OBP: 0.290, SLG: 0.359										5	3	3	3	0	0	2						
Casey Blake, R OBP: 0.313, SLG: 0.417 Andy Marte, R OBP: 0.250, SLG: 0.143										4	2	4	6	0	0	0						
Inning Stats	R: 0 H: 0 E: 0 K: 1 S: 12	H: 0 LOB: 0 BB: 0 P: 19	R: 1 H: 2 E: 0 K: 0 S: 12	H: 2 LOB: 1 BB: 0 P: 18	R: 2 H: 2 E: 0 K: 1 S: 13	H: 2 LOB: 1 BB: 1 P: 24	R: 5 H: 5 E: 0 K: 0 S: 21	H: 5 LOB: 0 BB: 0 P: 32	R: 2 H: 2 E: 1 K: 1 S: 18	H: 2 LOB: 2 BB: 0 P: 22	R: 0 H: 0 E: 0 K: 2 S: 11	H: 0 LOB: 0 BB: 0 P: 12	R: 2 H: 3 E: 0 K: 0 S: 19	H: 3 LOB: 1 BB: 0 P: 26	R: 3 H: 3 E: 0 K: 2 S: 26	H: 3 LOB: 2 BB: 2 P: 46	R: 0 H: 0 E: 0 K: 1 S: 7	H: 0 LOB: 0 BB: 0 P: 12	1B: 8 2B: 6 3B: 0 HR: 3	SF: 2 SAC: 0 DP: 0 HBP: 1	WP: 0 PB: 0 CS: 0	PA: 49
PITCHER	IP WLS BF H R ER SO BB IBB HBP BLK WP HR S P ERA WHIP																					
55 Gil Meche, R ERA: 8.0	3.1 L 20 9 8 8 2 1 0 0 0 0 0 2 53 83 21.60 3.000																					
57 Joel Peralta, R ERA: 4.15	2.2 12 2 2 0 3 0 0 1 0 0 0 0 34 44 0.00 0.750																					
27 Yasuhiko Yabuta, R ERA: 9.82	1.0 6 3 2 2 0 0 0 0 0 0 1 19 26 18.00 3.000																					
41 Jimmy Gobble, L ERA: 6.23	0.2 7 3 3 3 2 2 0 0 0 0 0 0 25 45 40.50 7.500																					
Ramon E Ramirez, R ERA: 1.13	1.1 4 0 0 0 1 0 0 0 0 0 0 0 8 13 0.00 0.000																					

Cleveland Indians @ Kansas City Royals
Kauffman Stadium, Kansas City, MO
Tue Apr 22 2008, 7:10 PM CDT
Att: 16,165 - Partly Cloudy - 69 F

AB 43
R 15
H 17
RBI 15
BB 3
SO 8
LOB 13



Batter	1	2	3	4	5	6	7	8	9	AB	R	H	RBI	BB	SO	LOB	BOTTOM					
9 David DeJesus, L OBP: 0.421, SLG: 0.412 2 Joey Gathright, L OBP: 0.258, SLG: 0.254										3	0	1	0	0	1	1						
15 Mark Grutznig, R OBP: 0.357, SLG: 0.302 Esteban German, R OBP: 0.154, SLG: 0.083										3	0	1	0	0	0	1						
24 Mark Teahen, L OBP: 0.365, SLG: 0.392										4	0	1	1	0	3	1						
16 Billy Butler, R OBP: 0.386, SLG: 0.419										3	0	1	0	1	0	1						
11 Jose Guillen, R OBP: 0.195, SLG: 0.291										4	0	0	0	0	4	3						
4 Alex Gordon, L OBP: 0.358, SLG: 0.500										3	0	1	0	1	1	0						
Ross Gload, L OBP: 0.361, SLG: 0.309										3	0	0	0	1	1	2						
14 John Buck, R OBP: 0.328, SLG: 0.296										3	0	0	0	1	1	3						
1 Tony Pena Jr., R OBP: 0.145, SLG: 0.151										3	1	1	0	0	2	2						
Inning Stats	R: 0 H: 2 E: 0 K: 3 S: 14	H: 1 LOB: 2 BB: 0 P: 20	R: 0 H: 1 E: 0 K: 3 S: 14	H: 1 LOB: 0 BB: 0 P: 23	R: 0 H: 1 E: 0 K: 1 S: 9	H: 0 LOB: 0 BB: 0 P: 13	R: 0 H: 0 E: 0 K: 1 S: 7	H: 0 LOB: 0 BB: 0 P: 10	R: 0 H: 0 E: 0 K: 1 S: 10	H: 0 LOB: 1 BB: 1 P: 16	R: 0 H: 0 E: 0 K: 2 S: 14	H: 0 LOB: 1 BB: 1 P: 20	R: 0 H: 0 E: 0 K: 0 S: 3	H: 0 LOB: 0 BB: 1 P: 8	R: 1 H: 2 E: 0 K: 0 S: 13	H: 2 LOB: 1 BB: 0 P: 16	R: 0 H: 0 E: 0 K: 2 S: 7	H: 0 LOB: 1 BB: 1 P: 14	1B: 6 2B: 0 3B: 0 HR: 0	SF: 0 SAC: 0 DP: 2 HBP: 0	WP: 0 PB: 0 CS: 0	PA: 35
PITCHER	IP WLS BF H R ER SO BB IBB HBP BLK WP HR S P ERA WHIP																					
CC Sabathia, L ERA: 10.13	6.0 W 23 4 0 0 0 2 0 0 0 0 0 0 68 102 0.00 1.000																					
Jorge Julio, R ERA: 4.5	1.0 3 0 0 0 0 1 0 0 0 0 0 0 3 8 0.00 1.000																					
50 Jensen Lewis, R ERA: 5.06	1.0 5 2 1 1 0 0 0 0 0 0 0 0 13 16 9.00 2.000																					
63 Rafael Betancourt, R ERA: 4.0	1.0 4 0 0 0 2 1 0 0 0 0 0 0 7 14 0.00 1.000																					

Cleveland Indians @ Kansas City Royals
Kauffman Stadium, Kansas City, MO
Tue Apr 22 2008, 7:10 PM CDT
Att: 16,165 - Partly Cloudy - 69 F

AB 31
R 1
H 6
RBI 1
BB 4
SO 13
LOB 16



Batter	1	2	3	4	5	6	7	8	9	AB	R	H	RBI	BB	SO	LOB	TOP					
24 Grady Sizemore, L (1, 8) OBP: 0.388, SLG: 0.410	G1-3						E1			5	1	4	2	0	0	0	Cleveland Indians @ Kansas City Royals Kauffman Stadium, Kansas City, MO Thu Apr 24 2008, 5:10 PM CDT Overcast - 72 F					
11 Jamey Carroll, R (1, 4) OBP: 0.455, SLG: 0.304		G5-3				G6-3				4	1	0	0	1	1	5						
48 Travis Hafner, L (1, 10) OBP: 0.297, SLG: 0.363	G3					G4-3				5	1	1	0	0	1	1						
41 Victor Martinez, S (1, 2) OBP: 0.377, SLG: 0.433						G4-3				5	1	3	1	0	0	0						
25 Ryan Garko, R (1, 3) OBP: 0.398, SLG: 0.425	G4-3					G6-3				5	1	0	1	0	1	3						
13 Asdrubal Cabrera, S (1, 6) OBP: 0.276, SLG: 0.266										4	0	1	0	1	1	2						
12 Ben Francisco, R (1, 9) Franklin Gutierrez, R (9, 9) OBP: 0.290, SLG: 0.359										5	2	2	1	0	0	2						
Jason Michaels, R (1, 7) OBP: 0.231, SLG: 0.200										0	0	0	0	0	0	0						
Casey Blake, R (1, 5) OBP: 0.324, SLG: 0.422										5	1	2	2	0	1	1						
										4	1	2	2	0	0	1						
Inning Stats	R: 1 E: 0 K: 0 S: 18	H: 1 LOB: 1 BB: 1 P: 28	R: 2 E: 0 K: 0 S: 18	H: 3 LOB: 1 BB: 1 P: 30	R: 4 E: 0 K: 2 S: 20	H: 5 LOB: 0 BB: 0 P: 31	R: 0 E: 0 K: 0 S: 12	H: 2 LOB: 2 BB: 0 P: 19	R: 1 E: 0 K: 0 S: 12	H: 1 LOB: 0 BB: 0 P: 23	R: 0 E: 0 K: 1 S: 7	H: 0 LOB: 0 BB: 0 P: 11	R: 1 E: 0 K: 0 S: 13	H: 3 LOB: 2 BB: 0 P: 19	R: 0 E: 0 K: 1 S: 5	H: 0 LOB: 0 BB: 0 P: 8	R: 0 E: 0 K: 1 S: 8	H: 0 LOB: 0 BB: 0 P: 14	1B: 11 HR: 1	SF: 0 2B: 3 3B: 0 HR: 0	WP: 0 PB: 0 SB: 1 CS: 0	PA: 44
PITCHER	IP WLS BF H R ER SO BB IBB HBP BLK WP HR S P ERA WHIP																					
Brett Tomko, R (1, 1) ERA: 5.25	4.0 L 25 11 7 6 2 2 0 0 0 0 0 68 108 13.50 3.250																					
27 Yasuhiro Yabuta, R (5, 1) ERA: 9.0	2.2 12 4 2 2 1 0 0 0 0 0 1 29 50 6.75 1.500																					
Ramon E Ramirez, R (7, 1) ERA: 0.87	2.1 7 0 0 0 2 0 0 0 0 0 0 16 25 0.00 0.000																					

Batter	1	2	3	4	5	6	7	8	9	AB	R	H	RBI	BB	SO	LOB	BOTTOM					
2 Joey Gathright, L (1, 8) OBP: 0.268, SLG: 0.265										5	1	2	0	0	0	2	Cleveland Indians @ Kansas City Royals Kauffman Stadium, Kansas City, MO Thu Apr 24 2008, 5:10 PM CDT Overcast - 72 F					
9 David DeJesus, L (1, 7) OBP: 0.458, SLG: 0.571										4	2	2	1	1	0	1						
24 Mark Teahen, L (1, 9) OBP: 0.356, SLG: 0.392										5	1	1	0	0	1	2						
16 Billy Butler, R (1, 10) OBP: 0.375, SLG: 0.405										5	0	1	2	0	0	1						
4 Alex Gordon, L (1, 5) OBP: 0.384, SLG: 0.506										3	1	2	1	2	0	2						
21 Miguel Olivo, R (1, 2) OBP: 0.353, SLG: 0.688										4	1	3	2	1	1	1						
Ross Gload, L (1, 3) OBP: 0.348, SLG: 0.300										5	0	1	0	0	0	6						
13 Alberto Callaspo, S (1, 4) OBP: 0.393, SLG: 0.462										3	0	1	0	1	0	0						
1 Tony Pena Jr., R (1, 6) OBP: 0.155, SLG: 0.161										3	0	1	0	0	0	0						
11 Jose Guillen, R (7, PH) Esteban German, R (8, 4) OBP: 0.154, SLG: 0.083										1	0	0	0	0	0	2						
										0	0	0	0	0	0	0						
Inning Stats	R: 1 E: 0 K: 0 S: 14	H: 2 LOB: 1 BB: 1 P: 22	R: 0 E: 0 K: 0 S: 5	H: 2 LOB: 2 BB: 1 P: 11	R: 1 E: 0 K: 1 S: 16	H: 1 LOB: 2 BB: 2 P: 28	R: 0 E: 0 K: 0 S: 6	H: 0 LOB: 0 BB: 0 P: 8	R: 2 E: 0 K: 0 S: 18	H: 4 LOB: 1 BB: 0 P: 29	R: 0 E: 0 K: 0 S: 8	H: 1 LOB: 1 BB: 0 P: 15	R: 2 E: 0 K: 0 S: 17	H: 3 LOB: 2 BB: 1 P: 25	R: 0 E: 0 K: 0 S: 8	H: 0 LOB: 0 BB: 0 P: 14	R: 0 E: 0 K: 1 S: 12	H: 1 LOB: 1 BB: 0 P: 19	1B: 11 HR: 2	SF: 0 2B: 1 3B: 0 HR: 0	WP: 0 PB: 0 SB: 0 CS: 0	PA: 43
PITCHER	IP WLS BF H R ER SO BB IBB HBP BLK WP HR S P ERA WHIP																					
55 Roberto Hernandez, R (1, 1) ERA: 2.89	5.0 W 25 9 4 4 4 1 4 0 0 0 0 0 7 12 0.00 1.500																					
50 Jensen Lewis, R (6, 1) ERA: 4.76	0.2 3 1 0 0 0 0 0 0 0 0 0 0 7 12 0.00 1.500																					
53 Rafael Perez, L (6, 1) ERA: 0.52	1.0 7 3 2 2 0 1 0 0 0 0 0 1 16 26 18.00 4.000																					
30 Masa Kobayashi, R (7, 1) ERA: 2.16	1.1 H 4 0 0 0 0 0 0 0 0 0 0 10 16 0.00 4.000																					
63 Rafael Betancourt, R (9, 1) ERA: 3.6	1.0 S 4 1 0 0 1 0 0 0 0 0 0 12 19 0.00 1.000																					

AB 42
R 9
H 15
RBI 9
BB 2
SO 5
LOB 15



AB 38
R 6
H 14
RBI 6
BB 5
SO 2
LOB 17



Batter	1	2	3	4	5	6	7	8	9	AB	R	H	RBI	BB	SO	LOB	TOP											
24 Grady Sizemore, L OBP: 0.373, SLG: 0.391										4	0	0	0	0	2	1	Cleveland Indians @ Kansas City Royals Kauffman Stadium, Kansas City, MO Thu Apr 24 2008, 5:15 PM CDT Att: 11,637 - Cloudy - 71 F											
20 David Dellucci, L OBP: 0.385, SLG: 0.545										4	1	1	1	0	1	1												
48 Travis Hafner, L OBP: 0.305, SLG: 0.381										4	1	2	0	0	1	0												
25 Ryan Garko, R OBP: 0.380, SLG: 0.403										4	0	0	0	0	0	2												
2 Jhonny Peralta, R OBP: 0.291, SLG: 0.446										4	0	0	0	0	1	1												
13 Asdrúbal Cabrera, S OBP: 0.280, SLG: 0.284										3	0	1	1	0	1	0												
Franklin Gutierrez, R OBP: 0.278, SLG: 0.343										3	0	0	0	0	0	1												
10 Kelly Shoppach, R OBP: 0.344, SLG: 0.414										3	0	1	0	0	0	0												
Andy Marte, R OBP: 0.200, SLG: 0.111										2	0	0	0	0	0	0												
Inning Stats	R: 0 H: 1 E: 0 K: 1 S: 10	H: 1 LOB: 1 BB: 0 P: 12	R: 0 H: 0 E: 0 K: 1 S: 7	H: 0 LOB: 0 BB: 0 P: 9	R: 0 H: 0 E: 0 K: 1 S: 9	H: 0 LOB: 0 BB: 0 P: 16	R: 0 H: 0 E: 0 K: 1 S: 9	H: 0 LOB: 0 BB: 0 P: 13	R: 0 H: 0 E: 0 K: 1 S: 7	H: 0 LOB: 0 BB: 0 P: 16	R: 2 H: 3 E: 0 K: 0 S: 9	H: 3 LOB: 1 BB: 0 P: 15	R: 0 H: 1 E: 0 K: 1 S: 8	H: 1 LOB: 1 BB: 0 P: 13	R: 0 H: 0 E: 0 K: 1 S: 7	H: 0 LOB: 0 BB: 0 P: 9		1B: 2 2B: 2 3B: 0 HR: 1	SF: 0 SAC: 1 DP: 0 HBP: 0	WP: 0 PB: 0 CS: 0	PA: 32							
PITCHER	IP	WLS	BF	H	R	ER	SO	BB	IBB	HBP	BLK	WP	HR	S	P	ERA	WHIP											
19 Brian Bannister, R ERA: 2.48	(1, 1)	6.2	L	24	4	2	2	4	0	0	0	0	0	1	59	87	2.70	0.600										
46 Juan Carlos Oviedo, R ERA:	(7, 1)	1.1		5	1	0	0	1	0	0	0	0	0	0	10	16	0.00	0.750										
48 Joakim Soria, R ERA:	(9, 1)	1.0		3	0	0	0	1	0	0	0	0	0	7	9	0.00	0.000											

Batter	1	2	3	4	5	6	7	8	9	AB	R	H	RBI	BB	SO	LOB	BOTTOM										
9 David DeJesus, L OBP: 0.429, SLG: 0.520										4	0	1	0	0	0	0	Cleveland Indians @ Kansas City Royals Kauffman Stadium, Kansas City, MO Thu Apr 24 2008, 5:15 PM CDT Att: 11,637 - Cloudy - 71 F										
Esteban German, R OBP: 0.118, SLG: 0.063										4	0	0	0	0	2	1											
24 Mark Teahen, L OBP: 0.344, SLG: 0.378										3	0	0	0	0	1	0											
11 Jose Guillen, R OBP: 0.209, SLG: 0.313										3	0	2	0	0	0	0											
16 Billy Butler, R OBP: 0.363, SLG: 0.390										3	0	0	0	0	1	2											
4 Alex Gordon, L OBP: 0.371, SLG: 0.488										3	0	0	0	0	1	1											
21 Miguel Olivo, R OBP: 0.324, SLG: 0.629										3	0	0	0	0	2	1											
14 John Buck, R OBP: 0.313, SLG: 0.281										3	0	0	0	0	0	0											
1 Tony Pena Jr., R OBP: 0.148, SLG: 0.153										3	0	0	0	0	2	0											
Inning Stats	R: 0 H: 0 E: 0 K: 2 S: 9	H: 1 LOB: 0 BB: 0 P: 15	R: 0 H: 0 E: 0 K: 0 S: 7	H: 0 LOB: 0 BB: 0 P: 12	R: 0 H: 0 E: 0 K: 2 S: 12	H: 0 LOB: 0 BB: 0 P: 17	R: 0 H: 0 E: 0 K: 1 S: 7	H: 0 LOB: 0 BB: 0 P: 7	R: 0 H: 0 E: 0 K: 3 S: 13	H: 1 LOB: 1 BB: 0 P: 18	R: 0 H: 0 E: 0 K: 0 S: 9	H: 0 LOB: 0 BB: 0 P: 13	R: 0 H: 0 E: 0 K: 0 S: 10	H: 0 LOB: 0 BB: 0 P: 13	R: 0 H: 0 E: 0 K: 0 S: 5	H: 0 LOB: 0 BB: 0 P: 9		R: 0 H: 1 E: 0 K: 1 S: 14	H: 1 LOB: 1 BB: 0 P: 16	1B: 2 2B: 1 3B: 0 HR: 0	SF: 0 SAC: 0 DP: 1 HBP: 0	WP: 0 PB: 1 CS: 0	PA: 29				
PITCHER	IP	WLS	BF	H	R	ER	SO	BB	IBB	HBP	BLK	WP	HR	S	P	ERA	WHIP										
31 Cliff Lee, L ERA: 0.28	(1, 1)	9.0	W	29	3	0	0	9	0	0	0	0	0	86	120	0.00	0.333										

AB	31
R	2
H	5
RBI	2
BB	0
SO	6
LOB	6



Batter	1	2	3	4	5	6	7	8	9	AB	R	H	RBI	BB	SO	LOB	TOP																	
11 David Eckstein, R OBP: 0.330, SLG: 0.315										5	0	1	0	0	1	0																		
2 Aaron Hill, R OBP: 0.343, SLG: 0.430										4	1	1	0	0	0	1																		
15 Alex Rios, R OBP: 0.396, SLG: 0.439										4	1	2	0	0	0	1																		
10 Vernon Wells, R OBP: 0.346, SLG: 0.436										4	0	0	1	0	0	3																		
Matt Stairs, L OBP: 0.354, SLG: 0.483										3	1	1	0	0	1	1																		
33 Scott Rolen, R OBP: 0.500, SLG: 0.667										3	0	1	2	1	0	1																		
35 Lyle Overbay, L OBP: 0.402, SLG: 0.377										4	1	2	1	0	0	2																		
23 Shannon Stewart, R OBP: 0.323, SLG: 0.269										4	0	0	0	0	1	2																		
20 Rod Barajas, R OBP: 0.250, SLG: 0.333										3	0	0	0	0	1	2																		
9 Gregg Zaun, S OBP: 0.356, SLG: 0.359										1	0	0	0	0	0	0																		
Inning Stats	R: 0 E: 0 K: 0 S: 14	H: 1 LOB: 1 BB: 0 P: 20	R: 0 E: 0 K: 2 S: 12	H: 1 LOB: 2 BB: 1 P: 21	R: 0 E: 0 K: 0 S: 7	H: 0 LOB: 0 BB: 0 P: 9	R: 0 E: 0 K: 0 S: 8	H: 1 LOB: 1 BB: 0 P: 10	R: 0 E: 0 K: 1 S: 7	H: 0 LOB: 0 BB: 0 P: 11	R: 0 E: 0 K: 0 S: 6	H: 1 LOB: 1 BB: 0 P: 9	R: 1 E: 0 K: 1 S: 9	H: 1 LOB: 0 BB: 0 P: 13	R: 3 E: 0 K: 0 S: 15	H: 3 LOB: 1 BB: 0 P: 23	R: 0 E: 0 K: 0 S: 8	H: 0 LOB: 0 BB: 0 P: 12	1B: 5 2B: 2 3B: 0 HR: 1	SF: 0 SAC: 0 DP: 0 HBP: 1	WP: 0 PB: 0 SB: 0 CS: 0	PA: 37												
PITCHER	IP WLS BF H R ER SO BB IBB HBP BLK WP HR S P ERA WHIP																																	
23 Zack Greinke, R ERA: 1.25	7.0		27	5	1	1	4	1	0	0	0	0	0	1	63	93	1.29	0.857																
46 Juan Carlos Oviedo, R ERA: 2.7	1.0	W	7	3	3	3	0	0	0	1	0	0	0	0	15	23	27.00	3.000																
48 Joaquin Soria, R ERA:	1.0		3	0	0	0	0	0	0	0	0	0	0	0	8	12	0.00	0.000																

Toronto Blue Jays @ Kansas City Royals
Kauffman Stadium, Kansas City, MO

AB 35
R 4
H 8
RBI 4
BB 1
SO 4
LOB 13



WP: 0 PA: 37
PB: 0
SB: 0
CS: 0

Toronto Blue Jays @ Kansas City Royals
Kauffman Stadium, Kansas City, MO

AB 35
R 8
H 11
RBI 8
BB 4
SO 7
LOB 15



WP: 1 PA: 40
PB: 0
SB: 0
CS: 0

Batter	1	2	3	4	5	6	7	8	9	AB	R	H	RBI	BB	SO	LOB	BOTTOM																	
9 David DeJesus, L OBP: 0.455, SLG: 0.517										4	0	2	3	1	1	1																		
13 Alberto Callaspo, S OBP: 0.394, SLG: 0.433										4	0	1	1	1	1	3																		
4 Alex Gordon, L OBP: 0.362, SLG: 0.471										5	0	1	0	0	2	5																		
11 Jose Guillen, R OBP: 0.209, SLG: 0.307										5	1	1	0	0	2	4																		
2 Jose Gathright, L OBP: 0.286, SLG: 0.265										0	0	0	0	0	0	0																		
24 Mark Teahen, L OBP: 0.351, SLG: 0.376										3	1	1	0	1	0	0																		
16 Billy Butler, R OBP: 0.358, SLG: 0.384										4	0	1	1	0	0	1																		
Esteban German, R OBP: 0.118, SLG: 0.063										0	1	0	0	0	0	0																		
Ross Gload, L OBP: 0.343, SLG: 0.313										4	2	1	1	0	1	1																		
14 John Buck, R OBP: 0.324, SLG: 0.328										4	2	2	2	0	0	0																		
1 Tony Pena Jr., R OBP: 0.172, SLG: 0.164										2	1	1	0	1	0	0																		
Inning Stats	R: 0 E: 0 K: 1 S: 9	H: 1 LOB: 1 BB: 0 P: 13	R: 0 E: 0 K: 0 S: 5	H: 0 LOB: 0 BB: 0 P: 5	R: 0 E: 0 K: 1 S: 9	H: 0 LOB: 1 BB: 1 P: 17	R: 0 E: 0 K: 2 S: 10	H: 1 LOB: 1 BB: 0 P: 15	R: 1 E: 0 K: 1 S: 8	H: 2 LOB: 2 BB: 1 P: 15	R: 0 E: 0 K: 0 S: 4	H: 0 LOB: 0 BB: 0 P: 7	R: 1 E: 1 K: 1 S: 13	H: 2 LOB: 1 BB: 0 P: 18	R: 6 E: 2 K: 1 S: 29	H: 5 LOB: 3 BB: 2 P: 43	R: 0 E: 0 K: 1 S: 8	H: 0 LOB: 0 BB: 0 P: 12	1B: 8 2B: 3 3B: 0 HR: 0	SF: 0 SAC: 1 DP: 0 HBP: 0	WP: 1 PB: 0 SB: 0 CS: 0	PA: 40												
PITCHER	IP WLS BF H R ER SO BB IBB HBP BLK WP HR S P ERA WHIP																																	
A.J. Burnett, R ERA: 6.07	7.1	L	33	8	5	4	6	3	0	0	2	0	0	0	65	102	4.91	1.500																
37 Scott Downs, L ERA: 3.27	0.0	B	5	3	3	2	0	0	1	0	0	0	0	14	20	∞	∞																	
54 Jason Frasor, R ERA: 3.24	0.2		2	0	0	0	1	0	0	0	0	0	0	8	11	0.00	0.000																	

Toronto Blue Jays @ Kansas City Royals
Kauffman Stadium, Kansas City, MO

AB 35
R 8
H 11
RBI 8
BB 4
SO 7
LOB 15



WP: 1 PA: 40
PB: 0
SB: 0
CS: 0

Batter	1	2	3	4	5	6	7	8	9	AB	R	H	RBI	BB	SO	LOB	TOP	
11 David Eckstein, R OBP: 0.343, SLG: 0.330										5	0	3	0	0	1	1	Toronto Blue Jays @ Kansas City Royals Kauffman Stadium, Kansas City, MO Sat Apr 26 2008, 6:10 PM CDT Att: 24,078 - Partly Cloudy - 60 F	
2 Aaron Hill, R OBP: 0.327, SLG: 0.408										5	0	0	0	0	1	5		
15 Alex Rios, R OBP: 0.396, SLG: 0.430										4	0	1	1	1	0	3		
10 Vernon Wells, R OBP: 0.333, SLG: 0.418										4	0	0	0	0	1	5		
Matt Stairs, L OBP: 0.362, SLG: 0.484										4	0	2	0	0	0	0		
6 John McDonald, R OBP: 0.294, SLG: 0.143										0	0	0	0	0	0	0		
33 Scott Rolen, R OBP: 0.500, SLG: 0.667										3	0	1	0	1	1	3		
35 Lyle Overbay, L OBP: 0.406, SLG: 0.387										2	0	0	0	2	0	1		
26 Adam Lind, L										4	0	0	0	0	0	6		
9 Gregg Zaun, S OBP: 0.364, SLG: 0.373										3	1	1	0	1	0	2		
Inning Stats	R: 0 H: 1 E: 0 K: 2 S: 12	H: 1 LOB: 1 BB: 0 P: 17	R: 0 H: 0 E: 0 K: 0 S: 6	H: 0 LOB: 2 BB: 2 P: 17	R: 0 H: 1 E: 0 K: 0 S: 10	H: 1 LOB: 1 BB: 0 P: 14	R: 1 H: 2 E: 1 K: 1 S: 18	H: 2 LOB: 1 BB: 0 P: 26	R: 0 H: 1 E: 0 K: 0 S: 6	H: 1 LOB: 3 BB: 2 P: 23	R: 0 H: 1 E: 0 K: 0 S: 8	H: 1 LOB: 1 BB: 0 P: 14	1B: 6 2B: 2 3B: 0 HR: 0	SF: 0 SAC: 0 DP: 2 HBP: 0	WP: 0 PB: 0 SB: 3 CS: 0	PA: 39		
PITCHER	IP WLS BF H R ER SO BB IBB HBP BLK WP HR S P ERA WHIP	IP WLS BF H R ER SO BB IBB HBP BLK WP HR S P ERA WHIP	IP WLS BF H R ER SO BB IBB HBP BLK WP HR S P ERA WHIP	IP WLS BF H R ER SO BB IBB HBP BLK WP HR S P ERA WHIP	IP WLS BF H R ER SO BB IBB HBP BLK WP HR S P ERA WHIP	IP WLS BF H R ER SO BB IBB HBP BLK WP HR S P ERA WHIP	IP WLS BF H R ER SO BB IBB HBP BLK WP HR S P ERA WHIP	IP WLS BF H R ER SO BB IBB HBP BLK WP HR S P ERA WHIP	IP WLS BF H R ER SO BB IBB HBP BLK WP HR S P ERA WHIP	IP WLS BF H R ER SO BB IBB HBP BLK WP HR S P ERA WHIP	IP WLS BF H R ER SO BB IBB HBP BLK WP HR S P ERA WHIP	IP WLS BF H R ER SO BB IBB HBP BLK WP HR S P ERA WHIP	IP WLS BF H R ER SO BB IBB HBP BLK WP HR S P ERA WHIP	IP WLS BF H R ER SO BB IBB HBP BLK WP HR S P ERA WHIP	IP WLS BF H R ER SO BB IBB HBP BLK WP HR S P ERA WHIP	IP WLS BF H R ER SO BB IBB HBP BLK WP HR S P ERA WHIP	IP WLS BF H R ER SO BB IBB HBP BLK WP HR S P ERA WHIP	
44 Luke Hochevar, R ERA: 5.91	6.0	W 25	6	1	1	3	2	0	0	0	0	0	0	63	99	1.50	1.333	
32 Ron Mahay, L ERA: 2.45	1.0	H 4	0	0	0	0	1	0	0	0	0	0	0	10	18	0.00	1.000	
46 Juan Carlos Oviedo, R ERA: 2.61	0.1	H 3	1	0	0	0	1	0	0	0	0	0	0	3	8	0.00	6.000	
Ramon E Ramirez, R ERA: 0.82	0.2	H 3	0	0	0	1	1	0	0	0	0	0	0	8	15	0.00	1.500	
48 Joakim Soria, R ERA:	1.0	S 4	1	0	0	0	0	0	0	0	0	0	0	8	14	0.00	1.000	
Batter	1	2	3	4	5	6	7	8	9	AB	R	H	RBI	BB	SO	LOB	BOTTOM	
9 David DeJesus, L OBP: 0.405, SLG: 0.455										4	0	0	0	0	2	1	Toronto Blue Jays @ Kansas City Royals Kauffman Stadium, Kansas City, MO Sat Apr 26 2008, 6:10 PM CDT Att: 24,078 - Partly Cloudy - 60 F	
13 Alberto Callaspo, S OBP: 0.405, SLG: 0.424										3	0	1	0	1	1	0		
Esteban German, R OBP: 0.118, SLG: 0.083										0	0	0	0	0	0	0		
4 Alex Gordon, L OBP: 0.367, SLG: 0.461										2	0	0	0	2	1	1		
11 Jose Guillen, R OBP: 0.211, SLG: 0.337										4	1	1	1	0	0	5		
24 Mark Teahen, L OBP: 0.347, SLG: 0.382										4	1	1	0	0	0	1		
16 Billy Butler, R OBP: 0.347, SLG: 0.371										3	0	0	0	0	0	1		
Ross Gload, L OBP: 0.342, SLG: 0.313										3	0	1	1	0	1	0		
14 John Buck, R OBP: 0.311, SLG: 0.313										3	0	0	0	0	0	1		
1 Tony Pena Jr., R OBP: 0.179, SLG: 0.203										3	0	1	0	0	0	1		
Inning Stats	R: 0 H: 0 E: 0 K: 2 S: 16	H: 0 LOB: 0 BB: 0 P: 26	R: 0 H: 1 E: 0 K: 0 S: 14	H: 1 LOB: 3 BB: 2 P: 27	R: 1 H: 2 E: 0 K: 0 S: 10	H: 2 LOB: 1 BB: 0 P: 13	R: 0 H: 0 E: 0 K: 0 S: 6	H: 0 LOB: 0 BB: 0 P: 8	R: 1 H: 1 E: 0 K: 0 S: 10	H: 1 LOB: 0 BB: 0 P: 14	R: 0 H: 0 E: 0 K: 1 S: 6	H: 0 LOB: 0 BB: 0 P: 9	R: 0 H: 1 E: 0 K: 1 S: 8	H: 1 LOB: 1 BB: 0 P: 14	1B: 2 2B: 1 3B: 1 HR: 1	SF: 0 SAC: 0 DP: 0 HBP: 0	WP: 0 PB: 0 SB: 0 CS: 0	PA: 32
PITCHER	IP WLS BF H R ER SO BB IBB HBP BLK WP HR S P ERA WHIP	IP WLS BF H R ER SO BB IBB HBP BLK WP HR S P ERA WHIP	IP WLS BF H R ER SO BB IBB HBP BLK WP HR S P ERA WHIP	IP WLS BF H R ER SO BB IBB HBP BLK WP HR S P ERA WHIP	IP WLS BF H R ER SO BB IBB HBP BLK WP HR S P ERA WHIP	IP WLS BF H R ER SO BB IBB HBP BLK WP HR S P ERA WHIP	IP WLS BF H R ER SO BB IBB HBP BLK WP HR S P ERA WHIP	IP WLS BF H R ER SO BB IBB HBP BLK WP HR S P ERA WHIP	IP WLS BF H R ER SO BB IBB HBP BLK WP HR S P ERA WHIP	IP WLS BF H R ER SO BB IBB HBP BLK WP HR S P ERA WHIP	IP WLS BF H R ER SO BB IBB HBP BLK WP HR S P ERA WHIP	IP WLS BF H R ER SO BB IBB HBP BLK WP HR S P ERA WHIP	IP WLS BF H R ER SO BB IBB HBP BLK WP HR S P ERA WHIP	IP WLS BF H R ER SO BB IBB HBP BLK WP HR S P ERA WHIP	IP WLS BF H R ER SO BB IBB HBP BLK WP HR S P ERA WHIP	IP WLS BF H R ER SO BB IBB HBP BLK WP HR S P ERA WHIP	IP WLS BF H R ER SO BB IBB HBP BLK WP HR S P ERA WHIP	
28 Shaun Marcum, R ERA: 3.24	7.0	L 28	4	2	2	4	3	0	0	0	0	0	0	69	109	2.57	1.000	
39 Jesse Carlson, L ERA: 1.54	0.1	2	1	0	0	1	0	0	0	0	0	0	0	5	8	0.00	3.000	
49 Jeremy Accardo, R ERA: 8.0	0.2	2	0	0	0	0	0	0	0	0	0	0	0	3	6	0.00	0.000	

Batter	1	2	3	4	5	6	7	8	9	AB	R	H	RBI	BB	SO	LOB	TOP					
9 David DeJesus, L OBP: 0.404, SLG: 0.415	F7	15 2B 11 1B					G4-3		F7	4	1	1	0	2	0	0						
15 Mark Grudzielanek, R OBP: 0.382, SLG: 0.377	4 2B 11 FC5	11 1B 2B	G6-3					24 3B 2B		6	3	4	0	0	1	3						
4 Alex Gordon, L OBP: 0.361, SLG: 0.449	24 1B 2B	24 FC3-6 11 1B		11 HR 1B			K		K	5	2	2	0	1	3	2						
11 Jose Guillen, R OBP: 0.221, SLG: 0.360 2 Joey Gathright, L OBP: 0.266, SLG: 0.265	16 1B 24 1B FC4-6	24 FC3-6 1B		1-H HR			G4-3		24 3B BB	4	2	2	5	1	0	1						
24 Mark Teahen, L OBP: 0.358, SLG: 0.406	FC4-6 16 1B	FC3-6		L4				16 1B BB		4	0	2	3	1	0	2						
16 Billy Butler, R OBP: 0.348, SLG: 0.365	FC4-6 1B	F8		F9						4	0	2	0	1	0	2						
Ross Gload, L OBP: 0.346, SLG: 0.320	FC4-6			G3-1						5	0	1	1	0	1	6						
21 Miguel Olivo, R OBP: 0.267, SLG: 0.512	P6			G1-4-3						5	0	0	0	0	1	5						
1 Tony Pena Jr., R OBP: 0.160, SLG: 0.181	F8			G1-4-3						5	0	0	0	0	2	1						
Inning Stats	R: 3 E: 0 K: 0 S: 16	H: 4 LOB: 2 BB: 0 P: 26	R: 2 E: 0 K: 0 S: 16	H: 3 LOB: 2 BB: 1 P: 26	R: 0 E: 0 K: 0 S: 7	H: 1 LOB: 2 BB: 1 P: 17	R: 2 E: 0 K: 0 S: 11	H: 2 LOB: 0 BB: 0 P: 15	R: 0 E: 0 K: 2 S: 9	H: 0 LOB: 1 BB: 1 P: 16	R: 0 E: 0 K: 2 S: 14	H: 1 LOB: 2 BB: 0 P: 24	R: 0 E: 0 K: 1 S: 6	H: 0 LOB: 0 BB: 0 P: 12	R: 2 E: 0 K: 1 S: 13	H: 2 LOB: 2 BB: 2 P: 25	R: 0 E: 0 K: 2 S: 9	H: 1 LOB: 1 BB: 0 P: 12	1B: 8 2B: 4 3B: 1 HR: 1	SF: 0 SAC: 0 DP: 0 HBP: 0	WP: 0 PB: 0 SB: 0 CS: 0	PA: 48
PITCHER	IP WLS BF H R ER SO BB IBB HBP BLK WP HR S P ERA WHIP																					
31 Jason Jennings, R ERA: 8.56	2.0 L 16 8 5 5 0 0 0 1 0 0 0 0 0 33 54 22.50 4.000																					
39 Scott Feldman, R ERA: 5.0	4.0 18 3 2 2 4 3 0 0 0 0 1 40 70 4.50 1.500																					
Jamey Wright, R ERA: 4.2	7.1 3 0 0 0 1 0 0 0 0 0 0 6 12 0.00 0.000																					
53 Joaquin Benoit, R ERA: 7.84	1.0 7 2 2 2 1 2 0 0 0 0 0 13 25 18.00 4.000																					
50 Frank Francisco, R ERA: 5.4	1.0 4 1 0 0 2 0 0 0 0 0 0 9 12 0.00 1.000																					

Kansas City Royals @ Texas Rangers
 Rangers Ballpark in Arlington, Arlington, TX
 Tue Apr 29 2008, 8:05 PM EDT
 Att: 16,472 - Clear - 80 F

AB	42
R	9
H	14
RBI	9
BB	6
SO	8
LOB	22



Batter	1	2	3	4	5	6	7	8	9	AB	R	H	RBI	BB	SO	LOB	BOTTOM					
5 Ian Kinsler, R OBP: 0.356, SLG: 0.381 6 German Duran, R OBP: 0.214, SLG: 0.154	K		32 WP 10 1B 32 1B	SH1-4			F9		G6-3	1	0	0	0	0	1	0						
10 Michael Young, R OBP: 0.385, SLG: 0.467	G6-3		32 1B 7 SF8				P4			4	1	2	1	1	0	1						
32 Josh Hamilton, L OBP: 0.386, SLG: 0.582			7 SF8 7 WP							5	0	2	1	0	0	3						
Milton Bradley, S OBP: 0.408, SLG: 0.463			7 SF8 2-H 1B							3	0	0	0	2	0	3						
7 David Murphy, L OBP: 0.354, SLG: 0.450			P4							4	0	0	1	0	1	4						
16 Chris Shelton, R										5	0	0	0	0	2	3						
Frank Catalanotto, L OBP: 0.339, SLG: 0.415 41 Brandon Boggs, S OBP: 1.000, SLG: 1.000										1	1	0	0	1	0	0						
21 Jarrod Saltalamacchia, R OBP: 0.500, SLG: 0.429										2	0	2	0	1	0	0						
Ramón Vázquez, L OBP: 0.343, SLG: 0.333										4	1	2	1	0	2	1						
Inning Stats	R: 0 E: 0 K: 2 S: 13	H: 1 LOB: 2 BB: 1 P: 25	R: 0 E: 0 K: 1 S: 8	H: 0 LOB: 1 BB: 1 P: 16	R: 2 E: 0 K: 0 S: 23	H: 3 LOB: 1 BB: 0 P: 34	R: 3 E: 0 K: 0 S: 13	H: 3 LOB: 1 BB: 1 P: 21	R: 0 E: 0 K: 0 S: 8	H: 1 LOB: 1 BB: 0 P: 16	R: 0 E: 0 K: 0 S: 10	H: 1 LOB: 2 BB: 0 P: 15	R: 0 E: 0 K: 1 S: 12	H: 1 LOB: 2 BB: 1 P: 21	R: 0 E: 0 K: 1 S: 11	H: 0 LOB: 1 BB: 1 P: 19	R: 0 E: 1 K: 2 S: 16	H: 0 LOB: 2 BB: 1 P: 29	1B: 7 2B: 3 3B: 0 HR: 0	SF: 1 SAC: 1 DP: 0 HBP: 0	WP: 2 PB: 0 SB: 0 CS: 0	PA: 44
PITCHER	IP WLS BF H R ER SO BB IBB HBP BLK WP HR S P ERA WHIP																					
Brett Tomko, R ERA: 6.26	3.1 W 9 2 0 0 0 0 0 0 0 0 0 21 34 0.00 0.857																					
32 Ron Mahay, L ERA: 2.03	0.2 H 3 0 0 0 0 1 0 0 0 0 0 4 10 0.00 1.500																					
41 Jimmy Gobble, L ERA: 4.76	1.2 H 7 1 0 0 2 1 0 0 0 0 0 21 34 0.00 1.200																					
Ramon E Ramirez, R ERA: 0.71	1.0 5 0 0 0 2 1 0 0 0 0 0 16 29 0.00 1.000																					

Kansas City Royals @ Texas Rangers
 Rangers Ballpark in Arlington, Arlington, TX
 Tue Apr 29 2008, 8:05 PM EDT
 Att: 16,472 - Clear - 80 F

AB	36
R	5
H	10
RBI	5
BB	6
SO	7
LOB	21



Batter	1	2	3	4	5	6	7	8	9	AB	R	H	RBI	BB	SO	LOB	TOP					
2 Joey Gathright, L OBP: 0.286, SLG: 0.301	G4-3		15 1B		FC6-4		FC4-6	FC4-6	B1-3	5	1	2	1	0	0	1						
15 Mark Grudzielanek, R OBP: 0.380, SLG: 0.375 Esteban German, R OBP: 0.105, SLG: 0.056	L8		11 BB		F9		FC4-6	FC4-6		3	0	1	1	0	0	1						
9 David DeJesus, L OBP: 0.404, SLG: 0.467	G6-3		F8				FC3-6			4	1	1	3	1	0	2						
11 Jose Guillen, R OBP: 0.220, SLG: 0.346	G4-3				G4-3		K	E5		4	0	0	0	1	1	3						
24 Mark Teahen, L OBP: 0.360, SLG: 0.406										5	1	2	0	0	0	4						
16 Billy Butler, R OBP: 0.351, SLG: 0.370	P4									4	1	1	0	1	1	1						
4 Alex Gordon, L OBP: 0.393, SLG: 0.447										5	0	2	1	0	0	1						
14 John Buck, R OBP: 0.316, SLG: 0.353										4	2	1	2	0	2	4						
1 Tony Pena Jr., R OBP: 0.175, SLG: 0.208										5	2	2	0	0	0	0						
Inning Stats	R: 0 E: 0 K: 0 S: 7	H: 0 LOB: 0 BB: 0 P: 11	R: 0 E: 0 K: 0 S: 10	H: 2 LOB: 2 BB: 1 P: 15	R: 1 E: 0 K: 0 S: 15	H: 2 LOB: 2 BB: 1 P: 28	R: 0 E: 0 K: 2 S: 7	H: 0 LOB: 0 BB: 0 P: 13	R: 0 E: 1 K: 0 S: 11	H: 0 LOB: 2 BB: 1 P: 17	R: 0 E: 0 K: 0 S: 9	H: 0 LOB: 0 BB: 0 P: 12	R: 5 E: 0 K: 2 S: 25	H: 5 LOB: 2 BB: 1 P: 42	R: 1 E: 0 K: 0 S: 16	H: 1 LOB: 0 BB: 0 P: 25	R: 2 E: 0 K: 0 S: 17	H: 2 LOB: 0 BB: 0 P: 21	1B: 7 2B: 2 3B: 1 HR: 2	SF: 0 SAC: 0 DP: 0 HBP: 2	WP: 1 PB: 0 SB: 1 CS: 0	PA: 46
PITCHER	IP	WLS	BF	H	R	ER	SO	BB	IBB	HBP	BLK	WP	HR	S	P	ERA	WHIP					
33 Kevin Millwood, R ERA: 3.86	6.1	W	30	7	5	5	2	2	0	1	0	1	1	70	114	7.11	1.421					
50 Frank Francisco, R ERA: 7.36	0.1		4	2	1	1	1	1	0	0	0	0	0	11	19	27.00	9.000					
Jamey Wright, R ERA: 4.41	1.1	H	7	1	1	1	1	0	0	1	0	0	0	19	30	6.75	0.750					
36 C.J. Wilson, L ERA: 3.27	1.0		5	2	2	2	0	0	0	0	0	0	1	17	21	18.00	2.000					

Kansas City Royals @ Texas Rangers
Rangers Ballpark in Arlington, Arlington, TX

Wed Apr 30 2008, 8:05 PM EDT
Att: 17,705 - Clear - 80 F



AB 41
R 9
H 12
RBI 9
BB 3
SO 4
LOB 20

Batter	1	2	3	4	5	6	7	8	9	AB	R	H	RBI	BB	SO	LOB	BOTTOM					
5 Ian Kinsler, R OBP: 0.358, SLG: 0.382	G6-3		10 BB		K		G6-4-3			5	1	2	0	0	1	1						
10 Michael Young, R OBP: 0.412, SLG: 0.468	HR		32 HR		K			K		4	2	2	0	1	2	1						
32 Josh Hamilton, L OBP: 0.379, SLG: 0.591	L8				G4-3		E5			5	1	1	4	0	0	3						
Milton Bradley, S OBP: 0.412, SLG: 0.500 Frank Catalanotto, L OBP: 0.338, SLG: 0.415										4	2	2	2	0	1	2						
7 David Murphy, L OBP: 0.347, SLG: 0.467	K									0	0	0	0	1	0	0						
16 Chris Shelton, R										5	1	1	2	0	1	2						
41 Brandon Boggs, S OBP: 0.714, SLG: 1.167										2	1	0	0	2	1	0						
15 Gerald Laird, R OBP: 0.326, SLG: 0.402										4	1	1	2	0	2	2						
6 German Duran, R OBP: 0.278, SLG: 0.235 Ramón Vázquez, L OBP: 0.343, SLG: 0.333										4	1	2	0	0	0	2						
Inning Stats	R: 2 E: 0 K: 1 S: 19	H: 2 LOB: 0 BB: 0 P: 30	R: 5 E: 0 K: 1 S: 17	H: 4 LOB: 1 BB: 1 P: 30	R: 0 E: 0 K: 1 S: 16	H: 1 LOB: 2 BB: 1 P: 30	R: 0 E: 0 K: 2 S: 11	H: 0 LOB: 0 BB: 0 P: 14	R: 2 E: 0 K: 1 S: 12	H: 2 LOB: 0 BB: 0 P: 18	R: 0 E: 1 K: 1 S: 11	H: 2 LOB: 2 BB: 0 P: 14	R: 2 E: 0 K: 1 S: 11	H: 1 LOB: 0 BB: 1 P: 22	R: 0 E: 0 K: 1 S: 14	H: 1 LOB: 2 BB: 1 P: 25	1B: 8 2B: 0 3B: 0 HR: 5	SF: 0 SAC: 0 DP: 1 HBP: 0	WP: 2 PB: 0 SB: 2 CS: 0	PA: 41		
PITCHER	IP	WLS	BF	H	R	ER	SO	BB	IBB	HBP	BLK	WP	HR	S	P	ERA	WHIP					
19 Brian Bannister, R ERA: 4.04	3.0	L	18	7	7	3	3	2	0	0	0	0	1	3	52	21.00	3.000					
57 Joel Peralta, R ERA: 6.75	2.0		8	2	2	2	4	0	0	0	0	0	1	23	32	9.00	1.000					
27 Yasuhiko Yabuta, R ERA: 8.31	3.0		15	4	2	2	3	2	0	0	0	1	1	36	61	6.00	2.000					

Kansas City Royals @ Texas Rangers
Rangers Ballpark in Arlington, Arlington, TX

Wed Apr 30 2008, 8:05 PM EDT
Att: 17,705 - Clear - 80 F



AB 37
R 11
H 13
RBI 11
BB 4
SO 10
LOB 14

Batter	1	2	3	4	5	6	7	8	9	AB	R	H	RBI	BB	SO	LOB	TOP										
2 Joey Gathright, L (1, 8) OBP: 0.272, SLG: 0.286			B2-3 		G6-3 			F7 		4	0	0	0	0	1	2											
15 Mark Grudzielanek, R (1, 4) OBP: 0.373, SLG: 0.369	G6-3 						K 	L6 		4	0	1	1	0	1	1											
9 David DeJesus, L (1, 7) OBP: 0.429, SLG: 0.479								G4-3 		3	0	2	0	1	0	0											
11 Jose Guillen, R (1, 10) OBP: 0.212, SLG: 0.333	FC6-4 		FC6-4 		FC6-4 		L8 	L9 		4	0	0	0	0	0	4											
24 Mark Teahen, L (1, 9) OBP: 0.356, SLG: 0.394	K 						CS 	G1-3 		3	0	0	0	1	2	0											
16 Billy Butler, R (1, 3) OBP: 0.351, SLG: 0.369	G5-3 		K 							3	0	1	0	0	1	1											
4 Alex Gordon, L (1, 5) OBP: 0.353, SLG: 0.434	F7 		G4-6-3 				G3-6-3 			3	0	0	0	0	0	2											
14 John Buck, R (1, 2) OBP: 0.317, SLG: 0.352								K 		3	0	1	0	0	1	0											
1 Tony Pena Jr., R (1, 6) OBP: 0.171, SLG: 0.203			FC4-6 		L1 					2	1	0	0	0	0	1											
13 Alberto Callaspo, S (8, PH) OBP: 0.429, SLG: 0.447										1	0	1	0	0	0	0											
Inning Stats	R: 0 H: 0 E: 0 K: 1 S: 12	H: 0 LOB: 1 BB: 1 P: 20	R: 0 H: 0 E: 0 K: 1 S: 8	H: 0 LOB: 0 BB: 0 P: 9	R: 1 H: 3 E: 0 K: 0 S: 14	H: 3 LOB: 2 BB: 0 P: 18	R: 0 H: 0 E: 0 K: 1 S: 12	H: 0 LOB: 0 BB: 1 P: 16	R: 0 H: 1 E: 0 K: 1 S: 7	H: 1 LOB: 0 BB: 0 P: 12	R: 0 H: 1 E: 0 K: 0 S: 11	H: 1 LOB: 0 BB: 0 P: 14	R: 0 H: 1 E: 0 K: 1 S: 7	H: 1 LOB: 0 BB: 0 P: 11	R: 0 H: 0 E: 0 K: 1 S: 9	H: 0 LOB: 0 BB: 0 P: 14	1B: 6 2B: 0 3B: 0 HR: 0	SF: 0 SAC: 0 DP: 2 HBP: 0	WP: 0 PB: 0 SB: 0 CS: 1	PA: 33							
PITCHER	IP	WLS	BF	H	R	ER	SO	BB	IBB	HBP	BLK	WP	HR	S	P	ERA	WHIP										
Sidney Ponson, R (1, 1) ERA: 1.35	8.0	W	29	6	1	1	5	2	0	0	0	0	0	76	108	1.12	1.000										
36 C.J. Wilson, L (9, 1) ERA: 3.0	1.0	S	3	0	0	0	1	0	0	0	0	0	0	9	14	0.00	0.000										

Kansas City Royals @ Texas Rangers
Rangers Ballpark in Arlington, Arlington, TX
Thu May 01 2008, 2:05 PM EDT
Att: 14,563 - Partly Cloudy - 77 F

AB 30
R 1
H 6
RBI 1
BB 2
SO 6
LOB 11



Batter	1	2	3	4	5	6	7	8	9	AB	R	H	RBI	BB	SO	LOB	BOTTOM										
5 Ian Kinsler, R (1, 4) OBP: 0.354, SLG: 0.404			G1 			F8 		F9 		4	1	1	1	0	0	1											
Ramón Vázquez, L (1, 6) OBP: 0.359, SLG: 0.441			G4-3 					G6-3 		4	1	2	1	0	0	1											
10 Michael Young, R (1, 10) OBP: 0.385, SLG: 0.456	K 				K 		K 			3	0	0	0	0	3	1											
32 Josh Hamilton, L (1, 8) OBP: 0.370, SLG: 0.576	G5-3 				K 		K 			3	0	0	0	0	2	1											
7 David Murphy, L (1, 9) OBP: 0.339, SLG: 0.454	G3 				G4-3 			L9 		3	0	0	0	0	0	1											
41 Brandon Boggs, S (1, 7) OBP: 0.600, SLG: 0.889	K 							F7 		3	0	1	0	0	1	0											
Ben Broussard, L (1, 3) OBP: 0.235, SLG: 0.282	L4 				K 			G3 		3	0	0	0	0	1	1											
21 Jarrod Saltalamacchia, R (1, 2) OBP: 0.462, SLG: 0.400	K 				F7 					3	0	1	0	0	1	1											
6 German Duran, R (1, 5) OBP: 0.250, SLG: 0.211	K 				F7 			SH1 		2	0	0	0	0	1	1											
Inning Stats	R: 1 H: 2 E: 0 K: 1 S: 16	H: 2 LOB: 1 BB: 0 P: 23	R: 0 H: 0 E: 0 K: 2 S: 8	H: 0 LOB: 0 BB: 0 P: 12	R: 0 H: 0 E: 0 K: 1 S: 9	H: 0 LOB: 0 BB: 0 P: 14	R: 0 H: 0 E: 0 K: 2 S: 7	H: 0 LOB: 0 BB: 0 P: 11	R: 0 H: 1 E: 0 K: 1 S: 11	H: 1 LOB: 1 BB: 0 P: 17	R: 1 H: 1 E: 0 K: 2 S: 9	H: 1 LOB: 0 BB: 0 P: 11	R: 0 H: 0 E: 0 K: 0 S: 9	H: 0 LOB: 0 BB: 0 P: 17	R: 0 H: 1 E: 0 K: 0 S: 9	H: 1 LOB: 1 BB: 0 P: 12	1B: 3 2B: 0 3B: 0 HR: 2	SF: 0 SAC: 1 DP: 0 HBP: 0	WP: 0 PB: 0 SB: 0 CS: 0	PA: 29							
PITCHER	IP	WLS	BF	H	R	ER	SO	BB	IBB	HBP	BLK	WP	HR	S	P	ERA	WHIP										
23 Zack Greinke, R (1, 1) ERA: 1.47	7.0	L	25	4	2	2	9	0	0	0	0	0	0	69	105	2.57	0.571										
46 Juan Carlos Oviedo, R (8, 1) ERA: 2.38	1.0		4	1	0	0	0	0	0	0	0	0	0	9	12	0.00	1.000										

Kansas City Royals @ Texas Rangers
Rangers Ballpark in Arlington, Arlington, TX
Thu May 01 2008, 2:05 PM EDT
Att: 14,563 - Partly Cloudy - 77 F


AB 28
R 2
H 5
RBI 2
BB 0
SO 9
LOB 8



Batter	1	2	3	4	5	6	7	8	9	AB	R	H	RBI	BB	SO	LOB	TOP								
9 David DeJesus, L (1, 8) OBP: 0.400, SLG: 0.456	F7		K		F9		P4			4	0	0	0	0	1	5									
15 Mark Grudzielanek, R (1, 4) OBP: 0.341, SLG: 0.333	G4-3				L6		G6-3		K	4	0	0	0	0	1	0									
4 Alex Gordon, L (1, 5) OBP: 0.344, SLG: 0.412	K				P6		L3		E3	4	0	0	0	0	1	0									
11 Jose Guillen, R (1, 7) OBP: 0.205, SLG: 0.316		G6-3			L4		1B		G6-3	4	0	1	0	0	0	1									
16 Billy Butler, R (1, 3) OBP: 0.347, SLG: 0.364 Ross Gload, L (7, 3) OBP: 0.341, SLG: 0.316	G1-3				G1-3		G4-3		G4-3	3	0	0	0	0	0	1									
24 Mark Teahen, L (1, 9) OBP: 0.357, SLG: 0.393	K				G1-3		F8		F8	4	0	0	0	0	1	0									
21 Miguel Olivo, R (1, 10) OBP: 0.283, SLG: 0.569			K		FC5		K		HR	4	2	2	1	0	2	0									
14 John Buck, R (1, 2) OBP: 0.344, SLG: 0.377			BB		BB		1B		K	2	0	1	0	2	1	0									
1 Tony Pena Jr., R (1, 6) OBP: 0.180, SLG: 0.209			FC5-4		FC5		1B			3	0	1	0	0	0	2									
Inning Stats	R: 0 E: 0 K: 1 S: 10	H: 0 LOB: 0 BB: 0 P: 13	R: 0 E: 0 K: 1 S: 8	H: 0 LOB: 0 BB: 0 P: 10	R: 0 E: 0 K: 2 S: 12	H: 0 LOB: 1 BB: 1 P: 19	R: 0 E: 0 K: 0 S: 7	H: 0 LOB: 0 BB: 0 P: 11	R: 1 E: 1 K: 0 S: 15	H: 1 LOB: 2 BB: 1 P: 24	R: 0 E: 0 K: 1 S: 8	H: 1 LOB: 2 BB: 0 P: 12	R: 0 E: 0 K: 1 S: 10	H: 2 LOB: 2 BB: 0 P: 14	R: 0 E: 1 K: 1 S: 9	H: 0 LOB: 0 BB: 0 P: 14	R: 1 E: 0 K: 1 S: 9	H: 1 LOB: 0 BB: 0 P: 15	1B: 4 2B: 0 3B: 0 HR: 1	SF: 0 SAC: 0 DP: 1 HBP: 0	WP: 0 PB: 0 SB: 0 CS: 0	PA: 35			
PITCHER	IP	WLS	BF	H	R	ER	SO	BB	IBB	HBP	BLK	WP	HR	S	P	ERA	WHIP								
32 Aaron Laffey, L (1, 1) ERA: 2.84	7.0	L	28	4	1	0	5	2	0	0	0	0	0	70	103	0.00	0.857								
30 Masa Kobayashi, R (8, 1) ERA: 1.72	1.0		3	0	0	0	1	0	0	0	0	0	0	9	14	0.00	0.000								
53 Rafael Perez, L (9, 1) ERA: 4.73	0.2		2	0	0	0	0	0	0	0	0	0	0	3	7	0.00	0.000								
63 Rafael Betancourt, R (9, 1) ERA: 6.39	0.1		2	1	1	1	1	0	0	0	0	0	1	6	8	27.00	3.000								

Kansas City Royals @ Cleveland Indians
Progressive Field, Cleveland, OH
Sun May 04 2008, 1:05 PM EDT
Att: 27,836 - Sunny - 54 F

AB 33
R 2
H 5
RBI 1
BB 2
SO 7
LOB 9



Batter	1	2	3	4	5	6	7	8	9	AB	R	H	RBI	BB	SO	LOB	BOTTOM								
24 Grady Sizemore, L (1, 8) OBP: 0.393, SLG: 0.446	K		G4-3			SH1-3		K		4	0	1	0	0	2	1									
Franklin Gutierrez, R (1, 9) OBP: 0.255, SLG: 0.364	P5				G6-3		SH1-3		P5	3	0	0	0	0	0	0									
20 David Dellucci, L (1, 7) OBP: 0.349, SLG: 0.444	F7				F7		F9		G3	4	0	0	0	0	0	1									
41 Victor Martinez, S (1, 2) OBP: 0.380, SLG: 0.411		L3			1B		K		F8	4	0	1	0	0	1	1									
2 Johnny Peralta, R (1, 6) OBP: 0.279, SLG: 0.392	G5-3				K		K			3	0	0	0	0	2	1									
48 Travis Hafner, L (1, 10) OBP: 0.305, SLG: 0.345	G4-3				F7		P5			3	0	0	0	0	0	0									
25 Ryan Garko, R (1, 3) OBP: 0.361, SLG: 0.354					1B		G6-3			3	0	2	0	0	0	0									
Casey Blake, R (1, 5) OBP: 0.286, SLG: 0.340					F7		L5		G6-3	3	0	0	0	0	0	2									
13 Asdrubal Cabrera, S (1, 4) OBP: 0.284, SLG: 0.247					F7		F7		B3	3	0	0	0	0	0	2									
Inning Stats	R: 0 E: 0 K: 1 S: 8	H: 0 LOB: 0 BB: 0 P: 14	R: 0 E: 0 K: 0 S: 13	H: 0 LOB: 0 BB: 0 P: 19	R: 0 E: 0 K: 0 S: 8	H: 1 LOB: 1 BB: 0 P: 12	R: 0 E: 0 K: 1 S: 11	H: 1 LOB: 1 BB: 0 P: 16	R: 0 E: 0 K: 1 S: 10	H: 1 LOB: 1 BB: 0 P: 16	R: 0 E: 0 K: 1 S: 12	H: 0 LOB: 0 BB: 0 P: 14	R: 0 E: 0 K: 1 S: 10	H: 0 LOB: 0 BB: 0 P: 10	R: 0 E: 0 K: 0 S: 9	H: 0 LOB: 0 BB: 0 P: 15	1B: 4 2B: 0 3B: 0 HR: 0	SF: 0 SAC: 1 DP: 0 HBP: 0	WP: 0 PB: 0 SB: 0 CS: 0	PA: 31					
PITCHER	IP	WLS	BF	H	R	ER	SO	BB	IBB	HBP	BLK	WP	HR	S	P	ERA	WHIP								
55 Gil Meche, R (1, 1) ERA: 5.98	7.0	W	25	4	0	0	4	0	0	0	0	0	0	73	10	0.00	0.571								
46 Juan Carlos Oviedo, R (8, 1) ERA: 2.19	1.0	H	3	0	0	0	1	0	0	0	0	0	0	10	10	0.00	0.000								
48 Joaquin Soria, R (9, 1) ERA:	1.0	S	3	0	0	0	0	0	0	0	0	0	0	9	15	0.00	0.000								

Kansas City Royals @ Cleveland Indians
Progressive Field, Cleveland, OH
Sun May 04 2008, 1:05 PM EDT
Att: 27,836 - Sunny - 54 F

AB 30
R 0
H 4
RBI 0
BB 0
SO 5
LOB 8



Batter	1	2	3	4	5	6	7	8	9	AB	R	H	RBI	BB	SO	LOB	TOP					
24 Gary Matthews, S OBP: 0.307, SLG: 0.366			FC1-6 2 1B					K		4	0	1	0	1	2	2	Los Angeles Angels @ Kansas City Royals Kauffman Stadium, Kansas City, MO Tue May 06 2008, 7:10 PM CDT Att: 11,354 - Cloudy - 67°F					
2 Erick Aybar, S OBP: 0.318, SLG: 0.407	G6-4-3				G4-3	G3				5	0	2	0	0	0	2						
27 Vladimir Guerrero, R OBP: 0.343, SLG: 0.424			P4							4	2	2	0	1	0	3						
Casey Kotchman, L OBP: 0.389, SLG: 0.542	G4-3																					
48 Tori Hunter, R OBP: 0.365, SLG: 0.524		K																				
Garret Anderson, L OBP: 0.270, SLG: 0.382		F7																				
3 Brandon Wood, R OBP: 0.294, SLG: 0.400																						
18 Sean Rodriguez, R OBP: 0.375, SLG: 0.286																						
5 Jeff Mathis, R OBP: 0.266, SLG: 0.443																						
Inning Stats	R: 0 H: 2 E: 0 K: 0 S: 10	H: 2 LOB: 1 BB: 0 P: 15	R: 0 H: 0 E: 0 K: 1 S: 7	H: 0 LOB: 0 BB: 0 P: 12	R: 0 H: 2 E: 0 K: 0 S: 10	H: 2 LOB: 2 BB: 0 P: 14	R: 3 H: 4 E: 0 K: 1 S: 13	H: 4 LOB: 1 BB: 0 P: 19	R: 1 H: 2 E: 1 K: 0 S: 11	H: 2 LOB: 2 BB: 1 P: 21	R: 0 H: 0 E: 0 K: 1 S: 7	H: 0 LOB: 1 BB: 1 P: 16	R: 1 H: 3 E: 0 K: 0 S: 9	H: 3 LOB: 2 BB: 0 P: 11	R: 0 H: 1 E: 0 K: 1 S: 8	H: 1 LOB: 1 BB: 0 P: 12	R: 0 H: 1 E: 0 K: 2 S: 12	H: 1 LOB: 0 BB: 0 P: 16	1B: 10 2B: 3 3B: 1 HR: 1	SF: 0 SAC: 0 DP: 1 HBP: 0	WP: 1 PB: 0 CS: 0	PA: 43
PITCHER	IP WLS BF H R ER SO BB IBB HBP BLK WP HR S P ERA WHIP	IP WLS BF H R ER SO BB IBB HBP BLK WP HR S P ERA WHIP															IP WLS BF H R ER SO BB IBB HBP BLK WP HR S P ERA WHIP					
19 Brian Bannister, R ERA: 4.46	6.2	L	34	13	5	5	3	2	0	0	0	0	0	0	0	0	1	1	64	103	6.75	2.250
32 Ron Mahay, L ERA: 1.72	1.1		5	1	0	0	1	0	0	0	0	0	0	0	0	0	0	0	11	17	0.00	0.750
41 Jimmy Gobble, L ERA: 5.4	1.0		4	1	0	0	2	0	0	0	0	0	0	0	0	0	0	0	12	16	0.00	1.000

Batter	1	2	3	4	5	6	7	8	9	AB	R	H	RBI	BB	SO	LOB	BOTTOM					
2 Joey Gathright, L OBP: 0.267, SLG: 0.280										5	0	1	0	0	1	2	Los Angeles Angels @ Kansas City Royals Kauffman Stadium, Kansas City, MO Tue May 06 2008, 7:10 PM CDT Att: 11,354 - Cloudy - 67°F					
15 Mark Grudzielanek, R OBP: 0.330, SLG: 0.333										5	0	0	0	0	0	2						
9 David DeJesus, L OBP: 0.378, SLG: 0.424										5	0	1	0	0	2	0						
16 Billy Butler, R OBP: 0.349, SLG: 0.362										3	1	1	0	2	0	0						
4 Alex Gordon, L OBP: 0.346, SLG: 0.413										3	0	2	1	1	0	0						
24 Mark Teahen, L OBP: 0.353, SLG: 0.381										3	1	0	0	1	2	6						
21 Miguel Olivo, R OBP: 0.298, SLG: 0.582										4	1	2	1	0	1	5						
Ross Gload, L OBP: 0.326, SLG: 0.313										4	0	1	1	0	0	1						
13 Alberto Callaspo, S OBP: 0.435, SLG: 0.425										2	0	0	0	2	0	0						
1 Tony Pena Jr., R OBP: 0.174, SLG: 0.202										0	0	0	0	0	0	0						
Inning Stats	R: 0 H: 0 E: 0 K: 2 S: 11	H: 0 LOB: 0 BB: 0 P: 16	R: 2 H: 2 E: 0 K: 0 S: 11	H: 2 LOB: 2 BB: 2 P: 21	R: 1 H: 2 E: 0 K: 1 S: 11	H: 2 LOB: 1 BB: 0 P: 14	R: 0 H: 2 E: 0 K: 0 S: 10	H: 2 LOB: 2 BB: 1 P: 21	R: 0 H: 0 E: 0 K: 2 S: 9	H: 0 LOB: 0 BB: 2 P: 19	R: 0 H: 0 E: 0 K: 0 S: 5	H: 0 LOB: 0 BB: 0 P: 7	R: 0 H: 2 E: 0 K: 1 S: 15	H: 2 LOB: 3 BB: 1 P: 23	R: 0 H: 0 E: 0 K: 0 S: 4	H: 0 LOB: 0 BB: 0 P: 6	R: 0 H: 0 E: 0 K: 0 S: 8	H: 0 LOB: 0 BB: 0 P: 13	1B: 4 2B: 4 3B: 0 HR: 0	SF: 0 SAC: 0 DP: 0 HBP: 0	WP: 0 PB: 1 SB: 0 CS: 0	PA: 40
PITCHER	IP WLS BF H R ER SO BB IBB HBP BLK WP HR S P ERA WHIP	IP WLS BF H R ER SO BB IBB HBP BLK WP HR S P ERA WHIP															IP WLS BF H R ER SO BB IBB HBP BLK WP HR S P ERA WHIP					
34 Nick Adenhart, R ERA: 11.37	4.1		23	6	3	3	3	5	0	0	0	0	0	0	0	0	0	0	45	83	6.23	2.538
Darren Oliver, L ERA: 2.81	1.2	W	5	0	0	0	2	0	0	0	0	0	0	0	0	0	0	0	12	15	0.00	0.000
33 Justin Speier, R ERA: 0.14	1.0	H	6	2	0	0	1	1	0	0	0	0	0	0	0	0	0	0	15	23	0.00	3.000
62 Scot Shields, R ERA: 1.84	1.0	H	3	0	0	0	0	0	0	0	0	0	0	0	0	0	0	0	4	6	0.00	0.000
Francisco Rodriguez, R ERA: 3.07	1.0	S	3	0	0	0	0	0	0	0	0	0	0	0	0	0	0	0	8	13	0.00	0.000

Batter	1	2	3	4	5	6	7	8	9	AB	R	H	RBI	BB	SO	LOB	TOP					
24 Gary Matthews, S (1, 10) OBP: 0.305, SLG: 0.358										3	1	0	0	1	1	0	Los Angeles Angels @ Kansas City Royals Kauffman Stadium, Kansas City, MO Wed May 07 2008, 7:10 PM CDT Att: 11,084 - Overcast - 66 F					
2 Erick Aybar, S (1, 6) OBP: 0.308, SLG: 0.393										4	0	0	0	0	0	1						
27 Vladimir Guerrero, R (1, 9) OBP: 0.343, SLG: 0.422 Juan Rivera, R (6, 9) OBP: 0.188, SLG: 0.194										3	0	1	1	0	1	0						
Garret Anderson, L (1, 7) OBP: 0.284, SLG: 0.425										3	1	2	1	1	0	0						
48 Tori Hunter, R (1, 8) OBP: 0.360, SLG: 0.516 77 Reggie Willits, S (6, 8) OBP: 0.500, SLG: 0.545										2	0	0	0	0	0	3						
44 Mike Napoli, R (1, 2) OBP: 0.324, SLG: 0.652										4	1	3	2	0	1	1						
39 Robb Quinlan, R (1, 3) OBP: 0.287, SLG: 0.321										4	0	1	0	0	1	2						
3 Brandon Wood, R (1, 5) OBP: 0.238, SLG: 0.316										4	0	0	0	0	2	3						
18 Sean Rodriguez, R (1, 4) OBP: 0.300, SLG: 0.222										4	0	0	0	0	3	3						
Inning Stats	R: 1 E: 0 K: 0 S: 13	H: 1 LOB: 1 BB: 2 P: 27	R: 0 E: 0 K: 2 S: 11	H: 1 LOB: 2 BB: 0 P: 17	R: 0 E: 0 K: 1 S: 9	H: 0 LOB: 0 BB: 0 P: 15	R: 0 E: 0 K: 2 S: 10	H: 1 LOB: 1 BB: 0 P: 15	R: 0 E: 0 K: 1 S: 9	H: 0 LOB: 0 BB: 0 P: 10	R: 0 E: 0 K: 0 S: 5	H: 0 LOB: 0 BB: 0 P: 6	R: 2 E: 0 K: 2 S: 12	H: 2 LOB: 0 BB: 0 P: 17	R: 0 E: 0 K: 0 S: 4	H: 0 LOB: 0 BB: 0 P: 6		R: 1 E: 0 K: 2 S: 17	H: 3 LOB: 2 BB: 0 P: 26	1B: 5 2B: 0 3B: 1 HR: 2	SF: 0 SAC: 0 DP: 0 HBP: 0	WP: 0 PB: 0 SB: 0 CS: 1
PITCHER	IP WLS BF H R ER SO BB IBB HBP BLK WP HR S P ERA WHIP																					
23 Zack Greinke, R (1, 1) ERA: 1.8	7.0 W 27 5 3 3 8 2 0 0 0 0 0 1 69 107 3.86 1.000																					
57 Joel Peralta, R (8, 1) ERA: 7.45	1.0 3 0 0 0 0 0 0 0 0 0 0 0 4 6 0.00 0.000																					
27 Yasuhiko Yabuta, R (9, 1) ERA: 8.36	1.0 6 3 1 1 2 0 0 0 0 0 0 1 17 26 9.00 3.000																					

Batter	1	2	3	4	5	6	7	8	9	AB	R	H	RBI	BB	SO	LOB	BOTTOM			
9 David DeJesus, L (1, 8) OBP: 0.380, SLG: 0.457										4	1	1	3	1	0	1	Los Angeles Angels @ Kansas City Royals Kauffman Stadium, Kansas City, MO Wed May 07 2008, 7:10 PM CDT Att: 11,084 - Overcast - 66 F			
15 Mark Grudzielanek, R (1, 4) OBP: 0.350, SLG: 0.365 Esteban German, R (5, PH) OBP: 0.143, SLG: 0.053										3	2	3	0	0	0	0				
4 Alex Gordon, L (1, 5) OBP: 0.348, SLG: 0.432										4	1	1	2	1	1	3				
16 Billy Butler, R (1, 10) OBP: 0.343, SLG: 0.364										5	0	1	1	0	1	3				
24 Mark Teahen, L (1, 9) OBP: 0.350, SLG: 0.377										4	1	1	0	0	0	3				
11 Jose Guillen, R (1, 7) OBP: 0.217, SLG: 0.339 13 Alberto Callaspo, S (6, PH) ERA: 10.57 OBP: 0.420, SLG: 0.415										3	2	3	0	0	0	0				
Ross Gload, L (1, 3) OBP: 0.323, SLG: 0.310										4	0	1	1	0	1	2				
14 John Buck, R (1, 2) OBP: 0.340, SLG: 0.373										3	1	2	1	0	0	2				
1 Tony Pena Jr., R (1, 6) OBP: 0.177, SLG: 0.204										4	1	1	1	0	0	1				
Inning Stats	R: 1 E: 0 K: 0 S: 16	H: 2 LOB: 1 BB: 0 P: 24	R: 4 E: 0 K: 1 S: 22	H: 5 LOB: 2 BB: 1 P: 36	R: 1 E: 0 K: 0 S: 8	H: 1 LOB: 0 BB: 0 P: 14	R: 3 E: 0 K: 0 S: 18	H: 5 LOB: 2 BB: 0 P: 28	R: 0 E: 0 K: 2 S: 9	H: 0 LOB: 1 BB: 1 P: 13	R: 0 E: 0 K: 0 S: 9	H: 0 LOB: 0 BB: 0 P: 11	R: 0 E: 0 K: 1 S: 9	H: 1 LOB: 0 BB: 0 P: 12	R: 0 E: 0 K: 0 S: 2	H: 0 LOB: 0 BB: 1 P: 8		1B: 8 2B: 4 3B: 0 HR: 2	SF: 1 SAC: 0 DP: 1 HBP: 0	WP: 0 PB: 0 SB: 0 CS: 0
PITCHER	IP WLS BF H R ER SO BB IBB HBP BLK WP HR S P ERA WHIP																			
36 Jered Weaver, R (1, 1) ERA: 5.59	3.1 L 21 10 8 8 1 1 0 0 0 0 0 2 51 82 21.60 3.300																			
49 Chris Bootcheck, R (4, 1) ERA: 10.57	2.2 12 3 1 1 2 1 0 0 0 0 0 0 31 44 3.38 1.500																			
53 Darren O'Day, R (7, 1) ERA: 3.86	2.0 7 1 0 0 1 1 0 0 0 0 0 0 11 20 0.00 1.000																			

livebaseballscores.com

livebaseballscores.com

Batter	1	2	3	4	5	6	7	8	9	AB	R	H	RBI	BB	SO	LOB	TOP											
1 Brian Roberts, S OBP: 0.346, SLG: 0.410										5	0	0	0	0	2	6	Baltimore Orioles @ Kansas City Royals Kauffman Stadium, Kansas City, MO Thu May 08 2008, 7:10 PM CDT Att: 11,781 - Parly Cloudy - 79 F											
6 Melvin Mora, R OBP: 0.303, SLG: 0.400										3	1	0	0	1	0	0												
21 Nick Markakis, L OBP: 0.401, SLG: 0.476										3	2	1	3	1	0	0												
17 Aubrey Huff, L OBP: 0.338, SLG: 0.445										4	0	1	0	0	0	0												
Kevin Millar, R OBP: 0.309, SLG: 0.336										4	0	0	0	0	0	1												
30 Luke Scott, L OBP: 0.384, SLG: 0.402										3	0	0	0	0	2	1												
Jay Payton, R OBP: 0.268, SLG: 0.338										0	0	0	0	0	0	0												
Ramon Hernandez, R OBP: 0.232, SLG: 0.356										4	0	1	0	0	0	0												
10 Adam Jones, R OBP: 0.279, SLG: 0.367										3	0	1	0	0	1	0												
Freddie Bynum, L OBP: 0.500, SLG: 0.500										4	1	2	0	0	1	4												
Inning Stats	R: 1 H: 1 E: 0 K: 1 S: 19	H: 1 LOB: 1 BB: 1 P: 28	R: 0 H: 0 E: 0 K: 1 S: 8	H: 0 LOB: 0 BB: 0 P: 11	R: 3 H: 2 E: 0 K: 1 S: 11	H: 2 LOB: 0 BB: 1 P: 21	R: 0 H: 0 E: 0 K: 2 S: 9	H: 0 LOB: 0 BB: 0 P: 17	R: 0 H: 1 E: 0 K: 0 S: 5	H: 1 LOB: 0 BB: 0 P: 7	R: 0 H: 0 E: 0 K: 0 S: 9	H: 0 LOB: 0 BB: 0 P: 15	R: 0 H: 1 E: 0 K: 0 S: 8	H: 0 LOB: 0 BB: 0 P: 10	R: 0 H: 0 E: 0 K: 0 S: 4	H: 0 LOB: 0 BB: 0 P: 7	R: 0 H: 1 E: 0 K: 1 S: 15	H: 1 LOB: 3 BB: 0 P: 26	1B: 4 SF: 0 2B: 1 3B: 0 HR: 1	SF: 0 SAC: 0 DP: 1 HBP: 2	WP: 2 PA: 37 PB: 2 SB: 0 CS: 0							
PITCHER	IP: 7.0 WLS: L BF: 28	H: 5 R: 4 ER: 0	H: 4 R: 4 ER: 0	H: 5 R: 4 ER: 0	BB: 2 IBB: 0 HBP: 0 BLK: 0	BB: 2 IBB: 0 HBP: 0 BLK: 0	BB: 0 IBB: 0 HBP: 0 BLK: 0	BB: 0 IBB: 0 HBP: 0 BLK: 0	WP: 2 HR: 1 S: 69 P: 109	ERA: 5.14 WHIP: 1.000	IP: 1.0 WLS: L BF: 3	H: 3 R: 0 ER: 0	H: 1 R: 0 ER: 0	BB: 0 IBB: 0 HBP: 0 BLK: 0	WP: 0 HR: 0 S: 11 P: 21	ERA: 0.00 WHIP: 0.000	IP: 0.1 WLS: L BF: 2	H: 0 R: 0 ER: 0	H: 0 R: 0 ER: 0	BB: 0 IBB: 0 HBP: 0 BLK: 0	WP: 0 HR: 0 S: 4 P: 7	ERA: 0.00 WHIP: 0.000	IP: 0.2 WLS: L BF: 2	H: 0 R: 0 ER: 0	H: 0 R: 0 ER: 0	BB: 0 IBB: 0 HBP: 0 BLK: 0	WP: 0 HR: 0 S: 1 P: 1	ERA: 0.00 WHIP: 0.000

Batter	1	2	3	4	5	6	7	8	9	AB	R	H	RBI	BB	SO	LOB	BOTTOM											
9 David DeJesus, L OBP: 0.361, SLG: 0.432										4	0	0	0	0	1	2	Baltimore Orioles @ Kansas City Royals Kauffman Stadium, Kansas City, MO Thu May 08 2008, 7:10 PM CDT Att: 11,781 - Parly Cloudy - 79 F											
15 Mark Grudzielanek, R OBP: 0.336, SLG: 0.360										4	0	0	0	0	0	0												
4 Alex Gordon, L OBP: 0.345, SLG: 0.434										4	0	1	0	0	1	0												
16 Billy Butler, R OBP: 0.333, SLG: 0.352										4	0	0	0	0	3	1												
24 Mark Teahen, L OBP: 0.343, SLG: 0.368										3	0	0	0	0	1	0												
13 Alberto Callaspo, S OBP: 0.400, SLG: 0.386										3	0	0	0	0	1	0												
Ross Gload, L OBP: 0.323, SLG: 0.311										3	1	1	0	0	0	0												
14 John Buck, R OBP: 0.340, SLG: 0.365										2	0	0	0	1	0	0												
1 Tony Pena Jr., R OBP: 0.182, SLG: 0.208										3	0	1	1	0	0	0												
Inning Stats	R: 0 H: 1 E: 0 K: 1 S: 8	H: 1 LOB: 1 BB: 0 P: 14	R: 0 H: 0 E: 0 K: 2 S: 7	H: 0 LOB: 0 BB: 0 P: 10	R: 0 H: 0 E: 0 K: 1 S: 11	H: 0 LOB: 0 BB: 0 P: 17	R: 0 H: 0 E: 0 K: 1 S: 7	H: 0 LOB: 0 BB: 0 P: 11	R: 1 H: 2 E: 0 K: 0 S: 15	H: 2 LOB: 2 BB: 1 P: 23	R: 0 H: 0 E: 0 K: 1 S: 7	H: 0 LOB: 0 BB: 0 P: 10	R: 0 H: 0 E: 0 K: 0 S: 5	H: 0 LOB: 0 BB: 0 P: 7	R: 0 H: 0 E: 0 K: 0 S: 7	H: 0 LOB: 0 BB: 0 P: 13		R: 0 H: 0 E: 0 K: 2 S: 9	H: 0 LOB: 0 BB: 0 P: 11	1B: 2 SF: 0 2B: 1 3B: 0 HR: 0	SF: 0 SAC: 0 DP: 0 HBP: 0	WP: 1 PA: 31 PB: 0 SB: 0 CS: 0						
PITCHER	IP: 9.0 WLS: W BF: 31	H: 3 R: 1 ER: 1	H: 3 R: 1 ER: 1	H: 1 R: 1 ER: 1	BB: 1 IBB: 0 HBP: 0 BLK: 0	BB: 1 IBB: 0 HBP: 0 BLK: 0	BB: 0 IBB: 0 HBP: 0 BLK: 0	BB: 0 IBB: 0 HBP: 0 BLK: 0	WP: 1 HR: 0 S: 76 P: 116	ERA: 1.00 WHIP: 0.444	IP: 1.0 WLS: W BF: 3	H: 3 R: 0 ER: 0	H: 1 R: 0 ER: 0	BB: 0 IBB: 0 HBP: 0 BLK: 0	WP: 0 HR: 0 S: 11 P: 21	ERA: 0.00 WHIP: 0.000	IP: 0.1 WLS: W BF: 2	H: 0 R: 0 ER: 0	H: 0 R: 0 ER: 0	BB: 0 IBB: 0 HBP: 0 BLK: 0	WP: 0 HR: 0 S: 4 P: 7	ERA: 0.00 WHIP: 0.000	IP: 0.2 WLS: W BF: 2	H: 0 R: 0 ER: 0	H: 0 R: 0 ER: 0	BB: 0 IBB: 0 HBP: 0 BLK: 0	WP: 0 HR: 0 S: 1 P: 1	ERA: 0.00 WHIP: 0.000



livebaseballscorecards.com

livebaseballscorecards.com

Batter	1	2	3	4	5	6	7	8	9	AB	R	H	RBI	BB	SO	LOB	TOP					
1 Brian Roberts, S (1.4) OBP: 0.345, SLG: 0.407 2 Luis Hernandez, S (1.4) OBP: 0.313, SLG: 0.270										1 1 1 0 0 0 0 4 0 2 0 0 1 0							Baltimore Orioles @ Kansas City Royals Kauffman Stadium, Kansas City, MO Sat May 10 2008, 6:10 PM CDT Att. 15,808 - Rain - 62 F					
6 Melvin Mora, R (1.5) OBP: 0.315, SLG: 0.419										4 1 2 1 0 2 0 4 0 0 0 1 2 6												
21 Nick Markakis, L (1.9) OBP: 0.401, SLG: 0.463										4 0 1 0 0 0 5 4 2 3 3 0 0 1												
17 Aubrey Huff, L (1.10) OBP: 0.338, SLG: 0.474										4 0 1 0 0 0 5 2 0 0 0 0 2 1 2 0 0 0 0 1 2												
Kevin Millar, R (1.3) OBP: 0.323, SLG: 0.371										4 1 1 1 0 2 2 3 0 0 1 0 2 1												
Jay Payton, R (1.7) OBP: 0.257, SLG: 0.324 30 Luke Scott, L (4.7) OBP: 0.347, SLG: 0.380										4 1 1 1 0 2 2 3 0 0 1 0 2 1												
10 Adam Jones, R (1.8) OBP: 0.277, SLG: 0.370										4 1 1 1 0 2 2 3 0 0 1 0 2 1												
Guillermo Quiroz, R (1.2) OBP: 0.294, SLG: 0.310										4 1 1 1 0 2 2 3 0 0 1 0 2 1												
Freddie Bynum, L (1.6) OBP: 0.417, SLG: 0.500										4 1 1 1 0 0 0 3 0 0 1 0 2 1												
Inning Stats	R: 3 E: 0 K: 2 S: 17	H: 3 LOB: 0 BB: 0 P: 28	R: 0 E: 0 K: 1 S: 10	H: 0 LOB: 0 BB: 0 P: 16	R: 0 E: 0 K: 1 S: 10	H: 0 LOB: 0 BB: 0 P: 13	R: 0 E: 0 K: 1 S: 9	H: 1 LOB: 1 BB: 0 P: 12	R: 1 E: 0 K: 2 S: 18	H: 3 LOB: 2 BB: 0 P: 26	R: 2 E: 0 K: 1 S: 17	H: 2 LOB: 0 BB: 1 P: 22	R: 0 E: 0 K: 2 S: 11	H: 0 LOB: 1 BB: 1 P: 20	R: 0 E: 0 K: 2 S: 10	H: 1 LOB: 1 BB: 0 P: 13	R: 0 E: 0 K: 0 S: 6	H: 1 LOB: 0 BB: 0 P: 12	1B: 8 2B: 1 3B: 1 HR: 1	SF: 0 SAC: 1 DP: 1 HBP: 1	WP: 0 PB: 0 SB: 0 CS: 0	PA: 39
PITCHER	IP WLS BF H R ER SO BB IBB HBP BLK WP HR S P ERA WHIP																					
Brett Tomko, R (1.1) ERA: 5.67	5.1 L 25 9 6 6 8 0 0 0 0 0 1 75 110 10.12 1.688																					
57 Joel Peralta, R (6.1) ERA: 6.0	1.2 6 0 0 0 2 1 0 0 0 0 0 17 27 0.00 0.600																					
41 Jimmy Gobble, L (8.1) ERA: 5.14	0.1 2 1 0 0 0 0 0 0 0 0 0 2 4 0.00 3.000																					
46 Juan Carlos Oviedo, R (8.1) ERA: 1.8	1.2 6 1 0 0 2 0 0 0 1 0 0 0 14 21 0.00 0.600																					

AB	36
R	6
H	11
RBI	6
BB	1
SO	12
LOB	18



Batter	1	2	3	4	5	6	7	8	9	AB	R	H	RBI	BB	SO	LOB	BOTTOM					
9 David DeJesus, L (1.9) OBP: 0.387, SLG: 0.463										3 2 2 0 2 0 1 3 0 1 2 0 0 2							Baltimore Orioles @ Kansas City Royals Kauffman Stadium, Kansas City, MO Sat May 10 2008, 6:10 PM CDT Att. 15,808 - Rain - 62 F					
Esteban German, R (1.7) OBP: 0.160, SLG: 0.091 21 Miguel Olivo, R (9. PH) OBP: 0.270, SLG: 0.525										3 0 1 2 0 0 2 1 0 0 0 0 1 1												
4 Alex Gordon, L (1.5) OBP: 0.349, SLG: 0.449										5 0 1 0 0 2 2 0 0 0 0 0 0 0												
16 Billy Butler, R (1.3) OBP: 0.340, SLG: 0.362 Ross Gload, L (9. PR) OBP: 0.310, SLG: 0.298										5 1 2 1 0 1 2 0 0 0 0 0 0 0												
15 Mark Grudzielanek, R (1.4) OBP: 0.353, SLG: 0.370										5 1 2 0 0 1 3 4 0 2 1 0 0 3												
11 Jose Guillen, R (1.10) OBP: 0.234, SLG: 0.344										4 0 2 1 0 0 3 4 0 1 0 0 0 2												
14 John Buck, R (1.2) OBP: 0.343, SLG: 0.376										4 0 1 0 0 0 2 4 1 2 1 0 0 2												
2 Joey Gathright, L (1.8) OBP: 0.278, SLG: 0.291										4 1 2 1 0 0 2 3 0 0 0 0 1 4 1 0 0 0 0 0 0												
1 Tony Pena Jr., R (1.6) OBP: 0.178, SLG: 0.202 13 Alberto Callaspo, S (8. PH) OBP: 0.362, SLG: 0.354 (9.6)										3 0 0 0 0 1 4 1 0 0 0 0 0 0												
Inning Stats	R: 0 E: 0 K: 0 S: 5	H: 0 LOB: 1 BB: 1 P: 14	R: 0 E: 0 K: 0 S: 6	H: 1 LOB: 0 BB: 0 P: 8	R: 1 E: 0 K: 1 S: 12	H: 2 LOB: 1 BB: 0 P: 19	R: 0 E: 0 K: 0 S: 7	H: 1 LOB: 1 BB: 0 P: 13	R: 0 E: 0 K: 0 S: 8	H: 1 LOB: 1 BB: 0 P: 14	R: 2 E: 0 K: 1 S: 15	H: 4 LOB: 2 BB: 0 P: 23	R: 1 E: 0 K: 2 S: 17	H: 3 LOB: 2 BB: 0 P: 25	R: 0 E: 0 K: 0 S: 5	H: 0 LOB: 0 BB: 0 P: 6	R: 1 E: 0 K: 2 S: 16	H: 1 LOB: 1 BB: 1 P: 24	1B: 10 2B: 3 3B: 1 HR: 0	SF: 1 SAC: 0 DP: 1 HBP: 0	WP: 0 PB: 0 SB: 3 CS: 0	PA: 41
PITCHER	IP WLS BF H R ER SO BB IBB HBP BLK WP HR S P ERA WHIP																					
18 Garrett Olson, L (1.1) ERA: 2.95	5.1 W 24 8 3 3 2 1 0 0 0 0 0 0 3 3 0.00 1.500																					
Chad Bradford, R (6.1) ERA: 1.32	0.2 H 3 1 0 0 0 0 0 0 0 0 0 0 3 3 0.00 1.500																					
32 Jamie Walker, L (7.1) ERA: 4.91	0.0 3 3 1 1 0 0 0 0 0 0 0 0 8 13 ∞ ∞																					
43 Jim Johnson, R (7.1) ERA: 0.84	2.0 H 6 0 0 0 2 0 0 0 0 0 0 0 14 18 0.00 0.000																					
52 George Sherrill, L (9.1) ERA: 4.41	1.0 S 5 1 1 1 2 1 0 0 0 0 0 0 0 16 24 9.00 2.000																					

AB	38
R	5
H	13
RBI	5
BB	2
SO	6
LOB	22



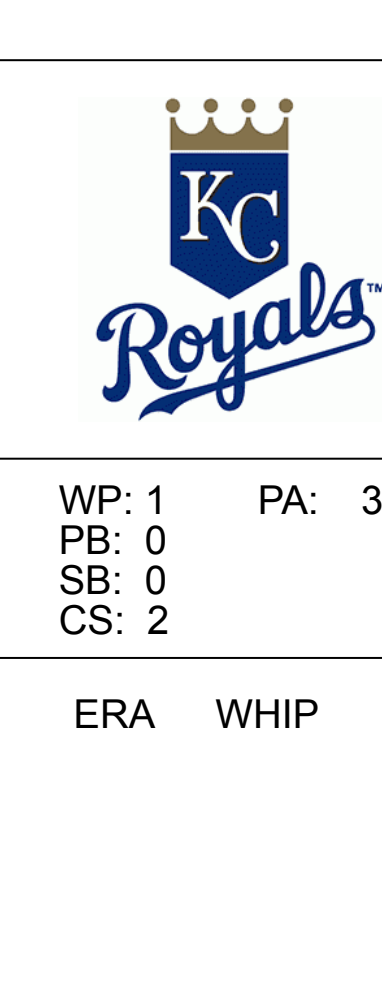
Batter	1	2	3	4	5	6	7	8	9	AB	R	H	RBI	BB	SO	LOB	TOP
Freddie Bynum, L (1,6) OBP: 0.313, SLG: 0.375	G6-3		L6			F7		K		4	0	0	0	0	1	0	<p>Baltimore Orioles @ Kansas City Royals</p> <p>Kauffman Stadium, Kansas City, MO</p> <p>Sun May 11 2008, 1:10 PM CDT</p> <p>Att: 18,635 - Sunny - 55 F</p> <p>livebaseballscorecards.com</p>
6 Melvin Mora, R (1,10) OBP: 0.307, SLG: 0.408	G6-3			K		E5		P4		4	0	0	0	0	1	0	
21 Nick Markakis, L (1,9) OBP: 0.404, SLG: 0.456					BB			K		2	0	0	0	2	2	1	
17 Aubrey Huff, L (1,5) OBP: 0.329, SLG: 0.461	K				F7			F8		4	0	0	0	0	1	2	
Kevin Millar, R (1,3) OBP: 0.317, SLG: 0.364		F8			F9			F9		3	0	0	0	0	0	1	
30 Luke Scott, L (1,7) OBP: 0.346, SLG: 0.378						G4-3				3	0	1	0	0	1	0	
10 Adam Jones, R (1,8) OBP: 0.271, SLG: 0.362						G6-3		F7		3	0	0	0	0	0	1	
Guillermo Quiroz, R (1,2) OBP: 0.306, SLG: 0.323						CI		P6		2	0	1	0	0	0	0	
2 Luis Hernandez, S (1,4) OBP: 0.306, SLG: 0.263								G4-3		2	0	0	0	0	0	2	
13 Alex Cintron, S (8,PH)										1	0	0	0	0	0	0	
Inning Stats	R: 0 H: 0 E: 0 K: 1 S: 13	H: 0 LOB: 1 BB: 1 P: 23	R: 0 H: 0 E: 0 K: 1 S: 7	H: 0 LOB: 0 BB: 0 P: 8	R: 0 H: 1 E: 0 K: 0 S: 10	H: 0 LOB: 0 BB: 0 P: 12	R: 0 H: 0 E: 0 K: 1 S: 7	H: 0 LOB: 1 BB: 1 P: 14	R: 0 H: 0 E: 1 K: 1 S: 11	H: 0 LOB: 1 BB: 0 P: 15	R: 0 H: 0 E: 0 K: 1 S: 9	H: 0 LOB: 0 BB: 0 P: 13	R: 0 H: 0 E: 0 K: 1 S: 7	H: 0 LOB: 0 BB: 0 P: 10	1B: 2 2B: 1 3B: 0 HR: 0	SF: 0 SAC: 0 DP: 2 HBP: 0	WP: 0 PB: 0 CS: 1 PA: 31
PITCHER	IP WLS BF H R ER SO BB IBB HBP BLK WP HR S P ERA WHIP																
19 Brian Bannister, R (1,1) ERA: 3.75	8.0 W 28 2 0 0 5 2 0 0 0 0 0 0 75 110 0.00 0.500																
48 Joakim Soria, R (9,1) ERA:	1.0 3 0 0 0 1 0 0 0 0 0 0 0 7 10 0.00 0.000																

Batter	1	2	3	4	5	6	7	8	9	AB	R	H	RBI	BB	SO	LOB	BOTTOM
9 David DeJesus, L (1,7) OBP: 0.381, SLG: 0.453	L6					F7				4	1	1	0	0	0	3	<p>Baltimore Orioles @ Kansas City Royals</p> <p>Kauffman Stadium, Kansas City, MO</p> <p>Sun May 11 2008, 1:10 PM CDT</p> <p>Att: 18,635 - Sunny - 55 F</p> <p>livebaseballscorecards.com</p>
15 Mark Grudzielanek, R (1,4) OBP: 0.358, SLG: 0.364	G6-3				G5-3					4	0	2	0	0	0	0	
4 Alex Gordon, L (1,5) OBP: 0.346, SLG: 0.444	G3									4	1	1	1	0	1	3	
11 Jose Guillen, R (1,10) OBP: 0.241, SLG: 0.356										4	1	2	1	0	1	3	
16 Billy Butler, R (1,3) OBP: 0.351, SLG: 0.368										3	0	2	1	1	0	1	
24 Mark Teahen, L (1,9) OBP: 0.338, SLG: 0.361										4	0	1	1	0	0	4	
21 Miguel Olivo, R (1,2) OBP: 0.284, SLG: 0.523										4	0	2	0	0	0	1	
13 Alberto Callaspo, S (1,6) OBP: 0.362, SLG: 0.333										3	0	0	0	0	0	5	
1 Tony Pena, Jr., R (8,6) OBP: 0.175, SLG: 0.200										1	0	0	0	0	0	0	
2 Joey Gathright, L (1,8) OBP: 0.277, SLG: 0.281										3	1	0	0	1	1	3	
Inning Stats	R: 0 H: 0 E: 0 K: 0 S: 8	H: 4 LOB: 3 BB: 0 P: 23	R: 1 H: 2 E: 0 K: 0 S: 14	H: 2 LOB: 1 BB: 0 P: 24	R: 0 H: 1 E: 0 K: 0 S: 6	H: 1 LOB: 0 BB: 0 P: 8	R: 0 H: 0 E: 0 K: 0 S: 6	H: 0 LOB: 1 BB: 1 P: 12	R: 2 H: 3 E: 0 K: 1 S: 18	H: 3 LOB: 2 BB: 1 P: 31	R: 0 H: 0 E: 0 K: 1 S: 7	H: 0 LOB: 0 BB: 0 P: 13	1B: 9 2B: 2 3B: 0 HR: 0	SF: 0 SAC: 0 DP: 1 HBP: 0	WP: 0 PB: 0 CS: 0 PA: 36		
PITCHER	IP WLS BF H R ER SO BB IBB HBP BLK WP HR S P ERA WHIP																
56 Brian Bures, L (1,1) ERA: 3.59	6.0 L 28 9 4 4 1 2 0 0 0 0 0 0 65 103 6.00 1.833																
45 Dennis Sarfate, R (7,1) ERA: 3.79	1.0 5 2 0 0 1 0 0 0 0 0 0 15 23 0.00 2.000																
Lance Cormier, R (8,1) ERA: 1.42	1.0 3 0 0 0 1 0 0 0 0 0 0 7 13 0.00 0.000																

Batter	1	2	3	4	5	6	7	8	9	AB	R	H	RBI	BB	SO	LOB	TOP			
28 Curtis Granderson, L (1.8) OBP: 0.333, SLG: 0.507	G5-3		14 G4-3 1B				P6			3	0	1	0	1	0	0	Detroit Tigers @ Kansas City Royals Kauffman Stadium, Kansas City, MO Wed May 14, 2008, 7:10 PM CDT Att: 14,053 - Cloudy - 65 F			
14 Placido Polanco, R (1.4) OBP: 0.350, SLG: 0.375	F8		G4-3				G4-3			4	0	1	0	0	0	3				
9 Carlos Guillen, S (1.5) OBP: 0.373, SLG: 0.438	G4-3		P5				F8			4	0	1	0	0	0	2				
30 Magglio Ordonez, R (1.9) OBP: 0.373, SLG: 0.483										4	0	1	0	0	1	2				
24 Miguel Cabrera, R (1.3) OBP: 0.357, SLG: 0.448										4	0	2	0	0	1	2				
20 Matt Joyce, L (1.7) OBP: 0.375, SLG: 0.571										3	0	0	0	1	1	2				
33 Marcus Thames, R (1.10) OBP: 0.293, SLG: 0.352										4	0	0	0	0	3	4				
Edgar Renteria, R (1.6) OBP: 0.292, SLG: 0.356										3	0	0	0	1	1	0				
Ivan Rodriguez, R (1.2) OBP: 0.317, SLG: 0.403										3	0	0	0	0	1	1				
Inning Stats	R: 0 E: 0 K: 0 S: 5	H: 0 LOB: 0 BB: 0 P: 11	R: 0 E: 0 K: 1 S: 6	H: 1 LOB: 1 BB: 0 P: 10	R: 0 E: 0 K: 0 S: 10	H: 1 LOB: 2 BB: 1 P: 17	R: 0 E: 0 K: 1 S: 13	H: 1 LOB: 1 BB: 0 P: 21	R: 0 E: 0 K: 2 S: 12	H: 0 LOB: 2 BB: 1 P: 19	R: 0 E: 0 K: 1 S: 11	H: 0 LOB: 0 BB: 0 P: 14	R: 0 E: 0 K: 0 S: 6	H: 2 LOB: 1 BB: 0 P: 8	R: 0 E: 0 K: 2 S: 9	H: 0 LOB: 0 BB: 0 P: 13	1B: 6 2B: 0 3B: 0 HR: 0	SF: 0 SAC: 0 DP: 1 HBP: 0	WP: 0 PB: 0 SB: 0 CS: 0	PA: 35
PITCHER	IP WLS BF H R ER SO	IP WLS BF H R ER SO	IP WLS BF H R ER SO	IP WLS BF H R ER SO	IP WLS BF H R ER SO	IP WLS BF H R ER SO	IP WLS BF H R ER SO	IP WLS BF H R ER SO	IP WLS BF H R ER SO	IP WLS BF H R ER SO	IP WLS BF H R ER SO	IP WLS BF H R ER SO	IP WLS BF H R ER SO	IP WLS BF H R ER SO	IP WLS BF H R ER SO	IP WLS BF H R ER SO	ERA WHIP	ERA WHIP		
44 Luke Hochevar, R (1.1) ERA: 3.94	6.0	W	25	4	0	0	5	3	0	0	0	0	0	0	0	0	0.00	1.167		
32 Ron Mahay, L (7.1) ERA: 2.5	1.0	H	4	1	0	0	1	0	0	0	0	0	0	0	0	0	0.00	1.000		
46 Juan Carlos Oviedo, R (8.1) ERA: 1.62	1.0	H	3	1	0	0	0	0	0	0	0	0	0	0	0	0	0.00	1.000		
48 Joakim Soria, R (9.1) ERA:	1.0	S	3	0	0	0	2	0	0	0	0	0	0	0	0	0	0.00	0.000		

Batter	1	2	3	4	5	6	7	8	9	AB	R	H	RBI	BB	SO	LOB	BOTTOM	
9 David DeJesus, L (1.7) OBP: 0.362, SLG: 0.426	G5-3						G1-3			4	0	0	0	0	0	3	Detroit Tigers @ Kansas City Royals Kauffman Stadium, Kansas City, MO Wed May 14, 2008, 7:10 PM CDT Att: 14,053 - Cloudy - 65 F	
15 Mark Grudzielanek, R (1.4) OBP: 0.367, SLG: 0.365	G6-3						K			3	0	0	0	1	2	0		
4 Alex Gordon, L (1.5) OBP: 0.432, SLG: 0.432							F8			2	0	1	0	2	0	1		
11 Jose Guillen, R (1.10) OBP: 0.248, SLG: 0.371										4	0	1	0	0	1	5		
16 Billy Butler, R (1.3) OBP: 0.346, SLG: 0.357										4	0	1	0	0	0	2		
Ross Gload, L (9.3) OBP: 0.310, SLG: 0.298										0	0	0	0	0	0	0		
24 Mark Teahen, L (1.9) OBP: 0.353, SLG: 0.371										3	1	2	0	1	0	1		
14 John Buck, R (1.2) OBP: 0.336, SLG: 0.366										4	1	0	0	0	0	5		
1 Tony Pena Jr., R (1.6) OBP: 0.191, SLG: 0.226										3	0	1	0	1	1	1		
2 Joey Gathright, L (1.8) OBP: 0.283, SLG: 0.287										2	0	1	2	0	0	0		
Inning Stats	R: 2 E: 0 K: 0 S: 11	H: 3 LOB: 1 BB: 1 P: 18	R: 0 E: 0 K: 2 S: 10	H: 0 LOB: 1 BB: 1 P: 18	R: 0 E: 0 K: 0 S: 10	H: 0 LOB: 0 BB: 1 P: 15	R: 0 E: 0 K: 1 S: 10	H: 0 LOB: 1 BB: 0 P: 17	R: 0 E: 0 K: 0 S: 6	H: 1 LOB: 3 BB: 2 P: 8	R: 0 E: 0 K: 0 S: 8	H: 1 LOB: 2 BB: 0 P: 20	R: 0 E: 0 K: 1 S: 10	H: 1 LOB: 1 BB: 0 P: 16	1B: 6 2B: 1 3B: 0 HR: 0	SF: 0 SAC: 1 DP: 0 HBP: 0	WP: 1 PB: 0 SB: 0 CS: 2	PA: 35
PITCHER	IP WLS BF H R ER SO	IP WLS BF H R ER SO	IP WLS BF H R ER SO	IP WLS BF H R ER SO	IP WLS BF H R ER SO	IP WLS BF H R ER SO	IP WLS BF H R ER SO	IP WLS BF H R ER SO	IP WLS BF H R ER SO	IP WLS BF H R ER SO	IP WLS BF H R ER SO	IP WLS BF H R ER SO	IP WLS BF H R ER SO	IP WLS BF H R ER SO	IP WLS BF H R ER SO	IP WLS BF H R ER SO	ERA WHIP	ERA WHIP
35 Justin Verlander, R (1.1) ERA: 0.05	6.0	L	26	6	2	2	3	3	0	0	0	0	0	0	0	0	3.00	1.500
50 Clay Rapada, L (7.1) ERA: 0.93	0.2		4	0	0	0	0	1	1	0	0	0	0	0	0	0	0.00	1.500
34 Freddy Dotsi, R (7.1) ERA: 2.08	1.1		5	1	0	0	1	0	0	0	0	0	0	0	0	0	0.00	0.750

Detroit Tigers @ Kansas City Royals
 Kauffman Stadium, Kansas City, MO
 Wed May 14, 2008, 7:10 PM CDT
 Att: 14,053 - Cloudy - 65 F



Batter	1	2	3	4	5	6	7	8	9	AB	R	H	RBI	BB	SO	LOB	TOP										
28 Curtis Granderson, L (1.8) OBP: 0.330, SLG: 0.494			G4-3				F8			4	0	1	1	0	1	0	Detroit Tigers @ Kansas City Royals Kauffman Stadium, Kansas City, MO Thu May 15 2008, 1:10 PM CDT Att: 34,734 - Partly Cloudy - 67 F										
14 Placido Polanco, R (1.4) OBP: 0.347, SLG: 0.371			F8					G6-3		4	0	1	0	0	0	0											
9 Carlos Guillen, S (1.5) OBP: 0.370, SLG: 0.440			F7						2B	4	1	1	0	0	2	2											
30 Magglio Ordonez, R (1.9) OBP: 0.376, SLG: 0.497				G6-3						4	1	2	1	0	0	0											
24 Miguel Cabrera, R (1.3) OBP: 0.355, SLG: 0.439										3	0	0	0	1	1	2											
3 Gary Sheffield, R (1.10) OBP: 0.359, SLG: 0.314										3	0	0	0	1	1	2											
20 Matt Joyce, L (1.7) OBP: 0.357, SLG: 0.667										3	1	1	2	0	0	0											
15 Brandon Inge, R (1.2) OBP: 0.336, SLG: 0.380										4	0	1	0	0	3	0											
39 Ramon Santiago, S (1.6) OBP: 0.432, SLG: 0.625										4	1	1	0	0	0	2											
Inning Stats	R: 0 E: 0 K: 2 S: 9	H: 0 LOB: 0 BB: 0 P: 14	R: 1 E: 0 K: 0 S: 16	H: 2 LOB: 2 BB: 1 P: 29	R: 0 E: 0 K: 0 S: 7	H: 0 LOB: 0 BB: 0 P: 9	R: 0 E: 0 K: 0 S: 4	H: 0 LOB: 0 BB: 1 P: 11	R: 1 E: 0 K: 2 S: 15	H: 3 LOB: 2 BB: 0 P: 25	R: 0 E: 0 K: 1 S: 8	H: 0 LOB: 0 BB: 0 P: 11	R: 1 E: 0 K: 1 S: 6	H: 1 LOB: 0 BB: 0 P: 10	R: 1 E: 0 K: 1 S: 9	H: 2 LOB: 1 BB: 0 P: 15	R: 0 E: 0 K: 1 S: 6	H: 0 LOB: 0 BB: 0 P: 11	1B: 3 2B: 4 HR: 1	SF: 1 SAC: 0 DP: 1 HBP: 0	WP: 0 PB: 0 SB: 0 CS: 0	PA: 36					
PITCHER	IP	WLS	BF	H	R	ER	SO	BB	IBB	HBP	BLK	WP	HR	S	P	ERA	WHIP										
55 Gil Meche, R (1.1) ERA: 5.98	7.0	W	28	6	3	3	6	2	0	0	0	0	1	65	109	3.86	1.143										
57 Joel Paralta, R (8.1) ERA: 6.53	1.0		5	2	1	1	1	0	0	0	0	0	0	9	15	9.00	2.000										
Ramon E Ramirez, R (9.1) ERA: 1.0	1.0		3	0	0	0	1	0	0	0	0	0	0	6	11	0.00	0.000										

Batter	1	2	3	4	5	6	7	8	9	AB	R	H	RBI	BB	SO	LOB	BOTTOM										
2 Joey Gathright, L (1.8) OBP: 0.288, SLG: 0.286			G1-3							4	1	1	1	1	1	3	Detroit Tigers @ Kansas City Royals Kauffman Stadium, Kansas City, MO Thu May 15 2008, 1:10 PM CDT Att: 34,734 - Partly Cloudy - 67 F										
Esteban German, R (1.5) OBP: 0.207, SLG: 0.120										3	2	1	0	1	0	0											
16 Billy Butler, R (1.3) OBP: 0.348, SLG: 0.361										4	1	1	2	1	0	1											
11 Jose Guillen, R (1.10) OBP: 0.260, SLG: 0.395										4	1	2	3	1	1	1											
21 Miguel Olivo, R (1.2) OBP: 0.292, SLG: 0.543										5	1	2	1	0	1	4											
24 Mark Teahen, L (1.9) OBP: 0.348, SLG: 0.366										5	0	1	1	0	1	5											
13 Alberto Callaspo, S (1.4) OBP: 0.371, SLG: 0.345										4	0	2	0	0	0	1											
Ross Gload, L (1.7) OBP: 0.308, SLG: 0.306										4	1	1	0	0	0	3											
9 David DeJesus, L (9.7) ERA: 1.95										0	0	0	0	0	0	0											
1 Tony Pena Jr., R (1.6) OBP: 0.202, SLG: 0.236										4	1	2	0	0	1	2											
Inning Stats	R: 3 E: 0 K: 1 S: 13	H: 3 LOB: 1 BB: 1 P: 22	R: 2 E: 0 K: 0 S: 16	H: 3 LOB: 3 BB: 2 P: 29	R: 0 E: 0 K: 0 S: 11	H: 1 LOB: 1 BB: 0 P: 19	R: 2 E: 0 K: 0 S: 13	H: 4 LOB: 2 BB: 0 P: 22	R: 0 E: 0 K: 1 S: 6	H: 0 LOB: 0 BB: 0 P: 8	R: 0 E: 0 K: 2 S: 8	H: 0 LOB: 0 BB: 0 P: 13	R: 0 E: 1 K: 1 S: 12	H: 1 LOB: 2 BB: 0 P: 18	R: 1 E: 0 K: 0 S: 12	H: 1 LOB: 1 BB: 1 P: 20	1B: 8 2B: 4 3B: 0 HR: 1	SF: 0 SAC: 1 DP: 0 HBP: 0	WP: 0 PB: 0 SB: 2 CS: 0	PA: 42							
PITCHER	IP	WLS	BF	H	R	ER	SO	BB	IBB	HBP	BLK	WP	HR	S	P	ERA	WHIP										
Kenny Rogers, L (1.1) ERA: 6.65	4.0	L	26	11	7	7	1	3	0	0	0	0	0	14	21	0.00	0.000										
45 Aquilino Lopez, R (5.1) ERA: 1.95	2.0		6	0	0	0	3	0	0	0	0	0	0	14	21	0.00	0.000										
44 Bobby Seay, L (7.1) ERA: 1.98	1.0		5	1	0	0	1	0	0	0	0	0	0	12	18	0.00	1.000										
59 Todd Jones, R (8.1) ERA: 4.8	1.0		5	1	1	1	0	1	0	0	0	0	0	12	20	9.00	2.000										

Batter	1	2	3	4	5	6	7	8	9	AB	R	H	RBI	BB	SO	LOB	TOP										
9 David DeJesus, L (1,9) OBP: 0.351, SLG: 0.404	F8		K	L4-6		FC3-6			F8	5	0	0	0	0	1	2											
15 Mark Grudzielanek, R (1,4) OBP: 0.384, SLG: 0.465	BB		BB			CS	F8		BB	4	2	3	0	1	0	0											
4 Alex Gordon, L (1,5) OBP: 0.356, SLG: 0.446	BB		BB			K			F9	4	1	2	0	1	1	2											
11 Jose Guillen, R (1,7) OBP: 0.272, SLG: 0.413	F8		BB			L7	G5-3			4	0	1	2	0	0	4											
16 Billy Butler, R (1,3) OBP: 0.349, SLG: 0.371 Ross Gload, L (7,3) OBP: 0.308, SLG: 0.306	BB		G5-3				K			3	0	1	1	1	1	2											
21 Miguel Olivo, R (1,2) OBP: 0.313, SLG: 0.566	P3		IBB						F8	2	0	0	0	2	0	3											
2 Joey Gathright, L (1,8) OBP: 0.274, SLG: 0.264		G1-3	F8			F7			G5-3	4	0	0	0	0	0	4											
1 Tony Pena Jr., R (1,6) OBP: 0.205, SLG: 0.231 27 Yasuhiro Yabuta, R (8,1)						P4			G4-3	4	0	1	0	0	1	0											
19 Brian Bannister, R (1,1) OBP: 0.500, SLG: 0.500 32 Ron Mahay, L (7,1) 13 Alberto Callaspo, S (8,6) OBP: 0.365, SLG: 0.339		L8				SH1-4			G4-3	2	0	1	0	0	0	0											
Inning Stats	R: 0 E: 0 K: 0 S: 10	H: 1 LOB: 3 BB: 2 P: 20	R: 0 E: 0 K: 1 S: 8	H: 0 LOB: 0 BB: 0 P: 8	R: 2 E: 0 K: 1 S: 14	H: 2 LOB: 2 BB: 2 P: 27	R: 0 E: 0 K: 0 S: 3	H: 1 LOB: 0 BB: 0 P: 5	R: 1 E: 0 K: 1 S: 10	H: 2 LOB: 2 BB: 1 P: 16	R: 0 E: 0 K: 0 S: 8	H: 1 LOB: 1 BB: 0 P: 11	R: 0 E: 0 K: 1 S: 14	H: 1 LOB: 0 BB: 0 P: 22	R: 0 E: 0 K: 0 S: 6	H: 0 LOB: 0 BB: 0 P: 10	R: 0 E: 0 K: 0 S: 12	H: 1 LOB: 1 BB: 0 P: 17	1B: 5 2B: 5 3B: 0 HR: 0	SF: 0 SAC: 1 DP: 1 HBP: 0	WP: 0 PB: 0 SB: 0 CS: 1	PA: 40					
PITCHER	IP	WLS	BF	H	R	ER	SO	BB	IBB	HBP	BLK	WP	HR	S	P	ERA	WHIP										
Scott Olsen, L (1,1) ERA: 2.82	6.0		28	7	3	3	3	3	2	0	0	0	0	53	87	4.50	1.667										
19 Logan Kensing, R (7,1) ERA: 2.7	1.0	W	4	1	0	0	1	0	0	0	0	0	0	14	22	0.00	1.000										
22 Matt Lindstrom, R (8,1) ERA: 3.6	1.0		3	0	0	0	0	0	0	0	0	0	0	6	10	0.00	0.000										
Kevin Gregg, R (9,1) ERA: 2.75	1.0		4	1	0	0	0	0	0	0	0	0	0	12	17	0.00	1.000										

Kansas City Royals @ Florida Marlins
Dolphin Stadium, Miami, FL
Sat May 17 2008, 7:10 PM EDT
Att: 16,214 - Clear - 89 F

AB 33
R 3
H 9
RBI 3
BB 5
SO 4
LOB 17



Batter	1	2	3	4	5	6	7	8	9	AB	R	H	RBI	BB	SO	LOB	BOTTOM										
4 Alfredo Amezaga, S (1,8) OBP: 0.301, SLG: 0.282	F7		K			B1			L7	4	0	0	0	1	0												
27 Jeremy Hermida, L (1,9) OBP: 0.340, SLG: 0.471	P6		G4-3			E6	HR			4	1	1	0	0	0												
2 Hanley Ramirez, R (1,6) OBP: 0.398, SLG: 0.530	K		BB			K	K			3	1	0	0	1	3	2											
Mike Jacobs, L (1,3) OBP: 0.300, SLG: 0.632 22 Matt Lindstrom, R (8,1) Kevin Gregg, R (9,1)	F8		3B			F8	HR			4	0	2	3	0	0	1											
6 Dan Uggla, R (1,4) OBP: 0.393, SLG: 0.669	G6-3		P2				K			4	0	1	0	0	1	1											
3 Jorge Cantu, R (1,5) OBP: 0.331, SLG: 0.430	1B		WP			F9			K	4	0	2	1	0	1	2											
Luis Gonzalez, L (1,7) OBP: 0.345, SLG: 0.419 25 Brett Carroll, R (8, PR) OBP: 0.071, SLG: 0.214 (9,7)	G3		G6-3							4	1	2	0	0	0	2											
58 Mike Rabelo, S (1,2) OBP: 0.268, SLG: 0.274	L5		L5			K			P6	3	1	0	0	1	1	1											
Scott Olsen, L (1,1) OBP: 0.100, SLG: 0.053 19 Logan Kensing, R (7,1) 18 Wes Helms, R (7, PH) OBP: 0.273, SLG: 0.380 (8,3)	F8		F8			K			G2-3	2	0	0	0	0	1	0											
Inning Stats	R: 0 E: 0 K: 1 S: 9	H: 0 LOB: 0 BB: 0 P: 16	R: 0 E: 0 K: 0 S: 8	H: 1 LOB: 1 BB: 0 P: 12	R: 0 E: 0 K: 1 S: 8	H: 0 LOB: 0 BB: 0 P: 12	R: 2 E: 0 K: 0 S: 15	H: 2 LOB: 1 BB: 1 P: 29	R: 0 E: 0 K: 2 S: 7	H: 0 LOB: 0 BB: 0 P: 9	R: 0 E: 0 K: 1 S: 12	H: 1 LOB: 2 BB: 0 P: 15	R: 5 E: 0 K: 2 S: 19	H: 4 LOB: 0 BB: 1 P: 28	R: 0 E: 0 K: 1 S: 10	H: 1 LOB: 1 BB: 0 P: 15	1B: 6 2B: 0 3B: 1 HR: 2	SF: 0 SAC: 0 DP: 0 HBP: 0	WP: 1 PB: 0 SB: 0 CS: 0	PA: 36							
PITCHER	IP	WLS	BF	H	R	ER	SO	BB	IBB	HBP	BLK	WP	HR	S	P	ERA	WHIP										
19 Brian Bannister, R (1,1) ERA: 4.29	6.1	L	29	7	6	6	5	2	0	0	0	0	1	10	17	8.53	1.421										
32 Ron Mahay, L (7,1) ERA: 2.84	0.2		3	1	1	1	2	0	0	0	0	0	1	10	14	13.50	1.500										
27 Yasuhiro Yabuta, R (8,1) ERA: 6.88	1.0		4	1	0	0	1	0	0	0	0	0	0	10	15	0.00	1.000										

Kansas City Royals @ Florida Marlins
Dolphin Stadium, Miami, FL
Sat May 17 2008, 7:10 PM EDT
Att: 16,214 - Clear - 89 F

AB 34
R 5
H 9
RBI 7
BB 2
SO 8
LOB 10

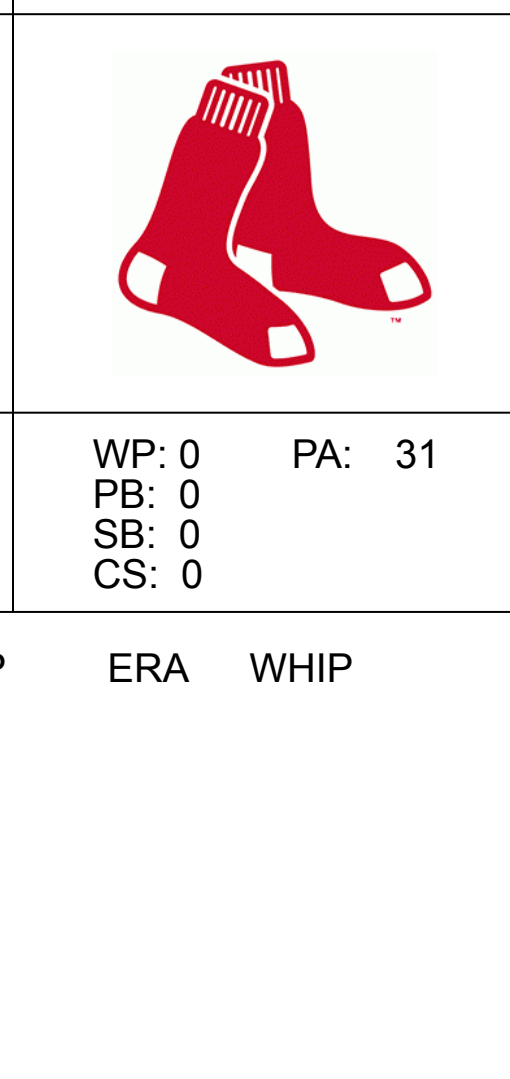


Batter	1	2	3	4	5	6	7	8	9	AB	R	H	RBI	BB	SO	LOB	TOP					
9 David DeJesus, L (1,8) OBP: 0.331, SLG: 0.384	G4-3		L4			L3		G1-6-3		4	0	1	0	0	0	0	Kansas City Royals @ Boston Red Sox Fenway Park, Boston, MA Tue May 20 2008, 7:05 PM EDT Att: 37,486 - Cloudy - 60 F					
15 Mark Grudzielanek, R (1,4) OBP: 0.376, SLG: 0.390	K		BB			G6-3		G1-6-3		3	0	0	0	1	1							
4 Alex Gordon, L (1,5) OBP: 0.366, SLG: 0.455	2B		1B			2B		BB		3	0	3	0	1	0							
11 Jose Guillen, R (1,7) OBP: 0.266, SLG: 0.422	G6-3		1B			K		K		4	0	0	0	0	3							
24 Mark Teahen, L (1,9) OBP: 0.345, SLG: 0.363	K		BB			BB		BB		1	1	0	0	3	1							
16 Billy Butler, R (1,10) OBP: 0.344, SLG: 0.356	G1-3		G6-4-3			G1-3		K		4	0	0	0	0	1							
Ross Gload, L (1,3) OBP: 0.303, SLG: 0.294	HBP		G4-3			K		G3-1		3	0	0	0	0	1							
14 John Buck, R (1,2) OBP: 0.333, SLG: 0.362	G6-3		K			1B		K		4	0	1	1	0	2							
1 Tony Pena Jr., R (1,6) OBP: 0.191, SLG: 0.214	G5-3		F9			K		K		2	0	0	0	0	0							
13 Alberto Callaspo, S (7,PH) OBP: 0.354, SLG: 0.339										1	0	0	0	0	1							
21 Miguel Olivo, R (9,PH) OBP: 0.303, SLG: 0.553										1	0	0	0	0	1							
Inning Stats	R: 0 E: 0 K: 1 S: 9	H: 1 LOB: 1 BB: 0 P: 13	R: 0 E: 0 K: 1 S: 10	H: 0 LOB: 2 BB: 1 P: 19	R: 0 E: 0 K: 0 S: 6	H: 1 LOB: 2 BB: 1 P: 10	R: 0 E: 0 K: 1 S: 6	H: 0 LOB: 0 BB: 1 P: 13	R: 0 E: 0 K: 1 S: 7	H: 0 LOB: 0 BB: 0 P: 11	R: 0 E: 0 K: 1 S: 12	H: 1 LOB: 1 BB: 0 P: 16	R: 1 E: 0 K: 2 S: 12	H: 1 LOB: 1 BB: 1 P: 20	R: 0 E: 0 K: 2 S: 18	H: 1 LOB: 3 BB: 2 P: 32	R: 0 E: 0 K: 2 S: 9	H: 0 LOB: 0 BB: 0 P: 15	1B: 2 2B: 3 HR: 0	SF: 0 SAC: 0 DP: 1 HBP: 1	WP: 0 PB: 0 SB: 0 CS: 0	PA: 36
PITCHER	IP WLS BF H R ER SO BB IBB HBP BLK WP HR S P ERA WHIP																					
63 Justin Masterson, R (1,1) ERA: 1.48	6.1 W 24 3 1 1 5 3 0 1 0 0 0 55 91 1.42 0.947																					
48 Javier Lopez, L (7,1) ERA: 3.18	0.1 H 1 0 0 0 1 0 0 0 0 0 0 4 6 0.00 0.000																					
17 Manny Delcarmen, R (7,1) ERA: 5.71	0.1 H 2 1 0 0 1 0 0 0 0 0 0 4 6 0.00 3.000																					
37 Hideki Okajima, L (8,1) ERA: 0.9	0.2 H 5 1 0 0 1 2 0 0 0 0 0 14 27 0.00 4.500																					
58 Jonathan Papelbon, R (8,1) ERA: 2.45	1.1 S 4 0 0 0 3 0 0 0 0 0 0 0 13 20 0.00 0.000																					

Batter	1	2	3	4	5	6	7	8	9	AB	R	H	RBI	BB	SO	LOB	BOTTOM			
Coco Crisp, S (1,8) OBP: 0.327, SLG: 0.455	G1-6-3					G3		L4		4	0	1	1	0	0	1	Kansas City Royals @ Boston Red Sox Fenway Park, Boston, MA Tue May 20 2008, 7:05 PM EDT Att: 37,486 - Cloudy - 60 F			
15 Dustin Pedroia, R (1,4) OBP: 0.336, SLG: 0.397	L5		L8			K		K		4	0	0	0	0	2					
34 David Ortiz, L (1,10) OBP: 0.360, SLG: 0.477	1B		G3			BB		G3		4	0	2	0	0	0					
Manny Ramirez, R (1,7) OBP: 0.373, SLG: 0.515	K		F9			K		K		4	0	0	0	0	3					
2 Jacoby Ellsbury, L (9,7) OBP: 0.377, SLG: 0.396	K		F9			K		K		0	0	0	0	0	0					
25 Mike Lowell, R (1,5) OBP: 0.311, SLG: 0.469	K		F8			G5-3		K		3	0	0	0	0	1					
20 Kevin Youkilis, R (1,3) OBP: 0.394, SLG: 0.598	BB		BB			K		K		3	1	1	0	0	2					
7 J.D. Drew, L (1,9) OBP: 0.391, SLG: 0.402	BB		BB			P4		G4-3		3	1	1	0	0	0					
Jason Varitek, S (1,2) OBP: 0.362, SLG: 0.492	BB		BB			K		K		2	0	0	0	1	2					
23 Julio Lugo, R (1,6) OBP: 0.349, SLG: 0.331	SF9		BB			P4		BB		1	0	0	1	1	0					
Alex Cora, L (8,6) OBP: 0.480, SLG: 0.455										0	0	0	0	0	0					
Inning Stats	R: 0 E: 0 K: 1 S: 8	H: 1 LOB: 1 BB: 0 P: 12	R: 2 E: 0 K: 1 S: 21	H: 3 LOB: 2 BB: 1 P: 32	R: 0 E: 0 K: 0 S: 7	H: 0 LOB: 0 BB: 0 P: 13	R: 0 E: 0 K: 2 S: 11	H: 0 LOB: 0 BB: 0 P: 17	R: 0 E: 0 K: 1 S: 7	H: 0 LOB: 0 BB: 0 P: 8	R: 0 E: 0 K: 2 S: 12	H: 1 LOB: 1 BB: 0 P: 21	R: 0 E: 0 K: 1 S: 10	H: 0 LOB: 1 BB: 1 P: 16	R: 0 E: 0 K: 2 S: 11	H: 0 LOB: 0 BB: 0 P: 15	1B: 4 2B: 1 3B: 0 HR: 0	SF: 1 SAC: 0 DP: 0 HBP: 0	WP: 0 PB: 0 SB: 0 CS: 0	PA: 31
PITCHER	IP WLS BF H R ER SO BB IBB HBP BLK WP HR S P ERA WHIP																			
55 Gil Meche, R (1,1) ERA: 5.88	7.0 L 28 5 2 2 8 2 0 0 0 0 0 76 119 2.57 1.000																			
Ramon E Ramirez, R (8,1) ERA: 1.96	1.0 3 0 0 0 2 0 0 0 0 0 0 0 11 15 0.00 0.000																			

AB	30
R	1
H	5
RBI	1
BB	5
SO	11
LOB	13

AB	28
R	2
H	5
RBI	2
BB	2
SO	10
LOB	7



Batter	1	2	3	4	5	6	7	8	9	AB	R	H	RBI	BB	SO	LOB	TOP									
9 David DeJesus, L (1,7) OBP: 0.341, SLG: 0.390										6	0	2	0	0	3	4	Kansas City Royals @ Boston Red Sox Fenway Park, Boston, MA Thu May 22 2008, 1:35 PM EDT Att: 37,613 - Cloudy - 57 F									
15 Mark Grudzielanek, R (1,4) OBP: 0.363, SLG: 0.371										3	0	0	0	1	0	3										
Esteban German, R (7,4) OBP: 0.230, SLG: 0.100										1	0	0	0	0	1	0										
16 Billy Butler, R (9,PH) OBP: 0.341, SLG: 0.352										1	0	1	0	0	0	0										
4 Alex Gordon, L (1,5) OBP: 0.378, SLG: 0.451										4	3	1	0	2	1	4										
11 Jose Guillen, R (1,10) OBP: 0.280, SLG: 0.451										5	3	4	3	0	1	1										
24 Mark Teahen, L (1,9) OBP: 0.344, SLG: 0.350										2	1	0	0	3	0	3										
21 Miguel Olivo, R (1,2) OBP: 0.319, SLG: 0.611										5	1	3	5	0	1	4										
Ross Gload, L (1,3) OBP: 0.289, SLG: 0.280										5	0	0	0	0	2	2										
13 Alberto Callaspo, S (1,6) OBP: 0.352, SLG: 0.317										4	0	0	0	1	1	2										
2 Joey Gathright, L (1,8) OBP: 0.311, SLG: 0.295										4	0	2	0	1	0	1										
Inning Stats	R: 1 E: 0 K: 2 S: 17	H: 1 LOB: 2 P: 34	R: 0 E: 0 K: 1 S: 8	H: 0 LOB: 1 BB: 1 P: 15	R: 0 E: 0 K: 1 S: 11	H: 0 LOB: 2 BB: 2 P: 19	R: 0 E: 0 K: 0 S: 10	H: 2 LOB: 1 BB: 0 P: 13	R: 2 E: 0 K: 2 S: 14	H: 2 LOB: 1 BB: 1 P: 25	R: 0 E: 0 K: 2 S: 10	H: 1 LOB: 2 BB: 0 P: 16	R: 2 E: 0 K: 0 S: 13	H: 2 LOB: 2 BB: 2 P: 24	R: 3 E: 0 K: 2 S: 15	H: 3 LOB: 0 BB: 0 P: 26	R: 0 E: 0 K: 0 S: 10	H: 2 LOB: 2 BB: 0 P: 15	1B: 7 2B: 4 HR: 2	SF: 0 SAC: 0 DP: 0 HBP: 0	WP: 2 PB: 0 SB: 1 CS: 0	PA: 48				
PITCHER	IP WLS BF H R ER SO BB IBB HBP BLK WP HR S P ERA WHIP	IP WLS BF H R ER SO BB IBB HBP BLK WP HR S P ERA WHIP	IP WLS BF H R ER SO BB IBB HBP BLK WP HR S P ERA WHIP	IP WLS BF H R ER SO BB IBB HBP BLK WP HR S P ERA WHIP	IP WLS BF H R ER SO BB IBB HBP BLK WP HR S P ERA WHIP	IP WLS BF H R ER SO BB IBB HBP BLK WP HR S P ERA WHIP	IP WLS BF H R ER SO BB IBB HBP BLK WP HR S P ERA WHIP	IP WLS BF H R ER SO BB IBB HBP BLK WP HR S P ERA WHIP	IP WLS BF H R ER SO BB IBB HBP BLK WP HR S P ERA WHIP	IP WLS BF H R ER SO BB IBB HBP BLK WP HR S P ERA WHIP	IP WLS BF H R ER SO BB IBB HBP BLK WP HR S P ERA WHIP	IP WLS BF H R ER SO BB IBB HBP BLK WP HR S P ERA WHIP	IP WLS BF H R ER SO BB IBB HBP BLK WP HR S P ERA WHIP	IP WLS BF H R ER SO BB IBB HBP BLK WP HR S P ERA WHIP	IP WLS BF H R ER SO BB IBB HBP BLK WP HR S P ERA WHIP	IP WLS BF H R ER SO BB IBB HBP BLK WP HR S P ERA WHIP	IP WLS BF H R ER SO BB IBB HBP BLK WP HR S P ERA WHIP	IP WLS BF H R ER SO BB IBB HBP BLK WP HR S P ERA WHIP	IP WLS BF H R ER SO BB IBB HBP BLK WP HR S P ERA WHIP	IP WLS BF H R ER SO BB IBB HBP BLK WP HR S P ERA WHIP	IP WLS BF H R ER SO BB IBB HBP BLK WP HR S P ERA WHIP	IP WLS BF H R ER SO BB IBB HBP BLK WP HR S P ERA WHIP	IP WLS BF H R ER SO BB IBB HBP BLK WP HR S P ERA WHIP	IP WLS BF H R ER SO BB IBB HBP BLK WP HR S P ERA WHIP		
18 Daisuke Matsuzaka, R (1,1) ERA: 2.4	5.2 W 29 6 3 3 7 6 0 0 0 2 0 67 118 4.76 2.118	0.1 H 1 0 0 0 1 0 0 0 0 0 1 13 24 18.00 4.000	1.0 S 5 2 0 0 0 0 0 0 0 0 0 0 10 15 0.00 2.000	1.0 S 5 2 0 0 0 0 0 0 0 0 0 0 10 15 0.00 2.000	1.0 S 5 2 0 0 0 0 0 0 0 0 0 0 10 15 0.00 2.000	1.0 S 5 2 0 0 0 0 0 0 0 0 0 0 10 15 0.00 2.000	1.0 S 5 2 0 0 0 0 0 0 0 0 0 0 10 15 0.00 2.000	1.0 S 5 2 0 0 0 0 0 0 0 0 0 0 10 15 0.00 2.000	1.0 S 5 2 0 0 0 0 0 0 0 0 0 0 10 15 0.00 2.000	1.0 S 5 2 0 0 0 0 0 0 0 0 0 0 10 15 0.00 2.000	1.0 S 5 2 0 0 0 0 0 0 0 0 0 0 10 15 0.00 2.000	1.0 S 5 2 0 0 0 0 0 0 0 0 0 0 10 15 0.00 2.000	1.0 S 5 2 0 0 0 0 0 0 0 0 0 0 10 15 0.00 2.000	1.0 S 5 2 0 0 0 0 0 0 0 0 0 0 10 15 0.00 2.000	1.0 S 5 2 0 0 0 0 0 0 0 0 0 0 10 15 0.00 2.000	1.0 S 5 2 0 0 0 0 0 0 0 0 0 0 10 15 0.00 2.000	1.0 S 5 2 0 0 0 0 0 0 0 0 0 0 10 15 0.00 2.000	1.0 S 5 2 0 0 0 0 0 0 0 0 0 0 10 15 0.00 2.000	1.0 S 5 2 0 0 0 0 0 0 0 0 0 0 10 15 0.00 2.000	1.0 S 5 2 0 0 0 0 0 0 0 0 0 0 10 15 0.00 2.000	1.0 S 5 2 0 0 0 0 0 0 0 0 0 0 10 15 0.00 2.000	1.0 S 5 2 0 0 0 0 0 0 0 0 0 0 10 15 0.00 2.000	1.0 S 5 2 0 0 0 0 0 0 0 0 0 0 10 15 0.00 2.000	1.0 S 5 2 0 0 0 0 0 0 0 0 0 0 10 15 0.00 2.000		
48 Javier Lopez, L (6,1) ERA: 2.95	0.1 H 1 0 0 0 1 0 0 0 0 0 1 13 24 18.00 4.000	1.0 S 5 2 0 0 0 0 0 0 0 0 0 0 10 15 0.00 2.000	1.0 S 5 2 0 0 0 0 0 0 0 0 0 0 10 15 0.00 2.000	1.0 S 5 2 0 0 0 0 0 0 0 0 0 0 10 15 0.00 2.000	1.0 S 5 2 0 0 0 0 0 0 0 0 0 0 10 15 0.00 2.000	1.0 S 5 2 0 0 0 0 0 0 0 0 0 0 10 15 0.00 2.000	1.0 S 5 2 0 0 0 0 0 0 0 0 0 0 10 15 0.00 2.000	1.0 S 5 2 0 0 0 0 0 0 0 0 0 0 10 15 0.00 2.000	1.0 S 5 2 0 0 0 0 0 0 0 0 0 0 10 15 0.00 2.000	1.0 S 5 2 0 0 0 0 0 0 0 0 0 0 10 15 0.00 2.000	1.0 S 5 2 0 0 0 0 0 0 0 0 0 0 10 15 0.00 2.000	1.0 S 5 2 0 0 0 0 0 0 0 0 0 0 10 15 0.00 2.000	1.0 S 5 2 0 0 0 0 0 0 0 0 0 0 10 15 0.00 2.000	1.0 S 5 2 0 0 0 0 0 0 0 0 0 0 10 15 0.00 2.000	1.0 S 5 2 0 0 0 0 0 0 0 0 0 0 10 15 0.00 2.000	1.0 S 5 2 0 0 0 0 0 0 0 0 0 0 10 15 0.00 2.000	1.0 S 5 2 0 0 0 0 0 0 0 0 0 0 10 15 0.00 2.000	1.0 S 5 2 0 0 0 0 0 0 0 0 0 0 10 15 0.00 2.000	1.0 S 5 2 0 0 0 0 0 0 0 0 0 0 10 15 0.00 2.000	1.0 S 5 2 0 0 0 0 0 0 0 0 0 0 10 15 0.00 2.000	1.0 S 5 2 0 0 0 0 0 0 0 0 0 0 10 15 0.00 2.000	1.0 S 5 2 0 0 0 0 0 0 0 0 0 0 10 15 0.00 2.000	1.0 S 5 2 0 0 0 0 0 0 0 0 0 0 10 15 0.00 2.000	1.0 S 5 2 0 0 0 0 0 0 0 0 0 0 10 15 0.00 2.000		
56 Craig Hansen, R (7,1) ERA: 7.56	1.0 S 5 2 0 0 0 0 0 0 0 0 0 0 10 15 0.00 2.000	1.0 S 5 2 0 0 0 0 0 0 0 0 0 0 10 15 0.00 2.000	1.0 S 5 2 0 0 0 0 0 0 0 0 0 0 10 15 0.00 2.000	1.0 S 5 2 0 0 0 0 0 0 0 0 0 0 10 15 0.00 2.000	1.0 S 5 2 0 0 0 0 0 0 0 0 0 0 10 15 0.00 2.000	1.0 S 5 2 0 0 0 0 0 0 0 0 0 0 10 15 0.00 2.000	1.0 S 5 2 0 0 0 0 0 0 0 0 0 0 10 15 0.00 2.000	1.0 S 5 2 0 0 0 0 0 0 0 0 0 0 10 15 0.00 2.000	1.0 S 5 2 0 0 0 0 0 0 0 0 0 0 10 15 0.00 2.000	1.0 S 5 2 0 0 0 0 0 0 0 0 0 0 10 15 0.00 2.000	1.0 S 5 2 0 0 0 0 0 0 0 0 0 0 10 15 0.00 2.000	1.0 S 5 2 0 0 0 0 0 0 0 0 0 0 10 15 0.00 2.000	1.0 S 5 2 0 0 0 0 0 0 0 0 0 0 10 15 0.00 2.000	1.0 S 5 2 0 0 0 0 0 0 0 0 0 0 10 15 0.00 2.000	1.0 S 5 2 0 0 0 0 0 0 0 0 0 0 10 15 0.00 2.000	1.0 S 5 2 0 0 0 0 0 0 0 0 0 0 10 15 0.00 2.000	1.0 S 5 2 0 0 0 0 0 0 0 0 0 0 10 15 0.00 2.000	1.0 S 5 2 0 0 0 0 0 0 0 0 0 0 10 15 0.00 2.000	1.0 S 5 2 0 0 0 0 0 0 0 0 0 0 10 15 0.00 2.000	1.0 S 5 2 0 0 0 0 0 0 0 0 0 0 10 15 0.00 2.000	1.0 S 5 2 0 0 0 0 0 0 0 0 0 0 10 15 0.00 2.000	1.0 S 5 2 0 0 0 0 0 0 0 0 0 0 10 15 0.00 2.000	1.0 S 5 2 0 0 0 0 0 0 0 0 0 0 10 15 0.00 2.000	1.0 S 5 2 0 0 0 0 0 0 0 0 0 0 10 15 0.00 2.000	1.0 S 5 2 0 0 0 0 0 0 0 0 0 0 10 15 0.00 2.000	1.0 S 5 2 0 0 0 0 0 0 0 0 0 0 10 15 0.00 2.000
53 David Aardsma, R (8,1) ERA: 3.27	1.0 S 5 2 0 0 0 0 0 0 0 0 0 0 10 15 0.00 2.000	1.0 S 5 2 0 0 0 0 0 0 0 0 0 0 10 15 0.00 2.000	1.0 S 5 2 0 0 0 0 0 0 0 0 0 0 10 15 0.00 2.000	1.0 S 5 2 0 0 0 0 0 0 0 0 0 0 10 15 0.00 2.000	1.0 S 5 2 0 0 0 0 0 0 0 0 0 0 10 15 0.00 2.000	1.0 S 5 2 0 0 0 0 0 0 0 0 0 0 10 15 0.00 2.000	1.0 S 5 2 0 0 0 0 0 0 0 0 0 0 10 15 0.00 2.000	1.0 S 5 2 0 0 0 0 0 0 0 0 0 0 10 15 0.00 2.000	1.0 S 5 2 0 0 0 0 0 0 0 0 0 0 10 15 0.00 2.000	1.0 S 5 2 0 0 0 0 0 0 0 0 0 0 10 15 0.00 2.000	1.0 S 5 2 0 0 0 0 0 0 0 0 0 0 10 15 0.00 2.000	1.0 S 5 2 0 0 0 0 0 0 0 0 0 0 10 15 0.00 2.000	1.0 S 5 2 0 0 0 0 0 0 0 0 0 0 10 15 0.00 2.000	1.0 S 5 2 0 0 0 0 0 0 0 0 0 0 10 15 0.00 2.000	1.0 S 5 2 0 0 0 0 0 0 0 0 0 0 10 15 0.00 2.000	1.0 S 5 2 0 0 0 0 0 0 0 0 0 0 10 15 0.00 2.000	1.0 S 5 2 0 0 0 0 0 0 0 0 0 0 10 15 0.00 2.000	1.0 S 5 2 0 0 0 0 0 0 0 0 0 0 10 15 0.00 2.000	1.0 S 5 2 0 0 0 0 0 0 0 0 0 0 10 15 0.00 2.000	1.0 S 5 2 0 0 0 0 0 0 0 0 0 0 10 15 0.00 2.000	1.0 S 5 2 0 0 0 0 0 0 0 0 0 0 10 15 0.00 2.000	1.0 S 5 2 0 0 0 0 0 0 0 0 0 0 10 15 0.00 2.000	1.0 S 5 2 0 0 0 0 0 0 0 0 0 0 10 15 0.00 2.000	1.0 S 5 2 0 0 0 0 0 0 0 0 0 0 10 15 0.00 2.000	1.0 S 5 2 0 0 0 0 0 0 0 0 0 0 10 15 0.00 2.000	1.0 S 5 2 0 0 0 0 0 0 0 0 0 0 10 15 0.00 2.000
58 Jonathan Papelbon, R (9,1) ERA: 2.38	1.0 S 5 2 0 0 0 0 0 0 0 0 0 0 10 15 0.00 2.000	1.0 S 5 2 0 0 0 0 0 0 0 0 0 0 10 15 0.00 2.000	1.0 S 5 2 0 0 0 0 0 0 0 0 0 0 10 15 0.00 2.000	1.0 S 5 2 0 0 0 0 0 0 0 0 0 0 10 15 0.00 2.000	1.0 S 5 2 0 0 0 0 0 0 0 0 0 0 10 15 0.00 2.000	1.0 S 5 2 0 0 0 0 0 0 0 0 0 0 10 15 0.00 2.000	1.0 S 5 2 0 0 0 0 0 0 0 0 0 0 10 15 0.00 2.000	1.0 S 5 2 0 0 0 0 0 0 0 0 0 0 10 15 0.00 2.000	1.0 S 5 2 0 0 0 0 0 0 0 0 0 0 10 15 0.00 2.000	1.0 S 5 2 0 0 0 0 0 0 0 0 0 0 10 15 0.00 2.000	1.0 S 5 2 0 0 0 0 0 0 0 0 0 0 10 15 0.00 2.000	1.0 S 5 2 0 0 0 0 0 0 0 0 0 0 10 15 0.00 2.000	1.0 S 5 2 0 0 0 0 0 0 0 0 0 0 10 15 0.00 2.000	1.0 S 5 2 0 0 0 0 0 0 0 0 0 0 10 15 0.00 2.000	1.0 S 5 2 0 0 0 0 0 0 0 0 0 0 10 15 0.00 2.000	1.0 S 5 2 0 0 0 0 0 0 0 0 0 0 10 15 0.00 2.000	1.0 S 5 2 0 0 0 0 0 0 0 0 0 0 10 15 0.00 2.000	1.0 S 5 2 0 0 0 0 0 0 0 0 0 0 10 15 0.00 2.000	1.0 S 5 2 0 0 0 0 0 0 0 0 0 0 10 15 0.00 2.000	1.0 S 5 2 0 0 0 0 0 0 0 0 0 0 10 15 0.00 2.000	1.0 S 5 2 0 0 0 0 0 0 0 0 0 0 10 15 0.00 2.000	1.0 S 5 2 0 0 0 0 0 0 0 0 0 0 10 15 0.00 2.000	1.0 S 5 2 0 0 0 0 0 0 0 0 0 0 10 15 0.00 2.000	1.0 S 5 2 0 0 0 0 0 0 0 0 0 0 10 15 0.00 2.000	1.0 S 5 2 0 0 0 0 0 0 0 0 0 0 10 15 0.00 2.000	1.0 S 5 2 0 0 0 0 0 0 0 0 0 0 10 15 0.00 2.000
2 Jacoby Ellsbury, L (1,8) OBP: 0.396, SLG: 0.426										3	1	1	0	2	0	1	Kansas City Royals @ Boston Red Sox Fenway Park, Boston, MA Thu May 22 2008, 1:35 PM EDT Att: 37,613 - Cloudy - 57 F									
15 Dustin Pedroia, R (1,4) OBP: 0.339, SLG: 0.402										5	1	1	1	0	0	3										
34 David Ortiz, L (1,10) OBP: 0.349, SLG: 0.462										5	0	1	0	0	1	2										
Manny Ramirez, R (1,7) OBP: 0.371, SLG: 0.500										4	2	1	0	1	2	0										
Coco Crisp, S (9,8) OBP: 0.324, SLG: 0.457										0	0	0	0	0	0	0										
25 Mike Lowell, R (1,5) OBP: 0.331, SLG: 0.517										4	3	3	4	0	0	0										
20 Kevin Youkilis, R (1,3) OBP: 0.388, SLG: 0.582										4	1	2	1	0	1	0										
7 J.D. Drew, L (1,9) OBP: 0.394, SLG: 0.427										4	2	2	4	0	0	1										
Kevin Cash, R (1,2) OBP: 0.389, SLG: 0.417										4	1	1	0	0	3	0										
23 Julio Lugo, R (1,6) OBP: 0.357, SLG: 0.343										3	0	2	1	0	0	0										
Alex Cora, L (8,6) OBP: 0.480, SLG: 0.455										0	0	0	0	0	0	0										
Inning Stats	R: 0 E: 0 K: 0 S: 9	H: 0 LOB: 0 BB: 0 P: 12	R:																							

Batter	1	2	3	4	5	6	7	8	9	AB	R	H	RBI	BB	SO	LOB	TOP					
9 David DeJesus, L (1, 9) OBP: 0.338, SLG: 0.386										4	1	1	0	0	0	1						
15 Mark Grudzielanek, R (1, 4) OBP: 0.356, SLG: 0.363 Esteban German, R (6, 4) OBP: 0.194, SLG: 0.097										3	0	0	0	0	0	1						
4 Alex Gordon, L (1, 5) OBP: 0.370, SLG: 0.441										4	0	0	0	0	3	1						
11 Jose Guillen, R (1, 7) OBP: 0.291, SLG: 0.449 13 Alberto Callaspo, S (7, 7) OBP: 0.347, SLG: 0.313										3	0	1	1	0	0	0						
24 Mark Teahen, L (1, 3) OBP: 0.339, SLG: 0.343										3	0	0	0	0	0	1						
16 Billy Butler, R (1, 10) OBP: 0.335, SLG: 0.345										3	0	0	0	0	0	0						
21 Miguel Olivo, R (1, 2) OBP: 0.320, SLG: 0.602										3	0	1	0	0	0	0						
1 Tony Pena Jr., R (1, 6) OBP: 0.188, SLG: 0.211										3	0	1	0	0	1	1						
2 Joey Gathright, L (1, 8) OBP: 0.304, SLG: 0.287										3	0	0	0	0	0	2						
Inning Stats	R: 1 H: 2 E: 0 K: 0 S: 12	H: 2 LOB: 1 BB: 0 P: 18	R: 0 H: 1 E: 0 K: 0 S: 9	H: 1 LOB: 1 BB: 0 P: 10	R: 0 H: 0 E: 0 K: 1 S: 8	H: 0 LOB: 0 BB: 0 P: 10	R: 0 H: 0 E: 0 K: 0 S: 9	H: 0 LOB: 0 BB: 0 P: 14	R: 0 H: 1 E: 0 K: 1 S: 7	H: 1 LOB: 1 BB: 0 P: 11	R: 0 H: 0 E: 0 K: 1 S: 6	H: 0 LOB: 0 BB: 0 P: 7	R: 0 H: 0 E: 0 K: 0 S: 7	H: 0 LOB: 0 BB: 0 P: 11	R: 0 H: 0 E: 0 K: 0 S: 5	H: 0 LOB: 0 BB: 0 P: 8	R: 0 H: 0 E: 0 K: 2 S: 10	H: 0 LOB: 0 BB: 0 P: 15	1B: 4 2B: 0 3B: 0 HR: 0	SF: 0 SAC: 0 DP: 0 HBP: 0	WP: 0 PB: 0 SB: 2 CS: 0	PA: 31
PITCHER 32 Roy Halladay, R (1, 1) ERA: 3.11	IP: 9.0 WLS: W BF: 31 H: 4 R: 1 ER: 1 SO: 5 BB: 0 IBB: 0 HBP: 0 BLK: 0 WP: 0 HR: 0 S: 73 P: 104 ERA: 1.00 WHIP: 0.444															PITCHER	IP: 9.0 WLS: W BF: 31 H: 4 R: 1 ER: 1 SO: 5 BB: 0 IBB: 0 HBP: 0 BLK: 0 WP: 0 HR: 0 S: 73 P: 104 ERA: 1.00 WHIP: 0.444					

Kansas City Royals @ Toronto Blue Jays
Rogers Centre, Toronto, ON
Fri May 23 2008, 7:07 PM EDT
Att: 24,207 - Roof Closed - 68 F

AB	31
R	1
H	4
RBI	1
BB	0
SO	5
LOB	7



Batter	1	2	3	4	5	6	7	8	9	AB	R	H	RBI	BB	SO	LOB	BOTTOM					
23 Shannon Stewart, R (1, 7) OBP: 0.324, SLG: 0.317										5	1	1	0	0	1	0						
2 Aaron Hill, R (1, 4) OBP: 0.325, SLG: 0.371										4	0	0	0	0	0	1						
15 Alex Rios, R (1, 8) OBP: 0.326, SLG: 0.381										4	2	2	1	0	0	0						
33 Scott Rolen, R (1, 5) OBP: 0.376, SLG: 0.479										2	2	2	0	2	0	0						
35 Lyle Overbay, L (1, 3) OBP: 0.389, SLG: 0.413										3	2	3	1	1	0	0						
36 Kevin Mench, R (1, 10) OBP: 0.217, SLG: 0.143										3	0	0	0	1	0	6						
9 Gregg Zaun, S (1, 2) OBP: 0.346, SLG: 0.322										4	0	0	0	0	0	8						
19 Marco Scutaro, R (1, 6) OBP: 0.390, SLG: 0.336										4	0	2	4	0	0	2						
1 Joe Inglett, L (1, 9) OBP: 0.352, SLG: 0.396										4	0	0	0	0	1	3						
Inning Stats	R: 0 H: 0 E: 0 K: 0 S: 7	H: 3 LOB: 1 BB: 0 P: 11	R: 2 H: 3 E: 0 K: 1 S: 18	H: 3 LOB: 1 BB: 0 P: 25	R: 4 H: 4 E: 0 K: 0 S: 13	H: 4 LOB: 2 BB: 2 P: 23	R: 0 H: 0 E: 0 K: 1 S: 9	H: 0 LOB: 0 BB: 0 P: 13	R: 0 H: 2 E: 0 K: 0 S: 12	H: 2 LOB: 2 BB: 0 P: 21	R: 0 H: 0 E: 0 K: 0 S: 5	H: 0 LOB: 0 BB: 0 P: 9	R: 1 H: 1 E: 0 K: 0 S: 8	H: 1 LOB: 1 BB: 2 P: 16	R: 0 H: 0 E: 0 K: 0 S: 4	H: 0 LOB: 0 BB: 0 P: 7	R: 0 H: 0 E: 0 K: 0 S: 4	H: 0 LOB: 0 BB: 0 P: 7	1B: 9 2B: 1 3B: 0 HR: 0	SF: 0 SAC: 0 DP: 1 HBP: 0	WP: 0 PB: 0 SB: 0 CS: 0	PA: 37
PITCHER 23 Zack Greinke, R (1, 1) ERA: 2.82 57 Joel Peralta, R (6, 1) ERA: 5.74 32 Ron Mahay, L (7, 1) ERA: 3.0 41 Jimmy Gobble, L (8, 1) ERA: 6.0	IP: 5.0 WLS: L BF: 26 H: 5 R: 0 ER: 0 SO: 2 BB: 2 IBB: 0 HBP: 0 BLK: 0 WP: 0 HR: 0 S: 59 P: 93 ERA: 10.80 WHIP: 2.200															PITCHER	IP: 5.0 WLS: L BF: 26 H: 5 R: 0 ER: 0 SO: 2 BB: 2 IBB: 0 HBP: 0 BLK: 0 WP: 0 HR: 0 S: 59 P: 93 ERA: 10.80 WHIP: 2.200					

Kansas City Royals @ Toronto Blue Jays
Rogers Centre, Toronto, ON
Fri May 23 2008, 7:07 PM EDT
Att: 24,207 - Roof Closed - 68 F

AB	33
R	7
H	10
RBI	6
BB	4
SO	2
LOB	20



Batter	1	2	3	4	5	6	7	8	9	AB	R	H	RBI	BB	SO	LOB	TOP				
9 David DeJesus, L (1,7) OBP: 0.336, SLG: 0.382										4	0	1	0	0	0	1					
15 Mark Grudzielanek, R (1,4) OBP: 0.360, SLG: 0.375										4	0	2	0	0	0	1					
4 Alex Gordon, L (1,5) OBP: 0.363, SLG: 0.431										4	0	0	0	0	2	3					
11 Jose Guillen, R (1,10) OBP: 0.280, SLG: 0.445										4	0	1	0	0	0	2					
24 Mark Teahen, L (1,9) OBP: 0.337, SLG: 0.337										3	0	0	0	1	1	1					
16 Billy Butler, R (1,3) OBP: 0.333, SLG: 0.343										4	0	1	0	0	0	2					
14 John Buck, R (1,2) OBP: 0.323, SLG: 0.357										3	0	1	0	0	0	2					
1 Tony Pena Jr., R (1,6) OBP: 0.184, SLG: 0.206										3	0	0	0	0	0	3					
2 Joey Gathright, L (1,8) OBP: 0.305, SLG: 0.288										3	0	1	0	0	0	1					
Inning Stats	R: 0 E: 0 K: 1 S: 9	H: 1 LOB: 1 BB: 0 P: 16	R: 0 E: 0 K: 1 S: 10	H: 2 LOB: 2 BB: 0 P: 15	R: 0 E: 0 K: 0 S: 4	H: 0 LOB: 0 BB: 0 P: 6	R: 0 E: 0 K: 0 S: 5	H: 0 LOB: 0 BB: 0 P: 7	R: 0 E: 0 K: 0 S: 6	H: 1 LOB: 1 BB: 0 P: 9	R: 0 E: 0 K: 0 S: 7	H: 1 LOB: 1 BB: 0 P: 12	R: 0 E: 0 K: 0 S: 5	H: 0 LOB: 0 BB: 0 P: 8	R: 0 E: 0 K: 0 S: 7	H: 1 LOB: 2 BB: 1 P: 8	R: 0 E: 0 K: 1 S: 12	1B: 5 2B: 3 3B: 0 HR: 0	SF: 0 SAC: 0 DP: 2 HBP: 0	WP: 1 PB: 0 SB: 1 CS: 0	PA: 33
PITCHER 51 Jesse Litsch, R (1,1) ERA: 3.57	IP: 9.0 WLS: W BF: 33 H: 7 R: 0 ER: 0 SO: 3 BB: 1 IBB: 0 HBP: 0 BLK: 0 WP: 1 HR: 0 S: 65 P: 103 ERA: 0.00 WHIP: 0.889															PITCHER					

Kansas City Royals @ Toronto Blue Jays
Rogers Centre, Toronto, ON
Sat May 24 2008, 1:07 PM EDT
Att: 28,162 - Sunny - 61 F

AB 32
R 0
H 7
RBI 0
BB 1
SO 3
LOB 16



Batter	1	2	3	4	5	6	7	8	9	AB	R	H	RBI	BB	SO	LOB	BOTTOM			
23 Shannon Stewart, R (1,10) OBP: 0.340, SLG: 0.320										2	1	1	0	2	0	0				
2 Aaron Hill, R (1,4) OBP: 0.327, SLG: 0.377										5	1	2	0	0	0	3				
15 Alex Rios, R (1,8) OBP: 0.323, SLG: 0.374										4	0	0	0	1	2	3				
33 Scott Rolen, R (1,5) OBP: 0.389, SLG: 0.480										2	2	1	0	2	0	3				
35 Lyle Overbay, L (1,3) OBP: 0.402, SLG: 0.416										1	1	1	1	3	0	0				
35 Brad Wilkerson, L (1,9) OBP: 0.306, SLG: 0.302										4	1	1	4	0	1	7				
19 Marco Scutaro, R (1,6) OBP: 0.380, SLG: 0.325										4	0	0	0	0	0	5				
9 Gregg Zaun, S (1,2) OBP: 0.343, SLG: 0.320										4	0	1	0	0	1	0				
1 Joe Inglett, L (1,7) OBP: 0.345, SLG: 0.423										4	0	1	0	0	0	2				
Inning Stats	R: 4 E: 0 K: 1 S: 14	H: 4 LOB: 0 BB: 1 P: 27	R: 0 E: 0 K: 0 S: 10	H: 0 LOB: 1 BB: 0 P: 14	R: 0 E: 0 K: 1 S: 7	H: 0 LOB: 2 BB: 2 P: 18	R: 0 E: 0 K: 1 S: 11	H: 0 LOB: 0 BB: 0 P: 16	R: 0 E: 0 K: 0 S: 6	H: 0 LOB: 0 BB: 0 P: 9	R: 1 E: 1 K: 1 S: 14	H: 2 LOB: 2 BB: 1 P: 24	R: 1 E: 0 K: 0 S: 14	H: 1 LOB: 3 BB: 3 P: 30	R: 0 E: 0 K: 0 S: 9	H: 1 LOB: 2 BB: 1 P: 14	1B: 5 2B: 1 3B: 1 HR: 1	SF: 0 SAC: 0 DP: 1 HBP: 1	WP: 1 PB: 0 SB: 1 CS: 0	PA: 39
PITCHER 44 Luke Hochevar, R (1,1) ERA: 4.54 27 Yasuhiro Yabuta, R (7,1) ERA: 6.3 Ramon E Ramirez, R (7,1) ERA: 1.77 46 Juan Carlos Oviedo, R (8,1) ERA: 1.37	IP: 6.0 WLS: L BF: 27 H: 6 R: 5 ER: 4 SO: 4 BB: 5 IBB: 0 HBP: 0 BLK: 0 WP: 1 HR: 1 S: 62 P: 108 ERA: 6.00 WHIP: 1.667															PITCHER				

Kansas City Royals @ Toronto Blue Jays
Rogers Centre, Toronto, ON
Sat May 24 2008, 1:07 PM EDT
Att: 28,162 - Sunny - 61 F

AB 30
R 6
H 8
RBI 5
BB 8
SO 4
LOB 23



Batter	1	2	3	4	5	6	7	8	9	AB	R	H	RBI	BB	SO	LOB	TOP										
9 David DeJesus, L (1,7) OBP: 0.329, SLG: 0.365	G4-3		BB		HBP		G4-3		G3-1	3	0	0	0	1	0	1	Kansas City Royals @ Toronto Blue Jays Rogers Centre, Toronto, ON Mon May 26 2008, 12:37 PM EDT Att. 23,157 - Roof Closed - 68 F AB 33 R 2 H 7 RBI 2 BB 1 SO 8 LOB 18										
15 Mark Grudzielanek, R (1,4) OBP: 0.349, SLG: 0.361	K		G5-3		FC6-4		K		K	5	0	0	0	3	4												
4 Alex Gordon, L (1,5) OBP: 0.368, SLG: 0.431	K				FC4				1B	3	1	2	0	0	1												
11 Jose Guillen, R (1,10) OBP: 0.279, SLG: 0.439		G5-3		L9			HBP		F8	3	0	0	0	0	2												
16 Billy Butler, R (1,3) OBP: 0.330, SLG: 0.339	P3			FC4			HBP		1B	4	1	1	0	0	3												
24 Mark Teahen, L (1,9) OBP: 0.340, SLG: 0.341	K			1B			FC3-6		1B	4	0	2	1	0	1												
21 Miguel Olivo, R (1,2) OBP: 0.317, SLG: 0.594				K			E4		1B	4	0	2	1	0	1												
1 Tony Pena Jr., R (1,6) OBP: 0.184, SLG: 0.204				K			SF9		G4-3	3	0	1	1	0	1												
Esteban German, R (9,PH) OBP: 0.220, SLG: 0.139					G5-3		F8		K	3	0	0	0	0	1												
2 Joey Gathright, L (1,8) OBP: 0.304, SLG: 0.288	F7			B1-3					1B	4	0	1	0	0	0												
Inning Stats	R: 0 E: 0 K: 2 S: 8	H: 0 LOB: 0 BB: 0 P: 12	R: 0 E: 0 K: 1 S: 7	H: 0 LOB: 0 BB: 0 P: 10	R: 0 E: 0 K: 1 S: 6	H: 1 LOB: 2 BB: 1 P: 11	R: 0 E: 0 K: 1 S: 12	H: 2 LOB: 2 BB: 0 P: 18	R: 0 E: 0 K: 0 S: 7	H: 0 LOB: 1 BB: 0 P: 11	R: 2 E: 1 K: 0 S: 14	H: 0 LOB: 1 BB: 0 P: 19	R: 0 E: 0 K: 1 S: 10	H: 0 LOB: 0 BB: 0 P: 13	R: 0 E: 0 K: 0 S: 7	H: 3 LOB: 2 BB: 0 P: 9	R: 0 E: 0 K: 2 S: 12	H: 1 LOB: 1 BB: 0 P: 20	1B: 7 2B: 0 3B: 0 HR: 0	SF: 1 SAC: 0 DP: 0 HBP: 3	WP: 1 PB: 0 SB: 1 CS: 0	PA: 38					
PITCHER	IP	WLS	BF	H	R	ER	SO	BB	IBB	HBP	BLK	WP	HR	S	P	ERA	WHIP										
28 Shaun Marcum, R (1,1) ERA: 2.64	7.1	W	32	5	2	1	6	1	0	3	0	1	0	68	99	1.23	0.818										
39 Jesse Carlson, L (8,1) ERA: 1.74	0.1		1	1	0	0	0	0	0	0	0	0	0	1	1	0.00	3.000										
54 Jason Frasor, R (8,1) ERA: 3.63	1.1		5	1	0	0	2	0	0	0	0	0	0	14	23	0.00	0.750										

Batter	1	2	3	4	5	6	7	8	9	AB	R	H	RBI	BB	SO	LOB	BOTTOM										
23 Shannon Stewart, R (1,7) OBP: 0.342, SLG: 0.324	K	P4			F9		1B			4	0	1	0	0	1	1	Kansas City Royals @ Toronto Blue Jays Rogers Centre, Toronto, ON Mon May 26 2008, 12:37 PM EDT Att. 23,157 - Roof Closed - 68 F AB 31 R 7 H 9 RBI 7 BB 1 SO 5 LOB 10										
1 Joe Inglett, L (1,4) OBP: 0.323, SLG: 0.393	G4-3		G4-3		E3		F7			4	1	0	0	0	2												
2 Aaron Hill, R (8,4) OBP: 0.321, SLG: 0.369			G4-3		15 2B					0	0	0	0	0	0												
15 Alex Rios, R (1,8) OBP: 0.329, SLG: 0.380	G5-3				2B		G6-4-3			4	0	2	2	0	1												
33 Scott Rolen, R (1,5) OBP: 0.380, SLG: 0.481		35 1B		F7		K				4	1	1	0	0	2												
Matt Stairs, L (1,10) OBP: 0.336, SLG: 0.441	K		K		F7		35 G1-6-3		BB	3	0	0	0	1	3												
35 Lyle Overbay, L (1,3) OBP: 0.396, SLG: 0.405		19 1B		F8		F8			G1-6-3	4	1	1	1	0	1												
19 Marco Scutaro, R (1,6) OBP: 0.376, SLG: 0.346		9 HR		F9		HR				3	2	2	1	0	0												
35 Brad Wilkerson, L (1,9) OBP: 0.297, SLG: 0.304		SF9		G4-3		G1-3				2	0	0	1	0	0												
9 Gregg Zaun, S (1,2) OBP: 0.350, SLG: 0.360		HR				P3				3	2	2	0	0	0												
Inning Stats	R: 0 E: 0 K: 1 S: 11	H: 0 LOB: 0 BB: 0 P: 16	R: 4 E: 0 K: 1 S: 15	H: 4 LOB: 0 BB: 0 P: 24	R: 0 E: 0 K: 1 S: 11	H: 1 LOB: 1 BB: 0 P: 19	R: 0 E: 0 K: 0 S: 6	H: 0 LOB: 0 BB: 0 P: 11	R: 2 E: 1 K: 1 S: 12	H: 2 LOB: 1 BB: 0 P: 22	R: 1 E: 0 K: 0 S: 12	H: 1 LOB: 0 BB: 0 P: 16	R: 0 E: 0 K: 0 S: 5	H: 1 LOB: 0 BB: 0 P: 10	R: 0 E: 0 K: 1 S: 10	H: 0 LOB: 0 BB: 1 P: 15	1B: 4 2B: 3 3B: 0 HR: 2	SF: 1 SAC: 0 DP: 2 HBP: 0	WP: 0 PB: 0 SB: 2 CS: 0	PA: 33							
PITCHER	IP	WLS	BF	H	R	ER	SO	BB	IBB	HBP	BLK	WP	HR	S	P	ERA	WHIP										
Brett Tomko, R (1,1) ERA: 6.11	6.0	L	27	8	7	6	4	0	0	0	0	0	0	108	9.00	1.333											
57 Joel Parilla, R (7,1) ERA: 5.4	1.0		3	1	0	0	0	0	0	0	0	0	0	5	10	0.00	1.000										
4B Joaquin Soria, R (8,1) ERA: 0.93	1.0		3	0	0	0	1	1	0	0	0	0	0	10	15	0.00	1.000										

Batter	1	2	3	4	5	6	7	8	9	10	11	12	AB	R	H	RBI	BB	SO	LOB	TOP							
22 Carlos Gómez, R OBP: 0.313, SLG: 0.415	G5-3		F8		25 1B 33 FC3-2 1B		L3		BB		K		5	0	1	0	1	1	1								
25 Alexi Casilla, S OBP: 0.366, SLG: 0.500	G4-3			7 FC5-4 1B	33 FC3-2 1B				P4		F7		6	0	3	1	0	0	2								
7 Joe Mauer, L OBP: 0.414, SLG: 0.402	G4-3			FC5-4 5 1B	33 FC3-2 BB		P6			F7		33 1B 5 1B BB	4	2	0	0	0	2	0	2							
33 Justin Morneau, L OBP: 0.384, SLG: 0.490		16 5 33-6-1 1B		5 1B 16 G4-3 BB	FC3-2		F8					5 1B 1B	5	1	3	0	1	0	3								
5 Michael Cuddyer, R OBP: 0.304, SLG: 0.319				16 5 33-6-1 1B				P3		K		16 3B 1B	6	0	3	2	0	2	4								
16 Jason Kubel, L OBP: 0.260, SLG: 0.413			G3-6-1		G4-3		F8				F9		5	0	0	1	1	1	4								
21 Delmon Young, R OBP: 0.318, SLG: 0.333			F8		G1-3		G4-3			G5-3		G3	6	0	0	0	0	0	5								
Mike Lamb, L OBP: 0.273, SLG: 0.320			G6-3		K		P2			F9		F7	5	0	0	0	0	1	0								
23 Brendan Harris, R OBP: 0.326, SLG: 0.340			K				F8					HBP	4	1	2	0	0	1	0								
Inning Stats	R: 0 E: 0 K: 13	H: 0 LOB: 0 BB: 0 P: 18	R: 0 E: 0 K: 11	H: 2 LOB: 1 BB: 0 P: 16	R: 0 E: 0 K: 7	H: 0 LOB: 0 BB: 1 P: 10	R: 2 E: 0 K: 22	H: 2 LOB: 1 BB: 35 P: 35	R: 1 E: 0 K: 20	H: 3 LOB: 3 BB: 1 P: 32	R: 0 E: 0 K: 4	H: 0 LOB: 0 BB: 0 P: 6	R: 0 E: 0 K: 15	H: 1 LOB: 2 BB: 1 P: 23	R: 0 E: 0 K: 11	H: 1 LOB: 1 BB: 0 P: 16	R: 0 E: 0 K: 10	H: 0 LOB: 2 BB: 0 P: 15	R: 1 E: 0 K: 14	H: 2 LOB: 2 BB: 2 P: 23	1B: 11 2B: 1 3B: 0 HR: 0	SF: 0 SAC: 0 DP: 2 HBP: 1	WP: 0 PB: 0 SB: 1 CS: 0	PA: 52			
PITCHER	IP	WLS	BF	H	R	ER	SO	BB	IBB	HBP	BLK	WP	HR	S	P	ERA	WHIP										
19 Brian Bannister, R ERA: 4.97	(1.1)	5.0	23	7	3	3	3	2	0	0	0	0	0	12	17	0.00	0.500										
32 Ron Mahay, L ERA: 2.74	(6.1)	2.0	7	1	0	0	0	0	0	0	0	0	0	20	33	0.00	1.000										
41 Jimmy Cobble, L ERA: 4.8	(8.1)	2.0	8	1	0	0	1	1	0	0	0	0	0	21	31	0.00	0.500										
48 Joakim Soria, R ERA: 0.86	(10.1)	2.0	8	1	0	0	2	0	0	1	0	0	0	14	23	9.00	4.000										
46 Juan Carlos Oviedo, R ERA: 1.71	(12.1)	1.0	L	6	2	1	1	0	2	0	0	0	0	0	0	0	0										

Minnesota Twins @ Kansas City Royals
Kauffman Stadium, Kansas City, MO

Tue May 27 2008, 7:10 PM CDT
Att: 17,191 - Overcast - 67 F

AB 46
R 4
H 12
RBI 4
BB 5
SO 6
LOB 21



Batter	1	2	3	4	5	6	7	8	9	10	11	12	AB	R	H	RBI	BB	SO	LOB	BOTTOM							
9 David DeJesus, L OBP: 0.335, SLG: 0.366	G6-3		G3										5	0	2	0	0	1	2								
2 Joey Gathright, L OBP: 0.300, SLG: 0.285			K				F7						5	0	1	0	0	1	5								
4 Alex Gordon, L OBP: 0.364, SLG: 0.422			K										4	1	0	0	0	2	3								
11 Jose Guillen, R OBP: 0.272, SLG: 0.428			L9										5	0	0	0	0	0	2								
21 Miguel Olivo, R OBP: 0.330, SLG: 0.594													5	1	3	0	0	0	0								
24 Mark Tashen, L OBP: 0.342, SLG: 0.365													5	1	2	3	0	1	2								
14 John Buck, R OBP: 0.316, SLG: 0.347													5	0	0	0	0	2	3								
Esteban German, R OBP: 0.209, SLG: 0.132	(1.4)												2	0	0	0	0	0	0								
13 Alberto Callaspo, S OBP: 0.347, SLG: 0.313	(8. PH)												3	0	1	0	0	0	0								
1 Tony Pena Jr., R ERA: 3.39, SLG: 0.205	(1.6)												4	0	1	0	0	1	1								
16 Billy Butler, R OBP: 0.333, SLG: 0.343	(12. PH)												1	0	1	0	0	0	0								
Ross Gload, L OBP: 0.291, SLG: 0.282	(12. PR)												0	0	0	0	0	0	0								
Inning Stats	R: 0 E: 0 K: 17	H: 1 LOB: 1 BB: 0 P: 20	R: 0 E: 0 K: 3	H: 1 LOB: 0 BB: 0 P: 3	R: 0 E: 0 K: 1	H: 1 LOB: 1 BB: 0 P: 12	R: 0 E: 0 K: 10	H: 0 LOB: 0 BB: 0 P: 11	R: 0 E: 0 K: 8	H: 0 LOB: 0 BB: 0 P: 12	R: 0 E: 0 K: 13	H: 1 LOB: 1 BB: 0 P: 9	R: 0 E: 0 K: 10	H: 1 LOB: 1 BB: 0 P: 12	R: 0 E: 0 K: 13	H: 1 LOB: 1 BB: 0 P: 15	1B: 9 2B: 2 3B: 0 HR: 1	SF: 0 SAC: 1 DP: 2 HBP: 2	WP: 0 PB: 0 SB: 0 CS: 0	PA: 47							
PITCHER	IP	WLS	BF	H	R	ER	SO	BB	IBB	HBP	BLK	WP	HR	S	P	ERA	WHIP										
53 Nick Blackburn, R ERA: 3.39	(1.1)	8.1	32	8	2	2	4	0	0	1	0	0	0	7	10	2.16	0.960										
36 Joe Nathan, R ERA: 1.74	(9.1)	0.2	B	3	1	1	1	0	0	0	0	0	0	8	12	0.00	1.500										
Dennys Reyes, L ERA: 3.07	(10.1)	1.0	4	0	0	0	1	0	0	1	0	0	0	10	12	0.00	1.000										
28 Jesse Crain, R ERA: 3.86	(11.1)	1.0	W	4	1	0	0	1	0	0	0	0	0	13	15	0.00	1.000										
54 Matt Guerrier, R ERA: 3.34	(12.1)	1.0	S	4	1	0	0	1	0	0	0	0	0	0	0	0	0										

Minnesota Twins @ Kansas City Royals
Kauffman Stadium, Kansas City, MO

Tue May 27 2008, 7:10 PM CDT
Att: 17,191 - Overcast - 67 F

AB 44
R 3
H 11
RBI 3
BB 0
SO 8
LOB 18



Batter	1	2	3	4	5	6	7	8	9	AB	R	H	RBI	BB	SO	LOB	TOP											
24 Grady Sizemore, L OBP: 0.377, SLG: 0.480			G4-3						G4-3	4	2	3	1	0	0		Cleveland Indians @ Kansas City Royals Kauffman Stadium, Kansas City, MO Fri May 30 2008, 7:10 PM CDT Att: 25,243 - Partly Cloudy - 85 F											
20 David Dellucci, L OBP: 0.311, SLG: 0.397 Franklin Gutierrez, R OBP: 0.287, SLG: 0.357	G1		F8				FC1-6 12 G4-6-3			3	0	1	0	0	0	0												
12 Ben Francisco, R OBP: 0.348, SLG: 0.512	F7		F9				G4-6-3			3	0	0	0	1	0	1												
41 Victor Martinez, S OBP: 0.337, SLG: 0.356	K			K	P6				G3	4	0	0	0	2	2													
25 Ryan Garko, R OBP: 0.324, SLG: 0.361		K		K		P3			G6-3	4	0	0	0	2	0													
2 Jhonny Peralta, R OBP: 0.292, SLG: 0.466				G5-3						3	1	2	0	1	0	0												
Casey Blake, R OBP: 0.307, SLG: 0.359										3	1	1	2	1	0	1												
13 Asdrubal Cabrera, S OBP: 0.279, SLG: 0.248									G4-3	4	0	1	0	0	1	2												
Andy Marte, R OBP: 0.211, SLG: 0.194									P3	4	1	1	0	0	1	2												
Inning Stats	R: 1 H: 1 E: 0 K: 1 S: 13	H: 1 LOB: 0 BB: 0 P: 18	R: 0 H: 1 E: 0 K: 3 S: 15	H: 1 LOB: 2 BB: 1 P: 24	R: 0 H: 0 E: 0 K: 0 S: 11	H: 0 LOB: 0 BB: 0 P: 19	R: 0 H: 0 E: 0 K: 2 S: 9	H: 0 LOB: 0 BB: 0 P: 12	R: 2 H: 4 E: 0 K: 0 S: 18	H: 2 LOB: 2 BB: 1 P: 34	R: 2 H: 2 E: 0 K: 0 S: 10	H: 2 LOB: 0 BB: 0 P: 17	R: 0 H: 0 E: 0 K: 0 S: 3	H: 0 LOB: 1 BB: 1 P: 7	R: 0 H: 0 E: 0 K: 0 S: 8	H: 0 LOB: 0 BB: 0 P: 16		R: 0 H: 0 E: 0 K: 0 S: 8	H: 0 LOB: 0 BB: 0 P: 10	1B: 1 2B: 4 3B: 0 HR: 3	SF: 0 SAC: 0 DP: 1 HBP: 0	WP: 0 PB: 0 SB: 0 CS: 0	PA: 37					
PITCHER	IP	WLS	BF	H	R	ER	SO	BB	IBB	HBP	BLK	WP	HR	S	P	ERA	WHIP											
55 Gil Meche, R ERA: 5.35	(1, 1)	5.0		22	6	3	3	6	2	0	0	0	0	2	66	107	5.40	1.600										
Brett Tomko, R ERA: 5.32	(6, 1)	1.0	L	5	2	2	2	0	0	0	0	0	1	10	17	18.00	2.000											
32 Ron Mahay, L ERA: 2.55	(7, 1)	1.0		3	0	0	0	0	1	0	0	0	0	3	7	0.00	1.000											
Ramon E Ramirez, R ERA: 3.42	(8, 1)	2.0		7	0	0	0	0	1	0	0	0	0	16	26	0.00	0.500											

Batter	1	2	3	4	5	6	7	8	9	AB	R	H	RBI	BB	SO	LOB	BOTTOM										
9 David DeJesus, L OBP: 0.339, SLG: 0.374	G6-3	G1-3							F9	5	0	2	1	0	0	1	Cleveland Indians @ Kansas City Royals Kauffman Stadium, Kansas City, MO Fri May 30 2008, 7:10 PM CDT Att: 25,243 - Partly Cloudy - 85 F										
Esteban German, R OBP: 0.250, SLG: 0.209	G1-3		G6-3							5	0	3	0	0	0	0											
4 Alex Gordon, L OBP: 0.364, SLG: 0.427										5	0	1	0	0	1	3											
11 Jose Guillen, R OBP: 0.273, SLG: 0.423										5	0	1	0	0	1	3											
21 Miquel Olivo, R OBP: 0.322, SLG: 0.563										3	1	0	0	1	0	2											
24 Mark Teahen, L OBP: 0.341, SLG: 0.374										4	2	2	0	0	0	1											
14 John Buck, R OBP: 0.321, SLG: 0.368										4	1	2	2	0	2	0											
2 Joey Gathright, L OBP: 0.307, SLG: 0.296										4	0	2	1	0	0	2											
1 Tony Pena Jr., R OBP: 0.177, SLG: 0.196 13 Alberto Callaspo, S OBP: 0.345, SLG: 0.316										3	0	0	0	0	1	3											
Inning Stats	R: 0 H: 1 E: 0 K: 1 S: 10	H: 2 LOB: 1 BB: 1 P: 20	R: 2 H: 2 E: 0 K: 0 S: 13	H: 2 LOB: 1 BB: 1 P: 20	R: 0 H: 0 E: 1 K: 0 S: 10	H: 0 LOB: 0 BB: 0 P: 14	R: 2 H: 4 E: 0 K: 0 S: 13	H: 4 LOB: 2 BB: 0 P: 20	R: 0 H: 3 E: 0 K: 2 S: 16	H: 3 LOB: 3 BB: 0 P: 23	R: 0 H: 1 E: 0 K: 1 S: 10	H: 1 LOB: 1 BB: 0 P: 14	R: 0 H: 1 E: 0 K: 1 S: 7	H: 1 LOB: 0 BB: 0 P: 9	R: 0 H: 1 E: 0 K: 0 S: 8	H: 1 LOB: 1 BB: 0 P: 13		1B: 8 2B: 4 3B: 1 HR: 0	SF: 0 SAC: 0 DP: 1 HBP: 0	WP: 0 PB: 0 SB: 0 CS: 0	PA: 40						
PITCHER	IP	WLS	BF	H	R	ER	SO	BB	IBB	HBP	BLK	WP	HR	S	P	ERA	WHIP										
31 Cliff Lee, L ERA: 1.88	(1, 1)	6.0	W	29	10	4	4	3	1	0	0	0	0	70	101	6.00	1.833										
63 Rafael Betancourt, R ERA: 5.4	(7, 1)	0.2	H	3	1	0	0	1	0	0	0	0	0	7	10	0.00	1.500										
53 Rafael Perez, L ERA: 3.16	(7, 1)	1.1	H	4	1	0	0	1	0	0	0	0	0	10	13	0.00	0.750										
Joe Borowski, R ERA: 10.29	(9, 1)	1.0	S	4	1	0	0	0	0	0	0	0	0	8	13	0.00	1.000										

Batter	1	2	3	4	5	6	7	8	9	AB	R	H	RBI	BB	SO	LOB	TOP						
24 Grady Sizemore, L OBP: 0.369, SLG: 0.468	G4-3		G1-3	F8			F8	P6		5	0	0	0	0	0	6	Cleveland Indians @ Kansas City Royals Kauffman Stadium, Kansas City, MO Sat May 31 2008, 6:10 PM CDT Att: 23,923 - Cloudy - 81 F						
11 Jamey Carroll, R OBP: 0.344, SLG: 0.293	G5-3		G6-4-3 12 BB		L3		BB		K	4	0	1	1	1	1	0							
12 Ben Francisco, R OBP: 0.351, SLG: 0.500	K		G6-4-3 41 BB		P6		P6		F9	4	0	1	0	1	1	2							
41 Victor Martinez, S OBP: 0.351, SLG: 0.351		F7	G6-4-3		L5		F7		WP 1B	5	0	1	0	0	0	5							
2 Jhonny Peralta, R OBP: 0.294, SLG: 0.461	G4-3		BB		G6-3				G6-3	4	1	1	0	1	0	2							
17 Shin-Soo Choo, L (1.9)	1B BB		G4-3				K		F7	3	0	0	0	1	1	4							
Casey Blake, R OBP: 0.311, SLG: 0.369	1B				G6-3		G6-3		20 G3-1 2B	4	0	2	0	0	1	0							
23 Michael Aubrey, L OBP: 0.267, SLG: 0.407	F8				F7		F8		20 G3-1 BB	3	0	0	0	1	0	2							
13 Adrial Cabrera, S OBP: 0.279, SLG: 0.248										0	0	0	0	0	0	0							
Franklin Gutierrez, R OBP: 0.301, SLG: 0.390										2	1	2	0	1	0	0							
20 David Dellucci, L OBP: 0.369, SLG: 0.394			11 1B				11 BB			1	0	0	1	0	0	2							
Inning Stats	R: 0 E: 0 K: 1 S: 10	H: 0 LOB: 0 BB: 0 P: 15	R: 0 E: 0 K: 0 S: 11	H: 1 LOB: 2 BB: 1 P: 20	R: 1 E: 0 K: 0 S: 13	H: 2 LOB: 3 BB: 2 P: 26	R: 0 E: 0 K: 1 S: 13	H: 1 LOB: 1 BB: 0 P: 23	R: 0 E: 0 K: 1 S: 11	H: 0 LOB: 0 BB: 0 P: 16	R: 0 E: 0 K: 0 S: 14	H: 0 LOB: 2 BB: 2 P: 26	R: 0 E: 0 K: 0 S: 13	H: 2 LOB: 3 BB: 1 P: 23	R: 0 E: 0 K: 1 S: 8	H: 1 LOB: 1 BB: 0 P: 12	1B: 6 2B: 1 3B: 0 HR: 0	SF: 0 SAC: 0 DP: 0 HBP: 0	WP: 1 PB: 1 SB: 0 CS: 0	PA: 41			
PITCHER	IP WLS BF H R ER SO BB IBB HBP BLK WP HR S P ERA WHIP	IP WLS BF H R ER SO BB IBB HBP BLK WP HR S P ERA WHIP	IP WLS BF H R ER SO BB IBB HBP BLK WP HR S P ERA WHIP	IP WLS BF H R ER SO BB IBB HBP BLK WP HR S P ERA WHIP	IP WLS BF H R ER SO BB IBB HBP BLK WP HR S P ERA WHIP	IP WLS BF H R ER SO BB IBB HBP BLK WP HR S P ERA WHIP	IP WLS BF H R ER SO BB IBB HBP BLK WP HR S P ERA WHIP	IP WLS BF H R ER SO BB IBB HBP BLK WP HR S P ERA WHIP	IP WLS BF H R ER SO BB IBB HBP BLK WP HR S P ERA WHIP	IP WLS BF H R ER SO BB IBB HBP BLK WP HR S P ERA WHIP	IP WLS BF H R ER SO BB IBB HBP BLK WP HR S P ERA WHIP	IP WLS BF H R ER SO BB IBB HBP BLK WP HR S P ERA WHIP	IP WLS BF H R ER SO BB IBB HBP BLK WP HR S P ERA WHIP	IP WLS BF H R ER SO BB IBB HBP BLK WP HR S P ERA WHIP	IP WLS BF H R ER SO BB IBB HBP BLK WP HR S P ERA WHIP	IP WLS BF H R ER SO BB IBB HBP BLK WP HR S P ERA WHIP	IP WLS BF H R ER SO BB IBB HBP BLK WP HR S P ERA WHIP						
28 Kyle Davies, R ERA: 1.8	5.0	W	23	5	1	1	2	3	0	0	0	0	0	0	0	0	0	0	0	58	100	1.80	1.600
32 Ron Mahay, L ERA: 2.42	1.1	H	5	0	0	0	1	1	0	0	0	0	0	0	11	22	0.00	0.750					
57 Joel Peralta, L ERA: 5.79	0.2	H	3	0	0	0	1	0	0	0	0	0	0	0	16	0.00	1.500						
48 Joaquin Soria, R ERA: 1.16	2.0	S	10	3	1	1	1	1	0	0	0	0	1	0	21	35	4.50	2.000					

Batter	1	2	3	4	5	6	7	8	9	AB	R	H	RBI	BB	SO	LOB	BOTTOM						
9 David DeJesus, L OBP: 0.343, SLG: 0.403	G6-3		HR					G3		4	2	2	2	0	0	0	Cleveland Indians @ Kansas City Royals Kauffman Stadium, Kansas City, MO Sat May 31 2008, 6:10 PM CDT Att: 23,923 - Cloudy - 81 F						
15 Mark Grudzielanek, R OBP: 0.353, SLG: 0.365	G1-6-3 4 BB		P4		15 1B		P2			4	0	2	1	0	0	0							
4 Alex Gordon, L OBP: 0.357, SLG: 0.419	G1-6-3						K		G3	4	0	0	0	0	1	2							
11 Jose Guillen, R OBP: 0.274, SLG: 0.422		G6-3			G6-3		24 G4-6-3 1B			3	0	1	0	0	0	0							
21 Miguel Olivo, R OBP: 0.322, SLG: 0.557					K		K			3	0	1	0	0	2	1							
24 Mark Teahen, L OBP: 0.341, SLG: 0.373		F8			14 2B		G4-6-3			3	1	1	0	0	0	2							
14 John Buck, R OBP: 0.322, SLG: 0.375	F9				2 G6-3 2B				F8	3	1	1	0	0	0	1							
Esteban German, R OBP: 0.240, SLG: 0.200			G5-3							2	0	0	0	0	1	2							
1 Tony Pena Jr., R OBP: 0.176, SLG: 0.195					K				F7	1	0	0	0	0	0	0							
2 Joey Gathright, L OBP: 0.301, SLG: 0.290		G5-3			G6-3				B1	3	0	0	1	0	0	1							
Inning Stats	R: 0 E: 0 K: 0 S: 6	H: 1 LOB: 1 BB: 0 P: 9	R: 0 E: 0 K: 0 S: 7	H: 1 LOB: 1 BB: 0 P: 8	R: 1 E: 0 K: 0 S: 10	H: 1 LOB: 0 BB: 0 P: 12	R: 0 E: 0 K: 1 S: 9	H: 0 LOB: 0 BB: 0 P: 15	R: 3 E: 0 K: 2 S: 18	H: 4 LOB: 1 BB: 0 P: 24	R: 0 E: 0 K: 1 S: 7	H: 1 LOB: 0 BB: 0 P: 13	R: 0 E: 0 K: 0 S: 5	H: 0 LOB: 0 BB: 0 P: 6	R: 0 E: 0 K: 0 S: 11	H: 0 LOB: 0 BB: 0 P: 15	1B: 5 2B: 2 3B: 0 HR: 1	SF: 0 SAC: 0 DP: 2 HBP: 0	WP: 0 PB: 0 SB: 0 CS: 0	PA: 30			
PITCHER	IP WLS BF H R ER SO BB IBB HBP BLK WP HR S P ERA WHIP	IP WLS BF H R ER SO BB IBB HBP BLK WP HR S P ERA WHIP	IP WLS BF H R ER SO BB IBB HBP BLK WP HR S P ERA WHIP	IP WLS BF H R ER SO BB IBB HBP BLK WP HR S P ERA WHIP	IP WLS BF H R ER SO BB IBB HBP BLK WP HR S P ERA WHIP	IP WLS BF H R ER SO BB IBB HBP BLK WP HR S P ERA WHIP	IP WLS BF H R ER SO BB IBB HBP BLK WP HR S P ERA WHIP	IP WLS BF H R ER SO BB IBB HBP BLK WP HR S P ERA WHIP	IP WLS BF H R ER SO BB IBB HBP BLK WP HR S P ERA WHIP	IP WLS BF H R ER SO BB IBB HBP BLK WP HR S P ERA WHIP	IP WLS BF H R ER SO BB IBB HBP BLK WP HR S P ERA WHIP	IP WLS BF H R ER SO BB IBB HBP BLK WP HR S P ERA WHIP	IP WLS BF H R ER SO BB IBB HBP BLK WP HR S P ERA WHIP	IP WLS BF H R ER SO BB IBB HBP BLK WP HR S P ERA WHIP	IP WLS BF H R ER SO BB IBB HBP BLK WP HR S P ERA WHIP	IP WLS BF H R ER SO BB IBB HBP BLK WP HR S P ERA WHIP							
CC Sabathia, L ERA: 4.72	8.0	L	30	8	4	4	4	0	0	0	0	0	0	0	0	0	0	0	0	73	102	4.50	1.000

AB	35
R	2
H	8
RBI	2
BB	6
SO	4
LOB	23



Batter	1	2	3	4	5	6	7	8	9	AB	R	H	RBI	BB	SO	LOB	TOP										
24 Grady Sizemore, L (1, 8) OBP: 0.371, SLG: 0.488										4	1	2	1	0	0	2	Cleveland Indians @ Kansas City Royals Kauffman Stadium, Kansas City, MO Sun Jun 01 2008, 1:10 PM CDT Att: 22,345 - Partly Cloudy - 86 F										
11 Jamey Carroll, R (1, 4) OBP: 0.330, SLG: 0.279										4	0	0	0	0	2	1											
12 Ben Francisco, R (1, 7) OBP: 0.347, SLG: 0.500										4	0	1	0	0	1	1											
25 Ryan Garko, R (1, 3) OBP: 0.328, SLG: 0.360										3	0	1	0	1	0	1											
2 Jhonny Peralta, R (1, 6) OBP: 0.294, SLG: 0.457										4	0	1	0	0	0	4											
20 David Dellucci, L (1, 10) OBP: 0.307, SLG: 0.385										3	0	0	0	1	2	1											
Franklin Gutierrez, R (1, 9) OBP: 0.299, SLG: 0.377										4	0	1	0	0	0	2											
Andy Marte, R (1, 5) OBP: 0.190, SLG: 0.175										4	0	0	0	0	1	3											
10 Kelly Shoppach, R (1, 2) OBP: 0.274, SLG: 0.284										3	0	0	0	0	1	2											
Inning Stats	R: 0 E: 0 K: 1 S: 8	H: 1 LOB: 2 BB: 1 P: 14	R: 0 E: 0 K: 1 S: 11	H: 0 LOB: 0 BB: 0 P: 16	R: 0 E: 0 K: 0 S: 6	H: 0 LOB: 0 BB: 0 P: 11	R: 0 E: 0 K: 1 S: 13	H: 1 LOB: 1 BB: 0 P: 19	R: 0 E: 1 K: 1 S: 11	H: 1 LOB: 1 BB: 0 P: 14	R: 0 E: 0 K: 0 S: 10	H: 1 LOB: 0 BB: 0 P: 12	R: 0 E: 0 K: 0 S: 7	H: 0 LOB: 0 BB: 0 P: 11	R: 1 E: 0 K: 2 S: 12	H: 1 LOB: 0 BB: 0 P: 17		R: 0 E: 0 K: 1 S: 10	H: 1 LOB: 2 BB: 1 P: 18	1B: 3 2B: 3 3B: 0 HR: 1	SF: 0 SAC: 0 DP: 1 HBP: 0	WP: 0 PB: 0 SB: 0 CS: 0	PA: 35				
PITCHER	IP	WLS	BF	H	R	ER	SO	BB	IBB	HBP	BLK	WP	HR	S	P	ERA	WHIP										
19 Brian Bannister, R (1, 1) ERA: 4.6	7.1	W	28	5	1	1	4	1	0	0	0	0	1	70	103	1.23	0.818										
Ramon E Ramirez, R (8, 1) ERA: 3.2	1.2		7	1	0	0	3	1	0	0	0	0	0	18	29	0.00	1.200										

Batter	1	2	3	4	5	6	7	8	9	AB	R	H	RBI	BB	SO	LOB	BOTTOM										
9 David DeJesus, L (1, 7) OBP: 0.344, SLG: 0.399										4	1	1	0	1	0	2	Cleveland Indians @ Kansas City Royals Kauffman Stadium, Kansas City, MO Sun Jun 01 2008, 1:10 PM CDT Att: 22,345 - Partly Cloudy - 86 F										
15 Mark Grudzielanski, R (1, 4) OBP: 0.356, SLG: 0.363										3	2	1	2	0	0	2											
4 Alex Gordon, L (1, 5) OBP: 0.356, SLG: 0.421										4	1	1	2	0	1	0											
11 Jose Guillen, R (1, 10) OBP: 0.283, SLG: 0.442										4	1	3	2	0	1	0											
24 Mark Teahen, L (1, 9) OBP: 0.339, SLG: 0.367										3	0	0	0	1	1	2											
21 Miguel Olivo, R (1, 2) OBP: 0.320, SLG: 0.546										4	0	1	0	0	1	2											
Ross Gload, L (1, 3) OBP: 0.304, SLG: 0.305										4	0	3	0	0	0	0											
13 Alberto Callaspo, S (1, 6) OBP: 0.345, SLG: 0.316										3	1	1	0	0	0	3											
1 Tony Pena Jr., R (7, 6) OBP: 0.175, SLG: 0.194										1	0	0	0	0	0	1											
2 Joey Gathright, L (1, 8) OBP: 0.296, SLG: 0.284										3	0	0	0	0	1	3											
Inning Stats	R: 0 E: 0 K: 0 S: 6	H: 0 LOB: 0 BB: 0 P: 8	R: 1 E: 0 K: 0 S: 14	H: 1 LOB: 0 BB: 0 P: 20	R: 3 E: 0 K: 0 S: 16	H: 3 LOB: 1 BB: 0 P: 24	R: 0 E: 0 K: 0 S: 7	H: 2 LOB: 1 BB: 0 P: 14	R: 2 E: 0 K: 1 S: 12	H: 3 LOB: 1 BB: 0 P: 14	R: 0 E: 0 K: 0 S: 9	H: 1 LOB: 2 BB: 1 P: 16	R: 0 E: 0 K: 3 S: 10	H: 0 LOB: 1 BB: 1 P: 16	R: 0 E: 1 K: 1 S: 14	H: 1 LOB: 1 BB: 0 P: 21	R: 0 E: 0 K: 1 S: 10	H: 1 LOB: 2 BB: 1 P: 18	1B: 7 2B: 2 3B: 0 HR: 2	SF: 0 SAC: 1 DP: 1 HBP: 1	WP: 0 PB: 0 SB: 0 CS: 0	PA: 37					
PITCHER	IP	WLS	BF	H	R	ER	SO	BB	IBB	HBP	BLK	WP	HR	S	P	ERA	WHIP										
Paul Byrd, R (1, 1) ERA: 4.66	4.1	L	22	9	6	6	0	0	0	0	0	0	0	40	61	0.00	1.091										
39 Scott Elarton, R (5, 1) ERA: 5.79	3.2		15	2	0	0	5	2	0	0	0	0	0	40	61	0.00	1.091										

AB	33
R	1
H	6
RBI	1
BB	2
SO	7
LOB	17



Batter	1	2	3	4	5	6	7	8	9	AB	R	H	RBI	BB	SO	LOB	TOP										
9 David DeJesus, L OBP: 0.353, SLG: 0.413										4	1	3	1	0	1	0	Kansas City Royals @ Chicago White Sox U.S. Cellular Field, Chicago, IL Tue Jun 03 2008, 8:11 PM EDT Att: 21,272 - Cloudy - 60 F										
15 Mark Grudzielanek, R OBP: 0.354, SLG: 0.380										4	0	1	0	0	1	4											
4 Alex Gordon, L OBP: 0.354, SLG: 0.417										4	0	1	1	0	0	3											
11 Jose Guillen, R OBP: 0.278, SLG: 0.434										4	0	0	0	0	0	3											
21 Miguel Olivo, R OBP: 0.318, SLG: 0.545										4	1	1	0	0	0	1											
24 Mark Teahen, L OBP: 0.338, SLG: 0.380										4	1	1	2	0	1	0											
Ross Gload, L OBP: 0.295, SLG: 0.295										4	0	0	0	0	1	0											
2 Joey Gathright, L OBP: 0.294, SLG: 0.278										3	1	0	0	1	0	0											
1 Tony Pena Jr., R OBP: 0.178, SLG: 0.196										3	1	1	0	0	1	0											
13 Alberto Callaspo, S OBP: 0.341, SLG: 0.313										1	0	0	0	0	0	1											
Inning Stats	R: 0 H: 1 E: 0 K: 1 S: 10	H: 1 LOB: 1 BB: 0 P: 16	R: 0 H: 0 E: 0 K: 1 S: 8	H: 0 LOB: 0 BB: 0 P: 13	R: 2 H: 2 E: 1 K: 0 S: 8	H: 2 LOB: 0 BB: 0 P: 13	R: 0 H: 0 E: 0 K: 1 S: 9	H: 0 LOB: 0 BB: 0 P: 16	R: 0 H: 0 E: 0 K: 0 S: 5	H: 0 LOB: 0 BB: 0 P: 10	R: 0 H: 1 E: 0 K: 0 S: 7	H: 1 LOB: 1 BB: 0 P: 12	R: 2 H: 2 E: 0 K: 1 S: 10	H: 2 LOB: 0 BB: 0 P: 17	R: 1 H: 2 E: 0 K: 1 S: 10	H: 2 LOB: 1 BB: 0 P: 13	R: 0 H: 0 E: 0 K: 0 S: 12	H: 0 LOB: 1 BB: 1 P: 22	1B: 5 2B: 2 3B: 0 HR: 1	SF: 0 SAC: 0 DP: 1 HBP: 0	WP: 0 PB: 0 SB: 1 CS: 0	PA: 36					
PITCHER	IP	WLS	BF	H	R	ER	SO	BB	IBB	HBP	BLK	WP	HR	S	P	ERA	WHIP										
34 Gavin Floyd, R ERA: 3.15	7.0	W	27	6	4	2	4	0	0	0	0	0	1	57	97	2.57	0.857										
26 Octavio Dotel, R ERA: 3.24	1.0		5	2	1	1	1	0	0	0	0	0	0	10	13	9.00	2.000										
45 Bobby Jenks, R ERA: 1.54	1.0		4	0	0	0	0	1	0	0	0	0	0	12	22	0.00	1.000										

Batter	1	2	3	4	5	6	7	8	9	AB	R	H	RBI	BB	SO	LOB	BOTTOM										
Orlando Cabrera, R OBP: 0.297, SLG: 0.316										5	1	1	2	0	1	2	Kansas City Royals @ Chicago White Sox U.S. Cellular Field, Chicago, IL Tue Jun 03 2008, 8:11 PM EDT Att: 21,272 - Cloudy - 60 F										
12 A.J. Pierzynski, L OBP: 0.345, SLG: 0.450										4	2	3	2	0	0												
20 Carlos Quentin, R OBP: 0.403, SLG: 0.585										2	1	1	2	2	0	0											
14 Paul Konerko, R OBP: 0.321, SLG: 0.330										3	0	0	0	1	0	3											
25 Jim Thome, L OBP: 0.330, SLG: 0.418										4	0	0	0	0	2	3											
23 Jermaine Dye, R OBP: 0.336, SLG: 0.478										4	1	1	0	0	0	3											
Nick Swisher, S OBP: 0.325, SLG: 0.320										4	1	1	1	0	1	1											
32 Brian Anderson, R OBP: 0.286, SLG: 0.361										0	0	0	0	0	0	0											
24 Joe Crede, R OBP: 0.333, SLG: 0.460										3	1	1	0	1	0	0											
10 Alexei Ramirez, R OBP: 0.292, SLG: 0.431										4	2	3	2	0	0	0											
Inning Stats	R: 2 H: 2 E: 0 K: 0 S: 13	H: 2 LOB: 1 BB: 1 P: 23	R: 4 H: 4 E: 0 K: 0 S: 13	H: 4 LOB: 0 BB: 0 P: 17	R: 0 H: 0 E: 0 K: 1 S: 6	H: 0 LOB: 0 BB: 0 P: 9	R: 0 H: 0 E: 0 K: 1 S: 5	H: 0 LOB: 0 BB: 0 P: 5	R: 0 H: 0 E: 0 K: 1 S: 9	H: 0 LOB: 2 BB: 1 P: 19	R: 2 H: 2 E: 0 K: 0 S: 9	H: 2 LOB: 0 BB: 0 P: 10	R: 0 H: 0 E: 0 K: 1 S: 8	H: 0 LOB: 0 BB: 1 P: 15	R: 1 H: 2 E: 0 K: 0 S: 18	H: 2 LOB: 1 BB: 1 P: 23	1B: 6 2B: 2 3B: 0 HR: 4	SF: 0 SAC: 0 DP: 2 HBP: 0	WP: 0 PB: 0 SB: 0 CS: 0	PA: 37							
PITCHER	IP	WLS	BF	H	R	ER	SO	BB	IBB	HBP	BLK	WP	HR	S	P	ERA	WHIP										
23 Zack Greinke, R ERA: 3.56	6.0	L	29	9	8	8	3	2	0	0	0	0	4	56	83	12.00	1.833										
27 Yasuhiro Yabuta, R ERA: 5.48	1.0		3	0	0	0	1	1	0	0	0	0	0	8	15	0.00	1.000										
41 Jimmy Gobble, L ERA: 5.06	1.0		5	2	1	1	0	1	0	0	0	0	0	18	23	9.00	3.000										

livebaseballscorecards.com

AB 35
R 5
H 8
RBI 4
BB 1
SO 5
LOB 12

livebaseballscorecards.com


AB 33
R 9
H 11
RBI 9
BB 4
SO 4
LOB 12

Batter	1	2	3	4	5	6	7	8	9	10	11	12	13	14	15	AB	R	H	RBI	BB	SO	LOB	TOP																				
9 David DeJesus, L OBP: 0.351, SLG: 0.414			G1-3		F8		G6-3					G5-3		G4-3		7	0	2	2	0	0	1																					
15 Mark Grudzielanek, R OBP: 0.351, SLG: 0.376	G5-3								L1-3	G4-3		G6-3		G6-3		7	0	2	0	0	0	2																					
4 Alex Gordon, L OBP: 0.344, SLG: 0.404	F8				P6											7	0	0	0	0	3	3																					
11 Jose Guillen, R OBP: 0.262, SLG: 0.431	G5-3						K				G4-3			K		6	0	2	0	0	2	1																					
21 Miguel Olivo, R OBP: 0.324, SLG: 0.558			G4-3				F8				K			K2-3		6	1	2	1	0	1	3																					
24 Mark Teahen, L OBP: 0.338, SLG: 0.390			G4-3									B1-3				5	1	1	1	1	1	3																					
14 John Buck, R OBP: 0.329, SLG: 0.371					F7							G6-3				4	1	1	0	2	1	3																					
Ross Glavin, L OBP: 0.288, SLG: 0.288			G5-4-3									G6-3				3	0	0	0	0	1	1																					
13 Alberto Callaspo, S OBP: 0.348, SLG: 0.321	G5-4-3				G4-3							G3		SH1-4		1	0	1	0	0	0	0																					
2 Joey Gathright, L OBP: 0.278, SLG: 0.276																1	1	0	0	0	0	0																					
Etehan German, R OBP: 0.226, SLG: 0.188			G6-3									B1-3		G4-3		3	0	0	0	0	0	0																					
1 Tony Pena Jr., R OBP: 0.175, SLG: 0.194					G6-3											2	0	0	0	0	0	1																					
Inning Stats	R:0 E:0 K:0 S:8	H:1 LOB:1 BB:0 P:13	R:1 E:0 K:0 S:8	H:1 LOB:0 BB:1 P:18	R:0 E:0 K:0 S:10	H:1 LOB:1 BB:0 P:16	R:1 E:0 K:1 S:9	H:1 LOB:0 BB:0 P:16	R:0 E:0 K:0 S:12	H:0 LOB:0 BB:0 P:18	R:0 E:0 K:1 S:11	H:2 LOB:3 BB:1 P:20	R:0 E:0 K:1 S:6	H:0 LOB:0 BB:0 P:8	R:0 E:0 K:2 S:13	H:2 LOB:3 BB:0 P:20	R:0 E:0 K:1 S:7	H:0 LOB:0 BB:0 P:11	R:0 E:0 K:0 S:7	H:0 LOB:0 BB:0 P:11	R:2 E:0 K:0 S:9	H:1 LOB:1 BB:0 P:7	1B:8 2B:1 3B:0 HR:2	SF:0 SAC:2 DP:1 HBP:2	WP:0 PB:0 CS:0	PA: 59																	
PITCHER	IP 5.2	WLS 24	BF 24	H 6	R 2	ER 2	SO 2	BB 2	IBB 0	HBP 0	BLK 0	WP 0	HR 2	S 55	P 96	ERA 3.18	WHIP 1.412																										
50 John Danks, L ERA: 2.88																PITCHER	IP 2.0	WLS 0	BF 11	H 0	R 0	ER 0	SO 1	BB 1	IBB 0	HBP 2	BLK 0	WP 0	HR 0	S 14	P 18	ERA 0.00	WHIP 0.000										
Nick Masset, R ERA: 3.33																57 Boone Logan, L ERA: 2.05																											
37 Matt Thornton, L ERA: 3.32																26 Octavio Dotel, R ERA: 2.93																											
71 Scott Linebrink, R ERA: 1.44																																											
45 Bobby Jenks, R ERA: 2.13																																											

Kansas City Royals @ Chicago White Sox
U.S. Cellular Field, Chicago, IL
Wed Jun 04 2008, 8:11 PM EDT
Att. 23,515 - Partly Cloudy - 63 F

livebaseballscorecards.com

AB	52
R	4
H	11
RBI	4
BB	3
SO	9
LOB	18



Batter	1	2	3	4	5	6	7	8	9	10	11	12	13	14	15	AB	R	H	RBI	BB	SO	LOB	BOTTOM																				
Orlando Cabrera, R OBP: 0.297, SLG: 0.315	F9		L4		L9				F8			P5				7	0	2	0	0	0	2																					
12 A.J. Pierzynski, L OBP: 0.338, SLG: 0.439	G4-3		G4-1				F8		G4-3			G4-3				7	0	1	0	0	0	5																					
20 Carlos Quentin, R OBP: 0.400, SLG: 0.372	K				G1-3		E6		F7			G6-3				6	1	1	0	1	1	2																					
14 Paul Konerko, R OBP: 0.325, SLG: 0.342							P3		F8			G5-3		CS		5	2	1	2	2	0	2																					
25 Jim Thome, L OBP: 0.326, SLG: 0.426	FC4-6						HR		F9			G6-3				6	1	1	2	0	2	1																					
23 Jermaine Dye, R OBP: 0.332, SLG: 0.473	F9				G5-3				F7			P2				6	0	1	0	0	1	1																					
Nick Swisher, S OBP: 0.323, SLG: 0.318	G4-3				P5				F9							4	1	1	0	0	0	1																					
32 Brian Anderson, R OBP: 0.291, SLG: 0.376	G4-3													G5-3		2	0	1	0	0	0	1																					
24 Luke Cresto, R OBP: 0.344, SLG: 0.484							HR									3	1	2	2	2	0	0																					
Pablo Ozuna, R OBP: 0.281, SLG: 0.267																1	0	0	0	0	0	0																					
10 Alexei Ramirez, R OBP: 0.285, SLG: 0.415	FC5-4															4	0	0	0	2	1	2																					
Inning Stats	R:0 E:0 K:1 S:11	H:0 LOB:0 BB:0 P:14	R:0 E:0 K:0 S:8	H:0 LOB:1 BB:1 P:14	R:0 E:0 K:0 S:10	H:0 LOB:1 BB:1 P:17	R:0 E:0 K:0 S:11	H:1 LOB:0 BB:0 P:21	R:2 E:0 K:0 S:7	H:1 LOB:2 BB:1 P:14	R:1 E:0 K:1 S:28	H:3 LOB:3 BB:1 P:41	R:0 E:0 K:0 S:7	H:0 LOB:0 BB:0 P:11	R:0 E:0 K:0 S:7	H:0 LOB:0 BB:0 P:11	R:0 E:0 K:0 S:7	H:0 LOB:0 BB:0 P:11	R:0 E:0 K:1 S:7	H:0 LOB:0 BB:0 P:12	R:0 E:0 K:0 S:6	H:0 LOB:0 BB:0 P:9	R:0 E:0 K:0 S:8	H:0 LOB:0 BB:0 P:13	R:0 E:0 K:0 S:9	H:1 LOB:1 BB:0 P:19	R:0 E:0 K:0 S:9	H:1 LOB:0 BB:0 P:17	1B:5 2B:3 3B:0 HR:3	SF:0 SAC:0 DP:0 HBP:0	WP:0 PB:0 CS:1	PA: 59											
PITCHER	IP 5.2	WLS 27	BF 27	H 5	R 4	ER 4	SO 2	BB 5	IBB 0	HBP 0	BLK 0	WP 0	HR 2	S 65	P 108	ERA 6.35	WHIP 1.765																										
44 Luke Hochevar, R ERA: 5.13																PITCHER	IP 2.0	WLS 0	BF 2	H 2	R 0	ER 0	SO 0	BB 0	IBB 0	HBP 0	BLK 0	WP 0	HR 1	S 19	P 28	ERA 0.00	WHIP 1.000										
32 Ron Mahay, L ERA: 2.3																27 Yasuhiro Yabuta, R ERA: 5.04																											
Brett Tomko, R ERA: 6.21																41 Jimmy Gobble, L ERA: 6.19																											
Ramon E Ramirez, R ERA: 2.96																																											
48 Joakim Soria, R ERA: 1.07																																											

Kansas City Royals @ Chicago White Sox
U.S. Cellular Field, Chicago, IL
Wed Jun 04 2008, 8:11 PM EDT
Att. 23,515 - Partly Cloudy - 63 F

livebaseballscorecards.com


AB	51
R	6
H	11
RBI	6
BB	7
SO	5
LOB	17




Batter	1	2	3	4	5	6	7	8	9	AB	R	H	RBI	BB	SO	LOB	TOP					
9 David DeJesus, L (1, 7) OBP: 0.357, SLG: 0.422	G4-3		G4-3				F7			4	0	1	1	0	0	1	Kansas City Royals @ New York Yankees Yankee Stadium, Bronx, NY Fri Jun 06 2008, 7:05 PM EDT Att: 52,187 - Partly Cloudy - 72 F					
15 Mark Grudzielanek, R (1, 4) OBP: 0.352, SLG: 0.385	HBP		G6-3					G4-3		3	0	1	0	0	0	1						
4 Alex Gordon, L (1, 5) OBP: 0.337, SLG: 0.392	K							L6		4	0	0	0	0	2	2						
11 Jose Guillen, R (1, 9) OBP: 0.281, SLG: 0.429	G1-3							G1-3		4	1	2	0	0	0	1						
21 Miguel Olivo, R (1, 10) OBP: 0.326, SLG: 0.555									K	4	0	3	0	0	1	0						
24 Mark Teahen, L (1, 3) OBP: 0.338, SLG: 0.408	FC4-6							G4-6-3		4	0	1	0	0	0	4						
14 John Buck, R (1, 2) OBP: 0.320, SLG: 0.360	G5-4-3							F9		4	0	0	0	0	2	4						
30 Mike Aviles, R (1, 6) OBP: 0.333, SLG: 0.667										3	1	2	0	0	0	0						
1 Tony Pena Jr., R (8, 6) OBP: 0.175, SLG: 0.193										1	0	0	0	0	0	1						
2 Joey Gathright, L (1, 8) OBP: 0.288, SLG: 0.272										2	0	0	0	0	1	1						
Inning Stats	R: 0 E: 0 K: 1 S: 12	H: 0 LOB: 1 BB: 0 P: 22	R: 0 E: 0 K: 0 S: 7	H: 1 LOB: 0 BB: 0 P: 11	R: 0 E: 0 K: 0 S: 10	H: 1 LOB: 1 BB: 0 P: 15	R: 0 E: 0 K: 1 S: 12	H: 2 LOB: 2 BB: 0 P: 15	R: 1 E: 0 K: 1 S: 11	H: 3 LOB: 1 BB: 0 P: 15	R: 1 E: 0 K: 0 S: 9	H: 2 LOB: 0 BB: 0 P: 13	R: 0 E: 0 K: 1 S: 7	H: 0 LOB: 0 BB: 0 P: 13	R: 0 E: 0 K: 0 S: 8	H: 0 LOB: 0 BB: 0 P: 14	R: 0 E: 0 K: 2 S: 12	H: 1 LOB: 1 BB: 0 P: 18	1B: 5 2B: 5 3B: 0 HR: 0	SF: 0 SAC: 1 DP: 2 HBP: 1	WP: 1 PB: 0 CS: 1	PA: 35
PITCHER	IP WLS BF H R ER SO BB IBB HBP BLK WP HR S P ERA WHIP	8.0 L 31 9 2 2 4 0 0 0 0 0 0 0 76 118 2.25 1.125	1.0 4 1 0 0 2 0 0 0 0 1 0 12 18 0.00 1.000	PITCHER										IP WLS BF H R ER SO BB IBB HBP BLK WP HR S P ERA WHIP								
Darrel Rasner, R (1, 1) ERA: 2.58											1.0 4 1 0 0 2 0 0 0 0 1 0 12 18 0.00 1.000											
36 Edwar Ramirez, R (9, 1) ERA: 2.65											1.0 4 1 0 0 2 0 0 0 0 1 0 12 18 0.00 1.000											

Batter	1	2	3	4	5	6	7	8	9	AB	R	H	RBI	BB	SO	LOB	BOTTOM					
18 Johnny Damon, L (1, 7) OBP: 0.379, SLG: 0.489	P6		F7				G4-3			5	0	0	0	0	0	3	Kansas City Royals @ New York Yankees Yankee Stadium, Bronx, NY Fri Jun 06 2008, 7:05 PM EDT Att: 52,187 - Partly Cloudy - 72 F					
2 Derek Jeter, R (1, 6) OBP: 0.335, SLG: 0.389	1B		G6-3							4	0	1	0	0	0	0						
Bobby Abreu, L (1, 9) OBP: 0.352, SLG: 0.459	G6-4-3									4	0	2	0	0	1	0						
13 Alex Rodriguez, R (1, 5) OBP: 0.371, SLG: 0.545	G6-4-3									4	0	2	0	0	1	3						
55 Hideki Matsui, L (1, 10) OBP: 0.409, SLG: 0.472										4	0	1	0	0	1	2						
Jason Giambi, L (1, 3) OBP: 0.389, SLG: 0.538										3	0	0	0	1	2	3						
24 Robinson Cano, L (1, 4) OBP: 0.271, SLG: 0.338	FC4-6									4	1	2	0	0	1	1						
26 José Molina, R (1, 2) OBP: 0.238, SLG: 0.322	G6-3									1	0	0	0	0	0	1						
Wilson Betemit, S (7, PH) OBP: 0.271, SLG: 0.489										1	0	0	0	0	0	1						
Chad Moeller, R (8, 2) OBP: 0.333, SLG: 0.373										0	0	0	0	0	0	0						
20 Jorge Posada, S (9, PH) OBP: 0.338, SLG: 0.483										1	0	0	0	0	1	0						
28 Melky Cabrera, S (1, 8) OBP: 0.326, SLG: 0.394										4	0	2	1	0	0	1						
Inning Stats	R: 0 E: 0 K: 0 S: 11	H: 2 LOB: 1 BB: 0 P: 18	R: 0 E: 0 K: 0 S: 7	H: 0 LOB: 1 BB: 1 P: 13	R: 0 E: 0 K: 0 S: 8	H: 0 LOB: 0 BB: 0 P: 11	R: 0 E: 0 K: 1 S: 11	H: 1 LOB: 1 BB: 0 P: 15	R: 0 E: 0 K: 0 S: 7	H: 1 LOB: 1 BB: 0 P: 12	R: 0 E: 0 K: 1 S: 10	H: 1 LOB: 2 BB: 0 P: 15	R: 1 E: 0 K: 1 S: 13	H: 2 LOB: 1 BB: 0 P: 23	R: 0 E: 0 K: 2 S: 14	H: 2 LOB: 2 BB: 0 P: 23	R: 0 E: 0 K: 2 S: 14	H: 1 LOB: 1 BB: 0 P: 20	1B: 7 2B: 3 3B: 0 HR: 0	SF: 0 SAC: 1 DP: 1 HBP: 0	WP: 0 PB: 0 CS: 0	PA: 37
PITCHER	IP WLS BF H R ER SO BB IBB HBP BLK WP HR S P ERA WHIP	6.2 W 27 7 1 1 3 1 0 0 0 0 0 0 65 104 1.35 1.200	1.1 H 6 2 0 0 2 0 0 0 0 0 0 0 16 26 0.00 1.500	1.0 S 4 1 0 0 2 0 0 0 0 0 0 0 14 20 0.00 1.000	PITCHER										IP WLS BF H R ER SO BB IBB HBP BLK WP HR S P ERA WHIP							
28 Kyle Davies, R (1, 1) ERA: 1.54											1.1 H 6 2 0 0 2 0 0 0 0 0 0 16 26 0.00 1.500											
32 Ron Mahay, L (7, 1) ERA: 2.2											1.1 H 6 2 0 0 2 0 0 0 0 0 0 16 26 0.00 1.500											
4B Joaquin Soria, R (9, 1) ERA: 1.03											1.0 S 4 1 0 0 2 0 0 0 0 0 0 14 20 0.00 1.000											

AB 33
R 2
H 10
RBI 1
BB 0
SO 6
LOB 15



AB 35
R 1
H 10
RBI 1
BB 1
SO 7
LOB 15



Batter	1	2	3	4	5	6	7	8	9	AB	R	H	RBI	BB	SO	LOB	TOP	
9 David DeJesus, L (1,7) OBP: 0.360, SLG: 0.440	F7		30 3B 1B		G6-3		SH1-4		HR	4	2	2	1	0	0	0	Kansas City Royals @ New York Yankees Yankee Stadium, Bronx, NY Sat Jun 07 2008, 1:05 PM EDT Att: 53,611 - Partly Cloudy - 90 F livebaseballscorecards.com	
30 Mike Aviles, R (1,6) OBP: 0.364, SLG: 0.700	G6-3		11 1B 3B		G4-3		11 HR IBB		K	4	2	1	1	1	1	0		
24 Mark Teahen, L (1,3) OBP: 0.340, SLG: 0.410	11 HR 2B		11 1B 1B HBP		G4-3		K		P6	4	2	1	0	0	1	3		
11 Jose Guillen, R (1,9) OBP: 0.289, SLG: 0.460 Ross Gload, L (7,3) OBP: 0.296, SLG: 0.286	HR		14 1B 1B		G4-3		HR		G4-3	4	2	3	7	0	0	0		
21 Miguel Olivo, R (1,10) OBP: 0.318, SLG: 0.539	G1-3		K		L4		K			4	0	0	0	0	2	2		
14 John Buck, R (1,2) OBP: 0.325, SLG: 0.360	G4-6-3		13 G4-6-3 BB		F9		G1-3			3	0	1	1	1	0	0		
13 Alberto Callaspo, S (1,4) OBP: 0.351, SLG: 0.337	G4-6-3		G4-3		G4-3		1B 2B		2B	4	1	2	0	0	0	1		
Esteban German, R (1,5) OBP: 0.213, SLG: 0.179 1 Tony Pena Jr., R (8,6) OBP: 0.175, SLG: 0.193	K		L6		L9		SH1-4 11 HR 1B		L9	4	1	1	0	0	1	1		
2 Joey Gathright, L (1,8) OBP: 0.287, SLG: 0.272	G4-3		G4-3		G3-1		11 HR 1B		K	4	1	1	1	0	1	1		
Inning Stats	R: 2 H: 2 E: 0 K: 0 S: 13	WLS: 2 BF: 0 LOB: 0 BB: 23	H: 10 R: 10 ER: 10 SO: 3	BB: 1 IBB: 1 HBP: 1 BLK: 0	WP: 0 HR: 2 S: 70 P: 111	ERA: 13.50 WHIP: 1.650	PITCHER	IP: 6.2 WLS: 1 BF: 31 H: 10 R: 10 ER: 10 SO: 3	BB: 1 IBB: 1 HBP: 1 BLK: 0	WP: 0 HR: 2 S: 70 P: 111	ERA: 13.50 WHIP: 1.650	PITCHER	IP: 1.1 WLS: 0 BF: 5 H: 1 R: 0 ER: 0 SO: 2	BB: 0 IBB: 0 HBP: 0 BLK: 0	WP: 0 HR: 0 S: 13 P: 19	ERA: 0.00 WHIP: 0.750		WP: 0 PA: 40 AB: 36 R: 11 H: 12 RBI: 11 BB: 2 SO: 6 LOB: 8
Andy Pettitte, L (1,1) ERA: 4.99	6.2	2	31	10	10	3	1	1	1	0	0	0	0	0	0	0	13.50	1.650
41 Jose Veras, R (7,1) ERA: 4.11	1.1	0	5	1	0	2	0	0	0	0	0	0	0	0	0	0	0.00	0.750
42 Mariano Rivera, R (9,1) ERA: 0.67	1.0	W	4	1	1	1	0	0	0	0	0	0	0	0	0	0	9.00	1.000

Batter	1	2	3	4	5	6	7	8	9	AB	R	H	RBI	BB	SO	LOB	BOTTOM	
18 Johnny Damon, L (1,7) OBP: 0.394, SLG: 0.507	SH1-3 1B 2B		2 G6-4-3 1B		2 S 1B		1B		1B	6	1	6	4	0	0	0	Kansas City Royals @ New York Yankees Yankee Stadium, Bronx, NY Sat Jun 07 2008, 1:05 PM EDT Att: 53,611 - Partly Cloudy - 90 F livebaseballscorecards.com	
2 Derek Jeter, R (1,6) OBP: 0.335, SLG: 0.387	SH1-3		G6-4-3		F9-2		G6-3		1B	4	0	1	0	0	0	3		
Bobby Abreu, L (1,9) OBP: 0.349, SLG: 0.454	F7		L4		G3		13 HR 1B		F7	5	1	1	0	0	0	3		
13 Alex Rodriguez, R (1,5) OBP: 0.378, SLG: 0.563	1B BB		20 BB 1B		K		HR		G5-3	4	2	2	2	1	1	2		
Jason Giambi, L (1,10) OBP: 0.394, SLG: 0.556	1B		20 24 1B BB		HR		K		L8	4	2	2	2	1	1	0		
20 Jorge Posada, S (1,2) OBP: 0.355, SLG: 0.521	L8		24 1B SF8 2B		BB		F7		HR	4	2	2	2	1	0	2		
24 Robinson Cano, L (1,4) OBP: 0.273, SLG: 0.339	B1-3		28 1B 18 1B 1B		F7		18 WP 18 1B 1B		G6-3	5	2	2	1	0	0	1		
Wilson Betemit, S (1,3) OBP: 0.264, SLG: 0.460	K		SF8		F7		K		18 1B BB	3	1	0	1	1	2	1		
28 Melky Cabrera, S (1,8) OBP: 0.332, SLG: 0.399	G4-3		18 1B 2 F9-2 1B		G4-3		18 WP 18 1B 1B		1B	5	1	3	0	0	0	0		
Inning Stats	R: 1 H: 2 E: 0 K: 0 S: 14	WLS: 3 BF: 19 LOB: 2 BB: 1 P: 27	H: 19 R: 5 ER: 5 SO: 5	BB: 2 IBB: 0 HBP: 0 BLK: 0	WP: 0 HR: 0 S: 43 P: 71	ERA: 13.50 WHIP: 3.000	PITCHER	IP: 3.1 WLS: 1 BF: 19 H: 5 R: 1 ER: 1 SO: 1	BB: 1 IBB: 0 HBP: 0 BLK: 0	WP: 0 HR: 0 S: 43 P: 71	ERA: 13.50 WHIP: 3.000	PITCHER	IP: 0.1 WLS: 0 BF: 1 H: 0 R: 0 ER: 0 SO: 0	BB: 0 IBB: 0 HBP: 0 BLK: 0	WP: 0 HR: 0 S: 1 P: 1	ERA: 0.00 WHIP: 0.000		WP: 1 PA: 46 AB: 40 R: 12 H: 19 RBI: 12 BB: 4 SO: 4 LOB: 12
19 Brian Bannister, R (1,1) ERA: 4.98	3.1	3	19	5	5	1	2	0	0	0	0	0	0	0	0	0	13.50	3.000
57 Joel Peralta, R (4,1) ERA: 5.64	1.1	5	1	1	1	1	0	0	0	0	0	0	0	0	0	0	6.75	1.500
Brett Tomko, R (5,1) ERA: 6.34	1.2	7	3	2	2	0	0	0	0	0	0	0	0	0	0	0	10.80	1.800
Ramon E Ramirez, R (7,1) ERA: 3.49	1.0	B	6	3	2	2	0	0	0	0	0	0	0	0	0	0	18.00	3.000
41 Jimmy Gobble, L (8,1) ERA: 6.06	0.1	2	1	0	0	0	0	0	0	0	0	0	0	0	0	0	0.00	3.000
27 Yasuhiro Yabuta, R (8,1) ERA: 4.97	0.1	L	6	3	2	2	0	0	0	0	0	0	0	0	0	0	13.50	3.000
48 Joaquin Soria, R (9,1) ERA: 1.67	0.2	L	6	3	2	2	0	0	0	0	0	0	0	0	0	0	27.00	6.000

Batter	1	2	3	4	5	6	7	8	9	AB	R	H	RBI	BB	SO	LOB	TOP										
9 David DeJesus, L OBP: 0.362, SLG: 0.444										3	1	1	0	1	1	0											
15 Mark Grudzielanek, R OBP: 0.350, SLG: 0.360										4	0	1	0	0	0	2											
24 Mark Teahen, L OBP: 0.335, SLG: 0.403										4	0	0	0	0	1	3											
11 Jose Guillen, R OBP: 0.292, SLG: 0.473										4	1	2	2	0	1	1											
4 Alex Gordon, L OBP: 0.332, SLG: 0.390										4	1	1	0	0	2	1											
21 Miguel Olivo, R OBP: 0.309, SLG: 0.524										4	0	0	0	0	2	1											
Ross Gload, L OBP: 0.285, SLG: 0.285										4	0	1	0	0	0	1											
30 Mike Aviles, R OBP: 0.267, SLG: 0.500										4	0	0	0	0	1	2											
2 Joey Gathright, L OBP: 0.282, SLG: 0.267										3	0	0	0	0	2	1											
Inning Stats	R: 0 H: 1 E: 0 K: 1 S: 11	H: 1 LOB: 1 BB: 0 P: 13	R: 1 H: 2 E: 0 K: 2 S: 13	LOB: 1 BB: 0 P: 18	R: 2 H: 2 E: 0 K: 0 S: 15	LOB: 0 BB: 0 P: 26	R: 0 H: 0 E: 0 K: 1 S: 6	LOB: 0 BB: 0 P: 9	R: 0 H: 0 E: 0 K: 2 S: 12	LOB: 1 BB: 0 P: 17	R: 0 H: 0 E: 0 K: 1 S: 9	LOB: 0 BB: 0 P: 14	R: 0 H: 1 E: 0 K: 2 S: 11	LOB: 1 BB: 0 P: 15	R: 0 H: 0 E: 0 K: 0 S: 6	LOB: 0 BB: 0 P: 7	1B: 4 2B: 1 3B: 0 HR: 1	SF: 0 SAC: 0 DP: 0 HBP: 0	WP: 1 PB: 1 SB: 0 CS: 0	PA: 35							
PITCHER	IP	WLS	BF	H	R	ER	SO	BB	IBB	HBP	BLK	WP	HR	S	P	ERA	WHIP										
62 Joba Chamberlain, R ERA: 2.67	4.1		19	5	3	2	5	1	0	0	0	0	1	53	78	4.15	1.385										
38 Dan Giese, R ERA: 1.42	2.2	W	9	0	0	0	3	0	0	0	0	1	0	27	41	0.00	0.000										
41 Jose Veras, R ERA: 3.86	1.0	H	4	1	0	0	2	0	0	0	0	0	0	11	15	0.00	1.000										
42 Mariano Rivera, R ERA: 0.64	1.0	S	3	0	0	0	0	0	0	0	0	0	0	6	7	0.00	0.000										

Kansas City Royals @ New York Yankees
Yankee Stadium, Bronx, NY
Sun Jun 08 2008, 1:05 PM EDT
Att: 54,213 - Sunny - 95 F

AB	34
R	3
H	6
RBI	2
BB	1
SO	10
LOB	12



Batter	1	2	3	4	5	6	7	8	9	AB	R	H	RBI	BB	SO	LOB	BOTTOM										
18 Johnny Damon, L OBP: 0.394, SLG: 0.513										5	2	2	0	0	1	1											
2 Derek Jeter, R OBP: 0.332, SLG: 0.384										4	1	1	0	0	1	2											
Bobby Abreu, L OBP: 0.351, SLG: 0.467										4	2	2	3	0	1	0											
13 Alex Rodriguez, R OBP: 0.391, SLG: 0.575										2	0	2	2	2	0	0											
55 Hideki Matsui, L OBP: 0.411, SLG: 0.468										2	0	0	0	2	1	2											
Jason Giambi, L OBP: 0.391, SLG: 0.566										4	1	1	1	0	1	3											
Wilson Betemit, S OBP: 0.264, SLG: 0.460										0	0	0	0	0	0	0											
20 Jorge Posada, S OBP: 0.363, SLG: 0.507										2	0	0	0	2	1	2											
24 Robinson Cano, L OBP: 0.273, SLG: 0.338										4	0	1	0	0	0	2											
28 Melky Cabrera, S OBP: 0.326, SLG: 0.392										4	0	0	0	0	1	2											
Inning Stats	R: 2 H: 3 E: 0 K: 2 S: 14	H: 3 LOB: 2 BB: 1 P: 25	R: 0 H: 0 E: 0 K: 0 S: 6	LOB: 0 BB: 0 P: 10	R: 0 H: 0 E: 0 K: 2 S: 10	LOB: 1 BB: 1 P: 18	R: 0 H: 1 E: 0 K: 1 S: 9	LOB: 0 BB: 0 P: 15	R: 1 H: 1 E: 0 K: 1 S: 12	LOB: 1 BB: 1 P: 22	R: 1 H: 1 E: 0 K: 0 S: 14	LOB: 0 BB: 1 P: 25	R: 2 H: 3 E: 0 K: 0 S: 19	LOB: 1 BB: 1 P: 33	R: 0 H: 0 E: 0 K: 1 S: 8	LOB: 1 BB: 1 P: 14	1B: 5 2B: 1 3B: 1 HR: 2	SF: 0 SAC: 0 DP: 1 HBP: 0	WP: 1 PB: 0 SB: 0 CS: 0	PA: 37							
PITCHER	IP	WLS	BF	H	R	ER	SO	BB	IBB	HBP	BLK	WP	HR	S	P	ERA	WHIP										
23 Zack Greinke, R ERA: 3.77	5.0	L	25	4	4	4	6	4	0	0	0	0	1	58	104	7.20	2.000										
32 Ron Mahay, L ERA: 2.67	1.2		7	3	2	2	0	1	0	0	0	0	0	21	36	10.80	2.400										
41 Jimmy Gobble, L ERA: 5.94	0.1		1	0	0	0	0	0	0	0	0	0	0	5	8	0.00	0.000										
54 Jeff Fulchino, R ERA:	1.0		4	0	0	0	1	1	0	0	0	0	0	8	14	0.00	1.000										

Kansas City Royals @ New York Yankees
Yankee Stadium, Bronx, NY
Sun Jun 08 2008, 1:05 PM EDT
Att: 54,213 - Sunny - 95 F

AB	31
R	6
H	9
RBI	6
BB	6
SO	7
LOB	14




Batter	1	2	3	4	5	6	7	8	9	AB	R	H	RBI	BB	SO	LOB	TOP																					
9 David DeJesus, L (1, 7) OBP: 0.355, SLG: 0.435	F7		L9			F8		F7		4	0	0	0	0	0	1	Kansas City Royals @ New York Yankees Yankee Stadium, Bronx, NY Mon Jun 09 2008, 1:05 PM EDT Att: 53,633 - Partly Cloudy - 94 F																					
15 Mark Grudzielanek, R (1, 4) OBP: 0.343, SLG: 0.372	G6-3			K		G4-3		G4-3		4	0	0	0	0	1																							
24 Mark Teahen, L (1, 3) OBP: 0.329, SLG: 0.396	K			G3-1		G6-3		F8		4	0	0	0	0	1																							
11 Jose Guillen, R (1, 9) OBP: 0.295, SLG: 0.490		G4-3		G6-3			21 HR		HR	4	2	2	1	0	0																							
4 Alex Gordon, L (1, 5) OBP: 0.335, SLG: 0.388		21 1B				K		F7		4	0	1	0	0	1																							
21 Miguel Olivo, R (1, 10) OBP: 0.314, SLG: 0.544						F8				4	1	2	2	0	1																							
14 John Buck, R (1, 2) OBP: 0.323, SLG: 0.357				G4-6-3		L8				4	0	1	0	0	1																							
30 Mike Aviles, R (1, 6) OBP: 0.333, SLG: 0.588				F8						3	0	2	0	0	0																							
1 Tony Pena Jr., R (9, 6) OBP: 0.175, SLG: 0.193										0	0	0	0	0	0																							
2 Joey Gathright, L (1, 8) OBP: 0.279, SLG: 0.263				G4-3						2	0	0	0	0	2																							
Inning Stats	R: 0 E: 0 K: 1 S: 8	H: 0 LOB: 0 BB: 0 P: 12	R: 0 E: 0 K: 0 S: 8	H: 2 LOB: 1 BB: 0 P: 10	R: 0 E: 0 K: 0 S: 11	H: 0 LOB: 0 BB: 0 P: 17	R: 0 E: 0 K: 1 S: 6	H: 0 LOB: 0 BB: 0 P: 9	R: 0 E: 0 K: 1 S: 8	H: 0 LOB: 0 BB: 0 P: 11	R: 0 E: 0 K: 0 S: 8	H: 1 LOB: 1 BB: 0 P: 10	R: 2 E: 0 K: 0 S: 10	H: 4 LOB: 2 BB: 0 P: 12	R: 0 E: 0 K: 0 S: 6	H: 0 LOB: 0 BB: 0 P: 8	R: 1 E: 0 K: 2 S: 12	H: 1 LOB: 0 BB: 0 P: 13	1B: 4 2B: 2 3B: 0 HR: 2	SF: 0 SAC: 1 DP: 1 HBP: 0	WP: 0 SB: 0 CS: 0	PA: 34																
PITCHER	IP	WLS	BF	H	R	ER	SO	BB	IBB	HBP	BLK	WP	HR	S	P	ERA	WHIP	PITCHER				IP	WLS	BF	H	R	ER	SO	BB	IBB	HBP	BLK	WP	HR	S	P	ERA	WHIP
35 Mike Mussina, R (1, 1) ERA: 3.82	8.0		30	7	2	2	3	0	0	0	0	0	1	65	89	2.25	0.875					1.0	L	4	1	1	1	2	0	0	0	0	0	1	12	13	9.00	1.000
42 Mariano Rivera, R (9, 1) ERA: 0.93																																						


AB	33
R	3
H	8
RBI	3
BB	0
SO	5
LOB	7



Batter	1	2	3	4	5	6	7	8	9	AB	R	H	RBI	BB	SO	LOB	BOTTOM																						
18 Johnny Damon, L (1, 7) OBP: 0.392, SLG: 0.508	2 S		F8			F7		K		4	0	1	0	0	1	2	Kansas City Royals @ New York Yankees Yankee Stadium, Bronx, NY Mon Jun 09 2008, 1:05 PM EDT Att: 53,633 - Partly Cloudy - 94 F																						
2 Derek Jeter, R (1, 6) OBP: 0.331, SLG: 0.379	P4			G6-3		F9				3	0	0	0	1	0																								
Bobby Abreu, L (1, 9) OBP: 0.349, SLG: 0.467	F8			K						4	1	1	0	0	1																								
13 Alex Rodriguez, R (1, 5) OBP: 0.394, SLG: 0.591	K			G5-3						4	1	2	2	0	1																								
55 Hideki Matsui, L (1, 10) OBP: 0.404, SLG: 0.459		G4-3				G4-3		G6-3		4	0	0	0	0	0																								
Jason Giambi, L (1, 3) OBP: 0.389, SLG: 0.556				F8		G3-1				3	0	0	0	1	1																								
Wilson Betemit, S (9, FR) OBP: 0.264, SLG: 0.460								K		0	0	0	0	0	0																								
24 Robinson Cano, L (1, 4) OBP: 0.273, SLG: 0.336		P5				E9		F7		4	0	1	0	0	1																								
26 José Molina, R (1, 2) OBP: 0.234, SLG: 0.317										2	0	0	0	0	1																								
20 Jorge Posada, S (8, PH) ERA: 3.3				G5-3						1	0	1	0	0	0																								
Chad Moeller, R (8, FR) OBP: 0.343, SLG: 0.373						K				0	0	0	0	0	0																								
28 Melky Cabrera, S (1, 8) OBP: 0.322, SLG: 0.386				K						3	0	0	0	0	1																								
Inning Stats	R: 0 E: 0 K: 1 S: 8	H: 1 LOB: 1 BB: 0 P: 15	R: 0 E: 0 K: 0 S: 9	H: 0 LOB: 0 BB: 0 P: 14	R: 0 E: 0 K: 1 S: 11	H: 0 LOB: 0 BB: 0 P: 15	R: 0 E: 0 K: 1 S: 7	H: 0 LOB: 0 BB: 0 P: 8	R: 0 E: 0 K: 1 S: 11	H: 1 LOB: 1 BB: 0 P: 18	R: 0 E: 0 K: 0 S: 6	H: 0 LOB: 0 BB: 0 P: 9	R: 2 E: 0 K: 1 S: 12	H: 2 LOB: 0 BB: 0 P: 20	R: 0 E: 0 K: 1 S: 12	H: 1 LOB: 2 BB: 1 P: 24	R: 0 E: 0 K: 1 S: 10	H: 1 LOB: 3 BB: 1 P: 18	1B: 4 2B: 1 3B: 0 HR: 1	SF: 0 SAC: 1 DP: 0 HBP: 1	WP: 0 SB: 1 CS: 0	PA: 36																	
PITCHER	IP	WLS	BF	H	R	ER	SO	BB	IBB	HBP	BLK	WP	HR	S	P	ERA	WHIP	PITCHER				IP	WLS	BF	H	R	ER	SO	BB	IBB	HBP	BLK	WP	HR	S	P	ERA	WHIP	
44 Luke Hochevar, R (1, 1) ERA: 4.91	6.0		22	4	2	2	4	0	0	0	0	0	0	16	29	0.00	1.200					1.2	7	1	0	0	2	1	0	0	0	0	0	0	0	0	0	0	0
Ramon F. Ramirez, R (7, 1) ERA: 3.3																																							
27 Yasuhiro Yabuta, R (8, 1) ERA: 4.91	0.1	W	1	0	0	0	0	0	0	0	0	0	0	4	7	0.00	0.000																						
48 Joaquin Soria, R (9, 1) ERA: 1.61	1.0	S	6	1	0	0	1	1	0	1	0	0	0	10	18	0.00	2.000																						



Batter	1	2	3	4	5	6	7	8	9	AB R H RBI BB SO LOB	TOP																
5 Ian Kinsler, R OBP: 0.358, SLG: 0.478	G3		F9			FC4-6 FC1-5 BB		F7	G4-3 PB 2B	4 1 1 0 1 0 0	<p>Texas Rangers @ Kansas City Royals Kauffman Stadium, Kansas City, MO</p> <p>Tue Jun 10 2008, 7:10 PM CDT Att: 14,741 - Clear - 81 F</p> <p>livebaseballscorecards.com</p> <p>AB 36 R 6 H 9 RBI 5 BB 5 SO 6 LOB 19</p> 																
10 Michael Young, R OBP: 0.362, SLG: 0.449	G5-3		L8			FC4-6 FC1-5 1B		2B BB	G4-3	4 1 1 0 1 0 1																	
32 Josh Hamilton, L OBP: 0.356, SLG: 0.585	K				K	FC4-6 FC1-5		E3 2B	K	5 1 0 1 0 3 4																	
Milton Bradley, S OBP: 0.455, SLG: 0.638 22 Marion Byrd, R OBP: 0.344, SLG: 0.407	F9				K	FC1-5		7 1B 2B	7 PB IBB	4 1 1 2 1 1 2 0 0 0 0 0 0 0																	
7 David Murphy, L OBP: 0.326, SLG: 0.465	G3-1 15 1B BB				K	G3		15 1B 16 1B		4 1 1 1 1 2 3																	
15 Gerald Laird, R OBP: 0.346, SLG: 0.416	G3-1 1B				FC6-5 2B			16 1B 1B		4 0 3 0 0 0 0																	
Frank Catalanotto, L OBP: 0.351, SLG: 0.358 16 Chris Shelton, R OBP: 0.351, SLG: 0.358	G3-1				FC6-5 G6-4-3			G5-3	41 BB 1B	2 0 0 0 0 0 3 2 0 1 1 0 0 0																	
41 Brandon Boggs, S OBP: 0.321, SLG: 0.408	G5-3				G6-4-3			G4-3		3 0 0 0 1 0 3																	
Ramón Vázquez, L OBP: 0.399, SLG: 0.507	G5-3					10 1B 32 FC4-6 2B		G4-3		4 1 1 0 0 0 3																	
Inning Stats	R: 0 E: 0 K: 1 S: 11	H: 0 LOB: 0 BB: 0 P: 16	R: 0 E: 0 K: 0 S: 16	H: 1 LOB: 2 BB: 1 P: 25	R: 0 E: 0 K: 0 S: 7	H: 0 LOB: 0 BB: 0 P: 12	R: 0 E: 0 K: 3 S: 10	H: 0 LOB: 0 BB: 0 P: 16	R: 0 E: 0 K: 0 S: 8	H: 1 LOB: 0 BB: 0 P: 12		R: 1 E: 0 K: 0 S: 12	H: 2 LOB: 2 BB: 1 P: 19	R: 0 E: 0 K: 0 S: 6	H: 0 LOB: 0 BB: 0 P: 9	R: 4 E: 1 K: 0 S: 23	H: 4 LOB: 3 BB: 2 P: 42	R: 0 E: 0 K: 2 S: 10	H: 1 LOB: 1 BB: 1 P: 19	1B: 5 2B: 4 3B: 0 HR: 0	SF: 0 SAC: 0 DP: 1 HBP: 0	WP: 0 PB: 1 SB: 0 CS: 0	PA: 41				
PITCHER	IP WLS BF H R ER SO BB IBB HBP BLK WP HR S P ERA WHIP											IP WLS BF H R ER SO BB IBB HBP BLK WP HR S P ERA WHIP															
55 Gil Meche, R ERA: 5.25	6.0	23	4	1	1	4	2	0	0	0	0	0	0	64	100	1.50	1.000										
32 Ron Mahay, L ERA: 2.53	1.2	7	0	2	2	0	1	0	0	0	0	0	0	13	25	10.80	6.000										
Brett Tomko, R ERA: 6.64	0.0	2	2	1	0	0	0	0	0	0	0	0	0	8	11	∞	∞										
27 Yasuhiko Yabuta, R ERA: 4.78	0.2	L	6	3	2	0	1	0	0	0	0	0	0	10	20	0.00	6.000										
Ramon F Ramirez, R ERA: 3.23	0.2		3	0	0	0	0	1	0	0	0	0	0	8	14	0.00	0.000										

Batter	1	2	3	4	5	6	7	8	9	AB R H RBI BB SO LOB	BOTTOM																
9 David DeJesus, L OBP: 0.352, SLG: 0.429	G6-3 11 1B		K	FC5		G3-6-3		F7		5 1 1 0 0 1 4	<p>Texas Rangers @ Kansas City Royals Kauffman Stadium, Kansas City, MO</p> <p>Tue Jun 10 2008, 7:10 PM CDT Att: 14,741 - Clear - 81 F</p> <p>livebaseballscorecards.com</p> <p>AB 38 R 5 H 13 RBI 4 BB 3 SO 9 LOB 19</p> 																
15 Mark Grudzielanski, R OBP: 0.344, SLG: 0.335	G6-3				G4-3			K		5 0 2 0 0 1 1																	
4 Alex Gordon, L OBP: 0.339, SLG: 0.402	11 1B BB		F7		G6-3			G6-3		4 1 2 1 1 0 2																	
11 Jose Guillen, R OBP: 0.301, SLG: 0.496	G4-6-3			FC1-4 14 1B 2B	24 E 1B			K		5 1 3 1 0 1 1																	
24 Mark Teahen, L OBP: 0.331, SLG: 0.393	G4-6-3			FC1-4 BB	21 FC1-4 BB			G6-4-3 1B		4 0 1 0 1 2 5																	
21 Miguel Olivo, R OBP: 0.306, SLG: 0.529	K			FC1-4 30 FC4-6 14 1B	L5			G6-4-3		4 0 0 0 0 1 4																	
14 John Buck, R OBP: 0.327, SLG: 0.361	K			FC6-5 30 C4-6 1B				G1-3		4 1 2 1 0 1 0																	
30 Mike Aviles, R OBP: 0.318, SLG: 0.524	K			FC4-6 FC5 2 S				E9 2 1B	F9	4 1 1 0 0 1 2																	
2 Joey Gathright, L OBP: 0.284, SLG: 0.265	B3			FC5		G3-6-3 9 1B		K		3 0 1 1 1 1 0																	
Inning Stats	R: 1 E: 0 K: 0 S: 8	H: 2 LOB: 1 BB: 1 P: 16	R: 0 E: 0 K: 3 S: 10	H: 0 LOB: 0 BB: 0 P: 15	R: 0 E: 0 K: 1 S: 6	H: 1 LOB: 1 BB: 0 P: 10	R: 1 E: 0 K: 0 S: 14	H: 2 LOB: 3 BB: 2 P: 23	R: 1 E: 1 K: 1 S: 15	H: 2 LOB: 1 BB: 0 P: 23		R: 2 E: 1 K: 0 S: 13	H: 4 LOB: 1 BB: 0 P: 17	R: 0 E: 0 K: 1 S: 6	H: 1 LOB: 0 BB: 0 P: 10	R: 0 E: 0 K: 1 S: 14	H: 0 LOB: 0 BB: 0 P: 20	R: 0 E: 1 K: 2 S: 14	H: 1 LOB: 2 BB: 0 P: 18	1B: 11 2B: 1 3B: 0 HR: 1	SF: 0 SAC: 0 DP: 3 HBP: 0	WP: 0 PB: 0 SB: 1 CS: 0	PA: 41				
PITCHER	IP WLS BF H R ER SO BB IBB HBP BLK WP HR S P ERA WHIP											IP WLS BF H R ER SO BB IBB HBP BLK WP HR S P ERA WHIP															
33 Kevin Millwood, R ERA: 4.91	6.0	30	11	5	5	5	3	0	0	0	0	0	0	66	104	7.50	2.333										
59 Josh Rupe, R ERA: 4.21	1.0	3	1	0	0	1	0	0	0	0	0	0	6	10	0.00	1.000											
Eddie Guardado, L ERA: 3.2	1.0	W	3	0	0	0	1	0	0	0	0	0	14	20	0.00	0.000											
36 C.J. Wilson, L ERA: 4.0	1.0	S	5	1	0	0	2	0	0	0	0	0	18	18	0.00	1.000											

Batter	1	2	3	4	5	6	7	8	9	AB	R	H	RBI	BB	SO	LOB	TOP			
5 Ian Kinsler, R OBP: 0.361, SLG: 0.482	F9	G6-4-3			G4-3		E6			6	1	3	2	0	0	3				
10 Michael Young, R OBP: 0.454, SLG: 0.440	L8		L9		G4-3			L9	F9	5	1	0	0	1	0	4				
32 Josh Hamilton, L OBP: 0.359, SLG: 0.583								L5	G3	6	1	3	1	0	1	3				
Milton Bradley, S OBP: 0.454, SLG: 0.629										3	1	0	0	2	2	2				
7 David Murphy, L OBP: 0.311, SLG: 0.490	G4-1		L7							5	2	3	5	0	0	3				
22 Marlon Byrd, R OBP: 0.376, SLG: 0.452										3	3	3	0	2	0	0				
Frank Catalanotto, L 16 Chris Shelton, R										2	0	0	0	1	0	3				
15 Gerald Laird, R										1	1	1	0	0	0	0				
Ramón Vázquez, L										4	0	1	2	0	1	6				
										4	1	2	1	1	0	1				
Inning Stats	R: 0 E: 0 K: 0 S: 9	H: 1 LOB: 2 BB: 1 P: 20	R: 0 E: 0 K: 0 S: 15	H: 0 LOB: 2 BB: 3 P: 28	R: 0 E: 0 K: 1 S: 12	H: 1 LOB: 1 BB: 0 P: 15	R: 1 E: 0 K: 0 S: 5	H: 2 LOB: 0 BB: 0 P: 9	R: 0 E: 0 K: 1 S: 6	H: 1 LOB: 2 BB: 0 P: 10	R: 7 E: 0 K: 0 S: 18	H: 4 LOB: 0 BB: 2 P: 36	R: 0 E: 0 K: 1 S: 13	H: 1 LOB: 1 BB: 0 P: 20	R: 3 E: 0 K: 0 S: 20	H: 5 LOB: 2 BB: 0 P: 30	1B: 10 2B: 4 3B: 1 HR: 2	SF: 1 SAC: 1 DP: 3 HBP: 0	WP: 0 PB: 0 SB: 0 CS: 0	PA: 48
PITCHER	IP WLS BF H R ER SO	IP WLS BF H R ER SO	IP WLS BF H R ER SO	IP WLS BF H R ER SO	IP WLS BF H R ER SO	IP WLS BF H R ER SO	IP WLS BF H R ER SO	IP WLS BF H R ER SO	IP WLS BF H R ER SO	IP WLS BF H R ER SO	IP WLS BF H R ER SO	IP WLS BF H R ER SO	IP WLS BF H R ER SO	IP WLS BF H R ER SO	IP WLS BF H R ER SO	IP WLS BF H R ER SO	ERA WHIP	ERA WHIP		
28 Kyle Davies, R ERA: 1.53	6.0	3	26	6	1	1	3	5	0	0	0	0	0	0	61	109	1.50	1.833		
54 Jeff Fulchino, R ERA: 18.0	0.0	L	4	3	3	2	0	1	0	0	0	0	0	0	6	13	∞	∞		
41 Jimmy Gobble, L ERA: 8.1	0.0	L	4	3	3	2	0	1	0	0	0	0	0	1	6	15	∞	∞		
27 Yasuhiko Yabuta, R ERA: 4.45	2.0	7	1	1	1	1	1	0	0	0	0	0	0	0	19	28	4.50	0.500		
Brett Tomko, R ERA: 6.97	1.0	8	5	3	3	3	0	0	0	0	0	0	0	1	20	30	27.00	5.000		

Texas Rangers @ Kansas City Royals
Kauffman Stadium, Kansas City, MO
Wed Jun 11 2008, 7:10 PM CDT
Att: 20,840 - Partly Cloudy - 85 F

AB	39
R	11
H	16
RBI	11
BB	7
SO	4
LOB	25




Batter	1	2	3	4	5	6	7	8	9	AB	R	H	RBI	BB	SO	LOB	BOTTOM					
9 David DeJesus, L OBP: 0.359, SLG: 0.432	SH2-4					G3				3	0	2	0	1	0	1						
15 Mark Grudzielanek, R OBP: 0.346, SLG: 0.384	F9							L8		5	1	2	4	0	0	3						
4 Alex Gordon, L OBP: 0.341, SLG: 0.397	F8								G6-3	3	1	0	0	1	1	1						
11 Jose Guillen, R OBP: 0.307, SLG: 0.498	G6-3									5	0	3	0	0	0	3						
Esteban German, R OBP: 0.215, SLG: 0.179										0	0	0	0	0	0	0						
21 Miguel Olivo, R OBP: 0.297, SLG: 0.513										5	0	0	0	0	2	5						
24 Mark Teahen, L OBP: 0.338, SLG: 0.395										4	0	2	0	1	1	2						
14 John Buck, R OBP: 0.320, SLG: 0.351										4	0	0	0	0	0	6						
30 Mike Aviles, R OBP: 0.346, SLG: 0.520										4	2	2	0	0	0	1						
2 Joey Gathright, L OBP: 0.283, SLG: 0.260										3	1	0	0	0	2							
Inning Stats	R: 0 E: 0 K: 0 S: 11	H: 1 LOB: 1 BB: 0 P: 17	R: 0 E: 0 K: 1 S: 9	H: 0 LOB: 0 BB: 0 P: 13	R: 2 E: 0 K: 0 S: 12	H: 2 LOB: 2 BB: 0 P: 18	R: 0 E: 0 K: 0 S: 6	H: 1 LOB: 1 BB: 0 P: 8	R: 1 E: 2 K: 0 S: 15	H: 1 LOB: 3 BB: 3 P: 32	R: 2 E: 0 K: 1 S: 13	H: 2 LOB: 0 BB: 0 P: 20	R: 0 E: 0 K: 0 S: 10	H: 1 LOB: 1 BB: 0 P: 14	R: 0 E: 0 K: 0 S: 11	H: 1 LOB: 2 BB: 0 P: 17	R: 0 E: 0 K: 1 S: 14	H: 1 LOB: 2 BB: 0 P: 18	1B: 9 2B: 1 3B: 0 HR: 1	SF: 0 SAC: 1 DP: 1 HBP: 2	WP: 1 PB: 0 SB: 0 CS: 0	PA: 42
PITCHER	IP WLS BF H R ER SO	IP WLS BF H R ER SO	IP WLS BF H R ER SO	IP WLS BF H R ER SO	IP WLS BF H R ER SO	IP WLS BF H R ER SO	IP WLS BF H R ER SO	IP WLS BF H R ER SO	IP WLS BF H R ER SO	IP WLS BF H R ER SO	IP WLS BF H R ER SO	IP WLS BF H R ER SO	IP WLS BF H R ER SO	IP WLS BF H R ER SO	IP WLS BF H R ER SO	IP WLS BF H R ER SO	ERA WHIP	ERA WHIP				
44 Vicente Padilla, R ERA: 3.89	6.0	W	30	7	5	4	2	2	1	2	0	0	0	0	0	0	6.00	1.500				
James Wright, R ERA: 4.21	1.0	H	4	2	0	0	1	0	0	0	0	10	14	0.00	2.000							
Eddie Guardado, L ERA: 3.05	1.0	H	4	1	0	0	0	0	0	0	0	11	17	0.00	1.000							
50 Frank Francisco, R ERA: 2.96	1.0	4	1	0	0	0	1	0	0	0	0	14	18	0.00	1.000							

Texas Rangers @ Kansas City Royals
Kauffman Stadium, Kansas City, MO
Wed Jun 11 2008, 7:10 PM CDT
Att: 20,840 - Partly Cloudy - 85 F

AB	36
R	5
H	11
RBI	4
BB	3
SO	4
LOB	24



Batter	1	2	3	4	5	6	7	8	9	AB	R	H	RBI	BB	SO	LOB	TOP					
5 Ian Kinsler, R (1,4) OBP: 0.359, SLG: 0.489	G4-3	HR			G1-3		K			4	1	1	1	0	1	0	Texas Rangers @ Kansas City Royals Kauffman Stadium, Kansas City, MO Thu Jun 12 2008, 1:10 PM CDT Att: 15,515 - Cloudy - 84 F					
41 Brandon Boogs, S (1,10) OBP: 0.326, SLG: 0.415	2B	K			G3			32 2B 7 SF7 BB		3	1	1	0	1	1	0						
10 Michael Young, R (1,6) OBP: 0.357, SLG: 0.435	G6-3				F8			F9		3	0	0	0	0	0	2						
32 Josh Hamilton, L (1,9) OBP: 0.361, SLG: 0.589	G4-3				G1-3			G4-3		4	0	2	0	0	0	2						
7 David Murphy, L (1,7) OBP: 0.326, SLG: 0.485		G3-1			G1-3			SF7		3	0	0	1	0	0	1						
22 Marlon Byrd, R (1,8) OBP: 0.363, SLG: 0.432	K				G1-3			F9		4	0	0	0	0	1	2						
Frank Catalanotto, L (1,3) 16 Chris Shelton, R (8,3) OBP: 0.349, SLG: 0.399 OBP: 0.354, SLG: 0.361					G3			G4-3		3	1	1	0	0	0	0		AB 33 R 5 H 7 RBI 5 BB 1 SO 5 LOB 7				
21 Jarrod Saltalamacchia, R (1,2) OBP: 0.389, SLG: 0.423					F7			K		4	1	1	0	0	2	0						
6 German Duran, R (1,5) Ramón Vázquez, L (9,PH) OBP: 0.257, SLG: 0.359 OBP: 0.403, SLG: 0.518					F8			F9		3	1	1	3	0	0	0						
Inning Stats	R: 0 E: 0 K: 0 S: 10	H: 1 LOB: 1 BB: 0 P: 15	R: 4 E: 0 K: 2 S: 22	H: 4 LOB: 0 BB: 0 P: 34	R: 0 E: 0 K: 0 S: 9	H: 1 LOB: 1 BB: 0 P: 15	R: 0 E: 0 K: 0 S: 11	H: 0 LOB: 0 BB: 0 P: 19	R: 0 E: 0 K: 0 S: 8	H: 0 LOB: 1 BB: 0 P: 16	R: 0 E: 0 K: 0 S: 6	H: 0 LOB: 0 BB: 0 P: 9	R: 0 E: 0 K: 0 S: 12	H: 0 LOB: 0 BB: 0 P: 19	R: 1 E: 0 K: 0 S: 8	H: 1 LOB: 1 BB: 0 P: 20		R: 0 E: 0 K: 1 S: 9	H: 0 LOB: 0 BB: 0 P: 14	1B: 2 2B: 3 3B: 0 HR: 2	SF: 1 SAC: 0 DP: 0 HBP: 1	WP: 0 PB: 0 SB: 0 CS: 0
PITCHER	IP WLS BF H R ER SO BB IBB HBP BLK WP HR S P ERA WHIP	IP WLS BF H R ER SO BB IBB HBP BLK WP HR S P ERA WHIP	IP WLS BF H R ER SO BB IBB HBP BLK WP HR S P ERA WHIP	IP WLS BF H R ER SO BB IBB HBP BLK WP HR S P ERA WHIP	IP WLS BF H R ER SO BB IBB HBP BLK WP HR S P ERA WHIP	IP WLS BF H R ER SO BB IBB HBP BLK WP HR S P ERA WHIP	IP WLS BF H R ER SO BB IBB HBP BLK WP HR S P ERA WHIP	IP WLS BF H R ER SO BB IBB HBP BLK WP HR S P ERA WHIP	IP WLS BF H R ER SO BB IBB HBP BLK WP HR S P ERA WHIP	IP WLS BF H R ER SO BB IBB HBP BLK WP HR S P ERA WHIP	IP WLS BF H R ER SO BB IBB HBP BLK WP HR S P ERA WHIP	IP WLS BF H R ER SO BB IBB HBP BLK WP HR S P ERA WHIP	IP WLS BF H R ER SO BB IBB HBP BLK WP HR S P ERA WHIP	IP WLS BF H R ER SO BB IBB HBP BLK WP HR S P ERA WHIP	IP WLS BF H R ER SO BB IBB HBP BLK WP HR S P ERA WHIP	IP WLS BF H R ER SO BB IBB HBP BLK WP HR S P ERA WHIP	IP WLS BF H R ER SO BB IBB HBP BLK WP HR S P ERA WHIP					
19 Brian Bannister, R (1,1) ERA: 5.0	7.0	28	6	4	4	4	0	0	1	0	0	0	0	0	5	13	27.00	6.000				
Ramon E Ramirez, R (8,1) ERA: 3.49	0.1	3	1	1	1	0	1	0	0	0	0	0	0	0	3	7	0.00	0.000				
32 Ron Mahay, L (8,1) ERA: 2.48	0.2	W	2	0	0	0	0	0	0	0	0	0	0	0	3	7	0.00	0.000				
48 Joaquin Soria, R (9,1) ERA: 1.55	1.0	S	3	0	0	0	1	0	0	0	0	0	0	0	9	14	0.00	0.000				

Batter	1	2	3	4	5	6	7	8	9	AB	R	H	RBI	BB	SO	LOB	BOTTOM			
9 David DeJesus, L (1,7) OBP: 0.353, SLG: 0.424	P4	F9			F8		K			4	0	0	0	0	1	1	Texas Rangers @ Kansas City Royals Kauffman Stadium, Kansas City, MO Thu Jun 12 2008, 1:10 PM CDT Att: 15,515 - Cloudy - 84 F			
13 Alberto Callaspo, S (1,4) 1 Tony Pena Jr., R (8,PH) OBP: 0.350, SLG: 0.344 OBP: 0.175, SLG: 0.193					F9			4 HR 1B		4	1	2	0	0	0	0				
4 Alex Gordon, L (1,5) OBP: 0.343, SLG: 0.414					F7			11 WP 11 SF8 2B		4	2	2	2	0	1	0				
11 Jose Guillen, R (1,10) OBP: 0.306, SLG: 0.500					K			SF8		3	0	1	1	0	1	0				
24 Mark Teahen, L (1,9) OBP: 0.335, SLG: 0.392					F7			G3		4	0	1	0	0	0	2				
14 John Buck, R (1,2) OBP: 0.316, SLG: 0.344					P3			K		3	1	0	0	0	1	3				
Ross Gload, L (1,3) OBP: 0.279, SLG: 0.278					F9			FC6-4		3	0	0	0	0	0	2				
30 Mike Aviles, R (1,6) OBP: 0.345, SLG: 0.607					F7			G6-3		3	1	1	2	0	0	0				
2 Joey Gathright, L (1,8) OBP: 0.284, SLG: 0.261					E2			L4		3	0	1	0	0	1	0				
Inning Stats	R: 2 E: 0 K: 0 S: 16	H: 3 LOB: 1 BB: 0 P: 24	R: 0 E: 1 K: 0 S: 6	H: 1 LOB: 1 BB: 0 P: 8	R: 0 E: 0 K: 1 S: 7	H: 0 LOB: 0 BB: 0 P: 10	R: 2 E: 0 K: 1 S: 11	H: 1 LOB: 0 BB: 0 P: 17	R: 0 E: 0 K: 1 S: 12	H: 0 LOB: 0 BB: 0 P: 18	R: 0 E: 0 K: 0 S: 11	H: 1 LOB: 1 BB: 0 P: 15	R: 0 E: 0 K: 1 S: 10	H: 0 LOB: 0 BB: 0 P: 13	R: 2 E: 0 K: 1 S: 16	H: 2 LOB: 1 BB: 0 P: 26		1B: 4 2B: 2 3B: 0 HR: 2	SF: 1 SAC: 0 DP: 0 HBP: 1	WP: 1 PB: 0 SB: 0 CS: 0
PITCHER	IP WLS BF H R ER SO BB IBB HBP BLK WP HR S P ERA WHIP	IP WLS BF H R ER SO BB IBB HBP BLK WP HR S P ERA WHIP	IP WLS BF H R ER SO BB IBB HBP BLK WP HR S P ERA WHIP	IP WLS BF H R ER SO BB IBB HBP BLK WP HR S P ERA WHIP	IP WLS BF H R ER SO BB IBB HBP BLK WP HR S P ERA WHIP	IP WLS BF H R ER SO BB IBB HBP BLK WP HR S P ERA WHIP	IP WLS BF H R ER SO BB IBB HBP BLK WP HR S P ERA WHIP	IP WLS BF H R ER SO BB IBB HBP BLK WP HR S P ERA WHIP	IP WLS BF H R ER SO BB IBB HBP BLK WP HR S P ERA WHIP	IP WLS BF H R ER SO BB IBB HBP BLK WP HR S P ERA WHIP	IP WLS BF H R ER SO BB IBB HBP BLK WP HR S P ERA WHIP	IP WLS BF H R ER SO BB IBB HBP BLK WP HR S P ERA WHIP	IP WLS BF H R ER SO BB IBB HBP BLK WP HR S P ERA WHIP	IP WLS BF H R ER SO BB IBB HBP BLK WP HR S P ERA WHIP	IP WLS BF H R ER SO BB IBB HBP BLK WP HR S P ERA WHIP	IP WLS BF H R ER SO BB IBB HBP BLK WP HR S P ERA WHIP	IP WLS BF H R ER SO BB IBB HBP BLK WP HR S P ERA WHIP			
37 Eric Hurley, R (1,1) ERA: 6.0	6.0	25	6	4	4	3	0	0	1	0	0	0	0	0	10	13	0.00	0.000		
James Wright, R (7,1) ERA: 4.1	1.0	3	0	0	0	1	0	0	0	0	0	0	0	0	10	13	0.00	0.000		
50 Frank Francisco, R (8,1) ERA: 3.55	1.0	L	5	2	2	2	1	0	0	0	0	0	0	1	0	16	26	18.00	2.000	



Batter	1	2	3	4	5	6	7	8	9	10	AB	R	H	RBI	BB	SO	LOB	TOP				
Esteban German, R OBP: 0.200, SLG: 0.167 Ramon E Ramirez, R (8, 1) 32 Ron Mahay, L (9, 1) Ross Gload, L OBP: 0.277, SLG: 0.276 27 Yasuhiro Yabuta, R (10, 1)	B2		K		G4-3		K			F8	4	0	0	0	0	2	1	Kansas City Royals @ Arizona Diamondbacks Chase Field, Phoenix, AZ Fri Jun 13 2008, 6:40 PM MST Att: 33,312 - Clear - 101 F livebaseballscorecards.com				
15 Mark Grudzielanek, R OBP: 0.356, SLG: 0.398	4B BB		G1-3		4WP 1B		BB			4G3-6 1B	3	0	2	0	2	0	0					
4 Alex Gordon, L OBP: 0.344, SLG: 0.414	21WP 1B		1B		F8		P5			G3-6	5	0	2	0	0	0	4					
11 Jose Guillen, R OBP: 0.305, SLG: 0.500	K		G1-3		G1-3		K			K	4	0	1	0	0	2	3					
21 Miguel Olivo, R OBP: 0.296, SLG: 0.503	K				BB		FC6-4			K	3	0	0	0	1	2	3					
24 Mark Teahen, L OBP: 0.330, SLG: 0.386	G4-3		K		K		G4-3			G4-3	4	0	0	0	2	2						
30 Mike Aviles, R OBP: 0.333, SLG: 0.548	2B BB		K		K		G5-3			G1-3	3	0	0	0	1	2						
2 Joey Gathright, L OBP: 0.289, SLG: 0.267	23G5-4-3 1B		F7		F7		15S 23SH1-4 1B			K	4	0	2	0	0	1	1					
23 Zack Greinke, R OBP: 0.400, SLG: 0.600 9 David DeJesus, L OBP: 0.351, SLG: 0.422	G5-4-3		G6-3		G6-3		SH1-4			F8	2	0	0	0	0	0	2					
1B 1-2F											1	0	0	0	0	0	0					
Inning Stats	R: 0 E: 0 K: 2 S: 13	H: 1 LOB: 2 BB: 1 P: 23	R: 0 E: 0 K: 0 S: 6	H: 1 LOB: 1 BB: 1 P: 13	R: 0 E: 0 K: 1 S: 9	H: 1 LOB: 1 BB: 0 P: 14	R: 0 E: 0 K: 0 S: 10	H: 0 LOB: 1 BB: 1 P: 16	R: 0 E: 0 K: 0 S: 6	H: 1 LOB: 1 BB: 0 P: 8	R: 0 E: 0 K: 1 S: 9	H: 1 LOB: 1 BB: 1 P: 15	R: 0 E: 0 K: 2 S: 7	H: 0 LOB: 0 BB: 0 P: 9	R: 0 E: 0 K: 1 S: 9	H: 0 LOB: 0 BB: 0 P: 12	R: 0 E: 0 K: 0 S: 5	H: 1 LOB: 0 BB: 0 P: 8	1B: 6 2B: 1 3B: 0 HR: 0	SF: 0 SAC: 1 DP: 2 HBP: 0	WP: 2 PB: 0 SB: 1 CS: 0	PA: 39
PITCHER	IP WLS BF H R ER SO BB IBB HBP BLK WP HR S P ERA WHIP	7.0 3 30 6 0 0 7 4 0 0 0 2 0 0 105 0.00 1.429	1.0 3 0 0 0 2 0 0 0 0 0 0 0 7 9 0.00 0.000	1.0 3 0 0 0 1 0 0 0 0 0 0 0 9 12 0.00 0.000	1.0 W 3 1 0 0 0 0 0 0 0 0 0 5 8 0.00 1.000																	

Batter	1	2	3	4	5	6	7	8	9	10	AB	R	H	RBI	BB	SO	LOB	BOTTOM				
24 Chris Young, R OBP: 0.312, SLG: 0.433	K		K		F8		K			K	5	0	0	0	0	4	1	Kansas City Royals @ Arizona Diamondbacks Chase Field, Phoenix, AZ Fri Jun 13 2008, 6:40 PM MST Att: 33,312 - Clear - 101 F livebaseballscorecards.com				
6 Stephen Drew, L OBP: 0.317, SLG: 0.483	G4-3		18BB 34BB 1B		G6-3		1G1-3 1B			1FC4-6 BB	4	0	2	0	1	0	0					
1 Orlando Hudson, S OBP: 0.360, SLG: 0.480	F7		K		F8		G1-3			FC4-6	5	0	0	0	0	1	3					
34 Conor Jackson, R OBP: 0.395, SLG: 0.505	P4		1SAFE C FF 95 B SL 85 S SI 95 X FF 95		G5-3		G5-3			P4	4	0	0	0	1	0	1					
18 Chad Tracy, L OBP: 0.319, SLG: 0.500	19G3 27BB 1B		1SAFE C FF 95 B SL 85 S SI 95 X FF 95		F7		G4-3			HR	4	1	2	1	1	0	0					
27 Mark Reynolds, R OBP: 0.333, SLG: 0.500	19G3 BB		K		F7		F7			F7	3	0	0	0	1	1	3					
19 Chris Snyder, R OBP: 0.340, SLG: 0.473	G3		G5-3		G5-3		10BB BB			1B	3	0	1	0	1	0	2					
10 Justin Upton, R OBP: 0.372, SLG: 0.444	IBB		49SH1-3 BB		BB		BB			K	1	0	0	0	3	1	1					
49 Doug Davis, R OBP: 0.182, SLG: 0.182 50 Chad Qualls, R (8, 1) 56 Ramon Pena, R (9, 1) Chris Burke, R OBP: 0.261, SLG: 0.198 33 Billy Buckner, R (10, 1)	G1-3		SH1-3		SH1-3		F9			G5-3	2	0	0	0	0	0	5					
23 Zack Greinke, R ERA: 3.48 Ramon E Ramirez, R ERA: 3.38 32 Ron Mahay, L ERA: 2.41 27 Yasuhiro Yabuta, R ERA: 4.71	7.0 3 31 3 0 0 5 6 1 0 0 0 0 0 58 111 0.00 1.286	1.0 4 1 0 0 1 0 0 0 0 0 0 0 9 10 0.00 1.000	1.0 4 0 0 0 1 1 0 0 0 0 0 0 7 15 0.00 1.000	0.1 L 2 1 1 1 0 0 0 0 0 0 0 1 6 9 27.00 3.000																		
Inning Stats	R: 0 E: 0 K: 1 S: 6	H: 0 LOB: 0 BB: 0 P: 11	R: 0 E: 0 K: 0 S: 8	H: 1 LOB: 3 BB: 2 P: 21	R: 0 E: 0 K: 3 S: 16	H: 1 LOB: 3 BB: 2 P: 32	R: 0 E: 0 K: 0 S: 6	H: 0 LOB: 1 BB: 1 P: 10	R: 0 E: 0 K: 0 S: 7	H: 0 LOB: 0 BB: 0 P: 8	R: 0 E: 0 K: 1 S: 8	H: 1 LOB: 1 BB: 0 P: 13	R: 0 E: 0 K: 1 S: 9	H: 1 LOB: 1 BB: 0 P: 10	R: 0 E: 0 K: 1 S: 7	H: 0 LOB: 1 BB: 1 P: 15	R: 1 E: 0 K: 0 S: 6	H: 1 LOB: 0 BB: 0 P: 9	1B: 4 2B: 0 3B: 0 HR: 1	SF: 0 SAC: 1 DP: 0 HBP: 0	WP: 0 PB: 0 SB: 0 CS: 0	PA: 41
PITCHER	IP WLS BF H R ER SO BB IBB HBP BLK WP HR S P ERA WHIP	7.0 3 31 3 0 0 5 6 1 0 0 0 0 0 58 111 0.00 1.286	1.0 4 1 0 0 1 0 0 0 0 0 0 0 9 10 0.00 1.000	1.0 4 0 0 0 1 1 0 0 0 0 0 0 7 15 0.00 1.000	0.1 L 2 1 1 1 0 0 0 0 0 0 0 1 6 9 27.00 3.000																	

Batter	1	2	3	4	5	6	7	8	9	AB	R	H	RBI	BB	SO	LOB	TOP										
9 David DeJesus, L OBP: 0.357, SLG: 0.458			L3	HR				K		5	2	3	5	0	1	0	Kansas City Royals @ Arizona Diamondbacks Chase Field, Phoenix, AZ Sun Jun 15 2008, 1:10 PM MST Att: 39,177 - Roof Closed - 77 F										
30 Mike Aviles, R OBP: 0.372, SLG: 0.659			F8	1B		K		F8		5	0	1	0	0	2	3											
4 Alex Gordon, L OBP: 0.346, SLG: 0.413			K	F9		F9		F9		3	1	0	0	2	1	3											
11 Jose Guillen, R OBP: 0.310, SLG: 0.502				K		K		F8		5	1	2	1	0	1	2											
2 Joey Gathright, L OBP: 0.296, SLG: 0.265				F8		F8		1B		0	0	0	0	0	0	0											
15 Mark Grudzielanek, R OBP: 0.360, SLG: 0.400				F8		F8		1B		5	1	3	0	0	0	1											
1 Tony Pena Jr., R OBP: 0.174, SLG: 0.191				G4-3		G4-3		F8		0	0	0	0	0	0	0											
24 Mark Teahen, L OBP: 0.312, SLG: 0.390				G4-3		G4-3		F8		5	0	2	0	0	0	4											
14 John Buck, R OBP: 0.328, SLG: 0.377				G6-3		G6-3		L4-6		3	1	1	0	1	1	3											
Ross Gload, L OBP: 0.285, SLG: 0.280				G6-3		G6-3		L4-6		4	1	1	0	1	0	5											
55 Gil Meche, R OBP: 0.250, SLG: 0.250				G6-3		G6-3		L4-6		4	1	1	1	0	1	6											
Ramon E Ramirez, R				G6-3		G6-3		L4-6		0	0	0	0	0	0	0											
Esteban German, R OBP: 0.209, SLG: 0.194				G6-3		G6-3		L4-6		1	0	0	0	0	0	0											
54 Jeff Fulchino, R				G6-3		G6-3		L4-6		0	0	0	0	0	0	0											
Inning Stats	R: 1 E: 0 K: 1 S: 14	H: 1 LOB: 1 BB: 1 P: 27	R: 0 E: 0 K: 1 S: 12	H: 1 LOB: 1 BB: 0 P: 19	R: 0 E: 0 K: 1 S: 10	H: 0 LOB: 0 BB: 0 P: 12	R: 5 E: 0 K: 0 S: 16	H: 5 LOB: 1 BB: 0 P: 23	R: 0 E: 0 K: 1 S: 5	H: 0 LOB: 0 BB: 0 P: 8	R: 1 E: 0 K: 1 S: 14	H: 2 LOB: 2 BB: 1 P: 22	R: 0 E: 0 K: 1 S: 15	H: 2 LOB: 3 BB: 1 P: 25	R: 1 E: 0 K: 1 S: 13	H: 2 LOB: 2 BB: 0 P: 20	1B: 9 2B: 5 3B: 0 HR: 1	SF: 0 SAC: 0 DP: 1 HBP: 1	WP: 1 PB: 1 SB: 0 CS: 0	PA: 45							
PITCHER	IP WLS BF H R ER SO BB IBB HBP BLK WP HR S P ERA WHIP	5.1 L 27 8 7 7 4 2 0 1 0 1 1 62 98 11.81 1.875	0.2 3 1 0 0 1 0 0 0 0 0 0 9 13 0.00 1.500	1.2 11 4 1 1 2 1 1 0 0 0 0 27 43 5.40 3.000	1.1 4 1 0 0 0 0 0 0 0 0 0 4 8 0.00 0.750	PITCHER										IP WLS BF H R ER SO BB IBB HBP BLK WP HR S P ERA WHIP											
44 Micah Owings, R ERA: 5.18											5.1	L	27	8	7	7	4	2	0	1	0	1	1	62	98	11.81	1.875
37 Juan Cruz, R ERA: 2.77											0.2		3	1	0	0	1	0	0	0	0	0	0	9	13	0.00	1.500
47 Leo Rosales, R ERA: 5.4											1.2		11	4	1	1	2	1	1	0	0	0	27	43	5.40	3.000	
45 Doug Slaten, L ERA: 3.63											1.1		4	1	0	0	0	0	0	0	0	0	4	8	0.00	0.750	
Batter	1	2	3	4	5	6	7	8	9	AB	R	H	RBI	BB	SO	LOB	BOTTOM										
6 Stephen Drew, L OBP: 0.307, SLG: 0.468			F7			L4		P5		4	0	0	0	0	1	1	Kansas City Royals @ Arizona Diamondbacks Chase Field, Phoenix, AZ Sun Jun 15 2008, 1:10 PM MST Att: 39,177 - Roof Closed - 77 F										
10 Justin Upton, R OBP: 0.363, SLG: 0.432			K			P3		G3		4	0	0	0	0	2	1											
1 Orlando Hudson, S OBP: 0.360, SLG: 0.481			K			K		K		4	0	0	0	0	4	0											
34 Conor Jackson, R OBP: 0.398, SLG: 0.505						F9		F9		4	0	2	0	0	0	0											
27 Mark Reynolds, R OBP: 0.336, SLG: 0.504						G6-3		G6-3		3	2	1	0	1	2	1											
24 Chris Young, R OBP: 0.306, SLG: 0.423						G5-3		G5-3		4	1	0	1	0	0	2											
Jeff Salazar, L OBP: 0.351, SLG: 0.378						K		K		3	0	1	1	0	2	0											
45 Doug Slaten, L						K		K		0	0	0	0	0	0	0											
19 Chris Snyder, R OBP: 0.335, SLG: 0.464						F8		F8		3	0	0	0	0	0	1											
44 Micah Owings, R OBP: 0.333, SLG: 0.370						K		K		2	0	0	0	0	1	1											
37 Juan Cruz, R						K		K		0	0	0	0	0	0	0											
47 Leo Rosales, R						K		K		0	0	0	0	0	0	0											
28 Alex Romero, L OBP: 0.233, SLG: 0.310						K		K		1	0	1	0	0	0	0											
Inning Stats	R: 0 E: 0 K: 3 S: 9	H: 0 LOB: 0 BB: 0 P: 13	R: 0 E: 0 K: 1 S: 6	H: 0 LOB: 0 BB: 0 P: 10	R: 0 E: 0 K: 1 S: 9	H: 0 LOB: 0 BB: 0 P: 14	R: 0 E: 0 K: 2 S: 10	H: 0 LOB: 0 BB: 0 P: 16	R: 2 E: 0 K: 1 S: 17	H: 2 LOB: 1 BB: 1 P: 27	R: 0 E: 0 K: 1 S: 8	H: 0 LOB: 0 BB: 0 P: 12	R: 1 E: 0 K: 1 S: 9	H: 1 LOB: 0 BB: 0 P: 13	R: 0 E: 0 K: 0 S: 7	H: 1 LOB: 1 BB: 0 P: 13	R: 0 E: 0 K: 2 S: 14	H: 1 LOB: 1 BB: 0 P: 22	1B: 3 2B: 1 3B: 1 HR: 0	SF: 0 SAC: 0 DP: 0 HBP: 0	WP: 0 PB: 0 SB: 0 CS: 0	PA: 33					
PITCHER	IP WLS BF H R ER SO BB IBB HBP BLK WP HR S P ERA WHIP	7.1 W 27 4 3 3 3 1 0 0 0 0 0 73 115 3.68 0.682	0.2 2 0 0 0 0 0 0 0 0 0 0 2 3 0.00 0.000	1.0 4 1 0 0 2 0 0 0 0 0 0 14 22 0.00 1.000	PITCHER										IP WLS BF H R ER SO BB IBB HBP BLK WP HR S P ERA WHIP												
55 Gil Meche, R ERA: 5.12											7.1	W	27	4	3	3	3	1	0	0	0	0	0	73	115	3.68	0.682
Ramon E Ramirez, R ERA: 3.31											0.2		2	0	0	0	0	0	0	0	0	0	2	3	0.00	0.000	
54 Jeff Fulchino, R ERA: 6.0											1.0		4	1	0	0	2	0	0	0	0	0	14	22	0.00	1.000	

Batter	1	2	3	4	5	6	7	8	9	AB	R	H	RBI	BB	SO	LOB	TOP							
9 David DeJesus, L (1, 8) OBP: 0.360, SLG: 0.459	G6-3		1B		1B			G5-3		4	0	2	1	0	0	0	Kansas City Royals @ St. Louis Cardinals Busch Stadium, St. Louis, MO Tue Jun 17 2008, 7:15 PM CDT Att: 44,050 - Clear - 77 F							
30 Mike Aviles, R (1, 6) OBP: 0.362, SLG: 0.689	G1-3		L7		FC1-4			HR		4	1	1	1	0	0	2								
4 Alex Gordon, L (1, 5) OBP: 0.344, SLG: 0.410	K				G5-4-3			P6		4	0	1	0	0	2	0								
11 Jose Guillen, R (1, 7) OBP: 0.312, SLG: 0.505	F8				1B			F9		4	0	2	0	0	0	0								
15 Mark Grudzielanek, R (1, 4) OBP: 0.353, SLG: 0.393	F9				G5-4-3			F8		4	0	0	0	0	0	3								
24 Mark Teahen, L (1, 9) OBP: 0.330, SLG: 0.392					1B					4	0	1	0	0	1	3								
2 Joey Gathright, L (9, 8) OBP: 0.286, SLG: 0.265					K			L7		0	0	0	0	0	0	0								
21 Miguel Olivo, R (1, 2) OBP: 0.295, SLG: 0.494	G6-3							F7		3	0	0	0	0	0	1								
Ross Gload, L (1, 3) OBP: 0.284, SLG: 0.279					F7			G4-3		4	1	1	0	0	0	2								
28 Kyle Davies, R (1, 1)					G1-3			SH1-4		2	0	0	0	0	1	0								
32 Ron Mahay, L (8, 1)								K		0	0	0	0	0	0	0								
13 Alberto Callaspo, S (9, PH) OBP: 0.350, SLG: 0.337								G6-3		1	0	0	0	0	0	2								
48 Joakim Soria, R (9, 1)										0	0	0	0	0	0	0								
Inning Stats	R: 0 H: 0 E: 0 K: 1 S: 9	H: 0 LOB: 0 BB: 0 P: 13	R: 0 H: 1 E: 0 K: 0 S: 10	H: 1 LOB: 1 BB: 0 P: 16	R: 0 H: 1 E: 0 K: 0 S: 7	H: 1 LOB: 1 BB: 0 P: 12	R: 0 H: 2 E: 0 K: 1 S: 10	H: 2 LOB: 1 BB: 0 P: 13	R: 1 H: 2 E: 0 K: 1 S: 10	H: 2 LOB: 1 BB: 0 P: 15	R: 0 H: 1 E: 0 K: 1 S: 10	H: 1 LOB: 0 BB: 0 P: 15	R: 0 H: 0 E: 0 K: 1 S: 10	H: 0 LOB: 0 BB: 0 P: 15	R: 1 H: 1 E: 0 K: 0 S: 9	H: 1 LOB: 0 BB: 0 P: 14	R: 0 H: 0 E: 1 K: 0 S: 9	H: 0 LOB: 2 BB: 0 P: 15	1B: 5 2B: 2 HR: 1	SF: 0 SAC: 1 HBP: 1	WP: 0 PB: 0 SB: 1 CS: 1	PA: 36		
PITCHER	IP WLS BF H R ER SO BB IBB HBP BLK WP HR S P ERA WHIP	7.0 0.2 27 3 1 1 4 0 0 0 0 0 0 1 8 13 13.50 1.500	0.2 L 3 1 1 1 0 0 0 0 0 0 0 1 1 1 0.00 0.000	1.0 5 0 0 0 0 0 0 0 1 0 0 0 0 9 15 0.00 0.000																				



Batter	1	2	3	4	5	6	7	8	9	AB	R	H	RBI	BB	SO	LOB	BOTTOM						
55 Skip Schumaker, L (1, 7) OBP: 0.373, SLG: 0.445	G3-1		1B		L8			G5-3		4	0	1	0	0	0	0	Kansas City Royals @ St. Louis Cardinals Busch Stadium, St. Louis, MO Tue Jun 17 2008, 7:15 PM CDT Att: 44,050 - Clear - 77 F						
13 Brendan Ryan, R (1, 4) OBP: 0.318, SLG: 0.311	B1-3		G6-3					G6-3		4	0	0	0	0	0	1							
47 Ryan Ludwick, R (1, 9) OBP: 0.382, SLG: 0.644			K					K		3	0	1	0	1	2	0							
24 Rick Ankiel, L (1, 8) OBP: 0.333, SLG: 0.472	P5				G4-3			K		3	0	0	0	1	1	1							
8 Troy Glaus, R (1, 5) OBP: 0.371, SLG: 0.457			BB					F7		3	0	1	0	1	0	2							
16 Chris Duncan, L (1, 3) OBP: 0.328, SLG: 0.344	F7				P6			L4		4	0	0	0	0	1	4							
21 Jason LaRue, R (1, 2) OBP: 0.329, SLG: 0.287	FC5-4				G6-3			F8		3	0	0	0	0	0	2							
35 Joel Pineiro, R (1, 1) ERA: 4.02					K					2	0	0	0	0	2	1							
54 Brian Barton, R (7, PH) OBP: 0.336, SLG: 0.340										1	0	1	0	0	0	0							
Ron Villone, L (8, 1)										0	0	0	0	0	0	0							
Russ Springer, R (8, 1)										0	0	0	0	0	0	0							
44 Jason Istringhausen, R (9, 1) ERA: 7.58										0	0	0	0	0	0	0							
3 Cesar Izturis, S (1, 6) OBP: 0.325, SLG: 0.324										3	1	1	0	0	0	1							
Inning Stats	R: 0 H: 0 E: 0 K: 0 S: 11	H: 0 LOB: 1 BB: 1 P: 17	R: 0 H: 0 E: 0 K: 1 S: 10	H: 0 LOB: 1 BB: 1 P: 15	R: 1 H: 2 E: 0 K: 1 S: 12	H: 2 LOB: 0 BB: 0 P: 17	R: 0 H: 1 E: 0 K: 0 S: 6	H: 1 LOB: 1 BB: 0 P: 10	R: 0 H: 0 E: 0 K: 1 S: 13	H: 0 LOB: 0 BB: 0 P: 18	R: 0 H: 1 E: 0 K: 1 S: 10	H: 1 LOB: 2 BB: 1 P: 18	R: 0 H: 1 E: 0 K: 0 S: 8	H: 1 LOB: 1 BB: 0 P: 13	R: 0 H: 0 E: 0 K: 1 S: 6	H: 0 LOB: 0 BB: 0 P: 9	R: 0 H: 0 E: 0 K: 1 S: 9	H: 0 LOB: 0 BB: 0 P: 13	1B: 3 2B: 2 HR: 0	SF: 0 SAC: 0 HBP: 0	WP: 0 PB: 0 SB: 0 CS: 0	PA: 33	
PITCHER	IP WLS BF H R ER SO BB IBB HBP BLK WP HR S P ERA WHIP	7.0 0.0 28 5 3 1 4 3 0 0 0 0 0 0 70 108 1.29 1.143	1.0 H 3 0 0 0 1 0 0 0 0 0 0 6 9 0.00 0.000	1.0 S 3 0 0 0 1 0 0 0 0 0 0 9 13 0.00 0.000																			



Batter	1	2	3	4	5	6	7	8	9	AB	R	H	RBI	BB	SO	LOB	TOP								
9 David DeJesus, L (1,8) OBP: 0.362, SLG: 0.471	G4-3		G6-4-3 HBP			G6-3		HR		3	1	1	1	0	0	0	Kansas City Royals @ St. Louis Cardinals Busch Stadium, St. Louis, MO Wed Jun 18 2008, 7:15 PM CDT Att: 43,810 - Clear - 80 F								
30 Mike Aviles, R (1,6) OBP: 0.333, SLG: 0.633	L4		G6-4-3			F9		G4-3		4	0	0	0	0	0	1									
4 Alex Gordon, L (1,5) OBP: 0.347, SLG: 0.426	G6-3				L3			HR		4	2	2	1	0	0	0									
11 Jose Guillen, R (1,7) OBP: 0.308, SLG: 0.498		G4-3			G5-3		F9	G5-3		4	0	0	0	0	0	1									
15 Mark Grudzielanek, R (1,4) OBP: 0.352, SLG: 0.390		24 1B			F7		F7		G1-3	4	0	1	0	0	0	1									
24 Mark Teahen, L (1,9) OBP: 0.332, SLG: 0.394						G1-3		14 1B		4	0	2	0	0	1	0									
14 John Buck, R (1,2) OBP: 0.332, SLG: 0.376						F9				3	0	1	1	1	0	2									
Ross Gload, L (1,3) OBP: 0.277, SLG: 0.272						G5-3				4	0	0	0	0	0	5									
19 Brian Bannister, R (1,1) OBP: 0.250, SLG: 0.250										2	0	0	0	0	0	0									
2 Joey Gathright, L (8,PH) OBP: 0.285, SLG: 0.263										1	0	0	0	0	0	0									
Ramon E Ramirez, R (8,1)										0	0	0	0	0	0	0									
32 Ron Mahay, L (8,1)										0	0	0	0	0	0	0									
48 Joakim Soria, R (9,1)										0	0	0	0	0	0	0									
Inning Stats	R: 0 E: 0 K: 0 S: 8	H: 0 LOB: 0 BB: 0 P: 14	R: 0 E: 0 K: 0 S: 9	H: 2 LOB: 2 BB: 0 P: 14	R: 0 E: 0 K: 0 S: 6	H: 0 LOB: 0 BB: 0 P: 10	R: 0 E: 0 K: 0 S: 6	H: 0 LOB: 0 BB: 0 P: 12	R: 0 E: 0 K: 0 S: 5	H: 0 LOB: 0 BB: 0 P: 7	R: 0 E: 0 K: 0 S: 8	H: 0 LOB: 0 BB: 0 P: 13	R: 1 E: 0 K: 0 S: 13	H: 3 LOB: 2 BB: 0 P: 22	R: 2 E: 0 K: 0 S: 12	H: 2 LOB: 0 BB: 0 P: 18	R: 0 E: 0 K: 1 S: 9	H: 0 LOB: 1 BB: 1 P: 14	1B: 4 2B: 1 3B: 0 HR: 2	SF: 0 SAC: 0 DP: 1 HBP: 1	WP: 0 PB: 0 SB: 0 CS: 0	PA: 35			
PITCHER	IP WLS BF H R ER SO BB IBB HBP BLK WP HR S P ERA WHIP																								
Braden Looper, R (1,1) ERA: 4.1	7.0	L	26	5	1	1	0	0	0	0	1	0	0	0	0	55	92	1.29	0.714						
46 Kyle McClellan, R (8,1) ERA: 2.7	1.0	L	5	2	2	2	0	0	0	0	0	0	0	2	12	18	18.00	2.000							
31 Ryan Franklin, R (9,1) ERA: 2.76	1.0		4	0	0	0	1	1	0	0	0	0	0	0	9	14	0.00	1.000							

AB	33
R	3
H	7
RBI	3
BB	1
SO	1
LOB	10



Batter	1	2	3	4	5	6	7	8	9	AB	R	H	RBI	BB	SO	LOB	BOTTOM							
55 Skip Schumaker, L (1,7) OBP: 0.375, SLG: 0.446	1B 47 SF9		G6-3			G6-3		1B		4	1	2	0	0	0	1	Kansas City Royals @ St. Louis Cardinals Busch Stadium, St. Louis, MO Wed Jun 18 2008, 7:15 PM CDT Att: 43,810 - Clear - 80 F							
Aaron Miles, S (1,6) OBP: 0.333, SLG: 0.324			G6-3			G4-3		1B		4	0	2	0	0	0	0								
47 Ryan Ludwick, R (1,9) OBP: 0.380, SLG: 0.644					G6-3			F7		3	0	1	1	0	0	2								
24 Rick Ankiel, L (1,8) OBP: 0.332, SLG: 0.468	P3					F7-5		K		4	1	1	0	0	1	4								
8 Troy Glaus, R (1,5) OBP: 0.366, SLG: 0.449	G4-3				F9			G6-3		4	0	0	0	0	0	4								
16 Chris Duncan, L (1,3) OBP: 0.331, SLG: 0.348								L4		4	0	2	0	0	0	0								
21 Jason LaRue, R (1,2) OBP: 0.338, SLG: 0.281								F8		4	0	2	1	0	0	1								
Braden Looper, R (1,1) OBP: 0.465, SLG: 0.483										2	0	0	0	0	1	3								
3 Cesar Izturis, S (7,PH) OBP: 0.322, SLG: 0.321								G6-3		2	0	0	0	0	0	1								
Adam Kennedy, L (1,4) OBP: 0.305, SLG: 0.301										3	0	1	0	0	0	1								
46 Kyle McClellan, R (8,1)										0	0	0	0	0	0	0								
31 Ryan Franklin, R (9,1)										0	0	0	0	0	0	0								
Inning Stats	R: 1 E: 0 K: 0 S: 9	H: 2 LOB: 1 BB: 0 P: 12	R: 0 E: 0 K: 1 S: 8	H: 1 LOB: 0 BB: 0 P: 12	R: 0 E: 0 K: 0 S: 11	H: 1 LOB: 0 BB: 0 P: 15	R: 1 E: 0 K: 0 S: 12	H: 3 LOB: 2 BB: 0 P: 15	R: 0 E: 0 K: 0 S: 7	H: 0 LOB: 0 BB: 0 P: 10	R: 0 E: 0 K: 0 S: 4	H: 1 LOB: 0 BB: 0 P: 6	R: 0 E: 1 K: 0 S: 7	H: 1 LOB: 1 BB: 0 P: 11	R: 0 E: 0 K: 1 S: 13	H: 2 LOB: 2 BB: 0 P: 23	R: 0 E: 0 K: 0 S: 8	H: 0 LOB: 0 BB: 0 P: 8	1B: 10 2B: 3 3B: 0 HR: 0	SF: 1 SAC: 0 DP: 3 HBP: 0	WP: 0 PB: 0 SB: 0 CS: 0	PA: 35		
PITCHER	IP WLS BF H R ER SO BB IBB HBP BLK WP HR S P ERA WHIP																							
19 Brian Bannister, R (1,1) ERA: 4.81	7.0	W	27	9	2	2	1	0	0	0	0	0	0	0	58	81	2.57	1.286						
Ramon E Ramirez, R (8,1) ERA: 3.27	0.1	H	3	2	0	0	0	0	0	0	0	0	0	7	13	0.00	6.000							
32 Ron Mahay, L (8,1) ERA: 2.29	0.2	H	2	0	0	0	1	0	0	0	0	0	0	6	10	0.00	0.000							
48 Joakim Soria, R (9,1) ERA: 1.45	1.0	S	3	0	0	0	0	0	0	0	0	0	0	8	8	0.00	0.000							

AB	34
R	2
H	11
RBI	2
BB	0
SO	2
LOB	17



Batter	1	2	3	4	5	6	7	8	9	AB	R	H	RBI	BB	SO	LOB	TOP
14 Fred Lewis, L OBP: 0.360, SLG: 0.462										4	1	1	0	0	2	0	San Francisco Giants @ Kansas City Royals Kauffman Stadium, Kansas City, MO Sat Jun 21 2008, 6:10 PM CDT Att: 28,903 - Clear - 84 F
Ray Durham, S OBP: 0.383, SLG: 0.407									2	2	1	0	2	1	0		
2 Randy Winn, S OBP: 0.362, SLG: 0.445									4	0	0	0	0	1	3		
1 Bengie Molina, R OBP: 0.341, SLG: 0.459									1	0	0	2	1	1	0		
33 Aaron Rowand, R OBP: 0.364, SLG: 0.473									4	0	0	0	0	2	3		
21 John Bowker, L OBP: 0.307, SLG: 0.444									4	0	1	0	0	1	0		
Rich Aurilia, R OBP: 0.356, SLG: 0.425									4	0	1	0	0	1	2		
Jose Castillo, R OBP: 0.308, SLG: 0.413									4	0	0	0	0	0	1		
Omar Vizquel, S OBP: 0.258, SLG: 0.200										3	0	0	0	0	1		
Inning Stats	R: 0 H: 0 E: 0 K: 3 S: 9	H: 0 LOB: 0 BB: 0 P: 14	R: 0 H: 0 E: 0 K: 2 S: 12	H: 0 LOB: 0 BB: 0 P: 17	R: 0 H: 0 E: 0 K: 0 S: 9	H: 0 LOB: 2 BB: 0 P: 22	R: 0 H: 1 E: 0 K: 0 S: 8	H: 3 LOB: 2 BB: 0 P: 22	R: 0 H: 0 E: 0 K: 0 S: 5	H: 0 LOB: 0 BB: 1 P: 18	R: 0 H: 0 E: 0 K: 2 S: 10	H: 0 LOB: 0 BB: 0 P: 15	1B: 4 2B: 0 3B: 0 HR: 0	SF: 2 SAC: 0 DP: 0 HBP: 0	WP: 0 PB: 1 SB: 0 CS: 0	PA: 35	
PITCHER	IP: 5.2 WLS: W BF: 23 ERA: 4.91	H: 3 R: 2 ER: 1 SO: 7	BB: 2 IBB: 0 HBP: 0 BLK: 0	WP: 0 HR: 0 S: 61 P: 101	ERA: 1.59 WHIP: 0.882	IP: 6.1 WLS: H BF: 5 ERA: 2.21	H: 1 R: 0 ER: 0 SO: 0	BB: 0 IBB: 0 HBP: 0 BLK: 0	WP: 0 HR: 7 S: 14 P: 18	ERA: 0.00 WHIP: 0.750	IP: 8.1 WLS: H BF: 4 ERA: 3.09	H: 1 R: 0 ER: 0 SO: 0	BB: 1 IBB: 0 HBP: 0 BLK: 0	WP: 0 HR: 10 S: 15 P: 15	ERA: 0.00 WHIP: 1.000		
55 Gil Meche, R ERA: 4.91																	
32 Ron Mahay, L ERA: 2.21																	
Ramon E Ramirez, R ERA: 3.09																	
48 Joakim Soria, R ERA: 1.36																	

AB	30
R	3
H	4
RBI	2
BB	3
SO	9
LOB	10



Batter	1	2	3	4	5	6	7	8	9	AB	R	H	RBI	BB	SO	LOB	BOTTOM
9 David DeJesus, L OBP: 0.362, SLG: 0.464										4	1	1	0	1	0	0	San Francisco Giants @ Kansas City Royals Kauffman Stadium, Kansas City, MO Sat Jun 21 2008, 6:10 PM CDT Att: 28,903 - Clear - 84 F
30 Mike Aviles, R OBP: 0.365, SLG: 0.644									4	0	3	2	0	0	0		
4 Alex Gordon, L OBP: 0.346, SLG: 0.416									1	1	0	0	3	0	2		
11 Jose Guillen, R OBP: 0.309, SLG: 0.505									4	1	2	2	0	1	5		
15 Mark Grudzielanek, R OBP: 0.359, SLG: 0.395									3	0	0	1	1	0	5		
24 Mark Teahen, L OBP: 0.328, SLG: 0.406									4	0	0	0	0	0	4		
14 John Buck, R OBP: 0.318, SLG: 0.358									4	0	0	0	0	1	2		
Ross Gload, L OBP: 0.271, SLG: 0.272									4	1	1	0	0	0	0		
2 Joey Gathright, L OBP: 0.290, SLG: 0.266									3	1	0	0	1	0	0		
Inning Stats	R: 1 H: 1 E: 0 K: 0 S: 16	H: 1 LOB: 2 BB: 2 P: 26	R: 0 H: 1 E: 0 K: 1 S: 11	H: 1 LOB: 1 BB: 1 P: 20	R: 2 H: 3 E: 0 K: 0 S: 18	H: 3 LOB: 2 BB: 1 P: 27	R: 0 H: 0 E: 0 K: 0 S: 8	H: 0 LOB: 0 BB: 2 P: 23	R: 0 H: 0 E: 0 K: 0 S: 9	H: 0 LOB: 0 BB: 0 P: 12	1B: 4 2B: 2 3B: 0 HR: 1	SF: 0 SAC: 0 DP: 0 HBP: 0	WP: 0 PB: 0 SB: 0 CS: 0	PA: 37			
PITCHER	IP: 5.0 WLS: L BF: 25 ERA: 5.2	H: 3 R: 3 ER: 3 SO: 3	BB: 4 IBB: 0 HBP: 0 BLK: 0	WP: 0 HR: 0 S: 65 P: 99	ERA: 5.40 WHIP: 2.000	IP: 6.1 WLS: H BF: 5 ERA: 6.75	H: 1 R: 0 ER: 1 SO: 0	BB: 1 IBB: 0 HBP: 0 BLK: 0	WP: 0 HR: 11 S: 20 P: 20	ERA: 6.75 WHIP: 0.750	IP: 7.1 WLS: 2 BF: 1 ERA: 4.19	H: 1 R: 1 ER: 1 SO: 0	BB: 1 IBB: 0 HBP: 0 BLK: 0	WP: 0 HR: 5 S: 11 P: 11	ERA: 4.19 WHIP: 0.000		
Kevin Correia, R ERA: 5.2																	
43 Alex Hinshaw, L ERA: 3.6																	
34 Billy Sadler, R ERA: 4.19																	
Jack Taschner, L ERA: 2.39																	


AB	31
R	5
H	7
RBI	5
BB	6
SO	2
LOB	18



Batter	1	2	3	4	5	6	7	8	9	AB	R	H	RBI	BB	SO	LOB	TOP					
Willy Taveras, R OBP: 0.299, SLG: 0.302	F9		B1-3		FC5-3		1B		F9	5	0	1	0	0	0	3	Colorado Rockies @ Kansas City Royals Kauffman Stadium, Kansas City, MO Mon Jun 23 2008, 7:10 PM CDT Att: 12,260 - Clear - 82 F					
10 Jeff Baker, R OBP: 0.328, SLG: 0.524	G6-3		G3		HR		K		G4-3	5	1	1	1	0	1	2						
Matt Holliday, R OBP: 0.410, SLG: 0.538			K2-3		HR				17 WP 17 G4-3	3	2	2	2	1	1	0						
17 Todd Helton, L OBP: 0.397, SLG: 0.396	F7				F7				G4-3	4	0	0	1	0	0	1						
27 Garrett Atkins, R OBP: 0.337, SLG: 0.471			G1-2-3		P4				F9	3	0	1	0	1	0	0						
11 Brad Hawpe, L OBP: 0.374, SLG: 0.452			BB		FC6-4				K	2	0	0	0	2	2	1						
2 Troy Tulowitzki, R OBP: 0.221, SLG: 0.248			K		FC6-4				FC6-4	4	0	0	0	0	1	4						
20 Chris Iannetta, R OBP: 0.373, SLG: 0.512			BB						P4	2	0	0	0	2	1	0						
12 Clint Barmes, R OBP: 0.372, SLG: 0.572	G1-2-3				E7				F8	4	1	1	0	0	0	4						
									10 WP													
Inning Stats	R: 0 E: 0 K: 0 S: 9	H: 0 LOB: 1 BB: 1 P: 18	R: 0 E: 0 K: 1 S: 13	H: 0 LOB: 2 BB: 3 P: 27	R: 0 E: 0 K: 1 S: 6	H: 0 LOB: 0 BB: 0 P: 8	R: 0 E: 0 K: 0 S: 9	H: 0 LOB: 1 BB: 1 P: 15	R: 3 E: 1 K: 0 S: 10	H: 2 LOB: 0 BB: 1 P: 19	R: 0 E: 0 K: 1 S: 6	H: 0 LOB: 0 BB: 0 P: 9	R: 0 E: 0 K: 2 S: 13	H: 1 LOB: 1 BB: 0 P: 17	R: 1 E: 0 K: 1 S: 11	H: 2 LOB: 1 BB: 0 P: 18	R: 0 E: 0 K: 0 S: 7	H: 1 LOB: 1 BB: 0 P: 11	1B: 4 2B: 2 3B: 0 HR: 1	SF: 0 SAC: 0 DP: 2 HBP: 0	WP: 2 PB: 1 CS: 0	PA: 38
PITCHER	IP	WLS	BF	H	R	ER	SO	BB	IBB	HBP	BLK	WP	HR	S	P	ERA	WHIP					
19 Brian Bannister, R ERA: 4.47	7.0	W	29	3	3	0	5	6	0	0	0	0	1	66	113	0.00	1.286					
Horacio Ramirez, L ERA: 5.4	1.0		5	2	1	1	1	0	0	0	0	1	0	11	18	9.00	2.000					
Ramon E Ramirez, R ERA: 3.0	1.0		4	1	0	0	0	0	0	0	0	1	0	7	11	0.00	1.000					

Batter	1	2	3	4	5	6	7	8	9	AB	R	H	RBI	BB	SO	LOB	BOTTOM					
9 David DeJesus, L OBP: 0.368, SLG: 0.475	K				G3				G6-3	4	1	1	0	0	1	2	Colorado Rockies @ Kansas City Royals Kauffman Stadium, Kansas City, MO Mon Jun 23 2008, 7:10 PM CDT Att: 12,260 - Clear - 82 F					
30 Mike Aviles, R OBP: 0.361, SLG: 0.632	30 2B		K						F8	4	1	2	1	0	0	1						
4 Alex Gordon, L OBP: 0.346, SLG: 0.411	21 G6-3				K				FC3-6	3	2	0	0	1	1							
11 Jose Guillen, R OBP: 0.313, SLG: 0.517	24 HR				FC3-6				G4-3	4	2	2	2	0	0	2						
21 Miguel Olivo, R OBP: 0.289, SLG: 0.485	21 HR				K				G5-3	4	0	1	1	0	1	2						
24 Mark Teahen, L OBP: 0.332, SLG: 0.416	24 HR				FC3-6				G4-3	4	1	1	3	0	0	1						
Ross Gload, L OBP: 0.281, SLG: 0.296	HR				G3-1				G4-3	3	1	1	1	1	1	1						
Esteban German, R OBP: 0.197, SLG: 0.182					L5				K	3	0	0	0	0	0	1						
2 Joey Gathright, L OBP: 0.291, SLG: 0.264					F8				G6-3	1	0	0	0	0	0	0						
1 Tony Pena Jr., R OBP: 0.180, SLG: 0.193					F8				F7	2	0	0	0	1	0	1						
					F9				P6													
Inning Stats	R: 4 E: 0 K: 1 S: 17	H: 3 LOB: 0 BB: 1 P: 23	R: 0 E: 0 K: 1 S: 8	H: 0 LOB: 1 BB: 1 P: 16	R: 1 E: 0 K: 1 S: 8	H: 1 LOB: 0 BB: 0 P: 12	R: 0 E: 0 K: 0 S: 8	H: 0 LOB: 1 BB: 1 P: 14	R: 2 E: 0 K: 0 S: 20	H: 3 LOB: 1 BB: 0 P: 30	R: 0 E: 0 K: 0 S: 7	H: 0 LOB: 0 BB: 0 P: 12	R: 0 E: 0 K: 0 S: 8	H: 0 LOB: 0 BB: 0 P: 14	R: 1 E: 0 K: 1 S: 13	H: 1 LOB: 0 BB: 0 P: 22	R: 0 E: 0 K: 0 S: 7	H: 0 LOB: 0 BB: 0 P: 11	1B: 1 2B: 3 3B: 1 HR: 3	SF: 0 SAC: 0 DP: 0 HBP: 0	WP: 0 PB: 0 CS: 0	PA: 35
PITCHER	IP	WLS	BF	H	R	ER	SO	BB	IBB	HBP	BLK	WP	HR	S	P	ERA	WHIP					
26 Jeff Francis, L ERA: 5.65	1.1	L	23	7	7	3	0	3	0	0	0	0	2	56	8	14.54	2.308					
34 Matt Herges, R ERA: 3.65	1.2		5	0	0	0	0	0	0	0	0	0	0	12	19	0.00	0.000					
23 Ryan Speier, R ERA: 2.96	1.0		3	0	0	0	0	0	0	0	0	0	0	8	14	0.00	0.000					
Luis Vizcaino, R ERA: 6.75	1.0		4	1	1	1	1	0	0	0	0	0	1	13	22	9.00	1.000					

AB 32
R 4
H 6
RBI 4
BB 6
SO 6
LOB 15



AB 32
R 8
H 8
RBI 8
BB 3
SO 4
LOB 12



Batter	1	2	3	4	5	6	7	8	9	AB	R	H	RBI	BB	SO	LOB	TOP								
19 Ryan Spilborghs, R OBP: 0.411, SLG: 0.473										4	0	2	1	0	1	0	Colorado Rockies @ Kansas City Royals Kauffman Stadium, Kansas City, MO Tue Jun 24 2008, 7:10 PM CDT Att: 19,169 - Overcast - 85 F								
10 Jeff Baker, R OBP: 0.318, SLG: 0.508										4	0	0	0	0	3	4									
Matt Holliday, R OBP: 0.412, SLG: 0.549										4	1	2	1	0	1	0									
17 Todd Helton, L OBP: 0.392, SLG: 0.390										4	0	0	0	0	3	1									
27 Garrett Atkins, R OBP: 0.339, SLG: 0.472										4	1	2	0	0	0	0									
11 Brad Hawpe, L OBP: 0.377, SLG: 0.458										4	1	2	1	0	1	1									
8 Yorvit Torrealba, R OBP: 0.287, SLG: 0.384										3	0	1	0	1	2	1									
2 Troy Tulowitzki, R OBP: 0.215, SLG: 0.240										4	0	0	0	0	1	3									
12 Clint Barmes, R OBP: 0.369, SLG: 0.563										4	0	1	0	0	2	0									
Inning Stats	R: 0 E: 0 K: 1 S: 14	H: 2 LOB: 1 BB: 0 P: 21	R: 0 E: 0 K: 1 S: 8	H: 1 LOB: 1 BB: 0 P: 13	R: 0 E: 0 K: 2 S: 8	H: 0 LOB: 0 BB: 0 P: 9	R: 0 E: 0 K: 1 S: 5	H: 0 LOB: 0 BB: 0 P: 8	R: 1 E: 0 K: 3 S: 23	H: 3 LOB: 2 BB: 0 P: 33	R: 2 E: 0 K: 2 S: 12	H: 3 LOB: 0 BB: 0 P: 15	R: 0 E: 1 K: 1 S: 10	H: 0 LOB: 1 BB: 0 P: 17	R: 0 E: 0 K: 2 S: 9	H: 1 LOB: 1 BB: 0 P: 12		R: 0 E: 0 K: 1 S: 7	H: 0 LOB: 0 BB: 1 P: 12	1B: 7 2B: 2 3B: 0 HR: 1	SF: 0 SAC: 0 DP: 1 HBP: 0	WP: 0 PB: 0 SB: 0 CS: 0	PA: 36		
PITCHER	IP	WLS	BF	H	R	ER	SO	BB	IBB	HBP	BLK	WP	HR	S	P	ERA	WHIP								
23 Zack Greinke, R ERA: 3.4	6.0	W	25	9	3	3	10	0	0	0	0	0	1	70	99	4.50	1.500								
32 Ron Mahay, L ERA: 2.04	1.0	H	4	0	0	0	1	0	0	0	0	0	0	10	17	0.00	0.000								
Ramon E Ramirez, R ERA: 2.84	2.0		7	1	0	0	3	1	0	0	0	0	0	16	24	0.00	1.000								
Batter	1	2	3	4	5	6	7	8	9	AB	R	H	RBI	BB	SO	LOB	BOTTOM								
9 David DeJesus, L OBP: 0.367, SLG: 0.471										4	0	1	1	0	2	1	Colorado Rockies @ Kansas City Royals Kauffman Stadium, Kansas City, MO Tue Jun 24 2008, 7:10 PM CDT Att: 19,169 - Overcast - 85 F								
30 Mike Aviles, R OBP: 0.382, SLG: 0.634										3	2	2	1	1	1	0									
4 Alex Gordon, L OBP: 0.345, SLG: 0.419										4	1	1	2	0	1	3									
11 Jose Guillen, R OBP: 0.315, SLG: 0.513										2	0	0	0	2	0	0									
21 Miquel Olivo, R OBP: 0.288, SLG: 0.480										4	0	1	1	0	2	2									
24 Mark Teahen, L OBP: 0.331, SLG: 0.412										3	1	0	0	1	2	2									
14 John Buck, R OBP: 0.319, SLG: 0.365										4	1	1	0	0	1	1									
Ross Gload, L OBP: 0.286, SLG: 0.301										4	1	2	1	0	0	0									
1 Tony Pena Jr., R OBP: 0.177, SLG: 0.189										3	1	0	1	0	1	1									
Inning Stats	R: 0 E: 0 K: 2 S: 8	H: 0 LOB: 0 BB: 0 P: 12	R: 0 E: 0 K: 1 S: 7	H: 0 LOB: 0 BB: 0 P: 10	R: 0 E: 0 K: 0 S: 9	H: 0 LOB: 0 BB: 0 P: 14	R: 1 E: 1 K: 1 S: 13	H: 1 LOB: 2 BB: 2 P: 25	R: 3 E: 1 K: 1 S: 14	H: 4 LOB: 2 BB: 1 P: 25	R: 1 E: 0 K: 1 S: 14	H: 1 LOB: 1 BB: 1 P: 22	R: 2 E: 0 K: 2 S: 11	H: 2 LOB: 0 BB: 0 P: 19	R: 0 E: 0 K: 2 S: 8	H: 0 LOB: 0 BB: 0 P: 11		1B: 6 2B: 2 3B: 0 HR: 1	SF: 0 SAC: 1 DP: 1 HBP: 0	WP: 0 PB: 0 SB: 0 CS: 0	PA: 36				
PITCHER	IP	WLS	BF	H	R	ER	SO	BB	IBB	HBP	BLK	WP	HR	S	P	ERA	WHIP								
29 Jorge De La Rosa, L ERA: 6.23	4.2	L	22	5	4	2	4	3	0	0	0	0	0	48	81	3.86	1.714								
49 Jason Grilli, R ERA: 3.0	1.1		6	1	1	1	2	1	0	0	0	0	0	17	27	6.75	1.500								
23 Ryan Speier, R ERA: 3.55	1.0		5	2	2	2	2	0	0	0	0	0	1	11	19	18.00	2.000								
35 Taylor Buchholz, R ERA: 1.4	1.0		3	0	0	0	2	0	0	0	0	0	0	8	11	0.00	0.000								
Logo																									

Batter	1	2	3	4	5	6	7	8	9	AB	R	H	RBI	BB	SO	LOB	TOP										
Willy Taveras, R OBP: 0.294, SLG: 0.298	G6-3	FC6			B5-3			G5-3		4	0	0	0	0	0	2	Colorado Rockies @ Kansas City Royals Kauffman Stadium, Kansas City, MO Wed Jun 25 2008, 7:10 PM CDT Att: 16,615 - Clear - 91 F										
19 Ryan Spillborghs, R OBP: 0.408, SLG: 0.487	G5-3		G6-3		G5-3			E6		4	0	1	0	0	0	0											
Matt Holliday, R OBP: 0.409, SLG: 0.543	G5-3		G1		F9					3	0	0	0	1	0	1											
17 Todd Helton, L OBP: 0.391, SLG: 0.391	G4-3				K			G4-3		4	0	1	0	0	1	2											
27 Garrett Atkins, R OBP: 0.337, SLG: 0.469		G6-3	G5-3		G5-3					4	1	1	0	0	1	1											
11 Brad Hawpe, L OBP: 0.379, SLG: 0.473		G6-3			K					4	1	2	1	0	1	0											
12 Clint Barmes, R OBP: 0.366, SLG: 0.552		G6-3	L7		L7					3	0	0	0	1	1	2											
20 Chris Iannetta, R OBP: 0.373, SLG: 0.515			F8		F8					3	0	1	1	0	1	1											
6 Omar Quintanilla, L OBP: 0.296, SLG: 0.390					G6-3			G6-3		3	0	1	0	0	0	1											
Inning Stats	R: 0 H: 1 E: 0 K: 0 S: 9	H: 1 LOB: 1 BB: 0 P: 15	R: 1 H: 4 E: 0 K: 0 S: 12	H: 2 LOB: 2 BB: 0 P: 17	R: 0 H: 1 E: 0 K: 1 S: 11	H: 0 LOB: 0 BB: 0 P: 7	R: 0 H: 0 E: 0 K: 1 S: 6	H: 0 LOB: 0 BB: 0 P: 8	R: 0 H: 0 E: 0 K: 1 S: 7	H: 0 LOB: 0 BB: 0 P: 8	R: 1 H: 1 E: 1 K: 1 S: 8	H: 1 LOB: 1 BB: 1 P: 12	R: 0 H: 0 E: 1 K: 0 S: 6	H: 0 LOB: 1 BB: 1 P: 11	R: 0 H: 0 E: 0 K: 2 S: 11	H: 0 LOB: 0 BB: 0 P: 15	1B: 4 2B: 2 3B: 0 HR: 1	SF: 0 SAC: 0 DP: 2 HBP: 0	WP: 0 PB: 0 SB: 0 CS: 1	PA: 34							
PITCHER	IP	WLS	BF	H	R	ER	SO	BB	IBB	HBP	BLK	WP	HR	S	P	ERA	WHIP										
44 Luke Hochevar, R ERA: 4.6	8.0	W	31	7	2	2	3	2	0	0	0	0	1	64	95	2.25	1.125										
48 Joakim Soria, R ERA: 1.29	1.0	S	3	0	0	0	2	0	0	0	0	0	0	11	15	0.00	0.000										

Batter	1	2	3	4	5	6	7	8	9	AB	R	H	RBI	BB	SO	LOB	BOTTOM										
9 David DeJesus, L OBP: 0.372, SLG: 0.474	G4-6-3						L6			3	0	2	1	0	0	0	Colorado Rockies @ Kansas City Royals Kauffman Stadium, Kansas City, MO Wed Jun 25 2008, 7:10 PM CDT Att: 16,615 - Clear - 91 F										
30 Mike Aviles, R OBP: 0.363, SLG: 0.600	G4-6-3		FC4		F8		G6-3			4	0	0	0	0	4												
4 Alex Gordon, L OBP: 0.340, SLG: 0.415	F7		SF7		L7		F7			3	0	0	1	0	0	1											
11 Jose Guillen, R OBP: 0.311, SLG: 0.507		K	G2-3				G4-3			4	0	0	0	0	1	2											
24 Mark Teahen, L OBP: 0.330, SLG: 0.409	G4-3				P6					4	1	1	0	0	0	0											
14 John Buck, R OBP: 0.322, SLG: 0.368	G6-3				CS					4	1	2	0	0	1	0											
Ross Gload, L OBP: 0.297, SLG: 0.324										3	1	3	2	0	0	0											
13 Alberto Callaspo, S OBP: 0.349, SLG: 0.330			G4-3		K		G6-3			3	0	0	0	0	1	4											
2 Joey Gathright, L OBP: 0.287, SLG: 0.260			E5		B1-3		G6-3			3	1	0	0	0	0	2											
Inning Stats	R: 0 H: 0 E: 0 K: 0 S: 5	H: 0 LOB: 0 BB: 0 P: 6	R: 0 H: 0 E: 0 K: 1 S: 13	H: 0 LOB: 0 BB: 0 P: 19	R: 2 H: 2 E: 0 K: 0 S: 22	H: 2 LOB: 2 BB: 0 P: 27	R: 0 H: 2 E: 0 K: 1 S: 8	H: 2 LOB: 2 BB: 0 P: 15	R: 0 H: 1 E: 0 K: 0 S: 13	H: 1 LOB: 1 BB: 0 P: 17	R: 2 H: 3 E: 0 K: 0 S: 17	H: 3 LOB: 1 BB: 0 P: 23	R: 0 H: 0 E: 0 K: 0 S: 3	H: 0 LOB: 0 BB: 0 P: 6	R: 0 H: 0 E: 0 K: 1 S: 9	H: 0 LOB: 0 BB: 0 P: 10	1B: 6 2B: 3 3B: 0 HR: 0	SF: 1 SAC: 0 DP: 2 HBP: 1	WP: 0 PB: 0 SB: 0 CS: 1	PA: 33							
PITCHER	IP	WLS	BF	H	R	ER	SO	BB	IBB	HBP	BLK	WP	HR	S	P	ERA	WHIP										
28 Aaron Cook, R ERA: 3.64	5.1	L	25	8	4	3	2	0	0	0	0	0	0	7	9	0.00	1.500										
60 Manny Corpas, R ERA: 5.92	0.2		2	0	0	0	0	0	0	0	0	0	0	7	9	0.00	0.000										
34 Matt Herge, R ERA: 3.52	1.1		4	0	0	0	0	0	0	0	0	0	0	6	9	0.00	0.000										
40 Brian Fuentes, L ERA: 2.01	0.2		2	0	0	0	1	0	0	0	0	0	0	6	7	0.00	0.000										

AB 32
R 2
H 7
RBI 2
BB 2
SO 5
LOB 10

AB 31
R 4
H 8
RBI 4
BB 0
SO 3
LOB 13



Batter	1	2	3	4	5	6	7	8	9	AB	R	H	RBI	BB	SO	LOB	TOP		
55 Skip Schumaker, L OBP: 0.397, SLG: 0.446										5	0	1	0	0	0	1	St. Louis Cardinals @ Kansas City Royals Kauffman Stadium, Kansas City, MO Fri Jun 27 2008, 7:10 PM CDT Att: 36,360 - Cloudy - 87 F		
47 Ryan Ludwick, R OBP: 0.395, SLG: 0.578										4	1	1	0	0	0	1			
5 Albert Pujols, R OBP: 0.484, SLG: 0.632										2	0	0	0	2	1	1			
24 Rick Ankiel, L OBP: 0.330, SLG: 0.498										4	0	1	0	0	0	3			
8 Troy Glaus, R OBP: 0.366, SLG: 0.450										4	1	3	2	0	0	2			
16 Chris Duncan, L OBP: 0.328, SLG: 0.339											3	0	1	0	0	0		1	
61 Nick Stavinoha, R OBP: 0.250, SLG: 0.250											1	0	0	0	0	1		2	
35 Joel Pineiro, R OBP: 0.125, SLG: 0.091											0	0	0	0	0	0		0	
Ron Villone, L											4	0	1	0	0	0		2	
4 Yadier Molina, R OBP: 0.352, SLG: 0.387											4	0	1	0	0	0		2	
Adam Kennedy, L OBP: 0.316, SLG: 0.330											4	0	1	0	0	0	2		
Aaron Miles, S OBP: 0.354, SLG: 0.372											4	0	1	0	0	0	2		
Inning Stats	R: 0 H: 2 E: 0 K: 0 S: 11	H: 2 R: 1 ER: 1 SO: 2 BB: 0 P: 16	R: 0 H: 1 E: 0 K: 0 S: 8	H: 1 R: 0 ER: 0 SO: 1 BB: 0 P: 12	R: 0 H: 0 E: 0 K: 0 S: 9	H: 0 R: 0 ER: 0 SO: 1 BB: 1 P: 17	R: 0 H: 1 E: 0 K: 0 S: 7	H: 1 R: 0 ER: 0 SO: 0 BB: 0 P: 12	R: 0 H: 0 E: 0 K: 1 S: 8	H: 0 R: 0 ER: 0 SO: 0 BB: 0 P: 13	R: 1 H: 2 E: 0 K: 1 S: 9	H: 2 R: 1 ER: 1 SO: 0 BB: 0 P: 16	R: 1 H: 2 E: 0 K: 1 S: 15	H: 2 R: 0 ER: 0 SO: 2 BB: 0 P: 27	R: 0 H: 2 E: 0 K: 0 S: 9	H: 2 R: 1 ER: 1 SO: 1 BB: 0 P: 12	1B: 6 2B: 3 3B: 0 HR: 1	SF: 0 SAC: 0 DP: 2 HBP: 0	WP: 0 PA: 37 PB: 0 SB: 0 CS: 0
PITCHER	IP WLS BF H R ER SO BB IBB HBP BLK WP HR S P ERA WHIP																		
55 Gil Meche, R ERA: 4.66	7.0 W 27 6 1 1 2 1 0 0 0 0 0 1 61 103 1.29 1.000																		
32 Ron Mahay, L ERA: 2.23	0.2 5 2 1 1 0 1 0 0 0 0 0 0 11 21 13.50 4.500																		
Ramon E Ramirez, R ERA: 2.82	0.1 H 1 0 0 0 1 0 0 0 0 0 0 0 4 6 0.00 0.000																		
57 Joel Peralta, R ERA: 5.4	1.0 4 2 0 0 0 0 0 0 0 0 0 0 9 12 0.00 2.000																		

Batter	1	2	3	4	5	6	7	8	9	AB	R	H	RBI	BB	SO	LOB	BOTTOM		
9 David DeJesus, L OBP: 0.376, SLG: 0.480										5	1	3	2	0	0	0	St. Louis Cardinals @ Kansas City Royals Kauffman Stadium, Kansas City, MO Fri Jun 27 2008, 7:10 PM CDT Att: 36,360 - Cloudy - 87 F		
30 Mike Aviles, R OBP: 0.341, SLG: 0.563										5	0	0	0	0	1	6			
4 Alex Gordon, L OBP: 0.345, SLG: 0.431										3	1	2	4	1	0	0			
11 Jose Guillen, R OBP: 0.311, SLG: 0.502										3	0	0	0	0	0	1			
15 Mark Grudzielanek, R OBP: 0.357, SLG: 0.397											4	0	1	0	0	3			
24 Mark Teahen, L OBP: 0.328, SLG: 0.411											4	1	1	0	0	1			
14 John Buck, R OBP: 0.321, SLG: 0.370											4	1	1	0	0	2			
Ross Gload, L OBP: 0.302, SLG: 0.324											3	2	1	0	1	0			
2 Joey Gathright, L OBP: 0.291, SLG: 0.265											4	1	2	1	0	0			
Inning Stats	R: 0 H: 0 E: 1 K: 0 S: 9	H: 5 R: 4 ER: 0 SO: 1 BB: 1 P: 17	R: 0 H: 0 E: 0 K: 1 S: 7	H: 0 R: 0 ER: 0 SO: 0 BB: 0 P: 7	R: 0 H: 1 E: 0 K: 0 S: 9	H: 1 R: 0 ER: 0 SO: 1 BB: 0 P: 13	R: 1 H: 2 E: 0 K: 0 S: 9	H: 2 R: 0 ER: 0 SO: 1 BB: 0 P: 15	R: 0 H: 0 E: 0 K: 0 S: 7	H: 0 R: 0 ER: 0 SO: 0 BB: 0 P: 10	R: 0 H: 0 E: 0 K: 0 S: 7	H: 0 R: 0 ER: 0 SO: 0 BB: 0 P: 10	R: 2 H: 3 E: 0 K: 0 S: 14	H: 3 R: 0 ER: 0 SO: 2 BB: 1 P: 22	R: 0 H: 2 E: 0 K: 0 S: 9	H: 2 R: 1 ER: 1 SO: 1 BB: 0 P: 12		1B: 5 2B: 5 3B: 0 HR: 1	SF: 0 SAC: 0 DP: 1 HBP: 1
PITCHER	IP WLS BF H R ER SO BB IBB HBP BLK WP HR S P ERA WHIP																		
35 Joel Pineiro, R ERA: 4.33	7.2 L 36 10 7 7 2 2 0 1 0 0 0 1 72 110 8.22 1.565																		
35 Joel Pineiro, R ERA: 4.33	7.2 L 36 10 7 7 2 2 0 1 0 0 0 1 72 110 8.22 1.565																		
Ron Villone, L ERA: 5.76	0.1 2 1 0 0 0 0 0 0 0 0 0 0 7 9 0.00 3.000																		

Batter	1	2	3	4	5	6	7	8	9	AB	R	H	RBI	BB	SO	LOB	TOP					
55 Skip Schumaker, L OBP: 0.366, SLG: 0.443	G4-3			K		24 HR	FC1-5			4	1	1	0	0	1	2						
Aaron Miles, S OBP: 0.352, SLG: 0.370	G6-3			5 1B		F9	G4-3			4	1	1	0	0	0	3						
5 Albert Pujols, R OBP: 0.461, SLG: 0.625	F7			24 FC4-6		F8			G4-3	4	0	1	0	0	0	1						
24 Rick Ankiel, L OBP: 0.329, SLG: 0.506		P6		FC4-6		HR			F9	4	1	1	2	0	0	1						
8 Troy Glaus, R OBP: 0.361, SLG: 0.444	F7					G4-3			K	4	0	0	0	0	1	0						
47 Ryan Ludwick, R OBP: 0.361, SLG: 0.579	F9																					
16 Chris Duncan, L OBP: 0.337, SLG: 0.341				13 G4-6-3					P3	3	2	1	0	1	0	0						
4 Yadier Molina, R OBP: 0.350, SLG: 0.385				P2		F7				2	0	1	1	2	1	1						
13 Brendan Ryan, R OBP: 0.333, SLG: 0.341				G4-6-3		L9				4	0	0	0	0	1	4						
Inning Stats	R: 0 E: 0 K: 0 S: 4	H: 0 LOB: 0 BB: 0 P: 8	R: 0 E: 0 K: 0 S: 5	H: 0 LOB: 0 BB: 0 P: 9	R: 0 E: 0 K: 0 S: 6	H: 0 LOB: 0 BB: 1 P: 13	R: 1 E: 1 K: 1 S: 10	H: 2 LOB: 2 BB: 0 P: 13	R: 1 E: 0 K: 0 S: 16	H: 2 LOB: 1 BB: 0 P: 26	R: 2 E: 0 K: 0 S: 11	H: 2 LOB: 0 BB: 0 P: 15	R: 1 E: 1 K: 1 S: 10	H: 1 LOB: 2 BB: 1 P: 19	R: 0 E: 0 K: 1 S: 6	H: 0 LOB: 0 BB: 0 P: 11	R: 0 E: 0 K: 2 S: 9	H: 0 LOB: 1 BB: 1 P: 16	1B: 5 2B: 1 3B: 0 HR: 1	SF: 0 2B: 1 3B: 0 HBP: 0	WP: 1 PB: 0 SB: 1 CS: 0	PA: 36
PITCHER	IP WLS BF H R ER SO BB IBB HBP BLK WP HR S P ERA WHIP																					
28 Kyle Davies, R ERA: 3.34	6.1 L 27 7 5 3 2 2 0 0 0 0 1 1 60 100 4.26 1.421																					
Horacio Ramirez, L ERA: 3.5	1.2 5 0 0 0 1 0 0 0 0 0 0 8 14 0.00 0.000																					
51 Robinson Tejeda, R ERA: 7.71	1.0 4 0 0 0 2 1 0 0 0 0 0 0 9 16 0.00 1.000																					

St. Louis Cardinals @ Kansas City Royals
Kauffman Stadium, Kansas City, MO
Sat Jun 28 2008, 6:10 PM CDT
Att: 37,537 - Partly Cloudy - 83 F

AB 33
R 5
H 7
RBI 3
BB 3
SO 5
LOB 15



Batter	1	2	3	4	5	6	7	8	9	AB	R	H	RBI	BB	SO	LOB	BOTTOM					
9 David DeJesus, L OBP: 0.375, SLG: 0.480	F7			K			G6-3			4	0	1	0	0	1	1						
30 Mike Aviles, R OBP: 0.348, SLG: 0.560	4 BB					P5				4	0	2	0	0	1	1						
4 Alex Gordon, L OBP: 0.344, SLG: 0.427	11 G4-6-3									3	0	0	0	1	1	1						
11 Jose Guillen, R OBP: 0.307, SLG: 0.495	G4-6-3			K		P1				4	0	0	0	0	1	3						
15 Mark Grudzielanek, R OBP: 0.355, SLG: 0.391		21 G5-3		G4-3		P3				3	0	0	0	1	0	0						
24 Mark Teahen, L OBP: 0.331, SLG: 0.408		K		K		21 1B				2	1	0	0	2	2	1						
21 Miguel Olivo, R OBP: 0.287, SLG: 0.475		G5-3								4	0	1	0	0	1	2						
Ross Gload, L OBP: 0.306, SLG: 0.330						G4-3				3	0	1	1	1	0	1						
2 Joey Gathright, L OBP: 0.287, SLG: 0.261		G4-3				B3				3	0	0	0	0	0	3						
Inning Stats	R: 0 E: 0 K: 0 S: 8	H: 1 LOB: 1 BB: 1 P: 14	R: 0 E: 0 K: 1 S: 10	H: 0 LOB: 2 BB: 2 P: 20	R: 0 E: 0 K: 3 S: 11	H: 1 LOB: 1 BB: 0 P: 14	R: 0 E: 0 K: 2 S: 9	H: 0 LOB: 0 BB: 0 P: 14	R: 0 E: 0 K: 0 S: 8	H: 1 LOB: 1 BB: 0 P: 16	R: 0 E: 0 K: 0 S: 6	H: 0 LOB: 0 BB: 0 P: 10	R: 1 E: 0 K: 0 S: 6	H: 2 LOB: 1 BB: 1 P: 13	R: 0 E: 0 K: 1 S: 7	H: 0 LOB: 0 BB: 0 P: 11	R: 0 E: 0 K: 0 S: 8	H: 0 LOB: 1 BB: 1 P: 16	1B: 3 2B: 2 3B: 0 HR: 0	SF: 0 2B: 2 3B: 0 HBP: 0	WP: 0 PB: 0 SB: 0 CS: 0	PA: 35
PITCHER	IP WLS BF H R ER SO BB IBB HBP BLK WP HR S P ERA WHIP																					
68 Mitchell Boggs, R ERA: 4.37	3.0 W 25 4 1 1 1 6 4 0 0 0 0 0 0 55 96 1.50 1.333																					
46 Kyle McClellan, R ERA: 2.49	2.0 6 1 0 0 1 0 0 0 0 0 0 0 10 16 0.00 0.500																					
Russ Springer, R ERA: 2.19	1.0 4 0 0 0 0 0 1 0 0 0 0 0 0 8 16 0.00 1.000																					

St. Louis Cardinals @ Kansas City Royals
Kauffman Stadium, Kansas City, MO
Sat Jun 28 2008, 6:10 PM CDT
Att: 37,537 - Partly Cloudy - 83 F

AB 30
R 1
H 5
RBI 1
BB 5
SO 7
LOB 13



Batter	1	2	3	4	5	6	7	8	9	AB	R	H	RBI	BB	SO	LOB	TOP					
55 Skip Schumaker, L OBP: 0.366, SLG: 0.446	G6-3	CS	SH5-4 24 1B 2B	G4-3		G1-4-3		1B		5	1	2	0	0	0	0	St. Louis Cardinals @ Kansas City Royals Kauffman Stadium, Kansas City, MO Sun Jun 29 2008, 1:10 PM CDT Att: 31,803 - Partly Cloudy - 80 F					
Aaron Miles, S OBP: 0.360, SLG: 0.374	G3		SH5-4			5 HR 1B		1B		3	1	2	0	1	0	0						
5 Albert Pujols, R OBP: 0.483, SLG: 0.640			47 BB 16 1B IBB			HR		F7		4	2	2	2	1	1	3						
24 Rick Ankiel, L OBP: 0.330, SLG: 0.508	G4-3		16 1B 47 BB SF8 1B			47 WP 47 L5 2B		K		5	1	2	1	0	1	3						
47 Ryan Ludwick, R OBP: 0.362, SLG: 0.574	L7		SF8 16 1B BB			L5		F8		4	1	1	0	1	0	1						
16 Chris Duncan, L OBP: 0.318, SLG: 0.343	P6		SF8 1B			F9		FC4-6 1B		5	0	2	1	0	0	1						
Adam Kennedy, L OBP: 0.318, SLG: 0.326			21 HR BB			21 3B BB		F8		2	2	0	1	2	0	1						
21 Jason LaRue, R OBP: 0.347, SLG: 0.402			F8			F8		F8		4	1	2	4	0	0	2						
13 Brendan Ryan, R OBP: 0.331, SLG: 0.338			55 CS 1B			P5		F9		4	0	1	0	0	0	1						
Inning Stats	R: 0 E: 0 K: 0 S: 13	H: 1 LOB: 1 BB: 0 P: 21	R: 2 E: 0 K: 0 S: 7	H: 2 LOB: 0 BB: 1 P: 16	R: 3 E: 0 K: 0 S: 9	H: 3 LOB: 2 BB: 2 P: 25	R: 0 E: 0 K: 1 S: 13	H: 1 LOB: 1 BB: 0 P: 21	R: 2 E: 0 K: 0 S: 12	H: 2 LOB: 1 BB: 1 P: 23	R: 2 E: 0 K: 0 S: 15	H: 3 LOB: 0 BB: 0 P: 24	R: 0 E: 0 K: 0 S: 10	H: 1 LOB: 2 BB: 1 P: 19	R: 0 E: 0 K: 0 S: 7	H: 1 LOB: 1 BB: 0 P: 10		1B: 8 2B: 4 3B: 1 HR: 2	SF: 1 SAC: 1 DP: 1 HBP: 0	WP: 1 PB: 0 SB: 1 CS: 1	PA: 44	
PITCHER	IP	WLS	BF	H	R	ER	SO	BB	IBB	HBP	BLK	WP	HR	S	P	ERA	WHIP					
19 Brian Bannister, R ERA: 4.88	4.2	L	26	9	7	7	1	3	1	0	0	0	0	1	103	13.50	2.571					
57 Joel Peralta, R ERA: 6.0	0.2		4	2	2	2	0	0	0	0	0	0	0	1	10	16	27.00	3.000				
41 Jimmy Gobble, L ERA: 7.32	2.0		8	2	0	0	0	1	0	0	0	0	0	19	31	0.00	1.500					
51 Robinson Tejeda, R ERA: 6.23	1.2		6	1	0	0	1	0	0	0	0	0	0	11	17	0.00	0.600					

Batter	1	2	3	4	5	6	7	8	9	AB	R	H	RBI	BB	SO	LOB	BOTTOM					
9 David DeJesus, L OBP: 0.377, SLG: 0.480	30 BB 11 1B BB		F9			G4-3		30 BB 15 1B 1B		0	0	0	0	1	0	0	St. Louis Cardinals @ Kansas City Royals Kauffman Stadium, Kansas City, MO Sun Jun 29 2008, 1:10 PM CDT Att: 31,803 - Partly Cloudy - 80 F					
Esteban German, R OBP: 0.213, SLG: 0.200										4	1	2	1	0	0	1						
30 Mike Aviles, R OBP: 0.351, SLG: 0.545	11 1B BB		G6-3		F4			15 1B 1B		4	0	1	0	1	1	4						
4 Alex Gordon, L OBP: 0.342, SLG: 0.421	K				F7			P6		4	0	0	0	1	2	7						
11 Jose Guillen, R OBP: 0.305, SLG: 0.491			G6-3		K			F9		5	0	1	0	0	2	3						
15 Mark Grudzielanek, R OBP: 0.364, SLG: 0.408	P4				14 BB 2 1B 1B	24 1B SF7 2B				5	3	4	1	0	0	2						
24 Mark Teahen, L OBP: 0.332, SLG: 0.411			F8		F8			K		5	0	2	1	0	2	3						
Ross Gload, L OBP: 0.291, SLG: 0.328	G5-3				2 1B 14 BB 1B	SF7		K		4	1	1	1	0	1	1						
14 John Buck, R OBP: 0.327, SLG: 0.366	G5-3				1B 2 1B BB			K		2	0	0	0	3	1	0						
2 Joey Gathright, L OBP: 0.291, SLG: 0.265					1B 2 1B BB			FC4-6 BB		4	1	2	1	0	1	4						
16 Kyle McClellan, R OBP: 0.329, SLG: 0.337			30 G6-3 11 PB 1B					P6		1	0	0	0	0	0	0						
Inning Stats	R: 0 E: 0 K: 1 S: 13	H: 1 LOB: 2 BB: 2 P: 23	R: 0 E: 0 K: 1 S: 13	H: 0 LOB: 0 BB: 0 P: 18	R: 1 E: 0 K: 0 S: 10	H: 1 LOB: 1 BB: 1 P: 18	R: 2 E: 0 K: 0 S: 14	H: 4 LOB: 3 BB: 1 P: 26	R: 1 E: 0 K: 2 S: 21	H: 2 LOB: 2 BB: 1 P: 33	R: 0 E: 0 K: 2 S: 11	H: 0 LOB: 0 BB: 0 P: 18	R: 1 E: 0 K: 2 S: 13	H: 3 LOB: 2 BB: 1 P: 22	R: 1 E: 0 K: 1 S: 10	H: 0 LOB: 0 BB: 0 P: 15	R: 0 E: 0 K: 1 S: 9	H: 0 LOB: 0 BB: 0 P: 11	1B: 10 2B: 3 3B: 0 HR: 0	SF: 1 SAC: 0 DP: 0 HBP: 0	WP: 0 PB: 1 SB: 0 CS: 0	PA: 45
PITCHER	IP	WLS	BF	H	R	ER	SO	BB	IBB	HBP	BLK	WP	HR	S	P	ERA	WHIP					
Braden Looper, R ERA: 4.26	3.1		19	6	3	2	2	4	0	0	0	0	0	46	78	5.40	3.000					
63 Chris Perez, R ERA: 3.93	1.1	W	7	2	1	1	1	1	0	0	0	0	0	22	35	6.75	2.250					
Russ Springer, R ERA: 2.16	0.1		1	0	0	0	1	0	0	0	0	0	0	3	5	0.00	0.000					
44 Jason Iiringhausen, R ERA: 5.72	1.2		8	2	1	1	4	1	0	0	0	0	0	22	38	5.40	1.800					
46 Kyle McClellan, R ERA: 2.66	0.2	H	4	2	1	1	0	0	0	0	0	0	0	7	9	13.50	3.000					

livebaseballscorecards.com


livebaseballscorecards.com



Batter	1	2	3	4	5	6	7	8	9	AB	R	H	RBI	BB	SO	LOB	TOP					
30 Mike Aviles, R OBP: 0.333, SLG: 0.505																	5 0 0 0 0 0 8					
15 Mark Grudzielanek, R OBP: 0.365, SLG: 0.463																	4 0 1 2 1 0 3					
4 Alex Gordon, L OBP: 0.346, SLG: 0.435																	5 2 2 1 0 2 3					
11 Jose Guillen, R OBP: 0.302, SLG: 0.482																	4 0 0 0 0 0 1					
24 Mark Teahen, L OBP: 0.330, SLG: 0.418																	3 1 1 2 0 2 0					
16 Billy Butler, R OBP: 0.338, SLG: 0.344																	3 0 1 0 1 1 0					
Ross Gload, L OBP: 0.309, SLG: 0.332																	3 1 1 0 1 1 1					
21 Miguel Olivo, R OBP: 0.295, SLG: 0.495																	4 0 2 0 0 0 3					
2 Joey Gathright, L OBP: 0.301, SLG: 0.267																	3 1 2 0 1 0 1					
Inning Stats	R: 1 E: 0 K: 0 S: 9	H: 1 LOB: 0 BB: 0 P: 13	R: 0 E: 0 K: 2 S: 8	H: 0 LOB: 0 BB: 0 P: 11	R: 0 E: 0 K: 0 S: 7	H: 1 LOB: 0 BB: 0 P: 8	R: 0 E: 0 K: 1 S: 7	H: 0 LOB: 0 BB: 0 P: 10	R: 1 E: 0 K: 0 S: 18	H: 4 LOB: 3 BB: 0 P: 25	R: 1 E: 0 K: 1 S: 6	H: 1 LOB: 1 BB: 1 P: 13	R: 0 E: 0 K: 0 S: 6	H: 2 LOB: 2 BB: 1 P: 11	R: 0 E: 0 K: 1 S: 8	H: 0 LOB: 0 BB: 0 P: 14	R: 2 E: 0 K: 1 S: 20	H: 1 LOB: 1 BB: 2 P: 29	1B: 7 2B: 1 3B: 0 HR: 2	SF: 1 SAC: 0 DP: 2 HBP: 0	WP: 0 PB: 0 SB: 0 CS: 0	PA: 39
PITCHER	IP WLS BF H R ER SO BB IBB HBP BLK WP HR S P ERA WHIP																					
62 Radhames Liz, R ERA: 5.46	6.0 W 25 7 3 3 4 1 0 0 0 0 2 55 80 4.50 1.333																					
29 Adam Loewen, L ERA: 7.09	2.0 H 8 2 0 0 1 1 0 0 0 0 0 14 25 0.00 1.500																					
45 Dennis Sarfate, R ERA: 3.44	0.1 3 0 2 2 0 2 0 0 0 0 0 0 18 54.00 6.000																					
52 George Sherrill, L ERA: 3.62	0.2 S 3 1 0 0 1 0 0 0 0 0 0 10 11 0.00 1.500																					

Kansas City Royals @ Baltimore Orioles
Oriole Park at Camden Yards, Baltimore, MD
Tue Jul 01 2008, 7:05 PM EDT
Att: 19,756 - Partly Cloudy - 80 F


AB 34
R 5
H 10
RBI 5
BB 4
SO 6
LOB 20



Batter	1	2	3	4	5	6	7	8	9	AB	R	H	RBI	BB	SO	LOB	BOTTOM			
1 Brian Roberts, S OBP: 0.373, SLG: 0.489										3 2 1 1 1 0 1										
21 Nick Markakis, L OBP: 0.392, SLG: 0.468										4 1 1 0 0 1 1										
17 Aubrey Huff, L OBP: 0.345, SLG: 0.498										4 0 2 1 0 0 1										
Kevin Millar, R OBP: 0.337, SLG: 0.392										3 0 0 0 1 1 3										
30 Luke Scott, L OBP: 0.355, SLG: 0.521										4 1 0 0 0 0 5										
6 Melvin Mora, R OBP: 0.293, SLG: 0.384										3 1 0 0 1 1 0										
Ramon Hernandez, R OBP: 0.287, SLG: 0.387										4 1 2 2 0 1 0										
10 Adam Jones, R OBP: 0.314, SLG: 0.386										3 1 1 2 0 1 1										
12 Brandon Fahey, L OBP: 0.242, SLG: 0.281										3 0 1 1 0 0 1										
Inning Stats	R: 1 E: 0 K: 0 S: 10	H: 1 LOB: 1 BB: 1 P: 21	R: 1 E: 0 K: 1 S: 12	H: 1 LOB: 0 BB: 0 P: 18	R: 4 E: 0 K: 0 S: 9	H: 3 LOB: 1 BB: 1 P: 17	R: 0 E: 0 K: 1 S: 12	H: 0 LOB: 0 BB: 0 P: 18	R: 0 E: 0 K: 0 S: 9	H: 0 LOB: 0 BB: 1 P: 17	R: 0 E: 0 K: 0 S: 6	H: 1 LOB: 0 BB: 0 P: 7	R: 1 E: 0 K: 1 S: 13	H: 2 LOB: 1 BB: 0 P: 22	R: 0 E: 0 K: 2 S: 10	H: 0 LOB: 0 BB: 0 P: 17	1B: 6 2B: 2 3B: 0 HR: 1	SF: 0 SAC: 0 DP: 2 HBP: 1	WP: 0 PB: 0 SB: 1 CS: 0	PA: 35
PITCHER	IP WLS BF H R ER SO BB IBB HBP BLK WP HR S P ERA WHIP																			
44 Luke Hochevar, R ERA: 4.91	6.0 L 27 6 6 6 2 3 0 1 0 0 0 1 13 22 9.00 1.500																			
41 Jimmy Gobble, L ERA: 7.4	1.0 5 2 1 1 1 0 0 0 0 0 1 13 22 9.00 2.000																			
51 Robinson Tejeda, R ERA: 5.59	1.0 3 0 0 0 2 0 0 0 0 0 0 10 17 0.00 0.000																			

Kansas City Royals @ Baltimore Orioles
Oriole Park at Camden Yards, Baltimore, MD
Tue Jul 01 2008, 7:05 PM EDT
Att: 19,756 - Partly Cloudy - 80 F

AB 31
R 7
H 8
RBI 7
BB 3
SO 5
LOB 13





Batter	1	2	3	4	5	6	7	8	9	AB	R	H	RBI	BB	SO	LOB	TOP					
9 David DeJesus, L (1.7) OBP: 0.382, SLG: 0.496	 HR		 1B		 F7			 1B		4	1	3	1	0	0	0	Kansas City Royals @ Baltimore Orioles Oriole Park at Camden Yards, Baltimore, MD Wed Jul 02 2008, 7:05 PM EDT Att: 17,909 - Clear - 86 F					
30 Mike Aviles, R (1.6) OBP: 0.321, SLG: 0.485	 G4-3		 G6-4-3			 G6-3		 FC6-4		4	0	0	0	0	0	2						
4 Alex Gordon, L (1.5) OBP: 0.344, SLG: 0.432	 G4-3		 K			 P6			 1B	4	0	1	0	0	1	0						
11 Jose Guillen, R (1.10) OBP: 0.301, SLG: 0.479	 G5-3			 1B			 F7		 L6	4	0	1	0	0	0	1						
15 Mark Grudzielanek, R (1.4) OBP: 0.364, SLG: 0.401		 1B		 F8				 L4	 FC5-4	4	0	1	0	0	0	2						
24 Mark Teahen, L (1.9) OBP: 0.326, SLG: 0.413		 K		 F8			 B2-3		 G3	4	0	0	0	0	1	3						
Ross Gload, L (1.3) OBP: 0.305, SLG: 0.327		 L8		 G6-3			 G4-3			3	0	0	0	0	0	2						
14 John Buck, R (1.2) OBP: 0.324, SLG: 0.362		 G1-3			 F8			 P6		3	0	0	0	0	0	1						
2 Joey Gathright, L (1.8) OBP: 0.301, SLG: 0.268			 1B		 G4-3			 B2-3		3	1	1	0	0	0	0						
Inning Stats	R: 1 H: 1 E: 0 K: 0 S: 11	H: 1 LOB: 0 BB: 0 P: 17	R: 0 H: 1 E: 0 K: 1 S: 8	H: 1 LOB: 1 BB: 0 P: 13	R: 1 H: 2 E: 0 K: 1 S: 9	H: 2 LOB: 0 BB: 0 P: 13	R: 0 H: 1 E: 0 K: 0 S: 9	H: 1 LOB: 1 BB: 0 P: 11	R: 0 H: 0 E: 0 K: 0 S: 6	H: 0 LOB: 0 BB: 0 P: 10	R: 0 H: 0 E: 0 K: 0 S: 6	H: 0 LOB: 0 BB: 0 P: 9	R: 0 H: 0 E: 0 K: 0 S: 4	H: 0 LOB: 0 BB: 0 P: 4	R: 0 H: 1 E: 0 K: 0 S: 6	H: 1 LOB: 1 BB: 0 P: 8		R: 0 H: 1 E: 0 K: 0 S: 14	H: 1 LOB: 1 BB: 0 P: 20	1B: 6 2B: 0 3B: 0 HR: 1	SF: 0 SAC: 0 DP: 1 HBP: 0	WP: 1 PB: 0 SB: 0 CS: 0
PITCHER 40 Daniel Cabrera, R (1.1) ERA: 4.34	IP: 9.0 WLS: W BF: 33 H: 7 R: 2 ER: 2 SO: 2 BB: 0 IBB: 0 HBP: 0 BLK: 1 WP: 1 HR: 1 S: 73 P: 105 ERA: 2.00 WHIP: 0.778																					

Batter	1	2	3	4	5	6	7	8	9	AB	R	H	RBI	BB	SO	LOB	BOTTOM			
1 Brian Roberts, S (1.4) OBP: 0.375, SLG: 0.491	 2B		 G6-3		 BB			 K		3	2	1	0	1	1	0	Kansas City Royals @ Baltimore Orioles Oriole Park at Camden Yards, Baltimore, MD Wed Jul 02 2008, 7:05 PM EDT Att: 17,909 - Clear - 86 F			
21 Nick Markakis, L (1.9) OBP: 0.393, SLG: 0.472	 P5		 1B		 2B		 F7			4	2	2	1	0	0	1				
17 Aubrey Huff, L (1.3) OBP: 0.344, SLG: 0.505	 HR		 L6		 G1-3			 P5		4	1	1	2	0	0	2				
Ramon Hernandez, R (1.2) OBP: 0.295, SLG: 0.393	 G6-3		 1B		 1B			 1B		4	0	3	1	0	0	0				
30 Luke Scott, L (1.10) OBP: 0.354, SLG: 0.516	 F7		 1B		 G4-6-3			 G4-3		4	0	1	1	0	0	2				
6 Melvin Mora, R (1.5) OBP: 0.295, SLG: 0.383		 BB		 1B			 F8		 G6-3	3	0	1	0	1	0	1				
Jay Payton, R (1.7) OBP: 0.294, SLG: 0.388		 F9		 G4-3			 L8			3	0	0	0	0	0	2				
10 Adam Jones, R (1.8) OBP: 0.314, SLG: 0.386		 1B		 F8			 L6			3	0	1	0	0	0	1				
12 Brandon Fahey, L (1.6) OBP: 0.222, SLG: 0.257		 G6-4-3		 G4-3			 G4-3			3	0	0	0	0	0	3				
Inning Stats	R: 2 H: 2 E: 0 K: 0 S: 17	H: 2 LOB: 0 BB: 0 P: 23	R: 0 H: 1 E: 0 K: 0 S: 7	H: 1 LOB: 1 BB: 1 P: 12	R: 1 H: 3 E: 0 K: 0 S: 7	H: 3 LOB: 0 BB: 0 P: 10	R: 0 H: 1 E: 0 K: 0 S: 12	H: 1 LOB: 1 BB: 0 P: 15	R: 2 H: 2 E: 1 K: 0 S: 11	H: 2 LOB: 0 BB: 1 P: 19	R: 0 H: 0 E: 0 K: 0 S: 6	H: 0 LOB: 0 BB: 0 P: 10	R: 0 H: 0 E: 0 K: 1 S: 7	H: 0 LOB: 0 BB: 0 P: 8	R: 0 H: 1 E: 0 K: 0 S: 7	H: 1 LOB: 1 BB: 0 P: 11		1B: 7 2B: 2 3B: 0 HR: 1	SF: 0 SAC: 0 DP: 2 HBP: 0	WP: 0 PB: 0 SB: 0 CS: 0
PITCHER 55 Gil Meche, R (1.1) ERA: 4.74 Horacio Ramirez, L (7.1) ERA: 2.25	IP: 6.0 WLS: L BF: 26 H: 9 R: 5 ER: 4 SO: 4 BB: 0 IBB: 0 HBP: 0 BLK: 0 WP: 0 HR: 1 S: 60 P: 89 ERA: 6.00 WHIP: 1.833																			

Batter	1	2	3	4	5	6	7	8	9	AB	R	H	RBI	BB	SO	LOB	TOP										
9 David DeJesus, L (1,7) OBP: 0.375, SLG: 0.482	G3-1		P3		G1-6-3			K		4	0	0	0	0	1	2	Kansas City Royals @ Tampa Bay Rays Tropicana Field, St. Petersburg, FL Sat Jul 05 2008, 7:10 PM EDT Att: 30,418 - Dome - 72 F										
15 Mark Grudzielanek, R (1,4) OBP: 0.372, SLG: 0.453	P3		1B					K		4	0	2	0	0	1	1											
4 Alex Gordon, L (1,5) OBP: 0.335, SLG: 0.419	P5		P5					K		4	0	0	0	0	1	3											
11 Jose Guillen, R (1,9) OBP: 0.300, SLG: 0.469		F7		F9				K		4	0	0	0	0	2	1											
16 Billy Butler, R (1,10) OBP: 0.329, SLG: 0.353	G4-3		F8					L9		4	0	0	0	0	1	1											
Ross Gload, L (1,3) OBP: 0.308, SLG: 0.325	21 1B		21 FC6-4 BB					G4-3		3	0	1	0	1	0	0											
21 Miguel Olivo, R (1,2) OBP: 0.290, SLG: 0.482	1B		FC6-4					G5-3		3	0	1	0	0	0	1											
30 Mike Aviles, R (1,6) OBP: 0.304, SLG: 0.459	P2							F9		3	0	0	0	0	1	2											
2 Joey Gathright, L (1,8) OBP: 0.306, SLG: 0.270		G6-3						15 S 9 WP BB		2	0	1	0	1	0	0											
Inning Stats	R: 0 E: 0 K: 0 S: 6	H: 0 LOB: 0 BB: 0 P: 9	R: 0 E: 0 K: 0 S: 10	H: 2 LOB: 0 BB: 0 P: 10	R: 0 E: 0 K: 0 S: 10	H: 1 LOB: 1 BB: 0 P: 15	R: 0 E: 0 K: 0 S: 11	H: 0 LOB: 1 BB: 0 P: 19	R: 0 E: 0 K: 1 S: 5	H: 1 LOB: 0 BB: 0 P: 6	R: 0 E: 1 K: 1 S: 12	H: 1 LOB: 1 BB: 0 P: 17	R: 0 E: 0 K: 0 S: 5	H: 0 LOB: 0 BB: 0 P: 9	R: 0 E: 0 K: 3 S: 11	H: 0 LOB: 1 BB: 1 P: 20	R: 0 E: 0 K: 2 S: 11	H: 0 LOB: 0 BB: 0 P: 16	1B: 5 2B: 0 3B: 0 HR: 0	SF: 0 SAC: 0 DP: 1 HBP: 0	WP: 1 PB: 0 SB: 1 CS: 0	PA: 33					
PITCHER	IP	WLS	BF	H	R	ER	SO	BB	IBB	HBP	BLK	WP	HR	S	P	ERA	WHIP										
21 Andy Sonnanstine, R (1,1) ERA: 4.31	7.0	W	26	5	0	0	2	1	0	0	0	0	0	59	85	0.00	0.857										
39 J.P. Howell, L (8,1) ERA: 2.91	1.0	H	4	0	0	0	3	1	0	0	0	1	0	11	20	0.00	1.000										
50 Grant Balfour, R (9,1) ERA: 1.02	1.0	S	3	0	0	0	2	0	0	0	0	0	0	11	16	0.00	0.000										

Batter	1	2	3	4	5	6	7	8	9	AB	R	H	RBI	BB	SO	LOB	BOTTOM										
1 Akinori Iwamura, L (1,4) OBP: 0.346, SLG: 0.375	K				G4-3			K		4	0	1	2	0	2	1	Kansas City Royals @ Tampa Bay Rays Tropicana Field, St. Petersburg, FL Sat Jul 05 2008, 7:10 PM EDT Att: 30,418 - Dome - 72 F										
13 Carl Crawford, L (1,7) OBP: 0.331, SLG: 0.409	2 FC6-4 1B		G3		G6-3			2 L3 1B		4	0	2	0	0	0	2											
2 B.J. Upton, R (1,8) OBP: 0.388, SLG: 0.405	FC6-4 23 PB 1-2				K			L3		4	0	0	0	0	2	3											
23 Carlos Pena, L (1,3) OBP: 0.335, SLG: 0.424	3 FC6-4 BB				K			F9		3	0	0	0	1	2	0											
3 Evan Longoria, R (1,5) OBP: 0.351, SLG: 0.529	FC6-4 1-2		P4					G5-3		4	0	1	0	0	0	2											
15 Cliff Floyd, L (1,10) OBP: 0.344, SLG: 0.450					F8					3	1	2	0	0	0	0											
31 Jonny Gomes, R (8,PH) OBP: 0.305, SLG: 0.409			30 1B							1	0	0	0	0	0	1											
30 Dioner Navarro, S (1,2) OBP: 0.370, SLG: 0.435			1 2B		G6-3			E5		4	1	2	0	0	0	1											
32 Eric Hinske, L (1,9) OBP: 0.344, SLG: 0.509					G3-1					3	0	0	0	0	1	4											
26 Gabe Gross, L (8,9) OBP: 0.336, SLG: 0.359										1	0	0	0	0	1	2											
18 Ben Zobrist, S (1,6) OBP: 0.400, SLG: 0.815										3	1	2	1	0	1	2											
Inning Stats	R: 0 E: 0 K: 1 S: 11	H: 1 LOB: 2 BB: 1 P: 17	R: 2 E: 0 K: 2 S: 13	H: 3 LOB: 1 BB: 0 P: 24	R: 0 E: 0 K: 2 S: 10	H: 0 LOB: 0 BB: 0 P: 16	R: 0 E: 0 K: 0 S: 11	H: 0 LOB: 0 BB: 0 P: 17	R: 0 E: 0 K: 1 S: 12	H: 1 LOB: 1 BB: 0 P: 19	R: 0 E: 0 K: 1 S: 13	H: 2 LOB: 2 BB: 0 P: 20	R: 1 E: 0 K: 1 S: 10	H: 2 LOB: 0 BB: 0 P: 14	R: 0 E: 1 K: 1 S: 18	H: 1 LOB: 2 BB: 0 P: 27	1B: 7 2B: 2 3B: 1 HR: 1	SF: 0 SAC: 0 DP: 1 HBP: 0	WP: 0 PB: 1 SB: 1 CS: 0	PA: 35							
PITCHER	IP	WLS	BF	H	R	ER	SO	BB	IBB	HBP	BLK	WP	HR	S	P	ERA	WHIP										
23 Zack Greinke, R (1,1) ERA: 3.62	6.0	L	26	7	2	2	7	1	0	0	0	0	0	70	113	3.00	1.333										
Horacio Ramirez, L (7,1) ERA: 2.7	2.0		9	3	1	1	2	0	0	0	0	0	1	28	41	4.50	1.500										

Batter	1	2	3	4	5	6	7	8	9	AB	R	H	RBI	BB	SO	LOB	TOP										
2 Joey Gathright, L (1, 8) OBP: 0.305, SLG: 0.270	G5-3		K			G3		E6		4	0	1	0	0	1	0	Kansas City Royals @ Tampa Bay Rays Tropicana Field, St. Petersburg, FL Sun Jul 06 2008, 1:40 PM EDT Att: 20,587 - Dome - 72 F AB 32 R 2 H 6 RBI 2 BB 1 SO 8 LOB 6 										
15 Mark Grudzielanek, R (1, 4) OBP: 0.368, SLG: 0.419	K		F9			P3		G1-6-3		3	0	0	0	0	1	0											
30 Mike Aviles, R (7, 4) OBP: 0.302, SLG: 0.455	K		F9							1	0	0	0	0	0	2											
9 David DeJesus, L (1, 7) OBP: 0.370, SLG: 0.475	K		F9			K				4	0	0	0	0	2	0											
11 Jose Guillen, R (1, 10) OBP: 0.297, SLG: 0.465	K					G5-3		G6-3		3	0	0	0	0	1	0											
16 Billy Butler, R (9, PH) OBP: 0.326, SLG: 0.351	K					G1-3				1	0	0	0	0	0	0											
24 Mark Teahen, L (1, 9) OBP: 0.328, SLG: 0.407	K					G3-6-3		L7		3	0	1	0	1	1	0											
Ross Gload, L (1, 3) OBP: 0.311, SLG: 0.333	14 2B					G3-6-3				4	1	2	0	0	0	2											
14 John Buck, R (1, 2) OBP: 0.320, SLG: 0.361	1B					F9		G5-3		3	1	1	0	0	0	1											
Esteban German, R (1, 5) OBP: 0.215, SLG: 0.203	1B					P3		G4-3		3	0	1	2	0	0	0											
1 Tony Pena Jr., R (1, 6) OBP: 0.181, SLG: 0.210	K					K		E6		3	0	0	0	0	2	1											
Inning Stats	R: 0 E: 0 K: 2 S: 8	H: 0 LOB: 0 BB: 0 P: 12	R: 2 E: 0 K: 3 S: 16	H: 3 LOB: 1 BB: 0 P: 25	R: 0 E: 0 K: 1 S: 7	H: 0 LOB: 0 BB: 0 P: 11	R: 0 E: 0 K: 0 S: 4	H: 0 LOB: 0 BB: 1 P: 9	R: 0 E: 0 K: 1 S: 9	H: 0 LOB: 0 BB: 0 P: 15	R: 0 E: 0 K: 1 S: 6	H: 1 LOB: 1 BB: 0 P: 11	R: 0 E: 2 K: 0 S: 11	H: 1 LOB: 1 BB: 0 P: 13	R: 0 E: 0 K: 0 S: 7	H: 1 LOB: 1 BB: 0 P: 9	1B: 4 2B: 2 3B: 0 HR: 0	SF: 0 SAC: 0 DP: 2 HBP: 0	WP: 0 PB: 0 SB: 0 CS: 0	PA: 33							
PITCHER	IP	WLS	BF	H	R	ER	SO	BB	IBB	HBP	BLK	WP	HR	S	P	ERA	WHIP										
33 James Shields, R (1, 1) ERA: 3.64	7.0	W	25	4	2	2	8	1	0	0	0	0	0	57	93	2.57	0.714										
47 Gary Glover, R (8, 1) ERA: 3.34	1.0		4	1	0	0	0	0	0	0	0	0	0	11	13	0.00	1.000										
Trever Miller, L (9, 1) ERA: 3.57	1.0		4	1	0	0	0	0	0	0	0	0	0	7	9	0.00	1.000										

Batter	1	2	3	4	5	6	7	8	9	AB	R	H	RBI	BB	SO	LOB	BOTTOM										
1 Akinori Iwamura, L (1, 4) OBP: 0.347, SLG: 0.382	P6		G1-3			L9		K		4	2	2	0	0	0	1	Kansas City Royals @ Tampa Bay Rays Tropicana Field, St. Petersburg, FL Sun Jul 06 2008, 1:40 PM EDT Att: 20,587 - Dome - 72 F AB 35 R 9 H 13 RBI 9 BB 3 SO 6 LOB 15 										
44 Reid Brignac, L (8, 6)			23 2B							1	0	0	0	0	1	1											
13 Carl Crawford, L (1, 7) OBP: 0.332, SLG: 0.412	L8		23 2B			SF7		P4		3	2	2	1	0	0	0											
31 Jonny Gomes, R (8, 7) OBP: 0.302, SLG: 0.405			23 2B							1	0	0	0	0	0	1											
2 B.J. Upton, R (1, 8) OBP: 0.391, SLG: 0.410	G6-3		G1-3			23 1B				4	0	2	2	1	0	2											
23 Carlos Pena, L (1, 10) OBP: 0.339, SLG: 0.432		16 1B	3 HBP			F7		F9		5	2	3	2	0	0	3											
3 Evan Longoria, R (1, 5) OBP: 0.353, SLG: 0.537		18 FC3-6	16 1B							3	1	1	2	0	1	2											
16 Willy Aybar, S (1, 3) OBP: 0.357, SLG: 0.416		18 FC3-6	18 S			G4-3		K		4	0	2	0	0	1	0											
18 Ben Zobrist, S (1, 6) OBP: 0.353, SLG: 0.710		18 FC3-6	18 S			K		G3		4	0	0	1	0	2	3											
26 Gabe Gross, L (1, 9) OBP: 0.337, SLG: 0.412		G3-2-5						F9		4	1	1	1	0	0	2											
9 Shawn Riggans, R (1, 2) OBP: 0.321, SLG: 0.467		G6-3				K				2	1	0	0	2	1	0											
Inning Stats	R: 0 E: 0 K: 0 S: 5	H: 0 LOB: 0 BB: 0 P: 9	R: 1 E: 0 K: 0 S: 7	H: 2 LOB: 1 BB: 0 P: 12	R: 4 E: 0 K: 1 S: 16	H: 5 LOB: 1 BB: 0 P: 25	R: 2 E: 0 K: 0 S: 12	H: 2 LOB: 1 BB: 1 P: 21	R: 0 E: 0 K: 1 S: 9	H: 0 LOB: 0 BB: 0 P: 12	R: 2 E: 0 K: 2 S: 21	H: 4 LOB: 2 BB: 0 P: 30	R: 0 E: 0 K: 1 S: 9	H: 0 LOB: 2 BB: 2 P: 13	R: 0 E: 0 K: 1 S: 13	H: 0 LOB: 2 BB: 2 P: 24	1B: 7 2B: 4 3B: 1 HR: 2	SF: 1 SAC: 0 DP: 1 HBP: 1	WP: 0 PB: 0 SB: 1 CS: 0	PA: 40							
PITCHER	IP	WLS	BF	H	R	ER	SO	BB	IBB	HBP	BLK	WP	HR	S	P	ERA	WHIP										
44 Luke Hochevar, R (1, 1) ERA: 5.4	4.0	L	22	9	7	7	1	0	0	0	0	0	1	40	67	15.75	2.500										
57 Joel Paralta, R (5, 1) ERA: 5.66	1.2		9	4	2	2	2	0	0	0	0	0	1	27	39	10.80	2.400										
Ramon E Ramirez, R (6, 1) ERA: 2.66	0.1		1	0	0	0	1	0	0	0	0	0	0	3	3	0.00	0.000										
51 Robinson Tejeda, R (7, 1) ERA: 4.63	1.0		3	0	0	0	1	0	0	0	0	0	0	9	13	0.00	0.000										
41 Jimmy Gobble, L (8, 1) ERA: 7.51	1.0		5	0	0	0	1	2	0	0	0	0	0	13	24	0.00	2.000										

Batter	1	2	3	4	5	6	7	8	9	10	AB	R	H	RBI	BB	SO	LOB	TOP	
9 David DeJesus, L (1, 7) OBP: 0.373, SLG: 0.482											6	0	3	2	0	1	2		
2 Joey Gathright, L (1, 8) OBP: 0.303, SLG: 0.268											5	0	1	0	0	0	3		
4 Alex Gordon, L (1, 5) OBP: 0.336, SLG: 0.416											3	0	0	0	1	1	2		
16 Billy Butler, R (1, 10) OBP: 0.325, SLG: 0.347											5	0	1	0	0	0	2		
Esteban German, R (10, PR) OBP: 0.215, SLG: 0.203											0	1	0	0	0	0	0		
24 Mark Teahen, L (1, 9) OBP: 0.218, SLG: 0.404											5	1	1	0	0	2	5		
Ross Gload, L (1, 3) OBP: 0.317, SLG: 0.333											3	2	1	1	2	0	0		
14 John Buck, R (1, 2) OBP: 0.322, SLG: 0.376											5	2	2	3	0	0	1		
30 Mike Aviles, R (1, 4) OBP: 0.314, SLG: 0.487											5	1	3	1	0	1	2		
1 Tony Pena Jr., R (1, 6) OBP: 0.176, SLG: 0.204											5	0	0	0	0	3	5		
Inning Stats	R: 0 E: 0 K: 1 S: 10	H: 1 LOB: 2 BB: 0 P: 15	R: 2 E: 0 K: 1 S: 20	H: 2 LOB: 1 BB: 1 P: 26	R: 1 E: 0 K: 1 S: 15	H: 2 LOB: 0 BB: 0 P: 19	R: 0 E: 0 K: 0 S: 9	H: 2 LOB: 2 BB: 0 P: 13	R: 0 E: 0 K: 2 S: 9	H: 0 LOB: 0 BB: 0 P: 11	R: 0 E: 0 K: 1 S: 10	H: 2 LOB: 2 BB: 1 P: 21	R: 0 E: 0 K: 1 S: 8	H: 0 LOB: 0 BB: 0 P: 12	R: 4 E: 1 K: 0 S: 11	H: 2 LOB: 1 BB: 1 P: 20	1B: 9 2B: 0 3B: 1 HR: 2	SF: 0 SAC: 0 DP: 1 HBP: 1	WP: 0 PA: 46
PITCHER	IP WLS BF H R ER SO	IP WLS BF H R ER SO	IP WLS BF H R ER SO	IP WLS BF H R ER SO	IP WLS BF H R ER SO	IP WLS BF H R ER SO	IP WLS BF H R ER SO	IP WLS BF H R ER SO	IP WLS BF H R ER SO	IP WLS BF H R ER SO	IP WLS BF H R ER SO	IP WLS BF H R ER SO	IP WLS BF H R ER SO	IP WLS BF H R ER SO	IP WLS BF H R ER SO	IP WLS BF H R ER SO	ERA WHIP	ERA WHIP	
22 Matt Garza, R ERA: 3.51	6.2	5	1	0	0	2	0	0	0	0	12	20	0.00	0.750					
39 J.P. Howell, L ERA: 2.83	7.1	1.1	5	1	0	0	2	0	0	0	12	20	0.00	0.750					
Trevor Miller, L ERA: 3.42	9.1	1.0	3	0	0	0	1	0	0	0	8	12	0.00	0.000					
35 Dan Wheeler, R ERA: 2.43	10.1	1.0	L	7	2	4	3	0	0	1	0	0	27.00	2.000					

Kansas City Royals @ Tampa Bay Rays
Tropicana Field, St. Petersburg, FL
Mon Jul 07 2008, 12:40 PM EDT
Att. 16,293 - Dome - 72 F

livebaseballscores.com

AB 42
R 7
H 12
RBI 7
BB 3
SO 8
LOB 22

Batter	1	2	3	4	5	6	7	8	9	10	AB	R	H	RBI	BB	SO	LOB	BOTTOM	
1 Akinori Iwamura, L (1, 4) OBP: 0.350, SLG: 0.383											4	1	1	0	2	0	3		
13 Carl Crawford, L (1, 8) OBP: 0.331, SLG: 0.409											5	1	1	0	0	2	6		
23 Carlos Pena, L (1, 3) OBP: 0.337, SLG: 0.439											5	1	1	1	0	2	8		
3 Evan Longoria, R (1, 5) OBP: 0.354, SLG: 0.535											5	0	2	1	0	2	4		
15 Cliff Floyd, L (1, 10) OBP: 0.351, SLG: 0.456											3	0	2	0	0	1	0		
16 Willy Aybar, S (7, PH) OBP: 0.351, SLG: 0.409											2	0	0	0	0	0	1		
31 Jonny Gomes, R (1, 7) OBP: 0.293, SLG: 0.391											4	0	0	0	0	1	3		
26 Gabe Gross, L (8, 8) OBP: 0.335, SLG: 0.410											1	0	0	0	0	1	1		
30 Dioner Navarro, S (1, 2) OBP: 0.371, SLG: 0.436											4	0	1	0	1	0	2		
32 Eric Hinske, L (1, 9) OBP: 0.349, SLG: 0.524											5	1	3	1	0	0	3		
18 Ben Zobrist, S (1, 6) OBP: 0.333, SLG: 0.629											4	0	0	0	1	3	4		
Inning Stats	R: 2 E: 0 K: 1 S: 17	H: 3 LOB: 2 BB: 1 P: 30	R: 0 E: 1 K: 1 S: 14	H: 1 LOB: 3 BB: 1 P: 24	R: 0 E: 0 K: 1 S: 14	H: 1 LOB: 1 BB: 0 P: 7	R: 0 E: 0 K: 0 S: 5	H: 1 LOB: 0 BB: 0 P: 7	R: 0 E: 0 K: 1 S: 9	H: 0 LOB: 0 BB: 0 P: 14	R: 0 E: 0 K: 2 S: 9	H: 1 LOB: 1 BB: 0 P: 17	R: 1 E: 0 K: 2 S: 14	H: 2 LOB: 1 BB: 0 P: 17	R: 1 E: 0 K: 1 S: 13	H: 1 LOB: 0 BB: 0 P: 19	1B: 7 2B: 2 3B: 0 HR: 2	SF: 0 SAC: 0 DP: 0 HBP: 0	WP: 0 PA: 46
PITCHER	IP WLS BF H R ER SO	IP WLS BF H R ER SO	IP WLS BF H R ER SO	IP WLS BF H R ER SO	IP WLS BF H R ER SO	IP WLS BF H R ER SO	IP WLS BF H R ER SO	IP WLS BF H R ER SO	IP WLS BF H R ER SO	IP WLS BF H R ER SO	IP WLS BF H R ER SO	IP WLS BF H R ER SO	IP WLS BF H R ER SO	IP WLS BF H R ER SO	IP WLS BF H R ER SO	IP WLS BF H R ER SO	ERA WHIP	ERA WHIP	
55 Gil Meche, R ERA: 4.67	5.1	H	7	1	0	2	5	4	0	0	21	115	3.38	2.062					
32 Ron Mahay, L ERA: 1.94	6.1	H	7	1	0	0	4	0	0	0	20	31	0.00	0.500					
Ramon E Ramirez, R ERA: 2.61	8.1	H	2	0	0	0	0	0	0	0	5	9	0.00	0.000					
48 Joaquin Soria, R ERA: 1.62	9.1	W	9	3	2	2	3	0	0	0	2	27	36	9.00	1.500				

Kansas City Royals @ Tampa Bay Rays
Tropicana Field, St. Petersburg, FL
Mon Jul 07 2008, 12:40 PM EDT
Att. 16,293 - Dome - 72 F

livebaseballscores.com

AB 42
R 4
H 11
RBI 3
BB 4
SO 12
LOB 35

Batter	1	2	3	4	5	6	7	8	9	AB	R	H	RBI	BB	SO	LOB	TOP								
Orlando Cabrera, R (1, 6) OBP: 0.322, SLG: 0.362										2	1	0	0	2	0	0	Chicago White Sox @ Kansas City Royals Kauffman Stadium, Kansas City, MO Wed Jul 09 2008, 7:10 PM CDT Att: 16,502 - Cloudy - 84 F								
Nick Swisher, S (1, 8) OBP: 0.348, SLG: 0.408										3	2	1	0	1	0	2									
20 Carlos Quentin, R (1, 7) OBP: 0.377, SLG: 0.522										3	3	2	4	1	1	0									
23 Jermaine Dye, R (1, 9) OBP: 0.349, SLG: 0.534										4	0	0	0	0	2	2									
25 Jim Thome, L (1, 10) OBP: 0.363, SLG: 0.480										3	1	1	1	1	0	0									
14 Paul Konerko, R (1, 3) 32 Brian Anderson, R (8, 8) OBP: 0.268, SLG: 0.412										4	0	0	0	0	4	2									
24 Joe Crede, R (1, 5) OBP: 0.331, SLG: 0.477										4	0	0	0	0	0	1									
10 Alexei Ramirez, R (1, 4) OBP: 0.330, SLG: 0.467										4	0	1	1	0	2	0									
Toby Hall, R (1, 2) 12 A.J. Pierzynski, L (7, PH) OBP: 0.326, SLG: 0.432										2	0	0	0	0	0	0									
Inning Stats	R: 0 E: 0 K: 1 S: 6	H: 0 LOB: 0 BB: 1 P: 14	R: 0 E: 0 K: 1 S: 7	H: 0 LOB: 0 BB: 0 P: 9	R: 0 E: 0 K: 1 S: 9	H: 0 LOB: 0 BB: 0 P: 12	R: 2 E: 0 K: 1 S: 11	H: 2 LOB: 0 BB: 0 P: 19	R: 0 E: 0 K: 1 S: 10	H: 0 LOB: 0 BB: 0 P: 16	R: 2 E: 0 K: 0 S: 11	H: 1 LOB: 0 BB: 1 P: 20	R: 1 E: 0 K: 2 S: 11	H: 1 LOB: 1 BB: 1 P: 20	R: 2 E: 0 K: 2 S: 12	H: 1 LOB: 1 BB: 2 P: 25		R: 0 E: 0 K: 2 S: 9	H: 0 LOB: 0 BB: 0 P: 12	1B: 1 2B: 2 HR: 2	SF: 0 SAC: 0 DP: 1 HBP: 0	WP: 0 PB: 0 SB: 2 CS: 0	PA: 36		
PITCHER	IP	WLS	BF	H	R	ER	SO	BB	IBB	HBP	BLK	WP	HR	S	P	ERA	WHIP								
19 Brian Bannister, R (1, 1) ERA: 5.24	6.2		26	4	5	5	6	3	0	0	0	0	2	62	106	6.75	1.050								
51 Robinson Tejeda, R (7, 1) ERA: 5.65	0.2	L	4	0	2	2	1	2	0	0	0	0	0	8	18	27.00	3.000								
Ramon E Ramirez, R (8, 1) ERA: 2.89	0.2	B	3	1	0	0	2	0	0	0	1	0	0	7	11	0.00	1.500								
57 Joel Peralta, R (9, 1) ERA: 5.65	1.0		3	0	0	0	2	0	0	0	0	0	0	9	12	0.00	0.000								

Batter	1	2	3	4	5	6	7	8	9	AB	R	H	RBI	BB	SO	LOB	BOTTOM								
9 David DeJesus, L (1, 8) OBP: 0.365, SLG: 0.471										4	1	0	0	1	2	2	Chicago White Sox @ Kansas City Royals Kauffman Stadium, Kansas City, MO Wed Jul 09 2008, 7:10 PM CDT Att: 16,502 - Cloudy - 84 F								
30 Mike Aviles, R (1, 6) OBP: 0.323, SLG: 0.480										5	1	1	0	0	1	0									
4 Alex Gordon, L (1, 5) OBP: 0.337, SLG: 0.413										4	0	1	1	0	2	0									
11 Jose Guillen, R (1, 7) OBP: 0.299, SLG: 0.469										4	1	1	0	0	1	1									
15 Mark Grudzielanek, R (1, 4) OBP: 0.372, SLG: 0.425										4	1	3	0	0	0	0									
Ross Gload, L (1, 3) OBP: 0.325, SLG: 0.341										4	0	3	2	0	0	1									
16 Billy Butler, R (1, 10) OBP: 0.320, SLG: 0.345										4	1	1	0	0	0	4									
24 Mark Teahen, L (1, 9) OBP: 0.325, SLG: 0.402										4	0	1	0	0	1	2									
14 John Buck, R (1, 2) OBP: 0.324, SLG: 0.393										3	1	2	2	0	1	0									
Inning Stats	R: 2 E: 0 K: 0 S: 18	H: 3 LOB: 1 BB: 1 P: 26	R: 1 E: 0 K: 0 S: 13	H: 1 LOB: 0 BB: 0 P: 17	R: 2 E: 1 K: 1 S: 14	H: 3 LOB: 1 BB: 0 P: 17	R: 1 E: 0 K: 1 S: 8	H: 1 LOB: 0 BB: 0 P: 9	R: 0 E: 0 K: 1 S: 7	H: 0 LOB: 0 BB: 0 P: 10	R: 0 E: 0 K: 1 S: 11	H: 3 LOB: 2 BB: 0 P: 14	R: 0 E: 0 K: 1 S: 9	H: 0 LOB: 0 BB: 0 P: 12	R: 0 E: 0 K: 0 S: 7	H: 2 LOB: 1 BB: 0 P: 7		R: 0 E: 0 K: 3 S: 9	H: 0 LOB: 0 BB: 0 P: 10	1B: 10 2B: 2 HR: 1	SF: 1 SAC: 0 DP: 3 HBP: 0	WP: 0 PB: 1 SB: 0 CS: 0	PA: 38		
PITCHER	IP	WLS	BF	H	R	ER	SO	BB	IBB	HBP	BLK	WP	HR	S	P	ERA	WHIP								
Javier Vazquez, R (1, 1) ERA: 4.61	5.2		27	11	6	6	3	1	0	0	0	0	0	10	15	0.00	0.000								
57 Boone Logan, L (6, 1) ERA: 1.95	1.0		3	0	0	0	1	0	0	0	0	0	0	5	5	0.00	3.000								
61 Adam Russell, R (7, 1) ERA: 2.7	0.1	W	2	1	0	0	1	0	0	0	0	0	0	5	5	0.00	1.000								
37 Matt Thornton, L (8, 1) ERA: 2.21	1.0	H	3	1	0	0	0	0	0	0	0	0	0	5	5	0.00	1.000								
26 Octavio Dotel, R (9, 1) ERA: 2.79	1.0	S	3	0	0	0	3	0	0	0	0	0	0	9	10	0.00	0.000								

Batter	1	2	3	4	5	6	7	8	9	AB	R	H	RBI	BB	SO	LOB	TOP										
Orlando Cabrera, R OBP: 0.321, SLG: 0.361 (1, 6)										4	0	1	0	0	0	1	Chicago White Sox @ Kansas City Royals Kauffman Stadium, Kansas City, MO Thu Jul 10 2008, 7:10 PM CDT Att: 14,547 - Partly Cloudy - 84 F										
12 A.J. Pierzynski, L OBP: 0.322, SLG: 0.427 (1, 2)										4	0	0	0	0	1												
20 Carlos Quentin, R OBP: 0.373, SLG: 0.515 (1, 7)										4	0	0	0	0	2	1											
23 Jermaine Dye, R OBP: 0.351, SLG: 0.545 (1, 9)										4	1	2	1	0	2	1											
25 Jim Thome, L OBP: 0.365, SLG: 0.478 (1, 10)										3	0	1	0	1	1	0											
14 Paul Konerko, R OBP: 0.321, SLG: 0.360 (1, 3)										4	0	1	0	0	0	3											
Nick Swisher, S OBP: 0.347, SLG: 0.406 (1, 8)										4	0	1	0	0	2	2											
24 Joe Crede, R OBP: 0.328, SLG: 0.472 (1, 5)										3	0	0	0	0	1	2											
10 Alexei Ramirez, R OBP: 0.326, SLG: 0.461 (1, 4)										3	0	0	0	0	1	1											
Inning Stats	R: 0 E: 0 K: 1 S: 8	H: 1 LOB: 1 BB: 0 P: 11	R: 0 E: 0 K: 1 S: 8	H: 1 LOB: 1 BB: 0 P: 14	R: 0 E: 0 K: 0 S: 8	H: 0 LOB: 0 BB: 0 P: 11	R: 1 E: 0 K: 3 S: 14	H: 2 LOB: 1 BB: 0 P: 22	R: 0 E: 0 K: 1 S: 9	H: 1 LOB: 2 BB: 1 P: 18	R: 0 E: 0 K: 1 S: 14	H: 1 LOB: 1 BB: 0 P: 20	R: 0 E: 0 K: 2 S: 10	H: 0 LOB: 0 BB: 0 P: 15	R: 0 E: 0 K: 0 S: 7	H: 0 LOB: 0 BB: 0 P: 11	1B: 4 2B: 1 3B: 0 HR: 1	SF: 0 SAC: 0 DP: 0 HBP: 0	WP: 0 PB: 0 SB: 1 CS: 0	PA: 34							
PITCHER	IP	WLS	BF	H	R	ER	SO	BB	IBB	HBP	BLK	WP	HR	S	P	ERA	WHIP										
23 Zack Greinke, R ERA: 3.48 (1, 1)	7.0		28	6	1	1	8	1	0	0	0	0	1	72	109	1.29	1.000										
32 Ron Mahay, L ERA: 1.95 (8, 1)	1.0	W	3	0	0	0	2	0	0	0	0	0	0	10	15	0.00	0.000										
48 Joakim Soria, R ERA: 1.54 (9, 1)	1.0	S	3	0	0	0	0	0	0	0	0	0	0	7	11	0.00	0.000										

Batter	1	2	3	4	5	6	7	8	9	AB	R	H	RBI	BB	SO	LOB	BOTTOM										
9 David DeJesus, L OBP: 0.364, SLG: 0.468 (1, 8)										4	1	1	0	0	1	2	Chicago White Sox @ Kansas City Royals Kauffman Stadium, Kansas City, MO Thu Jul 10 2008, 7:10 PM CDT Att: 14,547 - Partly Cloudy - 84 F										
30 Mike Aviles, R OBP: 0.321, SLG: 0.481 (1, 6)										4	1	1	1	0	1	2											
15 Mark Grudzielanek, R OBP: 0.367, SLG: 0.419 (1, 4)										4	0	0	0	0	1	4											
11 Jose Guillen, R OBP: 0.298, SLG: 0.469 (1, 7)											4	1	1	1	0	1											
21 Miguel Olivo, R OBP: 0.291, SLG: 0.474 (9, 2)										0	0	0	0	0	0	0											
24 Mark Teahen, L OBP: 0.327, SLG: 0.415 (1, 9)											4	1	2	2	0	2											
4 Alex Gordon, L OBP: 0.336, SLG: 0.412 (1, 5)											4	0	1	0	0	1											
16 Billy Butler, R OBP: 0.316, SLG: 0.341 (1, 10)											3	0	0	0	0	1											
Ross Gload, L OBP: 0.329, SLG: 0.342 (1, 3)										2	0	1	0	0	0	0											
14 John Buck, R OBP: 0.324, SLG: 0.392 (1, 2)										3	0	1	0	0	1	2											
2 Joey Gathright, L OBP: 0.302, SLG: 0.267 (8, PR)										0	0	0	0	0	0	0											
Inning Stats	R: 0 E: 0 K: 2 S: 8	H: 0 LOB: 0 BB: 0 P: 11	R: 0 E: 0 K: 2 S: 10	H: 1 LOB: 1 BB: 0 P: 16	R: 0 E: 0 K: 2 S: 9	H: 1 LOB: 2 BB: 0 P: 12	R: 0 E: 0 K: 1 S: 14	H: 1 LOB: 1 BB: 0 P: 18	R: 0 E: 0 K: 0 S: 11	H: 0 LOB: 0 BB: 0 P: 15	R: 0 E: 1 K: 1 S: 10	H: 0 LOB: 1 BB: 0 P: 16	R: 0 E: 0 K: 0 S: 7	H: 0 LOB: 0 BB: 0 P: 10	R: 4 E: 1 K: 1 S: 19	H: 4 LOB: 1 BB: 0 P: 25	1B: 4 2B: 3 3B: 0 HR: 1	SF: 0 SAC: 0 DP: 1 HBP: 1	WP: 0 PB: 0 SB: 0 CS: 0	PA: 33							
PITCHER	IP	WLS	BF	H	R	ER	SO	BB	IBB	HBP	BLK	WP	HR	S	P	ERA	WHIP										
56 Mark Buehrle, L ERA: 3.68 (1, 1)	7.1	L	29	6	3	2	8	6	0	1	0	0	0	76	107	2.46	0.818										
26 Octavio Dotel, R ERA: 2.96 (8, 1)	0.1		2	1	0	0	0	0	0	0	0	0	0	5	5	0.00	3.000										
57 Boone Logan, L ERA: 2.2 (8, 1)	0.1		2	1	1	0	1	0	0	0	0	0	0	7	11	0.00	3.000										



Batter	1	2	3	4	5	6	7	8	9	AB	R	H	RBI	BB	SO	LOB	TOP										
51 Ichiro Suzuki, L (1,9) OBP: 0.363, SLG: 0.370	L7		F7		G5-3			FC4-6 G1-3		4	0	0	0	0	0	1											
4 Jose Lopez, R (1,4) OBP: 0.319, SLG: 0.415	1B		G5-3			G6-3		G1-3		4	0	1	0	0	0	1											
Raul Ibanez, L (1,7) OBP: 0.340, SLG: 0.434	K			G4-3		G6-3		F7		4	0	0	0	0	1	2											
Jose Vidro, S (1,10)	F7			F7		F8			G2-3	4	0	0	0	0	0	1											
29 Adrian Beltré, R (1,5) OBP: 0.331, SLG: 0.442	K			1B			G4-3 G6-3 2B		K	4	1	2	0	0	2	0											
Jeremy Reed, L (1,8) OBP: 0.319, SLG: 0.352	B3			1B			G4-3		G4-3	4	0	1	0	0	0	1											
Miguel Cairo, R (1,3) OBP: 0.293, SLG: 0.261	1B			K			G6-3			3	0	1	1	0	1	2											
9 Jeff Clement, L (1,2) OBP: 0.258, SLG: 0.324	K				G3		F7			3	0	0	0	0	1	1											
7 Yuniesky Betancourt, R (1,6) OBP: 0.280, SLG: 0.379	L6				F8			51 FC4-6 1B		3	0	1	0	0	0	0											
Inning Stats	R: 0 H: 1 E: 0 K: 1 S: 11	H: 1 LOB: 1 BB: 0 P: 18	R: 0 H: 0 E: 0 K: 2 S: 8	H: 1 LOB: 1 BB: 0 P: 13	R: 0 H: 0 E: 0 K: 0 S: 8	H: 0 LOB: 0 BB: 0 P: 12	R: 0 H: 2 E: 0 K: 1 S: 11	H: 2 LOB: 2 BB: 0 P: 17	R: 0 H: 0 E: 0 K: 0 S: 7	H: 0 LOB: 0 BB: 0 P: 10	R: 0 H: 0 E: 0 K: 0 S: 6	H: 0 LOB: 0 BB: 0 P: 11	R: 1 H: 1 E: 0 K: 0 S: 8	H: 1 LOB: 0 BB: 0 P: 11	R: 0 H: 1 E: 0 K: 0 S: 7	H: 1 LOB: 1 BB: 0 P: 10	R: 0 H: 0 E: 0 K: 1 S: 8	H: 0 LOB: 0 BB: 0 P: 11	1B: 5 2B: 1 3B: 0 HR: 0	SF: 0 SAC: 0 DP: 0 HBP: 0	WP: 0 PB: 0 SB: 2 CS: 0	PA: 33					
PITCHER	IP	WLS	BF	H	R	ER	SO	BB	IBB	HBP	BLK	WP	HR	S	P	ERA	WHIP										
44 Luke Hochevar, R (1,1) ERA: 5.1	7.0	W	26	5	1	1	4	0	0	0	0	0	0	59	92	1.29	0.714										
Ramon F Ramirez, R (8,1) ERA: 2.92	1.0	H	4	1	0	0	0	0	0	0	0	0	0	7	10	0.00	1.000										
48 Joaquin Soria, R (9,1) ERA: 1.5	1.0	S	3	0	0	0	1	0	0	0	0	0	0	8	11	0.00	0.000										

Seattle Mariners @ Kansas City Royals
Kauffman Stadium, Kansas City, MO

livebaseballscores.com



AB 33
R 1
H 6
RBI 1
BB 0
SO 5
LOB 9

Fri Jul 11 2008, 7:10 PM CDT
Att: 25,345 - Clear - 89 F

Batter	1	2	3	4	5	6	7	8	9	AB	R	H	RBI	BB	SO	LOB	BOTTOM										
9 David DeJesus, L (1,7) OBP: 0.363, SLG: 0.468	G3			G5-3	G3			G4-3		4	0	1	2	0	0	0											
30 Mike Aviles, R (1,6) OBP: 0.319, SLG: 0.481	G1-3			2B	K			P3		4	0	1	0	0	1	1											
24 Mark Teahen, L (1,9) OBP: 0.324, SLG: 0.411	K			2B						3	0	0	0	0	2	1											
16 Billy Butler, R (1,10) OBP: 0.312, SLG: 0.336	K			K						3	0	0	0	0	2	1											
15 Mark Grudzielanek, R (1,4) OBP: 0.363, SLG: 0.414	G1-3				F9			G4-3		3	0	0	0	0	0	0											
4 Alex Gordon, L (1,5) OBP: 0.333, SLG: 0.408	K				K			G3		3	0	0	0	0	2	0											
Ross Gload, L (1,3) OBP: 0.329, SLG: 0.342	F7				14 S 2 1B			K		3	1	1	0	0	1	0											
14 John Buck, R (1,2) OBP: 0.324, SLG: 0.388	K				9 WP 2 1B			K		2	1	0	0	1	2	0											
2 Joey Gathright, L (1,8) OBP: 0.302, SLG: 0.268	B3				9 WP 2 1B			G4-3		3	1	1	1	0	0	0											
Inning Stats	R: 0 H: 0 E: 0 K: 1 S: 6	H: 0 LOB: 0 BB: 0 P: 9	R: 0 H: 0 E: 0 K: 2 S: 10	H: 0 LOB: 0 BB: 0 P: 14	R: 0 H: 0 E: 0 K: 1 S: 8	H: 0 LOB: 0 BB: 0 P: 12	R: 0 H: 1 E: 0 K: 2 S: 13	H: 1 LOB: 1 BB: 0 P: 19	R: 3 H: 3 E: 0 K: 2 S: 19	H: 3 LOB: 1 BB: 1 P: 29	R: 0 H: 0 E: 0 K: 0 S: 5	H: 0 LOB: 0 BB: 0 P: 8	R: 0 H: 0 E: 0 K: 2 S: 9	H: 0 LOB: 0 BB: 0 P: 14	R: 0 H: 0 E: 0 K: 0 S: 6	H: 0 LOB: 0 BB: 0 P: 9	R: 0 H: 0 E: 0 K: 1 S: 8	H: 0 LOB: 0 BB: 0 P: 11	1B: 2 2B: 2 3B: 0 HR: 0	SF: 0 SAC: 0 DP: 0 HBP: 0	WP: 1 PB: 0 SB: 2 CS: 0	PA: 29					
PITCHER	IP	WLS	BF	H	R	ER	SO	BB	IBB	HBP	BLK	WP	HR	S	P	ERA	WHIP										
34 Félix Hernández, R (1,1) ERA: 2.95	5.0	L	20	4	3	3	8	1	0	0	0	1	0	56	83	5.40	1.000										
48 Roy Corcoran, R (6,1) ERA: 3.25	1.0		3	0	0	0	0	0	0	0	0	0	0	5	8	0.00	0.000										
37 Cesar Jimenez, L (7,1) ERA: 1.0	2.0		6	0	0	0	2	0	0	0	0	0	0	15	23	0.00	0.000										

Seattle Mariners @ Kansas City Royals
Kauffman Stadium, Kansas City, MO

livebaseballscores.com



AB 28
R 3
H 4
RBI 3
BB 1
SO 10
LOB 3

Fri Jul 11 2008, 7:10 PM CDT
Att: 25,345 - Clear - 89 F

Batter	1	2	3	4	5	6	7	8	9	AB	R	H	RBI	BB	SO	LOB	TOP
51 Ichiro Suzuki, L (1, 9) OBP: 0.397, SLG: 0.372										3	1	2	0	1	0	1	Seattle Mariners @ Kansas City Royals Kauffman Stadium, Kansas City, MO Sat Jul 12 2008, 6:10 PM CDT Att: 23,792 - Partly Cloudy - 74 F
4 Jose Lopez, R (1, 4) OBP: 0.318, SLG: 0.413									4	0	1	0	0	0	2		
Raul Ibanez, L (1, 7) OBP: 0.339, SLG: 0.440									4	1	1	2	0	0	3		
Jose Vidro, S (1, 3) OBP: 0.261, SLG: 0.310									4	1	1	0	0	0	1		
Miguel Cairo, R (8, 3) OBP: 0.293, SLG: 0.261									4	1	1	0	0	0	1		
29 Adrian Beltré, R (1, 5) OBP: 0.330, SLG: 0.440									4	1	1	0	0	0	0		
Jeremy Reed, L (1, 8) OBP: 0.325, SLG: 0.366									4	0	2	2	0	0	0		
2 Kenji Johjima, R (1, 2) OBP: 0.257, SLG: 0.292										4	0	0	0	0	0	1	
23 Tug Hulett, L (1, 10) OBP: 0.333, SLG: 0.333									3	0	1	0	0	1	1		
16 Willie Bloomquist, R (9, PH) OBP: 0.365, SLG: 0.269																	

Batter	1	2	3	4	5	6	7	8	9	AB	R	H	RBI	BB	SO	LOB	TOP								
51 Ichiro Suzuki, L OBP: 0.366, SLG: 0.371										4	0	1	0	0	0	0	Seattle Mariners @ Kansas City Royals Kauffman Stadium, Kansas City, MO Sun Jul 13 2008, 1:10 PM CDT Att: 21,421 - Sunny - 83 F								
4 Jose Lopez, R OBP: 0.318, SLG: 0.412										4	0	1	0	0	0	1									
Raul Ibanez, L OBP: 0.338, SLG: 0.438										4	0	1	0	0	2	1									
29 Adrián Beltré, R OBP: 0.329, SLG: 0.440										4	1	1	0	0	1	1									
Jeremy Reed, L OBP: 0.317, SLG: 0.357										3	0	0	0	0	0	1									
16 Willie Bloomquist, R OBP: 0.377, SLG: 0.279										3	2	2	0	1	0	0									
9 Jeff Clement, L OBP: 0.256, SLG: 0.349										4	1	1	2	0	2	3									
Jamie Burke, R OBP: 0.279, SLG: 0.304										0	0	0	0	0	0	0									
Miguel Cairo, R OBP: 0.291, SLG: 0.261											4	0	1	1	0	1									
7 Yuniesky Betancourt, R OBP: 0.278, SLG: 0.374										3	0	0	0	0	0	1									
Inning Stats	R: 0 E: 0 K: 0 S: 11	H: 1 LOB: 0 BB: 0 P: 15	R: 0 E: 0 K: 1 S: 10	H: 0 LOB: 1 BB: 1 P: 18	R: 0 E: 0 K: 1 S: 8	H: 0 LOB: 0 BB: 0 P: 11	R: 0 E: 0 K: 0 S: 8	H: 1 LOB: 1 BB: 0 P: 14	R: 1 E: 0 K: 1 S: 9	H: 2 LOB: 0 BB: 0 P: 15	R: 0 E: 0 K: 1 S: 9	H: 0 LOB: 0 BB: 0 P: 11	R: 2 E: 0 K: 0 S: 11	H: 2 LOB: 0 BB: 0 P: 16	R: 0 E: 0 K: 1 S: 8	H: 1 LOB: 1 BB: 0 P: 10	R: 1 E: 1 K: 1 S: 9	H: 1 LOB: 1 BB: 0 P: 14	1B: 6 2B: 1 HR: 1	SF: 0 SAC: 1 DP: 1 HBP: 0	WP: 1 PB: 0 SB: 2 CS: 1	PA: 36			
PITCHER	IP	WLS	BF	H	R	ER	SO	BB	IBB	HBP	BLK	WP	HR	S	P	ERA	WHIP								
28 Kyle Davies, R ERA: 4.59	(1, 1)	7.0	26	6	3	3	4	1	0	0	0	1	1	66	100	3.86	1.000								
32 Ron Mahay, L ERA: 1.94	(8, 1)	1.0	4	1	0	0	1	0	0	0	0	0	0	8	10	0.00	1.000								
48 Joakim Soria, R ERA: 1.47	(9, 1)	1.0	L	5	1	1	0	1	0	0	0	0	0	9	14	0.00	1.000								

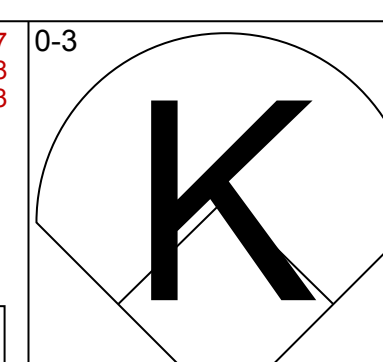
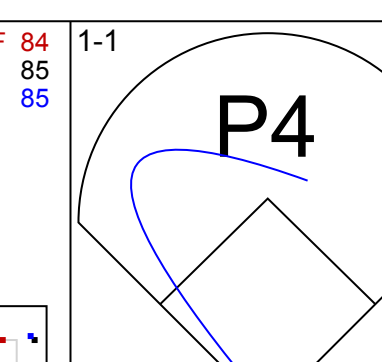
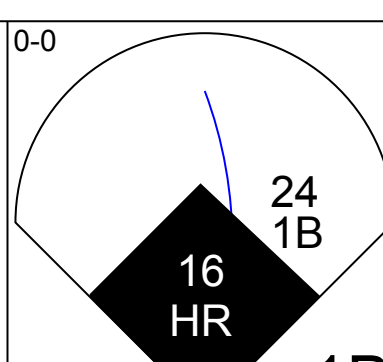
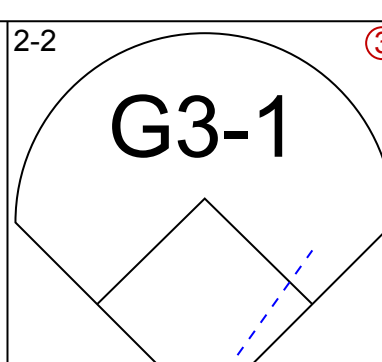
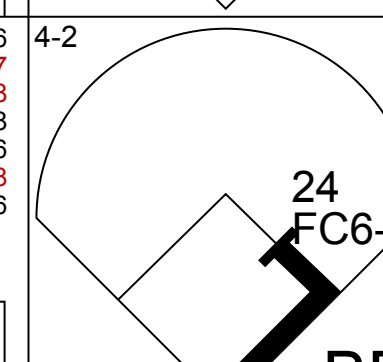
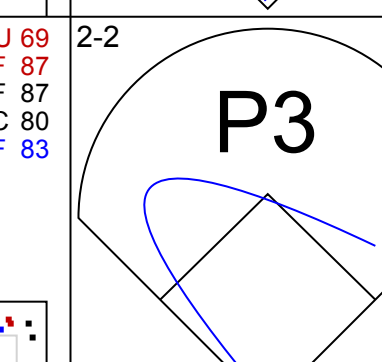
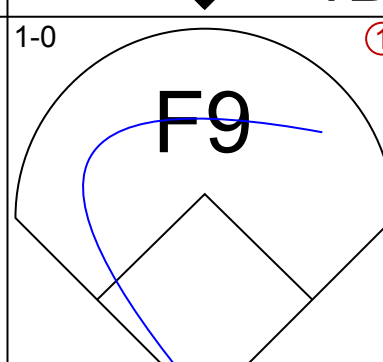

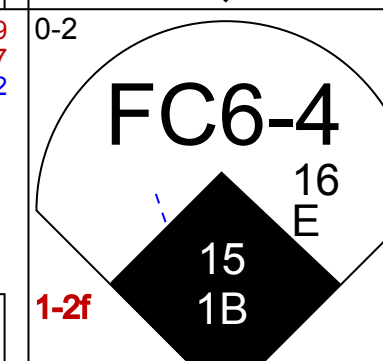
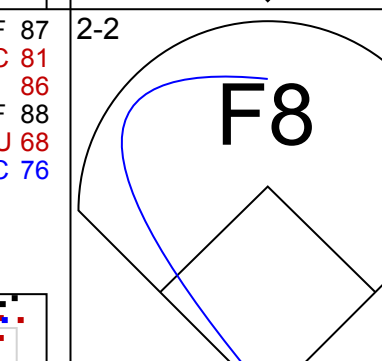
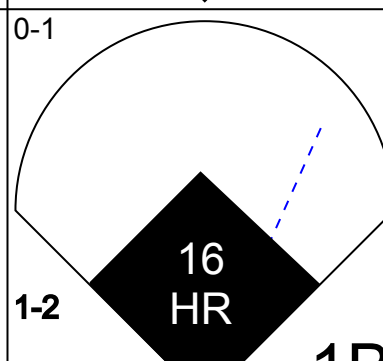

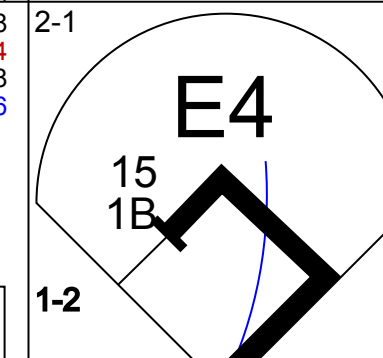
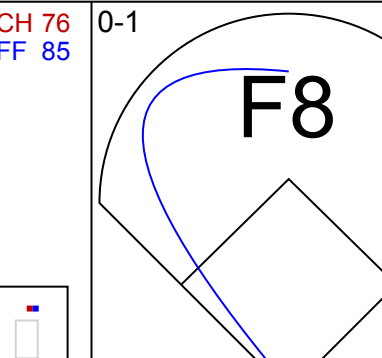
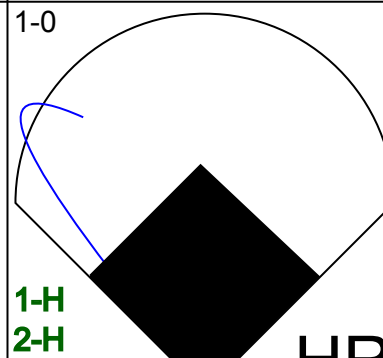

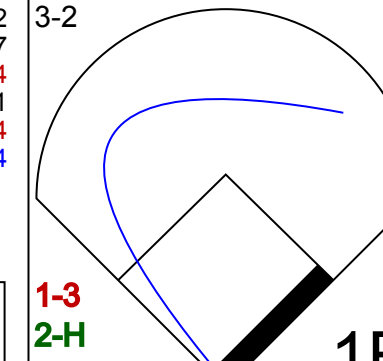

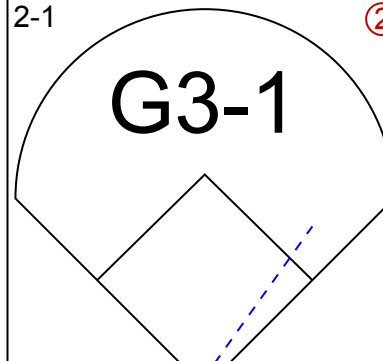

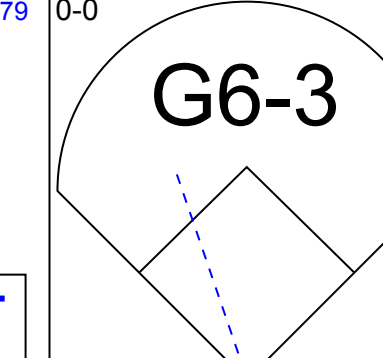
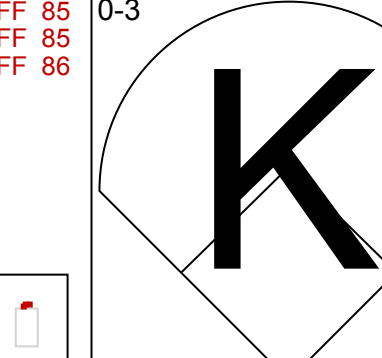
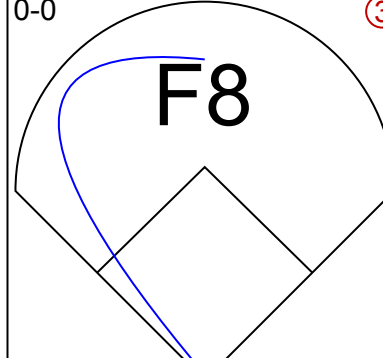

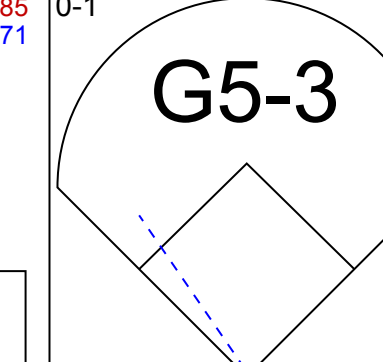
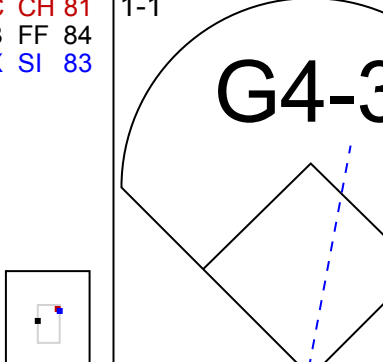
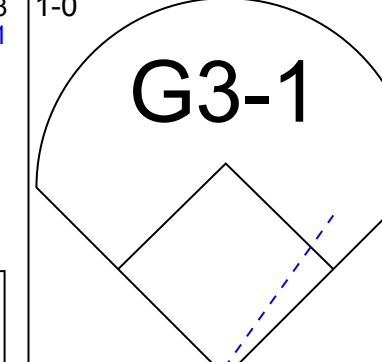

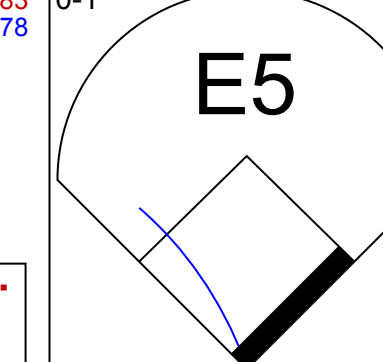
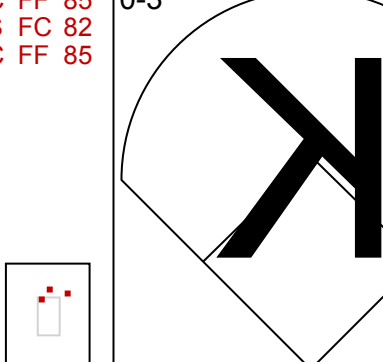
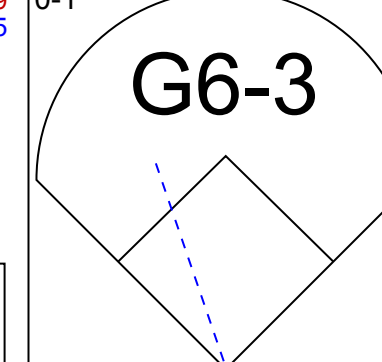
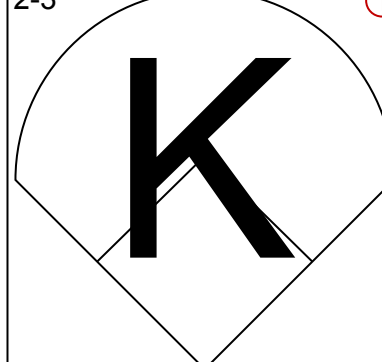
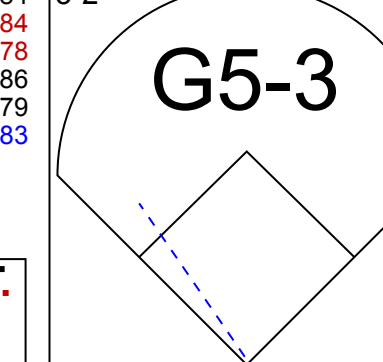
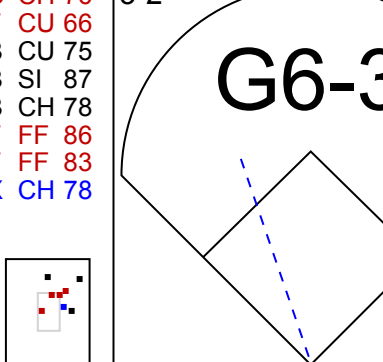
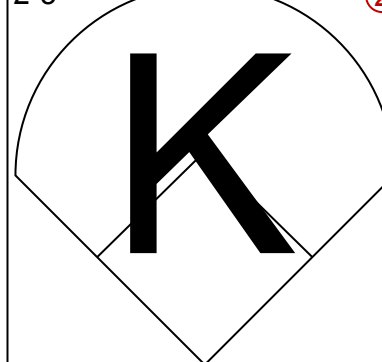
Batter	1	2	3	4	5	6	7	8	9	AB	R	H	RBI	BB	SO	LOB	BOTTOM								
9 David DeJesus, L OBP: 0.362, SLG: 0.474											4	1	1	0	0	0	1								
30 Mike Aviles, R OBP: 0.336, SLG: 0.486											4	0	3	2	0	0	1								
24 Mark Teahen, L OBP: 0.323, SLG: 0.408											4	0	2	1	0	0	2								
11 Jose Guillen, R OBP: 0.295, SLG: 0.462											4	0	0	0	0	1	4								
15 Mark Grudzielanek, R OBP: 0.360, SLG: 0.410										4	0	0	0	0	0	2	0								
4 Alex Gordon, L OBP: 0.334, SLG: 0.407											4	0	2	0	0	1	1								
16 Billy Butler, R OBP: 0.310, SLG: 0.330											4	0	0	0	0	0	3								
Ross Gload, L OBP: 0.327, SLG: 0.336										3	2	1	0	1	0	0	0								
14 John Buck, R OBP: 0.322, SLG: 0.383										4	0	1	0	0	2	1									
Inning Stats	R: 0 E: 0 K: 0 S: 10	H: 2 LOB: 1 BB: 0 P: 17	R: 0 E: 0 K: 1 S: 6	H: 1 LOB: 0 BB: 0 P: 11	R: 1 E: 0 K: 2 S: 14	H: 3 LOB: 0 BB: 0 P: 24	R: 0 E: 0 K: 1 S: 8	H: 0 LOB: 0 BB: 0 P: 12	R: 1 E: 0 K: 0 S: 13	H: 1 LOB: 1 BB: 1 P: 23	R: 0 E: 0 K: 1 S: 8	H: 1 LOB: 1 BB: 0 P: 10	R: 1 E: 0 K: 0 S: 7	H: 2 LOB: 1 BB: 0 P: 12	R: 0 E: 1 K: 0 S: 8	H: 0 LOB: 1 BB: 0 P: 12	R: 0 E: 0 K: 1 S: 10	H: 0 LOB: 0 BB: 0 P: 14	1B: 10 2B: 0 3B: 0 HR: 0	SF: 0 SAC: 1 DP: 2 HBP: 0	WP: 0 PB: 0 SB: 3 CS: 0	PA: 37			
PITCHER	IP	WLS	BF	H	R	ER	SO	BB	IBB	HBP	BLK	WP	HR	S	P	ERA	WHIP								
52 Carlos Silva, R ERA: 3.48	(1, 1)	6.0	25	8	2	2	5	1	0	0	0	0	0	59	97	3.00	1.500								
18 Ryan Rowland-Smith, L ERA: 3.53	(7, 1)	0.1	H	3	2	1	1	0	0	0	0	0	0	5	6	27.00	6.000								
Sean Green, R ERA: 2.72	(7, 1)	1.2	W	6	0	0	0	0	0	0	0	0	0	10	18	0.00	0.000								
Arthur Rhodes, L ERA: 3.06	(9, 1)	0.1	H	1	0	0	0	0	0	0	0	0	0	2	2	0.00	0.000								
35 Brandon Morrow, R ERA: 1.76	(9, 1)	0.2	S	2	0	0	0	1	0	0	0	0	0	8	12	0.00	0.000								

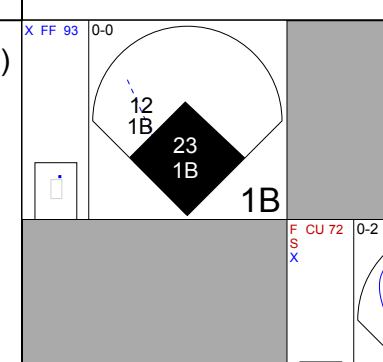
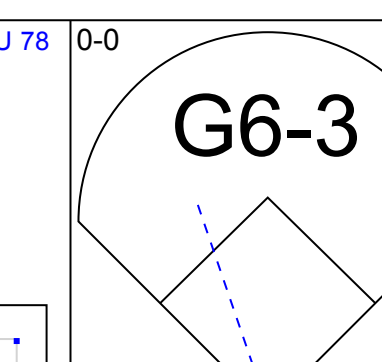
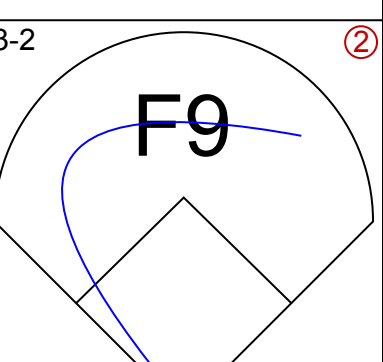
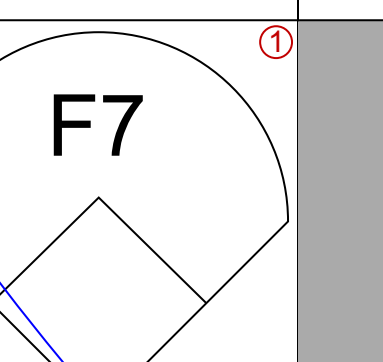
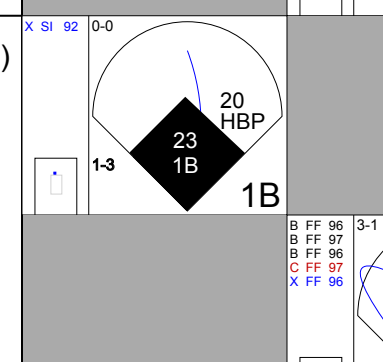
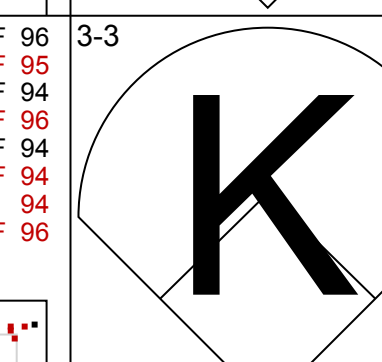
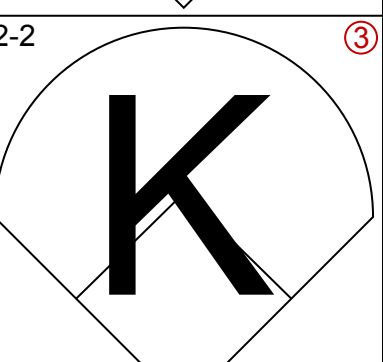
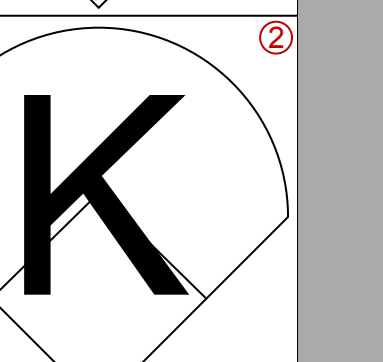
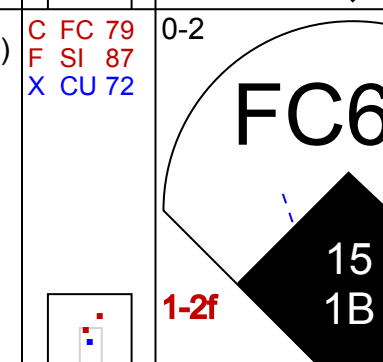
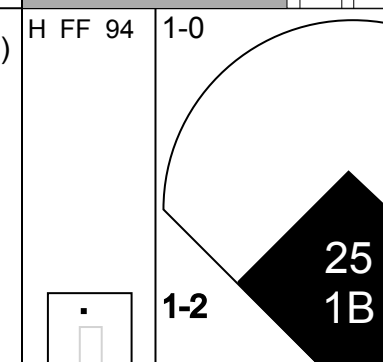
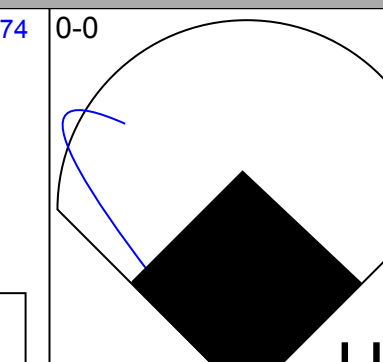
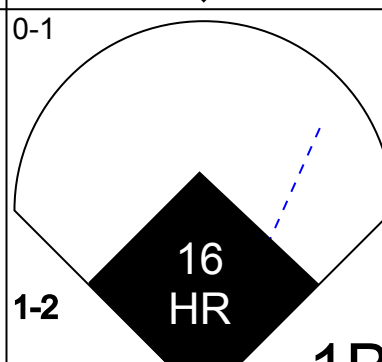
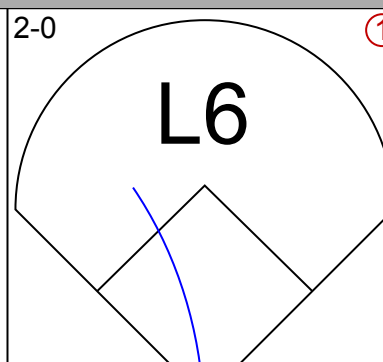

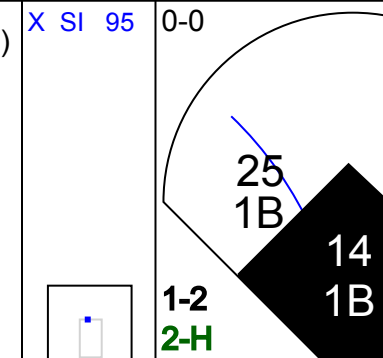
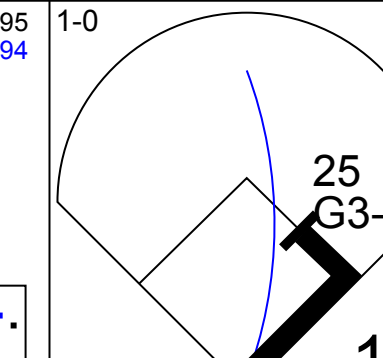
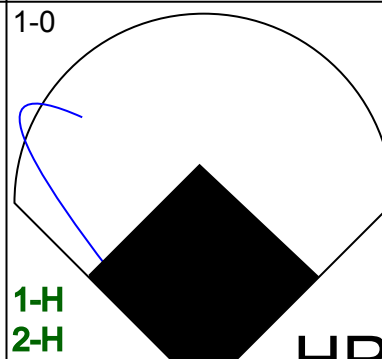
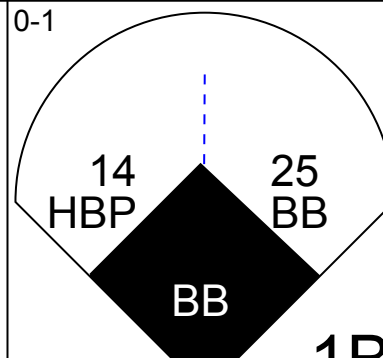
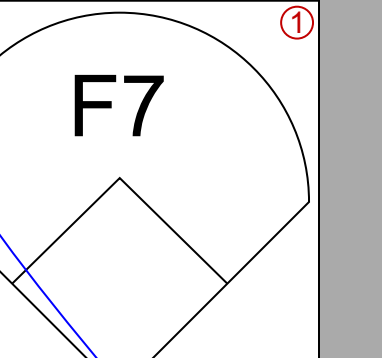
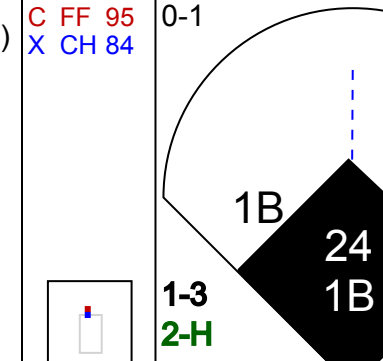
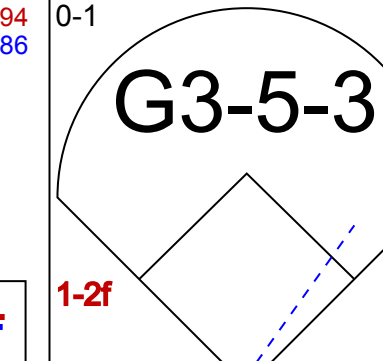
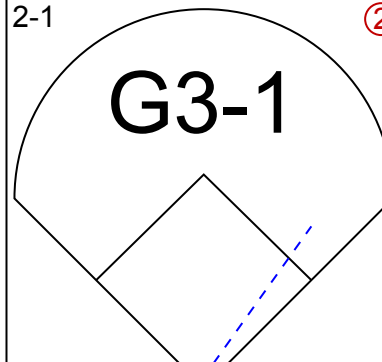
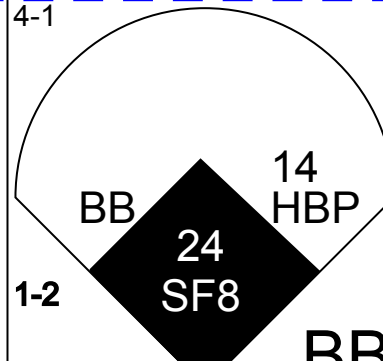
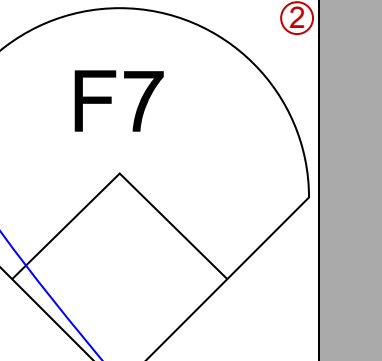
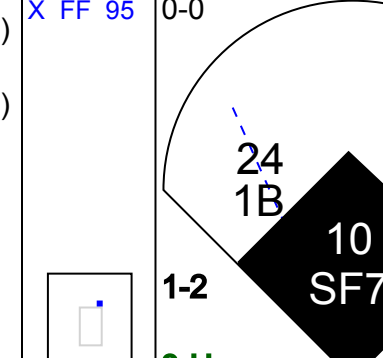
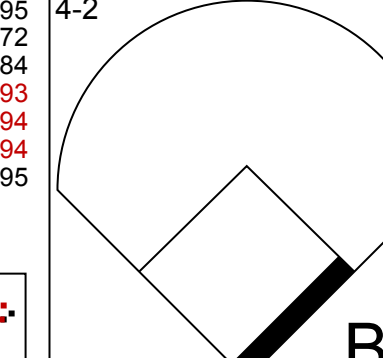
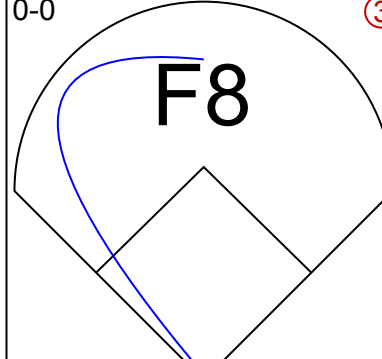
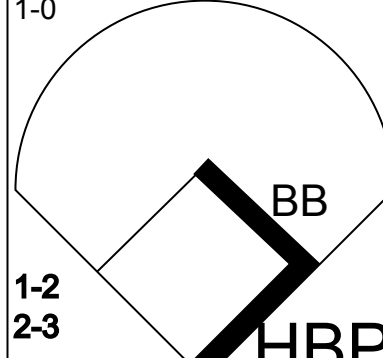
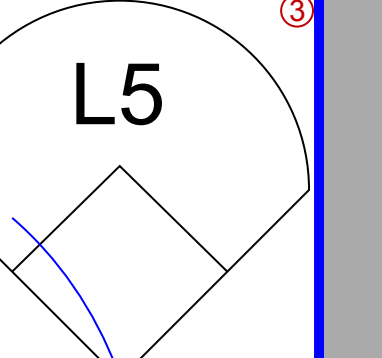
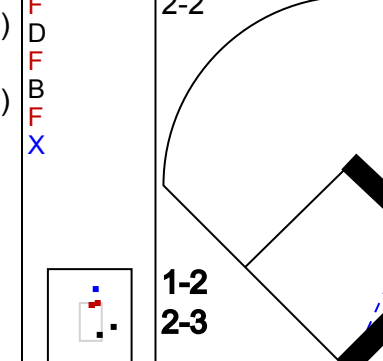
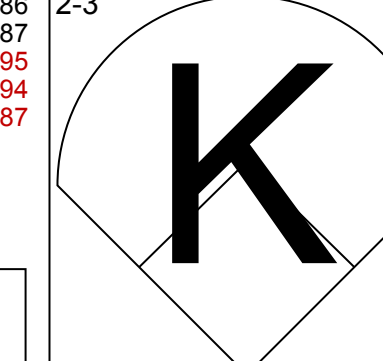

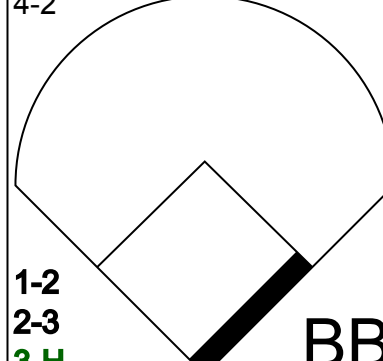

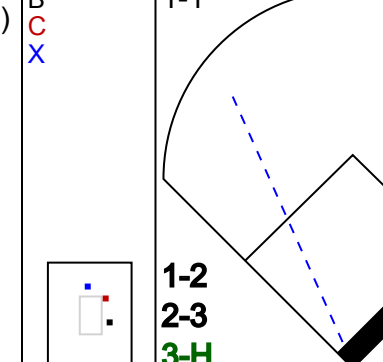
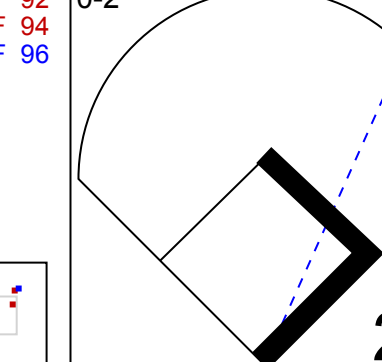
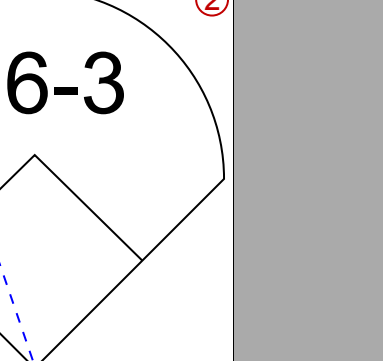


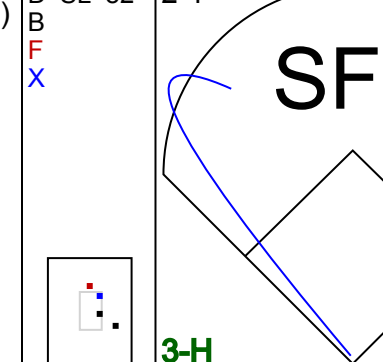
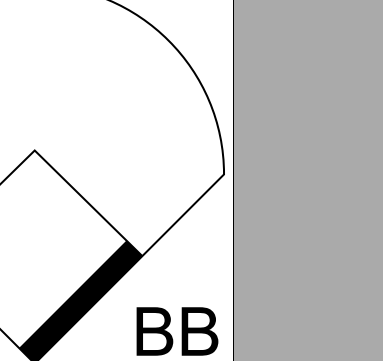
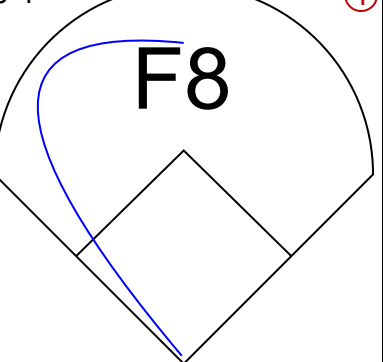


AB	33
R	4
H	8
RBI	3
BB	1
SO	6
LOB	9



AB	35
R	3
H	10
RBI	3
BB	1
SO	6
LOB	13



Batter	1	2	3	4	5	6	7	8	9	AB	R	H	RBI	BB	SO	LOB	TOP					
9 David DeJesus, L (1,8) OBP: 0.359, SLG: 0.470										5	1	1	0	0	1	1	Kansas City Royals @ Chicago White Sox U.S. Cellular Field, Chicago, IL Fri Jul 18, 2008, 8:11 PM EDT Att: 36,291 - Cloudy - 78 F					
30 Mike Aviles, R (1,6) OBP: 0.340, SLG: 0.490										3	1	1	0	1	0	1						
24 Mark Teahen, L (1,9) OBP: 0.322, SLG: 0.406										4	2	1	0	0	0	2						
16 Billy Butler, R (1,10) OBP: 0.313, SLG: 0.346										4	1	2	4	0	0	1						
15 Mark Grudzielanek, R (1,4) OBP: 0.359, SLG: 0.408 1 Tony Pena Jr., R (8,6) OBP: 0.176, SLG: 0.204										4	0	1	1	0	0	1						
4 Alex Gordon, L (1,5) OBP: 0.333, SLG: 0.404										3	0	0	0	1	1	0						
Ross Gload, L (1,3) OBP: 0.322, SLG: 0.331										4	0	0	0	0	0	2						
14 John Buck, R (1,2) OBP: 0.317, SLG: 0.377										4	0	0	0	0	2	0						
Esteban German, R (1,7) OBP: 0.250, SLG: 0.244										3	0	0	0	1	1	1						
Inning Stats	R: 1 E: 1 K: 1 S: 14	H: 1 LOB: 2 BB: 1 P: 23	R: 0 E: 1 K: 0 S: 8	H: 0 LOB: 1 BB: 0 P: 11	R: 0 E: 0 K: 0 S: 9	H: 0 LOB: 0 BB: 0 P: 14	R: 0 E: 0 K: 1 S: 7	H: 0 LOB: 0 BB: 0 P: 8	R: 0 E: 0 K: 1 S: 10	H: 0 LOB: 0 BB: 0 P: 14	R: 3 E: 0 K: 0 S: 8	H: 3 LOB: 0 BB: 0 P: 12	R: 0 E: 0 K: 0 S: 9	H: 0 LOB: 1 BB: 1 P: 16	R: 1 E: 0 K: 0 S: 13	H: 2 LOB: 2 BB: 1 P: 20		R: 0 E: 0 K: 2 S: 11	H: 0 LOB: 0 BB: 0 P: 17	1B: 4 2B: 1 3B: 0 HR: 1	SF: 0 SAC: 0 DP: 0 HBP: 0	WP: 0 PB: 0 CS: 0
PITCHER	IP WLS BF H R ER SO BB IBB HBP BLK WP HR S P ERA WHIP																					
56 Mark Buehrle, L (1,1) ERA: 3.69	7.0 W 28 4 4 3 3 2 0 0 0 0 0 1 65 98 3.86 0.857																					
Nick Masset, R (8,1) ERA: 3.48	0.2 4 2 1 1 0 0 0 0 0 0 0 0 7 10 13.50 3.000																					
37 Matt Thornton, L (8,1) ERA: 2.31	0.1 2 0 0 0 0 1 0 0 0 0 0 0 6 10 0.00 3.000																					
26 Octavio Dotel, R (9,1) ERA: 2.91	1.0 3 0 0 0 2 0 0 0 0 0 0 0 11 17 0.00 0.000																					

Batter	1	2	3	4	5	6	7	8	9	AB	R	H	RBI	BB	SO	LOB	BOTTOM			
Orlando Cabrera, R (1,6) OBP: 0.326, SLG: 0.361										5	1	1	0	0	0	3	Kansas City Royals @ Chicago White Sox U.S. Cellular Field, Chicago, IL Fri Jul 18, 2008, 8:11 PM EDT Att: 36,291 - Cloudy - 78 F			
12 AJ Pierzynski, L (1,2) OBP: 0.323, SLG: 0.424										5	1	1	0	0	3	3				
20 Carlos Quentin, R (1,7) OBP: 0.378, SLG: 0.534										4	2	2	1	0	1	0				
23 Jermaine Dye, R (1,9) OBP: 0.363, SLG: 0.560										4	2	3	2	1	0	0				
25 Jim Thome, L (1,10) OBP: 0.377, SLG: 0.509										3	2	1	1	2	0	1				
14 Paul Konerko, R (1,3) OBP: 0.327, SLG: 0.367 32 Brian Anderson, R (9,8) OBP: 0.268, SLG: 0.412										3	1	1	1	1	0	3				
Nick Swisher, S (1,8) OBP: 0.352, SLG: 0.401										3	0	1	1	1	2	4				
24 Joe Crede, R (1,5) OBP: 0.325, SLG: 0.468										3	0	2	2	0	0	3				
10 Alexei Ramirez, R (1,4) OBP: 0.327, SLG: 0.453										3	0	0	1	0	1	3				
Inning Stats	R: 6 E: 0 K: 0 S: 19	H: 7 LOB: 2 BB: 0 P: 28	R: 1 E: 0 K: 1 S: 10	H: 2 LOB: 1 BB: 1 P: 17	R: 0 E: 0 K: 1 S: 12	H: 1 LOB: 1 BB: 0 P: 16	R: 0 E: 0 K: 1 S: 25	H: 1 LOB: 3 BB: 2 P: 36	R: 0 E: 0 K: 1 S: 8	H: 0 LOB: 0 BB: 0 P: 13	R: 2 E: 0 K: 1 S: 13	H: 1 LOB: 2 BB: 2 P: 26	R: 0 E: 0 K: 2 S: 8	H: 0 LOB: 0 BB: 0 P: 12	R: 0 E: 0 K: 0 S: 9	H: 0 LOB: 0 BB: 0 P: 15		1B: 10 2B: 1 3B: 0 HR: 1	SF: 2 SAC: 0 DP: 1 HBP: 2	WP: 1 PB: 0 CS: 0
PITCHER	IP WLS BF H R ER SO BB IBB HBP BLK WP HR S P ERA WHIP																			
23 Zack Greinke, R (1,1) ERA: 3.9	3.0 L 23 11 7 7 2 3 0 0 1 0 0 0 1 19 28 3.86 4.667																			
57 Joel Parilla, R (4,1) ERA: 5.52	2.1 8 1 1 1 2 0 0 0 0 0 0 0 19 28 3.86 4.629																			
41 Jimmy Gobble, L (6,1) ERA: 7.99	0.0 3 0 0 0 0 2 0 1 0 0 0 0 4 13 ∞ ∞																			
51 Robinson Tejeda, R (6,1) ERA: 4.76	2.2 8 0 1 1 3 0 0 0 0 0 0 0 23 35 3.38 0.000																			

Batter	1	2	3	4	5	6	7	8	9	AB	R	H	RBI	BB	SO	LOB	TOP								
24 Mark Teahen, L OBP: 0.318, SLG: 0.400										5	0	0	0	0	3	4									
30 Mike Aviles, R OBP: 0.342, SLG: 0.490										4	0	1	3	1	1	1									
9 David DeJesus, L OBP: 0.360, SLG: 0.467										4	1	1	0	1	1	2									
16 Billy Butler, R OBP: 0.314, SLG: 0.360										5	1	2	3	0	0	1									
15 Mark Grudzielanek, R OBP: 0.357, SLG: 0.405										4	0	1	0	0	0	2									
1 Tony Pena Jr., R OBP: 0.176, SLG: 0.203										1	1	0	0	0	0	0									
4 Alex Gordon, L OBP: 0.337, SLG: 0.406										3	1	1	0	2	1	0									
Ross Gload, L OBP: 0.319, SLG: 0.325										4	1	0	0	1	0	3									
14 John Buck, R OBP: 0.319, SLG: 0.391										4	2	2	3	0	1	2									
2 Joey Gathright, L OBP: 0.305, SLG: 0.269										3	2	1	0	1	0	2									
Inning Stats	R: 0 E: 0 K: 2 S: 13	H: 0 LOB: 1 BB: 1 P: 21	R: 0 E: 0 K: 1 S: 10	H: 1 LOB: 2 BB: 1 P: 17	R: 0 E: 0 K: 1 S: 8	H: 0 LOB: 0 BB: 0 P: 11	R: 0 E: 0 K: 0 S: 6	H: 0 LOB: 0 BB: 0 P: 10	R: 3 E: 1 K: 1 S: 18	H: 3 LOB: 2 BB: 1 P: 27	R: 0 E: 0 K: 1 S: 11	H: 0 LOB: 0 BB: 0 P: 14	R: 0 E: 0 K: 1 S: 9	H: 0 LOB: 0 BB: 0 P: 10	R: 6 E: 0 K: 0 S: 20	H: 5 LOB: 1 BB: 2 P: 35	R: 0 E: 0 K: 0 S: 8	H: 0 LOB: 1 BB: 1 P: 17	1B: 5 2B: 2 3B: 0 HR: 2	SF: 0 SAC: 0 DP: 0 HBP: 0	WP: 2 PB: 0 CS: 3	PA: 43			
PITCHER	IP WLS BF H R ER SO BB IBB HBP BLK WP HR S P ERA WHIP	IP WLS BF H R ER SO BB IBB HBP BLK WP HR S P ERA WHIP	IP WLS BF H R ER SO BB IBB HBP BLK WP HR S P ERA WHIP	IP WLS BF H R ER SO BB IBB HBP BLK WP HR S P ERA WHIP	IP WLS BF H R ER SO BB IBB HBP BLK WP HR S P ERA WHIP	IP WLS BF H R ER SO BB IBB HBP BLK WP HR S P ERA WHIP	IP WLS BF H R ER SO BB IBB HBP BLK WP HR S P ERA WHIP	IP WLS BF H R ER SO BB IBB HBP BLK WP HR S P ERA WHIP	IP WLS BF H R ER SO BB IBB HBP BLK WP HR S P ERA WHIP	IP WLS BF H R ER SO BB IBB HBP BLK WP HR S P ERA WHIP	IP WLS BF H R ER SO BB IBB HBP BLK WP HR S P ERA WHIP	IP WLS BF H R ER SO BB IBB HBP BLK WP HR S P ERA WHIP	IP WLS BF H R ER SO BB IBB HBP BLK WP HR S P ERA WHIP	IP WLS BF H R ER SO BB IBB HBP BLK WP HR S P ERA WHIP	IP WLS BF H R ER SO BB IBB HBP BLK WP HR S P ERA WHIP	IP WLS BF H R ER SO BB IBB HBP BLK WP HR S P ERA WHIP	IP WLS BF H R ER SO BB IBB HBP BLK WP HR S P ERA WHIP	IP WLS BF H R ER SO BB IBB HBP BLK WP HR S P ERA WHIP	IP WLS BF H R ER SO BB IBB HBP BLK WP HR S P ERA WHIP	IP WLS BF H R ER SO BB IBB HBP BLK WP HR S P ERA WHIP	IP WLS BF H R ER SO BB IBB HBP BLK WP HR S P ERA WHIP	IP WLS BF H R ER SO BB IBB HBP BLK WP HR S P ERA WHIP	IP WLS BF H R ER SO BB IBB HBP BLK WP HR S P ERA WHIP	IP WLS BF H R ER SO BB IBB HBP BLK WP HR S P ERA WHIP	IP WLS BF H R ER SO BB IBB HBP BLK WP HR S P ERA WHIP

Kansas City Royals @ Chicago White Sox
U.S. Cellular Field, Chicago, IL
Sat Jul 19 2008, 7:05 PM EDT
Att: 36,566 - Cloudy - 76 F

AB 37
R 9
H 9
RBI 9
BB 6
SO 7
LOB 17



Batter	1	2	3	4	5	6	7	8	9	AB	R	H	RBI	BB	SO	LOB	BOTTOM								
Orlando Cabrera, R OBP: 0.324, SLG: 0.359										2	0	0	1	0	0	1									
Juan Uribe, R OBP: 0.266, SLG: 0.345										3	0	0	0	0	2	0									
12 A.J. Pierzynski, L OBP: 0.321, SLG: 0.420										2	0	0	0	1	0	0									
32 Brian Anderson, R OBP: 0.266, SLG: 0.409										3	0	0	0	0	2	1									
20 Carlos Quentin, R OBP: 0.378, SLG: 0.530										4	0	0	0	0	0	2									
31 Dewayne Wise, L OBP: 0.364, SLG: 0.585										3	0	0	0	0	0	1									
23 Jermaine Dye, R OBP: 0.362, SLG: 0.556										2	0	0	0	1	2	0									
Toby Hall, R OBP: 0.341, SLG: 0.368										3	0	1	0	0	0	1									
25 Jim Thome, L OBP: 0.373, SLG: 0.502										4	0	0	0	0	0	2									
14 Paul Konerko, R OBP: 0.323, SLG: 0.363										2	0	0	0	1	2	0									
Nick Swisher, S OBP: 0.352, SLG: 0.398										3	0	1	0	0	0	1									
24 Joe Crede, R OBP: 0.326, SLG: 0.470										3	0	1	0	0	0	1									
10 Alexei Ramirez, R OBP: 0.327, SLG: 0.460										3	1	1	0	0	0	2									
Inning Stats	R: 0 E: 0 K: 1 S: 12	H: 0 LOB: 0 BB: 0 P: 14	R: 0 E: 0 K: 0 S: 8	H: 0 LOB: 0 BB: 0 P: 12	R: 0 E: 0 K: 1 S: 8	H: 1 LOB: 1 BB: 0 P: 14	R: 0 E: 0 K: 2 S: 9	H: 0 LOB: 0 BB: 0 P: 11	R: 0 E: 0 K: 1 S: 8	H: 0 LOB: 0 BB: 0 P: 14	R: 1 E: 0 K: 0 S: 11	H: 1 LOB: 0 BB: 0 P: 17	R: 0 E: 0 K: 1 S: 8	H: 0 LOB: 1 BB: 1 P: 17	R: 0 E: 0 K: 0 S: 8	H: 0 LOB: 1 BB: 1 P: 14	R: 0 E: 0 K: 1 S: 6	H: 0 LOB: 1 BB: 0 P: 8	1B: 0 2B: 1 3B: 1 HR: 0	SF: 1 SAC: 0 DP: 0 HBP: 1	WP: 0 PB: 0 CS: 0	PA: 32			
PITCHER	IP WLS BF H R ER SO BB IBB HBP BLK WP HR S P ERA WHIP	IP WLS BF H R ER SO BB IBB HBP BLK WP HR S P ERA WHIP	IP WLS BF H R ER SO BB IBB HBP BLK WP HR S P ERA WHIP	IP WLS BF H R ER SO BB IBB HBP BLK WP HR S P ERA WHIP	IP WLS BF H R ER SO BB IBB HBP BLK WP HR S P ERA WHIP	IP WLS BF H R ER SO BB IBB HBP BLK WP HR S P ERA WHIP	IP WLS BF H R ER SO BB IBB HBP BLK WP HR S P ERA WHIP	IP WLS BF H R ER SO BB IBB HBP BLK WP HR S P ERA WHIP	IP WLS BF H R ER SO BB IBB HBP BLK WP HR S P ERA WHIP	IP WLS BF H R ER SO BB IBB HBP BLK WP HR S P ERA WHIP	IP WLS BF H R ER SO BB IBB HBP BLK WP HR S P ERA WHIP	IP WLS BF H R ER SO BB IBB HBP BLK WP HR S P ERA WHIP	IP WLS BF H R ER SO BB IBB HBP BLK WP HR S P ERA WHIP	IP WLS BF H R ER SO BB IBB HBP BLK WP HR S P ERA WHIP	IP WLS BF H R ER SO BB IBB HBP BLK WP HR S P ERA WHIP	IP WLS BF H R ER SO BB IBB HBP BLK WP HR S P ERA WHIP	IP WLS BF H R ER SO BB IBB HBP BLK WP HR S P ERA WHIP	IP WLS BF H R ER SO BB IBB HBP BLK WP HR S P ERA WHIP	IP WLS BF H R ER SO BB IBB HBP BLK WP HR S P ERA WHIP	IP WLS BF H R ER SO BB IBB HBP BLK WP HR S P ERA WHIP	IP WLS BF H R ER SO BB IBB HBP BLK WP HR S P ERA WHIP	IP WLS BF H R ER SO BB IBB HBP BLK WP HR S P ERA WHIP	IP WLS BF H R ER SO BB IBB HBP BLK WP HR S P ERA WHIP	IP WLS BF H R ER SO BB IBB HBP BLK WP HR S P ERA WHIP	IP WLS BF H R ER SO BB IBB HBP BLK WP HR S P ERA WHIP

Kansas City Royals @ Chicago White Sox
U.S. Cellular Field, Chicago, IL
Sat Jul 19 2008, 7:05 PM EDT
Att: 36,566 - Cloudy - 76 F

AB 28
R 1
H 2
RBI 1
BB 2
SO 7
LOB 9



Batter	1	2	3	4	5	6	7	8	9	AB	R	H	RBI	BB	SO	LOB	TOP					
24 Mark Teahen, L OBP: 0.316, SLG: 0.397	1-1 30 2B 9 1B	2-3 K	2-0 F7	1-3 K	0-2 G6-3					5	1	1	0	0	2	5						
30 Mike Aviles, R OBP: 0.350, SLG: 0.500	0-2 9 1B	1-2 FC4-6 9 1B	2-1 1B	2-1 1B	0-0 F9			1-3 K		5	1	3	1	0	1	0						
9 David DeJesus, L OBP: 0.361, SLG: 0.466	0-1 16 1B	2-1 FC4-6 16 CS	0-0 F7	2-2 1B	2-2 16 CS 1B			3-2 G6-3		5	1	2	3	0	0	3						
16 Billy Butler, R OBP: 0.316, SLG: 0.358	1-3 4 BB 1B	0-0 CS	1-2 F8	4-0 4 L6-4 15 G4-3 BB	2-3 K			1-2 F8		4	1	1	0	1	1	1						
15 Mark Grudzielanek, R OBP: 0.353, SLG: 0.400	1-1 F9	0-1 L9	0-1 L9	1-1 G4-3	2-3 K					4	0	0	0	0	1	3						
4 Alex Gordon, L OBP: 0.337, SLG: 0.404	4-1 1B	1-2 BB	1-2 K	0-1 L6-4	2-0 21 S 2B HBP					2	0	0	0	1	1							
11 Jose Guillen, R OBP: 0.297, SLG: 0.462	1-2 BB	3-3 K	0-0 F7	1-3 K	2-2 P5			4-1 2B		0	1	0	0	0	0							
21 Miguel Olivo, R OBP: 0.286, SLG: 0.465	1-2 K	1-2 CS	4-1 30 1B BB	1-3 K	1-2 BB			0-1 24 S 2B		4	0	0	0	0	1	4						
Ross Gload, L OBP: 0.326, SLG: 0.327	1-2 CS	1-2 1B	1-2 BB	4-0 BB	0-1 BB					2	2	1	2	2	1	0						
Esteban German, R OBP: 0.281, SLG: 0.292	1-0 CS	3-2 30 1B 9 FC4-6 2B	1-2 1B	1-2 1B						3	1	3	2	1	0	0						
Inning Stats	R: 4 H: 5 E: 0 K: 1 S: 18	H: 5 LOB: 1 BB: 1 P: 28	R: 1 H: 2 E: 0 K: 1 S: 14	H: 2 LOB: 0 BB: 0 P: 22	R: 0 H: 0 E: 0 K: 1 S: 8	H: 0 LOB: 0 BB: 0 P: 10	R: 1 H: 2 E: 0 K: 0 S: 9	H: 2 LOB: 2 BB: 1 P: 18	R: 0 H: 0 E: 0 K: 0 S: 4	H: 0 LOB: 0 BB: 1 P: 9	R: 0 H: 1 E: 0 K: 1 S: 7	H: 1 LOB: 1 BB: 0 P: 11	R: 2 H: 1 E: 0 K: 1 S: 12	H: 1 LOB: 1 BB: 1 P: 22	R: 0 H: 0 E: 0 K: 1 S: 9	H: 0 LOB: 0 BB: 0 P: 14	1B: 8 2B: 5 3B: 0 HR: 0	SF: 0 SAC: 0 DP: 2 HBP: 1	WP: 0 PB: 0 SB: 3 CS: 3	PA: 42		
PITCHER	IP WLS BF H R ER SO BB IBB HBP BLK WP HR S P ERA WHIP	IP WLS BF H R ER SO BB IBB HBP BLK WP HR S P ERA WHIP	IP WLS BF H R ER SO BB IBB HBP BLK WP HR S P ERA WHIP	IP WLS BF H R ER SO BB IBB HBP BLK WP HR S P ERA WHIP	IP WLS BF H R ER SO BB IBB HBP BLK WP HR S P ERA WHIP	IP WLS BF H R ER SO BB IBB HBP BLK WP HR S P ERA WHIP	IP WLS BF H R ER SO BB IBB HBP BLK WP HR S P ERA WHIP	IP WLS BF H R ER SO BB IBB HBP BLK WP HR S P ERA WHIP	IP WLS BF H R ER SO BB IBB HBP BLK WP HR S P ERA WHIP	IP WLS BF H R ER SO BB IBB HBP BLK WP HR S P ERA WHIP	IP WLS BF H R ER SO BB IBB HBP BLK WP HR S P ERA WHIP	IP WLS BF H R ER SO BB IBB HBP BLK WP HR S P ERA WHIP	IP WLS BF H R ER SO BB IBB HBP BLK WP HR S P ERA WHIP	IP WLS BF H R ER SO BB IBB HBP BLK WP HR S P ERA WHIP	IP WLS BF H R ER SO BB IBB HBP BLK WP HR S P ERA WHIP	IP WLS BF H R ER SO BB IBB HBP BLK WP HR S P ERA WHIP	IP WLS BF H R ER SO BB IBB HBP BLK WP HR S P ERA WHIP	IP WLS BF H R ER SO BB IBB HBP BLK WP HR S P ERA WHIP	IP WLS BF H R ER SO BB IBB HBP BLK WP HR S P ERA WHIP	IP WLS BF H R ER SO BB IBB HBP BLK WP HR S P ERA WHIP	IP WLS BF H R ER SO BB IBB HBP BLK WP HR S P ERA WHIP	IP WLS BF H R ER SO BB IBB HBP BLK WP HR S P ERA WHIP
50 John Danks, L ERA: 3.03	4.0	21	9	6	6	3	2	0	0	0	0	0	0	0	49	78	13.50	2.750				
53 D.J. Carrasco, R ERA: 1.0	3.0	10	1	0	0	3	2	0	0	0	0	0	0	19	34	0.00	1.000					
26 Octavio Dotel, R ERA: 3.07	0.2	H	3	0	1	1	0	0	1	0	0	0	0	6	12	13.50	0.000					
37 Matt Thornton, L ERA: 2.52	0.1	L	3	1	1	1	0	1	0	0	0	0	0	6	10	27.00	6.000					
45 Bobby Jenks, R ERA: 1.89	1.0	3	0	0	0	1	0	0	0	0	0	0	0	9	14	0.00	0.000					

Kansas City Royals @ Chicago White Sox
U.S. Cellular Field, Chicago, IL
Sun Jul 20 2008, 2:05 PM EDT
Att: 32,269 - Cloudy - 79 F

livebaseballscorecards.com

AB 34
R 8
H 11
RBI 8
BB 5
SO 8
LOB 17



Batter	1	2	3	4	5	6	7	8	9	AB	R	H	RBI	BB	SO	LOB	BOTTOM					
Orlando Cabrera, R OBP: 0.320, SLG: 0.354	2-3 K	0-1 P5	1-0 F8			0-1 G1-3		3-2 L8		5	0	0	0	0	1	2						
12 A.J. Pierzynski, L OBP: 0.325, SLG: 0.426	3-2 G4-3	1-1 G4-3	0-1 20 G6-4-3 1B			1-0 20 2B 1B		1-2 32 1B 2B		5	0	3	0	0	0	1						
20 Carlos Quentin, R OBP: 0.380, SLG: 0.533	0-1 23 1B	0-0 F8	1-1 G6-4-3			1-1 2B		4-0 32 1B BB		4	1	2	0	1	0	2						
23 Jermaine Dye, R OBP: 0.364, SLG: 0.555	1-1 25 1B	1-1 BB	3-3 K			2-2 HBP		2-1 1B		2	1	1	0	0	1	0						
32 Brian Anderson, R OBP: 0.270, SLG: 0.410	1-2 BB	1B	2-2 HBP			1-3 K		2-1 1B		2	0	1	0	0	1	2						
25 Jim Thome, L OBP: 0.373, SLG: 0.503	1-0 BB	14 HBP 1B	1-3 2H			1-3 K		2-3 K		5	1	2	1	0	3	3						
14 Paul Konerko, R OBP: 0.325, SLG: 0.361	2-1 BB	1-2 HBP	1-2 1B			0-0 G5-3		3-3 K		4	1	1	0	0	1	1						
Nick Swisher, S OBP: 0.355, SLG: 0.409	4-0 BB	1-2 BB	3-2 24 HR 1B			2-3 K		1-1 HR		4	2	2	3	1	2	0						
24 Joe Crede, R OBP: 0.324, SLG: 0.476	1-2 K	1-2 K	3-2 HR			1-1 G6-3		1-3 HR		5	1	1	3	0	3	3						
10 Alexei Ramirez, R OBP: 0.329, SLG: 0.461		3-2 12 G4-3 1B	1-1 1B			1-1 P4		0-3 K		4	0	2	0	0	1	0						
Inning Stats	R: 2 H: 3 E: 0 K: 2 S: 17	H: 3 LOB: 3 BB: 1 P: 31	R: 0 H: 1 E: 0 K: 0 S: 9	H: 1 LOB: 1 BB: 0 P: 13	R: 3 H: 4 E: 0 K: 2 S: 20	H: 4 LOB: 1 BB: 0 P: 33	R: 0 H: 1 E: 0 K: 1 S: 9	H: 1 LOB: 1 BB: 0 P: 14	R: 0 H: 2 E: 0 K: 1 S: 10	H: 2 LOB: 2 BB: 0 P: 14	R: 2 H: 2 E: 0 K: 3 S: 13	H: 2 LOB: 0 BB: 0 P: 18	R: 0 H: 2 E: 0 K: 1 S: 12	H: 2 LOB: 2 BB: 1 P: 24	R: 0 H: 0 E: 0 K: 2 S: 7	H: 0 LOB: 0 BB: 0 P: 8	1B: 10 2B: 3 3B: 0 HR: 2	SF: 0 SAC: 0 DP: 1 HBP: 2	WP: 0 PB: 0 SB: 0 CS: 0	PA: 44		
PITCHER	IP WLS BF H R ER SO BB IBB HBP BLK WP HR S P ERA WHIP	IP WLS BF H R ER SO BB IBB HBP BLK WP HR S P ERA WHIP	IP WLS BF H R ER SO BB IBB HBP BLK WP HR S P ERA WHIP	IP WLS BF H R ER SO BB IBB HBP BLK WP HR S P ERA WHIP	IP WLS BF H R ER SO BB IBB HBP BLK WP HR S P ERA WHIP	IP WLS BF H R ER SO BB IBB HBP BLK WP HR S P ERA WHIP	IP WLS BF H R ER SO BB IBB HBP BLK WP HR S P ERA WHIP	IP WLS BF H R ER SO BB IBB HBP BLK WP HR S P ERA WHIP	IP WLS BF H R ER SO BB IBB HBP BLK WP HR S P ERA WHIP	IP WLS BF H R ER SO BB IBB HBP BLK WP HR S P ERA WHIP	IP WLS BF H R ER SO BB IBB HBP BLK WP HR S P ERA WHIP	IP WLS BF H R ER SO BB IBB HBP BLK WP HR S P ERA WHIP	IP WLS BF H R ER SO BB IBB HBP BLK WP HR S P ERA WHIP	IP WLS BF H R ER SO BB IBB HBP BLK WP HR S P ERA WHIP	IP WLS BF H R ER SO BB IBB HBP BLK WP HR S P ERA WHIP	IP WLS BF H R ER SO BB IBB HBP BLK WP HR S P ERA WHIP	IP WLS BF H R ER SO BB IBB HBP BLK WP HR S P ERA WHIP	IP WLS BF H R ER SO BB IBB HBP BLK WP HR S P ERA WHIP	IP WLS BF H R ER SO BB IBB HBP BLK WP HR S P ERA WHIP	IP WLS BF H R ER SO BB IBB HBP BLK WP HR S P ERA WHIP	IP WLS BF H R ER SO BB IBB HBP BLK WP HR S P ERA WHIP	IP WLS BF H R ER SO BB IBB HBP BLK WP HR S P ERA WHIP
19 Brian Bannister, R ERA: 5.49	3.0	19	8	5	5	4	1	0	1	0	0	0	0	21	31	0.00	0.750					
Horacio Ramirez, L ERA: 1.5	2.2	10	2	0	0	2	0	0	1	0	0	0	0	18	25	13.50	2.250					
Ramon E Ramirez, R ERA: 3.06	1.1	W	7	3	2	2	4	0	0	0	0	0	0	12	24	0.00	3.000					
32 Ron Mahay, L ERA: 1.78	1.0	H	5	2	0	0	1	1	0	0	0	0	0	7	8	0.00	0.000					
43 Joakim Soria, R ERA: 1.43	1.0	S	3	0	0	0	2	0	0	0	0	0	0	7	8	0.00	0.000					

Kansas City Royals @ Chicago White Sox
U.S. Cellular Field, Chicago, IL
Sun Jul 20 2008, 2:05 PM EDT
Att: 32,269 - Cloudy - 79 F

livebaseballscorecards.com

AB 40
R 7
H 15
RBI 7
BB 2
SO 13
LOB 14



Batter	1	2	3	4	5	6	7	8	9	AB	R	H	RBI	BB	SO	LOB	TOP							
28 Curtis Granderson, L (1, 8) OBP: 0.360, SLG: 0.479										4	2	1	0	1	0	3								
14 Placido Polanco, R (1, 4) OBP: 0.354, SLG: 0.408										5	2	3	0	0	0	2								
9 Carlos Guillen, S (1, 5) OBP: 0.376, SLG: 0.437										3	2	0	0	2	2	3								
30 Magglio Ordonez, R (1, 9) OBP: 0.375, SLG: 0.494										5	0	3	2	0	1	2								
24 Miguel Cabrera, R (1, 3) OBP: 0.354, SLG: 0.491										5	0	2	3	0	3	3								
Matt Joyce, L (1, 7) OBP: 0.344, SLG: 0.655											4	1	1	0	1	2	3							
Gary Sheffield, R (1, 10) OBP: 0.331, SLG: 0.365											5	0	0	0	0	2	5							
Edgar Renteria, R (1, 6) OBP: 0.309, SLG: 0.327											4	0	2	1	0	0								
15 Brandon Inge, R (1, 2) OBP: 0.313, SLG: 0.414											4	0	1	0	0	2								
Inning Stats	R: 2 H: 2 E: 0 K: 2 S: 13	H: 2 LOB: 2 BB: 1 P: 21	R: 1 H: 2 E: 0 K: 0 S: 11	H: 2 LOB: 1 BB: 0 P: 15	R: 2 H: 2 E: 0 K: 2 S: 10	H: 2 LOB: 1 BB: 1 P: 17	R: 0 H: 1 E: 0 K: 0 S: 10	H: 1 LOB: 1 BB: 0 P: 16	R: 0 H: 0 E: 0 K: 3 S: 10	H: 0 LOB: 0 BB: 0 P: 15	R: 0 H: 0 E: 0 K: 1 S: 9	H: 0 LOB: 0 BB: 0 P: 14	R: 2 H: 3 E: 0 K: 1 S: 13	H: 3 LOB: 2 BB: 1 P: 24	R: 0 H: 1 E: 0 K: 0 S: 10	H: 1 LOB: 1 BB: 0 P: 16	R: 0 H: 2 E: 0 K: 1 S: 14	H: 2 LOB: 3 BB: 1 P: 28	1B: 11 2B: 2 3B: 1 HR: 0	SF: 0 SAC: 0 DP: 1 HBP: 0	WP: 1 PB: 0 SB: 0 CS: 2	PA: 43		
PITCHER	IP WLS BF H R ER SO BB IBB HBP BLK WP HR S P ERA WHIP	IP WLS BF H R ER SO BB IBB HBP BLK WP HR S P ERA WHIP	IP WLS BF H R ER SO BB IBB HBP BLK WP HR S P ERA WHIP	IP WLS BF H R ER SO BB IBB HBP BLK WP HR S P ERA WHIP	IP WLS BF H R ER SO BB IBB HBP BLK WP HR S P ERA WHIP	IP WLS BF H R ER SO BB IBB HBP BLK WP HR S P ERA WHIP	IP WLS BF H R ER SO BB IBB HBP BLK WP HR S P ERA WHIP	IP WLS BF H R ER SO BB IBB HBP BLK WP HR S P ERA WHIP	IP WLS BF H R ER SO BB IBB HBP BLK WP HR S P ERA WHIP	IP WLS BF H R ER SO BB IBB HBP BLK WP HR S P ERA WHIP	IP WLS BF H R ER SO BB IBB HBP BLK WP HR S P ERA WHIP	IP WLS BF H R ER SO BB IBB HBP BLK WP HR S P ERA WHIP	IP WLS BF H R ER SO BB IBB HBP BLK WP HR S P ERA WHIP	IP WLS BF H R ER SO BB IBB HBP BLK WP HR S P ERA WHIP	IP WLS BF H R ER SO BB IBB HBP BLK WP HR S P ERA WHIP	IP WLS BF H R ER SO BB IBB HBP BLK WP HR S P ERA WHIP	IP WLS BF H R ER SO BB IBB HBP BLK WP HR S P ERA WHIP	IP WLS BF H R ER SO BB IBB HBP BLK WP HR S P ERA WHIP	IP WLS BF H R ER SO BB IBB HBP BLK WP HR S P ERA WHIP	IP WLS BF H R ER SO BB IBB HBP BLK WP HR S P ERA WHIP	IP WLS BF H R ER SO BB IBB HBP BLK WP HR S P ERA WHIP	IP WLS BF H R ER SO BB IBB HBP BLK WP HR S P ERA WHIP	IP WLS BF H R ER SO BB IBB HBP BLK WP HR S P ERA WHIP	IP WLS BF H R ER SO BB IBB HBP BLK WP HR S P ERA WHIP

Detroit Tigers @ Kansas City Royals
 Kauffman Stadium, Kansas City, MO
 Wed Jul 23 2008, 1:10 PM CDT
 Att: 16,594 - Partly Cloudy - 84 F

AB	39
R	7
H	13
RBI	6
BB	4
SO	10
LOB	23



Batter	1	2	3	4	5	6	7	8	9	AB	R	H	RBI	BB	SO	LOB	BOTTOM						
9 David DeJesus, L (1, 10) OBP: 0.360, SLG: 0.463										4	1	2	0	0	0	0							
30 Mike Aviles, R (1, 6) OBP: 0.343, SLG: 0.494										4	0	0	0	0	1	2							
15 Mark Grudzielanek, R (1, 4) OBP: 0.399, SLG: 0.495										2	0	0	0	0	0	0							
11 Jose Guillen, R (1, 7) OBP: 0.293, SLG: 0.451										3	0	1	1	0	1	0							
4 Alex Gordon, L (1, 5) OBP: 0.335, SLG: 0.399										4	0	1	0	0	1	1							
24 Mark Teahen, L (1, 9) OBP: 0.313, SLG: 0.393										4	0	0	0	0	2	4							
21 Miguel Olivo, R (1, 2) OBP: 0.282, SLG: 0.458										3	0	0	0	0	2	3							
Ross Gload, L (1, 3) OBP: 0.314, SLG: 0.314										3	0	0	0	0	0	0							
2 Joey Gathright, L (1, 8) OBP: 0.302, SLG: 0.267										2	0	0	0	0	1	0							
16 Billy Butler, R (8, PH) OBP: 0.309, SLG: 0.349										1	0	0	0	0	0	0							
1 Tony Pena Jr., R (9, 6) OBP: 0.174, SLG: 0.201										0	0	0	0	0	0	0							
Inning Stats	R: 0 H: 0 E: 0 K: 0 S: 8	H: 0 LOB: 0 BB: 0 P: 11	R: 0 H: 0 E: 0 K: 1 S: 5	H: 0 LOB: 0 BB: 0 P: 7	R: 0 H: 0 E: 0 K: 2 S: 9	H: 0 LOB: 0 BB: 0 P: 11	R: 0 H: 0 E: 0 K: 0 S: 7	H: 0 LOB: 0 BB: 0 P: 11	R: 0 H: 0 E: 0 K: 1 S: 6	H: 0 LOB: 0 BB: 0 P: 10	R: 1 H: 3 E: 0 K: 0 S: 14	H: 3 LOB: 3 BB: 1 P: 23	R: 0 H: 1 E: 0 K: 1 S: 8	H: 1 LOB: 1 BB: 0 P: 15	R: 0 H: 0 E: 0 K: 0 S: 12	H: 0 LOB: 1 BB: 0 P: 17	1B: 3 2B: 1 3B: 0 HR: 0	SF: 0 SAC: 0 DP: 0 HBP: 1	WP: 0 PB: 0 SB: 0 CS: 0	PA: 33			
PITCHER	IP WLS BF H R ER SO BB IBB HBP BLK WP HR S P ERA WHIP	IP WLS BF H R ER SO BB IBB HBP BLK WP HR S P ERA WHIP	IP WLS BF H R ER SO BB IBB HBP BLK WP HR S P ERA WHIP	IP WLS BF H R ER SO BB IBB HBP BLK WP HR S P ERA WHIP	IP WLS BF H R ER SO BB IBB HBP BLK WP HR S P ERA WHIP	IP WLS BF H R ER SO BB IBB HBP BLK WP HR S P ERA WHIP	IP WLS BF H R ER SO BB IBB HBP BLK WP HR S P ERA WHIP	IP WLS BF H R ER SO BB IBB HBP BLK WP HR S P ERA WHIP	IP WLS BF H R ER SO BB IBB HBP BLK WP HR S P ERA WHIP	IP WLS BF H R ER SO BB IBB HBP BLK WP HR S P ERA WHIP	IP WLS BF H R ER SO BB IBB HBP BLK WP HR S P ERA WHIP	IP WLS BF H R ER SO BB IBB HBP BLK WP HR S P ERA WHIP	IP WLS BF H R ER SO BB IBB HBP BLK WP HR S P ERA WHIP	IP WLS BF H R ER SO BB IBB HBP BLK WP HR S P ERA WHIP	IP WLS BF H R ER SO BB IBB HBP BLK WP HR S P ERA WHIP	IP WLS BF H R ER SO BB IBB HBP BLK WP HR S P ERA WHIP	IP WLS BF H R ER SO BB IBB HBP BLK WP HR S P ERA WHIP	IP WLS BF H R ER SO BB IBB HBP BLK WP HR S P ERA WHIP	IP WLS BF H R ER SO BB IBB HBP BLK WP HR S P ERA WHIP	IP WLS BF H R ER SO BB IBB HBP BLK WP HR S P ERA WHIP	IP WLS BF H R ER SO BB IBB HBP BLK WP HR S P ERA WHIP	IP WLS BF H R ER SO BB IBB HBP BLK WP HR S P ERA WHIP	IP WLS BF H R ER SO BB IBB HBP BLK WP HR S P ERA WHIP

Detroit Tigers @ Kansas City Royals
 Kauffman Stadium, Kansas City, MO
 Wed Jul 23 2008, 1:10 PM CDT
 Att: 16,594 - Partly Cloudy - 84 F

AB	31
R	1
H	4
RBI	1
BB	1
SO	8
LOB	10



Batter	1	2	3	4	5	6	7	8	9	AB	R	H	RBI	BB	SO	LOB	TOP			
1 Akinori Iwamura, L (1,4) OBP: 0.352, SLG: 0.373										5	1	2	0	0	2	2				
2 B.J. Upton, R (1,8) OBP: 0.379, SLG: 0.392										4	1	1	1	0	0	1				
13 Carl Crawford, L (1,7) OBP: 0.306, SLG: 0.373										5	0	0	0	0	0	4				
3 Evan Longoria, R (1,5) OBP: 0.354, SLG: 0.526										3	1	1	1	2	0	0				
23 Carlos Pena, L (1,3) OBP: 0.338, SLG: 0.441										4	1	2	2	1	0	2				
15 Cliff Floyd, L (1,10) OBP: 0.333, SLG: 0.426										5	0	0	0	0	1	4				
30 Dioner Navarro, S (1,2) OBP: 0.374, SLG: 0.430										4	1	2	0	0	0	2				
32 Eric Hinske, L (1,9) OBP: 0.346, SLG: 0.492										3	0	1	0	0	1	1				
26 Gabe Gross, L (8,9) OBP: 0.330, SLG: 0.394										0	0	0	0	0	0	0				
8 Jason Bartlett, R (1,6) OBP: 0.306, SLG: 0.301										3	0	0	0	0	0	4				
Inning Stats	R: 1 H: 2 E: 0 K: 0 S: 16	H: 2 LOB: 1 BB: 0 P: 24	R: 0 H: 2 E: 0 K: 1 S: 14	H: 2 LOB: 2 BB: 0 P: 22	R: 0 H: 0 E: 0 K: 0 S: 4	H: 0 LOB: 0 BB: 0 P: 7	R: 0 H: 1 E: 0 K: 0 S: 10	H: 1 LOB: 2 BB: 1 P: 17	R: 1 H: 1 E: 2 K: 0 S: 8	H: 1 LOB: 2 BB: 1 P: 18	R: 0 H: 0 E: 0 K: 1 S: 10	H: 0 LOB: 1 BB: 1 P: 18	R: 0 H: 0 E: 0 K: 2 S: 7	H: 0 LOB: 0 BB: 0 P: 9	R: 2 H: 1 E: 0 K: 0 S: 9	H: 1 LOB: 0 BB: 1 P: 14	1B: 5 2B: 3 HR: 1	SF: 1 SAC: 0 HBP: 2	WP: 0 PB: 0 SB: 0 CS: 0	PA: 42
PITCHER	IP WLS BF H R ER SO BB IBB HBP BLK WP HR S P ERA WHIP																			
19 Brian Bannister, R (1,1) ERA: 5.4	5.1 L 27 7 3 2 1 1 0 2 0 0 0 59 100 3.38 1.500																			
Ramon E. Ramirez, R (6,1) ERA: 2.96	1.2 7 1 0 0 1 1 0 0 0 0 0 19 34 0.00 1.200																			
Juan Carlos Oviedo, R (8,1) ERA: 2.22	2.0 8 1 2 2 2 1 0 0 0 0 0 1 16 23 9.00 1.000																			

Tampa Bay Rays @ Kansas City Royals
Kauffman Stadium, Kansas City, MO
Fri Jul 25 2008, 7:10 PM CDT
Att: 31,535 - Partly Cloudy - 89 F

AB 36
R 5
H 9
RBI 4
BB 3
SO 4
LOB 20



Batter	1	2	3	4	5	6	7	8	9	AB	R	H	RBI	BB	SO	LOB	BOTTOM					
9 David DeJesus, L (1,7) OBP: 0.363, SLG: 0.463										3	0	0	0	1	1	1						
30 Mike Aviles, R (1,6) OBP: 0.333, SLG: 0.477										4	0	0	0	0	1	3						
15 Mark Grudzielanek, R (1,4) OBP: 0.349, SLG: 0.397										4	0	0	0	0	2	3						
11 Jose Guillen, R (1,9) OBP: 0.287, SLG: 0.442										4	0	0	0	0	1	1						
4 Alex Gordon, L (1,5) OBP: 0.338, SLG: 0.401										2	0	0	0	2	0	0						
16 Billy Butler, R (1,10) OBP: 0.315, SLG: 0.360										4	1	1	1	0	0	2						
Ross Gload, L (1,3) OBP: 0.319, SLG: 0.335										4	1	2	1	0	0	0						
14 John Buck, R (1,2) OBP: 0.323, SLG: 0.406										3	1	1	1	1	1	0						
35 Mitch Maier, L (1,8) OBP: 0.333, SLG: 0.200										1	0	0	0	1	0	0						
Esteban German, R (7,PH) OBP: 0.301, SLG: 0.319										1	0	0	0	0	0	3						
Inning Stats	R: 0 H: 0 E: 0 K: 0 S: 6	H: 0 LOB: 0 BB: 0 P: 9	R: 0 H: 0 E: 0 K: 0 S: 7	H: 0 LOB: 1 BB: 1 P: 15	R: 0 H: 0 E: 0 K: 1 S: 9	H: 0 LOB: 0 BB: 0 P: 11	R: 0 H: 0 E: 0 K: 1 S: 11	H: 0 LOB: 0 BB: 0 P: 16	R: 1 H: 1 E: 0 K: 0 S: 6	H: 1 LOB: 0 BB: 0 P: 12	R: 1 H: 1 E: 0 K: 2 S: 13	H: 1 LOB: 1 BB: 1 P: 23	R: 0 H: 1 E: 0 K: 1 S: 16	H: 1 LOB: 3 BB: 2 P: 29	R: 0 H: 0 E: 0 K: 1 S: 12	H: 0 LOB: 1 BB: 1 P: 22	R: 1 H: 1 E: 0 K: 0 S: 9	H: 1 LOB: 0 BB: 0 P: 17	1B: 1 2B: 0 HR: 3	SF: 0 SAC: 0 HBP: 0	WP: 1 PB: 1 SB: 0 CS: 0	PA: 35
PITCHER	IP WLS BF H R ER SO BB IBB HBP BLK WP HR S P ERA WHIP																					
36 Edwin Jackson, R (1,1) ERA: 4.22	5.0 W 18 2 2 2 2 2 0 0 0 0 0 2 43 74 3.60 0.800																					
50 Grant Balfour, R (6,1) ERA: 1.33	1.2 H 6 0 0 0 3 1 0 0 0 0 0 0 20 30 0.00 0.600																					
39 J.P. Howell, L (7,1) ERA: 2.54	0.1 H 4 1 0 0 0 2 0 0 0 0 1 0 7 17 0.00 9.000																					
35 Dan Wheeler, R (8,1) ERA: 2.23	1.0 H 3 0 0 0 1 0 0 0 0 0 0 0 10 16 0.00 0.000																					
40 Troy Percival, R (9,1) ERA: 3.52	1.0 S 4 1 1 1 0 0 0 0 0 0 0 1 9 17 9.00 1.000																					

Tampa Bay Rays @ Kansas City Royals
Kauffman Stadium, Kansas City, MO
Fri Jul 25 2008, 7:10 PM CDT
Att: 31,535 - Partly Cloudy - 89 F

AB 30
R 3
H 4
RBI 3
BB 5
SO 6
LOB 13



Batter	1	2	3	4	5	6	7	8	9	AB	R	H	RBI	BB	SO	LOB	TOP		
1 Akinori Iwamura, L (1.4) OBP: 0.391, SLG: 0.372	G6-3		F8		G3			2B 13 3B 1B		4	1	1	0	0	0	0			
2 B.J. Upton, R (1.8) OBP: 0.378, SLG: 0.393	P3		G6-3			G5-3		13 3B 2B		4	1	1	0	0	0	0			
13 Carl Crawford, L (1.7) OBP: 0.308, SLG: 0.384			G4-3			G6-3		2B 3B		4	0	2	2	0	0	0			
3 Evan Longoria, R (1.5) OBP: 0.353, SLG: 0.525	G5-3					G6-3		2B 16 FC4-6		4	1	1	0	0	0	2			
23 Carlos Pena, L (1.3) OBP: 0.343, SLG: 0.453								HR		3	2	2	1	1	1	0			
16 Willy Aybar, S (1.10) OBP: 0.313, SLG: 0.372	G1-3		FC4-6			G5-3		F8		4	0	0	1	0	0	2			
30 Dioner Navarro, S (1.2) OBP: 0.372, SLG: 0.427			G6-3			F9		G4-3		4	0	1	0	0	0	1			
32 Eric Hinske, L (1.9) OBP: 0.344, SLG: 0.488	G4-3					F7		P5		2	0	0	1	0	0	1			
31 Jonny Gomes, R (8, PH) OBP: 0.308, SLG: 0.421										1	0	0	0	0	0	0			
26 Gabe Gross, L (8.9) OBP: 0.333, SLG: 0.394										0	0	0	0	1	0	0			
8 Jason Bartlett, R (1.6) OBP: 0.302, SLG: 0.297	G5-3					F8		G6-3		4	0	0	0	0	0	2			
Inning Stats	R: 0 H: 1 E: 0 K: 0 S: 9	H: 1 LOB: 1 BB: 0 P: 13	R: 1 H: 1 E: 0 K: 0 S: 15	H: 1 LOB: 1 BB: 1 P: 27	R: 0 H: 0 E: 0 K: 0 S: 9	H: 0 LOB: 0 BB: 0 P: 15	R: 1 H: 2 E: 0 K: 0 S: 9	H: 2 LOB: 0 BB: 0 P: 12	R: 0 H: 0 E: 0 K: 0 S: 6	H: 0 LOB: 0 BB: 0 P: 11	R: 0 H: 0 E: 0 K: 1 S: 6	H: 0 LOB: 0 BB: 0 P: 9	R: 2 H: 3 E: 0 K: 0 S: 17	H: 3 LOB: 1 BB: 0 P: 25	R: 1 H: 1 E: 0 K: 0 S: 12	H: 1 LOB: 1 BB: 1 P: 20	1B: 3 2B: 2 3B: 2 HR: 1	SF: 0 SAC: 0 DP: 1 HBP: 0	WP: 0 PA: 36 PB: 0 SB: 0 CS: 0
PITCHER	IP WLS BF H R ER SO BB IBB HBP BLK WP HR S P ERA WHIP																		
44 Luke Hochevar, R (1.1) ERA: 5.38	5.0		19	4	2	2	0	1	0	0	0	0	0	0	0	48	78	3.60	1.000
Horacio Ramirez, L (6.1) ERA: 2.91	2.2	L	11	3	2	2	1	0	0	0	0	0	0	0	30	43	6.75	1.125	
Ramon E Ramirez, R (8.1) ERA: 2.94	0.1		1	0	0	0	0	0	0	0	0	0	0	2	3	0.00	0.000		
Joel Peralta, R (9.1) ERA: 5.91	1.0		5	1	1	1	0	1	0	0	0	0	1	12	20	9.00	2.000		

Tampa Bay Rays @ Kansas City Royals
Kauffman Stadium, Kansas City, MO
Sat Jul 26 2008, 6:10 PM CDT
Att: 24,322 - Partly Cloudy - 89 F

AB 34
R 5
H 8
RBI 5
BB 2
SO 1
LOB 8



Batter	1	2	3	4	5	6	7	8	9	AB	R	H	RBI	BB	SO	LOB	BOTTOM		
9 David DeJesus, L (1.8) OBP: 0.361, SLG: 0.458	G3-1		F7		G6-3			15 FC5-4 30 1B BB		4	0	0	0	1	0	2			
30 Mike Aviles, R (1.6) OBP: 0.330, SLG: 0.469	K		F9		K			15 FC5-4 1B		5	0	1	0	0	2	2			
15 Mark Grudzielanek, R (1.4) OBP: 0.352, SLG: 0.409								11 1B 2B		5	1	3	0	0	0	3			
11 Jose Guillen, R (1.9) OBP: 0.286, SLG: 0.440	P2		P4					G5-4-3		4	0	1	1	0	0	5			
16 Billy Butler, R (1.10) OBP: 0.314, SLG: 0.358								L9		4	1	1	0	0	0	1			
4 Alex Gordon, L (1.5) OBP: 0.336, SLG: 0.397	K							G3-1		3	0	0	0	0	2	0			
14 John Buck, R (1.2) OBP: 0.325, SLG: 0.402								F7		2	0	0	0	1	1	1			
Ross Gload, L (1.3) OBP: 0.322, SLG: 0.345								1B 3B		4	1	2	1	0	0	2			
Esteban German, R (1.7) OBP: 0.308, SLG: 0.327								1B FC5-4		4	0	2	1	0	2	2			
Inning Stats	R: 0 H: 1 E: 0 K: 1 S: 8	H: 0 LOB: 0 BB: 0 P: 10	R: 0 H: 0 E: 0 K: 1 S: 11	H: 0 LOB: 0 BB: 0 P: 17	R: 0 H: 2 E: 0 K: 0 S: 17	H: 2 LOB: 2 BB: 0 P: 27	R: 1 H: 2 E: 0 K: 2 S: 9	H: 2 LOB: 1 BB: 0 P: 14	R: 0 H: 0 E: 0 K: 2 S: 10	H: 0 LOB: 1 BB: 1 P: 16	R: 0 H: 1 E: 0 K: 0 S: 7	H: 1 LOB: 1 BB: 1 P: 12	R: 0 H: 0 E: 0 K: 0 S: 3	H: 0 LOB: 0 BB: 0 P: 6	R: 1 H: 2 E: 0 K: 0 S: 14	H: 2 LOB: 1 BB: 0 P: 22	1B: 6 2B: 3 3B: 1 HR: 0	SF: 0 SAC: 1 DP: 1 HBP: 1	WP: 0 PA: 39 PB: 0 SB: 0 CS: 0
PITCHER	IP WLS BF H R ER SO BB IBB HBP BLK WP HR S P ERA WHIP																		
19 Scott Kazmir, L (1.1) ERA: 2.84	5.0		23	7	2	2	5	0	0	0	0	0	0	0	0	60	91	3.60	1.400
Trevor Miller, L (6.1) ERA: 5.19	1.0		5	0	0	0	2	2	0	0	0	0	0	0	11	21	0.00	2.000	
Al Reyes, R (7.1) ERA: 4.12	1.0	W	3	1	0	0	0	0	0	0	0	0	0	6	7	0.00	1.000		
35 Dan Wheeler, R (8.1) ERA: 2.18	1.0	H	3	0	0	0	0	0	0	0	0	0	0	3	6	0.00	0.000		
40 Troy Percival, R (9.1) ERA: 3.69	1.0	S	5	2	1	1	0	0	0	0	0	0	0	14	22	9.00	2.000		

Tampa Bay Rays @ Kansas City Royals
Kauffman Stadium, Kansas City, MO
Sat Jul 26 2008, 6:10 PM CDT
Att: 24,322 - Partly Cloudy - 89 F

AB 35
R 3
H 10
RBI 3
BB 2
SO 7
LOB 18



Batter	1	2	3	4	5	6	7	8	9	AB	R	H	RBI	BB	SO	LOB	TOP					
1 Akinori Iwamura, L (1.4) OBP: 0.350, SLG: 0.373										4	0	1	0	0	1	0	Tampa Bay Rays @ Kansas City Royals Kauffman Stadium, Kansas City, MO Sun Jul 27 2008, 1:10 PM CDT Att: 13,779 - Sunny - 91 F livebaseballscorecards.com					
2 B.J. Upton, R (1.8) OBP: 0.381, SLG: 0.394										2	1	1	0	2	1	0						
13 Carl Crawford, L (1.7) OBP: 0.308, SLG: 0.382										4	0	1	1	0	0	3						
3 Evan Longoria, R (1.5) OBP: 0.355, SLG: 0.528										4	0	2	0	0	0	1						
23 Carlos Pena, L (1.3) OBP: 0.347, SLG: 0.458										3	0	2	0	0	1	2						
16 Willy Aybar, S (1.10) OBP: 0.306, SLG: 0.362										4	0	0	0	0	0	6						
26 Gabe Gross, L (1.9) OBP: 0.330, SLG: 0.389										2	0	0	0	0	1	2						
31 Jonny Gomes, R (6. PH) OBP: 0.306, SLG: 0.418										1	0	0	0	0	0	2						
32 Eric Hinske, L (9. PH) OBP: 0.346, SLG: 0.488										0	0	0	0	0	0	0						
9 Shawn Riggans, R (1.2) OBP: 0.306, SLG: 0.414										4	0	0	0	0	0	2						
8 Jason Bartlett, R (1.6) OBP: 0.298, SLG: 0.293										4	0	0	0	0	0	0						
Inning Stats	R: 0 E: 0 K: 0 S: 13	H: 1 LOB: 1 BB: 0 P: 17	R: 0 E: 0 K: 0 S: 8	H: 1 LOB: 1 BB: 0 P: 16	R: 0 E: 0 K: 0 S: 7	H: 1 LOB: 1 BB: 1 P: 14	R: 0 E: 0 K: 1 S: 9	H: 3 LOB: 2 BB: 0 P: 13	R: 0 E: 0 K: 1 S: 7	H: 0 LOB: 0 BB: 0 P: 13	R: 1 E: 0 K: 1 S: 10	H: 2 LOB: 2 BB: 1 P: 21	R: 0 E: 0 K: 0 S: 14	H: 0 LOB: 2 BB: 0 P: 11	R: 0 E: 0 K: 1 S: 14	H: 1 LOB: 2 BB: 0 P: 17	R: 0 E: 0 K: 0 S: 3	H: 0 LOB: 0 BB: 0 P: 5	1B: 4 2B: 3 3B: 0 HR: 0	SF: 0 SAC: 0 DP: 2 HBP: 2	WP: 1 PB: 0 SB: 1 CS: 0	PA: 36
PITCHER	IP WLS BF H R ER SO BB IBB HBP BLK WP HR S P ERA WHIP																					
28 Kyle Davies, R (1.1) ERA: 4.34	5.0 W 22 6 1 1 2 2 0 0 0 0 1 0 47 83 1.80 1.600																					
32 Ron Mahay, L (6.1) ERA: 1.81	2.0 H 6 0 0 0 1 0 0 0 0 0 0 0 14 22 0.00 0.000																					
Juan Carlos Oviedo, R (8.1) ERA: 2.13	1.0 5 1 0 0 1 0 0 0 1 0 0 0 14 17 0.00 1.000																					
48 Joaquin Soria, R (9.1) ERA: 1.57	1.0 3 0 0 0 0 0 0 0 1 0 0 0 3 5 0.00 0.000																					

Batter	1	2	3	4	5	6	7	8	9	AB	R	H	RBI	BB	SO	LOB	BOTTOM			
Esteban German, R (1.4) OBP: 0.304, SLG: 0.330										5	1	1	0	0	0	0	Tampa Bay Rays @ Kansas City Royals Kauffman Stadium, Kansas City, MO Sun Jul 27 2008, 1:10 PM CDT Att: 13,779 - Sunny - 91 F livebaseballscorecards.com			
30 Mike Aviles, R (1.6) OBP: 0.333, SLG: 0.486										4	2	2	1	0	0	1				
9 David DeJesus, L (1.7) OBP: 0.365, SLG: 0.466										3	2	2	1	1	0	0				
16 Billy Butler, R (1.10) OBP: 0.320, SLG: 0.377										3	1	2	4	1	0	1				
4 Alex Gordon, L (1.5) OBP: 0.335, SLG: 0.396										4	0	1	0	0	1	2				
24 Mark Teahen, L (1.9) OBP: 0.315, SLG: 0.394										4	0	2	0	0	0	1				
Ross Gload, L (1.3) OBP: 0.321, SLG: 0.343										4	0	1	0	0	1	3				
21 Miguel Olivo, R (1.2) OBP: 0.276, SLG: 0.449										4	0	0	0	0	0	3				
35 Mitch Maier, L (1.8) OBP: 0.200, SLG: 0.111										4	0	0	0	0	0	0				
Inning Stats	R: 1 E: 0 K: 0 S: 12	H: 1 LOB: 1 BB: 1 P: 18	R: 0 E: 0 K: 1 S: 10	H: 0 LOB: 0 BB: 0 P: 16	R: 0 E: 0 K: 0 S: 7	H: 0 LOB: 0 BB: 0 P: 10	R: 1 E: 0 K: 1 S: 13	H: 3 LOB: 2 BB: 0 P: 18	R: 1 E: 0 K: 0 S: 8	H: 2 LOB: 1 BB: 0 P: 10	R: 0 E: 0 K: 0 S: 8	H: 1 LOB: 1 BB: 0 P: 12	R: 3 E: 0 K: 0 S: 21	H: 4 LOB: 2 BB: 1 P: 33	R: 0 E: 0 K: 0 S: 8	H: 0 LOB: 0 BB: 0 P: 13		1B: 5 2B: 4 3B: 0 HR: 2	SF: 0 SAC: 0 DP: 0 HBP: 0	WP: 1 PB: 0 SB: 1 CS: 0
PITCHER	IP WLS BF H R ER SO BB IBB HBP BLK WP HR S P ERA WHIP																			
21 Andy Sonnanstine, R (1.1) ERA: 4.65	6.2 L 30 2 1 1 0 0 1 1 0 0 0 0 1 63 94 6.75 1.350																			
Al Reyes, R (7.1) ERA: 4.58	0.0 2 2 1 1 0 0 0 0 0 0 0 1 11 15 - - -																			
Trevor Miller, L (7.1) ERA: 5.13	0.1 2 1 0 0 0 0 0 0 0 0 0 0 5 8 0.00 3.000																			
49 Jason Hammel, R (8.1) ERA: 4.47	1.0 3 0 0 0 0 0 0 0 0 0 0 0 8 13 0.00 0.000																			

Batter	1	2	3	4	5	6	7	8	9	AB	R	H	RBI	BB	SO	LOB	TOP					
9 David DeJesus, L OBP: 0.365, SLG: 0.463	G6-3	L9					F7		30 1B	4	0	1	0	1	0	1	Kansas City Royals @ Oakland Athletics McAfee Coliseum, Oakland, CA Mon Jul 28 2008, 10:05 PM EDT Att: 12,464 - Overcast - 57 F					
30 Mike Aviles, R OBP: 0.340, SLG: 0.489	11 HR		F8			P3			15 G5-4-3	5	1	3	0	0	0	1						
15 Mark Grudzielanek, R OBP: 0.347, SLG: 0.403	K		F9			G1-3			G5-4-3	5	0	0	0	0	2	5						
11 Jose Guillen, R OBP: 0.287, SLG: 0.446	1-H									3	1	1	2	0	2	0						
35 Mitch Walter, L OBP: 0.182, SLG: 0.100	HR									1	0	0	0	0	0	0						
16 Billy Butler, R OBP: 0.326, SLG: 0.380					F7					3	1	2	0	1	0	0						
4 Alex Gordon, L OBP: 0.339, SLG: 0.407	K									4	1	3	2	0	1	1						
14 John Buck, R OBP: 0.321, SLG: 0.396										4	0	0	0	0	2	3						
Ross Gload, L OBP: 0.320, SLG: 0.342										4	0	1	0	0	1	3						
Esteban German, R OBP: 0.293, SLG: 0.318										4	0	0	0	0	0	1						
Inning Stats	R: 2 E: 0 K: 2 S: 13	H: 3 LOB: 1 BB: 0 P: 17	R: 0 E: 0 K: 1 S: 10	H: 1 LOB: 1 BB: 0 P: 17	R: 0 E: 0 K: 1 S: 7	H: 0 LOB: 0 BB: 0 P: 7	R: 0 E: 0 K: 2 S: 15	H: 1 LOB: 1 BB: 0 P: 21	R: 0 E: 0 K: 0 S: 8	H: 0 LOB: 1 BB: 1 P: 16	R: 2 E: 0 K: 1 S: 11	H: 1 LOB: 1 BB: 0 P: 19	R: 0 E: 0 K: 1 S: 10	H: 1 LOB: 2 BB: 0 P: 16	R: 0 E: 0 K: 0 S: 12	H: 2 LOB: 2 BB: 0 P: 18	R: 0 E: 0 K: 0 S: 8	H: 2 LOB: 1 BB: 0 P: 13	1B: 9 2B: 0 3B: 0 HR: 2	SF: 0 SAC: 0 DP: 1 HBP: 0	WP: 0 PB: 0 SB: 0 CS: 0	PA: 39
PITCHER	IP WLS BF H R ER SO BB IBB HBP BLK WP HR S P ERA WHIP	IP WLS BF H R ER SO BB IBB HBP BLK WP HR S P ERA WHIP	IP WLS BF H R ER SO BB IBB HBP BLK WP HR S P ERA WHIP	IP WLS BF H R ER SO BB IBB HBP BLK WP HR S P ERA WHIP	IP WLS BF H R ER SO BB IBB HBP BLK WP HR S P ERA WHIP	IP WLS BF H R ER SO BB IBB HBP BLK WP HR S P ERA WHIP	IP WLS BF H R ER SO BB IBB HBP BLK WP HR S P ERA WHIP	IP WLS BF H R ER SO BB IBB HBP BLK WP HR S P ERA WHIP	IP WLS BF H R ER SO BB IBB HBP BLK WP HR S P ERA WHIP	IP WLS BF H R ER SO BB IBB HBP BLK WP HR S P ERA WHIP	IP WLS BF H R ER SO BB IBB HBP BLK WP HR S P ERA WHIP	IP WLS BF H R ER SO BB IBB HBP BLK WP HR S P ERA WHIP	IP WLS BF H R ER SO BB IBB HBP BLK WP HR S P ERA WHIP	IP WLS BF H R ER SO BB IBB HBP BLK WP HR S P ERA WHIP	IP WLS BF H R ER SO BB IBB HBP BLK WP HR S P ERA WHIP	IP WLS BF H R ER SO BB IBB HBP BLK WP HR S P ERA WHIP	IP WLS BF H R ER SO BB IBB HBP BLK WP HR S P ERA WHIP					
51 Dallas Braden, L ERA: 4.39	6.2	L	28	6	4	4	7	2	0	0	0	0	0	0	2	67	101	5.40	1.200			
44 Santiago Casilla, R ERA: 2.93	1.0	H	6	3	0	0	1	0	0	0	0	0	0	0	0	16	24	0.00	3.000			
Alan Embree, L ERA: 4.99	1.1	S	5	2	0	0	0	0	0	0	0	0	0	0	0	11	19	0.00	1.500			

Batter	1	2	3	4	5	6	7	8	9	AB	R	H	RBI	BB	SO	LOB	BOTTOM					
4 Eric Patterson, L OBP: 0.321, SLG: 0.295	K									3	1	0	0	1	3	1	Kansas City Royals @ Oakland Athletics McAfee Coliseum, Oakland, CA Mon Jul 28 2008, 10:05 PM EDT Att: 12,464 - Overcast - 57 F					
8 Kurt Suzuki, R OBP: 0.354, SLG: 0.399										3	1	3	0	0	0	0						
15 Ryan Sweeney, L OBP: 0.358, SLG: 0.402										4	0	1	1	0	1	3						
32 Jack Cust, L OBP: 0.368, SLG: 0.427										4	0	0	0	0	3	5						
28 Carlos González, L OBP: 0.318, SLG: 0.429										4	0	2	1	0	0	3						
14 Mark Ellis, R OBP: 0.324, SLG: 0.373										4	0	0	0	0	1	2						
22 Jack Hannahan, L OBP: 0.323, SLG: 0.359										4	0	0	0	0	2	1						
7 Bobby Crosby, R OBP: 0.301, SLG: 0.349										4	0	0	0	0	1	0						
49 Brooks Conrad, S OBP: 0.176, SLG: 0.235										3	0	1	0	0	1	0						
Inning Stats	R: 0 E: 0 K: 2 S: 10	H: 0 LOB: 1 BB: 0 P: 14	R: 0 E: 0 K: 1 S: 7	H: 1 LOB: 0 BB: 0 P: 10	R: 0 E: 0 K: 1 S: 6	H: 0 LOB: 0 BB: 0 P: 9	R: 1 E: 0 K: 1 S: 12	H: 2 LOB: 1 BB: 0 P: 19	R: 0 E: 0 K: 3 S: 11	H: 1 LOB: 1 BB: 0 P: 19	R: 0 E: 0 K: 1 S: 6	H: 1 LOB: 2 BB: 0 P: 11	R: 0 E: 0 K: 1 S: 7	H: 0 LOB: 0 BB: 0 P: 9	R: 1 E: 0 K: 2 S: 13	H: 2 LOB: 2 BB: 1 P: 21	R: 0 E: 0 K: 0 S: 7	H: 0 LOB: 0 BB: 0 P: 10	1B: 5 2B: 2 3B: 0 HR: 0	SF: 0 SAC: 0 DP: 1 HBP: 1	WP: 0 PB: 0 SB: 0 CS: 0	PA: 35
PITCHER	IP WLS BF H R ER SO BB IBB HBP BLK WP HR S P ERA WHIP	IP WLS BF H R ER SO BB IBB HBP BLK WP HR S P ERA WHIP	IP WLS BF H R ER SO BB IBB HBP BLK WP HR S P ERA WHIP	IP WLS BF H R ER SO BB IBB HBP BLK WP HR S P ERA WHIP	IP WLS BF H R ER SO BB IBB HBP BLK WP HR S P ERA WHIP	IP WLS BF H R ER SO BB IBB HBP BLK WP HR S P ERA WHIP	IP WLS BF H R ER SO BB IBB HBP BLK WP HR S P ERA WHIP	IP WLS BF H R ER SO BB IBB HBP BLK WP HR S P ERA WHIP	IP WLS BF H R ER SO BB IBB HBP BLK WP HR S P ERA WHIP	IP WLS BF H R ER SO BB IBB HBP BLK WP HR S P ERA WHIP	IP WLS BF H R ER SO BB IBB HBP BLK WP HR S P ERA WHIP	IP WLS BF H R ER SO BB IBB HBP BLK WP HR S P ERA WHIP	IP WLS BF H R ER SO BB IBB HBP BLK WP HR S P ERA WHIP	IP WLS BF H R ER SO BB IBB HBP BLK WP HR S P ERA WHIP	IP WLS BF H R ER SO BB IBB HBP BLK WP HR S P ERA WHIP	IP WLS BF H R ER SO BB IBB HBP BLK WP HR S P ERA WHIP	IP WLS BF H R ER SO BB IBB HBP BLK WP HR S P ERA WHIP					
23 Zack Greinke, R ERA: 3.98	7.1	W	30	7	2	2	11	1	0	0	0	0	0	0	0	68	106	2.46	1.091			
Ramon F. Ramirez, R ERA: 2.5	0.2	H	2	0	0	0	1	0	0	0	0	0	0	0	4	6	0.00	0.000				
4B Joaquin Soria, R ERA: 1.53	1.0	S	3	0	0	0	0	0	0	0	0	0	0	0	7	10	0.00	0.000				



Batter	1	2	3	4	5	6	7	8	9	AB	R	H	RBI	BB	SO	LOB	TOP					
9 David DeJesus, L (1,8) OBP: 0.361, SLG: 0.458	E3 11 PO		G1-4-3			L7		G4-3		4	0	0	0	0	0	0						
30 Mike Aviles, R (1,6) OBP: 0.343, SLG: 0.516	F9					HR		G4-3		4	2	2	1	0	0	1						
15 Mark Grudzielanek, R (1,4) OBP: 0.340, SLG: 0.401	K					P3				2	0	0	1	0	1	1						
11 Jose Guillen, R (1,9) OBP: 0.287, SLG: 0.444	PO									2	0	0	0	1	2	0						
35 Mitch Walter, L (7, PR) OBP: 0.107, SLG: 0.091										1	0	0	0	0	1	1						
16 Billy Butler, R (1,10) OBP: 0.325, SLG: 0.376										3	0	0	0	1	0	1						
4 Alex Gordon, L (1,5) OBP: 0.338, SLG: 0.408										4	1	1	0	0	1	1						
24 Mark Teahen, L (1,7) OBP: 0.314, SLG: 0.392										4	1	1	0	0	1	4						
14 John Buck, R (1,2) OBP: 0.320, SLG: 0.405										4	1	1	3	0	1	1						
Ross Gload, L (1,3) OBP: 0.317, SLG: 0.338										3	0	0	0	0	0	1						
Inning Stats	R: 0 H: 0 E: 1 K: 1 S: 10	H: 0 LOB: 0 BB: 0 P: 13	R: 0 H: 0 E: 0 K: 3 S: 13	H: 0 LOB: 1 BB: 1 P: 20	R: 0 H: 0 E: 0 K: 0 S: 7	H: 0 LOB: 0 BB: 0 P: 11	R: 1 H: 1 E: 0 K: 1 S: 10	H: 1 LOB: 0 BB: 0 P: 12	R: 0 H: 0 E: 0 K: 0 S: 4	H: 0 LOB: 0 BB: 0 P: 7	R: 1 H: 1 E: 0 K: 0 S: 8	H: 1 LOB: 0 BB: 0 P: 13	R: 3 H: 2 E: 0 K: 0 S: 11	H: 2 LOB: 1 BB: 1 P: 19	R: 0 H: 0 E: 0 K: 1 S: 9	H: 0 LOB: 1 BB: 0 P: 15	R: 0 H: 1 E: 0 K: 1 S: 12	H: 1 LOB: 1 BB: 0 P: 19	1B: 1 2B: 1 3B: 1 HR: 2	SF: 1 SAC: 0 DP: 0 HBP: 1	WP: 0 PB: 0 SB: 0 CS: 0	PA: 36
PITCHER	IP	WLS	BF	H	R	ER	SO	BB	IBB	HBP	BLK	WP	HR	S	P	ERA	WHIP					
Greg Smith, L (1,1) ERA: 4.04	7.0	L	27	4	5	5	5	2	0	0	0	0	2	63	95	6.43	0.857					
13 Jerry Blevins, L (8,1) ERA: 0.73	1.0		4	0	0	0	1	0	0	1	0	0	0	9	15	0.00	0.000					
25 Lenny DiNardo, L (9,1) ERA: 7.31	1.0		4	1	0	0	1	0	0	0	0	0	0	12	19	0.00	1.000					

Kansas City Royals @ Oakland Athletics
McAfee Coliseum, Oakland, CA
Tue Jul 29 2008, 10:05 PM EDT
Att: 12,182 - Partly Cloudy - 61 F

AB	31
R	5
H	5
RBI	5
BB	2
SO	7
LOB	11



Batter	1	2	3	4	5	6	7	8	9	AB	R	H	RBI	BB	SO	LOB	BOTTOM					
4 Eric Patterson, L (1,7) OBP: 0.298, SLG: 0.271	F7									4	0	0	0	0	1	3						
45 Wes Bankston, R (8,3) OBP: 0.259, SLG: 0.333										0	0	0	0	0	0	0						
15 Ryan Sweeney, L (1,9) OBP: 0.353, SLG: 0.396	K									4	0	0	0	0	2	1						
8 Kurt Suzuki, R (1,2) OBP: 0.353, SLG: 0.396	P2									3	0	0	0	1	0	0						
28 Carlos González, L (1,8) OBP: 0.311, SLG: 0.419										4	0	0	0	0	2	1						
32 Jack Cust, L (1,10) OBP: 0.369, SLG: 0.429										3	1	1	0	1	1	0						
14 Mark Ellis, R (1,4) OBP: 0.325, SLG: 0.377										4	1	2	1	0	0	1						
22 Jack Hannahan, L (1,3) OBP: 0.325, SLG: 0.361										4	0	2	0	0	1	2						
7 Bobby Crosby, R (1,6) OBP: 0.300, SLG: 0.350										4	0	1	1	0	1	2						
49 Brooks Conrad, S (1,5) OBP: 0.158, SLG: 0.211										2	0	0	0	0	2	1						
Emil Brown, R (7, PH) OBP: 0.287, SLG: 0.383										0	0	0	0	1	0	0						
Inning Stats	R: 0 H: 0 E: 0 K: 1 S: 8	H: 0 LOB: 0 BB: 0 P: 12	R: 0 H: 0 E: 0 K: 0 S: 6	H: 0 LOB: 1 BB: 1 P: 12	R: 0 H: 1 E: 0 K: 2 S: 10	H: 1 LOB: 0 BB: 0 P: 18	R: 1 H: 2 E: 0 K: 2 S: 9	H: 2 LOB: 1 BB: 0 P: 13	R: 0 H: 0 E: 0 K: 1 S: 10	H: 0 LOB: 0 BB: 0 P: 14	R: 0 H: 0 E: 0 K: 2 S: 9	H: 0 LOB: 0 BB: 0 P: 13	R: 1 H: 2 E: 0 K: 0 S: 12	H: 2 LOB: 2 BB: 1 P: 19	R: 0 H: 0 E: 0 K: 0 S: 4	H: 0 LOB: 0 BB: 1 P: 8	R: 0 H: 1 E: 0 K: 2 S: 13	H: 1 LOB: 0 BB: 0 P: 19	1B: 3 2B: 3 3B: 0 HR: 0	SF: 0 SAC: 0 DP: 1 HBP: 0	WP: 0 PB: 0 SB: 0 CS: 0	PA: 35
PITCHER	IP	WLS	BF	H	R	ER	SO	BB	IBB	HBP	BLK	WP	HR	S	P	ERA	WHIP					
55 Gil Meche, R (1,1) ERA: 4.22	7.0		28	5	2	2	8	2	0	0	0	0	0	64	101	2.57	1.000					
32 Ron Mahay, L (8,1) ERA: 1.78	1.0	H	3	0	0	0	0	1	0	0	0	0	0	4	8	0.00	1.000					
48 Joakim Soria, R (9,1) ERA: 1.5	1.0	S	4	1	0	0	2	0	0	0	0	0	0	13	19	0.00	1.000					

Kansas City Royals @ Oakland Athletics
McAfee Coliseum, Oakland, CA
Tue Jul 29 2008, 10:05 PM EDT
Att: 12,182 - Partly Cloudy - 61 F

AB	32
R	2
H	6
RBI	2
BB	3
SO	10
LOB	11



Batter	1	2	3	4	5	6	7	8	9	10	AB	R	H	RBI	BB	SO	LOB	TOP						
30 Mike Aviles, R OBP: 0.350, SLG: 0.528 (10, 6)	G6-3		35 1B 2B		F7			35 SH1-3 1B			5	1	3	1	0	0	0							
35 Mitch Maier, L OBP: 0.250, SLG: 0.200 (1, 8)	K					4 5B 11 1B 1B		SH1-3		P2	4	1	2	1	0	1	2							
4 Alex Gordon, L OBP: 0.345, SLG: 0.408 (1, 5)						11 1B BB					0	0	0	0	5	0	0							
11 Jose Guillen, R OBP: 0.361, SLG: 0.458 (10, 7)	G1-3		F8			16 G6-4-3 1B		G6-4-3		IBB	4	0	1	2	0	0	4							
9 David DeJesus, L OBP: 0.361, SLG: 0.458 (10, 7)										SF8	0	0	0	0	0	0	0							
24 Mark Teahen, L OBP: 0.313, SLG: 0.390 (10, 9)	F7				G3-1						5	0	1	0	0	2	4							
16 Billy Butler, R OBP: 0.320, SLG: 0.371 (1, 10)	K				G3-1			G6-4-3			4	0	0	0	0	1	3							
Ross Gload, L OBP: 0.313, SLG: 0.333 (1, 3)	F8				F8						4	0	0	0	0	1	1							
21 Miguel Olivo, R OBP: 0.281, SLG: 0.455 (1, 2)			30 2B 2B			K2-3					4	1	2	0	0	2	1							
1 Tony Pena Jr., R OBP: 0.171, SLG: 0.198 Esteban German, R OBP: 0.229, SLG: 0.318 (10, PH)	K				G6-3						3	0	0	0	0	1	2							
											0	1	0	0	1	0	0							
Inning Stats	R: 0 E: 0 K: 1 S: 9	H: 0 LOB: 1 BB: 1 P: 19	R: 0 E: 0 K: 1 S: 6	H: 0 LOB: 0 BB: 0 P: 7	R: 2 E: 0 K: 1 S: 12	H: 3 LOB: 1 BB: 1 P: 22	R: 0 E: 0 K: 0 S: 7	H: 0 LOB: 0 BB: 0 P: 10	R: 0 E: 0 K: 1 S: 9	H: 0 LOB: 0 BB: 0 P: 12	R: 1 E: 0 K: 1 S: 14	H: 2 LOB: 1 BB: 1 P: 24	R: 0 E: 0 K: 0 S: 4	H: 1 LOB: 0 BB: 0 P: 8	R: 0 E: 0 K: 2 S: 14	H: 1 LOB: 1 BB: 1 P: 12	R: 0 E: 0 K: 2 S: 14	H: 1 LOB: 0 BB: 0 P: 19	R: 1 E: 0 K: 1 S: 12	H: 1 LOB: 2 BB: 2 P: 24	1B: 6 2B: 3 3B: 0 HR: 0	SF: 1 SAC: 1 DP: 3 HBP: 0	WP: 0 PB: 0 SB: 1 CS: 0	PA: 41
PITCHER	IP 5.0	WLS 22	BF 5	H 3	R 3	ER 3	SO 4	BB 3	IBB 0	HBP 0	BLK 0	WP 0	HR 0	S 47	P 83	ERA 5.40	WHIP 1.600							
36 Sean Gallagher, R ERA: 4.11 (1, 1)	3.0	9	2	0	0	1	0	1	0	0	0	0	0	20	31	0.00	0.667							
31 Brad Ziegler, R ERA: 4.05 (9, 1)	1.2	9	2	1	1	2	1	1	0	0	0	0	0	23	40	5.40	1.800							
Huston Street, R ERA: 4.05 (9, 1)	0.1	1	0	0	0	1	0	0	0	0	0	0	0	3	3	0.00	0.000							
13 Jerry Blevins, L ERA: 0.71 (10, 1)																								

Kansas City Royals @ Oakland Athletics
 McAfee Coliseum, Oakland, CA
 Wed Jul 30 2008, 3:35 PM EDT
 Att. 26,272 - Sunny - 69 F

livebaseballscorecards.com

AB 33
R 4
H 9
RBI 4
BB 6
SO 8
LOB 17



Batter	1	2	3	4	5	6	7	8	9	10	AB	R	H	RBI	BB	SO	LOB	BOTTOM				
15 Ryan Sweeney, L OBP: 0.349, SLG: 0.390 (1, 9)	G4-3				K			G3-1		L6	6	0	1	1	0	1	2					
8 Kurt Suzuki, R OBP: 0.353, SLG: 0.393 (1, 2)	32 BB BB	P3				G6-3				P3	5	0	1	0	1	0	2					
28 Carlos González, L OBP: 0.307, SLG: 0.411 (1, 8)	K	P5						F7		L6	6	0	1	0	0	2	4					
32 Jack Cust, L OBP: 0.374, SLG: 0.431 (1, 10)						22 FC6-4 14 1B BB					3	0	2	0	2	1	0					
11 Rajai Davis, R OBP: 0.230, SLG: 0.267 (8, PR)											0	0	0	0	0	0	0					
Emil Brown, R OBP: 0.286, SLG: 0.384 (1, 7)					F8						5	1	2	0	0	2	4					
14 Mark Ellis, R OBP: 0.326, SLG: 0.377 (1, 4)	22 1B 7 1B 1B	P6						F7			5	1	2	0	0	2						
22 Jack Hannahan, L OBP: 0.329, SLG: 0.363 (1, 5)						FC6-4 7 BB BB				K	4	1	2	0	1	1	2					
7 Bobby Crosby, R OBP: 0.307, SLG: 0.353 (1, 6)											3	0	2	2	2	1	2					
45 Wes Bankston, R OBP: 0.238, SLG: 0.305 (1, 3)											5	0	0	0	0	1	8					
Inning Stats	R: 0 E: 0 K: 2 S: 16	H: 0 LOB: 2 BB: 2 P: 27	R: 2 E: 0 K: 1 S: 17	H: 4 LOB: 2 BB: 0 P: 26	R: 0 E: 0 K: 2 S: 12	H: 2 LOB: 2 BB: 0 P: 20	R: 0 E: 0 K: 2 S: 10	H: 1 LOB: 1 BB: 0 P: 12	R: 0 E: 0 K: 0 S: 14	H: 1 LOB: 3 BB: 2 P: 26	R: 0 E: 0 K: 0 S: 7	H: 2 LOB: 2 BB: 0 P: 12	R: 1 E: 0 K: 0 S: 13	H: 2 LOB: 2 BB: 1 P: 21	R: 0 E: 0 K: 1 S: 7	H: 0 LOB: 1 BB: 0 P: 15	R: 0 E: 0 K: 0 S: 9	H: 0 LOB: 0 BB: 0 P: 10	1B: 13 2B: 0 3B: 0 HR: 0	SF: 0 SAC: 0 DP: 0 HBP: 0	WP: 0 PB: 1 SB: 2 CS: 0	PA: 48
PITCHER	IP 5.0	WLS 27	BF 5	H 3	R 2	ER 2	SO 7	BB 4	IBB 0	HBP 0	BLK 0	WP 0	HR 0	S 69	P 111	ERA 3.60	WHIP 2.400					
19 Brian Bannister, R ERA: 5.33 (1, 1)	1.0	H	5	3	1	1	0	0	0	0	0	0	0	8	13	9.00	3.000					
Horacio Ramirez, L ERA: 3.18 (8, 1)	0.2	B	4	1	0	0	0	1	0	0	0	0	0	9	15	0.00	3.000					
Juan Carlos Oviedo, R ERA: 2.08 (7, 1)	1.0	A	4	1	0	0	0	0	0	0	0	0	0	7	10	0.00	1.000					
32 Ron Matay, L ERA: 1.75 (8, 1)	1.1	W	5	0	0	0	2	1	0	0	0	0	0	11	18	0.00	0.750					
Ramon E Ramirez, R ERA: 3.22 (8, 1)																						
48 Joaquin Soria, R ERA: 1.47 (10, 1)	1.0	S	3	0	0	0	0	0	0	0	0	0	0	9	10	0.00	0.000					

Kansas City Royals @ Oakland Athletics
 McAfee Coliseum, Oakland, CA
 Wed Jul 30 2008, 3:35 PM EDT
 Att. 26,272 - Sunny - 69 F

livebaseballscorecards.com

AB 42
R 3
H 13
RBI 3
BB 6
SO 9
LOB 26



Batter	1	2	3	4	5	6	7	8	9	AB	R	H	RBI	BB	SO	LOB	TOP										
Orlando Cabrera, R OBP: 0.325, SLG: 0.351										5	0	2	0	0	0	2	Chicago White Sox @ Kansas City Royals Kauffman Stadium, Kansas City, MO Fri Aug 01 2008, 7:10 PM CDT Att: 21,291 - Clear - 88 F										
12 A.J. Pierzynski, L OBP: 0.326, SLG: 0.424										5	0	1	0	0	0	2											
20 Carlos Quentin, R OBP: 0.380, SLG: 0.553										5	1	2	0	0	0	1											
23 Jermaine Dye, R OBP: 0.363, SLG: 0.570										4	0	0	0	0	1	1											
25 Jim Thome, L OBP: 0.381, SLG: 0.502										4	1	1	0	0	1	1											
10 Alexei Ramirez, R OBP: 0.332, SLG: 0.472										4	1	2	0	0	1	1											
Ken Griffey Jr., L OBP: 0.434										3	1	2	2	1	0	1											
32 Brian Anderson, R OBP: 0.267, SLG: 0.424										0	0	0	0	0	0	0											
Nick Swisher, S OBP: 0.346, SLG: 0.398										4	0	1	1	0	0	2											
Juan Uribe, R OBP: 0.284, SLG: 0.368										4	0	1	1	0	0	0											
Inning Stats	R: 0 E: 0 K: 0 S: 5	H: 0 LOB: 0 BB: 0 P: 7	R: 1 E: 0 K: 1 S: 14	H: 2 LOB: 1 BB: 0 P: 24	R: 0 E: 0 K: 0 S: 7	H: 1 LOB: 1 BB: 0 P: 15	R: 0 E: 0 K: 1 S: 7	H: 1 LOB: 1 BB: 0 P: 10	R: 0 E: 0 K: 0 S: 11	H: 1 LOB: 1 BB: 0 P: 15	R: 3 E: 0 K: 0 S: 15	H: 5 LOB: 2 BB: 0 P: 22	R: 0 E: 0 K: 1 S: 10	H: 0 LOB: 0 BB: 0 P: 14	R: 0 E: 0 K: 0 S: 7	H: 0 LOB: 1 BB: 0 P: 14	R: 0 E: 0 K: 0 S: 7	H: 2 LOB: 1 BB: 0 P: 8	1B: 12 2B: 0 3B: 0 HR: 0	SF: 0 SAC: 0 DP: 0 HBP: 0	WP: 3 PB: 0 SB: 0 CS: 1	PA: 40					
PITCHER	IP	WLS	BF	H	R	ER	SO	BB	IBB	HBP	BLK	WP	HR	S	P	ERA	WHIP										
44 Luke Hochevar, R ERA: 5.42	6.0	L	28	10	4	4	2	0	0	0	0	3	0	59	93	6.00	1.667										
Joel Peralta, R ERA: 5.5	2.2		11	2	0	0	1	1	0	0	0	0	0	24	36	0.00	1.125										
Ramon E Ramirez, R ERA: 2.81	0.1		0	0	0	0	0	0	0	0	0	0	0	0	0	0.00	0.000										

AB	38
R	4
H	12
RBI	4
BB	1
SO	3
LOB	11



Batter	1	2	3	4	5	6	7	8	9	AB	R	H	RBI	BB	SO	LOB	BOTTOM										
9 David DeJesus, L OBP: 0.361, SLG: 0.457										3	0	1	0	0	0	0	Chicago White Sox @ Kansas City Royals Kauffman Stadium, Kansas City, MO Fri Aug 01 2008, 7:10 PM CDT Att: 21,291 - Clear - 88 F										
35 Mitch Maier, L OBP: 0.235, SLG: 0.188										1	0	0	0	0	2												
30 Mike Aviles, R OBP: 0.348, SLG: 0.520										3	1	0	0	1	3												
15 Mark Grudzielanek, R OBP: 0.349, SLG: 0.399										4	1	1	0	0	0	1											
1 Tony Pena Jr., R OBP: 0.171, SLG: 0.198										0	0	0	0	0	0	0											
16 Billy Butler, R OBP: 0.323, SLG: 0.372										4	0	2	1	0	0	0											
4 Alex Gordon, L OBP: 0.342, SLG: 0.405										3	0	0	1	0	1	2											
24 Mark Teahen, L OBP: 0.310, SLG: 0.386										4	0	0	0	0	0	1											
Ross Gload, L OBP: 0.315, SLG: 0.336										4	0	2	0	0	1	0											
14 John Buck, R OBP: 0.322, SLG: 0.402										2	0	0	0	2	1	1											
Esteban German, R OBP: 0.292, SLG: 0.309										3	0	0	0	0	1	4											
Inning Stats	R: 0 E: 0 K: 1 S: 12	H: 0 LOB: 0 BB: 0 P: 19	R: 0 E: 0 K: 1 S: 8	H: 0 LOB: 0 BB: 0 P: 10	R: 0 E: 0 K: 0 S: 6	H: 1 LOB: 0 BB: 0 P: 10	R: 0 E: 0 K: 0 S: 11	H: 2 LOB: 2 BB: 0 P: 15	R: 0 E: 0 K: 0 S: 17	H: 0 LOB: 1 BB: 1 P: 26	R: 2 E: 0 K: 0 S: 10	H: 2 LOB: 1 BB: 1 P: 18	R: 0 E: 0 K: 1 S: 11	H: 1 LOB: 2 BB: 1 P: 19	R: 0 E: 0 K: 0 S: 6	H: 0 LOB: 0 BB: 0 P: 9	R: 0 E: 0 K: 1 S: 8	H: 0 LOB: 0 BB: 0 P: 10	1B: 6 2B: 0 3B: 0 HR: 0	SF: 1 SAC: 0 DP: 1 HBP: 0	WP: 0 PB: 0 SB: 0 CS: 0	PA: 35					
PITCHER	IP	WLS	BF	H	R	ER	SO	BB	IBB	HBP	BLK	WP	HR	S	P	ERA	WHIP										
Javier Vazquez, R ERA: 4.66	6.0	W	24	5	2	2	3	2	0	0	0	0	0	11	19	0.00	2.000										
53 D.J. Carrasco, R ERA: 2.45	1.0	H	5	1	0	0	1	1	0	0	0	0	0	6	9	0.00	0.000										
26 Octavio Dotel, R ERA: 3.17	1.0	S	3	0	0	0	0	0	0	0	0	0	0	8	10	0.00	0.000										
45 Bobby Jenks, R ERA: 2.11	1.0	S	3	0	0	0	1	0	0	0	0	0	0	8	10	0.00	0.000										

AB	31
R	2
H	6
RBI	2
BB	3
SO	5
LOB	14



Batter	1	2	3	4	5	6	7	8	9	AB	R	H	RBI	BB	SO	LOB	TOP										
Orlando Cabrera, R (1,6) OBP: 0.325, SLG: 0.353 22 Josh Fields, R (7,5) OBP: 0.304, SLG: 0.250	G4-3 20 G6-3 2B		K		P3		G5-3		G4-3 31 G4-6-3 BB	4	1	1	0	0	1	2	Chicago White Sox @ Kansas City Royals Kauffman Stadium, Kansas City, MO Sat Aug 02 2008, 2:55 PM CDT Att: 21,866 - Sunny - 95 F										
Ken Griffey Jr., L (1,8) OBP: 0.359, SLG: 0.431 31 Dewayne Wise, L (6,PH) OBP: 0.328, SLG: 0.474	G4-3 2-3		F7					G4-3	G4-6-3 1-2	2	0	0	0	0	0	1											
20 Carlos Quentin, R (1,7) OBP: 0.378, SLG: 0.549 32 Brian Anderson, R (6,PH) OBP: 0.270, SLG: 0.447	G6-3 3-H		G5-3		FC5-4 23 BB				K	3	0	0	1	0	0	1											
23 Jermaine Dye, R (1,9) OBP: 0.365, SLG: 0.576	G5-3							HR		3	1	1	1	1	0	0											
25 Jim Thome, L (1,10) OBP: 0.382, SLG: 0.513		HR		L9				HR	10 2B	4	2	2	1	0	1	2											
14 Paul Konerko, R (1,3) OBP: 0.316, SLG: 0.359		HR		L8					10 12 SF8	3	2	1	1	1	0	2											
10 Alexei Ramirez, R (1,4) OBP: 0.331, SLG: 0.472			F7							4	0	1	1	0	0	0											
Toby Hall, R (1,2) OBP: 0.337, SLG: 0.353 12 A.J. Pierzynski, L (6,PH) OBP: 0.325, SLG: 0.424			P6		F8				SF8	3	0	1	0	0	0	0											
Juan Uribe, R (1,5) OBP: 0.283, SLG: 0.365			K						K	4	0	1	0	0	2	2											
Inning Stats	R: 1 E: 0 K: 0 S: 12	H: 1 LOB: 0 BB: 0 P: 20	R: 2 E: 0 K: 1 S: 10	H: 2 LOB: 0 BB: 0 P: 15	R: 0 E: 0 K: 1 S: 8	H: 0 LOB: 0 BB: 0 P: 9	R: 0 E: 0 K: 0 S: 8	H: 1 LOB: 1 BB: 0 P: 14	R: 0 E: 0 K: 1 S: 16	H: 1 LOB: 2 BB: 1 P: 23	R: 0 E: 0 K: 0 S: 12	H: 1 LOB: 1 BB: 0 P: 13	R: 4 E: 0 K: 1 S: 24	H: 4 LOB: 1 BB: 1 P: 40	R: 0 E: 0 K: 1 S: 9	H: 0 LOB: 0 BB: 1 P: 14		1B: 3 2B: 3 3B: 0 HR: 4	SF: 1 SAC: 0 DP: 1 HBP: 0	WP: 0 PB: 0 SB: 1 CS: 0	PA: 39						
PITCHER	IP	WLS	BF	H	R	ER	SO	BB	IBB	HBP	BLK	WP	HR	S	P	ERA	WHIP										
28 Kyle Davies, R (1,1) ERA: 4.41	5.1	W	22	5	3	3	2	1	0	0	0	0	2	58	90	5.06	1.125										
Horacio Ramirez, L (6,1) ERA: 2.96	1.2		6	1	0	0	1	0	0	0	0	0	0	17	19	0.00	0.600										
32 Ron Mahay, L (8,1) ERA: 2.21	0.1		4	3	3	3	0	0	0	0	0	0	2	11	19	81.00	9.000										
Ramon E Ramirez, R (8,1) ERA: 2.98	0.0		2	1	0	0	0	1	0	0	0	0	0	2	8	∞	∞										
48 Joaquin Soria, R (8,1) ERA: 1.42	1.2	S	5	0	1	1	2	1	0	0	0	0	0	20	27	5.40	0.600										

Batter	1	2	3	4	5	6	7	8	9	AB	R	H	RBI	BB	SO	LOB	BOTTOM										
30 Mike Aviles, R (1,6) OBP: 0.353, SLG: 0.527	G4-3			1B	L5					5	1	3	0	0	0	2	Chicago White Sox @ Kansas City Royals Kauffman Stadium, Kansas City, MO Sat Aug 02 2008, 2:55 PM CDT Att: 21,866 - Sunny - 95 F										
Esteban German, R (1,4) OBP: 0.304, SLG: 0.348	L9	FC4-6 1B		11 CS						5	0	3	3	0	0	3											
24 Mark Teahen, L (1,9) OBP: 0.313, SLG: 0.384	G6-3		16 HR		16 FC5					2	1	0	0	2	0	1											
11 Jose Guillen, R (1,10) OBP: 0.287, SLG: 0.448		F8	L5	HR	16 BB					4	1	1	1	1	0	4											
16 Billy Butler, R (1,3) OBP: 0.327, SLG: 0.387 1 Tony Pena Jr., R (8,6) OBP: 0.171, SLG: 0.198		21 1B	4 1B		FC5					5	2	3	2	0	0	6											
4 Alex Gordon, L (1,5) OBP: 0.341, SLG: 0.403		35 WP	21 1B							5	1	1	0	0	2	1											
21 Miguel Olivo, R (1,2) OBP: 0.288, SLG: 0.472		30 1B	35 1B							5	1	3	1	0	0	0											
Ross Gload, L (1,7) OBP: 0.319, SLG: 0.341		SF7			35 1B					4	1	3	1	0	0	0											
35 Mitch Maier, L (1,8) OBP: 0.273, SLG: 0.238										5	1	2	1	0	0	3											
Inning Stats	R: 0 E: 0 K: 0 S: 8	H: 0 LOB: 0 BB: 0 P: 12	R: 2 E: 0 K: 0 S: 22	H: 5 LOB: 3 BB: 0 P: 28	R: 2 E: 0 K: 0 S: 16	H: 3 LOB: 2 BB: 0 P: 25	R: 2 E: 0 K: 1 S: 13	H: 4 LOB: 1 BB: 0 P: 15	R: 2 E: 0 K: 0 S: 9	H: 3 LOB: 3 BB: 2 P: 21	R: 0 E: 0 K: 0 S: 4	H: 0 LOB: 0 BB: 0 P: 7	R: 0 E: 0 K: 0 S: 16	H: 2 LOB: 3 BB: 1 P: 25	R: 1 E: 0 K: 1 S: 11	H: 2 LOB: 0 BB: 0 P: 13		1B: 13 2B: 2 3B: 1 HR: 3	SF: 1 SAC: 0 DP: 1 HBP: 1	WP: 1 PB: 0 SB: 0 CS: 1	PA: 45						
PITCHER	IP	WLS	BF	H	R	ER	SO	BB	IBB	HBP	BLK	WP	HR	S	P	ERA	WHIP										
56 Mark Buehrle, L (1,1) ERA: 4.03	4.1	L	27	14	8	8	1	0	0	1	0	0	2	63	85	16.61	3.231										
43 Ehren Wassermann, R (5,1) ERA: 8.49	2.2		14	3	0	0	0	1	2	0	0	0	0	25	48	0.00	1.500										
37 Matt Thornton, L (8,1) ERA: 2.68	1.0		4	2	1	1	1	0	0	0	0	0	1	11	13	9.00	2.000										



Batter	1	2	3	4	5	6	7	8	9	AB	R	H	RBI	BB	SO	LOB	TOP								
Orlando Cabrera, R (1, 6) OBP: 0.323, SLG: 0.351 22 Josh Fields, R (6, PH) OBP: 0.280, SLG: 0.227 (6, 5)	F9		P5			K		K		2	0	0	0	0	0	1	Chicago White Sox @ Kansas City Royals Kauffman Stadium, Kansas City, MO Sun Aug 03 2008, 1:10 PM CDT Att: 15,268 - Sunny - 98 F								
12 AJ Pierzynski, L (1, 2) OBP: 0.376, SLG: 0.433	F7			1B		K		HR		4	1	2	1	0	1	0									
20 Carlos Quentin, R (1, 7) OBP: 0.359, SLG: 0.573 32 Brian Anderson, R (6, 8) OBP: 0.273, SLG: 0.448	K			L6				P5		2	0	0	0	0	1	1									
23 Jermaine Dye, R (1, 9) OBP: 0.363, SLG: 0.573 31 Dewayne Wise, L (6, 7) OBP: 0.333, SLG: 0.598	F7			K				K		2	0	0	0	0	1	1									
Ken Griffey Jr., L (1, 10) OBP: 0.359, SLG: 0.432 Toby Hall, R (7, PH) OBP: 0.340, SLG: 0.356 (7, 10)	1B			F7						2	0	1	0	0	0	1									
14 Paul Konerko, R (1, 3) OBP: 0.312, SLG: 0.354	G5-4-3									2	0	1	1	0	1	0									
Nick Swisher, S (1, 8) OBP: 0.347, SLG: 0.398 (6, 9)										2	0	0	0	0	2	2									
10 Alexei Ramirez, R (1, 4) OBP: 0.328, SLG: 0.467 (6, 6)										2	0	0	0	0	2	2									
Juan Uribe, R (1, 5) OBP: 0.279, SLG: 0.359 (6, 4)										2	0	0	0	0	2	3									
Inning Stats	R: 0 E: 0 K: 1 S: 6	H: 0 LOB: 0 BB: 0 P: 9	R: 0 E: 0 K: 0 S: 8	H: 1 LOB: 0 BB: 0 P: 14	R: 0 E: 0 K: 1 S: 11	H: 1 LOB: 1 BB: 0 P: 17	R: 0 E: 1 K: 1 S: 7	H: 1 LOB: 1 BB: 0 P: 12	R: 0 E: 0 K: 0 S: 5	H: 0 LOB: 0 BB: 0 P: 6	R: 0 E: 0 K: 2 S: 8	H: 0 LOB: 0 BB: 0 P: 13	R: 2 E: 0 K: 2 S: 12	H: 3 LOB: 2 BB: 0 P: 22	R: 1 E: 0 K: 2 S: 10	H: 1 LOB: 0 BB: 0 P: 12		R: 0 E: 0 K: 2 S: 10	H: 0 LOB: 0 BB: 0 P: 13	1B: 5 2B: 0 3B: 1 HR: 1	SF: 0 SAC: 0 DP: 1 HBP: 1	WP: 0 PB: 0 SB: 0 CS: 0	PA: 34		
PITCHER	IP WLS BF H R ER SO BB IBB HBP BLK WP HR S P ERA WHIP	6.1 W 25 6 2 2 6 0 0 1 0 0 0 53 87 2.84 0.947	2.2 9 1 1 1 5 0 0 0 0 0 1 24 31 3.38 0.375																						

Batter	1	2	3	4	5	6	7	8	9	AB	R	H	RBI	BB	SO	LOB	BOTTOM								
30 Mike Aviles, R (1, 6) OBP: 0.365, SLG: 0.550 1 Tony Pena Jr., R (7, 6) OBP: 0.169, SLG: 0.196	FC5-4							G1-6-3		4	1	4	3	0	0	0	Chicago White Sox @ Kansas City Royals Kauffman Stadium, Kansas City, MO Sun Aug 03 2008, 1:10 PM CDT Att: 15,268 - Sunny - 98 F								
Esteban German, R (1, 4) OBP: 0.300, SLG: 0.336	FC5-4							G6-3		4	0	0	0	1	1	5									
24 Mark Teahen, L (1, 9) OBP: 0.312, SLG: 0.381	P6									5	1	1	0	0	2	2									
11 Jose Guillen, R (1, 10) OBP: 0.291, SLG: 0.456										4	3	2	1	1	0	1									
16 Billy Butler, R (1, 3) OBP: 0.331, SLG: 0.394										5	2	3	2	0	0	0									
4 Alex Gordon, L (1, 5) OBP: 0.343, SLG: 0.406										4	3	2	0	1	0	1									
21 Miguel Olivo, R (1, 2) OBP: 0.293, SLG: 0.477 14 John Buck, R (6, PR) OBP: 0.323, SLG: 0.407 (6, 2)										2	1	1	3	0	0	0									
Ross Gload, L (1, 7) OBP: 0.321, SLG: 0.346										2	2	1	1	0	0	1									
35 Mitch Maier, L (1, 8) OBP: 0.333, SLG: 0.308										5	1	3	1	0	1	5									
Inning Stats	R: 0 E: 0 K: 0 S: 8	H: 1 LOB: 1 BB: 0 P: 12	R: 5 E: 1 K: 0 S: 24	H: 4 LOB: 0 BB: 1 P: 35	R: 1 E: 0 K: 1 S: 11	H: 1 LOB: 0 BB: 0 P: 16	R: 0 E: 0 K: 0 S: 10	H: 2 LOB: 2 BB: 0 P: 15	R: 4 E: 0 K: 2 S: 22	H: 5 LOB: 2 BB: 0 P: 36	R: 2 E: 0 K: 0 S: 13	H: 3 LOB: 2 BB: 1 P: 21	R: 0 E: 0 K: 1 S: 7	H: 0 LOB: 1 BB: 1 P: 14	R: 2 E: 0 K: 0 S: 15	H: 3 LOB: 1 BB: 0 P: 21		R: 2 E: 0 K: 0 S: 15	H: 3 LOB: 1 BB: 0 P: 21	1B: 12 2B: 5 3B: 0 HR: 2	SF: 0 SAC: 0 DP: 0 HBP: 1	WP: 1 PB: 0 SB: 1 CS: 0	PA: 46		
PITCHER	IP WLS BF H R ER SO BB IBB HBP BLK WP HR S P ERA WHIP	4.1 L 24 1 0 0 0 0 0 0 1 0 0 0 1 3 - -	0.0 1 0 0 0 0 0 0 0 0 0 0 0 0 30 50 11.57 3.000	1.1 7 3 2 2 0 0 0 0 0 0 0 0 17 24 13.50 2.250																					

AB	33
R	3
H	7
RBI	3
BB	0
SO	11
LOB	12



AB	42
R	14
H	19
RBI	13
BB	3
SO	4
LOB	17



Batter	1	2	3	4	5	6	7	8	9	AB	R	H	RBI	BB	SO	LOB	TOP			
7 J.D. Drew, L OBP: 0.406, SLG: 0.539										3	0	1	0	2	0	2	Boston Red Sox @ Kansas City Royals Kauffman Stadium, Kansas City, MO Tue Aug 05 2008, 7:10 PM CDT Att: 22,069 - Partly Cloudy - 86 F			
15 Dustin Pedroia, R OBP: 0.361, SLG: 0.450										5	1	1	1	0	1	3				
34 David Ortiz, L OBP: 0.351, SLG: 0.466										5	0	1	1	0	1	3				
20 Kevin Youkilis, R OBP: 0.384, SLG: 0.560										5	1	2	0	0	1	2				
25 Mike Lowell, R OBP: 0.340, SLG: 0.457										4	2	0	0	0	5					
44 Jason Bay, R OBP: 0.342, SLG: 0.531										5	2	4	2	0	0	0				
12 Jed Lowrie, S OBP: 0.342, SLG: 0.423										5	0	1	2	0	0	3				
Jason Varitek, S OBP: 0.310, SLG: 0.355										4	1	1	0	0	2	2				
Kevin Cash, R OBP: 0.286, SLG: 0.347										0	0	0	0	0	0	0				
2 Jacoby Ellsbury, L OBP: 0.325, SLG: 0.354										4	1	2	1	0	0	1				
Inning Stats	R: 1 H: 3 E: 0 K: 0 S: 15	H: 3 LOB: 1 BB: 0 P: 25	R: 0 H: 0 E: 0 K: 1 S: 8	H: 0 LOB: 0 BB: 0 P: 15	R: 0 H: 0 E: 0 K: 0 S: 12	H: 0 LOB: 1 BB: 1 P: 20	R: 1 H: 1 E: 0 K: 2 S: 11	H: 2 LOB: 2 BB: 0 P: 21	R: 2 H: 3 E: 1 K: 0 S: 11	H: 3 LOB: 2 BB: 1 P: 15	R: 3 H: 3 E: 1 K: 0 S: 17	H: 3 LOB: 1 BB: 0 P: 23	R: 0 H: 0 E: 0 K: 2 S: 7	H: 0 LOB: 0 BB: 0 P: 9	R: 0 H: 1 E: 0 K: 0 S: 11	H: 1 LOB: 1 BB: 0 P: 18	1B: 8 2B: 5 3B: 1 HR: 0	SF: 0 SAC: 0 DP: 1 HBP: 1	WP: 1 PB: 0 SB: 2 CS: 0	PA: 43
PITCHER	IP WLS BF H R ER SO BB IBB HBP BLK WP HR S P ERA WHIP																			
19 Brian Bannister, R ERA: 5.37	4.0 L 20 6 3 3 3 2 0 1 0 0 1 0 49 87 6.75 2.000																			
Horacio Ramirez, L ERA: 2.84	1.0 3 0 0 0 0 0 0 0 0 0 0 0 7 12 0.00 0.000																			
Juan Carlos Oviedo, R ERA: 2.95	1.1 11 6 5 3 0 0 0 0 0 0 0 0 21 28 20.25 4.500																			
51 Robinson Tejeda, R ERA: 4.32	1.2 5 0 0 0 2 0 0 0 0 0 0 0 14 19 0.00 0.000																			
Joel Peralta, R ERA: 5.35	1.0 4 1 0 0 0 0 0 0 0 0 0 0 11 18 0.00 1.000																			
Batter	1	2	3	4	5	6	7	8	9	AB	R	H	RBI	BB	SO	LOB	BOTTOM			
30 Mike Aviles, R OBP: 0.361, SLG: 0.539										4	1	1	0	0	1	2	Boston Red Sox @ Kansas City Royals Kauffman Stadium, Kansas City, MO Tue Aug 05 2008, 7:10 PM CDT Att: 22,069 - Partly Cloudy - 86 F			
Esteban German, R OBP: 0.290, SLG: 0.323										4	0	0	0	0	2	1				
24 Mark Teahen, L OBP: 0.313, SLG: 0.384										4	0	1	1	0	1	0				
11 Jose Guillen, R OBP: 0.293, SLG: 0.458										4	0	0	0	0	1	1				
16 Billy Butler, R OBP: 0.324, SLG: 0.386										3	0	0	0	0	2	1				
Jason Smith, L										1	0	0	0	0	0	0				
4 Alex Gordon, L OBP: 0.350, SLG: 0.418										3	1	2	0	1	1	0				
14 John Buck, R OBP: 0.318, SLG: 0.396										4	0	0	0	0	1	3				
Ross Gload, L OBP: 0.317, SLG: 0.339										2	0	0	0	1	0	1				
35 Mitch Maier, L OBP: 0.333, SLG: 0.313										3	0	1	1	0	0	1				
Inning Stats	R: 1 H: 2 E: 0 K: 2 S: 12	H: 2 LOB: 1 BB: 0 P: 18	R: 0 H: 1 E: 0 K: 0 S: 9	H: 1 LOB: 0 BB: 0 P: 13	R: 0 H: 0 E: 0 K: 3 S: 10	H: 0 LOB: 0 BB: 0 P: 13	R: 0 H: 0 E: 0 K: 0 S: 7	H: 0 LOB: 0 BB: 1 P: 12	R: 0 H: 0 E: 0 K: 0 S: 7	H: 0 LOB: 0 BB: 0 P: 13	R: 0 H: 2 E: 0 K: 2 S: 11	H: 2 LOB: 2 BB: 1 P: 19	R: 0 H: 0 E: 0 K: 1 S: 8	H: 0 LOB: 0 BB: 0 P: 11	R: 0 H: 0 E: 0 K: 1 S: 5	H: 0 LOB: 0 BB: 0 P: 9	1B: 3 2B: 2 3B: 0 HR: 0	SF: 0 SAC: 0 DP: 1 HBP: 0	WP: 0 PB: 0 SB: 0 CS: 0	PA: 34
PITCHER	IP WLS BF H R ER SO BB IBB HBP BLK WP HR S P ERA WHIP																			
19 Josh Beckett, R ERA: 4.08	6.2 W 26 4 2 2 7 2 0 0 0 0 0 0 58 90 2.70 0.900																			
50 Mike Timlin, R ERA: 5.12	1.1 5 1 0 0 1 0 0 0 0 0 0 0 11 15 0.00 0.750																			
59 Chris Smith, R ERA: 2.16	1.0 3 0 0 0 1 0 0 0 0 0 0 0 5 9 0.00 0.000																			

Batter	1	2	3	4	5	6	7	8	9	AB	R	H	RBI	BB	SO	LOB	TOP								
7 J.D. Drew, L OBP: 0.408, SLG: 0.539										4	1	2	2	1	1	0									
12 Jed Lowrie, S OBP: 0.345, SLG: 0.426										4	1	1	2	1	1	2									
34 David Ortiz, L OBP: 0.349, SLG: 0.461										5	0	1	1	0	1	2									
20 Kevin Youkilis, R OBP: 0.385, SLG: 0.560										0	0	0	0	0	0	0									
22 Sean Casey, L OBP: 0.415, SLG: 0.444										3	1	1	0	0	1	1									
25 Mike Lowell, R OBP: 0.332, SLG: 0.450										5	0	0	0	0	1	5									
44 Jason Bay, R OBP: 0.329, SLG: 0.530										5	2	2	0	0	1	0									
2 Jacoby Ellsbury, L OBP: 0.329, SLG: 0.366										4	2	3	3	0	0	0									
Kevin Cash, R OBP: 0.287, SLG: 0.343										4	0	1	0	0	1	3									
Alex Cora, L OBP: 0.369, SLG: 0.342										3	1	1	0	1	0	2									
Inning Stats	R: 0 E: 0 K: 0 S: 10	H: 1 LOB: 2 BB: 1 P: 19	R: 0 E: 0 K: 0 S: 7	H: 1 LOB: 1 BB: 0 P: 7	R: 0 E: 0 K: 0 S: 9	H: 0 LOB: 0 BB: 0 P: 11	R: 0 E: 0 K: 0 S: 7	H: 0 LOB: 0 BB: 0 P: 11	R: 3 E: 0 K: 1 S: 16	H: 3 LOB: 1 BB: 1 P: 26	R: 2 E: 0 K: 1 S: 16	H: 3 LOB: 2 BB: 1 P: 26	R: 3 E: 0 K: 1 S: 16	H: 3 LOB: 1 BB: 0 P: 26	R: 0 E: 0 K: 3 S: 9	H: 0 LOB: 0 BB: 0 P: 12	R: 0 E: 0 K: 1 S: 7	H: 1 LOB: 0 BB: 0 P: 8	1B: 10 2B: 2 HR: 1	SF: 0 SAC: 0 HBP: 2	WP: 0 PB: 0 SB: 0 CS: 0	PA: 42			
PITCHER	IP	WLS	BF	H	R	ER	SO	BB	IBB	HBP	BLK	WP	HR	S	P	ERA	WHIP								
44 Luke Hochevar, R ERA: 5.54	5.2	L	27	7	5	5	2	3	0	1	0	0	0	61	92	7.94	1.765								
32 Ron Mahay, L ERA: 2.62	1.0		8	4	3	3	1	0	0	1	0	0	1	18	30	27.00	4.000								
Ramon E Ramirez, R ERA: 2.87	0.1		1	0	0	0	0	0	0	0	0	0	2	4	0.00	0.000									
Joel Peralta, R ERA: 5.09	2.0		6	1	0	0	4	0	0	0	0	0	0	16	20	0.00	0.500								

Boston Red Sox @ Kansas City Royals
Kauffman Stadium, Kansas City, MO
Wed Aug 06 2008, 7:10 PM CDT
Att: 24,294 - Cloudy - 84 F

AB 37
R 8
H 12
RBI 8
BB 3
SO 7
LOB 15



Batter	1	2	3	4	5	6	7	8	9	AB	R	H	RBI	BB	SO	LOB	BOTTOM								
30 Mike Aviles, R OBP: 0.355, SLG: 0.529										4	0	0	0	0	1	1									
Esteban German, R OBP: 0.282, SLG: 0.313										4	0	0	0	0	1	0									
24 Mark Teahen, L OBP: 0.313, SLG: 0.382										4	0	1	0	0	2	0									
11 Jose Guillen, R OBP: 0.290, SLG: 0.453										4	0	0	0	0	2	1									
16 Billy Butler, R OBP: 0.329, SLG: 0.391										4	1	3	0	0	1	0									
4 Alex Gordon, L OBP: 0.351, SLG: 0.419										4	1	2	0	0	1	1									
14 John Buck, R OBP: 0.314, SLG: 0.391										4	0	0	0	0	2	5									
Ross Gload, L OBP: 0.319, SLG: 0.341										4	0	2	2	0	0	2									
35 Mitch Maier, L OBP: 0.306, SLG: 0.286										3	0	0	0	0	0	3									
Inning Stats	R: 0 E: 0 K: 2 S: 14	H: 1 LOB: 0 BB: 0 P: 23	R: 0 E: 0 K: 1 S: 8	H: 0 LOB: 0 BB: 0 P: 9	R: 0 E: 0 K: 0 S: 3	H: 0 LOB: 0 BB: 0 P: 5	R: 0 E: 0 K: 1 S: 7	H: 0 LOB: 0 BB: 0 P: 10	R: 2 E: 0 K: 1 S: 16	H: 3 LOB: 1 BB: 0 P: 22	R: 0 E: 0 K: 1 S: 10	H: 0 LOB: 0 BB: 0 P: 12	R: 0 E: 0 K: 1 S: 13	H: 2 LOB: 2 BB: 0 P: 18	R: 0 E: 0 K: 2 S: 11	H: 0 LOB: 0 BB: 0 P: 16	R: 0 E: 0 K: 1 S: 14	H: 2 LOB: 2 BB: 0 P: 20	1B: 8 2B: 0 HR: 0	SF: 0 SAC: 0 HBP: 0	WP: 0 PB: 1 SB: 0 CS: 0	PA: 35			
PITCHER	IP	WLS	BF	H	R	ER	SO	BB	IBB	HBP	BLK	WP	HR	S	P	ERA	WHIP								
49 Tim Wakefield, R ERA: 3.87	6.0	W	22	4	2	1	6	0	0	0	0	0	0	58	81	1.50	0.667								
17 Manny Delcarmen, R ERA: 3.97	1.0		5	2	0	0	1	0	0	0	0	0	0	13	18	0.00	2.000								
63 Justin Masterson, R ERA: 3.55	1.0		3	0	0	0	2	0	0	0	0	0	0	11	16	0.00	0.000								
58 Jonathan Papelbon, R ERA: 2.01	1.0		5	2	0	0	1	0	0	0	0	0	0	14	20	0.00	2.000								

Boston Red Sox @ Kansas City Royals
Kauffman Stadium, Kansas City, MO
Wed Aug 06 2008, 7:10 PM CDT
Att: 24,294 - Cloudy - 84 F

AB 35
R 2
H 8
RBI 2
BB 0
SO 10
LOB 13



Batter	1	2	3	4	5	6	7	8	9	AB	R	H	RBI	BB	SO	LOB	TOP										
2 Denard Span, L OBP: 0.405, SLG: 0.469										4	2	2	0	1	1	0	Minnesota Twins @ Kansas City Royals Kauffman Stadium, Kansas City, MO Fri Aug 08 2008, 7:10 PM CDT Att: 33,653 - Clear - 83 F										
Nick Punto, S OBP: 0.331, SLG: 0.399										3	1	0	0	1	0	2											
7 Joe Mauer, L OBP: 0.407, SLG: 0.448										4	1	1	2	0	0	0											
33 Justin Morneau, L OBP: 0.390, SLG: 0.516										3	0	1	0	2	0	0											
16 Jason Kubel, L OBP: 0.328, SLG: 0.468										4	0	0	1	1	0	3											
21 Delmon Young, R OBP: 0.364, SLG: 0.387										3	0	0	0	1	0	2											
23 Brendan Harris, R OBP: 0.323, SLG: 0.391										3	0	0	0	1	2	2											
12 Adam Everett, R OBP: 0.255, SLG: 0.310										3	0	1	0	1	1	3											
22 Carlos Gómez, R OBP: 0.291, SLG: 0.349										4	0	1	0	0	2	7											
Inning Stats	R: 0 E: 0 K: 1 S: 9	H: 0 LOB: 0 BB: 0 P: 15	R: 0 E: 0 K: 1 S: 16	H: 0 LOB: 3 BB: 3 P: 31	R: 3 E: 1 K: 1 S: 17	H: 3 LOB: 3 BB: 3 P: 33	R: 0 E: 0 K: 0 S: 9	H: 0 LOB: 0 BB: 0 P: 14	R: 0 E: 0 K: 0 S: 8	H: 0 LOB: 0 BB: 0 P: 12	R: 0 E: 0 K: 2 S: 14	H: 1 LOB: 2 BB: 1 P: 25	R: 0 E: 0 K: 0 S: 8	H: 0 LOB: 0 BB: 0 P: 10	R: 0 E: 0 K: 1 S: 7	H: 1 LOB: 1 BB: 0 P: 9	R: 1 E: 1 K: 0 S: 8	H: 1 LOB: 1 BB: 1 P: 17	1B: 6 2B: 0 3B: 0 HR: 0	SF: 1 SAC: 1 DP: 1 HBP: 0	WP: 2 PB: 0 SB: 3 CS: 0	PA: 41					
PITCHER	IP	WLS	BF	H	R	ER	SO	BB	IBB	HBP	BLK	WP	HR	S	P	ERA	WHIP										
28 Kyle Davies, R ERA: 4.66	2.1	L	15	3	3	3	2	5	0	0	0	1	0	36	69	11.57	3.429										
Joel Peralta, R ERA: 4.7	3.1		13	1	0	0	3	2	0	0	0	0	0	34	55	0.00	0.900										
Horacio Ramirez, L ERA: 2.7	1.1		4	0	0	0	0	0	0	0	0	0	0	11	16	0.00	0.000										
Ramon E Ramirez, R ERA: 2.93	2.0		9	2	1	1	1	0	1	0	0	1	0	15	26	4.50	1.000										

Batter	1	2	3	4	5	6	7	8	9	AB	R	H	RBI	BB	SO	LOB	BOTTOM										
30 Mike Aviles, R OBP: 0.364, SLG: 0.535										5	1	4	0	0	0	0	Minnesota Twins @ Kansas City Royals Kauffman Stadium, Kansas City, MO Fri Aug 08 2008, 7:10 PM CDT Att: 33,653 - Clear - 83 F										
24 Mark Teahen, L OBP: 0.311, SLG: 0.380										5	0	1	0	0	1	5											
9 David DeJesus, L OBP: 0.359, SLG: 0.453										5	0	1	1	0	0	3											
11 Jose Guillen, R OBP: 0.290, SLG: 0.451										4	0	1	0	0	0	1											
16 Billy Butler, R OBP: 0.331, SLG: 0.392										4	0	2	0	0	0	1											
4 Alex Gordon, L OBP: 0.349, SLG: 0.415										4	0	0	0	0	1	4											
21 Miguel Olivo, R OBP: 0.292, SLG: 0.473										4	0	1	0	0	0	0											
Ross Gload, L OBP: 0.321, SLG: 0.341										3	0	1	0	0	0	1											
Esteban German, R OBP: 0.274, SLG: 0.304										4	0	0	0	0	2	2											
Inning Stats	R: 0 E: 0 K: 0 S: 8	H: 0 LOB: 0 BB: 0 P: 13	R: 0 E: 0 K: 1 S: 10	H: 0 LOB: 0 BB: 0 P: 17	R: 0 E: 0 K: 1 S: 12	H: 2 LOB: 2 BB: 0 P: 18	R: 0 E: 0 K: 0 S: 11	H: 1 LOB: 1 BB: 0 P: 17	R: 0 E: 0 K: 0 S: 8	H: 1 LOB: 0 BB: 0 P: 12	R: 1 E: 0 K: 0 S: 14	H: 3 LOB: 2 BB: 0 P: 24	R: 0 E: 0 K: 1 S: 16	H: 1 LOB: 2 BB: 0 P: 26	R: 0 E: 0 K: 0 S: 12	H: 1 LOB: 1 BB: 0 P: 20	R: 0 E: 0 K: 1 S: 12	H: 2 LOB: 3 BB: 0 P: 14	1B: 11 2B: 0 3B: 0 HR: 0	SF: 0 SAC: 0 DP: 1 HBP: 1	WP: 0 PB: 1 SB: 0 CS: 0	PA: 39					
PITCHER	IP	WLS	BF	H	R	ER	SO	BB	IBB	HBP	BLK	WP	HR	S	P	ERA	WHIP										
59 Kevin Slowey, R ERA: 4.07	1.1		7	1	1	1	2	0	0	0	0	0	0	62	98	1.59	1.235										
49 Craig Breslow, L ERA: 2.95	0.1	H	1	0	0	0	0	0	0	0	0	0	0	1	3	0.00	0.000										
28 Jesse Crain, R ERA: 3.3	0.2	H	4	1	0	0	0	0	0	0	0	0	0	11	18	0.00	1.500										
Dennys Reyes, L ERA: 2.61	0.2	H	2	0	0	0	1	0	0	0	0	0	0	7	11	0.00	0.000										
54 Matt Guerrier, R ERA: 4.2	0.2	H	3	1	0	0	0	0	0	0	0	0	0	10	17	0.00	1.500										

AB 31
R 4
H 6
RBI 3
BB 8
SO 6
LOB 19



AB 38
R 1
H 11
RBI 1
SO 4
LOB 17



Batter	1	2	3	4	5	6	8	9	10	11	12	AB	R	H	RBI	BB	SO	LOB	TOP																		
2 Denard Span, L OBP: 0.404, SLG: 0.458 (7, 9)	G1-3		SH3-4		G6-3			B3				3	0	0	0	2	0	0																			
Nick Punto, S OBP: 0.323, SLG: 0.382 (1, 4)	K		K		K			K				5	0	0	0	1	4	4																			
7 Joe Mauer, L OBP: 0.408, SLG: 0.444 (1, 2)	F8											4	0	1	1	2	0	2																			
33 Justin Morneau, L OBP: 0.389, SLG: 0.510 (1, 10)												4	0	1	1	2	0	2																			
16 Jason Kubel, L OBP: 0.328, SLG: 0.468 22 Carlos Gomez, R OBP: 0.292, SLG: 0.345 (7, 8)												3	0	1	1	3	2	1																			
21 Delmon Young, R OBP: 0.334, SLG: 0.390 (1, 7)												5	0	0	0	0	0	4																			
Mike Lamb, L OBP: 0.271, SLG: 0.326 (1, 3)												4	1	1	0	1	0	0																			
32 Brian Buscher, L OBP: 0.340, SLG: 0.425 (1, 5)												5	2	2	0	0	2	1																			
12 Adam Everett, R OBP: 0.275, SLG: 0.319 23 Brendan Harris, R OBP: 0.322, SLG: 0.390 (11, PH) (11, 6)												4	1	2	2	0	1	0																			
Inning Stats	R: 0 E: 0 K: 1 S: 10	H: 0 LOB: 0 BB: 0 P: 16	R: 0 E: 0 K: 1 S: 7	H: 0 LOB: 0 BB: 1 P: 12	R: 2 E: 0 K: 1 S: 15	H: 2 LOB: 3 BB: 3 P: 29	R: 0 E: 0 K: 1 S: 9	H: 0 LOB: 0 BB: 0 P: 13	R: 0 E: 0 K: 1 S: 10	H: 1 LOB: 1 BB: 1 P: 14	R: 2 E: 0 K: 1 S: 19	H: 2 LOB: 3 BB: 3 P: 32	R: 0 E: 0 K: 2 S: 7	H: 0 LOB: 0 BB: 0 P: 9	R: 0 E: 0 K: 2 S: 13	H: 1 LOB: 1 BB: 0 P: 18	R: 0 E: 0 K: 0 S: 8	H: 1 LOB: 2 BB: 1 P: 16	R: 0 E: 0 K: 1 S: 8	H: 0 LOB: 0 BB: 0 P: 11	1B: 6 2B: 1 3B: 0 HR: 0	SF: 0 SAC: 1 DP: 2 HBP: 0	WP: 1 PB: 0 SB: 0 CS: 0	PA: 50													
PITCHER	IP	WLS	BF	H	R	ER	SO	BB	IBB	HBP	BLK	WP	HR	S	P	ERA	WHIP																				
55 Gil Meche, R ERA: 4.24 Ramon E Ramirez, R ERA: 2.84 48 Joskim Soria, R ERA: 1.51 Juan Carlos Oviedo, R ERA: 2.97 51 Robinson Tejeda, R ERA: 3.88	(1, 1)	6.1	29	4	4	6	6	0	0	0	0	0	0	7	117	5.68	1.895																				
										PITCHER	IP	WLS	BF	H	R	ER	SO	BB	IBB	HBP	BLK	WP	HR	S	P	ERA	WHIP										
										(1, 1)	7.0	7	2	2	7	7	0	0	0	0	0	0	0	8	11	27.00	6.000										
										(8, PR)	0.1	B	2	0	0	0	0	0	0	0	0	1	0	5	8	0.00	0.000										
										(11, PH)	1.1	L	4	0	0	0	1	0	0	0	0	0	0	12	13	0.00	0.000										
										(10, 1)	2.1	L	12	4	1	1	1	1	1	0	0	0	0	19	31	3.86	2.143										

Minnesota Twins @ Kansas City Royals
Kauffman Stadium, Kansas City, MO

Sun Aug 10 2008, 1:10 PM CDT
Att. 23,163 - Sunny - 83 F

AB 40
R 4
H 7
RBI 4
BB 9
SO 13
LOB 23



Batter	1	2	3	4	5	6	7	8	9	10	11	12	AB	R	H	RBI	BB	SO	LOB	BOTTOM																	
30 Mike Aviles, R OBP: 0.360, SLG: 0.521 (1, 6)	F9		G6-3			F9	G5-3		G4-3		F9		6	0	0	0	0	3																			
35 Mitch Maier, L OBP: 0.326, SLG: 0.310 (1, 8)	K												6	1	2	0	0	3	1																		
24 Mark Teahen, L OBP: 0.318, SLG: 0.389 (1, 9)	P5												5	3	3	0	1	0	1																		
11 Jose Guillen, R OBP: 0.290, SLG: 0.449 (1, 7)													5	0	1	1	1	1	3																		
16 Billy Butler, R OBP: 0.326, SLG: 0.384 1 Tony Pena Jr., R OBP: 0.176, SLG: 0.204 (8, PR) (9, 10)													4	0	1	0	0	1	2																		
4 Alex Gordon, L OBP: 0.352, SLG: 0.416 (1, 5)													4	0	1	0	1	2	3																		
Ross Gload, L OBP: 0.317, SLG: 0.335 (1, 3)													5	0	0	0	0	0	6																		
14 John Buck, R OBP: 0.306, SLG: 0.379 21 Miguel Olivo, R OBP: 0.294, SLG: 0.485 (11, PH) (12, 2)													4	0	0	0	0	2	2																		
Jason Smith, L OBP: 0.220, SLG: 0.500 (1, 4)													5	0	2	0	0	1	2																		
Inning Stats	R: 0 E: 0 K: 1 S: 9	H: 0 LOB: 0 BB: 0 P: 12	R: 0 E: 0 K: 2 S: 12	H: 0 LOB: 0 BB: 0 P: 18	R: 0 E: 0 K: 0 S: 11	H: 1 LOB: 1 BB: 0 P: 15	R: 0 E: 0 K: 0 S: 9	H: 1 LOB: 1 BB: 0 P: 10	R: 0 E: 0 K: 2 S: 13	H: 0 LOB: 1 BB: 0 P: 21	R: 2 E: 1 K: 0 S: 11	H: 4 LOB: 2 BB: 1 P: 16	R: 0 E: 0 K: 2 S: 19	H: 1 LOB: 1 BB: 0 P: 20	R: 2 E: 1 K: 1 S: 14	H: 2 LOB: 1 BB: 0 P: 20	R: 0 E: 0 K: 1 S: 11	H: 0 LOB: 0 BB: 0 P: 12	R: 0 E: 0 K: 1 S: 7	H: 1 LOB: 2 BB: 1 P: 13	R: 0 E: 0 K: 0 S: 6	H: 1 LOB: 0 BB: 0 P: 8	R: 1 E: 0 K: 0 S: 6	H: 2 LOB: 2 BB: 1 P: 10	1B: 10 2B: 3 3B: 0 HR: 0	SF: 0 SAC: 0 DP: 0 HBP: 0	WP: 1 PB: 0 SB: 1 CS: 1	PA: 51									
PITCHER	IP	WLS	BF	H	R	ER	SO	BB	IBB	HBP	BLK	WP	HR	S	P	ERA	WHIP																				
30 Scott Baker, R ERA: 3.78 54 Matt Guerrier, R ERA: 4.33 Dennys Reyes, L ERA: 4.33 28 Jesse Crain, R ERA: 3.21 49 Craig Breslow, L ERA: 2.48	(1, 1)	7.0	29	7	2	2	7	1	0	0	0	0	0	8	11	27.00	6.000																				
										(8, 1)	0.1	B	2	0	0	0	0	0	0	0	1	0	5	8	0.00	0.000											
										(8, 1)	1.1	L	4	0	0	0	1	0	0	0	0	0	12	13	0.00	0.000											
										(10, 1)	2.1	L	12	4	1	1	1	1	1	0	0	0	0	19	31	3.86	2.143										

Minnesota Twins @ Kansas City Royals
Kauffman Stadium, Kansas City, MO

Sun Aug 10 2008, 1:10 PM CDT
Att. 23,163 - Sunny - 83 F

AB 47
R 5
H 13
RBI 2
BB 3
SO 10
LOB 23



Batter	1	2	3	4	5	6	7	8	9	AB	R	H	RBI	BB	SO	LOB	TOP										
30 Mike Aviles, R OBP: 0.359, SLG: 0.521										4	0	1	0	0	2	0	Kansas City Royals @ Chicago White Sox U.S. Cellular Field, Chicago, IL Tue Aug 12 2008, 8:11 PM EDT Att: 31,099 - Cloudy - 73 F										
24 Mark Teahen, L OBP: 0.318, SLG: 0.388										3	0	1	0	1	0	1											
9 David DeJesus, L OBP: 0.355, SLG: 0.445										4	0	0	0	0	2	2											
11 Jose Guillen, R OBP: 0.289, SLG: 0.447										4	0	1	0	0	1	0											
16 Billy Butler, R OBP: 0.322, SLG: 0.379										4	0	0	0	0	1	1											
4 Alex Gordon, L OBP: 0.352, SLG: 0.419										4	0	1	0	0	1	1											
Ross Gload, L OBP: 0.317, SLG: 0.335										3	0	1	0	0	0	1											
14 John Buck, R OBP: 0.303, SLG: 0.375										3	0	0	0	0	1	2											
Jason Smith, L OBP: 0.182, SLG: 0.364										3	0	0	0	0	3	0											
Inning Stats	R: 0 E: 0 K: 2 S: 8	H: 0 LOB: 0 BB: 0 P: 9	R: 0 E: 0 K: 0 S: 8	H: 1 LOB: 1 BB: 0 P: 12	R: 0 E: 0 K: 1 S: 13	H: 1 LOB: 0 BB: 0 P: 17	R: 0 E: 0 K: 1 S: 11	H: 0 LOB: 0 BB: 0 P: 16	R: 0 E: 0 K: 1 S: 12	H: 0 LOB: 0 BB: 0 P: 15	R: 0 E: 0 K: 2 S: 7	H: 0 LOB: 1 BB: 1 P: 14	R: 0 E: 0 K: 1 S: 13	H: 2 LOB: 2 BB: 0 P: 16	R: 0 E: 0 K: 2 S: 9	H: 1 LOB: 0 BB: 0 P: 10	R: 0 E: 0 K: 1 S: 7	H: 0 LOB: 0 BB: 0 P: 11	1B: 3 2B: 1 3B: 1 HR: 0	SF: 0 SAC: 0 DP: 0 HBP: 0	WP: 0 PB: 0 CS: 0	PA: 33					
PITCHER	IP	WLS	BF	H	R	ER	SO	BB	IBB	HBP	BLK	WP	HR	S	P	ERA	WHIP										
Javier Vazquez, R ERA: 4.5	(1, 1)	8.0	W	30	5	0	10	1	0	0	0	0	0	81	109	0.00	0.750										
46 Adam Russell, R ERA: 6.06	(9, 1)	1.0		3	0	0	1	0	0	0	0	0	0	7	11	0.00	0.000										

Batter	1	2	3	4	5	6	7	8	9	AB	R	H	RBI	BB	SO	LOB	BOTTOM										
Orlando Cabrera, R OBP: 0.323, SLG: 0.347										4	1	1	0	0	0	1	Kansas City Royals @ Chicago White Sox U.S. Cellular Field, Chicago, IL Tue Aug 12 2008, 8:11 PM EDT Att: 31,099 - Cloudy - 73 F										
12 A.J. Pierzynski, L OBP: 0.318, SLG: 0.428										4	2	2	2	0	1	1											
23 Jermaine Dye, R OBP: 0.358, SLG: 0.589										4	2	2	3	0	0	0											
25 Jim Thome, L OBP: 0.371, SLG: 0.514										4	1	0	0	0	2	1											
14 Paul Konerko, R OBP: 0.324, SLG: 0.366										2	0	0	1	1	1	0											
Ken Griffey Jr., L OBP: 0.348, SLG: 0.415										3	0	0	0	0	0	1											
32 Brian Anderson, R OBP: 0.278, SLG: 0.458										1	1	1	1	0	0	0											
10 Alexei Ramirez, R OBP: 0.326, SLG: 0.486										2	0	0	0	1	1	0											
39 Chris Getz, L OBP: 1.000, SLG: 1.000										1	0	1	1	0	0	0											
Nick Swisher, S OBP: 0.353, SLG: 0.414										4	1	1	1	0	1	2											
Juan Uribe, R OBP: 0.286, SLG: 0.359										3	1	1	0	0	1	0											
Inning Stats	R: 2 E: 0 K: 1 S: 11	H: 2 LOB: 0 BB: 0 P: 13	R: 0 E: 0 K: 0 S: 8	H: 0 LOB: 0 BB: 0 P: 12	R: 0 E: 0 K: 1 S: 10	H: 0 LOB: 0 BB: 0 P: 15	R: 0 E: 0 K: 2 S: 9	H: 0 LOB: 0 BB: 0 P: 13	R: 1 E: 0 K: 2 S: 10	H: 1 LOB: 0 BB: 0 P: 16	R: 1 E: 0 K: 0 S: 10	H: 1 LOB: 0 BB: 0 P: 16	R: 0 E: 0 K: 1 S: 11	H: 0 LOB: 1 BB: 2 P: 21	R: 5 E: 1 K: 0 S: 18	H: 5 LOB: 1 BB: 0 P: 26	1B: 2 2B: 4 3B: 0 HR: 3	SF: 1 SAC: 0 DP: 1 HBP: 0	WP: 0 PB: 0 CS: 0	PA: 35							
PITCHER	IP	WLS	BF	H	R	ER	SO	BB	IBB	HBP	BLK	WP	HR	S	P	ERA	WHIP										
19 Brian Bannister, R ERA: 5.36	(1, 1)	7.0	L	26	4	4	7	4	4	0	0	0	0	69	106	5.14	0.857										
63 Josh Newman, L ERA: 10.24	(8, 1)	1.0		9	5	5	2	0	0	0	0	0	0	18	26	18.00	5.000										

Batter	1	2	3	4	5	6	7	8	9	AB	R	H	RBI	BB	SO	LOB	TOP				
30 Mike Aviles, R OBP: 0.353, SLG: 0.512										4	0	0	0	0	1	1	Kansas City Royals @ Chicago White Sox U.S. Cellular Field, Chicago, IL Wed Aug 13 2008, 8:11 PM EDT Att: 37,838 - Clear - 71 F livebaseballscorecards.com				
24 Mark Teahen, L OBP: 0.318, SLG: 0.389										4	0	1	0	0	1	0					
9 David DeJesus, L OBP: 0.351, SLG: 0.440										4	0	0	0	0	2	2					
11 Jose Guillen, R OBP: 0.287, SLG: 0.443										4	0	0	0	0	1	2					
16 Billy Butler, R OBP: 0.324, SLG: 0.381										4	0	2	0	0	1	0					
21 Miguel Olivo, R OBP: 0.290, SLG: 0.478										3	0	0	0	0	1	2					
4 Alex Gordon, L OBP: 0.351, SLG: 0.421										3	0	1	0	0	0	1					
14 John Buck, R OBP: 0.300, SLG: 0.372										3	0	0	0	0	0	3					
1 Tony Pena Jr., R OBP: 0.180, SLG: 0.206										3	0	1	0	0	1	0					
Inning Stats	R: 0 E: 0 K: 2 S: 7	H: 0 LOB: 0 BB: 0 P: 11	R: 0 E: 0 K: 0 S: 11	H: 2 LOB: 2 BB: 0 P: 18	R: 0 E: 0 K: 2 S: 13	H: 2 LOB: 2 BB: 0 P: 18	R: 0 E: 0 K: 0 S: 10	H: 1 LOB: 1 BB: 0 P: 18	R: 0 E: 0 K: 0 S: 10	H: 0 LOB: 0 BB: 0 P: 15	R: 0 E: 0 K: 1 S: 8	H: 0 LOB: 0 BB: 0 P: 11	R: 0 E: 0 K: 1 S: 11	H: 0 LOB: 0 BB: 0 P: 16	R: 0 E: 0 K: 2 S: 9	H: 0 LOB: 0 BB: 0 P: 11	1B: 3 2B: 2 HR: 0	SF: 0 SAC: 0 HBP: 0	WP: 0 PB: 0 SB: 1 CS: 0	PA: 32	
PITCHER	IP	WLS	BF	H	R	ER	SO	BB	IBB	HBP	BLK	WP	HR	S	P	ERA	WHIP				
56 Mark Buehrle, L ERA: 3.77	7.0	W	26	5	0	0	5	0	0	0	0	0	0	66	101	0.00	0.714				
26 Octavio Dotel, R ERA: 3.19	1.0	H	3	0	0	0	1	0	0	0	0	0	0	11	16	0.00	0.000				
45 Bobby Jenks, R ERA: 1.87	1.0		3	0	0	0	2	0	0	0	0	0	0	9	11	0.00	0.000				

Batter	1	2	3	4	5	6	7	8	9	AB	R	H	RBI	BB	SO	LOB	BOTTOM				
Orlando Cabrera, R OBP: 0.325, SLG: 0.348										4	1	2	0	0	0	2	Kansas City Royals @ Chicago White Sox U.S. Cellular Field, Chicago, IL Wed Aug 13 2008, 8:11 PM EDT Att: 37,838 - Clear - 71 F livebaseballscorecards.com				
12 A.J. Pierzynski, L OBP: 0.316, SLG: 0.425										3	1	0	1	0	0	2					
23 Jermaine Dye, R OBP: 0.357, SLG: 0.589										4	1	1	1	0	1	2					
25 Jim Thome, L OBP: 0.370, SLG: 0.509										3	0	0	0	1	0	1					
14 Paul Konerko, R OBP: 0.325, SLG: 0.365										3	0	1	1	1	1	0					
Ken Griffey Jr., L OBP: 0.348, SLG: 0.414										3	0	1	1	0	1	0					
32 Brian Anderson, R OBP: 0.276, SLG: 0.455										1	0	0	0	0	0	2					
Nick Swisher, S OBP: 0.350, SLG: 0.411										3	0	0	0	0	0	2					
Juan Uribe, R OBP: 0.286, SLG: 0.359										3	1	1	0	0	1	0					
39 Chris Getz, L OBP: 0.500, SLG: 0.500										3	0	1	0	0	0	0					
Inning Stats	R: 2 E: 1 K: 0 S: 14	H: 3 LOB: 2 BB: 1 P: 24	R: 0 E: 0 K: 0 S: 9	H: 0 LOB: 0 BB: 0 P: 11	R: 0 E: 0 K: 1 S: 8	H: 0 LOB: 0 BB: 0 P: 11	R: 1 E: 0 K: 1 S: 13	H: 2 LOB: 1 BB: 0 P: 19	R: 0 E: 0 K: 1 S: 9	H: 0 LOB: 0 BB: 0 P: 11	R: 0 E: 0 K: 1 S: 8	H: 0 LOB: 0 BB: 0 P: 12	R: 1 E: 0 K: 0 S: 13	H: 2 LOB: 2 BB: 1 P: 22	R: 1 E: 0 K: 2 S: 9	H: 6 2B: 1 3B: 0 HR: 0	SF: 0 SAC: 1 DP: 0 HBP: 0	WP: 1 PB: 0 SB: 0 CS: 0	PA: 33		
PITCHER	IP	WLS	BF	H	R	ER	SO	BB	IBB	HBP	BLK	WP	HR	S	P	ERA	WHIP				
44 Luke Hochevar, R ERA: 5.44	7.0	L	27	5	3	3	4	1	0	0	0	0	0	66	97	3.86	0.857				
Juan Carlos Oviedo, R ERA: 2.87	1.0		6	2	1	1	0	1	0	0	0	1	0	13	22	9.00	3.000				

Batter	1	2	3	4	5	6	7	8	9	AB	R	H	RBI	BB	SO	LOB	TOP	
35 Mitch Maier, L OBP: 0.362, SLG: 0.333										3	1	2	0	1	0	1	Kansas City Royals @ Chicago White Sox U.S. Cellular Field, Chicago, IL Thu Aug 14 2008, 2:05 PM EDT Att: 32,788 - Partly Cloudy - 75 F	
30 Mike Aviles, R OBP: 0.351, SLG: 0.512										4	1	1	0	0	0	3		
24 Mark Teahen, L OBP: 0.316, SLG: 0.386										4	0	0	0	0	1	3		
11 Jose Guillen, R OBP: 0.287, SLG: 0.442										3	0	1	2	0	0	1		
Jason Smith, L OBP: 0.197, SLG: 0.333										1	0	0	0	0	1	0		
16 Billy Butler, R OBP: 0.323, SLG: 0.377										3	0	0	0	1	1	0		
4 Alex Gordon, L OBP: 0.349, SLG: 0.417										4	0	0	0	0	0	2		
Ross Gload, L OBP: 0.319, SLG: 0.338										4	0	2	0	0	1	0		
14 John Buck, R OBP: 0.297, SLG: 0.366										4	0	0	0	0	1	3		
Esteban German, R OBP: 0.265, SLG: 0.293										3	0	0	0	0	0	2		
Inning Stats	R: 2 H: 3 E: 0 K: 0 S: 17	WLS: 1 BF: 23 LOB: 1 BB: 1 P: 26	R: 0 H: 0 E: 0 K: 0 S: 17	H: 0 R: 0 ER: 0 LOB: 2 BB: 1 P: 27	R: 0 H: 0 E: 0 K: 0 S: 6	H: 0 R: 0 ER: 0 LOB: 0 BB: 0 P: 11	R: 0 H: 1 E: 0 K: 0 S: 11	H: 1 R: 0 ER: 0 LOB: 1 BB: 0 P: 12	R: 0 H: 0 E: 0 K: 2 S: 10	H: 0 R: 0 ER: 0 LOB: 0 BB: 0 P: 16	R: 0 H: 0 E: 0 K: 2 S: 8	H: 0 R: 0 ER: 0 LOB: 0 BB: 0 P: 9	1B: 5 2B: 1 3B: 0 HR: 0	SF: 0 SAC: 0 DP: 1 HBP: 0	WP: 0 PB: 0 SB: 1 CS: 0	PA: 35		
PITCHER	IP: 5.1 WLS: 1 BF: 23 LOB: 1 BB: 1 P: 26	IP: 0.1 WLS: 0 BF: 2 LOB: 0 BB: 0 P: 1	IP: 1.1 WLS: 0 BF: 4 LOB: 0 BB: 0 P: 4	IP: 2.0 WLS: 0 BF: 6 LOB: 0 BB: 0 P: 4	IP: 0.1 WLS: 0 BF: 1 LOB: 0 BB: 0 P: 1	IP: 0.1 WLS: 0 BF: 1 LOB: 0 BB: 0 P: 1	IP: 0.1 WLS: 0 BF: 1 LOB: 0 BB: 0 P: 1	IP: 0.1 WLS: 0 BF: 1 LOB: 0 BB: 0 P: 1	IP: 0.1 WLS: 0 BF: 1 LOB: 0 BB: 0 P: 1	IP: 0.1 WLS: 0 BF: 1 LOB: 0 BB: 0 P: 1	IP: 0.1 WLS: 0 BF: 1 LOB: 0 BB: 0 P: 1	IP: 0.1 WLS: 0 BF: 1 LOB: 0 BB: 0 P: 1	IP: 0.1 WLS: 0 BF: 1 LOB: 0 BB: 0 P: 1	IP: 0.1 WLS: 0 BF: 1 LOB: 0 BB: 0 P: 1	IP: 0.1 WLS: 0 BF: 1 LOB: 0 BB: 0 P: 1	IP: 0.1 WLS: 0 BF: 1 LOB: 0 BB: 0 P: 1	IP: 0.1 WLS: 0 BF: 1 LOB: 0 BB: 0 P: 1	ERA: 3.18 WHIP: 1.312

Batter	1	2	3	4	5	6	7	8	9	AB	R	H	RBI	BB	SO	LOB	BOTTOM	
Orlando Cabrera, R OBP: 0.324, SLG: 0.348										4	1	1	1	0	1	0	Kansas City Royals @ Chicago White Sox U.S. Cellular Field, Chicago, IL Thu Aug 14 2008, 2:05 PM EDT Att: 32,788 - Partly Cloudy - 75 F	
39 Chris Getz, L OBP: 0.400, SLG: 0.400										2	1	1	0	2	1	0		
Ken Griffey Jr., L OBP: 0.383, SLG: 0.414										0	0	0	0	1	0	0		
32 Brian Anderson, R OBP: 0.281, SLG: 0.455										3	1	1	0	1	2	4		
20 Carlos Quentin, R OBP: 0.384, SLG: 0.563										4	0	2	2	0	0	4		
23 Jermaine Dye, R OBP: 0.358, SLG: 0.573										1	0	0	0	0	1	1		
31 Dewayne Wise, L OBP: 0.313, SLG: 0.476										4	1	1	3	1	1	4		
25 Jim Thome, L OBP: 0.371, SLG: 0.515										5	1	3	1	0	0	3		
14 Paul Konerko, R OBP: 0.329, SLG: 0.378										5	1	1	1	0	0	2		
10 Alexei Ramirez, R OBP: 0.324, SLG: 0.471										4	2	2	1	0	1	2		
Juan Uribe, R OBP: 0.290, SLG: 0.376										4	1	1	0	0	3	2		
Toby Hall, R OBP: 0.327, SLG: 0.340										4	1	1	0	0	3	2		
Inning Stats	R: 0 H: 1 E: 0 K: 2 S: 14	WLS: 1 BF: 27 LOB: 3 BB: 1 P: 26	R: 3 H: 5 E: 0 K: 2 S: 18	H: 5 R: 3 ER: 3 LOB: 2 BB: 0 P: 25	R: 0 H: 1 E: 0 K: 1 S: 11	H: 1 R: 0 ER: 0 LOB: 1 BB: 0 P: 15	R: 0 H: 1 E: 0 K: 0 S: 9	H: 1 R: 0 ER: 0 LOB: 2 BB: 1 P: 17	R: 0 H: 4 E: 0 K: 1 S: 20	H: 0 R: 0 ER: 0 LOB: 1 BB: 1 P: 17	R: 0 H: 0 E: 0 K: 2 S: 11	H: 0 R: 0 ER: 0 LOB: 0 BB: 0 P: 10	1B: 7 2B: 2 3B: 0 HR: 4	SF: 0 SAC: 0 DP: 0 HBP: 1	WP: 0 PB: 0 SB: 1 CS: 0	PA: 43		
PITCHER	IP: 5.0 WLS: 1 BF: 27 LOB: 3 BB: 1 P: 26	IP: 0.2 WLS: 0 BF: 7 LOB: 0 BB: 0 P: 1	IP: 1.1 WLS: 0 BF: 6 LOB: 1 BB: 1 P: 3	IP: 1.0 WLS: 0 BF: 5 LOB: 0 BB: 0 P: 3	IP: 0.2 WLS: 0 BF: 3 LOB: 0 BB: 0 P: 1	IP: 0.2 WLS: 0 BF: 3 LOB: 0 BB: 0 P: 1	IP: 0.2 WLS: 0 BF: 3 LOB: 0 BB: 0 P: 1	IP: 0.2 WLS: 0 BF: 3 LOB: 0 BB: 0 P: 1	IP: 0.2 WLS: 0 BF: 3 LOB: 0 BB: 0 P: 1	IP: 0.2 WLS: 0 BF: 3 LOB: 0 BB: 0 P: 1	IP: 0.2 WLS: 0 BF: 3 LOB: 0 BB: 0 P: 1	IP: 0.2 WLS: 0 BF: 3 LOB: 0 BB: 0 P: 1	IP: 0.2 WLS: 0 BF: 3 LOB: 0 BB: 0 P: 1	IP: 0.2 WLS: 0 BF: 3 LOB: 0 BB: 0 P: 1	IP: 0.2 WLS: 0 BF: 3 LOB: 0 BB: 0 P: 1	IP: 0.2 WLS: 0 BF: 3 LOB: 0 BB: 0 P: 1	IP: 0.2 WLS: 0 BF: 3 LOB: 0 BB: 0 P: 1	ERA: 4.71 WHIP: 7.500

Batter	1	2	3	4	5	6	7	8	9	AB	R	H	RBI	BB	SO	LOB	TOP					
9 David DeJesus, L OBP: 0.351, SLG: 0.440										5	2	2	0	0	1	3						
30 Mike Aviles, R OBP: 0.343, SLG: 0.492										4	1	1	1	0	1	2						
24 Mark Teahen, L OBP: 0.317, SLG: 0.386										4	0	0	0	0	2	2						
11 Jose Guillen, R OBP: 0.288, SLG: 0.435										3	1	1	0	0	1	0						
35 Mitch Walter, L OBP: 0.358, SLG: 0.345										1	0	0	0	0	0	0						
16 Billy Butler, R OBP: 0.321, SLG: 0.377										4	0	1	2	0	1	0						
4 Alex Gordon, L OBP: 0.349, SLG: 0.421										2	1	0	1	1	0	0						
Ross Gload, L OBP: 0.318, SLG: 0.347										4	1	2	2	0	0	1						
14 John Buck, R OBP: 0.291, SLG: 0.364										4	0	1	0	0	1	1						
Eteban German, R OBP: 0.281, SLG: 0.315										2	0	1	0	0	0	0						
1 Tony Pena Jr., R OBP: 0.181, SLG: 0.207										2	0	1	0	0	0	1						
Inning Stats	R: 3 E: 0 K: 1 S: 16	H: 4 LOB: 1 BB: 0 P: 22	R: 0 E: 0 K: 0 S: 10	H: 2 LOB: 1 BB: 0 P: 17	R: 0 E: 0 K: 1 S: 9	H: 0 LOB: 0 BB: 0 P: 13	R: 0 E: 0 K: 1 S: 12	H: 0 LOB: 0 BB: 0 P: 18	R: 0 E: 0 K: 1 S: 8	H: 0 LOB: 0 BB: 0 P: 10	R: 0 E: 0 K: 1 S: 12	H: 0 LOB: 0 BB: 0 P: 17	R: 0 E: 0 K: 1 S: 6	H: 1 LOB: 1 BB: 0 P: 7	R: 1 E: 0 K: 1 S: 10	H: 1 LOB: 0 BB: 0 P: 16	R: 2 E: 0 K: 1 S: 17	H: 2 LOB: 1 BB: 1 P: 24	1B: 7 2B: 2 3B: 0 HR: 1	SF: 1 SAC: 0 DP: 1 HBP: 0	WP: 2 SB: 0 CS: 0	PA: 37
PITCHER	IP: 6.0 W: 0 L: 1 ERA: 3.35	WLS: 23 BF: 6 H: 3 R: 3 ER: 3 SO: 5	BB: 0 IBB: 0 HBP: 0 BLK: 0	WP: 0 HR: 0 S: 67 P: 97	ERA: 4.50 WHIP: 1.000	IP: 2.0 W: 0 L: 1 ERA: 5.65	WLS: 8 BF: 2 H: 2 R: 1 ER: 1 SO: 1	BB: 0 IBB: 0 HBP: 0 BLK: 0	WP: 0 HR: 0 S: 16 P: 23	ERA: 4.50 WHIP: 1.000	IP: 2.0 W: 0 L: 1 ERA: 5.65	WLS: 8 BF: 2 H: 2 R: 1 ER: 1 SO: 1	BB: 0 IBB: 0 HBP: 0 BLK: 0	WP: 0 HR: 0 S: 16 P: 23	ERA: 4.50 WHIP: 1.000	IP: 1.0 W: 0 L: 0 ERA: 4.63	WLS: 6 BF: 2 H: 2 R: 2 ER: 2 SO: 1	BB: 1 IBB: 0 HBP: 0 BLK: 0	WP: 1 HR: 1 S: 17 P: 24	ERA: 18.00 WHIP: 3.000		

Kansas City Royals @ New York Yankees
Yankee Stadium, Bronx, NY

AB 35
R 6
H 10
RBI 6
BB 1
SO 7
LOB 10



livebaseballscores.com

Sun Aug 17 2008, 1:05 PM EDT
Att: 54,114 - Partly Cloudy - 80 F

Batter	1	2	3	4	5	6	7	8	9	AB	R	H	RBI	BB	SO	LOB	BOTTOM			
18 Johnny Damon, L OBP: 0.385, SLG: 0.450										4	2	0	0	2	1	2				
2 Derek Jeter, R OBP: 0.356, SLG: 0.404										4	3	4	0	0	0	0				
Wilson Betemit, S OBP: 0.291, SLG: 0.408										0	0	0	0	0	0	0				
Bobby Abreu, L OBP: 0.394, SLG: 0.462										3	2	1	1	2	0	4				
17 Justin Christian, R OBP: 0.302, SLG: 0.325										0	0	0	0	0	0	0				
13 Alex Rodriguez, R OBP: 0.402, SLG: 0.598										3	3	3	5	2	0	0				
61 Billy Traber, L										0	0	0	0	0	0	0				
39 Chris Britton, R										0	0	0	0	0	0	0				
Jason Giambi, L OBP: 0.391, SLG: 0.512										4	1	1	4	0	1	3				
12 Cody Ransom, R OBP: 1.000, SLG: 4.000										1	1	1	2	0	0	0				
22 Xavier Nady, R OBP: 0.385, SLG: 0.557										4	1	2	1	1	0	0				
24 Robinson Cano, L OBP: 0.305, SLG: 0.397										4	1	2	1	1	0	0				
26 José Molina, R OBP: 0.276, SLG: 0.316										5	1	2	0	0	1	1				
11 Brett Gardner, L OBP: 0.259, SLG: 0.247										5	1	1	1	0	0	3				
Inning Stats	R: 6 E: 0 K: 0 S: 24	H: 6 LOB: 1 BB: 1 P: 42	R: 4 E: 0 K: 0 S: 20	H: 4 LOB: 1 BB: 2 P: 35	R: 1 E: 0 K: 0 S: 9	H: 2 LOB: 1 BB: 1 P: 16	R: 0 E: 0 K: 0 S: 8	H: 0 LOB: 1 BB: 1 P: 12	R: 0 E: 0 K: 1 S: 13	H: 1 LOB: 3 BB: 2 P: 27	R: 0 E: 0 K: 1 S: 7	H: 0 LOB: 0 BB: 0 P: 9	R: 4 E: 0 K: 1 S: 14	H: 3 LOB: 0 BB: 0 P: 22	R: 0 E: 0 K: 0 S: 5	H: 1 LOB: 1 BB: 0 P: 10	1B: 10 2B: 3 3B: 1 HR: 4	SF: 0 SAC: 0 DP: 2 HBP: 1	WP: 0 SB: 0 CS: 0	PA: 46
PITCHER	IP: 1.0 W: 0 L: 1 ERA: 5.96	WLS: 16 BF: 10 H: 10 R: 10 ER: 10 SO: 10	BB: 3 IBB: 0 HBP: 0 BLK: 0	WP: 0 HR: 3 S: 37 P: 65	ERA: 90.00 WHIP: 13.000	IP: 4.0 W: 0 L: 1 ERA: 7.35	WLS: 16 BF: 3 H: 1 R: 1 ER: 1 SO: 1	BB: 4 IBB: 0 HBP: 0 BLK: 0	WP: 0 HR: 3 S: 37 P: 67	ERA: 2.25 WHIP: 1.750	IP: 3.0 W: 0 L: 1 ERA: 10.24	WLS: 14 BF: 4 H: 4 R: 4 ER: 4 SO: 2	BB: 0 IBB: 0 HBP: 1 BLK: 0	WP: 0 HR: 1 S: 26 P: 41	ERA: 12.00 WHIP: 1.333					

Kansas City Royals @ New York Yankees
Yankee Stadium, Bronx, NY

AB 38
R 15
H 17
RBI 15
BB 7
SO 3
LOB 14



livebaseballscores.com

Sun Aug 17 2008, 1:05 PM EDT
Att: 54,114 - Partly Cloudy - 80 F

Batter	1	2	3	4	5	6	7	8	9	AB	R	H	RBI	BB	SO	LOB	TOP					
30 Mike Aviles, R OBP: 0.348, SLG: 0.492										4	2	2	0	1	1	0						
Esteban German, R OBP: 0.291, SLG: 0.327										4	1	2	0	1	1	3						
9 David DeJesus, L OBP: 0.354, SLG: 0.444										4	0	2	1	1	1	2						
11 Jose Guillen, R OBP: 0.289, SLG: 0.434										5	0	2	2	0	0	4						
24 Mark Teahen, L OBP: 0.313, SLG: 0.381										5	0	0	0	0	1	5						
16 Billy Butler, R OBP: 0.321, SLG: 0.376										4	0	1	0	0	0	0						
Ross Gload, L OBP: 0.318, SLG: 0.344										3	1	0	0	1	0	1						
21 Miguel Olivo, R OBP: 0.313, SLG: 0.487										4	0	3	0	0	1	0						
Jason Smith, L OBP: 0.188, SLG: 0.313										4	0	1	1	0	2	3						
Inning Stats	R: 1 E: 0 K: 0 S: 18	H: 1 LOB: 1 BB: 1 P: 27	R: 0 E: 0 K: 1 S: 11	H: 1 LOB: 1 BB: 0 P: 17	R: 0 E: 0 K: 0 S: 6	H: 1 LOB: 1 BB: 1 P: 12	R: 0 E: 0 K: 2 S: 12	H: 2 LOB: 2 BB: 0 P: 13	R: 1 E: 0 K: 0 S: 8	H: 1 LOB: 1 BB: 1 P: 15	R: 1 E: 0 K: 1 S: 12	H: 3 LOB: 2 BB: 1 P: 20	R: 0 E: 0 K: 1 S: 9	H: 0 LOB: 0 BB: 0 P: 10	R: 0 E: 0 K: 1 S: 8	H: 0 LOB: 0 BB: 0 P: 11	R: 1 E: 1 K: 1 S: 14	H: 3 LOB: 2 BB: 0 P: 19	1B: 10 2B: 3 3B: 0 HR: 0	SF: 0 SAC: 0 DP: 2 HBP: 0	WP: 0 PB: 0 SB: 1 CS: 0	PA: 41
PITCHER	IP WLS BF H R ER SO BB IBB HBP BLK WP HR S P ERA WHIP																					
27 Anthony Reyes, R ERA: 3.66	(1, 1) 5.0 W 23 6 2 2 3 3 0 0 0 0 0 55 84 3.60 1.800																					
Brendan Donnelly, R ERA: 16.88	(6, 1) 1.0 H 6 3 1 1 1 1 0 0 0 0 0 12 20 9.00 4.000																					
53 Rafael Perez, L ERA: 3.13	(7, 1) 1.0 3 1 0 0 1 0 0 0 0 0 9 10 0.00 1.000																					
63 Rafael Betancourt, R ERA: 5.68	(8, 1) 1.0 3 0 0 0 1 0 0 0 0 0 8 11 0.00 0.000																					
30 Masa Kobayashi, R ERA: 4.38	(9, 1) 1.0 6 3 1 1 1 0 0 0 0 0 0 14 19 9.00 3.000																					

Kansas City Royals @ Cleveland Indians
 Progressive Field, Cleveland, OH
 Tue Aug 19 2008, 7:05 PM EDT
 Att: 18,946 - Clear - 68 F

AB 37
 R 4
 H 13
 RBI 4
 BB 4
 SO 7
 LOB 18



Batter	1	2	3	4	5	6	7	8	9	AB	R	H	RBI	BB	SO	LOB	BOTTOM			
24 Grady Sizemore, L OBP: 0.380, SLG: 0.519										5	2	2	3	0	0	2				
Franklin Gutierrez, R OBP: 0.278, SLG: 0.373										5	1	2	1	0	0	0				
20 David Dellucci, L OBP: 0.315, SLG: 0.435										4	0	1	0	1	1	0				
2 Jhonny Peralta, R OBP: 0.319, SLG: 0.490										5	0	1	0	0	2	4				
17 Shin-Soo Choo, L OBP: 0.360, SLG: 0.453										5	1	1	1	0	2	3				
25 Ryan Garko, R OBP: 0.330, SLG: 0.378										4	2	2	1	1	0	1				
10 Kelly Shoppach, R OBP: 0.333, SLG: 0.482										3	2	1	1	1	2	1				
Andy Marte, R OBP: 0.242, SLG: 0.289										2	1	1	0	2	0	1				
Asdrubal Cabrera, S OBP: 0.322, SLG: 0.325										4	0	2	1	0	1	4				
Inning Stats	R: 0 E: 0 K: 0 S: 4	H: 0 LOB: 0 BB: 0 P: 7	R: 3 E: 0 K: 0 S: 17	H: 4 LOB: 1 BB: 0 P: 29	R: 0 E: 0 K: 2 S: 12	H: 1 LOB: 1 BB: 0 P: 16	R: 1 E: 0 K: 1 S: 10	H: 2 LOB: 1 BB: 1 P: 18	R: 0 E: 1 K: 1 S: 10	H: 0 LOB: 1 BB: 0 P: 15	R: 3 E: 0 K: 1 S: 15	H: 3 LOB: 2 BB: 2 P: 34	R: 0 E: 0 K: 2 S: 9	H: 0 LOB: 2 BB: 2 P: 21	R: 2 E: 0 K: 1 S: 14	H: 3 LOB: 1 BB: 0 P: 23	1B: 7 2B: 3 3B: 0 HR: 3	SF: 0 SAC: 0 DP: 0 HBP: 0	WP: 2 PB: 0 SB: 1 CS: 1	PA: 42
PITCHER	IP WLS BF H R ER SO BB IBB HBP BLK WP HR S P ERA WHIP																			
44 Luke Hochevar, R ERA: 5.91	(1, 1) 5.0 L 23 7 4 4 4 1 0 0 0 0 0 1 15 34 27.00 5.000																			
Juan Carlos Oviedo, R ERA: 3.44	(6, 1) 1.0 8 3 3 3 1 2 0 0 0 0 0 1 15 34 27.00 5.000																			
Kip Wells, R ERA: 5.65	(7, 1) 1.1 9 3 2 2 3 2 0 0 0 0 1 0 17 36 13.50 3.750																			
Joel Peralta, R ERA: 5.32	(8, 1) 0.2 2 0 0 0 0 0 0 0 0 0 1 0 6 8 0.00 0.000																			

Kansas City Royals @ Cleveland Indians
 Progressive Field, Cleveland, OH
 Tue Aug 19 2008, 7:05 PM EDT
 Att: 18,946 - Clear - 68 F

AB 37
 R 9
 H 13
 RBI 8
 BB 5
 SO 8
 LOB 16



Batter	1	2	3	4	5	6	7	8	9	AB	R	H	RBI	BB	SO	LOB	TOP										
30 Mike Aviles, R OBP: 0.353, SLG: 0.500										4	2	3	3	0	0	0	Kansas City Royals @ Cleveland Indians Progressive Field, Cleveland, OH Wed Aug 20 2008, 7:05 PM EDT Att: 23,920 - Clear - 73 F										
Esteban German, R OBP: 0.290, SLG: 0.325										4	0	1	0	0	0	3											
9 David DeJesus, L OBP: 0.353, SLG: 0.442										4	0	1	0	0	1	1											
11 Jose Guillen, R OBP: 0.287, SLG: 0.431										3	0	0	1	0	1	1											
16 Billy Butler, R OBP: 0.318, SLG: 0.372										3	0	0	0	0	0	2											
Ross Gload, L OBP: 0.317, SLG: 0.343										1	0	0	0	0	0	0											
21 Miguel Olivo, R OBP: 0.293, SLG: 0.479										4	0	0	0	0	2	0											
4 Alex Gordon, L OBP: 0.348, SLG: 0.420										4	1	1	0	0	0	0											
14 John Buck, R OBP: 0.294, SLG: 0.365										2	1	1	0	1	0	0											
35 Mitch Maier, L OBP: 0.373, SLG: 0.339										1	0	0	0	0	0	1											
24 Mark Teahen, L OBP: 0.313, SLG: 0.380										1	1	0	0	0	1	0											
Inning Stats	R: 1 H: 3 E: 0 K: 0 S: 10	H: 3 LOB: 1 BB: 0 P: 16	R: 0 H: 0 E: 0 K: 1 S: 6	H: 1 LOB: 1 BB: 1 P: 14	R: 0 H: 0 E: 0 K: 0 S: 4	H: 0 LOB: 0 BB: 0 P: 6	R: 4 H: 3 E: 1 K: 2 S: 19	H: 3 LOB: 1 BB: 0 P: 27	R: 0 H: 0 E: 0 K: 0 S: 6	H: 0 LOB: 0 BB: 0 P: 11	R: 0 H: 0 E: 0 K: 1 S: 7	H: 0 LOB: 0 BB: 0 P: 8	R: 0 H: 0 E: 0 K: 0 S: 7	H: 0 LOB: 0 BB: 0 P: 13	R: 0 H: 0 E: 0 K: 1 S: 10	H: 0 LOB: 0 BB: 0 P: 16	1B: 6 2B: 1 3B: 0 HR: 0	SF: 1 SAC: 0 DP: 2 HBP: 1	WP: 0 PB: 0 SB: 1 CS: 0	PA: 34							
PITCHER	IP	WLS	BF	H	R	ER	SO	BB	IBB	HBP	BLK	WP	HR	S	P	ERA	WHIP										
57 Zach Jackson, L ERA: 5.17	(1, 1)	7.0	28	7	5	4	4	1	0	1	0	0	0	58	91	5.14	1.143										
Juan Rincon, R ERA: 5.1	(8, 1)	1.0	W	3	0	0	0	0	0	0	0	0	0	7	13	0.00	0.000										
50 Jensen Lewis, R ERA: 3.83	(9, 1)	1.0	S	3	0	0	1	0	0	0	0	0	0	10	16	0.00	0.000										

Batter	1	2	3	4	5	6	7	8	9	AB	R	H	RBI	BB	SO	LOB	BOTTOM										
24 Grady Sizemore, L OBP: 0.381, SLG: 0.517										2	1	0	0	2	1	0	Kansas City Royals @ Cleveland Indians Progressive Field, Cleveland, OH Wed Aug 20 2008, 7:05 PM EDT Att: 23,920 - Clear - 73 F										
Franklin Gutierrez, R OBP: 0.278, SLG: 0.382										4	1	1	3	0	1	1											
12 Ben Francisco, R OBP: 0.344, SLG: 0.462										4	1	0	0	0	1	0											
2 Jhonny Peralta, R OBP: 0.321, SLG: 0.496										3	2	1	2	0	1	0											
20 David Dellucci, L OBP: 0.315, SLG: 0.431										3	0	0	0	1	1	0											
25 Ryan Garko, R OBP: 0.330, SLG: 0.376										4	0	1	1	0	0	0											
10 Kelly Shoppach, R OBP: 0.339, SLG: 0.508										3	2	2	2	1	1	0											
Andy Marte, R OBP: 0.239, SLG: 0.286										2	0	0	0	0	1	0											
17 Shin-Soo Choo, L OBP: 0.381, SLG: 0.450										1	1	0	0	1	0	3											
11 Jamey Carroll, R OBP: 0.343, SLG: 0.325										0	0	0	0	0	0	0											
Asdrubal Cabrera, S OBP: 0.320, SLG: 0.323										2	0	0	0	0	2	0											
Inning Stats	R: 2 H: 1 E: 1 K: 1 S: 12	H: 1 LOB: 0 BB: 1 P: 18	R: 1 H: 1 E: 0 K: 2 S: 15	H: 1 LOB: 0 BB: 0 P: 17	R: 0 H: 0 E: 0 K: 1 S: 5	H: 0 LOB: 0 BB: 0 P: 8	R: 0 H: 0 E: 0 K: 0 S: 5	H: 0 LOB: 0 BB: 0 P: 8	R: 0 H: 0 E: 0 K: 2 S: 11	H: 0 LOB: 0 BB: 0 P: 18	R: 0 H: 0 E: 0 K: 1 S: 11	H: 0 LOB: 0 BB: 0 P: 16	R: 5 H: 3 E: 0 K: 0 S: 23	H: 3 LOB: 3 BB: 4 P: 46	1B: 1 2B: 0 3B: 0 HR: 4	SF: 0 SAC: 1 DP: 1 HBP: 1	WP: 0 PB: 0 SB: 0 CS: 0	PA: 35									
PITCHER	IP	WLS	BF	H	R	ER	SO	BB	IBB	HBP	BLK	WP	HR	S	P	ERA	WHIP										
55 Gil Meche, R ERA: 4.01	(1, 1)	7.0	24	2	3	1	9	1	0	0	0	0	0	2	71	1.29	0.429										
Ramon E Ramirez, R ERA: 3.1	(8, 1)	0.1	H	3	1	2	2	1	0	0	0	0	1	5	10	54.00	6.000										
4B Joaquin Soria, R ERA: 1.96	(8, 1)	0.1	L	6	2	3	3	2	0	1	0	0	1	13	26	81.00	12.000										
Jeff Fulchino, R ERA: 9.9	(8, 1)	0.1		2	0	0	0	1	0	0	0	0	0	5	10	0.00	3.000										

AB	31
R	5
H	7
RBI	4
BB	1
SO	5
LOB	8

AB	28
R	8
H	5
RBI	8
BB	5
SO	9
LOB	4



Batter	1	2	3	4	5	6	7	8	9	AB	R	H	RBI	BB	SO	LOB	TOP			
30 Mike Aviles, R OBP: 0.355, SLG: 0.500	L9		G5-3					1B		4	0	2	0	0	0	0	Kansas City Royals @ Cleveland Indians Progressive Field, Cleveland, OH Thu Aug 21 2008, 12:05 PM EDT Att: 21,391 - Sunny - 80 F			
Esteban German, R OBP: 0.288, SLG: 0.323	K			G6-3	G5-3			1B		4	0	1	0	0	1	2				
9 David DeJesus, L OBP: 0.352, SLG: 0.440	G4-3			K				L3		4	0	1	0	0	1	2				
11 Jose Guillen, R OBP: 0.286, SLG: 0.429				P3				P4		3	0	0	0	1	1	2				
16 Billy Butler, R OBP: 0.315, SLG: 0.368	G4-3				K	G6-4-3				4	0	0	0	0	1	2				
4 Alex Gordon, L OBP: 0.349, SLG: 0.420					E5					0	0	0	0	1	0	0				
Jason Smith, L OBP: 0.211, SLG: 0.316								F7		3	1	1	0	0	0	0				
14 John Buck, R OBP: 0.294, SLG: 0.363								K		4	1	1	0	0	3	2				
24 Mark Teahen, L OBP: 0.315, SLG: 0.383			G6-3					HBP		2	1	1	2	0	0	0				
1 Tony Pena Jr., R OBP: 0.184, SLG: 0.209			K2-3					G5-4-3		3	0	1	1	0	1	2				
Inning Stats	R: 0 E: 0 K: 1 S: 9	H: 0 LOB: 0 BB: 0 P: 12	R: 0 E: 0 K: 1 S: 8	H: 0 LOB: 1 BB: 2 P: 18	R: 0 E: 0 K: 1 S: 9	H: 0 LOB: 0 BB: 0 P: 13	R: 0 E: 0 K: 1 S: 6	H: 0 LOB: 0 BB: 0 P: 7	R: 3 E: 1 K: 1 S: 22	H: 4 LOB: 1 BB: 0 P: 28	R: 0 E: 0 K: 1 S: 9	H: 1 LOB: 1 BB: 0 P: 13	R: 0 E: 0 K: 0 S: 11	H: 2 LOB: 1 BB: 0 P: 17	R: 0 E: 0 K: 1 S: 9	H: 0 LOB: 0 BB: 0 P: 13	1B: 7 2B: 2 3B: 0 HR: 0	SF: 0 SAC: 0 DP: 5 HBP: 1	WP: 0 PB: 0 SB: 0 CS: 0	PA: 34
PITCHER	IP WLS BF H R ER SO BB IBB HBP BLK WP HR S P ERA WHIP	IP WLS BF H R ER SO BB IBB HBP BLK WP HR S P ERA WHIP	IP WLS BF H R ER SO BB IBB HBP BLK WP HR S P ERA WHIP	IP WLS BF H R ER SO BB IBB HBP BLK WP HR S P ERA WHIP	IP WLS BF H R ER SO BB IBB HBP BLK WP HR S P ERA WHIP	IP WLS BF H R ER SO BB IBB HBP BLK WP HR S P ERA WHIP	IP WLS BF H R ER SO BB IBB HBP BLK WP HR S P ERA WHIP	IP WLS BF H R ER SO BB IBB HBP BLK WP HR S P ERA WHIP	IP WLS BF H R ER SO BB IBB HBP BLK WP HR S P ERA WHIP	IP WLS BF H R ER SO BB IBB HBP BLK WP HR S P ERA WHIP	IP WLS BF H R ER SO BB IBB HBP BLK WP HR S P ERA WHIP	IP WLS BF H R ER SO BB IBB HBP BLK WP HR S P ERA WHIP	IP WLS BF H R ER SO BB IBB HBP BLK WP HR S P ERA WHIP	IP WLS BF H R ER SO BB IBB HBP BLK WP HR S P ERA WHIP	IP WLS BF H R ER SO BB IBB HBP BLK WP HR S P ERA WHIP	IP WLS BF H R ER SO BB IBB HBP BLK WP HR S P ERA WHIP	IP WLS BF H R ER SO BB IBB HBP BLK WP HR S P ERA WHIP			

AB	31
R	3
H	8
RBI	3
BB	2
SO	8
LOB	12



Batter	1	2	3	4	5	6	7	8	9	AB	R	H	RBI	BB	SO	LOB	BOTTOM			
24 Grady Sizemore, L OBP: 0.384, SLG: 0.530	FC5-4			K				HR		5	1	4	7	0	1	0	Kansas City Royals @ Cleveland Indians Progressive Field, Cleveland, OH Thu Aug 21 2008, 12:05 PM EDT Att: 21,391 - Sunny - 80 F			
Franklin Gutierrez, R OBP: 0.277, SLG: 0.377	FC5-4	G4-3		G5-3				L5		4	0	0	0	1	0	2				
12 Ben Francisco, R OBP: 0.342, SLG: 0.458	L8		E3		P4	G5-3		1B		5	0	1	0	0	0	3				
2 Jhonny Peralta, R OBP: 0.319, SLG: 0.499	K		FC4-6		F9			K		5	2	1	1	0	2	3				
17 Shin-Soo Choo, L OBP: 0.362, SLG: 0.461	G1-3		HR					G4-3	G4-3	4	1	1	2	1	0	1				
25 Ryan Garko, R OBP: 0.329, SLG: 0.375	E6		G1-3		K			F9		4	1	1	0	0	1	1				
10 Kelly Shoppach, R OBP: 0.334, SLG: 0.500	K		G1-3					P4		4	0	0	0	0	2	2				
11 Jamey Carroll, R OBP: 0.348, SLG: 0.327			G5-3					24 HR	24 BB	2	3	1	0	2	0	1				
Asdrubal Cabrera, S OBP: 0.322, SLG: 0.323					F8			G4-3		3	2	1	0	1	0	1				
Inning Stats	R: 0 E: 0 K: 1 S: 12	H: 1 LOB: 1 BB: 0 P: 16	R: 3 E: 1 K: 1 S: 17	H: 3 LOB: 1 BB: 0 P: 27	R: 2 E: 1 K: 0 S: 17	H: 2 LOB: 1 BB: 0 P: 25	R: 0 E: 0 K: 1 S: 10	H: 0 LOB: 0 BB: 0 P: 16	R: 0 E: 0 K: 1 S: 7	H: 0 LOB: 1 BB: 1 P: 15	R: 1 E: 0 K: 1 S: 18	H: 1 LOB: 2 BB: 2 P: 34	R: 1 E: 0 K: 0 S: 9	H: 1 LOB: 0 BB: 0 P: 15	R: 3 E: 0 K: 1 S: 17	H: 2 LOB: 1 BB: 2 P: 32		1B: 6 2B: 0 3B: 1 HR: 3	SF: 0 SAC: 0 DP: 0 HBP: 0	WP: 0 PB: 0 SB: 1 CS: 0
PITCHER	IP WLS BF H R ER SO BB IBB HBP BLK WP HR S P ERA WHIP	IP WLS BF H R ER SO BB IBB HBP BLK WP HR S P ERA WHIP	IP WLS BF H R ER SO BB IBB HBP BLK WP HR S P ERA WHIP	IP WLS BF H R ER SO BB IBB HBP BLK WP HR S P ERA WHIP	IP WLS BF H R ER SO BB IBB HBP BLK WP HR S P ERA WHIP	IP WLS BF H R ER SO BB IBB HBP BLK WP HR S P ERA WHIP	IP WLS BF H R ER SO BB IBB HBP BLK WP HR S P ERA WHIP	IP WLS BF H R ER SO BB IBB HBP BLK WP HR S P ERA WHIP	IP WLS BF H R ER SO BB IBB HBP BLK WP HR S P ERA WHIP	IP WLS BF H R ER SO BB IBB HBP BLK WP HR S P ERA WHIP	IP WLS BF H R ER SO BB IBB HBP BLK WP HR S P ERA WHIP	IP WLS BF H R ER SO BB IBB HBP BLK WP HR S P ERA WHIP	IP WLS BF H R ER SO BB IBB HBP BLK WP HR S P ERA WHIP	IP WLS BF H R ER SO BB IBB HBP BLK WP HR S P ERA WHIP	IP WLS BF H R ER SO BB IBB HBP BLK WP HR S P ERA WHIP	IP WLS BF H R ER SO BB IBB HBP BLK WP HR S P ERA WHIP	IP WLS BF H R ER SO BB IBB HBP BLK WP HR S P ERA WHIP			

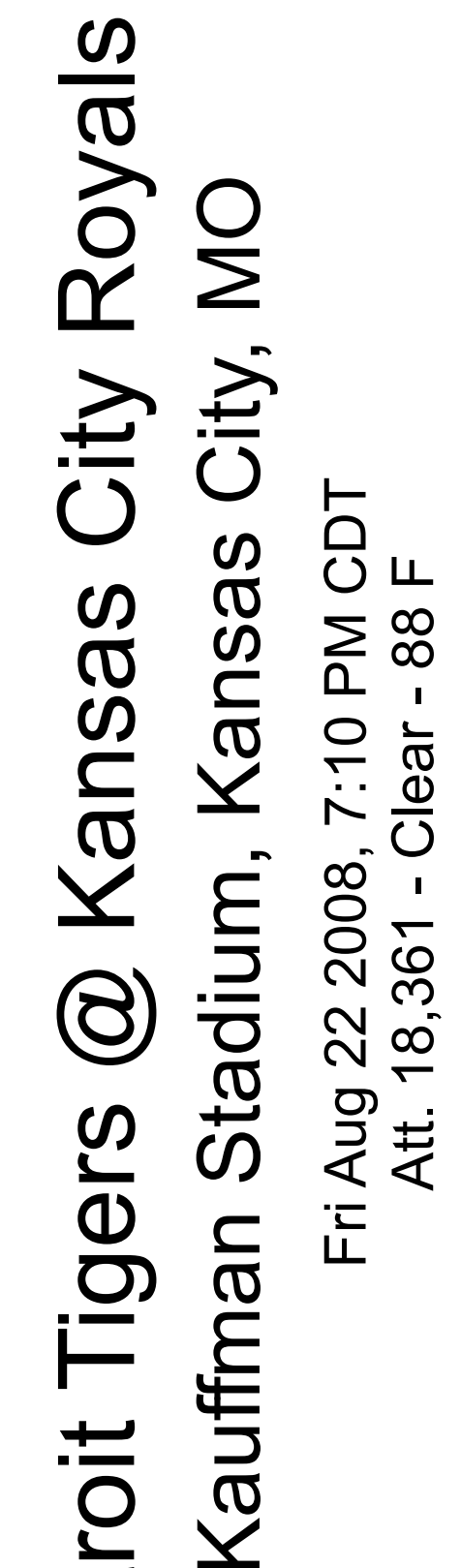
AB	36
R	10
H	10
RBI	10
BB	5
SO	6
LOB	14



Batter	1	2	3	4	5	6	7	8	9	AB	R	H	RBI	BB	SO	LOB	TOP								
28 Curtis Granderson, L (1, 8) OBP: 0.374, SLG: 0.502										2	1	0	0	2	0	0	Detroit Tigers @ Kansas City Royals Kauffman Stadium, Kansas City, MO Fri Aug 22 2008, 7:10 PM CDT Att: 18,361 - Clear - 88 F								
14 Placido Polanco, R (1, 4) OBP: 0.356, SLG: 0.428										4	0	1	1	0	0	1									
30 Magglio Ordonez, R (1, 9) OBP: 0.374, SLG: 0.475										4	0	0	0	0	0	2									
24 Miguel Cabrera, R (1, 3) OBP: 0.354, SLG: 0.527										4	2	2	2	0	0	1									
9 Carlos Guillen, S (1, 5) OBP: 0.375, SLG: 0.436										3	1	1	0	1	0	0									
Gary Sheffield, R (1, 10) OBP: 0.331, SLG: 0.399										4	0	1	0	0	2	2									
Matt Joyce, L (1, 7) OBP: 0.328, SLG: 0.569										4	0	1	1	0	1	2									
15 Brandon Inge, R (1, 2) OBP: 0.315, SLG: 0.409										3	0	0	0	0	0	1									
39 Ramon Santiago, S (1, 6) OBP: 0.448, SLG: 0.462										3	0	0	0	0	0	1									
Inning Stats	R: 0 E: 0 K: 0 S: 4	H: 0 LOB: 0 BB: 1 P: 10	R: 2 E: 0 K: 1 S: 11	H: 2 LOB: 0 BB: 0 P: 16	R: 1 E: 0 K: 0 S: 8	H: 1 LOB: 1 BB: 1 P: 14	R: 0 E: 0 K: 1 S: 6	H: 0 LOB: 0 BB: 1 P: 10	R: 0 E: 0 K: 0 S: 8	H: 0 LOB: 0 BB: 0 P: 13	R: 1 E: 0 K: 0 S: 7	H: 1 LOB: 0 BB: 0 P: 10	R: 0 E: 0 K: 0 S: 10	H: 1 LOB: 1 BB: 0 P: 16	R: 0 E: 0 K: 0 S: 6	H: 0 LOB: 0 BB: 0 P: 11	R: 0 E: 0 K: 1 S: 9	H: 1 LOB: 1 BB: 0 P: 14	1B: 1 2B: 4 3B: 0 HR: 2	SF: 0 SAC: 0 DP: 2 HBP: 0	WP: 1 PB: 0 SB: 0 CS: 0	PA: 34			
PITCHER	IP	WLS	BF	H	R	ER	SO	BB	IBB	HBP	BLK	WP	HR	S	P	ERA	WHIP								
19 Brian Bannister, R (1, 1) ERA: 5.89	8.0	L	30	5	4	4	2	3	0	0	0	1	2	60	100	4.50	1.000								
Kip Wells, R (9, 1) ERA: 5.46	1.0		4	1	0	0	1	0	0	0	0	0	0	9	14	0.00	1.000								

Batter	1	2	3	4	5	6	7	8	9	AB	R	H	RBI	BB	SO	LOB	BOTTOM								
30 Mike Aviles, R (1, 6) OBP: 0.360, SLG: 0.505										5	1	3	0	0	0	0	Detroit Tigers @ Kansas City Royals Kauffman Stadium, Kansas City, MO Fri Aug 22 2008, 7:10 PM CDT Att: 18,361 - Clear - 88 F								
Esteban German, R (1, 4) OBP: 0.292, SLG: 0.327										4	1	1	1	1	1	2									
9 David DeJesus, L (1, 7) OBP: 0.353, SLG: 0.436										3	0	0	0	2	2	3									
11 Jose Guillen, R (1, 9) OBP: 0.285, SLG: 0.426										5	0	1	0	0	1	6									
24 Mark Teahen, L (1, 5) OBP: 0.312, SLG: 0.379										5	0	0	0	0	3	3									
16 Billy Butler, R (1, 10) OBP: 0.316, SLG: 0.369										5	0	2	1	0	0	0									
Jason Smith, L (9, FR) OBP: 0.211, SLG: 0.316										0	0	0	0	0	0	0									
Ross Gload, L (1, 3) OBP: 0.324, SLG: 0.351										4	1	4	0	0	0	0									
14 John Buck, R (1, 2) OBP: 0.296, SLG: 0.371										4	0	2	1	0	1	4									
Joey Gathright, L (1, 8) OBP: 0.301, SLG: 0.264										3	0	0	0	1	0	6									
Inning Stats	R: 0 E: 0 K: 1 S: 10	H: 1 LOB: 1 BB: 1 P: 19	R: 0 E: 0 K: 1 S: 10	H: 1 LOB: 0 BB: 0 P: 15	R: 0 E: 0 K: 1 S: 12	H: 1 LOB: 2 BB: 1 P: 19	R: 0 E: 0 K: 0 S: 9	H: 2 LOB: 0 BB: 0 P: 9	R: 0 E: 0 K: 2 S: 21	H: 3 LOB: 3 BB: 0 P: 27	R: 0 E: 0 K: 1 S: 11	H: 0 LOB: 1 BB: 1 P: 19	R: 1 E: 0 K: 0 S: 12	H: 2 LOB: 1 BB: 0 P: 18	R: 2 E: 0 K: 2 S: 14	H: 3 LOB: 2 BB: 1 P: 29	1B: 10 2B: 2 3B: 1 HR: 0	SF: 0 SAC: 0 DP: 0 HBP: 0	WP: 0 PB: 0 SB: 0 CS: 1	PA: 42					
PITCHER	IP	WLS	BF	H	R	ER	SO	BB	IBB	HBP	BLK	WP	HR	S	P	ERA	WHIP								
35 Justin Verlander, R (1, 1) ERA: 4.42	6.2	W	30	8	0	0	6	3	0	0	0	0	0	77	113	0.00	1.650								
Gary Glover, R (7, 1) ERA: 5.5	1.1		6	2	1	1	0	0	0	0	0	0	0	15	22	6.75	1.500								
56 Fernando Rodney, R (9, 1) ERA: 4.76	1.0	S	7	3	2	2	2	1	0	0	0	0	0	14	29	18.00	4.000								


livebaseballscores.com



Batter	1	2	3	4	5	6	7	8	9	AB	R	H	RBI	BB	SO	LOB	TOP			
28 Curtis Granderson, L (1,8) OBP: 0.376, SLG: 0.500	4-1 FC6-5 14 1B BB		4-0 14 G5-3 BB		4-1 14 1B 30 SF9 BB		2-3 K		1-3 K	2	1	0	0	3	2	0				
14 Placido Polanco, R (1,4) OBP: 0.359, SLG: 0.430	0-2 30 FC6-5 1B		1-0 G5-3		0-2 24 2-4 1B		0-1 30 1B		3-2 K	5	0	3	0	0	1	1				
30 Magglio Ordonez, R (1,9) OBP: 0.374, SLG: 0.475	2-1 FC6-5		1-0 G6-3		0-0 SF9		0-1 1B		2-2 1B	4	0	2	1	0	0	3				
25 Ryan Raburn, R (9,PR) OBP: 0.315, SLG: 0.409	1-2 2-3F		1-2 F9		2-2 2-4		1-2 1B		2-3 1B	0	0	0	0	0	0	0				
24 Miguel Cabrera, R (1,3) OBP: 0.352, SLG: 0.529	0-3 K		3-2 F9		2-2 2-4		2-3 K		2-3 K	5	1	1	1	0	3	6				
9 Carlos Guillen, S (1,5) OBP: 0.376, SLG: 0.435	0-3 K		4-2 BLK WP SF9 BB		1-3 K		0-0 1B			3	1	1	0	1	2	2				
Gary Sheffield, R (1,10) OBP: 0.327, SLG: 0.400	0-1 G3 SF7 2B		0-3 K		1-2 F7		0-2 F7			4	1	1	0	0	1	2				
Matt Joyce, L (1,7) OBP: 0.317, SLG: 0.563	0-1 G3		2-0 SF9		1-1 HBP		0-0 FC1-6-4 1B			2	0	0	1	0	0	2				
Edgar Renteria, R (1,6) OBP: 0.317, SLG: 0.358	3-1 SF7		1-1 F7		1-1 G6-3		0-0 1B			3	0	1	1	0	0	1				
15 Brandon Inge, R (1,2) OBP: 0.310, SLG: 0.402	0-0 F9		0-0 B1-3		0-0 F8		2-0 F8			4	0	0	0	0	0	2				
Inning Stats	R: 0 E: 0 K: 2 S: 12	H: 1 LOB: 2 BB: 1 P: 18	R: 1 E: 0 K: 0 S: 7	H: 1 LOB: 0 BB: 0 P: 10	R: 0 E: 0 K: 0 S: 6	H: 0 LOB: 0 BB: 1 P: 15	R: 1 E: 0 K: 1 S: 10	H: 1 LOB: 1 BB: 1 P: 17	R: 1 E: 0 K: 1 S: 10	H: 1 LOB: 1 BB: 0 P: 15	R: 0 E: 0 K: 2 S: 16	H: 2 LOB: 2 BB: 0 P: 23	R: 0 E: 0 K: 0 S: 9	H: 2 LOB: 2 BB: 0 P: 11	R: 0 E: 0 K: 3 S: 14	H: 1 LOB: 1 BB: 0 P: 22	1B: 7 2B: 1 3B: 0 HR: 1	SF: 3 SAC: 0 DP: 0 HBP: 1	WP: 1 PB: 0 SB: 0 CS: 0	PA: 40
PITCHER	IP WLS BF H R ER SO BB IBB HBP BLK WP HR S P ERA WHIP	IP WLS BF H R ER SO BB IBB HBP BLK WP HR S P ERA WHIP	IP WLS BF H R ER SO BB IBB HBP BLK WP HR S P ERA WHIP	IP WLS BF H R ER SO BB IBB HBP BLK WP HR S P ERA WHIP	IP WLS BF H R ER SO BB IBB HBP BLK WP HR S P ERA WHIP	IP WLS BF H R ER SO BB IBB HBP BLK WP HR S P ERA WHIP	IP WLS BF H R ER SO BB IBB HBP BLK WP HR S P ERA WHIP	IP WLS BF H R ER SO BB IBB HBP BLK WP HR S P ERA WHIP	IP WLS BF H R ER SO BB IBB HBP BLK WP HR S P ERA WHIP	IP WLS BF H R ER SO BB IBB HBP BLK WP HR S P ERA WHIP	IP WLS BF H R ER SO BB IBB HBP BLK WP HR S P ERA WHIP	IP WLS BF H R ER SO BB IBB HBP BLK WP HR S P ERA WHIP	IP WLS BF H R ER SO BB IBB HBP BLK WP HR S P ERA WHIP	IP WLS BF H R ER SO BB IBB HBP BLK WP HR S P ERA WHIP	IP WLS BF H R ER SO BB IBB HBP BLK WP HR S P ERA WHIP	IP WLS BF H R ER SO BB IBB HBP BLK WP HR S P ERA WHIP	IP WLS BF H R ER SO BB IBB HBP BLK WP HR S P ERA WHIP			

Detroit Tigers @ Kansas City Royals
Kauffman Stadium, Kansas City, MO
Sat Aug 23 2008, 6:10 PM CDT
Att: 27,346 - Partly Cloudy - 87 F


AB 32
R 4
H 9
RBI 4
BB 4
SO 9
LOB 19




Batter	1	2	3	4	5	6	7	8	9	AB	R	H	RBI	BB	SO	LOB	BOTTOM			
30 Mike Aviles, R (1,6) OBP: 0.358, SLG: 0.502	1-1 13 G4-6-3 1B		0-0 P4		3-2 G5-3		1-1 L9			4	0	1	0	0	0	1				
13 Alberto Callaspo, S (1,4) OBP: 0.365, SLG: 0.300	0-0 G4-6-3 1-2F		2-1 L5		4-2 BB		1-1 F8			3	0	0	0	1	0	2				
9 David DeJesus, L (1,7) OBP: 0.352, SLG: 0.433	3-2 F8		2-3 K		2-1 G1-3		4-0 BB			3	0	0	0	1	1	1				
11 Jose Guillen, R (1,9) OBP: 0.283, SLG: 0.423	1-0 F8		1-3 K		3-2 G6-3		1-3 K			4	0	0	0	0	2	1				
16 Billy Butler, R (1,10) OBP: 0.313, SLG: 0.365	2-1 F8		2-2 F8		2-0 F8					3	0	0	0	0	0	0				
Ross Gload, L (1,3) OBP: 0.324, SLG: 0.351	0-1 14 FC6-4 1B		0-0 P4		1-2 L5					3	0	1	0	0	0	0				
14 John Buck, R (1,2) OBP: 0.294, SLG: 0.368	1-1 FC6-4		2-3 K		1-3 K		1-3 K			3	0	0	0	0	2	1				
24 Mark Teahen, L (1,5) OBP: 0.312, SLG: 0.379	1-0 SH1-3 1B		1-2 F7		1-2 G4-3					3	0	1	0	0	0	0				
Joey Gathright, L (1,8) OBP: 0.300, SLG: 0.263	0-1 SH1-3		0-0 G5-3		2-3 K					1	0	0	0	0	0	0				
Esteban German, R (8,PH) OBP: 0.291, SLG: 0.325	1-2									1	0	0	0	0	1	0				
Inning Stats	R: 0 E: 0 K: 0 S: 6	H: 1 LOB: 0 BB: 0 P: 10	R: 0 E: 0 K: 0 S: 7	H: 1 LOB: 0 BB: 0 P: 11	R: 0 E: 0 K: 2 S: 9	H: 0 LOB: 0 BB: 1 P: 14	R: 0 E: 0 K: 1 S: 8	H: 0 LOB: 0 BB: 1 P: 11	R: 0 E: 0 K: 0 S: 9	H: 0 LOB: 0 BB: 1 P: 18	R: 0 E: 0 K: 0 S: 9	H: 0 LOB: 0 BB: 0 P: 15	R: 0 E: 0 K: 2 S: 7	H: 0 LOB: 0 BB: 0 P: 11	R: 0 E: 0 K: 1 S: 7	H: 0 LOB: 1 BB: 1 P: 14	1B: 3 2B: 0 3B: 0 HR: 0	SF: 0 SAC: 1 DP: 1 HBP: 0	WP: 0 PB: 0 SB: 0 CS: 0	PA: 31
PITCHER	IP WLS BF H R ER SO BB IBB HBP BLK WP HR S P ERA WHIP	IP WLS BF H R ER SO BB IBB HBP BLK WP HR S P ERA WHIP	IP WLS BF H R ER SO BB IBB HBP BLK WP HR S P ERA WHIP	IP WLS BF H R ER SO BB IBB HBP BLK WP HR S P ERA WHIP	IP WLS BF H R ER SO BB IBB HBP BLK WP HR S P ERA WHIP	IP WLS BF H R ER SO BB IBB HBP BLK WP HR S P ERA WHIP	IP WLS BF H R ER SO BB IBB HBP BLK WP HR S P ERA WHIP	IP WLS BF H R ER SO BB IBB HBP BLK WP HR S P ERA WHIP	IP WLS BF H R ER SO BB IBB HBP BLK WP HR S P ERA WHIP	IP WLS BF H R ER SO BB IBB HBP BLK WP HR S P ERA WHIP	IP WLS BF H R ER SO BB IBB HBP BLK WP HR S P ERA WHIP	IP WLS BF H R ER SO BB IBB HBP BLK WP HR S P ERA WHIP	IP WLS BF H R ER SO BB IBB HBP BLK WP HR S P ERA WHIP	IP WLS BF H R ER SO BB IBB HBP BLK WP HR S P ERA WHIP	IP WLS BF H R ER SO BB IBB HBP BLK WP HR S P ERA WHIP	IP WLS BF H R ER SO BB IBB HBP BLK WP HR S P ERA WHIP				

Detroit Tigers @ Kansas City Royals
Kauffman Stadium, Kansas City, MO
Sat Aug 23 2008, 6:10 PM CDT
Att: 27,346 - Partly Cloudy - 87 F

AB 28
R 0
H 3
RBI 0
BB 2
SO 6
LOB 6




Batter	1	2	3	4	5	6	7	8	9	AB	R	H	RBI	BB	SO	LOB	TOP								
28 Curtis Granderson, L (1.8) OBP: 0.379, SLG: 0.499										3	1	1	0	2	0	0	AB 34 R 3 H 10 RBI 3 BB 5 SO 2 LOB 17 								
14 Placido Polanco, R (1.4) OBP: 0.361, SLG: 0.432										5	0	3	2	0	0	1									
30 Magglio Ordonez, R (1.9) OBP: 0.373, SLG: 0.472										5	0	1	1	0	0	5									
24 Miguel Cabrera, R (1.3) OBP: 0.353, SLG: 0.528										3	0	1	0	1	1	2									
9 Carlos Guillen, S (1.5) OBP: 0.377, SLG: 0.438										4	0	2	0	0	0	2									
Gary Sheffield, R (1.10) OBP: 0.327, SLG: 0.396										3	0	0	0	1	0	2									
33 Marcus Thames, R (1.7) OBP: 0.329, SLG: 0.530										4	0	2	0	0	1	1									
Edgar Renteria, R (1.6) OBP: 0.314, SLG: 0.355										4	1	0	0	0	0	4									
15 Brandon Inge, R (1.2) OBP: 0.310, SLG: 0.398										3	1	0	0	1	0	0									
Inning Stats	R: 1 E: 0 K: 0 S: 9	H: 3 LOB: 2 BB: 0 P: 16	R: 2 E: 1 K: 0 S: 13	H: 2 LOB: 2 BB: 2 P: 29	R: 0 E: 0 K: 0 S: 11	H: 1 LOB: 2 BB: 0 P: 23	R: 0 E: 0 K: 0 S: 6	H: 0 LOB: 0 BB: 0 P: 10	R: 0 E: 0 K: 1 S: 8	H: 0 LOB: 1 BB: 0 P: 13	R: 0 E: 0 K: 1 S: 11	H: 1 LOB: 1 BB: 1 P: 22	R: 0 E: 0 K: 0 S: 10	H: 1 LOB: 1 BB: 0 P: 16	R: 0 E: 0 K: 0 S: 11	H: 1 LOB: 1 BB: 0 P: 18	1B: 9 2B: 1 3B: 0 HR: 0	SF: 0 SAC: 0 DP: 2 HBP: 0	WP: 0 PB: 0 SB: 0 CS: 0	PA: 39					
PITCHER	IP	WLS	BF	H	R	ER	SO	BB	IBB	HBP	BLK	WP	HR	S	P	ERA	WHIP								
31 Brandon Duckworth, R (1.1) ERA: 5.4	5.0	W	24	7	3	3	0	4	0	0	0	0	0	45	88	5.40	2.200								
Kip Welts, R (6.1) ERA: 5.12	2.0	H	7	1	0	0	2	1	0	0	0	0	0	19	35	0.00	1.000								
Ramon E Ramirez, R (8.1) ERA: 3.05	1.0		4	1	0	0	0	0	0	0	0	0	0	10	16	0.00	1.000								
48 Joakim Soria, R (9.1) ERA: 1.93	1.0		4	1	0	0	0	0	0	0	0	0	0	11	18	0.00	1.000								

Detroit Tigers @ Kansas City Royals
Kauffman Stadium, Kansas City, MO
Sun Aug 24 2008, 1:10 PM CDT
Att: 16,663 - Partly Cloudy - 78 F

AB 34
R 3
H 10
RBI 3
BB 5
SO 2
LOB 17

WP: 0
PB: 0
SB: 0
CS: 0
PA: 39

Batter	1	2	3	4	5	6	7	8	9	AB	R	H	RBI	BB	SO	LOB	BOTTOM								
30 Mike Aviles, R (1.6) OBP: 0.359, SLG: 0.498										4	1	1	0	1	0	5	AB 31 R 7 H 9 RBI 6 BB 5 SO 5 LOB 16 								
Esteban German, R (1.7) OBP: 0.293, SLG: 0.325										3	0	1	1	1	0	2									
9 David DeJesus, L (1.8) OBP: 0.349, SLG: 0.429										4	0	0	0	0	1	4									
11 Jose Guillen, R (1.9) OBP: 0.285, SLG: 0.429										2	1	1	1	1	1	0									
Joey Gathright, L (6, PR) OBP: 0.295, SLG: 0.262										1	1	0	0	0	0	0									
16 Billy Butler, R (1.10) OBP: 0.315, SLG: 0.368										3	2	1	0	1	0	0									
21 Miguel Olivo, R (1.2) OBP: 0.289, SLG: 0.471										4	1	0	1	0	2	2									
Ross Gload, L (1.3) OBP: 0.324, SLG: 0.353										4	0	1	0	0	1	3									
24 Mark Teahen, L (1.5) OBP: 0.311, SLG: 0.378										3	0	1	3	0	0	0									
13 Alberto Callaspo, S (1.4) OBP: 0.388, SLG: 0.349										3	1	3	0	1	0	0									
Inning Stats	R: 0 E: 0 K: 0 S: 4	H: 1 LOB: 0 BB: 0 P: 6	R: 2 E: 0 K: 1 S: 11	H: 2 LOB: 2 BB: 2 P: 22	R: 0 E: 0 K: 1 S: 13	H: 0 LOB: 0 BB: 0 P: 20	R: 0 E: 0 K: 1 S: 6	H: 0 LOB: 0 BB: 0 P: 11	R: 2 E: 1 K: 1 S: 11	H: 2 LOB: 3 BB: 2 P: 18	R: 3 E: 0 K: 0 S: 16	H: 3 LOB: 3 BB: 2 P: 30	R: 0 E: 0 K: 1 S: 9	H: 0 LOB: 0 BB: 0 P: 11	R: 0 E: 0 K: 0 S: 12	H: 1 LOB: 2 BB: 1 P: 24	1B: 5 2B: 3 3B: 0 HR: 1	SF: 2 SAC: 0 DP: 1 HBP: 0	WP: 1 PB: 0 SB: 0 CS: 0	PA: 38					
PITCHER	IP	WLS	BF	H	R	ER	SO	BB	IBB	HBP	BLK	WP	HR	S	P	ERA	WHIP								
Kenny Rogers, L (1.1) ERA: 5.09	6.0	L	30	8	7	6	4	3	1	0	0	0	1	61	107	9.00	1.833								
Francis Beltran, R (7.1) ERA: 4.85	1.0		3	0	0	0	1	0	0	0	0	0	0	9	11	0.00	0.000								
29 Nate Robertson, L (8.1) ERA: 6.06	0.2		2	0	0	0	0	0	0	0	0	0	0	6	9	0.00	0.000								
Aquilino Lopez, R (8.1) ERA: 3.47	0.1		3	1	0	0	0	1	0	0	0	0	0	6	15	0.00	6.000								

Detroit Tigers @ Kansas City Royals
Kauffman Stadium, Kansas City, MO
Sun Aug 24 2008, 1:10 PM CDT
Att: 16,663 - Partly Cloudy - 78 F

AB 31
R 7
H 9
RBI 6
BB 5
SO 5
LOB 16

WP: 1
PB: 0
SB: 0
CS: 0
PA: 38

Batter	1	2	3	4	5	6	7	8	9	AB	R	H	RBI	BB	SO	LOB	TOP								
3 Joaquin Arias, R OBP: 0.408, SLG: 0.591	F9	FC6-4		10 1B		L3		10 32 1B		6	1	3	0	0	0	2									
10 Michael Young, R OBP: 0.342, SLG: 0.419	2B	1B	32 1B	SF7	1B	G6-3		32 1B	F9	5	3	3	0	1	0	1									
32 Josh Hamilton, L OBP: 0.365, SLG: 0.543	K	K	17 HR	22 1B	K	K		9 FC4-6 22 SF9	1B	5	2	2	1	0	3	3									
Milton Bradley, S OBP: 0.447, SLG: 0.588 41 Brandon Boggs, S OBP: 0.340, SLG: 0.494	1-H	2B	SF7	G6-3	G6-3			22 1B	9 FC4-6	4	0	3	3	0	0	2									
9 Hank Blalock, L OBP: 0.325, SLG: 0.409	F9	K	K	17 1B	19 G1-2-3		F8	FC4-6	1B	5	0	1	0	0	1	5									
22 Marlon Byrd, R OBP: 0.378, SLG: 0.474	G6-3	17 HR	1B	L6	L6		1B	SF9		4	1	2	1	0	0	1									
17 Nelson Cruz, R OBP: 0.600, SLG: 1.400	FC6-5	2B	HR	1B	1B		F9	P4		5	1	3	3	0	0	3									
Gerald Laird, R OBP: 0.334, SLG: 0.412	FC6-5	F9	F9	1B	1B		G5-3	P3		5	0	1	0	0	0	3									
19 Chris Davis, L OBP: 0.316, SLG: 0.543	FC6-4	BB	3 FC6-4	F9	G1-2-3		G1-2-3	HR	K	4	1	1	1	1	1	3									
Inning Stats	R: 1 H: 2 E: 0 K: 1 S: 13	H: 2 LOB: 1 BB: 0 P: 16	R: 0 H: 1 E: 0 K: 0 S: 11	H: 1 LOB: 2 BB: 1 P: 20	R: 4 H: 4 E: 0 K: 1 S: 16	H: 4 LOB: 0 BB: 0 P: 24	R: 0 H: 2 E: 0 K: 1 S: 12	H: 2 LOB: 2 BB: 0 P: 14	R: 0 H: 3 E: 0 K: 0 S: 8	H: 3 LOB: 2 BB: 0 P: 12	R: 0 H: 0 E: 0 K: 1 S: 7	H: 0 LOB: 0 BB: 0 P: 9	R: 0 H: 2 E: 0 K: 0 S: 11	H: 2 LOB: 2 BB: 0 P: 18	R: 4 H: 4 E: 0 K: 0 S: 19	H: 4 LOB: 1 BB: 1 P: 30	R: 0 H: 1 E: 0 K: 1 S: 12	H: 1 LOB: 1 BB: 0 P: 17	1B: 14 2B: 3 3B: 0 HR: 2	SF: 2 SAC: 0 DP: 1 HBP: 0	WP: 0 PB: 0 SB: 1 CS: 0	PA: 47			
PITCHER	IP WLS BF H R ER SO BB IBB HBP BLK WP HR S P ERA WHIP	IP WLS BF H R ER SO BB IBB HBP BLK WP HR S P ERA WHIP	IP WLS BF H R ER SO BB IBB HBP BLK WP HR S P ERA WHIP	IP WLS BF H R ER SO BB IBB HBP BLK WP HR S P ERA WHIP	IP WLS BF H R ER SO BB IBB HBP BLK WP HR S P ERA WHIP	IP WLS BF H R ER SO BB IBB HBP BLK WP HR S P ERA WHIP	IP WLS BF H R ER SO BB IBB HBP BLK WP HR S P ERA WHIP	IP WLS BF H R ER SO BB IBB HBP BLK WP HR S P ERA WHIP	IP WLS BF H R ER SO BB IBB HBP BLK WP HR S P ERA WHIP	IP WLS BF H R ER SO BB IBB HBP BLK WP HR S P ERA WHIP	IP WLS BF H R ER SO BB IBB HBP BLK WP HR S P ERA WHIP	IP WLS BF H R ER SO BB IBB HBP BLK WP HR S P ERA WHIP	IP WLS BF H R ER SO BB IBB HBP BLK WP HR S P ERA WHIP	IP WLS BF H R ER SO BB IBB HBP BLK WP HR S P ERA WHIP	IP WLS BF H R ER SO BB IBB HBP BLK WP HR S P ERA WHIP	IP WLS BF H R ER SO BB IBB HBP BLK WP HR S P ERA WHIP	IP WLS BF H R ER SO BB IBB HBP BLK WP HR S P ERA WHIP	IP WLS BF H R ER SO BB IBB HBP BLK WP HR S P ERA WHIP	IP WLS BF H R ER SO BB IBB HBP BLK WP HR S P ERA WHIP	IP WLS BF H R ER SO BB IBB HBP BLK WP HR S P ERA WHIP	IP WLS BF H R ER SO BB IBB HBP BLK WP HR S P ERA WHIP	IP WLS BF H R ER SO BB IBB HBP BLK WP HR S P ERA WHIP	IP WLS BF H R ER SO BB IBB HBP BLK WP HR S P ERA WHIP	IP WLS BF H R ER SO BB IBB HBP BLK WP HR S P ERA WHIP	IP WLS BF H R ER SO BB IBB HBP BLK WP HR S P ERA WHIP

Texas Rangers @ Kansas City Royals
Kauffman Stadium, Kansas City, MO

AB 43
R 9
H 19
RBI 9
BB 2
SO 5
LOB 23



WP: 0
PB: 0
SB: 1
CS: 0

Mon Aug 25 2008, 7:10 PM CDT
Att: 12,399 - Clear - 78 F

livebaseballscorecards.com

Batter	1	2	3	4	5	6	7	8	9	AB	R	H	RBI	BB	SO	LOB	BOTTOM								
30 Mike Aviles, R OBP: 0.357, SLG: 0.495	G6-3		FC4-6		F7			9 G3 13 WP 1B		4	1	1	0	0	0	2									
13 Alberto Callaspo, S OBP: 0.364, SLG: 0.345	L8		11 G6-3 9 1B		G6-3			P6		4	0	1	1	0	0	1									
9 David DeJesus, L OBP: 0.352, SLG: 0.432	1B		11 G6-3 1B		G5-4-3			G3		4	0	3	1	0	0	1									
11 Jose Guillen, R OBP: 0.283, SLG: 0.426 Esteban German, R OBP: 0.293, SLG: 0.325	F7		G6-3		G5-4-3			P4		4	0	0	0	0	0	5									
24 Mark Teahen, L OBP: 0.309, SLG: 0.375	L6		K		L4			F7		4	0	0	0	0	1	2									
16 Billy Butler, R OBP: 0.317, SLG: 0.369	G6-3		F7					WP 1B		4	2	2	0	0	0	0									
Ross Gload, L OBP: 0.325, SLG: 0.354	P5		K		K			14 FC5-4 1B		4	0	2	1	0	1	0									
14 John Buck, R OBP: 0.293, SLG: 0.370			30 FC4-6 13 1B		K			G4-6-3		4	1	1	1	0	1	2									
Joey Gathright, L OBP: 0.300, SLG: 0.263			30 FC4-6 1B		F8			G6-3		3	0	1	0	0	0	1									
Inning Stats	R: 0 H: 1 E: 0 K: 0 S: 9	H: 1 LOB: 1 BB: 0 P: 14	R: 0 H: 0 E: 0 K: 0 S: 5	H: 0 LOB: 0 BB: 0 P: 9	R: 2 H: 4 E: 0 K: 1 S: 19	H: 4 LOB: 2 BB: 0 P: 28	R: 0 H: 0 E: 0 K: 2 S: 9	H: 0 LOB: 0 BB: 0 P: 15	R: 0 H: 1 E: 0 K: 0 S: 6	H: 1 LOB: 0 BB: 0 P: 10	R: 1 H: 2 E: 0 K: 0 S: 5	H: 2 LOB: 0 BB: 0 P: 8	R: 0 H: 1 E: 0 K: 0 S: 12	H: 1 LOB: 1 BB: 0 P: 19	R: 1 H: 2 E: 0 K: 0 S: 10	H: 2 LOB: 0 BB: 0 P: 13	1B: 10 2B: 1 3B: 0 HR: 0	SF: 0 SAC: 0 DP: 3 HBP: 0	WP: 3 PB: 1 SB: 0 CS: 0	PA: 35					
PITCHER	IP WLS BF H R ER SO BB IBB HBP BLK WP HR S P ERA WHIP	IP WLS BF H R ER SO BB IBB HBP BLK WP HR S P ERA WHIP	IP WLS BF H R ER SO BB IBB HBP BLK WP HR S P ERA WHIP	IP WLS BF H R ER SO BB IBB HBP BLK WP HR S P ERA WHIP	IP WLS BF H R ER SO BB IBB HBP BLK WP HR S P ERA WHIP	IP WLS BF H R ER SO BB IBB HBP BLK WP HR S P ERA WHIP	IP WLS BF H R ER SO BB IBB HBP BLK WP HR S P ERA WHIP	IP WLS BF H R ER SO BB IBB HBP BLK WP HR S P ERA WHIP	IP WLS BF H R ER SO BB IBB HBP BLK WP HR S P ERA WHIP	IP WLS BF H R ER SO BB IBB HBP BLK WP HR S P ERA WHIP	IP WLS BF H R ER SO BB IBB HBP BLK WP HR S P ERA WHIP	IP WLS BF H R ER SO BB IBB HBP BLK WP HR S P ERA WHIP	IP WLS BF H R ER SO BB IBB HBP BLK WP HR S P ERA WHIP	IP WLS BF H R ER SO BB IBB HBP BLK WP HR S P ERA WHIP	IP WLS BF H R ER SO BB IBB HBP BLK WP HR S P ERA WHIP	IP WLS BF H R ER SO BB IBB HBP BLK WP HR S P ERA WHIP	IP WLS BF H R ER SO BB IBB HBP BLK WP HR S P ERA WHIP	IP WLS BF H R ER SO BB IBB HBP BLK WP HR S P ERA WHIP	IP WLS BF H R ER SO BB IBB HBP BLK WP HR S P ERA WHIP	IP WLS BF H R ER SO BB IBB HBP BLK WP HR S P ERA WHIP	IP WLS BF H R ER SO BB IBB HBP BLK WP HR S P ERA WHIP	IP WLS BF H R ER SO BB IBB HBP BLK WP HR S P ERA WHIP	IP WLS BF H R ER SO BB IBB HBP BLK WP HR S P ERA WHIP	IP WLS BF H R ER SO BB IBB HBP BLK WP HR S P ERA WHIP	IP WLS BF H R ER SO BB IBB HBP BLK WP HR S P ERA WHIP

Texas Rangers @ Kansas City Royals
Kauffman Stadium, Kansas City, MO

AB 35
R 4
H 11
RBI 4
BB 0
SO 3
LOB 14



WP: 3
PB: 1
SB: 0
CS: 0


Mon Aug 25 2008, 7:10 PM CDT
Att: 12,399 - Clear - 78 F

livebaseballscorecards.com

Batter	1	2	3	4	5	6	7	8	9	AB	R	H	RBI	BB	SO	LOB	TOP								
30 Mike Aviles, R OBP: 0.359, SLG: 0.490	G4-3		G6-3							4	0	2	2	1	0	0	Kansas City Royals @ Detroit Tigers Comerica Park, Detroit, MI Sat Aug 30 2008, 7:05 PM EDT Att: 40,623 - Clear - 80 F								
13 Alberto Callaspo, S OBP: 0.362, SLG: 0.336	P2					G6-3				4	0	2	1	1	0	2									
9 David DeJesus, L OBP: 0.350, SLG: 0.426	G3-4-1									5	1	1	1	0	1	4									
11 Jose Guillen, R OBP: 0.284, SLG: 0.424										4	2	2	0	0	0	1									
1 Tony Pena Jr., R OBP: 0.198, SLG: 0.213										1	1	1	0	0	0	0									
16 Billy Butler, R OBP: 0.324, SLG: 0.395										5	2	3	4	0	1	1									
24 Mark Teahen, L OBP: 0.310, SLG: 0.388										5	2	2	2	0	3	2									
14 John Buck, R OBP: 0.297, SLG: 0.364										3	1	0	1	2	1	1									
Ross Gload, L OBP: 0.319, SLG: 0.346										5	1	3	1	0	0	2									
Esteban German, R OBP: 0.297, SLG: 0.329										2	1	0	0	1	0	2									
Joey Gathright, L OBP: 0.302, SLG: 0.267										1	2	1	1	0	0	0									
Inning Stats	R: 0 E: 0 K: 0 S: 9	H: 0 LOB: 0 BB: 0 P: 13	R: 1 E: 0 K: 1 S: 9	H: 1 LOB: 0 BB: 0 P: 14	R: 0 E: 0 K: 0 S: 7	H: 1 LOB: 0 BB: 0 P: 12	R: 0 E: 0 K: 1 S: 6	H: 1 LOB: 0 BB: 0 P: 10	R: 1 E: 0 K: 1 S: 6	H: 1 LOB: 0 BB: 1 P: 13	R: 4 E: 0 K: 1 S: 13	H: 4 LOB: 0 BB: 1 P: 27	R: 1 E: 0 K: 1 S: 11	H: 2 LOB: 2 BB: 1 P: 18	R: 5 E: 0 K: 0 S: 10	H: 5 LOB: 1 BB: 2 P: 20	R: 1 E: 0 K: 1 S: 14	H: 2 LOB: 1 BB: 0 P: 17	1B: 11 2B: 4 3B: 0 HR: 3	SF: 0 SAC: 0 DP: 3 HBP: 0	WP: 0 PB: 0 SB: 0 CS: 0	PA: 44			
PITCHER	IP	WLS	BF	H	R	ER	SO	BB	IBB	HBP	BLK	WP	HR	S	P	ERA	WHIP								
Kenny Rogers, L ERA: 5.23	6.0	L	24	8	6	6	4	2	0	0	0	0	3	50	89	9.00	1.667								
29 Nate Robertson, L ERA: 6.35	1.1		12	6	6	6	1	1	1	0	0	0	0	17	29	40.50	5.250								
49 Casey Fossum, L ERA: 5.34	1.2		8	3	1	1	1	1	0	0	0	0	0	18	26	5.40	2.400								

Batter	1	2	3	4	5	6	7	8	9	AB	R	H	RBI	BB	SO	LOB	BOTTOM								
28 Curtis Granderson, L OBP: 0.382, SLG: 0.511										5	1	3	0	0	0	1	Kansas City Royals @ Detroit Tigers Comerica Park, Detroit, MI Sat Aug 30 2008, 7:05 PM EDT Att: 40,623 - Clear - 80 F								
14 Placido Polanco, R OBP: 0.356, SLG: 0.427										4	1	1	0	1	0	3									
30 Magglio Ordonez, R OBP: 0.369, SLG: 0.474										4	0	1	1	0	0	2									
25 Ryan Raburn, R OBP: 0.308, SLG: 0.403										0	0	0	0	0	0	0									
24 Miguel Cabrera, R OBP: 0.346, SLG: 0.516										3	0	1	0	0	0	1									
39 Ramon Santiago, S (8, PH) OBP: 0.446, SLG: 0.459										1	0	0	0	0	1	0									
Matt Joyce, L OBP: 0.341, SLG: 0.571										2	1	2	0	2	0	0									
19 Jeff Larish, L OBP: 0.299, SLG: 0.361										4	0	0	1	0	2	4									
33 Marcus Thames, R OBP: 0.292, SLG: 0.524										4	0	0	0	0	3	1									
Edgar Renteria, R OBP: 0.317, SLG: 0.367										4	0	1	0	0	0	0									
15 Brandon Inge, R OBP: 0.316, SLG: 0.395										3	0	0	0	1	1	1									
Inning Stats	R: 1 E: 0 K: 1 S: 15	H: 2 LOB: 2 BB: 2 P: 27	R: 0 E: 0 K: 1 S: 8	H: 1 LOB: 1 BB: 0 P: 11	R: 1 E: 0 K: 1 S: 16	H: 2 LOB: 1 BB: 0 P: 23	R: 0 E: 0 K: 1 S: 9	H: 0 LOB: 0 BB: 0 P: 15	R: 0 E: 0 K: 0 S: 8	H: 1 LOB: 1 BB: 0 P: 12	R: 1 E: 0 K: 0 S: 10	H: 1 LOB: 0 BB: 0 P: 15	R: 0 E: 0 K: 1 S: 10	H: 1 LOB: 1 BB: 0 P: 16	R: 0 E: 0 K: 2 S: 14	H: 0 LOB: 1 BB: 1 P: 22	R: 0 E: 0 K: 0 S: 14	H: 1 LOB: 1 BB: 1 P: 21	1B: 4 2B: 2 3B: 3 HR: 0	SF: 0 SAC: 0 DP: 2 HBP: 0	WP: 0 PB: 0 SB: 0 CS: 0	PA: 38			
PITCHER	IP	WLS	BF	H	R	ER	SO	BB	IBB	HBP	BLK	WP	HR	S	P	ERA	WHIP								
31 Brandon Duckworth, R ERA: 4.91	6.0	W	26	7	3	3	4	2	0	0	0	0	0	66	103	4.50	1.500								
Juan Carlos Oviedo, R ERA: 3.08	1.0		4	1	0	0	1	0	0	0	0	0	0	10	16	0.00	1.000								
Jeff Fulchino, R ERA: 9.25	1.0		4	0	0	0	2	1	0	0	0	0	0	14	22	0.00	1.000								
48 Joakim Soria, R ERA: 1.89	1.0		4	1	0	0	0	1	0	0	0	0	0	14	21	0.00	2.000								

AB 39
R 13
H 17
RBI 13
BB 5
SO 6
LOB 15




AB 34
R 3
H 9
RBI 2
BB 4
SO 7
LOB 13




Batter	1	2	3	4	5	6	7	8	9	AB	R	H	RBI	BB	SO	LOB	TOP										
11 Rajai Davis, R OBP: 0.267, SLG: 0.314	F9		G3-6 15 G3-6 1B		G5-3			K		4	0	1	0	0	1	2	Oakland Athletics @ Kansas City Royals Kauffman Stadium, Kansas City, MO Tue Sep 02 2008, 7:10 PM CDT Att: 11,143 - Overcast - 75 F										
15 Ryan Sweeney, L OBP: 0.336, SLG: 0.373	P6		G3-6		G6-3			F7		4	0	0	0	0	3												
7 Bobby Crosby, R OBP: 0.300, SLG: 0.368	K				F8			G4-3		4	0	0	0	2	0												
32 Jack Cust, L OBP: 0.369, SLG: 0.444		G5-3 8 10 3B			K			F7		4	1	1	0	0	1	0											
8 Kurt Suzuki, R OBP: 0.348, SLG: 0.383		G5-3			F9			F9		4	0	0	0	1	1												
10 Daric Barton, L OBP: 0.315, SLG: 0.339										3	1	3	2	1	0	0											
22 Jack Hannahan, L OBP: 0.301, SLG: 0.341		K								4	0	1	0	0	1	3											
57 Aaron Cunningham, R OBP: 0.286, SLG: 0.429										3	0	0	0	0	3	3											
4 Eric Patterson, L OBP: 0.302, SLG: 0.277										3	0	1	0	0	1	1											
Inning Stats	R: 0 E: 0 K: 1 S: 10	H: 0 LOB: 0 BB: 0 P: 15	R: 1 E: 0 K: 2 S: 10	H: 2 LOB: 1 BB: 0 P: 15	R: 0 E: 0 K: 1 S: 10	H: 1 LOB: 0 BB: 0 P: 13	R: 0 E: 0 K: 1 S: 7	H: 0 LOB: 0 BB: 0 P: 10	R: 1 E: 0 K: 1 S: 14	H: 3 LOB: 2 BB: 0 P: 24	R: 0 E: 0 K: 1 S: 10	H: 0 LOB: 0 BB: 1 P: 13	R: 0 E: 0 K: 1 S: 9	H: 0 LOB: 0 BB: 0 P: 10	R: 0 E: 0 K: 1 S: 7	H: 1 LOB: 1 BB: 0 P: 14		1B: 3 2B: 2 3B: 1 HR: 1	SF: 0 SAC: 0 DP: 1 HBP: 0	WP: 0 PB: 0 SB: 0 CS: 0	PA: 34						
PITCHER	IP	WLS	BF	H	R	ER	SO	BB	IBB	HBP	BLK	WP	HR	S	P	ERA	WHIP										
23 Zack Greinke, R ERA: 3.67	7.0	W	27	6	2	2	8	1	0	0	0	0	1	68	102	2.57	1.000										
Ramon E Ramirez, R ERA: 2.95	1.0	H	3	0	0	0	1	0	0	0	0	0	0	9	10	0.00	0.000										
4B Joakim Soria, R ERA: 1.86	1.0	S	4	1	0	0	1	0	0	0	0	0	0	7	14	0.00	1.000										

Batter	1	2	3	4	5	6	7	8	9	AB	R	H	RBI	BB	SO	LOB	BOTTOM										
9 David DeJesus, L OBP: 0.348, SLG: 0.426	G4-3		K		K			FC4-6		4	0	0	0	0	2	2	Oakland Athletics @ Kansas City Royals Kauffman Stadium, Kansas City, MO Tue Sep 02 2008, 7:10 PM CDT Att: 11,143 - Overcast - 75 F										
30 Mike Aviles, R OBP: 0.360, SLG: 0.486								L6		3	2	1	0	1	1	0											
11 Jose Guillen, R OBP: 0.294, SLG: 0.426	E7		L4		F8			G5-3		3	1	0	0	0	0	1											
1 Tony Pena Jr., R OBP: 0.188, SLG: 0.213										0	0	0	0	0	0	0											
16 Billy Butler, R OBP: 0.329, SLG: 0.408			G6-3							4	1	3	4	0	0	0											
Ryan Shealy, R OBP: 0.250, SLG: 1.000	F9									4	1	1	1	0	1	3											
21 Miguel Olivo, R OBP: 0.283, SLG: 0.457	K							G5-3		4	0	0	0	0	1	2											
24 Mark Teahen, L OBP: 0.307, SLG: 0.382								K		3	0	0	0	1	3	0											
13 Alberto Callaspo, S OBP: 0.370, SLG: 0.341			G4-3					F7		4	0	0	0	0	1	1											
Esteban German, R OBP: 0.303, SLG: 0.331										2	0	1	0	1	0	1											
Joey Gathright, L OBP: 0.301, SLG: 0.266										0	0	0	0	0	0	0											
Inning Stats	R: 3 E: 1 K: 1 S: 22	H: 1 LOB: 0 BB: 1 P: 34	R: 0 E: 0 K: 2 S: 11	H: 0 LOB: 1 BB: 1 P: 18	R: 0 E: 0 K: 1 S: 6	H: 0 LOB: 0 BB: 0 P: 10	R: 1 E: 0 K: 1 S: 21	H: 1 LOB: 1 BB: 1 P: 33	R: 1 E: 0 K: 1 S: 12	H: 2 LOB: 0 BB: 0 P: 20	R: 0 E: 0 K: 1 S: 10	H: 1 LOB: 1 BB: 0 P: 15	R: 0 E: 0 K: 1 S: 13	H: 1 LOB: 0 BB: 0 P: 17	R: 0 E: 0 K: 1 S: 11	H: 0 LOB: 0 BB: 0 P: 13	1B: 4 2B: 0 3B: 0 HR: 2	SF: 0 SAC: 0 DP: 0 HBP: 1	WP: 1 PB: 0 SB: 0 CS: 0	PA: 35							
PITCHER	IP	WLS	BF	H	R	ER	SO	BB	IBB	HBP	BLK	WP	HR	S	P	ERA	WHIP										
47 Gio González, L ERA: 7.16	4.0	L	18	2	4	3	5	3	0	0	0	0	0	12	20	9.00	2.000										
44 Santiago Casilla, R ERA: 3.52	1.0		6	2	1	1	1	0	0	1	0	1	0	12	20	9.00	2.000										
55 Josh Outman, L ERA:	2.0		8	2	0	0	2	0	0	0	0	0	0	23	32	0.00	1.000										
33 Joey Devine, R ERA: 0.78	1.0		3	0	0	0	1	0	0	0	0	0	0	11	13	0.00	0.000										

AB 33
R 2
H 7
RBI 2
BB 1
SO 10
LOB 13



AB 31
R 5
H 6
RBI 5
BB 3
SO 9
LOB 10



Batter	1	2	3	4	5	6	7	8	9	AB	R	H	RBI	BB	SO	LOB	TOP			
11 Rajai Davis, R OBP: 0.271, SLG: 0.312	G3-1		15 2B			F8	15 2B	F7		4	2	1	0	1	0	1				
15 Ryan Sweeney, L OBP: 0.338, SLG: 0.382	G6-3		1-H 2B			2B	8 1B 10 SF7	2B	8 2B	4	2	3	3	1	0	0				
8 Kurt Suzuki, R OBP: 0.353, SLG: 0.384	G6-3		BB			F9	32 BB	1B	32 BB	3	1	1	0	2	0	1				
32 Jack Cust, L OBP: 0.370, SLG: 0.445	K		G4-3			10 G1-3	BB	BB	10 G6-3	3	0	1	1	2	1	2				
10 Daric Barton, L OBP: 0.313, SLG: 0.344	F8					F7	G1-3	SF7	G6-3	4	0	0	2	0	0	2				
22 Jack Hannahan, L OBP: 0.301, SLG: 0.337			BB			BB	K	K	K2-3	3	0	0	0	2	3	4				
4 Eric Patterson, L OBP: 0.304, SLG: 0.275	F8					F8	G6-3		K	5	0	1	0	0	1	4				
Rob Bowen, S OBP: 0.200, SLG: 0.250			K			G4-3		P5		4	0	0	0	0	2	2				
56 Cliff Pennington, S OBP: 0.216, SLG: 0.257			G5-3			P6		K		4	1	1	0	0	1	1				
Inning Stats	R: 0 E: 0 K: 0 S: 11	H: 0 LOB: 0 BB: 0 P: 17	R: 0 E: 0 K: 1 S: 13	H: 0 LOB: 1 BB: 1 P: 23	R: 1 E: 0 K: 1 S: 16	H: 2 LOB: 2 BB: 1 P: 28	R: 0 E: 0 K: 0 S: 11	H: 0 LOB: 1 BB: 1 P: 18	R: 0 E: 0 K: 1 S: 9	H: 0 LOB: 1 BB: 1 P: 15	R: 3 E: 0 K: 2 S: 22	H: 3 LOB: 2 BB: 2 P: 40	R: 0 E: 0 K: 1 S: 11	H: 1 LOB: 1 BB: 0 P: 15	R: 2 E: 0 K: 2 S: 12	H: 1 LOB: 1 BB: 2 P: 26	1B: 3 2B: 5 3B: 0 HR: 0	SF: 1 DP: 0 HBP: 0	WP: 0 PB: 0 SB: 1 CS: 0	PA: 43
PITCHER	IP WLS BF H R ER SO	IP WLS BF H R ER SO	IP WLS BF H R ER SO	IP WLS BF H R ER SO	IP WLS BF H R ER SO	IP WLS BF H R ER SO	IP WLS BF H R ER SO	IP WLS BF H R ER SO	IP WLS BF H R ER SO	IP WLS BF H R ER SO	IP WLS BF H R ER SO	IP WLS BF H R ER SO	IP WLS BF H R ER SO	IP WLS BF H R ER SO	IP WLS BF H R ER SO	IP WLS BF H R ER SO	ERA WHIP	ERA WHIP	ERA WHIP	
28 Kyle Davies, R ERA: 4.99	(1, 1)	5.0	W	21	3	1	1	2	3	0	0	0	0	0	0	0	0	1.80	1.200	
John Bale, L ERA: 7.16	(6, 1)	1.0		4	0	0	0	1	1	0	0	0	0	0	0	0	0	9.00	10.000	
51 Robinson Tejeda, R ERA: 4.46	(7, 1)	0.1		5	3	3	3	1	1	0	0	0	0	0	0	0	15	81.00	12.000	
32 Ron Mahay, L ERA: 2.88	(7, 1)	0.2		3	0	0	0	1	1	0	0	0	0	0	0	0	7	15	0.00	1.500
Juan Carlos Oviedo, R ERA: 3.0	(8, 1)	1.0		4	1	0	0	1	0	0	0	0	0	0	0	0	11	15	0.00	1.000

Oakland Athletics @ Kansas City Royals
Kauffman Stadium, Kansas City, MO
Thu Sep 04 2008, 4:15 PM CDT
Att: 12,791 - Cloudy - 64 F

AB	34
R	6
H	8
RBI	6
BB	8
SO	8
LOB	17



Batter	1	2	3	4	5	6	7	8	9	AB	R	H	RBI	BB	SO	LOB	BOTTOM			
9 David DeJesus, L OBP: 0.354, SLG: 0.433	11 1B	L6		3B	G5-3			G1-6-3		5	2	3	0	0	0	2				
Esteban German, R OBP: 0.304, SLG: 0.342	K	G5-3		3B		30 1B		G1-6-3		5	2	2	1	0	1	3				
30 Mike Aviles, R OBP: 0.305, SLG: 0.492	11 1B		G6-3			16 1B		K		4	2	3	1	0	0	0				
Jason Smith, L OBP: 0.200, SLG: 0.300	16 2B			11 1B		16 1B				1	0	0	0	0	1	0				
11 Jose Guillen, R OBP: 0.285, SLG: 0.425	16 2B		F7			E4				4	1	2	3	0	0	1				
25 Kila Ka'aihue, L OBP: 0.316, SLG: 0.342	13 SF			13 1B		G5-4-3				0	0	0	0	0	0	0				
16 Billy Butler, R OBP: 0.330, SLG: 0.415	13 SF					G5-4-3				4	2	2	1	0	0	3				
Ross Gload, L OBP: 0.316, SLG: 0.342										0	0	0	0	0	0	0				
13 Alberto Callaspo, S OBP: 0.364, SLG: 0.345	SF			14 BB		G5-3				3	0	1	2	0	0	3				
14 John Buck, R OBP: 0.298, SLG: 0.364	SF8							P5		2	0	1	1	1	0	0				
1 Tony Pena Jr., R OBP: 0.184, SLG: 0.209	G5-3					G5-4-3		F9		4	0	0	0	0	0	4				
Joey Gathright, L OBP: 0.305, SLG: 0.270						G5-3		F9		3	0	1	0	1	0	0				
Inning Stats	R: 4 E: 1 K: 1 S: 20	H: 4 LOB: 1 BB: 0 P: 29	R: 0 E: 0 K: 0 S: 4	H: 0 LOB: 0 BB: 1 P: 11	R: 1 E: 0 K: 0 S: 10	H: 2 LOB: 2 BB: 1 P: 19	R: 3 E: 0 K: 0 S: 16	H: 4 LOB: 1 BB: 0 P: 22	R: 0 E: 0 K: 0 S: 7	H: 2 LOB: 1 BB: 0 P: 11	R: 1 E: 1 K: 0 S: 9	H: 2 LOB: 2 BB: 0 P: 15	R: 0 E: 0 K: 0 S: 6	H: 0 LOB: 0 BB: 0 P: 12	R: 0 E: 0 K: 1 S: 8	H: 1 LOB: 0 BB: 0 P: 12	1B: 10 2B: 3 3B: 2 HR: 0	SF: 2 DP: 3 HBP: 0	WP: 0 PB: 0 SB: 0 CS: 0	PA: 39
PITCHER	IP WLS BF H R ER SO	IP WLS BF H R ER SO	IP WLS BF H R ER SO	IP WLS BF H R ER SO	IP WLS BF H R ER SO	IP WLS BF H R ER SO	IP WLS BF H R ER SO	IP WLS BF H R ER SO	IP WLS BF H R ER SO	IP WLS BF H R ER SO	IP WLS BF H R ER SO	IP WLS BF H R ER SO	IP WLS BF H R ER SO	IP WLS BF H R ER SO	IP WLS BF H R ER SO	IP WLS BF H R ER SO	ERA WHIP	ERA WHIP	ERA WHIP	
Dan Meyer, L ERA: 8.03	(1, 1)	3.1	L	21	9	8	7	1	2	0	0	0	0	0	0	0	0	18.90	3.300	
Kirk Saarloos, R ERA: 4.95	(4, 1)	1.2		7	3	0	0	0	0	0	0	14	21	0.00	1.800					
Alan Embree, L ERA: 4.73	(6, 1)	1.0		5	2	1	1	0	0	0	0	9	15	9.00	2.000					
Keith Foulke, R ERA: 3.54	(7, 1)	1.0		3	0	0	0	0	0	0	0	6	12	0.00	0.000					
13 Jerry Blevins, L ERA: 2.83	(8, 1)	1.0		3	1	0	0	1	0	0	0	8	12	0.00	1.000					

Oakland Athletics @ Kansas City Royals
Kauffman Stadium, Kansas City, MO
Thu Sep 04 2008, 4:15 PM CDT
Att: 12,791 - Cloudy - 64 F

AB	35
R	9
H	15
RBI	9
BB	2
SO	2
LOB	16



Batter	1	2	3	4	5	6	7	8	9	AB	R	H	RBI	BB	SO	LOB	TOP										
24 Grady Sizemore, L (1, 8) OBP: 0.383, SLG: 0.519	G6-3			K		K		F7		4	0	0	0	0	2	1	Cleveland Indians @ Kansas City Royals Kauffman Stadium, Kansas City, MO Sat Sep 06 2008, 6:10 PM CDT Att: 18,795 - Drizzlie - 65 F										
20 David Dellucci, L (1, 10) OBP: 0.313, SLG: 0.413	K			K		K		K		4	0	0	0	0	4	1											
12 Ben Francisco, R (1, 7) OBP: 0.336, SLG: 0.453	F8			BB		P4		F8		3	0	0	0	1	0	1											
2 Jhonny Peralta, R (1, 6) OBP: 0.327, SLG: 0.480	K			K		P3		G4-3		4	0	0	0	0	2	1											
17 Shin-Soo Choo, L (1, 9) OBP: 0.390, SLG: 0.526	25 CS 1B					K				3	1	2	0	0	1	0											
25 Ryan Garko, R (1, 3) OBP: 0.327, SLG: 0.361	K					SF9		BB		1	0	0	1	1	1	1											
10 Kelly Shoppach, R (1, 2) OBP: 0.335, SLG: 0.508				P4		G6-3		K		3	0	0	0	0	1	1											
Andy Marte, R (1, 5) OBP: 0.252, SLG: 0.307				G6-3		G4-3		P4		3	0	0	0	0	0	0											
Asdrubal Cabrera, S (1, 4) OBP: 0.328, SLG: 0.325				G3-1		1B		G4-3		3	0	1	0	0	0	0											
Inning Stats	R: 0 E: 0 K: 1 S: 6	H: 0 LOB: 0 BB: 0 P: 9	R: 0 E: 0 K: 2 S: 13	H: 1 LOB: 1 BB: 0 P: 18	R: 0 E: 0 K: 0 S: 7	H: 0 LOB: 0 BB: 0 P: 10	R: 0 E: 0 K: 3 S: 12	H: 0 LOB: 1 BB: 1 P: 23	R: 1 E: 0 K: 0 S: 5	H: 1 LOB: 0 BB: 0 P: 9	R: 0 E: 0 K: 2 S: 14	H: 1 LOB: 1 BB: 0 P: 19	R: 0 E: 0 K: 2 S: 11	H: 0 LOB: 1 BB: 1 P: 21	R: 0 E: 0 K: 0 S: 8	H: 0 LOB: 0 BB: 0 P: 10		R: 0 E: 0 K: 1 S: 6	H: 0 LOB: 0 BB: 0 P: 8	1B: 2 2B: 1 3B: 1 HR: 0	SF: 1 SAC: 0 DP: 1 HBP: 0	WP: 0 PB: 0 SB: 0 CS: 1	PA: 31				
PITCHER	IP	WLS	BF	H	R	ER	SO	BB	IBB	HBP	BLK	WP	HR	S	P	ERA	WHIP										
55 Gil Meche, R (1, 1) ERA: 3.96	7.0	W	25	3	1	1	10	2	0	0	0	0	0	68	109	1.29	0.714										
Ramon F Ramirez, R (8, 1) ERA: 2.73	1.0	H	3	0	0	0	0	0	0	0	0	0	0	8	10	0.00	0.000										
48 Joaquin Soria, R (9, 1) ERA: 1.77	1.0	S	3	0	0	0	1	0	0	0	0	0	0	6	8	0.00	0.000										

Batter	1	2	3	4	5	6	7	8	9	AB	R	H	RBI	BB	SO	LOB	BOTTOM										
9 David DeJesus, L (1, 8) OBP: 0.355, SLG: 0.434	11 F8 30 PB 1B	E7			30 G4-3 1B			G3		4	0	3	2	0	0	1	Cleveland Indians @ Kansas City Royals Kauffman Stadium, Kansas City, MO Sat Sep 06 2008, 6:10 PM CDT Att: 18,795 - Drizzlie - 65 F										
30 Mike Aviles, R (1, 6) OBP: 0.359, SLG: 0.483	K	G1-3			G4-3			F7		4	0	0	0	0	1	3											
11 Jose Guillen, R (1, 9) OBP: 0.286, SLG: 0.428	F8			G4-3		F7 1B		F8		4	0	1	0	0	0	1											
16 Billy Butler, R (1, 10) OBP: 0.326, SLG: 0.409	G6-3			G6-3		G1-6-3 1B		K		4	0	1	0	0	1	1											
Ryan Shealy, R (1, 3) OBP: 0.273, SLG: 0.545		21 FC1-6 1B		G4-3		F7		F7		3	0	1	0	0	0	2											
21 Miguel Olivo, R (1, 2) OBP: 0.282, SLG: 0.450		13 F8 24 1B FC1-6 1B		P4		G1-6-3				3	1	0	0	0	0	3											
24 Mark Teahen, L (1, 5) OBP: 0.307, SLG: 0.382		1B 1B		K				F8 2B		3	1	2	0	0	1	0											
13 Alberto Callaspo, S (1, 4) OBP: 0.360, SLG: 0.338		F8		G6-3				F7		3	0	0	0	0	0	3											
Esteban German, R (1, 7) OBP: 0.304, SLG: 0.342					G2-3			F8		3	1	1	1	0	0	1											
Joey Gathright, L (8, 8) OBP: 0.306, SLG: 0.270										0	0	0	0	0	0	0											
Inning Stats	R: 0 E: 0 K: 1 S: 10	H: 1 LOB: 1 BB: 0 P: 16	R: 3 E: 1 K: 0 S: 15	H: 4 LOB: 1 BB: 0 P: 22	R: 0 E: 0 K: 0 S: 9	H: 0 LOB: 0 BB: 0 P: 14	R: 0 E: 0 K: 1 S: 8	H: 0 LOB: 0 BB: 0 P: 10	R: 0 E: 0 K: 0 S: 5	H: 1 LOB: 0 BB: 0 P: 7	R: 0 E: 0 K: 0 S: 8	H: 2 LOB: 1 BB: 0 P: 16	R: 0 E: 0 K: 0 S: 7	H: 1 LOB: 1 BB: 0 P: 11	R: 0 E: 0 K: 1 S: 7	H: 0 LOB: 0 BB: 0 P: 11	1B: 8 2B: 1 3B: 0 HR: 0	SF: 0 SAC: 0 DP: 2 HBP: 0	WP: 0 PB: 1 SB: 0 CS: 0	PA: 31							
PITCHER	IP	WLS	BF	H	R	ER	SO	BB	IBB	HBP	BLK	WP	HR	S	P	ERA	WHIP										
57 Zach Jackson, L (1, 1) ERA: 5.56	7.0	L	28	9	3	3	2	0	0	0	0	0	0	7	11	0.00	0.000										
49 Edward Mujica, R (8, 1) ERA: 6.54	1.0		3	0	0	0	1	0	0	0	0	0	0	7	11	0.00	0.000										

AB	28
R	1
H	3
RBI	1
BB	2
SO	11
LOB	6





Batter	1	2	3	4	5	6	7	8	9	AB	R	H	RBI	BB	SO	LOB	TOP	
24 Grady Sizemore, L OBP: 0.380, SLG: 0.515	F7	K			P2		K		L4	5	0	0	0	0	2	2	Cleveland Indians @ Kansas City Royals Kauffman Stadium, Kansas City, MO Sun Sep 07 2008, 1:10 PM CDT Att: 15,023 - Partly Cloudy - 70 F	
11 Jamey Carroll, R OBP: 0.355, SLG: 0.343	F9		K		K		F9			4	0	0	0	0	2	1		
17 Shin-Soo Choo, L OBP: 0.395, SLG: 0.532	41 1B		K			41 2B			25 1B	3	2	2	0	1	1	0		
2 Jhonny Peralta, R OBP: 0.326, SLG: 0.478	41 1B		F9			G5-3			K	4	1	1	0	0	1	2		
41 Victor Martinez, S OBP: 0.343, SLG: 0.356	1B		WP			25 G4-3			P6	3	0	2	3	1	0	1		
25 Ryan Garko, R OBP: 0.327, SLG: 0.360	F9		K			G4-3			1B	4	0	1	0	0	1	3		
10 Kelly Shoppach, R OBP: 0.331, SLG: 0.502			K			K			G5-3	4	0	0	0	0	2	4		
Franklin Gutierrez, R OBP: 0.286, SLG: 0.377			G4-3						F7	4	0	1	0	0	1	1		
Asdrubal Cabrera, S OBP: 0.328, SLG: 0.323						F7			F7	2	0	0	0	1	0	0		
Inning Stats	R: 2 H: 3 E: 0 K: 0 S: 17	H: 3 LOB: 1 BB: 0 P: 27	R: 0 H: 0 E: 0 K: 2 S: 12	H: 0 LOB: 1 BB: 1 P: 19	R: 0 H: 0 E: 0 K: 2 S: 8	H: 0 LOB: 0 BB: 0 P: 15	R: 0 H: 0 E: 0 K: 2 S: 14	H: 0 LOB: 1 BB: 1 P: 24	R: 0 H: 0 E: 0 K: 1 S: 6	H: 2 LOB: 1 BB: 0 P: 12	R: 0 H: 1 E: 0 K: 1 S: 10	H: 1 LOB: 2 BB: 1 P: 14	R: 0 H: 0 E: 0 K: 0 S: 5	H: 0 LOB: 0 BB: 0 P: 8	1B: 5 2B: 2 HR: 0	SF: 0 2B: 2 HBP: 0		WP: 1 PB: 0 CS: 0
PITCHER	IP WLS BF H R ER SO BB IBB HBP BLK WP HR S P ERA WHIP																	
23 Zack Greinke, R ERA: 3.7	(1, 1)	6.0 L 25 5 3 3 8 2 0 0 0 0 1 0 66 105 4.50 1.167																
Juan Carlos Oviedo, R ERA: 2.97	(7, 1)	0.1 2 1 0 0 0 0 0 0 0 0 0 0 6 6 0.00 3.000																
John Bale, L ERA: 6.5	(7, 1)	1.2 7 1 0 0 2 1 0 0 0 0 0 0 11 19 0.00 1.200																
51 Robinson Tejeda, R ERA: 4.34	(9, 1)	1.0 3 0 0 0 0 0 0 0 0 0 0 0 5 8 0.00 0.000																

Batter	1	2	3	4	5	6	7	8	9	AB	R	H	RBI	BB	SO	LOB	BOTTOM			
9 David DeJesus, L OBP: 0.354, SLG: 0.430	G4-3		P2		F7		F9		30 DI	4	0	0	0	1	0	1	Cleveland Indians @ Kansas City Royals Kauffman Stadium, Kansas City, MO Sun Sep 07 2008, 1:10 PM CDT Att: 15,023 - Partly Cloudy - 70 F			
30 Mike Aviles, R OBP: 0.354, SLG: 0.476	L3		F9		G5-3		F9		K	5	0	0	0	0	1	2				
11 Jose Guillen, R OBP: 0.290, SLG: 0.430	16 FC6-4		F7			14 1B			24 1B	3	1	2	0	0	0	0				
16 Billy Butler, R OBP: 0.326, SLG: 0.407	FC6-4					F9			F9	4	0	1	0	0	0	3				
24 Mark Teahen, L OBP: 0.308, SLG: 0.383			G3			K			1B	4	0	2	0	0	1	1				
14 John Buck, R OBP: 0.301, SLG: 0.363			BB			K			K	3	0	1	0	1	2	4				
13 Alberto Callaspo, S OBP: 0.359, SLG: 0.336			K			G4-3			F7	4	0	1	1	0	1	5				
Esteban German, R OBP: 0.303, SLG: 0.346			F9						F9	4	0	1	0	0	0	3				
Joey Gathright, L OBP: 0.302, SLG: 0.266			K			K			G6-3	4	0	0	0	0	2	1				
Inning Stats	R: 0 H: 1 E: 0 K: 0 S: 9	H: 1 LOB: 1 BB: 0 P: 9	R: 0 H: 0 E: 0 K: 1 S: 10	H: 0 LOB: 1 BB: 1 P: 15	R: 0 H: 0 E: 0 K: 1 S: 9	H: 0 LOB: 0 BB: 0 P: 12	R: 0 H: 2 E: 0 K: 1 S: 12	H: 2 LOB: 0 BB: 0 P: 18	R: 0 H: 1 E: 0 K: 1 S: 11	H: 2 LOB: 2 BB: 0 P: 20	R: 0 H: 0 E: 0 K: 0 S: 7	H: 0 LOB: 0 BB: 0 P: 8	R: 0 H: 2 E: 0 K: 1 S: 16	H: 2 LOB: 2 BB: 0 P: 22	R: 0 H: 0 E: 0 K: 1 S: 18	H: 0 LOB: 1 BB: 1 P: 26		1B: 7 2B: 1 HR: 0	SF: 0 2B: 1 HBP: 1	WP: 0 PB: 0 CS: 0
PITCHER	IP WLS BF H R ER SO BB IBB HBP BLK WP HR S P ERA WHIP																			
31 Cliff Lee, L ERA: 2.28	(1, 1)	7.1 W 31 7 1 0 1 5 1 0 1 0 0 0 75 104 1.23 1.091																		
53 Rafael Perez, L ERA: 3.3	(8, 1)	0.1 H 2 1 0 0 1 0 0 0 0 0 0 0 8 11 0.00 3.000																		
63 Rafael Betancourt, R ERA: 4.94	(8, 1)	0.1 H 1 0 0 0 0 0 0 0 0 0 0 0 2 2 0.00 0.000																		
50 Jensen Lewis, R ERA: 4.2	(9, 1)	1.0 S 4 0 0 0 1 1 0 0 0 0 0 0 0 18 26 0.00 1.000																		

AB	33
R	3
H	7
RBI	3
BB	3
SO	10
LOB	14

AB	35
R	1
H	8
RBI	1
BB	2
SO	7
LOB	20


Batter	1	2	3	4	5	6	7	8	9	AB	R	H	RBI	BB	SO	LOB	TOP	
9 David DeJesus, L OBP: 0.353, SLG: 0.429	L8		G4-3 11 2B		G3-1			FC6-4		4	1	1	0	0	0	1	Kansas City Royals @ Minnesota Twins Hubert H. Humphrey Metrodome, Minneapolis, MN Tue Sep 09 2008, 8:10 PM EDT Att: 17,015 - Dome - 70 F livebaseballscorecards.com	
30 Mike Aviles, R OBP: 0.353, SLG: 0.472	G5-3		G4-3		G6-3			BB		3	0	0	0	1	0	1		
11 Jose Guillen, R OBP: 0.293, SLG: 0.434	1B		2B		1B			F8		4	0	3	1	0	0	2		
16 Billy Butler, R OBP: 0.323, SLG: 0.403	G1-3		F8		G5-4-3					4	0	0	0	0	0	3		
24 Mark Teahen, L OBP: 0.306, SLG: 0.380	G4-3		P6		G3					4	0	0	0	0	1	0		
21 Miguel Olivo, R OBP: 0.282, SLG: 0.458	HR		K		K					4	1	1	1	0	2	0		
Ryan Shealy, R OBP: 0.286, SLG: 0.462	G4-6-3 BB		L8		K					2	0	0	0	1	1	0		
Ross Gload, L OBP: 0.313, SLG: 0.341	G4-6-3		G6-3		G6-3					3	0	0	0	0	0	1		
13 Alberto Callaspo, S OBP: 0.357, SLG: 0.336	G4-3		F7		F7					3	0	1	0	0	0	0		
																		
Inning Stats	R: 0 E: 0 K: 0 S: 14	H: 1 LOB: 1 BB: 0 P: 17	R: 1 E: 0 K: 0 S: 10	H: 1 LOB: 1 BB: 1 P: 16	R: 1 E: 0 K: 0 S: 6	H: 2 LOB: 1 BB: 0 P: 10	R: 0 E: 0 K: 1 S: 9	H: 0 LOB: 0 BB: 0 P: 14	R: 0 E: 0 K: 0 S: 9	H: 1 LOB: 0 BB: 0 P: 8	R: 0 E: 0 K: 2 S: 15	H: 0 LOB: 0 BB: 0 P: 20	R: 0 E: 1 K: 0 S: 5	H: 1 LOB: 2 BB: 1 P: 14	R: 0 E: 0 K: 1 S: 9	H: 0 LOB: 0 BB: 0 P: 9	1B: 4 2B: 1 3B: 0 HR: 1 SF: 0 SAC: 0 DP: 2 HBP: 0 WP: 0 PA: 33 CS: 0	
PITCHER	IP WLS BF H R ER SO BB IBB HBP BLK WP HR S P ERA WHIP	IP WLS BF H R ER SO BB IBB HBP BLK WP HR S P ERA WHIP																
53 Nick Blackburn, R ERA: 3.67	7.0	W	25	5	2	2	3	1	0	0	0	0	0	0	0	0	2.57	0.857
Dennys Reyes, L ERA: 2.45	0.2		4	1	0	0	0	1	0	0	0	0	0	0	0	0	0.00	3.000
2B Jesse Crain, R ERA: 3.9	1.1		4	0	0	0	1	0	0	0	0	0	0	0	0	0	0.00	0.000

Batter	1	2	3	4	5	6	7	8	9	AB	R	H	RBI	BB	SO	LOB	BOTTOM	
2 Denard Span, L OBP: 0.387, SLG: 0.439	SH1-3 25 7 G3-1	1B		25 1B SF7	G5-3			F9		5	2	3	1	0	0	1	Kansas City Royals @ Minnesota Twins Hubert H. Humphrey Metrodome, Minneapolis, MN Tue Sep 09 2008, 8:10 PM EDT Att: 17,015 - Dome - 70 F livebaseballscorecards.com	
25 Alexi Casilla, S OBP: 0.340, SLG: 0.399	SH1-3	BB		33 HR	K2-3					2	1	1	0	1	1	0		
7 Joe Mauer, L OBP: 0.413, SLG: 0.442	G3-1	G6-3		SF7	G6-3					3	0	0	2	0	0	2		
33 Justin Morneau, L OBP: 0.386, SLG: 0.527	1B		F8	HR	K					4	1	2	2	0	1	0		
16 Jason Kubel, L OBP: 0.338, SLG: 0.460	K		L6	1B	K					4	0	1	0	0	2	1		
21 Delmon Young, R OBP: 0.330, SLG: 0.403		G3		G5-3	K2-3					4	1	1	0	0	1	1		
32 Brian Buscher, L OBP: 0.340, SLG: 0.415	2B 22 SF7	1B		G6-4-3 1B	F7					4	1	3	1	0	0	0		
Nick Punto, S OBP: 0.341, SLG: 0.399	2B		G4-3		G6-4-3					4	1	1	0	0	1	2		
22 Carlos Gómez, R OBP: 0.289, SLG: 0.346	SF7			K	F9					3	0	1	1	0	1	0		
																		
Inning Stats	R: 1 E: 0 K: 1 S: 18	H: 2 LOB: 1 BB: 0 P: 23	R: 2 E: 0 K: 0 S: 16	H: 3 LOB: 2 BB: 1 P: 28	R: 1 E: 0 K: 0 S: 14	H: 2 LOB: 1 BB: 0 P: 21	R: 3 E: 0 K: 1 S: 23	H: 4 LOB: 1 BB: 0 P: 31	R: 0 E: 0 K: 0 S: 6	H: 2 LOB: 1 BB: 0 P: 12	R: 0 E: 0 K: 2 S: 9	H: 0 LOB: 0 BB: 0 P: 13	R: 0 E: 0 K: 2 S: 13	H: 0 LOB: 0 BB: 0 P: 19	R: 0 E: 0 K: 1 S: 8	H: 0 LOB: 0 BB: 0 P: 12	1B: 8 2B: 3 3B: 1 HR: 1 SF: 2 SAC: 1 DP: 1 HBP: 0 WP: 0 PA: 37 CS: 0	
PITCHER	IP WLS BF H R ER SO BB IBB HBP BLK WP HR S P ERA WHIP	IP WLS BF H R ER SO BB IBB HBP BLK WP HR S P ERA WHIP																
19 Brian Bannister, R ERA: 5.81	3.2	L	22	10	7	7	2	1	0	0	0	0	0	0	0	0	17.18	3.000
John Bale, L ERA: 6.05	1.1		6	3	0	0	0	0	0	0	0	0	0	0	0	0	0.00	2.250
Jimmy Gobble, L ERA: 10.46	1.0		3	0	0	0	2	0	0	0	0	0	0	0	0	0	0.00	0.000
Kip Wells, R ERA: 5.45	1.0		3	0	0	0	2	0	0	0	0	0	0	0	0	0	0.00	0.000
3B Devon Lowery, R ERA:	1.0		3	0	0	0	1	0	0	0	0	0	0	0	0	0	0.00	0.000

Batter	1	2	3	4	5	6	7	8	9	AB	R	H	RBI	BB	SO	LOB	TOP										
30 Mike Aviles, R OBP: 0.352, SLG: 0.469										4	1	1	0	0	0	0	Kansas City Royals @ Minnesota Twins Hubert H. Humphrey Metrodome, Minneapolis, MN Wed Sep 10 2008, 8:10 PM EDT Att: 20,421 - Dome - 72 F										
13 Alberto Callaspo, S OBP: 0.355, SLG: 0.333										4	0	1	0	0	0	0											
9 David DeJesus, L OBP: 0.350, SLG: 0.426										3	0	0	1	0	0	0											
11 Jose Guillen, R OBP: 0.293, SLG: 0.433										4	0	1	0	0	1	1											
24 Mark Teahen, L OBP: 0.309, SLG: 0.383										3	0	2	0	1	0	0											
Ross Gload, L OBP: 0.312, SLG: 0.343										4	0	1	0	0	0	4											
14 John Buck, R OBP: 0.298, SLG: 0.360										3	0	0	0	0	1	3											
Esteban German, R OBP: 0.299, SLG: 0.340										3	0	0	0	0	1	2											
Jason Smith, L OBP: 0.182, SLG: 0.273										2	0	0	0	0	0	1											
25 Kila Ka'aihue, L OBP: 0.200, SLG: 0.200										1	0	0	0	0	1	0											
1 Tony Pena Jr., R OBP: 0.184, SLG: 0.209										0	0	0	0	0	0	0											
Inning Stats	R: 1 E: 0 K: 0 S: 10	H: 2 LOB: 0 BB: 0 P: 15	R: 0 E: 0 K: 0 S: 9	H: 1 LOB: 1 BB: 0 P: 14	R: 0 E: 0 K: 0 S: 10	H: 0 LOB: 0 BB: 0 P: 16	R: 0 E: 0 K: 0 S: 8	H: 0 LOB: 0 BB: 0 P: 12	R: 0 E: 0 K: 1 S: 8	H: 1 LOB: 1 BB: 0 P: 10	R: 0 E: 0 K: 0 S: 7	H: 0 LOB: 0 BB: 0 P: 9	R: 0 E: 0 K: 1 S: 13	H: 0 LOB: 1 BB: 1 P: 18	R: 0 E: 0 K: 2 S: 13	H: 0 LOB: 0 BB: 0 P: 15	R: 0 E: 0 K: 0 S: 10	H: 2 LOB: 2 BB: 0 P: 15	1B: 4 2B: 2 3B: 0 HR: 0	SF: 1 SAC: 0 DP: 1 HBP: 0	WP: 0 PB: 0 SB: 0 CS: 0	PA: 33					
PITCHER	IP	WLS	BF	H	R	ER	SO	BB	IBB	HBP	BLK	WP	HR	S	P	ERA	WHIP										
59 Kevin Slowey, R ERA: 3.63	7.0	W	25	4	1	1	2	1	0	0	0	0	0	65	94	1.29	0.714										
26 Boof Bonser, R ERA: 6.03	1.0		3	0	0	0	2	0	0	0	0	0	0	13	15	0.00	0.000										
49 Craig Breslow, L ERA: 2.21	1.0		5	2	0	0	0	0	0	0	0	0	0	10	15	0.00	2.000										

Batter	1	2	3	4	5	6	7	8	9	AB	R	H	RBI	BB	SO	LOB	BOTTOM										
2 Denard Span, L OBP: 0.384, SLG: 0.433										4	1	0	0	1	2	2	Kansas City Royals @ Minnesota Twins Hubert H. Humphrey Metrodome, Minneapolis, MN Wed Sep 10 2008, 8:10 PM EDT Att: 20,421 - Dome - 72 F										
25 Alexi Casilla, S OBP: 0.345, SLG: 0.403										4	2	3	0	0	0	0											
7 Joe Mauer, L OBP: 0.412, SLG: 0.440										4	1	1	0	0	0	2											
33 Justin Morneau, L OBP: 0.384, SLG: 0.524										4	0	0	0	0	1	4											
16 Jason Kubel, L OBP: 0.341, SLG: 0.465										4	1	3	2	0	0	0											
21 Delmon Young, R OBP: 0.332, SLG: 0.404										4	1	2	1	0	0	2											
32 Brian Buscher, L OBP: 0.338, SLG: 0.408										3	0	0	0	1	1	4											
Nick Punto, S OBP: 0.340, SLG: 0.396										4	0	1	1	0	1	2											
22 Carlos Gómez, R OBP: 0.290, SLG: 0.347											4	1	2	1	0	0											
Inning Stats	R: 0 E: 0 K: 0 S: 9	H: 1 LOB: 1 BB: 0 P: 16	R: 1 E: 0 K: 1 S: 14	H: 2 LOB: 2 BB: 1 P: 24	R: 2 E: 0 K: 1 S: 15	H: 3 LOB: 1 BB: 0 P: 25	R: 0 E: 0 K: 0 S: 6	H: 0 LOB: 0 BB: 0 P: 9	R: 0 E: 0 K: 1 S: 9	H: 0 LOB: 0 BB: 0 P: 14	R: 1 E: 0 K: 0 S: 15	H: 2 LOB: 0 BB: 0 P: 20	R: 3 E: 1 K: 0 S: 16	H: 4 LOB: 2 BB: 1 P: 30	R: 0 E: 0 K: 2 S: 7	H: 0 LOB: 0 BB: 0 P: 13		R: 0 E: 0 K: 0 S: 10	H: 0 LOB: 0 BB: 0 P: 15	1B: 11 2B: 1 3B: 0 HR: 0	SF: 0 SAC: 0 DP: 0 HBP: 0	WP: 0 PB: 0 SB: 1 CS: 1	PA: 38				
PITCHER	IP	WLS	BF	H	R	ER	SO	BB	IBB	HBP	BLK	WP	HR	S	P	ERA	WHIP										
28 Kyle Davies, R ERA: 4.7	5.2	L	26	8	4	4	3	1	0	0	0	0	0	65	105	6.35	1.588										
Juan Carlos Oviedo, R ERA: 3.63	0.1		3	2	3	3	0	1	0	0	0	0	0	7	13	81.00	9.000										
Jimmy Gobble, L ERA: 10.21	0.2		4	2	0	0	0	0	0	0	0	0	0	11	19	0.00	3.000										
51 Robinson Tejeda, R ERA: 4.19	1.1		4	0	0	0	2	0	0	0	0	0	0	8	14	0.00	0.000										

AB 31
R 1
H 6
RBI 1
BB 1
SO 4
LOB 11



AB 35
R 7
H 12
RBI 5
BB 2
SO 5
LOB 16



Batter	1	2	3	4	5	6	7	8	9	10	AB	R	H	RBI	BB	SO	LOB	TOP
9 David DeJesus, L OBP: 0.351, SLG: 0.426 (9, 7)	G3		G3-1		G5-3			1B				5	0	2	1	0	0	0
30 Mike Aviles, R OBP: 0.350, SLG: 0.471 (1, 6)	K		11 2B		P2			P6		F9		5	1	1	0	0	1	3
11 Jose Guillen, R OBP: 0.294, SLG: 0.434 (1, 9)								G5-3		K2-3		5	0	2	1	0	1	3
16 Billy Butler, R OBP: 0.320, SLG: 0.400 (1, 10)	K		G5-3									4	0	0	0	0	1	2
21 Miguel Olivo, R OBP: 0.261, SLG: 0.456 (1, 2)			F8 2B		F8			K				4	1	1	0	0	2	1
Ryan Shealy, R OBP: 0.222, SLG: 0.353 (1, 3)			F8		K			K				4	0	0	0	0	3	1
Ross Gload, L OBP: 0.312, SLG: 0.343 (10, 3)												0	0	0	0	0	0	0
Esteban German, R OBP: 0.300, SLG: 0.345 (1, 7)					F9			G5-3		G6-3		3	0	1	1	0	0	0
Joey Gathright, L OBP: 0.301, SLG: 0.265 (9, 8)			2B									1	0	0	0	0	0	0
24 Mark Teahen, L OBP: 0.309, SLG: 0.382 (1, 5)			F9		K			P6				4	1	1	0	0	1	1
13 Alberto Callaspo, S OBP: 0.352, SLG: 0.331 Jason Smith, L OBP: 0.162, SLG: 0.273 (10, PR) (10, 4)			F8		G5-3			G5-3				4	0	1	0	0	0	1
										9 1B		0	0	0	0	0	0	0
Inning Stats	R: 0 E: 0 K: 2 S: 13	H: 1 LOB: 1 BB: 0 P: 19	R: 1 E: 0 K: 0 S: 7	H: 2 LOB: 1 BB: 0 P: 13	R: 1 E: 0 K: 2 S: 8	H: 2 LOB: 1 BB: 0 P: 12	R: 0 E: 0 K: 2 S: 6	H: 0 LOB: 0 BB: 0 P: 11	R: 0 E: 0 K: 1 S: 7	H: 0 LOB: 0 BB: 0 P: 11	R: 0 E: 0 K: 2 S: 11	H: 0 LOB: 0 BB: 0 P: 15	R: 1 E: 0 K: 1 S: 14	H: 3 LOB: 2 BB: 0 P: 22	1B: 5 2B: 3 3B: 1 HR: 0	SF: 0 SAC: 0 DP: 0 HBP: 0	WP: 0 PB: 0 SB: 0 CS: 0	PA: 39
PITCHER	IP WLS BF H R ER SO BB IBB HBP BLK WP HR S P ERA WHIP	IP WLS BF H R ER SO BB IBB HBP BLK WP HR S P ERA WHIP	IP WLS BF H R ER SO BB IBB HBP BLK WP HR S P ERA WHIP	IP WLS BF H R ER SO BB IBB HBP BLK WP HR S P ERA WHIP	IP WLS BF H R ER SO BB IBB HBP BLK WP HR S P ERA WHIP	IP WLS BF H R ER SO BB IBB HBP BLK WP HR S P ERA WHIP	IP WLS BF H R ER SO BB IBB HBP BLK WP HR S P ERA WHIP	IP WLS BF H R ER SO BB IBB HBP BLK WP HR S P ERA WHIP	IP WLS BF H R ER SO BB IBB HBP BLK WP HR S P ERA WHIP	IP WLS BF H R ER SO BB IBB HBP BLK WP HR S P ERA WHIP	IP WLS BF H R ER SO BB IBB HBP BLK WP HR S P ERA WHIP	IP WLS BF H R ER SO BB IBB HBP BLK WP HR S P ERA WHIP	IP WLS BF H R ER SO BB IBB HBP BLK WP HR S P ERA WHIP	IP WLS BF H R ER SO BB IBB HBP BLK WP HR S P ERA WHIP	IP WLS BF H R ER SO BB IBB HBP BLK WP HR S P ERA WHIP	IP WLS BF H R ER SO BB IBB HBP BLK WP HR S P ERA WHIP	IP WLS BF H R ER SO BB IBB HBP BLK WP HR S P ERA WHIP	IP WLS BF H R ER SO BB IBB HBP BLK WP HR S P ERA WHIP

Kansas City Royals @ Minnesota Twins
Hubert H. Humphrey Metrodome, Minneapolis, MN
Thu Sep 11 2008, 1:10 PM EDT
Att. 20,138 - Dome - 68 F

AB 39
R 3
H 9
RBI 3
BB 0
SO 9
LOB 12



Batter	1	2	3	4	5	6	7	8	9	10	AB	R	H	RBI	BB	SO	LOB	BOTTOM		
2 Denard Span, L OBP: 0.368, SLG: 0.434 (1, 9)	25 G2-3 2B				25 G4-3 1B					K		4	1	2	0	1	2	2		
25 Alexi Casilla, S OBP: 0.340, SLG: 0.397 (1, 4)	G2-3		K		G4-3			P5		G6-3		5	0	0	0	0	1	4		
7 Joe Mauer, L OBP: 0.410, SLG: 0.438 (1, 10)			K							G4-3		5	0	1	0	0	2	1		
33 Justin Morneau, L OBP: 0.385, SLG: 0.525 (1, 3)			G4-3					E7 G4-3 1B		G4-3		4	0	2	1	0	0	1		
16 Jason Kubel, L OBP: 0.338, SLG: 0.461 (1, 7)					F9			G4-3		G4-3		4	0	0	0	0	2	4		
55 Mike Redmond, R OBP: 0.305, SLG: 0.322 (1, 2)			G4-3 32 1B		F8			G1-5-3 1B		F8		4	1	1	0	0	0	3		
32 Brian Buscher, L OBP: 0.344, SLG: 0.411 23 Brendan Harris, R OBP: 0.318, SLG: 0.387 (7, PH) (8, 5)			22 1B					G4-3		F7		1	0	1	0	1	0	0		
Nick Punto, S OBP: 0.339, SLG: 0.392 (1, 6)			G4-3		G4-3			2 1B		K		3	0	0	0	1	1	3		
22 Carlos Gómez, R OBP: 0.290, SLG: 0.346 (1, 8)					G6-3					K		4	0	1	1	0	1	1		
Inning Stats	R: 1 E: 0 K: 2 S: 14	H: 1 LOB: 1 BB: 1 P: 22	R: 1 E: 0 K: 1 S: 11	H: 3 LOB: 0 BB: 0 P: 16	R: 0 E: 0 K: 2 S: 9	H: 0 LOB: 0 BB: 0 P: 11	R: 0 E: 0 K: 0 S: 12	H: 0 LOB: 1 BB: 1 P: 22	R: 0 E: 0 K: 0 S: 6	H: 2 LOB: 1 BB: 0 P: 13	R: 0 E: 0 K: 1 S: 11	H: 1 LOB: 2 BB: 0 P: 17	R: 0 E: 1 K: 0 S: 6	H: 0 LOB: 1 BB: 0 P: 7	R: 0 E: 0 K: 2 S: 8	H: 0 LOB: 0 BB: 0 P: 13	1B: 7 2B: 1 3B: 0 HR: 0	SF: 0 SAC: 0 DP: 2 HBP: 0	WP: 0 PB: 0 SB: 1 CS: 1	PA: 39
PITCHER	IP WLS BF H R ER SO BB IBB HBP BLK WP HR S P ERA WHIP	IP WLS BF H R ER SO BB IBB HBP BLK WP HR S P ERA WHIP	IP WLS BF H R ER SO BB IBB HBP BLK WP HR S P ERA WHIP	IP WLS BF H R ER SO BB IBB HBP BLK WP HR S P ERA WHIP	IP WLS BF H R ER SO BB IBB HBP BLK WP HR S P ERA WHIP	IP WLS BF H R ER SO BB IBB HBP BLK WP HR S P ERA WHIP	IP WLS BF H R ER SO BB IBB HBP BLK WP HR S P ERA WHIP	IP WLS BF H R ER SO BB IBB HBP BLK WP HR S P ERA WHIP	IP WLS BF H R ER SO BB IBB HBP BLK WP HR S P ERA WHIP	IP WLS BF H R ER SO BB IBB HBP BLK WP HR S P ERA WHIP	IP WLS BF H R ER SO BB IBB HBP BLK WP HR S P ERA WHIP	IP WLS BF H R ER SO BB IBB HBP BLK WP HR S P ERA WHIP	IP WLS BF H R ER SO BB IBB HBP BLK WP HR S P ERA WHIP	IP WLS BF H R ER SO BB IBB HBP BLK WP HR S P ERA WHIP	IP WLS BF H R ER SO BB IBB HBP BLK WP HR S P ERA WHIP	IP WLS BF H R ER SO BB IBB HBP BLK WP HR S P ERA WHIP	IP WLS BF H R ER SO BB IBB HBP BLK WP HR S P ERA WHIP	IP WLS BF H R ER SO BB IBB HBP BLK WP HR S P ERA WHIP		

Kansas City Royals @ Minnesota Twins
Hubert H. Humphrey Metrodome, Minneapolis, MN
Thu Sep 11 2008, 1:10 PM EDT
Att. 20,138 - Dome - 68 F

AB 36
R 2
H 8
RBI 2
BB 3
SO 9
LOB 19



Batter	1	2	3	4	5	6	7	8	9	AB	R	H	RBI	BB	SO	LOB	TOP
30 Mike Aviles, R OBP: 0.348, SLG: 0.467										5	0	1	0	0	1	1	Kansas City Royals @ Cleveland Indians Progressive Field, Cleveland, OH Fri Sep 12 2008, 7:05 PM EDT Att: 32,843 - Overcast - 73 F
13 Alberto Callaspo, S OBP: 0.350, SLG: 0.339										4	0	1	0	0	0	0	
9 David DeJesus, L OBP: 0.295, SLG: 0.424										4	0	1	0	0	1	1	
11 Jose Guillen, R OBP: 0.295, SLG: 0.446										4	2	2	2	0	1	1	
16 Billy Butler, R OBP: 0.320, SLG: 0.399										3	0	1	0	0	0	0	
25 Kila Ka'aihue, L OBP: 0.333, SLG: 0.333										1	1	1	0	0	0	0	
21 Miguel Olivo, R OBP: 0.277, SLG: 0.452										4	1	0	0	0	0	2	
Esteban German, R OBP: 0.303, SLG: 0.348										4	1	2	0	0	0	1	
24 Mark Teahen, L OBP: 0.310, SLG: 0.385										4	0	2	2	0	0	1	
1 Tony Pena Jr., R OBP: 0.181, SLG: 0.206										3	0	0	1	0	0	2	
Inning Stats	R: 0 H: 1 E: 0 K: 2 S: 12	H: 3 LOB: 2 BB: 0 P: 16	R: 0 H: 1 E: 0 K: 0 S: 7	H: 1 LOB: 1 BB: 0 P: 11	R: 0 H: 0 E: 0 K: 0 S: 5	H: 0 LOB: 0 BB: 0 P: 6	R: 1 H: 1 E: 0 K: 1 S: 9	H: 0 LOB: 0 BB: 0 P: 11	R: 0 H: 0 E: 0 K: 0 S: 7	H: 0 LOB: 0 BB: 0 P: 9	R: 3 H: 4 E: 0 K: 0 S: 12	H: 4 LOB: 1 BB: 0 P: 14	1B: 8 2B: 1 3B: 0 HR: 2	SF: 1 SAC: 0 DP: 1 HBP: 0	WP: 0 PB: 0 SB: 0 CS: 0	PA: 37	
PITCHER	IP WLS BF H R ER SO BB IBB HBP BLK WP HR S P ERA WHIP	8.1 W 35 11 5 4 3 0 0 0 0 0 2 71 94 4.32 1.320	0.2 2 0 0 0 0 0 0 0 0 0 0 3 4 0.00 0.000														

Batter	1	2	3	4	5	6	7	8	9	AB	R	H	RBI	BB	SO	LOB	BOTTOM			
24 Grady Sizemore, L OBP: 0.375, SLG: 0.507											5	2	3	2	0	2	Kansas City Royals @ Cleveland Indians Progressive Field, Cleveland, OH Fri Sep 12 2008, 7:05 PM EDT Att: 32,843 - Overcast - 73 F			
11 Jamey Carroll, R OBP: 0.345, SLG: 0.344										5	2	2	0	0	0	2				
17 Shin-Soo Choo, L OBP: 0.397, SLG: 0.538										4	2	3	3	1	0	0				
2 Jhonny Peralta, R OBP: 0.322, SLG: 0.469										4	0	0	1	0	1	3				
12 Ben Francisco, R OBP: 0.335, SLG: 0.449										5	1	1	1	0	2	1				
10 Kelly Shoppach, R OBP: 0.345, SLG: 0.538										5	1	2	3	0	3	0				
25 Ryan Garko, R OBP: 0.330, SLG: 0.361										4	0	1	0	0	0	1				
Franklin Gutierrez, R OBP: 0.299, SLG: 0.391										3	2	2	0	1	1	1				
Asdrubal Cabrera, S OBP: 0.339, SLG: 0.351										2	2	1	2	2	0	0				
Inning Stats	R: 1 H: 2 E: 0 K: 1 S: 12	H: 2 LOB: 1 BB: 1 P: 28	R: 0 H: 0 E: 0 K: 0 S: 7	H: 0 LOB: 0 BB: 0 P: 8	R: 0 H: 1 E: 0 K: 3 S: 17	H: 1 LOB: 1 BB: 0 P: 26	R: 4 H: 5 E: 0 K: 1 S: 18	H: 5 LOB: 1 BB: 0 P: 26	R: 3 H: 1 E: 0 K: 0 S: 16	H: 1 LOB: 1 BB: 3 P: 35	R: 2 H: 3 E: 0 K: 1 S: 15	H: 3 LOB: 0 BB: 0 P: 21	R: 1 H: 1 E: 0 K: 1 S: 15	H: 1 LOB: 0 BB: 0 P: 24	1B: 7 2B: 5 3B: 0 HR: 3	SF: 1 SAC: 0 DP: 1 HBP: 0		WP: 1 PB: 0 SB: 0 CS: 0	PA: 42	
PITCHER	IP WLS BF H R ER SO BB IBB HBP BLK WP HR S P ERA WHIP	5.0 L 25 10 6 6 7 1 0 0 0 0 0 11 25 81.00 12.000	0.1 5 1 3 3 0 3 0 0 0 0 0 0 11 25 81.00 12.000	0.2 2 0 0 0 0 0 0 0 0 0 0 5 10 0.00 0.000	6.22 6 3 2 2 1 0 0 0 0 0 1 15 21 18.00 3.000	9.0 4 1 1 1 1 0 0 0 0 0 1 15 24 9.00 1.000														



Batter	1	2	3	4	5	6	7	8	9	AB	R	H	RBI	BB	SO	LOB	TOP					
51 Ichiro Suzuki, L OBP: 0.360, SLG: 0.386										4	0	1	0	0	0	0	Seattle Mariners @ Kansas City Royals Kauffman Stadium, Kansas City, MO Mon Sep 15 2008, 7:10 PM CDT Att: 10,307 - Clear - 66 F					
7 Yuniesky Betancourt, R OBP: 0.260, SLG: 0.377										4	0	0	0	0	0	2						
Raul Ibanez, L OBP: 0.374, SLG: 0.512									3	0	0	0	0	0	1	0						
4 Jose Lopez, R OBP: 0.322, SLG: 0.431									3	0	2	0	0	0	0	0						
Jeremy Reed, L OBP: 0.315, SLG: 0.364									3	0	0	0	0	0	1	2						
Tug Hulett, L OBP: 0.306, SLG: 0.343									3	0	0	0	0	0	3	1						
27 Matt Tuiasosopo, R OBP: 0.211, SLG: 0.222									3	0	0	0	0	0	1	1						
2 Kenji Johjima, R OBP: 0.259, SLG: 0.304										3	0	1	0	0	0	0						
Luis Valbuena, L OBP: 0.111, SLG: 0.059										3	0	0	0	0	3	1						
Inning Stats	R: 0 E: 0 K: 0 S: 5	H: 0 LOB: 0 BB: 0 P: 11	R: 0 E: 0 K: 2 S: 10	H: 0 LOB: 0 BB: 0 P: 14	R: 0 E: 0 K: 2 S: 10	H: 0 LOB: 0 BB: 0 P: 17	R: 0 E: 0 K: 0 S: 9	H: 0 LOB: 0 BB: 0 P: 13	R: 0 E: 0 K: 1 S: 8	H: 1 LOB: 1 BB: 0 P: 11	R: 0 E: 1 K: 1 S: 10	H: 2 LOB: 1 BB: 0 P: 14	R: 0 E: 0 K: 1 S: 7	H: 1 LOB: 0 BB: 0 P: 9	R: 0 E: 0 K: 1 S: 7	H: 0 LOB: 0 BB: 0 P: 9	R: 0 E: 0 K: 1 S: 8	H: 0 LOB: 0 BB: 0 P: 12	1B: 4 2B: 0 3B: 0 HR: 0	SF: 0 SAC: 0 DP: 2 HBP: 0	WP: 0 PB: 0 SB: 0 CS: 0	PA: 29
PITCHER	IP WLS BF H R ER SO BB IBB HBP BLK WP HR S P ERA WHIP																					
28 Kyle Davies, R ERA: 4.32	(1, 1)	8.0 W 26 4 0 0 8 0 0 0 0 0 0 0 66 98 0.00 0.500																				
48 Joakim Soria, R ERA: 1.71	(9, 1)	1.0 S 3 0 0 0 1 0 0 0 0 0 0 0 8 12 0.00 0.000																				

Batter	1	2	3	4	5	6	7	8	9	AB	R	H	RBI	BB	SO	LOB	BOTTOM			
9 David DeJesus, L OBP: 0.356, SLG: 0.430										4	0	1	1	0	1	0	Seattle Mariners @ Kansas City Royals Kauffman Stadium, Kansas City, MO Mon Sep 15 2008, 7:10 PM CDT Att: 10,307 - Clear - 66 F			
30 Mike Aviles, R OBP: 0.354, SLG: 0.466										4	1	2	0	0	0	0				
11 Jose Guillen, R OBP: 0.297, SLG: 0.449										4	1	2	0	0	1	4				
35 Mitch Maier, L OBP: 0.343, SLG: 0.313										0	0	0	0	0	0	0				
Ryan Shealy, R OBP: 0.406, SLG: 0.774										4	0	2	0	0	1	1				
24 Mark Teahen, L OBP: 0.314, SLG: 0.400										4	0	3	1	0	0	0				
16 Billy Butler, R OBP: 0.319, SLG: 0.393										4	0	0	0	0	0	4				
4 Alex Gordon, L OBP: 0.350, SLG: 0.421										3	0	1	0	0	1	2				
21 Miguel Olivo, R OBP: 0.280, SLG: 0.450										3	0	0	0	0	2	3				
13 Alberto Callaspo, S OBP: 0.360, SLG: 0.381										3	0	1	0	0	1	0				
1 Tony Pena Jr., R OBP: 0.181, SLG: 0.206										0	1	0	0	0	0	0				
Inning Stats	R: 1 E: 0 K: 1 S: 12	H: 3 LOB: 2 BB: 0 P: 17	R: 0 E: 0 K: 2 S: 9	H: 0 LOB: 0 BB: 0 P: 14	R: 0 E: 0 K: 0 S: 4	H: 0 LOB: 0 BB: 0 P: 8	R: 1 E: 0 K: 0 S: 11	H: 3 LOB: 2 BB: 0 P: 19	R: 0 E: 0 K: 1 S: 9	H: 0 LOB: 0 BB: 0 P: 16	R: 0 E: 0 K: 0 S: 15	H: 2 LOB: 1 BB: 0 P: 24	R: 1 E: 0 K: 2 S: 15	H: 4 LOB: 3 BB: 0 P: 24	R: 0 E: 0 K: 1 S: 8	H: 0 LOB: 0 BB: 0 P: 12	1B: 10 2B: 2 3B: 0 HR: 0	SF: 0 SAC: 0 DP: 1 HBP: 0	WP: 1 PB: 0 SB: 0 CS: 0	PA: 33
PITCHER	IP WLS BF H R ER SO BB IBB HBP BLK WP HR S P ERA WHIP																			
52 Carlos Silva, R ERA: 6.42	(1, 1)	5.1 L 23 8 2 2 4 0 0 0 0 0 0 0 1 3 0.00 1.500																		
57 Mark Lowe, R ERA: 5.62	(6, 1)	0.2 1 0 0 0 0 0 0 0 0 0 0 0 1 3 0.00 0.000																		
60 Justin Thomas, L ERA: 9.0	(7, 1)	0.0 1 1 1 1 0 0 0 0 0 0 0 0 2 3 ∞ ∞																		
Sean Green, R ERA: 4.65	(7, 1)	1.0 5 3 0 0 2 0 0 0 0 0 0 0 13 21 0.00 3.000																		
Jared Wells, R ERA: 8.22	(8, 1)	1.0 3 0 0 0 1 0 0 0 0 0 0 0 8 12 0.00 0.000																		

livebaseballscorecards.com

livebaseballscorecards.com


AB	29
R	0
H	4
RBI	0
BB	0
SO	9
LOB	7

AB	33
R	3
H	12
RBI	2
BB	0
SO	7
LOB	14

Batter	1	2	3	4	5	6	7	8	9	AB	R	H	RBI	BB	SO	LOB	TOP										
51 Ichiro Suzuki, L (1,9) OBP: 0.360, SLG: 0.385	G3-1							K		4	0	1	0	0	1	1	Seattle Mariners @ Kansas City Royals Kauffman Stadium, Kansas City, MO Tue Sep 16 2008, 7:10 PM CDT Att: 19,135 - Clear - 75 F										
7 Yuniesky Betancourt, R (1,6) OBP: 0.260, SLG: 0.379	F9-1-6 BB		F7					F9		3	1	1	0	1	0	2											
Raul Ibanez, L (1,7) OBP: 0.372, SLG: 0.509	F9-1-6			F7				G4-3		4	0	0	0	0	0	2											
4 Jose Lopez, R (1,3) OBP: 0.324, SLG: 0.440		F8								4	2	3	1	0	0	0											
Jeremy Reed, L (1,10) OBP: 0.318, SLG: 0.365				F8						2	0	1	2	1	0	0											
25 Vladimir Valentin, R (1,8) OBP: 0.300, SLG: 0.343					P4					4	0	0	0	0	3	3											
27 Matt Tuiasosopo, R (1,5) Miguel Cairo, R (9,PH) OBP: 0.319, SLG: 0.338				G5-3						3	0	0	0	0	1	0											
32 Rob Johnson, R (1,2) Tug Hulett, L (9,PH) OBP: 0.071, SLG: 0.071				G6-3						3	0	0	0	0	0	0											
Luis Valbuena, L (1,4) OBP: 0.190, SLG: 0.158										2	0	1	0	0	0	0											
Inning Stats	R: 0 E: 0 K: 0 S: 7	H: 0 LOB: 0 BB: 1 P: 14	R: 0 E: 0 K: 1 S: 7	H: 0 LOB: 1 BB: 1 P: 15	R: 0 E: 0 K: 0 S: 8	H: 2 LOB: 0 BB: 0 P: 12	R: 1 E: 0 K: 0 S: 7	H: 1 LOB: 0 BB: 0 P: 15	R: 0 E: 0 K: 0 S: 5	H: 0 LOB: 1 BB: 0 P: 8	R: 1 E: 0 K: 1 S: 15	H: 2 LOB: 0 BB: 21	R: 0 E: 0 K: 1 S: 6	H: 0 LOB: 0 BB: 8	R: 1 E: 0 K: 1 S: 12	H: 2 LOB: 1 BB: 0 P: 15	1B: 3 2B: 5 3B: 0 HR: 1	SF: 1 SAC: 0 DP: 2 HBP: 1	WP: 0 PB: 0 SB: 0 CS: 1	PA: 35							
PITCHER	IP	WLS	BF	H	R	ER	SO	BB	IBB	HBP	BLK	WP	HR	S	P	ERA	WHIP										
31 Brandon Duckworth, R (1,1) ERA: 5.19	6.0	W	24	5	2	2	2	2	0	1	0	0	1	49	85	3.00	1.167										
Juan Carlos Oviedo, R (7,1) ERA: 3.38	1.0		3	0	0	0	1	0	0	0	0	0	0	8	9	0.00	0.000										
John Bale, L (8,1) ERA: 4.94	1.0		3	0	0	0	1	0	0	0	0	0	0	6	8	0.00	0.000										
Ramon E Ramirez, R (9,1) ERA: 2.78	0.0		2	2	1	1	0	0	0	0	0	0	0	5	7	=	=										
48 Joaquin Soria, R (9,1) ERA: 1.88	1.0	S	3	0	0	0	1	0	0	0	0	0	0	7	8	0.00	0.000										

Batter	1	2	3	4	5	6	7	8	9	AB	R	H	RBI	BB	SO	LOB	BOTTOM										
9 David DeJesus, L (1,7) OBP: 0.356, SLG: 0.438	G6-3		G4-1					K		5	1	2	1	0	1	0	Seattle Mariners @ Kansas City Royals Kauffman Stadium, Kansas City, MO Tue Sep 16 2008, 7:10 PM CDT Att: 19,135 - Clear - 75 F										
13 Alberto Callaspo, S (1,4) OBP: 0.361, SLG: 0.373	G3							K		5	1	2	0	0	1	1											
30 Mike Aviles, R (1,6) OBP: 0.355, SLG: 0.465	F9									3	1	1	1	1	0	1											
Ryan Shealy, R (1,3) OBP: 0.389, SLG: 0.800		K								4	1	1	2	0	3	2											
24 Mark Teahen, L (1,9) OBP: 0.313, SLG: 0.400	F7									4	0	1	0	0	1	2											
4 Alex Gordon, L (1,5) OBP: 0.351, SLG: 0.420										3	1	1	0	1	0	1											
25 Kila Ka'aihue, L (1,10) OBP: 0.455, SLG: 0.400										3	0	1	0	1	0	2											
14 John Buck, R (1,2) OBP: 0.298, SLG: 0.365										3	1	2	2	1	0	1											
35 Mitch Maier, L (1,8) OBP: 0.324, SLG: 0.294										4	0	0	0	0	0	4											
Inning Stats	R: 0 E: 0 K: 0 S: 5	H: 0 LOB: 0 BB: 0 P: 10	R: 0 E: 0 K: 1 S: 13	H: 1 LOB: 1 BB: 0 P: 21	R: 1 E: 0 K: 0 S: 8	H: 2 LOB: 1 BB: 0 P: 12	R: 1 E: 0 K: 1 S: 12	H: 1 LOB: 2 BB: 2 P: 23	R: 4 E: 0 K: 0 S: 17	H: 5 LOB: 2 BB: 1 P: 32	R: 0 E: 0 K: 2 S: 13	H: 1 LOB: 0 BB: 1 P: 20	R: 0 E: 0 K: 2 S: 7	H: 0 LOB: 0 BB: 0 P: 10	R: 0 E: 0 K: 2 S: 7	H: 0 LOB: 0 BB: 0 P: 8	1B: 5 2B: 2 3B: 1 HR: 3	SF: 0 SAC: 0 DP: 1 HBP: 0	WP: 3 PB: 0 SB: 1 CS: 0	PA: 38							
PITCHER	IP	WLS	BF	H	R	ER	SO	BB	IBB	HBP	BLK	WP	HR	S	P	ERA	WHIP										
35 Brandon Morrow, R (1,1) ERA: 2.53	4.0	L	22	6	6	2	2	2	0	0	0	0	0	9	18	0.00	1.000										
56 Jarrod Washburn, L (5,1) ERA: 4.69	1.0		5	1	0	0	0	0	1	0	0	0	0	13	20	0.00	2.000										
37 Cesar Jimenez, L (6,1) ERA: 3.18	1.0		5	1	0	0	2	1	0	0	0	0	0	7	10	0.00	1.000										
Randy Messenger, R (7,1) ERA: 2.89	1.0		3	1	0	0	0	0	0	0	0	0	0	7	8	0.00	0.000										
J.J. Putz, R (8,1) ERA: 3.33	1.0		3	0	0	0	2	0	0	0	0	0	0	7	8	0.00	0.000										

livebaseballscorecards.com



livebaseballscorecards.com



Batter	1	2	3	4	5	6	7	8	9	AB	R	H	RBI	BB	SO	LOB	TOP					
51 Ichiro Suzuki, L OBP: 0.365, SLG: 0.390 25 Wladimir Balentien, R OBP: 0.250, SLG: 0.341										2	0	1	0	1	1	0	Seattle Mariners @ Kansas City Royals Kauffman Stadium, Kansas City, MO Thu Sep 18 2008, 1:10 PM CDT Att. 14,144 - Sunny - 77 F					
7 Yuniesky Betancourt, R OBP: 0.250, SLG: 0.319 Tug Hulett, L OBP: 0.286, SLG: 0.316										3	0	0	0	0	1	3						
Raul Ibanez, L OBP: 0.370, SLG: 0.594 27 Matt Tuiasosopo, R OBP: 0.154, SLG: 0.160										3	0	0	0	0	2	1						
4 Jose Lopez, R OBP: 0.324, SLG: 0.438 32 Rob Johnson, R OBP: 0.097, SLG: 0.087										3	0	0	0	0	0	0						
Jeremy Reed, L OBP: 0.313, SLG: 0.359										3	0	0	0	0	0	0						
Miguel Cairo, R OBP: 0.314, SLG: 0.332										3	0	0	0	0	2	0						
39 Bryan LaHair, L OBP: 0.287, SLG: 0.315										3	0	0	0	0	0	0						
Jamie Burke, R OBP: 0.303, SLG: 0.326										3	0	0	0	0	1	0						
Luis Valbuena, L OBP: 0.185, SLG: 0.200										3	0	1	0	0	0	0						
Inning Stats	R: 0 E: 0 K: 3 S: 10	H: 0 LOB: 0 BB: 0 P: 13	R: 0 E: 0 K: 1 S: 7	H: 0 LOB: 0 BB: 0 P: 11	R: 0 E: 0 K: 1 S: 14	H: 1 LOB: 2 BB: 1 P: 24	R: 0 E: 0 K: 1 S: 9	H: 0 LOB: 0 BB: 0 P: 15	R: 0 E: 0 K: 1 S: 8	H: 0 LOB: 0 BB: 0 P: 13	R: 0 E: 0 K: 0 S: 7	H: 1 LOB: 1 BB: 0 P: 12	R: 0 E: 0 K: 0 S: 6	H: 0 LOB: 0 BB: 0 P: 9	R: 0 E: 0 K: 0 S: 5	H: 0 LOB: 0 BB: 0 P: 7	R: 0 E: 0 K: 2 S: 14	H: 1 LOB: 1 BB: 0 P: 21	1B: 2 2B: 1 3B: 0 HR: 0	SF: 0 SAC: 0 DP: 0 HBP: 0	WP: 0 PB: 0 SB: 0 CS: 0	PA: 31
PITCHER	IP WLS BF H R ER SO BB IBB HBP BLK WP HR S P ERA WHIP	IP WLS BF H R ER SO BB IBB HBP BLK WP HR S P ERA WHIP															IP WLS BF H R ER SO BB IBB HBP BLK WP HR S P ERA WHIP					
23 Zack Greinke, R ERA: 3.59	7.0	W	24	2	0	0	7	1	0	0	0	0	0	0	0	61	97	0.00	0.429			
Jimmy Gobble, L ERA: 9.51	1.0		3	0	0	0	0	0	0	0	0	0	0	0	5	7	0.00	0.000				
Joel Peralta, R ERA: 6.1	1.0		4	1	0	0	2	0	0	0	0	0	0	0	14	21	0.00	1.000				

Batter	1	2	3	4	5	6	7	8	9	AB	R	H	RBI	BB	SO	LOB	BOTTOM			
9 David DeJesus, L OBP: 0.358, SLG: 0.439 Joey Gathright, L OBP: 0.309, SLG: 0.269										2	1	1	1	1	0	0	Seattle Mariners @ Kansas City Royals Kauffman Stadium, Kansas City, MO Thu Sep 18 2008, 1:10 PM CDT Att. 14,144 - Sunny - 77 F			
30 Mike Aviles, R OBP: 0.352, SLG: 0.467 Jason Smith, L OBP: 0.200, SLG: 0.280										3	2	1	3	0	0	2				
11 Jose Guillen, R OBP: 0.298, SLG: 0.445										4	0	0	0	1	0	2				
Ryan Shealy, R OBP: 0.372, SLG: 0.786 25 Kila Ka'aihue, L OBP: 0.462, SLG: 0.364										3	0	1	1	0	1	0				
24 Mark Teahen, L OBP: 0.315, SLG: 0.403 Ross Gload, L OBP: 0.317, SLG: 0.348										3	1	3	1	0	0	0				
21 Miguel Olivo, R OBP: 0.275, SLG: 0.442										5	1	0	0	0	0	8				
4 Alex Gordon, L OBP: 0.353, SLG: 0.422										3	2	1	2	2	0	1				
13 Alberto Callaspo, S OBP: 0.365, SLG: 0.374 1 Tony Pena Jr., R OBP: 0.179, SLG: 0.204										1	2	1	0	1	0	0				
35 Mitch Maier, L OBP: 0.333, SLG: 0.319										4	2	2	2	0	2	2				
Inning Stats	R: 0 E: 0 K: 0 S: 6	H: 0 LOB: 0 BB: 0 P: 9	R: 0 E: 0 K: 1 S: 9	H: 1 LOB: 0 BB: 0 P: 14	R: 4 E: 0 K: 1 S: 19	H: 3 LOB: 0 BB: 1 P: 31	R: 5 E: 0 K: 0 S: 19	H: 4 LOB: 3 BB: 4 P: 42	R: 1 E: 0 K: 0 S: 13	H: 2 LOB: 1 BB: 0 P: 18	R: 2 E: 0 K: 1 S: 18	H: 1 LOB: 1 BB: 2 P: 29	R: 0 E: 0 K: 1 S: 8	H: 1 LOB: 1 BB: 1 P: 16	R: 0 E: 0 K: 0 S: 6	H: 1 LOB: 1 BB: 0 P: 7	1B: 8 2B: 4 3B: 0 HR: 1	SF: 0 SAC: 0 DP: 1 HBP: 0	WP: 2 PB: 0 SB: 1 CS: 0	PA: 43
PITCHER	IP WLS BF H R ER SO BB IBB HBP BLK WP HR S P ERA WHIP	IP WLS BF H R ER SO BB IBB HBP BLK WP HR S P ERA WHIP															IP WLS BF H R ER SO BB IBB HBP BLK WP HR S P ERA WHIP			
31 Ryan Feierabend, L ERA: 7.25	1.1		6	2	1	1	0	2	0	0	0	0	0	0	2	0	13.50	6.000		
Jared Wells, R ERA: 8.64	0.2		6	2	1	1	0	2	0	0	0	0	0	2	0	12	24	13.50	6.000	
Jake Woods, L ERA: 6.16	1.0		5	2	1	1	0	0	0	0	0	0	0	0	0	13	18	9.00	2.000	
Sean Green, R ERA: 4.83	1.0		6	1	2	2	1	2	0	0	0	0	0	0	0	18	29	18.00	3.000	
57 Mark Lowe, R ERA: 5.52	1.0		4	1	0	0	1	1	0	0	0	0	0	0	0	8	16	0.00	2.000	

AB	30
R	0
H	3
RBI	0
BB	1
SO	9
LOB	7



Batter	1	2	3	4	5	6	7	8	9	AB	R	H	RBI	BB	SO	LOB	TOP										
Orlando Cabrera, R OBP: 0.338, SLG: 0.372	G1-3					G5-4-3			G6-3	5	0	2	1	0	0	2	Chicago White Sox @ Kansas City Royals Kauffman Stadium, Kansas City, MO Fri Sep 19 2008, 7:10 PM CDT Att: 26,049 - Partly Cloudy - 78 F										
31 Dewayne Wise, L OBP: 0.324, SLG: 0.561	P6								HR	5	2	2	2	0	0	1											
23 Jermaine Dye, R OBP: 0.345, SLG: 0.544	F8								K	5	1	1	0	0	2	0											
25 Jim Thome, L OBP: 0.363, SLG: 0.512	G6-3								K	5	2	2	1	0	1	0											
14 Paul Konerko, R OBP: 0.350, SLG: 0.418	F7								K	3	0	0	0	1	0	2											
32 Brian Anderson, R OBP: 0.275, SLG: 0.451									12 WP	0	0	0	0	0	0	0											
12 A.J. Pierzynski, L OBP: 0.314, SLG: 0.416	G3								K	3	1	0	0	1	1	1											
10 Alexei Ramirez, R OBP: 0.320, SLG: 0.483									G5-3	3	1	1	4	1	0	0											
Nick Swisher, S OBP: 0.335, SLG: 0.416	F7								K	4	1	2	0	0	1	1											
Juan Uribe, R OBP: 0.302, SLG: 0.406	F7								P4	3	1	1	0	1	0	1											
Inning Stats	R: 0 E: 0 K: 0 S: 6	H: 0 LOB: 0 BB: 0 P: 13	R: 0 E: 0 K: 0 S: 5	H: 0 LOB: 0 BB: 0 P: 7	R: 0 E: 0 K: 0 S: 9	H: 1 LOB: 2 BB: 1 P: 15	R: 6 E: 0 K: 0 S: 33	H: 6 LOB: 1 BB: 1 P: 48	R: 1 E: 0 K: 1 S: 8	H: 1 LOB: 0 BB: 0 P: 10	R: 0 E: 0 K: 0 S: 6	H: 1 LOB: 1 BB: 1 P: 12	R: 1 E: 0 K: 2 S: 15	H: 1 LOB: 2 BB: 1 P: 27	R: 0 E: 0 K: 1 S: 6	H: 0 LOB: 0 BB: 0 P: 10	R: 1 E: 0 K: 1 S: 11	H: 1 LOB: 0 BB: 0 P: 17	1B: 5 2B: 2 3B: 0 HR: 4	SF: 0 SAC: 0 DP: 1 HBP: 0	WP: 2 PB: 0 SB: 0 CS: 0	PA: 40					
PITCHER	IP	WLS	BF	H	R	ER	SO	BB	IBB	HBP	BLK	WP	HR	S	P	ERA	WHIP										
19 Brian Bannister, R ERA: 5.96	5.0	L	24	8	7	7	1	2	0	0	0	1	2	61	93	12.60	2.000										
51 Robinson Tejeda, R ERA: 3.97	1.2		8	2	1	1	1	2	0	0	0	0	0	18	35	5.40	2.400										
27 Yasuhiko Yabuta, R ERA: 4.91	1.1		4	0	0	0	2	0	0	0	0	1	0	9	14	0.00	0.000										
38 Devon Lowery, R ERA: 7.36	1.0		4	1	1	1	1	0	0	0	0	0	1	11	17	9.00	1.000										

Batter	1	2	3	4	5	6	7	8	9	AB	R	H	RBI	BB	SO	LOB	BOTTOM										
9 David DeJesus, L OBP: 0.357, SLG: 0.437	G4-3					G4-3				4	0	1	1	0	0	0	Chicago White Sox @ Kansas City Royals Kauffman Stadium, Kansas City, MO Fri Sep 19 2008, 7:10 PM CDT Att: 26,049 - Partly Cloudy - 78 F										
30 Mike Aviles, R OBP: 0.353, SLG: 0.468	G6-4-3								K	4	0	2	0	0	1	0											
11 Jose Guillen, R OBP: 0.299, SLG: 0.445	G6-4-3								L8	4	1	2	0	0	0	1											
Ryan Shealy, R OBP: 0.362, SLG: 0.733	G4-3								G5-3	3	1	0	0	0	0	1											
24 Mark Teahen, L OBP: 0.318, SLG: 0.410									F7	3	1	2	3	1	0	0											
16 Billy Butler, R OBP: 0.315, SLG: 0.387	L5								G6-3	4	0	0	0	0	0	3											
13 Alberto Callaspo, S OBP: 0.363, SLG: 0.376	P3								E6	4	1	1	0	0	0	1											
14 John Buck, R OBP: 0.301, SLG: 0.367	K								F8	3	0	0	0	0	2	1											
25 Kila Ka'aihue, L OBP: 0.429, SLG: 0.333	K								G4-3	1	0	0	0	0	0	1											
35 Mitch Maier, L OBP: 0.325, SLG: 0.311	F9								G3	2	0	0	0	0	0	0											
Esteban German, R OBP: 0.310, SLG: 0.351										1	0	0	0	0	0	1											
Inning Stats	R: 0 E: 0 K: 0 S: 10	H: 1 LOB: 0 BB: 0 P: 14	R: 0 E: 0 K: 0 S: 11	H: 1 LOB: 0 BB: 0 P: 16	R: 0 E: 0 K: 1 S: 8	H: 0 LOB: 0 BB: 0 P: 12	R: 3 E: 0 K: 0 S: 13	H: 3 LOB: 0 BB: 0 P: 21	R: 0 E: 0 K: 0 S: 10	H: 1 LOB: 2 BB: 1 P: 19	R: 1 E: 0 K: 0 S: 9	H: 2 LOB: 1 BB: 0 P: 12	R: 0 E: 0 K: 1 S: 8	H: 0 LOB: 0 BB: 0 P: 13	R: 0 E: 1 K: 0 S: 11	H: 0 LOB: 1 BB: 0 P: 14	1B: 6 2B: 1 3B: 0 HR: 1	SF: 0 SAC: 0 DP: 1 HBP: 1	WP: 0 PB: 0 SB: 0 CS: 1	PA: 35							
PITCHER	IP	WLS	BF	H	R	ER	SO	BB	IBB	HBP	BLK	WP	HR	S	P	ERA	WHIP										
56 Mark Buehrle, L ERA: 3.87	6.0	W	24	6	3	3	2	1	0	0	0	0	0	59	93	4.50	1.167										
37 Matt Thornton, L ERA: 2.7	1.0		4	2	1	1	0	0	0	0	0	0	0	9	12	9.00	2.000										
26 Octavio Dotel, R ERA: 3.94	1.0		3	0	0	0	1	0	0	0	0	0	0	8	13	0.00	0.000										
71 Scott Linebrink, R ERA: 3.07	1.0		4	0	0	0	0	0	0	0	0	0	0	11	14	0.00	0.000										



Batter	1	2	3	4	5	6	7	8	9	AB	R	H	RBI	BB	SO	LOB	TOP										
Orlando Cabrera, R OBP: 0.337, SLG: 0.371 (1, 6)										4	0	1	0	0	2	1	Chicago White Sox @ Kansas City Royals Kauffman Stadium, Kansas City, MO Sat Sep 20 2008, 6:10 PM CDT Att: 23,754 - Clear - 79 F livebaseballscorecards.com										
12 A.J. Pierzynski, L OBP: 0.313, SLG: 0.415 (1, 2)										4	0	1	0	0	0	1											
23 Jermaine Dye, R OBP: 0.343, SLG: 0.541 (1, 9)										4	0	0	0	0	0	2											
25 Jim Thome, L OBP: 0.363, SLG: 0.511 (1, 10)										3	1	1	0	1	1	2											
10 Alexei Ramirez, R OBP: 0.320, SLG: 0.489 (1, 4)										3	1	1	2	0	0	1											
Ken Griffey Jr., L OBP: 0.320, SLG: 0.411 (1, 8)										3	0	0	0	0	0	0											
Nick Swisher, S OBP: 0.333, SLG: 0.414 (1, 3)										3	0	0	0	0	0	0											
Juan Uribe, R OBP: 0.299, SLG: 0.402 (1, 5)										3	0	0	0	0	1	0											
31 Dewayne Wise, L OBP: 0.324, SLG: 0.550 (1, 7)										2	0	0	0	1	1	0											
Inning Stats	R: 0 E: 0 K: 0 S: 8	H: 1 LOB: 0 BB: 0 P: 12	R: 0 E: 0 K: 0 S: 7	H: 1 LOB: 0 BB: 0 P: 11	R: 0 E: 0 K: 0 S: 7	H: 0 LOB: 0 BB: 0 P: 12	R: 0 E: 0 K: 1 S: 10	H: 0 LOB: 0 BB: 0 P: 14	R: 0 E: 0 K: 2 S: 11	H: 0 LOB: 0 BB: 0 P: 17	R: 0 E: 0 K: 0 S: 10	H: 0 LOB: 0 BB: 0 P: 14	R: 2 E: 0 K: 0 S: 9	H: 1 LOB: 0 BB: 1 P: 21	R: 0 E: 0 K: 2 S: 11	H: 1 LOB: 2 BB: 1 P: 18	1B: 3 2B: 0 3B: 0 HR: 1	SF: 0 SAC: 0 DP: 2 HBP: 0	WP: 0 PB: 0 SB: 0 CS: 0	PA: 31							
PITCHER	IP	WLS	BF	H	R	ER	SO	BB	IBB	HBP	BLK	WP	HR	S	P	ERA	WHIP										
28 Kyle Davies, R ERA: 4.21 (1, 1)	7.0	W	23	3	2	2	3	1	0	0	0	0	1	65	101	2.57	0.571										
John Bale, L ERA: 4.74 (8, 1)	1.0	H	3	0	0	0	0	0	0	0	0	0	0	5	11	0.00	0.000										
48 Joaquin Soria, R ERA: 1.63 (9, 1)	1.0	S	5	1	0	0	2	1	0	0	0	0	0	11	18	0.00	2.000										

Batter	1	2	3	4	5	6	7	8	9	AB	R	H	RBI	BB	SO	LOB	BOTTOM										
9 David DeJesus, L OBP: 0.358, SLG: 0.444 (1, 8)										4	1	2	1	0	1	0	Chicago White Sox @ Kansas City Royals Kauffman Stadium, Kansas City, MO Sat Sep 20 2008, 6:10 PM CDT Att: 23,754 - Clear - 79 F livebaseballscorecards.com										
30 Mike Aviles, R OBP: 0.352, SLG: 0.468 (1, 6)										4	0	1	1	0	0	0											
11 Jose Guillen, R OBP: 0.302, SLG: 0.449 (1, 9)										4	0	3	0	0	0	0											
35 Mitch Maier, L OBP: 0.325, SLG: 0.311 (7, PR) (8, 8)										0	0	0	0	0	0	0											
Ryan Shealy, R OBP: 0.333, SLG: 0.673 (1, 3)										4	0	0	0	0	1	5											
24 Mark Teahen, L OBP: 0.317, SLG: 0.408 (1, 7)										4	1	1	0	0	0	1											
21 Miguel Olivo, R OBP: 0.275, SLG: 0.443 (1, 2)										4	0	1	0	0	2	1											
4 Alex Gordon, L OBP: 0.352, SLG: 0.427 (1, 5)										4	1	1	2	0	1	1											
25 Kila Ka'aihue, L OBP: 0.412, SLG: 0.533 (1, 10)										3	1	1	1	0	0	1											
13 Alberto Callaspo, S OBP: 0.363, SLG: 0.381 Jason Smith OBP: 0.200, SLG: 0.280 (7, PR) (8, 4)										3	0	1	0	0	0	1											
Inning Stats	R: 0 E: 0 K: 2 S: 9	H: 1 LOB: 1 BB: 0 P: 15	R: 2 E: 0 K: 1 S: 13	H: 2 LOB: 0 BB: 0 P: 18	R: 1 E: 0 K: 0 S: 9	H: 2 LOB: 1 BB: 0 P: 14	R: 0 E: 0 K: 0 S: 8	H: 1 LOB: 1 BB: 0 P: 12	R: 0 E: 0 K: 1 S: 7	H: 0 LOB: 0 BB: 0 P: 11	R: 0 E: 0 K: 1 S: 7	H: 0 LOB: 0 BB: 0 P: 9	R: 2 E: 0 K: 0 S: 21	H: 5 LOB: 3 BB: 0 P: 35	R: 0 E: 0 K: 1 S: 10	H: 0 LOB: 0 BB: 0 P: 16	1B: 4 2B: 4 3B: 0 HR: 3	SF: 0 SAC: 0 DP: 1 HBP: 0	WP: 0 PB: 0 SB: 0 CS: 0	PA: 34							
PITCHER	IP	WLS	BF	H	R	ER	SO	BB	IBB	HBP	BLK	WP	HR	S	P	ERA	WHIP										
34 Gavin Floyd, R ERA: 3.84 (1, 1)	6.1	L	27	8	5	5	4	0	0	0	0	0	0	61	93	7.11	1.263										
57 Boone Logan, L ERA: 5.57 (7, 1)	0.0		1	1	0	0	0	0	0	0	0	0	0	5	8												
47 Mike MacDougal, R ERA: 1.76 (7, 1)	0.2		3	2	0	0	0	0	0	0	0	0	0	8	13	0.00	3.000										
54 Clayton Richard, L ERA: 6.12 (8, 1)	1.0		3	0	0	0	1	0	0	0	0	0	0	10	16	0.00	0.000										

Batter	1	2	3	4	5	6	7	8	9	AB	R	H	RBI	BB	SO	LOB	TOP					
9 David DeJesus, L (1, 8) OBP: 0.365, SLG: 0.453										4	2	4	1	1	0	0	Kansas City Royals @ Detroit Tigers Comerica Park, Detroit, MI Mon Sep 22 2008, 7:05 PM EDT Att: 36,482 - Clear - 71 F					
30 Mike Aviles, R (1, 6) OBP: 0.348, SLG: 0.462										5	0	2	2	0	2	4						
11 Jose Guillen, R (1, 9) OBP: 0.304, SLG: 0.446										2	0	1	0	2	0	0						
35 Mitch Maier, L (9, 8) OBP: 0.316, SLG: 0.303										3	0	0	1	2	1	4						
Ryan Shealy, R (1, 3) OBP: 0.333, SLG: 0.607										3	0	0	1	2	1	4						
24 Mark Teahen, L (1, 7) OBP: 0.314, SLG: 0.405										5	0	1	0	0	0	8						
4 Alex Gordon, L (1, 5) OBP: 0.350, SLG: 0.427										5	1	1	0	0	2	3						
25 Kila Ka'aihue, L (1, 10) OBP: 0.350, SLG: 0.444										3	0	0	0	0	0	0						
16 Billy Butler, R (8, PH) OBP: 0.317, SLG: 0.388										4	0	0	0	0	1	2						
Jason Smith, L (8, FR) OBP: 0.200, SLG: 0.280										3	2	1	0	1	0	1						
14 John Buck, R (1, 2) OBP: 0.298, SLG: 0.361										4	0	0	0	0	1	2						
13 Alberto Callaspo, S (1, 4) OBP: 0.388, SLG: 0.383										3	2	1	0	1	0	1						
1 Tony Pena Jr., R (8, 6) OBP: 0.179, SLG: 0.204										0	0	0	0	0	0	0						
Inning Stats	R: 1 E: 0 K: 1 S: 13	H: 3 LOB: 2 BB: 0 P: 16	R: 0 E: 0 K: 0 S: 9	H: 0 LOB: 0 BB: 0 P: 17	R: 0 E: 0 K: 0 S: 12	H: 0 LOB: 2 BB: 3 P: 26	R: 0 E: 0 K: 0 S: 7	H: 0 LOB: 0 BB: 0 P: 12	R: 2 E: 0 K: 0 S: 9	H: 3 LOB: 1 BB: 0 P: 12	R: 0 E: 0 K: 1 S: 6	H: 0 LOB: 0 BB: 0 P: 9	R: 1 E: 0 K: 1 S: 10	H: 1 LOB: 2 BB: 3 P: 27	R: 2 E: 0 K: 2 S: 15	H: 3 LOB: 2 BB: 0 P: 20	R: 0 E: 0 K: 1 S: 12	H: 1 LOB: 1 BB: 0 P: 18	1B: 7 2B: 4 3B: 1 HR: 0	SF: 0 SAC: 0 DP: 3 HBP: 1	WP: 2 PB: 0 SB: 0 CS: 0	PA: 42
PITCHER	IP WLS BF H R ER SO BB IBB HBP BLK WP HR S P ERA WHIP																PITCHER	IP WLS BF H R ER SO BB IBB HBP BLK WP HR S P ERA WHIP				
31 Zach Miner, R (1, 1) ERA: 4.26	6.0 L 27 6 4 4 2 4 0 0 1 0 0 0 0 57 97 6.00 1.667																					
50 Clay Rapada, L (7, 1) ERA: 4.59	0.0 1 1 0 0 0 0 0 0 0 0 0 0 0 2 4 ∞ ∞																					
Gary Glover, R (7, 1) ERA: 5.58	0.1 3 0 0 0 1 1 1 0 0 0 0 0 6 16 0.00 3.000																					
44 Bobby Seay, L (7, 1) ERA: 4.17	1.1 6 3 2 2 1 0 0 0 0 1 0 11 16 13.50 2.250																					
Aquilino Lopez, R (8, 1) ERA: 3.6	1.1 5 1 0 0 2 0 0 0 0 1 0 17 24 0.00 0.750																					

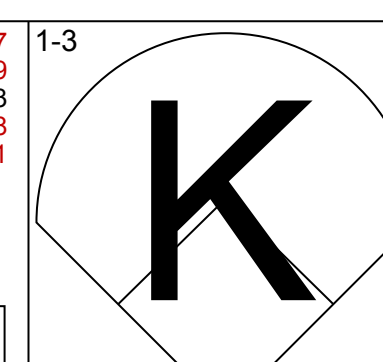
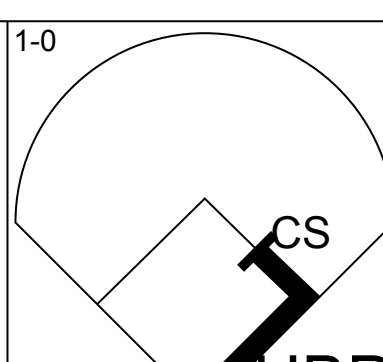
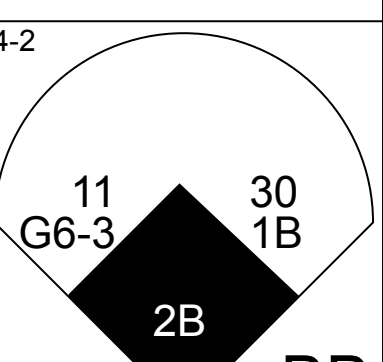
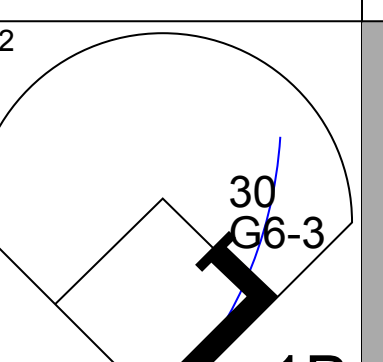
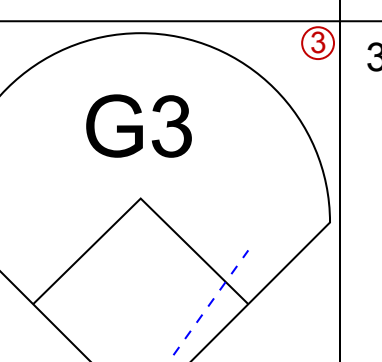
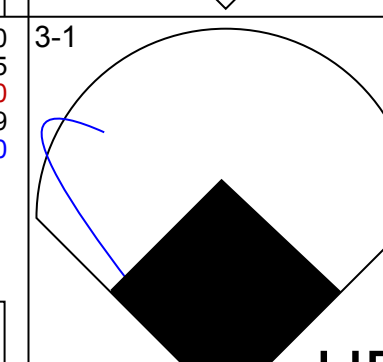
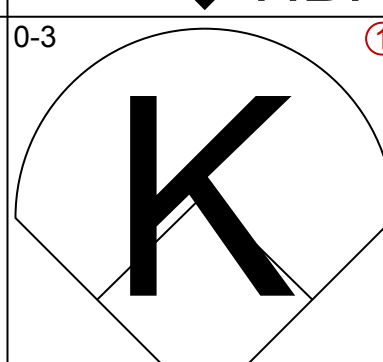
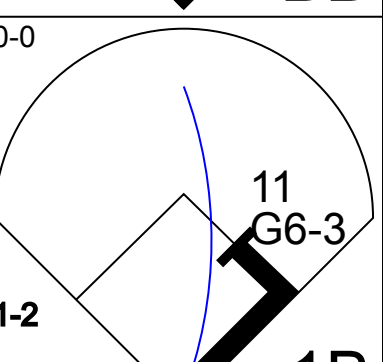
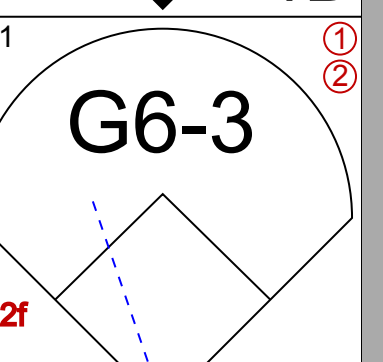
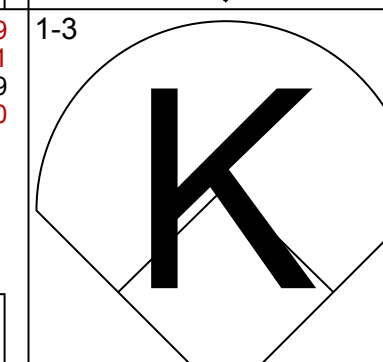
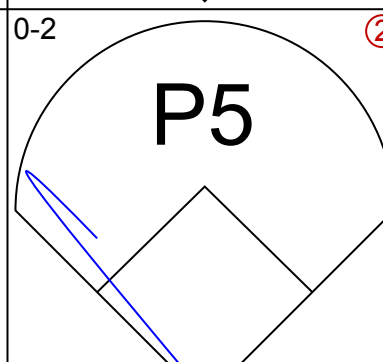
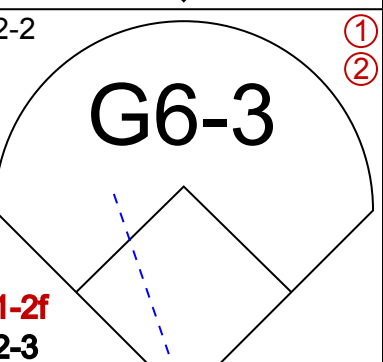
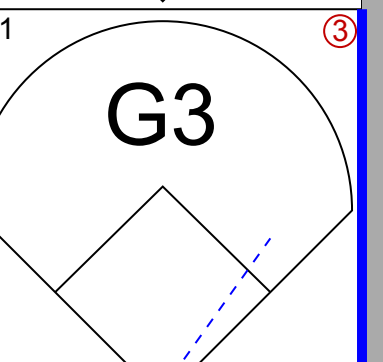
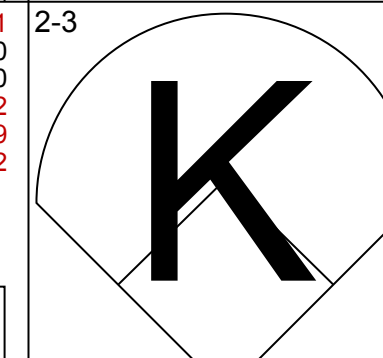
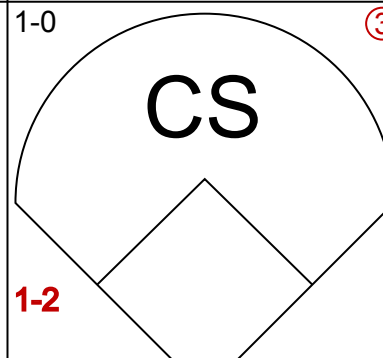
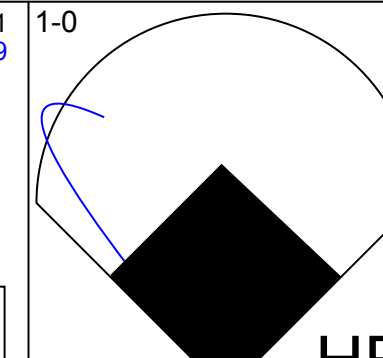
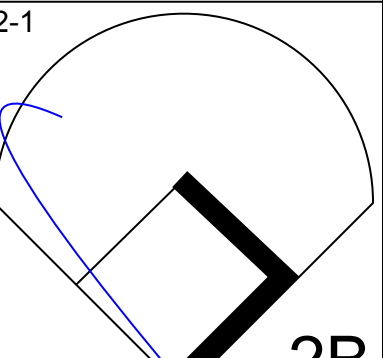



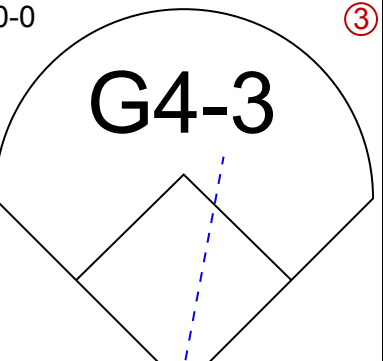


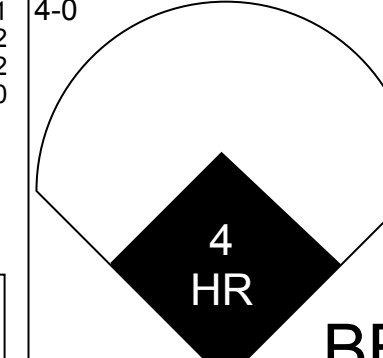
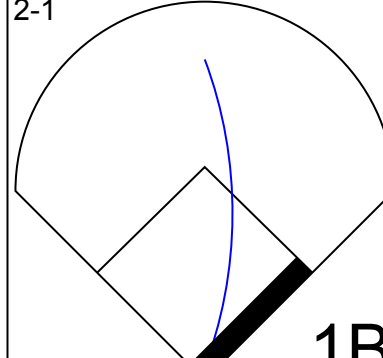
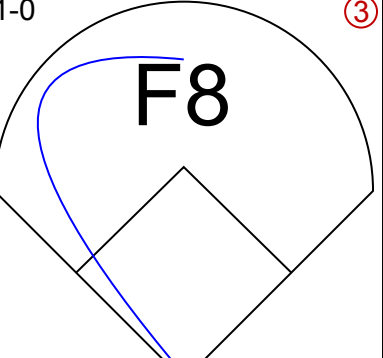

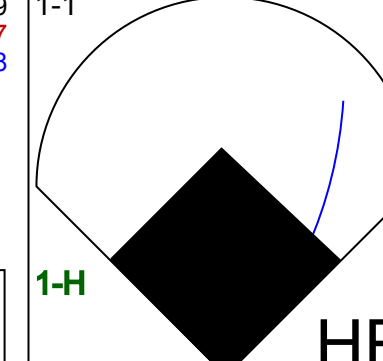
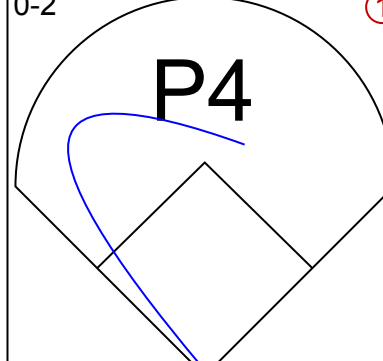









AB	35
R	6
H	11
RBI	4
BB	6
SO	6
LOB	22

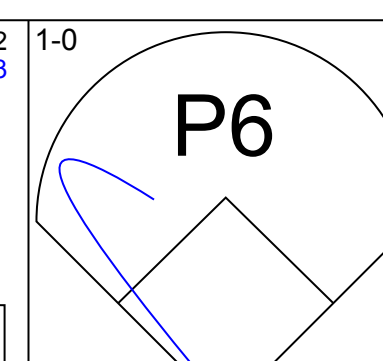
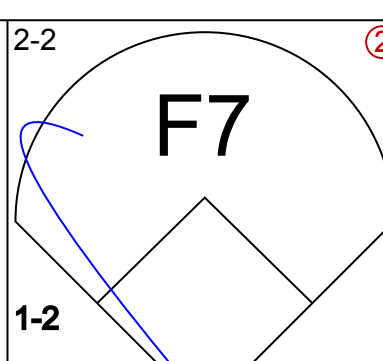
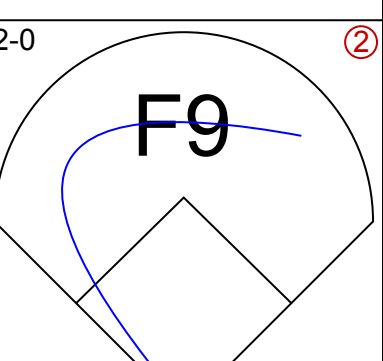
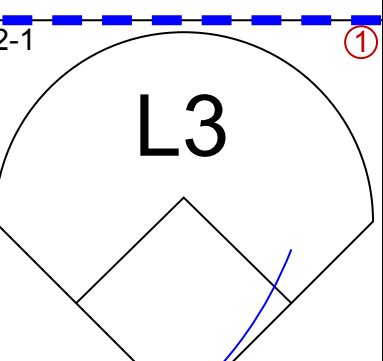
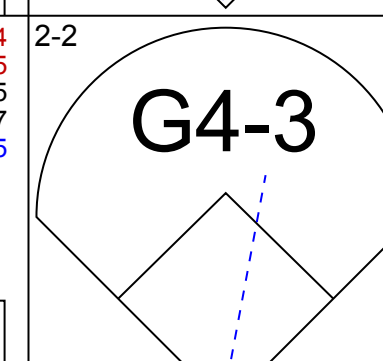
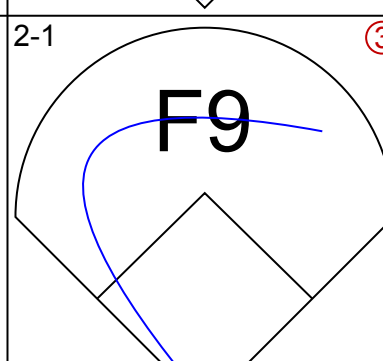
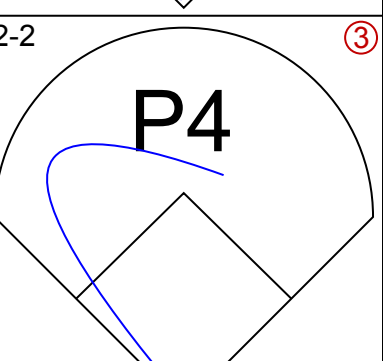
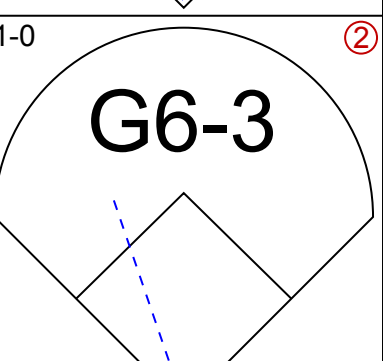
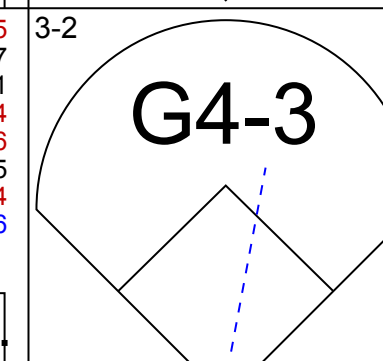
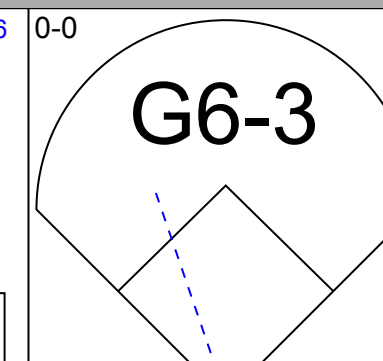
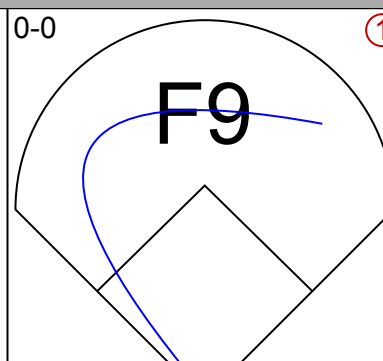
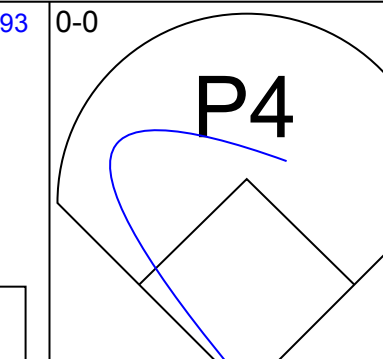
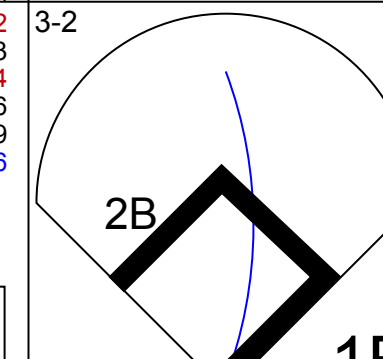
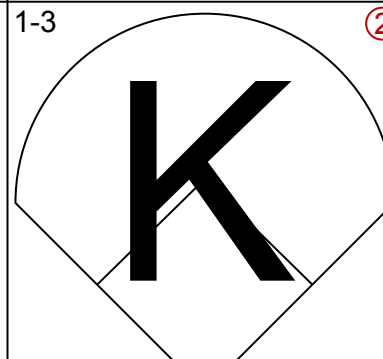

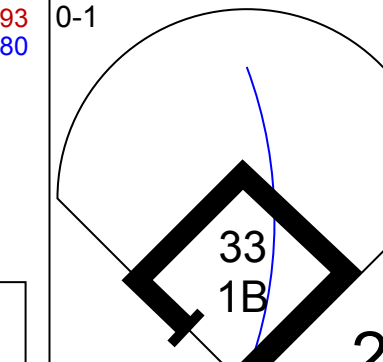
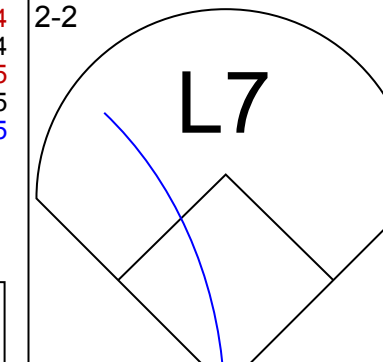
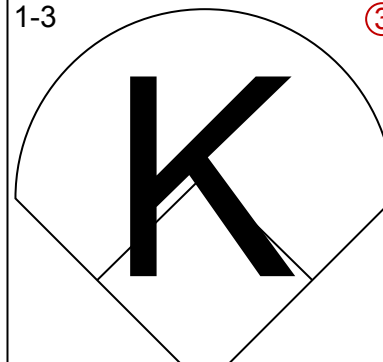

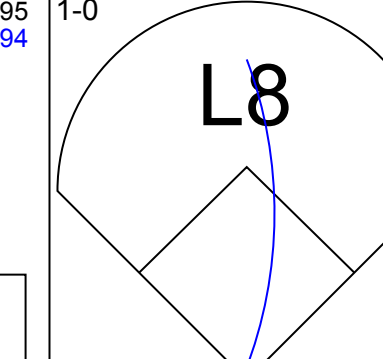
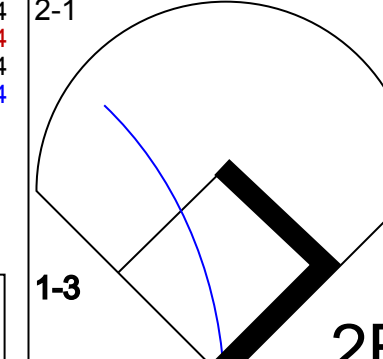


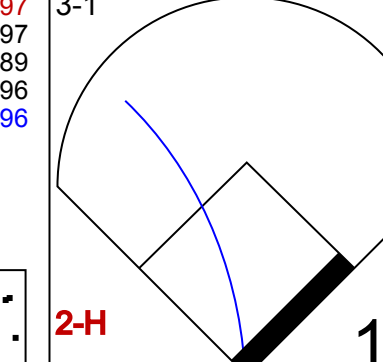
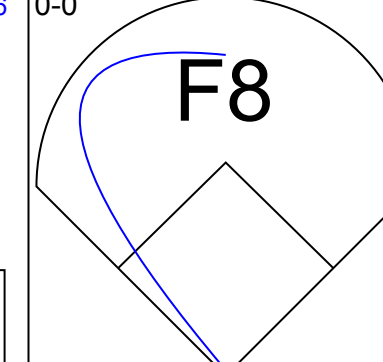

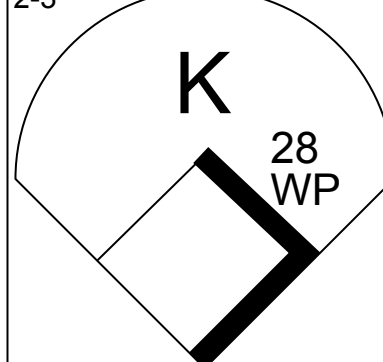
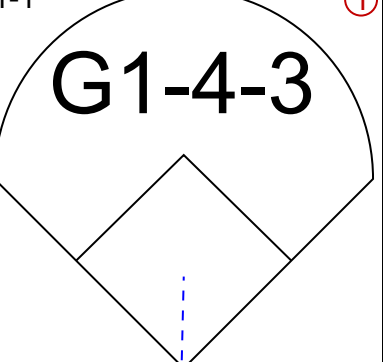
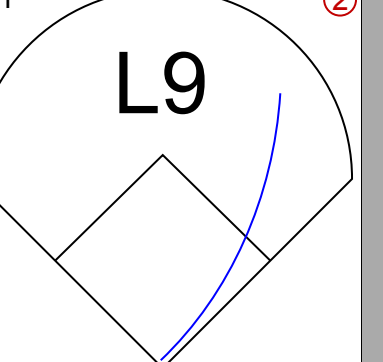
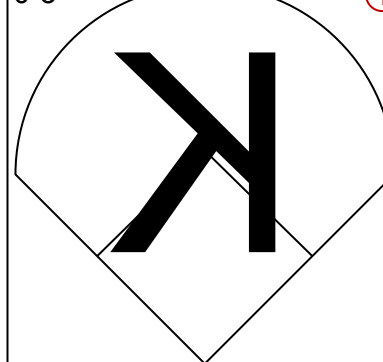
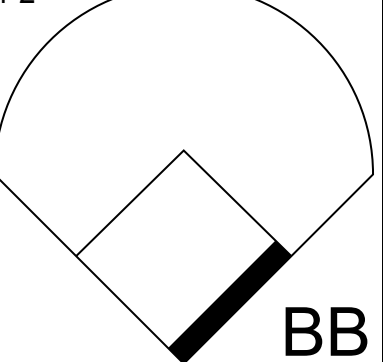
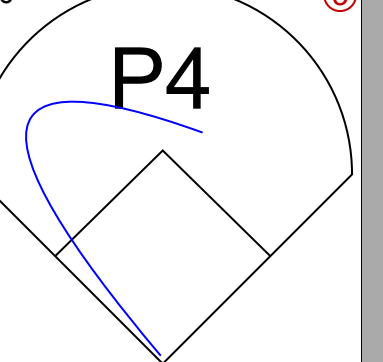


Batter	1	2	3	4	5	6	7	8	9	AB	R	H	RBI	BB	SO	LOB	BOTTOM					
28 Curtis Granderson, L (1, 8) OBP: 0.372, SLG: 0.501										2	1	0	0	2	1	1	Kansas City Royals @ Detroit Tigers Comerica Park, Detroit, MI Mon Sep 22 2008, 7:05 PM EDT Att: 36,482 - Clear - 71 F					
14 Placido Polanco, R (1, 4) OBP: 0.351, SLG: 0.415										4	0	1	0	0	1							
30 Magglio Ordonez, R (1, 10) OBP: 0.380, SLG: 0.499										3	0	0	1	0	1							
24 Miguel Cabrera, R (1, 3) OBP: 0.353, SLG: 0.543										1	0	0	0	0	0							
19 Jeff Larish, L (3, 3) OBP: 0.302, SLG: 0.371										3	0	1	1	0	0							
Matt Joyce, L (1, 9) OBP: 0.346, SLG: 0.511										4	0	0	0	0	2	2						
Edgar Renteria, R (1, 6) OBP: 0.319, SLG: 0.381										3	0	0	0	0	0	0						
25 Ryan Raburn, R (1, 7) OBP: 0.298, SLG: 0.380										3	0	0	0	0	1	0						
15 Brandon Inge, R (1, 5) OBP: 0.308, SLG: 0.379										3	0	1	0	0	0	0						
55 Dusty Ryan, R (1, 2) OBP: 0.400, SLG: 0.500										3	1	1	0	0	1	1						
Inning Stats	R: 0 E: 0 K: 0 S: 6	H: 0 LOB: 0 BB: 1 P: 10	R: 0 E: 0 K: 0 S: 7	H: 0 LOB: 0 BB: 0 P: 10	R: 0 E: 0 K: 0 S: 10	H: 1 LOB: 1 BB: 0 P: 16	R: 0 E: 0 K: 1 S: 12	H: 0 LOB: 0 BB: 0 P: 18	R: 0 E: 0 K: 2 S: 10	H: 0 LOB: 0 BB: 0 P: 15	R: 2 E: 0 K: 1 S: 14	H: 3 LOB: 2 BB: 1 P: 26	R: 0 E: 0 K: 0 S: 10	H: 0 LOB: 0 BB: 0 P: 14	R: 0 E: 0 K: 2 S: 8	H: 0 LOB: 0 BB: 0 P: 12	R: 0 E: 0 K: 0 S: 6	H: 0 LOB: 0 BB: 0 P: 10	1B: 4 2B: 0 3B: 0 HR: 0	SF: 1 SAC: 0 DP: 1 HBP: 0	WP: 0 PB: 0 SB: 0 CS: 0	PA: 32
PITCHER	IP WLS BF H R ER SO BB IBB HBP BLK WP HR S P ERA WHIP																PITCHER	IP WLS BF H R ER SO BB IBB HBP BLK WP HR S P ERA WHIP				
55 Gil Meche, R (1, 1) ERA: 4.05	6.0 W 23 4 2 2 4 2 0 0 0 0 0 0 18 26 3.00 1.000																					
Ramon E Ramirez, R (7, 1) ERA: 2.67	2.0 H 6 0 0 0 2 0 0 0 0 0 0 18 26 0.00 0.000																					
John Bale, L (9, 1) ERA: 4.56	1.0 3 0 0 0 0 0 0 0 0 0 0 6 10 0.00 0.000																					

AB	29
R	2
H	4
RBI	2
BB	2
SO	6
LOB	6



Batter	1	2	3	4	5	6	7	8	9	AB	R	H	RBI	BB	SO	LOB	TOP							
9 David DeJesus, L (1,8) OBP: 0.367, SLG: 0.453			 HBP			 11 30 2B BB	 30 1B		 3-2	3	1	1	0	1	1	1	Kansas City Royals @ Detroit Tigers Comerica Park, Detroit, MI Tue Sep 23 2008, 7:05 PM EDT Att: 35,121 - Clear - 73 F							
30 Mike Aviles, R (1,4) OBP: 0.351, SLG: 0.470						 11 1B	 1-2			4	1	2	1	0	1	2								
11 Jose Guillen, R (1,9) 35 Mitch Maier, L (7,8) OBP: 0.316, SLG: 0.303						 1-2 2-3	 1-2 2-3			4	0	0	0	0	1	3								
Ryan Shealy, R (1,3) OBP: 0.359, SLG: 0.678						 1-2 2-3	 1-2 2-3			3	1	2	2	1	1	0								
24 Mark Teahen, L (1,7) OBP: 0.312, SLG: 0.403						 3-H	 1-2			4	0	0	0	0	2	2								
16 Billy Butler, R (1,10) OBP: 0.321, SLG: 0.390						 2-1	 2-1			3	1	2	0	1	0	0								
4 Alex Gordon, L (1,5) OBP: 0.351, SLG: 0.434						 0-2	 0-2			4	1	2	2	0	0	2								
21 Miguel Olivo, R (1,2) OBP: 0.275, SLG: 0.444						 2-2	 2-2			4	0	1	0	0	1	2								
1 Tony Pena Jr, R (1,6) OBP: 0.181, SLG: 0.205						 2-0	 2-0			4	0	1	0	0	0	3								
Inning Stats	R: 1 E: 0 K: 3 S: 13	H: 1 LOB: 0 BB: 0 P: 20	R: 0 E: 0 K: 1 S: 10	H: 2 LOB: 2 BB: 0 P: 13	R: 0 E: 0 K: 1 S: 6	H: 0 LOB: 0 BB: 0 P: 8	R: 3 E: 0 K: 1 S: 10	H: 2 LOB: 0 BB: 1 P: 17	R: 1 E: 0 K: 0 S: 11	H: 2 LOB: 1 BB: 0 P: 19	R: 0 E: 0 K: 1 S: 9	H: 1 LOB: 1 BB: 0 P: 15	R: 0 E: 0 K: 0 S: 8	H: 1 LOB: 0 BB: 0 P: 11	R: 0 E: 0 K: 0 S: 2	H: 0 LOB: 0 BB: 1 P: 7		R: 0 E: 0 K: 0 S: 8	H: 2 LOB: 1 BB: 0 P: 13	1B: 6 2B: 2 3B: 0 HR: 3	SF: 0 SAC: 0 DP: 4 HBP: 1	WP: 0 PB: 0 SB: 0 CS: 1	PA: 38	
PITCHER	IP WLS BF H R ER SO BB IBB HBP BLK WP HR S P ERA WHIP	IP WLS BF H R ER SO BB IBB HBP BLK WP HR S P ERA WHIP	IP WLS BF H R ER SO BB IBB HBP BLK WP HR S P ERA WHIP	IP WLS BF H R ER SO BB IBB HBP BLK WP HR S P ERA WHIP	IP WLS BF H R ER SO BB IBB HBP BLK WP HR S P ERA WHIP	IP WLS BF H R ER SO BB IBB HBP BLK WP HR S P ERA WHIP	IP WLS BF H R ER SO BB IBB HBP BLK WP HR S P ERA WHIP	IP WLS BF H R ER SO BB IBB HBP BLK WP HR S P ERA WHIP	IP WLS BF H R ER SO BB IBB HBP BLK WP HR S P ERA WHIP	IP WLS BF H R ER SO BB IBB HBP BLK WP HR S P ERA WHIP	IP WLS BF H R ER SO BB IBB HBP BLK WP HR S P ERA WHIP	IP WLS BF H R ER SO BB IBB HBP BLK WP HR S P ERA WHIP	IP WLS BF H R ER SO BB IBB HBP BLK WP HR S P ERA WHIP	IP WLS BF H R ER SO BB IBB HBP BLK WP HR S P ERA WHIP	IP WLS BF H R ER SO BB IBB HBP BLK WP HR S P ERA WHIP	IP WLS BF H R ER SO BB IBB HBP BLK WP HR S P ERA WHIP	IP WLS BF H R ER SO BB IBB HBP BLK WP HR S P ERA WHIP	IP WLS BF H R ER SO BB IBB HBP BLK WP HR S P ERA WHIP	IP WLS BF H R ER SO BB IBB HBP BLK WP HR S P ERA WHIP	IP WLS BF H R ER SO BB IBB HBP BLK WP HR S P ERA WHIP	IP WLS BF H R ER SO BB IBB HBP BLK WP HR S P ERA WHIP	IP WLS BF H R ER SO BB IBB HBP BLK WP HR S P ERA WHIP	IP WLS BF H R ER SO BB IBB HBP BLK WP HR S P ERA WHIP	IP WLS BF H R ER SO BB IBB HBP BLK WP HR S P ERA WHIP
Freddy Garcia, R (1,1) ERA: 4.5	5.0	L	23	7	5	5	6	2	0	0	1	0	0	0	0	0	0	0	0	9.00	1.800			
Gary Glover, R (6,1) ERA: 5.37	2.0	7	2	0	0	1	0	0	0	0	0	0	0	0	17	26	0.00	1.000						
49 Casey Fossum, L (8,1) ERA: 5.13	2.0	7	2	0	0	0	0	1	0	0	0	0	0	10	20	0.00	1.500							

Batter	1	2	3	4	5	6	7	8	9	AB	R	H	RBI	BB	SO	LOB	BOTTOM							
28 Curtis Granderson, L (1,8) OBP: 0.369, SLG: 0.497			 1-2			 2-0		 2-1		4	0	0	0	0	0	2	Kansas City Royals @ Detroit Tigers Comerica Park, Detroit, MI Tue Sep 23 2008, 7:05 PM EDT Att: 35,121 - Clear - 73 F							
14 Placido Polanco, R (1,4) OBP: 0.349, SLG: 0.412			 2-1			 2-2		 1-0		4	0	0	0	0	2									
30 Magglio Ordonez, R (1,9) OBP: 0.377, SLG: 0.495						 0-0		 0-0		4	0	0	0	0	0									
24 Miguel Cabrera, R (1,10) OBP: 0.353, SLG: 0.541		 0-0		 1B		 1-3		 0-2		4	0	1	0	0	2	0								
19 Jeff Larish, L (1,3) OBP: 0.300, SLG: 0.376		 0-1		 2-2		 1-1		 0-1		4	0	1	0	0	1	1								
Edgar Renteria, R (1,6) OBP: 0.316, SLG: 0.382		 1-0		 1-3		 2-2		 0-0		4	0	1	0	0	0	1								
33 Marcus Thames, R (1,7) OBP: 0.299, SLG: 0.530		 3-1		 0-0				 4-2		2	0	1	0	1	0	2								
15 Brandon Inge, R (1,5) OBP: 0.305, SLG: 0.376			 2-3			 1-1		 2-1		3	0	0	0	0	1	1								
55 Dusty Ryan, R (1,2) OBP: 0.395, SLG: 0.469			 0-3			 4-2		 0-0		2	0	0	0	1	1	2								
Inning Stats	R: 0 E: 0 K: 0 S: 9	H: 0 LOB: 0 BB: 0 P: 15	R: 0 E: 0 K: 0 S: 6	H: 2 LOB: 2 BB: 0 P: 10	R: 0 E: 0 K: 2 S: 11	H: 0 LOB: 1 BB: 0 P: 17	R: 0 E: 0 K: 0 S: 10	H: 2 LOB: 2 BB: 0 P: 17	R: 0 E: 0 K: 2 S: 11	H: 0 LOB: 0 BB: 1 P: 20	R: 0 E: 0 K: 2 S: 8	H: 0 LOB: 0 BB: 0 P: 10	R: 0 E: 0 K: 0 S: 10	H: 0 LOB: 1 BB: 1 P: 18	R: 0 E: 0 K: 0 S: 5	H: 0 LOB: 0 BB: 0 P: 8		R: 0 E: 0 K: 1 S: 6	H: 0 LOB: 0 BB: 0 P: 6	1B: 2 2B: 2 3B: 0 HR: 0	SF: 0 SAC: 0 DP: 0 HBP: 0	WP: 1 PB: 1 SB: 0 CS: 0	PA: 33	
PITCHER	IP WLS BF H R ER SO BB IBB HBP BLK WP HR S P ERA WHIP	IP WLS BF H R ER SO BB IBB HBP BLK WP HR S P ERA WHIP	IP WLS BF H R ER SO BB IBB HBP BLK WP HR S P ERA WHIP	IP WLS BF H R ER SO BB IBB HBP BLK WP HR S P ERA WHIP	IP WLS BF H R ER SO BB IBB HBP BLK WP HR S P ERA WHIP	IP WLS BF H R ER SO BB IBB HBP BLK WP HR S P ERA WHIP	IP WLS BF H R ER SO BB IBB HBP BLK WP HR S P ERA WHIP	IP WLS BF H R ER SO BB IBB HBP BLK WP HR S P ERA WHIP	IP WLS BF H R ER SO BB IBB HBP BLK WP HR S P ERA WHIP	IP WLS BF H R ER SO BB IBB HBP BLK WP HR S P ERA WHIP	IP WLS BF H R ER SO BB IBB HBP BLK WP HR S P ERA WHIP	IP WLS BF H R ER SO BB IBB HBP BLK WP HR S P ERA WHIP	IP WLS BF H R ER SO BB IBB HBP BLK WP HR S P ERA WHIP	IP WLS BF H R ER SO BB IBB HBP BLK WP HR S P ERA WHIP	IP WLS BF H R ER SO BB IBB HBP BLK WP HR S P ERA WHIP	IP WLS BF H R ER SO BB IBB HBP BLK WP HR S P ERA WHIP	IP WLS BF H R ER SO BB IBB HBP BLK WP HR S P ERA WHIP	IP WLS BF H R ER SO BB IBB HBP BLK WP HR S P ERA WHIP	IP WLS BF H R ER SO BB IBB HBP BLK WP HR S P ERA WHIP	IP WLS BF H R ER SO BB IBB HBP BLK WP HR S P ERA WHIP	IP WLS BF H R ER SO BB IBB HBP BLK WP HR S P ERA WHIP	IP WLS BF H R ER SO BB IBB HBP BLK WP HR S P ERA WHIP	IP WLS BF H R ER SO BB IBB HBP BLK WP HR S P ERA WHIP	IP WLS BF H R ER SO BB IBB HBP BLK WP HR S P ERA WHIP
23 Zack Greinke, R (1,1) ERA: 3.47	7.0	W	27	4	0	0	4	2	0	0	0	0	0	0	0	0	0.00	0.857						
Juan Carlos Oviedo, R (8,1) ERA: 3.09	2.0	6	0	0	0	1	0	0	0	0	0	0	0	11	14	0.00	0.000							

Batter	1	2	3	4	5	6	7	8	9	AB	R	H	RBI	BB	SO	LOB	TOP							
30 Mike Aviles, R OBP: 0.352, SLG: 0.478										5	2	2	1	0	1	1								
13 Alberto Callaspo, S 1 Tony Pena Jr., R OBP: 0.189, SLG: 0.209										3	1	1	0	1	0	0								
11 Jose Guillen, R Joey Gathright, L OBP: 0.311, SLG: 0.272										5	1	2	1	0	1	2								
Ryan Shealy, R OBP: 0.356, SLG: 0.627										5	1	1	2	0	2	1								
24 Mark Teahen, L OBP: 0.314, SLG: 0.405											4	1	2	0	1	0								
16 Billy Butler, R OBP: 0.323, SLG: 0.400											5	2	3	2	0	2								
4 Alex Gordon, L Jason Smith, L OBP: 0.192, SLG: 0.269											3	0	1	1	1	2								
21 Miguel Olivo, R OBP: 0.278, SLG: 0.444											4	0	2	1	0	2								
35 Mitch Maier, L OBP: 0.318, SLG: 0.329										4	0	1	0	0	0	5								
Inning Stats	R: 0 E: 0 K: 1 S: 8	H: 0 LOB: 0 BB: 0 P: 11	R: 0 E: 0 K: 1 S: 14	H: 3 LOB: 3 BB: 0 P: 20	R: 4 E: 0 K: 1 S: 16	H: 5 LOB: 1 BB: 0 P: 23	R: 0 E: 0 K: 1 S: 15	H: 1 LOB: 0 BB: 1 P: 24	R: 2 E: 0 K: 3 S: 12	H: 2 LOB: 0 BB: 0 P: 14	R: 1 E: 0 K: 1 S: 12	H: 2 LOB: 1 BB: 1 P: 20	R: 1 E: 0 K: 0 S: 12	H: 2 LOB: 1 BB: 1 P: 19	R: 0 E: 0 K: 0 S: 6	H: 1 LOB: 0 BB: 0 P: 7	R: 0 E: 0 K: 0 S: 7	H: 0 LOB: 0 BB: 1 P: 11	1B: 11 2B: 3 3B: 0 HR: 2	SF: 0 SAC: 0 DP: 3 HBP: 0	WP: 2 PB: 2 SB: 0 CS: 1	PA: 42		
PITCHER	IP WLS BF ERA WHIP	IP WLS BF ERA WHIP	IP WLS BF ERA WHIP	IP WLS BF ERA WHIP	IP WLS BF ERA WHIP	IP WLS BF ERA WHIP	IP WLS BF ERA WHIP	IP WLS BF ERA WHIP	IP WLS BF ERA WHIP	IP WLS BF ERA WHIP	IP WLS BF ERA WHIP	IP WLS BF ERA WHIP	IP WLS BF ERA WHIP	IP WLS BF ERA WHIP	IP WLS BF ERA WHIP	IP WLS BF ERA WHIP	IP WLS BF ERA WHIP	IP WLS BF ERA WHIP	IP WLS BF ERA WHIP	IP WLS BF ERA WHIP	IP WLS BF ERA WHIP	IP WLS BF ERA WHIP	IP WLS BF ERA WHIP	
47 Francisco Liriano, L ERA: 3.91	4.1 L 24	11 6 6 5	1 0 0 0	2 1 59 85	12.46 2.769																			
38 Philip Humber, R ERA: 4.63	2.0 11 4 2	2 2 3 3	1 0 0 0	0 1 27 43	9.00 2.500																			
Eddie Guardado, L ERA: 4.15	0.2 1 0 0	0 0 0 0	0 0 0 0	0 0 3 3	0.00 0.000																			
Bobby Korecky, R ERA: 4.58	2.0 6 1 0	0 0 0 0	1 0 0 0	0 0 13 18	0.00 1.000																			

Kansas City Royals @ Minnesota Twins
Hubert H. Humphrey Metrodome, Minneapolis, MN

AB 39
R 8
H 16
RBI 8
BB 3
SO 8
LOB 15



WP: 2 PA: 42
PB: 2
SB: 0
CS: 1

Fri Sep 26 2008, 8:10 PM EDT
Att: 30,674 - Dome - 69 F

Batter	1	2	3	4	5	6	7	8	9	AB	R	H	RBI	BB	SO	LOB	BOTTOM							
2 Denard Span, L OBP: 0.386, SLG: 0.438										4	1	1	0	0	2	0								
25 Alexi Casilla, S OBP: 0.332, SLG: 0.380										4	0	0	1	0	1	0								
7 Joe Mauer, L OBP: 0.415, SLG: 0.452										4	0	2	0	0	1	0								
33 Justin Morneau, L OBP: 0.376, SLG: 0.507										4	0	0	0	0	2	2								
16 Jason Kubel, L OBP: 0.337, SLG: 0.474										4	0	1	0	0	2	1								
21 Delmon Young, R OBP: 0.339, SLG: 0.411										3	0	1	0	1	2	1								
32 Brian Buscher, L ERA: 3.90										1	0	0	0	0	0	1								
23 Brendan Harris, R OBP: 0.328, SLG: 0.396										1	0	1	0	1	0	0								
Nick Punto, S OBP: 0.335, SLG: 0.379										3	0	0	0	0	1	4								
22 Carlos Gómez, R OBP: 0.300, SLG: 0.365										3	0	0	0	0	2	4								
Inning Stats	R: 0 E: 0 K: 1 S: 13	H: 1 LOB: 1 BB: 0 P: 22	R: 0 E: 0 K: 1 S: 8	H: 1 LOB: 0 BB: 0 P: 11	R: 0 E: 0 K: 3 S: 9	H: 0 LOB: 0 BB: 0 P: 14	R: 0 E: 0 K: 1 S: 11	H: 1 LOB: 1 BB: 0 P: 16	R: 0 E: 0 K: 1 S: 13	H: 0 LOB: 2 BB: 2 P: 22	R: 1 E: 0 K: 1 S: 10	H: 1 LOB: 0 BB: 0 P: 16	R: 0 E: 0 K: 1 S: 15	H: 2 LOB: 0 BB: 0 P: 23	R: 0 E: 0 K: 2 S: 8	H: 0 LOB: 0 BB: 0 P: 10	R: 0 E: 0 K: 2 S: 9	H: 0 LOB: 0 BB: 0 P: 12	1B: 5 2B: 0 3B: 1 HR: 0	SF: 0 SAC: 0 DP: 1 HBP: 0	WP: 0 PB: 0 SB: 0 CS: 0	PA: 33		
PITCHER	IP WLS BF ERA WHIP	IP WLS BF ERA WHIP	IP WLS BF ERA WHIP	IP WLS BF ERA WHIP	IP WLS BF ERA WHIP	IP WLS BF ERA WHIP	IP WLS BF ERA WHIP	IP WLS BF ERA WHIP	IP WLS BF ERA WHIP	IP WLS BF ERA WHIP	IP WLS BF ERA WHIP	IP WLS BF ERA WHIP	IP WLS BF ERA WHIP	IP WLS BF ERA WHIP	IP WLS BF ERA WHIP	IP WLS BF ERA WHIP	IP WLS BF ERA WHIP	IP WLS BF ERA WHIP	IP WLS BF ERA WHIP	IP WLS BF ERA WHIP	IP WLS BF ERA WHIP	IP WLS BF ERA WHIP	IP WLS BF ERA WHIP	
28 Kyle Davies, R ERA: 4.08	6.0 W 22	4 R 1	1 ER 8	0 SO 1	2 BB 0	0 IBB 0	0 HBP 0	0 BLK 0	0 WP 0	0 HR 0	6 S 15	4 P 10	1 ERA 1.50	1 WHIP 1.000										
Juan Carlos Oviedo, R ERA: 3.02	1.0 5	2 R 0	0 ER 0	1 SO 1	0 BB 0	0 IBB 0	0 HBP 0	0 BLK 0	0 WP 0	0 HR 0	15 S 23	0 P 0	0 ERA 0.00	2 WHIP 2.000										
Jimmy Gobble, L ERA: 9.9	1.0 3	0 R 0	0 ER 0	2 SO 2	0 BB 0	0 IBB 0	0 HBP 0	0 BLK 0	0 WP 0	0 HR 0	8 S 10	0 P 0	0 ERA 0.00	0 WHIP 0.000										
27 Yasuhiro Yabuta, R ERA: 4.78	1.0 3	0 R 0	0 ER 0	2 SO 2	0 BB 0	0 IBB 0	0 HBP 0	0 BLK 0	0 WP 0	0 HR 0	9 S 12	0 P 0	0 ERA 0.00	0 WHIP 0.000										

Kansas City Royals @ Minnesota Twins
Hubert H. Humphrey Metrodome, Minneapolis, MN

AB 31
R 1
H 6
RBI 1
SO 13
LOB 13




WP: 0 PA: 33
PB: 0
SB: 0
CS: 0

Fri Sep 26 2008, 8:10 PM EDT
Att: 30,674 - Dome - 69 F


Batter	1	2	3	4	5	6	7	8	9	AB	R	H	RBI	BB	SO	LOB	TOP	
30 Mike Aviles, R OBP: 0.354, SLG: 0.480										4	0	2	0	0	2	1	Kansas City Royals @ Minnesota Twins Hubert H. Humphrey Metrodome, Minneapolis, MN Sun Sep 28 2008, 2:10 PM EDT Att: 42,942 - Dome - 68 F	
13 Alberto Callaspo, S OBP: 0.321, SLG: 0.311										4	0	0	0	0	1	3		
11 Jose Guillen, R OBP: 0.300, SLG: 0.438 Esteban German, R OBP: 0.303, SLG: 0.338										3	0	0	0	0	0	1		
Ryan Shealy, R OBP: 0.354, SLG: 0.603 16 Billy Butler, R OBP: 0.324, SLG: 0.400 Jason Smith, L OBP: 0.214, SLG: 0.286										1	0	0	0	0	0	0		
24 Mark Teahen, L OBP: 0.313, SLG: 0.402										4	0	1	0	0	0	1		
4 Alex Gordon, L OBP: 0.351, SLG: 0.432										3	0	0	0	0	2	2		
25 Kila Ka'aihue, L OBP: 0.375, SLG: 0.429										2	0	0	0	1	1			
14 John Buck, R OBP: 0.304, SLG: 0.365										3	0	0	0	0	2	2		
35 Mitch Maier, L OBP: 0.316, SLG: 0.319										3	0	1	0	0	1	0		
Inning Stats	R: 0 E: 0 K: 1 S: 11	H: 0 LOB: 0 BB: 0 P: 15	R: 0 E: 0 K: 1 S: 8	H: 1 LOB: 2 BB: 1 P: 14	R: 0 E: 0 K: 1 S: 8	H: 0 LOB: 0 BB: 0 P: 12	R: 0 E: 0 K: 3 S: 11	H: 0 LOB: 0 BB: 0 P: 14	R: 0 E: 0 K: 1 S: 11	H: 1 LOB: 1 BB: 0 P: 15	R: 0 E: 0 K: 1 S: 13	H: 1 LOB: 1 BB: 0 P: 16	R: 0 E: 0 K: 2 S: 11	H: 0 LOB: 0 BB: 0 P: 10	1B: 4 2B: 2 3B: 0 HR: 0	SF: 0 SAC: 0 DP: 1 HBP: 0		WP: 1 PB: 0 SB: 0 CS: 0
PITCHER	IP WLS BF H R ER SO BB IBB HBP BLK WP HR S P ERA WHIP																	
30 Scott Baker, R ERA: 3.45	7.0 W 25 4 0 0 9 1 0 0 0 0 1 0 70 99 0.00 0.714																	
50 Jose Mijares, L ERA: 1.0	1.0 4 1 0 0 1 0 0 0 0 0 0 0 11 16 0.00 1.000																	
36 Joe Nathan, R ERA: 1.34	1.0 3 0 0 0 2 0 0 0 0 0 0 0 7 10 0.00 0.000																	

Batter	1	2	3	4	5	6	7	8	9	AB	R	H	RBI	BB	SO	LOB	BOTTOM	
2 Denard Span, L OBP: 0.386, SLG: 0.435										4	1	1	1	1	1	1	Kansas City Royals @ Minnesota Twins Hubert H. Humphrey Metrodome, Minneapolis, MN Sun Sep 28 2008, 2:10 PM EDT Att: 42,942 - Dome - 68 F	
25 Alexi Casilla, S OBP: 0.336, SLG: 0.378										4	1	1	0	1	1	4		
7 Joe Mauer, L OBP: 0.415, SLG: 0.454										5	1	2	2	0	0	1		
33 Justin Morneau, L OBP: 0.375, SLG: 0.502										3	1	0	0	2	1	3		
16 Jason Kubel, L OBP: 0.335, SLG: 0.472 5 Michael Cuddyer, R OBP: 0.330, SLG: 0.366 11 Jason Pridie, L										3	0	0	0	0	1	3		
21 Delmon Young, R OBP: 0.338, SLG: 0.407											3	0	1	2	0	0		
23 Brendan Harris, R OBP: 0.327, SLG: 0.394										3	0	0	0	0	0	5		
Nick Punto, S OBP: 0.344, SLG: 0.384										3	2	2	0	1	1	3		
22 Carlos Gómez, R OBP: 0.297, SLG: 0.362										4	0	0	0	0	1	7		
Inning Stats	R: 0 E: 0 K: 1 S: 8	H: 0 LOB: 2 BB: 2 P: 19	R: 1 E: 0 K: 1 S: 18	H: 2 LOB: 2 BB: 0 P: 28	R: 1 E: 0 K: 1 S: 12	H: 0 LOB: 3 BB: 1 P: 25	R: 0 E: 0 K: 0 S: 7	H: 0 LOB: 0 BB: 0 P: 10	R: 0 E: 0 K: 0 S: 9	H: 0 LOB: 0 BB: 0 P: 12	R: 2 E: 0 K: 1 S: 17	H: 3 LOB: 2 BB: 1 P: 26	R: 2 E: 0 K: 0 S: 16	H: 2 LOB: 1 BB: 1 P: 27	1B: 5 2B: 2 3B: 1 HR: 0	SF: 0 SAC: 0 DP: 1 HBP: 2		WP: 0 PB: 0 SB: 2 CS: 0
PITCHER	IP WLS BF H R ER SO BB IBB HBP BLK WP HR S P ERA WHIP																	
31 Brandon Duckworth, R ERA: 4.5	6.0 L 28 2 2 1 5 4 0 2 0 0 0 0 9 18 1.50 1.000																	
32 Ron Mahay, L ERA: 3.48	0.1 4 2 2 2 1 1 0 0 0 0 0 0 9 18 54.00 9.000																	
Juan Carlos Oviedo, R ERA: 2.98	0.2 2 1 0 0 0 0 0 0 0 0 0 0 8 8 0.00 1.500																	
38 Devon Lowery, R ERA: 10.38	0.2 4 1 2 2 0 1 0 0 0 0 0 0 10 18 27.00 3.000																	
Jimmy Cobble, L ERA: 9.81	0.1 2 1 0 0 0 0 0 0 0 0 0 0 6 9 0.00 3.000																	

AB 31
R 0
H 5
RBI 0
BB 1
SO 12
LOB 11



AB 32
R 6
H 7
RBI 5
BB 6
SO 6
LOB 27



livebaseballscorecards.com

livebaseballscorecards.com