

# Kansas City Royals - 2009

Batter	1	2	3	4	5	6	7	8	9	AB	R	H	RBI	BB	SO	LOB	TOP										
2 Coco Crisp, S OBP: 0.333, SLG: 0.333 35 Mitch Maier, L OBP: 0.500, SLG: 2.000										3	0	1	0	0	0	2											
30 Mike Aviles, R 1 Tony Pena Jr., R										2	1	0	0	1	0	1											
9 David DeJesus, L Ross Gload, L										2	1	1	0	0	0	0											
17 Mike Jacobs, L 43 Ryan Shealy, R										3	1	1	3	0	0	0											
16 Billy Butler, R 78 Jose Duarte, R 54 J.R. House, R										3	1	2	1	0	0	0											
4 Alex Gordon, L Esteban German, R										0	0	0	0	2	0	0											
24 Mark Teahen, L 13 Alberto Callaspo, S										3	0	1	0	0	0	2											
21 Miguel Olivo, R Brayan Peña, S										2	1	1	1	0	1	2											
8 Willie Bloomquist, R 75 Derrick Robinson, S										3	0	0	0	0	1	2											
<b>Inning Stats</b>	R: 0 E: 0 K: 0 S: 3	H: 1 LOB: 0 BB: 0 P: 3	R: 1 E: 0 K: 0 S: 5	H: 1 LOB: 0 BB: 1 P: 11	R: 4 E: 0 K: 0 S: 6	H: 3 LOB: 0 BB: 1 P: 10	R: 0 E: 0 K: 2 S: 8	H: 1 LOB: 2 BB: 1 P: 12	R: 0 E: 0 K: 0 S: 4	H: 1 LOB: 1 BB: 0 P: 5	R: 0 E: 0 K: 0 S: 4	H: 0 LOB: 0 BB: 0 P: 4	R: 0 E: 0 K: 1 S: 6	H: 0 LOB: 3 BB: 3 P: 18	R: 2 E: 0 K: 2 S: 9	H: 2 LOB: 0 BB: 0 P: 9	1B: 5 2B: 1 3B: 0 HR: 4	SF: 0 SAC: 0 DP: 3 HBP: 0	WP: 1 PB: 0 SB: 0 CS: 0	PA: 39							
<b>PITCHER</b>	IP	WLS	BF	H	R	ER	SO	BB	IBB	HBP	BLK	WP	HR	S	P	ERA	WHIP										
37 Kris Benson, R 54 Matt Harrison, L 48 Thomas Diamond, R 47 Elizardo Ramirez, R 45 Casey Daigle, R	2.0 3.1 4.1 5.1 6.1	2 7 5 3 3	7 7 5 3 3	2 3 1 0 0	1 4 0 0 0	1 4 0 0 0	0 4 2 0 0	1 1 0 0 0	0 1 0 0 0	0 0 0 0 0	0 0 0 0 0	0 0 0 0 0	0 0 2 0 0	1 6 8 3 4	14 10 12 3 5	4.50 36.00 2.000 0.000 1.000	1.500 4.000 2.000 0.000 1.000										
56 Brian Gordon, R 62 Guillermo Moscoso, R 93 Bryan Corey, R 95 A.J. Murray, L	7.1 (8.1) (8.1) (9.1)	1.0 0.2 0.2 0.2	3 4 5 2	0 0 2 0	0 0 2 0	0 0 2 0	0 1 2 0	0 0 0 0	0 0 0 0	0 0 0 0	0 0 0 0	0 0 0 0	0 0 1 0	0 0 4 6	14 13 8 6	0.00 0.000 27.00 0.000	1.500 3.000 4.500 0.000										

**Kansas City Royals @ Texas Rangers**  
 Surprise Stadium, Surprise, AZ  
 Wed Feb 25 2009, 3:05 PM EST  
 Att: 5,367 - Sunny - 72 F

AB	33
R	7
H	9
RBI	7
BB	6
SO	5
LOB	16



Batter	1	2	3	4	5	6	7	8	9	AB	R	H	RBI	BB	SO	LOB	BOTTOM											
5 Ian Kinsler, R 3 Joaquin Arias, R										3	1	2	1	0	0	0												
10 Michael Young, R 15 Travis Metcalf, R										2	0	0	0	1	1	3												
32 Josh Hamilton, L 25 Andruw Jones, R										3	2	2	1	0	0	1												
17 Nelson Cruz, R 43 Greg Golson, R										3	2	2	3	0	0	2												
9 Hank Blalock, L 51 Max Ramirez, R										3	2	2	2	0	0	0												
7 David Murphy, L Frank Catalanotto, L										3	1	1	1	0	0	0												
19 Chris Davis, L 12 Justin Smoak, S										3	0	2	0	0	0	1												
21 Jarrod Saltalamacchia, S 2 Taylor Teagarden, R 64 Manny Pina, R										3	1	0	1	0	0	2												
1 Elvis Andrus, R 13 Omar Vizquel, S										3	0	1	0	0	0	0												
<b>Inning Stats</b>	R: 6 E: 1 K: 1 S: 13	H: 7 LOB: 2 BB: 0 P: 13	R: 3 E: 1 K: 0 S: 7	H: 3 LOB: 0 BB: 0 P: 8	R: 0 E: 0 K: 0 S: 4	H: 1 LOB: 1 BB: 0 P: 4	R: 0 E: 1 K: 2 S: 8	H: 0 LOB: 1 BB: 0 P: 8	R: 0 E: 0 K: 0 S: 3	H: 1 LOB: 0 BB: 0 P: 3	R: 1 E: 0 K: 1 S: 8	H: 3 LOB: 2 BB: 0 P: 8	R: 2 E: 0 K: 0 S: 8	H: 4 LOB: 2 BB: 0 P: 9	1B: 14 2B: 2 3B: 1 HR: 3	SF: 0 SAC: 0 DP: 2 HBP: 0	WP: 1 PB: 0 SB: 0 CS: 0	PA: 46										
<b>PITCHER</b>	IP	WLS	BF	H	R	ER	SO	BB	IBB	HBP	BLK	WP	HR	S	P	ERA	WHIP											
52 Horacio Ramirez, L 31 Brandon Duckworth, R 68 Lenny DiNardo, L 47 Henry Barrera, R 27 Yasuhiro Yabuta, R	0.2 2.1 2.0 1.0 1.0	0 12 8 3 6	10 12 8 3 6	7 4 1 1 3	6 3 0 0 1	3 3 0 0 1	0 0 2 0 1	0 0 0 0 0	0 1 0 0 0	0 0 0 0 0	0 0 0 0 0	0 0 0 0 0	0 2 0 0 0	1 12 12 3 8	12 17 0.00 0.000 9.00	10.500 2.143 0.500 1.000 3.000												
66 Franquelis Osoria, R	1.0	0	7	4	2	2	0	0	0	0	0	0	0	0	8	9	18.00	4.000										

**Kansas City Royals @ Texas Rangers**  
 Surprise Stadium, Surprise, AZ  
 Wed Feb 25 2009, 3:05 PM EST  
 Att: 5,367 - Sunny - 72 F

AB	45
R	12
H	20
RBI	12
BB	1
SO	4
LOB	24





Batter	1	2	3	4	5	6	7	8	9	AB	R	H	RBI	BB	SO	LOB	TOP			
5 Ian Kinsler, R OBP: 0.333, SLG: 0.333 65 Jose Vallejo, S (6, 4)	F8	F9			G3-1		L6		K	3	0	0	0	0	0	3	<b>Texas Rangers @ Kansas City Royals</b> Surprise Stadium, Surprise, AZ Thu Feb 26 2009, 3:05 PM EST Att: 3,423 - Sunny - 72 F			
10 Michael Young, R OBP: 0.333, SLG: 0.200 6 German Duran, R (6, 5)	1B		L9		G1-3		P3			3	0	1	0	0	0	0				
32 Josh Hamilton, L OBP: 0.500, SLG: 1.500 29 Julio Borbon, L (6, 8)	K		G4-3		HR		F8			3	1	1	1	0	1	1				
9 Hank Blalock, L OBP: 0.333, SLG: 1.167 25 Andrew Jones, R (8, 10)	G4-3		F9		K2-3		K			3	0	0	0	0	1	1				
17 Nelson Cruz, R OBP: 0.500, SLG: 1.000 43 Greg Golson, R OBP: 0.667, SLG: 1.000		K			19 G1-6-3 7 E 2 WP BB		P3			2	1	0	0	1	1	0				
7 David Murphy, L OBP: 0.333, SLG: 0.500 Frank Catalanotto, L (6, 7)	P4				FC6 19 G1-6-3		2B			3	0	1	0	0	0	1				
19 Chris Davis, L OBP: 0.500, SLG: 0.400 12 Justin Smoak, S OBP: 0.667, SLG: 1.000	1B BB		G1-6-3		1-2 2-3		K			2	0	0	0	1	1	3				
2 Taylor Teagarden, R OBP: 0.500, SLG: 0.500 51 Max Ramirez, R OBP: 0.333, SLG: 0.333 14 Adam Melhuse, S OBP: 1.000, SLG: 1.000	1B		K		3-H		K			2	0	1	0	0	1	0				
1 Elvis Andrus, R OBP: 0.333, SLG: 0.200 3 Joaquin Arias, R OBP: 0.500, SLG: 0.500	BB		F9				G1-4-3			2	0	0	0	1	0	1				
	1-2 2-3 BB						1B			1	0	1	0	0	0	0				
<b>Inning Stats</b>	R: 0 E: 0 K: 1 S: 6	H: 1 LOB: 1 BB: 0 P: 6	R: 0 E: 0 K: 1 S: 6	H: 1 LOB: 3 BB: 2 P: 14	R: 0 E: 0 K: 0 S: 3	H: 0 LOB: 0 BB: 0 P: 3	R: 1 E: 2 K: 1 S: 6	H: 0 LOB: 1 BB: 1 P: 10	R: 1 E: 0 K: 2 S: 8	H: 1 LOB: 1 BB: 0 P: 7	R: 0 E: 0 K: 0 S: 3	H: 0 LOB: 0 BB: 0 P: 3	R: 0 E: 0 K: 2 S: 7	H: 0 LOB: 0 BB: 0 P: 7	R: 0 E: 0 K: 2 S: 9	H: 2 LOB: 2 BB: 0 P: 9	1B: 4 2B: 1 3B: 0 HR: 1	SF: 0 SAC: 0 DP: 1 HBP: 0	WP: 1 PB: 0 SB: 0 CS: 0	PA: 37
<b>PITCHER</b>	IP WLS BF H R ER SO BB IBB HBP BLK WP HR S P ERA WHIP	2.0 10 2 0 0 2 2 0 0 0 0 0 12 20 0.00 2.000	IP WLS BF H R ER SO BB IBB HBP BLK WP HR S P ERA WHIP	1.0 5 2 0 0 2 0 0 0 0 0 0 7 7 0.00 0.000	IP WLS BF H R ER SO BB IBB HBP BLK WP HR S P ERA WHIP	9.1 1.0 5 2 0 0 2 0 0 0 0 0 9 9 0.00 2.000														

AB	34
R	2
H	6
RBI	1
BB	3
SO	10
LOB	13





Batter	1	2	3	4	5	6	7	8	9	AB	R	H	RBI	BB	SO	LOB	BOTTOM			
2 Coco Crisp, S OBP: 0.500, SLG: 1.000 63 Tommy Murphy, S OBP: 1.000, SLG: 1.000	F8		HR		1B		46 SH1-3 3B			3	1	2	1	0	0	0	<b>Texas Rangers @ Kansas City Royals</b> Surprise Stadium, Surprise, AZ Thu Feb 26 2009, 3:05 PM EST Att: 3,423 - Sunny - 72 F			
1 Tony Pena Jr., R OBP: 0.500, SLG: 0.333 46 Luis Hernandez, S (7, 6)	K		11 WP 9 G6-3 BB		9 1B 25 1B		SH1-3			2	1	1	0	1	1	0				
9 David DeJesus, L OBP: 0.400, SLG: 0.400 15 Shane Costa, L OBP: 0.500, SLG: 0.500 43 Ryan Shealy, R (7, PH) 72 Chris Lubanski, L (7, PR)	K		G6-3		1-3 2-H 1B		3B BB			3	0	1	1	0	1	1				
11 Jose Guillen, R (1, 10) 58 Tug Hulett, L (3, PR) (4, 10) 25 Kila Ka'aihue, L OBP: 0.500, SLG: 0.500 (6, 10)	L8		2-3 BB		3-H 1B		F6			1	0	0	0	1	0	0				
17 Mike Jacobs, L OBP: 0.333, SLG: 0.833 Ross Gload, L OBP: 0.250, SLG: 0.750	1B		K		G4-3		1-H 2-H 3B			3	0	1	0	0	1	3				
4 Alex Gordon, L (1, 5) 69 Corey Smith, R (7, 5)	K				K		F9			3	0	0	0	0	2	1				
8 Willie Bloomquist, R (1, 4) 24 Mark Teahen, L OBP: 0.200, SLG: 0.200 (6, 4)	F9				F9		G1-4-3			2	0	0	0	0	1	0				
14 John Buck, R OBP: 0.500, SLG: 2.000 Brayan Peña, S (6, 2)			2-1 HR		K		G3-1			2	1	1	1	0	1	0				
35 Mitch Maier, L OBP: 0.250, SLG: 1.000 78 Jose Duarte, R OBP: 0.500, SLG: 0.500			K		G4-3		CS 35 CS BB			2	0	0	0	0	1	0				
							46 SH1-3 63 1B 3B			2	1	1	0	0	0	0				
<b>Inning Stats</b>	R: 0 E: 0 K: 2 S: 7	H: 0 LOB: 0 BB: 0 P: 7	R: 0 E: 0 K: 1 S: 6	H: 1 LOB: 1 BB: 0 P: 6	R: 2 E: 0 K: 2 S: 12	H: 2 LOB: 2 BB: 2 P: 25	R: 0 E: 0 K: 2 S: 7	H: 0 LOB: 0 BB: 0 P: 7	R: 2 E: 0 K: 0 S: 6	H: 4 LOB: 1 BB: 0 P: 6	R: 0 E: 0 K: 1 S: 5	H: 0 LOB: 0 BB: 1 P: 9	R: 3 E: 0 K: 0 S: 6	H: 3 LOB: 2 BB: 1 P: 10	R: 0 E: 0 K: 0 S: 3	H: 0 LOB: 0 BB: 0 P: 3	1B: 7 2B: 0 3B: 1 HR: 2	SF: 0 SAC: 1 DP: 0 HBP: 0	WP: 1 PB: 0 SB: 0 CS: 1	PA: 37
<b>PITCHER</b>	IP WLS BF H R ER SO BB IBB HBP BLK WP HR S P ERA WHIP	2.0 7 2 2 2 2 2 0 0 0 0 1 2 12 25 18.00 4.000	IP WLS BF H R ER SO BB IBB HBP BLK WP HR S P ERA WHIP	1.0 3 0 0 0 2 0 0 0 0 0 0 7 7 0.00 0.000	IP WLS BF H R ER SO BB IBB HBP BLK WP HR S P ERA WHIP	8.1 1.0 3 0 0 2 0 0 0 0 0 0 6 10 27.00 4.000														

AB	31
R	7
H	10
RBI	7
BB	4
SO	8
LOB	11





Batter	1	2	3	4	5	6	7	8	9	AB	R	H	RBI	BB	SO	LOB	TOP					
13 Alberto Callaspo, S (1, 4)	X 0-0 L8		X 0-0 G4-3		X 0-0 G3-1		X 0-0 G6-3		X 0-0 1B	4	0	0	0	0	0	2	<b>Kansas City Royals @ San Francisco Giants</b> Scottsdale Stadium, Scottsdale, AZ Fri Feb 27 2009, 3:05 PM EST Att: 5,384 - Sunny - 75 F					
46 Luis Hernandez, S (7, 4)	0-0		1-2						39 HBP	1	0	1	0	0	0	0						
30 Mike Aviles, R (1, 6)	X 0-0 P4		X 0-0		X 0-0 E5		X 0-0		X 1-0	4	1	2	1	0	0	0						
39 Mario Lisson, R (7, 6)	0-0		2-H						74 G6-4-3	0	0	0	0	0	0	0						
16 Billy Butler, R (1, 10)	X 0-3 K		X 0-0 P6		X 4-0		X 0-0 F9		X 0-0	3	1	0	0	1	1	2						
74 Cody Clark, R (9, 10)	0-3				1-2				43 HR	1	0	0	0	0	0	2						
43 Ryan Shealy, R (1, 3)		X 1-0		X 0-0		X 2-2		X 4-0		2	2	1	3	0	0	0						
25 Kila Ka'aihue, L (6, 3)		69 WP 35 G4-3 21 1B		X 0-0		X 1-H 2-H		X 4-0		58 WP 75 SF8 54 BB	0	1	0	0	1	0						
21 Miguel Olivo, R (1, 2)	X 0-0		X 0-0	X 0-3		X 0-0		X 4-0		75 SF8 58 WP	3	0	2	0	0	1						
54 J.R. House, R (6, 2)	0-0		35 G4-3 69 WP 63 CS					1-2		BB	0	0	0	0	1	0						
77 John Suomi, L (8, 2)	1-2		1B					2B			0	0	0	0	0	0						
69 Corey Smith, R (1, 5)	B 2-3			X 0-3		X 0-0		X 0-3			3	0	0	0	0	2						
58 Tug Hulett, L (6, 5)	1-2 2-3							1-2 2-3			1	0	0	0	1	2						
35 Mitch Maier, L (1, 8)	X 0-0		X 0-0	X 0-3		X 0-3		X 0-0			3	0	0	1	0	2						
75 Derrick Robinson, S (6, 8)	G4-3										0	0	0	1	0	0						
63 Tommy Murphy, S (1, 7)	B 2-3 3-H		X 1-0 CS	X 0-0	X 0-0	X 0-0		X 0-0			4	0	1	0	0	2						
72 Chris Lubanski, L (1, 9)				X 0-0		X 0-0		X 0-0			3	1	1	0	0	1						
78 Jose Duarte, R (7, 9)				X 0-0		X 0-0		X 0-0			1	0	0	0	0	0						
																						
<b>Inning Stats</b>	R: 0 E: 0 K: 1 S: 5	H: 0 LOB: 0 BB: 0 P: 5	R: 1 E: 0 K: 1 S: 5	H: 1 LOB: 0 BB: 0 P: 9	R: 1 E: 0 K: 0 S: 5	H: 2 LOB: 1 BB: 0 P: 5	R: 0 E: 0 K: 2 S: 7	H: 0 LOB: 0 BB: 0 P: 7	R: 0 E: 0 K: 2 S: 8	H: 1 LOB: 1 BB: 0 P: 8	R: 3 E: 1 K: 1 S: 10	H: 2 LOB: 1 BB: 1 P: 16	R: 0 E: 0 K: 0 S: 4	H: 1 LOB: 1 BB: 0 P: 4	R: 1 E: 0 K: 1 S: 5	H: 0 LOB: 1 BB: 2 P: 13	R: 0 E: 0 K: 0 S: 3	H: 1 LOB: 1 BB: 0 P: 4	1B: 5 2B: 1 3B: 1 HR: 1	SF: 1 SAC: 0 DP: 1 HBP: 2	WP: 2 PB: 1 SB: 0 CS: 1	PA: 40
<b>PITCHER</b>	IP WLS BF H R ER SO BB IBB HBP BLK WP HR S P ERA WHIP	IP WLS BF H R ER SO BB IBB HBP BLK WP HR S P ERA WHIP																				
51 Randy Johnson, L (1, 1)	2.0 L 7 1 1 1 2 0 0 0 1 0 1 0 10 14 4.50 0.500																					
57 Jonathan Sánchez, L (3, 1)	3.0 12 3 1 1 4 0 0 0 0 0 0 0 10 20 3.00 1.000																					
52 Ramon Ortiz, R (6, 1)	1.0 7 2 3 2 1 1 0 0 0 0 0 1 10 16 18.00 3.000																					
38 Brian Wilson, R (7, 1)	1.0 4 1 0 0 0 0 0 0 0 0 0 0 4 4 0.00 1.000																					
Jack Taschner, L (8, 1)	1.0 5 0 1 1 1 2 0 0 0 0 1 0 5 13 9.00 2.000																					
40 Billy Sadler, R (9, 1)	1.0 4 1 0 0 0 0 0 0 0 1 0 0 4 4 0.00 1.000																					

Batter	1	2	3	4	5	6	7	8	9	AB	R	H	RBI	BB	SO	LOB	BOTTOM					
8 Eugenio Velez, S (1, 7)	X 0-0 G4-3		X 0-0 G4-3		X 0-0 G4-3		X 0-3 K		X 0-0 G6-4-3	3	0	0	0	0	1	0	<b>Kansas City Royals @ San Francisco Giants</b> Scottsdale Stadium, Scottsdale, AZ Fri Feb 27 2009, 3:05 PM EST Att: 5,384 - Sunny - 75 F					
57 Ryan Rohlinger, R (7, 5)	0-0								1-2	1	0	0	0	0	1							
16 Edgar Renteria, R (1, 6)	X 0-0 G5-3		X 0-0 G6-3		X 0-0 G3		X 0-0		X 0-3	2	0	0	0	0	0							
13 Brian Bocoock, R (5, 6)	0-0									1	0	0	0	0	0							
28 Buster Posey, R (9, PH)	0-0									1	0	0	0	1	0							
35 Rich Aurilia, R (1, 3)	X 0-0 G4-3		X 4-0		X 0-0		X 0-0		X 0-0	1	0	0	0	1	0							
29 Scott McClain, R (5, 3)	0-0									2	0	0	0	0	0							
1 Bengie Molina, R (1, 2)		X 0-0		X 0-0		X 4-0		X 0-0		2	0	1	0	0	0							
72 Eli Whiteside, R (6, 2)		F8								0	0	0	0	1	0							
73 Jackson Williams, R (9, 2)										1	0	1	0	0	0							
21 John Bowker, L (1, 9)	X 0-3		X 0-3		X 0-2		X 0-0		X 0-0	3	0	0	0	2	3							
74 Matt Downs, R (8, 9)	K									1	0	0	0	0	1							
31 Josh Phelps, R (1, 10)	X 0-0 P4		X 0-0		X 0-0		X 0-0		X 0-0	3	0	0	0	0	1							
23 Juan Uribe, R (1, 5)			X 0-0		X 0-0		X 0-0		X 0-3	2	0	0	0	0	0							
76 Jesus Guzman, R (6, 5)										1	0	0	0	1	0							
7 Emmanuel Burriss, S (1, 4)			X 0-0		X 0-0		X 0-0		X 2-2	2	0	1	0	0	0							
19 Kevin Frandsen, R (6, 4)										1	1	1	1	0	0							
59 Andres Torres, S (1, 8)	X 0-1		X 0-1		X 0-0		X 0-0		X 0-0	3	0	1	0	0	1							
																						
<b>Inning Stats</b>	R: 0 E: 0 K: 0 S: 3	H: 0 LOB: 0 BB: 0 P: 3	R: 0 E: 0 K: 1 S: 5	H: 0 LOB: 0 BB: 0 P: 5	R: 0 E: 0 K: 0 S: 4	H: 1 LOB: 0 BB: 0 P: 4	R: 0 E: 0 K: 1 S: 6	H: 1 LOB: 2 BB: 1 P: 10	R: 0 E: 0 K: 0 S: 3	H: 0 LOB: 0 BB: 0 P: 3	R: 0 E: 0 K: 1 S: 5	H: 0 LOB: 0 BB: 0 P: 5	R: 0 E: 0 K: 0 S: 3	H: 0 LOB: 1 BB: 1 P: 7	R: 1 E: 0 K: 1 S: 8	H: 2 LOB: 1 BB: 0 P: 10	R: 0 E: 0 K: 1 S: 6	H: 1 LOB: 1 BB: 0 P: 6	1B: 3 2B: 1 3B: 0 HR: 1	SF: 0 SAC: 0 DP: 1 HBP: 0	WP: 0 PB: 0 SB: 0 CS: 1	PA: 32
<b>PITCHER</b>	IP WLS BF H R ER SO BB IBB HBP BLK WP HR S P ERA WHIP	IP WLS BF H R ER SO BB IBB HBP BLK WP HR S P ERA WHIP																				
23 Zack Greinke, R (1, 1)	2.0 W 6 2 0 0 1 1 0 0 0 0 0 0 10 14 0.00 0.000																					
51 Romain Tejeda, R (3, 1)	2.0 H 8 2 0 0 1 1 0 0 0 0 0 0 10 14 0.00 1.500																					
34 Jamey Wright, R (5, 1)	1.0 H 3 0 0 0 0 0 0 0 0 0 0 0 3 3 0.00 0.000																					
48 Joaquin Soria, R (6, 1)	1.0 3 0 0 0 1 0 0 0 0 0 0 0 5 5 0.00 0.000																					
38 Devon Lowery, R (7, 1)	1.0 4 0 0 0 0 1 0 0 0 0 0 0 3 7 0.00 1.000																					
64 Tim Hamulack, L (8, 1)	1.0 4 1 0 0 1 0 0 0 0 0 0 0 6 6 0.00 1.000																					
67 Matt Wright, R (9, 1)	1.0 4 1 0 0 1 0 0 0 0 0 0 0 6 6 0.00 1.000																					



Batter	1	2	3	4	5	6	7	8	9	10	AB	R	H	RBI	BB	SO	LOB	TOP				
33 Jody Gerut, L OBP: 0.500, SLG: 0.250 1 Everth Cabrera, S OBP: 0.333, SLG: 0.200	G4-3		L8				G5-3			G3	3	0	1	0	0	0	1					
8 Chris Burke, R 81 Peter Cifrone, L	F9							K		G3	2	1	0	0	0	0	1					
24 Brian Giles, L 25 Will Venable, L OBP: 0.333, SLG: 0.250	G3-1									G3	2	0	0	0	0	0	1					
23 Adrián González, L 66 Kyle Blanks, R OBP: 0.571, SLG: 0.400	F7									G3	2	0	0	0	0	0	1					
16 Cliff Floyd, L 11 Drew Macias, L OBP: 0.333, SLG: 0.500	G3-1									G3	2	0	1	1	1	0	0					
49 Emil Brown, R 67 Cedric Hunter, L OBP: 0.250, SLG: 0.250	F9									G3	3	0	0	0	0	2	2					
2 Edgar Gonzalez, R 76 Chad Huffman, R 63 Luis Durango, S OBP: 0.333, SLG: 0.667			G5-3	G5-3						G3	2	0	0	0	0	0	1					
28 Henry Blanco, R 73 Mitch Canham, L OBP: 0.750, SLG: 0.500			P3							G3	2	0	0	0	0	1	0					
18 Travis Denker, R 10 Matt Antonelli, R OBP: 0.375, SLG: 0.167										G3	1	0	0	0	1	1	0					
<b>Inning Stats</b>	R: 0 E: 0 K: 0 S: 3	H: 0 LOB: 0 BB: 0 P: 3	R: 0 E: 0 K: 0 S: 3	H: 0 LOB: 0 BB: 0 P: 3	R: 0 E: 0 K: 0 S: 3	H: 0 LOB: 1 BB: 1 P: 7	R: 2 E: 0 K: 1 S: 7	H: 2 LOB: 1 BB: 0 P: 8	R: 0 E: 0 K: 2 S: 7	H: 0 LOB: 1 BB: 1 P: 11	R: 0 E: 0 K: 0 S: 3	H: 1 LOB: 1 BB: 1 P: 7	R: 0 E: 0 K: 2 S: 7	H: 1 LOB: 1 BB: 1 P: 11	R: 0 E: 0 K: 2 S: 7	H: 0 LOB: 2 BB: 2 P: 11	R: 0 E: 0 K: 0 S: 3	H: 0 LOB: 2 BB: 2 P: 11	1B: 3 2B: 2 3B: 0 HR: 0	SF: 0 SAC: 0 DP: 0 HBP: 1	WP: 0 PB: 0 SB: 2 CS: 0	PA: 41
<b>PITCHER</b>	IP WLS BF H R ER SO BB IBB HBP BLK WP HR S P ERA WHIP	19 Brian Bannister, R ERA: 4.5	2.0 2.0 10 2 2 2 1 1 0 1 0 0 0 6 6 0.00 1.500	44 Luke Hochevar, R ERA: 9.0	2.0 B 10 2 2 2 1 1 0 1 0 0 0 10 15 9.00 1.500	68 Lemmy DiNardo, L ERA: 7.1	2.0 8 1 0 0 4 1 0 0 0 0 0 15 19 0.00 1.000	70 Dan Cortes, R ERA: 4.5	1.0 4 1 0 0 0 1 0 0 0 0 0 0 3 7 0.00 2.000	45 Doug Waechter, R ERA: 4.5	1.0 4 1 0 0 2 1 0 0 0 0 0 7 11 0.00 2.000	<b>PITCHER</b>	IP WLS BF H R ER SO BB IBB HBP BLK WP HR S P ERA WHIP	73 Roman Colon, R ERA: 4.5	1.0 1.0 4 0 0 0 2 1 0 0 0 0 0 0 0 0 0.00 1.000	27 Yasuhiko Yabuta, R ERA: 4.5	1.0 5 0 0 0 0 2 0 0 0 0 0 0 3 11 0.00 2.000					

San Diego Padres @ Kansas City Royals  
 Surprise Stadium, Surprise, AZ  
 Sat Feb 28 2009, 3:05 PM EST  
 Att: 3,709 - Sunny - 80 F

AB	33
R	2
H	5
RBI	2
BB	7
SO	9
LOB	14



Batter	1	2	3	4	5	6	7	8	9	10	AB	R	H	RBI	BB	SO	LOB	BOTTOM				
2 Coco Crisp, S OBP: 0.667, SLG: 1.000 35 Mitch Maier, L OBP: 0.111, SLG: 0.444							K			F7	0	0	0	0	3	0	0					
30 Mike Aviles, R OBP: 0.300, SLG: 0.222 1 Tony Pena Jr., R OBP: 0.429, SLG: 0.200	F8									G4-3	3	0	0	0	0	1	5					
9 David DeJesus, L OBP: 0.250, SLG: 0.250 Ross Gload, L OBP: 0.500, SLG: 1.333	K		G4-3							G4-3	2	1	2	1	0	0	0					
11 Jose Guillen, R 39 Mario Lison, R OBP: 0.571, SLG: 1.000	PO									G6-4-3	3	1	2	1	0	0	0					
43 Ryan Shealy, R OBP: 0.571, SLG: 1.000										G6-4-3	2	0	0	0	0	0	1					
17 Mike Jacobs, L 16 Billy Butler, R OBP: 0.500, SLG: 0.857 63 Tommy Murphy, S OBP: 0.400, SLG: 0.800	F8									G6-4-3	3	0	0	0	0	2	1					
4 Alex Gordon, L 58 Tug Hulett, L OBP: 0.500, SLG: 1.000	G4-3									G6-4-3	1	0	1	0	0	0	0					
24 Mark Teahen, L 15 Shane Costa, L 8 Willie Bloomquist, R	G4-3									G6-4-3	2	0	1	0	1	0	0					
14 John Buck, R 21 Miguel Olivo, R OBP: 0.571, SLG: 1.143										G6-4-3	2	0	1	0	0	0	1					
78 Jose Duarte, R OBP: 0.250, SLG: 0.250 75 Derrick Robinson, S OBP: 0.250, SLG: 0.333	SH3-4									G6-4-3	1	0	0	0	0	0	1					
<b>Inning Stats</b>	R: 0 E: 0 K: 1 S: 4	H: 0 LOB: 0 BB: 9 P: 9	R: 1 E: 0 K: 0 S: 5	H: 1 LOB: 0 BB: 0 P: 6	R: 0 E: 0 K: 1 S: 6	H: 1 LOB: 2 BB: 1 P: 10	R: 0 E: 0 K: 1 S: 5	H: 0 LOB: 0 BB: 0 P: 5	R: 0 E: 0 K: 0 S: 3	H: 0 LOB: 2 BB: 2 P: 11	R: 0 E: 0 K: 1 S: 6	H: 1 LOB: 1 BB: 0 P: 6	R: 1 E: 0 K: 1 S: 8	H: 3 LOB: 3 BB: 0 P: 8	R: 0 E: 0 K: 0 S: 4	H: 1 LOB: 0 BB: 0 P: 4	R: 0 E: 0 K: 0 S: 3	H: 1 LOB: 0 BB: 0 P: 3	1B: 4 2B: 2 3B: 1 HR: 2	SF: 0 SAC: 1 DP: 1 HBP: 0	WP: 0 PB: 0 SB: 0 CS: 0	PA: 41
<b>PITCHER</b>	IP WLS BF H R ER SO BB IBB HBP BLK WP HR S P ERA WHIP	79 Kevin Correia, R ERA: 4.5	2.0 5 7 1 1 1 1 1 0 0 0 0 0 1 6 4.50 1.000	21 Heath Bell, R ERA: 9.0	1.0 H 3 0 0 0 1 0 0 0 0 0 0 5 5 0.00 0.000	43 Cia Meredith, R ERA: 5.1	1.0 H 5 0 0 0 2 0 0 0 0 0 0 3 11 0.00 2.000	41 Mark Worrell, R ERA: 6.1	1.0 H 4 1 0 0 2 0 0 0 0 0 0 8 8 0.00 1.000	<b>PITCHER</b>	IP WLS BF H R ER SO BB IBB HBP BLK WP HR S P ERA WHIP	40 Scott Patterson, R ERA: 7.1	1.0 1.0 4 1 0 0 1 0 0 0 0 0 0 6 10 0.00 2.000	82 Oneli Perez, R ERA: 9.0	1.0 B 6 3 1 1 1 0 0 0 0 0 0 4 4 0.00 1.000	56 Mike Ekstrom, R ERA: 10.1	1.0 3 1 0 0 0 0 0 0 0 0 0 0 3 3 0.00 1.000	50 Joe Thatcher, L ERA: 10.1	1.0 3 1 0 0 0 0 0 0 0 0 0 0 3 3 0.00 1.000			

San Diego Padres @ Kansas City Royals  
 Surprise Stadium, Surprise, AZ  
 Sat Feb 28 2009, 3:05 PM EST  
 Att: 3,709 - Sunny - 80 F

AB	35
R	2
H	9
RBI	2
BB	4
SO	7
LOB	20









Batter	1	2	3	4	5	6	7	8	9	AB	R	H	RBI	BB	SO	LOB	TOP																			
Dave Roberts, L (1.7)																																				
31 Josh Phelps, R (4.7)			FC4 14 E 21 BB	G6-3			G5-4-3		F9	3	1	0	0	0	1	2																				
7 Emmanuel Burriss, S (1.4)										3	1	2	1	0	0	0																				
8 Eugenio Velez, S (7.4)										1	0	0	0	0	0	0																				
14 Fred Lewis, L (1.10)										4	0	1	0	0	2	2																				
21 John Bowker, L (1.3)										2	0	0	1	1	0	2																				
29 Scott McClain, R (7.3)										1	1	1	1	0	0	0																				
35 Rich Aurilia, R (1.5)										3	0	0	1	0	0	4																				
76 Jesus Guzman, R (6.5)										1	0	1	0	0	0	0																				
74 Matt Downs, R (1.9)										4	0	1	0	0	0	3																				
23 Juan Uribe, R (1.6)										3	0	0	0	0	0	1																				
77 Jake Wald, R (6.6)										1	1	1	1	0	0	0																				
20 Steve Holm, R (1.2)										3	0	1	0	0	0	0																				
72 Eli Whiteside, R (7.2)										1	0	0	0	0	0	0																				
59 Andres Torres, S (1.8)										4	1	2	0	0	1	1																				
Inning Stats	R: 0 E: 0 K: 1 S: 7	H: 2 LOB: 2 BB: 0 P: 7	R: 0 E: 0 K: 0 S: 3	H: 1 LOB: 0 BB: 0 P: 3	R: 3 E: 2 K: 0 S: 6	H: 2 LOB: 1 BB: 1 P: 10	R: 0 E: 0 K: 0 S: 4	H: 1 LOB: 1 BB: 0 P: 5	R: 0 E: 0 K: 1 S: 5	H: 0 LOB: 0 BB: 0 P: 5	R: 0 E: 0 K: 0 S: 3	H: 0 LOB: 0 BB: 0 P: 3	R: 0 E: 0 K: 1 S: 5	H: 1 LOB: 0 BB: 0 P: 5	R: 1 E: 0 K: 1 S: 7	H: 2 LOB: 1 BB: 0 P: 8	R: 1 E: 0 K: 0 S: 6	H: 1 LOB: 0 BB: 0 P: 7	1B: 7 2B: 1 3B: 0 HR: 2	SF: 0 SAC: 0 DP: 3 HBP: 0	WP: 0 PA: 37 PB: 0 SB: 1 CS: 0															
PITCHER	IP	WLS	BF	H	R	ER	SO	BB	IBB	HBP	BLK	WP	HR	S	P	ERA	WHIP	PITCHER	IP	WLS	BF	H	R	ER	SO	BB	IBB	HBP	BLK	WP	HR	S	P	ERA	WHIP	
52 Horacio Ramirez, L (1.1)	2.1		14	5	3	0	1	1	0	0	0	0	0	15	19	0.00	2.571	65 Heath Phillips, L (9.1)	1.0		4	1	1	1	0	0	0	0	0	0	1	6	7	9.00	1.000	
38 Devon Lowery, R (3.1)	0.2	W	1	0	0	0	0	0	0	0	0	0	0	1	1	0.00	0.000																			
28 Kyle Davies, R (4.1)	3.0	H	10	1	0	0	1	0	0	0	0	0	0	12	13	0.00	0.333																			
34 Jamey Wright, R (7.1)	1.0		3	1	0	0	1	0	0	0	0	0	0	5	5	0.00	1.000																			
62 Julio Pimentel, R (8.1)	1.0		5	2	1	1	1	0	0	0	0	0	1	7	8	9.00	2.000																			

San Francisco Giants @ Kansas City Royals  
 Surprise Stadium, Surprise, AZ  
 Mon Mar 02 2009, 3:05 PM EST  
 Att: 3,202 - Partly Cloudy - 82 F

AB	36
R	5
H	10
RBI	5
BB	1
SO	4
LOB	16



Batter	1	2	3	4	5	6	7	8	9	AB	R	H	RBI	BB	SO	LOB	BOTTOM																		
35 Mitch Maier, L (1.8)			SF7																																
75 Derrick Robinson, S (5. PH)										2	0	1	1	0	1	0																			
8 Willie Bloomquist, R (1.6)										3	0	1	0	0	1	1																			
46 Luis Hernandez, S (4.6)										3	1	2	1	0	0	1																			
25 Kila Ka'aihue, L (1.10)										3	0	0	0	1	0	4																			
77 John Suomi, L (6. PH)										1	0	1	4	1	0	0																			
43 Ryan Shealy, R (1.3)										4	1	1	0	1	1	3																			
76 Jeff Howell, R (7. PH)										0	0	0	0	1	0	0																			
Brayan Peña, S (1.2)										3	1	2	0	0	0	2																			
54 J.R. House, R (5. PH)										3	0	0	0	0	1	7																			
69 Corey Smith, R (1.5)										3	1	1	0	0	0	3																			
39 Mario Lisson, R (6.5)										3	0	0	0	0	2	0																			
15 Shane Costa, L (1.9)										2	2	2	0	1	0	0																			
78 Jose Duarte, R (5.9)										2	2	1	0	1	0	0																			
72 Chris Lubanski, L (1.7)										3	2	3	2	0	0	0																			
63 Tommy Murphy, S (6.7)										2	2	1	0	1	0	0																			
13 Alberto Callaspo, S (1.4)										2	0	1	3	0	0	3																			
58 Tug Hulett, L (6.4)										1	1	0	0	1	0	2																			
Inning Stats	R: 0 E: 0 K: 2 S: 8	H: 4 LOB: 1 BB: 0 P: 7	R: 3 E: 2 K: 0 S: 7	H: 4 LOB: 1 BB: 0 P: 7	R: 4 E: 1 K: 0 S: 8	H: 4 LOB: 2 BB: 1 P: 12	R: 0 E: 0 K: 0 S: 6	H: 3 LOB: 3 BB: 0 P: 6	R: 0 E: 0 K: 0 S: 3	H: 0 LOB: 2 BB: 2 P: 11	R: 3 E: 0 K: 2 S: 10	H: 3 LOB: 3 BB: 3 P: 22	R: 4 E: 0 K: 1 S: 8	H: 3 LOB: 2 BB: 3 P: 20	R: 0 E: 0 K: 1 S: 5	H: 0 LOB: 0 BB: 0 P: 5	1B: 16 2B: 1 3B: 1 HR: 0	SF: 2 SAC: 0 DP: 0 HBP: 0	WP: 0 PA: 53 PB: 0 SB: 0 CS: 0																
PITCHER	IP	WLS	BF	H	R	ER	SO	BB	IBB	HBP	BLK	WP	HR	S	P	ERA	WHIP	PITCHER	IP	WLS	BF	H	R	ER	SO	BB	IBB	HBP	BLK	WP	HR	S	P	ERA	WHIP
18 Matt Cain, R (1.1)	1.2		11	5	3	3	2	1	0	0	0	0	0	14	18	16.20	3.600	Jack Taschner, L (6.1)	1.0		9	3	3	3	2	3	0	0	0	10	22	27.00	6.000		
61 Jesse English, L (2.1)	0.1		1	0	0	0	0	0	0	0	0	0	0	1	1	0.00	0.000	22 Keiichi Yabu, R (7.1)	0.2		7	3	4	4	0	2	0	0	5	13	54.00	7.500			
68 Kevin Pucetas, R (3.1)	0.2	L	8	4	4	2	0	1	0	0	0	0	0	7	11	27.00	7.500	63 Waldis Joaquin, R (7.1)	1.1		5	0	0	0	2	1	0	0	8	12	0.00	0.750			
70 Ronnie Ray, R (3.1)	1.1		7	3	0	0	0	0	0	0	0	0	0	7	7	0.00	2.250																		
38 Brian Wilson, R (5.1)	1.0		5	0	0	0	0	2	0	0	0	0	0	3	11	0.00	2.000																		

San Francisco Giants @ Kansas City Royals  
 Surprise Stadium, Surprise, AZ  
 Mon Mar 02 2009, 3:05 PM EST  
 Att: 3,202 - Partly Cloudy - 82 F

AB	41
R	14
H	18
RBI	13
BB	10
SO	6
LOB	26









Batter	1	2	3	4	5	6	7	8	9	AB	R	H	RBI	BB	SO	LOB	TOP					
2 Coco Crisp, S OBP: 0.500, SLG: 0.733 75 Derrick Robinson, S OBP: 0.600, SLG: 0.971										3	0	2	1	0	1	0	<b>Kansas City Royals @ Texas Rangers</b> Surprise Stadium, Surprise, AZ Wed Mar 04 2009, 3:05 PM EST Att. 3,331 - Overcast - 72 F					
13 Alberto Callaspo, S OBP: 0.200, SLG: 0.214 63 Tommy Murphy, S OBP: 0.385, SLG: 0.455										3	0	0	0	0	0	2						
9 David DeJesus, L OBP: 0.294, SLG: 0.250 72 Chris Lubanski, L OBP: 0.500, SLG: 0.750										3	0	0	0	0	0	1						
Ross Gload, L OBP: 0.214, SLG: 0.571 25 Kila Ka'aihue, L OBP: 0.417, SLG: 0.300										3	0	0	0	0	1	1						
17 Mike Jacobs, L OBP: 0.278, SLG: 0.375 43 Ryan Shealy, R OBP: 0.400, SLG: 0.455										3	0	0	0	0	2	0						
4 Alex Gordon, L OBP: 0.353, SLG: 0.733 69 Corey Smith, R OBP: 0.111, SLG: 0.111										3	1	1	1	0	0	0						
Brayan Peña, S OBP: 0.462, SLG: 0.364 74 Cody Clark, R OBP: 0.111, SLG: 0.111										2	1	1	0	1	0	0						
46 Luis Hernandez, S OBP: 0.500, SLG: 0.500 39 Mario Lison, R										0	0	0	0	0	0	0						
15 Shane Costa, L OBP: 0.500, SLG: 0.400 78 Jose Duarte, R OBP: 0.333, SLG: 0.250										3	0	1	0	0	0	1						
										1	0	0	0	0	1	0						
<b>Inning Stats</b>	R: 0 E: 0 K: 0 S: 4	H: 1 LOB: 1 BB: 0 P: 4	R: 0 E: 0 K: 1 S: 6	H: 1 LOB: 2 BB: 1 P: 11	R: 0 E: 0 K: 1 S: 5	H: 0 LOB: 0 BB: 0 P: 5	R: 0 E: 0 K: 1 S: 5	H: 0 LOB: 0 BB: 0 P: 5	R: 1 E: 0 K: 0 S: 5	H: 2 LOB: 2 BB: 0 P: 5	R: 0 E: 0 K: 0 S: 5	H: 0 LOB: 0 BB: 0 P: 5	R: 1 E: 0 K: 0 S: 6	H: 1 LOB: 0 BB: 0 P: 8	R: 1 E: 1 K: 0 S: 5	H: 1 LOB: 2 BB: 0 P: 9	R: 0 E: 0 K: 1 S: 5	H: 0 LOB: 0 BB: 0 P: 5	1B: 4 2B: 1 3B: 0 HR: 1	SF: 0 SAC: 0 DP: 0 HBP: 0	WP: 0 PB: 0 SB: 1 CS: 0	PA: 36
<b>PITCHER</b>	IP WLS BF H R ER SO BB IBB HBP BLK WP HR S P ERA WHIP																					
33 Kevin Millwood, R ERA: 0.00	3.0 0 12 2 0 0 2 1 0 0 0 0 0 0 15 20 0.00 1.000																					
67 Derek Holland, L ERA: 9.0	2.0 0 8 2 1 1 1 0 0 0 0 1 0 0 10 10 4.50 1.000																					
49 Doug Mathis, R ERA: 6.75	2.0 0 7 1 1 1 1 0 0 0 0 0 0 1 11 13 4.50 0.500																					
55 Willie Eyre, R ERA:	1.0 0 6 1 1 0 0 1 0 0 0 0 0 0 5 9 0.00 2.000																					
50 Frank Francisco, R ERA:	1.0 0 3 0 0 0 1 0 0 0 0 0 0 0 5 5 0.00 0.000																					

Batter	1	2	3	4	5	6	7	8	9	AB	R	H	RBI	BB	SO	LOB	BOTTOM	
5 Ian Kinsler, R OBP: 0.267, SLG: 0.333 13 Omar Vizquel, S OBP: 0.500, SLG: 0.444										2	1	1	0	0	0	0	<b>Kansas City Royals @ Texas Rangers</b> Surprise Stadium, Surprise, AZ Wed Mar 04 2009, 3:05 PM EST Att. 3,331 - Overcast - 72 F	
10 Michael Young, R OBP: 0.313, SLG: 0.287 15 Travis Metcalf, R OBP: 0.313, SLG: 0.400										2	0	1	1	0	0	0		
32 Josh Hamilton, L OBP: 0.455, SLG: 1.182 29 Julio Borbon, L OBP: 0.333, SLG: 0.200										2	0	0	0	0	1	1		
9 Hank Blalock, L OBP: 0.500, SLG: 0.692										2	1	0	0	1	1	1		
22 Marlon Byrd, R OBP: 0.375, SLG: 0.429 95 Craig Gentry, R										2	0	1	0	0	0	0		
7 David Murphy, L OBP: 0.353, SLG: 0.529 41 Brandon Boggs, S OBP: 0.308, SLG: 0.273										2	0	0	0	0	0	1		
19 Chris Davis, L OBP: 0.471, SLG: 0.308 12 Justin Smoak, S OBP: 0.500, SLG: 1.000										1	1	0	0	1	0	0		
21 Jarrod Saltalamacchia, R OBP: 0.615, SLG: 0.917 2 Taylor Teagarden, R OBP: 0.400, SLG: 0.400										1	1	1	3	0	0	0		
1 Elvis Andrus, R OBP: 0.286, SLG: 0.231 6 German Duran, R OBP: 0.182, SLG: 0.100										2	0	0	0	0	1	1		
										1	0	0	0	0	0	0		
<b>Inning Stats</b>	R: 1 E: 0 K: 0 S: 4	H: 2 LOB: 0 BB: 0 P: 4	R: 1 E: 0 K: 1 S: 6	H: 1 LOB: 1 BB: 1 P: 10	R: 0 E: 0 K: 1 S: 5	H: 0 LOB: 0 BB: 0 P: 5	R: 0 E: 0 K: 1 S: 5	H: 1 LOB: 0 BB: 0 P: 5	R: 0 E: 0 K: 0 S: 3	H: 1 LOB: 0 BB: 0 P: 3	R: 3 E: 0 K: 1 S: 6	H: 1 LOB: 2 BB: 0 P: 14	R: 0 E: 0 K: 1 S: 5	H: 0 LOB: 0 BB: 0 P: 5	1B: 3 2B: 2 3B: 0 HR: 1	SF: 0 SAC: 1 DP: 3 HBP: 0	WP: 0 PB: 0 SB: 0 CS: 0	PA: 30
<b>PITCHER</b>	IP WLS BF H R ER SO BB IBB HBP BLK WP HR S P ERA WHIP																	
19 Brian Bannister, R ERA: 3.6	3.0 0 9 2 0 0 2 1 0 0 0 0 0 0 13 13 0.00 0.667																	
44 Luke Hochevar, R ERA: 3.6	1.0 0 6 1 3 3 1 2 0 0 0 0 0 1 6 14 27.00 3.000																	
70 Dan Cortes, R ERA: 13.5	1.0 0 3 0 0 0 1 0 0 0 0 0 0 0 5 5 0.00 0.000																	











Batter	1	2	3	4	5	6	7	8	9	AB	R	H	RBI	BB	SO	LOB	TOP			
23 Ricke Weeks Jr, R OBP: 0.381, SLG: 0.200 14 Casey McGehee, R OBP: 0.267, SLG: 0.467	0-3 K		0-0 FC5 2B		0-0 P3		0-0 F9			3	0	1	0	0	1	1	<p>Milwaukee Brewers @ Kansas City Royals</p> <p>Surprise Stadium, Surprise, AZ</p> <p>Sun Mar 08 2009, 4:05 PM EDT</p> <p>Att: 5,751 - Sunny - 66 F</p>			
3 Trot Nixon, L OBP: 0.250, SLG: 0.250 88 Lorenzo Cain, R OBP: 0.667, SLG: 0.833	4-0 G4-6-3 BB		4-0 FC5 BB		4-0 BB			0-0 P5		1	0	0	0	3	0	0				
7 J.J. Hardy, R OBP: 0.400, SLG: 0.632 21 Alcides Escobar, R OBP: 0.211, SLG: 0.333	0-0 G4-6-3		0-0 FC5		0-0 P6			0-0 G5-3		3	0	0	0	0	0	5				
1 Corey Hart, R OBP: 0.571, SLG: 0.947 98 Cole Gillespie, R OBP: 0.250, SLG: 0.250				0-0 F8		0-0 27 G5-3 32 G2-3 1B		0-0 K		3	0	1	0	0	1	0				
32 Scott Thorman, L OBP: 0.450, SLG: 0.600				0-0 G3-1		0-0 G2-3		0-0 G3		4	0	0	0	0	0	2				
27 Brad Nelson, L OBP: 0.600, SLG: 0.800				0-0 FC6-4 1B		0-0 G5-3		0-0 G3		4	1	2	1	0	0	1				
87 Jonathan Lucroy, R OBP: 0.333, SLG: 0.300 77 Carlos Corporán, S OBP: 0.200, SLG: 0.200				0-0 FC6-4		0-0 F8		0-3 K		3	0	0	0	0	1	2				
16 Chris Duffy, L OBP: 0.346, SLG: 0.625 24 Mat Gamel, L OBP: 0.111, SLG: 0.444				0-0 G3-1		4-0 BB BB		0-3 K		2	0	0	0	1	1	0				
9 Herman Iribarren, L OBP: 0.176, SLG: 0.235				0-0 L4		0-0 L7		0-0 2B		4	0	1	0	0	0	1				
<b>Inning Stats</b>	R: 0 E: 0 K: 1 S: 4	H: 0 LOB: 0 BB: 1 P: 8	R: 0 E: 0 K: 0 S: 4	H: 1 LOB: 1 BB: 0 P: 4	R: 0 E: 0 K: 0 S: 4	H: 1 LOB: 2 BB: 1 P: 8	R: 0 E: 0 K: 0 S: 4	H: 1 LOB: 0 BB: 0 P: 3	R: 0 E: 0 K: 1 S: 5	H: 0 LOB: 0 BB: 2 P: 5	R: 0 E: 0 K: 2 S: 8	H: 1 LOB: 1 BB: 0 P: 8	R: 0 E: 0 K: 0 S: 4	H: 1 LOB: 1 BB: 0 P: 4	R: 1 E: 0 K: 2 S: 8	H: 1 LOB: 0 BB: 0 P: 10	1B: 3 2B: 2 3B: 0 HR: 1	SF: 0 SAC: 0 DP: 1 HBP: 0	WP: 0 PB: 0 CS: 0	PA: 36
<b>PITCHER</b>	IP WLS BF H R ER SO BB IBB HBP BLK WP HR S P ERA WHIP	IP WLS BF H R ER SO BB IBB HBP BLK WP HR S P ERA WHIP	IP WLS BF H R ER SO BB IBB HBP BLK WP HR S P ERA WHIP	IP WLS BF H R ER SO BB IBB HBP BLK WP HR S P ERA WHIP	IP WLS BF H R ER SO BB IBB HBP BLK WP HR S P ERA WHIP	IP WLS BF H R ER SO BB IBB HBP BLK WP HR S P ERA WHIP	IP WLS BF H R ER SO BB IBB HBP BLK WP HR S P ERA WHIP	IP WLS BF H R ER SO BB IBB HBP BLK WP HR S P ERA WHIP	IP WLS BF H R ER SO BB IBB HBP BLK WP HR S P ERA WHIP	IP WLS BF H R ER SO BB IBB HBP BLK WP HR S P ERA WHIP	IP WLS BF H R ER SO BB IBB HBP BLK WP HR S P ERA WHIP	IP WLS BF H R ER SO BB IBB HBP BLK WP HR S P ERA WHIP	IP WLS BF H R ER SO BB IBB HBP BLK WP HR S P ERA WHIP	IP WLS BF H R ER SO BB IBB HBP BLK WP HR S P ERA WHIP	IP WLS BF H R ER SO BB IBB HBP BLK WP HR S P ERA WHIP	IP WLS BF H R ER SO BB IBB HBP BLK WP HR S P ERA WHIP	IP WLS BF H R ER SO BB IBB HBP BLK WP HR S P ERA WHIP			

Batter	1	2	3	4	5	6	7	8	9	AB	R	H	RBI	BB	SO	LOB	BOTTOM			
2 Coco Crisp, S OBP: 0.556, SLG: 0.684 75 Derrick Robinson, S OBP: 0.571, SLG: 0.950	0-0 FC3-6 BB		0-0 G4-3					0-3 K		2	1	0	1	1	0	2	<p>Milwaukee Brewers @ Kansas City Royals</p> <p>Surprise Stadium, Surprise, AZ</p> <p>Sun Mar 08 2009, 4:05 PM EDT</p> <p>Att: 5,751 - Sunny - 66 F</p>			
13 Alberto Callaspo, S OBP: 0.217, SLG: 0.227 58 Tug Hulet, L OBP: 0.333, SLG: 0.400	0-0 BB				0-0 G6-4-3 1B			0-0 G4-6-3		4	1	2	0	0	0	2				
9 David DeJesus, L OBP: 0.269, SLG: 0.375 72 Chris Lubanski, L OBP: 0.583, SLG: 0.727	0-0 FC4 1B		0-0 G3		0-0 G6-4-3			0-0 G4-3		3	1	0	0	0	0	2				
16 Billy Butler, R OBP: 0.412, SLG: 0.500 25 Kila Ka'aihue, L OBP: 0.429, SLG: 0.273	0-0 BB 1B				0-0 G5-3			0-3 K		3	1	1	1	0	0	0				
43 Ryan Shealy, R OBP: 0.435, SLG: 0.588	4-0 BB 1B				0-0 G4-3			0-0 G5-3		3	1	1	0	1	0	0				
Brayan Peña, S OBP: 0.444, SLG: 0.333 54 J.R. House, R	0-0 BB 1B		0-0 G1-3		0-0 G3-1			0-0 P3		3	1	1	1	0	0	1				
69 Corey Smith, R OBP: 0.353, SLG: 0.333	4-0 BB 1B				4-0 BB			0-0 G4-3		2	1	1	1	2	0	0				
46 Luis Hernandez, S OBP: 0.462, SLG: 0.364 39 Mario Lison, R OBP: 0.300, SLG: 0.222	0-0 G3		0-0 P5		0-0 F9			0-3 K		3	0	0	1	0	0	4				
15 Shane Costa, L OBP: 0.556, SLG: 0.429 35 Mitch Maier, L OBP: 0.288, SLG: 0.500	0-0 FC3-6 1B		0-0 F7			4-0 BB				2	0	1	1	1	0	1				
<b>Inning Stats</b>	R: 7 E: 1 K: 0 S: 8	H: 4 LOB: 1 BB: 3 P: 20	R: 0 E: 0 K: 0 S: 4	H: 1 LOB: 1 BB: 0 P: 4	R: 0 E: 0 K: 0 S: 3	H: 1 LOB: 0 BB: 0 P: 3	R: 0 E: 0 K: 0 S: 3	H: 0 LOB: 0 BB: 1 P: 7	R: 0 E: 0 K: 1 S: 4	H: 0 LOB: 0 BB: 0 P: 8	R: 0 E: 0 K: 1 S: 5	H: 0 LOB: 0 BB: 0 P: 5	R: 0 E: 0 K: 1 S: 5	H: 0 LOB: 0 BB: 0 P: 5	R: 0 E: 0 K: 1 S: 5	H: 0 LOB: 0 BB: 0 P: 5	1B: 7 2B: 0 3B: 0 HR: 0	SF: 0 SAC: 0 DP: 2 HBP: 0	WP: 0 PB: 0 CS: 0	PA: 35
<b>PITCHER</b>	IP WLS BF H R ER SO BB IBB HBP BLK WP HR S P ERA WHIP	IP WLS BF H R ER SO BB IBB HBP BLK WP HR S P ERA WHIP	IP WLS BF H R ER SO BB IBB HBP BLK WP HR S P ERA WHIP	IP WLS BF H R ER SO BB IBB HBP BLK WP HR S P ERA WHIP	IP WLS BF H R ER SO BB IBB HBP BLK WP HR S P ERA WHIP	IP WLS BF H R ER SO BB IBB HBP BLK WP HR S P ERA WHIP	IP WLS BF H R ER SO BB IBB HBP BLK WP HR S P ERA WHIP	IP WLS BF H R ER SO BB IBB HBP BLK WP HR S P ERA WHIP	IP WLS BF H R ER SO BB IBB HBP BLK WP HR S P ERA WHIP	IP WLS BF H R ER SO BB IBB HBP BLK WP HR S P ERA WHIP	IP WLS BF H R ER SO BB IBB HBP BLK WP HR S P ERA WHIP	IP WLS BF H R ER SO BB IBB HBP BLK WP HR S P ERA WHIP	IP WLS BF H R ER SO BB IBB HBP BLK WP HR S P ERA WHIP	IP WLS BF H R ER SO BB IBB HBP BLK WP HR S P ERA WHIP	IP WLS BF H R ER SO BB IBB HBP BLK WP HR S P ERA WHIP	IP WLS BF H R ER SO BB IBB HBP BLK WP HR S P ERA WHIP				














Batter	1	2	3	4	5	6	7	8	9	AB	R	H	RBI	BB	SO	LOB	TOP			
31 Dewayne Wise, L (1, 8) OBP: 0.389, SLG: 0.588										4	1	2	0	0	1	2	<b>Chicago White Sox @ Kansas City Royals</b> Surprise Stadium, Surprise, AZ Thu Mar 12 2009, 4:05 PM EDT Att: 4,645 - Cloudy - 72 F			
12 A.J. Pierzynski, L (1, 2) OBP: 0.421, SLG: 0.500 55 Donny Lucy, R (6, 2) OBP: 0.250, SLG: 0.625										2	0	1	0	0	0	1				
20 Carlos Quentin, R (1, 7) OBP: 0.333, SLG: 0.394 32 Brian Anderson, R (6, 7) OBP: 0.313, SLG: 0.192										2	0	1	2	0	0	0				
23 Jermaine Dye, R (1, 9) OBP: 0.310, SLG: 0.200 58 Michael Restovich, R (6, 9) OBP: 0.388, SLG: 0.563										3	0	0	0	0	1	3				
14 Paul Konerko, R (1, 10) OBP: 0.333, SLG: 0.560										4	0	0	0	0	0	2				
74 Josh Kroeger, L (1, 3) OBP: 0.333, SLG: 0.433										4	0	0	0	0	0	0				
7 Josh Fields, R (1, 5) OBP: 0.353, SLG: 0.625 77 Javier Castillo, R (7, 5) OBP: 0.444, SLG: 0.750										3	1	1	1	0	2	0				
17 Chris Getz, L (1, 4) OBP: 0.385, SLG: 0.522 75 Eider Torres, S (9, PH) OBP: 0.231, SLG: 0.091										2	0	1	0	1	0	0				
80 Gordon Beckham, R (1, 6) OBP: 0.417, SLG: 0.864										3	1	1	0	1	0	1				
<b>Inning Stats</b>	R: 1 E: 0 K: 0 S: 4	H: 1 LOB: 0 BB: 0 P: 5	R: 0 E: 0 K: 1 S: 7	H: 2 LOB: 1 BB: 0 P: 5	R: 0 E: 0 K: 1 S: 5	H: 0 LOB: 0 BB: 0 P: 5	R: 1 E: 0 K: 0 S: 4	H: 1 LOB: 1 BB: 1 P: 8	R: 0 E: 0 K: 1 S: 5	H: 0 LOB: 0 BB: 0 P: 5	R: 0 E: 0 K: 1 S: 6	H: 1 LOB: 2 BB: 1 P: 10	R: 0 E: 0 K: 0 S: 3	H: 0 LOB: 0 BB: 0 P: 3	R: 0 E: 0 K: 0 S: 3	H: 0 LOB: 0 BB: 0 P: 3		1B: 5 2B: 1 3B: 0 HR: 1	SF: 1 SAC: 1 DP: 0 HBP: 0	WP: 0 PB: 0 SB: 1 CS: 0
<b>PITCHER</b>	IP WLS BF H R ER SO BB IBB HBP BLK WP HR S P ERA WHIP																			
52 Horacio Ramirez, L (1, 1) ERA: 5.25 28 Kyle Davies, R (6, 1) ERA: 0.71	5.0 W 22 6 3 3 2 1 0 0 0 0 0 1 25 30 5.40 1.400																			
52 Horacio Ramirez, L (1, 1) ERA: 5.25 28 Kyle Davies, R (6, 1) ERA: 0.71	4.0 S 14 1 0 0 2 1 0 0 0 0 0 0 17 21 0.00 0.500																			



Batter	1	2	3	4	5	6	7	8	9	AB	R	H	RBI	BB	SO	LOB	BOTTOM			
2 Coco Crisp, S (1, 8) OBP: 0.545, SLG: 0.609 75 Derrick Robinson, S (5, PR) OBP: 0.444, SLG: 0.357										1	0	1	0	2	0	0	<b>Chicago White Sox @ Kansas City Royals</b> Surprise Stadium, Surprise, AZ Thu Mar 12 2009, 4:05 PM EDT Att: 4,645 - Cloudy - 72 F			
24 Mark Teahen, L (1, 4) OBP: 0.584, SLG: 0.800 8 Willie Bloomquist, R (6, 4) OBP: 0.346, SLG: 0.400										3	1	1	2	0	0	2				
9 David DeJesus, L (1, 7) OBP: 0.313, SLG: 0.400 15 Shane Costa, L (5, PR) OBP: 0.385, SLG: 0.273										3	0	1	0	0	0	1				
17 Mike Jacobs, L (1, 10) OBP: 0.343, SLG: 0.594 25 Kila Ka'aihue, L (7, PH) OBP: 0.438, SLG: 0.250										3	2	2	1	0	0	0				
16 Billy Butler, R (1, 3) OBP: 0.385, SLG: 0.609 43 Ryan Shealy, R (6, 3) OBP: 0.417, SLG: 0.556										3	0	1	1	0	2	1				
4 Alex Gordon, L (1, 5) OBP: 0.313, SLG: 0.533 69 Corey Smith, R (6, 5) OBP: 0.389, SLG: 0.438										3	1	2	0	0	0	2				
14 John Buck, R (1, 2) OBP: 0.550, SLG: 1.000 54 J.R. House, R (8, 2) OBP: 0.167, SLG: 0.091										1	0	0	0	2	0	2				
Ross Gload, L (1, 9) OBP: 0.240, SLG: 0.458 72 Chris Lubanski, L (6, 9) OBP: 0.533, SLG: 0.857										3	0	1	2	0	0	4				
1 Tony Pena Jr., R (1, 6) OBP: 0.292, SLG: 0.238 46 Luis Hernandez, S (7, 6) OBP: 0.333, SLG: 0.250										3	0	0	0	0	0	2				
<b>Inning Stats</b>	R: 0 E: 0 K: 0 S: 3	H: 1 LOB: 0 BB: 0 P: 3	R: 0 E: 0 K: 1 S: 6	H: 1 LOB: 2 BB: 1 P: 10	R: 0 E: 0 K: 0 S: 3	H: 0 LOB: 1 BB: 1 P: 7	R: 2 E: 0 K: 1 S: 7	H: 3 LOB: 1 BB: 1 P: 11	R: 4 E: 0 K: 0 S: 9	H: 4 LOB: 2 BB: 1 P: 15	R: 0 E: 0 K: 0 S: 3	H: 0 LOB: 0 BB: 0 P: 3	R: 0 E: 0 K: 0 S: 3	H: 0 LOB: 0 BB: 0 P: 3	R: 3 E: 0 K: 2 S: 11	H: 3 LOB: 0 BB: 0 P: 13		1B: 6 2B: 5 3B: 0 HR: 2	SF: 0 SAC: 0 DP: 2 HBP: 0	WP: 0 PB: 0 SB: 1 CS: 0
<b>PITCHER</b>	IP WLS BF H R ER SO BB IBB HBP BLK WP HR S P ERA WHIP																			
54 Clayton Richard, L (1, 1) ERA: 8.31 43 Ehren Wassermann, R (4, 1) ERA: 8.31 49 Franklin German, R (5, 1) ERA: 7.2 67 Randy Williams, L (5, 1) ERA: 57 Kevyn Jimenez, R (7, 1) ERA: 10.6	3.1 17 5 2 2 2 2 3 0 0 0 0 0 18 30 5.40 2.400																			
54 Clayton Richard, L (1, 1) ERA: 8.31 43 Ehren Wassermann, R (4, 1) ERA: 8.31 49 Franklin German, R (5, 1) ERA: 7.2 67 Randy Williams, L (5, 1) ERA: 57 Kevyn Jimenez, R (7, 1) ERA: 10.6	1.0 6 3 3 3 2 0 0 0 0 0 0 1 6 12 * * 0.00 0.000																			
54 Clayton Richard, L (1, 1) ERA: 8.31 43 Ehren Wassermann, R (4, 1) ERA: 8.31 49 Franklin German, R (5, 1) ERA: 7.2 67 Randy Williams, L (5, 1) ERA: 57 Kevyn Jimenez, R (7, 1) ERA: 10.6	1.0 3 0 0 0 0 0 0 0 0 0 0 0 3 3 0.00 0.000																			
65 Jhonny Nunez, R (8, 1) ERA: 5.4	1.0 6 3 3 3 2 0 0 0 0 0 0 1 6 12 * * 0.00 0.000																			






Batter	1	2	3	4	5	6	7	8	9	AB	R	H	RBI	BB	SO	LOB	TOP										
8 Willie Bloomquist, R OBP: 0.333, SLG: 0.379	(1,4) (6,9) (7,8) K		(0,3) (0,3) K					(0,0) F9		4	0	1	1	0	2	1											
1 Tony Pena Jr., R OBP: 0.250, SLG: 0.200	(1,6) G5-3			(0,0) F8	(0,1) PO	(0,0) F9			(0,3) K	4	0	0	0	0	1	0											
24 Mark Teahen, L OBP: 0.333, SLG: 0.643	(1,9) (6,4) K			(0,0) 1B		(0,3) K			(0,0) F8	4	0	1	0	0	2	0											
43 Ryan Shealy, R OBP: 0.385, SLG: 0.500	(1,3)		(0,3) K		(0,0) F9				(0,3) K	2	0	0	0	0	1	1											
25 Kila Ka'aihue, L OBP: 0.389, SLG: 0.214	(5,3)			(0,0) F9		(0,0) P5			(0,3) K	2	0	0	0	0	1	0											
21 Miguel Olivo, R OBP: 0.400, SLG: 0.800	(1,2)		(0,0) F8		(0,0) L6				(0,3) K	3	0	0	0	0	1	1											
Brayan Peña, S OBP: 0.409, SLG: 0.316	(7,2)								(0,3) K	0	0	0	0	0	0	0											
72 Chris Lubanski, L OBP: 0.471, SLG: 0.750	(1,7)		(0,0) G3			(0,0) F8			(0,3) K	2	0	0	0	0	0	0											
15 Shane Costa, L OBP: 0.357, SLG: 0.250	(5,7)								(0,3) K	1	0	0	0	0	1	0											
58 Tug Hulett, L OBP: 0.333, SLG: 0.375	(1,5)			(0,0) G4-3		(0,0) 54 BB 8 1B			(0,3) K	2	1	1	0	0	0	0											
69 Corey Smith, R OBP: 0.368, SLG: 0.412	(5,5)								(0,3) K	1	0	0	0	0	1	0											
75 Derrick Robinson, S OBP: 0.429, SLG: 0.353	(1,8) (7,9)		(0,0) 1B		(0,0) F7				(0,0) G4-3	3	0	1	0	0	0	1											
82 Joe Dickerson, L (8,9)										0	0	0	0	0	0	0											
23 Zack Greinke, R (1,1)			(0,3) K		(4,0) 8 1B				(0,3) K	1	0	0	0	0	1	1											
64 Tim Hamulack, R (4,1)										0	0	0	0	0	0	0											
54 J.R. House, R OBP: 0.231, SLG: 0.091	(5, PH)									0	0	0	0	1	0	0											
40 Kyle Farnsworth, R (5,1)										0	0	0	0	0	0	0											
73 Roman Colon, R (7,1)										1	0	0	0	0	1	1											
<b>Inning Stats</b>	R: 0 E: 0 K: 2 S: 7	H: 0 LOB: 0 BB: 0 P: 7	R: 0 E: 0 K: 1 S: 5	H: 0 LOB: 0 BB: 0 P: 5	R: 0 E: 0 K: 2 S: 8	H: 1 LOB: 1 BB: 0 P: 8	R: 0 E: 0 K: 0 S: 4	H: 1 LOB: 1 BB: 0 P: 4	R: 1 E: 0 K: 0 S: 5	H: 2 LOB: 1 BB: 1 P: 9	R: 0 E: 0 K: 3 S: 5	H: 0 LOB: 0 BB: 0 P: 5	R: 0 E: 0 K: 3 S: 9	H: 0 LOB: 0 BB: 0 P: 9	R: 0 E: 0 K: 1 S: 5	H: 0 LOB: 0 BB: 0 P: 5	R: 0 E: 0 K: 2 S: 7	H: 0 LOB: 0 BB: 0 P: 7	1B: 4 2B: 0 3B: 0 HR: 0	SF: 0 SAC: 0 DP: 0 HBP: 0	WP: 0 PB: 0 SB: 0 CS: 0	PA: 32					
<b>PITCHER</b>	IP	WLS	BF	H	R	ER	SO	BB	IBB	HBP	BLK	WP	HR	S	P	ERA	WHIP										
49 Yovani Gallardo, R ERA: 5.19	(1,1)	4.0	W	14	2	0	0	5	0	0	0	0	0	24	24	0.00	0.500										
48 Tim Lillard, R ERA: 1.42	(5,1)	1.0		5	2	1	1	0	1	0	0	0	0	5	9	9.00	3.000										
51 Trevor Hoffman, R ERA:	(6,1)	1.0		3	0	0	0	1	0	0	0	0	0	5	5	0.00	0.000										
45 Mark DiFelice, R ERA:	(7,1)	3.0	S	9	0	0	0	6	0	0	0	0	0	21	21	0.00	0.000										

**Kansas City Royals @ Milwaukee Brewers**  
Maryvale Baseball Park, Phoenix, AZ  
Fri Mar 13 2009, 4:05 PM EDT  
Att: 4,079 - Sunny - 71 F


AB 30  
R 1  
H 4  
RBI 1  
BB 1  
SO 12  
LOB 5



Batter	1	2	3	4	5	6	7	8	9	AB	R	H	RBI	BB	SO	LOB	BOTTOM										
23 Rickie Weeks Jr., R OBP: 0.400, SLG: 0.500	(1,4) (7,1) P4			(0,0) 7 1B	(0,0) 7 G6-4-3 1B	(0,0) F9				4	1	2	1	0	0	1											
45 Mark DiFelice, R (7,1)										0	0	0	0	0	0	0											
3 Trot Nixon, L OBP: 0.242, SLG: 0.214	(1,7) 28 HR 1B		(0,0) 7 1B		(0,0) K	(0,0) G3				3	1	1	0	1	1	3											
7 J.J. Hardy, R OBP: 0.367, SLG: 0.517	(1,6)		(0,0) 28 HR 1B		(0,0) G6-4-3					3	1	1	0	0	0	3											
21 Alcides Escobar, R OBP: 0.192, SLG: 0.280	(5,6)				(0,0) 1-2	(0,0) 32 G3-1 27 G6-3 1B				1	0	1	0	0	0	0											
28 Prince Fielder, L OBP: 0.457, SLG: 0.815	(1,3) 32 Scott Thorman, L OBP: 0.375, SLG: 0.590	(6, PR) (6,3) HR		(0,3) K		(0,0) G3-1				3	1	2	3	0	1	0											
1 Corey Hart, R OBP: 0.467, SLG: 0.857	(1,9) 27 Brad Nelson, L OBP: 0.500, SLG: 0.636	(6,9) G4-3		(0,0) 16 16 1B 2B		(0,3) K				1	0	0	0	0	0	1											
16 Chris Duffy, L OBP: 0.395, SLG: 0.639	(1,8) 88 Lorenzo Cain, R OBP: 0.400, SLG: 0.333	(9,8) 1B		(0,1) 14 CS 1B		(0,3) K				4	0	2	1	0	1	1											
14 Casey McGehee, R OBP: 0.417, SLG: 0.667	(1,5) Mike Lamb, L OBP: 0.259, SLG: 0.240	(6, PH) (9,5) F7		(0,1) 1-2 1B		(0,0) L9				3	0	1	0	0	0	2											
18 Jason Kendall, R OBP: 0.238, SLG: 0.476	(1,2) 10 Vinny Rottino, R OBP: 0.200, SLG: 0.200	(7,2) P4		(0,0) P6		(0,0) P3				3	0	0	0	0	0	1											
49 Yovani Gallardo, R ERA: 5.19	(1,1)	3.0	L	17	8	5	2	1	0	0	0	0	0	0	0	0											
64 Tim Hamulack, L ERA: 5.4	(4,1)	1.0		4	2	0	0	1	0	0	0	0	0	6	6	0.00	2.000										
40 Kyle Farnsworth, R ERA: 9.0	(5,1)	2.0		8	2	0	0	2	0	0	0	0	0	12	12	0.00	1.000										
73 Roman Colon, R ERA: 1.5	(7,1)	2.0		7	2	0	0	0	0	0	0	0	0	8	9	0.00	1.000										
<b>Inning Stats</b>	R: 3 E: 0 K: 0 S: 9	H: 4 LOB: 1 BB: 0 P: 10	R: 1 E: 0 K: 1 S: 6	H: 1 LOB: 1 BB: 1 P: 12	R: 1 E: 0 K: 1 S: 9	H: 3 LOB: 1 BB: 0 P: 9	R: 0 E: 0 K: 1 S: 6	H: 2 LOB: 1 BB: 0 P: 6	R: 0 E: 0 K: 2 S: 8	H: 1 LOB: 1 BB: 0 P: 8	R: 0 E: 0 K: 0 S: 4	H: 1 LOB: 1 BB: 0 P: 4	R: 0 E: 0 K: 0 S: 4	H: 1 LOB: 1 BB: 0 P: 5	R: 0 E: 0 K: 0 S: 4	H: 1 LOB: 1 BB: 0 P: 4	R: 0 E: 0 K: 0 S: 4	H: 1 LOB: 1 BB: 0 P: 4	1B: 10 2B: 2 3B: 0 HR: 2	SF: 0 SAC: 0 DP: 1 HBP: 0	WP: 0 PB: 0 SB: 1 CS: 1	PA: 36					
<b>PITCHER</b>	IP	WLS	BF	H	R	ER	SO	BB	IBB	HBP	BLK	WP	HR	S	P	ERA	WHIP										
23 Zack Greinke, R ERA: 7.15	(1,1)	3.0		17	8	5	2	1	0	0	0	0	0	6	6	0.00	2.000										
40 Kyle Farnsworth, R ERA: 9.0	(5,1)	2.0		8	2	0	0	2	0	0	0	0	0	12	12	0.00	1.000										
73 Roman Colon, R ERA: 1.5	(7,1)	2.0		7	2	0	0	0	0	0	0	0	0	8	9	0.00	1.000										

**Kansas City Royals @ Milwaukee Brewers**  
Maryvale Baseball Park, Phoenix, AZ  
Fri Mar 13 2009, 4:05 PM EDT  
Att: 4,079 - Sunny - 71 F

AB 35  
R 5  
H 14  
RBI 5  
BB 1  
SO 5  
LOB 16





Batter	1	2	3	4	5	6	7	8	9	AB	R	H	RBI	BB	SO	LOB	TOP				
3 Joaquin Arias, R OBP: 0.467, SLG: 0.467	0-0 13 CS 1B		1-0 13 G1-6-3 1B		1-0 13 FC6-5 13 S 1B		1-1 G4-3			4	0	3	0	0	0	1	<b>Texas Rangers @ Kansas City Royals</b> Surprise Stadium, Surprise, AZ Fri Mar 13 2009, 4:05 PM EDT Att: 4,105 - Sunny - 68 F				
13 Omar Vizquel, S OBP: 0.286, SLG: 0.200	0-3 K		0-2 G1-6-3		1-1 FC6-5 25 FC6-4			0-3 K		4	0	0	0	0	2	3					
25 Andrew Jones, R OBP: 0.324, SLG: 0.419	0-3 K		1-3 K		0-0 FC6-4			0-3 K		3	0	0	0	0	2	1					
29 Julio Borbon, L OBP: 0.333, SLG: 0.200										1	0	0	0	0	1	0					
9 Hank Blalock, L OBP: 0.432, SLG: 0.645		0-1 F7		4-0 22 BB 2B		0-0 L8		0-1 F7		3	1	0	0	1	0	0					
22 Marlon Byrd, R OBP: 0.357, SLG: 0.375		4-2 21 F8 1B BB		3-1 1-H 2B		0-0 F8		1-1 G5-3		2	0	1	1	1	0	0					
95 Craig Gentry, R OBP: 0.400, SLG: 0.250		0-2 12 BB 1B		0-3 K		0-0 G3-1		2-1 2B		4	0	2	0	0	1	1					
Frank Catalanotto, L OBP: 0.400, SLG: 0.444		0-0 F8		0-3 K				0-0 F9		3	0	0	0	0	1	3					
21 Jarrod Saltalamacchia, R OBP: 0.457, SLG: 0.550		2-3 BB		1-3 K				0-0 L8		2	0	0	0	1	2	1					
64 Manny Pina, R		1-2 BB								1	0	0	0	0	0	1					
12 Justin Smoak, S OBP: 0.400, SLG: 0.611		0-3 K		0-1 L8						3	0	1	0	0	1	3					
Mitch Moreland, L																					
15 Travis Metcalf, R OBP: 0.212, SLG: 0.250																					
<b>Inning Stats</b>	R: 0 E: 0 K: 2 S: 7	H: 1 LOB: 0 BB: 0 P: 7	R: 0 E: 0 K: 1 S: 14	H: 1 LOB: 3 BB: 2 P: 22	R: 0 E: 0 K: 1 S: 7	H: 1 LOB: 0 BB: 0 P: 9	R: 1 E: 0 K: 3 S: 11	H: 1 LOB: 1 BB: 1 P: 19	R: 0 E: 0 K: 0 S: 6	H: 0 LOB: 0 BB: 0 P: 8	R: 0 E: 0 K: 1 S: 8	H: 1 LOB: 1 BB: 0 P: 10	R: 0 E: 0 K: 2 S: 8	H: 0 LOB: 0 BB: 0 P: 8	R: 0 E: 0 K: 0 S: 6	H: 1 LOB: 1 BB: 0 P: 9		1B: 5 2B: 3 3B: 0 HR: 0	SF: 0 SAC: 0 DP: 2 HBP: 0	WP: 0 PB: 0 SB: 1 CS: 1	PA: 35
<b>PITCHER</b>	IP WLS BF H R ER SO BB IBB HBP BLK WP HR S P ERA WHIP																				
51 Robinson Tejeda, R ERA: 1.74	4.0 W 17 4 1 1 7 3 0 0 0 0 0 0 39 57 2.25 1.750																				
34 Jamey Wright, R ERA: 1.5	2.0 H 7 1 0 0 0 0 0 0 0 0 0 0 9 11 0.00 0.500																				
62 Julio Pimentel, R ERA: 3.18	1.2 H 6 1 0 0 3 0 0 0 0 0 0 0 14 16 0.00 0.600																				
38 Devon Lowery, R ERA:	1.1 S 5 1 0 0 0 0 0 0 0 0 0 0 8 11 0.00 0.750																				

Batter	1	2	3	4	5	6	7	8	9	AB	R	H	RBI	BB	SO	LOB	BOTTOM			
2 Coco Crisp, S OBP: 0.528, SLG: 0.560	0-2 G5-3		0-0 G4-3		4-1 35 F9 13 S BB		2-3 K			2	0	0	0	1	0	0	<b>Texas Rangers @ Kansas City Royals</b> Surprise Stadium, Surprise, AZ Fri Mar 13 2009, 4:05 PM EDT Att: 4,105 - Sunny - 68 F			
63 Tommy Murphy, S OBP: 0.350, SLG: 0.353										1	0	0	0	0	1	0				
13 Alberto Callaspo, S OBP: 0.167, SLG: 0.172	2-2 F9		0-0 F8		1-1 G1-3		1-1 G3			4	0	0	0	0	0	1				
9 David DeJesus, L OBP: 0.324, SLG: 0.387	3-2 E4		4-0 16 BB 1B		2-2 F9		0-0 G4-3			1	0	0	0	1	0	0				
35 Mitch Maier, L OBP: 0.276, SLG: 0.536					2-3 L8					2	0	0	0	0	0	1				
16 Billy Butler, R OBP: 0.367, SLG: 0.556	1-3 K		3-2 17 BB 1B		1-0 L8			2-3 K		4	0	1	0	0	2	2				
17 Mike Jacobs, L OBP: 0.368, SLG: 0.576		0-1 F9		4-0 1-H BB		1-2 14 HR HBP		2-3 K		1	1	0	0	1	0	0				
Brian Buchanan, R										1	0	0	0	0	1	0				
14 John Buck, R OBP: 0.522, SLG: 1.053		0-3 K		1-1 F9		2-0 HR		0-0 G4-3		3	1	1	2	0	1	3				
76 Jeff Howell, R										1	0	0	0	0	0	0				
4 Alex Gordon, L OBP: 0.314, SLG: 0.545		2-1 HR		0-1 G6-3						3	1	1	0	0	0	0				
39 Mario Lisono, R OBP: 0.364, SLG: 0.300										0	0	0	0	0	0	0				
Ross Gload, L OBP: 0.250, SLG: 0.556		1-1 2H HR		1-0 G1						3	1	1	2	0	0	0				
Irving Fatu, S										0	0	0	0	0	0	0				
46 Luis Hernandez, S OBP: 0.286, SLG: 0.211		0-0 F7		3-2 P5						3	0	0	0	0	0	0				
<b>Inning Stats</b>	R: 0 E: 1 K: 1 S: 13	H: 0 LOB: 1 BB: 0 P: 19	R: 2 E: 0 K: 1 S: 10	H: 2 LOB: 0 BB: 0 P: 13	R: 0 E: 0 K: 0 S: 7	H: 1 LOB: 2 BB: 2 P: 19	R: 0 E: 0 K: 0 S: 6	H: 0 LOB: 0 BB: 0 P: 10	R: 0 E: 0 K: 0 S: 7	H: 0 LOB: 1 BB: 1 P: 15	R: 2 E: 0 K: 1 S: 6	H: 1 LOB: 0 BB: 0 P: 10	R: 0 E: 0 K: 1 S: 6	H: 0 LOB: 0 BB: 0 P: 9	R: 0 E: 0 K: 2 S: 7	H: 0 LOB: 0 BB: 0 P: 11	1B: 1 2B: 1 3B: 0 HR: 2	SF: 0 SAC: 0 DP: 0 HBP: 1	WP: 0 PB: 0 SB: 1 CS: 0	PA: 33
<b>PITCHER</b>	IP WLS BF H R ER SO BB IBB HBP BLK WP HR S P ERA WHIP																			
44 Vicente Padilla, R ERA: 5.0	3.0 L 15 3 2 2 2 2 0 0 0 0 0 0 30 51 6.00 1.667																			
60 Warner Madrigal, R	1.0 3 0 0 0 0 0 0 0 0 0 0 0 6 10 0.00 0.000																			
30 Kason Gabbard, L ERA:	1.0 4 0 0 0 0 0 1 0 0 0 0 0 7 15 0.00 1.000																			
50 Frank Francisco, R ERA: 4.5	1.0 5 1 2 2 0 0 0 0 1 0 0 1 7 10 18.00 1.000																			
57 Dustin Nippert, R ERA: 1.5	2.0 6 0 0 0 0 3 0 0 0 0 0 0 0 13 20 0.00 0.000																			

AB	32
R	1
H	7
RBI	1
BB	3
SO	10
LOB	15



AB	29
R	4
H	4
RBI	4
BB	3
SO	5
LOB	7






Batter	1	2	3	4	5	6	7	8	9	AB	R	H	RBI	BB	SO	LOB	TOP					
73 Trent Oeltgen, L (1,7) OBP: 0.397, SLG: 0.462	F7	P6				P4		FC3-6 12 FC3-6 1B		5	1	2	0	0	0	3						
24 Chris Young, R (1,8) OBP: 0.438, SLG: 0.536	P3		F8			P2		FC3-6 63 2B 25 G4-3		4	0	1	1	0	0	1						
12 Evan Frey, L (6,8) OBP: 0.394, SLG: 0.552										1	1	0	0	0	0	1						
6 Stephen Drew, L (1,6) OBP: 0.310, SLG: 0.346										3	1	0	0	1	1	2						
63 Pedro Ciriaco, R (7,6) OBP: 0.389, SLG: 0.500										1	0	1	0	0	0	0						
18 Chad Tracy, L (1,5) OBP: 0.500, SLG: 0.476										3	2	2	0	0	0	0						
25 James Skelton, L (6,4) OBP: 0.291, SLG: 0.105										2	0	0	1	0	0	1						
31 Tony Clark, S (1,3) OBP: 0.520, SLG: 0.714										4	2	4	2	0	0	0						
8 Rusty Ryal, R (7, PR) OBP: 0.421, SLG: 0.313										1	1	0	0	0	0	1						
29 Josh Whitesell, L (1,10) OBP: 0.379, SLG: 0.577										4	2	2	3	1	0	1						
19 Chris Snyder, R (1,2) OBP: 0.364, SLG: 0.500										3	0	2	1	0	1	0						
32 John Hester, R (7, PH) OBP: 0.455, SLG: 0.250										2	0	1	0	0	1	2						
16 Josh Wilson, R (1,4) OBP: 0.433, SLG: 0.577										4	1	2	3	0	0	2						
17 Yunesty Sanchez, R (8,5) OBP: 0.367, SLG: 0.360										1	0	0	0	0	0	1						
30 Brandon Watson, L (1,9) OBP: 0.367, SLG: 0.360										4	0	1	0	0	0	3						
31 Cyle Hanks, R (7,9) OBP: 0.500, SLG: 1.333										0	0	0	0	0	0	0						
<b>Inning Stats</b>	R: 0 E: 0 K: 1 S: 5	H: 0 LOB: 0 BB: 0 P: 5	R: 2 E: 0 K: 0 S: 7	H: 4 LOB: 2 BB: 0 P: 9	R: 2 E: 0 K: 0 S: 4	H: 2 LOB: 0 BB: 1 P: 8	R: 0 E: 0 K: 1 S: 5	H: 0 LOB: 0 BB: 0 P: 5	R: 3 E: 0 K: 0 S: 8	H: 6 LOB: 2 BB: 0 P: 8	R: 0 E: 0 K: 0 S: 4	H: 1 LOB: 1 BB: 0 P: 5	R: 3 E: 0 K: 1 S: 8	H: 2 LOB: 1 BB: 1 P: 17	R: 1 E: 0 K: 0 S: 5	H: 2 LOB: 1 BB: 0 P: 5	R: 0 E: 0 K: 0 S: 3	H: 1 LOB: 0 BB: 0 P: 3	1B: 13 2B: 2 3B: 1 HR: 2	SF: 0 SAC: 0 DP: 3 HBP: 0	WP: 2 PB: 0 SB: 0 CS: 0	PA: 44
<b>PITCHER</b>	IP WLS BF H R ER SO BB IBB HBP BLK WP HR S P ERA WHIP																					
19 Brian Bannister, R (1,1) ERA: 8.53	4.2 L 22 9 6 6 2 1 1 0 0 0 0 0 1 25 31 11.57 2.143																					
31 Brandon Duckworth, R (7,1) ERA: 8.64	2.0 12 5 3 3 1 0 0 0 0 2 0 1 13 20 13.50 3.000																					
27 Yasuhiro Yabuta, R (7,1) ERA: 12.46	1.1 7 3 2 2 0 0 0 0 0 0 0 1 8 11 13.50 2.250																					
37 Juan Cruz, R (9,1) ERA:	1.0 3 1 0 0 0 0 0 0 0 0 0 0 3 3 0.00 1.000																					

Arizona Diamondbacks @ Kansas City Royals  
 Surprise Stadium, Surprise, AZ  
 Sat Mar 14 2009, 4:05 PM EDT  
 Att: 9,172 - Sunny - 72 F

livebaseballscorecards.com

AB 42  
 R 11  
 H 18  
 RBI 11  
 BB 2  
 SO 3  
 LOB 18




Batter	1	2	3	4	5	6	7	8	9	AB	R	H	RBI	BB	SO	LOB	BOTTOM					
35 Mitch Maier, L (1,8) OBP: 0.290, SLG: 0.533			L9			L7		F9		2	0	1	0	0	0	0						
63 Tommy Murphy, S (6,8) OBP: 0.318, SLG: 0.316										2	0	0	0	0	0	0						
13 Alberto Callaspo, S (1,4) OBP: 0.152, SLG: 0.156										3	0	0	0	0	1	1						
Tug Hulet, L (7,4) OBP: 0.300, SLG: 0.333										1	0	0	0	0	0	0						
Ross Gload, L (1,7) OBP: 0.233, SLG: 0.517										2	0	0	0	0	0	0						
72 Chris Lubanski, L (6,7) OBP: 0.421, SLG: 0.667										2	0	0	0	0	1	0						
43 Ryan Shealy, R (1,3) OBP: 0.429, SLG: 0.545										2	0	2	0	0	0	0						
16 Billy Butler, R (6,3) OBP: 0.375, SLG: 0.586										2	1	1	0	0	0	0						
17 Mike Jacobs, L (1,10) OBP: 0.405, SLG: 0.571										2	0	1	1	2	0	1						
26 Matt Tupman, L (9, PR) OBP: 0.375, SLG: 0.586										0	1	0	0	0	0	0						
Brayan Peña, S (1,2) OBP: 0.375, SLG: 0.286										2	0	0	0	0	0	2						
77 John Suomi, L (7,2) OBP: 0.667, SLG: 1.400										2	1	1	2	0	0	1						
24 Mark Teahen, L (1,5) OBP: 0.353, SLG: 0.625										2	0	1	0	0	1	2						
69 Corey Smith, R (6,5) OBP: 0.381, SLG: 0.421										2	0	1	0	0	1	1						
15 Shane Costa, L (1,9) OBP: 0.313, SLG: 0.214										2	0	0	0	0	0	3						
75 Derrick Robinson, S (7,9) OBP: 0.391, SLG: 0.316										2	0	0	0	0	0	2						
46 Luis Hernandez, S (1,6) OBP: 0.261, SLG: 0.190										2	0	0	0	0	1	1						
Mario Lisson, R (6,6) OBP: 0.333, SLG: 0.273										1	0	0	0	0	1	0						
<b>Inning Stats</b>	R: 0 E: 0 K: 0 S: 3	H: 1 LOB: 0 BB: 0 P: 4	R: 0 E: 0 K: 1 S: 6	H: 1 LOB: 1 BB: 1 P: 10	R: 0 E: 0 K: 1 S: 5	H: 0 LOB: 0 BB: 0 P: 5	R: 0 E: 0 K: 0 S: 3	H: 1 LOB: 0 BB: 0 P: 3	R: 0 E: 0 K: 1 S: 6	H: 1 LOB: 0 BB: 0 P: 6	R: 0 E: 0 K: 0 S: 3	H: 0 LOB: 0 BB: 0 P: 3	R: 1 E: 0 K: 1 S: 7	H: 2 LOB: 1 BB: 0 P: 7	R: 0 E: 0 K: 1 S: 5	H: 0 LOB: 0 BB: 0 P: 5	R: 2 E: 0 K: 1 S: 8	H: 2 LOB: 1 BB: 1 P: 12	1B: 6 2B: 1 3B: 0 HR: 1	SF: 0 SAC: 0 DP: 1 HBP: 0	WP: 0 PB: 0 SB: 0 CS: 1	PA: 35
<b>PITCHER</b>	IP WLS BF H R ER SO BB IBB HBP BLK WP HR S P ERA WHIP																					
52 Jon Garland, R (1,1) ERA: 7.56	4.0 W 14 3 0 0 0 1 0 0 0 0 0 0 0 6 6 0.00 1.000																					
60 Scott Schoeneweis, L (5,1) ERA: 4.5	1.0 4 1 0 0 0 1 0 0 0 0 0 0 0 3 3 0.00 0.000																					
57 Jon Rauch, R (6,1) ERA: 0.0	1.0 3 0 0 0 0 0 0 0 0 0 0 0 0 3 3 0.00 0.000																					
48 Yusmeiro Petit, R (7,1) ERA: 1.5	2.0 8 2 1 1 2 0 0 0 0 0 0 0 12 12 4.50 1.000																					
41 Seth Elbertson, R (9,1) ERA: 11.87	1.0 6 2 2 2 1 1 0 0 0 0 0 1 8 12 18.00 3.000																					

Arizona Diamondbacks @ Kansas City Royals  
 Surprise Stadium, Surprise, AZ  
 Sat Mar 14 2009, 4:05 PM EDT  
 Att: 9,172 - Sunny - 72 F

livebaseballscorecards.com

AB 33  
 R 3  
 H 8  
 RBI 3  
 BB 2  
 SO 6  
 LOB 14









Batter	1	2	3	4	5	6	7	8	9	AB	R	H	RBI	BB	SO	LOB	TOP		
2 Coco Crisp, S OBP: 0.523, SLG: 0.516	F7					G4-3				3	0	1	1	1	0	0	<b>Kansas City Royals @ Chicago White Sox</b> Camelback Ranch, Glendale, AZ Mon Mar 16 2009, 4:05 PM EDT Att: 4,308 - Sunny - 77 F		
35 Mitch Maier, L OBP: 0.353, SLG: 0.656								HR		1	1	1	1	0	0				
9 David DeJesus, L OBP: 0.333, SLG: 0.368										3	1	2	2	1	0				
72 Chris Lubanski, L OBP: 0.364, SLG: 0.571								E3		1	0	0	0	0	0				
4 Alex Gordon, L OBP: 0.273, SLG: 0.550										4	1	1	1	0	2				
8 Willie Bloomquist, R OBP: 0.333, SLG: 0.371								F9		1	0	0	0	0	0				
43 Ryan Shealy, R OBP: 0.406, SLG: 0.500										2	0	0	1	1	1				
25 Kila Ka'aihue, L OBP: 0.429, SLG: 0.250								F7		1	0	0	0	0	0				
14 John Buck, R OBP: 0.500, SLG: 0.852										4	2	2	0	0	1				
54 J.R. House, R OBP: 0.200, SLG: 0.077								P3		1	0	0	0	0	0				
24 Mark Teahen, L OBP: 0.520, SLG: 1.136										2	3	2	2	1	0				
15 Shane Costa, L OBP: 0.389, SLG: 0.375										2	1	2	0	0	0				
Ross Gload, L OBP: 0.273, SLG: 0.531										3	1	2	0	0	0				
16 Billy Butler, R OBP: 0.353, SLG: 0.548										2	0	0	0	0	1				
13 Alberto Callaspo, S OBP: 0.179, SLG: 0.216										3	0	1	3	0	0				
63 Tommy Murphy, S OBP: 0.533, SLG: 0.300										0	0	0	0	1	0				
46 Luis Hernandez, S OBP: 0.286, SLG: 0.231										3	1	1	0	0	0				
1 Tony Pena Jr., R OBP: 0.303, SLG: 0.267										2	0	0	0	0	0				
<b>Inning Stats</b>	R: 2 E: 0 K: 1 S: 6	H: 1 LOB: 0 BB: 1 P: 10	R: 2 E: 1 K: 0 S: 6	H: 3 LOB: 2 BB: 1 P: 10	R: 2 E: 0 K: 1 S: 8	H: 2 LOB: 0 BB: 0 P: 10	R: 1 E: 1 K: 1 S: 6	H: 2 LOB: 2 BB: 2 P: 14	R: 1 E: 0 K: 0 S: 4	H: 2 LOB: 0 BB: 0 P: 4	R: 0 E: 0 K: 1 S: 5	H: 0 LOB: 0 BB: 0 P: 5	R: 2 E: 0 K: 0 S: 6	H: 3 LOB: 0 BB: 0 P: 6	R: 1 E: 1 K: 0 S: 6	H: 1 LOB: 1 BB: 1 P: 9	1B: 11 2B: 1 3B: 1 HR: 2	SF: 2 SAC: 0 DP: 2 HBP: 0	WP: 0 PA: 45
<b>PITCHER</b>	IP WLS BF H R ER SO BB IBB HBP BLK WP HR S P ERA WHIP																		
40 Bartolo Colon, R ERA: 21.6	1.2 L 10 3 4 4 1 2 0 0 0 0 0 10 18 21.60 3.000																		
56 Mark Buehrle, L ERA: 4.32	3.1 17 7 4 4 2 2 0 0 0 0 0 1 20 30 10.80 2.700																		
62 Jack Egbert, R ERA: 1.64	2.0 9 3 2 2 1 0 0 0 0 0 0 0 11 11 9.00 1.500																		
71 Scott Linebrink, R ERA: 5.79	1.0 5 1 1 1 0 0 0 0 0 0 0 1 6 6 9.00 1.000																		
46 Adam Russell, R ERA: 11.37	1.0 4 1 0 0 1 1 0 0 0 0 0 0 5 9 0.00 2.000																		

Batter	1	2	3	4	5	6	7	8	9	AB	R	H	RBI	BB	SO	LOB	BOTTOM				
31 Dewayne Wise, L OBP: 0.300, SLG: 0.517	G4-3									3	0	0	0	0	0	0	<b>Kansas City Royals @ Chicago White Sox</b> Camelback Ranch, Glendale, AZ Mon Mar 16 2009, 4:05 PM EDT Att: 4,308 - Sunny - 77 F				
5 Jayson Nix, R OBP: 0.571, SLG: 0.636								K		1	0	0	0	1	1						
18 Brent Lillibridge, R OBP: 0.250, SLG: 0.283										5	0	0	0	0	3						
74 Josh Kroeger, L OBP: 0.350, SLG: 0.500										4	0	0	0	1	2						
14 Paul Konerko, R OBP: 0.366, SLG: 0.579										5	0	0	0	0	2						
7 Josh Fields, R OBP: 0.483, SLG: 0.654										3	2	2	0	1	1						
58 Michael Restovich, R OBP: 0.383, SLG: 0.500										3	2	1	0	1	0						
60 Brandon Allen, L OBP: 0.471, SLG: 0.692										1	1	1	2	1	0						
24 Dayan Viciedo, R OBP: 0.269, SLG: 0.458										1	0	0	0	0	1						
17 Chris Getz, L OBP: 0.394, SLG: 0.533										3	0	1	2	0	0						
75 Eider Torres, S OBP: 0.188, SLG: 0.071										1	1	0	0	0	2						
44 Corky Miller, R OBP: 0.438, SLG: 0.938										2	1	1	1	0	0						
79 Tyler Flowers, R OBP: 0.286, SLG: 0.357										2	0	1	2	0	1						
<b>Inning Stats</b>	R: 0 E: 0 K: 1 S: 5	H: 0 LOB: 0 BB: 0 P: 5	R: 1 E: 0 K: 0 S: 5	H: 2 LOB: 2 BB: 1 P: 9	R: 0 E: 0 K: 1 S: 5	H: 0 LOB: 0 BB: 0 P: 5	R: 4 E: 0 K: 0 S: 8	H: 3 LOB: 0 BB: 1 P: 14	R: 0 E: 0 K: 1 S: 5	H: 0 LOB: 1 BB: 1 P: 10	R: 0 E: 0 K: 2 S: 7	H: 0 LOB: 1 BB: 1 P: 11	R: 0 E: 0 K: 2 S: 7	H: 0 LOB: 1 BB: 1 P: 11	R: 2 E: 0 K: 1 S: 7	H: 2 LOB: 1 BB: 0 P: 8	R: 0 E: 0 K: 1 S: 5	H: 0 LOB: 0 BB: 0 P: 5	1B: 3 2B: 2 3B: 1 HR: 1	SF: 0 SAC: 0 DP: 0 HBP: 1	WP: 1 PA: 40
<b>PITCHER</b>	IP WLS BF H R ER SO BB IBB HBP BLK WP HR S P ERA WHIP																				
55 Gil Meche, R ERA: 12.15	1.1 16 4 4 4 1 1 0 0 0 0 1 1 10 17 5.40 1.200																				
Joel Peralta, R ERA: 4.05	4.1 7 1 1 1 1 1 0 0 0 0 1 1 10 17 5.40 1.200																				
64 Tim Hamulack, L ERA: 4.15	1.0 H 4 0 0 0 2 1 0 0 0 0 0 0 7 11 0.00 1.000																				
40 Kyle Farnsworth, R ERA: 7.5	1.0 4 0 0 0 2 1 0 0 0 0 0 0 7 11 0.00 1.000																				
34 Jamey Wright, R ERA: 4.5	1.0 6 2 2 2 1 0 0 1 0 0 0 0 7 8 18.00 2.000																				
<b>PITCHER</b>	IP WLS BF H R ER SO BB IBB HBP BLK WP HR S P ERA WHIP																				
71 Victor Marte, R ERA:	(9.1) 1.0 3 0 0 1 0 0 0 0 0 0 0 5 5 0.00 0.000																				

AB	38
R	11
H	15
RBI	11
BB	5
SO	5
LOB	20













Batter	1	2	3	4	5	6	7	8	9	AB	R	H	RBI	BB	SO	LOB	TOP																	
27 Matt Kemp, R OBP: 0.308, SLG: 0.449 83 Mitch Jones, R OBP: 0.314, SLG: 0.719										3	1	1	0	1	1	0	<b>Los Angeles Dodgers @ Kansas City Royals</b> Surprise Stadium, Surprise, AZ Fri Mar 20 2009, 9:05 PM EDT Att: 10,929 - Clear - 86 F <a href="http://livebaseballscorecards.com">livebaseballscorecards.com</a>																	
12 Brad Ausmus, R OBP: 0.484, SLG: 0.519 17 Jason Repko, R OBP: 0.345, SLG: 0.240										3	0	1	0	0	1	1																		
16 Andre Ethier, L OBP: 0.292, SLG: 0.326 44 A.J. Ellis, R OBP: 0.333, SLG: 0.364										4	0	0	0	0	1	3																		
7 James Loney, L OBP: 0.265, SLG: 0.255 76 Doug Mientkiewicz, L OBP: 0.250, SLG: 0.471										3	1	1	1	0	0	0																		
5 Mark Loretta, R OBP: 0.417, SLG: 0.286 72 Hector Luna, R OBP: 0.240, SLG: 0.417										2	1	0	0	1	0	0																		
33 Blake DeWitt, L OBP: 0.327, SLG: 0.370										5	0	3	1	0	1	2																		
3 Delwyn Young, S OBP: 0.357, SLG: 0.447										4	0	2	1	0	1	3																		
75 Xavier Paul, L OBP: 0.456, SLG: 0.628										3	0	0	0	1	0	3																		
14 Juan Castro, R OBP: 0.447, SLG: 0.657 60 Chin-Lung Hu, R OBP: 0.323, SLG: 0.414										2	0	0	0	0	0	0																		
										2	0	0	0	0	0	3																		
<b>Inning Stats</b>	R: 3 E: 0 K: 1 S: 9	H: 4 LOB: 2 BB: 1 P: 13	R: 0 E: 0 K: 0 S: 2	H: 0 LOB: 1 BB: 1 P: 8	R: 0 E: 0 K: 0 S: 4	H: 1 LOB: 1 BB: 0 P: 4	R: 0 E: 0 K: 0 S: 3	H: 0 LOB: 0 BB: 0 P: 3	R: 0 E: 0 K: 0 S: 4	H: 1 LOB: 1 BB: 0 P: 4	R: 0 E: 0 K: 0 S: 8	H: 1 LOB: 2 BB: 0 P: 9	R: 0 E: 0 K: 2 S: 8	H: 3 LOB: 2 BB: 0 P: 10	R: 1 E: 0 K: 2 S: 10	H: 3 LOB: 2 BB: 0 P: 10	1B: 10 2B: 1 3B: 0 HR: 0	SF: 0 SAC: 0 DP: 0 HBP: 1	WP: 1 PB: 0 SB: 1 CS: 1	PA: 42														
<b>PITCHER</b>	IP WLS BF H R ER SO BB IBB HBP BLK WP HR S P ERA WHIP	IP WLS BF H R ER SO BB IBB HBP BLK WP HR S P ERA WHIP																																
44 Luke Hochevar, R ERA: 3.98	4.0	19	5	3	3	1	2	0	0	0	0	0	0	18	28	6.75	1.750																	
31 Brandon Duckworth, R ERA: 6.35	1.0	W	3	0	0	0	0	0	0	0	0	0	0	3	3	0.00	0.000																	
40 Kyle Farnsworth, R ERA: 9.43	1.0		4	1	0	0	0	0	0	0	0	0	0	4	4	0.00	1.000																	
48 Joakim Soria, R ERA:	1.0		4	1	0	0	2	0	0	0	0	0	0	8	9	0.00	1.000																	
37 Juan Cruz, R ERA: 2.25	1.0		6	1	0	0	2	2	0	0	0	0	1	0	8	16	0.00	3.000																
44 Luke Hochevar, R ERA: 3.98	4.0	19	5	3	3	1	2	0	0	0	0	0	0	18	28	6.75	1.750																	
31 Brandon Duckworth, R ERA: 6.35	1.0	W	3	0	0	0	0	0	0	0	0	0	0	3	3	0.00	0.000																	
40 Kyle Farnsworth, R ERA: 9.43	1.0		4	1	0	0	0	0	0	0	0	0	0	4	4	0.00	1.000																	
48 Joakim Soria, R ERA:	1.0		4	1	0	0	2	0	0	0	0	0	0	8	9	0.00	1.000																	
37 Juan Cruz, R ERA: 2.25	1.0		6	1	0	0	2	2	0	0	0	0	1	0	8	16	0.00	3.000																

Batter	1	2	3	4	5	6	7	8	9	AB	R	H	RBI	BB	SO	LOB	BOTTOM																
2 Coco Crisp, S OBP: 0.510, SLG: 0.526 63 Tommy Murphy, S OBP: 0.370, SLG: 0.522										3	3	1	0	0	0	0	<b>Los Angeles Dodgers @ Kansas City Royals</b> Surprise Stadium, Surprise, AZ Fri Mar 20 2009, 9:05 PM EDT Att: 10,929 - Clear - 86 F <a href="http://livebaseballscorecards.com">livebaseballscorecards.com</a>																
9 David DeJesus, L OBP: 0.347, SLG: 0.409 72 Chris Lubanski, L OBP: 0.346, SLG: 0.640										2	0	1	1	0	0	2																	
30 Mike Aviles, R OBP: 0.333, SLG: 0.167										3	1	0	0	2	0	2																	
11 Jose Guillen, R OBP: 0.333, SLG: 0.571 15 Shane Costa, L OBP: 0.435, SLG: 0.368										4	0	1	0	0	0	5																	
17 Mike Jacobs, L OBP: 0.412, SLG: 0.727 43 Ryan Shealy, R OBP: 0.400, SLG: 0.462										3	1	1	2	0	0	3																	
16 Billy Butler, R OBP: 0.419, SLG: 0.553 Brayan Peña, S OBP: 0.385, SLG: 0.348										3	1	1	1	0	1	0																	
4 Alex Gordon, L OBP: 0.327, SLG: 0.533 46 Luis Hernandez, S OBP: 0.250, SLG: 0.200										2	1	1	2	1	0	0																	
21 Miguel Olivo, R OBP: 0.391, SLG: 0.714 54 J.R. House, R OBP: 0.189, SLG: 0.071										4	0	1	1	0	2	1																	
8 Willie Bloomquist, R OBP: 0.311, SLG: 0.341										4	1	1	0	0	2	2																	
<b>Inning Stats</b>	R: 0 E: 0 K: 0 S: 4	H: 1 LOB: 2 BB: 0 P: 5	R: 0 E: 0 K: 3 S: 9	H: 0 LOB: 1 BB: 1 P: 13	R: 1 E: 0 K: 0 S: 4	H: 2 LOB: 1 BB: 1 P: 8	R: 0 E: 0 K: 0 S: 3	H: 0 LOB: 0 BB: 0 P: 3	R: 6 E: 1 K: 0 S: 9	H: 5 LOB: 1 BB: 1 P: 13	R: 2 E: 1 K: 0 S: 6	H: 1 LOB: 0 BB: 0 P: 7	R: 0 E: 0 K: 2 S: 7	H: 0 LOB: 0 BB: 0 P: 7	R: 0 E: 0 K: 1 S: 6	H: 1 LOB: 1 BB: 0 P: 6		1B: 4 2B: 5 3B: 0 HR: 1	SF: 0 SAC: 1 DP: 1 HBP: 1	WP: 0 PB: 0 SB: 0 CS: 0	PA: 39												
<b>PITCHER</b>	IP WLS BF H R ER SO BB IBB HBP BLK WP HR S P ERA WHIP	IP WLS BF H R ER SO BB IBB HBP BLK WP HR S P ERA WHIP																															
49 Claudio Vargas, R ERA: 6.28	3.0	L	18	6	8	1	0	1	0	0	0	0	1	18	23	3.00	2.333																
26 Eric Milton, L ERA: 4.91	3.0		14	3	1	1	0	0	0	0	0	0	0	17	26	3.00	1.667																
Josh Lindblom, R ERA:	2.0		7	1	0	0	3	0	0	0	0	0	0	13	13	0.00	0.500																



Batter	1	2	3	4	5	6	7	8	9	AB	R	H	RBI	BB	SO	LOB	TOP					
35 Mitch Maier, L (1,8) OBP: 0.364, SLG: 0.690										6	3	3	0	0	0	1						
24 Mark Teahen, L (1,4) OBP: 0.543, SLG: 1.065										5	1	3	1	1	1	1						
9 David DeJesus, L (1,7) OBP: 0.365, SLG: 0.447										3	1	2	0	0	0	2						
15 Shane Costa, L (5, PR) OBP: 0.500, SLG: 0.429										2	3	2	1	1	0	0						
16 Billy Butler, R (1,3) OBP: 0.408, SLG: 0.614										6	3	2	5	0	0	6						
63 Tommy Murphy, S (1,5) OBP: 0.394, SLG: 0.586										6	2	3	3	0	1	1						
Brayan Peña, S (1,2) OBP: 0.375, SLG: 0.345										6	0	2	2	0	0	2						
27 Yasuhiro Yabuta, R (9,1)										0	0	0	0	0	0	0						
Ross Gload, L (1,9) OBP: 0.350, SLG: 0.528										2	0	2	0	1	0	0						
34 Jamey Wright, R (5,1)										0	0	0	0	0	0	0						
74 Cody Clark, R (7, PH) OBP: 0.500, SLG: 1.000										1	0	1	0	0	0	0						
73 Roman Colon, R (7,1)										1	0	0	0	0	1	1						
76 Jeff Howell, R (9,2)										0	0	0	0	0	0	0						
46 Luis Hernandez, S (1,6) OBP: 0.243, SLG: 0.200										5	0	1	1	0	1	5						
55 Gil Meche, R (1,1)										2	0	0	0	0	2	2						
64 Tim Hamulack, R (4,1)										0	0	0	0	0	0	0						
72 Chris Lubanski, L (5,7) OBP: 0.345, SLG: 0.607										3	0	1	0	0	0	2						
										3	0	1	0	0	0	2						
<b>Inning Stats</b>	R: 0 E: 0 K: 0 S: 3	H: 1 LOB: 1 BB: 1 P: 7	R: 0 E: 0 K: 2 S: 8	H: 1 LOB: 1 BB: 0 P: 8	R: 0 E: 0 K: 2 S: 7	H: 0 LOB: 0 BB: 0 P: 7	R: 2 E: 0 K: 1 S: 8	H: 3 LOB: 2 BB: 1 P: 12	R: 3 E: 1 K: 0 S: 8	H: 5 LOB: 2 BB: 0 P: 9	R: 0 E: 0 K: 0 S: 4	H: 1 LOB: 2 BB: 1 P: 8	R: 0 E: 1 K: 0 S: 5	H: 2 LOB: 2 BB: 0 P: 5	R: 4 E: 0 K: 1 S: 10	H: 5 LOB: 1 BB: 0 P: 10	R: 4 E: 0 K: 0 S: 8	H: 4 LOB: 0 BB: 0 P: 9	1B: 15 2B: 5 HR: 1	SF: 0 SAC: 2 DP: 2 HBP: 0	WP: 1 PB: 0 CS: 0 SB: 0	PA: 51
<b>PITCHER</b>	IP WLS BF H R ER SO BB IBB HBP BLK WP HR S P ERA WHIP																					
17 Brandon Webb, R (1,1) ERA: 8.18	4.0 L 20 7 4 4 5 2 0 0 0 0 0 0 28 36 9.00 2.250																					
12 Jordan Norberto, L (5,1) ERA: 9.0	1.0 6 3 1 1 0 0 0 0 0 0 1 0 6 7 9.00 3.000																					
37 Travis Blackley, L (6,1) ERA: 7.88	3.0 18 8 4 4 1 1 0 0 0 1 0 0 19 23 12.00 3.000																					
Evan MacLane, L (9,1) ERA: 36.0	1.0 7 4 4 4 0 0 0 0 0 0 0 1 8 9 36.00 4.000																					

**Kansas City Royals @ Arizona Diamondbacks**  
Tucson Electric Park, Tucson, AZ  
Sat Mar 21 2009, 4:05 PM EDT  
Att: 7,686 - Sunny - 85 F

AB	48
R	13
H	22
RBI	13
BB	3
SO	6
LOB	23



Batter	1	2	3	4	5	6	7	8	9	AB	R	H	RBI	BB	SO	LOB	BOTTOM					
2 Felipe Lopez, S (1,4) OBP: 0.263, SLG: 0.176										2	0	1	2	1	1	0						
25 James Skelton, L (6,4) OBP: 0.263, SLG: 0.182										2	0	0	0	0	2	2						
24 Chris Young, R (1,8) OBP: 0.395, SLG: 0.513										4	1	2	0	0	1	3						
12 Evan Frey, L (8,8) OBP: 0.340, SLG: 0.500										1	1	0	0	0	0	1						
6 Stephen Drew, L (1,6) OBP: 0.350, SLG: 0.343										2	0	1	0	0	0	1						
16 Josh Wilson, R (5, PH) OBP: 0.378, SLG: 0.500										3	1	2	2	0	1	1						
22 Eric Byrnes, R (1,7) OBP: 0.500, SLG: 0.500										3	0	3	1	0	0	0						
28 Alex Romero, L (6,9)										2	0	0	0	0	0	2						
31 Tony Clark, S (1,3) OBP: 0.432, SLG: 0.576										3	0	0	0	0	1	5						
14 Ryan Roberts, R (6,7) OBP: 0.423, SLG: 0.488										1	0	0	0	0	0	0						
10 Justin Upton, R (1,9) OBP: 0.362, SLG: 0.378										2	1	0	0	1	1	1						
37 Travis Blackley, L (6,1)										0	0	0	0	0	0	0						
Brendan Duffy, L (8, PH) OBP: 0.338										1	0	0	0	0	0	0						
Evan MacLane, L (9,1)										0	0	0	0	0	0	0						
19 Chris Snyder, R (1,2) OBP: 0.435, SLG: 0.640										2	0	1	0	0	0	1						
26 Miguel Montero, L (5, PH) OBP: 0.455, SLG: 0.579										1	0	0	0	1	0	0						
11 Augie Ojeda, S (1,5) OBP: 0.357, SLG: 0.385										3	1	2	0	0	1	1						
12 Chris Roberson, S (7,7) OBP: 0.296, SLG: 0.317										1	0	0	0	0	1	0						
17 Brandon Webb, R (1,1)										0	0	0	0	0	0	0						
12 Jordan Norberto, L (5,1)										0	0	0	0	0	0	0						
29 Josh Whitesell, L (6,3) OBP: 0.450, SLG: 0.563										1	1	1	0	1	0	0						
<b>Inning Stats</b>	R: 0 E: 0 K: 2 S: 9	H: 2 LOB: 2 BB: 0 P: 9	R: 2 E: 0 K: 0 S: 5	H: 2 LOB: 1 BB: 1 P: 9	R: 1 E: 0 K: 0 S: 4	H: 2 LOB: 0 BB: 0 P: 5	R: 0 E: 0 K: 1 S: 7	H: 2 LOB: 3 BB: 1 P: 11	R: 1 E: 0 K: 1 S: 6	H: 2 LOB: 0 BB: 0 P: 6	R: 0 E: 0 K: 2 S: 7	H: 1 LOB: 1 BB: 1 P: 11	R: 0 E: 1 K: 1 S: 5	H: 1 LOB: 0 BB: 0 P: 6	R: 0 E: 0 K: 0 S: 3	H: 0 LOB: 0 BB: 0 P: 3	R: 2 E: 1 K: 2 S: 9	H: 1 LOB: 1 BB: 1 P: 13	1B: 9 2B: 5 3B: 0 HR: 0	SF: 0 SAC: 2 DP: 1 HBP: 0	WP: 0 PB: 0 CS: 2 SB: 0	PA: 43
<b>PITCHER</b>	IP WLS BF H R ER SO BB IBB HBP BLK WP HR S P ERA WHIP																					
55 Gil Meche, R (1,1) ERA: 10.45	3.2 W 19 8 3 3 3 2 0 0 0 0 0 0 1 1 7.36 2.727																					
64 Tim Hamulack, L (4,1) ERA: 3.18	0.1 1 0 0 0 0 0 0 0 0 0 0 0 1 1 0.00 0.000																					
34 Jamey Wright, R (5,1) ERA: 3.38	2.0 H 8 3 1 0 3 1 0 0 0 0 0 0 13 17 0.00 2.000																					
73 Roman Colon, R (7,1) ERA: 0.93	2.0 H 6 1 0 0 1 0 0 0 0 0 0 0 8 9 0.00 0.500																					
27 Yasuhiro Yabuta, R (9,1) ERA: 8.53	1.0 6 1 2 0 2 1 0 0 0 0 0 0 9 13 0.00 2.000																					

**Kansas City Royals @ Arizona Diamondbacks**  
Tucson Electric Park, Tucson, AZ  
Sat Mar 21 2009, 4:05 PM EDT  
Att: 7,686 - Sunny - 85 F

AB	34
R	6
H	13
RBI	5
BB	4
SO	9
LOB	18













Batter	1	2	3	4	5	6	7	8	9	AB	R	H	RBI	BB	SO	LOB	TOP					
6 Travis Buck, L (1,9) OBP: 0.390, SLG: 0.510										3	0	1	0	1	1	0	<b>Oakland Athletics @ Kansas City Royals</b> Surprise Stadium, Surprise, AZ Tue Mar 24 2009, 9:05 PM EDT Att. 5,359 - Clear - 72 F <a href="http://livebaseballscorecards.com">livebaseballscorecards.com</a>					
1 Nomar Garciaparra, R (1,5) OBP: 0.429, SLG: 0.474 22 Jack Hannahan, L (8,5) OBP: 0.400, SLG: 0.359										4	0	0	1	0	2	2						
16 Jason Giambi, L (1,3) OBP: 0.341, SLG: 0.235 77 Sean Doolittle, L (8,PR) OBP: 0.448, SLG: 0.654										2	0	0	0	1	1	2						
5 Matt Holliday, R (1,7) OBP: 0.370, SLG: 0.350 57 Aaron Cunningham, R (8,7) OBP: 0.408, SLG: 0.590										3	0	0	0	1	1	2						
15 Ryan Sweeney, L (1,8) OBP: 0.442, SLG: 0.667										4	0	0	0	0	2							
8 Kurt Suzuki, R (1,2) OBP: 0.356, SLG: 0.465										4	0	0	0	0	1	0						
10 Deric Barton, L (1,10) OBP: 0.448, SLG: 0.794 19 Chris Denorfia, R (6,PH) OBP: 0.419, SLG: 0.429										2	1	1	0	0	1	0						
7 Bobby Crosby, R (1,4) OBP: 0.283, SLG: 0.405 2 Gregorio Petit, R (7,4) OBP: 0.327, SLG: 0.383										3	1	1	1	0	1	0						
56 Cliff Pennington, S (1,6) OBP: 0.400, SLG: 0.511										1	0	0	0	0	0	1						
<b>Inning Stats</b>	R: 0 E: 0 K: 1 S: 5	H: 0 LOB: 2 BB: 1 P: 10	R: 3 E: 1 K: 1 S: 8	H: 3 LOB: 1 BB: 1 P: 12	R: 0 E: 0 K: 0 S: 3	H: 0 LOB: 0 BB: 0 P: 3	R: 0 E: 0 K: 3 S: 9	H: 0 LOB: 0 BB: 0 P: 9	R: 0 E: 0 K: 3 S: 10	H: 1 LOB: 1 BB: 0 P: 10	R: 0 E: 0 K: 0 S: 3	H: 0 LOB: 0 BB: 0 P: 3	R: 0 E: 0 K: 1 S: 5	H: 0 LOB: 0 BB: 0 P: 5	R: 0 E: 0 K: 1 S: 4	H: 0 LOB: 1 BB: 0 P: 8		R: 0 E: 0 K: 0 S: 4	H: 1 LOB: 1 BB: 0 P: 4	1B: 4 2B: 0 3B: 1 HR: 0	SF: 0 SAC: 0 DP: 1 HBP: 1	WP: 0 PB: 0 SB: 0 CS: 0
<b>PITCHER</b>	IP WLS BF H R ER SO BB IBB HBP BLK WP HR S P ERA WHIP																					
23 Zack Greinke, R (1,1) ERA: 7.17	5.0 W 22 4 3 2 8 2 0 0 0 0 0 0 0 35 44 3.60 1.200																					
73 Roman Colon, R (6,1) ERA: 9.84	1.0 3 0 0 0 0 0 0 0 0 0 0 0 0 3 3 0.00 0.000																					
34 Jamey Wright, R (7,1) ERA: 2.7	2.0 6 0 0 0 2 1 0 0 0 0 0 0 0 9 13 0.00 0.500																					
41 Anthony Lerew, R (9,1) ERA: 5.4	0.2 3 1 0 0 0 0 0 0 0 0 0 0 0 3 3 0.00 1.500																					
Chris Hayes, R (9,1) ERA:	0.1 1 0 0 0 0 0 0 0 0 0 0 0 0 1 1 0.00 0.000																					

Batter	1	2	3	4	5	6	7	8	9	AB	R	H	RBI	BB	SO	LOB	BOTTOM			
2 Coco Crisp, S (1,8) OBP: 0.525, SLG: 0.625 35 Mitch Maier, L (6,8) OBP: 0.360, SLG: 0.667										3	2	2	0	0	0	1	<b>Oakland Athletics @ Kansas City Royals</b> Surprise Stadium, Surprise, AZ Tue Mar 24 2009, 9:05 PM EDT Att. 5,359 - Clear - 72 F <a href="http://livebaseballscorecards.com">livebaseballscorecards.com</a>			
4 Alex Gordon, L (1,5) OBP: 0.346, SLG: 0.532 46 Luis Hernandez, S (5,5) OBP: 0.282, SLG: 0.243										2	2	1	0	0	1	0				
30 Mike Aviles, R (1,6) OBP: 0.440, SLG: 0.524 1 Tony Pena Jr., R (6,6) OBP: 0.273, SLG: 0.317										3	1	2	5	0	0	1				
11 Jose Guillen, R (1,9) OBP: 0.308, SLG: 0.417 15 Shane Costa, L (6,9) OBP: 0.597, SLG: 1.600										1	0	1	1	0	0	0				
17 Mike Jacobs, L (1,10) OBP: 0.426, SLG: 0.731										2	1	1	0	2	1	1				
21 Miguel Olivo, R (1,2) OBP: 0.387, SLG: 0.862 14 John Buck, R (6,2) OBP: 0.528, SLG: 0.900										3	0	1	1	0	0	3				
Ross Gload, L (1,3) OBP: 0.304, SLG: 0.465 43 Ryan Shealy, R (6,3) OBP: 0.390, SLG: 0.531										1	0	0	0	0	0	2				
13 Alberto Callaspo, S (1,4) OBP: 0.218, SLG: 0.327										3	0	0	0	1	0	3				
8 Willie Bloomquist, R (1,7) OBP: 0.328, SLG: 0.368										4	1	2	0	0	2	1				
<b>Inning Stats</b>	R: 4 E: 0 K: 0 S: 8	H: 5 LOB: 1 BB: 0 P: 8	R: 4 E: 1 K: 0 S: 7	H: 3 LOB: 1 BB: 1 P: 12	R: 0 E: 0 K: 1 S: 4	H: 0 LOB: 0 BB: 1 P: 8	R: 0 E: 0 K: 2 S: 8	H: 1 LOB: 2 BB: 1 P: 12	R: 0 E: 0 K: 1 S: 5	H: 0 LOB: 0 BB: 0 P: 5	R: 0 E: 0 K: 0 S: 4	H: 1 LOB: 0 BB: 0 P: 4	R: 0 E: 0 K: 1 S: 7	H: 2 LOB: 2 BB: 0 P: 7	R: 0 E: 0 K: 0 S: 4	H: 2 LOB: 1 BB: 0 P: 4		1B: 11 2B: 2 3B: 0 HR: 1	SF: 0 SAC: 0 DP: 2 HBP: 1	WP: 0 PB: 0 SB: 0 CS: 1
<b>PITCHER</b>	IP WLS BF H R ER SO BB IBB HBP BLK WP HR S P ERA WHIP																			
55 Josh Outman, L (1,1) ERA: 6.19	3.1 L 20 8 8 0 2 2 0 0 0 0 0 0 25 29 21.60 3.000																			
39 Sean Gallagher, R (4,1) ERA: 4.05	4.2 19 6 0 0 3 1 0 0 0 0 0 0 25 29 0.00 1.500																			








Batter	1	2	3	4	5	6	7	8	9	AB	R	H	RBI	BB	SO	LOB	TOP										
35 Mitch Maier, L OBP: 0.345, SLG: 0.623 (1, 8)										4	0	0	0	0	2	2	<b>Kansas City Royals @ Los Angeles Dodgers</b> Camelback Ranch, Glendale, AZ Fri Mar 27 2009, 4:05 PM EDT Att: 9,126 - Sunny - 66 F										
4 Alex Gordon, L OBP: 0.356, SLG: 0.509 13 Alberto Callaspo, S OBP: 0.214, SLG: 0.321 (1, 5)										3	0	0	0	1	1	1											
30 Mike Aviles, R OBP: 0.469, SLG: 0.704 1 Tony Pena Jr., R OBP: 0.283, SLG: 0.326 (1, 6)										3	1	2	1	0	0	1											
11 Jose Guillen, R OBP: 0.273, SLG: 0.414 24 Mark Teahen, L OBP: 0.545, SLG: 0.974 (1, 9)										2	0	1	2	0	0	1											
43 Ryan Shealy, R OBP: 0.356, SLG: 0.472 (1, 3)										4	0	0	0	0	2	4											
16 Billy Butler, R OBP: 0.426, SLG: 0.611 (1, 10)										4	0	1	0	0	0	1											
14 John Buck, R OBP: 0.324, SLG: 0.294 Brayan Peña, S OBP: 0.324, SLG: 0.294 (1, 2)									4	1	1	0	0	1	2	0											
Ross Gload, L OBP: 0.340, SLG: 0.511 15 Shane Costa, L OBP: 0.546, SLG: 1.577 (1, 7)									3	1	2	0	0	0	1	1											
8 Willie Bloomquist, R OBP: 0.344, SLG: 0.381 (1, 4)									4	1	2	1	0	0	2	0											
<b>Inning Stats</b>	R: 0 E: 0 K: 1 S: 6	H: 0 LOB: 1 BB: 0 P: 6	R: 0 E: 1 K: 0 S: 4	H: 0 LOB: 1 BB: 0 P: 4	R: 0 E: 0 K: 1 S: 5	H: 1 LOB: 0 BB: 0 P: 5	R: 1 E: 0 K: 0 S: 5	H: 2 LOB: 1 BB: 0 P: 5	R: 2 E: 0 K: 1 S: 8	H: 3 LOB: 2 BB: 1 P: 12	R: 0 E: 0 K: 0 S: 5	H: 2 LOB: 1 BB: 0 P: 5	R: 0 E: 0 K: 2 S: 8	H: 1 LOB: 1 BB: 0 P: 8	R: 0 E: 0 K: 2 S: 8	H: 1 LOB: 1 BB: 0 P: 8		R: 0 E: 0 K: 1 S: 5	H: 0 LOB: 0 BB: 0 P: 5	1B: 8 2B: 3 3B: 0 HR: 0	SF: 1 SAC: 1 DP: 1 HBP: 0	WP: 1 PB: 0 SB: 0 CS: 0	PA: 39				
<b>PITCHER</b>	IP	WLS	BF	H	R	ER	SO	BB	IBB	HBP	BLK	WP	HR	S	P	ERA	WHIP										
18 Hiroki Kuroda, R ERA: 2.55 (1, 1)	5.2	L	27	8	4	4	3	1	0	0	0	1	0	32	36	6.35	1.588										
35 Erick Threets, L ERA: 5.99 (6, 1)	0.2		2	0	0	0	0	0	0	0	0	0	0	2	2	0.00	0.000										
63 Jeff Weaver, R ERA: 7.0 (7, 1)	1.0		5	2	0	0	3	0	0	0	0	0	0	11	11	0.00	2.000										
59 Guillermo Mota, R ERA: 2.89 (8, 1)	0.2		2	0	0	0	1	0	0	0	0	0	0	4	4	0.00	0.000										
56 Hung-Chih Kuo, L ERA: 7.36 (9, 1)	1.0		3	0	0	0	1	0	0	0	0	0	0	5	5	0.00	0.000										

Batter	1	2	3	4	5	6	7	8	9	AB	R	H	RBI	BB	SO	LOB	BOTTOM										
15 Rafael Furcal, S OBP: 0.293, SLG: 0.255 60 Chin-Lung Hu, R OBP: 0.311, SLG: 0.395 (1, 6)										4	0	0	0	0	1	1	<b>Kansas City Royals @ Los Angeles Dodgers</b> Camelback Ranch, Glendale, AZ Fri Mar 27 2009, 4:05 PM EDT Att: 9,126 - Sunny - 66 F										
13 Orlando Hudson, S OBP: 0.289, SLG: 0.306 67 Luis Maza, R OBP: 0.364, SLG: 0.125 (1, 4)									3	0	0	0	1	1	1												
99 Manny Ramirez, R OBP: 0.625, SLG: 0.750 75 Xavier Paul, L OBP: 0.413, SLG: 0.589 (1, 7)										3	0	3	0	0	0	0											
16 Andre Ethier, L OBP: 0.338, SLG: 0.383 84 James Tomlin, R (9, PR) (6, PR) (7, 7)									2	0	0	0	2	1	2												
55 Russell Martin, R OBP: 0.412, SLG: 0.781 76 Doug Mientkiewicz, L OBP: 0.371, SLG: 0.700 (1, 2)										3	0	0	0	0	0	3											
7 James Loney, L OBP: 0.271, SLG: 0.254 44 A.J. Ellis, R OBP: 0.321, SLG: 0.346 (1, 3)									3	0	0	0	0	1	1												
27 Matt Kemp, R OBP: 0.279, SLG: 0.431 17 Jason Repko, R OBP: 0.317, SLG: 0.306 (8, 8)										3	0	0	0	0	1	0											
33 Blake DeWitt, L OBP: 0.328, SLG: 0.368 56 Hung-Chih Kuo, L (9, 1)									3	0	0	0	0	1	0												
18 Hiroki Kuroda, R OBP: 0.356, SLG: 0.509 35 Erick Threets, L ERA: 5.99 (6, 1)									2	0	1	0	0	0	0	0											
<b>Inning Stats</b>	R: 0 E: 0 K: 1 S: 6	H: 1 LOB: 2 BB: 1 P: 10	R: 0 E: 0 K: 1 S: 5	H: 0 LOB: 0 BB: 0 P: 5	R: 0 E: 0 K: 0 S: 3	H: 1 LOB: 1 BB: 0 P: 3	R: 0 E: 0 K: 1 S: 6	H: 1 LOB: 1 BB: 0 P: 6	R: 0 E: 0 K: 1 S: 5	H: 0 LOB: 0 BB: 0 P: 5	R: 0 E: 0 K: 2 S: 8	H: 1 LOB: 1 BB: 0 P: 8	R: 0 E: 0 K: 0 S: 3	H: 0 LOB: 0 BB: 0 P: 3	R: 0 E: 0 K: 0 S: 3	H: 0 LOB: 0 BB: 0 P: 3		R: 1 E: 0 K: 3 S: 10	H: 1 LOB: 2 BB: 2 P: 18	1B: 5 2B: 0 3B: 0 HR: 0	SF: 0 SAC: 0 DP: 1 HBP: 0	WP: 0 PB: 0 SB: 0 CS: 0	PA: 34				
<b>PITCHER</b>	IP	WLS	BF	H	R	ER	SO	BB	IBB	HBP	BLK	WP	HR	S	P	ERA	WHIP										
55 Gil Meche, R ERA: 6.23 (1, 1)	7.0	W	25	4	0	0	6	1	0	0	0	0	0	36	40	0.00	0.714										
48 Joakim Soria, R ERA: 6.14 (8, 1)	1.0		3	0	0	0	0	0	0	0	0	0	0	3	3	0.00	0.000										
51 Robinson Tejeda, R ERA: 6.14 (9, 1)	1.0		6	1	1	1	3	2	0	0	0	0	0	10	18	9.00	3.000										

**AB 36**  
**R 4**  
**H 10**  
**RBI 4**  
**BB 1**  
**SO 8**  
**LOB 17**



**AB 31**  
**R 1**  
**H 5**  
**RBI 1**  
**BB 3**  
**SO 9**  
**LOB 13**



[livebaseballscorecards.com](http://livebaseballscorecards.com)

[livebaseballscorecards.com](http://livebaseballscorecards.com)



Batter	1	2	3	4	5	6	7	8	9	AB	R	H	RBI	BB	SO	LOB	TOP					
5 Ian Kinsler, R (1,4) OBP: 0.354, SLG: 0.456	G3-1		G1-3		F7		F8		15 1B 25 1B	4	0	0	0	0	0	1	<b>Texas Rangers @ Kansas City Royals</b> Surprise Stadium, Surprise, AZ Sat Mar 28 2009, 4:05 PM EDT Att: 5,843 - Sunny - 72 F					
3 Joaquin Arias, R (8,6) OBP: 0.450, SLG: 0.526									1B	1	1	1	0	0	0							
10 Michael Young, R (1,5) OBP: 0.421, SLG: 0.540			G4-3		K				25 1B	4	1	1	0	0	2	0						
15 Travis Metcalf, R (8,5) OBP: 0.238, SLG: 0.250	32 G1-3 17 HR								1B	1	0	1	1	0	0	0						
32 Josh Hamilton, L (1,8) OBP: 0.379, SLG: 0.631	G1-3				F7		G3		1B	4	0	0	0	0	0	1						
25 Andruw Jones, R (8,8) OBP: 0.327, SLG: 0.435									1B	1	0	1	1	0	0	0						
17 Nelson Cruz, R (1,9) OBP: 0.364, SLG: 0.872					G1-3		K		1B	4	1	2	2	0	1	0						
41 Brandon Boggs, S (8, PR) OBP: 0.373, SLG: 0.523	2H HR								K	1	0	0	0	0	1	2						
9 Hank Blalock, L (1,3) OBP: 0.355, SLG: 0.545	G3								1B	4	1	1	0	0	1	1						
90 Ian Gac, R (8,3) OBP: 1.000, SLG: 1.000					22 E		G4-3		K	0	0	0	0	0	0	0						
22 Marlon Byrd, R (1,10) OBP: 0.375, SLG: 0.510			F7		E6				7 G4-3 82 SF8	3	0	0	0	0	0	0						
Frank Catalanotto, L (9, PH) OBP: 0.344, SLG: 0.484									2B	1	1	1	0	0	0	0						
7 David Murphy, L (1,7) OBP: 0.304, SLG: 0.468			G4-3		G1-3				G4-3	3	1	0	0	1	0	2						
21 Jarrod Saltalamacchia, S (1,2) OBP: 0.408, SLG: 0.614									2B	3	1	1	0	0	0	1						
14 Adam Melhuse, S (7,2) OBP: 0.708, SLG: 0.789			G4-3						3 1B 15 1B	0	1	0	0	1	0	0						
13 Omar Vizquel, S (1,6) OBP: 0.404, SLG: 0.356									IBB	3	0	1	2	0	0	0						
82 Marcus Lemon, L (7,6) OBP: 0.404, SLG: 0.356			G1-3		G6-3				SF8	0	0	0	1	0	0	0						
<b>Inning Stats</b>	R: 2 E: 0 K: 0 S: 6	H: 2 LOB: 0 BB: 7 P: 7	R: 0 E: 0 K: 0 S: 3	H: 0 LOB: 0 BB: 0 P: 3	R: 0 E: 0 K: 0 S: 3	H: 0 LOB: 0 BB: 0 P: 3	R: 1 E: 1 K: 0 S: 5	H: 1 LOB: 1 BB: 0 P: 5	R: 1 E: 0 K: 1 S: 6	H: 1 LOB: 0 BB: 0 P: 6	R: 0 E: 0 K: 1 S: 5	H: 0 LOB: 0 BB: 0 P: 5	R: 1 E: 0 K: 0 S: 4	H: 1 LOB: 1 BB: 1 P: 8	R: 0 E: 0 K: 2 S: 8	H: 1 LOB: 1 BB: 0 P: 8	R: 3 E: 0 K: 1 S: 9	H: 4 LOB: 2 BB: 1 P: 13	1B: 5 2B: 2 3B: 2 HR: 1	SF: 1 SAC: 0 DP: 0 HBP: 0	WP: 0 PB: 0 SB: 0 CS: 0	PA: 40
<b>PITCHER</b>	IP WLS BF H R ER SO BB IBB HBP BLK WP HR S P ERA WHIP																					
52 Horacio Ramirez, L (1,1) ERA: 9.0	5.0	20	4	4	3	1	0	0	0	0	0	0	0	0	0	5	5	0.00	0.000			
45 Doug Waechter, R (8,1) ERA: 21.0	1.0	3	0	0	0	1	0	0	0	0	0	0	0	0	0	8	12	5.40	1.200			
34 Jamey Wright, R (7,1) ERA: 3.09	1.2	B	7	1	1	1	1	0	0	0	0	0	0	0	5	13	17	20.25	3.750			
73 Roman Colon, R (8,1) ERA: 3.0	1.1	L	10	5	3	3	2	0	1	0	0	0	0	0	13	17						

Batter	1	2	3	4	5	6	7	8	9	AB	R	H	RBI	BB	SO	LOB	BOTTOM					
2 Coco Crisp, S (1,8) OBP: 0.500, SLG: 0.571	9 G4-3 24 1B 9 S		G6-3		K		G3		15 DI	4	1	1	0	0	1	3	<b>Texas Rangers @ Kansas City Royals</b> Surprise Stadium, Surprise, AZ Sat Mar 28 2009, 4:05 PM EDT Att: 5,843 - Sunny - 72 F					
8 Willie Bloomquist, R (7,8) OBP: 0.354, SLG: 0.391					2B 3H				1B	1	0	1	0	0	0	0						
9 David DeJesus, L (1,7) OBP: 0.344, SLG: 0.407	G4-3								L7	4	0	0	0	0	1	1						
15 Shane Costa, L (8,7) OBP: 0.531, SLG: 0.556									1B	1	0	0	0	0	0	1						
24 Mark Teahen, L (1,4) OBP: 0.553, SLG: 1.000	11 1B 17 SF8								G5-3	3	2	2	1	0	1	0						
13 Alberto Callaspo, S (7,4) OBP: 0.224, SLG: 0.345										2	0	1	0	0	0	1						
11 Jose Guillen, R (1,9) OBP: 0.278, SLG: 0.419										2	0	1	1	0	0	0						
35 Mitch Walter, L (7,9) OBP: 0.339, SLG: 0.611	4 BB									1	0	0	0	0	1	1						
17 Mike Jacobs, L (1,3) OBP: 0.397, SLG: 0.672										2	0	0	1	0	1	0						
16 Billy Butler, R (7,3) OBP: 0.419, SLG: 0.600	SF8									1	0	0	0	0	0	1						
4 Alex Gordon, L (1,5) OBP: 0.387, SLG: 0.537										1	2	1	0	2	0	0						
46 Luis Hernandez, S (8,5) OBP: 0.300, SLG: 0.243										0	0	0	0	1	0	0						
43 Ryan Shealy, R (1,10) OBP: 0.367, SLG: 0.500										4	0	2	0	0	2	3						
21 Miguel Olivo, R (1,2) OBP: 0.395, SLG: 0.806										3	0	1	1	0	2	2						
Brayan Peña, S (8,2) OBP: 0.316, SLG: 0.286										1	0	0	0	0	0	0						
30 Mike Aviles, R (1,6) OBP: 0.429, SLG: 0.633										3	0	0	0	0	1	4						
1 Tony Pena Jr., R (8,6) OBP: 0.277, SLG: 0.318										1	0	0	0	0	0	0						
<b>Inning Stats</b>	R: 2 E: 0 K: 1 S: 8	H: 3 LOB: 2 BB: 1 P: 13	R: 0 E: 0 K: 1 S: 5	H: 0 LOB: 0 BB: 0 P: 5	R: 1 E: 0 K: 1 S: 6	H: 1 LOB: 0 BB: 0 P: 6	R: 1 E: 0 K: 2 S: 10	H: 2 LOB: 1 BB: 0 P: 11	R: 0 E: 0 K: 1 S: 5	H: 0 LOB: 0 BB: 0 P: 5	R: 1 E: 0 K: 1 S: 7	H: 2 LOB: 2 BB: 1 P: 11	R: 0 E: 0 K: 2 S: 8	H: 1 LOB: 1 BB: 0 P: 8	R: 0 E: 0 K: 1 S: 4	H: 0 LOB: 0 BB: 1 P: 8	R: 0 E: 0 K: 0 S: 4	H: 1 LOB: 1 BB: 0 P: 5	1B: 5 2B: 4 3B: 1 HR: 0	SF: 2 SAC: 0 DP: 0 HBP: 0	WP: 1 PB: 0 SB: 1 CS: 1	PA: 39
<b>PITCHER</b>	IP WLS BF H R ER SO BB IBB HBP BLK WP HR S P ERA WHIP																					
39 Scott Feldman, R (1,1) ERA: 6.19	5.0	22	6	4	4	0	1	0	0	0	0	0	0	0	2	6	27.00	6.000				
94 Jimmy Gobble, L (8,1) ERA: 4.5	0.1	3	1	1	1	0	1	0	0	0	0	0	0	0	0	0						
31 Jason Jennings, R (8,1) ERA: 1.69	3.2	W	14	3	0	0	4	1	0	0	0	0	0	21	26	0.00	1.091					

AB	37
R	8
H	10
RBI	7
BB	2
SO	5
LOB	8



AB	34
R	5
H	10
RBI	4
BB	3
SO	10
LOB	17





Batter	1	2	3	4	5	6	7	8	9	AB	R	H	RBI	BB	SO	LOB	TOP					
2 Coco Crisp, S OBP: 0.514, SLG: 0.600										4	2	3	1	0	1	2	<b>Kansas City Royals @ Seattle Mariners</b> Peoria Stadium, Peoria, AZ Sun Mar 29 2009, 4:05 PM EDT Att: 7,271 - Cloudy - 74 F					
35 Mitch Maier, L OBP: 0.362, SLG: 0.636										1	1	1	0	1	0	0						
9 David DeJesus, L OBP: 0.324, SLG: 0.381										4	0	0	0	0	0	5						
15 Shane Costa, L OBP: 0.529, SLG: 0.552										2	1	1	1	1	0	3						
11 Jose Guillen, R OBP: 0.400, SLG: 0.486										4	2	2	2	0	0	1						
Ross Gload, L OBP: 0.346, SLG: 0.500										1	1	0	1	1	0	2						
16 Billy Butler, R OBP: 0.441, SLG: 0.600										5	2	3	1	1	0	2						
17 Mike Jacobs, L OBP: 0.403, SLG: 0.695										1	1	1	2	1	0	0						
43 Ryan Shealy, R OBP: 0.373, SLG: 0.571										2	1	1	3	0	0	0						
14 John Buck, R OBP: 0.487, SLG: 0.769										5	0	1	0	0	1	5						
Brayan Peña, S OBP: 0.333, SLG: 0.286										0	0	0	0	1	0	0						
4 Alex Gordon, L OBP: 0.490, SLG: 0.596										3	1	2	1	0	0	0						
8 Willie Bloomquist, R OBP: 0.353, SLG: 0.388										3	0	1	0	0	0	3						
13 Alberto Callaspo, S OBP: 0.266, SLG: 0.426										6	3	4	2	0	1	3						
1 Tony Pena Jr., R OBP: 0.314, SLG: 0.404										3	2	2	2	1	1	1						
46 Luis Hernandez, S OBP: 0.286, SLG: 0.231										2	0	0	0	0	1	3						
<b>Inning Stats</b>	R: 2 E: 0 K: 1 S: 8	H: 3 LOB: 1 BB: 0 P: 8	R: 5 E: 1 K: 0 S: 10	H: 6 LOB: 1 BB: 0 P: 11	R: 0 E: 1 K: 1 S: 6	H: 1 LOB: 2 BB: 1 P: 10	R: 0 E: 0 K: 0 S: 4	H: 1 LOB: 1 BB: 0 P: 4	R: 0 E: 0 K: 1 S: 5	H: 1 LOB: 1 BB: 0 P: 5	R: 0 E: 0 K: 0 S: 3	H: 1 LOB: 1 BB: 0 P: 3	R: 9 E: 0 K: 0 S: 12	H: 7 LOB: 1 BB: 3 P: 26	R: 1 E: 1 K: 0 S: 5	H: 1 LOB: 2 BB: 1 P: 9	R: 0 E: 0 K: 2 S: 8	H: 1 LOB: 2 BB: 1 P: 12	1B: 11 2B: 8 3B: 0 HR: 3	SF: 2 SAC: 0 DP: 2 HBP: 0	WP: 0 PB: 0 SB: 0 CS: 0	PA: 54
<b>PITCHER</b>	IP WLS BF H R ER SO BB IBB HBP BLK WP HR S P ERA WHIP																					
56 Jarrod Washburn, L ERA: 6.12	6.0		30	13	7	7	3	1	0	0	0	0	0	0	1	36	41	10.50	2.333			
53 David Aardsma, R ERA: 8.17	0.2	L	7	3	5	5	0	2	0	0	0	0	0	1	6	16	67.50	7.500				
48 Roy Corcoran, R ERA: 12.79	0.0		5	4	4	4	0	1	0	0	0	0	0	1	5	9						
20 Denny Stark, R ERA: 2.0	1.1		7	1	1	0	0	1	0	0	0	0	0	6	10	0.00	1.500					
66 Shawn Kelley, R ERA: 4.97	1.0		5	1	0	0	2	1	0	0	0	0	0	8	12	0.00	2.000					

AB	46
R	17
H	22
RBI	16
BB	6
SO	5
LOB	30



WP	0
PB	0
SB	0
CS	0

AB	43
R	12
H	18
RBI	12
BB	1
SO	8
LOB	12



WP	0
PB	0
SB	0
CS	0

<b>PITCHER</b>	IP WLS BF H R ER SO BB IBB HBP BLK WP HR S P ERA WHIP
23 Zack Greinke, R ERA: 6.23	(1, 1) 2.0 0 4 1 1 1 1 1 0 0 0 0 1 7 8 9.00 1.000
31 Brandon Duckworth, R ERA: 4.96	(4, 1) 2.0 0 6 1 0 0 0 0 0 0 0 0 0 6 6 0.00 0.500
32 Ron Mahay, L ERA: 3.0	(6, 1) 1.0 W 6 3 1 1 1 1 0 0 0 0 0 0 8 8 9.00 3.000
37 Juan Cruz, R ERA: 3.0	(7, 1) 1.0 0 4 1 1 1 1 2 0 0 0 0 0 9 10 9.00 1.000
40 Kyle Farnsworth, R ERA: 6.0	(8, 1) 1.0 0 4 1 0 0 0 1 0 0 0 0 0 6 6 0.00 1.000
64 Tim Hamulack, L ERA: 2.57	(9, 1) 1.0 0 4 1 0 0 0 1 0 0 0 0 0 6 6 0.00 1.000








Batter	1	2	3	4	5	6	7	8	9	AB	R	H	RBI	BB	SO	LOB	TOP										
35 Mitch Maier, L OBP: 0.339, SLG: 0.603										3	0	0	1	0	0	1	<b>Kansas City Royals @ Oakland Athletics</b> Phoenix Municipal Stadium, Phoenix, AZ Tue Mar 31 2009, 4:05 PM EDT Att: 3,183 - Sunny - 74 F										
8 Willie Bloomquist, R OBP: 0.360, SLG: 0.592										4	0	1	1	0	0	1											
4 Alex Gordon, L OBP: 0.403, SLG: 0.672										2	0	1	0	0	0	0											
63 Tommy Murphy, S OBP: 0.389, SLG: 0.563										2	0	0	0	0	1	1											
11 Jose Guillen, R OBP: 0.311, SLG: 0.462										3	0	1	0	0	0	1											
74 Cody Clark, R OBP: 0.333, SLG: 0.667										1	0	0	0	0	1	0											
17 Mike Jacobs, L OBP: 0.358, SLG: 0.603										4	0	0	0	0	4	1											
16 Billy Butler, R OBP: 0.403, SLG: 0.536										4	0	0	0	0	1	1											
14 John Buck, R OBP: 0.479, SLG: 0.756										2	1	1	0	1	0	0											
Ross Gload, L OBP: 0.333, SLG: 0.480										2	0	0	0	0	1	1											
13 Alberto Callaspo, S OBP: 0.262, SLG: 0.419										1	0	0	0	0	0	1											
1 Tony Pena Jr., R OBP: 0.333, SLG: 0.440										3	1	2	0	0	0	1											
<b>Inning Stats</b>	R: 0 E: 0 K: 0 S: 4	H: 1 LOB: 1 BB: 0 P: 4	R: 0 E: 0 K: 2 S: 7	H: 0 LOB: 0 BB: 0 P: 7	R: 0 E: 0 K: 1 S: 4	H: 1 LOB: 1 BB: 0 P: 4	R: 0 E: 0 K: 1 S: 6	H: 1 LOB: 1 BB: 0 P: 6	R: 2 E: 0 K: 2 S: 9	H: 2 LOB: 1 BB: 1 P: 14	R: 0 E: 0 K: 1 S: 5	H: 0 LOB: 0 BB: 0 P: 5	R: 0 E: 0 K: 0 S: 3	H: 1 LOB: 0 BB: 0 P: 3	R: 0 E: 0 K: 0 S: 3	H: 0 LOB: 0 BB: 0 P: 3	R: 0 E: 0 K: 2 S: 7	H: 0 LOB: 0 BB: 0 P: 7	1B: 5 2B: 1 3B: 0 HR: 0	SF: 1 SAC: 0 DP: 1 HBP: 0	WP: 1 PB: 0 SB: 1 CS: 0	PA: 33					
<b>PITCHER</b>	IP	WLS	BF	H	R	ER	SO	BB	IBB	HBP	BLK	WP	HR	S	P	ERA	WHIP										
55 Josh Outman, L ERA: 5.4	5.2	W	23	5	2	2	6	1	0	0	0	1	0	34	39	3.18	1.059										
36 Russ Springer, R ERA: 4.66	0.1		1	0	0	0	0	0	0	0	0	0	0	1	1	0.00	0.000										
44 Santiago Casilla, R ERA: 0.96	2.0		6	1	0	0	0	0	0	0	0	0	0	6	6	0.00	0.500										
49 Kevin Cameron, R ERA: 4.26	1.0		3	0	0	0	2	0	0	0	0	0	0	7	7	0.00	0.000										

Batter	1	2	3	4	5	6	7	8	9	AB	R	H	RBI	BB	SO	LOB	BOTTOM										
15 Ryan Sweeney, L OBP: 0.400, SLG: 0.574										2	1	2	0	0	0	0	<b>Kansas City Royals @ Oakland Athletics</b> Phoenix Municipal Stadium, Phoenix, AZ Tue Mar 31 2009, 4:05 PM EDT Att: 3,183 - Sunny - 74 F										
11 Rajai Davis, R OBP: 0.364, SLG: 0.478										2	0	0	0	0	1	1											
18 Orlando Cabrera, R OBP: 0.385, SLG: 0.400										3	1	1	0	0	2	1											
26 Corey Wimberly, S OBP: 0.275, SLG: 0.222										1	0	0	0	0	1	1											
16 Jason Giambi, L OBP: 0.309, SLG: 0.205										3	0	1	1	0	0	1											
10 Daric Barton, L OBP: 0.406, SLG: 0.633										1	0	0	0	0	0	1											
5 Matt Holliday, R OBP: 0.390, SLG: 0.365										2	1	0	0	1	0	1											
19 Chris Denorfia, R OBP: 0.452, SLG: 0.541										1	0	1	0	0	0	0											
1 Nomar Garciaparra, R OBP: 0.452, SLG: 0.690										2	1	1	0	0	0	0											
22 Jack Hannahan, L OBP: 0.361, SLG: 0.320										2	0	0	0	0	0	1											
32 Jack Cust, L OBP: 0.351, SLG: 0.460										2	1	0	0	1	1	0											
4 Archie Gilbert, R										1	0	0	0	0	0	1											
8 Kurt Suzuki, R OBP: 0.333, SLG: 0.407										3	1	1	1	0	1	0											
40 Curtis Thigpen, R OBP: 0.235, SLG: 0.355										1	0	0	0	0	0	1											
6 Travis Buck, L OBP: 0.371, SLG: 0.492										3	1	1	3	0	0	0											
56 Cliff Pennington, S OBP: 0.389, SLG: 0.463										2	0	1	1	0	0	0											
<b>Inning Stats</b>	R: 2 E: 0 K: 0 S: 5	H: 3 LOB: 0 BB: 0 P: 6	R: 0 E: 0 K: 0 S: 3	H: 0 LOB: 0 BB: 0 P: 3	R: 0 E: 0 K: 1 S: 6	H: 1 LOB: 1 BB: 0 P: 6	R: 5 E: 0 K: 1 S: 8	H: 3 LOB: 0 BB: 2 P: 16	R: 0 E: 0 K: 0 S: 3	H: 0 LOB: 0 BB: 0 P: 3	R: 0 E: 0 K: 2 S: 7	H: 0 LOB: 0 BB: 0 P: 7	R: 0 E: 0 K: 2 S: 8	H: 1 LOB: 1 BB: 0 P: 8	R: 0 E: 0 K: 0 S: 4	H: 1 LOB: 1 BB: 0 P: 4	R: 0 E: 0 K: 2 S: 7	H: 1 LOB: 1 BB: 0 P: 7	1B: 8 2B: 0 3B: 1 HR: 0	SF: 1 SAC: 0 DP: 1 HBP: 0	WP: 0 PB: 0 SB: 0 CS: 0	PA: 34					
<b>PITCHER</b>	IP	WLS	BF	H	R	ER	SO	BB	IBB	HBP	BLK	WP	HR	S	P	ERA	WHIP										
47 Sidney Ponson, R ERA: 9.58	5.0	L	23	7	7	7	2	2	0	0	0	0	0	25	34	12.60	1.800										
51 Robinson Tejeda, R ERA: 5.74	1.0		3	0	0	0	2	0	0	0	0	0	0	7	7	0.00	0.000										
34 Jamey Wright, R ERA: 2.84	1.0		4	1	0	0	2	0	0	0	0	0	0	8	8	0.00	1.000										
73 Roman Colon, R ERA: 2.77	1.0		4	1	0	0	0	0	0	0	0	0	0	4	4	0.00	1.000										

AB	31
R	2
H	6
RBI	2
BB	1
SO	8
LOB	9









Batter	1	2	3	4	5	6	7	8	9	AB	R	H	RBI	BB	SO	LOB	TOP										
2 Coco Crisp, S OBP: 0.500, SLG: 0.571 35 Mitch Maier, L OBP: 0.328, SLG: 0.583 (5, PR) (5, 8)	G1-3		9 2B 1B		4-1 15 1B BB			F7		2	1	1	0	1	0	0	<b>Kansas City Royals @ Texas Rangers</b> Surprise Stadium, Surprise, AZ Thu Apr 02 2009, 3:05 PM EDT Att: 3,204 - Sunny - 74 F										
9 David De Jesus, L OBP: 0.328, SLG: 0.384 15 Shane Costa, L OBP: 0.556, SLG: 0.581 (5, PH) (5, 7)	F8		17 WP 1-H 2B		1-2 2-3 1B			1B		2	0	1	1	0	0	0											
24 Mark Teahen, L OBP: 0.317, SLG: 0.981 Brayan Peña, S OBP: 0.357, SLG: 0.395 (5, PH) (5, 10)	1B		F9		G4-6-3 1B			1B		2	0	1	0	0	0	1											
17 Mike Jacobs, L OBP: 0.345, SLG: 0.577 Brian Buchanan, R (6, 3)	F9		G3		1-2 1B			G6-4-3 1B		3	0	0	0	0	0	2											
21 Miguel Olivo, R OBP: 0.354, SLG: 0.667 14 John Buck, R OBP: 0.490, SLG: 0.756 (6, 2)	K		2-3		F9			G6-4-3 1-2 1B		1	0	0	0	0	0	2											
4 Alex Gordon, L OBP: 0.405, SLG: 0.686 Irving Falu, S (6, 4)	BB		G6-3		P3			FC1-4 BB		3	0	0	0	0	1	0											
30 Mike Aviles, R OBP: 0.356, SLG: 0.590 1 Tony Peña Jr., R OBP: 0.321, SLG: 0.423 (7, 6)	F9		G4-3		F7			FC1-4 13 FC1-6		2	0	0	0	1	0	0											
13 Alberto Callaspo, S OBP: 0.288, SLG: 0.435 (6, 5)	K		L3		G4-3			FC1 13 FC1-6		3	0	0	0	0	0	1											
8 Willie Bloomquist, R OBP: 0.350, SLG: 0.372 (1, 9)	G1-3		2 CS 8 BB 1B		F8			FC1-6 1-2 3-H		4	0	1	1	0	1	2											
			G1-3		G6-3			F8		3	1	0	0	1	0	1											
			15 1B BB		G4-3																						
<b>Inning Stats</b>	R: 0 E: 0 K: 0 S: 4	H: 1 LOB: 1 BB: 0 P: 4	R: 0 E: 0 K: 2 S: 7	H: 0 LOB: 1 BB: 1 P: 11	R: 1 E: 0 K: 0 S: 5	H: 2 LOB: 1 BB: 0 P: 6	R: 0 E: 0 K: 0 S: 3	H: 0 LOB: 0 BB: 0 P: 3	R: 1 E: 0 K: 0 S: 4	H: 2 LOB: 2 BB: 2 P: 12	R: 0 E: 0 K: 0 S: 3	H: 0 LOB: 0 BB: 0 P: 3	R: 0 E: 0 K: 0 S: 3	H: 0 LOB: 0 BB: 0 P: 3	R: 0 E: 0 K: 0 S: 4	H: 2 LOB: 1 BB: 1 P: 4		R: 1 E: 1 K: 0 S: 4	H: 0 LOB: 1 BB: 1 P: 8	1B: 6 2B: 1 3B: 0 HR: 0	SF: 0 SAC: 0 DP: 2 HBP: 0	WP: 1 PB: 0 SB: 0 CS: 2	PA: 36				
<b>PITCHER</b>	IP	WLS	BF	H	R	ER	SO	BB	IBB	HBP	BLK	WP	HR	S	P	ERA	WHIP										
39 Scott Feldman, R ERA: 5.4 59 Josh Rupe, R ERA: 3.95 58 Derrick Turnbow, R ERA: 7.36 18 Eddie Guardado, L ERA: 9.0 36 C.J. Wilson, L ERA:	4.0	W	16	3	1	1	2	1	0	0	0	1	0	19	24	2.25	1.000										
	2.0	H	8	2	1	1	0	2	0	0	0	0	0	7	15	4.50	2.000										
	1.0		3	0	0	0	0	0	0	0	0	0	0	3	3	0.00	0.000										
	1.0		4	2	0	0	0	0	0	0	0	0	0	4	4	0.00	2.000										
	1.0		5	0	1	0	0	1	0	0	0	0	0	4	8	0.00	1.000										
<b>Batter</b>	<b>1</b>	<b>2</b>	<b>3</b>	<b>4</b>	<b>5</b>	<b>6</b>	<b>7</b>	<b>8</b>	<b>9</b>	<b>AB</b>	<b>R</b>	<b>H</b>	<b>RBI</b>	<b>BB</b>	<b>SO</b>	<b>LOB</b>	<b>BOTTOM</b>										
5 Ian Kinsler, R OBP: 0.342, SLG: 0.423 82 Marcus Lemon, L (4, 4)	G5-3	L1			K			F7		2	0	0	0	0	0	1	<b>Kansas City Royals @ Texas Rangers</b> Surprise Stadium, Surprise, AZ Thu Apr 02 2009, 3:05 PM EDT Att: 3,204 - Sunny - 74 F										
10 Michael Young, R OBP: 0.414, SLG: 0.524 92 John Whittleman, L OBP: 0.429, SLG: 1.333 (4, 5)	32 FC1-6 2B	G5-3			P3			HR		2	0	1	0	0	0	1											
32 Josh Hamilton, L OBP: 0.392, SLG: 0.753 95 Craig Gentry, R OBP: 0.545, SLG: 0.667 (4, 8)	FC1-5-6 2-3				P6			1B HR		2	0	0	0	0	0	1											
17 Nelson Cruz, R OBP: 0.333, SLG: 0.720 Steven Murphy, L OBP: 0.500, SLG: 0.500 (4, 9)	G4-3				1B HR			1B		3	2	2	0	0	0	1											
9 Hank Blalock, L OBP: 0.347, SLG: 0.493 Adam Fox, R OBP: 0.467, SLG: 0.800 (5, PH) (6, 10)					F7			12 1B 2B BB		1	0	0	0	0	0	1											
7 David Murphy, L OBP: 0.295, SLG: 0.479 Chad Tracy, R OBP: 1.000, SLG: 2.500 (7, 7)					19 1B 2B 1B			12 2B		2	1	1	3	1	0	0											
19 Chris Davis, L OBP: 0.405, SLG: 0.595 12 Justin Smoak, S OBP: 0.379, SLG: 0.654 (7, 3)					K			12 2B		3	1	1	0	0	1	1											
21 Jarrod Saltalamacchia, R OBP: 0.379, SLG: 0.566 72 Emerson Frostad, L OBP: 0.500, SLG: 0.286 (7, 2)					21 2B 1 SF9 1B			21 G5-4-3 1B		1	0	1	1	0	0	0											
1 Elvis Andrus, R OBP: 0.308, SLG: 0.310 96 Guilder Rodriguez, S (7, 6)					F9			1-2 2-H 2B		3	0	1	1	0	0	1											
					G5-3			G5-4-3 1-2 1B		1	0	0	0	0	1	2											
					G5-3			L4		2	0	0	1	0	0	0											
					G6-3					1	0	0	0	0	0	0											
<b>Inning Stats</b>	R: 0 E: 0 K: 0 S: 4	H: 1 LOB: 1 BB: 0 P: 4	R: 3 E: 0 K: 0 S: 7	H: 4 LOB: 1 BB: 0 P: 7	R: 0 E: 0 K: 1 S: 5	H: 0 LOB: 1 BB: 1 P: 9	R: 0 E: 0 K: 1 S: 5	H: 0 LOB: 0 BB: 0 P: 5	R: 3 E: 0 K: 1 S: 8	H: 3 LOB: 0 BB: 0 P: 8	R: 0 E: 0 K: 0 S: 3	H: 1 LOB: 0 BB: 0 P: 3	R: 3 E: 0 K: 2 S: 13	H: 4 LOB: 2 BB: 1 P: 20	R: 0 E: 0 K: 1 S: 5	H: 0 LOB: 1 BB: 1 P: 9	1B: 7 2B: 3 3B: 1 HR: 2	SF: 1 SAC: 0 DP: 1 HBP: 0	WP: 0 PB: 0 SB: 0 CS: 0	PA: 39							
<b>PITCHER</b>	IP	WLS	BF	H	R	ER	SO	BB	IBB	HBP	BLK	WP	HR	S	P	ERA	WHIP										
52 Horacio Ramirez, L ERA: 9.0 73 Roman Colon, R ERA: 4.5 40 Kyle Farnsworth, R ERA: 4.91	6.0	L	27	9	6	6	3	1	0	0	0	0	1	13	20	27.00	5.000										
	1.0		8	4	3	3	2	1	0	0	0	0	0	5	9	0.00	1.000										



Batter	1	2	3	4	5	6	7	8	9	AB	R	H	RBI	BB	SO	LOB	TOP							
2 Coco Crisp, S OBP: 0.483, SLG: 0.548 8 Willie Bloomquist, R OBP: 0.358, SLG: 0.390	L8		SH1		F7		K		1B	3	0	0	0	0	1	2								
9 David De Jesus, L OBP: 0.348, SLG: 0.421 35 Mitch Maier, L OBP: 0.323, SLG: 0.574	24 G4-3 11 1B		2B		K		BB		K	3	1	2	1	1	1	0								
24 Mark Teahen, L OBP: 0.476, SLG: 0.897	G4-3		G6-3		G3		K		P5	5	0	0	0	0	1	7								
11 Jose Guillen, R OBP: 0.308, SLG: 0.500 15 Shane Costa, L OBP: 0.356, SLG: 0.581	1B		G5-3		F7				K	4	0	1	1	0	1	1								
17 Mike Jacobs, L OBP: 0.352, SLG: 0.568	G3								P5	3	0	1	0	1	0	1								
16 Billy Butler, R OBP: 0.388, SLG: 0.539		G1-3		F8		F8			BB	3	0	0	0	1	0	2								
4 Alex Gordon, L OBP: 0.294, SLG: 0.429 13 Alberto Callaspo, S OBP: 0.284, SLG: 0.429		K		P5					L5	2	0	0	0	1	1	1								
21 Miguel Olivo, R OBP: 0.346, SLG: 0.625	G4-3		F7						BB	3	0	0	0	1	1	2								
30 Mike Aviles, R OBP: 0.375, SLG: 0.512 1 Tony Pena Jr., R OBP: 0.316, SLG: 0.415			2' SH1 9 2B		G4-3				K	3	1	2	0	0	0	0								
			1B						BB	1	0	0	0	0	1	1								
<b>Inning Stats</b>	R: 1 E: 0 K: 0 S: 5	H: 2 LOB: 1 BB: 0 P: 5	R: 0 E: 0 K: 1 S: 5	H: 0 LOB: 0 BB: 0 P: 5	R: 1 E: 0 K: 0 S: 5	H: 2 LOB: 1 BB: 0 P: 5	R: 0 E: 0 K: 0 S: 4	H: 1 LOB: 1 BB: 0 P: 4	R: 0 E: 0 K: 0 S: 5	H: 0 LOB: 0 BB: 0 P: 5	R: 0 E: 0 K: 0 S: 3	H: 0 LOB: 1 BB: 1 P: 7	R: 0 E: 0 K: 3 S: 10	H: 1 LOB: 3 BB: 2 P: 18	R: 0 E: 0 K: 1 S: 5	H: 0 LOB: 1 BB: 1 P: 9	R: 0 E: 0 K: 2 S: 8	H: 1 LOB: 2 BB: 1 P: 12	1B: 5 2B: 2 3B: 0 HR: 0	SF: 0 SAC: 1 DP: 0 HBP: 0	WP: 0 PB: 0 SB: 0 CS: 0	PA: 39		
<b>PITCHER</b>	IP	WLS	BF	H	R	ER	SO	BB	IBB	HBP	BLK	WP	HR	S	P	ERA	WHIP							
44 Vicente Padilla, R ERA: 4.76 20 Brandon McCarthy, R ERA: 4.37 58 Derrick Turnbow, R ERA: 6.75 31 Jason Jennings, R ERA: 1.84 88 Pedro Strop, R ERA:	2.0		8	2	1	1	1	0	0	0	0	0	0	10	10	4.50	1.000							
	4.0	W	16	3	1	1	1	1	0	0	0	0	0	17	21	2.25	1.000							
	1.0	H	6	1	0	0	3	2	0	0	0	0	0	10	18	0.00	3.000							
	1.0		4	0	0	0	1	1	0	0	0	0	0	5	9	0.00	1.000							
	1.0		5	1	0	0	2	1	0	0	0	0	0	8	12	0.00	2.000							

Kansas City Royals @ Texas Rangers  
Dr. Pepper Ballpark, Frisco, TX

AB 33  
R 2  
H 7  
RBI 2  
BB 5  
SO 8  
LOB 20



WP: 0 PA: 39  
PB: 0  
SB: 0  
CS: 0

Batter	1	2	3	4	5	6	7	8	9	AB	R	H	RBI	BB	SO	LOB	BOTTOM							
5 Ian Kinsler, R OBP: 0.341, SLG: 0.419 13 Omar Vizquel, S OBP: 0.393, SLG: 0.358	F8		K		32 FC6-4 10 BB 9 SF8		K		BB	3	1	1	0	0	1	1								
10 Michael Young, R OBP: 0.411, SLG: 0.508 92 John Whittleman, L OBP: 0.444, SLG: 1.143	K		P3		32 FC6-4 BB		BB		K	2	0	0	0	1	1	1								
32 Josh Hamilton, L OBP: 0.390, SLG: 0.734 22 Marlon Byrd, R OBP: 0.373, SLG: 0.500	G3-1		HBP		FC6-4 17 2B 7 1B		2B		SF9	2	1	0	1	0	0	2								
9 Hank Blalock, L OBP: 0.333, SLG: 0.478 25 Andrew Jones, R OBP: 0.333, SLG: 0.587		K 7 BB	P6		SF8		2B		G6-3	2	0	0	1	0	1	2								
17 Nelson Cruz, R OBP: 0.350, SLG: 0.755 Steven Murphy, L OBP: 0.333, SLG: 0.333	F8				3-H 2B		7 1B 2B			3	1	2	0	0	0	1								
7 David Murphy, L OBP: 0.305, SLG: 0.479 95 Craig Gentry, R OBP: 0.500, SLG: 0.600					2B		1B		K	2	0	1	2	1	1	1								
19 Chris Davis, L OBP: 0.391, SLG: 0.571 12 Justin Smoak, S OBP: 0.367, SLG: 0.630					2-H 3-H 1B		G6-3		G4-3	3	0	0	0	0	1	4								
21 Jarrod Saltalamacchia, R OBP: 0.361, SLG: 0.536 83 Chris Gradoville, R OBP: 1.000, SLG: 2.000										3	0	0	0	0	3	3								
1 Elvis Andrus, R OBP: 0.325, SLG: 0.329 96 Guilder Rodriguez, S OBP: 0.325, SLG: 0.329					5 WP 5 CS 1B		10 BB 32 FC6-4 5 1B		BB	1	1	1	0	0	0	0								
									BB	1	1	1	0	0	0	0								
<b>Inning Stats</b>	R: 0 E: 0 K: 1 S: 5	H: 0 LOB: 0 BB: 0 P: 5	R: 0 E: 0 K: 2 S: 8	H: 0 LOB: 1 BB: 1 P: 12	R: 0 E: 0 K: 1 S: 6	H: 1 LOB: 2 BB: 0 P: 7	R: 0 E: 0 K: 3 S: 10	H: 1 LOB: 1 BB: 0 P: 10	R: 4 E: 0 K: 0 S: 7	H: 4 LOB: 1 BB: 1 P: 11	R: 0 E: 0 K: 2 S: 7	H: 0 LOB: 0 BB: 0 P: 7	R: 2 E: 0 K: 2 S: 9	H: 2 LOB: 1 BB: 1 P: 13	R: 1 E: 0 K: 1 S: 6	H: 1 LOB: 2 BB: 2 P: 14	1B: 4 2B: 5 3B: 0 HR: 0	SF: 2 SAC: 0 DP: 0 HBP: 1	WP: 2 PB: 0 SB: 0 CS: 1	PA: 40				
<b>PITCHER</b>	IP	WLS	BF	H	R	ER	SO	BB	IBB	HBP	BLK	WP	HR	S	P	ERA	WHIP							
23 Zack Greinke, R ERA: 9.21 51 Robinson Tejeda, R ERA: 8.23 64 Tim Hamulack, L ERA: 2.45 34 Jamey Wright, R ERA: 3.29	5.0	L	25	6	4	4	7	2	0	1	0	0	0	15	19	10.80	1.800							
	1.2		8	2	2	2	4	1	0	0	0	0	0	1	1	0.00	0.000							
	0.1		1	0	0	0	0	0	0	0	0	0	0	1	1	0.00	0.000							
	1.0		6	1	1	1	1	2	0	0	0	0	0	6	14	9.00	3.000							

Kansas City Royals @ Texas Rangers  
Dr. Pepper Ballpark, Frisco, TX

AB 32  
R 7  
H 9  
RBI 7  
BB 5  
SO 12  
LOB 23



WP: 2 PA: 40  
PB: 0  
SB: 0  
CS: 1




Batter	1	2	3	4	5	6	7	8	9	AB	R	H	RBI	BB	SO	LOB	TOP										
2 Coco Crisp, S OBP: 0.498, SLG: 0.553 15 Shane Costa, L OBP: 0.526, SLG: 0.545	F7	FC5-4		K		K			G4-3	3	0	2	1	0	0	0	<b>Kansas City Royals @ Texas Rangers</b> Rangers Ballpark in Arlington, Arlington, TX Sat Apr 04 2009, 2:05 PM EDT Att: 15,055 - Sunny - 72 F										
8 Willie Bloomquist, R OBP: 0.360, SLG: 0.933	K	FC5-4		F8					24 1B	5	0	2	0	0	1	4											
4 Alex Gordon, L OBP: 0.315, SLG: 0.653 24 Mark Teahen, L OBP: 0.477, SLG: 0.883				K		F9			P4	3	0	1	0	0	1	0											
11 Jose Guillen, R OBP: 0.315, SLG: 0.500 Mitch Maier, L OBP: 0.309, SLG: 0.547				F9		G4-3			L6	2	0	1	0	0	0	1											
17 Mike Jacobs, L OBP: 0.352, SLG: 0.597 Brayan Peña, S OBP: 0.341, SLG: 0.375		G1-3		F9					G3-1	3	1	1	1	0	0	1											
16 Billy Butler, R OBP: 0.375, SLG: 0.519 43 Ryan Shealy, L OBP: 0.385, SLG: 0.581		K		K2-3		G5-3				3	0	0	0	0	2	1											
13 Alberto Callaspo, S OBP: 0.309, SLG: 0.473										4	1	3	1	0	0	0											
14 John Buck, R OBP: 0.472, SLG: 0.778		E6							G6-3	4	2	1	1	0	1	3											
30 Mike Aviles, R OBP: 0.380, SLG: 0.511 1 Tony Pena Jr., R OBP: 0.305, SLG: 0.400						F8			K	2	0	1	1	0	0	1											
										2	0	0	0	0	2	1											
<b>Inning Stats</b>	R: 0 E: 0 K: 1 S: 9	H: 1 LOB: 1 BB: 0 P: 16	R: 2 E: 1 K: 1 S: 13	H: 3 LOB: 2 BB: 0 P: 23	R: 0 E: 0 K: 2 S: 8	H: 1 LOB: 2 BB: 0 P: 11	R: 0 E: 0 K: 1 S: 12	H: 2 LOB: 2 BB: 0 P: 17	R: 1 E: 0 K: 0 S: 8	H: 1 LOB: 0 BB: 0 P: 10	R: 1 E: 0 K: 2 S: 9	H: 1 LOB: 0 BB: 0 P: 12	R: 0 E: 0 K: 0 S: 8	H: 1 LOB: 0 BB: 0 P: 9	R: 1 E: 0 K: 1 S: 14	H: 2 LOB: 1 BB: 0 P: 20	R: 0 E: 0 K: 0 S: 13	H: 2 LOB: 2 BB: 0 P: 21	1B: 10 2B: 1 HR: 2	SF: 0 SAC: 0 DP: 0 HBP: 0	WP: 0 PB: 0 SB: 2 CS: 1	PA: 41					
<b>PITCHER</b>	IP	WLS	BF	H	R	ER	SO	BB	IBB	HBP	BLK	WP	HR	S	P	ERA	WHIP										
37 Kris Benson, R ERA: 4.09	5.0		24	8	3	1	5	0	0	0	0	0	1	50	77	1.80	1.600										
59 Josh Rupe, R ERA: 4.2	1.0		4	1	1	1	2	0	0	0	0	0	1	9	12	9.00	1.000										
18 Eddie Guardado, L ERA: 7.71	1.0		3	1	0	0	0	0	0	0	0	0	0	8	9	0.00	1.000										
60 Warner Madrigal, R ERA: 10.8	1.0	L	5	2	1	1	1	0	0	0	0	0	0	14	20	9.00	2.000										
36 C.J. Wilson, L ERA:	1.0		5	2	0	0	0	0	0	0	0	0	0	13	21	0.00	2.000										

Batter	1	2	3	4	5	6	7	8	9	AB	R	H	RBI	BB	SO	LOB	BOTTOM										
5 Ian Kinsler, R OBP: 0.329, SLG: 0.403 Adam Fox, R OBP: 0.412, SLG: 0.667	K		G5-3		F9		F7		P4	3	0	0	0	0	1	1	<b>Kansas City Royals @ Texas Rangers</b> Rangers Ballpark in Arlington, Arlington, TX Sat Apr 04 2009, 2:05 PM EDT Att: 15,055 - Sunny - 72 F										
10 Michael Young, R OBP: 0.408, SLG: 0.500 92 John Whittleman, L OBP: 0.455, SLG: 1.000	F9				K				G3	3	0	1	0	0	1	1											
32 Josh Hamilton, L OBP: 0.393, SLG: 0.728 95 Craig Gentry, R OBP: 0.500, SLG: 0.583										2	0	1	0	0	0	1											
9 Hank Blalock, L OBP: 0.325, SLG: 0.465 72 Emerson Frostad, L OBP: 0.500, SLG: 0.290		G4-3			F7					2	0	0	0	0	0	1											
17 Nelson Cruz, R OBP: 0.355, SLG: 0.745 Steven Murphy, L OBP: 0.400, SLG: 0.600					G2				K	2	0	1	2	0	1	0											
22 Marlon Byrd, R OBP: 0.391, SLG: 0.559 7 David Murphy, L OBP: 0.301, SLG: 0.467										1	1	1	2	1	0	0											
19 Chris Davis, L OBP: 0.362, SLG: 0.557 12 Justin Smoak, S OBP: 0.406, SLG: 0.630										2	0	0	0	0	1	1											
21 Jarrod Saltalamacchia, R OBP: 0.349, SLG: 0.517 64 Manny Piña, R OBP: 0.397, SLG: 0.364										2	0	0	0	0	0	3											
1 Elvis Andrus, R OBP: 0.329, SLG: 0.324 13 Omar Vizquel, S OBP: 0.397, SLG: 0.364										1	0	0	0	1	0	0											
										2	0	1	0	0	1	0											
<b>Inning Stats</b>	R: 0 E: 0 K: 1 S: 8	H: 1 LOB: 1 BB: 0 P: 12	R: 2 E: 0 K: 1 S: 12	H: 2 LOB: 0 BB: 0 P: 18	R: 0 E: 0 K: 0 S: 6	H: 1 LOB: 0 BB: 0 P: 7	R: 0 E: 0 K: 0 S: 11	H: 0 LOB: 1 BB: 1 P: 19	R: 0 E: 0 K: 1 S: 8	H: 0 LOB: 1 BB: 1 P: 14	R: 2 E: 0 K: 0 S: 12	H: 2 LOB: 1 BB: 2 P: 23	R: 0 E: 0 K: 1 S: 11	H: 1 LOB: 2 BB: 1 P: 19	R: 0 E: 0 K: 2 S: 9	H: 0 LOB: 1 BB: 1 P: 19	R: 0 E: 0 K: 1 S: 8	H: 0 LOB: 0 BB: 0 P: 14	1B: 5 2B: 1 3B: 0 HR: 1	SF: 0 SAC: 0 DP: 2 HBP: 0	WP: 0 PB: 0 SB: 2 CS: 0	PA: 38					
<b>PITCHER</b>	IP	WLS	BF	H	R	ER	SO	BB	IBB	HBP	BLK	WP	HR	S	P	ERA	WHIP										
28 Kyle Davies, R ERA: 3.82	4.0		16	4	2	2	2	1	0	0	0	0	0	8	14	0.00	1.000										
32 Ron Mahay, L ERA: 5.4	1.0	H	4	0	0	0	1	1	0	0	0	0	0	8	14	0.00	1.000										
45 Doug Waechter, R ERA: 12.86	1.0	B	6	2	2	2	0	2	0	0	0	0	0	12	23	18.00	4.000										
37 Juan Cruz, R ERA: 2.45	1.0	W	5	1	0	0	1	1	0	0	0	0	0	11	19	0.00	2.000										
40 Kyle Farnsworth, R ERA: 4.5	1.0	H	4	0	0	0	2	1	0	0	0	0	0	9	19	0.00	1.000										
<b>PITCHER</b>	IP	WLS	BF	H	R	ER	SO	BB	IBB	HBP	BLK	WP	HR	S	P	ERA	WHIP										
48 Joakim Soria, R ERA: 5.87	1.0		3	0	0	0	1	0	0	0	0	0	0	8	14	0.00	0.000										

AB	41
R	5
H	14
RBI	5
BB	0
SO	8
LOB	18

AB	32
R	4
H	7
RBI	4
BB	6
SO	7
LOB	14









Batter	1	2	3	4	5	6	7	8	9	AB	R	H	RBI	BB	SO	LOB	TOP			
2 Coco Crisp, S OBP: 0.250, SLG: 0.375										3	0	1	1	0	1	0				
9 David DeJesus, L OBP: 0.111, SLG: 0.111										4	0	0	0	0	2	2				
24 Mark Teahen, L OBP: 0.556, SLG: 0.571										4	0	2	1	0	1	0				
11 Jose Guillen, R OBP: 0.222, SLG: 0.125										4	0	0	0	0	1	2				
8 Willie Bloomquist, R										3	0	0	0	1	2	0				
17 Mike Jacobs, L										4	0	0	0	0	2	2				
16 Billy Butler, R										3	0	1	0	1	1	0				
4 Alex Gordon, L OBP: 0.375, SLG: 0.714										4	0	0	0	0	3	4				
21 Miguel Olivo, R OBP: 0.250, SLG: 0.375										3	2	2	0	0	0	0				
30 Mike Aviles, R OBP: 0.429, SLG: 0.500																				
<b>Inning Stats</b>	R: 0 E: 0 K: 2 S: 7	H: 0 LOB: 0 BB: 0 P: 11	R: 0 E: 0 K: 0 S: 5	H: 0 LOB: 0 BB: 0 P: 8	R: 1 E: 0 K: 2 S: 10	H: 2 LOB: 1 BB: 0 P: 19	R: 0 E: 0 K: 2 S: 11	H: 1 LOB: 3 BB: 2 P: 23	R: 1 E: 0 K: 1 S: 8	H: 2 LOB: 1 BB: 0 P: 11	R: 0 E: 0 K: 2 S: 9	H: 1 LOB: 1 BB: 0 P: 14	R: 0 E: 0 K: 1 S: 6	H: 0 LOB: 0 BB: 0 P: 10	R: 0 E: 0 K: 1 S: 6	H: 0 LOB: 0 BB: 0 P: 13	1B: 4 2B: 2 3B: 0 HR: 0	SF: 0 SAC: 1 DP: 0 HBP: 0	WP: 1 PB: 0 SB: 0 CS: 0	PA: 35
<b>PITCHER</b>	IP WLS BF H R ER SO BB IBB HBP BLK WP HR S P ERA WHIP																			
34 Gavin Floyd, R ERA: 2.57	(1, 1) 7.0 L 29 6 2 2 9 2 0 0 0 0 1 0 56 96 2.57 1.143																			
37 Matt Thornton, L ERA:	(8, 1) 1.0 3 0 0 0 1 0 0 0 0 0 0 0 6 10 0.00 0.000																			
71 Scott Linebrink, R ERA:	(9, 1) 1.0 3 0 0 0 3 0 0 0 0 0 0 0 10 13 0.00 0.000																			

**Kansas City Royals @ Chicago White Sox**  
 U.S. Cellular Field, Chicago, IL  
 Wed Apr 08 2009, 8:11 PM EDT  
 Att: 22,817 - Cloudy - 51 F

livebaseballscorecards.com

AB 32  
R 2  
H 6  
RBI 2  
BB 2  
SO 13  
LOB 10

Batter	1	2	3	4	5	6	7	8	9	AB	R	H	RBI	BB	SO	LOB	BOTTOM					
31 Dewayne Wise, L										4	0	0	0	0	1	1						
17 Chris Getz, L OBP: 0.250, SLG: 0.375										4	0	0	0	0	1	0						
20 Carlos Quentin, R										2	0	0	0	1	1	0						
25 Jim Thome, L OBP: 0.500, SLG: 0.857										3	0	0	0	1	1	2						
23 Jermaine Dye, R OBP: 0.500, SLG: 0.500										4	0	2	0	0	2	1						
14 Paul Konerko, R OBP: 0.197, SLG: 0.167										3	0	0	0	0	1	3						
12 A.J. Pierzynski, L OBP: 0.333, SLG: 0.333										3	0	1	0	0	0	2						
10 Alexei Ramirez, R										3	0	0	0	0	1	2						
7 Josh Fields, R OBP: 0.500, SLG: 0.400										2	0	0	0	1	0	1						
<b>Inning Stats</b>	R: 0 E: 0 K: 1 S: 10	H: 0 LOB: 0 BB: 0 P: 17	R: 0 E: 0 K: 0 S: 8	H: 1 LOB: 1 BB: 1 P: 16	R: 0 E: 0 K: 1 S: 9	H: 0 LOB: 0 BB: 1 P: 15	R: 0 E: 0 K: 3 S: 11	H: 0 LOB: 1 BB: 0 P: 16	R: 0 E: 0 K: 1 S: 9	H: 1 LOB: 1 BB: 0 P: 12	R: 0 E: 0 K: 1 S: 9	H: 0 LOB: 1 BB: 1 P: 17	R: 0 E: 0 K: 0 S: 10	H: 1 LOB: 0 BB: 0 P: 15	R: 0 E: 0 K: 0 S: 7	H: 0 LOB: 0 BB: 0 P: 8	R: 0 E: 0 K: 1 S: 7	H: 0 LOB: 0 BB: 0 P: 13	1B: 3 2B: 0 3B: 0 HR: 0	SF: 0 SAC: 0 DP: 1 HBP: 1	WP: 0 PB: 0 SB: 0 CS: 1	PA: 33
<b>PITCHER</b>	IP WLS BF H R ER SO BB IBB HBP BLK WP HR S P ERA WHIP																					
23 Zack Greinke, R ERA:	(1, 1) 6.0 W 23 3 0 0 7 3 0 0 0 0 0 0 16 21 0.00 1.000																					
37 Juan Cruz, R ERA:	(7, 1) 2.0 H 6 0 0 0 0 0 0 0 0 0 0 0 7 13 0.00 0.000																					
4B Joakim Soria, R ERA:	(9, 1) 1.0 S 3 0 0 0 1 0 0 0 0 0 0 0 7 13 0.00 0.000																					

**Kansas City Royals @ Chicago White Sox**  
 U.S. Cellular Field, Chicago, IL  
 Wed Apr 08 2009, 8:11 PM EDT  
 Att: 22,817 - Cloudy - 51 F

livebaseballscorecards.com

AB 28  
R 0  
H 3  
RBI 0  
BB 3  
SO 8  
LOB 12



Batter	1	2	3	4	5	6	7	8	9	AB	R	H	RBI	BB	SO	LOB	TOP										
2 Coco Crisp, S OBP: 0.482, SLG: 0.818	G5-3		L6-4 9 1B BB		FC4-6 9 BB		G4-3		HR	3	1	2	2	2	0	0											
9 David DeJesus, L OBP: 0.214, SLG: 0.286	G6-3		1B		FC4-6		G4-3		2B	5	0	2	0	0	0	4											
24 Mark Teahen, L OBP: 0.337, SLG: 0.333	G5-3		L6-4		G6-3		K		K	5	0	0	0	0	2	8											
11 Jose Guillen, R OBP: 0.286, SLG: 0.167	K		K		K		BB		G6-3	4	0	1	0	1	2	1											
16 Billy Butler, R	E5		G6-3		K		K		K	3	0	0	0	0	1	1											
17 Mike Jacobs, L										1	0	0	0	0	1	1											
4 Alex Gordon, L OBP: 0.333, SLG: 0.500	FC3-6		HBP		F9		K		K	3	0	0	0	0	1	3											
30 Mike Aviles, R OBP: 0.273, SLG: 0.300	F7		K		L7		K		K	4	0	0	0	0	2	4											
14 John Buck, R OBP: 0.250, SLG: 0.250			1B		P3		L9		G6-3	4	0	1	0	0	0	0											
8 Willie Bloomquist, R OBP: 0.500, SLG: 0.500			K		FC4-6		2B		2 HR	2	0	1	0	0	1	1											
13 Alberto Callaspo, S OBP: 1.000, SLG: 1.500										2	1	2	0	0	0	0											
<b>Inning Stats</b>	R: 0 E: 0 K: 0 S: 9	H: 0 LOB: 0 BB: 0 P: 11	R: 0 E: 1 K: 1 S: 10	H: 0 LOB: 1 BB: 0 P: 16	R: 0 E: 0 K: 1 S: 12	H: 2 LOB: 2 BB: 1 P: 22	R: 0 E: 0 K: 2 S: 11	H: 0 LOB: 1 BB: 0 P: 17	R: 0 E: 0 K: 0 S: 7	H: 1 LOB: 2 BB: 1 P: 14	R: 0 E: 0 K: 1 S: 6	H: 0 LOB: 1 BB: 1 P: 15	R: 0 E: 0 K: 1 S: 13	H: 2 LOB: 2 BB: 0 P: 18	R: 0 E: 0 K: 3 S: 11	H: 1 LOB: 1 BB: 0 P: 19	R: 2 E: 0 K: 1 S: 12	H: 3 LOB: 1 BB: 0 P: 16	1B: 5 2B: 4 HR: 1	SF: 0 SAC: 0 DP: 1 HBP: 1	WP: 0 PB: 0 SB: 2 CS: 0	PA: 40					
<b>PITCHER</b>	IP	WLS	BF	H	R	ER	SO	BB	IBB	HBP	BLK	WP	HR	S	P	ERA	WHIP										
50 John Danks, L	6.0		25	3	0	0	5	3	0	1	0	0	0	55	95	0.00	1.000										
47 Mike MacDougal, R	0.1		3	2	0	0	0	0	0	0	0	0	0	7	10	0.00	6.000										
37 Matt Thornton, L	0.2		2	0	0	0	1	0	0	0	0	0	0	6	8	0.00	0.000										
26 Octavio Dotel, R	1.0		4	1	0	0	3	0	0	0	0	0	0	11	19	0.00	1.000										
45 Bobby Jenks, R	1.0	L	6	3	2	2	1	0	0	0	0	0	1	12	16	18.00	3.000										
<b>Batter</b>	<b>1</b>	<b>2</b>	<b>3</b>	<b>4</b>	<b>5</b>	<b>6</b>	<b>7</b>	<b>8</b>	<b>9</b>	<b>AB</b>	<b>R</b>	<b>H</b>	<b>RBI</b>	<b>BB</b>	<b>SO</b>	<b>LOB</b>	<b>BOTTOM</b>										
17 Chris Getz, L OBP: 0.167, SLG: 0.250	G6-3		G3		K		FC6-4			4	0	0	0	0	1	2											
12 A.J. Pierzynski, L OBP: 0.200, SLG: 0.200	P5		G3-1		G4-3		F8			4	0	0	0	0	0	2											
20 Carlos Quentin, R OBP: 0.417, SLG: 0.250	BB		K		BB		2B		2B	2	1	1	0	2	1	1											
25 Jim Thome, L OBP: 0.333, SLG: 0.545	K		K		2-6		P2		G6-3	4	0	0	0	0	2	2											
23 Jermaine Dye, R OBP: 0.417, SLG: 0.417	L7		P6		1B		G6-3		G6-3	4	0	1	1	0	0	0											
14 Paul Konerko, R OBP: 0.300, SLG: 0.222			K		F7					3	0	1	0	1	1	1											
18 Brent Lillibridge, R									BB	0	0	0	0	0	0	0											
10 Alexei Ramirez, R	F8		K		K		K		E5	4	0	0	0	0	2	3											
31 Dewayne Wise, L										2	0	0	0	0	0	1											
32 Brian Anderson, R	FC6				G3		K		K	1	0	0	0	0	1	0											
15 Wilson Betemit, S										1	0	0	0	0	1	2											
7 Josh Fields, R OBP: 0.556, SLG: 0.429			1B		K		BB			2	0	1	0	1	1	0											
<b>Inning Stats</b>	R: 0 E: 0 K: 1 S: 11	H: 0 LOB: 1 BB: 1 P: 20	R: 0 E: 0 K: 0 S: 10	H: 1 LOB: 0 BB: 0 P: 15	R: 0 E: 0 K: 1 S: 9	H: 1 LOB: 1 BB: 0 P: 14	R: 0 E: 0 K: 2 S: 10	H: 0 LOB: 0 BB: 0 P: 13	R: 0 E: 0 K: 1 S: 8	H: 0 LOB: 0 BB: 0 P: 13	R: 0 E: 0 K: 1 S: 6	H: 0 LOB: 1 BB: 1 P: 12	R: 0 E: 0 K: 1 S: 13	H: 1 LOB: 1 BB: 0 P: 16	R: 0 E: 0 K: 1 S: 9	H: 0 LOB: 1 BB: 1 P: 15	R: 1 E: 1 K: 1 S: 13	H: 1 LOB: 2 BB: 1 P: 25	1B: 3 2B: 1 HR: 0	SF: 0 SAC: 0 DP: 0 HBP: 0	WP: 0 PB: 0 SB: 0 CS: 0	PA: 35					
<b>PITCHER</b>	IP	WLS	BF	H	R	ER	SO	BB	IBB	HBP	BLK	WP	HR	S	P	ERA	WHIP										
28 Kyle Davies, R	7.0		26	3	0	0	8	2	0	0	0	0	0	67	103	0.00	0.714										
32 Ron Mahay, L	1.0	W	4	0	0	0	1	1	0	0	0	0	0	9	15	0.00	1.000										
48 Joakim Soria, R	1.0	S	6	1	1	1	1	1	0	0	0	0	0	13	25	9.00	2.000										

Kansas City Royals @ Chicago White Sox  
U.S. Cellular Field, Chicago, IL  
Thu Apr 09 2009, 2:05 PM EDT  
Att: 18,091 - Sunny - 53 F

AB	36
R	2
H	9
RBI	2
BB	3
SO	10
LOB	23



Kansas City Royals @ Chicago White Sox  
U.S. Cellular Field, Chicago, IL  
Thu Apr 09 2009, 2:05 PM EDT  
Att: 18,091 - Sunny - 53 F

AB	31
R	1
H	4
RBI	1
BB	4
SO	10
LOB	14





Batter	1	2	3	4	5	6	7	8	9	AB	R	H	RBI	BB	SO	LOB	TOP					
2 Derek Jeter, R OBP: 0.316, SLG: 0.444	G4-3	K		FC6-4		G1-3			G1-5-3	5	0	0	1	0	1	2						
18 Johnny Damon, L OBP: 0.333, SLG: 0.400	G1-4-3 55 20 1B		P5	L4			K			4	1	1	0	0	1	1						
25 Mark Teixeira, S OBP: 0.368, SLG: 0.563	G1-4-3 55 20 1B						K			2	1	1	0	2	1	0						
55 Hideki Matsui, L OBP: 0.371, SLG: 0.286	G1-4-3		P5				K			4	0	0	0	0	2	4						
20 Jorge Posada, S OBP: 0.385, SLG: 0.636	24 1B		F8				K			4	0	1	2	0	2	2						
24 Robinson Cano, L OBP: 0.697, SLG: 0.857	1B									3	1	2	0	1	0	0						
33 Nick Swisher, S OBP: 0.245, SLG: 1.100	F8									4	1	1	1	0	2	4						
53 Melky Cabrera, S										0	0	0	0	0	0	0						
12 Cody Ransom, R OBP: 0.133, SLG: 0.143		G5-3		FC6 2 SH1-4		F7				4	0	0	0	0	1	1						
11 Brett Gardner, L OBP: 0.286, SLG: 0.357		K		SH1-4		G3-1				3	0	1	0	0	1	0						
Inning Stats	R: 2 H: 3 E: 0 K: 0 S: 14	H: 3 LOB: 2 BB: 1 P: 25	R: 0 H: 0 E: 0 K: 2 S: 9	H: 0 LOB: 0 BB: 0 P: 15	R: 0 H: 0 E: 0 K: 0 S: 8	H: 0 LOB: 1 BB: 1 P: 18	R: 2 H: 2 E: 0 K: 3 S: 12	H: 2 LOB: 1 BB: 0 P: 18	R: 0 H: 1 E: 0 K: 3 S: 12	H: 0 LOB: 2 BB: 1 P: 22	R: 0 H: 0 E: 0 K: 0 S: 4	H: 0 LOB: 0 BB: 0 P: 6	R: 0 H: 0 E: 0 K: 2 S: 11	H: 0 LOB: 0 BB: 0 P: 16	R: 0 H: 0 E: 0 K: 2 S: 11	H: 0 LOB: 0 BB: 0 P: 15	R: 0 H: 1 E: 0 K: 1 S: 9	H: 1 LOB: 0 BB: 0 P: 12	1B: 5 2B: 2 HR: 0	SF: 0 SAC: 1 HBP: 0	WP: 0 PB: 0 CS: 0	PA: 37
PITCHER	IP	WLS	BF	H	R	ER	SO	BB	IBB	HBP	BLK	WP	HR	S	P	ERA	WHIP					
47 Sidney Ponson, R ERA: 6.0	6.0	L	28	6	4	4	5	3	0	0	0	0	0	59	104	6.00	1.500					
40 Kyle Farnsworth, R ERA: 13.5	1.0		3	0	0	0	3	0	0	0	0	0	0	11	16	0.00	0.000					
34 Jamey Wright, R ERA:	2.0		6	1	0	0	3	0	0	0	0	0	0	20	27	0.00	0.500					

New York Yankees @ Kansas City Royals  
Kauffman Stadium, Kansas City, MO

Fri Apr 10 2009, 3:10 PM CDT  
Att: 38,078 - Cloudy - 53 F

AB 33  
R 4  
H 7  
RBI 4  
BB 3  
SO 11  
LOB 14



Batter	1	2	3	4	5	6	7	8	9	AB	R	H	RBI	BB	SO	LOB	BOTTOM					
2 Coco Crisp, S OBP: 0.353, SLG: 0.600	L4		K			G5-3				4	0	0	0	0	1	0						
30 Mike Aviles, R OBP: 0.267, SLG: 0.286	G1-3		G6-3							4	0	1	0	0	1	0						
9 David DeJesus, L OBP: 0.167, SLG: 0.222	K									4	0	0	0	0	2	1						
24 Mark Teahen, L OBP: 0.333, SLG: 0.313		F7								4	0	1	0	0	0	1						
4 Alex Gordon, L OBP: 0.250, SLG: 0.357		P6								4	0	0	0	0	2	1						
16 Billy Butler, R OBP: 0.143, SLG: 0.154										2	1	1	0	1	0	0						
17 Mike Jacobs, L OBP: 0.250, SLG: 0.200										3	0	1	1	0	1	1						
21 Miguel Olivo, R OBP: 0.182, SLG: 0.273										3	0	0	0	0	2	2						
13 Alberto Callaspo, S OBP: 0.400, SLG: 0.600										3	0	0	0	0	1	1						
Inning Stats	R: 0 H: 0 E: 0 K: 1 S: 9	H: 0 LOB: 0 BB: 0 P: 14	R: 1 H: 1 E: 0 K: 1 S: 12	H: 1 LOB: 1 BB: 1 P: 19	R: 0 H: 0 E: 0 K: 1 S: 9	H: 0 LOB: 0 BB: 0 P: 15	R: 0 H: 0 E: 0 K: 0 S: 5	H: 0 LOB: 0 BB: 0 P: 8	R: 0 H: 1 E: 0 K: 0 S: 8	H: 1 LOB: 1 BB: 0 P: 12	R: 0 H: 1 E: 0 K: 1 S: 11	H: 1 LOB: 1 BB: 0 P: 16	R: 0 H: 0 E: 0 K: 2 S: 10	H: 0 LOB: 0 BB: 0 P: 15	R: 0 H: 0 E: 0 K: 2 S: 7	H: 0 LOB: 0 BB: 0 P: 12	R: 0 H: 1 E: 0 K: 2 S: 14	H: 1 LOB: 1 BB: 0 P: 18	1B: 2 2B: 2 HR: 0	SF: 0 SAC: 0 HBP: 0	WP: 0 PB: 0 CS: 0	PA: 32
PITCHER	IP	WLS	BF	H	R	ER	SO	BB	IBB	HBP	BLK	WP	HR	S	P	ERA	WHIP					
46 Andy Pettite, L ERA: 1.29	7.0	W	25	3	1	1	6	1	0	0	0	0	0	64	99	1.29	0.571					
38 Brian Bruney, R ERA: 7.1	1.0	H	3	0	0	0	2	0	0	0	0	0	0	7	12	0.00	0.000					
42 Mariano Rivera, R ERA:	1.0	S	4	1	0	0	2	0	0	0	0	0	0	14	18	0.00	1.000					

New York Yankees @ Kansas City Royals  
Kauffman Stadium, Kansas City, MO

Fri Apr 10 2009, 3:10 PM CDT  
Att: 38,078 - Cloudy - 53 F

AB 31  
R 1  
H 4  
RBI 1  
BB 1  
SO 10  
LOB 7





Batter	1	2	3	4	5	6	7	8	9	AB	R	H	RBI	BB	SO	LOB	TOP					
2 Derek Jeter, R OBP: 0.333, SLG: 0.409 19 Ramiro Pena, S OBP: 1.000, SLG: 1.000	G3-1		1B 18 G3 33 3B 18 S		G6-3	BB 1-2		K		4	1	1	0	1	1	1						
18 Johnny Damon, L OBP: 0.348, SLG: 0.368	1B 33 BB 20 2B		G3		BB 33 HR	F8		F9		4	2	1	0	1	0	3						
33 Nick Swisher, S OBP: 0.625, SLG: 1.385	BB 20 2B		3B 20 2B		HR		BB	F7		3	3	2	3	2	0	0						
55 Hideki Matsui, L OBP: 0.158, SLG: 0.333	L8		G4-3		2B		K	BB		4	0	1	0	1	1	4						
20 Jorge Posada, S OBP: 0.389, SLG: 0.688	2B 1-H		2B		K		K	L6		5	0	2	3	0	2	3						
24 Robinson Cano, L OBP: 0.545, SLG: 0.667	F8		G1-3		G3		K			4	0	0	0	0	1	4						
22 Xavier Nady, R OBP: 0.333, SLG: 0.412 53 Melky Cabrera, S OBP: 0.105, SLG: 0.111	G5-3		1B 11 G4-6-3		K		K	FC4-6		4	0	2	0	0	1	0						
12 Cody Ransom, R OBP: 0.105, SLG: 0.111	F7		K		K		K	FC4-6		4	0	0	0	0	2	2						
11 Brett Gardner, L OBP: 0.278, SLG: 0.294	K		G4-6-3		2 WP BB		L8			3	0	0	0	1	1	2						
<b>Inning Stats</b>	R: 2 E: 0 K: 0 S: 10	H: 2 LOB: 1 BB: 1 P: 22	R: 0 E: 0 K: 1 S: 6	H: 0 LOB: 0 BB: 0 P: 11	R: 2 E: 0 K: 0 S: 7	H: 3 LOB: 1 BB: 0 P: 12	R: 0 E: 0 K: 1 S: 6	H: 1 LOB: 0 BB: 0 P: 10	R: 2 E: 0 K: 2 S: 13	H: 2 LOB: 1 BB: 2 P: 24	R: 0 E: 0 K: 3 S: 10	H: 0 LOB: 1 BB: 1 P: 18	R: 0 E: 0 K: 1 S: 11	H: 1 LOB: 1 BB: 0 P: 17	R: 0 E: 0 K: 0 S: 11	H: 0 LOB: 1 BB: 1 P: 18	1B: 4 2B: 3 3B: 1 HR: 1	SF: 0 SAC: 0 DP: 1 HBP: 0	WP: 1 PB: 0 SB: 1 CS: 0	PA: 41		
<b>PITCHER</b>	IP WLS BF H R ER SO	IP WLS BF H R ER SO	IP WLS BF H R ER SO	IP WLS BF H R ER SO	IP WLS BF H R ER SO	IP WLS BF H R ER SO	IP WLS BF H R ER SO	IP WLS BF H R ER SO	IP WLS BF H R ER SO	IP WLS BF H R ER SO	IP WLS BF H R ER SO	IP WLS BF H R ER SO	IP WLS BF H R ER SO	IP WLS BF H R ER SO	IP WLS BF H R ER SO	IP WLS BF H R ER SO	ERA WHIP	ERA WHIP				
52 Horacio Ramirez, L ERA: 12.46	4.1 L	2.2	2.0	2.0	2.0	2.0	2.0	2.0	2.0	2.0	2.0	2.0	2.0	2.0	2.0	2.0	12.46	2.308				
51 Robinson Tejeda, R ERA:	2.2	1.1	1.1	1.1	1.1	1.1	1.1	1.1	1.1	1.1	1.1	1.1	1.1	1.1	1.1	1.1	0.00	1.125				
45 Doug Waechter, R ERA:	2.0	0.8	0.8	0.8	0.8	0.8	0.8	0.8	0.8	0.8	0.8	0.8	0.8	0.8	0.8	0.8	0.00	1.000				
<b>Batter</b>	<b>1</b>	<b>2</b>	<b>3</b>	<b>4</b>	<b>5</b>	<b>6</b>	<b>7</b>	<b>8</b>	<b>9</b>	<b>AB</b>	<b>R</b>	<b>H</b>	<b>RBI</b>	<b>BB</b>	<b>SO</b>	<b>LOB</b>	<b>BOTTOM</b>					
2 Coco Crisp, S OBP: 0.286, SLG: 0.474	K		K		FC6-4		G1-3			4	0	0	0	0	2	4						
13 Alberto Callaspo, S OBP: 0.333, SLG: 0.444	G1-3				1B 9		L6		G5-3	4	0	1	0	0	0	0						
9 David DeJesus, L OBP: 0.227, SLG: 0.238	K		1B 4 G4-6-3		1B 24		HBP		L6	3	0	1	0	0	1	0						
16 Billy Butler, R OBP: 0.111, SLG: 0.118	K		K		F8		F8		K	4	0	0	0	0	3	3						
4 Alex Gordon, L OBP: 0.278, SLG: 0.333 24 Mark Teahen, L OBP: 0.400, SLG: 0.353	HBP 30 G5-4-3		G4-6-3		1B		1B		17 2B 1 G4-3	1	0	0	0	0	0	2						
30 Mike Aviles, R OBP: 0.278, SLG: 0.294 Brayan Peña, S OBP: 0.313, SLG: 0.357	G5-4-3		1B		1B 8 F8 21 E		G1-3		F7	3	0	1	0	0	0	3						
17 Mike Jacobs, L OBP: 0.313, SLG: 0.357	F7		L7		L7		G1-3		2B	4	0	2	0	0	0	1						
21 Miguel Olivo, R OBP: 0.214, SLG: 0.286 1 Tony Pena Jr., R OBP: 0.167, SLG: 0.167	1B		1B		FC5 2 FC6-4		K		G4-3	3	0	1	0	0	1	2						
8 Willie Bloomquist, R OBP: 0.167, SLG: 0.167	P5		F8		F8		G1-3		G6-3	4	0	0	0	0	5							
<b>Inning Stats</b>	R: 0 E: 0 K: 2 S: 8	H: 0 LOB: 0 BB: 0 P: 12	R: 0 E: 0 K: 1 S: 8	H: 0 LOB: 0 BB: 0 P: 14	R: 0 E: 0 K: 1 S: 11	H: 1 LOB: 1 BB: 0 P: 13	R: 0 E: 0 K: 1 S: 8	H: 2 LOB: 1 BB: 0 P: 10	R: 0 E: 0 K: 0 S: 12	H: 1 LOB: 2 BB: 0 P: 24	R: 0 E: 0 K: 0 S: 11	H: 1 LOB: 2 BB: 0 P: 14	R: 0 E: 0 K: 1 S: 10	H: 1 LOB: 1 BB: 0 P: 11	R: 0 E: 0 K: 1 S: 9	H: 0 LOB: 0 BB: 0 P: 17	R: 1 E: 0 K: 0 S: 8	H: 1 LOB: 1 BB: 1 P: 15	1B: 6 2B: 1 3B: 0 HR: 0	SF: 0 SAC: 0 DP: 2 HBP: 2	WP: 0 PB: 0 SB: 0 CS: 0	PA: 36
<b>PITCHER</b>	IP WLS BF H R ER SO	IP WLS BF H R ER SO	IP WLS BF H R ER SO	IP WLS BF H R ER SO	IP WLS BF H R ER SO	IP WLS BF H R ER SO	IP WLS BF H R ER SO	IP WLS BF H R ER SO	IP WLS BF H R ER SO	IP WLS BF H R ER SO	IP WLS BF H R ER SO	IP WLS BF H R ER SO	IP WLS BF H R ER SO	IP WLS BF H R ER SO	IP WLS BF H R ER SO	IP WLS BF H R ER SO	ERA WHIP	ERA WHIP				
52 CC Sabathia, L ERA: 4.5	7.2	3.0	3.0	3.0	3.0	3.0	3.0	3.0	3.0	3.0	3.0	3.0	3.0	3.0	3.0	3.0	4.5	0.783				
41 Jose Veras, R ERA: 2.7	1.1	0.6	0.6	0.6	0.6	0.6	0.6	0.6	0.6	0.6	0.6	0.6	0.6	0.6	0.6	0.6	6.75	1.500				

New York Yankees @ Kansas City Royals  
Kauffman Stadium, Kansas City, MO

AB 35  
R 6  
H 9  
RBI 6  
BB 6  
SO 9  
LOB 19



New York Yankees @ Kansas City Royals  
Kauffman Stadium, Kansas City, MO

AB 33  
R 1  
H 7  
RBI 1  
BB 1  
SO 7  
LOB 22



Sat Apr 11 2009, 6:10 PM CDT  
Att: 31,072 - Clear - 59 F

Sat Apr 11 2009, 6:10 PM CDT  
Att: 31,072 - Clear - 59 F

livebaseballscorecards.com

livebaseballscorecards.com







Batter	1	2	3	4	5	6	7	8	9	AB	R	H	RBI	BB	SO	LOB	TOP			
24 Grady Sizemore, L OBP: 0.324, SLG: 0.483										4	0	1	0	1	2	2	<b>Cleveland Indians @ Kansas City Royals</b> Kauffman Stadium, Kansas City, MO Mon Apr 13 2009, 7:10 PM CDT Att: 9,967 - Overcast - 43 F			
17 Shin-Soo Choo, L OBP: 0.481, SLG: 0.591										5	0	2	1	0	1	2				
41 Victor Martinez, S OBP: 0.441, SLG: 0.600										5	0	3	0	0	1	2				
48 Travis Hafner, L OBP: 0.345, SLG: 0.640										5	0	0	0	0	3	8				
2 Jhonny Peralta, R OBP: 0.375, SLG: 0.357										4	0	0	0	1	2	8				
25 Ryan Garko, R OBP: 0.524, SLG: 0.357										4	0	1	0	0	1	1				
4 Tony Graffanino, R OBP: 0.375, SLG: 0.357										4	0	0	0	0	0	2				
26 Trevor Crowe, S OBP: 0.231, SLG: 0.250										3	1	1	0	1	1	1				
Asdrubal Cabrera, S OBP: 0.370, SLG: 0.318										3	1	2	0	1	0	1				
<b>Inning Stats</b>	R: 0 E: 0 K: 2 S: 12	H: 2 LOB: 2 BB: 0 P: 16	R: 0 E: 0 K: 2 S: 13	H: 0 LOB: 0 BB: 0 P: 21	R: 0 E: 0 K: 3 S: 17	H: 1 LOB: 3 BB: 2 P: 32	R: 0 E: 0 K: 1 S: 11	H: 2 LOB: 2 BB: 0 P: 18	R: 0 E: 0 K: 1 S: 10	H: 0 LOB: 1 BB: 0 P: 17	R: 0 E: 0 K: 0 S: 6	H: 0 LOB: 0 BB: 0 P: 10	R: 0 E: 0 K: 0 S: 10	H: 0 LOB: 1 BB: 0 P: 17	R: 2 E: 0 K: 2 S: 15	H: 4 LOB: 2 BB: 0 P: 23		1B: 8 2B: 2 3B: 0 HR: 0	SF: 0 SAC: 0 DP: 0 HBP: 0	WP: 1 PB: 0 SB: 0 CS: 0
<b>PITCHER</b>	IP WLS BF H R ER SO BB IBB HBP BLK WP HR S P ERA WHIP	5.0 W 23 6 0 0 9 2 0 0 0 0 0 63 104 0.00 1.600	2.0 7 0 0 0 0 1 0 0 0 0 0 14 25 0.00 0.500	1.0 4 0 0 0 0 1 0 0 0 0 0 10 17 0.00 1.000	0.0 2 2 2 2 0 0 0 0 0 0 0 5 8 ∞ ∞	1.0 S 5 2 0 0 2 0 0 0 0 1 0 10 15 0.00 2.000	<b>PITCHER</b>													
23 Zack Greinke, R ERA: 9.0	5.0 W 23 6 0 0 9 2 0 0 0 0 0 63 104 0.00 1.600	2.0 7 0 0 0 0 1 0 0 0 0 0 14 25 0.00 0.500	1.0 4 0 0 0 0 1 0 0 0 0 0 10 17 0.00 1.000	0.0 2 2 2 2 0 0 0 0 0 0 0 5 8 ∞ ∞	1.0 S 5 2 0 0 2 0 0 0 0 1 0 10 15 0.00 2.000															
34 Jamey Wright, R ERA: 9.0	2.0 7 0 0 0 0 1 0 0 0 0 0 14 25 0.00 0.500	1.0 4 0 0 0 0 1 0 0 0 0 0 10 17 0.00 1.000	0.0 2 2 2 2 0 0 0 0 0 0 0 5 8 ∞ ∞	1.0 S 5 2 0 0 2 0 0 0 0 1 0 10 15 0.00 2.000																
40 Kyle Farnsworth, R ERA: 18.0	1.0 4 0 0 0 0 1 0 0 0 0 0 10 17 0.00 1.000	0.0 2 2 2 2 0 0 0 0 0 0 0 5 8 ∞ ∞	1.0 S 5 2 0 0 2 0 0 0 0 1 0 10 15 0.00 2.000																	
32 Ron Mahay, L ERA: 2.55	0.0 2 2 2 2 0 0 0 0 0 0 0 5 8 ∞ ∞	1.0 S 5 2 0 0 2 0 0 0 0 1 0 10 15 0.00 2.000																		
48 Joaquin Soria, R ERA: 2.55	1.0 S 5 2 0 0 2 0 0 0 0 1 0 10 15 0.00 2.000																			
<b>Inning Stats</b>	R: 3 E: 0 K: 1 S: 25	H: 3 LOB: 2 BB: 0 P: 42	R: 0 E: 0 K: 0 S: 8	H: 0 LOB: 0 BB: 0 P: 11	R: 0 E: 0 K: 0 S: 8	H: 1 LOB: 0 BB: 0 P: 14	R: 1 E: 0 K: 1 S: 13	H: 1 LOB: 2 BB: 2 P: 27	R: 0 E: 0 K: 1 S: 7	H: 0 LOB: 0 BB: 0 P: 12	R: 0 E: 0 K: 3 S: 18	H: 0 LOB: 1 BB: 1 P: 26	R: 0 E: 0 K: 0 S: 13	H: 0 LOB: 0 BB: 0 P: 19	R: 0 E: 0 K: 0 S: 5	H: 0 LOB: 0 BB: 0 P: 7	1B: 3 2B: 1 3B: 0 HR: 1	SF: 0 SAC: 0 DP: 0 HBP: 0	WP: 0 PB: 0 SB: 0 CS: 1	PA: 33
<b>PITCHER</b>	IP WLS BF H R ER SO BB IBB HBP BLK WP HR S P ERA WHIP	5.0 L 23 5 4 4 3 4 0 0 0 0 0 29 42 0.00 0.600	1.2 6 0 0 0 3 1 0 0 0 0 0 7 10 0.00 0.000	1.1 4 0 0 0 0 0 0 0 0 0 0 7 10 0.00 0.000	<b>PITCHER</b>															
55 Roberto Hernandez, R ERA: 4.15	5.0 L 23 5 4 4 3 4 0 0 0 0 0 29 42 0.00 0.600	1.2 6 0 0 0 3 1 0 0 0 0 0 7 10 0.00 0.000	1.1 4 0 0 0 0 0 0 0 0 0 0 7 10 0.00 0.000																	
63 Rafael Betancourt, R ERA: 1.93	1.2 6 0 0 0 3 1 0 0 0 0 0 7 10 0.00 0.000	1.1 4 0 0 0 0 0 0 0 0 0 0 7 10 0.00 0.000																		
30 Masa Kobayashi, R ERA: 1.93	1.1 4 0 0 0 0 0 0 0 0 0 0 7 10 0.00 0.000																			
<b>Inning Stats</b>	R: 3 E: 0 K: 1 S: 25	H: 3 LOB: 2 BB: 0 P: 42	R: 0 E: 0 K: 0 S: 8	H: 0 LOB: 0 BB: 0 P: 11	R: 0 E: 0 K: 0 S: 8	H: 1 LOB: 0 BB: 0 P: 14	R: 1 E: 0 K: 1 S: 13	H: 1 LOB: 2 BB: 2 P: 27	R: 0 E: 0 K: 1 S: 7	H: 0 LOB: 0 BB: 0 P: 12	R: 0 E: 0 K: 3 S: 18	H: 0 LOB: 1 BB: 1 P: 26	R: 0 E: 0 K: 0 S: 13	H: 0 LOB: 0 BB: 0 P: 19	R: 0 E: 0 K: 0 S: 5	H: 0 LOB: 0 BB: 0 P: 7	1B: 3 2B: 1 3B: 0 HR: 1	SF: 0 SAC: 0 DP: 0 HBP: 0	WP: 0 PB: 0 SB: 0 CS: 1	PA: 33
<b>PITCHER</b>	IP WLS BF H R ER SO BB IBB HBP BLK WP HR S P ERA WHIP	5.0 L 23 5 4 4 3 4 0 0 0 0 0 29 42 0.00 0.600	1.2 6 0 0 0 3 1 0 0 0 0 0 7 10 0.00 0.000	1.1 4 0 0 0 0 0 0 0 0 0 0 7 10 0.00 0.000	<b>PITCHER</b>															
55 Roberto Hernandez, R ERA: 4.15	5.0 L 23 5 4 4 3 4 0 0 0 0 0 29 42 0.00 0.600	1.2 6 0 0 0 3 1 0 0 0 0 0 7 10 0.00 0.000	1.1 4 0 0 0 0 0 0 0 0 0 0 7 10 0.00 0.000																	
63 Rafael Betancourt, R ERA: 1.93	1.2 6 0 0 0 3 1 0 0 0 0 0 7 10 0.00 0.000	1.1 4 0 0 0 0 0 0 0 0 0 0 7 10 0.00 0.000																		
30 Masa Kobayashi, R ERA: 1.93	1.1 4 0 0 0 0 0 0 0 0 0 0 7 10 0.00 0.000																			

**Cleveland Indians @ Kansas City Royals**  
 Kauffman Stadium, Kansas City, MO  
 Mon Apr 13 2009, 7:10 PM CDT  
 Att: 9,967 - Overcast - 43 F

AB 37  
 R 2  
 H 10  
 RBI 1  
 BB 4  
 SO 11  
 LOB 27



**Cleveland Indians @ Kansas City Royals**  
 Kauffman Stadium, Kansas City, MO  
 Mon Apr 13 2009, 7:10 PM CDT  
 Att: 9,967 - Overcast - 43 F

AB 28  
 R 4  
 H 5  
 RBI 4  
 BB 5  
 SO 6  
 LOB 14











Batter	1	2	3	4	5	6	7	8	9	AB	R	H	RBI	BB	SO	LOB	TOP								
24 Grady Sizemore, L OBP: 0.318, SLG: 0.447	G3-1		1B		IBB		P3		2B	4	0	2	1	1	0	1	<b>Cleveland Indians @ Kansas City Royals</b> Kauffman Stadium, Kansas City, MO Wed Apr 15 2009, 1:10 PM CDT Att: 13,485 - Partly Cloudy - 59 F								
7 Mark DeRosa, R OBP: 0.237, SLG: 0.286	G5-3		G5-3		F9				F9	5	1	1	1	0	0	4									
41 Victor Martinez, S OBP: 0.465, SLG: 0.583	G4-3		G4-3		F7				IBB	3	1	0	0	2	0	1									
48 Travis Hafner, L OBP: 0.412, SLG: 0.714		G6-4-3		G6-3		2B			IBB	3	1	2	1	1	0	0									
17 Shin-Soo Choo, L OBP: 0.417, SLG: 0.500		1B		F8		2B			HBP	4	0	2	1	0	0	2									
25 Ryan Garko, R OBP: 0.480, SLG: 0.333	G6-4-3			G5-3		1B				4	0	1	1	0	1	3									
12 Ben Francisco, R OBP: 0.214, SLG: 0.269				K		1B				4	0	0	0	0	2	3									
4 Tony Graffanino, R OBP: 0.250, SLG: 0.286			SH2-3		2B					3	1	1	0	1	2	2									
Asdrubal Cabrera, S OBP: 0.382, SLG: 0.379			SH2-3		K				B5-3	3	1	1	0	0	1	1									
<b>Inning Stats</b>	R: 0 E: 0 K: 0 S: 6	H: 0 LOB: 0 BB: 0 P: 10	R: 0 E: 0 K: 1 S: 8	H: 1 LOB: 1 BB: 1 P: 18	R: 1 E: 0 K: 0 S: 11	H: 1 LOB: 1 BB: 1 P: 21	R: 0 E: 0 K: 0 S: 5	H: 0 LOB: 0 BB: 0 P: 7	R: 0 E: 0 K: 1 S: 7	H: 1 LOB: 2 BB: 1 P: 15	R: 1 E: 0 K: 1 S: 13	H: 3 LOB: 2 BB: 0 P: 18	R: 3 E: 0 K: 1 S: 16	H: 3 LOB: 1 BB: 1 P: 24	R: 0 E: 0 K: 2 S: 7	H: 0 LOB: 0 BB: 0 P: 10	R: 0 E: 0 K: 0 S: 8	H: 1 LOB: 2 BB: 1 P: 18	1B: 5 2B: 5 3B: 0 HR: 0	SF: 1 SAC: 1 DP: 1 HBP: 1	WP: 0 PB: 0 SB: 0 CS: 0	PA: 41			
<b>PITCHER</b>	IP WLS BF H R ER SO BB IBB HBP BLK WP HR S P ERA WHIP	IP WLS BF H R ER SO BB IBB HBP BLK WP HR S P ERA WHIP	IP WLS BF H R ER SO BB IBB HBP BLK WP HR S P ERA WHIP	IP WLS BF H R ER SO BB IBB HBP BLK WP HR S P ERA WHIP	IP WLS BF H R ER SO BB IBB HBP BLK WP HR S P ERA WHIP	IP WLS BF H R ER SO BB IBB HBP BLK WP HR S P ERA WHIP	IP WLS BF H R ER SO BB IBB HBP BLK WP HR S P ERA WHIP	IP WLS BF H R ER SO BB IBB HBP BLK WP HR S P ERA WHIP	IP WLS BF H R ER SO BB IBB HBP BLK WP HR S P ERA WHIP	IP WLS BF H R ER SO BB IBB HBP BLK WP HR S P ERA WHIP	IP WLS BF H R ER SO BB IBB HBP BLK WP HR S P ERA WHIP	IP WLS BF H R ER SO BB IBB HBP BLK WP HR S P ERA WHIP	IP WLS BF H R ER SO BB IBB HBP BLK WP HR S P ERA WHIP	IP WLS BF H R ER SO BB IBB HBP BLK WP HR S P ERA WHIP	IP WLS BF H R ER SO BB IBB HBP BLK WP HR S P ERA WHIP	IP WLS BF H R ER SO BB IBB HBP BLK WP HR S P ERA WHIP	IP WLS BF H R ER SO BB IBB HBP BLK WP HR S P ERA WHIP	IP WLS BF H R ER SO BB IBB HBP BLK WP HR S P ERA WHIP	IP WLS BF H R ER SO BB IBB HBP BLK WP HR S P ERA WHIP	IP WLS BF H R ER SO BB IBB HBP BLK WP HR S P ERA WHIP	IP WLS BF H R ER SO BB IBB HBP BLK WP HR S P ERA WHIP	IP WLS BF H R ER SO BB IBB HBP BLK WP HR S P ERA WHIP	IP WLS BF H R ER SO BB IBB HBP BLK WP HR S P ERA WHIP	IP WLS BF H R ER SO BB IBB HBP BLK WP HR S P ERA WHIP	IP WLS BF H R ER SO BB IBB HBP BLK WP HR S P ERA WHIP
47 Sidney Ponson, R ERA: 4.5	6.0																								
40 Kyle Farnsworth, R ERA: 16.2	0.1	L	4	2	3	3	0	1	0	0	10	17	81.00	9.000											
32 Ron Mahay, L ERA: 6.75	1.2		6	1	0	0	3	0	0	0	13	17	0.00	0.600											
52 Horacio Ramirez, L ERA: 11.57	0.1		3	1	0	0	0	0	1	0	4	10	0.00	3.000											
51 Robinson Tejeda, R ERA:	0.2		2	0	0	0	0	0	0	1	4	8	0.00	0.000											
2 Coco Crisp, S OBP: 0.385, SLG: 0.581	K																<b>Cleveland Indians @ Kansas City Royals</b> Kauffman Stadium, Kansas City, MO Wed Apr 15 2009, 1:10 PM CDT Att: 13,485 - Partly Cloudy - 59 F								
8 Billy Bloomquist, R OBP: 0.201, SLG: 0.231	1B																								
30 Mike Aviles, R OBP: 0.212, SLG: 0.258	1B																								
9 David DeJesus, L OBP: 0.316, SLG: 0.324	1B																								
14 John Buck, R OBP: 0.438, SLG: 1.067	BB																								
24 Mark Teahen, L OBP: 0.361, SLG: 0.323	F9																								
16 Billy Butler, R OBP: 0.241, SLG: 0.231	G3																								
17 Mike Jacobs, L OBP: 0.379, SLG: 0.640																									
4 Alex Gordon, L OBP: 0.269, SLG: 0.238	K																								
21 Miguel Olivo, R OBP: 0.143, SLG: 0.190	G1																								
1 Tony Pena Jr., R OBP: 0.318, SLG: 0.381	K																								
<b>Inning Stats</b>	R: 0 E: 0 K: 1 S: 15	H: 2 LOB: 3 BB: 1 P: 28	R: 0 E: 0 K: 2 S: 11	H: 0 LOB: 0 BB: 0 P: 12	R: 0 E: 0 K: 0 S: 8	H: 0 LOB: 0 BB: 1 P: 16	R: 0 E: 0 K: 1 S: 7	H: 0 LOB: 0 BB: 0 P: 8	R: 0 E: 0 K: 1 S: 6	H: 0 LOB: 0 BB: 0 P: 9	R: 2 E: 0 K: 1 S: 19	H: 1 LOB: 3 BB: 4 P: 42	R: 1 E: 0 K: 1 S: 8	H: 2 LOB: 1 BB: 0 P: 13	R: 1 E: 0 K: 1 S: 9	H: 2 LOB: 0 BB: 0 P: 14	R: 0 E: 0 K: 0 S: 6	H: 0 LOB: 0 BB: 0 P: 7	1B: 5 2B: 0 3B: 1 HR: 1	SF: 0 SAC: 0 DP: 1 HBP: 0	WP: 0 PB: 0 SB: 0 CS: 0	PA: 38			
<b>PITCHER</b>	IP WLS BF H R ER SO BB IBB HBP BLK WP HR S P ERA WHIP	IP WLS BF H R ER SO BB IBB HBP BLK WP HR S P ERA WHIP	IP WLS BF H R ER SO BB IBB HBP BLK WP HR S P ERA WHIP	IP WLS BF H R ER SO BB IBB HBP BLK WP HR S P ERA WHIP	IP WLS BF H R ER SO BB IBB HBP BLK WP HR S P ERA WHIP	IP WLS BF H R ER SO BB IBB HBP BLK WP HR S P ERA WHIP	IP WLS BF H R ER SO BB IBB HBP BLK WP HR S P ERA WHIP	IP WLS BF H R ER SO BB IBB HBP BLK WP HR S P ERA WHIP	IP WLS BF H R ER SO BB IBB HBP BLK WP HR S P ERA WHIP	IP WLS BF H R ER SO BB IBB HBP BLK WP HR S P ERA WHIP	IP WLS BF H R ER SO BB IBB HBP BLK WP HR S P ERA WHIP	IP WLS BF H R ER SO BB IBB HBP BLK WP HR S P ERA WHIP	IP WLS BF H R ER SO BB IBB HBP BLK WP HR S P ERA WHIP	IP WLS BF H R ER SO BB IBB HBP BLK WP HR S P ERA WHIP	IP WLS BF H R ER SO BB IBB HBP BLK WP HR S P ERA WHIP	IP WLS BF H R ER SO BB IBB HBP BLK WP HR S P ERA WHIP	IP WLS BF H R ER SO BB IBB HBP BLK WP HR S P ERA WHIP	IP WLS BF H R ER SO BB IBB HBP BLK WP HR S P ERA WHIP	IP WLS BF H R ER SO BB IBB HBP BLK WP HR S P ERA WHIP	IP WLS BF H R ER SO BB IBB HBP BLK WP HR S P ERA WHIP	IP WLS BF H R ER SO BB IBB HBP BLK WP HR S P ERA WHIP	IP WLS BF H R ER SO BB IBB HBP BLK WP HR S P ERA WHIP	IP WLS BF H R ER SO BB IBB HBP BLK WP HR S P ERA WHIP	IP WLS BF H R ER SO BB IBB HBP BLK WP HR S P ERA WHIP	IP WLS BF H R ER SO BB IBB HBP BLK WP HR S P ERA WHIP
32 Aaron Laffey, L ERA: 3.38	5.1																								
38 Joe Smith, R ERA: 2.7	0.1	H	1	0	0	0	1	0	0	0	3	6	0.00	0.000											
50 Jensen Lewis, R ERA: 6.75	1.2	W	11	4	2	2	1	3	0	0	20	41	10.80	4.200											
63 Rafael Betancourt, R ERA: 3.6	0.2	H	2	0	0	0	1	0	0	0	6	8	0.00	0.000											
34 Kamy Wood, R ERA: 3.0	1.0	S	3	0	0	0	0	0	0	0	6	7	0.00	0.000											




Batter	1	2	3	4	5	6	7	8	9	AB	R	H	RBI	BB	SO	LOB	TOP						
2 Coco Crisp, S OBP: 0.408, SLG: 0.647 35 Mitch Maier, L (8, PH) (8, 8)										3	1	1	3	2	1	3	1	0	0	0	0	2	
30 Mike Aviles, R OBP: 0.231, SLG: 0.270 1 Tony Pena Jr., R (8, 6) (8, 6)										6	0	2	2	0	0	5	0	0	0	0	0	0	0
9 David DeJesus, L OBP: 0.295, SLG: 0.282											5	0	0	0	1	0	3						
16 Billy Butler, R OBP: 0.286, SLG: 0.258											5	1	2	0	1	1	4						
24 Mark Teahen, L OBP: 0.282, SLG: 0.514											6	3	5	1	0	0	1						
17 Mike Jacobs, L OBP: 0.371, SLG: 0.710											6	2	2	4	0	3	4						
14 John Buck, R OBP: 0.476, SLG: 1.000										4	2	2	1	1	1	2							
13 Alberto Callaspo, S OBP: 0.407, SLG: 0.440										4	2	3	0	1	0	1							
8 Willie Bloomquist, R OBP: 0.353, SLG: 0.375										3	1	2	1	1	0	2							
<b>Inning Stats</b>	R: 0 H: 0 K: 0 S: 10	H: 0 LOB: 1 BB: 1 P: 18	R: 4 H: 3 E: 0 K: 1 S: 16	H: 3 LOB: 0 BB: 1 P: 27	R: 0 H: 2 E: 0 K: 1 S: 10	H: 2 LOB: 2 BB: 0 P: 16	R: 0 H: 2 E: 0 K: 0 S: 8	H: 2 LOB: 1 BB: 1 P: 14	R: 0 H: 0 E: 0 K: 1 S: 8	H: 0 LOB: 1 BB: 1 P: 16	R: 2 H: 2 E: 0 K: 0 S: 8	H: 2 LOB: 2 BB: 3 P: 22	R: 3 H: 5 E: 0 K: 1 S: 17	H: 5 LOB: 0 BB: 1 P: 31	R: 3 H: 4 E: 0 K: 0 S: 17	H: 4 LOB: 2 BB: 1 P: 29	R: 0 H: 1 E: 0 K: 2 S: 13	H: 1 LOB: 0 BB: 0 P: 16	1B: 12 2B: 4 3B: 0 HR: 3	SF: 0 SAC: 1 DP: 2 HBP: 0	WP: 0 PB: 0 SB: 0 CS: 0	PA: 51	
<b>PITCHER</b>	IP WLS BF H R ER SO BB IBB HBP BLK WP HR S P ERA WHIP	IP WLS BF H R ER SO BB IBB HBP BLK WP HR S P ERA WHIP	IP WLS BF H R ER SO BB IBB HBP BLK WP HR S P ERA WHIP	IP WLS BF H R ER SO BB IBB HBP BLK WP HR S P ERA WHIP	IP WLS BF H R ER SO BB IBB HBP BLK WP HR S P ERA WHIP	IP WLS BF H R ER SO BB IBB HBP BLK WP HR S P ERA WHIP	IP WLS BF H R ER SO BB IBB HBP BLK WP HR S P ERA WHIP	IP WLS BF H R ER SO BB IBB HBP BLK WP HR S P ERA WHIP	IP WLS BF H R ER SO BB IBB HBP BLK WP HR S P ERA WHIP	IP WLS BF H R ER SO BB IBB HBP BLK WP HR S P ERA WHIP	IP WLS BF H R ER SO BB IBB HBP BLK WP HR S P ERA WHIP	IP WLS BF H R ER SO BB IBB HBP BLK WP HR S P ERA WHIP	IP WLS BF H R ER SO BB IBB HBP BLK WP HR S P ERA WHIP	IP WLS BF H R ER SO BB IBB HBP BLK WP HR S P ERA WHIP	IP WLS BF H R ER SO BB IBB HBP BLK WP HR S P ERA WHIP	IP WLS BF H R ER SO BB IBB HBP BLK WP HR S P ERA WHIP	IP WLS BF H R ER SO BB IBB HBP BLK WP HR S P ERA WHIP	IP WLS BF H R ER SO BB IBB HBP BLK WP HR S P ERA WHIP	IP WLS BF H R ER SO BB IBB HBP BLK WP HR S P ERA WHIP	IP WLS BF H R ER SO BB IBB HBP BLK WP HR S P ERA WHIP	IP WLS BF H R ER SO BB IBB HBP BLK WP HR S P ERA WHIP	IP WLS BF H R ER SO BB IBB HBP BLK WP HR S P ERA WHIP	
54 Matt Harrison, L ERA: 8.44	5.0 L	26 8	6 6	6 6	3 3	4 4	0 0	0 0	0 0	0 0	2 2	55 55	98 98	10.80 10.80	2.400 2.400								
55 Willie Eyre, R ERA: 8.1	6.1 1.1	9 4	3 3	3 3	0 0	1 1	1 1	0 0	0 0	0 0	1 1	14 14	32 32	20.25 20.25	3.750 3.750								
59 Josh Rupe, R ERA: 15.43	7.1 1.2	12 6	3 3	3 3	1 1	1 1	0 0	0 0	0 0	0 0	1 1	25 25	43 43	16.20 16.20	4.200 4.200								
18 Eddie Guardado, L ERA: 11.25	9.1 1.0	4 1	0 0	0 0	2 2	0 0	0 0	0 0	0 0	0 0	0 0	13 13	16 16	0.00 0.00	1.000 1.000								
<b>PITCHER</b>	IP WLS BF H R ER SO BB IBB HBP BLK WP HR S P ERA WHIP	IP WLS BF H R ER SO BB IBB HBP BLK WP HR S P ERA WHIP	IP WLS BF H R ER SO BB IBB HBP BLK WP HR S P ERA WHIP	IP WLS BF H R ER SO BB IBB HBP BLK WP HR S P ERA WHIP	IP WLS BF H R ER SO BB IBB HBP BLK WP HR S P ERA WHIP	IP WLS BF H R ER SO BB IBB HBP BLK WP HR S P ERA WHIP	IP WLS BF H R ER SO BB IBB HBP BLK WP HR S P ERA WHIP	IP WLS BF H R ER SO BB IBB HBP BLK WP HR S P ERA WHIP	IP WLS BF H R ER SO BB IBB HBP BLK WP HR S P ERA WHIP	IP WLS BF H R ER SO BB IBB HBP BLK WP HR S P ERA WHIP	IP WLS BF H R ER SO BB IBB HBP BLK WP HR S P ERA WHIP	IP WLS BF H R ER SO BB IBB HBP BLK WP HR S P ERA WHIP	IP WLS BF H R ER SO BB IBB HBP BLK WP HR S P ERA WHIP	IP WLS BF H R ER SO BB IBB HBP BLK WP HR S P ERA WHIP	IP WLS BF H R ER SO BB IBB HBP BLK WP HR S P ERA WHIP	IP WLS BF H R ER SO BB IBB HBP BLK WP HR S P ERA WHIP	IP WLS BF H R ER SO BB IBB HBP BLK WP HR S P ERA WHIP	IP WLS BF H R ER SO BB IBB HBP BLK WP HR S P ERA WHIP	IP WLS BF H R ER SO BB IBB HBP BLK WP HR S P ERA WHIP	IP WLS BF H R ER SO BB IBB HBP BLK WP HR S P ERA WHIP	IP WLS BF H R ER SO BB IBB HBP BLK WP HR S P ERA WHIP	IP WLS BF H R ER SO BB IBB HBP BLK WP HR S P ERA WHIP	
5 Ian Kinsler, R OBP: 0.532, SLG: 0.905											4	0	2	0	1	1	3						
10 Michael Young, R OBP: 0.400, SLG: 0.538 13 Omar Vizquel, S OBP: 0.455, SLG: 0.400											3	0	1	0	0	3	2	0	0	0	0	5	
32 Josh Hamilton, L OBP: 0.333, SLG: 0.425 7 David Murphy, L (8, 8)											3	0	0	0	0	2	4	2	0	0	0	1	2
9 Hank Blalock, L OBP: 0.278, SLG: 0.515										5	1	2	1	0	0	4							
22 Marlon Byrd, R OBP: 0.393, SLG: 0.750										4	1	1	1	0	0	2							
17 Nelson Cruz, R OBP: 0.356, SLG: 0.718											3	0	1	0	1	0							
19 Chris Davis, L OBP: 0.243, SLG: 0.353											4	0	1	0	0	1							
21 Jarrod Saltalamacchia, R OBP: 0.188, SLG: 0.387											4	1	1	1	0	3	2						
1 Elvis Andrus, R OBP: 0.400, SLG: 0.571											4	0	3	0	0	0							
<b>Inning Stats</b>	R: 0 H: 0 K: 1 S: 10	H: 0 LOB: 1 BB: 1 P: 19	R: 0 H: 0 E: 0 K: 2 S: 10	H: 0 LOB: 0 BB: 0 P: 16	R: 0 H: 2 E: 0 K: 2 S: 14	H: 2 LOB: 2 BB: 0 P: 18	R: 0 H: 1 E: 0 K: 0 S: 5	H: 1 LOB: 1 BB: 1 P: 12	R: 0 H: 0 E: 0 K: 1 S: 6	H: 0 LOB: 0 BB: 0 P: 9	R: 0 H: 1 E: 0 K: 0 S: 5	H: 1 LOB: 1 BB: 0 P: 8	R: 0 H: 3 E: 0 K: 2 S: 16	H: 3 LOB: 3 BB: 0 P: 22	R: 2 H: 2 E: 0 K: 0 S: 9	H: 2 LOB: 0 BB: 0 P: 17	R: 1 H: 3 E: 0 K: 1 S: 11	H: 3 LOB: 2 BB: 0 P: 17	1B: 9 2B: 0 3B: 0 HR: 3	SF: 0 SAC: 0 DP: 1 HBP: 0	WP: 0 PB: 0 SB: 3 CS: 0	PA: 40	
<b>PITCHER</b>	IP WLS BF H R ER SO BB IBB HBP BLK WP HR S P ERA WHIP	IP WLS BF H R ER SO BB IBB HBP BLK WP HR S P ERA WHIP	IP WLS BF H R ER SO BB IBB HBP BLK WP HR S P ERA WHIP	IP WLS BF H R ER SO BB IBB HBP BLK WP HR S P ERA WHIP	IP WLS BF H R ER SO BB IBB HBP BLK WP HR S P ERA WHIP	IP WLS BF H R ER SO BB IBB HBP BLK WP HR S P ERA WHIP	IP WLS BF H R ER SO BB IBB HBP BLK WP HR S P ERA WHIP	IP WLS BF H R ER SO BB IBB HBP BLK WP HR S P ERA WHIP	IP WLS BF H R ER SO BB IBB HBP BLK WP HR S P ERA WHIP	IP WLS BF H R ER SO BB IBB HBP BLK WP HR S P ERA WHIP	IP WLS BF H R ER SO BB IBB HBP BLK WP HR S P ERA WHIP	IP WLS BF H R ER SO BB IBB HBP BLK WP HR S P ERA WHIP	IP WLS BF H R ER SO BB IBB HBP BLK WP HR S P ERA WHIP	IP WLS BF H R ER SO BB IBB HBP BLK WP HR S P ERA WHIP	IP WLS BF H R ER SO BB IBB HBP BLK WP HR S P ERA WHIP	IP WLS BF H R ER SO BB IBB HBP BLK WP HR S P ERA WHIP	IP WLS BF H R ER SO BB IBB HBP BLK WP HR S P ERA WHIP	IP WLS BF H R ER SO BB IBB HBP BLK WP HR S P ERA WHIP	IP WLS BF H R ER SO BB IBB HBP BLK WP HR S P ERA WHIP	IP WLS BF H R ER SO BB IBB HBP BLK WP HR S P ERA WHIP	IP WLS BF H R ER SO BB IBB HBP BLK WP HR S P ERA WHIP	IP WLS BF H R ER SO BB IBB HBP BLK WP HR S P ERA WHIP	IP WLS BF H R ER SO BB IBB HBP BLK WP HR S P ERA WHIP
55 Gil Meche, R ERA: 2.25	6.0 W	25 6	0 0	0 0	2 2	0 0	0 0	0 0	0 0	0 0	0 0	9 9	12 12	0.00 0.00	1.000 1.000								
34 Jamey Wright, R ERA: 4.5	7.1 1.0	4 5	1 2	0 2	0 0	2 2	0 0	0 0	0 0	0 0	2 2	9 9	17 17	18.00 18.00	2.000 2.000								
45 Doug Waechter, R ERA: 4.5	8.1 1.0	5 6	2 3	2 1	0 1	0 1	0 1	0 1	0 1	0 0	1 1	11 11	17 17	9.00 9.00	3.000 3.000								
52 Horacio Ramirez, L ERA: 11.12	9.1 1.0	6 3	1 1	1 1	1 1	0 0	0 0	0 0	0 0	0 0	1 1	11											




Batter	1	2	3	4	5	6	7	8	9	AB	R	H	RBI	BB	SO	LOB	TOP					
2 Coco Crisp, S OBP: 0.396, SLG: 0.595	G1-3		G3-1		CS	BB		B1-3		3	1	0	0	1	0	0	<b>Kansas City Royals @ Texas Rangers</b> Rangers Ballpark in Arlington, Arlington, TX Sat Apr 18 2009, 8:05 PM EDT Att: 37,635 - Partly Cloudy - 73 F  <b>AB 30</b> <b>R 2</b> <b>H 5</b> <b>RBI 2</b> <b>BB 3</b> <b>SO 3</b> <b>LOB 14</b> 					
30 Mike Aviles, R OBP: 0.233, SLG: 0.268	G6-3		1B			G5-3		K		4	0	1	0	0	1							
9 David DeJesus, L OBP: 0.271, SLG: 0.256	K		G6-3			G1		L4		4	0	0	0	0	1	2						
16 Billy Butler, R OBP: 0.308, SLG: 0.294		BB			F9			F9		3	0	1	1	1	0	0						
24 Mark Teahen, L OBP: 0.413, SLG: 0.475		BB			P4			F8		3	0	0	0	1	0	1						
17 Mike Jacobs, L OBP: 0.333, SLG: 0.629	F9		K					F7		4	0	0	0	0	1	2						
13 Alberto Callaspo, S OBP: 0.433, SLG: 0.464		1B								3	0	2	0	0	0	0						
21 Miguel Olivo, R OBP: 0.167, SLG: 0.333	F8				F7			HR		3	1	1	1	0	0	4						
8 Willie Bloomquist, R OBP: 0.300, SLG: 0.316	G3				FC1-6			G3-1		3	0	0	0	0	0	4						
35 Mitch Maier, L (7, 9)										0	0	0	0	0	0	0						
<b>Inning Stats</b>	R: 0 E: 0 K: 1 S: 7	H: 0 LOB: 0 BB: 0 P: 10	R: 0 E: 0 K: 0 S: 8	H: 1 LOB: 3 BB: 2 P: 19	R: 0 E: 0 K: 0 S: 5	H: 1 LOB: 0 BB: 0 P: 8	R: 0 E: 0 K: 1 S: 5	H: 0 LOB: 0 BB: 0 P: 9	R: 0 E: 0 K: 0 S: 9	H: 1 LOB: 0 BB: 1 P: 10	R: 1 E: 0 K: 0 S: 10	H: 1 LOB: 1 BB: 1 P: 19	R: 1 E: 0 K: 0 S: 8	H: 1 LOB: 0 BB: 0 P: 12	R: 0 E: 0 K: 1 S: 7	H: 0 LOB: 0 BB: 0 P: 13	R: 0 E: 0 K: 0 S: 9	H: 0 LOB: 0 BB: 0 P: 11	1B: 3 2B: 1 3B: 0 HR: 1	SF: 0 SAC: 0 DP: 1 HBP: 0	WP: 0 PB: 0 SB: 0 CS: 1	PA: 34
<b>PITCHER</b> 33 Kevin Millwood, R ERA: 1.17	IP: 9.0 WLS: L BF: 33 H: 5 R: 2 ER: 2 SO: 3 BB: 3 IBB: 0 HBP: 0 BLK: 0 WP: 0 HR: 1 S: 68 P: 111 ERA: 2.00 WHIP: 0.889															<b>PITCHER</b>						

Batter	1	2	3	4	5	6	7	8	9	AB	R	H	RBI	BB	SO	LOB	BOTTOM					
5 Ian Kinsler, R OBP: 0.510, SLG: 0.848	F8		K		K					4	0	1	0	0	2	2	<b>Kansas City Royals @ Texas Rangers</b> Rangers Ballpark in Arlington, Arlington, TX Sat Apr 18 2009, 8:05 PM EDT Att: 37,635 - Partly Cloudy - 73 F  <b>AB 33</b> <b>R 0</b> <b>H 7</b> <b>RBI 0</b> <b>BB 0</b> <b>SO 10</b> <b>LOB 14</b> 					
10 Michael Young, R OBP: 0.388, SLG: 0.512	G1-3		G4-3					L7		4	0	1	0	0	0	2						
32 Josh Hamilton, L OBP: 0.306, SLG: 0.386	K				K			F8		4	0	0	0	0	2	2						
9 Hank Blalock, L OBP: 0.300, SLG: 0.568		3B			1B			F7		4	0	2	0	0	0	1						
22 Marlon Byrd, R OBP: 0.344, SLG: 0.656		G5-3						P4		4	0	0	0	0	1	3						
17 Nelson Cruz, R OBP: 0.347, SLG: 0.674	K				FC6-4			F9		4	0	1	0	0	1	2						
19 Chris Davis, L OBP: 0.220, SLG: 0.316	K2-3				G1-3			1B		4	0	0	0	0	3	2						
21 Jarrod Saltalamacchia, R OBP: 0.200, SLG: 0.412			SH1-3		K			G4-3		3	0	1	0	0	1	0						
1 Elvis Andrus, R OBP: 0.406, SLG: 0.567			SH1-3					G6-3		2	0	1	0	0	0	0						
<b>Inning Stats</b>	R: 0 E: 0 K: 1 S: 8	H: 0 LOB: 0 BB: 0 P: 10	R: 0 E: 0 K: 2 S: 11	H: 1 LOB: 1 BB: 0 P: 15	R: 0 E: 0 K: 1 S: 9	H: 1 LOB: 1 BB: 0 P: 13	R: 0 E: 0 K: 2 S: 10	H: 1 LOB: 1 BB: 0 P: 18	R: 0 E: 0 K: 2 S: 10	H: 1 LOB: 1 BB: 0 P: 14	R: 0 E: 0 K: 0 S: 4	H: 1 LOB: 1 BB: 0 P: 5	R: 0 E: 0 K: 1 S: 7	H: 0 LOB: 0 BB: 0 P: 9	R: 0 E: 0 K: 0 S: 8	H: 1 LOB: 0 BB: 0 P: 12	R: 0 E: 0 K: 1 S: 10	H: 1 LOB: 1 BB: 0 P: 15	1B: 5 2B: 1 3B: 1 HR: 0	SF: 0 SAC: 1 DP: 0 HBP: 0	WP: 1 PB: 0 SB: 0 CS: 0	PA: 34
<b>PITCHER</b> 23 Zack Greinke, R ERA:	IP: 9.0 WLS: W BF: 34 H: 7 R: 0 ER: 0 SO: 10 BB: 0 IBB: 0 HBP: 0 BLK: 0 WP: 1 HR: 0 S: 77 P: 111 ERA: 0.00 WHIP: 0.778															<b>PITCHER</b>						



Batter	1	2	3	4	5	6	7	8	9	AB	R	H	RBI	BB	SO	LOB	TOP										
2 Coco Crisp, S OBP: 0.373, SLG: 0.550	G3		SH1-3	P4			G1-3			3	0	0	0	0	0	2	<b>Kansas City Royals @ Texas Rangers</b> Rangers Ballpark in Arlington, Arlington, TX Sun Apr 19 2009, 3:05 PM EDT Att: 27,635 - Partly Cloudy - 68 F  <b>AB 33</b> <b>R 5</b> <b>H 9</b> <b>RBI 5</b> <b>BB 2</b> <b>SO 8</b> <b>LOB 8</b>  										
30 Mike Aviles, R OBP: 0.213, SLG: 0.244 1 Tony Pena Jr., R (7.6)	F8		K		K		G6-3			4	0	0	0	0	2	1											
9 David DeJesus, L OBP: 0.308, SLG: 0.362	P6		1B		HR		1B			4	1	3	2	0	0	0											
16 Billy Butler, R OBP: 0.302, SLG: 0.289	1B		G6-3		K		2-4	F8		4	1	1	0	0	1	1											
24 Mark Teahen, L OBP: 0.400, SLG: 0.455	K		1B		K		G6-3			4	1	1	0	0	2	1											
17 Mike Jacobs, L OBP: 0.348, SLG: 0.692	HR		1B		K		F9			4	1	2	2	0	1	0											
13 Alberto Callaspo, S OBP: 0.412, SLG: 0.436	L9		1B		F8		F9			4	0	1	0	0	0	0											
14 John Buck, R OBP: 0.480, SLG: 0.909	G2-3		1B		BB		K			3	0	1	1	1	1	0											
35 Mitch Maier, L (1.9)			1B		K2-3		L6			3	1	0	0	1	1	3											
<b>Inning Stats</b>	R: 0 E: 0 K: 0 S: 6	H: 0 LOB: 0 BB: 0 P: 12	R: 2 E: 0 K: 1 S: 17	H: 2 LOB: 0 BB: 0 P: 28	R: 1 E: 0 K: 1 S: 11	H: 1 LOB: 1 BB: 1 P: 18	R: 1 E: 0 K: 0 S: 12	H: 4 LOB: 2 BB: 0 P: 18	R: 1 E: 0 K: 3 S: 12	H: 1 LOB: 0 BB: 0 P: 18	R: 0 E: 0 K: 2 S: 12	H: 0 LOB: 1 BB: 1 P: 23	R: 0 E: 0 K: 0 S: 10	H: 1 LOB: 0 BB: 0 P: 14	R: 0 E: 0 K: 0 S: 10	H: 0 LOB: 0 BB: 0 P: 14		1B: 7 2B: 0 3B: 0 HR: 2	SF: 0 SAC: 1 DP: 0 HBP: 0	WP: 1 PB: 0 SB: 0 CS: 0	PA: 36						
<b>PITCHER</b>	IP	WLS	BF	H	R	ER	SO	BB	IBB	HBP	BLK	WP	HR	S	P	ERA	WHIP										
44 Vicente Padilla, R ERA: 9.64	5.0		23	8	5	5	5	1	0	0	0	1	2	58	94	9.00	1.800										
28 Jason Jennings, R ERA:	1.2		6	0	0	0	2	1	0	0	0	0	0	16	31	0.00	0.600										
36 C.J. Wilson, L ERA: 5.68	1.1		5	1	0	0	0	0	0	0	0	0	0	13	22	0.00	0.750										
50 Frank Francisco, R ERA:	1.0	W	3	0	0	0	1	0	0	0	0	0	0	10	14	0.00	0.000										

Batter	1	2	3	4	5	6	7	8	9	AB	R	H	RBI	BB	SO	LOB	BOTTOM											
5 Ian Kinsler, R OBP: 0.516, SLG: 0.880	G4-3							F9		4	2	2	1	1	0	2	<b>Kansas City Royals @ Texas Rangers</b> Rangers Ballpark in Arlington, Arlington, TX Sun Apr 19 2009, 3:05 PM EDT Att: 27,635 - Partly Cloudy - 68 F  <b>AB 31</b> <b>R 6</b> <b>H 7</b> <b>RBI 6</b> <b>BB 6</b> <b>SO 10</b> <b>LOB 15</b>  											
10 Michael Young, R OBP: 0.389, SLG: 0.553	1B	HR			L9		K			4	2	1	1	1	1	1												
32 Josh Hamilton, L OBP: 0.283, SLG: 0.354	K		K		K		P5			4	0	0	0	0	3	3												
25 Andrew Jones, R OBP: 0.650, SLG: 1.000	BB		F7		K			2B		3	1	1	0	1	1	0												
9 Hank Blalock, L OBP: 0.273, SLG: 0.525	SF7		G3-1		F7		E3			3	1	0	1	0	0	1												
17 Nelson Cruz, R OBP: 0.377, SLG: 0.667	BB		1B		BB		G4-3			2	0	1	1	2	0	1												
7 David Murphy, L (1.7)	BB		P4		K		F9			3	0	0	1	1	1	3												
2 Taylor Teagarden, R OBP: 0.251, SLG: 0.091	K		K		K		1B			3	0	0	0	0	3	4												
19 Chris Davis, L OBP: 0.238, SLG: 0.333										1	0	1	1	0	0	0												
21 Jarrod Saltalamacchia, S OBP: 0.250, SLG: 0.412										0	0	0	0	0	0	0												
1 Elvis Andrus, R OBP: 0.389, SLG: 0.529	L9		G5-3				K			4	0	1	0	0	1	0												
<b>Inning Stats</b>	R: 2 E: 0 K: 2 S: 15	H: 1 LOB: 3 BB: 4 P: 37	R: 1 E: 0 K: 1 S: 9	H: 1 LOB: 0 BB: 0 P: 14	R: 0 E: 0 K: 0 S: 11	H: 1 LOB: 1 BB: 0 P: 19	R: 0 E: 0 K: 1 S: 6	H: 0 LOB: 0 BB: 0 P: 9	R: 0 E: 0 K: 2 S: 10	H: 0 LOB: 0 BB: 0 P: 17	R: 0 E: 0 K: 2 S: 8	H: 0 LOB: 1 BB: 1 P: 15	R: 0 E: 0 K: 0 S: 14	H: 0 LOB: 1 BB: 1 P: 25	R: 2 E: 1 K: 0 S: 10	H: 3 LOB: 2 BB: 0 P: 13	R: 1 E: 0 K: 0 S: 1	H: 1 LOB: 0 BB: 0 P: 2	1B: 4 2B: 1 3B: 0 HR: 2	SF: 1 SAC: 0 DP: 0 HBP: 0	WP: 0 PB: 0 SB: 3 CS: 0	PA: 38						
<b>PITCHER</b>	IP	WLS	BF	H	R	ER	SO	BB	IBB	HBP	BLK	WP	HR	S	P	ERA	WHIP											
28 Kyle Davies, R ERA: 2.89	6.0		26	3	3	3	8	5	0	0	0	0	1	59	111	4.50	1.333											
37 Juan Cruz, R ERA:	0.2	H	3	0	0	0	2	1	0	0	0	0	0	9	17	0.00	1.500											
32 Ron Mahay, L ERA: 9.0	0.1	H	3	1	2	1	0	0	0	0	0	0	0	9	14	27.00	3.000											
34 Jamey Wright, R ERA:	1.0	B	5	2	0	0	0	0	0	0	0	0	0	6	7	0.00	2.000											
40 Kyle Farnsworth, R ERA: 18.9	0.0	L	1	1	1	1	0	0	0	0	0	0	0	1	1	2	∞	∞										



Batter	1	2	3	4	5	6	7	8	9	AB	R	H	RBI	BB	SO	LOB	TOP			
2 Coco Crisp, S OBP: 0.375, SLG: 0.556										5	2	2	0	0	0	5				
30 Mike Aviles, R OBP: 0.200, SLG: 0.229										3	0	0	0	0	2	1				
Brayan Peña, S OBP: 0.333, SLG: 0.667										1	1	1	0	0	0	0				
1 Tony Pena Jr., R (8, 6)										0	0	0	0	0	0	0				
35 Mitch Maier, L (9, PH)										1	0	0	0	0	1	1				
9 David DeJesus, L OBP: 0.316, SLG: 0.423										5	2	2	3	0	1	2				
16 Billy Butler, R OBP: 0.333, SLG: 0.293										3	1	1	0	2	1	0				
24 Mark Teahen, L OBP: 0.426, SLG: 0.468										3	1	2	2	0	0	1				
17 Mike Jacobs, L OBP: 0.383, SLG: 0.698										4	0	3	1	0	0	2				
13 Alberto Callaspo, S OBP: 0.395, SLG: 0.457										3	0	1	1	0	0	2				
21 Miguel Olivo, R OBP: 0.143, SLG: 0.286										4	0	0	0	0	0	4				
8 Willie Bloomquist, R OBP: 0.375, SLG: 0.333										2	0	1	0	2	0	0				
<b>Inning Stats</b>	R: 1 E: 0 K: 2 S: 17	H: 2 LOB: 2 BB: 1 P: 29	R: 0 E: 0 K: 0 S: 8	H: 1 LOB: 1 BB: 0 P: 11	R: 0 E: 1 K: 0 S: 7	H: 0 LOB: 0 BB: 0 P: 11	R: 0 E: 0 K: 0 S: 5	H: 1 LOB: 1 BB: 0 P: 9	R: 0 E: 0 K: 1 S: 7	H: 0 LOB: 0 BB: 1 P: 13	R: 0 E: 0 K: 0 S: 12	H: 2 LOB: 2 BB: 1 P: 22	R: 4 E: 0 K: 0 S: 15	H: 4 LOB: 0 BB: 1 P: 25	R: 2 E: 0 K: 2 S: 14	H: 2 LOB: 0 BB: 0 P: 18	1B: 9 2B: 3 3B: 0 HR: 1	SF: 1 SAC: 0 DP: 6 HBP: 1	WP: 0 PB: 0 SB: 1 CS: 0	PA: 40
<b>PITCHER</b>	IP	WLS	BF	H	R	ER	SO	BB	IBB	HBP	BLK	WP	HR	S	P	ERA	WHIP			
32 Aaron Laffey, L ERA: 2.19	7.0	W	28	7	1	1	3	3	0	1	0	0	0	64	104	1.29	1.429			
36 Joe Smith, R ERA: 9.52	0.0		3	2	3	3	0	1	0	0	0	0	0	8	15	∞	∞			
30 Masa Kobayashi, R ERA: 2.7	0.0		2	2	0	0	0	0	0	0	0	0	0	3	4	∞	∞			
50 Jensen Lewis, R ERA: 7.04	1.0	H	2	0	1	1	0	0	0	0	0	0	0	4	6	9.00	0.000			
34 Kerry Wood, R ERA: 6.23	1.0	S	5	2	2	2	2	0	0	0	0	0	1	14	18	18.00	2.000			

Kansas City Royals @ Cleveland Indians  
Progressive Field, Cleveland, OH  
Tue Apr 21 2009, 7:05 PM EDT  
Att: 11,408 - Overcast - 48 F

AB 34  
R 7  
H 13  
RBI 7  
BB 4  
SO 5  
LOB 18



Batter	1	2	3	4	5	6	7	8	9	AB	R	H	RBI	BB	SO	LOB	BOTTOM			
24 Grady Sizemore, L OBP: 0.386, SLG: 0.603										4	2	1	3	1	0	2				
7 Mark DeRosa, R OBP: 0.323, SLG: 0.431										3	3	1	0	2	1	3				
41 Victor Martinez, S OBP: 0.463, SLG: 0.707										5	1	4	2	0	0	0				
48 Travis Hafner, L OBP: 0.407, SLG: 0.644										3	0	1	0	1	1	0				
2 Johnny Peralta, R OBP: 0.375, SLG: 0.388										4	0	0	1	1	1	6				
17 Shin-Soo Choo, L OBP: 0.407, SLG: 0.500										3	0	0	0	1	1	5				
25 Ryan Garko, R OBP: 0.429, SLG: 0.424										3	0	0	0	1	0	3				
12 Ben Francisco, R OBP: 0.304, SLG: 0.366										3	1	1	0	1	1	1				
Asdrubal Cabrera, S OBP: 0.462, SLG: 0.476										3	1	1	0	1	1	1				
<b>Inning Stats</b>	R: 1 E: 0 K: 1 S: 12	H: 1 LOB: 3 BB: 3 P: 26	R: 0 E: 0 K: 1 S: 8	H: 0 LOB: 0 BB: 0 P: 14	R: 1 E: 0 K: 0 S: 9	H: 3 LOB: 1 BB: 0 P: 15	R: 4 E: 0 K: 2 S: 20	H: 4 LOB: 2 BB: 1 P: 38	R: 0 E: 0 K: 1 S: 10	H: 0 LOB: 2 BB: 2 P: 23	R: 0 E: 0 K: 1 S: 12	H: 0 LOB: 1 BB: 1 P: 21	R: 0 E: 0 K: 0 S: 7	H: 0 LOB: 0 BB: 1 P: 12	R: 2 E: 0 K: 0 S: 11	H: 1 LOB: 0 BB: 1 P: 19	1B: 7 2B: 1 3B: 0 HR: 2	SF: 0 SAC: 0 DP: 2 HBP: 1	WP: 1 PB: 1 SB: 0 CS: 0	PA: 41
<b>PITCHER</b>	IP	WLS	BF	H	R	ER	SO	BB	IBB	HBP	BLK	WP	HR	S	P	ERA	WHIP			
47 Sidney Ponson, R ERA: 7.04	3.1	L	21	8	6	6	2	4	0	0	0	0	1	43	80	16.20	3.600			
51 Robinson Tejeda, R ERA: 8.59	1.0		6	0	0	0	3	2	0	1	1	1	0	13	31	0.00	2.000			
52 Horacio Ramirez, L ERA: 8.59	1.2		6	0	0	0	1	1	0	0	0	0	0	15	26	0.00	0.600			
40 Kyle Farnsworth, R ERA: 14.54	1.0		3	0	0	0	0	1	0	0	0	0	0	7	12	0.00	1.000			
37 Juan Cruz, R ERA: 2.7	1.0		5	1	2	2	0	1	0	0	0	0	1	11	19	18.00	2.000			

Kansas City Royals @ Cleveland Indians  
Progressive Field, Cleveland, OH  
Tue Apr 21 2009, 7:05 PM EDT  
Att: 11,408 - Overcast - 48 F

AB 31  
R 8  
H 9  
RBI 6  
BB 9  
SO 6  
LOB 21





Batter	1	2	3	4	5	6	7	8	9	AB	R	H	RBI	BB	SO	LOB	TOP					
2 Coco Crisp, S OBP: 0.383, SLG: 0.571										4	1	2	0	0	0	4	<b>Kansas City Royals @ Cleveland Indians</b> Progressive Field, Cleveland, OH Wed Apr 22 2009, 7:05 PM EDT Att: 13,509 - Cloudy - 48 F					
30 Mike Aviles, R OBP: 0.185, SLG: 0.212										4	0	0	0	0	2							
9 David DeJesus, L OBP: 0.295, SLG: 0.400										3	0	0	1	0	0							
16 Billy Butler, R OBP: 0.346, SLG: 0.295										3	0	1	0	1	0							
24 Mark Teahen, L OBP: 0.414, SLG: 0.471										4	0	1	0	0	1							
17 Mike Jacobs, L OBP: 0.373, SLG: 0.660										4	1	1	0	0	1							
13 Alberto Callaspo, S OBP: 0.403, SLG: 0.462										4	0	2	0	0	0							
21 Miguel Olivo, R OBP: 0.156, SLG: 0.281									4	0	1	0	0	1	2							
8 Willie Bloomquist, R OBP: 0.370, SLG: 0.333										3	0	1	1	0	1	2						
35 Mitch Maier, L OBP: 0.156, SLG: 0.281										0	0	0	0	0	0	0						
<b>Inning Stats</b>	R: 1 E: 0 K: 1 S: 15	H: 1 LOB: 1 BB: 1 P: 21	R: 0 E: 0 K: 1 S: 7	H: 0 LOB: 0 BB: 0 P: 10	R: 0 E: 0 K: 1 S: 14	H: 1 LOB: 1 BB: 0 P: 18	R: 0 E: 0 K: 0 S: 6	H: 0 LOB: 0 BB: 0 P: 9	R: 0 E: 0 K: 1 S: 9	H: 2 LOB: 1 BB: 0 P: 14	R: 0 E: 0 K: 0 S: 6	H: 0 LOB: 0 BB: 0 P: 8	R: 1 E: 0 K: 0 S: 14	H: 3 LOB: 2 BB: 0 P: 22	R: 0 E: 0 K: 1 S: 14	H: 2 LOB: 2 BB: 0 P: 20	R: 0 E: 0 K: 1 S: 8	H: 0 LOB: 0 BB: 0 P: 13	1B: 7 2B: 3 3B: 0 HR: 0	SF: 1 SAC: 0 DP: 1 HBP: 0	WP: 0 PB: 0 SB: 0 CS: 0	PA: 35
<b>PITCHER</b>	IP WLS BF H R ER SO BB IBB HBP BLK WP HR S P ERA WHIP																					
31 Cliff Lee, L ERA: 5.25	(1, 1) 8.0 L 32 9 2 2 5 1 0 0 0 0 0 0 0 85 122 2.25 1.250																					
49 Tony Sipp, L ERA:	(9, 1) 1.0 3 0 0 0 1 0 0 0 0 0 0 0 8 13 0.00 0.000																					

Batter	1	2	3	4	5	6	7	8	9	AB	R	H	RBI	BB	SO	LOB	BOTTOM					
24 Grady Sizemore, L OBP: 0.378, SLG: 0.581										4	0	1	0	0	0	1	<b>Kansas City Royals @ Cleveland Indians</b> Progressive Field, Cleveland, OH Wed Apr 22 2009, 7:05 PM EDT Att: 13,509 - Cloudy - 48 F					
7 Mark DeRosa, R OBP: 0.304, SLG: 0.403									4	0	0	0	0	0	2							
41 Victor Martinez, S OBP: 0.465, SLG: 0.694										4	0	2	0	0	0							
48 Travis Hafner, L OBP: 0.397, SLG: 0.612										4	0	1	0	0	0	1						
2 Johnny Peralta, R OBP: 0.367, SLG: 0.365										3	0	0	0	1	0	3						
17 Shin-Soo Choo, L OBP: 0.413, SLG: 0.490										3	0	1	0	1	0	3						
10 Kelly Shoppach, R OBP: 0.355, SLG: 0.444										3	0	0	0	1	5							
26 Trevor Crowe, S OBP: 0.276, SLG: 0.231										4	0	0	0	2	3							
Asdrubal Cabrera, S OBP: 0.455, SLG: 0.455										2	0	0	0	1	0	1						
<b>Inning Stats</b>	R: 0 E: 0 K: 0 S: 9	H: 0 LOB: 0 BB: 0 P: 14	R: 0 E: 0 K: 0 S: 9	H: 0 LOB: 1 BB: 1 P: 14	R: 0 E: 0 K: 0 S: 11	H: 1 LOB: 1 BB: 0 P: 15	R: 0 E: 0 K: 1 S: 9	H: 2 LOB: 2 BB: 0 P: 14	R: 0 E: 0 K: 0 S: 7	H: 0 LOB: 1 BB: 1 P: 15	R: 0 E: 0 K: 0 S: 13	H: 1 LOB: 1 BB: 0 P: 22	R: 0 E: 0 K: 1 S: 6	H: 0 LOB: 0 BB: 0 P: 12	R: 0 E: 0 K: 0 S: 3	H: 0 LOB: 0 BB: 0 P: 4	R: 0 E: 0 K: 1 S: 12	H: 1 LOB: 2 BB: 1 P: 19	1B: 5 2B: 0 3B: 0 HR: 0	SF: 0 SAC: 0 DP: 1 HBP: 1	WP: 0 PB: 1 SB: 1 CS: 0	PA: 35
<b>PITCHER</b>	IP WLS BF H R ER SO BB IBB HBP BLK WP HR S P ERA WHIP																					
19 Brian Bannister, R ERA:	(1, 1) 6.0 W 24 4 0 0 0 1 2 0 0 0 0 0 0 94 0.00 1.000																					
34 Jamey Wright, R ERA:	(7, 1) 2.0 H 6 0 0 0 1 0 0 0 1 0 0 0 9 16 0.00 0.000																					
4B Joaquin Soria, R ERA: 1.8	(9, 1) 1.0 S 5 1 0 0 1 1 0 0 0 0 0 0 12 19 0.00 2.000																					

AB 33  
R 2  
H 9  
RBI 2  
BB 1  
SO 6  
LOB 12



AB 31  
R 0  
H 5  
RBI 0  
BB 3  
SO 3  
LOB 19









Batter	1	2	3	4	5	6	7	8	9	AB	R	H	RBI	BB	SO	LOB	TOP					
28 Curtis Granderson, L (1, 8) OBP: 0.320, SLG: 0.500										4	0	0	0	0	2	0	<p><b>Detroit Tigers @ Kansas City Royals</b> Kauffman Stadium, Kansas City, MO</p> <p>Fri Apr 24 2009, 7:10 PM CDT Att: 36,197 - Clear - 79 F</p> <p>livebaseballscores.com</p>					
14 Placido Polanco, R (1, 4) OBP: 0.329, SLG: 0.400										4	0	1	0	0	0	0						
30 Magglio Ordonez, R (1, 9) OBP: 0.380, SLG: 0.279										4	0	0	0	0	0	1						
24 Miguel Cabrera, R (1, 3) OBP: 0.471, SLG: 0.639										3	0	0	0	0	2	1						
9 Carlos Guillen, S (1, 10) OBP: 0.324, SLG: 0.288										3	0	0	0	0	2	0						
12 Gerald Laird, R (1, 2) OBP: 0.400, SLG: 0.395										3	1	2	0	0	0	0						
15 Brandon Inge, R (1, 5) OBP: 0.418, SLG: 0.661										2	0	0	0	1	2	1						
13 Josh Anderson, L (1, 7) OBP: 0.379, SLG: 0.423										3	0	0	0	0	1	2						
39 Ramon Santiago, S (1, 6) OBP: 0.294, SLG: 0.375										3	0	0	0	0	1	0						
<b>Inning Stats</b>	R: 0 E: 0 K: 1 S: 9	H: 1 LOB: 1 BB: 0 P: 13	R: 0 E: 0 K: 1 S: 7	H: 1 LOB: 1 BB: 1 P: 15	R: 0 E: 0 K: 0 S: 6	H: 0 LOB: 0 BB: 0 P: 9	R: 0 E: 0 K: 1 S: 7	H: 0 LOB: 0 BB: 0 P: 12	R: 1 E: 1 K: 1 S: 9	H: 1 LOB: 0 BB: 0 P: 15	R: 0 E: 0 K: 0 S: 5	H: 0 LOB: 0 BB: 0 P: 9	R: 0 E: 0 K: 2 S: 8	H: 0 LOB: 0 BB: 0 P: 11	R: 0 E: 0 K: 3 S: 9	H: 0 LOB: 0 BB: 0 P: 13		R: 0 E: 0 K: 1 S: 8	H: 0 LOB: 0 BB: 0 P: 11	1B: 2 2B: 1 3B: 0 HR: 0	SF: 0 SAC: 0 DP: 1 HBP: 0	WP: 0 PB: 0 SB: 0 CS: 0
<b>PITCHER</b> 23 Zack Greinke, R (1, 1) ERA:	IP: 9.0 WLS: W BF: 30	H: 3 R: 1 ER: 0 SO: 10	BB: 1 IBB: 0 HBP: 0 BLK: 0	WP: 0 HR: 0 S: 68 P: 108	ERA: 0.00 WHIP: 0.444	<b>PITCHER</b>														IP: WLS: BF: H: R: ER: SO: BB: IBB: HBP: BLK: WP: HR: S: P: ERA: WHIP		

Batter	1	2	3	4	5	6	7	8	9	AB	R	H	RBI	BB	SO	LOB	BOTTOM			
2 Coco Crisp, S (1, 8) OBP: 0.377, SLG: 0.534										4	1	2	2	0	0	0	<p><b>Detroit Tigers @ Kansas City Royals</b> Kauffman Stadium, Kansas City, MO</p> <p>Fri Apr 24 2009, 7:10 PM CDT Att: 36,197 - Clear - 79 F</p> <p>livebaseballscores.com</p>			
9 David DeJesus, L (1, 7) OBP: 0.279, SLG: 0.361										4	0	0	0	0	0	3				
24 Mark Teahen, L (1, 5) OBP: 0.409, SLG: 0.525										4	1	1	2	0	0	2				
17 Mike Jacobs, L (1, 10) OBP: 0.339, SLG: 0.574										4	0	0	0	0	2	0				
16 Billy Butler, R (1, 3) OBP: 0.350, SLG: 0.280										3	0	1	0	1	1	0				
13 Alberto Callaspo, S (1, 4) OBP: 0.400, SLG: 0.522										4	1	1	1	0	0	2				
30 Mike Aviles, R (1, 6) OBP: 0.180, SLG: 0.203										4	0	0	0	0	0	2				
21 Miguel Olivo, R (1, 2) OBP: 0.200, SLG: 0.314										3	2	2	0	0	0	0				
35 Mitch Maier, L (1, 9) OBP: 0.308, SLG: 0.200										2	1	1	0	1	1	0				
<b>Inning Stats</b>	R: 2 E: 0 K: 1 S: 13	H: 2 LOB: 0 BB: 0 P: 18	R: 1 E: 0 K: 1 S: 8	H: 1 LOB: 0 BB: 0 P: 13	R: 0 E: 0 K: 0 S: 4	H: 0 LOB: 0 BB: 0 P: 7	R: 0 E: 0 K: 1 S: 6	H: 0 LOB: 0 BB: 0 P: 10	R: 2 E: 1 K: 0 S: 13	H: 1 LOB: 1 BB: 1 P: 24	R: 0 E: 0 K: 1 S: 6	H: 0 LOB: 1 BB: 1 P: 13	R: 1 E: 0 K: 0 S: 13	H: 3 LOB: 1 BB: 0 P: 20	R: 0 E: 0 K: 0 S: 8	H: 1 LOB: 1 BB: 0 P: 10		1B: 5 2B: 1 3B: 0 HR: 2	SF: 0 SAC: 0 DP: 0 HBP: 0	WP: 2 PB: 0 SB: 0 CS: 0
<b>PITCHER</b> 48 Rick Porcello, R (1, 1) ERA: 4.5 29 Nate Robertson, L (7, 1) ERA: 3.6 45 Ryan Perry, R (8, 1) ERA: 1.69	IP: 6.0 WLS: L BF: 25	H: 4 R: 5 ER: 4 SO: 4	BB: 2 IBB: 0 HBP: 0 BLK: 0	WP: 2 HR: 2 S: 50 P: 85	ERA: 6.00 WHIP: 1.000	<b>PITCHER</b>														IP: WLS: BF: H: R: ER: SO: BB: IBB: HBP: BLK: WP: HR: S: P: ERA: WHIP

AB	29
R	1
H	3
RBI	0
BB	1
SO	10
LOB	5

AB	32
R	6
H	8
RBI	5
BB	2
SO	4
LOB	9





Batter	1	2	3	4	5	6	7	8	9	AB	R	H	RBI	BB	SO	LOB	TOP
28 Curtis Granderson, L (1.8) OBP: 0.325, SLG: 0.528	F8		HR					G6-3		4	2	1	2	1	1	3	
14 Placido Polanco, R (1.4) OBP: 0.320, SLG: 0.400	F8		F9					G5-3		5	0	1	2	0	1	0	
30 Magglio Ordonez, R (1.9) OBP: 0.368, SLG: 0.318 25 Ryan Raburn, R (0.9)	G3		G6-3					HR		5	1	1	1	0	0	1	
24 Miguel Cabrera, R (1.3) OBP: 0.452, SLG: 0.600 19 Jeff Larish, L (0.3)	G6-3							G6-3		4	0	0	0	1	1	0	
9 Carlos Guillen, S (1.10) OBP: 0.315, SLG: 0.270	12 HR		G4-3					G4-3		4	1	0	0	1	1	1	
12 Gerald Laird, R (1.2) OBP: 0.327, SLG: 0.489	HR									4	2	3	2	0	1	0	
15 Brandon Inge, R (1.5) OBP: 0.437, SLG: 0.661	G5-3									3	1	2	0	1	0	0	
13 Josh Anderson, L (1.7) OBP: 0.364, SLG: 0.467	P6									4	1	1	2	0	0	3	
4 Adam Everett, R (1.6) OBP: 0.378, SLG: 0.394										4	1	2	0	0	0	3	
<b>Inning Stats</b>	R: 0 E: 0 K: 0 S: 8	H: 0 LOB: 0 BB: 13	R: 2 E: 0 K: 0 S: 8	H: 1 LOB: 0 BB: 1	R: 2 E: 0 K: 1 S: 9	H: 2 LOB: 2 BB: 0	R: 0 E: 0 K: 1 S: 5	H: 0 LOB: 0 BB: 0	R: 4 E: 0 K: 3 S: 10	H: 4 LOB: 1 BB: 1	R: 0 E: 0 K: 3 S: 10	H: 1 LOB: 0 BB: 1	R: 1 E: 0 K: 0 S: 9	H: 1 LOB: 0 BB: 0	1B: 5 2B: 2 HR: 3	SF: 0 SAC: 0 HBP: 0	WP: 0 PA: 41 PB: 0 SB: 1 CS: 0
<b>PITCHER</b>	IP WLS BF H R ER SO BB IBB HBP BLK WP HR S P ERA WHIP																
28 Kyle Davies, R (1.1) ERA: 4.88	5.1 L 26 8 7 7 2 2 0 0 0 0 2 47 86 11.81 1.875																
51 Robinson Tejeda, R (6.1) ERA: 1.69	0.2 4 1 1 1 0 1 0 0 0 0 0 5 11 13.50 3.000																
32 Ron Mahay, L (7.1) ERA: 7.71	1.0 3 0 0 0 3 0 0 0 0 0 0 10 16 0.00 0.000																
37 Juan Cruz, R (8.1) ERA: 2.35	1.0 4 1 0 0 0 1 0 0 0 0 0 8 12 0.00 2.000																
34 Jamey Wright, R (9.1) ERA: 1.0	1.0 4 1 1 1 0 0 0 0 0 0 0 9 16 9.00 1.000																
<b>Batter</b>	<b>1</b>	<b>2</b>	<b>3</b>	<b>4</b>	<b>5</b>	<b>6</b>	<b>7</b>	<b>8</b>	<b>9</b>	<b>AB</b>	<b>R</b>	<b>H</b>	<b>RBI</b>	<b>BB</b>	<b>SO</b>	<b>LOB</b>	<b>BOTTOM</b>
2 Coco Crisp, S (1.8) OBP: 0.384, SLG: 0.525 8 Willie Bloomquist, R (0.9) OBP: 0.370, SLG: 0.533	F9		G4-3					G4-3		3	1	1	0	1	0	0	
9 David DeJesus, L (1.7) OBP: 0.278, SLG: 0.354	K		K					F8		4	0	1	0	0	2	2	
24 Mark Teahen, L (1.5) OBP: 0.414, SLG: 0.516	1B		G4-3							3	0	1	0	1	0	4	
17 Mike Jacobs, L (1.10) OBP: 0.317, SLG: 0.534	G6-3							G3		4	0	0	1	0	0	2	
11 Jose Guillen, R (1.9) OBP: 0.294, SLG: 0.143 35 Mitch Maier, L (0.8) OBP: 0.357, SLG: 0.273	13 1B		G4-3							2	0	0	0	1	0	1	
16 Billy Butler, R (1.3) OBP: 0.328, SLG: 0.259	L7									4	0	0	0	0	0	2	
13 Alberto Callaspo, S (1.4) OBP: 0.407, SLG: 0.520										4	0	2	0	0	0	0	
14 John Buck, R (1.2) OBP: 0.394, SLG: 0.690	G5-3									3	0	0	0	1	0	3	
1 Tony Pena Jr., R (1.6) OBP: 0.328, SLG: 0.690										2	0	0	0	1	0	1	
<b>Inning Stats</b>	R: 0 E: 0 K: 1 S: 7	H: 1 LOB: 1 BB: 0	R: 0 E: 0 K: 0 S: 13	H: 1 LOB: 2 BB: 1	R: 0 E: 0 K: 1 S: 10	H: 0 LOB: 1 BB: 2	R: 0 E: 0 K: 0 S: 7	H: 0 LOB: 0 BB: 0	R: 1 E: 0 K: 0 S: 8	H: 2 LOB: 1 BB: 0	R: 0 E: 0 K: 0 S: 5	H: 0 LOB: 1 BB: 1	R: 0 E: 0 K: 0 S: 8	H: 2 LOB: 1 BB: 0	1B: 6 2B: 0 3B: 0 HR: 0	SF: 0 SAC: 0 HBP: 0	WP: 0 PA: 35 PB: 0 SB: 0 CS: 0
<b>PITCHER</b>	IP WLS BF H R ER SO BB IBB HBP BLK WP HR S P ERA WHIP																
31 Zach Miner, R (1.1) ERA: 6.0	5.0 W 19 3 1 1 1 2 3 0 0 0 0 0 42 83 1.80 1.200																
44 Bobby Seay, L (6.1) ERA: 3.72	0.2 3 1 0 0 0 0 0 0 0 0 0 3 5 0.00 1.500																
37 Brandon Lyon, R (6.1) ERA: 3.72	1.2 6 0 0 0 0 1 0 0 0 0 0 11 19 0.00 0.600																
29 Nate Robertson, L (8.1) ERA: 3.18	0.2 3 0 0 0 0 1 0 0 0 0 0 7 12 0.00 1.500																
54 Joel Zumaya, R (9.1) ERA: 3.18	1.0 4 2 0 0 0 0 0 0 0 0 0 8 13 0.00 2.000																

Detroit Tigers @ Kansas City Royals  
Kauffman Stadium, Kansas City, MO

AB 37  
R 9  
H 11  
RBI 9  
BB 4  
SO 5  
LOB 11



Detroit Tigers @ Kansas City Royals  
Kauffman Stadium, Kansas City, MO

AB 30  
R 1  
H 6  
RBI 1  
SO 2  
LOB 15



Sat Apr 25 2009, 6:10 PM CDT  
Att: 37,522 - Cloudy - 75 F

Sat Apr 25 2009, 6:10 PM CDT  
Att: 37,522 - Cloudy - 75 F

livebaseballscorecards.com







Batter	1	2	3	4	5	6	7	8	9	AB	R	H	RBI	BB	SO	LOB	TOP			
19 Marco Scutaro, R OBP: 0.406, SLG: 0.468	4-1 FC5-4 26 1B BB		4-0 F8 15 2 BB BB		2-1 F8		1-1 F9			2	1	0	0	2	0	0	<b>Toronto Blue Jays @ Kansas City Royals</b> Kauffman Stadium, Kansas City, MO Mon Apr 27 2009, 7:10 PM CDT Att: 9,593 - Drizzle - 49 F			
2 Aaron Hill, R OBP: 0.390, SLG: 0.581	0-2 F9		4-2 E 15 BB		2-2 G5-3		0-2 F9			3	0	0	0	1	0	1				
15 Alex Rios, R OBP: 0.303, SLG: 0.364	4-0 FC5-4 10 BB		0-0 F8		4-0 BB		0-0 G4-3			2	0	0	0	2	0	2				
10 Vernon Wells, R OBP: 0.327, SLG: 0.455	0-1 FC5-4 26 1B		1-3 K		0-0 F7		1-3 K			4	0	0	0	2	5					
26 Adam Lind, L OBP: 0.413, SLG: 0.543	1-2 1B		4-0 FC6-4 33 BB		3-2 P2		2-2 F9			3	0	1	1	1	0	0				
33 Scott Rolen, R OBP: 0.370, SLG: 0.425	0-0 P6		0-0 FC6-4		1-0 G5-3		3-2 13 WP 1B			4	0	1	0	0	5					
35 Lyle Overbay, L OBP: 0.429, SLG: 0.531		2-3 K		0-0 L4		2-1 F7		3-3 K		4	0	0	0	2	1					
20 Rod Barajas, R OBP: 0.302, SLG: 0.458		2-1 F8		2-0 F7		0-2 G6-3		2-2 P5		3	0	0	0	0	0	0				
13 Rauli Chavez, R OBP: 0.143, SLG: 0.143								1-2 K		1	0	0	0	0	1					
45 Travis Snider, L OBP: 0.345, SLG: 0.560		3-1 L5		2-1 G4-3		2-2 G1-4-3				3	0	0	0	0	0	0				
<b>Inning Stats</b>	R: 1 E: 0 K: 0 S: 10	H: 1 LOB: 2 BB: 2 P: 19	R: 0 E: 0 K: 1 S: 7	H: 0 LOB: 0 BB: 0 P: 14	R: 0 E: 1 K: 1 S: 9	H: 0 LOB: 3 BB: 3 P: 22	R: 0 E: 0 K: 0 S: 4	H: 0 LOB: 1 BB: 0 P: 8	R: 0 E: 0 K: 0 S: 7	H: 0 LOB: 0 BB: 0 P: 15	R: 0 E: 0 K: 0 S: 8	H: 0 LOB: 0 BB: 0 P: 11	R: 0 E: 0 K: 1 S: 7	H: 0 LOB: 1 BB: 0 P: 8	R: 0 E: 0 K: 1 S: 15	H: 1 LOB: 0 BB: 0 P: 25	1B: 2 2B: 0 3B: 0 HR: 0	SF: 0 SAC: 0 DP: 0 HBP: 0	WP: 1 PB: 0 SB: 0 CS: 0	PA: 35
<b>PITCHER</b>	IP WLS BF H R ER SO BB IBB HBP BLK WP HR S P ERA WHIP	7.0 W 28 1 1 1 2 6 0 0 0 0 0 53 103 1.29 1.000	1.0 3 0 0 0 1 0 0 0 0 0 0 7 8 0.00 0.000	1.0 4 1 0 0 1 0 0 0 0 1 0 15 25 0.00 1.000	<b>PITCHER</b>										IP WLS BF H R ER SO BB IBB HBP BLK WP HR S P ERA WHIP					

AB 29  
R 1  
H 2  
RBI 1  
BB 6  
SO 4  
LOB 15



Batter	1	2	3	4	5	6	7	8	9	AB	R	H	RBI	BB	SO	LOB	BOTTOM			
2 Coco Crisp, S OBP: 0.373, SLG: 0.471	3-2 F9	0-2 F7		1-2 G4-3		0-2 FC5-4 24 WP		4-2 BB		4	0	0	0	1	0	3	<b>Toronto Blue Jays @ Kansas City Royals</b> Kauffman Stadium, Kansas City, MO Mon Apr 27 2009, 7:10 PM CDT Att: 9,593 - Drizzle - 49 F			
8 Willie Bloomquist, R OBP: 0.400, SLG: 0.423	4-0 11 HR BB		4-2 24 G4-6-3 BB	2-1 3B		0-0 SF9		1-0 G4-3		2	1	1	1	2	0	1				
24 Mark Teahen, L OBP: 0.423, SLG: 0.493	2-1 F7		0-0 G4-6-3	1-0 L4		4-2 BB				3	0	0	0	1	0	3				
11 Jose Guillen, R OBP: 0.400, SLG: 0.571	1-1 HR		3-2 1B		0-1 HR		1-2 F9			4	2	3	3	0	0	2				
35 Mitch Maier, L OBP: 0.333, SLG: 0.214	1-H HR		1-1 1B		2-0 HR					0	0	0	0	0	0	0				
16 Billy Butler, R OBP: 0.324, SLG: 0.246	4-1 BB		2-2 K		2-0 F9		0-0 G5-3			3	0	0	0	1	1	1				
14 John Buck, R OBP: 0.386, SLG: 0.606	3-3 K		0-0 G6-3		0-0 G6-3		4-0 13 G1-6-3 BB			3	0	0	0	1	1	1				
13 Alberto Callaspo, S OBP: 0.419, SLG: 0.526		0-1 1B		0-0 30 1B HR		1-0 F9		0-1 G1-6-3		4	1	2	0	0	0	1				
30 Mike Aviles, R OBP: 0.203, SLG: 0.258		2-3 K		0-2 21 HR 1B		4-1 FC5-4 2 FC5-4 8 SF9 BB		1-0 G2-3		3	2	1	0	1	1	1				
21 Miguel Olivo, R OBP: 0.214, SLG: 0.366		2-1 F9		1-1 HR		4-1 FC5-4 2 BB		0-0 G5-3		3	1	1	3	1	0	1				
<b>Inning Stats</b>	R: 2 E: 0 K: 1 S: 12	H: 1 LOB: 1 BB: 2 P: 29	R: 0 E: 0 K: 1 S: 11	H: 1 LOB: 0 BB: 0 P: 15	R: 0 E: 0 K: 1 S: 13	H: 1 LOB: 1 BB: 1 P: 22	R: 3 E: 0 K: 0 S: 14	H: 4 LOB: 1 BB: 0 P: 19	R: 1 E: 0 K: 0 S: 5	H: 1 LOB: 0 BB: 0 P: 8	R: 1 E: 0 K: 0 S: 12	H: 0 LOB: 2 BB: 3 P: 25	R: 0 E: 0 K: 0 S: 3	H: 0 LOB: 0 BB: 1 P: 7	R: 0 E: 0 K: 0 S: 5	H: 0 LOB: 1 BB: 1 P: 11	1B: 4 2B: 0 3B: 1 HR: 3	SF: 1 SAC: 0 DP: 2 HBP: 0	WP: 1 PB: 0 SB: 1 CS: 0	PA: 38
<b>PITCHER</b>	IP WLS BF H R ER SO BB IBB HBP BLK WP HR S P ERA WHIP	5.0 L 25 6 6 3 0 3 0 0 0 0 3 55 93 4.50 2.200	2.0 9 0 1 1 0 4 0 0 0 0 1 0 15 32 4.50 2.000	1.0 4 0 0 0 0 1 0 0 0 0 0 0 5 11 0.00 1.000	<b>PITCHER</b>										IP WLS BF H R ER SO BB IBB HBP BLK WP HR S P ERA WHIP					

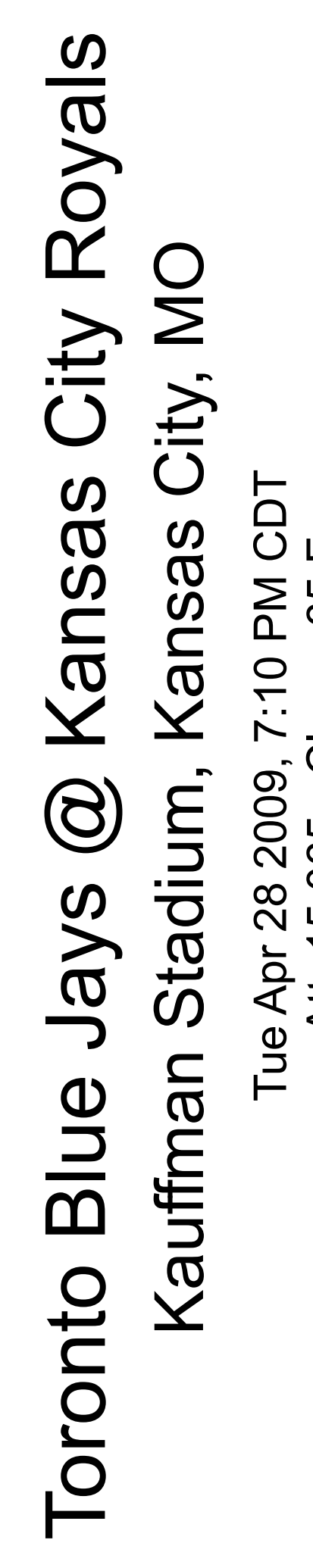
AB 29  
R 7  
H 8  
RBI 7  
BB 8  
SO 3  
LOB 14





Batter	1	2	3	4	5	6	7	8	9	AB	R	H	RBI	BB	SO	LOB	TOP										
19 Marco Scutaro, R OBP: 0.415, SLG: 0.463										3	2	1	1	2	0	3	<b>Toronto Blue Jays @ Kansas City Royals</b> Kauffman Stadium, Kansas City, MO Tue Apr 28 2009, 7:10 PM CDT Att: 15,065 - Clear - 65 F										
2 Aaron Hill, R OBP: 0.410, SLG: 0.588										4	1	3	2	1	0	1											
15 Alex Rios, R OBP: 0.298, SLG: 0.355										5	0	1	0	0	2	4											
10 Vernon Wells, R OBP: 0.340, SLG: 0.473										5	1	3	3	0	1	2											
26 Adam Lind, L OBP: 0.392, SLG: 0.512										5	0	0	0	0	2	6											
33 Scott Rolen, R OBP: 0.372, SLG: 0.436										5	0	2	0	0	1	2											
35 Lyle Overbay, L OBP: 0.426, SLG: 0.538										3	1	1	1	1	0	0											
20 Rod Barajas, R OBP: 0.324, SLG: 0.476										4	2	2	1	1	1	2											
45 Travis Snider, L OBP: 0.350, SLG: 0.537										4	1	1	0	1	1	3											
<b>Inning Stats</b>	R: 0 E: 0 K: 0 S: 6	H: 0 LOB: 0 BB: 1 P: 12	R: 1 E: 0 K: 1 S: 17	H: 2 LOB: 3 BB: 2 P: 34	R: 0 E: 0 K: 0 S: 3	H: 0 LOB: 1 BB: 1 P: 10	R: 4 E: 0 K: 1 S: 18	H: 5 LOB: 2 BB: 1 P: 32	R: 0 E: 0 K: 2 S: 20	H: 1 LOB: 1 BB: 0 P: 26	R: 0 E: 0 K: 1 S: 8	H: 0 LOB: 0 BB: 0 P: 15	R: 3 E: 0 K: 1 S: 19	H: 5 LOB: 2 BB: 0 P: 27	R: 0 E: 0 K: 2 S: 7	H: 0 LOB: 0 BB: 0 P: 10		1B: 10 2B: 4 3B: 0 HR: 0	SF: 1 SAC: 0 DP: 2 HBP: 0	WP: 0 PB: 1 SB: 0 CS: 0	PA: 45						
<b>PITCHER</b>	IP	WLS	BF	H	R	ER	SO	BB	IBB	HBP	BLK	WP	HR	S	P	ERA	WHIP										
55 Gil Meche, R ERA: 3.77	3.2	L	22	7	5	5	2	5	0	0	0	0	0	43	84	12.27	3.273										
51 Robinson Tejeda, R ERA: 1.17	2.1		9	2	0	0	2	1	0	0	0	0	0	35	53	0.00	1.286										
52 Horacio Ramirez, L ERA: 10.8	1.0		6	3	3	3	1	0	0	0	0	0	0	14	25	27.00	3.000										
40 Kyle Farnsworth, R ERA: 9.95	1.0		5	2	0	0	1	0	0	0	0	0	0	13	17	0.00	2.000										
32 Ron Mahay, L ERA: 6.35	1.0		3	0	0	0	2	0	0	0	0	0	0	7	10	0.00	0.000										

Batter	1	2	3	4	5	6	7	8	9	AB	R	H	RBI	BB	SO	LOB	BOTTOM										
2 Coco Crisp, S OBP: 0.368, SLG: 0.458										4	1	1	0	0	0	3	<b>Toronto Blue Jays @ Kansas City Royals</b> Kauffman Stadium, Kansas City, MO Tue Apr 28 2009, 7:10 PM CDT Att: 15,065 - Clear - 65 F										
9 David DeJesus, L OBP: 0.272, SLG: 0.351										4	0	2	1	0	0	2											
24 Mark Teahen, L OBP: 0.427, SLG: 0.500										3	0	1	0	1	0	2											
11 Jose Guillen, R OBP: 0.345, SLG: 0.480										4	0	0	0	0	2	4											
17 Mike Jacobs, L OBP: 0.296, SLG: 0.477										4	0	0	0	0	3	2											
13 Alberto Callaspo, S OBP: 0.409, SLG: 0.500										3	0	0	0	1	0	2											
14 John Buck, R OBP: 0.333, SLG: 0.541										4	0	0	0	0	1	1											
30 Mike Aviles, R OBP: 0.205, SLG: 0.257										4	0	1	0	0	1	0											
35 Mitch Maier, L OBP: 0.364, SLG: 0.235										3	0	1	0	1	0	0											
<b>Inning Stats</b>	R: 0 E: 0 K: 0 S: 11	H: 1 LOB: 0 BB: 0 P: 18	R: 0 E: 0 K: 2 S: 12	H: 0 LOB: 1 BB: 1 P: 20	R: 0 E: 0 K: 0 S: 9	H: 2 LOB: 3 BB: 1 P: 17	R: 0 E: 0 K: 1 S: 9	H: 0 LOB: 0 BB: 0 P: 13	R: 1 E: 0 K: 0 S: 8	H: 2 LOB: 1 BB: 0 P: 15	R: 0 E: 0 K: 1 S: 5	H: 0 LOB: 0 BB: 0 P: 8	R: 0 E: 0 K: 1 S: 9	H: 0 LOB: 1 BB: 1 P: 15	R: 0 E: 1 K: 1 S: 11	H: 1 LOB: 2 BB: 0 P: 16		R: 0 E: 0 K: 1 S: 8	H: 0 LOB: 0 BB: 0 P: 11	1B: 4 2B: 3 3B: 0 HR: 0	SF: 0 SAC: 0 DP: 1 HBP: 0	WP: 0 PB: 0 SB: 1 CS: 0	PA: 36				
<b>PITCHER</b>	IP	WLS	BF	H	R	ER	SO	BB	IBB	HBP	BLK	WP	HR	S	P	ERA	WHIP										
48 Scott Richmond, R ERA: 2.7	7.0	W	28	5	1	1	5	3	0	0	0	0	0	63	106	1.29	1.143										
39 Jesse Carlson, L ERA: 1.64	1.0		5	1	0	0	1	0	0	0	0	0	0	11	16	0.00	1.000										
22 Brandon League, R ERA: 5.4	1.0		3	0	0	0	1	0	0	0	0	0	0	8	11	0.00	0.000										





Batter	1	2	3	4	5	6	7	8	9	AB	R	H	RBI	BB	SO	LOB	TOP										
19 Marco Scutaro, R OBP: 0.422, SLG: 0.476 6 John McDonald, R OBP: 0.111, SLG: 0.111										2	2	1	0	1	0	0											
2 Aaron Hill, R OBP: 0.413, SLG: 0.584										4	1	2	0	0	1	1											
15 Alex Rios, R OBP: 0.296, SLG: 0.351										4	0	1	0	0	2	3											
10 Vernon Wells, R OBP: 0.340, SLG: 0.469 19 Jose Bautista, R OBP: 0.419, SLG: 0.590										3	0	1	1	0	0	0											
26 Adam Lind, L OBP: 0.386, SLG: 0.494										3	0	0	0	1	2	2											
33 Scott Rolen, R OBP: 0.397, SLG: 0.427										4	0	1	0	0	2	2											
35 Lyle Overbay, L OBP: 0.403, SLG: 0.500										4	0	0	0	0	1	3											
20 Rod Barajas, R OBP: 0.333, SLG: 0.493										4	0	2	0	0	0	1											
45 Travis Snider, L OBP: 0.328, SLG: 0.500										4	0	0	0	0	1	3											
<b>Inning Stats</b>	R: 1 E: 0 K: 3 S: 17	H: 2 LOB: 1 BB: 0 P: 25	R: 0 E: 0 K: 1 S: 10	H: 1 LOB: 1 BB: 0 P: 14	R: 1 E: 0 K: 0 S: 7	H: 1 LOB: 0 BB: 1 P: 14	R: 0 E: 0 K: 0 S: 5	H: 0 LOB: 1 BB: 0 P: 12	R: 0 E: 0 K: 2 S: 13	H: 0 LOB: 1 BB: 0 P: 18	R: 0 E: 0 K: 0 S: 8	H: 0 LOB: 0 BB: 0 P: 14	R: 1 E: 1 K: 1 S: 9	H: 1 LOB: 0 BB: 0 P: 15	R: 0 E: 0 K: 0 S: 12	H: 2 LOB: 2 BB: 0 P: 19	1B: 6 2B: 2 3B: 0 HR: 0	SF: 0 SAC: 0 DP: 2 HBP: 0	WP: 0 PB: 0 SB: 0 CS: 0	PA: 37							
<b>PITCHER</b>	IP	WLS	BF	H	R	ER	SO	BB	IBB	HBP	BLK	WP	HR	S	P	ERA	WHIP										
23 Zack Greinke, R ERA: 0.5	7.0	W	28	5	2	2	8	2	0	0	0	0	0	70	111	2.57	1.000										
34 Jamey Wright, R ERA: 0.82	1.0		4	1	1	0	1	0	0	0	0	0	0	9	15	0.00	1.000										
37 Juan Cruz, R ERA: 1.86	1.0		5	2	0	0	0	0	0	0	0	0	0	12	19	0.00	2.000										

Toronto Blue Jays @ Kansas City Royals  
Kauffman Stadium, Kansas City, MO  
Wed Apr 29 2009, 7:10 PM CDT  
Att: 10,500 - Cloudy - 61 F

AB 35  
R 3  
H 8  
RBI 1  
BB 2  
SO 9  
LOB 18



Batter	1	2	3	4	5	6	7	8	9	AB	R	H	RBI	BB	SO	LOB	BOTTOM										
2 Coco Crisp, S OBP: 0.370, SLG: 0.481 9 David DeJesus, L OBP: 0.272, SLG: 0.351										5	1	2	0	0	1	0											
8 Willie Bloomquist, R OBP: 0.432, SLG: 0.633										4	2	2	0	1	0	1											
24 Mark Teahen, L OBP: 0.414, SLG: 0.520										5	1	1	2	0	0	4											
11 Jose Guillen, R OBP: 0.303, SLG: 0.414 35 Mitch Walter, L OBP: 0.346, SLG: 0.222										4	0	0	0	0	0	2											
16 Billy Butler, R OBP: 0.356, SLG: 0.403										5	4	4	4	0	0	0											
17 Mike Jacobs, L OBP: 0.329, SLG: 0.500										3	1	2	1	2	0	0											
13 Alberto Callaspo, S OBP: 0.414, SLG: 0.531										4	1	2	1	0	0	2											
30 Mike Aviles, R OBP: 0.224, SLG: 0.315 1 Tony Pena Jr., R OBP: 0.196, SLG: 0.333										3	1	2	2	0	0	2											
21 Miguel Olivo, R OBP: 0.196, SLG: 0.333										4	0	0	0	0	1	3											
<b>Inning Stats</b>	R: 0 E: 0 K: 1 S: 9	H: 0 LOB: 0 BB: 0 P: 12	R: 1 E: 0 K: 1 S: 18	H: 2 LOB: 1 BB: 1 P: 30	R: 3 E: 0 K: 0 S: 15	H: 5 LOB: 2 BB: 0 P: 20	R: 2 E: 0 K: 0 S: 10	H: 1 LOB: 0 BB: 1 P: 17	R: 4 E: 0 K: 0 S: 15	H: 4 LOB: 1 BB: 1 P: 28	R: 1 E: 0 K: 0 S: 12	H: 2 LOB: 1 BB: 0 P: 21	R: 0 E: 0 K: 0 S: 13	H: 1 LOB: 0 BB: 0 P: 20	R: 0 E: 0 K: 0 S: 5	H: 0 LOB: 0 BB: 0 P: 10	1B: 4 2B: 7 3B: 1 HR: 3	SF: 0 SAC: 0 DP: 0 HBP: 0	WP: 0 PB: 1 SB: 0 CS: 0	PA: 42							
<b>PITCHER</b>	IP	WLS	BF	H	R	ER	SO	BB	IBB	HBP	BLK	WP	HR	S	P	ERA	WHIP										
56 Brian Tallet, L ERA: 6.45	4.0	L	26	11	10	10	2	3	0	0	0	0	0	3	59	22.50	3.500										
57 Shawn Camp, R ERA: 3.27	2.0		9	3	1	1	0	0	0	0	0	0	0	20	35	4.50	1.500										
54 Jason Frasor, R ERA: 2.45	1.0		4	1	0	0	0	0	0	0	0	0	0	13	20	0.00	1.000										
62 Bill Murphy, L ERA: 2.45	1.0		3	0	0	0	0	0	0	0	0	0	0	5	10	0.00	0.000										

Toronto Blue Jays @ Kansas City Royals  
Kauffman Stadium, Kansas City, MO  
Wed Apr 29 2009, 7:10 PM CDT  
Att: 10,500 - Cloudy - 61 F

AB 39  
R 11  
H 15  
RBI 10  
BB 3  
SO 2  
LOB 15










Batter	1	2	3	4	5	6	7	8	9	AB	R	H	RBI	BB	SO	LOB	TOP					
2 Coco Crisp, S OBP: 0.363, SLG: 0.477										5	1	1	0	0	1	3	<b>Kansas City Royals @ Minnesota Twins</b> Hubert H. Humphrey Metrodome, Minneapolis, MN Fri May 01 2009, 8:10 PM EDT Att: 24,727 - Dome - 69 F <a href="http://livebaseballscorecards.com">livebaseballscorecards.com</a>					
9 David DeJesus, L OBP: 0.282, SLG: 0.372										4	1	2	3	0	0	0						
24 Mark Teahen, L OBP: 0.375, SLG: 0.464										4	0	0	0	0	3	3						
11 Jose Guillen, R OBP: 0.341, SLG: 0.459										4	0	3	2	0	0	0						
16 Billy Butler, R OBP: 0.358, SLG: 0.406										4	0	0	0	0	1	3						
17 Mike Jacobs, L OBP: 0.301, SLG: 0.453										3	0	0	0	0	1	1						
14 John Buck, R OBP: 0.362, SLG: 0.683										1	0	0	0	0	1	1						
13 Alberto Callaspo, S OBP: 0.423, SLG: 0.543										4	1	1	0	0	0	1						
21 Miguel Olivo, R OBP: 0.200, SLG: 0.327										4	1	1	0	0	1	1						
30 Mike Aviles, R OBP: 0.229, SLG: 0.313										4	1	2	0	0	0	1						
<b>Inning Stats</b>	R: 0 E: 0 K: 1 S: 9	H: 0 LOB: 0 BB: 0 P: 14	R: 0 E: 0 K: 1 S: 5	H: 0 LOB: 0 BB: 0 P: 6	R: 2 E: 0 K: 1 S: 13	H: 3 LOB: 1 BB: 0 P: 19	R: 0 E: 0 K: 0 S: 7	H: 1 LOB: 1 BB: 0 P: 10	R: 3 E: 0 K: 1 S: 19	H: 4 LOB: 0 BB: 0 P: 27	R: 0 E: 0 K: 0 S: 5	H: 0 LOB: 0 BB: 0 P: 5	R: 0 E: 0 K: 0 S: 6	H: 0 LOB: 0 BB: 0 P: 7	R: 0 E: 0 K: 3 S: 10	H: 1 LOB: 1 BB: 0 P: 16	R: 0 E: 0 K: 1 S: 11	H: 1 LOB: 1 BB: 0 P: 16	1B: 7 2B: 3 3B: 0 HR: 0	SF: 0 SAC: 0 DP: 0 HBP: 0	WP: 0 PB: 0 SB: 1 CS: 1	PA: 37
<b>PITCHER</b>	IP WLS BF H R ER SO BB IBB HBP BLK WP HR S P ERA WHIP																					
59 Kevin Slowey, R ERA: 5.17	5.0 W 23 8 5 5 4 0 0 0 0 0 0 0 53 76 9.00 1.600																					
54 Matt Guerrier, R ERA: 4.5	2.0 H 6 0 0 0 0 0 0 0 0 0 0 0 11 12 0.00 0.000																					
50 Jose Mijares, L ERA:	1.0 H 4 1 0 0 3 0 0 0 0 0 0 0 11 16 0.00 1.000																					
36 Joe Nathan, R ERA: 2.25	1.0 S 4 1 0 0 1 0 0 0 0 0 0 0 11 16 0.00 1.000																					


Batter	1	2	3	4	5	6	7	8	9	AB	R	H	RBI	BB	SO	LOB	BOTTOM			
2 Denard Span, L OBP: 0.381, SLG: 0.400										4	0	0	0	1	0	2	<b>Kansas City Royals @ Minnesota Twins</b> Hubert H. Humphrey Metrodome, Minneapolis, MN Fri May 01 2009, 8:10 PM EDT Att: 24,727 - Dome - 69 F <a href="http://livebaseballscorecards.com">livebaseballscorecards.com</a>			
25 Alexi Casilla, S OBP: 0.231, SLG: 0.208										3	0	0	0	1	0	0				
7 Joe Mauer, L OBP: 0.750, SLG: 2.000										3	3	2	1	1	0	2				
33 Justin Morneau, L OBP: 0.380, SLG: 0.593										3	1	2	3	0	0	0				
16 Jason Kubel, L OBP: 0.333, SLG: 0.550										4	0	1	0	0	1	2				
5 Michael Cuddyer, R OBP: 0.315, SLG: 0.338										4	1	1	0	0	1	1				
23 Brendan Harris, R OBP: 0.383, SLG: 0.477										4	1	2	1	0	1	0				
22 Carlos Gómez, R OBP: 0.250, SLG: 0.311										4	1	1	0	0	1	2				
8 Nick Punto, S OBP: 0.352, SLG: 0.250										3	0	1	2	1	0	0				
<b>Inning Stats</b>	R: 1 E: 0 K: 0 S: 11	H: 1 LOB: 1 BB: 0 P: 19	R: 0 E: 0 K: 1 S: 7	H: 0 LOB: 0 BB: 0 P: 10	R: 0 E: 0 K: 0 S: 7	H: 0 LOB: 0 BB: 0 P: 10	R: 4 E: 0 K: 0 S: 16	H: 6 LOB: 1 BB: 0 P: 18	R: 2 E: 0 K: 1 S: 21	H: 3 LOB: 2 BB: 1 P: 33	R: 0 E: 0 K: 0 S: 10	H: 0 LOB: 1 BB: 2 P: 21	R: 0 E: 0 K: 1 S: 7	H: 0 LOB: 0 BB: 0 P: 7	R: 0 E: 0 K: 1 S: 13	H: 0 LOB: 1 BB: 1 P: 21		1B: 5 2B: 2 3B: 1 HR: 2	SF: 0 SAC: 0 DP: 2 HBP: 1	WP: 0 PB: 0 SB: 2 CS: 0
<b>PITCHER</b>	IP WLS BF H R ER SO BB IBB HBP BLK WP HR S P ERA WHIP																			
47 Sidney Ponson, R ERA: 7.16	4.1 L 23 7 7 7 1 1 0 1 0 0 0 0 17 29 0.00 3.000																			
51 Robinson Tejeda, R ERA: 1.04	1.0 6 1 0 0 1 2 0 0 0 0 0 0 10 13 0.00 0.000																			
52 Horacio Ramirez, L ERA: 9.0	1.2 4 0 0 0 1 0 0 0 0 0 0 0 13 21 0.00 1.000																			
40 Kyle Farnsworth, R ERA: 8.59	1.0 4 0 0 0 1 1 0 0 0 0 0 0 13 21 0.00 1.000																			







Batter	1	2	3	4	5	6	7	8	9	AB	R	H	RBI	BB	SO	LOB	TOP					
2 Coco Crisp, S OBP: 0.354, SLG: 0.463	F7		G3			F7		F8	SF9	4	0	0	1	0	0	0	<b>Kansas City Royals @ Minnesota Twins</b> Hubert H. Humphrey Metrodome, Minneapolis, MN Sun May 03 2009, 2:10 PM EDT Att: 31,845 - Dome - 69 F  <b>AB 34</b> <b>R 7</b> <b>H 10</b> <b>RBI 7</b> <b>BB 3</b> <b>SO 5</b> <b>LOB 6</b>  					
8 Willie Bloomquist, R OBP: 0.462, SLG: 0.558	K			F8			24 1B HR	11 2B	FC4-6	5	2	2	0	0	1	2						
24 Mark Teahen, L OBP: 0.386, SLG: 0.460	P5			K			11 1B HR	11 2B		3	1	1	0	1	1	0						
11 Jose Guillen, R OBP: 0.360, SLG: 0.533		BB		P6						3	1	2	4	1	0	0						
17 Mike Jacobs, L OBP: 0.299, SLG: 0.443		P5			P5					4	1	1	0	0	1	2						
16 Billy Butler, R OBP: 0.345, SLG: 0.387						9 1B 13 2B			K	0	0	0	0	0	0	0						
9 David DeJesus, L OBP: 0.295, SLG: 0.368	K			P3						4	1	1	0	0	1	1						
13 Alberto Callaspo, S OBP: 0.432, SLG: 0.570	F7			F9					G3-1	3	1	1	2	1	0	1						
14 John Buck, R OBP: 0.333, SLG: 0.580			L4			F9				4	0	1	0	0	1	0						
35 Mitch Maier, L OBP: 0.333, SLG: 0.227			F8			F9	L7			4	0	1	0	0	0	0						
<b>Inning Stats</b>	R: 0 E: 0 K: 1 S: 12	H: 0 LOB: 0 BB: 0 P: 17	R: 0 E: 0 K: 1 S: 9	H: 0 LOB: 1 BB: 1 P: 18	R: 0 E: 0 K: 0 S: 7	H: 0 LOB: 0 BB: 0 P: 9	R: 0 E: 0 K: 1 S: 11	H: 0 LOB: 0 BB: 0 P: 14	R: 0 E: 0 K: 0 S: 7	H: 0 LOB: 0 BB: 0 P: 13	R: 0 E: 0 K: 1 S: 9	H: 0 LOB: 0 BB: 0 P: 11	R: 5 E: 0 K: 0 S: 24	H: 6 LOB: 0 BB: 0 P: 39	R: 1 E: 0 K: 1 S: 10	H: 2 LOB: 1 BB: 1 P: 18	R: 1 E: 0 K: 0 S: 9	H: 2 LOB: 2 BB: 1 P: 16	1B: 6 2B: 2 3B: 1 HR: 1	SF: 1 SAC: 0 DP: 0 HBP: 0	WP: 0 PB: 0 SB: 0 CS: 0	PA: 38
<b>PITCHER</b>	IP WLS BF H R ER SO BB IBB HBP BLK WP HR S P ERA WHIP																					
30 Scott Baker, R ERA: 9.15	6.0 L 24 5 5 5 4 1 0 0 0 0 0 1 69 104 7.50 1.000																					
18 Luis Ayala, R ERA: 5.4	1.0 B 3 1 0 0 0 0 0 0 0 0 0 0 10 17 0.00 1.000																					
39 R.A. Dickey, R ERA: 5.93	2.0 11 4 2 2 1 2 0 0 0 0 0 0 19 34 9.00 3.000																					

Batter	1	2	3	4	5	6	7	8	9	AB	R	H	RBI	BB	SO	LOB	BOTTOM					
2 Denard Span, L OBP: 0.380, SLG: 0.383	23 S E BB		G3		P5		33 2B		E1 7 1B	4	2	1	0	1	0	0	<b>Kansas City Royals @ Minnesota Twins</b> Hubert H. Humphrey Metrodome, Minneapolis, MN Sun May 03 2009, 2:10 PM EDT Att: 31,845 - Dome - 69 F  <b>AB 37</b> <b>R 5</b> <b>H 10</b> <b>RBI 4</b> <b>BB 2</b> <b>SO 7</b> <b>LOB 15</b>  					
23 Brendan Harris, R OBP: 0.346, SLG: 0.429	F9		F8		G6-3		F9			4	0	0	0	0	0	2						
7 Joe Mauer, L OBP: 0.727, SLG: 1.200										1	0	1	1	0	0	0						
25 Alexi Casilla, S OBP: 0.232, SLG: 0.200										0	0	0	0	0	0	0						
33 Justin Morneau, L OBP: 0.378, SLG: 0.584	E6 G4-3 16 2H 1B		K			16 F9 5 1B			G4-3	5	1	3	0	0	1	1						
16 Jason Kubel, L OBP: 0.326, SLG: 0.541	G4-3			5 WP 5 2B		F9				4	1	1	0	0	1	4						
5 Michael Cuddyer, R OBP: 0.347, SLG: 0.402				32 G3-1 2H 2B		32 E 21 1B			F9	3	1	2	2	1	0	0						
32 Brian Buscher, L OBP: 0.313, SLG: 0.296	P2			G3-1		K				4	0	0	0	0	2	4						
21 Delmon Young, R OBP: 0.303, SLG: 0.339			G6-3		G5-3					4	0	1	1	0	1	1						
58 Jose Morales, S OBP: 0.380, SLG: 0.404					G1-3		K2-3		G4-3	4	0	1	0	0	1	2						
8 Nick Punto, S OBP: 0.338, SLG: 0.239	G4-6-3					G4-3			L6	4	0	0	0	0	1	1						
<b>Inning Stats</b>	R: 1 E: 1 K: 0 S: 14	H: 1 LOB: 2 BB: 2 P: 32	R: 0 E: 0 K: 0 S: 8	H: 1 LOB: 0 BB: 0 P: 13	R: 0 E: 0 K: 1 S: 7	H: 0 LOB: 0 BB: 0 P: 9	R: 1 E: 0 K: 0 S: 12	H: 2 LOB: 1 BB: 0 P: 18	R: 0 E: 0 K: 2 S: 10	H: 0 LOB: 0 BB: 0 P: 14	R: 2 E: 1 K: 2 S: 17	H: 3 LOB: 1 BB: 0 P: 30	R: 0 E: 0 K: 2 S: 13	H: 2 LOB: 2 BB: 0 P: 18	R: 0 E: 0 K: 2 S: 9	H: 0 LOB: 0 BB: 0 P: 12	R: 1 E: 1 K: 0 S: 13	H: 1 LOB: 1 BB: 0 P: 19	1B: 6 2B: 4 3B: 0 HR: 0	SF: 0 SAC: 0 DP: 1 HBP: 0	WP: 1 PB: 0 SB: 2 CS: 0	PA: 39
<b>PITCHER</b>	IP WLS BF H R ER SO BB IBB HBP BLK WP HR S P ERA WHIP																					
55 Gil Meche, R ERA: 4.14	6.0 W 26 7 4 4 4 2 0 0 0 0 0 0 68 116 6.00 1.500																					
52 Horacio Ramirez, L ERA: 8.18	1.0 H 5 2 0 0 2 0 0 0 0 0 0 0 13 18 0.00 2.000																					
34 Jamey Wright, R ERA: 1.72	1.0 H 3 0 0 0 2 0 0 0 0 0 0 0 9 12 0.00 0.000																					
48 Joaquin Soria, R ERA: 1.17	1.0 S 5 1 1 0 0 0 0 0 0 0 0 0 13 19 0.00 1.000																					



Batter	1	2	3	4	5	6	7	8	9	AB	R	H	RBI	BB	SO	LOB	TOP			
17 Chris Getz, L OBP: 0.358, SLG: 0.410										4	0	0	0	0	1	1	<p>Chicago White Sox @ Kansas City Royals Kauffman Stadium, Kansas City, MO Mon May 04 2009, 7:10 PM CDT Att: 21,827 - Cloudy - 67 F</p> <p>livebaseballscorecards.com</p> <p>AB 31 R 0 H 6 RBI 0 BB 0 SO 10 LOB 10</p>			
5 Jayson Nix, R OBP: 0.375, SLG: 0.571										4	0	1	0	0	1	1				
20 Carlos Quentin, R OBP: 0.346, SLG: 0.511										4	0	0	0	0	1	1				
25 Jim Thome, L OBP: 0.307, SLG: 0.448										4	0	0	0	0	2	1				
14 Paul Konerko, R OBP: 0.360, SLG: 0.478										3	0	0	0	0	1	0				
12 A.J. Pierzynski, L OBP: 0.312, SLG: 0.419										3	0	2	0	0	1	0				
10 Alexei Ramirez, R OBP: 0.261, SLG: 0.289										3	0	1	0	0	1	1				
22 Scott Podsednik, L OBP: 0.267, SLG: 0.333										3	0	2	0	0	0	2				
18 Brent Lillibridge, R OBP: 0.286, SLG: 0.208										2	0	0	0	0	1	2				
15 Wilson Betemit, S OBP: 0.333, SLG: 0.483										1	0	0	0	0	1	1				
<b>Inning Stats</b>	R: 0 E: 0 K: 1 S: 9	H: 0 LOB: 0 BB: 0 P: 14	R: 0 E: 0 K: 2 S: 7	H: 0 LOB: 0 BB: 0 P: 10	R: 0 E: 0 K: 1 S: 6	H: 1 LOB: 0 BB: 0 P: 9	R: 0 E: 0 K: 2 S: 9	H: 0 LOB: 0 BB: 0 P: 14	R: 0 E: 0 K: 1 S: 8	H: 1 LOB: 1 BB: 0 P: 10	R: 0 E: 0 K: 1 S: 9	H: 1 LOB: 1 BB: 0 P: 13	R: 0 E: 0 K: 1 S: 6	H: 2 LOB: 1 BB: 0 P: 12	R: 0 E: 0 K: 0 S: 9	H: 1 LOB: 1 BB: 0 P: 13	1B: 4 2B: 2 HR: 0	SF: 0 SAC: 0 HBP: 0	WP: 0 PB: 0 SB: 0 CS: 1	PA: 31
<b>PITCHER</b> 23 Zack Greinke, R ERA: 0.4	IP: 9.0 WLS: W BF: 31 H: 6 R: 0 ER: 0 SO: 10 BB: 0 IBB: 0 HBP: 0 BLK: 0 WP: 0 HR: 0 S: 72 P: 104 ERA: 0.00 WHIP: 0.667															<b>PITCHER</b>				

Batter	1	2	3	4	5	6	7	8	9	AB	R	H	RBI	BB	SO	LOB	BOTTOM			
2 Coco Crisp, S OBP: 0.339, SLG: 0.440										5	0	0	0	0	1	2	<p>Chicago White Sox @ Kansas City Royals Kauffman Stadium, Kansas City, MO Mon May 04 2009, 7:10 PM CDT Att: 21,827 - Cloudy - 67 F</p> <p>livebaseballscorecards.com</p> <p>AB 33 R 3 H 10 RBI 2 BB 4 SO 8 LOB 20</p>			
9 David DeJesus, L OBP: 0.323, SLG: 0.407										4	1	2	1	0	1	0				
24 Mark Teahen, L OBP: 0.381, SLG: 0.451										4	1	1	0	0	1	1				
11 Jose Guillen, R OBP: 0.389, SLG: 0.532										2	1	1	0	2	0	1				
35 Mitch Maier, L OBP: 0.333, SLG: 0.227										0	0	0	0	0	0	0				
16 Billy Butler, R OBP: 0.341, SLG: 0.380										4	0	1	1	0	1	4				
17 Mike Jacobs, L OBP: 0.319, SLG: 0.463										3	0	2	0	1	0	2				
13 Alberto Callaspo, S OBP: 0.433, SLG: 0.561										3	0	1	0	1	0	2				
21 Miguel Olivo, R OBP: 0.250, SLG: 0.368										4	0	1	0	0	3	5				
30 Mike Aviles, R OBP: 0.231, SLG: 0.307										4	0	1	0	0	1	3				
<b>Inning Stats</b>	R: 0 E: 0 K: 1 S: 7	H: 0 LOB: 0 BB: 0 P: 10	R: 1 E: 1 K: 3 S: 18	H: 3 LOB: 2 BB: 0 P: 28	R: 2 E: 0 K: 2 S: 17	H: 4 LOB: 3 BB: 1 P: 28	R: 0 E: 0 K: 1 S: 7	H: 0 LOB: 0 BB: 0 P: 14	R: 0 E: 0 K: 0 S: 9	H: 0 LOB: 2 BB: 2 P: 18	R: 0 E: 0 K: 0 S: 10	H: 1 LOB: 0 BB: 0 P: 16	R: 0 E: 0 K: 0 S: 5	H: 1 LOB: 1 BB: 1 P: 10	R: 0 E: 0 K: 1 S: 11	H: 1 LOB: 0 BB: 0 P: 14	1B: 8 2B: 1 3B: 0 HR: 1	SF: 0 SAC: 0 DP: 1 HBP: 0	WP: 0 PB: 0 SB: 0 CS: 1	PA: 37
<b>PITCHER</b> 40 Bartolo Colon, R ERA: 4.05	IP: 5.0 WLS: L BF: 25 H: 7 R: 3 ER: 2 SO: 7 BB: 2 IBB: 0 HBP: 0 BLK: 0 WP: 0 HR: 0 S: 26 P: 40 ERA: 3.60 WHIP: 1.800															<b>PITCHER</b>				
54 Clayton Richard, L ERA: 4.8	IP: 3.0 WLS: L BF: 12 H: 3 R: 0 ER: 0 SO: 1 BB: 1 IBB: 0 HBP: 0 BLK: 0 WP: 0 HR: 0 S: 26 P: 40 ERA: 0.00 WHIP: 1.333															<b>PITCHER</b>				



Batter	1	2	3	4	5	6	7	8	9	10	11	AB	R	H	RBI	BB	SO	LOB	TOP				
17 Chris Getz, L OBP: 0.342, SLG: 0.379	G4-3	F9		G4-3 7 WP 20 1B	G4-3		K			K		5	1	0	0	1	2	4					
7 Josh Fields, R OBP: 0.352, SLG: 0.391	K		HR	G4-3		K	F9			20 WP 1B		6	1	2	1	0	2	3					
20 Carlos Quentin, R OBP: 0.363, SLG: 0.516	HBP		G6-3	25 S 1B						F9		5	0	3	1	0	0	1					
25 Jim Thome, L OBP: 0.321, SLG: 0.429				P2						G1-6-3		3	1	0	0	3	1	3					
23 Jermaine Dye, R OBP: 0.340, SLG: 0.551	K			HR						P2		6	2	2	2	0	3	4					
14 Paul Konerko, R OBP: 0.359, SLG: 0.469										G6-3		6	1	2	0	0	1	3					
12 A.J. Pierzynski, L OBP: 0.349, SLG: 0.481												5	1	4	0	1	0	1					
10 Alexei Ramirez, R OBP: 0.255, SLG: 0.278												6	0	1	1	0	2	6					
22 Scott Podsednik, L OBP: 0.300, SLG: 0.355												4	0	2	2	0	0	1					
<b>Inning Stats</b>	R: 0 E: 0 K: 2 S: 11	H: 0 LOB: 2 BB: 1 P: 20	R: 1 E: 0 K: 0 S: 11	H: 3 LOB: 1 BB: 0 P: 21	R: 3 E: 0 K: 0 S: 17	H: 3 LOB: 1 BB: 1 P: 30	R: 1 E: 0 K: 0 S: 11	H: 1 LOB: 1 BB: 1 P: 20	R: 2 E: 0 K: 1 S: 16	H: 3 LOB: 0 BB: 0 P: 26	R: 0 E: 0 K: 2 S: 12	H: 1 LOB: 2 BB: 0 P: 19	R: 0 E: 0 K: 0 S: 5	H: 1 LOB: 0 BB: 0 P: 9	R: 0 E: 0 K: 1 S: 8	H: 1 LOB: 1 BB: 0 P: 15	R: 0 E: 0 K: 2 S: 11	H: 0 LOB: 1 BB: 1 P: 21	1B: 12 2B: 1 3B: 1 HR: 2	SF: 1 SAC: 0 DP: 2 HBP: 1	WP: 2 PB: 0 SB: 2 CS: 0	PA: 53	
<b>PITCHER</b>	IP ERA WLS BF H R ER SO	28 Kyle Davies, R ERA: 5.85	51 Robinson Tejeda, R ERA: 1.69	32 Ron Mahay, L ERA: 5.19	34 Jamey Wright, R ERA: 1.45	37 Juan Cruz, R ERA: 2.19																	

Chicago White Sox @ Kansas City Royals  
Kauffman Stadium, Kansas City, MO  
Tue May 05 2009, 7:10 PM CDT  
Att: 13,401 - Cloudy - 65 F

livebaseballscores.com

AB 46  
R 7  
H 16  
RBI 7  
BB 5  
SO 11  
LOB 26



Batter	1	2	3	4	5	6	7	8	9	10	11	AB	R	H	RBI	BB	SO	LOB	BOTTOM							
2 Coco Crisp, S OBP: 0.363, SLG: 0.441	G5-3											2	0	1	1	4	0	0								
9 David DeJesus, L OBP: 0.296, SLG: 0.381	F8											6	0	0	0	0	1	7								
24 Mark Teahen, L OBP: 0.387, SLG: 0.448	F8											5	2	2	0	1	2	1								
11 Jose Guillen, R OBP: 0.414, SLG: 0.531												2	2	1	0	2	0	0								
35 Mitch Maier, L OBP: 0.345, SLG: 0.217	G4-3											1	1	0	0	1	0	2								
16 Billy Butler, R OBP: 0.347, SLG: 0.398												4	1	2	1	0	0	2								
8 Willie Bloomquist, R OBP: 0.463, SLG: 0.556	F9											2	0	1	0	0	0	0								
17 Mike Jacobs, L OBP: 0.320, SLG: 0.483	F8											5	1	1	3	1	2	4								
13 Alberto Callaspo, S OBP: 0.439, SLG: 0.598												5	1	2	2	1	1	3								
14 John Buck, R OBP: 0.317, SLG: 0.536												6	0	1	1	0	2	4								
30 Mike Aviles, R OBP: 0.229, SLG: 0.293												4	0	0	0	1	0	0								
<b>Inning Stats</b>	R: 0 E: 0 K: 0 S: 5	H: 0 LOB: 0 BB: 0 P: 7	R: 0 E: 0 K: 0 S: 5	H: 0 LOB: 0 BB: 0 P: 11	R: 1 E: 0 K: 0 S: 12	H: 2 LOB: 1 BB: 0 P: 21	R: 3 E: 0 K: 0 S: 11	H: 3 LOB: 0 BB: 0 P: 19	R: 0 E: 0 K: 1 S: 8	H: 0 LOB: 2 BB: 1 P: 15	R: 2 E: 0 K: 3 S: 20	H: 2 LOB: 3 BB: 3 P: 36	R: 1 E: 0 K: 1 S: 13	H: 2 LOB: 2 BB: 2 P: 28	R: 0 E: 0 K: 0 S: 15	H: 0 LOB: 0 BB: 0 P: 28	R: 0 E: 0 K: 1 S: 6	H: 0 LOB: 1 BB: 0 P: 10	R: 0 E: 0 K: 0 S: 13	H: 0 LOB: 1 BB: 1 P: 22	R: 1 E: 0 K: 1 S: 10	H: 2 LOB: 3 BB: 2 P: 23	1B: 7 2B: 3 3B: 0 HR: 2	SF: 0 SAC: 0 DP: 1 HBP: 0	WP: 1 PB: 0 SB: 3 CS: 0	PA: 53
<b>PITCHER</b>	IP ERA WLS BF H R ER SO	34 Gavin Floyd, R ERA: 6.25	37 Matt Thornton, L ERA: 2.7	26 Octavio Dotel, R ERA: 0.9	71 Scott Linebrink, R ERA: 0.9	D.J. Carrasco, R ERA: 3.0																				
<b>PITCHER</b>	IP ERA WLS BF H R ER SO	41 Lance Broadway, R (1, 1) ERA: 5.4																								

Chicago White Sox @ Kansas City Royals  
Kauffman Stadium, Kansas City, MO  
Tue May 05 2009, 7:10 PM CDT  
Att: 13,401 - Cloudy - 65 F

livebaseballscores.com

AB 42  
R 8  
H 11  
RBI 8  
BB 11  
SO 8  
LOB 23





Batter	1	2	3	4	5	6	7	8	9	AB	R	H	RBI	BB	SO	LOB	TOP				
51 Ichiro Suzuki, L (1.9) OBP: 0.326, SLG: 0.396	P4		1B		FC1-2			1B	K	5	0	2	0	0	1	5					
10 Endy Chavez, L (1.7) OBP: 0.352, SLG: 0.323	G4-3		G4-3		G1-3			F8		4	0	0	0	0	0	5					
4 Jose Lopez, R (1.4) OBP: 0.310, SLG: 0.365	G4-3			G5-3		1B		2B		4	1	2	0	0	0	0					
30 Russell Branyan, L (1.3) OBP: 0.387, SLG: 0.659		F7		F7		1B		K		4	0	1	0	0	1	2					
29 Adrian Beltré, R (1.5) OBP: 0.238, SLG: 0.274		F9		K		2B		SF8		3	0	0	1	0	1	2					
24 Ken Griffey Jr., L (1.10) OBP: 0.346, SLG: 0.333		2B				BB		F8-2		3	0	1	0	1	0	1					
2 Kenji Johjima, R (1.2) OBP: 0.238, SLG: 0.317		G1-3						E1		4	0	0	0	0	0	3					
21 Franklin Gutierrez, R (1.8) OBP: 0.383, SLG: 0.446			F9		G5-3			1B		4	0	2	0	0	0	0					
7 Yuniesky Betancourt, R (1.6) OBP: 0.288, SLG: 0.373		G5-3		1B				F7		4	0	1	0	0	0	2					
<b>Inning Stats</b>	R: 0 E: 0 K: 0 S: 7	H: 0 LOB: 0 BB: 0 P: 11	R: 0 E: 0 K: 0 S: 5	H: 1 LOB: 1 BB: 0 P: 7	R: 0 E: 0 K: 0 S: 7	H: 1 LOB: 1 BB: 0 P: 15	R: 0 E: 0 K: 1 S: 8	H: 0 LOB: 0 BB: 0 P: 11	R: 0 E: 0 K: 0 S: 12	H: 2 LOB: 3 BB: 1 P: 21	R: 1 E: 0 K: 0 S: 5	H: 2 LOB: 0 BB: 0 P: 8	R: 0 E: 0 K: 0 S: 11	H: 0 LOB: 0 BB: 0 P: 7	R: 0 E: 0 K: 1 S: 13	H: 2 LOB: 2 BB: 0 P: 18	1B: 6 2B: 4 3B: 0 HR: 0	SF: 1 SAC: 0 DP: 1 HBP: 0	WP: 0 PB: 0 SB: 0 CS: 0	PA: 37	
<b>PITCHER</b>	IP	WLS	BF	H	R	ER	SO	BB	IBB	HBP	BLK	WP	HR	S	P	ERA	WHIP				
47 Sidney Ponson, R (1.1) ERA: 5.91	7.1	W	30	8	1	1	1	1	0	0	0	0	0	54	85	1.23	1.227				
52 Horacio Ramirez, L (8.1) ERA: 7.71	0.2		2	0	0	0	1	0	0	0	0	0	0	6	9	0.00	0.000				
40 Kyle Farnsworth, R (9.1) ERA: 7.56	1.0		5	1	0	0	1	0	0	0	0	0	0	13	18	0.00	1.000				

Seattle Mariners @ Kansas City Royals  
Kauffman Stadium, Kansas City, MO  
Wed May 06 2009, 7:10 PM CDT  
Att: 15,291 - Partly Cloudy - 75 F

AB 35  
R 1  
H 9  
RBI 1  
BB 1  
SO 3  
LOB 20



Batter	1	2	3	4	5	6	7	8	9	AB	R	H	RBI	BB	SO	LOB	BOTTOM				
9 David DeJesus, L (1.7) OBP: 0.300, SLG: 0.396	2B			1B				F7		4	2	2	0	1	0	3					
8 Willie Bloomquist, R (1.6) OBP: 0.459, SLG: 0.540	1B			1B				G4-3		5	1	2	0	0	0	4					
24 Mark Teahen, L (1.5) OBP: 0.397, SLG: 0.485	G3-6-3			1B				E4		5	2	3	3	0	0	1					
11 Jose Guillen, R (1.9) OBP: 0.419, SLG: 0.519	HBP			1B				F8		3	2	1	0	0	1	2					
46 Luis Hernandez, S (8.6)	1B			1B				K		1	0	0	0	0	0	1					
16 Billy Butler, R (1.3) OBP: 0.370, SLG: 0.425	2B			1B				P3		4	2	3	0	1	0	1					
17 Mike Jacobs, L (1.10) OBP: 0.343, SLG: 0.505	1B			1B				G4-6-3		4	0	3	3	1	0	2					
13 Alberto Callaspo, S (1.4) OBP: 0.417, SLG: 0.565	G3			1B				L8		5	0	0	0	0	0	7					
21 Miguel Olivo, R (1.2) OBP: 0.250, SLG: 0.361	G6-3			1B				K		4	0	1	0	0	1	0					
14 John Buck, R (9.2) OBP: 0.317, SLG: 0.536	G6-3			1B				1B		0	0	0	0	0	0	0					
35 Mitch Maier, L (1.8) OBP: 0.394, SLG: 0.269	G6-3			1B				1B		3	0	2	0	1	0	0					
<b>Inning Stats</b>	R: 3 E: 0 K: 0 S: 14	H: 4 LOB: 1 BB: 0 P: 22	R: 0 E: 0 K: 0 S: 10	H: 0 LOB: 1 BB: 1 P: 17	R: 3 E: 0 K: 0 S: 18	H: 4 LOB: 0 BB: 0 P: 31	R: 2 E: 0 K: 0 S: 19	H: 5 LOB: 3 BB: 1 P: 33	R: 0 E: 0 K: 1 S: 8	H: 0 LOB: 1 BB: 1 P: 15	R: 0 E: 0 K: 1 S: 9	H: 1 LOB: 1 BB: 1 P: 16	R: 0 E: 0 K: 0 S: 8	H: 2 LOB: 2 BB: 0 P: 12	R: 1 E: 1 K: 0 S: 14	H: 1 LOB: 1 BB: 0 P: 20	1B: 13 2B: 3 3B: 0 HR: 1	SF: 0 SAC: 0 DP: 3 HBP: 1	WP: 0 PB: 0 SB: 0 CS: 0	PA: 43	
<b>PITCHER</b>	IP	WLS	BF	H	R	ER	SO	BB	IBB	HBP	BLK	WP	HR	S	P	ERA	WHIP				
52 Carlos Silva, R (1.1) ERA: 8.48	3.0	L	17	8	6	6	0	1	0	1	1	0	0	42	70	18.00	3.000				
49 Garrett Olson, L (4.1) ERA: 3.6	5.0		26	9	3	2	2	3	0	0	0	0	0	58	96	3.60	2.400				

Seattle Mariners @ Kansas City Royals  
Kauffman Stadium, Kansas City, MO  
Wed May 06 2009, 7:10 PM CDT  
Att: 15,291 - Partly Cloudy - 75 F

AB 38  
R 9  
H 17  
RBI 6  
BB 4  
SO 2  
LOB 21





Batter	1	2	3	4	5	6	7	8	9	AB	R	H	RBI	BB	SO	LOB	TOP				
51 Ichiro Suzuki, L (1,9) OBP: 0.350, SLG: 0.421										4	0	3	0	1	0	3					
21 Franklin Gutierrez, R (1,8) OBP: 0.367, SLG: 0.425										4	0	0	0	0	2	4					
4 Jose Lopez, R (1,4) OBP: 0.308, SLG: 0.361										4	0	1	0	0	1	4					
30 Russell Branyan, L (1,3) OBP: 0.371, SLG: 0.628										4	0	0	0	0	2	3					
29 Adrian Beltré, R (1,5) OBP: 0.242, SLG: 0.276										3	0	1	0	0	0	2					
24 Ken Griffey Jr., L (1,10) OBP: 0.353, SLG: 0.343										4	1	2	0	0	0	2					
25 Wladimir Balentien, R (1,7) OBP: 0.391, SLG: 0.458											3	0	1	0	1	0	1				
32 Rob Johnson, R (1,2) OBP: 0.228, SLG: 0.296											3	0	0	0	0	3	1				
5 Mike Sweeney, R (9,PH) OBP: 0.328, SLG: 0.404											1	0	1	1	0	0	0				
10 Endy Chavez, L (9,FR) OBP: 0.352, SLG: 0.323											3	0	0	0	0	3	0				
3 Ronny Cedeno, R (1,6) OBP: 0.219, SLG: 0.276											0	0	0	0	1	0	0				
7 Yuniesky Betancourt, R (9,PH) OBP: 0.256, SLG: 0.373											0	0	0	0	1	0	0				
<b>Inning Stats</b>	R: 0 H: 2 E: 0 K: 2 S: 17	H: 1 LOB: 0 BB: 0 P: 27	R: 0 H: 1 E: 0 K: 1 S: 12	H: 1 LOB: 0 BB: 0 P: 16	R: 0 H: 1 E: 0 K: 2 S: 15	H: 1 LOB: 1 BB: 0 P: 24	R: 0 H: 0 E: 0 K: 0 S: 6	H: 0 LOB: 0 BB: 0 P: 8	R: 0 H: 0 E: 1 K: 0 S: 8	H: 0 LOB: 1 BB: 1 P: 14	R: 0 H: 1 E: 0 K: 1 S: 8	H: 1 LOB: 1 BB: 0 P: 12	R: 0 H: 1 E: 0 K: 2 S: 15	H: 1 LOB: 3 BB: 2 P: 22	R: 1 H: 2 E: 0 K: 1 S: 13	H: 2 LOB: 3 BB: 2 P: 29	1B: 7 2B: 2 3B: 0 HR: 0	SF: 0 SAC: 0 DP: 4 HBP: 1	WP: 0 PB: 0 SB: 1 CS: 0	PA: 37	
<b>PITCHER</b>	IP WLS BF H R ER SO BB IBB HBP BLK WP HR S P ERA WHIP	6.0 W 22 5 0 0 7 1 0 0 0 0 0 67 105 0.00 1.000	7.1 1.0 H 4 1 0 0 1 0 0 0 1 0 0 8 12 0.00 1.000	8.1 1.0 H 4 1 0 0 2 0 0 0 0 0 0 15 22 0.00 1.000	9.1 1.0 S 7 2 1 1 1 2 0 0 0 0 0 0 13 29 9.00 4.000																

Seattle Mariners @ Kansas City Royals  
Kauffman Stadium, Kansas City, MO

AB 33  
R 1  
H 9  
RBI 1  
BB 3  
SO 11  
LOB 20



Thu May 07 2009, 1:10 PM CDT  
Att: 32,646 - Sunny - 75 F

Batter	1	2	3	4	5	6	7	8	9	AB	R	H	RBI	BB	SO	LOB	BOTTOM			
2 Coco Crisp, S (1,8) OBP: 0.367, SLG: 0.448										3	2	1	0	0	1	1				
9 David DeJesus, L (1,7) OBP: 0.301, SLG: 0.404										3	0	1	0	0	1	1				
24 Mark Teahen, L (1,5) OBP: 0.392, SLG: 0.471										3	0	0	0	1	0	2				
11 Jose Guillen, R (1,9) OBP: 0.409, SLG: 0.491										3	0	0	0	0	0	1				
35 Mitch Walter, L (9,PR) OBP: 0.394, SLG: 0.269										4	0	2	1	0	0	0				
16 Billy Butler, R (1,3) OBP: 0.375, SLG: 0.429										3	0	0	0	0	1	1				
17 Mike Jacobs, L (1,10) OBP: 0.333, SLG: 0.489										3	0	0	0	0	1	1				
8 Willie Bloomquist, R (1,4) OBP: 0.452, SLG: 0.535										3	1	1	0	0	1	0				
21 Miguel Olivo, R (1,2) OBP: 0.258, SLG: 0.365										2	0	1	0	0	1	0				
30 Mike Aviles, R (1,6) OBP: 0.232, SLG: 0.295										3	0	1	1	0	0	1				
<b>Inning Stats</b>	R: 0 H: 1 E: 0 K: 1 S: 9	H: 1 LOB: 0 BB: 0 P: 17	R: 0 H: 1 E: 0 K: 0 S: 7	H: 1 LOB: 0 BB: 0 P: 11	R: 1 H: 1 E: 1 K: 1 S: 12	H: 1 LOB: 1 BB: 0 P: 16	R: 0 H: 0 E: 0 K: 0 S: 7	H: 0 LOB: 0 BB: 0 P: 11	R: 1 H: 2 E: 0 K: 1 S: 9	H: 2 LOB: 1 BB: 0 P: 14	R: 0 H: 0 E: 0 K: 0 S: 8	H: 0 LOB: 0 BB: 0 P: 13	R: 0 H: 1 E: 0 K: 2 S: 10	H: 1 LOB: 1 BB: 0 P: 13	R: 1 H: 1 E: 0 K: 0 S: 3	H: 1 LOB: 2 BB: 1 P: 13	1B: 5 2B: 2 3B: 0 HR: 0	SF: 0 SAC: 2 DP: 1 HBP: 2	WP: 0 PB: 0 SB: 1 CS: 0	PA: 33
<b>PITCHER</b>	IP WLS BF H R ER SO BB IBB HBP BLK WP HR S P ERA WHIP	7.0 L 27 6 2 1 5 0 0 0 0 0 0 3 13 9.00 1.000	1.0 5 1 1 1 0 0 0 1 2 0 0 0 3 13 9.00 1.000																	

Seattle Mariners @ Kansas City Royals  
Kauffman Stadium, Kansas City, MO

AB 27  
R 3  
H 7  
RBI 2  
BB 1  
SO 5  
LOB 7



Thu May 07 2009, 1:10 PM CDT  
Att: 32,646 - Sunny - 75 F







Batter	1	2	3	4	5	6	7	8	9	AB	R	H	RBI	BB	SO	LOB	TOP					
2 Coco Crisp, S OBP: 0.360, SLG: 0.429	F7		K			G6-4-3 1B		FC5		4	0	1	0	0	1	2	<b>Kansas City Royals @ Los Angeles Angels</b> Angel Stadium of Anaheim, Anaheim, CA Sat May 09 2009, 6:05 PM PDT Att: 39,776 - Clear - 69 F <a href="http://livebaseballscorecards.com">livebaseballscorecards.com</a>					
9 David DeJesus, L OBP: 0.289, SLG: 0.378	G5-3			G4-3		G6-4-3		G5-3		4	0	0	0	0	0	3						
24 Mark Teahen, L OBP: 0.383, SLG: 0.455	1B			K		G3			K2-3	4	0	1	0	0	2	0						
11 Jose Guillen, R OBP: 0.392, SLG: 0.452	F9			F8					K	4	0	1	0	0	1	1						
16 Billy Butler, R OBP: 0.375, SLG: 0.429	G4-3					FC3-6 13 1B			F8	3	0	0	0	1	0	1						
13 Alberto Callaspo, S OBP: 0.400, SLG: 0.535	F9					G5-4-3				3	0	1	0	0	0	1						
8 Willie Bloomquist, R OBP: 0.439, SLG: 0.599	F8					P3		E6 30 SH1-4 21 1B		3	0	0	0	0	0	2						
21 Miguel Olivo, R OBP: 0.261, SLG: 0.364	G5-3			K				FC5 2 30 SH1-4 1B		3	0	1	0	0	1	2						
30 Mike Aviles, R OBP: 0.223, SLG: 0.283	K					P3		SH1-4		2	0	0	0	0	1	2						
<b>Inning Stats</b>	R: 0 E: 0 K: 0 S: 8	H: 1 LOB: 1 BB: 0 P: 9	R: 0 E: 0 K: 0 S: 5	H: 0 LOB: 0 BB: 0 P: 7	R: 0 E: 0 K: 2 S: 11	H: 0 LOB: 0 BB: 0 P: 15	R: 0 E: 0 K: 1 S: 6	H: 0 LOB: 0 BB: 0 P: 10	R: 0 E: 0 K: 1 S: 7	H: 1 LOB: 2 BB: 1 P: 17	R: 0 E: 0 K: 0 S: 5	H: 1 LOB: 0 BB: 0 P: 7	R: 0 E: 0 K: 0 S: 5	H: 1 LOB: 0 BB: 0 P: 7	R: 0 E: 0 K: 2 S: 12	H: 0 LOB: 0 BB: 0 P: 17	R: 0 E: 0 K: 2 S: 9	H: 0 LOB: 0 BB: 0 P: 12	1B: 5 2B: 0 3B: 0 HR: 0	SF: 0 SAC: 1 DP: 2 HBP: 0	WP: 0 PB: 0 SB: 0 CS: 0	PA: 32
<b>PITCHER</b> 51 Joe Saunders, L ERA: 2.66	IP: 9.0 WLS: W BF: 32 H: 5 R: 0 ER: 0 SO: 6 BB: 1 IBB: 0 HBP: 0 BLK: 0 WP: 0 HR: 0 S: 68 P: 101 ERA: 0.00 WHIP: 0.667															<b>PITCHER</b>						

Batter	1	2	3	4	5	6	7	8	9	AB	R	H	RBI	BB	SO	LOB	BOTTOM					
Chone Figgins, S OBP: 0.362, SLG: 0.318	L7		SF9			B2		K		3	0	0	1	0	1	1	<b>Kansas City Royals @ Los Angeles Angels</b> Angel Stadium of Anaheim, Anaheim, CA Sat May 09 2009, 6:05 PM PDT Att: 39,776 - Clear - 69 F <a href="http://livebaseballscorecards.com">livebaseballscorecards.com</a>					
13 Maicer Izturis, S OBP: 0.303, SLG: 0.319	G5-3		F7			G3				3	0	0	0	0	0	1						
53 Bobby Abreu, L OBP: 0.369, SLG: 0.355	G4-3					F7				3	0	0	0	0	0	1						
48 Torii Hunter, R OBP: 0.361, SLG: 0.594		K				F8				3	0	0	0	0	1	0						
8 Kendrys Morales, S OBP: 0.324, SLG: 0.529		K2-3								3	0	2	0	0	1	0						
44 Mike Napoli, R OBP: 0.443, SLG: 0.616		K2-1-3				G6-3		F8		3	0	0	0	0	1	2						
20 Juan Rivera, R OBP: 0.319, SLG: 0.371		G4-3				G5-3		F8		3	0	0	0	0	0	2						
24 Gary Matthews, S OBP: 0.315, SLG: 0.364			SH1-3 SF9 2B			F9				3	1	1	0	0	0	0						
2 Erick Aybar, S OBP: 0.314, SLG: 0.385			SH1-3					K		2	0	1	0	0	1	0						
<b>Inning Stats</b>	R: 0 E: 0 K: 0 S: 8	H: 0 LOB: 0 BB: 0 P: 15	R: 0 E: 0 K: 2 S: 11	H: 1 LOB: 1 BB: 0 P: 23	R: 1 E: 0 K: 0 S: 8	H: 1 LOB: 0 BB: 0 P: 13	R: 0 E: 0 K: 1 S: 9	H: 0 LOB: 0 BB: 0 P: 15	R: 0 E: 0 K: 0 S: 4	H: 0 LOB: 0 BB: 0 P: 5	R: 0 E: 0 K: 0 S: 10	H: 1 LOB: 1 BB: 0 P: 14	R: 0 E: 0 K: 0 S: 11	H: 1 LOB: 0 BB: 0 P: 17	R: 0 E: 0 K: 2 S: 8	H: 0 LOB: 0 BB: 0 P: 13	R: 0 E: 0 K: 2 S: 8	H: 0 LOB: 0 BB: 0 P: 13	1B: 1 2B: 3 3B: 0 HR: 0	SF: 1 SAC: 1 DP: 0 HBP: 0	WP: 0 PB: 0 SB: 0 CS: 0	PA: 28
<b>PITCHER</b> 23 Zack Greinke, R ERA: 0.51	IP: 8.0 WLS: L BF: 28 H: 4 R: 1 ER: 1 SO: 5 BB: 0 IBB: 0 HBP: 0 BLK: 0 WP: 0 HR: 0 S: 69 P: 115 ERA: 1.12 WHIP: 0.500															<b>PITCHER</b>						



Batter	1	2	3	4	5	6	7	8	9	AB	R	H	RBI	BB	SO	LOB	TOP			
2 Coco Crisp, S OBP: 0.369, SLG: 0.431	G1-3		9 2B				G4-3		9 G4-3 1B	4	1	2	0	1	0	0	<b>Kansas City Royals @ Los Angeles Angels</b> Angel Stadium of Anaheim, Anaheim, CA Sun May 10 2009, 12:35 PM PDT Att: 43,646 - Partly Cloudy - 69 F			
9 David DeJesus, L OBP: 0.278, SLG: 0.362	F7		1 SAFE PO 84 1 SAFE B SL 84 F SL 84 S SL 84 X SL 84	K	G6-3		K2-3		G4-6-3	5	0	0	0	0	2	5				
24 Mark Teahen, L OBP: 0.386, SLG: 0.474	2B		2-H 2B				F8			4	0	2	1	0	1	0				
11 Jose Guillen, R OBP: 0.385, SLG: 0.439	G4-3		G6-3				16 G6-4-3 1B			4	0	1	0	0	1	2				
16 Billy Butler, R OBP: 0.371, SLG: 0.431	G5-3						13 3B 2B		G6-4-3	4	1	1	0	0	1	1				
17 Mike Jacobs, L OBP: 0.336, SLG: 0.475	13 FC8-4 1B						F7			3	0	2	0	1	0	1				
30 Mike Aviles, R OBP: 0.223, SLG: 0.283							1B			0	0	0	0	0	0	0				
13 Alberto Callaspo, S OBP: 0.395, SLG: 0.544	FC8-4						F9			4	1	1	1	0	1	3				
21 Miguel Olivo, R OBP: 0.260, SLG: 0.357	K						L5			4	0	1	1	0	1	2				
46 Luis Hernandez, S OBP: 0.448, SLG: 0.559	G1-3						L5			3	0	0	0	0	0	2				
8 Willie Bloomquist, R OBP: 0.358, SLG: 0.578							F8			0	0	0	0	1	0	0				
<b>Inning Stats</b>	R: 0 E: 0 K: 0 S: 8	H: 1 LOB: 1 BB: 0 P: 12	R: 0 E: 0 K: 1 S: 10	H: 1 LOB: 1 BB: 0 P: 17	R: 1 E: 0 K: 1 S: 13	H: 2 LOB: 1 BB: 0 P: 20	R: 2 E: 0 K: 0 S: 14	H: 3 LOB: 2 BB: 1 P: 27	R: 0 E: 0 K: 1 S: 7	H: 1 LOB: 0 BB: 0 P: 10	R: 0 E: 0 K: 0 S: 8	H: 1 LOB: 1 BB: 0 P: 9	R: 0 E: 0 K: 3 S: 12	H: 0 LOB: 1 BB: 1 P: 22	R: 0 E: 0 K: 0 S: 7	H: 1 LOB: 1 BB: 1 P: 15	1B: 6 2B: 3 3B: 1 HR: 0	SF: 0 SAC: 0 DP: 2 HBP: 0	WP: 0 PB: 0 SB: 2 CS: 0	PA: 38
<b>PITCHER</b>	IP WLS BF H R ER SO BB IBB HBP BLK WP HR S P ERA WHIP	IP WLS BF H R ER SO BB IBB HBP BLK WP HR S P ERA WHIP	IP WLS BF H R ER SO BB IBB HBP BLK WP HR S P ERA WHIP	IP WLS BF H R ER SO BB IBB HBP BLK WP HR S P ERA WHIP	IP WLS BF H R ER SO BB IBB HBP BLK WP HR S P ERA WHIP	IP WLS BF H R ER SO BB IBB HBP BLK WP HR S P ERA WHIP	IP WLS BF H R ER SO BB IBB HBP BLK WP HR S P ERA WHIP	IP WLS BF H R ER SO BB IBB HBP BLK WP HR S P ERA WHIP	IP WLS BF H R ER SO BB IBB HBP BLK WP HR S P ERA WHIP	IP WLS BF H R ER SO BB IBB HBP BLK WP HR S P ERA WHIP	IP WLS BF H R ER SO BB IBB HBP BLK WP HR S P ERA WHIP	IP WLS BF H R ER SO BB IBB HBP BLK WP HR S P ERA WHIP	IP WLS BF H R ER SO BB IBB HBP BLK WP HR S P ERA WHIP	IP WLS BF H R ER SO BB IBB HBP BLK WP HR S P ERA WHIP	IP WLS BF H R ER SO BB IBB HBP BLK WP HR S P ERA WHIP	IP WLS BF H R ER SO BB IBB HBP BLK WP HR S P ERA WHIP	IP WLS BF H R ER SO BB IBB HBP BLK WP HR S P ERA WHIP			

Batter	1	2	3	4	5	6	7	8	9	AB	R	H	RBI	BB	SO	LOB	BOTTOM			
Chone Figgins, S OBP: 0.354, SLG: 0.309	K		P5-3				F7		SH3	3	0	0	1	0	1	1	<b>Kansas City Royals @ Los Angeles Angels</b> Angel Stadium of Anaheim, Anaheim, CA Sun May 10 2009, 12:35 PM PDT Att: 43,646 - Partly Cloudy - 69 F			
24 Gary Matthews, S OBP: 0.312, SLG: 0.357	G4-3		1-H 1B				K		G4-3	4	1	1	0	0	1	1				
53 Bobby Abreu, L OBP: 0.389, SLG: 0.355	BB						44 FC5-4 BB			0	0	0	0	4	0	0				
48 Tori Hunter, R OBP: 0.358, SLG: 0.578	L7						F8			3	0	0	0	1	0	4				
8 Kendrys Morales, S OBP: 0.322, SLG: 0.523	G6-3						SF8			3	0	1	1	0	0	2				
44 Mike Napoli, R OBP: 0.435, SLG: 0.592	K						FC5-4			3	1	0	0	1	2	3				
47 Howie Kendrick, R OBP: 0.263, SLG: 0.382	G5-3						G6-3			4	1	0	0	0	0	3				
5 Jeff Mathis, R OBP: 0.306, SLG: 0.267	G6-3						F7			3	1	1	2	0	0	0				
2 Erick Aybar, S OBP: 0.329, SLG: 0.397	P5-3						K			3	0	2	0	0	1	0				
<b>Inning Stats</b>	R: 0 E: 0 K: 1 S: 8	H: 0 LOB: 1 BB: 1 P: 17	R: 0 E: 0 K: 1 S: 8	H: 0 LOB: 0 BB: 0 P: 11	R: 0 E: 0 K: 0 S: 10	H: 1 LOB: 0 BB: 0 P: 13	R: 1 E: 0 K: 0 S: 16	H: 1 LOB: 1 BB: 1 P: 27	R: 0 E: 0 K: 1 S: 6	H: 0 LOB: 0 BB: 0 P: 8	R: 0 E: 0 K: 1 S: 7	H: 0 LOB: 1 BB: 1 P: 15	R: 3 E: 1 K: 0 S: 10	H: 3 LOB: 1 BB: 1 P: 18	R: 0 E: 0 K: 1 S: 15	H: 0 LOB: 2 BB: 2 P: 27		1B: 5 2B: 1 3B: 0 HR: 0	SF: 1 SAC: 1 DP: 1 HBP: 0	WP: 0 PB: 0 SB: 2 CS: 1
<b>PITCHER</b>	IP WLS BF H R ER SO BB IBB HBP BLK WP HR S P ERA WHIP	IP WLS BF H R ER SO BB IBB HBP BLK WP HR S P ERA WHIP	IP WLS BF H R ER SO BB IBB HBP BLK WP HR S P ERA WHIP	IP WLS BF H R ER SO BB IBB HBP BLK WP HR S P ERA WHIP	IP WLS BF H R ER SO BB IBB HBP BLK WP HR S P ERA WHIP	IP WLS BF H R ER SO BB IBB HBP BLK WP HR S P ERA WHIP	IP WLS BF H R ER SO BB IBB HBP BLK WP HR S P ERA WHIP	IP WLS BF H R ER SO BB IBB HBP BLK WP HR S P ERA WHIP	IP WLS BF H R ER SO BB IBB HBP BLK WP HR S P ERA WHIP	IP WLS BF H R ER SO BB IBB HBP BLK WP HR S P ERA WHIP	IP WLS BF H R ER SO BB IBB HBP BLK WP HR S P ERA WHIP	IP WLS BF H R ER SO BB IBB HBP BLK WP HR S P ERA WHIP	IP WLS BF H R ER SO BB IBB HBP BLK WP HR S P ERA WHIP	IP WLS BF H R ER SO BB IBB HBP BLK WP HR S P ERA WHIP	IP WLS BF H R ER SO BB IBB HBP BLK WP HR S P ERA WHIP	IP WLS BF H R ER SO BB IBB HBP BLK WP HR S P ERA WHIP	IP WLS BF H R ER SO BB IBB HBP BLK WP HR S P ERA WHIP			





Batter	1	2	3	4	5	6	7	8	9	AB	R	H	RBI	BB	SO	LOB	TOP										
2 Coco Crisp, S OBP: 0.382, SLG: 0.471 35 Mitch Maier, L OBP: 0.429, SLG: 0.357										3	1	3	1	0	0	0	<b>Kansas City Royals @ Oakland Athletics</b> Oakland Coliseum, Oakland, CA Tue May 12 2009, 7:05 PM PDT Att: 10,156 - Clear - 56 F										
9 David DeJesus, L OBP: 0.275, SLG: 0.355										5	0	1	0	0	2	5											
24 Mark Teahen, L OBP: 0.382, SLG: 0.467 46 Luis Hernandez, S (7, PR) (7, 5)										4	0	1	1	0	1	2											
11 Jose Guillen, R OBP: 0.390, SLG: 0.435										3	0	1	0	1	0	2											
16 Billy Butler, R OBP: 0.367, SLG: 0.419										3	0	0	0	1	0	1											
17 Mike Jacobs, L OBP: 0.333, SLG: 0.495										4	1	1	1	0	1	4											
13 Alberto Callaspo, S OBP: 0.361, SLG: 0.523										4	0	0	0	0	1	0											
14 John Buck, R OBP: 0.282, SLG: 0.469										4	0	0	0	0	0	0											
30 Mike Aviles, R OBP: 0.224, SLG: 0.282										4	0	1	0	0	0	0											
<b>Inning Stats</b>	R: 0 E: 0 K: 0 S: 10	H: 1 LOB: 3 BB: 2 P: 24	R: 0 E: 0 K: 0 S: 15	H: 2 LOB: 2 BB: 0 P: 24	R: 0 E: 0 K: 2 S: 11	H: 1 LOB: 1 BB: 0 P: 15	R: 0 E: 0 K: 0 S: 7	H: 0 LOB: 0 BB: 0 P: 12	R: 1 E: 0 K: 0 S: 7	H: 2 LOB: 0 BB: 0 P: 13	R: 1 E: 0 K: 0 S: 7	H: 1 LOB: 0 BB: 0 P: 11	R: 1 E: 0 K: 1 S: 13	H: 2 LOB: 1 BB: 0 P: 20	R: 0 E: 0 K: 1 S: 7	H: 0 LOB: 0 BB: 0 P: 11		R: 0 E: 0 K: 1 S: 9	H: 1 LOB: 1 BB: 0 P: 10	1B: 7 2B: 1 3B: 0 HR: 2	SF: 0 SAC: 0 DP: 1 HBP: 0	WP: 0 PB: 0 SB: 1 CS: 0	PA: 38				
<b>PITCHER</b>	IP	WLS	BF	H	R	ER	SO	BB	IBB	HBP	BLK	WP	HR	S	P	ERA	WHIP										
53 Trevor Cahill, R ERA: 3.69	6.0	W	26	7	2	2	2	2	0	0	0	0	2	57	99	3.00	1.500										
45 Dan Ciesle, R ERA: 4.19	1.0		5	2	1	1	1	0	0	0	0	0	0	13	20	9.00	2.000										
52 Kevin Cameron, R ERA: 1.13	1.0		3	0	0	0	1	0	0	0	0	0	0	7	11	0.00	0.000										
13 Jerry Blevins, L ERA: 12.46	1.0		4	1	0	0	1	0	0	0	0	0	0	9	10	0.00	1.000										
<b>Batter</b>	<b>1</b>	<b>2</b>	<b>3</b>	<b>4</b>	<b>5</b>	<b>6</b>	<b>7</b>	<b>8</b>	<b>9</b>	<b>AB</b>	<b>R</b>	<b>H</b>	<b>RBI</b>	<b>BB</b>	<b>SO</b>	<b>LOB</b>	<b>BOTTOM</b>										
18 Orlando Cabrera, R OBP: 0.290, SLG: 0.270										5	1	3	4	0	0	0	<b>Kansas City Royals @ Oakland Athletics</b> Oakland Coliseum, Oakland, CA Tue May 12 2009, 7:05 PM PDT Att: 10,156 - Clear - 56 F										
8 Kurt Suzuki, R OBP: 0.396, SLG: 0.482										4	2	2	0	1	0	2											
16 Jason Giambi, L OBP: 0.347, SLG: 0.354 7 Bobby Crosby, R OBP: 0.387, SLG: 0.377										3	1	1	2	1	0	1											
5 Matt Holliday, R OBP: 0.302, SLG: 0.390										3	1	2	2	2	0	1											
32 Jack Cust, L OBP: 0.402, SLG: 0.467										5	1	2	3	0	3	5											
15 Ryan Sweeney, L OBP: 0.312, SLG: 0.349 11 Rajai Davis, R OBP: 0.276, SLG: 0.192										4	1	1	0	0	0	2											
29 Adam Kennedy, L OBP: 0.250, SLG: 0.182										4	1	0	0	1	1	4											
6 Travis Buck, L OBP: 0.294, SLG: 0.279										4	2	1	0	1	2	0											
22 Jack Hannahan, L OBP: 0.231, SLG: 0.417										5	2	1	1	0	0	2											
<b>Inning Stats</b>	R: 1 E: 0 K: 1 S: 9	H: 2 LOB: 1 BB: 0 P: 14	R: 7 E: 0 K: 0 S: 24	H: 5 LOB: 1 BB: 2 P: 34	R: 2 E: 1 K: 1 S: 11	H: 2 LOB: 2 BB: 1 P: 20	R: 2 E: 0 K: 1 S: 16	H: 2 LOB: 1 BB: 1 P: 29	R: 0 E: 0 K: 0 S: 11	H: 1 LOB: 2 BB: 1 P: 20	R: 0 E: 0 K: 1 S: 7	H: 0 LOB: 0 BB: 0 P: 10	R: 0 E: 0 K: 2 S: 12	H: 1 LOB: 2 BB: 1 P: 22	R: 0 E: 0 K: 1 S: 8	H: 0 LOB: 0 BB: 0 P: 11		1B: 8 2B: 4 3B: 0 HR: 1	SF: 1 SAC: 0 DP: 0 HBP: 0	WP: 0 PB: 0 SB: 1 CS: 0	PA: 45						
<b>PITCHER</b>	IP	WLS	BF	H	R	ER	SO	BB	IBB	HBP	BLK	WP	HR	S	P	ERA	WHIP										
44 Luke Hochevar, R ERA: 36.0	2.0	L	16	7	8	8	1	2	0	0	0	0	1	33	48	36.00	4.500										
47 Sidney Ponson, R ERA: 6.98	2.0		13	4	4	2	2	2	0	0	0	0	0	27	49	9.00	3.000										
52 Horacio Ramirez, L ERA: 7.11	1.0		5	1	0	0	0	1	0	0	0	0	0	11	20	0.00	2.000										
40 Kyle Farnsworth, R ERA: 5.56	1.0		3	0	0	0	1	0	0	0	0	0	0	7	10	0.00	0.000										
32 Ron Mahay, L ERA: 4.09	1.0		5	1	0	0	2	1	0	0	0	0	0	12	22	0.00	2.000										
<b>PITCHER</b>	IP	WLS	BF	H	R	ER	SO	BB	IBB	HBP	BLK	WP	HR	S	P	ERA	WHIP										
51 Robinson Tejeda, R ERA: 1.54	1.0		3	0	0	0	1	0	0	0	0	0	0	8	11	0.00	0.000										



Batter	1	2	3	4	5	6	7	8	9	AB	R	H	RBI	BB	SO	LOB	TOP								
2 Coco Crisp, S OBP: 0.372, SLG: 0.455	L7		F8		G6-3			F7		4	0	0	0	0	0	1									
8 Willie Bloomquist, R OBP: 0.437, SLG: 0.653	G4-3		P5			F7			BB	3	0	0	0	1	0	0									
24 Mark Teahen, L OBP: 0.371, SLG: 0.452	K		K			F7		K		4	0	0	0	0	3	1									
11 Jose Guillen, R OBP: 0.372, SLG: 0.411		G5-3		G4-3		F9			P4	4	0	0	0	0	0	0									
16 Billy Butler, R OBP: 0.371, SLG: 0.417		1B		G5-3					K	3	1	1	0	1	1	0									
14 John Buck, R OBP: 0.274, SLG: 0.455	K			K						2	0	0	0	0	2	1									
17 Mike Jacobs, L OBP: 0.336, SLG: 0.523				K					HR	2	1	1	1	0	0	1									
13 Alberto Callaspo, S OBP: 0.377, SLG: 0.514		1B		L8				K		4	0	1	0	0	2	1									
21 Miguel Olivo, R OBP: 0.263, SLG: 0.356		1B		G5-3				P3		3	0	1	1	0	0	1									
30 Mike Aviles, R OBP: 0.229, SLG: 0.279								G3		1	0	0	0	1	0	2									
9 David DeJesus, L OBP: 0.273, SLG: 0.352	P2									1	0	0	0	0	0	0									
<b>Inning Stats</b>	R: 0 E: 0 K: 1 S: 8	H: 0 LOB: 0 BB: 0 P: 11	R: 1 E: 0 K: 1 S: 14	H: 3 LOB: 2 BB: 0 P: 20	R: 0 E: 0 K: 1 S: 6	H: 0 LOB: 0 BB: 0 P: 10	R: 0 E: 0 K: 1 S: 7	H: 0 LOB: 1 BB: 1 P: 11	R: 0 E: 0 K: 0 S: 10	H: 0 LOB: 0 BB: 0 P: 17	R: 0 E: 0 K: 0 S: 5	H: 0 LOB: 0 BB: 0 P: 5	R: 0 E: 0 K: 1 S: 8	H: 0 LOB: 1 BB: 1 P: 15	R: 0 E: 0 K: 1 S: 14	H: 0 LOB: 1 BB: 1 P: 21	R: 1 E: 0 K: 2 S: 13	H: 1 LOB: 0 BB: 0 P: 21	1B: 3 2B: 0 3B: 0 HR: 1	SF: 0 SAC: 0 DP: 0 HBP: 0	WP: 0 PB: 0 SB: 0 CS: 0	PA: 34			
<b>PITCHER</b>	IP	WLS	BF	H	R	ER	SO	BB	IBB	HBP	BLK	WP	HR	S	P	ERA	WHIP								
55 Josh Outman, L ERA: 4.05	6.0	W	23	3	1	1	4	2	0	0	0	0	0	50	78	1.50	0.833								
48 Michael Wuertz, R ERA: 1.45	1.0	H	3	0	0	0	1	0	0	0	0	0	0	8	11	0.00	0.000								
36 Russ Springer, R ERA: 2.4	1.0		4	0	0	0	1	1	0	0	0	0	0	14	21	0.00	1.000								
40 Andrew Bailey, R ERA: 1.61	1.0		4	1	1	1	2	0	0	0	0	0	1	13	21	9.00	1.000								

Kansas City Royals @ Oakland Athletics  
Oakland Coliseum, Oakland, CA

Wed May 13 2009, 7:05 PM PDT  
Att: 16,057 - Partly Cloudy - 62 F

AB 31  
R 2  
H 4  
RBI 2  
BB 3  
SO 8  
LOB 8



Batter	1	2	3	4	5	6	7	8	9	AB	R	H	RBI	BB	SO	LOB	BOTTOM								
18 Orlando Cabrera, R OBP: 0.287, SLG: 0.267	G6-3		F7			1B	E5	F9		5	2	1	0	0	0	3									
8 Kurt Suzuki, R OBP: 0.370, SLG: 0.479	F8			G6-3		1B				3	2	1	1	0	0	0									
16 Jason Giambi, L OBP: 0.344, SLG: 0.359	P5			G6-3		1B				4	0	1	1	0	0	3									
22 Jack Hannahan, L OBP: 0.231, SLG: 0.417				G6-3		2B				0	0	0	0	0	0	0									
5 Matt Holliday, R OBP: 0.308, SLG: 0.388		G3-1		K		BB		1B		3	1	1	1	1	1	0									
32 Jack Cust, L OBP: 0.397, SLG: 0.473		K			K	SF7		2B		3	0	1	4	0	2	0									
15 Ryan Sweeney, L OBP: 0.310, SLG: 0.341		G4-3			G1-3	F7				3	0	0	0	1	0	2									
29 Adam Kennedy, L OBP: 0.375, SLG: 0.357										3	1	2	0	1	0	2									
6 Travis Buck, L OBP: 0.278, SLG: 0.262		F8			G1-3			P2		4	0	0	0	0	0	3									
7 Bobby Crosby, R OBP: 0.380, SLG: 0.359					G6-3			P6		3	1	0	0	1	0	1									
<b>Inning Stats</b>	R: 0 E: 0 K: 0 S: 10	H: 0 LOB: 0 BB: 0 P: 16	R: 0 E: 0 K: 1 S: 8	H: 0 LOB: 0 BB: 0 P: 13	R: 0 E: 0 K: 0 S: 11	H: 1 LOB: 1 BB: 0 P: 17	R: 0 E: 0 K: 1 S: 7	H: 0 LOB: 0 BB: 0 P: 11	R: 0 E: 0 K: 1 S: 8	H: 1 LOB: 1 BB: 0 P: 11	R: 2 E: 0 K: 0 S: 10	H: 3 LOB: 2 BB: 1 P: 21	R: 5 E: 1 K: 0 S: 18	H: 2 LOB: 2 BB: 3 P: 36	R: 0 E: 0 K: 0 S: 7	H: 0 LOB: 0 BB: 0 P: 10	1B: 4 2B: 3 3B: 0 HR: 0	SF: 1 SAC: 0 DP: 0 HBP: 1	WP: 1 PB: 0 SB: 0 CS: 0	PA: 37					
<b>PITCHER</b>	IP	WLS	BF	H	R	ER	SO	BB	IBB	HBP	BLK	WP	HR	S	P	ERA	WHIP								
19 Brian Bannister, R ERA: 1.8	5.2	L	23	5	2	2	3	1	0	0	0	0	0	5	12	0.00	1.509								
52 Horacio Ramirez, L ERA: 6.75	0.2		3	0	1	0	0	1	0	0	0	0	0	5	12	0.00	1.500								
34 Jamey Wright, R ERA: 1.8	0.1		6	2	4	0	0	1	0	1	0	1	0	10	19	0.00	9.000								
37 Juan Cruz, R ERA: 1.72	1.1		5	0	0	0	0	1	0	0	0	0	0	11	18	0.00	0.750								

Kansas City Royals @ Oakland Athletics  
Oakland Coliseum, Oakland, CA

Wed May 13 2009, 7:05 PM PDT  
Att: 16,057 - Partly Cloudy - 62 F

AB 31  
R 7  
H 7  
RBI 7  
BB 4  
SO 3  
LOB 14





Batter	1	2	3	4	5	6	7	8	9	AB	R	H	RBI	BB	SO	LOB	TOP											
1 Brian Roberts, S OBP: 0.369, SLG: 0.472	F9		2B		3B	1B		BB		3	3	2	0	2	0	0	<b>Baltimore Orioles @ Kansas City Royals</b> Kauffman Stadium, Kansas City, MO Thu May 14 2009, 7:10 PM CDT Att: 24,373 - Clear - 72 F											
3 Cesar Izturis, S OBP: 0.303, SLG: 0.359	P6		G4-3		2B			G1-3		5	2	2	3	0	0	2												
21 Nick Markakis, L OBP: 0.420, SLG: 0.574	F7			G6-3	1B	2B		F9		5	1	2	3	0	0	1												
17 Aubrey Huff, L OBP: 0.357, SLG: 0.507		G4-3		HR	G4-3			BB		3	1	1	1	2	0	1												
6 Melvin Mora, R OBP: 0.325, SLG: 0.351	G5-3			BB				BB		3	0	2	2	2	0	0												
23 Ty Wigginton, R OBP: 0.254, SLG: 0.310				BB				BB		5	0	1	0	0	3	7												
14 Nolan Reimold, R OBP: 0.200, SLG: 0.200	L6			FC6-4				BB		5	0	1	0	0	1	2												
9 Gregg Zaun, S OBP: 0.294, SLG: 0.300			G4-3		G1-3			G4-6-3		5	0	0	0	0	1	1												
18 Felix Pie, L OBP: 0.303, SLG: 0.328	L3				BB	2B		G4-3		4	2	1	0	1	0	0	<b>Orioles</b>											
<b>Inning Stats</b>	R: 0 H: 0 E: 0 K: 0 S: 7	H: 0 LOB: 0 BB: 0 P: 10	R: 0 H: 1 E: 0 K: 0 S: 10	H: 1 LOB: 1 BB: 0 P: 17	R: 0 H: 1 E: 0 K: 0 S: 7	H: 1 LOB: 1 BB: 0 P: 12	R: 1 H: 1 E: 0 K: 1 S: 13	H: 1 LOB: 1 BB: 1 P: 23	R: 4 H: 4 E: 0 K: 1 S: 21	H: 4 LOB: 3 BB: 3 P: 37	R: 3 H: 3 E: 0 K: 2 S: 23	H: 3 LOB: 3 BB: 3 P: 46	R: 0 H: 1 E: 0 K: 0 S: 5	H: 1 LOB: 0 BB: 0 P: 8	R: 1 H: 1 E: 0 K: 1 S: 11	H: 1 LOB: 2 BB: 2 P: 22		R: 0 H: 0 E: 0 K: 0 S: 4	H: 0 LOB: 0 BB: 0 P: 5	1B: 6 2B: 4 3B: 1 HR: 1	SF: 0 SAC: 0 DP: 1 HBP: 0	WP: 0 PB: 0 SB: 0 CS: 0	PA: 45					
<b>PITCHER</b>	IP	WLS	BF	H	R	ER	SO	BB	IBB	HBP	BLK	WP	HR	S	P	ERA	WHIP	<b>PITCHER</b>										
55 Gil Meche, R ERA: 4.6	4.1	L	21	6	5	5	1	2	0	0	0	0	1	50	87	10.38	1.846											
51 Robinson Tejeda, R ERA: 3.46	1.1		9	4	3	3	3	0	1	0	0	0	0	27	43	20.25	3.000											
32 Ron Mahay, L ERA: 3.65	1.1		6	1	0	0	0	2	0	0	0	0	0	9	23	0.00	2.250											
47 Sidney Ponson, R ERA: 6.16	1.0		6	1	1	1	1	2	0	0	0	0	0	11	22	9.00	3.000											
40 Kyle Farnsworth, R ERA: 5.11	1.0		3	0	0	0	0	0	0	0	0	0	0	4	5	0.00	0.000											
2 Coco Crisp, S OBP: 0.373, SLG: 0.465	G1-3				BB												<b>Baltimore Orioles @ Kansas City Royals</b> Kauffman Stadium, Kansas City, MO Thu May 14 2009, 7:10 PM CDT Att: 24,373 - Clear - 72 F											
9 David DeJesus, L OBP: 0.285, SLG: 0.373	F9				BB																							
16 Billy Butler, R OBP: 0.372, SLG: 0.442	G6-3				K																							
17 Mike Jacobs, L OBP: 0.333, SLG: 0.514		G4-3																										
11 Jose Guillen, R OBP: 0.378, SLG: 0.408					G5-3																							
24 Mark Teahen, L OBP: 0.361, SLG: 0.438		G6-4-3			G6-3																							
13 Alberto Callaspo, S OBP: 0.361, SLG: 0.522					G3																							
14 John Buck, R OBP: 0.299, SLG: 0.478																												
30 Mike Aviles, R OBP: 0.221, SLG: 0.269					FC9-6																							
<b>Inning Stats</b>	R: 0 H: 0 E: 0 K: 0 S: 14	H: 0 LOB: 0 BB: 0 P: 19	R: 0 H: 1 E: 0 K: 0 S: 8	H: 1 LOB: 0 BB: 0 P: 10	R: 2 H: 3 E: 0 K: 1 S: 15	H: 3 LOB: 1 BB: 0 P: 26	R: 0 H: 0 E: 0 K: 1 S: 9	H: 0 LOB: 0 BB: 0 P: 13	R: 2 H: 2 E: 0 K: 0 S: 15	H: 2 LOB: 2 BB: 2 P: 30	R: 0 H: 1 E: 0 K: 1 S: 10	H: 1 LOB: 2 BB: 2 P: 23	R: 1 H: 2 E: 0 K: 1 S: 15	H: 2 LOB: 1 BB: 0 P: 18	R: 0 H: 1 E: 0 K: 0 S: 6	H: 1 LOB: 0 BB: 0 P: 7	R: 0 H: 1 E: 0 K: 0 S: 9	H: 1 LOB: 1 BB: 0 P: 16	1B: 5 2B: 4 3B: 1 HR: 1	SF: 0 SAC: 0 DP: 3 HBP: 0	WP: 0 PB: 0 SB: 0 CS: 0	PA: 39						
<b>PITCHER</b>	IP	WLS	BF	H	R	ER	SO	BB	IBB	HBP	BLK	WP	HR	S	P	ERA	WHIP	<b>PITCHER</b>										
46 Jeremy Guthrie, R ERA: 5.21	5.0	W	22	6	4	4	2	2	0	0	0	0	0	10	23	0.00	3.000											
28 Dany's Baez, R ERA: 2.25	1.0		5	1	0	0	1	2	0	0	0	0	0	1	18	21	6.75	1.500										
32 Jamie Walker, L ERA: 3.38	1.1		6	2	1	1	1	0	0	0	0	0	0	1	12	20	0.00	1.200										
43 Jim Johnson, R ERA: 3.18	1.2		6	2	0	0	0	0	0	0	0	0	0	12	20	0.00	1.200											















Batter	1	2	3	4	5	6	7	8	9	AB	R	H	RBI	BB	SO	LOB	TOP							
Asdrúbal Cabrera, S (1.6)										5	1	2	0	0	0	0								
24 Grady Sizemore, L (1.10)										4	0	0	0	0	1	3								
41 Victor Martínez, S (1.3)										3	0	1	1	1	0	1								
17 Shin-Soo Choo, L (1.9)										4	1	1	0	0	0	2								
7 Mark DeRosa, R (1.5)										4	0	1	0	0	1	1								
12 Ben Francisco, R (1.8)										3	1	0	0	1	0	1								
16 Matt LaPorta, R (1.7)										3	1	1	1	0	2	0								
10 Kelly Shoppach, R (1.2)										4	1	2	2	0	0	1								
1 Luis Valbuena, L (1.4)										4	0	1	0	0	1	1								
<b>Inning Stats</b>	R: 1 E: 0 K: 1 S: 9	H: 2 LOB: 1 BB: 0 P: 14	R: 0 E: 0 K: 1 S: 11	H: 1 LOB: 1 BB: 0 P: 16	R: 0 E: 0 K: 1 S: 7	H: 0 LOB: 0 BB: 0 P: 12	R: 1 E: 0 K: 0 S: 8	H: 1 LOB: 1 BB: 0 P: 16	R: 0 E: 0 K: 0 S: 5	H: 2 LOB: 1 BB: 0 P: 6	R: 3 E: 0 K: 1 S: 12	H: 3 LOB: 1 BB: 0 P: 23	R: 0 E: 0 K: 0 S: 9	H: 0 LOB: 1 BB: 1 P: 15	R: 0 E: 0 K: 1 S: 6	H: 0 LOB: 0 BB: 0 P: 10	R: 0 E: 0 K: 0 S: 9	H: 0 LOB: 0 BB: 0 P: 14	1B: 7 2B: 2 HR: 1	SF: 0 SAC: 0 DP: 2 HBP: 1	WP: 0 PB: 0 CS: 0	PA: 37		
<b>PITCHER</b>	IP WLS BF H R ER SO BB IBB HBP BLK WP HR S P ERA WHIP	IP WLS BF H R ER SO BB IBB HBP BLK WP HR S P ERA WHIP	IP WLS BF H R ER SO BB IBB HBP BLK WP HR S P ERA WHIP	IP WLS BF H R ER SO BB IBB HBP BLK WP HR S P ERA WHIP	IP WLS BF H R ER SO BB IBB HBP BLK WP HR S P ERA WHIP	IP WLS BF H R ER SO BB IBB HBP BLK WP HR S P ERA WHIP	IP WLS BF H R ER SO BB IBB HBP BLK WP HR S P ERA WHIP	IP WLS BF H R ER SO BB IBB HBP BLK WP HR S P ERA WHIP	IP WLS BF H R ER SO BB IBB HBP BLK WP HR S P ERA WHIP	IP WLS BF H R ER SO BB IBB HBP BLK WP HR S P ERA WHIP	IP WLS BF H R ER SO BB IBB HBP BLK WP HR S P ERA WHIP	IP WLS BF H R ER SO BB IBB HBP BLK WP HR S P ERA WHIP	IP WLS BF H R ER SO BB IBB HBP BLK WP HR S P ERA WHIP	IP WLS BF H R ER SO BB IBB HBP BLK WP HR S P ERA WHIP	IP WLS BF H R ER SO BB IBB HBP BLK WP HR S P ERA WHIP	IP WLS BF H R ER SO BB IBB HBP BLK WP HR S P ERA WHIP	IP WLS BF H R ER SO BB IBB HBP BLK WP HR S P ERA WHIP	IP WLS BF H R ER SO BB IBB HBP BLK WP HR S P ERA WHIP	IP WLS BF H R ER SO BB IBB HBP BLK WP HR S P ERA WHIP	IP WLS BF H R ER SO BB IBB HBP BLK WP HR S P ERA WHIP	IP WLS BF H R ER SO BB IBB HBP BLK WP HR S P ERA WHIP	IP WLS BF H R ER SO BB IBB HBP BLK WP HR S P ERA WHIP	IP WLS BF H R ER SO BB IBB HBP BLK WP HR S P ERA WHIP	IP WLS BF H R ER SO BB IBB HBP BLK WP HR S P ERA WHIP
19 Brian Bannister, R (1.1)	6.0	27	9	5	5	4	1	0	1	0	0	0	0	0	15	25	0.00	0.500						
52 Horacio Ramirez, L (7.1)	2.0	7	0	0	0	1	1	0	0	0	0	0	0	0	9	14	0.00	0.000						
40 Kyle Farnsworth, R (9.1)	1.0	W	3	0	0	0	0	0	0	0	0	0	0	0	0	0	0.00	0.000						

Cleveland Indians @ Kansas City Royals  
Kauffman Stadium, Kansas City, MO

Tue May 19 2009, 7:10 PM CDT  
Att: 25,024 - Clear - 78 F

AB 34  
R 5  
H 9  
RBI 4  
BB 2  
SO 5  
LOB 10



Batter	1	2	3	4	5	6	7	8	9	AB	R	H	RBI	BB	SO	LOB	BOTTOM							
2 Coco Crisp, S (1.8)										4	0	0	0	0	0	1								
13 Alberto Callaspo, S (1.4)										4	0	1	0	0	0	0								
16 Billy Butler, R (1.3)										4	1	2	0	0	1	0								
11 Jose Guillen, R (1.9)										4	0	2	1	0	0	1								
17 Mike Jacobs, L (1.10)										4	2	2	1	0	1	2								
24 Mark Teahen, L (1.5)										4	1	2	2	0	0	2								
21 Miguel Olivo, R (1.2)										3	0	1	0	1	1	1								
35 Mitch Maier, L (9. PR)										0	1	0	0	0	0	0								
9 David DeJesus, L (1.7)										3	1	1	1	0	0	0								
8 Willie Bloomquist, R (1.6)										3	0	0	1	0	0	1								
<b>Inning Stats</b>	R: 0 E: 0 K: 0 S: 6	H: 1 LOB: 1 BB: 0 P: 12	R: 1 E: 0 K: 0 S: 10	H: 2 LOB: 0 BB: 0 P: 18	R: 0 E: 0 K: 0 S: 7	H: 1 LOB: 1 BB: 0 P: 8	R: 0 E: 0 K: 2 S: 8	H: 1 LOB: 1 BB: 0 P: 11	R: 0 E: 0 K: 0 S: 7	H: 1 LOB: 1 BB: 0 P: 9	R: 1 E: 0 K: 0 S: 10	H: 2 LOB: 1 BB: 0 P: 17	R: 0 E: 0 K: 1 S: 11	H: 0 LOB: 0 BB: 0 P: 16	R: 0 E: 0 K: 0 S: 6	H: 0 LOB: 0 BB: 0 P: 10	R: 4 E: 0 K: 0 S: 12	H: 3 LOB: 1 BB: 1 P: 24	1B: 6 2B: 3 HR: 2	SF: 1 SAC: 1 DP: 1 HBP: 0	WP: 0 PB: 0 CS: 0	PA: 36		
<b>PITCHER</b>	IP WLS BF H R ER SO BB IBB HBP BLK WP HR S P ERA WHIP	IP WLS BF H R ER SO BB IBB HBP BLK WP HR S P ERA WHIP	IP WLS BF H R ER SO BB IBB HBP BLK WP HR S P ERA WHIP	IP WLS BF H R ER SO BB IBB HBP BLK WP HR S P ERA WHIP	IP WLS BF H R ER SO BB IBB HBP BLK WP HR S P ERA WHIP	IP WLS BF H R ER SO BB IBB HBP BLK WP HR S P ERA WHIP	IP WLS BF H R ER SO BB IBB HBP BLK WP HR S P ERA WHIP	IP WLS BF H R ER SO BB IBB HBP BLK WP HR S P ERA WHIP	IP WLS BF H R ER SO BB IBB HBP BLK WP HR S P ERA WHIP	IP WLS BF H R ER SO BB IBB HBP BLK WP HR S P ERA WHIP	IP WLS BF H R ER SO BB IBB HBP BLK WP HR S P ERA WHIP	IP WLS BF H R ER SO BB IBB HBP BLK WP HR S P ERA WHIP	IP WLS BF H R ER SO BB IBB HBP BLK WP HR S P ERA WHIP	IP WLS BF H R ER SO BB IBB HBP BLK WP HR S P ERA WHIP	IP WLS BF H R ER SO BB IBB HBP BLK WP HR S P ERA WHIP	IP WLS BF H R ER SO BB IBB HBP BLK WP HR S P ERA WHIP	IP WLS BF H R ER SO BB IBB HBP BLK WP HR S P ERA WHIP	IP WLS BF H R ER SO BB IBB HBP BLK WP HR S P ERA WHIP	IP WLS BF H R ER SO BB IBB HBP BLK WP HR S P ERA WHIP	IP WLS BF H R ER SO BB IBB HBP BLK WP HR S P ERA WHIP	IP WLS BF H R ER SO BB IBB HBP BLK WP HR S P ERA WHIP	IP WLS BF H R ER SO BB IBB HBP BLK WP HR S P ERA WHIP	IP WLS BF H R ER SO BB IBB HBP BLK WP HR S P ERA WHIP	IP WLS BF H R ER SO BB IBB HBP BLK WP HR S P ERA WHIP
31 Cliff Lee, L (1.1)	8.0	30	8	2	2	3	0	0	0	0	0	0	0	0	0	0	2.25	1.000						
34 Kerry Wood, R (9.1)	0.2	L	6	3	4	4	1	0	0	0	0	0	0	0	0	0	54.00	6.000						

Cleveland Indians @ Kansas City Royals  
Kauffman Stadium, Kansas City, MO

Tue May 19 2009, 7:10 PM CDT  
Att: 25,024 - Clear - 78 F

AB 33  
R 6  
H 11  
RBI 6  
BB 1  
SO 3  
LOB 8









Batter	1	2	3	4	5	6	7	8	9	AB	R	H	RBI	BB	SO	LOB	TOP			
Asdrubal Cabrera, S OBP: 0.389, SLG: 0.444										5	2	4	2	0	0	1	Cleveland Indians @ Kansas City Royals Kauffman Stadium, Kansas City, MO Thu May 21 2009, 1:10 PM CDT Att: 23,095 - Sunny - 77 F			
24 Grady Sizemore, L OBP: 0.298, SLG: 0.365										1	2	1	0	2	0	0				
41 Victor Martinez, S OBP: 0.474, SLG: 0.624										5	0	2	3	0	2	4				
17 Shin-Soo Choo, L OBP: 0.425, SLG: 0.476										5	1	3	2	0	1	2				
2 Jhonny Peralta, R OBP: 0.329, SLG: 0.347										4	0	1	1	1	1	2				
7 Mark DeRosa, R OBP: 0.318, SLG: 0.420										5	0	1	0	0	2	4				
12 Ben Francisco, R OBP: 0.321, SLG: 0.413										5	0	1	0	0	2	4				
10 Kelly Shoppach, R OBP: 0.360, SLG: 0.380										5	1	1	0	0	2	2				
1 Luis Valbuena, L OBP: 0.281, SLG: 0.286										5	2	2	0	0	3	1				
<b>Inning Stats</b>	R: 0 H: 1 E: 1 K: 2 S: 9	H: 1 LOB: 1 BB: 0 P: 13	R: 0 H: 0 E: 0 K: 0 S: 10	H: 1 LOB: 1 BB: 0 P: 16	R: 2 H: 4 E: 0 K: 2 S: 17	H: 4 LOB: 3 BB: 1 P: 31	R: 0 H: 1 E: 0 K: 3 S: 15	H: 1 LOB: 2 BB: 1 P: 25	R: 0 H: 0 E: 0 K: 1 S: 8	H: 0 LOB: 0 BB: 0 P: 7	R: 2 H: 3 E: 0 K: 1 S: 15	H: 3 LOB: 1 BB: 0 P: 23	R: 4 H: 4 E: 0 K: 1 S: 22	H: 4 LOB: 1 BB: 0 P: 34	R: 0 H: 1 E: 0 K: 3 S: 10	H: 1 LOB: 1 BB: 0 P: 12	1B: 11 SF: 0 2B: 4 3B: 1 HR: 0	SF: 0 SAC: 2 DP: 1 HBP: 0	WP: 0 PA: 45 PB: 1 CS: 0	
<b>PITCHER</b>	IP WLS BF H R ER SO BB IBB HBP BLK WP HR S P ERA WHIP	IP WLS BF H R ER SO BB IBB HBP BLK WP HR S P ERA WHIP																		
23 Zack Greinke, R ERA: 0.82	6.0	27	8	2	2	8	2	0	0	0	0	0	0	0	0	63	103	3.00	1.667	40 Kyle Farnsworth, R ERA: 4.11
52 Horacio Ramirez, L ERA: 6.51	0.2	L	4	2	2	0	0	0	0	0	0	0	0	0	10	15	27.00	3.000		
34 Jamey Wright, R ERA: 2.42	0.1		2	1	0	0	0	0	0	0	0	0	0	5	8	0.00	3.000			
37 Juan Cruz, R ERA: 3.32	0.1		5	3	4	0	1	0	0	0	0	0	0	16	25	108.00	12.000			
32 Ron Mahay, L ERA: 3.21	0.2		3	1	0	0	0	0	0	0	0	0	0	6	9	0.00	1.500			

Cleveland Indians @ Kansas City Royals  
Kauffman Stadium, Kansas City, MO  
Thu May 21 2009, 1:10 PM CDT  
Att: 23,095 - Sunny - 77 F

AB 40  
R 8  
H 16  
RBI 8  
BB 3  
SO 13  
LOB 20



Batter	1	2	3	4	5	6	7	8	9	AB	R	H	RBI	BB	SO	LOB	BOTTOM		
9 David DeJesus, L OBP: 0.296, SLG: 0.397										5	1	1	0	0	1	4	Cleveland Indians @ Kansas City Royals Kauffman Stadium, Kansas City, MO Thu May 21 2009, 1:10 PM CDT Att: 23,095 - Sunny - 77 F		
13 Alberto Callaspo, S OBP: 0.362, SLG: 0.507										5	1	1	0	0	0	5			
16 Billy Butler, R OBP: 0.361, SLG: 0.442										4	1	1	1	0	2	1			
17 Mike Jacobs, L OBP: 0.336, SLG: 0.515										4	0	1	1	0	2	1			
11 Jose Guillen, R OBP: 0.414, SLG: 0.433										3	0	1	1	0	0	1			
24 Mark Teahen, L OBP: 0.358, SLG: 0.442										3	0	0	0	1	0	2			
21 Miguel Olivo, R ERA: 6.1										3	0	0	0	0	2	3			
14 John Buck, R OBP: 0.318, SLG: 0.486										0	0	0	0	1	0	0			
35 Mitch Maier, L OBP: 0.415, SLG: 0.353										4	0	2	0	0	1	0			
30 Mike Aviles, R OBP: 0.217, SLG: 0.281										3	0	0	0	0	1	1			
8 Willie Bloomquist, R OBP: 0.368, SLG: 0.427										0	0	0	0	1	0	0			
<b>Inning Stats</b>	R: 2 H: 3 E: 0 K: 2 S: 20	H: 0 LOB: 0 BB: 0 P: 10	R: 0 H: 0 E: 0 K: 2 S: 8	H: 0 LOB: 0 BB: 0 P: 10	R: 1 H: 2 E: 0 K: 1 S: 14	H: 2 LOB: 3 BB: 1 P: 28	R: 0 H: 1 E: 0 K: 0 S: 10	H: 1 LOB: 0 BB: 0 P: 16	R: 0 H: 0 E: 0 K: 1 S: 8	H: 0 LOB: 0 BB: 0 P: 12	R: 0 H: 0 E: 1 K: 1 S: 15	H: 0 LOB: 2 BB: 0 P: 19	R: 0 H: 0 E: 1 K: 0 S: 8	H: 0 LOB: 1 BB: 0 P: 12	R: 0 H: 1 E: 0 K: 0 S: 12	H: 1 LOB: 2 BB: 2 P: 24	1B: 5 SF: 0 2B: 2 3B: 0 HR: 0	SF: 0 SAC: 0 DP: 1 HBP: 1	WP: 1 PA: 38 PB: 0 CS: 1
<b>PITCHER</b>	IP WLS BF H R ER SO BB IBB HBP BLK WP HR S P ERA WHIP	IP WLS BF H R ER SO BB IBB HBP BLK WP HR S P ERA WHIP																	
44 Carl Pavano, R ERA: 1.93	6.0	25	6	3	3	8	1	0	1	0	0	0	0	0	65	101	4.50	1.167	40 Matt Herges, R ERA: 1.86
47 Luis Vizcaino, R ERA: 1.93	1.0	H	4	0	0	0	0	0	0	0	0	0	0	15	19	0.00	0.000		
40 Matt Herges, R ERA: 1.86	1.0		7	1	0	0	2	0	0	0	0	0	0	17	32	0.00	3.000		
63 Rafael Betancourt, R ERA: 4.57	1.0	S	2	0	0	0	0	0	0	0	0	0	0	3	4	0.00	0.000		

Cleveland Indians @ Kansas City Royals  
Kauffman Stadium, Kansas City, MO  
Thu May 21 2009, 1:10 PM CDT  
Att: 23,095 - Sunny - 77 F

AB 34  
R 3  
H 7  
RBI 3  
BB 3  
SO 9  
LOB 18







Batter	1	2	3	4	5	6	7	8	9	AB	R	H	RBI	BB	SO	LOB	TOP					
2 Coco Crisp, S OBP: 0.358, SLG: 0.420	G4-3		F8			24 2B BB		P6		3	0	0	0	1	0	1	<b>Kansas City Royals @ St. Louis Cardinals</b> Busch Stadium, St. Louis, MO Fri May 22 2009, 7:15 PM CDT Att: 43,429 - Partly Cloudy - 82 F					
13 Alberto Callaspo, S OBP: 0.362, SLG: 0.493	G5-3			F7		F7		P6		4	0	0	0	0	0	1						
24 Mark Teahen, L OBP: 0.355, SLG: 0.444	G3			K		K		K		4	0	1	0	0	2	0						
11 Jose Guillen, R OBP: 0.408, SLG: 0.420		G6-3			BB			G5-3		3	0	0	0	1	0	2						
17 Mike Jacobs, L OBP: 0.340, SLG: 0.511	G4-3			K						3	0	1	0	1	1	1						
14 John Buck, R OBP: 0.326, SLG: 0.487	F8									4	0	2	0	0	0	1						
9 David DeJesus, L OBP: 0.296, SLG: 0.396										3	0	1	0	0	0	2						
30 Mike Aviles, R OBP: 0.213, SLG: 0.256										2	0	0	0	0	1	2						
8 Willie Bloomquist, R OBP: 0.393, SLG: 0.421			K							1	0	0	0	0	1	2						
28 Kyle Davies, R OBP: 0.359, SLG: 0.439										1	0	0	0	0	0	0						
16 Billy Butler, R OBP: 0.359, SLG: 0.439										1	0	0	0	0	1	2						
52 Horacio Ramirez, L OBP: 0.326, SLG: 0.487										0	0	0	0	0	0	0						
40 Kyle Farnsworth, R OBP: 0.326, SLG: 0.487										0	0	0	0	0	0	0						
<b>Inning Stats</b>	R: 0 E: 0 K: 0 S: 6	H: 0 LOB: 0 BB: 0 P: 9	R: 0 E: 0 K: 0 S: 7	H: 0 LOB: 0 BB: 0 P: 13	R: 0 E: 0 K: 1 S: 13	H: 1 LOB: 1 BB: 0 P: 16	R: 0 E: 0 K: 2 S: 8	H: 0 LOB: 1 BB: 1 P: 15	R: 0 E: 0 K: 0 S: 4	H: 1 LOB: 0 BB: 0 P: 8	R: 0 E: 0 K: 0 S: 8	H: 1 LOB: 2 BB: 1 P: 16	R: 0 E: 0 K: 2 S: 11	H: 1 LOB: 2 BB: 1 P: 18	R: 0 E: 0 K: 1 S: 8	H: 0 LOB: 0 BB: 0 P: 12	R: 0 E: 0 K: 0 S: 11	H: 1 LOB: 1 BB: 0 P: 14	1B: 4 2B: 1 3B: 0 HR: 0	SF: 0 SAC: 2 DP: 1 HBP: 0	WP: 0 PB: 0 SB: 0 CS: 0	PA: 34
<b>PITCHER</b>	IP WLS BF H R ER SO BB IBB HBP BLK WP HR S P ERA WHIP																					
37 Todd Wellemeyer, R ERA: 5.19	6.0 W 24 4 0 0 3 3 0 0 0 0 0 0 49 85 0.00 1.167																					
43 Trevor Miller, R ERA: 3.19	0.1 H 1 0 0 0 0 0 0 0 0 0 0 2 3 0.00 0.000																					
30 Jason Motte, R ERA: 3.71	1.2 H 5 0 0 0 3 0 0 0 0 0 0 14 19 0.00 0.000																					
46 Kyle McClellan, R ERA: 2.21	1.0 4 1 0 0 0 0 0 0 0 0 0 11 14 0.00 1.000																					

Batter	1	2	3	4	5	6	7	8	9	AB	R	H	RBI	BB	SO	LOB	BOTTOM			
55 Skip Schumaker, L OBP: 0.340, SLG: 0.414	F9		K			G3-1				4	1	1	0	0	1	0	<b>Kansas City Royals @ St. Louis Cardinals</b> Busch Stadium, St. Louis, MO Fri May 22 2009, 7:15 PM CDT Att: 43,429 - Partly Cloudy - 82 F			
23 Brian Barden, R OBP: 0.338, SLG: 0.493	G3-1 16 BB 19 1B		K			K				4	2	2	0	0	2	0				
5 Albert Pujols, R OBP: 0.439, SLG: 0.671	G3-1 16 BB 19 1B									2	1	1	0	2	0	0				
16 Chris Duncan, L OBP: 0.347, SLG: 0.450	G3-1									3	0	0	0	1	1	5				
19 Nick Stavinoha, R OBP: 0.238, SLG: 0.238										3	0	1	2	0	0	2				
30 Jason Motte, R ERA: 3.71										0	0	0	0	0	0	0				
3 Khalil Greene, R OBP: 0.287, SLG: 0.310										1	0	1	2	0	0	0				
46 Kyle McClellan, R ERA: 2.21										0	0	0	0	0	0	0				
28 Colby Rasmus, L OBP: 0.319, SLG: 0.392	F7									4	0	0	0	0	1	3				
21 Jason LaRue, R OBP: 0.333, SLG: 0.440										4	0	0	0	0	3	2				
37 Todd Wellemeyer, R OBP: 0.167, SLG: 0.167										2	0	0	0	0	1	0				
43 Trevor Miller, R ERA: 3.19										0	0	0	0	0	0	0				
27 Tyler Greene, R OBP: 0.297, SLG: 0.528										1	1	1	1	0	0	0				
13 Brendan Ryan, R OBP: 0.300, SLG: 0.321										3	0	0	0	0	0	0				
<b>Inning Stats</b>	R: 2 E: 0 K: 0 S: 16	H: 2 LOB: 1 BB: 1 P: 30	R: 0 E: 0 K: 1 S: 7	H: 0 LOB: 0 BB: 0 P: 10	R: 0 E: 0 K: 2 S: 13	H: 0 LOB: 0 BB: 0 P: 18	R: 0 E: 0 K: 2 S: 8	H: 0 LOB: 0 BB: 0 P: 11	R: 0 E: 0 K: 1 S: 10	H: 0 LOB: 0 BB: 0 P: 12	R: 0 E: 0 K: 1 S: 12	H: 1 LOB: 2 BB: 1 P: 24	R: 1 E: 0 K: 1 S: 10	H: 1 LOB: 0 BB: 0 P: 14	R: 2 E: 0 K: 1 S: 15	H: 3 LOB: 2 BB: 1 P: 26	1B: 5 2B: 1 3B: 0 HR: 1	SF: 0 SAC: 0 DP: 0 HBP: 0	WP: 0 PB: 0 SB: 1 CS: 0	PA: 34
<b>PITCHER</b>	IP WLS BF H R ER SO BB IBB HBP BLK WP HR S P ERA WHIP																			
28 Kyle Davies, R ERA: 4.78	6.0 L 23 3 2 2 7 2 0 0 0 0 0 1 66 105 3.00 0.833																			
52 Horacio Ramirez, L ERA: 7.64	1.1 8 3 3 3 1 0 1 0 0 0 1 19 30 20.25 2.250																			
40 Kyle Farnsworth, R ERA: 3.94	0.2 3 1 0 0 1 0 0 0 0 0 0 6 10 0.00 1.500																			

**AB 29**  
**R 0**  
**H 5**  
**RBI 0**  
**BB 3**  
**SO 6**  
**LOB 14**



**AB 31**  
**R 5**  
**H 7**  
**RBI 5**  
**BB 3**  
**SO 9**  
**LOB 12**





Batter	1	2	3	4	5	6	7	8	9	AB	R	H	RBI	BB	SO	LOB	TOP										
2 Coco Crisp, S OBP: 0.350, SLG: 0.409	(1,8) P5		(2) F8			(1) G4-3		(2) L8		4	0	0	0	0	0	0	<b>Kansas City Royals @ St. Louis Cardinals</b> Busch Stadium, St. Louis, MO Sat May 23 2009, 12:10 PM CDT Att: 43,829 - Partly Cloudy - 80 F <a href="http://livebaseballscorecards.com">livebaseballscorecards.com</a>										
9 David DeJesus, L OBP: 0.295, SLG: 0.392	(1,7) 1B		(3) F8			(2) G6-3		(3) K		4	0	1	0	0	1	0											
16 Billy Butler, R OBP: 0.356, SLG: 0.434	(1,3) L9				(1) K		(1) 11 HBP 1B		(1) K	4	0	1	0	0	2	1											
11 Jose Guillen, R OBP: 0.411, SLG: 0.417	(1,9) F8				(2) G5-3		(2) 1B		(1) 13 DI 1B	3	0	1	0	0	0	1											
24 Mark Teahen, L OBP: 0.347, SLG: 0.432	(1,5) G1				(3) K2-3		(3) HBP		(2) K	4	0	0	0	0	2	3											
13 Alberto Callaspo, S OBP: 0.373, SLG: 0.479	(1,4) F8				(1) F8		(1) G3		(3) G3-1	4	0	0	0	0	0	1											
21 Miguel Olivo, R OBP: 0.266, SLG: 0.389	(1,2) 2B				(2) 2B		(2) K			3	0	2	0	0	1	0											
30 Mike Aviles, R OBP: 0.208, SLG: 0.250	(1,6) F8				(2) K		(3) G1-3			3	0	0	0	0	1	2											
32 Ron Mahay, L (7,1)										0	0	0	0	0	0	0											
44 Luke Hochevar, R 8 Willie Bloomquist, R OBP: 0.359, SLG: 0.419	(1,1) K				(3) G6-3		(1) G1-3			2	0	0	0	0	1	1											
										1	0	0	0	0	0	0											
<b>Inning Stats</b>	R: 0 E: 0 K: 0 S: 7	H: 1 LOB: 1 BB: 0 P: 11	R: 0 E: 0 K: 0 S: 13	H: 1 LOB: 1 BB: 0 P: 20	R: 0 E: 0 K: 1 S: 9	H: 0 LOB: 0 BB: 0 P: 13	R: 0 E: 0 K: 2 S: 8	H: 0 LOB: 0 BB: 0 P: 9	R: 0 E: 0 K: 1 S: 9	H: 1 LOB: 1 BB: 0 P: 12	R: 0 E: 0 K: 0 S: 7	H: 1 LOB: 2 BB: 0 P: 12	R: 0 E: 0 K: 1 S: 5	H: 0 LOB: 0 BB: 0 P: 9	R: 0 E: 0 K: 1 S: 9	H: 0 LOB: 0 BB: 0 P: 12	R: 0 E: 0 K: 2 S: 11	H: 1 LOB: 1 BB: 0 P: 16	1B: 3 2B: 2 HR: 0	SF: 0 SAC: 0 HBP: 1	WP: 0 PB: 0 SB: 0 CS: 0	PA: 33					
<b>PITCHER</b>	IP	WLS	BF	H	R	ER	SO	BB	IBB	HBP	BLK	WP	HR	S	P	ERA	WHIP										
26 Kyle Lohse, R ERA: 3.98	(1,1) 8.0	W	29	4	0	0	6	0	0	1	0	0	0	67	98	0.00	0.500										
34 Chris Perez, R ERA: 2.77	(9,1) 1.0		4	1	0	0	2	0	0	0	0	0	0	11	16	0.00	1.000										

Batter	1	2	3	4	5	6	7	8	9	AB	R	H	RBI	BB	SO	LOB	BOTTOM										
55 Skip Schumaker, L OBP: 0.342, SLG: 0.435	(1,4) G4-3		(1) HR		(1) L5		(1) 28 G4-3 1B	(2) P6		5	1	2	1	0	0	3	<b>Kansas City Royals @ St. Louis Cardinals</b> Busch Stadium, St. Louis, MO Sat May 23 2009, 12:10 PM CDT Att: 43,829 - Partly Cloudy - 80 F <a href="http://livebaseballscorecards.com">livebaseballscorecards.com</a>										
28 Colby Rasmus, L OBP: 0.307, SLG: 0.376	(1,8) G6-3		(1) G3		(2) G3		(2) G4-3	(3) P4		5	0	0	1	0	0	4											
5 Albert Pujols, R OBP: 0.446, SLG: 0.669	(1,3) 16 S 19 2B BB		(1) 16 1B		(3) G6-3		(3) IBB			2	1	1	0	2	0	0											
16 Chris Duncan, L OBP: 0.351, SLG: 0.447	(1,7) 19 2B BB		(2) 1B		(2) 1B		(1) K	(3) F7		3	1	1	0	1	1	2											
19 Nick Stavinoha, R OBP: 0.250, SLG: 0.292	(1,9) 2B		(3) F8				(2) G6-3	(2) SH1 27 BB 2B		3	0	1	2	0	0	1											
13 Brendan Ryan, R OBP: 0.311, SLG: 0.352	(7,4) 2B							(1) SH1		1	1	1	0	0	0	0											
4 Yadier Molina, R OBP: 0.361, SLG: 0.400	(1,2) G3				(1) FC1-5 23 S 1B		(2) 1B	(1) SH1		3	0	2	0	0	0	1											
23 Brian Barden, R OBP: 0.333, SLG: 0.474	(1,5) G6-3		(1) FC1-5 26 SH3-4		(1) L8		(3) L8	(4-2) 27 BB 26 HBP BB		3	0	0	0	1	0	2											
26 Kyle Lohse, R OBP: 0.333, SLG: 0.250	(1,1) L7		(2) SH3-4		(2) SH3-4		(2) 1B	(1,1) 55 1B 27 SH1-3 27 BB		2	1	1	0	0	0	0											
34 Chris Perez, R (9,1)					(1,2) L5		(1,2) SH1-3	(1,2) HBP		0	0	0	0	0	0	0											
27 Tyler Greene, R OBP: 0.300, SLG: 0.500	(1,6) G5-3		(3) L5				(1,2) SH1-3	(1,2) BB		2	0	0	1	1	0	1											
										1B: 6 2B: 2 HR: 1	SF: 0 SAC: 3 HBP: 1	WP: 0 PB: 0 SB: 2 CS: 0	PA: 38														
<b>Inning Stats</b>	R: 2 E: 0 K: 0 S: 11	H: 1 LOB: 1 BB: 2 P: 24	R: 0 E: 0 K: 0 S: 7	H: 0 LOB: 0 BB: 0 P: 9	R: 1 E: 0 K: 0 S: 7	H: 3 LOB: 1 BB: 0 P: 12	R: 0 E: 0 K: 0 S: 8	H: 1 LOB: 1 BB: 0 P: 10	R: 0 E: 0 K: 0 S: 10	H: 0 LOB: 0 BB: 0 P: 15	R: 0 E: 0 K: 1 S: 10	H: 1 LOB: 1 BB: 0 P: 15	R: 1 E: 0 K: 0 S: 8	H: 2 LOB: 2 BB: 1 P: 16	R: 1 E: 0 K: 0 S: 21	H: 1 LOB: 3 BB: 2 P: 36	1B: 6 2B: 2 HR: 1	SF: 0 SAC: 3 HBP: 1	WP: 0 PB: 0 SB: 2 CS: 0	PA: 38							
<b>PITCHER</b>	IP	WLS	BF	H	R	ER	SO	BB	IBB	HBP	BLK	WP	HR	S	P	ERA	WHIP										
44 Luke Hochevar, R ERA: 10.8	(1,1) 6.1	L	27	7	4	4	0	2	0	0	0	0	0	57	92	5.68	1.421										
32 Ron Mahay, L ERA: 3.45	(7,1) 1.2		11	2	1	1	0	2	1	1	0	0	0	25	45	5.40	2.400										



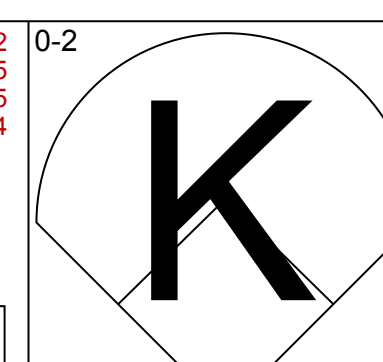
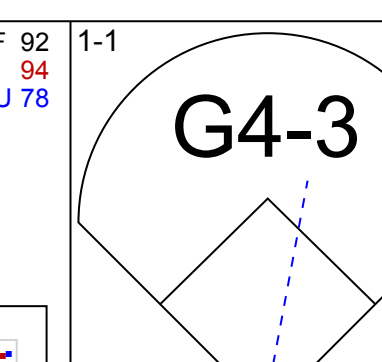
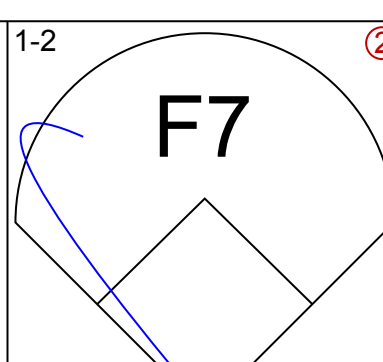
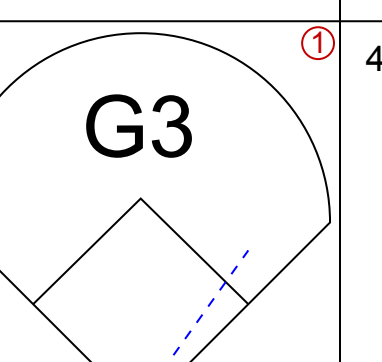
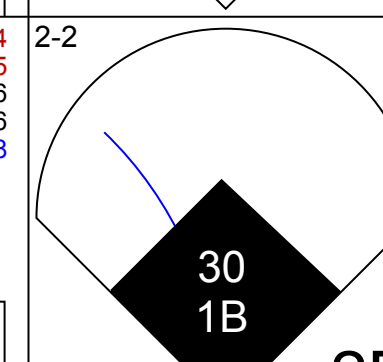
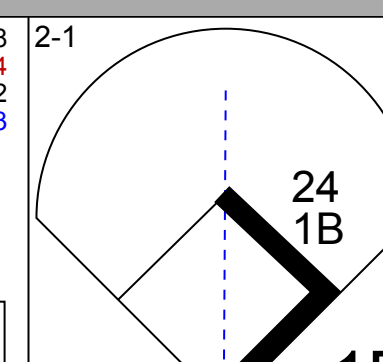
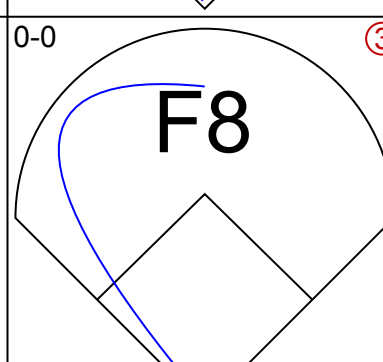
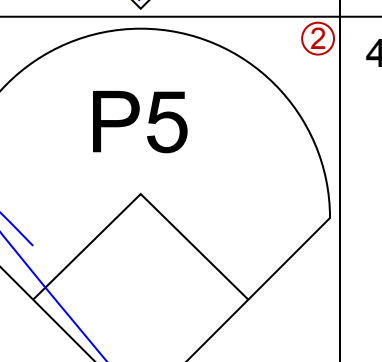
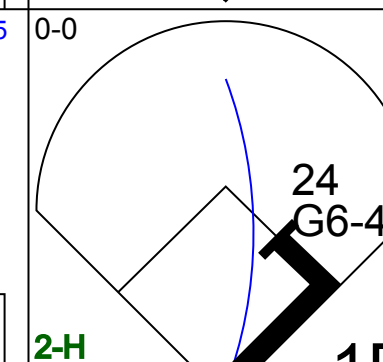
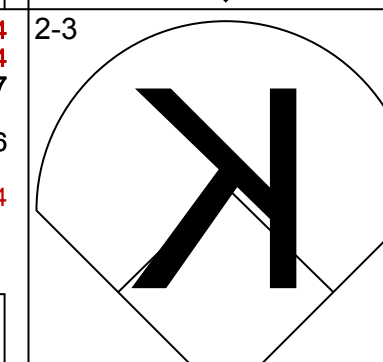
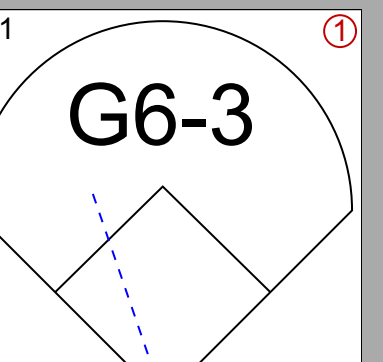
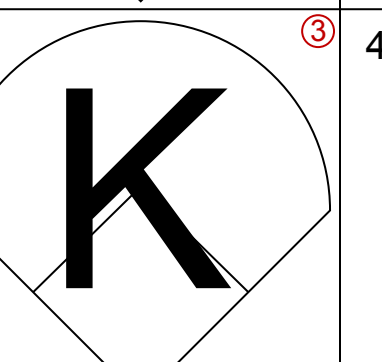
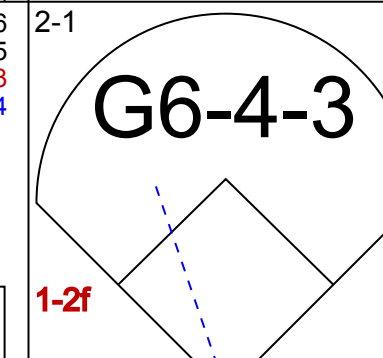
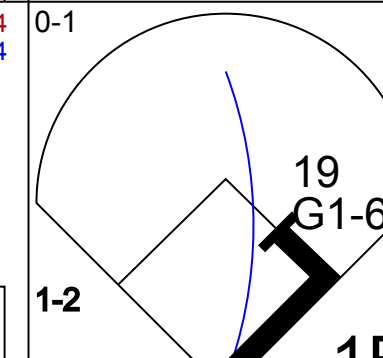



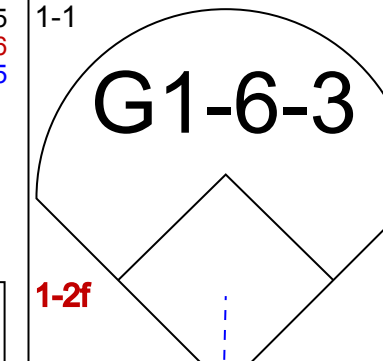



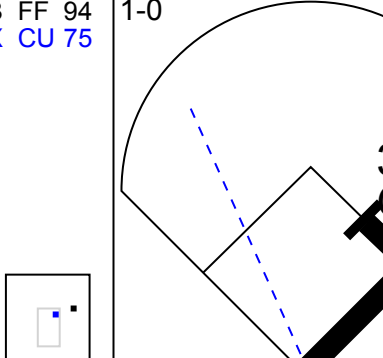
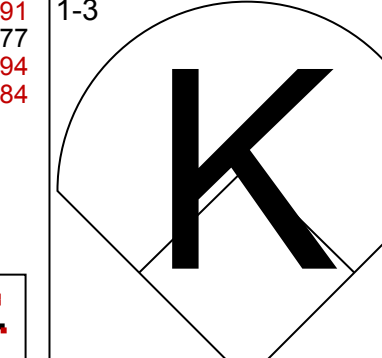


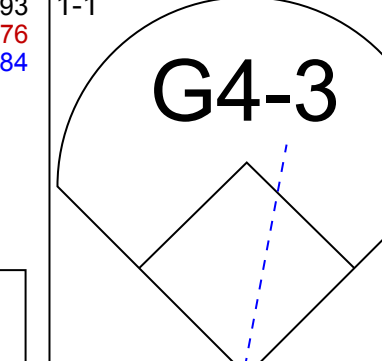
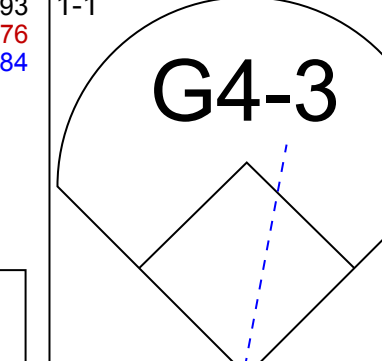

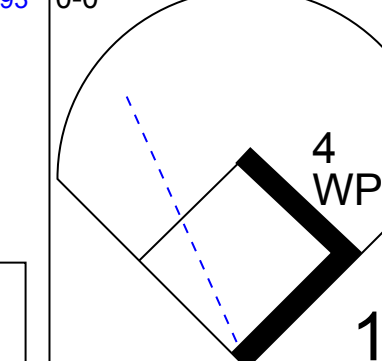

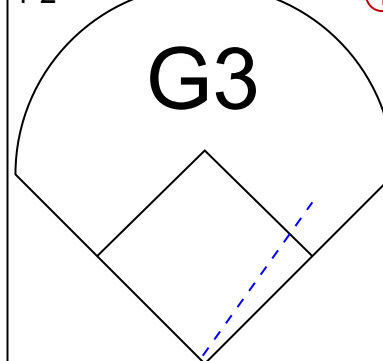
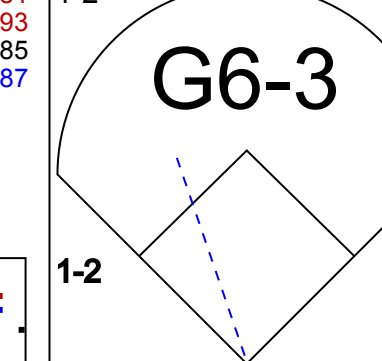
Batter	1	2	3	4	5	6	7	8	9	AB	R	H	RBI	BB	SO	LOB	TOP			
2 Coco Crisp, S OBP: 0.348, SLG: 0.405	G4-3		G4-3		FC5-4		1B			4	0	1	0	0	0	1	<b>Kansas City Royals @ St. Louis Cardinals</b> Busch Stadium, St. Louis, MO Sun May 24 2009, 1:15 PM CDT Att: 44,213 - Cloudy - 82 F			
9 David DeJesus, L OBP: 0.288, SLG: 0.382	G6-3		G4-3		L4		G6-3			4	0	0	0	0	0	3				
16 Billy Butler, R OBP: 0.360, SLG: 0.442	1B				F8		G5-3		F7	4	1	2	0	0	0	0				
11 Jose Guillen, R OBP: 0.406, SLG: 0.421 37 Juan Cruz, R	2B				F8		G6-3		F9	4	0	1	1	0	0	1				
24 Mark Teahen, L OBP: 0.339, SLG: 0.421	F7				K		G4-3		K	4	0	0	0	0	2	2				
13 Alberto Callaspo, S OBP: 0.364, SLG: 0.467	G6-3		G1-3				F7		F9	4	0	0	0	0	0	1				
21 Miguel Olivo, R OBP: 0.265, SLG: 0.394	G5-3		G6-3		G6-3		K		K	4	1	1	0	0	2	0				
8 Willie Bloomquist, R OBP: 0.383, SLG: 0.420	G6-3		G6-3		G6-3		1B		G4-3	4	1	1	0	0	0	1				
19 Brian Bannister, R OBP: 0.500, SLG: 0.500 17 Mike Sweeney, L OBP: 0.344, SLG: 0.514 7 Tug Hult, L OBP: 0.311, SLG: 0.311 52 Horacio Ramirez, L OBP: 0.284, SLG: 0.307 49 John Bale, L OBP: 0.240, SLG: 0.280 35 Mitch Maier, L OBP: 0.145, SLG: 0.303	K		K		FC5-4		1B			2	0	1	1	0	1	0				
<b>Inning Stats</b>	R: 1 E: 0 K: 0 S: 13	H: 2 LOB: 1 BB: 0 P: 16	R: 0 E: 0 K: 0 S: 8	H: 0 LOB: 0 BB: 0 P: 9	R: 0 E: 0 K: 1 S: 7	H: 0 LOB: 0 BB: 0 P: 10	R: 0 E: 0 K: 1 S: 7	H: 1 LOB: 1 BB: 0 P: 11	R: 0 E: 0 K: 0 S: 8	H: 0 LOB: 0 BB: 0 P: 10	R: 1 E: 0 K: 1 S: 15	H: 3 LOB: 2 BB: 0 P: 20	R: 0 E: 0 K: 1 S: 7	H: 0 LOB: 0 BB: 0 P: 11	R: 0 E: 0 K: 1 S: 6	H: 0 LOB: 0 BB: 0 P: 9		1B: 4 2B: 4 3B: 0 HR: 0	SF: 0 SAC: 0 DP: 0 HBP: 0	WP: 0 PB: 0 CS: 0 SB: 0
<b>PITCHER</b>	IP WLS BF H R ER SO BB IBB HBP BLK WP HR S P ERA WHIP																			
35 Joel Pineiro, R ERA: 3.52	7.0 L 29 8 3 3 3 0 0 0 0 0 0 0 67 92 3.86 1.143																			
30 Jason Motte, R ERA: 3.5	1.0 3 0 0 0 1 0 0 0 0 0 0 7 11 0.00 0.000																			
46 Kyle McClellan, R ERA: 2.11	1.0 3 0 0 0 1 0 0 0 0 0 0 6 9 0.00 0.000																			

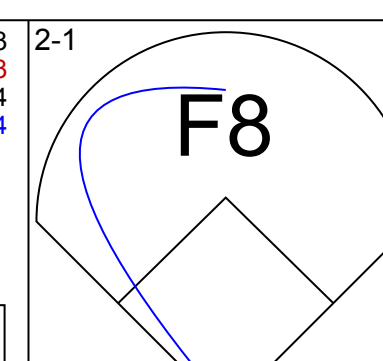
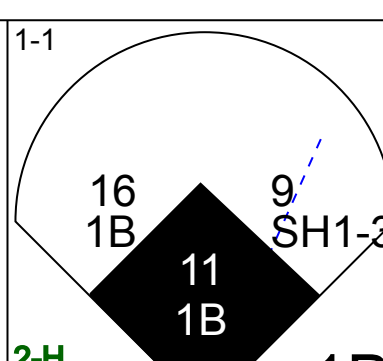
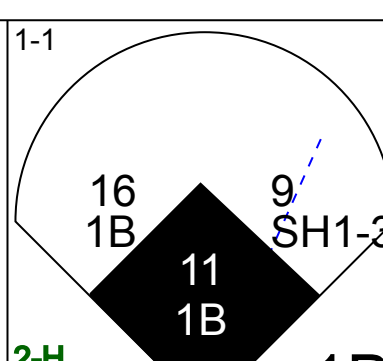

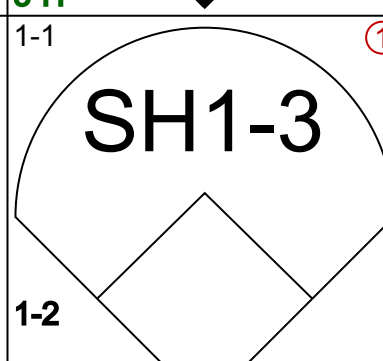

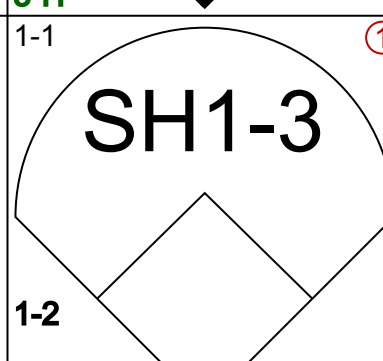
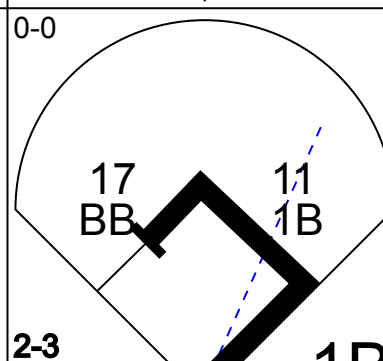


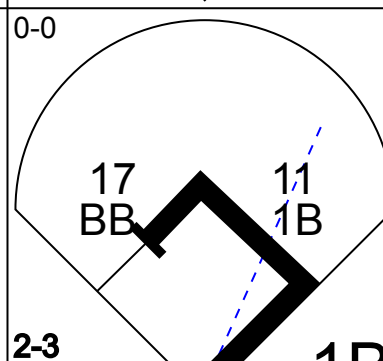

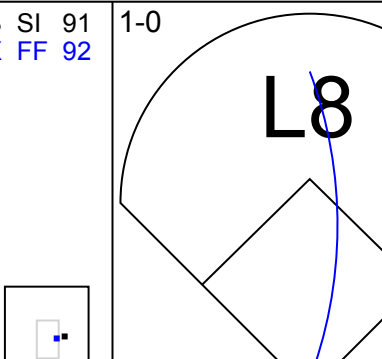
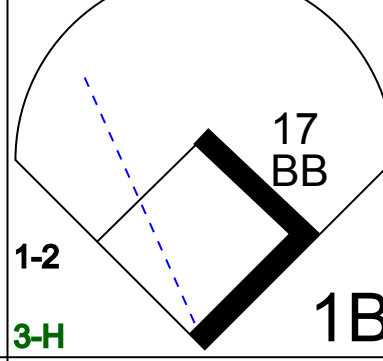
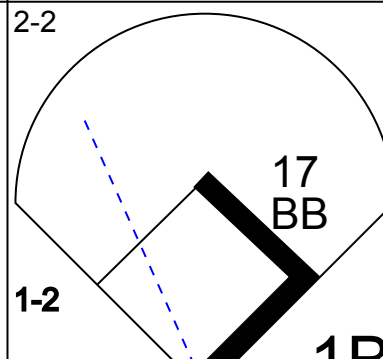
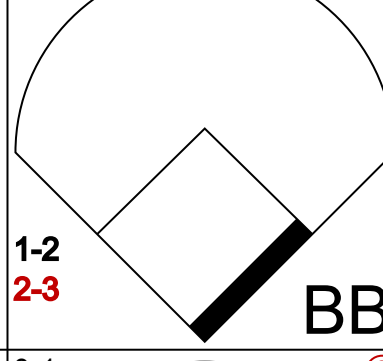
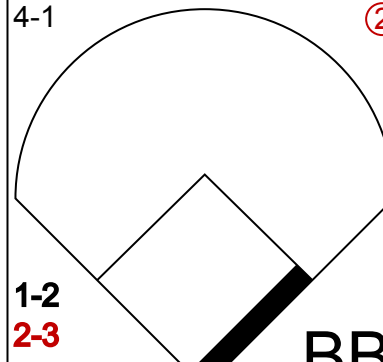
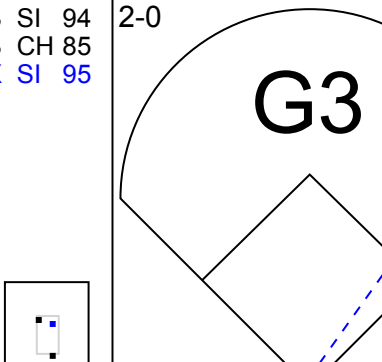

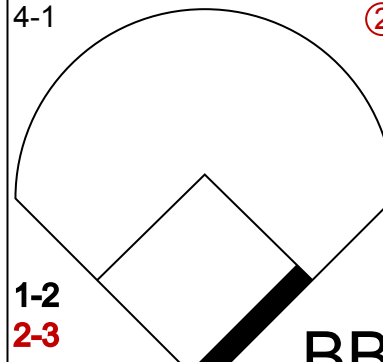

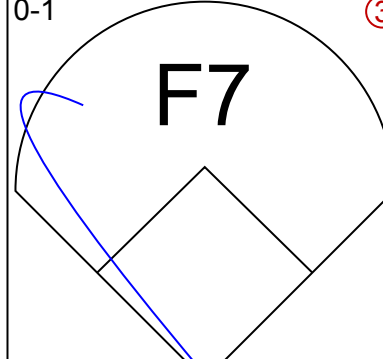

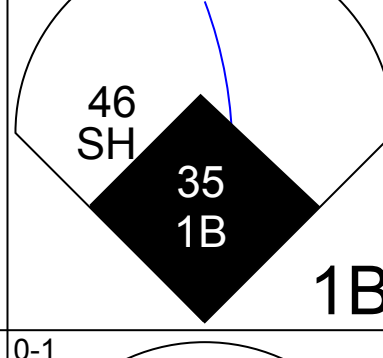

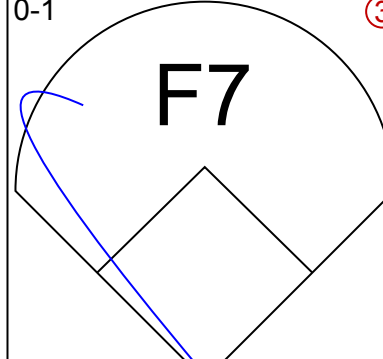


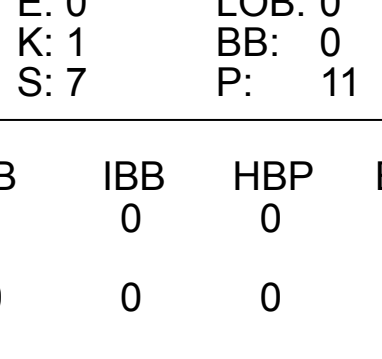
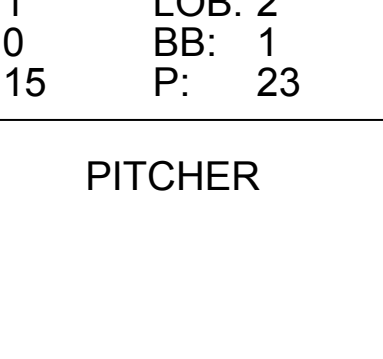
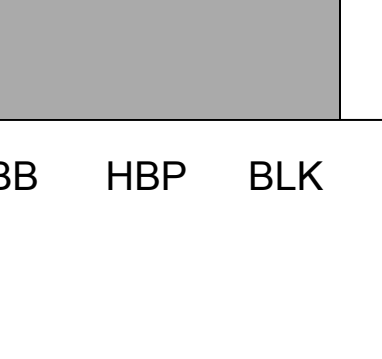
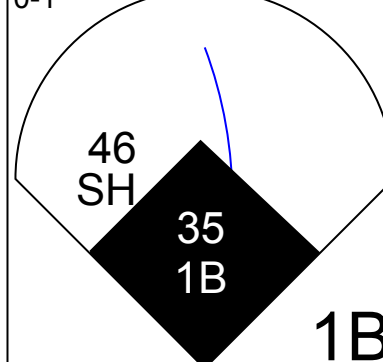



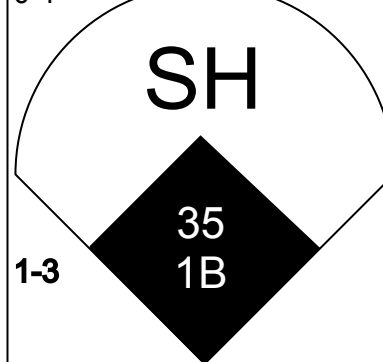

Batter	1	2	3	4	5	6	7	8	9	AB	R	H	RBI	BB	SO	LOB	BOTTOM					
55 Skip Schumaker, L OBP: 0.344, SLG: 0.434	G3-1		F8		FC4-6		G4-3		P6	5	0	2	0	0	0	0	<b>Kansas City Royals @ St. Louis Cardinals</b> Busch Stadium, St. Louis, MO Sun May 24 2009, 1:15 PM CDT Att: 44,213 - Cloudy - 82 F					
28 Colby Rasmus, L OBP: 0.306, SLG: 0.380	G4-3		SH5-3		FC4-6		G3		2B	4	0	1	0	0	0	1						
5 Albert Pujols, R OBP: 0.450, SLG: 0.660	BB		F8		G5-3		1B		IBB	2	0	0	0	3	0	1						
16 Chris Duncan, L OBP: 0.352, SLG: 0.441	1B		G6-3		G4-3		BB		L9	4	0	1	0	1	0	3						
24 Rick Ankiel, L OBP: 0.323, SLG: 0.400	K		G4-3		4		K			4	1	1	0	0	2	4						
4 Yadier Molina, R OBP: 0.358, SLG: 0.396	F8		K		35		G3			4	1	1	1	0	1	0						
22 Joe Thurston, L OBP: 0.339, SLG: 0.375	K		G2-3		35		K			2	0	0	0	1	1	0						
3 Khalil Greene, R OBP: 0.284, SLG: 0.307	1B				IBB		G1-3			1	0	0	0	0	1	0						
35 Joel Pineiro, R OBP: 0.273, SLG: 0.158 30 Jason Motte, R	1B				K		G1-3			3	0	2	1	0	1	0						
19 Nick Stavinoha, R OBP: 0.240, SLG: 0.280 46 Kyle McClellan, R	1B				P4		F8			0	0	0	0	0	0	0						
23 Brian Barden, R OBP: 0.318, SLG: 0.450	B1-3				F8				F9	4	0	0	0	0	0	3						
<b>Inning Stats</b>	R: 0 E: 0 K: 1 S: 12	H: 1 LOB: 2 BB: 1 P: 19	R: 0 E: 0 K: 1 S: 9	H: 1 LOB: 0 BB: 0 P: 14	R: 0 E: 0 K: 0 S: 8	H: 1 LOB: 1 BB: 0 P: 12	R: 0 E: 0 K: 1 S: 8	H: 0 LOB: 0 BB: 0 P: 12	R: 0 E: 0 K: 0 S: 10	H: 1 LOB: 1 BB: 0 P: 14	R: 2 E: 0 K: 0 S: 14	H: 3 LOB: 2 BB: 1 P: 28	R: 0 E: 0 K: 1 S: 11	H: 0 LOB: 2 BB: 2 P: 20	R: 0 E: 0 K: 1 S: 8	H: 0 LOB: 0 BB: 0 P: 10	R: 0 E: 0 K: 0 S: 8	H: 1 LOB: 2 BB: 1 P: 15	1B: 6 2B: 2 3B: 0 HR: 0	SF: 0 SAC: 1 DP: 0 HBP: 0	WP: 1 PB: 0 CS: 0 SB: 0	PA: 40
<b>PITCHER</b>	IP WLS BF H R ER SO BB IBB HBP BLK WP HR S P ERA WHIP																					
19 Brian Bannister, R ERA: 2.79	6.0 W 27 7 2 2 4 1 1 0 0 0 1 0 8 9 3.00 1.333																					
52 Horacio Ramirez, L ERA: 7.36	0.2 H 4 0 0 0 0 1 1 0 0 0 1 0 8 17 0.00 1.500																					
49 John Bale, L ERA:	1.1 H 4 0 0 0 2 0 0 0 0 0 0 0 11 13 0.00 0.000																					
37 Juan Cruz, R ERA: 3.15	1.0 S 5 1 0 0 0 0 0 1 0 0 0 0 8 15 0.00 1.000																					







Batter	1	2	3	4	5	6	7	8	9	AB	R	H	RBI	BB	SO	LOB	TOP			
28 Curtis Granderson, L (1, 8) OBP: 0.328, SLG: 0.467										4	0	0	0	0	1	0	<b>Detroit Tigers @ Kansas City Royals</b> Kauffman Stadium, Kansas City, MO Tue May 26 2009, 7:10 PM CDT Att: 16,366 - Partly Cloudy - 70 F			
14 Placido Polanco, R (1, 4) OBP: 0.308, SLG: 0.359										4	1	2	0	0	0	0				
30 Magglio Ordonez, R (1, 9) OBP: 0.353, SLG: 0.347										4	0	1	1	0	2	1				
24 Miguel Cabrera, R (1, 3) OBP: 0.441, SLG: 0.599										3	0	1	0	0	1	1				
19 Jeff Larish, L (1, 10) OBP: 0.358, SLG: 0.481										3	0	0	0	0	2	2				
15 Brandon Inge, R (1, 5) OBP: 0.375, SLG: 0.549										3	0	1	0	0	1	0				
34 Clete Thomas, L (1, 7) OBP: 0.342, SLG: 0.371										3	0	0	0	0	0	1				
12 Gerald Laird, R (1, 2) OBP: 0.333, SLG: 0.359										3	0	1	0	0	1	0				
4 Adam Everett, R (1, 6) OBP: 0.333, SLG: 0.398										3	0	0	0	0	0	1				
<b>Inning Stats</b>	R: 1 E: 0 K: 1 S: 10	H: 2 LOB: 0 BB: 0 P: 14	R: 0 E: 0 K: 1 S: 10	H: 0 LOB: 0 BB: 0 P: 15	R: 0 E: 0 K: 0 S: 5	H: 0 LOB: 0 BB: 0 P: 10	R: 0 E: 0 K: 1 S: 9	H: 2 LOB: 1 BB: 0 P: 14	R: 0 E: 0 K: 0 S: 7	H: 0 LOB: 0 BB: 0 P: 9	R: 0 E: 0 K: 2 S: 12	H: 0 LOB: 0 BB: 0 P: 15	R: 0 E: 0 K: 1 S: 9	H: 1 LOB: 1 BB: 0 P: 12	R: 0 E: 0 K: 1 S: 9	H: 0 LOB: 0 BB: 0 P: 15		1B: 5 2B: 1 3B: 0 HR: 0	SF: 0 SAC: 0 DP: 3 HBP: 0	WP: 1 PB: 0 SB: 0 CS: 0
<b>PITCHER</b> 23 Zack Greinke, R (1, 1) ERA: 0.84	IP: 9.0 WLS: W BF: 30	H: 6 R: 1 ER: 1 SO: 8	BB: 0 IBB: 0 HBP: 0 BLK: 0	WP: 1 HR: 0 S: 79 P: 116	ERA: 1.00 WHIP: 0.667	<b>PITCHER</b>										IP: 9.0 WLS: W BF: 30	H: 6 R: 1 ER: 1 SO: 8	BB: 0 IBB: 0 HBP: 0 BLK: 0	WP: 1 HR: 0 S: 79 P: 116	ERA: 1.00 WHIP: 0.667


Batter	1	2	3	4	5	6	7	8	9	AB	R	H	RBI	BB	SO	LOB	BOTTOM			
2 Coco Crisp, S (1, 8) OBP: 0.344, SLG: 0.399										2	0	0	0	0	1	0	<b>Detroit Tigers @ Kansas City Royals</b> Kauffman Stadium, Kansas City, MO Tue May 26 2009, 7:10 PM CDT Att: 16,366 - Partly Cloudy - 70 F			
35 Mitch Maier, L (5, 8) OBP: 0.432, SLG: 0.432										2	1	1	3	0	0	1				
9 David DeJesus, L (1, 7) OBP: 0.288, SLG: 0.378										3	0	0	0	0	0	2				
16 Billy Butler, R (1, 3) OBP: 0.355, SLG: 0.432										4	0	1	0	0	0	2				
11 Jose Guillen, R (1, 9) OBP: 0.412, SLG: 0.447										4	1	2	2	0	0	0				
8 Willie Bloomquist, R (9, 9) OBP: 0.371, SLG: 0.405										0	0	0	0	0	0	0				
17 Mike Jacobs, L (1, 10) OBP: 0.340, SLG: 0.503										3	0	1	0	1	0	0				
7 Tug Hulett, L (8, PR) (9, 10)										0	1	0	0	0	0	0				
24 Mark Teahen, L (1, 5) OBP: 0.338, SLG: 0.421										3	0	1	0	1	0	2				
13 Alberto Callaspo, S (1, 4) OBP: 0.363, SLG: 0.462										4	1	1	0	0	0	3				
21 Miguel Olivo, R (1, 2) OBP: 0.265, SLG: 0.388										4	1	1	1	0	1	3				
46 Luis Hernandez, S (1, 6) OBP: 0.250, SLG: 0.182										3	1	1	0	0	0	1				
<b>Inning Stats</b>	R: 0 E: 0 K: 0 S: 6	H: 0 LOB: 0 BB: 0 P: 9	R: 0 E: 0 K: 0 S: 7	H: 1 LOB: 0 BB: 0 P: 16	R: 0 E: 0 K: 1 S: 7	H: 0 LOB: 0 BB: 0 P: 11	R: 0 E: 0 K: 0 S: 9	H: 0 LOB: 0 BB: 0 P: 10	R: 0 E: 0 K: 0 S: 5	H: 0 LOB: 0 BB: 0 P: 8	R: 3 E: 1 K: 0 S: 15	H: 4 LOB: 2 BB: 1 P: 23	R: 1 E: 1 K: 1 S: 15	H: 2 LOB: 2 BB: 0 P: 23	R: 2 E: 0 K: 0 S: 13	H: 2 LOB: 1 BB: 1 P: 23	1B: 6 2B: 2 3B: 0 HR: 1	SF: 0 SAC: 2 DP: 0 HBP: 0	WP: 0 PB: 0 SB: 0 CS: 0	PA: 36
<b>PITCHER</b> 36 Edwin Jackson, R (1, 1) ERA: 2.88	IP: 6.1 WLS: L	H: 7 R: 4 ER: 2 SO: 2	BB: 1 IBB: 0 HBP: 0 BLK: 0	WP: 0 HR: 0 S: 57 P: 89	ERA: 2.84 WHIP: 1.263	<b>PITCHER</b>										IP: 6.1 WLS: L	H: 7 R: 4 ER: 2 SO: 2	BB: 1 IBB: 0 HBP: 0 BLK: 0	WP: 0 HR: 0 S: 57 P: 89	ERA: 2.84 WHIP: 1.263
29 Nate Robertson, L (7, 1) ERA: 5.11	0.1	0	0	0	0	0	0	0	0	0	0	0	0	0	0	0				
37 Brandon Lyon, R (7, 1) ERA: 6.43	1.1	2	2	2	0	0	1	0	0	0	1	16	27	13.50	1.500					




Batter	1	2	3	4	5	6	7	8	9	AB	R	H	RBI	BB	SO	LOB	TOP		
13 Josh Anderson, L (1, 7) OBP: 0.348, SLG: 0.384										5	1	4	1	0	0	0	<b>Detroit Tigers @ Kansas City Royals</b> Kauffman Stadium, Kansas City, MO Wed May 27 2009, 1:10 PM CDT Att: 16,568 - Overcast - 64 F		
14 Placido Polanco, R (1, 4) OBP: 0.310, SLG: 0.377										5	1	2	3	0	0	2			
30 Magglio Ordonez, R (1, 10) OBP: 0.349, SLG: 0.342										5	0	1	0	0	0	2			
24 Miguel Cabrera, R (1, 3) OBP: 0.437, SLG: 0.608										4	1	1	1	0	0	2			
28 Curtis Granderson, L (1, 8) OBP: 0.333, SLG: 0.467										2	2	1	0	2	0	0			
15 Brandon Inge, R (1, 5) OBP: 0.367, SLG: 0.535										4	0	0	0	0	0	3			
12 Gerald Laird, R (1, 2) OBP: 0.326, SLG: 0.350										3	1	0	0	0	0	0			
25 Ryan Raburn, R (1, 9) OBP: 0.333, SLG: 0.500										4	1	2	1	0	1	1			
4 Adam Everett, R (1, 6) OBP: 0.333, SLG: 0.396										3	1	1	1	0	1	1			
<b>Inning Stats</b>	R: 0 H: 1 E: 0 K: 0 S: 8	H: 1 R: 0 ER: 0 BB: 0 P: 9	R: 2 H: 3 E: 0 K: 1 S: 18	H: 3 R: 0 ER: 0 BB: 0 P: 27	R: 0 H: 2 E: 0 K: 0 S: 8	H: 2 R: 0 ER: 0 BB: 0 P: 11	R: 0 H: 0 E: 0 K: 0 S: 5	H: 0 R: 0 ER: 0 BB: 0 P: 9	R: 3 H: 3 E: 0 K: 0 S: 11	H: 3 R: 0 ER: 0 BB: 0 P: 19	R: 3 H: 3 E: 1 K: 0 S: 10	H: 3 R: 0 ER: 0 BB: 0 P: 21	R: 0 H: 0 E: 0 K: 1 S: 8	H: 0 R: 0 ER: 0 BB: 0 P: 14	R: 0 H: 0 E: 0 K: 0 S: 7	H: 0 R: 0 ER: 0 BB: 0 P: 10	1B: 10 2B: 0 3B: 0 HR: 2	SF: 0 SAC: 2 DP: 2 HBP: 0	WP: 0 PA: 39 PB: 0 SB: 2 CS: 0
<b>PITCHER</b>	IP WLS BF H R ER SO	IP WLS BF H R ER SO	IP WLS BF H R ER SO	IP WLS BF H R ER SO	IP WLS BF H R ER SO	IP WLS BF H R ER SO	IP WLS BF H R ER SO	IP WLS BF H R ER SO	IP WLS BF H R ER SO	IP WLS BF H R ER SO	IP WLS BF H R ER SO	IP WLS BF H R ER SO	IP WLS BF H R ER SO	IP WLS BF H R ER SO	IP WLS BF H R ER SO	IP WLS BF H R ER SO	ERA WHIP	ERA WHIP	
28 Kyle Davies, R (1, 1) ERA: 5.09	5.2 L 27 10 8 5 1																7.94 2.118		
52 Horacio Ramirez, L (6, 1) ERA: 7.36	0.0 1 1 0 0 0 0																∞ ∞		
56 Roman Colon, R (6, 1) ERA: 3.71	1.1 5 1 0 0 0 0																0.00 0.750		
40 Kyle Farnsworth, R (8, 1) ERA: 3.71	1.0 3 0 0 0 0 0																0.00 0.000		
37 Juan Cruz, R (9, 1) ERA: 3.0	1.0 3 0 0 0 0 0																0.00 0.000		

Batter	1	2	3	4	5	6	7	8	9	AB	R	H	RBI	BB	SO	LOB	BOTTOM				
35 Mitch Maier, L (1, 8) OBP: 0.396, SLG: 0.390										4	0	0	0	0	0	2	<b>Detroit Tigers @ Kansas City Royals</b> Kauffman Stadium, Kansas City, MO Wed May 27 2009, 1:10 PM CDT Att: 16,568 - Overcast - 64 F				
9 David DeJesus, L (1, 7) OBP: 0.293, SLG: 0.393										4	1	2	0	0	0	0					
16 Billy Butler, R (1, 3) OBP: 0.352, SLG: 0.428										4	0	1	1	0	0	1					
11 Jose Guillen, R (1, 9) OBP: 0.400, SLG: 0.432										4	0	0	0	0	2	1					
17 Mike Jacobs, L (1, 10) OBP: 0.337, SLG: 0.493										3	0	0	0	1	2	0					
24 Mark Teahen, L (1, 5) OBP: 0.348, SLG: 0.446										4	2	3	1	0	1	2					
13 Alberto Callaspo, S (1, 4) OBP: 0.360, SLG: 0.456										4	0	1	0	0	0	1					
14 John Buck, R (1, 2) OBP: 0.313, SLG: 0.452										3	0	0	0	1	2	2					
46 Luis Hernandez, S (1, 6) OBP: 0.250, SLG: 0.200										4	0	1	1	0	2	2					
<b>Inning Stats</b>	R: 1 H: 2 E: 0 K: 2 S: 14	H: 2 R: 0 ER: 0 BB: 1 P: 26	R: 0 H: 0 E: 0 K: 2 S: 9	H: 0 R: 0 ER: 0 BB: 0 P: 11	R: 0 H: 1 E: 0 K: 0 S: 8	H: 1 R: 0 ER: 0 BB: 0 P: 10	R: 1 H: 1 E: 0 K: 0 S: 9	H: 1 R: 0 ER: 0 BB: 0 P: 15	R: 0 H: 0 E: 0 K: 0 S: 5	H: 0 R: 0 ER: 0 BB: 0 P: 7	R: 0 H: 0 E: 0 K: 0 S: 8	H: 0 R: 0 ER: 0 BB: 0 P: 13	R: 1 H: 2 E: 0 K: 1 S: 12	H: 2 R: 0 ER: 0 BB: 1 P: 20	R: 0 H: 0 E: 0 K: 1 S: 8	H: 0 R: 0 ER: 0 BB: 0 P: 10	R: 0 H: 2 E: 0 K: 3 S: 19	H: 2 R: 0 ER: 0 BB: 0 P: 29	1B: 6 2B: 0 3B: 1 HR: 1	SF: 0 SAC: 0 DP: 1 HBP: 0	WP: 0 PA: 36 PB: 0 SB: 0 CS: 0
<b>PITCHER</b>	IP WLS BF H R ER SO	IP WLS BF H R ER SO	IP WLS BF H R ER SO	IP WLS BF H R ER SO	IP WLS BF H R ER SO	IP WLS BF H R ER SO	IP WLS BF H R ER SO	IP WLS BF H R ER SO	IP WLS BF H R ER SO	IP WLS BF H R ER SO	IP WLS BF H R ER SO	IP WLS BF H R ER SO	IP WLS BF H R ER SO	IP WLS BF H R ER SO	IP WLS BF H R ER SO	IP WLS BF H R ER SO	ERA WHIP	ERA WHIP			
48 Rick Porcello, R (1, 1) ERA: 3.48	6.0 W 22 4 2 2 4																3.00 0.833				
44 Bobby Seay, L (7, 1) ERA: 5.14	0.2 3 1 1 1 1																13.50 1.500				
54 Joel Zumaya, R (7, 1) ERA: 3.07	1.1 6 1 0 0 1																0.00 1.500				
56 Fernando Rodney, R (9, 1) ERA: 3.32	1.0 5 2 0 0 3																0.00 2.000				

AB 35  
R 8  
H 12  
RBI 7  
BB 2  
SO 2  
LOB 11



AB 34  
R 3  
H 8  
RBI 3  
SO 9  
LOB 11















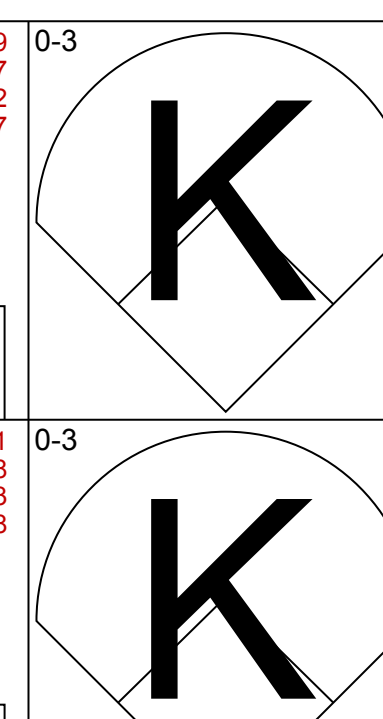
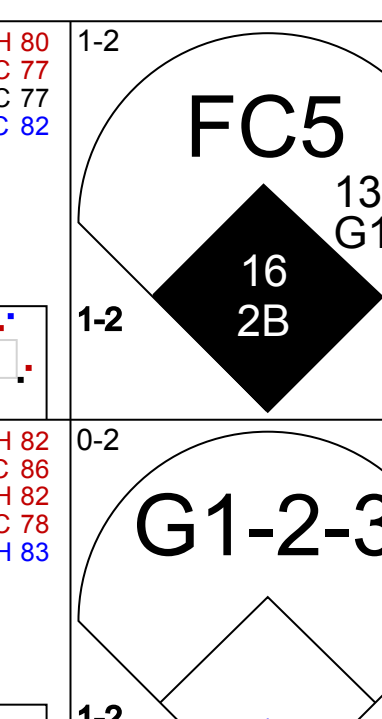
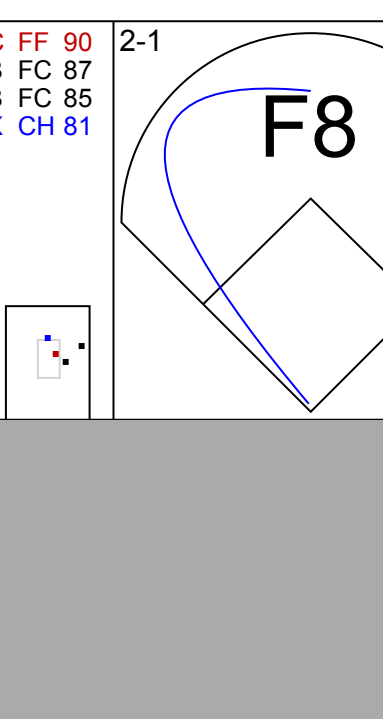
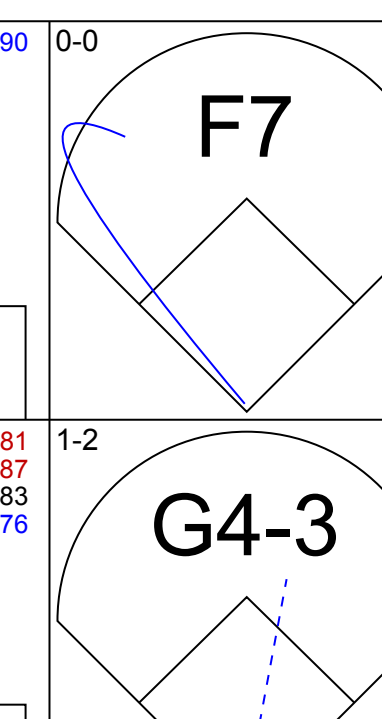
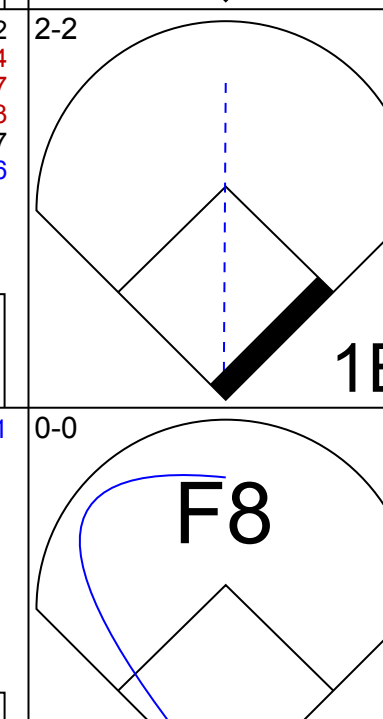
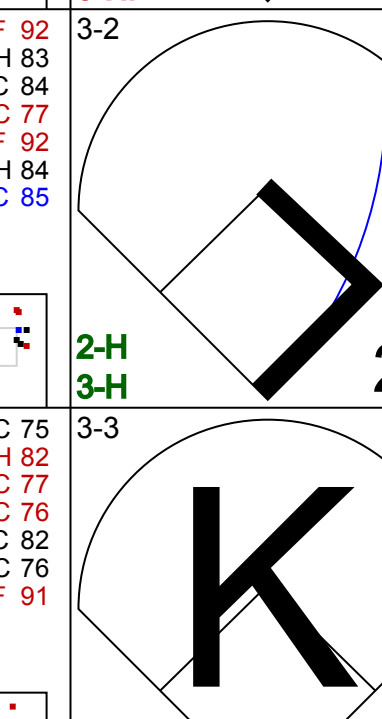
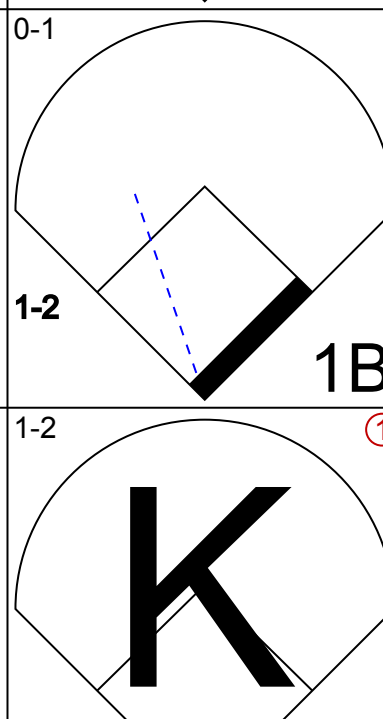



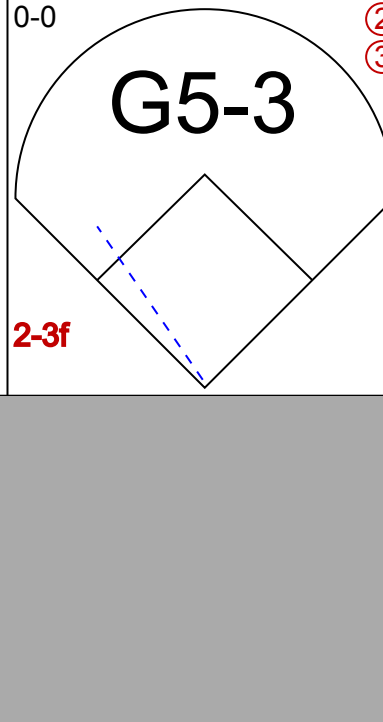
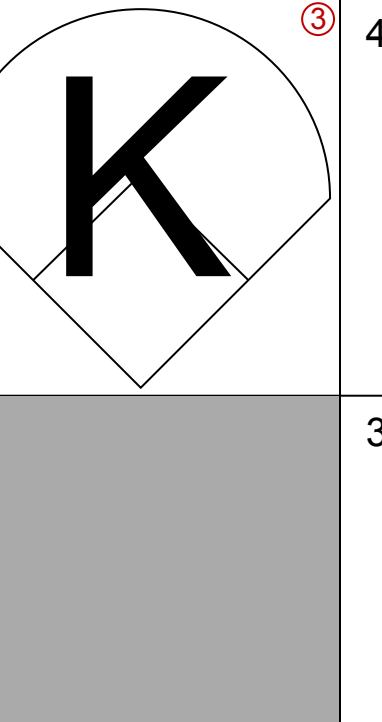

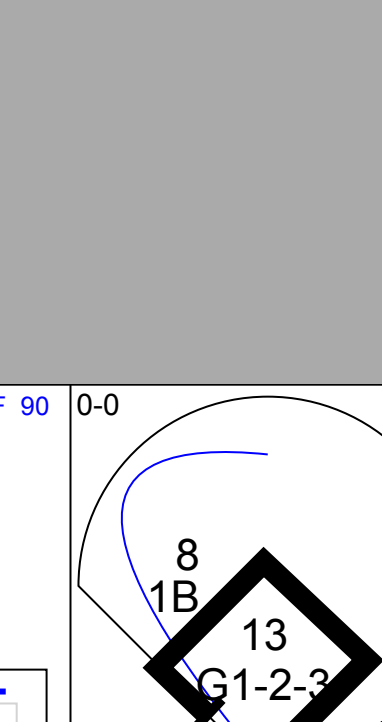


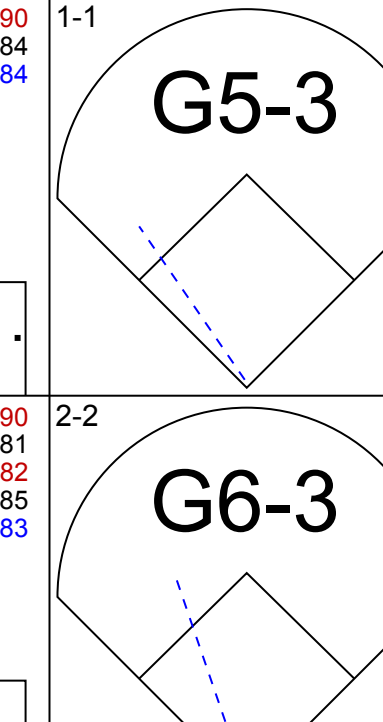
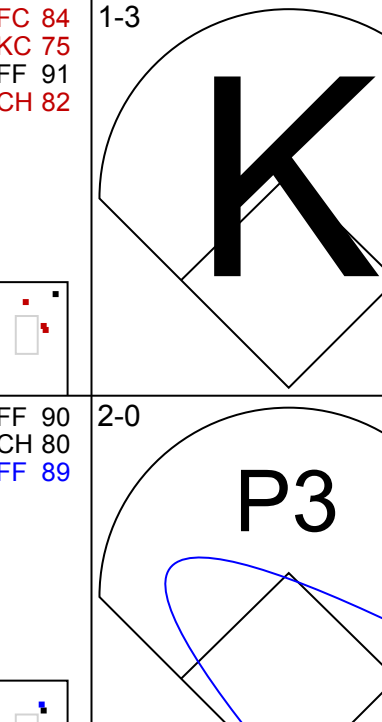
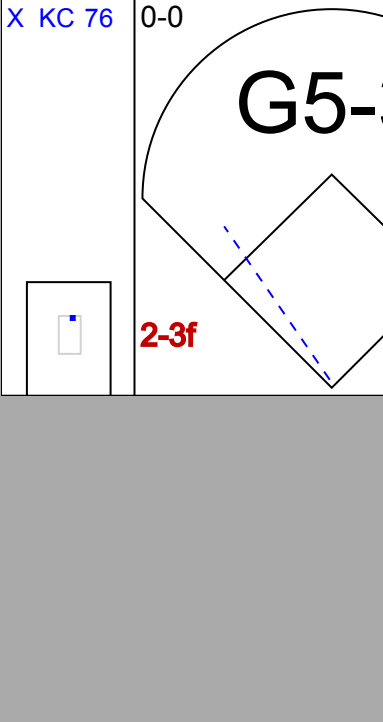
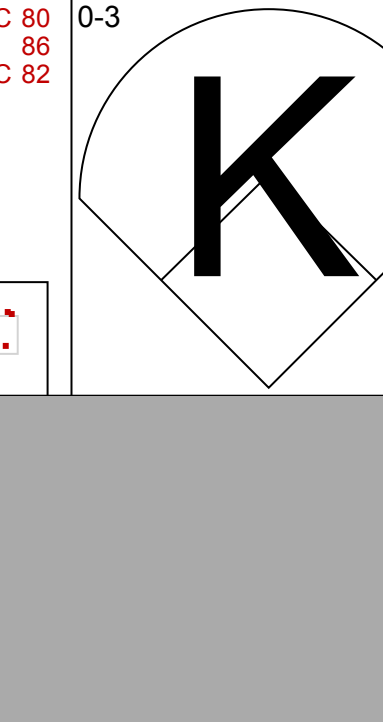

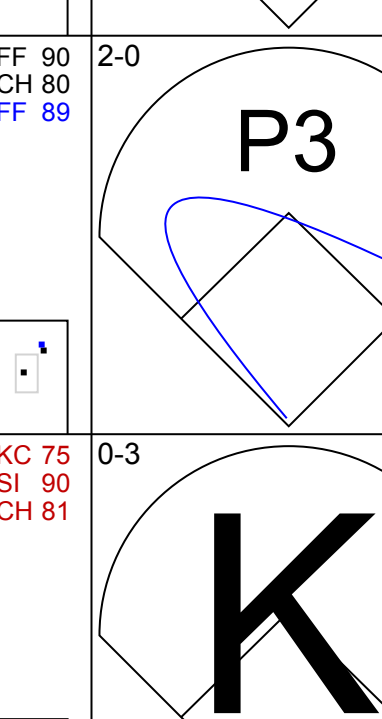
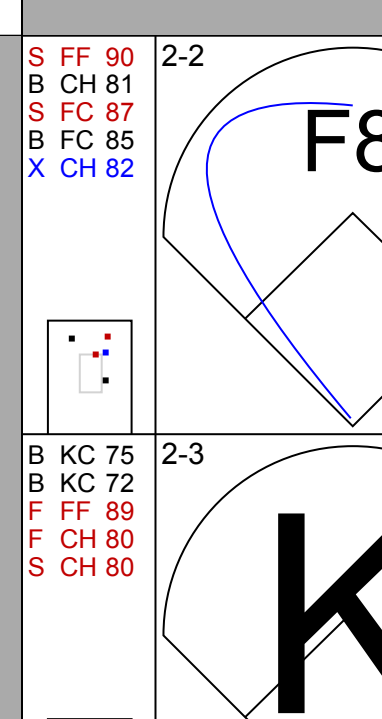


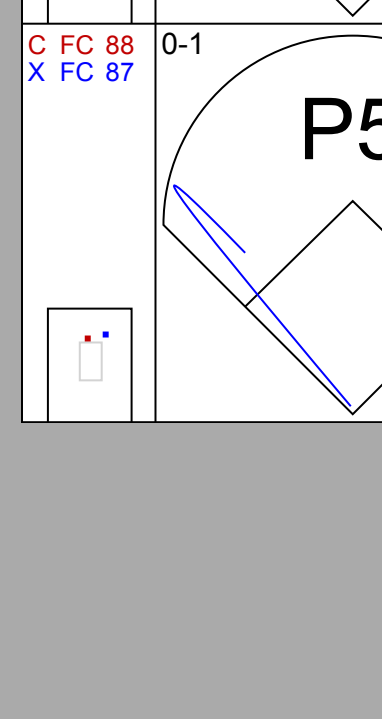
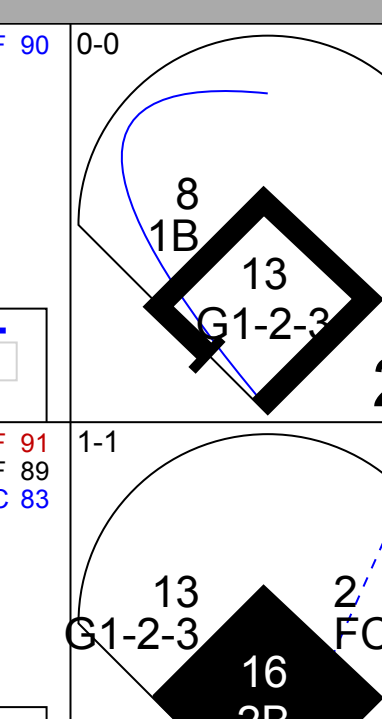
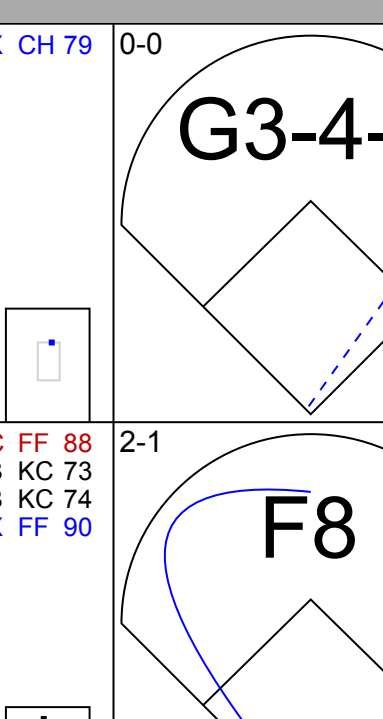
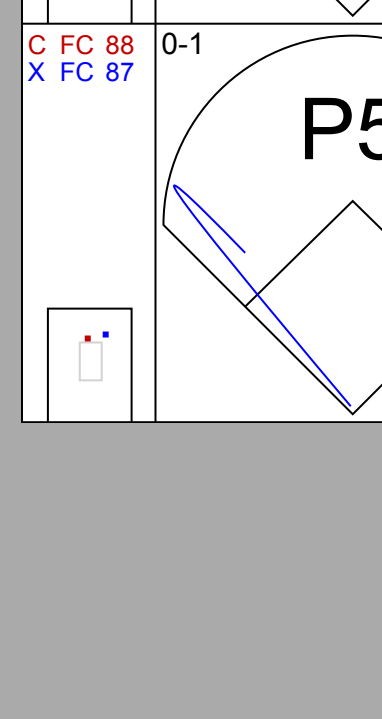
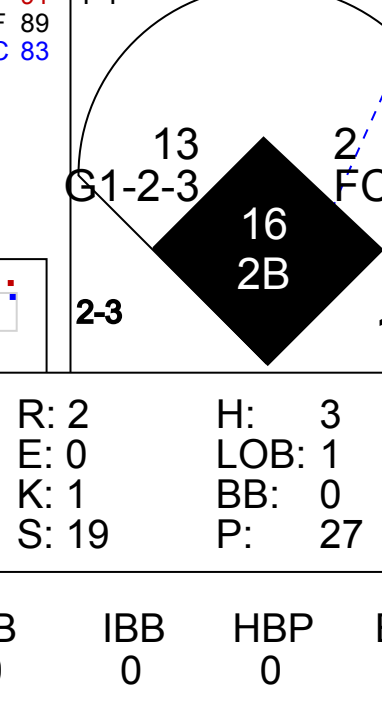
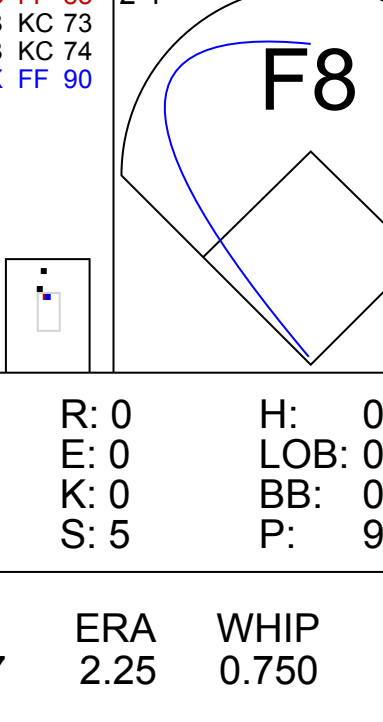
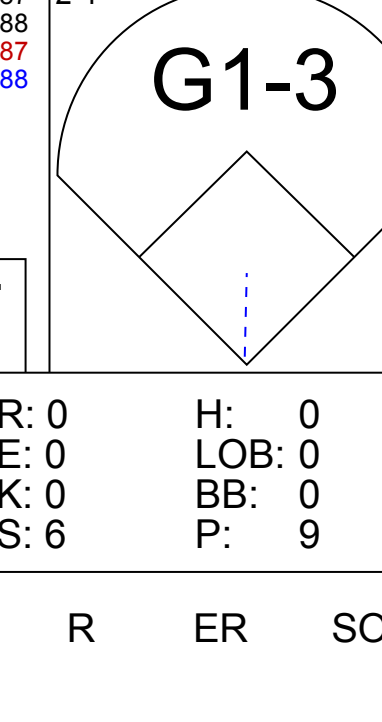










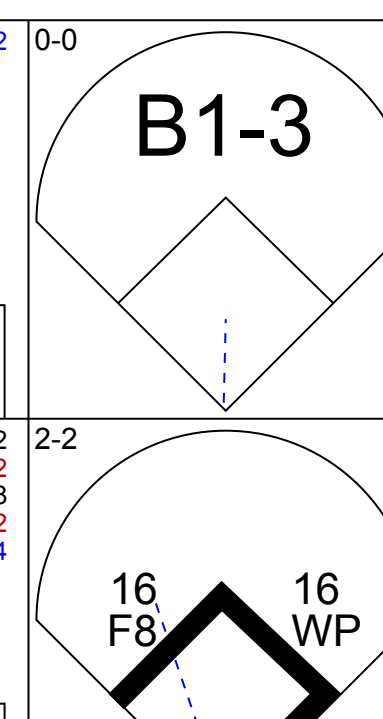
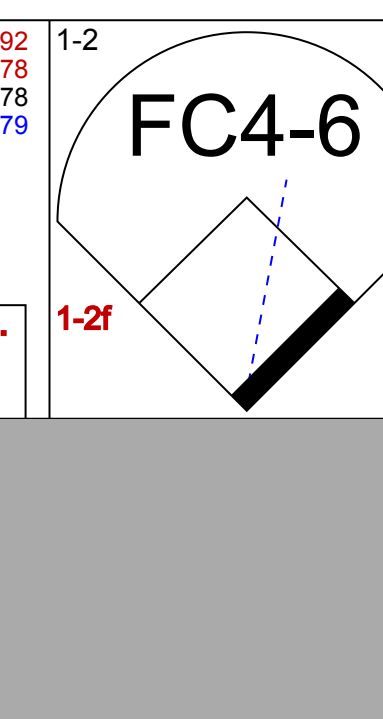
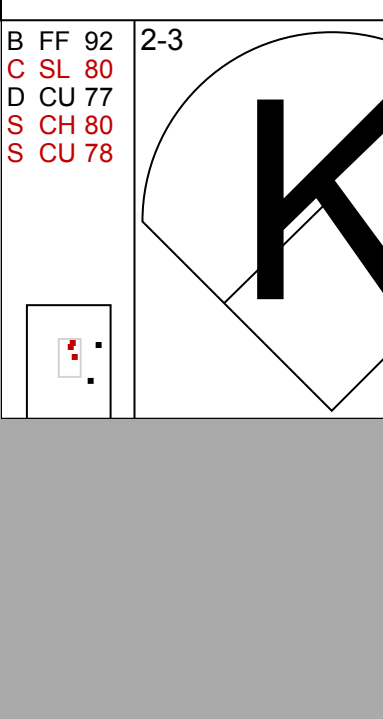
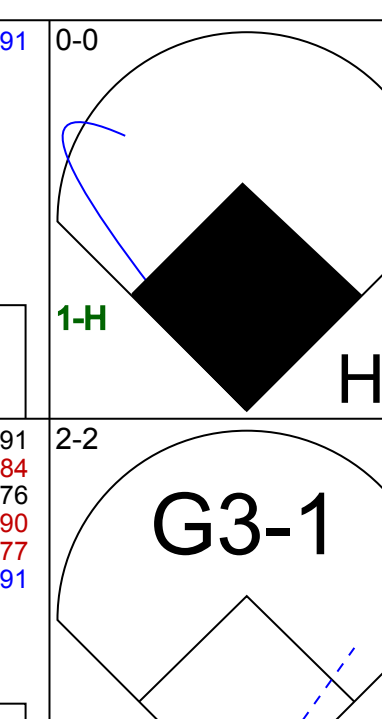
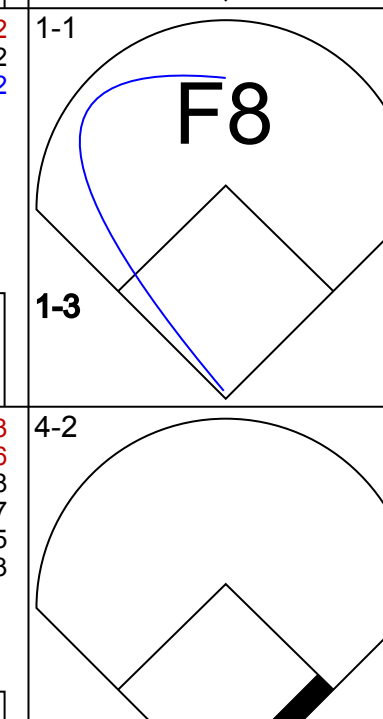
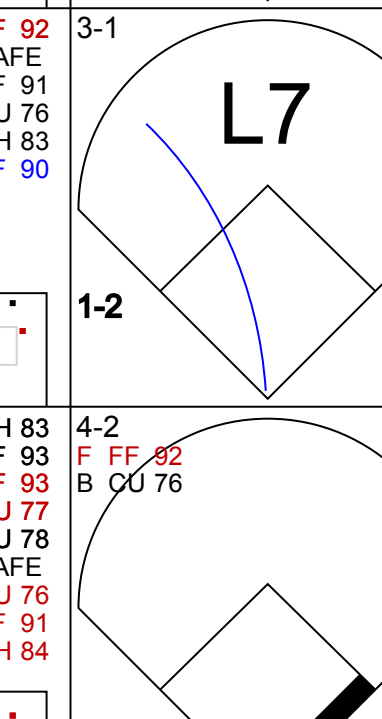

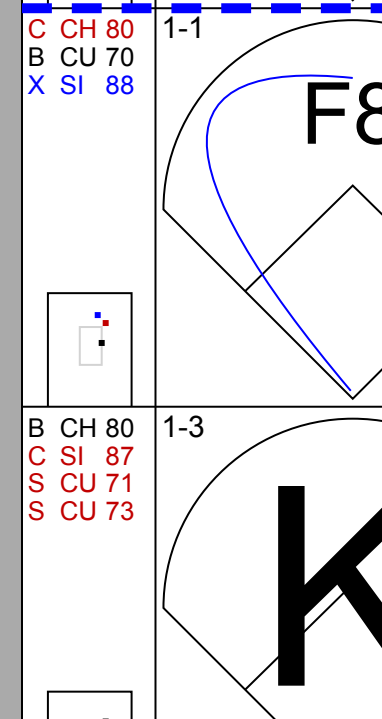

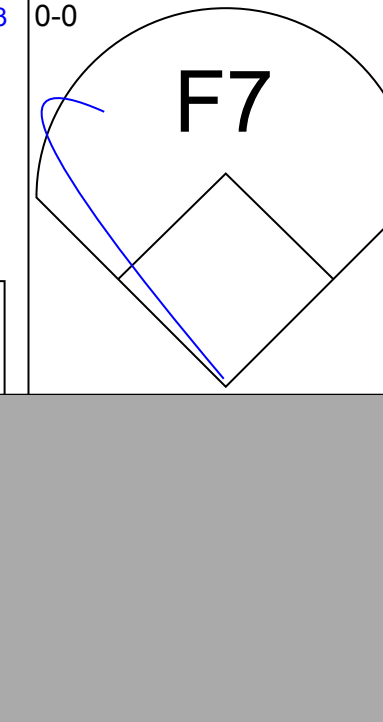
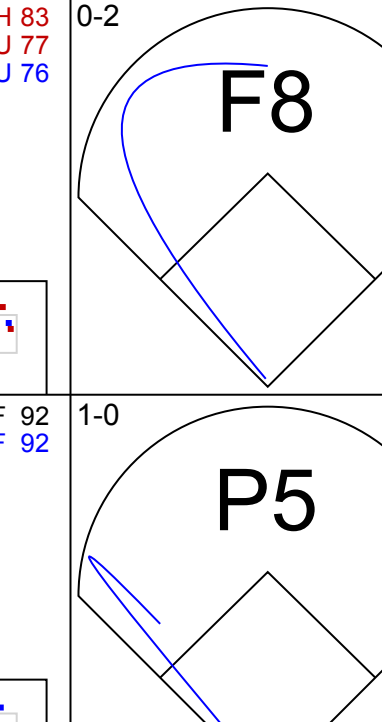
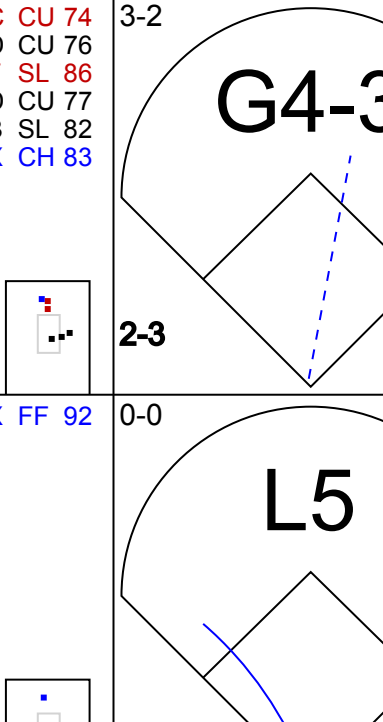
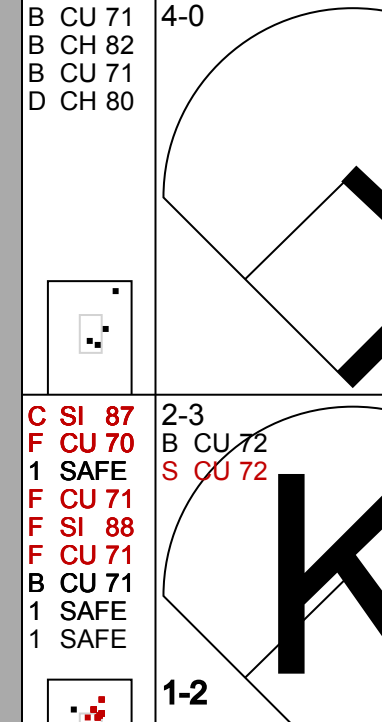





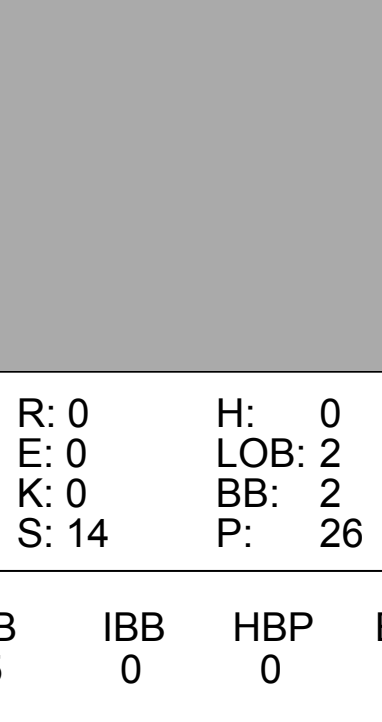
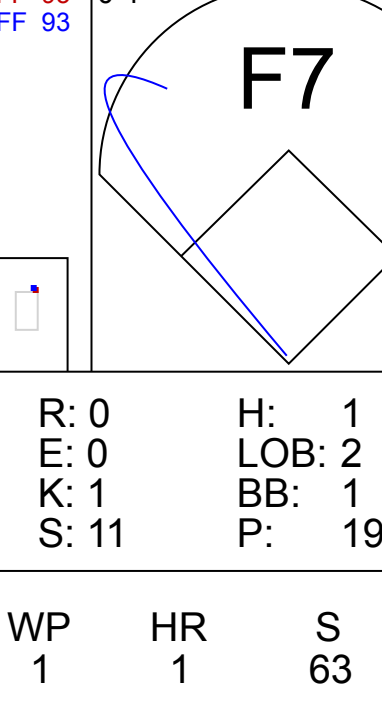
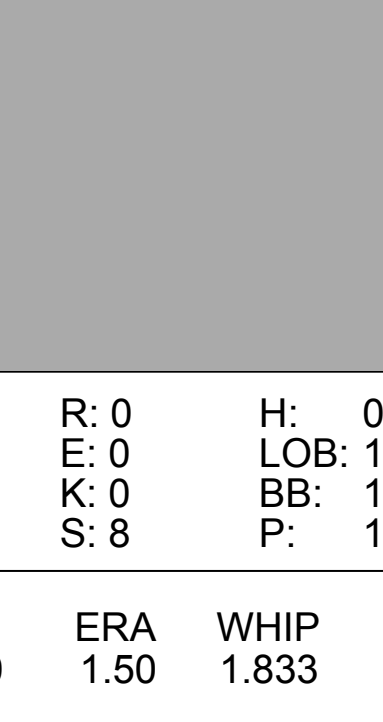
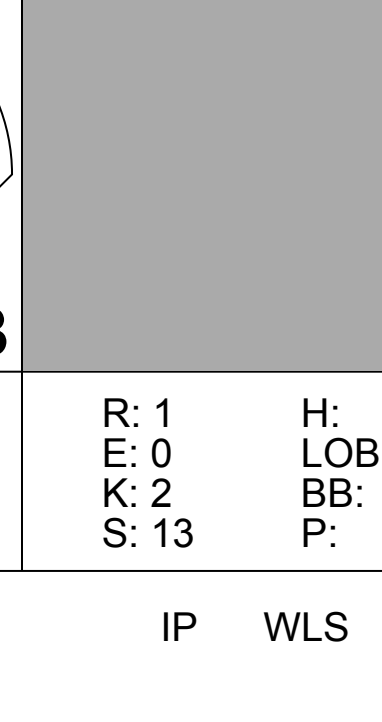
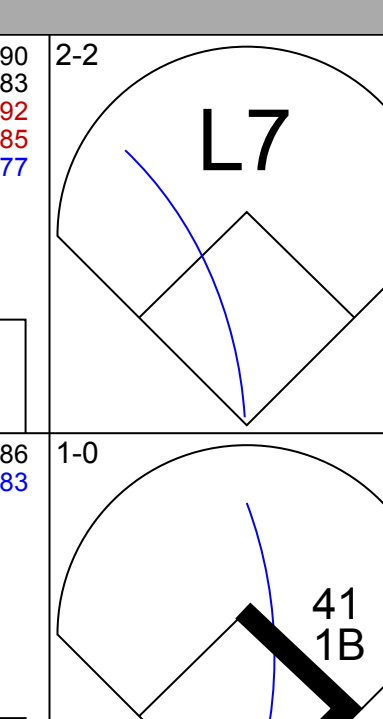
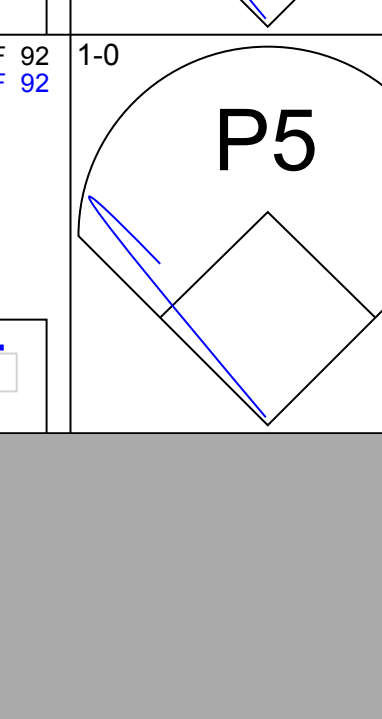
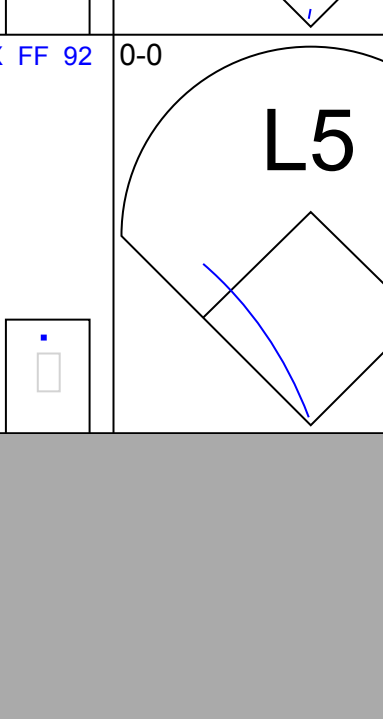
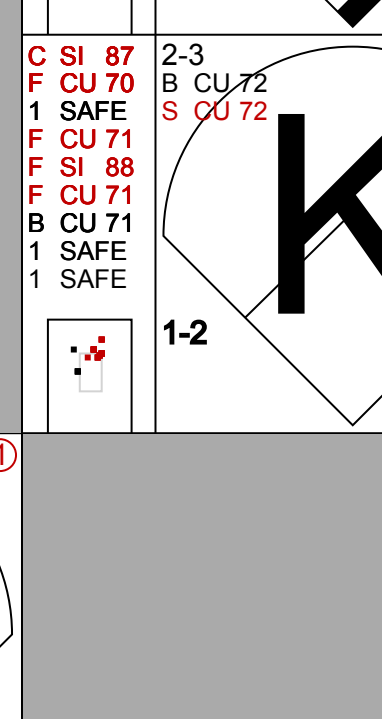



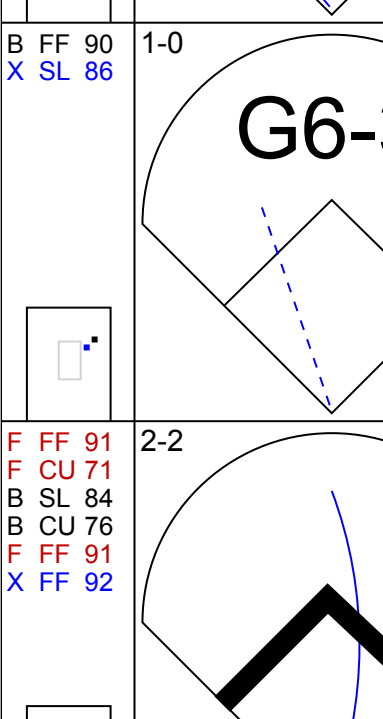
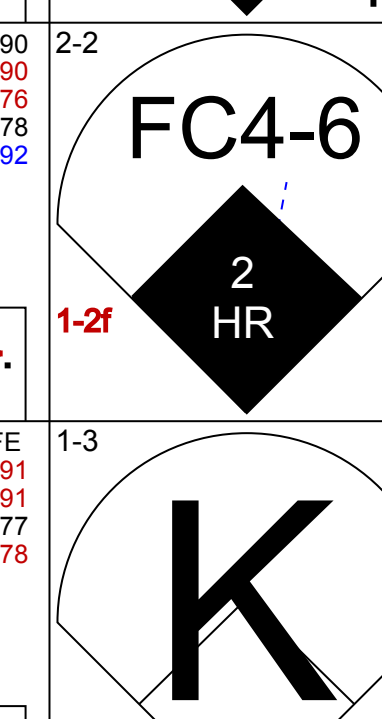
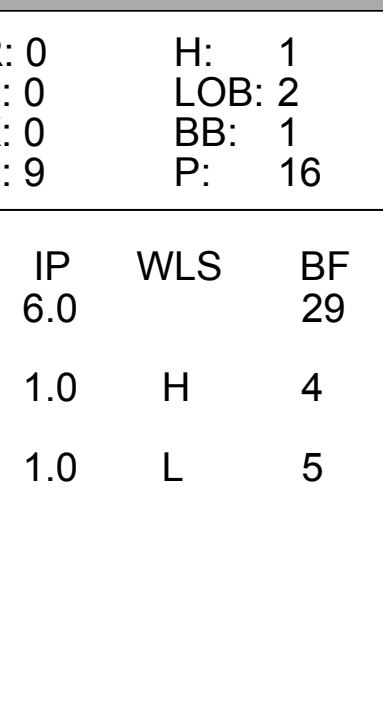
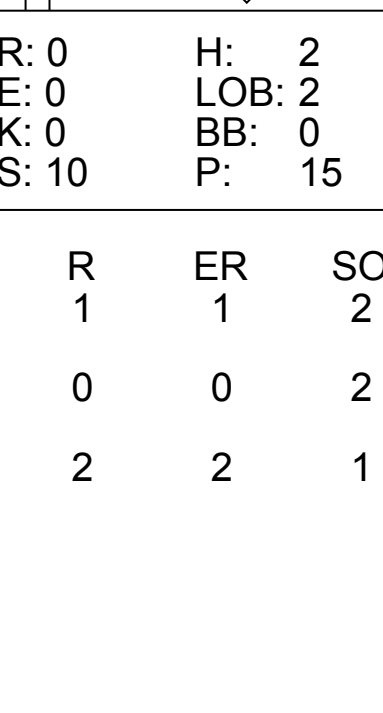
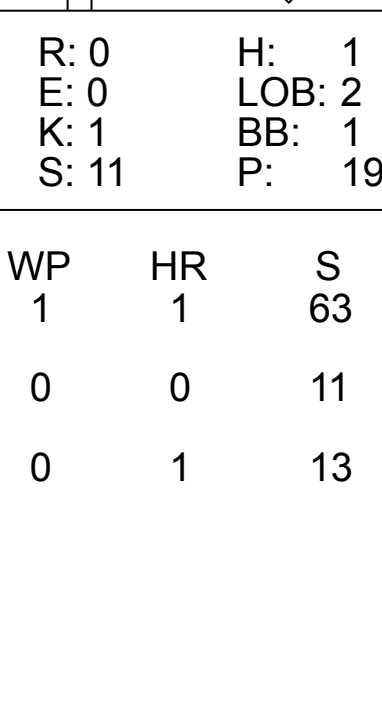
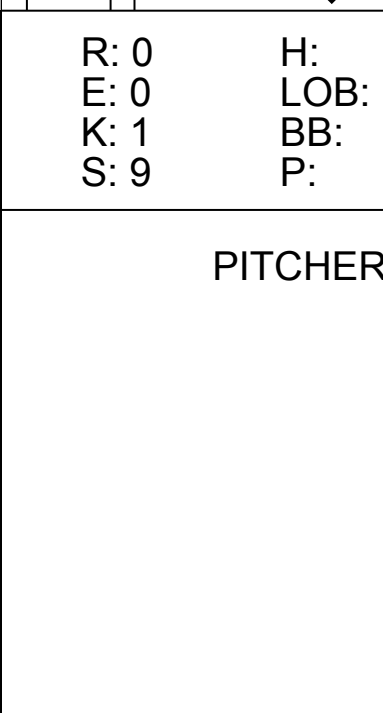
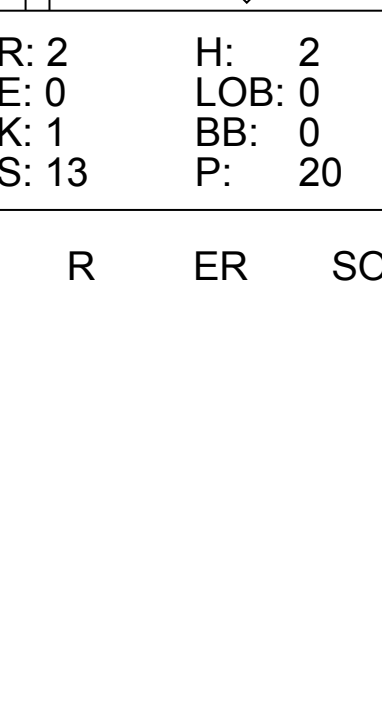
Batter	1	2	3	4	5	6	7	8	9	AB	R	H	RBI	BB	SO	LOB	TOP																					
2 Coco Crisp, S OBP: 0.337, SLG: 0.389										4	1	0	0	0	1	2																						
13 Alberto Callaspo, S OBP: 0.351, SLG: 0.438 1 Tony Pena Jr., R OBP: 0.111, SLG: 0.059										4	0	1	0	0	0	1	3																					
16 Billy Butler, R OBP: 0.343, SLG: 0.435										4	0	3	2	0	0	0																						
17 Mike Jacobs, L OBP: 0.310, SLG: 0.446										4	0	0	0	0	2	4																						
11 Jose Guillen, R OBP: 0.356, SLG: 0.397										4	0	0	0	0	2	2																						
24 Mark Teahen, L OBP: 0.348, SLG: 0.431										3	0	0	0	0	0	0																						
21 Miguel Olivo, R OBP: 0.264, SLG: 0.419										3	0	0	0	0	3	0																						
9 David DeJesus, L OBP: 0.289, SLG: 0.382										3	0	1	0	0	0	0																						
8 Willie Bloomquist, R OBP: 0.357, SLG: 0.398										3	1	1	0	0	0	0																						
<b>Inning Stats</b>	R: 0 E: 0 K: 2 S: 13	H: 1 LOB: 1 BB: 0 P: 15	R: 0 E: 0 K: 1 S: 8	H: 0 LOB: 0 BB: 0 P: 13	R: 2 E: 0 K: 1 S: 19	H: 3 LOB: 1 BB: 0 P: 27	R: 0 E: 0 K: 2 S: 7	H: 0 LOB: 0 BB: 0 P: 10	R: 0 E: 0 K: 1 S: 11	H: 2 LOB: 1 BB: 0 P: 12	R: 0 E: 0 K: 1 S: 8	H: 0 LOB: 0 BB: 0 P: 12	R: 0 E: 0 K: 0 S: 6	H: 0 LOB: 0 BB: 0 P: 9	R: 0 E: 0 K: 1 S: 6	H: 0 LOB: 0 BB: 0 P: 7	1B: 4 2B: 2 3B: 0 HR: 0	SF: 0 SAC: 0 DP: 2 HBP: 0	WP: 0 PB: 0 CS: 0	PA: 32																		
<b>PITCHER</b>	IP	WLS	BF	H	R	ER	SO	BB	IBB	HBP	BLK	WP	HR	S	P	ERA	WHIP	<b>PITCHER</b>				IP	WLS	BF	H	R	ER	SO	BB	IBB	HBP	BLK	WP	HR	S	P	ERA	WHIP
33 James Shields, R ERA: 3.4	8.0	W	29	6	2	2	8	0	0	0	0	0	0	77	107	2.25	0.750																					
39 J.P. Howell, L ERA: 2.28	1.0	S	3	0	0	0	1	0	0	0	0	0	0	6	7	0.00	0.000																					

**Kansas City Royals @ Tampa Bay Rays**  
Tropicana Field, St. Petersburg, FL  
Thu Jun 04 2009, 4:08 PM EDT  
Att: 16,103 - Dome - 72 F

livebaseballscorecards.com

**AB 32**  
**R 2**  
**H 6**  
**RBI 2**  
**BB 0**  
**SO 9**  
**LOB 11**



Batter	1	2	3	4	5	6	7	8	9	AB	R	H	RBI	BB	SO	LOB	BOTTOM																					
2 B.J. Upton, R OBP: 0.314, SLG: 0.325										4	1	1	2	1	1	3																						
13 Carl Crawford, L OBP: 0.391, SLG: 0.457										4	1	2	1	1	1	2																						
16 Willy Aybar, S OBP: 0.369, SLG: 0.393										3	0	0	0	1	0	2																						
23 Carlos Pena, L OBP: 0.366, SLG: 0.549										2	0	0	0	2	1	1																						
18 Ben Zobrist, S OBP: 0.410, SLG: 0.644										3	0	0	0	1	0	5																						
20 Matt Joyce, L OBP: 0.296, SLG: 0.640										4	0	0	0	0	1	4																						
11 Joe Dillon, R OBP: 0.375, SLG: 0.533										4	0	3	0	0	0	0																						
41 Michel Hernandez, R OBP: 0.314, SLG: 0.388										4	1	1	0	0	0	2																						
15 Reid Brignac, L OBP: 0.258, SLG: 0.367										4	0	1	0	0	1	4																						
<b>Inning Stats</b>	R: 0 E: 0 K: 0 S: 9	H: 1 LOB: 2 BB: 1 P: 16	R: 0 E: 0 K: 0 S: 10	H: 2 LOB: 0 BB: 0 P: 15	R: 0 E: 0 K: 0 S: 14	H: 0 LOB: 2 BB: 2 P: 26	R: 0 E: 0 K: 1 S: 11	H: 1 LOB: 1 BB: 1 P: 19	R: 0 E: 0 K: 0 S: 8	H: 0 LOB: 1 BB: 1 P: 17	R: 0 E: 0 K: 1 S: 9	H: 1 LOB: 1 BB: 0 P: 14	R: 1 E: 0 K: 2 S: 13	H: 1 LOB: 1 BB: 1 P: 22	R: 2 E: 0 K: 1 S: 13	H: 2 LOB: 0 BB: 0 P: 20	1B: 5 2B: 0 3B: 1 HR: 2	SF: 0 SAC: 0 DP: 0 HBP: 0	WP: 1 PB: 0 CS: 0	PA: 38																		
<b>PITCHER</b>	IP	WLS	BF	H	R	ER	SO	BB	IBB	HBP	BLK	WP	HR	S	P	ERA	WHIP	<b>PITCHER</b>				IP	WLS	BF	H	R	ER	SO	BB	IBB	HBP	BLK	WP	HR	S	P	ERA	WHIP
55 Gil Meche, R ERA: 4.08	6.0		29	6	1	1	2	5	0	0	0	0	0	63	110	1.50	1.833																					
49 John Bale, L ERA: 6.23	1.0	H	4	0	0	0	2	1	0	0	0	0	0	11	19	0.00	1.000																					
34 Jamey Wright, R ERA: 4.05	1.0	L	5	2	2	2	1	0	0	0	0	0	1	13	20	18.00	2.000																					

**Kansas City Royals @ Tampa Bay Rays**  
Tropicana Field, St. Petersburg, FL  
Thu Jun 04 2009, 4:08 PM EDT  
Att: 16,103 - Dome - 72 F

livebaseballscorecards.com

**AB 32**  
**R 3**  
**H 8**  
**RBI 3**  
**BB 6**  
**SO 5**  
**LOB 23**





Batter	1	2	3	4	5	6	7	8	9	AB	R	H	RBI	BB	SO	LOB	TOP			
2 Coco Crisp, S OBP: 0.335, SLG: 0.382										3	0	0	0	1	1	1	<b>Kansas City Royals @ Toronto Blue Jays</b> Rogers Centre, Toronto, ON Fri Jun 05 2009, 7:07 PM EDT Att: 15,435 - Clear - 59 F			
8 Willie Bloomquist, R OBP: 0.353, SLG: 0.392										4	0	1	0	0	0	2				
16 Billy Butler, R OBP: 0.341, SLG: 0.431										4	1	1	0	0	0	1				
11 Jose Guillen, R OBP: 0.353, SLG: 0.414										4	1	1	2	0	2	0				
17 Mike Jacobs, L OBP: 0.309, SLG: 0.459										4	1	1	1	0	1	0				
13 Alberto Callaspo, S OBP: 0.348, SLG: 0.431										3	0	0	0	1	0	0				
24 Mark Teahen, L OBP: 0.340, SLG: 0.422										4	0	0	0	0	2	1				
21 Miguel Olivo, R OBP: 0.266, SLG: 0.417										3	0	1	0	0	1	0				
1 Tony Pena Jr., R OBP: 0.143, SLG: 0.053										2	0	0	0	1	0	2				
<b>Inning Stats</b>	R: 0 E: 0 K: 1 S: 10	H: 1 LOB: 0 BB: 0 P: 15	R: 0 E: 0 K: 1 S: 7	H: 0 LOB: 0 BB: 0 P: 9	R: 0 E: 0 K: 0 S: 7	H: 1 LOB: 2 BB: 1 P: 16	R: 0 E: 0 K: 1 S: 8	H: 0 LOB: 0 BB: 0 P: 13	R: 0 E: 0 K: 0 S: 6	H: 0 LOB: 0 BB: 0 P: 9	R: 0 E: 0 K: 0 S: 5	H: 0 LOB: 0 BB: 1 P: 10	R: 3 E: 0 K: 1 S: 13	H: 3 LOB: 1 BB: 0 P: 18	R: 0 E: 0 K: 0 S: 6	H: 0 LOB: 1 BB: 1 P: 9	1B: 3 2B: 0 3B: 0 HR: 2	SF: 0 SAC: 0 DP: 2 HBP: 0	WP: 1 PB: 1 CS: 0	PA: 34
<b>PITCHER</b>	IP WLS BF H R ER SO BB IBB HBP BLK WP HR S P ERA WHIP																			
24 Ricky Romero, L ERA: 4.1	(1, 1) 7.0 W 27 5 3 3 5 2 0 0 0 0 1 2 56 90 3.86 1.000																			
54 Jason Frasor, R ERA: 2.29	(8, 1) 1.0 3 0 0 0 0 0 0 0 0 0 0 6 9 0.00 0.000																			
37 Scott Downs, L ERA: 2.25	(9, 1) 1.0 4 0 0 0 2 1 0 0 0 0 0 9 13 0.00 1.000																			

Batter	1	2	3	4	5	6	7	8	9	AB	R	H	RBI	BB	SO	LOB	BOTTOM			
19 Marco Scutaro, R OBP: 0.403, SLG: 0.458										4	2	3	0	1	0	0	<b>Kansas City Royals @ Toronto Blue Jays</b> Rogers Centre, Toronto, ON Fri Jun 05 2009, 7:07 PM EDT Att: 15,435 - Clear - 59 F			
2 Aaron Hill, R OBP: 0.343, SLG: 0.482										5	0	0	0	0	2	4				
15 Alex Rios, R OBP: 0.323, SLG: 0.438										4	1	1	1	0	1	4				
10 Vernon Wells, R OBP: 0.310, SLG: 0.391										4	1	1	2	0	0	0				
26 Adam Lind, L OBP: 0.385, SLG: 0.540										4	2	2	1	0	1	1				
33 Scott Rolen, R OBP: 0.397, SLG: 0.435										4	0	0	0	0	0	2				
35 Lyle Overbay, L OBP: 0.390, SLG: 0.552										3	1	2	3	1	1	0				
15 Kevin Millar, R OBP: 0.325, SLG: 0.404										3	1	0	0	1	0	2				
20 Rod Barajas, R OBP: 0.318, SLG: 0.436										4	1	1	2	0	1	0				
<b>Inning Stats</b>	R: 1 E: 1 K: 0 S: 13	H: 2 LOB: 1 BB: 0 P: 18	R: 1 E: 0 K: 1 S: 11	H: 1 LOB: 0 BB: 0 P: 17	R: 4 E: 1 K: 1 S: 18	H: 4 LOB: 1 BB: 0 P: 30	R: 0 E: 0 K: 1 S: 7	H: 1 LOB: 1 BB: 0 P: 11	R: 1 E: 0 K: 0 S: 12	H: 1 LOB: 1 BB: 1 P: 25	R: 0 E: 1 K: 0 S: 7	H: 0 LOB: 1 BB: 1 P: 15	R: 0 E: 0 K: 1 S: 6	H: 0 LOB: 0 BB: 0 P: 8	R: 2 E: 0 K: 2 S: 15	H: 1 LOB: 0 BB: 1 P: 26	1B: 2 2B: 5 3B: 0 HR: 3	SF: 0 SAC: 0 DP: 1 HBP: 0	WP: 1 PB: 0 SB: 0 CS: 0	PA: 38
<b>PITCHER</b>	IP WLS BF H R ER SO BB IBB HBP BLK WP HR S P ERA WHIP																			
23 Zack Greinke, R ERA: 1.55	(1, 1) 5.0 L 26 9 7 5 3 1 0 0 0 0 1 2 61 101 9.00 2.000																			
52 Horacio Ramirez, L ERA: 5.96	(6, 1) 2.0 7 0 0 0 1 1 0 0 0 0 0 13 23 0.00 0.500																			
37 Juan Cruz, R ERA: 4.56	(8, 1) 1.0 5 1 2 2 2 1 0 0 0 0 0 1 15 26 18.00 2.000																			

AB	31
R	3
H	5
RBI	3
BB	3
SO	7
LOB	7



AB	35
R	9
H	10
RBI	9
BB	3
SO	6
LOB	13





Batter	1	2	3	4	5	6	7	8	9	AB	R	H	RBI	BB	SO	LOB	TOP								
9 David DeJesus, L (1, 7) OBP: 0.286, SLG: 0.374	F7			K	8 3B BB		G4-3		F9	4	1	0	0	1	1	1	<b>Kansas City Royals @ Toronto Blue Jays</b> Rogers Centre, Toronto, ON Sat Jun 06 2009, 1:07 PM EDT Att: 16,552 - Sunny - 60 F								
8 Willie Bloomquist, R (1, 6) OBP: 0.350, SLG: 0.465	L8			G6-3	3B			K	4	0	1	3	0	1	0										
16 Billy Butler, R (1, 3) OBP: 0.340, SLG: 0.432	L6			G6-3	F8			24 1B	4	1	1	0	0	0	1										
17 Mike Jacobs, L (1, 10)		P2			K			24 1B	3	0	1	0	1	1	0										
11 Jose Guillen, R (1, 9) OBP: 0.351, SLG: 0.409		P3			24 HR			K	4	1	1	0	0	1	3										
1 Tony Pena Jr., R (8, 6) OBP: 0.143, SLG: 0.053					1B			F8	0	0	0	0	0	0	0										
24 Mark Teahen, L (1, 5) OBP: 0.343, SLG: 0.439		G3			HR			G4-6-3	4	1	2	3	0	0	1										
13 Alberto Callaspo, S (1, 4) OBP: 0.347, SLG: 0.432			L7		G3-1			K	4	1	1	0	0	1	2										
3 Brayan Peña, S (1, 2) OBP: 0.333, SLG: 0.583					G3-1			G4-3	4	0	2	0	0	0	1										
21 Miguel Olivo, R (9, 2) OBP: 0.266, SLG: 0.417					35 1B			G6-3	0	0	0	0	0	0	0										
35 Mitch Maier, L (1, 8) OBP: 0.343, SLG: 0.361			G4-6-3		G6-3			K	3	1	0	0	1	1	2										
<b>Inning Stats</b>	R: 0 E: 0 K: 0 S: 8	H: 0 LOB: 0 BB: 0 P: 16	R: 0 E: 0 K: 0 S: 5	H: 0 LOB: 0 BB: 0 P: 9	R: 0 E: 0 K: 0 S: 7	H: 1 LOB: 0 BB: 0 P: 8	R: 0 E: 0 K: 1 S: 9	H: 0 LOB: 0 BB: 0 P: 12	R: 5 E: 0 K: 1 S: 16	H: 4 LOB: 1 BB: 2 P: 29	R: 0 E: 0 K: 1 S: 10	H: 1 LOB: 1 BB: 0 P: 17	R: 0 E: 0 K: 0 S: 7	H: 1 LOB: 1 BB: 0 P: 10	R: 1 E: 0 K: 2 S: 19	H: 2 LOB: 2 BB: 1 P: 29	R: 0 E: 0 K: 1 S: 10	H: 0 LOB: 0 BB: 0 P: 17	1B: 4 2B: 3 3B: 1 HR: 1	SF: 0 SAC: 0 DP: 2 HBP: 0	WP: 0 PB: 0 SB: 0 CS: 0	PA: 37			
<b>PITCHER</b>	IP	WLS	BF	H	R	ER	SO	BB	IBB	HBP	BLK	WP	HR	S	P	ERA	WHIP								
48 Scott Richmond, R (1, 1) ERA: 3.99	4.2	L	20	5	5	5	2	2	0	0	0	0	0	42	70	9.64	1.500								
57 Shawn Camp, R (5, 1) ERA: 4.03	2.1		8	2	0	0	1	0	0	0	0	0	0	20	31	0.00	0.857								
39 Jesse Carlson, L (8, 1) ERA: 5.14	1.0		6	2	1	1	2	1	0	0	0	0	0	19	29	9.00	3.000								
52 B.J. Ryan, L (9, 1) ERA: 7.43	1.0		3	0	0	0	1	0	0	0	0	0	0	10	17	0.00	0.000								

Batter	1	2	3	4	5	6	7	8	9	AB	R	H	RBI	BB	SO	LOB	BOTTOM								
19 Marco Scutaro, R (1, 6) OBP: 0.397, SLG: 0.450	K		FC6-4				F7		F8	4	0	0	0	0	1	1	<b>Kansas City Royals @ Toronto Blue Jays</b> Rogers Centre, Toronto, ON Sat Jun 06 2009, 1:07 PM EDT Att: 16,552 - Sunny - 60 F								
19 José Bautista, R (1, 5) OBP: 0.405, SLG: 0.373	G6-3		15 1B				F8		F7	4	0	1	0	0	0										
15 Alex Rios, R (1, 9) OBP: 0.322, SLG: 0.432	G5-3		G5-4-3				L7		10 1B	3	0	0	0	1	0										
10 Vernon Wells, R (1, 8) OBP: 0.309, SLG: 0.386	G5-3				26 1B		G6-3		G6-3	3	0	0	0	1	0										
26 Adam Lind, L (1, 7) OBP: 0.379, SLG: 0.530	P6				G3-6-3				F9	4	0	0	0	0	1										
15 Kevin Millar, R (1, 10) OBP: 0.316, SLG: 0.393	L7				K				E5	3	0	0	0	0	1										
35 Lyle Overbay, L (1, 3) OBP: 0.395, SLG: 0.559							F8			2	1	1	0	1	0										
13 Raul Chavez, R (1, 2) OBP: 0.286, SLG: 0.357							G6-3		G5-3	3	1	1	2	0	2										
6 John McDonald, R (1, 4) OBP: 0.227, SLG: 0.227							L7		K	3	0	1	0	0	1										
<b>Inning Stats</b>	R: 0 E: 0 K: 1 S: 6	H: 0 LOB: 0 BB: 0 P: 13	R: 0 E: 0 K: 0 S: 8	H: 0 LOB: 0 BB: 0 P: 11	R: 2 E: 0 K: 0 S: 13	H: 3 LOB: 1 BB: 1 P: 17	R: 0 E: 0 K: 1 S: 8	H: 0 LOB: 0 BB: 1 P: 16	R: 0 E: 0 K: 0 S: 4	H: 0 LOB: 0 BB: 0 P: 6	R: 0 E: 0 K: 0 S: 9	H: 0 LOB: 0 BB: 0 P: 11	R: 0 E: 0 K: 1 S: 11	H: 1 LOB: 2 BB: 0 P: 18	R: 0 E: 0 K: 1 S: 7	H: 0 LOB: 0 BB: 0 P: 10		R: 0 E: 0 K: 0 S: 5	H: 0 LOB: 0 BB: 1 P: 9	1B: 2 2B: 1 3B: 0 HR: 1	SF: 0 SAC: 0 DP: 3 HBP: 0	WP: 0 PB: 0 SB: 0 CS: 0	PA: 32		
<b>PITCHER</b>	IP	WLS	BF	H	R	ER	SO	BB	IBB	HBP	BLK	WP	HR	S	P	ERA	WHIP								
44 Luke Hochevar, R (1, 1) ERA: 7.85	6.2	W	25	4	2	2	3	2	0	0	0	0	0	8	11	0.00	0.900								
40 Kyle Farnsworth, R (7, 1) ERA: 3.15	1.1	H	4	0	0	0	1	0	0	0	0	0	0	8	11	0.00	0.000								
48 Joakim Soria, R (9, 1) ERA: 1.74	1.0		3	0	0	0	0	1	0	0	0	0	0	5	9	0.00	1.000								

AB 34  
R 6  
H 9  
RBI 6  
BB 3  
SO 6  
LOB 11



AB 29  
R 2  
H 4  
RBI 2  
BB 3  
SO 4  
LOB 7







Batter	1	2	3	4	5	6	7	8	9	AB	R	H	RBI	BB	SO	LOB	TOP					
9 David DeJesus, L OBP: 0.286, SLG: 0.371	G6-3					G4-3		B5-3		4	0	1	0	0	0	0	<b>Kansas City Royals @ Toronto Blue Jays</b> Rogers Centre, Toronto, ON Sun Jun 07 2009, 1:07 PM EDT Att: 21,071 - Roof Closed - 68 F					
8 Willie Bloomquist, R OBP: 0.339, SLG: 0.591	G4-3					G4-3		F8		4	0	0	0	0	1	1						
16 Billy Butler, R OBP: 0.338, SLG: 0.429	K					K		K		4	0	1	0	0	3	0						
17 Mike Jacobs, L OBP: 0.317, SLG: 0.458	G6-3									4	0	2	0	0	0	0						
11 Jose Guillen, R OBP: 0.349, SLG: 0.405	G4-3									4	0	1	0	0	0	3						
24 Mark Teahen, L OBP: 0.341, SLG: 0.435	FC4-6									4	0	1	0	0	0	2						
13 Alberto Callaspo, S OBP: 0.349, SLG: 0.431	F8									3	0	1	0	0	0	1						
21 Miguel Olivo, R OBP: 0.260, SLG: 0.407	G5-3									3	0	0	0	0	2	3						
35 Mitch Maier, L OBP: 0.329, SLG: 0.344	G4-3									3	0	0	0	0	0	3						
<b>Inning Stats</b>	R: 0 E: 0 K: 1 S: 9	H: 0 LOB: 0 BB: 0 P: 11	R: 0 E: 0 K: 0 S: 7	H: 1 LOB: 1 BB: 0 P: 11	R: 0 E: 0 K: 1 S: 12	H: 1 LOB: 1 BB: 0 P: 17	R: 0 E: 0 K: 0 S: 8	H: 2 LOB: 1 BB: 0 P: 11	R: 0 E: 0 K: 1 S: 7	H: 0 LOB: 0 BB: 0 P: 8	R: 0 E: 0 K: 1 S: 6	H: 0 LOB: 0 BB: 0 P: 7	R: 0 E: 0 K: 1 S: 11	H: 3 LOB: 3 BB: 0 P: 15	R: 0 E: 0 K: 1 S: 5	H: 0 LOB: 0 BB: 0 P: 6	R: 0 E: 0 K: 0 S: 8	H: 0 LOB: 0 BB: 0 P: 11	1B: 7 2B: 0 3B: 0 HR: 0	SF: 0 SAC: 0 DP: 1 HBP: 0	WP: 0 PB: 0 SB: 1 CS: 0	PA: 33
<b>PITCHER</b> 32 Roy Halladay, R ERA: 2.52	IP: 9.0 WLS: W BF: 33 H: 7 R: 0 ER: 0 SO: 6 BB: 0 IBB: 0 HBP: 0 BLK: 0 WP: 0 HR: 0 S: 73 P: 97 ERA: 0.00 WHIP: 0.778															<b>PITCHER</b>						

Batter	1	2	3	4	5	6	7	8	9	AB	R	H	RBI	BB	SO	LOB	BOTTOM			
19 Marco Scutaro, R OBP: 0.399, SLG: 0.448	F9					K				3	1	1	0	1	1	0	<b>Kansas City Royals @ Toronto Blue Jays</b> Rogers Centre, Toronto, ON Sun Jun 07 2009, 1:07 PM EDT Att: 21,071 - Roof Closed - 68 F			
2 Aaron Hill, R OBP: 0.345, SLG: 0.494	15 SF9									2	2	1	2	1	0	0				
15 Alex Rios, R OBP: 0.325, SLG: 0.433	26 S									4	0	2	0	0	0	2				
10 Vernon Wells, R OBP: 0.308, SLG: 0.386	SF9									3	0	1	1	0	0	1				
26 Adam Lind, L OBP: 0.377, SLG: 0.525	F8									4	0	1	0	0	0	3				
35 Lyle Overbay, L OBP: 0.404, SLG: 0.583	HR									3	1	2	1	1	0	1				
20 Rod Barajas, R OBP: 0.311, SLG: 0.425	L6									4	0	0	0	0	1	4				
19 José Bautista, R OBP: 0.400, SLG: 0.368	F8									4	0	1	0	0	1	1				
1 Joe Inglett, L OBP: 0.222, SLG: 0.125	F8									3	0	0	0	0	0	0				
<b>Inning Stats</b>	R: 1 E: 0 K: 0 S: 12	H: 1 LOB: 1 BB: 1 P: 20	R: 1 E: 0 K: 0 S: 6	H: 1 LOB: 0 BB: 0 P: 10	R: 2 E: 0 K: 0 S: 17	H: 2 LOB: 2 BB: 2 P: 33	R: 0 E: 0 K: 0 S: 10	H: 2 LOB: 2 BB: 0 P: 18	R: 0 E: 0 K: 1 S: 6	H: 0 LOB: 0 BB: 0 P: 9	R: 0 E: 0 K: 0 S: 6	H: 0 LOB: 0 BB: 0 P: 8	R: 0 E: 0 K: 2 S: 9	H: 1 LOB: 1 BB: 0 P: 14	R: 0 E: 0 K: 2 S: 9	H: 0 LOB: 0 BB: 0 P: 14	1B: 7 2B: 0 3B: 0 HR: 2	SF: 1 SAC: 0 DP: 1 HBP: 1	WP: 0 PB: 0 SB: 3 CS: 0	PA: 35
<b>PITCHER</b> 28 Kyle Davies, R ERA: 5.13	IP: 8.0 WLS: L BF: 35 H: 9 R: 4 ER: 4 SO: 3 BB: 3 IBB: 0 HBP: 1 BLK: 0 WP: 0 HR: 2 S: 74 P: 126 ERA: 4.50 WHIP: 1.500															<b>PITCHER</b>				

AB 33  
R 0  
H 7  
RBI 0  
BB 0  
SO 6  
LOB 13



AB 30  
R 4  
H 9  
RBI 4  
BB 3  
SO 3  
LOB 12

















Batter	1	2	3	4	5	6	7	8	9	AB	R	H	RBI	BB	SO	LOB	TOP					
3 Willy Taveras, R OBP: 0.288, SLG: 0.294	B2-3		G6-3			G1-3			B1-3	4	0	0	0	0	0	1	Cincinnati Reds @ Kansas City Royals Kauffman Stadium, Kansas City, MO Fri Jun 12 2009, 7:10 PM CDT Att: 32,959 - Partly Cloudy - 80 F					
2 Alex Gonzalez, R OBP: 0.266, SLG: 0.315	F8			BB		F7			G6-3	3	0	0	0	1	0							
4 Brandon Phillips, R OBP: 0.345, SLG: 0.502	F9			BB		F9			G6-3	4	0	1	0	0	0							
17 Laynce Nix, L OBP: 0.317, SLG: 0.540		P4				F7				3	0	0	0	0	1	2						
55 Ramon Hernandez, R OBP: 0.323, SLG: 0.347		G1-4-3				G6-4-3			G6-3	3	0	0	0	0	0	2						
32 Jay Bruce, L OBP: 0.300, SLG: 0.465		G4-3				F8				3	0	0	0	0	1	0						
31 Jonny Gomes, R OBP: 0.410, SLG: 0.529			G4-3			HR			F9	3	1	2	1	0	0	0						
29 Ryan Hanigan, R OBP: 0.397, SLG: 0.370			G6-3						G6-3	3	0	0	0	0	1	1						
23 Adam Rosales, R OBP: 0.302, SLG: 0.309			G4-3			F8			G5-3	3	0	0	0	0	0	1						
<b>Inning Stats</b>	R: 0 E: 0 K: 0 S: 4	H: 0 LOB: 0 BB: 0 P: 4	R: 0 E: 0 K: 0 S: 6	H: 0 LOB: 0 BB: 0 P: 7	R: 0 E: 0 K: 0 S: 5	H: 1 LOB: 1 BB: 0 P: 8	R: 0 E: 0 K: 0 S: 5	H: 1 LOB: 1 BB: 1 P: 10	R: 1 E: 0 K: 1 S: 11	H: 1 LOB: 0 BB: 0 P: 15	R: 0 E: 0 K: 0 S: 6	H: 0 LOB: 0 BB: 0 P: 9	R: 0 E: 0 K: 2 S: 10	H: 0 LOB: 0 BB: 0 P: 14	R: 0 E: 0 K: 0 S: 6	H: 0 LOB: 0 BB: 0 P: 9	R: 0 E: 0 K: 0 S: 4	H: 0 LOB: 0 BB: 0 P: 4	1B: 1 2B: 1 3B: 0 HR: 1	SF: 0 SAC: 0 DP: 1 HBP: 0	WP: 0 PB: 0 SB: 0 CS: 0	PA: 30
<b>PITCHER</b> 44 Luke Hochevar, R ERA: 5.6	IP: 9.0 WLS: W BF: 30 H: 3 R: 1 ER: 1 SO: 3 BB: 1 IBB: 0 HBP: 0 BLK: 0 WP: 0 HR: 1 S: 57 P: 80 ERA: 1.00 WHIP: 0.444																					

Batter	1	2	3	4	5	6	7	8	9	AB	R	H	RBI	BB	SO	LOB	BOTTOM					
9 David DeJesus, L OBP: 0.293, SLG: 0.387	F7		G3							3	0	1	1	1	0	0	Cincinnati Reds @ Kansas City Royals Kauffman Stadium, Kansas City, MO Fri Jun 12 2009, 7:10 PM CDT Att: 32,959 - Partly Cloudy - 80 F					
8 Willie Bloomquist, R OBP: 0.340, SLG: 0.399	K					FC5-4			L3	4	0	1	0	0	1	3						
16 Billy Butler, R OBP: 0.336, SLG: 0.435	HR		CS			G4-3			G6-3	4	1	1	1	0	0	2						
17 Mike Jacobs, L OBP: 0.309, SLG: 0.441						F9				3	0	0	0	1	1	0						
11 Jose Guillen, R OBP: 0.342, SLG: 0.407										3	0	0	0	1	1	1						
1 Tony Pena Jr., R OBP: 0.179, SLG: 0.154									G6-3	0	0	0	0	0	0	0						
24 Mark Teahen, L OBP: 0.343, SLG: 0.431		P5								3	1	1	0	0	1	1						
13 Alberto Callaspo, S OBP: 0.362, SLG: 0.466		K								2	2	1	2	0	1	0						
21 Miguel Olivo, R OBP: 0.275, SLG: 0.467										3	0	1	0	0	1	0						
2 Coco Crisp, S OBP: 0.336, SLG: 0.378										2	0	0	0	0	0	2						
35 Mitch Maier, L OBP: 0.316, SLG: 0.328									G3	1	0	0	0	0	0	0						
<b>Inning Stats</b>	R: 1 E: 0 K: 2 S: 15	H: 1 LOB: 1 BB: 1 P: 24	R: 0 E: 0 K: 2 S: 9	H: 0 LOB: 0 BB: 0 P: 16	R: 0 E: 0 K: 1 S: 8	H: 1 LOB: 0 BB: 0 P: 14	R: 0 E: 0 K: 1 S: 8	H: 0 LOB: 1 BB: 1 P: 16	R: 1 E: 0 K: 0 S: 11	H: 2 LOB: 2 BB: 0 P: 18	R: 2 E: 0 K: 0 S: 12	H: 2 LOB: 0 BB: 0 P: 16	R: 0 E: 0 K: 0 S: 6	H: 0 LOB: 1 BB: 1 P: 13	R: 0 E: 0 K: 1 S: 7	H: 0 LOB: 0 BB: 0 P: 9	R: 0 E: 0 K: 1 S: 7	H: 0 LOB: 0 BB: 0 P: 9	1B: 3 2B: 2 3B: 0 HR: 2	SF: 0 SAC: 0 DP: 1 HBP: 1	WP: 0 PB: 0 SB: 1 CS: 1	PA: 33
<b>PITCHER</b> 56 Matt Maloney, L ERA: 4.5 57 Mike Lincoln, R ERA: 6.22	IP: 6.0 WLS: L BF: 26 H: 6 R: 4 ER: 4 SO: 4 BB: 2 IBB: 0 HBP: 0 BLK: 0 WP: 0 HR: 2 S: 63 P: 104 ERA: 6.00 WHIP: 1.333																					





Batter	1	2	3	4	5	6	7	8	9	AB	R	H	RBI	BB	SO	LOB	TOP				
3 Willy Taveras, R OBP: 0.283, SLG: 0.289										4	0	0	0	0	0	3	Cincinnati Reds @ Kansas City Royals Kauffman Stadium, Kansas City, MO Sat Jun 13 2009, 6:10 PM CDT Att: 29,574 - Partly Cloudy - 72 F				
2 Alex Gonzalez, R OBP: 0.270, SLG: 0.315										3	0	1	1	1	1	1					
4 Brandon Phillips, R OBP: 0.343, SLG: 0.498										4	0	1	0	0	0	2					
17 Laynce Nix, L OBP: 0.315, SLG: 0.527										3	0	0	0	1	2	2					
31 Jonny Gomes, R OBP: 0.395, SLG: 0.486										3	0	0	0	1	2	3					
32 Jay Bruce, L OBP: 0.299, SLG: 0.461										4	0	1	0	0	1	4					
55 Ramon Hernandez, R OBP: 0.326, SLG: 0.362										3	2	1	1	1	0	2					
23 Adam Rosales, R OBP: 0.308, SLG: 0.304										2	1	0	0	1	1	0					
29 Ryan Hanigan, R OBP: 0.400, SLG: 0.385										4	1	2	2	0	0	1					
<b>Inning Stats</b>	R: 0 E: 0 K: 0 S: 9	H: 0 LOB: 0 BB: 0 P: 14	R: 0 E: 0 K: 1 S: 10	H: 0 LOB: 0 BB: 1 P: 19	R: 3 E: 0 K: 0 S: 13	H: 1 LOB: 0 BB: 1 P: 24	R: 0 E: 0 K: 0 S: 11	H: 1 LOB: 1 BB: 0 P: 16	R: 0 E: 0 K: 1 S: 9	H: 0 LOB: 2 BB: 2 P: 21	R: 0 E: 0 K: 0 S: 5	H: 1 LOB: 0 BB: 0 P: 6	R: 0 E: 0 K: 3 S: 15	H: 2 LOB: 2 BB: 0 P: 19	R: 1 E: 1 K: 2 S: 16	H: 1 LOB: 1 BB: 0 P: 23	1B: 4 2B: 1 3B: 0 HR: 1	SF: 1 SAC: 1 DP: 1 HBP: 1	WP: 0 PB: 0 SB: 0 CS: 1	PA: 39	
<b>PITCHER</b>	IP	WLS	BF	H	R	ER	SO	BB	IBB	HBP	BLK	WP	HR	S	P	ERA	WHIP				
28 Kyle Davies, R ERA: 5.14	5.0	W	22	2	3	3	1	5	0	1	0	0	0	54	100	5.40	1.400				
56 Roman Colon, R ERA: 2.7	2.0	H	6	1	0	0	1	0	0	0	0	0	0	12	16	0.00	0.500				
49 John Bale, L ERA: 4.05	1.0		5	2	0	0	3	0	0	0	0	0	0	15	19	0.00	2.000				
48 Joaquin Soria, R ERA: 2.13	1.0		5	1	1	1	2	0	0	0	0	0	1	16	23	9.00	1.000				

Batter	1	2	3	4	5	6	7	8	9	AB	R	H	RBI	BB	SO	LOB	BOTTOM				
9 David DeJesus, L OBP: 0.291, SLG: 0.382										5	1	1	1	0	0	4	Cincinnati Reds @ Kansas City Royals Kauffman Stadium, Kansas City, MO Sat Jun 13 2009, 6:10 PM CDT Att: 29,574 - Partly Cloudy - 72 F				
8 Willie Bloomquist, R OBP: 0.350, SLG: 0.400										4	1	3	3	1	0	0					
16 Billy Butler, R OBP: 0.342, SLG: 0.438										5	0	3	2	0	0	1					
17 Mike Jacobs, L OBP: 0.308, SLG: 0.437										4	0	1	0	0	0	3					
11 Jose Guillen, R OBP: 0.345, SLG: 0.406										3	0	1	0	1	0	0					
1 Tony Pena Jr., R OBP: 0.179, SLG: 0.154										0	0	0	0	0	0	0					
24 Mark Teahen, L OBP: 0.342, SLG: 0.441										4	1	1	1	0	1	5					
13 Alberto Callaspo, S OBP: 0.364, SLG: 0.469										4	1	2	0	0	0	0					
21 Miguel Olivo, R OBP: 0.281, SLG: 0.464										3	1	1	0	0	1	0					
35 Mitch Maier, L OBP: 0.325, SLG: 0.329										3	2	1	0	1	0	2					
<b>Inning Stats</b>	R: 0 E: 0 K: 1 S: 11	H: 2 LOB: 3 BB: 1 P: 21	R: 3 E: 0 K: 0 S: 18	H: 4 LOB: 1 BB: 0 P: 26	R: 2 E: 0 K: 0 S: 12	H: 5 LOB: 2 BB: 0 P: 17	R: 0 E: 0 K: 0 S: 6	H: 0 LOB: 0 BB: 0 P: 10	R: 0 E: 0 K: 1 S: 9	H: 0 LOB: 0 BB: 0 P: 13	R: 2 E: 1 K: 0 S: 12	H: 3 LOB: 2 BB: 1 P: 17	R: 0 E: 0 K: 0 S: 13	H: 0 LOB: 0 BB: 0 P: 19	R: 0 E: 0 K: 0 S: 6	H: 0 LOB: 0 BB: 1 P: 11	1B: 13 2B: 0 3B: 0 HR: 1	SF: 0 SAC: 0 DP: 2 HBP: 1	WP: 0 PB: 0 SB: 0 CS: 0	PA: 39	
<b>PITCHER</b>	IP	WLS	BF	H	R	ER	SO	BB	IBB	HBP	BLK	WP	HR	S	P	ERA	WHIP				
61 Bronson Arroyo, R ERA: 5.36	5.0	L	27	11	6	6	2	2	0	1	0	0	1	56	91	10.80	2.600				
51 Jared Burton, R ERA: 5.27	2.0		9	3	1	1	0	0	0	0	0	0	0	25	32	4.50	1.500				
46 Carlos Fisher, R ERA: 2.89	1.0		3	0	0	0	0	1	0	0	0	0	0	6	11	0.00	1.000				

AB 30  
R 4  
H 6  
RBI 4  
BB 5  
SO 7  
LOB 18



AB 35  
R 7  
H 14  
RBI 7  
BB 3  
SO 2  
LOB 15





Batter	1	2	3	4	5	6	7	8	9	AB	R	H	RBI	BB	SO	LOB	TOP	
21 Chris Dickerson, L OBP: 0.360, SLG: 0.347	G3		G5-3			G1-3		FC4-6		4	0	0	0	0	0	1	<b>Cincinnati Reds @ Kansas City Royals</b> Kauffman Stadium, Kansas City, MO Sun Jun 14 2009, 1:10 PM CDT Att: 24,525 - Sunny - 76 F	
2 Alex Gonzalez, R OBP: 0.299, SLG: 0.314	1B		L6			F8		F8		4	1	1	0	0	0	1		
4 Brandon Phillips, R OBP: 0.342, SLG: 0.493	1B					G1-3				4	0	1	0	0	1	0		
17 Laynce Nix, L OBP: 0.313, SLG: 0.519	1B									4	0	1	0	0	1	1		
31 Jonny Gomes, R OBP: 0.383, SLG: 0.488										4	0	1	0	0	1	2		
32 Jay Bruce, L OBP: 0.298, SLG: 0.457	G3									4	0	1	0	0	0	2		
55 Ramon Hernandez, R OBP: 0.322, SLG: 0.356	L6									3	0	0	0	0	0	2		
29 Ryan Hanigan, R OBP: 0.398, SLG: 0.377	G6-3									2	0	0	0	1	1	1		
15 Jerry Hairston, R OBP: 0.297, SLG: 0.419	F8									3	0	0	0	0	1	2		
<b>Inning Stats</b>	R: 1 H: 2 E: 1 K: 0 S: 9	H: 2 LOB: 1 BB: 0 P: 12	R: 0 H: 0 E: 0 K: 0 S: 6	H: 0 LOB: 0 BB: 0 P: 9	R: 0 H: 0 E: 0 K: 2 S: 9	H: 0 LOB: 0 BB: 0 P: 14	R: 0 H: 1 E: 0 K: 2 S: 12	H: 0 LOB: 1 BB: 0 P: 19	R: 0 H: 0 E: 0 K: 0 S: 8	H: 1 LOB: 1 BB: 0 P: 13	R: 0 H: 0 E: 0 K: 0 S: 9	H: 0 LOB: 1 BB: 1 P: 13	R: 0 H: 1 E: 0 K: 1 S: 8	H: 1 LOB: 1 BB: 0 P: 12	1B: 4 2B: 1 3B: 0 HR: 0	SF: 0 SAC: 0 DP: 0 HBP: 0	WP: 0 PB: 0 SB: 0 CS: 0	PA: 33
<b>PITCHER</b>	IP WLS BF H R ER SO BB IBB HBP BLK WP HR S P ERA WHIP																	
19 Brian Bannister, R ERA: 4.1	8.0 W 29 4 1 0 4 1 0 0 0 0 0 69 108 0.00 0.625																	
37 Juan Cruz, R ERA: 5.4	(9, 1) 1.0 4 1 0 0 1 0 0 0 0 0 0 8 12 0.00 1.000																	

Batter	1	2	3	4	5	6	7	8	9	AB	R	H	RBI	BB	SO	LOB	BOTTOM	
9 David DeJesus, L OBP: 0.290, SLG: 0.380	G4-1									4	1	1	0	0	0	0	<b>Cincinnati Reds @ Kansas City Royals</b> Kauffman Stadium, Kansas City, MO Sun Jun 14 2009, 1:10 PM CDT Att: 24,525 - Sunny - 76 F	
8 Willie Bloomquist, R OBP: 0.303, SLG: 0.396	1B									4	2	1	0	0	1	1		
16 Billy Butler, R OBP: 0.336, SLG: 0.430	1B									4	0	0	0	0	1	3		
17 Mike Jacobs, L OBP: 0.312, SLG: 0.432	1B									2	1	0	0	2	0	2		
21 Miguel Olivo, R OBP: 0.287, SLG: 0.493										4	2	2	4	0	1	2		
3 Brayan Peña, S OBP: 0.238, SLG: 0.368	2B									0	0	0	0	0	0	0		
13 Alberto Callaspo, S OBP: 0.387, SLG: 0.479	G3									4	1	2	2	0	0	2		
24 Mark Teahen, L OBP: 0.349, SLG: 0.447	1B									4	0	3	1	0	1	1		
46 Luis Hernandez, S OBP: 0.233, SLG: 0.179	G6-3									3	0	0	0	0	0	3		
1 Tony Peña Jr., R OBP: 0.172, SLG: 0.148	G6-3									1	0	0	0	0	1	1		
35 Mitch Maier, L OBP: 0.313, SLG: 0.315	K									3	0	0	0	0	1	0		
<b>Inning Stats</b>	R: 1 H: 2 E: 1 K: 0 S: 22	H: 1 LOB: 0 BB: 0 P: 32	R: 0 H: 1 E: 0 K: 1 S: 7	H: 1 LOB: 0 BB: 0 P: 8	R: 4 H: 3 E: 1 K: 1 S: 18	H: 3 LOB: 1 BB: 1 P: 28	R: 0 H: 0 E: 0 K: 1 S: 8	H: 0 LOB: 0 BB: 0 P: 12	R: 0 H: 1 E: 0 K: 0 S: 13	H: 0 LOB: 0 BB: 0 P: 17	R: 0 H: 0 E: 0 K: 0 S: 9	H: 0 LOB: 0 BB: 0 P: 13	R: 2 H: 2 E: 0 K: 2 S: 18	H: 2 LOB: 1 BB: 1 P: 25	1B: 6 2B: 2 3B: 1 HR: 1	SF: 0 SAC: 0 DP: 2 HBP: 0	WP: 0 PB: 0 SB: 0 CS: 0	PA: 35
<b>PITCHER</b>	IP WLS BF H R ER SO BB IBB HBP BLK WP HR S P ERA WHIP																	
47 Johnny Cueto, R ERA: 2.17	6.0 L 26 7 5 0 4 1 0 0 0 0 0 75 110 0.00 1.333																	
52 Daniel Herrera, L ERA: 1.9	(7, 1) 0.2 2 0 0 0 0 0 0 0 0 0 7 10 0.00 0.000																	
40 Nick Masset, R ERA: 0.74	(7, 1) 0.2 2 0 0 0 0 0 0 0 0 0 3 5 0.00 0.000																	
53 Arthur Rhodes, L ERA: 1.66	(8, 1) 0.2 5 2 2 2 2 1 0 0 0 0 1 17 23 27.00 4.500																	


AB	32
R	1
H	5
RBI	0
BB	1
SO	5
LOB	12




AB	33
R	7
H	9
RBI	7
BB	2
SO	6
LOB	15





Batter	1	2	3	4	5	6	7	8	9	AB	R	H	RBI	BB	SO	LOB	TOP			
2 Felipe Lopez, S OBP: 0.358, SLG: 0.422	F7		G5-3			FC6-4 18 1B		F8		4	0	1	0	0	0	2	<b>Arizona Diamondbacks @ Kansas City Royals</b> Kauffman Stadium, Kansas City, MO Tue Jun 16 2009, 7:10 PM CDT Att: 26,974 - Partly Cloudy - 85 F <a href="http://livebaseballscorecards.com">livebaseballscorecards.com</a>			
18 Gerardo Parra, L OBP: 0.341, SLG: 0.438	F7			K		FC6-4 10 BB		2-6	K	4	0	0	0	0	2	1				
10 Justin Upton, R OBP: 0.368, SLG: 0.562	K			G4-3					G6-3	3	0	0	0	1	1	0				
6 Stephen Drew, L OBP: 0.312, SLG: 0.406		K			L4				L7	4	0	0	0	0	1	2				
27 Mark Reynolds, R OBP: 0.371, SLG: 0.573	F8									3	0	1	0	0	1	0				
24 Chris Young, R OBP: 0.245, SLG: 0.349	F7					FC1-6 26 G3		F8		3	0	0	0	0	0	1				
26 Miguel Montero, L OBP: 0.336, SLG: 0.343			K		G3			L7		3	0	0	0	0	1	1				
22 Eric Byrnes, R OBP: 0.262, SLG: 0.365					G4-3			G6-3		3	0	1	0	0	0	1				
14 Ryan Roberts, R OBP: 0.380, SLG: 0.379	F8					F9				3	0	1	0	0	0	1				
<b>Inning Stats</b>	R: 0 H: 0 E: 0 K: 1 S: 6	H: 0 LOB: 0 BB: 0 P: 11	R: 0 H: 0 E: 0 K: 1 S: 8	H: 0 LOB: 0 BB: 0 P: 13	R: 0 H: 1 E: 0 K: 1 S: 8	H: 1 LOB: 1 BB: 0 P: 11	R: 0 H: 0 E: 0 K: 1 S: 9	H: 0 LOB: 0 BB: 0 P: 15	R: 0 H: 1 E: 0 K: 0 S: 13	H: 1 LOB: 2 BB: 0 P: 20	R: 0 H: 0 E: 0 K: 1 S: 10	H: 0 LOB: 0 BB: 0 P: 16	R: 0 H: 1 E: 0 K: 0 S: 7	H: 1 LOB: 1 BB: 0 P: 13	R: 0 H: 0 E: 0 K: 1 S: 14	H: 0 LOB: 0 BB: 0 P: 22	1B: 4 2B: 0 3B: 0 HR: 0	SF: 0 SAC: 0 DP: 0 HBP: 0	WP: 0 PB: 0 SB: 0 CS: 0	PA: 31
<b>PITCHER</b> 55 Gil Meche, R ERA: 3.31	IP: 9.0 WLS: W BF: 32 H: 4 R: 0 ER: 0 SO: 6 BB: 1 IBB: 0 HBP: 0 BLK: 0 WP: 0 HR: 0 S: 82 P: 132 ERA: 0.00 WHIP: 0.556															<b>PITCHER</b>				

Batter	1	2	3	4	5	6	7	8	9	AB	R	H	RBI	BB	SO	LOB	BOTTOM			
9 David DeJesus, L OBP: 0.292, SLG: 0.378	K					SF7 16 BB		G6-3	G4-3	4	1	1	1	1	1	2	<b>Arizona Diamondbacks @ Kansas City Royals</b> Kauffman Stadium, Kansas City, MO Tue Jun 16 2009, 7:10 PM CDT Att: 26,974 - Partly Cloudy - 85 F <a href="http://livebaseballscorecards.com">livebaseballscorecards.com</a>			
8 Willie Bloomquist, R OBP: 0.301, SLG: 0.391		G5-3			E6 11 G6-4-3		F8			4	1	1	0	0	0	2				
16 Billy Butler, R OBP: 0.339, SLG: 0.431			G6-3		SF7					2	0	1	1	1	0	0				
11 Jose Guillen, R OBP: 0.348, SLG: 0.405					G6-4-3					3	0	1	0	1	1	1				
35 Mitch Walter, L OBP: 0.313, SLG: 0.315			K							0	0	0	0	0	0	0				
21 Miguel Olivo, R OBP: 0.279, SLG: 0.480	FC5		K							4	0	0	1	0	1	4				
17 Mike Jacobs, L OBP: 0.315, SLG: 0.444					K					4	1	2	0	0	2	2				
7 Tug Hulett, L										0	1	0	0	0	0	0				
13 Alberto Callaspo, S OBP: 0.365, SLG: 0.414	F9		G4-3			G6-3		E9 1 G4-3		4	0	1	1	0	0	1	<b>AB 33</b> <b>R 5</b> <b>H 10</b> <b>RBI 5</b> <b>BB 3</b> <b>SO 6</b> <b>LOB 17</b>			
24 Mark Teahen, L OBP: 0.355, SLG: 0.457								L7		4	1	3	1	0	0	1				
1 Tony Pena Jr., R OBP: 0.152, SLG: 0.129		G6-3			G4-3			G4-3		4	0	0	0	0	1	4				
<b>Inning Stats</b>	R: 1 H: 1 E: 0 K: 2 S: 20	H: 1 LOB: 2 BB: 2 P: 36	R: 1 H: 2 E: 0 K: 0 S: 12	H: 2 LOB: 1 BB: 0 P: 20	R: 0 H: 0 E: 0 K: 2 S: 9	H: 0 LOB: 0 BB: 0 P: 11	R: 0 H: 1 E: 0 K: 1 S: 12	H: 1 LOB: 0 BB: 0 P: 16	R: 1 H: 0 E: 1 K: 0 S: 6	H: 0 LOB: 0 BB: 1 P: 12	R: 1 H: 2 E: 0 K: 1 S: 12	H: 2 LOB: 1 BB: 0 P: 19	R: 0 H: 2 E: 0 K: 0 S: 12	H: 2 LOB: 0 BB: 0 P: 18	R: 1 H: 2 E: 1 K: 0 S: 8	H: 2 LOB: 2 BB: 0 P: 9	1B: 7 2B: 3 3B: 0 HR: 0	SF: 1 SAC: 0 DP: 1 HBP: 0	WP: 0 PB: 0 SB: 1 CS: 0	PA: 37
<b>PITCHER</b> 49 Doug Davis, L ERA: 3.72 32 Esmerling Vasquez, R ERA: 4.63 56 Ramon Pena, R ERA: 3.07	IP: 5.2 WLS: L BF: 26 H: 6 R: 2 ER: 0 SO: 3 BB: 0 IBB: 0 HBP: 0 BLK: 0 WP: 0 HR: 0 S: 68 P: 108 ERA: 4.76 WHIP: 1.588															<b>PITCHER</b>				



Batter	1	2	3	4	5	6	7	8	9	AB	R	H	RBI	BB	SO	LOB	TOP				
2 Felipe Lopez, S OBP: 0.355, SLG: 0.417 14 Ryan Roberts, R OBP: 0.376, SLG: 0.375	F7		K	K			F9	6 3B	K	5	1	1	0	0	2	1					
6 Stephen Drew, L OBP: 0.313, SLG: 0.421	F8		G4-3		B1-3		27 HR	10 1B	K	6	2	2	3	0	1	2					
10 Justin Upton, R OBP: 0.391, SLG: 0.567			K				F9			5	0	3	1	0	1	1					
27 Mark Reynolds, R OBP: 0.369, SLG: 0.580 11 Augie Ojeda, S OBP: 0.324, SLG: 0.311	K		K	K	K		HR	F7		4	1	1	2	0	3	2					
18 Gerardo Parra, L OBP: 0.336, SLG: 0.427	F8		24 1B	G6-3			F8	K		5	1	1	0	0	1	2					
24 Chris Young, R OBP: 0.256, SLG: 0.350	19 SF8		26 E			F8		19 1B		2	4	1	0	3	0	0					
26 Miguel Montero, L OBP: 0.346, SLG: 0.364			19 E	E9			F9		19 FC5-4	5	1	3	1	0	1	1					
19 Chris Snyder, R OBP: 0.360, SLG: 0.389	SF8		FC5					2 1B	29 1B	4	1	2	1	0	0	1					
29 Josh Whitesell, L OBP: 0.362, SLG: 0.321	G3		K					2 1B		4	1	1	1	1	2	3					
<b>Inning Stats</b>	R: 0 H: 1 E: 0 K: 1 S: 9	H: 1 LOB: 1 BB: 0 P: 14	R: 1 H: 1 E: 0 K: 0 S: 9	H: 1 LOB: 1 BB: 1 P: 17	R: 0 H: 0 E: 0 K: 2 S: 9	H: 0 LOB: 0 BB: 0 P: 17	R: 3 H: 2 E: 2 K: 3 S: 16	H: 1 LOB: 1 BB: 0 P: 25	R: 0 H: 1 E: 0 K: 2 S: 12	H: 1 LOB: 1 BB: 0 P: 16	R: 2 H: 2 E: 0 K: 0 S: 9	H: 2 LOB: 0 BB: 0 P: 18	R: 5 H: 5 E: 0 K: 1 S: 17	H: 5 LOB: 1 BB: 1 P: 27	R: 1 H: 2 E: 1 K: 2 S: 17	H: 2 LOB: 2 BB: 1 P: 26	1B: 10 2B: 3 3B: 1 HR: 1	SF: 1 SAC: 0 DP: 0 HBP: 0	WP: 0 PB: 0 CS: 0	PA: 47	
<b>PITCHER</b>	IP WLS BF H R ER SO BB IBB HBP BLK WP HR S P ERA WHIP	IP WLS BF H R ER SO BB IBB HBP BLK WP HR S P ERA WHIP	IP WLS BF H R ER SO BB IBB HBP BLK WP HR S P ERA WHIP	IP WLS BF H R ER SO BB IBB HBP BLK WP HR S P ERA WHIP	IP WLS BF H R ER SO BB IBB HBP BLK WP HR S P ERA WHIP	IP WLS BF H R ER SO BB IBB HBP BLK WP HR S P ERA WHIP	IP WLS BF H R ER SO BB IBB HBP BLK WP HR S P ERA WHIP	IP WLS BF H R ER SO BB IBB HBP BLK WP HR S P ERA WHIP	IP WLS BF H R ER SO BB IBB HBP BLK WP HR S P ERA WHIP	IP WLS BF H R ER SO BB IBB HBP BLK WP HR S P ERA WHIP	IP WLS BF H R ER SO BB IBB HBP BLK WP HR S P ERA WHIP	IP WLS BF H R ER SO BB IBB HBP BLK WP HR S P ERA WHIP	IP WLS BF H R ER SO BB IBB HBP BLK WP HR S P ERA WHIP	IP WLS BF H R ER SO BB IBB HBP BLK WP HR S P ERA WHIP	IP WLS BF H R ER SO BB IBB HBP BLK WP HR S P ERA WHIP	IP WLS BF H R ER SO BB IBB HBP BLK WP HR S P ERA WHIP	IP WLS BF H R ER SO BB IBB HBP BLK WP HR S P ERA WHIP	IP WLS BF H R ER SO BB IBB HBP BLK WP HR S P ERA WHIP	IP WLS BF H R ER SO BB IBB HBP BLK WP HR S P ERA WHIP	IP WLS BF H R ER SO BB IBB HBP BLK WP HR S P ERA WHIP	IP WLS BF H R ER SO BB IBB HBP BLK WP HR S P ERA WHIP

Arizona Diamondbacks @ Kansas City Royals  
Kauffman Stadium, Kansas City, MO  
Wed Jun 17 2009, 7:10 PM CDT  
Att: 29,777 - Cloudy - 90 F

livebaseballscorecards.com

AB 42  
R 12  
H 15  
RBI 9  
BB 4  
SO 12  
LOB 16



Batter	1	2	3	4	5	6	7	8	9	AB	R	H	RBI	BB	SO	LOB	BOTTOM				
9 David DeJesus, L OBP: 0.287, SLG: 0.371 7 Tug Hulett, L OBP: 0.273, SLG: 0.400	F7	F7		G3		K		G4-3		4	0	0	0	0	1	4					
8 Willie Bloomquist, R OBP: 0.348, SLG: 0.367 3 Brayan Peña, S OBP: 0.273, SLG: 0.400	K	F7		F9					17 BB	4	0	1	0	0	1	3					
16 Billy Butler, R OBP: 0.344, SLG: 0.432	17 1B		17 FC4-6		P4				11 1B	4	2	2	0	1	1	2					
17 Mike Jacobs, L OBP: 0.321, SLG: 0.455	11 2B		FC4-6		11 G5-3		G6-3		11 1B	4	2	2	0	1	0	1					
11 Jose Guillen, R OBP: 0.360, SLG: 0.418			24 FC4-6		G5-3				46 1B	4	0	3	3	1	0	0					
24 Mark Teahen, L OBP: 0.352, SLG: 0.449	G1-3		FC4-6						46 1B	4	0	0	0	1	0	8					
13 Alberto Callaspo, S OBP: 0.361, SLG: 0.466			F9		F9				SF8	3	0	0	1	1	0	4					
21 Miguel Olivo, R OBP: 0.274, SLG: 0.470 46 Luis Hernandez, S OBP: 0.250, SLG: 0.200	K		G6-3		K			G3		3	0	0	0	0	2	1					
35 Mitch Maier, L OBP: 0.330, SLG: 0.333									K2-3	5	0	3	0	0	2	2					
<b>Inning Stats</b>	R: 1 H: 2 E: 0 K: 1 S: 14	H: 2 LOB: 2 BB: 1 P: 23	R: 0 H: 1 E: 0 K: 1 S: 8	H: 1 LOB: 2 BB: 1 P: 15	R: 0 H: 2 E: 0 K: 0 S: 10	H: 2 LOB: 2 BB: 0 P: 16	R: 0 H: 1 E: 0 K: 0 S: 7	H: 1 LOB: 1 BB: 0 P: 12	R: 1 H: 1 E: 0 K: 0 S: 9	H: 1 LOB: 1 BB: 1 P: 20	R: 0 H: 2 E: 0 K: 3 S: 15	H: 2 LOB: 2 BB: 0 P: 23	R: 0 H: 0 E: 0 K: 1 S: 8	H: 0 LOB: 0 BB: 0 P: 12	R: 3 H: 4 E: 0 K: 1 S: 16	H: 4 LOB: 2 BB: 1 P: 27	1B: 11 2B: 1 3B: 1 HR: 0	SF: 1 SAC: 0 DP: 0 HBP: 0	WP: 0 PB: 0 CS: 0	PA: 45	
<b>PITCHER</b>	IP WLS BF H R ER SO BB IBB HBP BLK WP HR S P ERA WHIP	IP WLS BF H R ER SO BB IBB HBP BLK WP HR S P ERA WHIP	IP WLS BF H R ER SO BB IBB HBP BLK WP HR S P ERA WHIP	IP WLS BF H R ER SO BB IBB HBP BLK WP HR S P ERA WHIP	IP WLS BF H R ER SO BB IBB HBP BLK WP HR S P ERA WHIP	IP WLS BF H R ER SO BB IBB HBP BLK WP HR S P ERA WHIP	IP WLS BF H R ER SO BB IBB HBP BLK WP HR S P ERA WHIP	IP WLS BF H R ER SO BB IBB HBP BLK WP HR S P ERA WHIP	IP WLS BF H R ER SO BB IBB HBP BLK WP HR S P ERA WHIP	IP WLS BF H R ER SO BB IBB HBP BLK WP HR S P ERA WHIP	IP WLS BF H R ER SO BB IBB HBP BLK WP HR S P ERA WHIP	IP WLS BF H R ER SO BB IBB HBP BLK WP HR S P ERA WHIP	IP WLS BF H R ER SO BB IBB HBP BLK WP HR S P ERA WHIP	IP WLS BF H R ER SO BB IBB HBP BLK WP HR S P ERA WHIP	IP WLS BF H R ER SO BB IBB HBP BLK WP HR S P ERA WHIP	IP WLS BF H R ER SO BB IBB HBP BLK WP HR S P ERA WHIP	IP WLS BF H R ER SO BB IBB HBP BLK WP HR S P ERA WHIP	IP WLS BF H R ER SO BB IBB HBP BLK WP HR S P ERA WHIP	IP WLS BF H R ER SO BB IBB HBP BLK WP HR S P ERA WHIP	IP WLS BF H R ER SO BB IBB HBP BLK WP HR S P ERA WHIP	IP WLS BF H R ER SO BB IBB HBP BLK WP HR S P ERA WHIP

Arizona Diamondbacks @ Kansas City Royals  
Kauffman Stadium, Kansas City, MO  
Wed Jun 17 2009, 7:10 PM CDT  
Att: 29,777 - Cloudy - 90 F

livebaseballscorecards.com

AB 39  
R 5  
H 13  
RBI 5  
BB 5  
SO 7  
LOB 25





Batter	1	2	3	4	5	6	7	8	9	AB	R	H	RBI	BB	SO	LOB	TOP					
2 Felipe Lopez, S OBP: 0.354, SLG: 0.417	E6 FC4-6		6 WP 1B	K	E4 10 WP		18 WP 10 1B BB	K		5	1	1	1	1	2	2						
6 Stephen Drew, L OBP: 0.313, SLG: 0.415	FC4-6 10 2B		27 FC6 10 G5-3 18 3B	10 2B BB	L6		F7	F7		5	2	1	1	1	0	7						
10 Justin Upton, R OBP: 0.397, SLG: 0.576	27 E 24 BB 2B		G5-3	SAFE 1B	SAFE BB		18 WP 1B	K		5	0	3	1	1	1	1						
27 Mark Reynolds, R OBP: 0.361, SLG: 0.566	E4 24 BB		FC6 18 3B	K	G6-3		K	K		6	1	0	0	0	2	9						
18 Gerardo Parra, L OBP: 0.336, SLG: 0.463	K		24 1B 3B	F8			L9	G3-1		6	2	2	3	0	1	6						
24 Chris Young, R OBP: 0.272, SLG: 0.380			22 S 26 1B		26 1B 22 1B			26 G4-3 3B		4	1	4	1	1	0	0						
14 Ryan Roberts, R OBP: 0.376, SLG: 0.375			22 S 26 1B		22 1B 22 1B			26 G4-3 3B		0	1	0	0	0	0	0						
26 Miguel Montero, L OBP: 0.348, SLG: 0.365			11 SH1-4 2 E 2B		11 SH1-4 2 E 2B			11 SH1-4 2 E 2B		5	1	2	1	0	0	1						
22 Eric Byrnes, R OBP: 0.266, SLG: 0.383			2 E 10 SH1-4 1B		2 E 10 SH1-4 1B			2 E 10 SH1-4 1B		5	2	2	2	0	0	3						
11 Augie Ojeda, S OBP: 0.321, SLG: 0.309			2 E 10 SH1-4 1B		2 E 10 SH1-4 1B			2 E 10 SH1-4 1B		4	1	1	0	0	0	3						
<b>Inning Stats</b>	R: 1 H: 1 E: 2 K: 1 S: 12	H: 1 LOB: 2 BB: 1 P: 19	R: 0 H: 0 E: 0 K: 0 S: 10	H: 0 LOB: 0 BB: 0 P: 16	R: 4 H: 5 E: 0 K: 0 S: 18	H: 5 LOB: 2 BB: 0 P: 27	R: 0 H: 1 E: 0 K: 2 S: 17	H: 1 LOB: 2 BB: 1 P: 29	R: 3 H: 3 E: 1 K: 0 S: 15	H: 3 LOB: 2 BB: 1 P: 28	R: 1 H: 2 E: 0 K: 0 S: 7	H: 2 LOB: 0 BB: 0 P: 9	R: 1 H: 2 E: 0 K: 1 S: 17	H: 2 LOB: 2 BB: 1 P: 30	R: 2 H: 2 E: 0 K: 1 S: 22	H: 2 LOB: 2 BB: 0 P: 32	R: 0 H: 0 E: 0 K: 1 S: 8	H: 0 LOB: 0 BB: 0 P: 9	1B: 7 2B: 8 3B: 2 HR: 2	SF: 0 SAC: 1 DP: 1 HBP: 0	WP: 4 PA: 50 PB: 0 CS: 2	
<b>PITCHER</b>	IP WLS BF H R ER SO BB IBB HBP BLK WP HR S P ERA WHIP	IP WLS BF H R ER SO BB IBB HBP BLK WP HR S P ERA WHIP	IP WLS BF H R ER SO BB IBB HBP BLK WP HR S P ERA WHIP	IP WLS BF H R ER SO BB IBB HBP BLK WP HR S P ERA WHIP	IP WLS BF H R ER SO BB IBB HBP BLK WP HR S P ERA WHIP	IP WLS BF H R ER SO BB IBB HBP BLK WP HR S P ERA WHIP	IP WLS BF H R ER SO BB IBB HBP BLK WP HR S P ERA WHIP	IP WLS BF H R ER SO BB IBB HBP BLK WP HR S P ERA WHIP	IP WLS BF H R ER SO BB IBB HBP BLK WP HR S P ERA WHIP	IP WLS BF H R ER SO BB IBB HBP BLK WP HR S P ERA WHIP	IP WLS BF H R ER SO BB IBB HBP BLK WP HR S P ERA WHIP	IP WLS BF H R ER SO BB IBB HBP BLK WP HR S P ERA WHIP	IP WLS BF H R ER SO BB IBB HBP BLK WP HR S P ERA WHIP	IP WLS BF H R ER SO BB IBB HBP BLK WP HR S P ERA WHIP	IP WLS BF H R ER SO BB IBB HBP BLK WP HR S P ERA WHIP	IP WLS BF H R ER SO BB IBB HBP BLK WP HR S P ERA WHIP	IP WLS BF H R ER SO BB IBB HBP BLK WP HR S P ERA WHIP	IP WLS BF H R ER SO BB IBB HBP BLK WP HR S P ERA WHIP	IP WLS BF H R ER SO BB IBB HBP BLK WP HR S P ERA WHIP	IP WLS BF H R ER SO BB IBB HBP BLK WP HR S P ERA WHIP	IP WLS BF H R ER SO BB IBB HBP BLK WP HR S P ERA WHIP	IP WLS BF H R ER SO BB IBB HBP BLK WP HR S P ERA WHIP

**Arizona Diamondbacks @ Kansas City Royals**  
Kauffman Stadium, Kansas City, MO

Thu Jun 18 2009, 7:10 PM CDT  
Att: 14,129 - Clear - 89 F

AB	45
R	12
H	16
RBI	10
BB	4
SO	6
LOB	32

Batter	1	2	3	4	5	6	7	8	9	AB	R	H	RBI	BB	SO	LOB	BOTTOM					
9 David DeJesus, L OBP: 0.294, SLG: 0.389	F8		2H 2B		G1-3			16 1B G5-4-3 46 1B	46 L5 3B	5	0	3	4	0	0	0						
8 Willie Bloomquist, R OBP: 0.348, SLG: 0.396	K		2H 2B		G1-3			16 1B G5-4-3 46 1B	46 L5 3B	3	0	1	0	0	2	1						
46 Luis Hernandez, S OBP: 0.285, SLG: 0.219	K		2H 2B		G1-3			16 1B G5-4-3 46 1B	46 L5 3B	2	0	1	0	0	0	1						
16 Billy Butler, R OBP: 0.343, SLG: 0.429	K		2H 2B		G1-3			16 1B G5-4-3 46 1B	46 L5 3B	4	0	1	0	0	2	3						
17 Mike Jacobs, L OBP: 0.325, SLG: 0.453			11 G5-4-3 1B		11 G5-4-3 1B			11 G5-4-3 1B		3	0	1	0	1	1	2						
11 Jose Guillen, R OBP: 0.357, SLG: 0.414			11 G5-4-3 1B		11 G5-4-3 1B			11 G5-4-3 1B		4	0	1	0	0	1	5						
1 Tony Pena Jr., R OBP: 0.152, SLG: 0.129			11 G5-4-3 1B		11 G5-4-3 1B			11 G5-4-3 1B		0	0	0	0	0	0	0						
13 Alberto Callaspo, S OBP: 0.358, SLG: 0.464			11 G5-4-3 1B		11 G5-4-3 1B			11 G5-4-3 1B		2	0	0	0	0	0	1						
7 Tug Hulett, L			11 G5-4-3 1B		11 G5-4-3 1B			11 G5-4-3 1B		2	0	0	0	0	1	2						
24 Mark Teahen, L OBP: 0.347, SLG: 0.441			35 2B 9 2B		G1-3 P4			G4-3	E3 35 1B 3B	4	1	0	0	0	1							
3 Brayan Peña, S OBP: 0.308, SLG: 0.417			35 2B 9 2B		G1-3 P4			G4-3	E3 35 1B 3B	4	2	2	0	0	0	0						
35 Mitch Maier, L OBP: 0.337, SLG: 0.354			35 2B 9 2B		G1-3 P4			G4-3	E3 35 1B 3B	4	2	2	1	0	0	0						
<b>Inning Stats</b>	R: 0 H: 0 E: 0 K: 2 S: 10	H: 1 LOB: 0 BB: 0 P: 14	R: 0 H: 1 E: 0 K: 0 S: 8	H: 1 LOB: 0 BB: 0 P: 11	R: 2 H: 3 E: 0 K: 2 S: 18	H: 3 LOB: 1 BB: 0 P: 27	R: 0 H: 1 E: 0 K: 1 S: 9	H: 1 LOB: 0 BB: 0 P: 13	R: 0 H: 0 E: 0 K: 0 S: 3	H: 0 LOB: 0 BB: 0 P: 5	R: 0 H: 2 E: 0 K: 1 S: 13	H: 2 LOB: 0 BB: 0 P: 16	R: 0 H: 0 E: 0 K: 0 S: 8	H: 0 LOB: 0 BB: 0 P: 12	R: 0 H: 2 E: 0 K: 1 S: 14	H: 2 LOB: 2 BB: 1 P: 20	R: 3 H: 3 E: 1 K: 0 S: 9	H: 3 LOB: 0 BB: 0 P: 14	1B: 9 2B: 3 3B: 1 HR: 0	SF: 0 SAC: 0 DP: 3 HBP: 0	WP: 0 PA: 38 PB: 0 CS: 0	
<b>PITCHER</b>	IP WLS BF H R ER SO BB IBB HBP BLK WP HR S P ERA WHIP	IP WLS BF H R ER SO BB IBB HBP BLK WP HR S P ERA WHIP	IP WLS BF H R ER SO BB IBB HBP BLK WP HR S P ERA WHIP	IP WLS BF H R ER SO BB IBB HBP BLK WP HR S P ERA WHIP	IP WLS BF H R ER SO BB IBB HBP BLK WP HR S P ERA WHIP	IP WLS BF H R ER SO BB IBB HBP BLK WP HR S P ERA WHIP	IP WLS BF H R ER SO BB IBB HBP BLK WP HR S P ERA WHIP	IP WLS BF H R ER SO BB IBB HBP BLK WP HR S P ERA WHIP	IP WLS BF H R ER SO BB IBB HBP BLK WP HR S P ERA WHIP	IP WLS BF H R ER SO BB IBB HBP BLK WP HR S P ERA WHIP	IP WLS BF H R ER SO BB IBB HBP BLK WP HR S P ERA WHIP	IP WLS BF H R ER SO BB IBB HBP BLK WP HR S P ERA WHIP	IP WLS BF H R ER SO BB IBB HBP BLK WP HR S P ERA WHIP	IP WLS BF H R ER SO BB IBB HBP BLK WP HR S P ERA WHIP	IP WLS BF H R ER SO BB IBB HBP BLK WP HR S P ERA WHIP	IP WLS BF H R ER SO BB IBB HBP BLK WP HR S P ERA WHIP	IP WLS BF H R ER SO BB IBB HBP BLK WP HR S P ERA WHIP	IP WLS BF H R ER SO BB IBB HBP BLK WP HR S P ERA WHIP	IP WLS BF H R ER SO BB IBB HBP BLK WP HR S P ERA WHIP	IP WLS BF H R ER SO BB IBB HBP BLK WP HR S P ERA WHIP	IP WLS BF H R ER SO BB IBB HBP BLK WP HR S P ERA WHIP	IP WLS BF H R ER SO BB IBB HBP BLK WP HR S P ERA WHIP

**Arizona Diamondbacks @ Kansas City Royals**  
Kauffman Stadium, Kansas City, MO

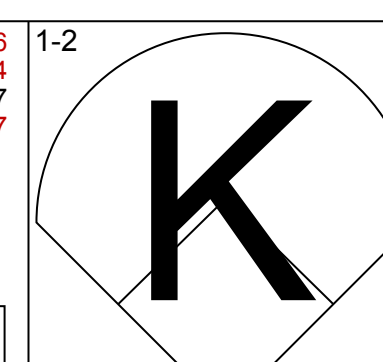
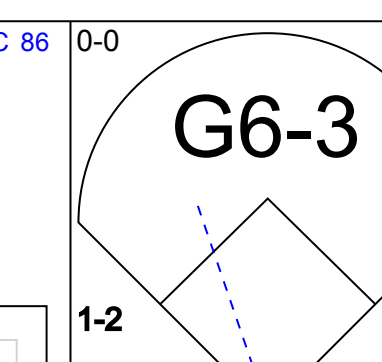
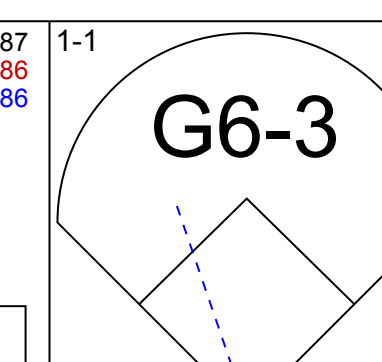
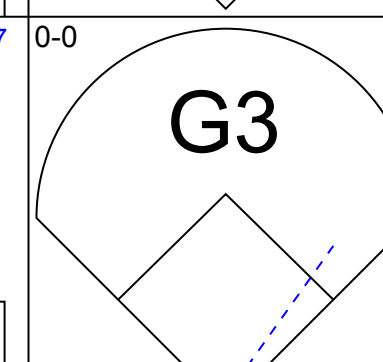
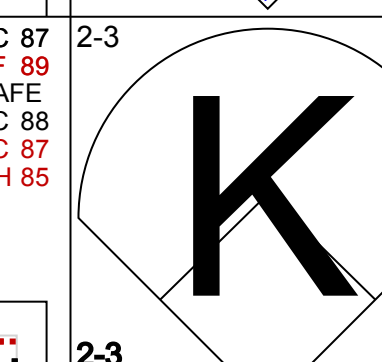
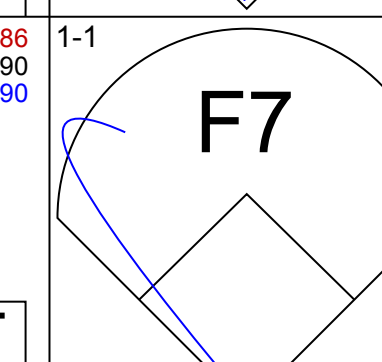
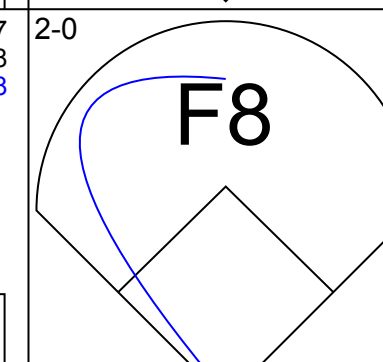

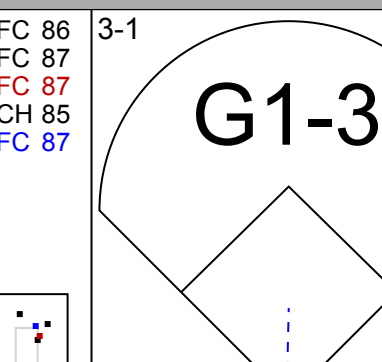
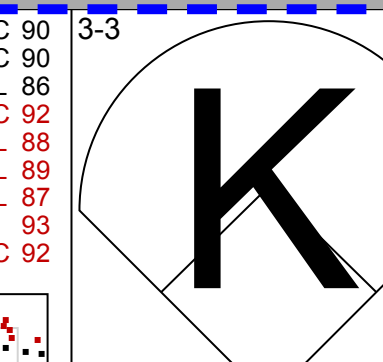
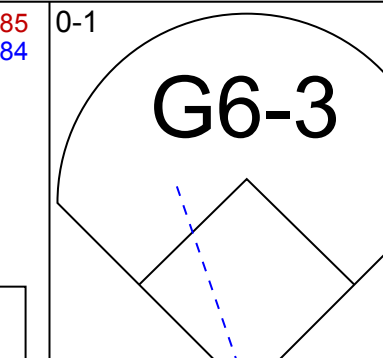
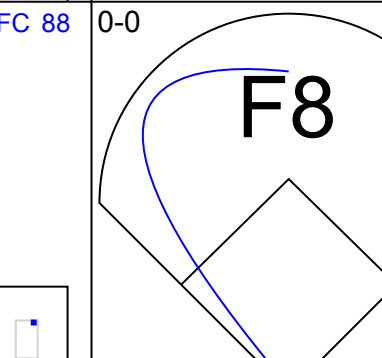
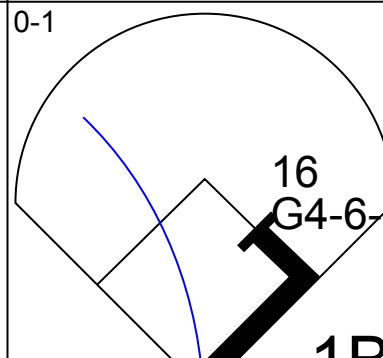
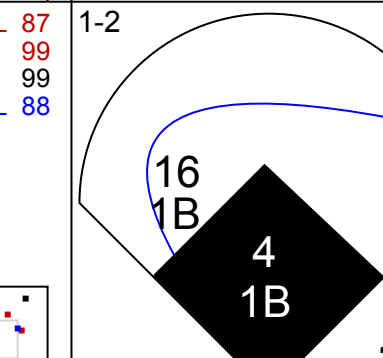
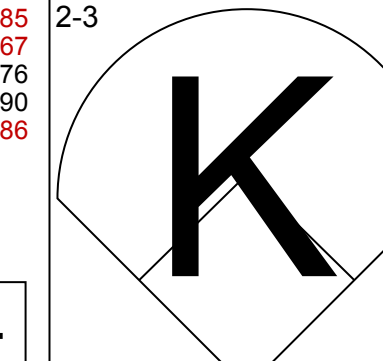
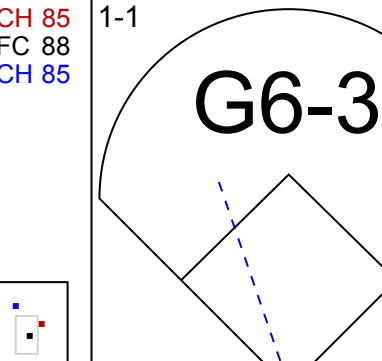
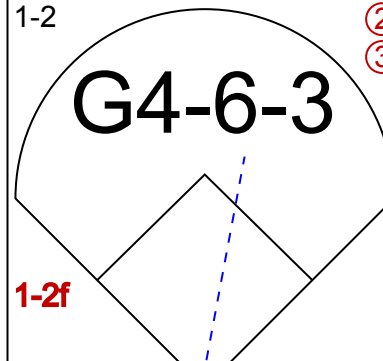
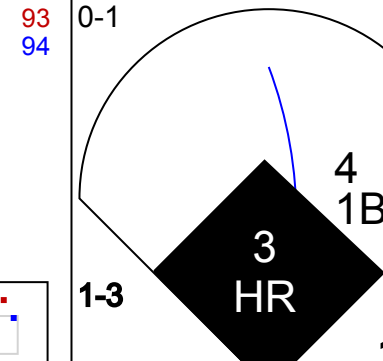

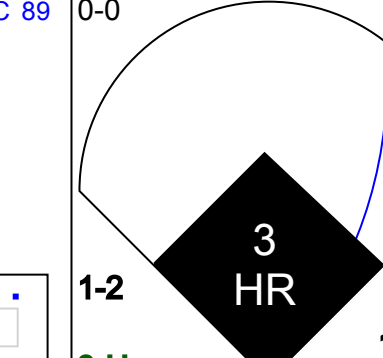
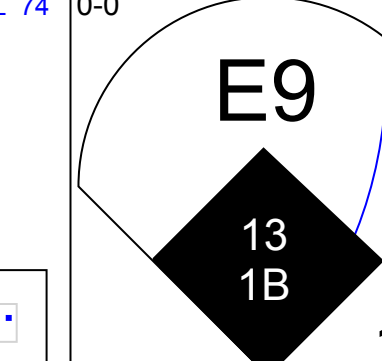
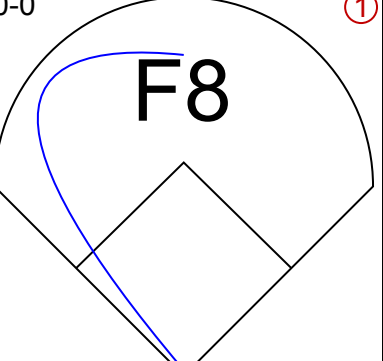

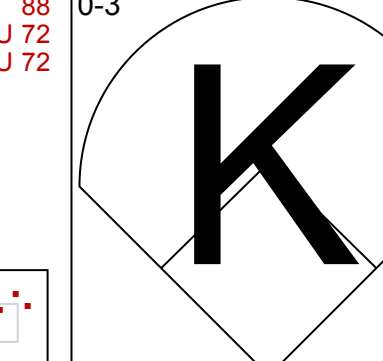
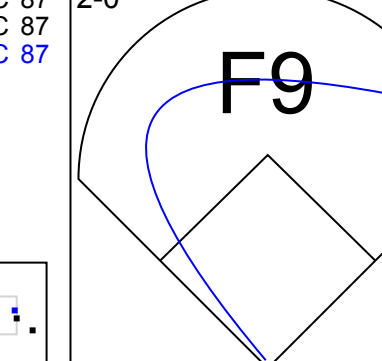
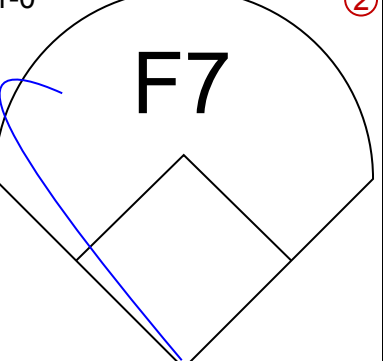
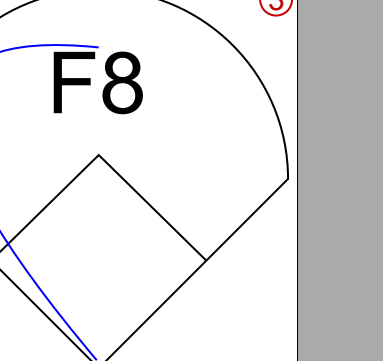
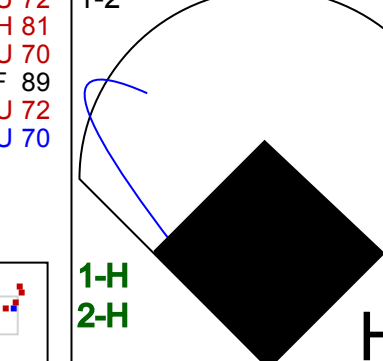
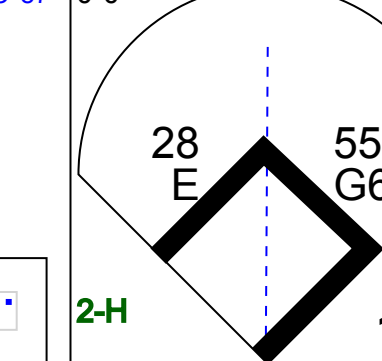
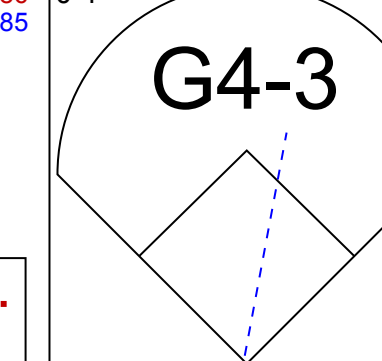
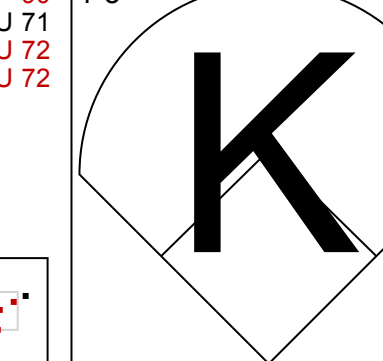
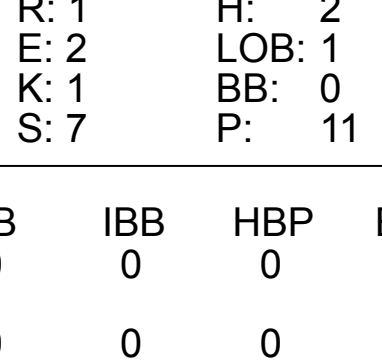
Thu Jun 18 2009, 7:10 PM CDT  
Att: 14,129 - Clear - 89 F

AB	37
R	5
H	12
RBI	5
BB	1
SO	7
LOB	16

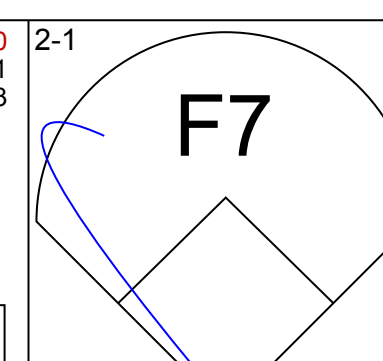
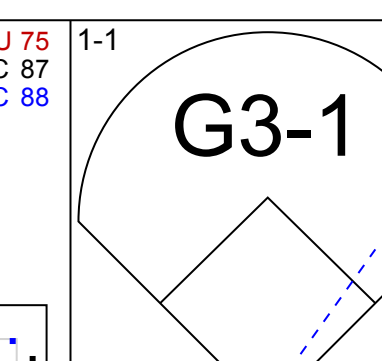
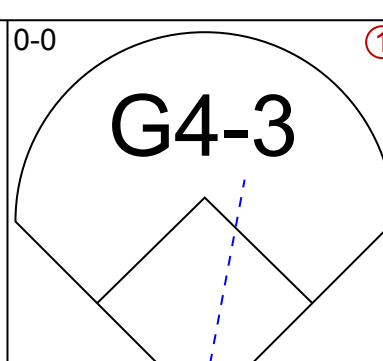
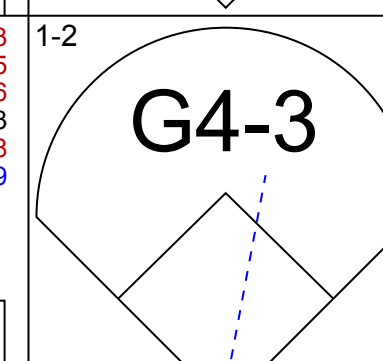
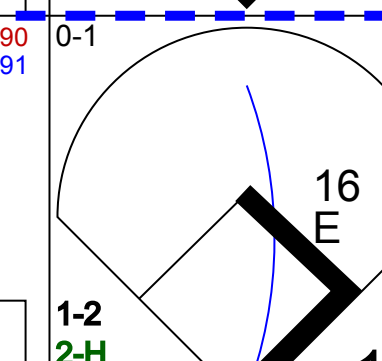
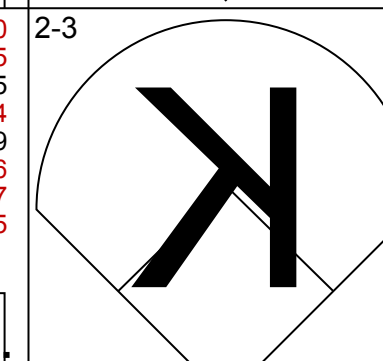
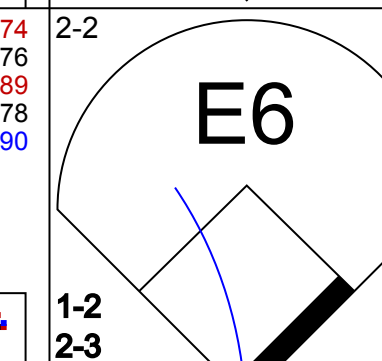

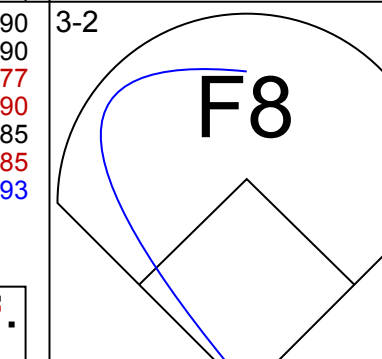
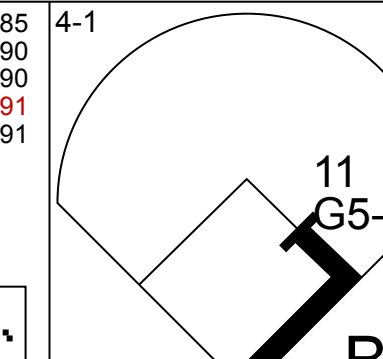
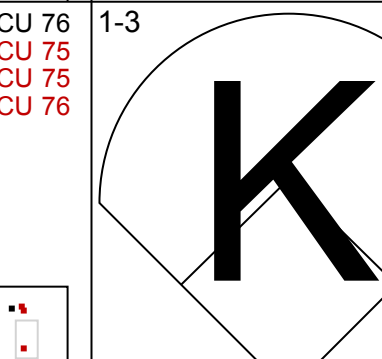
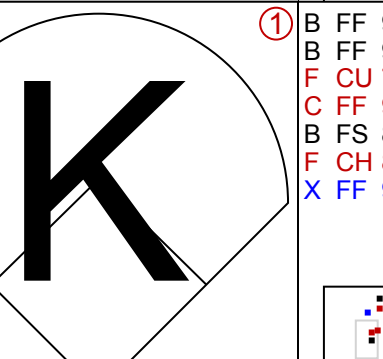
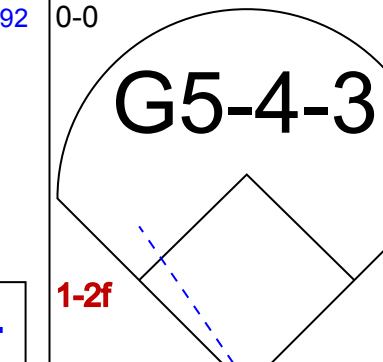



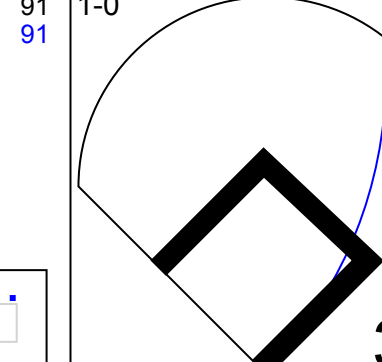
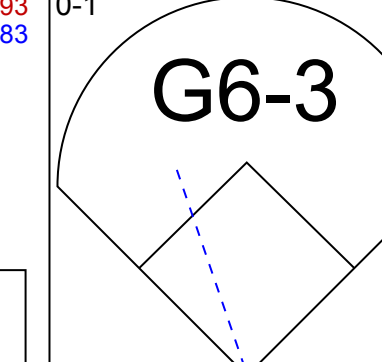
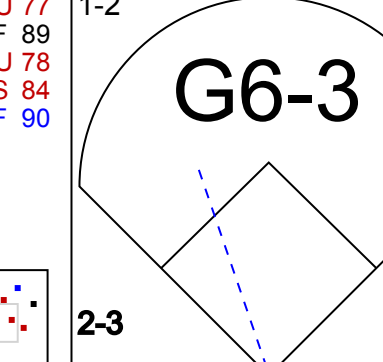
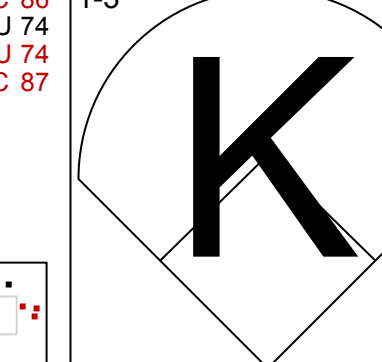
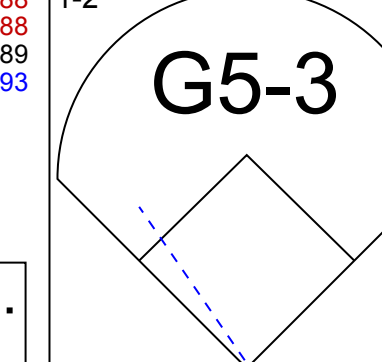
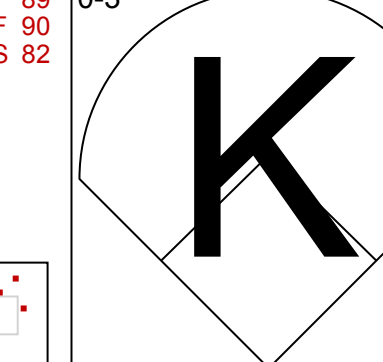
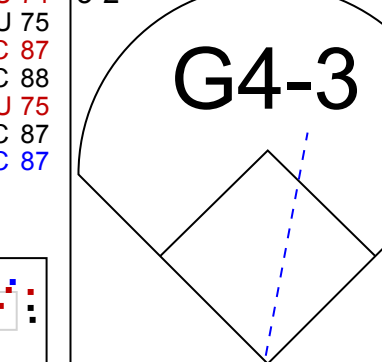
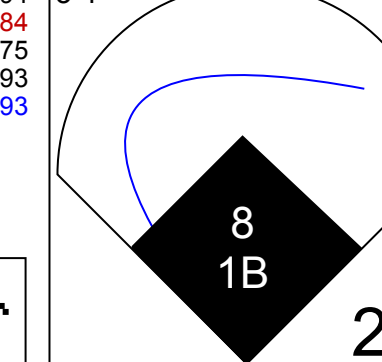







Batter	1	2	3	4	5	6	7	8	9	AB	R	H	RBI	BB	SO	LOB	TOP							
55 Skip Schumaker, L OBP: 0.341, SLG: 0.391 (1, 4)										4	1	1	0	0	1	1	<b>St. Louis Cardinals @ Kansas City Royals</b> Kauffman Stadium, Kansas City, MO Sat Jun 20 2009, 3:10 PM CDT Att: 38,769 - Rain - 78 F							
28 Colby Rasmus, L OBP: 0.327, SLG: 0.471 (1, 8)										4	0	0	0	0	1	2								
27 Tyler Greene, R OBP: 0.293, SLG: 0.397 (8, 6)										0	0	0	0	0	0	0								
5 Albert Pujols, R OBP: 0.442, SLG: 0.690 (1, 3)										4	1	1	2	0	1	0								
47 Ryan Ludwick, R OBP: 0.313, SLG: 0.439 (1, 9)										4	1	2	0	0	0	0								
16 Chris Duncan, L OBP: 0.340, SLG: 0.406 (1, 10)										4	1	1	0	0	1	1								
4 Yadier Molina, R OBP: 0.361, SLG: 0.404 (1, 2)										4	1	2	1	0	0	0								
24 Rick Ankiel, L OBP: 0.303, SLG: 0.425 (8, 8)										4	1	1	0	0	2	3								
3 Khalil Greene, R OBP: 0.300, SLG: 0.366 (1, 5)										4	1	1	3	0	0	2								
13 Brendan Ryan, R OBP: 0.345, SLG: 0.394 (1, 6)										2	0	1	1	0	0	1								
22 Joe Thurston, L OBP: 0.326, SLG: 0.367 (8, 4)										2	0	0	0	0	1	0								
<b>Inning Stats</b>	R: 0 E: 0 K: 1 S: 5	H: 0 LOB: 0 BB: 0 P: 8	R: 0 E: 0 K: 1 S: 6	H: 0 LOB: 0 BB: 0 P: 8	R: 1 E: 2 K: 1 S: 7	H: 2 LOB: 1 BB: 0 P: 11	R: 0 E: 0 K: 0 S: 5	H: 0 LOB: 0 BB: 0 P: 9	R: 0 E: 0 K: 0 S: 8	H: 1 LOB: 1 BB: 0 P: 12	R: 2 E: 0 K: 0 S: 11	H: 3 LOB: 0 BB: 0 P: 16	R: 0 E: 0 K: 1 S: 10	H: 0 LOB: 0 BB: 0 P: 14	R: 0 E: 0 K: 0 S: 6	H: 0 LOB: 0 BB: 0 P: 8	R: 4 E: 0 K: 3 S: 23	H: 4 LOB: 0 BB: 0 P: 29	1B: 8 2B: 0 3B: 0 HR: 2	SF: 0 SAC: 0 DP: 1 HBP: 0	WP: 0 PB: 0 SB: 0 CS: 0	PA: 36		
<b>PITCHER</b>	IP WLS BF H R ER SO BB IBB HBP BLK WP HR S P ERA WHIP	IP WLS BF H R ER SO BB IBB HBP BLK WP HR S P ERA WHIP	IP WLS BF H R ER SO BB IBB HBP BLK WP HR S P ERA WHIP	IP WLS BF H R ER SO BB IBB HBP BLK WP HR S P ERA WHIP	IP WLS BF H R ER SO BB IBB HBP BLK WP HR S P ERA WHIP	IP WLS BF H R ER SO BB IBB HBP BLK WP HR S P ERA WHIP	IP WLS BF H R ER SO BB IBB HBP BLK WP HR S P ERA WHIP	IP WLS BF H R ER SO BB IBB HBP BLK WP HR S P ERA WHIP	IP WLS BF H R ER SO BB IBB HBP BLK WP HR S P ERA WHIP	IP WLS BF H R ER SO BB IBB HBP BLK WP HR S P ERA WHIP	IP WLS BF H R ER SO BB IBB HBP BLK WP HR S P ERA WHIP	IP WLS BF H R ER SO BB IBB HBP BLK WP HR S P ERA WHIP	IP WLS BF H R ER SO BB IBB HBP BLK WP HR S P ERA WHIP	IP WLS BF H R ER SO BB IBB HBP BLK WP HR S P ERA WHIP	IP WLS BF H R ER SO BB IBB HBP BLK WP HR S P ERA WHIP	IP WLS BF H R ER SO BB IBB HBP BLK WP HR S P ERA WHIP	IP WLS BF H R ER SO BB IBB HBP BLK WP HR S P ERA WHIP	IP WLS BF H R ER SO BB IBB HBP BLK WP HR S P ERA WHIP	IP WLS BF H R ER SO BB IBB HBP BLK WP HR S P ERA WHIP	IP WLS BF H R ER SO BB IBB HBP BLK WP HR S P ERA WHIP	IP WLS BF H R ER SO BB IBB HBP BLK WP HR S P ERA WHIP	IP WLS BF H R ER SO BB IBB HBP BLK WP HR S P ERA WHIP	IP WLS BF H R ER SO BB IBB HBP BLK WP HR S P ERA WHIP	IP WLS BF H R ER SO BB IBB HBP BLK WP HR S P ERA WHIP



Batter	1	2	3	4	5	6	7	8	9	AB	R	H	RBI	BB	SO	LOB	BOTTOM							
9 David DeJesus, L OBP: 0.292, SLG: 0.394 (1, 7)										3	0	0	0	1	0	1	<b>St. Louis Cardinals @ Kansas City Royals</b> Kauffman Stadium, Kansas City, MO Sat Jun 20 2009, 3:10 PM CDT Att: 38,769 - Rain - 78 F							
46 Luis Hernandez, S OBP: 0.243, SLG: 0.200 (1, 6)										3	0	0	0	0	1	0								
8 Willie Bloomquist, R OBP: 0.349, SLG: 0.367 (8, 6)										1	0	1	1	0	0	0								
16 Billy Butler, R OBP: 0.336, SLG: 0.432 (1, 3)										4	0	0	0	0	1	2								
17 Mike Jacobs, L OBP: 0.318, SLG: 0.438 (1, 10)										3	0	0	0	1	2	3								
11 Jose Guillen, R OBP: 0.349, SLG: 0.402 (1, 9)										4	0	1	0	0	0	1								
13 Alberto Callaspo, S OBP: 0.359, SLG: 0.456 (1, 4)										3	0	0	0	1	0	1								
24 Mark Teahen, L OBP: 0.344, SLG: 0.441 (1, 5)										4	0	1	0	0	0	2								
21 Miguel Olivo, R OBP: 0.279, SLG: 0.497 (1, 2)										4	0	1	0	0	2	2								
35 Mitch Maier, L OBP: 0.327, SLG: 0.352 (1, 8)										3	1	1	0	0	1	3								
<b>Inning Stats</b>	R: 0 E: 0 K: 1 S: 13	H: 0 LOB: 0 BB: 0 P: 18	R: 0 E: 0 K: 0 S: 3	H: 0 LOB: 0 BB: 1 P: 7	R: 0 E: 0 K: 1 S: 10	H: 1 LOB: 0 BB: 0 P: 16	R: 0 E: 0 K: 2 S: 7	H: 0 LOB: 0 BB: 0 P: 8	R: 0 E: 0 K: 0 S: 4	H: 0 LOB: 0 BB: 0 P: 7	R: 0 E: 0 K: 1 S: 7	H: 0 LOB: 0 BB: 0 P: 11	R: 1 E: 1 K: 0 S: 20	H: 2 LOB: 3 BB: 1 P: 33	R: 0 E: 0 K: 1 S: 10	H: 1 LOB: 1 BB: 0 P: 15	1B: 2 2B: 2 3B: 1 HR: 0	SF: 0 SAC: 0 DP: 1 HBP: 0	WP: 0 PB: 0 SB: 0 CS: 0	PA: 35				
<b>PITCHER</b>	IP WLS BF H R ER SO BB IBB HBP BLK WP HR S P ERA WHIP	IP WLS BF H R ER SO BB IBB HBP BLK WP HR S P ERA WHIP	IP WLS BF H R ER SO BB IBB HBP BLK WP HR S P ERA WHIP	IP WLS BF H R ER SO BB IBB HBP BLK WP HR S P ERA WHIP	IP WLS BF H R ER SO BB IBB HBP BLK WP HR S P ERA WHIP	IP WLS BF H R ER SO BB IBB HBP BLK WP HR S P ERA WHIP	IP WLS BF H R ER SO BB IBB HBP BLK WP HR S P ERA WHIP	IP WLS BF H R ER SO BB IBB HBP BLK WP HR S P ERA WHIP	IP WLS BF H R ER SO BB IBB HBP BLK WP HR S P ERA WHIP	IP WLS BF H R ER SO BB IBB HBP BLK WP HR S P ERA WHIP	IP WLS BF H R ER SO BB IBB HBP BLK WP HR S P ERA WHIP	IP WLS BF H R ER SO BB IBB HBP BLK WP HR S P ERA WHIP	IP WLS BF H R ER SO BB IBB HBP BLK WP HR S P ERA WHIP	IP WLS BF H R ER SO BB IBB HBP BLK WP HR S P ERA WHIP	IP WLS BF H R ER SO BB IBB HBP BLK WP HR S P ERA WHIP	IP WLS BF H R ER SO BB IBB HBP BLK WP HR S P ERA WHIP	IP WLS BF H R ER SO BB IBB HBP BLK WP HR S P ERA WHIP	IP WLS BF H R ER SO BB IBB HBP BLK WP HR S P ERA WHIP	IP WLS BF H R ER SO BB IBB HBP BLK WP HR S P ERA WHIP	IP WLS BF H R ER SO BB IBB HBP BLK WP HR S P ERA WHIP	IP WLS BF H R ER SO BB IBB HBP BLK WP HR S P ERA WHIP	IP WLS BF H R ER SO BB IBB HBP BLK WP HR S P ERA WHIP	IP WLS BF H R ER SO BB IBB HBP BLK WP HR S P ERA WHIP	IP WLS BF H R ER SO BB IBB HBP BLK WP HR S P ERA WHIP



















Batter	1	2	3	4	5	6	7	8	9	AB	R	H	RBI	BB	SO	LOB	TOP					
9 David DeJesus, L (1, 7) OBP: 0.302, SLG: 0.406	G4-3		K				K			3	1	0	0	1	2	0	<b>Kansas City Royals @ Houston Astros</b> Minute Maid Park, Houston, TX Thu Jun 25 2009, 1:05 PM CDT Att: 32,048 - Roof Closed - 73 F					
8 Willie Bloomquist, R (1, 6) OBP: 0.329, SLG: 0.350	K		P4				K			4	0	1	0	0	2	0						
13 Alberto Callaspo, S (1, 4) OBP: 0.353, SLG: 0.444	L6						L6			4	1	1	0	0	0	2						
11 Jose Guillen, R (1, 9) OBP: 0.341, SLG: 0.408										4	2	1	0	0	0	2						
17 Mike Jacobs, L (1, 3) OBP: 0.309, SLG: 0.423										4	0	0	0	0	2	3						
24 Mark Teahen, L (1, 5) OBP: 0.344, SLG: 0.443										4	0	2	2	0	1	0						
21 Miguel Olivo, R (1, 2) OBP: 0.277, SLG: 0.503										4	0	0	0	0	1	3						
35 Mitch Maier, L (1, 8) OBP: 0.327, SLG: 0.350										2	0	1	0	1	0	1						
7 Tug Hulett, L (9, PH) OBP: 0.077, SLG: 0.077										1	0	0	0	0	0	0						
19 Brian Bannister, R (1, 1) OBP: 0.200, SLG: 0.200										3	0	0	0	0	1	4						
37 Juan Cruz, R (7, 1)										0	0	0	0	0	0	0						
56 Roman Colon, R (8, 1)										0	0	0	0	0	0	0						
16 Billy Butler, R (9, PH) OBP: 0.336, SLG: 0.443										1	0	0	0	0	1	0						
<b>Inning Stats</b>	R: 0 E: 0 K: 1 S: 8	H: 0 LOB: 0 BB: 0 P: 14	R: 1 E: 0 K: 0 S: 8	H: 2 LOB: 1 BB: 0 P: 11	R: 0 E: 0 K: 1 S: 9	H: 0 LOB: 0 BB: 0 P: 14	R: 2 E: 2 K: 0 S: 19	H: 2 LOB: 2 BB: 1 P: 32	R: 1 E: 0 K: 3 S: 12	H: 1 LOB: 1 BB: 0 P: 21	R: 0 E: 0 K: 3 S: 13	H: 1 LOB: 1 BB: 0 P: 20	R: 0 E: 0 K: 2 S: 9	H: 0 LOB: 0 BB: 0 P: 14	R: 0 E: 0 K: 1 S: 7	H: 0 LOB: 0 BB: 0 P: 14	R: 0 E: 0 K: 1 S: 12	H: 0 LOB: 0 BB: 0 P: 16	1B: 4 2B: 2 3B: 0 HR: 0	SF: 0 SAC: 0 DP: 1 HBP: 0	WP: 0 PB: 0 SB: 0 CS: 0	PA: 36
<b>PITCHER</b>	IP WLS BF H R ER SO BB IBB HBP BLK WP HR S P ERA WHIP																					
38 Brian Moehler, R (1, 1) ERA: 6.05	5.0	W 5	1	0	0	4	0	0	0	0	0	0	0	17	27	0.00	0.750					
53 Wesley Wright, L (6, 1) ERA: 5.5	1.1	H 2	0	0	0	1	0	0	0	0	0	0	5	7	0.00	0.000						
43 Chris Sampson, R (7, 1) ERA: 2.11	0.2	H 3	0	0	0	1	0	0	0	0	0	0	7	14	0.00	0.000						
22 LaTroy Hawkins, R (8, 1) ERA: 2.67	1.0	S 3	0	0	0	1	0	0	0	0	0	0	12	16	0.00	0.000						
47 Jose Valverde, R (9, 1) ERA: 2.93	1.0	S 3	0	0	0	1	0	0	0	0	0	0	12	16	0.00	0.000						

Batter	1	2	3	4	5	6	7	8	9	AB	R	H	RBI	BB	SO	LOB	BOTTOM			
21 Michael Bourn, L (1, 8) OBP: 0.365, SLG: 0.406	L4		G6-3				K			4	0	0	0	0	1	1	<b>Kansas City Royals @ Houston Astros</b> Minute Maid Park, Houston, TX Thu Jun 25 2009, 1:05 PM CDT Att: 32,048 - Roof Closed - 73 F			
8 Jeff Keppinger, R (1, 5) OBP: 0.335, SLG: 0.399	K		G1-3				G6-3			4	0	1	0	0	1	0				
10 Miguel Tejada, R (1, 6) OBP: 0.355, SLG: 0.474	G4-3		P2				P4			4	0	0	0	0	1	1				
45 Carlos Lee, R (1, 7) OBP: 0.358, SLG: 0.498										2	3	1	0	2	0	0				
47 Jose Valverde, R (9, 1)										0	0	0	0	0	0	0				
17 Lance Berkman, S (1, 3) OBP: 0.377, SLG: 0.508										4	2	3	4	0	0	1				
9 Hunter Pence, R (1, 9) OBP: 0.395, SLG: 0.518										4	0	0	0	0	1	3				
3 Kazuo Matsui, S (1, 4) OBP: 0.395, SLG: 0.308										2	0	0	1	0	1	0				
55 Humberto Quintero, R (1, 2) OBP: 0.315, SLG: 0.377										3	0	1	0	0	0	1				
38 Brian Moehler, R (1, 1) ERA: 6.05										1	0	0	0	0	1	1				
36 Matt Kata, S (5, PH) OBP: 0.296, SLG: 0.292										1	0	0	0	0	0	0				
53 Wesley Wright, L (6, 1) ERA: 5.5										0	0	0	0	0	0	0				
43 Chris Sampson, R (7, 1) ERA: 2.11										0	0	0	0	0	0	0				
2 Darn Erstad, L (7, PH) OBP: 0.297, SLG: 0.240										0	0	0	0	1	0	0				
22 LaTroy Hawkins, R (8, 1) ERA: 2.67										0	0	0	0	0	0	0				
4 Jason Michaels, R (9, 7) OBP: 0.247, SLG: 0.226										0	0	0	0	0	0	0				
<b>Inning Stats</b>	R: 0 E: 0 K: 1 S: 6	H: 0 LOB: 0 BB: 0 P: 11	R: 2 E: 0 K: 2 S: 17	H: 3 LOB: 1 BB: 0 P: 27	R: 0 E: 0 K: 0 S: 9	H: 0 LOB: 0 BB: 0 P: 12	R: 1 E: 0 K: 0 S: 8	H: 1 LOB: 1 BB: 1 P: 15	R: 0 E: 0 K: 0 S: 9	H: 1 LOB: 1 BB: 0 P: 14	R: 2 E: 0 K: 0 S: 8	H: 1 LOB: 0 BB: 1 P: 14	R: 0 E: 0 K: 1 S: 10	H: 0 LOB: 0 BB: 1 P: 18	R: 0 E: 0 K: 2 S: 9	H: 0 LOB: 1 BB: 0 P: 16	1B: 3 2B: 2 3B: 0 HR: 2	SF: 1 SAC: 0 DP: 1 HBP: 0	WP: 0 PB: 0 SB: 1 CS: 1	PA: 33
<b>PITCHER</b>	IP WLS BF H R ER SO BB IBB HBP BLK WP HR S P ERA WHIP																			
19 Brian Bannister, R (1, 1) ERA: 4.17	6.0	L 26	6	5	3	3	2	0	0	0	0	0	0	10	18	0.00	1.000			
37 Juan Cruz, R (7, 1) ERA: 5.29	1.0	3	0	0	0	1	1	0	0	0	0	0	9	16	0.00	0.000				
56 Roman Colon, R (8, 1) ERA: 3.75	1.0	4	0	0	0	2	0	0	0	0	0	0	9	16	0.00	0.000				

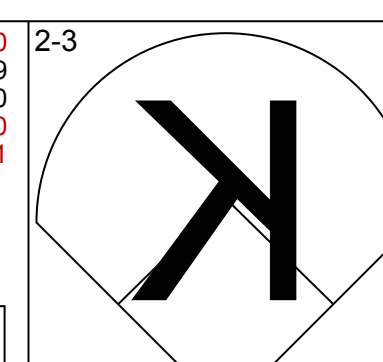
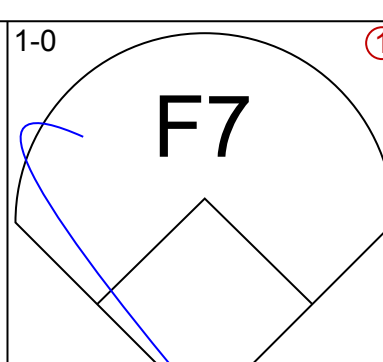
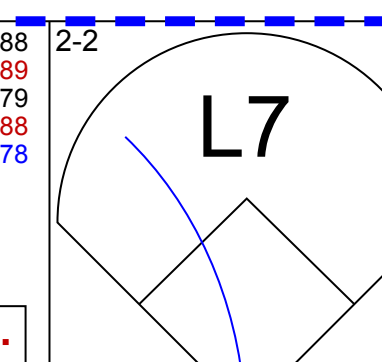
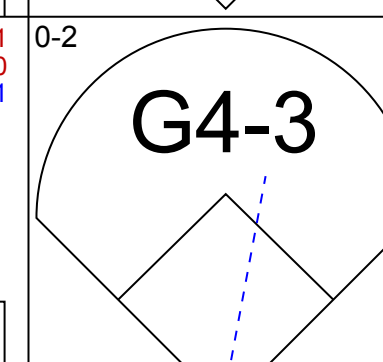
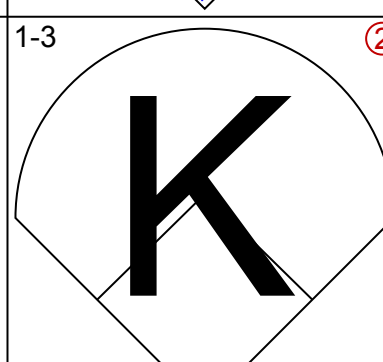
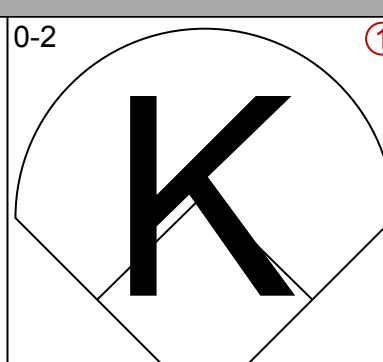
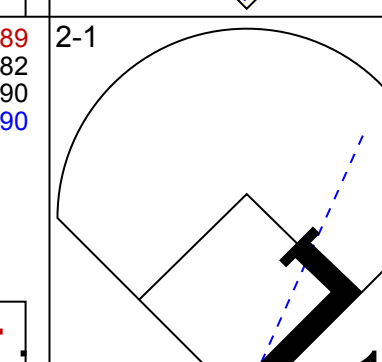
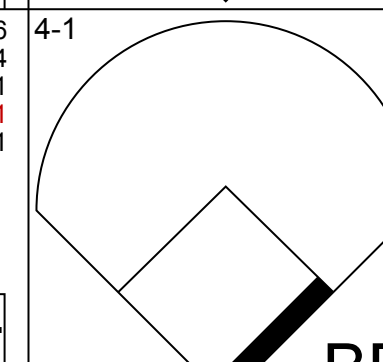
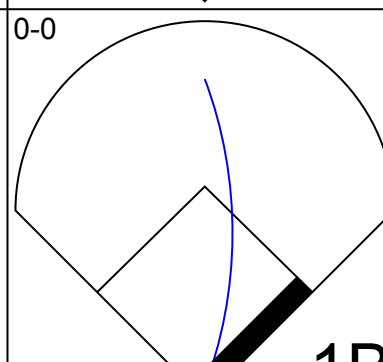
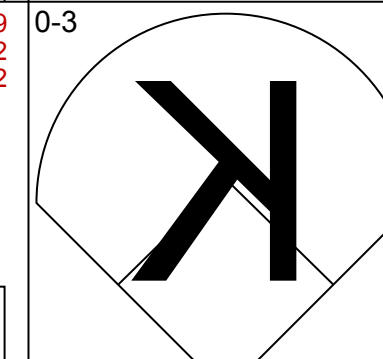
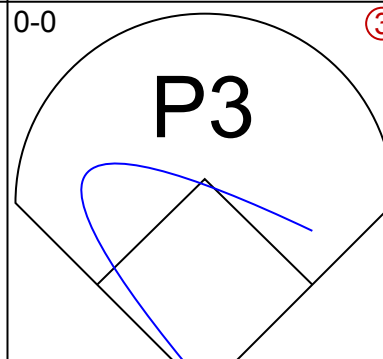
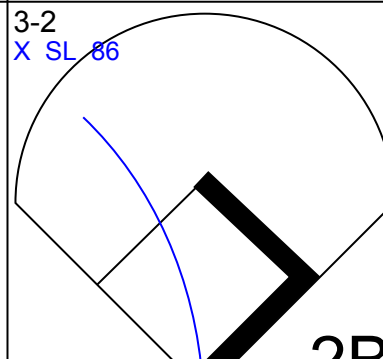
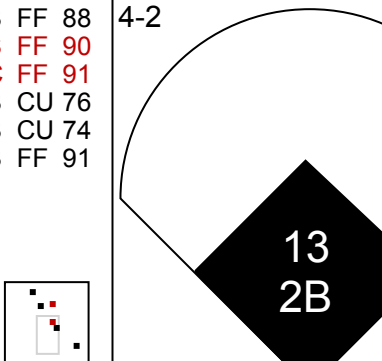
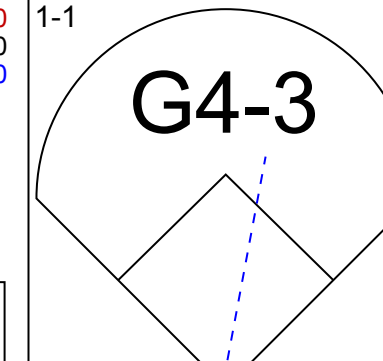
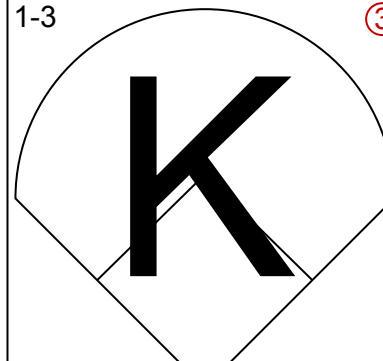
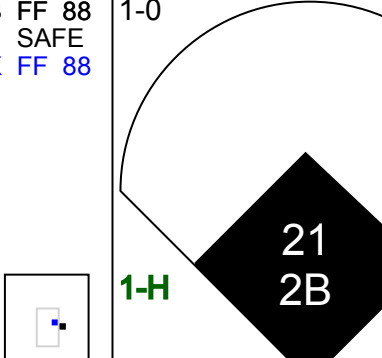
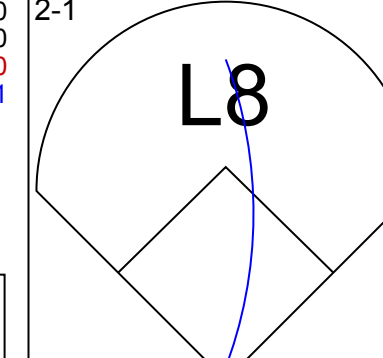
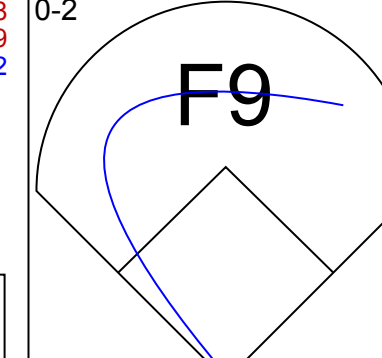
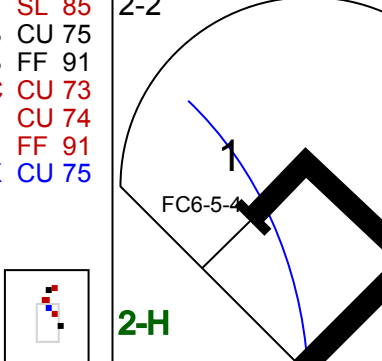
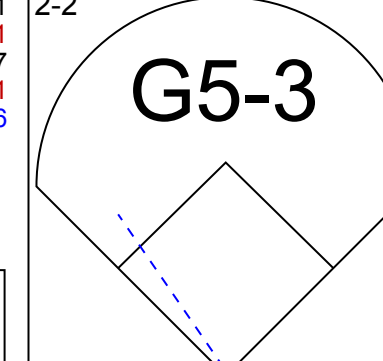
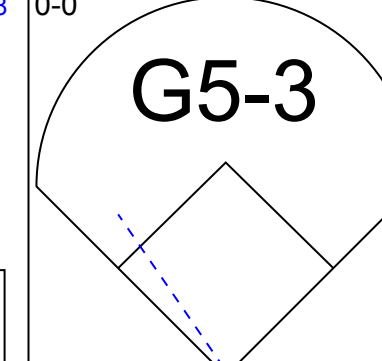
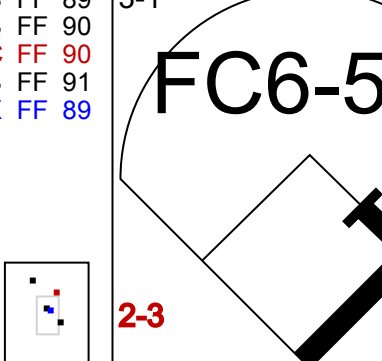
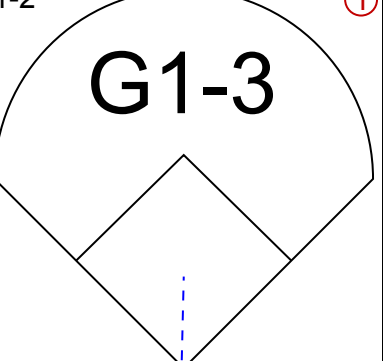
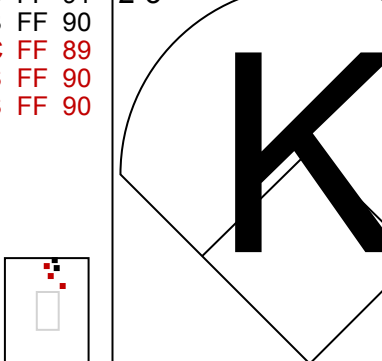
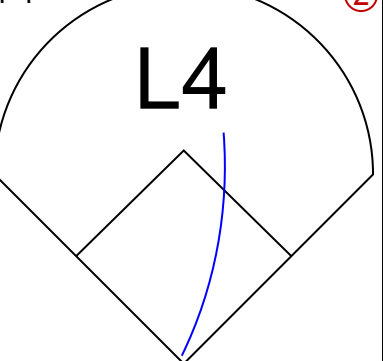
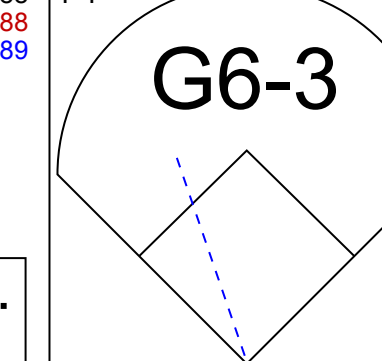
**AB 34**  
**R 4**  
**H 6**  
**RBI 2**  
**BB 2**  
**SO 10**  
**LOB 15**

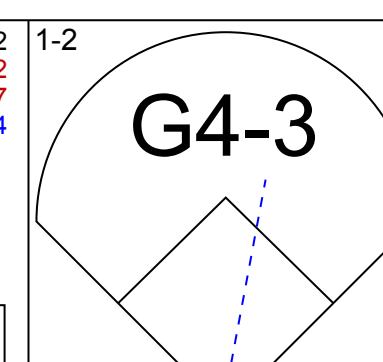
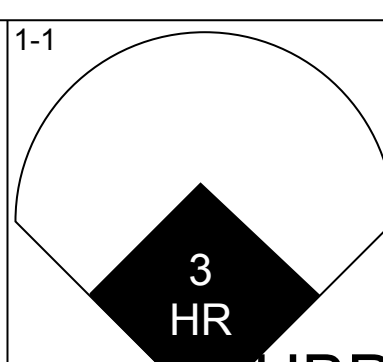
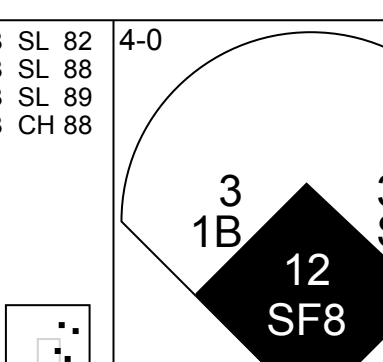
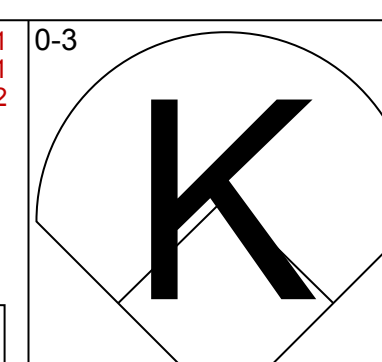
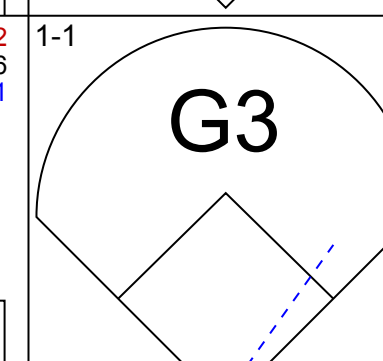
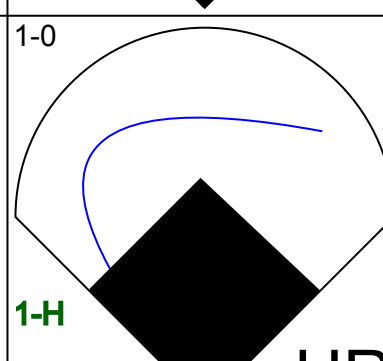
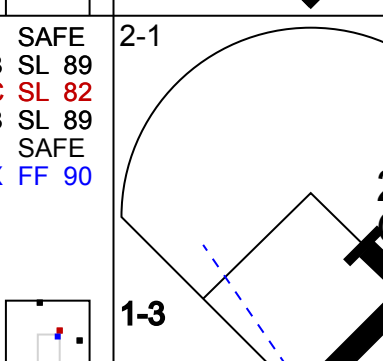
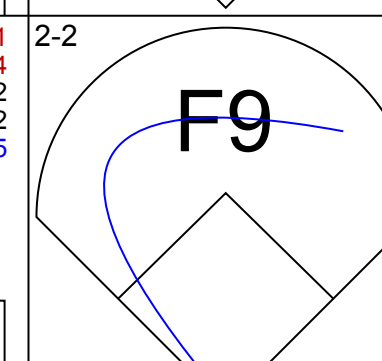
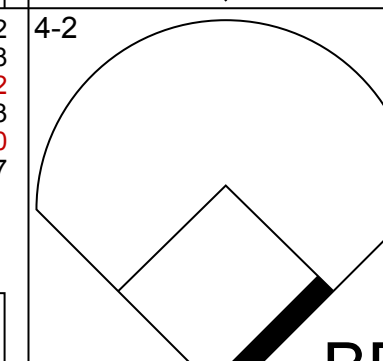
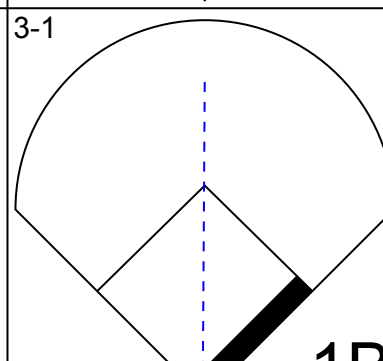
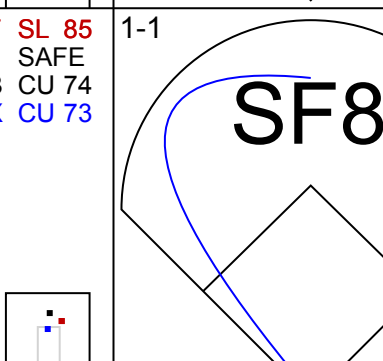
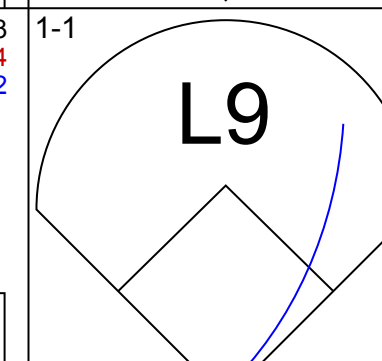
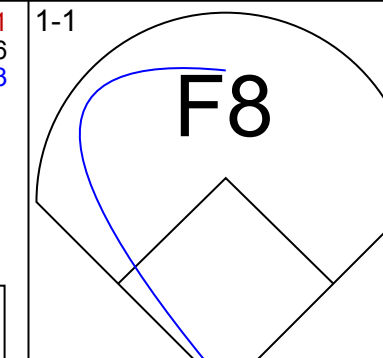
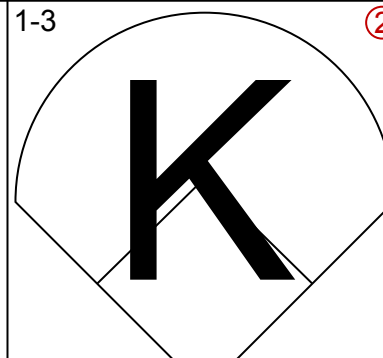
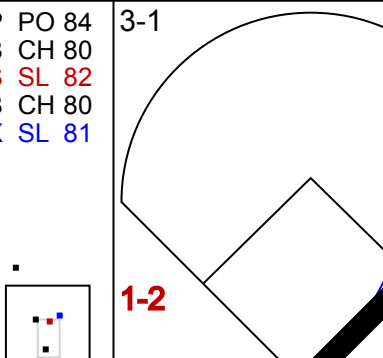
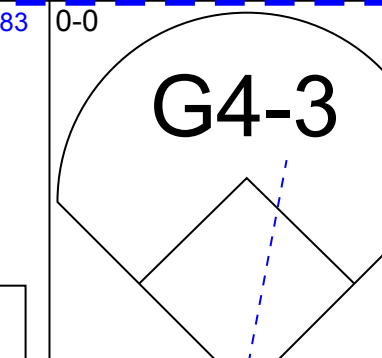
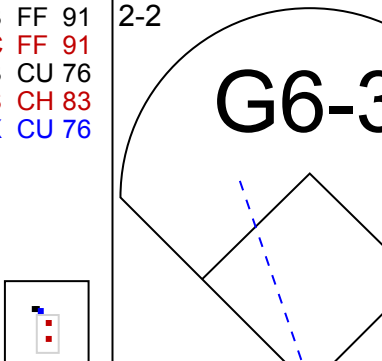
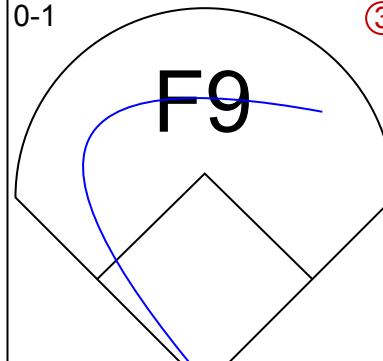
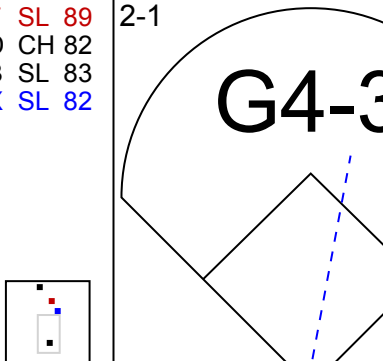
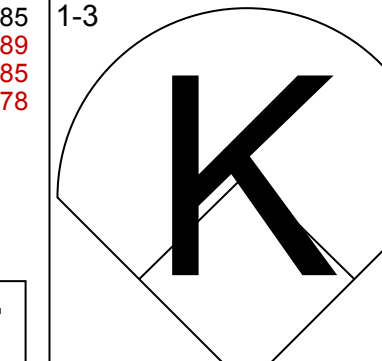
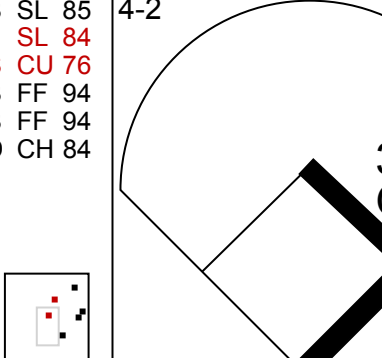
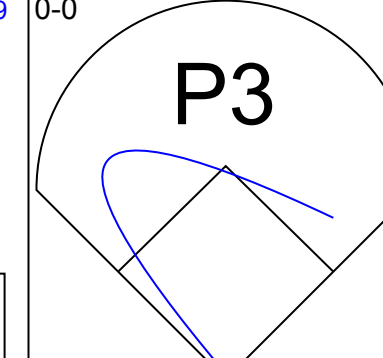
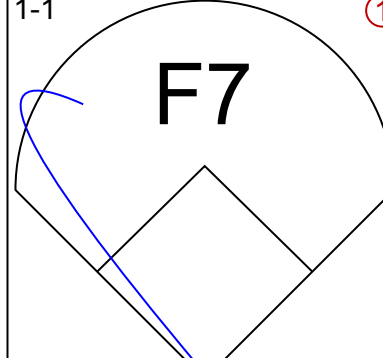
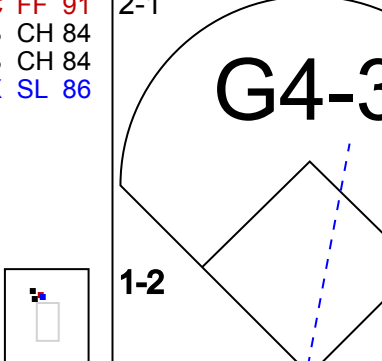
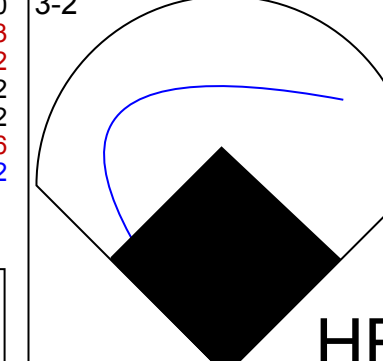
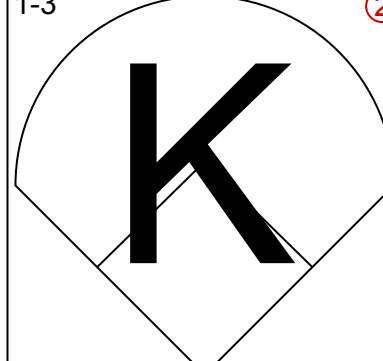
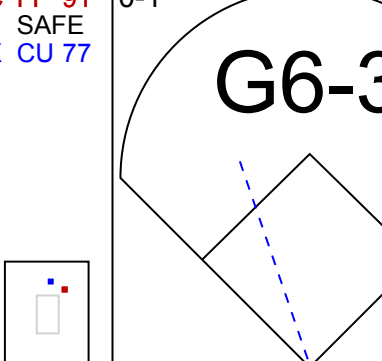
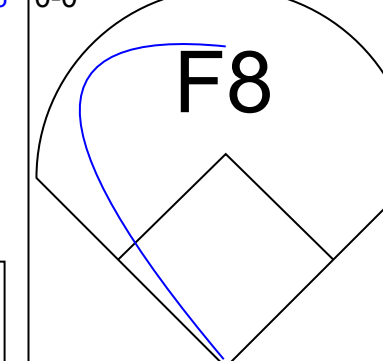
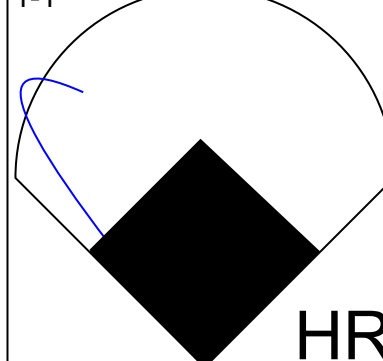


**AB 29**  
**R 5**  
**H 6**  
**RBI 5**  
**BB 3**  
**SO 6**  
**LOB 8**







Batter	1	2	3	4	5	6	7	8	9	AB	R	H	RBI	BB	SO	LOB	TOP								
9 David DeJesus, L (1.7) OBP: 0.298, SLG: 0.400										4	0	0	0	0	1	0	<b>Kansas City Royals @ Pittsburgh Pirates</b> PNC Park, Pittsburgh, PA Fri Jun 26 2009, 7:05 PM EDT Att: 18,458 - Partly Cloudy - 81 F								
35 Mitch Maier, L (1.8) OBP: 0.319, SLG: 0.340										3	0	0	0	0	2	0									
3 Brayan Peña, S (8, PH) OBP: 0.364, SLG: 0.533										1	0	1	0	0	0	0									
34 Jamey Wright, R (8, 1)										0	0	0	0	0	0	0									
16 Billy Butler, R (1.3) OBP: 0.338, SLG: 0.442										3	0	1	0	1	1	0									
11 Jose Guillen, R (1.9) OBP: 0.339, SLG: 0.410										4	0	1	0	0	1	2									
24 Mark Teahen, L (1.5) OBP: 0.346, SLG: 0.453										3	2	1	1	1	1	1									
13 Alberto Callaspo, S (1.4) OBP: 0.333, SLG: 0.444										4	1	1	1	0	0	0									
21 Miguel Olivo, R (1.2) OBP: 0.282, SLG: 0.509										4	0	2	1	0	0	0									
1 Tony Peña Jr., R (1.6) OBP: 0.139, SLG: 0.118																									
17 Mike Jacobs, L (9, PH) OBP: 0.308, SLG: 0.421										3	0	0	0	0	1	1									
55 Gil Meche, R (1.1)										1	0	0	0	0	1	2									
37 Juan Cruz, R (6, 1)																									
8 Willie Bloomquist, R (8, PH) OBP: 0.326, SLG: 0.358										2	0	0	0	0	1	0									
										0	0	0	0	0	0	0									
										1	0	0	0	0	0	0									
<b>Inning Stats</b>	R: 0 E: 0 K: 2 S: 10	H: 0 LOB: 1 BB: 1 P: 16	R: 2 E: 0 K: 1 S: 13	H: 2 LOB: 0 BB: 1 P: 25	R: 0 E: 0 K: 1 S: 6	H: 1 LOB: 1 BB: 0 P: 8	R: 0 E: 0 K: 0 S: 7	H: 0 LOB: 0 BB: 0 P: 12	R: 0 E: 0 K: 3 S: 11	H: 0 LOB: 1 BB: 0 P: 15	R: 0 E: 0 K: 3 S: 19	H: 1 LOB: 1 BB: 0 P: 23	R: 0 E: 0 K: 1 S: 7	H: 0 LOB: 0 BB: 0 P: 10	R: 0 E: 0 K: 0 S: 7	H: 1 LOB: 1 BB: 0 P: 12	R: 1 E: 1 K: 1 S: 13	H: 2 LOB: 2 BB: 0 P: 20	1B: 3 2B: 4 HR: 1	SF: 0 SAC: 0 DP: 1 HBP: 0	WP: 0 PB: 0 SB: 0 CS: 0	PA: 35			
<b>PITCHER</b>	IP	WLS	BF	H	R	ER	SO	BB	IBB	HBP	BLK	WP	HR	S	P	ERA	WHIP								
50 Virgil Vasquez, R (1.1) ERA: 3.0	6.0	W	23	4	2	2	7	2	0	0	0	0	0	66	99	3.00	1.000								
58 Steven Jackson, R (7, 1) ERA: 5.4	1.1	H	4	0	0	0	1	0	0	0	0	0	0	9	13	0.00	0.000								
17 Sean Burnett, L (8, 1) ERA: 3.13	0.2	H	2	1	0	0	0	0	0	0	0	0	0	5	9	0.00	1.500								
55 Matt Capps, R (9, 1) ERA: 4.91	1.0	S	6	2	1	1	1	0	0	0	0	0	1	13	20	9.00	2.000								

Batter	1	2	3	4	5	6	7	8	9	AB	R	H	RBI	BB	SO	LOB	BOTTOM									
22 Andrew McCutchen, R (1.8) OBP: 0.376, SLG: 0.505										2	2	0	0	1	1	0	<b>Kansas City Royals @ Pittsburgh Pirates</b> PNC Park, Pittsburgh, PA Fri Jun 26 2009, 7:05 PM EDT Att: 18,458 - Partly Cloudy - 81 F									
3 Nyjer Morgan, L (1.7) OBP: 0.345, SLG: 0.350										4	1	2	2	0	0	0										
12 Freddy Sanchez, R (1.4) OBP: 0.354, SLG: 0.481										2	0	1	1	1	0	0										
25 Adam LaRoche, L (1.3) OBP: 0.360, SLG: 0.488										4	0	1	0	0	1	2										
44 Brandon Moss, L (1.9) OBP: 0.315, SLG: 0.381										4	0	0	0	0	1	2										
15 Andy LaRoche, R (1.5) OBP: 0.344, SLG: 0.372										3	0	0	0	1	1	0										
35 Jason Jaramillo, S (1.2) OBP: 0.352, SLG: 0.431										3	1	1	1	0	1	1										
2 Jack Wilson, R (1.6) OBP: 0.312, SLG: 0.425										3	1	1	1	0	0	1										
50 Virgil Vasquez, R (1.1) ERA: 4.27	5.0	L	23	5	4	4	3	3	0	0	0	0	0	2	20	4.27		1.600								
16 Eric Hinske, L (6, PH) OBP: 0.383, SLG: 0.386										1	0	0	0	0	0	0										
58 Steven Jackson, R (7, 1) ERA: 5.23										0	0	0	0	0	0	0										
17 Sean Burnett, L (8, 1) ERA: 4.28										0	0	0	0	0	0	0										
55 Matt Capps, R (9, 1)										0	0	0	0	0	0	0										
<b>Inning Stats</b>	R: 0 E: 0 K: 0 S: 9	H: 0 LOB: 1 BB: 1 P: 16	R: 0 E: 0 K: 0 S: 9	H: 0 LOB: 1 BB: 1 P: 17	R: 2 E: 0 K: 2 S: 12	H: 2 LOB: 1 BB: 0 P: 19	R: 1 E: 0 K: 1 S: 9	H: 1 LOB: 0 BB: 0 P: 12	R: 1 E: 0 K: 0 S: 9	H: 2 LOB: 1 BB: 1 P: 20	R: 1 E: 0 K: 1 S: 10	H: 1 LOB: 0 BB: 0 P: 16	R: 0 E: 0 K: 1 S: 8	H: 0 LOB: 0 BB: 0 P: 11	R: 0 E: 0 K: 2 S: 7	H: 0 LOB: 0 BB: 0 P: 11	1B: 3 2B: 0 3B: 0 HR: 3	SF: 1 SAC: 0 DP: 0 HBP: 1	WP: 0 PB: 0 SB: 1 CS: 1	PA: 33						
<b>PITCHER</b>	IP	WLS	BF	H	R	ER	SO	BB	IBB	HBP	BLK	WP	HR	S	P	ERA	WHIP									
55 Gil Meche, R (1.1) ERA: 4.27	5.0	L	23	5	4	4	3	3	0	0	0	0	0	2	20	4.27	1.600									
37 Juan Cruz, R (6, 1) ERA: 5.23	2.0		7	1	1	1	2	0	0	0	0	0	1	18	27	4.50	0.500									
34 Jamey Wright, R (8, 1) ERA: 4.28	1.0		3	0	0	0	2	0	0	0	0	0	0	7	11	0.00	0.000									

**AB 33**  
**R 3**  
**H 7**  
**RBI 3**  
**BB 2**  
**SO 9**  
**LOB 6**



**AB 28**  
**R 5**  
**H 6**  
**RBI 5**  
**BB 3**  
**SO 7**  
**LOB 6**













Batter	1	2	3	4	5	6	7	8	9	AB	R	H	RBI	BB	SO	LOB	TOP										
2 Denard Span, L (1,8) OBP: 0.376, SLG: 0.376										3	1	1	0	1	0	0	<b>Minnesota Twins @ Kansas City Royals</b> Kauffman Stadium, Kansas City, MO Mon Jun 29 2009, 7:10 PM CDT Att: 22,066 - Clear - 89 F										
23 Brendan Harris, R (1,6) OBP: 0.332, SLG: 0.389										4	0	1	0	0	1	1											
7 Joe Mauer, L (1,2) OBP: 0.459, SLG: 0.670										4	0	0	0	0	0	4											
33 Justin Morneau, L (1,3) OBP: 0.389, SLG: 0.570										3	1	1	2	1	1	1											
16 Jason Kubel, L (1,10) OBP: 0.373, SLG: 0.551										3	0	0	0	1	0	2											
5 Michael Cuddyer, R (1,9) OBP: 0.356, SLG: 0.506										4	0	1	0	0	1	1											
32 Brian Buscher, L (1,5) OBP: 0.333, SLG: 0.308										3	0	0	0	1	1	1											
21 Delmon Young, R (1,7) OBP: 0.281, SLG: 0.318										4	0	1	0	0	1	3											
8 Nick Punto, S (1,4) OBP: 0.313, SLG: 0.247										3	0	0	0	0	0	4											
<b>Inning Stats</b>	R: 0 E: 0 K: 1 S: 11	H: 0 LOB: 1 BB: 1 P: 19	R: 0 E: 0 K: 0 S: 10	H: 0 LOB: 2 BB: 2 P: 21	R: 0 E: 1 K: 0 S: 10	H: 0 LOB: 2 BB: 1 P: 18	R: 0 E: 0 K: 0 S: 9	H: 1 LOB: 1 BB: 0 P: 10	R: 0 E: 0 K: 1 S: 10	H: 0 LOB: 0 BB: 0 P: 14	R: 0 E: 0 K: 0 S: 5	H: 0 LOB: 0 BB: 0 P: 7	R: 0 E: 0 K: 0 S: 7	H: 1 LOB: 0 BB: 0 P: 13	R: 2 E: 0 K: 0 S: 12	H: 3 LOB: 0 BB: 0 P: 20	R: 0 E: 0 K: 3 S: 11	H: 0 LOB: 0 BB: 0 P: 15	1B: 3 2B: 1 3B: 0 HR: 1	SF: 0 SAC: 0 DP: 2 HBP: 0	WP: 0 PB: 0 SB: 0 CS: 0	PA: 35					
<b>PITCHER</b>	IP	WLS	BF	H	R	ER	SO	BB	IBB	HBP	BLK	WP	HR	S	P	ERA	WHIP										
44 Luke Hochevar, R (1,1) ERA: 4.96	7.0	W	27	2	0	0	2	4	0	0	0	0	0	62	102	0.00	0.857										
49 John Bale, L (8,1) ERA: 7.15	1.0		5	3	2	2	0	0	0	0	0	0	1	12	20	18.00	3.000										
48 Joakim Soria, R (9,1) ERA: 1.93	1.0	S	3	0	0	0	3	0	0	0	0	0	0	11	15	0.00	0.000										

AB	31
R	2
H	5
RBI	2
BB	4
SO	5
LOB	17



Batter	1	2	3	4	5	6	7	8	9	AB	R	H	RBI	BB	SO	LOB	BOTTOM										
9 David DeJesus, L (1,7) OBP: 0.295, SLG: 0.403										5	0	2	0	0	1	0	<b>Minnesota Twins @ Kansas City Royals</b> Kauffman Stadium, Kansas City, MO Mon Jun 29 2009, 7:10 PM CDT Att: 22,066 - Clear - 89 F										
8 Willie Bloomquist, R (1,9) OBP: 0.304, SLG: 0.364										4	0	0	0	1	1	3											
16 Billy Butler, R (1,3) OBP: 0.340, SLG: 0.440										5	0	2	0	0	0	5											
17 Mike Jacobs, L (1,10) OBP: 0.306, SLG: 0.412										4	0	0	0	1	0	3											
24 Mark Teahen, L (1,5) OBP: 0.340, SLG: 0.446										4	0	1	0	0	1	3											
13 Alberto Callaspo, S (1,4) OBP: 0.349, SLG: 0.451										4	2	2	1	0	0	1											
21 Miguel Olivo, R (1,2) OBP: 0.286, SLG: 0.530										4	2	3	2	0	0	1											
35 Mitch Maier, L (1,8) OBP: 0.323, SLG: 0.345										3	0	1	0	1	1	1											
1 Tony Pena Jr., R (1,6) OBP: 0.150, SLG: 0.132										4	0	1	0	0	1	3											
<b>Inning Stats</b>	R: 0 E: 0 K: 0 S: 9	H: 1 LOB: 1 BB: 0 P: 14	R: 1 E: 1 K: 1 S: 15	H: 2 LOB: 1 BB: 0 P: 22	R: 0 E: 0 K: 1 S: 11	H: 1 LOB: 1 BB: 0 P: 14	R: 0 E: 0 K: 1 S: 8	H: 1 LOB: 3 BB: 0 P: 9	R: 0 E: 0 K: 1 S: 9	H: 2 LOB: 3 BB: 1 P: 18	R: 2 E: 1 K: 0 S: 15	H: 3 LOB: 2 BB: 0 P: 26	R: 1 E: 0 K: 0 S: 10	H: 2 LOB: 2 BB: 1 P: 18	R: 0 E: 0 K: 1 S: 8	H: 0 LOB: 1 BB: 1 P: 15	1B: 8 2B: 1 3B: 1 HR: 2	SF: 0 SAC: 0 DP: 0 HBP: 0	WP: 0 PB: 0 SB: 1 CS: 0	PA: 40							
<b>PITCHER</b>	IP	WLS	BF	H	R	ER	SO	BB	IBB	HBP	BLK	WP	HR	S	P	ERA	WHIP										
53 Nick Blackburn, R (1,1) ERA: 3.1	6.0	L	30	10	3	2	4	1	0	0	0	0	2	67	103	3.00	1.833										
39 R.A. Dickey, R (7,1) ERA: 2.45	1.0		6	2	1	1	0	1	0	0	0	0	0	10	18	9.00	3.000										
50 Jose Mijares, L (8,1) ERA: 2.38	1.0		4	0	0	0	1	1	0	0	0	0	0	8	15	0.00	1.000										

AB	37
R	4
H	12
RBI	3
BB	3
SO	5
LOB	20





Batter	1	2	3	4	5	6	7	8	9	AB	R	H	RBI	BB	SO	LOB	TOP
2 Denard Span, L OBP: 0.373, SLG: 0.372										5	0	1	0	0	1	2	<b>Minnesota Twins @ Kansas City Royals</b> Kauffman Stadium, Kansas City, MO Tue Jun 30 2009, 7:10 PM CDT Att: 19,310 - Clear - 83 F
23 Brendan Harris, R OBP: 0.331, SLG: 0.391										4	0	1	0	0	1	2	
7 Joe Mauer, L OBP: 0.455, SLG: 0.662										4	1	1	0	0	2	1	
33 Justin Morneau, L OBP: 0.394, SLG: 0.582										3	1	2	1	1	0	1	
16 Jason Kubel, L OBP: 0.368, SLG: 0.543										4	0	0	0	0	2	5	
5 Michael Cuddyer, R OBP: 0.285, SLG: 0.504										3	0	1	1	0	0	1	
24 Joe Crede, R OBP: 0.311, SLG: 0.453										4	0	1	0	0	1	2	
22 Carlos Gómez, R OBP: 0.283, SLG: 0.331										4	0	1	0	0	1	1	
8 Nick Punto, S OBP: 0.306, SLG: 0.240										4	0	0	0	0	0	2	
<b>Inning Stats</b>	R: 0 H: 1 E: 0 K: 2 S: 14	H: 1 LOB: 2 BB: 1 P: 24	R: 0 H: 0 E: 0 K: 0 S: 7	H: 0 LOB: 0 BB: 0 P: 8	R: 0 H: 0 E: 0 K: 1 S: 8	H: 0 LOB: 0 BB: 0 P: 12	R: 1 H: 2 E: 0 K: 2 S: 14	H: 1 LOB: 1 BB: 0 P: 19	R: 0 H: 1 E: 0 K: 0 S: 12	H: 1 LOB: 1 BB: 0 P: 17	R: 0 H: 1 E: 0 K: 1 S: 14	H: 1 LOB: 1 BB: 0 P: 23	R: 0 H: 1 E: 0 K: 1 S: 14	H: 1 LOB: 1 BB: 0 P: 19	1B: 6 2B: 1 3B: 0 HR: 1	SF: 1 SAC: 0 DP: 0 HBP: 0	WP: 1 PA: 37 PB: 0 SB: 0 CS: 0
<b>PITCHER</b>	IP WLS BF H R ER SO BB IBB HBP BLK WP HR S P ERA WHIP																
19 Brian Bannister, R ERA: 3.93	7.0 L 29 6 2 1 6 1 0 0 0 1 0 1 70 98 1.29 1.000																
37 Juan Cruz, R ERA: 4.91	2.0 8 2 0 0 2 0 0 0 0 1 0 28 42 0.00 1.000																

Batter	1	2	3	4	5	6	7	8	9	AB	R	H	RBI	BB	SO	LOB	BOTTOM		
9 David DeJesus, L OBP: 0.297, SLG: 0.404										4	1	1	0	1	0	0	<b>Minnesota Twins @ Kansas City Royals</b> Kauffman Stadium, Kansas City, MO Tue Jun 30 2009, 7:10 PM CDT Att: 19,310 - Clear - 83 F		
8 Willie Bloomquist, R OBP: 0.353, SLG: 0.556										4	0	0	0	0	1	2			
16 Billy Butler, R OBP: 0.336, SLG: 0.434										4	0	0	0	0	0	1			
17 Mike Jacobs, L OBP: 0.310, SLG: 0.416										3	0	2	1	0	1	0			
3 Brayan Peña, S OBP: 0.333, SLG: 0.472										1	0	0	0	0	0	0			
24 Mark Teahen, L OBP: 0.349, SLG: 0.456										3	0	3	0	1	0	0			
13 Alberto Callaspo, S OBP: 0.351, SLG: 0.450										3	0	1	0	1	0	4			
21 Miguel Olivo, R OBP: 0.285, SLG: 0.524										4	0	1	0	0	1	4			
35 Mitch Maier, L OBP: 0.317, SLG: 0.339										2	0	0	0	0	0	3			
11 Jose Guillen, R OBP: 0.333, SLG: 0.400										2	0	0	0	0	1	2			
1 Tony Pena Jr., R OBP: 0.143, SLG: 0.125										2	0	0	0	0	1	3			
46 Luis Hernandez, S OBP: 0.227, SLG: 0.190										1	0	0	0	0	0	0			
7 Tug Hulett, L OBP: 0.071, SLG: 0.071										1	0	0	0	0	1	0			
<b>Inning Stats</b>	R: 1 H: 2 E: 0 K: 0 S: 16	H: 2 LOB: 2 BB: 1 P: 28	R: 0 H: 0 E: 0 K: 0 S: 9	H: 0 LOB: 0 BB: 0 P: 12	R: 0 H: 0 E: 0 K: 0 S: 13	H: 0 LOB: 0 BB: 0 P: 18	R: 0 H: 3 E: 0 K: 1 S: 20	H: 3 LOB: 3 BB: 0 P: 28	R: 0 H: 1 E: 0 K: 2 S: 15	H: 1 LOB: 2 BB: 1 P: 23	R: 0 H: 0 E: 0 K: 1 S: 8	H: 0 LOB: 0 BB: 0 P: 12	R: 0 H: 2 E: 0 K: 0 S: 15	H: 2 LOB: 2 BB: 0 P: 20	R: 0 H: 0 E: 0 K: 2 S: 8	H: 0 LOB: 0 BB: 0 P: 11	1B: 6 2B: 2 3B: 0 HR: 0	SF: 0 SAC: 0 DP: 0 HBP: 0	WP: 0 PA: 37 PB: 0 SB: 0 CS: 0
<b>PITCHER</b>	IP WLS BF H R ER SO BB IBB HBP BLK WP HR S P ERA WHIP																		
30 Scott Baker, R ERA: 4.99	5.0 W 21 5 1 0 3 2 0 0 0 0 0 75 111 1.80 1.400																		
44 Bob Keppel, R ERA: 2.35	2.1 H 9 1 0 0 3 1 0 0 0 0 0 28 43 0.00 0.857																		
50 Jose Mijares, L ERA: 2.35	0.1 H 3 2 0 0 0 0 0 0 0 0 0 7 8 0.00 6.000																		
54 Matt Guerrier, R ERA: 2.8	0.1 H 1 0 0 0 0 0 0 0 0 0 0 3 4 0.00 0.000																		
36 Joe Nathan, R ERA: 1.45	1.0 S 3 0 0 0 2 0 0 0 0 0 0 8 11 0.00 0.000																		



Batter	1	2	3	4	5	6	7	8	9	AB	R	H	RBI	BB	SO	LOB	TOP						
2 Denard Span, L OBP: 0.373, SLG: 0.373										5	1	2	0	0	1	3							
20 Matt Tolbert, S OBP: 0.279, SLG: 0.236										4	1	1	1	1	0	1							
7 Joe Mauer, L OBP: 0.467, SLG: 0.667										3	1	3	1	2	0	0							
33 Justin Morneau, L OBP: 0.389, SLG: 0.574										4	0	0	0	0	1	5							
32 Brian Buscher, L OBP: 0.339, SLG: 0.398										0	0	0	0	1	0	0							
5 Michael Cuddyer, R OBP: 0.359, SLG: 0.513										3	1	1	2	2	0	1							
24 Joe Crede, R OBP: 0.305, SLG: 0.443										5	0	0	0	0	1	6							
55 Mike Redmond, R OBP: 0.297, SLG: 0.277										3	0	0	0	0	0	4							
58 Jose Morales, S OBP: 0.415, SLG: 0.424										2	0	0	0	0	0	0							
22 Carlos Gómez, R OBP: 0.286, SLG: 0.335										4	1	1	0	1	2	0							
8 Nick Punto, S OBP: 0.306, SLG: 0.237										2	0	0	0	1	1	1							
23 Brendan Harris, R OBP: 0.328, SLG: 0.387										2	0	0	0	0	2	0							
<b>Inning Stats</b>	R: 0 H: 0 E: 0 K: 2 S: 13	H: 0 LOB: 1 BB: 1 P: 23	R: 1 H: 1 E: 0 K: 0 S: 12	H: 1 LOB: 2 BB: 2 P: 21	R: 1 H: 1 E: 1 K: 0 S: 13	H: 1 LOB: 2 BB: 1 P: 24	R: 0 H: 1 E: 0 K: 1 S: 8	H: 1 LOB: 1 BB: 0 P: 10	R: 0 H: 1 E: 1 K: 1 S: 13	H: 1 LOB: 2 BB: 0 P: 21	R: 1 H: 2 E: 0 K: 1 S: 15	H: 2 LOB: 2 BB: 1 P: 22	R: 0 H: 0 E: 0 K: 0 S: 5	H: 0 LOB: 0 BB: 0 P: 7	R: 2 H: 2 E: 0 K: 2 S: 21	H: 2 LOB: 3 BB: 3 P: 36	R: 0 H: 0 E: 0 K: 1 S: 7	H: 0 LOB: 0 BB: 0 P: 12	1B: 6 2B: 1 3B: 0 HR: 1	SF: 0 SAC: 0 DP: 0 HBP: 0	WP: 0 PB: 0 SB: 1 CS: 0	PA: 45	
<b>PITCHER</b>	IP WLS BF H R ER SO BB IBB HBP BLK WP HR S P ERA WHIP	IP WLS BF H R ER SO BB IBB HBP BLK WP HR S P ERA WHIP	IP WLS BF H R ER SO BB IBB HBP BLK WP HR S P ERA WHIP	IP WLS BF H R ER SO BB IBB HBP BLK WP HR S P ERA WHIP	IP WLS BF H R ER SO BB IBB HBP BLK WP HR S P ERA WHIP	IP WLS BF H R ER SO BB IBB HBP BLK WP HR S P ERA WHIP	IP WLS BF H R ER SO BB IBB HBP BLK WP HR S P ERA WHIP	IP WLS BF H R ER SO BB IBB HBP BLK WP HR S P ERA WHIP	IP WLS BF H R ER SO BB IBB HBP BLK WP HR S P ERA WHIP	IP WLS BF H R ER SO BB IBB HBP BLK WP HR S P ERA WHIP	IP WLS BF H R ER SO BB IBB HBP BLK WP HR S P ERA WHIP	IP WLS BF H R ER SO BB IBB HBP BLK WP HR S P ERA WHIP	IP WLS BF H R ER SO BB IBB HBP BLK WP HR S P ERA WHIP	IP WLS BF H R ER SO BB IBB HBP BLK WP HR S P ERA WHIP	IP WLS BF H R ER SO BB IBB HBP BLK WP HR S P ERA WHIP	IP WLS BF H R ER SO BB IBB HBP BLK WP HR S P ERA WHIP	IP WLS BF H R ER SO BB IBB HBP BLK WP HR S P ERA WHIP	IP WLS BF H R ER SO BB IBB HBP BLK WP HR S P ERA WHIP	IP WLS BF H R ER SO BB IBB HBP BLK WP HR S P ERA WHIP	IP WLS BF H R ER SO BB IBB HBP BLK WP HR S P ERA WHIP	IP WLS BF H R ER SO BB IBB HBP BLK WP HR S P ERA WHIP	IP WLS BF H R ER SO BB IBB HBP BLK WP HR S P ERA WHIP	IP WLS BF H R ER SO BB IBB HBP BLK WP HR S P ERA WHIP

Minnesota Twins @ Kansas City Royals  
Kauffman Stadium, Kansas City, MO  
Wed Jul 01 2009, 1:10 PM CDT  
Att: 18,906 - Sunny - 78 F

AB	37
R	5
H	8
RBI	4
BB	8
SO	8
LOB	21



Batter	1	2	3	4	5	6	7	8	9	AB	R	H	RBI	BB	SO	LOB	BOTTOM						
9 David DeJesus, L OBP: 0.298, SLG: 0.404										5	1	2	0	0	0	4							
8 Willie Bloomquist, R OBP: 0.322, SLG: 0.353										4	0	1	0	0	0	2							
16 Billy Butler, R OBP: 0.344, SLG: 0.449										4	0	4	0	0	0	0							
11 Jose Guillen, R OBP: 0.332, SLG: 0.397										4	0	1	1	0	0	4							
24 Mark Teahen, L OBP: 0.344, SLG: 0.449										4	0	0	0	0	1	4							
13 Alberto Callaspo, S OBP: 0.320, SLG: 0.447										4	0	1	0	0	0	1							
3 Brayan Peña, S OBP: 0.349, SLG: 0.475										4	0	2	0	0	0	1							
46 Luis Hernandez, S OBP: 0.208, SLG: 0.174										4	0	0	0	0	1	2							
35 Mitch Maier, L OBP: 0.323, SLG: 0.339										3	0	1	0	1	1	0							
<b>Inning Stats</b>	R: 0 H: 2 E: 0 K: 0 S: 10	H: 2 LOB: 1 BB: 0 P: 14	R: 0 H: 1 E: 0 K: 0 S: 5	H: 1 LOB: 0 BB: 0 P: 8	R: 0 H: 1 E: 0 K: 0 S: 10	H: 1 LOB: 1 BB: 0 P: 13	R: 0 H: 1 E: 0 K: 0 S: 9	H: 1 LOB: 1 BB: 0 P: 15	R: 0 H: 0 E: 0 K: 1 S: 8	H: 0 LOB: 0 BB: 0 P: 12	R: 1 H: 3 E: 0 K: 0 S: 10	H: 3 LOB: 1 BB: 0 P: 12	R: 0 H: 2 E: 0 K: 0 S: 10	H: 2 LOB: 2 BB: 0 P: 18	R: 0 H: 1 E: 0 K: 1 S: 8	H: 1 LOB: 1 BB: 0 P: 13	R: 0 H: 1 E: 0 K: 1 S: 18	H: 1 LOB: 2 BB: 1 P: 27	1B: 10 2B: 3 3B: 0 HR: 0	SF: 0 SAC: 0 DP: 3 HBP: 0	WP: 0 PB: 0 SB: 0 CS: 0	PA: 37	
<b>PITCHER</b>	IP WLS BF H R ER SO BB IBB HBP BLK WP HR S P ERA WHIP	IP WLS BF H R ER SO BB IBB HBP BLK WP HR S P ERA WHIP	IP WLS BF H R ER SO BB IBB HBP BLK WP HR S P ERA WHIP	IP WLS BF H R ER SO BB IBB HBP BLK WP HR S P ERA WHIP	IP WLS BF H R ER SO BB IBB HBP BLK WP HR S P ERA WHIP	IP WLS BF H R ER SO BB IBB HBP BLK WP HR S P ERA WHIP	IP WLS BF H R ER SO BB IBB HBP BLK WP HR S P ERA WHIP	IP WLS BF H R ER SO BB IBB HBP BLK WP HR S P ERA WHIP	IP WLS BF H R ER SO BB IBB HBP BLK WP HR S P ERA WHIP	IP WLS BF H R ER SO BB IBB HBP BLK WP HR S P ERA WHIP	IP WLS BF H R ER SO BB IBB HBP BLK WP HR S P ERA WHIP	IP WLS BF H R ER SO BB IBB HBP BLK WP HR S P ERA WHIP	IP WLS BF H R ER SO BB IBB HBP BLK WP HR S P ERA WHIP	IP WLS BF H R ER SO BB IBB HBP BLK WP HR S P ERA WHIP	IP WLS BF H R ER SO BB IBB HBP BLK WP HR S P ERA WHIP	IP WLS BF H R ER SO BB IBB HBP BLK WP HR S P ERA WHIP	IP WLS BF H R ER SO BB IBB HBP BLK WP HR S P ERA WHIP	IP WLS BF H R ER SO BB IBB HBP BLK WP HR S P ERA WHIP	IP WLS BF H R ER SO BB IBB HBP BLK WP HR S P ERA WHIP	IP WLS BF H R ER SO BB IBB HBP BLK WP HR S P ERA WHIP	IP WLS BF H R ER SO BB IBB HBP BLK WP HR S P ERA WHIP	IP WLS BF H R ER SO BB IBB HBP BLK WP HR S P ERA WHIP	IP WLS BF H R ER SO BB IBB HBP BLK WP HR S P ERA WHIP

Minnesota Twins @ Kansas City Royals  
Kauffman Stadium, Kansas City, MO  
Wed Jul 01 2009, 1:10 PM CDT  
Att: 18,906 - Sunny - 78 F

AB	36
R	1
H	12
RBI	1
BB	1
SO	3
LOB	18





Batter	1	2	3	4	5	6	7	8	9	AB	R	H	RBI	BB	SO	LOB	TOP			
22 Scott Podsednik, L (1, 7)	G4-3		G4-3			L6		G1-3		4	0	1	1	0	0	0	Chicago White Sox @ Kansas City Royals Kauffman Stadium, Kansas City, MO Thu Jul 02 2009, 7:10 PM CDT Att: 17,964 - Partly Cloudy - 88 F			
5 Jayson Nix, R (1, 6)	K			HR		G1-3		G1-3		4	1	2	1	0	1					
23 Jermaine Dye, R (1, 9)				F8		FC5-4		P4		3	0	0	0	1	0	2				
25 Jim Thome, L (1, 10)										4	1	2	0	0	2	1				
7 Josh Fields, R (9, PR)	K									0	1	0	0	0	0	0				
14 Paul Konerko, R (1, 3)		F7								4	0	2	0	0	1	0				
12 A.J. Pierzynski, L (1, 2)										4	0	1	0	0	1	3				
15 Gordon Beckham, R (1, 5)										4	0	0	1	0	1	2				
17 Chris Getz, L (1, 4)										4	0	1	0	0	0	0				
32 Brian Anderson, R (1, 8)										3	1	0	0	1	0	2				
<b>Inning Stats</b>	R: 0 H: 0 E: 0 K: 2 S: 10	H: 0 LOB: 1 BB: 1 P: 19	R: 0 H: 0 E: 0 K: 1 S: 7	H: 0 LOB: 0 BB: 0 P: 9	R: 0 H: 0 E: 0 K: 0 S: 8	H: 0 LOB: 0 BB: 0 P: 14	R: 1 H: 1 E: 0 K: 2 S: 15	H: 1 LOB: 0 BB: 0 P: 24	R: 0 H: 1 E: 0 K: 0 S: 6	H: 1 LOB: 1 BB: 0 P: 8	R: 1 H: 2 E: 0 K: 1 S: 7	H: 2 LOB: 0 BB: 0 P: 13	R: 1 H: 1 E: 0 K: 0 S: 12	H: 1 LOB: 1 BB: 1 P: 21	R: 1 H: 3 E: 0 K: 0 S: 14	H: 3 LOB: 3 BB: 0 P: 23	1B: 7 2B: 2 3B: 0 HR: 1	SF: 0 SAC: 0 DP: 2 HBP: 0	WP: 1 PB: 1 CS: 0	PA: 36
<b>PITCHER</b>	IP WLS BF H R ER SO BB IBB HBP BLK WP HR S P ERA WHIP	IP WLS BF H R ER SO BB IBB HBP BLK WP HR S P ERA WHIP	IP WLS BF H R ER SO BB IBB HBP BLK WP HR S P ERA WHIP	IP WLS BF H R ER SO BB IBB HBP BLK WP HR S P ERA WHIP	IP WLS BF H R ER SO BB IBB HBP BLK WP HR S P ERA WHIP	IP WLS BF H R ER SO BB IBB HBP BLK WP HR S P ERA WHIP	IP WLS BF H R ER SO BB IBB HBP BLK WP HR S P ERA WHIP	IP WLS BF H R ER SO BB IBB HBP BLK WP HR S P ERA WHIP	IP WLS BF H R ER SO BB IBB HBP BLK WP HR S P ERA WHIP	IP WLS BF H R ER SO BB IBB HBP BLK WP HR S P ERA WHIP	IP WLS BF H R ER SO BB IBB HBP BLK WP HR S P ERA WHIP	IP WLS BF H R ER SO BB IBB HBP BLK WP HR S P ERA WHIP	IP WLS BF H R ER SO BB IBB HBP BLK WP HR S P ERA WHIP	IP WLS BF H R ER SO BB IBB HBP BLK WP HR S P ERA WHIP	IP WLS BF H R ER SO BB IBB HBP BLK WP HR S P ERA WHIP	IP WLS BF H R ER SO BB IBB HBP BLK WP HR S P ERA WHIP				



Batter	1	2	3	4	5	6	7	8	9	AB	R	H	RBI	BB	SO	LOB	BOTTOM	
9 David DeJesus, L (1, 7)	L1		G6-3			L8				4	0	1	1	0	0	1	Chicago White Sox @ Kansas City Royals Kauffman Stadium, Kansas City, MO Thu Jul 02 2009, 7:10 PM CDT Att: 17,964 - Partly Cloudy - 88 F	
8 Willie Bloomquist, R (1, 6)				F8						4	0	1	0	0	0	1		
16 Billy Butler, R (1, 3)				G6-3						4	0	0	0	0	0	2		
11 Jose Guillen, R (1, 9)										3	0	0	0	0	0	0		
24 Mark Teahen, L (1, 5)										3	0	2	0	0	0	0		
21 Miguel Olivo, R (1, 2)										3	0	0	0	0	0	2		
17 Mike Jacobs, L (1, 10)										3	0	0	0	0	1	1		
13 Alberto Callaspo, S (1, 4)										3	1	1	0	0	0	0		
35 Mitch Maier, L (1, 8)										3	0	1	0	0	0	1		
<b>Inning Stats</b>	R: 0 H: 1 E: 0 K: 0 S: 6	H: 1 LOB: 0 BB: 0 P: 13	R: 0 H: 1 E: 0 K: 0 S: 10	H: 1 LOB: 0 BB: 0 P: 14	R: 0 H: 1 E: 0 K: 0 S: 12	H: 1 LOB: 1 BB: 0 P: 15	R: 0 H: 0 E: 0 K: 0 S: 7	H: 0 LOB: 0 BB: 0 P: 11	R: 0 H: 0 E: 0 K: 0 S: 6	H: 0 LOB: 0 BB: 0 P: 9	R: 0 H: 0 E: 0 K: 1 S: 5	H: 0 LOB: 0 BB: 0 P: 6	R: 1 H: 2 E: 0 K: 0 S: 12	H: 2 LOB: 1 BB: 0 P: 21	1B: 3 2B: 5 3B: 0 HR: 0	SF: 0 SAC: 0 DP: 3 HBP: 0		WP: 0 PB: 0 CS: 0
<b>PITCHER</b>	IP WLS BF H R ER SO BB IBB HBP BLK WP HR S P ERA WHIP	IP WLS BF H R ER SO BB IBB HBP BLK WP HR S P ERA WHIP	IP WLS BF H R ER SO BB IBB HBP BLK WP HR S P ERA WHIP	IP WLS BF H R ER SO BB IBB HBP BLK WP HR S P ERA WHIP	IP WLS BF H R ER SO BB IBB HBP BLK WP HR S P ERA WHIP	IP WLS BF H R ER SO BB IBB HBP BLK WP HR S P ERA WHIP	IP WLS BF H R ER SO BB IBB HBP BLK WP HR S P ERA WHIP	IP WLS BF H R ER SO BB IBB HBP BLK WP HR S P ERA WHIP	IP WLS BF H R ER SO BB IBB HBP BLK WP HR S P ERA WHIP	IP WLS BF H R ER SO BB IBB HBP BLK WP HR S P ERA WHIP	IP WLS BF H R ER SO BB IBB HBP BLK WP HR S P ERA WHIP	IP WLS BF H R ER SO BB IBB HBP BLK WP HR S P ERA WHIP	IP WLS BF H R ER SO BB IBB HBP BLK WP HR S P ERA WHIP	IP WLS BF H R ER SO BB IBB HBP BLK WP HR S P ERA WHIP	IP WLS BF H R ER SO BB IBB HBP BLK WP HR S P ERA WHIP	IP WLS BF H R ER SO BB IBB HBP BLK WP HR S P ERA WHIP		





Batter	1	2	3	4	5	6	7	8	9	AB	R	H	RBI	BB	SO	LOB	TOP					
22 Scott Podsednik, L (1,7) OBP: 0.371, SLG: 0.414										4	2	3	0	1	1	0	Chicago White Sox @ Kansas City Royals Kauffman Stadium, Kansas City, MO Fri Jul 03 2009, 7:10 PM CDT Att: 39,026 - Partly Cloudy - 77 F  livebaseballscorecards.com					
5 Jayson Nix, R (1,6) OBP: 0.297, SLG: 0.495										5	0	0	0	0	2	5						
23 Jermaine Dye, R (1,9) OBP: 0.364, SLG: 0.556										3	1	1	0	2	0	0						
32 Brian Anderson, R (9,8) OBP: 0.319, SLG: 0.311										4	0	1	1	0	1	2						
25 Jim Thome, L (1,10) OBP: 0.402, SLG: 0.495										4	0	1	1	0	2	2						
14 Paul Konerko, R (1,3) OBP: 0.347, SLG: 0.493										4	0	1	1	0	2	2						
12 A.J. Pierzynski, L (1,2) OBP: 0.332, SLG: 0.457										4	1	3	1	0	0	2						
17 Chris Getz, L (1,4) OBP: 0.303, SLG: 0.341										4	0	1	0	0	1	1						
15 Gordon Beckham, R (1,5) OBP: 0.340, SLG: 0.391										4	1	1	0	0	1	3						
31 Dewayne Wise, L (1,8) OBP: 0.256, SLG: 0.278										4	0	1	1	0	0	1						
<b>Inning Stats</b>	R: 0 E: 0 K: 1 S: 10	H: 2 LOB: 1 BB: 0 P: 15	R: 1 E: 0 K: 1 S: 8	H: 1 LOB: 0 BB: 0 P: 10	R: 2 E: 1 K: 1 S: 13	H: 2 LOB: 2 BB: 1 P: 27	R: 1 E: 0 K: 1 S: 10	H: 3 LOB: 1 BB: 0 P: 13	R: 0 E: 0 K: 1 S: 5	H: 0 LOB: 0 BB: 0 P: 7	R: 0 E: 0 K: 1 S: 6	H: 1 LOB: 1 BB: 0 P: 10	R: 1 E: 0 K: 1 S: 10	H: 1 LOB: 2 BB: 2 P: 20	R: 0 E: 0 K: 0 S: 8	H: 2 LOB: 1 BB: 0 P: 13	R: 0 E: 0 K: 1 S: 8	H: 0 LOB: 0 BB: 0 P: 13	1B: 8 2B: 3 3B: 0 HR: 1	SF: 0 SAC: 0 DP: 1 HBP: 0	WP: 0 PB: 0 CS: 3	PA: 39
<b>PITCHER</b>	IP WLS BF H R ER SO BB IBB HBP BLK WP HR S P ERA WHIP																					
23 Zack Greinke, R (1,1) ERA: 2.0	6.0 L 26 9 4 2 6 1 0 0 0 0 0 1 52 82 3.00 1.667																					
51 Robinson Tejeda, R (7,1) ERA: 4.5	1.0 6 1 1 1 1 2 0 0 0 0 0 0 10 20 9.00 3.000																					
56 Roman Colon, R (8,1) ERA: 3.21	1.0 4 2 0 0 0 0 0 0 0 0 0 0 8 13 0.00 2.000																					
37 Juan Cruz, R (9,1) ERA: 4.76	1.0 3 0 0 0 1 0 0 0 0 0 0 0 8 13 0.00 0.000																					

Batter	1	2	3	4	5	6	7	8	9	AB	R	H	RBI	BB	SO	LOB	BOTTOM					
9 David DeJesus, L (1,7) OBP: 0.300, SLG: 0.407										4	0	2	0	0	0	1	Chicago White Sox @ Kansas City Royals Kauffman Stadium, Kansas City, MO Fri Jul 03 2009, 7:10 PM CDT Att: 39,026 - Partly Cloudy - 77 F  livebaseballscorecards.com					
13 Alberto Callaspo, S (1,4) OBP: 0.368, SLG: 0.446										4	0	1	0	0	0	3						
16 Billy Butler, R (1,3) OBP: 0.339, SLG: 0.440										4	0	1	0	0	1	2						
11 Jose Guillen, R (1,9) OBP: 0.327, SLG: 0.387										3	0	0	0	0	2	0						
21 Miguel Olivo, R (1,2) OBP: 0.275, SLG: 0.505										4	0	0	0	0	1	2						
17 Mike Jacobs, L (1,10) OBP: 0.292, SLG: 0.403										4	0	0	0	0	1	1						
46 Luis Hernandez, S (1,5) OBP: 0.235, SLG: 0.204										3	0	2	0	0	0	0						
35 Mitch Maier, L (1,8) OBP: 0.316, SLG: 0.339										3	0	0	0	0	0	2						
1 Tony Pena Jr., R (1,6) OBP: 0.133, SLG: 0.116										3	0	0	0	0	0	3						
<b>Inning Stats</b>	R: 0 E: 0 K: 0 S: 7	H: 0 LOB: 0 BB: 0 P: 12	R: 0 E: 0 K: 0 S: 9	H: 0 LOB: 0 BB: 0 P: 15	R: 0 E: 0 K: 2 S: 11	H: 1 LOB: 1 BB: 0 P: 17	R: 0 E: 0 K: 2 S: 8	H: 0 LOB: 0 BB: 0 P: 12	R: 0 E: 0 K: 2 S: 8	H: 0 LOB: 0 BB: 0 P: 10	R: 0 E: 0 K: 0 S: 12	H: 2 LOB: 2 BB: 0 P: 18	R: 0 E: 0 K: 1 S: 8	H: 0 LOB: 0 BB: 0 P: 9	R: 0 E: 1 K: 0 S: 11	H: 2 LOB: 2 BB: 0 P: 17		R: 0 E: 0 K: 0 S: 8	H: 1 LOB: 1 BB: 0 P: 16	1B: 6 2B: 0 3B: 0 HR: 0	SF: 0 SAC: 0 DP: 2 HBP: 1	WP: 0 PB: 0 CS: 0
<b>PITCHER</b>	IP WLS BF H R ER SO BB IBB HBP BLK WP HR S P ERA WHIP																					
50 John Danks, L (1,1) ERA: 3.76	7.1 W 28 5 0 0 5 0 0 0 0 0 0 10 105 0.00 0.682																					
71 Scott Linebrink, R (8,1) ERA: 2.05	1.2 S 5 1 0 0 0 0 0 0 1 0 0 0 10 21 0.00 0.600																					












Batter	1	2	3	4	5	6	7	8	9	AB	R	H	RBI	BB	SO	LOB	TOP	
9 David DeJesus, L (1,7) OBP: 0.307, SLG: 0.405										2	1	0	0	2	0	0		
8 Willie Bloomquist, R (1,6) OBP: 0.333, SLG: 0.388										4	1	3	3	0	1	1		
16 Billy Butler, R (1,3) OBP: 0.338, SLG: 0.431										4	0	0	0	0	1	1		
24 Mark Teahen, L (1,5) OBP: 0.350, SLG: 0.451										4	0	1	0	0	2	1		
11 Jose Guillen, R (1,9) OBP: 0.321, SLG: 0.378										4	0	2	0	0	2	1		
1 Tony Pena Jr., R (9,6) OBP: 0.130, SLG: 0.114										0	0	0	0	0	0	0		
17 Mike Jacobs, L (1,10) OBP: 0.333, SLG: 0.414										4	1	1	1	0	1	3		
13 Alberto Callaspo, S (1,4) OBP: 0.351, SLG: 0.450																		
21 Miguel Olivo, R (1,2) OBP: 0.278, SLG: 0.507										4	1	2	0	0	1	1		
35 Mitch Maier, L (1,8) OBP: 0.295, SLG: 0.315																		
										4	0	0	0	0	1	2		
<b>Inning Stats</b>	R: 0 H: 0 E: 0 K: 2 S: 9	H: 0 LOB: 0 BB: 1 P: 14	R: 0 H: 1 E: 0 K: 1 S: 11	H: 1 LOB: 1 BB: 0 P: 15	R: 0 H: 0 E: 0 K: 1 S: 6	H: 0 LOB: 0 BB: 0 P: 10	R: 0 H: 1 E: 0 K: 1 S: 10	H: 1 LOB: 0 BB: 0 P: 16	R: 0 H: 1 E: 0 K: 2 S: 10	H: 1 LOB: 1 BB: 0 P: 16	R: 2 H: 2 E: 0 K: 0 S: 11	H: 2 LOB: 1 BB: 1 P: 19	R: 1 H: 2 E: 0 K: 2 S: 15	H: 2 LOB: 1 BB: 0 P: 23	1B: 6 2B: 0 3B: 1 HR: 2	SF: 0 SAC: 0 DP: 0 HBP: 0	WP: 0 PB: 0 SB: 0 CS: 1	PA: 36
<b>PITCHER</b>	IP WLS BF H R ER SO BB IBB HBP BLK WP HR S P ERA WHIP																	
58 Armando Galarraga, R (1,1) ERA: 5.03	7.0	25	5	1	1	7	1	0	0	0	0	0	1	64	102	1.29	0.857	
54 Joel Zumaya, R (8,1) ERA: 4.25	1.0	6	2	2	2	0	1	0	0	0	0	0	0	11	19	18.00	3.000	
56 Fernando Rodney, R (9,1) ERA: 4.25	1.0	5	2	1	1	2	0	0	0	0	0	0	1	15	23	9.00	2.000	

**Kansas City Royals @ Detroit Tigers**  
Comerica Park, Detroit, MI  
Mon Jul 06 2009, 7:05 PM EDT  
Att: 32,134 - Partly Cloudy - 79 F


AB 34  
R 4  
H 9  
RBI 4  
BB 2  
SO 9  
LOB 13



Batter	1	2	3	4	5	6	7	8	9	AB	R	H	RBI	BB	SO	LOB	BOTTOM					
28 Curtis Granderson, L (1,8) OBP: 0.339, SLG: 0.463										5	0	1	0	0	2	1						
14 Placido Polanco, R (1,4) OBP: 0.368, SLG: 0.384										3	0	1	0	1	0	1						
24 Miguel Cabrera, R (1,3) OBP: 0.383, SLG: 0.536										4	0	1	0	0	0	1						
33 Marcus Thames, R (1,10) OBP: 0.328, SLG: 0.514										3	1	1	1	1	2							
13 Josh Anderson, L (8,PR) OBP: 0.279, SLG: 0.324										4	1	2	2	0	0	2						
25 Ryan Raburn, R (1,7) OBP: 0.364, SLG: 0.519										3	0	0	0	1	2	1						
15 Brandon Inge, R (1,5) OBP: 0.360, SLG: 0.507										3	0	0	0	1	2	1						
30 Magglio Ordonez, R (1,9) OBP: 0.334, SLG: 0.349										2	0	0	0	2	0	0						
12 Gerald Laird, R (1,2) OBP: 0.325, SLG: 0.368										3	0	1	0	1	0	2						
4 Adam Everett, R (1,6) OBP: 0.319, SLG: 0.358										3	0	0	0	0	1	3						
39 Ramon Santiago, S (9,PH) OBP: 0.309, SLG: 0.461										1	0	0	0	0	1	1						
										2	0	0	0	2	0	0						
<b>Inning Stats</b>	R: 0 H: 0 E: 0 K: 1 S: 7	H: 1 LOB: 2 BB: 1 P: 14	R: 1 H: 1 E: 0 K: 1 S: 13	H: 1 LOB: 2 BB: 2 P: 25	R: 0 H: 2 E: 0 K: 1 S: 16	H: 2 LOB: 0 BB: 0 P: 24	R: 0 H: 0 E: 0 K: 1 S: 8	H: 0 LOB: 0 BB: 0 P: 14	R: 0 H: 1 E: 0 K: 1 S: 7	H: 1 LOB: 0 BB: 0 P: 11	R: 1 H: 1 E: 0 K: 0 S: 16	H: 1 LOB: 2 BB: 2 P: 30	R: 0 H: 0 E: 0 K: 0 S: 7	H: 0 LOB: 0 BB: 0 P: 13	R: 1 H: 1 E: 0 K: 0 S: 6	H: 1 LOB: 1 BB: 1 P: 12	R: 0 H: 1 E: 0 K: 2 S: 13	H: 1 LOB: 1 BB: 0 P: 20	1B: 4 2B: 1 3B: 0 HR: 2	SF: 0 SAC: 0 DP: 3 HBP: 0	WP: 2 PB: 0 SB: 0 CS: 0	PA: 37
<b>PITCHER</b>	IP WLS BF H R ER SO BB IBB HBP BLK WP HR S P ERA WHIP																					
55 Gil Meche, R (1,1) ERA: 4.14	5.2	25	5	2	2	5	5	0	0	0	0	0	0	0	0	0						
37 Juan Cruz, R (6,1) ERA: 4.46	1.1	4	0	0	0	0	0	0	0	0	0	0	0	10	17	0.00	0.000					
56 Roman Colon, R (8,1) ERA: 3.6	1.0	W	4	1	1	1	0	1	0	0	0	0	6	12	9.00	2.000						
48 Joaquin Soria, R (9,1) ERA: 1.66	1.0	S	4	1	0	0	2	0	0	0	0	0	0	13	20	0.00	1.000					

**Kansas City Royals @ Detroit Tigers**  
Comerica Park, Detroit, MI  
Mon Jul 06 2009, 7:05 PM EDT  
Att: 32,134 - Partly Cloudy - 79 F

AB 31  
R 3  
H 7  
RBI 3  
BB 6  
SO 7  
LOB 14





Batter	1	2	3	4	5	6	7	8	9	AB	R	H	RBI	BB	SO	LOB	TOP					
9 David DeJesus, L OBP: 0.311, SLG: 0.412																						
8 Willie Bloomquist, R OBP: 0.335, SLG: 0.365																						
16 Billy Butler, R OBP: 0.338, SLG: 0.443																						
24 Mark Teahen, L OBP: 0.348, SLG: 0.445																						
11 Jose Guillen, R OBP: 0.325, SLG: 0.381																						
1 Tony Pena Jr., R OBP: 0.128, SLG: 0.111																						
17 Mike Jacobs, L OBP: 0.299, SLG: 0.409																						
3 Brayan Peña, S OBP: 0.360, SLG: 0.543																						
13 Alberto Callaspo, S OBP: 0.353, SLG: 0.449																						
21 Miguel Olivo, R OBP: 0.273, SLG: 0.498																						
26 Ryan Freel, R OBP: 0.278, SLG: 0.152																						
<b>Inning Stats</b>	R: 0 E: 0 K: 2 S: 13	H: 2 LOB: 1 BB: 0 P: 20	R: 3 E: 1 K: 2 S: 27	H: 3 LOB: 1 BB: 0 P: 35	R: 0 E: 0 K: 1 S: 8	H: 0 LOB: 0 BB: 0 P: 11	R: 0 E: 0 K: 3 S: 11	H: 0 LOB: 0 BB: 0 P: 15	R: 0 E: 0 K: 2 S: 10	H: 0 LOB: 1 BB: 0 P: 13	R: 2 E: 1 K: 1 S: 17	H: 2 LOB: 1 BB: 0 P: 20	R: 0 E: 0 K: 0 S: 8	H: 0 LOB: 1 BB: 0 P: 12	R: 0 E: 0 K: 2 S: 8	H: 0 LOB: 2 BB: 1 P: 19	R: 0 E: 0 K: 2 S: 13	H: 1 LOB: 2 BB: 1 P: 25	1B: 7 2B: 3 3B: 0 HR: 1	SF: 0 SAC: 0 DP: 2 HBP: 0	WP: 0 PB: 0 SB: 0 CS: 1	PA: 40
<b>PITCHER</b>	IP WLS BF H R ER SO BB IBB HBP BLK WP HR S P ERA WHIP																					
35 Justin Verlander, R ERA: 3.99	6.0 W 26 7 5 3 11 0 0 0 0 0 1 86 114 4.50 1.167																					
37 Brandon Lyon, R ERA: 3.83	1.0 H 4 2 0 0 0 0 0 0 0 0 0 8 12 0.00 2.000																					
44 Bobby Seay, L ERA: 3.12	0.2 H 3 0 0 0 1 1 0 0 0 0 0 5 10 0.00 1.500																					
54 Joel Zumaya, R ERA: 4.2	0.1 H 2 0 0 0 1 1 0 0 0 0 0 3 9 0.00 3.000																					
56 Fernando Rodney, R ERA: 4.14	1.0 S 5 1 0 0 2 1 0 0 0 0 0 0 13 25 0.00 2.000																					

**Kansas City Royals @ Detroit Tigers**  
Comerica Park, Detroit, MI  
Tue Jul 07 2009, 7:05 PM EDT  
Att: 29,751 - Clear - 72 F

AB	36
R	5
H	10
RBI	5
BB	3
SO	15
LOB	20



Batter	1	2	3	4	5	6	7	8	9	AB	R	H	RBI	BB	SO	LOB	BOTTOM			
28 Curtis Granderson, L OBP: 0.340, SLG: 0.462																				
14 Placido Polanco, R OBP: 0.313, SLG: 0.397																				
24 Miguel Cabrera, R OBP: 0.388, SLG: 0.546																				
33 Marcus Thames, R OBP: 0.325, SLG: 0.532																				
25 Ryan Raburn, R OBP: 0.360, SLG: 0.505																				
15 Brandon Inge, R OBP: 0.362, SLG: 0.505																				
30 Magglio Ordonez, R OBP: 0.330, SLG: 0.344																				
13 Josh Anderson, L OBP: 0.279, SLG: 0.324																				
12 Gerald Laird, R OBP: 0.324, SLG: 0.363																				
4 Adam Everett, R OBP: 0.322, SLG: 0.354																				
<b>Inning Stats</b>	R: 1 E: 0 K: 1 S: 9	H: 1 LOB: 0 BB: 0 P: 16	R: 0 E: 0 K: 0 S: 6	H: 0 LOB: 0 BB: 0 P: 9	R: 2 E: 0 K: 1 S: 14	H: 1 LOB: 2 BB: 2 P: 27	R: 0 E: 0 K: 1 S: 8	H: 0 LOB: 0 BB: 0 P: 11	R: 4 E: 0 K: 1 S: 17	H: 2 LOB: 3 BB: 3 P: 38	R: 1 E: 0 K: 1 S: 16	H: 2 LOB: 1 BB: 1 P: 24	R: 0 E: 0 K: 1 S: 12	H: 1 LOB: 0 BB: 0 P: 22	R: 0 E: 0 K: 1 S: 12	H: 1 LOB: 1 BB: 0 P: 17	1B: 5 2B: 0 3B: 0 HR: 3	SF: 0 SAC: 0 DP: 1 HBP: 1	WP: 0 PB: 0 SB: 0 CS: 0	PA: 38
<b>PITCHER</b>	IP WLS BF H R ER SO BB IBB HBP BLK WP HR S P ERA WHIP																			
52 Bruce Chen, L ERA: 6.88	4.2 L 23 4 7 7 3 4 1 0 1 0 0 0 19 29 13.50 4.500																			
51 Robinson Tejeda, R ERA: 4.79	0.2 6 2 1 1 2 1 0 1 0 0 0 0 15 26 0.00 0.600																			
34 Jamey Wright, R ERA: 4.05	1.2 5 1 0 0 1 0 0 0 0 0 0 0 12 17 0.00 1.000																			
32 Ron Mahay, L ERA: 4.33	1.0 4 1 0 0 1 0 0 0 0 0 0 0 12 17 0.00 1.000																			

**Kansas City Royals @ Detroit Tigers**  
Comerica Park, Detroit, MI  
Tue Jul 07 2009, 7:05 PM EDT  
Att: 29,751 - Clear - 72 F

AB	31
R	8
H	8
RBI	8
BB	6
SO	7
LOB	10






Batter	1	2	3	4	5	6	7	8	9	AB	R	H	RBI	BB	SO	LOB	TOP	
9 David DeJesus, L (1, 7) OBP: 0.307, SLG: 0.406	G4-3		G4-3		G3			K		4	0	0	0	0	1	0	<b>Kansas City Royals @ Detroit Tigers</b> Comerica Park, Detroit, MI Wed Jul 08 2009, 7:05 PM EDT Att: 29,104 - Partly Cloudy - 72 F	
8 Willie Bloomquist, R (1, 6) OBP: 0.329, SLG: 0.376	P4		G1-3		L3			K		4	0	0	0	0	1	0		
16 Billy Butler, R (1, 3) OBP: 0.343, SLG: 0.457	2B		2B		2B			K		4	0	3	0	0	1	0		
11 Jose Guillen, R (1, 10) OBP: 0.320, SLG: 0.375	P3		L9		F7			F8		4	0	0	0	0	0	3		
24 Mark Teahen, L (1, 5) OBP: 0.344, SLG: 0.439	G1-3		K		G4-3			K		4	0	0	0	0	2	1		
21 Miguel Olivo, R (1, 2) OBP: 0.273, SLG: 0.493	26 BB 1B		F8		F8			K		4	0	1	0	0	2	0		
13 Alberto Callaspo, S (1, 4) OBP: 0.353, SLG: 0.456	F8		G5-3		HR			HR		3	1	1	1	0	0	1		
26 Ryan Freel, R (1, 8) OBP: 0.298, SLG: 0.167	BB		G5-3		G5-4-3 1B			1B		2	0	1	0	1	0	0		
35 Mitch Maier, L (1, 9) OBP: 0.291, SLG: 0.311	F9		P6		G5-4-3			G5-4-3		2	0	0	0	0	0	2		
3 Brayan Peña, S (7, PH) OBP: 0.353, SLG: 0.532										1	0	0	0	0	0	1		
1 Tony Pena Jr., R (7, 6) OBP: 0.128, SLG: 0.111										0	0	0	0	0	0	0		
<b>Inning Stats</b>	R: 0 H: 1 E: 0 K: 0 S: 11	H: 1 LOB: 1 BB: 0 P: 18	R: 0 H: 1 E: 0 K: 0 S: 13	H: 1 LOB: 2 BB: 1 P: 20	R: 0 H: 1 E: 0 K: 0 S: 10	H: 0 LOB: 0 BB: 0 P: 12	R: 0 H: 0 E: 0 K: 0 S: 10	H: 1 LOB: 1 BB: 0 P: 9	R: 1 H: 2 E: 0 K: 1 S: 9	H: 0 LOB: 0 BB: 0 P: 10	R: 0 H: 0 E: 0 K: 2 S: 11	H: 0 LOB: 0 BB: 0 P: 14	R: 0 H: 0 E: 0 K: 2 S: 10	H: 0 LOB: 0 BB: 0 P: 14	1B: 2 2B: 3 3B: 0 HR: 1	SF: 0 SAC: 0 DP: 1 HBP: 0	WP: 0 PB: 0 SB: 0 CS: 0	PA: 33
<b>PITCHER</b>	IP WLS BF H R ER SO BB IBB HBP BLK WP HR S P ERA WHIP	IP WLS BF H R ER SO BB IBB HBP BLK WP HR S P ERA WHIP	IP WLS BF H R ER SO BB IBB HBP BLK WP HR S P ERA WHIP	IP WLS BF H R ER SO BB IBB HBP BLK WP HR S P ERA WHIP	IP WLS BF H R ER SO BB IBB HBP BLK WP HR S P ERA WHIP	IP WLS BF H R ER SO BB IBB HBP BLK WP HR S P ERA WHIP	IP WLS BF H R ER SO BB IBB HBP BLK WP HR S P ERA WHIP	IP WLS BF H R ER SO BB IBB HBP BLK WP HR S P ERA WHIP	IP WLS BF H R ER SO BB IBB HBP BLK WP HR S P ERA WHIP	IP WLS BF H R ER SO BB IBB HBP BLK WP HR S P ERA WHIP	IP WLS BF H R ER SO BB IBB HBP BLK WP HR S P ERA WHIP	IP WLS BF H R ER SO BB IBB HBP BLK WP HR S P ERA WHIP	IP WLS BF H R ER SO BB IBB HBP BLK WP HR S P ERA WHIP	IP WLS BF H R ER SO BB IBB HBP BLK WP HR S P ERA WHIP	IP WLS BF H R ER SO BB IBB HBP BLK WP HR S P ERA WHIP	IP WLS BF H R ER SO BB IBB HBP BLK WP HR S P ERA WHIP	ERA WHIP	ERA WHIP
53 Luke French, L (1, 1) ERA: 1.93	6.1	W	26	6	1	1	2	1	0	0	0	0	0	0	0	0	1.42	1.105
59 Fujita Ni, L (7, 1) ERA: 1.5	1.0	H	2	0	0	0	1	0	0	0	0	0	0	0	0	0	0.00	0.000
37 Brandon Lyon, R (8, 1) ERA: 3.77	0.2	H	2	0	0	0	2	0	0	0	0	0	0	0	0	0	0.00	0.000
56 Fernando Rodney, R (9, 1) ERA: 4.03	1.0	S	3	0	0	0	2	0	0	0	0	0	0	0	0	0	0.00	0.000

Batter	1	2	3	4	5	6	7	8	9	AB	R	H	RBI	BB	SO	LOB	BOTTOM	
28 Curtis Granderson, L (1, 8) OBP: 0.339, SLG: 0.458	14 BB 33 G6-3		F9		K			F7		3	1	0	0	1	1	2	<b>Kansas City Royals @ Detroit Tigers</b> Comerica Park, Detroit, MI Wed Jul 08 2009, 7:05 PM EDT Att: 29,104 - Partly Cloudy - 72 F	
14 Placido Polanco, R (1, 4) OBP: 0.315, SLG: 0.399	34 BB 1B		G5-3		1B			F9		4	1	2	0	0	0	1		
24 Miguel Cabrera, R (1, 3) OBP: 0.386, SLG: 0.542	F9		15 BB 1B		K			K		4	0	1	0	0	2	4		
33 Marcus Thames, R (1, 10) OBP: 0.315, SLG: 0.513	G5-3		K		G5-3			K		4	0	0	1	0	2	2		
34 Clete Thomas, L (1, 9) OBP: 0.313, SLG: 0.407	3H 1B		K		F7			G1-3		4	0	1	1	0	1	1		
15 Brandon Inge, R (1, 5) OBP: 0.360, SLG: 0.500	K		BB		K			K		3	0	0	0	1	3	1		
13 Josh Anderson, L (1, 7) OBP: 0.280, SLG: 0.331	12 BB 39 SF7 2B		K		G3-1					3	1	1	0	0	1	2		
12 Gerald Laird, R (1, 2) OBP: 0.328, SLG: 0.367	28 F9 39 SF7 1B		14 BB 1B		G6-3					3	0	2	0	0	0	0		
39 Ramon Santiago, S (1, 6) OBP: 0.302, SLG: 0.454	SF7		K		K			K		2	0	0	1	0	2	1		
<b>Inning Stats</b>	R: 2 H: 2 E: 0 K: 1 S: 14	H: 2 LOB: 1 BB: 0 P: 24	R: 1 H: 2 E: 0 K: 0 S: 8	H: 2 LOB: 0 BB: 0 P: 14	R: 0 H: 1 E: 0 K: 3 S: 11	H: 1 LOB: 2 BB: 1 P: 21	R: 0 H: 2 E: 0 K: 3 S: 13	H: 2 LOB: 0 BB: 0 P: 18	R: 0 H: 0 E: 0 K: 1 S: 9	H: 0 LOB: 0 BB: 0 P: 14	R: 0 H: 0 E: 0 K: 2 S: 8	H: 0 LOB: 0 BB: 0 P: 12	R: 0 H: 0 E: 0 K: 2 S: 8	H: 0 LOB: 0 BB: 0 P: 12	1B: 6 2B: 1 3B: 0 HR: 0	SF: 1 SAC: 0 DP: 0 HBP: 0		WP: 0 PB: 0 SB: 0 CS: 0
<b>PITCHER</b>	IP WLS BF H R ER SO BB IBB HBP BLK WP HR S P ERA WHIP	IP WLS BF H R ER SO BB IBB HBP BLK WP HR S P ERA WHIP	IP WLS BF H R ER SO BB IBB HBP BLK WP HR S P ERA WHIP	IP WLS BF H R ER SO BB IBB HBP BLK WP HR S P ERA WHIP	IP WLS BF H R ER SO BB IBB HBP BLK WP HR S P ERA WHIP	IP WLS BF H R ER SO BB IBB HBP BLK WP HR S P ERA WHIP	IP WLS BF H R ER SO BB IBB HBP BLK WP HR S P ERA WHIP	IP WLS BF H R ER SO BB IBB HBP BLK WP HR S P ERA WHIP	IP WLS BF H R ER SO BB IBB HBP BLK WP HR S P ERA WHIP	IP WLS BF H R ER SO BB IBB HBP BLK WP HR S P ERA WHIP	IP WLS BF H R ER SO BB IBB HBP BLK WP HR S P ERA WHIP	IP WLS BF H R ER SO BB IBB HBP BLK WP HR S P ERA WHIP	IP WLS BF H R ER SO BB IBB HBP BLK WP HR S P ERA WHIP	IP WLS BF H R ER SO BB IBB HBP BLK WP HR S P ERA WHIP	IP WLS BF H R ER SO BB IBB HBP BLK WP HR S P ERA WHIP	IP WLS BF H R ER SO BB IBB HBP BLK WP HR S P ERA WHIP	ERA WHIP	ERA WHIP
23 Zack Greinke, R (1, 1) ERA: 2.12	6.0	L	27	7	3	3	9	2	0	0	0	0	0	0	0	0	4.50	1.500
37 Juan Cruz, R (7, 1) ERA: 4.3	1.1		4	0	0	0	2	0	0	0	0	0	0	0	0	0	0.00	0.000
49 John Bale, L (8, 1) ERA: 6.08	0.2		2	0	0	0	1	0	0	0	0	0	0	0	0	0	0.00	0.000

livebaseballscorecards.com

AB 32  
R 1  
H 6  
RBI 1  
BB 1  
SO 7  
LOB 8



livebaseballscorecards.com

AB 30  
R 3  
H 7  
RBI 3  
BB 2  
SO 12  
LOB 14













Batter	1	2	3	4	5	6	7	8	9	AB	R	H	RBI	BB	SO	LOB	TOP					
9 David DeJesus, L (1,8) OBP: 0.315, SLG: 0.413	G6-3		1B		HBP	BB	G3-1			3	2	1	0	1	0	2						
26 Ryan Freel, R (1,9) OBP: 0.290, SLG: 0.186	B1					FC9-2		E3		5	1	1	1	0	1	4						
16 Billy Butler, R (1,3) OBP: 0.344, SLG: 0.454						G6-3		G5-3		4	1	3	3	1	0	1						
24 Mark Teahen, L (1,5) OBP: 0.350, SLG: 0.448	F8					1B		G5-3		5	0	1	0	0	2	4						
11 Jose Guillen, R (1,7) OBP: 0.315, SLG: 0.379	G6-3					P4		SF8		4	2	2	2	0	0	2						
17 Mike Jacobs, L (1,10) OBP: 0.346, SLG: 0.521	K					K		K		5	1	2	2	0	3	2						
13 Alberto Callaspo, S (1,4) OBP: 0.296, SLG: 0.459	K					F7				4	1	1	0	1	1	2						
21 Miguel Olivo, R (1,2) OBP: 0.267, SLG: 0.476						L5		K		5	0	1	0	0	3	2						
1 Tony Pena Jr., R (1,6) OBP: 0.140, SLG: 0.125										3	1	1	1	0	2	0						
3 Brayan Peña, S (7,PH) OBP: 0.346, SLG: 0.521										1	0	0	0	0	1	2						
35 Mitch Mater, L (7,9) OBP: 0.289, SLG: 0.308										1	0	0	0	0	0	0						
<b>Inning Stats</b>	R: 0 E: 0 K: 0 S: 12	H: 0 LOB: 1 BB: 1 P: 21	R: 0 E: 0 K: 2 S: 8	H: 0 LOB: 0 BB: 0 P: 10	R: 0 E: 0 K: 3 S: 11	H: 1 LOB: 1 BB: 0 P: 18	R: 0 E: 0 K: 1 S: 16	H: 2 LOB: 2 BB: 0 P: 24	R: 1 E: 0 K: 1 S: 16	H: 1 LOB: 1 BB: 0 P: 24	R: 5 E: 0 K: 2 S: 27	H: 5 LOB: 2 BB: 2 P: 39	R: 1 E: 0 K: 2 S: 21	H: 3 LOB: 2 BB: 0 P: 29	R: 2 E: 1 K: 1 S: 17	H: 1 LOB: 0 BB: 0 P: 20	R: 0 E: 0 K: 1 S: 8	H: 0 LOB: 0 BB: 0 P: 10	1B: 9 2B: 2 3B: 0 HR: 2	SF: 1 SAC: 0 DP: 0 HBP: 1	WP: 0 PB: 0 SB: 0 CS: 0	PA: 45
<b>PITCHER</b>	IP WLS BF H R ER SO BB IBB HBP BLK WP HR S P ERA WHIP																					
29 John Smoltz, R (1,1) ERA: 5.4	5.0 W 21 4 1 1 7 1 0 1 0 0 0 0 63 97 1.80 1.000																					
63 Justin Masterson, R (6,1) ERA: 4.98	0.1 6 4 5 5 1 1 0 0 0 0 1 18 25 135.00 15.000																					
17 Manny Delcarmen, R (6,1) ERA: 2.41	0.1 3 1 0 0 0 1 0 0 0 0 0 6 10 6.000 6.000																					
37 Hideki Okajima, L (6,1) ERA: 3.32	0.1 H 4 3 1 1 1 0 0 0 0 0 1 15 23 27.00 9.000																					
51 Daniel Bard, R (7,1) ERA: 2.58	2.0 H 8 1 2 0 3 0 0 0 0 0 0 26 30 0.00 0.500																					

Kansas City Royals @ Boston Red Sox  
Fenway Park, Boston, MA  
Sat Jul 11 2009, 7:10 PM EDT  
Att: 37,825 - Cloudy - 68 F

AB 40  
R 9  
H 13  
RBI 9  
BB 3  
SO 13  
LOB 21



Batter	1	2	3	4	5	6	7	8	9	AB	R	H	RBI	BB	SO	LOB	BOTTOM			
7 J.D. Drew, L (1,9) OBP: 0.377, SLG: 0.477	K					P2				4	1	1	1	1	2	0				
15 Dustin Pedroia, R (1,4) OBP: 0.375, SLG: 0.426						G6-3				6	2	2	1	0	1	6				
20 Kevin Youkilis, R (1,5) OBP: 0.420, SLG: 0.569										4	4	3	4	1	0	0				
34 David Ortiz, L (1,10) OBP: 0.318, SLG: 0.417										3	2	1	2	2	1	0				
44 Jason Bay, R (1,7) OBP: 0.372, SLG: 0.527										5	1	1	0	0	3	1				
2 Jacoby Ellsbury, L (1,8) OBP: 0.351, SLG: 0.404										3	2	1	1	1	1	0				
33 Jason Varitek, S (1,2) OBP: 0.347, SLG: 0.485										4	3	1	1	1	1	3				
11 Mark Kotsay, L (1,3) OBP: 0.306, SLG: 0.343										2	0	0	0	2	0	0				
50 Aaron Bates, R (7,PR) OBP: 0.250, SLG: 0.143										1	0	1	1	0	0	0				
22 Nick Green, R (1,6) OBP: 0.320, SLG: 0.399										4	0	1	2	1	2	1				
<b>Inning Stats</b>	R: 3 E: 1 K: 2 S: 14	H: 2 LOB: 1 BB: 1 P: 25	R: 3 E: 0 K: 2 S: 20	H: 3 LOB: 0 BB: 0 P: 27	R: 1 E: 0 K: 2 S: 12	H: 1 LOB: 1 BB: 1 P: 21	R: 2 E: 0 K: 1 S: 12	H: 1 LOB: 0 BB: 1 P: 23	R: 0 E: 0 K: 1 S: 9	H: 0 LOB: 0 BB: 0 P: 13	R: 0 E: 0 K: 1 S: 6	H: 0 LOB: 0 BB: 0 P: 12	R: 3 E: 1 K: 1 S: 15	H: 2 LOB: 3 BB: 4 P: 38	R: 3 E: 0 K: 1 S: 18	H: 3 LOB: 3 BB: 2 P: 33	1B: 4 2B: 3 3B: 1 HR: 4	SF: 1 SAC: 0 DP: 0 HBP: 1	WP: 0 PB: 0 SB: 2 CS: 0	PA: 47
<b>PITCHER</b>	IP WLS BF H R ER SO BB IBB HBP BLK WP HR S P ERA WHIP																			
55 Gil Meche, R (1,1) ERA: 4.5	3.2 L 21 6 8 6 6 3 0 0 0 0 0 1 20 34 14.73 2.455																			
32 Ron Mahay, L (4,1) ERA: 4.3	2.1 8 1 1 1 3 0 0 0 0 0 0 1 20 34 3.86 0.429																			
34 Jamey Wright, R (7,1) ERA: 4.65	0.2 8 2 3 3 0 2 2 0 0 0 0 0 12 32 40.50 6.000																			
56 Roman Colon, R (7,1) ERA: 4.96	1.1 10 3 3 3 2 1 1 1 0 0 0 1 21 39 20.25 3.000																			

Kansas City Royals @ Boston Red Sox  
Fenway Park, Boston, MA  
Sat Jul 11 2009, 7:10 PM EDT  
Att: 37,825 - Cloudy - 68 F

AB 36  
R 15  
H 12  
RBI 13  
BB 9  
SO 11  
LOB 11





Batter	1	2	3	4	5	6	7	8	9	AB	R	H	RBI	BB	SO	LOB	TOP			
9 David DeJesus, L (1.9) OBP: 0.314, SLG: 0.414										4	0	1	0	0	1	0	<b>Kansas City Royals @ Boston Red Sox</b> Fenway Park, Boston, MA Sun Jul 12 2009, 1:35 PM EDT Att: 37,612 - Partly Cloudy - 80 F  <b>AB 28</b> <b>R 0</b> <b>H 3</b> <b>RBI 0</b> <b>BB 0</b> <b>SO 7</b> <b>LOB 6</b>  			
35 Mitch Maier, L (1.8) OBP: 0.288, SLG: 0.309										3	0	1	0	0	1	0				
16 Billy Butler, R (1.3) OBP: 0.340, SLG: 0.449										4	0	0	0	0	2	2				
24 Mark Teahen, L (1.5) OBP: 0.350, SLG: 0.447										3	0	1	0	0	1	1				
11 Jose Guillen, R (1.7) OBP: 0.315, SLG: 0.376										2	0	0	0	0	1	0				
3 Brayan Peña, S (1.10) OBP: 0.327, SLG: 0.490										3	0	0	0	0	0	3				
13 Alberto Callaspo, S (1.4) OBP: 0.352, SLG: 0.455										3	0	0	0	0	0	0				
14 John Buck, R (1.2) OBP: 0.294, SLG: 0.422										3	0	0	0	0	1	0				
1 Tony Peña Jr., R (1.6) OBP: 0.132, SLG: 0.118										3	0	0	0	0	0	0				
<b>Inning Stats</b>	R: 0 K: 2 S: 9	H: 0 BB: 0 P: 15	R: 0 K: 2 S: 7	H: 0 BB: 0 P: 8	R: 0 K: 1 S: 8	H: 1 BB: 0 P: 12	R: 0 K: 0 S: 5	H: 0 BB: 0 P: 7	R: 0 K: 0 S: 6	H: 0 BB: 0 P: 10	R: 0 K: 1 S: 10	H: 2 BB: 0 P: 14	R: 0 K: 0 S: 7	H: 0 BB: 0 P: 11	R: 0 K: 1 S: 9	H: 0 BB: 0 P: 11	1B: 2 2B: 1 3B: 0 HR: 0	SF: 0 SAC: 1 DP: 1 HBP: 1	WP: 0 PB: 0 SB: 0 CS: 0	PA: 30
<b>PITCHER</b> 19 Josh Beckett, R (1.1) ERA: 3.35	IP: 9.0 WLS: W BF: 30	H: 3 R: 0 ER: 0 SO: 7	BB: 0 IBB: 0 HBP: 1 BLK: 0	WP: 0 HR: 0 S: 66 P: 94	ERA: 0.00 WHIP: 0.333	<b>PITCHER</b>										IP: 9.0 WLS: W BF: 30	H: 3 R: 0 ER: 0 SO: 7	BB: 0 IBB: 0 HBP: 1 BLK: 0	WP: 0 HR: 0 S: 66 P: 94	ERA: 0.00 WHIP: 0.333

Batter	1	2	3	4	5	6	7	8	9	AB	R	H	RBI	BB	SO	LOB	BOTTOM			
2 Jacoby Ellsbury, L (1.8) OBP: 0.347, SLG: 0.399										4	1	0	0	0	0	4	<b>Kansas City Royals @ Boston Red Sox</b> Fenway Park, Boston, MA Sun Jul 12 2009, 1:35 PM EDT Att: 37,612 - Partly Cloudy - 80 F  <b>AB 32</b> <b>R 6</b> <b>H 10</b> <b>RBI 5</b> <b>BB 9</b> <b>SO 5</b> <b>LOB 32</b>  			
15 Dustin Pedroia, R (1.4) OBP: 0.378, SLG: 0.429									4	1	2	0	1	0	2					
20 Kevin Youkilis, R (1.5) OBP: 0.419, SLG: 0.566									5	0	2	1	0	2	5					
34 David Ortiz, L (1.10) OBP: 0.317, SLG: 0.416									5	1	1	1	0	3	4					
44 Jason Bay, R (1.7) OBP: 0.380, SLG: 0.527									0	0	0	0	3	0	0					
33 Jason Varitek, S (1.2) OBP: 0.348, SLG: 0.478									3	0	0	1	2	0	6					
5 Rocco Baldelli, R (1.9) OBP: 0.358, SLG: 0.471									5	0	2	1	0	0	7					
22 Nick Green, R (1.6) OBP: 0.326, SLG: 0.395									2	2	0	0	3	0	3					
50 Aaron Bates, R (1.3) OBP: 0.417, SLG: 0.545									4	1	3	1	0	0	1					
<b>Inning Stats</b>	R: 1 K: 1 S: 13	H: 2 LOB: 2 BB: 1 P: 24	R: 0 K: 0 S: 21	H: 2 LOB: 0 BB: 0 P: 29	R: 0 K: 1 S: 9	H: 1 LOB: 2 BB: 1 P: 17	R: 3 K: 1 S: 18	H: 1 LOB: 3 BB: 4 P: 43	R: 1 K: 0 S: 8	H: 1 LOB: 0 BB: 1 P: 14	R: 0 K: 1 S: 7	H: 0 LOB: 2 BB: 1 P: 18	R: 0 K: 1 S: 11	H: 1 LOB: 2 BB: 1 P: 20	R: 1 K: 0 S: 13	H: 2 LOB: 1 BB: 0 P: 20	1B: 5 2B: 6 3B: 0 HR: 0	SF: 0 SAC: 1 DP: 2 HBP: 2	WP: 1 PB: 0 SB: 1 CS: 0	PA: 44
<b>PITCHER</b> 52 Bruce Chen, L (1.1) ERA: 7.2	IP: 3.0 WLS: L BF: 18	H: 6 R: 3 ER: 3 SO: 2	BB: 3 IBB: 0 HBP: 0 BLK: 0	WP: 0 HR: 0 S: 46 P: 78	ERA: 9.00 WHIP: 3.000	<b>PITCHER</b>										IP: 3.0 WLS: L BF: 18	H: 6 R: 3 ER: 3 SO: 2	BB: 3 IBB: 0 HBP: 0 BLK: 0	WP: 0 HR: 0 S: 46 P: 78	ERA: 9.00 WHIP: 3.000
51 Robinson Tejeda, R (4.1) ERA: 5.4	IP: 1.0 WLS: 0 BF: 8	H: 0 R: 2 ER: 2 SO: 1	BB: 4 IBB: 0 HBP: 0 BLK: 0	WP: 0 HR: 0 S: 17 P: 41	ERA: 18.00 WHIP: 4.000	<b>PITCHER</b>										IP: 1.0 WLS: 0 BF: 8	H: 0 R: 2 ER: 2 SO: 1	BB: 4 IBB: 0 HBP: 0 BLK: 0	WP: 0 HR: 0 S: 17 P: 41	ERA: 18.00 WHIP: 4.000
34 Jamey Wright, R (5.1) ERA: 4.43	IP: 2.0 WLS: 1 BF: 8	H: 1 R: 0 ER: 0 SO: 1	BB: 1 IBB: 0 HBP: 1 BLK: 0	WP: 0 HR: 0 S: 13 P: 26	ERA: 0.00 WHIP: 1.000	<b>PITCHER</b>										IP: 2.0 WLS: 1 BF: 8	H: 1 R: 0 ER: 0 SO: 1	BB: 1 IBB: 0 HBP: 1 BLK: 0	WP: 0 HR: 0 S: 13 P: 26	ERA: 0.00 WHIP: 1.000
37 Juan Cruz, R (7.1) ERA: 4.08	IP: 1.0 WLS: 0 BF: 5	H: 1 R: 0 ER: 0 SO: 1	BB: 1 IBB: 0 HBP: 0 BLK: 0	WP: 1 HR: 0 S: 11 P: 20	ERA: 0.00 WHIP: 2.000	<b>PITCHER</b>										IP: 1.0 WLS: 0 BF: 5	H: 1 R: 0 ER: 0 SO: 1	BB: 1 IBB: 0 HBP: 0 BLK: 0	WP: 1 HR: 0 S: 11 P: 20	ERA: 0.00 WHIP: 2.000
48 Joaquin Soria, R (8.1) ERA: 1.88	IP: 1.0 WLS: 0 BF: 5	H: 2 R: 1 ER: 1 SO: 0	BB: 0 IBB: 0 HBP: 1 BLK: 0	WP: 0 HR: 0 S: 13 P: 20	ERA: 9.00 WHIP: 2.000	<b>PITCHER</b>										IP: 1.0 WLS: 0 BF: 5	H: 2 R: 1 ER: 1 SO: 0	BB: 0 IBB: 0 HBP: 1 BLK: 0	WP: 0 HR: 0 S: 13 P: 20	ERA: 9.00 WHIP: 2.000



Batter	1	2	3	4	5	6	7	8	9	AB	R	H	RBI	BB	SO	LOB	TOP											
<b>2 B.J. Upton, R</b> OBP: 0.327, SLG: 0.378										5	1	2	0	0	1	1												
<b>13 Carl Crawford, L</b> OBP: 0.370, SLG: 0.441										5	3	3	1	0	1	1												
<b>3 Evan Longoria, R</b> OBP: 0.363, SLG: 0.543										5	1	2	3	0	0	2												
<b>23 Carlos Pena, L</b> OBP: 0.362, SLG: 0.521										4	0	0	0	1	2	2												
<b>18 Ben Zobrist, S</b> OBP: 0.417, SLG: 0.596										4	1	2	0	1	0	1												
<b>5 Pat Burrell, R</b> OBP: 0.342, SLG: 0.364										5	1	2	3	0	0	2												
<b>26 Gabe Gross, L</b> OBP: 0.379, SLG: 0.419										4	0	1	0	1	1	2												
<b>8 Jason Bartlett, R</b> OBP: 0.391, SLG: 0.530										3	0	0	0	1	1	1												
<b>30 Dioner Navarro, S</b> OBP: 0.250, SLG: 0.327										4	1	0	0	0	0	3												
<b>Inning Stats</b>	R: 0 E: 0 K: 1 S: 10	H: 0 LOB: 0 BB: 0 P: 15	R: 0 E: 0 K: 0 S: 12	H: 1 LOB: 3 BB: 2 P: 21	R: 2 E: 0 K: 0 S: 15	H: 3 LOB: 2 BB: 1 P: 26	R: 2 E: 0 K: 2 S: 18	H: 2 LOB: 1 BB: 0 P: 30	R: 0 E: 0 K: 0 S: 9	H: 1 LOB: 1 BB: 0 P: 13	R: 2 E: 0 K: 1 S: 15	H: 2 LOB: 0 BB: 0 P: 22	R: 2 E: 0 K: 1 S: 19	H: 2 LOB: 0 BB: 0 P: 26	R: 0 E: 0 K: 1 S: 8	H: 0 LOB: 0 BB: 0 P: 14	1B: 9 2B: 2 3B: 0 HR: 2	SF: 0 SAC: 0 DP: 1 HBP: 0	WP: 1 PB: 1 SB: 0 CS: 1	PA: 43								
<b>PITCHER</b>	IP	WLS	BF	H	R	ER	SO	BB	IBB	HBP	BLK	WP	HR	S	P	ERA	WHIP											
<b>19 Brian Bannister, R</b> ERA: 3.66	(1, 1)	5.0		26	7	4	2	3	4	0	0	0	0	0	65	111	3.60	2.200										
<b>32 Ron Mahay, L</b> ERA: 4.4	(6, 1)	1.1	H	6	2	1	1	0	0	0	0	0	0	17	26	6.75	1.500											
<b>34 Jamey Wright, R</b> ERA: 4.57	(7, 1)	0.2	H	3	1	1	1	0	0	0	0	0	1	7	9	13.50	1.500											
<b>37 Juan Cruz, R</b> ERA: 4.46	(8, 1)	0.2	L	4	2	2	2	0	0	0	0	1	1	16	22	27.00	3.000											
<b>49 John Bale, L</b> ERA: 5.17	(8, 1)	1.1		4	0	0	0	2	0	0	0	0	0	11	18	0.00	0.000											

Tampa Bay Rays @ Kansas City Royals  
Kauffman Stadium, Kansas City, MO

AB 39  
R 8  
H 12  
RBI 7  
BB 4  
SO 6  
LOB 15



WP: 1 PA: 43  
PB: 1  
SB: 0  
CS: 1

Batter	1	2	3	4	5	6	7	8	9	AB	R	H	RBI	BB	SO	LOB	BOTTOM											
<b>9 David DeJesus, L</b> OBP: 0.318, SLG: 0.419										5	2	3	1	0	0	1												
<b>8 Willie Bloomquist, R</b> OBP: 0.329, SLG: 0.363										4	1	1	0	0	0	1												
<b>16 Billy Butler, R</b> OBP: 0.341, SLG: 0.446										4	1	1	0	1	1	1												
<b>24 Mark Teahen, L</b> OBP: 0.351, SLG: 0.447										5	1	2	3	0	0	1												
<b>17 Mike Jacobs, L</b> OBP: 0.295, SLG: 0.421										4	1	1	3	0	1	2												
<b>11 Jose Guillen, R</b> OBP: 0.314, SLG: 0.375										1	0	0	0	0	1	0												
<b>21 Miguel Olivo, R</b> OBP: 0.275, SLG: 0.482										3	0	2	0	1	0	0												
<b>4 Alex Gordon, L</b> OBP: 0.267, SLG: 0.240										4	0	1	0	0	1	3												
<b>13 Alberto Callaspo, S</b> OBP: 0.347, SLG: 0.449										4	0	0	0	0	0	3												
<b>3 Yuniesky Betancourt, R</b> OBP: 0.262, SLG: 0.342										4	1	2	0	0	1	1												
<b>Inning Stats</b>	R: 1 E: 0 K: 1 S: 12	H: 1 LOB: 1 BB: 1 P: 25	R: 0 E: 0 K: 0 S: 6	H: 1 LOB: 1 BB: 0 P: 9	R: 5 E: 0 K: 1 S: 18	H: 5 LOB: 0 BB: 0 P: 25	R: 0 E: 0 K: 0 S: 12	H: 1 LOB: 0 BB: 0 P: 18	R: 0 E: 0 K: 1 S: 14	H: 2 LOB: 1 BB: 0 P: 17	R: 0 E: 0 K: 0 S: 8	H: 1 LOB: 2 BB: 1 P: 15	R: 0 E: 0 K: 1 S: 13	H: 0 LOB: 0 BB: 0 P: 17	R: 0 E: 0 K: 1 S: 9	H: 0 LOB: 0 BB: 0 P: 10	1B: 9 2B: 2 3B: 1 HR: 1	SF: 0 SAC: 1 DP: 1 HBP: 0	WP: 0 PB: 0 SB: 0 CS: 0	PA: 41								
<b>PITCHER</b>	IP	WLS	BF	H	R	ER	SO	BB	IBB	HBP	BLK	WP	HR	S	P	ERA	WHIP											
<b>33 James Shields, R</b> ERA: 3.75	(1, 1)	5.1		27	11	7	7	3	1	0	0	0	0	0	68	105	11.81	2.250										
<b>36 Randy Choate, L</b> ERA: 1.54	(6, 1)	0.0		1	1	0	0	0	0	0	0	0	0	2	3													
<b>53 Chad Bradford, R</b> ERA: 2.25	(6, 1)	0.2		2	0	0	0	0	0	0	0	0	0	4	4	0.00	0.000											
<b>46 Joe Nelson, R</b> ERA: 4.37	(7, 1)	1.0	W	5	1	0	0	0	1	0	0	0	0	8	15	0.00	2.000											
<b>35 Dan Wheeler, R</b> ERA: 3.48	(8, 1)	1.0	H	3	0	0	0	1	0	0	0	0	0	13	17	0.00	0.000											

Tampa Bay Rays @ Kansas City Royals  
Kauffman Stadium, Kansas City, MO

AB 38  
R 7  
H 13  
RBI 7  
BB 2  
SO 5  
LOB 13



WP: 0 PA: 41  
PB: 0  
SB: 0  
CS: 0

Fri Jul 17 2009, 7:10 PM CDT  
Att: 33,568 - Clear - 74 F

livebaseballscores.com



Batter	1	2	3	4	5	6	7	8	9	AB	R	H	RBI	BB	SO	LOB	TOP										
2 B.J. Upton, R OBP: 0.331, SLG: 0.381										5	0	3	1	0	1	1	<b>Tampa Bay Rays @ Kansas City Royals</b> Kauffman Stadium, Kansas City, MO Sat Jul 18 2009, 6:10 PM CDT Att: 30,288 - Partly Cloudy - 75 F										
13 Carl Crawford, L OBP: 0.370, SLG: 0.438										3	0	0	0	2	2												
3 Evan Longoria, R OBP: 0.358, SLG: 0.534										5	0	0	0	0	6												
23 Carlos Pena, L OBP: 0.360, SLG: 0.514										4	1	0	0	1	2	0											
18 Ben Zobrist, S OBP: 0.417, SLG: 0.592										5	1	2	0	0	1	1											
5 Pat Burrell, R OBP: 0.345, SLG: 0.369										3	0	1	1	1	2	2											
11 Joe Dillon, R OBP: 0.400, SLG: 0.423										1	1	0	0	0	0	0											
16 Willy Aybar, S OBP: 0.344, SLG: 0.477										4	0	4	1	0	0	0											
19 Gabe Kapler, R OBP: 0.344, SLG: 0.496										0	1	0	0	0	0	0											
8 Jason Bartlett, R OBP: 0.393, SLG: 0.528										3	0	1	1	1	0	3											
41 Michel Hernandez, R OBP: 0.305, SLG: 0.346										3	0	1	0	1	0	5											
<b>Inning Stats</b>	R: 0 E: 0 K: 1 S: 11	H: 1 LOB: 0 BB: 0 P: 17	R: 1 E: 0 K: 2 S: 11	H: 3 LOB: 2 BB: 0 P: 15	R: 0 E: 0 K: 1 S: 9	H: 1 LOB: 0 BB: 0 P: 13	R: 0 E: 0 K: 2 S: 11	H: 2 LOB: 3 BB: 1 P: 18	R: 0 E: 0 K: 0 S: 9	H: 1 LOB: 2 BB: 1 P: 14	R: 0 E: 0 K: 0 S: 9	H: 1 LOB: 1 BB: 1 P: 17	R: 3 E: 0 K: 0 S: 21	H: 3 LOB: 3 BB: 3 P: 44	R: 0 E: 0 K: 1 S: 6	H: 0 LOB: 0 BB: 0 P: 10	1B: 9 2B: 3 3B: 0 HR: 0	SF: 0 SAC: 0 DP: 1 HBP: 0	WP: 0 PB: 0 SB: 0 CS: 1	PA: 42							
<b>PITCHER</b>	IP	WLS	BF	H	R	ER	SO	BB	IBB	HBP	BLK	WP	HR	S	P	ERA	WHIP										
23 Zack Greinke, R ERA: 2.08	7.0		30	9	1	1	7	3	0	0	0	0	0	67	108	1.29	1.714										
49 John Bale, L ERA: 5.63	0.1	H	2	0	1	1	0	1	0	0	0	0	0	5	10	27.00	3.000										
37 Juan Cruz, R ERA: 4.91	0.0	L	2	2	1	1	0	0	0	0	0	0	0	7	12	∞	∞										
56 Roman Colon, R ERA: 4.76	0.2		5	1	1	1	0	2	0	0	0	0	0	9	22	13.50	4.500										
52 Bruce Chen, L ERA: 6.89	1.0		3	0	0	0	1	0	0	0	0	0	0	6	10	0.00	0.000										
<b>Batter</b>	<b>1</b>	<b>2</b>	<b>3</b>	<b>4</b>	<b>5</b>	<b>6</b>	<b>7</b>	<b>8</b>	<b>9</b>	<b>AB</b>	<b>R</b>	<b>H</b>	<b>RBI</b>	<b>BB</b>	<b>SO</b>	<b>LOB</b>	<b>BOTTOM</b>										
9 David DeJesus, L OBP: 0.318, SLG: 0.417										4	0	1	1	0	0	1	<b>Tampa Bay Rays @ Kansas City Royals</b> Kauffman Stadium, Kansas City, MO Sat Jul 18 2009, 6:10 PM CDT Att: 30,288 - Partly Cloudy - 75 F										
8 Willie Bloomquist, R OBP: 0.327, SLG: 0.361										4	0	1	0	0	0	1											
16 Billy Butler, R OBP: 0.340, SLG: 0.442										3	0	0	0	1	1	3											
11 Jose Guillen, R OBP: 0.310, SLG: 0.369										4	0	0	0	0	1	2											
24 Mark Teahen, L OBP: 0.355, SLG: 0.452										3	0	2	0	1	0	0											
21 Miguel Olivo, R OBP: 0.275, SLG: 0.476										3	0	0	0	1	1	3											
4 Alex Gordon, L OBP: 0.273, SLG: 0.222										2	1	0	0	1	0	2											
26 Ryan Freel, R OBP: 0.286, SLG: 0.183										1	0	0	0	0	0	0											
13 Alberto Callaspo, S OBP: 0.349, SLG: 0.451										3	1	1	1	1	1	0											
3 Yuniesky Betancourt, R OBP: 0.278, SLG: 0.336										4	0	0	0	0	1	2											
<b>Inning Stats</b>	R: 0 E: 0 K: 1 S: 8	H: 1 LOB: 1 BB: 0 P: 10	R: 1 E: 0 K: 0 S: 8	H: 1 LOB: 2 BB: 2 P: 18	R: 0 E: 0 K: 0 S: 10	H: 0 LOB: 0 BB: 0 P: 13	R: 0 E: 0 K: 0 S: 12	H: 1 LOB: 1 BB: 1 P: 21	R: 0 E: 0 K: 0 S: 8	H: 1 LOB: 2 BB: 1 P: 11	R: 0 E: 0 K: 2 S: 17	H: 1 LOB: 1 BB: 1 P: 28	R: 1 E: 1 K: 0 S: 10	H: 1 LOB: 2 BB: 1 P: 17	R: 0 E: 0 K: 0 S: 5	H: 0 LOB: 0 BB: 0 P: 6	R: 0 E: 0 K: 2 S: 8	H: 0 LOB: 0 BB: 0 P: 10	1B: 3 2B: 2 3B: 0 HR: 0	SF: 0 SAC: 0 DP: 2 HBP: 0	WP: 0 PB: 0 SB: 0 CS: 0	PA: 36					
<b>PITCHER</b>	IP	WLS	BF	H	R	ER	SO	BB	IBB	HBP	BLK	WP	HR	S	P	ERA	WHIP										
19 Scott Kazmir, L ERA: 6.62	6.0		24	4	1	1	3	4	0	0	0	0	0	6	12	0.00	3.000										
50 Grant Balfour, R ERA: 4.71	0.1		3	0	1	0	0	1	0	0	0	0	0	2	3	0.00	0.000										
36 Randy Choate, L ERA: 1.8	0.1		1	0	0	0	0	0	0	0	0	0	0	2	2	0.00	3.000										
53 Chad Bradford, R ERA: 2.08	0.1	W	2	1	0	0	0	0	0	0	0	0	0	2	2	0.00	3.000										
35 Dan Wheeler, R ERA: 3.38	1.0	H	3	0	0	0	0	0	0	0	0	0	0	5	6	0.00	0.000										



















Batter	1	2	3	4	5	6	7	8	9	AB	R	H	RBI	BB	SO	LOB	TOP									
5 Ian Kinsler, R OBP: 0.319, SLG: 0.489										5	0	0	0	0	2	2	<b>Texas Rangers @ Kansas City Royals</b> Kauffman Stadium, Kansas City, MO Fri Jul 24, 2009, 7:10 PM CDT Att: 25,012 - Partly Cloudy - 91 F <a href="http://livebaseballscorecards.com">livebaseballscorecards.com</a>									
10 Michael Young, R OBP: 0.365, SLG: 0.486										3	0	0	0	1	1	2										
32 Josh Hamilton, L OBP: 0.279, SLG: 0.409										4	0	0	0	0	2	2										
22 Marlon Byrd, R OBP: 0.321, SLG: 0.465										3	2	1	1	1	0	1										
9 Hank Blalock, L OBP: 0.299, SLG: 0.521										4	0	1	1	0	1	2										
17 Nelson Cruz, R OBP: 0.337, SLG: 0.547										2	0	0	0	2	2	0										
7 David Murphy, L OBP: 0.364, SLG: 0.454										4	0	1	0	0	2	2										
2 Taylor Teagarden, R OBP: 0.266, SLG: 0.314										3	0	0	0	1	1	2										
1 Elvis Andrus, R OBP: 0.315, SLG: 0.346										4	0	1	0	0	0	1										
<b>Inning Stats</b>	R: 0 H: 0 K: 2 S: 14	H: 0 LOB: 2 BB: 1 P: 21	R: 0 H: 0 K: 2 S: 8	H: 0 LOB: 0 BB: 0 P: 11	R: 0 H: 0 K: 0 S: 6	H: 0 LOB: 0 BB: 0 P: 10	R: 1 H: 2 K: 2 S: 16	H: 2 LOB: 2 BB: 1 P: 26	R: 0 H: 1 K: 2 S: 10	H: 1 LOB: 1 BB: 0 P: 18	R: 0 H: 0 K: 2 S: 7	H: 0 LOB: 0 BB: 0 P: 9	R: 0 H: 0 K: 0 S: 11	H: 0 LOB: 1 BB: 1 P: 19	R: 1 H: 1 K: 1 S: 12	H: 1 LOB: 2 BB: 2 P: 25	R: 0 H: 0 K: 0 S: 5	H: 0 LOB: 0 BB: 0 P: 9	1B: 1 2B: 2 HR: 1	SF: 0 SAC: 0 HBP: 0	WP: 0 PB: 0 SB: 0 CS: 0	PA: 37				
<b>PITCHER</b>	IP	WLS	BF	H	R	ER	SO	BB	IBB	HBP	BLK	WP	HR	S	P	ERA	WHIP									
23 Zack Greinke, R ERA: 2.04	(1, 1)	7.0	L	28	3	1	1	10	3	0	0	0	0	1	72	114	1.29	0.857								
49 John Bale, L ERA: 9.0	(8, 1)	1.0		6	1	1	1	1	1	0	0	0	0	12	25	9.00	2.000									
56 Roman Colon, R ERA: 5.57	(9, 1)	1.0		3	0	0	0	0	0	0	0	0	0	5	9	0.00	0.000									

Batter	1	2	3	4	5	6	7	8	9	AB	R	H	RBI	BB	SO	LOB	BOTTOM								
9 David DeJesus, L OBP: 0.330, SLG: 0.413										2	0	0	0	2	0	1	<b>Texas Rangers @ Kansas City Royals</b> Kauffman Stadium, Kansas City, MO Fri Jul 24, 2009, 7:10 PM CDT Att: 25,012 - Partly Cloudy - 91 F <a href="http://livebaseballscorecards.com">livebaseballscorecards.com</a>								
8 Willie Bloomquist, R OBP: 0.310, SLG: 0.361										4	0	1	0	0	0	5									
16 Billy Butler, R OBP: 0.346, SLG: 0.450										4	0	0	0	0	0	1									
24 Mark Teahen, L OBP: 0.351, SLG: 0.445										4	0	1	0	0	1	1									
13 Alberto Callaspo, S OBP: 0.351, SLG: 0.450										4	0	1	0	0	0	1									
17 Mike Jacobs, L OBP: 0.298, SLG: 0.413										3	0	0	0	0	0	1									
21 Miguel Olivo, R OBP: 0.268, SLG: 0.458										1	0	0	0	0	0	1									
3 Brayan Peña, S OBP: 0.317, SLG: 0.464										3	0	0	0	0	1	0									
4 Alex Gordon, L OBP: 0.341, SLG: 0.257										2	0	1	0	1	1	0									
26 Ryan Friesl, R OBP: 0.235, SLG: 0.206										0	0	0	0	0	0	0									
3 Yuniesky Betancourt, R OBP: 0.270, SLG: 0.325										3	0	1	0	0	0	2									
<b>Inning Stats</b>	R: 0 H: 0 K: 0 S: 8	H: 1 LOB: 0 BB: 1 P: 16	R: 0 H: 1 K: 1 S: 11	H: 1 LOB: 2 BB: 1 P: 18	R: 0 H: 0 K: 0 S: 9	H: 0 LOB: 0 BB: 0 P: 14	R: 0 H: 1 K: 0 S: 13	H: 1 LOB: 1 BB: 0 P: 21	R: 0 H: 0 K: 0 S: 5	H: 0 LOB: 0 BB: 0 P: 9	R: 0 H: 1 K: 0 S: 6	H: 1 LOB: 2 BB: 0 P: 9	R: 0 H: 1 K: 1 S: 14	H: 1 LOB: 1 BB: 0 P: 19	1B: 3 2B: 2 HR: 0	SF: 0 SAC: 0 HBP: 0	WP: 2 PB: 0 SB: 0 CS: 1	PA: 33							
<b>PITCHER</b>	IP	WLS	BF	H	R	ER	SO	BB	IBB	HBP	BLK	WP	HR	S	P	ERA	WHIP								
39 Scott Feldman, R ERA: 3.59	(1, 1)	8.0	W	29	4	0	0	2	3	0	0	0	0	66	110	0.00	0.875								
36 C.J. Wilson, L ERA: 2.96	(9, 1)	1.0	S	4	1	0	0	1	0	0	0	0	0	14	19	0.00	1.000								



Batter	1	2	3	4	5	6	7	8	9	AB	R	H	RBI	BB	SO	LOB	TOP			
5 Ian Kinsler, R OBP: 0.316, SLG: 0.484										4	1	0	0	0	0	1	Texas Rangers @ Kansas City Royals Kauffman Stadium, Kansas City, MO Sat Jul 25 2009, 6:10 PM CDT Att: 27,602 - Clear - 83 F			
10 Michael Young, R OBP: 0.388, SLG: 0.497										4	1	3	1	0	0	0				
32 Josh Hamilton, L OBP: 0.279, SLG: 0.402										3	0	0	0	1	3	2				
25 Andrew Jones, R OBP: 0.332, SLG: 0.508										4	0	0	0	0	3	1				
9 Hank Bialock, L OBP: 0.298, SLG: 0.517										4	1	1	0	0	3	0				
22 Marlon Byrd, R OBP: 0.320, SLG: 0.462										4	0	1	0	0	1	0				
17 Nelson Cruz, R OBP: 0.336, SLG: 0.546										4	0	1	1	0	2	1				
2 Taylor Teagarden, R OBP: 0.255, SLG: 0.300										4	0	0	0	0	2	2				
13 Omar Vizquel, S OBP: 0.341, SLG: 0.361										3	0	0	0	0	2	1				
<b>Inning Stats</b>	R: 1 H: 1 E: 0 K: 2 S: 9	H: 1 LOB: 0 BB: 0 P: 13	R: 0 H: 0 E: 0 K: 2 S: 11	H: 0 LOB: 0 BB: 0 P: 16	R: 1 H: 1 E: 1 K: 2 S: 11	H: 1 LOB: 1 BB: 0 P: 17	R: 1 H: 2 E: 0 K: 2 S: 16	H: 2 LOB: 1 BB: 0 P: 22	R: 0 H: 1 E: 0 K: 1 S: 10	H: 1 LOB: 0 BB: 0 P: 16	R: 0 H: 0 E: 0 K: 2 S: 7	H: 0 LOB: 0 BB: 0 P: 11	R: 0 H: 0 E: 0 K: 0 S: 13	H: 0 LOB: 1 BB: 0 P: 20	R: 0 H: 1 E: 0 K: 3 S: 12	H: 1 LOB: 0 BB: 0 P: 17	1B: 4 2B: 1 3B: 0 HR: 1	SF: 0 SAC: 0 DP: 0 HBP: 0	WP: 2 PB: 0 SB: 1 CS: 0	PA: 35
<b>PITCHER</b>	IP WLS BF H R ER SO BB IBB HBP BLK WP HR S P ERA WHIP	7.0 W 27 5 3 2 13 0 0 0 0 2 1 76 112 2.57 0.714	2.0 S 8 1 0 0 3 1 0 0 0 0 0 25 37 0.00 1.000	<b>PITCHER</b>																

AB 34  
R 3  
H 6  
RBI 2  
BB 1  
SO 16  
LOB 8



Batter	1	2	3	4	5	6	7	8	9	AB	R	H	RBI	BB	SO	LOB	BOTTOM			
9 David DeJesus, L OBP: 0.328, SLG: 0.412										5	1	1	1	0	1	1	Texas Rangers @ Kansas City Royals Kauffman Stadium, Kansas City, MO Sat Jul 25 2009, 6:10 PM CDT Att: 27,602 - Clear - 83 F			
8 Willie Bloomquist, R OBP: 0.311, SLG: 0.364										4	1	1	0	1	1	2				
16 Billy Butler, R OBP: 0.347, SLG: 0.457										3	1	1	2	1	0	1				
12 Mitch Maier, L OBP: 0.289, SLG: 0.309										3	1	1	1	0	1	2				
24 Mark Teahen, L OBP: 0.349, SLG: 0.447										3	1	1	1	0	1	2				
13 Alberto Callaspo, S OBP: 0.356, SLG: 0.456										4	1	3	0	0	0	1				
21 Miguel Olivo, R OBP: 0.272, SLG: 0.461										3	0	1	1	1	1	4				
14 John Buck, R OBP: 0.288, SLG: 0.414										4	0	1	1	0	2	3				
3 Yuniesky Betancourt, R OBP: 0.266, SLG: 0.320										4	0	0	0	0	0	1				
26 Ryan Freel, R OBP: 0.305, SLG: 0.236										4	1	2	0	0	0	0				
<b>Inning Stats</b>	R: 0 H: 1 E: 0 K: 0 S: 13	H: 1 LOB: 3 BB: 2 P: 27	R: 0 H: 0 E: 0 K: 1 S: 9	H: 0 LOB: 0 BB: 0 P: 10	R: 0 H: 0 E: 0 K: 1 S: 7	H: 0 LOB: 0 BB: 0 P: 10	R: 1 H: 2 E: 0 K: 1 S: 14	H: 2 LOB: 1 BB: 0 P: 18	R: 3 H: 4 E: 0 K: 2 S: 16	H: 4 LOB: 2 BB: 1 P: 30	R: 0 H: 0 E: 0 K: 1 S: 6	H: 0 LOB: 0 BB: 0 P: 11	R: 2 H: 3 E: 0 K: 0 S: 10	H: 3 LOB: 1 BB: 0 P: 14	R: 0 H: 1 E: 0 K: 0 S: 8	H: 1 LOB: 1 BB: 0 P: 12	1B: 4 2B: 6 3B: 0 HR: 1	SF: 1 SAC: 0 DP: 0 HBP: 0	WP: 0 PB: 0 SB: 0 CS: 0	PA: 38
<b>PITCHER</b>	IP WLS BF H R ER SO BB IBB HBP BLK WP HR S P ERA WHIP	4.2 L 23 7 4 4 4 2 0 0 0 0 0 11 21 0.00 0.750	1.1 5 0 0 0 2 1 0 0 0 0 0 0 10 14 18.00 3.000	1.0 6 3 2 2 0 0 0 0 0 0 0 0 8 12 0.00 1.000	<b>PITCHER</b>															

AB 34  
R 6  
H 11  
RBI 6  
BB 3  
SO 6  
LOB 15





Batter	1	2	3	4	5	6	7	8	9	AB	R	H	RBI	BB	SO	LOB	TOP					
5 Ian Kinsler, R OBP: 0.317, SLG: 0.483 (1, 4)										5	2	2	1	0	0	2	<b>Texas Rangers @ Kansas City Royals</b> Kauffman Stadium, Kansas City, MO Sun Jul 26 2009, 1:10 PM CDT Att: 16,847 - Sunny - 85 F					
10 Michael Young, R OBP: 0.373, SLG: 0.503 (1, 5)										4	0	3	2	1	0	1						
7 David Murphy, L OBP: 0.364, SLG: 0.450 (1, 7)										4	0	1	1	1	1	3						
22 Marlon Byrd, R OBP: 0.321, SLG: 0.460 (1, 8)										4	0	1	1	1	1	3						
9 Hank Blalock, L OBP: 0.297, SLG: 0.512 (1, 3)										5	0	1	0	0	1	5						
25 Andrew Jones, R OBP: 0.328, SLG: 0.528 (1, 10)										4	1	2	1	1	1	1						
17 Nelson Cruz, R OBP: 0.337, SLG: 0.543 (1, 9)										4	2	1	0	1	1	1						
21 Jarrod Saltalamacchia, R OBP: 0.295, SLG: 0.373 (1, 2)										4	2	2	0	0	0	2						
1 Elvis Andrus, R OBP: 0.311, SLG: 0.342 (1, 6)										3	0	0	0	0	2	3						
<b>Inning Stats</b>	R: 0 E: 0 K: 0 S: 10	H: 1 LOB: 2 BB: 2 P: 21	R: 0 E: 0 K: 0 S: 5	H: 0 LOB: 0 BB: 1 P: 11	R: 0 E: 0 K: 1 S: 9	H: 1 LOB: 0 BB: 0 P: 14	R: 0 E: 0 K: 1 S: 11	H: 1 LOB: 1 BB: 0 P: 20	R: 0 E: 0 K: 2 S: 11	H: 1 LOB: 3 BB: 1 P: 16	R: 3 E: 1 K: 1 S: 23	H: 4 LOB: 3 BB: 1 P: 32	R: 4 E: 0 K: 0 S: 12	H: 4 LOB: 1 BB: 1 P: 18	R: 0 E: 0 K: 2 S: 8	H: 0 LOB: 0 BB: 0 P: 14	1B: 10 2B: 2 HR: 1	SF: 0 SAC: 1 HBP: 0	WP: 0 PB: 0 SB: 3 CS: 0	PA: 43		
<b>PITCHER</b>	IP WLS BF H R ER SO BB IBB HBP BLK WP HR S P ERA WHIP	6.0 L 23 5 0 0 4 3 0 0 0 0 0 2 3 0.00 1.333	7.1 L 2 2 2 0 0 0 0 0 0 0 0 0 17 24 0.00 4.500	7.1 L 6 3 4 4 0 1 0 0 0 0 1 11 18 54.00 6.000	8.1 L 6 1 0 0 2 0 0 0 0 0 0 13 19 0.00 0.600	<b>PITCHER</b>																
47 Sidney Ponson, R ERA: 6.79 (1, 1)																						
32 Ron Mahay, L ERA: 4.13 (7, 1)																						
34 Jamey Wright, R ERA: 4.88 (7, 1)																						
37 Juan Cruz, R ERA: 6.31 (7, 1)																						
56 Roman Colon, R ERA: 5.16 (8, 1)																						
<b>Batter</b>	<b>1</b>	<b>2</b>	<b>3</b>	<b>4</b>	<b>5</b>	<b>6</b>	<b>7</b>	<b>8</b>	<b>9</b>	<b>AB</b>	<b>R</b>	<b>H</b>	<b>RBI</b>	<b>BB</b>	<b>SO</b>	<b>LOB</b>	<b>BOTTOM</b>					
9 David DeJesus, L OBP: 0.325, SLG: 0.408 (1, 7)										4	0	0	0	0	1	0	<b>Texas Rangers @ Kansas City Royals</b> Kauffman Stadium, Kansas City, MO Sun Jul 26 2009, 1:10 PM CDT Att: 16,847 - Sunny - 85 F					
26 Ryan Freel, R OBP: 0.302, SLG: 0.227 (8, 9)										3	0	0	0	1	0	0						
16 Billy Butler, R OBP: 0.344, SLG: 0.452 (1, 3)										4	0	0	0	0	1	1						
24 Mark Teahen, L OBP: 0.348, SLG: 0.443 (8, 5)										3	1	0	0	1	2	0						
13 Alberto Callaspo, S OBP: 0.354, SLG: 0.457 (1, 4)										4	1	1	0	0	0	1						
21 Miguel Olivo, R OBP: 0.271, SLG: 0.457 (1, 10)										4	0	1	0	0	0	2						
14 John Buck, R OBP: 0.296, SLG: 0.412 (1, 2)										3	0	1	1	0	2	2						
4 Alex Gordon, L OBP: 0.340, SLG: 0.263 (7, PR)										3	0	1	1	0	0	2						
12 Mitch Walter, L OBP: 0.288, SLG: 0.307 (8, 8)										1	0	0	0	0	0	1						
3 Yuniesky Betancourt, R OBP: 0.263, SLG: 0.316 (1, 6)										3	0	0	0	0	1	2						
<b>Inning Stats</b>	R: 0 E: 0 K: 0 S: 11	H: 0 LOB: 0 BB: 0 P: 17	R: 0 E: 1 K: 2 S: 17	H: 1 LOB: 2 BB: 0 P: 26	R: 0 E: 0 K: 0 S: 6	H: 0 LOB: 0 BB: 0 P: 9	R: 0 E: 0 K: 0 S: 7	H: 0 LOB: 0 BB: 0 P: 12	R: 0 E: 0 K: 1 S: 7	H: 0 LOB: 0 BB: 0 P: 10	R: 0 E: 0 K: 0 S: 8	H: 0 LOB: 1 BB: 1 P: 15	R: 1 E: 0 K: 1 S: 11	H: 1 LOB: 2 BB: 1 P: 19	R: 0 E: 0 K: 2 S: 9	H: 0 LOB: 0 BB: 0 P: 13	R: 1 E: 0 K: 1 S: 9	H: 2 LOB: 1 BB: 0 P: 15	1B: 3 2B: 1 HR: 0	SF: 0 SAC: 0 HBP: 1	WP: 0 PB: 0 SB: 0 CS: 0	PA: 35
<b>PITCHER</b>	IP WLS BF H R ER SO BB IBB HBP BLK WP HR S P ERA WHIP	2.0 W 18 1 1 1 1 2 0 1 0 0 0 36 62 1.93 0.643	3.1 L 4 0 0 0 3 0 0 0 0 0 0 12 16 0.00 0.000	9.1 L 5 2 1 1 1 0 0 0 0 0 0 9 15 9.00 2.000	<b>PITCHER</b>																	
33 Kevin Millwood, R ERA: 3.39 (1, 1)																						
57 Dustin Nippert, R ERA: 3.54 (3, 1)																						
56 Darren O'Day, R ERA: 1.75 (7, 1)																						
55 Willie Eyre, R ERA: 4.91 (9, 1)																						
<b>Batter</b>	<b>1</b>	<b>2</b>	<b>3</b>	<b>4</b>	<b>5</b>	<b>6</b>	<b>7</b>	<b>8</b>	<b>9</b>	<b>AB</b>	<b>R</b>	<b>H</b>	<b>RBI</b>	<b>BB</b>	<b>SO</b>	<b>LOB</b>	<b>BOTTOM</b>					
33 Kevin Millwood, R ERA: 3.39 (1, 1)																						
57 Dustin Nippert, R ERA: 3.54 (3, 1)																						
56 Darren O'Day, R ERA: 1.75 (7, 1)																						
55 Willie Eyre, R ERA: 4.91 (9, 1)																						
<b>Inning Stats</b>	R: 0 E: 0 K: 0 S: 11	H: 0 LOB: 0 BB: 0 P: 17	R: 0 E: 1 K: 2 S: 17	H: 1 LOB: 2 BB: 0 P: 26	R: 0 E: 0 K: 0 S: 6	H: 0 LOB: 0 BB: 0 P: 9	R: 0 E: 0 K: 0 S: 7	H: 0 LOB: 0 BB: 0 P: 12	R: 0 E: 0 K: 1 S: 7	H: 0 LOB: 0 BB: 0 P: 10	R: 0 E: 0 K: 0 S: 8	H: 0 LOB: 1 BB: 1 P: 15	R: 1 E: 0 K: 1 S: 11	H: 1 LOB: 2 BB: 1 P: 19	R: 0 E: 0 K: 2 S: 9	H: 0 LOB: 0 BB: 0 P: 13	R: 1 E: 0 K: 1 S: 9	H: 2 LOB: 1 BB: 0 P: 15	1B: 3 2B: 1 HR: 0	SF: 0 SAC: 0 HBP: 1	WP: 0 PB: 0 SB: 0 CS: 0	PA: 35
<b>PITCHER</b>	IP WLS BF H R ER SO BB IBB HBP BLK WP HR S P ERA WHIP	2.0 W 18 1 1 1 1 2 0 1 0 0 0 36 62 1.93 0.643	3.1 L 4 0 0 0 3 0 0 0 0 0 0 12 16 0.00 0.000	9.1 L 5 2 1 1 1 0 0 0 0 0 0 9 15 9.00 2.000	<b>PITCHER</b>																	
33 Kevin Millwood, R ERA: 3.39 (1, 1)																						
57 Dustin Nippert, R ERA: 3.54 (3, 1)																						
56 Darren O'Day, R ERA: 1.75 (7, 1)																						
55 Willie Eyre, R ERA: 4.91 (9, 1)																						











Batter	1	2	3	4	5	6	7	8	9	AB	R	H	RBI	BB	SO	LOB	TOP					
9 David DeJesus, L (1,7) OBP: 0.323, SLG: 0.402	F8		F7														4 0 1 0 0 1 1					
8 Willie Bloomquist, R (1,9) OBP: 0.354, SLG: 0.353	L7																4 0 2 0 0 0 0					
16 Billy Butler, R (1,3) OBP: 0.347, SLG: 0.465	L6																4 0 0 0 0 1 3					
24 Mark Teahen, L (1,5) OBP: 0.344, SLG: 0.437		F7		CS													4 0 0 0 0 2 0					
13 Alberto Callaspo, S (1,4) OBP: 0.354, SLG: 0.463																	4 1 2 1 0 0 0					
17 Mike Jacobs, L (1,10) OBP: 0.294, SLG: 0.417																	4 1 1 1 0 2 1					
21 Miguel Olivo, R (1,2) OBP: 0.268, SLG: 0.455																	4 1 1 1 0 2 1					
12 Mitch Maier, L (1,8) OBP: 0.299, SLG: 0.329																	3 0 2 0 1 0 1					
3 Yuniesky Betancourt, R (1,6) OBP: 0.254, SLG: 0.305																	3 0 0 0 0 0 3					
<b>Inning Stats</b>	R: 0 E: 0 K: 0 S: 9	H: 0 LOB: 0 BB: 0 P: 15	R: 2 E: 0 K: 1 S: 15	H: 3 LOB: 1 BB: 0 P: 22	R: 0 E: 0 K: 0 S: 8	H: 1 LOB: 0 BB: 0 P: 16	R: 1 E: 0 K: 1 S: 14	H: 1 LOB: 0 BB: 0 P: 21	R: 0 E: 0 K: 0 S: 13	H: 2 LOB: 2 BB: 1 P: 20	R: 0 E: 0 K: 0 S: 5	H: 0 LOB: 0 BB: 0 P: 9	R: 0 E: 0 K: 2 S: 9	H: 1 LOB: 1 BB: 0 P: 12	R: 0 E: 0 K: 2 S: 9	H: 0 LOB: 0 BB: 0 P: 10	R: 0 E: 0 K: 2 S: 8	H: 1 LOB: 1 BB: 0 P: 9	1B: 4 2B: 2 3B: 0 HR: 3	SF: 0 SAC: 0 DP: 1 HBP: 0	WP: 0 PB: 0 SB: 0 CS: 1	PA: 36
<b>PITCHER</b>	IP	WLS	BF	H	R	ER	SO	BB	IBB	HBP	BLK	WP	HR	S	P	ERA	WHIP					
54 Chris Tillman, R (1,1) ERA: 5.79	4.2		20	7	3	3	2	1	0	0	0	0	3	58	93	5.79	1.714					
34 Matt Albers, R (5,1) ERA: 3.5	2.1	W	8	1	0	0	2	0	0	0	0	0	0	15	22	0.00	0.429					
43 Jim Johnson, R (8,1) ERA: 3.17	2.0	S	7	1	0	0	4	0	0	0	0	0	0	17	19	0.00	0.500					

Kansas City Royals @ Baltimore Orioles  
 Oriole Park at Camden Yards, Baltimore, MD  
 Wed Jul 29 2009, 7:05 PM EDT  
 Att: 19,741 - Cloudy - 83 F

AB	34
R	3
H	9
RBI	3
BB	1
SO	8
LOB	10



Batter	1	2	3	4	5	6	7	8	9	AB	R	H	RBI	BB	SO	LOB	BOTTOM					
1 Brian Roberts, S (1,4) OBP: 0.348, SLG: 0.436	HR																3 3 2 0 1 0 1					
Adam Jones, R (1,8) OBP: 0.352, SLG: 0.497	HR																5 2 2 3 0 2 4					
21 Nick Markakis, L (1,9) OBP: 0.351, SLG: 0.468																	5 0 3 3 0 1 2					
17 Aubrey Huff, L (1,10) OBP: 0.312, SLG: 0.397																	5 0 1 1 0 3 3					
14 Nolan Reimold, R (1,7) OBP: 0.374, SLG: 0.464																	3 0 0 0 2 1 2					
23 Ty Wiginton, R (1,3) OBP: 0.302, SLG: 0.382																	4 0 1 0 0 1 4					
6 Melvin Mora, R (1,5) OBP: 0.322, SLG: 0.331																	3 0 0 0 0 0 3					
9 Gregg Zaun, S (1,2) OBP: 0.361, SLG: 0.387																	3 1 0 0 1 1 4					
3 Cesar Izturis, S (1,6) OBP: 0.295, SLG: 0.319																	3 1 1 0 1 0 1					
<b>Inning Stats</b>	R: 2 E: 0 K: 2 S: 24	H: 3 LOB: 3 BB: 1 P: 35	R: 0 E: 0 K: 2 S: 8	H: 1 LOB: 1 BB: 0 P: 11	R: 0 E: 0 K: 2 S: 19	H: 0 LOB: 0 BB: 0 P: 27	R: 0 E: 0 K: 0 S: 10	H: 0 LOB: 0 BB: 0 P: 17	R: 0 E: 0 K: 1 S: 8	H: 0 LOB: 1 BB: 0 P: 12	R: 0 E: 0 K: 0 S: 11	H: 1 LOB: 0 BB: 0 P: 14	R: 3 E: 0 K: 2 S: 14	H: 2 LOB: 2 BB: 3 P: 34	R: 2 E: 0 K: 0 S: 17	H: 3 LOB: 2 BB: 1 P: 31	1B: 7 2B: 2 3B: 0 HR: 1	SF: 0 SAC: 0 DP: 0 HBP: 2	WP: 0 PB: 0 SB: 0 CS: 0	PA: 41		
<b>PITCHER</b>	IP	WLS	BF	H	R	ER	SO	BB	IBB	HBP	BLK	WP	HR	S	P	ERA	WHIP					
23 Zack Greinke, R (1,1) ERA: 2.08	6.0		26	5	2	2	7	1	0	0	0	0	0	3	11	2.08	1.000					
51 Robinson Tejeda, R (7,1) ERA: 6.31	0.0	L	2	0	2	2	0	2	0	0	0	0	0	3	11	6.31	3.000					
49 John Bale, L (7,1) ERA: 6.16	0.1	B	4	2	1	1	1	1	0	0	0	0	0	6	14	27.00	9.000					
37 Juan Cruz, R (7,1) ERA: 6.54	1.1		6	1	2	2	1	1	0	0	0	0	0	15	28	13.50	1.500					
32 Ron Mahay, L (8,1) ERA: 4.09	0.1		3	2	0	0	0	0	0	0	0	0	0	7	12	0.00	6.000					

Kansas City Royals @ Baltimore Orioles  
 Oriole Park at Camden Yards, Baltimore, MD  
 Wed Jul 29 2009, 7:05 PM EDT  
 Att: 19,741 - Cloudy - 83 F


AB	34
R	7
H	10
RBI	7
BB	5
SO	9
LOB	24










Batter	1	2	3	4	5	6	7	8	9	AB	R	H	RBI	BB	SO	LOB	TOP			
9 David DeJesus, L (1,7) OBP: 0.325, SLG: 0.403	P6		G4-3					K		4	0	1	0	0	1	0	<b>Kansas City Royals @ Tampa Bay Rays</b> Tropicana Field, St. Petersburg, FL Fri Jul 31 2009, 7:38 PM EDT Att: 26,596 - Dome - 72 F  <b>livebaseballscorecards.com</b>  <b>AB 32</b> <b>R 2</b> <b>H 5</b> <b>RBI 2</b> <b>BB 2</b> <b>SO 5</b> <b>LOB 13</b>  			
8 Willie Bloomquist, R (1,8) OBP: 0.330, SLG: 0.375	G4-3		G4-3					E5		4	0	0	0	0	0	1				
12 Mitch Maier, L (8,PH) OBP: 0.296, SLG: 0.324	G4-3		G4-3					E5		0	0	0	0	0	0	0				
16 Billy Butler, R (1,3) OBP: 0.346, SLG: 0.460			G4-3					FC6-4		3	0	1	0	1	0	1				
24 Mark Teahen, L (1,9) OBP: 0.340, SLG: 0.433	K							L7		4	0	0	0	0	2	3				
13 Alberto Callaspo, S (1,4) OBP: 0.352, SLG: 0.461										4	2	1	0	0	0	1				
21 Miguel Olivo, R (1,10) OBP: 0.288, SLG: 0.458										3	0	1	0	0	1	2				
17 Mike Jacobs, L (9,PH) OBP: 0.293, SLG: 0.413	K							K		1	0	0	0	0	1	1				
3 Brayan Peña, S (1,2) OBP: 0.342, SLG: 0.455										2	0	1	1	1	0	0				
4 Alex Gordon, L (1,5) OBP: 0.354, SLG: 0.264										4	0	0	1	0	0	3				
3 Yuniesky Betancourt, R (1,6) OBP: 0.251, SLG: 0.300										3	0	0	0	0	0	1				
<b>Inning Stats</b>	R: 0 E: 0 K: 1 S: 14	H: 1 LOB: 1 BB: 0 P: 19	R: 1 E: 0 K: 1 S: 14	H: 2 LOB: 1 BB: 0 P: 21	R: 0 E: 0 K: 0 S: 7	H: 0 LOB: 0 BB: 0 P: 10	R: 0 E: 0 K: 0 S: 11	H: 1 LOB: 2 BB: 0 P: 18	R: 0 E: 0 K: 1 S: 6	H: 0 LOB: 0 BB: 0 P: 11	R: 0 E: 0 K: 1 S: 9	H: 0 LOB: 0 BB: 0 P: 16	R: 0 E: 0 K: 1 S: 10	H: 0 LOB: 1 BB: 0 P: 15	R: 1 E: 1 K: 1 S: 7	H: 0 LOB: 0 BB: 0 P: 11	1B: 4 2B: 1 3B: 0 HR: 0	SF: 1 SAC: 0 DP: 0 HBP: 0	WP: 0 PB: 0 SB: 0 CS: 1	PA: 36
<b>PITCHER</b>	IP WLS BF H R ER SO BB IBB HBP BLK WP HR S P ERA WHIP																			
14 David Price, L (1,1) ERA: 5.1	7.0 W 27 5 1 1 3 2 0 0 0 0 0 0 0 67 104 1.29 1.000																			
31 Lance Cormier, R (8,1) ERA: 2.53	1.0 4 0 0 0 1 0 0 0 0 0 0 0 0 10 15 0.00 0.000																			
46 Joe Nelson, R (9,1) ERA: 4.02	1.0 4 0 1 0 1 0 0 0 0 0 0 0 0 7 11 0.00 0.000																			

Batter	1	2	3	4	5	6	7	8	9	AB	R	H	RBI	BB	SO	LOB	BOTTOM			
2 B.J. Upton, R (1,8) OBP: 0.320, SLG: 0.376			G5-3					K		5	1	1	0	0	1	2	<b>Kansas City Royals @ Tampa Bay Rays</b> Tropicana Field, St. Petersburg, FL Fri Jul 31 2009, 7:38 PM EDT Att: 26,596 - Dome - 72 F  <b>livebaseballscorecards.com</b>  <b>AB 34</b> <b>R 8</b> <b>H 12</b> <b>RBI 8</b> <b>BB 4</b> <b>SO 6</b> <b>LOB 16</b>  			
13 Carl Crawford, L (1,7) OBP: 0.376, SLG: 0.460										5	1	3	0	0	1	0				
3 Evan Longoria, R (1,5) OBP: 0.358, SLG: 0.528										3	1	0	0	2	0	3				
18 Ben Zobrist, S (1,4) OBP: 0.410, SLG: 0.577										4	1	2	1	0	1	4				
23 Carlos Pena, L (1,3) OBP: 0.350, SLG: 0.500										2	2	1	3	1	0	0				
5 Pat Burrell, R (1,10) OBP: 0.331, SLG: 0.365										4	1	2	1	0	1	2				
26 Gabe Gross, L (1,9) OBP: 0.381, SLG: 0.415										4	0	1	1	0	1	3				
30 Dioner Navaro, S (1,2) OBP: 0.253, SLG: 0.336										3	1	1	1	1	0	2				
8 Jason Bartlett, R (1,6) OBP: 0.385, SLG: 0.509										4	0	1	1	0	1	0				
<b>Inning Stats</b>	R: 3 E: 0 K: 2 S: 17	H: 3 LOB: 0 BB: 0 P: 29	R: 0 E: 0 K: 0 S: 6	H: 0 LOB: 0 BB: 0 P: 9	R: 0 E: 0 K: 0 S: 7	H: 1 LOB: 1 BB: 1 P: 11	R: 0 E: 0 K: 0 S: 11	H: 2 LOB: 2 BB: 1 P: 23	R: 3 E: 0 K: 2 S: 13	H: 3 LOB: 1 BB: 1 P: 21	R: 0 E: 0 K: 1 S: 11	H: 0 LOB: 2 BB: 1 P: 22	R: 0 E: 0 K: 1 S: 17	H: 1 LOB: 1 BB: 0 P: 28	R: 1 E: 0 K: 1 S: 17	H: 2 LOB: 1 BB: 0 P: 28	1B: 6 2B: 3 3B: 3 HR: 2	SF: 0 SAC: 0 DP: 2 HBP: 1	WP: 1 PB: 0 SB: 0 CS: 0	PA: 39
<b>PITCHER</b>	IP WLS BF H R ER SO BB IBB HBP BLK WP HR S P ERA WHIP																			
47 Sidney Ponson, R (1,1) ERA: 7.36	4.1 L 24 4 0 0 2 3 0 0 0 0 1 0 0 19 28 0.00 0.600																			
51 Robinson Tejeda, R (5,1) ERA: 5.93	1.2 5 1 0 0 2 0 0 0 0 0 1 0 0 11 22 0.00 2.000																			
37 Juan Cruz, R (7,1) ERA: 6.39	1.0 5 2 1 1 1 0 0 0 0 0 1 0 0 17 28 9.00 2.000																			
56 Roman Colon, R (8,1) ERA: 5.04	1.0 5 2 1 1 1 0 0 0 0 0 1 0 0 17 28 9.00 2.000																			



Batter	1	2	3	4	5	6	7	8	9	AB R H RBI BB SO LOB	TOP							
9 David DeJesus, L OBP: 0.325, SLG: 0.409	G3		P5			HR			G6-3	4 1 1 1 0 0 0	<b>Kansas City Royals @ Tampa Bay Rays</b> Tropicana Field, St. Petersburg, FL Sat Aug 01 2009, 4:10 PM EDT Att: 36,973 - Dome - 72 F <a href="http://livebaseballscorecards.com">livebaseballscorecards.com</a>							
8 Willie Bloomquist, R OBP: 0.315, SLG: 0.372	G6-3			P3		P4			K	4 0 0 0 0 1 0								
16 Billy Butler, R OBP: 0.345, SLG: 0.458	K			G4-3		K			1B	4 0 1 0 0 2 0								
24 Mark Teahen, L OBP: 0.341, SLG: 0.436		K								2 0 1 0 0 1 0								
12 Mitch Walter, L OBP: 0.293, SLG: 0.320										2 0 0 0 0 1 1								
13 Alberto Callaspo, S OBP: 0.350, SLG: 0.457		K								3 0 0 0 0 2 1								
3 Brayan Peña, S OBP: 0.355, SLG: 0.478										3 0 2 0 0 0 0								
17 Mike Jacobs, L OBP: 0.290, SLG: 0.408										3 0 0 0 0 1 2								
4 Alex Gordon, L OBP: 0.338, SLG: 0.250										3 0 0 0 0 1 1								
3 Yuniesky Betancourt, R OBP: 0.248, SLG: 0.297										3 0 0 0 0 0 0								
<b>Inning Stats</b>	R: 0 E: 0 K: 1 S: 8	H: 0 LOB: 0 BB: 0 P: 12	R: 0 E: 0 K: 3 S: 18	H: 1 LOB: 1 BB: 0 P: 27	R: 0 E: 0 K: 1 S: 7	H: 0 LOB: 0 BB: 0 P: 9	R: 0 E: 0 K: 1 S: 10	H: 1 LOB: 1 BB: 0 P: 15	R: 0 E: 0 K: 0 S: 6	H: 0 LOB: 0 BB: 0 P: 10	R: 0 E: 0 K: 0 S: 7	H: 0 LOB: 0 BB: 0 P: 11	R: 0 E: 0 K: 2 S: 12	H: 1 LOB: 1 BB: 0 P: 17	1B: 2 2B: 3 3B: 0 HR: 1	SF: 0 SAC: 0 DP: 1 HBP: 0	WP: 0 PB: 0 SB: 0 CS: 0	PA: 31
<b>PITCHER</b>	IP WLS BF H R ER SO BB IBB HBP BLK WP HR S P ERA WHIP											IP WLS BF H R ER SO BB IBB HBP BLK WP HR S P ERA WHIP						
34 Jeff Niemann, R ERA: 3.62	8.0 W 27 4 1 1 7 0 0 0 0 0 1 76 115 1.12 0.500																	
52 Brian Shouse, L ERA: 5.74	0.1 1 0 0 0 0 0 0 0 0 0 0 3 5 0.00 0.000																	
47 Jeff Bennett, R ERA: 3.12	0.2 3 1 0 0 2 0 0 0 0 0 0 9 12 0.00 1.500																	

Batter	1	2	3	4	5	6	7	8	9	AB R H RBI BB SO LOB	BOTTOM							
2 B.J. Upton, R OBP: 0.319, SLG: 0.374	G6-3					F9				4 1 1 0 0 1 0	<b>Kansas City Royals @ Tampa Bay Rays</b> Tropicana Field, St. Petersburg, FL Sat Aug 01 2009, 4:10 PM EDT Att: 36,973 - Dome - 72 F <a href="http://livebaseballscorecards.com">livebaseballscorecards.com</a>							
13 Carl Crawford, L OBP: 0.377, SLG: 0.467	G3					G5-3				3 1 1 2 1 0 0								
3 Evan Longoria, R OBP: 0.359, SLG: 0.526										3 1 1 0 1 1 1								
18 Ben Zobrist, S OBP: 0.411, SLG: 0.573										2 1 0 0 1 0 1								
5 Pat Burrell, R OBP: 0.333, SLG: 0.365										3 0 1 0 1 2 1								
16 Willy Aybar, S OBP: 0.362, SLG: 0.462										2 1 0 0 1 1 0								
23 Carlos Pena, L OBP: 0.349, SLG: 0.499										1 0 0 0 0 0 2								
19 Gabe Kapler, R OBP: 0.327, SLG: 0.459										3 0 1 1 0 1 1								
30 Dioner Navarro, S OBP: 0.257, SLG: 0.342										4 1 2 0 0 0 2								
8 Jason Bartlett, R OBP: 0.385, SLG: 0.514										3 1 1 2 0 1 1								
<b>Inning Stats</b>	R: 0 E: 0 K: 0 S: 9	H: 0 LOB: 1 BB: 1 P: 17	R: 3 E: 1 K: 1 S: 16	H: 3 LOB: 0 BB: 1 P: 29	R: 0 E: 0 K: 2 S: 14	H: 0 LOB: 1 BB: 1 P: 23	R: 0 E: 0 K: 2 S: 9	H: 0 LOB: 0 BB: 0 P: 11	R: 0 E: 0 K: 1 S: 6	H: 0 LOB: 0 BB: 0 P: 8	R: 0 E: 0 K: 1 S: 9	H: 2 LOB: 1 BB: 0 P: 15	R: 4 E: 1 K: 0 S: 21	H: 3 LOB: 1 BB: 2 P: 34	1B: 5 2B: 1 3B: 1 HR: 1	SF: 1 SAC: 0 DP: 1 HBP: 1	WP: 1 PB: 0 SB: 1 CS: 1	PA: 35
<b>PITCHER</b>	IP WLS BF H R ER SO BB IBB HBP BLK WP HR S P ERA WHIP											IP WLS BF H R ER SO BB IBB HBP BLK WP HR S P ERA WHIP						
52 Bruce Chen, L ERA: 5.73	6.2 L 26 5 3 2 6 3 0 0 0 0 1 66 106 2.70 1.200																	
34 Jamey Wright, R ERA: 5.19	0.1 5 3 4 3 1 1 0 0 0 1 1 13 24 81.00 12.000																	
49 John Bale, L ERA: 5.85	1.0 4 0 0 0 0 1 0 0 0 0 0 11 16 0.00 1.000																	



Batter	1	2	3	4	5	6	7	8	9	AB	R	H	RBI	BB	SO	LOB	TOP								
9 David DeJesus, L OBP: 0.324, SLG: 0.406										3	0	0	0	1	1	2	<b>Kansas City Royals @ Tampa Bay Rays</b> Tropicana Field, St. Petersburg, FL Sun Aug 02 2009, 1:38 PM EDT Att: 27,930 - Dome - 72 F								
8 Willie Bloomquist, R OBP: 0.311, SLG: 0.367										4	0	0	0	0	0	2									
16 Billy Butler, R OBP: 0.342, SLG: 0.453										4	0	0	0	0	1	2									
17 Mike Jacobs, L OBP: 0.292, SLG: 0.408										3	1	1	0	1	1	0									
13 Alberto Callaspo, S OBP: 0.346, SLG: 0.452										4	0	0	0	0	2	2									
14 John Buck, R OBP: 0.301, SLG: 0.436										3	0	1	0	0	1	0									
26 Ryan Freel, R OBP: 0.292, SLG: 0.224										1	2	1	0	0	0	0									
4 Alex Gordon, L OBP: 0.319, SLG: 0.233										4	1	0	0	0	1	3									
12 Mitch Maier, L OBP: 0.304, SLG: 0.327										3	0	2	3	1	0	0									
3 Yuniesky Betancourt, R OBP: 0.250, SLG: 0.296										1	0	0	0	1	1	1									
24 Mark Teahen, L OBP: 0.340, SLG: 0.434										1	0	0	0	0	2	1									
21 Miguel Olivo, R OBP: 0.267, SLG: 0.456										1	0	0	0	0	1	1									
<b>Inning Stats</b>	R: 0 E: 0 K: 1 S: 12	H: 0 LOB: 0 BB: 0 P: 16	R: 0 E: 0 K: 1 S: 5	H: 0 LOB: 0 BB: 0 P: 8	R: 0 E: 0 K: 0 S: 5	H: 0 LOB: 1 BB: 1 P: 11	R: 0 E: 0 K: 1 S: 10	H: 0 LOB: 0 BB: 0 P: 14	R: 0 E: 0 K: 1 S: 8	H: 0 LOB: 0 BB: 0 P: 13	R: 0 E: 0 K: 1 S: 8	H: 0 LOB: 1 BB: 1 P: 13	R: 0 E: 0 K: 1 S: 5	H: 0 LOB: 1 BB: 1 P: 14	R: 2 E: 1 K: 1 S: 18	H: 2 LOB: 2 BB: 2 P: 26	R: 2 E: 0 K: 2 S: 13	H: 3 LOB: 1 BB: 0 P: 17	1B: 5 2B: 0 3B: 0 HR: 0	SF: 0 SAC: 0 DP: 1 HBP: 0	WP: 0 PB: 0 SB: 1 CS: 0	PA: 36			
<b>PITCHER</b>	IP	WLS	BF	H	R	ER	SO	BB	IBB	HBP	BLK	WP	HR	S	P	ERA	WHIP								
33 James Shields, R ERA: 3.75	7.1	L	28	2	2	1	6	4	0	0	0	0	0	64	107	1.23	0.818								
35 Dan Wheeler, R ERA: 3.79	0.2		2	0	0	0	1	0	0	0	0	0	0	7	8	0.00	0.000								
50 Grant Balfour, R ERA: 4.69	0.1		3	2	2	2	1	0	0	0	0	0	0	6	7	54.00	6.000								
36 Randy Choate, L ERA: 2.6	0.1		2	1	0	0	0	0	0	0	0	0	0	3	5	0.00	3.000								
47 Jeff Bennett, R ERA: 3.09	0.1		1	0	0	0	1	0	0	0	0	0	0	4	5	0.00	0.000								

Batter	1	2	3	4	5	6	7	8	9	AB	R	H	RBI	BB	SO	LOB	BOTTOM								
2 B.J. Upton, R OBP: 0.319, SLG: 0.373										4	0	1	0	0	1	1	<b>Kansas City Royals @ Tampa Bay Rays</b> Tropicana Field, St. Petersburg, FL Sun Aug 02 2009, 1:38 PM EDT Att: 27,930 - Dome - 72 F								
41 Michel Hernandez, R OBP: 0.266, SLG: 0.263										0	0	0	0	0	0	0									
13 Carl Crawford, L OBP: 0.374, SLG: 0.462										4	0	0	0	0	2	2									
3 Evan Longoria, R OBP: 0.361, SLG: 0.526										4	0	2	0	0	0	0									
18 Ben Zobrist, S OBP: 0.409, SLG: 0.578										4	1	1	1	0	1	2									
23 Carlos Pena, L OBP: 0.346, SLG: 0.493										4	0	0	0	0	2	0									
5 Pat Burrell, R OBP: 0.332, SLG: 0.363										4	0	1	0	0	2	0									
26 Gabe Gross, L OBP: 0.381, SLG: 0.419										3	0	1	0	0	0	0									
30 Dioner Navarro, S OBP: 0.255, SLG: 0.339										2	0	0	0	0	1	2									
16 Willy Aybar, S OBP: 0.365, SLG: 0.465										1	0	1	0	0	0	0									
8 Jason Bartlett, R OBP: 0.381, SLG: 0.508										3	0	0	0	0	1	3									
<b>Inning Stats</b>	R: 0 E: 0 K: 1 S: 11	H: 1 LOB: 1 BB: 0 P: 17	R: 0 E: 0 K: 2 S: 19	H: 2 LOB: 2 BB: 0 P: 29	R: 0 E: 0 K: 0 S: 5	H: 0 LOB: 0 BB: 0 P: 11	R: 0 E: 0 K: 1 S: 9	H: 0 LOB: 0 BB: 0 P: 14	R: 0 E: 0 K: 1 S: 8	H: 0 LOB: 0 BB: 0 P: 12	R: 0 E: 0 K: 1 S: 10	H: 2 LOB: 1 BB: 0 P: 17	R: 0 E: 0 K: 1 S: 10	H: 0 LOB: 0 BB: 0 P: 17	R: 0 E: 0 K: 2 S: 11	H: 1 LOB: 1 BB: 0 P: 15	R: 1 E: 0 K: 1 S: 9	H: 1 LOB: 0 BB: 0 P: 13	1B: 5 2B: 1 3B: 0 HR: 1	SF: 0 SAC: 0 DP: 0 HBP: 0	WP: 0 PB: 0 SB: 1 CS: 0	PA: 33			
<b>PITCHER</b>	IP	WLS	BF	H	R	ER	SO	BB	IBB	HBP	BLK	WP	HR	S	P	ERA	WHIP								
19 Brian Bannister, R ERA: 3.59	7.0	W	25	5	0	0	7	0	0	0	0	0	1	20	117	0.00	0.714								
48 Joakim Soria, R ERA: 1.71	2.0	S	8	2	1	1	3	0	0	0	0	0	1	20	28	4.50	1.000								

livebaseballscorecards.com













Batter	1	2	3	4	5	6	7	8	9	AB	R	H	RBI	BB	SO	LOB	TOP					
51 Ichiro Suzuki, L (1, 9) OBP: 0.396, SLG: 0.475	G4-3		K	30 2B		4 1B	F9			5	2	2	1	0	1	2						
30 Russell Branyan, L (1, 3) OBP: 0.363, SLG: 0.535	P5		FC5-4	4 1B		K	F8			5	1	2	3	0	1	2						
4 Jose Lopez, R (1, 4) OBP: 0.309, SLG: 0.464	F9		FC5-4	4 1B		24 1B				5	0	3	3	0	0	1						
24 Ken Griffey Jr., L (1, 10) OBP: 0.331, SLG: 0.393	P4		F9			29 1B				4	0	1	0	1	0	1						
29 Adrián Beltré, R (1, 5) OBP: 0.285, SLG: 0.365	P4		21 1B			F9				5	1	1	0	0	0	4						
21 Franklin Gutierrez, R (1, 8) OBP: 0.350, SLG: 0.443	F9		32 E	2 1B		F9				5	1	2	0	0	0	0						
2 Jack Wilson, R (1, 6) OBP: 0.305, SLG: 0.395			K			G6-3				4	2	2	1	0	1	0						
7 Jack Hannahan, L (8, 6) OBP: 0.302, SLG: 0.335			55 WP	51 1B						1	0	0	0	0	0	1						
32 Rob Johnson, R (1, 2) OBP: 0.302, SLG: 0.344			55 3B			P6				4	2	2	0	1	0	3						
55 Michael Saunders, L (1, 7) OBP: 0.263, SLG: 0.278			30 1B			51 1B				4	2	1	1	1	2	3						
<b>Inning Stats</b>	R: 0 E: 0 K: 0 S: 9	H: 0 LOB: 0 BB: 0 P: 13	R: 0 E: 0 K: 0 S: 8	H: 0 LOB: 0 BB: 0 P: 14	R: 2 E: 0 K: 2 S: 21	H: 3 LOB: 1 BB: 0 P: 34	R: 6 E: 0 K: 0 S: 21	H: 6 LOB: 1 BB: 1 P: 33	R: 0 E: 0 K: 0 S: 9	H: 0 LOB: 0 BB: 0 P: 15	R: 2 E: 0 K: 1 S: 13	H: 3 LOB: 2 BB: 1 P: 23	R: 1 E: 0 K: 1 S: 13	H: 2 LOB: 1 BB: 0 P: 18	R: 0 E: 0 K: 0 S: 11	H: 1 LOB: 1 BB: 0 P: 22	R: 0 E: 0 K: 1 S: 9	H: 1 LOB: 1 BB: 0 P: 16	1B: 12 2B: 3 3B: 1 HR: 0	SF: 0 SAC: 0 DP: 1 HBP: 0	WP: 1 PB: 1 SB: 1 CS: 0	PA: 45
<b>PITCHER</b>	IP WLS BF H R ER SO	IP WLS BF H R ER SO	IP WLS BF H R ER SO	IP WLS BF H R ER SO	IP WLS BF H R ER SO	IP WLS BF H R ER SO	IP WLS BF H R ER SO	IP WLS BF H R ER SO	IP WLS BF H R ER SO	IP WLS BF H R ER SO	IP WLS BF H R ER SO	IP WLS BF H R ER SO	IP WLS BF H R ER SO	IP WLS BF H R ER SO	IP WLS BF H R ER SO	IP WLS BF H R ER SO	IP WLS BF H R ER SO	IP WLS BF H R ER SO	IP WLS BF H R ER SO	ERA WHIP	ERA WHIP	
34 Kyle Davies, R (1, 1) ERA: 6.37	3.2 L 20 8 8 8 2	3.2 L 20 8 8 8 2	3.2 L 20 8 8 8 2	3.2 L 20 8 8 8 2	3.2 L 20 8 8 8 2	3.2 L 20 8 8 8 2	3.2 L 20 8 8 8 2	3.2 L 20 8 8 8 2	3.2 L 20 8 8 8 2	3.2 L 20 8 8 8 2	3.2 L 20 8 8 8 2	3.2 L 20 8 8 8 2	3.2 L 20 8 8 8 2	3.2 L 20 8 8 8 2	3.2 L 20 8 8 8 2	3.2 L 20 8 8 8 2	3.2 L 20 8 8 8 2	3.2 L 20 8 8 8 2	3.2 L 20 8 8 8 2	19.64 2.455	19.64 2.455	
56 Roman Colon, R (4, 1) ERA: 5.79	2.1 12 4 2 2 1 1	2.1 12 4 2 2 1 1	2.1 12 4 2 2 1 1	2.1 12 4 2 2 1 1	2.1 12 4 2 2 1 1	2.1 12 4 2 2 1 1	2.1 12 4 2 2 1 1	2.1 12 4 2 2 1 1	2.1 12 4 2 2 1 1	2.1 12 4 2 2 1 1	2.1 12 4 2 2 1 1	2.1 12 4 2 2 1 1	2.1 12 4 2 2 1 1	2.1 12 4 2 2 1 1	2.1 12 4 2 2 1 1	2.1 12 4 2 2 1 1	2.1 12 4 2 2 1 1	2.1 12 4 2 2 1 1	2.1 12 4 2 2 1 1	7.71 2.143	7.71 2.143	
37 Juan Cruz, R (7, 1) ERA: 6.17	2.0 9 3 1 1 1 1	2.0 9 3 1 1 1 1	2.0 9 3 1 1 1 1	2.0 9 3 1 1 1 1	2.0 9 3 1 1 1 1	2.0 9 3 1 1 1 1	2.0 9 3 1 1 1 1	2.0 9 3 1 1 1 1	2.0 9 3 1 1 1 1	2.0 9 3 1 1 1 1	2.0 9 3 1 1 1 1	2.0 9 3 1 1 1 1	2.0 9 3 1 1 1 1	2.0 9 3 1 1 1 1	2.0 9 3 1 1 1 1	2.0 9 3 1 1 1 1	2.0 9 3 1 1 1 1	2.0 9 3 1 1 1 1	2.0 9 3 1 1 1 1	4.50 2.000	4.50 2.000	
32 Ron Mahay, L (9, 1) ERA: 4.14	1.0 4 1 0 0 1 0	1.0 4 1 0 0 1 0	1.0 4 1 0 0 1 0	1.0 4 1 0 0 1 0	1.0 4 1 0 0 1 0	1.0 4 1 0 0 1 0	1.0 4 1 0 0 1 0	1.0 4 1 0 0 1 0	1.0 4 1 0 0 1 0	1.0 4 1 0 0 1 0	1.0 4 1 0 0 1 0	1.0 4 1 0 0 1 0	1.0 4 1 0 0 1 0	1.0 4 1 0 0 1 0	1.0 4 1 0 0 1 0	1.0 4 1 0 0 1 0	1.0 4 1 0 0 1 0	1.0 4 1 0 0 1 0	1.0 4 1 0 0 1 0	0.00 1.000	0.00 1.000	

Seattle Mariners @ Kansas City Royals  
Kauffman Stadium, Kansas City, MO

AB 42  
R 11  
H 16  
RBI 9  
BB 3  
SO 5  
LOB 17



Wed Aug 05 2009, 7:10 PM CDT  
Att: 27,805 - Clear - 83 F

Batter	1	2	3	4	5	6	7	8	9	AB	R	H	RBI	BB	SO	LOB	BOTTOM					
9 David DeJesus, L (1, 7) OBP: 0.327, SLG: 0.403	G1-4-3		F9	P6		16 BB				3	0	1	0	1	0	1						
8 Willie Bloomquist, R (1, 9) OBP: 0.310, SLG: 0.361	F9		16 HR	G4-3		16 BB				5	1	2	1	0	0	4						
16 Billy Butler, R (1, 10) OBP: 0.347, SLG: 0.463	G1-4-3		HR			24 FC4-6				4	1	3	3	1	0	1						
24 Mark Teahen, L (1, 3) OBP: 0.336, SLG: 0.427	K		G4-3			FC4-6				5	0	0	0	0	1	6						
13 Alberto Callaspo, S (1, 4) OBP: 0.344, SLG: 0.444	3 BB		P4			FC4-6				4	0	1	0	1	0	1						
21 Miguel Olivo, R (1, 2) OBP: 0.273, SLG: 0.460	P6			4 HR		K				5	1	1	0	0	3	3						
4 Alex Gordon, L (1, 5) OBP: 0.346, SLG: 0.319	3 BB			HR		8 1B				5	2	3	2	0	0	1						
3 Yuniesky Betancourt, R (1, 6) OBP: 0.256, SLG: 0.318			F9			G5-3				4	0	0	0	1	1	2						
12 Mitch Maier, L (1, 8) OBP: 0.308, SLG: 0.327	G3-1					K				3	1	1	0	1	1	4						
<b>Inning Stats</b>	R: 0 E: 0 K: 0 S: 7	H: 1 LOB: 0 BB: 0 P: 9	R: 0 E: 0 K: 1 S: 17	H: 2 LOB: 3 BB: 1 P: 24	R: 2 E: 0 K: 0 S: 10	H: 2 LOB: 0 BB: 0 P: 15	R: 2 E: 0 K: 0 S: 19	H: 3 LOB: 1 BB: 0 P: 29	R: 0 E: 0 K: 1 S: 8	H: 1 LOB: 1 BB: 0 P: 12	R: 1 E: 0 K: 1 S: 17	H: 2 LOB: 3 BB: 2 P: 33	R: 0 E: 0 K: 1 S: 7	H: 0 LOB: 0 BB: 0 P: 14	R: 1 E: 0 K: 0 S: 9	H: 1 LOB: 2 BB: 1 P: 18	R: 0 E: 0 K: 2 S: 11	H: 0 LOB: 1 BB: 1 P: 19	1B: 9 2B: 0 3B: 1 HR: 2	SF: 0 SAC: 0 DP: 1 HBP: 1	WP: 0 PB: 0 SB: 0 CS: 0	PA: 44
<b>PITCHER</b>	IP WLS BF H R ER SO	IP WLS BF H R ER SO	IP WLS BF H R ER SO	IP WLS BF H R ER SO	IP WLS BF H R ER SO	IP WLS BF H R ER SO	IP WLS BF H R ER SO	IP WLS BF H R ER SO	IP WLS BF H R ER SO	IP WLS BF H R ER SO	IP WLS BF H R ER SO	IP WLS BF H R ER SO	IP WLS BF H R ER SO	IP WLS BF H R ER SO	IP WLS BF H R ER SO	IP WLS BF H R ER SO	IP WLS BF H R ER SO	IP WLS BF H R ER SO	IP WLS BF H R ER SO	ERA WHIP	ERA WHIP	
25 Luke French, L (1, 1) ERA: 3.93	5.0 W 24 9 4 4 4	5.0 W 24 9 4 4 4	5.0 W 24 9 4 4 4	5.0 W 24 9 4 4 4	5.0 W 24 9 4 4 4	5.0 W 24 9 4 4 4	5.0 W 24 9 4 4 4	5.0 W 24 9 4 4 4	5.0 W 24 9 4 4 4	5.0 W 24 9 4 4 4	5.0 W 24 9 4 4 4	5.0 W 24 9 4 4 4	5.0 W 24 9 4 4 4	5.0 W 24 9 4 4 4	5.0 W 24 9 4 4 4	5.0 W 24 9 4 4 4	5.0 W 24 9 4 4 4	5.0 W 24 9 4 4 4	5.0 W 24 9 4 4 4	13.50 6.000	13.50 6.000	
43 Miguel Batista, R (6, 1) ERA: 4.47	0.2 6 2 1 1 1 2	0.2 6 2 1 1 1 2	0.2 6 2 1 1 1 2	0.2 6 2 1 1 1 2	0.2 6 2 1 1 1 2	0.2 6 2 1 1 1 2	0.2 6 2 1 1 1 2	0.2 6 2 1 1 1 2	0.2 6 2 1 1 1 2	0.2 6 2 1 1 1 2	0.2 6 2 1 1 1 2	0.2 6 2 1 1 1 2	0.2 6 2 1 1 1 2	0.2 6 2 1 1 1 2	0.2 6 2 1 1 1 2	0.2 6 2 1 1 1 2	0.2 6 2 1 1 1 2	0.2 6 2 1 1 1 2	0.2 6 2 1 1 1 2	0.00 0.000	0.00 0.000	
46 Sean White, R (6, 1) ERA: 3.2	1.1 H 4 0 0 0 1	1.1 H 4 0 0 0 1	1.1 H 4 0 0 0 1	1.1 H 4 0 0 0 1	1.1 H 4 0 0 0 1	1.1 H 4 0 0 0 1	1.1 H 4 0 0 0 1	1.1 H 4 0 0 0 1	1.1 H 4 0 0 0 1	1.1 H 4 0 0 0 1	1.1 H 4 0 0 0 1	1.1 H 4 0 0 0 1	1.1 H 4 0 0 0 1	1.1 H 4 0 0 0 1	1.1 H 4 0 0 0 1	1.1 H 4 0 0 0 1	1.1 H 4 0 0 0 1	1.1 H 4 0 0 0 1	1.1 H 4 0 0 0 1	4.50 1.500	4.50 1.500	
49 Garrett Olson, L (8, 1) ERA: 5.58	2.0 10 1 1 1 2 2	2.0 10 1 1 1 2 2	2.0 10 1 1 1 2 2	2.0 10 1 1 1 2 2	2.0 10 1 1 1 2 2	2.0 10 1 1 1 2 2	2.0 10 1 1 1 2 2	2.0 10 1 1 1 2 2	2.0 10 1 1 1 2 2	2.0 10 1 1 1 2 2	2.0 10 1 1 1 2 2	2.0 10 1 1 1 2 2	2.0 10 1 1 1 2 2	2.0 10 1 1 1 2 2	2.0 10 1 1 1 2 2	2.0 10 1 1 1 2 2	2.0 10 1 1 1 2 2	2.0 10 1 1 1 2 2	2.0 10 1 1 1 2 2	4.50 1.500	4.50 1.500	

Seattle Mariners @ Kansas City Royals  
Kauffman Stadium, Kansas City, MO

AB 38  
R 6  
H 12  
RBI 6  
BB 5  
SO 6  
LOB 23



Wed Aug 05 2009, 7:10 PM CDT  
Att: 27,805 - Clear - 83 F



Batter	1	2	3	4	5	6	7	8	9	AB R H RBI BB SO LOB	TOP									
51 Ichiro Suzuki, L (1.9) OBP: 0.396, SLG: 0.474	G4-3		1-0 30 CS 1B		2-1 4 G4-6-3 1B		G4-3		G6-3	5 0 2 0 0 0 2	<b>Seattle Mariners @ Kansas City Royals</b> Kauffman Stadium, Kansas City, MO Thu Aug 06 2009, 7:10 PM CDT Att: 15,103 - Partly Cloudy - 85 F  <b>AB 36</b> <b>R 2</b> <b>H 12</b> <b>RBI 2</b> <b>BB 1</b> <b>SO 4</b> <b>LOB 20</b>									
30 Russell Branyan, L (1.3) OBP: 0.361, SLG: 0.529	K		1-1 P3		2-2 F8				G3	4 0 0 0 1 1 5										
4 Jose Lopez, R (1.4) OBP: 0.306, SLG: 0.459	K			2-2 F8	0-1 G4-6-3				G6-3	4 0 0 0 0 1 4										
5 Mike Sweeney, R (1.10) OBP: 0.292, SLG: 0.387		1-1 F9		2-0 HR		1-2 F9			G6-3	4 1 1 1 0 0 0										
29 Adrián Beltré, R (1.5) OBP: 0.294, SLG: 0.373		1-0 21 WP 1B		0-0 21 1B 2 SF8 1B		0-2 1B			21 FC6-4 1B	4 1 4 0 0 0 0										
21 Franklin Gutierrez, R (1.8) OBP: 0.349, SLG: 0.441	K		0-3 32 FC6-4 1B	0-1 1B		2-3 K			FC6-4 2 FC4 1B	4 0 1 0 0 2 3										
2 Jack Wilson, R (1.6) OBP: 0.301, SLG: 0.391		0-0 F9		0-1 SF8		2-0 F7			FC4	3 0 0 1 0 0 3										
32 Rob Johnson, R (1.2) OBP: 0.306, SLG: 0.353			2-1 51 1B 55 G3 1B	2-1 FC6-4			1-0 P4		51 G6-3 2B	4 0 2 0 0 0 1										
55 Michael Saunders, L (1.7) OBP: 0.286, SLG: 0.300			0-0 G3		3-2 30 F8 51 1B 1B		1-1 30 WP 51 G4-3 1B		F9	4 0 2 0 0 0 2										
<b>Inning Stats</b>	R: 0 E: 0 K: 2 S: 11	H: 0 LOB: 0 BB: 0 P: 14	R: 0 E: 0 K: 1 S: 7	H: 1 LOB: 1 BB: 0 P: 9	R: 0 E: 0 K: 0 S: 6	H: 2 LOB: 1 BB: 0 P: 10	R: 2 E: 0 K: 0 S: 11	H: 3 LOB: 1 BB: 0 P: 17	R: 0 E: 0 K: 1 S: 10	H: 1 LOB: 1 BB: 0 P: 16	R: 0 E: 0 K: 0 S: 12	H: 1 LOB: 2 BB: 1 P: 22	R: 0 E: 0 K: 0 S: 8	H: 1 LOB: 1 BB: 0 P: 10	R: 0 E: 0 K: 0 S: 10	H: 1 LOB: 1 BB: 0 P: 13	1B: 10 2B: 1 3B: 0 HR: 1	SF: 1 SAC: 0 DP: 1 HBP: 0	WP: 2 PB: 0 SB: 0 CS: 1	PA: 38
<b>PITCHER</b>	IP WLS BF H R ER SO BB IBB HBP BLK WP HR S P ERA WHIP											IP WLS BF H R ER SO BB IBB HBP BLK WP HR S P ERA WHIP								
52 Bruce Chen, L (1.1) ERA: 5.28	6.2 W 29 10 2 2 4 1 0 0 0 0 2 1 66 101 2.70 1.650																			
34 Jamey Wright, R (7.1) ERA: 5.13	1.1 5 1 0 0 0 0 0 0 0 0 0 0 10 14 0.00 0.750																			
45 Doug Waechter, R (9.1) ERA: 3.8	1.0 4 1 0 0 0 0 0 0 0 0 0 0 10 13 0.00 1.000																			

Batter	1	2	3	4	5	6	7	8	9	AB R H RBI BB SO LOB	BOTTOM									
9 David DeJesus, L (1.7) OBP: 0.326, SLG: 0.400	FC5-4 BB	G6-3		F8		G3				3 0 0 0 1 0 1	<b>Seattle Mariners @ Kansas City Royals</b> Kauffman Stadium, Kansas City, MO Thu Aug 06 2009, 7:10 PM CDT Att: 15,103 - Partly Cloudy - 85 F  <b>AB 33</b> <b>R 8</b> <b>H 9</b> <b>RBI 8</b> <b>BB 3</b> <b>SO 1</b> <b>LOB 10</b>									
8 Willie Bloomquist, R (1.4) OBP: 0.300, SLG: 0.356	FC5-4 16 HR	G6-3		G5-3		G6-3				4 1 0 0 0 0 1										
16 Billy Butler, R (1.10) OBP: 0.351, SLG: 0.472	HR				0-0 3 2B 13 1B 1B				G3	3 2 2 2 1 0 0										
3 Brayan Peña, S (1.2) OBP: 0.365, SLG: 0.481	13 1B 24 2B 1B				0-1 13 1B 24 E 2B				G5-3	4 2 2 0 0 0 1										
13 Alberto Callaspo, S (1.5) OBP: 0.345, SLG: 0.444	24 2B 1B		0-1 L6		2-1 24 E 12 G6-3 1B				F8	4 2 2 1 0 0 0										
24 Mark Teahen, L (1.3) OBP: 0.335, SLG: 0.428	12 F8 3 2B 2B		1-1 F8		0-0 E3				G6-3	4 1 1 3 0 0 1										
12 Mitch Maier, L (1.8) OBP: 0.307, SLG: 0.321	F8		4-1 BB		3-2 G6-3				K	3 0 0 1 1 1 2										
3 Yuniesky Betancourt, R (1.6) OBP: 0.256, SLG: 0.321			1-2 G5-3		1-2 G5-3				P4	4 0 1 1 0 0 2										
1 Josh Anderson, L (1.9) OBP: 0.281, SLG: 0.314	G5-3			0-0 9 CS 1B		G6-3			G1-3	4 0 1 0 0 0 2										
<b>Inning Stats</b>	R: 5 E: 0 K: 0 S: 20	H: 5 LOB: 1 BB: 1 P: 32	R: 0 E: 0 K: 0 S: 9	H: 0 LOB: 1 BB: 1 P: 16	R: 0 E: 0 K: 0 S: 8	H: 0 LOB: 0 BB: 1 P: 14	R: 0 E: 0 K: 0 S: 5	H: 1 LOB: 0 BB: 0 P: 10	R: 3 E: 1 K: 0 S: 13	H: 3 LOB: 1 BB: 0 P: 19	R: 0 E: 0 K: 0 S: 4	H: 0 LOB: 0 BB: 0 P: 8	R: 0 E: 0 K: 1 S: 8	H: 0 LOB: 0 BB: 0 P: 13	R: 0 E: 0 K: 1 S: 8	H: 0 LOB: 0 BB: 0 P: 13	1B: 5 2B: 3 3B: 0 HR: 1	SF: 0 SAC: 0 DP: 0 HBP: 0	WP: 0 PB: 0 SB: 1 CS: 1	PA: 36
<b>PITCHER</b>	IP WLS BF H R ER SO BB IBB HBP BLK WP HR S P ERA WHIP											IP WLS BF H R ER SO BB IBB HBP BLK WP HR S P ERA WHIP								
38 Jason Vargas, L (1.1) ERA: 5.08	7.0 L 33 9 8 7 0 3 0 0 0 0 0 0 8 109 9.00 1.714																			
41 Chris Jakubauskas, R (8.1) ERA: 5.56	1.0 3 0 0 0 1 0 0 0 0 0 0 0 8 13 0.00 0.000																			



Batter	1	2	3	4	5	6	7	8	9	AB R H RBI BB SO LOB	TOP									
29 Adam Kennedy, L (1.5) OBP: 0.338, SLG: 0.427	G1-3		SH1-3	11 1B 12 1B BB		K			L3	3 1 0 0 1 1 1	<b>Oakland Athletics @ Kansas City Royals</b> Kauffman Stadium, Kansas City, MO Fri Aug 07 2009, 7:10 PM CDT Att: 21,918 - Clear - 90 F <a href="http://livebaseballscorecards.com">livebaseballscorecards.com</a>									
11 Rajai Davis, R (1.8) OBP: 0.380, SLG: 0.416	G6-3		SF7	12 1B		K			12 2B 1B	4 1 2 1 0 1 1										
12 Scott Hairston, R (1.7) OBP: 0.338, SLG: 0.502	F7		L4	1B		K			1H 2B	5 0 2 3 0 1 0										
32 Jack Cust, L (1.10) OBP: 0.343, SLG: 0.396		8 WP BB				F7				4 1 1 0 1 2 3										
8 Kurt Suzuki, R (1.2) OBP: 0.314, SLG: 0.404	FC1-6-5 21 1B		G3-1	P6		F8			G6-3	5 1 0 0 0 0 3										
21 Tommy Everidge, R (1.3) OBP: 0.354, SLG: 0.390				14 1B 2 2B BB		P2			G4-3	3 1 1 1 1 0 0										
7 Bobby Crosby, R (8.3) OBP: 0.296, SLG: 0.337										0 0 0 0 0 0 0										
Ryan Sweeney, L (1.9) OBP: 0.318, SLG: 0.358				L8		F7			HR	4 1 1 1 0 0 2										
14 Mark Ellis, R (1.4) OBP: 0.289, SLG: 0.374				2 2B 1B		K			F7	4 1 1 0 0 1 1										
2 Cliff Pennington, S (1.6) OBP: 0.379, SLG: 0.519				11 1B 12 1B 2B					F9	4 2 3 2 0 0 0										
<b>Inning Stats</b>	R: 0 E: 0 K: 0 S: 5	H: 0 LOB: 0 BB: 0 P: 6	R: 1 E: 0 K: 0 S: 14	H: 1 LOB: 1 BB: 1 P: 23	R: 1 E: 0 K: 0 S: 9	H: 1 LOB: 0 BB: 0 P: 15	R: 5 E: 0 K: 1 S: 20	H: 5 LOB: 2 BB: 2 P: 36	R: 0 E: 0 K: 3 S: 12	H: 1 LOB: 1 BB: 0 P: 16	R: 0 E: 0 K: 1 S: 8	H: 0 LOB: 0 BB: 0 P: 13	R: 1 E: 0 K: 0 S: 11	H: 1 LOB: 0 BB: 0 P: 15	R: 1 E: 0 K: 1 S: 14	H: 2 LOB: 1 BB: 0 P: 18	1B: 7 2B: 3 3B: 0 HR: 1	SF: 1 SAC: 1 DP: 0 HBP: 0	WP: 2 PB: 1 SB: 1 CS: 0	PA: 41
<b>PITCHER</b>	IP WLS BF H R ER SO BB IBB HBP BLK WP HR S P ERA WHIP	4.0 L 22 7 7 7 1 3 0 0 0 0 2 0 48 80 15.75 2.500	3.2 13 2 1 1 4 0 0 0 0 0 1 35 51 2.46 0.545	1.1 6 2 1 1 1 0 0 0 0 0 0 16 20 6.75 1.500																

Batter	1	2	3	4	5	6	7	8	9	AB R H RBI BB SO LOB	BOTTOM											
9 David DeJesus, L (1.7) OBP: 0.330, SLG: 0.410	G6-3	F8		3B		2B		1B		5 0 3 2 0 0 2	<b>Oakland Athletics @ Kansas City Royals</b> Kauffman Stadium, Kansas City, MO Fri Aug 07 2009, 7:10 PM CDT Att: 21,918 - Clear - 90 F <a href="http://livebaseballscorecards.com">livebaseballscorecards.com</a>											
1 Josh Anderson, L (1.8) OBP: 0.278, SLG: 0.310	G6-3		K	G4-3		K		1B	16 G4-6-3 1B	5 0 1 0 0 2 2												
16 Billy Butler, R (1.3) OBP: 0.354, SLG: 0.475		3B BB		13 1B 24 1B 1B		2B		F8	G4-6-3 1B	4 1 2 0 1 0 3												
3 Brayan Peña, S (1.2) OBP: 0.356, SLG: 0.476	FC6		F7		L3	G6-3			24 G4-3 2B	5 0 1 0 0 0 4												
13 Alberto Callaspo, S (1.4) OBP: 0.346, SLG: 0.444			G1-3	24 1B 1B		F9		24 G4-3 24 PB 1B	F7	5 0 2 0 0 0 2												
24 Mark Teahen, L (1.9) OBP: 0.338, SLG: 0.427		4 FC6-4 3 1B BB		17 1B 1B		BB		G4-3	G4-3	3 1 1 0 2 0 2												
17 Mike Jacobs, L (1.10) ERA: 4.47				4 FC6-4 1B		3 FC5-4 BB			F8	2 0 2 1 1 0 0												
14 John Buck, R (7, PH) (8, 10)						1B		K	F8	2 0 0 0 0 1 2												
4 Alex Gordon, L (1.5) OBP: 0.329, SLG: 0.301				4 FC6-4 3 1B 1B		P4		G3	F8	4 0 0 0 0 0 6												
3 Yuniesky Betancourt, R (1.6) OBP: 0.299, SLG: 0.327				9 3B 1B		FC5-4		9 2B 2B	F7	4 2 2 1 0 0 1												
<b>Inning Stats</b>	R: 0 E: 0 K: 0 S: 6	H: 0 LOB: 1 BB: 1 P: 15	R: 1 E: 0 K: 0 S: 10	H: 2 LOB: 1 BB: 1 P: 19	R: 0 E: 0 K: 1 S: 10	H: 3 LOB: 2 BB: 0 P: 15	R: 1 E: 0 K: 0 S: 10	H: 1 LOB: 1 BB: 1 P: 20	R: 1 E: 0 K: 0 S: 16	H: 2 LOB: 2 BB: 1 P: 25	R: 1 E: 0 K: 1 S: 10	H: 2 LOB: 1 BB: 0 P: 17	R: 0 E: 0 K: 1 S: 8	H: 1 LOB: 0 BB: 0 P: 12	R: 0 E: 0 K: 0 S: 13	H: 2 LOB: 1 BB: 0 P: 21	R: 0 E: 0 K: 0 S: 11	H: 1 LOB: 1 BB: 0 P: 17	1B: 9 2B: 4 3B: 1 HR: 0	SF: 0 SAC: 0 DP: 1 HBP: 0	WP: 0 PB: 1 SB: 0 CS: 0	PA: 43
<b>PITCHER</b>	IP WLS BF H R ER SO BB IBB HBP BLK WP HR S P ERA WHIP	5.0 W 26 8 3 3 1 4 0 0 0 0 0 0 10 17 9.00 2.000	1.0 5 2 1 1 1 0 0 0 0 0 0 8 12 0.00 1.000	1.0 4 2 0 0 0 0 0 0 0 0 0 13 21 0.00 2.000	1.0 4 1 0 0 1 0 0 0 0 0 0 8 12 0.00 1.000	1.0 4 2 0 0 0 0 0 0 0 0 0 13 21 0.00 2.000	1.0 4 1 0 0 0 0 0 0 0 0 0 11 17 0.00 1.000															











Batter	1	2	3	4	5	6	7	8	9	AB	R	H	RBI	BB	SO	LOB	TOP				
9 David DeJesus, L OBP: 0.335, SLG: 0.412										4	1	3	1	2	0	0	<b>Kansas City Royals @ Minnesota Twins</b> Hubert H. Humphrey Metrodome, Minneapolis, MN Tue Aug 11 2009, 8:10 PM EDT Att: 32,121 - Dome - 70 F				
1 Josh Anderson, L OBP: 0.273, SLG: 0.299										5	1	0	1	1	1	6					
16 Billy Butler, R OBP: 0.309, SLG: 0.481										6	1	1	1	0	1	8					
17 Mike Jacobs, L OBP: 0.309, SLG: 0.432										6	1	3	1	0	0	2					
13 Alberto Callaspo, S OBP: 0.357, SLG: 0.451										4	3	2	0	2	0	2					
21 Miguel Olivo, R OBP: 0.273, SLG: 0.486										5	3	3	3	1	2	2					
4 Alex Gordon, L OBP: 0.326, SLG: 0.317										6	1	2	2	0	3	6					
3 Yunieski Betancourt, R OBP: 0.267, SLG: 0.337										4	2	2	2	1	0	3					
12 Mitch Maier, L OBP: 0.323, SLG: 0.341										3	1	2	2	1	0	3					
<b>Inning Stats</b>	R: 4 H: 4 E: 0 K: 0 S: 13	LOB: 1 BB: 1 P: 25	R: 2 H: 2 E: 1 K: 0 S: 12	LOB: 1 BB: 2 P: 22	R: 2 H: 2 E: 0 K: 1 S: 23	LOB: 2 BB: 2 P: 39	R: 1 H: 3 E: 0 K: 1 S: 14	LOB: 2 BB: 1 P: 24	R: 0 H: 1 E: 0 K: 2 S: 12	LOB: 0 BB: 0 P: 19	R: 3 H: 3 E: 0 K: 1 S: 10	LOB: 3 BB: 0 P: 15	R: 0 H: 0 E: 0 K: 0 S: 5	LOB: 0 BB: 0 P: 7	R: 2 H: 2 E: 0 K: 1 S: 13	LOB: 2 BB: 3 P: 30	R: 0 H: 1 E: 0 K: 1 S: 12	LOB: 1 BB: 0 P: 18	1B: 13 2B: 3 3B: 2 HR: 1	SF: 1 DP: 2 HBP: 0	WP: 0 PA: 52 PB: 0 SB: 1 CS: 0
<b>PITCHER</b>	IP WLS BF H R ER SO BB IBB HBP BLK WP HR S P ERA WHIP																				
53 Nick Blackburn, R ERA: 3.99	1.2 L 13 6 6 4 0 2 0 0 0 0 0 0 24 45 21.60 4.800																				
52 Brian Duensing, L ERA: 5.01	1.2 13 5 3 3 2 3 0 0 0 0 0 1 34 59 16.20 4.800																				
44 Bob Keppel, R ERA: 5.16	2.2 11 4 3 3 2 0 0 0 0 0 0 0 26 40 10.12 1.500																				
28 Jesse Crain, R ERA: 7.07	1.2 9 2 2 2 1 2 0 0 0 0 0 0 16 31 10.80 2.400																				
50 Jose Mijares, L ERA: 2.5	1.1 6 1 0 0 1 1 0 0 0 0 0 0 14 24 0.00 1.500																				

Batter	1	2	3	4	5	6	7	8	9	AB	R	H	RBI	BB	SO	LOB	BOTTOM				
2 Denard Span, L OBP: 0.381, SLG: 0.391										4	0	1	2	1	2	2	<b>Kansas City Royals @ Minnesota Twins</b> Hubert H. Humphrey Metrodome, Minneapolis, MN Tue Aug 11 2009, 8:10 PM EDT Att: 32,121 - Dome - 70 F				
18 Orlando Cabrera, R OBP: 0.322, SLG: 0.383										4	1	1	1	0	1	3					
7 Joe Mauer, L OBP: 0.437, SLG: 0.613										4	0	3	0	0	0	0					
55 Mike Redmond, R OBP: 0.331, SLG: 0.309										0	0	0	0	1	0	0					
33 Justin Morneau, L OBP: 0.386, SLG: 0.567										2	0	0	0	2	0	1					
8 Nick Punto, S OBP: 0.309, SLG: 0.251										1	0	0	0	0	1	2					
16 Jason Kubel, L OBP: 0.376, SLG: 0.545										5	0	2	0	0	0	7					
5 Michael Cuddyer, R OBP: 0.346, SLG: 0.512										5	0	0	0	0	1	4					
21 Delmon Young, R OBP: 0.288, SLG: 0.361										5	2	2	1	0	0	1					
23 Brendan Harris, R OBP: 0.305, SLG: 0.378										5	2	3	1	0	1	1					
12 Alexi Casilla, S OBP: 0.266, SLG: 0.219										4	1	0	0	1	1	1					
<b>Inning Stats</b>	R: 1 H: 2 E: 0 K: 2 S: 15	LOB: 2 BB: 1 P: 29	R: 0 H: 0 E: 0 K: 1 S: 7	LOB: 0 BB: 0 P: 12	R: 0 H: 1 E: 0 K: 1 S: 11	LOB: 0 BB: 0 P: 15	R: 0 H: 1 E: 0 K: 0 S: 10	LOB: 1 BB: 0 P: 16	R: 0 H: 1 E: 0 K: 2 S: 18	LOB: 3 BB: 2 P: 33	R: 1 H: 2 E: 1 K: 0 S: 11	LOB: 2 BB: 0 P: 17	R: 0 H: 1 E: 0 K: 0 S: 9	LOB: 1 BB: 0 P: 16	R: 3 H: 3 E: 0 K: 1 S: 18	LOB: 2 BB: 2 P: 30	R: 1 H: 1 E: 0 K: 0 S: 7	LOB: 0 BB: 0 P: 9	1B: 9 2B: 1 3B: 0 HR: 2	SF: 1 DP: 0 HBP: 0	WP: 2 PA: 45 PB: 0 SB: 0 CS: 0
<b>PITCHER</b>	IP WLS BF H R ER SO BB IBB HBP BLK WP HR S P ERA WHIP																				
34 Kyle Davies, R ERA: 6.11	5.0 W 23 5 1 1 6 3 0 0 0 0 0 1 61 105 1.80 1.600																				
32 Ron Mahay, L ERA: 4.15	2.0 10 3 1 1 0 0 0 0 0 0 0 1 20 33 4.50 1.500																				
45 Doug Waechter, R ERA: 8.44	0.1 6 3 3 3 0 2 0 0 0 0 1 0 14 24 81.00 15.000																				
52 Bruce Chen, L ERA: 5.28	1.2 6 1 1 1 1 0 0 0 0 0 0 1 11 15 5.40 0.600																				

AB	43
R	14
H	18
RBI	13
BB	8
SO	7
LOB	32









Batter	1	2	3	4	5	6	7	8	9	AB	R	H	RBI	BB	SO	LOB	TOP					
9 David DeJesus, L (1, 7) OBP: 0.335, SLG: 0.414										4	1	1	0	1	2	3	<b>Kansas City Royals @ Minnesota Twins</b> Hubert H. Humphrey Metrodome, Minneapolis, MN Thu Aug 13 2009, 1:10 PM EDT Att: 32,373 - Dome - 70 F <a href="http://livebaseballscorecards.com">livebaseballscorecards.com</a>					
8 Willie Bloomquist, R (1, 8) OBP: 0.302, SLG: 0.357										4	1	1	2	0	2	1						
16 Billy Butler, R (1, 3) OBP: 0.353, SLG: 0.479										4	0	2	1	0	0	0						
1 Josh Anderson, L (6, PR) OBP: 0.274, SLG: 0.299										0	0	0	0	0	0	0						
17 Mike Jacobs, L (1, 10) OBP: 0.306, SLG: 0.426										4	0	0	1	0	2	2						
13 Alberto Callaspo, S (1, 4) OBP: 0.360, SLG: 0.449										3	0	1	0	1	1	1						
24 Mark Teahen, L (1, 9) OBP: 0.333, SLG: 0.418										4	0	0	0	0	0	2						
14 John Buck, R (1, 2) OBP: 0.284, SLG: 0.413										4	0	0	0	0	1	1						
4 Alex Gordon, L (1, 5) OBP: 0.333, SLG: 0.353										3	2	1	1	1	2	0						
3 Yuniesky Betancourt, R (1, 6) OBP: 0.267, SLG: 0.342										4	1	2	0	0	0	0						
<b>Inning Stats</b>	R: 1 E: 0 K: 1 S: 7	H: 1 LOB: 0 BB: 0 P: 11	R: 0 E: 0 K: 0 S: 8	H: 0 LOB: 0 BB: 0 P: 10	R: 3 E: 0 K: 2 S: 18	H: 3 LOB: 1 BB: 1 P: 24	R: 1 E: 0 K: 0 S: 18	H: 1 LOB: 0 BB: 0 P: 24	R: 0 E: 0 K: 0 S: 6	H: 0 LOB: 0 BB: 0 P: 12	R: 0 E: 0 K: 0 S: 6	H: 0 LOB: 1 BB: 1 P: 13	R: 0 E: 0 K: 2 S: 9	H: 0 LOB: 1 BB: 1 P: 18	R: 0 E: 0 K: 1 S: 10	H: 2 LOB: 1 BB: 0 P: 11	R: 0 E: 0 K: 3 S: 15	H: 1 LOB: 0 BB: 0 P: 21	1B: 4 2B: 1 3B: 2 HR: 1	SF: 0 SAC: 0 DP: 0 HBP: 0	WP: 0 PB: 0 SB: 1 CS: 0	PA: 37
<b>PITCHER</b>	IP WLS BF H R ER SO BB IBB HBP BLK WP HR S P ERA WHIP	7.0 L 29 5 5 5 6 3 0 0 0 0 0 1 74 112 6.43 1.143	1.0 4 2 0 0 1 0 0 0 0 0 0 10 11 0.00 2.000	1.0 4 1 0 0 3 0 0 0 0 0 0 15 21 0.00 1.000											IP WLS BF H R ER SO BB IBB HBP BLK WP HR S P ERA WHIP							
48 Carl Pavano, R (1, 1) ERA: 5.16																						
50 Jose Mijares, L (8, 1) ERA: 2.43																						
28 Jesse Crain, R (9, 1) ERA: 6.83																						

Batter	1	2	3	4	5	6	7	8	9	AB	R	H	RBI	BB	SO	LOB	BOTTOM					
2 Denard Span, L (1, 8) OBP: 0.382, SLG: 0.390											3	2	1	0	2	1	2	<b>Kansas City Royals @ Minnesota Twins</b> Hubert H. Humphrey Metrodome, Minneapolis, MN Thu Aug 13 2009, 1:10 PM EDT Att: 32,373 - Dome - 70 F <a href="http://livebaseballscorecards.com">livebaseballscorecards.com</a>				
18 Orlando Cabrera, R (1, 6) OBP: 0.320, SLG: 0.382										5	1	1	0	0	0	5						
7 Joe Mauer, L (1, 10) OBP: 0.437, SLG: 0.619										4	1	2	4	1	0	1						
33 Justin Morneau, L (1, 3) OBP: 0.385, SLG: 0.560										4	0	0	0	1	0	2						
16 Jason Kubel, L (1, 7) OBP: 0.376, SLG: 0.541										4	0	2	0	0	0	2						
5 Michael Cuddyer, R (1, 9) OBP: 0.342, SLG: 0.504										4	0	0	0	0	0	4						
24 Joe Crede, R (1, 5) OBP: 0.297, SLG: 0.443										3	0	0	0	1	2	1						
55 Mike Redmond, R (1, 2) OBP: 0.328, SLG: 0.301										3	0	0	0	1	0	0						
8 Nick Punto, S (1, 4) OBP: 0.305, SLG: 0.252										3	0	1	0	0	2	2						
23 Brendan Harris, R (8, PH) OBP: 0.307, SLG: 0.378										0	0	0	0	1	0	0						
12 Alexi Casilla, S (6, PR) OBP: 0.286, SLG: 0.219										0	0	0	0	0	0	0						
<b>Inning Stats</b>	R: 1 E: 0 K: 0 S: 8	H: 2 LOB: 1 BB: 0 P: 12	R: 0 E: 0 K: 1 S: 6	H: 0 LOB: 0 BB: 0 P: 6	R: 0 E: 0 K: 0 S: 11	H: 1 LOB: 1 BB: 0 P: 16	R: 0 E: 0 K: 0 S: 16	H: 1 LOB: 0 BB: 0 P: 21	R: 3 E: 0 K: 1 S: 13	H: 3 LOB: 2 BB: 2 P: 28	R: 0 E: 0 K: 1 S: 7	H: 0 LOB: 2 BB: 3 P: 19	R: 0 E: 0 K: 0 S: 9	H: 0 LOB: 1 BB: 1 P: 18	R: 0 E: 0 K: 2 S: 13	H: 0 LOB: 1 BB: 1 P: 20	R: 0 E: 0 K: 0 S: 12	H: 0 LOB: 0 BB: 0 P: 15	1B: 4 2B: 2 3B: 0 HR: 1	SF: 0 SAC: 0 DP: 1 HBP: 0	WP: 0 PB: 0 SB: 0 CS: 0	PA: 40
<b>PITCHER</b>	IP WLS BF H R ER SO BB IBB HBP BLK WP HR S P ERA WHIP	5.0 W 24 7 4 4 2 2 0 0 0 0 0 0 0 4 7.20 1.800	0.0 1 0 0 0 0 1 0 0 0 0 0 0 0 4	1.0 H 5 0 0 0 1 3 0 0 0 0 0 0 6 11 0.00 3.000	1.0 H 3 0 0 0 0 0 0 0 0 0 0 0 6 11 0.00 0.000	2.0 S 7 0 0 0 2 1 0 0 0 0 0 0 25 35 0.00 0.500											IP WLS BF H R ER SO BB IBB HBP BLK WP HR S P ERA WHIP					
55 Gil Meche, R (1, 1) ERA: 4.62																						
51 Robinson Tejeda, R (6, 1) ERA: 4.98																						
34 Jamey Wright, R (6, 1) ERA: 4.65																						
49 John Bale, L (7, 1) ERA: 6.2																						
48 Joakim Soria, R (8, 1) ERA: 2.34																						



















Batter	1	2	3	4	5	6	7	8	9	AB	R	H	RBI	BB	SO	LOB	TOP										
9 David DeJesus, L (1.7) OBP: 0.335, SLG: 0.409	G4-3		G1-3		G3		BB		1B	4	0	1	0	1	0	0	<b>Kansas City Royals @ Chicago White Sox</b> U.S. Cellular Field, Chicago, IL Tue Aug 18 2009, 8:11 PM EDT Att: 28,812 - Clear - 75 F <a href="http://livebaseballscorecards.com">livebaseballscorecards.com</a>										
8 Willie Bloomquist, R (1.9) OBP: 0.300, SLG: 0.358	F8		16 2B		16 2B		K		P3	5	2	2	0	0	1	2											
16 Billy Butler, R (1.3) OBP: 0.355, SLG: 0.488	2B		1-H		17 13 1B		F9		K	5	1	3	2	0	1	2											
17 Mike Jacobs, L (1.10) OBP: 0.305, SLG: 0.428	P5		P6		G3-1		K			4	0	0	0	0	1	4											
13 Alberto Callaspo, S (1.4) OBP: 0.349, SLG: 0.432	F8				G3				K	4	0	1	1	0	1	0											
24 Mark Teahen, L (1.5) OBP: 0.338, SLG: 0.423	G4-3				14 HR		F8		2B	4	1	2	0	0	0	1											
12 Mitch Maier, L (1.8) OBP: 0.332, SLG: 0.346	BB				K				G6-3	3	0	0	0	1	2	2											
14 John Buck, R (1.2) OBP: 0.275, SLG: 0.419	K				2H		P6		K2-3	4	1	1	2	0	2	2											
3 Yuniesky Betancourt, R (1.6) OBP: 0.269, SLG: 0.344			K		P6		G5-3		K	4	0	0	0	0	2	0											
<b>Inning Stats</b>	R: 0 E: 0 K: 0 S: 11	H: 1 LOB: 1 BB: 0 P: 19	R: 0 E: 0 K: 1 S: 8	H: 0 LOB: 1 BB: 1 P: 17	R: 1 E: 0 K: 1 S: 15	H: 2 LOB: 1 BB: 0 P: 25	R: 2 E: 0 K: 1 S: 9	H: 2 LOB: 1 BB: 0 P: 14	R: 2 E: 0 K: 0 S: 15	H: 3 LOB: 1 BB: 0 P: 23	R: 0 E: 0 K: 1 S: 6	H: 0 LOB: 0 BB: 1 P: 11	R: 0 E: 0 K: 2 S: 8	H: 0 LOB: 1 BB: 1 P: 12	R: 0 E: 0 K: 2 S: 10	H: 1 LOB: 1 BB: 0 P: 15	R: 0 E: 0 K: 2 S: 13	H: 1 LOB: 1 BB: 0 P: 19	1B: 4 2B: 5 3B: 0 HR: 1	SF: 0 SAC: 0 3B: 0 HBP: 0	WP: 0 PB: 0 CS: 0	PA: 39					
<b>PITCHER</b>	IP	WLS	BF	H	R	ER	SO	BB	IBB	HBP	BLK	WP	HR	S	P	ERA	WHIP										
43 Freddy Garcia, R (1.1) ERA: 10.38	4.1	L	21	7	5	5	3	1	0	0	0	0	1	54	91	10.38	1.846										
67 Randy Williams, L (5.1) ERA: 2.35	1.0		4	1	0	0	1	0	0	0	0	0	0	7	11	0.00	1.000										
26 Octavio Dotel, R (6.1) ERA: 2.63	1.2		6	0	0	0	2	1	0	0	0	0	0	11	19	0.00	0.600										
D.J. Carrasco, R (8.1) ERA: 3.65	1.0		4	1	0	0	2	0	0	0	0	0	0	10	15	0.00	1.000										
57 Ramon Pena, R (9.1) ERA: 4.59	1.0		4	1	0	0	2	0	0	0	0	0	0	13	19	0.00	1.000										

Batter	1	2	3	4	5	6	7	8	9	AB	R	H	RBI	BB	SO	LOB	BOTTOM										
22 Scott Podsednik, L (1.10) OBP: 0.347, SLG: 0.388	F8		L6		K				P5	4	0	0	0	1	1	3	<b>Kansas City Royals @ Chicago White Sox</b> U.S. Cellular Field, Chicago, IL Tue Aug 18 2009, 8:11 PM EDT Att: 28,812 - Clear - 75 F <a href="http://livebaseballscorecards.com">livebaseballscorecards.com</a>										
15 Gordon Beckham, R (1.5) OBP: 0.377, SLG: 0.466	23 FC6-4		23 FC6-4		14 G6-3		23 G5-3		K	2	0	0	0	2	2	0											
23 Jermaine Dye, R (1.9) OBP: 0.355, SLG: 0.500	14 1B		12 1B		G5-3		BB		K	4	1	0	0	1	1	5											
14 Paul Konerko, R (1.3) OBP: 0.340, SLG: 0.481	12 1B		HR		G6-3		F7		F9	5	1	2	1	0	0	2											
12 A.J. Pierzynski, L (1.2) OBP: 0.345, SLG: 0.467	20 FC6-4		20 HR		G4-3		F7		G5-3	5	1	2	1	0	0	2											
20 Carlos Quentin, R (1.7) OBP: 0.324, SLG: 0.438	FC6-4		HR		51 1B		10 F9-2		K	3	1	1	2	1	1	2											
51 Alex Rios, R (1.8) OBP: 0.314, SLG: 0.420	K		G6-3		5 1B		9 5 1B		K	4	0	1	0	0	2	0											
10 Alexei Ramirez, R (1.6) OBP: 0.332, SLG: 0.414	E4		1B		F9-2		K		K	4	0	1	0	0	1	2											
5 Jayson Nix, R (1.4) OBP: 0.328, SLG: 0.464	15 BB		F9		3H		BB		G4-3	3	0	1	0	1	0	1											
<b>Inning Stats</b>	R: 1 E: 0 K: 0 S: 10	H: 2 LOB: 2 BB: 1 P: 21	R: 0 E: 1 K: 1 S: 11	H: 1 LOB: 3 BB: 2 P: 22	R: 3 E: 0 K: 0 S: 18	H: 4 LOB: 1 BB: 0 P: 27	R: 0 E: 0 K: 0 S: 8	H: 0 LOB: 1 BB: 0 P: 12	R: 0 E: 0 K: 1 S: 8	H: 1 LOB: 2 BB: 2 P: 23	R: 0 E: 0 K: 1 S: 8	H: 0 LOB: 1 BB: 1 P: 14	R: 0 E: 0 K: 3 S: 11	H: 0 LOB: 0 BB: 0 P: 16	R: 0 E: 0 K: 1 S: 9	H: 0 LOB: 0 BB: 0 P: 15	R: 0 E: 0 K: 1 S: 10	H: 0 LOB: 0 BB: 0 P: 11	1B: 6 2B: 1 3B: 0 HR: 2	SF: 0 SAC: 0 3B: 0 HBP: 1	WP: 0 PB: 0 CS: 0	PA: 41					
<b>PITCHER</b>	IP	WLS	BF	H	R	ER	SO	BB	IBB	HBP	BLK	WP	HR	S	P	ERA	WHIP										
55 Gil Meche, R (1.1) ERA: 4.73	5.0	W	28	8	4	4	2	5	0	1	0	0	2	55	105	7.20	2.600										
51 Robinson Tejeda, R (6.1) ERA: 4.58	3.0	H	10	0	0	0	5	1	0	0	0	0	0	28	45	0.00	0.333										
4B Joaquin Soria, R (9.1) ERA: 2.15	1.0	S	3	0	0	0	1	0	0	0	0	0	0	10	11	0.00	0.000										





Batter	1	2	3	4	5	6	7	8	9	AB	R	H	RBI	BB	SO	LOB	TOP											
9 David DeJesus, L OBP: 0.336, SLG: 0.415										3	1	1	1	1	1	0	<b>Kansas City Royals @ Chicago White Sox</b> U.S. Cellular Field, Chicago, IL Wed Aug 19 2009, 2:05 PM EDT Att: 25,786 - Partly Cloudy - 78 F <a href="http://livebaseballscorecards.com">livebaseballscorecards.com</a>											
8 Willie Bloomquist, R OBP: 0.300, SLG: 0.359										4	0	1	0	0	3	1												
16 Billy Butler, R OBP: 0.352, SLG: 0.483										4	0	0	0	0	1	1												
17 Mike Jacobs, L OBP: 0.302, SLG: 0.424										3	0	0	0	0	3	0												
13 Alberto Callaspo, S OBP: 0.346, SLG: 0.429										3	0	0	0	0	0	0												
24 Mark Teahen, L OBP: 0.338, SLG: 0.429										3	1	1	1	0	1	0												
21 Miguel Olivo, R OBP: 0.269, SLG: 0.465										3	0	1	0	0	0	0												
12 Mitch Maier, L OBP: 0.332, SLG: 0.346										3	0	1	0	0	0	1												
3 Yuniesky Betancourt, R OBP: 0.266, SLG: 0.340										3	0	0	0	0	1	1												
<b>Inning Stats</b>	R: 0 E: 0 K: 1 S: 11	H: 1 LOB: 0 BB: 0 P: 15	R: 0 E: 0 K: 1 S: 5	H: 0 LOB: 0 BB: 0 P: 6	R: 0 E: 0 K: 1 S: 8	H: 1 LOB: 0 BB: 0 P: 12	R: 1 E: 0 K: 2 S: 17	H: 1 LOB: 0 BB: 0 P: 27	R: 0 E: 0 K: 1 S: 7	H: 0 LOB: 1 BB: 1 P: 11	R: 0 E: 0 K: 1 S: 9	H: 0 LOB: 1 BB: 1 P: 16	R: 0 E: 0 K: 1 S: 7	H: 0 LOB: 0 BB: 0 P: 10	R: 1 E: 0 K: 0 S: 9	H: 2 LOB: 0 BB: 0 P: 11	R: 0 E: 0 K: 2 S: 11	H: 0 LOB: 0 BB: 0 P: 17	1B: 3 2B: 0 3B: 0 HR: 2	SF: 0 SAC: 0 DP: 3 HBP: 0	WP: 0 PB: 0 CS: 0	PA: 30						
<b>PITCHER</b>	IP	WLS	BF	H	R	ER	SO	BB	IBB	HBP	BLK	WP	HR	S	P	ERA	WHIP											
52 Jose Contreras, R ERA: 5.13	(1, 1)	7.0	W	23	3	1	1	8	1	0	0	0	0	1	64	97	1.29	0.571										
37 Matt Thornton, L ERA: 2.55	(8, 1)	1.1	H	5	2	1	1	0	0	0	0	0	0	1	12	15	6.75	1.500										
45 Bobby Jenks, R ERA: 3.74	(9, 1)	0.2	S	2	0	0	0	2	0	0	0	0	0	0	8	13	0.00	0.000										


Batter	1	2	3	4	5	6	7	8	9	AB	R	H	RBI	BB	SO	LOB	BOTTOM											
22 Scott Podsednik, L OBP: 0.346, SLG: 0.389										4	1	1	0	0	2	0	<b>Kansas City Royals @ Chicago White Sox</b> U.S. Cellular Field, Chicago, IL Wed Aug 19 2009, 2:05 PM EDT Att: 25,786 - Partly Cloudy - 78 F <a href="http://livebaseballscorecards.com">livebaseballscorecards.com</a>											
15 Gordon Beckham, R OBP: 0.376, SLG: 0.477										3	1	1	1	1	1	1												
23 Jermaine Dye, R OBP: 0.352, SLG: 0.495										4	0	0	0	0	1	2												
14 Paul Konerko, R OBP: 0.342, SLG: 0.483										4	0	2	1	0	1	0												
12 A.J. Pierzynski, L OBP: 0.342, SLG: 0.462										4	0	0	0	0	1	2												
20 Carlos Quentin, R OBP: 0.324, SLG: 0.450										3	1	1	1	0	0	0												
51 Alex Rios, R OBP: 0.316, SLG: 0.430										3	1	2	1	0	0	0												
10 Alexei Ramirez, R OBP: 0.330, SLG: 0.411										3	0	0	0	0	1	1												
5 Jayson Nix, R OBP: 0.323, SLG: 0.456										3	0	0	0	0	3	1												
<b>Inning Stats</b>	R: 1 E: 0 K: 0 S: 8	H: 2 LOB: 1 BB: 0 P: 12	R: 0 E: 0 K: 1 S: 12	H: 1 LOB: 0 BB: 0 P: 18	R: 1 E: 0 K: 2 S: 11	H: 1 LOB: 0 BB: 0 P: 18	R: 1 E: 0 K: 1 S: 7	H: 1 LOB: 0 BB: 0 P: 10	R: 0 E: 0 K: 1 S: 11	H: 0 LOB: 1 BB: 1 P: 20	R: 0 E: 0 K: 1 S: 8	H: 0 LOB: 0 BB: 0 P: 13	R: 1 E: 0 K: 2 S: 8	H: 1 LOB: 0 BB: 0 P: 13	R: 0 E: 0 K: 2 S: 16	H: 1 LOB: 1 BB: 0 P: 22	1B: 1 2B: 3 3B: 0 HR: 3	SF: 0 SAC: 0 DP: 0 HBP: 0	WP: 0 PB: 0 CS: 0	PA: 32								
<b>PITCHER</b>	IP	WLS	BF	H	R	ER	SO	BB	IBB	HBP	BLK	WP	HR	S	P	ERA	WHIP											
23 Zack Greinke, R ERA: 2.44	(1, 1)	7.0	L	28	6	4	4	8	1	0	0	0	0	3	65	104	5.14	1.000										
40 Kyle Farnsworth, R ERA: 4.07	(8, 1)	1.0		4	1	0	0	2	0	0	0	0	0	0	16	22	0.00	1.000										



Batter	1	2	3	4	5	6	7	8	9	10	AB	R	H	RBI	BB	SO	LOB	TOP																	
2 Denard Span, L OBP: 0.391, SLG: 0.397	G3-1			G3-1		E9				F8	5	1	2	2	0	0	1	<b>Minnesota Twins @ Kansas City Royals</b> Kauffman Stadium, Kansas City, MO Fri Aug 21 2009, 7:10 PM CDT Att: 22,283 - Partly Cloudy - 72 F																	
18 Orlando Cabrera, R OBP: 0.314, SLG: 0.376	K			F9		G5-3				K	5	0	1	1	0	2	1																		
7 Joe Mauer, L OBP: 0.448, SLG: 0.641	G3-1			F7							3	0	1	0	2	0	0																		
16 Jason Kubel, L OBP: 0.376, SLG: 0.635						F8				G3-1	5	0	1	0	0	1	5																		
5 Michael Cuddyer, R OBP: 0.338, SLG: 0.494										G5-3	4	0	0	0	0	2	1																		
24 Joe Crede, R OBP: 0.293, SLG: 0.421										F8	4	0	0	0	0	0	0																		
21 Delmon Young, R OBP: 0.287, SLG: 0.390										G4-3	4	0	0	0	0	0	0																		
22 Carlos Gómez, R OBP: 0.298, SLG: 0.363											4	2	2	0	0	1	0																		
12 Alexi Casilla, S OBP: 0.273, SLG: 0.236											3	2	2	1	0	0	0																		
<b>Inning Stats</b>	R: 0 E: 0 K: 1 S: 8	H: 0 LOB: 0 BB: 1 P: 15	R: 0 E: 0 K: 0 S: 6	H: 1 LOB: 0 BB: 0 P: 7	R: 0 E: 0 K: 0 S: 9	H: 0 LOB: 0 BB: 0 P: 12	R: 0 E: 0 K: 0 S: 5	H: 0 LOB: 0 BB: 0 P: 9	R: 0 E: 0 K: 1 S: 10	H: 0 LOB: 0 BB: 0 P: 11	R: 1 E: 0 K: 1 S: 16	H: 2 LOB: 2 BB: 1 P: 27	R: 0 E: 0 K: 1 S: 6	H: 0 LOB: 0 BB: 0 P: 11	R: 1 E: 0 K: 1 S: 11	H: 2 LOB: 2 BB: 1 P: 18	1B: 6 2B: 1 3B: 2 HR: 0		SF: 0 SAC: 1 DP: 1 HBP: 0	WP: 1 PB: 0 SB: 1 CS: 0	PA: 40														
<b>PITCHER</b>	IP 7.0	WLS 25	BF 5	H 3	R 3	ER 3	SO 3	BB 0	IBB 0	HBP 0	BLK 0	WP 1	HR 0	S 64	P 94	ERA 3.86	WHIP 0.714	<b>PITCHER</b>	IP 1.0	WLS L	BF 6	H 2	R 1	ER 1	SO 1	BB 0	IBB 1	HBP 0	BLK 0	WP 0	HR 0	S 11	P 18	ERA 9.00	WHIP 2.000
44 Luke Hochevar, R ERA: 5.6	(1.1)																	48 Joakim Soria, R ERA: 2.33	(10.1)																
40 Kyle Farnsworth, R ERA: 4.32	(8.1)	0.2	5	2	1	1	1	0	1	0	0	0	0	13	23	13.50	3.000	48 Joakim Soria, R ERA: 2.33	(10.1)	1.0	L	6	2	1	1	1	0	1	0	0	0	11	18	9.00	2.000
49 John Bale, L ERA: 5.86	(8.1)	0.1	1	0	0	0	0	0	0	0	0	0	0	3	4	0.00	0.000																		
34 Jamey Wright, R ERA: 4.6	(9.1)	1.0	3	0	0	0	1	0	0	0	0	0	0	6	11	0.00	0.000																		
46 Joakim Soria, R ERA: 2.33	(10.1)	1.0	L	6	2	1	1	0	1	0	0	0	0	11	18	9.00	2.000																		

**Minnesota Twins @ Kansas City Royals**  
 Kauffman Stadium, Kansas City, MO  
 Fri Aug 21 2009, 7:10 PM CDT  
 Att: 22,283 - Partly Cloudy - 72 F


AB 37  
 R 5  
 H 9  
 RBI 4  
 BB 2  
 SO 6  
 LOB 8



Batter	1	2	3	4	5	6	7	8	9	10	AB	R	H	RBI	BB	SO	LOB	BOTTOM																	
9 David DeJesus, L OBP: 0.337, SLG: 0.420	F8			L6-4						F8	4	1	1	1	1	0	3	<b>Minnesota Twins @ Kansas City Royals</b> Kauffman Stadium, Kansas City, MO Fri Aug 21 2009, 7:10 PM CDT Att: 22,283 - Partly Cloudy - 72 F																	
12 Mitch Maier, L OBP: 0.329, SLG: 0.342	F7									G4-3	5	1	1	0	0	2	1																		
16 Billy Butler, R OBP: 0.353, SLG: 0.469											5	1	2	1	0	2	1																		
17 Mike Jacobs, L OBP: 0.309, SLG: 0.423											3	0	1	0	1	0	0																		
8 Willie Bloomquist, R OBP: 0.302, SLG: 0.358											1	0	1	0	0	0	0																		
13 Alberto Callaspo, S OBP: 0.347, SLG: 0.426											5	0	2	0	0	1	3																		
24 Mark Teahen, L OBP: 0.332, SLG: 0.424											5	0	0	0	0	0	5																		
21 Miguel Olivo, R OBP: 0.269, SLG: 0.462											4	0	1	0	0	2	0																		
1 Josh Anderson, L OBP: 0.273, SLG: 0.296											3	0	1	0	0	0	0																		
3 Bryan Peña, S OBP: 0.358, SLG: 0.520											1	1	1	1	0	0	0																		
48 Joakim Soria, R ERA: 2.33											0	0	0	0	0	0	0																		
3 Yuniesky Betancourt, R OBP: 0.266, SLG: 0.342											4	0	1	0	0	1	2																		
<b>Inning Stats</b>	R: 1 E: 0 K: 0 S: 12	H: 2 LOB: 2 BB: 1 P: 22	R: 0 E: 0 K: 0 S: 8	H: 0 LOB: 0 BB: 0 P: 11	R: 2 E: 1 K: 0 S: 9	H: 3 LOB: 1 BB: 0 P: 13	R: 0 E: 0 K: 1 S: 7	H: 2 LOB: 1 BB: 0 P: 9	R: 0 E: 0 K: 2 S: 8	H: 0 LOB: 0 BB: 0 P: 12	R: 0 E: 0 K: 1 S: 16	H: 1 LOB: 1 BB: 0 P: 27	R: 0 E: 0 K: 1 S: 18	H: 2 LOB: 1 BB: 0 P: 25	R: 0 E: 0 K: 0 S: 18	H: 2 LOB: 2 BB: 0 P: 28	1B: 8 2B: 2 3B: 0 HR: 3	SF: 0 SAC: 0 DP: 1 HBP: 0	WP: 0 PB: 0 SB: 0 CS: 0	PA: 43															
<b>PITCHER</b>	IP 7.0	WLS 29	BF 7	H 3	R 3	ER 3	SO 6	BB 2	IBB 0	HBP 0	BLK 0	WP 0	HR 2	S 68	P 106	ERA 3.86	WHIP 1.286	<b>PITCHER</b>	IP 1.0	WLS L	BF 6	H 2	R 1	ER 1	SO 1	BB 0	IBB 1	HBP 0	BLK 0	WP 0	HR 0	S 11	P 18	ERA 9.00	WHIP 2.000
53 Nick Blackburn, R ERA: 4.27	(1.1)																	54 Matt Guerrier, R ERA: 2.28	(8.1)	0.2	H	3	1	0	0	1	0	0	0	0	7	10	0.00	1.500	
50 Jose Mijares, L ERA: 2.14	(8.1)	0.1	H	0	0	0	0	0	0	0	0	0	0	2	3	0.00	0.000																		
36 Joe Nathan, R ERA: 1.66	(9.1)	2.0	W	10	4	1	1	1	0	0	0	0	1	36	53	4.50	2.000																		

**Minnesota Twins @ Kansas City Royals**  
 Kauffman Stadium, Kansas City, MO  
 Fri Aug 21 2009, 7:10 PM CDT  
 Att: 22,283 - Partly Cloudy - 72 F

AB 40  
 R 4  
 H 12  
 RBI 3  
 BB 2  
 SO 8  
 LOB 15





Batter	1	2	3	4	5	6	7	8	9	AB	R	H	RBI	BB	SO	LOB	TOP					
2 Denard Span, L (1.9) OBP: 0.388, SLG: 0.393										4	1	0	0	1	0	2						
18 Orlando Cabrera, R (1.6) OBP: 0.315, SLG: 0.376										5	2	2	0	0	1	2						
7 Joe Mauer, L (1.2) OBP: 0.449, SLG: 0.638										3	1	1	0	2	1	2						
16 Jason Kubel, L (1.10) OBP: 0.376, SLG: 0.535										5	0	2	3	0	0	4						
5 Michael Cuddyer, R (1.3) OBP: 0.340, SLG: 0.503										4	1	2	2	1	0	3						
21 Delmon Young, R (1.7) OBP: 0.282, SLG: 0.383										5	1	0	0	0	1	5						
23 Brendan Harris, R (1.5) OBP: 0.306, SLG: 0.371										4	1	1	1	0	1	2						
22 Carlos Gómez, R (1.8) OBP: 0.297, SLG: 0.361										4	0	1	1	0	2	0						
12 Alexi Casilla, S (1.4) OBP: 0.278, SLG: 0.242										4	1	2	1	0	0	0						
<b>Inning Stats</b>	R: 0 E: 0 K: 1 S: 10	H: 0 LOB: 1 BB: 1 P: 21	R: 1 E: 0 K: 3 S: 12	H: 1 LOB: 0 BB: 0 P: 21	R: 2 E: 0 K: 0 S: 11	H: 2 LOB: 1 BB: 1 P: 18	R: 0 E: 0 K: 1 S: 7	H: 0 LOB: 0 BB: 0 P: 11	R: 0 E: 0 K: 0 S: 4	H: 0 LOB: 0 BB: 0 P: 8	R: 3 E: 0 K: 1 S: 16	H: 3 LOB: 2 BB: 1 P: 23	R: 1 E: 0 K: 0 S: 15	H: 3 LOB: 2 BB: 0 P: 23	R: 0 E: 0 K: 0 S: 5	H: 0 LOB: 0 BB: 0 P: 8	R: 1 E: 0 K: 0 S: 11	H: 2 LOB: 1 BB: 1 P: 21	1B: 8 2B: 2 3B: 0 HR: 1	SF: 0 SAC: 0 DP: 1 HBP: 0	WP: 1 PB: 0 SB: 0 CS: 0	PA: 42
<b>PITCHER</b>	IP WLS BF H R ER SO BB IBB HBP BLK WP HR S P ERA WHIP																					
34 Kyle Davies, R (1.1) ERA: 6.12	5.2 L 25 4 6 6 6 3 0 0 0 0 1 1 53 93 9.53 1.235																					
32 Ron Mahay, L (6.1) ERA: 4.79	0.1 4 3 1 1 0 0 0 0 0 0 0 0 9 13 27.00 9.000																					
49 John Bale, L (7.1) ERA: 5.96	0.0 2 2 0 0 0 0 0 0 0 0 0 0 5 9 27.00 9.000																					
56 Roman Colon, R (7.1) ERA: 6.12	2.0 8 1 1 1 0 1 0 0 0 0 0 0 19 31 4.50 1.000																					
34 Jamey Wright, R (9.1) ERA: 4.53	1.0 3 1 0 0 0 0 0 0 0 0 0 0 5 8 0.00 1.000																					

Minnesota Twins @ Kansas City Royals  
Kauffman Stadium, Kansas City, MO  
Sat Aug 22 2009, 6:10 PM CDT  
Att: 33,811 - Partly Cloudy - 79 F

AB 38  
R 8  
H 11  
RBI 8  
BB 4  
SO 6  
LOB 20



Batter	1	2	3	4	5	6	7	8	9	AB	R	H	RBI	BB	SO	LOB	BOTTOM					
9 David DeJesus, L (1.7) OBP: 0.341, SLG: 0.428										4	1	3	2	0	0	0						
3 Brayan Peña, S (1.10) OBP: 0.349, SLG: 0.505										3	0	0	0	0	1	3						
16 Billy Butler, R (1.3) OBP: 0.351, SLG: 0.486										5	1	1	0	0	1	5						
21 Miguel Olivo, R (1.2) OBP: 0.271, SLG: 0.464										5	1	2	2	0	1	1						
13 Alberto Callaspo, S (1.4) OBP: 0.352, SLG: 0.431										3	1	2	0	2	0	1						
24 Mark Teahen, L (1.5) OBP: 0.337, SLG: 0.430										4	1	3	1	0	1	1						
12 Mitch Maier, L (1.8) OBP: 0.330, SLG: 0.340										4	0	1	0	1	1	7						
3 Yuniesky Betancourt, R (1.6) OBP: 0.263, SLG: 0.337										5	0	0	2	0	1	7						
1 Josh Anderson, L (1.9) OBP: 0.276, SLG: 0.299										5	2	2	0	0	0	5						
<b>Inning Stats</b>	R: 0 E: 0 K: 0 S: 6	H: 1 LOB: 0 BB: 0 P: 10	R: 0 E: 0 K: 0 S: 6	H: 1 LOB: 0 BB: 0 P: 12	R: 0 E: 0 K: 0 S: 9	H: 1 LOB: 2 BB: 0 P: 15	R: 0 E: 0 K: 2 S: 10	H: 1 LOB: 1 BB: 1 P: 19	R: 2 E: 0 K: 1 S: 18	H: 3 LOB: 1 BB: 0 P: 24	R: 2 E: 0 K: 2 S: 15	H: 2 LOB: 2 BB: 1 P: 29	R: 2 E: 0 K: 0 S: 15	H: 3 LOB: 2 BB: 1 P: 23	R: 0 E: 0 K: 0 S: 10	H: 1 LOB: 0 BB: 0 P: 14	R: 1 E: 0 K: 1 S: 9	H: 2 LOB: 1 BB: 0 P: 11	1B: 11 2B: 2 3B: 1 HR: 0	SF: 0 SAC: 2 DP: 1 HBP: 2	WP: 0 PB: 0 SB: 0 CS: 0	PA: 45
<b>PITCHER</b>	IP WLS BF H R ER SO BB IBB HBP BLK WP HR S P ERA WHIP																					
52 Brian Duensing, L (1.1) ERA: 4.91	5.0 W 23 2 2 2 3 1 0 0 0 0 0 0 12 24 3.60 1.400																					
44 Bob Keppel, R (6.1) ERA: 5.55	0.2 5 2 2 2 1 1 0 0 0 0 0 0 8 15 54.00 9.000																					
28 Jesse Crain, R (6.1) ERA: 6.96	0.1 H 4 2 2 2 1 1 0 0 0 0 0 0 8 15 54.00 9.000																					
50 Jose Mijares, L (7.1) ERA: 2.08	1.1 H 6 2 0 0 0 0 0 0 0 0 0 0 16 22 0.00 1.500																					
54 Matt Guerrier, R (8.1) ERA: 2.36	1.2 S 7 2 1 1 1 0 0 0 0 0 0 0 13 16 5.40 1.200																					

Minnesota Twins @ Kansas City Royals  
Kauffman Stadium, Kansas City, MO  
Sat Aug 22 2009, 6:10 PM CDT  
Att: 33,811 - Partly Cloudy - 79 F

AB 38  
R 7  
H 14  
RBI 7  
BB 3  
SO 6  
LOB 30













Batter	1	2	3	4	5	6	7	8	9	AB	R	H	RBI	BB	SO	LOB	TOP					
13 Asdrúbal Cabrera, S OBP: 0.365, SLG: 0.452										4	0	2	1	0	0	0	<b>Cleveland Indians @ Kansas City Royals</b> Kauffman Stadium, Kansas City, MO Tue Aug 25 2009, 7:10 PM CDT Att: 17,353 - Clear - 90 F					
11 Jamey Carroll, R OBP: 0.368, SLG: 0.361										4	0	0	0	0	2	1						
17 Shin-Soo Choo, L OBP: 0.395, SLG: 0.473										3	0	0	0	1	3	0						
2 Jhonny Peralta, R OBP: 0.341, SLG: 0.413										3	0	0	0	1	2	1						
48 Travis Hafner, L OBP: 0.353, SLG: 0.492										4	0	0	0	0	2	2						
1 Luis Valbuena, L OBP: 0.308, SLG: 0.435										4	0	1	0	0	1	2						
10 Kelly Shoppach, R OBP: 0.335, SLG: 0.386										3	0	0	0	0	3	2						
7 Matt LaPorta, R OBP: 0.292, SLG: 0.359										3	1	1	0	0	2	0						
25 Andy Marte, R OBP: 0.333, SLG: 0.344										3	1	1	1	0	1	1						
<b>Inning Stats</b>	R: 0 E: 0 K: 2 S: 7	H: 0 LOB: 0 BB: 0 P: 10	R: 0 E: 0 K: 2 S: 10	H: 1 LOB: 1 BB: 0 P: 16	R: 0 E: 0 K: 1 S: 9	H: 1 LOB: 1 BB: 0 P: 12	R: 0 E: 0 K: 2 S: 8	H: 0 LOB: 0 BB: 0 P: 13	R: 0 E: 0 K: 3 S: 10	H: 0 LOB: 0 BB: 0 P: 12	R: 1 E: 0 K: 2 S: 10	H: 1 LOB: 0 BB: 0 P: 16	R: 0 E: 0 K: 2 S: 12	H: 0 LOB: 1 BB: 1 P: 22	R: 1 E: 0 K: 1 S: 11	H: 2 LOB: 0 BB: 0 P: 16		R: 0 E: 0 K: 1 S: 7	H: 0 LOB: 1 BB: 1 P: 15	1B: 2 2B: 2 3B: 0 HR: 1	SF: 0 SAC: 0 DP: 0 HBP: 0	WP: 0 PB: 0 SB: 0 CS: 0
<b>PITCHER</b>	IP WLS BF H R ER SO BB IBB HBP BLK WP HR S P ERA WHIP																					
23 Zack Greinke, R ERA: 2.43	8.0 W 29 5 2 2 15 1 0 0 0 0 0 1 77 117 2.25 0.750																					
51 Robinson Tejeda, R ERA: 4.46	1.0 4 0 0 0 1 1 0 0 0 0 0 0 7 15 0.00 1.000																					

Batter	1	2	3	4	5	6	7	8	9	AB	R	H	RBI	BB	SO	LOB	BOTTOM					
9 David DeJesus, L OBP: 0.346, SLG: 0.432										4	2	2	0	0	1	1	<b>Cleveland Indians @ Kansas City Royals</b> Kauffman Stadium, Kansas City, MO Tue Aug 25 2009, 7:10 PM CDT Att: 17,353 - Clear - 90 F					
12 Mitch Maier, L OBP: 0.333, SLG: 0.355										3	2	2	2	1	1	0						
16 Billy Butler, R OBP: 0.347, SLG: 0.478										4	0	0	1	0	0	3						
17 Mike Jacobs, L OBP: 0.311, SLG: 0.429										3	0	2	2	1	1	0						
13 Alberto Callaspo, S OBP: 0.345, SLG: 0.421										4	0	0	0	0	0	4						
24 Mark Teahen, L OBP: 0.337, SLG: 0.426										3	0	0	0	1	0	1						
21 Miguel Olivo, R OBP: 0.271, SLG: 0.471										4	1	1	1	0	2	2						
1 Josh Anderson, L OBP: 0.276, SLG: 0.299										3	0	1	0	0	0	0						
3 Yuniesky Betancourt, R OBP: 0.266, SLG: 0.339										3	1	1	0	0	0	1						
<b>Inning Stats</b>	R: 1 E: 0 K: 1 S: 13	H: 1 LOB: 1 BB: 1 P: 26	R: 0 E: 0 K: 0 S: 10	H: 0 LOB: 0 BB: 1 P: 15	R: 2 E: 0 K: 0 S: 12	H: 4 LOB: 1 BB: 0 P: 17	R: 1 E: 1 K: 0 S: 10	H: 2 LOB: 1 BB: 0 P: 12	R: 0 E: 0 K: 2 S: 11	H: 0 LOB: 0 BB: 0 P: 15	R: 0 E: 0 K: 1 S: 7	H: 0 LOB: 0 BB: 0 P: 13	R: 2 E: 0 K: 0 S: 9	H: 2 LOB: 0 BB: 0 P: 11	R: 0 E: 0 K: 1 S: 12	H: 0 LOB: 1 BB: 1 P: 21		R: 0 E: 0 K: 1 S: 7	H: 0 LOB: 1 BB: 1 P: 15	1B: 7 2B: 0 3B: 0 HR: 2	SF: 0 SAC: 0 DP: 2 HBP: 0	WP: 0 PB: 0 SB: 1 CS: 0
<b>PITCHER</b>	IP WLS BF H R ER SO BB IBB HBP BLK WP HR S P ERA WHIP																					
63 Justin Masterson, R ERA: 4.47	6.0 L 25 7 4 4 4 2 0 0 0 0 0 1 63 98 6.00 1.500																					
53 Rafael Perez, L ERA: 8.27	1.0 5 2 2 2 0 0 0 0 0 0 0 1 9 11 18.00 2.000																					
50 Jensen Lewis, R ERA: 4.56	1.0 4 0 0 0 1 1 0 0 0 0 0 0 12 21 0.00 1.000																					





Batter	1	2	3	4	5	6	7	8	9	AB	R	H	RBI	BB	SO	LOB	TOP										
24 Grady Sizemore, L OBP: 0.342, SLG: 0.442	E3 11 1B 13 FC4-6		11 1B 17 2B BB		11 G3 13 WP 2B		11 1B BB		G4-3	3	3	1	0	2	0	0	<b>Cleveland Indians @ Kansas City Royals</b> Kauffman Stadium, Kansas City, MO Wed Aug 26 2009, 1:10 PM CDT Att: 10,751 - Rain - 75 F										
11 Jamey Carroll, R OBP: 0.373, SLG: 0.366	13 FC4-6 1B		17 2B 1B		G3		17 HBP 1B		B5-3	5	0	3	0	0	0	1											
13 Andrubal Cabrera, S OBP: 0.363, SLG: 0.449	FC4-6 FC5-4 1B		P4		G3		F8		1B	5	0	1	1	0	0	5											
17 Shin-Soo Choo, L OBP: 0.397, SLG: 0.475	FC5-4 1B		1B		K		HBP		G4-3	4	0	2	1	0	1	1											
2 Jhonny Peralta, R OBP: 0.338, SLG: 0.409	FC5-4		G6-3		F9		L1			4	0	0	0	0	0	6											
1 Luis Valbuena, L OBP: 0.304, SLG: 0.428	G5-3				F7				B5-3	4	0	0	0	0	1	2											
7 Matt LaPorta, R OBP: 0.303, SLG: 0.426		K			G5-3		HR		2B	4	1	2	1	0	1	0											
25 Andy Marte, R OBP: 0.329, SLG: 0.338		F9			F7		F7		F8	4	0	1	0	0	0	1											
8 Chris Gimenez, R OBP: 0.252, SLG: 0.268		K			K		K		F9	4	0	0	0	0	3	2											
<b>Inning Stats</b>	R: 1 E: 1 K: 0 S: 10	H: 2 LOB: 2 BB: 0 P: 14	R: 0 E: 0 K: 2 S: 9	H: 0 LOB: 0 BB: 0 P: 14	R: 1 E: 0 K: 0 S: 15	H: 2 LOB: 1 BB: 1 P: 24	R: 0 E: 0 K: 1 S: 10	H: 1 LOB: 1 BB: 0 P: 15	R: 1 E: 0 K: 1 S: 11	H: 1 LOB: 0 BB: 0 P: 19	R: 0 E: 0 K: 1 S: 13	H: 1 LOB: 3 BB: 1 P: 16	R: 0 E: 0 K: 1 S: 12	H: 1 LOB: 1 BB: 1 P: 24	R: 0 E: 0 K: 0 S: 8	H: 1 LOB: 1 BB: 0 P: 11	R: 0 E: 0 K: 0 S: 8	H: 1 LOB: 1 BB: 0 P: 13	1B: 6 2B: 3 3B: 0 HR: 1	SF: 0 SAC: 0 DP: 0 HBP: 1	WP: 1 PB: 0 CS: 1	PA: 40					
<b>PITCHER</b>	IP	WLS	BF	H	R	ER	SO	BB	IBB	HBP	BLK	WP	HR	S	P	ERA	WHIP	<b>PITCHER</b>									
44 Luke Hochevar, R ERA: 5.52	6.1	L	29	8	4	3	6	2	0	0	0	1	1	75	116	4.26	1.579										
49 John Bale, L ERA: 5.93	0.2		3	0	0	0	0	0	0	1	0	0	0	5	10	0.00	0.000										
40 Kyle Farnsworth, R ERA: 5.67	1.0		4	1	0	0	0	0	0	0	0	0	0	8	11	0.00	1.000										
34 Jamey Wright, R ERA: 4.72	1.0		4	1	0	0	0	0	0	0	0	0	0	8	13	0.00	1.000										
<b>Batter</b>	<b>1</b>	<b>2</b>	<b>3</b>	<b>4</b>	<b>5</b>	<b>6</b>	<b>7</b>	<b>8</b>	<b>9</b>	<b>AB</b>	<b>R</b>	<b>H</b>	<b>RBI</b>	<b>BB</b>	<b>SO</b>	<b>LOB</b>	<b>BOTTOM</b>										
9 David DeJesus, L OBP: 0.345, SLG: 0.430	21 1B 16 1B 24 SF8 1B	F7			L4		G6-3			4	1	1	0	0	0	1	<b>Cleveland Indians @ Kansas City Royals</b> Kauffman Stadium, Kansas City, MO Wed Aug 26 2009, 1:10 PM CDT Att: 10,751 - Rain - 75 F										
8 Willie Bloomquist, R OBP: 0.301, SLG: 0.354	F9		16 G4-3 21 2B BB		G4-3		G5-3			3	1	0	0	1	0	1											
16 Billy Butler, R OBP: 0.350, SLG: 0.480	21 1B 1B		G4-3		G4-3		21 G6-4-3 1B			4	0	3	0	0	0	1											
21 Miguel Olivo, R OBP: 0.274, SLG: 0.475	1B		2B		K		G6-4-3			4	0	2	1	0	1	2											
24 Mark Teahen, L OBP: 0.336, SLG: 0.425	SF8		1B		17 FC1-6 1B		K			3	0	1	1	0	2	1											
13 Alberto Callaspo, S OBP: 0.342, SLG: 0.417	F8		F8		L9		G4-3			4	0	0	0	0	0	4											
17 Mike Jacobs, L OBP: 0.308, SLG: 0.424	L8		F7		FC1-6		K			4	0	0	0	0	1	1											
12 Mitch Maier, L OBP: 0.328, SLG: 0.348	F7		F9		F8		F8			4	0	0	0	0	0	1											
3 Yuniesky Betancourt, R OBP: 0.266, SLG: 0.339	1B		F7		K					3	0	1	0	0	1	0											
<b>Inning Stats</b>	R: 1 E: 0 K: 0 S: 16	H: 3 LOB: 2 BB: 0 P: 23	R: 0 E: 0 K: 0 S: 10	H: 1 LOB: 1 BB: 0 P: 16	R: 1 E: 0 K: 1 S: 10	H: 1 LOB: 1 BB: 1 P: 17	R: 0 E: 0 K: 0 S: 6	H: 0 LOB: 0 BB: 0 P: 12	R: 0 E: 0 K: 1 S: 10	H: 1 LOB: 1 BB: 0 P: 15	R: 0 E: 0 K: 0 S: 10	H: 1 LOB: 0 BB: 0 P: 11	R: 0 E: 0 K: 1 S: 8	H: 0 LOB: 0 BB: 0 P: 13	R: 0 E: 0 K: 1 S: 9	H: 1 LOB: 0 BB: 0 P: 14	R: 0 E: 0 K: 1 S: 7	H: 0 LOB: 0 BB: 0 P: 11	1B: 7 2B: 1 3B: 0 HR: 0	SF: 1 SAC: 0 DP: 1 HBP: 0	WP: 0 PB: 0 CS: 0	PA: 35					
<b>PITCHER</b>	IP	WLS	BF	H	R	ER	SO	BB	IBB	HBP	BLK	WP	HR	S	P	ERA	WHIP	<b>PITCHER</b>									
28 David Huff, L ERA: 6.57	6.0	W	26	7	2	2	2	1	0	0	0	0	0	8	94	3.00	1.333										
36 Joe Smith, R ERA: 3.24	1.0	H	3	0	0	0	1	0	0	0	0	0	0	8	13	0.00	0.000										
54 Chris Perez, R ERA: 3.61	1.0	H	3	1	0	0	1	0	0	0	0	0	0	9	14	0.00	1.000										
34 Kerry Wood, R ERA: 4.5	1.0	S	3	0	0	0	1	0	0	0	0	0	0	7	11	0.00	0.000										









Batter	1	2	3	4	5	6	7	8	9	AB	R	H	RBI	BB	SO	LOB	TOP					
9 David DeJesus, L (1.7) OBP: 0.345, SLG: 0.437	G6-3		G4-3 16 1-H 2B					F7		4	1	2	1	0	0	0	<b>Kansas City Royals @ Seattle Mariners</b> Safeco Field, Seattle, WA Fri Aug 28, 2009, 7:10 PM PDT Att: 26,716 - Cloudy - 71 F					
12 Mitch Maier, L (1.9) OBP: 0.321, SLG: 0.354	K		K2-3					G6-3		4	1	1	2	0	2	1						
16 Billy Butler, R (1.3) OBP: 0.347, SLG: 0.474	G6-3		G4-3					F8		4	0	0	0	0	0	1						
17 Mike Jacobs, L (1.10) OBP: 0.304, SLG: 0.417		K	L8					G5-3		4	0	1	0	0	1	1						
13 Alberto Callaspo, S (1.4) OBP: 0.343, SLG: 0.422		P6		G3				G3		4	0	0	0	0	0	1						
24 Mark Teahen, L (1.5) OBP: 0.333, SLG: 0.420				G3				G4-3		4	0	1	0	0	1	1						
21 Miguel Olivo, R (1.2) OBP: 0.273, SLG: 0.470				K						3	0	0	0	1	2	1						
3 Yuniesky Betancourt, R (1.6) OBP: 0.266, SLG: 0.346				K						3	0	0	0	0	1	2						
1 Josh Anderson, L (1.8) OBP: 0.281, SLG: 0.300				L6				B2-3		3	1	1	0	0	0	0						
<b>Inning Stats</b>	R: 0 E: 0 K: 1 S: 7	H: 0 LOB: 0 BB: 0 P: 12	R: 0 E: 0 K: 1 S: 11	H: 1 LOB: 2 BB: 1 P: 21	R: 1 E: 0 K: 1 S: 14	H: 2 LOB: 1 BB: 0 P: 21	R: 0 E: 0 K: 1 S: 5	H: 0 LOB: 0 BB: 0 P: 8	R: 2 E: 0 K: 1 S: 12	H: 2 LOB: 0 BB: 0 P: 20	R: 0 E: 0 K: 0 S: 8	H: 0 LOB: 0 BB: 0 P: 13	R: 0 E: 0 K: 1 S: 6	H: 0 LOB: 0 BB: 0 P: 9	R: 0 E: 0 K: 0 S: 9	H: 0 LOB: 0 BB: 0 P: 15	R: 0 E: 0 K: 1 S: 12	H: 1 LOB: 1 BB: 0 P: 23	1B: 4 2B: 1 3B: 0 HR: 1	SF: 0 SAC: 0 DP: 0 HBP: 0	WP: 0 PB: 0 SB: 2 CS: 0	PA: 34
<b>PITCHER</b>	IP	WLS	BF	H	R	ER	SO	BB	IBB	HBP	BLK	WP	HR	S	P	ERA	WHIP					
34 Félix Hernández, R (1.1) ERA: 2.77	7.0	W	27	5	3	3	6	1	0	0	0	0	1	63	104	3.86	0.857					
46 Sean White, R (8.1) ERA: 2.5	1.0	H	3	0	0	0	0	0	0	0	0	0	0	9	15	0.00	0.000					
53 David Aardsma, R (9.1) ERA: 2.26	1.0	S	4	1	0	0	1	0	0	0	0	0	0	12	23	0.00	1.000					

Batter	1	2	3	4	5	6	7	8	9	AB	R	H	RBI	BB	SO	LOB	BOTTOM				
21 Franklin Gutierrez, R (1.8) OBP: 0.350, SLG: 0.429	F8			K				G6-3		3	1	0	0	1	1	1	<b>Kansas City Royals @ Seattle Mariners</b> Safeco Field, Seattle, WA Fri Aug 28, 2009, 7:10 PM PDT Att: 26,716 - Cloudy - 71 F				
7 Jack Hannahan, L (1.5) OBP: 0.304, SLG: 0.319	K		K2-3					G3		4	1	1	0	0	2	1					
4 Jose Lopez, R (1.4) OBP: 0.301, SLG: 0.461	F9		E5					F9		4	0	1	0	0	0	0					
30 Russell Branyan, L (1.3) OBP: 0.347, SLG: 0.520								G3		2	1	1	0	0	1	1					
55 Michael Saunders, L (5.7) OBP: 0.280, SLG: 0.264								G3		1	0	0	0	1	0	0					
5 Mike Sweeney, R (1.10) OBP: 0.317, SLG: 0.417								G3		2	1	1	0	0	1	1					
3 Bill Hall, R (1.9) OBP: 0.273, SLG: 0.350								G3		4	1	1	1	0	1	4					
16 Josh Wilson, R (1.6) OBP: 0.288, SLG: 0.352								G3		4	0	1	3	0	0	0					
12 Ryan Langerhans, L (1.7) OBP: 0.305, SLG: 0.400								G3		4	0	0	0	0	2	2					
32 Rob Johnson, R (1.2) OBP: 0.296, SLG: 0.336								G3		4	0	0	0	0	1	1					
<b>Inning Stats</b>	R: 0 E: 0 K: 1 S: 8	H: 0 LOB: 0 BB: 0 P: 12	R: 2 E: 0 K: 1 S: 12	H: 2 LOB: 0 BB: 0 P: 19	R: 1 E: 0 K: 2 S: 9	H: 0 LOB: 1 BB: 1 P: 17	R: 2 E: 0 K: 2 S: 19	H: 3 LOB: 1 BB: 0 P: 23	R: 0 E: 0 K: 0 S: 9	H: 0 LOB: 0 BB: 0 P: 14	R: 0 E: 0 K: 0 S: 11	H: 0 LOB: 1 BB: 0 P: 15	R: 1 E: 0 K: 1 S: 16	H: 2 LOB: 3 BB: 2 P: 31	R: 0 E: 0 K: 1 S: 6	H: 0 LOB: 0 BB: 0 P: 9	1B: 6 2B: 1 3B: 0 HR: 0	SF: 0 SAC: 0 DP: 0 HBP: 0	WP: 2 PB: 0 SB: 1 CS: 0	PA: 36	
<b>PITCHER</b>	IP	WLS	BF	H	R	ER	SO	BB	IBB	HBP	BLK	WP	HR	S	P	ERA	WHIP				
19 Brian Bannister, R (1.1) ERA: 4.6	6.2	L	31	7	0	5	6	2	0	0	0	0	0	78	119	6.75	1.350				
40 Kyle Farnsworth, R (7.1) ERA: 5.4	1.1		5	0	0	0	2	1	0	0	0	0	0	12	21	0.00	0.750				

**AB 33**  
**R 3**  
**H 6**  
**RBI 3**  
**BB 1**  
**SO 7**  
**LOB 8**



**AB 33**  
**R 6**  
**H 7**  
**RBI 5**  
**BB 3**  
**SO 8**  
**LOB 10**





Batter	1	2	3	4	5	6	7	8	9	AB	R	H	RBI	BB	SO	LOB	TOP										
9 David DeJesus, L (1,7) OBP: 0.342, SLG: 0.432										5	0	0	0	0	1	5											
8 Willie Bloomquist, R (1,9) OBP: 0.300, SLG: 0.353										4	0	1	0	0	0	1											
16 Billy Butler, R (1,3) OBP: 0.346, SLG: 0.472										4	0	1	0	0	1	1											
17 Mike Jacobs, L (1,10) OBP: 0.301, SLG: 0.412											4	0	0	0	0	2											
13 Alberto Callaspo, S (1,4) OBP: 0.344, SLG: 0.421											3	0	1	0	1	0	1										
24 Mark Teahen, L (1,5) OBP: 0.334, SLG: 0.427											4	1	2	1	0	0	1										
12 Mitch Maier, L (1,8) OBP: 0.328, SLG: 0.372											3	2	2	1	1	0	0										
14 John Buck, R (1,2) OBP: 0.287, SLG: 0.456											4	1	2	2	0	0	3										
3 Yuniesky Betancourt, R (1,6) OBP: 0.266, SLG: 0.343											3	0	0	0	1	1	4										
<b>Inning Stats</b>	R: 0 E: 0 K: 2 S: 9	H: 0 LOB: 0 BB: 0 P: 12	R: 0 E: 0 K: 0 S: 6	H: 0 LOB: 0 BB: 0 P: 9	R: 2 E: 0 K: 0 S: 14	H: 2 LOB: 1 BB: 1 P: 18	R: 0 E: 0 K: 0 S: 6	H: 0 LOB: 0 BB: 0 P: 15	R: 0 E: 0 K: 0 S: 9	H: 1 LOB: 1 BB: 0 P: 14	R: 0 E: 0 K: 0 S: 6	H: 0 LOB: 0 BB: 0 P: 7	R: 0 E: 0 K: 1 S: 17	H: 2 LOB: 3 BB: 1 P: 28	R: 0 E: 0 K: 0 S: 10	H: 2 LOB: 1 BB: 0 P: 13	R: 2 E: 0 K: 0 S: 7	H: 2 LOB: 0 BB: 0 P: 12	1B: 5 2B: 2 3B: 0 HR: 3	SF: 0 SAC: 0 DP: 2 HBP: 0	WP: 0 PB: 0 SB: 0 CS: 0	PA: 37					
<b>PITCHER</b>	IP	WLS	BF	H	R	ER	SO	BB	IBB	HBP	BLK	WP	HR	S	P	ERA	WHIP										
35 Ian Snell, R (1,1) ERA: 5.29	5.0	W	19	3	2	2	2	2	0	0	0	0	1	44	68	3.60	1.000										
43 Miguel Batista, R (6,1) ERA: 3.95	2.0		9	2	0	0	1	1	0	0	0	0	0	23	35	0.00	1.500										
26 Randy Messenger, R (8,1) ERA: 7.71	2.0		9	4	2	2	0	0	0	0	0	0	2	17	25	9.00	2.000										

Kansas City Royals @ Seattle Mariners  
Safeco Field, Seattle, WA  
Sat Aug 29 2009, 7:10 PM PDT  
Att: 26,453 - Overcast - 71 F

AB 34  
R 4  
H 9  
RBI 4  
BB 3  
SO 3  
LOB 18



Batter	1	2	3	4	5	6	7	8	9	AB	R	H	RBI	BB	SO	LOB	BOTTOM										
21 Franklin Gutierrez, R (1,8) OBP: 0.349, SLG: 0.428										4	1	1	0	0	0	0											
16 Josh Wilson, R (1,5) OBP: 0.287, SLG: 0.348										4	1	1	0	0	2	0											
4 Jose Lopez, R (1,4) OBP: 0.301, SLG: 0.466										4	1	1	1	0	1	2											
5 Mike Sweeney, R (1,10) OBP: 0.320, SLG: 0.424										4	1	2	2	0	0	0											
3 Bill Hall, R (1,9) OBP: 0.269, SLG: 0.344										4	0	0	0	0	1	2											
7 Jack Hannahan, L (1,3) OBP: 0.307, SLG: 0.339										4	2	2	2	0	1	1											
2 Jack Wilson, R (1,6) OBP: 0.293, SLG: 0.378										4	0	1	1	0	1	1											
12 Ryan Langerhans, L (1,7) OBP: 0.306, SLG: 0.398										3	1	1	0	0	0	1											
32 Rob Johnson, R (1,2) OBP: 0.296, SLG: 0.349										3	1	1	2	0	0	0											
<b>Inning Stats</b>	R: 4 E: 0 K: 0 S: 23	H: 5 LOB: 1 BB: 0 P: 39	R: 0 E: 0 K: 1 S: 9	H: 0 LOB: 0 BB: 0 P: 14	R: 0 E: 0 K: 0 S: 5	H: 0 LOB: 0 BB: 0 P: 8	R: 3 E: 0 K: 0 S: 13	H: 3 LOB: 0 BB: 0 P: 25	R: 0 E: 0 K: 2 S: 9	H: 0 LOB: 0 BB: 0 P: 13	R: 0 E: 0 K: 2 S: 10	H: 0 LOB: 0 BB: 0 P: 15	R: 0 E: 0 K: 1 S: 6	H: 0 LOB: 0 BB: 0 P: 10	R: 1 E: 0 K: 0 S: 8	H: 2 LOB: 1 BB: 0 P: 13	R: 0 E: 0 K: 0 S: 8	H: 2 LOB: 1 BB: 0 P: 13	1B: 4 2B: 3 3B: 0 HR: 3	SF: 0 SAC: 0 DP: 0 HBP: 0	WP: 0 PB: 0 SB: 0 CS: 0	PA: 34					
<b>PITCHER</b>	IP	WLS	BF	H	R	ER	SO	BB	IBB	HBP	BLK	WP	HR	S	P	ERA	WHIP										
55 Gil Meche, R (1,1) ERA: 5.09	4.0	L	20	8	7	7	1	0	0	0	0	0	2	50	86	15.75	2.000										
51 Robinson Tejeda, R (6,1) ERA: 4.24	2.0		6	0	0	0	4	0	0	0	0	0	0	19	28	0.00	0.000										
57 Yasuhiro Yabuta, R (7,1) ERA:	1.0		3	0	0	0	1	0	0	0	0	0	0	6	10	0.00	0.000										
56 Roman Colon, R (8,1) ERA: 6.21	1.0		5	2	1	1	0	0	0	0	0	0	1	8	13	9.00	2.000										

Kansas City Royals @ Seattle Mariners  
Safeco Field, Seattle, WA  
Sat Aug 29 2009, 7:10 PM PDT  
Att: 26,453 - Overcast - 71 F

AB 34  
R 8  
H 10  
RBI 8  
BB 0  
SO 6  
LOB 7





Batter	1	2	3	4	5	6	7	8	9	AB	R	H	RBI	BB	SO	LOB	TOP					
9 David DeJesus, L OBP: 0.341, SLG: 0.431										4	0	1	1	0	1	1	<b>Kansas City Royals @ Seattle Mariners</b> Safeco Field, Seattle, WA Sun Aug 30 2009, 1:10 PM PDT Att: 30,298 - Sunny - 61 F					
8 Willie Bloomquist, R OBP: 0.297, SLG: 0.349										4	0	0	0	0	1	1						
16 Billy Butler, R OBP: 0.345, SLG: 0.470										4	0	1	0	0	1	0						
3 Brayan Peña, S OBP: 0.332, SLG: 0.491									4	0	0	0	0	2	1							
13 Alberto Callaspo, S OBP: 0.343, SLG: 0.422									4	1	1	0	0	0	0							
24 Mark Teahen, L OBP: 0.332, SLG: 0.424									3	0	0	0	0	1	1							
21 Miguel Olivo, R OBP: 0.274, SLG: 0.469									3	1	1	1	0	1	0							
12 Mitch Maier, L OBP: 0.328, SLG: 0.369									2	1	0	0	1	1	0							
3 Yuniesky Betancourt, R OBP: 0.267, SLG: 0.343									3	0	1	0	0	0	2							
<b>Inning Stats</b>	R: 0 H: 1 E: 0 K: 2 S: 11	H: 0 LOB: 1 BB: 0 P: 17	R: 0 H: 0 E: 0 K: 0 S: 7	H: 0 LOB: 0 BB: 0 P: 10	R: 0 H: 1 E: 0 K: 0 S: 8	H: 0 LOB: 0 BB: 0 P: 12	R: 0 H: 0 E: 0 K: 1 S: 9	H: 0 LOB: 0 BB: 0 P: 11	R: 3 H: 3 E: 0 K: 0 S: 12	H: 3 LOB: 1 BB: 1 P: 25	R: 0 H: 0 E: 0 K: 1 S: 14	H: 0 LOB: 0 BB: 0 P: 18	R: 0 H: 0 E: 0 K: 3 S: 11	H: 0 LOB: 0 BB: 0 P: 11	R: 0 H: 0 E: 0 K: 0 S: 8	H: 0 LOB: 0 BB: 0 P: 9		R: 0 H: 0 E: 0 K: 1 S: 12	H: 0 LOB: 0 BB: 0 P: 16	1B: 4 2B: 1 3B: 0 HR: 0	SF: 0 SAC: 0 DP: 1 HBP: 0	WP: 1 PB: 0 SB: 0 CS: 0
<b>PITCHER</b>	IP WLS BF H R ER SO BB IBB HBP BLK WP HR S P ERA WHIP																					
18 Ryan Rowland-Smith, L ERA: 3.95	8.0 L 29 5 3 3 7 1 0 0 0 0 1 0 80 113 3.38 0.750																					
23 Shawn Kelley, R ERA: 4.08	1.0 3 0 0 0 1 0 0 0 0 0 0 0 0 12 16 0.00 0.000																					

Batter	1	2	3	4	5	6	7	8	9	AB	R	H	RBI	BB	SO	LOB	BOTTOM					
21 Franklin Gutierrez, R OBP: 0.346, SLG: 0.424										4	0	0	0	0	1	0	<b>Kansas City Royals @ Seattle Mariners</b> Safeco Field, Seattle, WA Sun Aug 30 2009, 1:10 PM PDT Att: 30,298 - Sunny - 61 F					
16 Josh Wilson, R OBP: 0.278, SLG: 0.336									4	0	0	0	0	1	0							
4 Jose Lopez, R OBP: 0.299, SLG: 0.463									3	0	0	0	0	0	0							
5 Mike Sweeney, R OBP: 0.316, SLG: 0.417									3	0	0	0	0	1	0							
3 Bill Hall, R OBP: 0.269, SLG: 0.341									2	0	0	0	1	1	0							
7 Jack Hannahan, L OBP: 0.303, SLG: 0.335									3	0	0	0	0	1	1							
2 Kenji Johjima, R OBP: 0.279, SLG: 0.369									3	0	1	0	0	0	0							
2 Jack Wilson, R OBP: 0.290, SLG: 0.374									3	0	0	0	0	0	2							
55 Michael Saunders, L OBP: 0.271, SLG: 0.296									3	0	0	0	0	0	0							
<b>Inning Stats</b>	R: 0 H: 0 E: 0 K: 0 S: 8	H: 1 LOB: 2 BB: 1 P: 11	R: 0 H: 0 E: 0 K: 0 S: 11	H: 0 LOB: 0 BB: 0 P: 20	R: 0 H: 0 E: 0 K: 0 S: 9	H: 0 LOB: 0 BB: 0 P: 14	R: 0 H: 0 E: 0 K: 0 S: 4	H: 0 LOB: 0 BB: 0 P: 8	R: 0 H: 0 E: 0 K: 1 S: 5	H: 0 LOB: 0 BB: 0 P: 7	R: 0 H: 0 E: 0 K: 1 S: 11	H: 0 LOB: 0 BB: 0 P: 15	R: 0 H: 0 E: 0 K: 2 S: 9	H: 0 LOB: 0 BB: 0 P: 13	R: 0 H: 0 E: 0 K: 1 S: 7	H: 0 LOB: 0 BB: 0 P: 13		R: 0 H: 0 E: 0 K: 1 S: 10	H: 0 LOB: 0 BB: 0 P: 13	1B: 1 2B: 0 3B: 0 HR: 0	SF: 0 SAC: 0 DP: 0 HBP: 0	WP: 0 PB: 0 SB: 0 CS: 0
<b>PITCHER</b>	IP WLS BF H R ER SO BB IBB HBP BLK WP HR S P ERA WHIP																					
23 Zack Greinke, R ERA: 2.32	9.0 W 29 1 0 0 5 1 0 0 0 0 0 0 74 114 0.00 0.222																					

AB	31
R	3
H	5
RBI	2
BB	1
SO	8
LOB	6

AB	28
R	0
H	1
RBI	0
BB	1
SO	5
LOB	3













Batter	1	2	3	4	5	6	7	8	9	AB	R	H	RBI	BB	SO	LOB	TOP			
9 David DeJesus, L (1, 7) OBP: 0.342, SLG: 0.437										4	1	1	1	1	2	1				
8 Willie Bloomquist, R (1, 4) OBP: 0.263, SLG: 0.344										4	0	1	0	0	1	1				
13 Alberto Callaspo, S (1, 5) OBP: 0.345, SLG: 0.430										4	0	1	1	0	1	1				
17 Mike Jacobs, L (1, 3) OBP: 0.297, SLG: 0.414										4	1	1	1	0	1	2				
3 Brayan Peña, S (1, 2) OBP: 0.331, SLG: 0.492										3	0	1	0	1	0	0				
11 Jose Guillen, R (1, 10) OBP: 0.314, SLG: 0.367										2	0	0	0	0	1	2				
14 John Buck, R (6, PH) OBP: 0.277, SLG: 0.440										2	0	0	0	0	0	0				
12 Mitch Maier, L (1, 9) OBP: 0.332, SLG: 0.370										4	1	2	0	0	0	1				
3 Yuniesky Betancourt, R (1, 6) OBP: 0.266, SLG: 0.343										4	0	0	0	0	1	3				
1 Josh Anderson, L (1, 8) OBP: 0.284, SLG: 0.299										4	1	2	1	0	1	0				
<b>Inning Stats</b>	R: 0 E: 0 K: 0 S: 9	H: 1 LOB: 1 BB: 1 P: 17	R: 0 E: 0 K: 2 S: 11	H: 0 LOB: 1 BB: 2 P: 22	R: 3 E: 0 K: 0 S: 13	H: 4 LOB: 1 BB: 0 P: 17	R: 0 E: 0 K: 1 S: 6	H: 0 LOB: 0 BB: 0 P: 11	R: 0 E: 0 K: 0 S: 8	H: 1 LOB: 1 BB: 0 P: 17	R: 0 E: 0 K: 2 S: 11	H: 0 LOB: 0 BB: 0 P: 15	R: 0 E: 0 K: 2 S: 14	H: 0 LOB: 0 BB: 0 P: 21	R: 1 E: 0 K: 1 S: 9	H: 2 LOB: 1 BB: 0 P: 11	1B: 4 2B: 3 HR: 1	SF: 0 SAC: 0 DP: 0 HBP: 0	WP: 0 PB: 0 SB: 0 CS: 1	PA: 37
<b>PITCHER</b>	IP WLS BF H R ER SO BB IBB HBP BLK WP HR S P ERA WHIP																			
53 Trevor Cahill, R (1, 1) ERA: 4.66	5.0 W 22 6 3 3 3 2 0 0 0 0 0 1 47 84 5.40 1.600																			
39 Brad Kilby, L (6, 1) ERA:	2.0 7 1 0 0 2 0 0 0 0 0 0 0 16 24 0.00 0.500																			
13 Jerry Blevins, L (8, 1) ERA: 7.36	1.0 3 0 0 0 2 0 0 0 0 0 0 0 14 21 0.00 0.000																			
30 Dana Eveland, L (9, 1) ERA: 8.04	1.0 5 2 1 1 1 0 0 0 0 0 0 0 9 11 9.00 2.000																			

Kansas City Royals @ Oakland Athletics  
Oakland Coliseum, Oakland, CA  
Wed Sep 02 2009, 12:35 PM PDT  
Att: 13,920 - Partly Cloudy - 80 F

AB 35  
R 4  
H 9  
RBI 4  
BB 2  
SO 8  
LOB 11



Batter	1	2	3	4	5	6	7	8	9	AB	R	H	RBI	BB	SO	LOB	BOTTOM			
29 Adam Kennedy, L (1, 5) OBP: 0.334, SLG: 0.399										3	2	2	0	2	0	0				
11 Rajai Davis, R (1, 8) OBP: 0.381, SLG: 0.424										3	1	2	2	0	0	0				
Ryan Sweeney, L (1, 9) OBP: 0.332, SLG: 0.389										5	2	2	2	0	0	4				
32 Jack Cust, L (1, 10) OBP: 0.360, SLG: 0.409										3	1	2	0	1	1	1				
35 Landon Powell, S (1, 2) OBP: 0.320, SLG: 0.455										4	1	1	4	0	1	3				
14 Mark Ellis, R (1, 4) OBP: 0.325, SLG: 0.419										3	0	1	1	0	0	1				
10 Daric Barton, L (1, 3) OBP: 0.305, SLG: 0.290										4	0	0	0	0	2					
2 Cliff Pennington, S (1, 6) OBP: 0.298, SLG: 0.340										3	1	0	0	1	2	0				
1 Eric Patterson, L (1, 7) OBP: 0.231, SLG: 0.278										3	2	1	0	1	0	0				
<b>Inning Stats</b>	R: 3 E: 0 K: 1 S: 18	H: 3 LOB: 1 BB: 1 P: 28	R: 5 E: 0 K: 0 S: 19	H: 5 LOB: 1 BB: 1 P: 34	R: 2 E: 0 K: 1 S: 21	H: 1 LOB: 1 BB: 2 P: 34	R: 0 E: 0 K: 0 S: 5	H: 0 LOB: 0 BB: 0 P: 8	R: 0 E: 0 K: 1 S: 11	H: 1 LOB: 2 BB: 1 P: 21	R: 0 E: 0 K: 0 S: 4	H: 0 LOB: 0 BB: 0 P: 7	R: 0 E: 0 K: 1 S: 9	H: 0 LOB: 0 BB: 0 P: 15	R: 0 E: 0 K: 0 S: 5	H: 0 LOB: 0 BB: 0 P: 5	1B: 8 2B: 2 3B: 0 HR: 1	SF: 2 SAC: 0 DP: 2 HBP: 1	WP: 0 PB: 0 SB: 1 CS: 0	PA: 39
<b>PITCHER</b>	IP WLS BF H R ER SO BB IBB HBP BLK WP HR S P ERA WHIP																			
19 Brian Bannister, R (1, 1) ERA: 4.73	1.1 L 8 3 3 3 1 0 0 0 0 0 0 1 16 30 20.25 3.000																			
57 Yasuhiro Yabuta, R (2, 1) ERA: 27.0	0.2 8 5 5 5 0 1 0 0 0 0 0 1 16 30 67.50 9.000																			
52 Bruce Chen, L (3, 1) ERA: 5.24	4.0 17 3 2 2 2 3 0 1 0 0 0 0 41 70 4.50 1.500																			
56 Roman Colon, R (7, 1) ERA: 6.06	2.0 6 0 0 0 1 0 0 0 0 0 0 0 14 20 0.00 0.000																			

Kansas City Royals @ Oakland Athletics  
Oakland Coliseum, Oakland, CA  
Wed Sep 02 2009, 12:35 PM PDT  
Att: 13,920 - Partly Cloudy - 80 F

AB 31  
R 10  
H 11  
RBI 9  
BB 5  
SO 4  
LOB 11





Batter	1	2	3	4	5	6	7	8	9	AB	R	H	RBI	BB	SO	LOB	TOP										
<b>Chone Figgins, S</b> (1,5) OBP: 0.304, SLG: 0.404										2	1	0	0	2	1	0	<b>Los Angeles Angels @ Kansas City Royals</b> Kauffman Stadium, Kansas City, MO Fri Sep 04 2009, 7:10 PM CDT Att: 17,447 - Cloudy - 67 F										
<b>13 Maicer Izturis, S</b> (1,4) OBP: 0.359, SLG: 0.441										3	1	1	0	1	1	2											
<b>53 Bobby Abreu, L</b> (1,9) OBP: 0.393, SLG: 0.424										2	0	0	0	2	0	1											
<b>27 Vladimir Guerrero, R</b> (1,10) OBP: 0.335, SLG: 0.476										4	0	1	2	0	0	4											
<b>48 Tori Hunter, R</b> (1,8) OBP: 0.379, SLG: 0.540										3	0	0	0	1	2	0											
<b>8 Kendrys Morales, S</b> (1,3) OBP: 0.356, SLG: 0.591										3	0	0	0	1	1	3											
<b>20 Juan Rivera, R</b> (1,7) OBP: 0.336, SLG: 0.500										4	0	1	0	0	1	0											
<b>44 Mike Napoli, R</b> (1,2) OBP: 0.354, SLG: 0.493										4	0	0	0	0	1	2											
<b>2 Erick Aybar, S</b> (1,6) OBP: 0.340, SLG: 0.410										3	0	0	0	1	0	0											
<b>Inning Stats</b>	R: 0 H: 1 E: 0 K: 1 S: 14	H: 1 LOB: 1 BB: 0 P: 22	R: 0 H: 0 E: 0 K: 3 S: 11	H: 0 LOB: 0 BB: 0 P: 14	R: 0 H: 0 E: 0 K: 0 S: 6	H: 0 LOB: 0 BB: 0 P: 8	R: 0 H: 0 E: 0 K: 1 S: 9	H: 0 LOB: 0 BB: 0 P: 10	R: 0 H: 0 E: 0 K: 1 S: 8	H: 0 LOB: 3 BB: 3 P: 12	R: 0 H: 1 E: 0 K: 1 S: 8	H: 1 LOB: 2 BB: 1 P: 16	R: 2 H: 1 E: 0 K: 0 S: 15	H: 1 LOB: 2 BB: 4 P: 32	R: 0 H: 0 E: 0 K: 0 S: 7	H: 0 LOB: 0 BB: 0 P: 10		1B: 3 2B: 1 3B: 0 HR: 0	SF: 0 SAC: 0 DP: 2 HBP: 0	WP: 1 PB: 0 SB: 1 CS: 1	PA: 36						
<b>PITCHER</b>	IP	WLS	BF	H	R	ER	SO	BB	IBB	HBP	BLK	WP	HR	S	P	ERA	WHIP										
<b>51 Robinson Tejeda, R</b> (1,1) ERA: 3.61	5.1		19	1	0	0	6	2	0	0	0	1	0	54	83	0.00	0.562										
<b>40 Kyle Farnsworth, R</b> (6,1) ERA: 5.52	0.2	H	3	0	0	0	0	1	0	0	0	0	0	7	12	0.00	1.500										
<b>34 Jamey Wright, R</b> (7,1) ERA: 4.66	1.1	L	7	1	2	2	1	3	0	0	0	0	0	14	30	13.50	3.000										
<b>49 John Bale, L</b> (8,1) ERA: 5.93	0.0		0	0	0	0	0	0	0	0	0	0	0	0	0	∞	∞										
<b>56 Roman Colon, R</b> (8,1) ERA: 5.79	1.2	B	7	1	0	0	0	2	0	0	0	0	0	16	28	0.00	1.800										

AB 28  
R 2  
H 3  
RBI 2  
BB 8  
SO 7  
LOB 12



Batter	1	2	3	4	5	6	7	8	9	AB	R	H	RBI	BB	SO	LOB	BOTTOM										
<b>9 David DeJesus, L</b> (1,7) OBP: 0.342, SLG: 0.435										4	0	1	0	0	1	1	<b>Los Angeles Angels @ Kansas City Royals</b> Kauffman Stadium, Kansas City, MO Fri Sep 04 2009, 7:10 PM CDT Att: 17,447 - Cloudy - 67 F										
<b>12 Mitch Maier, L</b> (1,9) OBP: 0.331, SLG: 0.368										4	0	1	0	0	2	1											
<b>16 Billy Butler, R</b> (1,3) OBP: 0.347, SLG: 0.469										4	0	0	0	0	1	0											
<b>17 Mike Jacobs, L</b> (1,10) OBP: 0.302, SLG: 0.421										4	1	3	0	0	0	0											
<b>13 Alberto Callaspo, S</b> (1,4) OBP: 0.346, SLG: 0.435										4	0	2	1	0	0	2											
<b>24 Mark Teahen, L</b> (1,5) OBP: 0.334, SLG: 0.425										3	0	2	0	1	1	1											
<b>14 John Buck, R</b> (1,2) OBP: 0.280, SLG: 0.431										3	0	0	0	0	1	5											
<b>8 Willie Bloomquist, R</b> (9,PH) OBP: 0.295, SLG: 0.345										1	0	1	0	0	0	0											
<b>3 Yuniesky Betancourt, R</b> (1,6) OBP: 0.266, SLG: 0.345										4	0	1	0	0	1	1											
<b>1 Josh Anderson, L</b> (1,8) OBP: 0.280, SLG: 0.295										3	0	0	0	0	1	1											
<b>3 Brayan Peña, S</b> (9,PH) OBP: 0.328, SLG: 0.488										1	0	0	0	0	0	0											
<b>Inning Stats</b>	R: 0 H: 0 E: 0 K: 0 S: 6	H: 2 LOB: 1 BB: 0 P: 10	R: 0 H: 0 E: 0 K: 1 S: 9	H: 0 LOB: 0 BB: 0 P: 15	R: 1 H: 2 E: 0 K: 2 S: 15	H: 2 LOB: 1 BB: 1 P: 28	R: 0 H: 1 E: 0 K: 2 S: 9	H: 1 LOB: 0 BB: 0 P: 12	R: 0 H: 2 E: 0 K: 0 S: 12	H: 2 LOB: 1 BB: 2 P: 21	R: 0 H: 2 E: 0 K: 1 S: 11	H: 2 LOB: 1 BB: 0 P: 14	R: 0 H: 1 E: 0 K: 2 S: 12	H: 1 LOB: 0 BB: 0 P: 18	R: 0 H: 1 E: 0 K: 0 S: 8	H: 1 LOB: 0 BB: 0 P: 13	1B: 8 2B: 2 3B: 1 HR: 0	SF: 0 SAC: 0 DP: 2 HBP: 0	WP: 0 PB: 0 SB: 0 CS: 0	PA: 36							
<b>PITCHER</b>	IP	WLS	BF	H	R	ER	SO	BB	IBB	HBP	BLK	WP	HR	S	P	ERA	WHIP										
<b>36 Jered Weaver, R</b> (1,1) ERA: 3.79	7.0	W	29	9	1	1	6	0	1	0	0	0	0	71	113	1.29	1.286										
<b>40 Kevin Jepsen, R</b> (8,1) ERA: 4.53	1.0	H	4	1	0	0	2	0	0	0	0	0	0	12	18	0.00	1.000										
<b>40 Brian Fuentes, L</b> (9,1) ERA: 4.0	1.0	S	3	1	0	0	0	0	0	0	0	0	0	8	13	0.00	1.000										

AB 35  
R 1  
H 11  
RBI 1  
BB 1  
SO 8  
LOB 12









Batter	1	2	3	4	5	6	7	8	9	AB	R	H	RBI	BB	SO	LOB	TOP					
<b>Chone Figgins, S</b> OBP: 0.399, SLG: 0.397	L9	P6		53 2B		G5-3		P3		4	1	0	0	1	0	2						
<b>2 Erick Aybar, S</b> OBP: 0.348, SLG: 0.428										5	1	3	1	0	1	2						
<b>53 Bobby Abreu, L</b> OBP: 0.398, SLG: 0.427										3	1	2	3	2	1	0						
<b>48 Tori Hunter, R</b> OBP: 0.377, SLG: 0.534										5	0	1	1	0	2	5						
<b>8 Kendrys Morales, S</b> OBP: 0.377, SLG: 0.588										4	0	1	0	0	0	4						
<b>20 Juan Rivera, R</b> OBP: 0.332, SLG: 0.491										4	0	0	0	0	2	2						
<b>24 Gary Matthews, S</b> OBP: 0.323, SLG: 0.346										2	1	1	0	2	0	0						
<b>44 Mike Napoli, R</b> OBP: 0.352, SLG: 0.493										4	1	1	1	0	1	2						
<b>47 Howie Kendrick, R</b> OBP: 0.329, SLG: 0.420										4	2	2	1	0	1	2						
<b>Inning Stats</b>	R: 0 E: 0 K: 1 S: 12	H: 1 LOB: 2 BB: 1 P: 20	R: 4 E: 0 K: 0 S: 12	H: 5 LOB: 1 BB: 0 P: 20	R: 0 E: 0 K: 0 S: 7	H: 1 LOB: 0 BB: 0 P: 10	R: 3 E: 0 K: 1 S: 16	H: 3 LOB: 1 BB: 1 P: 27	R: 0 E: 0 K: 1 S: 10	H: 0 LOB: 0 BB: 1 P: 19	R: 0 E: 0 K: 1 S: 7	H: 0 LOB: 0 BB: 0 P: 12	R: 0 E: 0 K: 1 S: 8	H: 0 LOB: 0 BB: 0 P: 13	R: 0 E: 0 K: 2 S: 7	H: 0 LOB: 1 BB: 1 P: 12	R: 0 E: 0 K: 1 S: 7	H: 1 LOB: 1 BB: 1 P: 14	1B: 7 2B: 3 3B: 2 HR: 0	SF: 0 SAC: 0 DP: 2 HBP: 1	WP: 1 PB: 0 SB: 0 CS: 3	PA: 42
<b>PITCHER</b>	IP	WLS	BF	H	R	ER	SO	BB	IBB	HBP	BLK	WP	HR	S	P	ERA	WHIP					
<b>44 Luke Hochevar, R</b> ERA: 6.1	3.2	L	21	9	7	7	2	2	0	0	0	0	0	44	71	17.18	3.000					
<b>31 Dusty Hughes, L</b> ERA:	4.1		16	1	0	0	5	2	0	1	0	1	0	35	62	0.00	0.692					
<b>47 Victor Marte, R</b> ERA:	1.0		4	1	0	0	1	1	0	0	0	0	0	7	14	0.00	2.000					

Los Angeles Angels @ Kansas City Royals  
Kauffman Stadium, Kansas City, MO

Sun Sep 06 2009, 1:10 PM CDT  
Att: 16,745 - Cloudy - 73 F

AB 35  
R 7  
H 11  
RBI 7  
BB 5  
SO 8  
LOB 19



Batter	1	2	3	4	5	6	7	8	9	AB	R	H	RBI	BB	SO	LOB	BOTTOM					
<b>9 David DeJesus, L</b> OBP: 0.341, SLG: 0.435										5	1	2	0	0	1	1						
<b>8 Willie Bloomquist, R</b> OBP: 0.299, SLG: 0.342										4	0	1	0	1	0	2						
<b>16 Billy Butler, R</b> OBP: 0.350, SLG: 0.469										4	0	2	0	0	1	1						
<b>3 Brayan Peña, S</b> OBP: 0.324, SLG: 0.476										4	0	1	1	0	1	2						
<b>24 Mark Teahen, L</b> OBP: 0.333, SLG: 0.422										4	0	1	0	0	1	4						
<b>21 Miguel Olivo, R</b> OBP: 0.276, SLG: 0.470										4	1	2	1	0	0	1						
<b>12 Mitch Maier, L</b> OBP: 0.332, SLG: 0.366										3	0	2	0	1	0	0						
<b>3 Yuniesky Betancourt, R</b> OBP: 0.266, SLG: 0.345										4	0	1	0	0	0	5						
<b>46 Luis Hernandez, S</b> OBP: 0.218, SLG: 0.189										4	0	0	0	0	0	4						
<b>Inning Stats</b>	R: 0 E: 0 K: 1 S: 12	H: 1 LOB: 0 BB: 0 P: 17	R: 0 E: 0 K: 0 S: 14	H: 2 LOB: 2 BB: 0 P: 19	R: 1 E: 0 K: 0 S: 14	H: 3 LOB: 2 BB: 0 P: 24	R: 1 E: 0 K: 0 S: 10	H: 2 LOB: 1 BB: 0 P: 14	R: 0 E: 0 K: 1 S: 9	H: 0 LOB: 0 BB: 1 P: 18	R: 0 E: 1 K: 0 S: 15	H: 2 LOB: 2 BB: 0 P: 17	R: 0 E: 0 K: 2 S: 14	H: 2 LOB: 0 BB: 0 P: 23	R: 0 E: 0 K: 0 S: 6	H: 0 LOB: 0 BB: 1 P: 12	R: 0 E: 0 K: 0 S: 8	H: 0 LOB: 0 BB: 0 P: 11	1B: 10 2B: 1 3B: 0 HR: 1	SF: 0 SAC: 0 DP: 4 HBP: 0	WP: 0 PB: 0 SB: 0 CS: 0	PA: 38
<b>PITCHER</b>	IP	WLS	BF	H	R	ER	SO	BB	IBB	HBP	BLK	WP	HR	S	P	ERA	WHIP					
<b>51 Joe Saunders, L</b> ERA: 4.97	5.1	W	25	10	2	2	2	1	0	0	0	0	0	69	103	3.38	2.062					
<b>52 Jason Bulger, R</b> ERA: 3.49	0.2		2	0	0	0	0	0	0	0	0	0	0	5	6	0.00	0.000					
<b>32 Matt Palmer, R</b> ERA: 4.17	2.0		8	2	0	0	2	1	0	0	0	0	0	20	35	0.00	1.500					
<b>66 Jose Arredondo, R</b> ERA: 6.05	1.0		3	0	0	0	0	0	0	0	0	0	0	8	11	0.00	0.000					

Los Angeles Angels @ Kansas City Royals  
Kauffman Stadium, Kansas City, MO

Sun Sep 06 2009, 1:10 PM CDT  
Att: 16,745 - Cloudy - 73 F

AB 36  
R 2  
H 12  
RBI 2  
BB 2  
SO 4  
LOB 20





Batter	1	2	3	4	5	6	7	8	9	AB	R	H	RBI	BB	SO	LOB	TOP					
Chone Figgins, S OBP: 0.402, SLG: 0.400										3	0	2	0	2	0	1	<b>Los Angeles Angels @ Kansas City Royals</b> Kauffman Stadium, Kansas City, MO Mon Sep 07 2009, 1:10 PM CDT Att: 18,453 - Partly Cloudy - 73 F					
13 Maicer Izturis, S OBP: 0.355, SLG: 0.434										5	0	1	0	0	0	3						
53 Bobby Abreu, L OBP: 0.400, SLG: 0.436										4	2	2	1	1	1	2						
27 Vladimir Guerrero, R OBP: 0.334, SLG: 0.470										3	1	1	0	2	0	3						
48 Tori Hunter, R OBP: 0.380, SLG: 0.532										3	0	1	1	2	1	2						
8 Kendrys Morales, S OBP: 0.357, SLG: 0.588										5	0	2	1	0	1	6						
20 Juan Rivera, R OBP: 0.329, SLG: 0.487										4	0	0	0	0	0	3						
2 Erick Aybar, S OBP: 0.349, SLG: 0.427										3	0	1	0	1	0	0						
5 Jeff Mathis, R OBP: 0.298, SLG: 0.318										3	0	0	0	0	1	2						
24 Gary Matthews, S OBP: 0.322, SLG: 0.345										1	0	0	0	0	0	0						
44 Mike Napoli, R OBP: 0.352, SLG: 0.493										0	0	0	0	0	0	0						
<b>Inning Stats</b>	R: 0 E: 0 K: 0 S: 10	H: 1 LOB: 3 BB: 2 P: 20	R: 0 E: 0 K: 1 S: 12	H: 1 LOB: 1 BB: 0 P: 18	R: 0 E: 0 K: 0 S: 12	H: 0 LOB: 1 BB: 1 P: 20	R: 0 E: 0 K: 0 S: 7	H: 1 LOB: 1 BB: 1 P: 15	R: 1 E: 0 K: 0 S: 10	H: 2 LOB: 2 BB: 2 P: 23	R: 0 E: 0 K: 0 S: 6	H: 0 LOB: 0 BB: 0 P: 13	R: 2 E: 0 K: 0 S: 19	H: 4 LOB: 2 BB: 1 P: 31	R: 0 E: 0 K: 3 S: 10	H: 1 LOB: 1 BB: 0 P: 14	R: 0 E: 0 K: 3 S: 9	H: 0 LOB: 1 BB: 1 P: 14	1B: 5 2B: 5 3B: 0 HR: 1	SF: 0 SAC: 0 DP: 3 HBP: 0	WP: 1 PB: 0 CS: 0	PA: 42
<b>PITCHER</b>	IP WLS BF H R ER SO BB IBB HBP BLK WP HR S P ERA WHIP																					
34 Kyle Davies, R ERA: 5.54	(1, 1) 5.0 W 24 5 1 1 1 6 0 0 0 0 1 1 51 96 1.80 2.200																					
34 Jamey Wright, R ERA: 4.75	(6, 1) 1.2 H 7 2 2 2 0 1 0 0 0 0 0 0 20 37 10.80 1.800																					
40 Kyle Farnsworth, R ERA: 5.46	(7, 1) 0.1 H 3 2 0 0 0 0 0 0 0 0 0 0 5 7 0.00 6.000																					
56 Roman Colon, R ERA: 5.63	(8, 1) 1.0 H 4 1 0 0 0 0 0 0 0 0 0 0 10 14 0.00 1.000																					
48 Joaquin Soria, R ERA: 2.7	(9, 1) 1.0 S 4 0 0 0 3 1 0 0 0 0 0 0 9 14 0.00 1.000																					
<b>Batter</b>	<b>1</b>	<b>2</b>	<b>3</b>	<b>4</b>	<b>5</b>	<b>6</b>	<b>7</b>	<b>8</b>	<b>9</b>	<b>AB</b>	<b>R</b>	<b>H</b>	<b>RBI</b>	<b>BB</b>	<b>SO</b>	<b>LOB</b>	<b>BOTTOM</b>					
9 David DeJesus, L OBP: 0.342, SLG: 0.434										5	1	2	0	0	1	1	<b>Los Angeles Angels @ Kansas City Royals</b> Kauffman Stadium, Kansas City, MO Mon Sep 07 2009, 1:10 PM CDT Att: 18,453 - Partly Cloudy - 73 F					
12 Mitch Maier, L OBP: 0.330, SLG: 0.362										5	2	1	0	0	1	4						
16 Billy Butler, R OBP: 0.354, SLG: 0.483										4	2	3	4	1	1	2						
17 Mike Jacobs, L OBP: 0.300, SLG: 0.417										5	0	1	1	0	3	4						
13 Alberto Callaspo, S OBP: 0.347, SLG: 0.436										4	0	2	1	0	0	0						
24 Mark Teahen, L OBP: 0.330, SLG: 0.418										4	0	0	0	0	0	3						
3 Brayan Peña, S OBP: 0.321, SLG: 0.465										3	0	0	0	1	1	3						
3 Yuniesky Betancourt, R OBP: 0.266, SLG: 0.343										3	0	0	0	1	1	2						
1 Josh Anderson, L OBP: 0.282, SLG: 0.296										3	1	2	0	0	0	0						
8 Willie Bloomquist, R OBP: 0.294, SLG: 0.341										1	0	0	0	0	0	2						
<b>Inning Stats</b>	R: 2 E: 1 K: 1 S: 15	H: 3 LOB: 2 BB: 0 P: 26	R: 0 E: 0 K: 1 S: 13	H: 2 LOB: 3 BB: 1 P: 24	R: 0 E: 0 K: 0 S: 5	H: 0 LOB: 0 BB: 0 P: 8	R: 0 E: 0 K: 0 S: 9	H: 0 LOB: 0 BB: 0 P: 12	R: 2 E: 1 K: 2 S: 13	H: 2 LOB: 1 BB: 1 P: 30	R: 1 E: 1 K: 2 S: 13	H: 2 LOB: 1 BB: 0 P: 18	R: 0 E: 0 K: 1 S: 10	H: 1 LOB: 2 BB: 1 P: 18	R: 1 E: 0 K: 1 S: 11	H: 1 LOB: 0 BB: 0 P: 15	1B: 9 2B: 0 3B: 0 HR: 2	SF: 0 SAC: 0 DP: 0 HBP: 0	WP: 1 PB: 0 CS: 0	PA: 40		
<b>PITCHER</b>	IP WLS BF H R ER SO BB IBB HBP BLK WP HR S P ERA WHIP																					
54 Ervin Santana, R ERA: 5.71	(1, 1) 5.2 L 30 5 1 0 0 1 1 1 0 0 0 1 0 71 113 6.35 1.765																					
38 Darren Oliver, L ERA: 2.53	(6, 1) 1.1 6 1 0 0 2 1 0 0 0 0 1 0 13 23 0.00 1.500																					
66 Jose Arredondo, R ERA: 6.13	(8, 1) 1.0 4 1 1 1 1 0 0 0 0 0 0 1 11 15 9.00 1.000																					



Batter	1	2	3	4	5	6	7	8	9	AB	R	H	RBI	BB	SO	LOB	TOP										
25 Ryan Raburn, R (1,8) OBP: 0.345, SLG: 0.502										4	2	3	1	0	1	0	<b>Detroit Tigers @ Kansas City Royals</b> Kauffman Stadium, Kansas City, MO Tue Sep 08 2009, 7:10 PM CDT Att: 12,032 - Cloudy - 71 F										
9 Carlos Guillen, S (9,PH) OBP: 0.329, SLG: 0.412										1	0	0	0	0	1	0											
14 Placido Polanco, R (1,4) OBP: 0.321, SLG: 0.409										4	1	2	0	0	0	1											
30 Magglio Ordonez, R (1,9) OBP: 0.357, SLG: 0.395										4	1	1	0	0	0	2											
34 Clete Thomas, L (7,9)										1	0	0	0	0	1	1											
24 Miguel Cabrera, R (1,3) OBP: 0.406, SLG: 0.564										3	1	2	0	2	0	0											
33 Marcus Thames, R (1,7) OBP: 0.321, SLG: 0.473										1	0	1	2	1	0	0											
28 Curtis Granderson, L (5,PH) OBP: 0.336, SLG: 0.467										2	0	1	0	0	1	2											
19 Aubrey Huff, L (1,10) OBP: 0.312, SLG: 0.393										4	0	1	2	0	0	4											
15 Brandon Inge, R (1,5) OBP: 0.314, SLG: 0.432										4	0	0	0	0	0	2											
12 Gerald Laird, R (1,2) OBP: 0.298, SLG: 0.324										2	0	0	0	1	0	0											
39 Ramon Santiago, S (8,PH) OBP: 0.306, SLG: 0.404										1	0	0	0	0	0	0											
4 Adam Everett, R (1,6) OBP: 0.290, SLG: 0.324										3	0	0	0	0	0	1											
13 Alex Avila, L (8,PH) OBP: 0.380, SLG: 0.659										1	0	0	0	0	0	0											
<b>Inning Stats</b>	R: 1 E: 0 K: 1 S: 16	H: 3 LOB: 2 BB: 0 P: 21	R: 0 E: 0 K: 0 S: 10	H: 0 LOB: 0 BB: 1 P: 14	R: 2 E: 0 K: 0 S: 15	H: 2 LOB: 1 BB: 1 P: 26	R: 0 E: 0 K: 0 S: 7	H: 0 LOB: 0 BB: 0 P: 11	R: 2 E: 0 K: 0 S: 13	H: 2 LOB: 2 BB: 2 P: 26	R: 0 E: 0 K: 0 S: 7	H: 1 LOB: 1 BB: 0 P: 10	R: 0 E: 0 K: 0 S: 11	H: 1 LOB: 0 BB: 0 P: 17	R: 0 E: 0 K: 0 S: 7	H: 0 LOB: 0 BB: 0 P: 10	R: 0 E: 0 K: 3 S: 13	H: 2 LOB: 2 BB: 0 P: 17	1B: 7 2B: 3 3B: 0 HR: 1	SF: 1 SAC: 1 DP: 1 HBP: 0	WP: 0 PB: 0 SB: 0 CS: 0	PA: 41					
<b>PITCHER</b>	IP	WLS	BF	H	R	ER	SO	BB	IBB	HBP	BLK	WP	HR	S	P	ERA	WHIP										
52 Bruce Chen, L (1,1) ERA: 5.88	4.2		24	7	5	5	1	2	2	0	0	0	1	59	93	9.64	1.929										
57 Yasuhiro Yabuta, R (5,1) ERA: 10.13	2.1	W	9	2	0	0	0	0	0	0	0	0	0	20	32	0.00	0.857										
56 Roman Colon, R (8,1)	1.0	H	3	0	0	0	0	0	0	0	0	0	0	7	10	0.00	0.000										
48 Joaquin Soria, R (9,1) ERA: 2.84	1.0	S	5	2	0	0	3	0	0	0	0	0	0	13	17	0.00	2.000										

Batter	1	2	3	4	5	6	7	8	9	AB	R	H	RBI	BB	SO	LOB	BOTTOM										
9 David DeJesus, L (1,7) OBP: 0.340, SLG: 0.433										4	1	1	1	0	1	1	<b>Detroit Tigers @ Kansas City Royals</b> Kauffman Stadium, Kansas City, MO Tue Sep 08 2009, 7:10 PM CDT Att: 12,032 - Cloudy - 71 F										
12 Mitch Maier, L (1,9) OBP: 0.331, SLG: 0.364										4	2	1	1	0	0	1											
16 Billy Butler, R (1,3) OBP: 0.355, SLG: 0.486										3	0	2	2	0	1	0											
17 Mike Jacobs, L (1,10) OBP: 0.304, SLG: 0.422										3	1	2	1	1	0	0											
13 Alberto Callaspo, S (1,4) OBP: 0.348, SLG: 0.435										3	1	1	0	1	0	2											
24 Mark Teahen, L (1,5) OBP: 0.328, SLG: 0.415										4	0	0	0	0	1	5											
3 Brayan Peña, S (1,2) OBP: 0.319, SLG: 0.466										4	0	1	1	0	0	0											
3 Yuniesky Betancourt, R (1,6) OBP: 0.268, SLG: 0.343										3	1	1	1	1	0	1											
1 Josh Anderson, L (1,8) OBP: 0.283, SLG: 0.302										2	1	1	0	0	1	1											
8 Willie Bloomquist, R (7,PH) OBP: 0.256, SLG: 0.343										1	0	1	0	0	0	0											
<b>Inning Stats</b>	R: 0 E: 0 K: 1 S: 7	H: 0 LOB: 0 BB: 0 P: 9	R: 2 E: 0 K: 2 S: 12	H: 3 LOB: 1 BB: 0 P: 18	R: 0 E: 0 K: 1 S: 11	H: 1 LOB: 2 BB: 1 P: 21	R: 0 E: 0 K: 0 S: 7	H: 0 LOB: 0 BB: 0 P: 9	R: 2 E: 0 K: 0 S: 16	H: 2 LOB: 0 BB: 0 P: 13	R: 0 E: 0 K: 0 S: 6	H: 0 LOB: 0 BB: 0 P: 10	R: 2 E: 0 K: 0 S: 16	H: 4 LOB: 3 BB: 1 P: 27	R: 1 E: 0 K: 0 S: 14	H: 1 LOB: 1 BB: 1 P: 26	R: 0 E: 0 K: 3 S: 13	H: 2 LOB: 5 3B: 0 HR: 0	SF: 2 SAC: 1 DP: 0 HBP: 1	WP: 1 PB: 0 SB: 1 CS: 0	PA: 38						
<b>PITCHER</b>	IP	WLS	BF	H	R	ER	SO	BB	IBB	HBP	BLK	WP	HR	S	P	ERA	WHIP										
48 Rick Porcello, R (1,1) ERA: 4.26	6.0		26	7	5	5	4	1	0	0	0	0	0	52	82	7.50	1.333										
44 Bobby Seay, L (7,1) ERA: 3.6	0.2	L	3	1	0	0	0	0	0	1	0	0	0	5	11	0.00	1.500										
45 Ryan Perry, R (7,1) ERA: 4.03	0.0	B	3	2	1	1	0	1	0	0	0	0	0	6	11	∞	∞										
59 Fu-Te Ni, L (7,1) ERA: 3.2	0.1		1	0	0	0	0	0	0	0	0	0	0	3	3	0.00	0.000										
38 Jeremy Bonderman, R (8,1) ERA: 10.5	0.1		3	1	1	1	0	1	0	0	0	0	0	8	16	27.00	6.000										
29 Nate Robertson, L (8,1) ERA: 5.4	0.2		2	1	0	0	0	0	0	0	0	0	0	6	10	0.00	0.000										

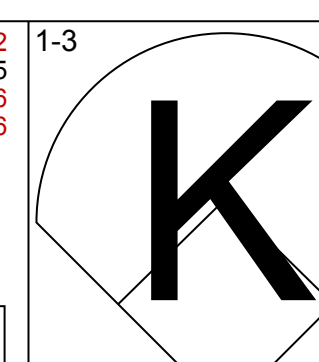
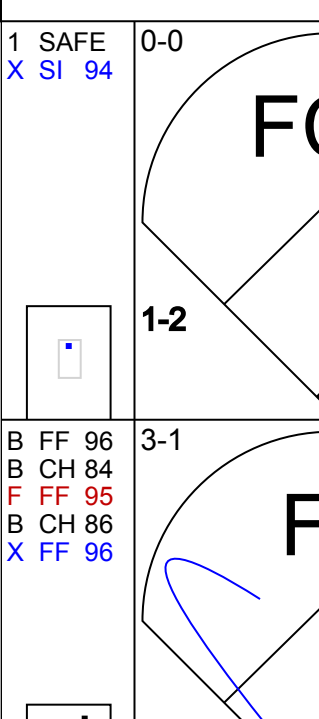
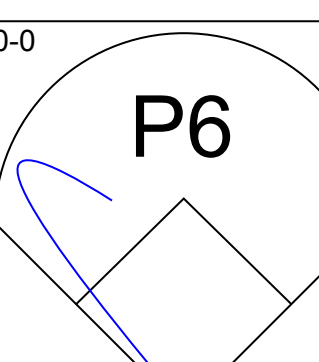
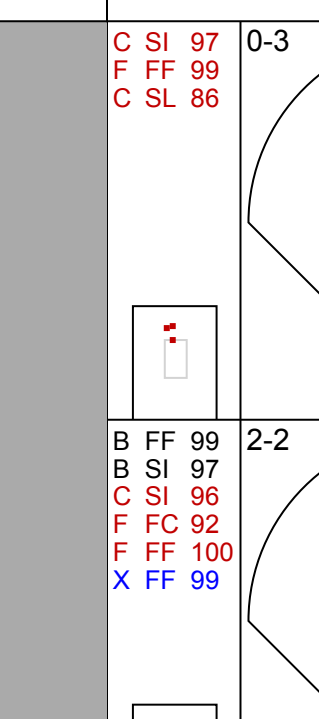

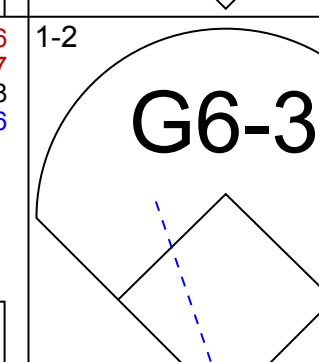
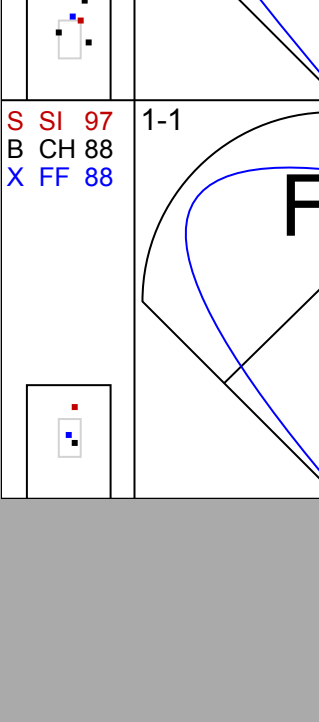
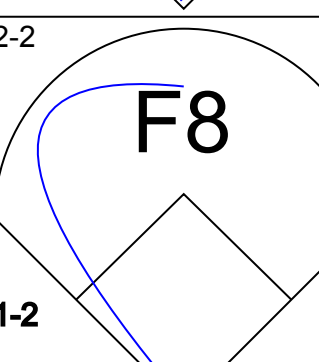
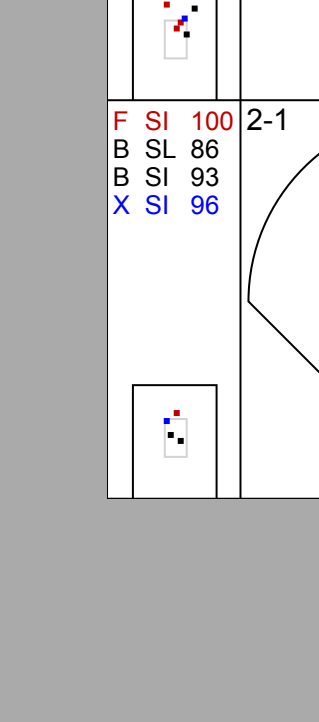
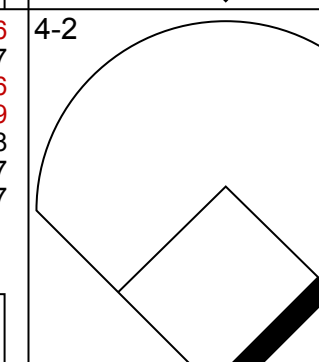

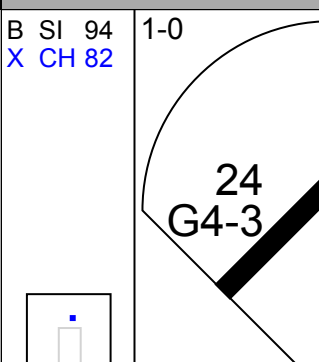

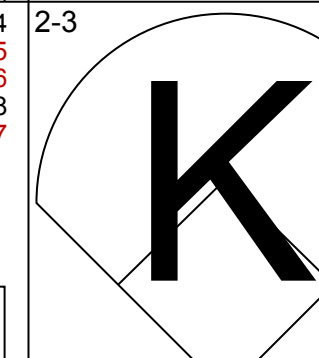
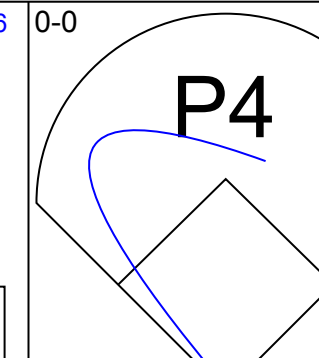
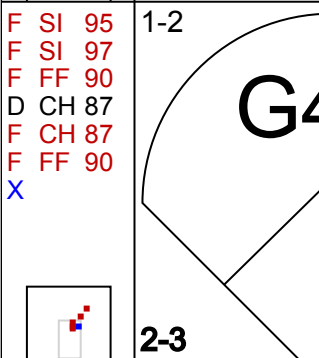
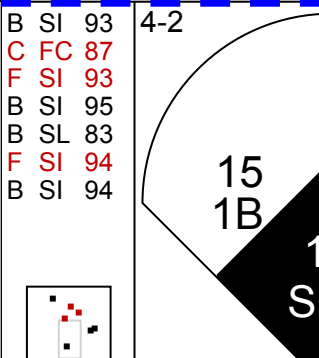

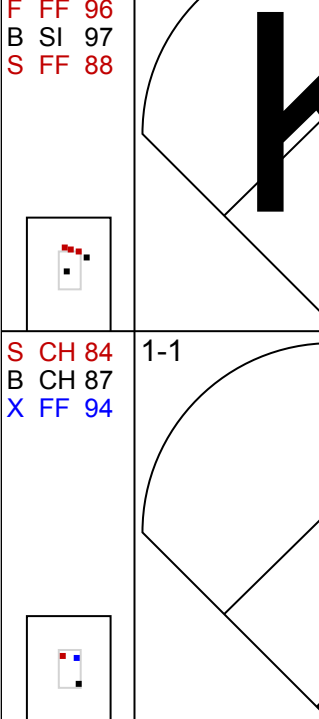

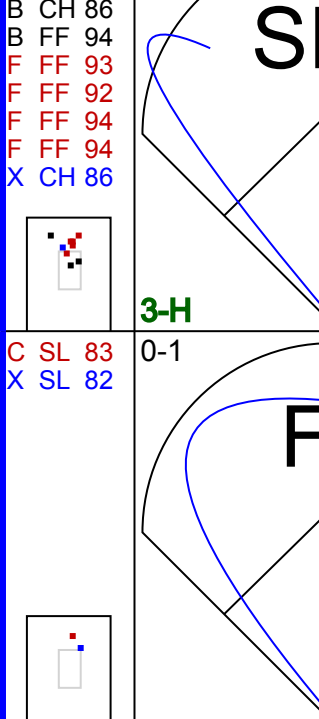

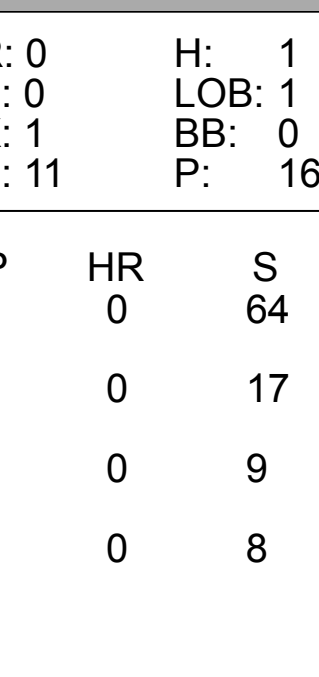
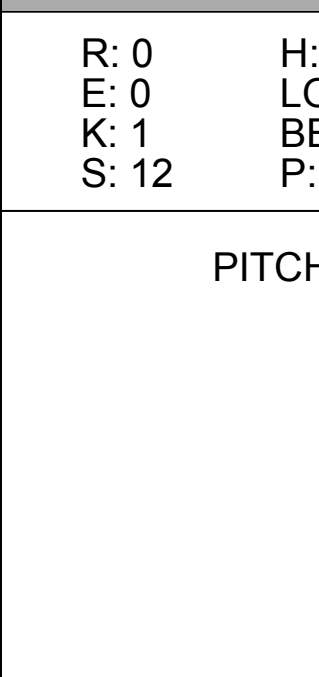
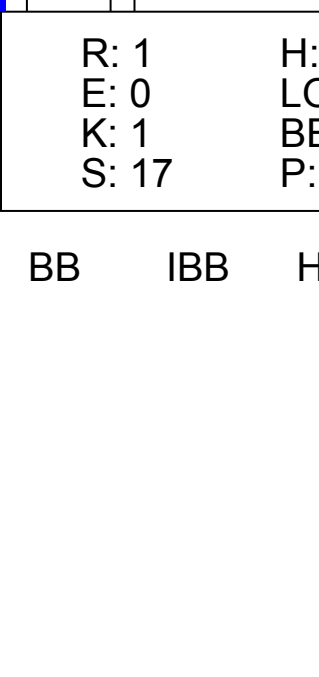
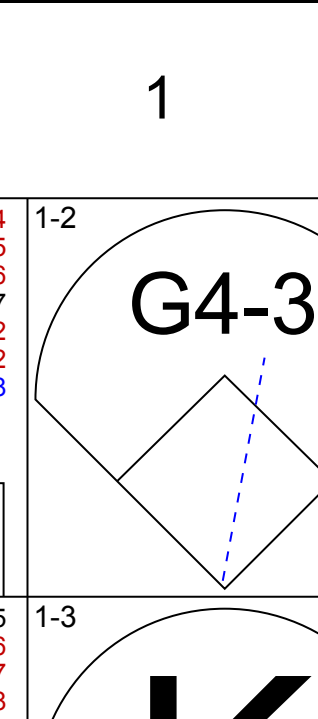
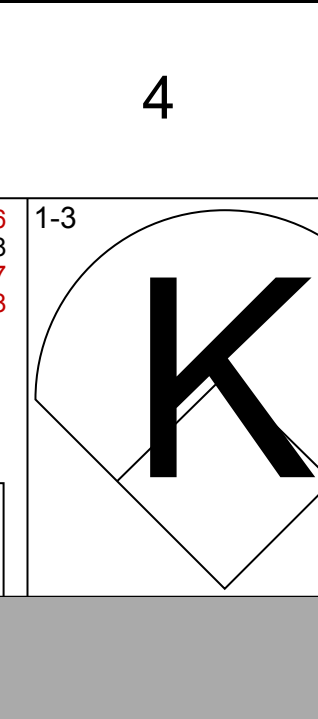
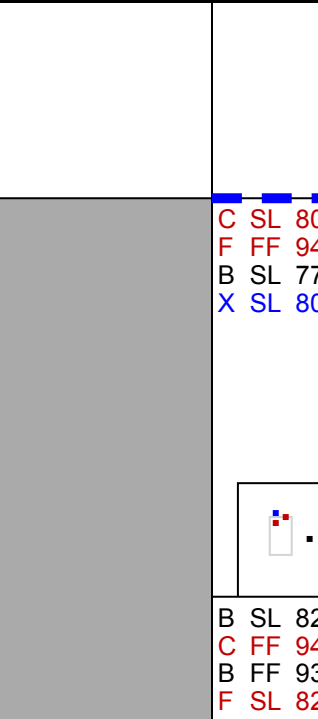

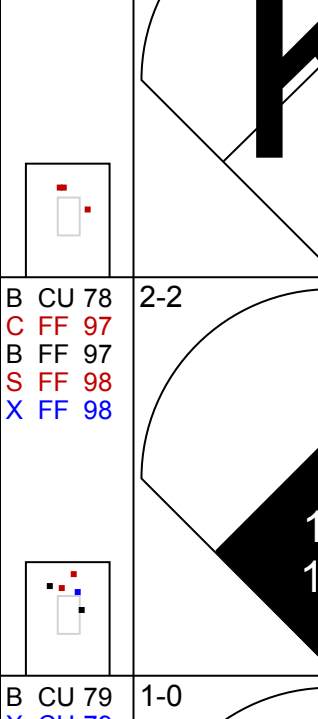
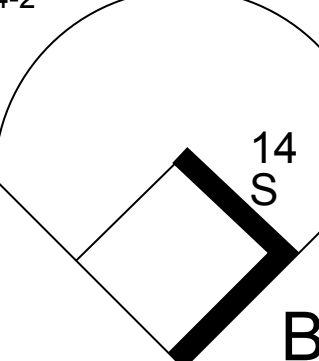
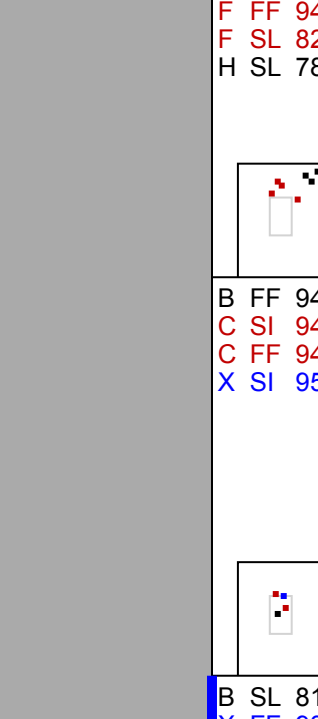

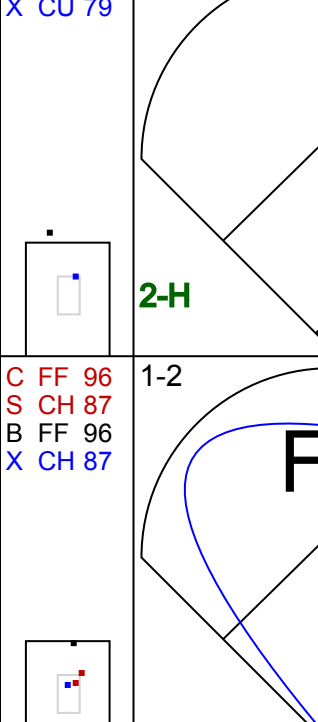
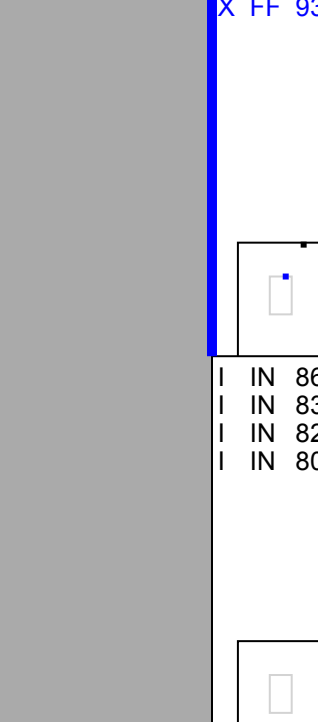
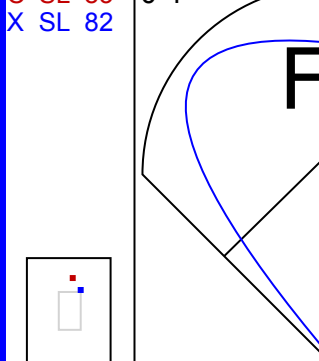

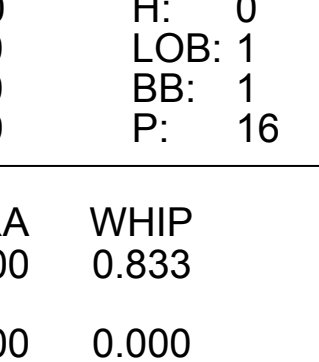
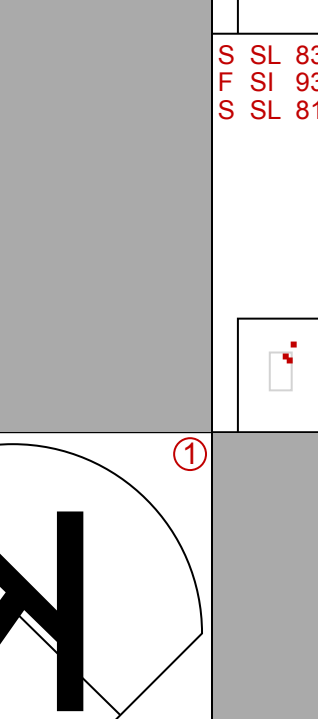
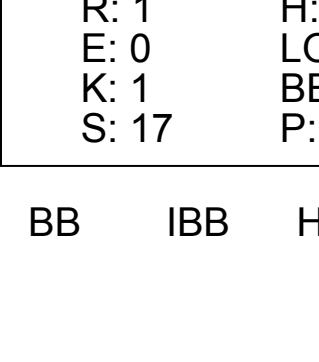
AB	35
R	5
H	11
RBI	5
BB	4
SO	4
LOB	13

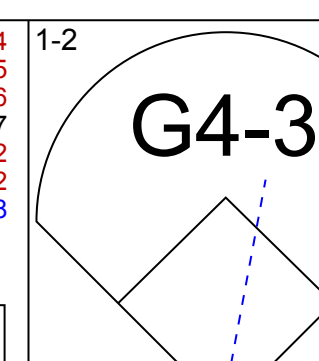
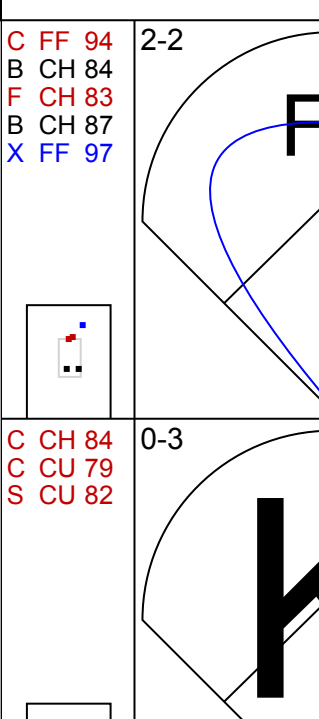
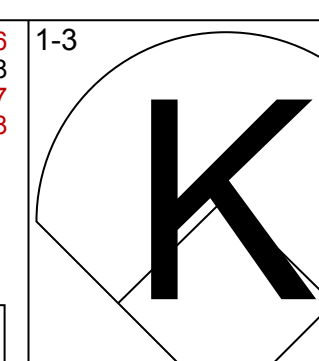
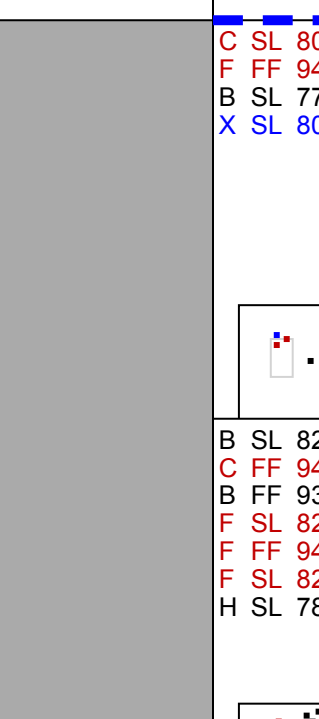
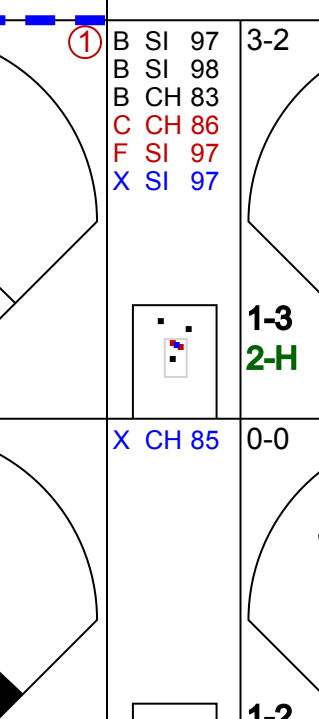

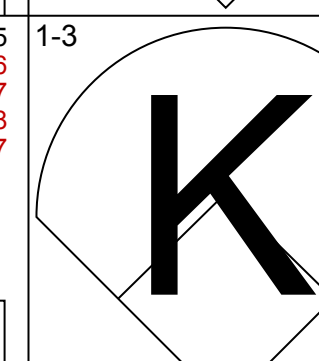
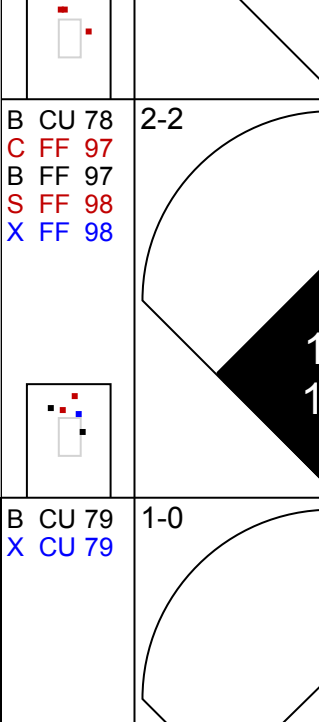
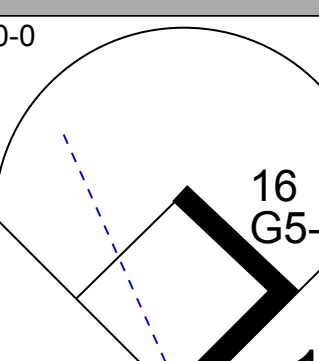
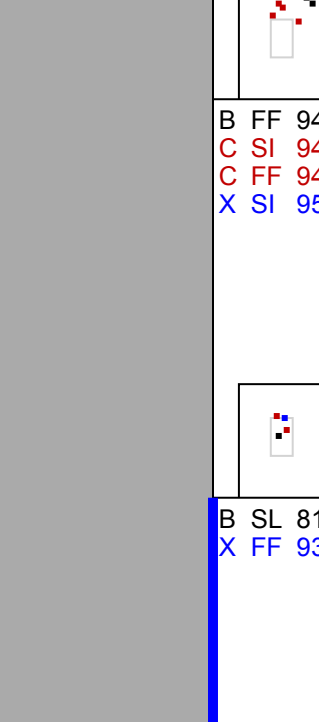
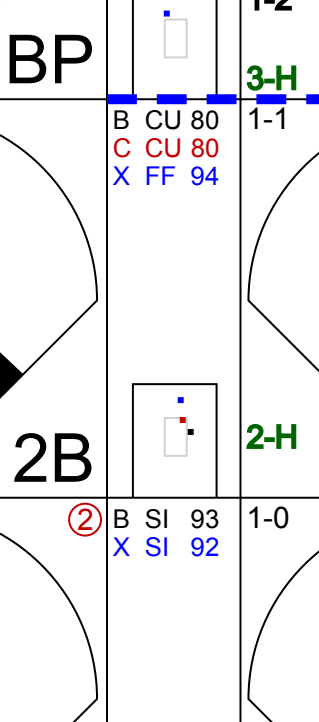
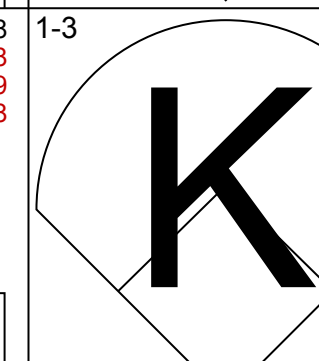
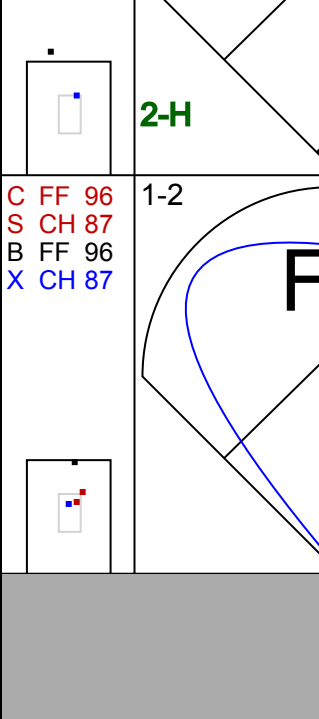
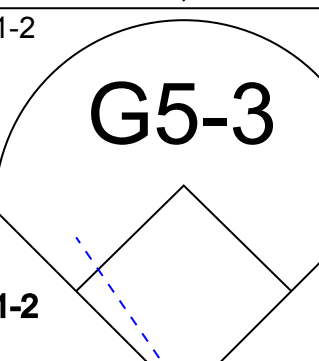



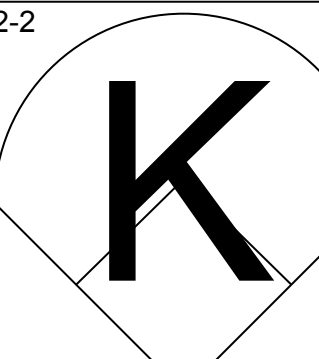
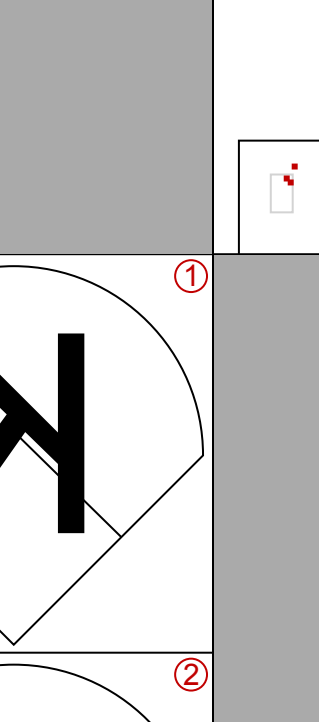
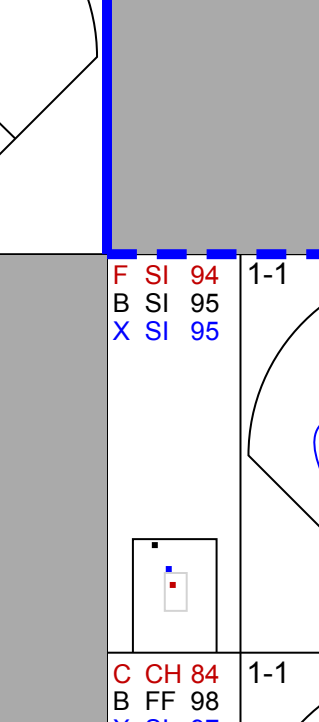

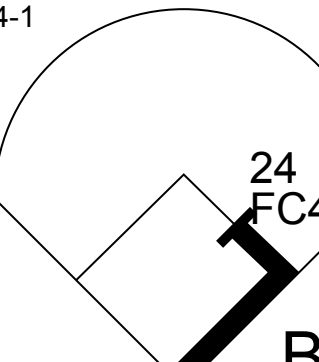
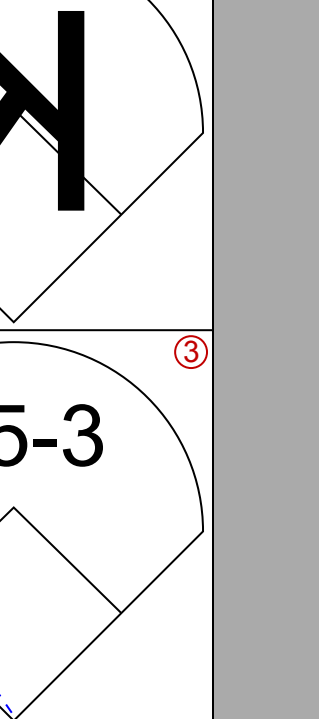
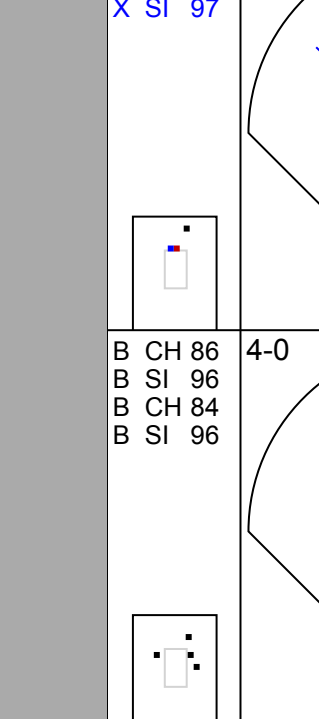
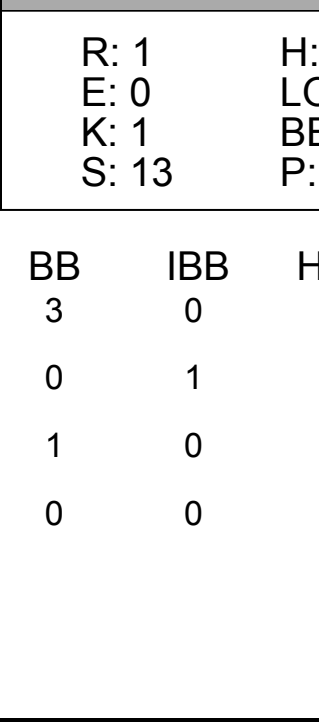
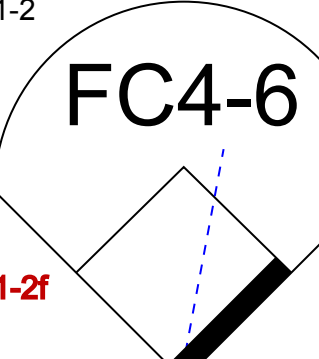

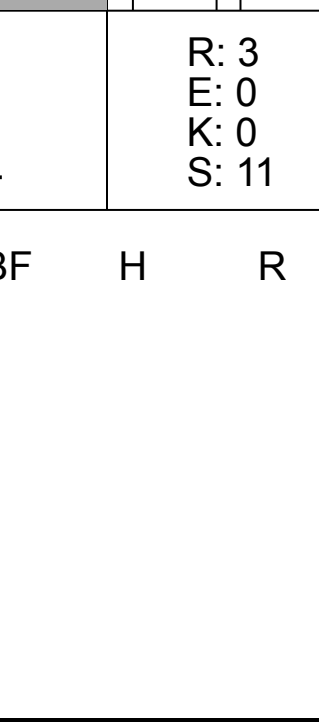


AB	31
R	7
H	11
RBI	7
BB	3
SO	4
LOB	11





Batter	1	2	3	4	5	6	7	8	9	AB	R	H	RBI	BB	SO	LOB	TOP						
28 Curtis Granderson, L (1, 8) OBP: 0.332, SLG: 0.463										4	0	0	0	0	2	2	<p><b>Detroit Tigers @ Kansas City Royals</b> Kauffman Stadium, Kansas City, MO Wed Sep 09 2009, 7:10 PM CDT Att: 10,584 - Overcast - 72 F</p> <p>AB 32 R 1 H 5 RBI 1 BB 3 SO 11 LOB 17</p> 						
14 Placido Polanco, R (1, 4) OBP: 0.319, SLG: 0.406										4	0	0	0	0	3								
9 Carlos Guillen, S (1, 7) OBP: 0.332, SLG: 0.415										3	0	1	0	1	0	2							
24 Miguel Cabrera, R (1, 3) OBP: 0.405, SLG: 0.561										3	1	0	0	1	1	2							
19 Aubrey Huff, L (1, 10) OBP: 0.311, SLG: 0.391										4	0	1	0	0	1	1							
34 Clete Thomas, L (1, 9) OBP: 0.326, SLG: 0.398											4	0	1	0	0	3		3					
15 Brandon Inge, R (1, 5) OBP: 0.313, SLG: 0.430											4	0	1	0	0	2		1					
12 Gerald Laird, R (1, 2) OBP: 0.298, SLG: 0.322											2	0	0	0	1	2		0					
13 Alex Avila, L (9, PH) OBP: 0.373, SLG: 0.659											0	0	0	1	0	0		0					
39 Ramon Santiago, S (1, 6) OBP: 0.306, SLG: 0.403											3	0	1	0	0	0		1					
33 Marcus Thames, R (9, PH) OBP: 0.320, SLG: 0.471										1	0	0	0	0	0	2							
<b>Inning Stats</b>	R: 0 H: 0 E: 0 K: 2 S: 12	WLS: 0 BF: 1 P: 20	R: 0 H: 0 E: 0 K: 3 S: 10	H: 0 LOB: 0 BB: 12	R: 0 H: 1 E: 0 K: 1 S: 10	H: 2 LOB: 2 BB: 17	R: 0 H: 1 E: 0 K: 1 S: 11	H: 1 LOB: 1 BB: 0	R: 0 H: 0 E: 0 K: 0 S: 9	H: 0 LOB: 1 BB: 16	R: 0 H: 1 E: 0 K: 1 S: 12	H: 0 LOB: 1 BB: 0	R: 0 H: 0 E: 0 K: 1 S: 8	H: 0 LOB: 0 BB: 12	R: 0 H: 0 E: 0 K: 1 S: 9	H: 0 LOB: 2 BB: 13	R: 1 H: 2 E: 0 K: 1 S: 17	H: 2 LOB: 2 BB: 1	1B: 3 2B: 2 3B: 0 HR: 0	SF: 1 SAC: 0 DP: 0 HBP: 0	WP: 0 PB: 0 SB: 1 CS: 0	PA: 36	
<b>PITCHER</b>	IP WLS BF H R ER SO BB IBB HBP BLK WP HR S P ERA WHIP	IP WLS BF H R ER SO BB IBB HBP BLK WP HR S P ERA WHIP	IP WLS BF H R ER SO BB IBB HBP BLK WP HR S P ERA WHIP	IP WLS BF H R ER SO BB IBB HBP BLK WP HR S P ERA WHIP	IP WLS BF H R ER SO BB IBB HBP BLK WP HR S P ERA WHIP	IP WLS BF H R ER SO BB IBB HBP BLK WP HR S P ERA WHIP	IP WLS BF H R ER SO BB IBB HBP BLK WP HR S P ERA WHIP	IP WLS BF H R ER SO BB IBB HBP BLK WP HR S P ERA WHIP	IP WLS BF H R ER SO BB IBB HBP BLK WP HR S P ERA WHIP	IP WLS BF H R ER SO BB IBB HBP BLK WP HR S P ERA WHIP	IP WLS BF H R ER SO BB IBB HBP BLK WP HR S P ERA WHIP	IP WLS BF H R ER SO BB IBB HBP BLK WP HR S P ERA WHIP	IP WLS BF H R ER SO BB IBB HBP BLK WP HR S P ERA WHIP	IP WLS BF H R ER SO BB IBB HBP BLK WP HR S P ERA WHIP	IP WLS BF H R ER SO BB IBB HBP BLK WP HR S P ERA WHIP	IP WLS BF H R ER SO BB IBB HBP BLK WP HR S P ERA WHIP	IP WLS BF H R ER SO BB IBB HBP BLK WP HR S P ERA WHIP						
51 Robinson Tejeda, R (1, 1) ERA: 3.21	6.0	W	24	3	0	0	8	2	0	0	0	0	0	0	0	0	0	0	0	64	98	0.00	0.833
40 Kyle Farnsworth, R (7, 1) ERA: 5.12	2.0	H	6	0	0	2	0	0	0	0	0	0	0	0	17	25	0.00	0.000					
34 Jamey Wright, R (9, 1) ERA: 4.67	0.1		4	2	1	1	1	0	0	0	0	0	0	9	17	27.00	9.000						
48 Joaquin Soria, R (9, 1) ERA: 2.6	0.2	S	2	0	0	0	0	0	0	0	0	0	0	8	11	0.00	0.000						

Batter	1	2	3	4	5	6	7	8	9	AB	R	H	RBI	BB	SO	LOB	BOTTOM					
9 David DeJesus, L (1, 7) OBP: 0.339, SLG: 0.431										5	1	1	1	0	1	2	<p><b>Detroit Tigers @ Kansas City Royals</b> Kauffman Stadium, Kansas City, MO Wed Sep 09 2009, 7:10 PM CDT Att: 10,584 - Overcast - 72 F</p> <p>AB 33 R 5 H 10 RBI 5 BB 5 SO 9 LOB 17</p> 					
12 Mitch Maier, L (1, 8) OBP: 0.327, SLG: 0.364										3	1	1	1	0	2	0						
16 Billy Butler, R (1, 3) OBP: 0.357, SLG: 0.493										5	1	3	2	0	1	1						
17 Mike Jacobs, L (1, 10) OBP: 0.304, SLG: 0.421										3	0	1	1	0	1	1						
3 Brayan Peña, S (7, PH) OBP: 0.315, SLG: 0.459										2	0	0	0	0	0	2						
13 Alberto Callaspo, S (1, 4) OBP: 0.352, SLG: 0.435										2	0	1	0	2	0	1						
24 Mark Teahen, L (1, 9) OBP: 0.327, SLG: 0.412										3	0	0	0	1	1	4						
1 Josh Anderson, L (8, 8) OBP: 0.283, SLG: 0.302										0	0	0	0	0	0	0						
14 John Buck, R (1, 2) OBP: 0.272, SLG: 0.426										4	0	1	0	0	1	2						
4 Alex Gordon, L (1, 5) OBP: 0.307, SLG: 0.323										3	1	1	0	1	1	1						
3 Yuniesky Betancourt, R (1, 6) OBP: 0.270, SLG: 0.343										3	1	1	0	1	1	3						
<b>Inning Stats</b>	R: 0 H: 0 E: 0 K: 2 S: 13	H: 0 LOB: 0 BB: 0 P: 16	R: 0 H: 1 E: 0 K: 1 S: 15	H: 1 LOB: 3 BB: 2 P: 29	R: 1 H: 2 E: 0 K: 1 S: 13	H: 2 LOB: 0 BB: 19	R: 0 H: 2 E: 0 K: 1 S: 13	H: 2 LOB: 2 BB: 20	R: 0 H: 1 E: 0 K: 1 S: 12	H: 1 LOB: 1 BB: 1	R: 0 H: 0 E: 0 K: 2 S: 7	H: 0 LOB: 0 BB: 8	R: 1 H: 1 E: 0 K: 1 S: 14	H: 1 LOB: 2 BB: 24	R: 3 H: 3 E: 0 K: 0 S: 11	H: 3 LOB: 1 BB: 1	1B: 6 2B: 4 3B: 0 HR: 0	SF: 0 SAC: 1 DP: 0 HBP: 1	WP: 0 PB: 0 SB: 0 CS: 0	PA: 40		
<b>PITCHER</b>	IP WLS BF H R ER SO BB IBB HBP BLK WP HR S P ERA WHIP	IP WLS BF H R ER SO BB IBB HBP BLK WP HR S P ERA WHIP	IP WLS BF H R ER SO BB IBB HBP BLK WP HR S P ERA WHIP	IP WLS BF H R ER SO BB IBB HBP BLK WP HR S P ERA WHIP	IP WLS BF H R ER SO BB IBB HBP BLK WP HR S P ERA WHIP	IP WLS BF H R ER SO BB IBB HBP BLK WP HR S P ERA WHIP	IP WLS BF H R ER SO BB IBB HBP BLK WP HR S P ERA WHIP	IP WLS BF H R ER SO BB IBB HBP BLK WP HR S P ERA WHIP	IP WLS BF H R ER SO BB IBB HBP BLK WP HR S P ERA WHIP	IP WLS BF H R ER SO BB IBB HBP BLK WP HR S P ERA WHIP	IP WLS BF H R ER SO BB IBB HBP BLK WP HR S P ERA WHIP	IP WLS BF H R ER SO BB IBB HBP BLK WP HR S P ERA WHIP	IP WLS BF H R ER SO BB IBB HBP BLK WP HR S P ERA WHIP	IP WLS BF H R ER SO BB IBB HBP BLK WP HR S P ERA WHIP	IP WLS BF H R ER SO BB IBB HBP BLK WP HR S P ERA WHIP	IP WLS BF H R ER SO BB IBB HBP BLK WP HR S P ERA WHIP	IP WLS BF H R ER SO BB IBB HBP BLK WP HR S P ERA WHIP					
35 Justin Verlander, R (1, 1) ERA: 3.24	6.0	L	27	3	0	0	8	3	0	0	0	0	0	0	0	0	0	0	73	112	1.50	1.500
44 Bobby Seay, L (7, 1) ERA: 3.72	1.0		6	1	1	1	1	0	1	1	0	0	0	14	24	9.00	1.000					
56 Fernando Rodney, R (8, 1) ERA: 3.82	0.2		5	2	3	3	0	1	0	0	0	0	0	8	17	40.50	4.500					
41 Casey Fien, R (8, 1) ERA: 8.31	0.1		2	1	0	0	0	0	0	0	0	0	0	3	5	0.00	3.000					



Batter	1	2	3	4	5	6	7	8	9	AB	R	H	RBI	BB	SO	LOB	TOP								
25 Ryan Raburn, R OBP: 0.350, SLG: 0.507										4	1	2	0	1	0	2	<b>Detroit Tigers @ Kansas City Royals</b> Kauffman Stadium, Kansas City, MO Thu Sep 10 2009, 1:10 PM CDT Att: 12,029 - Sunny - 78 F								
14 Placido Polanco, R OBP: 0.318, SLG: 0.404										5	0	1	1	0	1	5									
30 Magglio Ordonez, R OBP: 0.362, SLG: 0.399										4	0	3	0	1	1	0									
24 Miguel Cabrera, R OBP: 0.405, SLG: 0.558										4	0	1	0	1	1	5									
33 Marcus Thames, R OBP: 0.324, SLG: 0.473										3	0	2	0	0	0	0									
19 Aubrey Huff, L OBP: 0.313, SLG: 0.393										1	0	1	0	0	0	0									
32 Don Kelly, L OBP: 0.302, SLG: 0.347										1	0	0	0	0	0	0									
15 Brandon Inge, R OBP: 0.313, SLG: 0.429										4	1	1	0	0	1	6									
60 Wilkin Ramirez, R OBP: 0.477, SLG: 0.900										3	2	2	1	0	0	1									
28 Curtis Granderson, L OBP: 0.333, SLG: 0.462										1	0	0	0	0	0	3									
12 Gerald Laird, R OBP: 0.300, SLG: 0.323										2	0	1	1	0	0	0									
4 Adam Everett, R OBP: 0.290, SLG: 0.327										4	0	1	1	0	1	1									
<b>Inning Stats</b>	R: 0 E: 0 K: 0 S: 13	H: 1 LOB: 1 BB: 1 P: 19	R: 0 E: 0 K: 1 S: 8	H: 1 LOB: 0 BB: 0 P: 13	R: 0 E: 0 K: 1 S: 8	H: 0 LOB: 0 BB: 0 P: 11	R: 0 E: 0 K: 1 S: 10	H: 2 LOB: 2 BB: 1 P: 20	R: 2 E: 0 K: 1 S: 17	H: 3 LOB: 2 BB: 1 P: 25	R: 2 E: 0 K: 0 S: 14	H: 4 LOB: 2 BB: 0 P: 25	R: 0 E: 0 K: 1 S: 9	H: 2 LOB: 2 BB: 0 P: 17	R: 0 E: 0 K: 0 S: 6	H: 1 LOB: 1 BB: 0 P: 11	R: 0 E: 0 K: 0 S: 13	H: 1 LOB: 0 BB: 0 P: 18	1B: 12 2B: 3 3B: 1 HR: 0	SF: 1 SAC: 0 DP: 5 HBP: 1	WP: 1 PB: 0 SB: 0 CS: 0	PA: 41			
<b>PITCHER</b>	IP	WLS	BF	H	R	ER	SO	BB	IBB	HBP	BLK	WP	HR	S	P	ERA	WHIP								
41 Lenny DiNardo, L ERA: 3.6	5.0		22	7	2	2	4	3	0	0	0	0	0	56	88	3.60	2.000								
57 Yasuhiro Yabuta, R ERA: 12.71	0.1	B	3	2	2	2	0	0	0	0	0	1	0	6	14	54.00	6.000								
56 Roman Colon, R ERA: 5.31	1.1	W	8	4	0	0	1	0	0	0	0	0	0	14	22	0.00	3.000								
31 Dusty Hughes, L ERA:	1.1	H	5	1	0	0	0	0	0	1	0	0	0	9	17	0.00	0.750								
53 Carlos Rosa, R ERA:	1.0	S	3	1	0	0	0	0	0	0	0	0	0	13	18	0.00	1.000								

Batter	1	2	3	4	5	6	7	8	9	AB	R	H	RBI	BB	SO	LOB	BOTTOM								
9 David DeJesus, L OBP: 0.341, SLG: 0.430										3	1	1	0	2	1	4	<b>Detroit Tigers @ Kansas City Royals</b> Kauffman Stadium, Kansas City, MO Thu Sep 10 2009, 1:10 PM CDT Att: 12,029 - Sunny - 78 F								
8 Willie Bloomquist, R OBP: 0.300, SLG: 0.345										4	0	2	1	1	0	3									
16 Billy Butler, R OBP: 0.358, SLG: 0.492										5	0	2	1	0	0	5									
21 Miguel Olivo, R OBP: 0.275, SLG: 0.466										5	0	1	0	0	1	5									
13 Alberto Callaspo, S OBP: 0.350, SLG: 0.440										4	1	1	2	0	0	3									
3 Brayan Peña, S OBP: 0.320, SLG: 0.457										3	0	1	0	1	0	3									
1 Josh Anderson, L OBP: 0.283, SLG: 0.302										0	1	0	0	0	0	0									
17 Mike Jacobs, L OBP: 0.303, SLG: 0.420										1	0	0	0	0	0	0									
12 Mitch Maier, L OBP: 0.334, SLG: 0.365										5	0	2	0	0	0	1									
4 Alex Gordon, L OBP: 0.314, SLG: 0.353										3	2	1	1	1	0	1									
3 Yuniesky Betancourt, R OBP: 0.275, SLG: 0.348										2	2	2	2	1	0	0									
<b>Inning Stats</b>	R: 1 E: 0 K: 0 S: 11	H: 2 LOB: 2 BB: 1 P: 21	R: 1 E: 0 K: 0 S: 17	H: 2 LOB: 0 BB: 0 P: 26	R: 0 E: 0 K: 0 S: 13	H: 1 LOB: 1 BB: 0 P: 17	R: 1 E: 0 K: 0 S: 17	H: 2 LOB: 2 BB: 1 P: 27	R: 0 E: 0 K: 1 S: 8	H: 0 LOB: 1 BB: 1 P: 14	R: 2 E: 0 K: 0 S: 14	H: 3 LOB: 2 BB: 1 P: 23	R: 1 E: 0 K: 1 S: 10	H: 2 LOB: 3 BB: 2 P: 22	R: 1 E: 0 K: 0 S: 8	H: 1 LOB: 0 BB: 0 P: 10	1B: 10 2B: 1 3B: 0 HR: 2	SF: 2 SAC: 0 DP: 0 HBP: 0	WP: 0 PB: 0 SB: 2 CS: 0	PA: 43					
<b>PITCHER</b>	IP	WLS	BF	H	R	ER	SO	BB	IBB	HBP	BLK	WP	HR	S	P	ERA	WHIP								
53 Jarrod Washburn, L ERA: 3.6	5.0		25	7	3	3	1	3	0	0	0	0	0	66	105	5.40	2.000								
31 Zach Miner, R ERA: 4.74	1.0	L	9	5	3	3	0	1	0	0	0	0	1	17	28	27.00	6.000								
59 Fu-Te Ni, L ERA: 3.2	0.0		1	0	0	0	0	1	0	0	0	0	0	2	6	∞	∞								
49 Eddie Bonine, R ERA: 6.11	2.0		8	1	1	1	1	1	0	0	0	0	1	13	21	4.50	1.000								

**Detroit Tigers @ Kansas City Royals**  
 Kauffman Stadium, Kansas City, MO  
 Thu Sep 10 2009, 1:10 PM CDT  
 Att: 12,029 - Sunny - 78 F

**Detroit Tigers @ Kansas City Royals**  
 Kauffman Stadium, Kansas City, MO  
 Thu Sep 10 2009, 1:10 PM CDT  
 Att: 12,029 - Sunny - 78 F

AB	36
R	4
H	15
RBI	4
BB	3
SO	5
LOB	23





















Batter	1	2	3	4	5	6	7	8	9	AB	R	H	RBI	BB	SO	LOB	TOP					
9 David DeJesus, L OBP: 0.346, SLG: 0.437										3	0	1	0	0	0	2	<b>Kansas City Royals @ Detroit Tigers</b> Comerica Park, Detroit, MI Wed Sep 16 2009, 7:05 PM EDT Att: 25,400 - Partly Cloudy - 69 F					
12 Mitch Maier, L OBP: 0.333, SLG: 0.362										4	0	3	1	0	0	1						
16 Billy Butler, R OBP: 0.353, SLG: 0.481										4	0	0	0	0	0	3						
17 Mike Jacobs, L OBP: 0.303, SLG: 0.412										3	1	1	0	1	1	2						
13 Alberto Callaspo, S OBP: 0.351, SLG: 0.448										4	1	1	0	0	1	2						
21 Miguel Olivo, R OBP: 0.283, SLG: 0.483										4	0	1	1	0	2	0						
4 Alex Gordon, L OBP: 0.316, SLG: 0.336										3	1	1	1	0	1	0						
3 Yuniesky Betancourt, R OBP: 0.272, SLG: 0.345										4	0	1	0	0	0	1						
1 Josh Anderson, L OBP: 0.280, SLG: 0.295										2	0	0	0	0	0	2						
8 Willie Bloomquist, R OBP: 0.328, SLG: 0.354										1	0	1	0	0	0	0						
<b>Inning Stats</b>	R: 0 E: 0 K: 0 S: 6	H: 0 LOB: 0 BB: 0 P: 10	R: 0 E: 0 K: 2 S: 10	H: 0 LOB: 0 BB: 0 P: 14	R: 1 E: 0 K: 0 S: 13	H: 3 LOB: 2 BB: 0 P: 19	R: 2 E: 0 K: 0 S: 11	H: 2 LOB: 1 BB: 0 P: 20	R: 0 E: 0 K: 1 S: 12	H: 1 LOB: 0 BB: 0 P: 19	R: 0 E: 0 K: 1 S: 5	H: 1 LOB: 0 BB: 0 P: 10	R: 0 E: 0 K: 1 S: 10	H: 1 LOB: 0 BB: 0 P: 13	R: 0 E: 0 K: 1 S: 12	H: 2 LOB: 2 BB: 0 P: 20	R: 0 E: 0 K: 0 S: 8	H: 0 LOB: 0 BB: 0 P: 11	1B: 7 2B: 3 3B: 0 HR: 0	SF: 1 SAC: 0 DP: 1 HBP: 1	WP: 0 PB: 0 SB: 0 CS: 1	PA: 36
<b>PITCHER</b>	IP WLS BF H R ER SO BB IBB HBP BLK WP HR S P ERA WHIP																					
49 Eddie Bonine, R ERA: 5.96	(1, 1) 5.0 0 21 6 3 3 2 1 0 1 0 0 0 0 52 82 5.40 1.400																					
31 Zach Miner, R ERA: 4.52	(6, 1) 1.0 W 3 1 0 0 1 0 0 0 0 0 0 0 5 10 0.00 1.000																					
44 Bobby Seay, L ERA: 3.61	(7, 1) 1.0 H 5 3 0 0 1 0 0 0 0 0 0 0 16 22 0.00 3.000																					
37 Brandon Lyon, R ERA: 2.87	(8, 1) 1.0 H 3 0 0 0 1 0 0 0 0 0 0 0 6 11 0.00 0.000																					
56 Fernando Rodney, R ERA: 3.88	(9, 1) 1.0 S 3 0 0 0 0 0 0 0 0 0 0 0 8 11 0.00 0.000																					

Batter	1	2	3	4	5	6	7	8	9	AB	R	H	RBI	BB	SO	LOB	BOTTOM			
25 Ryan Raburn, R OBP: 0.343, SLG: 0.502										3	0	0	0	0	0	2	<b>Kansas City Royals @ Detroit Tigers</b> Comerica Park, Detroit, MI Wed Sep 16 2009, 7:05 PM EDT Att: 25,400 - Partly Cloudy - 69 F			
19 Aubrey Huff, L OBP: 0.309, SLG: 0.395										1	0	0	0	0	1	2				
34 Clete Thomas, L OBP: 0.330, SLG: 0.393										1	0	0	0	0	0	0				
14 Placido Polanco, R OBP: 0.321, SLG: 0.400										4	0	2	1	1	0	0				
30 Magglio Ordonez, R OBP: 0.362, SLG: 0.398										4	0	0	0	0	0	5				
32 Don Kelly, L OBP: 0.296, SLG: 0.340										0	0	0	0	0	0	0				
24 Miguel Cabrera, R OBP: 0.404, SLG: 0.552										3	0	2	0	1	0	2				
33 Marcus Thames, R OBP: 0.315, SLG: 0.463										4	1	0	0	0	2	5				
15 Brandon Inge, R OBP: 0.321, SLG: 0.426										3	1	1	0	1	0	0				
28 Curtis Granderson, L OBP: 0.333, SLG: 0.458										4	1	2	1	0	0	2				
<b>Inning Stats</b>	R: 0 E: 1 K: 1 S: 18	H: 1 LOB: 2 BB: 0 P: 23	R: 0 E: 0 K: 0 S: 11	H: 0 LOB: 0 BB: 0 P: 13	R: 0 E: 0 K: 1 S: 9	H: 0 LOB: 1 BB: 1 P: 17	R: 2 E: 0 K: 0 S: 13	H: 4 LOB: 2 BB: 0 P: 17	R: 0 E: 0 K: 1 S: 10	H: 1 LOB: 1 BB: 0 P: 17	R: 2 E: 0 K: 1 S: 21	H: 4 LOB: 2 BB: 0 P: 27	R: 0 E: 0 K: 2 S: 10	H: 0 LOB: 2 BB: 2 P: 20	R: 0 E: 0 K: 0 S: 8	H: 0 LOB: 0 BB: 0 P: 14	1B: 8 2B: 2 3B: 0 HR: 0	SF: 0 SAC: 0 DP: 0 HBP: 0	WP: 0 PB: 0 SB: 1 CS: 0	PA: 38
<b>PITCHER</b>	IP WLS BF H R ER SO BB IBB HBP BLK WP HR S P ERA WHIP																			
41 Lenny DiNardo, L ERA: 5.23	(1, 1) 5.1 L 27 9 4 4 2 2 1 0 0 0 0 0 0 75 104 6.75 1.875																			
34 Jamey Wright, R ERA: 4.67	(6, 1) 1.0 6 1 0 0 2 2 0 0 0 0 0 0 12 23 0.00 3.000																			
56 Roman Colon, R ERA: 4.87	(7, 1) 1.2 5 0 0 0 1 0 0 0 0 0 0 0 13 21 0.00 0.000																			

AB 32  
R 3  
H 10  
RBI 3  
BB 1  
SO 5  
LOB 13



AB 35  
R 4  
H 10  
RBI 4  
BB 3  
SO 5  
LOB 22



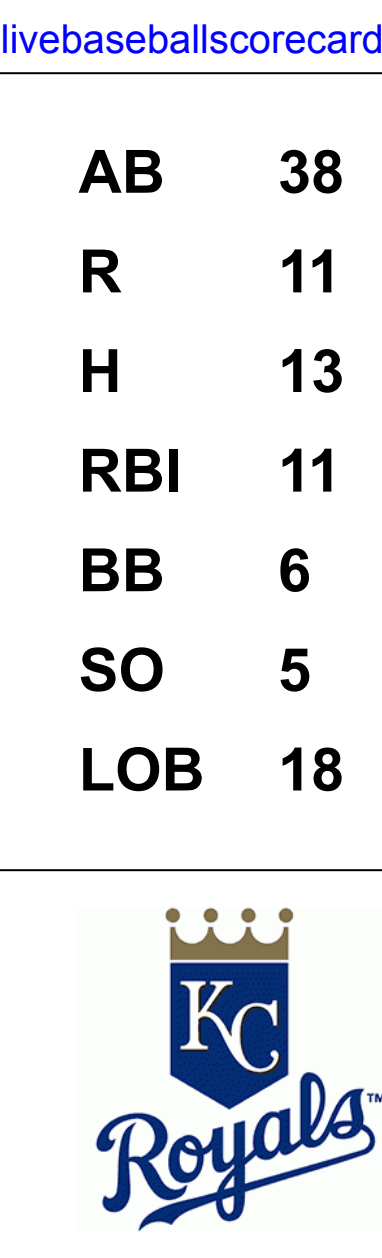






Batter	1	2	3	4	5	6	7	8	9	AB	R	H	RBI	BB	SO	LOB	TOP					
9 David DeJesus, L (1,7) OBP: 0.346, SLG: 0.437	F8		G3		F8		F8	E8		5	2	2	0	0	0	1	<b>Kansas City Royals @ Chicago White Sox</b> U.S. Cellular Field, Chicago, IL Fri Sep 18 2009, 8:11 PM EDT Att: 29,179 - Cloudy - 63 F					
8 Willie Bloomquist, R (1,9) OBP: 0.314, SLG: 0.395 1 Josh Anderson, L (8,8) OBP: 0.279, SLG: 0.305	K		21 BB 16 BB		L3		FC3-5-2 13 3B	G6-3		4	1	0	0	1	1	5						
16 Billy Butler, R (1,3) OBP: 0.357, SLG: 0.482	1B		21 BB		21 HR		21 HR	21 HR		2	3	2	2	3	0	0						
21 Miguel Olivo, R (1,10) OBP: 0.286, SLG: 0.505	K		21 BB		21 HR		SF8	21 HR		3	2	2	6	1	1	1						
13 Alberto Callaspo, S (1,4) OBP: 0.352, SLG: 0.452		L3	G1-3		L7		F8	F8		5	0	1	2	0	0	4						
12 Mitch Maier, L (1,8) OBP: 0.334, SLG: 0.356	G1-3		4 CS 1B		K		14 FC5-4 IBB	F7		4	0	1	0	1	1	0						
14 John Buck, R (1,2) OBP: 0.286, SLG: 0.478	P6		K		1B		FC5-4	HR		5	1	2	1	0	1	3						
4 Alex Gordon, L (1,5) OBP: 0.324, SLG: 0.347 46 Luis Hernandez, S (8,PR) OBP: 0.210, SLG: 0.183	G4-3		G4-3		F8		F8	K		4	1	2	0	0	0	2						
3 Yuniesky Betancourt, R (1,6) OBP: 0.273, SLG: 0.344	G6-3		G6-3		F8		F9	G6-3		1	1	0	0	0	0	2						
<b>Inning Stats</b>	R: 0 H: 1 E: 0 K: 2 S: 12	H: 1 LOB: 1 BB: 0 P: 18	R: 0 H: 0 E: 0 K: 0 S: 6	H: 0 LOB: 0 BB: 0 P: 10	R: 1 H: 1 E: 0 K: 0 S: 9	H: 1 LOB: 3 BB: 3 P: 25	R: 0 H: 1 E: 0 K: 1 S: 8	H: 1 LOB: 0 BB: 0 P: 13	R: 0 H: 0 E: 0 K: 0 S: 8	H: 0 LOB: 0 BB: 0 P: 10	R: 2 H: 2 E: 0 K: 1 S: 11	H: 2 LOB: 1 BB: 1 P: 19	R: 3 H: 3 E: 0 K: 0 S: 11	H: 3 LOB: 2 BB: 2 P: 26	R: 4 H: 4 E: 1 K: 0 S: 19	H: 4 LOB: 1 BB: 0 P: 27		R: 1 H: 1 E: 0 K: 1 S: 11	H: 1 LOB: 0 BB: 0 P: 14	1B: 7 2B: 2 3B: 1 HR: 3	SF: 1 SAC: 0 DP: 0 HBP: 0	WP: 1 PB: 0 CS: 1
<b>PITCHER</b>	IP WLS BF H R ER SO BB IBB HBP BLK WP HR S P ERA WHIP	IP WLS BF H R ER SO BB IBB HBP BLK WP HR S P ERA WHIP	IP WLS BF H R ER SO BB IBB HBP BLK WP HR S P ERA WHIP	IP WLS BF H R ER SO BB IBB HBP BLK WP HR S P ERA WHIP	IP WLS BF H R ER SO BB IBB HBP BLK WP HR S P ERA WHIP	IP WLS BF H R ER SO BB IBB HBP BLK WP HR S P ERA WHIP	IP WLS BF H R ER SO BB IBB HBP BLK WP HR S P ERA WHIP	IP WLS BF H R ER SO BB IBB HBP BLK WP HR S P ERA WHIP	IP WLS BF H R ER SO BB IBB HBP BLK WP HR S P ERA WHIP	IP WLS BF H R ER SO BB IBB HBP BLK WP HR S P ERA WHIP	IP WLS BF H R ER SO BB IBB HBP BLK WP HR S P ERA WHIP	IP WLS BF H R ER SO BB IBB HBP BLK WP HR S P ERA WHIP	IP WLS BF H R ER SO BB IBB HBP BLK WP HR S P ERA WHIP	IP WLS BF H R ER SO BB IBB HBP BLK WP HR S P ERA WHIP	IP WLS BF H R ER SO BB IBB HBP BLK WP HR S P ERA WHIP	IP WLS BF H R ER SO BB IBB HBP BLK WP HR S P ERA WHIP						
56 Mark Buehrle, L (1,1) ERA: 3.84	6.0	L	28	7	5	5	4	4	0	0	0	0	0	0	0	0	7.50	1.833				
57 Ramon Pena, R (7,1) ERA: 4.23	1.0		6	1	1	1	0	0	2	0	0	0	0	0	0	8	21	9.00	1.000			
54 Jhonny Nunez, R (8,1) ERA: 10.38	0.2		6	4	4	4	0	0	0	0	0	1	1	16	23	54.00	6.000					
41 Daniel Hudson, R (8,1) ERA: 4.76	1.1		5	1	1	1	1	0	0	0	0	0	1	14	18	6.75	0.750					

Batter	1	2	3	4	5	6	7	8	9	AB	R	H	RBI	BB	SO	LOB	BOTTOM					
22 Scott Podsednik, L (1,7) OBP: 0.353, SLG: 0.409 26 Tyler Flowers, R (9,PH)	G4-3		G6-3		G6-3		15 G6-3 1B	K		3	0	1	0	0	0	1	<b>Kansas City Royals @ Chicago White Sox</b> U.S. Cellular Field, Chicago, IL Fri Sep 18 2009, 8:11 PM EDT Att: 29,179 - Cloudy - 63 F					
15 Gordon Beckham, R (1,5) OBP: 0.343, SLG: 0.461 7 Josh Fields, R (9,5) OBP: 0.300, SLG: 0.352	P3		G6-3		G6-3		G6-3	K		3	0	0	0	0	0	2						
12 A.J. Pierzynski, L (1,10) OBP: 0.340, SLG: 0.443	G1-3		F7		F9		F9	K		3	0	0	0	0	0	0						
14 Paul Konerko, R (1,3) OBP: 0.352, SLG: 0.497	F9		G6-3		G6-3		K			3	0	0	0	0	1	0						
7 Mark Kotsay, L (1,9) OBP: 0.318, SLG: 0.397	F7		G3		G6-3		G6-3			3	0	0	0	0	0	0						
10 Alexei Ramirez, R (1,6) OBP: 0.336, SLG: 0.397 18 Brent Lillibridge, R (8,PH) OBP: 0.290, SLG: 0.169	BB		F7		F7		K			1	0	0	0	1	0	0						
17 Chris Getz, L (1,4) OBP: 0.333, SLG: 0.359	G4-3		F7		F7		G6-4-3 1B			3	0	1	0	0	0	1						
31 Dewayne Wise, L (1,8) OBP: 0.242, SLG: 0.341	G6-3		G3		G3		G6-4-3			3	0	1	0	0	0	1						
27 Ramon Castro, R (1,2) OBP: 0.301, SLG: 0.415	K		G6-3		G6-3		F8			3	0	0	0	0	1	1						
<b>Inning Stats</b>	R: 0 H: 0 E: 0 K: 0 S: 8	H: 0 LOB: 0 BB: 0 P: 10	R: 0 H: 0 E: 0 K: 0 S: 10	H: 0 LOB: 1 BB: 1 P: 17	R: 0 H: 1 E: 0 K: 1 S: 17	H: 1 LOB: 0 BB: 0 P: 23	R: 0 H: 0 E: 0 K: 0 S: 3	H: 0 LOB: 0 BB: 0 P: 5	R: 0 H: 0 E: 0 K: 0 S: 6	H: 0 LOB: 0 BB: 0 P: 8	R: 0 H: 1 E: 0 K: 0 S: 10	H: 1 LOB: 0 BB: 0 P: 13	R: 0 H: 0 E: 0 K: 1 S: 7	H: 0 LOB: 0 BB: 0 P: 10	R: 0 H: 1 E: 0 K: 1 S: 7	H: 1 LOB: 0 BB: 0 P: 10		R: 0 H: 0 E: 0 K: 2 S: 8	H: 0 LOB: 0 BB: 0 P: 9	1B: 3 2B: 0 3B: 0 HR: 0	SF: 0 SAC: 0 DP: 2 HBP: 0	WP: 0 PB: 0 CS: 0
<b>PITCHER</b>	IP WLS BF H R ER SO BB IBB HBP BLK WP HR S P ERA WHIP	IP WLS BF H R ER SO BB IBB HBP BLK WP HR S P ERA WHIP	IP WLS BF H R ER SO BB IBB HBP BLK WP HR S P ERA WHIP	IP WLS BF H R ER SO BB IBB HBP BLK WP HR S P ERA WHIP	IP WLS BF H R ER SO BB IBB HBP BLK WP HR S P ERA WHIP	IP WLS BF H R ER SO BB IBB HBP BLK WP HR S P ERA WHIP	IP WLS BF H R ER SO BB IBB HBP BLK WP HR S P ERA WHIP	IP WLS BF H R ER SO BB IBB HBP BLK WP HR S P ERA WHIP	IP WLS BF H R ER SO BB IBB HBP BLK WP HR S P ERA WHIP	IP WLS BF H R ER SO BB IBB HBP BLK WP HR S P ERA WHIP	IP WLS BF H R ER SO BB IBB HBP BLK WP HR S P ERA WHIP	IP WLS BF H R ER SO BB IBB HBP BLK WP HR S P ERA WHIP	IP WLS BF H R ER SO BB IBB HBP BLK WP HR S P ERA WHIP	IP WLS BF H R ER SO BB IBB HBP BLK WP HR S P ERA WHIP	IP WLS BF H R ER SO BB IBB HBP BLK WP HR S P ERA WHIP	IP WLS BF H R ER SO BB IBB HBP BLK WP HR S P ERA WHIP						
44 Luke Hochevar, R (1,1) ERA: 5.79	9.0	W	29	3	0	0	5	1	0	0	0	0	0	0	0	0	0.00	0.444				





Batter	1	2	3	4	5	6	7	8	9	AB	R	H	RBI	BB	SO	LOB	TOP											
9 David DeJesus, L OBP: 0.346, SLG: 0.436 8 Willie Bloomquist, R OBP: 0.312, SLG: 0.363										1	0	0	0	0	1	0	<b>Kansas City Royals @ Chicago White Sox</b> U.S. Cellular Field, Chicago, IL Sat Sep 19 2009, 7:05 PM EDT Att: 28,329 - Partly Cloudy - 67 F <a href="http://livebaseballscorecards.com">livebaseballscorecards.com</a>											
12 Mitch Maier, L OBP: 0.330, SLG: 0.351										4	0	0	0	0	0	0												
16 Billy Butler, R OBP: 0.357, SLG: 0.486										4	1	1	1	0	2	0												
17 Mike Jacobs, L OBP: 0.301, SLG: 0.405										4	0	0	0	0	4	0												
13 Alberto Callaspo, S OBP: 0.335, SLG: 0.452										4	1	2	0	0	0	0												
21 Miguel Olivo, R OBP: 0.288, SLG: 0.505 14 John Buck, R OBP: 0.292, SLG: 0.479										0	1	0	0	1	0	0												
4 Alex Gordon, L OBP: 0.324, SLG: 0.347										3	0	1	1	0	0	2												
3 Yuniesky Betancourt, R OBP: 0.272, SLG: 0.343										2	0	0	1	0	0	1												
1 Josh Anderson, L OBP: 0.275, SLG: 0.302										3	0	0	0	0	0	1												
<b>Inning Stats</b>	R: 0 E: 0 K: 2 S: 10	H: 0 LOB: 0 BB: 0 P: 13	R: 2 E: 0 K: 1 S: 12	H: 2 LOB: 1 BB: 21 P: 21	R: 1 E: 0 K: 2 S: 12	H: 1 LOB: 0 BB: 0 P: 19	R: 0 E: 0 K: 0 S: 5	H: 0 LOB: 0 BB: 1 P: 9	R: 0 E: 0 K: 0 S: 8	H: 0 LOB: 0 BB: 0 P: 11	R: 0 E: 0 K: 2 S: 11	H: 0 LOB: 1 BB: 0 P: 15	R: 0 E: 0 K: 0 S: 5	H: 1 LOB: 1 BB: 0 P: 8	R: 0 E: 0 K: 0 S: 9	H: 0 LOB: 0 BB: 0 P: 12		R: 0 E: 0 K: 2 S: 10	H: 1 LOB: 0 BB: 0 P: 12	1B: 4 2B: 0 3B: 0 HR: 1	SF: 0 SAC: 1 DP: 1 HBP: 0	WP: 0 PB: 0 SB: 0 CS: 0	PA: 33					
<b>PITCHER</b>	IP	WLS	BF	H	R	ER	SO	BB	IBB	HBP	BLK	WP	HR	S	P	ERA	WHIP											
44 Jake Peavy, R ERA: 4.05	5.0	W	19	3	3	3	5	2	0	0	0	0	0	1	47	73	5.40	1.000										
67 Randy Williams, L ERA: 5.65	1.0		3	0	0	0	2	0	0	0	0	0	0	11	15	0.00	0.000											
D.J. Carrasco, R ERA: 3.58	2.0		7	1	0	0	0	0	0	0	0	0	0	14	20	0.00	0.500											
71 Scott Linebrink, R ERA: 4.22	1.0		4	1	0	0	2	0	0	0	0	0	0	10	12	0.00	1.000											

Batter	1	2	3	4	5	6	7	8	9	AB	R	H	RBI	BB	SO	LOB	BOTTOM											
5 Jayson Nix, R OBP: 0.322, SLG: 0.435										4	2	1	1	1	1	4	<b>Kansas City Royals @ Chicago White Sox</b> U.S. Cellular Field, Chicago, IL Sat Sep 19 2009, 7:05 PM EDT Att: 28,329 - Partly Cloudy - 67 F <a href="http://livebaseballscorecards.com">livebaseballscorecards.com</a>											
15 Gordon Beckham, R OBP: 0.341, SLG: 0.457										5	0	1	0	0	1	5												
12 A.J. Pierzynski, L OBP: 0.341, SLG: 0.442										4	1	1	1	1	2	0												
14 Paul Konerko, R OBP: 0.356, SLG: 0.504										3	3	2	2	2	0	2												
10 Alexei Ramirez, R OBP: 0.338, SLG: 0.400										4	2	2	2	1	0	2												
23 Jermaine Dye, R OBP: 0.335, SLG: 0.448										3	2	2	2	2	0	2												
20 Carlos Quentin, R OBP: 0.322, SLG: 0.437										4	1	2	4	1	1	2												
51 Alex Rios, R OBP: 0.290, SLG: 0.387										5	1	2	1	0	0	3												
26 Tyler Flowers, R OBP: 0.250, SLG: 0.143										3	1	1	0	1	2	2												
<b>Inning Stats</b>	R: 1 E: 1 K: 0 S: 12	H: 2 LOB: 1 BB: 0 P: 19	R: 0 E: 0 K: 0 S: 12	H: 0 LOB: 2 BB: 2 P: 27	R: 1 E: 0 K: 2 S: 9	H: 1 LOB: 0 BB: 0 P: 11	R: 1 E: 0 K: 2 S: 14	H: 2 LOB: 2 BB: 1 P: 21	R: 4 E: 0 K: 2 S: 18	H: 2 LOB: 0 BB: 2 P: 33	R: 0 E: 0 K: 0 S: 5	H: 0 LOB: 0 BB: 1 P: 9	R: 0 E: 0 K: 1 S: 7	H: 0 LOB: 1 BB: 2 P: 17	R: 6 E: 0 K: 0 S: 16	H: 7 LOB: 1 BB: 1 P: 27		R: 0 E: 0 K: 2 S: 10	H: 1 LOB: 0 BB: 0 P: 12	1B: 11 2B: 1 3B: 0 HR: 2	SF: 0 SAC: 0 DP: 3 HBP: 0	WP: 1 PB: 0 SB: 0 CS: 1	PA: 44					
<b>PITCHER</b>	IP	WLS	BF	H	R	ER	SO	BB	IBB	HBP	BLK	WP	HR	S	P	ERA	WHIP											
31 Dusty Hughes, L ERA: 4.38	4.1	L	21	5	3	2	5	3	0	0	0	0	1	13	27	54.00	6.000											
57 Yasuhiko Yabuta, R ERA: 14.73	0.2		6	2	4	4	1	2	0	0	0	0	0	1	13	27	54.00	6.000										
47 Victor Marte, R ERA: 10.5	2.1		13	4	5	5	1	4	0	0	0	1	0	21	41	19.29	3.429											
53 Carlos Rosa, R ERA: 3.38	0.2		4	3	1	1	0	0	0	0	0	0	0	7	12	13.50	4.500											



Batter	1	2	3	4	5	6	7	8	9	AB	R	H	RBI	BB	SO	LOB	TOP			
8 Willie Bloomquist, R OBP: 0.313, SLG: 0.367										4	1	2	0	0	0	1				
12 Mitch Maier, L OBP: 0.332, SLG: 0.351										3	0	1	1	1	0	1				
16 Billy Butler, R OBP: 0.356, SLG: 0.483										3	0	0	0	1	0	2				
17 Mike Jacobs, L OBP: 0.299, SLG: 0.401										3	0	0	0	0	0	1				
21 Miguel Olivo, R OBP: 0.297, SLG: 0.504										1	0	0	0	0	1	1				
13 Alberto Callaspo, S OBP: 0.351, SLG: 0.449										4	0	0	0	0	2	1				
14 John Buck, R OBP: 0.293, SLG: 0.476										3	0	1	0	0	1	0				
46 Luis Hernandez, S OBP: 0.200, SLG: 0.175										3	0	0	0	0	1	1				
3 Yuniesky Betancourt, R OBP: 0.270, SLG: 0.340										3	0	0	0	0	0	0				
1 Josh Anderson, L OBP: 0.276, SLG: 0.302										3	1	1	0	0	0	0				
<b>Inning Stats</b>	R: 1 H: 1 E: 0 K: 0 S: 12	H: 1 LOB: 0 BB: 1 P: 21	R: 0 H: 0 E: 0 K: 0 S: 7	H: 0 LOB: 0 BB: 0 P: 9	R: 1 H: 2 E: 0 K: 0 S: 12	H: 2 LOB: 1 BB: 0 P: 16	R: 0 H: 1 E: 0 K: 1 S: 7	H: 1 LOB: 0 BB: 0 P: 8	R: 0 H: 1 E: 0 K: 0 S: 8	H: 0 LOB: 0 BB: 0 P: 10	R: 0 H: 0 E: 0 K: 2 S: 7	H: 0 LOB: 0 BB: 0 P: 10	R: 0 H: 0 E: 0 K: 0 S: 8	H: 0 LOB: 0 BB: 0 P: 9	R: 0 H: 0 E: 0 K: 2 S: 12	H: 0 LOB: 1 BB: 1 P: 20	1B: 4 2B: 1 3B: 0 HR: 0	SF: 0 SAC: 0 DP: 1 HBP: 0	WP: 1 PB: 0 SB: 3 CS: 1	PA: 33
<b>PITCHER</b>	IP: 8.0 WLS: L BF: 28	H: 5 R: 2 ER: 2 SO: 3	BB: 1 IBB: 0 HBP: 0 BLK: 0	WP: 1 HR: 0 S: 68 P: 94	ERA: 2.25 WHIP: 0.750															
43 Freddy Garcia, R ERA: 4.01																				
37 Matt Thornton, L ERA: 2.69	IP: 1.0 WLS: 4 BF: 0	H: 0 R: 0 ER: 0 SO: 2	BB: 1 IBB: 0 HBP: 0 BLK: 0	WP: 0 HR: 0 S: 12 P: 20	ERA: 0.00 WHIP: 1.000															

Kansas City Royals @ Chicago White Sox  
U.S. Cellular Field, Chicago, IL  
Sun Sep 20 2009, 2:05 PM EDT  
Att: 22,798 - Overcast - 64 F

AB	30
R	2
H	5
RBI	1
BB	2
SO	5
LOB	8



Batter	1	2	3	4	5	6	7	8	9	AB	R	H	RBI	BB	SO	LOB	BOTTOM					
22 Scott Podsednik, L OBP: 0.354, SLG: 0.410										4	1	2	0	0	0	0						
15 Gordon Beckham, R OBP: 0.340, SLG: 0.453										3	0	0	0	1	1	2						
12 A.J. Pierzynski, L OBP: 0.342, SLG: 0.442										4	0	2	1	0	1	0						
14 Paul Konerko, R OBP: 0.355, SLG: 0.501										3	0	0	0	1	2	2						
10 Alexei Ramirez, R OBP: 0.337, SLG: 0.397										3	0	0	0	1	2	2						
23 Jermaine Dye, R OBP: 0.336, SLG: 0.446										2	0	0	0	1	0	3						
20 Carlos Quentin, R OBP: 0.318, SLG: 0.432										4	0	0	0	0	0	4						
17 Chris Getz, L OBP: 0.333, SLG: 0.357										4	0	1	0	0	1	0						
51 Alex Rios, R OBP: 0.289, SLG: 0.385										3	0	0	0	0	0	2						
7 Mark Kotsay, L OBP: 0.322, SLG: 0.401										1	0	1	0	0	0	0						
31 Dewayne Wise, L OBP: 0.242, SLG: 0.341										0	0	0	0	0	0	0						
<b>Inning Stats</b>	R: 0 H: 1 E: 0 K: 1 S: 6	H: 0 LOB: 0 BB: 0 P: 9	R: 0 H: 0 E: 0 K: 1 S: 8	H: 0 LOB: 0 BB: 0 P: 13	R: 0 H: 0 E: 0 K: 0 S: 7	H: 0 LOB: 0 BB: 0 P: 11	R: 1 H: 2 E: 0 K: 0 S: 22	H: 2 LOB: 3 BB: 2 P: 38	R: 0 H: 0 E: 0 K: 1 S: 14	H: 0 LOB: 0 BB: 0 P: 21	R: 0 H: 0 E: 0 K: 2 S: 9	H: 0 LOB: 0 BB: 0 P: 12	R: 0 H: 1 E: 0 K: 1 S: 9	H: 1 LOB: 2 BB: 0 P: 17	R: 0 H: 1 E: 0 K: 1 S: 15	H: 1 LOB: 3 BB: 2 P: 25	R: 0 H: 1 E: 0 K: 0 S: 7	H: 1 LOB: 0 BB: 0 P: 11	1B: 6 2B: 0 3B: 0 HR: 0	SF: 0 SAC: 0 DP: 1 HBP: 1	WP: 1 PB: 0 SB: 1 CS: 1	PA: 37
<b>PITCHER</b>	IP: 6.0 WLS: W BF: 22	H: 3 R: 1 ER: 1 SO: 5	BB: 2 IBB: 0 HBP: 0 BLK: 0	WP: 0 HR: 0 S: 66 P: 104	ERA: 1.50 WHIP: 0.833																	
51 Robinson Tejeda, R ERA: 2.94																						
56 Roman Colon, R ERA: 4.73	IP: 1.1 WLS: H BF: 8	H: 2 R: 0 ER: 0 SO: 1	BB: 1 IBB: 0 HBP: 1 BLK: 0	WP: 0 HR: 0 S: 17 P: 30	ERA: 0.00 WHIP: 2.250																	
4B Joakim Soria, R ERA: 2.4	IP: 1.2 WLS: S BF: 6	H: 1 R: 0 ER: 0 SO: 1	BB: 1 IBB: 0 HBP: 0 BLK: 0	WP: 0 HR: 0 S: 14 P: 23	ERA: 0.00 WHIP: 1.200																	

Kansas City Royals @ Chicago White Sox  
U.S. Cellular Field, Chicago, IL  
Sun Sep 20 2009, 2:05 PM EDT  
Att: 22,798 - Overcast - 64 F

AB	31
R	1
H	6
RBI	1
BB	4
SO	7
LOB	15





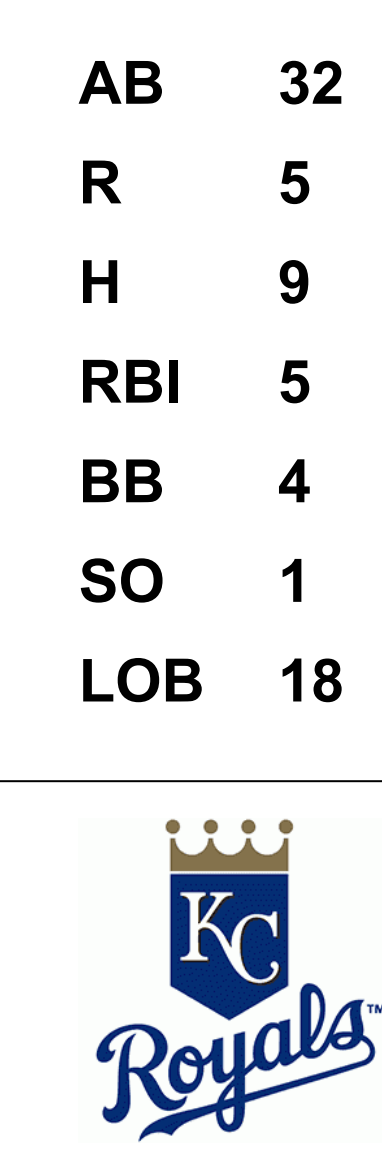




Batter	1	2	3	4	5	6	7	8	9	AB	R	H	RBI	BB	SO	LOB	TOP			
2 Jacoby Ellsbury, L (1, 8) OBP: 0.354, SLG: 0.419	G4-3		F8		F8			G3-1		3	1	0	0	1	0	2	<b>Boston Red Sox @ Kansas City Royals</b> Kauffman Stadium, Kansas City, MO Tue Sep 22 2009, 7:10 PM CDT Att: 21,228 - Partly Cloudy - 66 F			
15 Dustin Pedroia, R (1, 4) OBP: 0.371, SLG: 0.445	2B			BB		F9		BB		2	0	1	0	2	0					
41 Victor Martinez, S (1, 3) OBP: 0.379, SLG: 0.475	F7		F9				1B	G3-1		4	0	1	1	0	0	3				
20 Kevin Youkilis, R (1, 5) OBP: 0.412, SLG: 0.547	K2-3			K		F8		F8		4	0	0	0	0	2	4				
34 David Ortiz, L (1, 10) OBP: 0.325, SLG: 0.443	P6			K		L6			BB	3	0	0	0	1	1	2				
44 Jason Bay, R (1, 7) OBP: 0.386, SLG: 0.550	G4-3				K			K		4	0	0	0	0	3	1				
7 J.D. Drew, L (1, 9) OBP: 0.383, SLG: 0.494	F9					G3-1		K		3	0	0	0	1	1	1				
33 Jason Varitek, S (1, 2) OBP: 0.316, SLG: 0.395			G5-3					E3		2	0	0	0	1	1	0				
11 Casey Kotchman, L (9, PH) OBP: 0.342, SLG: 0.391									BB	1	0	0	0	0	0	1				
3 Alex Gonzalez, R (1, 6) OBP: 0.274, SLG: 0.351								F8		2	0	0	0	0	1	2				
68 Josh Reddick, L (8, PH) OBP: 0.271, SLG: 0.444			K			F4		F8		1	0	0	0	0	0	0				
12 Jed Lowrie, S (8, 6) OBP: 0.219, SLG: 0.246										0	0	0	0	0	0	0				
25 Mike Lowell, R (9, PH) OBP: 0.337, SLG: 0.486										1	0	0	0	0	0	2				
<b>Inning Stats</b>	R: 0 H: 1 E: 0 K: 1 S: 9	H: 1 LOB: 0 BB: 0 P: 15	R: 0 H: 0 E: 0 K: 0 S: 7	H: 0 LOB: 0 BB: 0 P: 11	R: 0 H: 0 E: 0 K: 1 S: 8	H: 0 LOB: 0 BB: 0 P: 9	R: 0 H: 0 E: 0 K: 2 S: 11	H: 0 LOB: 1 BB: 0 P: 21	R: 0 H: 1 E: 0 K: 0 S: 9	H: 0 LOB: 1 BB: 0 P: 15	R: 0 H: 0 E: 0 K: 2 S: 9	H: 0 LOB: 0 BB: 0 P: 11	R: 1 H: 0 E: 0 K: 0 S: 7	H: 0 LOB: 1 BB: 2 P: 20	R: 0 H: 0 E: 1 K: 2 S: 8	H: 0 LOB: 2 BB: 1 P: 18	1B: 1 2B: 1 3B: 0 HR: 0	SF: 0 SAC: 0 DP: 0 HBP: 0	WP: 0 PB: 0 SB: 2 CS: 0	PA: 36
<b>PITCHER</b>	IP WLS BF H R ER SO BB IBB HBP BLK WP HR S P ERA WHIP																			
23 Zack Greinke, R (1, 1) ERA: 2.08	6.0 W 23 2 0 0 5 3 0 0 0 0 0 0 53 91 0.00 0.833																			
56 Roman Colon, R (7, 1) ERA: 4.72	2.0 8 0 1 1 2 2 0 0 1 0 0 16 31 4.50 1.000																			
34 Jamey Wright, R (9, 1) ERA: 4.5	0.2 4 0 0 0 2 1 0 0 0 0 0 7 17 0.00 1.500																			
48 Joaquin Soria, R (9, 1) ERA: 2.34	0.1 S 1 0 0 0 0 0 0 0 0 0 0 1 1 0.00 0.000																			

Batter	1	2	3	4	5	6	7	8	9	AB	R	H	RBI	BB	SO	LOB	BOTTOM			
9 David DeJesus, L (1, 7) OBP: 0.349, SLG: 0.437	12 BB 17 BB	F7		16 FC6-4 1B			16 F8 12 BB			3	1	2	0	1	0	0	<b>Boston Red Sox @ Kansas City Royals</b> Kauffman Stadium, Kansas City, MO Tue Sep 22 2009, 7:10 PM CDT Att: 21,228 - Partly Cloudy - 66 F			
12 Mitch Maier, L (8, 9) OBP: 0.335, SLG: 0.349	17 BB 13 BB	F8		P5			13 BB			4	1	2	0	0	0	1				
16 Billy Butler, R (1, 3) OBP: 0.357, SLG: 0.484	13 BB 24 G4-3	G5-3		FC6-4			F8			3	1	0	0	1	0	3				
17 Mike Jacobs, L (1, 10) OBP: 0.302, SLG: 0.405	24 G4-3 4 BB		P2		P5		P6			3	1	0	1	1	0	2				
13 Alberto Callaspo, S (9, 5) OBP: 0.355, SLG: 0.453	24 G4-3 4 BB			21 BB			24 G6-3			3	1	3	1	1	0	0				
24 Mark Teahen, L (1, 9) OBP: 0.325, SLG: 0.408	1-2 2-3 3-H			1B			1B			4	0	0	1	0	0	7				
1 Josh Anderson, L (8, 8) OBP: 0.279, SLG: 0.306	G4-3		F8		G6-3		F8			0	0	0	0	0	0	0				
21 Miguel Olivo, R (1, 2) OBP: 0.290, SLG: 0.500	F7			1B		G6-3		F7		4	0	1	0	0	0	2				
4 Alex Gordon, L (1, 5) OBP: 0.331, SLG: 0.356							F7			4	0	1	2	0	1	2				
46 Luis Hernandez, S (9, 4) OBP: 0.200, SLG: 0.175	2H 3H		F9					K		0	0	0	0	0	0	0				
3 Yuniesky Betancourt, R (1, 6) OBP: 0.269, SLG: 0.338	G4-3			G6-3			P3			4	0	0	0	0	0	1				
<b>Inning Stats</b>	R: 5 H: 4 E: 0 K: 0 S: 12	H: 4 LOB: 1 BB: 2 P: 22	R: 0 H: 0 E: 0 K: 0 S: 7	H: 0 LOB: 0 BB: 0 P: 10	R: 0 H: 2 E: 0 K: 0 S: 11	H: 2 LOB: 2 BB: 0 P: 16	R: 0 H: 1 E: 0 K: 0 S: 8	H: 1 LOB: 1 BB: 0 P: 13	R: 0 H: 1 E: 0 K: 0 S: 4	H: 0 LOB: 0 BB: 0 P: 7	R: 0 H: 0 E: 0 K: 0 S: 10	H: 0 LOB: 0 BB: 0 P: 12	R: 0 H: 1 E: 0 K: 0 S: 9	H: 1 LOB: 3 BB: 2 P: 23	R: 0 H: 0 E: 0 K: 1 S: 6	H: 0 LOB: 0 BB: 0 P: 10	1B: 9 2B: 0 3B: 0 HR: 0	SF: 0 SAC: 0 DP: 1 HBP: 0	WP: 0 PB: 0 SB: 0 CS: 0	PA: 36
<b>PITCHER</b>	IP WLS BF H R ER SO BB IBB HBP BLK WP HR S P ERA WHIP																			
36 Paul Byrd, R (1, 1) ERA: 6.04	6.2 L 32 9 5 5 0 4 0 0 0 0 0 0 60 101 6.75 1.950																			
17 Manny Delcarmen, R (7, 1) ERA: 4.31	0.1 1 0 0 0 0 0 0 0 0 0 0 1 2 0.00 0.000																			
64 Michael Bowden, R (8, 1) ERA: 7.88	1.0 3 0 0 0 1 0 0 0 0 0 0 6 10 0.00 0.000																			

AB 30  
R 1  
H 2  
RBI 1  
BB 6  
SO 9  
LOB 18





Batter	1	2	3	4	5	6	7	8	9	AB	R	H	RBI	BB	SO	LOB	TOP		
2 Jacoby Ellsbury, L (1,8) OBP: 0.352, SLG: 0.420 23 Joey Gathright, L (9,7) OBP: 0.316, SLG: 0.278										5	1	1	2	0	2	3			
15 Dustin Pedroia, R (1,4) OBP: 0.374, SLG: 0.446 12 Jed Lowrie, S (9,4) OBP: 0.219, SLG: 0.246										3	2	2	1	1	0	0			
41 Victor Martinez, S (1,2) OBP: 0.373, SLG: 0.473										5	1	1	0	0	0	5			
20 Kevin Youkilis, R (1,3) OBP: 0.410, SLG: 0.542										4	1	0	0	1	1	1			
44 Jason Bay, R (1,7) OBP: 0.387, SLG: 0.549 32 Brian Anderson, R (9, PR) OBP: 0.317, SLG: 0.330										3	0	1	2	2	2	0			
34 David Ortiz, L (1, 10) OBP: 0.328, SLG: 0.450										4	1	2	4	1	0	0			
25 Mike Lowell, R (1,5) OBP: 0.334, SLG: 0.481 30 Chris Woodward, R (8,5) OBP: 0.298, SLG: 0.240										4	0	0	0	0	1	4			
7 J.D. Drew, L (1,9) OBP: 0.387, SLG: 0.495 68 Josh Reddick, (9, PR) OBP: 0.271, SLG: 0.444										3	1	2	0	2	0	2			
3 Alex Gonzalez, R (1,6) OBP: 0.276, SLG: 0.354										5	1	2	0	0	0	4			
<b>Inning Stats</b>	R: 0 H: 0 E: 0 K: 1 S: 11	H: 0 LOB: 0 BB: 0 P: 16	R: 0 H: 0 E: 0 K: 1 S: 8	H: 0 LOB: 2 BB: 2 P: 22	R: 0 H: 1 E: 0 K: 1 S: 11	H: 1 LOB: 0 BB: 0 P: 15	R: 0 H: 0 E: 0 K: 2 S: 10	H: 0 LOB: 0 BB: 0 P: 11	R: 6 H: 7 E: 0 K: 0 S: 17	H: 7 LOB: 1 BB: 1 P: 30	R: 0 H: 0 E: 0 K: 0 S: 11	H: 0 LOB: 0 BB: 0 P: 24	R: 0 H: 0 E: 0 K: 0 S: 7	H: 0 LOB: 1 BB: 1 P: 11	R: 3 H: 4 E: 0 K: 0 S: 14	H: 4 LOB: 2 BB: 1 P: 29	1B: 9 2B: 1 3B: 1 HR: 1	SF: 0 SAC: 0 DP: 2 HBP: 1	WP: 0 PA: 45 PB: 0 SB: 0 CS: 0
<b>PITCHER</b>	IP WLS BF H R ER SO BB IBB HBP BLK WP HR S P ERA WHIP	IP WLS BF H R ER SO BB IBB HBP BLK WP HR S P ERA WHIP	IP WLS BF H R ER SO BB IBB HBP BLK WP HR S P ERA WHIP	IP WLS BF H R ER SO BB IBB HBP BLK WP HR S P ERA WHIP	IP WLS BF H R ER SO BB IBB HBP BLK WP HR S P ERA WHIP	IP WLS BF H R ER SO BB IBB HBP BLK WP HR S P ERA WHIP	IP WLS BF H R ER SO BB IBB HBP BLK WP HR S P ERA WHIP	IP WLS BF H R ER SO BB IBB HBP BLK WP HR S P ERA WHIP	IP WLS BF H R ER SO BB IBB HBP BLK WP HR S P ERA WHIP	IP WLS BF H R ER SO BB IBB HBP BLK WP HR S P ERA WHIP	IP WLS BF H R ER SO BB IBB HBP BLK WP HR S P ERA WHIP	IP WLS BF H R ER SO BB IBB HBP BLK WP HR S P ERA WHIP	IP WLS BF H R ER SO BB IBB HBP BLK WP HR S P ERA WHIP	IP WLS BF H R ER SO BB IBB HBP BLK WP HR S P ERA WHIP	IP WLS BF H R ER SO BB IBB HBP BLK WP HR S P ERA WHIP	IP WLS BF H R ER SO BB IBB HBP BLK WP HR S P ERA WHIP	IP WLS BF H R ER SO BB IBB HBP BLK WP HR S P ERA WHIP	IP WLS BF H R ER SO BB IBB HBP BLK WP HR S P ERA WHIP	IP WLS BF H R ER SO BB IBB HBP BLK WP HR S P ERA WHIP

Boston Red Sox @ Kansas City Royals  
Kauffman Stadium, Kansas City, MO  
Wed Sep 23 2009, 7:10 PM CDT  
Att: 18,989 - Overcast - 69 F

AB 37  
R 9  
H 12  
RBI 9  
BB 7  
SO 6  
LOB 19



Batter	1	2	3	4	5	6	7	8	9	AB	R	H	RBI	BB	SO	LOB	BOTTOM				
9 David DeJesus, L (1,7) OBP: 0.349, SLG: 0.436 1 Josh Anderson, L (8, PR) OBP: 0.279, SLG: 0.306										4	0	1	1	1	1	3					
12 Mitch Maier, L (1,8) OBP: 0.338, SLG: 0.353										5	0	3	0	0	1	1					
16 Billy Butler, R (1,3) OBP: 0.358, SLG: 0.483										5	0	2	0	0	1	3					
3 Brayan Peña, S (1, 10) OBP: 0.316, SLG: 0.441										4	0	1	0	1	1	2					
13 Alberto Callaspo, S (1,4) OBP: 0.355, SLG: 0.451 46 Luis Hernandez, S (9, PH) OBP: 0.197, SLG: 0.152										3	0	0	0	1	2	4					
24 Mark Teahen, L (1,9) OBP: 0.323, SLG: 0.404										4	0	0	0	0	0	3					
14 John Buck, R (1,2) OBP: 0.297, SLG: 0.482										4	1	2	0	0	1	1					
4 Alex Gordon, L (1,5) OBP: 0.325, SLG: 0.348 8 Willie Bloomquist, R (8, PH) OBP: 0.314, SLG: 0.363										3	0	0	0	0	1	2					
3 Yuniesky Betancourt, R (1,6) OBP: 0.273, SLG: 0.346										4	1	3	1	0	0	0					
<b>Inning Stats</b>	R: 0 H: 1 E: 0 K: 2 S: 11	H: 2 LOB: 2 BB: 0 P: 19	R: 0 H: 2 E: 0 K: 0 S: 14	H: 2 LOB: 0 BB: 0 P: 20	R: 0 H: 2 E: 0 K: 2 S: 9	H: 2 LOB: 0 BB: 0 P: 14	R: 2 H: 5 E: 0 K: 0 S: 19	H: 5 LOB: 0 BB: 0 P: 27	R: 0 H: 0 E: 0 K: 2 S: 8	H: 0 LOB: 0 BB: 0 P: 10	R: 0 H: 2 E: 0 K: 1 S: 10	H: 2 LOB: 2 BB: 0 P: 13	R: 0 H: 0 E: 0 K: 1 S: 12	H: 0 LOB: 1 BB: 1 P: 19	R: 0 H: 0 E: 0 K: 1 S: 9	H: 0 LOB: 1 BB: 1 P: 16	R: 0 H: 0 E: 0 K: 1 S: 10	H: 0 LOB: 0 BB: 0 P: 12	1B: 10 2B: 1 3B: 1 HR: 0	SF: 0 SAC: 0 DP: 0 HBP: 0	WP: 0 PA: 41 PB: 0 SB: 1 CS: 1
<b>PITCHER</b>	IP WLS BF H R ER SO BB IBB HBP BLK WP HR S P ERA WHIP	IP WLS BF H R ER SO BB IBB HBP BLK WP HR S P ERA WHIP	IP WLS BF H R ER SO BB IBB HBP BLK WP HR S P ERA WHIP	IP WLS BF H R ER SO BB IBB HBP BLK WP HR S P ERA WHIP	IP WLS BF H R ER SO BB IBB HBP BLK WP HR S P ERA WHIP	IP WLS BF H R ER SO BB IBB HBP BLK WP HR S P ERA WHIP	IP WLS BF H R ER SO BB IBB HBP BLK WP HR S P ERA WHIP	IP WLS BF H R ER SO BB IBB HBP BLK WP HR S P ERA WHIP	IP WLS BF H R ER SO BB IBB HBP BLK WP HR S P ERA WHIP	IP WLS BF H R ER SO BB IBB HBP BLK WP HR S P ERA WHIP	IP WLS BF H R ER SO BB IBB HBP BLK WP HR S P ERA WHIP	IP WLS BF H R ER SO BB IBB HBP BLK WP HR S P ERA WHIP	IP WLS BF H R ER SO BB IBB HBP BLK WP HR S P ERA WHIP	IP WLS BF H R ER SO BB IBB HBP BLK WP HR S P ERA WHIP	IP WLS BF H R ER SO BB IBB HBP BLK WP HR S P ERA WHIP	IP WLS BF H R ER SO BB IBB HBP BLK WP HR S P ERA WHIP	IP WLS BF H R ER SO BB IBB HBP BLK WP HR S P ERA WHIP	IP WLS BF H R ER SO BB IBB HBP BLK WP HR S P ERA WHIP	IP WLS BF H R ER SO BB IBB HBP BLK WP HR S P ERA WHIP		

Boston Red Sox @ Kansas City Royals  
Kauffman Stadium, Kansas City, MO  
Wed Sep 23 2009, 7:10 PM CDT  
Att: 18,989 - Overcast - 69 F

AB 38  
R 2  
H 12  
RBI 2  
BB 3  
SO 10  
LOB 19











Batter	1	2	3	4	5	6	7	8	9	AB	R	H	RBI	BB	SO	LOB	TOP										
2 Denard Span, L OBP: 0.390, SLG: 0.409	G4-3		F7							4	1	2	0	1	0	1	<b>Minnesota Twins @ Kansas City Royals</b> Kauffman Stadium, Kansas City, MO Fri Sep 25 2009, 7:10 PM CDT Att: 23,307 - Partly Cloudy - 72 F										
18 Orlando Cabrera, R OBP: 0.399, SLG: 0.376	P6		L3							5	1	2	1	0	0	1											
7 Joe Mauer, L OBP: 0.443, SLG: 0.603										2	0	0	1	3	0	3											
16 Jason Kubel, L OBP: 0.369, SLG: 0.526																											
22 Carlos Gómez, R OBP: 0.290, SLG: 0.341	K									3	0	0	1	1	2	2											
5 Michael Cuddyer, R OBP: 0.338, SLG: 0.525										4	2	2	2	1	0	0											
21 Delmon Young, R OBP: 0.297, SLG: 0.405										5	2	2	2	0	2	3											
26 Jose Morales, S OBP: 0.402, SLG: 0.400										4	1	0	0	1	1	4											
20 Matt Tolbert, S OBP: 0.292, SLG: 0.277										4	1	1	1	0	0	1											
8 Nick Punto, S OBP: 0.332, SLG: 0.289										2	1	0	0	1	0	0											
<b>Inning Stats</b>	R: 0 E: 0 K: 1 S: 10	H: 0 LOB: 1 BB: 1 P: 15	R: 0 E: 0 K: 2 S: 9	H: 0 LOB: 0 BB: 0 P: 9	R: 1 E: 0 K: 0 S: 10	H: 0 LOB: 0 BB: 1 P: 19	R: 1 E: 0 K: 0 S: 6	H: 1 LOB: 0 BB: 1 P: 13	R: 4 E: 1 K: 1 S: 16	H: 1 LOB: 5 BB: 5 P: 41	R: 0 E: 0 K: 0 S: 18	H: 2 LOB: 2 BB: 0 P: 26	R: 2 E: 0 K: 1 S: 11	H: 3 LOB: 0 BB: 0 P: 20	R: 0 E: 0 K: 0 S: 10	H: 1 LOB: 1 BB: 0 P: 16	R: 1 E: 0 K: 0 S: 5	H: 1 LOB: 0 BB: 0 P: 10	1B: 6 2B: 0 3B: 1 HR: 2	SF: 0 SAC: 1 DP: 1 HBP: 0	WP: 2 PB: 0 CS: 3 SB: 1	PA: 44					
<b>PITCHER</b>	IP	WLS	BF	H	R	ER	SO	BB	IBB	HBP	BLK	WP	HR	S	P	ERA	WHIP										
51 Robinson Tejeda, R ERA: 3.41	4.1	L	22	2	6	5	3	7	0	0	0	1	1	43	82	10.38	2.077										
37 Juan Cruz, R ERA: 5.96	1.2		8	2	0	0	1	1	0	0	0	0	0	26	41	0.00	1.800										
56 Roman Colon, R ERA: 4.99	1.0		5	3	2	2	1	0	0	0	0	0	0	11	20	18.00	3.000										
53 Carlos Rosa, R ERA: 6.35	1.0		4	1	0	0	0	0	0	0	0	0	0	10	16	0.00	1.000										
47 Victor Marte, R ERA: 8.0	1.0		4	1	1	1	0	0	0	0	0	0	1	5	10	9.00	1.000										

Batter	1	2	3	4	5	6	7	8	9	AB	R	H	RBI	BB	SO	LOB	BOTTOM										
8 Willie Bloomquist, R OBP: 0.310, SLG: 0.359	G4-3		K							5	0	0	0	0	1	3	<b>Minnesota Twins @ Kansas City Royals</b> Kauffman Stadium, Kansas City, MO Fri Sep 25 2009, 7:10 PM CDT Att: 23,307 - Partly Cloudy - 72 F										
12 Mitch Maier, L OBP: 0.338, SLG: 0.349	L4		K							4	1	0	0	1	2												
16 Billy Butler, R OBP: 0.364, SLG: 0.503										5	2	4	4	0	1	2											
17 Mike Jacobs, L OBP: 0.301, SLG: 0.402										4	0	1	0	0	1	1											
13 Alberto Callaspo, S OBP: 0.355, SLG: 0.449										3	0	1	0	1	1	2											
14 John Buck, R OBP: 0.296, SLG: 0.477										4	0	1	0	0	2	2											
4 Alex Gordon, L OBP: 0.321, SLG: 0.343										4	0	0	0	0	1	4											
3 Yuniesky Betancourt, R OBP: 0.273, SLG: 0.345										4	0	2	0	0	0	2											
1 Josh Anderson, L OBP: 0.281, SLG: 0.311										4	1	2	0	0	0	1											
<b>Inning Stats</b>	R: 0 E: 0 K: 0 S: 13	H: 2 LOB: 2 BB: 0 P: 15	R: 0 E: 0 K: 0 S: 8	H: 1 LOB: 1 BB: 0 P: 16	R: 1 E: 0 K: 2 S: 9	H: 1 LOB: 0 BB: 0 P: 11	R: 0 E: 0 K: 1 S: 11	H: 2 LOB: 1 BB: 0 P: 15	R: 3 E: 0 K: 1 S: 15	H: 2 LOB: 0 BB: 1 P: 25	R: 0 E: 0 K: 1 S: 7	H: 0 LOB: 0 BB: 0 P: 9	R: 0 E: 0 K: 0 S: 5	H: 0 LOB: 0 BB: 0 P: 8	R: 0 E: 0 K: 2 S: 11	H: 1 LOB: 2 BB: 1 P: 22		R: 0 E: 0 K: 1 S: 11	H: 2 LOB: 2 BB: 0 P: 13	1B: 8 2B: 1 3B: 0 HR: 2	SF: 0 SAC: 0 DP: 1 HBP: 0	WP: 0 PB: 0 CS: 0	PA: 39				
<b>PITCHER</b>	IP	WLS	BF	H	R	ER	SO	BB	IBB	HBP	BLK	WP	HR	S	P	ERA	WHIP										
48 Carl Pavano, R ERA: 4.86	6.0	W	26	8	4	4	0	1	0	0	0	0	0	5	8	0.00	1.500										
37 Ron Mahay, L ERA: 4.44	1.0		3	0	0	0	0	0	0	0	0	0	0	5	8	0.00	0.000										
60 Jon Rauch, R ERA: 3.88	0.2		4	1	0	0	2	1	0	0	0	0	0	9	19	0.00	3.000										
50 Jose Mijares, L ERA: 2.09	0.1	H	1	0	0	0	0	0	0	0	0	0	0	2	3	0.00	0.000										
54 Matt Guerrier, R ERA: 2.24	1.0		5	2	0	0	1	0	0	0	0	0	0	11	13	0.00	2.000										

**AB 34**  
**R 9**  
**H 9**  
**RBI 8**  
**BB 8**  
**SO 5**  
**LOB 15**



**AB 37**  
**R 4**  
**H 11**  
**RBI 4**  
**BB 2**  
**SO 8**  
**LOB 19**





Batter	1	2	3	4	5	6	7	8	9	AB	R	H	RBI	BB	SO	LOB	TOP					
2 Denard Span, L (1, 8) OBP: 0.393, SLG: 0.417										5	1	4	6	0	0	2	<b>Minnesota Twins @ Kansas City Royals</b> Kauffman Stadium, Kansas City, MO Sat Sep 26 2009, 6:10 PM CDT Att: 30,690 - Partly Cloudy - 71 F					
18 Orlando Cabrera, R (1, 6) OBP: 0.309, SLG: 0.374										5	1	1	1	0	0	5						
7 Joe Mauer, L (1, 2) OBP: 0.445, SLG: 0.605										4	0	2	2	1	0	0						
16 Jason Kubel, L (1, 9) OBP: 0.370, SLG: 0.523										3	1	0	0	1	2	2						
22 Carlos Gómez, R (8, 8) OBP: 0.290, SLG: 0.341										0	0	0	0	0	0	0						
5 Michael Cuddyer, R (1, 3) OBP: 0.338, SLG: 0.523										4	1	1	0	0	1	2						
21 Delmon Young, R (1, 7) OBP: 0.293, SLG: 0.399										5	1	0	1	0	2	5						
23 Brendan Harris, R (1, 10) OBP: 0.311, SLG: 0.365										4	1	2	1	0	1	0						
20 Matt Tolbert, S (1, 5) OBP: 0.300, SLG: 0.292										5	3	3	0	0	1	1						
8 Nick Punto, S (1, 4) OBP: 0.337, SLG: 0.288										1	2	0	0	3	0	0						
<b>Inning Stats</b>	R: 0 E: 0 K: 0 S: 12	H: 1 LOB: 0 BB: 0 P: 16	R: 0 E: 0 K: 0 S: 9	H: 0 LOB: 0 BB: 0 P: 13	R: 0 E: 0 K: 1 S: 13	H: 1 LOB: 2 BB: 1 P: 22	R: 5 E: 1 K: 0 S: 19	H: 3 LOB: 1 BB: 2 P: 33	R: 0 E: 0 K: 1 S: 8	H: 1 LOB: 1 BB: 0 P: 13	R: 2 E: 0 K: 0 S: 10	H: 3 LOB: 0 BB: 0 P: 13	R: 0 E: 0 K: 2 S: 9	H: 0 LOB: 1 BB: 1 P: 20	R: 4 E: 0 K: 3 S: 23	H: 4 LOB: 2 BB: 1 P: 42	R: 0 E: 0 K: 0 S: 4	H: 0 LOB: 0 BB: 0 P: 5	1B: 10 2B: 2 3B: 1 HR: 0	SF: 1 SAC: 1 DP: 1 HBP: 2	WP: 1 PB: 0 CS: 0 SB: 0	PA: 45
<b>PITCHER</b>	IP WLS BF H R ER SO BB IBB HBP BLK WP HR S P ERA WHIP																<b>PITCHER</b>	IP WLS BF H R ER SO BB IBB HBP BLK WP HR S P ERA WHIP				
41 Lenny DiNardo, L (1, 1) ERA: 7.52	5.0 L 26 8 7 3 2 3 0 1 0 0 0 0 66 102 5.40 2.200																					
34 Jamey Wright, R (6, 1) ERA: 4.44	2.0 7 1 0 0 2 1 0 0 0 0 0 0 14 28 0.00 1.000																					
57 Yasuhiko Yabuta, R (8, 1) ERA: 14.73	0.1 6 4 4 4 1 0 0 0 0 1 0 0 17 30 108.00 15.000																					
40 Kyle Farnsworth, R (8, 1) ERA: 4.42	0.2 3 0 0 0 2 0 0 1 0 0 0 0 6 12 0.00 0.000																					
47 Victor Marte, R (9, 1) ERA: 7.2	1.0 3 0 0 0 0 0 0 0 0 0 0 0 4 5 0.00 0.000																					
<b>Batter</b>	<b>1</b>	<b>2</b>	<b>3</b>	<b>4</b>	<b>5</b>	<b>6</b>	<b>7</b>	<b>8</b>	<b>9</b>	<b>AB</b>	<b>R</b>	<b>H</b>	<b>RBI</b>	<b>BB</b>	<b>SO</b>	<b>LOB</b>	<b>BOTTOM</b>					
8 Willie Bloomquist, R (1, 9) OBP: 0.310, SLG: 0.358										4	0	1	0	0	2	0	<b>Minnesota Twins @ Kansas City Royals</b> Kauffman Stadium, Kansas City, MO Sat Sep 26 2009, 6:10 PM CDT Att: 30,690 - Partly Cloudy - 71 F					
12 Mitch Maier, L (1, 7) OBP: 0.343, SLG: 0.350										2	1	1	0	2	0	0						
16 Billy Butler, R (1, 3) OBP: 0.363, SLG: 0.503										4	0	1	1	0	1	3						
17 Mike Jacobs, L (1, 10) OBP: 0.301, SLG: 0.401										4	1	1	0	0	1	3						
13 Alberto Callaspo, S (1, 4) OBP: 0.356, SLG: 0.456										4	2	2	2	0	1	0						
3 Brayan Peña, S (1, 2) OBP: 0.321, SLG: 0.463										4	2	2	1	0	0	1						
4 Alex Gordon, L (1, 5) OBP: 0.320, SLG: 0.340										4	0	1	1	0	1	0						
3 Yuniesky Betancourt, R (1, 6) OBP: 0.271, SLG: 0.342										4	0	0	1	0	0	1						
1 Josh Anderson, L (1, 8) OBP: 0.277, SLG: 0.306										4	0	0	0	0	0	1						
<b>Inning Stats</b>	R: 0 E: 0 K: 1 S: 9	H: 2 LOB: 1 BB: 0 P: 10	R: 2 E: 0 K: 1 S: 17	H: 2 LOB: 0 BB: 0 P: 20	R: 0 E: 0 K: 1 S: 9	H: 0 LOB: 0 BB: 0 P: 14	R: 0 E: 0 K: 1 S: 9	H: 0 LOB: 0 BB: 0 P: 13	R: 0 E: 0 K: 0 S: 7	H: 0 LOB: 0 BB: 0 P: 9	R: 0 E: 0 K: 1 S: 13	H: 0 LOB: 0 BB: 1 P: 20	R: 2 E: 0 K: 0 S: 8	H: 2 LOB: 0 BB: 0 P: 10	R: 1 E: 0 K: 0 S: 10	H: 1 LOB: 1 BB: 1 P: 19		R: 1 E: 1 K: 1 S: 13	H: 2 LOB: 1 BB: 0 P: 17	1B: 5 2B: 3 3B: 0 HR: 2	SF: 0 SAC: 0 DP: 2 HBP: 0	WP: 0 PB: 0 CS: 0 SB: 0
<b>PITCHER</b>	IP WLS BF H R ER SO BB IBB HBP BLK WP HR S P ERA WHIP																<b>PITCHER</b>	IP WLS BF H R ER SO BB IBB HBP BLK WP HR S P ERA WHIP				
30 Scott Baker, R (1, 1) ERA: 4.48	6.1 W 24 6 4 4 5 1 0 0 0 0 0 0 14 24 5.40 1.200																					
37 Ron Mahay, L (7, 1) ERA: 4.47	1.2 7 1 1 1 0 1 0 0 0 0 0 0 14 24 5.40 1.200																					
44 Bob Keppel, R (9, 1) ERA: 4.96	1.0 5 2 1 0 1 0 0 0 0 0 0 0 13 17 0.00 2.000																					



Batter	1	2	3	4	5	6	7	8	9	AB	R	H	RBI	BB	SO	LOB	TOP										
<b>2 Denard Span, L</b> (1, 8) OBP: 0.393, SLG: 0.417										5	0	2	0	0	1	2	<b>Minnesota Twins @ Kansas City Royals</b> Kauffman Stadium, Kansas City, MO Sun Sep 27 2009, 1:10 PM CDT Att: 28,721 - Sunny - 82 F										
<b>18 Orlando Cabrera, R</b> (1, 6) <b>12 Alexi Casilla, S</b> (9, FR) OBP: 0.275, SLG: 0.249										5	1	3	0	0	1	5											
<b>7 Joe Mauer, L</b> (1, 10) OBP: 0.444, SLG: 0.602										5	0	2	0	0	2	6											
<b>16 Jason Kubel, L</b> (1, 9) OBP: 0.367, SLG: 0.519										4	0	0	0	0	1	7											
<b>5 Michael Cuddyer, R</b> (1, 3) OBP: 0.338, SLG: 0.521										4	0	1	1	0	1	1											
<b>21 Delmon Young, R</b> (1, 7) OBP: 0.296, SLG: 0.399										3	0	1	0	0	0	1											
<b>26 Jose Morales, S</b> (1, 2) OBP: 0.397, SLG: 0.394										4	0	1	0	0	0	3											
<b>20 Matt Tolbert, S</b> (1, 5) OBP: 0.304, SLG: 0.289										2	0	0	0	2	2	0											
<b>8 Nick Punto, S</b> (1, 4) OBP: 0.336, SLG: 0.287										4	0	1	0	0	1	2											
<b>Inning Stats</b>	R: 0 E: 0 K: 1 S: 9	H: 1 LOB: 1 BB: 0 P: 12	R: 0 E: 0 K: 1 S: 7	H: 1 LOB: 1 BB: 0 P: 9	R: 0 E: 0 K: 2 S: 14	H: 2 LOB: 3 BB: 1 P: 24	R: 0 E: 0 K: 0 S: 4	H: 0 LOB: 0 BB: 0 P: 5	R: 0 E: 0 K: 2 S: 9	H: 0 LOB: 0 BB: 0 P: 12	R: 1 E: 0 K: 0 S: 11	H: 2 LOB: 1 BB: 0 P: 13	R: 0 E: 0 K: 2 S: 13	H: 1 LOB: 2 BB: 1 P: 22	R: 0 E: 0 K: 0 S: 15	H: 2 LOB: 2 BB: 0 P: 22	R: 0 E: 0 K: 1 S: 13	H: 2 LOB: 2 BB: 0 P: 24	1B: 10 2B: 1 3B: 0 HR: 0	SF: 0 SAC: 0 DP: 2 HBP: 1	WP: 0 PB: 0 SB: 0 CS: 0	PA: 39					
<b>PITCHER</b>	IP	WLS	BF	H	R	ER	SO	BB	IBB	HBP	BLK	WP	HR	S	P	ERA	WHIP										
<b>23 Zack Greinke, R</b> (1, 1) ERA: 2.06	7.0	W	29	7	1	1	8	2	0	0	0	0	0	67	97	1.29	1.286										
<b>48 Joakim Soria, R</b> (8, 1) ERA: 2.25	2.0	S	10	4	0	0	1	0	0	1	0	0	0	28	46	0.00	2.000										

AB 36  
R 1  
H 11  
RBI 1  
BB 2  
SO 9  
LOB 27



Batter	1	2	3	4	5	6	7	8	9	AB	R	H	RBI	BB	SO	LOB	BOTTOM										
<b>8 Willie Bloomquist, R</b> (1, 7) OBP: 0.309, SLG: 0.357										4	0	1	0	0	1	3	<b>Minnesota Twins @ Kansas City Royals</b> Kauffman Stadium, Kansas City, MO Sun Sep 27 2009, 1:10 PM CDT Att: 28,721 - Sunny - 82 F										
<b>12 Mitch Maier, L</b> (1, 8) OBP: 0.342, SLG: 0.347										3	0	0	0	1	0	1											
<b>16 Billy Butler, R</b> (1, 3) OBP: 0.364, SLG: 0.501										2	0	0	0	2	2	3											
<b>3 Brayan Peña, S</b> (1, 10) OBP: 0.319, SLG: 0.454										3	0	0	0	1	1	2											
<b>13 Alberto Callaspo, S</b> (1, 5) OBP: 0.355, SLG: 0.457										4	1	1	0	0	0	2											
<b>21 Miguel Olivo, R</b> (1, 2) OBP: 0.295, SLG: 0.496										2	1	0	0	2	1	2											
<b>24 Mark Teahen, L</b> (1, 9) ERA: 5.88 <b>1 Josh Anderson, L</b> (8, 8) OBP: 0.276, SLG: 0.305										2	0	0	0	0	1	3											
<b>3 Yuniesky Betancourt, R</b> (1, 6) OBP: 0.275, SLG: 0.355										3	2	3	3	0	0	0											
<b>46 Luis Hernandez, S</b> (1, 4) OBP: 0.217, SLG: 0.182										1	0	1	0	1	0	0											
<b>Inning Stats</b>	R: 0 E: 0 K: 1 S: 12	H: 1 LOB: 1 BB: 0 P: 20	R: 3 E: 0 K: 1 S: 15	H: 2 LOB: 3 BB: 3 P: 28	R: 0 E: 0 K: 2 S: 10	H: 0 LOB: 1 BB: 1 P: 19	R: 1 E: 0 K: 1 S: 9	H: 1 LOB: 0 BB: 0 P: 19	R: 0 E: 0 K: 1 S: 8	H: 0 LOB: 2 BB: 2 P: 19	R: 0 E: 0 K: 0 S: 6	H: 2 LOB: 0 BB: 0 P: 8	R: 0 E: 0 K: 0 S: 8	H: 0 LOB: 0 BB: 1 P: 17	R: 0 E: 0 K: 0 S: 3	H: 0 LOB: 0 BB: 0 P: 4	R: 0 E: 0 K: 0 S: 3	H: 0 LOB: 0 BB: 0 P: 4	1B: 3 2B: 3 3B: 0 HR: 1	SF: 0 SAC: 0 DP: 2 HBP: 0	WP: 2 PB: 1 SB: 2 CS: 0	PA: 34					
<b>PITCHER</b>	IP	WLS	BF	H	R	ER	SO	BB	IBB	HBP	BLK	WP	HR	S	P	ERA	WHIP										
<b>47 Francisco Liriano, L</b> (1, 1) ERA: 5.88	1.2	L	11	3	3	3	1	3	0	0	0	2	0	24	45	16.20	3.600										
<b>49 Jeff Manship, R</b> (2, 1) ERA: 5.81	3.2		16	3	1	1	5	3	0	0	0	2	0	34	66	2.46	1.636										
<b>44 Bob Keppel, R</b> (6, 1) ERA: 4.8	1.2		4	0	0	0	0	1	0	0	0	0	0	10	19	0.00	0.600										
<b>28 Jesse Crain, R</b> (8, 1) ERA: 4.75	1.0		3	0	0	0	0	0	0	0	0	0	0	3	4	0.00	0.000										

AB 25  
R 4  
H 6  
RBI 3  
BB 7  
SO 6  
LOB 16





Batter	1	2	3	4	5	6	7	8	9	AB	R	H	RBI	BB	SO	LOB	TOP										
12 Mitch Maier, L (1, 7) OBP: 0.343, SLG: 0.347										3	0	1	0	1	2	0	<b>Kansas City Royals @ New York Yankees</b> Yankee Stadium, Bronx, NY Mon Sep 28 2009, 7:05 PM EDT Att: 45,348 - Cloudy - 60 F										
3 Yuniesky Betancourt, R (1, 6) OBP: 0.276, SLG: 0.354										4	1	1	0	0	1	2											
16 Billy Butler, R (1, 3) OBP: 0.365, SLG: 0.502										3	0	1	0	1	0	1											
17 Mike Jacobs, L (1, 10) OBP: 0.298, SLG: 0.398										3	0	0	1	0	0	2											
13 Alberto Callaspo, S (1, 4) OBP: 0.353, SLG: 0.453										4	0	0	0	0	2	1											
24 Mark Teahen, L (1, 9) OBP: 0.321, SLG: 0.407										3	1	1	1	0	0	0											
21 Miguel Olivo, R (1, 2) OBP: 0.292, SLG: 0.492										3	0	0	0	0	1	0											
4 Alex Gordon, L (1, 5) OBP: 0.314, SLG: 0.333										3	0	0	0	0	0	0											
1 Josh Anderson, L (1, 8) OBP: 0.273, SLG: 0.301										3	0	0	0	0	0	0											
<b>Inning Stats</b>	R: 0 H: 0 E: 0 K: 1 S: 11	H: 0 LOB: 1 BB: 1 P: 19	R: 0 H: 0 E: 0 K: 1 S: 7	H: 0 LOB: 0 BB: 0 P: 12	R: 0 H: 1 E: 0 K: 0 S: 8	H: 1 LOB: 1 BB: 0 P: 15	R: 0 H: 0 E: 0 K: 0 S: 9	H: 0 LOB: 0 BB: 1 P: 15	R: 1 H: 1 E: 0 K: 0 S: 7	H: 1 LOB: 0 BB: 0 P: 10	R: 1 H: 2 E: 0 K: 2 S: 10	H: 0 LOB: 1 BB: 0 P: 14	R: 0 H: 0 E: 0 K: 1 S: 9	H: 0 LOB: 0 BB: 0 P: 13	R: 0 H: 0 E: 0 K: 1 S: 7	H: 0 LOB: 0 BB: 0 P: 10		R: 0 H: 0 E: 0 K: 0 S: 5	H: 0 LOB: 0 BB: 0 P: 8	1B: 2 2B: 1 3B: 0 HR: 1	SF: 1 SAC: 0 DP: 1 HBP: 0	WP: 0 PB: 0 SB: 0 CS: 0	PA: 32				
<b>PITCHER</b>	IP	WLS	BF	H	R	ER	SO	BB	IBB	HBP	BLK	WP	HR	S	P	ERA	WHIP										
41 Chad Gaudin, R (1, 1) ERA: 4.68	6.2	W	25	4	2	2	5	2	0	0	0	0	1	57	92	2.70	0.900										
43 Damaso Marte, L (7, 1) ERA: 9.49	0.1	H	1	0	0	0	0	0	0	0	0	0	0	4	6	0.00	0.000										
91 Alfredo Aceves, R (8, 1) ERA: 3.73	2.0		6	0	0	0	1	0	0	0	0	0	0	12	18	0.00	0.000										

Batter	1	2	3	4	5	6	7	8	9	AB	R	H	RBI	BB	SO	LOB	BOTTOM										
11 Brett Gardner, L (1, 8) OBP: 0.351, SLG: 0.390										4	1	1	0	0	0	0	<b>Kansas City Royals @ New York Yankees</b> Yankee Stadium, Bronx, NY Mon Sep 28 2009, 7:05 PM EDT Att: 45,348 - Cloudy - 60 F										
53 Melky Cabrera, S (1, 7) OBP: 0.336, SLG: 0.418										3	1	1	0	1	0	1											
24 Robinson Canó, L (1, 4) OBP: 0.352, SLG: 0.525										4	2	2	4	0	0	1											
20 Jorge Posada, S (1, 10) OBP: 0.369, SLG: 0.534										2	1	2	0	2	0	0											
14 Eric Hinske, L (1, 5) OBP: 0.349, SLG: 0.440										4	0	1	1	0	0	4											
28 Shelley Duncan, R (1, 9) OBP: 0.231, SLG: 0.231										3	0	1	1	0	1	2											
47 Freddy Guzman, S (6, FR)										1	0	0	0	0	1	1											
72 Juan Miranda, L (1, 3) OBP: 0.200, SLG: 0.200										4	0	0	0	0	2	3											
29 Francisco Cervelli, R (1, 2) OBP: 0.301, SLG: 0.367										4	1	2	0	0	0	0											
19 Ramiro Pena, S (1, 6) OBP: 0.321, SLG: 0.393										4	2	2	2	0	0	0											
<b>Inning Stats</b>	R: 0 H: 1 E: 0 K: 0 S: 10	H: 1 LOB: 2 BB: 1 P: 19	R: 0 H: 0 E: 0 K: 1 S: 8	H: 0 LOB: 0 BB: 0 P: 10	R: 0 H: 0 E: 0 K: 0 S: 4	H: 0 LOB: 0 BB: 0 P: 7	R: 1 H: 3 E: 0 K: 1 S: 8	H: 3 LOB: 1 BB: 0 P: 12	R: 1 H: 2 E: 0 K: 0 S: 7	H: 2 LOB: 0 BB: 0 P: 10	R: 1 H: 2 E: 0 K: 0 S: 11	H: 2 LOB: 2 BB: 0 P: 14	R: 5 H: 4 E: 0 K: 2 S: 23	H: 4 LOB: 1 BB: 2 P: 40	R: 0 H: 0 E: 0 K: 0 S: 6	H: 0 LOB: 0 BB: 0 P: 11	1B: 7 2B: 3 3B: 0 HR: 2	SF: 0 SAC: 0 DP: 2 HBP: 1	WP: 0 PB: 0 SB: 2 CS: 1	PA: 37							
<b>PITCHER</b>	IP	WLS	BF	H	R	ER	SO	BB	IBB	HBP	BLK	WP	HR	S	P	ERA	WHIP										
44 Luke Hochevar, R (1, 1) ERA: 6.24	6.0	L	30	12	8	8	2	2	0	1	0	0	2	60	93	12.00	2.333										
53 Carlos Rosa, R (7, 1) ERA: 4.7	2.0		7	0	0	0	2	1	0	0	0	0	0	17	30	0.00	0.500										

livebaseballscorecards.com

AB 29  
R 2  
H 4  
RBI 2  
BB 2  
SO 6  
LOB 6

livebaseballscorecards.com

AB 33  
R 8  
H 12  
RBI 8  
BB 3  
SO 4  
LOB 12



Batter	1	2	3	4	5	6	7	8	9	AB	R	H	RBI	BB	SO	LOB	TOP						
12 Mitch Maier, L (1,7) OBP: 0.339, SLG: 0.342	G6-3		K		G5-3		G1-3		K	5	0	0	1	0	2	2	<b>Kansas City Royals @ New York Yankees</b> Yankee Stadium, Bronx, NY Tue Sep 29 2009, 7:05 PM EDT Att: 44,794 - Cloudy - 61 F						
3 Yunesky Betancourt, R (1,6) OBP: 0.276, SLG: 0.353	K		1B		L7		G5-3			4	0	1	0	0	1	1							
16 Billy Butler, R (1,3) OBP: 0.364, SLG: 0.500	G4-3		1B		G1-3		K			4	0	1	1	0	1	0							
17 Mike Jacobs, L (1,10) OBP: 0.296, SLG: 0.395			K		K		G5-3			3	0	0	0	0	3	2							
3 Brayan Peña, S (8,PH) OBP: 0.317, SLG: 0.451			K		K		G5-3			1	0	0	0	0	0	0							
13 Alberto Callaspo, S (1,4) OBP: 0.356, SLG: 0.453										1	0	0	0	3	0	0							
24 Mark Teahen, L (1,9) OBP: 0.322, SLG: 0.407										3	1	1	0	1	1	2							
14 John Buck, R (1,2) OBP: 0.290, SLG: 0.466										4	0	0	0	0	1	5							
4 Alex Gordon, L (1,5) OBP: 0.318, SLG: 0.333			K		K					3	1	1	0	1	2	1							
1 Josh Anderson, L (1,8) OBP: 0.272, SLG: 0.301										4	1	1	0	0	0	2							
<b>Inning Stats</b>	R: 0 H: 0 E: 0 K: 1 S: 9	H: 0 LOB: 0 BB: 0 P: 13	R: 0 H: 0 E: 0 K: 2 S: 10	H: 0 LOB: 1 BB: 1 P: 17	R: 1 H: 3 E: 0 K: 3 S: 18	H: 3 LOB: 2 BB: 0 P: 27	R: 0 H: 0 E: 0 K: 1 S: 8	H: 0 LOB: 0 BB: 0 P: 15	R: 0 H: 0 E: 0 K: 0 S: 8	H: 0 LOB: 0 BB: 0 P: 12	R: 0 H: 0 E: 0 K: 1 S: 8	H: 0 LOB: 0 BB: 0 P: 12	R: 2 H: 1 E: 1 K: 0 S: 21	H: 1 LOB: 1 BB: 1 P: 29	R: 0 H: 1 E: 0 K: 2 S: 16	H: 1 LOB: 2 BB: 1 P: 24	R: 0 H: 0 E: 0 K: 1 S: 6	H: 0 LOB: 0 BB: 1 P: 10	1B: 5 2B: 0 3B: 0 HR: 0	SF: 0 DP: 1 HBP: 0	WP: 0 PB: 0 SB: 1 CS: 0	PA: 37	
<b>PITCHER</b>	IP WLS BF ERA WHIP	WLS BF ERA WHIP	H R ER SO BB IBB HBP BLK	H R ER SO BB IBB HBP BLK	WP HR S P ERA WHIP	WP HR S P ERA WHIP	IP WLS BF ERA WHIP	IP WLS BF ERA WHIP	H R ER SO BB IBB HBP BLK	WP HR S P ERA WHIP	H R ER SO BB IBB HBP BLK	WP HR S P ERA WHIP	IP WLS BF ERA WHIP	IP WLS BF ERA WHIP	H R ER SO BB IBB HBP BLK	WP HR S P ERA WHIP	IP WLS BF ERA WHIP	H R ER SO BB IBB HBP BLK	WP HR S P ERA WHIP	IP WLS BF ERA WHIP	H R ER SO BB IBB HBP BLK	WP HR S P ERA WHIP	IP WLS BF ERA WHIP
34 A.J. Burnett, R (1,1) ERA: 4.1	6.1	25	3	2	1	8	3	0	0	0	0	0	0	0	0	0	0	0	69	108	1.42	0.947	
48 Phil Coke, L (7,1) ERA: 4.53	0.2	4	1	1	0	0	0	0	0	0	0	0	0	0	0	0	0	0	13	17	0.00	1.500	
30 David Robertson, R (8,1) ERA: 3.24	0.2	3	0	0	0	1	1	0	0	0	0	0	0	0	0	0	0	0	11	19	0.00	1.500	
Brian Bruney, R (8,1) ERA: 4.03	1.1	W	5	1	0	0	2	1	0	0	0	0	0	0	0	0	0	0	11	15	0.00	1.500	

Batter	1	2	3	4	5	6	7	8	9	AB	R	H	RBI	BB	SO	LOB	BOTTOM						
2 Derek Jeter, R (1,6) OBP: 0.405, SLG: 0.461	E5									3	0	1	0	1	0	0	<b>Kansas City Royals @ New York Yankees</b> Yankee Stadium, Bronx, NY Tue Sep 29 2009, 7:05 PM EDT Att: 44,794 - Cloudy - 61 F						
24 Robinson Cano, L (9,4) OBP: 0.352, SLG: 0.525	G4-6-3									0	0	0	1	0	0	0							
18 Johnny Damon, L (1,7) OBP: 0.365, SLG: 0.489	F8									4	0	0	0	1	1	4							
25 Mark Teixeira, S (1,3) OBP: 0.385, SLG: 0.573	G4-6-3									4	1	2	1	0	0	1							
72 Juan Miranda, L (9,3) OBP: 0.333, SLG: 0.333	G4-6-3									1	0	1	1	0	0	0							
13 Alex Rodriguez, R (1,5) OBP: 0.404, SLG: 0.523										3	0	1	0	1	1	2							
17 Jerry Hairston, R (8,PR) OBP: 0.313, SLG: 0.397										0	0	0	0	0	0	0							
55 Hideki Matsui, L (1,10) OBP: 0.372, SLG: 0.518										3	0	0	0	1	1	2							
53 Melky Cabrera, S (8,PR) OBP: 0.336, SLG: 0.418										0	0	0	0	0	0	0							
33 Nick Swisher, S (1,9) OBP: 0.366, SLG: 0.496	P4									4	1	1	1	0	1	4							
<b>Inning Stats</b>	R: 0 H: 0 E: 1 K: 0 S: 7	H: 0 LOB: 0 BB: 0 P: 10	R: 0 H: 0 E: 0 K: 2 S: 7	H: 0 LOB: 0 BB: 0 P: 10	R: 0 H: 1 E: 0 K: 1 S: 8	H: 1 LOB: 0 BB: 0 P: 12	R: 0 H: 0 E: 0 K: 0 S: 13	H: 0 LOB: 3 BB: 2 P: 25	R: 0 H: 0 E: 0 K: 0 S: 8	H: 0 LOB: 0 BB: 0 P: 13	R: 1 H: 2 E: 0 K: 0 S: 10	H: 2 LOB: 1 BB: 0 P: 19	R: 1 H: 2 E: 0 K: 2 S: 17	H: 2 LOB: 2 BB: 1 P: 25	R: 0 H: 0 E: 0 K: 1 S: 7	H: 0 LOB: 1 BB: 1 P: 16	R: 2 H: 3 E: 0 K: 1 S: 13	H: 3 LOB: 2 BB: 1 P: 27	1B: 7 2B: 1 3B: 0 HR: 2	SF: 1 DP: 2 HBP: 0	WP: 0 PB: 0 SB: 1 CS: 0	PA: 39	
<b>PITCHER</b>	IP WLS BF ERA WHIP	IP WLS BF ERA WHIP	H R ER SO BB IBB HBP BLK	H R ER SO BB IBB HBP BLK	WP HR S P ERA WHIP	WP HR S P ERA WHIP	IP WLS BF ERA WHIP	IP WLS BF ERA WHIP	H R ER SO BB IBB HBP BLK	WP HR S P ERA WHIP	H R ER SO BB IBB HBP BLK	WP HR S P ERA WHIP	IP WLS BF ERA WHIP	IP WLS BF ERA WHIP	H R ER SO BB IBB HBP BLK	WP HR S P ERA WHIP	IP WLS BF ERA WHIP	H R ER SO BB IBB HBP BLK	WP HR S P ERA WHIP	IP WLS BF ERA WHIP	H R ER SO BB IBB HBP BLK	WP HR S P ERA WHIP	IP WLS BF ERA WHIP
54 Anthony Lerew, R (1,1) ERA: 3.38	6.0	24	5	2	2	3	2	0	0	0	0	0	0	0	0	0	0	0	2	56	92	3.00	1.167
31 Dusty Hughes, L (7,1) ERA: 4.15	0.2	H	3	0	0	0	1	1	0	0	0	0	0	0	0	0	0	0	10	18	0.00	1.500	
37 Juan Cruz, R (7,1) ERA: 5.8	1.1	H	6	1	0	0	2	1	0	0	0	0	0	0	0	0	0	0	11	20	0.00	1.500	
40 Kyle Farnsworth, R (9,1) ERA: 4.88	0.2	L	6	3	2	1	1	0	0	0	0	0	0	0	0	0	0	0	13	27	13.50	4.500	











Batter	1	2	3	4	5	6	7	8	9	AB	R	H	RBI	BB	SO	LOB	TOP										
8 Willie Bloomquist, R OBP: 0.309, SLG: 0.357										4	0	1	0	0	1	0	<b>Kansas City Royals @ Minnesota Twins</b> Hubert H. Humphrey Metrodome, Minneapolis, MN Sat Oct 03 2009, 4:10 PM EDT Att: 48,644 - Dome - 68 F										
12 Mitch Maier, L OBP: 0.335, SLG: 0.335										4	0	0	0	0	1	1											
16 Billy Butler, R OBP: 0.364, SLG: 0.495										4	0	0	0	0	1												
17 Mike Jacobs, L OBP: 0.298, SLG: 0.403										4	1	2	1	0	1	0											
13 Alberto Callaspo, S OBP: 0.354, SLG: 0.450										4	0	1	0	0	0	0											
24 Mark Teahen, L OBP: 0.324, SLG: 0.405										3	0	0	0	0	1	0											
21 Miguel Olivo, R OBP: 0.292, SLG: 0.490										3	1	1	0	0	1	2											
4 Alex Gordon, L OBP: 0.326, SLG: 0.363										3	1	1	2	0	1	2											
46 Luis Hernandez, S OBP: 0.230, SLG: 0.186										2	0	0	0	0	1	0											
3 Brayan Peña, S OBP: 0.320, SLG: 0.445										1	0	1	0	0	0	0											
7 Tug Hulett, L OBP: 0.111, SLG: 0.059										0	1	0	0	0	0	0											
										0	1	0	0	0	0	0											
<b>Inning Stats</b>	R: 0 E: 0 K: 0 S: 9	H: 0 LOB: 0 BB: 0 P: 13	R: 0 E: 0 K: 0 S: 9	H: 0 LOB: 0 BB: 0 P: 13	R: 0 E: 0 K: 2 S: 8	H: 0 LOB: 0 BB: 0 P: 10	R: 0 E: 0 K: 1 S: 9	H: 2 LOB: 2 BB: 0 P: 11	R: 0 E: 0 K: 2 S: 10	H: 0 LOB: 0 BB: 0 P: 15	R: 1 E: 0 K: 0 S: 4	H: 1 LOB: 0 BB: 0 P: 9	R: 3 E: 0 K: 0 S: 11	H: 4 LOB: 1 BB: 0 P: 13	R: 0 E: 0 K: 2 S: 10	H: 0 LOB: 0 BB: 0 P: 15	1B: 4 2B: 1 3B: 0 HR: 2	SF: 0 SAC: 1 DP: 1 HBP: 0	WP: 0 PB: 0 SB: 0 CS: 0	PA: 33							
<b>PITCHER</b>	IP	WLS	BF	H	R	ER	SO	BB	IBB	HBP	BLK	WP	HR	S	P	ERA	WHIP										
53 Nick Blackburn, R ERA: 4.03	7.0		25	4	2	2	5	0	0	0	0	0	1	60	88	2.57	0.571										
50 Jose Mijares, L ERA: 2.34	0.0		2	2	1	1	0	0	0	0	0	0	1	3	4	∞	∞										
60 Jon Rauch, R ERA: 3.65	1.0	W	3	1	1	1	0	0	0	0	0	0	0	6	7	9.00	1.000										
36 Joe Nathan, R ERA: 2.15	1.0	S	3	0	0	0	2	0	0	0	0	0	0	10	15	0.00	0.000										

Batter	1	2	3	4	5	6	7	8	9	AB	R	H	RBI	BB	SO	LOB	BOTTOM										
2 Denard Span, L OBP: 0.391, SLG: 0.418										3	0	0	0	0	0	0	<b>Kansas City Royals @ Minnesota Twins</b> Hubert H. Humphrey Metrodome, Minneapolis, MN Sat Oct 03 2009, 4:10 PM EDT Att: 48,644 - Dome - 68 F										
18 Orlando Cabrera, R OBP: 0.315, SLG: 0.381										4	0	2	0	0	1												
7 Joe Mauer, L OBP: 0.442, SLG: 0.589										3	1	1	1	1	0	2											
16 Jason Kubel, L OBP: 0.367, SLG: 0.522										4	1	1	0	0	1	2											
22 Carlos Gómez, R OBP: 0.296, SLG: 0.337										0	0	0	0	0	0	0											
5 Michael Cuddyer, R OBP: 0.343, SLG: 0.517										3	2	1	1	0	1	1											
21 Delmon Young, R OBP: 0.306, SLG: 0.413										4	0	2	3	0	0	0											
26 Jose Morales, S OBP: 0.391, SLG: 0.377										4	0	1	0	0	2	1											
20 Matt Tolbert, S OBP: 0.297, SLG: 0.300										3	0	0	0	0	0	3											
8 Nick Punto, S OBP: 0.337, SLG: 0.287										2	1	0	0	1	1	0											
<b>Inning Stats</b>	R: 0 E: 0 K: 0 S: 8	H: 0 LOB: 1 BB: 1 P: 15	R: 0 E: 0 K: 1 S: 10	H: 0 LOB: 0 BB: 0 P: 16	R: 0 E: 0 K: 1 S: 6	H: 0 LOB: 0 BB: 0 P: 8	R: 0 E: 0 K: 2 S: 10	H: 1 LOB: 1 BB: 0 P: 14	R: 0 E: 0 K: 1 S: 10	H: 1 LOB: 0 BB: 0 P: 14	R: 4 E: 0 K: 0 S: 19	H: 4 LOB: 2 BB: 1 P: 29	R: 0 E: 0 K: 0 S: 9	H: 1 LOB: 1 BB: 0 P: 14	R: 1 E: 0 K: 0 S: 7	H: 1 LOB: 0 BB: 0 P: 14	1B: 5 2B: 2 3B: 0 HR: 1	SF: 0 SAC: 1 DP: 0 HBP: 1	WP: 0 PB: 0 SB: 0 CS: 1	PA: 34							
<b>PITCHER</b>	IP	WLS	BF	H	R	ER	SO	BB	IBB	HBP	BLK	WP	HR	S	P	ERA	WHIP										
23 Zack Greinke, R ERA: 2.16	6.0		26	6	4	4	5	2	0	1	0	0	0	63	96	6.00	1.333										
56 Roman Colon, R ERA: 4.53	0.2		3	1	0	0	0	0	0	0	0	0	0	7	12	0.00	1.500										
31 Dusty Hughes, L ERA: 4.61	0.2	L	3	1	1	1	0	0	0	0	0	0	1	6	11	13.50	1.500										
37 Juan Cruz, R ERA: 5.72	0.2		2	0	0	0	0	0	0	0	0	0	0	3	5	0.00	0.000										





Batter	1	2	3	4	5	6	7	8	9	AB	R	H	RBI	BB	SO	LOB	TOP			
8 Willie Bloomquist, R OBP: 0.308, SLG: 0.355	L4		K		F8			K		5	0	1	0	0	2	3	<b>Kansas City Royals @ Minnesota Twins</b> Hubert H. Humphrey Metrodome, Minneapolis, MN Sun Oct 04 2009, 2:10 PM EDT Att: 51,155 - Dome - 68 F			
12 Mitch Maier, L OBP: 0.333, SLG: 0.331	K		K2-3		F7			P4		4	0	0	0	0	2	3				
16 Billy Butler, R OBP: 0.362, SLG: 0.492	G5-3		G5-3		K					4	0	0	0	0	2	4				
3 Brayan Peña, S OBP: 0.318, SLG: 0.442	G5-3		G5-3		K					1	0	0	0	0	0	0				
17 Mike Jacobs, L OBP: 0.297, SLG: 0.401	G4-3		G4-3		G4-3					5	1	1	0	0	0	0				
13 Alberto Callaspo, S OBP: 0.356, SLG: 0.457	24 BB		24 BB		24 BB					3	2	2	1	1	0	0				
7 Tug Hulett, L OBP: 0.158, SLG: 0.111	24 BB		24 BB		24 BB					1	0	1	0	0	0	0				
24 Mark Teahen, L OBP: 0.325, SLG: 0.408	2B		2B		2B					5	0	2	1	0	1	2				
14 John Buck, R OBP: 0.299, SLG: 0.484	F8		F8		G6-3					4	0	2	1	0	0	2				
4 Alex Gordon, L OBP: 0.324, SLG: 0.378	F8		F8		K					4	1	1	1	0	1	5				
46 Luis Hernandez, S OBP: 0.256, SLG: 0.219			2B		K2-3					3	0	2	0	1	1	2				
<b>Inning Stats</b>	R: 0 E: 0 K: 1 S: 8	H: 0 LOB: 0 BB: 0 P: 12	R: 0 E: 0 K: 0 S: 13	H: 1 LOB: 2 BB: 1 P: 20	R: 0 E: 0 K: 2 S: 12	H: 1 LOB: 1 BB: 0 P: 14	R: 1 E: 0 K: 2 S: 14	H: 3 LOB: 2 BB: 0 P: 22	R: 0 E: 0 K: 1 S: 7	H: 0 LOB: 0 BB: 0 P: 9	R: 0 E: 0 K: 0 S: 8	H: 0 LOB: 0 BB: 0 P: 11	R: 0 E: 0 K: 1 S: 10	H: 1 LOB: 2 BB: 1 P: 14	R: 0 E: 0 K: 0 S: 10	H: 1 LOB: 0 BB: 0 P: 13	1B: 6 2B: 4 3B: 1 HR: 1	SF: 0 SAC: 0 DP: 0 HBP: 1	WP: 0 PB: 0 SB: 0 CS: 0	PA: 42
<b>PITCHER</b>	IP WLS BF H R ER SO BB IBB HBP BLK WP HR S P ERA WHIP	5.2 W 26 8 4 4 7 1 0 0 0 0 1 65 93 6.35 1.588	0.0 2 2 0 0 0 0 0 0 0 0 0 5 6 ∞ ∞	0.0 1 0 0 0 0 0 0 0 0 0 0 2 5 ∞ ∞	0.1 H 1 0 0 0 1 0 0 0 0 0 0 3 4 0.00 0.000	1.0 3 0 0 0 0 0 0 0 0 0 0 8 11 0.00 0.000	1.0 5 1 0 0 1 1 0 0 0 0 0 10 14 0.00 2.000	1.0 4 1 0 0 0 0 0 0 0 0 0 10 13 0.00 1.000												

Batter	1	2	3	4	5	6	7	8	9	AB	R	H	RBI	BB	SO	LOB	BOTTOM			
2 Denard Span, L OBP: 0.393, SLG: 0.417	18 HR	G5-3		F7		18 BB		18 BB		3	3	1	0	2	0	2	<b>Kansas City Royals @ Minnesota Twins</b> Hubert H. Humphrey Metrodome, Minneapolis, MN Sun Oct 04 2009, 2:10 PM EDT Att: 51,155 - Dome - 68 F			
18 Orlando Cabrera, R OBP: 0.318, SLG: 0.385	G5-3		7 BB	K		5 HR		5 HR		5	2	3	2	0	1	3				
32 Brian Buscher, L OBP: 0.360, SLG: 0.316	G5-3		16 HR	K		5 HR		5 HR		0	0	0	0	0	0	0				
7 Joe Mauer, L OBP: 0.442, SLG: 0.586	16 HR		16 HR	G3		G4-3		L7		3	2	0	0	2	0	4				
16 Jason Kubel, L OBP: 0.369, SLG: 0.535	16 HR		16 HR	G3		G4-3		L7		4	2	3	6	0	0	0				
22 Carlos Gómez, R OBP: 0.295, SLG: 0.335	16 HR		16 HR	G3		G4-3		L7		1	1	0	0	0	0	1				
5 Michael Cuddyer, R OBP: 0.342, SLG: 0.520	G5-3		P4	P4		F8		F7		5	1	1	2	0	0	1				
21 Delmon Young, R OBP: 0.307, SLG: 0.428	HR		K	K		HR		F9		5	2	2	2	0	1	1				
26 Jose Morales, S OBP: 0.386, SLG: 0.368	K		G4-3	G4-3		G4-3		20 BB		3	0	0	0	1	1	0				
20 Matt Tolbert, S OBP: 0.301, SLG: 0.306	F7		F7	8 BB		K		2B		3	0	1	1	1	1	0				
8 Nick Punto, S OBP: 0.336, SLG: 0.285	F7		F7	BB		G4-3		G4-3		3	0	0	0	1	0	3				
<b>Inning Stats</b>	R: 4 E: 0 K: 1 S: 14	H: 2 LOB: 0 BB: 2 P: 27	R: 0 E: 0 K: 0 S: 6	H: 0 LOB: 0 BB: 0 P: 8	R: 3 E: 0 K: 1 S: 15	H: 2 LOB: 1 BB: 1 P: 23	R: 0 E: 0 K: 1 S: 12	H: 0 LOB: 2 BB: 2 P: 26	R: 1 E: 0 K: 0 S: 10	H: 1 LOB: 0 BB: 0 P: 14	R: 1 E: 0 K: 1 S: 11	H: 1 LOB: 1 BB: 1 P: 19	R: 1 E: 0 K: 0 S: 14	H: 2 LOB: 3 BB: 1 P: 24	R: 3 E: 0 K: 0 S: 16	H: 3 LOB: 0 BB: 0 P: 21	1B: 3 2B: 3 3B: 0 HR: 5	SF: 0 SAC: 0 DP: 0 HBP: 0	WP: 0 PB: 0 SB: 2 CS: 0	PA: 42
<b>PITCHER</b>	IP WLS BF H R ER SO BB IBB HBP BLK WP HR S P ERA WHIP	3.0 L 16 4 7 7 2 3 0 0 0 0 0 1 32 57 6.75 1.875	2.2 13 2 2 2 2 3 0 0 0 0 0 1 32 57 6.75 1.875	0.1 2 1 1 1 0 0 0 0 0 0 0 2 3 27.00 3.000	2.0 11 4 3 3 0 1 0 0 0 0 1 29 44 13.50 2.500															

