Kansas City Royals - 2011

Kansas City Royals @ Texas Rangers

Surprise Stadium, Surprise, AZ

Sun Feb 27 2011, 3:07 PM - 5:31 PM EST

Att. 5,385 - Partly Cloudy - 51 F

TOP

livebaseballscorecards.com

Batter	1	2	3	4	5	6	7	8	9	AB	R	H	RBI	BB	SO	LOB
13 Mike Aviles, R (1, 5) OBP: 0.333, SLG: 0.333 8 Mike Moustakas, L (6, 5)	C FF 91 S CH 84 B FC 91 X SL 87 1-2 53 E 53 1B 16 1B 1B		X SI 87 0-0 ① F8		C FF 94 X FF 95 0-1 ② G4-3		C SI 87 B SC 70 B SC 70 C CU 71 X SC 70 2-2 ② G3 2-3		B SI 92 C CH 87 S CH 87 X FF 92 1-2 ③ G3-1	3 2	1 0	1 0	0 0	0 0	0 0	0 1
53 Melky Cabrera, S (1, 8) OBP: 0.667, SLG: 0.667 1 Jarrod Dyson, L (6, 8)	B SI 90 C FF 90 B FC 91 F FC 89 X FC 88 2-2 E5 16 1B 1-3 1B		C SI 87 S SI 82 B CU 69 X SI 87 1-2 ② F9		F FF 94 C FF 95 B SL 84 B FF 95 X CH 87 2-2 16 E 1B		B SI 88 B SI 86 B SI 86 B SI 85 4-0 BB			3 0	2 0	2 0	0 1	0 0	0 0	0 0
16 Billy Butler, R (1, 3) OBP: 0.667, SLG: 0.500 40 Eric Hosmer, L (6, 3)	B FF 90 F FC 90 X SI 91 1-1 21 G4-3 30 S 2-H 3-H 1B		B CU 68 B SI 88 B CH 82 C FF 88 B SI 88 4-1 BB		C SL 84 X FF 94 0-1 E8 1-H		X CU 72 0-0 ③ G3			2 1	0 0	1 0	2 0	1 0	0 0	0 2
30 Kila Ka'aihue, L (1, 10)	C FC 90 B SI 91 C SI 91 S CH 84 1-3 ① K 1-2		C SI 88 B FF 89 F CH 80 1 SAFE X FF 88 1-2 ③ F9		X FF 94 0-0 ③ F8			B SI 91 C SI 90 C FF 90 X SI 94 1-2 ① L5		4	0	0	0	0	1	3
21 Jeff Francoeur, R (1, 9) OBP: 0.500, SLG: 2.000 6 Lorenzo Cain, R (6, PH) (6, 9)	F CU 76 C FC 91 B CU 77 X SI 92 1-2 ② G4-3 2-3			B CU 67 C SI 86 B SI 86 S CH 81 X SI 87 2-2 HR		B FF 96 F FF 95 X FF 95 1-1 ① F9		B SI 92 B SI 91 F SI 89 F FF 92 B SL 82 D SI 90 4-2 BB		2 1	1 0	1 0	1 0	0 1	0 0	1 0
4 Alex Gordon, L (1, 7) 12 Mitch Maier, L (6, PH) (6, 7)	C FF 92 C CH 84 B CU 78 S FF 91 1-3 ③ K			B SI 86 B SI 86 C SI 86 B CH 82 B CH 81 4-1 3 FC3-6 BB		B FF 96 X FF 94 1-0 ② P5		C SI 89 1 SAFE P PO 82 X SI 89 1-1 ② F7		1 2	0 0	0 0	0 0	1 0	1 0	1 1
3 Brayan Peña, S (1, 2) 28 Manny Piña, R (6, PH) (6, 2)		C SI 90 X SI 89 0-1 ① G6-3	1 SAFE X SI 86 0-0 ① FC3-6 17 P6-4-3 1-2f			C FF 96 C CU 79 B FF 96 X CU 80 1-2 ③ P4		1 SAFE B FS 87 F CH 89 F SI 91 1 SAFE S SL 83 1-3 ③ K		2 2	0 0	0 0	0 0	0 1	0 1	1 1
17 Chris Getz, L (1, 4) 73 Johnny Giavotella, R (6, 4) OBP: 0.500, SLG: 1.000		B SI 90 B SI 92 C SI 90 C SI 91 B CU 79 F SI 91 F FF 90 X SI 92 3-2 ② G3	B SI 86 F FC 83 1 SAFE X CH 84 1-1 ②③ P6-4-3 1-2f				C SI 87 B CU 72 B CU 72 C SI 87 X SI 88 2-2 8 G3 2B	B FF 94 B FF 94 F FF 95 C FF 94 S SL 84 2-3 ① K	2 2	0 0	0 1	0 0	0 0	0 1	1 0
2 Alcides Escobar, R (1, 6) 31 Joaquin Arias, R (6, 6)		C CU 76 F CH 83 B CU 77 B SI 91 B CH 85 X FF 91 3-2 ③ G5-3			C FF 94 X FF 94 0-1 ① G1-5-3		C SI 87 X CU 72 0-1 ① F9		C FF 96 F SL 83 B FF 90 B SL 83 X SL 80 2-2 ② F8	2 2	0 0	0 0	0 0	0 0	0 0	0 1

Inning Stats	1	2	3	4	5	6	7	8	9
R	2	0	0	1	1	0	0	0	0
E	1	0	0	0	0	0	0	0	0
K	2	0	0	0	0	0	0	1	1
S	17	10	8	7	10	6	9	11	9
H	3	0	0	1	1	0	1	0	0
LOB	1	0	0	0	0	0	2	1	0
BB	0	0	1	1	0	0	1	1	0
P	24	16	14	14	12	9	17	17	14

1B	4
2B	2
3B	0
HR	1
SF	0
SAC	0
DP	1
HBP	0

WP	0
PB	0
SB	1
CS	0
PA	37

AB	33
R	4
H	6
RBI	3
BB	4
SO	4
LOB	13

PITCHER		IP	WLS	BF	H	R	ER	SO	BB	IBB	HBP	BLK	WP	HR	S	P	ERA	WHIP
36 C.J. Wilson, L ERA: 4.5	(1, 1)	2.0	L	9	3	2	1	2	0	0	0	0	0	0	27	40	4.50	1.500
47 Dave Bush, R ERA: 4.5	(3, 1)	2.0		8	1	1	1	0	2	0	0	0	0	1	15	28	4.50	1.500
57 Mark Lowe, R ERA:	(5, 1)	1.0		5	1	1	0	0	0	0	0	0	0	0	10	12	0.00	1.000
52 Tanner Scheppers, R ERA:	(6, 1)	1.0		3	0	0	0	0	0	0	0	0	0	0	6	9	0.00	0.000
22 Yoshinori Tateyama, R ERA:	(7, 1)	1.0		5	1	0	0	0	1	0	0	0	0	0	9	17	0.00	2.000
55 Ryan Tucker, R ERA:	(8, 1)	1.0		4	0	0	0	1	1	0	0	0	0	0	11	17	0.00	1.000
46 Pedro Strop, R ERA:	(9, 1)	1.0		3	0	0	0	1	0	0	0	0	0	0	9	14	0.00	0.000

Batter	1	2	3	4	5	6	7	8	9	AB	R	H	RBI	BB	SO	LOB
5 Ian Kinsler, R (1, 4) 6 Esteban German, R (5, 4)	C FF 90 B CU 76 B CH 83 F FF 92 C FF 92 2-3 K ①		C FF 86 B FF 85 X FF 85 1-1 P5 ③			B FF 90 X FF 91 1-0 G5-3 ①		F SI 93 B SI 93 B SI 92 B SI 92 F SI 92 S SI 92 3-3 K ①		2 2	0 0	0 0	0 0	0 0	1 1	1 0
1 Elvis Andrus, R (1, 6) OBP: 0.500, SLG: 0.500 3 Andrés Blanco, S (5, 6)	B FF 90 S CH 83 X FF 91 1-1 32 G4-6-3 1B			X SI 83 0-0 F9 ①		C SI 91 C FF 91 C SL 81 0-3 K ②		S SI 92 F SL 85 F SL 83 B FF 92 X SL 83 1-2 F8 ②		2 2	0 0	1 0	0 0	0 0	0 1	0 0
32 Josh Hamilton, L (1, 7) 9 Endy Chavez, L (5, 7) OBP: 0.500, SLG: 0.500	1 SAFE X SI 90 0-0 G4-6-3 ② ③ 1-2f			C SI 85 F SI 85 F FF 88 S CU 70 0-3 K ②		B SI 90 C SI 90 X CH 84 1-1 65 HR 1B		C SI 92 B SI 93 F SI 92 S SL 82 1-3 K ③		2 2	0 1	0 1	0 0	0 0	1 1	1 0
17 Nelson Cruz, R (1, 9) 65 Doug Deeds, L (4, PR) OBP: 0.500, SLG: 2.000 (5, 9)		B FF 90 B CH 82 F FF 90 F FF 92 S FF 92 2-3 K ①		B CH 77 B CH 76 S CH 77 B SI 85 C SI 86 F SI 85 B SI 85 4-2 BB		B SI 90 B SI 90 X SI 91 2-0 1-H HR			C CH 87 X CH 77 0-1 F8 ①	1 2	0 1	0 1	0 2	1 0	1 0	0 0
10 Michael Young, R (1, 5) 19 Chris Davis, L (5, 5)		B CU 77 B CU 76 F FF 92 C CH 83 B CU 79 S CH 83 3-3 K ②		B SI 86 X SI 84 1-0 G4-3 ③		C CH 84 B FF 90 B CH 84 C SL 79 B SL 81 F SI 91 F FF 89 S FF 90 3-3 K ③			C CH 79 B SI 89 B CH 78 B FF 88 B CH 86 4-1 63 FC1-4-6 7 BB BB	2 1	0 0	0 0	0 1	0 1	1 1	1 0
7 David Murphy, L (1, 10) OBP: 0.500, SLG: 0.333		B CH 83 B FF 91 S CH 83 F CH 84 X FF 92 2-2 F8 ③			B SI 91 C SI 92 F CH 85 B FF 90 F SI 90 F SI 92 X CH 87 2-2 G6-3 ①		X FF 92 0-0 25 PB 1B		C CH 87 C CH 81 B FF 88 D CU 76 B SI 89 B CH 79 4-2 63 FC1-4-6 1-2 BB	3	0	1	0	1	0	0
18 Mitch Moreland, L (1, 3) OBP: 0.500, SLG: 0.500 63 Chad Tracy, R (6, 3)			X SI 84 0-0 F8 ①		C SI 91 C CH 86 X SI 92 0-2 25 1B 1B		B FF 93 X FF 93 1-0 F7 ①		B FF 88 X SI 89 1-0 FC1-4-6 ② 1-2f 2-3	2 2	0 0	1 0	0 0	0 0	0 0	0 3
8 Yorvit Torrealba, R (1, 2) 25 Mike Napoli, R (5, 2) OBP: 0.333, SLG: 0.333			C SI 84 X CH 77 0-1 F9 ②		C SI 92 X SI 92 0-1 20 G6-3 1-2 1B		D CU 75 S FF 92 B FF 93 C FF 92 D CU 75 C FF 92 3-3 K ② 1-2		X SL 78 0-0 F8 ③	1 3	0 0	0 1	0 0	0 1	0 3	0 3
20 Julio Borbon, L (1, 8) OBP: 0.500, SLG: 1.000 43 Engel Beltre, L (6, 8)			X SI 84 0-0 2B		B SI 91 X SI 91 1-0 G6-3 ② ③ 1-2f		F CU 74 B FF 93 S CU 76 C FF 93 1-3 K ③			2 1	0 0	1 0	0 0	0 0	0 1	2 1
Inning Stats	R: 0 E: 0 K: 1 S: 6 H: 1 LOB: 0 BB: 0 P: 9	R: 0 E: 0 K: 2 S: 9 H: 0 LOB: 0 BB: 0 P: 16	R: 0 E: 0 K: 0 S: 6 H: 1 LOB: 1 BB: 1 P: 7	R: 0 E: 0 K: 1 S: 9 H: 0 LOB: 1 BB: 1 P: 14	R: 0 E: 0 K: 0 S: 11 H: 2 LOB: 1 BB: 0 P: 14	R: 2 E: 0 K: 2 S: 12 H: 2 LOB: 0 BB: 0 P: 19	R: 0 E: 0 K: 2 S: 8 H: 1 LOB: 1 BB: 0 P: 13	R: 0 E: 0 K: 2 S: 10 H: 0 LOB: 0 BB: 0 P: 15	R: 0 E: 0 K: 0 S: 7 H: 0 LOB: 2 BB: 2 P: 16	1B: 5 2B: 1 3B: 0 HR: 1 SF: 0 SAC: 0 DP: 2 HBP: 0						

PITCHER		IP	WLS	BF	H	R	ER	SO	BB	IBB	HBP	BLK	WP	HR	S	P	ERA	WHIP
34 Kyle Davies, R ERA:	(1, 1)	2.0	W	6	1	0	0	3	0	0	0	0	0	0	15	25	0.00	0.500
52 Bruce Chen, L ERA:	(3, 1)	2.0	H	8	1	0	0	1	1	0	0	0	0	0	15	21	0.00	1.000
47 Nate Adcock, R ERA:	(5, 1)	1.0		4	2	0	0	0	0	0	0	0	0	0	11	14	0.00	2.000
77 Louis Coleman, R ERA: 18.0	(6, 1)	1.0		5	2	2	2	2	0	0	0	0	0	1	12	19	18.00	2.000
76 Tim Collins, L ERA:	(7, 1)	1.0	H	4	1	0	0	2	0	0	0	0	0	0	8	13	0.00	1.000

PITCHER		IP	WLS	BF	H	R	ER	SO	BB	IBB	HBP	BLK	WP	HR	S	P	ERA	WHIP
39 Luis Mendoza, R ERA:	(8, 1)	1.0	H	3	0	0	0	2	0	0	0	0	0	0	10	15	0.00	0.000
54 Kevin Pucetas, R ERA:	(9, 1)	1.0	S	5	0	0	0	0	2	0	0	0	0	0	7	16	0.00	2.000

BOTTOM

Kansas City Royals @ Texas Rangers

Surprise Stadium, Surprise, AZ

Sun Feb 27 2011, 3:07 PM - 5:31 PM EST

Att. 5,385 - Partly Cloudy - 51 F

livebaseballscorecards.com

AB	32
R	2
H	7
RBI	2
BB	3
SO	10
LOB	12

WP: 0 PB: 1 SB: 0 CS: 0 PA: 35

Kansas City Royals @ Texas Rangers

Surprise Stadium, Surprise, AZ

Mon Feb 28 2011, 3:08 PM - 6:00 PM EST

Att. 6,690 - Partly Cloudy - 59 F

TOP

livebaseballscorecards.com

Batter	1	2	3	4	5	6	7	8	9	AB	R	H	RBI	BB	SO	LOB
13 Mike Aviles, R (1, 4) OBP: 0.333, SLG: 0.667 64 Lance Zawadzki, L (6, PH) (6, 4)	C FF 87 X FF 87 0-1 ① F7		B SI 90 X SL 79 1-0 1-H 3-H 53 SF9 3B		B FF 87 F FF 87 X FF 86 1-1 1-3 FC5 53 S 16 1B	B CU 73 S FF 90 B SI 89 1 SAFE B SL 83 F FF 92 B FF 92 4-2 1-2 7 1B BB		C FF 87 X CH 83 0-1 ① F8		3 2 1 2 0 0 1 1 0 0 0 1 0 0						
53 Melky Cabrera, S (1, 8) OBP: 0.333, SLG: 0.400 7 Grégor Blanco, L (6, PH) OBP: 0.500, SLG: 0.500 (6, 8)	B CU 74 B FF 86 F CH 85 B CH 85 S FF 86 X FF 88 3-2 ② P5		X CH 89 0-0 ① SF9 3-H		B SI 87 X FF 86 1-0 ① P2 1-2	B FF 90 B CU 74 X FF 91 2-0 1-3 2-H 9 S 1B		X FF 87 0-0 ② B5-3		2 0 0 1 0 0 2 2 0 1 1 0 0 0						
16 Billy Butler, R (1, 10) OBP: 0.667, SLG: 0.500 9 Derrick Robinson, S (6, PH) (6, 10)	B FF 88 B SL 81 B FF 88 B FF 88 4-0 BB		B SI 90 B SI 90 C SI 90 F SI 90 B SL 79 X SI 90 3-2 ② F8		X FF 88 0-0 2-H 3-H 30 30 1B E 1B	F FF 90 B FF 90 B SL 82 F FF 91 B CU 73 F FF 91 X FF 92 3-2 ③ G3 1-2		B FF 88 F FF 88 C SL 76 C CU 76 1-3 ③ K		2 1 1 2 1 0 0 2 0 0 0 0 1 2						
30 Kila Ka'aihue, L (1, 3) OBP: 0.143, SLG: 0.143 40 Eric Hosmer, L (6, 3) OBP: 0.667, SLG: 1.667	B FF 87 F CH 86 1 SAFE B CU 74 F FF 87 D CU 76 C SL 81 3-3 ③ K		X SI 90 0-0 ③ F7		B FF 88 X FF 88 1-0 1-H E8 1B		B FF 89 X FF 89 1-0 8 HR 15 1B 1B		C FF 92 B FF 92 B SI 93 X FF 93 2-1 HR	3 0 1 0 0 1 1 2 2 2 1 0 0 0						
21 Jeff Francoeur, R (1, 9) OBP: 0.200, SLG: 0.800 46 Brett Carroll, R (6, 9)		B FF 86 F CH 80 B SL 82 X FF 87 2-1 ① F8		F CH 88 X CH 89 0-1 ① F9	F FF 87 X FF 87 0-1 ② L5		C SI 88 P PO 81 F FC 83 B FC 85 F FF 90 B CH 77 S FC 83 3-3 ① K		B FF 93 S SL 84 B SL 85 F FF 93 B SL 85 B SI 93 4-2 72 WP 8 WP BB	3 0 0 0 0 0 1 1 0 0 0 1 1 1						
4 Alex Gordon, L (1, 7) 15 David Lough, L (6, 7) OBP: 0.500, SLG: 0.500		B CH 86 B FF 86 C CH 86 B FF 87 X CH 86 3-1 ② F8		B CH 87 X CH 88 1-0 ② G3	C FF 87 B FF 88 B FF 87 X FF 88 2-1 ③ F7		B FF 89 X FF 88 1-0 1-2 8 HR 1B		B SI 93 X FF 92 1-0 ① F7	3 0 0 0 0 0 1 2 1 1 0 0 0 1						
22 Lucas May, R (1, 2) OBP: 0.500, SLG: 0.500 70 Salvador Perez, R (6, PH) (6, 2)		F FF 86 B SL 84 S SL 82 B FF 88 F FF 89 X FF 84 2-2 ③ F9		B CH 89 F SL 79 C CH 89 X SL 80 1-2 1B		B FF 89 F SI 90 X FF 92 1-1 ① G4-3	B SI 88 X FF 87 1-0 ② F4		X SL 84 0-0 ② F9	2 0 1 0 0 0 0 3 0 0 0 0 0 3						
19 Pedro Feliz, R (1, 5) 8 Mike Moustakas, L (6, PH) OBP: 0.400, SLG: 1.000 (6, 5)			B CH 89 B SI 90 B SI 90 C CH 90 B CH 89 4-1 2 1B 13 3B BB	D SL 80 1 SAFE X CH 89 1-0 ③ G4-3		C CU 72 C CU 76 B FF 94 F FF 94 S FF 93 1-3 ② K	B FF 88 B FF 89 X SI 87 2-0 1-H 2-H HR		B SI 93 B SI 91 B SL 85 B FF 92 4-0 1-2 72 WP BB	1 1 0 0 1 0 1 2 1 1 3 1 1 0						
2 Alcides Escobar, R (1, 6) OBP: 0.500, SLG: 0.500 72 Irving Falu, S (6, PH) (6, 6)			X SI 90 0-0 1-3 13 3B 1B		B SI 88 X SI 88 1-0 13 E 13 FC5 16 1B 1B	B SI 90 B SI 90 B FF 92 B FF 90 4-0 64 E 7 1B BB	X CH 76 0-0 ③ G1-3		B SL 86 B FF 93 F FF 93 X FF 93 2-1 1-2 2-3 ③ F8	2 2 2 0 0 0 0 2 1 0 0 1 0 2						
Inning Stats	R: 0 E: 0 K: 1 S: 8 H: 0 LOB: 1 BB: 1 P: 18	R: 0 E: 0 K: 0 S: 8 H: 0 LOB: 0 BB: 0 P: 15	R: 3 E: 0 K: 0 S: 9 H: 2 LOB: 0 BB: 1 P: 17	R: 0 E: 0 K: 0 S: 7 H: 1 LOB: 1 BB: 0 P: 10	R: 3 E: 2 K: 0 S: 10 H: 3 LOB: 1 BB: 0 P: 16	R: 1 E: 1 K: 1 S: 13 H: 1 LOB: 2 BB: 2 P: 28	R: 3 E: 0 K: 1 S: 10 H: 3 LOB: 0 BB: 0 P: 17	R: 0 E: 0 K: 1 S: 6 H: 0 LOB: 0 BB: 0 P: 7	R: 1 E: 0 K: 0 S: 8 H: 1 LOB: 2 BB: 2 P: 21	1B: 8 2B: 0 3B: 1 HR: 2 SF: 1 SAC: 0 DP: 0 HBP: 0	WP: 2 PB: 0 SB: 2 CS: 0 PA: 45					

	AB	38
	R	11
	H	11
	RBI	10
	BB	6
	SO	4
	LOB	16

PITCHER		IP	WLS	BF	H	R	ER	SO	BB	IBB	HBP	BLK	WP	HR	S	P	ERA	WHIP
48 Colby Lewis, R ERA:	(1, 1)	2.0		7	0	0	0	1	1	0	0	0	0	0	16	33	0.00	0.500
44 Michael Kirkman, L ERA: 13.5	(3, 1)	2.0		10	3	3	3	0	1	0	0	0	0	0	16	27	13.50	2.000
28 Darren Oliver, L ERA: 9.0	(5, 1)	1.0	B	7	3	3	1	0	0	0	0	0	0	0	10	16	9.00	3.000
49 Seth McClung, R ERA: 9.0	(6, 1)	1.0	H	6	1	1	1	1	2	0	0	0	0	0	13	28	9.00	3.000
58 Zach Jackson, L ERA: 27.0	(7, 1)	1.0	W	6	3	3	3	1	0	0	0	0	0	1	10	17	27.00	3.000

PITCHER		IP	WLS	BF	H	R	ER	SO	BB	IBB	HBP	BLK	WP	HR	S	P	ERA	WHIP
93 Corey Young, L ERA:	(8, 1)	1.0	H	3	0	0	0	1	0	0	0	0	0	0	6	7	0.00	0.000
59 Yhency Brazoban, R ERA: 9.0	(9, 1)	1.0	S	6	1	1	1	0	2	0	0	0	2	1	8	21	9.00	3.000

Kansas City Royals @ Texas Rangers

Surprise Stadium, Surprise, AZ

Mon Feb 28 2011, 3:08 PM - 6:00 PM EST

Att. 6,690 - Partly Cloudy - 59 F

livebaseballscorecards.com

BOTTOM

Batter	1	2	3	4	5	6	7	8	9	AB	R	H	RBI	BB	SO	LOB
5 Ian Kinsler, R (1, 4) OBP: 0.600, SLG: 1.500 97 Jurickson Profar, S (5, 6) OBP: 0.500, SLG: 1.000	S SI 89 B SI 90 C SL 83 B KC 79 F FF 92 B SI 92 X SI 91 3-2 1 FC1-6-5 2B		1 SAFE B CH 82 1 SAFE C FF 93 D CU 75 B FF 93 2 SAFE B FF 92 4-1 1 1 G4-3 S 1-2 BB	F CH 81 X FF 89 0-1 1-H 3-H HR	B CH 77 X FF 87 1-0 ③ F7		C FF 90 X FF 84 0-1 2-H 2B			2 1 2 3 1 0 0 2 0 1 1 0 0 3						
1 Elvis Andrus, R (1, 6) OBP: 0.200, SLG: 0.200 3 Andrés Blanco, S (5, 4)	B FF 90 X FF 89 1-0 ① FC1-6-5 2-3		B FF 90 B CH 80 F FF 92 X CH 81 2-1 ② G4-3 1-3 2-H	B FF 89 B FF 89 X FF 89 2-0 ③ F8		X FF 89 0-0 ① G5-3	X FF 92 0-0 ③ F8			3 0 0 1 0 0 2 2 0 0 0 0 0 1						
32 Josh Hamilton, L (1, 7) 9 Endy Chavez, L (5, 7) OBP: 0.200, SLG: 0.200	B SI 89 2 SAFE X CH 85 1-0 ② F8		X FF 94 0-0 ③ P5		C FF 88 X FF 88 0-1 ① G4-3	B FF 91 B FF 90 X FF 90 2-0 ② F7		B FF 88 C FF 89 B SL 86 X FF 90 2-1 ① F7		2 0 0 0 0 0 2 3 0 0 0 0 0 0						
17 Nelson Cruz, R (1, 9) OBP: 0.400, SLG: 0.250 65 Doug Deeds, L (5, PR) OBP: 0.250, SLG: 1.000 (6, 9)	D SL 85 B SL 84 S SI 91 X SI 91 2-1 ③ F8			X FF 88 0-0 ① G6-3	S FF 88 B CH 78 X CH 77 1-1 18 CS 1B	B FF 91 B FF 91 X FF 90 2-0 ③ G3		B FF 91 F FF 91 B CU 79 B FF 90 C FF 90 X FF 91 3-2 ② G4-3		3 0 1 0 0 0 1 2 0 0 0 0 0 0						
10 Michael Young, R (1, 3) OBP: 0.500, SLG: 1.250 18 Mitch Moreland, L (5, 3) OBP: 0.800, SLG: 1.250		B SI 88 C FF 88 X FF 89 1-1 19 L4-6 2B		C FF 90 C CH 81 B SI 90 X CU 74 1-2 25 HR 3B	C FF 89 1 SAFE F FF 88 B CU 73 B FF 88 X 2-2 ② 1-2 12 2B 2B		B FF 90 B FF 91 B FF 90 B FF 89 4-0 12 BB 50 1B 14 SF9 BB	C CH 78 X FF 91 0-1 2B		2 1 2 0 0 0 0 2 2 2 0 1 0 0						
25 Mike Napoli, R (1, 10) OBP: 0.500, SLG: 1.000 50 Jose Ruiz, L (7, PH) OBP: 0.500, SLG: 0.500 (8, 10)		C SL 83 S SI 91 X KC 80 0-2 ① F9		B CU 74 B CH 80 F FF 91 X FF 90 2-1 3-H HR	B FF 89 B CH 77 X FF 88 2-0 12 2B 1B		S FF 90 D CU 76 X FF 91 1-1 14 SF9 12 BB 43 G1 1-2 1B	B CH 79 C FF 90 F CU 77 X CU 78 1-2 ③ G3-1		3 2 2 2 0 0 1 2 1 1 0 0 0 1						
19 Chris Davis, L (1, 5) 12 Brian Barden, R (5, 5) OBP: 1.000, SLG: 2.000		B SI 89 F CH 83 F CH 83 X KC 83 1-2 ②③ L4-6 2-2		B FF 89 F FF 90 B CU 82 B CH 82 B FF 90 4-1 20 1B 5 HR BB	B FF 88 X FF 88 1-0 1-H 2-H 20 2B 2B		B CH 82 B FF 91 B FF 91 C FF 91 B FF 91 4-1 43 G1 1-2 2-3 97 2B BB			1 1 0 0 1 0 1 1 2 1 2 1 0 0						
15 Matt Treanor, R (1, 2) 14 Kevin Cash, R (5, 2)			B FF 93 C FF 92 B FF 94 B CH 80 B FF 92 4-1 20 FC4-6 BB	F FF 89 S CU 75 C CU 76 0-3 ② K	B CU 73 B CU 71 F FF 87 S FF 89 F CH 78 B FF 88 B FF 87 4-2 20 2B BB		F FF 91 C SI 81 B CU 77 X CU 77 1-2 ① SF9 2-3 3-H			1 0 0 0 1 1 1 0 0 0 1 1 0 0						
20 Julio Borbon, L (1, 8) OBP: 0.600, SLG: 1.000 43 Engel Beltre, L (6, 8)			F FF 92 B FF 93 S CU 75 X 1-2 ① FC4-6 1 S 5 S 1 G4-3 1-2f	C FF 90 B CU 78 S CU 82 B FF 91 X CU 82 2-2 1-3 5 HR 1B	X FF 86 0-0 1-3 2-H 2B		F SI 82 S CU 77 F FF 91 X CU 76 0-2 ② G1 1-2 3-H			3 2 2 1 0 0 1 1 0 0 1 0 0 1						
Inning Stats	R: 0 E: 0 K: 0 S: 8 H: 1 LOB: 1 BB: 0 P: 15	R: 0 E: 0 K: 0 S: 8 H: 1 LOB: 0 BB: 0 P: 10	R: 1 E: 0 K: 0 S: 8 H: 0 LOB: 1 BB: 2 P: 19	R: 5 E: 0 K: 1 S: 16 H: 4 LOB: 0 BB: 1 P: 27	R: 3 E: 0 K: 0 S: 14 H: 5 LOB: 3 BB: 1 P: 25	R: 0 E: 0 K: 0 S: 3 H: 0 LOB: 0 BB: 0 P: 7	R: 3 E: 0 K: 0 S: 13 H: 2 LOB: 1 BB: 2 P: 23	R: 0 E: 0 K: 0 S: 10 H: 1 LOB: 1 BB: 0 P: 16		1B: 4 2B: 8 3B: 1 HR: 2 SF: 1 SAC: 0 DP: 1 HBP: 0	WP: 0 PB: 0 SB: 3 CS: 1 PA: 42					

PITCHER		IP	WLS	BF	H	R	ER	SO	BB	IBB	HBP	BLK	WP	HR	S	P	ERA	WHIP
32 Vin Mazzaro, R ERA:	(1, 1)	2.0		7	2	0	0	0	0	0	0	0	0	0	16	25	0.00	1.000
68 Danny Duffy, L ERA: 9.0	(3, 1)	1.0	H	5	0	1	1	0	2	0	0	0	0	0	8	19	9.00	2.000
61 Everett Teaford, L ERA: 45.0	(4, 1)	1.0	B	8	4	5	5	1	1	0	0	0	0	2	16	27	45.00	5.000
75 Blaine Hardy, L ERA: 27.0	(5, 1)	1.0		8	5	3	3	0	1	0	0	0	0	0	14	25	27.00	6.000
78 Will Smith, L ERA:	(6, 1)	1.0		3	0	0	0	0	0	0	0	0	0	0	3	7	0.00	0.000

PITCHER		IP	WLS	BF	H	R	ER	SO	BB	IBB	HBP	BLK	WP	HR	S	P	ERA	WHIP
67 Chris Dwyer, L ERA: 27.0	(7, 1)	1.0	L	7	2	3	3	0	2	0	0	0	0	0	13	23	27.00	4.000
69 Patrick Keating, R ERA:	(8, 1)	1.0		4	1	0	0	0	0	0	0	0	0	0	10	16	0.00	1.000

AB	35
R	12
H	14
RBI	12
BB	6
SO	1
LOB	15

San Diego Padres @ Kansas City Royals

Surprise Stadium, Surprise, AZ

Tue Mar 01 2011, 3:06 PM - 5:58 PM EST

Att. 2,015 - Cloudy - 69 F

livebaseballscorecards.com

TOP

Batter	1	2	3	4	5	6	7	8	9	AB	R	H	RBI	BB	SO	LOB
24 Cameron Maybin, R (1, 8) OBP: 0.429, SLG: 0.333 3 Luis Durango, S (6, 8) OBP: 1.000, SLG: 1.000	B FF 92 F FF 92 B CU 75 X SI 92 2-1 16 1B 7 1B 1B		C SI 92 X FF 93 0-1 ① L5	C SL 84 B CH 86 C FF 92 S SL 86 1-3 ③ K		F FF 94 B CU 76 C CU 76 X FF 96 1-2 ③ FC5-4 1-2f			B FF 90 2 SAFE B SI 88 B SI 90 B FF 88 4-0 67 F8-6 14 FC1-5 BB	4 0	1 0	1 0	0 0	0 1	1 0	1 0
16 Jarrett Hoffpauir, R (1, 4) OBP: 0.800, SLG: 0.667 14 Oscar Salazar, R (6, 4)	1 SAFE B SI 91 1 SAFE X FF 92 1-0 11 G4-6-3 7 1B 1-2 1B		B SI 93 B FF 93 B SI 92 B SI 93 4-0 7 1B 11 1B BB		C FF 95 B FF 94 B FF 95 B FF 95 B FF 95 4-1 7 G4-6-3 BB		C SI 90 B FF 91 X SL 80 1-1 ① G5-3		B CH 87 X 1-0 ① FC1-5 1-2 2-3f	1 2	1 0	1 0	0 0	2 0	0 0	0 2
7 Chase Headley, S (1, 5) OBP: 0.833, SLG: 0.800 67 Jesus Guzman, R (6, 5) OBP: 0.429, SLG: 0.400	F SI 92 X CH 83 0-1 11 G4-6-3 1-2 2-H 1B		B SI 93 X SI 93 1-0 4 1B 11 1B 1-3 1B		B FF 94 1 SAFE C FF 92 C FF 94 F FF 96 X FF 95 1-2 ①② G4-6-3 1-2f		C SI 91 X SL 81 0-1 ② G1-3		F FF 90 X CU 75 0-1 ②③ F8-6 2-2	3 2	0 0	2 0	1 0	0 0	0 0	1 2
11 Brad Hawpe, L (1, 3) OBP: 0.667, SLG: 0.600 12 Logan Forsythe, R (6, 3) OBP: 0.400, SLG: 1.000	B FF 93 B CH 82 T SI 93 X SI 92 2-1 ①② G4-6-3 1-2f 2-3		C SI 93 F SI 94 F FF 93 X FF 94 0-2 4 1B 1-2 3-H 1B		B FF 95 B FF 94 B FF 94 C FF 91 T FF 94 B FF 95 4-2 4 S BB		B SI 90 B CH 88 C SI 91 B SL 80 B SI 90 4-1 BB			2 0	0 0	1 0	1 0	1 1	0 0	2 0
4 Nick Hundley, R (1, 2) OBP: 0.500, SLG: 1.000 64 Jeudy Valdez, R (6, 6)	B FF 90 F SI 94 B FC 90 X SI 93 2-1 ③ G6-3		X FF 93 0-0 1-2 2-3 1B		C FF 92 D CH 83 C FF 93 F FF 93 F FF 93 D CU 76 X FF 92 2-2 ③ G5-3 1-2		X SI 90 0-0 ③ P3			3 1	0 0	1 0	0 0	0 0	0 0	2 1
27 Gregg Zaun, S (1, 10) 76 Andy Parrino, S (8, PH) (8, 10)		B FF 91 B CU 73 B SI 91 C FF 92 X SI 92 3-1 ① G3	X FF 93 0-0 ② F5			C FF 92 B FF 92 F FF 94 S SI 94 1-3 ① K		X SI 92 0-0 ① G4-3		3 1	0 0	0 0	0 0	0 0	1 0	3 0
13 Chris Denorfia, R (1, 7) OBP: 0.600, SLG: 1.000 23 Mike Baxter, L (5, 7) OBP: 0.500, SLG: 0.333		S FC 88 S FC 88 X FC 89 0-2 28 S 1B	F FF 93 F SL 86 C SL 84 0-3 ③ K			B FF 95 X FF 94 1-0 ② G4-3		C SI 94 B SI 93 B CH 86 X SI 94 2-1 60 CS 1B		2 2	0 0	1 1	0 0	0 0	1 0	3 0
28 Aaron Cunningham, R (1, 9) OBP: 0.143, SLG: 0.143 60 Cedric Hunter, L (5, 9) OBP: 0.333, SLG: 0.667		S FF 92 B FC 88 1 SAFE B SI 93 F FF 93 B FC 88 S FF 93 3-3 ② K 1-2		B FF 90 X SL 83 1-0 ① P4		C FF 95 S SI 89 F FF 98 B FF 95 B CU 78 X FF 97 2-2 68 1B 2B		B SI 93 B SI 93 X FF 94 2-0 ②③ F9 1-2		2 2	0 1	0 1	0 0	0 0	1 0	1 1
2 Everth Cabrera, S (1, 6) OBP: 0.167, SLG: 0.167 68 Kyle Phillips, L (6, PH) OBP: 1.000, SLG: 1.500 (6, 2) 22 James Darnell, R (9, PR) OBP: 0.250, SLG: 1.000 62 Luis Martinez, R (9, PR) OBP: 0.333, SLG: 0.667		X FF 93 0-0 ③ G4-3		B FF 91 C CH 86 C FF 91 B FF 92 F FF 91 B SL 81 F SI 92 X FF 91 3-2 ② G4-3		X FF 94 0-0 24 FC5-4 2-H 1B			C FF 91 S FF 91 X FF 92 0-2 14 FC1-5 2B	2 2 0 0	0 0 0 0	0 2 0 0	0 1 0 0	0 0 0 0	0 0 0 0	1 0 0 0
Inning Stats	R: 1 E: 0 K: 0 S: 9 H: 3 LOB: 1 BB: 0 P: 16	R: 0 E: 0 K: 1 S: 9 H: 1 LOB: 1 BB: 0 P: 15	R: 1 E: 0 K: 1 S: 12 H: 3 LOB: 3 BB: 1 P: 17	R: 0 E: 0 K: 1 S: 9 H: 0 LOB: 0 BB: 0 P: 14	R: 0 E: 0 K: 0 S: 12 H: 0 LOB: 1 BB: 2 P: 23	R: 1 E: 0 K: 1 S: 12 H: 2 LOB: 1 BB: 0 P: 17	R: 0 E: 0 K: 0 S: 6 H: 0 LOB: 1 BB: 1 P: 11	R: 0 E: 0 K: 0 S: 4 H: 1 LOB: 0 BB: 0 P: 8	R: 0 E: 0 K: 0 S: 6 H: 1 LOB: 2 BB: 1 P: 11	1B: 9 2B: 3 3B: 0 HR: 0 SF: 0 SAC: 0 DP: 3 HBP: 0						

	AB	34
	R	3
	H	11
	RBI	3
	BB	5
	SO	4
	LOB	20

WP: 0 PB: 0 SB: 2 CS: 1 PA: 39

PITCHER	IP	WLS	BF	H	R	ER	SO	BB	IBB	HBP	BLK	WP	HR	S	P	ERA	WHIP
44 Luke Hochevar, R (1, 1) ERA: 4.5	2.0		9	4	1	1	1	0	0	0	0	0	0	18	31	4.50	2.000
43 Aaron Crow, R (3, 1) ERA: 4.5	2.0		10	3	1	1	2	1	0	0	0	0	0	21	31	4.50	2.000
65 Mike Montgomery, L (5, 1) ERA:	1.0		4	0	0	0	0	2	0	0	0	0	0	12	23	0.00	2.000
41 Jeremy Jeffress, R (6, 1) ERA: 9.0	1.0	B	5	2	1	1	1	0	0	0	0	0	0	12	17	9.00	2.000
50 Kanekoa Texeira, R (7, 1) ERA:	1.0		4	0	0	0	0	1	0	0	0	0	0	6	11	0.00	1.000
57 Jesse Chavez, R (8, 1) ERA:	1.0	W	3	1	0	0	0	0	0	0	0	0	0	4	8	0.00	1.000
59 Gaby Hernandez, R (9, 1) ERA:	1.0	S	4	1	0	0	0	1	0	0	0	0	0	6	11	0.00	2.000

Batter	1	2	3	4	5	6	7	8	9	AB	R	H	RBI	BB	SO	LOB
1 Jarrod Dyson, L (1, 8) 6 Lorenzo Cain, R (6, 8) OBP: 0.750, SLG: 1.000	B FF 94 B SI 92 C FF 94 B SI 94 C FF 92 F SI 95 B FF 93 4-2 16 F9 13 S BB	X SL 87 0-0 ② ③ G4-3 1-2f			X FF 90 0-0 ① B5-3	B FC 95 F FC 92 B SL 87 F FC 92 F FC 95 X SL 88 2-2 1B		C FF 91 F FF 92 B CU 75 D CU 75 X FF 92 2-2 8 1B 2B		2 2	0 1	0 2	0 0	1 0	0 0	2 0
13 Mike Aviles, R (1, 5) OBP: 0.556, SLG: 0.750 8 Mike Moustakas, L (6, 5) OBP: 0.429, SLG: 0.833	B SL 85 1 SAFE B FF 94 B FF 92 C FF 94 B FF 93 4-1 25 CS 1-2 BB		B SL 82 X SL 85 1-0 25 S 25 3B 1B		B SI 90 X FF 91 1-0 16 E 25 2B 1B	B SI 93 B SI 92 F FC 92 1 SAFE F FF 92 S SL 89 2-3 ③ K		B FF 91 B CH 84 C FF 91 X CH 83 2-1 40 BB 2-H 1B		2 2	2 0	2 1	0 1	1 0	0 1	0 1
16 Billy Butler, R (1, 3) OBP: 0.444, SLG: 0.286 40 Eric Hosmer, L (6, 3) OBP: 0.800, SLG: 1.500	D CH 83 X FF 95 1-0 ① F9 2-3		C SI 89 1 SAFE F SI 88 X SL 83 0-2 ① F8		1 SAFE C FF 91 X SL 80 0-1 ② G5-3 1-3		F FF 88 F SL 83 B FF 87 X SL 79 1-2 7 S 1B	C FF 91 B FF 92 B CH 83 B FF 92 C FF 91 B FF 92 4-2 1-2 BB		3 1	0 0	0 1	0 0	0 1	0 0	4 0
25 Clint Robinson, L (1, 10) OBP: 0.600, SLG: 1.250	B SI 92 C CH 82 B SI 94 S SL 83 B FF 95 D SL 85 4-2 ② 4 BB 1-2 BB		B SI 87 C SL 82 S SL 83 B SI 88 X SL 82 2-2 4 BB 1-H 3B		X FF 92 0-0 12 2B 3-H 2B		B SL 82 S SL 81 S FF 87 F FF 86 X SL 81 1-2 ① F8	C FF 90 C CU 75 X CU 76 0-2 ③ G4-3		4	1	2	2	1	0	3
4 Alex Gordon, L (1, 7) 9 Derrick Robinson, S (6, 7)	B SI 92 F FF 94 B SI 92 B CH 82 F FF 94 B SI 93 4-2 1-2 BB		B SI 88 3 SAFE B SI 81 B SI 87 C SI 88 F SI 87 B SL 82 4-2 ② 3-H BB		B SL 80 B SI 90 B SI 91 B FF 91 4-0 12 2B BB		B FF 87 F FF 87 1 SAFE F SL 83 D CU 72 X SL 81 2-2 ② F7			0 1	0 0	0 0	0 0	3 0	0 0	0 1
12 Mitch Maier, L (1, 9) OBP: 0.200, SLG: 0.400 7 Grégor Blanco, L (6, 9) OBP: 0.667, SLG: 0.500	B SI 95 F SI 94 D SL 85 X FF 94 2-1 ③ F7		X SI 88 0-0 ③ F7		B CH 83 B SL 78 C SI 91 X SI 90 2-1 1-3 2-H 2B		B FF 86 D CU 75 B FF 86 B FF 86 4-0 1-2 BB			3 0	0 0	1 0	1 1	0 0	0 1	4 0
3 Brayan Peña, S (1, 2) 28 Manny Piña, R (6, 2)		C FF 91 F CU 76 F SI 91 X FF 92 0-2 ① G5-3		B FF 90 F FF 89 F SL 78 B SL 79 F SL 76 X FF 91 2-2 ① G6-3	C CH 82 B FF 93 S SL 80 S SL 80 1-3 ③ K		B FF 87 B SL 83 X FF 87 2-0 ③ G4-3			3 1	0 0	0 0	0 0	0 0	1 0	2 2
17 Chris Getz, L (1, 4) 73 Johnny Giavotella, R (6, 4) OBP: 0.500, SLG: 0.667		B SI 89 B FF 88 B FF 88 C SI 88 B FF 88 4-1 2 1B BB		C FF 92 B FF 91 F SL 77 S SL 76 1-3 ② K		B FF 92 B FF 91 B SI 90 C FF 91 S FC 90 F FF 92 B FC 91 4-2 23 CS BB		B FF 90 C FF 91 X FF 91 1-1 ① G6-3		1 1	0 0	0 1	0 0	1 0	1 0	0 0
2 Alcides Escobar, R (1, 6) OBP: 0.500, SLG: 0.500 23 Jeff Bianchi, R (6, 6)		C SL 82 1 SAFE 1 SAFE X SL 83 0-1 1 G4-3 1-3 1B		C SL 77 B FF 90 B FF 91 C SL 78 X SL 78 2-2 ③ L7		C FF 90 P PO 82 T FF 93 S FC 88 1-3 ① ② K 1-2		X FF 91 0-0 ② F7		2 2	0 0	1 0	0 0	0 0	0 1	0 1
Inning Stats	R: 0 E: 0 K: 0 S: 11 H: 0 LOB: 3 BB: 4 P: 30	R: 0 E: 0 K: 0 S: 8 H: 1 LOB: 1 BB: 1 P: 12	R: 1 E: 0 K: 0 S: 10 H: 2 LOB: 1 BB: 1 P: 17	R: 0 E: 0 K: 1 S: 10 H: 0 LOB: 0 BB: 0 P: 15	R: 2 E: 1 K: 1 S: 10 H: 3 LOB: 2 BB: 1 P: 18	R: 0 E: 0 K: 2 S: 14 H: 1 LOB: 1 BB: 1 P: 22	R: 0 E: 0 K: 0 S: 11 H: 1 LOB: 2 BB: 1 P: 21	R: 1 E: 0 K: 0 S: 13 H: 2 LOB: 2 BB: 1 P: 22		1B: 6 2B: 4 3B: 1 HR: 0	SF: 0 SAC: 0 DP: 2 HBP: 0					

PITCHER		IP	WLS	BF	H	R	ER	SO	BB	IBB	HBP	BLK	WP	HR	S	P	ERA	WHIP
38 Mat Latos, R	(1, 1)	1.1		7	0	0	0	0	4	0	0	0	0	0	15	34	0.00	3.000
ERA:																		
55 George Kontos, R	(2, 1)	1.2	H	8	3	1	1	0	2	0	0	0	0	0	14	25	5.40	3.000
ERA: 5.4																		
44 Aaron Poreda, L	(4, 1)	1.0	H	3	0	0	0	1	0	0	0	0	0	0	10	15	0.00	0.000
ERA:																		
58 Simon Castro, R	(5, 1)	1.0	B	7	3	2	2	1	1	0	0	0	0	0	10	18	18.00	4.000
ERA: 18.0																		
73 Anthony Bass, R	(6, 1)	1.0		4	1	0	0	2	1	0	0	0	0	0	14	22	0.00	2.000
ERA:																		

PITCHER		IP	WLS	BF	H	R	ER	SO	BB	IBB	HBP	BLK	WP	HR	S	P	ERA	WHIP
45 Randy Flores, L	(7, 1)	1.0		5	1	0	0	0	1	0	0	0	0	0	11	21	0.00	2.000
ERA:																		
53 Jeremy Hefner, R	(8, 1)	1.0	L	6	2	1	1	0	1	0	0	0	0	0	13	22	9.00	3.000
ERA: 9.0																		

BOTTOM

San Diego Padres @ Kansas City Royals

Surprise Stadium, Surprise, AZ

Tue Mar 01 2011, 3:06 PM - 5:58 PM EST

Att. 2,015 - Cloudy - 69 F

livebaseballscorecards.com

AB	30
R	4
H	10
RBI	4
BB	10
SO	4
LOB	20

1B: 6	SF: 0	WP: 0	PA: 40
2B: 4	SAC: 0	PB: 0	
3B: 1	DP: 2	SB: 3	
HR: 0	HBP: 0	CS: 2	

Batter	1	2	3	4	5	6	7	8	9	AB	R	H	RBI	BB	SO	LOB
6 Lorenzo Cain, R (1, 8) OBP: 0.857, SLG: 1.000 1 Jarrod Dyson, L (6, PH) OBP: 0.500, SLG: 0.250 (6, 8)	0-0 53 SH2-3 53 S 1B		0-0 53 1B 53 1B 1B		4-0 53 1B 16 1B 1-2 BB	0-0 12 1B 46 HBP 2-3 3-H 1B		0-0 SH 12 1B 30 HR 1-3	0-0 ② F7	2 1 2 0 1 0 0 2 1 1 1 0 0 0						
53 Melky Cabrera, S (1, 7) OBP: 0.500, SLG: 0.571 46 Brett Carroll, R (6, PH) (6, 7)	1-0 ① SH2-3 1-3		0-0 ③ 1-H 1B		0-0 40 BB 16 1B 21 BB 1-3 2-H 1B	1-0 12 1B 1-2 HBP		0-0 ① SF8 3-H	0-0 ③ G5-4-3	2 1 2 1 0 0 0 1 0 0 1 0 0 0						
16 Billy Butler, R (1, 10) OBP: 0.417, SLG: 0.300 12 Mitch Maier, L (5, PR) OBP: 0.429, SLG: 0.571 (5, 10)	0-3 ② K			0-0 ① G1-3	0-0 21 BB 40 BB 1-2 3-H 1B	0-0 1-2 2-3 3-H 1B		0-0 30 S 30 HR 1-3 1B		3 0 1 1 0 1 1 2 1 2 1 0 0 0						
40 Eric Hosmer, L (1, 3) OBP: 0.750, SLG: 1.333 30 Kila Ka'aihue, L (6, PH) OBP: 0.222, SLG: 0.556 (6, 3)	0-3 ③ K			0-0 2B	4-0 21 BB 1-2 2-3 BB	0-3 ② K		3-2 1-H 3-H HR		2 0 1 0 1 1 1 2 1 1 3 0 1 3						
21 Jeff Francoeur, R (1, 9) OBP: 0.375, SLG: 0.714 15 David Lough, L (6, PH) OBP: 0.500, SLG: 0.333 (6, 9)		0-0 70 CS 1B		0-0 ② G6-3	4-0 1-2 2-3 3-H BB	0-0 ③ F7		4-0 19 G5-4-3 BB		2 0 1 1 1 0 1 1 0 0 0 1 0 3						
8 Mike Moustakas, L (1, 5) OBP: 0.300, SLG: 0.556 19 Pedro Feliz, R (6, 5)		0-0 ① F8		0-3 ③ K2-3	0-0 ③ P6		0-0 ① G6-3	0-0 ②③ G5-4-3 1-2f		3 0 0 0 0 1 5 2 0 0 0 0 0 1						
70 Salvador Perez, R (1, 2) 22 Lucas May, R (6, PR) OBP: 0.250, SLG: 0.250 (6, 2)	1 SAFE 0-0 ②③ F9 1-2				0-0 ① G6-3	4-0 2 SH1-4 17 BB 1 1B BB	0-0 ② F9		0-0 ① F8	2 0 0 0 1 0 1 2 1 0 0 0 0 0						
17 Chris Getz, L (1, 4) 23 Jeff Bianchi, R (6, 4)			4-0 2 G6-4-3 BB		0-0 ② G4-3	4-0 1 1B 2 SH1-4 12 1B 1-2 BB	0-0 ③ G6-3		4-0 31 HR BB	1 1 0 0 2 0 0 1 1 0 0 1 0 0						
2 Alcides Escobar, R (1, 6) OBP: 0.500, SLG: 0.429 31 Joaquin Arias, R (6, 6) OBP: 0.500, SLG: 1.250			0-0 ①② G6-4-3 1-2f		4-0 6 BB 53 1B BB	0-0 ① SH1-4 1-2 2-3		0-0 1 E 1 SH 46 SF8 1B	0-1 1-H HR	1 1 0 0 1 0 1 2 2 2 2 0 0 0						
Inning Stats	R: 0 H: 1 E: 0 LOB: 1 K: 2 BB: 0 S: 8 P: 9	R: 0 H: 1 E: 0 LOB: 0 K: 0 BB: 0 S: 3 P: 3	R: 0 H: 2 E: 0 LOB: 1 K: 0 BB: 1 S: 3 P: 7	R: 0 H: 1 E: 0 LOB: 1 K: 1 BB: 0 S: 6 P: 6	R: 3 H: 2 E: 0 LOB: 3 K: 0 BB: 4 S: 5 P: 21	R: 2 H: 2 E: 0 LOB: 3 K: 1 BB: 2 S: 7 P: 16	R: 0 H: 0 E: 0 LOB: 0 K: 0 BB: 0 S: 3 P: 3	R: 4 H: 3 E: 1 LOB: 0 K: 0 BB: 1 S: 8 P: 15	R: 2 H: 1 E: 0 LOB: 0 K: 0 BB: 1 S: 5 P: 9	1B: 10 SF: 1 2B: 1 SAC: 3 3B: 0 DP: 2 HR: 2 HBP: 1						

PITCHER		IP	WLS	BF	H	R	ER	SO	BB	IBB	HBP	BLK	WP	HR	S	P	ERA	WHIP
46 Tim Redding, R ERA:	(1, 1)	3.0		11	4	0	0	2	1	0	0	0	0	0	14	19	0.00	1.667
38 Ramon Troncoso, R ERA:	(4, 1)	1.0	H	4	1	0	0	1	0	0	0	0	0	0	6	6	0.00	1.000
50 Jon Link, R ERA: 10.13	(5, 1)	0.2	H	6	2	3	3	0	2	0	0	0	0	0	4	12	40.50	6.000
57 Scott Elbert, L ERA: 13.5	(5, 1)	0.1	B	5	0	2	2	0	4	0	0	0	0	0	1	17	54.00	12.000
37 Carlos Monasterios, R ERA: 12.0	(6, 1)	2.0		9	2	0	0	1	0	0	1	0	0	0	10	11	0.00	1.000

PITCHER		IP	WLS	BF	H	R	ER	SO	BB	IBB	HBP	BLK	WP	HR	S	P	ERA	WHIP
73 Luis Vasquez, R ERA: 33.75	(8, 1)	1.0	L	7	3	4	4	0	1	0	0	0	0	1	8	15	36.00	4.000
Javier Solano, R ERA: 18.0	(9, 1)	1.0		5	1	2	2	0	1	0	0	0	0	1	5	9	18.00	2.000

TOP

Kansas City Royals @ Los Angeles Dodgers

Camelback Ranch, Glendale, AZ

Wed Mar 02 2011, 3:07 PM - 6:04 PM EST

Att. 3,560 - Sunny - 72 F

livebaseballscorecards.com

AB	33
R	11
H	13
RBI	11
BB	9
SO	4
LOB	17

1B: 10	SF: 1	WP: 0	PA: 47
2B: 1	SAC: 3	PB: 0	
3B: 0	DP: 2	SB: 2	
HR: 2	HBP: 1	CS: 1	

Batter	1	2	3	4	5	6	7	8	9	AB	R	H	RBI	BB	SO	LOB
14 Jamey Carroll, R (1, 5) OBP: 0.250, SLG: 0.143	G5-3	G4-3			2B	F8			F8	2	0	0	0	0	0	0
6 Aaron Miles, S (5, 5) OBP: 0.333, SLG: 0.444										3	0	1	0	0	0	2
30 Dioner Navarro, S (1, 2)	G3	G5-6-3			K		F7		F8	2	0	0	0	0	0	0
17 A.J. Ellis, R (5, 2)										3	0	0	0	0	1	1
16 Andre Ethier, L (1, 9) OBP: 0.125, SLG: 0.250	27 1B 2B		G3-1		K		G4-3			2	0	1	0	0	0	0
49 Trent Oeltjen, L (5, 9)										2	0	0	0	0	1	1
27 Matt Kemp, R (1, 8) OBP: 0.375, SLG: 0.375	2-3 1B		G1-3			F7	K			2	0	1	0	0	0	0
62 Trayvon Robinson, S (5, 8) OBP: 0.375, SLG: 0.714										2	0	0	0	0	1	0
35 Gabe Kapler, R (1, 7) OBP: 0.111, SLG: 0.111	L4		P2			9 BB 72 1B 68 S 1B		K		2	0	0	0	0	0	2
63 Jamie Hoffmann, R (5, 7) OBP: 0.500, SLG: 0.625										2	1	1	0	0	1	0
7 James Loney, L (1, 3) OBP: 0.556, SLG: 0.500		13 1B 13 HR 1B		13 G6-4-3 1B		9 BB 72 1B 1-2 BB		BB		2	1	2	0	0	0	0
68 Jerry Sands, R (5, 3) OBP: 0.429, SLG: 0.800										0	1	0	0	2	0	0
31 Jay Gibbons, L (1, 10)		F7		K		K		K		2	0	0	0	0	1	2
3 Xavier Paul, L (6, PH) OBP: 0.200, SLG: 0.125 (7, 10)										2	0	0	0	0	2	3
13 Iván De Jesús Jr., R (1, 4) OBP: 0.333, SLG: 0.333		13 HR 1-2 1B		G6-4-3 1-2f		72 1B 1-2 2-3 BB		F8		2	1	1	0	0	0	1
9 Eugenio Velez, S (5, 4)										1	0	0	0	1	0	1
13 Juan Castro, R (1, 6) OBP: 0.333, SLG: 0.833		1-H 2-H HR			K	1-2 2-H 3-H 1B			F7	2	1	1	3	0	1	0
72 Justin Sellers, R (6, 6) OBP: 0.500, SLG: 0.200										2	0	1	2	0	0	0
Inning Stats	R: 0 E: 0 K: 0 S: 5 H: 2 LOB: 2 BB: 0 P: 5	R: 3 E: 0 K: 0 S: 6 H: 3 LOB: 0 BB: 0 P: 8	R: 0 E: 0 K: 0 S: 3 H: 0 LOB: 0 BB: 0 P: 3	R: 0 E: 0 K: 1 S: 5 H: 1 LOB: 0 BB: 0 P: 5	R: 0 E: 0 K: 3 S: 10 H: 1 LOB: 1 BB: 0 P: 10	R: 2 E: 0 K: 1 S: 7 H: 2 LOB: 2 BB: 2 P: 15	R: 0 E: 0 K: 1 S: 5 H: 0 LOB: 0 BB: 0 P: 5	R: 0 E: 0 K: 2 S: 7 H: 0 LOB: 1 BB: 1 P: 11	R: 0 E: 0 K: 0 S: 3 H: 0 LOB: 0 BB: 0 P: 3	1B: 6 2B: 2 3B: 0 HR: 1 SF: 0 SAC: 0 DP: 1 HBP: 0						

BOTTOM

Kansas City Royals @ Los Angeles Dodgers

Camelback Ranch, Glendale, AZ

Wed Mar 02 2011, 3:07 PM - 6:04 PM EST

Att. 3,560 - Sunny - 72 F

livebaseballscorecards.com

AB	35
R	5
H	9
RBI	5
BB	3
SO	8
LOB	13

WP: 0 PA: 38
PB: 0
SB: 1
CS: 0

PITCHER		IP	WLS	BF	H	R	ER	SO	BB	IBB	HBP	BLK	WP	HR	S	P	ERA	WHIP
26 Jeff Francis, L ERA: 13.5	(1, 1)	2.0		11	5	3	3	0	0	0	0	0	0	1	11	13	13.50	2.500
37 Sean O'Sullivan, R ERA:	(3, 1)	2.0		6	1	0	0	1	0	0	0	0	0	0	8	8	0.00	0.500
66 John Lamb, L ERA:	(5, 1)	1.0		4	1	0	0	3	0	0	0	0	0	0	10	10	0.00	1.000
38 Blake Wood, R ERA: 18.0	(6, 1)	1.0	B	7	2	2	2	1	2	0	0	0	0	0	7	15	18.00	4.000
55 Brandon Sisk, L ERA:	(7, 1)	1.0	W	3	0	0	0	1	0	0	0	0	0	0	5	5	0.00	0.000

PITCHER		IP	WLS	BF	H	R	ER	SO	BB	IBB	HBP	BLK	WP	HR	S	P	ERA	WHIP
56 Greg Holland, R ERA:	(8, 1)	1.0		4	0	0	0	2	1	0	0	0	0	0	7	11	0.00	1.000
54 Kevin Pucetas, R ERA:	(9, 1)	1.0		3	0	0	0	0	0	0	0	0	0	0	3	3	0.00	0.000

Batter	1	2	3	4	5	6	7	8	9	AB	R	H	RBI	BB	SO	LOB
13 Mike Aviles, R (1, 6) OBP: 0.417, SLG: 0.600	P2	K		SF7 3-H		P4	G4-3		G6-3	2	0	0	1	0	1	1
72 Irving Falu, S (6, PH) (6, 6)										3	0	0	0	0	0	1
53 Melky Cabrera, S (1, 8) OBP: 0.545, SLG: 0.500	12 S / 12 1B / BB	K	12 1B / BB			12 1B / 46 G3-1 / 1B 1-2	K		G1-4-3	1	1	0	0	2	1	0
7 Grégor Blanco, L (6, PH) OBP: 0.500, SLG: 0.400										3	1	1	0	0	1	0
(6, 8)																
12 Mitch Maier, L (1, 10) OBP: 0.667, SLG: 0.727	30 S / 30 1B / 1B 1-H		30 1B / BB	1B 1-2		46 G3-1 / 1B 1-3 2-H		15 1B 46 S / 25 SF8 / 1B		4	2	4	2	1	0	0
30 Kila Ka'aihue, L (1, 3) OBP: 0.333, SLG: 0.583	1B 1-H		4 BB / 1B 1-3	K		G3-1 1-2 3-H		F7 1-2		3	0	2	1	0	1	2
46 Brett Carroll, R (6, PH) (6, 5)										2	0	0	1	0	0	2
21 Jeff Francoeur, R (1, 9) OBP: 0.273, SLG: 0.500	P5	L4			G6-3	BB		28 BB / 1B 2-3		3	0	0	0	0	0	3
15 David Lough, L (6, PH) OBP: 0.667, SLG: 0.500										1	0	1	0	1	0	0
(6, 9)																
4 Alex Gordon, L (1, 7)	P6		BB 1-2		K	F7		SF8 3-H		2	0	0	0	1	1	1
25 Clint Robinson, L (6, PH) OBP: 0.429, SLG: 1.000										1	0	0	1	0	0	2
(6, 7)																
22 Lucas May, R (1, 2) OBP: 0.286, SLG: 0.286		K	G5-3		1B		L6	BB 1-2		3	0	1	0	0	1	3
28 Manny Piña, R (6, 2)										1	0	0	0	1	0	0
73 Johnny Giavotella, R (1, 4) OBP: 0.571, SLG: 0.500		BB 19 WP		HBP 19 E 19 G3 / 13 SF7	F9		93 HR / 1B	F8		1	1	0	0	1	0	1
64 Lance Zawadzki, L (6, 4) OBP: 0.500, SLG: 0.333										2	1	1	0	0	0	2
19 Pedro Feliz, R (1, 5)		F8 1-2		G3 1-3		7 1B / 12 1B / HBP	HR 1-H		F7	2	1	0	0	0	0	2
93 Jamie Romak, R (6, 3) OBP: 0.500, SLG: 2.000										2	1	1	2	0	0	0
Inning Stats	R: 2 E: 0 K: 0 S: 7 H: 2 LOB: 1 BB: 1 P: 11	R: 0 E: 0 K: 2 S: 7 H: 0 LOB: 1 BB: 1 P: 12	R: 0 E: 0 K: 1 S: 6 H: 1 LOB: 3 BB: 2 P: 14	R: 1 E: 1 K: 1 S: 6 H: 1 LOB: 2 BB: 1 P: 12	R: 0 E: 0 K: 1 S: 6 H: 1 LOB: 1 BB: 0 P: 6	R: 2 E: 0 K: 0 S: 5 H: 2 LOB: 2 BB: 1 P: 11	R: 2 E: 0 K: 1 S: 7 H: 2 LOB: 0 BB: 0 P: 7	R: 1 E: 0 K: 0 S: 6 H: 2 LOB: 2 BB: 1 P: 10	R: 0 E: 0 K: 0 S: 3 H: 0 LOB: 0 BB: 0 P: 3	1B: 10 2B: 0 3B: 0 HR: 1	SF: 2 SAC: 0 DP: 0 HBP: 2						

PITCHER		IP	WLS	BF	H	R	ER	SO	BB	IBB	HBP	BLK	WP	HR	S	P	ERA	WHIP
54 Ervin Santana, R ERA: 13.5	(1, 1)	1.1		7	2	2	2	1	1	0	0	0	0	0	10	14	13.50	2.250
55 Ryan Braun, R ERA: 13.5	(2, 1)	0.2		3	0	0	0	1	1	0	0	0	1	0	4	9	0.00	1.500
56 Fernando Rodney, R ERA:	(3, 1)	1.0		6	1	0	0	1	2	0	0	0	0	0	6	14	0.00	3.000
57 Garrett Richards, R ERA: 6.23	(4, 1)	2.1	L	14	4	3	3	2	1	0	2	0	0	0	15	23	11.57	2.143
87 Matt Meyer, L ERA:	(6, 1)	0.2		3	0	0	0	0	1	0	0	0	0	0	2	6	0.00	1.500

PITCHER		IP	WLS	BF	H	R	ER	SO	BB	IBB	HBP	BLK	WP	HR	S	P	ERA	WHIP
43 Trevor Reckling, L ERA: 9.0	(7, 1)	2.0		11	4	3	3	1	1	0	0	0	0	1	13	17	13.50	2.500
64 Anthony Ortega, R ERA:	(9, 1)	1.0		3	0	0	0	0	0	0	0	0	0	0	3	3	0.00	0.000

TOP

Kansas City Royals @ Los Angeles Angels

Tempe Diablo Stadium, Tempe, AZ

Thu Mar 03 2011, 3:05 PM - 6:03 PM EST

Att. 2,880 - Partly Cloudy - 71 F

livebaseballscorecards.com

AB	36
R	8
H	11
RBI	8
BB	7
SO	6
LOB	20

WP: 1	PA: 47					
PB: 0						
SB: 3						
CS: 0						

Batter	1	2	3	4	5	6	7	8	9	AB	R	H	RBI	BB	SO	LOB
2 Erick Aybar, S (1, 6) OBP: 0.300, SLG: 0.222	F9		G1-3		F9		F9			3	0	0	0	0	0	0
77 Reggie Willits, S (7, 7) OBP: 0.400, SLG: 0.250										1	0	0	0	0	0	0
53 Bobby Abreu, L (1, 9) OBP: 0.333, SLG: 0.571	10 S BB		K			F8		G6-3		2	0	0	0	1	1	0
76 Alexi Amarista, L (7, 4) OBP: 0.300, SLG: 0.222										1	0	0	0	0	0	0
48 Torii Hunter, R (1, 10) OBP: 0.444, SLG: 0.286	F9		1B			25 BB 47 1B 1B		K		3	0	2	0	0	0	1
69 Carlos Ramirez, R (8, PH) (9, 10)										1	0	0	0	0	1	0
10 Vernon Wells, R (1, 7) OBP: 0.222, SLG: 0.125	G5-3 1-2		K			F8		G4-3		3	0	0	0	0	1	3
79 Jean Segura, R (7, 6) OBP: 0.143, SLG: 0.143										1	0	0	0	0	0	0
47 Howie Kendrick, R (1, 4) OBP: 0.400, SLG: 0.333		46 F8 25 E 44 HR 1B		G6-3		25 BB 1-2 1B			E5 28 WP 92 G4-3	3	1	2	0	0	0	0
83 Angel Castillo, R (7, 9) OBP: 0.500, SLG: 0.333										1	0	0	0	0	0	0
25 Peter Bourjos, R (1, 8) OBP: 0.500, SLG: 0.429		1 SAFE K 1-2		46 F8 BB		1-2 2-3 BB			G4-3 1-2	1	0	0	0	2	1	1
92 Travis Witherspoon, R (7, 8) OBP: 0.250, SLG: 0.250										1	0	0	0	0	0	1
46 Bobby Wilson, R (1, 2) OBP: 0.200, SLG: 0.200		F8 2-3		1-2		G1-3			F8	2	0	0	0	0	0	2
16 Hank Conger, L (6, 2) OBP: 0.100, SLG: 0.100				F8						2	0	0	0	0	0	4
44 Mark Trumbo, R (1, 3) OBP: 0.250, SLG: 0.667		3-H HR			F8		K		G6-3 2-3	3	1	1	2	0	1	0
28 Gil Velazquez, R (8, 5)										1	0	0	0	0	0	1
3 Brandon Wood, R (1, 5) OBP: 0.200, SLG: 0.400		G6-3			G3		P6			3	0	0	0	0	0	0
74 Gabe Jacobo, R (8, 3) OBP: 0.667, SLG: 0.500										0	0	0	0	0	0	0
Inning Stats	R: 0 E: 0 K: 0 S: 4 H: 0 LOB: 1 BB: 1 P: 8	R: 2 E: 1 K: 1 S: 7 H: 2 LOB: 0 BB: 0 P: 9	R: 0 E: 0 K: 2 S: 8 H: 1 LOB: 1 BB: 0 P: 8	R: 0 E: 0 K: 0 S: 3 H: 0 LOB: 0 BB: 1 P: 7	R: 0 E: 0 K: 0 S: 3 H: 0 LOB: 0 BB: 0 P: 3	R: 0 E: 0 K: 0 S: 5 H: 2 LOB: 3 BB: 1 P: 9	R: 0 E: 0 K: 1 S: 5 H: 0 LOB: 0 BB: 0 P: 5	R: 0 E: 0 K: 1 S: 5 H: 0 LOB: 0 BB: 0 P: 5	R: 0 E: 1 K: 0 S: 4 H: 0 LOB: 1 BB: 0 P: 5	1B: 4 2B: 0 3B: 0 HR: 1	SF: 0 SAC: 0 DP: 0 HBP: 0						

BOTTOM

Kansas City Royals @ Los Angeles Angels

Tempe Diablo Stadium, Tempe, AZ

Thu Mar 03 2011, 3:05 PM - 6:03 PM EST

Att. 2,880 - Partly Cloudy - 71 F

livebaseballscorecards.com

AB	32
R	2
H	5
RBI	2
BB	3
SO	5
LOB	13

WP: 1 PB: 0 SB: 1 CS: 0 PA: 35

PITCHER	IP	WLS	BF	H	R	ER	SO	BB	IBB	HBP	BLK	WP	HR	S	P	ERA	WHIP
34 Kyle Davies, R (1, 1) ERA: 4.5	2.0		9	2	2	2	1	1	0	0	0	0	1	11	17	9.00	1.500
48 Joakim Soria, R (3, 1) ERA:	1.0	W	4	1	0	0	2	0	0	0	0	0	0	8	8	0.00	1.000
47 Nate Adcock, R (4, 1) ERA:	1.0	H	3	0	0	0	0	1	0	0	0	0	0	3	7	0.00	1.000
51 Robinson Tejeda, R (5, 1) ERA:	1.0	H	3	0	0	0	0	0	0	0	0	0	0	3	3	0.00	0.000
76 Tim Collins, L (6, 1) ERA:	1.0	H	6	2	0	0	0	1	0	0	0	0	0	5	9	0.00	3.000

PITCHER	IP	WLS	BF	H	R	ER	SO	BB	IBB	HBP	BLK	WP	HR	S	P	ERA	WHIP
77 Louis Coleman, R (7, 1) ERA: 9.0	1.0		3	0	0	0	1	0	0	0	0	0	0	5	5	0.00	0.000
39 Luis Mendoza, R (8, 1) ERA:	2.0		7	0	0	0	1	0	0	0	0	1	0	9	10	0.00	0.000

Batter	1	2	3	4	5	6	7	8	9	AB	R	H	RBI	BB	SO	LOB
1 Kosuke Fukudome, L (1, 9) OBP: 0.333, SLG: 0.200	C SI 84 B SI 83 C SI 84 B CU 71 B FF 87 C FF 86 3-3 K ①		B FF 92 D CH 80 B FF 92 C FF 91 X FA 90 3-1 G3 ① 1-2		F FF 90 1 SAFE B FF 90 B FF 91 C FF 91 B CU 77 F FF 91 1 SAFE F FF 90 3-2 X FF 91 L7 ①		C FF 88 C CU 80 B FF 90 X CU 74 1-2 F7 ①		X SI 92 0-0 P5 ③	3	0	0	0	0	1	2
56 Brad Snyder, L (6, 9) OBP: 0.333, SLG: 0.750										2	0	0	0	0	0	0
13 Starlin Castro, R (1, 6) OBP: 0.583, SLG: 1.083	X SI 86 0-0 F9 ②		C FF 91 D CH 82 B CH 81 X FF 92 2-1 L3 ②		1 SAFE C FF 91 B FF 91 B SL 86 1 SAFE X SL 85 2-1 21 2B 3B 1-H		C FF 89 F FF 90 X SL 80 0-2 G1-3 ②			3	1	1	1	0	0	1
50 Augie Ojeda, S (6, 6) OBP: 0.286, SLG: 0.333										1	0	0	0	0	0	0
21 Tyler Colvin, L (1, 3) OBP: 0.417, SLG: 0.917	S SI 85 C SI 86 F FF 88 X CU 72 0-2 HR		S FF 94 S FF 94 X FF 94 0-2 2-H 1B		C CU 75 S FF 90 X FF 89 0-2 3-H 2B		B CU 75 F FF 90 B SL 81 X FF 90 2-1 L8 ③			3	1	3	3	0	0	0
6 Bryan LaHair, L (6, 3) OBP: 0.300, SLG: 0.333										1	0	0	0	0	0	0
18 Geovany Soto, R (1, 2) OBP: 0.250, SLG: 0.333	B SI 87 S CH 77 X CH 78 1-1 G5-3 ③		B CH 80 C CH 79 S CH 81 B FF 93 C CU 74 2-3 K ③		B CH 86 F FF 91 F CU 77 D CU 80 F FF 92 B FF 91 C CU 76 3-3 K ②			C SI 92 F SI 92 F SL 81 B CH 87 B FF 94 B SI 94 X SI 93 3-2 L3 ①		3	0	0	0	0	2	2
74 Steve Clevenger, L (6, 2) OBP: 0.500, SLG: 0.500										1	0	0	0	0	0	0
30 Scott Moore, L (1, 5) OBP: 0.400, SLG: 0.500		B SI 85 F CH 75 F FF 87 B SI 88 X SL 83 2-2 28 F8 2B		B FF 91 C CU 74 B CU 73 S FF 91 B CH 82 F FF 93 S FF 93 3-3 K ①	B CU 74 B CU 75 B FF 90 C FF 90 X FF 90 3-1 F8 ③			B SI 94 B SI 94 B SI 94 C SI 93 X SI 93 3-1 G4-3 ②		3	0	1	0	0	1	1
61 Josh Vitters, R (6, 5) OBP: 0.200, SLG: 0.200										1	0	0	0	0	0	0
28 Jeff Baker, R (1, 4) OBP: 0.333, SLG: 0.143		C SI 86 B FF 86 B SI 86 F CH 77 F SI 85 D SL 81 F CH 78 F CU 76 F FF 88 3-2 X CH 77 F8 ① 2-3		B CU 74 B CH 80 B FF 92 B FF 92 4-0 59 FC4-6 BB	B FF 94 X FF 94 1-0 G1-3 ①			B SI 94 C CH 87 X CH 87 1-1 1B		2	0	0	0	1	0	1
15 Darwin Barney, R (6, 4) OBP: 0.444, SLG: 0.667										1	0	1	0	0	0	0
5 Reed Johnson, R (1, 7) OBP: 0.364, SLG: 0.300		C SL 83 B FF 85 B FF 85 X CH 78 2-1 P6 ②		1 SAFE 1 SAFE B FF 91 B FF 91 B FF 91 C FF 93 1 SAFE F FF 91 X FF 92 3-2 F9 ②	C FF 96 B CU 78 F FF 97 F FF 99 X FF 100 1-2 G3 ②			1 SAFE C SI 93 X SL 81 0-1 G4-3 ③		3	0	0	0	0	0	2
39 Luis Montanez, R (6, 7) OBP: 0.143, SLG: 0.286										1	0	0	0	0	0	1
59 Brett Jackson, L (1, 8) OBP: 0.333, SLG: 0.286		F SL 85 D CU 72 T SI 86 F SL 84 F FF 87 C SI 87 1-3 K ③		C FF 93 B FF 92 X CU 74 1-1 FC4-6 ③ 1-2f	X SI 96 0-0 2B				S SI 92 T FF 92 S SI 91 0-3 K ①	3	0	1	0	0	1	2
63 James Adduci, L (7, 8)										1	0	0	0	0	1	0
17 Matt Garza, R (1, 1) OBP: 0.000, SLG: 0.000 51 Max Ramirez, R (3, PH) 76 Alberto Cabrera, R (3, 1) 58 Matt Camp, L (5, PH) OBP: 0.000, SLG: 0.000 34 Kerry Wood, R (5, 1) 53 Welington Castillo, R (6, PH) OBP: 0.000, SLG: 0.000 54 John Gaub, R (6, 1) 45 Sean Marshall, L (6, 1) 29 Jeff Samardzija, R (7, 1) 19 Bobby Scales, S (9, PH)			B FF 93 S FF 90 B FF 93 S FF 92 B FF 95 B FF 92 4-2 1 G3 21 1B BB		B FF 89 T FF 90 B CU 75 X FF 90 2-1 13 3B 1B	B CU 77 S FF 95 B FF 94 B FF 95 F FF 95 X FF 96 3-2 G4-3 ③			F SI 92 B SL 79 C SL 80 F CU 77 X SI 92 1-2 F8 ②	0 0 0 0 1 0 0 1 0 0 0 1	0 1 0 0 1 1 0 0 0 0 0 0	0 0 0 0 1 1 0 0 0 0 0 0	0 0 0 0 0 0 0 0 0 0 0 0	0 0 0 0 0 0 0 0 0 0 0 0	0 0 0 0 0 0 0 1 0 0 0 0	0 0 0 0 0 0 0 0 0 0 0 0
Inning Stats	R: 1 E: 0 K: 1 S: 10 H: 1 LOB: 0 BB: 0 P: 14	R: 0 E: 0 K: 1 S: 17 H: 1 LOB: 1 BB: 0 P: 25	R: 1 E: 0 K: 1 S: 12 H: 1 LOB: 1 BB: 1 P: 23	R: 0 E: 0 K: 1 S: 9 H: 0 LOB: 1 BB: 1 P: 20	R: 2 E: 0 K: 1 S: 18 H: 3 LOB: 1 BB: 0 P: 31	R: 0 E: 0 K: 0 S: 9 H: 1 LOB: 1 BB: 0 P: 14	R: 0 E: 0 K: 0 S: 8 H: 0 LOB: 0 BB: 0 P: 11	R: 0 E: 0 K: 0 S: 10 H: 1 LOB: 1 BB: 0 P: 17	R: 0 E: 0 K: 1 S: 8 H: 0 LOB: 0 BB: 0 P: 9	1B: 3 2B: 3 3B: 1 HR: 1	SF: 0 SAC: 0 DP: 0 HBP: 0			WP: 0 PB: 0 SB: 0 CS: 0	PA: 37	

PITCHER		IP	WLS	BF	H	R	ER	SO	BB	IBB	HBP	BLK	WP	HR	S	P	ERA	WHIP
52 Bruce Chen, L ERA: 2.25	(1, 1)	2.0		8	2	1	1	2	0	0	0	0	0	1	27	39	4.50	1.000
68 Danny Duffy, L ERA: 6.0	(3, 1)	2.0		9	1	1	1	2	2	0	0	0	0	0	21	43	4.50	1.500
69 Patrick Keating, R ERA: 9.0	(5, 1)	1.0		6	3	2	2	1	0	0	0	0	0	0	18	31	18.00	3.000
41 Jeremy Jeffress, R ERA: 4.5	(6, 1)	1.0		4	1	0	0	0	0	0	0	0	0	0	9	14	0.00	1.000
75 Blaine Hardy, L ERA: 13.5	(7, 1)	1.0	W	3	0	0	0	0	0	0	0	0	0	0	8	11	0.00	0.000

PITCHER		IP	WLS	BF	H	R	ER	SO	BB	IBB	HBP	BLK	WP	HR	S	P	ERA	WHIP
57 Jesse Chavez, R ERA:	(8, 1)	1.0	H	4	1	0	0	0	0	0	0	0	0	0	10	17	0.00	1.000
62 Steven Shell, R ERA:	(9, 1)	1.0	S	3	0	0	0	1	0	0	0	0	0	0	8	9	0.00	0.000

TOP

Chicago Cubs @ Kansas City Royals

Surprise Stadium, Surprise, AZ

Fri Mar 04 2011, 3:06 PM - 6:00 PM EST

Att. 5,626 - Sunny - 78 F

livebaseballscorecards.com

AB	35
R	4
H	8
RBI	4
BB	2
SO	6
LOB	13

Chicago Cubs @ Kansas City Royals

Surprise Stadium, Surprise, AZ

Fri Mar 04 2011, 3:06 PM - 6:00 PM EST

Att. 5,626 - Sunny - 78 F

BOTTOM

Batter	1	2	3	4	5	6	7	8	9	AB	R	H	RBI	BB	SO	LOB
1 Jarrod Dyson, L (1, 8) OBP: 0.375, SLG: 0.167 6 Lorenzo Cain, R (6, 8) OBP: 0.667, SLG: 0.714	C FF 93 B SI 92 S FF 94 F FF 94 X CH 86 1-2 ① G4-3		B FF 93 F FF 93 F FF 94 B FF 95 F FF 94 B FF 95 X FF 94 3-2 ③ P6			B CH 87 C FF 92 F FF 93 D SL 88 B FF 93 S FF 93 3-3 ① K	C SL 84 B CU 74 F SL 82 B FF 88 F CU 76 B SL 80 X CU 74 3-2 ② G5-3			2 0 0 0 0 0 0 2 0 0 0 0 1 2						
53 Melky Cabrera, S (1, 7) OBP: 0.462, SLG: 0.400 12 Mitch Maier, L (6, 7) OBP: 0.714, SLG: 0.750	X SI 95 0-0 ② G3		B FF 93 B FF 92 X FF 92 2-0 ① F8			B FF 92 B FF 93 B FF 92 B FF 93 4-0 8 BB 40 HR 1-2 BB	C FF 87 X CU 75 0-1 8 S 2-H 1B			2 0 0 0 0 0 0 1 1 1 1 1 0 0						
13 Mike Aviles, R (1, 5) OBP: 0.357, SLG: 0.500 8 Mike Moustakas, L (6, 5) OBP: 0.333, SLG: 0.500	C FF 95 F CH 85 F FF 96 X SI 95 0-2 ③ F9			B FF 93 X FF 92 1-0 ② L9		D SL 86 B SL 84 B FF 91 B FF 92 4-0 40 HR 1-2 2-3 BB	D SL 88 F SI 92 C FC 88 S FS 84 1-3 ③ K 1-2			2 0 0 0 0 0 0 1 1 0 0 1 1 1						
16 Billy Butler, R (1, 3) OBP: 0.500, SLG: 0.417 40 Eric Hosmer, L (6, 3) OBP: 0.700, SLG: 1.500		B FF 94 B CH 85 X SI 95 2-0 4 G6-3 21 G1-6-3 1B		X FF 94 0-0 1B		B FF 92 F FF 93 S FF 94 F SL 86 F SL 86 B FF 94 F SL 86 D SL 87 X SL 85 3-2 1-H 2-H 3-H HR		B SL 78 B SI 93 B SL 86 C FF 92 X SL 88 3-1 ① G4-3		2 0 2 0 0 0 0 2 1 1 4 0 0 0						
21 Jeff Francoeur, R (1, 9) OBP: 0.231, SLG: 0.417 7 Grégor Blanco, L (6, 9) OBP: 0.375, SLG: 0.286		F SI 94 B FF 94 F CH 85 X SI 94 1-2 ① G1-6-3 1-2		B SL 81 B FF 91 X FF 92 2-0 ③ G5-3		F SL 84 L SL 85 B CU 76 B SI 91 C CU 76 2-3 ② K		B SL 78 B SI 94 F SI 93 X SL 88 2-1 ② G3		2 0 0 0 0 0 2 2 0 0 0 0 1 0						
4 Alex Gordon, L (1, 10)		C FF 94 D CH 85 F SI 93 F FF 95 B CH 86 X CH 87 2-2 ② G6-3 2-3			C FF 96 F SL 91 B FF 96 B CU 77 B FF 95 S SL 91 3-3 ① K	C SL 84 H FF 90 1-1 HBP		B SL 80 B SL 87 C SI 94 F SI 95 B SL 78 C SL 86 3-3 ③ K		3 0 0 0 0 2 1						
3 Brayan Peña, S (1, 2) 74 Cody Clark, R (6, 2)		C SI 94 F SI 95 X FF 96 0-2 ③ F8			C SL 92 S CU 77 F CU 79 F FF 96 F SL 92 X FF 96 0-2 ② L7	D SI 90 B SL 83 S SI 88 X SL 83 2-1 ③ G6-3				2 0 0 0 0 0 1 1 0 0 0 0 0 1						
17 Chris Getz, L (1, 4) 31 Joaquin Arias, R (6, 4) OBP: 0.600, SLG: 1.200			C FF 94 S FF 93 B FF 94 B FF 91 X FF 88 2-2 ① F9		C SL 92 S SL 90 B SL 91 B FF 96 X SL 92 2-2 ③ G6-3		S SL 82 S FF 88 B CU 74 X CU 75 1-2 64 SH3-4 12 1B 1B			2 0 0 0 0 0 0 1 1 1 0 0 0 0						
2 Alcides Escobar, R (1, 6) OBP: 0.500, SLG: 0.375 64 Lance Zawadzki, L (7, 6) OBP: 0.500, SLG: 0.333			C FF 95 B SL 86 X FF 92 1-1 ② G4-3			B FF 92 B FF 92 F FF 91 B SL 85 F FF 92 F SL 87 B FF 93 4-2 8 BB 12 BB 40 HR BB	X FF 89 0-0 ① SH3-4 1-2			1 1 0 0 1 0 0 0 0 0 0 0 0 0						
Inning Stats	R: 0 E: 0 K: 0 S: 9 H: 0 LOB: 0 BB: 0 P: 10	R: 0 E: 0 K: 0 S: 11 H: 1 LOB: 1 BB: 0 P: 16	R: 0 E: 0 K: 0 S: 9 H: 0 LOB: 0 BB: 0 P: 15	R: 0 E: 0 K: 0 S: 4 H: 1 LOB: 1 BB: 0 P: 9	R: 0 E: 0 K: 1 S: 12 H: 0 LOB: 0 BB: 0 P: 17	R: 4 E: 0 K: 2 S: 18 H: 1 LOB: 1 BB: 3 P: 41	R: 1 E: 0 K: 1 S: 13 H: 2 LOB: 1 BB: 0 P: 18	R: 0 E: 0 K: 1 S: 7 H: 0 LOB: 0 BB: 0 P: 15		1B: 4 2B: 0 3B: 0 HR: 1 SF: 0 SAC: 1 DP: 0 HBP: 1				WP: 0 PB: 0 SB: 1 CS: 0 PA: 33		

livebaseballscorecards.com

AB	28
R	5
H	5
RBI	5
BB	3
SO	5
LOB	8

PITCHER		IP	WLS	BF	H	R	ER	SO	BB	IBB	HBP	BLK	WP	HR	S	P	ERA	WHIP
17 Matt Garza, R ERA: 11.25	(1, 1)	2.0		7	1	0	0	0	0	0	0	0	0	0	20	26	0.00	0.500
76 Alberto Cabrera, R ERA:	(3, 1)	2.0	H	7	1	0	0	0	0	0	0	0	0	0	13	24	0.00	0.500
34 Kerry Wood, R ERA: 9.0	(5, 1)	1.0		3	0	0	0	1	0	0	0	0	0	0	12	17	0.00	0.000
54 John Gaub, L ERA: 33.75	(6, 1)	0.1	B	5	1	4	4	1	3	0	0	0	0	1	12	30	108.00	12.000
45 Sean Marshall, L ERA: 3.86	(6, 1)	1.1	L	7	2	1	1	1	0	0	1	0	0	0	16	25	6.75	1.500

PITCHER		IP	WLS	BF	H	R	ER	SO	BB	IBB	HBP	BLK	WP	HR	S	P	ERA	WHIP
29 Jeff Samardzija, R ERA: 2.7	(7, 1)	1.1		4	0	0	0	2	0	0	0	0	0	0	10	19	0.00	0.000

Colorado Rockies @ Kansas City Royals

Surprise Stadium, Surprise, AZ

Sat Mar 05 2011, 3:10 PM - 6:34 PM EST

Att. 5,246 - Partly Cloudy - 76 F

TOP

livebaseballscorecards.com

Batter	1	2	3	4	5	6	7	8	9	AB	R	H	RBI	BB	SO	LOB
18 Jonathan Herrera, S (1, 5) OBP: 0.529, SLG: 0.733 10 Chris Nelson, R (6, 5) OBP: 0.267, SLG: 0.308	C SI 90 B SI 90 B CH 82 F SI 90 X SI 92 2-2 G1-3	S SI 90 1 SAFE B SI 88 F KC 79 X SL 82 1-2 G3 1-2		C FF 92 F SI 89 X FF 92 0-2 L9		C CU 76 F FF 88 B CU 78 F CH 80 B CU 74 X FF 90 2-2 58 2B 1-3 1B		C FF 88 C FF 90 X FF 89 0-2 F7		4 1	1 0	1 0	0 0	0 0	0 0	1 0
58 Jordan Pacheco, R (1, 2) OBP: 0.455, SLG: 0.545 8 Michael McKenry, R (6, 2) OBP: 0.429, SLG: 0.400	C FF 91 B SI 92 S SL 86 S SL 85 1-3 K	S SL 82 D SL 84 C SL 82 X SI 91 1-2 E5 5 1B 2-3			B FF 90 B FF 92 C FF 89 X FF 90 2-1 G6-3	B CU 73 B CU 72 F FF 89 X FF 89 2-1 35 S 35 1B 1-H 3-H 2B		B FF 89 C CH 79 C FF 90 B FF 91 B SI 79 X FF 89 3-2 3 1B 2B		4 1	1 1	1 1	2 0	0 0	1 0	1 0
5 Carlos González, L (1, 7) OBP: 0.455, SLG: 0.500 3 Willy Taveras, R (5, 8) OBP: 0.250, SLG: 0.333	X SI 92 0-0 23 2B 2B	B KC 78 B KC 78 S CH 83 F SL 82 B FF 92 X CH 82 3-2 1-3 3-H 1B			B FF 92 C FF 92 S CU 76 B FF 93 X FF 93 2-2 23 2B 1B	B FF 88 B FF 89 X FF 86 2-0 L9		S FF 90 B FF 89 T FF 89 X FF 90 1-2 41 FC6-4 2-H 1B		3 2	2 0	3 1	1 1	0 0	0 0	0 1
23 Jason Giambi, L (1, 10) OBP: 0.778, SLG: 1.000 35 Mike Jacobs, L (5, PR) OBP: 0.167, SLG: 0.250 (5, 10)	B SI 92 B SI 92 C CH 86 X CH 87 2-1 7 1B 2-H 2B	C CH 81 S SL 84 B SI 91 S KC 82 1-3 K			C CU 78 B CU 77 X CU 82 1-1 7 G4-3 70 1B 1-H 2B	D CU 76 2 SAFE D CU 78 B FF 90 C FF 89 F FF 89 X FF 92 3-2 41 BB 2-H 1B		B FF 89 1 SAFE F SL 84 1 SAFE F FF 90 S FF 90 1-3 K		3 2	1 1	2 1	2 1	0 0	1 1	2 1
7 Seth Smith, L (1, 9) OBP: 0.273, SLG: 0.455 41 Cole Garner, R (5, 9) OBP: 0.333, SLG: 0.357	C SI 92 B SI 92 S KC 80 B FF 92 X KC 80 2-2 22 S 22 1B 2-H 1B		B FF 92 X FF 90 1-0 G1-3		B FF 91 X SI 90 1-0 G4-3 2-3	B FF 90 1 SAFE B FF 90 F FF 90 B FF 90 F FF 90 B FF 90 4-2 75 G6-4-3 1-2 BB		S CH 79 C CH 78 B FF 90 X FF 91 1-2 FC6-4 1-2f		3 1	1 0	1 0	1 0	0 1	0 0	1 1
22 Jose Lopez, R (1, 4) OBP: 0.400, SLG: 0.333 75 Tommy Field, R (5, 4)	B FF 92 X FF 91 1-0 1-H 1B		B FF 90 B FF 90 F FF 88 X SL 85 2-1 G6-3		B FF 90 B CU 75 C CH 81 B CH 84 D CH 83 4-1 70 1B BB	B CU 76 C FF 89 F FF 92 B CU 77 F FF 92 X FF 91 2-2 G6-4-3 1-2f			B SI 91 F FF 90 C SL 82 B SL 80 X SI 91 2-2 F9	2 2	0 0	1 0	1 0	1 0	0 0	0 2
70 Charlie Blackmon, L (1, 8) OBP: 0.500, SLG: 0.692 (5, 7) 71 Tim Wheeler, L (6, 7) OBP: 0.222, SLG: 0.143	C SI 90 X CH 82 0-1 G4-3		S FF 92 B CU 79 F FF 92 C FF 92 1-3 K		X CU 77 0-0 64 FC6-4 1-2 3-H 1B	B FF 89 B FF 87 B FF 88 C FF 89 B FF 89 4-1 76 CS BB		X SI 90 0-0 G5-3		3 1	0 0	1 0	1 0	0 0	1 1	1 0
64 Héctor Gómez, R (1, 6) OBP: 0.133, SLG: 0.200 76 Hernan Iribarren, L (6, 6) OBP: 0.500, SLG: 0.556		B FF 87 F FF 88 C CH 82 F SL 82 X SI 90 1-2 F9		B CH 86 C FF 90 X SL 83 1-1 G5-3	C FF 91 X CU 78 0-1 FC6-4 1-2f		1 SAFE C FF 90 B CU 75 F FF 90 F FF 90 B CU 76 X CU 77 2-2 G3 1-2		C SI 90 B CH 86 C CH 85 X FF 91 1-2 F9	3 2	0 0	0 0	0 0	0 0	0 0	2 1
72 Ben Paulsen, L (1, 3) OBP: 0.500, SLG: 0.556		B SI 89 B SI 88 B SI 89 B SI 88 4-0 58 E 18 G3 5 1B BB		S FF 91 X CU 77 0-1 F7		B FF 89 B FF 89 X FF 89 2-0 18 1B 18 BLK 58 2B 1B	B CU 76 X FF 90 1-0 G4-3			3	2	1	0	1	0	0

Inning Stats	1	2	3	4	5	6	7	8	9
	R: 3 E: 0 K: 1 S: 15	R: 1 E: 1 K: 1 S: 16	R: 0 E: 0 K: 1 S: 6	R: 0 E: 0 K: 0 S: 7	R: 2 E: 0 K: 0 S: 12	R: 3 E: 0 K: 0 S: 17	R: 0 E: 0 K: 0 S: 6	R: 1 E: 0 K: 1 S: 15	R: 0 E: 0 K: 0 S: 7
	H: 4 LOB: 1 BB: 0 P: 23	H: 1 LOB: 2 BB: 1 P: 27	H: 0 LOB: 0 BB: 0 P: 10	H: 0 LOB: 0 BB: 0 P: 8	H: 3 LOB: 2 BB: 1 P: 22	H: 4 LOB: 1 BB: 1 P: 34	H: 0 LOB: 0 BB: 1 P: 13	H: 2 LOB: 1 BB: 0 P: 21	H: 0 LOB: 0 BB: 0 P: 10

	AB	R	H	RBI	BB	SO	LOB
	40	10	14	10	4	4	14

	1B	SF	WP	PA
	9	0	0	44
	2B	SAC	PB	
	5	0	0	
	3B	DP	SB	
	0	1	2	
	HR	HBP	CS	
	0	0	1	

PITCHER		IP	WLS	BF	H	R	ER	SO	BB	IBB	HBP	BLK	WP	HR	S	P	ERA	WHIP
32 Vin Mazzaro, R ERA: 6.75	(1, 1)	2.0		13	5	4	3	2	1	0	0	0	0	0	31	50	13.50	3.000
78 Will Smith, L ERA:	(3, 1)	2.0		6	0	0	0	1	0	0	0	0	0	0	13	18	0.00	0.000
61 Everett Teaford, L ERA: 38.57	(5, 1)	1.1	L	12	7	5	5	0	1	0	0	1	0	0	23	44	33.75	6.000
67 Chris Dwyer, L ERA: 10.13	(6, 1)	1.2		5	0	0	0	0	2	0	0	0	0	0	12	25	0.00	1.200
55 Brandon Sisk, L ERA: 4.5	(8, 1)	1.0		5	2	1	1	1	0	0	0	0	0	0	15	21	9.00	2.000

PITCHER		IP	WLS	BF	H	R	ER	SO	BB	IBB	HBP	BLK	WP	HR	S	P	ERA	WHIP
50 Kanekoa Texeira, R ERA:	(9, 1)	1.0		3	0	0	0	0	0	0	0	0	0	0	7	10	0.00	0.000

BOTTOM

Colorado Rockies @ Kansas City Royals

Surprise Stadium, Surprise, AZ

Sat Mar 05 2011, 3:10 PM - 6:34 PM EST

Att. 5,246 - Partly Cloudy - 76 F

livebaseballscorecards.com

Batter	1	2	3	4	5	6	7	8	9	AB	R	H	RBI	BB	SO	LOB
6 Lorenzo Cain, R (1, 8) OBP: 0.583, SLG: 0.600 7 Grégor Blanco, L (6, 8) OBP: 0.400, SLG: 0.333	B FF 94 C FF 95 C CH 84 B FF 95 F SL 82 B CH 87 X FF 96 3-2 53 1B 53 BLK 13 G5-3 1B		B FF 92 B FF 94 C FF 93 B FF 93 C FF 93 X FF 94 3-2 ① F9	C FF 91 1 SAFE T FF 92 0-2 ③ CS 1-2	B FF 95 C FF 93 B SL 85 B FF 94 F FF 94 X FF 95 3-2 ① G6-3	C SI 90 F SI 88 B SI 91 X SL 79 1-2 1-H 1B		C SL 80 B FF 83 L FF 85 B SL 81 1 SAFE F FF 85 B FF 85 C FF 86 3-3 ② K		3 1 1 0 0 0 0 2 0 1 1 0 1 1					
53 Melky Cabrera, S (1, 7) OBP: 0.500, SLG: 0.538 9 Derrick Robinson, S (6, 7) OBP: 0.200, SLG: 0.200	B FF 94 1 SAFE X FF 95 1-0 16 G5-3 13 G5-3 4 E 1-3 1B		B FF 93 F FF 94 X FF 94 1-1 16 F9 21 2B 2B		F FF 94 X FF 96 0-1 ② F9	F FF 90 B FF 90 X CH 81 1-1 ③ P2		C SI 84 B CH 76 B CH 76 S SI 86 F SI 85 X SL 82 2-2 1-2 1B		3 2 2 0 0 0 0 2 0 1 0 0 0 1					
13 Mike Aviles, R (1, 5) OBP: 0.412, SLG: 0.571 19 Pedro Feliz, R (6, 5)	B FF 95 X FF 94 1-0 ① G5-3 1-2 3-H		S FF 94 F FF 95 F FF 94 H FF 94 1-2 21 2B HBP		C FF 94 F FF 95 F SL 85 X SL 86 0-2 E7 2B		C FF 83 B CH 76 F SL 81 X FF 84 1-2 ① G5-3	X CH 76 0-0 ③ F7		2 1 1 1 0 0 1 2 0 0 0 0 0 2					
16 Billy Butler, R (1, 3) OBP: 0.412, SLG: 0.333 30 Kila Ka'aihue, L (6, 3) OBP: 0.429, SLG: 0.857	C FF 95 B FF 95 C SL 83 X FF 95 1-2 ② G5-3 2-3		X FF 94 0-0 ② F9 2-3		D FF 96 F FF 96 C SL 81 F FF 96 S FF 95 1-3 ③ K		B SL 79 B SL 79 X FF 85 2-0 15 G3 4 1B 1B		B SI 92 X SI 92 1-0 HR	3 0 0 0 0 1 4 2 2 2 1 0 0 0					
21 Jeff Francoeur, R (1, 9) OBP: 0.333, SLG: 0.538 15 David Lough, L (6, 9) OBP: 0.444, SLG: 0.286	B SL 83 D FF 96 B FF 95 B FF 94 4-0 4 S BB		B SL 79 X FF 93 1-0 1-H 3-H 2B			B FF 89 X SI 87 1-0 ① F8	F FF 85 C SL 81 B FF 86 B CU 73 B CH 77 1 SAFE 1 SAFE X FF 86 3-2 ② G3 1-2		B SI 93 X CH 86 1-0 ① F9	1 0 1 2 1 0 0 3 0 0 0 0 0 1					
4 Alex Gordon, L (1, 10) OBP: 0.400, SLG: 0.077	B FF 93 B SL 78 C FF 94 B CH 85 C FF 94 F FF 94 X FF 95 3-2 ③ G1-3 1-2 3-H		S CH 84 F CH 86 C FF 94 0-3 ③ K			B SI 88 F SL 77 F FF 90 B SI 89 F SL 79 F SI 89 D SL 80 B SL 79 4-2 22 2B BB	B SL 81 X FF 86 1-0 2-H 1B		B FF 93 S FF 93 B FF 94 F SI 86 X SL 86 2-2 ② G5-3	4 1 1 1 1 1 2					
28 Manny Piña, R (1, 2) OBP: 0.429, SLG: 0.200 22 Lucas May, R (6, 2) OBP: 0.400, SLG: 0.444			F FF 93 F SL 84 H FF 92 1-2 17 G1-6-3 HBP	C FF 91 F FF 92 F FF 92 B FF 93 X FF 92 1-2 17 FC4-6 1B		C FF 88 B SL 78 B SI 89 F SI 89 B SI 89 X SI 89 3-2 23 G1-3 31 1B 1-H 2B	C FF 85 B SI 86 X CH 77 1-1 ③ L7		B FF 92 B SL 84 S FF 92 B FF 92 C FF 93 B FF 93 4-2 BB	1 0 1 0 0 0 0 2 1 1 1 1 0 1					
17 Chris Getz, L (1, 4) 23 Jeff Bianchi, R (6, 4)			B FF 92 F CH 83 B FF 93 1 SAFE F FF 93 X FF 93 2-2 ①② G1-6-3 1-2f	B FF 92 F FF 92 S CH 84 F FF 93 X CH 85 1-2 ① FC4-6 6 CS 1-2f		B SL 80 C SI 89 B SI 89 X CH 80 2-1 ② G1-3 2-3		C FF 82 T SL 80 X FF 84 0-2 ① F9	B FF 92 X FF 92 1-0 ③ L7	2 0 0 0 0 0 2 3 0 0 0 0 0 2					
2 Alcides Escobar, R (1, 6) OBP: 0.417, SLG: 0.300 31 Joaquin Arias, R (6, 6) OBP: 0.714, SLG: 1.143			C FF 94 X FF 94 0-1 ③ G5-3	1 SAFE F SL 80 X FF 91 0-1 ② F9		C CH 79 S SL 80 X SI 89 0-2 7 S 7 1B 3-H 1B		B SI 82 B CH 74 X SI 84 2-0 9 1B 1B		2 0 0 0 0 0 1 2 1 2 1 0 0 0					
Inning Stats	R: 2 E: 0 K: 0 S: 13 H: 2 LOB: 1 BB: 1 P: 26		R: 0 E: 0 K: 0 S: 7 H: 0 LOB: 0 BB: 0 P: 10	R: 2 E: 0 K: 1 S: 13 H: 2 LOB: 1 BB: 0 P: 19	R: 0 E: 0 K: 0 S: 12 H: 1 LOB: 0 BB: 0 P: 14	R: 0 E: 1 K: 1 S: 13 H: 1 LOB: 1 BB: 0 P: 17	R: 3 E: 0 K: 0 S: 18 H: 3 LOB: 1 BB: 1 P: 30	R: 1 E: 0 K: 0 S: 10 H: 2 LOB: 1 BB: 0 P: 18	R: 0 E: 0 K: 1 S: 13 H: 2 LOB: 2 BB: 0 P: 20	R: 1 E: 0 K: 0 S: 8 H: 1 LOB: 1 BB: 1 P: 17	1B: 9 2B: 4 3B: 0 HR: 1 SF: 0 SAC: 0 DP: 1 HBP: 2	WP: 0 PB: 0 SB: 2 CS: 1 PA: 45					

PITCHER	IP	WLS	BF	H	R	ER	SO	BB	IBB	HBP	BLK	WP	HR	S	P	ERA	WHIP
48 Esmil Rogers, R (1, 1) ERA: 5.4	3.0		15	4	4	3	1	1	0	2	1	0	0	33	55	9.00	1.667
63 Rafael Betancourt, R (4, 1) ERA: 13.5	1.0	W	3	1	0	0	0	0	0	0	0	0	0	12	14	0.00	1.000
56 Franklin Morales, L (5, 1) ERA:	1.0	H	4	1	0	0	1	0	0	0	0	0	0	13	17	0.00	1.000
43 Claudio Vargas, R (6, 1) ERA: 6.75	1.0		7	3	3	3	0	1	0	0	0	0	0	18	30	27.00	4.000
32 Greg Smith, L (7, 1) ERA: 13.5	2.0	H	10	4	1	1	1	0	0	0	0	0	0	23	38	4.50	2.000

PITCHER	IP	WLS	BF	H	R	ER	SO	BB	IBB	HBP	BLK	WP	HR	S	P	ERA	WHIP
65 Bruce Billings, R (9, 1) ERA: 3.0	1.0	S	5	1	1	1	0	1	0	0	0	0	1	8	17	9.00	2.000

AB	39
R	9
H	14
RBI	8
BB	3
SO	3
LOB	18

Kansas City Royals @ Chicago White Sox

Camelback Ranch, Glendale, AZ

Sun Mar 06 2011, 3:06 PM - 5:41 PM EST

Att. 4,197 - Partly Cloudy - 74 F

TOP

livebaseballscorecards.com

Batter	1	2	3	4	5	6	7	8	9	AB	R	H	RBI	BB	SO	LOB
7 Grégor Blanco, L (1, 8) OBP: 0.385, SLG: 0.333 1 Jarrod Dyson, L (6, PH) OBP: 0.400, SLG: 0.250 (6, 8)	6 2B 1B	L7-4		K		G6-3	2-3 3-H 1B			3 2	1 0	1 1	0 1	0 0	1 0	1 2
6 Lorenzo Cain, R (1, 9) OBP: 0.533, SLG: 0.615 12 Mitch Maier, L (6, PH) OBP: 0.625, SLG: 0.643 (6, 9)	13 1B 40 SF8 1-H 2B	L1	F9			K	G4-3			3 2	1 0	1 0	1 0	0 0	0 1	0 4
13 Mike Aviles, R (1, 4) OBP: 0.500, SLG: 0.706 73 Johnny Giavotella, R (6, PH) OBP: 0.556, SLG: 0.400 (6, 4)	40 SF8 25 1B 2-3 1B	40 G3 25 1B 2B	40 S 1B			30 FC6 BB		K		3 1	2 0	3 0	0 0	0 1	0 1	0 0
40 Eric Hosmer, L (1, 3) OBP: 0.538, SLG: 1.200 30 Kila Ka'aihue, L (6, PH) OBP: 0.375, SLG: 0.750 (6, 3)	SF8 1-2 3-H	G3 2-3	G4-3 1-2			FC6 1-2f		G3		2 2	0 0	0 0	1 0	0 0	0 0	2 3
25 Clint Robinson, L (1, 10) OBP: 0.417, SLG: 0.700	8 FC1-6 2-H 1B	8 1B 15 1B 3-H 1B			L5		K	F8		5	1	2	2	0	1	0
8 Mike Moustakas, L (1, 5) OBP: 0.333, SLG: 0.462 19 Pedro Feliz, R (6, 5) OBP: 0.273, SLG: 0.444	FC1-6 15 FC6-4 1-2f	15 1B 1-2 1B			F7		HR		K	3 2	0 1	1 1	0 1	0 0	0 1	1 0
15 David Lough, L (1, 7) OBP: 0.417, SLG: 0.300 46 Brett Carroll, R (6, 7)	FC6-4 1-2f	1-2 2-H 1B			G4-3		L4		G6-3	3 2	0 0	1 0	1 0	0 0	0 0	1 0
70 Salvador Perez, R (1, 2) OBP: 0.333, SLG: 0.375 74 Cody Clark, R (6, 2) OBP: 0.333, SLG: 0.333		64 FC6-5 2B	G5-3			64 2B 1B	23 2B 1 1B 1B		G6-3	3 2	0 1	2 1	0 0	0 0	0 0	2 0
64 Lance Zawadzki, L (1, 6) OBP: 0.571, SLG: 1.167 23 Jeff Bianchi, R (6, 6) OBP: 0.250, SLG: 0.286		FC6-5 7 L7-4 7 PB 2-3		HR		1-3 2B	1 1B 1-3 2B			3 1	1 0	2 1	1 0	0 0	0 0	1 0
Inning Stats	R: 3 H: 4 E: 0 LOB: 1 K: 0 BB: 0 S: 7 P: 7	R: 0 H: 1 E: 0 LOB: 0 K: 0 BB: 0 S: 3 P: 4	R: 2 H: 4 E: 0 LOB: 0 K: 0 BB: 0 S: 7 P: 7	R: 1 H: 2 E: 0 LOB: 1 K: 1 BB: 0 S: 9 P: 11	R: 0 H: 0 E: 0 LOB: 0 K: 0 BB: 0 S: 3 P: 3	R: 0 H: 2 E: 0 LOB: 3 K: 1 BB: 1 S: 7 P: 11	R: 2 H: 4 E: 0 LOB: 2 K: 1 BB: 0 S: 9 P: 9	R: 0 H: 0 E: 0 LOB: 0 K: 1 BB: 0 S: 5 P: 5	R: 0 H: 0 E: 0 LOB: 0 K: 1 BB: 0 S: 5 P: 5	1B: 10 SF: 1 2B: 6 SAC: 0 3B: 0 DP: 1 HR: 2 HBP: 0						

	AB	42
	R	8
	H	17
	RBI	8
	BB	1
	SO	5
	LOB	17

	WP: 0	PA: 44
	PB: 1	
	SB: 1	
	CS: 0	

PITCHER		IP	WLS	BF	H	R	ER	SO	BB	IBB	HBP	BLK	WP	HR	S	P	ERA	WHIP
56 Mark Buehrle, L ERA: 9.0	(1, 1)	3.0	L	17	9	5	5	0	0	0	0	0	0	0	17	18	15.00	3.000
26 Jesse Crain, R ERA: 6.0	(4, 1)	1.0		5	2	1	1	1	0	0	0	0	0	1	9	11	9.00	2.000
77 Will Ohman, L ERA:	(5, 1)	1.0		3	0	0	0	0	0	0	0	0	0	0	3	3	0.00	0.000
57 Ramon Pena, R ERA: 7.2	(6, 1)	2.0		13	6	2	2	2	1	0	0	0	0	1	16	20	9.00	3.500
60 Jeff Gray, R ERA: 2.7	(8, 1)	1.0		3	0	0	0	1	0	0	0	0	0	0	5	5	0.00	0.000

PITCHER		IP	WLS	BF	H	R	ER	SO	BB	IBB	HBP	BLK	WP	HR	S	P	ERA	WHIP
66 Shane Lindsay, R ERA:	(9, 1)	1.0		3	0	0	0	1	0	0	0	0	0	0	5	5	0.00	0.000

BOTTOM

Batter	1	2	3	4	5	6	7	8	9	AB	R	H	RBI	BB	SO	LOB
1 Juan Pierre, L (1, 7) OBP: 0.533, SLG: 0.364	F7		F8		F8		E9 45 WP 1-3 1B		62 G3 1-2 2-3 1B	5	0	2	0	0	0	2
10 Alexei Ramirez, R (1, 6) OBP: 0.250, SLG: 0.417 62 Eduardo Escobar, S (7, 6) OBP: 0.100, SLG: 0.111	44 1B 2B		G6-3		K		G1-3		G3 1-2 2-3 3-H	3 2	1 0	1 0	0 1	0 0	1 0	2 4
44 Adam Dunn, L (1, 3) OBP: 0.313, SLG: 0.214 45 Dallas McPherson, L (7, 3) OBP: 0.364, SLG: 0.300	2-H 1B			P5		5 BB 1B	1-3 K 2-3 3-H		G5-3	3 2	0 0	2 0	1 0	0 0	0 1	0 3
12 A.J. Pierzynski, L (1, 10) OBP: 0.154, SLG: 0.083	F8			G1-3		F7		K		4	0	0	0	0	1	2
5 Lastings Milledge, R (1, 9) OBP: 0.400, SLG: 0.250	G5-3			4-0 BB		4-0 1-2 BB		G4-3		2	0	0	0	2	0	1
22 Brent Morel, R (1, 5) OBP: 0.385, SLG: 0.455		G4-3		G1-3		0-3 K		G6-3		4	0	0	0	0	1	3
17 Tyler Flowers, R (1, 2) OBP: 0.571, SLG: 0.667 74 Jared Price, R (6, 2) OBP: 0.750, SLG: 0.500	1B			18 1B 1B		0-3 K		1 1B 62 G3 67 1B 1B		2 2	0 1	2 1	0 0	0 0	0 1	0 2
67 Jordan Danks, L (1, 8) OBP: 0.364, SLG: 0.400	G4-3			F7			G6-3		62 G3 1 1B 1-2 1B	4	0	1	0	0	0	1
18 Brent Lillibridge, R (1, 4) OBP: 0.429, SLG: 0.333		F9		1-2 1B			1 E 45 WP 1B		K	4	1	2	0	0	1	2
Inning Stats	R: 1 E: 0 K: 0 S: 5 H: 2 LOB: 1 BB: 0 P: 5	R: 0 E: 0 K: 0 S: 3 H: 1 LOB: 0 BB: 0 P: 3	R: 0 E: 0 K: 0 S: 3 H: 0 LOB: 0 BB: 0 P: 3	R: 0 E: 0 K: 0 S: 3 H: 0 LOB: 1 BB: 1 P: 7	R: 0 E: 0 K: 1 S: 7 H: 2 LOB: 2 BB: 0 P: 7	R: 0 E: 0 K: 2 S: 8 H: 1 LOB: 2 BB: 1 P: 12	R: 1 E: 1 K: 1 S: 7 H: 2 LOB: 1 BB: 0 P: 8	R: 0 E: 0 K: 1 S: 5 H: 0 LOB: 0 BB: 0 P: 5	R: 1 E: 0 K: 1 S: 8 H: 3 LOB: 2 BB: 0 P: 8	1B: 10 2B: 1 3B: 0 HR: 0 SF: 0 SAC: 0 DP: 0 HBP: 0						

PITCHER	IP	WLS	BF	H	R	ER	SO	BB	IBB	HBP	BLK	WP	HR	S	P	ERA	WHIP
44 Luke Hochevar, R (1, 1) ERA: 3.6	3.0	W	11	3	1	1	0	0	0	0	0	0	0	11	11	3.00	1.000
65 Mike Montgomery, L (4, 1) ERA:	2.0		9	2	0	0	1	1	0	0	0	0	0	10	14	0.00	1.500
56 Greg Holland, R (6, 1) ERA:	1.0		5	1	0	0	2	1	0	0	0	0	0	8	12	0.00	2.000
38 Blake Wood, R (7, 1) ERA: 13.5	1.0		5	2	1	1	1	0	0	0	0	1	0	7	8	9.00	2.000
43 Aaron Crow, R (8, 1) ERA: 4.5	2.0		9	3	1	1	2	0	0	0	0	0	0	13	13	4.50	1.500

PITCHER	IP	WLS	BF	H	R	ER	SO	BB	IBB	HBP	BLK	WP	HR	S	P	ERA	WHIP

Kansas City Royals @ Chicago White Sox

Camelback Ranch, Glendale, AZ

Sun Mar 06 2011, 3:06 PM - 5:41 PM EST

Att. 4,197 - Partly Cloudy - 74 F

livebaseballscorecards.com

AB	37
R	3
H	11
RBI	2
BB	2
SO	6
LOB	22

WP: 1 PA: 39
PB: 0
SB: 0
CS: 0

Arizona Diamondbacks @ Kansas City Royals

Surprise Stadium, Surprise, AZ

Mon Mar 07 2011, 3:07 PM - 5:47 PM EST

Att. 3,356 - Partly Cloudy - 70 F

TOP

livebaseballscorecards.com

Batter	1	2	3	4	5	6	7	8	9	AB	R	H	RBI	BB	SO	LOB
18 Willie Bloomquist, R (1, 4) OBP: 0.375, SLG: 0.391 46 Ryan Wheeler, L (7, 5) OBP: 1.000, SLG: 4.000	C SI 87 X CH 77 0-1 10 S 1B		C CU 69 B SI 87 X CH 78 1-1 ① F8	C SL 80 F FF 88 F FF 91 X FF 87 0-2 ③ L4			B SI 92 X SI 92 1-0 ② G6-3		C FF 88 S CH 82 F FF 90 X SL 80 0-2 HR	4 0 1 0 0 0 0 1 1 1 1 0 0 0						
24 Chris Young, R (1, 8) OBP: 0.238, SLG: 0.250 4 Mark Hallberg, R (7, 6)	B SI 87 B SI 84 X SI 86 2-0 ① F8		B CU 70 B SI 84 C CH 78 B SI 86 F FF 84 F SI 85 X CH 79 3-2 ② G5-3		B FF 93 B FF 93 F FF 94 F FF 95 B CU 77 X FF 96 3-2 ① G6-3		B SL 83 S SI 92 X SI 92 1-1 ③ F8		C FF 89 B FF 90 C SL 76 F CU 72 C SI 91 1-3 ② K	4 0 0 0 0 0 1 1 0 0 0 0 1 1						
10 Justin Upton, R (1, 9) OBP: 0.400, SLG: 0.565 12 Evan Frey, L (7, 9)	1 SAFE 1 SAFE S SI 87 C SI 86 B SI 87 B FF 86 X SI 89 2-2 ② L9 1-2		B CH 78 B SI 85 C SI 84 S CH 78 F SI 86 B CU 70 B FF 87 4-2 BB		X FF 97 0-0 ② G6-3			B SI 92 C SI 91 S FF 91 B SL 84 X SI 92 2-2 ① G4-3	B SI 89 B FF 88 S CH 86 X FA 88 2-1 ③ G4-3	2 0 0 0 1 0 1 2 0 0 0 0 0 1						
75 Russell Branyan, L (1, 10) OBP: 0.400, SLG: 0.611	C SI 88 X SI 87 0-1 ③ F8		B CH 78 C FF 86 F CU 69 X SI 88 1-2 ③ P5		B CU 79 C SI 88 S SI 89 B FF 99 B FF 96 F FF 96 X FF 96 3-2 ③ G6-3			X SI 93 0-0 ② G3-1		4 0 0 0 0 0 2						
46 Juan Miranda, L (1, 3) OBP: 0.480, SLG: 0.667 66 Marc Krauss, L (8, 7) OBP: 0.444, SLG: 0.167		C SI 87 B FF 86 C CU 70 B CU 69 X CH 79 2-2 ① L3		B FF 87 X FC 89 1-0 8 1B 2B		B SI 87 F SI 87 B CH 79 X CH 79 2-1 HR		F SI 92 F FF 93 B SL 82 S SL 83 1-3 ③ K		4 2 2 1 0 1 0 0 0 0 0 0 0 0						
27 Geoff Blum, S (1, 5) OBP: 0.235, SLG: 0.235 14 Ryan Roberts, R (6, 5) OBP: 0.792, SLG: 0.813 (7, 4) (9, 3)		C SI 86 B CU 70 B CH 78 S SI 84 B SI 87 X CH 80 3-2 33 G5-3 8 1B 1B		B FF 91 C FF 90 B FF 90 F FF 91 S FF 92 2-3 ① K		B FF 89 S CH 79 S CH 79 F FF 91 F SL 78 S CH 82 1-3 ① K			B FF 89 C FF 88 B FA 88 B FF 89 F CH 87 B SI 91 4-2 63 1B 31 HR BB	3 0 1 0 0 2 1 0 1 0 0 1 0 0						
8 Gerardo Parra, L (1, 7) OBP: 0.222, SLG: 0.222 63 Paul Goldschmidt, R (8, 3) OBP: 0.533, SLG: 0.929 5 Taylor Harbin, R (9, PR) (9, 4)		1 SAFE S CH 78 B FF 86 X SI 87 1-1 33 G5-3 1-2 1B		X FF 89 0-0 33 HR 1B 2-H		X SI 89 0-0 ② B2-3			1 SAFE C SI 89 B SL 82 1 SAFE X SI 90 1-1 47 S 31 HR 1B 1-3	3 1 2 1 0 0 0 1 0 1 0 0 0 0 0 1 0 0 0 0 0						
33 Konrad Schmidt, R (1, 2) OBP: 0.444, SLG: 1.125 36 P.J. Pilittere, R (6, 2) 47 Yazy Arbelo, L (9, PH) 10 Robby Hammock, R (9, 2)		X SI 85 0-0 ② G5-3 1-2 2-3		1 SAFE B CH 89 X FF 90 1-0 1-H HR		B SL 80 S CH 82 S FF 92 F FF 92 B FF 92 X CH 81 2-2 ③ G5-3			B FF 90 D FF 90 F CH 84 D CH 81 F SI 89 1 SAFE S SI 90 3-3 ① K 1-2	3 1 1 2 0 0 2 0 0 0 0 0 0 0 1 0 0 0 0 1 2 0 0 0 0 0 0 0						
8 Chris Owings, R (1, 6) OBP: 0.182, SLG: 0.100 31 AJ Pollock, R (7, 8) OBP: 0.500, SLG: 0.714		C SI 86 S CH 77 S SI 86 0-3 ③ K		B FF 92 X FC 87 1-0 ② F8			B FF 91 S SI 91 S SI 92 F SL 82 B SI 94 X SI 93 2-2 ① F8		C SL 81 F CU 76 F CU 77 X CU 76 0-2 2-H 3-H HR	3 0 0 0 0 1 2 1 1 1 3 0 0 0						
Inning Stats	R: 0 E: 0 K: 0 S: 8 H: 1 LOB: 1 BB: 0 P: 12	R: 0 E: 0 K: 1 S: 12 H: 2 LOB: 2 BB: 0 P: 18	R: 0 E: 0 K: 0 S: 12 H: 0 LOB: 1 BB: 1 P: 21	R: 3 E: 0 K: 1 S: 11 H: 3 LOB: 0 BB: 0 P: 16	R: 0 E: 0 K: 0 S: 8 H: 0 LOB: 0 BB: 0 P: 14	R: 1 E: 0 K: 1 S: 12 H: 1 LOB: 0 BB: 0 P: 17	R: 0 E: 0 K: 0 S: 7 H: 0 LOB: 0 BB: 0 P: 11	R: 0 E: 0 K: 1 S: 7 H: 0 LOB: 0 BB: 0 P: 10	R: 4 E: 0 K: 2 S: 21 H: 3 LOB: 1 BB: 1 P: 32	1B: 5 2B: 1 3B: 0 HR: 4 SF: 0 SAC: 0 DP: 0 HBP: 0					WP: 0 PB: 0 SB: 2 CS: 0	PA: 39

PITCHER		IP	WLS	BF	H	R	ER	SO	BB	IBB	HBP	BLK	WP	HR	S	P	ERA	WHIP
26 Jeff Francis, L ERA: 5.4	(1, 1)	3.0		13	3	0	0	1	1	0	0	0	0	0	32	51	0.00	1.333
48 Joakim Soria, R ERA: 13.5	(4, 1)	1.0		6	3	3	3	1	0	0	0	0	0	1	11	16	27.00	3.000
41 Jeremy Jeffress, R ERA: 3.0	(5, 1)	1.0	H	3	0	0	0	0	0	0	0	0	0	0	8	14	0.00	0.000
51 Robinson Tejeda, R ERA: 4.5	(6, 1)	1.0	H	4	1	1	1	1	0	0	0	0	0	1	12	17	9.00	1.000
39 Luis Mendoza, R ERA:	(7, 1)	2.0	H	6	0	0	0	1	0	0	0	0	0	0	14	21	0.00	0.000

PITCHER		IP	WLS	BF	H	R	ER	SO	BB	IBB	HBP	BLK	WP	HR	S	P	ERA	WHIP
54 Kevin Pucetas, R ERA: 12.0	(9, 1)	1.0	L	7	3	4	4	2	1	0	0	0	0	2	21	32	36.00	4.000

AB	37
R	8
H	10
RBI	8
BB	2
SO	6
LOB	13

BOTTOM

Arizona Diamondbacks @ Kansas City Royals

Surprise Stadium, Surprise, AZ

Mon Mar 07 2011, 3:07 PM - 5:47 PM EST

Att. 3,356 - Partly Cloudy - 70 F

livebaseballscorecards.com

Batter	1	2	3	4	5	6	7	8	9	AB	R	H	RBI	BB	SO	LOB
6 Lorenzo Cain, R (1, 8) OBP: 0.444, SLG: 0.500 7 Grégor Blanco, L (6, 8) OBP: 0.333, SLG: 0.286	C SI 90 S SL 88 B SL 87 F SL 86 S CH 82 1-3 **K** ①		C SI 88 S CH 81 B SI 89 B SI 89 X CH 81 2-2 **E5** 16 WP, 13 G6-3, 30 HR	B FS 85 F FF 92 C FS 85 B FF 93 X FF 93 2-2 **G5-3** ③			B FF 92 F FF 89 C FF 89 F SI 89 B CH 80 F SI 94 F CH 83 F SI 92 B FF 92 3-3 **K** ①		C FF 93 B FF 94 C FF 95 B FF 96 S FF 94 2-3 **K** ②	3 2	1 0	0 0	0 0	0 0	1 2	0 0
13 Mike Aviles, R (1, 5) OBP: 0.522, SLG: 0.800 46 Brett Carroll, R (6, 5)	X SI 92 0-0 21 E 2B		B SI 88 X SL 84 1-0 **G6-3** ① 1-2		C FF 88 B CH 77 X FF 87 1-1 16 G6-3 2B		C CU 74 B SI 94 B CH 82 F SI 91 X FF 93 2-2 **L6** ②		B FF 93 C FF 93 B FF 93 B FF 94 X FF 92 3-1 **F8** ③	3 2	1 0	2 0	0 0	0 0	0 0	1 0
16 Billy Butler, R (1, 10) OBP: 0.400, SLG: 0.294 85 Wil Myers, R (7, PH) (8, 10)	C SI 90 B SL 86 X SI 90 1-1 **L5** ②		B CH 82 C SL 84 H SI 89 2-1 30 HR HBP 2-3		B CU 73 B CH 81 C SI 84 C CH 78 X CU 76 2-2 **G6-3** ① 2-3		F SI 91 X FF 92 0-1 **F9** ③			2 1	1 0	0 0	0 0	0 0	0 0	2 0
30 Kila Ka'aihue, L (1, 3) OBP: 0.421, SLG: 0.889 25 Clint Robinson, L (6, 3) OBP: 0.462, SLG: 1.000	B SI 91 B CH 82 D CH 82 B SI 89 4-0 21 S BB		B SI 89 C SI 89 B SI 90 S SI 89 F SI 90 X SI 89 2-2 HR 1-H 3-H		F FF 88 X FC 84 0-1 **G4-3** ②			X FF 85 0-0 HR		2 1	1 1	1 1	3 1	1 0	0 0	1 0
21 Jeff Francoeur, R (1, 9) OBP: 0.278, SLG: 0.438 88 Paulo Orlando, R (6, 9) OBP: 1.000, SLG: 1.000	C SL 85 B SI 89 S SL 84 F SL 85 B SI 91 S SL 84 2-3 **K** ③ 1-2 2-H		X SL 86 0-0 **E7** 53 G4-3		F CH 77 F FF 88 X CH 77 0-2 **P6** ③			B FC 86 C CH 72 F FF 85 X CH 72 1-2 94 S 1B		3 1	0 0	0 1	0 0	0 0	1 0	2 0
53 Melky Cabrera, S (1, 7) OBP: 0.500, SLG: 0.733 94 Tim Smith, L (6, 7)		F SI 89 X CH 81 0-1 HR	X SI 90 0-0 **G4-3** ② 2-3			S FF 89 C FF 89 F SL 80 F CH 87 C SL 80 0-3 **K** ①		L FF 84 F FF 85 B FF 85 D CH 71 S CH 72 2-3 **K** ① 1-2		2 2	1 0	1 0	1 0	0 0	0 2	1 1
3 Brayan Peña, S (1, 2) 22 Lucas May, R (6, 2) OBP: 0.417, SLG: 0.400		X SI 90 0-0 **F9** ①	C CH 81 F CH 81 X SI 89 0-2 **G5-3** ③			B CH 86 B SL 75 B SI 88 B CH 88 4-0 72 FC5-4 BB		C CH 72 B FC 85 C FF 86 F CH 74 F FF 85 B FF 86 B CU 69 S CH 75 3-3 **K** ②		2 1	0 0	0 0	0 0	0 1	0 1	1 1
23 Jeff Bianchi, R (1, 4) OBP: 0.200, SLG: 0.222 72 Irving Falu, S (6, 4)		B SI 88 C SL 86 X SI 89 1-1 **G5-3** ②		B FF 93 B FF 92 X FF 93 2-0 **G4-3** ①		C SI 88 X CH 85 0-1 **FC5-4** ② 1-2f		B CH 74 F FC 85 S CH 74 X CH 73 1-2 **G3-1** ③		2 2	0 0	0 0	0 0	0 0	0 0	0 2
31 Joaquin Arias, R (1, 6) OBP: 0.750, SLG: 1.125 90 Christian Colón, R (3, 6)		B SL 86 X SI 89 1-0 1B ③		X FF 92 0-0 **G5-3** ②		1 SAFE 1 SAFE B CH 87 1 SAFE 1 SAFE X CH 87 1-0 **G6-3** ③			C FF 94 B FF 94 S FF 93 B SL 81 F FF 92 B FF 93 X FF 91 3-2 **G6-3** ①	1 3	0 0	1 0	0 0	0 0	0 1	0 1

Inning Stats	1	2	3	4	5	6	7	8	9
	R: 1 H: 1 E: 0 LOB: 1 K: 2 BB: 1 S: 11 P: 19	R: 1 H: 2 E: 0 LOB: 1 K: 0 BB: 0 S: 6 P: 8	R: 3 H: 1 E: 2 LOB: 1 K: 0 BB: 0 S: 14 P: 21	R: 0 H: 0 E: 0 LOB: 0 K: 0 BB: 0 S: 5 P: 9	R: 0 H: 1 E: 0 LOB: 1 K: 0 BB: 0 S: 10 P: 13	R: 0 H: 0 E: 0 LOB: 1 K: 1 BB: 1 S: 8 P: 13	R: 0 H: 0 E: 0 LOB: 0 K: 1 BB: 0 S: 12 P: 17	R: 1 H: 2 E: 0 LOB: 1 K: 2 BB: 0 S: 15 P: 22	R: 0 H: 0 E: 0 LOB: 0 K: 1 BB: 0 S: 9 P: 17

1B: 2	SF: 0	WP: 1
2B: 2	SAC: 0	PB: 0
3B: 0	DP: 0	SB: 2
HR: 3	HBP: 1	CS: 0

PA: 38

PITCHER		IP	WLS	BF	H	R	ER	SO	BB	IBB	HBP	BLK	WP	HR	S	P	ERA	WHIP
44 Aaron Heilman, R ERA: 3.38	(1, 1)	3.0		16	4	5	3	2	1	0	1	0	1	2	31	48	9.00	1.667
40 J.J. Putz, R ERA:	(4, 1)	1.0		3	0	0	0	0	0	0	0	0	0	0	5	9	0.00	0.000
21 Mike Hampton, L ERA:	(5, 1)	1.0		4	1	0	0	0	0	0	0	0	0	0	10	13	0.00	1.000
43 Zach Kroenke, L ERA: 2.45	(6, 1)	1.0		4	0	0	0	1	1	0	0	0	0	0	8	13	0.00	1.000
32 Esmerling Vasquez, R ERA: 6.75	(7, 1)	1.0		3	0	0	0	1	0	0	0	0	0	0	12	17	0.00	0.000

PITCHER		IP	WLS	BF	H	R	ER	SO	BB	IBB	HBP	BLK	WP	HR	S	P	ERA	WHIP
55 Josh Collmenter, R ERA: 2.25	(8, 1)	1.0	W	5	2	1	1	2	0	0	0	0	0	1	15	22	9.00	2.000
39 Jordan Norberto, L ERA: 3.0	(9, 1)	1.0	S	3	0	0	0	1	0	0	0	0	0	0	9	17	0.00	0.000

AB	35
R	6
H	7
RBI	5
BB	2
SO	7
LOB	13

Kansas City Royals @ San Diego Padres

Peoria Stadium, Peoria, AZ

Mon Mar 07 2011, 9:05 PM - 11:48 PM EST

Att. 2,432 - Clear - 68 F

TOP

livebaseballscorecards.com

Batter	1	2	3	4	5	6	7	8	9	AB	R	H	RBI	BB	SO	LOB
1 Jarrod Dyson, L (1, 8) OBP: 0.385, SLG: 0.273 9 Derrick Robinson, S (6, 8) OBP: 0.286, SLG: 0.429	C SI 88 B SI 88 B SI 88 X SI 89 2-1 G4-3		B CH 82 X CH 84 1-0 B3		C SI 91 S SI 90 B FF 92 X CU 79 1-2 15 S 15 1B 2-H 1B		C SI 91 S SI 84 B SI 86 B F SI 91 B SL 83 F SI 90 F SI 89 F CH 84 3-3 S SL 83 K	B SI 92 B FF 92 X FF 92 2-0 1-3 2B		3 2	1 0	1 1	1 0	0 0	0 1	0 0
15 David Lough, L (1, 7) OBP: 0.400, SLG: 0.308 89 Nick Francis, R (6, 7) OBP: 0.500, SLG: 2.000	X SI 88 0-0 G4-3			B SI 86 X SI 86 1-0 G4-3	C SI 89 B SL 86 X SL 84 1-1 40 S 1-H 1B		C SI 92 X SL 84 0-1 HR	F FF 91 F FF 91 B FF 89 B CU 81 B FF 90 F FF 91 C FF 93 3-3 K		3 2	0 1	1 1	1 1	0 0	0 1	0 2
40 Eric Hosmer, L (1, 3) OBP: 0.500, SLG: 1.000 93 Jamie Romak, R (6, 3) OBP: 0.250, SLG: 1.000	C SI 88 X FC 88 0-1 8 WP 1B			C SI 87 B CH 82 S SL 81 F SL 82 B SI 90 C CH 82 2-3 K	1 SAFE B SI 89 S SI 90 F SI 89 C SI 91 1-3 K 1-2		S SI 92 S SL 85 S SL 84 0-3 K		X CH 87 0-0 E6 84 WP 4 BB 84 G6-3	3 2	0 1	1 0	0 0	0 0	2 1	1 0
8 Mike Moustakas, L (1, 5) OBP: 0.278, SLG: 0.375 19 Pedro Feliz, R (6, 5) OBP: 0.231, SLG: 0.364	F SI 88 F SI 88 B CU 76 B FF 88 X SI 89 2-2 G4-3 1-2			C CH 77 F SI 88 F SL 82 X FF 89 0-2 F7	X FF 89 0-0 G4-3		X SL 85 0-0 G5-3		B FF 87 C CH 87 B FF 89 F FF 88 T SL 82 2-2 K	3 2	0 0	0 0	0 0	0 0	0 1	2 1
4 Alex Gordon, L (1, 10) OBP: 0.440, SLG: 0.067		B SI 88 X SI 89 1-0 G6-3			F SI 91 H SI 93 1-1 12 2B 17 E HBP	C FF 88 B CH 83 C CH 83 B CU 79 B CU 77 S FF 89 3-3 K		C FF 93 B FF 92 B CH 82 B FF 93 C FF 93 B FF 93 4-2 84 3B BB	C FF 88 F FC 80 B FF 86 F FF 87 D SL 82 B SL 82 D SL 80 4-2 84 G6-3 84 WP 1-2 BB	2	2	0	0	2	1	0
12 Mitch Maier, L (1, 9) OBP: 0.667, SLG: 0.750 84 Brett Eibner, R (6, PH) OBP: 0.333, SLG: 1.000 (6, 9)		B CU 75 C SI 88 X CH 84 1-1 70 CS 1B			S SL 86 F SL 86 X CU 79 0-2 17 E 1-3 2B	C FF 90 C CH 82 S CU 77 0-3 K		B FF 92 B FF 91 X SI 91 2-0 74 SF7 1-H 3B	T FF 87 C FA 88 D SL 81 F FF 86 B FC 79 B FF 86 X FF 87 3-2 G6-3 1-3 2-H	2 3	1 1	2 1	0 2	0 0	0 1	0 1
70 Salvador Perez, R (1, 2) OBP: 0.333, SLG: 0.364 74 Cody Clark, R (7, 2) OBP: 0.200, SLG: 0.250		1 SAFE C CU 76 B FF 88 X SI 89 1-1 G4-3 1-2			X SL 86 0-0 P3	B FF 90 X FF 88 1-0 17 BLK 17 E 1B		B FF 91 F FF 91 F SI 91 F SI 90 F FF 90 D SL 82 X CU 80 2-2 SF7 3-H	B CH 86 X FF 88 1-0 F9	3 1	1 0	1 0	0 1	0 0	0 0	3 1
17 Chris Getz, L (1, 4) OBP: 0.286, SLG: 0.091 73 Johnny Giavotella, R (6, 4) OBP: 0.500, SLG: 0.333			C SI 87 X CU 75 0-1 G3-1		C SL 86 B SL 87 B SI 92 X SL 86 2-1 E1 64 2B 2-H 3-H	S CH 82 F CH 84 B FF 90 B CU 80 X FF 90 2-2 E3 1-H 1B		C SI 91 B FF 90 C FF 92 B FF 92 B SI 91 F FF 92 C FF 92 3-3 K		3 1	2 0	1 0	2 0	0 0	0 1	0 0
64 Lance Zawadzki, L (1, 6) OBP: 0.500, SLG: 1.000 72 Irving Falu, S (6, 6) OBP: 0.286, SLG: 0.167			B FC 86 F SI 88 S CU 77 C SI 89 1-3 K		C SI 91 F SL 87 F SI 92 D CU 80 X SL 87 1-2 1 1B 2-H 2B	B FF 90 B FF 88 B FF 90 C FF 89 S FF 88 X FF 89 3-2 G3		B FF 92 B SI 92 X FF 91 2-0 9 2B 1B		3 1	1 0	1 1	1 0	0 0	1 0	0 0
Inning Stats	R: 0 E: 0 K: 0 S: 8 H: 1 LOB: 1 BB: 0 P: 12	R: 0 E: 0 K: 0 S: 5 H: 1 LOB: 0 BB: 0 P: 8	R: 0 E: 0 K: 1 S: 6 H: 0 LOB: 0 BB: 0 P: 8	R: 0 E: 0 K: 1 S: 9 H: 0 LOB: 0 BB: 0 P: 12	R: 5 E: 1 K: 1 S: 20 H: 4 LOB: 1 BB: 0 P: 27	R: 2 E: 1 K: 2 S: 13 H: 2 LOB: 0 BB: 0 P: 22	R: 1 E: 0 K: 2 S: 13 H: 1 LOB: 0 BB: 0 P: 16	R: 2 E: 0 K: 2 S: 18 H: 3 LOB: 2 BB: 1 P: 36	R: 1 E: 1 K: 1 S: 12 H: 0 LOB: 1 BB: 1 P: 22	1B: 7 2B: 3 3B: 1 HR: 1 SF: 1 SAC: 0 DP: 0 HBP: 1						WP: 2 PB: 0 SB: 2 CS: 1 PA: 43	

	AB	39
	R	11
	H	12
	RBI	9
	BB	2
	SO	10
	LOB	11

PITCHER		IP	WLS	BF	H	R	ER	SO	BB	IBB	HBP	BLK	WP	HR	S	P	ERA	WHIP
26 Dustin Moseley, R ERA:	(1, 1)	3.0		10	2	0	0	1	0	0	0	0	1	0	19	28	0.00	0.667
57 Luke Gregerson, R ERA:	(4, 1)	1.0	H	3	0	0	0	1	0	0	0	0	0	0	9	12	0.00	0.000
37 Mike Adams, R ERA: 13.5	(5, 1)	0.2	L	8	4	5	4	1	0	0	1	0	0	0	19	26	54.00	6.000
43 Samuel Deduno, R ERA: 6.0	(5, 1)	1.1		6	2	2	1	2	0	0	0	1	0	0	14	23	6.75	1.500
40 Greg Burke, R ERA: 12.0	(7, 1)	1.0		4	1	1	1	2	0	0	0	0	0	1	13	16	9.00	1.000

PITCHER		IP	WLS	BF	H	R	ER	SO	BB	IBB	HBP	BLK	WP	HR	S	P	ERA	WHIP
65 Scott Munter, R ERA: 9.0	(8, 1)	1.0		7	3	2	2	2	1	0	0	0	0	0	18	36	18.00	4.000
74 Rob Musgrave, L ERA: 4.5	(9, 1)	1.0		5	0	1	0	1	1	0	0	0	1	0	12	22	0.00	1.000

BOTTOM

Batter	1	2	3	4	5	6	7	8	9	AB	R	H	RBI	BB	SO	LOB
25 Will Venable, L (1, 9) OBP: 0.444, SLG: 0.733	B SI 90 C SI 90 C CH 78 X SL 81 1-2 1 CS 1B		C SI 88 D CH 78 X CH 78 1-1 ① FC4-6 1 CS 1-2f			B FF 93 C FF 91 B CU 74 B FC 92 B FF 92 4-1 1 G5-4-3 1-3 BB		B FA 88 X SI 88 1-0 ① G3	B SI 91 X CH 86 1-0 ③ G4-3	2	0	1	0	1	0	1
68 Kyle Phillips, L (7, 2) OBP: 0.444, SLG: 0.667										2	0	0	0	0	0	1
1 Orlando Hudson, S (1, 4) OBP: 0.286, SLG: 0.308	C FF 90 F CU 74 C SI 93 0-3 ① ② K 1-2		1 SAFE 1 SAFE B CH 78 B SI 90 B SI 91 X SI 88 3-0 ② ③ F7 1-2			1 SAFE B FF 91 X FF 91 1-0 ① ② G5-4-3 1-2f 3-H		X SI 90 0-0 E3 77 1B		3	0	0	0	0	1	3
76 Andy Parrino, S (7, 5)										1	0	0	0	0	0	0
47 Ryan Ludwick, R (1, 7) OBP: 0.500, SLG: 0.500	F SI 92 B SI 92 F SL 81 B SI 92 T SI 92 2-2 ③ K			S SI 89 B SL 79 T CH 80 B SL 76 C SI 92 2-3 ① K		C S CH 83 B FC 94 X CH 82 1-2 11 1B 1B		C SI 88 C CH 84 B SI 90 F KC 78 B KC 81 B SI 89 S SI 89 3-3 ② K		3	0	1	0	0	2	0
3 Luis Durango, S (6, PR) OBP: 0.500, SLG: 0.455										1	0	0	0	0	1	1
(7, 7)																
11 Brad Hawpe, L (1, 3) OBP: 0.583, SLG: 0.818		B SI 90 B CH 77 X SI 89 2-0 HR		B SI 90 C SL 78 C CH 82 B SL 80 S SI 91 2-3 ② K		B FC 91 1 SAFE B FC 91 X FF 90 2-0 1-2 1B		F SI 91 F CH 85 B SI 91 B KC 81 F KC 81 F SI 90 F CH 84 X SI 93 2-2 1-3 1B		3	1	2	1	0	1	0
77 Anthony Rizzo, L (6, PR) OBP: 0.300, SLG: 0.222										1	0	1	0	0	0	0
(7, 3)																
7 Chase Headley, S (1, 5) OBP: 0.600, SLG: 0.615		C SI 92 B CU 74 F CH 77 B SI 93 X CH 78 2-2 ① G3		B SL 76 F CH 81 X SI 91 1-1 ③ F8		B CU 73 X CH 82 1-0 ③ G4-3		C SL 81 B SI 91 B SL 84 F SI 90 F SI 90 S SL 80 2-3 ③ K		3	0	0	0	0	0	2
64 Jeudy Valdez, R (7, 4)										1	0	0	0	0	1	2
24 Cameron Maybin, R (1, 8) OBP: 0.333, SLG: 0.250		C SL 80 B SL 82 C SI 92 X SL 82 1-2 ② G6-3			C FF 93 C CH 82 F FF 94 C CU 75 0-3 ① K		C SI 91 B SL 82 B FF 92 X FF 91 2-1 ① F9		B FF 90 X FF 88 1-0 2 F7 60 1B 2B	2	0	0	0	0	1	0
28 Aaron Cunningham, R (6, 9) OBP: 0.333, SLG: 0.526										2	1	1	0	0	0	0
15 Kevin Frandsen, R (1, 6)		C SI 94 B SI 93 B SL 80 F SI 92 B SI 93 B SI 93 4-2 BB			X FC 94 0-0 ② F9		C SI 90 B CH 84 S SI 92 X SL 85 1-2 ② G3		B CU 75 X FF 90 1-0 ① F7 2-3	1	0	0	0	1	0	0
2 Everth Cabrera, S (6, 6) OBP: 0.167, SLG: 0.167										2	0	0	0	0	0	1
32 Rob Johnson, R (1, 10)		B SL 78 X SI 90 1-0 ③ P3			C CU 75 S CH 84 S FC 95 0-3 ③ K		F SI 91 C CH 85 F KC 80 X FF 92 0-2 1B		C CU 76 C CU 77 S CH 84 0-3 ② K	2	0	0	0	0	1	1
67 Jesus Guzman, R (7, PH) OBP: 0.529, SLG: 0.714										1	0	1	0	0	0	0
72 Jason Hagerty, S (9, PH) OBP: 0.333, SLG: 0.333										1	0	0	0	0	1	1
82 Guillermo Quiroz, R (1, 2) OBP: 0.600, SLG: 0.857			B SI 91 B SI 91 B SI 88 B SI 88 4-0 25 FC4-6 BB			B FF 93 B FF 92 X FF 92 2-0 25 E 1 G5-4-3 1B	B SI 90 X SI 88 1-0 ③ G4-3		B CH 84 C CU 76 S SI 90 B FF 91 X CU 76 2-2 3-H 1B	1	0	1	0	1	0	0
60 Cedric Hunter, L (6, PR) OBP: 0.429, SLG: 0.417										2	1	1	1	0	0	1
(7, 8)																
Inning Stats	R: 0 E: 0 K: 2 S: 9 H: 1 LOB: 0 BB: 0 P: 12	R: 1 E: 0 K: 0 S: 10 H: 1 LOB: 1 BB: 1 P: 20	R: 0 E: 0 K: 0 S: 3 H: 0 LOB: 0 BB: 1 P: 11	R: 0 E: 0 K: 2 S: 8 H: 0 LOB: 0 BB: 0 P: 13	R: 0 E: 0 K: 2 S: 8 H: 0 LOB: 0 BB: 0 P: 8	R: 1 E: 0 K: 0 S: 8 H: 3 LOB: 2 BB: 1 P: 19	R: 0 E: 0 K: 0 S: 10 H: 1 LOB: 1 BB: 0 P: 14	R: 0 E: 1 K: 2 S: 16 H: 1 LOB: 2 BB: 0 P: 24	R: 1 E: 0 K: 1 S: 9 H: 2 LOB: 1 BB: 0 P: 14	1B: 7 2B: 1 3B: 0 HR: 1 SF: 0 SAC: 0 DP: 1 HBP: 0						

PITCHER		IP	WLS	BF	H	R	ER	SO	BB	IBB	HBP	BLK	WP	HR	S	P	ERA	WHIP
37 Sean O'Sullivan, R ERA: 1.8	(1, 1)	3.0		11	2	1	1	2	2	0	0	0	0	1	22	43	3.00	1.333
77 Louis Coleman, R ERA: 6.0	(4, 1)	1.0	W	3	0	0	0	2	0	0	0	0	0	0	8	13	0.00	0.000
76 Tim Collins, L ERA: 2.25	(5, 1)	2.0		9	3	1	1	2	1	0	0	0	0	0	16	27	4.50	2.000
47 Nate Adcock, R ERA:	(7, 1)	2.0		9	2	0	0	2	0	0	0	0	0	0	26	38	0.00	1.000
59 Gaby Hernandez, R ERA: 4.5	(9, 1)	1.0		5	2	1	1	1	0	0	0	0	0	0	9	14	9.00	2.000

PITCHER	IP	WLS	BF	H	R	ER	SO	BB	IBB	HBP	BLK	WP	HR	S	P	ERA	WHIP

Kansas City Royals @ San Diego Padres

Peoria Stadium, Peoria, AZ

Mon Mar 07 2011, 9:05 PM - 11:48 PM EST

Att. 2,432 - Clear - 68 F

livebaseballscorecards.com

AB	34
R	3
H	9
RBI	2
BB	3
SO	9
LOB	14

WP: 0 PA: 37
PB: 0
SB: 0
CS: 2

Cincinnati Reds @ Kansas City Royals

Surprise Stadium, Surprise, AZ

Tue Mar 08 2011, 3:08 PM - 5:46 PM EST

Att. 2,502 - Sunny - 66 F

TOP

livebaseballscorecards.com

Batter	1	2	3	4	5	6	7	8	9	AB	R	H	RBI	BB	SO	LOB
6 Drew Stubbs, R (1, 8) OBP: 0.389, SLG: 0.563	C FF 91 B FF 90 S FC 87 B CU 77 B FF 91 X FF 90 3-2 19 WP 16 1B 1B		C FF 90 B CH 81 T CH 81 X FF 91 1-2 F9 ①	S FF 93 D CH 81 B CH 78 F FF 92 B FF 94 F FF 92 X FF 93 3-2 1-H 2-H HR			C FF 88 F FF 87 B CU 74 B FF 90 S FF 89 2-3 K ①		B SI 91 F SI 90 B SL 78 F SI 90 F SL 80 X SI 92 2-2 7 1B 2-H 1B	3	1	2	3	0	0	0
88 Felix Perez, L (6, 8) OBP: 0.571, SLG: 0.500										2	0	1	1	0	1	0
16 Edgar Renteria, R (1, 6) OBP: 0.400, SLG: 0.467	1 SAFE B FF 91 X FF 90 1-0 19 WP 1-2 1B		C FC 87 B SI 90 B FF 92 X FF 91 2-1 F9 ②	C FF 95 X CH 82 0-1 F8 ③			C FF 89 S SI 79 F FF 90 X FF 88 0-2 F8 ②		B SI 91 X SI 91 1-0 1-2 1B	3	0	1	0	0	0	0
7 Paul Janish, R (6, 6) OBP: 0.375, SLG: 0.375										2	0	1	0	0	0	0
19 Joey Votto, L (1, 3) OBP: 0.200, SLG: 0.143	2 SAFE F SI 91 D CH 84 S CH 84 F SI 91 B CU 78 S CH 82 2-3 K ① 1-2 2-3		B CU 76 B CU 77 B SI 91 C FF 90 C FF 91 F FF 92 B FF 92 4-2 27 1B BB		C FF 94 B FF 93 B CU 75 C CU 74 C FF 94 2-3 K ①		B CU 73 C FF 88 B SL 79 B FF 89 X FF 87 3-1 F7 ③		B SI 90 S SI 91 1 SAFE S CU 76 F CU 77 B CU 76 X SI 90 2-2 F9 ②	3	0	0	0	1	2	2
86 Neftali Soto, R (7, 3) OBP: 0.167, SLG: 0.167										1	0	0	0	0	0	2
27 Scott Rolen, R (1, 5) OBP: 0.286, SLG: 0.286	C FC 88 F FF 91 D CU 78 F FC 88 S FF 93 1-3 K ②		X FC 86 0-0 1-2 1B		B FF 94 C FF 91 S CH 80 F CU 77 F FF 94 B CH 81 F FF 94 F CU 77 B CH 81 3-2 F FF 93 X FF 94 F9 ②			B FF 89 B SI 89 F FF 90 B FF 91 F FF 91 B FF 91 4-2 26 1B 15 FC4 BB	B CU 78 X SI 91 1-0 F8 ③	3	0	1	0	0	1	2
43 Miguel Cairo, R (6, 5) OBP: 0.313, SLG: 0.154										1	1	0	0	1	0	2
32 Jay Bruce, L (1, 9) OBP: 0.250, SLG: 0.200	D CU 76 C CU 76 X FF 92 1-1 F8 ③		X FF 91 0-0 F8 ③		B CU 75 C FF 92 B FF 94 F FF 91 F CH 81 F FF 95 B CU 76 X FF 93 3-2 L4 ③			C FF 90 F CU 76 X FF 92 0-2 15 FC4 1-3 1B		3	0	0	0	0	0	4
26 Jeremy Hermida, L (6, 9) OBP: 0.529, SLG: 0.615										1	0	1	0	0	0	0
31 Jonny Gomes, R (1, 7) OBP: 0.067, SLG: 0.267		B SI 90 C CH 83 X FF 88 1-1 F9 ①		B FF 93 B FF 93 C FF 92 X FF 93 2-1 F8 ①		B FF 92 X FF 93 1-0 F9 ①		C FF 91 B FF 91 3 SAFE X CU 77 1-1 FC4 65 CS 1-2f 3-H		3	0	0	0	0	0	0
15 Fred Lewis, L (6, 7) OBP: 0.357, SLG: 0.333										1	0	0	1	0	0	1
55 Ramon Hernandez, R (1, 2) OBP: 0.222, SLG: 0.444		B SI 91 X FF 90 1-0 F8 ②		B FF 95 B CH 80 X FF 92 2-0 F8 ②		B SL 85 B SL 85 F FF 93 B SL 86 F FF 93 F FF 94 B SL 86 4-2 BB		F CU 74 S FF 92 X CU 79 0-2 P3 ②③ 1-2		2	0	0	0	0	0	0
65 Devin Mesoraco, R (6, PH) OBP: 0.455, SLG: 0.700										1	0	0	0	1	0	1
(6, 2)																
3 Chris Valaika, R (1, 4) OBP: 0.444, SLG: 0.647		B SI 91 X FF 89 1-0 1B		B FF 94 B FF 92 B FF 92 B FF 90 4-0 29 BB 6 HR BB		X FF 93 0-0 F9 ②			F SI 91 C SI 91 X CU 77 0-2 88 1B 2B	2	1	1	0	1	0	1
82 Ronald Torreyes, R (7, 4) OBP: 0.333, SLG: 0.667										1	1	1	0	0	0	0
29 Ryan Hanigan, R (1, 10) OBP: 0.286, SLG: 0.231		C FF 90 F CH 81 B CU 77 S FF 91 1-3 K ③		1 SAFE D CU 76 B FF 93 C FF 91 B FF 92 B FF 92 4-1 6 HR 1-2 BB		C FF 92 X FF 93 0-1 B2-3 ③			C SI 90 S SI 91 F SI 91 C CU 77 0-3 K ①	1	1	0	0	1	1	1
90 Andrew Means, R (6, PH)										2	0	0	0	0	1	2
(6, 10)																
Inning Stats	R: 0 E: 0 K: 2 S: 14 H: 2 LOB: 2 BB: 0 P: 22	R: 0 E: 0 K: 1 S: 7 H: 1 LOB: 1 BB: 0 P: 11	R: 0 E: 0 K: 0 S: 10 H: 1 LOB: 2 BB: 1 P: 17	R: 3 E: 0 K: 0 S: 10 H: 1 LOB: 0 BB: 2 P: 25	R: 0 E: 0 K: 1 S: 16 H: 0 LOB: 0 BB: 0 P: 24	R: 0 E: 0 K: 0 S: 7 H: 0 LOB: 1 BB: 1 P: 12	R: 0 E: 0 K: 1 S: 9 H: 0 LOB: 0 BB: 0 P: 14	R: 1 E: 0 K: 0 S: 10 H: 1 LOB: 0 BB: 1 P: 15	R: 1 E: 0 K: 1 S: 17 H: 3 LOB: 2 BB: 0 P: 23	1B: 7 2B: 1 3B: 0 HR: 1 SF: 0 SAC: 0 DP: 0 HBP: 0						

	AB	35
	R	5
	H	9
	RBI	5
	BB	5
	SO	6
	LOB	18

WP: 1 PB: 0 SB: 0 CS: 1 PA: 40

PITCHER		IP	WLS	BF	H	R	ER	SO	BB	IBB	HBP	BLK	WP	HR	S	P	ERA	WHIP
34 Kyle Davies, R ERA: 2.57	(1, 1)	3.0		14	4	0	0	3	1	0	0	0	1	0	31	50	0.00	1.667
68 Danny Duffy, L ERA: 9.0	(4, 1)	2.0	L	9	1	3	3	1	2	0	0	0	0	1	26	49	13.50	1.500
56 Greg Holland, R ERA:	(6, 1)	1.0		4	0	0	0	0	1	0	0	0	0	0	7	12	0.00	1.000
75 Blaine Hardy, L ERA: 9.0	(7, 1)	1.0		3	0	0	0	1	0	0	0	0	0	0	9	14	0.00	0.000
69 Patrick Keating, R ERA: 9.0	(8, 1)	1.0		4	1	1	1	0	1	0	0	0	0	0	10	15	9.00	2.000

PITCHER		IP	WLS	BF	H	R	ER	SO	BB	IBB	HBP	BLK	WP	HR	S	P	ERA	WHIP
62 Steven Shell, R ERA: 4.5	(9, 1)	1.0		6	3	1	1	1	0	0	0	0	0	0	17	23	9.00	3.000

BOTTOM

Cincinnati Reds @ Kansas City Royals

Surprise Stadium, Surprise, AZ

Tue Mar 08 2011, 3:08 PM - 5:46 PM EST

Att. 2,502 - Sunny - 66 F

livebaseballscorecards.com

Batter	1	2	3	4	5	6	7	8	9	AB	R	H	RBI	BB	SO	LOB
17 Chris Getz, L (1, 4) OBP: 0.235, SLG: 0.071 64 Lance Zawadzki, L (6, 4) OBP: 0.455, SLG: 0.900	C FF 88 B FF 88 B FC 87 X FF 90 2-1 ① G4-3		B CU 71 C FF 89 X FC 87 1-1 ① F7		F SI 90 F SL 78 1 SAFE B FF 90 S SI 89 1-3 ① K			B CH 77 B FF 87 S CH 77 C SL 77 F FF 87 S SL 80 2-3 ① K		3 1	0 0	0 0	0 0	0 0	1 1	1 0
53 Melky Cabrera, S (1, 8) OBP: 0.524, SLG: 0.706 9 Derrick Robinson, S (6, 8) OBP: 0.250, SLG: 0.375	X SI 89 0-0 1B		B CU 74 B FF 90 B FC 87 B FF 87 4-0 16 HR BB		B CU 73 1 SAFE B SI 85 B SI 87 C FF 90 F FF 89 S SL 78 3-3 ② K 1-2			L SL 78 B CH 76 B SI 87 B SL 80 X FF 86 3-1 ② G6-3		2 1	1 0	1 0	0 0	1 0	1 0	1 0
16 Billy Butler, R (1, 3) OBP: 0.391, SLG: 0.450 40 Eric Hosmer, L (6, 3) OBP: 0.471, SLG: 0.929	C FF 90 B CH 81 X CH 81 1-1 ② F9		C FF 88 B SI 88 1 SAFE X FC 87 1-1 1-H HR		B SL 81 S FC 90 F SL 79 B SI 91 B FF 91 S SL 80 3-3 ③ K			B SL 80 C CH 77 X FF 88 1-1 ③ G6-3		3 1	1 0	1 0	2 0	0 0	1 0	2 0
21 Jeff Francoeur, R (1, 9) OBP: 0.300, SLG: 0.444 46 Brett Carroll, R (6, 9)	C FF 90 S FC 88 C FC 88 0-3 ③ K		S SI 90 X CH 79 0-1 4 CS 1B			F FF 88 B SI 89 B CU 78 S SL 77 B FF 88 F CU 78 C CU 80 3-3 ① K			B FF 85 B CH 76 C FF 85 B FF 86 X FF 86 3-1 ① P4	2 2	0 0	1 0	0 0	0 0	1 1	1 0
24 Wilson Betemit, S (1, 10)		X FF 89 0-0 ① P3	C FF 89 B SI 89 1 SAFE S FF 89 B FC 86 S FF 92 2-3 ② K			C CU 77 F FF 89 B FF 90 S CU 80 1-3 ② K			X SL 79 0-0 ② L7	4	0	0	0	0	2	1
4 Alex Gordon, L (1, 7) OBP: 0.481, SLG: 0.125 15 David Lough, L (6, 7) OBP: 0.353, SLG: 0.267	B FF 89 F FF 89 B CU 74 B FC 87 F FF 91 B FC 88 4-2 22 1B 2 1B BB	B FC 87 1-0 ③ CS 1-2	X FF 90 0-0 19 G6-4-3 1B			C FF 88 C FF 89 B FF 89 X SL 81 1-2 ③ G1-3			F FF 87 B FF 88 F FF 87 B FF 89 X CH 78 2-2 ③ G1-3	1 2	0 0	1 0	0 0	1 0	0 0	0 0
19 Pedro Feliz, R (1, 5) OBP: 0.200, SLG: 0.308 8 Mike Moustakas, L (6, 5) OBP: 0.263, SLG: 0.353	F FF 88 F FF 90 X FC 87 0-2 ② F9			S SL 78 X FF 90 0-1 ① ② G6-4-3 1-2f			C CU 78 F SL 82 F SL 82 B FF 91 C FF 92 1-3 ① K		2 1	0 0	0 0	0 0	0 0	0 1	2 0
22 Lucas May, R (1, 2) OBP: 0.429, SLG: 0.417 28 Manny Piña, R (6, 2) OBP: 0.375, SLG: 0.167	C SI 89 1 SAFE B FC 86 1 SAFE X CH 82 1-1 2 1B 1-2			B SL 80 B SI 91 C FF 90 F FF 91 C FF 91 2-3 ③ K			B FF 88 X CU 78 1-0 ② G1-3		2 1	0 0	1 0	0 0	0 0	1 0	0 0
2 Alcides Escobar, R (1, 6) OBP: 0.500, SLG: 0.417 72 Irving Falu, S (6, 6) OBP: 0.200, SLG: 0.111	B FF 90 C FC 87 B CU 74 F FF 90 X FC 87 2-2 ③ 1-2 2-H 1B				C FF 87 S SL 80 B FF 89 F FF 90 B SL 80 F SL 81 X SI 91 2-2 53 S 1B			X FF 89 0-0 ③ B3-1		2 1	0 0	2 0	0 0	0 0	0 0	0 0
Inning Stats	R: 0 E: 0 K: 1 S: 8 H: 1 LOB: 1 BB: 0 P: 11	R: 0 E: 0 K: 0 S: 11 H: 2 LOB: 2 BB: 1 P: 18	R: 2 E: 0 K: 1 S: 9 H: 2 LOB: 0 BB: 1 P: 18	R: 0 E: 0 K: 1 S: 6 H: 1 LOB: 0 BB: 0 P: 8	R: 0 E: 0 K: 3 S: 14 H: 1 LOB: 1 BB: 0 P: 23	R: 0 E: 0 K: 2 S: 10 H: 0 LOB: 0 BB: 0 P: 15	R: 0 E: 0 K: 1 S: 6 H: 0 LOB: 0 BB: 0 P: 8	R: 0 E: 0 K: 1 S: 8 H: 0 LOB: 0 BB: 0 P: 14	R: 0 E: 0 K: 0 S: 6 H: 0 LOB: 0 BB: 0 P: 11	1B: 6 2B: 0 3B: 0 HR: 1	SF: 0 SAC: 0 DP: 1 HBP: 0					

	AB	31
	R	2
	H	7
	RBI	2
	BB	2
	SO	10
	LOB	8

PITCHER		IP	WLS	BF	H	R	ER	SO	BB	IBB	HBP	BLK	WP	HR	S	P	ERA	WHIP
30 Travis Wood, L ERA: 3.6	(1, 1)	3.0	W	14	5	2	2	2	2	0	0	0	0	1	28	47	6.00	2.333
63 Sam LeCure, R ERA:	(4, 1)	2.0	H	7	2	0	0	4	0	0	0	0	0	0	20	31	0.00	1.000
50 Dontrelle Willis, L ERA:	(6, 1)	2.0	H	6	0	0	0	3	0	0	0	0	0	0	16	23	0.00	0.000
56 Matt Maloney, L ERA: 1.29	(8, 1)	2.0	S	6	0	0	0	1	0	0	0	0	0	0	14	25	0.00	0.000

PITCHER	IP	WLS	BF	H	R	ER	SO	BB	IBB	HBP	BLK	WP	HR	S	P	ERA	WHIP

Batter	1	2	3	4	5	6	7	8	9	AB	R	H	RBI	BB	SO	LOB
6 Lorenzo Cain, R (1, 8) OBP: 0.409, SLG: 0.421 1 Jarrod Dyson, L (6, 8) OBP: 0.400, SLG: 0.308	C B B B B 4-1 13 BB 16 1B BB	S S S 0-3 ① K2-3		X 0-0 ① F9	X 0-0 ③ F8		X 0-0 ③ F7		X 0-0 3-H 1B	3 1 0 0 1 1 1 2 0 1 1 0 0 1						
13 Mike Aviles, R (1, 4) OBP: 0.577, SLG: 0.810 23 Jeff Bianchi, R (6, PH) OBP: 0.154, SLG: 0.167 (6, 4)	B B B B 4-0 21 BB 16 1B 53 3B 1-2 BB	B B B B 4-0 24 FC6-4 BB		X 0-0 16 1B 24 SF7 1B		X 0-0 ① G5-3		C C C 0-3 ① K	X 0-0 ③ G1-3	1 2 1 0 2 0 0 3 0 0 0 0 1 1						
16 Billy Butler, R (1, 3) OBP: 0.423, SLG: 0.478 30 Kila Ka'aihue, L (6, PH) OBP: 0.381, SLG: 0.800 (6, 3)	X 0-0 21 BB 53 3B 1-2 2-H 1B	X 0-0 ② F8		X 0-0 1-3 1B		S S S 0-3 ② K		X 0-0 ② P5		3 1 2 1 0 0 1 2 0 0 0 0 1 0						
24 Wilson Betemit, S (1, 5) 72 Irving Falu, S (6, 5) OBP: 0.182, SLG: 0.100	S S S 0-3 ① K	X 0-0 ③ FC6-4 1-2f		X 0-0 ② SF7 3-H		C C C 0-3 ③ K		X 0-0 ③ G4-3		3 0 0 1 0 2 3 1 0 0 0 0 0 0						
21 Jeff Francoeur, R (1, 9) OBP: 0.304, SLG: 0.400 12 Mitch Maier, L (6, 9) OBP: 0.700, SLG: 0.941	B B B B 4-0 53 3B 1-2 2-3 BB		X 0-0 ① G5-3	X 0-0 ③ L9			B B B B 4-0 7 FC5 46 HBP BB		B X 1-0 HR	2 1 0 0 1 0 1 1 1 1 1 1 0 0						
53 Melky Cabrera, S (1, 10) OBP: 0.542, SLG: 0.850 46 Brett Carroll, R (5, PR) (5, 10)	X 0-0 4 1B 1-H 2-H 3-H 3B		S S S 0-3 ② K		X 0-0 4 2B 2B		H 1-0 3 G3-1 7 FC5 64 1B 1-2 HBP		H 1-0 64 3B HBP	3 1 2 3 0 1 0 0 3 0 0 0 0 0						
4 Alex Gordon, L (1, 7) OBP: 0.533, SLG: 0.316 7 Grégor Blanco, L (6, 7) OBP: 0.294, SLG: 0.250	X 0-0 3-H 1B	X 0-0 28 S 28 1B 1B			X 0-0 2-H 2B		X 0-0 ① FC5 3 G3-1 64 1B 1-2 2-3f		S S S 0-3 ① K	3 1 3 2 0 0 0 2 1 0 0 0 1 3						
28 Manny Piña, R (1, 2) OBP: 0.364, SLG: 0.222 3 Brayan Peña, S (6, 2)	S S S 0-3 ② K	B X 1-0 1-H 1B			X 0-0 ① G6-3		X 0-0 ② G3-1 1-2 2-3		X 0-0 ② P6	3 0 1 1 0 1 2 2 0 0 0 0 0 3						
2 Alcides Escobar, R (1, 6) OBP: 0.412, SLG: 0.333 64 Lance Zawadzki, L (6, 6) OBP: 0.538, SLG: 1.083	X 0-0 ③ G2-3	X 0-0 ③ F9			X 0-0 ② F9		X 0-0 2-H 3-H 1B		X 0-0 1-H 1B 3B	3 0 0 0 0 0 3 2 1 2 3 0 0 0						
Inning Stats	R: 5 H: 3 E: 0 LOB: 1 K: 2 BB: 3 S: 11 P: 23	R: 0 H: 0 E: 0 LOB: 1 K: 1 BB: 1 S: 5 P: 9	R: 1 H: 2 E: 0 LOB: 1 K: 1 BB: 0 S: 7 P: 8	R: 1 H: 2 E: 0 LOB: 1 K: 0 BB: 0 S: 5 P: 5	R: 1 H: 2 E: 0 LOB: 1 K: 0 BB: 0 S: 5 P: 5	R: 0 H: 0 E: 0 LOB: 0 K: 2 BB: 0 S: 7 P: 7	R: 2 H: 1 E: 0 LOB: 1 K: 0 BB: 1 S: 4 P: 9	R: 0 H: 0 E: 0 LOB: 0 K: 1 BB: 0 S: 5 P: 5	R: 3 H: 3 E: 0 LOB: 1 K: 1 BB: 0 S: 8 P: 10	1B: 8 SF: 1 2B: 2 SAC: 0 3B: 2 DP: 0 HR: 1 HBP: 2						

TOP

Kansas City Royals @ Chicago Cubs

Hohokam Park, Mesa, AZ

Wed Mar 09 2011, 3:11 PM - 6:08 PM EST

Att. 5,520 - Sunny - 74 F

livebaseballscorecards.com

AB	39
R	13
H	13
RBI	13
BB	5
SO	8
LOB	19

PITCHER		IP	WLS	BF	H	R	ER	SO	BB	IBB	HBP	BLK	WP	HR	S	P	ERA	WHIP
17 Matt Garza, R ERA: 14.85	(1, 1)	2.2	L	16	4	6	6	4	4	0	0	0	0	0	21	37	20.25	3.000
65 Jay Jackson, R ERA: 5.68	(3, 1)	2.1		12	5	2	2	0	0	0	0	0	0	0	12	13	7.71	2.143
49 Carlos Marmol, R ERA:	(6, 1)	1.0		3	0	0	0	2	0	0	0	0	0	0	7	7	0.00	0.000
64 Justin Berg, R ERA: 60.75	(7, 1)	1.0		6	1	2	2	0	1	0	1	0	0	0	4	9	18.00	2.000
44 Jeff Stevens, R ERA: 3.0	(8, 1)	1.0		3	0	0	0	1	0	0	0	0	0	0	5	5	0.00	0.000

PITCHER		IP	WLS	BF	H	R	ER	SO	BB	IBB	HBP	BLK	WP	HR	S	P	ERA	WHIP
33 Esmailin Caridad, R ERA: 7.36	(9, 1)	1.0		7	3	3	3	1	0	0	1	0	0	1	8	10	27.00	3.000

WP: 0	PA: 47		
PB: 0			
SB: 1			
CS: 0			

BOTTOM

Batter	1	2	3	4	5	6	7	8	9	AB	R	H	RBI	BB	SO	LOB
28 Jeff Baker, R (1, 4) OBP: 0.364, SLG: 0.263	BBBB 4-0 24 1B 16 G4-3 BB		CCC 0-3 ① K		SSS 0-3 ① K		X 0-0 ① F9		X 0-0 59 G4-3 15 1B 2-3 1B	4	1	1	0	1	2	2
13 Starlin Castro, R (1, 6) OBP: 0.400, SLG: 0.640	X 0-0 ① F7		SSS 0-3 ② K		X 0-0 ②③ G4-6-3 1-2f		X 0-0 ② F9		X 0-0 59 G4-3 1-2 3-H 1B	3	0	0	0	0	1	2
15 Darwin Barney, R (6, 6) OBP: 0.313, SLG: 0.438										2	0	1	1	0	0	1
24 Marlon Byrd, R (1, 8) OBP: 0.682, SLG: 1.000	X 0-0 16 G4-3 1-3 1B		CX 0-1 HR			CCC 0-3 ① K	BX 1-0 ③ G3 1-2		X 0-0 ② G4-3 1-2 2-3	2	1	2	1	0	0	0
59 Brett Jackson, L (6, 8) OBP: 0.222, SLG: 0.133										3	0	0	0	0	1	3
16 Aramis Ramirez, R (1, 5) OBP: 0.409, SLG: 0.421	X 0-0 ② G4-3 2-3 3-H		X 0-0 ③ F7			X 0-0 5 2B 2B		X 0-0 ① F9	X 0-0 ③ G3-1	2	0	0	1	0	0	1
61 Josh Vitters, R (6, 5) OBP: 0.429, SLG: 0.538										3	1	1	0	0	0	2
18 Geovany Soto, R (1, 2) OBP: 0.350, SLG: 0.389	BBBB 4-0 BB			X 0-0 1B		BBBB 4-0 5 2B BB		X 0-0 1B		1	0	1	0	1	0	0
51 Max Ramirez, R (6, 2) OBP: 0.455, SLG: 0.500										1	0	1	0	1	0	0
12 Alfonso Soriano, R (1, 7) OBP: 0.364, SLG: 0.591	CCC 0-3 ③ K			X 0-0 ① F9		X 0-0 1-3 2-H 2B		SSS 0-3 ② K		2	0	0	0	0	1	3
5 Reed Johnson, R (6, 7) OBP: 0.300, SLG: 0.278										2	0	1	1	0	1	1
22 Carlos Pena, L (1, 3) OBP: 0.318, SLG: 0.118		BBBB 4-0 1 G6-4-3 BB		CCC 0-3 ② K		BBBB 4-0 63 G4-6-3 BB		X 0-0 ③ F7		1	0	0	0	2	1	1
6 Bryan LaHair, L (7, 3) OBP: 0.333, SLG: 0.333										1	0	0	0	0	0	1
1 Kosuke Fukudome, L (1, 9) OBP: 0.348, SLG: 0.250		X 0-0 ①② G6-4-3 1-2f		X 0-0 ③ F8		X 0-0 ②③ G4-6-3 1-2f			SSS 0-3 ① K	2	0	0	0	0	0	2
63 James Adduci, L (6, 9) OBP: 0.083, SLG: 0.083										2	0	0	0	0	1	3
17 Matt Garza, R (1, 1) OBP: 0.000, SLG: 0.000		X 0-0 ③ F9			X 0-0 13 G4-6-3 1B		X 0-0 59 WP 1B		X 0-0 28 1B 15 1B 2B	1	0	0	0	0	0	0
65 Jay Jackson, R (3, 1)										0	0	0	0	0	0	0
53 Welington Castillo, R (5, PH) OBP: 0.000, SLG: 0.000										1	0	1	0	0	0	0
49 Carlos Marmol, R (8, 1)										0	0	0	0	0	0	0
64 Justin Berg, R (7, 1)										0	0	0	0	0	0	0
39 Luis Montanez, R (7, PH) OBP: 0.000, SLG: 0.000										1	0	1	0	0	0	0
44 Jeff Stevens, R (8, 1)										0	0	0	0	0	0	0
33 Esmailin Caridad, R (9, 1)										0	0	0	0	0	0	0
75 Chris Robinson, R (9, PH) OBP: 0.000, SLG: 0.000										1	1	1	0	0	0	0
Inning Stats	R: 1 E: 0 K: 1 S: 6 H: 1 LOB: 2 BB: 2 P: 14	R: 0 E: 0 K: 0 S: 2 H: 0 LOB: 0 BB: 1 P: 6	R: 1 E: 0 K: 2 S: 9 H: 1 LOB: 0 BB: 0 P: 9	R: 0 E: 0 K: 1 S: 6 H: 1 LOB: 1 BB: 0 P: 6	R: 0 E: 0 K: 1 S: 5 H: 1 LOB: 0 BB: 0 P: 5	R: 1 E: 0 K: 1 S: 6 H: 2 LOB: 2 BB: 2 P: 14	R: 0 E: 0 K: 0 S: 4 H: 1 LOB: 1 BB: 0 P: 5	R: 0 E: 0 K: 1 S: 6 H: 1 LOB: 1 BB: 0 P: 6	R: 1 E: 0 K: 1 S: 8 H: 3 LOB: 2 BB: 0 P: 8	1B: 7 2B: 3 3B: 0 HR: 1	SF: 0 SAC: 0 DP: 3 HBP: 0					

PITCHER	IP	WLS	BF	H	R	ER	SO	BB	IBB	HBP	BLK	WP	HR	S	P	ERA	WHIP
52 Bruce Chen, L (1, 1) ERA: 3.38	4.0	W	17	3	2	2	4	3	0	0	0	0	1	23	35	4.50	1.500
50 Kanekoa Texeira, R (5, 1) ERA:	1.0		3	1	0	0	1	0	0	0	0	0	0	5	5	0.00	1.000
61 Everett Teaford, L (6, 1) ERA: 22.85	2.0		10	3	1	1	1	2	0	0	0	1	0	10	19	4.50	2.500
55 Brandon Sisk, L (8, 1) ERA: 3.0	1.0		4	1	0	0	1	0	0	0	0	0	0	6	6	0.00	1.000
57 Jesse Chavez, R (9, 1) ERA: 3.0	1.0		6	3	1	1	1	0	0	0	0	0	0	8	8	9.00	3.000

PITCHER	IP	WLS	BF	H	R	ER	SO	BB	IBB	HBP	BLK	WP	HR	S	P	ERA	WHIP

Kansas City Royals @ Chicago Cubs

Hohokam Park, Mesa, AZ

Wed Mar 09 2011, 3:11 PM - 6:08 PM EST

Att. 5,520 - Sunny - 74 F

livebaseballscorecards.com

AB	35
R	4
H	11
RBI	4
BB	5
SO	8
LOB	22

WP: 1	PA: 40				
PB: 0					
SB: 0					
CS: 0					

Batter	1	2	3	4	5	6	7	8	9	AB	R	H	RBI	BB	SO	LOB
1 Jarrod Dyson, L (1, 8) OBP: 0.500, SLG: 0.438	30 G3-1 1B		13 FC5-4 1B		13 S 1B 1-2		BBB 87 G4-6-3 BB 1-3 3-H		93 FC6-2 3B	3	0	3	0	0	0	0
9 Derrick Robinson, S (6, 8) OBP: 0.400, SLG: 0.667										1	0	1	0	1	0	0
13 Mike Aviles, R (1, 5) OBP: 0.517, SLG: 0.708	L4 ①		FC5-4 ③ 1-2f		BSSC K ② 1-2 2-3		G4-6-3 ② ③ 1-2f		SSS K ①	3	0	0	0	0	1	4
87 Rey Navarro, S (6, 4)										1	0	0	0	0	0	2
J.D. Alfaro, R (8, 4)										1	0	0	0	0	1	1
30 Kila Ka'aihue, L (1, 3) OBP: 0.375, SLG: 0.783	G3-1 ② 1-2			53 1B 46 G6-3 2B	SSS K ③			F7 ①	FC6-2 ② 3-H	3	1	1	0	0	1	3
93 Jamie Romak, R (6, 3) OBP: 0.167, SLG: 0.667										2	0	0	0	0	0	1
21 Jeff Francoeur, R (1, 9) OBP: 0.269, SLG: 0.348	SSS K ③			F8 ①		F8 ①		E6 46 BB 15 WP 8 1B	G4-3 ③	3	0	0	0	0	1	2
Nick Van Stratten, R (6, 7)										1	1	0	0	0	0	0
Patrick Norris, S (8, 7)										1	0	0	0	0	0	1
53 Melky Cabrera, S (1, 7) OBP: 0.538, SLG: 0.818		G3-1 ①		46 G6-3 1B 2-3		F8 ②		BBBB 46 BB 8 1B 1-2 BB		2	0	1	0	0	0	0
15 David Lough, L (6, PH) OBP: 0.368, SLG: 0.250										1	1	0	0	1	0	0
(6, 9)																
46 Brett Carroll, R (1, 10)		CCC K ②		G6-3 ② 1-2 3-H		SSS K ③		BBBB 8 1B 1-2 2-3 BB		3	0	0	1	1	2	1
64 Lance Zawadzki, L (1, 4) OBP: 0.467, SLG: 0.929		F9 ③		G3 ③			3 FC5-4 1B	1-3 2-H 3-H 1B		2	0	0	0	0	0	1
8 Mike Moustakas, L (6, 5) OBP: 0.333, SLG: 0.421										2	0	2	2	0	0	0
3 Brayan Peña, S (1, 2)			P2 ①		G3-1 ①		FC5-4 ① 72 1B 9 E 1-2f		P6 ②	3	0	0	0	0	0	1
Ryan Stovall, R (7, PR)										0	1	0	0	0	0	0
28 Manny Piña, R (7, 2) OBP: 0.333, SLG: 0.200										1	0	0	0	0	0	2
2 Alcides Escobar, R (1, 6) OBP: 0.421, SLG: 0.353			G4-3 ②		13 S 1 1B 1B		9 S 1-3 1B	SSS K ③		2	0	1	0	0	0	0
72 Irving Falu, S (6, 6) OBP: 0.231, SLG: 0.167										2	0	1	0	0	1	2
Inning Stats	R: 0 E: 0 K: 1 S: 6 H: 1 LOB: 1 BB: 0 P: 6	R: 0 E: 0 K: 1 S: 5 H: 0 LOB: 0 BB: 0 P: 5	R: 0 E: 0 K: 0 S: 4 H: 1 LOB: 1 BB: 0 P: 4	R: 1 E: 0 K: 0 S: 5 H: 2 LOB: 1 BB: 0 P: 5	R: 0 E: 0 K: 2 S: 9 H: 2 LOB: 2 BB: 0 P: 10	R: 0 E: 0 K: 1 S: 5 H: 0 LOB: 0 BB: 0 P: 5	R: 1 E: 0 K: 0 S: 4 H: 2 LOB: 1 BB: 1 P: 8	R: 2 E: 1 K: 1 S: 7 H: 1 LOB: 2 BB: 2 P: 15	R: 0 E: 0 K: 1 S: 6 H: 1 LOB: 1 BB: 0 P: 6	1B: 8 2B: 1 3B: 1 HR: 0	SF: 0 SAC: 0 DP: 1 HBP: 0						

PITCHER		IP	WLS	BF	H	R	ER	SO	BB	IBB	HBP	BLK	WP	HR	S	P	ERA	WHIP
35 Joel Pineiro, R ERA: 1.0	(1, 1)	4.0		16	4	1	1	2	0	0	0	0	0	0	20	20	2.25	1.000
63 Rich Thompson, R ERA:	(5, 1)	1.0	H	5	2	0	0	2	0	0	0	0	0	0	9	10	0.00	2.000
58 Michael Kohn, R ERA:	(6, 1)	1.0	H	3	0	0	0	1	0	0	0	0	0	0	5	5	0.00	0.000
45 Francisco Rodriguez, R ERA: 4.5	(7, 1)	1.0	H	5	2	1	0	0	1	0	0	0	0	0	4	8	0.00	3.000
59 Loek Van Mil, R ERA: 27.0	(8, 1)	0.1	L	5	1	2	1	0	2	0	0	0	1	0	3	11	27.00	9.000

PITCHER		IP	WLS	BF	H	R	ER	SO	BB	IBB	HBP	BLK	WP	HR	S	P	ERA	WHIP
49 David Carpenter, R ERA:	(8, 1)	0.2		2	0	0	0	1	0	0	0	0	0	0	4	4	0.00	0.000
68 Ysmael Carmona, R ERA: 16.2	(9, 1)	1.0		4	1	0	0	1	0	0	0	0	0	0	6	6	0.00	1.000

Kansas City Royals @ Los Angeles Angels

Tempe Diablo Stadium, Tempe, AZ

Thu Mar 10 2011, 3:05 PM - 6:03 PM EST

Att. 3,146 - Partly Cloudy - 84 F

TOP

livebaseballscorecards.com

AB	37
R	4
H	10
RBI	3
BB	3
SO	7
LOB	21

WP: 1 PB: 0 SB: 4 CS: 0 PA: 40

Batter	1	2	3	4	5	6	7	8	9	AB	R	H	RBI	BB	SO	LOB
13 Maicer Izturis, S (1, 5) OBP: 0.250, SLG: 0.409	G6-3		G3	1 SAFE F9 1-2 3-H			F9		F8	3	0	0	0	0	0	2
70 Kevin Melillo, L (6, 4) OBP: 0.125, SLG: 0.250										2	0	0	0	0	0	1
2 Erick Aybar, S (1, 6) OBP: 0.308, SLG: 0.360	10 S 10 1B 1B		48 G6-3 2B		F9		K			3	1	2	0	0	0	0
49 Jeremy Moore, L (6, 7) OBP: 0.222, SLG: 0.250										1	0	0	0	0	1	0
48 Torii Hunter, R (1, 9) OBP: 0.381, SLG: 0.333	F8		G6-3 2-3		47 FC6-4 1B		F9			3	0	1	0	0	0	2
83 Angel Castillo, R (6, 9) OBP: 0.333, SLG: 0.143										1	0	0	0	0	0	0
10 Vernon Wells, R (1, 8) OBP: 0.333, SLG: 0.316	6 S 47 BB 1-H 1B		K		K			BB F9		3	0	1	1	0	2	2
72 Darwin Perez, S (6, 6)										0	0	0	0	1	0	0
47 Howie Kendrick, R (1, 4) OBP: 0.429, SLG: 0.360	6 S 1-2 BB			6 1B 44 FC6-4 BB	FC6-4 1-2f			1 SAFE F9 1-2		1	1	0	0	2	0	1
Jay Brossman, R (6, 5)										1	0	0	0	0	0	1
6 Alberto Callaspo, S (1, 10) OBP: 0.318, SLG: 0.318	G4-3 1-2 2-3			44 FC6-4 1-3 1B		5 FC6-4 1B		F8		4	0	2	0	0	0	2
44 Mark Trumbo, R (1, 3) OBP: 0.382, SLG: 0.758		5 G5-4-3 1B		FC6-4 5 2B 1-2f 3-H	K				69 B1-6-3 1B	3	1	1	1	0	1	2
86 Efren Navarro, L (7, 3) OBP: 0.455, SLG: 0.545										1	0	1	0	0	0	0
5 Jeff Mathis, R (1, 2) OBP: 0.313, SLG: 0.438		G5-4-3 1-2f		81 1B 13 CS 1-H 2B	FC6-4 1-2f				B1-6-3 1-2f	3	0	1	1	0	0	2
69 Carlos Ramirez, R (7, 2)										1	0	0	0	0	0	1
81 Tyson Auer, R (1, 7) OBP: 0.333, SLG: 0.167		K		13 CS 2-3 1B	K				1B	4	0	2	0	0	2	1
(6, 8)																
Inning Stats	R: 1 H: 2 E: 0 LOB: 2 K: 0 BB: 1 S: 5 P: 11	R: 0 H: 1 E: 0 LOB: 0 K: 1 BB: 0 S: 5 P: 5	R: 0 H: 1 E: 0 LOB: 1 K: 1 BB: 0 S: 6 P: 6	R: 2 H: 3 E: 0 LOB: 1 K: 0 BB: 1 S: 5 P: 9	R: 0 H: 1 E: 0 LOB: 1 K: 1 BB: 0 S: 6 P: 6	R: 0 H: 1 E: 1 LOB: 1 K: 2 BB: 0 S: 8 P: 8	R: 0 H: 0 E: 0 LOB: 0 K: 1 BB: 0 S: 5 P: 5	R: 0 H: 0 E: 0 LOB: 0 K: 0 BB: 1 S: 2 P: 6	R: 0 H: 2 E: 0 LOB: 1 K: 0 BB: 0 S: 4 P: 4	1B: 9 SF: 0 2B: 2 SAC: 0 3B: 0 DP: 2 HR: 0 HBP: 0						WP: 0 PA: 37 PB: 0 SB: 3 CS: 2	

PITCHER		IP	WLS	BF	H	R	ER	SO	BB	IBB	HBP	BLK	WP	HR	S	P	ERA	WHIP
32 Vin Mazzaro, R ERA: 7.36	(1, 1)	3.1		17	6	3	3	2	2	0	0	0	0	0	19	29	8.10	2.400
75 Blaine Hardy, L ERA: 7.36	(4, 1)	0.2		2	1	0	0	0	0	0	0	0	0	0	2	2	0.00	1.500
51 Robinson Tejeda, R ERA: 3.0	(5, 1)	1.0		4	1	0	0	1	0	0	0	0	0	0	6	6	0.00	1.000
38 Blake Wood, R ERA: 9.0	(6, 1)	1.0		4	1	0	0	2	0	0	0	0	0	0	8	8	0.00	1.000
67 Chris Dwyer, L ERA: 7.36	(7, 1)	1.0	W	3	0	0	0	1	0	0	0	0	0	0	5	5	0.00	0.000

PITCHER		IP	WLS	BF	H	R	ER	SO	BB	IBB	HBP	BLK	WP	HR	S	P	ERA	WHIP
47 Nate Adcock, R ERA:	(8, 1)	1.0	H	3	0	0	0	0	1	0	0	0	0	0	2	6	0.00	1.000
56 Greg Holland, R ERA:	(9, 1)	1.0	S	4	2	0	0	0	0	0	0	0	0	0	4	4	0.00	2.000

BOTTOM

Kansas City Royals @ Los Angeles Angels

Tempe Diablo Stadium, Tempe, AZ

Thu Mar 10 2011, 3:05 PM - 6:03 PM EST

Att. 3,146 - Partly Cloudy - 84 F

livebaseballscorecards.com

AB	34
R	3
H	11
RBI	3
BB	3
SO	6
LOB	17

Batter	1	2	3	4	5	6	7	8	9	AB	R	H	RBI	BB	SO	LOB
6 Lorenzo Cain, R (1, 8) OBP: 0.360, SLG: 0.364	C C C 0-3 ① K		C C C 0-3 ① K		X 0-0 ① L6		X 0-0 ① SH1-4 1-2 2-3		C C C 0-3 ② K	3	0	0	0	0	2	0
7 Grégor Blanco, L (6, 8) OBP: 0.278, SLG: 0.235										1	0	0	0	0	1	0
17 Chris Getz, L (1, 4) OBP: 0.300, SLG: 0.294	X 0-0 24 S 16 BB 1B		X 0-0 ② G4-3		X 0-0 16 G5-3 3B		X 0-0 ② SF8 3-H		S S S 0-3 ③ K	3	1	2	0	0	0	0
92 Kurt Mertins, R (6, 4)										1	0	0	1	0	1	0
16 Billy Butler, R (1, 3) OBP: 0.414, SLG: 0.440	B B B B 4-0 1-2 BB		X 0-0 ③ G5-3		X 0-0 ② G5-3 3-H		B B B B 4-0 19 FC5 BB			2	0	0	1	1	0	0
40 Eric Hosmer, L (6, 3) OBP: 0.500, SLG: 0.929										0	0	0	0	1	0	0
24 Wilson Betemit, S (1, 5) OBP: 0.091, SLG: 0.100	S S S 0-3 ② K 2-3			X 0-0 12 2B 85 WP 1B	C C C 0-3 ③ K		X 0-0 FC5 1-2 2-3			3	1	1	0	0	2	2
19 Pedro Feliz, R (6, 5) OBP: 0.188, SLG: 0.286										1	0	0	0	0	0	2
12 Mitch Maier, L (1, 9) OBP: 0.652, SLG: 0.900	X 0-0 ③ G4-3			X 0-0 85 WP 85 E 1-3 2B		X 0-0 ① F7	S S S 0-3 ③ K			3	1	1	0	0	0	2
89 Nick Francis, R (6, 9) OBP: 0.333, SLG: 1.333										1	0	0	0	0	1	3
4 Alex Gordon, L (1, 7) OBP: 0.485, SLG: 0.273		X 0-0 ① F9		X 0-0 ① L4		S S S 0-3 ② K		X 0-0 ① FC8		3	0	0	0	0	1	2
88 Paulo Orlando, R (6, 7) OBP: 0.500, SLG: 0.500										1	0	0	0	0	0	0
85 Wil Myers, R (1, 10)		S S S 0-3 ② K		B X 1-0 E5 70 S 2-H 3-H		C C C 0-3 ③ K		C C C 0-3 ② K		4	0	0	1	0	3	0
70 Salvador Perez, R (1, 2) OBP: 0.357, SLG: 0.333		B B B B 4-0 BB		B X 1-0 ② L3 1-2			H 1-0 7 SH1-4 90 BB 92 SF8 HBP	X 0-0 ③ G6-3		1	0	0	0	1	0	1
22 Lucas May, R (6, 2) OBP: 0.438, SLG: 0.385										1	1	0	0	0	0	0
23 Jeff Bianchi, R (1, 6) OBP: 0.133, SLG: 0.143		X 0-0 ③ G6-3		X 0-0 ③ F8			B B B B 4-0 19 FC5 7 SH1-4 1-2 BB		X 0-0 ① P6	2	0	0	0	0	0	2
90 Christian Colón, R (6, 6)										1	0	0	0	1	0	0
Inning Stats	R: 0 E: 0 K: 2 S: 8 H: 1 LOB: 2 BB: 1 P: 12	R: 0 E: 0 K: 1 S: 5 H: 0 LOB: 1 BB: 1 P: 9	R: 0 E: 0 K: 1 S: 5 H: 0 LOB: 0 BB: 0 P: 5	R: 2 E: 1 K: 0 S: 6 H: 2 LOB: 1 BB: 0 P: 8	R: 1 E: 0 K: 1 S: 6 H: 1 LOB: 0 BB: 0 P: 6	R: 0 E: 0 K: 2 S: 7 H: 0 LOB: 0 BB: 0 P: 7	R: 1 E: 0 K: 1 S: 6 H: 0 LOB: 3 BB: 2 P: 15	R: 0 E: 0 K: 1 S: 5 H: 0 LOB: 0 BB: 0 P: 5	R: 0 E: 0 K: 2 S: 7 H: 0 LOB: 0 BB: 0 P: 7							

TOP

Kansas City Royals @ Oakland Athletics

Phoenix Municipal Stadium, Phoenix, AZ

Thu Mar 10 2011, 3:13 PM - 5:40 PM EST

Att. 2,586 - Sunny - 88 F

livebaseballscorecards.com

AB	31
R	4
H	4
RBI	3
BB	4
SO	11
LOB	14

1B: 2	SF: 1	WP: 1	PA: 38
2B: 1	SAC: 1	PB: 0	
3B: 1	DP: 0	SB: 2	
HR: 0	HBP: 1	CS: 0	

PITCHER		IP	WLS	BF	H	R	ER	SO	BB	IBB	HBP	BLK	WP	HR	S	P	ERA	WHIP
49 Brett Anderson, L ERA: 6.48	(1, 1)	3.1		16	3	2	2	4	2	0	0	0	1	0	22	31	5.40	1.500
57 Brian Fuentes, L ERA:	(4, 1)	0.2	H	2	0	0	0	0	0	0	0	0	0	0	2	3	0.00	0.000
50 Grant Balfour, R ERA: 13.5	(5, 1)	1.0	H	4	1	1	1	1	0	0	0	0	0	0	6	6	9.00	1.000
40 Andrew Bailey, R ERA:	(6, 1)	1.0	H	3	0	0	0	2	0	0	0	0	0	0	7	7	0.00	0.000
33 Joey Devine, R ERA: 6.23	(7, 1)	1.0	B	7	0	1	1	1	2	0	1	0	0	0	6	15	9.00	2.000

PITCHER		IP	WLS	BF	H	R	ER	SO	BB	IBB	HBP	BLK	WP	HR	S	P	ERA	WHIP
70 Yadel Marti, R ERA:	(8, 1)	2.0		6	0	0	0	3	0	0	0	0	0	0	12	12	0.00	0.000

BOTTOM

Kansas City Royals @ Oakland Athletics

Phoenix Municipal Stadium, Phoenix, AZ

Thu Mar 10 2011, 3:13 PM - 5:40 PM EST

Att. 2,586 - Sunny - 88 F

livebaseballscorecards.com

Batter	1	2	3	4	5	6	7	8	9	AB	R	H	RBI	BB	SO	LOB
4 Coco Crisp, S (1, 8) OBP: 0.476, SLG: 0.789 71 Michael Choice, R (6, 8) OBP: 0.444, SLG: 0.375	BBBB 4-0 8 HR BB	x 0-0 8 F8 2B		x 0-0 G4-3 ③			BBBB 4-0 11 G4-6-3 BB			2 1 1 0 1 0 0 0 0 0 0 1 0 0						
8 Kurt Suzuki, R (1, 2) OBP: 0.455, SLG: 0.632 11 Landon Powell, S (6, 2) OBP: 0.353, SLG: 0.533	BBSSX 2-2 1-H HR	x 0-0 ② F8 2-3			SSS 0-3 ① K		x 0-0 ②③ G4-6-3 1-2f			3 1 1 2 0 1 1 1 0 0 0 0 0 1						
16 Josh Willingham, R (1, 7) OBP: 0.286, SLG: 0.421 58 Jai Miller, R (6, 7) OBP: 0.500, SLG: 0.412	x 0-0 ① L8	CCC 0-3 ③ K			SSS 0-3 ② K			x 0-0 ① G1-3		3 0 0 0 0 2 1 1 0 0 0 0 0 0						
55 Hideki Matsui, L (1, 10) OBP: 0.238, SLG: 0.059 19 Anthony Recker, R (8, PH) OBP: 0.308, SLG: 0.615 (9, 10)	x 0-0 ② F7		x 0-0 ① G4-3		SSS 0-3 ③ K			x 0-0 ② G6-3		3 0 0 0 0 1 0 1 0 0 0 0 0 0						
5 Kevin Kouzmanoff, R (1, 5) OBP: 0.571, SLG: 0.765 30 Steve Tolleson, R (6, PR) OBP: 0.407, SLG: 0.250 (7, 5)	BBBB 4-0 21 2B 25 2B BB		SSS 0-3 ② K		x 0-0 25 G6-4-3 21 1B 1B			x 0-0 ③ G6-3		2 1 1 0 1 1 0 1 0 0 0 0 0 0						
21 Andy LaRoche, R (1, 4) OBP: 0.536, SLG: 0.955 59 Jemile Weeks, S (6, PR) OBP: 0.467, SLG: 0.500 (7, 4)	x 0-0 25 2B 1-3 2B		BBBB 4-0 BB		x 0-0 25 G6-4-3 1-2 1B			x 0-0 67 PB 23 G5-3 1B		2 1 2 0 1 0 0 1 0 1 0 0 0 0						
25 Matt Carson, R (1, 9) OBP: 0.259, SLG: 0.519 23 Michael Taylor, R (7, 9) OBP: 0.200, SLG: 0.379	x 0-0 67 S 2-H 3-H 2B		x 0-0 F9		x 0-0 ①② G6-4-3 1-2f 2-3			x 0-0 ① G5-3 1-2		3 0 1 2 0 0 3 1 0 0 0 0 0 1						
67 Wes Timmons, R (1, 3) OBP: 0.419, SLG: 0.250	SSS 0-3 ③ K 2-3			x 0-0 ① G6-3		x 0-0 ③ G6-3		B X 1-0 ② G5-3 2-3		4 0 0 0 0 1 4						
2 Cliff Pennington, S (1, 6) 52 Grant Green, R (8, 6) OBP: 0.500, SLG: 0.400		SSM 0-3 ① K		x 0-0 ② G6-3			SSS 0-3 ① K		x 0-0 ③ G1-3	3 0 0 0 0 2 0 1 0 0 0 0 0 1						

Inning Stats									
	R: 4 H: 3 E: 0 LOB: 1 K: 1 BB: 2 S: 10 P: 20	R: 0 H: 1 E: 0 LOB: 1 K: 2 BB: 0 S: 8 P: 8	R: 0 H: 0 E: 0 LOB: 1 K: 1 BB: 1 S: 5 P: 9	R: 0 H: 0 E: 0 LOB: 0 K: 0 BB: 0 S: 3 P: 3	R: 0 H: 0 E: 0 LOB: 0 K: 3 BB: 0 S: 9 P: 9	R: 0 H: 2 E: 0 LOB: 2 K: 0 BB: 0 S: 4 P: 4	R: 0 H: 0 E: 0 LOB: 0 K: 1 BB: 1 S: 4 P: 8	R: 0 H: 0 E: 0 LOB: 0 K: 0 BB: 0 S: 3 P: 3	R: 0 H: 1 E: 0 LOB: 1 K: 0 BB: 0 S: 4 P: 5

1B: 3 SF: 0
2B: 3 SAC: 0
3B: 0 DP: 2
HR: 1 HBP: 0

WP: 0 PA: 36
PB: 1
SB: 1
CS: 0

AB	32
R	4
H	7
RBI	4
BB	4
SO	8
LOB	12

PITCHER		IP	WLS	BF	H	R	ER	SO	BB	IBB	HBP	BLK	WP	HR	S	P	ERA	WHIP
78 Will Smith, L ERA: 7.2	(1, 1)	2.0		12	4	4	4	3	2	0	0	0	0	1	18	28	18.00	3.000
43 Aaron Crow, R ERA: 3.0	(3, 1)	2.0		7	0	0	0	1	1	0	0	0	0	0	8	12	0.00	0.500
77 Louis Coleman, R ERA: 4.5	(5, 1)	1.0		3	0	0	0	3	0	0	0	0	0	0	9	9	0.00	0.000
48 Joakim Soria, R ERA: 9.0	(6, 1)	1.0		4	2	0	0	0	0	0	0	0	0	0	4	4	0.00	2.000
41 Jeremy Jeffress, R ERA: 2.25	(7, 1)	1.0		3	0	0	0	1	1	0	0	0	0	0	4	8	0.00	1.000

PITCHER		IP	WLS	BF	H	R	ER	SO	BB	IBB	HBP	BLK	WP	HR	S	P	ERA	WHIP
39 Luis Mendoza, R ERA:	(8, 1)	2.0		7	1	0	0	0	0	0	0	0	0	0	7	8	0.00	0.500

Batter	1	2	3	4	5	6	7	8	9	10	AB	R	H	RBI	BB	SO	LOB
1 Jarrod Dyson, L (1, 8) OBP: 0.429, SLG: 0.368	C X 0-1 ① G6-3		C C S 0-3 ③ K			X 0-0 ① P3		B B B 4-0 72 G3-1 BB		H 1-0 72 SH1-3 HBP	3	0	0	0	0	1	0
6 Lorenzo Cain, R (6, 8) OBP: 0.407, SLG: 0.364											0	0	0	0	1	0	0
2 Alcides Escobar, R (1, 6) OBP: 0.364, SLG: 0.300	X 0-0 ② G6-3			X 0-0 ① F8		X 0-0 ② F8		X 0-0 ② G3-1 1-2 2-3		X 0-0 ① SH1-3 1-2	3	0	0	0	0	0	0
72 Irving Falu, S (6, 6) OBP: 0.214, SLG: 0.154											1	0	0	0	0	0	2
13 Mike Aviles, R (1, 5) OBP: 0.500, SLG: 0.778	C C X 0-2 HR			X 0-0 ② L7		X 0-0 ③ F8		B B B 4-0 BB		F F S 0-3 ② K	3	1	1	1	0	0	0
8 Mike Moustakas, L (6, 5) OBP: 0.348, SLG: 0.400											1	0	0	0	1	1	1
30 Kila Ka'aihue, L (1, 3) OBP: 0.385, SLG: 0.750	X 0-0 ③ G4-3			B B B B 4-0 BB			X 0-0 ① G3	X 0-0 ③ L7		X 0-0 ③ F7	1	0	0	0	1	0	0
25 Clint Robinson, L (6, 3) OBP: 0.375, SLG: 0.786				X 0-0 ③ G4-3			C C S 0-3 ② K		X 0-0 28 SH1-4 64 FC6-2 2B		3	0	0	0	0	0	4
21 Jeff Francoeur, R (1, 9) OBP: 0.250, SLG: 0.320		X 0-0 ① F8			X 0-0 17 G3-1 22 G5-3 15 WP 1B						2	0	0	0	0	0	1
12 Mitch Maier, L (6, 9) OBP: 0.640, SLG: 0.909							B X 1-0 HR		B B B 4-0 64 FC6-2 28 SH1-4 BB		2	0	1	0	0	1	0
53 Melky Cabrera, S (1, 7) OBP: 0.536, SLG: 0.792		X 0-0 ② F8									2	1	1	0	0	0	0
4 Alex Gordon, L (6, 7) OBP: 0.514, SLG: 0.435											1	1	1	1	1	0	0
22 Lucas May, R (1, 2) OBP: 0.389, SLG: 0.333		X 0-0 ③ G5-3			X 0-0 ① G5-3 1-2		X 0-0 ③ P6		X 0-0 ① SH1-4 1-2 2-3		2	0	0	0	0	0	1
28 Manny Piña, R (6, 2) OBP: 0.308, SLG: 0.182											1	0	0	0	0	0	0
17 Chris Getz, L (1, 4) OBP: 0.273, SLG: 0.263			X 0-0 ① G1-3		X 0-0 ② G3-1 2-3			X 0-0 72 G3-1 9 SH1-4 1B	X 0-0 ② FC6-2 2-3 3-H		2	0	0	0	0	0	1
64 Lance Zawadzki, L (6, 4) OBP: 0.471, SLG: 0.875											2	0	1	0	0	0	2
44 Luke Hochevar, R (1, 1) 75 Blaine Hardy, L (4, 1) 15 David Lough, L (3, PH) 65 Mike Montgomery, L (5, 1) 76 Tim Collins, L (7, 1) 9 Derrick Robinson, S (8, PR) OBP: 0.429, SLG: 0.429, 0-0, 0 RBI 54 Kevin Pucetas, R (9, 1) 40 Eric Hosmer, L (3, PH) OBP: 0.000, SLG: 0.000, 0-0, 0 RBI 62 Steven Shell, R (9, 1) 85 Blake Johnson, R (10, 1)			C C C 0-3 ② K		B X 1-0 ③ L8 3-H			X 0-0 ① SH1-4 1-2	X 0-0 ③ F9		1	0	0	0	0	1	0
											0	0	0	0	0	0	0
											1	0	0	0	0	0	0
											0	0	0	0	0	0	0
											0	0	0	0	0	0	0
											0	0	0	0	0	0	0
											1	0	0	0	0	0	2
											0	0	0	0	0	0	0
											0	0	0	0	0	0	0
Inning Stats	R: 1 E: 0 K: 0 S: 7 H: 1 LOB: 0 BB: 0 P: 7	R: 0 E: 0 K: 0 S: 3 H: 0 LOB: 0 BB: 0 P: 3	R: 0 E: 0 K: 2 S: 7 H: 0 LOB: 0 BB: 0 P: 7	R: 0 E: 0 K: 0 S: 3 H: 0 LOB: 1 BB: 1 P: 7	R: 1 E: 0 K: 0 S: 4 H: 1 LOB: 0 BB: 0 P: 5	R: 0 E: 0 K: 0 S: 3 H: 0 LOB: 0 BB: 0 P: 3	R: 1 E: 0 K: 1 S: 6 H: 1 LOB: 0 BB: 0 P: 7	R: 0 E: 0 K: 0 S: 4 H: 1 LOB: 3 BB: 2 P: 12	R: 0 E: 0 K: 0 S: 4 H: 1 LOB: 2 BB: 1 P: 8	R: 0 E: 0 K: 1 S: 5 H: 0 LOB: 1 BB: 0 P: 6	1B: 2 2B: 1 3B: 0 HR: 2 SF: 0 SAC: 3 DP: 0 HBP: 1						

PITCHER		IP	WLS	BF	H	R	ER	SO	BB	IBB	HBP	BLK	WP	HR	S	P	ERA	WHIP
46 Jason Hammel, R ERA: 2.0	(1, 1)	4.0		14	1	1	1	2	1	0	0	0	0	1	20	24	2.25	0.500
27 Matt Lindstrom, R ERA: 4.5	(5, 1)	1.0	B	4	1	1	1	0	0	0	0	0	1	0	4	5	9.00	1.000
56 Franklin Morales, L ERA:	(6, 1)	1.0		3	0	0	0	0	0	0	0	0	0	0	3	3	0.00	0.000
74 Adam Jorgenson, R ERA: 32.4	(7, 1)	1.0		4	1	1	1	1	0	0	0	0	0	1	6	7	9.00	1.000
67 Rex Brothers, L ERA:	(8, 1)	1.0		6	1	0	0	0	2	0	0	0	0	0	4	12	0.00	3.000

PITCHER		IP	WLS	BF	H	R	ER	SO	BB	IBB	HBP	BLK	WP	HR	S	P	ERA	WHIP
73 Billy Buckner, R ERA: 3.86	(9, 1)	1.0		5	1	0	0	0	1	0	0	0	0	0	4	8	0.00	2.000
65 Bruce Billings, R ERA: 2.25	(10, 1)	1.0	W	4	0	0	0	1	0	0	1	0	0	0	5	6	0.00	0.000

TOP

Kansas City Royals @ Colorado Rockies

Salt River Fields at Talking Stick, Scottsdale, AZ

Fri Mar 11 2011, 3:11 PM - 6:33 PM EST

Att. 9,790 - Sunny - 80 F

livebaseballscorecards.com

AB	32
R	3
H	5
RBI	2
BB	4
SO	4
LOB	14

1B: 2	SF: 0	WP: 1	PA: 40
2B: 1	SAC: 3	PB: 0	
3B: 0	DP: 0	SB: 0	
HR: 2	HBP: 1	CS: 0	

Batter	1	2	3	4	5	6	7	8	9	10	AB	R	H	RBI	BB	SO	LOB
24 Dexter Fowler, S (1, 8) OBP: 0.423, SLG: 0.476	L7	G3			BB		2B		G1-3		2	0	0	0	1	0	0
3 Willy Taveras, R (6, 8) OBP: 0.385, SLG: 0.440									1-2		2	0	1	0	0	0	1
18 Jonathan Herrera, S (1, 4) OBP: 0.433, SLG: 0.538	5 G2-3 17 1B 2B	G3			BB		G5-3		3B		3	1	1	0	1	0	1
67 Rex Brothers, L (8, 1)					1-2				2-H		0	0	0	0	0	0	0
73 Billy Buckner, R (9, 1)											0	0	0	0	0	0	0
72 Ben Paulsen, L (9, PH) OBP: 0.545, SLG: 0.944											1	0	1	1	0	0	0
65 Bruce Billings, R (10, 1)											0	0	0	0	0	0	0
5 Carlos González, L (1, 7) OBP: 0.292, SLG: 0.273	G2-3 2-3	K	K		1-2 2-3			35 CS 71 G2-3	71 DI		3	0	0	0	0	2	3
56 Franklin Morales, L (6, 1)								BB	BB		0	0	0	0	0	0	0
26 Jose Morales, S (7, 2) OBP: 0.462, SLG: 0.545											0	0	0	0	2	0	0
22 Jose Lopez, R (1, 5) OBP: 0.280, SLG: 0.217	17 1B BB	L9				17 BB 1B		G2-3 1-2	P5 1-2		2	0	1	0	1	0	0
71 Tim Wheeler, L (7, 9) OBP: 0.222, SLG: 0.200											2	0	0	0	0	0	3
17 Todd Helton, L (1, 3) OBP: 0.474, SLG: 0.588	1-3 3-H 1B			58 G5-4-3 1B		1-2 BB		64 2-3 1B BB		G3-1	2	0	2	1	1	0	0
35 Mike Jacobs, L (6, PR) OBP: 0.200, SLG: 0.211											1	0	0	0	1	0	0
(7, 3)																	
58 Jordan Pacheco, R (1, 2) OBP: 0.368, SLG: 0.556	K			G5-4-3 1-2f		K		1B		G5-3	3	0	0	0	0	2	4
64 Héctor Gómez, R (7, 5) OBP: 0.250, SLG: 0.400											2	0	1	0	0	0	0
7 Seth Smith, L (1, 9) OBP: 0.348, SLG: 0.524		3-1 HR		F7		K		G6-3		E5 10 WP 10 E	3	1	1	1	0	1	1
74 Adam Jorgenson, R (7, 1)											0	0	0	0	0	0	0
75 Tommy Field, R (8, 4) OBP: 0.250, SLG: 0.118											2	1	0	0	0	0	2
10 Chris Nelson, R (1, 6) OBP: 0.273, SLG: 0.333		K			41 G1-6-3 BB		K		G6-3	E5 2-H	4	0	0	0	1	2	0
46 Jason Hammel, R (1, 1)		G4-3			G1-6-3 1-2f		G4-3		3 G1-3 72 3B BB		1	0	0	0	0	0	0
27 Matt Lindstrom, R (5, 1)											0	0	0	0	0	0	0
41 Cole Garner, R (5, PH) OBP: 0.440, SLG: 0.522											1	0	0	0	0	0	1
70 Charlie Blackmon, L (6, 7) OBP: 0.444, SLG: 0.591											1	1	0	0	1	0	0
Inning Stats	R: 1 E: 0 K: 1 S: 7 H: 2 LOB: 2 BB: 1 P: 11	R: 1 E: 0 K: 1 S: 7 H: 1 LOB: 0 BB: 0 P: 10	R: 0 E: 0 K: 1 S: 5 H: 0 LOB: 0 BB: 0 P: 5	R: 0 E: 0 K: 0 S: 3 H: 1 LOB: 0 BB: 0 P: 3	R: 0 E: 0 K: 1 S: 4 H: 0 LOB: 2 BB: 3 P: 17	R: 0 E: 0 K: 2 S: 7 H: 1 LOB: 1 BB: 1 P: 11	R: 0 E: 0 K: 1 S: 6 H: 1 LOB: 1 BB: 0 P: 6	R: 0 E: 0 K: 0 S: 3 H: 1 LOB: 2 BB: 2 P: 11	R: 1 E: 0 K: 0 S: 4 H: 1 LOB: 2 BB: 2 P: 13	R: 1 E: 2 K: 0 S: 4 H: 0 LOB: 1 BB: 0 P: 5	1B: 4 2B: 2 3B: 1 HR: 1	SF: 0 SAC: 0 DP: 2 HBP: 0					

PITCHER		IP	WLS	BF	H	R	ER	SO	BB	IBB	HBP	BLK	WP	HR	S	P	ERA	WHIP
44 Luke Hochevar, R	(1, 1)	3.2		15	4	2	2	3	1	0	0	0	0	1	21	28	4.91	1.364
ERA: 4.15																		
75 Blaine Hardy, L	(4, 1)	0.1		1	0	0	0	0	0	0	0	0	0	0	1	1	0.00	0.000
ERA: 6.75																		
65 Mike Montgomery, L	(5, 1)	2.0		9	1	0	0	3	4	0	0	0	1	0	11	28	0.00	2.500
ERA:																		
76 Tim Collins, L	(7, 1)	1.0	H	4	1	0	0	1	0	0	0	0	0	0	6	6	0.00	1.000
ERA: 1.8																		
54 Kevin Pucetas, R	(8, 1)	1.0	H	5	1	0	0	0	2	0	0	0	0	0	3	11	0.00	3.000
ERA: 9.0																		

PITCHER		IP	WLS	BF	H	R	ER	SO	BB	IBB	HBP	BLK	WP	HR	S	P	ERA	WHIP
62 Steven Shell, R	(9, 1)	1.0	B	6	1	1	1	0	2	0	0	0	0	0	4	13	9.00	3.000
ERA: 6.0																		
85 Blake Johnson, R	(10, 1)	0.2	L	4	0	1	0	0	0	0	0	0	1	0	4	5	0.00	0.000
ERA:																		

BOTTOM

Kansas City Royals @ Colorado Rockies

Salt River Fields at Talking Stick, Scottsdale, AZ

Fri Mar 11 2011, 3:11 PM - 6:33 PM EST

Att. 9,790 - Sunny - 80 F

livebaseballscorecards.com

AB	35
R	4
H	8
RBI	3
BB	9
SO	7
LOB	16

1B: 4	SF: 0	WP: 2	PA: 44
2B: 2	SAC: 0	PB: 0	
3B: 1	DP: 2	SB: 0	
HR: 1	HBP: 0	CS: 1	

Batter	1	2	3	4	5	6	7	8	9	AB	R	H	RBI	BB	SO	LOB
15 Rafael Furcal, S (1, 6) OBP: 0.136, SLG: 0.136	B SI 89 X SI 89 1-0 ① F9	C CH 78 B SI 91 X CH 78 1-1 ③ F9		B SI 94 X SI 94 1-0 ③ G6-3			C FF 92 F FF 92 X FF 93 0-2 ① G5-3	C SI 91 S FF 90 F FF 91 X SI 91 0-2 ③ G2-3		3	0	0	0	0	0	2
70 Dee Strange-Gordon, L (5, 6) OBP: 0.200, SLG: 0.267										2	0	0	0	0	0	0
3 Xavier Paul, L (1, 9) OBP: 0.240, SLG: 0.364	B SI 90 X SI 90 1-0 E5 5 2B		B SI 91 B SI 89 C SI 89 F CH 77 S CH 79 2-3 ① K2-3		B CH 83 C FF 88 F FF 87 X FF 92 1-2 1B		X FF 92 0-0 13 BB 49 HR 1B		C SL 80 X SI 90 0-1 ① G6-3	3	1	1	0	0	1	0
93 Angelo Songco, L (5, PR) OBP: 0.500, SLG: 0.500										2	1	1	0	0	0	0
(5, 9)																
5 Juan Uribe, R (1, 5) OBP: 0.278, SLG: 0.412	B SI 89 B SI 89 B SL 79 X SI 89 3-0 1-H 27 2B 2B		X SL 81 0-0 27 G6-4-3 1B		S SL 81 X FF 88 0-1 ① F9		B FF 92 B FF 91 B FF 90 C FF 92 F FF 91 B FF 92 4-2 1-2 49 HR BB		C SI 91 B SL 81 C SI 90 C 1-3 ② K	3	1	2	1	0	0	1
13 Iván De Jesús Jr., R (5, 5) OBP: 0.286, SLG: 0.300										1	1	0	0	1	1	0
27 Matt Kemp, R (1, 8) OBP: 0.370, SLG: 0.667	F SI 91 B SL 79 X SL 79 1-1 2-H 9 S 2B		B SI 91 C SL 78 X FF 91 1-1 ② ③ G6-4-3 1-2f		C CU 80 F FF 88 F CU 70 X CH 82 0-2 ② L5		F FF 89 D CU 74 X FF 90 1-1 1-H 2-H HR		C SL 80 B SI 90 F CH 85 F SI 90 X SI 90 1-2 ③ 1B	3	0	1	1	0	0	2
49 Trent Oeltjen, L (5, 8) OBP: 0.417, SLG: 0.636										2	1	2	3	0	0	0
33 Marcus Thames, R (1, 7) OBP: 0.391, SLG: 0.524	B SI 92 X SI 90 1-0 ② L8			S SI 90 F CH 76 B SI 90 F SI 91 B SL 80 F SI 91 X SL 82 2-2 30 1B 35 1B 1B	C SL 82 F CU 74 S FF 91 0-3 ③ K		C CU 74 F FF 95 F CU 78 B CU 77 S CH 81 1-3 ② K			3	1	1	0	0	1	2
68 Jerry Sands, R (5, 7) OBP: 0.524, SLG: 0.882										1	0	0	0	0	1	0
30 Dioner Navarro, S (1, 2) OBP: 0.211, SLG: 0.235	B SI 90 C SI 89 B CH 78 B SI 91 B SI 90 4-1 BB			C SI 90 D CH 78 C SI 91 B SI 91 B CH 78 X SI 90 3-2 35 1B 1-2 1B		C FF 94 B FF 92 B FF 93 S FF 92 B CU 74 X FF 94 3-2 ① F7	B FF 93 S CH 80 S CH 80 B FF 94 F FF 94 X CU 77 2-2 ③ F7			2	0	1	0	1	0	0
77 JD Closser, S (6, 2)										1	0	0	0	0	0	0
9 Hector Gimenez, S (1, 3) OBP: 0.304, SLG: 0.250	B CH 78 B SI 90 S SI 90 B CH 78 S SI 89 X SI 91 3-2 ③ 2-3 F8			F SI 90 F CH 77 F SI 91 C CH 78 0-3 ① K	B FF 95 C CH 81 B CH 81 F FF 94 X FF 95 2-2 ② G5-3			F SI 91 B SI 90 X SL 80 1-1 HR		3	0	0	0	0	1	4
98 Corey Smith, R (6, 3) OBP: 1.000, SLG: 3.000										1	1	1	1	0	0	0
35 Gabe Kapler, R (1, 10) OBP: 0.273, SLG: 0.286		B SI 89 B SI 89 F SI 88 X SI 90 2-1 ① G5-3		F SI 91 X SI 90 0-1 1-2 2-H 1B	B CU 75 B CH 80 B FF 93 C FF 91 B FF 91 4-1 BB			S SI 91 B SL 82 C SL 82 B SI 90 X SI 91 2-2 ① G5-3		3	0	1	1	1	0	0
14 Jamey Carroll, R (1, 4) OBP: 0.263, SLG: 0.176		C FF 90 B SL 78 B SL 78 X SI 89 2-1 ② G6-3		C SI 93 F SI 94 B SI 93 C SL 83 1-3 ② K	C FF 92 F FF 92 D FF 96 F FF 93 S CH 82 1-3 ③ K2-3			C SI 91 F SI 90 B CH 86 B FF 91 B SI 91 X SI 92 3-2 ② G4-1		3	0	0	0	0	2	3
9 Eugenio Velez, S (6, 4) OBP: 0.222, SLG: 0.067										1	0	0	0	0	0	0

Inning Stats	1	2	3	4	5	6	7	8	9	1B: 7 SF: 0	WP: 0 PA: 40
	R: 2 H: 2 E: 1 LOB: 2 K: 0 BB: 1 S: 10 P: 24	R: 0 H: 0 E: 0 LOB: 0 K: 0 BB: 0 S: 6 P: 11	R: 0 H: 1 E: 0 LOB: 0 K: 1 BB: 0 S: 6 P: 9	R: 1 H: 3 E: 0 LOB: 2 K: 2 BB: 0 S: 18 P: 25	R: 0 H: 1 E: 0 LOB: 1 K: 1 BB: 0 S: 12 P: 13	R: 0 H: 0 E: 0 LOB: 1 K: 1 BB: 1 S: 11 P: 21	R: 3 H: 2 E: 0 LOB: 0 K: 1 BB: 1 S: 16 P: 24	R: 1 H: 1 E: 0 LOB: 0 K: 0 BB: 0 S: 12 P: 18	R: 0 H: 1 E: 0 LOB: 1 K: 1 BB: 0 S: 9 P: 11	2B: 2 SAC: 0 3B: 0 DP: 1 HR: 2 HBP: 0	PB: 0 SB: 1 CS: 0

PITCHER		IP	WLS	BF	H	R	ER	SO	BB	IBB	HBP	BLK	WP	HR	S	P	ERA	WHIP
37 Sean O'Sullivan, R ERA: 3.24	(1, 1)	3.1	W	17	6	3	2	2	1	0	0	0	0	0	36	63	5.40	2.100
39 Luis Mendoza, R ERA:	(4, 1)	0.2	H	2	0	0	0	1	0	0	0	0	0	0	4	6	0.00	0.000
48 Joakim Soria, R ERA: 6.75	(5, 1)	1.0		4	1	0	0	1	0	0	0	0	0	0	12	13	0.00	1.000
68 Danny Duffy, L ERA: 10.29	(6, 1)	2.0		10	2	3	3	2	2	0	0	0	0	1	27	45	13.50	2.000
50 Kanekoa Texeira, R ERA: 1.8	(8, 1)	2.0		7	2	1	1	1	0	0	0	0	0	1	21	29	4.50	1.000

PITCHER	IP	WLS	BF	H	R	ER	SO	BB	IBB	HBP	BLK	WP	HR	S	P	ERA	WHIP

TOP

Los Angeles Dodgers @ Kansas City Royals

Surprise Stadium, Surprise, AZ

Sat Mar 12 2011, 3:06 PM - 6:25 PM EST

Att. 5,451 - Sunny - 85 F

livebaseballscorecards.com

AB	37
R	7
H	11
RBI	7
BB	3
SO	7
LOB	14

Batter	1	2	3	4	5	6	7	8	9	AB	R	H	RBI	BB	SO	LOB
72 Irving Falu, S (1, 6) OBP: 0.278, SLG: 0.235 79 Alex McClure, S (6, PH) OBP: 0.500, SLG: 1.000 (7, 6)	B CH 80 B CH 79 C SL 80 X SL 78 2-1 ① F8		B FF 84 C FF 85 F CH 77 X FF 84 1-2 16 1B 12 BB 53 2B 1B	F SL 81 X SL 79 0-1 12 S 12 1B 1B	C FF 92 B CU 76 B SI 91 F SI 92 X SI 92 2-2 ② G1-3	C SI 90 X SI 91 0-1 1-3 2-H 2B	C SL 83 B SL 83 B SL 84 B SI 90 F SI 90 X SI 89 3-2 ③ F8			4 2 2 0 0 0 0 2 0 1 1 0 0 1						
12 Mitch Maier, L (1, 9) OBP: 0.643, SLG: 0.875 7 Grégor Blanco, L (5, 9) OBP: 0.286, SLG: 0.211	B SL 82 B CH 82 B CH 81 F CH 81 F FF 83 X FF 84 3-2 ② G3		B FF 86 B FF 85 F FF 85 B CH 75 C FF 85 B SL 79 4-2 16 1B 53 2B 1-2 BB	S FF 86 B SL 80 S SL 80 B FF 87 X SL 78 2-2 25 WP 16 WP 53 1B 1-H 1B	C SI 92 B SI 91 B CU 76 B SI 92 F SI 92 F SI 92 F SI 92 B SI 92 4-2 40 2B BB	F SI 90 B SI 91 B SL 83 F SI 90 C SI 90 2-3 ③ K		B SI 89 X SI 89 1-0 ① G3	2 2 1 1 1 0 0 2 1 0 0 1 1 2						
16 Billy Butler, R (1, 3) OBP: 0.438, SLG: 0.500 40 Eric Hosmer, L (5, PH) OBP: 0.500, SLG: 0.882 (6, 3)	C FF 84 S CH 75 X FF 85 0-2 25 HR 2B		2 SAFE C FF 85 B CU 70 1 SAFE X CU 70 1-1 53 2B 4 1B 1-2 2-3 1B	1 SAFE F FF 86 F FF 86 B SL 81 B FF 86 S SL 79 2-3 ① K 1-2	B SI 92 X SI 91 1-0 25 1B 1-H 2B		B SI 88 B CH 83 B SI 88 B SI 88 4-0 9 1B 4 HR BB	F CH 82 B SI 89 B SI 88 X SL 84 2-1 ② G4-3	3 2 2 0 0 1 1 2 2 1 1 1 0 0						
25 Clint Robinson, L (1, 10) OBP: 0.400, SLG: 0.889 46 Brett Carroll, R (7, PH) (8, 10)	C FF 83 X FF 84 0-1 2-H HR		B FF 86 C FF 86 F SL 80 S FF 86 1-3 ② K	B SI 91 2 SAFE S SI 92 B SI 93 B SI 92 X CU 76 3-1 ② G4-3 2-3	B CU 76 X SL 91 1-0 2-H 1B		B SI 90 S SL 86 S SL 89 S SL 85 1-3 ① K	C SI 89 S SI 89 B SI 90 S CH 85 1-3 ③ K		4 1 2 3 0 1 4 2 0 0 0 0 2 1						
53 Melky Cabrera, S (1, 8) OBP: 0.548, SLG: 0.815 9 Derrick Robinson, S (5, 8) OBP: 0.417, SLG: 0.636	S CH 75 B SL 75 S CH 75 B FF 85 F FF 84 X FF 84 2-2 ③ L5		F CH 77 X SL 80 0-1 4 1B 1-3 2-H 3-H 2B	B SI 92 X FF 92 1-0 4 2B 3-H 1B	C SI 90 X CU 76 0-1 ③ L9		C SI 89 X SI 90 0-1 4 HR 1-3 1B			3 2 2 3 0 0 0 2 1 1 0 0 0 1						
4 Alex Gordon, L (1, 7) OBP: 0.550, SLG: 0.630 15 David Lough, L (8, 7) OBP: 0.350, SLG: 0.235	F CH 83 B CH 83 B CH 74 B FF 83 S FF 83 B SL 79 4-2 24 CS BB		B FF 87 F FF 87 C SL 80 B SL 80 B FF 88 X SL 81 3-2 2-H 3-H 1B	B CU 76 1 SAFE F SI 92 1 SAFE X SI 92 1-1 24 1B 1-H 2B		B SI 90 B SI 91 X SI 90 2-0 ① F9	X CH 85 0-0 1-H 3-H HR			4 2 3 6 1 0 0 0 0 0 0 0 0 0						
24 Wilson Betemit, S (1, 5) OBP: 0.143, SLG: 0.154 19 Pedro Feliz, R (6, 5) OBP: 0.278, SLG: 0.333		1 SAFE B FF 84 C FF 84 F FF 84 C CU 68 1-3 ①② K 1-2	1 SAFE B FF 86 B FF 87 X FF 87 2-0 ③ G4-3	C SI 92 X CU 75 0-1 2-H 1B		F SL 86 B SL 86 F SL 84 B SL 87 B SL 83 B SI 92 4-2 3 1B 79 2B BB	S SI 89 S SI 90 X CH 83 0-2 23 FC3-6 1B			3 0 1 1 0 1 2 1 1 1 0 1 0 0						
64 Lance Zawadzki, L (1, 4) OBP: 0.429, SLG: 0.737 23 Jeff Bianchi, R (7, 4) OBP: 0.125, SLG: 0.133	B FF 85 S FF 84 S CH 76 F CU 67 X SL 80 1-2 ③ F8			28 HR BB F8		B SI 91 B SI 92 C SI 91 F SI 90 F SL 86 C SI 91 2-3 ② K	B SI 89 S SL 83 S SL 83 F FF 89 D CH 83 X SI 89 2-2 ② FC3-6 3 2B 1-2f			3 1 0 0 1 1 2 1 1 0 0 0 0 1						
28 Manny Piña, R (1, 2) OBP: 0.313, SLG: 0.429 3 Brayan Peña, S (6, 2) OBP: 0.125, SLG: 0.188			C CH 83 B CH 75 B CH 76 X FF 84 2-1 ① G6-3	B FF 86 1 SAFE B FF 87 F FF 87 B FF 86 1 SAFE F FF 85 X FF 87 3-2 1-H HR	X SI 90 0-0 ① F8	S SL 86 X SL 83 0-1 79 2B 1-2 1B	X SI 88 0-0 1-H 2B			3 1 1 2 0 0 0 2 0 2 1 0 0 0						
Inning Stats	R: 2 E: 0 K: 0 S: 14 H: 2 LOB: 0 BB: 0 P: 21	R: 0 E: 0 K: 1 S: 9 H: 0 LOB: 0 BB: 1 P: 15	R: 4 E: 0 K: 1 S: 18 H: 4 LOB: 1 BB: 1 P: 32	R: 6 E: 0 K: 1 S: 21 H: 6 LOB: 1 BB: 1 P: 38	R: 2 E: 0 K: 0 S: 12 H: 2 LOB: 1 BB: 1 P: 20	R: 1 E: 0 K: 2 S: 14 H: 2 LOB: 2 BB: 1 P: 24	R: 4 E: 0 K: 1 S: 17 H: 4 LOB: 1 BB: 1 P: 27	R: 0 E: 0 K: 1 S: 6 H: 0 LOB: 0 BB: 0 P: 10		1B: 11 2B: 6 3B: 0 HR: 3 SF: 0 SAC: 0 DP: 0 HBP: 0	WP: 2 PB: 0 SB: 1 CS: 1 PA: 49						

PITCHER		IP	WLS	BF	H	R	ER	SO	BB	IBB	HBP	BLK	WP	HR	S	P	ERA	WHIP
29 Ted Lilly, L ERA: 10.5	(1, 1)	2.2	L	14	5	6	6	2	2	0	0	0	0	1	37	59	20.25	2.625
80 Ron Mahay, L ERA: 17.18	(3, 1)	0.2		7	4	4	4	1	1	0	0	0	1	1	17	33	54.00	7.500
38 Ramon Troncoso, R ERA: 5.68	(4, 1)	1.2		11	5	4	4	0	1	0	0	0	1	0	20	34	21.60	3.600
52 Oscar Villarreal, R ERA: 12.71	(6, 1)	1.1		10	4	4	4	3	2	0	0	0	0	1	20	35	27.00	4.500
99 Steven Jackson, R ERA: 5.4	(7, 1)	1.2		7	2	1	1	1	0	0	0	0	0	0	17	26	5.40	1.200

PITCHER	IP	WLS	BF	H	R	ER	SO	BB	IBB	HBP	BLK	WP	HR	S	P	ERA	WHIP

BOTTOM

Los Angeles Dodgers @ Kansas City Royals

Surprise Stadium, Surprise, AZ

Sat Mar 12 2011, 3:06 PM - 6:25 PM EST

Att. 5,451 - Sunny - 85 F

livebaseballscorecards.com

AB	43
R	19
H	20
RBI	19
BB	6
SO	7
LOB	15

Batter	1	2	3	4	5	6	7	8	9	AB	R	H	RBI	BB	SO	LOB
6 Lorenzo Cain, R (1, 8) OBP: 0.400, SLG: 0.360	K	16 WP 13 S 1B		G5-3		P6 1-2		8 S 1B 3-H		3	0	1	0	0	1	0
1 Jarrod Dyson, L (6, PH) OBP: 0.435, SLG: 0.381 (6, 7)										2	0	1	0	0	0	2
13 Mike Aviles, R (1, 5) OBP: 0.514, SLG: 0.767	16 2B 1B	F8 1-2			16 G4-3 1B		24 FC4-6 BB	P6 1-2		3	1	2	0	0	0	1
8 Mike Moustakas, L (6, 5) OBP: 0.360, SLG: 0.381										1	0	0	0	1	0	1
16 Billy Butler, R (1, 10) OBP: 0.457, SLG: 0.533	30 1B 53 2B 2B 1-H	30 S BB 2-3			G4-3 1-2f		FC4-6 40 WP 40 2B 1-2f	F8		2	1	1	1	1	0	1
24 Wilson Betemit, S (7, PH) OBP: 0.125, SLG: 0.133 (7, 10)										2	1	0	0	0	0	2
30 Kila Ka'aihue, L (1, 3) OBP: 0.414, SLG: 0.741	53 2B 1B 2-3	G1-4-3 1-2			1B		7 E 2B 1-H		28 1B 2B	3	0	2	0	0	0	2
40 Eric Hosmer, L (6, 3) OBP: 0.542, SLG: 1.000										2	0	2	1	0	0	0
21 Jeff Francoeur, R (1, 9) OBP: 0.226, SLG: 0.286	K		F7		P3		G5-3		K	3	0	0	0	0	1	3
12 Mitch Maier, L (6, 9) OBP: 0.600, SLG: 0.808										2	0	0	0	0	1	2
53 Melky Cabrera, S (1, 7) OBP: 0.545, SLG: 0.828	1-3 3-H 2B	K				K	E5 2-3		K	2	0	1	1	0	1	0
7 Grégor Blanco, L (5, 7) OBP: 0.250, SLG: 0.182 (6, 8)										3	0	0	0	0	2	2
70 Salvador Perez, R (1, 2) OBP: 0.353, SLG: 0.333	F9	G1-3				2 F9 17 1B 1B	F8		2-3 1B	3	0	1	0	0	0	2
28 Manny Piña, R (6, 2) OBP: 0.333, SLG: 0.438										2	0	1	0	0	0	2
17 Chris Getz, L (1, 4) OBP: 0.346, SLG: 0.391		F8		2 G6-3-5 2B		1 S 1-2 1B		72 L9 72 S 1 WP 1B	G3	4	1	3	0	0	0	0
64 Lance Zawadzki, L (8, 4) OBP: 0.409, SLG: 0.700										1	0	0	0	0	0	2
2 Alcides Escobar, R (1, 6) OBP: 0.360, SLG: 0.435		IHR		G6-3-5 2-3f		F9 2-3		L9 1-3		3	1	1	1	0	0	3
72 Irving Falu, S (6, 6) OBP: 0.263, SLG: 0.222										1	0	0	0	0	0	1
Inning Stats	R: 2 E: 0 K: 2 S: 11 H: 4 LOB: 2 BB: 0 P: 11	R: 1 E: 0 K: 0 S: 6 H: 2 LOB: 2 BB: 1 P: 12	R: 0 E: 0 K: 1 S: 5 H: 0 LOB: 0 BB: 0 P: 5	R: 0 E: 0 K: 0 S: 3 H: 1 LOB: 0 BB: 0 P: 3	R: 0 E: 0 K: 0 S: 4 H: 2 LOB: 1 BB: 0 P: 4	R: 0 E: 0 K: 1 S: 8 H: 2 LOB: 2 BB: 0 P: 8	R: 1 E: 1 K: 0 S: 5 H: 1 LOB: 2 BB: 1 P: 10	R: 1 E: 0 K: 0 S: 6 H: 2 LOB: 1 BB: 0 P: 8	R: 0 E: 0 K: 2 S: 9 H: 2 LOB: 2 BB: 0 P: 9	1B: 10 2B: 6 3B: 0 HR: 1 SF: 0 SAC: 0 DP: 2 HBP: 0						

TOP

Kansas City Royals @ Milwaukee Brewers

Maryvale Baseball Park, Phoenix, AZ

Sun Mar 13 2011, 4:07 PM - 7:14 PM EDT
Att. 5,419 - Sunny - 79 F

livebaseballscorecards.com

AB	42
R	5
H	16
RBI	4
BB	2
SO	6
LOB	26

WP: 3 PB: 0 SB: 5 CS: 0 PA: 44

PITCHER		IP	WLS	BF	H	R	ER	SO	BB	IBB	HBP	BLK	WP	HR	S	P	ERA	WHIP
40 Takashi Saito, R ERA: 10.13	(1, 1)	1.0		7	4	2	2	2	0	0	0	0	0	0	11	11	18.00	4.000
73 Wily Peralta, R ERA: 4.66	(2, 1)	3.2	W	15	5	1	1	1	1	0	0	0	1	0	17	23	2.46	1.636
45 Mark DiFelice, R ERA: 1.69	(5, 1)	1.1	H	6	2	0	0	1	0	0	0	0	0	0	9	9	0.00	1.500
54 Sean Green, R ERA: 1.5	(7, 1)	1.0	H	6	1	1	1	0	1	0	0	0	1	0	5	10	9.00	2.000
Cody Scarpetta, R ERA: 5.4	(8, 1)	1.0	H	5	2	1	1	0	0	0	0	0	1	0	6	8	9.00	2.000

PITCHER		IP	WLS	BF	H	R	ER	SO	BB	IBB	HBP	BLK	WP	HR	S	P	ERA	WHIP
52 Pat Egan, R ERA:	(9, 1)	1.0	S	5	2	0	0	2	0	0	0	0	0	0	9	9	0.00	2.000

Batter	1	2	3	4	5	6	7	8	9	AB	R	H	RBI	BB	SO	LOB
23 Rickie Weeks Jr., R (1, 4) OBP: 0.500, SLG: 0.435	K	K	K			1B		G6-3		3	0	0	0	0	3	3
63 Eric Farris, R (6, 4) OBP: 0.480, SLG: 0.500										2	0	1	0	0	0	1
27 Carlos Gómez, R (1, 8) OBP: 0.364, SLG: 0.727	14 WP 14 2B	HR		G3		F7		97 1B		3	2	2	2	0	0	0
70 Logan Schafer, L (6, 8) OBP: 0.348, SLG: 0.409	2B							1B		2	0	1	1	0	0	1
74 Erick Almonte, R (1, 3) OBP: 0.450, SLG: 0.769	K	1B		G6-3			75 1B	75 BB		3	0	1	0	0	1	1
97 Sean Halton, R (7, PH) OBP: 0.800, SLG: 0.750 (8, 3)							BB	1B		1	0	1	0	1	0	0
14 Casey McGehee, R (1, 5) OBP: 0.300, SLG: 0.724	3 1B	F7		L8			1B			3	0	1	1	0	0	1
75 Zelous Wheeler, R (6, 5) OBP: 0.565, SLG: 0.526	2B							BB		1	0	1	0	1	0	0
3 Yuniesky Betancourt, R (1, 6) OBP: 0.448, SLG: 0.593	1B		12 WP 30 WP 12 SF7		G6-3		F4	L5		1	0	1	0	0	0	0
68 Edwin Maysonet, R (2, 6) OBP: 0.414, SLG: 0.292			BB							3	1	0	0	1	0	5
30 Craig Counsell, L (1, 10) OBP: 0.143, SLG: 0.148		62 3B	F7		F9		K			3	1	1	0	0	0	1
11 Mike Rivera, R (7, PH) OBP: 0.333, SLG: 0.462 (8, 10)		2B								1	0	0	0	0	1	2
12 Brandon Boggs, S (1, 9) OBP: 0.359, SLG: 0.486		K	SF7		K		K			3	0	0	1	0	3	3
77 Caleb Gindl, L (1, 7) OBP: 0.500, SLG: 0.529		33 1B	33 BB			F9		63 G6-3 76 G1-3 70 1B		0	0	0	0	0	0	0
62 Jeremy Reed, L (2, 7) OBP: 0.385, SLG: 0.459		3B	1B					1B		4	2	3	1	0	0	0
33 Wil Nieves, R (1, 2) OBP: 0.409, SLG: 0.400		27 HR				63 1B		G1-3		2	1	2	1	1	0	0
76 Anderson De La Rosa, R (8, 2) OBP: 0.429, SLG: 0.833		1B	BB			2B				1	0	0	0	0	0	1
Inning Stats	R: 1 E: 0 K: 2 S: 9 H: 3 LOB: 2 BB: 0 P: 10	R: 4 E: 0 K: 2 S: 12 H: 5 LOB: 1 BB: 0 P: 12	R: 1 E: 0 K: 1 S: 6 H: 1 LOB: 2 BB: 2 P: 16	R: 0 E: 0 K: 0 S: 3 H: 0 LOB: 0 BB: 0 P: 3	R: 0 E: 0 K: 1 S: 5 H: 0 LOB: 0 BB: 0 P: 5	R: 0 E: 0 K: 0 S: 4 H: 2 LOB: 1 BB: 0 P: 4	R: 0 E: 0 K: 2 S: 8 H: 1 LOB: 2 BB: 1 P: 12	R: 1 E: 0 K: 0 S: 6 H: 3 LOB: 3 BB: 1 P: 10		1B: 9 2B: 4 3B: 1 HR: 1	SF: 1 SAC: 0 DP: 0 HBP: 0						

BOTTOM

Kansas City Royals @ Milwaukee Brewers

Maryvale Baseball Park, Phoenix, AZ

Sun Mar 13 2011, 4:07 PM - 7:14 PM EDT

Att. 5,419 - Sunny - 79 F

livebaseballscorecards.com

AB	36
R	7
H	15
RBI	7
BB	4
SO	8
LOB	19

1B: 9 SF: 1
2B: 4 SAC: 0
3B: 1 DP: 0
HR: 1 HBP: 0

WP: 3 PA: 41
PB: 0
SB: 0
CS: 0

PITCHER	IP	WLS	BF	H	R	ER	SO	BB	IBB	HBP	BLK	WP	HR	S	P	ERA	WHIP
34 Kyle Davies, R (1, 1) ERA: 7.0	2.0	L	13	8	5	5	4	0	0	0	0	1	1	21	22	22.50	4.000
41 Jeremy Jeffress, R (3, 1) ERA: 3.6	1.0		6	1	1	1	1	2	0	0	0	2	0	6	16	9.00	3.000
43 Aaron Crow, R (4, 1) ERA: 2.57	1.0		3	0	0	0	0	0	0	0	0	0	0	3	3	0.00	0.000
51 Robinson Tejeda, R (5, 1) ERA: 2.25	1.0		3	0	0	0	1	0	0	0	0	0	0	5	5	0.00	0.000
77 Louis Coleman, R (6, 1) ERA: 3.6	1.0		4	2	0	0	0	0	0	0	0	0	0	4	4	0.00	2.000

PITCHER	IP	WLS	BF	H	R	ER	SO	BB	IBB	HBP	BLK	WP	HR	S	P	ERA	WHIP
56 Greg Holland, R (7, 1) ERA:	1.0		5	1	0	0	2	1	0	0	0	0	0	8	12	0.00	2.000
57 Jesse Chavez, R (8, 1) ERA: 4.5	1.0		7	3	1	1	0	1	0	0	0	0	0	6	10	9.00	4.000

Oakland Athletics @ Kansas City Royals

Surprise Stadium, Surprise, AZ

Tue Mar 15 2011, 4:08 PM - 6:35 PM EDT

Att. 3,923 - Cloudy - 80 F

TOP

livebaseballscorecards.com

Batter	1	2	3	4	5	6	7	8	9	AB	R	H	RBI	BB	SO	LOB
2 Cliff Pennington, S (1, 6) OBP: 0.222, SLG: 0.353	B FF 92 C SI 92 B FA 88 X SI 92 2-1 G3 ①		1 SAFE B SI 91 X SI 92 1-0 14 L1-3 1B 1-2		C FF 92 S FC 92 1 SAFE X FC 93 0-2 F7 ③		C FF 86 X FF 85 0-1 1B 1-2 2-H		X FF 91 0-0 F9 ③	4	0	2	1	0	0	1
52 Grant Green, R (7, PR) OBP: 0.300, SLG: 0.222 (7, 6)										1	0	0	0	0	0	0
14 Mark Ellis, R (1, 4) OBP: 0.375, SLG: 0.286	B FF 94 F SI 92 X SI 94 1-1 G6-3 ②		B SI 92 S SI 91 X SI 91 1-1 L1-3 ②③ 1-1			C FF 94 S SL 87 F SL 87 S FF 95 0-3 K ①	C SL 79 B SI 78 X SI 79 1-1 F8 ③			4	0	0	0	0	1	4
59 Jemile Weeks, S (7, 4) OBP: 0.480, SLG: 0.500										0	0	0	0	0	0	0
12 David DeJesus, L (1, 9) OBP: 0.241, SLG: 0.296	C SI 92 C FA 88 F SI 94 B FA 88 X SI 93 1-2 F7 ③			C SI 90 F SI 90 B SI 90 B SI 91 S SL 79 2-3 K ①		X FF 95 0-0 G4-3 ②		B FF 91 F FF 91 F SL 80 X FF 91 1-2 G4-3 ①		4	0	0	0	0	1	0
23 Michael Taylor, R (8, 9) OBP: 0.229, SLG: 0.412										0	0	0	0	0	0	0
28 Conor Jackson, R (1, 3) OBP: 0.167, SLG: 0.121		S SI 91 X SL 86 0-1 21 G6-3 2B		C SL 80 S SI 91 F SI 91 F FF 90 B SL 81 C SI 91 1-3 K ②		B CU 83 C SL 89 S SL 86 C FF 96 1-3 K ③		B FF 91 B FF 91 B FF 90 C FF 90 B FF 89 4-1 22 BB 21 1B BB		3	1	1	0	1	2	0
83 Anthony Aliotti, L (8, 3) OBP: 0.500, SLG: 0.500										0	0	0	0	0	0	0
22 Chris Carter, R (1, 7) OBP: 0.404, SLG: 0.474		F SI 91 B SI 92 X SI 91 1-1 P4 ①		B SL 80 B SL 77 B SI 92 B SI 91 4-0 BB			B FC 84 C CH 76 C FC 85 B SL 80 B FC 87 X FF 84 3-2 21 F9 11 1B 2B	C SL 80 B FF 90 D SI 80 F CH 80 B FF 92 B FF 90 4-2 21 1B BB 1-2		2	1	1	0	2	0	1
21 Andy LaRoche, R (1, 5) OBP: 0.415, SLG: 0.657		C SI 92 X SI 92 0-1 G6-3 ② 2-3		D SI 90 C SI 92 B SI 91 C SI 91 B SL 81 X SL 81 3-2 L5 ③			F FF 88 X FF 86 0-1 F9 ① 2-3	B SL 80 C FF 90 X SI 80 1-1 61 G4-6-3 1B 1-2 2-H		4	0	1	1	0	0	3
11 Landon Powell, S (1, 10) OBP: 0.259, SLG: 0.360		B SI 92 C SI 92 B SI 92 F SI 91 X SI 92 2-2 G3 ③			B FF 93 S CH 82 C FF 92 F FF 93 B FF 93 T CH 83 2-2 K ①		B FF 87 X CH 78 1-0 71 BB 2 1B 1B 3-H	B SI 91 F SI 90 C SI 90 F SL 81 X SI 91 1-2 G4-6-3 ②③ 1-2f		3	0	1	1	0	1	1
41 Rashun Dixon, R (7, PR) OBP: 0.500, SLG: 0.333 (7, 10)										0	1	0	0	0	0	0
61 Max Stassi, R (8, PH) (8, 10)										1	0	0	0	0	0	2
29 Josh Donaldson, R (1, 2) OBP: 0.320, SLG: 0.333			C SI 91 C CH 85 F FA 88 X CH 87 0-2 71 FC4-6 1B		C CU 75 C CH 82 B FF 94 F FF 92 X CH 84 1-2 G5-3 ②		C FF 87 1 SAFE B CH 78 X CH 78 1-1 L8 ② 1-2		C SI 90 B SI 90 B SL 80 B SI 90 X SI 91 3-1 F8 ①	4	0	1	0	0	0	1
71 Michael Choice, R (1, 8) OBP: 0.480, SLG: 0.400			B SI 92 1 SAFE B SI 91 C SI 92 X SI 91 2-1 FC4-6 2 1B ① 1-2f		C FC 92 B FC 93 B CU 76 B FF 92 B FF 93 4-1 BB		C CU 72 B FF 88 1 SAFE F FF 89 1 SAFE B CU 72 B CU 71 B CH 79 4-2 2 1B BB 1-2		C SL 80 C SI 92 B SI 91 S SL 81 1-3 FC ②	2	0	0	0	2	0	1

Inning Stats																								
	R: 0	H: 0		R: 0	H: 1		R: 0	H: 2		R: 0	H: 0		R: 0	H: 0		R: 0	H: 0		R: 2	H: 3		R: 1	H: 1	
	E: 0	LOB: 0		E: 0	LOB: 1		E: 0	LOB: 1		E: 0	LOB: 1		E: 0	LOB: 0		E: 0	LOB: 0		E: 0	LOB: 2		E: 0	LOB: 1	
	K: 0	BB: 0		K: 0	BB: 0		K: 0	BB: 0		K: 2	BB: 1		K: 1	BB: 1		K: 2	BB: 0		K: 0	BB: 1		K: 0	BB: 2	
	S: 8	P: 12		S: 9	P: 12		S: 9	P: 13		S: 11	P: 21		S: 12	P: 19		S: 8	P: 9		S: 14	P: 24		S: 12	P: 23	

	R: 0	H: 0		1B: 5	SF: 0		WP: 0	PA: 37
	E: 0	LOB: 0		2B: 3	SAC: 0		PB: 0	
	K: 0	BB: 0		3B: 0	DP: 2		SB: 0	
	S: 6	P: 10		HR: 0	HBP: 0		CS: 0	

PITCHER		IP	WLS	BF	H	R	ER	SO	BB	IBB	HBP	BLK	WP	HR	S	P	ERA	WHIP
47 Nate Adcock, R	(1, 1)	3.0		11	3	0	0	0	0	0	0	0	0	0	26	37	0.00	1.000
ERA:																		
77 Louis Coleman, R	(4, 1)	1.0	H	4	0	0	0	2	1	0	0	0	0	0	11	21	0.00	1.000
ERA: 3.0																		
76 Tim Collins, L	(5, 1)	1.0	H	4	0	0	0	1	1	0	0	0	0	0	12	19	0.00	1.000
ERA: 1.5																		
43 Aaron Crow, R	(6, 1)	1.0	H	3	0	0	0	2	0	0	0	0	0	0	8	9	0.00	0.000
ERA: 2.25																		
75 Blaine Hardy, L	(7, 1)	1.0	W	7	3	2	2	0	1	0	0	0	0	0	14	24	18.00	4.000
ERA: 9.0																		

PITCHER		IP	WLS	BF	H	R	ER	SO	BB	IBB	HBP	BLK	WP	HR	S	P	ERA	WHIP
79 Buddy Baumann, L	(8, 1)	0.1	H	4	1	1	1	0	2	0	0	0	0	0	8	18	27.00	9.000
ERA: 27.0																		
50 Kanekoa Texeira, R	(8, 1)	1.2	S	4	0	0	0	1	0	0	0	0	0	0	10	15	0.00	0.000
ERA: 1.35																		

AB	32
R	3
H	7
RBI	3
BB	5
SO	5
LOB	14

BOTTOM

Oakland Athletics @ Kansas City Royals

Surprise Stadium, Surprise, AZ

Tue Mar 15 2011, 4:08 PM - 6:35 PM EDT

Att. 3,923 - Cloudy - 80 F

livebaseballscorecards.com

Batter	1	2	3	4	5	6	7	8	9	AB	R	H	RBI	BB	SO	LOB
13 Mike Aviles, R (1, 5) OBP: 0.474, SLG: 0.697 19 Pedro Feliz, R (7, PH) OBP: 0.316, SLG: 0.333 (8, 5)	C SI 90 F FC 89 B FC 92 F CU 79 F FC 91 X CU 79 1-2 ① L6		C CU 79 C SI 92 F SI 92 X CU 83 0-2 ② F9		S FC 90 F SI 92 B CU 81 X FC 92 1-2 ③ F9		B FF 91 B FF 90 B FF 90 D FF 91 4-0 1-2 2-3 BB			3 0 0 0 0 0 0 0 0 0 0 1 0 0						
17 Chris Getz, L (1, 4) OBP: 0.333, SLG: 0.370 64 Lance Zawadzki, L (8, 4) OBP: 0.409, SLG: 0.700	C FC 90 B SI 91 X SI 92 1-1 16 E 16 E 1B		C SI 86 F FC 90 X FC 91 0-2 ③ G5-3			X CH 84 0-0 ① B1-3	C FF 90 X FF 91 0-1 ② F6			4 1 1 0 0 0 3 0 0 0 0 0 0 0						
16 Billy Butler, R (1, 10) OBP: 0.410, SLG: 0.471	C SI 93 B CU 79 1 SAFE B CU 80 X SI 93 2-1 E6 30 1B 1-H			C CU 78 F SI 91 S FC 90 0-3 ① K		C FC 89 F FC 89 F FC 90 F CU 78 S CU 80 0-3 ② K	B FF 91 X FF 91 1-0 ③ F9			4 0 0 1 0 2 3						
30 Kila Ka'aihue, L (1, 3) OBP: 0.469, SLG: 0.800 24 Wilson Betemit, S (8, 3) OBP: 0.176, SLG: 0.133	C SI 92 X FC 89 0-1 ② 1-3 1B			C SI 86 B SI 92 X SI 91 1-1 53 S 53 SF8 2B		C SI 93 B CU 79 B CU 78 B FC 90 C FC 89 X FC 91 3-2 53 CS 1B		F FA 89 B FA 90 B FA 90 F FA 91 B CH 77 B CH 77 4-2 6 CS BB		3 1 3 0 0 0 0 0 0 0 0 1 0 0						
53 Melky Cabrera, S (1, 8) OBP: 0.528, SLG: 0.806 6 Lorenzo Cain, R (8, 8) OBP: 0.387, SLG: 0.346	F SI 92 X FC 90 0-1 ③ G3			B FC 89 B SI 85 X FC 91 2-0 ② SF8 2-H		D SL 80 B FF 88 F FF 88 1 SAFE 2-1 ③ CS 1-2	C FF 90 B CH 84 F CH 84 B FF 89 X CH 84 2-2 4 HR 21 S 1B	F FA 88 C FA 89 1 SAFE F CU 74 1 SAFE B FA 90 F CU 74 S FA 90 1-3 ①② K 1-2		2 1 1 1 0 0 1 1 0 0 0 0 1 1						
21 Jeff Francoeur, R (1, 9) OBP: 0.235, SLG: 0.267 12 Mitch Maier, L (8, 9) OBP: 0.613, SLG: 0.808		C CU 78 F FC 90 X FC 92 0-2 ① F9		H SI 85 1-0 HBP			F CH 81 1 SAFE F FF 90 P PO 84 S SL 80 1-3 ① K 1-2	B CU 79 C FA 90 B FA 89 B FA 90 B FA 90 4-1 BB		2 0 0 0 0 1 1 0 0 0 0 1 0 0						
4 Alex Gordon, L (1, 7) OBP: 0.558, SLG: 0.733 7 Grégor Blanco, L (8, 7) OBP: 0.240, SLG: 0.174		X SI 93 0-0 3 CS 1B		1 SAFE B CH 84 1 SAFE C SI 91 F FC 90 B FC 94 B SI 86 S FC 91 3-3 ③ K			C FF 90 X CH 86 0-1 2-H HR	C FA 89 C FA 89 X CU 77 0-2 ③ G4-3		3 1 2 2 0 1 1 1 0 0 0 0 0 1						
3 Brayan Peña, S (1, 2) OBP: 0.158, SLG: 0.211 74 Cody Clark, R (8, 2) OBP: 0.200, SLG: 0.250		B SI 91 1 SAFE 1 SAFE C SI 92 S PO 89 S FC 91 2-2 ②③ K 1-2			C CH 84 B FC 90 C SI 92 B FC 91 X CU 79 2-2 ① G1-3		X FF 90 0-0 19 BB 2 1B 1B			3 0 1 0 0 1 1 0 0 0 0 0 0 0						
2 Alcides Escobar, R (1, 6) OBP: 0.357, SLG: 0.423 72 Irving Falu, S (8, 6) OBP: 0.263, SLG: 0.222			B SI 91 B CU 80 X FC 89 2-0 ① G6-3		C CU 78 C CU 75 X FC 91 0-2 ② F9		C CH 80 S SL 79 1 SAFE X SL 79 0-2 19 BB 1-2 1B			3 0 1 0 0 0 0 0 0 0 0 0 0 0						
Inning Stats	R: 1 H: 2 E: 1 LOB: 1 K: 0 BB: 0 S: 13 P: 17	R: 0 H: 1 E: 0 LOB: 0 K: 1 BB: 0 S: 7 P: 8	R: 0 H: 0 E: 0 LOB: 0 K: 0 BB: 0 S: 8 P: 10	R: 1 H: 1 E: 0 LOB: 1 K: 2 BB: 0 S: 9 P: 16	R: 0 H: 0 E: 0 LOB: 0 K: 0 BB: 0 S: 9 P: 12	R: 0 H: 1 E: 0 LOB: 0 K: 1 BB: 0 S: 10 P: 15	R: 2 H: 4 E: 0 LOB: 3 K: 1 BB: 1 S: 16 P: 23	R: 0 H: 0 E: 0 LOB: 1 K: 1 BB: 2 S: 11 P: 20		1B: 7 SF: 1 2B: 1 SAC: 0 3B: 0 DP: 0 HR: 1 HBP: 1				WP: 0 PA: 35 PB: 0 SB: 2 CS: 3		

	AB	29
	R	4
	H	9
	RBI	4
	BB	3
	SO	6
	LOB	12

PITCHER		IP	WLS	BF	H	R	ER	SO	BB	IBB	HBP	BLK	WP	HR	S	P	ERA	WHIP
32 Brandon McCarthy, R ERA: 3.29	(1, 1)	5.2		22	5	2	2	4	0	0	1	0	0	0	55	75	3.18	0.882
75 Fernando Cabrera, R ERA: 2.45	(6, 1)	1.1	L	8	4	2	2	1	1	0	0	0	0	1	17	26	13.50	3.750
72 Gabe DeHoyos, R ERA:	(8, 1)	1.0		4	0	0	0	1	2	0	0	0	0	0	11	20	0.00	2.000

PITCHER	IP	WLS	BF	H	R	ER	SO	BB	IBB	HBP	BLK	WP	HR	S	P	ERA	WHIP

Batter	1	2	3	4	5	6	7	8	9	AB	R	H	RBI	BB	SO	LOB
13 Mike Aviles, R (1, 5) OBP: 0.439, SLG: 0.639 8 Mike Moustakas, L (7, PH) OBP: 0.370, SLG: 0.364 (7, 5)	G5-3	F8			G4-3		K		BB	3 1	0 0	0 0	0 0	0 1	0 1	1 0
17 Chris Getz, L (1, 4) OBP: 0.314, SLG: 0.344	K	FC6-4 1-2f			F7		1B		F7	5	0	1	0	0	1	3
16 Billy Butler, R (1, 10) OBP: 0.395, SLG: 0.447	30 HR 1B		L8		F9		F8			4	1	1	0	0	0	1
30 Kila Ka'aihue, L (1, 3) OBP: 0.457, SLG: 0.848 40 Eric Hosmer, L (7, 3) OBP: 0.520, SLG: 0.950	1-H HR		K			F9		G6-3		3 1	1 0	1 0	2 0	0 0	1 0	0 0
53 Melky Cabrera, S (1, 8) OBP: 0.525, SLG: 0.771	1B		1B			G3-1		K		4	0	2	0	0	1	0
21 Jeff Francoeur, R (1, 9) OBP: 0.211, SLG: 0.235	F9		P4			G1-3		G6-3		4	0	0	0	0	0	2
4 Alex Gordon, L (1, 7) OBP: 0.565, SLG: 0.758 12 Mitch Maier, L (7, 7) OBP: 0.625, SLG: 0.808		2 1B 2B		22 CS 1B			G4-3		70 CS BB	3 0	1 0	2 0	0 0	0 1	0 0	0 0
22 Lucas May, R (1, 2) OBP: 0.381, SLG: 0.333 70 Salvador Perez, R (7, 2) OBP: 0.333, SLG: 0.313		K		F9 1-2			2 HR 1B		K 1-2	3 1	1 0	1 0	0 0	0 0	1 1	2 1
2 Alcides Escobar, R (1, 6) OBP: 0.387, SLG: 0.552 64 Lance Zawadzki, L (7, 6) OBP: 0.435, SLG: 0.714		17 FC6-4 2-H 1B		F8			1-H HR		8 S 1B	3 1	1 0	2 1	3 0	0 0	0 0	0 0
Inning Stats	R: 2 E: 0 K: 1 S: 8 H: 3 LOB: 1 BB: 0 P: 8	R: 1 E: 0 K: 1 S: 7 H: 2 LOB: 1 BB: 0 P: 7	R: 0 E: 0 K: 1 S: 6 H: 1 LOB: 1 BB: 0 P: 6	R: 0 E: 0 K: 0 S: 4 H: 1 LOB: 0 BB: 0 P: 4	R: 0 E: 0 K: 0 S: 3 H: 0 LOB: 0 BB: 0 P: 3	R: 0 E: 0 K: 0 S: 3 H: 0 LOB: 0 BB: 0 P: 3	R: 2 E: 0 K: 1 S: 8 H: 3 LOB: 1 BB: 0 P: 8	R: 0 E: 0 K: 1 S: 5 H: 0 LOB: 0 BB: 0 P: 5	R: 0 E: 0 K: 1 S: 5 H: 1 LOB: 2 BB: 2 P: 13	1B: 8 2B: 1 3B: 0 HR: 2 SF: 0 SAC: 0 DP: 0 HBP: 0						

PITCHER		IP	WLS	BF	H	R	ER	SO	BB	IBB	HBP	BLK	WP	HR	S	P	ERA	WHIP
61 Bronson Arroyo, R ERA: 5.14	(1, 1)	5.0		21	7	3	3	3	0	0	0	0	0	1	28	28	5.40	1.400
48 Francisco Cordero, R ERA: 1.8	(6, 1)	1.0		3	0	0	0	0	0	0	0	0	0	0	3	3	0.00	0.000
33 Jose Arredondo, R ERA: 11.12	(7, 1)	1.0	L	6	3	2	2	1	0	0	0	0	0	1	8	8	18.00	3.000
66 Logan Ondrusek, R ERA: 1.23	(8, 1)	1.0		3	0	0	0	1	0	0	0	0	0	0	5	5	0.00	0.000
69 Jerry Gil, R ERA:	(9, 1)	1.0		5	1	0	0	1	2	0	0	0	0	0	5	13	0.00	3.000

PITCHER	IP	WLS	BF	H	R	ER	SO	BB	IBB	HBP	BLK	WP	HR	S	P	ERA	WHIP

TOP

Kansas City Royals @ Cincinnati Reds

Goodyear Ballpark, Goodyear, AZ

Wed Mar 16 2011, 10:06 PM - 12:25 AM EDT

Att. 4,027 - Clear - 84 F

livebaseballscorecards.com

AB	36
R	5
H	11
RBI	5
BB	2
SO	6
LOB	10

BOTTOM

Kansas City Royals @ Cincinnati Reds

Goodyear Ballpark, Goodyear, AZ

Wed Mar 16 2011, 10:06 PM - 12:25 AM EDT

Att. 4,027 - Clear - 84 F

livebaseballscorecards.com

Batter	1	2	3	4	5	6	7	8	9	AB	R	H	RBI	BB	SO	LOB
6 Drew Stubbs, R (1, 8) OBP: 0.281, SLG: 0.345 77 Dave Sappelt, R (7, 8) OBP: 0.519, SLG: 0.840	C C C 0-3 ① K		x 0-0 ② FC5-4 1-2f 3-H			B S S S 1-3 ① K 1-3		x 0-0 2B		3 0 0 1 0 2 2 1 0 1 0 0 0 0						
4 Brandon Phillips, R (1, 4) OBP: 0.231, SLG: 0.208 71 Kristopher Negrón, R (7, 4) OBP: 0.471, SLG: 0.615	B B B B 4-0 19 G5-4-3 BB		x 0-0 ③ L6			x 0-0 19 WP 19 G6-3 3-H 2B		x 0-0 ③ G5-3		2 1 1 1 1 0 1 1 0 0 0 0 0 1						
19 Joey Votto, L (1, 3) OBP: 0.310, SLG: 0.269 43 Miguel Cairo, R (7, 3) OBP: 0.385, SLG: 0.273	x 0-0 ② ③ G5-4-3 1-2f			C C C 0-3 ① K		B X 1-0 ② G6-3 2-H			S S T 0-2 ① K	3 0 0 1 0 1 1 1 0 0 0 0 1 0						
27 Scott Rolen, R (1, 5) OBP: 0.240, SLG: 0.292 25 Juan Francisco, L (7, 5) OBP: 0.194, SLG: 0.345		x 0-0 ① F9		x 0-0 ② F9		S S S 0-3 ③ K			S S S 0-3 ② K	3 0 0 0 0 1 0 1 0 0 0 0 1 0						
31 Jonny Gomes, R (1, 7) OBP: 0.103, SLG: 0.214 23 Yonder Alonso, L (8, 7) OBP: 0.400, SLG: 0.565		x 0-0 ② G4-3		x 0-0 ③ G5-3			x 0-0 ① G5-3		x 0-0 E3 28 1B	3 0 0 0 0 0 0 1 0 0 0 0 0 0						
32 Jay Bruce, L (1, 9) OBP: 0.286, SLG: 0.370 28 Chris Heisey, R (7, 9) OBP: 0.400, SLG: 0.593	S S S 0-3 ③ K				x 0-0 ① G6-3		x 0-0 ② F8		x 0-0 1-2 1B	2 0 0 0 0 1 0 2 0 1 0 0 0 0						
16 Edgar Renteria, R (1, 6) OBP: 0.348, SLG: 0.391 7 Paul Janish, R (6, 6) OBP: 0.308, SLG: 0.280			x 0-0 15 29 FC4-6 6 FC5-4 1B		x 0-0 ② L9		x 0-0 ③ G6-3		x 0-0 ③ F8	2 1 1 0 0 0 0 2 0 0 0 0 0 2						
29 Ryan Hanigan, R (1, 2) OBP: 0.375, SLG: 0.476 55 Ramon Hernandez, R (6, 2) OBP: 0.176, SLG: 0.375			x 0-0 15 FC4-6 1-2 1B		x 0-0 ③ G4-3			x 0-0 ① G6-3		2 0 1 0 0 0 0 1 0 0 0 0 0 0						
15 Fred Lewis, L (1, 10) OBP: 0.222, SLG: 0.200			x 0-0 ① FC4-6 6 FC5-4 1-2f 2-3			x 0-0 E3 6 WP 6 BLK 4 2B		S S S 0-3 ② K2-3		3 1 0 0 0 1 2						

AB	33
R	3
H	5
RBI	3
BB	1
SO	8
LOB	9

Inning Stats	1	2	3	4	5	6	7	8	9	1B: 3	SF: 0	WP: 2	PA: 34
	R: 0 E: 0 K: 1 S: 4 H: 0 LOB: 0 BB: 1 P: 8	R: 0 E: 0 K: 1 S: 5 H: 0 LOB: 0 BB: 0 P: 5	R: 1 E: 0 K: 0 S: 5 H: 2 LOB: 1 BB: 0 P: 5	R: 0 E: 0 K: 1 S: 5 H: 0 LOB: 0 BB: 0 P: 5	R: 0 E: 0 K: 0 S: 3 H: 0 LOB: 0 BB: 0 P: 3	R: 2 E: 1 K: 2 S: 9 H: 1 LOB: 0 BB: 0 P: 11	R: 0 E: 0 K: 0 S: 3 H: 0 LOB: 0 BB: 0 P: 3	R: 0 E: 0 K: 1 S: 6 H: 1 LOB: 1 BB: 0 P: 6	R: 0 E: 1 K: 2 S: 9 H: 1 LOB: 2 BB: 0 P: 9	2B: 2 3B: 0 HR: 0	SAC: 0 DP: 1 HBP: 0	PB: 0 SB: 0 CS: 0	

PITCHER	IP	WLS	BF	H	R	ER	SO	BB	IBB	HBP	BLK	WP	HR	S	P	ERA	WHIP
65 Mike Montgomery, L (1, 1) ERA: 1.0	4.0		14	2	1	1	3	1	0	0	0	0	0	19	23	2.25	0.750
41 Jeremy Jeffress, R (5, 1) ERA: 2.57	2.0	W	8	1	2	0	2	0	0	0	1	2	0	12	14	0.00	0.500
Robert Fish, L (7, 1) ERA: 7.94	1.0	H	3	0	0	0	0	0	0	0	0	0	0	3	3	0.00	0.000
68 Danny Duffy, L (8, 1) ERA: 9.0	1.0	H	4	1	0	0	1	0	0	0	0	0	0	6	6	0.00	1.000
56 Greg Holland, R (9, 1) ERA:	1.0	S	5	1	0	0	2	0	0	0	0	0	0	9	9	0.00	1.000

PITCHER	IP	WLS	BF	H	R	ER	SO	BB	IBB	HBP	BLK	WP	HR	S	P	ERA	WHIP

Batter	1	2	3	4	5	6	7	8	9	AB	R	H	RBI	BB	SO	LOB
13 Dustin Ackley, L (1, 4) OBP: 0.438, SLG: 0.440	B FF 85 F FF 86 B CU 70 X SI 87 2-1 ① G4-3		C CU 69 B CU 70 S CH 78 B FF 87 B FF 87 F FF 84 X SI 87 3-2 ③ F7			D SI 93 C SI 93 X SI 93 1-1 ②③ G6-3 1-2f			B FF 90 C SL 89 X CU 76 1-1 ② G4-3	4	0	0	0	0	0	1
12 Ryan Langerhans, L (1, 7) OBP: 0.500, SLG: 0.760	B FF 88 X SI 87 1-0 HR			B FF 84 B CH 76 X FF 84 2-0 ① P4			B SI 92 B SI 92 F SI 93 B SI 92 B SI 92 4-1 26 G4-6-3 BB		C FF 90 B CH 85 X FF 90 1-1 1B	3	1	2	1	1	0	0
26 Brendan Ryan, R (1, 6) OBP: 0.219, SLG: 0.276 72 Sean Kazmar Jr., R (7, 6) OBP: 0.158, SLG: 0.278	C CU 70 B SI 85 C CH 79 B FF 86 X SI 86 2-2 ② G1-3			C CU 68 S CH 75 B SI 85 B CU 71 S SI 85 2-3 ② K			F SI 92 F SI 94 X SL 84 0-2 ①② G4-6-3 1-2f		B SL 87 B SI 88 X SL 86 2-0 ③ F8	3 1	0 0	0 0	0 0	0 0	1 0	1 1
29 Jack Cust, L (1, 10) OBP: 0.289, SLG: 0.400	C FF 87 C FF 88 X SI 88 0-2 ③ G3			C CU 68 B CU 67 X CH 75 1-1 ③ G3			S SI 94 B SI 92 C SL 84 C FF 94 1-3 ③ K			3	0	0	0	0	1	0
27 Matt Tuiasosopo, R (1, 3) OBP: 0.375, SLG: 0.409		B FF 86 B CH 78 X SI 84 2-0 ① G6-3			C SI 83 B CH 75 X CH 76 1-1 ① F8			C SL 82 S SI 92 B SI 93 B SL 83 C SL 83 2-3 ① K		3	0	0	0	0	1	0
55 Michael Saunders, L (1, 8) OBP: 0.324, SLG: 0.276		C SI 87 B SI 88 B CH 78 B CH 79 B FF 85 4-1 10 G4-6-3 BB			B CU 67 B SI 87 X SI 85 2-0 ② G3-1			B SI 92 B SI 85 B SI 92 C SI 92 X SI 92 3-1 ② G3-1		2	0	0	0	1	0	0
10 Adam Moore, R (1, 2) OBP: 0.478, SLG: 0.529 5 Chris Gimenez, R (8, 2) OBP: 0.357, SLG: 0.273		B FF 86 S FF 85 C SI 86 1 SAFE 1 SAFE X SI 85 1-2 ②③ G4-6-3 1-2f			F SI 85 X CH 75 0-1 ③ F9			B SL 83 C SI 91 B SI 90 F SI 91 B SI 93 B SI 91 4-2 44 DI BB		2 0	0 0	0 0	0 0	1 0	0 0	1 0
8 Gabe Gross, L (1, 9) OBP: 0.231, SLG: 0.273 44 Mike Wilson, R (6, 9) OBP: 0.353, SLG: 0.154			B CU 68 C CH 77 C SI 85 B CU 67 X FF 88 2-2 ① G4-3			F SI 93 S SI 93 F SI 94 B SL 83 B SL 84 B SI 94 S SI 94 3-3 ① K		C SI 91 B SI 90 F SI 91 F SL 84 C SI 90 1-3 ③ K 1-2		2 1	0 0	0 0	0 0	1 1	0 1	0 1
16 Josh Wilson, R (1, 5) OBP: 0.281, SLG: 0.250			B FF 84 X FF 84 1-0 ② G6-3			S SI 94 S SI 94 B FF 94 B SI 94 X SI 93 2-2 13 G6-3 1B			C SL 88 F SL 90 X CU 82 0-2 ① G5-3	3	0	1	0	0	0	0
Inning Stats	R: 1 E: 0 K: 0 S: 9 H: 1 LOB: 0 BB: 0 P: 14	R: 0 E: 0 K: 0 S: 5 H: 0 LOB: 0 BB: 1 P: 12	R: 0 E: 0 K: 0 S: 8 H: 0 LOB: 0 BB: 0 P: 14	R: 0 E: 0 K: 1 S: 6 H: 0 LOB: 0 BB: 0 P: 11	R: 0 E: 0 K: 0 S: 5 H: 0 LOB: 0 BB: 0 P: 8	R: 0 E: 0 K: 1 S: 9 H: 1 LOB: 0 BB: 0 P: 15	R: 0 E: 0 K: 1 S: 7 H: 0 LOB: 0 BB: 1 P: 12	R: 0 E: 0 K: 2 S: 11 H: 0 LOB: 1 BB: 1 P: 21	R: 0 E: 0 K: 0 S: 8 H: 1 LOB: 1 BB: 0 P: 12	1B: 2 2B: 0 3B: 0 HR: 1	SF: 0 SAC: 0 DP: 3 HBP: 0					

PITCHER		IP	WLS	BF	H	R	ER	SO	BB	IBB	HBP	BLK	WP	HR	S	P	ERA	WHIP
26 Jeff Francis, L ERA: 3.6	(1, 1)	5.0	W	16	1	1	1	1	1	0	0	0	0	1	33	59	1.80	0.400
39 Luis Mendoza, R ERA:	(6, 1)	3.0	H	10	1	0	0	4	2	0	0	0	0	0	27	48	0.00	1.000
97 Heath Rollins, R ERA:	(9, 1)	1.0		4	1	0	0	0	0	0	0	0	0	0	8	12	0.00	1.000

PITCHER	IP	WLS	BF	H	R	ER	SO	BB	IBB	HBP	BLK	WP	HR	S	P	ERA	WHIP

TOP

Seattle Mariners @ Kansas City Royals

Surprise Stadium, Surprise, AZ

Thu Mar 17 2011, 9:06 PM - 11:40 PM EDT

Att. 6,466 - Partly Cloudy - 84 F

livebaseballscorecards.com

AB	27
R	1
H	3
RBI	1
BB	3
SO	5
LOB	5

WP: 0	PB: 0	SB: 0	CS: 0	PA:	30

Seattle Mariners @ Kansas City Royals

Surprise Stadium, Surprise, AZ

Thu Mar 17 2011, 9:06 PM - 11:40 PM EDT

Att. 6,466 - Partly Cloudy - 84 F

BOTTOM

livebaseballscorecards.com

Batter	1	2	3	4	5	6	7	8	9	AB	R	H	RBI	BB	SO	LOB
1 Jarrod Dyson, L (1, 8) OBP: 0.464, SLG: 0.423	B SI 93 X SI 94 1-0 16 WP 6 S 1B	X FF 94 0-0 6 1B 6 1B 1-2 2-3 1B		B SI 93 B SI 92 C SI 93 X SI 94 2-1 6 S 16 1B 1B	C CU 74 B SI 86 B SI 85 B SI 86 F SI 86 X SI 86 3-2 ③ G6-3		X FF 92 0-0 ①② L4-3 1-1			5	2	3	0	0	0	3
6 Lorenzo Cain, R (1, 9) OBP: 0.444, SLG: 0.414	C SI 94 1 SAFE F SI 94 B SI 94 B CH 91 B CU 84 B SI 95 4-2 16 WP 1-2 BB	C SL 87 D CU 83 B SI 94 X SI 94 2-1 ③ 1-H 2-H 3-H 1B		1 SAFE 1 SAFE 1 SAFE B SL 85 C SI 94 B SI 93 B SL 85 B SI 93 4-1 16 1B 1-2 BB		C FF 92 C FF 93 B SL 84 B FF 92 B FF 93 C FF 92 3-3 ① K	B FF 92 F FF 92 B SL 77 X FF 92 2-1 2B			3	0	2	2	2	1	0
16 Billy Butler, R (1, 10) OBP: 0.417, SLG: 0.524	S SI 96 C CU 83 S CH 91 0-3 ① K 1-2 2-3		C SL 85 B SI 94 B CU 84 X SI 94 2-1 HR	S SL 85 X SI 94 0-1 1-2 2-H 1B		B SL 83 B SL 82 B FF 92 B FF 93 4-0 19 G4-3 19 WP 3 1B BB	S SL 78 S SL 77 D FS 81 X SL 77 1-2 ③ G1-3			4	2	2	2	1	1	3
30 Kila Ka'aihue, L (1, 3) OBP: 0.447, SLG: 0.806 19 Pedro Feliz, R (6, 5) OBP: 0.286, SLG: 0.294	F SI 96 S CU 84 B FF 96 F SL 87 S SI 92 1-3 ② K		B FF 94 C CH 90 S CH 89 X FF 95 1-2 1B	S CH 89 F CH 88 B FF 94 F SL 85 S SI 92 1-3 ② K		B FF 92 C FF 91 F FF 92 F SL 80 B SL 84 B SI 91 X FF 91 3-2 ② G4-3 1-3		F FF 89 X FF 89 0-1 ① F8		3 2	0 0	1 0	0 0	0 0	2 0	4 1
4 Alex Gordon, L (1, 7) OBP: 0.531, SLG: 0.694 7 Grégor Blanco, L (6, PH) OBP: 0.296, SLG: 0.208 (7, 7)	C FF 96 F SL 86 B FF 96 S CU 84 1-3 ③ K		S SI 93 S CU 82 D CH 90 C SI 94 1-3 ① K	B CH 87 F SI 93 B SI 92 C CH 88 S SI 93 2-3 ③ K		B FF 91 B FF 91 B FF 90 C FC 91 B FF 90 4-1 24 S 3 1B BB	S FF 89 X SL 80 0-1 24 1B 3 SF9 1B			3 1	0 2	0 1	0 0	0 1	3 0	5 0
24 Wilson Betemit, S (1, 5) OBP: 0.227, SLG: 0.158 (6, 3)		C SI 95 X SI 94 0-1 ① F7	C CU 81 B SI 93 F CH 89 X SI 95 1-2 ② P4		X SI 84 0-0 ① G5-3	B FC 92 F FF 91 B CH 82 1 SAFE B FF 90 C FF 91 D SL 81 4-2 3 1B 1-2 BB		X FF 90 0-0 1-3 1B		4	0	1	0	1	0	1
3 Brayan Peña, S (1, 2) OBP: 0.208, SLG: 0.304		C SI 94 C SI 95 X FF 96 0-2 ② G4-3	C SI 93 F CU 80 F SI 95 S CH 90 0-3 ③ K		B SI 84 X SI 85 1-0 2 F9 2B	C FF 94 S FS 80 B SL 78 F FF 94 B FS 81 B FF 95 X FF 94 3-2 1-3 2-H 3-H 1B		D CH 78 D CH 79 F FF 90 X FF 90 2-1 ② SF9 3-H		4	0	2	3	0	1	1
17 Chris Getz, L (1, 4) OBP: 0.342, SLG: 0.353 64 Lance Zawadzki, L (6, PH) OBP: 0.400, SLG: 0.652 (7, 4)		L SI 95 X SI 95 0-1 E6 1 1B 2 1B 6 1B		B SI 92 B SI 93 F SI 92 X CH 88 2-1 2 E 2 SF9 1B	B SI 84 B SI 86 C SI 85 B CU 74 B SI 86 4-1 2 F9 BB	B FF 93 C FF 93 S FF 94 S SL 78 1-3 ③ K		F FF 91 S SI 80 C CH 80 0-3 ③ K		2 2	2 0	1 0	0 0	1 0	0 2	0 3
2 Alcides Escobar, R (1, 6) OBP: 0.382, SLG: 0.548 72 Irving Falu, S (7, 6) OBP: 0.300, SLG: 0.263		C SI 95 X SI 94 0-1 1 1B 6 1B 1-2 1B		B SL 86 1 SAFE S SL 86 C CU 82 X CH 89 1-2 ① SF9 1-H	B SI 86 B SI 84 C SI 85 X SI 85 2-1 ② F9 1-2 2-3		B FF 92 C FF 91 C FF 92 X FS 81 1-2 1 L4-3 1B			2 1	1 0	1 1	1 0	0 0	0 0	2 0
Inning Stats	R: 0 E: 0 K: 3 S: 13 H: 1 LOB: 2 BB: 1 P: 20	R: 3 E: 1 K: 0 S: 12 H: 3 LOB: 1 BB: 0 P: 14	R: 1 E: 0 K: 2 S: 15 H: 2 LOB: 1 BB: 0 P: 20	R: 2 E: 1 K: 2 S: 17 H: 3 LOB: 2 BB: 1 P: 29	R: 0 E: 0 K: 0 S: 8 H: 1 LOB: 2 BB: 1 P: 18	R: 2 E: 0 K: 2 S: 17 H: 1 LOB: 2 BB: 3 P: 39	R: 0 E: 0 K: 0 S: 9 H: 2 LOB: 1 BB: 0 P: 13	R: 1 E: 0 K: 1 S: 10 H: 2 LOB: 1 BB: 0 P: 12		1B: 12 2B: 3 3B: 0 HR: 1 SF: 2 SAC: 0 DP: 1 HBP: 0						

	AB	36
	R	9
	H	15
	RBI	8
	BB	6
	SO	10
	LOB	23

WP: 2 PA: 44
PB: 0
SB: 3
CS: 0

PITCHER		IP	WLS	BF	H	R	ER	SO	BB	IBB	HBP	BLK	WP	HR	S	P	ERA	WHIP
34 Félix Hernández, R ERA: 5.4	(1, 1)	4.0	L	23	9	6	3	7	2	0	0	0	1	1	57	83	6.75	2.750
66 Royce Ring, L ERA:	(5, 1)	1.0		5	1	0	0	0	1	0	0	0	0	0	8	18	0.00	2.000
69 Jose Flores, R ERA: 12.27	(6, 1)	0.2		5	0	2	2	1	3	0	0	0	1	0	10	28	27.00	4.500
31 Josh Lueke, R ERA: 2.35	(6, 1)	1.1		6	3	0	0	1	0	0	0	0	0	0	16	24	0.00	2.250
37 Cesar Jimenez, L ERA: 8.53	(8, 1)	1.0		5	2	1	1	1	0	0	0	0	0	0	10	12	9.00	2.000

PITCHER	IP	WLS	BF	H	R	ER	SO	BB	IBB	HBP	BLK	WP	HR	S	P	ERA	WHIP

Cleveland Indians @ Kansas City Royals

Surprise Stadium, Surprise, AZ

Fri Mar 18 2011, 4:08 PM - 6:51 PM EDT

Att. 4,584 - Partly Cloudy - 80 F

TOP

livebaseballscorecards.com

Batter	1	2	3	4	5	6	7	8	9	AB	R	H	RBI	BB	SO	LOB
65 Ezequiel Carrera, L (1, 8) OBP: 0.417, SLG: 0.385 84 Donnie Webb, S (9, PH)	C SI 91 C SI 92 F CU 80 B FF 92 C CU 76 1-3 K		C SI 90 F SI 91 X CH 80 0-2 F7		B FF 92 S FF 91 C CH 82 X FF 92 1-2 76 CS 1B		C FF 92 C CU 74 F CU 74 B FC 94 F FF 93 X CH 84 1-2 41 2B 2B		C SL 84 C FF 94 S CH 83 0-3 K	4 1	1 0	2 0	0 0	0 0	1 1	1 0
76 Lonnie Chisenhall, L (1, 5) OBP: 0.567, SLG: 0.885	B FF 92 X FF 92 1-0 41 G5-3 1B		D SI 92 D SI 92 F FF 92 S CH 82 B CU 78 X FF 93 3-2 28 1B 47 WP 1-H 1B		S CH 84 B CH 83 B SI 92 X FF 92 2-1 F8 1-2		D CU 74 C CU 73 B FF 93 F FC 93 F CU 74 F CH 84 B FC 94 B CH 84 4-2 41 2B BB			3	2	2	1	1	0	1
41 Carlos Santana, S (1, 10) OBP: 0.310, SLG: 0.500	C SI 91 X CH 83 0-1 G5-3 1-2		B SI 92 F SI 90 X CH 82 1-1 F8			B SI 96 B B SI 94 C SI 93 X SI 94 3-1 G4-3 C CU 73 C FC 93 B FF 94 F CU 74 X FF 92 1-2 1-H 2-H 2B			4	0	1	2	0	0	2
28 Travis Buck, L (1, 9) OBP: 0.415, SLG: 0.538 87 Jerad Head, R (7, 9) OBP: 0.176, SLG: 0.143	S CH 82 B SI 92 X CH 84 1-1 G6-3		B FF 90 B CH 81 C FF 92 B CH 82 X SI 92 3-1 47 WP 1-3 1B			X SI 96 0-0 47 WP 47 1B 2B	C FC 92 F CU 74 D CU 75 B CH 82 X FF 92 2-2 F8			4 0	1 0	2 0	0 0	0 0	0 0	2 0
47 Shelley Duncan, R (1, 7) OBP: 0.357, SLG: 0.444 90 Bo Greenwell, L (7, 7)		B SI 92 B SI 91 B SI 93 C SI 92 C SI 92 F CU 75 S FF 93 3-3 K	D CU 77 B CU 78 X FF 93 2-0 F9 1-2 3-H			C SL 86 B SL 89 X SI 96 1-1 2-H 1B		X FF 90 0-0 F8		3 1	0 0	1 0	1 0	0 0	1 0	1 0
12 Jayson Nix, R (1, 4) OBP: 0.240, SLG: 0.318 73 Cord Phelps, S (6, 4) OBP: 0.350, SLG: 0.250		C CU 76 C CU 77 X FF 93 0-2 35 1B 1B		B CU 73 B SI 89 F SI 91 F FC 89 F CU 75 B FF 89 F CH 82 S SI 93 3-3 K		S CH 89 S SL 87 S SL 88 0-3 K		C FF 92 B SI 82 B SI 81 B FF 91 X FF 90 3-1 35 G3-6 1B		3 1	0 0	1 1	0 0	0 0	2 0	1 0
35 Jordan Brown, L (1, 3) OBP: 0.318, SLG: 0.400		S SI 91 B SI 92 X SI 91 1-1 22 G4-6-3 1-2 1B		C FF 93 C FF 94 X SI 93 0-2 G3-1		B SI 96 F FF 96 C SL 86 B CH 84 F CH 84 D SI 97 X SL 88 3-2 F7		D CU 75 X FF 91 1-0 G3-6 1-2f		4	0	1	0	0	0	2
22 Luke Carlin, S (1, 2) OBP: 0.176, SLG: 0.067 70 Juan Apodaca, R (8, 2) OBP: 0.375, SLG: 0.571		B SI 92 X SI 91 1-0 G4-6-3 1-2f		S CH 83 C SI 93 B CU 79 F CU 78 B FF 94 X CH 82 2-2 F7			C FF 92 S CH 83 F CU 75 B CU 75 C FF 93 1-3 K		C FF 92 C CU 82 S SL 84 0-3 K	3 1	0 0	0 0	0 0	0 0	1 1	2 0
8 Adam Everett, R (1, 6) OBP: 0.444, SLG: 0.333 86 Juan Diaz, L (7, 6) OBP: 0.111, SLG: 0.111			B SI 90 B SI 90 B FF 92 B FF 91 4-0 76 S 76 1B BB		B SI 90 B SI 90 S FF 90 C SI 90 S CU 75 2-3 K		B FC 94 B FF 93 F FF 92 S CH 83 B CH 83 S CH 82 3-3 K		B FF 90 C FF 92 B FF 93 B FF 92 X FF 92 3-1 G4-3	2 1	1 0	0 0	0 0	1 0	2 0	0 0

Inning Stats	1	2	3	4	5	6	7	8	9
	R: 0 E: 0 K: 1 S: 9 H: 1 LOB: 1 BB: 0 P: 12	R: 0 E: 0 K: 1 S: 10 H: 2 LOB: 1 BB: 0 P: 15	R: 2 E: 0 K: 0 S: 11 H: 2 LOB: 1 BB: 1 P: 24	R: 0 E: 0 K: 1 S: 12 H: 0 LOB: 0 BB: 0 P: 17	R: 0 E: 0 K: 1 S: 8 H: 1 LOB: 0 BB: 0 P: 13	R: 1 E: 0 K: 1 S: 12 H: 2 LOB: 1 BB: 0 P: 19	R: 2 E: 0 K: 2 S: 23 H: 2 LOB: 1 BB: 1 P: 35	R: 0 E: 0 K: 0 S: 4 H: 1 LOB: 0 BB: 0 P: 8	R: 0 E: 0 K: 2 S: 8 H: 0 LOB: 0 BB: 0 P: 11

| | | |

Cleveland Indians @ Kansas City Royals

Surprise Stadium, Surprise, AZ

Fri Mar 18 2011, 4:08 PM - 6:51 PM EDT

Att. 4,584 - Partly Cloudy - 80 F

livebaseballscorecards.com

BOTTOM

Batter	1	2	3	4	5	6	7	8	9	AB	R	H	RBI	BB	SO	LOB
13 Mike Aviles, R (1, 5) OBP: 0.400, SLG: 0.590	F SI 90 F SI 90 X SL 85 0-2 ① G5-3		B SL 85 F SL 82 C SI 90 S CH 83 1-3 ② K		C FF 91 B CU 78 C FF 91 X FF 92 1-2 E5 6 CS	F FF 90 B FF 91 B FF 91 B CH 81 X FF 91 3-1 ② SF9 3-H		C FF 93 S FF 92 0-2 ③ CS 1-2		3	0	0	1	0	1	0
6 Lorenzo Cain, R (1, 9) OBP: 0.410, SLG: 0.375 12 Mitch Maier, L (6, PH) OBP: 0.606, SLG: 0.778 (7, 9)	C SI 92 C SI 90 X SI 91 0-2 ② G6-3		C SI 84 F SL 85 B SL 87 X SI 92 1-2 ③ G6-3		S CH 80 B CH 82 1 SAFE C FF 91 B CU 77 X CU 79 2-2 ①② G5-3 1-2	B CH 81 C FF 90 X FF 91 1-1 ③ F7				3 1	0 0	0 0	0 0	0 0	0 0	1 1
16 Billy Butler, R (1, 3) OBP: 0.423, SLG: 0.543	B SI 91 S SL 85 X SI 91 1-1 ③ G5-3			C SI 90 B CH 84 S CH 84 B SI 92 X SI 90 2-2 4 F8 21 G6-3 2B	C FF 91 B FF 91 S CH 81 F CH 82 X FF 92 1-2 1B		F CH 79 B FF 88 F FF 89 B CH 80 X CH 80 2-2 ① G6-3			4	1	2	0	0	0	0
53 Melky Cabrera, S (1, 8) OBP: 0.545, SLG: 0.789		B SI 88 C SI 89 F SI 87 B CH 85 B SI 90 X SI 91 3-2 4 2B 2B		B CH 84 B SL 84 B SI 90 B SI 91 4-0 4 F8 17 1B BB	B FF 90 C FF 90 C FF 90 D CU 80 F FF 91 F FF 92 B FF 91 F CH 82 S CH 82 3-3 ③ K		B FF 90 B CH 79 B FF 89 C FF 89 C FF 89 F CH 81 F SI 91 X FF 91 3-2 4 G4-3 1B			3	2	2	0	1	1	1
4 Alex Gordon, L (1, 7) OBP: 0.528, SLG: 0.700		X SI 90 0-0 21 F9 2-H 2B		B SL 84 X SL 84 1-0 ① F8 1-2 2-3		C FF 90 X CU 76 0-1 22 2B 1B	C SI 88 B FF 88 X CH 79 1-1 ② G4-3 1-2			4	1	2	1	0	0	3
21 Jeff Francoeur, R (1, 10) OBP: 0.190, SLG: 0.211		C SI 89 X SL 87 0-1 ① F9 2-3		C SI 90 X SI 90 0-1 ② G6-3 3-H		1 SAFE B FF 90 B CH 83 F CH 81 X FF 91 2-1 ① P3	B SL 84 F FF 88 B FF 88 B FF 87 X SL 83 3-1 ③ G1-3			4	0	0	1	0	0	4
28 Manny Piña, R (1, 2) OBP: 0.350, SLG: 0.412 22 Lucas May, R (6, 2) OBP: 0.391, SLG: 0.400		S SL 87 B SI 90 S SL 89 B SL 87 B SL 88 C SL 85 3-3 ② K		D SL 86 B SL 84 B SI 89 C SI 90 F SI 91 B SI 90 4-2 17 1B BB		X FF 91 0-0 17 S 1-H 17 1B 2B		B SI 94 C FF 92 C SI 93 B FF 93 F SI 94 X SL 79 2-2 ① P4		1 2	0 1	0 1	0 1	1 0	1 0	1 0
17 Chris Getz, L (1, 4) OBP: 0.366, SLG: 0.378 64 Lance Zawadzki, L (7, 4) OBP: 0.385, SLG: 0.625		B SI 91 F SL 86 B CH 85 C SI 92 F SI 93 X SL 86 2-2 ③ L4		X SI 90 0-0 1-2 2-H 1B		B FC 81 T FF 90 B FF 91 B FF 90 X FF 91 3-1 2 1B 13 SF9 2-H 1B		X FF 92 0-0 ② P6		3 1	1 0	2 0	2 0	0 0	0 0	1 0
2 Alcides Escobar, R (1, 6) OBP: 0.378, SLG: 0.529 72 Irving Falu, S (7, 6) OBP: 0.333, SLG: 0.300			C SI 89 B SL 86 F CH 81 B SI 92 F SI 90 S SL 87 2-3 ① K	S SI 89 B SL 84 F SI 89 X CH 82 1-2 ③ P4		C CH 81 S CH 81 F CH 80 F FF 92 X CU 77 0-2 1-3 1B		C FF 93 B SL 80 B SI 94 F FF 91 B SL 78 X FF 93 3-2 13 CS 1B		3 1	0 0	1 1	0 0	0 0	1 0	2 0
Inning Stats	R: 0 E: 0 K: 0 S: 8 H: 0 LOB: 0 BB: 0 P: 9	R: 1 E: 0 K: 1 S: 13 H: 2 LOB: 1 BB: 0 P: 21	R: 0 E: 0 K: 2 S: 10 H: 0 LOB: 0 BB: 0 P: 14	R: 2 E: 0 K: 0 S: 12 H: 2 LOB: 2 BB: 2 P: 24	R: 0 E: 1 K: 1 S: 16 H: 1 LOB: 1 BB: 0 P: 23	R: 3 E: 0 K: 0 S: 16 H: 4 LOB: 1 BB: 0 P: 25	R: 0 E: 0 K: 0 S: 12 H: 1 LOB: 1 BB: 0 P: 21	R: 0 E: 0 K: 0 S: 10 H: 1 LOB: 0 BB: 0 P: 15		1B: 7 2B: 4 3B: 0 HR: 0 SF: 1 SAC: 0 DP: 0 HBP: 0				WP: 0 PB: 0 SB: 1 CS: 2 PA: 37		

	AB	33
	R	6
	H	11
	RBI	6
	BB	2
	SO	4
	LOB	14

PITCHER		IP	WLS	BF	H	R	ER	SO	BB	IBB	HBP	BLK	WP	HR	S	P	ERA	WHIP
58 Jeanmar Gómez, R ERA: 6.43	(1, 1)	4.0		18	4	3	3	3	2	0	0	0	0	0	43	68	6.75	1.500
31 David Huff, L ERA: 8.25	(5, 1)	2.1	L	13	6	3	3	1	0	0	0	0	0	0	40	61	11.57	2.571
62 Yohan Pino, R ERA: 5.4	(7, 1)	0.2		2	0	0	0	0	0	0	0	0	0	0	4	8	0.00	0.000
52 Vinnie Pestano, R ERA: 1.59	(8, 1)	1.0		3	1	0	0	0	0	0	0	0	0	0	10	15	0.00	1.000

PITCHER	IP	WLS	BF	H	R	ER	SO	BB	IBB	HBP	BLK	WP	HR	S	P	ERA	WHIP

Kansas City Royals @ San Francisco Giants

Scottsdale Stadium, Scottsdale, AZ

Sat Mar 19 2011, 4:07 PM - 6:07 PM EDT

Att. 12,216 - Sunny - 78 F

livebaseballscorecards.com

TOP

Batter	1	2	3	4	5	6	7	8	9	AB	R	H	RBI	BB	SO	LOB
13 Mike Aviles, R (1, 5) OBP: 0.408, SLG: 0.605	F8		17 BB 1B 1-2			17 SH1-3 53 E 2B	P5			4	1	2	0	0	0	2
47 Nate Adcock, R (7, 1)										0	0	0	0	0	0	0
43 Aaron Crow, R (8, 1)										0	0	0	0	0	0	0
17 Chris Getz, L (1, 4) OBP: 0.372, SLG: 0.368	G4-3		53 G6-4-3 BB 1-2 2-3			SH1-3 2-3		24 G4-3 64 E BB		1	0	0	0	1	0	0
1 Jarrod Dyson, L (7, 8) OBP: 0.483, SLG: 0.423										0	0	0	0	1	0	0
53 Melky Cabrera, S (1, 8) OBP: 0.511, SLG: 0.732	G5-3		G6-4-3 1-2f			E6 30 CS 3-H		FC6 24 G4-3 1-2		3	0	0	1	0	0	3
64 Lance Zawadzki, L (7, 4) OBP: 0.370, SLG: 0.600										1	0	0	0	0	0	1
30 Kila Ka'aihue, L (1, 3) OBP: 0.439, SLG: 0.763		L5		P2		BB 2-3		G4-3 1-2f 2-3		2	0	0	0	1	0	0
24 Wilson Betemit, S (7, 3) OBP: 0.217, SLG: 0.150										1	0	0	0	0	0	2
21 Jeff Francoeur, R (1, 9) OBP: 0.174, SLG: 0.190		G6-3		F9		G6-3		F8		4	0	0	0	0	0	2
12 Mitch Maier, L (1, 7) OBP: 0.568, SLG: 0.700		BB		K			K		K	3	0	0	0	1	3	0
3 Brayan Peña, S (1, 2) OBP: 0.179, SLG: 0.259		L4			G4-3		G4-3		F9	4	0	0	0	0	0	1
2 Alcides Escobar, R (1, 6) OBP: 0.400, SLG: 0.528			52 FC1-6 BB		G6-3		72 1B 1B		K	2	0	1	0	1	0	0
19 Pedro Feliz, R (7, 5) OBP: 0.273, SLG: 0.278										1	0	0	0	0	1	0
52 Bruce Chen, L (1, 1)			FC1-6 17 BB 13 1B 1-2f		K		1-3 1B			2	0	0	0	0	1	1
72 Irving Falu, S (7, PH) OBP: 0.364, SLG: 0.333										1	0	1	0	0	0	0
(7, 6)																

Inning Stats	1	2	3	4	5	6	7	8	9
	R: 0 H: 0 E: 0 LOB: 0 K: 0 BB: 0 S: 3 P: 3	R: 0 H: 0 E: 0 LOB: 1 K: 0 BB: 1 S: 3 P: 7	R: 0 H: 1 E: 0 LOB: 2 K: 0 BB: 2 S: 3 P: 11	R: 0 H: 0 E: 0 LOB: 0 K: 1 BB: 0 S: 5 P: 5	R: 0 H: 0 E: 0 LOB: 0 K: 1 BB: 0 S: 5 P: 5	R: 1 H: 1 E: 1 LOB: 1 K: 0 BB: 1 S: 4 P: 8	R: 0 H: 2 E: 0 LOB: 2 K: 1 BB: 0 S: 7 P: 7	R: 0 H: 0 E: 1 LOB: 1 K: 0 BB: 1 S: 3 P: 7	R: 0 H: 0 E: 0 LOB: 0 K: 2 BB: 0 S: 7 P: 7

| | | | | | | | | | | | | | | | |

Batter	1	2	3	4	5	6	7	8	9	AB	R	H	RBI	BB	SO	LOB
56 Andres Torres, S (1, 8) OBP: 0.364, SLG: 0.550 34 Darren Ford, R (8, PR) OBP: 0.273, SLG: 0.350 (9, 8)	F9		F7		F9			21 S 2B		4 0	0 0	1 0	0 0	0 0	0 0	0 0
21 Freddy Sanchez, R (1, 4) OBP: 0.317, SLG: 0.513 86 Brock Bond, S (9, 4)	17 G6-4-3 1B		K			P6		K 2-3		4 0	0 0	1 0	0 0	0 0	2 0	1 0
17 Aubrey Huff, L (1, 3) OBP: 0.356, SLG: 0.698 52 Ramon E Ramirez, R (7, 1) 35 Travis Ishikawa, L (8, 7) OBP: 0.293, SLG: 0.270	G6-4-3 1-2f			G6-3		HR		F7		3 0 1	1 0 0	1 0 0	1 0 0	0 0 0	0 0 0	1 0 2
28 Buster Posey, R (1, 2) OBP: 0.500, SLG: 0.788 12 Nate Schierholtz, L (8, 9) OBP: 0.333, SLG: 0.465		G6-3		HR		F9				3 0	1 0	1 0	1 0	0 0	0 0	0 0
13 Cody Ross, R (1, 9) OBP: 0.386, SLG: 0.641 22 Eli Whiteside, R (8, 2) OBP: 0.316, SLG: 0.188		HR		F8		F7				3 0	1 0	1 0	1 0	0 0	0 0	0 0
5 Pat Burrell, R (1, 7) OBP: 0.395, SLG: 0.528 29 Ryan Rohlinger, R (8, 5) OBP: 0.364, SLG: 0.476		48 FC6-4 BB		1B			P5			2 0	0 0	1 0	0 0	1 0	0 0	0 0
48 Pablo Sandoval, S (1, 5) OBP: 0.322, SLG: 0.564 41 Jeremy Affeldt, L (8, 1) 54 Sergio Romo, R (8, 1) 46 Santiago Casilla, R (9, 1)	FC6-4 14 FC4-6 1-2f		F9				K			3 0 0 0	0 0 0 0	0 0 0 0	0 0 0 0	0 0 0 0	1 0 0 0	2 0 0 0
14 Mike Fontenot, L (1, 6) OBP: 0.333, SLG: 0.447 2 Emmanuel Burriss, S (6, 6) OBP: 0.214, SLG: 0.286	FC4-6 1-2f			F9			F9			2 1	0 0	0 0	0 0	0 0	0 0	1 0
75 Barry Zito, L (1, 1) 9 Brandon Belt, L (7, 3) OBP: 0.327, SLG: 0.500		G5-3		K				G4-3		2 1	0 0	0 0	0 0	0 0	1 0	0 0
Inning Stats	R: 0 E: 0 K: 0 S: 3 H: 1 LOB: 0 BB: 0 P: 3	R: 1 E: 0 K: 0 S: 4 H: 1 LOB: 1 BB: 1 P: 9	R: 0 E: 0 K: 1 S: 5 H: 0 LOB: 0 BB: 0 P: 5	R: 1 E: 0 K: 0 S: 5 H: 2 LOB: 1 BB: 0 P: 5	R: 0 E: 0 K: 1 S: 5 H: 0 LOB: 0 BB: 0 P: 5	R: 1 E: 0 K: 0 S: 4 H: 1 LOB: 0 BB: 0 P: 5	R: 0 E: 0 K: 1 S: 5 H: 0 LOB: 0 BB: 0 P: 5	R: 0 E: 0 K: 1 S: 6 H: 1 LOB: 2 BB: 0 P: 7		1B: 2 2B: 1 3B: 0 HR: 3	SF: 0 SAC: 0 DP: 1 HBP: 0						

PITCHER		IP	WLS	BF	H	R	ER	SO	BB	IBB	HBP	BLK	WP	HR	S	P	ERA	WHIP
52 Bruce Chen, L ERA: 3.86	(1, 1)	6.0	L	23	5	3	3	2	1	0	0	0	0	3	26	32	4.50	1.000
47 Nate Adcock, R ERA:	(7, 1)	1.0		3	0	0	0	1	0	0	0	0	0	0	5	5	0.00	0.000
43 Aaron Crow, R ERA: 2.0	(8, 1)	1.0		4	1	0	0	1	0	0	0	0	0	0	6	7	0.00	1.000

PITCHER	IP	WLS	BF	H	R	ER	SO	BB	IBB	HBP	BLK	WP	HR	S	P	ERA	WHIP

BOTTOM

Kansas City Royals @ San Francisco Giants

Scottsdale Stadium, Scottsdale, AZ

Sat Mar 19 2011, 4:07 PM - 6:07 PM EDT

Att. 12,216 - Sunny - 78 F

livebaseballscorecards.com

AB	29
R	3
H	6
RBI	3
BB	1
SO	4
LOB	7

1B: 2 2B: 1 3B: 0 HR: 3 SF: 0 SAC: 0 DP: 1 HBP: 0

WP: 0 PB: 0 SB: 1 CS: 0 PA: 30

Texas Rangers @ Kansas City Royals

Surprise Stadium, Surprise, AZ

Sun Mar 20 2011, 4:09 PM - 6:49 PM EDT

Att. 5,510 - Overcast - 72 F

TOP

livebaseballscorecards.com

Batter	1	2	3	4	5	6	7	8	9	AB	R	H	RBI	BB	SO	LOB
5 Ian Kinsler, R (1, 4) OBP: 0.473, SLG: 0.848	C SI 90 B SI 91 B KC 83 B KC 82 C FF 91 X FF 92 3-2 P4 ①		D CH 82 1 SAFE B SL 82 C FF 89 B CH 83 B SI 90 4-1 32 FC5-4 1-2 BB	X KC 78 0-0 1-3 2-H 2B		C FF 96 B CU 78 F SI 99 X SI 99 1-2 F8 ③		F CH 86 F CH 76 X SI 88 0-2 P3 ②		3	0	1	1	1	0	1
6 Esteban German, R (8, PH) OBP: 0.294, SLG: 0.375 (8, 4)										1	0	0	0	0	0	2
1 Elvis Andrus, R (1, 6) OBP: 0.263, SLG: 0.339	B SI 90 F SI 90 B SI 91 X SI 92 2-1 G1-4-3 ②		C L SI 89 L SL 82 0-3 K ①	C SI 90 B SL 84 S SL 83 C SI 92 1-3 K ③			C FF 91 B FF 88 B FF 90 X FF 90 2-1 32 1B 2B	X SI 88 0-0 F8 ③		4	0	1	0	0	2	4
3 Andrés Blanco, S (8, PH) OBP: 0.326, SLG: 0.366 (8, 6)										1	0	0	0	0	0	2
32 Josh Hamilton, L (1, 7) OBP: 0.280, SLG: 0.383	C SI 89 B CH 81 B CH 83 B SI 91 B SI 91 4-1 BB		B SI 90 X SI 90 1-0 FC5-4 1-2f 2-3 ②		C KC 77 X CH 82 0-1 G3-1 ①		C CH 86 X FF 87 0-1 2-3 1B		X CH 75 0-0 19 2B 94 SF8 1B	3	0	1	0	1	0	2
65 Doug Deeds, L (8, 7) OBP: 0.294, SLG: 0.471										1	1	1	0	0	0	0
29 Adrian Beltré, R (1, 5) OBP: 0.235, SLG: 0.412	S SI 92 X SI 89 0-1 F9 ③		B SL 82 B KC 77 X SI 91 2-0 G5-3 ③		B SI 89 X SI 92 1-0 G6-3 ②		S SL 81 S SL 82 B FF 90 F CH 77 T FF 93 1-2 K ①		S SI 84 F SI 85 1 SAFE F SL 78 B FF 90 B X SI 89 2-2 94 SF8 9 2B 1-3 2B	4	0	0	0	0	1	5
19 Chris Davis, L (7, 5) OBP: 0.426, SLG: 0.841										1	1	1	0	0	0	0
10 Michael Young, R (1, 10) OBP: 0.468, SLG: 0.514		B SI 89 X SI 89 1-0 17 FC5-4 1B	C SL 81 B KC 76 B KC 80 X SI 89 2-1 F9 ①	L SI 92 X SI 91 0-1 G6-3 ③		B FF 92 C CU 81 B CH 86 C CU 82 S FF 92 2-3 K ②		B SI 89 S CH 78 F CH 79 X SI 90 1-2 SF8 ① 2-3 3-H		4	0	1	0	0	1	2
94 Matt Kata, S (9, PH) OBP: 0.286, SLG: 0.333 (9, 10)										0	0	0	1	0	0	0
17 Nelson Cruz, R (1, 9) OBP: 0.264, SLG: 0.200		X SI 90 0-0 FC5-4 1-2f ①	C SI 89 B SI 90 X SL 82 1-1 F8 ②			B FF 94 F FF 95 C SI 99 B CU 78 B CU 77 B FF 98 4-2 18 BLK 18 1B BB	S CU 82 B CH 86 B FC 88 S CU 83 S FF 91 2-3 K ③		F SI 89 C FF 90 3 SAFE X FF 91 0-2 3-H 2B	3	1	0	0	1	1	3
9 Endy Chavez, L (8, 9) OBP: 0.280, SLG: 0.333										1	0	1	1	0	0	0
18 Mitch Moreland, L (1, 3) OBP: 0.418, SLG: 0.667		C SI 87 X SI 90 0-1 P6 ②	B KC 78 C SI 89 B CH 83 X SI 90 2-1 HR			S SI 97 B SI 99 X SI 98 1-1 20 G3-1 8 G6-3 1-H 1B		C CH 85 F FF 87 B CU 70 S CH 83 1-3 K ① B CH 80 S CH 79 B SI 89 B FF 90 S CH 79 S CH 79 3-3 K ②		5	1	2	2	0	2	2
8 Yorvit Torrealba, R (1, 2) OBP: 0.545, SLG: 0.684		X SI 89 0-0 G5-3 ③		C SI 91 B SI 89 C FF 89 B KC 79 X KC 82 2-2 20 1B 5 2B 1B		B FF 97 X CU 78 1-0 G6-3 ① 1-2		B FC 90 C FC 88 S CH 86 B CU 68 B CH 83 F CH 83 B FF 92 4-2 20 1B BB C SI 89 T FF 90 B SI 91 D CH 81 C SI 91 2-3 K ③		3	1	1	0	1	0	2
2 Taylor Teagarden, R (8, 2) OBP: 0.333, SLG: 0.467										1	0	0	0	0	1	1
20 Julio Borbon, L (1, 8) OBP: 0.404, SLG: 0.460			B SI 86 B SI 87 B SI 87 C SI 88 X SI 90 3-1 32 FC5-4 5 S 1B	F SI 89 B SI 90 F CH 84 X SI 92 1-2 5 2B 1-2 1B		C FF 97 X SI 90 0-1 G3-1 ② 2-3		C FF 87 X FC 88 0-1 1-2 1B		4	0	3	0	0	0	1

Inning Stats	1	2	3	4	5	6	7	8	9
	R: 0 E: 0 K: 0 S: 8	R: 0 E: 0 K: 0 S: 5	R: 0 E: 0 K: 1 S: 8	R: 2 E: 0 K: 1 S: 16	R: 0 E: 0 K: 0 S: 5	R: 1 E: 0 K: 0 S: 10	R: 0 E: 0 K: 3 S: 14	R: 0 E: 0 K: 1 S: 12	R: 2 E: 0 K: 2 S: 17
	H: 0 LOB: 1 BB: 1 P: 17	H: 1 LOB: 1 BB: 0 P: 6	H: 1 LOB: 2 BB: 1 P: 18	H: 4 LOB: 2 BB: 0 P: 25	H: 0 LOB: 0 BB: 0 P: 6	H: 1 LOB: 1 BB: 1 P: 17	H: 2 LOB: 2 BB: 0 P: 21	H: 1 LOB: 2 BB: 1 P: 17	H: 3 LOB: 1 BB: 0 P: 25

	AB	R	H	RBI	BB	SO	LOB
AB	39						
R	5						
H	13						
RBI	5						
BB	4						
SO	8						
LOB	27						

	1B	SF	WP	PA
	8	1	0	44
	2B: 4	SAC: 0	PB: 0	
	3B: 0	DP: 0	SB: 1	
	HR: 1	HBP: 0	CS: 0	

PITCHER	IP	WLS	BF	H	R	ER	SO	BB	IBB	HBP	BLK	WP	HR	S	P	ERA	WHIP
32 Vin Mazzaro, R (1, 1) ERA: 5.84	5.0	L	23	6	2	2	2	2	0	0	0	0	1	42	72	3.60	1.600
41 Jeremy Jeffress, R (6, 1) ERA: 3.38	1.0		5	1	1	1	0	1	0	0	1	0	0	10	17	9.00	2.000
48 Joakim Soria, R (7, 1) ERA: 5.06	1.1		8	3	0	0	4	1	0	0	0	0	0	22	34	0.00	3.000
51 Robinson Tejeda, R (8, 1) ERA: 4.76	1.2		8	3	2	2	2	0	0	0	0	0	0	21	29	10.80	1.800

PITCHER	IP	WLS	BF	H	R	ER	SO	BB	IBB	HBP	BLK	WP	HR	S	P	ERA	WHIP

Texas Rangers @ Kansas City Royals

Surprise Stadium, Surprise, AZ

Sun Mar 20 2011, 4:09 PM - 6:49 PM EDT

Att. 5,510 - Overcast - 72 F

livebaseballscorecards.com

BOTTOM

Batter	1	2	3	4	5	6	7	8	9	AB	R	H	RBI	BB	SO	LOB
1 Jarrod Dyson, L (1, 8) OBP: 0.469, SLG: 0.393 7 Grégor Blanco, L (7, 8) OBP: 0.310, SLG: 0.200	B SI 93 C SI 93 B SL 83 S SL 84 C SI 94 2-3 ① K		S SL 83 S SL 84 F SL 84 B SL 84 X SI 94 1-2 ③ G5-3		B SI 93 D SL 83 B SI 92 B SI 92 4-0 64 S BB		1 SAFE B FF 88 1 SAFE 1 SAFE B FF 86 C FF 88 B CH 80 B FF 89 4-1 ① 64 FC4-6 1-2 BB		F FF 89 B CH 81 B SI 89 F SI 90 X SL 81 2-2 ③ G3-1	2 0 0 0 1 1 1 1 0 0 0 1 0 0					
64 Lance Zawadzki, L (1, 4) OBP: 0.355, SLG: 0.552	C SI 93 F SI 94 F SL 84 B SI 95 X SL 84 1-2 ② F9			C SI 92 X SL 83 0-1 16 G4-6-3 1B	B SL 80 F SI 89 C SI 92 F SL 82 X SI 92 1-2 ③ F8 1-2		1 SAFE X SI 82 0-0 ② FC4-6 16 FC6-4 1-2f			4 0 1 0 0 0 3						
16 Billy Butler, R (1, 10) OBP: 0.411, SLG: 0.520	C CU 75 B SI 94 X SL 85 1-1 ③ G6-3			C SI 94 1 SAFE X SI 93 0-1 ① G4-6-3 ② 1-2f		C CU 74 B SI 92 X FF 91 1-1 30 S 21 1B 1B	1 SAFE C SL 82 B SI 88 S SL 80 1 SAFE B SL 80 X SL 79 2-2 ③ FC6-4 1-2f			4 1 1 0 0 0 2						
30 Kila Ka'aihue, L (1, 3) OBP: 0.432, SLG: 0.732 19 Pedro Feliz, R (7, 5) OBP: 0.261, SLG: 0.263		C CU 75 X SI 92 0-1 ① G4-3		B SL 85 F SL 83 C SL 84 X SI 93 1-2 1B		B SI 90 C CH 83 B SI 90 F SI 90 S SL 82 2-3 ① K 1-2		X SL 82 0-0 ① G5-3		3 0 1 0 0 1 1 1 0 0 0 0 0 0						
4 Alex Gordon, L (1, 7) OBP: 0.500, SLG: 0.651 6 Lorenzo Cain, R (7, 7) OBP: 0.400, SLG: 0.364		B SI 94 S SI 93 F SL 85 S SL 86 1-3 ② K		C SI 93 F SI 92 B SI 93 X SL 84 1-2 ③ F7		D SI 82 S FF 90 2 SAFE X FF 90 1-1 ② P2		B SL 82 F SL 83 B SI 91 B CU 75 F SI 92 B FF 90 S SL 83 3-3 ② K		3 0 0 0 0 1 2 1 0 0 0 0 1 0						
21 Jeff Francoeur, R (1, 9) OBP: 0.220, SLG: 0.261		C SI 94 B CU 76 F SL 84 F SI 95 F SI 94 X SI 95 1-2 ③ G3-1			B CU 74 X CH 84 1-0 22 E 24 1B 72 G6-3 1B	F CU 75 B SI 92 X SI 91 1-1 24 2B 2-H 1B		C SL 83 B FF 90 S CU 73 B FF 91 B CU 74 X CU 72 3-2 2B		4 1 3 1 0 0 0						
24 Wilson Betemit, S (1, 5) OBP: 0.259, SLG: 0.250 (7, 3)			B SI 93 X CH 85 1-0 ① G5-3		B SI 93 C SI 91 B SI 93 F SL 82 X SI 92 2-2 72 G6-3 22 E 1-2 1B	1 SAFE B SI 89 1 SAFE X SI 88 1-0 1-3 2B		C CH 82 B SI 91 S CH 82 B CH 82 X SL 82 2-2 ③ G6-3		4 0 2 0 0 0 1						
22 Lucas May, R (1, 2) OBP: 0.370, SLG: 0.375			B SI 93 F SI 92 B SL 82 B SL 82 X SI 93 3-1 72 G5-3 1B		2 SAFE C CU 75 B SI 92 B SI 92 S SL 82 B SI 91 S SL 82 3-3 ① K 1-2 2-3	B CU 73 S SL 83 X SL 84 1-1 ③ F8			X SI 89 0-0 ① G6-3	4 0 1 0 0 1 4						
72 Irving Falu, S (1, 6) OBP: 0.346, SLG: 0.292			C SI 92 C SI 92 1 SAFE 1 SAFE F SI 92 X SL 82 0-2 ② G5-3 1-2		X SL 84 0-0 ② G6-3 2-3 3-H		C SI 90 S SI 83 B CU 73 F SL 84 B SL 83 B SI 90 B SI 90 4-2 7 CS BB		B SI 88 C SI 90 B CH 82 F SI 90 X CU 73 2-2 ② P2	3 0 0 1 1 0 2						
Inning Stats	R: 0 E: 0 K: 1 S: 9 H: 0 LOB: 0 BB: 0 P: 13	R: 0 E: 0 K: 1 S: 10 H: 0 LOB: 0 BB: 0 P: 12	R: 0 E: 0 K: 0 S: 11 H: 1 LOB: 1 BB: 0 P: 16	R: 0 E: 0 K: 0 S: 10 H: 2 LOB: 1 BB: 0 P: 12	R: 1 E: 1 K: 1 S: 12 H: 2 LOB: 2 BB: 1 P: 23	R: 1 E: 0 K: 1 S: 12 H: 3 LOB: 2 BB: 0 P: 19	R: 0 E: 0 K: 0 S: 8 H: 0 LOB: 1 BB: 2 P: 18	R: 0 E: 0 K: 1 S: 11 H: 1 LOB: 1 BB: 0 P: 19	R: 0 E: 0 K: 0 S: 7 H: 0 LOB: 0 BB: 0 P: 11	1B: 7 2B: 2 3B: 0 HR: 0 SF: 0 SAC: 0 DP: 1 HBP: 0						

	AB	34
	R	2
	H	9
	RBI	2
	BB	3
	SO	5
	LOB	16

PITCHER		IP	WLS	BF	H	R	ER	SO	BB	IBB	HBP	BLK	WP	HR	S	P	ERA	WHIP
45 Derek Holland, L ERA: 3.21	(1, 1)	5.0	W	20	5	1	0	3	1	0	0	0	0	0	52	76	0.00	1.200
21 Brett Tomko, R ERA: 5.73	(6, 1)	4.0	S	17	4	1	1	2	2	0	0	0	0	0	38	67	2.25	1.500

PITCHER	IP	WLS	BF	H	R	ER	SO	BB	IBB	HBP	BLK	WP	HR	S	P	ERA	WHIP

Batter	1	2	3	4	5	6	7	8	9	AB R H RBI BB SO LOB
Inning Stats										

Cleveland Indians @ Kansas City Royals

Surprise Stadium, Surprise, AZ

Mon Mar 21 2011, 4:05 PM EDT

TOP

livebaseballscorecards.com

AB	0
R	0
H	0
RBI	0
BB	0
SO	0
LOB	0

1B: 0
2B: 0
3B: 0
HR: 0

SF: 0
SAC: 0
DP: 0
HBP: 0

WP: 0
PB: 0
SB: 0
CS: 0

PA: 0

PITCHER	IP	WLS	BF	H	R	ER	SO	BB	IBB	HBP	BLK	WP	HR	S	P	ERA	WHIP

PITCHER	IP	WLS	BF	H	R	ER	SO	BB	IBB	HBP	BLK	WP	HR	S	P	ERA	WHIP

Batter	1	2	3	4	5	6	7	8	9	AB	R	H	RBI	BB	SO	LOB
Inning Stats										1B: 0 2B: 0 3B: 0 HR: 0		SF: 0 SAC: 0 DP: 0 HBP: 0					

PITCHER	IP	WLS	BF	H	R	ER	SO	BB	IBB	HBP	BLK	WP	HR	S	P	ERA	WHIP

PITCHER	IP	WLS	BF	H	R	ER	SO	BB	IBB	HBP	BLK	WP	HR	S	P	ERA	WHIP

BOTTOM

Cleveland Indians @ Kansas City Royals

Surprise Stadium, Surprise, AZ

Mon Mar 21 2011, 4:05 PM EDT

livebaseballscorecards.com

AB	**0**
R	**0**
H	**0**
RBI	**0**
BB	**0**
SO	**0**
LOB	**0**

WP: 0 PA: 0
PB: 0
SB: 0
CS: 0

Los Angeles Angels @ Kansas City Royals

Surprise Stadium, Surprise, AZ

Tue Mar 22 2011, 9:06 PM - 12:00 AM EDT

Att. 4,890 - Clear - 62 F

TOP

livebaseballscorecards.com

Batter	1	2	3	4	5	6	7	8	9	AB	R	H	RBI	BB	SO	LOB
13 Maicer Izturis, S (1, 6) OBP: 0.306, SLG: 0.326 18 Andrew Romine, S (7, 6) OBP: 0.217, SLG: 0.150	B SI 85 B SI 84 C SI 84 C SI 84 B SI 85 F SI 84 C SI 86 3-3 ① K	S CH 76 B SI 82 B SI 84 B FF 84 C FF 84 S FF 84 3-3 ③ K		B SI 86 C FF 84 1 SAFE X CH 78 1-1 ②③ G6-4-3 1-2f			C SI 89 X CH 82 0-1 ① L4	X SI 91 0-0 ① L9	C SI 90 B SI 91 B SI 91 B SI 90 B SI 90 4-1 BB	4 1	0 0	0 0	0 1	0 0	2 2	1 2
25 Peter Bourjos, R (1, 8) OBP: 0.469, SLG: 0.525 28 Gil Velazquez, R (6, 5) OBP: 0.174, SLG: 0.100 (8, 4) 9 Roberto Lopez, R (9, PH) (9, 7)	B CU 69 L CH 77 C FF 85 F FF 85 X CH 76 1-2 ② G5-3	S CU 67 X FF 83 0-1 HR	B CU 67 C FF 84 C FF 85 B CU 68 X CH 77 2-2 6 E 2B				S SL 81 C SL 80 S SI 91 0-3 ② K	C FF 91 X FF 92 0-1 FC5 57 HR 1-2 2-3	X SI 90 0-0 ③ G5-3	3 2 1	2 1 0	2 0 0	1 0 0	0 1 0	0 2 0	0 2 2
6 Alberto Callaspo, S (1, 5) OBP: 0.349, SLG: 0.405 57 Clay Fuller, R (6, 8) OBP: 0.600, SLG: 1.400	B CU 68 B FF 85 C SI 84 X FF 83 2-1 44 E 33 2B 1B	C CH 78 S FF 85 X CU 68 0-2 ① F9	X CH 77 0-0 E9 44 FC6-4 2-H 1B				S SL 81 C SI 91 F SI 90 X SL 80 0-2 44 E 33 1B 1B	B FF 92 B CH 82 S FF 92 X FF 92 2-1 1-H 2-H 3-H HR		3 2	1 2	2 2	0 4	0 0	0 0	0 0
44 Mark Trumbo, R (1, 10) OBP: 0.327, SLG: 0.706 10 Luis Jimenez, R (7, PR) (7, 10)	B SI 84 C FF 85 X CH 77 1-1 FC6 33 2B 1-2	B CH 77 F CH 77 C FF 86 B FF 88 S CH 76 2-3 ② K	B FF 86 B SI 83 C CH 78 X SI 82 2-1 ① FC6-4 33 CS 1-2f				B SI 91 B SI 91 F SI 91 B SI 91 X SL 80 3-1 E5 33 1B 16 E 1-2	C FF 93 C CU 77 B CU 76 X CH 83 1-2 ② F7		4 1	1 1	0 0	0 0	0 0	1 0	3 0
33 Chris Pettit, R (1, 7) OBP: 0.455, SLG: 0.485 (8, 3)	B FF 85 X CH 77 1-0 16 S 1-H 2-H 2B	C SI 87 S CU 69 C SI 86 0-3 ③ K	1 SAFE F FF 85 B SI 84 S CH 77 F FF 87 F CU 68 T FF 86 1-2 ②③ K 1-2				X SI 90 0-0 16 E 1-3 2-H 1B	B CU 75 C CH 83 S SI 82 B FF 93 X CU 76 2-2 ③ L7		5	1	2	3	0	2	1
16 Hank Conger, L (1, 2) OBP: 0.314, SLG: 0.387 9 Adam Younger, R (9, 4)	C FF 86 F FF 85 B SI 86 D CU 69 B SI 85 F CH 77 F CH 76 D SI 86 4-2 2-3 BB			S CH 76 B FF 85 B CH 78 F CH 78 X FF 86 2-2 E5 76 SH2-4 83 1B	C FF 92 B CU 76 B CH 84 B FF 91 F FF 91 X FC 93 3-2 1B	B SI 91 X SI 90 1-0 2-H 3-H E9 2B		C SI 91 C SI 92 F FF 92 B SL 82 X SL 81 1-2 HR	4 0	2 0	3 0	3 0	1 0	0 0	0 0
3 Brandon Wood, R (1, 3) OBP: 0.304, SLG: 0.538 (8, 5)	B SI 85 C CH 76 F SI 84 1 SAFE X SI 84 1-2 ③ P3			B FF 83 H FF 86 2-0 76 SH2-4 83 1B HBP	B CH 84 B FF 92 X FF 93 2-0 ① L7	B SL 82 F SI 90 X FF 90 1-1 ③ P4		B SI 92 B SI 92 F SI 92 X SI 92 2-1 2B	4 1	1 1	1 1	0 0	0 0	0 0	5 2
76 Alexi Amarista, L (1, 4) OBP: 0.238, SLG: 0.200 10 Randal Grichuk, R (8, PH) OBP: 0.500, SLG: 0.500 (8, 7) (9, 9)		C FF 82 C CU 67 S FF 83 0-3 ① K	B SI 84 L FF 84 X FF 83 1-1 ① SH2-4 1-2 2-3		B FC 93 X FF 92 1-0 ② F7			C FF 93 X CU 75 0-1 28 FC5 83 1B 57 HR 1B	S SI 92 B SI 91 C SL 80 S SI 91 1-3 ① K	2 2	0 1	0 1	0 1	0 0	1 1	1 1
83 Angel Castillo, R (1, 9) OBP: 0.348, SLG: 0.381 98 Kevin Richardson, R (9, PH) OBP: 0.300, SLG: 0.556 (9, 2)		B CU 68 C CH 77 S CH 76 S SI 84 1-3 ② K	B SI 85 X CH 77 1-0 13 G6-4-3 2-H 3-H 1B		D CU 75 S FF 92 F FF 94 C CU 76 1-3 ③ K			B FF 91 X FF 92 1-0 28 FC5 57 HR 1-2 1B	S FF 92 F SI 91 S SL 82 0-3 ② K	4 1	1 0	2 0	2 0	0 0	2 1	1 1
Inning Stats	R: 2 E: 1 K: 1 S: 20 H: 2 LOB: 2 BB: 1 P: 33	R: 0 E: 0 K: 3 S: 9 H: 0 LOB: 0 BB: 0 P: 13	R: 1 E: 0 K: 2 S: 11 H: 1 LOB: 0 BB: 0 P: 13	R: 2 E: 1 K: 0 S: 8 H: 1 LOB: 0 BB: 0 P: 15	R: 1 E: 1 K: 1 S: 11 H: 2 LOB: 0 BB: 0 P: 16	R: 0 E: 0 K: 1 S: 8 H: 1 LOB: 1 BB: 0 P: 15	R: 3 E: 2 K: 1 S: 16 H: 3 LOB: 2 BB: 0 P: 21	R: 4 E: 0 K: 0 S: 14 H: 3 LOB: 0 BB: 0 P: 20	R: 1 E: 0 K: 2 S: 14 H: 2 LOB: 2 BB: 1 P: 22	1B: 8 2B: 4 3B: 0 HR: 3	SF: 0 SAC: 1 DP: 1 HBP: 1			WP: 0 PB: 0 SB: 1 CS: 1	PA: 47		

	AB	43
	R	14
	H	15
	RBI	13
	BB	2
	SO	11
	LOB	20

PITCHER		IP	WLS	BF	H	R	ER	SO	BB	IBB	HBP	BLK	WP	HR	S	P	ERA	WHIP
26 Jeff Francis, L ERA: 4.2	(1, 1)	5.0	L	23	6	6	3	7	1	0	1	0	0	1	59	90	5.40	1.400
76 Tim Collins, L ERA: 3.38	(6, 1)	1.0		4	1	0	0	1	0	0	0	0	0	0	8	15	0.00	1.000
50 Kanekoa Texeira, R ERA: 1.17	(7, 1)	1.0		7	3	3	0	1	0	0	0	0	0	0	16	21	0.00	3.000
Robert Fish, L ERA: 10.57	(8, 1)	1.0		7	3	4	4	0	0	0	0	0	0	1	14	20	36.00	3.000
39 Luis Mendoza, R ERA: 0.77	(9, 1)	1.0		6	2	1	1	2	1	0	0	0	0	1	14	22	9.00	3.000

PITCHER	IP	WLS	BF	H	R	ER	SO	BB	IBB	HBP	BLK	WP	HR	S	P	ERA	WHIP

Batter	1	2	3	4	5	6	7	8	9	AB	R	H	RBI	BB	SO	LOB
6 Lorenzo Cain, R (1, 9) OBP: 0.422, SLG: 0.361	C FF 92 F SI 92 B SI 94 X FF 94 1-2 13 CS 1B	X FF 93 0-0 ③ G1-4-3			C SI 93 X FF 93 0-1 ③ F9		B FF 92 B SL 78 D SI 91 B FF 90 4-0 1-2 2-3 BB		C FF 92 B CH 85 B SI 91 B FF 91 B SI 90 4-1 16 G6-4-3 1-2 BB	3	0	1	0	2	0	0
13 Mike Aviles, R (1, 5) OBP: 0.389, SLG: 0.553	C SI 92 1 SAFE F SI 92 B CU 81 P PO 88 B CU 79 F SI 93 F FF 94 B CH 77 4-2 ① 16 1B 53 SF7 1-2 BB		C FF 92 F FF 93 X CU 81 0-2 ① G6-3			F SI 91 B FF 93 T FF 92 S CH 84 1-3 ① K	B FF 93 C SL 79 B SL 80 C SL 79 S SL 79 2-3 ③ K		C SI 90 B CU 77 S FF 90 S CH 85 1-3 ① K	4	1	0	0	1	3	5
16 Billy Butler, R (1, 3) OBP: 0.410, SLG: 0.564	D CU 79 B SI 92 B SI 92 C SI 91 C SI 91 1 SAFE F SI 92 X SI 93 3-2 1-3 1B		C FF 93 B CU 77 C CU 79 F SI 94 B FF 94 X SI 93 2-2 ② G5-3			S FF 93 B FF 94 F FF 93 B SL 85 B CH 85 F SI 92 X SL 83 3-2 ② P6		B FF 92 B SI 93 X FF 91 2-0 HR	B FF 90 C FF 90 F CH 84 F SL 80 X SI 91 1-2 ②③ G6-4-3 1-2f	5	1	2	1	0	0	2
53 Melky Cabrera, S (1, 8) OBP: 0.510, SLG: 0.727	C CH 82 X SI 94 0-1 ② SF7 3-H		B SI 93 C SI 92 C CU 80 S FF 94 1-3 ③ K			F FF 92 B FF 91 C FF 91 B FF 91 F FF 91 X SI 91 3-2 1B		F FF 92 B FF 83 B FF 89 X SI 91 2-1 3 WP 21 1B 3 G4-3 1B		3	1	2	1	0	1	0
21 Jeff Francoeur, R (1, 10) OBP: 0.222, SLG: 0.260	C FF 94 C CU 79 D CU 79 S SI 93 1-3 ③ K			B FF 91 B FF 92 X FF 92 2-0 ① G5-3		S SL 82 C SI 92 1 SAFE P PO 83 1 SAFE X CH 84 1-2 ③ G4-3		F SI 94 X SI 94 0-1 3 G4-3 3 WP 7 G1-3 1-2 1B		4	1	1	0	0	1	2
3 Brayan Peña, S (1, 2) OBP: 0.188, SLG: 0.258		B FF 92 B SI 91 X SI 91 2-0 2 HR 1B		C SI 92 S SI 93 B FF 92 X CU 80 1-2 ② F7			B FF 90 S CH 84 S SI 91 F SL 79 B SL 79 F SL 79 X CH 84 2-2 ① G4-3	B FF 92 T SI 93 B SI 83 F SI 93 B SL 78 X SI 93 3-2 ① G4-3 1-3 2-H		4	1	1	1	0	0	1
7 Grégor Blanco, L (1, 7) OBP: 0.303, SLG: 0.179		C SI 92 B FF 93 S CU 80 F FF 94 C CH 83 1-3 ① K		S SI 92 C SI 94 F CU 81 C FF 94 0-3 ③ K			B FF 91 S SL 78 B FF 93 C CH 86 B SL 80 B SL 78 4-2 6 BB 17 HBP BB	D FF 85 S SI 94 S SI 94 F FC 81 F FF 91 B SI 94 X FF 89 2-2 ② G1-3 3-H		3	0	0	1	1	2	1
17 Chris Getz, L (1, 4) OBP: 0.362, SLG: 0.341		D CH 82 X CH 82 1-0 ② F7			C SI 90 B SI 91 B SI 91 X SI 92 2-1 E6 2 G6-4-3		B CH 85 B SI 93 F SL 78 S SL 78 B SL 79 H FF 90 4-2 6 BB 1-2 HBP	B SI 93 X SI 93 1-0 ③ F8		3	0	0	0	0	0	1
2 Alcides Escobar, R (1, 6) OBP: 0.409, SLG: 0.600		B CU 78 X FF 93 1-0 1-H HR			1 SAFE D FF 92 C FF 92 D CU 79 1 SAFE F FF 92 X FF 93 2-2 ①② G6-4-3 1-2f		S FF 91 S SL 78 X SL 80 0-2 ② L7		C SI 91 X SI 91 0-1 6 BB 1B	4	1	2	2	0	0	3
Inning Stats	R: 1 H: 2 E: 0 LOB: 1 K: 1 BB: 1 S: 17 P: 25	R: 2 H: 2 E: 0 LOB: 0 K: 1 BB: 0 S: 8 P: 13	R: 0 H: 0 E: 0 LOB: 0 K: 1 BB: 0 S: 10 P: 13	R: 0 H: 0 E: 0 LOB: 0 K: 1 BB: 0 S: 8 P: 11	R: 0 H: 0 E: 1 LOB: 0 K: 0 BB: 0 S: 7 P: 11	R: 0 H: 1 E: 0 LOB: 1 K: 0 BB: 0 S: 14 P: 21	R: 0 H: 0 E: 0 LOB: 3 K: 1 BB: 2 S: 15 P: 31	R: 3 H: 3 E: 0 LOB: 0 K: 0 BB: 0 S: 14 P: 24	R: 0 H: 1 E: 0 LOB: 1 K: 1 BB: 1 S: 10 P: 16	1B: 7 SF: 1 2B: 0 SAC: 0 3B: 0 DP: 2 HR: 2 HBP: 1						

BOTTOM

Los Angeles Angels @ Kansas City Royals

Surprise Stadium, Surprise, AZ

Tue Mar 22 2011, 9:06 PM - 12:00 AM EDT

Att. 4,890 - Clear - 62 F

livebaseballscorecards.com

AB	33
R	6
H	9
RBI	6
BB	4
SO	7
LOB	15

PITCHER		IP	WLS	BF	H	R	ER	SO	BB	IBB	HBP	BLK	WP	HR	S	P	ERA	WHIP
52 Tyler Chatwood, R ERA: 7.36	(1, 1)	5.0	W	19	4	3	3	4	1	0	0	0	0	1	50	73	5.40	1.000
58 Michael Kohn, R ERA: 1.0	(6, 1)	1.0	H	4	1	0	0	1	0	0	0	0	0	0	14	21	0.00	1.000
17 Jason Bulger, R ERA: 5.4	(7, 1)	1.0		6	0	0	0	1	2	0	1	0	0	0	15	31	0.00	2.000
45 Francisco Rodriguez, R ERA: 9.0	(8, 1)	1.0		6	3	3	3	0	0	0	0	0	1	1	14	24	27.00	3.000
66 Donn Roach, R ERA:	(9, 1)	1.0		4	1	0	0	1	1	0	0	0	0	0	10	16	0.00	2.000

PITCHER	IP	WLS	BF	H	R	ER	SO	BB	IBB	HBP	BLK	WP	HR	S	P	ERA	WHIP

Batter	1	2	3	4	5	6	7	8	9	AB	R	H	RBI	BB	SO	LOB
17 Chris Getz, L (1, 4) OBP: 0.346, SLG: 0.326	F9		16 F8 12 BB 1B		F8	G3	G6-3			5	0	1	0	0	0	2
12 Mitch Maier, L (1, 8) OBP: 0.619, SLG: 0.727	16 G6-4-3 1B		1-2 BB		16 S 16 2B 1B	16 BB BB		30 G3 16 PB 1B		3	1	3	0	2	0	0
16 Billy Butler, R (1, 10) OBP: 0.409, SLG: 0.559	G6-4-3 1-2f		F8 2-3		30 1B 1-H 2B	30 2B 1-2 BB		G1-3 1-2		4	1	1	1	1	0	4
30 Kila Ka'aihue, L (1, 3) OBP: 0.449, SLG: 0.804		HR	G4-3		4 3B 2-H 1B	1-3 2B		G3 2-3		5	2	3	2	0	0	3
4 Alex Gordon, L (1, 7) OBP: 0.475, SLG: 0.646		G3		F7	21 2B 1-H 3B	K		P4		5	1	1	1	0	1	3
24 Wilson Betemit, S (1, 5) OBP: 0.219, SLG: 0.207		G5-3		K	K		F8		K	5	0	0	0	0	3	1
21 Jeff Francoeur, R (1, 9) OBP: 0.271, SLG: 0.302		BB		1B	3 2B 3-H 2B		2 S BB		G4-3	3	1	2	1	2	0	0
3 Brayan Peña, S (1, 2) OBP: 0.189, SLG: 0.278		F7		K	2-H 2B		F8		K	5	0	1	1	0	2	3
2 Alcides Escobar, R (1, 6) OBP: 0.417, SLG: 0.651			G5-3		HR K		1-2 BB			3	1	1	1	1	1	1

TOP

Kansas City Royals @ Cleveland Indians

Goodyear Ballpark, Goodyear, AZ

Wed Mar 23 2011, 4:08 PM - 7:27 PM EDT

Att. 2,762 - Sunny - 67 F

livebaseballscorecards.com

AB	38
R	7
H	13
RBI	7
BB	6
SO	7
LOB	17

Inning Stats	1	2	3	4	5	6	7	8	9
	R: 0 E: 0 K: 0 S: 3	H: 1 LOB: 0 BB: 0 P: 3	R: 1 E: 0 K: 0 S: 6	H: 1 LOB: 1 BB: 1 P: 12	R: 0 E: 0 K: 0 S: 4	H: 1 LOB: 1 BB: 1 P: 8	R: 0 E: 0 K: 2 S: 8	H: 1 LOB: 1 BB: 0 P: 8	R: 6 E: 0 K: 2 S: 15	H: 7 LOB: 1 BB: 0 P: 15	R: 0 E: 0 K: 1 S: 5	H: 1 LOB: 2 BB: 2 P: 13	R: 0 E: 0 K: 0 S: 4	H: 0 LOB: 2 BB: 2 P: 12	R: 0 E: 0 K: 0 S: 4	H: 1 LOB: 1 BB: 0 P: 5	R: 0 E: 0 K: 2 S: 7	H: 0 LOB: 0 BB: 0 P: 7

1B: 6	SF: 0	WP: 0	PA: 44
2B: 4	SAC: 0	PB: 1	
3B: 1	DP: 1	SB: 2	
HR: 2	HBP: 0	CS: 0	

PITCHER		IP	WLS	BF	H	R	ER	SO	BB	IBB	HBP	BLK	WP	HR	S	P	ERA	WHIP
59 Carlos Carrasco, R ERA: 7.56	(1, 1)	4.1		23	9	6	6	2	2	0	0	0	0	2	28	38	12.46	2.538
37 Chad Durbin, R ERA: 7.36	(5, 1)	0.2		4	2	1	1	2	0	0	0	0	0	0	8	8	13.50	3.000
45 Doug Mathis, R ERA: 2.89	(6, 1)	2.0		10	1	0	0	1	4	0	0	0	0	0	9	25	0.00	2.500
53 Rafael Perez, L ERA: 1.93	(8, 1)	1.0		4	1	0	0	0	0	0	0	0	0	0	4	5	0.00	1.000
49 Tony Sipp, L ERA: 1.04	(9, 1)	1.0	W	3	0	0	0	2	0	0	0	0	0	0	7	7	0.00	0.000

PITCHER	IP	WLS	BF	H	R	ER	SO	BB	IBB	HBP	BLK	WP	HR	S	P	ERA	WHIP

Batter	1	2	3	4	5	6	7	8	9	AB	R	H	RBI	BB	SO	LOB
23 Michael Brantley, L (1, 8) OBP: 0.326, SLG: 0.372	0-0 13 G3 · 13 WP · 17 2B 1B	0-0 ② G4-3 1-2		0-0 3B		0-0 ③ G4-3		0-0 17 1B 1-2 3-H 1B		4	1	2	0	0	0	2
65 Ezequiel Carrera, L (8, 8) OBP: 0.434, SLG: 0.381										1	0	1	1	0	0	0
13 Asdrúbal Cabrera, S (1, 6) OBP: 0.478, SLG: 0.700	B X 1-0 ① G3 1-3	0-0 ③ G5-3		0-0 ③ B1-3			0-0 ① G5-3	0-0 ② P4		3	0	0	0	0	0	3
8 Adam Everett, R (6, 5) OBP: 0.436, SLG: 0.333										2	0	0	0	0	0	2
17 Shin-Soo Choo, L (1, 9) OBP: 0.415, SLG: 0.444	0-0 41 BLK · 20 SF8 3-H 2B		0-0 41 1B · 48 G4-3 1B		S S C 0-3 ① K		B B B B 4-0 BB	0-0 1-3 2-H 1B		4	2	3	2	1	1	0
41 Carlos Santana, S (1, 3) OBP: 0.357, SLG: 0.538	B B B D 4-0 48 BB 2-3 BB		0-0 20 S · 48 G4-3 1-3 1B		0-0 48 G4-3 3B		0-0 ② P6	0-0 ③ G3		3	1	2	0	1	0	1
35 Jordan Brown, L (8, 3) OBP: 0.296, SLG: 0.360										1	0	0	0	0	0	2
48 Travis Hafner, L (1, 10) OBP: 0.396, SLG: 0.395	B B B B 4-0 1-2 BB		0-0 ① G4-3 1-2 3-H		0-0 ② G4-3 3-H		0-0 ③ F7		0-0 73 3B 1B	4	0	1	2	1	0	2
9 Jack Hannahan, L (9, PR) OBP: 0.458, SLG: 0.450										0	1	0	0	0	0	0
20 Orlando Cabrera, R (1, 4) OBP: 0.316, SLG: 0.382	0-0 ② SF8 3-H		S S S 0-3 ② K 2-3		0-0 ③ G6-3			0-0 ① G4-3	0-0 1-H 3B	2	0	0	1	0	1	1
73 Cord Phelps, S (7, 4) OBP: 0.360, SLG: 0.381										2	0	1	1	0	0	0
47 Shelley Duncan, R (1, 7) OBP: 0.297, SLG: 0.444	0-0 ③ G6-3		0-0 ③ G6-3			C C C 0-3 ① K		B B B B 4-0 1 2B · 2 1B BB		3	0	0	0	0	1	3
30 Chad Huffman, R (7, 7) OBP: 0.500, SLG: 0.677										0	1	0	0	1	0	0
1 Luis Valbuena, L (1, 5) OBP: 0.333, SLG: 0.548		0-0 ① G1-3		C C C 0-3 ① K		0-0 1B		0-0 2 1B · 65 1B 1-3 2B		4	1	2	0	0	1	0
(6, 6)																
6 Lou Marson, R (1, 2) OBP: 0.222, SLG: 0.200		0-0 E6 · 23 G4-3		S S S 0-3 ② K		C S T 0-2 ② K		0-0 65 1B · 17 1B 2-3 3-H 1B		3	0	0	0	0	2	1
2 Paul Phillips, R (7, 2) OBP: 0.423, SLG: 0.615										1	1	1	1	0	0	0
Inning Stats	R: 2 E: 0 K: 0 S: 5 H: 2 LOB: 2 BB: 2 P: 14	R: 0 E: 1 K: 0 S: 4 H: 0 LOB: 1 BB: 0 P: 4	R: 1 E: 0 K: 1 S: 7 H: 2 LOB: 1 BB: 0 P: 7	R: 0 E: 0 K: 2 S: 8 H: 1 LOB: 1 BB: 0 P: 8	R: 1 E: 0 K: 1 S: 6 H: 1 LOB: 0 BB: 0 P: 6	R: 0 E: 0 K: 2 S: 8 H: 1 LOB: 1 BB: 0 P: 8	R: 0 E: 0 K: 0 S: 3 H: 0 LOB: 1 BB: 1 P: 7	R: 3 E: 0 K: 0 S: 7 H: 4 LOB: 2 BB: 1 P: 11	R: 1 E: 0 K: 0 S: 2 H: 2 LOB: 2 BB: 0 P: 2	1B: 8 2B: 2 3B: 3 HR: 0 SF: 1 SAC: 0 DP: 0 HBP: 0							

PITCHER		IP	WLS	BF	H	R	ER	SO	BB	IBB	HBP	BLK	WP	HR	S	P	ERA	WHIP
47 Nate Adcock, R ERA: 2.45	(1, 1)	2.0		13	4	3	3	0	2	0	0	1	1	0	11	20	13.50	3.000
76 Tim Collins, L ERA: 2.89	(3, 1)	1.1		4	0	0	0	2	0	0	0	0	0	0	8	8	0.00	0.000
77 Louis Coleman, R ERA: 2.7	(4, 1)	0.2		3	1	0	0	1	0	0	0	0	0	0	5	5	0.00	1.500
43 Aaron Crow, R ERA: 2.38	(5, 1)	2.1	H	10	2	1	1	3	1	0	0	0	0	0	15	19	3.86	1.286
37 Sean O'Sullivan, R ERA: 6.3	(7, 1)	1.2	L	12	6	4	4	0	1	0	0	0	0	0	11	15	21.60	4.200

PITCHER	IP	WLS	BF	H	R	ER	SO	BB	IBB	HBP	BLK	WP	HR	S	P	ERA	WHIP

BOTTOM

Kansas City Royals @ Cleveland Indians

Goodyear Ballpark, Goodyear, AZ

Wed Mar 23 2011, 4:08 PM - 7:27 PM EDT

Att. 2,762 - Sunny - 67 F

livebaseballscorecards.com

AB	37
R	8
H	13
RBI	8
BB	4
SO	6
LOB	17

WP: 1 PA: 42
PB: 0
SB: 1
CS: 0

Batter	1	2	3	4	5	6	7	8	9	AB	R	H	RBI	BB	SO	LOB
1 Jarrod Dyson, L (1, 8) OBP: 0.459, SLG: 0.406	C SI 87 C FF 88 B SI 88 X CU 75 1-2 ① G4-3			B SI 86 B SI 88 C SI 88 F SI 89 C SI 89 2-3 ① K		F SI 87 B CH 83 B SI 88 B SI 87 B FF 88 4-1 64 HR BB	C CU 73 X SI 85 0-1 ① B1-3		B SI 94 F B SI 95 X SI 95 2-1 64 1B 53 SF8 2B	4	2	1	0	1	1	0
64 Lance Zawadzki, L (1, 6) OBP: 0.389, SLG: 0.647	B FF 89 B SI 89 X SI 88 2-0 16 G3-6-1 1B			F SI 89 B SI 88 X CH 83 1-1 ② F9		1 SAFE 1 SAFE 1 SAFE F SI 87 X CH 86 0-1 1-H HR	C SI 85 C CU 74 F CU 72 F CU 75 B SI 87 S CU 74 1-3 ② K		X SI 94 0-0 4 1B 2-3 1B	5	1	3	2	0	1	0
16 Billy Butler, R (1, 3) OBP: 0.423, SLG: 0.548	B SI 88 B SI 88 C SI 88 1 SAFE B SI 88 C FF 89 1 SAFE X SI 89 3-2 ②③ G3-6-1 1-2f			B SI 91 B CU 75 C CH 82 C CU 76 B SI 90 B SI 91 4-2 BB		C CU 76 B CU 77 F SI 91 X SI 90 1-2 53 F7 4 HR 1B	B CU 75 B CU 75 B SI 86 C SI 85 C SI 87 B SI 87 4-2 53 HR BB		C SI 96 B FS 86 S FS 85 B FS 86 S SI 94 2-3 ① K	3	2	1	0	2	1	3
53 Melky Cabrera, S (1, 9) OBP: 0.482, SLG: 0.750		C SI 89 C CU 74 F SI 90 B FF 90 X CH 82 1-2 ① F7		C CU 74 X CU 73 0-1 ③ F9		X SI 86 0-0 ① F7 1-2	X CU 75 0-0 1-H HR		X SI 96 0-0 ② SF8 3-H	4	1	1	3	0	0	2
4 Alex Gordon, L (1, 7) OBP: 0.470, SLG: 0.679		B SI 89 C CH 79 B CU 75 B SI 90 F SI 88 X SI 89 3-2 ② G4-3			X CH 81 0-0 ① L3	B CH 80 F SI 88 B SI 87 B CU 74 X CH 86 3-1 2-H HR	C SI 87 B CU 75 X CU 75 1-1 E6 24 S		X FS 85 0-0 1-3 1B	5	1	2	2	0	0	0
24 Wilson Betemit, S (1, 10) OBP: 0.216, SLG: 0.235		X SI 90 0-0 ③ G6-3			B SI 89 B SI 89 X SI 89 2-0 ② L8	C SI 88 X SI 89 0-1 3 G3-1 19 2B	S CU 75 X CU 75 0-1 ③ G5-3 1-2		X SI 95 0-0 ③ F7	5	1	1	0	0	0	3
3 Brayan Peña, S (1, 2) OBP: 0.195, SLG: 0.256			C SI 89 C SI 89 B FF 90 X CU 74 1-2 ① F8		B SI 89 B CH 83 B SI 90 C SI 88 B SI 88 4-1 19 2B BB	F SI 87 D CU 74 X CU 73 1-1 ② G3-1 2-3		C SI 90 X FC 87 0-1 ① L8		3	1	0	0	1	0	1
19 Pedro Feliz, R (1, 5) OBP: 0.296, SLG: 0.391			F SI 88 B SI 89 X SI 88 1-1 E5 72 CS		B SI 87 X SI 87 1-0 1-H 2B	B CU 72 C CU 73 F CH 80 X SI 88 1-2 3-H 2B		C CU 77 X FC 88 0-1 ② G3		4	0	2	2	0	0	0
72 Irving Falu, S (1, 4) OBP: 0.300, SLG: 0.250			B SI 86 B FF 88 X SI 88 2-0 ②③ G4-3 1-2		C SI 87 B CH 82 B CH 81 B SI 88 X SI 88 3-1 ③ L3	S CH 79 D CU 75 B SI 88 C CH 86 X CH 80 2-2 ③ L7		C SI 91 B FC 88 B CU 78 F FC 87 B CU 80 F SI 91 C CU 79 3-3 ③ K		4	0	0	0	0	1	3
Inning Stats	R: 0 E: 0 K: 0 S: 7 H: 1 LOB: 0 BB: 0 P: 13	R: 0 E: 0 K: 0 S: 8 H: 0 LOB: 0 BB: 0 P: 12	R: 0 E: 1 K: 0 S: 6 H: 0 LOB: 0 BB: 0 P: 10	R: 0 E: 0 K: 1 S: 9 H: 0 LOB: 1 BB: 1 P: 16	R: 1 E: 0 K: 0 S: 6 H: 1 LOB: 1 BB: 1 P: 16	R: 5 E: 0 K: 0 S: 19 H: 5 LOB: 1 BB: 1 P: 31	R: 2 E: 1 K: 1 S: 14 H: 1 LOB: 1 BB: 1 P: 20	R: 0 E: 0 K: 1 S: 8 H: 0 LOB: 0 BB: 0 P: 11	R: 1 E: 0 K: 1 S: 9 H: 3 LOB: 2 BB: 0 P: 13	1B: 4 2B: 4 3B: 0 HR: 3 SF: 1 SAC: 0 DP: 1 HBP: 0	WP: 0 PB: 0 SB: 1 CS: 1 PA: 42					

PITCHER		IP	WLS	BF	H	R	ER	SO	BB	IBB	HBP	BLK	WP	HR	S	P	ERA	WHIP
58 Doug Fister, R ERA: 6.05	(1, 1)	6.0	L	27	7	6	6	1	3	0	0	0	0	2	55	98	9.00	1.667
66 Royce Ring, L ERA: 2.57	(7, 1)	1.0		6	1	2	2	1	1	0	0	0	0	1	14	20	18.00	2.000
50 Jamey Wright, R ERA:	(8, 1)	1.0		3	0	0	0	1	0	0	0	0	0	0	8	11	0.00	0.000
43 Brandon League, R ERA: 7.2	(9, 1)	1.0		6	3	1	1	1	0	0	0	0	0	0	9	13	9.00	3.000

PITCHER	IP	WLS	BF	H	R	ER	SO	BB	IBB	HBP	BLK	WP	HR	S	P	ERA	WHIP

TOP

Kansas City Royals @ Seattle Mariners

Peoria Stadium, Peoria, AZ

Thu Mar 24 2011, 4:07 PM - 6:28 PM EDT

Att. 6,684 - Sunny - 67 F

livebaseballscorecards.com

AB	37
R	9
H	11
RBI	9
BB	4
SO	4
LOB	12

BOTTOM

Batter	1	2	3	4	5	6	7	8	9	AB	R	H	RBI	BB	SO	LOB
51 Ichiro Suzuki, L (1, 9) OBP: 0.348, SLG: 0.341 44 Mike Wilson, R (6, 9) OBP: 0.367, SLG: 0.440	B CU 74 F CU 73 B SI 82 C SI 82 X FF 84 2-2 ① G5-3		B SI 82 C SI 82 B SI 82 X CU 75 2-1 9 G4-3 15 SF8 1-3 2B		C SL 83 B CU 71 X CH 76 1-1 ③ P4			F SL 81 C FF 86 S CU 66 0-3 ③ K		3 1 1 0 0 0 0 1 0 0 0 0 1 0						
9 Chone Figgins, S (1, 5) OBP: 0.444, SLG: 0.410 5 Chris Gimenez, R (7, 5) OBP: 0.417, SLG: 0.400	C SI 80 C CU 74 X FF 87 0-2 15 G5-4-3 1B		X FF 87 0-0 ① G4-3 2-3 3-H			C SL 83 C CU 75 B FF 86 B CU 79 X CH 77 2-2 ① F7			X SI 94 0-0 15 G4-6-3 1B	3 0 1 1 0 0 1 1 0 1 0 0 0 0						
15 Milton Bradley, S (1, 10) OBP: 0.385, SLG: 0.529	B SI 83 1 SAFE 1 SAFE 1 SAFE X CH 76 1-0 ②③ G5-4-3 1-2f		S FF 87 X FF 87 0-1 ② SF8 3-H			F SL 82 B SI 85 B CH 76 X CH 76 2-1 ② G6-3			C FF 94 B FF 96 C SI 95 X CU 78 1-2 ①② G4-6-3 1-2f	3 0 0 1 0 0 2						
17 Justin Smoak, S (1, 3) OBP: 0.304, SLG: 0.289		B SL 83 X SL 83 1-0 ① F9	X FF 88 0-0 ③ F9			B CU 75 C CU 75 F FF 87 B FF 88 F CU 73 B SL 87 X FF 87 3-2 ③ G5-3			B CU 76 B SI 97 C FF 95 B FF 94 B FF 95 4-1 27 2B BB	3 1 0 0 1 0 0						
27 Matt Tuiasosopo, R (1, 7) OBP: 0.333, SLG: 0.394		C CU 74 X FF 84 0-1 ② F8		S CH 76 X SL 84 0-1 ① G3			B SI 87 B CH 76 X SI 88 2-0 ① G6-3		C FF 94 S FF 95 D CU 77 B SI 97 X SI 95 2-2 1 1B 1-H 2B	4 1 1 1 0 0 0						
1 Luis Antonio Rodriguez, S (1, 4) OBP: 0.263, SLG: 0.294		B SI 80 B SI 80 X SI 80 2-0 ③ F7		B SL 82 X CH 76 1-0 ② L8			C CH 78 X CH 80 0-1 ② F8		X SI 94 0-0 55 HR 2-H 1B	4 1 1 1 0 0 0						
55 Michael Saunders, L (1, 8) OBP: 0.391, SLG: 0.436			C SI 81 B SI 83 X CU 75 1-1 16 S 16 2B 2B	C FF 86 B SL 83 X FF 87 1-1 ③ L9			B CH 80 B SI 89 F CH 76 S SI 89 F CH 81 B SI 91 X CH 81 3-2 ③ F7		B CU 77 C CU 76 C FF 95 X CU 77 1-2 1-H HR	4 2 2 2 0 0 0						
16 Josh Wilson, R (1, 6) OBP: 0.295, SLG: 0.300			T SI 83 B FF 84 F FF 84 B CU 72 F FF 86 X SI 83 2-2 10 1B 2-H 2B	S SL 80 B CH 77 F CH 76 X FF 86 1-2 ① P4				F FF 90 C CH 87 X CU 65 0-2 ① P6	B FF 93 X SI 93 1-0 1B	4 1 2 1 0 0 0						
10 Adam Moore, R (1, 2) OBP: 0.485, SLG: 0.520			C FF 85 X CH 77 0-1 51 2B 9 G4-3 2-H 1B	C SI 84 B SL 84 B SL 83 B CH 76 X FF 86 3-1 ② P4				F CH 85 B CH 84 X CH 85 1-1 ② G5-3	B FF 95 1 SAFE B SI 93 F SI 95 1 SAFE D SI 95 F SI 96 F FF 96 F FF 96 3-3 ③ S FF 96 K	4 1 1 1 0 1 1						
Inning Stats	R: 0 H: 1 E: 0 LOB: 0 K: 0 BB: 0 S: 7 P: 10	R: 0 H: 0 E: 0 LOB: 0 K: 0 BB: 0 S: 4 P: 7	R: 4 H: 4 E: 0 LOB: 0 K: 0 BB: 0 S: 14 P: 19	R: 0 H: 0 E: 0 LOB: 0 K: 0 BB: 0 S: 5 P: 7	R: 0 H: 0 E: 0 LOB: 0 K: 0 BB: 0 S: 7 P: 12	R: 0 H: 0 E: 0 LOB: 0 K: 0 BB: 0 S: 9 P: 16	R: 0 H: 0 E: 0 LOB: 0 K: 0 BB: 0 S: 7 P: 12	R: 0 H: 0 E: 0 LOB: 0 K: 1 BB: 1 S: 8 P: 9	R: 4 H: 5 E: 0 LOB: 1 K: 1 BB: 1 S: 18 P: 30	1B: 5 SF: 1 2B: 4 SAC: 0 3B: 0 DP: 2 HR: 1 HBP: 0						

PITCHER	IP	WLS	BF	H	R	ER	SO	BB	IBB	HBP	BLK	WP	HR	S	P	ERA	WHIP
52 Bruce Chen, L (1, 1) ERA: 4.5	6.0	W	22	5	4	4	0	0	0	0	0	0	0	46	71	6.00	0.833
51 Robinson Tejeda, R (7, 1) ERA: 4.05	1.0		3	0	0	0	0	0	0	0	0	0	0	7	12	0.00	0.000
48 Joakim Soria, R (8, 1) ERA: 4.26	1.0		3	0	0	0	1	0	0	0	0	0	0	8	9	0.00	0.000
41 Jeremy Jeffress, R (9, 1) ERA: 7.0	1.0		8	5	4	4	1	1	0	0	0	0	1	18	30	36.00	6.000

PITCHER	IP	WLS	BF	H	R	ER	SO	BB	IBB	HBP	BLK	WP	HR	S	P	ERA	WHIP

Kansas City Royals @ Seattle Mariners

Peoria Stadium, Peoria, AZ

Thu Mar 24 2011, 4:07 PM - 6:28 PM EDT

Att. 6,684 - Sunny - 67 F

livebaseballscorecards.com

AB	34
R	8
H	10
RBI	8
BB	1
SO	2
LOB	4

WP: 0 PA: 36
PB: 0
SB: 1
CS: 0

Batter	1	2	3	4	5	6	7	8	9	AB	R	H	RBI	BB	SO	LOB
56 Andres Torres, S (1, 10) OBP: 0.300, SLG: 0.455	C SI 89 F SI 90 B SI 91 C SI 92 1-3 ① K	C SI 90 B SI 91 F SI 91 C SL 84 1-3 ① K	C SI 90 X SI 90 0-1 ③ G4-3			C CU 77 X SI 88 0-1 ② G3		F SI 87 0-1 CI 82 G6-4-3		4	0	0	0	0	2	5
7 Mark DeRosa, R (1, 4) 82 Sharlon Schoop, R (6, PR) (6, 4) (7, 6)	C SI 92 B SL 84 S SL 86 B SI 93 B SL 85 X SI 91 3-2 17 FC3-6 1B	B SI 91 D SL 83 C SI 91 F SI 91 B SL 85 S SL 84 3-3 ② K		C KC 78 F SL 82 B SI 89 B SI 89 B SI 90 X SL 83 3-2 ① G6-3		B FF 94 B FF 94 B FF 95 C FF 94 X FF 93 3-1 17 1B 1B		X SI 89 0-0 ② ③ G6-4-3 1-2f		4 1	0 0	2 0	0 0	0 0	1 0	3 1
17 Aubrey Huff, L (1, 9) OBP: 0.373, SLG: 0.679 85 Tyler Graham, R (6, PR) (6, 7)	X SI 91 0-0 ② FC3-6 5 BB 48 1B 1-2f	C SI 92 X SI 92 0-1 ③ G3-1		B KC 77 B CH 82 T SI 90 B SI 90 B CH 84 4-1 BB		B FF 94 C SI 93 B FF 94 X SI 94 2-1 5 FC6-4 1-3 1B			B FF 90 X FC 87 1-0 ① F9	3 1	1 0	1 0	0 0	1 0	0 0	4 0
5 Pat Burrell, R (1, 7) OBP: 0.339, SLG: 0.438 84 Mike McBryde, R (6, 9) (7, 8)	D SI 91 B SL 85 B SI 91 F SI 91 D SL 85 4-1 48 1B 1-2 BB		F SL 82 C CH 81 B SI 91 B SL 83 F SL 81 B SI 92 X SI 92 3-2 48 1B 10 1B 2B	F SI 89 F SI 89 X SL 84 0-2 ② F7		C FF 94 D CU 78 B FF 94 X FF 96 2-1 ③ FC6-4 1-2f			C FF 91 T FC 85 S CU 69 0-3 ② K	3 1	1 0	1 0	0 0	1 0	0 1	3 0
48 Pablo Sandoval, S (1, 5) OBP: 0.314, SLG: 0.515 86 Brock Bond, S (7, 4)	S SI 90 F SI 92 X SL 85 0-2 1-3 2-H 1B		D SI 92 X CH 84 1-0 10 1B 22 2B 2-3 1B	X SI 90 0-0 ③ F7			F SI 90 S SL 81 F SI 91 B SI 90 B SI 91 F SL 81 S SL 80 2-3 ① K		C FF 91 F FC 85 C FF 92 0-3 ③ K	4 1	1 0	2 0	1 0	0 0	1 1	1 0
10 Miguel Tejada, R (1, 6) OBP: 0.281, SLG: 0.333 29 Ryan Rohlinger, R (7, PR) OBP: 0.346, SLG: 0.440 (7, 5)	B SI 90 X SI 91 1-0 ③ G6-3		X SI 90 0-0 22 2B 1-3 3-H 1B		B SI 90 B SL 80 C SI 90 F FF 90 X SL 80 2-2 ① F8		C FF 90 B SL 80 B SL 79 S FF 90 B FF 91 F SI 90 F FF 91 X SI 90 3-2 9 1B 1B			4 0	0 0	2 0	1 0	0 0	0 0	2 0
9 Brandon Belt, L (1, 3) OBP: 0.339, SLG: 0.483		C CH 87 B CH 81 X CH 81 1-1 22 1B 33 1B 1B	F SI 90 C SI 90 B SL 84 S SI 91 1-3 ① K		C CH 89 B FF 90 B FF 90 X SI 91 2-1 ② G1-3		S SI 90 X SI 89 0-1 33 G4-6-3 1-3 1B			4	0	2	0	0	1	2
33 Aaron Rowand, R (1, 8) OBP: 0.255, SLG: 0.256 90 James Simmons, R (7, 9)		D SI 88 X SI 90 1-0 22 1B 1-2 1B	X SI 92 0-0 ② P3		B SL 80 F SL 78 S CH 83 C SI 92 1-3 ③ K		B SI 90 S FF 90 D SL 82 X FF 90 2-1 ② ③ G4-6-3 1-2f			4 0	0 0	1 0	0 0	0 0	1 0	4 0
22 Eli Whiteside, R (1, 2) OBP: 0.346, SLG: 0.348 83 Chris Stewart, R (6, 2) OBP: 0.393, SLG: 0.520		B SI 89 B SI 90 X SI 90 2-0 1-2 2-3 1B	C SI 91 1 SAFE B SL 84 S SL 83 X SL 83 1-2 1-3 3-H 2B			C SI 93 B FF 94 B FF 95 F SI 95 B SI 95 F FF 95 X FF 94 3-2 ① F9		B SI 87 S SI 86 F SI 89 F SI 91 B FF 91 B CH 81 F FF 90 C FF 91 3-3 ① K		3 1	0 0	2 0	1 0	0 0	0 1	0 0

Inning Stats	1	2	3	4	5	6	7	8	9
	R: 1 E: 0 K: 1 S: 12	H: 2 LOB: 2 BB: 1 P: 21	R: 0 E: 0 K: 2 S: 12	H: 3 LOB: 3 BB: 0 P: 20	R: 2 E: 0 K: 1 S: 15	H: 4 LOB: 2 BB: 0 P: 21	R: 0 E: 0 K: 0 S: 8	H: 0 LOB: 1 BB: 1 P: 15	R: 0 E: 0 K: 1 S: 8	H: 0 LOB: 0 BB: 0 P: 13	R: 0 E: 0 K: 0 S: 12	H: 2 LOB: 2 BB: 0 P: 22	R: 0 E: 0 K: 1 S: 14	H: 2 LOB: 2 BB: 0 P: 21	R: 0 E: 1 K: 1 S: 7	H: 0 LOB: 0 BB: 0 P: 10	R: 0 E: 0 K: 2 S: 7	H: 0 LOB: 0 BB: 0 P: 8

PITCHER		IP	WLS	BF	H	R	ER	SO	BB	IBB	HBP	BLK	WP	HR	S	P	ERA	WHIP
32 Vin Mazzaro, R ERA: 6.06	(1, 1)	4.0	W	23	9	3	3	4	2	0	0	0	0	0	47	77	6.75	2.750
50 Kanekoa Texeira, R ERA: 1.04	(5, 1)	1.0	H	3	0	0	0	1	0	0	0	0	0	0	8	13	0.00	0.000
41 Jeremy Jeffress, R ERA: 6.3	(6, 1)	1.0		5	2	0	0	0	0	0	0	0	0	0	12	22	0.00	2.000
77 Louis Coleman, R ERA: 2.35	(7, 1)	1.0		4	2	0	0	1	0	0	0	0	0	0	14	21	0.00	2.000
51 Robinson Tejeda, R ERA: 3.52	(8, 1)	1.0		3	0	0	0	1	0	0	0	0	0	0	7	10	0.00	0.000

PITCHER		IP	WLS	BF	H	R	ER	SO	BB	IBB	HBP	BLK	WP	HR	S	P	ERA	WHIP
48 Joakim Soria, R ERA: 3.68	(9, 1)	1.0		3	0	0	0	2	0	0	0	0	0	0	7	8	0.00	0.000

TOP

San Francisco Giants @ Kansas City Royals

Surprise Stadium, Surprise, AZ

Fri Mar 25 2011, 9:08 PM - 12:08 AM EDT

Att. 7,818 - Clear - 69 F

livebaseballscorecards.com

AB	38
R	3
H	13
RBI	3
BB	2
SO	9
LOB	25

1B: 11	SF: 0	WP: 0	PA: 41
2B: 2	SAC: 0	PB: 0	
3B: 0	DP: 2	SB: 0	
HR: 0	HBP: 0	CS: 0	

Batter	1	2	3	4	5	6	7	8	9	AB	R	H	RBI	BB	SO	LOB
17 Chris Getz, L (1, 4) OBP: 0.327, SLG: 0.306 64 Lance Zawadzki, L (6, 4) OBP: 0.368, SLG: 0.611	B FF 92 C FF 92 S FF 93 F FF 93 B SL 86 F FF 93 B FF 93 F FF 92 C SL 85 3-3 ① K		D SL 85 C FF 92 X FF 92 1-1 ③ G1-3		C FF 90 B CU 76 1 SAFE B FF 91 X FF 90 2-1 ① G4-3 1-2	C CU 81 B SI 95 F SI 95 B FF 95 S CU 81 2-3 ② K	B FF 95 F FF 94 S FF 96 S FA 89 1-3 ② K			3 0 0 0 0 1 2 2 0 0 0 0 2 1						
53 Melky Cabrera, S (1, 8) OBP: 0.492, SLG: 0.745 6 Lorenzo Cain, R (6, 8) OBP: 0.426, SLG: 0.351	C CU 75 S FF 92 X SL 85 0-2 ② G5-3			C CU 75 X FF 91 0-1 16 E 30 2B 1B	D CU 77 C SL 91 F FF 90 X FF 91 1-2 16 1B 30 2B 1B 2-H	B SI 94 F SI 95 B CU 79 B SI 94 B SI 94 4-1 30 BB 13 BB 4 BB BB	C FF 94 F FF 95 B FF 90 S FF 90 1-3 ③ K			3 2 2 1 0 0 0 1 1 0 0 1 1 0						
16 Billy Butler, R (1, 10) OBP: 0.419, SLG: 0.538 13 Mike Aviles, R (6, PH) OBP: 0.393, SLG: 0.542 (7, 10)	C FF 92 C CU 76 B FF 92 F FF 92 S SL 84 1-3 ③ K			C FF 91 C FF 92 F FF 92 1 SAFE B SL 84 S SL 85 1-3 ① K 1-3	X FF 92 0-0 30 2B 4 2B 1B 1-3	F SI 95 B SI 95 T SL 86 B SI 96 D CU 78 D CU 79 4-2 4 BB 30 BB 24 1B BB 1-2		C CH 75 B FF 90 S CH 77 B FF 90 X FF 90 2-2 ① G6-3		3 1 1 0 0 2 1 1 1 0 0 1 0 0					
30 Kila Ka'aihue, L (1, 3) OBP: 0.472, SLG: 0.837 1 Jarrod Dyson, L (6, PR) OBP: 0.474, SLG: 0.406 (7, 7)		B SL 84 B FF 92 B FF 92 C FF 92 X FF 93 3-1 ① G3		B FF 92 B SL 85 X SL 85 2-0 4 2B 2B 3-H	B CU 73 C CU 73 F FF 91 F FF 91 X CH 83 1-2 4 2B 2B 1-3 3-H	B SI 94 B SI 88 B SI 92 B SI 92 4-0 4 BB 24 1B BB 1-2 2-3 3-H		H FF 91 1-0 4 1B 24 SF9 HBP		3 2 2 3 1 0 0 0 2 0 0 0 0 0					
4 Alex Gordon, L (1, 7) OBP: 0.493, SLG: 0.719 (7, 3)		C FF 93 C FF 93 S FF 92 0-3 ② K		B FF 93 F FF 92 B FF 91 X FF 92 2-1 21 HR 2B 2-H	F SL 83 C SL 83 B CU 73 B FF 90 X FF 91 2-2 24 G4-3 2B 2-H 3-H	D CU 78 F SI 92 D CU 80 C SI 92 B CU 79 B SI 94 4-2 24 1B 12 1B BB 1-2 2-3 3-H		C CH 77 F FF 90 X CH 79 0-2 12 1B 22 1B 1B 1-3		4 3 3 4 1 1 0					
24 Wilson Betemit, S (1, 5) OBP: 0.214, SLG: 0.237		C FF 93 X CU 75 0-1 ③ G4-3		F CU 75 S FF 92 S SL 85 0-3 ② K	C FF 89 B CH 80 X FF 89 1-1 ② G4-3 2-3	X CH 84 0-0 12 1B 1B 1-2 2-H 3-H		F CH 78 C FF 90 X CH 80 0-2 ② SF9 3-H		4 0 1 3 0 1 2					
21 Jeff Francoeur, R (1, 9) OBP: 0.274, SLG: 0.357 12 Mitch Maier, L (6, 9) OBP: 0.636, SLG: 0.743			C SL 83 X SL 85 0-1 ① G6-3	S SL 84 S SL 86 B SL 84 F FF 92 D SL 86 X SL 85 2-2 2-H HR	C FF 89 B FF 90 B FF 91 X CH 81 2-1 ③ F8	B FF 84 D SL 75 X SL 85 2-0 1-2 2-H 1B		C FF 91 C FF 91 B FF 88 F FF 90 X CH 81 1-2 22 1B 1-2 1B		3 1 1 2 0 0 1 2 0 2 1 0 0 0					
3 Brayan Peña, S (1, 2) OBP: 0.222, SLG: 0.349 22 Lucas May, R (8, 2) OBP: 0.393, SLG: 0.400			F FF 92 X CH 84 0-1 3B	F FF 92 X SL 85 0-1 ③ G6-3		B SI 94 B FF 90 72 WP 30 BB 2B C CH 76 X FF 86 0-1 ③ G4-3		B CH 78 C SI 89 F CH 78 B CH 80 X CH 80 2-2 1-3 2-H 1B		4 1 2 0 0 0 2 1 0 1 1 0 0 0					
2 Alcides Escobar, R (1, 6) OBP: 0.420, SLG: 0.644 72 Irving Falu, S (6, 6) OBP: 0.273, SLG: 0.226			B FF 92 B FF 92 S SL 84 X FF 92 2-1 ② G6-3		B FF 90 B FF 90 C FF 90 X SL 84 2-1 17 G4-3 53 1B 1B	B SI 95 B SI 96 C SI 95 C CU 79 D CU 80 X SI 96 3-2 ① G4-3 2-3	C FF 95 B FF 95 B FF 95 F FF 95 S FA 88 2-3 ① K	B FF 88 F CH 79 B SI 89 X FF 89 2-1 ③ F7		2 1 1 0 0 0 1 3 0 0 0 0 1 3					
Inning Stats	R: 0 E: 0 K: 2 S: 13 H: 0 LOB: 0 BB: 0 P: 17	R: 0 E: 0 K: 1 S: 7 H: 0 LOB: 0 BB: 0 P: 10	R: 0 E: 0 K: 0 S: 8 H: 1 LOB: 1 BB: 0 P: 11	R: 4 E: 0 K: 2 S: 18 H: 4 LOB: 0 BB: 0 P: 25	R: 4 E: 0 K: 0 S: 19 H: 5 LOB: 1 BB: 0 P: 30	R: 5 E: 0 K: 1 S: 16 H: 3 LOB: 2 BB: 4 P: 39	R: 0 E: 0 K: 3 S: 9 H: 0 LOB: 0 BB: 0 P: 13	R: 2 E: 0 K: 0 S: 18 H: 3 LOB: 2 BB: 0 P: 26		1B: 9 2B: 5 3B: 1 HR: 1 SF: 1 SAC: 0 DP: 0 HBP: 1	WP: 1 PB: 0 SB: 0 CS: 0 PA: 45				

PITCHER		IP	WLS	BF	H	R	ER	SO	BB	IBB	HBP	BLK	WP	HR	S	P	ERA	WHIP
40 Madison Bumgarner, L ERA: 7.17	(1, 1)	4.1	L	23	10	8	8	5	0	0	0	0	0	1	61	86	16.61	2.308
Osiris Matos, R ERA:	(5, 1)	0.2		2	0	0	0	0	0	0	0	0	0	0	4	7	0.00	0.000
46 Santiago Casilla, R ERA: 7.45	(6, 1)	0.2		7	1	5	5	1	4	0	0	0	1	0	12	33	67.50	7.500
81 Justin Dowdy, L ERA:	(6, 1)	0.1		3	2	0	0	0	0	0	0	0	0	0	4	6	0.00	6.000
47 Marc Kroon, R ERA: 2.0	(7, 1)	1.0		3	0	0	0	3	0	0	0	0	0	0	9	13	0.00	0.000

PITCHER		IP	WLS	BF	H	R	ER	SO	BB	IBB	HBP	BLK	WP	HR	S	P	ERA	WHIP
70 Felix Romero, R ERA: 2.25	(8, 1)	1.0		7	3	2	2	0	0	0	1	0	0	0	18	26	18.00	3.000

BOTTOM

San Francisco Giants @ Kansas City Royals

Surprise Stadium, Surprise, AZ

Fri Mar 25 2011, 9:08 PM - 12:08 AM EDT

Att. 7,818 - Clear - 69 F

livebaseballscorecards.com

AB	39
R	15
H	16
RBI	15
BB	4
SO	9
LOB	13

Kansas City Royals @ Arizona Diamondbacks

Salt River Fields at Talking Stick, Scottsdale, AZ

Sat Mar 26 2011, 4:11 PM - 7:16 PM EDT

Att. 12,443 - Sunny - 70 F

livebaseballscorecards.com

TOP

Batter	1	2	3	4	5	6	7	8	9	AB	R	H	RBI	BB	SO	LOB
13 Mike Aviles, R (1, 5) OBP: 0.410, SLG: 0.596	4-0 53 G3-1 2 S 30 HR BB		0-0 2 SH5-3 1B		0-0 ① G5-3			2-1 HR	0-0 ② F8 2-3	4	2	2	1	1	0	2
2 Alcides Escobar, R (1, 6) OBP: 0.404, SLG: 0.617 64 Lance Zawadzki, L (6, 6) OBP: 0.400, SLG: 0.763	0-3 ① K 1-2		0-0 ① SH5-3 1-2		0-0 ② G6-3			1-1 HR	0-0 7 1B 3B 3-H	2	0	0	0	0	1	1
										2	2	2	2	0	0	0
53 Melky Cabrera, S (1, 8) OBP: 0.468, SLG: 0.704 7 Grégor Blanco, L (6, 8) OBP: 0.343, SLG: 0.233	0-0 ② G3-1 2-3		0-3 ② K		0-0 ③ F9			0-0 16 G5-4-3 1B	0-0 16 S 1B 3-H	3	0	0	0	0	1	2
										2	0	2	1	0	0	0
30 Kila Ka'aihue, L (1, 3) OBP: 0.482, SLG: 0.882 16 Billy Butler, R (6, 3) OBP: 0.408, SLG: 0.522	1-0 HR 3-H		0-3 ③ K			4-0 21 CS BB		0-0 ①② G5-4-3 1-2f	1-3 ③ K 1-2	2	1	1	2	1	1	1
										2	0	0	0	0	1	2
4 Alex Gordon, L (1, 7) OBP: 0.486, SLG: 0.717 12 Mitch Maier, L (6, 7) OBP: 0.622, SLG: 0.722	0-0 ③ G4-3			0-0 21 S 17 2B 2B		0-0 ① F9		0-0 ③ P5		3	1	1	0	0	0	1
										1	0	0	0	0	0	0
21 Jeff Francoeur, R (1, 9) OBP: 0.277, SLG: 0.356 6 Lorenzo Cain, R (6, 9) OBP: 0.438, SLG: 0.368		0-0 1B		1-3 ① K 2-3		1 SAFE 0-0 ②③ F8 1-2			0-0 22 FC5 22 S 1B	3	0	1	0	0	1	2
										1	0	1	0	0	0	0
3 Brayan Peña, S (1, 2) OBP: 0.208, SLG: 0.326 22 Lucas May, R (7, 2) OBP: 0.379, SLG: 0.385 1 Jarrod Dyson, L (9, PR) OBP: 0.474, SLG: 0.406 71 Ryan Eigsti, R (9, 2)	0-3 ① K		0-3 ② K				0-0 ① L4		1-0 ① FC5 72 1B 24 2B 1-3	3	0	0	0	0	2	2
										1	0	0	0	0	0	1
										0	1	0	0	0	0	0
										0	0	0	0	0	0	0
17 Chris Getz, L (1, 4) OBP: 0.328, SLG: 0.327 72 Irving Falu, S (7, 4) OBP: 0.294, SLG: 0.250	0-3 ② K		0-0 3-H 2B				0-0 ② P2		0-0 24 2B 1B 1-3	3	0	1	1	0	1	1
										1	1	1	0	0	0	0
44 Luke Hochevar, R (1, 1) 50 Kanekoa Texeira, R (5, 1) 43 Aaron Crow, R (6, 1) 19 Pedro Feliz, R (7, PH) OBP: 0.286, SLG: 0.375 39 Luis Mendoza, R (7, 1) 24 Wilson Betemit, S (9, PH) OBP: 0.233, SLG: 0.282 76 Tim Collins, L (9, 1)	0-3 ③ K		0-3 ③ K				0-0 ③ G1-3		0-0 13 F8 64 3B 2B 1-H 3-H	2	0	0	0	0	2	2
										0	0	0	0	0	0	0
										0	0	0	0	0	0	0
										1	0	0	0	0	0	0
										0	0	0	0	0	0	0
										1	1	1	2	0	0	0
										0	0	0	0	0	0	0

	AB	37
	R	9
	H	13
	RBI	9
	BB	2
	SO	10
	LOB	17

Inning Stats	1	2	3	4	5	6	7	8	9
	R: 2 H: 1 E: 0 LOB: 0 K: 1 BB: 1 S: 6 P: 11	R: 0 H: 1 E: 0 LOB: 1 K: 3 BB: 0 S: 10 P: 10	R: 0 H: 1 E: 0 LOB: 1 K: 2 BB: 0 S: 8 P: 8	R: 1 H: 2 E: 0 LOB: 1 K: 3 BB: 0 S: 11 P: 12	R: 0 H: 0 E: 0 LOB: 0 K: 0 BB: 0 S: 3 P: 3	R: 0 H: 0 E: 0 LOB: 0 K: 0 BB: 1 S: 2 P: 6	R: 0 H: 0 E: 0 LOB: 0 K: 0 BB: 0 S: 3 P: 3	R: 2 H: 3 E: 0 LOB: 0 K: 0 BB: 0 S: 7 P: 10	R: 4 H: 5 E: 0 LOB: 2 K: 1 BB: 0 S: 10 P: 12

	1B	6	SF	0
	2B	3	SAC	1
	3B	1	DP	1
	HR	3	HBP	0

	WP	0	PA	40
	PB	0		
	SB	4		
	CS	1		

PITCHER		IP	WLS	BF	H	R	ER	SO	BB	IBB	HBP	BLK	WP	HR	S	P	ERA	WHIP
31 Ian Kennedy, R ERA: 4.91	(1, 1)	5.0		22	5	3	3	9	2	0	0	0	0	1	38	48	5.40	1.400
32 Esmerling Vasquez, R ERA: 2.63	(6, 1)	2.0	H	5	0	0	0	0	0	0	0	0	0	0	5	5	0.00	0.000
58 Juan Gutierrez, R ERA: 8.38	(8, 1)	1.0	H	5	3	2	2	0	0	0	0	0	0	2	7	10	18.00	3.000
49 Rafael Rodriguez, R ERA: 7.59	(9, 1)	0.2	L	6	4	4	4	0	0	0	0	0	0	0	6	7	54.00	6.000
39 Jordan Norberto, L ERA: 6.23	(9, 1)	0.1		2	1	0	0	1	0	0	0	0	0	0	4	5	0.00	3.000

PITCHER		IP	WLS	BF	H	R	ER	SO	BB	IBB	HBP	BLK	WP	HR	S	P	ERA	WHIP

BOTTOM

Kansas City Royals @ Arizona Diamondbacks

Salt River Fields at Talking Stick, Scottsdale, AZ

Sat Mar 26 2011, 4:11 PM - 7:16 PM EDT

Att. 12,443 - Sunny - 70 F

livebaseballscorecards.com

Batter	1	2	3	4	5	6	7	8	9	AB	R	H	RBI	BB	SO	LOB
2 Kelly Johnson, L (1, 4) OBP: 0.328, SLG: 0.484	0-0 10 6 1B 1B	0-0 F9		1-2 HR		0-0 8 S 1-2 1B		0-0 G4-3		4	1	3	1	0	0	0
46 David Winfree, R (7, 9) OBP: 0.476, SLG: 0.600										1	0	0	0	0	0	0
10 Justin Upton, R (1, 9) OBP: 0.329, SLG: 0.453	0-0 6 1B 33 2B 1-2 1B	4-0 6 S BB		0-0 F7		0-0 F9 2-3		0-0 G5-3		3	1	1	0	1	0	2
5 Taylor Harbin, R (7, 4)										1	0	0	0	0	0	0
6 Stephen Drew, L (1, 6) OBP: 0.327, SLG: 0.455	0-0 33 2B 1-3 2-H 1B	1-0 F8 1-2			0-3 K	1-0 F8 1-2		0-3 K		2	1	1	0	0	0	1
8 Chris Owings, R (4, 6) OBP: 0.171, SLG: 0.125										3	0	0	0	0	2	2
24 Chris Young, R (1, 8) OBP: 0.315, SLG: 0.574	0-3 K		0-3 K		0-0 F8		0-0 G4-3		4-0 46 G4-6-3 BB	3	0	0	0	0	2	2
31 AJ Pollock, R (7, PH) OBP: 0.390, SLG: 0.538 (8, 8)										1	0	0	0	1	0	0
33 Russell Branyan, L (1, 3) OBP: 0.492, SLG: 0.736	0-0 4 1B 2-H 3-H 2B		0-0 F7		0-0 4 1B 1B		0-0 F7		0-0 G4-6-3 1-2f	3	1	2	2	0	0	0
46 Juan Miranda, L (6, 3) OBP: 0.419, SLG: 0.588										2	0	0	0	0	0	1
4 Melvin Mora, R (1, 5) OBP: 0.378, SLG: 0.350	0-0 8 1B 2-H 1B		0-0 2B		0-0 8 FC4-6 1-2 1B		0-0 26 2B 1B		0-3 K	3	0	3	1	0	0	0
14 Ryan Roberts, R (6, 5) OBP: 0.609, SLG: 0.673										2	1	1	0	0	1	0
8 Gerardo Parra, L (1, 7) OBP: 0.381, SLG: 0.483	0-0 1-2 1B		0-0 G6-3		0-0 FC4-6 1-2f		0-0 12 2B 1-H 2B			3	0	1	0	0	0	3
58 Juan Gutierrez, R (8, 1)										0	0	0	0	0	0	0
49 Rafael Rodriguez, R (9, 1)										0	0	0	0	0	0	0
39 Jordan Norberto, L (9, 1)										0	0	0	0	0	0	0
12 Henry Blanco, R (1, 2) OBP: 0.268, SLG: 0.400	0-0 P4			0-3 K		0-0 10 F9 2 1B 1B	0-0 2-H 2B			4	0	2	1	0	1	2
36 P.J. Pilittere, R (8, 2)										0	0	0	0	0	0	0
31 Ian Kennedy, R (1, 1)		0-0 P4		0-0 G6-3		0-0 F7	0-0 F7			2	0	0	0	0	0	0
32 Esmerling Vasquez, R (6, 1)										0	0	0	0	0	0	0
29 Brandon Allen, L (6, 7) OBP: 0.298, SLG: 0.481										2	0	0	0	0	0	2
26 Miguel Montero, L (7, PH) OBP: 0.309, SLG: 0.346										1	1	1	1	0	0	0
Inning Stats	R: 3 E: 0 K: 1 S: 10 H: 6 LOB: 2 BB: 0 P: 10	R: 0 E: 0 K: 0 S: 3 H: 0 LOB: 1 BB: 1 P: 8	R: 0 E: 0 K: 1 S: 6 H: 1 LOB: 1 BB: 0 P: 6	R: 1 E: 0 K: 1 S: 8 H: 1 LOB: 0 BB: 0 P: 9	R: 0 E: 0 K: 1 S: 7 H: 2 LOB: 2 BB: 0 P: 7	R: 0 E: 0 K: 0 S: 5 H: 2 LOB: 2 BB: 0 P: 6	R: 2 E: 0 K: 0 S: 6 H: 3 LOB: 1 BB: 0 P: 6	R: 0 E: 0 K: 1 S: 5 H: 0 LOB: 0 BB: 0 P: 5	R: 0 E: 0 K: 1 S: 4 H: 0 LOB: 0 BB: 1 P: 8	1B: 10 2B: 4 3B: 0 HR: 1	SF: 0 SAC: 0 DP: 1 HBP: 0						

AB	40
R	6
H	15
RBI	6
BB	2
SO	6
LOB	15

PITCHER	IP	WLS	BF	H	R	ER	SO	BB	IBB	HBP	BLK	WP	HR	S	P	ERA	WHIP
44 Luke Hochevar, R (1, 1) ERA: 5.68	4.0		20	8	4	4	3	1	0	0	0	0	1	27	33	9.00	2.250
50 Kanekoa Texeira, R (5, 1) ERA: 0.93	1.0		5	2	0	0	1	0	0	0	0	0	0	7	7	0.00	2.000
43 Aaron Crow, R (6, 1) ERA: 2.19	1.0		5	2	0	0	0	0	0	0	0	0	0	5	6	0.00	2.000
39 Luis Mendoza, R (7, 1) ERA: 1.98	2.0	W	9	3	2	2	1	0	0	0	0	0	0	11	11	9.00	1.500
76 Tim Collins, L (9, 1) ERA: 2.61	1.0	S	3	0	0	0	1	1	0	0	0	0	0	4	8	0.00	1.000

PITCHER	IP	WLS	BF	H	R	ER	SO	BB	IBB	HBP	BLK	WP	HR	S	P	ERA	WHIP

WP: 0 PB: 0 SB: 2 CS: 0 PA: 42

Batter	1	2	3	4	5	6	7	8	9	AB	R	H	RBI	BB	SO	LOB
85 Tyler Graham, R (1, 8) OBP: 0.500, SLG: 1.000 79 Juan Carlos Perez, R (7, PH) OBP: 0.429, SLG: 0.833 (7, 8)	S FF 85 B FF 86 S CH 76 F FF 85 X FF 85 1-2 6 CS 14 1B 1B	C SI 85 F SI 86 D CU 68 F CH 77 B FF 86 B CH 76 S FF 84 3-3 K ③			C CH 76 B FF 83 X SI 84 1-1 14 SF8 3B		X SL 85 0-0 1-H HR		B SL 79 B CU 77 C SI 90 F FF 90 D CH 78 X SI 92 3-2 53 1B 3-H 1B	3 1 2 0 0 1 3 2 1 2 3 0 0 0					
14 Mike Fontenot, L (1, 6) OBP: 0.327, SLG: 0.460 53 Brandon Crawford, L (5, 6) OBP: 0.400, SLG: 0.250	S FF 85 X SI 87 0-1 6 CS 1-2 1B	B CU 69 C CH 76 B FF 82 S FF 84 F FF 86 B CU 70 X SI 83 3-2 G3 ①			X FF 84 0-0 SF8 ② 3-H		S FF 92 F CH 87 X SL 84 0-2 G6-3 ③		X FF 91 0-0 1-3 1B	2 0 1 1 0 0 0 2 0 1 0 0 0 0					
12 Nate Schierholtz, L (1, 9) OBP: 0.297, SLG: 0.377 8 Terry Evans, R (5, 9) OBP: 0.150, SLG: 0.150 (6, 7)	C SI 87 B CU 70 S CH 77 C SI 88 1-3 K ①	F CH 78 B FF 87 X CH 78 1-1 G6-3 ②			B CU 69 S CH 78 F CU 70 X CU 67 1-2 F8 ③			C SI 92 S CH 76 B SI 93 B CU 76 F FF 92 S CH 77 2-3 K ①	B SL 81 C FF 92 S SL 78 S CH 78 1-3 K ③	3 0 0 0 0 1 2 2 0 0 0 0 2 2					
6 Brad Eldred, R (1, 10) OBP: 0.226, SLG: 0.233 (7, 3)	2 SAFE D CU 70 F CH 77 C SI 85 F CU 71 F CH 78 S FF 86 1-3 K ② ③ 1-2 2-3	S CU 69 X SI 88 0-1 9 S 1B				C SI 92 S SL 88 B FA 88 S SL 85 1-3 K ①		C SL 78 F FF 92 B SL 79 X SI 93 1-2 F9 ②		4 0 1 0 0 2 2					
9 Brandon Belt, L (1, 3) OBP: 0.343, SLG: 0.508 Roger Kieschnick, L (6, 9) OBP: 0.667, SLG: 1.400		S CU 68 B SI 86 B CH 77 F CH 78 C FF 87 2-3 K ①	B SI 84 B SI 86 F CH 77 C FF 84 B CU 69 X CH 79 3-2 F8 ③ 1-2			B SI 92 X SI 91 1-0 G4-3 ②		X FF 92 0-0 2B	3 0 0 0 0 1 1 1 0 1 0 0 0 0							
29 Ryan Rohlinger, R (1, 5) OBP: 0.286, SLG: 0.353 52 Ramon E Ramirez, R (8, 1)		B FF 87 F FF 85 X SI 86 1-1 86 E 22 1B 1B		C CU 68 B CH 74 F FF 82 B FF 87 S CH 74 2-3 K ①		B FA 88 X SI 92 1-0 G4-3 ③		C SL 78 X FF 90 0-1 L4 ③		4 0 1 0 0 1 1 0 0 0 0 0 0 0						
35 Travis Ishikawa, L (1, 7) OBP: 0.278, SLG: 0.229 (6, 3) 45 Dan Runzler, L (7, 1) 98 Chris Dominguez, R (8, 5) OBP: 0.333, SLG: 0.667		C FF 85 B SI 85 X CH 76 1-1 F8 ②		B CH 77 S CH 78 X FF 83 1-1 G2-3 ②			B SI 90 X SI 91 1-0 G4-3 ①		B SL 78 C FF 91 B SI 91 X SI 90 2-1 86 G3-1 79 1B 2B	3 0 0 0 0 0 1 0 0 0 0 0 0 0 1 1 1 0 0 0 0						
22 Eli Whiteside, R (1, 2) OBP: 0.353, SLG: 0.452 51 Jackson Williams, R (7, 2) OBP: 0.333, SLG: 0.273		B SI 86 C FF 84 S SI 86 X SI 88 1-2 86 E 1-2 1B		C CH 75 B CH 76 F SI 86 F SI 88 B CU 67 S CH 76 2-3 K ③			C FF 92 F FF 92 X SI 93 0-2 G3-1 ②		C FF 90 S CH 78 F CH 78 S SI 91 0-3 K ①	3 0 1 0 0 1 0 1 0 0 0 0 1 1						
86 Brock Bond, S (1, 4) OBP: 0.143, SLG: 0.143		F SI 85 B SI 86 F CH 76 F SI 86 F FF 86 X CU 69 1-2 FC6 1-2 2-3			C SI 85 B CH 75 X CH 75 1-1 G6-3 ①		X SI 90 0-0 79 HR 1B		C CU 76 S CH 77 B FF 92 X CH 77 1-2 G3-1 ② 2-3	4 1 1 0 0 0 3						
Inning Stats	R: 0 H: 2 E: 0 LOB: 1 K: 2 BB: 0 S: 14 P: 17	R: 0 H: 2 E: 1 LOB: 3 K: 2 BB: 0 S: 19 P: 28	R: 0 H: 1 E: 0 LOB: 1 K: 0 BB: 0 S: 11 P: 18	R: 0 H: 0 E: 0 LOB: 0 K: 2 BB: 0 S: 9 P: 14	R: 1 H: 1 E: 0 LOB: 0 K: 0 BB: 0 S: 8 P: 11	R: 0 H: 0 E: 0 LOB: 0 K: 1 BB: 0 S: 5 P: 8	R: 2 H: 2 E: 0 LOB: 0 K: 0 BB: 0 S: 9 P: 10	R: 0 H: 1 E: 0 LOB: 1 K: 1 BB: 0 S: 10 P: 13	R: 1 H: 3 E: 0 LOB: 2 K: 2 BB: 0 S: 16 P: 23	1B: 8 SF: 1 2B: 2 SAC: 0 3B: 1 DP: 0 HR: 1 HBP: 0						

PITCHER	IP	WLS	BF	H	R	ER	SO	BB	IBB	HBP	BLK	WP	HR	S	P	ERA	WHIP
26 Jeff Francis, L (1, 1) ERA: 3.6	5.0	W	21	6	1	1	6	0	0	0	0	0	0	61	88	1.80	1.200
47 Nate Adcock, R (6, 1) ERA: 3.46	2.0	H	8	2	2	2	1	0	0	0	0	0	1	14	18	9.00	1.000
37 Sean O'Sullivan, R (8, 1) ERA: 6.0	2.0	S	10	4	1	1	3	0	0	0	0	0	0	26	36	4.50	2.000

PITCHER	IP	WLS	BF	H	R	ER	SO	BB	IBB	HBP	BLK	WP	HR	S	P	ERA	WHIP

TOP

San Francisco Giants @ Kansas City Royals

Surprise Stadium, Surprise, AZ

Sun Mar 27 2011, 4:06 PM - 6:40 PM EDT

Att. 6,833 - Sunny - 69 F

livebaseballscorecards.com

AB	38
R	4
H	12
RBI	4
BB	0
SO	10
LOB	16

WP: 0	PA: 39		
PB: 0			
SB: 1			
CS: 2			

Batter	1	2	3	4	5	6	7	8	9	AB	R	H	RBI	BB	SO	LOB
2 Alcides Escobar, R (1, 6) OBP: 0.400, SLG: 0.600	C FF 92 F FF 91 B FF 92 B SL 83 F FF 92 X FF 92 2-2 16 G5-4-3 1B	1 SAFE 1 SAFE B CH 83 D CH 84 C FF 91 X FF 91 2-1 ③ F9 1-2	C SL 78 B SL 81 S CH 84 B SL 82 X CH 82 2-2 ② G6-3	B SI 95 B SI 94 B SI 94 C SI 94 X SI 95 3-1 ② G1						3	0	1	0	0	0	1
72 Irving Falu, S (6, 6) OBP: 0.286, SLG: 0.242										1	0	0	0	0	0	0
53 Melky Cabrera, S (1, 8) OBP: 0.477, SLG: 0.737	C FF 92 D CH 80 F CH 82 B FF 93 X SL 82 2-2 ① P3			B SL 78 B FF 91 C FF 91 X CH 82 2-1 E7 16 1B 2B	F SI 90 B FF 91 B FF 89 S CH 83 X CH 85 2-2 2B		S SI 94 B SL 84 F SL 84 C SI 95 1-3 ③			3	1	2	0	0	0	1
1 Jarrod Dyson, L (6, 8) OBP: 0.462, SLG: 0.394										1	0	0	0	0	1	0
16 Billy Butler, R (1, 3) OBP: 0.405, SLG: 0.514	B SL 79 B FF 91 X FF 92 2-0 ②③ G5-4-3 1-2f			B FF 91 C FF 91 X FF 92 1-1 30 BB 24 HR 3-H 1B	C SL 80 B SL 81 X SL 80 1-1 ③ G4-3			B FF 93 F FF 91 B CH 87 B FF 92 S FF 92 B FF 92 4-2 30 CS BB		3	1	1	1	0	0	2
7 Grégor Blanco, L (7, 7) OBP: 0.361, SLG: 0.233										0	0	0	0	1	0	0
30 Kila Ka'aihue, L (1, 10) OBP: 0.483, SLG: 0.849		B FF 90 B FF 90 C FF 90 X FF 90 2-1 ① G6-3		1 SAFE B FF 90 B FF 92 B FF 91 B FF 92 4-0 24 HR 1-2 BB	C SL 76 B SL 81 F SI 89 C FF 90 1-3 ① K			1 SAFE 1 SAFE B FF 93 B FF 92 B FF 92 F FF 92 B FF 93 4-1 ① 4 HR 1-2 BB		2	2	0	0	2	1	0
4 Alex Gordon, L (1, 7) OBP: 0.487, SLG: 0.746		B CH 80 C CH 81 S SL 81 C FF 93 1-3 ② K		F FF 90 X CH 83 0-1 ① P6	B FF 90 B CH 81 F CH 80 H FF 89 3-1 21 WP 21 S 22 E HBP			D FF 93 X CH 85 1-0 1-H HR		3	2	1	2	0	1	2
(7, 3)																
21 Jeff Francoeur, R (1, 9) OBP: 0.265, SLG: 0.339	F FF 92 C FF 92 F SL 82 F FF 92 C FF 92 0-3 ③ K			B FF 92 C SL 79 B FF 91 S FF 92 S FF 91 2-3 ② K	B FF 93 F FF 93 F FF 89 S FA 89 1-3 ② K 1-3			B FF 92 F FF 92 B CH 87 B FF 91 X FF 91 3-1 ② P6		3	0	0	0	0	3	3
12 Mitch Maier, L (7, 9) OBP: 0.609, SLG: 0.703										1	0	0	0	0	0	0
24 Wilson Betemit, S (1, 5) OBP: 0.277, SLG: 0.381			X FF 91 0-0 ① F8	F FF 91 C SL 81 B SL 83 X FF 92 1-2 1-H 2-H HR	B FF 94 B FF 95 D FF 89 C FF 95 S FF 89 D FA 89 4-2 22 S BB			F FF 93 F CH 88 X FF 92 0-2 1B		3	1	2	3	1	0	0
3 Brayan Peña, S (1, 2) OBP: 0.200, SLG: 0.313		B FF 92 B FF 92 X CH 80 2-0 ② G5-3	X FF 91 0-0 ③ G4-3			S FF 94 1 SAFE T FF 95 C CH 86 0-3 ③ K 1-2 3-H		C FF 92 S FF 91 B CH 88 X SL 87 1-2 ③ F8		2	0	0	0	0	0	0
22 Lucas May, R (6, 2) OBP: 0.355, SLG: 0.357										2	0	0	0	0	1	2
17 Chris Getz, L (1, 4) OBP: 0.333, SLG: 0.333		C FF 91 X FF 91 0-1 2 S 1B	S FF 88 B CH 83 B CH 81 F FF 89 X SL 78 2-2 ① G3			C SI 93 S SI 94 B SI 95 B SL 85 C SI 94 2-3 ① K				2	0	1	0	0	0	0
64 Lance Zawadzki, L (6, 4) OBP: 0.390, SLG: 0.744										1	0	0	0	0	1	0
Inning Stats	R: 0 E: 0 K: 0 S: 8 H: 1 LOB: 0 BB: 0 P: 14	R: 0 E: 0 K: 2 S: 10 H: 0 LOB: 0 BB: 0 P: 13	R: 0 E: 0 K: 0 S: 6 H: 1 LOB: 1 BB: 0 P: 10	R: 4 E: 1 K: 1 S: 13 H: 3 LOB: 0 BB: 1 P: 23	R: 0 E: 0 K: 0 S: 11 H: 1 LOB: 1 BB: 0 P: 18	R: 1 E: 0 K: 3 S: 12 H: 0 LOB: 1 BB: 1 P: 21	R: 0 E: 0 K: 2 S: 8 H: 0 LOB: 0 BB: 0 P: 14	R: 2 E: 0 K: 0 S: 12 H: 2 LOB: 1 BB: 2 P: 25		1B: 4 2B: 2 3B: 0 HR: 2 SF: 0 SAC: 0 DP: 1 HBP: 1						

BOTTOM

San Francisco Giants @ Kansas City Royals

Surprise Stadium, Surprise, AZ

Sun Mar 27 2011, 4:06 PM - 6:40 PM EDT

Att. 6,833 - Sunny - 69 F

livebaseballscorecards.com

AB	30
R	7
H	8
RBI	6
BB	4
SO	8
LOB	11

WP: 1 PA: 35
PB: 0
SB: 3
CS: 1

PITCHER		IP	WLS	BF	H	R	ER	SO	BB	IBB	HBP	BLK	WP	HR	S	P	ERA	WHIP
57 Jonathan Sánchez, L ERA: 2.7	(1, 1)	5.1	L	23	6	5	4	4	1	0	1	0	0	1	52	86	6.75	1.312
47 Marc Kroon, R ERA: 1.86	(6, 1)	0.2		3	0	0	0	2	1	0	0	0	1	0	8	13	0.00	1.500
45 Dan Runzler, L ERA: 2.4	(7, 1)	1.0		3	0	0	0	2	0	0	0	0	0	0	8	14	0.00	0.000
52 Ramon E Ramirez, R ERA: 8.71	(8, 1)	1.0		6	2	2	2	0	2	0	0	0	0	1	12	25	18.00	4.000

PITCHER	IP	WLS	BF	H	R	ER	SO	BB	IBB	HBP	BLK	WP	HR	S	P	ERA	WHIP

Batter	1	2	3	4	5	6	7	8	9	AB	R	H	RBI	BB	SO	LOB
68 Edwin Maysonet, R (1, 4) OBP: 0.321, SLG: 0.229	B SI 90 X FF 89 1-0 L6		X FC 87 0-0 G4-3			B CH 86 C CH 79 B FF 91 C FF 91 F CU 74 T FF 92 2-2 K		C SI 86 F SI 89 S FF 91 0-3 K		4	0	0	0	0	2	0
30 Craig Counsell, L (1, 6) OBP: 0.262, SLG: 0.273 91 Anderson Machado, S (6, 6)	B FF 92 C FC 89 B CH 82 B CH 83 X FF 92 3-1 G4-3			C FF 89 B FF 91 B CU 74 B CH 81 F SI 90 X FF 91 3-2 F7		B CH 87 S FC 87 B FF 89 F CH 81 X FF 91 2-2 G3-1		B CH 78 C CH 87 X SI 89 1-1 F8		3 1	0 0	0 0	0 0	0 0	0 0	0 0
62 Jeremy Reed, L (1, 9) OBP: 0.408, SLG: 0.521 93 Chadwin Stang, R (6, PR) OBP: 0.333, SLG: 0.333 (6, 9)	C SI 92 F CU 76 B FF 92 S CH 80 1-3 K			C FF 91 X SI 90 0-1 G6-3		X SI 90 0-0 1B		B CH 79 B CH 77 F SI 88 X SI 90 2-1 P3		3 1	0 0	1 0	0 0	0 0	1 0	0 0
74 Erick Almonte, R (1, 3) OBP: 0.449, SLG: 0.653		B CU 74 B CU 72 B FF 92 C SI 89 X FF 92 3-1 F9		S FC 88 X FF 92 0-1 F9		B CU 74 X SI 91 1-0 G6-3			X FF 89 0-0 G4-3	4	0	0	0	0	0	1
33 Wil Nieves, R (1, 2) OBP: 0.353, SLG: 0.326		X FF 92 0-0 2B			S FC 86 B CU 67 B CH 79 B FC 87 F FF 90 B CH 80 4-2 94 FC4-6 96 1B BB		B CH 88 B SI 89 S FF 91 B SI 89 X SI 90 3-1 G6-3		B FC 88 F FF 90 C CH 86 S CU 66 1-3 K	3	0	1	0	1	1	0
75 Zelous Wheeler, R (1, 5) OBP: 0.475, SLG: 0.375		C FC 88 F CU 73 B FF 92 S FF 92 1-3 K			X FF 91 0-0 F9		B CH 78 B CH 76 B SI 89 B FF 90 4-0 96 HBP BB		B FF 91 C FF 90 X FC 85 1-1 F8	3	0	0	0	1	1	2
96 Kentrail Davis, L (1, 7) OBP: 0.400, SLG: 0.250		S CU 76 F SI 91 S CU 77 0-3 K			X FF 90 0-0 1-2 94 FC4-6 1B		C SI 86 T CH 76 1 SAFE B SI 92 H CH 78 2-2 1-2 HBP			2	0	1	0	0	1	1
94 Reggie Keen, R (1, 8) OBP: 0.333, SLG: 0.400			C FF 90 F SI 90 C CU 76 0-3 K		F FF 88 X FF 91 0-1 1-2f 2-3 FC4-6		B SI 89 X SI 89 1-0 F9			3	0	0	0	0	1	4
5 Lee Haydel, L (1, 10) OBP: 0.333, SLG: 0.333			F SI 90 B CH 82 B CH 82 B FF 91 S CU 75 S CH 81 3-3 K		1 SAFE C CU 73 X FF 90 0-1 F7		F SI 88 C FF 92 B SI 92 F SI 92 F SL 80 S CH 82 1-3 K			3	0	0	0	0	2	4
Inning Stats	R: 0 E: 0 K: 1 S: 6 H: 0 LOB: 0 BB: 0 P: 11	R: 0 E: 0 K: 2 S: 9 H: 1 LOB: 1 BB: 0 P: 13	R: 0 E: 0 K: 2 S: 7 H: 0 LOB: 0 BB: 0 P: 10	R: 0 E: 0 K: 0 S: 7 H: 0 LOB: 0 BB: 0 P: 10	R: 0 E: 0 K: 0 S: 8 H: 1 LOB: 2 BB: 1 P: 12	R: 0 E: 0 K: 1 S: 9 H: 1 LOB: 1 BB: 0 P: 14	R: 0 E: 0 K: 1 S: 10 H: 0 LOB: 2 BB: 1 P: 21	R: 0 E: 0 K: 1 S: 7 H: 0 LOB: 0 BB: 0 P: 10	R: 0 E: 0 K: 1 S: 6 H: 0 LOB: 0 BB: 0 P: 8	1B: 2 2B: 1 3B: 0 HR: 0	SF: 0 SAC: 0 DP: 0 HBP: 1		WP: 0 PB: 0 SB: 0 CS: 0		PA: 33		

TOP

Milwaukee Brewers @ Kansas City Royals

Surprise Stadium, Surprise, AZ

Mon Mar 28 2011, 4:08 PM - 6:21 PM EDT

Att. 4,188 - Sunny - 75 F

livebaseballscorecards.com

AB	30
R	0
H	3
RBI	0
BB	2
SO	9
LOB	12

PITCHER		IP	WLS	BF	H	R	ER	SO	BB	IBB	HBP	BLK	WP	HR	S	P	ERA	WHIP
34 Kyle Davies, R ERA: 4.05	(1, 1)	6.0	W	22	3	0	0	6	1	0	0	0	0	0	46	70	0.00	0.667
51 Robinson Tejeda, R ERA: 2.79	(7, 1)	2.0		8	0	0	0	2	1	0	1	0	0	0	17	31	0.00	0.500
48 Joakim Soria, R ERA: 3.24	(9, 1)	1.0		3	0	0	0	1	0	0	0	0	0	0	6	8	0.00	0.000

PITCHER	IP	WLS	BF	H	R	ER	SO	BB	IBB	HBP	BLK	WP	HR	S	P	ERA	WHIP

Batter	1	2	3	4	5	6	7	8	9	AB	R	H	RBI	BB	SO	LOB
13 Mike Aviles, R (1, 5) OBP: 0.409, SLG: 0.579 (7, 4)	C CH 82 B CH 83 B FC 78 C CH 84 X CH 76 2-2 16 CS 1B	B CU 68 B CH 83 X CH 82 2-0 2-H 53 2B 1B		C CH 83 B CH 82 S FC 77 F FC 79 B CH 83 F FC 79 X CH 76 2-2 ③ G5-3		X CH 84 0-0 ① G6-3		C SL 84 X SI 88 0-1 ① 2-3 F9		5	1	2	1	0	0	1
53 Melky Cabrera, S (1, 8) OBP: 0.485, SLG: 0.767 1 Jarrod Dyson, L (6, PH) OBP: 0.463, SLG: 0.400 (7, 8)	C CH 83 1 SAFE B CH 82 1 SAFE B FA 84 C FC 79 X FC 85 2-2 ① F8	B CH 83 X CH 75 1-0 1-H 2B			C CH 87 B CH 80 B SI 86 X CH 85 2-1 16 1B 30 HR 2B	S CH 85 X CH 85 0-1 ② G1-3		B SL 84 B CH 88 X FA 88 2-0 3-H 16 2B 1B		3 2	1 1	2 1	1 1	0 0	0 0	1 0
16 Billy Butler, R (1, 10) OBP: 0.429, SLG: 0.534	B CU 67 1 SAFE 1 SAFE B CH 84 B FC 80 C CH 84 F FC 80 F FA 84 B FC 86 4-2 ② 1-2 BB	C CU 66 X FC 79 0-1 ③ G6-3			B FF 88 X CH 87 1-0 2-3 30 HR 1B	B CH 85 B CH 77 B CH 85 C CH 84 B FF 84 4-1 12 1B BB		C SL 85 B SL 85 S SL 84 B SL 84 X FF 89 2-2 1-H 4 F8 2B		3	1	2	1	2	0	1
30 Kila Ka'aihue, L (1, 3) OBP: 0.476, SLG: 0.875 12 Mitch Maier, L (6, PH) OBP: 0.625, SLG: 0.711 (7, 7)	C FC 76 X FC 79 0-1 ③ G6-3		B CH 83 B CH 83 B FC 77 C CH 81 X CH 83 3-1 ① P3		C CH 88 B FF 87 X CH 87 1-1 1-H 3-H HR	B CU 73 B CH 85 C CH 83 X CH 85 2-1 1-3 1B		B SI 88 B SI 88 F FF 88 B CH 84 B SI 88 4-1 BB		3 1	1 0	1 1	3 0	0 1	0 0	1 0
4 Alex Gordon, L (1, 7) OBP: 0.470, SLG: 0.750 (7, 3)		C CH 82 X FC 78 0-1 HR	B CH 85 C CH 83 X CH 83 1-1 ② G1-3		B CH 87 B CH 80 S CH 86 B CH 86 C CH 86 X CH 85 3-2 ① G3	T CH 85 B CH 84 F CH 84 X CH 79 1-2 ③ G6-3		C FF 88 X FF 90 0-1 ② 2-3 F8		5	1	1	1	0	0	4
21 Jeff Francoeur, R (1, 9) OBP: 0.282, SLG: 0.400 84 Brett Eibner, R (7, 9) OBP: 0.400, SLG: 0.800	C CH 81 X CH 84 0-1 ① G3-1	C FC 80 F FC 78 X FA 84 0-2 HR			F CH 78 X CH 85 0-1 2 E 1B		C CH 83 C CH 76 B CH 78 X CH 84 1-2 72 G4-6-3 1B	S SL 83 B SL 82 X SI 88 1-1 ③ F9		3 2	1 0	2 1	1 0	0 0	0 0	0 2
2 Alcides Escobar, R (1, 6) OBP: 0.397, SLG: 0.642 72 Irving Falu, S (7, 6) OBP: 0.278, SLG: 0.235	C CH 83 X CH 84 0-1 HR	S CH 84 B CH 83 X CH 83 1-1 ③ G3			C CH 85 S FF 84 X FF 85 0-2 1-2 E5		C CH 85 X CH 85 0-1 ①② 1-2f G4-6-3			3 1	1 0	1 0	1 0	0 0	0 0	1 1
15 Matt Treanor, R (1, 2) OBP: 0.364, SLG: 0.423	B CH 83 F CH 76 B FC 81 X FC 79 2-1 ② G5-3			X FC 82 0-0 ① G6-3	C FF 86 X CH 86 0-1 ② F9		F CH 85 B SL 84 X CH 76 1-1 ③ F8			4	0	0	0	0	0	2
17 Chris Getz, L (1, 4) OBP: 0.349, SLG: 0.368 24 Wilson Betemit, S (7, 5) OBP: 0.292, SLG: 0.419	C CH 84 B CU 67 B CH 83 X CH 84 2-1 13 1B 2B			B CH 83 C CH 82 B FC 77 X CH 82 2-1 ② 1B	C CH 87 B SL 77 X CH 78 1-1 ③ F7			C CH 88 C SL 84 B SI 90 X SL 84 1-2 13 F9 1 1B 2B		3 1	1 1	2 1	0 0	0 0	0 0	2 0
Inning Stats	R: 0 E: 0 K: 0 S: 11 H: 1 LOB: 1 BB: 1 P: 19	R: 4 E: 0 K: 0 S: 14 H: 5 LOB: 1 BB: 0 P: 21	R: 1 E: 0 K: 0 S: 9 H: 1 LOB: 0 BB: 0 P: 14	R: 0 E: 0 K: 0 S: 8 H: 1 LOB: 0 BB: 0 P: 12	R: 3 E: 1 K: 0 S: 17 H: 4 LOB: 2 BB: 0 P: 25	R: 0 E: 0 K: 0 S: 9 H: 1 LOB: 2 BB: 1 P: 16	R: 0 E: 0 K: 0 S: 7 H: 1 LOB: 0 BB: 0 P: 9	R: 2 E: 0 K: 0 S: 14 H: 3 LOB: 2 BB: 1 P: 24		1B: 8 2B: 5 3B: 0 HR: 4 SF: 0 SAC: 0 DP: 1 HBP: 0						

PITCHER		IP	WLS	BF	H	R	ER	SO	BB	IBB	HBP	BLK	WP	HR	S	P	ERA	WHIP
81 Sam Narron, L ERA: 11.25	(1, 1)	4.0	L	19	8	5	5	0	1	0	0	0	0	3	42	66	11.25	2.250
72 Chase Wright, L ERA: 9.0	(5, 1)	3.0		16	6	3	3	0	1	0	0	0	0	1	33	50	9.00	2.333
98 Donovan Hand, R ERA: 7.71	(8, 1)	1.0		7	3	2	2	0	1	0	0	0	0	0	14	24	18.00	4.000

PITCHER	IP	WLS	BF	H	R	ER	SO	BB	IBB	HBP	BLK	WP	HR	S	P	ERA	WHIP

BOTTOM

Milwaukee Brewers @ Kansas City Royals

Surprise Stadium, Surprise, AZ

Mon Mar 28 2011, 4:08 PM - 6:21 PM EDT

Att. 4,188 - Sunny - 75 F

livebaseballscorecards.com

AB	39
R	10
H	17
RBI	10
BB	3
SO	0
LOB	16

PA: 42

Chicago White Sox @ Kansas City Royals

Surprise Stadium, Surprise, AZ

Tue Mar 29 2011, 3:06 PM - 5:26 PM EDT

Att. 4,492 - Partly Cloudy - 78 F

livebaseballscorecards.com

Batter	1	2	3	4	5	6	7	8	9	AB	R	H	RBI	BB	SO	LOB
1 Juan Pierre, L (1, 7) OBP: 0.359, SLG: 0.333 90 Michael Restovich, R (5, 7) OBP: 0.250, SLG: 0.250	C CH 78 X SI 83 0-1 ① F7		B CH 79 B SL 80 B SI 81 C CH 80 B SI 81 4-1 11 SH1-4 1-2 BB		B CU 73 F SI 84 X CH 76 1-1 ② G4-3	C FF 93 D CU 76 F CU 76 B FF 93 S FF 93 2-3 ③ K			F SI 91 F SI 92 C SI 92 0-3 ② K	2 2	0 0	0 0	0 0	1 0	0 2	0 3
11 Omar Vizquel, S (1, 4) OBP: 0.396, SLG: 0.542 87 Ross Wilson, R (5, 4)	C CH 79 C SI 83 C FF 86 0-3 ② K		B SI 82 F SI 84 X SI 83 1-1 ① SH1-4 1-2 2-3		B SL 82 B SI 81 F SI 83 F FF 85 X SL 84 2-2 1B		S X SI 94 0-1 ① G6-3		X SI 92 0-0 ③ L9	2 2	0 0	1 0	0 0	0 0	1 0	0 0
44 Adam Dunn, L (1, 10) OBP: 0.333, SLG: 0.448 84 Kyle Davis, R (7, PH) (7, 10)	F SI 82 B SI 86 X SL 81 1-1 HR		B FF 85 B SL 86 B FF 86 C SI 83 C SI 82 B SI 83 4-2 BB		X SL 86 0-0 ③ F8		S FF 95 C SL 85 X SL 85 0-2 ② G6-3			2 1	1 0	1 0	1 0	1 0	0 0	1 0
14 Paul Konerko, R (1, 3) OBP: 0.342, SLG: 0.479 91 Christian Marrero, L (6, PR) OBP: 0.250, SLG: 0.750 (6, 3)	C SL 82 S CH 77 B FF 87 B FF 85 F CU 76 B FF 87 F CH 77 B SL 81 4-2 BB		C CH 76 B FF 86 F SL 82 F FF 88 B FF 86 X SL 82 2-2 ② P6			C SI 92 B CU 76 B FF 93 X SI 92 2-1 18 BB 5 WP 55 BB 1B	B CU 80 X FF 95 1-0 ③ G4-3			2 1	0 1	1 0	0 0	1 0	0 0	3 0
23 Mark Teahen, L (1, 9) OBP: 0.446, SLG: 0.500 89 Ryan Hamme, L (6, 9) OBP: 1.000, SLG: 3.000	B SI 83 C CH 75 C SI 84 C FF 86 1-3 ③ K		S SL 82 T SL 83 X FF 88 0-2 ③ G5-3			B FF 94 F FF 90 T SI 94 B SI 95 S CU 76 2-3 ① K		X FF 92 0-0 3B		3 1	0 0	0 1	0 0	0 0	2 0	5 0
5 Lastings Milledge, R (1, 8) OBP: 0.425, SLG: 0.525 90 Trayce Thompson, R (6, 8)		C CU 72 B CH 76 B CH 74 B CH 75 B SI 84 4-1 18 CS 18 S BB		B CH 75 F SL 82 F CH 76 X FF 87 1-2 22 G6-4-3 1B		1 SAFE C FF 93 B SI 87 X FF 95 1-1 ② F9 1-2		F CH 83 S FF 93 D CU 76 B CU 76 X FC 92 2-2 ① G1-3		2 1	0 0	1 0	0 0	1 0	0 1	1 1
22 Brent Morel, R (1, 5) OBP: 0.338, SLG: 0.364 Greg Paiml, R (6, PR) OBP: 0.250, SLG: 1.000 (6, 5)		F SI 83 S SI 84 B FF 86 S CH 76 1-3 ① K	C SI 85 1 SAFE 1 SAFE B FF 86 X SL 83 1-1 ①② G6-4-3 1-2f		B FF 94 B SI 93 B SI 94 C FF 94 B SI 95 4-1 55 BB 18 BB BB		F FF 92 B CU 74 S FF 92 S CH 82 1-3 ② K		2 1	0 0	0 0	0 0	1 1	1 1	2 1
18 Brent Lillibridge, R (1, 6) OBP: 0.323, SLG: 0.377		1 SAFE S FF 85 1 SAFE 1 SAFE B FF 86 B FF 85 B FF 85 C CH 75 X FF 85 3-2 ②③ P2 1-3	C CU 74 F FF 85 C CU 74 0-3 ③ K		D CU 75 D FF 93 B SI 95 C FF 91 B FF 92 4-1 55 BB 1-2 2-3 BB		F FF 93 D CH 84 S CH 82 S CU 75 1-3 ③ K		3	0	0	0	1	2	2
55 Donny Lucy, R (1, 2) OBP: 0.333, SLG: 0.444			F CH 79 C CH 76 X FF 86 0-2 11 SH1-4 1 BB 1B		F SL 82 C FF 85 B CU 74 B FF 87 X SL 83 2-2 ① L4	B FF 91 C FF 94 B SI 94 B SI 92 C FF 92 B FF 94 4-2 1-2 2-3 3-H BB			C SI 90 B SI 91 B SI 91 C SL 79 X SL 80 2-2 ① G6-3	3	0	1	1	1	0	0

Inning Stats										
	R: 1 E: 0 K: 2 S: 14	H: 1 LOB: 1 BB: 1 P: 20	R: 0 E: 0 K: 1 S: 7	H: 0 LOB: 0 BB: 1 P: 15	R: 0 E: 0 K: 0 S: 15	H: 1 LOB: 3 BB: 2 P: 26	R: 0 E: 0 K: 1 S: 8	H: 1 LOB: 0 BB: 0 P: 10	R: 0 E: 0 K: 0 S: 9	H: 1 LOB: 1 BB: 0 P: 14
	R: 1 E: 0 K: 2 S: 14	H: 1 LOB: 3 BB: 3 P: 33	R: 0 E: 0 K: 0 S: 6	H: 0 LOB: 0 BB: 0 P: 7	R: 0 E: 0 K: 2 S: 10	H: 1 LOB: 1 BB: 0 P: 14	R: 0 E: 0 K: 1 S: 7	H: 0 LOB: 0 BB: 0 P: 9	1B: 4 2B: 0 3B: 1 HR: 1	SF: 0 SAC: 1 DP: 1 HBP: 0

	AB	30
	R	2
	H	6
	RBI	2
	BB	7
	SO	9
	LOB	19

WP: 1 PA: 38
PB: 0
SB: 1
CS: 1

PITCHER		IP	WLS	BF	H	R	ER	SO	BB	IBB	HBP	BLK	WP	HR	S	P	ERA	WHIP
52 Bruce Chen, L ERA: 3.96	(1, 1)	5.0	W	21	4	1	1	4	4	0	0	0	0	1	53	85	1.80	1.600
41 Jeremy Jeffress, R ERA: 6.55	(6, 1)	1.0	H	7	1	1	1	2	3	0	0	0	1	0	14	33	9.00	4.000
43 Aaron Crow, R ERA: 2.03	(7, 1)	1.0	H	3	0	0	0	0	0	0	0	0	0	0	6	7	0.00	0.000
76 Tim Collins, L ERA: 2.38	(8, 1)	1.0	H	4	1	0	0	2	0	0	0	0	0	0	10	14	0.00	1.000
50 Kanekoa Texeira, R ERA: 0.84	(9, 1)	1.0	S	3	0	0	0	1	0	0	0	0	0	0	7	9	0.00	0.000

PITCHER		IP	WLS	BF	H	R	ER	SO	BB	IBB	HBP	BLK	WP	HR	S	P	ERA	WHIP

Batter	1	2	3	4	5	6	7	8	9	AB	R	H	RBI	BB	SO	LOB
13 Mike Aviles, R (1, 5) OBP: 0.412, SLG: 0.576 24 Wilson Betemit, S (5, PH) OBP: 0.300, SLG: 0.422 (6, 5)	C FA 88 F FA 88 X CU 73 0-2 ① P4	C CU 78 B FA 86 X FA 87 1-1 1-3 1B			C FA 86 C CU 69 X CU 70 0-2 1 CS 1B			B FF 94 B SI 95 F SI 95 S FA 88 S FF 94 2-3 ① K		2 2	0 0	1 1	0 0	0 0	0 1	0 1
53 Melky Cabrera, S (1, 8) OBP: 0.471, SLG: 0.742 1 Jarrod Dyson, L (5, 8) OBP: 0.442, SLG: 0.378	C FA 88 C CU 89 F FA 89 X CH 75 0-2 ② P4	X CH 79 0-0 ③ F9			B CH 87 C FA 87 B FA 87 F FA 86 D CH 79 S CH 87 3-3 ②③ K 1-2			C FF 95 1 SAFE F SI 95 F SI 95 B FF 95 S CH 87 1-3 ② K		2 2	0 0	0 0	0 0	0 0	0 2	2 2
4 Alex Gordon, L (1, 7) OBP: 0.459, SLG: 0.729 12 Mitch Maier, L (5, 7) OBP: 0.620, SLG: 0.692	C FA 88 B CH 81 X CH 81 1-1 ③ L8		B CU 69 X FA 85 1-0 ① F7			B FF 92 X FF 90 1-0 ① F8		B FF 92 F FF 95 C FF 96 D FA 89 F SI 95 B FF 93 F FF 96 D FF 95 4-2 93 WP 1-2 BB		2 1	0 0	0 0	0 0	0 1	0 0	0 0
16 Billy Butler, R (1, 3) OBP: 0.430, SLG: 0.547 93 Jamie Romak, R (6, 3) OBP: 0.250, SLG: 0.571		B FA 87 B CU 80 F FA 88 B FA 88 F FA 88 X FA 88 3-2 30 F8 21 SF9 2B	S CH 80 X CU 70 0-1 ② F9			B FF 92 C SL 82 C FF 93 F SL 83 X SL 83 1-2 ② G3		B SI 96 F SI 96 B FF 93 B SI 95 B FF 95 4-1 1-2 2-3 BB		2 1	1 0	1 0	0 0	0 1	0 0	0 0
30 Kila Ka'aihue, L (1, 10) OBP: 0.462, SLG: 0.845 91 Anthony Seratelli, S (6, PH) (7, 10)		C FA 86 X FA 87 0-1 ① F8 2-3	C FA 86 C CH 78 S CH 72 0-3 ③ K			C CH 84 F FF 93 S FF 93 0-3 ③ K		B SI 95 C SI 96 X SI 95 1-1 ③ P6		2 2	0 0	0 0	0 0	0 0	1 1	1 3
21 Jeff Francoeur, R (1, 9) OBP: 0.288, SLG: 0.409 88 Paulo Orlando, R (5, 9) OBP: 0.333, SLG: 0.333		S FA 87 S CU 70 F CU 73 F FA 88 X CH 79 0-2 ② SF9 3-H		B CH 78 B FA 86 X CH 80 2-0 3 G5-4-3 1B			B FF 92 S CH 79 X FF 91 1-1 ① P3			1 1	0 0	1 0	1 0	0 0	0 0	0 0
2 Alcides Escobar, R (1, 6) OBP: 0.400, SLG: 0.636 72 Irving Falu, S (5, 6) OBP: 0.270, SLG: 0.229		B FA 87 X FA 88 1-0 3 HR 1B		X FA 85 0-0 ① P6			F FF 92 B FF 92 C FF 92 B CH 80 X CH 79 2-2 ② G3-1			2 1	1 0	1 0	0 0	0 0	0 0	1 0
3 Brayan Peña, S (1, 2) OBP: 0.208, SLG: 0.373 86 Ben Theriot, L (8, 2)		D CH 79 1 SAFE B CH 86 B CH 87 X FA 87 3-0 1-H HR		B CH 79 X CH 85 1-0 ②③ G5-4-3 1-2f			S CH 79 F FF 92 B FF 92 F CH 82 B CH 80 S CH 84 2-3 ③ K			3 0	1 0	1 0	2 0	0 0	1 0	1 0
17 Chris Getz, L (1, 4) OBP: 0.354, SLG: 0.373 92 Kurt Mertins, R (6, 4)		C FA 87 C CU 68 B FA 88 B CU 70 X CH 80 2-2 13 1B 1B			C FA 86 B CU 70 C CU 67 C FA 87 1-3 ① K			B FF 95 F FF 94 B FF 92 B FF 94 S FF 95 H SI 95 4-2 93 WP 12 S HBP		2 0	0 0	1 0	0 0	0 0	1 0	0 0
Inning Stats	R: 0 E: 0 K: 0 S: 9 H: 0 LOB: 0 BB: 0 P: 10	R: 3 E: 0 K: 0 S: 18 H: 5 LOB: 2 BB: 0 P: 28	R: 0 E: 0 K: 1 S: 6 H: 0 LOB: 0 BB: 0 P: 7	R: 0 E: 0 K: 0 S: 3 H: 1 LOB: 0 BB: 0 P: 6	R: 0 E: 0 K: 2 S: 9 H: 1 LOB: 1 BB: 0 P: 13	R: 0 E: 0 K: 1 S: 8 H: 0 LOB: 0 BB: 0 P: 10	R: 0 E: 0 K: 1 S: 9 H: 0 LOB: 0 BB: 0 P: 14	R: 0 E: 0 K: 2 S: 16 H: 0 LOB: 3 BB: 2 P: 32		1B: 5 2B: 2 3B: 0 HR: 1	SF: 1 SAC: 0 DP: 2 HBP: 1			WP: 1 PB: 0 SB: 1 CS: 1	PA: 32	

PITCHER		IP	WLS	BF	H	R	ER	SO	BB	IBB	HBP	BLK	WP	HR	S	P	ERA	WHIP
61 Brandon Hynick, R ERA: 9.0	(1, 1)	5.0	L	20	7	3	3	3	0	0	0	0	0	1	45	64	5.40	1.400
40 Brian Bruney, R ERA: 2.7	(6, 1)	1.0		3	0	0	0	1	0	0	0	0	0	0	8	10	0.00	0.000
68 Miguel Socolovich, R ERA: 12.27	(7, 1)	1.0		3	0	0	0	1	0	0	0	0	0	0	9	14	0.00	0.000
66 Shane Lindsay, R ERA: 4.5	(8, 1)	1.0		6	0	0	0	2	2	0	1	0	1	0	16	32	0.00	2.000

PITCHER	IP	WLS	BF	H	R	ER	SO	BB	IBB	HBP	BLK	WP	HR	S	P	ERA	WHIP

BOTTOM

Chicago White Sox @ Kansas City Royals

Surprise Stadium, Surprise, AZ

Tue Mar 29 2011, 3:06 PM - 5:26 PM EDT

Att. 4,492 - Partly Cloudy - 78 F

livebaseballscorecards.com

AB	28
R	3
H	7
RBI	3
BB	2
SO	7
LOB	11

Batter	1	2	3	4	5	6	7	8	9	AB	R	H	RBI	BB	SO	LOB
13 Maicer Izturis, S (1, 5) OBP: 0.400, SLG: 0.400	B B C X 2-1 G4-3		C FC 86 C SL 82 B KC 76 X FF 92 1-2 G4-3		C SI 90 B FF 91 C KC 74 F SL 82 B FF 92 B CH 83 X SI 92 3-2 G4-3	C KC 72 X FC 88 0-1 47 S 1B 3-H			B FF 91 C FF 91 B CH 81 X FF 91 2-1 47 SH3 1B	5	0	2	1	0	0	0
47 Howie Kendrick, R (1, 4) OBP: 0.250, SLG: 0.500	C B F B F X 2-2 48 E 2B		C FF 91 F SI 91 S FF 93 0-3 K		C FF 91 X SI 92 0-1 G5-3	F FF 92 1 SAFE 1 SAFE B SI 93 B SI 92 C SL 85 S SL 85 2-3 K 1-2			X CH 81 0-0 SH3 1-2	4	0	1	0	0	2	1
53 Bobby Abreu, L (1, 10) OBP: 0.400, SLG: 0.250	C F F C 0-3 K		C FF 89 F FF 91 B SL 83 F FF 92 X CH 80 1-2 G6-3		B FC 89 S CH 80 F FC 87 B CH 80 F SI 92 F SL 84 F FF 92 X CH 80 2-2 48 1B 1B		X FF 93 0-0 F7		B CU 73 B FF 91 F FF 92 B CH 81 F FF 92 B FF 92 4-2 BB	4	0	1	0	1	1	1
48 Torii Hunter, R (1, 9) OBP: 0.400, SLG: 1.000	C S B B F F F X 2-2 E5 10 HBP 2-3			B SL 87 C FF 91 S FF 91 B FF 93 B SL 83 X FF 92 3-2 HR	1 SAFE B SI 91 1 SAFE X SL 82 1-0 1B 1-2		C SI 93 B SL 84 F SI 94 B FF 95 F FF 94 B SL 87 S SL 86 3-3 K		C CU 73 F FF 92 B FF 92 S FF 93 1-3 K	5	1	2	1	0	2	3
10 Vernon Wells, R (1, 7) OBP: 0.400, SLG: 0.500	H 1-0 HBP 1-2			F FF 91 B FF 92 X SI 91 1-1 2 2B 2B	F KC 79 X FF 90 0-1 G5-3		C FF 95 B SL 86 F FF 95 F FF 96 B SL 84 S SL 84 2-3 K		B CU 72 B CU 72 S CH 82 X FF 92 2-1 F7	4	1	1	0	0	1	4
2 Erick Aybar, S (1, 6) OBP: 0.250, SLG: 0.500	C F X 0-2 G4-3			X CH 78 0-0 2-H 2B		X SL 84 0-0 G4-3		B SI 90 B SI 91 C FF 91 L SI 91 F SI 91 B FF 91 X SI 92 3-2 G4-3		4	0	1	1	0	0	3
44 Mark Trumbo, R (1, 3)		C FF 89 T SL 86 F FF 92 B SL 84 S FF 92 1-3 K		X FF 90 0-0 L4		B FF 90 B SL 86 B FF 91 C FF 90 S SL 84 S FF 92 3-3 K		F SL 87 C FF 91 X FF 92 0-2 G3		4	0	0	0	0	2	1
5 Jeff Mathis, R (1, 2) OBP: 0.500, SLG: 1.500		C SL 87 B FF 92 S FF 92 S SI 92 1-3 K		B SI 90 B FC 86 S FC 86 X FF 91 2-1 G5-3		C FF 90 X KC 73 0-1 HR		C SL 85 B SL 86 B SI 88 X FF 90 2-1 25 1B 2B		4	1	2	1	0	1	1
25 Peter Bourjos, R (1, 8) OBP: 0.500, SLG: 0.500		B FF 92 C FC 88 X SL 82 1-1 G6-3		T FF 90 X FF 90 0-1 F8		B FF 91 B SI 92 X FF 91 2-0 E1 13 1B 1B		B FF 90 F SL 86 C SL 86 X FF 90 1-2 2-H 1B		4	1	2	0	0	0	1
Inning Stats	R: 0 E: 1 K: 1 S: 19 H: 1 LOB: 3 BB: 0 P: 26	R: 0 E: 0 K: 2 S: 9 H: 0 LOB: 0 BB: 0 P: 12	R: 0 E: 0 K: 1 S: 10 H: 0 LOB: 0 BB: 0 P: 12	R: 2 E: 0 K: 0 S: 11 H: 3 LOB: 1 BB: 0 P: 17	R: 0 E: 0 K: 0 S: 15 H: 2 LOB: 2 BB: 0 P: 21	R: 2 E: 1 K: 2 S: 12 H: 3 LOB: 1 BB: 0 P: 19	R: 0 E: 0 K: 2 S: 9 H: 0 LOB: 0 BB: 0 P: 14	R: 0 E: 0 K: 0 S: 12 H: 2 LOB: 2 BB: 0 P: 18	R: 0 E: 0 K: 1 S: 10 H: 1 LOB: 2 BB: 1 P: 19	1B: 6 2B: 4 3B: 0 HR: 2		SF: 0 SAC: 1 DP: 0 HBP: 1				

TOP

Los Angeles Angels @ Kansas City Royals

Kauffman Stadium, Kansas City, MO

Thu Mar 31 2011, 3:13 PM - 6:28 PM CDT

Att. 40,055 - Overcast - 45 F

livebaseballscorecards.com

AB	38
R	4
H	12
RBI	4
BB	1
SO	9
LOB	15

WP: 0 PB: 0 SB: 1 CS: 0 PA: 41

PITCHER		IP	WLS	BF	H	R	ER	SO	BB	IBB	HBP	BLK	WP	HR	S	P	ERA	WHIP
44 Luke Hochevar, R ERA: 4.76	(1, 1)	5.2	L	28	9	4	3	5	0	0	1	0	0	2	73	102	4.76	1.588
43 Aaron Crow, R ERA:	(6, 1)	1.1		4	0	0	0	3	0	0	0	0	0	0	12	19	0.00	0.000
47 Nate Adcock, R ERA:	(8, 1)	1.0		4	2	0	0	0	0	0	0	0	0	0	12	18	0.00	2.000
55 Tim Collins, L ERA:	(9, 1)	1.0		5	1	0	0	1	1	0	0	0	0	0	10	19	0.00	2.000

PITCHER	IP	WLS	BF	H	R	ER	SO	BB	IBB	HBP	BLK	WP	HR	S	P	ERA	WHIP

Batter	1	2	3	4	5	6	7	8	9	AB	R	H	RBI	BB	SO	LOB
13 Mike Aviles, R (1, 5) (8, 4) OBP: 0.200, SLG: 0.800	C FF 87 B FF 91 B FF 90 F FF 91 F FF 93 B SL 80 F FF 91 F FF 92 C SL 77 3-3 ① K		C FF 89 0-1 ③ CS 1-2	C FF 88 B FF 89 F FF 90 X SL 79 1-2 ① G5-3		F FF 87 B SI 86 F FF 90 X CH 73 1-2 ② F9		F FF 92 X FC 92 0-1 HR C FF 94 B SL 88 X FF 95 1-1 ② P3	5	1	1	1	0	1	1
53 Melky Cabrera, S (1, 8) (9, 7) OBP: 0.800, SLG: 0.750	F FF 89 B CU 70 F CU 67 X SL 77 1-2 ② P6			B CU 69 C CH 75 B FF 90 F CU 68 X FF 91 2-2 4 S 1B		F SI 88 B SI 87 X CU 69 1-1 1B		C FC 93 B FF 92 B FC 93 B FF 91 4-1 30 BB 4 PB BB C SI 96 B CH 82 F SI 96 F FF 96 F SI 96 F SI 97 B FF 95 B CH 82 X SI 96 3-2 1-3 1B	4	0	3	0	1	0	0
4 Alex Gordon, L (1, 7) (9, 3)	X FF 87 0-0 ③ P6			B SI 82 B SI 90 D CH 76 C SI 88 F FF 88 1 SAFE F SI 91 S CH 76 3-3 ② K 1-2		F CU 68 F FF 88 D SL 75 C SI 89 1-3 ③ K		S FC 92 B FC 91 B FF 92 S FF 90 D FC 89 X FF 92 3-2 ① G6-3 1-2 B CH 82 F SI 96 S SI 96 T FF 97 1-2 ③ K	5	0	0	0	0	3	5
16 Billy Butler, R (1, 10) 12 Mitch Maier, L (8, PR) (9, 10)		C FF 87 X FF 87 0-1 ① G4-3		B FF 90 B SL 77 C SL 78 B FF 92 B CH 76 4-1 BB			B FF 88 C FF 87 C FF 88 B CH 73 X CH 74 2-2 ① P4	B FF 93 F FF 92 B FF 92 B FF 93 B FF 92 4-1 30 BB BB	2 0	0 0	0 0	0 0	2 0	0 0	0 0
30 Kila Ka'aihue, L (1, 3) 1 Jarrod Dyson, L (8, PR) (9, 8)		B FF 88 C SI 88 B SI 89 S SI 86 B SI 91 X FF 93 3-2 ② L8		B CU 70 C CH 78 F FF 88 F FF 90 D SL 79 S CH 77 2-3 ③ K			F FF 87 B FF 89 X SL 78 1-1 ② G1-3	B FF 91 C SL 79 F FF 91 F FF 92 D SL 82 B FF 91 B FF 92 4-2 1-2 2-3 BB	3 0	0 0	0 0	0 0	1 0	1 0	2 0
21 Jeff Francoeur, R (1, 9) OBP: 0.250, SLG: 1.000		C FF 91 F SL 78 B SL 80 B SL 78 X FF 92 2-2 ③ F9			F SL 76 S SL 80 B FF 88 X SL 78 1-2 ① F8		B FF 88 B FF 89 F SI 88 B CH 78 X SI 87 3-1 HR	B FF 91 B FF 90 C FF 90 F FF 90 S SL 80 2-3 ② K	4	1	1	1	0	1	3
2 Alcides Escobar, R (1, 6) OBP: 0.250, SLG: 0.250			C SL 75 S SL 79 B SL 77 F FF 92 B SL 81 X SL 78 2-2 ① F8		C FF 88 C FF 90 F SI 90 B SI 88 X SL 80 1-2 ② G5-3		B CH 78 B CH 78 C FF 87 C SI 88 X SI 87 2-2 15 1B 1B	C SL 79 B SL 79 X SL 79 1-1 ③ F9	4	0	1	0	0	0	3
15 Matt Treanor, R (1, 2) OBP: 0.500, SLG: 0.333			C FF 90 B FF 90 F FF 90 B FF 92 X SL 80 2-2 ② G5-3		C FF 89 T FF 89 B FF 92 B SL 80 B FF 89 S FF 89 3-3 ③ K		X SI 87 0-0 1-2 1B	B FF 93 B FF 94 C FF 92 F FF 94 B SI 95 B FF 94 4-2 53 1B BB	3	0	1	0	1	1	0
17 Chris Getz, L (1, 4) 24 Wilson Betemit, S (7, PH) (8, 5)			B SI 87 B SI 90 B FF 88 C FF 87 C SI 88 B FF 91 4-2 13 CS BB			C SI 86 C CU 68 B CH 74 S CH 75 1-3 ① K	C FF 97 F FF 97 B FF 95 D SL 84 S FF 98 2-3 ③ K		F FF 94 F SI 96 F SI 95 S FF 95 0-3 ① K	1 2	0 0	0 0	0 0	1 2	1 2	0 3
Inning Stats	R: 0 E: 0 K: 1 S: 10 H: 0 LOB: 0 BB: 0 P: 14	R: 0 E: 0 K: 0 S: 8 H: 0 LOB: 0 BB: 0 P: 13	R: 0 E: 0 K: 0 S: 10 H: 0 LOB: 0 BB: 1 P: 18	R: 0 E: 0 K: 2 S: 15 H: 1 LOB: 2 BB: 1 P: 27	R: 0 E: 0 K: 1 S: 10 H: 0 LOB: 0 BB: 0 P: 15	R: 0 E: 0 K: 2 S: 11 H: 1 LOB: 1 BB: 0 P: 15	R: 1 E: 0 K: 1 S: 14 H: 3 LOB: 2 BB: 0 P: 24	R: 1 E: 0 K: 1 S: 15 H: 1 LOB: 3 BB: 3 P: 33	R: 0 E: 0 K: 2 S: 17 H: 1 LOB: 2 BB: 1 P: 26	1B: 5 2B: 0 3B: 0 HR: 2 SF: 0 SAC: 0 DP: 0 HBP: 0						

PITCHER		IP	WLS	BF	H	R	ER	SO	BB	IBB	HBP	BLK	WP	HR	S	P	ERA	WHIP
36 Jered Weaver, R ERA:	(1, 1)	6.1	W	22	2	0	0	6	2	0	0	0	0	0	67	107	0.00	0.632
21 Hisanori Takahashi, L ERA: 27.0	(7, 1)	0.1		4	3	1	1	0	0	0	0	0	0	1	8	14	27.00	9.000
51 Jordan Walden, R ERA:	(7, 1)	0.1	H	1	0	0	0	1	0	0	0	0	0	0	3	5	0.00	0.000
40 Kevin Jepsen, R ERA: 27.0	(8, 1)	0.1	H	4	1	1	1	0	2	0	0	0	0	1	7	18	27.00	9.000
58 Michael Kohn, R ERA:	(8, 1)	0.2	H	3	0	0	0	1	1	0	0	0	0	0	8	15	0.00	1.500

PITCHER		IP	WLS	BF	H	R	ER	SO	BB	IBB	HBP	BLK	WP	HR	S	P	ERA	WHIP
56 Fernando Rodney, R ERA:	(9, 1)	1.0	S	5	1	0	0	2	1	0	0	0	0	0	17	26	0.00	2.000

BOTTOM

Los Angeles Angels @ Kansas City Royals

Kauffman Stadium, Kansas City, MO

Thu Mar 31 2011, 3:13 PM - 6:28 PM CDT

Att. 40,055 - Overcast - 45 F

livebaseballscorecards.com

AB	33
R	2
H	7
RBI	2
BB	6
SO	10
LOB	17

WP: 0 PB: 1 SB: 1 CS: 1 PA: 40

Batter	1	2	3	4	5	6	7	8	9	AB	R	H	RBI	BB	SO	LOB
2 Erick Aybar, S (1, 6) OBP: 0.375, SLG: 0.500	C SI 84 X SI 85 0-1 G5-3		C CU 68 X CH 76 0-1 47 G6-3 47 BLK 1B		C CU 68 F SI 84 B SI 87 F SI 85 F SI 87 X SI 88 1-2 47 E 47 S 1B			1 SAFE B SI 84 1 SAFE F SI 85 1 SAFE L CH 85 F SI 88 B SI 87 X CH 78 2-2 G4-6-3 1-2f		4	0	2	0	0	0	1
47 Howie Kendrick, R (1, 4) OBP: 0.250, SLG: 0.750	B SI 86 F SI 84 B SI 86 F CH 76 B SI 87 X CH 76 3-2 HR		B SI 84 1 SAFE B SI 84 F SI 82 B SI 85 T CH 77 F SI 86 X CH 77 3-2 G6-3 1-3		1 SAFE B CH 78 F CH 78 B SI 85 C SI 85 B SI 84 X CH 77 3-2 G6-3 1-3			B SL 78 S FF 89 C FF 90 B FF 90 F SL 81 B FF 91 X CH 79 3-2 F9		4	1	1	1	0	0	2
53 Bobby Abreu, L (1, 10) OBP: 0.222, SLG: 0.125	C SI 84 F SI 86 B CU 67 B SI 86 S CU 68 2-3 K		S CU 68 B CU 70 B SI 87 F SI 84 S CH 76 2-3 K			B CU 68 S CH 77 X CH 78 1-1 G3-1			B FC 85 B FC 86 B FC 86 C FF 90 X FC 87 3-1 G4-3	4	0	0	0	0	2	1
48 Torii Hunter, R (1, 9) OBP: 0.333, SLG: 0.625	B SI 84 B CH 78 C SI 84 C SI 87 B SI 84 B SI 83 4-2 BB		S SI 84 B SI 85 C SI 84 X SI 85 1-2 F9			B CH 78 B SI 82 B CH 78 X SI 84 3-0 G6-3			C FC 86 X FC 89 0-1 P3	3	0	0	0	1	0	1
10 Vernon Wells, R (1, 7) OBP: 0.222, SLG: 0.250	X CH 77 0-0 G5-3			B SI 81 X SI 82 1-0 E5 44 G4-6-3		C SI 85 X SI 87 0-1 F9			X FC 91 0-0 P3	4	0	0	0	0	0	1
6 Alberto Callaspo, S (1, 5) OBP: 0.333, SLG: 0.333		B SI 84 B CH 75 X SI 83 2-0 G6-3		F SI 84 1 SAFE 1 SAFE B SI 84 X SI 84 1-1 F9			C CU 68 X SI 82 0-1 44 G5-4-3 1B			3	0	1	0	0	0	1
44 Mark Trumbo, R (1, 3) OBP: 0.143, SLG: 0.143		B SI 86 X SI 84 1-0 5 G6-3 1B		S CH 76 F SI 84 X SI 84 0-2 G4-6-3 1-2f			B CH 76 F SI 83 1 SAFE 1 SAFE X CH 77 1-1 G5-4-3 1-2f			3	0	1	0	0	0	2
5 Jeff Mathis, R (1, 2) OBP: 0.286, SLG: 0.857		C SI 84 1 SAFE 1 SAFE S CH 78 X SI 86 0-2 G6-3 1-2			C CH 76 F CH 76 B SI 85 C SI 83 1-3 K		B CU 68 T CH 77 S CH 77 B SI 86 S CU 67 2-3 K			3	0	0	0	0	2	1
25 Peter Bourjos, R (1, 8) OBP: 0.429, SLG: 0.429		B SI 85 F CH 78 F SI 85 B SI 87 F CH 76 X SI 86 2-2 F9			B CU 69 B SI 84 C SI 83 X CH 78 2-1 G5-3			B CH 85 L CH 86 X CH 88 1-1 2 G4-6-3 1B		3	0	1	0	0	0	1
Inning Stats	R: 1 H: 1 E: 0 LOB: 1 K: 1 BB: 1 S: 11 P: 20	R: 0 H: 1 E: 0 LOB: 1 K: 0 BB: 0 S: 9 P: 14	R: 0 H: 1 E: 0 LOB: 1 K: 1 BB: 0 S: 12 P: 18	R: 0 H: 0 E: 1 LOB: 0 K: 0 BB: 0 S: 6 P: 8	R: 0 H: 1 E: 0 LOB: 1 K: 1 BB: 0 S: 13 P: 20	R: 0 H: 0 E: 0 LOB: 0 K: 0 BB: 0 S: 5 P: 9	R: 0 H: 1 E: 0 LOB: 0 K: 1 BB: 0 S: 7 P: 10	R: 0 H: 1 E: 0 LOB: 0 K: 0 BB: 0 S: 10 P: 16	R: 0 H: 0 E: 0 LOB: 0 K: 0 BB: 0 S: 5 P: 8	1B: 5 2B: 0 3B: 0 HR: 1	SF: 0 SAC: 0 DP: 3 HBP: 0					

PITCHER		IP	WLS	BF	H	R	ER	SO	BB	IBB	HBP	BLK	WP	HR	S	P	ERA	WHIP
26 Jeff Francis, L ERA: 1.29	(1, 1)	7.0		26	5	1	1	4	1	0	0	1	0	1	63	99	1.29	0.857
51 Robinson Tejeda, R ERA:	(8, 1)	1.0		3	1	0	0	0	0	0	0	0	0	0	10	16	0.00	1.000
48 Joakim Soria, R ERA:	(9, 1)	1.0	W	3	0	0	0	0	0	0	0	0	0	0	5	8	0.00	0.000

PITCHER	IP	WLS	BF	H	R	ER	SO	BB	IBB	HBP	BLK	WP	HR	S	P	ERA	WHIP

TOP

Los Angeles Angels @ Kansas City Royals

Kauffman Stadium, Kansas City, MO

Fri Apr 01 2011, 7:11 PM - 9:34 PM CDT

Att. 13,302 - Partly Cloudy - 62 F

livebaseballscorecards.com

AB	31
R	1
H	6
RBI	1
BB	1
SO	4
LOB	11

WP: 0	PA: 32								
PB: 0									
SB: 1									
CS: 0									

BOTTOM

Los Angeles Angels @ Kansas City Royals

Kauffman Stadium, Kansas City, MO

Fri Apr 01 2011, 7:11 PM - 9:34 PM CDT

Att. 13,302 - Partly Cloudy - 62 F

livebaseballscorecards.com

Batter	1	2	3	4	5	6	7	8	9	AB	R	H	RBI	BB	SO	LOB
13 Mike Aviles, R (1, 5) OBP: 0.333, SLG: 0.875	B SI 89 S FC 85 B FC 85 F FC 84 B FF 91 S FC 85 3-3 ① **K**		B FF 91 X FF 90 1-0 **3B**		B FC 86 B FC 86 X FC 86 2-0 ② **P4**			B FF 96 B FF 96 C FF 96 B FF 96 F FF 94 B FF 95 4-2 16 E 16 S **BB**		3	0	1	0	1	1	1
53 Melky Cabrera, S (1, 8) OBP: 0.444, SLG: 0.375	C FF 91 B KC 79 X FC 84 1-1 ② **P3**		F FC 85 D FC 86 B FF 91 F FC 85 B FS 85 S FF 89 3-3 ③ **K**		C KC 79 B FS 85 B FF 91 F FC 84 X FF 90 2-2 ③ **F7**			B FF 96 1 SAFE C FF 94 C FF 96 1 SAFE S SL 84 1-3 ① **K**		4	0	0	0	0	2	3
4 Alex Gordon, L (1, 7) OBP: 0.222, SLG: 0.333	B FF 92 X FF 92 1-0 **1B**			B KC 79 B FF 88 B FC 85 C FF 89 C FF 90 F FF 90 F FC 86 X FC 86 3-2 ① **G3-1**		X FF 88 0-0 16 G6-3 **2B**		X FF 96 0-0 ② **F7**		4	0	2	0	0	0	1
16 Billy Butler, R (1, 10) OBP: 0.375, SLG: 0.167	B FC 86 B FF 92 C FC 86 1 SAFE X FF 92 2-1 ③ **P3**			B FF 91 B FF 92 C FF 91 B FF 91 C FF 90 X FF 91 3-2 21 WP 30 1B 21 G6-3 **1B**		B FC 85 D FC 86 B FF 90 C FC 84 X FC 86 3-1 ① **G6-3** 2-3		C FF 95 1 SAFE F SL 83 D SL 83 B FF 97 B FF 96 S FF 97 3-3 ③ **K** 1-3		4	1	1	0	0	1	3
30 Kila Ka'aihue, L (1, 3) OBP: 0.375, SLG: 0.714		C FF 89 S FC 86 S FC 84 0-3 ① **K**		F KC 79 X FS 85 0-1 21 WP 1-2 **1B**		B FC 84 F FC 85 F FF 90 S FS 85 1-3 ② **K**			C SL 80 X FF 92 0-1 **HR**	4	1	2	1	0	2	1
21 Jeff Francoeur, R (1, 9) OBP: 0.143, SLG: 0.571		X FF 91 0-0 ② **G4-3**		C FC 85 S FC 83 B FS 86 X FC 85 1-2 ② **G6-3** 1-2 2-H		X FS 84 0-0 ③ **F7**				3	0	0	1	0	0	2
2 Alcides Escobar, R (1, 6) OBP: 0.143, SLG: 0.143		B FF 91 L FF 89 X FC 86 1-1 ③ **F9**		C FC 84 B FF 90 F FC 85 S FS 85 1-3 ③ **K**			B SI 88 F FC 84 F FC 85 B FC 85 X FC 85 2-2 ① **F8**			3	0	0	0	0	1	1
3 Brayan Peña, S (1, 2) OBP: 0.333, SLG: 0.667			B KC 77 C KC 78 F FC 84 B FS 85 B FC 87 F FF 90 X FF 91 3-2 ① **G5-3**		B FC 84 B FF 90 X FF 90 2-0 17 SH1-4 **2B**			B FF 89 B FF 90 F SI 88 S FC 84 F SI 90 F FF 90 X FC 84 2-2 ② **F8**		3	0	1	0	0	0	0
17 Chris Getz, L (1, 4)			C FF 90 B KC 79 F FF 91 F FF 91 C FF 92 1-3 ② **K**		X FC 83 0-0 ① **SH1-4** 2-3			B SI 88 X SI 88 1-0 ③ **G4-3**		2	0	0	0	0	1	0

Inning Stats																					
	R: 0	H: 1	R: 0	H: 0	R: 0	H: 1	R: 1	H: 2	R: 0	H: 1	R: 0	H: 1	R: 0	H: 0	R: 0	H: 0	R: 1	H: 1	1B: 3	SF: 0	WP: 1	PA: 32
	E: 0	LOB: 1	E: 0	LOB: 0	E: 0	LOB: 1	E: 0	LOB: 1	E: 0	LOB: 1	E: 0	LOB: 1	E: 0	LOB: 0	E: 0	LOB: 1	E: 0	LOB: 0	2B: 2	SAC: 1	PB: 0	
	K: 1	BB: 0	K: 1	BB: 0	K: 2	BB: 0	K: 1	BB: 0	K: 0	BB: 0	K: 1	BB: 0	K: 0	BB: 0	K: 2	BB: 1	K: 0	BB: 0	3B: 1	DP: 0	SB: 1	
	S: 8	P: 15	S: 6	P: 7	S: 12	P: 20	S: 16	P: 24	S: 6	P: 12	S: 7	P: 11	S: 9	P: 14	S: 9	P: 17	S: 2	P: 2	HR: 1	HBP: 0	CS: 0	

PITCHER		IP	WLS	BF	H	R	ER	SO	BB	IBB	HBP	BLK	WP	HR	S	P	ERA	WHIP
24 Dan Haren, R ERA: 1.29	(1, 1)	7.0		27	6	1	1	6	0	0	0	0	1	0	64	103	1.29	0.857
51 Jordan Walden, R ERA:	(8, 1)	1.0		4	0	0	0	2	1	0	0	0	0	0	9	17	0.00	1.000
58 Michael Kohn, R ERA: 13.5	(9, 1)	0.0	L	1	1	1	1	0	0	0	0	0	0	1	2	2	∞	∞

PITCHER	IP	WLS	BF	H	R	ER	SO	BB	IBB	HBP	BLK	WP	HR	S	P	ERA	WHIP

AB	30
R	2
H	7
RBI	2
BB	1
SO	8
LOB	12

Los Angeles Angels @ Kansas City Royals

Kauffman Stadium, Kansas City, MO

Sat Apr 02 2011, 12:11 PM - 2:55 PM CDT

Att. 17,416 - Partly Cloudy - 52 F

livebaseballscorecards.com

Batter	1	2	3	4	5	6	7	8	9	AB	R	H	RBI	BB	SO	LOB
13 Maicer Izturis, S (1, 4) OBP: 0.300, SLG: 0.300	C FF 91 B SI 89 B CH 82 X FF 91 2-1 ① F7		C CU 76 X CU 77 0-1 ② G4-3 2-3		C CU 76 B SI 90 F SI 91 B SI 92 F CU 77 F SI 92 D FC 89 S CU 78 3-3 ③ K		C SI 91 B CH 86 F CH 84 X CH 90 1-2 47 1B 1B	X SI 94 0-0 ③ G4-3		5	0	1	0	0	1	4
47 Howie Kendrick, R (1, 3) OBP: 0.308, SLG: 0.615	C SI 91 S FC 89 B SI 92 B FF 93 X FF 94 2-2 53 G4-3 1B		D CU 78 F CH 81 X SI 92 1-1 ③ G1-3			C FF 89 B FF 89 B FC 87 B FC 86 C FF 90 X FF 92 3-2 ① G3-1	1 SAFE 1 SAFE P PO 84 L SI 90 1 SAFE C FF 90 B FF 91 F SI 91 B SI 92 3-2 X SI 92 53 BB 1-3 1B		C FF 89 X FC 84 0-1 ① G6-3	5	0	2	0	0	0	1
53 Bobby Abreu, L (1, 9) OBP: 0.286, SLG: 0.167	C SI 91 1 SAFE X SI 88 0-1 ② G4-3 1-2			B FF 89 C CH 82 B FC 88 F SI 91 X CU 77 2-2 ① G4-3		B CH 81 B FF 89 X SI 91 2-0 48 BB 10 1B 1B	B CH 85 B FF 90 B SI 90 B SI 90 4-0 10 FC6-4 1-2 BB		C FC 84 X FC 86 0-1 ② F9	4	1	1	0	1	0	1
48 Torii Hunter, R (1, 10) OBP: 0.357, SLG: 0.750	X SI 92 0-0 ③ G4-3			B FC 87 B FC 88 F FC 91 B CH 81 X FF 92 3-1 HR		1 SAFE C FC 85 B FF 90 F SI 91 B FF 92 F CU 76 B SI 92 1 SAFE B FC 88 4-2 10 1B 6 1B 1-2 BB	C SL 88 F SL 86 S FF 95 0-3 ② K		F SL 78 X FF 90 0-1 ③ G6-3	4	2	1	1	1	1	4
10 Vernon Wells, R (1, 7) OBP: 0.231, SLG: 0.250		B FC 87 S FF 91 S FF 91 B CU 77 X FC 90 2-2 ① F7		C FF 92 B SI 92 B FF 92 S FC 88 B CU 77 X SI 92 3-2 ② P6		S FC 88 B FF 93 B SI 91 X FC 88 2-1 6 1B 2 FC6-4 1-3 2-H 1B	C SI 96 B SI 96 S SL 87 X SL 88 1-2 ③ FC6-4 1-2f			4	1	1	1	0	0	3
6 Alberto Callaspo, S (1, 5) OBP: 0.571, SLG: 0.667		B SI 91 B SI 91 B SI 90 C SI 91 B SI 91 4-1 2 G3-6-3 BB		C SI 92 B CU 77 F CU 76 B CH 79 B CH 82 X SI 91 3-2 ③ G4-3		B CH 82 X CH 84 1-0 2 FC6-4 2-3 3-H 1B		B SI 94 B SI 93 X SI 94 2-0 2 2B 2B		3	0	2	1	1	0	0
2 Erick Aybar, S (1, 6) OBP: 0.417, SLG: 0.667		F SI 89 1 SAFE X CH 83 0-1 ② ③ G3-6-3 1-2f			B CU 72 X SI 89 1-0 46 G4-3 2B	C CH 89 X CH 90 0-1 ② FC6-4 1-2f 3-H		X SI 94 0-0 ① 2-H 2B		4	0	2	1	0	0	2
46 Bobby Wilson, R (1, 2) OBP: 0.250, SLG: 0.250			C SI 89 B CU 74 B CU 75 X FC 88 2-1 13 G4-3 25 SH1-3 1B		B SI 90 D CH 80 F SI 90 X FF 91 2-1 ① G4-3 2-3	X SI 92 0-0 ③ G6-3		B SI 94 F SI 94 F SI 94 S SL 87 1-3 ② K		4	0	1	0	0	1	3
25 Peter Bourjos, R (1, 8) OBP: 0.400, SLG: 0.333			C SI 91 B SI 91 D CH 82 1 SAFE B FF 92 X SI 91 3-1 ① SH1-3 1-2		S FF 90 B SI 91 P PO 83 S FC 88 B CU 77 S FC 89 3-3 ② K		C SI 90 B SL 80 B CH 89 X SI 90 2-1 ① G6-3	C SL 86 B SI 96 B SI 95 B SL 86 C SL 86 B FF 95 4-2 BB		2	0	0	0	1	1	1
Inning Stats	R: 0 E: 0 K: 0 S: 8 H: 1 LOB: 1 BB: 0 P: 12	R: 0 E: 0 K: 0 S: 6 H: 0 LOB: 0 BB: 1 P: 12	R: 0 E: 0 K: 0 S: 8 H: 1 LOB: 1 BB: 0 P: 14	R: 1 E: 0 K: 0 S: 11 H: 1 LOB: 0 BB: 0 P: 22	R: 0 E: 0 K: 2 S: 12 H: 1 LOB: 1 BB: 0 P: 20	R: 3 E: 0 K: 0 S: 13 H: 3 LOB: 1 BB: 1 P: 25	R: 0 E: 0 K: 1 S: 16 H: 2 LOB: 3 BB: 1 P: 26	R: 0 E: 0 K: 1 S: 8 H: 2 LOB: 2 BB: 1 P: 15	R: 0 E: 0 K: 0 S: 6 H: 0 LOB: 0 BB: 0 P: 6	1B: 7 2B: 3 3B: 0 HR: 1 SF: 0 SAC: 1 DP: 1 HBP: 0						

	AB	35
	R	4
	H	11
	RBI	4
	BB	4
	SO	4
	LOB	19

WP: 0 PA: 40
PB: 0
SB: 0
CS: 0

PITCHER		IP	WLS	BF	H	R	ER	SO	BB	IBB	HBP	BLK	WP	HR	S	P	ERA	WHIP
34 Kyle Davies, R ERA: 6.75	(1, 1)	5.1		24	7	4	4	2	2	0	0	0	0	1	55	102	6.75	1.688
50 Kanekoa Texeira, R ERA:	(6, 1)	1.0		6	2	0	0	0	1	0	0	0	0	0	13	22	0.00	3.000
43 Aaron Crow, R ERA:	(7, 1)	1.2	W	7	2	0	0	2	1	0	0	0	0	0	14	22	0.00	1.800
48 Joakim Soria, R ERA:	(9, 1)	1.0	S	3	0	0	0	0	0	0	0	0	0	0	6	6	0.00	0.000

PITCHER	IP	WLS	BF	H	R	ER	SO	BB	IBB	HBP	BLK	WP	HR	S	P	ERA	WHIP

Batter	1	2	3	4	5	6	7	8	9	AB	R	H	RBI	BB	SO	LOB
2 Alcides Escobar, R (1, 6) OBP: 0.250, SLG: 0.250	C FF 90 B SL 82 C SL 81 X FF 93 1-2 4 G4-6-3 1B		F FF 92 B FF 92 M SL 80 X SL 80 1-2 ③ F9		C SL 82 X SL 82 0-1 ② FC6-4 53 S 1-2f 2-3 3-H		X FF 90 0-0 1-2 1B	X FF 91 0-0 ③ FC6-4 1-2f		5	0	2	1	0	0	4
53 Melky Cabrera, S (1, 8) OBP: 0.308, SLG: 0.250	B FF 93 1 SAFE B FF 93 F FF 92 1 SAFE F FF 93 F FF 92 X FF 92 2-2 ① F9			C SL 79 B FF 92 S SL 79 S FF 93 1-3 ① K	B FF 92 F SL 82 F FF 94 S SL 83 1-3 ③ K2-3 1-2		X SI 92 0-0 ② L8			4	0	0	0	0	2	5
4 Alex Gordon, L (1, 7) OBP: 0.154, SLG: 0.231	F FF 91 B SL 83 1 SAFE B SL 81 X FF 92 2-1 ②③ G4-6-3 1-2f			C FF 92 X FF 92 0-1 ② G4-3		C FF 90 X FF 90 0-1 ① F8	F SL 79 B FF 89 B FF 90 C FF 90 B FF 90 C FF 90 3-3 ③			4	0	0	0	0	1	3
16 Billy Butler, R (1, 10) OBP: 0.417, SLG: 0.400		C FF 92 B FF 93 B SL 82 C SL 82 S FF 94 2-3 ① K		C SL 82 X FF 93 0-1 ③ P3		B SL 82 C SL 81 B FF 92 B SL 82 X FF 92 3-1 30 G4-3 21 WP 2B		B FF 93 B SI 90 C FF 94 F FF 93 X SI 90 2-2 24 FC4-6 21 1B 15 1B 1B		4	2	2	0	0	1	0
30 Kila Ka'aihue, L (1, 3) OBP: 0.333, SLG: 0.500		C FF 92 B FF 93 B FF 93 B SL 82 B FF 94 4-1 21 FC6-4 BB			B SL 79 C SL 76 F SI 90 S SL 81 1-3 ① K	X FF 92 0-0 ② G4-3 2-3		B FF 93 X FF 94 1-0 ① F7		3	0	0	0	1	1	2
21 Jeff Francoeur, R (1, 9) OBP: 0.273, SLG: 0.545		B FF 94 X FF 94 1-0 ② FC6-4 1-2f			C SL 81 B FF 92 X SL 82 1-1 15 BB 24 1B 17 1B 1B	C FF 93 F FF 92 S SL 84 0-3 K 3-H		C FF 93 F FF 93 D CU 82 X FF 94 1-2 24 FC4-6 1-2 1B		4	1	2	0	0	1	1
24 Wilson Betemit, S (1, 5) OBP: 0.167, SLG: 0.167 1 Jarrod Dyson, L (8, PR) 13 Mike Aviles, R (9, 5) OBP: 0.333, SLG: 0.875		C FF 92 F FF 92 1 SAFE B FF 92 F SL 82 X FF 93 1-2 ③ G5-3			X FF 91 0-0 17 1B 15 BB 2 FC6-4 1-2 1B	1 SAFE F FF 92 S SL 81 S SL 81 0-3 ③ K2-3		B FF 94 X FF 92 1-0 ② FC4-6 15 1B 17 1B 1-2f 2-3		4 0 0	1 1 0	1 0 0	0 0 0	0 0 0	1 0 0	4 0 0
15 Matt Treanor, R (1, 2) OBP: 0.500, SLG: 0.333			B FF 90 F FF 91 X SL 80 1-1 ① F9		B SL 83 C SL 84 B FF 94 B FF 93 B FF 91 4-1 2 FC6-4 17 1B 1-2 2-3 BB		B CH 88 C FF 88 C SL 80 B SL 78 X FF 92 2-2 ① G3	B FF 94 B FF 93 C FF 92 X FF 92 2-1 17 1B 1-2 3-H 1B		3	0	1	1	1	0	0
17 Chris Getz, L (1, 4) OBP: 0.500, SLG: 0.429			C FF 90 C FF 92 F SL 81 X FF 92 0-2 ② F8		B FF 93 F FF 92 X FF 92 1-1 2 FC6-4 1-2 2-3 3-H 1B		X FF 90 0-0 2 1B 1B	C FF 92 X SL 87 0-1 2 FC6-4 1-2 2-H 1B		4	0	3	2	0	0	0
Inning Stats	R: 0 E: 0 K: 0 S: 9 H: 1 LOB: 0 BB: 0 P: 14	R: 0 E: 0 K: 1 S: 9 H: 0 LOB: 1 BB: 1 P: 17	R: 0 E: 0 K: 0 S: 9 H: 0 LOB: 0 BB: 0 P: 11	R: 0 E: 0 K: 1 S: 7 H: 0 LOB: 0 BB: 0 P: 8	R: 2 E: 0 K: 2 S: 14 H: 3 LOB: 2 BB: 1 P: 22	R: 1 E: 0 K: 2 S: 11 H: 1 LOB: 1 BB: 0 P: 14	R: 0 E: 0 K: 1 S: 9 H: 2 LOB: 2 BB: 0 P: 14	R: 2 E: 0 K: 0 S: 13 H: 4 LOB: 2 BB: 0 P: 20		1B: 10 2B: 1 3B: 0 HR: 0 SF: 0 SAC: 0 DP: 1 HBP: 0					WP: 1 PB: 0 SB: 1 CS: 0 PA: 37	

PITCHER		IP	WLS	BF	H	R	ER	SO	BB	IBB	HBP	BLK	WP	HR	S	P	ERA	WHIP
54 Ervin Santana, R ERA: 4.05	(1, 1)	6.2		29	7	3	3	6	2	0	0	0	1	0	65	94	4.05	1.350
21 Hisanori Takahashi, L ERA: 13.5	(7, 1)	0.1	H	1	0	0	0	1	0	0	0	0	0	0	3	6	0.00	0.000
40 Kevin Jepsen, R ERA: 20.25	(8, 1)	1.0	L	7	4	2	2	0	0	0	0	0	0	0	13	20	18.00	4.000

PITCHER	IP	WLS	BF	H	R	ER	SO	BB	IBB	HBP	BLK	WP	HR	S	P	ERA	WHIP

BOTTOM

Los Angeles Angels @ Kansas City Royals

Kauffman Stadium, Kansas City, MO

Sat Apr 02 2011, 12:11 PM - 2:55 PM CDT

Att. 17,416 - Partly Cloudy - 52 F

livebaseballscorecards.com

AB	35
R	5
H	11
RBI	4
BB	2
SO	7
LOB	19

Batter	1	2	3	4	5	6	7	8	9	10	11	12	13	AB	R	H	RBI	BB	SO	LOB
13 Maicer Izturis, S (1, 6) OBP: 0.353, SLG: 0.588	G4-3		HR	F9			F7	2B		1B		G4-3		7	1	3	2	0	0	0
47 Howie Kendrick, R (1, 4) OBP: 0.400, SLG: 0.895	K		HR		HR		1B	F9		BB			K	6	3	3	2	1	2	1
53 Bobby Abreu, L (1, 10) OBP: 0.524, SLG: 0.588	1B		BB		1B		HR	BB		1B			1B	5	1	5	2	2	0	0
48 Torii Hunter, R (1, 9) OBP: 0.286, SLG: 0.526	G1-3		K		F7			F8		P6			G5-4-3	7	0	1	0	0	1	8
10 Vernon Wells, R (1, 7) OBP: 0.250, SLG: 0.222		BB	F8-3		F8		1B		K		K		K	6	0	1	0	1	3	2
6 Alberto Callaspo, S (1, 5) OBP: 0.538, SLG: 0.917		P4		2B	F7		F9		HR		1B			6	2	3	1	0	0	4
44 Mark Trumbo, R (1, 3) OBP: 0.231, SLG: 0.385		2B		G4-3 25 G6-3 2B		K	F9		G4-3		P3			6	1	2	1	0	1	3
5 Jeff Mathis, R (1, 2) OBP: 0.154, SLG: 0.462		P3		G4-3		G4-3		K	G6-3		K			6	0	0	0	0	2	4
25 Peter Bourjos, R (1, 8) OBP: 0.313, SLG: 0.267		K		G6-3		G5-3		13 2B 1B		G4-3		K		6	1	1	1	0	2	2
Inning Stats	R: 0 E: 0 K: 1 S: 10 H: 1 LOB: 1 BB: 0 P: 13	R: 0 E: 0 K: 1 S: 14 H: 1 LOB: 2 BB: 1 P: 22	R: 2 E: 0 K: 1 S: 10 H: 2 LOB: 0 BB: 1 P: 19	R: 2 E: 0 K: 0 S: 9 H: 2 LOB: 0 BB: 0 P: 16	R: 1 E: 0 K: 0 S: 12 H: 2 LOB: 1 BB: 0 P: 21	R: 0 E: 0 K: 1 S: 8 H: 0 LOB: 0 BB: 0 P: 10	R: 2 E: 0 K: 0 S: 13 H: 4 LOB: 2 BB: 0 P: 17	R: 1 E: 0 K: 1 S: 15 H: 2 LOB: 2 BB: 1 P: 25	R: 1 E: 0 K: 1 S: 11 H: 1 LOB: 0 BB: 0 P: 15	R: 0 E: 0 K: 0 S: 12 H: 2 LOB: 2 BB: 1 P: 20	R: 0 E: 0 K: 0 S: 12 H: 1 LOB: 1 BB: 0 P: 16	R: 0 E: 0 K: 2 S: 9 H: 0 LOB: 0 BB: 0 P: 13	R: 0 E: 0 K: 1 S: 10 H: 1 LOB: 0 BB: 0 P: 12	1B: 10 2B: 5 3B: 0 HR: 5	SF: 0 SAC: 0 DP: 2 HBP: 0		WP: 0 PB: 0 SB: 0 CS: 1	PA: 59	

PITCHER	IP	WLS	BF	H	R	ER	SO	BB	IBB	HBP	BLK	WP	HR	S	P	ERA	WHIP
52 Bruce Chen, L (1, 1) ERA: 9.0	5.0		24	8	5	5	3	2	0	0	0	0	3	55	91	9.00	2.000
37 Sean O'Sullivan, R (6, 1) ERA: 9.0	2.0	B	10	4	2	2	1	0	0	0	0	0	1	21	27	9.00	2.000
51 Robinson Tejeda, R (8, 1) ERA: 4.5	1.0		6	2	1	1	1	1	0	0	0	0	0	15	25	9.00	3.000
41 Jeremy Jeffress, R (9, 1) ERA: 9.0	1.0		4	1	1	1	1	0	0	0	0	0	1	11	15	9.00	1.000
48 Joakim Soria, R (10, 1) ERA:	1.0		5	2	0	0	0	1	0	0	0	0	0	12	20	0.00	3.000

PITCHER	IP	WLS	BF	H	R	ER	SO	BB	IBB	HBP	BLK	WP	HR	S	P	ERA	WHIP
55 Tim Collins, L (11, 1) ERA:	3.0	W	10	2	0	0	5	0	0	0	0	0	0	31	41	0.00	0.667

TOP

Los Angeles Angels @ Kansas City Royals

Kauffman Stadium, Kansas City, MO

Sun Apr 03 2011, 1:10 PM - 5:56 PM CDT

Att. 14,083 - Partly Cloudy - 79 F

livebaseballscorecards.com

AB	55
R	9
H	19
RBI	9
BB	4
SO	11
LOB	24

Los Angeles Angels @ Kansas City Royals

Kauffman Stadium, Kansas City, MO

Sun Apr 03 2011, 1:10 PM - 5:56 PM CDT

Att. 14,083 - Partly Cloudy - 79 F

livebaseballscorecards.com

BOTTOM

Batter	1	2	3	4	5	6	7	8	9	10	11	12	13	AB	R	H	RBI	BB	SO	LOB
13 Mike Aviles, R (1, 4) OBP: 0.313, SLG: 0.643	C SI 84 H SI 85 1-1 53 G1-3 53 S 4 1B HBP	B SI 86 B SI 85 C SI 87 F SI 85 F SI 84 X CH 76 2-2 ② F8	F FC 87 1 SAFE C FF 91 X CU 78 0-2 ③ G3			C X CU 65 0-1 53 L4-6 2B		1 SAFE C FF 94 1 SAFE 1 SAFE S FF 96 F FF 96 F FF 97 B SL 85 D SL 85 2-3 ② C FF 97 K 1-3	X FF 93 0-0 ③ FC5 1-2 2-3f		B SL 81 C SL 79 B FF 92 F SL 80 S SL 80 2-3 ③ K			6	1	1	0	0	2	7
53 Melky Cabrera, S (1, 8) OBP: 0.250, SLG: 0.368	B SI 86 F CH 76 B SI 84 C SI 88 F SI 87 F CH 78 X SL 81 2-2 ① G1-3 1-3	C SI 86 B SI 87 S SI 86 B SI 88 F SI 87 X SI 87 2-2 HR	B CU 75 C FF 90 C FC 90 B FC 91 F FC 89 X FF 92 2-2 ① G5-3			S CH 78 F FF 85 X CH 78 0-2 ②③ L4-6 2-2		C FF 98 F FF 96 S FF 96 0-3 ③ K		X CU 81 0-0 ① P5		B CH 86 B CH 85 F FF 89 F SL 79 X SL 80 2-2 ① F8		7	1	1	1	0	1	4
4 Alex Gordon, L (1, 7) OBP: 0.350, SLG: 0.421 (11, 3)	B SL 82 X SL 82 1-0 16 BLK 21 1B 3-H 1B	F SI 87 X SL 80 0-1 30 2B 2B	S FC 89 C CU 76 F FC 93 X CU 77 0-2 F8				B FF 87 S SL 80 C SL 79 X FF 90 1-2 30 G4-3 21 2B 1B		B SI 94 C CH 81 B CH 82 B SI 94 B SI 94 4-1 21 BB 30 BB 24 2B BB	B FF 93 X FF 93 1-0 16 FC1-6 1B		B CH 86 X CH 86 1-0 ② G3-1		6	4	4	1	1	0	0
16 Billy Butler, R (1, 3) OBP: 0.389, SLG: 0.533 12 Mitch Maier, L (10, PR) (11, 7)	B SI 87 C SI 86 2 SAFE F CH 79 B SI 86 X CH 80 2-2 ② L9 1-2	C SI 86 C SI 89 F SI 86 D CH 77 B CH 77 H SI 87 3-2 30 2B HBP	C FC 88 B FC 89 B CU 77 X FF 92 2-1 HR				C FF 88 1 SAFE S CH 80 S CH 80 0-3 ① K		C SI 94 B SI 96 C SI 95 X SI 96 1-2 ① L6	C FF 93 X CU 82 0-1 ② FC1-6 1-2f		B SL 78 F CH 85 S SL 81 B SI 94 S SL 82 2-3 ③ K		5	2	1	1	0	1	4
30 Kila Ka'aihue, L (1, 10) OBP: 0.412, SLG: 0.538 17 Chris Getz, L (9, PR) OBP: 0.400, SLG: 0.333 (10, 10)	B SL 82 B SL 82 B SL 81 B SI 87 4-0 21 1B BB	B SL 81 X SI 87 1-0 21 BLK 1-H 2-H 2B	B FC 89 B FC 88 X FC 88 2-0 ③ G4-3				C SL 78 1 SAFE D SL 80 1 SAFE 1 SAFE X SL 80 1-1 ② G4-3 1-2		B SI 96 C CH 83 B SI 96 C CH 82 B SI 95 4-1 21 BB 24 2B BB	C FF 92 B FF 94 F FF 93 B CU 81 X FF 92 2-2 ③ G4-3 1-2			C SL 79 B CH 87 X SL 80 1-1 E1 21 G5-3 21 S 2 FC1-2	3 2	0 1	1 0	2 0	2 0	0 1	1 1
21 Jeff Francoeur, R (1, 9) OBP: 0.333, SLG: 0.529	B CH 78 F SI 88 B SI 87 F CH 79 X SI 88 2-2 24 S 1-3 2-H 1B	X FC 88 0-0 ③ F9 2-3	C FC 87 X FC 85 0-1 ① G4-3				C SL 82 X SL 83 0-1 2-H 2B		C SI 96 D SI 95 B SI 95 B SI 95 B SI 96 4-1 24 2B 15 FC5-2 1-2 2-3 BB		C SL 78 F SL 80 X SL 79 0-2 ① G5-3		S SL 80 1 SAFE C CH 84 X SL 82 0-2 ① G5-3 1-3	6	0	2	2	1	0	2
24 Wilson Betemit, S (1, 5) OBP: 0.385, SLG: 0.300	B SI 87 B SI 86 S SI 85 B SI 85 C SI 87 B SI 87 4-2 1-2 BB	X FF 89 0-0 ① G1-3	C FC 90 B FC 90 F FC 90 F CU 78 B CU 77 S FF 92 2-3 K				C FF 94 B FF 93 C SL 82 B FF 93 B FF 93 S SL 81 3-3 K		X SI 97 0-0 15 FC5-2 1-3 2-H 3-H 2B		B CH 86 B FF 92 B SL 79 B FF 92 4-0 2 BB 2 S BB	I IN 63 I IN 64 I IN 65 I IN 64 4-0 2 FC1-2 15 HR IBB	4	1	1	2	3	2	1
2 Alcides Escobar, R (1, 6) OBP: 0.263, SLG: 0.176	C CH 80 B CH 80 C SI 87 F CH 78 X SL 81 1-2 G3	C FC 86 F FC 87 B CU 77 B CU 77 B FF 92 X FC 88 3-2 ② G6-3	C FC 87 X FC 88 0-1 ③ G5-3					C FF 96 B SL 83 B FF 97 X FF 95 2-1 ① G1-3	B FF 92 F FF 94 D FF 93 C FF 94 F FF 93 D FC 89 4-2 13 FC5 15 FC5-2 BB		B SL 80 B SL 80 C SL 79 B SL 79 C FF 92 B SL 78 4-2 ② 15 BB 1-3 BB	B SL 79 C SL 78 X SL 79 1-1 ② FC1-2 15 HR 1-2 3-H	5	1	0	0	2	0	5
3 Brayan Peña, S (1, 2) 1 Jarrod Dyson, L (8, PR) 15 Matt Treanor, R (9, 2) OBP: 0.545, SLG: 0.750		B SI 86 B SI 86 F SI 86 B SI 87 X SI 86 3-1 ① F8	C FF 92 X FC 88 0-1 1B			S CH 78 B SL 84 B CH 79 X CH 78 2-1 ① G5-3		C FF 98 B FF 96 F FF 96 B SL 82 F FF 98 F FF 96 F FF 96 B SL 84 X FF 97 3-2 13 S 1B	B FF 94 B FF 93 F FF 93 C FF 92 F FF 93 X CU 81 2-2 ② FC5-2 13 FC5 1-2 2-3 3-Hf		P PO 88 P PO 88 B FF 92 B FF 93 4-0 1-2 BB	C SL 79 B FF 91 B SL 80 B SL 80 X SL 80 3-1 1-H 2-H HR	4 0 2	0 0 1	2 0 1	0 0 3	0 0 1	0 0 0	0 0 3
Inning Stats	R: 2 E: 0 K: 0 S: 19 H: 2 LOB: 3 BB: 2 P: 36	R: 3 E: 0 K: 0 S: 17 H: 3 LOB: 1 BB: 0 P: 28	R: 0 E: 0 K: 0 S: 10 H: 1 LOB: 1 BB: 0 P: 13	R: 1 E: 0 K: 0 S: 11 H: 1 LOB: 0 BB: 0 P: 17	R: 0 E: 0 K: 1 S: 8 H: 0 LOB: 0 BB: 0 P: 10	R: 0 E: 0 K: 0 S: 7 H: 1 LOB: 0 BB: 0 P: 9	R: 1 E: 0 K: 2 S: 13 H: 2 LOB: 1 BB: 0 P: 18	R: 0 E: 0 K: 2 S: 16 H: 1 LOB: 2 BB: 0 P: 23	R: 2 E: 0 K: 0 S: 15 H: 1 LOB: 3 BB: 4 P: 34	R: 0 E: 0 K: 0 S: 7 H: 1 LOB: 1 BB: 0 P: 10	R: 0 E: 0 K: 1 S: 10 H: 0 LOB: 2 BB: 3 P: 22	R: 0 E: 0 K: 1 S: 7 H: 0 LOB: 0 BB: 0 P: 12	R: 3 E: 1 K: 0 S: 9 H: 1 LOB: 0 BB: 1 P: 18	1B: 6 2B: 6 3B: 0 HR: 3	SF: 0 SAC: 0 DP: 1 HBP: 2	WP: 1 PB: 0 SB: 6 CS: 0	PA: 63		

PITCHER		IP	WLS	BF	H	R	ER	SO	BB	IBB	HBP	BLK	WP	HR	S	P	ERA	WHIP
19 Scott Kazmir, L ERA: 27.0	(1, 1)	1.2		14	5	5	5	0	2	0	2	1	0	1	35	63	27.00	4.200
63 Rich Thompson, R ERA: 2.7	(2, 1)	3.1		12	2	1	1	1	0	0	0	1	0	1	30	41	2.70	0.600
21 Hisanori Takahashi, L ERA: 7.71	(6, 1)	1.2		6	2	1	1	1	0	0	0	0	0	0	15	19	5.40	1.200
58 Michael Kohn, R ERA: 9.0	(7, 1)	0.1	B	2	1	0	0	1	0	0	0	0	0	0	5	8	0.00	3.000
51 Jordan Walden, R ERA:	(8, 1)	1.0	H	4	1	0	0	2	0	0	0	0	0	0	16	23	0.00	1.000

PITCHER		IP	WLS	BF	H	R	ER	SO	BB	IBB	HBP	BLK	WP	HR	S	P	ERA	WHIP
56 Fernando Rodney, R ERA: 13.5	(9, 1)	0.1	B	5	1	2	2	0	3	0	0	0	0	0	7	20	54.00	12.000
40 Kevin Jepsen, R ERA: 9.0	(9, 1)	1.2		7	1	0	0	0	1	0	0	0	1	0	15	24	0.00	1.200
17 Jason Bulger, R ERA:	(11, 1)	2.2	L	13	1	3	0	2	3	1	0	0	0	1	26	52	0.00	1.500

AB	51
R	12
H	14
RBI	12
BB	10
SO	7
LOB	28

Batter	1	2	3	4	5	6	7	8	9	10	11	12	AB	R	H	RBI	BB	SO	LOB
1 Juan Pierre, L (1, 7) OBP: 0.278, SLG: 0.353	B FF 92 C FF 93 B FC 88 X SI 92 2-1 15 1B 3B	B SI 92 F CH 81 X FF 93 1-1 G4-3		X FF 90 0-0 FC3-6 15 S 1-2f		B SL 83 B FF 93 X SI 92 2-0 E5 3-H		B FF 94 1 SAFE C SI 96 1-1 CS 1-2	C FC 85 F FF 92 B FC 89 X FC 88 1-2 G1-3		X SI 90 0-0 G5-3		6	1	1	0	0	0	2
15 Gordon Beckham, R (1, 4) OBP: 0.526, SLG: 0.529	X SI 92 0-0 44 BB 14 HR 3-H 1B	C FC 89 X KC 77 0-1 44 HBP 1B		1 SAFE P PO 85 1 SAFE 1 SAFE C FF 90 X SL 83 1-1 F8 1-2		B FF 91 1 SAFE B FC 86 F SL 86 1 SAFE X SI 91 2-1 L8			B FC 86 B FF 90 B FC 86 C FF 90 X FC 88 3-1 P6			B FF 89 F SI 90 X SL 80 1-1 44 FC4-6 1B	6	1	3	1	0	0	2
44 Adam Dunn, L (1, 10) OBP: 0.474, SLG: 0.571 18 Brent Lillibridge, R (12, PR) (12, 10)	B FC 88 F SI 92 S SL 84 B FF 92 B SL 83 B SL 83 4-2 14 HR 1-2 BB	B SL 87 B SI 91 B SL 86 C SI 92 F SI 91 H SL 84 4-2 14 FC6-4 1-2 HBP		X FF 90 0-0 F9			C SI 95 X FF 96 0-1 P3		B FC 87 B FC 88 C FC 88 B FF 92 S CH 84 S FF 93 3-3 K			C FF 90 B FF 90 1 SAFE F CH 89 B SI 90 X SL 80 2-2 FC4-6 51 CS 14 BB 1-2f	4 0	1 0	0 0	0 0	1 0	1 0	1 0
14 Paul Konerko, R (1, 3) OBP: 0.400, SLG: 0.500	C FF 92 X SI 92 0-1 1-H 2-H HR	C KC 81 X SL 82 0-1 FC6-4 1-2f		B FF 90 X FF 90 1-0 F9			C SL 86 S SI 96 F FF 95 F FF 97 B SL 89 C SI 96 1-3 K			B CH 87 B CH 76 S CH 87 F FF 89 B FF 90 X CH 77 3-2 F8		B FF 90 B CH 76 B SL 80 B FF 91 4-0 1-2 BB	5	1	1	3	1	1	2
51 Alex Rios, R (1, 8) OBP: 0.200, SLG: 0.111	C FC 88 B SL 83 X FF 93 1-1 20 G1-3 1B		B FF 90 B SL 85 C FF 90 C FF 91 X FC 88 2-2 G6-3	B FF 90 F SL 85 B SL 82 F CH 78 B FF 94 X FC 86 3-2 P4			X SI 96 0-0 1B			X CH 78 0-0 G6-3		C SI 97 S SI 98 D KC 80 2 SAFE B FF 99 X SI 97 2-2 2-3 G6-3	6	0	2	0	0	0	2
20 Carlos Quentin, R (1, 9) OBP: 0.471, SLG: 0.813	1 SAFE 1 SAFE C FF 91 X SL 82 0-1 1-2 G1-3		B SI 92 X SL 82 1-0 G6-3			B SL 84 X SL 86 1-0 10 3B 1B	1 SAFE B SL 86 1 SAFE X SI 95 1-0 F9			X CH 77 0-0 P3			5	1	1	0	0	0	2
12 A.J. Pierzynski, L (1, 2) OBP: 0.333, SLG: 0.389	X CH 82 0-0 F8		C SI 91 B FF 92 F FF 93 F SI 94 B FF 95 F FC 90 B CH 82 F CH 89 F FF 93 3-2 X SI 93 G4-3			B SI 90 1 SAFE X SI 90 1-0 F8		C SI 94 F SL 86 F SL 82 F FF 95 X FF 96 0-2 22 FC5-4 1B			C SI 89 X CH 83 0-1 F7		5	0	1	0	0	0	2
10 Alexei Ramirez, R (1, 6) OBP: 0.222, SLG: 0.353	C SL 82 D SL 84 B CH 82 X SL 86 2-1 L4			B FF 91 B SI 91 B FC 86 B FF 91 4-0 1 FC3-6 BB		1 SAFE C SI 90 B FF 91 F SI 91 B SL 82 X SI 92 2-2 1 E 1-H 3B		F SI 94 B SL 86 F SL 86 S SL 88 1-3 K			F SL 80 B SL 81 C SI 92 B FF 90 B SI 91 X SL 82 3-2 F7	4	1	1	1	1	1	2
22 Brent Morel, R (1, 5) OBP: 0.286, SLG: 0.357		L FC 87 C KC 81 B SL 82 B SL 83 F FC 88 X FF 93 2-2 F9		1 SAFE 1 SAFE C SL 86 B FF 92 1 SAFE X FF 90 1-1 F9		F SL 82 B SI 92 B SI 92 L FC 88 B FF 93 S SL 83 3-3 K		1 SAFE S SL 88 X SI 95 0-1 FC5-4 1 CS 1-2f			C SI 91 X FF 91 0-1 1B	5	0	1	0	0	1	3
Inning Stats	R: 4 E: 0 K: 0 S: 14 H: 4 LOB: 1 BB: 1 P: 23	R: 0 E: 0 K: 0 S: 12 H: 1 LOB: 2 BB: 0 P: 19	R: 0 E: 0 K: 0 S: 11 H: 0 LOB: 0 BB: 0 P: 17	R: 0 E: 0 K: 0 S: 6 H: 0 LOB: 1 BB: 1 P: 11	R: 0 E: 0 K: 0 S: 5 H: 0 LOB: 0 BB: 0 P: 9	R: 2 E: 1 K: 1 S: 11 H: 2 LOB: 1 BB: 0 P: 22	R: 0 E: 0 K: 1 S: 9 H: 1 LOB: 1 BB: 0 P: 11	R: 0 E: 0 K: 1 S: 11 H: 1 LOB: 0 BB: 0 P: 13	R: 0 E: 0 K: 1 S: 8 H: 0 LOB: 0 BB: 0 P: 15	R: 0 E: 0 K: 0 S: 5 H: 0 LOB: 0 BB: 0 P: 8	R: 0 E: 0 K: 0 S: 8 H: 1 LOB: 1 BB: 0 P: 11	R: 0 E: 0 K: 0 S: 8 H: 1 LOB: 1 BB: 1 P: 17	1B: 8 2B: 0 3B: 2 HR: 1	SF: 0 SAC: 0 DP: 0 HBP: 1	WP: 0 PB: 0 SB: 1 CS: 2	PA: 51			

PITCHER	IP	WLS	BF	H	R	ER	SO	BB	IBB	HBP	BLK	WP	HR	S	P	ERA	WHIP
44 Luke Hochevar, R (1, 1) ERA: 6.17	6.0		29	7	6	5	1	2	0	1	0	0	1	59	101	7.50	1.500
43 Aaron Crow, R (7, 1) ERA:	2.0		7	2	0	0	2	0	0	0	0	0	0	20	24	0.00	1.000
48 Joakim Soria, R (9, 1) ERA:	1.0		3	0	0	0	1	0	0	0	0	0	0	8	15	0.00	0.000
51 Robinson Tejeda, R (10, 1) ERA: 3.0	1.0		3	0	0	0	0	0	0	0	0	0	0	5	8	0.00	0.000
50 Kanekoa Texeira, R (11, 1) ERA:	1.1		7	2	0	0	0	1	0	0	0	0	0	13	23	0.00	2.250

PITCHER	IP	WLS	BF	H	R	ER	SO	BB	IBB	HBP	BLK	WP	HR	S	P	ERA	WHIP
41 Jeremy Jeffress, R (12, 1) ERA: 5.4	0.2	W	1	0	0	0	0	0	0	0	0	0	0	3	5	0.00	0.000

TOP

Chicago White Sox @ Kansas City Royals

Kauffman Stadium, Kansas City, MO

Tue Apr 05 2011, 7:11 PM - 10:42 PM CDT

Att. 12,641 - Clear - 70 F

livebaseballscorecards.com

AB	46
R	6
H	11
RBI	5
BB	3
SO	4
LOB	18

Batter	1	2	3	4	5	6	7	8	9	10	11	12	AB	R	H	RBI	BB	SO	LOB
13 Mike Aviles, R (1, 5) OBP: 0.238, SLG: 0.474	C FF 89 B FC 84 F FC 84 B FF 90 B FC 86 X FF 92 / 3-2 F8 ①	S FC 86 F FC 85 S FC 86 / 0-3 K ②		B CU 78 C SI 91 B CH 83 F FC 84 S FC 86 / 2-3 K ③			S FC 83 S FC 81 X FC 83 / 0-2 L6-3 ②③ 1-1			F FF 94 S SL 84 X SL 84 / 0-2 P4 ①		1 SAFE 1 SAFE X SI 91 / 0-0 SH3 ① 1-2	5	0	0	0	0	2	3
53 Melky Cabrera, S (1, 8) OBP: 0.308, SLG: 0.400	X FF 90 / 0-0 4 HR 1B	B CU 78 F FC 84 F FC 86 B FF 91 B CU 78 X FC 85 / 3-2 1-H 2-H 1B			C FF 91 B CH 85 F FC 84 X FF 91 / 1-2 G1-3 ①			C SI 94 B SI 95 X SI 96 / 1-1 F9 ①		B CH 85 F FF 95 B CH 87 X FF 95 / 2-1 G4-3 ②		X CH 87 / 0-0 2-H 1B	6	1	3	3	0	0	0
4 Alex Gordon, L (1, 7) OBP: 0.400, SLG: 0.667	X CH 87 / 0-0 1-H HR	B FC 86 F CH 84 X CU 78 / 1-1 P5 ③			F FF 92 C CU 75 B CU 79 F FF 92 B FF 92 B CH 85 S FC 85 / 3-3 K ②			B SI 96 F SI 95 C SL 81 F SL 83 B SI 96 B SL 81 X SI 94 / 3-2 16 HR 2B		B FF 95 B CH 87 S CH 86 X FF 93 / 2-1 2B			5	2	3	2	0	1	1
16 Billy Butler, R (1, 10) OBP: 0.435, SLG: 0.684	B FC 84 C FF 90 B FC 86 X FF 92 / 2-1 1B		X FC 84 / 0-0 L6 ①		B FF 92 B CU 79 C SI 91 B CH 86 S FC 86 X FF 91 / 3-2 G6-3 ③			B SL 81 F SI 94 B SI 94 B SI 93 X SI 93 / 3-1 2-H HR		I IN 73 I IN 75 I IN 74 I IN 75 / 4-0 IBB			4	1	2	2	1	0	0
30 Kila Ka'aihue, L (1, 3) OBP: 0.364, SLG: 0.412	C FC 85 X FF 91 / 0-1 F7 ②		C FF 91 C CU 78 B CU 79 B CU 78 B CH 84 S CH 85 / 3-3 K ②			B FC 83 F FF 90 B FF 90 T FF 91 B FF 91 / 4-2 2 G6-4-3 BB		S SL 81 F SL 80 S SL 82 / 0-3 K ②		B SL 84 C CH 84 F FF 93 S SL 84 / 1-3 K ③			4	0	0	0	1	3	3
21 Jeff Francoeur, R (1, 9) OBP: 0.348, SLG: 0.500	B SI 90 B SI 89 C FC 84 F FC 85 X FC 83 / 2-2 F8 ③		C SI 91 X CU 78 / 0-1 2 S 1B			C SI 88 X SI 89 / 0-1 L5 ①		F SL 85 B FF 93 B FF 93 F SL 83 F CH 84 X CH 84 / 2-2 2 PO 1B			B FF 94 C FF 94 X SL 84 / 1-1 P5 ①		5	0	2	0	0	0	2
2 Alcides Escobar, R (1, 6) OBP: 0.250, SLG: 0.182		C FF 90 B CU 77 B FC 84 X FF 90 / 2-1 53 S 15 BB 53 1B 1B	1 SAFE B SI 92 C FF 90 X FC 85 / 1-1 G4-3 ③ 1-2			1 SAFE C FC 83 C FF 89 B CU 77 X FC 83 / 1-2 G6-4-3 ②③ 1-2f		1 SAFE B FF 94 C SL 83 1 SAFE F SL 84 1 SAFE / 1-2 PO ③ 1-2		B SL 82 X FF 93 / 1-0 P3 ①		C FF 94 S SL 85 X SL 84 / 0-2 G6-3 ②	5	1	1	0	0	0	2
15 Matt Treanor, R (1, 2) OBP: 0.438, SLG: 0.500		B FF 90 1 SAFE C SI 88 1 SAFE B SI 90 1 SAFE 1 SAFE B SI 89 B SI 90 / 4-1 53 S 53 1B 1-2 BB		F FF 89 B FF 91 X SI 91 / 2-1 G4-3 ①			C FF 89 C FC 84 B CU 78 S FC 85 / 1-3 K ①			B FF 94 C FF 94 F FF 94 X CU 74 / 1-2 G1-3 ②		F FF 95 S SL 86 S SL 87 / 0-3 K ③	4	1	0	0	1	2	0
17 Chris Getz, L (1, 4) OBP: 0.400, SLG: 0.357		B FF 90 F SI 91 X SI 91 / 1-1 F6 ①		C FF 91 B CU 79 X FC 84 / 1-1 G3 ②			X FF 90 / 0-0 13 L6-3 1B			C FF 93 B CH 85 S CH 82 X FF 93 / 1-2 G1-3 ③		B SL 84 B SI 93 C FF 91 F SI 93 B SI 94 X SI 93 / 3-2 13 SH3 53 1B 1B	5	1	2	0	0	0	2
Inning Stats	R: 2 E: 0 K: 0 S: 12 / H: 3 LOB: 1 BB: 0 P: 19	R: 2 E: 0 K: 1 S: 13 / H: 2 LOB: 1 BB: 1 P: 24	R: 0 E: 0 K: 1 S: 8 / H: 1 LOB: 1 BB: 0 P: 12	R: 0 E: 0 K: 1 S: 7 / H: 0 LOB: 0 BB: 0 P: 12	R: 0 E: 0 K: 1 S: 10 / H: 0 LOB: 0 BB: 0 P: 17	R: 0 E: 0 K: 0 S: 7 / H: 0 LOB: 0 BB: 1 P: 12	R: 0 E: 0 K: 1 S: 7 / H: 1 LOB: 0 BB: 0 P: 8	R: 2 E: 0 K: 1 S: 17 / H: 3 LOB: 0 BB: 0 P: 27	R: 0 E: 0 K: 0 S: 7 / H: 0 LOB: 0 BB: 0 P: 10	R: 0 E: 0 K: 1 S: 10 / H: 1 LOB: 2 BB: 1 P: 19	R: 0 E: 0 K: 1 S: 8 / H: 0 LOB: 0 BB: 0 P: 9	R: 1 E: 0 K: 0 S: 5 / H: 2 LOB: 1 BB: 0 P: 8	1B: 9 2B: 3 3B: 0 HR: 2	SF: 0 SAC: 1 DP: 2 HBP: 0		WP: 0 PB: 0 SB: 3 CS: 0	PA: 48		

PITCHER		IP	WLS	BF	H	R	ER	SO	BB	IBB	HBP	BLK	WP	HR	S	P	ERA	WHIP
34 Gavin Floyd, R ERA: 5.14	(1, 1)	7.0		28	7	4	4	5	2	0	0	0	0	1	64	104	5.14	1.286
49 Chris Sale, L ERA: 7.71	(8, 1)	0.2	B	4	2	2	2	1	0	0	0	0	0	1	11	18	27.00	3.000
26 Jesse Crain, R ERA: 3.86	(8, 1)	1.1		4	1	0	0	0	0	0	0	0	0	0	13	19	0.00	0.750
46 Sergio Santos, R ERA:	(10, 1)	2.0		8	1	0	0	2	0	1	0	0	0	0	18	28	0.00	0.500
57 Ramon Pena, R ERA: 20.25	(12, 1)	0.1	L	3	2	1	1	0	0	0	0	0	0	0	5	8	27.00	6.000

PITCHER	IP	WLS	BF	H	R	ER	SO	BB	IBB	HBP	BLK	WP	HR	S	P	ERA	WHIP

BOTTOM

Chicago White Sox @ Kansas City Royals

Kauffman Stadium, Kansas City, MO

Tue Apr 05 2011, 7:11 PM - 10:42 PM CDT

Att. 12,641 - Clear - 70 F

livebaseballscorecards.com

AB	43
R	7
H	13
RBI	7
BB	3
SO	8
LOB	13

Batter	1	2	3	4	5	6	7	8	9	10	11	12	AB	R	H	RBI	BB	SO	LOB
1 Juan Pierre, L (1, 10) OBP: 0.320, SLG: 0.435	C SI 84 X SI 83 0-1 ① G4-3		C SI 80 X CU 70 0-1 ③ G4-3		C SI 85 C SI 85 F SI 90 X CU 68 0-2 1-3 1B		C FF 92 X FF 94 0-1 1-H 15 S 2B		C FF 86 X FC 88 0-1 ① 15 BB 51 1B 1B	B FF 98 C FF 98 B KC 80 B FF 99 C FF 99 S KC 80 3-3 ③ K		X FF 91 0-0 ② SF7 1-2 3-H	6	1	3	2	0	1	1
15 Gordon Beckham, R (1, 4) OBP: 0.462, SLG: 0.409	C FF 87 S SI 86 X CH 79 0-2 ② G5-3			B CH 78 B SI 84 B SI 84 B SI 86 4-0 51 1B BB	F CU 69 S SI 87 B SI 86 S SI 88 1-3 ③ K		S FF 93 B CH 82 S FF 93 X CU 75 1-2 ③ G1-3 2-3		B FC 86 F SL 90 B FF 90 1 SAFE B FC 85 B FC 87 4-1 51 1B 14 1B 1-2 BB		F SL 80 B SL 82 B CH 77 C SI 92 F SI 93 F CH 77 B FF 92 X SI 91 3-2 ① G6-3	F FF 93 X SL 79 0-1 ③ P6	5	1	0	0	2	1	4
51 Alex Rios, R (1, 8) OBP: 0.231, SLG: 0.167	B CH 80 B SI 86 B SI 84 C SI 84 X SI 84 3-1 ③ F7			C SI 85 1 SAFE 1 SAFE X SI 86 0-1 1-3 1B		C CU 70 S CH 79 B SI 88 B SI 89 F CH 79 X CH 77 2-2 ① G5-3		C CH 86 X CH 76 0-1 ① F7	C FC 88 X FF 92 0-1 1-3 2-H 14 1B 20 2B 1B		B SL 79 X SL 80 1-0 ② G1-3		6	1	2	1	0	0	0
14 Paul Konerko, R (1, 3) OBP: 0.400, SLG: 0.476 18 Brent Lillibridge, R (9, PR) (9, 7)		X SI 84 0-0 ① F7		C SI 89 F SI 86 1 SAFE S SI 90 0-3 ① K		X SI 85 0-0 20 G1-4-3 1B		C CH 76 X CH 80 0-1 ② G6-3	B FC 88 F FF 90 F FF 92 F FC 92 X FF 88 1-2 1-3 3-H 20 2B 1B		C FF 94 S SL 80 X SL 81 0-2 ③ G5-3		5 1	0 1	2 0	1 0	0 0	1 0	2 0
20 Carlos Quentin, R (1, 9) OBP: 0.522, SLG: 1.000		C SI 87 B CH 78 X CH 78 1-1 10 1B 1B		F CU 71 C SI 88 1 SAFE 1 SAFE D CU 68 F CH 77 B SI 87 1 SAFE B SI 88 3-2 ② X SI 88 F9		X SI 84 0-0 ② ③ G1-4-3 1-2f		B CH 80 X CH 78 1-0 HR	F SL 82 C SL 82 X FF 92 0-2 1-H 3-H 2B			C SL 78 C FF 92 B CH 78 B FF 93 X SL 78 2-2 10 1B 22 1B 2B	6	2	4	3	0	0	3
10 Alexei Ramirez, R (1, 6) OBP: 0.292, SLG: 0.391		B SI 86 S CH 76 1 SAFE X CH 77 1-1 ② 1-3 1B		C CU 70 S CH 78 1 SAFE S CH 79 0-3 ③ K			S CU 69 B SI 90 B CU 70 X CH 78 2-1 ① L5	C SL 78 C FF 91 F CH 79 X FF 91 0-2 1B	B FF 93 X FC 88 1-0 ③ F8			X FF 88 0-0 23 G6-3 22 1B 2-3 1B	6	1	3	0	0	1	4
5 Lastings Milledge, R (1, 7) OBP: 0.250, SLG: 0.500 23 Mark Teahen, L (8, PH) OBP: 0.400, SLG: 0.250 (8, 7) (9, 3)		C SI 86 B CH 78 F CH 78 B SI 86 C SI 88 2-3 ③ K			C SI 85 B CH 76 S CH 80 F SI 90 X CU 67 1-2 ① G5-3		C SI 84 B CH 77 B SI 90 X SI 84 2-1 ② P3	C SI 89 X FF 91 0-1 ③ F9		B FF 97 B SI 97 B FF 98 C FF 97 B FF 98 4-1 12 SH5-3 BB		F FF 91 X FF 91 0-1 ① G6-3 1-2	3 2	0 0	0 0	0 0	1 1	1 0	1 3
27 Ramon Castro, R (1, 2) OBP: 0.400, SLG: 1.000 12 A.J. Pierzynski, L (9, PH) OBP: 0.350, SLG: 0.368 (9, 2)			X SI 86 0-0 ① F9		B SI 86 B CH 79 B SI 90 C FF 85 X SI 83 3-1 22 FC4-6 1B		B SI 90 B CH 79 B SI 90 C FF 85 X SI 83 3-1 HR		B FC 87 F FF 88 C FF 92 B CU 69 F CH 82 X FF 92 2-2 ① G4-3	1 SAFE 1 SAFE X FF 96 0-0 ① SH5-3 1-2		I IN 71 I IN 70 I IN 70 I IN 69 4-0 22 1B 1 SF7 IBB	3 1	1 1	2 0	1 0	0 1	0 0	0 0
22 Brent Morel, R (1, 5) OBP: 0.300, SLG: 0.350			B SI 87 B SI 84 S SI 85 X SI 80 2-1 ② F8		D CH 77 B SI 84 C SI 84 B SI 88 X SI 85 3-1 ② FC4-6 1 1B 1-2f		B CH 78 B SI 84 B SI 85 C SI 86 X SI 84 3-1 1 2B 1B		C FC 86 X FC 86 0-1 ② G4-3	F FF 96 C SI 97 S FF 99 0-3 ② K		X FF 93 0-0 1 SF7 1-3 2-H 3-H 1B	6	1	2	2	0	1	2
Inning Stats	R: 0 H: 0 E: 0 LOB: 0 K: 0 BB: 0 S: 7 P: 10	R: 0 H: 2 E: 0 LOB: 1 K: 1 BB: 0 S: 8 P: 12	R: 0 H: 0 E: 0 LOB: 0 K: 0 BB: 0 S: 5 P: 7	R: 0 H: 1 E: 0 LOB: 2 K: 2 BB: 1 S: 12 P: 19	R: 0 H: 2 E: 0 LOB: 2 K: 1 BB: 0 S: 15 P: 23	R: 0 H: 1 E: 0 LOB: 0 K: 0 BB: 0 S: 6 P: 8	R: 2 H: 3 E: 0 LOB: 1 K: 0 BB: 0 S: 13 P: 24	R: 1 H: 2 E: 0 LOB: 1 K: 0 BB: 0 S: 11 P: 12	R: 4 H: 4 E: 0 LOB: 2 K: 0 BB: 1 S: 19 P: 27	R: 0 H: 0 E: 0 LOB: 1 K: 2 BB: 1 S: 8 P: 15	R: 0 H: 0 E: 0 LOB: 0 K: 0 BB: 0 S: 9 P: 13	R: 3 H: 3 E: 0 LOB: 1 K: 0 BB: 1 S: 10 P: 16	1B: 13 SF: 1 2B: 3 SAC: 1 3B: 0 DP: 1 HR: 2 HBP: 0						

PITCHER		IP	WLS	BF	H	R	ER	SO	BB	IBB	HBP	BLK	WP	HR	S	P	ERA	WHIP
26 Jeff Francis, L ERA: 1.98	(1, 1)	6.2		27	8	2	2	4	1	0	0	0	0	1	61	97	2.70	1.350
55 Tim Collins, L ERA:	(7, 1)	0.1		2	1	0	0	0	0	0	0	0	0	0	5	6	0.00	3.000
51 Robinson Tejeda, R ERA: 4.5	(8, 1)	1.0	H	5	2	1	1	0	0	0	0	0	0	1	11	12	9.00	2.000
48 Joakim Soria, R ERA: 7.2	(9, 1)	1.0	B	8	4	4	4	0	1	0	0	0	0	0	19	27	36.00	5.000
41 Jeremy Jeffress, R ERA: 3.38	(10, 1)	1.0		4	0	0	0	2	1	0	0	0	0	0	8	15	0.00	1.000

PITCHER		IP	WLS	BF	H	R	ER	SO	BB	IBB	HBP	BLK	WP	HR	S	P	ERA	WHIP
37 Sean O'Sullivan, R ERA: 11.25	(11, 1)	2.0	L	10	3	3	3	0	0	1	0	0	0	0	19	29	13.50	1.500

TOP

Chicago White Sox @ Kansas City Royals

Kauffman Stadium, Kansas City, MO

Wed Apr 06 2011, 1:10 PM - 4:52 PM CDT

Att. 13,699 - Partly Cloudy - 69 F

livebaseballscorecards.com

AB	50
R	10
H	18
RBI	10
BB	4
SO	6
LOB	20

WP: 0 PA: 56
PB: 0
SB: 1
CS: 0

Batter	1	2	3	4	5	6	7	8	9	10	11	12	AB	R	H	RBI	BB	SO	LOB
13 Mike Aviles, R (1, 5) OBP: 0.179, SLG: 0.346	S FF 84 X CU 70 0-1 F9		B CH 78 B SI 79 X SI 84 2-0 E6 53 G6-4-3	B CH 81 C FF 87 1 SAFE F FF 86 1 SAFE 1 SAFE X CH 78 1-2 FC4 53 PO 1-2f 3-H		B SI 95 S FC 88 B FF 89 X SI 93 2-1 F7 1-2		1 SAFE B SL 83 C SL 81 1 SAFE X SL 83 1-1 E7 1-H		B SL 86 F FF 97 X FF 96 1-1 G6-3		B SI 93 C SI 92 B SI 93 B SI 92 C SI 91 X SI 92 3-2 G1-3	7	0	0	1	0	0	2
53 Melky Cabrera, S (1, 8) OBP: 0.313, SLG: 0.419	C FF 86 B FC 79 X FC 83 1-1 4 2B 1B		1 SAFE F FF 87 X FF 86 0-1 G6-4-3 1-2f	1 SAFE C FF 86 1 SAFE 1 SAFE B CH 79 1 SAFE 1-1 PO 1-2	B CH 80 F CH 79 F CU 71 B FC 81 F CH 74 X FF 87 2-2 30 F8 2B		C FF 92 B CU 80 C CU 80 B CU 82 X CH 85 2-2 P4	S SL 83 F SL 84 D SL 83 D SL 83 X SI 90 2-2 G5-3		S FF 96 B FF 98 F FF 97 F SL 85 X FF 96 1-2 G6-3			6	1	2	0	0	0	2
4 Alex Gordon, L (1, 7) OBP: 0.419, SLG: 0.655	L FF 85 S FF 86 B FF 86 1 SAFE X FC 80 1-2 16 1B 1-H 2B		S CU 74 B FF 86 B FF 85 B FF 86 B FF 81 4-1 BB		B FC 82 F FC 82 S SI 85 S FF 83 1-3 K		B SL 81 B SL 87 C FF 92 F FF 93 X CU 81 2-2 E3 16 BB		S FF 97 C FF 97 F FF 98 B FF 97 F FF 98 B FF 99 S FF 98 2-3 K		C SL 79 B SL 80 F SI 95 X SL 81 1-2 30 E 1 SH2-3 1B		5	1	2	1	1	2	1
16 Billy Butler, R (1, 10) OBP: 0.500, SLG: 0.682 1 Jarrod Dyson, L (9, PR) (10, 10)	C CH 80 B FF 86 S CH 79 B CH 80 B FF 88 X SI 82 3-2 21 FC6-4 2-H 1B		X CH 81 0-0 G5-3		I IN 72 I IN 73 I IN 72 I IN 72 4-0 IBB		C SI 94 P PO 88 1 SAFE F FF 93 B FF 92 F CH 85 B FF 92 B FF 88 4-2 BB 1-2		C FF 97 C FF 97 B FF 97 B FF 98 X FF 98 2-2 30 30 S 2B 1B		L SI 92 1 SAFE X SI 92 0-1 SH2-3 1-2		3	0	2	1	2	0	1
													0	1	0	0	0	0	0
30 Kila Ka'aihue, L (1, 3) OBP: 0.321, SLG: 0.391	C FF 87 T SI 86 B FF 86 B FF 83 S CH 81 2-3 K			B CU 72 B FF 84 F FF 85 B CH 79 C FF 85 X FC 81 3-2 F7	X FF 87 0-0 F8 2-3		B SI 88 X SI 93 1-0 F7		C FF 95 B FF 96 S FF 97 X FF 96 1-2 2 FC6-4 1-H 2B		C SL 80 X SI 95 0-1 E5 2 DI 2-3		6	0	1	1	0	1	6
21 Jeff Francoeur, R (1, 9) OBP: 0.345, SLG: 0.444	F SI 80 1 SAFE F CH 79 B FF 86 1 SAFE X CH 79 1-2 FC6-4 1-2f			X CH 78 0-0 2 2B 1B	F FC 82 1 SAFE B FF 86 B FF 87 X CH 79 2-1 G1-3		C FF 88 B SI 93 X FF 87 1-1 L4		I IN 81 I IN 83 I IN 85 I IN 86 4-0 2 FC6-4 IBB		B SI 95 B SL 79 F SL 82 F SL 83 B SI 96 F SL 82 T SL 84 3-2 K		5	1	1	0	1	1	7
2 Alcides Escobar, R (1, 6) OBP: 0.267, SLG: 0.250		C FF 83 C CU 70 F CU 72 X FC 79 0-2 G4-3	B FF 85 S CH 81 B FF 88 B FF 87 X FF 84 3-1 3 1B 1-H 2B		X SI 94 0-0 F9	B SI 90 C SI 90 X SL 82 1-1 3 G5-4-3 1B	F FF 96 X FF 95 0-1 FC6-4 1-2f 2-3		B SI 95 X SI 95 1-0 G5-3 1-2			6	1	2	1	0	0	4
3 Brayan Peña, S (1, 2) OBP: 0.385, SLG: 0.462		B CH 79 X FF 84 1-0 G6-3	C CH 79 X FF 84 0-1 17 1B 13 FC4 2-H 1B		C FF 95 B SL 82 B FF 93 F FF 94 X FF 94 3-2 17 FC4-6 1B		1 SAFE B SL 83 X SL 82 1-0 G5-4-3 1-2f	X FF 96 0-0 G4-3				B SI 93 B SI 93 C SI 94 F SI 93 B CH 86 X SI 94 3-2 G1-3	6	1	2	1	0	0	3
17 Chris Getz, L (1, 4) OBP: 0.381, SLG: 0.316		C FF 86 X CU 73 0-1 B1-3	B FF 86 B FC 83 C FF 86 X FF 85 2-1 13 FC4 2-3 1B		C FF 94 C FF 94 B SL 83 F CU 82 F FF 94 X FC 89 1-2 FC4-6 13 S 1-2f	B FF 90 B SL 82 B FF 90 B FF 89 4-0 13 E BB			C FF 96 C FF 95 X FF 96 0-2 G6-3			C SI 94 C SL 80 S SI 94 0-3 K	5	1	1	0	1	1	1
Inning Stats	R: 2 E: 0 K: 1 S: 16 H: 3 LOB: 1 BB: 0 P: 24	R: 0 E: 0 K: 0 S: 7 H: 0 LOB: 0 BB: 0 P: 8	R: 0 E: 1 K: 0 S: 5 H: 0 LOB: 1 BB: 1 P: 11	R: 3 E: 0 K: 0 S: 14 H: 4 LOB: 0 BB: 0 P: 24	R: 0 E: 0 K: 1 S: 10 H: 1 LOB: 2 BB: 1 P: 19	R: 0 E: 0 K: 0 S: 11 H: 1 LOB: 1 BB: 0 P: 17	R: 0 E: 1 K: 0 S: 13 H: 0 LOB: 2 BB: 1 P: 22	R: 1 E: 1 K: 0 S: 8 H: 1 LOB: 1 BB: 1 P: 17	R: 1 E: 0 K: 1 S: 14 H: 2 LOB: 2 BB: 1 P: 23	R: 0 E: 0 K: 0 S: 9 H: 0 LOB: 0 BB: 0 P: 11	R: 0 E: 1 K: 1 S: 12 H: 1 LOB: 2 BB: 0 P: 17	R: 0 E: 0 K: 1 S: 9 H: 0 LOB: 0 BB: 0 P: 15	1B: 9 2B: 4 3B: 0 HR: 0 SF: 0 SAC: 1 DP: 2 HBP: 0						

PITCHER	IP	WLS	BF	H	R	ER	SO	BB	IBB	HBP	BLK	WP	HR	S	P	ERA	WHIP
56 Mark Buehrle, L (1, 1) ERA: 7.36	5.0		24	8	5	5	2	1	1	0	0	0	0	52	86	9.00	1.800
41 Philip Humber, R (6, 1) ERA: 9.0	2.0		9	1	0	0	0	1	0	0	0	0	0	24	39	0.00	1.000
77 Will Ohman, L (8, 1) ERA: 18.0	1.0		5	1	1	0	0	1	0	0	0	0	0	8	17	0.00	2.000
37 Matt Thornton, L (9, 1) ERA: 3.38	2.0	B	9	2	1	1	1	0	1	0	0	0	0	23	34	4.50	1.000
49 Chris Sale, L (11, 1) ERA: 4.15	2.0	W	8	1	0	0	2	0	0	0	0	0	0	21	32	0.00	0.500

PITCHER	IP	WLS	BF	H	R	ER	SO	BB	IBB	HBP	BLK	WP	HR	S	P	ERA	WHIP

BOTTOM

Chicago White Sox @ Kansas City Royals

Kauffman Stadium, Kansas City, MO

Wed Apr 06 2011, 1:10 PM - 4:52 PM CDT

Att. 13,699 - Partly Cloudy - 69 F

livebaseballscorecards.com

AB	49
R	7
H	13
RBI	6
BB	5
SO	5
LOB	27

Kansas City Royals @ Detroit Tigers

Comerica Park, Detroit, MI

Fri Apr 08 2011, 3:09 PM - 6:07 PM EDT

Att. 44,799 - Cloudy - 43 F

TOP

livebaseballscorecards.com

Batter	1	2	3	4	5	6	7	8	9	AB	R	H	RBI	BB	SO	LOB
17 Chris Getz, L (1, 4) OBP: 0.462, SLG: 0.435	C FF 90 F FF 92 F FF 92 F FF 92 X CH 81 0-2 53 G4-6-3 1B		X FF 90 0-0 53 3B 2B		C FF 89 B SL 76 C SI 89 X SI 90 1-2 ① F8		B SI 91 C SI 92 B SI 93 B SI 92 B FF 92 4-1 53 1B BB		C FS 85 X FS 84 0-1 53 FC6-4 1B	4	1	3	0	1	0	0
53 Melky Cabrera, S (1, 8) OBP: 0.324, SLG: 0.472	S FF 90 B CH 79 S FF 92 B FF 91 X CH 80 2-2 ① ② G4-6-3 1-2f		B CH 80 X CH 80 1-0 2-H 3B		C FF 90 B FF 90 X CH 81 1-1 ② F7		F SI 93 B SI 92 1 SAFE 1 SAFE S FF 93 F SL 85 F FF 94 F SL 85 F FF 94 1-2 X SL 86 ② 4 1B 16 1B 1-2 1B		B FF 93 B FS 84 C SI 92 B FF 92 X SI 92 3-1 ② FC6-4 1-2f	5	1	2	1	0	0	2
4 Alex Gordon, L (1, 7) OBP: 0.444, SLG: 0.636	B FF 92 B FF 93 B SI 91 C SI 92 B FF 92 4-1 BB		X FF 93 0-0 ③ G4-3		F FF 92 X CH 81 0-1 1B		B SI 93 X SI 93 1-0 16 1B 1-2 1B		B SI 91 C SI 92 F SI 92 X FS 85 1-2 ③ G1-3	4	0	2	0	1	0	2
16 Billy Butler, R (1, 10) OBP: 0.500, SLG: 0.654	C FF 91 B SL 78 C SL 78 B FF 89 F FF 90 F SL 79 F FF 91 X SL 78 2-2 ③ P3			C SL 78 X SI 89 0-1 24 2B 1B	S FF 91 X FF 91 0-1 ③ F8		B SL 86 F SI 92 C SL 86 X SL 86 1-2 1-3 2-H 1B			4	0	2	1	0	0	2
30 Kila Ka'aihue, L (1, 3) OBP: 0.313, SLG: 0.370		B SI 90 C SI 91 F CH 80 B CH 78 X FF 91 2-2 ① P5		C SI 90 B SI 93 S FF 90 X FF 92 1-2 ① F7		C SL 89 C SL 78 B FF 88 B CH 80 X FF 89 2-2 1B	B SI 87 C SI 87 X SI 88 1-1 ③ G4-3			4	0	1	0	0	0	3
21 Jeff Francoeur, R (1, 9) OBP: 0.303, SLG: 0.387		B FF 92 F SL 80 B SI 92 S FF 92 S FF 94 2-3 ② K		X SL 77 0-0 ② P6		D SL 79 S SL 80 F FF 91 F FF 93 D CH 79 X SL 78 2-2 ① F8		L FF 92 B SI 90 B FF 92 F FF 92 B CH 82 S CH 82 3-3 ① K		4	0	0	0	0	2	2
24 Wilson Betemit, S (1, 5) OBP: 0.353, SLG: 0.357		C FF 90 B CH 82 F CH 81 B FF 94 C FF 93 2-3 ③ K		S SI 91 X CH 78 0-1 1-3 2B		F CH 79 B FF 92 B FF 92 B SI 92 F FF 92 T FF 91 3-2 ② K		F FF 92 B CH 83 B FF 92 X FF 92 2-1 ② F8		4	0	1	0	0	2	1
15 Matt Treanor, R (1, 2) OBP: 0.400, SLG: 0.400			B SI 89 B SI 91 C FF 91 F SI 91 X SL 79 2-2 ① F8	C SL 79 B SL 79 B FF 90 D SL 81 F FF 92 B FF 93 4-2 BB		S FF 89 F SL 78 F FF 93 B SL 76 X SL 76 1-2 ③ F7		C FF 91 X SL 89 0-1 ③ G6-3		3	0	0	0	1	0	1
2 Alcides Escobar, R (1, 6) OBP: 0.235, SLG: 0.219			C FF 89 B SL 80 B SI 91 F SI 90 F CH 80 X SL 80 2-2 ② G6-3	C SL 78 X FF 91 0-1 ③ G4-3			C FF 93 B SL 85 X SL 86 1-1 ① G1-3		C SI 92 F FF 91 T FF 93 0-2 ① K	4	0	0	0	0	1	3
Inning Stats	R: 0 E: 0 K: 0 S: 15 H: 1 LOB: 1 BB: 1 P: 23	R: 0 E: 0 K: 2 S: 9 H: 0 LOB: 0 BB: 0 P: 15	R: 1 E: 0 K: 0 S: 10 H: 2 LOB: 1 BB: 0 P: 15	R: 0 E: 0 K: 0 S: 12 H: 2 LOB: 3 BB: 1 P: 17	R: 0 E: 0 K: 0 S: 9 H: 1 LOB: 1 BB: 0 P: 11	R: 0 E: 0 K: 1 S: 14 H: 1 LOB: 1 BB: 0 P: 22	R: 1 E: 0 K: 0 S: 16 H: 3 LOB: 2 BB: 1 P: 25	R: 0 E: 0 K: 1 S: 7 H: 0 LOB: 0 BB: 0 P: 12	R: 0 E: 0 K: 1 S: 10 H: 1 LOB: 1 BB: 0 P: 14	1B: 8 2B: 2 3B: 1 HR: 0	SF: 0 SAC: 0 DP: 1 HBP: 0		WP: 0 PB: 0 SB: 0 CS: 0	PA: 39			

	AB	36
	R	2
	H	11
	RBI	2
	BB	3
	SO	5
	LOB	16

PITCHER		IP	WLS	BF	H	R	ER	SO	BB	IBB	HBP	BLK	WP	HR	S	P	ERA	WHIP
37 Max Scherzer, R ERA: 5.73	(1, 1)	6.0	W	26	7	1	1	3	2	0	0	0	0	0	69	103	1.50	1.500
60 Brayan Villarreal, R ERA: 4.15	(7, 1)	0.2		5	3	1	1	0	1	0	0	0	0	0	14	22	13.50	6.000
55 Daniel Schlereth, L ERA:	(7, 1)	0.1	H	1	0	0	0	0	0	0	0	0	0	0	2	3	0.00	0.000
53 Joaquín Benoit, R ERA:	(8, 1)	1.0	H	3	0	0	0	1	0	0	0	0	0	0	7	12	0.00	0.000
46 Jose Valverde, R ERA:	(9, 1)	1.0	S	4	1	0	0	1	0	0	0	0	0	0	10	14	0.00	1.000

PITCHER	IP	WLS	BF	H	R	ER	SO	BB	IBB	HBP	BLK	WP	HR	S	P	ERA	WHIP

BOTTOM

Kansas City Royals @ Detroit Tigers

Comerica Park, Detroit, MI

Fri Apr 08 2011, 3:09 PM - 6:07 PM EDT

Att. 44,799 - Cloudy - 43 F

livebaseballscorecards.com

Batter	1	2	3	4	5	6	7	8	9	AB	R	H	RBI	BB	SO	LOB
14 Austin Jackson, R (1, 8) OBP: 0.273, SLG: 0.333	C SI 89 F FC 86 B SI 89 T CU 74 1-2 K ①	B SI 89 X SI 88 1-0 G6-4-3 ①② 1-2f		C CU 75 B SI 90 S CH 86 X CU 76 1-2 G3 ②		B CH 85 B SI 89 X SI 89 2-0 30 1B 28 S 1B		B SI 88 B CH 88 X CH 88 2-0 G5-3 ③		5	0	1	0	0	1	1
28 Will Rhymes, L (1, 4) OBP: 0.280, SLG: 0.182	B SI 88 C CH 82 X CH 81 1-1 24 BB 30 WP 41 2B 1B	B SI 90 C SI 90 X CH 82 1-1 F9 ③		B SI 88 C SI 89 F CH 83 B SI 90 X CU 76 2-2 24 1B 30 BB 1B		1 SAFE 1 SAFE B SI 89 C SI 89 B CH 86 F CH 86 X SI 91 2-2 F7 ② 1-2				4	1	2	0	0	0	1
30 Magglio Ordonez, R (1, 9) OBP: 0.316, SLG: 0.235 57 Casper Wells, R (6, PR) (7, 9)	C CH 84 B FF 87 B SI 90 D FC 86 C CH 83 F CH 86 F SI 92 B SI 91 4-2 24 BB 41 2B 1-2 BB	B CU 75 C CH 82 C SI 89 F SI 91 B CU 76 C CU 76 2-3 K ①	1 SAFE B FC 84 B SI 89 B CH 86 B SI 89 4-0 24 1B 1-2 BB		X SI 91 0-0 2-3 1B					2	1	1	0	2	1	0
24 Miguel Cabrera, R (1, 3) OBP: 0.516, SLG: 0.826	F SI 90 B SI 90 D FF 87 B SI 90 B FC 87 4-1 41 2B 1-2 2-3 BB	F SI 89 H SI 90 1-1 26 BB 41 WP 27 SF7 HBP	F SI 92 T SI 92 X SI 91 0-2 1-2 2-3 1B		X SI 91 0-0 F7 ③					2	2	1	0	1	0	2
41 Victor Martinez, S (1, 10) OBP: 0.300, SLG: 0.552	B SI 89 B SI 90 T SI 91 F SI 89 X SI 90 2-2 26 WP 27 2B 1-H 2-H 3-H 2B	B CU 76 C SI 90 B CH 83 B SI 89 F CH 83 B SI 90 4-2 26 BB 13 1B 1-2 BB	B SI 90 B SI 91 X SI 91 2-0 F8 ③			B SI 89 X SI 90 1-0 F7 ①				3	1	1	3	1	0	3
26 Brennan Boesch, L (1, 7) OBP: 0.375, SLG: 0.591 32 Don Kelly, L (8, 7) OBP: 0.300, SLG: 0.444	S CU 77 S CH 83 B SI 90 B CU 77 F CU 78 F SI 90 X CH 82 2-2 L9 ② 2-3	B SI 90 B SI 91 B SI 90 C SI 89 B CH 83 4-1 13 1B 1-2 2-3 BB			B SI 91 F CH 86 F CH 87 X FF 91 1-2 G3-1 ①		F SI 91 B KC 78 S CH 85 F SI 92 F CH 88 X CH 86 1-2 G3-1 ②			3 0	0 0	0 0	0 0	1 0	0 0	1 0
27 Jhonny Peralta, R (1, 6) OBP: 0.333, SLG: 0.429	B SI 91 S CH 86 B CU 76 X SI 91 2-1 3-H 2B	B FF 92 C CH 87 X CH 86 1-1 SF7 ② 3-H			C CH 87 F SI 92 F SL 92 F CH 87 F CH 87 B KC 81 B SI 88 F CH 87 F SI 90 3-2 13 CS 1B		C KC 82 X SI 92 0-1 G5-3 ③			3	0	2	2	0	0	0
13 Alex Avila, L (1, 2) OBP: 0.375, SLG: 0.619	C CH 83 F CH 84 B SI 90 X CU 77 1-2 F7 ③	F CH 83 C SI 90 D CU 77 B CH 79 X SI 89 2-2 1-2 2-H 1B ③		B SI 89 S SI 89 X CH 87 1-1 F8 ②③ 1-2				X CH 86 0-0 G6-3 ①		4	0	1	0	0	0	2
15 Brandon Inge, R (1, 5) OBP: 0.304, SLG: 0.435		F FF 88 B FC 85 B CH 80 X CH 86 2-1 14 G6-4-3 1B		C SI 88 C SI 89 S CU 75 0-3 K ①		X CH 84 0-0 F7 ①		B SI 88 C SL 76 X SL 76 1-1 F8 ②		4	0	1	0	0	1	0
Inning Stats	R: 4 H: 3 E: 0 LOB: 1 K: 1 BB: 2 S: 23 P: 40	R: 0 H: 1 E: 0 LOB: 0 K: 0 BB: 0 S: 5 P: 9	R: 1 H: 1 E: 0 LOB: 2 K: 1 BB: 2 S: 13 P: 27	R: 0 H: 2 E: 0 LOB: 3 K: 1 BB: 1 S: 13 P: 22	R: 0 H: 1 E: 0 LOB: 0 K: 0 BB: 0 S: 13 P: 18	R: 0 H: 2 E: 0 LOB: 2 K: 0 BB: 0 S: 7 P: 11	R: 0 H: 0 E: 0 LOB: 0 K: 0 BB: 0 S: 8 P: 10	R: 0 H: 0 E: 0 LOB: 0 K: 0 BB: 0 S: 4 P: 7		1B: 8 SF: 1 2B: 2 SAC: 0 3B: 0 DP: 1 HR: 0 HBP: 1				WP: 3 PA: 37 PB: 0 SB: 1 CS: 1		

	AB	30
	R	5
	H	10
	RBI	5
	BB	5
	SO	3
	LOB	10

PITCHER		IP	WLS	BF	H	R	ER	SO	BB	IBB	HBP	BLK	WP	HR	S	P	ERA	WHIP
34 Kyle Davies, R ERA: 9.0	(1, 1)	3.2	L	21	6	5	5	3	5	0	1	0	3	0	50	92	12.27	3.000
47 Nate Adcock, R ERA:	(4, 1)	3.1		13	4	0	0	0	0	0	0	0	0	0	32	45	0.00	1.200
50 Kanekoa Texeira, R ERA:	(8, 1)	1.0		3	0	0	0	0	0	0	0	0	0	0	4	7	0.00	0.000

PITCHER	IP	WLS	BF	H	R	ER	SO	BB	IBB	HBP	BLK	WP	HR	S	P	ERA	WHIP

Batter	1	2	3	4	5	6	7	8	9	AB	R	H	RBI	BB	SO	LOB
17 Chris Getz, L (1, 4) OBP: 0.433, SLG: 0.385	B FF 90 B SI 89 B SI 88 C SI 88 B FF 89 4-1 53 G6-4-3 BB	C FF 90 X SI 88 0-1 ③ G4-3			C SL 77 B SL 78 S FF 90 S SL 79 1-3 ③ K			B SI 89 X SI 88 1-0 ② G6-3		3	0	0	0	1	1	2
53 Melky Cabrera, S (1, 8) OBP: 0.293, SLG: 0.425	C FF 89 1 SAFE X SI 88 0-1 ① ② G6-4-3 1-2f	C FF 88 F FF 89 S SL 78 0-3 ① K		X FF 88 0-0 ① F7			C SI 87 S SI 90 S SL 78 0-3 ③ K			4	0	0	0	0	2	1
4 Alex Gordon, L (1, 7) OBP: 0.425, SLG: 0.595	C FF 91 S SL 81 B FF 91 F SI 90 F FF 92 S SL 79 1-3 ③ K	B SL 79 X SI 89 1-0 ② F8		C SI 89 B SI 87 F SI 88 B SL 79 F FF 89 F SL 79 B SL 80 X SL 79 3-2 ② F9				B SI 86 X SI 86 1-0 16 2B 21 SF7 1B		4	1	1	0	0	1	0
16 Billy Butler, R (1, 10) OBP: 0.528, SLG: 0.690		B FF 89 B C FF 90 B FF 89 3-1 21 1B 24 1B BB	X FF 89 0-0 ③ F8			C FF 90 F CH 80 X SL 78 0-2 30 CS 1B			P PO 83 1 SAFE C SL 77 1 SAFE C SL 76 F SI 88 X SI 87 1-2 1-3 2B	3	1	2	0	1	0	0
30 Kila Ka'aihue, L (1, 3) OBP: 0.306, SLG: 0.333		C FF 89 C SL 77 S SL 76 0-3 ① K	C SL 77 C SL 74 T SL 76 0-2 ① K		S SL 78 B CH 89 1-1 ③ CS 1-2	C SI 88 B SL 79 C SL 77 S SL 79 1-3 ① K		B CU 76 B CU 75 D CU 76 B CU 74 4-0 24 G5-4-3 BB		3	0	0	0	1	3	1
21 Jeff Francoeur, R (1, 9) OBP: 0.297, SLG: 0.382		B SI 89 C CH 79 X FF 89 1-1 24 1B 2 FC6-4 1-2 1B	B CH 79 F CH 78 B SI 90 X FF 89 2-1 ② G1-3			F FF 89 F SI 90 S SL 78 0-3 ② K2-3		C SI 90 X CU 76 0-1 ① SF7 3-H		3	1	1	1	0	1	0
24 Wilson Betemit, S (1, 5) OBP: 0.381, SLG: 0.353		F FF 90 B SL 77 F SI 89 B SL 77 F FF 90 X SL 76 2-2 2 FC6-4 1-3 2-H 1B	B CH 78 X SI 88 1-0 ③ G5-3			B CH 82 C FF 89 B FF 89 B SI 88 B SI 88 4-1 BB		S SI 89 X SI 89 0-1 ② ③ G5-4-3 1-2f		3	0	1	1	1	0	2
3 Brayan Peña, S (1, 2) OBP: 0.375, SLG: 0.400		D SL 78 S SL 76 F SL 76 D SL 78 D CH 79 B FF 92 4-2 2 FC6-4 BB			X SI 88 0-0 ① L8		1 SAFE 1 SAFE C SI 87 X SI 87 0-1 ③ G4-3			2	0	0	0	1	0	1
2 Alcides Escobar, R (1, 6) OBP: 0.216, SLG: 0.200		B FF 90 X SI 89 1-0 ② FC6-4 1-2f 2-3 3-H			L CH 86 B SL 76 B CH 76 F SI 88 B FF 90 X SI 90 3-2 ② G5-3			B SL 75 B SL 76 C SI 86 F SI 89 X SI 89 2-2 ① L4		3	0	0	1	0	0	2
Inning Stats	R: 0 E: 0 K: 1 S: 8 H: 0 LOB: 0 BB: 1 P: 13	R: 2 E: 0 K: 1 S: 15 H: 2 LOB: 2 BB: 2 P: 26	R: 0 E: 0 K: 1 S: 5 H: 0 LOB: 0 BB: 0 P: 6	R: 0 E: 0 K: 1 S: 6 H: 0 LOB: 0 BB: 0 P: 9	R: 0 E: 0 K: 1 S: 7 H: 0 LOB: 0 BB: 0 P: 11	R: 0 E: 0 K: 0 S: 10 H: 1 LOB: 0 BB: 0 P: 14	R: 0 E: 0 K: 2 S: 9 H: 0 LOB: 1 BB: 1 P: 14	R: 0 E: 0 K: 1 S: 7 H: 0 LOB: 0 BB: 0 P: 10	R: 1 E: 0 K: 0 S: 10 H: 2 LOB: 1 BB: 1 P: 15	1B: 4 2B: 1 3B: 0 HR: 0 SF: 1 SAC: 0 DP: 2 HBP: 0						WP: 0 PB: 0 SB: 0 CS: 1 PA: 35

PITCHER		IP	WLS	BF	H	R	ER	SO	BB	IBB	HBP	BLK	WP	HR	S	P	ERA	WHIP
40 Phil Coke, L ERA: 4.0	(1, 1)	6.2	L	25	3	2	2	7	4	0	0	0	0	0	58	91	2.70	1.050
38 Robbie Weinhardt, R ERA: 6.75	(7, 1)	1.1		6	2	1	1	1	0	0	0	0	0	0	15	19	6.75	1.500
36 Brad Thomas, L ERA: 16.2	(9, 1)	1.0		3	0	0	0	0	1	0	0	0	0	0	4	8	0.00	1.000

PITCHER	IP	WLS	BF	H	R	ER	SO	BB	IBB	HBP	BLK	WP	HR	S	P	ERA	WHIP

TOP

Kansas City Royals @ Detroit Tigers

Comerica Park, Detroit, MI

Sat Apr 09 2011, 4:11 PM - 6:39 PM EDT

Att. 33,810 - Cloudy - 46 F

livebaseballscorecards.com

AB	28
R	3
H	5
RBI	3
BB	5
SO	8
LOB	9

Batter	1	2	3	4	5	6	7	8	9	AB	R	H	RBI	BB	SO	LOB
14 Austin Jackson, R (1, 8) OBP: 0.243, SLG: 0.294	B CH 80 F SI 82 B SL 82 C CH 74 F FF 85 B SI 83 C SI 83 3-3 ① K		B SL 82 1 SAFE 1 SAFE 1 SAFE 1 SAFE X SL 82 1-0 ② F9			X SL 82 0-0 ② G1-3		C FF 89 F FF 90 S CH 78 0-3 ② K		4	0	0	0	0	2	3
28 Will Rhymes, L (1, 4) OBP: 0.310, SLG: 0.200	C SI 83 B SI 84 B CH 75 C CH 76 X SI 86 2-2 ② G4-3		C SL 81 X SI 84 0-1 ③ G6-3			C SI 83 B SL 82 B SL 82 X FF 85 2-1 30 2B 1B		B FF 91 B FF 90 F FF 89 B FF 90 F FF 89 B FF 90 4-2 1-2 2-3 BB		3	0	1	0	1	0	1
30 Magglio Ordonez, R (1, 10) OBP: 0.304, SLG: 0.286	C CU 72 X SI 85 0-1 ③ G5-3			C CU 71 F SL 82 B FF 87 X SI 84 1-2 ① F9		X SL 83 0-0 ③ 1-H 2B		X CH 88 0-0 ③ P4		4	0	1	0	0	0	3
24 Miguel Cabrera, R (1, 3) OBP: 0.457, SLG: 0.704		B CU 71 C CH 73 C SI 82 B SI 84 B FF 85 C SI 83 3-3 ① K		B CU 72 B CH 76 X CH 75 2-0 ② F7			B SL 84 X SL 84 1-0 ① G5-3		C FC 85 B SL 78 F FF 86 S CU 67 1-3 ① K	4	0	0	0	0	2	0
41 Victor Martinez, S (1, 2) OBP: 0.294, SLG: 0.500		B SI 82 B CH 75 B CH 74 B SI 84 4-0 BB		C CU 74 F SI 85 C CU 74 0-3 ③ K			B SI 94 X FF 94 1-0 ② F8		X FC 84 0-0 ② F7	3	0	0	0	1	1	0
25 Ryan Raburn, R (1, 7) OBP: 0.300, SLG: 0.526		C SI 84 F SL 81 B FF 86 T CU 77 1-2 ② K			X SI 81 0-0 ① B2-3		B SI 94 X SI 94 1-0 ③ G4-3		B FC 85 C FC 86 B FC 89 F FC 85 B FF 92 X FF 92 3-2 HR	4	1	1	1	0	1	1
27 Jhonny Peralta, R (1, 6) OBP: 0.321, SLG: 0.400		X SL 81 0-0 ③ F7			C CH 79 B CH 75 S CH 75 F FF 87 S FF 87 1-3 ② K			C SL 84 B SI 94 F FF 93 F SL 83 B FF 94 B SI 92 F SI 93 X SI 93 3-2 28 BB 26 BB 1B	B SL 80 X FC 86 1-0 ③ F8	4	0	1	0	0	1	1
15 Brandon Inge, R (1, 5) OBP: 0.269, SLG: 0.385			S SI 82 B SL 82 S CH 74 F SI 86 B FF 86 F CH 76 F FF 85 F CU 75 F SI 84 2-2 ① F CH 76 T FF 86 K		C CU 73 B CH 76 B CH 76 C CH 75 F FF 87 B FF 86 T CH 75 3-2 ③ K			C SI 93 F SI 93 B SL 85 C SL 84 1-3 ① K		3	0	0	0	0	3	1
57 Casper Wells, R (1, 9) OBP: 0.333, SLG: 0.333 26 Brennan Boesch, L (8, PH) (9, 9) OBP: 0.400, SLG: 0.591			B CH 75 B CH 75 X SI 82 2-0 1B			B SI 81 F SI 82 B SI 83 C CH 74 F SI 85 X SI 83 2-2 ① P3		C CU 70 B FF 90 B CH 81 B CH 79 F FF 90 F FF 89 B FF 90 4-2 1-2 28 BB BB		2 0	0 0	1 0	0 0	0 1	0 0	0 0
Inning Stats	R: 0 E: 0 K: 1 S: 9 H: 0 LOB: 0 BB: 0 P: 14	R: 0 E: 0 K: 2 S: 7 H: 0 LOB: 1 BB: 1 P: 15	R: 0 E: 0 K: 1 S: 13 H: 1 LOB: 1 BB: 0 P: 18	R: 0 E: 0 K: 1 S: 7 H: 0 LOB: 0 BB: 0 P: 10	R: 0 E: 0 K: 2 S: 9 H: 0 LOB: 0 BB: 0 P: 13	R: 0 E: 0 K: 0 S: 8 H: 2 LOB: 2 BB: 0 P: 12	R: 0 E: 0 K: 0 S: 3 H: 0 LOB: 0 BB: 0 P: 6	R: 0 E: 0 K: 2 S: 17 H: 1 LOB: 3 BB: 2 P: 29	R: 1 E: 0 K: 1 S: 8 H: 1 LOB: 0 BB: 0 P: 13	1B: 3 2B: 1 3B: 0 HR: 1 SF: 0 SAC: 0 DP: 0 HBP: 0						

PITCHER	IP	WLS	BF	H	R	ER	SO	BB	IBB	HBP	BLK	WP	HR	S	P	ERA	WHIP
52 Bruce Chen, L (1, 1) ERA: 4.09	6.0	W	21	3	0	0	7	1	0	0	0	0	0	53	82	0.00	0.667
43 Aaron Crow, R (7, 1) ERA:	1.1	H	5	1	0	0	1	0	0	0	0	0	0	11	18	0.00	0.750
55 Tim Collins, L (8, 1) ERA:	0.1	H	3	0	0	0	1	2	0	0	0	0	0	8	16	0.00	6.000
51 Robinson Tejeda, R (8, 1) ERA: 4.15	0.1	H	1	0	0	0	0	0	0	0	0	0	0	1	1	0.00	0.000
48 Joakim Soria, R (9, 1) ERA: 7.5	1.0	S	4	1	1	1	1	0	0	0	0	0	1	8	13	9.00	1.000

PITCHER	IP	WLS	BF	H	R	ER	SO	BB	IBB	HBP	BLK	WP	HR	S	P	ERA	WHIP

BOTTOM

Kansas City Royals @ Detroit Tigers

Comerica Park, Detroit, MI

Sat Apr 09 2011, 4:11 PM - 6:39 PM EDT

Att. 33,810 - Cloudy - 46 F

livebaseballscorecards.com

AB	31
R	1
H	5
RBI	1
BB	3
SO	10
LOB	10

Kansas City Royals @ Detroit Tigers

Comerica Park, Detroit, MI

Sun Apr 10 2011, 1:07 PM - 4:09 PM EDT

Att. 28,984 - Sunny - 64 F

TOP

livebaseballscorecards.com

Batter	1	2	3	4	5	6	7	8	9	AB	R	H	RBI	BB	SO	LOB
17 Chris Getz, L (1, 4) OBP: 0.417, SLG: 0.379	B SI 90 C SI 88 B FF 90 X SI 90 2-1 4 E 1B		B FF 88 B FF 89 B FF 89 B FF 88 4-0 53 2B 53 E BB	B FF 90 X CH 79 1-0 ② SF8 3-H	C FF 88 D SL 82 X SL 79 1-1 ③ FC6 1-2f		1 SAFE 1 SAFE C SI 88 X CU 77 0-1 ③ F8		F CH 85 C CU 74 X CU 74 0-2 ② SF9 2-3 3-H	3	1	1	2	1	0	3
53 Melky Cabrera, S (1, 8) OBP: 0.298, SLG: 0.435	B FF 89 F SI 90 X CH 81 1-1 ① F9		F CH 80 B FF 90 X FF 90 1-1 E7 4 G4-3 1-H 2B	1 SAFE X FF 87 0-0 1-2 1B		B FF 91 F SI 93 B SL 88 X SL 87 2-1 ① F9		B SI 87 C SI 89 C CU 77 F CU 78 X CU 78 1-2 ① F7	S CH 82 B SI 88 B CH 81 X CH 82 2-1 ③ F7	6	1	2	0	0	0	2
4 Alex Gordon, L (1, 7) OBP: 0.400, SLG: 0.548	F FF 90 1 SAFE F CH 82 C FF 91 0-3 ② K 1-3		C CH 81 F CH 78 B FF 89 X SL 80 1-2 ① G4-3 3-H	D CH 80 X CH 78 1-0 ③ L4		B FF 93 X SL 88 1-0 ② G3-1		L CU 78 X SI 89 0-1 16 E 30 SF9 1B		5	1	1	1	0	1	3
16 Billy Butler, R (1, 3) OBP: 0.512, SLG: 0.667	X FF 91 0-0 ③ G5-3		C FF 88 B SL 83 C SL 81 F FF 90 X SI 89 1-2 2B		C SL 80 X SI 87 0-1 ① F8	C FF 93 X FF 94 0-1 ③ L9		1 SAFE I IN 58 I IN 58 I IN 58 I IN 56 4-0 30 SF9 30 WP 1-3 IBB		4	0	1	0	1	0	1
30 Kila Ka'aihue, L (1, 10) OBP: 0.293, SLG: 0.324		C FF 89 F CH 80 X FF 91 0-2 ① L9	B CH 79 C SI 89 S SI 89 C FF 90 1-3 ② K		C SI 88 B SL 79 B CH 78 B SI 87 X FF 88 3-1 21 3B 1B		B FF 92 C CU 79 B CH 87 S SL 89 F FF 93 S SL 88 2-3 ① K	C CU 77 B CU 79 F CU 78 X CU 79 1-2 ② SF9 1-3 3-H		4	1	1	1	0	2	1
21 Jeff Francoeur, R (1, 9) OBP: 0.310, SLG: 0.436		C FF 90 X SI 90 0-1 ② G5-3	C SL 81 B SL 81 X FF 90 1-1 ③ G4-3		S SI 87 F FF 88 F FF 89 D SL 80 B SL 82 1 SAFE F SI 87 X FF 89 2-2 15 E 1-H 3B		B CU 78 B SL 88 C FF 93 X FF 92 2-1 24 2B 1B	B SI 89 B SI 91 C SI 90 X CU 77 2-1 ③ F7		5	2	2	1	0	0	2
24 Wilson Betemit, S (1, 5) OBP: 0.500, SLG: 0.571		B SI 89 X SI 90 1-0 15 BB 1B		B SI 87 B CH 77 F SI 87 B FF 87 X SI 87 3-1 15 1B 15 S 17 SF8 1B	B FF 89 B FF 88 D SI 88 C SI 88 S CH 75 B FF 89 4-2 15 E BB		B CH 88 B CH 86 S SL 88 X SL 88 2-1 2 1B 1-H 2B		C FF 87 X SL 78 0-1 15 FC3-5 2B	4	2	4	1	1	0	0
15 Matt Treanor, R (1, 2) OBP: 0.400, SLG: 0.368		1 SAFE B FF 89 B SI 89 F FF 90 D SI 90 F FF 89 B FF 90 4-2 1-2 BB		C SI 88 B SL 81 B SI 87 B FF 89 X FF 88 3-1 2 FC2-6 1-3 1B	F FF 88 F SI 87 D SI 88 X SL 80 1-2 E5 17 FC6 1-2 3-H		S SL 87 F SL 86 D SL 87 X FF 92 1-2 ② L6		B SI 87 C SI 86 B SL 78 F SI 88 F SI 86 X FF 89 2-2 ① FC3-5 2 2B 17 SF9 2-3	4	1	1	1	1	0	3
2 Alcides Escobar, R (1, 6) OBP: 0.238, SLG: 0.250		C SL 81 S SI 90 X SL 82 0-2 ③ L6		C FF 89 F FF 88 X SL 81 0-2 ① FC2-6 53 1B 1-2f	S SL 79 X SL 81 0-1 ② L8		B FF 91 B SL 86 X FF 93 2-0 2-H 1B		X FF 87 0-0 17 SF9 1-3 2B	5	0	2	1	0	0	6
Inning Stats	R: 0 E: 1 K: 1 S: 8 H: 1 LOB: 1 BB: 0 P: 11	R: 0 E: 0 K: 0 S: 11 H: 1 LOB: 2 BB: 1 P: 16	R: 2 E: 1 K: 1 S: 14 H: 2 LOB: 1 BB: 1 P: 23	R: 1 E: 0 K: 0 S: 10 H: 3 LOB: 2 BB: 0 P: 18	R: 2 E: 1 K: 0 S: 18 H: 2 LOB: 2 BB: 1 P: 29	R: 0 E: 0 K: 0 S: 5 H: 0 LOB: 0 BB: 0 P: 8	R: 2 E: 0 K: 1 S: 14 H: 3 LOB: 1 BB: 0 P: 23	R: 1 E: 1 K: 0 S: 11 H: 1 LOB: 1 BB: 1 P: 19	R: 1 E: 0 K: 0 S: 12 H: 2 LOB: 1 BB: 0 P: 16	1B: 9 2B: 5 3B: 1 HR: 0 SF: 3 SAC: 0 DP: 0 HBP: 0	WP: 1 PB: 0 SB: 1 CS: 0 PA: 47					

PITCHER		IP	WLS	BF	H	R	ER	SO	BB	IBB	HBP	BLK	WP	HR	S	P	ERA	WHIP
21 Rick Porcello, R ERA: 9.0	(1, 1)	5.0	L	28	9	5	5	2	3	0	0	0	0	0	61	97	9.00	2.400
21 Enrique Gonzalez, R ERA: 16.88	(6, 1)	1.2		8	3	2	2	1	0	0	0	0	0	0	17	29	10.80	1.800
55 Daniel Schlereth, L ERA: 2.25	(7, 1)	1.1		6	1	1	1	0	0	1	0	0	1	0	13	21	6.75	0.750
38 Robbie Weinhardt, R ERA: 10.8	(9, 1)	0.1		3	2	1	1	0	0	0	0	0	0	0	7	9	27.00	6.000
36 Brad Thomas, L ERA: 11.57	(9, 1)	0.2		2	0	0	0	0	0	0	0	0	0	0	5	7	0.00	0.000

PITCHER	IP	WLS	BF	H	R	ER	SO	BB	IBB	HBP	BLK	WP	HR	S	P	ERA	WHIP

AB	40
R	9
H	15
RBI	8
BB	4
SO	3
LOB	21

BOTTOM

Kansas City Royals @ Detroit Tigers

Comerica Park, Detroit, MI

Sun Apr 10 2011, 1:07 PM - 4:09 PM EDT

Att. 28,984 - Sunny - 64 F

Batter	1	2	3	4	5	6	7	8	9	AB	R	H	RBI	BB	SO	LOB
14 Austin Jackson, R (1, 8) OBP: 0.244, SLG: 0.289	B FF 90 F FF 90 B FC 86 F SL 87 B SI 92 F SI 92 X FC 87 3-2 ① L8		B KC 74 S CH 80 B FF 91 B KC 81 S FC 87 X FC 88 3-2 ③ G4-3			C KC 73 B FF 90 F SL 87 S FF 91 1-3 ② K		X CH 73 0-0 28 G4-6-3 1-2 1B		4	0	1	0	0	1	0
28 Will Rhymes, L (1, 4) OBP: 0.303, SLG: 0.207	C SI 89 F FF 91 F KC 77 B FF 92 X SL 82 1-2 ② L6			C CH 79 X SI 90 0-1 26 FC6-4 1B		B FF 91 C FF 91 C KC 76 F FF 93 X KC 78 1-2 ③ G4-3		C SI 86 F SI 87 B FF 90 B FF 90 F FF 89 F CH 80 F SI 86 F FF 90 X FF 91 2-2 ①② G4-6-3 1-2f 2-3		4	0	1	0	0	0	2
26 Brennan Boesch, L (1, 9) OBP: 0.345, SLG: 0.500	B KC 75 X SI 90 1-0 ③ F7			C FF 88 1 SAFE X FF 89 0-1 ① FC6-4 24 G6-4-3 1-2f			F FF 87 F KC 73 F SI 92 S KC 77 0-3 K 24 HR	B CH 80 B FF 90 F SI 89 F SI 91 X FF 92 2-2 ③ F9		4	1	0	0	0	1	2
24 Miguel Cabrera, R (1, 3) OBP: 0.462, SLG: 0.774		B SI 87 B CH 86 C SL 87 X SI 90 2-1 ① G5-3		1 SAFE F SL 86 B KC 79 B FF 88 1 SAFE F SL 86 X SL 82 2-2 ②③ G6-4-3 1-2f			B FC 86 X KC 78 1-0 1-H HR		C CH 88 X CH 88 0-1 41 1B 25 SF8 1B	4	2	2	2	0	0	1
41 Victor Martinez, S (1, 10) OBP: 0.289, SLG: 0.472		F FF 88 B CH 78 C CH 79 F FF 92 F SL 83 F FF 91 X KC 75 1-2 ② F7			B KC 70 C SI 88 C CH 75 B CH 81 X KC 75 2-2 ① F7		X FC 90 0-0 ① F7		B SI 89 X CH 88 1-0 13 FC3-6 1-3 27 1B 1B	4	0	1	0	0	0	0
25 Ryan Raburn, R (1, 7) OBP: 0.250, SLG: 0.455		C SL 86 F KC 81 B FF 92 B FC 88 F KC 81 B CH 81 S SL 82 3-3 ③ K			B SL 86 B SL 86 F FF 90 X CH 79 2-1 ② G5-3		B SL 86 B FF 91 C FC 88 S CH 79 B FF 91 S KC 81 3-3 ② K		C SI 89 D SL 80 C SI 89 D SL 80 F SI 89 B SI 89 X CH 90 3-2 ① SF8 3-H	3	0	0	1	0	2	0
27 Jhonny Peralta, R (1, 6) OBP: 0.375, SLG: 0.586			S SL 86 B SL 85 X KC 80 1-1 HR		B FC 87 C KC 80 F SI 91 F KC 76 X CH 81 1-2 ③ F8		X FC 88 0-0 2B		C CH 88 X CH 84 0-1 13 FC3-6 1-2 1B	4	1	3	1	0	0	0
13 Alex Avila, L (1, 2) OBP: 0.357, SLG: 0.680			F FF 90 C CH 79 B FF 91 B SL 82 S KC 75 2-3 ① K			C KC 78 X CH 79 0-1 HR	C KC 74 F SI 90 S KC 77 0-3 ③ K		C FC 86 B FF 91 S FF 86 X CU 70 1-2 ② FC3-6 15 FC6-4 1-2f 2-3	4	1	1	1	0	2	3
15 Brandon Inge, R (1, 5) OBP: 0.267, SLG: 0.367			X FF 89 0-0 ② L9			X SL 84 0-0 ① G6-3		B CH 86 B CH 74 C CH 85 B CH 87 X SI 87 3-1 28 G4-6-3 14 1B 1B	F FC 85 X FF 89 0-1 ③ FC6-4 1-2f	4	0	1	0	0	0	2
Inning Stats	R: 0 E: 0 K: 0 S: 9 H: 0 LOB: 0 BB: 0 P: 14	R: 0 E: 0 K: 1 S: 12 H: 0 LOB: 0 BB: 0 P: 18	R: 1 E: 0 K: 1 S: 9 H: 1 LOB: 0 BB: 0 P: 15	R: 0 E: 0 K: 0 S: 7 H: 1 LOB: 0 BB: 0 P: 9	R: 0 E: 0 K: 0 S: 9 H: 0 LOB: 0 BB: 0 P: 14	R: 1 E: 0 K: 1 S: 10 H: 1 LOB: 0 BB: 0 P: 12	R: 2 E: 1 K: 3 S: 13 H: 2 LOB: 1 BB: 0 P: 17	R: 0 E: 0 K: 0 S: 13 H: 2 LOB: 1 BB: 0 P: 20	R: 1 E: 0 K: 0 S: 14 H: 3 LOB: 2 BB: 0 P: 19	1B: 6 2B: 1 3B: 0 HR: 3 SF: 1 SAC: 0 DP: 2 HBP: 0						

livebaseballscorecards.com

AB	35
R	5
H	10
RBI	5
BB	0
SO	6
LOB	10

PITCHER		IP	WLS	BF	H	R	ER	SO	BB	IBB	HBP	BLK	WP	HR	S	P	ERA	WHIP
44 Luke Hochevar, R ERA: 5.3	(1, 1)	7.0	W	26	5	4	3	6	0	0	0	0	0	3	69	99	3.86	0.714
51 Robinson Tejeda, R ERA: 3.38	(8, 1)	1.0		4	2	0	0	0	0	0	0	0	0	0	13	20	0.00	2.000
50 Kanekoa Texeira, R ERA: 2.45	(9, 1)	0.1		4	3	1	1	0	0	0	0	0	0	0	9	13	27.00	9.000
48 Joakim Soria, R ERA: 6.75	(9, 1)	0.2	S	2	0	0	0	0	0	0	0	0	0	0	5	6	0.00	0.000

PITCHER	IP	WLS	BF	H	R	ER	SO	BB	IBB	HBP	BLK	WP	HR	S	P	ERA	WHIP

Batter	1	2	3	4	5	6	7	8	9	10	AB	R	H	RBI	BB	SO	LOB
17 Chris Getz, L (1, 4) OBP: 0.400, SLG: 0.364	C SI 89 B CU 72 B SI 91 F SI 91 X SI 92 2-2 53 FC6-4 1B		B CU 72 B SL 79 B CH 86 C SI 88 C SI 90 X SI 90 3-2 ② F7		B SL 80 C FF 88 S SL 81 X SL 82 1-2 ① G1-3		X SI 89 0-0 SH 53 1B 1-3		B FF 92 C FF 92 C FF 93 B FF 93 X SL 88 2-2 ② G4-3		4	0	1	0	0	0	0
53 Melky Cabrera, S (1, 8) OBP: 0.288, SLG: 0.412	C SI 90 B CH 84 F SI 91 B FF 93 F SI 91 1 SAFE F SI 92 X SL 84 2-2 ① FC6-4 16 FC6-4 1-2f		C CU 72 C SL 83 B SI 90 B CH 85 X CH 84 2-2 ③ F9		C SI 89 B SI 90 X CU 72 1-1 ② G5-3		B SI 90 F SI 90 C SI 92 D CH 85 X SL 82 2-2 2-3 3-H 1B		B FF 91 B CH 87 B FF 92 C FF 92 F SL 89 S SL 87 3-3 ③ K		5	0	1	1	0	1	1
4 Alex Gordon, L (1, 7) OBP: 0.380, SLG: 0.511	C SI 92 S SI 91 B SI 92 S SL 83 1-3 ② K			X SI 90 0-0 ① F8	B CU 72 C SL 81 X CU 71 1-1 1B		B FF 89 F FF 88 S FF 91 S FF 91 1-3 ① K			C FF 89 X SI 89 0-1 ① L1	5	0	1	0	0	2	3
16 Billy Butler, R (1, 3) OBP: 0.478, SLG: 0.595	B CU 72 B SI 91 F CH 84 X SI 92 2-1 ③ FC6-4 1-2f			B SI 89 C SI 91 T SL 83 B CU 74 B SI 91 B CH 83 4-2 21 2B 24 1B BB	B SI 90 X SI 90 1-0 ③ F8		F FF 93 F SI 92 X FF 94 0-2 ② P4			F SI 89 F SI 91 B CH 82 B CH 82 X CH 83 2-2 ② F8	4	1	0	0	1	0	4
21 Jeff Francoeur, R (1, 9) OBP: 0.298, SLG: 0.432		C SI 89 S SI 91 B CH 84 X CH 85 1-2 ① L6		X SI 91 0-0 24 1B 13 SF8 1-3 2B		C CU 72 X CH 84 0-1 ① G5-3	C SI 93 S FF 93 F FF 93 C FF 93 0-3 ③ K			C CH 82 F FF 92 B CH 82 B SL 84 X CH 82 2-2 ③ G5-3	5	1	1	0	0	1	2
24 Wilson Betemit, S (1, 5) OBP: 0.500, SLG: 0.560		C SL 83 X SI 91 0-1 1B		C SI 91 B SI 92 B SI 89 S SL 82 F SL 85 F SL 85 X SI 91 2-2 3 1B 2-3 3-H 1B		X CH 82 0-0 ② P4		C FF 91 B SI 92 B FF 92 X FF 93 2-1 ① G4-3		4	0	2	1	0	0	0
13 Mike Aviles, R (1, 10) OBP: 0.188, SLG: 0.321		F CH 84 C SI 90 B SL 83 B CH 84 F SI 91 F SI 91 F CH 84 X CH 84 2-2 ② F8		B SI 89 F SI 90 1 SAFE X CH 85 1-1 ② SF8 3-H		B CH 83 B CH 84 B SI 90 B SI 89 4-0 BB		S SL 86 X SL 87 0-1 ② F9		2	0	0	1	1	0	1
3 Brayan Peña, S (1, 2) OBP: 0.350, SLG: 0.368		1 SAFE C CH 84 C SI 91 F SI 90 X SI 90 0-2 ③ G3		X CU 72 0-0 1-2 1B		X CH 81 0-0 ③ G1-3		M SI 92 F SI 92 F FF 94 B FF 93 B FF 94 X SL 88 2-2 ③ F7		4	0	1	0	0	0	2
2 Alcides Escobar, R (1, 6) OBP: 0.239, SLG: 0.250			C SI 90 B SI 91 F SI 90 S SL 82 1-3 ① K	X CH 83 0-0 ③ G1-3			C CH 83 S SI 90 X SI 90 0-2 17 SH 53 1B 1B		C FF 92 C FF 93 X SL 88 0-2 ① G6-3		4	1	1	0	0	1	2
Inning Stats	R: 0 H: 1 E: 0 LOB: 1 K: 1 BB: 0 S: 13 P: 20	R: 0 H: 1 E: 0 LOB: 1 K: 0 BB: 0 S: 15 P: 18	R: 0 H: 0 E: 0 LOB: 0 K: 1 BB: 0 S: 9 P: 15	R: 2 H: 3 E: 0 LOB: 2 K: 0 BB: 1 S: 13 P: 20	R: 0 H: 1 E: 0 LOB: 1 K: 0 BB: 0 S: 8 P: 12	R: 0 H: 0 E: 0 LOB: 1 K: 0 BB: 1 S: 4 P: 8	R: 1 H: 2 E: 1 LOB: 2 K: 2 BB: 0 S: 17 P: 20	R: 0 H: 0 E: 0 LOB: 0 K: 0 BB: 0 S: 8 P: 12	R: 0 H: 0 E: 0 LOB: 0 K: 1 BB: 0 S: 10 P: 15	R: 0 H: 0 E: 0 LOB: 0 K: 0 BB: 0 S: 8 P: 12	1B: 7 SF: 1 2B: 1 SAC: 1 3B: 0 DP: 0 HR: 0 HBP: 0						

PITCHER		IP	WLS	BF	H	R	ER	SO	BB	IBB	HBP	BLK	WP	HR	S	P	ERA	WHIP
52 Brian Duensing, L ERA: 4.15	(1, 1)	6.0		29	8	3	2	2	2	0	0	0	0	0	69	102	3.00	1.667
50 Jose Mijares, L ERA:	(7, 1)	0.1		1	0	0	0	1	0	0	0	0	0	0	3	4	0.00	0.000
55 Matt Capps, R ERA: 1.35	(7, 1)	1.2		5	0	0	0	1	0	0	0	0	0	0	15	19	0.00	0.000
36 Joe Nathan, R ERA: 2.25	(9, 1)	1.0		3	0	0	0	1	0	0	0	0	0	0	10	15	0.00	0.000
56 Dusty Hughes, L ERA: 5.79	(10, 1)	1.0	W	3	0	0	0	0	0	0	0	0	0	0	8	12	0.00	0.000

PITCHER	IP	WLS	BF	H	R	ER	SO	BB	IBB	HBP	BLK	WP	HR	S	P	ERA	WHIP

TOP

Kansas City Royals @ Minnesota Twins

Target Field, Minneapolis, MN

Tue Apr 12 2011, 7:12 PM - 10:29 PM CDT
Att. 38,154 - Partly Cloudy - 65 F

livebaseballscorecards.com

AB	37
R	3
H	8
RBI	3
BB	2
SO	5
LOB	15

1B: 7 SF: 1
2B: 1 SAC: 1
3B: 0 DP: 0
HR: 0 HBP: 0

WP: 0 PA: 41
PB: 0
SB: 0
CS: 0

Batter	1	2	3	4	5	6	7	8	9	10	AB	R	H	RBI	BB	SO	LOB
2 Denard Span, L (1, 8) OBP: 0.326, SLG: 0.375	C SI 84 X CH 77 0-1 G4-3		1 SAFE 1 SAFE 2 SAFE B CH 77 2 SAFE C CH 78 B SI 88 X SI 88 2-2 7 SF7 1-3 1B	X CH 77 0-0 P4			B CH 78 C SI 83 B CU 70 X CH 78 2-1 B1-3		F FF 92 B FF 94 C FF 92 B FF 93 X FF 93 2-2 F8 2-3		5	0	1	0	0	0	4
7 Joe Mauer, L (1, 2) OBP: 0.289, SLG: 0.265	B SI 86 C SI 87 B CU 69 C SI 87 T CH 78 2-2 K		X CU 71 0-0 SF7 1-2 3-H		B SI 83 X SI 82 1-0 33 L9-3 1B		C CH 79 C SI 86 F SI 87 X CU 70 0-2 G4-3		C FF 92 X CH 81 0-1 F9		4	0	1	1	0	1	2
33 Justin Morneau, L (1, 3) OBP: 0.263, SLG: 0.306	B SI 80 B SI 86 C SI 86 X SI 88 2-1 G6-3		C CH 79 X SI 87 0-1 G3		F SI 85 S CU 70 D CU 66 X CH 78 1-2 L9-3 1-1			C KC 81 B FF 96 B KC 80 F FF 95 F SI 96 X FF 96 2-2 G5-3		B CU 73 C CH 80 C FF 92 C FF 93 1-3 K	5	0	0	0	0	1	2
21 Delmon Young, R (1, 7) OBP: 0.211, SLG: 0.216 18 Jason Repko, R (10, PR)		B CU 66 F CH 77 B CH 76 X SI 84 2-1 G1-3		C CU 68 S CH 76 B SI 84 F SI 85 S CH 77 1-3 K	S CH 78 F CH 78 B SI 87 S CU 70 1-3 K2-3			C SL 86 B SL 84 B FF 95 B FF 96 F FF 95 X SL 84 3-2 F8			C SL 76 F FF 90 F FF 89 B FF 91 X SL 79 1-2 16 1B 22 1B 5 BB 1B	5 0	0 1	1 0	0 0	0 0	2 0	0 0
5 Michael Cuddyer, R (1, 9) OBP: 0.306, SLG: 0.219		C SI 84 B SI 87 B CH 77 X SI 82 2-1 1B		X CH 78 0-0 16 2B 38 1B 1B		C CU 69 S CH 78 B CH 77 B SI 87 X SI 83 2-2 22 G6-3 16 G5-3 1B		B FF 96 C SL 86 X SL 86 1-1 1B		1 SAFE B CH 87 B CH 77 B CH 88 1 SAFE B CH 88 4-0 22 1B 16 1B 1-2 BB	4	1	4	0	1	0	0
16 Jason Kubel, L (1, 10) OBP: 0.333, SLG: 0.400	C CH 76 C CU 69 S SI 87 0-3 K			B CU 70 B SI 84 X CH 78 2-0 38 1B 2B		C SI 85 X CU 70 0-1 G5-3 1-2		1 SAFE S FF 95 B FF 95 X FF 96 1-1 P5		B CH 88 C FF 89 B FF 88 D SL 80 X FF 90 3-1 22 1B 1-2 2-3 1B	5	1	2	0	0	1	3
22 Danny Valencia, R (1, 5) OBP: 0.308, SLG: 0.294	C SI 84 1 SAFE 1 SAFE C CH 77 B SI 85 B SI 85 F SI 80 B SI 86 X SI 84 3-2 G1-3			B SI 85 B SI 84 C CH 78 B CH 77 B SI 84 4-1 12 FC6-4 38 1B BB		C SI 84 X SI 87 0-1 G6-3 2-3			B SL 87 B FF 94 B FF 94 B FF 95 4-0 2 F8 25 1B BB	F SL 80 S FF 92 B SI 90 X FF 93 1-2 1-2 2-3 3-H 1B	3	0	1	1	2	0	2
38 Luke Hughes, R (1, 4) OBP: 0.273, SLG: 0.273			C SI 82 B SI 86 B CH 78 S CH 77 X SI 85 2-2 12 FC4-6 1B	S CH 78 X SI 86 0-1 12 FC6-4 1-2 2-H 3-H 1B		C SI 85 D CH 78 B SI 86 B SI 86 S SI 86 S CH 76 3-3 K			F SI 94 1 SAFE S FF 94 S FF 96 0-3 K		4	0	2	2	0	2	2
12 Alexi Casilla, S (1, 6) OBP: 0.182, SLG: 0.238 25 Jim Thome, L (9, PH) OBP: 0.286, SLG: 0.474 20 Matt Tolbert, S (9, PR) OBP: 0.200, SLG: 0.200 (10, 6)			C SI 85 X SI 84 0-1 FC4-6 2 1B 2 S 7 SF7 1-2f	D SI 85 C SI 85 B SI 84 X CH 78 2-1 FC6-4 1-2f 2-3			C CH 76 X SI 83 0-1 G6-3		C FF 94 B CU 73 S FF 94 B FF 94 B CH 82 F FF 91 X CH 80 3-2 1-2 1B	3 1 0	1 0 0	0 1 0	0 0 0	0 0 0	0 0 0	3 0 0
Inning Stats	R: 0 E: 0 K: 1 S: 7 H: 0 LOB: 0 BB: 0 P: 11	R: 0 E: 0 K: 1 S: 11 H: 1 LOB: 1 BB: 0 P: 18	R: 1 E: 0 K: 0 S: 11 H: 2 LOB: 1 BB: 0 P: 15	R: 2 E: 0 K: 1 S: 12 H: 3 LOB: 2 BB: 1 P: 21	R: 0 E: 0 K: 1 S: 7 H: 1 LOB: 0 BB: 0 P: 10	R: 0 E: 0 K: 1 S: 10 H: 1 LOB: 1 BB: 0 P: 15	R: 0 E: 0 K: 0 S: 8 H: 0 LOB: 0 BB: 0 P: 10	R: 0 E: 0 K: 0 S: 11 H: 1 LOB: 1 BB: 0 P: 18	R: 0 E: 0 K: 1 S: 12 H: 1 LOB: 2 BB: 1 P: 21	R: 1 E: 0 K: 1 S: 12 H: 3 LOB: 3 BB: 1 P: 22	1B: 12 2B: 2 3B: 0 HR: 0 SF: 1 SAC: 0 DP: 1 HBP: 0	WP: 0 PB: 0 SB: 1 CS: 0 PA: 43					

PITCHER		IP	WLS	BF	H	R	ER	SO	BB	IBB	HBP	BLK	WP	HR	S	P	ERA	WHIP
26 Jeff Francis, L ERA: 2.61	(1, 1)	7.0		29	8	3	3	5	1	0	0	0	0	0	66	100	3.86	1.286
43 Aaron Crow, R ERA:	(8, 1)	1.1		6	1	0	0	1	1	0	0	0	0	0	14	25	0.00	1.500
55 Tim Collins, L ERA:	(9, 1)	1.0		4	1	0	0	1	0	0	0	0	0	0	12	18	0.00	1.000
51 Robinson Tejeda, R ERA: 5.06	(10, 1)	0.0	L	4	3	1	1	0	1	0	0	0	0	0	9	18	∞	∞

PITCHER	IP	WLS	BF	H	R	ER	SO	BB	IBB	HBP	BLK	WP	HR	S	P	ERA	WHIP

BOTTOM

Kansas City Royals @ Minnesota Twins

Target Field, Minneapolis, MN

Tue Apr 12 2011, 7:12 PM - 10:29 PM CDT

Att. 38,154 - Partly Cloudy - 65 F

livebaseballscorecards.com

AB	39
R	4
H	13
RBI	4
BB	3
SO	7
LOB	18

Batter	1	2	3	4	5	6	7	8	9	AB	R	H	RBI	BB	SO	LOB
17 Chris Getz, L (1, 4) OBP: 0.400, SLG: 0.368	B FF 91 C SI 91 X SL 85 1-1 ① G1-3		X SL 85 0-0 ③ G4-3	D SI 92 F SI 93 1 SAFE X SL 86 1-1 ② 1-2 3-H 1B		C SL 84 F FF 93 F FF 93 F SI 88 X SL 83 0-2 ③ F8			C SL 83 C FF 90 B FF 86 F SI 87 X SL 83 1-2 53 1B 4 2B 1-2 1B	5	1	2	1	0	0	1
53 Melky Cabrera, S (1, 8) OBP: 0.298, SLG: 0.411	B FF 91 B SI 92 X FF 92 2-0 E6 4 G3-1			B CH 82 B SI 92 B SI 91 2-0 4 1B 16 1B 1B B SI 89 F CH 85 F SL 86 S SL 86 1-3 ③ K			S FF 92 F SL 82 B FF 94 B SL 80 B SI 92 X SI 91 3-2 ① F9		D CH 81 1 SAFE X FF 90 1-0 4 2B 21 SF7 1-2 2-3 1B	5	2	2	0	0	1	1
4 Alex Gordon, L (1, 7) OBP: 0.382, SLG: 0.519	C SL 80 F SI 91 F SI 94 B SI 93 X SL 88 1-2 ② G3-1 2-3			X SL 86 0-0 16 1B 21 1B 1-3 1B	F SL 87 F FF 92 X SL 88 0-2 ① G6-3		X SI 90 0-0 ② G3		F SL 83 X SL 83 0-1 21 E 1-3 2-H 3-H 2B	5	1	2	2	0	0	1
16 Billy Butler, R (1, 3) OBP: 0.471, SLG: 0.561	B CH 83 S CH 85 B CH 83 X SI 93 2-1 ③ G4-3			S CH 84 F SI 92 B FF 93 X FF 93 1-2 24 1B 21 1B 13 2B 3-H 1B	X FF 93 0-0 ② G5-3		C SL 81 X FF 92 0-1 ③ P6		I IN 73 I IN 69 I IN 71 I IN 71 4-0 21 E IBB	4	1	1	1	1	0	1
21 Jeff Francoeur, R (1, 9) OBP: 0.308, SLG: 0.438		F SI 90 B CH 84 B CH 83 F FF 91 B SL 83 X SI 92 3-2 ① F8		B SL 81 X SI 93 1-0 24 1B 13 2B 1-2 2-H 1B	B CH 87 T FF 93 B SL 87 F SI 93 S SL 87 2-3 ③ K			B CU 76 B FF 90 C FF 90 C FF 91 B SL 83 X FF 90 3-2 13 L3 1B	B FF 90 B CU 79 X FF 88 2-0 ② SF7 1-2 2-3 3-H	4	1	2	2	0	1	0
24 Wilson Betemit, S (1, 10) OBP: 0.486, SLG: 0.517		B CH 83 B SI 92 C FF 92 F SI 93 S SL 86 2-3 ② K		F SI 92 X CH 84 0-1 13 2B 2 1B 1-2 2-3 1B		B SI 88 B FF 91 B SI 91 C SI 90 T SI 91 F SI 93 B SL 86 4-2 13 2B BB		B SI 89 F SI 90 F SI 90 X CU 75 1-2 ① F8	C FF 90 S CH 82 D CH 83 X CH 82 1-2 ③ G3-1	4	2	1	0	1	1	3
13 Mike Aviles, R (1, 5) OBP: 0.222, SLG: 0.406		C SI 92 T SL 84 C FF 93 0-3 ③ K		F SL 85 F FF 92 X SL 87 0-2 2 1B 17 1B 1-3 2-H 3-H 2B		B SI 90 X SI 90 1-0 2 G4-3 1-H 2B		C FF 91 F SL 82 X FF 92 0-2 ② ③ L3 1-1		4	1	2	3	0	1	1
15 Matt Treanor, R (1, 2) OBP: 0.345, SLG: 0.304			B SI 91 X SI 91 1-0 ① F9	B CH 84 F CH 84 X CH 86 1-1 ① G5-3		B SL 80 C SI 92 F SI 91 B SI 92 X SL 81 2-2 ① P6			B FF 91 S SL 83 F SL 82 F SL 84 S FF 92 1-3 ① K	4	0	0	0	0	1	3
2 Alcides Escobar, R (1, 6) OBP: 0.260, SLG: 0.271			L SI 91 F SI 92 X CH 85 0-2 ② G1-3	S SL 85 X CH 85 0-1 17 CS 2-3 3-H 1B		B SL 80 F FF 92 B SI 92 X FF 91 2-1 ② G4-3 2-3			C SL 83 F FF 92 X SL 83 0-2 53 1B 17 1B 4 2B 1B	4	1	2	1	0	0	1
Inning Stats	R: 0 E: 1 K: 0 S: 9 H: 0 LOB: 1 BB: 0 P: 15	R: 0 E: 0 K: 2 S: 9 H: 0 LOB: 0 BB: 0 P: 14	R: 0 E: 0 K: 0 S: 5 H: 0 LOB: 0 BB: 0 P: 6	R: 6 E: 0 K: 1 S: 20 H: 8 LOB: 1 BB: 0 P: 27	R: 0 E: 0 K: 1 S: 7 H: 0 LOB: 0 BB: 0 P: 9	R: 1 E: 0 K: 0 S: 14 H: 1 LOB: 1 BB: 1 P: 23	R: 0 E: 0 K: 0 S: 6 H: 0 LOB: 0 BB: 0 P: 9	R: 0 E: 0 K: 0 S: 9 H: 1 LOB: 0 BB: 0 P: 13	R: 3 E: 1 K: 1 S: 18 H: 4 LOB: 2 BB: 1 P: 28	1B: 11 2B: 4 3B: 0 HR: 0 SF: 1 SAC: 0 DP: 1 HBP: 0						

PITCHER		IP	WLS	BF	H	R	ER	SO	BB	IBB	HBP	BLK	WP	HR	S	P	ERA	WHIP
47 Francisco Liriano, L ERA: 9.42	(1, 1)	5.0	L	24	8	7	7	4	1	0	0	0	0	0	53	78	12.60	1.800
15 Glen Perkins, L ERA:	(6, 1)	2.0		7	1	0	0	0	0	0	0	0	0	0	17	25	0.00	0.500
31 Alex Burnett, R ERA: 3.86	(8, 1)	1.1		5	2	1	1	1	0	0	0	0	0	0	16	21	6.75	1.500
56 Dusty Hughes, L ERA: 9.64	(9, 1)	0.0		4	3	1	1	0	0	1	0	0	0	0	7	13	∞	∞
49 Jeff Manship, R ERA: 9.0	(9, 1)	0.2		2	0	1	1	0	0	0	0	0	0	0	4	7	13.50	0.000

PITCHER	IP	WLS	BF	H	R	ER	SO	BB	IBB	HBP	BLK	WP	HR	S	P	ERA	WHIP

TOP

Kansas City Royals @ Minnesota Twins

Target Field, Minneapolis, MN

Wed Apr 13 2011, 12:10 PM - 2:55 PM CDT

Att. 36,286 - Partly Cloudy - 52 F

livebaseballscorecards.com

AB	39
R	10
H	14
RBI	10
BB	2
SO	5
LOB	12

PA: 42

WP: 0
PB: 0
SB: 0
CS: 1

BOTTOM

Kansas City Royals @ Minnesota Twins

Target Field, Minneapolis, MN

Wed Apr 13 2011, 12:10 PM - 2:55 PM CDT

Att. 36,286 - Partly Cloudy - 52 F

livebaseballscorecards.com

Batter	1	2	3	4	5	6	7	8	9	AB	R	H	RBI	BB	SO	LOB
2 Denard Span, L (1, 8) OBP: 0.375, SLG: 0.422	C FF 91 B SI 91 X CH 83 1-1 20 2B 20 E 1B	F FF 87 C SI 89 X CU 76 0-2 ③ F8			B CH 84 B CH 83 X FF 90 2-0 20 1B 16 1B 1B	B SI 90 B CH 84 C CH 90 C FF 90 F CH 90 X SI 92 2-2 20 FC4-6 1B			C FF 96 B CH 90 X FF 97 1-1 33 DI 1B	5	2	4	0	0	0	0
20 Matt Tolbert, S (1, 6) OBP: 0.300, SLG: 0.400	1 SAFE 1 SAFE B SI 89 X SI 91 1-0 E8 16 1B 1-H 2B	C SI 88 B CU 75 X CH 82 1-1 ① P4			1 SAFE X SI 90 0-0 16 1B 33 2B 1-2 1B	1 SAFE 1 SAFE B FF 90 1 SAFE F FF 90 X FF 90 1-1 ② FC4-6 1-2f			B FF 96 C SI 96 1 SAFE D FF 95 C FF 96 B FF 96 X FF 96 3-2 ① F7	5	1	2	0	0	0	2
16 Jason Kubel, L (1, 9) OBP: 0.341, SLG: 0.400	B CU 76 B CH 84 X CH 84 2-0 25 BB 2-3 1B		C CH 82 C SI 90 B CU 76 B SI 90 F CH 83 X FF 91 2-2 ② F7		B SI 92 X SI 92 1-0 33 2B 21 1B 1-3 2-H 1B	B FF 89 X FF 90 1-0 ③ G3			C SI 97 B KC 79 B FF 96 X FF 96 2-1 ② P5	5	1	2	1	0	0	2
33 Justin Morneau, L (1, 3) OBP: 0.256, SLG: 0.317	C SI 92 F FF 92 B SI 91 B CU 76 F CU 78 X CH 84 2-2 ① P5		F CU 75 B CU 67 F FF 92 F FF 92 C FC 89 1-3 ③ K		X CU 80 0-0 21 1B 1-3 3-H 2B		S FF 92 B FF 92 C CU 74 S FF 94 1-3 ① K		C FF 98 B FF 97 F KC 79 S FF 99 1-3 ③ K 1-2	5	1	1	1	0	3	3
21 Delmon Young, R (1, 7) OBP: 0.238, SLG: 0.268	B SI 90 X CU 77 1-0 ② F9			C SI 89 B SI 90 B FC 85 X FF 90 2-1 2B	D CU 78 T FF 92 X FF 93 1-1 5 1B 2-H 3-H 1B		S CU 73 C FF 93 B CU 76 B FF 91 X CH 81 2-2 ② P6			4	0	2	2	0	0	2
25 Jim Thome, L (1, 10) OBP: 0.280, SLG: 0.409	B FF 92 C FF 93 B FF 93 S CH 84 B FF 93 D CH 84 4-2 1-2 BB			B FF 91 X CH 85 1-0 ① G1-3 2B	S CH 85 B SI 92 B CU 78 S CH 86 C FC 90 2-3 ② K		F FF 91 B CH 80 B CU 73 C FF 91 S FF 92 2-3 ③ K			3	0	0	0	1	2	2
5 Michael Cuddyer, R (1, 4) OBP: 0.300, SLG: 0.222	B CU 78 C CU 78 F FF 93 B FF 94 B FC 87 C FF 91 3-3 ③ K			B CU 75 B FF 91 X FF 91 2-0 ② F9	1 SAFE X SI 91 0-0 1-2 1B			C FF 96 B FF 97 B KC 78 X SI 98 2-1 ① G4-3		4	0	1	0	0	1	4
22 Danny Valencia, R (1, 5) OBP: 0.279, SLG: 0.263		B FF 88 X FF 88 1-0 ① F8		X FF 93 0-0 ③ F9	C CU 78 B FF 92 B FF 93 B CU 77 F FC 90 X FF 91 3-2 ③ F9			B KC 79 B FF 98 C FF 97 B FF 98 C SI 97 X SI 98 3-2 ② G4-3		4	0	0	0	0	0	3
41 Drew Butera, R (1, 2) OBP: 0.125, SLG: 0.125		C SI 89 S FC 85 S SI 90 0-3 ② K			B SI 89 B FF 89 B SI 90 C SI 89 F SI 90 F FF 92 X SI 90 3-2 ① P4	B SI 90 X SI 90 1-0 ① F8		B FF 98 X FF 97 1-0 ③ G4-3		4	0	0	0	0	1	0
Inning Stats	R: 1 E: 1 K: 1 S: 14 H: 3 LOB: 3 BB: 1 P: 28	R: 0 E: 0 K: 1 S: 7 H: 0 LOB: 0 BB: 0 P: 8	R: 0 E: 0 K: 1 S: 10 H: 0 LOB: 0 BB: 0 P: 14	R: 0 E: 0 K: 0 S: 5 H: 1 LOB: 1 BB: 0 P: 10	R: 4 E: 0 K: 1 S: 17 H: 6 LOB: 2 BB: 0 P: 29	R: 0 E: 0 K: 0 S: 8 H: 1 LOB: 1 BB: 0 P: 13	R: 0 E: 0 K: 2 S: 9 H: 0 LOB: 0 BB: 0 P: 14	R: 0 E: 0 K: 0 S: 6 H: 0 LOB: 0 BB: 0 P: 12	R: 0 E: 0 K: 1 S: 10 H: 1 LOB: 1 BB: 0 P: 17	1B: 9 2B: 3 3B: 0 HR: 0 SF: 0 SAC: 0 DP: 0 HBP: 0						

	AB	39
	R	5
	H	12
	RBI	4
	BB	1
	SO	7
	LOB	18

PITCHER	IP	WLS	BF	H	R	ER	SO	BB	IBB	HBP	BLK	WP	HR	S	P	ERA	WHIP
34 Kyle Davies, R (1, 1) ERA: 9.0	5.0	W	26	10	5	5	4	1	0	0	0	0	0	53	89	9.00	2.200
50 Kanekoa Texeira, R (6, 1) ERA: 2.08	0.2	H	3	1	0	0	0	0	0	0	0	0	0	7	11	0.00	1.500
55 Tim Collins, L (6, 1) ERA:	1.1	H	4	0	0	0	2	0	0	0	0	0	0	10	16	0.00	0.000
41 Jeremy Jeffress, R (8, 1) ERA: 1.93	2.0	S	7	1	0	0	1	0	0	0	0	0	0	16	29	0.00	0.500

PITCHER	IP	WLS	BF	H	R	ER	SO	BB	IBB	HBP	BLK	WP	HR	S	P	ERA	WHIP

Batter	1	2	3	4	5	6	7	8	9	AB	R	H	RBI	BB	SO	LOB
51 Ichiro Suzuki, L (1, 9) OBP: 0.339, SLG: 0.302	C CU 75 F FF 87 X CU 71 0-2 P6		C FF 86 F CU 72 B CU 71 F FF 90 F FF 89 X CU 72 1-2 9 E 1B		X CU 75 0-0 9 FC5-4 1B			C SL 82 X FF 86 0-1 G6-3		4	0	2	0	0	0	0
9 Chone Figgins, S (1, 5) OBP: 0.200, SLG: 0.310	C SI 83 B CH 79 X CH 78 1-1 F9		1 SAFE 1 SAFE X SI 86 0-0 E5 15 FC6-4 1-3		1 SAFE B FF 88 B FF 87 B SI 83 C SI 82 1 SAFE X SI 83 3-1 FC5-4 1-2f			C SL 83 X FF 86 0-1 15 E 4 SF8 2B		4	1	1	0	0	0	2
15 Milton Bradley, S (1, 7) OBP: 0.340, SLG: 0.404	C CH 78 B SL 85 B SL 82 S CH 78 F FF 89 B SL 85 B FF 90 4-2 BB		X FF 88 0-0 FC6-4 1-2f			X CU 75 0-0 F8		X FF 86 0-0 E3 17 1B 2-3		3	0	0	0	1	0	3
4 Adam Kennedy, L (1, 10) OBP: 0.346, SLG: 0.417	C SI 86 B FF 90 1 SAFE F SL 84 1 SAFE 1 SAFE 1 SAFE B FF 89 1 SAFE 2-2 X SL 80 F9			C FF 85 X CU 71 0-1 17 FC5-4 1B		B FF 86 F FF 86 B SI 85 X CH 79 2-1 L3		X SI 85 0-0 SF8 3-H		3	0	1	1	0	0	1
17 Justin Smoak, S (1, 3) OBP: 0.377, SLG: 0.455		F FF 87 B CH 79 B SL 85 X FF 88 2-1 F8		X FF 87 0-0 FC5-4 1-2f		X FF 88 0-0 G5-3		B FF 87 F SL 85 B SL 86 B CH 78 X FF 87 3-1 1-2 1B		4	0	1	0	0	0	1
30 Miguel Olivo, R (1, 2) OBP: 0.205, SLG: 0.162		B CH 79 X CH 78 1-0 G6-3		C FF 87 F FF 86 B FF 89 1 SAFE B SL 81 F SI 88 F FF 90 X FF 88 2-2 F8			B CU 74 C CH 77 X SI 84 1-1 F7	F FF 87 F FF 88 X SI 86 0-2 F9		4	0	0	0	0	0	3
55 Michael Saunders, L (1, 8) OBP: 0.250, SLG: 0.360		C CU 75 B SI 87 C SI 86 B CU 73 F CU 73 F FF 89 F SL 84 X SI 86 2-2 G1-3		C SI 87 X SI 87 0-1 G6-3			C SL 83 S CU 70 F FF 87 S FF 89 0-3 K			3	0	0	0	0	1	1
26 Brendan Ryan, R (1, 6) OBP: 0.325, SLG: 0.273			C CU 75 X FF 87 0-1 F8		B CH 78 C FF 87 F CH 78 B SI 87 X FF 87 2-2 F9		F CU 73 X CH 79 0-1 2B			3	0	1	0	0	0	0
2 Jack Wilson, R (1, 4) OBP: 0.207, SLG: 0.241			X FF 86 0-0 P5		B SI 83 X CH 78 1-0 P4		B FF 88 C FF 87 F FF 87 X FF 90 1-2 F8			3	0	0	0	0	0	1
Inning Stats	R: 0 E: 0 K: 0 S: 11 H: 0 LOB: 1 BB: 1 P: 18	R: 0 E: 0 K: 0 S: 9 H: 0 LOB: 0 BB: 0 P: 14	R: 0 E: 1 K: 0 S: 10 H: 1 LOB: 2 BB: 0 P: 11	R: 0 E: 0 K: 0 S: 10 H: 1 LOB: 1 BB: 0 P: 12	R: 0 E: 0 K: 0 S: 7 H: 1 LOB: 1 BB: 0 P: 13	R: 0 E: 0 K: 0 S: 4 H: 0 LOB: 0 BB: 0 P: 6	R: 0 E: 0 K: 1 S: 11 H: 1 LOB: 1 BB: 0 P: 13	R: 1 E: 1 K: 0 S: 11 H: 2 LOB: 2 BB: 0 P: 14		1B: 4 2B: 2 3B: 0 HR: 0 SF: 1 SAC: 0 DP: 0 HBP: 0						

PITCHER	IP	WLS	BF	H	R	ER	SO	BB	IBB	HBP	BLK	WP	HR	S	P	ERA	WHIP
52 Bruce Chen, L (1, 1) ERA: 2.37	8.0	W	33	6	1	0	1	1	0	0	0	0	0	73	101	0.00	0.875

PITCHER	IP	WLS	BF	H	R	ER	SO	BB	IBB	HBP	BLK	WP	HR	S	P	ERA	WHIP

TOP

Seattle Mariners @ Kansas City Royals

Kauffman Stadium, Kansas City, MO

Thu Apr 14 2011, 7:10 PM - 9:02 PM CDT

Att. 8,809 - Overcast - 76 F

livebaseballscorecards.com

AB	31
R	1
H	6
RBI	1
BB	1
SO	1
LOB	12

WP: 0 PA: 33
PB: 0
SB: 0
CS: 0

Batter	1	2	3	4	5	6	7	8	9	AB	R	H	RBI	BB	SO	LOB
17 Chris Getz, L (1, 4) OBP: 0.375, SLG: 0.341	C CH 84 X CH 84 0-1 ① P6		X SI 87 0-0 ① SH1-4 1-2		B SI 87 B FF 88 C FF 87 X CH 84 2-1 ① F8		B FF 88 C CU 74 B CH 77 F FF 88 F FC 85 X FC 84 2-2 ② G5-3			3	0	0	0	0	0	0
53 Melky Cabrera, S (1, 8) OBP: 0.311, SLG: 0.417	B FF 87 C CH 85 F FF 87 B FF 86 X FC 85 2-2 16 FC5-4 1B		B FF 86 F FC 88 B CU 74 B SI 87 X FF 88 3-1 4 2B 2-3 1B		F SI 88 B CU 75 X CH 82 1-1 ② F7		B CH 84 S CU 75 C CU 75 F SI 90 F FC 86 F FF 90 S CU 76 1-3 ③ K			4	1	2	0	0	1	0
4 Alex Gordon, L (1, 7) OBP: 0.379, SLG: 0.527	B FF 87 1 SAFE X FC 87 1-0 ② F9		C FF 87 F SI 87 B SI 89 B FF 90 X CH 82 2-2 16 1B 1-H 3-H 2B		C SI 88 X CU 75 0-1 ③ G4-3					3	1	1	2	0	0	1
16 Billy Butler, R (1, 10) OBP: 0.463, SLG: 0.545	1 SAFE B FF 88 C FC 88 X FF 88 1-1 ③ FC5-4 1-2f		B CU 76 B SI 88 B FF 88 C SI 89 F FF 90 X SI 89 3-2 30 G4-6-3 2-H 1B			B SI 86 B FF 89 X CH 82 2-0 ① G5-3				3	0	1	1	0	0	1
30 Kila Ka'aihue, L (1, 3) OBP: 0.318, SLG: 0.333		C SI 88 B FC 87 B CH 81 B CH 81 F SI 89 B FC 84 4-2 21 FC6-4 BB	B SI 89 C SI 89 B FF 88 X FF 88 2-1 ②③ G4-6-3 1-2f			B CU 75 X SI 89 1-0 21 1B 24 SF7 1B				2	1	1	0	1	0	1
21 Jeff Francoeur, R (1, 9) OBP: 0.309, SLG: 0.431		B SI 88 X SI 87 1-0 ① FC6-4 1-2f		C CU 73 C FF 89 F FF 89 F FF 88 F FC 86 X FF 88 0-2 ① G5-3		C SI 88 X SI 87 0-1 1-3 1B				3	0	1	0	0	0	1
24 Wilson Betemit, S (1, 5) OBP: 0.474, SLG: 0.613		F SI 88 B FC 88 1 SAFE S CU 75 1 SAFE S CU 74 1-3 ② K		C CU 75 B CH 84 X CU 75 1-1 HR		B FF 89 F CH 83 X SI 87 1-1 ② SF7 3-H				2	1	1	2	0	1	1
3 Brayan Peña, S (1, 2) OBP: 0.304, SLG: 0.318		C FF 87 S CU 74 C FF 89 0-3 ③ K		C SI 90 F CU 76 S CU 75 0-3 ② K2-3		F SI 88 B FF 89 X CH 80 1-1 ③ G4-3				3	0	0	0	0	2	2
2 Alcides Escobar, R (1, 6) OBP: 0.264, SLG: 0.275			B FF 87 L FF 87 F CU 74 X CU 74 1-2 53 1B 17 SH1-4 4 2B 1B	F FF 89 B FF 91 X SI 88 1-1 ③ G6-3			C FF 86 C CU 75 B CU 74 S FC 85 1-3 ① K			3	1	1	0	0	1	0
Inning Stats	R: 0 E: 0 K: 0 S: 8 H: 1 LOB: 1 BB: 0 P: 12	R: 0 E: 0 K: 2 S: 9 H: 0 LOB: 1 BB: 1 P: 15	R: 3 E: 0 K: 0 S: 14 H: 4 LOB: 0 BB: 0 P: 25	R: 1 E: 0 K: 1 S: 13 H: 1 LOB: 0 BB: 0 P: 15	R: 0 E: 0 K: 0 S: 6 H: 0 LOB: 0 BB: 0 P: 9	R: 1 E: 0 K: 0 S: 8 H: 2 LOB: 1 BB: 0 P: 13	R: 0 E: 0 K: 2 S: 13 H: 0 LOB: 0 BB: 0 P: 17			1B: 6 2B: 1 3B: 0 HR: 1	SF: 1 SAC: 1 DP: 1 HBP: 0			WP: 0 PB: 0 SB: 0 CS: 0	PA: 29	

PITCHER	IP	WLS	BF	H	R	ER	SO	BB	IBB	HBP	BLK	WP	HR	S	P	ERA	WHIP
58 Doug Fister, R (1, 1) ERA: 3.86	7.0	L	29	8	5	5	5	1	0	0	0	0	1	71	106	6.43	1.286

PITCHER	IP	WLS	BF	H	R	ER	SO	BB	IBB	HBP	BLK	WP	HR	S	P	ERA	WHIP

BOTTOM

Seattle Mariners @ Kansas City Royals

Kauffman Stadium, Kansas City, MO

Thu Apr 14 2011, 7:10 PM - 9:02 PM CDT

Att. 8,809 - Overcast - 76 F

livebaseballscorecards.com

AB	26
R	5
H	8
RBI	5
BB	1
SO	5
LOB	7

Seattle Mariners @ Kansas City Royals

Kauffman Stadium, Kansas City, MO

Fri Apr 15 2011, 7:11 PM - 10:05 PM CDT

Att. 13,686 - Drizzle - 45 F

TOP

livebaseballscorecards.com

Batter	1	2	3	4	5	6	7	8	9	AB	R	H	RBI	BB	SO	LOB
51 Ichiro Suzuki, L (1, 9) OBP: 0.344, SLG: 0.328	B SI 91 B FF 90 X FC 87 2-0 9 G3 29 FC5-6 2B		B KC 64 B CH 88 X CH 78 2-0 ① G1-3			C FF 91 C FC 88 F CH 84 B FC 88 F CH 79 X FF 92 1-2 ① F7		B FF 93 B FF 93 X FF 94 2-0 9 1B 3-H 1B	B FF 90 F FF 92 C FF 93 X CU 73 1-2 ② FC4-6 1-2f 2-3 3-H	5	1	2	2	0	0	2
9 Chone Figgins, S (1, 5) OBP: 0.200, SLG: 0.298	B FF 92 B FF 90 F FF 91 L CH 81 X SL 84 2-2 ① G3 2-3		C SI 88 B KC 72 B SL 86 B KC 79 X SI 88 3-1 ② F7			C KC 73 X FC 88 0-1 ② F9		C FF 92 1 SAFE 1 SAFE X FF 94 0-1 1-3 1B	X FF 92 0-0 ③ L5	5	0	1	0	0	0	3
15 Milton Bradley, S (1, 7) OBP: 0.333, SLG: 0.380	F SI 92 F FF 93 B FF 93 D KC 78 B KC 78 F SL 84 B FF 95 4-2 29 FC5-6 BB		B FC 88 B SI 92 C SI 91 X SI 92 2-1 ③ G6-3			F KC 73 B FF 92 C FC 88 C FF 92 1-3 ③ K		C FF 95 X SL 87 0-1 ③ G6-3		3	0	0	0	1	1	2
29 Jack Cust, L (1, 10) OBP: 0.308, SLG: 0.186	C FF 93 1 SAFE B FF 92 S CH 83 X FF 94 1-2 ② FC5-6 1-2f 3-H			B KC 70 S SI 92 X FC 89 1-1 ① G4-3			C FF 89 B FC 87 B KC 74 X SI 93 2-1 ① G4-3		F FF 93 B FF 94 B CH 81 B FF 92 B FF 91 4-1 30 WP 4 BB 55 1B BB	3	1	0	1	1	0	1
4 Adam Kennedy, L (1, 3) OBP: 0.333, SLG: 0.370	F FF 94 F SI 93 S KC 78 0-3 ③ K			B CH 79 F SI 92 B FC 88 X CH 81 2-1 ② F7			C FF 92 B CH 81 B FC 88 X SI 92 2-1 ② F7		B FF 91 C FF 91 B FF 90 B FF 91 C FF 92 F FF 92 B FF 91 4-2 55 1B 30 WP 17 BB 1-2 BB	3	1	0	0	1	1	1
30 Miguel Olivo, R (1, 2) OBP: 0.186, SLG: 0.146		C FF 90 B KC 80 B SI 92 F SI 90 S SL 82 2-3 ① K		C KC 81 X SI 92 0-1 ③ G6-3			C FF 93 B FF 93 B FC 89 F SI 92 B FF 95 S SL 82 3-3 ③ K		F FF 90 B FC 85 B FC 89 S FF 92 D SL 80 S SL 80 3-3 ① K 1-2 2-3	4	0	0	0	0	3	2
55 Michael Saunders, L (1, 8) OBP: 0.250, SLG: 0.345		B FF 91 B CH 81 X SI 91 2-0 ② G4-3			L SI 91 C FC 90 X KC 76 0-2 ① G3-1			C FF 94 B FF 95 F FF 94 X FF 96 1-2 ① L6	C FC 85 B FF 89 B FC 88 F FF 89 X FF 92 2-2 17 BB 1 BB 51 FC4-6 2-3 3-H 1B	4	1	1	1	0	0	0
1 Luis Antonio Rodriguez, S (1, 4) OBP: 0.292, SLG: 0.250		B SI 92 B SI 91 B SI 92 B FF 91 4-0 26 S BB			C KC 73 B CH 80 B FC 88 X SI 93 2-1 ② G4-3			C FF 94 B CH 84 X FF 95 1-1 26 G6-3 51 1B 2B	B FF 88 F FC 88 B FC 88 B FF 94 B FF 92 4-1 51 FC4-6 17 BB 1-2 BB	2	1	1	0	2	0	0
26 Brendan Ryan, R (1, 6) OBP: 0.302, SLG: 0.250 17 Justin Smoak, S (9, PH) OBP: 0.389, SLG: 0.455 2 Jack Wilson, R (9, PR) OBP: 0.207, SLG: 0.241		1 SAFE C FF 91 F SL 81 D KC 77 B SI 92 B SL 82 X FC 87 3-2 ③ G5-3 1-2			F FC 88 B SI 93 S SL 83 B FF 94 B KC 75 X FC 90 3-2 ③ G6-3			B FF 95 B FF 93 C FF 93 B FF 94 X FF 93 3-1 ② G6-3 2-3	D CH 84 C FC 90 B CH 85 B FF 94 C FF 93 F FF 94 B FF 92 4-2 51 FC4-6 1-2 2-3 3-H BB	3 0 0	0 0 0	0 0 0	0 1 0	0 1 0	0 0 0	2 0 0
Inning Stats	R: 1 E: 0 K: 1 S: 13 H: 1 LOB: 1 BB: 1 P: 22	R: 0 E: 0 K: 1 S: 7 H: 0 LOB: 1 BB: 1 P: 18	R: 0 E: 0 K: 0 S: 5 H: 0 LOB: 0 BB: 0 P: 12	R: 0 E: 0 K: 0 S: 6 H: 0 LOB: 0 BB: 0 P: 9	R: 0 E: 0 K: 0 S: 8 H: 0 LOB: 0 BB: 0 P: 13	R: 0 E: 0 K: 1 S: 10 H: 0 LOB: 0 BB: 0 P: 12	R: 0 E: 0 K: 1 S: 7 H: 0 LOB: 0 BB: 0 P: 14	R: 1 E: 0 K: 0 S: 12 H: 3 LOB: 2 BB: 0 P: 19	R: 3 E: 0 K: 1 S: 18 H: 1 LOB: 2 BB: 4 P: 40	1B: 3 2B: 2 3B: 0 HR: 0 SF: 0 SAC: 0 DP: 0 HBP: 0						

	AB	32
	R	5
	H	5
	RBI	5
	BB	6
	SO	5
	LOB	13

WP: 1 PA: 38
PB: 0
SB: 1
CS: 0

PITCHER		IP	WLS	BF	H	R	ER	SO	BB	IBB	HBP	BLK	WP	HR	S	P	ERA	WHIP
44 Luke Hochevar, R ERA: 4.21	(1, 1)	7.0	W	24	1	1	1	4	2	0	0	0	0	0	56	100	1.29	0.429
38 Blake Wood, R ERA: 9.0	(8, 1)	1.0		6	3	1	1	0	0	0	0	0	0	0	12	19	9.00	3.000
55 Tim Collins, L ERA: 2.57	(9, 1)	0.0		2	0	2	2	0	2	0	0	0	0	0	4	12	∞	∞
48 Joakim Soria, R ERA: 7.04	(9, 1)	1.0	S	6	1	1	1	1	2	0	0	0	1	0	14	28	9.00	3.000

PITCHER		IP	WLS	BF	H	R	ER	SO	BB	IBB	HBP	BLK	WP	HR	S	P	ERA	WHIP

Batter	1	2	3	4	5	6	7	8	9	AB	R	H	RBI	BB	SO	LOB
17 Chris Getz, L (1, 4) OBP: 0.358, SLG: 0.311	B FF 90 C SI 91 B CU 76 B SI 91 B FF 90 4-1 16 1B 53 E 21 1B BB	C FC 91 X CU 79 0-1 ② FC3-6 1-2f		B FF 89 F FC 89 F CU 76 F SI 91 F FF 90 F SI 90 B FF 91 F FF 90 S CH 76 2-3 ② K		B SI 88 F SI 88 B CH 82 1 SAFE B SI 87 F SI 88 X CH 82 3-2 ① L4 1-2		C FF 86 B SL 77 B FF 87 X FF 88 2-1 ② G5-3		4	1	0	0	1	1	2
53 Melky Cabrera, S (1, 8) OBP: 0.288, SLG: 0.385	X FC 90 0-0 FC1 21 1B 16 1B 1-2	1 SAFE B CU 76 F FF 91 F CU 77 X SI 92 1-2 ③ F8		C FF 91 B CU 79 F FF 92 S CU 78 1-3 ③ K		B SI 88 F SI 88 B CU 74 B SI 88 X CH 83 3-1 ② F8 2-3		B CH 81 B FF 87 B SI 86 C FF 85 C SI 85 X FF 87 3-2 ③ G4-3		5	0	0	0	0	1	3
16 Billy Butler, R (1, 10) OBP: 0.483, SLG: 0.583	C SI 91 X FC 91 0-1 21 1B 1-2 2-3 1B		F FF 89 X CU 77 0-1 21 HR 2B		C C FF 90 B FF 90 X FF 90 1-2 ① G5-3	C SI 89 C SL 82 X SI 90 0-2 21 FC6-4 3-H 1B				4	1	3	1	0	0	0
21 Jeff Francoeur, R (1, 9) OBP: 0.339, SLG: 0.509	S FF 92 F CU 76 B FF 91 F CU 78 B SI 93 D CU 78 F FC 92 X CU 78 3-2 1-2 2-3 3-H 1B		B FF 91 X FF 91 1-0 2-H HR		B SI 91 B CH 77 C FF 91 S SI 92 X SI 92 2-2 13 2B 1B	B SI 89 X SI 89 1-0 ③ FC6-4 1-2f				4	2	3	3	0	0	1
30 Kila Ka'aihue, L (1, 3) OBP: 0.292, SLG: 0.300	C FC 91 F SI 92 D CU 79 X FF 92 1-2 ① F4		C FF 90 B CU 77 C FC 90 X FF 90 1-2 ① P6		B FF 89 C FF 90 X CH 74 1-1 ② F8		B SI 86 S SI 88 B CH 82 X SI 87 2-1 ① G3-1			4	0	0	0	0	0	4
13 Mike Aviles, R (1, 5) OBP: 0.225, SLG: 0.417	C FF 91 C FU 78 T SI 92 0-2 ② K		C CU 77 F SI 92 B CU 78 B CH 73 B FF 92 F CU 78 X FC 90 3-2 ② G5-3		C FF 91 D FS 76 1 SAFE F CU 77 F SI 92 1 SAFE X FF 91 1-2 1-H 2B		B SI 87 F SI 87 X SL 79 1-1 ② G1-3			4	0	1	1	0	1	3
12 Mitch Maier, L (1, 7)	S FC 92 B CU 79 B FF 93 C FF 92 S FF 92 2-3 ③ K		C FF 90 B CU 78 B FF 90 F FF 91 F SI 92 B CU 79 F FF 92 S FF 89 3-3 ③ K		B FF 90 B SI 90 S FF 88 B FF 89 S FF 89 B FF 89 4-2 BB		C SI 87 F CH 82 B CU 76 B SI 89 B SI 88 B SI 87 4-2 BB			2	0	0	0	2	2	3
15 Matt Treanor, R (1, 2) OBP: 0.364, SLG: 0.423		B FF 90 B CU 76 B FF 91 C FF 88 B FF 90 4-1 17 FC3-6 BB		X FF 87 0-0 HR	C SI 87 F SI 89 S SL 81 0-3 ③ K		B SI 87 X SI 88 1-0 ③ G1-3			3	1	1	1	1	1	3
2 Alcides Escobar, R (1, 6) OBP: 0.263, SLG: 0.273		B FF 90 B FC 90 F FF 90 F CU 76 F CU 77 C FF 92 2-3 ① K		X FF 90 0-0 ① G5-3		B SI 87 F SI 86 F SL 80 X SL 80 1-2 53 F8 17 S 16 1B 1B		B FF 85 F SI 84 X CH 79 1-1 ① F7		4	1	1	0	0	1	1
Inning Stats	R: 1 E: 1 K: 2 S: 18 H: 2 LOB: 3 BB: 1 P: 28	R: 0 E: 0 K: 1 S: 10 H: 0 LOB: 1 BB: 1 P: 17	R: 2 E: 0 K: 1 S: 15 H: 2 LOB: 0 BB: 0 P: 23	R: 1 E: 0 K: 2 S: 12 H: 1 LOB: 0 BB: 0 P: 15	R: 1 E: 0 K: 1 S: 17 H: 2 LOB: 2 BB: 1 P: 26	R: 1 E: 0 K: 0 S: 12 H: 2 LOB: 1 BB: 0 P: 20	R: 0 E: 0 K: 0 S: 7 H: 0 LOB: 1 BB: 1 P: 15	R: 0 E: 0 K: 0 S: 7 H: 0 LOB: 0 BB: 0 P: 13		1B: 5 2B: 2 3B: 0 HR: 2 SF: 0 SAC: 0 DP: 0 HBP: 0						

PITCHER		IP	WLS	BF	H	R	ER	SO	BB	IBB	HBP	BLK	WP	HR	S	P	ERA	WHIP
45 Erik Bedard, L ERA: 8.56	(1, 1)	4.2	L	25	7	5	4	6	3	0	0	0	0	2	69	106	7.71	2.143
39 David Pauley, R ERA: 2.57	(5, 1)	2.1		10	2	1	1	1	1	0	0	0	0	0	22	38	3.86	1.286
32 Aaron Laffey, L ERA:	(8, 1)	1.0		3	0	0	0	0	0	0	0	0	0	0	7	13	0.00	0.000

PITCHER	IP	WLS	BF	H	R	ER	SO	BB	IBB	HBP	BLK	WP	HR	S	P	ERA	WHIP

BOTTOM

Seattle Mariners @ Kansas City Royals

Kauffman Stadium, Kansas City, MO

Fri Apr 15 2011, 7:11 PM - 10:05 PM CDT

Att. 13,686 - Drizzle - 45 F

livebaseballscorecards.com

AB	34
R	6
H	9
RBI	6
BB	4
SO	7
LOB	20

WP: 0 PA: 38
PB: 0
SB: 1
CS: 0

Batter	1	2	3	4	5	6	7	8	9	AB	R	H	RBI	BB	SO	LOB
51 Ichiro Suzuki, L (1, 9) OBP: 0.319, SLG: 0.302	B SI 91 X SI 92 1-0 ① F7		B SL 80 S FF 93 X FF 93 1-1 ② G6-3 2-3		1 SAFE B SI 91 F SL 78 F FF 91 1 SAFE X SL 78 1-2 ① FC5-4 1-2f		B FF 96 X FF 96 1-0 ① P6		B FF 97 F SI 97 C SL 88 C KC 81 1-3 ② K	5	0	0	0	0	1	3
9 Chone Figgins, S (1, 5) OBP: 0.182, SLG: 0.269	B SI 91 S SI 92 C CH 76 B FF 95 F SI 92 X FF 93 2-2 ② G3-1		B CU 74 B CU 73 C CH 77 D FF 94 X CH 77 3-1 ③ G6-3		C SL 78 1 SAFE F CH 78 1 SAFE B SI 92 F SI 92 1 SAFE X SL 79 1-2 ② F8		C KC 80 B FF 97 B FF 97 S FF 98 X FF 98 2-2 ② L1		B SL 82 S SI 97 C SL 82 X FF 97 1-2 ③ G6-3	5	0	0	0	0	0	3
12 Ryan Langerhans, L (1, 8) OBP: 0.364, SLG: 0.520	C SI 92 S SI 92 B CH 78 B CH 78 F FF 93 B SI 92 F FF 93 B SI 92 4-2 BB			F SI 91 C CU 74 B SL 81 F SI 93 X FF 93 1-2 ① F7	C CU 73 1 SAFE F FF 93 B FF 95 S SL 81 1-3 ③ K		B KC 80 C FF 98 C KC 80 F FF 100 B KC 80 X FF 99 2-2 ③ G4-3			3	0	0	0	1	1	2
29 Jack Cust, L (1, 10) OBP: 0.321, SLG: 0.213	B FF 92 C CH 76 X SI 93 1-1 ③ F7			B SL 79 X SI 92 1-0 1 BB 17 1B 1B		B FF 91 C FF 91 B CU 73 S FF 90 F FF 93 C FF 94 2-3 ① K		B FF 97 C FF 98 X KC 81 1-1 17 BB 1B		4	0	2	0	0	1	1
17 Justin Smoak, S (1, 3) OBP: 0.414, SLG: 0.457		C SI 91 S SL 81 B CU 73 F SI 92 B FF 91 S SI 92 2-3 ① K		C FF 92 B SI 91 X SL 80 1-1 1 BB 1B 1-2		B FF 93 C CH 82 F FF 94 B CU 76 B CH 82 B FF 92 4-2 1 2B BB		B FF 97 B FF 97 B SI 97 B FF 98 4-0 1-2 BB		2	0	1	0	2	1	0
1 Luis Antonio Rodriguez, S (1, 4) OBP: 0.357, SLG: 0.348		X SI 92 0-0 55 CS 1B		B SL 79 B CH 78 B SI 92 B SI 90 4-0 1-2 2-3 BB		F FF 91 S CH 82 B FF 94 B FF 93 B CH 81 F FF 92 1 SAFE X FF 92 3-2 1-3 2B		C SI 98 F SI 97 B FF 100 C KC 82 1-3 ① K		3	0	2	0	1	1	2
55 Michael Saunders, L (1, 7) OBP: 0.222, SLG: 0.303		C SI 91 1 SAFE B FF 91 B CH 77 S CH 76 S SL 82 2-3 ② ③ K 1-2		B FF 94 X SI 91 1-0 ② F7		C FF 93 F FF 93 F CU 73 S FF 93 0-3 ② K		B SI 98 B FF 99 F FF 99 F FF 99 S FF 100 2-3 ② K		4	0	0	0	0	3	8
5 Chris Gimenez, R (1, 2) OBP: 0.273, SLG: 0.200			B SI 92 C SL 79 B SL 79 S FF 91 X FF 93 2-2 ① G3-1	C SL 78 B FF 94 F FF 94 B SL 81 S SL 78 2-3 ③ K		C FF 94 F FF 94 B CU 74 B FF 94 F FF 94 C FF 93 2-3 ③ K		F FF 98 D KC 81 X FF 99 1-1 ③ G5-3		4	0	0	0	0	2	7
26 Brendan Ryan, R (1, 6) OBP: 0.340, SLG: 0.308			C SL 80 B SL 82 B SL 81 X SI 92 2-1 51 G6-3 2B		C SI 92 X SI 92 0-1 51 FC5-4 1B		C FF 96 B KC 79 B SI 97 F FF 96 F FF 99 B FF 99 F FF 99 B SI 98 4-2 BB		C SI 97 B SI 96 C SL 87 F SI 97 B SL 87 F SI 97 B SI 97 X SI 96 3-2 ① G6-3	3	0	2	0	1	0	0
Inning Stats	R: 0 E: 0 K: 0 S: 11 H: 0 LOB: 1 BB: 1 P: 19	R: 0 E: 0 K: 2 S: 8 H: 1 LOB: 0 BB: 0 P: 12	R: 0 E: 0 K: 0 S: 9 H: 1 LOB: 1 BB: 0 P: 17	R: 0 E: 0 K: 1 S: 11 H: 2 LOB: 3 BB: 1 P: 21	R: 0 E: 0 K: 1 S: 12 H: 1 LOB: 1 BB: 0 P: 15	R: 0 E: 0 K: 3 S: 18 H: 1 LOB: 2 BB: 1 P: 29	R: 0 E: 0 K: 0 S: 12 H: 0 LOB: 1 BB: 1 P: 21	R: 0 E: 0 K: 2 S: 10 H: 1 LOB: 2 BB: 1 P: 19	R: 0 E: 0 K: 1 S: 11 H: 0 LOB: 0 BB: 0 P: 16	1B: 5 2B: 2 3B: 0 HR: 0 SF: 0 SAC: 0 DP: 0 HBP: 0						

PITCHER		IP	WLS	BF	H	R	ER	SO	BB	IBB	HBP	BLK	WP	HR	S	P	ERA	WHIP
37 Sean O'Sullivan, R ERA: 5.0	(1, 1)	5.0	W	21	5	0	0	4	2	0	0	0	0	0	51	84	0.00	1.400
55 Tim Collins, L ERA: 2.25	(6, 1)	1.0		5	1	0	0	3	1	0	0	0	0	0	18	29	0.00	2.000
41 Jeremy Jeffress, R ERA: 1.35	(7, 1)	2.0		9	1	0	0	2	2	0	0	0	0	0	22	40	0.00	1.500
43 Aaron Crow, R ERA:	(9, 1)	1.0		3	0	0	0	1	0	0	0	0	0	0	11	16	0.00	0.000

PITCHER	IP	WLS	BF	H	R	ER	SO	BB	IBB	HBP	BLK	WP	HR	S	P	ERA	WHIP

TOP

Seattle Mariners @ Kansas City Royals

Kauffman Stadium, Kansas City, MO

Sat Apr 16 2011, 12:10 PM - 2:56 PM CDT

Att. 22,364 - Sunny - 46 F

livebaseballscorecards.com

AB	33
R	0
H	7
RBI	0
BB	5
SO	10
LOB	26

Batter	1	2	3	4	5	6	7	8	9	AB	R	H	RBI	BB	SO	LOB
1 Jarrod Dyson, L (1, 8)	B FF 94 B FF 93 B FF 92 C SI 92 C SI 93 B FF 94 4-2 16 S BB		C CU 80 F FF 94 F FF 94 B FF 94 S FF 91 1-3 ② K		1 SAFE B SI 92 1 SAFE F FF 92 S CU 80 B FF 94 1 SAFE C FF 93 2-3 ② K		X FF 93 0-0 ② B1-3			3	0	0	0	1	2	1
17 Chris Getz, L (1, 4) OBP: 0.351, SLG: 0.306	1 SAFE 1 SAFE C FF 93 X SI 93 0-1 ① F7		F FF 94 B CH 87 C CU 81 F FF 95 F FF 95 S CH 90 1-3 ③ K		C SI 93 1 SAFE B CU 80 F CH 88 F FF 94 X CH 88 1-2 4 2B 1-3 1B		B FF 93 X FF 92 1-0 ③ G4-3			4	1	1	0	0	1	1
4 Alex Gordon, L (1, 7) OBP: 0.403, SLG: 0.559	F SI 93 1 SAFE X CH 89 0-1 ② F7			B CU 78 C CH 87 X FF 93 1-1 30 FC3-6 16 BB 53 SF7 1B	X SL 87 0-0 16 1B 1-H 3-H 2B			X SI 96 0-0 30 WP 16 E 13 2B 1B		4	3	3	2	0	0	1
16 Billy Butler, R (1, 10) OBP: 0.484, SLG: 0.569	B CU 81 B CH 87 C FF 94 C CH 89 D CH 90 S CH 89 3-3 ③ K 1-2			D SI 94 C SI 95 B CH 88 1 SAFE B FF 95 B FF 95 4-1 30 FC3-6 1-2 BB	C SI 94 D CU 83 C SI 94 B CH 86 X FF 95 2-2 2-H 1B			C SI 96 B FS 87 1 SAFE X SI 96 1-1 ① L9 1-2		3	0	1	1	1	1	2
30 Kila Ka'aihue, L (1, 3) OBP: 0.288, SLG: 0.279		B C FF 93 C CU 80 S CH 89 1-3 ① K		C SI 95 X CH 89 0-1 ① FC3-6 1-2f 2-3	B FF 93 F SI 92 S CH 89 B FF 94 X CU 82 2-2 ③ F8			B SI 97 C SI 96 B FS 87 B SI 96 B SI 96 4-1 13 2B 2-3 BB		3	1	0	0	1	1	3
53 Melky Cabrera, S (1, 9) OBP: 0.286, SLG: 0.397	C CU 81 B SI 95 X FF 94 1-1 13 1B 2B			B SI 94 F CH 89 X CU 83 1-1 ② SF7 3-H	B SI 84 X CH 83 1-0 ① G6-3			X SI 96 0-0 ② L5		3	1	1	1	0	0	2
13 Mike Aviles, R (1, 5) OBP: 0.250, SLG: 0.450	F FF 94 X CH 86 0-1 15 K 2-H 1B			C CU 80 B SI 94 C FF 95 F CH 90 X CH 90 1-2 ③ L5	C CH 80 C SI 87 S SL 78 0-3 ② K			B SI 94 X SI 96 1-0 1-H 3-H 2B		4	0	2	3	0	1	1
15 Matt Treanor, R (1, 2) OBP: 0.324, SLG: 0.367	B SI 94 1 SAFE 1 SAFE C FF 94 C CH 86 B FF 95 S CH 90 2-3 ②③ K 1-2				X SI 91 0-0 ① G6-3	B SI 86 C SI 86 F CH 81 B SL 80 F SI 85 B FF 89 X FF 87 3-2 ③ G6-3		B SI 96 B SI 97 X SI 96 2-0 ③ G5-3		4	0	0	0	0	1	2
2 Alcides Escobar, R (1, 6) OBP: 0.250, SLG: 0.259			F FF 93 B SL 85 X FF 92 1-1 ① P4		B FF 92 B SL 87 C SI 92 B SL 86 C SI 92 X FF 94 3-2 E5 17 1B 4 2B		X FF 93 0-0 ① P5			3	1	0	0	0	0	0
Inning Stats	R: 0 E: 0 K: 1 S: 9 H: 0 LOB: 1 BB: 1 P: 16	R: 1 E: 0 K: 2 S: 10 H: 2 LOB: 0 BB: 0 P: 14	R: 0 E: 0 K: 2 S: 11 H: 0 LOB: 0 BB: 0 P: 14	R: 1 E: 0 K: 0 S: 11 H: 1 LOB: 1 BB: 1 P: 18	R: 3 E: 1 K: 1 S: 18 H: 3 LOB: 1 BB: 0 P: 28	R: 0 E: 0 K: 1 S: 8 H: 0 LOB: 0 BB: 0 P: 12	R: 0 E: 0 K: 0 S: 3 H: 0 LOB: 0 BB: 0 P: 4	R: 2 E: 1 K: 0 S: 7 H: 2 LOB: 1 BB: 1 P: 15		1B: 5 2B: 3 3B: 0 HR: 0 SF: 1 SAC: 0 DP: 0 HBP: 0					

BOTTOM

Seattle Mariners @ Kansas City Royals

Kauffman Stadium, Kansas City, MO

Sat Apr 16 2011, 12:10 PM - 2:56 PM CDT

Att. 22,364 - Sunny - 46 F

livebaseballscorecards.com

AB	31
R	7
H	8
RBI	7
BB	3
SO	7
LOB	13

WP: 1 PA: 35
PB: 0
SB: 1
CS: 0

PITCHER		IP	WLS	BF	H	R	ER	SO	BB	IBB	HBP	BLK	WP	HR	S	P	ERA	WHIP
34 Félix Hernández, R ERA: 4.33	(1, 1)	5.0	L	23	6	5	2	6	2	0	0	0	0	0	59	90	3.60	1.600
32 Aaron Laffey, L ERA:	(6, 1)	1.0		3	0	0	0	1	0	0	0	0	0	0	8	12	0.00	0.000
31 Josh Lueke, R ERA: 9.0	(7, 1)	1.0		3	0	0	0	0	0	0	0	0	0	0	3	4	0.00	0.000
43 Brandon League, R ERA: 3.86	(8, 1)	1.0		6	2	2	2	0	1	0	0	0	1	0	7	15	18.00	3.000

PITCHER	IP	WLS	BF	H	R	ER	SO	BB	IBB	HBP	BLK	WP	HR	S	P	ERA	WHIP

Batter	1	2	3	4	5	6	7	8	9	AB	R	H	RBI	BB	SO	LOB
51 Ichiro Suzuki, L (1, 9) OBP: 0.315, SLG: 0.313	C SI 86 C SI 84 B SI 84 F SI 85 X CH 77 1-2 ① G1-3		1 SAFE B SI 86 X CH 77 1-0 ③ G1-3			B SI 84 X CH 79 1-0 9 F9, 15 3B, 2B	C FF 94 1 SAFE F FF 96 1 SAFE X CH 87 0-2 ③ G4-3			4	1	1	0	0	0	2
9 Chone Figgins, S (1, 5) OBP: 0.169, SLG: 0.250	B SI 87 B SI 84 X SI 84 2-0 ② G5-3			C SI 84 X SI 84 0-1 ① B3		B SI 88 F SI 86 2 SAFE B SI 86 B SI 84 X CH 79 3-1 ② F9 2-3		F FF 93 C SL 87 X SL 87 0-2 ① G4-3		4	0	0	0	0	0	1
15 Milton Bradley, S (1, 7) OBP: 0.328, SLG: 0.407	X CU 68 0-0 ③ F7			F CH 79 B SI 88 S SI 83 B SI 86 X CU 70 2-2 ② F9		X SI 86 0-0 3-H, 3B		F SL 87 S CH 87 B FF 98 B CH 88 B CH 85 C FF 96 3-3 ② K		4	0	1	1	0	1	0
29 Jack Cust, L (1, 10) OBP: 0.317, SLG: 0.216		X SI 85 0-0 30 FC3-6, 1B		C SI 87 B SI 85 B CH 78 B SI 80 C CH 80 F SI 89 X SI 88 3-2 ③ F8		B SI 85 S CH 78 B SI 87 B SI 88 S SI 80 S CH 79 3-3 ③ K		C CH 85 F FF 96 C FF 97 0-3 ③ K		4	0	1	0	0	2	1
17 Justin Smoak, S (1, 3) OBP: 0.419, SLG: 0.460		C SI 84 B CH 76 F CH 77 B SI 89 F CH 78 X CH 76 2-2 ① F8			B CU 69 C CH 75 B SI 86 X SI 86 2-1 1B		S CH 77 B SI 83 B CH 77 F CH 78 X SI 89 2-2 12 SH1-4, 30 1B, 26 1B, 1B		C SL 87 B CH 87 B FF 95 C FF 93 B SL 88 X FF 96 3-2 ① F8	4	1	2	0	0	0	1
30 Miguel Olivo, R (1, 2) OBP: 0.191, SLG: 0.156		B SI 82 S CH 78 B SI 85 B SI 84 X SI 86 3-1 ② FC3-6, 12 CS 1-2f			L SI 85 1 SAFE X SI 86 0-1 ① L7		1 SAFE F SI 85 1 SAFE X CH 78 0-1 12 SH1-4, 26 1B 1-2, 1B		X SL 88 0-0 ② F7	4	1	1	0	0	0	2
12 Ryan Langerhans, L (1, 8) OBP: 0.333, SLG: 0.464		1 SAFE S CH 78 S SI 86 0-2 ③ CS 1-2	C CU 67 F CH 75 F SI 88 B SI 85 X SI 89 1-2 ① F7		1 SAFE X CH 79 0-0 ② F8		B CU 70 C SI 85 X CH 78 1-1 ① SH1-4 1-2 2-3		B CH 86 B SL 89 F FF 95 X SL 88 2-1 ③ F9	3	0	0	0	0	0	1
26 Brendan Ryan, R (1, 6) OBP: 0.340, SLG: 0.310			S CH 79 B SI 84 B CH 76 B SI 84 C SI 85 F CH 79 X SI 85 3-2 ② G5-3		B CH 77 S CH 78 X CH 77 1-1 ③ G5-3		S FF 95 B FF 95 B FF 94 B FF 94 X FF 93 3-1 2 FC4-6, 1B 2-H 3-H			3	0	1	2	0	0	1
2 Jack Wilson, R (1, 4) OBP: 0.188, SLG: 0.219			B SI 85 B CH 80 F SI 85 C SI 87 B CH 77 F SI 86 X SI 85 3-2 E4			B CU 68 B SI 84 C SI 84 B SI 84 C SI 84 F SI 87 F SI 82 X SI 88 3-2 ① F9	1 SAFE C FF 94 P PO 92 1 SAFE X FF 94 1-1 ② FC4-6 1-2f			3	0	0	0	0	0	1
Inning Stats	R: 0 E: 0 K: 0 S: 6 H: 0 LOB: 0 BB: 0 P: 9	R: 0 E: 0 K: 0 S: 9 H: 1 LOB: 0 BB: 0 P: 14	R: 0 E: 1 K: 0 S: 13 H: 0 LOB: 1 BB: 0 P: 21	R: 0 E: 0 K: 0 S: 9 H: 0 LOB: 0 BB: 0 P: 14	R: 0 E: 0 K: 0 S: 7 H: 1 LOB: 1 BB: 0 P: 10	R: 1 E: 0 K: 1 S: 12 H: 2 LOB: 1 BB: 0 P: 22	R: 2 E: 0 K: 0 S: 15 H: 3 LOB: 1 BB: 0 P: 21	R: 0 E: 0 K: 2 S: 9 H: 0 LOB: 0 BB: 0 P: 12	R: 0 E: 0 K: 0 S: 6 H: 0 LOB: 0 BB: 0 P: 11	1B: 5 2B: 1 3B: 1 HR: 0	SF: 0 SAC: 1 DP: 0 HBP: 0			WP: 0 PB: 0 SB: 0 CS: 1	PA: 35		

PITCHER		IP	WLS	BF	H	R	ER	SO	BB	IBB	HBP	BLK	WP	HR	S	P	ERA	WHIP
26 Jeff Francis, L ERA: 3.0	(1, 1)	6.1	L	25	6	3	3	1	0	0	0	0	0	0	63	100	4.26	0.947
38 Blake Wood, R ERA: 2.45	(7, 1)	2.2		9	1	0	0	2	0	0	0	0	0	0	23	34	0.00	0.375

PITCHER	IP	WLS	BF	H	R	ER	SO	BB	IBB	HBP	BLK	WP	HR	S	P	ERA	WHIP

TOP

Seattle Mariners @ Kansas City Royals

Kauffman Stadium, Kansas City, MO

Sun Apr 17 2011, 1:11 PM - 3:56 PM CDT

Att. 19,424 - Overcast - 67 F

livebaseballscorecards.com

AB	33
R	3
H	7
RBI	3
BB	0
SO	3
LOB	10

Seattle Mariners @ Kansas City Royals

Kauffman Stadium, Kansas City, MO

Sun Apr 17 2011, 1:11 PM - 3:56 PM CDT

Att. 19,424 - Overcast - 67 F

livebaseballscorecards.com

BOTTOM

Batter	1	2	3	4	5	6	7	8	9	AB	R	H	RBI	BB	SO	LOB
1 Jarrod Dyson, L (1, 8)	K		BB			BB		FC4-6		2	0	0	0	2	1	1
17 Chris Getz, L (1, 4) OBP: 0.333, SLG: 0.288	K2-3		F9			SH1-4		G3-1		3	0	0	0	0	1	2
4 Alex Gordon, L (1, 7) OBP: 0.394, SLG: 0.540	1B			K		P4		G6-3		4	0	1	0	0	1	2
16 Billy Butler, R (1, 3) OBP: 0.470, SLG: 0.537	F8			G5-3		IBB			F9	3	0	0	0	1	0	1
30 Kila Ka'aihue, L (1, 10) OBP: 0.304, SLG: 0.283		BB		K		G3			1B	3	1	1	0	1	1	2
21 Jeff Francoeur, R (1, 9) OBP: 0.349, SLG: 0.517		G5-4-3			2B		BB		G6-3	3	1	1	0	1	0	2
24 Wilson Betemit, S (1, 5) OBP: 0.452, SLG: 0.571 13 Mike Aviles, R (9, PR) OBP: 0.250, SLG: 0.450		G3-1			F8		K		1B	4 0	0 0	1 0	1 0	0 0	1 0	2 0
3 Brayan Peña, S (1, 2) OBP: 0.259, SLG: 0.280			P6		SF8		G1-6-3		G4-3	3	0	0	1	0	0	2
2 Alcides Escobar, R (1, 6) OBP: 0.270, SLG: 0.267			1B		K			BB		2	0	1	0	1	1	0
Inning Stats	R: 0 E: 0 K: 2 S: 16 H: 1 LOB: 1 BB: 0 P: 21	R: 0 E: 0 K: 0 S: 7 H: 0 LOB: 0 BB: 1 P: 12	R: 0 E: 0 K: 0 S: 14 H: 1 LOB: 1 BB: 1 P: 21	R: 0 E: 0 K: 2 S: 9 H: 0 LOB: 0 BB: 0 P: 14	R: 1 E: 0 K: 1 S: 12 H: 1 LOB: 0 BB: 0 P: 13	R: 0 E: 0 K: 0 S: 4 H: 0 LOB: 2 BB: 2 P: 13	R: 0 E: 0 K: 1 S: 6 H: 0 LOB: 0 BB: 1 P: 12	R: 0 E: 0 K: 0 S: 9 H: 0 LOB: 1 BB: 1 P: 19	R: 1 E: 0 K: 0 S: 11 H: 2 LOB: 2 BB: 0 P: 18	1B: 4 2B: 1 3B: 0 HR: 0	SF: 1 SAC: 1 DP: 2 HBP: 0						

	AB	27
	R	2
	H	5
	RBI	2
	BB	6
	SO	6
	LOB	14

WP: 0 PB: 0 SB: 2 CS: 1 PA: 35

PITCHER	IP	WLS	BF	H	R	ER	SO	BB	IBB	HBP	BLK	WP	HR	S	P	ERA	WHIP
36 Michael Pineda, R (1, 1) ERA: 2.33	6.0	W	23	3	1	1	5	3	1	0	0	0	0	62	94	1.50	1.000
50 Jamey Wright, R (7, 1) ERA:	2.0	H	7	0	0	0	1	2	0	0	0	0	0	15	31	0.00	1.000
43 Brandon League, R (9, 1) ERA: 4.76	1.0	S	5	2	1	1	0	0	0	0	0	0	0	11	18	9.00	2.000

PITCHER	IP	WLS	BF	H	R	ER	SO	BB	IBB	HBP	BLK	WP	HR	S	P	ERA	WHIP

Cleveland Indians @ Kansas City Royals

Kauffman Stadium, Kansas City, MO

Mon Apr 18 2011, 7:12 PM - 10:38 PM CDT

Att. 12,214 - Overcast - 57 F

livebaseballscorecards.com

Batter	1	2	3	4	5	6	7	8	9	10	AB	R	H	RBI	BB	SO	LOB
24 Grady Sizemore, L (1, 8) OBP: 0.600, SLG: 1.111	B SI 91 F FC 90 B SI 93 F SI 92 S SI 94 2-3 K ①		X SI 90 0-0 13 1B 17 SF8-4 2B		C SI 92 F FC 88 S CU 78 0-3 K ②		B FF 98 B FF 96 B FF 96 C FF 97 B FF 97 4-1 13 BB		C FF 90 C FC 88 F CU 72 B CH 86 B FF 94 X FF 94 2-2 13 FC1-6 1B	B CH 80 X CH 80 1-0 13 1B 2-H 1B	5	1	3	1	1	2	0
13 Asdrúbal Cabrera, S (1, 6) OBP: 0.342, SLG: 0.530	B SI 91 F SI 92 X SI 93 1-1 P6 ②		B CH 83 X SI 89 1-0 17 SF8-4 2-3 1B		C CU 77 B FC 88 C FC 87 F CU 79 S FF 93 1-3 K ③		B FF 96 B KC 79 C FF 97 B FF 97 F FF 97 B FF 96 4-2 1-2 2-3 BB		1 SAFE 1 SAFE C FC 87 1 SAFE X FC 87 0-1 FC1-6 17 G4-6-3 1-2f ①	C FF 93 B CU 74 F CH 82 X FC 93 1-2 1-3 1B	5	0	2	0	1	1	1
17 Shin-Soo Choo, L (1, 9) OBP: 0.275, SLG: 0.328	B SI 92 S FC 90 B CU 78 X CH 86 2-1 41 S 41 2B 1B		S CU 77 1 SAFE C CU 77 X CU 79 0-2 SF8-4 1-2 3-H ① ②			C CU 75 X CH 83 0-1 F7 ①	B SL 81 B SI 94 S SI 94 S SI 95 C SI 96 2-3 K ②		B FF 91 B FF 92 S FF 93 X FF 89 2-1 G4-6-3 1-2f ② ③	F FF 92 S CU 74 S CU 75 0-3 K ③	5	1	1	1	0	2	7
41 Carlos Santana, S (1, 2) OBP: 0.286, SLG: 0.327	1 SAFE B SI 92 B CH 83 1 SAFE 1 SAFE C FF 93 B CH 85 C SI 91 X CH 85 3-2 1-H 2B		B SI 93 B FC 88 C SI 92 S FC 90 C CU 80 2-3 K ③			C CH 86 C FC 86 B CU 78 B FC 89 X CU 77 2-2 G6-3 ②	D SL 88 B KC 81 X SI 95 2-0 P6 ③			B FF 93 B CH 82 B FF 92 B FF 91 4-0 47 2B BB	4	1	1	1	1	1	3
48 Travis Hafner, L (1, 10) OBP: 0.414, SLG: 0.647 28 Travis Buck, L (8, PR) OBP: 0.267, SLG: 0.345 47 Shelley Duncan, R (8, 10) OBP: 0.417, SLG: 0.636 8 Adam Everett, R (10, PH) OBP: 0.462, SLG: 0.417 (10, PR) (10, 10)	S SI 93 B SI 93 S FC 90 D CU 81 B FF 94 S CU 80 3-3 K2-3 ③			C CH 83 C FF 90 S FC 89 0-3 K ①	B CH 85 B FC 87 X SI 93 2-0 2B			C SI 94 B SI 94 B SL 85 B SI 96 4-1 20 FC6-4 BB	F FF 91 B FF 92 1 SAFE X FF 92 1-1 7 E 1-H 2B	3 0 1 0 1 2 1 0 0 0 0 0 0 0 1 0 1 1 0 0 0 1 0 0 0 0 0 0						
20 Orlando Cabrera, R (1, 4) OBP: 0.292, SLG: 0.377		C SI 90 F FF 92 B SI 92 B CU 78 S FC 88 2-3 K ①		F CU 76 B SI 91 B FC 88 S FC 89 X SI 93 2-2 G5-3 ②		B SI 91 X SI 92 1-0 G5-3 ③		1 SAFE X SI 94 0-0 FC6-4 7 WP 1-2f ①	L FF 93 X FF 94 0-1 F9 ①	5	0	0	0	0	1	3
23 Michael Brantley, L (1, 7) OBP: 0.385, SLG: 0.375		C SI 91 B FC 88 C CU 77 B CU 78 X SI 93 2-2 L8 ②		X FF 92 0-0 7 S 1B			B KC 78 B SI 97 B FF 97 B FF 97 4-0 7 E 7 1B BB	B SL 80 1 SAFE C SI 94 F SI 95 F SL 82 X SL 88 1-2 L4 ②	B FF 94 B CU 75 B FF 92 C FF 93 B FF 92 4-1 7 FC4-6 BB	3	1	1	0	2	0	1
7 Matt LaPorta, R (1, 3) OBP: 0.367, SLG: 0.460		S FC 89 B SI 92 F CU 78 B SI 93 X FC 87 2-2 1B		C FC 87 1 SAFE 1 SAFE B CU 78 B SI 93 X CU 79 2-1 F7 ③ 1-2			S FF 97 F FF 97 1 SAFE B KC 78 X KC 79 1-2 13 BB 9 WP 1-H 1B	C SL 87 1 SAFE B SL 87 B SI 95 B SI 95 B SL 87 4-1 1-2 BB	C CH 79 B FF 93 F CH 82 X FF 92 1-2 FC4-6 ② 9 2B 1-2f 2-H	4	1	2	1	1	0	2
9 Jack Hannahan, L (1, 5) OBP: 0.280, SLG: 0.391		B CU 76 S CH 84 B FF 93 B CH 84 1 SAFE X SI 91 3-1 P5 ③			F CU 75 X FC 88 0-1 G4-3 ①		C FF 97 B KC 79 L FF 96 B FF 97 X FF 98 2-2 L7 ① 1-2	B SL 81 B CH 86 C SI 95 F FF 95 S FF 96 2-3 K ③	B FF 93 B FF 92 X FF 92 2-0 24 1B 1-H 2B	5	1	1	1	0	1	4
Inning Stats	R: 1 H: 2 E: 0 LOB: 1 K: 2 BB: 0 S: 13 P: 24	R: 0 H: 1 E: 0 LOB: 1 K: 1 BB: 0 S: 11 P: 20	R: 1 H: 2 E: 0 LOB: 0 K: 1 BB: 0 S: 8 P: 11	R: 0 H: 1 E: 0 LOB: 1 K: 1 BB: 0 S: 9 P: 13	R: 0 H: 0 E: 0 LOB: 0 K: 2 BB: 0 S: 9 P: 10	R: 0 H: 1 E: 0 LOB: 1 K: 0 BB: 0 S: 7 P: 12	R: 1 H: 1 E: 1 LOB: 3 K: 1 BB: 3 S: 13 P: 32	R: 0 H: 0 E: 0 LOB: 2 K: 1 BB: 2 S: 10 P: 21	R: 0 H: 1 E: 0 LOB: 0 K: 0 BB: 0 S: 8 P: 12	R: 4 H: 4 E: 1 LOB: 3 K: 1 BB: 2 S: 16 P: 30	1B: 8 SF: 1 2B: 6 SAC: 0 3B: 0 DP: 2 HR: 0 HBP: 0						

PITCHER		IP	WLS	BF	H	R	ER	SO	BB	IBB	HBP	BLK	WP	HR	S	P	ERA	WHIP
34 Kyle Davies, R ERA: 7.2	(1, 1)	6.0		24	7	2	2	7	0	0	0	0	0	0	57	90	3.00	1.167
41 Jeremy Jeffress, R ERA: 2.57	(7, 1)	0.1	B	5	1	1	1	0	3	0	0	0	1	0	9	24	27.00	12.000
43 Aaron Crow, R ERA:	(7, 1)	1.2		7	0	0	0	2	2	0	0	0	1	0	14	29	0.00	1.200
48 Joakim Soria, R ERA: 6.23	(9, 1)	1.0		3	1	0	0	0	0	0	0	0	0	0	8	12	0.00	1.000
55 Tim Collins, L ERA: 6.0	(10, 1)	1.0	L	9	4	4	4	1	2	0	0	0	0	0	16	30	36.00	6.000

PITCHER	IP	WLS	BF	H	R	ER	SO	BB	IBB	HBP	BLK	WP	HR	S	P	ERA	WHIP

TOP

AB	40
R	7
H	13
RBI	6
BB	7
SO	10
LOB	22

WP: 2	PA: 48		
PB: 0			
SB: 2			
CS: 0			

Batter	1	2	3	4	5	6	7	8	9	10	AB	R	H	RBI	BB	SO	LOB
13 Mike Aviles, R (1, 4) OBP: 0.245, SLG: 0.422 3 Brayan Peña, S (10, 2) OBP: 0.259, SLG: 0.280	B FF 95 F FF 95 B CH 89 X CH 88 2-1 G6-3		B CH 87 S CH 87 B FF 95 F CH 88 F CU 81 F FF 95 F CH 89 X FF 95 2-2 F9			F CH 86 X SL 83 0-1 53 2B 1B	F SL 81 B SI 93 C SL 81 F FF 94 B FF 94 S FF 93 2-3 K		B SI 90 F SI 89 X FF 92 1-1 G1-3		5 0	1 0	1 0	0 0	0 0	1 0	1 0
53 Melky Cabrera, S (1, 8) OBP: 0.280, SLG: 0.397	F FF 95 F FF 95 X SI 94 0-2 G5-3		B CH 87 X SI 93 1-0 G4-3			S SI 91 B CH 86 1 SAFE X SI 91 1-1 1-H 4 1B 2B		B SL 85 B FF 84 C FF 89 F FF 91 X FF 86 2-2 P3		B SI 89 C SI 88 F SI 89 B SI 88 B CU 70 X SI 89 3-2 F8	5	1	1	1	0	0	0
4 Alex Gordon, L (1, 7) OBP: 0.380, SLG: 0.515	F CH 88 F SI 89 S FF 96 0-3 K			B CH 86 F CH 86 B SI 93 S CH 86 S SI 94 2-3 K		X CH 85 0-0 16 1B 2-H 1B		B FF 87 C FF 87 X FF 87 1-1 E4 30 E 16 BB		B SI 89 C SI 88 F SI 88 X CH 81 1-2 F7	5	0	1	1	0	2	0
16 Billy Butler, R (1, 10) OBP: 0.493, SLG: 0.544		B CH 87 F SI 94 B FF 96 B FF 95 B FF 94 4-1 21 2B 24 SF7 BB		X FF 94 0-0 1B		X SL 83 0-0 21 G4-6-3 1-2 1B		B FF 85 C FF 84 B FF 85 B FF 84 B FF 85 4-1 30 E 1-2 BB		C SI 88 C SI 89 X SI 89 0-2 G4-3	3	1	2	0	2	0	0
30 Kila Ka'aihue, L (1, 3) OBP: 0.283, SLG: 0.260		B SI 94 C CH 88 B CH 87 F SI 93 F SL 85 S CH 89 2-3 K		F CH 87 B SI 93 D CH 88 B SI 94 C CH 87 X CU 80 3-2 F8		F SI 91 L CH 83 B SI 91 X CU 80 1-2 P5		X SL 85 0-0 FC1-6 21 BB 1-2 2-3			4	0	0	0	0	1	6
21 Jeff Francoeur, R (1, 9) OBP: 0.358, SLG: 0.525		S FF 94 B FF 95 B SL 84 X FF 94 2-1 24 SF7 1-3 2B		C SL 84 C SL 84 F CU 81 F SI 94 F CU 81 X CU 80 0-2 F7		B CU 80 F CU 81 S CH 86 X CH 86 1-2 G4-6-3 1-2f		C SL 80 B FF 92 B SL 81 B FF 90 B SL 81 4-1 1-2 BB			3	0	1	0	1	0	3
24 Wilson Betemit, S (1, 5) OBP: 0.435, SLG: 0.553		F CH 87 F SI 89 X SI 94 0-2 SF7 2-3 3-H	C SI 90 B CH 85 F CH 84 B CU 80 B CH 87 F SI 93 C SI 94 3-3 K			B CU 80 B FF 89 X FF 90 2-0 2 G4-3 15 SH3 1B		B SL 81 F FF 91 C SL 80 F FF 92 X SL 83 1-2 P5			3	0	1	1	0	1	3
15 Matt Treanor, R (1, 2) OBP: 0.308, SLG: 0.344 17 Chris Getz, L (9, PH) OBP: 0.328, SLG: 0.283 (10, 4)		C SI 94 S SL 85 B SL 85 X FF 96 1-2 L7	X FF 93 0-0 B5-3			X FF 90 0-0 SH3 1-2			C SI 88 C SL 79 F FF 92 B SI 88 B SL 80 F SI 89 B FF 90 F FF 91 X FF 90 3-2 F7		2 1	0 0	0 0	0 0	0 0	0 0	1 0
2 Alcides Escobar, R (1, 6) OBP: 0.254, SLG: 0.250			C FF 94 F CH 89 F CU 81 X FF 94 0-2 G4-3	B SL 83 X SI 92 1-0 L5		B FF 92 F FF 93 L SL 81 F SL 80 B FF 94 X SI 93 2-2 G4-3 2-3			B SL 79 C FF 91 F FF 91 X SL 82 1-2 L7		4	0	0	0	0	0	1
Inning Stats	R: 0 E: 0 K: 1 S: 8 H: 0 LOB: 0 BB: 0 P: 10	R: 1 E: 0 K: 1 S: 13 H: 1 LOB: 1 BB: 1 P: 22	R: 0 E: 0 K: 0 S: 11 H: 0 LOB: 0 BB: 0 P: 14	R: 0 E: 0 K: 1 S: 13 H: 1 LOB: 1 BB: 0 P: 18	R: 0 E: 0 K: 1 S: 6 H: 0 LOB: 0 BB: 0 P: 10	R: 2 E: 0 K: 0 S: 12 H: 4 LOB: 1 BB: 0 P: 15	R: 0 E: 0 K: 1 S: 10 H: 1 LOB: 1 BB: 0 P: 16	R: 0 E: 2 K: 0 S: 12 H: 0 LOB: 3 BB: 2 P: 24	R: 0 E: 0 K: 0 S: 11 H: 0 LOB: 0 BB: 0 P: 16	R: 0 E: 0 K: 0 S: 9 H: 0 LOB: 0 BB: 0 P: 13	1B: 5 2B: 2 3B: 0 HR: 0 SF: 1 SAC: 1 DP: 1 HBP: 0	WP: 0 PB: 0 SB: 0 CS: 0 PA: 40					

PITCHER		IP	WLS	BF	H	R	ER	SO	BB	IBB	HBP	BLK	WP	HR	S	P	ERA	WHIP
59 Carlos Carrasco, R ERA: 4.85	(1, 1)	6.1		26	7	3	3	4	1	0	0	0	0	0	65	93	4.26	1.263
52 Vinnie Pestano, R ERA: 1.59	(7, 1)	0.2		2	0	0	0	1	0	0	0	0	0	0	8	12	0.00	0.000
53 Rafael Perez, L ERA:	(8, 1)	0.2		4	0	0	0	0	1	0	0	0	0	0	7	14	0.00	1.500
38 Joe Smith, R ERA: 3.86	(8, 1)	1.1	W	5	0	0	0	0	1	0	0	0	0	0	16	26	0.00	0.750
39 Justin Germano, R ERA: 6.0	(10, 1)	1.0		3	0	0	0	0	0	0	0	0	0	0	9	13	0.00	0.000

PITCHER	IP	WLS	BF	H	R	ER	SO	BB	IBB	HBP	BLK	WP	HR	S	P	ERA	WHIP

BOTTOM

Cleveland Indians @ Kansas City Royals

Kauffman Stadium, Kansas City, MO

Mon Apr 18 2011, 7:12 PM - 10:38 PM CDT

Att. 12,214 - Overcast - 57 F

livebaseballscorecards.com

AB	35
R	3
H	7
RBI	3
BB	3
SO	5
LOB	15

Batter	1	2	3	4	5	6	7	8	9	AB	R	H	RBI	BB	SO	LOB
23 Michael Brantley, L (1, 8) OBP: 0.400, SLG: 0.393	C SI 84 B SI 84 C SL 82 B FF 88 X SI 86 2-2 ① G6-3		1 SAFE 1 SAFE 1 SAFE 1 SAFE B SL 82 X SL 83 1-0 13 G6-4-3 1-2 1B		1 SAFE B SI 84 B SI 85 C SL 82 X SI 85 2-1 ③ G4-3		C SI 85 B CU 69 X SI 85 1-1 ③ 2-H 1B		B FC 88 X FF 92 1-0 17 BB 13 HBP 1-2 1B	5	0	3	0	0	0	1
13 Asdrúbal Cabrera, S (1, 6) OBP: 0.333, SLG: 0.500	B SI 84 X CH 78 1-0 ② P3		F SI 85 F SL 85 F SL 85 B FF 88 F SL 84 X CH 78 1-2 ② ③ G6-4-3 1-2f			B CU 72 X SI 85 1-0 ① L9		B FF 94 C FF 94 S SL 87 B SL 87 X SI 96 2-2 ① G4-3	C FC 92 F FC 88 H CU 73 1-2 17 BB 1-2 2-3 HBP	4	0	0	0	0	0	2
17 Shin-Soo Choo, L (1, 9) OBP: 0.284, SLG: 0.323	C SI 84 X CU 72 0-1 ③ G4-3			C SL 84 B SL 83 S FF 89 1-3 ① K		B CU 73 C CU 72 F CH 76 S FF 87 1-3 ② K		B SL 87 B FF 94 C FF 93 F SL 87 F CH 86 X FF 95 2-2 41 S 41 1B 1B	C FF 90 B FF 93 F FC 89 B FF 91 D CH 84 D CH 85 4-2 1-2 2-3 3-H BB	4	1	1	1	1	2	0
41 Carlos Santana, S (1, 3) OBP: 0.294, SLG: 0.322		B FF 86 B CH 77 B FF 86 B SI 85 4-0 BB		C CU 75 B CH 78 B FF 88 X FF 86 2-1 ② P3		C FF 87 C SL 82 X FF 88 0-2 ③ G6-3		B SI 96 C FF 95 C FF 96 D SL 88 B SL 87 X SL 88 3-2 1-H 1B	C FC 90 C FF 92 C FC 92 0-3 ③ K	4	0	1	1	1	1	3
47 Shelley Duncan, R (1, 10) OBP: 0.400, SLG: 0.571 48 Travis Hafner, L (8, PH) OBP: 0.407, SLG: 0.635 (8, 10)		C FF 86 D CH 78 F CH 77 X FF 88 1-2 ① F9		B CU 74 C CU 74 X FF 87 1-1 1B			B SI 84 F SI 83 C SL 82 X CU 73 1-2 ① F7	C FF 95 1 SAFE B SI 95 B SI 95 F SL 88 B CH 87 S SL 88 3-3 ② K		3 1	0 0	1 0	0 0	0 1	0 1	1 1
20 Orlando Cabrera, R (1, 4) OBP: 0.290, SLG: 0.369		X SI 84 0-0 ② F8		B SI 84 X CH 78 1-0 ③ L7			C SI 83 C SL 83 F FF 87 B SL 86 X SL 83 1-2 26 6 1B 2B 1B	B FF 94 1 SAFE X FF 95 1-0 ③ F9		4	1	1	0	0	0	3
26 Austin Kearns, R (1, 7) OBP: 0.290, SLG: 0.231		C SI 84 1 SAFE S SL 83 S FF 89 0-3 ③ K			B CU 73 C CU 72 B CH 77 B FF 86 S SI 84 X SI 85 3-2 ① F9		S CH 76 X SI 84 0-1 6 1-2 2B 1B		B FF 91 X FC 87 1-0 E5 13 HBP 23 1B 17 BB	4	2	1	0	0	1	1
6 Lou Marson, R (1, 2) OBP: 0.438, SLG: 0.571			B SI 83 F CH 76 B SL 84 B CH 77 F SI 84 F FF 87 C FF 86 3-3 ① K		F SI 84 B SL 85 F SL 84 C CU 75 1-3 ② K		X SI 85 0-0 23 1-H 1B 2-H 2B		B FC 87 C SL 81 F FF 92 B CU 69 S CH 83 2-3 ① K	4	0	1	2	0	3	1
8 Adam Everett, R (1, 5) OBP: 0.500, SLG: 0.385 24 Grady Sizemore, L (9, PH) OBP: 0.545, SLG: 1.000			C SI 84 S CH 78 B FF 89 B SI 87 B SL 83 B SL 84 4-2 23 1B BB		B FF 86 C SI 84 S SI 84 B SI 86 F FF 87 B FF 87 F SI 84 B FF 87 4-2 BB		X CH 76 0-0 ② F7		S FC 86 X FC 91 0-1 ② L7	1 1	0 0	0 0	0 0	2 0	0 0	1 1
Inning Stats	R: 0 E: 0 K: 0 S: 6 H: 0 LOB: 0 BB: 0 P: 9	R: 0 E: 0 K: 1 S: 7 H: 0 LOB: 1 BB: 1 P: 12	R: 0 E: 0 K: 1 S: 12 H: 1 LOB: 1 BB: 1 P: 21	R: 0 E: 0 K: 1 S: 8 H: 1 LOB: 1 BB: 0 P: 13	R: 0 E: 0 K: 1 S: 12 H: 0 LOB: 1 BB: 1 P: 22	R: 0 E: 0 K: 1 S: 7 H: 0 LOB: 0 BB: 0 P: 9	R: 2 E: 0 K: 0 S: 13 H: 4 LOB: 2 BB: 0 P: 16	R: 1 E: 0 K: 1 S: 14 H: 2 LOB: 1 BB: 0 P: 25	R: 1 E: 1 K: 2 S: 14 H: 1 LOB: 3 BB: 1 P: 23	1B: 8 2B: 1 3B: 0 HR: 0 SF: 0 SAC: 0 DP: 1 HBP: 1						

PITCHER		IP	WLS	BF	H	R	ER	SO	BB	IBB	HBP	BLK	WP	HR	S	P	ERA	WHIP
52 Bruce Chen, L ERA: 2.42	(1, 1)	7.0	W	28	6	2	2	5	3	0	0	0	0	0	65	102	2.57	1.286
38 Blake Wood, R ERA: 3.86	(8, 1)	1.0	H	5	2	1	1	1	0	0	0	0	0	0	14	25	9.00	2.000
48 Joakim Soria, R ERA: 5.59	(9, 1)	1.0	S	7	1	1	0	2	1	0	1	0	0	0	14	23	0.00	2.000

PITCHER	IP	WLS	BF	H	R	ER	SO	BB	IBB	HBP	BLK	WP	HR	S	P	ERA	WHIP

TOP

Cleveland Indians @ Kansas City Royals

Kauffman Stadium, Kansas City, MO

Tue Apr 19 2011, 7:11 PM - 9:54 PM CDT

Att. 10,506 - Overcast - 45 F

livebaseballscorecards.com

AB	35
R	4
H	9
RBI	4
BB	4
SO	8
LOB	15

BOTTOM

Cleveland Indians @ Kansas City Royals

Kauffman Stadium, Kansas City, MO

Tue Apr 19 2011, 7:11 PM - 9:54 PM CDT

Att. 10,506 - Overcast - 45 F

livebaseballscorecards.com

Batter	1	2	3	4	5	6	7	8	9	AB	R	H	RBI	BB	SO	LOB
17 Chris Getz, L (1, 4) OBP: 0.323, SLG: 0.316	C SI 90 B FF 91 B SI 91 C FF 90 X SI 92 2-2 P4 ①		B SI 87 1 SAFE B FF 87 B SI 88 C SI 87 1 SAFE 1 SAFE F SI 87 1 SAFE 3-2 X SI 87 1-H 53 G4-3 3B	B CH 79 C SI 88 1 SAFE F SI 87 B SI 90 X SL 85 2-2 F7 ③ 1-2		C SI 90 B CU 77 B FC 88 F SI 91 B FC 89 F SI 92 X SI 90 3-2 G6-3 ②				4	1	1	1	0	0	1
53 Melky Cabrera, S (1, 8) OBP: 0.278, SLG: 0.403	C SI 90 B CH 83 S CH 84 B SI 90 F SI 91 S SL 85 2-3 K ②		X SI 89 0-0 G4-3 ① 3-H		F CH 79 X CH 81 0-1 4 2B 2B	B SI 91 C FC 88 X SI 91 1-1 G6-3 ③				4	1	1	1	0	1	0
4 Alex Gordon, L (1, 7) OBP: 0.387, SLG: 0.528	F SI 91 F SL 84 X SL 84 0-2 21 S 16 S 1B		X CH 78 0-0 F8 ②		B SI 87 B SI 87 X SI 89 2-0 16 G6-3 21 1B 2-H 2B		C CH 82 B FC 87 X CH 83 1-1 G5-3 ①			4	1	2	1	0	0	0
16 Billy Butler, R (1, 10) OBP: 0.493, SLG: 0.533	B SI 90 1 SAFE B CH 82 B SL 83 B SI 90 4-0 21 S 1-2 BB		B SL 83 X SI 88 1-0 1B		X SI 88 0-0 G6-3 ① 2-3		B CU 80 B SI 91 X SI 90 2-0 F8 ②			3	0	1	0	1	0	1
21 Jeff Francoeur, R (1, 9) OBP: 0.352, SLG: 0.508	B SL 84 B SL 82 C SI 90 C SL 83 X SI 91 2-2 G1-3 ③ 1-2 2-3		C SI 89 D CH 80 B SI 90 F SL 83 S SI 91 2-3 K ③		C SI 88 B SI 88 F SL 82 X SI 89 1-2 24 BB 3-H 1B		S SI 91 F SI 91 S SI 90 0-3 K ③			4	0	1	1	0	2	3
24 Wilson Betemit, S (1, 5) OBP: 0.460, SLG: 0.550		X SI 89 0-0 G4-3 ①		B SI 88 B SL 80 X SI 89 2-0 3 G3-1 3 S 2 1B 1B	B SI 88 B CH 78 C SI 88 B SI 87 B SI 88 4-1 1-2 BB			B SI 88 S SI 87 S SI 87 B SI 88 B CH 82 F SI 87 B SI 88 4-2 3 G3 30 SH1-3 BB		2	1	1	0	2	0	0
30 Kila Ka'aihue, L (1, 3) OBP: 0.270, SLG: 0.245		C SI 88 B CH 83 B CH 82 F SI 90 C FF 91 2-3 K ②		C SI 88 X SI 90 0-1 F9 ①	C FC 89 F CH 81 B CU 78 F SI 91 B FC 90 S CH 82 2-3 K ②			L SI 87 C SI 88 X CU 70 0-2 SH1-3 ① 1-2		3	0	0	0	0	2	3
3 Brayan Peña, S (1, 2) OBP: 0.226, SLG: 0.241		F SI 90 B SI 91 B SI 92 C SI 91 B SL 82 X SI 91 3-2 L8 ③		1 SAFE S CH 79 B CH 82 S PO 80 B CH 80 X CH 82 3-1 G3-1 ② 1-3	X SI 91 0-0 F7 ③			B SI 86 X CH 81 1-0 G3 ② 2-3		4	0	0	0	0	0	4
2 Alcides Escobar, R (1, 6) OBP: 0.268, SLG: 0.265			C SL 78 B SI 90 S SI 88 X FF 90 1-2 17 3B 1B	S SL 84 D SL 88 F SL 84 X SL 87 1-2 17 S 3-H 1B		C SI 90 X CH 81 0-1 G5-3 ①		C SI 88 S CU 69 B SI 90 X SI 89 1-2 G1-3 ③		4	1	2	1	0	0	1
Inning Stats	R: 0 E: 0 K: 1 S: 13 H: 1 LOB: 2 BB: 1 P: 23	R: 0 E: 0 K: 1 S: 7 H: 0 LOB: 0 BB: 0 P: 12	R: 2 E: 0 K: 1 S: 12 H: 3 LOB: 1 BB: 0 P: 19	R: 1 E: 0 K: 0 S: 12 H: 2 LOB: 1 BB: 0 P: 19	R: 2 E: 0 K: 1 S: 13 H: 3 LOB: 2 BB: 1 P: 22	R: 0 E: 0 K: 0 S: 8 H: 0 LOB: 0 BB: 0 P: 12	R: 0 E: 0 K: 1 S: 6 H: 0 LOB: 0 BB: 0 P: 9	R: 0 E: 0 K: 0 S: 10 H: 0 LOB: 1 BB: 1 P: 16		1B: 6 2B: 2 3B: 1 HR: 0 SF: 0 SAC: 1 DP: 0 HBP: 0						

	AB	32
	R	5
	H	9
	RBI	5
	BB	3
	SO	5
	LOB	13

WP: 0 PA: 36
PB: 0
SB: 5
CS: 0

PITCHER		IP	WLS	BF	H	R	ER	SO	BB	IBB	HBP	BLK	WP	HR	S	P	ERA	WHIP
58 Jeanmar Gómez, R ERA: 10.38	(1, 1)	4.1	L	24	9	5	5	3	2	0	0	0	0	0	52	88	10.38	2.538
37 Chad Durbin, R ERA: 4.26	(5, 1)	2.2		8	0	0	0	2	0	0	0	0	0	0	19	28	0.00	0.000
39 Justin Germano, R ERA: 5.14	(8, 1)	1.0		4	0	0	0	0	1	0	0	0	0	0	10	16	0.00	1.000

PITCHER	IP	WLS	BF	H	R	ER	SO	BB	IBB	HBP	BLK	WP	HR	S	P	ERA	WHIP

Cleveland Indians @ Kansas City Royals

Kauffman Stadium, Kansas City, MO

Wed Apr 20 2011, 7:11 PM - 10:25 PM CDT

Att. 10,080 - Partly Cloudy - 56 F

livebaseballscorecards.com

Batter	1	2	3	4	5	6	7	8	9	AB	R	H	RBI	BB	SO	LOB
24 Grady Sizemore, L (1, 8) OBP: 0.438, SLG: 0.714	B FF 92 X FF 93 1-0 ① P6			C KC 75 B FF 93 F SL 83 X FF 94 1-2 ① F9		D KC 78 B SL 83 B CH 82 C SI 93 X CH 80 3-1 ② G4-3	B FF 93 B FF 94 B FF 92 B FF 94 4-0 13 SH1-4 BB	X SI 90 0-0 ③ F8		4	0	0	0	1	0	3
13 Asdrúbal Cabrera, S (1, 6) OBP: 0.341, SLG: 0.500	F SI 92 X FC 89 0-1 ② F9			B FC 88 B FC 88 C CH 81 C SI 94 B KC 80 X CH 81 3-2 ② G4-3		B KC 76 F KC 78 X KC 77 1-1 17 2B 3-H 1B	L CH 82 X FF 92 0-1 ① SH1-4 1-2 2-3		B SI 89 B SI 89 X SI 89 2-0 17 G3 41 1B 17 WP 1B	4	2	2	0	0	0	0
17 Shin-Soo Choo, L (1, 9) OBP: 0.278, SLG: 0.329	B FF 93 B CH 88 X FF 94 2-0 ③ F9			C SI 92 F SL 84 B SI 94 B KC 81 B SL 86 S CH 82 3-3 ③ K		1 SAFE C SI 94 D KC 77 1 SAFE B SL 82 X CH 79 2-1 48 2B 1-H 2B	C FF 94 X CU 76 0-1 ② G3		F SI 90 B SI 91 B CH 86 F CH 83 X SI 91 2-2 ① G3 1-3	5	1	1	1	0	1	3
41 Carlos Santana, S (1, 2) OBP: 0.315, SLG: 0.323		B FF 91 B SI 91 C SI 91 C SI 91 B SI 92 C SI 93 3-3 ① K			B KC 75 B SI 92 C CH 80 X SI 93 2-1 ① G3-1	B KC 77 B SI 94 C CH 81 B SI 94 B CH 82 4-1 48 2B BB	B FF 94 C FF 92 B CU 75 D CU 75 B CH 82 4-1 BB		C CH 85 B SI 91 F SI 91 X SL 81 1-2 48 E 3-H 1B	3	0	1	1	2	1	0
48 Travis Hafner, L (1, 10) OBP: 0.406, SLG: 0.632		C KC 76 F FF 90 X SI 92 0-2 ② G6-3			X FC 89 0-0 ② F9	B SI 94 C SL 82 1 SAFE F KC 78 X CH 81 1-2 1-3 3-H 2B	B FF 93 S FF 93 F FF 94 F FF 93 B FF 94 C CU 75 2-3 ③ K		B SI 90 C SI 91 B CH 85 F SI 91 F SI 90 B SI 90 X SI 91 3-2 E9 1-3 1B	5	0	2	1	0	1	3
20 Orlando Cabrera, R (1, 4) OBP: 0.284, SLG: 0.357		C FC 88 C KC 77 X FF 94 0-2 ③ G6-3			B FC 88 F SI 92 S SL 83 F FF 93 B CH 82 X SL 84 2-2 ③ F7	B SI 94 B SI 92 F FC 88 C FC 89 B FF 94 S SL 83 3-3 ③ K		C SI 91 B FF 91 B SI 81 B SI 90 X FF 90 3-1 23 FC1-6 1B	X SI 91 0-0 ② G4-3	5	0	1	0	0	1	4
23 Michael Brantley, L (1, 7) OBP: 0.413, SLG: 0.391			B KC 75 F SI 92 B FF 90 C CH 82 B SI 94 X SI 94 3-2 ① G3-1			B KC 73 F CH 80 B SL 82 X SI 93 2-1 7 2B 7 BLK 1B	C SI 92 B SI 92 B KC 76 B CH 80 F SI 92 F FF 94 B SL 84 4-2 7 9 2B BB	C SI 90 C FF 91 X CH 85 0-2 ① FC1-6 9 1B 1-2f	I IN 70 I IN 73 I IN 73 I IN 72 4-0 IBB	3	2	1	0	2	0	1
7 Matt LaPorta, R (1, 3) OBP: 0.369, SLG: 0.463			T FC 88 S KC 78 F SI 95 B FF 95 S SL 84 1-3 ② K			1 SAFE S SL 86 B SI 93 X SL 82 1-1 9 G4-3 13 BLK 1-H 2B	P PO 83 B KC 80 B FC 86 B SI 91 4-0 9 2B 1-2 BB	1 SAFE 1 SAFE F FF 90 X CH 85 0-1 ② F8	B SL 79 B SI 90 X SI 91 2-0 ③ P5	4	2	1	1	1	1	4
9 Jack Hannahan, L (1, 5) OBP: 0.296, SLG: 0.420			F FF 94 C SI 94 X KC 80 0-2 ③ G3			F SI 93 X SI 92 0-1 ① G4-3 2-3	L B FF 92 C CU 72 B FF 94 X CU 75 2-2 13 SH1-4 1-H 2-H 2B	B SI 90 B SI 91 1 SAFE 1 SAFE S FF 90 C FF 90 X CH 84 2-2 1-2 1B		4	0	2	2	0	0	1

	AB	R	H	RBI	BB	SO	LOB
AB	37						
R	7						
H	11						
RBI	6						
BB	6						
SO	5						
LOB	19						

Inning Stats																				
	R: 0 E: 0 K: 0 S: 4	H: 0 LOB: 0 BB: 0 P: 7	R: 0 E: 0 K: 1 S: 9	H: 0 LOB: 0 BB: 0 P: 12	R: 0 E: 0 K: 1 S: 10	H: 0 LOB: 0 BB: 0 P: 14	R: 0 E: 0 K: 1 S: 9	H: 0 LOB: 0 BB: 0 P: 16	R: 0 E: 0 K: 0 S: 7	H: 0 LOB: 0 BB: 0 P: 11	R: 4 E: 0 K: 1 S: 19	H: 5 LOB: 2 BB: 1 P: 36	R: 2 E: 0 K: 1 S: 16	H: 1 LOB: 3 BB: 4 P: 35	R: 0 E: 0 K: 0 S: 11	H: 2 LOB: 2 BB: 0 P: 16	R: 1 E: 1 K: 0 S: 13	H: 3 LOB: 3 BB: 1 P: 27	1B: 7 2B: 4 3B: 0 HR: 0	SF: 0 SAC: 1 DP: 0 HBP: 0	WP: 1 PB: 0 SB: 0 CS: 0	PA: 44

PITCHER		IP	WLS	BF	H	R	ER	SO	BB	IBB	HBP	BLK	WP	HR	S	P	ERA	WHIP
44 Luke Hochevar, R ERA: 5.12	(1, 1)	6.0	L	26	5	6	6	4	3	0	0	2	0	0	62	107	9.00	1.333
55 Tim Collins, L ERA: 5.4	(7, 1)	1.0		6	1	0	0	1	2	0	0	0	0	0	12	24	0.00	3.000
50 Kanekoa Texeira, R ERA: 2.84	(8, 1)	2.0		12	5	1	1	0	0	1	0	0	1	0	24	43	4.50	2.500

PITCHER	IP	WLS	BF	H	R	ER	SO	BB	IBB	HBP	BLK	WP	HR	S	P	ERA	WHIP

Batter	1	2	3	4	5	6	7	8	9	AB	R	H	RBI	BB	SO	LOB
17 Chris Getz, L (1, 4) OBP: 0.343, SLG: 0.305	B FF 94 C FF 92 F SI 92 B SL 83 F FF 92 X SI 93 2-2 ① G4-3	F SI 90 X SI 93 0-1 ② G4-3			H FF 94 1-0 53 FC4-6 HBP		C FF 92 B CH 86 B FF 93 B SI 88 B FF 89 4-1 16 F9 53 BB BB		B FF 90 B FF 91 C FF 90 B FF 92 B FF 91 4-1 53 2B BB	2	1	0	0	2	0	0
53 Melky Cabrera, S (1, 8) OBP: 0.298, SLG: 0.413	B FF 93 B SI 94 B SI 92 C FF 92 B FF 94 4-1 4 3B BB	B SI 91 B SL 79 C FF 92 X FF 92 2-1 ③ F7			F FF 90 C SL 82 X SL 84 0-2 ① FC4-6 1-2f		B FF 91 C FF 89 F FF 91 B SL 83 B SL 78 F FF 89 B FF 89 4-2 21 BB 1-2 BB		C FF 91 B FF 92 X FF 92 1-1 4 G6-3 21 HR 1-H 2B	3	2	1	1	2	0	1
4 Alex Gordon, L (1, 7) OBP: 0.375, SLG: 0.532	X SI 91 0-0 21 1B 1-H 3B		C SL 82 C SL 82 B FF 94 S SL 84 1-3 ① K2-3		B SL 81 1 SAFE 1 SAFE B SL 79 F SI 91 F SI 90 F SL 84 X SL 83 2-2 ② F8		B FF 85 B FF 84 C FF 90 X SL 84 2-1 ① F7		B FF 92 C FF 91 S SL 84 F SL 82 X SL 82 1-2 ① G6-3 2-3	5	1	1	1	0	1	4
16 Billy Butler, R (1, 10) OBP: 0.475, SLG: 0.508	B SI 92 F SI 94 F SI 92 S FF 86 1-3 ② K		X SI 94 0-0 21 G6-4-3 1B		B SL 84 C SL 82 B SI 88 S SL 82 1 SAFE X SL 83 2-2 ③ F9		B FF 94 B SI 94 C FF 93 X SI 94 2-1 ② F9 2-3		B FF 92 B FF 92 C FF 90 B FF 93 F FF 92 X FF 92 3-2 ② P6	5	0	1	0	0	1	5
21 Jeff Francoeur, R (1, 9) OBP: 0.368, SLG: 0.551	X SI 94 0-0 30 BB 13 1B 3-H 1B		X SL 81 0-0 ② ③ G6-4-3 1-2f			C SI 92 F SL 83 B SL 83 B SI 94 X SL 80 2-2 ① P3	B SL 80 B SL 81 C FF 94 B FF 93 B FF 93 4-1 1-2 BB		C FF 92 S CH 84 X CH 83 0-2 3-H HR	4	1	2	3	1	0	1
13 Mike Aviles, R (1, 5) OBP: 0.241, SLG: 0.400	B FF 92 X SI 93 1-0 30 BB 1-2 1B			C SL 81 X SL 80 0-1 ① G5-3		X SI 91 0-0 ② F8	B SL 81 C FF 93 F FF 94 C SL 81 1-3 ③ K		C FF 94 B SL 82 X FF 94 1-1 ③ G3	5	0	1	0	0	1	3
30 Kila Ka'aihue, L (1, 3) OBP: 0.299, SLG: 0.268	B SI 91 B FF 95 C FF 94 B SL 84 B FF 95 4-1 1-2 2-3 BB			B SI 91 B SL 79 F FF 92 X FF 94 2-1 1B		X SI 92 0-0 15 BB 1B		C FF 90 B SI 89 B SI 89 B FF 88 C SI 89 X SI 89 3-2 ① F7		3	0	2	0	1	0	0
15 Matt Treanor, R (1, 2) OBP: 0.302, SLG: 0.314	C SI 94 C SL 84 D SL 86 B SL 85 B FF 94 F FF 93 F FF 93 X FF 92 3-2 ③ P4			F FF 91 B SL 82 F SI 90 S SI 91 1-3 ② K		B SI 90 B SI 90 B FF 91 B FF 87 4-0 1-2 BB		B FF 90 C FF 90 S SI 89 F FF 90 B FF 90 S SI 89 2-3 ② K		3	0	0	0	1	2	4
2 Alcides Escobar, R (1, 6) OBP: 0.253, SLG: 0.250		S SI 91 M SI 92 X FF 94 0-2 ① G4-3		B SL 82 S SI 90 S SI 90 X SI 92 1-2 ③ G5-3		C SI 89 B SL 85 S SL 82 X SL 84 1-2 ③ P4		C FF 90 B SI 89 F SI 88 S SL 80 1-3 ③ K		4	0	0	0	0	1	3
Inning Stats	R: 2 E: 0 K: 1 S: 17 H: 3 LOB: 3 BB: 2 P: 32	R: 0 E: 0 K: 0 S: 7 H: 0 LOB: 0 BB: 0 P: 9	R: 0 E: 0 K: 1 S: 5 H: 1 LOB: 0 BB: 0 P: 6	R: 0 E: 0 K: 1 S: 10 H: 1 LOB: 1 BB: 0 P: 14	R: 0 E: 0 K: 0 S: 10 H: 0 LOB: 1 BB: 0 P: 15	R: 0 E: 0 K: 0 S: 8 H: 1 LOB: 2 BB: 1 P: 15	R: 0 E: 0 K: 1 S: 12 H: 0 LOB: 3 BB: 3 P: 29	R: 0 E: 0 K: 2 S: 10 H: 0 LOB: 0 BB: 0 P: 16	R: 3 E: 0 K: 0 S: 15 H: 2 LOB: 0 BB: 1 P: 25	1B: 5 2B: 1 3B: 1 HR: 1 SF: 0 SAC: 0 DP: 1 HBP: 1						

PITCHER		IP	WLS	BF	H	R	ER	SO	BB	IBB	HBP	BLK	WP	HR	S	P	ERA	WHIP
63 Justin Masterson, R ERA: 1.71	(1, 1)	6.0	W	29	6	2	2	3	5	0	1	0	0	0	61	103	3.00	1.833
53 Rafael Perez, L ERA:	(7, 1)	0.1	H	1	0	0	0	0	0	0	0	0	0	0	2	4	0.00	0.000
52 Vinnie Pestano, R ERA: 1.42	(7, 1)	0.2	H	3	0	0	0	1	1	0	0	0	0	0	6	13	0.00	1.500
38 Joe Smith, R ERA: 2.7	(8, 1)	1.0		3	0	0	0	2	0	0	0	0	0	0	10	16	0.00	0.000
49 Tony Sipp, L ERA: 2.89	(9, 1)	0.2		5	2	3	3	0	1	0	0	0	0	1	13	22	40.50	4.500

PITCHER		IP	WLS	BF	H	R	ER	SO	BB	IBB	HBP	BLK	WP	HR	S	P	ERA	WHIP
54 Chris Perez, R ERA:	(9, 1)	0.1	S	1	0	0	0	0	0	0	0	0	0	0	2	3	0.00	0.000

BOTTOM

Cleveland Indians @ Kansas City Royals

Kauffman Stadium, Kansas City, MO

Wed Apr 20 2011, 7:11 PM - 10:25 PM CDT

Att. 10,080 - Partly Cloudy - 56 F

livebaseballscorecards.com

AB	34
R	5
H	8
RBI	5
BB	7
SO	6
LOB	21
PA:	42
WP: 0	
PB: 0	
SB: 0	
CS: 0	

Batter	1	2	3	4	5	6	7	8	9	AB	R	H	RBI	BB	SO	LOB
24 Grady Sizemore, L (1, 8) OBP: 0.476, SLG: 0.737	B SI 91 C FF 91 X SI 93 1-1 1B		C SI 89 1 SAFE S CU 72 S FF 93 0-3 ② K		B FF 93 X FF 91 1-0 17 FC7-5 13 BB 3-H 1B		X FF 92 0-0 ② F8		C KC 80 X FF 96 0-1 2B	5	0	3	1	0	1	2
13 Asdrúbal Cabrera, S (1, 6) OBP: 0.333, SLG: 0.474	F FF 92 1 SAFE B SI 92 X CH 76 1-1 ① F7		B CH 78 B CH 78 B SI 91 C FF 90 1 SAFE F FF 92 X SL 79 3-2 ③ G4-3		C CU 71 B SI 94 D SL 79 B CH 75 3-1 17 FC7-5 1-2 2-3 BB		B FF 93 B FF 91 X FF 90 2-0 ③ F7		B KC 80 B FF 96 2 SAFE X SI 96 2-0 ③ G3-1	4	0	0	0	1	0	4
17 Shin-Soo Choo, L (1, 9) OBP: 0.265, SLG: 0.311	B FF 92 C CU 72 1 SAFE F CH 78 T FF 92 1-2 ② K			C FF 92 X SL 81 0-1 ① G4-3	X SI 92 0-0 ② FC7-5 1-2 2-3f 3-H			C FF 90 B CH 81 F CH 81 X FF 91 1-2 ① P6		4	0	0	1	0	1	3
41 Carlos Santana, S (1, 2) OBP: 0.325, SLG: 0.338	B CU 72 B FF 93 C CH 78 X FF 92 2-1 ③ P2			B CU 72 B SI 92 B CH 77 C FF 91 B SI 92 4-1 BB	C FF 92 B CU 72 B FF 91 B SL 79 F FF 91 X FF 92 3-2 ③ P4			C FF 90 X FF 89 0-1 48 1B 2B		3	0	1	0	1	0	3
48 Travis Hafner, L (1, 10) OBP: 0.397, SLG: 0.607		C FF 90 F SL 79 F SL 81 B SI 92 B CU 72 B CU 72 S FF 93 3-3 ① K		C SI 92 F FF 93 B FF 94 F CH 79 F FF 94 1 SAFE C CU 75 1-3 ② K		F FF 89 X SL 78 0-1 ① P6		C FF 89 S CH 80 D SL 81 X FF 90 1-2 ② 2-H 1B		4	0	1	0	0	2	1
23 Michael Brantley, L (1, 7) OBP: 0.405, SLG: 0.373		C FF 92 C FF 92 F FF 96 B CU 74 X SL 82 1-2 ② F7		X FF 93 0-0 ③ G1-3		L CU 71 C SL 80 B SL 80 F SL 81 B CU 72 C CH 76 2-3 ② K		I IN 75 I IN 76 I IN 77 I IN 77 4-0 IBB		3	0	0	0	1	1	1
7 Matt LaPorta, R (1, 3) OBP: 0.362, SLG: 0.448		X SI 92 0-0 ③ G5-3		F SI 91 B FF 92 X SL 78 1-1 8 SH5-4 9 BB 24 1B 1B	B FF 94 X FF 92 1-0 ③ G5-3			F FF 90 X SL 80 0-1 ③ F9		4	1	1	0	0	0	2
9 Jack Hannahan, L (1, 5) OBP: 0.310, SLG: 0.415			F SI 90 B SL 78 B SI 91 C CH 76 S SL 81 2-3 ① K		B CU 72 B FF 91 B CH 75 B FF 89 4-0 13 BB 8 SH5-4 17 FC7-5 1-2 BB		B SL 78 B CH 74 F FF 90 X FF 91 2-1 1B		B FF 95 B SI 94 F FF 95 C FF 96 F SL 86 X FF 96 2-2 ① G3-1	3	1	1	0	1	1	0
8 Adam Everett, R (1, 4) OBP: 0.474, SLG: 0.375			C FF 93 T SI 92 X FF 95 0-2 1B		D SL 78 X FF 88 1-0 ① SH5-4 1-2 2-3		1 SAFE S FF 91 B FF 91 F FF 91 1 SAFE S SL 82 1-3 ① K		C SL 85 S SL 88 F FF 97 B SI 96 F SI 96 X SL 84 1-2 ② P4	3	0	1	0	0	1	1
Inning Stats	R: 0 E: 0 K: 1 S: 9 H: 1 LOB: 1 BB: 0 P: 14	R: 0 E: 0 K: 1 S: 9 H: 0 LOB: 0 BB: 0 P: 13	R: 0 E: 0 K: 2 S: 12 H: 1 LOB: 1 BB: 0 P: 17	R: 0 E: 0 K: 1 S: 9 H: 0 LOB: 1 BB: 1 P: 14	R: 2 E: 0 K: 0 S: 9 H: 2 LOB: 2 BB: 2 P: 22	R: 0 E: 0 K: 1 S: 7 H: 0 LOB: 0 BB: 0 P: 10	R: 0 E: 0 K: 1 S: 7 H: 1 LOB: 1 BB: 0 P: 12	R: 0 E: 0 K: 0 S: 10 H: 2 LOB: 2 BB: 1 P: 16	R: 0 E: 0 K: 0 S: 12 H: 1 LOB: 1 BB: 0 P: 17	1B: 6 2B: 2 3B: 0 HR: 0 SF: 0 SAC: 1 DP: 0 HBP: 0	WP: 0 PB: 0 SB: 0 CS: 0 PA: 38					

PITCHER		IP	WLS	BF	H	R	ER	SO	BB	IBB	HBP	BLK	WP	HR	S	P	ERA	WHIP
37 Sean O'Sullivan, R ERA: 4.2	(1, 1)	6.0		26	5	2	2	6	3	0	0	0	0	0	57	94	3.00	1.333
31 Louis Coleman, R ERA:	(7, 1)	2.0		8	2	0	0	1	0	1	0	0	0	0	15	24	0.00	1.000
43 Aaron Crow, R ERA:	(9, 1)	1.0	W	4	1	0	0	0	0	0	0	0	0	0	12	17	0.00	1.000

PITCHER	IP	WLS	BF	H	R	ER	SO	BB	IBB	HBP	BLK	WP	HR	S	P	ERA	WHIP

TOP

Cleveland Indians @ Kansas City Royals

Kauffman Stadium, Kansas City, MO

Thu Apr 21 2011, 7:12 PM - 9:47 PM CDT

Att. 9,279 - Cloudy - 54 F

livebaseballscorecards.com

AB	33
R	2
H	8
RBI	2
BB	4
SO	7
LOB	17

BOTTOM

Cleveland Indians @ Kansas City Royals

Kauffman Stadium, Kansas City, MO

Thu Apr 21 2011, 7:12 PM - 9:47 PM CDT

Att. 9,279 - Cloudy - 54 F

livebaseballscorecards.com

Batter	1	2	3	4	5	6	7	8	9	AB	R	H	RBI	BB	SO	LOB
17 Chris Getz, L (1, 4) OBP: 0.347, SLG: 0.290	C FF 87 C FF 88 X CU 76 0-2 ① L8		B CH 80 X FF 87 1-0 ② L8		B FF 88 C FF 87 F FC 84 X CU 75 1-2 ③ G6-3			F FF 86 B CH 83 B FC 82 B FF 86 B FF 85 4-1 4 S 53 S 21 1B BB	B FF 93 C FF 94 B SL 81 B FF 93 B FF 93 4-1 53 1B BB 1-2 2-3	3	1	0	0	2	0	0
53 Melky Cabrera, S (1, 8) (9, 7) OBP: 0.303, SLG: 0.435	C FF 89 F FF 90 B FF 90 B CU 76 F CH 82 F FF 90 B CH 82 C FF 88 3-3 ② K		B X FF 88 1-0 3B			B CH 80 C FC 82 X FF 88 1-1 ① P4		C FF 89 D FF 90 B CH 81 B FF 90 X FF 91 3-1 ② F9 1-2	C SL 80 F FF 92 X SL 81 0-2 1B 1-2 2-H 3-H	5	0	2	2	0	1	1
4 Alex Gordon, L (1, 7) (9, 3) OBP: 0.393, SLG: 0.544	F CH 80 B CU 74 H FF 91 2-1 HBP		X FC 84 0-0 ③ G3-1			C FC 85 B FF 90 X CH 81 1-1 2B		B SL 83 D SL 84 B SL 82 B FF 92 4-0 21 1B 16 BB 2-3 BB		2	0	1	0	1	0	1
16 Billy Butler, R (1, 3) OBP: 0.476, SLG: 0.500 1 Jarrod Dyson, L (8, PR) (9, 8)	C FF 88 C FC 85 X FC 85 0-2 ③ G5-3			X FC 81 0-0 21 G6-3 1B		B FF 89 S FC 84 B CU 74 X FC 82 2-1 ② G5-3		C FF 94 B SL 80 B SL 81 B FF 94 C FF 93 B FF 94 4-2 21 1B 1-2 BB		3 0	0 0	1 0	0 0	1 0	0 0	2 0
21 Jeff Francoeur, R (1, 9) OBP: 0.363, SLG: 0.534		C FC 83 C FF 90 B FF 90 X FC 84 1-2 E4		C FF 88 D CU 75 X FC 83 1-1 ① ② G6-3 1-2		S FC 84 X CU 76 0-1 ③ F8		X SL 81 0-0 1-2 2-3 3-H 1B		4	0	1	1	0	0	2
24 Wilson Betemit, S (1, 5) OBP: 0.463, SLG: 0.545		B FF 88 1 SAFE B CH 80 C FF 88 B FF 86 X FF 87 3-1 ① F7		C FF 88 B CH 84 X CH 78 1-1 1B			X FF 84 0-0 30 G4-6-3 1B	X FF 92 0-0 ③ G3-1		4	0	2	0	0	0	4
30 Kila Ka'aihue, L (1, 10) OBP: 0.296, SLG: 0.283 13 Mike Aviles, R (9, PR) OBP: 0.241, SLG: 0.400		C FF 87 1 SAFE F FF 88 S CU 76 0-3 ② K		F FF 87 X FC 82 0-1 ③ G4-3			X FC 82 0-0 ① ② G4-6-3 1-2f		C FF 93 B SL 81 B FF 93 X FF 94 2-1 12 1B 2 FC5-2 2B	4 0	0 0	1 0	0 0	0 0	1 0	3 0
15 Matt Treanor, R (1, 2) OBP: 0.283, SLG: 0.289 12 Mitch Maier, L (9, PH) OBP: 0.500, SLG: 0.250		C FF 89 C FC 82 B FF 90 F FF 90 X FC 85 1-2 ③ G6-3			B FF 88 S FC 82 B FF 87 F FF 87 X FC 84 2-2 ① L7		F FF 87 B FC 83 B FF 88 X FF 88 2-1 ③ P3		X FF 93 0-0 17 BB 2 FC5-2 53 1B 2-3 1B	3 1	0 1	0 1	0 0	0 0	0 0	1 0
2 Alcides Escobar, R (1, 6) OBP: 0.241, SLG: 0.237			B FF 87 C FC 81 F FF 88 S CU 75 1-3 ① K		C FF 88 F FC 84 F CU 77 S CU 77 0-3 ② K			C FC 81 L FC 83 X CU 76 0-2 ① G6-3	F SL 81 B SL 81 F FF 93 F SL 83 B FF 94 1 SAFE X FF 94 2-2 FC5-2 17 BB 53 1B 1-2 3-H	4	1	0	0	0	2	3
Inning Stats	R: 0 E: 0 K: 1 S: 12 H: 0 LOB: 1 BB: 0 P: 17	R: 0 E: 1 K: 1 S: 12 H: 0 LOB: 1 BB: 0 P: 17	R: 0 E: 0 K: 1 S: 6 H: 1 LOB: 1 BB: 0 P: 9	R: 0 E: 0 K: 0 S: 7 H: 2 LOB: 1 BB: 0 P: 9	R: 0 E: 0 K: 1 S: 10 H: 0 LOB: 0 BB: 0 P: 13	R: 0 E: 0 K: 0 S: 8 H: 1 LOB: 1 BB: 0 P: 12	R: 0 E: 0 K: 0 S: 4 H: 1 LOB: 0 BB: 0 P: 6	R: 1 E: 0 K: 0 S: 10 H: 1 LOB: 3 BB: 3 P: 25	R: 2 E: 0 K: 0 S: 11 H: 3 LOB: 2 BB: 1 P: 19	1B: 6 2B: 2 3B: 1 HR: 0	SF: 0 SAC: 0 DP: 1 HBP: 1					

	AB	R	H	RBI	BB	SO	LOB
	33	3	9	3	4	4	17

WP: 0 PB: 0 SB: 2 CS: 0 PA: 38

PITCHER		IP	WLS	BF	H	R	ER	SO	BB	IBB	HBP	BLK	WP	HR	S	P	ERA	WHIP
43 Josh Tomlin, R ERA: 2.33	(1, 1)	7.1		28	5	1	1	4	1	0	1	0	0	0	63	91	1.23	0.818
49 Tony Sipp, L ERA: 2.79	(8, 1)	0.1	H	2	0	0	0	0	1	0	0	0	0	0	2	9	0.00	3.000
52 Vinnie Pestano, R ERA: 1.35	(8, 1)	0.1	H	3	1	0	0	0	1	0	0	0	0	0	4	8	0.00	6.000
54 Chris Perez, R ERA: 2.25	(9, 1)	0.1	L	5	3	2	2	0	1	0	0	0	0	0	11	19	54.00	12.000

PITCHER	IP	WLS	BF	H	R	ER	SO	BB	IBB	HBP	BLK	WP	HR	S	P	ERA	WHIP

Kansas City Royals @ Texas Rangers

Rangers Ballpark in Arlington, Arlington, TX

Fri Apr 22 2011, 8:08 PM - 11:07 PM EDT

Att. 45,769 - Partly Cloudy - 89 F

TOP

livebaseballscorecards.com

Batter	1	2	3	4	5	6	7	8	9	AB	R	H	RBI	BB	SO	LOB
17 Chris Getz, L (1, 4) OBP: 0.338, SLG: 0.284	E3 53 G6-4-3		2-0 B SI 93 B SL 82 X SI 92 53 G4-6-3 2-3 1B	2-2 B SI 92 C SI 93 F SI 92 F SL 86 F CH 84 B SI 92 F SI 93 X SI 94 G4-3			0-0 X SI 93 B1-3		1-1 C FF 88 B SL 77 X SL 76 F7	5	0	1	0	0	0	0
53 Melky Cabrera, S (1, 8) OBP: 0.298, SLG: 0.422	1-1 F SI 94 1 SAFE 1 SAFE B SI 94 1 SAFE 1 SAFE X CH 86 G6-4-3 1-2f		0-0 X KC 74 G4-6-3 1-2f		0-3 C KC 74 F SI 93 S SL 82 K		1-1 B SI 95 C CH 85 X SI 94 G4-3		0-2 C SI 88 F FF 87 X SL 77 1B	5	0	1	0	0	1	3
4 Alex Gordon, L (1, 7) OBP: 0.404, SLG: 0.542	E6			1-0 B SL 82 X SL 83 16 BB 21 2B 1B	0-1 C SI 94 X SL 83 21 CS 1B			B FF 95 C FF 96 B CH 87 B FF 95 B FF 93 21 BB 16 1B 24 SF9 BB	2-3 B FF 89 S FF 89 B FF 89 C SL 79 F FF 89 S FF 88 K	4	2	2	0	1	1	1
16 Billy Butler, R (1, 10) OBP: 0.477, SLG: 0.493	3-3 B SI 93 C SI 94 B SI 94 C CH 86 1 SAFE B SI 94 S SL 82 K			4-2 B SI 93 B SI 93 F SI 94 B SI 94 F SI 94 B SI 94 21 2B 24 1B BB	1-3 C CH 84 C SI 93 B SI 92 1 SAFE F SL 80 S SL 80 K			C FF 94 C SL 82 B SL 82 X SL 82 24 SF9 21 BB 1B		3	1	1	0	1	2	2
21 Jeff Francoeur, R (1, 9) OBP: 0.369, SLG: 0.539		B KC 76 C CH 84 B KC 76 S SI 94 S SI 93 K		B CH 85 C CH 85 X SI 94 24 1B 3 HR 1-3 2-H 2B	F SI 92 B SI 92 CS	C KC 72 C SL 82 B SI 93 S SI 92 K		C FF 95 F SL 82 B FF 92 F SL 83 B FF 93 B FF 95 B FF 95 30 S		3	1	1	1	1	2	0
24 Wilson Betemit, S (1, 5) OBP: 0.448, SLG: 0.532		C SI 94 C CH 86 X SL 84 P4		X SI 92 3 HR	S SI 93 S SL 81 F SL 82 C SI 94 K			B FF 94 C FF 95 X SL 82 SF9		3	1	1	2	0	1	0
30 Kila Ka'aihue, L (1, 3) OBP: 0.293, SLG: 0.297		B SI 95 B SI 94 F SI 94 X SI 93 G4-3		F SI 93 S SI 93 S SL 82 K	C SI 95 B SL 84 S SL 85 F SI 94 B SI 94 X SL 85 2B			1 SAFE C SL 79 B FF 90 B SL 79 B FF 89 S FF 89 S FF 89 K		4	0	1	0	0	2	4
3 Brayan Peña, S (1, 2) OBP: 0.257, SLG: 0.344			C SI 93 B SI 93 C CH 87 F SI 95 B SL 83 B SI 93 B SL 84 17 1B 2 SH1-3 BB	D KC 75 X CH 84 1-H 3-H HR	B SI 94 F SI 93 X SI 92 G3			B SL 80 C SL 79 B FF 90 C FF 89 C FF 91 K		3	1	1	3	1	1	3
2 Alcides Escobar, R (1, 6) OBP: 0.232, SLG: 0.228			B SI 92 S CH 85 X SI 92 SH1-3	B SI 94 B CH 85 C SI 93 F SI 93 C SI 93 K			C KC 74 F SI 93 B SL 80 S SL 82 K		X FF 89 0-0 L6	3	0	0	0	0	2	0

	AB	33
	R	6
	H	9
	RBI	6
	BB	4
	SO	12
	LOB	13

Inning Stats	1	2	3	4	5	6	7	8	9	1B: 6	SF: 1	WP: 0	PA: 40
	R: 0 E: 2 K: 1 S: 10 H: 0 LOB: 1 BB: 0 P: 15	R: 0 E: 0 K: 1 S: 8 H: 0 LOB: 0 BB: 0 P: 12	R: 0 E: 0 K: 0 S: 7 H: 1 LOB: 1 BB: 1 P: 14	R: 5 E: 0 K: 2 S: 19 H: 4 LOB: 0 BB: 1 P: 30	R: 0 E: 0 K: 2 S: 10 H: 1 LOB: 0 BB: 0 P: 12	R: 0 E: 0 K: 2 S: 13 H: 1 LOB: 1 BB: 0 P: 17	R: 0 E: 0 K: 1 S: 6 H: 0 LOB: 0 BB: 0 P: 8	R: 1 E: 0 K: 2 S: 15 H: 1 LOB: 2 BB: 2 P: 30	R: 0 E: 0 K: 1 S: 10 H: 1 LOB: 1 BB: 0 P: 13	2B: 3	SAC: 1	PB: 0	
										3B: 0	DP: 2	SB: 1	
										HR: 1	HBP: 0	CS: 1	

PITCHER		IP	WLS	BF	H	R	ER	SO	BB	IBB	HBP	BLK	WP	HR	S	P	ERA	WHIP
45 Derek Holland, L ERA: 4.39	(1, 1)	7.0	W	29	7	5	5	9	2	0	0	0	0	1	73	108	6.43	1.286
46 Pedro Strop, R ERA: 1.69	(8, 1)	0.1		4	1	1	1	0	2	0	0	0	0	0	9	19	27.00	9.000
53 Arthur Rhodes, L ERA: 3.0	(8, 1)	0.2		2	0	0	0	2	0	0	0	0	0	0	6	11	0.00	0.000
28 Darren Oliver, L ERA: 2.16	(9, 1)	1.0		4	1	0	0	1	0	0	0	0	0	0	10	13	0.00	1.000

PITCHER		IP	WLS	BF	H	R	ER	SO	BB	IBB	HBP	BLK	WP	HR	S	P	ERA	WHIP

Kansas City Royals @ Texas Rangers

Rangers Ballpark in Arlington, Arlington, TX

Fri Apr 22 2011, 8:08 PM - 11:07 PM EDT

Att. 45,769 - Partly Cloudy - 89 F

livebaseballscorecards.com

Batter	1	2	3	4	5	6	7	8	9	AB	R	H	RBI	BB	SO	LOB
5 Ian Kinsler, R (1, 4) OBP: 0.357, SLG: 0.529	C SI 84 X CH 75 0-1 E5 1 G6-3 10 1B		C SI 82 X CU 68 0-1 1 SH5-3 10 3B 2B	C SI 84 B CH 78 X CH 77 1-1 HR	B SI 93 F SI 91 X SI 93 1-1 G5-3 2-3f		B KC 80 F CH 88 B SL 85 X KC 82 2-1 1 FC5-4 1B			5	3	3	1	0	0	2
1 Elvis Andrus, R (1, 6) OBP: 0.297, SLG: 0.353	B SI 84 1 SAFE C SI 83 B SI 83 X CH 76 2-1 G6-3 1-2		X SI 84 0-0 SH5-3 2-3	X SI 85 0-0 10 1B 1B		B KC 80 B SI 90 B SI 90 B SI 88 4-0 10 G6-3 BB	T SI 91 X SI 90 0-1 FC5-4 1-2f			3	0	1	0	1	0	2
10 Michael Young, R (1, 3) OBP: 0.370, SLG: 0.500	2 SAFE C SI 82 B SI 84 F SI 84 B SI 86 F SI 84 D SI 86 X SI 84 3-2 17 1B 2-H 1B		B SI 85 F SI 85 F SI 85 D CU 68 X SI 85 2-2 29 2B 3-H 3B	1 SAFE B SI 85 X SI 85 1-0 1-3 1B		1 SAFE X SI 91 0-0 G6-3 1-2f		C FF 96 S KC 80 C KC 79 0-3 K		5	1	3	2	0	1	1
29 Adrián Beltré, R (1, 5) OBP: 0.282, SLG: 0.566	C SI 84 B SI 82 F CH 75 X SI 84 1-2 P6		B CH 76 X CH 76 1-0 25 HR 3-H 2B	B SI 85 F SI 86 X SI 85 1-1 P4		B KC 82 X SI 92 1-0 HR		B KC 80 F FF 98 X FF 98 1-1 17 CS 1B		5	2	3	2	0	0	3
17 Nelson Cruz, R (1, 7) OBP: 0.329, SLG: 0.485	B SI 85 B CH 77 X CH 78 2-0 1-2 1B		T SI 85 C SI 85 B SI 85 F CH 76 F CH 77 D CU 70 X SI 86 2-2 L8		C CU 69 F CH 77 B SI 85 B CH 77 B SI 87 F SI 84 B CH 79 4-2 25 CS BB	B KC 82 X CH 87 1-0 P6		B FF 98 B FF 97 B FF 98 C FF 95 C KC 80 F KC 80 S FF 97 3-3 K 1-2		4	0	1	0	1	1	2
25 Mike Napoli, R (1, 10) OBP: 0.474, SLG: 0.793	B SI 82 B SI 83 S SI 82 C CH 76 S CH 76 2-3 K		B CH 75 T CH 78 X SI 86 1-1 2-H HR		1 SAFE B FF 93 B FF 94 C SL 86 B SL 86 B FF 94 4-1 7 HR 1-2 BB		B SI 91 S CH 88 B SI 91 B CH 87 B SI 92 4-1 7 FC6-4 BB			2	2	1	2	2	1	2
7 David Murphy, L (1, 8) OBP: 0.388, SLG: 0.477		B SI 84 C SI 82 C CU 68 X SI 85 1-2 G6-3	B CU 70 C CU 71 F CH 78 F SI 85 D SI 86 F CH 77 B CU 70 S CH 78 3-3 K		B FF 93 X FF 93 1-0 1-H HR		B SI 90 C SI 90 X SI 91 1-1 FC6-4 18 HR 1-2f			4	2	1	2	0	1	1
8 Yorvit Torrealba, R (1, 2) OBP: 0.268, SLG: 0.436		B SI 83 F CH 77 X CH 75 1-1 G6-3		C CH 77 X CH 76 0-1 G5-3	B FF 94 S SL 86 B SL 86 B SI 94 X FF 92 3-1 5 G5-3 2B		F SI 89 1 SAFE 1 SAFE X SI 89 0-1 L7			4	0	1	0	0	0	1
18 Mitch Moreland, L (1, 9) OBP: 0.397, SLG: 0.608		C CU 68 B CH 76 B CH 77 F CH 79 F SI 87 D CH 76 X CH 77 3-2 G3		C CU 70 C CH 77 X CU 68 0-2 G4-3	B SL 87 B FF 93 F SL 86 C FF 96 F SL 89 B FF 95 F SL 87 B CH 87 4-2 BB		C SI 90 1 SAFE X SI 89 0-1 1-H HR			3	1	1	2	1	0	0

Inning Stats	1	2	3	4	5	6	7	8	9	AB	R	H	RBI	BB	SO	LOB
	R: 1 E: 1 K: 1 S: 15	R: 0 E: 0 K: 0 S: 9	R: 4 E: 0 K: 1 S: 19	R: 1 E: 0 K: 0 S: 11	R: 2 E: 0 K: 0 S: 13	R: 1 E: 0 K: 0 S: 3	R: 2 E: 0 K: 0 S: 11	R: 0 E: 0 K: 2 S: 9		1B: 6 2B: 4 3B: 1 HR: 5	SF: 0 SAC: 1 DP: 3 HBP: 0	WP: 0 PB: 0 SB: 0 CS: 2	PA: 41			

PITCHER		IP	WLS	BF	H	R	ER	SO	BB	IBB	HBP	BLK	WP	HR	S	P	ERA	WHIP
26 Jeff Francis, L ERA: 4.06	(1, 1)	4.0	L	23	9	7	6	2	1	0	0	0	0	2	57	88	13.50	2.500
38 Blake Wood, R ERA: 7.2	(5, 1)	0.1		4	2	1	1	0	2	0	0	0	0	1	8	20	27.00	12.000
47 Nate Adcock, R ERA: 3.86	(5, 1)	2.2		11	3	3	3	0	2	0	0	0	0	2	16	30	10.12	1.875
41 Jeremy Jeffress, R ERA: 2.25	(8, 1)	1.0		3	1	0	0	2	0	0	0	0	0	0	9	13	0.00	1.000

PITCHER	IP	WLS	BF	H	R	ER	SO	BB	IBB	HBP	BLK	WP	HR	S	P	ERA	WHIP

Kansas City Royals @ Texas Rangers

Rangers Ballpark in Arlington, Arlington, TX

Sat Apr 23 2011, 8:08 PM - 10:57 PM EDT

Att. 45,506 - Cloudy - 87 F

TOP

livebaseballscorecards.com

Batter	1	2	3	4	5	6	7	8	9	AB	R	H	RBI	BB	SO	LOB
17 Chris Getz, L (1, 4) OBP: 0.321, SLG: 0.268	B FC 95 C FF 95 X FC 95 1-1 ① P6	S FF 96 B FF 95 B FF 95 S FF 94 B FF 95 F FF 96 X SI 95 3-2 ③ F8			B SL 76 B FF 93 B FF 92 C FF 91 C FF 92 X FF 92 3-2 ① P6		1 SAFE C SI 88 F SI 87 1 SAFE 1 SAFE B FF 88 F SI 88 1 SAFE X SI 88 1-2 ② G1-3 1-2			4	0	0	0	0	0	3
53 Melky Cabrera, S (1, 8) OBP: 0.316, SLG: 0.447	B FF 96 X FF 95 1-0 4 1B 1B		C SL 82 X FF 94 0-1 2B		C SL 80 C SL 81 B SL 81 F FF 93 F FF 95 B SL 81 X SL 79 2-2 4 G4-6-3 1B		C SL 79 B FF 88 B SI 89 F SI 89 F SL 82 X CH 80 2-2 ③ G6-3 2-3			4	0	3	0	0	0	1
4 Alex Gordon, L (1, 7) OBP: 0.409, SLG: 0.535	F FF 95 1 SAFE S FC 96 B FF 95 1 SAFE B FF 96 F FF 95 1 SAFE 1 SAFE 2-2 X SL 78 1-3 1B		B SI 93 B FF 94 C SL 80 C SL 79 H FF 96 3-2 HBP		B SI 92 S SL 79 X SI 93 1-1 ② ③ G4-6-3 1-2f			C SI 88 F CH 80 B SI 88 X CH 81 1-2 ① G1-3		3	0	1	0	0	0	1
16 Billy Butler, R (1, 10) OBP: 0.457, SLG: 0.467	C FF 96 X FF 96 0-1 ② P4		C SL 79 S FF 96 F FF 96 S FF 94 0-3 ① K			F FF 93 B FF 94 B SL 80 B SL 78 X FF 92 3-1 ① G6-3		B SL 80 C SI 89 C SI 89 X SL 80 1-2 ② G6-3		4	0	0	0	0	1	4
21 Jeff Francoeur, R (1, 9) OBP: 0.364, SLG: 0.538	T FF 96 F FF 97 B FF 94 B FF 95 1 SAFE B SL 80 X SL 81 3-2 ③ G6-3		F SL 82 S SL 83 F FF 95 X FF 95 0-2 ② F8			C SL 80 B FF 94 F FF 94 X SL 81 1-2 ② G5-3		C SL 80 X SL 79 0-1 2B		4	0	1	0	0	0	4
24 Wilson Betemit, S (1, 5) OBP: 0.419, SLG: 0.490		C SL 76 B FF 95 S FF 96 B SL 83 X FF 96 2-2 ① P6	F CH 86 B SI 94 F FF 94 S SL 82 1-3 ③ K			T SI 94 B CH 84 B SL 81 F FF 94 F SL 80 S FF 95 2-3 ③ K		C FF 88 B CH 79 F FF 87 F SI 88 X CH 80 1-2 ③ P6		4	0	0	0	0	2	3
30 Kila Ka'aihue, L (1, 3) OBP: 0.304, SLG: 0.343		B FF 96 B FF 96 B FF 95 C FF 95 B FF 96 4-1 15 E BB	C CH 90 B SL 79 C SL 77 S FF 95 1-3 ① K				C SL 82 B SI 94 B SL 79 B FF 94 X FF 94 3-1 HR		C FF 89 C SL 79 F SL 78 B FF 88 F SI 89 S SL 78 1-3 ① K	3	1	1	1	1	2	0
15 Matt Treanor, R (1, 2) OBP: 0.260, SLG: 0.262		X FF 94 0-0 FC6 1-2	B FC 92 F FF 93 B FF 93 C FF 93 B SL 80 F FC 94 C FF 93 3-3 ② K				C SI 87 B SI 89 C SL 80 S SL 80 1-3 ① K		B SI 89 B SI 89 C FF 89 X SI 89 2-1 ② F7	4	0	0	0	0	2	1
2 Alcides Escobar, R (1, 6) OBP: 0.233, SLG: 0.229		B FF 96 C SL 79 F FF 94 B SI 94 B SI 95 F FF 94 X FF 94 3-2 ② P6	B SL 79 F FC 94 B SL 79 X FF 94 2-1 ③ G3				C SI 89 C SI 90 B SL 81 F SI 90 X SL 80 1-2 53 S 17 G1-3 1B		B SL 77 S FF 88 B SL 78 C SI 89 F SL 77 F FF 88 B SL 76 X FF 88 3-2 ③ G6-3	4	0	1	0	0	0	2

Inning Stats																				
	R: 0	H: 2	R: 0	H: 0	R: 0	H: 1	R: 0	H: 0	R: 0	H: 1	R: 0	H: 0	R: 1	H: 2	R: 0	H: 1	R: 0	H: 0	1B: 4	SF: 0	WP: 0	PA: 36
	E: 0	LOB: 2	E: 1	LOB: 2	E: 0	LOB: 2	E: 0	LOB: 0	E: 0	LOB: 0	E: 0	LOB: 0	E: 0	LOB: 1	E: 0	LOB: 1	E: 0	LOB: 0	2B: 2	SAC: 0	PB: 0	
	K: 0	BB: 0	K: 0	BB: 1	K: 2	BB: 0	K: 2	BB: 0	K: 0	BB: 0	K: 1	BB: 0	K: 1	BB: 0	K: 0	BB: 0	K: 1	BB: 0	3B: 0	DP: 1	SB: 1	
	S: 12	P: 19	S: 13	P: 25	S: 15	P: 19	S: 9	P: 15	S: 10	P: 16	S: 9	P: 15	S: 17	P: 25	S: 12	P: 15	S: 12	P: 18	HR: 1	HBP: 1	CS: 0	

PITCHER		IP	WLS	BF	H	R	ER	SO	BB	IBB	HBP	BLK	WP	HR	S	P	ERA	WHIP
41 Alexi Ogando, R ERA: 2.13	(1, 1)	6.0	W	25	5	1	1	5	1	0	1	0	0	1	70	114	1.50	1.000
50 Cody Eppley, R ERA:	(7, 1)	2.0	H	8	2	0	0	1	0	0	0	0	0	0	27	35	0.00	1.000
28 Darren Oliver, L ERA: 1.93	(9, 1)	1.0	S	3	0	0	0	1	0	0	0	0	0	0	12	18	0.00	0.000

PITCHER	IP	WLS	BF	H	R	ER	SO	BB	IBB	HBP	BLK	WP	HR	S	P	ERA	WHIP

AB	34
R	1
H	7
RBI	1
BB	1
SO	7
LOB	19

Kansas City Royals @ Texas Rangers

Rangers Ballpark in Arlington, Arlington, TX

Sat Apr 23 2011, 8:08 PM - 10:57 PM EDT

Att. 45,506 - Cloudy - 87 F

livebaseballscorecards.com

BOTTOM

Batter	1	2	3	4	5	6	7	8	9	AB	R	H	RBI	BB	SO	LOB
5 Ian Kinsler, R (1, 4) OBP: 0.341, SLG: 0.500	B FF 91 C FC 84 C FF 92 B SI 91 X CU 77 2-2 ① F8		C CU 75 B FC 87 F FF 92 B FF 93 F CH 83 X FC 88 2-2 ① G6-3		X CH 81 0-0 ① G5-3		C FF 92 X CU 74 0-1 ③ F7			4	0	0	0	0	0	1
1 Elvis Andrus, R (1, 6) OBP: 0.295, SLG: 0.338	C FC 87 B SI 91 B SI 92 C FF 93 X FF 95 2-2 ② G4-3		B CU 76 B FF 93 F FC 86 T FF 93 B CU 76 B CH 82 4-2 10 1B 29 SF8 BB		C CH 82 X FF 91 0-1 ② B1-3			C SL 80 B SL 81 X FF 91 1-1 ① F9		3	1	0	0	1	0	0
10 Michael Young, R (1, 10) OBP: 0.376, SLG: 0.500	B FF 92 B FF 93 B FF 93 C SI 92 X FC 88 3-1 1B		**B SI 90** **F FF 92** 1 SAFE 1 SAFE B SI 91 X SI 91 2-1 17 S 17 1B **1-3** 1B		B CU 73 B FC 88 S FC 88 B FC 87 C SI 91 F CU 76 F CH 84 S FF 93 3-3 ③ K			B FF 90 B FF 91 C SL 79 B SL 79 T FF 90 T SL 80 3-2 ② K		4	1	2	0	0	2	0
29 Adrian Beltré, R (1, 5) OBP: 0.268, SLG: 0.544	C CU 77 **B FF 93** 1 SAFE B FF 92 C FF 93 X FF 93 2-2 ③ P2		B FC 89 D CU 77 X FC 87 2-0 ② SF8 **3-H**			B FF 91 X CU 75 1-0 ① F8		B FF 89 T FF 90 B FF 90 S SL 79 T FF 91 2-2 ③ K		3	0	0	1	0	1	1
17 Nelson Cruz, R (1, 7) (9, 9) OBP: 0.329, SLG: 0.478		F SI 90 C SI 90 B FC 90 B FF 93 B CU 77 S CU 76 3-3 ① K	B FF 92 D FC 87 C SI 92 X FF 93 2-1 ② 1B **1-H**			B FC 87 B FF 92 S FC 88 X FF 92 2-1 ② G4-3				3	0	1	1	0	1	0
7 David Murphy, L (1, 8) (9, 7) OBP: 0.365, SLG: 0.447		C FF 91 B FF 91 C FC 87 B FF 90 X CU 76 2-2 E4 8 G6-3 18 2B	1 SAFE B SI 90 C FF 92 1 SAFE B FC 86 F CH 83 B CU 78 X CU 78 3-2 ③ G3			B FF 92 C CU 77 F FC 87 B FF 92 F CU 78 X FC 89 2-2 ③ G4-3				3	1	0	0	0	0	1
8 Yorvit Torrealba, R (1, 2) OBP: 0.254, SLG: 0.414		**B FC 87** **1 SAFE** **1 SAFE** **S FC 87** B FF 91 1 SAFE S FC 86 B CU 76 X FF 91 3-2 ② G6-3 **1-2**	C FF 90 X FF 91 0-1 ① G6-3				B FF 93 C CH 82 B FF 93 F FF 93 C CU 74 2-3 ① K		3	0	0	0	0	1	1
18 Mitch Moreland, L (1, 9) OBP: 0.393, SLG: 0.611 20 Julio Borbon, L (9, 8) OBP: 0.250, SLG: 0.282		C CU 76 B FC 87 C FC 87 F SI 92 X FF 92 1-2 **2-H** 2B	C CU 74 X CH 83 0-1 ② F7				B CU 73 B FF 93 X FF 91 2-0 ② F8			3 0	0 0	1 0	1 0	0 0	0 0	0 0
19 Chris Davis, L (1, 3)		B FF 92 S CH 83 B FF 92 S CH 83 F CU 78 F CH 83 B CH 85 X CH 84 3-2 ③ F8	S CU 76 B CU 76 F FF 91 B FC 87 B FC 87 S CH 84 3-3 ③ K				C FF 94 B FF 94 B CU 75 S CH 82 F FF 93 B FF 93 B FF 93 4-2 BB			2	0	0	0	1	1	1

Inning Stats	1	2	3	4	5	6	7	8	9
	R: 0 E: 0 K: 0 S: 11 H: 1 LOB: 1 BB: 0 P: 20	R: 1 E: 1 K: 1 S: 18 H: 1 LOB: 1 BB: 0 P: 30	R: 2 E: 0 K: 0 S: 14 H: 2 LOB: 1 BB: 1 P: 29	R: 0 E: 0 K: 1 S: 7 H: 0 LOB: 0 BB: 0 P: 10	R: 0 E: 0 K: 1 S: 8 H: 0 LOB: 0 BB: 0 P: 11	R: 0 E: 0 K: 0 S: 7 H: 0 LOB: 0 BB: 0 P: 12	R: 0 E: 0 K: 1 S: 9 H: 0 LOB: 1 BB: 1 P: 17	R: 0 E: 0 K: 2 S: 8 H: 0 LOB: 0 BB: 0 P: 14	

	AB	28
	R	3
	H	4
	RBI	3
	BB	2
	SO	6
	LOB	5

1B: 3 SF: 1
2B: 1 SAC: 0
3B: 0 DP: 0
HR: 0 HBP: 0

WP: 0 PA: 31
PB: 0
SB: 1
CS: 0

PITCHER		IP	WLS	BF	H	R	ER	SO	BB	IBB	HBP	BLK	WP	HR	S	P	ERA	WHIP
34 Kyle Davies, R ERA: 6.23	(1, 1)	6.0	L	24	4	3	2	3	1	0	0	0	0	0	65	112	3.00	0.833
55 Tim Collins, L ERA: 4.91	(7, 1)	1.0		4	0	0	0	1	1	0	0	0	0	0	9	17	0.00	1.000
31 Louis Coleman, R ERA:	(8, 1)	1.0		3	0	0	0	2	0	0	0	0	0	0	8	14	0.00	0.000

PITCHER		IP	WLS	BF	H	R	ER	SO	BB	IBB	HBP	BLK	WP	HR	S	P	ERA	WHIP

Batter	1	2	3	4	5	6	7	8	9	AB	R	H	RBI	BB	SO	LOB
13 Mike Aviles, R (1, 5) OBP: 0.271, SLG: 0.527	C FF 90 X CU 75 0-1 4 S 1B		X FF 90 0-0 ② L8		C SI 90 X FC 86 0-1 HR		C CH 82 B SI 90 1 SAFE 1 SAFE X CH 83 1-1 ② F8 1-3		C FF 91 B SL 81 S SL 80 X SL 80 1-2 1-H 2-H HR	5	2	3	4	0	0	1
53 Melky Cabrera, S (1, 8) OBP: 0.301, SLG: 0.424	C SI 90 S SI 90 B SI 91 C SI 91 1-3 ① K		C SI 90 B CH 84 X CH 83 1-1 ③ P2		B CU 77 B SI 88 C SI 89 F FF 89 S SL 82 2-3 ③ K		B CU 76 B FF 89 F CH 83 F FF 90 F SL 82 F FF 91 C FF 91 2-3 ③ K		C SL 81 B SL 79 C FF 90 F FF 92 B FF 90 F FF 90 D SL 81 F FF 90 X FF 90 3-2 ③ G6-3	5	0	0	0	0	3	2
4 Alex Gordon, L (1, 7) OBP: 0.402, SLG: 0.522	C FF 90 1 SAFE B FF 90 B SI 91 F SI 90 F SI 91 S SL 82 2-3 ② K 1-2			B SL 81 B FF 90 X SI 90 2-0 ① G6-3		C FC 89 F SL 82 B SI 91 B SI 89 C FF 90 2-3 ① K		C FF 91 B FF 91 S FF 92 X FF 92 1-2 16 G6-4-3 1B		4	0	1	0	0	2	1
16 Billy Butler, R (1, 3) OBP: 0.438, SLG: 0.443	B CU 76 C CH 84 B FF 91 B FC 86 F SI 91 C FC 86 3-3 ③ K			C SI 91 B FF 90 S FC 87 B SI 92 S FF 92 2-3 ② K		B SI 90 C SI 91 B FF 90 B FF 90 X FF 89 3-1 ② F7		B FF 90 C FF 91 B SL 80 F FF 91 B SL 82 F FF 91 F FF 90 F FF 91 F FF 92 3-2 ① ② X SL 80 G6-4-3 1-2f		4	0	0	0	0	2	2
21 Jeff Francoeur, R (1, 9) OBP: 0.370, SLG: 0.566 12 Mitch Maier, L (8, 9) OBP: 0.500, SLG: 0.250		C FF 88 B FF 89 B CU 74 B SI 90 B SI 91 4-1 2 L3-6 3 1B BB		B CU 75 F FF 91 X SL 82 1-1 HR		B SI 94 B FF 92 C FF 91 S SI 92 F SI 92 F CU 77 B FF 92 C SI 92 3-3 ③ K		B SI 92 B FF 92 C FF 91 F SL 82 C FF 92 2-3 ③ K		3 0	1 0	1 0	1 0	1 0	2 0	0 0
24 Wilson Betemit, S (1, 10) OBP: 0.424, SLG: 0.509		C SI 90 F SI 89 1 SAFE B FF 91 C FC 86 1-3 ① K		X SI 91 0-0 1B			B FF 89 X SI 90 1-0 2 2B 2B		B FF 90 C FF 90 C CU 73 F CU 73 B FF 91 F CH 82 S FF 91 2-3 ① K	4	1	2	0	0	2	1
3 Brayan Peña, S (1, 2) OBP: 0.256, SLG: 0.333		1 SAFE C SI 89 X FF 89 0-1 1-2 1B		B FF 90 B SI 90 C SL 85 B FF 89 1 SAFE X FC 86 3-1 ③ G5-3			C FF 88 S SI 88 B FF 90 D CU 77 X SI 91 2-2 ① G6-3		B FF 91 C FF 90 B CU 76 B FF 90 C FF 91 C FF 92 3-3 ② K	4	0	1	0	0	1	2
2 Alcides Escobar, R (1, 6) OBP: 0.244, SLG: 0.253		B SI 90 B SI 90 C FF 90 F FF 89 X FF 91 2-2 ② ③ L3-6 2-2			B SI 90 B SL 85 X FF 90 2-0 ① G6-3		B SI 90 X FF 90 1-0 17 1B 2-H 2B		B FF 91 B FF 90 B FF 88 C FF 88 X FF 90 3-1 17 1B 13 HR 1B	4	2	2	1	0	0	2
17 Chris Getz, L (1, 4) OBP: 0.330, SLG: 0.280			C FF 89 X SI 89 0-1 ① G4-3		C FF 90 B SI 90 B SI 89 C FF 90 F SI 90 S FF 91 2-3 ② K		X FF 88 0-0 13 F8 13 S 2-H 1B		C FF 90 F CU 73 X FF 92 0-2 13 HR 1-2 1B	4	1	2	1	0	1	0

TOP

Kansas City Royals @ Texas Rangers

Rangers Ballpark in Arlington, Arlington, TX

Sun Apr 24 2011, 3:07 PM - 6:13 PM EDT

Att. 28,284 - Cloudy - 79 F

livebaseballscorecards.com

	AB	37
	R	7
	H	12
	RBI	7
	BB	1
	SO	13
	LOB	11

Inning Stats	1	2	3	4	5	6	7	8	9
	R: 0 E: 0 K: 3 S: 12	R: 0 E: 0 K: 1 S: 9	R: 0 E: 0 K: 0 S: 5	R: 1 E: 0 K: 1 S: 9	R: 1 E: 0 K: 2 S: 10	R: 0 E: 0 K: 2 S: 10	R: 2 E: 0 K: 1 S: 13	R: 0 E: 0 K: 1 S: 13	R: 3 E: 0 K: 2 S: 22
	H: 1 LOB: 1 BB: 0 P: 18	H: 1 LOB: 1 BB: 1 P: 16	H: 0 LOB: 0 BB: 0 P: 6	H: 2 LOB: 1 BB: 0 P: 17	H: 1 LOB: 0 BB: 0 P: 16	H: 0 LOB: 0 BB: 0 P: 18	H: 3 LOB: 1 BB: 0 P: 20	H: 1 LOB: 0 BB: 0 P: 19	H: 3 LOB: 0 BB: 0 P: 34

	1B: 7	SF: 0	WP: 0	PA: 38
	2B: 3	SAC: 0	PB: 0	
	3B: 0	DP: 2	SB: 2	
	HR: 3	HBP: 0	CS: 0	

PITCHER		IP	WLS	BF	H	R	ER	SO	BB	IBB	HBP	BLK	WP	HR	S	P	ERA	WHIP
36 C.J. Wilson, L ERA: 3.51	(1, 1)	7.0	W	29	8	4	4	10	1	0	0	0	0	2	68	111	5.14	1.286
21 Brett Tomko, R ERA: 16.2	(8, 1)	1.2		8	4	3	3	3	0	0	0	0	0	1	29	44	16.20	2.400
53 Arthur Rhodes, L ERA: 2.84	(9, 1)	0.1	S	1	0	0	0	0	0	0	0	0	0	0	6	9	0.00	0.000

PITCHER		IP	WLS	BF	H	R	ER	SO	BB	IBB	HBP	BLK	WP	HR	S	P	ERA	WHIP

BOTTOM

Kansas City Royals @ Texas Rangers

Rangers Ballpark in Arlington, Arlington, TX

Sun Apr 24 2011, 3:07 PM - 6:13 PM EDT

Att. 28,284 - Cloudy - 79 F

livebaseballscorecards.com

Batter	1	2	3	4	5	6	7	8	9	AB	R	H	RBI	BB	SO	LOB
5 Ian Kinsler, R (1, 4) OBP: 0.344, SLG: 0.494	F CU 74 F SL 83 F FF 86 B SI 86 B SL 81 X SI 86 2-2 10 F9 10 S 1B		C SI 83 B CH 77 X SL 83 1-1 18 G4-6-3 1B		1 SAFE X SL 83 0-0 ① F8	B FF 94 B FF 94 B FF 95 C FF 93 C FF 94 X SI 95 3-2 ① F9		1 SAFE B FF 92 C FF 91 B FF 92 C FF 91 F CH 81 F FF 92 F FF 92 1 SAFE 2-3 ② S CU 72 K 1-2		5	0	2	0	0	1	3
18 Mitch Moreland, L (1, 3) OBP: 0.394, SLG: 0.579	1 SAFE B SI 84 X SL 82 1-0 ① F8		C SL 82 1 SAFE X SI 84 0-1 ①② G4-6-3 1-2f		1 SAFE B SL 82 S SL 84 B SL 84 B SL 83 C SL 82 B FF 88 4-2 29 BB 10 1B 25 BB 1-2 BB	C FF 95 F FF 94 B FF 94 B SL 85 T FF 94 2-2 ② K		F FF 90 B CU 73 B FF 91 B FF 91 B FF 90 4-1 10 FC6-4 BB		3	1	0	0	2	1	3
10 Michael Young, R (1, 10) OBP: 0.367, SLG: 0.483	C SL 84 F SL 82 F FF 87 X FF 87 0-2 ② F9 1-3		C CU 73 B SI 85 F SI 85 F CH 77 F FF 87 B SL 84 F FF 87 S FF 88 2-3 ③ K		B SL 84 F SL 84 X SI 85 1-1 25 BB 29 BB 7 2B 1-2 2-H 1B	C FF 95 X SI 94 0-1 ③ FC6-4 1-2f		F SI 95 D SI 96 X SI 95 1-1 ③ FC6-4 1-2f		5	1	1	1	0	1	4
29 Adrián Beltré, R (1, 5) OBP: 0.302, SLG: 0.593	B SI 86 B SI 87 B SL 84 B SL 83 4-0 BB			C CU 73 X CH 77 0-1 HR	B FF 94 B FF 94 C FF 94 B FF 95 D KC 80 4-1 25 BB 7 2B 1-2 2-3 BB		C SL 84 B FF 93 F SL 88 D CH 85 X FF 94 2-2 1B			2	2	2	1	2	0	0
17 Nelson Cruz, R (1, 9) OBP: 0.325, SLG: 0.479	F FF 88 B FF 86 B SL 83 C SI 86 S FF 89 2-3 ③ K			B SL 83 S SI 85 F SI 86 F FF 88 B SI 86 X SL 79 2-2 25 G4-3 7 FC6-2-5 2B	B FF 96 S FF 94 S FF 96 S FF 97 1-3 ② K		C FF 94 S FF 95 S FF 94 0-3 ① K			4	0	1	0	0	3	6
25 Mike Napoli, R (1, 2) OBP: 0.476, SLG: 0.844		B CU 72 C CH 76 B SI 85 F CH 77 B FF 87 F SI 86 X CH 78 3-2 HR		X SL 83 0-0 ① G4-3 2-3	B FF 97 C FF 97 B FF 97 B FF 97 S FF 96 F FF 96 D KC 80 4-2 7 2B 1-2 2-3 3-H BB		1 SAFE C FF 93 B FF 94 F FF 94 S FF 96 1-3 ② K			3	2	1	2	1	1	2
7 David Murphy, L (1, 7) OBP: 0.357, SLG: 0.451		B CU 71 C CH 76 C SI 84 F FF 87 B FF 88 B CU 70 X CU 74 3-2 ① G5-3		C SI 85 X SI 84 0-1 ② FC6-2-5 3 CS 3-H	C FF 97 B FF 96 X FF 96 1-1 1-H 2-H 3-H 2B		1 SAFE X FF 92 0-0 ③ F8			4	0	1	3	0	0	2
3 Andrés Blanco, S (1, 6) OBP: 0.273, SLG: 0.600		B SI 83 X CH 77 1-0 ② G5-3		1 SAFE 1 SAFE 1 SAFE 1 SAFE 0-0 ③ CS 1-2	X SI 82 0-0 HR B FF 96 C FF 96 X KC 79 1-1 ③ G4-3			C F CU 74 X CH 81 0-2 ① F8		4	1	1	1	0	0	1
20 Julio Borbon, L (1, 8) OBP: 0.292, SLG: 0.310		C SL 83 F CU 69 B FF 88 B SI 85 X SI 85 2-2 ③ G4-3			M CU 73 F SL 83 B FF 87 B CU 71 B SI 86 B SI 84 4-2 18 S 10 1B BB	C FF 93 B CH 86 B FF 92 X FF 94 2-1 10 FC6-4 1B		C CU 73 C FF 92 X FF 93 0-2 5 S 1B		3	1	2	0	1	0	0
Inning Stats	R: 0 E: 0 K: 1 S: 12 H: 1 LOB: 2 BB: 1 P: 21	R: 1 E: 0 K: 0 S: 12 H: 1 LOB: 0 BB: 0 P: 21	R: 0 E: 0 K: 1 S: 10 H: 1 LOB: 0 BB: 0 P: 13	R: 1 E: 0 K: 0 S: 9 H: 2 LOB: 0 BB: 0 P: 11	R: 6 E: 0 K: 1 S: 19 H: 3 LOB: 1 BB: 4 P: 39	R: 0 E: 0 K: 1 S: 10 H: 1 LOB: 1 BB: 0 P: 17	R: 0 E: 0 K: 2 S: 10 H: 1 LOB: 1 BB: 0 P: 13	R: 0 E: 0 K: 1 S: 15 H: 1 LOB: 2 BB: 1 P: 22		1B: 6 2B: 2 3B: 0 HR: 3 SF: 0 SAC: 0 DP: 1 HBP: 0						

	AB	33
	R	8
	H	11
	RBI	8
	BB	6
	SO	7
	LOB	21

WP: 0 PA: 40
PB: 0
SB: 3
CS: 1

PITCHER		IP	WLS	BF	H	R	ER	SO	BB	IBB	HBP	BLK	WP	HR	S	P	ERA	WHIP
52 Bruce Chen, L ERA: 3.86	(1, 1)	4.1	L	21	7	6	6	2	3	0	0	0	0	3	51	83	12.46	2.308
41 Jeremy Jeffress, R ERA: 4.15	(5, 1)	0.2		5	1	2	2	1	2	0	0	0	0	0	11	22	27.00	4.500
38 Blake Wood, R ERA: 5.4	(6, 1)	1.2		7	2	0	0	3	0	0	0	0	0	0	19	29	0.00	1.200
55 Tim Collins, L ERA: 4.5	(7, 1)	1.0		5	1	0	0	1	1	0	0	0	0	0	14	20	0.00	2.000
43 Aaron Crow, R ERA:	(8, 1)	0.1		1	0	0	0	0	0	0	0	0	0	0	2	3	0.00	0.000

PITCHER	IP	WLS	BF	H	R	ER	SO	BB	IBB	HBP	BLK	WP	HR	S	P	ERA	WHIP

Batter	1	2	3	4	5	6	7	8	9	AB	R	H	RBI	BB	SO	LOB
13 Mike Aviles, R (1, 5) OBP: 0.266, SLG: 0.500	B SI 94 F FF 94 B SI 94 X FF 94 2-1 F8 ①			B SI 93 X SI 91 1-0 P6 ① 1 SAFE C FF 93 P PO 92 F SI 91 F FF 94 T SL 84 1-2 K ③				C FF 89 B FF 89 S CH 81 B SL 83 X FF 90 2-2 4 S 53 BB 1B	C FF 93 F FF 93 B FF 92 T SL 81 1-2 K ②	5	0	1	0	0	2	3
53 Melky Cabrera, S (1, 8) OBP: 0.324, SLG: 0.476	C SI 95 B FF 96 X SI 94 1-1 G4-3 ②			C SI 94 X SI 95 0-1 4 2B 1B		B SI 89 X FF 92 1-0 HR		1 SAFE 1 SAFE B FF 89 C FF 89 B CH 82 B FF 90 B FF 90 4-1 4 S 1-2 BB	B FF 92 B FF 92 C FF 91 F FF 92 X FF 92 2-2 1-3 2-H 2B	4	2	3	2	1	0	0
4 Alex Gordon, L (1, 7) OBP: 0.402, SLG: 0.521	C SI 96 B FF 96 C SI 95 F FF 96 F SI 85 B FF 97 F SL 85 S FF 96 2-3 K ③			B FF 93 S SI 90 B FF 93 X SI 91 2-1 16 2B 1-H 2B		S SL 80 B SL 81 X SI 92 1-1 L7 ①		C FF 90 B FF 90 F FF 91 B SL 82 B SL 81 B FF 91 4-2 1-2 2-3 BB	B FF 92 B FF 90 C FF 91 X FF 92 2-1 L9 ③	4	1	1	1	1	1	2
16 Billy Butler, R (1, 10) OBP: 0.430, SLG: 0.446		B FF 95 B SI 91 C SI 93 X SI 92 2-1 G5-3 ①		B SI 92 X SL 82 1-0 21 1B 2-H 2B		C SL 82 F SI 95 B SL 85 F SI 93 B SI 95 S SL 85 2-3 K ②		F FF 93 X SI 93 0-1 F6 ①		4	0	1	1	0	1	3
21 Jeff Francoeur, R (1, 9) OBP: 0.365, SLG: 0.552		F SI 95 C SI 95 X SI 94 0-2 G5-3 ②		B SI 92 B SI 88 F FF 93 X SI 93 2-1 30 G6-4-3 2-3 1B		B SI 85 X SL 84 1-1 G6-3 ③		C SI 93 S FF 94 B FF 94 S FF 93 1-3 K ②		4	0	1	0	0	1	3
30 Kila Ka'aihue, L (1, 3) OBP: 0.301, SLG: 0.329		C SI 93 B SL 85 C SI 94 S FF 96 1-3 K ③		B SI 92 C SI 92 X SI 92 1-1 G6-4-3 ② ③ 1-2f			B SI 92 C SL 80 B SL 83 B SI 91 B FF 92 4-1 15 G5-3 BB	B FF 93 C SI 94 X FF 93 1-1 P5 ③		3	0	0	0	1	1	5
2 Alcides Escobar, R (1, 6) OBP: 0.234, SLG: 0.242			X FF 93 0-0 B1-3 ①		B SI 90 S SI 90 F SI 92 S SL 86 1-3 K ①		C FF 92 F FF 93 C SI 85 0-3 K ①		C FF 94 B FF 93 X FF 94 1-1 F8 ①	4	0	0	0	0	2	1
15 Matt Treanor, R (1, 2) OBP: 0.259, SLG: 0.261			C FF 95 C SI 94 S FF 95 0-3 K ②		B SI 93 X FF 93 1-0 P2 ②		1 SAFE C SI 90 B SI 92 B SL 82 X SI 91 2-1 G5-3 ② 1-2		B FF 93 C FF 93 F FF 92 F FF 92 B SL 83 B FF 93 F FF 93 X FF 92 3-2 17 BB 53 2B 1B	4	1	1	0	0	1	1
17 Chris Getz, L (1, 4) OBP: 0.337, SLG: 0.273			B SI 96 B SI 95 C FF 95 F FF 95 F SI 96 F SI 94 F FF 96 X SI 94 2-2 G1-3 ③		C SI 92 B SL 82 B SL 80 C FF 93 F FF 93 B FF 94 B FF 92 4-2 BB		B FF 91 F FF 91 B SL 82 C SL 80 B SL 81 F FF 91 S FF 91 3-3 K ③		B FF 93 B FF 92 B FF 93 B FF 92 4-0 53 2B 1-2 BB	2	0	0	0	2	1	1
Inning Stats	R: 0 E: 0 K: 1 S: 10 H: 0 LOB: 0 BB: 0 P: 15	R: 0 E: 0 K: 1 S: 8 H: 0 LOB: 0 BB: 0 P: 11	R: 0 E: 0 K: 1 S: 10 H: 0 LOB: 0 BB: 0 P: 12	R: 2 E: 0 K: 0 S: 10 H: 4 LOB: 1 BB: 0 P: 17	R: 0 E: 0 K: 2 S: 12 H: 0 LOB: 1 BB: 1 P: 18	R: 1 E: 0 K: 1 S: 9 H: 1 LOB: 0 BB: 0 P: 14	R: 0 E: 0 K: 2 S: 10 H: 0 LOB: 1 BB: 1 P: 19	R: 0 E: 0 K: 1 S: 13 H: 1 LOB: 3 BB: 2 P: 25	R: 1 E: 0 K: 1 S: 15 H: 2 LOB: 2 BB: 1 P: 28	1B: 4 2B: 3 3B: 0 HR: 1 SF: 0 SAC: 0 DP: 1 HBP: 0						

PITCHER		IP	WLS	BF	H	R	ER	SO	BB	IBB	HBP	BLK	WP	HR	S	P	ERA	WHIP
63 Justin Masterson, R ERA: 2.18	(1, 1)	6.2	W	26	5	3	3	7	2	0	0	0	0	1	65	99	4.05	1.050
49 Tony Sipp, L ERA: 2.7	(7, 1)	0.1	H	4	1	0	0	1	2	0	0	0	0	0	10	23	0.00	9.000
52 Vinnie Pestano, R ERA: 1.0	(8, 1)	1.0	H	3	0	0	0	1	0	0	0	0	0	0	7	9	0.00	0.000
54 Chris Perez, R ERA: 3.0	(9, 1)	1.0		6	2	1	1	1	1	0	0	0	0	0	15	28	9.00	3.000

PITCHER	IP	WLS	BF	H	R	ER	SO	BB	IBB	HBP	BLK	WP	HR	S	P	ERA	WHIP

TOP

Kansas City Royals @ Cleveland Indians

Progressive Field, Cleveland, OH

Tue Apr 26 2011, 7:07 PM - 9:53 PM EDT

Att. 9,650 - Cloudy - 74 F

livebaseballscorecards.com

AB	34
R	4
H	8
RBI	4
BB	5
SO	10
LOB	19

WP: 0 PA: 39
PB: 0
SB: 2
CS: 0

Batter	1	2	3	4	5	6	7	8	9	AB	R	H	RBI	BB	SO	LOB
24 Grady Sizemore, L (1, 8) OBP: 0.457, SLG: 0.875	C FF 90 X SL 84 0-1 13 1B 17 FC4-6 2B		B CH 79 S SI 92 S KC 76 H SI 92 2-2 13 CS HBP		F FF 91 C SI 92 X FF 93 0-2 17 FC3-6 2B		B SI 91 F FF 92 1 SAFE F CH 81 F FF 92 S KC 77 1-3 ① K	X FF 91 0-0 1-H HR		4	2	3	2	0	1	1
13 Asdrúbal Cabrera, S (1, 6) OBP: 0.327, SLG: 0.451	B SI 90 B SI 91 X SI 90 2-0 17 FC4-6 2-3 1B		1 SAFE 1 SAFE B SI 90 S CH 80 F KC 74 X SI 93 1-2 ②③ L8 1-2		B CH 80 B FF 92 B C SI 91 B FF 91 4-1 17 FC3-6 BB		X SI 92 0-0 17 HR 1-2 1B	B CU 74 B FF 92 F FF 91 C FF 91 X FF 91 2-2 ③ P4		4	1	2	0	1	0	1
17 Shin-Soo Choo, L (1, 9) OBP: 0.274, SLG: 0.349	C KC 76 S KC 78 D FF 93 1 SAFE B SL 85 B KC 77 F SL 83 X SI 94 3-2 ① FC4-6 41 G3-6-3 1-2f 3-H			B KC 75 B SI 91 C CH 78 B SI 91 X SI 92 3-1 41 G4-6-3 1B	C KC 75 X KC 76 0-1 ② FC3-6 41 S 1-2f 2-3		X FF 88 0-0 1-H 2-H HR			4	1	2	4	0	0	3
41 Carlos Santana, S (1, 2) OBP: 0.315, SLG: 0.297	1 SAFE 1 SAFE C SI 90 1 SAFE B SI 92 B SI 90 F SI 92 X SI 90 2-2 ②③ G3-6-3 1-2f			1 SAFE X FF 91 0-0 ① G4-6-3 1-2f	D KC 77 1 SAFE B SI 92 C CH 82 C SI 92 F SL 83 B SI 91 F SL 82 S FF 93 3-3 ③ K 1-2		C FF 90 B SL 79 B CH 81 B FF 90 C FF 90 X FF 89 3-2 ② G3			4	0	0	0	0	1	4
48 Travis Hafner, L (1, 10) OBP: 0.400, SLG: 0.583		B CH 86 X FF 91 1-0 ① G4-3		S FF 92 F FF 92 X KC 76 0-2 2B		X SI 91 0-0 ① G4-3	C FF 90 S FF 91 F FF 90 B FF 90 B FF 90 F SL 79 B SL 80 B FF 89 4-2 BB			3	0	1	0	1	0	0
20 Orlando Cabrera, R (1, 4) OBP: 0.279, SLG: 0.354		B CH 85 C SL 86 C SI 92 B KC 79 S CH 81 2-3 ② K		X KC 81 0-0 ③ G6-3		B SL 86 C SI 89 X SI 92 1-1 ② G5-3	B SL 77 X FF 88 1-0 ③ P6			4	0	0	0	0	1	2
23 Michael Brantley, L (1, 7) OBP: 0.374, SLG: 0.354		C FF 93 B KC 76 X CH 82 1-1 ③ F8			B SL 86 C CH 80 X FC 87 1-1 ① F7	C FF 91 B SL 83 X CH 79 1-1 1B		C FF 93 C CU 74 B CU 74 X FF 92 1-2 ① G1-6-3		4	0	1	0	0	0	0
7 Matt LaPorta, R (1, 3) OBP: 0.355, SLG: 0.469			F FF 90 B SI 92 X CH 79 1-1 ① G1-3		X FC 87 0-0 HR	B SI 91 1 SAFE X SI 91 1-0 ③ F7		B FF 93 C FF 92 B CU 74 B CH 82 B FF 93 4-1 24 HR BB		3	2	1	1	1	0	1
9 Jack Hannahan, L (1, 5) OBP: 0.348, SLG: 0.524			F FF 91 X FF 91 0-1 HR		F SI 92 C CH 81 B FF 92 X KC 78 1-2 HR		B FF 90 B CH 78 C SI 91 F FF 91 B SL 84 X SI 91 3-2 13 1B 17 HR 1B	C FF 92 B FF 93 F FF 92 B FF 93 1 SAFE B CU 73 X FF 91 3-2 ② F7		4	3	3	2	0	0	1
Inning Stats	R: 1 H: 2 E: 0 LOB: 0 K: 0 BB: 0 S: 10 P: 17	R: 0 H: 0 E: 0 LOB: 0 K: 1 BB: 0 S: 6 P: 10	R: 1 H: 1 E: 0 LOB: 0 K: 0 BB: 0 S: 9 P: 13	R: 0 H: 2 E: 0 LOB: 1 K: 0 BB: 0 S: 7 P: 10	R: 2 H: 3 E: 0 LOB: 2 K: 1 BB: 1 S: 17 P: 26	R: 0 H: 1 E: 0 LOB: 1 K: 0 BB: 0 S: 6 P: 9	R: 3 H: 3 E: 0 LOB: 1 K: 1 BB: 1 S: 17 P: 29	R: 2 H: 1 E: 0 LOB: 0 K: 0 BB: 1 S: 11 P: 21		1B: 5 SF: 0 2B: 3 SAC: 0 3B: 0 DP: 2 HR: 5 HBP: 1						WP: 0 PA: 38 PB: 0 SB: 1 CS: 1	

BOTTOM

Kansas City Royals @ Cleveland Indians

Progressive Field, Cleveland, OH

Tue Apr 26 2011, 7:07 PM - 9:53 PM EDT

Att. 9,650 - Cloudy - 74 F

livebaseballscorecards.com

AB	34
R	9
H	13
RBI	9
BB	3
SO	3
LOB	13

PITCHER		IP	WLS	BF	H	R	ER	SO	BB	IBB	HBP	BLK	WP	HR	S	P	ERA	WHIP
44 Luke Hochevar, R ERA: 5.68	(1, 1)	6.1	L	29	11	6	6	3	1	0	1	0	0	3	63	97	8.53	1.895
31 Louis Coleman, R ERA: 2.45	(7, 1)	0.2		4	1	1	1	0	1	0	0	0	0	1	9	17	13.50	3.000
55 Tim Collins, L ERA: 5.54	(8, 1)	1.0		5	1	2	2	0	1	0	0	0	0	1	11	21	18.00	2.000

PITCHER	IP	WLS	BF	H	R	ER	SO	BB	IBB	HBP	BLK	WP	HR	S	P	ERA	WHIP

Batter	1	2	3	4	5	6	7	8	9	AB	R	H	RBI	BB	SO	LOB
1 Jarrod Dyson, L (1, 8) OBP: 0.308, SLG: 0.100	C SI 85 B FC 84 F SI 87 F FF 89 F CU 74 F FF 90 F FF 89 S FF 90 1-3 K		X FF 85 0-0 F9		C CH 79 1 SAFE L FF 85 X FC 83 0-2 1-2 1B		C SL 85 B FF 90 X FF 84 1-1 G3		C FF 90 F FF 90 B FC 88 B SI 89 X SI 90 2-2 1-2 F7	5	0	1	0	0	1	2
53 Melky Cabrera, S (1, 7) OBP: 0.313, SLG: 0.458	B FF 90 F FC 86 X CH 83 1-1 G3-1		C CH 83 C FF 88 X CH 81 0-2 G4-3		C CU 74 B FF 87 F FC 84 X CH 81 1-2 F8			C FF 89 F SL 85 X SL 85 0-2 F7		4	0	0	0	0	0	2
4 Alex Gordon, L (1, 3) OBP: 0.396, SLG: 0.505	F FC 87 B SI 85 S FF 90 B SI 91 B FF 91 F SI 90 F FF 89 B FC 86 4-2 BB		B CH 83 C FF 89 F CU 76 B FF 90 B FF 89 F FF 87 F FF 89 F FF 89 X FF 89 3-2 L3		B SI 84 B FF 88 F SI 84 F CH 79 B FF 87 F FC 84 F FF 87 X FC 84 3-2 F9			C FF 89 X SL 84 0-1 F9		3	0	0	0	1	0	2
16 Billy Butler, R (1, 10) OBP: 0.423, SLG: 0.437	B FF 88 X FF 87 1-0 F8			X FF 87 0-0 F9		C FC 80 B FC 83 F FF 86 X FC 83 1-2 F9		B SI 91 C SI 87 C FF 90 B SI 89 F SL 80 X FF 90 2-2 21 2B 1B		4	0	1	0	0	0	1
21 Jeff Francoeur, R (1, 9) OBP: 0.370, SLG: 0.593		B FF 87 B SI 88 F SI 88 C FC 83 F FF 89 F CU 74 B FF 89 X FF 88 3-2 HR		C FF 88 S FC 84 F FC 83 F FC 84 B FF 89 X FC 84 1-2 L4		B FF 88 S CU 75 F FF 87 B SI 86 F FC 83 F CU 73 S FC 84 2-3 K		C SI 88 F SI 89 F FF 91 F SL 82 B SI 90 X SL 82 1-2 1-3 2B		4	1	2	1	0	1	0
24 Wilson Betemit, S (1, 5) OBP: 0.414, SLG: 0.508		C FF 88 X FC 85 0-1 F7		B FF 88 B FC 86 X FF 88 2-0 2B		C FF 88 S CU 75 F FF 89 S CU 77 0-3 K2-3		C SL 81 B SL 80 S SI 89 F SL 81 C FF 92 1-3 K		4	0	1	0	0	2	2
13 Mike Aviles, R (1, 4) OBP: 0.265, SLG: 0.531		B SI 89 X CH 80 1-0 HR		C FF 87 X FC 84 0-1 G6-3			C FF 90 X SL 86 0-1 G6-3		C FF 91 X FC 90 0-1 F9	4	1	1	1	0	0	1
3 Brayan Peña, S (1, 2) OBP: 0.256, SLG: 0.308		C FF 88 B CU 76 F FF 89 B FC 84 X FF 90 2-2 P6			B CU 73 X FF 85 1-0 G4-3		B FF 89 B FF 90 B FF 89 C FF 89 B FF 89 4-1 2 FC4-6 BB		C FF 91 X CH 82 0-1 G4-3	3	0	0	0	1	0	0
2 Alcides Escobar, R (1, 6) OBP: 0.245, SLG: 0.253		C FF 90 F FF 89 X FC 84 0-2 L1			M SI 87 X CU 75 0-1 1 1B 1B		C FF 90 B FF 86 B FF 89 B FF 90 C FF 88 X FF 89 3-2 FC4-6 1-2f		B FF 91 C SI 90 B FC 89 S SI 90 F FC 89 F SI 89 X SI 91 2-2 1 DI 1B	4	0	2	0	0	0	1
Inning Stats	R: 0 E: 0 K: 1 S: 14 H: 0 LOB: 1 BB: 1 P: 21	R: 2 E: 0 K: 0 S: 14 H: 2 LOB: 0 BB: 0 P: 20	R: 0 E: 0 K: 0 S: 10 H: 0 LOB: 0 BB: 0 P: 13	R: 0 E: 0 K: 0 S: 9 H: 1 LOB: 1 BB: 0 P: 12	R: 0 E: 0 K: 0 S: 14 H: 2 LOB: 2 BB: 0 P: 19	R: 0 E: 0 K: 2 S: 12 H: 0 LOB: 0 BB: 0 P: 15	R: 0 E: 0 K: 0 S: 8 H: 0 LOB: 1 BB: 1 P: 16	R: 0 E: 0 K: 1 S: 18 H: 2 LOB: 2 BB: 0 P: 22	R: 0 E: 0 K: 0 S: 12 H: 1 LOB: 1 BB: 0 P: 16	1B: 4 2B: 2 3B: 0 HR: 2 SF: 0 SAC: 0 DP: 0 HBP: 0						

PITCHER		IP	WLS	BF	H	R	ER	SO	BB	IBB	HBP	BLK	WP	HR	S	P	ERA	WHIP
43 Josh Tomlin, R ERA: 2.45	(1, 1)	6.0	W	24	5	2	2	3	1	0	0	0	0	2	73	100	3.00	1.000
53 Rafael Perez, L ERA:	(7, 1)	1.2		6	0	0	0	0	1	0	0	0	0	0	13	21	0.00	0.600
38 Joe Smith, R ERA: 2.45	(8, 1)	0.1		3	2	0	0	1	0	0	0	0	0	0	13	17	0.00	6.000
37 Chad Durbin, R ERA: 6.75	(9, 1)	1.0		4	1	0	0	0	0	0	0	0	0	0	12	16	0.00	1.000

PITCHER	IP	WLS	BF	H	R	ER	SO	BB	IBB	HBP	BLK	WP	HR	S	P	ERA	WHIP

TOP

Kansas City Royals @ Cleveland Indians

Progressive Field, Cleveland, OH

Wed Apr 27 2011, 7:09 PM - 9:54 PM EDT

Att. 9,722 - Overcast - 73 F

livebaseballscorecards.com

AB	35
R	2
H	8
RBI	2
BB	2
SO	4
LOB	11

WP: 0	PA: 37		
PB: 0			
SB: 0			
CS: 0			

Kansas City Royals @ Cleveland Indians

Progressive Field, Cleveland, OH

Wed Apr 27 2011, 7:09 PM - 9:54 PM EDT

Att. 9,722 - Overcast - 73 F

livebaseballscorecards.com

BOTTOM

Batter	1	2	3	4	5	6	7	8	9	AB	R	H	RBI	BB	SO	LOB
24 Grady Sizemore, L (1, 8) OBP: 0.425, SLG: 0.811	G3-1 G4-3		B CU 69 1 SAFE F CH 82 S CH 76 S CH 75 1-3 ② K 1-2			X SI 90 0-0 13 G4-3 47 PB 2B		B SI 97 F FF 97 F KC 78 C FF 97 1-3 ② K		5	1	1	0	0	2	3
13 Asdrúbal Cabrera, S (1, 6) OBP: 0.321, SLG: 0.438	B SI 84 B SI 84 X SI 82 2-0 47 1B 48 1B 17 1B 1B	F SI 84 X SI 83 0-1 ① B5-3	S CH 75 X SI 83 0-1 ③ G5-3			C SI 91 X SI 90 0-1 ① G4-3 2-3		B FF 97 B FF 96 C FF 96 S FF 97 S FF 98 2-3 ③ K		5	1	1	0	0	1	2
17 Shin-Soo Choo, L (1, 9) OBP: 0.303, SLG: 0.375	1 SAFE C SI 82 X CH 79 0-1 48 1B 47 1B 20 2B 1-2 1B	C CU 69 B SI 85 H SI 83 2-1 47 2B HBP		B CU 68 X SI 84 1-0 2B		I IN 86 I IN 84 I IN 84 I IN 84 4-0 47 S 47 PB IBB				2	1	2	0	1	0	0
47 Shelley Duncan, R (1, 3) OBP: 0.400, SLG: 0.579 7 Matt LaPorta, R (7, 3) OBP: 0.355, SLG: 0.469	B SI 84 B SI 84 S CH 77 B SI 83 X CH 82 3-1 48 1B 20 2B 1-2 2-3 1B	1 SAFE 1 SAFE 1 SAFE 1 SAFE B CH 77 1 SAFE B SI 83 F CH 78 B SI 84 3-2 1 SAFE F SI 82 X CH 77 1-3 2B		B SI 91 C SI 90 C SI 91 S SL 83 1-3 ① K		F SI 91 1 SAFE B SI 90 B CH 87 F KC 80 S SL 83 2-3 ② K 1-3 3-H				4 0	1 0	2 0	0 0	0 0	2 0	2 0
48 Travis Hafner, L (1, 10) OBP: 0.393, SLG: 0.566	C CU 69 F SI 84 B CU 70 X SI 84 1-2 20 2B 1-2 2-3 3-H 1B	B SI 86 X SI 83 1-0 ② F7		F SI 91 F SI 91 B KC 82 C FF 92 1-3 ② K		X SI 91 0-0 ③ F8				4	1	1	1	0	1	4
20 Orlando Cabrera, R (1, 4) OBP: 0.289, SLG: 0.365	C SI 86 B CH 78 B CH 77 B SI 85 X SI 84 3-1 9 1B 1-H 2-H 3-H 2B	C CU 69 B SI 85 F SI 84 X SI 85 1-2 ③ F8		S KC 81 B FF 91 S SI 91 X SL 82 1-2 ③ L4			B FC 85 B FF 90 B FF 90 B FF 91 4-0 26 G6-4-3 BB			3	1	1	3	1	0	3
26 Austin Kearns, R (1, 7) OBP: 0.286, SLG: 0.233	B CU 70 X CH 78 1-0 ② G5-3		S CH 76 X SI 83 0-1 9 E 6 SF9 1B		C KC 78 B SI 90 F SI 90 F FF 92 B CH 84 X SL 83 2-2 ① G6-3		C FC 87 B SL 81 S SL 80 X FC 90 1-2 ①② G6-4-3 1-2f			4	1	1	0	0	0	2
9 Jack Hannahan, L (1, 5) OBP: 0.342, SLG: 0.507	C SI 85 D CU 70 X SI 84 1-1 6 1B 2-H 1B		B SI 84 D CH 76 X SI 83 2-0 E3 24 S 1-3		B SI 91 X CH 87 1-0 ② G4-3		C FC 88 X CH 84 0-1 ③ P5			4	0	1	1	0	0	1
6 Lou Marson, R (1, 2) OBP: 0.391, SLG: 0.474	C SI 85 1 SAFE D CH 76 B CH 76 X SI 84 2-1 1-3 1B		X SI 84 0-0 ① SF9 3-H		C FF 92 B SI 92 B KC 81 C FF 91 B SL 86 S SI 91 3-3 ③ K			B SI 94 X SI 96 1-0 ① G4-3		3	0	1	1	0	1	0
Inning Stats	R: 5 E: 0 K: 0 S: 21 H: 7 LOB: 2 BB: 0 P: 39	R: 0 E: 0 K: 0 S: 10 H: 1 LOB: 2 BB: 0 P: 17	R: 1 E: 1 K: 1 S: 9 H: 1 LOB: 1 BB: 0 P: 12	R: 0 E: 0 K: 2 S: 10 H: 1 LOB: 1 BB: 1 P: 14	R: 0 E: 0 K: 1 S: 8 H: 0 LOB: 0 BB: 0 P: 14	R: 1 E: 0 K: 1 S: 7 H: 1 LOB: 1 BB: 1 P: 13	R: 0 E: 0 K: 0 S: 5 H: 0 LOB: 0 BB: 1 P: 10	R: 0 E: 0 K: 2 S: 7 H: 0 LOB: 0 BB: 0 P: 11		1B: 7 2B: 4 3B: 0 HR: 0 SF: 1 SAC: 0 DP: 1 HBP: 1	WP: 0 PB: 1 SB: 2 CS: 0 PA: 38				

AB	34
R	7
H	11
RBI	6
BB	2
SO	7
LOB	17

PITCHER		IP	WLS	BF	H	R	ER	SO	BB	IBB	HBP	BLK	WP	HR	S	P	ERA	WHIP
26 Jeff Francis, L ERA: 5.03	(1, 1)	3.0	L	21	10	6	5	1	0	0	1	0	0	0	41	70	15.00	3.333
47 Nate Adcock, R ERA: 2.7	(4, 1)	3.0		11	1	1	0	4	0	1	0	0	0	0	24	39	0.00	0.333
48 Joakim Soria, R ERA: 5.06	(7, 1)	1.0		3	0	0	0	0	1	0	0	0	0	0	5	10	0.00	1.000
41 Jeremy Jeffress, R ERA: 3.72	(8, 1)	1.0		3	0	0	0	2	0	0	0	0	0	0	7	11	0.00	0.000

PITCHER	IP	WLS	BF	H	R	ER	SO	BB	IBB	HBP	BLK	WP	HR	S	P	ERA	WHIP

Batter	1	2	3	4	5	6	7	8	9	AB	R	H	RBI	BB	SO	LOB
1 Jarrod Dyson, L (1, 8) OBP: 0.235, SLG: 0.071	C FF 91 X SI 92 0-1 G6-3		C SI 90 X CH 84 0-1 ② FC3-2 2-3 3-H			C SI 90 L CH 85 X CH 85 0-2 ① G4-3		B FF 89 C FF 87 S FF 89 B FF 90 S FF 90 2-3 ① K		4	0	0	0	0	1	2
53 Melky Cabrera, S (1, 7) OBP: 0.302, SLG: 0.441	X SI 93 0-0 ② G4-3		C SI 93 F CH 85 B SI 91 S CH 85 1-3 ③ K			X SI 92 0-0 ② G4-3		C FF 90 F CH 82 F FF 90 X SL 82 0-2 ② F9		4	0	0	0	0	1	2
4 Alex Gordon, L (1, 3) OBP: 0.382, SLG: 0.485	B SI 93 X FF 93 1-0 ③ F8			C SI 92 F CH 86 B SI 91 B SI 91 X CH 85 2-2 ① F7		C SI 92 B SL 86 F CH 86 S CH 84 1-3 ③ K		B FF 89 C FF 90 X SL 81 1-1 ③ F7		4	0	0	0	0	1	0
16 Billy Butler, R (1, 10) OBP: 0.435, SLG: 0.449		B FF 92 B SI 92 B SI 91 B FF 91 4-0 21 G6-4-3 BB		C SL 86 S SI 92 B SI 91 X SI 92 1-2 ② G6-3			B SI 90 B SI 90 B SI 90 B SI 90 4-0 21 2B 24 2B BB		C SI 87 F SI 86 B SI 88 F SI 88 F SI 88 B CU 71 X SI 88 2-2 12 G3 2B	2	1	1	0	2	0	0
21 Jeff Francoeur, R (1, 9) OBP: 0.369, SLG: 0.596 12 Mitch Maier, L (7, 9) OBP: 0.429, SLG: 0.200		B SI 90 B SI 90 C SI 90 X SI 91 2-1 ①② G6-4-3 1-2f		S CH 86 F SI 91 B SI 92 X SI 92 1-2 ③ F7			F SI 90 F SI 90 B SL 84 X SI 90 1-2 24 2B 1-3 2B		C SI 88 X CH 80 0-1 ① G3 2-3	3 1	1 0	1 0	0 0	0 0	0 0	1 1
24 Wilson Betemit, S (1, 5) OBP: 0.405, SLG: 0.508		C FF 92 B CH 86 S SI 93 B SI 93 X CH 86 2-2 ③ P5			X SI 91 0-0 ① G4-3		X SI 93 0-0 2-H 3-H 2B		C CH 80 F CH 80 B SI 87 B SI 89 C SI 89 2-3 ② K	4	0	1	2	0	1	1
13 Mike Aviles, R (1, 4) OBP: 0.250, SLG: 0.500 (7, 6)			F SI 92 B SI 92 F SL 85 B SL 87 X SI 92 2-2 ① F8		C SI 90 X SI 91 0-1 ② L6		C SL 87 F SL 86 X SI 92 0-2 ① F8		C SI 88 C CU 70 B SI 88 X SI 88 1-2 ③ G1-3	4	0	0	0	0	0	2
15 Matt Treanor, R (1, 2) OBP: 0.281, SLG: 0.286			B FF 90 B SI 92 C SI 91 C SI 91 F SI 92 F SI 92 F SL 87 X SL 88 2-2 2 2B 1 FC3-2 1B		C SI 91 F SI 91 B SI 90 F SI 92 X SI 92 1-2 2 FC6-4 1B		X SI 92 0-0 G5-3			3	0	2	0	0	0	1
2 Alcides Escobar, R (1, 6) OBP: 0.248, SLG: 0.265 17 Chris Getz, L (7, 4) OBP: 0.337, SLG: 0.273			B SI 91 X SI 91 1-0 1 FC3-2 1-3 2B		S SL 85 C SL 85 X SI 91 0-2 ③ FC6-4 1-2f		C SL 87 X SL 86 0-1 ③ F8			3 0	0 0	1 0	0 0	0 0	0 0	2 0
Inning Stats	R: 0 E: 0 K: 0 S: 4 H: 0 LOB: 0 BB: 0 P: 5	R: 0 E: 0 K: 0 S: 5 H: 0 LOB: 0 BB: 1 P: 13	R: 0 E: 0 K: 1 S: 15 H: 2 LOB: 2 BB: 0 P: 21	R: 0 E: 0 K: 0 S: 9 H: 0 LOB: 0 BB: 0 P: 13	R: 0 E: 0 K: 0 S: 10 H: 1 LOB: 1 BB: 0 P: 11	R: 0 E: 0 K: 1 S: 7 H: 0 LOB: 0 BB: 0 P: 8	R: 2 E: 0 K: 0 S: 10 H: 2 LOB: 1 BB: 1 P: 15	R: 0 E: 0 K: 1 S: 9 H: 0 LOB: 0 BB: 0 P: 12	R: 0 E: 0 K: 1 S: 13 H: 1 LOB: 1 BB: 0 P: 18	1B: 2 2B: 4 3B: 0 HR: 0 SF: 0 SAC: 0 DP: 1 HBP: 0						

PITCHER		IP	WLS	BF	H	R	ER	SO	BB	IBB	HBP	BLK	WP	HR	S	P	ERA	WHIP
55 Roberto Hernandez, R ERA: 5.15	(1, 1)	7.0	W	27	5	2	2	2	2	0	0	0	0	0	60	86	2.57	1.000
49 Tony Sipp, L ERA: 2.45	(8, 1)	1.0		3	0	0	0	1	0	0	0	0	0	0	9	12	0.00	0.000
39 Justin Germano, R ERA: 4.0	(9, 1)	1.0		4	1	0	0	1	0	0	0	0	0	0	13	18	0.00	1.000

PITCHER	IP	WLS	BF	H	R	ER	SO	BB	IBB	HBP	BLK	WP	HR	S	P	ERA	WHIP

TOP

Kansas City Royals @ Cleveland Indians

Progressive Field, Cleveland, OH

Thu Apr 28 2011, 7:07 PM - 9:31 PM EDT

Att. 9,076 - Cloudy - 57 F

livebaseballscorecards.com

AB	32
R	2
H	6
RBI	2
BB	2
SO	4
LOB	12

WP: 0 PB: 0 SB: 0 CS: 0 PA: 34

Batter	1	2	3	4	5	6	7	8	9	AB	R	H	RBI	BB	SO	LOB
24 Grady Sizemore, L (1, 8) OBP: 0.432, SLG: 0.878 26 Austin Kearns, R (7, 7) OBP: 0.278, SLG: 0.226	F SI 90 B SI 90 S FC 88 B CU 78 B CH 81 X FF 92 3-2 ① G4-3		C CU 74 B SI 89 B SI 91 X CH 81 2-1 HR	X SI 92 0-0 13 WP 13 2B 2-H 2B		F FF 90 S FF 92 X FF 92 0-2 ① P3		B SI 93 C SI 94 F SI 94 D SL 86 B SI 94 F SI 95 F SI 94 S SL 86 3-3 ③ K		4 1	2 0	2 0	2 0	0 0	0 1	1 1
13 Asdrúbal Cabrera, S (1, 6) OBP: 0.318, SLG: 0.440 8 Adam Everett, R (8, 6) OBP: 0.474, SLG: 0.375	X SI 90 0-0 ② F8		B FF 92 F FC 87 F FC 87 B CU 77 F CU 78 B FF 92 C SI 92 3-3 ① K	B CU 77 B SI 92 X SI 90 2-0 17 1B 2-H 2B		C FF 92 B FF 92 D CH 82 B FF 90 X FF 91 3-1 ② F8				4 0	0 0	1 0	1 0	0 0	1 0	1 0
17 Shin-Soo Choo, L (1, 9) OBP: 0.311, SLG: 0.413	B SI 91 B FC 89 X SI 90 2-0 HR		B SI 92 B FC 87 C FF 93 B FC 87 S FC 89 X SI 92 3-2 ② F9	C CU 70 S FF 90 X FF 92 0-2 2-3 1B		F CU 72 F FF 92 B CU 74 F CH 81 X FF 92 1-2 ③ F9				4	1	2	1	0	0	1
41 Carlos Santana, S (1, 2) OBP: 0.312, SLG: 0.333	B CU 77 X FF 92 1-0 HR		C SI 92 C CU 77 B CU 76 T SI 92 1-2 ③ K	F FF 91 S FF 92 F FF 92 S CU 72 0-3 ② K			B FF 92 F FF 93 B SL 86 X SI 94 2-1 ① G6-3			4	1	1	1	0	2	2
47 Shelley Duncan, R (1, 10) OBP: 0.375, SLG: 0.652	B SI 91 B FF 91 F FC 87 C FF 92 B FF 92 F FC 87 S FC 87 3-3 ③ K			B SI 91 1-1 S FC 88 X FF 92 HR B CU 72 1-3 ③ S CH 84 Z FF 93 S CH 81 K			C SL 88 S SL 88 B SL 89 B CH 86 B FF 95 X FF 96 3-2 ② G4-3			4	1	1	1	0	2	2
20 Orlando Cabrera, R (1, 4) OBP: 0.298, SLG: 0.371		C FC 85 F SI 91 X CU 77 0-2 1B		X SI 91 0-0 23 BB 9 2B 1B	C FF 90 B FF 92 B CH 79 B CH 79 C FF 89 X FF 90 3-2 ① G5-3		X FF 95 0-0 ③ G6-3			4	1	2	0	0	0	0
23 Michael Brantley, L (1, 7) OBP: 0.379, SLG: 0.346 (7, 8)		B SI 89 X SI 90 1-0 ① P4	D CU 77 B FC 87 F SI 90 1 SAFE B FC 86 B SI 89 4-1 9 2B 1-2 BB	B CU 74 B CH 80 B FF 90 C FF 91 F FF 91 B FF 91 4-2 7 G6-4-3 BB				B SI 95 B SI 96 F SI 96 B SI 95 X FF 96 3-1 ① L8		2	1	0	0	2	0	1
7 Matt LaPorta, R (1, 3) OBP: 0.338, SLG: 0.441		B FF 91 1 SAFE C SI 90 D CH 84 1 SAFE B SI 91 X FC 87 3-1 ② F8	S FC 87 B CH 87 C SI 90 S CU 78 1-3 ① K	F FF 90 D CH 82 D CH 81 S FF 91 B CU 72 X FF 92 3-2 ②③ G6-4-3 1-2f				B SI 95 B SL 86 S SI 95 X SI 95 2-1 ② F8		4	0	0	0	0	1	4
9 Jack Hannahan, L (1, 5) OBP: 0.364, SLG: 0.522		B CU 77 B CH 83 C SI 92 S FF 91 X FC 87 2-2 ③ L6	B CH 84 C SI 91 X FC 88 1-1 24 2B 1-H 2-H 2B			S FF 90 B FF 92 B CU 74 S FF 90 B FF 91 F FF 91 B FF 90 4-2 BB		B SL 86 C SI 95 B FF 95 B CH 89 B SI 94 4-1 BB		2	1	1	2	2	0	1
Inning Stats	R: 2 E: 0 K: 1 S: 10 H: 2 LOB: 0 BB: 0 P: 19	R: 0 E: 0 K: 0 S: 9 H: 1 LOB: 1 BB: 0 P: 15	R: 1 E: 0 K: 2 S: 12 H: 1 LOB: 0 BB: 0 P: 21	R: 5 E: 0 K: 3 S: 21 H: 6 LOB: 2 BB: 1 P: 31	R: 0 E: 0 K: 0 S: 8 H: 0 LOB: 0 BB: 1 P: 18	R: 0 E: 0 K: 0 S: 12 H: 0 LOB: 1 BB: 1 P: 20	R: 0 E: 0 K: 0 S: 6 H: 0 LOB: 0 BB: 0 P: 11	R: 0 E: 0 K: 1 S: 10 H: 0 LOB: 1 BB: 1 P: 22		1B: 3 2B: 3 3B: 0 HR: 4 SF: 0 SAC: 0 DP: 1 HBP: 0				WP: 1 PB: 0 SB: 0 CS: 0 PA: 37	

PITCHER		IP	WLS	BF	H	R	ER	SO	BB	IBB	HBP	BLK	WP	HR	S	P	ERA	WHIP
34 Kyle Davies, R ERA: 7.98	(1, 1)	3.1	L	20	9	8	8	4	1	0	0	0	1	4	42	75	21.60	3.000
55 Tim Collins, L ERA: 4.6	(4, 1)	2.2		10	1	0	0	2	2	0	0	0	0	0	30	49	0.00	1.125
38 Blake Wood, R ERA: 4.7	(7, 1)	1.0		3	0	0	0	0	0	0	0	0	0	0	6	11	0.00	0.000
43 Aaron Crow, R ERA:	(8, 1)	1.0		4	0	0	0	1	1	0	0	0	0	0	10	22	0.00	1.000

PITCHER	IP	WLS	BF	H	R	ER	SO	BB	IBB	HBP	BLK	WP	HR	S	P	ERA	WHIP

BOTTOM

Kansas City Royals @ Cleveland Indians

Progressive Field, Cleveland, OH

Thu Apr 28 2011, 7:07 PM - 9:31 PM EDT

Att. 9,076 - Cloudy - 57 F

livebaseballscorecards.com

AB	33
R	8
H	10
RBI	8
BB	4
SO	7
LOB	14

Batter	1	2	3	4	5	6	7	8	9	AB	R	H	RBI	BB	SO	LOB
2 Denard Span, L (1, 8) OBP: 0.352, SLG: 0.396	B FF 85 C SI 85 B SI 86 B SI 83 B SI 82 4-1 16 G4-6-3 BB		C FF 88 F FF 88 B SL 85 X CH 79 1-2 ② G4-3		C FF 88 X SL 83 0-1 ② F7		B FF 89 F FF 91 B CH 79 X FF 90 2-1 16 G3-1 2B		C FF 88 B FF 91 X FF 92 1-1 ② G4-3	4	0	1	0	1	0	0
12 Alexi Casilla, S (1, 6) OBP: 0.227, SLG: 0.200	1 SAFE 1 SAFE C SI 83 1 SAFE 1 SAFE 1 SAFE 1 SAFE L FF 87 X FF 89 0-2 ① F9		L CH 79 C CH 79 B FF 89 B FF 87 X CH 79 2-2 ③ G5-3		C CH 78 C FF 88 B FF 90 F SL 86 X FF 89 1-2 ③ F9		B FF 90 B FF 88 B FF 89 C FF 90 B SI 90 4-1 16 G3-1 BB		B FF 88 C FF 89 C FF 91 X FF 93 1-2 ③ G1-3	4	0	0	0	1	0	1
16 Jason Kubel, L (1, 9) OBP: 0.378, SLG: 0.495	1 SAFE B SL 84 F SL 83 1 SAFE X SL 84 1-1 ② ③ G4-6-3 1-2f			B CU 74 B CU 74 S CH 77 X FF 88 2-1 5 1B 2B		C SL 83 B SL 84 F SL 85 B FF 89 X FF 89 2-2 33 1B 22 2B 1B	X FF 95 0-0 ② G3-1 1-2 2-3			4	1	2	0	0	0	3
33 Justin Morneau, L (1, 10) OBP: 0.291, SLG: 0.315		B CU 72 F CH 77 F SI 86 B FF 90 B FF 90 X SL 85 3-2 ① F7		B SL 83 S SL 84 C SI 87 B FF 90 S CU 72 2-3 ① K		B SL 85 X SL 84 1-0 22 2B 1-2 1B	S SL 86 S SL 88 D SL 87 F SL 88 S SL 88 1-3 ③ K			4	1	1	0	0	2	3
5 Michael Cuddyer, R (1, 3) OBP: 0.299, SLG: 0.371		B SL 85 B CH 80 F CH 79 X FF 87 2-1 ② L4		F SL 84 X SL 87 0-1 23 S 2-3 1B		C SL 84 B SL 85 S SL 85 X SL 85 1-2 ① F7		C FF 96 C SL 86 F SL 89 S SL 88 0-3 ① K		4	0	1	0	0	1	2
22 Danny Valencia, R (1, 5) OBP: 0.296, SLG: 0.326		C CU 72 B CH 78 X SL 84 1-1 41 FC5 2B		C SL 85 X SI 87 0-1 ② P4		B SL 85 B CH 79 D CH 78 X SI 86 3-0 23 1B 41 CS 1-H 2-H 2B		S SL 88 B SL 88 X FF 96 1-1 E3 23 FC4-6		4	0	2	2	0	0	2
23 Rene Tosoni, L (1, 7) OBP: 0.364, SLG: 0.300		F SL 83 F FF 89 B SL 84 B CU 74 B FF 87 B CU 71 4-2 41 FC5 BB		B SL 84 S SL 84 B SL 84 S SL 83 B SL 84 X SL 85 3-2 ③ G6-3 1-2		C SI 86 S SL 85 B SL 85 X FF 90 1-2 41 CS 2-3 1B		C FF 96 1 SAFE 1 SAFE B FF 95 1 SAFE X FF 94 1-1 ② FC4-6 1-2f		3	0	1	0	1	0	3
41 Drew Butera, R (1, 2) OBP: 0.152, SLG: 0.159		F SL 84 B CH 79 F FF 88 B FF 88 X SL 85 2-2 ③ FC5 1-2 2-3f			B CH 77 F CH 77 F SL 83 F FF 89 B CU 74 X SI 85 2-2 ① G5-3	1 SAFE P PO 86 B FF 90 F SI 90 B SI 91 F SI 91 C FF 91 3-3 ② ③ K 1-2 3-H		1 SAFE B FF 96 1 SAFE F FF 94 C FF 94 X SL 88 1-2 ③ P6		4	0	0	0	0	1	5
38 Luke Hughes, R (1, 4) OBP: 0.273, SLG: 0.349			C SI 84 B CH 78 X CH 78 1-1 ① G6-3		B CU 72 B CH 78 X SI 84 2-0 HR		B SL 79 F SI 90 S FF 91 B SL 81 B SI 91 F FF 90 C FF 90 3-3 ① K		B FF 92 X FC 86 1-0 ① G5-3	4	1	1	1	0	1	0
Inning Stats	R: 0 E: 0 K: 0 S: 6 H: 0 LOB: 0 BB: 1 P: 11	R: 0 E: 0 K: 0 S: 12 H: 1 LOB: 2 BB: 1 P: 24	R: 0 E: 0 K: 0 S: 8 H: 0 LOB: 0 BB: 0 P: 12	R: 0 E: 0 K: 1 S: 12 H: 2 LOB: 2 BB: 0 P: 19	R: 1 E: 0 K: 0 S: 11 H: 1 LOB: 0 BB: 0 P: 16	R: 2 E: 0 K: 1 S: 15 H: 4 LOB: 1 BB: 0 P: 25	R: 0 E: 0 K: 2 S: 12 H: 1 LOB: 2 BB: 1 P: 22	R: 0 E: 1 K: 1 S: 11 H: 0 LOB: 1 BB: 0 P: 14	R: 0 E: 0 K: 0 S: 6 H: 0 LOB: 0 BB: 0 P: 9	1B: 4 2B: 4 3B: 0 HR: 1 SF: 0 SAC: 0 DP: 1 HBP: 0	WP: 0 PB: 0 SB: 1 CS: 2 PA: 38					

TOP

Minnesota Twins @ Kansas City Royals

Kauffman Stadium, Kansas City, MO

Fri Apr 29 2011, 7:10 PM - 10:03 PM CDT

Att. 31,407 - Partly Cloudy - 73 F

livebaseballscorecards.com

AB	35
R	3
H	9
RBI	3
BB	3
SO	5
LOB	19

PITCHER		IP	WLS	BF	H	R	ER	SO	BB	IBB	HBP	BLK	WP	HR	S	P	ERA	WHIP
52 Bruce Chen, L ERA: 4.04	(1, 1)	5.1		25	8	3	3	1	2	0	0	0	0	1	60	101	5.06	1.875
31 Louis Coleman, R ERA: 1.93	(6, 1)	1.0		4	1	0	0	2	1	0	0	0	0	0	11	22	0.00	2.000
38 Blake Wood, R ERA: 3.86	(7, 1)	1.2	W	6	0	0	0	2	0	0	0	0	0	0	16	20	0.00	0.000
48 Joakim Soria, R ERA: 4.63	(9, 1)	1.0	S	3	0	0	0	0	0	0	0	0	0	0	6	9	0.00	0.000

PITCHER	IP	WLS	BF	H	R	ER	SO	BB	IBB	HBP	BLK	WP	HR	S	P	ERA	WHIP

BOTTOM

Minnesota Twins @ Kansas City Royals

Kauffman Stadium, Kansas City, MO

Fri Apr 29 2011, 7:10 PM - 10:03 PM CDT

Att. 31,407 - Partly Cloudy - 73 F

livebaseballscorecards.com

Batter	1	2	3	4	5	6	7	8	9	AB	R	H	RBI	BB	SO	LOB
17 Chris Getz, L (1, 4) OBP: 0.330, SLG: 0.268	C SI 88 B SI 90 F SI 89 B SI 91 F SI 90 F SI 91 B SL 82 F SI 92 F SI 92 3-2 X SI 82 P6 ①		C SI 90 S SI 91 X SI 92 0-2 P5 ①		B CH 82 B SI 92 C SI 93 X SI 93 2-1 F7 ②		F SI 92 B SI 92 X SI 92 1-1 4 BB 1B	B FF 93 B FF 93 X FF 93 2-0 F7 ③		5	0	1	1	0	0	2
53 Melky Cabrera, S (1, 8) (9, 7) OBP: 0.300, SLG: 0.435	C SL 81 X CH 82 0-1 G4-3 ②		1 SAFE 1 SAFE C SI 91 D CH 83 P PO 85 C SI 92 F SI 93 S SI 92 1 SAFE 2-3 K ②		B CH 84 T SI 92 F SI 94 F SL 84 F SI 93 B SL 84 X SL 84 2-2 4 3B 1B		3-H X FF 91 0-0 F9 ②			4	1	1	0	0	1	2
4 Alex Gordon, L (1, 7) (9, 3) OBP: 0.395, SLG: 0.519	C SI 90 B SL 81 C SI 92 X SI 91 1-2 2B		B SI 94 X SI 92 1-0 F8 ③		S SI 94 B SI 93 B CH 85 X SI 94 2-1 1-H 3B		B CU 75 B SI 92 B SI 92 B FF 93 4-0 1-2 BB			3	0	2	1	1	0	1
16 Billy Butler, R (1, 10) OBP: 0.429, SLG: 0.435	B SL 82 C SI 92 B CH 83 B SI 92 B SL 83 4-1 BB			B SI 92 X SL 82 1-0 F9 ①	F SI 95 F SI 91 B SI 95 B SI 94 X SI 93 2-2 F7 ③		C SI 93 S SL 85 X SL 85 0-2 G6-3 ③			3	0	0	0	1	0	3
21 Jeff Francoeur, R (1, 9) OBP: 0.364, SLG: 0.577	C SI 94 F SI 92 B SI 94 X SL 83 1-2 G4-3 ③			B CH 83 S SI 94 F SI 94 H SI 94 2-2 30 1B 3 1B HBP		S SI 91 X SI 91 0-1 F8 ①		B CU 79 C FF 92 B FF 93 F FF 92 B FF 94 F FF 94 F SI 92 S FF 93 3-3 K ①		3	0	0	0	0	1	2
24 Wilson Betemit, S (1, 5) OBP: 0.397, SLG: 0.507		B SI 89 F SI 91 F SI 92 C SI 93 1-3 K ①		B SI 92 X SI 92 1-0 F7 ②		T SI 91 B SI 90 T SI 93 X SI 93 1-2 G3 ②		B SI 92 C FF 92 B SI 91 B FF 93 X FF 91 3-1 30 1B 3 E 2B		4	1	1	0	0	1	1
30 Kila Ka'aihue, L (1, 3) OBP: 0.310, SLG: 0.338 1 Jarrod Dyson, L (8, PR) (9, 8) OBP: 0.235, SLG: 0.071		B SL 81 B SI 93 C SI 93 C SI 92 F SI 95 X SI 96 2-2 P5 ②		F SI 91 X SI 92 0-1 3 1B 1-2 1B		C CH 84 B SI 92 B SL 82 X SI 92 2-1 G4-3 ③		C CU 77 X SI 92 0-1 3 S 2 SF6 2-3 1B		4 0	0 1	2 0	0 0	0 0	0 0	0 0
3 Brayan Peña, S (1, 2) OBP: 0.298, SLG: 0.357		B CH 84 B SI 93 F SI 92 C SI 93 F SI 94 X SL 85 2-2 F7 ③		F SL 83 B SI 94 F SI 95 X SL 84 1-2 1-2 2-H 1B			C SI 88 B SI 90 X SI 92 1-1 2 F9 17 1B 2B	C FF 93 F SI 93 F FF 94 D SL 87 B SL 85 F FF 93 B SL 86 B SL 85 4-2 1-3 3-H BB		3	1	2	0	1	0	0
2 Alcides Escobar, R (1, 6) OBP: 0.248, SLG: 0.267			C SI 92 X CH 82 0-1 1B		C SI 92 X SI 91 0-1 G6-3 ①		X SI 92 0-0 F9 ① 2-3	B SI 92 L SI 92 B SI 91 X SI 92 2-1 SF6 ② 3-H		3	0	1	1	0	0	1

Inning Stats	1	2	3	4	5	6	7	8	9
	R: 0 E: 0 K: 0 S: 16	R: 0 E: 0 K: 1 S: 11	R: 0 E: 0 K: 1 S: 11	R: 0 E: 0 K: 0 S: 9	R: 1 E: 0 K: 0 S: 14	R: 0 E: 0 K: 0 S: 7	R: 1 E: 0 K: 0 S: 9	R: 2 E: 0 K: 1 S: 16	
	H: 1 LOB: 2 BB: 1 P: 25	H: 0 LOB: 0 BB: 0 P: 16	H: 1 LOB: 1 BB: 0 P: 13	H: 2 LOB: 2 BB: 0 P: 14	H: 2 LOB: 1 BB: 0 P: 22	H: 0 LOB: 0 BB: 0 P: 10	H: 2 LOB: 2 BB: 1 P: 15	H: 2 LOB: 1 BB: 1 P: 30	

	AB	32
	R	4
	H	10
	RBI	3
	BB	3
	SO	3
	LOB	12

	1B: 6	SF: 1	WP: 0	PA: 37
	2B: 3	SAC: 0	PB: 0	
	3B: 1	DP: 0	SB: 2	
	HR: 0	HBP: 1	CS: 0	

PITCHER		IP	WLS	BF	H	R	ER	SO	BB	IBB	HBP	BLK	WP	HR	S	P	ERA	WHIP
30 Scott Baker, R ERA: 3.16	(1, 1)	6.1		28	8	2	2	2	1	0	1	0	0	0	73	107	2.84	1.421
31 Alex Burnett, R ERA: 4.5	(7, 1)	1.2	L	9	2	2	1	1	2	0	0	0	0	0	20	38	5.40	2.400

PITCHER		IP	WLS	BF	H	R	ER	SO	BB	IBB	HBP	BLK	WP	HR	S	P	ERA	WHIP

Minnesota Twins @ Kansas City Royals

Kauffman Stadium, Kansas City, MO

Sat Apr 30 2011, 6:11 PM - 8:58 PM CDT

Att. 22,099 - Clear - 72 F

livebaseballscorecards.com

Batter	1	2	3	4	5	6	7	8	9	AB	R	H	RBI	BB	SO	LOB
2 Denard Span, L (1, 8) OBP: 0.354, SLG: 0.385	B SI 92 F FF 92 B CH 75 B FF 91 C SI 91 B FF 91 4-2 20 E 33 G4-3-6-4 20 1B BB	C SI 92 B CU 72 F SI 92 B FF 94 X SI 92 2-2 ③ F7			B CU 69 F FF 90 B CH 75 B FF 91 B FF 89 4-1 20 G4-3 BB		X FF 91 0-0 ① F9		C FF 96 B KC 81 X FF 98 1-1 ③ G4-3	3	1	0	0	2	0	1
20 Matt Tolbert, S (1, 6) OBP: 0.178, SLG: 0.267	1 SAFE X FF 91 0-0 E2 33 G4-3-6-4 16 BB 5 E 1-3 1B	C FF 90 X SL 79 0-1 ① G4-3			1 SAFE X FF 89 0-0 ① G4-3 1-2		C SI 91 S SL 85 X KC 81 0-2 ② L3			4	1	1	0	0	0	1
16 Jason Kubel, L (1, 9) OBP: 0.392, SLG: 0.511	C CU 72 B SI 92 B SL 78 B CH 74 B FF 91 4-1 33 G4-3-6-4 1-2 BB	B SI 92 C FF 92 X SL 79 1-1 1B			B CH 75 B FF 90 B CH 75 C FF 92 X SL 77 3-1 ② F7		B KC 80 B SI 91 S SI 91 B SI 92 F SI 90 X SI 92 3-2 2B			3	0	2	0	1	0	1
33 Justin Morneau, L (1, 3) OBP: 0.289, SLG: 0.303	C FF 91 S FF 92 X SI 92 0-2 ① G4-3-6-4 ② 1-2f 2-3 3-H	C FF 92 B SI 92 X CH 77 1-1 ② F9			B FF 92 B FF 90 D CH 76 C CH 73 F FF 92 B SI 92 4-2 BB		B SI 92 S CH 87 B CH 88 F CH 88 X SI 89 2-2 ③ G3-1			3	0	0	0	1	0	4
5 Michael Cuddyer, R (1, 4) OBP: 0.287, SLG: 0.355	B SL 80 C FF 93 C FF 93 D CU 75 X SL 81 2-2 E5 3-H	C SI 93 X SL 82 0-1 ③ G1-3			B FF 91 X FF 91 1-0 ③ F9			B SI 96 X SI 95 1-0 ① G5-3		4	0	0	0	0	0	3
25 Jim Thome, L (1, 10) OBP: 0.333, SLG: 0.375	D FF 93 C SI 92 B SI 92 B SI 93 C FF 92 X FF 93 3-2 ③ G4-3	C SI 92 C SI 92 B CU 74 B FF 94 B SI 94 F FF 93 X SI 92 3-2 ① G6-3			B FF 91 B SL 79 B FF 90 B FF 88 4-0 BB			C SI 96 F FF 97 C FF 98 0-3 ② K		3	0	0	0	1	1	1
22 Danny Valencia, R (1, 5) OBP: 0.294, SLG: 0.315		C SI 91 X FF 93 0-1 ① P4		C SL 80 C SL 80 B FF 96 B FF 95 B FF 94 B SL 78 4-2 BB	B FF 91 F FF 91 B SI 92 C SL 75 F SL 78 X FF 90 2-2 ① L5			B SI 97 B SL 87 X SI 96 2-0 ③ G5-3		3	0	0	0	1	0	1
27 Steve Holm, R (1, 2) OBP: 0.167, SLG: 0.176 38 Luke Hughes, R (9, PH) OBP: 0.267, SLG: 0.341		B FF 92 B SL 78 F SI 92 B SI 94 B SI 92 4-1 BB		C FF 91 B FF 93 1 SAFE 1 SAFE S SL 79 S SL 79 1-3 ② K	C FF 92 S FF 92 S SL 81 0-3 ② K				C FF 95 F FF 97 F FF 100 F FF 97 C KC 81 0-3 ① K	2 1	0 0	0 0	0 0	1 0	2 1	2 0
23 Rene Tosoni, L (1, 7) OBP: 0.267, SLG: 0.214		X FF 90 0-0 ② F7		B SI 91 X FF 89 1-0 ③ G4-3	B FF 92 F FF 91 C SL 79 S SL 79 1-3 ③ K				B FF 97 C FF 97 X FF 97 1-1 ② L9	4	0	0	0	0	1	3

Inning Stats																						
	R: 2	H: 1	R: 0	H: 0	R: 0	H: 1	R: 0	H: 0	R: 0	H: 0	R: 0	H: 0	R: 0	H: 1	R: 0	H: 0	R: 0	H: 0	1B: 2	SF: 0	WP: 0	PA: 37
	E: 2	LOB: 1	E: 0	LOB: 1	E: 0	LOB: 1	E: 0	LOB: 1	E: 0	LOB: 2	E: 0	LOB: 1	E: 0	LOB: 1	E: 0	LOB: 0	E: 0	LOB: 0	2B: 1	SAC: 0	PB: 0	
	K: 0	BB: 2	K: 0	BB: 1	K: 0	BB: 1	K: 1	BB: 1	K: 0	BB: 2	K: 2	BB: 1	K: 0	BB: 0	K: 1	BB: 0	K: 1	BB: 0	3B: 0	DP: 1	SB: 0	
	S: 13	P: 26	S: 7	P: 13	S: 8	P: 10	S: 10	P: 19	S: 7	P: 19	S: 10	P: 17	S: 10	P: 15	S: 5	P: 8	S: 9	P: 11	HR: 0	HBP: 0	CS: 0	

PITCHER		IP	WLS	BF	H	R	ER	SO	BB	IBB	HBP	BLK	WP	HR	S	P	ERA	WHIP
37 Sean O'Sullivan, R ERA: 3.43	(1, 1)	6.0		27	2	2	1	3	7	0	0	0	0	0	55	104	1.50	1.500
47 Nate Adcock, R ERA: 2.45	(7, 1)	1.0	W	4	1	0	0	0	0	0	0	0	0	0	10	15	0.00	1.000
43 Aaron Crow, R ERA:	(8, 1)	1.0	H	3	0	0	0	1	0	0	0	0	0	0	5	8	0.00	0.000
41 Jeremy Jeffress, R ERA: 3.38	(9, 1)	1.0		3	0	0	0	1	0	0	0	0	0	0	9	11	0.00	0.000

PITCHER	IP	WLS	BF	H	R	ER	SO	BB	IBB	HBP	BLK	WP	HR	S	P	ERA	WHIP

TOP	
AB	30
R	2
H	3
RBI	0
BB	7
SO	5
LOB	17

BOTTOM

Minnesota Twins @ Kansas City Royals

Kauffman Stadium, Kansas City, MO

Sat Apr 30 2011, 6:11 PM - 8:58 PM CDT

Att. 22,099 - Clear - 72 F

livebaseballscorecards.com

Batter	1	2	3	4	5	6	7	8	9	AB	R	H	RBI	BB	SO	LOB
13 Mike Aviles, R (1, 5) OBP: 0.260, SLG: 0.493	B SI 90 B SI 91 X SI 90 2-0 ① F8		C SI 92 B CH 85 X SI 93 1-1 53 FC6-4 1-2 1B		X CH 85 0-0 ① G5-3		C FF 91 F FF 91 X FF 92 0-2 ① SF7 3-H	B FF 95 B FF 94 B FF 95 B FC 93 4-0 4 WP 53 E 4 HR 1-2 2-3 3-H BB		3	1	1	2	1	0	0
53 Melky Cabrera, S (1, 8) (9, 7) OBP: 0.304, SLG: 0.433	B SI 91 X SI 90 1-0 ② 1B		B SI 93 X CH 85 1-0 ② FC6-4 1-2f 2-H		C FF 91 B CH 85 L SI 93 X CH 87 1-2 4 1B 1B		B CH 84 X CH 84 1-0 ② F9	B FF 94 C FF 96 F FF 94 D CH 83 X FF 95 2-2 E3 4 WP 4 HR 1-2 2-H 3-H		5	1	2	0	0	0	2
4 Alex Gordon, L (1, 7) (9, 3) OBP: 0.395, SLG: 0.541	B CU 75 X FF 92 1-0 ③ F8		S CU 76 B SI 91 C SI 93 B SI 94 X SL 85 2-2 ③ G4-3		B SI 92 C SI 92 X SI 92 1-1 1-3 1B		C CU 73 S CU 74 B FF 94 S SI 93 1-3 ③ K	B FF 97 B CH 83 C FC 95 B FF 96 X FF 93 3-1 1-H 2-H HR		5	1	2	3	0	1	1
16 Billy Butler, R (1, 3) OBP: 0.431, SLG: 0.479 1 Jarrod Dyson, L (8, PR) (9, 8) OBP: 0.278, SLG: 0.133		C SI 92 F FF 93 S SL 83 0-3 ① K		B CH 86 X SI 92 1-0 HR	B FF 92 C SI 92 B SI 93 F CH 85 S FF 93 2-3 ② K			15 S 17 18 2B		4 1	1 2	2 1	1 0	0 0	2 0	2 0
21 Jeff Francoeur, R (1, 9) OBP: 0.357, SLG: 0.569		C FF 91 B FF 92 B CU 72 S SI 91 B SI 93 T SI 93 3-2 ② K		X CH 85 0-0 ① G4-3	C CH 86 X FF 92 0-1 ③ G4-3			P3 1-1 2B		5	0	1	1	0	1	3
24 Wilson Betemit, S (1, 10) OBP: 0.398, SLG: 0.493		C SI 91 B SI 92 B SI 91 S SI 92 F SI 94 X SI 93 2-2 1B		B FF 93 S FF 92 F SI 93 S FF 93 1-3 ② K	X SI 91 0-0 ① G4-3			17 18 15 HBP 13 BB IBB F8		4	1	1	0	1	1	1
2 Alcides Escobar, R (1, 6) OBP: 0.248, SLG: 0.260		X SI 91 0-0 ③ F8		C SI 88 B CH 85 B CU 75 B SI 94 B SI 92 4-1 15 BB BB	C SI 90 B SI 91 S CH 83 F CH 82 X FF 84 1-2 ② P4			X FF 92 0-0 ② F4		3	0	0	0	1	0	3
15 Matt Treanor, R (1, 2) OBP: 0.311, SLG: 0.294			B SI 91 F SI 91 B FF 92 X SI 92 2-1 13 1B 53 E 1B	B SI 92 1 SAFE 1 SAFE B SI 91 B FF 91 1 SAFE B FF 90 4-0 1-2 BB	X SI 89 0-0 ③ G5-3			B FF 93 B FF 93 B FF 93 C FF 93 F FF 93 F FF 94 H FF 92 4-2 13 BB 17 1B 53 E 1-2 2-3 HBP		2	2	1	0	1	0	0
17 Chris Getz, L (1, 4) OBP: 0.337, SLG: 0.302			B FF 92 L FF 91 S SI 92 F SI 92 S SI 94 1-3 ① K	B SL 83 C FF 91 D CU 76 S SI 92 B SI 93 X FF 92 3-2 ③ G3-1			B FF 89 B FF 88 C FF 90 X FF 91 2-1 13 SF7 3B	C FF 92 B FF 93 C FF 92 F FF 93 X SL 80 1-2 13 BB 53 E 1-2 2-3 3-H 1B		4	2	2	1	0	1	3
Inning Stats	R: 0 E: 0 K: 0 S: 3 H: 1 LOB: 0 BB: 0 P: 7	R: 0 E: 0 K: 2 S: 11 H: 1 LOB: 1 BB: 0 P: 16	R: 1 E: 1 K: 1 S: 12 H: 2 LOB: 1 BB: 0 P: 19	R: 1 E: 0 K: 1 S: 9 H: 1 LOB: 2 BB: 2 P: 22	R: 0 E: 0 K: 1 S: 11 H: 2 LOB: 2 BB: 0 P: 15	R: 0 E: 0 K: 0 S: 6 H: 0 LOB: 0 BB: 0 P: 7	R: 1 E: 0 K: 1 S: 9 H: 1 LOB: 0 BB: 0 P: 13	R: 8 E: 1 K: 0 S: 25 H: 5 LOB: 1 BB: 2 P: 50		1B: 8 2B: 2 3B: 1 HR: 2 SF: 1 SAC: 0 DP: 0 HBP: 1				WP: 1 PB: 0 SB: 1 CS: 0 PA: 42	

	AB	36
	R	11
	H	13
	RBI	8
	BB	4
	SO	6
	LOB	15

PITCHER		IP	WLS	BF	H	R	ER	SO	BB	IBB	HBP	BLK	WP	HR	S	P	ERA	WHIP
52 Brian Duensing, L ERA: 2.91	(1, 1)	7.0	L	30	8	3	2	6	2	0	0	0	0	1	61	99	2.57	1.429
36 Joe Nathan, R ERA: 10.0	(8, 1)	0.2		5	1	3	2	0	0	1	1	0	0	0	9	20	27.00	1.500
50 Jose Mijares, L ERA: 4.5	(8, 1)	0.0		1	1	0	0	0	0	0	0	0	0	0	4	5	∞	∞
37 Jim Hoey, R ERA: 5.79	(8, 1)	0.1		6	3	5	0	0	1	0	0	0	1	1	12	25	0.00	12.000

PITCHER	IP	WLS	BF	H	R	ER	SO	BB	IBB	HBP	BLK	WP	HR	S	P	ERA	WHIP

Minnesota Twins @ Kansas City Royals

Kauffman Stadium, Kansas City, MO

Sun May 01 2011, 1:11 PM - 3:49 PM CDT

Att. 18,108 - Overcast - 50 F

TOP

livebaseballscorecards.com

Batter	1	2	3	4	5	6	7	8	9	AB	R	H	RBI	BB	SO	LOB
2 Denard Span, L (1, 10) OBP: 0.339, SLG: 0.367	B FF 93 C FF 93 X FF 93 1-1 ① F8			B FF 91 X SI 92 1-0 ① G4-3	B KC 74 X CH 80 1-0 ③ G3-1		B FF 92 B FF 92 X FF 92 2-0 ② G4-3 3-H		C FF 89 F FF 88 S SL 79 0-3 ② K	5	0	0	1	0	1	3
18 Jason Repko, R (1, 8) OBP: 0.296, SLG: 0.208	C FF 93 B FF 90 X FC 90 1-1 ② P4			B FF 91 B FF 92 F FF 92 B FC 86 X FF 92 3-1 16 BB 1B		C FF 92 C KC 75 B FF 92 B SL 82 X FC 87 2-2 ① G6-3	B FF 94 C CH 82 F FF 93 B CU 73 B CU 74 F FF 90 C FF 92 3-3 ③ K		C FF 88 C SL 79 B SL 77 F FF 88 S SL 80 1-3 ③ K	5	0	1	0	0	2	2
33 Justin Morneau, L (1, 3) OBP: 0.287, SLG: 0.338	F FF 94 B FC 88 B SI 93 X SI 93 2-1 ③ L5			1 SAFE B SI 91 B KC 80 B SI 91 X FF 93 3-0 ② L9		S FF 93 X FF 93 0-1 HR		S B CH 81 B FF 92 X FF 92 2-1 ① F8		4	1	1	1	0	0	1
16 Jason Kubel, L (1, 9) OBP: 0.406, SLG: 0.510		B X FC 88 1-0 22 G4-6-3 1B		B KC 76 B FF 92 C FF 91 B FF 91 B FF 92 4-1 22 FC6 1-2 BB		B SL 86 S FF 93 B KC 75 B CH 80 F FF 93 F FF 93 S SL 85 3-3 ② K		B FF 92 F FF 91 B CU 73 B FF 91 4-1 23 FC6 BB		2	0	1	0	2	1	0
22 Danny Valencia, R (1, 5) OBP: 0.292, SLG: 0.305		C FF 91 B FF 92 X FC 87 1-1 ①② G4-6-3 1-2f		F FF 92 B KC 77 B FC 87 C SL 86 X FF 92 2-2 ③ FC6 1-2f		B FF 93 C FC 87 B KC 77 B SL 86 B FF 93 4-1 23 BB BB		B SI 94 F SI 93 B SI 95 X SI 94 2-1 ② F9		3	0	0	0	1	0	4
23 Rene Tosoni, L (1, 7) OBP: 0.263, SLG: 0.176		C FF 93 S KC 79 B KC 78 B FF 93 X FF 94 2-2 ③ P6			F FF 90 B FF 92 B CH 80 X FF 92 2-1 ① G4-3	B FF 92 S SI 92 B SI 92 B FF 93 F FF 92 B FF 93 4-2 1-2 BB		X SI 94 0-0 ③ FC6 1-2f		3	0	0	0	1	0	1
38 Luke Hughes, R (1, 4) OBP: 0.265, SLG: 0.319			F FF 92 B KC 78 S FC 88 X KC 78 1-2 ① G6-3		B SL 87 C FF 93 F FC 88 B FF 92 X SL 83 2-2 ② G5-3	B SL 82 X FF 92 1-0 ③ F8			C FF 90 B FF 90 B SL 80 B FF 90 B FF 91 4-1 12 BB BB	3	0	0	0	1	0	2
41 Drew Butera, R (1, 2) OBP: 0.160, SLG: 0.149			L FF 93 X FF 92 0-1 ② G5-3		S FC 88 B KC 77 B SL 87 B FF 93 C FF 92 B SL 84 4-2 12 3B BB		B FF 91 B FF 92 C FF 92 B FF 93 X FF 92 3-1 ① G3		C FF 89 B FF 89 B FF 90 C FF 89 X FF 89 2-2 ① P6	3	1	0	0	1	0	1
12 Alexi Casilla, S (1, 6) OBP: 0.257, SLG: 0.286			X FF 92 0-0 ③ B1-3		B FF 93 C FF 93 X FF 92 1-1 1-H 3B		B FF 92 B FF 93 B FF 92 C FF 91 C FF 92 X FF 93 3-2 2 G4-3 3B		C FF 89 B CH 83 B FF 90 B FF 89 B FF 90 4-1 1-2 BB	3	1	2	1	1	0	0
Inning Stats	R: 0 E: 0 K: 0 S: 6 H: 0 LOB: 0 BB: 0 P: 10	R: 0 E: 0 K: 0 S: 6 H: 1 LOB: 0 BB: 0 P: 10	R: 0 E: 0 K: 0 S: 6 H: 0 LOB: 0 BB: 0 P: 7	R: 0 E: 0 K: 0 S: 8 H: 1 LOB: 2 BB: 1 P: 21	R: 1 E: 0 K: 0 S: 10 H: 1 LOB: 1 BB: 1 P: 20	R: 1 E: 0 K: 1 S: 13 H: 1 LOB: 2 BB: 2 P: 27	R: 1 E: 0 K: 1 S: 10 H: 1 LOB: 0 BB: 0 P: 21	R: 0 E: 0 K: 0 S: 6 H: 0 LOB: 1 BB: 1 P: 14	R: 0 E: 0 K: 2 S: 12 H: 0 LOB: 2 BB: 2 P: 23	1B: 2 2B: 0 3B: 2 HR: 1 SF: 0 SAC: 0 DP: 1 HBP: 0						

	AB	31
	R	3
	H	5
	RBI	3
	BB	7
	SO	4
	LOB	14

WP: 0 PA: 38
PB: 0
SB: 0
CS: 0

PITCHER		IP	WLS	BF	H	R	ER	SO	BB	IBB	HBP	BLK	WP	HR	S	P	ERA	WHIP
44 Luke Hochevar, R ERA: 5.48	(1, 1)	6.1	W	27	5	3	3	1	4	0	0	0	0	1	54	106	4.26	1.421
55 Tim Collins, L ERA: 4.32	(7, 1)	1.0		4	0	0	0	1	1	0	0	0	0	0	8	19	0.00	1.000
43 Aaron Crow, R ERA:	(8, 1)	0.2		2	0	0	0	0	0	0	0	0	0	0	3	5	0.00	0.000
31 Louis Coleman, R ERA: 1.59	(9, 1)	1.0		5	0	0	0	2	2	0	0	0	0	0	12	23	0.00	2.000

PITCHER		IP	WLS	BF	H	R	ER	SO	BB	IBB	HBP	BLK	WP	HR	S	P	ERA	WHIP

Batter	1	2	3	4	5	6	7	8	9	AB	R	H	RBI	BB	SO	LOB
1 Jarrod Dyson, L (1, 8) OBP: 0.316, SLG: 0.188	C SI 88 B SI 89 F SI 89 B FF 89 X SI 89 2-2 ① 1B		B CH 81 F SI 90 B FF 89 B SI 89 X CH 81 3-1 ① FC1-5-2 2-3 3-H		C SI 88 C SL 82 F SL 84 B CH 85 X SL 82 1-2 13 1B 4 SF7 2B	B SI 88 X CH 80 1-0 13 1B 3B 2-H		C FF 89 B SI 86 B FF 88 F SL 83 B FF 90 F SI 88 F FF 90 B FF 90 4-2 13 HR BB 1-2		1	0	1	0	0	0	0
12 Mitch Maier, L (2, 8) OBP: 0.545, SLG: 0.750										3	3	2	1	1	0	2
13 Mike Aviles, R (1, 4) OBP: 0.280, SLG: 0.539	X FF 87 0-0 ② F8		C SL 83 B FF 88 F SI 89 X SI 90 1-2 ② F7		X FF 88 0-0 16 S 16 2B 2-3 1B	B SI 93 X FF 93 1-0 4 CS 3-H 1B		B CH 81 X FF 92 1-0 1-H 2-H HR		5	2	3	4	0	0	2
4 Alex Gordon, L (1, 7) OBP: 0.395, SLG: 0.545	C FF 89 X SL 82 0-1 ③ G4-3		C CH 82 B FF 88 B SL 82 1 SAFE B SI 91 S CH 82 X CH 82 3-2 ③ G4-3		B SI 89 1 SAFE 1 SAFE B SL 81 B SI 89 F SI 89 1 SAFE X SI 90 3-1 ① SF7 3-H	C FF 92 F SL 84 B FF 94 D SL 84 B FF 94 F FF 94 B FF 93 4-2 ② BB 1-2		C SL 84 S FF 92 F FF 90 X CU 77 X SI 90 1-2 2B		3	0	1	1	1	0	2
16 Billy Butler, R (1, 10) OBP: 0.438, SLG: 0.490		B SI 89 B SI 89 C SI 89 F SL 84 F SI 90 X SI 90 2-2 ① G5-3		S SL 83 B FS 84 B SI 89 X SI 90 2-1 30 1B 24 G3 15 E 1B	B CH 80 D CH 80 C SI 89 2 SAFE S SL 84 X FS 84 2-2 21 G6-3 24 1B 1-H 2B	C FF 93 D SL 83 F FF 93 B SI 94 S SL 81 2-3 ③ K		B SL 84 B FF 92 B FF 92 B FF 91 4-0 21 G6-4-3 BB		4	2	2	1	1	1	1
21 Jeff Francoeur, R (1, 9) OBP: 0.350, SLG: 0.579		X CH 82 0-0 HR		C FF 88 X SI 88 0-1 ① P3	F SI 91 B SI 90 X FS 85 1-1 ② G6-3 2-3		C FF 93 B FF 94 F SL 81 B SL 82 F FF 94 S SL 82 2-3 ① K	F FF 92 X SI 92 0-1 ②③ G6-4-3 1-2f		5	1	1	1	0	1	4
24 Wilson Betemit, S (1, 5) OBP: 0.391, SLG: 0.480		C SI 90 F SI 86 X FS 85 0-2 ② G1		B SI 89 X CH 80 1-0 ② G3 1-2	B SI 90 X SI 91 1-0 3-H 1B		C FF 94 C FF 94 F SI 94 B SL 81 F SL 82 X FF 95 1-2 ② L8			4	0	1	1	0	0	1
30 Kila Ka'aihue, L (1, 3) OBP: 0.308, SLG: 0.333		B SI 90 X SI 89 1-0 ③ P6		X SI 89 0-0 15 E 2-3 1B	B CH 82 C CH 80 B CH 81 X SI 90 2-1 ③ P5		B FF 94 C FF 91 B SL 83 X FF 92 2-1 ③ G3-1			4	0	1	0	0	0	1
15 Matt Treanor, R (1, 2) OBP: 0.338, SLG: 0.333			B FF 89 B SI 89 C FF 88 X SI 89 2-1 2 2B 12 FC1-5-2 1B	C SL 83 B FF 88 X FS 83 1-1 E6 1-2 3-H		C CH 86 X SL 81 0-1 12 3B 2B		B SI 86 F SI 87 F CH 80 B FF 89 F FF 89 B SL 83 F SL 80 B FF 90 4-2 12 BB 13 HR BB		3	2	2	0	1	0	1
2 Alcides Escobar, R (1, 6) OBP: 0.248, SLG: 0.269			M SI 88 B SI 89 1 SAFE X SI 89 1-1 12 FC1-5-3 1-3 2B	B FF 89 B FF 88 X FF 89 2-0 ③ P4		F FF 87 X FF 89 0-1 ① G6-3		B FF 90 F CH 80 D CH 80 F FF 90 S FF 91 2-3 ① K		4	0	1	0	0	1	4
Inning Stats	R: 0 E: 0 K: 0 S: 6 H: 1 LOB: 0 BB: 0 P: 8	R: 1 E: 0 K: 0 S: 9 H: 1 LOB: 0 BB: 0 P: 12	R: 0 E: 0 K: 0 S: 12 H: 2 LOB: 2 BB: 0 P: 22	R: 1 E: 1 K: 0 S: 9 H: 2 LOB: 2 BB: 0 P: 15	R: 3 E: 0 K: 0 S: 15 H: 4 LOB: 0 BB: 0 P: 25	R: 2 E: 0 K: 1 S: 12 H: 3 LOB: 1 BB: 1 P: 20	R: 0 E: 0 K: 1 S: 11 H: 0 LOB: 0 BB: 0 P: 16	R: 3 E: 0 K: 1 S: 18 H: 2 LOB: 1 BB: 3 P: 34		1B: 7 2B: 5 3B: 1 HR: 2 SF: 1 SAC: 0 DP: 1 HBP: 0						

PITCHER		IP	WLS	BF	H	R	ER	SO	BB	IBB	HBP	BLK	WP	HR	S	P	ERA	WHIP
48 Carl Pavano, R ERA: 5.84	(1, 1)	5.1	L	28	12	7	6	0	0	0	0	0	0	1	56	88	10.12	2.250
15 Glen Perkins, L ERA: 0.66	(6, 1)	1.2		6	1	0	0	2	1	0	0	0	0	0	18	30	0.00	1.200
56 Dusty Hughes, L ERA: 10.13	(8, 1)	0.1		5	2	3	3	1	2	0	0	0	0	1	16	28	81.00	12.000
31 Alex Burnett, R ERA: 3.86	(8, 1)	0.2		2	0	0	0	0	1	0	0	0	0	0	2	6	0.00	1.500

PITCHER	IP	WLS	BF	H	R	ER	SO	BB	IBB	HBP	BLK	WP	HR	S	P	ERA	WHIP

BOTTOM

Minnesota Twins @ Kansas City Royals

Kauffman Stadium, Kansas City, MO

Sun May 01 2011, 1:11 PM - 3:49 PM CDT

Att. 18,108 - Overcast - 50 F

livebaseballscorecards.com

AB	36
R	10
H	15
RBI	9
BB	4
SO	3
LOB	18

Batter	1	2	3	4	5	6	7	8	9	10	AB	R	H	RBI	BB	SO	LOB
11 Robert Andino, R (1, 6) OBP: 0.381, SLG: 0.364	B SI 84 C SI 84 B CH 77 F SI 85 X SI 86 2-2 L3		B SI 86 C SI 85 1 SAFE F CH 77 X SI 84 1-2 F8		B CH 77 F CH 76 B SI 84 B SI 82 B SI 83 4-1 21 FC4-6 BB		C FF 94 C SL 88 B SL 87 X SL 88 1-2 G5-3		C FF 91 D FF 90 1 SAFE L FF 91 L SL 81 1-3 K		4	0	0	0	1	1	2
21 Nick Markakis, L (1, 9) OBP: 0.276, SLG: 0.288	X SI 86 0-0 F7		C CU 70 B SI 86 B SI 84 X CH 77 2-1 G4-3		1 SAFE B CH 77 1 SAFE B SI 83 1 SAFE 1 SAFE X CH 78 2-0 FC4-6 25 WP 1-2f		B SL 88 B FF 95 F SI 94 F FF 95 B FF 96 X FF 95 3-2 G5-3		1 SAFE C FC 90 B FF 92 1 SAFE C FC 89 B FF 91 1 SAFE S FF 90 2-3 K		5	0	0	0	0	1	3
25 Derrek Lee, R (1, 3) OBP: 0.328, SLG: 0.336	C SI 86 S SI 85 C SI 86 0-3 K			C CH 75 X CH 76 0-1 1B	C SI 84 F SI 84 D CH 76 D CH 76 B SI 88 S SI 85 3-3 K 2-3		C SL 87 B SL 90 X FF 96 1-1 27 FC6-4 1B		S FF 92 X FC 92 0-1 F9		5	0	2	0	0	2	2
27 Vladimir Guerrero, R (1, 10) OBP: 0.280, SLG: 0.393		C SI 82 B CU 66 F CH 77 B CU 67 S SI 84 2-3 K		B CU 68 B FF 86 X SI 84 2-0 10 1B 30 HR 1B		F CU 69 B SI 82 F SI 85 B CU 68 B SI 87 F CU 71 B CH 78 4-2 12 BB 10 1B BB	X SL 89 0-0 FC6-4 1-2f			B FF 94 F FF 97 S KC 78 B KC 79 B FF 98 X FF 99 3-2 G4-3	4	2	1	0	1	1	1
12 Mark Reynolds, R (1, 5) OBP: 0.250, SLG: 0.337		F CH 78 S CH 77 B SI 87 X SI 85 1-2 G5-3		C SI 84 X CH 76 0-1 F7		B CU 69 B CH 77 B SI 84 B SI 83 4-0 30 G6-3 10 1B 32 SF9 1-2 BB		S SL 86 F SL 86 F SL 85 F FF 97 B FF 97 B SL 86 S SL 86 2-3 K		B FF 96 B FF 97 B FF 95 C FF 95 C FF 96 F FF 97 S FF 96 3-3 K	4	1	0	0	1	2	1
10 Adam Jones, R (1, 8) OBP: 0.302, SLG: 0.448		B CH 77 F SI 84 B CU 69 F CH 78 B SI 84 B SI 84 4-2 BB		C SI 83 X SI 84 0-1 30 HR 1-2 1B		B SI 84 C SI 85 S CH 76 F CH 77 B SI 85 X CH 78 2-2 32 SF9 30 G6-3 1-2 2-H 1B		B FF 97 X SI 97 1-0 F9		F KC 79 F FF 97 F FF 96 X FF 98 0-2 30 S 1B	4	1	3	1	1	0	0
30 Luke Scott, L (1, 7) OBP: 0.321, SLG: 0.541		B SI 84 D CH 77 B SI 84 C SI 86 1 SAFE F SI 85 F SI 84 S SI 85 3-3 K		B SI 86 X SI 86 1-0 1-H 2-H HR		C CH 78 F SI 85 B CU 69 X CU 67 1-2 G6-3 1-2 2-3		B SI 96 B SI 97 X FF 97 2-0 1B		B CU 72 C FF 93 S FF 94 1 SAFE B CU 75 F FF 94 D CU 74 S CU 73 3-3 K 1-2	5	1	2	3	0	2	4
32 Matt Wieters, S (1, 2) OBP: 0.323, SLG: 0.451			B CU 68 C CH 77 B CH 76 F SI 83 F SI 85 B SI 86 F SI 84 F SI 85 X SI 86 3-2 3 FC6-4 1B	F CH 76 B CH 76 C CH 76 B SI 87 X SI 84 2-2 P3		B CU 69 C CH 76 D CH 76 X SI 84 2-1 SF9 2-3 3-H		B FF 96 X FF 95 1-0 F7			3	0	1	1	0	0	1
3 Cesar Izturis, S (1, 4) OBP: 0.269, SLG: 0.208			B SI 86 1 SAFE C SI 84 F CH 77 B SI 87 X SI 85 2-2 FC6-4 1-2f		C CH 76 X SI 82 0-1 G5-3	C FF 94 B FF 96 F FF 95 S FF 96 1-3 K			B FC 87 C FC 88 F FF 93 B CU 69 B FF 92 X FC 88 3-2 1B		4	0	1	0	0	1	2
Inning Stats	R: 0 E: 0 K: 1 S: 7 H: 0 LOB: 0 BB: 0 P: 9	R: 0 E: 0 K: 2 S: 12 H: 0 LOB: 1 BB: 1 P: 22	R: 0 E: 0 K: 0 S: 14 H: 1 LOB: 1 BB: 0 P: 22	R: 3 E: 0 K: 0 S: 11 H: 4 LOB: 0 BB: 0 P: 16	R: 0 E: 1 K: 1 S: 7 H: 0 LOB: 1 BB: 1 P: 16	R: 2 E: 0 K: 1 S: 15 H: 1 LOB: 1 BB: 2 P: 29	R: 0 E: 0 K: 0 S: 9 H: 1 LOB: 1 BB: 0 P: 14	R: 0 E: 0 K: 1 S: 8 H: 1 LOB: 1 BB: 0 P: 14	R: 0 E: 0 K: 2 S: 11 H: 1 LOB: 1 BB: 0 P: 17	R: 0 E: 0 K: 2 S: 15 H: 1 LOB: 1 BB: 0 P: 24	1B: 9 2B: 0 3B: 0 HR: 1 SF: 1 SAC: 0 DP: 0 HBP: 0	WP: 1 PB: 0 SB: 1 CS: 0 PA: 43					

PITCHER		IP	WLS	BF	H	R	ER	SO	BB	IBB	HBP	BLK	WP	HR	S	P	ERA	WHIP
26 Jeff Francis, L ERA: 5.45	(1, 1)	5.2		26	6	5	5	4	4	0	0	0	1	1	63	110	7.94	1.765
38 Blake Wood, R ERA: 3.38	(6, 1)	1.1		5	1	0	0	1	0	0	0	0	0	0	12	18	0.00	0.750
43 Aaron Crow, R ERA:	(8, 1)	1.0		4	1	0	0	1	0	0	0	0	0	0	8	14	0.00	1.000
48 Joakim Soria, R ERA: 4.26	(9, 1)	1.0		4	1	0	0	2	0	0	0	0	0	0	11	17	0.00	1.000
41 Jeremy Jeffress, R ERA: 3.18	(10, 1)	0.2		3	1	0	0	1	0	0	0	0	0	0	11	17	0.00	1.500

PITCHER		IP	WLS	BF	H	R	ER	SO	BB	IBB	HBP	BLK	WP	HR	S	P	ERA	WHIP
55 Tim Collins, L ERA: 4.24	(10, 1)	0.1	W	1	0	0	0	1	0	0	0	0	0	0	4	7	0.00	0.000

TOP

Baltimore Orioles @ Kansas City Royals

Kauffman Stadium, Kansas City, MO

Tue May 03 2011, 7:12 PM - 10:28 PM CDT

Att. 11,986 - Clear - 62 F

livebaseballscorecards.com

AB	38
R	5
H	10
RBI	5
BB	4
SO	10
LOB	16

Batter	1	2	3	4	5	6	7	8	9	10	AB	R	H	RBI	BB	SO	LOB
17 Chris Getz, L (1, 4) OBP: 0.321, SLG: 0.286	C SI 92 B FF 92 F FF 92 B FF 93 X SL 85 2-2 **P6** ①	1 SAFE 1 SAFE B SI 89 S SI 90 1 SAFE B SI 90 C SI 89 2-2 **CS** ③ 1-2	C FF 89 B SI 91 C FF 90 F FF 91 X SL 86 1-2 **G6-3** ①		B SI 91 F SI 91 X SI 91 1-1 **E4** 53 2B		C FF 93 C FF 94 B SL 84 X SL 84 1-2 **G6-3** ①		X SL 86 0-0 **FC3-2-5** 53 DI ② 1-3 3-H		5	1	0	0	0	0	2
53 Melky Cabrera, S (1, 8) OBP: 0.308, SLG: 0.440	F FF 93 C SI 92 B SI 93 F SL 85 B CH 85 F FF 94 F SL 86 X SI 92 2-2 **G4-3** ②		B FF 91 C FF 91 C SL 84 F FF 92 X SI 92 1-2 **1B**		1 SAFE F SI 91 F SI 91 B FF 92 X FF 91 1-2 4 F7 **2B** 1-H		L SL 80 B FF 93 X SL 84 1-1 **L7** ②		C SL 86 B FF 93 B CH 85 F SL 86 X SL 85 2-2 **G3** ③ 1-2		5	0	2	1	0	0	2
4 Alex Gordon, L (1, 7) OBP: 0.388, SLG: 0.526	C FF 91 B SI 86 C SI 86 B SI 93 F SI 93 F SI 93 X FF 93 2-2 **G4-3** ③		C SI 92 X FF 90 0-1 **F7** ②		C SL 82 B SI 92 F SI 92 B SL 84 X FF 92 2-2 **F7** ② 2-3		B SL 82 C SL 82 F FF 95 B FF 95 F FF 96 B FF 95 C FF 95 3-3 **K** ③			B SI 92 B SI 92 B FF 91 B FF 92 4-0 16 1B 21 SF9 **BB**	4	1	0	0	1	1	2
16 Billy Butler, R (1, 10) OBP: 0.437, SLG: 0.481		B SI 92 B SI 92 B SI 89 B SI 92 4-0 21 1B 24 2B **BB**	C SL 84 F SI 92 X SI 92 0-2 **G1-6-3** ③		F FF 92 C SL 85 B FF 92 C FF 91 1-3 **K** ③			F FF 90 S SL 86 B FF 86 X FF 89 1-2 **G5-3** ①		S SL 85 1 SAFE 1 SAFE C SL 84 X FF 94 0-2 **1B** 1-3	4	1	1	0	1	1	2
21 Jeff Francoeur, R (1, 9) OBP: 0.352, SLG: 0.604		F SL 84 C SI 92 B SL 85 X SL 85 1-2 24 2B 13 2B **1B** 1-2		C SI 90 X SI 92 0-1 **F9** ①		B SL 87 B SL 86 F FF 93 B SL 86 X FF 92 3-1 **HR**		B SL 85 S FF 90 B FF 90 B FF 90 C FF 90 T FF 90 3-2 **K** ②		B SL 85 B SL 85 X SL 84 2-0 **SF9** ① 3-H	4	2	2	2	0	1	0
24 Wilson Betemit, S (1, 3) OBP: 0.396, SLG: 0.506		B FF 92 F SL 84 B SI 90 X SL 84 2-1 13 2B 3 SF8 **2B** 1-3 2-H		C SI 92 F CH 86 B FF 92 F SL 85 B SL 86 F FF 92 F SL 85 X SI 92 2-2 **2B**		C FF 92 B CH 84 C SL 86 X CH 84 1-2 **G4-3** ①		S FS 81 C FS 82 F FS 83 F FF 90 S FS 83 0-3 **K** ③			4	1	2	1	0	1	0
13 Mike Aviles, R (1, 5) OBP: 0.279, SLG: 0.538		C FF 92 F SL 84 X SL 85 0-2 3 SF8 2 FC5-2 **2B** 2-3 3-H		S FF 91 F FF 92 T SI 92 0-2 **K** ②		T FF 93 C FF 93 B FF 92 F FF 92 S FC 88 1-3 **K** ②			X FF 93 0-0 **F8** ①		4	0	1	1	0	2	1
3 Brayan Peña, S (1, 2) OBP: 0.314, SLG: 0.386		X SI 92 0-0 **SF8** ① 2-3 3-H		B CH 85 C CH 83 X SI 91 1-1 **F7** ③		S CH 85 B CH 85 F SL 87 H FF 94 2-2 **HBP**			B SL 77 F SL 84 B FF 93 X SI 92 2-1 2 E 17 FC3-2-5 **2B**		2	0	1	1	0	0	1
2 Alcides Escobar, R (1, 6) OBP: 0.239, SLG: 0.259		C SL 85 B FF 92 X SI 91 1-1 **FC5-2** 17 CS ② 3-H			B FF 91 B SI 92 X SI 91 2-0 **F7** ①	C FC 89 B FF 93 B SL 86 T FF 93 F FF 94 F FF 93 X SL 87 2-2 **G1-3** ③			X SL 84 0-0 17 FC3-2-6 **E6** 2-3		4	0	0	0	0	0	3
Inning Stats	R: 0 H: 0 E: 0 LOB: 0 K: 0 BB: 0 S: 15 P: 21	R: 3 H: 3 E: 0 LOB: 0 K: 0 BB: 1 S: 13 P: 23	R: 0 H: 1 E: 0 LOB: 1 K: 0 BB: 0 S: 13 P: 15	R: 0 H: 1 E: 0 LOB: 1 K: 1 BB: 0 S: 13 P: 16	R: 1 H: 1 E: 1 LOB: 1 K: 1 BB: 0 S: 12 P: 19	R: 1 H: 1 E: 0 LOB: 1 K: 1 BB: 0 S: 16 P: 25	R: 0 H: 0 E: 0 LOB: 0 K: 1 BB: 0 S: 9 P: 14	R: 0 H: 0 E: 0 LOB: 0 K: 2 BB: 0 S: 11 P: 15	R: 0 H: 1 E: 1 LOB: 2 K: 0 BB: 0 S: 8 P: 12	R: 1 H: 1 E: 0 LOB: 1 K: 0 BB: 1 S: 4 P: 10	1B: 3 SF: 2 2B: 5 SAC: 0 3B: 0 DP: 0 HR: 1 HBP: 1						

PITCHER		IP	WLS	BF	H	R	ER	SO	BB	IBB	HBP	BLK	WP	HR	S	P	ERA	WHIP
35 Brad Bergesen, R ERA: 4.88	(1, 1)	5.0		22	6	4	3	2	1	0	0	0	0	0	66	94	5.40	1.400
37 Jeremy Accardo, R ERA: 3.55	(6, 1)	1.0	B	5	1	1	1	1	0	0	1	0	0	1	16	25	9.00	1.000
51 Michael Gonzalez, L ERA: 8.64	(7, 1)	1.0		3	0	0	0	1	0	0	0	0	0	0	9	14	0.00	0.000
19 Koji Uehara, R ERA: 2.53	(8, 1)	1.0		3	0	0	0	2	0	0	0	0	0	0	11	15	0.00	0.000
49 Jason Berken, R ERA: 5.54	(9, 1)	1.1	L	8	2	1	1	0	1	0	0	0	0	0	12	22	6.75	2.250

PITCHER	IP	WLS	BF	H	R	ER	SO	BB	IBB	HBP	BLK	WP	HR	S	P	ERA	WHIP

BOTTOM

Baltimore Orioles @ Kansas City Royals

Kauffman Stadium, Kansas City, MO

Tue May 03 2011, 7:12 PM - 10:28 PM CDT

Att. 11,986 - Clear - 62 F

livebaseballscorecards.com

AB	36
R	6
H	9
RBI	6
BB	2
SO	6
LOB	13

WP: 0	PA: 42		
PB: 0			
SB: 0			
CS: 1			

Batter	1	2	3	4	5	6	7	8	9	AB	R	H	RBI	BB	SO	LOB
1 Brian Roberts, S (1, 4) OBP: 0.294, SLG: 0.402	C FF 94 F FC 91 X CU 81 0-2 21 F7 25 SF8 2B	B SI 92 C FC 89 B CH 85 X CH 85 2-1 ② F9			B CU 79 C CH 83 F FC 90 B FC 90 C FF 94 2-3 ① K		F FC 87 X FF 91 0-1 ① G3	F SI 91 X SI 90 0-1 ②③ L6-4 2-2		5	1	1	0	0	1	4
21 Nick Markakis, L (1, 9) OBP: 0.281, SLG: 0.319	2 SAFE B FF 94 B SI 93 X FF 94 2-0 ① F7 2-3	C CU 78 C FF 94 X FF 92 0-2 ③ 1-H 2-H 1B			C FF 94 B FF 95 S FC 90 B FF 95 X CU 79 2-2 ② G4-3		C FF 91 S CU 78 B FF 94 B CU 78 X CU 79 2-2 HR		C SI 91 F SI 92 S KC 81 0-3 ① K	5	1	2	2	0	1	1
25 Derrek Lee, R (1, 3) OBP: 0.331, SLG: 0.330	F FF 94 B FF 95 B CH 84 X FF 96 2-1 ② SF8 3-H	C FC 88 F FF 93 F FF 94 B FF 95 B FF 94 X FF 95 2-2 ① G5-3			B FF 94 B FC 90 B FF 95 B FF 93 4-0 30 1B BB		C FC 89 H FF 91 1-1 30 1B HBP		C FF 93 B CH 86 B SI 92 B SI 92 C SI 91 X FF 94 3-2 ② F9	2	0	0	1	1	0	0
30 Luke Scott, L (1, 10) OBP: 0.348, SLG: 0.545	B FF 94 B FF 95 C CH 84 B FF 96 B FF 95 4-1 10 1B BB	B CU 76 C CU 77 B CU 79 F FF 95 S FF 96 2-3 ② K			B CU 79 X FF 94 1-0 1-3 1B		B SI 91 F SI 91 F SI 90 1 SAFE B CH 86 X CH 88 2-2 1-3 1B		B FC 93 B FF 92 B FF 92 C FF 91 F FF 91 B FF 92 4-2 10 FC6-4 BB	3	0	2	0	2	1	0
10 Adam Jones, R (1, 8) OBP: 0.297, SLG: 0.436	C CU 78 X FC 92 0-1 1-2 1B	C FF 95 B FF 95 F FC 89 F FF 94 B CU 80 B FC 91 F FF 94 X FF 95 3-2 ③ G5-3			S FF 94 C FF 94 X CU 79 0-2 ③ P3		M SI 91 S SI 90 F SL 86 S SI 93 0-3 ② K		B CU 73 X FF 92 1-0 ③ FC6-4 1-2f	5	0	1	0	0	1	5
32 Matt Wieters, S (1, 2) OBP: 0.309, SLG: 0.430	B FF 91 C FF 95 B CH 85 B FF 95 X FF 95 3-1 ③ F7			C FF 93 B FC 88 F FF 94 S CU 80 1-3 ① K		X CH 83 0-0 ① F9	B SI 90 X SI 91 1-0 ③ G4-3			4	0	0	0	0	1	4
18 Felix Pie, L (1, 7) OBP: 0.250, SLG: 0.321		X FF 91 0-0 ① F8		B CH 84 X CH 85 1-0 ② G3		C SI 92 B FC 89 B CH 84 B FC 91 X FF 94 3-1 ② G6-3		X SI 90 0-0 ① G4-3		4	0	0	0	0	0	0
12 Mark Reynolds, R (1, 5) OBP: 0.277, SLG: 0.357		C FF 92 F FC 88 B CU 80 X CU 79 1-2 11 HBP 21 1B 1B		B CU 79 B FC 89 B FF 94 C SI 91 B FF 94 4-1 BB		X FF 94 0-0 11 FC6 1B		C SI 92 B KC 82 X KC 79 1-1 1 L6-4 11 1B 1B		3	1	3	0	1	0	0
11 Robert Andino, R (1, 6) OBP: 0.388, SLG: 0.362		F FC 88 H FF 92 1-1 21 1B 21 1B 1-2 HBP		1 SAFE B SI 92 1 SAFE X FC 88 1-0 ③ P3		B FF 92 B SI 92 C FC 89 1 SAFE X FC 87 2-1 ③ FC6 1-2f		X SI 90 0-0 1-2 1B		3	0	1	0	0	0	2
Inning Stats	R: 1 E: 0 K: 0 S: 11 H: 2 LOB: 2 BB: 1 P: 22	R: 1 E: 0 K: 0 S: 10 H: 2 LOB: 2 BB: 0 P: 14	R: 0 E: 0 K: 1 S: 12 H: 0 LOB: 0 BB: 0 P: 19	R: 0 E: 0 K: 1 S: 6 H: 0 LOB: 1 BB: 1 P: 13	R: 0 E: 0 K: 1 S: 10 H: 1 LOB: 2 BB: 1 P: 19	R: 0 E: 0 K: 0 S: 6 H: 1 LOB: 1 BB: 0 P: 11	R: 1 E: 0 K: 1 S: 14 H: 2 LOB: 2 BB: 0 P: 20	R: 0 E: 0 K: 0 S: 6 H: 2 LOB: 1 BB: 0 P: 7	R: 0 E: 0 K: 1 S: 10 H: 0 LOB: 1 BB: 1 P: 18	1B: 8 2B: 2 3B: 0 HR: 1 SF: 1 SAC: 0 DP: 1 HBP: 2						

PITCHER		IP	WLS	BF	H	R	ER	SO	BB	IBB	HBP	BLK	WP	HR	S	P	ERA	WHIP
34 Kyle Davies, R ERA: 7.32	(1, 1)	6.1	L	30	7	3	3	3	3	0	2	0	0	1	61	107	4.26	1.579
47 Nate Adcock, R ERA: 2.03	(7, 1)	2.1		9	3	0	0	2	0	0	0	0	0	0	20	27	0.00	1.286
55 Tim Collins, L ERA: 4.15	(9, 1)	0.1		2	0	0	0	0	1	0	0	0	0	0	4	9	0.00	3.000

PITCHER		IP	WLS	BF	H	R	ER	SO	BB	IBB	HBP	BLK	WP	HR	S	P	ERA	WHIP

TOP

Baltimore Orioles @ Kansas City Royals

Kauffman Stadium, Kansas City, MO

Wed May 04 2011, 7:11 PM - 9:54 PM CDT

Att. 11,130 - Partly Cloudy - 70 F

livebaseballscorecards.com

AB	34
R	3
H	10
RBI	3
BB	4
SO	5
LOB	16

WP: 0	PA: 41		
PB: 0			
SB: 0			
CS: 0			

BOTTOM

Baltimore Orioles @ Kansas City Royals

Kauffman Stadium, Kansas City, MO

Wed May 04 2011, 7:11 PM - 9:54 PM CDT

Att. 11,130 - Partly Cloudy - 70 F

livebaseballscorecards.com

Batter	1	2	3	4	5	6	7	8	9	AB	R	H	RBI	BB	SO	LOB
13 Mike Aviles, R (1, 4) OBP: 0.289, SLG: 0.548	B FF 92 X FF 93 1-0 53 E5 53 E 1B	B FF 93 C CU 80 F SL 87 F FF 93 B FF 93 F SL 87 S SL 89 2-3 ③ K			C FF 93 F FF 93 F FF 94 B FF 92 T FF 92 1-2 ③ K			C SI 97 B SI 95 1 SAFE B SI 95 1 SAFE X SI 94 2-1 53 G4-3 1-3 2B		4	0	2	0	0	2	2
53 Melky Cabrera, S (1, 8) OBP: 0.299, SLG: 0.426	B SI 92 1 SAFE X SI 93 1-0 ① E5 4 S 1-3		C CU 77 X CH 85 0-1 ① F7			B CU 74 X CH 89 1-0 ① G4-3		D CU 82 F CH 89 X CH 89 1-1 ② G4-3 2-3 3-H		4	0	0	1	0	0	2
4 Alex Gordon, L (1, 7) OBP: 0.383, SLG: 0.517	C FF 94 F CU 79 1 SAFE 1 SAFE B FF 92 B FF 93 S SL 87 2-3 ② K 1-2		B FF 93 B CH 87 B FF 93 X FF 92 3-0 ② P4			C CU 75 B SI 91 B FF 91 B SI 91 X FF 93 3-1 16 G6-4-3 1B		B SL 82 X FF 94 1-0 ③ F7		4	0	1	0	0	1	2
16 Billy Butler, R (1, 10) OBP: 0.423, SLG: 0.463	B SL 87 C SL 87 F SI 93 S SL 89 1-3 ③ K		B SL 89 B FF 93 C FF 93 F SL 88 F FF 92 X FF 93 2-2 ③ G6-3			F FF 92 1 SAFE X FF 92 0-1 ②③ G6-4-3 1-2f			B FC 89 B FC 88 B FS 88 C FF 93 S FS 87 F FF 94 X FC 88 3-2 ① G5-3	4	0	0	0	0	1	2
21 Jeff Francoeur, R (1, 9) OBP: 0.357, SLG: 0.623		B CU 78 C SL 89 F SL 89 B FF 93 X CU 81 2-2 HR		B SL 86 X SL 86 1-0 ① G6-3			S SL 83 F FF 91 B FF 90 F SL 85 F SL 88 X SL 88 2-2 ① G6-3		S FF 90 B FF 92 B FC 89 F FC 89 B FC 90 F FC 89 B FC 89 4-2 24 F7 BB	3	1	1	1	1	0	0
24 Wilson Betemit, S (1, 5) OBP: 0.379, SLG: 0.482		B SI 93 B CU 79 F FF 94 B CH 89 F FF 94 X FF 94 3-2 ① G6-3		B CU 77 F FF 93 B CH 86 S FF 93 F FF 93 S SL 86 2-3 ② K			X FF 92 0-0 ② F7		C CU 81 B FF 93 B FS 88 F CU 82 X FF 92 2-2 ② F7 1-2	4	0	0	0	0	1	1
30 Kila Ka'aihue, L (1, 3) OBP: 0.295, SLG: 0.317		B FF 95 F SI 95 F FF 94 B SL 90 B SL 89 F FF 95 S CU 81 3-3 ② K		B SL 86 B FF 92 C CH 88 B FF 93 X FF 92 3-1 ③ F7			C FF 93 B FF 92 B FF 92 F SI 92 S SL 84 2-3 ③ K		S FS 86 D FS 84 X FC 88 1-1 ③ F9	4	0	0	0	0	2	1
15 Matt Treanor, R (1, 2) OBP: 0.338, SLG: 0.321		B FF 95 B SL 90 B FF 93 C FF 93 F FF 93 B FF 94 4-2 2 BB BB			B FF 92 X FF 92 1-0 ① G6-3			C SI 94 B SI 94 X SI 94 1-1 ① G1-6-3		2	0	0	0	1	0	0
2 Alcides Escobar, R (1, 6) OBP: 0.250, SLG: 0.263		B FF 93 B FF 93 B FF 95 B FF 93 4-0 1-2 BB			L FF 93 S SL 87 S SL 88 0-3 ② K			C SI 96 F SI 96 X SI 96 0-2 13 2B 53 G4-3 1B		2	1	1	0	1	1	0
Inning Stats	R: 0 E: 1 K: 2 S: 8 H: 1 LOB: 1 BB: 0 P: 13	R: 1 E: 0 K: 2 S: 17 H: 1 LOB: 2 BB: 2 P: 35	R: 0 E: 0 K: 0 S: 7 H: 0 LOB: 0 BB: 0 P: 12	R: 0 E: 0 K: 1 S: 7 H: 0 LOB: 0 BB: 0 P: 13	R: 0 E: 0 K: 2 S: 8 H: 0 LOB: 0 BB: 0 P: 10	R: 0 E: 0 K: 0 S: 5 H: 1 LOB: 0 BB: 0 P: 9	R: 0 E: 0 K: 1 S: 9 H: 0 LOB: 0 BB: 0 P: 13	R: 1 E: 0 K: 0 S: 10 H: 2 LOB: 1 BB: 0 P: 15	R: 0 E: 0 K: 0 S: 12 H: 0 LOB: 1 BB: 1 P: 22	1B: 3 2B: 1 3B: 0 HR: 1 SF: 0 SAC: 0 DP: 1 HBP: 0						

AB	31
R	2
H	5
RBI	2
BB	3
SO	8
LOB	10

WP: 0 PA: 34
PB: 0
SB: 1
CS: 0

PITCHER		IP	WLS	BF	H	R	ER	SO	BB	IBB	HBP	BLK	WP	HR	S	P	ERA	WHIP
34 Jake Arrieta, R ERA: 4.35	(1, 1)	7.0	W	25	3	1	1	8	2	0	0	0	0	1	61	105	1.29	0.714
43 Jim Johnson, R ERA: 5.14	(8, 1)	0.2	H	4	2	1	1	0	0	0	0	0	0	0	9	13	13.50	3.000
51 Michael Gonzalez, L ERA: 8.31	(8, 1)	0.1	H	1	0	0	0	0	0	0	0	0	0	0	1	2	0.00	0.000
63 Kevin Gregg, R ERA: 2.45	(9, 1)	1.0	S	4	0	0	0	0	1	0	0	0	0	0	12	22	0.00	1.000

PITCHER	IP	WLS	BF	H	R	ER	SO	BB	IBB	HBP	BLK	WP	HR	S	P	ERA	WHIP

Batter	1	2	3	4	5	6	7	8	9	AB	R	H	RBI	BB	SO	LOB
1 Brian Roberts, S (1, 4) OBP: 0.285, SLG: 0.388	F CH 79 F CH 77 B FF 88 F SL 79 X CH 76 1-2 P4 ①	B SI 84 X CH 76 1-0 F9 ③			C CH 76 L FF 86 B CU 75 B SI 86 F FF 86 T FF 85 2-2 K ①		X CH 78 0-0 G4-3 ③			4	0	0	0	0	1	2
21 Nick Markakis, L (1, 9) OBP: 0.288, SLG: 0.325	B SI 83 X CH 76 1-0 25 F8 10 1B 1B		C SL 82 B CU 69 X SI 86 1-1 25 FC6-4 1B		B SI 86 B FF 86 C FF 85 X CH 78 2-1 F7 ②			B FF 95 X FF 96 1-0 G4-3 ①		4	1	2	0	0	0	0
25 Derrek Lee, R (1, 3) OBP: 0.321, SLG: 0.319	F SL 83 1 SAFE B SI 86 X SL 83 1-1 F8 ② 1-2		X FF 88 0-0 FC6-4 ① 1-2f		C CU 73 B CH 77 B CH 77 X FF 87 2-1 L7 ③			B FF 97 B FF 98 C FF 96 X FF 97 2-1 P4 ②		4	0	0	0	0	0	2
27 Vladimir Guerrero, R (1, 10) OBP: 0.279, SLG: 0.383	B SL 82 B SL 83 B SL 82 I IN 64 4-0 10 1B IBB		C SL 83 D CH 77 X FF 87 1-1 F9 ②			B CH 77 F CH 77 F FF 87 B FF 88 X FF 88 2-2 G4-3 ①		B KC 79 F FF 97 B FF 97 S FF 96 X FF 98 2-2 G5-3 ③		3	0	0	0	1	0	1
10 Adam Jones, R (1, 8) OBP: 0.296, SLG: 0.429	C SL 82 S CH 77 X FF 89 0-2 1-3 2-H 1B		C FF 87 F SL 83 S CH 77 0-3 K ③			B CU 76 X CH 77 1-0 L7 ②			B FF 94 F FF 97 F FF 96 F KC 78 B FF 98 F FF 98 B FF 98 F FF 98 F FF 97 3-2 F FF 97 F FF 98 F FF 98 F FF 98 X F9 ①	4	0	1	1	0	1	1
30 Luke Scott, L (1, 7) OBP: 0.333, SLG: 0.519	B CU 74 F CH 77 B CU 69 X CH 77 2-1 P6 ③			B CU 73 T CH 77 S SI 87 C FF 89 1-3 K ①		B SL 83 S CH 78 B SI 87 S CH 78 X FF 90 2-2 G1-3 ③			B KC 78 C FF 97 C KC 78 F FF 99 F FF 97 X KC 80 1-2 G1-3 ②	4	0	0	0	0	1	2
12 Mark Reynolds, R (1, 5) OBP: 0.284, SLG: 0.356		B SI 83 B CH 72 B FF 85 C FF 84 B SI 84 4-1 9 FC3-6 BB		B FF 87 C SL 84 B CH 79 B CH 77 X FF 87 3-1 1B			X SI 84 0-0 P3 ①		C FF 96 F FF 97 B FF 98 X KC 79 1-2 G6-3 ③	3	0	1	0	1	0	0
9 Jake Fox, R (1, 2) OBP: 0.167, SLG: 0.286		B SI 86 C SI 85 F CH 77 F SI 86 F FF 86 F CH 77 1 SAFE X FF 87 1-2 FC3-6 ① 1-2f		S SL 84 C SL 83 C FF 88 0-3 K ②			C SI 85 X CH 78 0-1 F8 ②			3	0	0	0	0	1	2
11 Robert Andino, R (1, 6) OBP: 0.386, SLG: 0.361		C SI 85 B SL 84 B SL 82 T CH 76 S SI 86 2-3 K ②		C CH 78 F FF 87 B FF 87 B CU 78 F FF 86 F SL 84 1 SAFE X FF 89 2-2 F9 ③			C FF 87 C CU 75 B FF 89 B CU 73 X FF 88 2-2 1B			3	0	1	0	0	1	2
Inning Stats	R: 1 E: 0 K: 0 S: 12 H: 2 LOB: 2 BB: 1 P: 21	R: 0 E: 0 K: 1 S: 11 H: 0 LOB: 1 BB: 1 P: 19	R: 0 E: 0 K: 1 S: 8 H: 1 LOB: 1 BB: 0 P: 10	R: 0 E: 0 K: 2 S: 13 H: 1 LOB: 1 BB: 0 P: 19	R: 0 E: 0 K: 1 S: 8 H: 0 LOB: 0 BB: 0 P: 14	R: 0 E: 0 K: 0 S: 7 H: 0 LOB: 0 BB: 0 P: 12	R: 0 E: 0 K: 0 S: 7 H: 1 LOB: 1 BB: 0 P: 9	R: 0 E: 0 K: 0 S: 6 H: 0 LOB: 0 BB: 0 P: 11	R: 0 E: 0 K: 0 S: 19 H: 0 LOB: 0 BB: 0 P: 24	1B: 5 2B: 0 3B: 0 HR: 0 SF: 0 SAC: 0 DP: 0 HBP: 0						

PITCHER		IP	WLS	BF	H	R	ER	SO	BB	IBB	HBP	BLK	WP	HR	S	P	ERA	WHIP
52 Bruce Chen, L ERA: 3.59	(1, 1)	7.0	W	28	5	1	1	5	1	1	0	0	0	0	66	104	1.29	0.857
41 Jeremy Jeffress, R ERA: 2.7	(8, 1)	2.0		6	0	0	0	0	0	0	0	0	0	0	25	35	0.00	0.000

PITCHER	IP	WLS	BF	H	R	ER	SO	BB	IBB	HBP	BLK	WP	HR	S	P	ERA	WHIP

TOP

Baltimore Orioles @ Kansas City Royals

Kauffman Stadium, Kansas City, MO

Thu May 05 2011, 1:47 PM - 4:24 PM CDT

Att. 29,927 - Cloudy - 53 F

livebaseballscorecards.com

AB	32
R	1
H	5
RBI	1
BB	2
SO	5
LOB	12

WP: 0 PA: 34
PB: 0
SB: 0
CS: 0

Baltimore Orioles @ Kansas City Royals

Kauffman Stadium, Kansas City, MO

Thu May 05 2011, 1:47 PM - 4:24 PM CDT

Att. 29,927 - Cloudy - 53 F

livebaseballscorecards.com

BOTTOM

Batter	1	2	3	4	5	6	7	8	9	AB	R	H	RBI	BB	SO	LOB
17 Chris Getz, L (1, 4) OBP: 0.327, SLG: 0.305	B FF 86 C FF 86 F FF 87 X KC 76 1-2 53 S 53 1B 1B	L FF 90 X SL 85 0-1 2-H 2B		C FF 91 X FF 85 0-1 ① SH1-3 1-2 2-3		B SI 92 B SI 92 C SI 93 X SI 92 2-1 ① G4-3		C SI 86 S SL 77 X SL 75 0-2 ② P4		4	1	2	1	0	0	0
53 Melky Cabrera, S (1, 8) OBP: 0.317, SLG: 0.466	1 SAFE B FF 89 B FF 90 F FF 90 X SL 86 2-1 4 1B 1-H 1B	B FF 90 2 SAFE F CH 79 C KC 76 F KC 76 F FF 90 F SL 87 B CH 79 S SL 86 2-3 ① K		F CH 80 S KC 77 X KC 77 0-2 16 WP 16 2B 2-H 3-H 2B		B SI 92 B SI 93 F SI 93 B SI 94 B SI 93 4-1 BB		C SL 76 B SL 74 X SI 86 1-1 HR		4	3	3	4	1	1	1
4 Alex Gordon, L (1, 7) OBP: 0.377, SLG: 0.504	B FF 90 X FF 91 1-0 21 BLK 24 2B 2-H 1B	C CH 78 B FF 91 C KC 76 2 SAFE B SL 86 X CH 79 2-2 ② F7		B FF 93 X CH 80 1-0 ② P6		B CU 74 S CH 83 F SI 94 B SI 94 C CH 82 2-3 ② K		C FF 87 F SL 73 B FF 88 B SL 78 X FF 86 2-2 ③ G4-3		5	1	1	1	0	1	3
16 Billy Butler, R (1, 10) OBP: 0.418, SLG: 0.464	1 SAFE 1 SAFE C KC 76 X FF 89 0-1 ① F8	C FF 90 X FF 88 0-1 ③ G6-3		C SL 86 B KC 77 C FF 92 X FF 92 1-2 21 WP 2-H 2B		C SL 86 C CU 72 X SI 93 0-2 ③ G5-3				4	0	1	1	0	0	3
21 Jeff Francoeur, R (1, 9) OBP: 0.346, SLG: 0.602	C FF 91 1 SAFE F FF 91 D KC 78 B FF 92 1 SAFE S CH 80 2-3 ② K 1-2	B SL 84 F FF 90 B SL 86 T FF 91 B SL 85 F FF 93 F FF 93 F CH 80 F CH 81 3-2 ① T FF 93 K		B CH 87 B SI 93 F SI 92 B SI 93 C SL 88 X SL 86 3-2 ③ F8 2-3			B SI 93 B SI 92 X SI 93 2-0 ① G6-3			4	0	0	0	0	2	2
24 Wilson Betemit, S (1, 3) OBP: 0.374, SLG: 0.483	B KC 77 B FF 90 B FF 91 C FF 91 X CH 80 3-1 13 1B 2-H 2B	C FF 92 X FC 88 0-1 ② G3		X SI 92 0-0 ① G4-3			C SL 86 B CU 72 F SI 94 B CH 82 F CH 83 B SI 94 C SL 84 3-3 ② K			4	1	1	1	0	1	0
13 Mike Aviles, R (1, 5) OBP: 0.309, SLG: 0.552	B SL 86 X FF 92 1-0 3 S 2-H 1B	C FF 93 X KC 77 0-1 ③ G6-3		H SI 93 1-0 3 FC4-6 HBP			S SI 94 S SL 86 F SL 85 B SI 95 B CU 74 X SL 85 2-2 1B			3	0	2	1	0	0	0
3 Brayan Peña, S (1, 2) OBP: 0.309, SLG: 0.362	C FF 91 1 SAFE 1 SAFE B FF 90 X CH 79 1-1 ③ F9 1-2			B FF 90 B FF 90 F FF 90 T FF 85 B KC 76 B KC 75 4-2 17 SH1-3 2 1B 53 2B BB	S SI 93 X SI 94 0-1 ② FC4-6 1-2f		B SI 93 F SI 92 B CH 83 X SI 92 2-1 ③ G3			3	1	0	0	1	0	3
2 Alcides Escobar, R (1, 6) OBP: 0.258, SLG: 0.280		B FF 88 B FF 90 X FF 89 2-0 17 2B 2B		X SL 84 0-0 17 SH1-3 53 2B 1-2 1B	F SI 93 D SL 87 F SI 93 X CU 74 1-2 ③ L6			C SI 91 X SI 91 0-1 ① G6-3		4	2	2	0	0	0	1
Inning Stats	R: 4 E: 0 K: 1 S: 16 H: 5 LOB: 1 BB: 0 P: 27	R: 1 E: 0 K: 1 S: 14 H: 2 LOB: 1 BB: 0 P: 20	R: 0 E: 0 K: 1 S: 11 H: 0 LOB: 0 BB: 0 P: 14	R: 3 E: 0 K: 0 S: 15 H: 3 LOB: 1 BB: 1 P: 24	R: 0 E: 0 K: 0 S: 6 H: 0 LOB: 1 BB: 0 P: 8	R: 0 E: 0 K: 1 S: 9 H: 0 LOB: 1 BB: 1 P: 17	R: 0 E: 0 K: 1 S: 11 H: 1 LOB: 1 BB: 0 P: 20	R: 1 E: 0 K: 0 S: 10 H: 1 LOB: 0 BB: 0 P: 13		1B: 6 2B: 5 3B: 0 HR: 1 SF: 0 SAC: 1 DP: 0 HBP: 1						

	AB	35
	R	9
	H	12
	RBI	9
	BB	2
	SO	5
	LOB	13

WP: 2 PA: 39
PB: 0
SB: 2
CS: 0

PITCHER		IP	WLS	BF	H	R	ER	SO	BB	IBB	HBP	BLK	WP	HR	S	P	ERA	WHIP
24 Chris Tillman, R ERA: 7.16	(1, 1)	3.2	L	22	10	8	8	3	1	0	0	1	1	0	53	79	19.64	3.000
59 Josh Rupe, R ERA: 5.65	(4, 1)	3.2		14	1	0	0	2	1	0	1	0	1	0	31	53	0.00	0.545
57 Clay Rapada, L ERA: 15.75	(8, 1)	0.2		3	1	1	1	0	0	0	0	0	0	1	8	11	13.50	1.500

PITCHER	IP	WLS	BF	H	R	ER	SO	BB	IBB	HBP	BLK	WP	HR	S	P	ERA	WHIP

Batter	1	2	3	4	5	6	7	8	9	AB	R	H	RBI	BB	SO	LOB
4 Coco Crisp, S (1, 8) OBP: 0.282, SLG: 0.407	B FF 92 B SI 92 F FF 91 B SI 92 C SI 91 B SI 91 4-2 12 1B BB		B CU 74 F FF 93 X SL 80 1-1 ③ F9		C SL 77 X SL 81 0-1 ② FC4-6 12 CS 1-2f 3-H			C SL 81 X FF 95 0-1 ③ G4-3		3	0	0	1	1	0	1
12 David DeJesus, L (1, 9) OBP: 0.311, SLG: 0.315	B FF 90 1 SAFE X FF 90 1-0 55 G3-6-3 1-3 1B			C SI 91 B FF 93 X SL 81 1-1 ① G5-3	1 SAFE 1 SAFE 1 SAFE C SL 78 0-1 ③ CS 1-2	B SL 79 X SI 91 1-0 ① G6-3			C FF 93 B CU 75 S CH 84 F FF 95 X FF 94 1-2 ① F8	4	0	1	0	0	0	0
28 Conor Jackson, R (1, 3) OBP: 0.341, SLG: 0.392	B SL 78 C SL 79 1 SAFE X FF 94 1-1 ① F9			C CH 77 X FF 94 0-1 ② G6-3		C CU 72 X CH 78 0-1 ② F9			B CU 77 C FF 93 X FF 94 1-1 ② F9	4	0	0	0	0	0	2
55 Hideki Matsui, L (1, 10) OBP: 0.292, SLG: 0.378	C FF 92 1 SAFE C CH 79 F SI 92 X CH 79 0-2 ②③ G3-6-3 1-2f			B SI 94 B SL 82 T FF 93 F FF 93 X SL 82 2-2 ③ P6		B FF 94 F SL 82 X SL 80 1-1 ③ F7			X FF 94 0-0 ③ G3	4	0	0	0	0	0	2
8 Kurt Suzuki, R (1, 2) OBP: 0.315, SLG: 0.367		B SL 79 C SI 92 B FF 93 B SL 78 X SI 92 3-1 ① G6-3			B FF 92 X FF 92 1-0 15 1B 21 1B 1B		X CU 70 0-0 ① F8			3	1	1	0	0	0	0
15 Ryan Sweeney, L (1, 7) OBP: 0.444, SLG: 0.474		B SI 92 B CH 75 F SI 90 F FF 91 X FF 95 2-2 ② G1-3			C FF 90 X CH 76 0-1 ② 14 1B 21 1B 5 FC5-4 1-3 1B		B SL 81 C SL 82 T FF 93 X CH 77 1-2 ② G1-3			3	1	1	0	0	0	0
21 Andy LaRoche, R (1, 6) (8, 5) OBP: 0.322, SLG: 0.364		C FF 93 B SL 81 X CH 78 1-1 ③ G6-3			B SL 80 1 SAFE 1 SAFE X FF 91 1-0 5 FC5-4 14 1B 4 FC4-6 1-2 3-H 1B		C CU 70 X SI 92 0-1 ③ P4			3	1	1	1	0	0	0
14 Mark Ellis, R (1, 4) OBP: 0.218, SLG: 0.272			C FF 91 F SI 91 F FF 96 X SL 83 0-2 ① G4-3		B SL 80 C SL 79 X FF 93 1-1 5 FC5-4 1-2 2-3 1B			B CU 67 S SL 80 B FF 93 X SI 93 2-1 ① F9		3	0	1	0	0	0	0
5 Kevin Kouzmanoff, R (1, 5) OBP: 0.239, SLG: 0.325 16 Josh Willingham, R (8, PH) OBP: 0.319, SLG: 0.431 2 Cliff Pennington, S (8, 6) OBP: 0.267, SLG: 0.289			B SL 80 T SI 93 B FF 93 F SL 80 X FF 95 2-2 ② G5-3		S FF 92 S SL 82 X SL 80 0-2 ① FC5-4 4 FC4-6 1-2f 2-3 3-H			B SL 80 C SL 79 B FF 94 X FF 93 2-1 ② G6-3		2 1 0	0 0 0	0 0 0	1 0 0	0 0 0	0 0 0	2 0 0
Inning Stats	R: 0 E: 0 K: 0 S: 9 H: 1 LOB: 1 BB: 1 P: 15	R: 0 E: 0 K: 0 S: 7 H: 0 LOB: 0 BB: 0 P: 13	R: 0 E: 0 K: 0 S: 9 H: 0 LOB: 0 BB: 0 P: 12	R: 0 E: 0 K: 0 S: 7 H: 0 LOB: 0 BB: 0 P: 10	R: 3 E: 0 K: 0 S: 12 H: 4 LOB: 0 BB: 0 P: 15	R: 0 E: 0 K: 0 S: 5 H: 0 LOB: 0 BB: 0 P: 7	R: 0 E: 0 K: 0 S: 6 H: 0 LOB: 0 BB: 0 P: 7	R: 0 E: 0 K: 0 S: 6 H: 0 LOB: 0 BB: 0 P: 10	R: 0 E: 0 K: 0 S: 7 H: 0 LOB: 0 BB: 0 P: 9	1B: 5 2B: 0 3B: 0 HR: 0 SF: 0 SAC: 0 DP: 1 HBP: 0						

PITCHER		IP	WLS	BF	H	R	ER	SO	BB	IBB	HBP	BLK	WP	HR	S	P	ERA	WHIP
37 Sean O'Sullivan, R ERA: 3.41	(1, 1)	8.0	L	28	5	3	3	0	1	0	0	0	0	0	61	89	3.38	0.750
55 Tim Collins, L ERA: 3.93	(9, 1)	1.0		3	0	0	0	0	0	0	0	0	0	0	7	9	0.00	0.000

PITCHER	IP	WLS	BF	H	R	ER	SO	BB	IBB	HBP	BLK	WP	HR	S	P	ERA	WHIP

TOP

Oakland Athletics @ Kansas City Royals

Kauffman Stadium, Kansas City, MO

Fri May 06 2011, 7:12 PM - 9:32 PM CDT

Att. 30,691 - Partly Cloudy - 71 F

livebaseballscorecards.com

AB	30
R	3
H	5
RBI	3
BB	1
SO	0
LOB	7

WP: 0 PA: 32
PB: 0
SB: 0
CS: 1

Oakland Athletics @ Kansas City Royals

Kauffman Stadium, Kansas City, MO

Fri May 06 2011, 7:12 PM - 9:32 PM CDT

Att. 30,691 - Partly Cloudy - 71 F

livebaseballscorecards.com

BOTTOM

Batter	1	2	3	4	5	6	7	8	9	AB	R	H	RBI	BB	SO	LOB
13 Mike Aviles, R (1, 4) OBP: 0.316, SLG: 0.567	F SI 93 B CU 81 F SI 95 S CU 82 1-3 K ①		C CH 85 X SI 92 0-1 1-H 3B		B SI 94 B CH 86 B FF 95 B FF 94 4-0 53 S BB		1 SAFE C CU 81 F CU 80 1 SAFE F CU 81 1 SAFE B FF 90 1 SAFE F CU 81 1-3 S CU 81 K ③			3	0	1	1	1	2	1
53 Melky Cabrera, S (1, 8) OBP: 0.308, SLG: 0.453	C SI 95 X SI 94 0-1 G4-3 ②		C CU 80 X CU 80 0-1 G5-3 ②		1 SAFE 1 SAFE C SI 92 1 SAFE F CU 81 1 SAFE 1 SAFE F CU 82 F FF 95 0-2 X CU 82 1-2 G6-3 ③			C FF 94 B FF 94 S SL 84 B FF 94 B SL 85 F FF 93 C FF 94 3-3 K ①		4	0	0	0	0	1	2
4 Alex Gordon, L (1, 7) OBP: 0.373, SLG: 0.519	B FF 95 C FF 95 B CU 82 X FF 96 2-1 HR		C CU 80 X FF 94 0-1 F7 ③			C FF 94 B CU 82 B CU 81 C CU 79 S CU 81 2-3 K ①		B F FF 94 X SL 85 1-1 G3-1 ②		4	1	1	1	0	1	1
16 Billy Butler, R (1, 10) OBP: 0.406, SLG: 0.448	C SI 95 X SI 95 0-1 G3 ③			B CH 84 X CH 84 1-0 F7 ①		B FF 94 S SI 93 B FF 94 C CU 82 B FF 95 X CU 83 3-2 G6-3 ②		B SL 88 B FF 88 C FF 95 C FF 94 B FF 95 F FF 94 F FF 95 X FF 95 3-2 P5 ③		4	0	0	0	0	0	0
21 Jeff Francoeur, R (1, 9) OBP: 0.343, SLG: 0.598		B SI 93 B FF 94 F SI 94 X CU 80 2-1 G6-3 ①		C FF 94 F FF 93 X CU 81 0-2 G5-3 ②		F CU 81 B FF 94 B FF 94 X CU 82 2-1 2B			B SI 92 C SI 92 F SI 90 F SI 91 X CH 74 1-2 P6 ①	4	0	1	0	0	0	0
35 Eric Hosmer, L (1, 3)		B FF 96 F FF 95 C CU 82 B CU 83 B CU 82 B FF 97 4-2 24 G6-4-3 BB		B CU 80 B FF 95 C FF 95 F FF 94 B CU 82 B FF 96 4-2 24 S BB		C FF 93 C CU 81 C FF 95 0-3 K ③			B SI 92 S SI 91 F SI 91 B CH 74 B SI 92 C SI 92 3-3 K ②	2	0	0	0	2	2	1
24 Wilson Betemit, S (1, 5) OBP: 0.369, SLG: 0.473 1 Jarrod Dyson, L (9, PR) OBP: 0.316, SLG: 0.188	B SI 94 B CH 86 B SI 93 C FF 95 T FF 95 X FF 95 3-2 G6-4-3 ② ③ 1-2f			1 SAFE D CH 85 F SI 93 1 SAFE B CU 79 C CU 81 F FF 94 S CU 83 2-3 K ③ 1-2			B CU 78 X SI 92 1-0 F9 ①		C SI 91 F SI 92 B SI 90 X SI 92 1-2 15 S 1B	4 0	0 0	1 0	0 0	0 0	1 0	2 0
15 Matt Treanor, R (1, 2) OBP: 0.333, SLG: 0.305			C SI 93 B SI 94 S CH 86 B CU 81 B CU 81 B FF 94 4-2 13 3B BB		B CH 84 C FF 91 F SI 92 X CU 80 1-2 G1-3 ①		B SI 92 C SI 92 B CU 80 C SI 92 T CU 80 2-2 K ②		1 SAFE C SI 90 S CH 74 B CH 74 X SI 92 1-2 G5-3 ③ 1-2	3	1	0	0	1	1	1
2 Alcides Escobar, R (1, 6) OBP: 0.260, SLG: 0.281			B FF 92 1 SAFE X FF 94 1-0 F8 ①		B CH 84 X FF 93 1-0 G6-3 ②		B CH 86 B FF 92 C FF 93 S SI 93 X CU 82 2-2 1B			3	0	1	0	0	0	1
Inning Stats	R: 1 E: 0 K: 1 S: 9 H: 1 LOB: 0 BB: 0 P: 12	R: 0 E: 0 K: 0 S: 7 H: 0 LOB: 0 BB: 1 P: 16	R: 1 E: 0 K: 0 S: 9 H: 1 LOB: 1 BB: 1 P: 14	R: 0 E: 0 K: 1 S: 10 H: 0 LOB: 1 BB: 1 P: 17	R: 0 E: 0 K: 0 S: 9 H: 0 LOB: 1 BB: 1 P: 15	R: 0 E: 0 K: 2 S: 11 H: 1 LOB: 1 BB: 0 P: 18	R: 0 E: 0 K: 2 S: 12 H: 1 LOB: 1 BB: 0 P: 18	R: 0 E: 0 K: 1 S: 11 H: 0 LOB: 0 BB: 0 P: 18	R: 0 E: 0 K: 1 S: 13 H: 1 LOB: 2 BB: 0 P: 19	1B: 2 2B: 1 3B: 1 HR: 1	SF: 0 SAC: 0 DP: 1 HBP: 0	WP: 0 PB: 0 SB: 3 CS: 0	PA: 35					

AB	31
R	2
H	5
RBI	2
BB	4
SO	8
LOB	9

PITCHER		IP	WLS	BF	H	R	ER	SO	BB	IBB	HBP	BLK	WP	HR	S	P	ERA	WHIP
47 Gio González, L ERA: 2.68	(1, 1)	7.0	W	28	4	2	2	6	4	0	0	0	0	1	67	110	2.57	1.143
50 Grant Balfour, R ERA: 1.93	(8, 1)	1.0	H	3	0	0	0	1	0	0	0	0	0	0	11	18	0.00	0.000
57 Brian Fuentes, L ERA: 4.67	(9, 1)	1.0	S	4	1	0	0	1	0	0	0	0	0	0	13	19	0.00	1.000

PITCHER	IP	WLS	BF	H	R	ER	SO	BB	IBB	HBP	BLK	WP	HR	S	P	ERA	WHIP

Oakland Athletics @ Kansas City Royals

Kauffman Stadium, Kansas City, MO

Sat May 07 2011, 6:12 PM - 8:27 PM CDT

Att. 25,828 - Clear - 81 F

TOP

livebaseballscorecards.com

Batter	1	2	3	4	5	6	7	8	9	AB	R	H	RBI	BB	SO	LOB
4 Coco Crisp, S (1, 8) OBP: 0.281, SLG: 0.411	C SI 94 B FF 95 F FC 89 B KC 79 F FF 95 B FF 95 X FF 95 3-2 ① G3			B KC 74 B FC 89 S SI 93 X SI 92 2-1 ① G4-3		B CH 82 B SI 94 X FC 92 2-0 ② P6		B SI 98 X SI 97 1-0 12 F8 2B		4	0	1	0	0	0	0
10 Daric Barton, L (1, 3) OBP: 0.326, SLG: 0.277	C FF 94 S KC 78 F KC 80 F FF 96 F FF 95 S KC 79 0-3 ② K			C FF 93 B SL 84 B SI 93 X SI 94 2-1 ② F8		C KC 78 B SI 92 S KC 79 F FF 95 B SL 85 B KC 78 F SI 94 X SI 93 3-2 ③ F7		C SI 96 C SI 97 X SL 82 0-2 ① G1-3		4	0	0	0	0	1	1
12 David DeJesus, L (1, 9) OBP: 0.310, SLG: 0.330	B FF 96 X FF 95 1-0 ③ F7			B KC 78 B CH 80 X SI 92 2-0 3B			B FF 93 B SI 93 B FC 89 C FF 93 C SI 92 X SI 91 3-2 ① G4-3	B SL 83 X SI 97 1-0 ② F8 2-3		4	0	1	0	0	0	1
16 Josh Willingham, R (1, 7) OBP: 0.308, SLG: 0.415 14 Mark Ellis, R (8, 4) OBP: 0.218, SLG: 0.272		X FF 94 0-0 ① F8		X SI 93 0-0 ③ G5-3			C KC 77 B CH 82 B FC 89 B SI 93 X FF 93 3-1 ② F9	F FF 97 B SI 97 C SL 88 F SL 87 C FF 96 1-3 ③ K		4 0	0 0	0 0	0 0	0 0	1 0	2 0
55 Hideki Matsui, L (1, 10) OBP: 0.298, SLG: 0.400		C FF 93 B FC 89 X SI 95 1-1 ② F7			C FF 93 B KC 79 X CH 83 1-1 8 G1 21 FC6-2-5 2B		B FF 92 B SI 89 X SI 93 2-0 2B		X FC 87 0-0 ① F8	4	0	2	0	0	0	0
8 Kurt Suzuki, R (1, 2) OBP: 0.313, SLG: 0.363		C FF 94 C SI 94 X SI 94 0-2 ③ G6-3			C SI 92 B CH 84 B SI 93 X SI 93 2-1 ① G1 2-3		X SI 92 0-0 ③ G5-3		C FF 92 B SL 80 B FF 89 X FF 93 2-1 1B	4	0	1	0	0	0	2
21 Andy LaRoche, R (1, 4) OBP: 0.317, SLG: 0.356 (8, 5)			C FF 91 S SI 92 B FF 93 B SL 83 S SI 94 2-3 ① K		B SI 93 T SI 93 D SL 85 F SL 85 X SI 95 2-2 ② FC6-2-5 5 FC6-4 3-H			B FF 90 F SI 92 B FC 88 B SI 92 F FF 93 X FF 95 3-2 15 1B 2 HR 1B	B FC 87 C FF 88 C FC 87 S FC 92 1-3 ② K	4	1	1	0	0	2	2
5 Kevin Kouzmanoff, R (1, 5) OBP: 0.233, SLG: 0.317 15 Ryan Sweeney, L (8, PH) OBP: 0.447, SLG: 0.475 (8, 7)			X SI 93 0-0 ② G5-3		X FF 94 0-0 ③ FC6-4 1-2f			C SI 97 X SI 97 0-1 2 HR 1B 1-3	B FC 87 C FC 89 1 SAFE B FC 89 B FF 89 1 SAFE F FF 91 S FC 90 3-3 ③ K	2 2	0 1	0 1	0 0	0 1	0 1	1 1
2 Cliff Pennington, S (1, 6) OBP: 0.269, SLG: 0.320			C SI 92 X FC 90 0-1 ③ G6-3			B KC 74 C SI 93 F KC 77 F FF 94 F FF 94 B KC 81 S FC 89 2-3 ① K		C KC 81 B FF 97 B SI 98 X FF 98 2-1 2-H 3-H HR		3	1	1	3	0	1	0
Inning Stats	R: 0 E: 0 K: 1 S: 11 H: 0 LOB: 0 BB: 0 P: 15	R: 0 E: 0 K: 0 S: 6 H: 0 LOB: 0 BB: 0 P: 7	R: 0 E: 0 K: 1 S: 6 H: 0 LOB: 0 BB: 0 P: 8	R: 0 E: 0 K: 0 S: 6 H: 1 LOB: 1 BB: 0 P: 12	R: 0 E: 0 K: 0 S: 8 H: 1 LOB: 1 BB: 0 P: 13	R: 0 E: 0 K: 1 S: 11 H: 0 LOB: 0 BB: 0 P: 18	R: 0 E: 0 K: 0 S: 7 H: 1 LOB: 1 BB: 0 P: 15	R: 3 E: 0 K: 1 S: 16 H: 4 LOB: 1 BB: 0 P: 24	R: 0 E: 0 K: 2 S: 9 H: 1 LOB: 1 BB: 0 P: 15	1B: 3 2B: 3 3B: 1 HR: 1 SF: 0 SAC: 0 DP: 0 HBP: 0						

	AB	35
	R	3
	H	8
	RBI	3
	BB	0
	SO	6
	LOB	10

WP: 0 PA: 35
PB: 0
SB: 0
CS: 0

PITCHER		IP	WLS	BF	H	R	ER	SO	BB	IBB	HBP	BLK	WP	HR	S	P	ERA	WHIP
44 Luke Hochevar, R ERA: 4.91	(1, 1)	7.0		25	4	1	1	3	0	0	0	0	0	0	58	94	1.29	0.571
43 Aaron Crow, R ERA: 1.1	(8, 1)	1.0	B	6	3	2	2	1	0	0	0	0	0	1	13	18	18.00	3.000
48 Joakim Soria, R ERA: 3.95	(9, 1)	1.0	W	4	1	0	0	2	0	0	0	0	0	0	9	15	0.00	1.000

PITCHER		IP	WLS	BF	H	R	ER	SO	BB	IBB	HBP	BLK	WP	HR	S	P	ERA	WHIP

BOTTOM

Oakland Athletics @ Kansas City Royals

Kauffman Stadium, Kansas City, MO

Sat May 07 2011, 6:12 PM - 8:27 PM CDT

Att. 25,828 - Clear - 81 F

livebaseballscorecards.com

Batter	1	2	3	4	5	6	7	8	9	AB	R	H	RBI	BB	SO	LOB
17 Chris Getz, L (1, 4) OBP: 0.319, SLG: 0.296	C SI 92 F SI 92 X FC 91 0-2 ① L4			X SI 92 0-0 ① G6-3		X SI 91 0-0 ① SH1-3 1-2 2-3		C FS 84 C SI 90 F SI 91 X SI 92 0-2 ① F9		3	0	0	0	0	0	0
53 Melky Cabrera, S (1, 8) OBP: 0.306, SLG: 0.447	B SI 93 X SI 92 1-0 ② G6-3			C SI 93 X FC 92 0-1 ② G1-3		B CU 80 X SI 92 1-0 ② 4 1B 16 SF9 2-3 3-H 1B		C SI 91 C CU 80 B SI 92 S CU 80 1-3 ② K		4	1	1	1	0	1	0
4 Alex Gordon, L (1, 7) OBP: 0.370, SLG: 0.511	X SI 92 0-0 ③ G4-3			B SI 87 F SI 87 F FC 92 X CU 82 1-2 ③ G3		B FC 90 X SI 92 1-0 ② 21 S 1-3 3-H 1B		B FS 86 C CU 78 X SI 92 1-1 ③ F7		4	0	1	1	0	0	0
16 Billy Butler, R (1, 10) OBP: 0.401, SLG: 0.445 1 Jarrod Dyson, L (9, PR) OBP: 0.316, SLG: 0.188		B SI 92 C SI 92 B FC 91 F SI 92 F CU 82 B SI 94 F SI 94 X SI 94 3-2 ① P4			C CU 79 X SI 92 0-1 ① G5-3	1 SAFE B FC 92 F FC 93 C FC 93 X CU 83 1-2 ② SF9 3-H		C CU 79 C FC 91 B FC 92 X CU 81 1-2 ② 21 1B 13 SF7 1B		3 0	0 1	1 0	0 0	0 0	0 0	0 0
21 Jeff Francoeur, R (1, 9) OBP: 0.341, SLG: 0.587		F SI 93 C SI 94 C CU 83 0-3 ② K			B CU 81 B SI 92 X SI 92 2-0 ② L3	1 SAFE C FC 92 X CU 82 0-1 ③ G5-3 1-2		1 SAFE P PO 88 X FC 90 1-0 35 IBB 1-3 1B		4	0	1	0	0	1	1
35 Eric Hosmer, L (1, 3) OBP: 0.500, SLG: 0.200		B CU 80 B SI 92 S SI 92 F SI 93 X CU 82 2-2 ③ F7			B SI 87 C SI 87 B FC 92 X SI 94 2-1 1B		B SI 90 C FS 85 F SI 91 B CU 81 F FC 93 F CU 83 X FC 93 2-2 ① L8	I IN 76 I IN 78 I IN 78 I IN 79 4-0 1-2 IBB		3	0	1	0	1	0	0
13 Mike Aviles, R (1, 5) OBP: 0.304, SLG: 0.548			C SI 92 B FC 91 S FC 92 F CU 82 C SI 94 1-3 ① K		1 SAFE B SI 92 1 SAFE F FC 91 S SI 92 1 SAFE X CU 82 1-2 ③ F7		X CU 81 0-0 ② P3		C FC 91 X CU 82 0-1 ① SF7 3-H	3	0	0	1	0	1	1
15 Matt Treanor, R (1, 2) OBP: 0.347, SLG: 0.311			B SI 93 F FC 92 C SI 93 X CU 83 1-2 ② F8			B CU 80 X FC 91 1-0 17 SH1-3 2 1B 53 1B 1B	B CU 79 B SI 92 B SI 92 C SI 92 B SI 92 4-1 BB			2	1	1	0	1	0	0
2 Alcides Escobar, R (1, 6) OBP: 0.262, SLG: 0.282			B SI 92 X SI 93 1-0 ③ G6-3			B SI 92 1 SAFE 1 SAFE S FC 91 P PO 87 X SI 92 2-1 53 1B 17 SH1-3 4 1B 1-2 1B	X FC 91 0-0 ③ P6			3	1	1	0	0	0	1

	AB	29
	R	4
	H	7
	RBI	4
	BB	2
	SO	3
	LOB	3

Inning Stats	1	2	3	4	5	6	7	8	9	1B	SF	WP	PA: 34
	R: 0 E: 0 K: 0 S: 5	R: 0 E: 0 K: 1 S: 11	R: 0 E: 0 K: 1 S: 8	R: 0 E: 0 K: 0 S: 6	R: 0 E: 0 K: 0 S: 8	R: 3 E: 0 K: 0 S: 12	R: 0 E: 0 K: 0 S: 8	R: 0 E: 0 K: 1 S: 9	R: 1 E: 0 K: 0 S: 7	1B: 7 2B: 0 3B: 0 HR: 0	SF: 2 SAC: 1 DP: 0 HBP: 0	WP: 0 PB: 0 SB: 1 CS: 0	
	H: 0 LOB: 0 BB: 0 P: 6	H: 0 LOB: 0 BB: 0 P: 16	H: 0 LOB: 0 BB: 0 P: 11	H: 0 LOB: 0 BB: 0 P: 7	H: 1 LOB: 1 BB: 0 P: 13	H: 4 LOB: 1 BB: 0 P: 17	H: 0 LOB: 1 BB: 1 P: 14	H: 0 LOB: 0 BB: 0 P: 11	H: 2 LOB: 2 BB: 1 P: 12				

PITCHER	IP	WLS	BF	H	R	ER	SO	BB	IBB	HBP	BLK	WP	HR	S	P	ERA	WHIP
32 Brandon McCarthy, R (1, 1) ERA: 3.26	8.1	L	34	7	4	4	3	1	1	0	0	0	0	74	107	4.32	0.960

PITCHER	IP	WLS	BF	H	R	ER	SO	BB	IBB	HBP	BLK	WP	HR	S	P	ERA	WHIP

Oakland Athletics @ Kansas City Royals

Kauffman Stadium, Kansas City, MO

Sun May 08 2011, 1:12 PM - 4:10 PM CDT

Att. 22,435 - Sunny - 81 F

TOP

livebaseballscorecards.com

Batter	1	2	3	4	5	6	7	8	9	AB	R	H	RBI	BB	SO	LOB
4 Coco Crisp, S (1, 8) OBP: 0.277, SLG: 0.402	C SI 86 B CH 77 B CH 76 X SI 84 2-1 **E5** 10 2B, 28 1B	B CH 77 X SI 87 1-0 **G1-3** ③		B CU 71 B CH 79 X CH 78 2-0 **L4** ③			S CH 77 F CH 77 X SI 88 0-2 **G1-3** ①	X FF 94 0-0 1-2 2-H **1B**		5	1	1	1	0	0	2
10 Daric Barton, L (1, 3) OBP: 0.329, SLG: 0.291	C SI 86 1 SAFE X SI 85 0-1 28 1B, 16 FC3-6 1-3 **2B**		X CU 68 0-0 **F8** ①		B SI 85 F CH 76 B SI 88 C CH 78 B SI 88 X SI 85 3-2 **G1-3** ①		C SI 89 B CU 70 B CU 71 F CH 79 F SI 90 F SI 90 X CU 71 2-2 16 1B **1B**	C CU 74 B CH 82 B FF 94 F CH 82 B FF 94 F FF 94 S FF 94 3-3 **K** ③		5	1	2	0	0	1	2
28 Conor Jackson, R (1, 7) OBP: 0.356, SLG: 0.405	C SI 85 X CH 77 0-1 16 FC3-6 2-3 3-H **1B**		C SI 86 X CH 75 0-1 **1B**		C CU 70 B SI 87 B SI 89 F CH 78 F SI 89 B SI 88 X SI 89 3-2 16 FC5-4 **1B**		1 SAFE C FF 96 F FF 96 B SL 89 1 SAFE 1 SAFE F SL 88 F FF 97 S FF 98 1-3 **K** ② 1-1		F SL 81 S SL 81 S SL 81 0-3 **K** ①	5	0	3	1	0	2	1
16 Josh Willingham, R (1, 10) OBP: 0.304, SLG: 0.405	C CU 68 X SI 86 0-1 **FC3-6** 8 BB 1-2f 3-H ①		1 SAFE B SI 88 B SI 86 X SI 82 2-0 **F9** ②		B CU 70 X SI 86 1-0 **FC5-4** ② 1-2f		C FF 97 1 SAFE 1 SAFE B FF 97 B SI 96 X FF 98 2-1 **1B** 1-2		C FF 92 B SL 82 B SL 80 F FF 91 C SL 82 2-3 **K** ②	5	0	1	1	0	1	3
8 Kurt Suzuki, R (1, 2) OBP: 0.316, SLG: 0.387	1 SAFE B SI 87 B SI 86 B CH 77 B SI 84 4-0 1-2 **BB**		C SI 87 F SI 86 1 SAFE B SI 82 F CU 67 X SI 87 1-2 **G1-3** ③		C SI 87 B CU 69 B SI 86 F CH 77 X SI 89 2-2 **F9** ③		D SL 90 S SL 90 S SL 91 X SL 90 1-2 **G5-3** ③		C SL 80 B FF 92 S FF 92 F FF 91 B SL 82 B SL 81 X FF 92 3-2 **HR**	4	1	1	1	1	0	4
12 David DeJesus, L (1, 9) OBP: 0.298, SLG: 0.316	C CU 69 C CH 76 B SI 88 B CU 67 X SI 88 2-2 **F9** ②			B CU 69 C CH 77 S CH 75 C SI 89 1-3 **K** ①		B CU 70 S CH 78 C SI 89 X CU 68 1-2 **P3** ①		C SL 89 B SL 90 F FF 95 F FF 97 F SL 89 X CH 89 1-2 **L7** ①	B SL 79 F FF 90 C FF 91 B SL 81 C SL 79 2-3 **K** ③	5	0	0	0	0	2	2
14 Mark Ellis, R (1, 4) OBP: 0.228, SLG: 0.280	D CH 75 C SI 86 S SI 85 F CU 68 B SI 86 X SI 87 2-2 **G5-3** ③			B SI 84 X CH 76 1-0 2 G5-3, 5 1B **1B**		C CH 77 S SI 86 C SI 90 0-3 **K** ②		B FF 97 F SI 96 B SL 89 X SI 96 2-1 2 BB, 4 1B **1B**		4	1	2	0	0	1	2
5 Kevin Kouzmanoff, R (1, 5) OBP: 0.245, SLG: 0.360		S SI 85 B CU 68 S CH 76 X SI 87 1-2 **G6-3** ①		B SI 86 1 SAFE 1 SAFE F FF 86 1 SAFE X SI 88 1-1 2 G5-3 1-2 **1B**		B CU 70 F SI 86 B FF 87 F SI 89 X SI 90 2-2 **HR**		S FF 97 1 SAFE S FF 97 B SI 97 1 SAFE S SL 89 1-3 **K** ②		4	1	2	1	0	1	1
2 Cliff Pennington, S (1, 6) OBP: 0.268, SLG: 0.311		X CU 69 0-0 **B2** ②		C SI 86 B SI 86 B SI 82 X CH 77 2-1 **G5-3** ② 1-2 2-3		B CH 77 C SI 84 T CU 71 X SI 87 1-2 **G6-3** ③		B FF 97 B FF 97 B FF 96 B FF 95 4-0 4 1B 1-2 **BB**		3	0	0	0	1	0	2
Inning Stats	R: 2 E: 1 K: 0 S: 15 H: 2 LOB: 2 BB: 1 P: 25	R: 0 E: 0 K: 0 S: 5 H: 0 LOB: 0 BB: 0 P: 7	R: 0 E: 0 K: 0 S: 9 H: 1 LOB: 1 BB: 0 P: 12	R: 0 E: 0 K: 1 S: 9 H: 2 LOB: 2 BB: 0 P: 16	R: 0 E: 0 K: 0 S: 11 H: 1 LOB: 1 BB: 0 P: 20	R: 1 E: 0 K: 1 S: 12 H: 1 LOB: 0 BB: 0 P: 16	R: 0 E: 0 K: 1 S: 18 H: 2 LOB: 2 BB: 0 P: 24	R: 1 E: 0 K: 2 S: 15 H: 2 LOB: 2 BB: 1 P: 26	R: 1 E: 0 K: 3 S: 13 H: 1 LOB: 0 BB: 0 P: 20	1B: 9 2B: 1 3B: 0 HR: 2 SF: 0 SAC: 0 DP: 0 HBP: 0						

AB	40
R	5
H	12
RBI	5
BB	2
SO	8
LOB	19

WP: 0 PB: 0 SB: 0 CS: 1 PA: 42

PITCHER		IP	WLS	BF	H	R	ER	SO	BB	IBB	HBP	BLK	WP	HR	S	P	ERA	WHIP
26 Jeff Francis, L ERA: 5.09	(1, 1)	6.1	L	29	8	3	2	2	1	0	0	0	0	1	69	106	2.84	1.421
38 Blake Wood, R ERA: 3.75	(7, 1)	1.1		7	2	1	1	2	1	0	0	0	0	0	20	32	6.75	2.250
55 Tim Collins, L ERA: 3.86	(8, 1)	0.1		2	1	0	0	1	0	0	0	0	0	0	5	8	0.00	3.000
31 Louis Coleman, R ERA: 2.7	(9, 1)	1.0		4	1	1	1	3	0	0	0	0	0	1	13	20	9.00	1.000

PITCHER	IP	WLS	BF	H	R	ER	SO	BB	IBB	HBP	BLK	WP	HR	S	P	ERA	WHIP

Batter	1	2	3	4	5	6	7	8	9	AB	R	H	RBI	BB	SO	LOB
17 Chris Getz, L (1, 4) OBP: 0.308, SLG: 0.284	C FF 92 X SI 93 0-1 F7		C SI 93 1 SAFE B CH 86 1 SAFE X CH 85 1-1 F9		B SI 92 B SI 92 C SI 93 C CH 87 F SI 95 S SL 86 2-3 K		B SL 84 X FF 90 1-0 F8 2-3			4	0	0	0	0	1	3
53 Melky Cabrera, S (1, 10) OBP: 0.305, SLG: 0.441	C SI 94 X FF 93 0-1 G6-3		C CH 85 X FF 94 0-1 G6-3			L SI 93 B CH 87 B CH 87 X SI 92 2-1 E1 4 G4-3 35 2B 1B	B SL 86 B SL 84 C SL 84 D SL 87 C FF 89 S SL 86 3-3 K			4	1	1	0	0	1	2
4 Alex Gordon, L (1, 7) OBP: 0.367, SLG: 0.500	B SI 94 B SI 94 B SI 94 C FF 94 X SI 94 3-1 G3			B CH 86 B CH 86 B SI 93 B SI 92 4-0 35 FC1-5-6-3 21 G1-3 BB		X FF 95 0-0 G4-3 2-3		C FF 94 X SI 94 0-1 P5		3	0	0	0	1	0	1
21 Jeff Francoeur, R (1, 9) OBP: 0.345, SLG: 0.581		C FF 94 X FF 94 0-1 35 1B 1B		F SL 87 X SI 95 0-1 G1-3 1-2		F SI 96 S SI 96 B SI 96 S SL 90 1-3 K		B SL 89 F FF 93 B SL 89 B FF 94 F FF 95 B FF 95 4-2 35 G4-6-3 BB		3	0	1	0	1	1	2
35 Eric Hosmer, L (1, 3) OBP: 0.500, SLG: 0.444		F FF 94 X FF 95 0-1 1-3 1B		D CH 88 X SI 93 1-0 FC1-5-6-5 2-3		D SL 88 C CH 87 B FF 97 B SI 89 X CH 88 3-1 12 1B 3-H 2B		C FF 93 C FF 95 X FF 94 0-2 G4-6-3 1-2f		4	1	2	1	0	0	2
24 Wilson Betemit, S (1, 5) OBP: 0.364, SLG: 0.457		X FF 95 0-0 L4		C CH 86 B FF 95 F SL 86 B FF 96 S CH 88 2-3 K		D SI 89 B FF 94 B FF 95 C SI 94 F SI 94 F FF 95 B FF 96 4-2 12 1B BB			B SI 89 B SI 89 C SI 90 X SI 90 2-1 F8	3	0	0	0	1	1	2
12 Mitch Maier, L (1, 8) OBP: 0.571, SLG: 0.700 13 Mike Aviles, R (9, PH) OBP: 0.301, SLG: 0.543		C FF 94 B FF 91 B SL 86 X SI 93 2-1 G4-3			C SI 92 B SL 86 B FF 94 S CH 87 F FF 96 B FF 96 F SI 93 B SI 94 4-2 BB	F CH 87 B FF 96 B FF 96 X CH 86 2-1 1-3 2-H 1B			C SI 90 F CH 74 F SI 90 B CH 74 F SI 90 S SI 89 1-3 K	2 1	0 0	1 0	1 0	1 0	0 1	1 0
3 Brayan Peña, S (1, 2) OBP: 0.305, SLG: 0.340			C SI 94 X FF 94 0-1 G1-3		L FF 92 F FF 95 D SL 89 X FF 95 1-2 F8		B FF 89 B SL 84 C FF 90 B FF 90 C FF 89 F SL 87 F SL 86 F SL 86 B SL 86 4-2 17 F8 2 SH3-4 BB		C SI 89 X SI 92 0-1 L9	3	0	0	0	1	0	1
2 Alcides Escobar, R (1, 6) OBP: 0.265, SLG: 0.286			B FF 93 X FF 93 1-0		B SL 85 1 SAFE 1 SAFE F SL 86 1 SAFE L CH 86 B SL 89 F FF 94 S SL 88 2-3 K		C SL 85 X SL 85 0-1 SH3-4 1-2			2	0	1	0	0	1	1
Inning Stats	R: 0 E: 0 K: 0 S: 6 H: 0 LOB: 0 BB: 0 P: 9	R: 0 E: 0 K: 0 S: 7 H: 2 LOB: 1 BB: 0 P: 9	R: 0 E: 0 K: 0 S: 7 H: 1 LOB: 1 BB: 0 P: 9	R: 0 E: 0 K: 1 S: 6 H: 0 LOB: 1 BB: 1 P: 13	R: 0 E: 0 K: 2 S: 15 H: 0 LOB: 1 BB: 1 P: 24	R: 2 E: 1 K: 1 S: 13 H: 3 LOB: 2 BB: 1 P: 25	R: 0 E: 0 K: 1 S: 11 H: 0 LOB: 1 BB: 1 P: 19	R: 0 E: 0 K: 0 S: 7 H: 0 LOB: 0 BB: 1 P: 11	R: 0 E: 0 K: 1 S: 9 H: 0 LOB: 0 BB: 0 P: 12	1B: 5 2B: 1 3B: 0 HR: 0	SF: 0 SAC: 1 DP: 1 HBP: 0	WP: 0 PB: 0 SB: 0 CS: 0	PA: 35				

PITCHER	IP	WLS	BF	H	R	ER	SO	BB	IBB	HBP	BLK	WP	HR	S	P	ERA	WHIP
66 Tyson Ross, R (1, 1) ERA: 2.51	6.0	W	25	6	2	2	4	3	0	0	0	0	0	54	89	3.00	1.500
48 Michael Wuertz, R (7, 1) ERA:	1.0	H	4	0	0	0	1	1	0	0	0	0	0	11	19	0.00	1.000
50 Grant Balfour, R (8, 1) ERA: 1.8	1.0	H	3	0	0	0	0	1	0	0	0	0	0	7	11	0.00	1.000
57 Brian Fuentes, L (9, 1) ERA: 4.42	1.0	S	3	0	0	0	1	0	0	0	0	0	0	9	12	0.00	0.000

PITCHER	IP	WLS	BF	H	R	ER	SO	BB	IBB	HBP	BLK	WP	HR	S	P	ERA	WHIP

BOTTOM

Oakland Athletics @ Kansas City Royals

Kauffman Stadium, Kansas City, MO

Sun May 08 2011, 1:12 PM - 4:10 PM CDT

Att. 22,435 - Sunny - 81 F

livebaseballscorecards.com

AB	29
R	2
H	6
RBI	2
BB	5
SO	6
LOB	15

Batter	1	2	3	4	5	6	7	8	9	AB	R	H	RBI	BB	SO	LOB
17 Chris Getz, L (1, 4) OBP: 0.314, SLG: 0.286	C FF 86 B FS 76 B FF 86 B FF 86 B FF 86 4-1 16 S 53 G1-3 BB		B SI 87 C CH 79 F SI 87 X SI 88 1-2 ② 53 2-6 1-2 1B		C SI 87 D FS 80 X CH 81 1-1 ③ L9		C FC 94 B FC 94 C FC 95 F KC 80 F KC 80 F FC 94 S KC 82 1-3 ③ K			3	0	1	0	1	1	5
53 Melky Cabrera, S (1, 8) OBP: 0.303, SLG: 0.456	1 SAFE B CU 72 X CH 79 1-0 ① G1-3 1-2		1 SAFE 1 SAFE C CU 74 D FS 79 1-1 ③ 2-6 1-2	B SI 88 B FF 85 X SI 87 2-0 HR		C CU 72 F FS 76 X FS 80 0-2 ① F9		C CU 80 B FF 95 S CU 82 B SL 87 C FF 96 2-3 ① K		4	1	1	1	0	1	1
4 Alex Gordon, L (1, 7) OBP: 0.357, SLG: 0.486	C CU 74 F FS 79 B FF 88 B FS 80 C SL 83 2-3 ② K			X CU 73 0-0 ① F8		C FF 85 X CU 72 0-1 ② F9		C FF 96 C FF 97 C FF 98 0-3 ② K		4	0	0	0	0	2	1
16 Billy Butler, R (1, 10) OBP: 0.390, SLG: 0.431	C SI 88 B SL 82 B FS 80 C SL 81 X FS 81 2-2 ③ G6-3 2-3			C SI 88 X SI 87 0-1 ② L4		C FS 81 B SI 85 B SL 84 X SL 83 2-1 ③ L6		X FF 96 0-0 ③ G6-3		4	0	0	0	0	0	1
21 Jeff Francoeur, R (1, 9) OBP: 0.349, SLG: 0.579		B SL 79 S SL 80 S FS 77 X FS 78 1-2 ① F9		B FS 78 B SL 82 C SI 89 X SL 82 2-1 ③ G6-3			L SI 86 X FS 78 0-1 15 S 35 BB 1B		C FC 91 B FF 93 X FC 92 1-1 13 G1-4-3 1B	4	0	2	0	0	0	0
35 Eric Hosmer, L (1, 3) OBP: 0.438, SLG: 0.333		B SI 87 B FS 78 X FF 87 2-0 ② P4			F FF 84 F FS 77 B FS 78 B SL 82 S FS 80 2-3 ① K		D FS 77 B SL 82 B SI 86 1 SAFE C CH 78 1 SAFE C SI 86 B SL 83 4-2 15 BB 1-2 BB		B FC 89 B FC 90 B FC 90 C FC 90 C FC 89 S FC 89 3-3 ① K	3	0	0	0	1	2	1
13 Mike Aviles, R (1, 5) OBP: 0.299, SLG: 0.531		B FF 88 X SI 86 1-0 ③ F8			B SL 81 F FS 79 B SL 82 B FF 87 F SI 87 X SL 81 3-2 15 1B 1B		B FC 92 F FC 92 F FC 91 D KC 80 B FC 93 X FC 92 3-2 ① F8		B FC 90 F FC 91 S FF 91 F FF 92 B FC 92 B FC 91 X FC 90 3-2 ②③ G1-4-3 1-2f	4	0	1	0	0	0	3
15 Matt Treanor, R (1, 2) OBP: 0.372, SLG: 0.333			B FF 87 B SL 78 C SI 87 X SI 88 2-1 17 CS 1B		1 SAFE X SL 79 0-0 1-2 1B		B FF 94 B FC 92 C FC 93 B FC 93 B FC 94 4-1 1-2 2-3 BB			2	0	2	0	1	0	0
2 Alcides Escobar, R (1, 6) OBP: 0.259, SLG: 0.279			F SI 88 X FS 76 0-1 ① B1		C SI 88 S FS 79 F CH 80 B FF 86 2 SAFE C SL 83 1-3 ② K		B FC 92 B FC 93 F FC 92 F FC 92 F FC 93 F FC 93 S KC 82 2-3 ② K			3	0	0	0	0	2	6
Inning Stats	R: 0 E: 0 K: 1 S: 8 H: 0 LOB: 1 BB: 1 P: 17	R: 0 E: 0 K: 0 S: 5 H: 0 LOB: 0 BB: 0 P: 9	R: 0 E: 0 K: 0 S: 8 H: 2 LOB: 1 BB: 0 P: 12	R: 1 E: 0 K: 0 S: 6 H: 1 LOB: 0 BB: 0 P: 10	R: 0 E: 0 K: 2 S: 13 H: 2 LOB: 2 BB: 0 P: 20	R: 0 E: 0 K: 0 S: 7 H: 0 LOB: 0 BB: 0 P: 9	R: 0 E: 0 K: 2 S: 20 H: 1 LOB: 3 BB: 2 P: 34	R: 0 E: 0 K: 2 S: 7 H: 0 LOB: 0 BB: 0 P: 9	R: 0 E: 0 K: 1 S: 9 H: 1 LOB: 0 BB: 0 P: 16	1B: 6 2B: 0 3B: 0 HR: 1	SF: 0 SAC: 0 DP: 1 HBP: 0				WP: 0 PB: 0 SB: 2 CS: 1	PA: 34	

PITCHER		IP	WLS	BF	H	R	ER	SO	BB	IBB	HBP	BLK	WP	HR	S	P	ERA	WHIP
36 Freddy Garcia, R ERA: 2.61	(1, 1)	6.0	W	25	6	1	1	3	2	0	0	0	0	1	51	85	1.50	1.333
30 David Robertson, R ERA: 1.35	(7, 1)	1.0	H	4	0	0	0	2	1	0	0	0	0	0	16	26	0.00	1.000
62 Joba Chamberlain, R ERA: 3.18	(8, 1)	1.0	H	3	0	0	0	2	0	0	0	0	0	0	7	9	0.00	0.000
42 Mariano Rivera, R ERA: 1.62	(9, 1)	1.0	S	3	1	0	0	1	0	0	0	0	0	0	9	16	0.00	1.000

PITCHER	IP	WLS	BF	H	R	ER	SO	BB	IBB	HBP	BLK	WP	HR	S	P	ERA	WHIP

TOP

Kansas City Royals @ New York Yankees

Yankee Stadium, Bronx, NY

Tue May 10 2011, 7:10 PM - 10:01 PM EDT

Att. 41,275 - Partly Cloudy - 64 F

livebaseballscorecards.com

AB	31
R	1
H	7
RBI	1
BB	3
SO	8
LOB	18

Batter	1	2	3	4	5	6	7	8	9	AB	R	H	RBI	BB	SO	LOB
2 Derek Jeter, R (1, 6) OBP: 0.336, SLG: 0.354	C FC 88 B FF 91 F FC 89 B SI 92 X CU 78 2-2 G5-3 ①		B CU 76 F CH 83 B CH 83 B FF 90 F FF 91 X FC 89 3-2 3-H 1B		C FC 87 1 SAFE X FC 84 0-1 25 S 13 1B 1-2 1B		B FF 94 C CH 81 C FF 94 F FF 95 F CU 75 X FF 94 1-2 P6 ②			4	1	2	1	0	0	0
14 Curtis Granderson, L (1, 8) OBP: 0.348, SLG: 0.624	B FF 87 B SI 89 C FC 89 C FC 88 S FC 88 2-3 K ②		C FF 91 B FC 89 1 SAFE B FC 86 S CH 83 F CU 80 F FF 92 1 SAFE S FC 90 2-3 K ③		D CU 77 X FC 88 1-0 F8 ② 2-3		C CU 72 B CU 74 C FF 94 S FF 94 1-3 K ③			4	0	0	0	0	3	3
25 Mark Teixeira, S (1, 3) OBP: 0.393, SLG: 0.570	C FF 92 B FC 88 S CH 82 X CH 84 1-2 G3 ③			B FF 90 C FC 89 B FC 88 C CH 84 B FF 92 X FF 92 3-2 24 1B 1B	F CU 77 T FC 87 B FF 93 F FF 92 D CU 79 H FC 88 3-2 13 1B 1-2 HBP			B FF 96 B FF 95 F FF 96 B FF 95 B SI 94 4-1 BB		2	0	1	0	1	0	0
13 Alex Rodriguez, R (1, 5) OBP: 0.361, SLG: 0.476		X FF 91 0-0 G6-3 ①		B FC 88 B FC 88 F FF 92 X FC 89 2-1 P3 ①	B CH 83 B FF 92 F FF 93 F SI 92 F FF 93 X CU 77 2-2 1-3 2-H 3-H 1B			B FF 96 F FF 95 B SL 89 F SL 86 S FF 96 2-3 K ①		4	0	1	2	0	1	2
24 Robinson Canó, L (1, 4) OBP: 0.311, SLG: 0.547		C FF 92 B FC 89 B SI 91 X CH 83 2-1 F7 ②		B CU 77 F FC 89 F FC 89 F FF 93 X CU 79 1-2 1B	B FF 93 1 SAFE F FC 86 B CH 84 X CH 84 2-1 F9 ③			F FF 96 F FF 97 F SL 88 F FF 96 F SL 88 X SL 89 0-2 F7 ②		4	0	1	0	0	0	3
33 Nick Swisher, S (1, 9) OBP: 0.336, SLG: 0.300		B FF 93 X SI 92 1-0 F7 ③		C FC 88 B SI 91 F FC 87 F FF 94 B CU 79 B SI 91 X FC 89 3-2 F8 ②		B FF 88 S FC 86 B FC 86 X FF 90 2-1 20 CS 1B		B FF 96 B SL 88 B FF 95 C FF 93 F FF 95 S FF 96 3-3 K ③		4	0	1	0	0	1	3
20 Jorge Posada, S (1, 10) OBP: 0.250, SLG: 0.343			B FF 90 C FC 88 B SI 92 X FC 89 2-1 F8 ①	B FC 88 B FC 88 C CH 84 X FF 93 2-1 F7 ③		B FF 94 B FF 93 1 SAFE F FF 93 B FF 92 C FF 92 S FF 93 3-3 1-2 K ① ②				3	0	0	0	0	1	3
55 Russell Martin, R (1, 2) OBP: 0.358, SLG: 0.500			X FC 89 0-0 G1-3 ②		F FC 86 B CU 75 C FF 91 B FF 93 S FC 86 2-3 K ①	B CU 72 F FF 93 X FF 94 1-1 F9 ③				3	0	0	0	0	1	0
11 Brett Gardner, L (1, 7) OBP: 0.346, SLG: 0.413			B FF 93 B FF 93 C SI 91 B FC 87 X SI 92 3-1 2 1B 3B		C CU 75 B CU 77 B FC 87 B CH 84 F FC 87 B FF 93 4-2 14 F8 2 1B 13 1B BB		C CU 73 B CU 75 F FF 93 C FF 95 1-3 K ①			2	2	1	0	1	1	0
Inning Stats	R: 0 E: 0 K: 1 S: 9 H: 0 LOB: 0 BB: 0 P: 14	R: 0 E: 0 K: 0 S: 4 H: 0 LOB: 0 BB: 0 P: 7	R: 1 E: 0 K: 1 S: 13 H: 2 LOB: 1 BB: 0 P: 23	R: 0 E: 0 K: 0 S: 15 H: 2 LOB: 2 BB: 0 P: 26	R: 2 E: 0 K: 1 S: 17 H: 2 LOB: 2 BB: 1 P: 31	R: 0 E: 0 K: 1 S: 7 H: 1 LOB: 0 BB: 0 P: 13	R: 0 E: 0 K: 2 S: 11 H: 0 LOB: 0 BB: 0 P: 14	R: 0 E: 0 K: 2 S: 13 H: 0 LOB: 1 BB: 1 P: 22		1B: 6 2B: 1 3B: 1 HR: 0 SF: 0 SAC: 0 DP: 1 HBP: 1				WP: 0 PB: 0 SB: 1 CS: 1 PA: 33		

PITCHER		IP	WLS	BF	H	R	ER	SO	BB	IBB	HBP	BLK	WP	HR	S	P	ERA	WHIP
34 Kyle Davies, R ERA: 7.08	(1, 1)	5.0	L	24	7	3	3	3	1	0	1	0	0	0	60	105	5.40	1.600
55 Tim Collins, L ERA: 3.48	(6, 1)	2.0		5	0	0	0	3	0	0	0	0	0	0	16	23	0.00	0.000
38 Blake Wood, R ERA: 3.46	(8, 1)	1.0		4	0	0	0	2	1	0	0	0	0	0	13	22	0.00	1.000

PITCHER	IP	WLS	BF	H	R	ER	SO	BB	IBB	HBP	BLK	WP	HR	S	P	ERA	WHIP

BOTTOM

Kansas City Royals @ New York Yankees

Yankee Stadium, Bronx, NY

Tue May 10 2011, 7:10 PM - 10:01 PM EDT

Att. 41,275 - Partly Cloudy - 64 F

livebaseballscorecards.com

AB	30
R	3
H	7
RBI	3
BB	2
SO	8
LOB	14

Batter	1	2	3	4	5	6	7	8	9	10	11	AB	R	H	RBI	BB	SO	LOB
1 Jarrod Dyson, L (1, 8) OBP: 0.320, SLG: 0.190	B FF 92 C FF 92 S KC 81 B KC 82 C FF 93 2-3 K ①		1 SAFE F FF 92 1 SAFE L KC 80 S KC 82 0-3 K ①		1 SAFE B FF 92 C FF 92 1 SAFE B FF 92 F FF 93 B KC 82 F FF 93 F FF 93 4-2 F FF 93 B FF 93 1-2 BB		C FF 93 S KC 81 B KC 82 B KC 82 X FF 92 2-2 F8 ③		C FC 92 F FC 91 B FC 92 B FC 91 X FC 90 2-2 G6-3 ③		C SI 91 X CH 86 0-1 35 SF8 53 S 2-3 1B	5	0	1	0	1	2	1
53 Melky Cabrera, S (1, 7) OBP: 0.311, SLG: 0.447	C FF 93 F FF 91 S KC 83 0-3 K2-3 ②		1 SAFE B CH 87 1 SAFE F FF 93 X KC 82 1-1 F8 ②		D KC 82 X FF 92 1-0 F7 ③			F FC 92 B FC 94 F KC 82 F FC 93 B KC 83 B KC 82 B FC 92 4-2 16 BB 24 1B BB		F SI 88 B SL 87 F SL 86 F CH 81 B FF 91 B CH 80 B SI 89 4-2 35 FC6-4 BB	C SI 93 I IN 69 I IN 70 I IN 70 I IN 69 4-1 12 S 1-2 IBB	3	1	0	0	3	1	3
35 Eric Hosmer, L (1, 3) OBP: 0.409, SLG: 0.500	F FF 93 C KC 82 B FF 93 F KC 82 X CH 90 1-2 G3 ③		B KC 82 B CH 88 C FF 93 S FF 93 2-2 CS ③ 1-2	B FF 91 B FF 91 B FF 90 C FF 92 S FF 92 X FF 92 3-2 HR		B KC 80 B CH 89 B FF 92 C FF 91 B CH 88 4-1 21 HBP BB		1 SAFE C FF 94 F KC 82 S KC 81 0-3 K ①		1 SAFE B SI 88 F SI 89 1 SAFE F SI 89 1 SAFE X CH 83 1-2 FC6-4 12 WP 21 2B 1-2f ①	C SI 92 C SI 91 F SI 91 X FF 92 0-2 SF8 ② 2-3 3-H	4	2	1	2	1	1	2
16 Billy Butler, R (1, 10) OBP: 0.393, SLG: 0.424 12 Mitch Maier, L (8, PR) OBP: 0.500, SLG: 0.583 (8, 10)		C FF 92 B KC 82 S FF 92 B KC 82 B FF 93 B FF 93 4-2 24 BB BB		X FF 92 0-0 F8 ①		F FF 91 F KC 81 X KC 81 0-2 F8 ①		B FC 92 B FC 91 B FC 92 B FC 92 4-0 24 1B 1-2 BB		S SI 90 C SI 90 1 SAFE B FF 90 S SI 90 1-3 K ② 1-2	B SI 91 S FF 92 F SI 93 F FF 92 F SL 84 C SL 86 1-3 K ③ 1-2	2	0	0	0	2	0	1
												2	0	0	0	0	2	3
21 Jeff Francoeur, R (1, 9) OBP: 0.351, SLG: 0.577		X FF 92 0-0 P4 ①		C KC 80 X KC 81 0-1 F7 ②		B FF 90 C FF 90 H FF 89 2-1 1-2 HBP		F FC 92 S FC 93 C FC 92 0-3 K ②		F SL 86 D FF 90 F SI 90 F FF 92 B SL 89 F SL 88 X FF 92 2-2 15 WP 2-H 2B		4	0	1	1	0	1	3
24 Wilson Betemit, S (1, 5) OBP: 0.375, SLG: 0.454		C CH 89 B FF 92 B CH 89 C FF 93 D KC 82 B FF 93 4-2 1-2 BB		F CH 88 X FF 92 0-1 F9 ③		B FF 92 B FF 92 F FF 92 F FF 92 F KC 81 S KC 82 2-3 K ②		F KC 82 B FC 94 C FC 93 X KC 82 1-2 1-3 2-H 1B		I IN 72 I IN 76 I IN 77 I IN 77 4-0 15 WP IBB		3	0	1	1	2	1	2
3 Brayan Peña, S (1, 2) OBP: 0.290, SLG: 0.321 4 Alex Gordon, L (8, PH) OBP: 0.355, SLG: 0.482 15 Matt Treanor, R (8, 2) OBP: 0.367, SLG: 0.328		C KC 82 S KC 82 S KC 83 0-3 K ②		F FF 92 X KC 81 0-1 G4-3 ①		X KC 80 0-0 G4-3 ③		C SL 82 S SL 83 X SL 85 0-2 P5 ③		C SL 84 B SL 87 S SL 87 F SL 87 B SI 90 S SL 88 2-3 1-2 2-3 K ③		3	0	0	0	0	1	4
												1	0	0	0	0	0	2
												1	0	0	0	0	1	2
17 Chris Getz, L (1, 4) OBP: 0.310, SLG: 0.275		F FF 92 X KC 83 0-1 G2-3 ③		C FF 91 B FF 92 F FF 92 X FF 92 1-2 G4-3 ②			B FF 90 B FF 91 B FF 90 C FF 92 C FF 91 F FF 92 F SI 92 X FF 91 3-2 F7 ①		C FC 90 F FC 90 B FC 91 X FC 91 1-2 G6-3 ①	B SI 88 B SI 86 B SI 87 B SI 88 4-0 1 1B 2 SH1-4 35 SF8 BB	4	1	0	0	1	0	2
2 Alcides Escobar, R (1, 6) OBP: 0.259, SLG: 0.273			B FF 92 B FF 93 C FF 91 F FF 92 X KC 82 2-2 E1 35 CS	B FF 92 C FF 93 B KC 83 B FF 93 B FF 93 4-1 1 BB BB			B FF 91 F FF 91 C FF 91 F KC 82 S KC 81 1-3 K ②		C FC 92 B FF 92 B FC 92 F FC 91 C FC 91 2-3 K ②	1 SAFE 1 SAFE 1 SAFE X SI 89 0-0 SH1-4 1-2	3	0	0	0	1	2	0

Inning Stats																								
	R: 0	E: 0	K: 2	S: 10	H: 0	LOB: 0	BB: 0	P: 13	R: 0	E: 0	K: 1	S: 10	H: 0	LOB: 2	BB: 2	P: 18	R: 0	E: 1	K: 1	S: 10	H: 0	LOB: 0	BB: 0	P: 15
	R: 1	E: 0	K: 0	S: 8	H: 1	LOB: 0	BB: 0	P: 11	R: 0	E: 0	K: 0	S: 12	H: 0	LOB: 2	BB: 2	P: 22	R: 0	E: 0	K: 1	S: 10	H: 0	LOB: 2	BB: 1	P: 18
	R: 0	E: 0	K: 1	S: 12	H: 0	LOB: 0	BB: 0	P: 18	R: 1	E: 0	K: 2	S: 15	H: 1	LOB: 2	BB: 2	P: 24	R: 0	E: 0	K: 1	S: 9	H: 0	LOB: 0	BB: 0	P: 14
	R: 1	E: 0	K: 2	S: 18	H: 1	LOB: 2	BB: 2	P: 32	R: 1	E: 0	K: 1	S: 13	H: 1	LOB: 2	BB: 2	P: 22	1B: 2	2B: 1	3B: 0	HR: 1	SF: 1	SAC: 1	DP: 0	HBP: 1
	WP: 2	PB: 0	SB: 2	CS: 1	PA: 50																			

PITCHER		IP	WLS	BF	H	R	ER	SO	BB	IBB	HBP	BLK	WP	HR	S	P	ERA	WHIP
34 A.J. Burnett, R ERA: 3.38	(1, 1)	7.0		28	1	1	1	6	5	0	1	0	0	1	72	115	1.29	0.857
30 David Robertson, R ERA: 1.93	(8, 1)	0.2	B	5	1	1	1	2	2	0	0	0	0	0	12	21	13.50	4.500
48 Boone Logan, L ERA: 5.19	(8, 1)	0.1		1	0	0	0	0	0	0	0	0	0	0	3	3	0.00	0.000
42 Mariano Rivera, R ERA: 1.53	(9, 1)	1.0		3	0	0	0	1	0	0	0	0	0	0	9	14	0.00	0.000
41 Buddy Carlyle, R ERA: 3.38	(10, 1)	1.0	L	7	1	2	2	2	2	1	0	0	2	0	18	36	18.00	3.000

PITCHER		IP	WLS	BF	H	R	ER	SO	BB	IBB	HBP	BLK	WP	HR	S	P	ERA	WHIP
38 Luis Ayala, R ERA: 3.0	(11, 1)	1.0		5	1	0	0	1	0	1	0	0	0	0	13	18	0.00	1.000

TOP

Kansas City Royals @ New York Yankees

Yankee Stadium, Bronx, NY

Wed May 11 2011, 7:11 PM - 11:41 PM EDT

Att. 40,164 - Clear - 68 F

livebaseballscorecards.com

AB	35
R	4
H	4
RBI	4
BB	11
SO	12
LOB	25

Batter	1	2	3	4	5	6	7	8	9	10	11	AB	R	H	RBI	BB	SO	LOB
2 Derek Jeter, R (1, 6) OBP: 0.322, SLG: 0.338	B FF 91 C SI 92 C FF 94 B SI 93 X SI 93 2-2 G6-3 ①	D SL 85 B SL 84 F FF 92 B SI 93 S FF 92 F SI 93 F FF 92 C SI 93 3-3 K ③		1 SAFE B SI 90 B SI 90 1 SAFE C SI 89 B SI 91 F SI 91 X SI 93 3-2 ①② 1-2 G6-3		B KC 79 B SI 90 X SI 90 2-0 ② F9		1 SAFE 1 SAFE L SI 92 1 SAFE X FF 94 0-1 ① B3		C FC 88 B FC 88 X SL 80 1-1 ② 2-3 G6-3		6	0	0	0	0	1	7
14 Curtis Granderson, L (1, 8) OBP: 0.355, SLG: 0.639	C FF 93 B KC 80 S FF 93 B FF 94 B FF 93 F SI 93 B FF 93 4-2 25 S BB		B SI 90 C CH 82 B FF 92 F SI 90 F SL 83 X SI 92 2-2 HR	C SL 85 B SL 85 S SL 85 S SL 84 1-3 K ③		B CH 79 C CH 80 B FF 92 B CH 81 F FF 92 X FF 92 3-2 ③ P4		C SI 94 1 SAFE X SI 94 0-1 ②③ 1-2f G1-6-3		B FC 89 C FC 87 F FC 90 B FC 91 X CU 70 2-2 3-H 1B		5	1	2	2	1	1	3
25 Mark Teixeira, S (1, 3) OBP: 0.397, SLG: 0.559	B FF 92 1 SAFE B FF 93 C FF 94 B FF 93 B KC 81 4-1 13 G6-3 1-2 BB		B SL 83 B SL 83 F CH 84 B KC 82 B FF 94 4-1 20 BB 13 1B BB		B SI 92 C SI 91 B SI 91 S CH 87 X CH 88 2-2 ① L3		F SI 97 B SL 84 B SI 97 F SI 97 X SL 87 2-2 G5-3 ①		X SI 94 0-0 26 FC6-4 1B	1 SAFE B FC 88 B FC 88 X CH 84 2-0 ③ F7		4	0	1	0	2	0	1
13 Alex Rodriguez, R (1, 5) OBP: 0.359, SLG: 0.463	D SL 84 C SI 94 F SL 84 X SL 85 1-2 ②③ 1-2f G6-3		C FF 94 C CH 85 F SL 83 F SL 83 X SI 94 0-2 20 BB 1-2 1B		B SI 92 S CH 86 C CH 88 F SI 94 B KC 82 S CH 87 2-3 ② K		B SL 88 S SL 86 B SL 86 B SI 97 B SI 97 4-1 20 BB 26 1B BB		C SL 87 B SI 86 B SI 95 F SL 85 F SI 95 S SL 87 2-3 ① K		C FF 89 S SL 78 X SL 79 0-2 ① F9		5	0	1	0	1	2	3
24 Robinson Canó, L (1, 4) OBP: 0.319, SLG: 0.546 26 Eduardo Núñez, R (5, PR) OBP: 0.389, SLG: 0.471 (6, 4)		X KC 77 0-0 33 1B 20 1B 1B	B SL 83 X FF 93 1-0 ① L7		B CH 87 F CH 86 H FF 93 2-1 HBP		C SI 96 B SL 87 C SL 87 1 SAFE D SL 87 F SI 97 1 SAFE X SI 96 2-2 20 BB 1-2 1B		X SI 94 0-0 ② FC6-4 33 S 1-2f		C FF 88 S FF 90 F FF 89 S SL 80 0-3 ② K		2	1	1	0	0	0	2
33 Nick Swisher, S (1, 9) OBP: 0.336, SLG: 0.296		B FF 91 T FF 90 B CH 81 S FF 92 X SL 84 2-2 20 1B 1-2 1B	C FF 92 S SL 84 B SL 82 B SI 92 D SL 85 X SL 82 3-2 ② F4		B SI 90 X SI 90 1-0 ③ F8		X SI 95 0-0 ② F7		F SI 94 B SI 95 I IN 78 I IN 78 I 4-1 1-2 IBB		C FF 89 B FF 89 S SL 80 B SL 78 B SL 79 S SL 80 3-3 ③ K		3	0	1	0	1	1	5
20 Jorge Posada, S (1, 10) OBP: 0.273, SLG: 0.352		D CH 84 C FF 93 B FF 92 B CH 85 X FF 92 3-1 1-2 2-H 1B	C SL 85 F SL 83 B FF 92 B SL 83 B SL 83 4-2 55 FC6-4 1-2 2-3 BB		B CH 86 C SI 91 C CH 85 B SI 91 X CH 88 3-2 55 1B 1B		B SI 95 C SL 86 S SL 88 B SL 86 B SL 86 F SL 87 D SL 88 4-2 1-2 2-3 BB		B SL 84 F SL 85 F SI 94 B KC 78 B FF 96 S SL 86 3-3 ③ K			3	0	2	1	2	1	2
55 Russell Martin, R (1, 2) OBP: 0.360, SLG: 0.490		B SL 83 C SL 83 D SL 84 B FF 92 X FF 92 3-1 ① F9	B FF 91 X FF 92 1-0 ③ FC6-4 1-2f		B SI 91 C CH 86 B SI 90 F SI 90 F KC 81 F KC 82 X KC 82 2-2 1-2 1B		C FF 95 X SL 86 0-1 ③ G6-3			B FC 85 B FC 85 B FC 84 B FF 91 4-0 2 G6-3 11 SH3-4 14 1B BB		4	1	1	0	1	0	8
11 Brett Gardner, L (1, 7) OBP: 0.351, SLG: 0.417		C SI 93 X CH 85 0-1 ② F7		B KC 76 C SI 91 B SI 92 F CH 83 X FF 92 2-2 2 CS 1B		B SI 89 D SI 89 C SI 90 X SI 89 2-1 ① F8		B KC 79 X SI 93 1-0 14 G1-6-3 1B		B FC 86 1 SAFE B FC 89 L FF 89 1 SAFE B FC 86 X FC 89 3-1 ① 1-2 SH3-4		4	0	2	0	0	0	4
Inning Stats	R: 0 E: 0 K: 0 S: 10 H: 0 LOB: 1 BB: 2 P: 21	R: 1 E: 0 K: 1 S: 15 H: 3 LOB: 2 BB: 0 P: 26	R: 1 E: 0 K: 0 S: 17 H: 2 LOB: 3 BB: 2 P: 32	R: 0 E: 0 K: 1 S: 9 H: 1 LOB: 0 BB: 0 P: 15	R: 0 E: 0 K: 1 S: 9 H: 0 LOB: 1 BB: 0 P: 16	R: 0 E: 0 K: 0 S: 14 H: 2 LOB: 2 BB: 0 P: 26	R: 0 E: 0 K: 0 S: 14 H: 1 LOB: 3 BB: 2 P: 26	R: 0 E: 0 K: 0 S: 5 H: 1 LOB: 0 BB: 0 P: 6	R: 0 E: 0 K: 2 S: 10 H: 1 LOB: 2 BB: 1 P: 19	R: 1 E: 0 K: 0 S: 8 H: 1 LOB: 1 BB: 1 P: 20	R: 0 E: 0 K: 2 S: 10 H: 0 LOB: 0 BB: 0 P: 13	1B: 11 2B: 0 3B: 0 HR: 1 SF: 0 SAC: 1 DP: 2 HBP: 1	WP: 0 PB: 0 SB: 2 CS: 1 PA: 51					

PITCHER		IP	WLS	BF	H	R	ER	SO	BB	IBB	HBP	BLK	WP	HR	S	P	ERA	WHIP
32 Vin Mazzaro, R ERA: 4.5	(1, 1)	4.0		20	6	2	2	2	4	0	0	0	0	1	51	94	4.50	2.500
47 Nate Adcock, R ERA: 1.8	(5, 1)	1.2		8	2	0	0	1	0	0	1	0	0	0	20	36	0.00	1.200
55 Tim Collins, L ERA: 3.43	(6, 1)	0.1		1	0	0	0	0	0	0	0	0	0	0	3	6	0.00	0.000
43 Aaron Crow, R ERA: 0.93	(7, 1)	3.0		14	3	0	0	2	2	1	0	0	0	0	29	51	0.00	1.667
48 Joakim Soria, R ERA: 4.3	(10, 1)	1.0	W	5	1	1	1	0	1	0	0	0	0	0	8	20	9.00	2.000

PITCHER		IP	WLS	BF	H	R	ER	SO	BB	IBB	HBP	BLK	WP	HR	S	P	ERA	WHIP
31 Louis Coleman, R ERA: 2.35	(11, 1)	1.0	S	3	0	0	0	2	0	0	0	0	0	0	10	13	0.00	0.000

BOTTOM

Kansas City Royals @ New York Yankees

Yankee Stadium, Bronx, NY

Wed May 11 2011, 7:11 PM - 11:41 PM EDT

Att. 40,164 - Clear - 68 F

livebaseballscorecards.com

AB	41
R	3
H	12
RBI	3
BB	8
SO	7
LOB	36

Batter	1	2	3	4	5	6	7	8	9	AB	R	H	RBI	BB	SO	LOB
13 Mike Aviles, R (1, 4) OBP: 0.292, SLG: 0.510	B SI 92 X FF 93 1-0 ① F9	B CU 80 B FF 93 B CU 80 C FF 92 S SL 86 X FF 93 3-2 53 2B 4 E 1B 2-3 3-H	1 SAFE F FF 91 1 SAFE B FF 93 F FF 92 F CU 80 X CH 85 1-2 ③ G1-3		B CH 78 B SL 81 X SI 90 2-0 ② G6-3		C FF 89 X SI 87 0-1 ① G5-3	X SI 88 0-0 ③ P4		6	1	1	1	0	0	3
53 Melky Cabrera, S (1, 8) OBP: 0.317, SLG: 0.471	C FF 92 C CH 86 F CU 81 B FF 93 B FF 94 F CU 80 B SI 93 B FF 94 4-2 16 2B BB	C CH 86 F FF 93 X CU 81 0-2 4 E 16 G1-3 2B 1-3 3-H		B FF 90 X CH 83 1-0 HR	B FF 86 B CU 65 F FF 92 S CH 80 B SL 81 F SL 80 X SI 92 3-2 ③ F8		B SI 91 X SI 90 1-0 ② G4-3		C SI 88 F SI 88 B FF 89 C SL 85 1-3 ① K	5	2	2	2	1	1	0
4 Alex Gordon, L (1, 7) OBP: 0.354, SLG: 0.479	F FF 92 F FF 93 1 SAFE T CU 80 0-2 ② K	F FF 92 B FF 92 B FF 92 2 SAFE D CU 80 B FF 92 4-1 16 G1-3 21 1B BB 2-3 3-H		X CU 78 0-0 16 1B 2B		B FF 87 B CH 83 C FF 89 F FF 90 X SL 80 2-2 ① F9	F SI 91 C SI 92 F FF 92 X SL 82 0-2 ③ F8		F SI 88 F SI 88 F SI 91 B CH 84 F SL 86 B FF 90 S SL 86 2-3 ② K	5	2	1	0	1	2	1
16 Billy Butler, R (1, 10) OBP: 0.404, SLG: 0.443	C SI 92 X FF 92 0-1 1-3 2B	F FF 91 X FF 92 0-1 ② G1-3 1-2 3-H		X FF 91 0-0 35 1B 2-H 1B		C FF 91 X CH 79 0-1 21 G3 21 WP 35 2B 1B		B SI 87 C SI 88 C SL 81 B FF 91 X FF 90 2-2 ① G5-3	C FF 89 B SI 86 S SL 86 X FF 90 1-2 1B	6	1	4	2	0	0	1
21 Jeff Francoeur, R (1, 9) OBP: 0.350, SLG: 0.563	F SI 94 F FF 94 B CU 79 B FF 94 C CU 80 S FF 95 3-3 ③ K	X FF 91 0-0 2-H 1B		B SI 90 F SL 82 F SL 80 S CH 79 1-3 ① K		B SL 82 S SL 82 B FF 92 X SI 88 2-1 ② G3 1-3		F CH 83 H FF 91 1-1 24 2B 2 2B HBP	S FF 89 S FF 90 F FF 90 B FF 90 S FF 91 1-3 ③ K	5	1	1	1	0	3	5
35 Eric Hosmer, L (1, 3) OBP: 0.444, SLG: 0.714	X FF 91 0-0 HR C CU 79 X CH 86 0-1 L9			F SL 82 S SI 91 X CH 81 0-2 1-2 1B		B FF 92 C SL 80 X CH 79 1-1 15 PB 3-H 2B		F SI 91 B FF 90 B CU 72 T SI 92 X FF 92 2-2 ② F7		5	1	3	2	0	0	2
24 Wilson Betemit, S (1, 5) OBP: 0.385, SLG: 0.465	C FF 91 B CU 78 F FF 92 B CU 80 X FF 92 2-2 2 PB 15 E 13 1B 1B	C CU 78 B FF 91 B FF 90 B SI 91 X FF 91 3-1 ① P5	C SI 93 B FF 86 S FF 92 F SI 92 F SL 84 F FF 92 X SI 86 1-2 ② F8			I IN 66 I IN 68 I IN 68 I IN 70 4-0 15 PB IBB		X SI 88 0-0 1-3 2 2B 2B		4	2	2	0	1	0	2
15 Matt Treanor, R (1, 2) OBP: 0.381, SLG: 0.328	X FF 92 0-0 FC4 13 1B 2 PB 53 2B 1-2	F FF 91 B FF 93 X CU 80 1-2 1B	B SL 84 D FF 92 F FF 89 C SL 84 S FF 92 2-3 ③ K			S SL 82 B SL 79 B SI 92 B FF 91 B FF 89 4-1 2 FC5-4 1-2 2-3 BB		H SI 90 1-0 2 2B HBP		3	1	1	0	1	1	3
2 Alcides Escobar, R (1, 6) OBP: 0.257, SLG: 0.277	B CU 78 C CU 79 F FF 93 X CU 81 1-2 ① G5-3 1-2 2-3	C SI 91 F FF 92 D CU 81 X CU 79 1-2 ② F8			C CU 67 B SL 79 F FF 90 X SL 83 1-2 ① G1-3	C SL 83 X FF 92 0-1 ③ FC5-4 1-2f		F SI 87 B SL 84 X SL 85 1-1 1-3 2-H 3-H 2B		5	0	1	2	0	0	6
Inning Stats	R: 0 E: 0 K: 2 S: 13 H: 1 LOB: 2 BB: 1 P: 21	R: 6 E: 2 K: 0 S: 20 H: 5 LOB: 1 BB: 1 P: 30	R: 0 E: 0 K: 0 S: 12 H: 1 LOB: 1 BB: 0 P: 18	R: 2 E: 0 K: 2 S: 18 H: 4 LOB: 2 BB: 0 P: 23	R: 0 E: 0 K: 0 S: 8 H: 0 LOB: 0 BB: 0 P: 14	R: 1 E: 0 K: 0 S: 12 H: 2 LOB: 3 BB: 2 P: 25	R: 0 E: 0 K: 0 S: 8 H: 0 LOB: 0 BB: 0 P: 9	R: 2 E: 0 K: 0 S: 11 H: 2 LOB: 2 BB: 0 P: 18	R: 0 E: 0 K: 3 S: 15 H: 1 LOB: 1 BB: 0 P: 20	1B: 8 2B: 6 3B: 0 HR: 2	SF: 0 SAC: 0 DP: 0 HBP: 2	WP: 1 PB: 2 SB: 0 CS: 0	PA: 50				

PITCHER		IP	WLS	BF	H	R	ER	SO	BB	IBB	HBP	BLK	WP	HR	S	P	ERA	WHIP
47 Iván Nova, R ERA: 4.7	(1, 1)	3.0	L	22	10	8	4	2	2	0	0	0	0	2	48	73	12.00	4.000
39 Amauri Sanit, R ERA: 5.79	(4, 1)	4.2		22	4	3	3	2	1	1	2	0	1	0	51	81	5.79	1.071
41 Buddy Carlyle, R ERA: 2.7	(8, 1)	1.1		6	2	0	0	3	0	0	0	0	0	0	18	24	0.00	1.500

PITCHER	IP	WLS	BF	H	R	ER	SO	BB	IBB	HBP	BLK	WP	HR	S	P	ERA	WHIP

TOP

Kansas City Royals @ New York Yankees

Yankee Stadium, Bronx, NY

Thu May 12 2011, 7:09 PM - 10:29 PM EDT

Att. 41,790 - Clear - 57 F

livebaseballscorecards.com

AB	44
R	11
H	16
RBI	10
BB	4
SO	7
LOB	23

Batter	1	2	3	4	5	6	7	8	9	AB	R	H	RBI	BB	SO	LOB
2 Derek Jeter, R (1, 10) OBP: 0.318, SLG: 0.336	X FF 90 0-0 ① F9			C FF 91 C CH 77 B SL 81 F FF 90 B FF 92 F SI 91 X CH 75 2-2 ① F8	B FF 90 F SL 77 X SL 78 1-1 ② SF9 2-3 3-H		B FF 90 X FF 90 1-0 1-3 1B		B SL 89 F FF 95 X FF 95 1-1 ③ G4-3	4	0	1	1	0	0	1
14 Curtis Granderson, L (1, 8) OBP: 0.345, SLG: 0.619	C FF 90 X SL 78 0-1 ② G3-1			C CH 78 B CH 77 B SL 80 C CH 77 F SI 93 F FF 94 X FF 93 2-2 ② G4-3	B SL 76 B SL 79 X FF 90 2-0 ③ F9		B SI 95 B FF 93 F FF 95 X FF 96 2-1 ③ P5			4	0	0	0	0	0	3
25 Mark Teixeira, S (1, 3) OBP: 0.393, SLG: 0.549	B FF 90 C FF 88 B CH 78 F CH 77 B SL 79 X SL 79 3-2 ③ P6			B FF 92 X CH 78 1-0 ③ F9		C SI 89 X CU 70 0-1 1B		B FF 94 B FF 95 F FF 94 X FF 95 2-1 ① F7		4	0	1	0	0	0	0
13 Alex Rodriguez, R (1, 5) OBP: 0.356, SLG: 0.482		B FF 89 B FF 90 F FF 91 B FF 90 C FF 90 X FF 92 3-2 ① G4-3			B SL 79 B FF 92 X SL 76 2-0 ① L7	X FF 88 0-0 ① P5		B FF 95 X SL 87 1-0 HR		4	1	1	1	0	0	1
24 Robinson Canó, L (1, 4) OBP: 0.317, SLG: 0.560		B SL 77 B FF 90 F SI 91 X SI 91 2-1 ② L8			X CH 78 0-0 HR	B SI 90 C FF 90 F FF 91 B FF 92 B FF 90 F FF 89 X FF 90 3-2 ② F7		F FF 95 B FF 96 B SL 84 B FF 96 X SI 96 3-1 ② L7		4	1	1	1	0	0	1
33 Nick Swisher, S (1, 9) OBP: 0.333, SLG: 0.303		C FF 92 B SI 92 B SL 79 X FF 90 2-1 ③ G3-1			X FF 92 0-0 11 1B 17 2B 2B	C SL 78 F SL 79 B SI 91 X SI 92 1-2 ③ G1-3		S FF 95 S SL 88 B FF 96 X SL 88 1-2 ③ G5-3		4	1	1	0	0	0	1
11 Brett Gardner, L (1, 7) OBP: 0.357, SLG: 0.420			C FF 90 C FF 89 F CU 71 B FF 92 B CU 70 X SI 91 2-2 ① G6-3		B FF 90 B FF 91 X FF 90 2-0 26 BB 17 2B 2-3 1B		B CH 76 B FF 91 B SI 90 C FF 87 X SI 89 3-1 ① F7		C SI 94 F FF 94 F FF 95 B SL 89 B FF 95 X FF 94 2-2 26 G5-3 1B	4	1	2	0	0	0	0
26 Eduardo Núñez, R (1, 6) OBP: 0.364, SLG: 0.400			C SI 92 C SI 92 X SL 81 0-2 ② G4-3		F SL 77 B SL 78 1 SAFE B SL 76 D SL 78 1 SAFE F FF 90 B FF 92 4-2 17 2B 2 SF9 1-2 BB		C SI 92 B CH 77 X SI 93 1-1 ② G6-3		C FF 94 B FF 95 F SL 87 X SL 87 1-2 ① G5-3 1-2	3	1	0	0	1	0	1
17 Francisco Cervelli, R (1, 2) OBP: 0.286, SLG: 0.538			B SL 78 X FF 93 1-0 ③ L8		F FF 92 F FF 91 B SL 78 X FF 90 1-2 2 SF9 1-3 2-H 3-H 2B		B FF 93 B SL 78 C FF 91 B SI 92 C SI 92 B SI 92 4-2 2 1B BB		C FF 96 F SI 94 B FF 94 D SL 87 X SL 87 2-2 ② F8	3	0	1	2	1	0	1
Inning Stats	R: 0 E: 0 K: 0 S: 6 H: 0 LOB: 0 BB: 0 P: 9	R: 0 E: 0 K: 0 S: 7 H: 0 LOB: 0 BB: 0 P: 14	R: 0 E: 0 K: 0 S: 8 H: 0 LOB: 0 BB: 0 P: 11	R: 0 E: 0 K: 0 S: 11 H: 0 LOB: 0 BB: 0 P: 16	R: 4 E: 0 K: 0 S: 12 H: 4 LOB: 1 BB: 1 P: 24	R: 0 E: 0 K: 0 S: 10 H: 1 LOB: 1 BB: 0 P: 14	R: 0 E: 0 K: 0 S: 9 H: 1 LOB: 2 BB: 1 P: 20	R: 1 E: 0 K: 0 S: 8 H: 1 LOB: 0 BB: 0 P: 15	R: 0 E: 0 K: 0 S: 12 H: 1 LOB: 1 BB: 0 P: 18	1B: 4 2B: 2 3B: 0 HR: 2 SF: 1 SAC: 0 DP: 0 HBP: 0						

PITCHER	IP	WLS	BF	H	R	ER	SO	BB	IBB	HBP	BLK	WP	HR	S	P	ERA	WHIP
37 Sean O'Sullivan, R (1, 1) ERA: 3.79	6.2	W	28	6	4	4	0	2	0	0	0	0	1	61	104	5.40	1.200
38 Blake Wood, R (7, 1) ERA: 3.52	2.1		9	2	1	1	0	0	0	0	0	0	1	22	37	3.86	0.857

PITCHER	IP	WLS	BF	H	R	ER	SO	BB	IBB	HBP	BLK	WP	HR	S	P	ERA	WHIP

BOTTOM

Kansas City Royals @ New York Yankees

Yankee Stadium, Bronx, NY

Thu May 12 2011, 7:09 PM - 10:29 PM EDT

Att. 41,790 - Clear - 57 F

livebaseballscorecards.com

AB	34
R	5
H	8
RBI	5
BB	2
SO	0
LOB	9

Kansas City Royals @ Detroit Tigers

Comerica Park, Detroit, MI

Fri May 13 2011, 7:08 PM - 9:30 PM EDT

Att. 33,641 - Partly Cloudy - 77 F

TOP

livebaseballscorecards.com

Batter	1	2	3	4	5	6	7	8	9	AB	R	H	RBI	BB	SO	LOB
17 Chris Getz, L (1, 4) OBP: 0.300, SLG: 0.265	B FF 93 C FF 93 F FF 95 X FF 95 1-2 ① F8		C FF 96 B CU 78 F FF 96 X CH 86 1-2 ③ G1-3			1 SAFE 1 SAFE C FF 96 S CH 87 X CU 82 0-2 ② G4-3 1-2		S FF 97 X CU 82 0-1 ② G4-3 2-3		4	0	0	0	0	0	2
53 Melky Cabrera, S (1, 8) OBP: 0.316, SLG: 0.478	S FF 94 F CH 86 B CU 80 X FF 95 1-2 ② G5-3			B CH 84 B CH 84 X FF 93 2-0 ① G4-3		B FF 99 X CH 89 1-0 3B 2-H		X FF 98 0-0 ③ F7		4	0	1	1	0	0	1
4 Alex Gordon, L (1, 7) OBP: 0.352, SLG: 0.473	F FF 92 B CH 86 S CH 87 C CH 87 1-3 ③ K			C CU 80 B CU 80 B FF 95 X CH 86 2-1 ② F9		B FF 98 F FF 98 C CU 81 D CH 88 F FF 98 S CU 82 2-3 ③ K			X FF 93 0-0 35 WP 16 S 1B	4	0	1	0	0	2	1
16 Billy Butler, R (1, 10) OBP: 0.406, SLG: 0.436		B FF 94 B FF 94 B SL 88 F FF 93 C SL 86 F FF 96 B FF 96 4-2 35 F7 BB		B CH 87 X FF 97 1-0 ③ G6-3			B CU 78 B SL 87 F FF 95 B FF 96 B FF 95 4-1 BB		F FF 94 C FS 85 B FF 94 S FF 94 1-3 ① K 1-2	2	0	0	0	2	1	1
21 Jeff Francoeur, R (1, 9) OBP: 0.342, SLG: 0.548		B FF 94 X FF 97 1-0 ① F9	C CU 79 B SL 87 X FF 94 1-1 ① F8				1 SAFE S SL 87 B FF 96 1 SAFE B CU 78 C CU 80 T CU 82 2-2 ① K		B FF 94 X FF 94 1-0 ② F9	4	0	0	0	0	1	3
35 Eric Hosmer, L (1, 3) OBP: 0.387, SLG: 0.600		X FF 96 0-0 ② F7 1-2	C CH 85 S CH 86 B CH 87 B CH 87 C CU 80 2-3 ② K				1 SAFE C FF 99 X CH 88 0-1 ② P4		B FS 86 S FF 95 F FF 94 F FS 87 S FF 95 1-3 ③ K 2-3	4	0	0	0	0	2	3
13 Mike Aviles, R (1, 5) OBP: 0.284, SLG: 0.495		B SL 87 C CU 78 S CU 81 B FF 98 D CU 82 X CU 81 3-2 ③ F7	B FF 95 S SL 88 X SL 88 1-1 ③ G5-3				1 SAFE C FF 97 B SL 88 F CU 83 C CU 81 1-3 ③ K			3	0	0	0	0	1	2
15 Matt Treanor, R (1, 2) OBP: 0.379, SLG: 0.343			C FF 91 F SL 85 C FF 94 0-3 ① K			C FF 96 S FF 97 B SL 88 S SL 89 1-3 ① K		C CU 79 B SL 86 X FF 96 1-1 17 G4-3 2B		3	0	1	0	0	2	0
2 Alcides Escobar, R (1, 6) OBP: 0.259, SLG: 0.273			C FF 94 S CU 78 F CU 81 B SL 86 F SL 88 X CU 80 1-2 ② F8			B CU 81 B FF 98 B SL 89 B FF 98 4-0 17 G4-3 53 3B BB		B FF 96 S SL 88 X CU 81 1-1 ① G5-3		2	1	0	0	1	0	1

	AB	30
	R	1
	H	3
	RBI	1
	BB	3
	SO	9
	LOB	14

Inning Stats																																		
	R: 0	E: 0	K: 1	S: 9	H: 0	LOB: 0	BB: 0	P: 12	R: 0	E: 0	K: 0	S: 8	H: 0	LOB: 1	BB: 1	P: 16	R: 0	E: 0	K: 1	S: 11	H: 0	LOB: 0	BB: 0	P: 13	R: 0	E: 0	K: 0	S: 4	H: 0	LOB: 0	BB: 0	P: 9	R: 0	E: 0	K: 1	S: 7	H: 0	LOB: 0	BB: 0	P: 11
	R: 1	E: 0	K: 2	S: 11	H: 1	LOB: 1	BB: 1	P: 19	R: 0	E: 0	K: 2	S: 9	H: 0	LOB: 1	BB: 1	P: 16	R: 0	E: 0	K: 0	S: 7	H: 1	LOB: 1	BB: 0	P: 9	R: 0	E: 0	K: 2	S: 9	H: 1	LOB: 1	BB: 0	P: 12	1B: 1	2B: 1	3B: 1	HR: 0	SF: 0	SAC: 0	DP: 0	HBP: 0	WP: 1	PB: 0	SB: 1	CS: 0	PA: 33

PITCHER		IP	WLS	BF	H	R	ER	SO	BB	IBB	HBP	BLK	WP	HR	S	P	ERA	WHIP
35 Justin Verlander, R ERA: 2.91	(1, 1)	8.0	W	29	2	1	1	7	3	0	0	0	0	0	66	105	1.12	0.625
46 Jose Valverde, R ERA: 1.59	(9, 1)	1.0	S	4	1	0	0	2	0	0	0	0	1	0	9	12	0.00	1.000

PITCHER		IP	WLS	BF	H	R	ER	SO	BB	IBB	HBP	BLK	WP	HR	S	P	ERA	WHIP

BOTTOM

Kansas City Royals @ Detroit Tigers

Comerica Park, Detroit, MI

Fri May 13 2011, 7:08 PM - 9:30 PM EDT

Att. 33,641 - Partly Cloudy - 77 F

livebaseballscorecards.com

Batter	1	2	3	4	5	6	7	8	9	AB	R	H	RBI	BB	SO	LOB
14 Austin Jackson, R (1, 8) OBP: 0.289, SLG: 0.359	B FF 92 X FF 93 1-0 HR		B FC 87 B KC 77 B FC 88 B FF 93 4-0 26 S 26 1B BB		C FF 90 F SI 92 B SI 93 B FF 95 X SI 93 2-2 ② G6-3		C SL 79 B SL 82 S FF 90 B SL 82 X SL 80 2-2 ② P6			3	1	1	1	1	0	0
20 Scott Sizemore, R (1, 4) OBP: 0.381, SLG: 0.265	C FC 87 F FF 94 X KC 78 0-2 24 G5-4-3 1B		B SI 91 F SI 92 1 SAFE S SI 92 1 SAFE B KC 79 X KC 80 2-2 ① P4		C FF 93 C SI 93 B FF 93 B SL 82 F SI 93 F CH 83 C FF 92 2-3 ③ K		C FF 90 F SL 80 X SL 80 0-2 ③ P4			4	0	1	0	0	1	1
26 Brennan Boesch, L (1, 9) OBP: 0.363, SLG: 0.414 57 Casper Wells, R (9, 9) OBP: 0.319, SLG: 0.395	F FF 94 F FF 95 1 SAFE X SL 85 0-2 ① F7		P PO 79 C KC 78 B SI 93 F SL 82 F SL 82 X FF 92 2-2 ② 1-H 1B			B SL 85 C CH 80 X FF 91 1-1 ① F9		B SL 77 X SL 81 1-0 ① F8		4 0	0 0	1 0	0 0	0 0	0 0	1 0
24 Miguel Cabrera, R (1, 3) OBP: 0.439, SLG: 0.544	F SI 94 X SI 93 0-1 ②③ G5-4-3 1-2f		C KC 79 F SI 93 X FC 88 0-2 ③ F9			B SI 91 F SI 92 B SL 81 F FF 90 X SI 93 2-2 32 G4-3 2B		C FF 90 C FF 90 B SL 82 B SL 79 S SL 78 2-3 ② K		4	0	1	0	0	1	2
41 Victor Martinez, S (1, 10) OBP: 0.394, SLG: 0.559		X FF 92 0-0 32 1B 13 FC4-6 1B		C CH 81 B FF 94 B KC 77 B CH 84 X SI 93 3-1 ① G3		I IN 60 I IN 60 I IN 62 I IN 61 4-0 32 G4-3 IBB		B CU 74 B FF 93 X FF 93 2-0 ③ G6-3		3	1	1	0	1	0	0
32 Don Kelly, L (1, 7) OBP: 0.318, SLG: 0.366		C FF 92 B FC 88 D FC 89 X SI 93 2-1 13 FC4-6 1-3 1B		C KC 75 C KC 80 B SI 93 B SL 82 F SL 83 X KC 77 2-2 ② G3-1		B SI 92 X KC 81 1-0 ② G4-3 1-2 2-3				3	0	1	0	0	0	2
27 Jhonny Peralta, R (1, 6) OBP: 0.360, SLG: 0.492		1 SAFE C KC 80 S SL 87 1 SAFE S SL 87 0-3 ① K		F FF 93 F KC 76 F FF 94 B FC 88 B KC 79 B CH 82 X FC 87 3-2 HR		C FF 91 B FF 92 B FF 94 B FF 89 S SL 85 B SI 94 4-2 BB				2	1	1	1	1	2	2
13 Alex Avila, L (1, 2) OBP: 0.331, SLG: 0.527		B KC 80 S FC 89 1 SAFE X SI 92 1-1 ② FC4-6 1-2f 3-H		C SI 93 F FF 93 F KC 77 B SL 81 F SI 92 B SL 83 S CH 82 2-3 ③ K		B SL 83 B KC 80 X SI 92 2-0 ③ G4-3				3	0	0	1	0	1	4
15 Brandon Inge, R (1, 5) OBP: 0.259, SLG: 0.301		D FC 89 X KC 81 1-0 ③ G1-3			X FF 90 0-0 ① F9		C FF 89 F FF 92 S SL 82 0-3 ① K			3	0	0	0	0	1	1
Inning Stats	R: 1 E: 0 K: 0 S: 9 H: 2 LOB: 0 BB: 0 P: 10	R: 1 E: 0 K: 1 S: 9 H: 2 LOB: 1 BB: 0 P: 13	R: 0 E: 0 K: 0 S: 11 H: 1 LOB: 1 BB: 1 P: 18	R: 1 E: 0 K: 1 S: 15 H: 1 LOB: 0 BB: 0 P: 25	R: 0 E: 0 K: 1 S: 9 H: 0 LOB: 0 BB: 0 P: 13	R: 0 E: 0 K: 0 S: 9 H: 1 LOB: 3 BB: 2 P: 23	R: 0 E: 0 K: 1 S: 9 H: 0 LOB: 0 BB: 0 P: 11	R: 0 E: 0 K: 1 S: 5 H: 0 LOB: 0 BB: 0 P: 10		1B: 4 2B: 1 3B: 0 HR: 2	SF: 0 SAC: 0 DP: 1 HBP: 0				WP: 0 PB: 0 SB: 1 CS: 0	PA: 32	

PITCHER		IP	WLS	BF	H	R	ER	SO	BB	IBB	HBP	BLK	WP	HR	S	P	ERA	WHIP
44 Luke Hochevar, R ERA: 4.87	(1, 1)	6.0	L	26	7	3	3	3	2	1	0	0	0	2	62	102	4.50	1.500
31 Louis Coleman, R ERA: 1.93	(7, 1)	1.2		5	0	0	0	2	0	0	0	0	0	0	13	18	0.00	0.000
55 Tim Collins, L ERA: 3.38	(8, 1)	0.1		1	0	0	0	0	0	0	0	0	0	0	1	3	0.00	0.000

PITCHER	IP	WLS	BF	H	R	ER	SO	BB	IBB	HBP	BLK	WP	HR	S	P	ERA	WHIP

AB	29
R	3
H	7
RBI	3
BB	3
SO	5
LOB	13

Kansas City Royals @ Detroit Tigers

Comerica Park, Detroit, MI

Sat May 14 2011, 4:14 PM - 6:35 PM EDT

Att. 37,647 - Cloudy - 62 F

TOP

livebaseballscorecards.com

Batter	1	2	3	4	5	6	7	8	9	AB	R	H	RBI	BB	SO	LOB
13 Mike Aviles, R (1, 4) OBP: 0.283, SLG: 0.486	C FF 91 B SI 92 C SI 91 F FF 93 B SI 93 X SI 94 2-2 ① G6-3		C SI 92 B FS 86 F FS 87 B FF 94 B SI 94 X FS 87 3-2 ② G4-3			S CU 78 F SI 93 B FF 93 F CU 78 X FF 93 1-2 ① G6-3		C CU 77 S CU 79 B FF 92 X SI 91 1-2 1B		4	0	1	0	0	0	0
53 Melky Cabrera, S (1, 8) OBP: 0.309, SLG: 0.467	C FF 91 F SI 92 B FF 93 X FF 94 1-2 ② G6-3		F SI 93 X SI 92 0-1 ③ L7			C SI 92 F FS 86 B FS 86 B CU 78 S FF 93 2-3 ② K		B SI 90 F SI 89 X SI 90 1-1 ③ G4-3		4	0	0	0	0	1	1
4 Alex Gordon, L (1, 7) OBP: 0.349, SLG: 0.468	B FF 92 B FS 84 B SI 91 C SI 91 X SI 91 3-1 16 FC6-4 1B			B SI 91 B SI 91 F SI 92 S SI 92 X FF 89 2-2 ① F7		C SI 92 B FS 87 B FS 84 B CU 79 X FF 94 3-2 ③ G4-3			C FF 92 B FS 84 F FF 93 F FS 86 S FS 86 1-3 ① K	4	0	1	0	0	1	0
16 Billy Butler, R (1, 10) OBP: 0.402, SLG: 0.438	B SI 90 X SI 91 1-0 ③ FC6-4 1-2f			C SI 92 B FS 88 B SI 93 X FS 88 2-1 2B			X SI 92 0-0 ① G4-3		C FF 94 S FF 94 C FF 93 0-3 ② K	4	0	1	0	0	1	1
21 Jeff Francoeur, R (1, 9) OBP: 0.345, SLG: 0.550		B SI 89 F SI 90 X SI 91 1-1 ① F8		F SI 93 X SI 94 0-1 ② L9			B SI 92 B FS 88 X SI 93 2-0 35 G4-3 2B		S FF 94 B FS 86 B FF 93 F FF 94 F FF 96 B FF 96 B FF 95 4-2 BB	3	0	1	0	1	0	1
35 Eric Hosmer, L (1, 3) OBP: 0.343, SLG: 0.517		X FF 91 0-0 ② G4-3		C SI 92 B SI 92 X FS 85 1-1 ③ F8			B CU 76 C SI 92 B SI 92 X SI 91 2-1 ② G4-3 2-3		X FF 94 0-0 ③ F8	4	0	0	0	0	0	3
24 Wilson Betemit, S (1, 5) OBP: 0.383, SLG: 0.462		C FF 90 B SI 91 F SI 91 X SI 91 1-2 1B			B SI 91 B SI 91 B SI 91 C FF 91 S FF 92 S FF 93 3-3 ① K		X SI 91 0-0 ③ F9			3	0	1	0	0	1	1
3 Brayan Peña, S (1, 2) OBP: 0.277, SLG: 0.304		X SI 91 0-0 ③ P5			F SI 92 B SI 93 B SI 93 F SI 93 X CU 79 2-2 ② G1-3			C SI 90 B CU 77 B SI 91 F SI 89 F SI 92 X SI 92 2-2 ① G4-3		3	0	0	0	0	0	1
2 Alcides Escobar, R (1, 6) OBP: 0.253, SLG: 0.268			B SI 92 X SI 92 1-0 ① G5-3		B SI 92 C SI 92 F SI 94 B FS 86 X SI 93 2-2 ③ G6-3			B SI 90 C SI 91 S CU 78 F FF 92 B CU 77 X SI 91 2-2 ② G5-3		3	0	0	0	0	0	0
Inning Stats	R: 0 E: 0 K: 0 S: 10 H: 1 LOB: 1 BB: 0 P: 17	R: 0 E: 0 K: 0 S: 7 H: 1 LOB: 1 BB: 0 P: 9	R: 0 E: 0 K: 0 S: 6 H: 0 LOB: 0 BB: 0 P: 10	R: 0 E: 0 K: 0 S: 9 H: 1 LOB: 1 BB: 0 P: 14	R: 0 E: 0 K: 1 S: 9 H: 0 LOB: 0 BB: 0 P: 16	R: 0 E: 0 K: 1 S: 10 H: 0 LOB: 0 BB: 0 P: 16	R: 0 E: 0 K: 0 S: 5 H: 1 LOB: 1 BB: 0 P: 9	R: 0 E: 0 K: 0 S: 13 H: 1 LOB: 1 BB: 0 P: 19	R: 0 E: 0 K: 2 S: 11 H: 0 LOB: 1 BB: 1 P: 16	1B: 3 2B: 2 3B: 0 HR: 0 SF: 0 SAC: 0 DP: 0 HBP: 0						

	AB	32
	R	0
	H	5
	RBI	0
	BB	1
	SO	4
	LOB	8

WP: 0 PB: 0 SB: 0 CS: 0 PA: 33

PITCHER		IP	WLS	BF	H	R	ER	SO	BB	IBB	HBP	BLK	WP	HR	S	P	ERA	WHIP
31 Brad Penny, R ERA: 4.11	(1, 1)	8.0	W	29	5	0	0	2	0	0	0	0	0	0	69	110	0.00	0.625
46 Jose Valverde, R ERA: 1.5	(9, 1)	1.0	S	4	0	0	0	2	1	0	0	0	0	0	11	16	0.00	1.000

PITCHER		IP	WLS	BF	H	R	ER	SO	BB	IBB	HBP	BLK	WP	HR	S	P	ERA	WHIP

Batter	1	2	3	4	5	6	7	8	9	AB	R	H	RBI	BB	SO	LOB
14 Austin Jackson, R (1, 8) OBP: 0.288, SLG: 0.357	C SI 81 B CU 68 B SI 84 X CH 75 2-1 25 SH5-3 20 1B 24 1B 1B	C FF 84 F CU 69 B SI 88 X CH 75 1-2 ② G1-3			B CH 74 C SI 86 B SI 81 X CH 75 2-1 ① G5-3		B SI 85 S CH 73 S CH 75 B SI 89 S CU 67 2-3 ② K2-3			4	1	1	0	0	1	0
20 Scott Sizemore, R (1, 4) OBP: 0.391, SLG: 0.289	X SI 86 0-0 24 1B 25 SH5-3 41 1B 1-2 1B	B CU 68 B CH 74 S SI 80 X SI 81 2-1 ③ G6-3			B SI 87 C CH 75 B SI 86 X SI 81 2-1 25 FC5-4 1B		B SI 88 B CH 74 F SI 83 B CH 76 F SI 84 X SI 86 3-2 ③ G5-3			4	1	2	0	0	0	0
25 Ryan Raburn, R (1, 7) OBP: 0.255, SLG: 0.366	B SI 86 X SI 82 1-0 ① SH5-3 1-2 2-3		B CH 75 X SI 81 1-0 ① P4		B SI 85 B CH 76 X SI 84 2-0 ② FC5-4 24 FC6-4 1-2f			B CU 67 S CH 76 B SI 86 X CH 76 2-1 ① F8		3	0	0	0	0	0	1
24 Miguel Cabrera, R (1, 3) OBP: 0.440, SLG: 0.540	X CH 76 0-0 41 1B 27 1B 2-3 3-H 1B		B CH 76 C SI 86 B CU 67 F SI 87 F SI 85 B SI 87 B CH 76 4-2 27 FC6-4 BB		X CU 70 0-0 ③ FC6-4 1-2f			B SI 86 C CU 72 S SI 86 F SI 89 C SI 87 1-3 ② K		3	1	1	1	1	1	1
41 Victor Martinez, S (1, 2) OBP: 0.389, SLG: 0.546	X SI 84 0-0 27 1B 1-3 3-H 1B		B SI 84 C SI 84 S SI 82 B SI 87 X CH 76 2-2 ② L8			B CH 75 F SI 81 C CU 69 B SI 86 X CU 69 2-2 ① G6-3		B SI 82 C SI 87 F SI 89 F SI 86 B CU 66 F CU 66 B SI 86 X CH 76 3-2 ③ G6-3		4	0	1	1	0	0	1
27 Jhonny Peralta, R (1, 6) OBP: 0.366, SLG: 0.504	C CU 68 B SI 84 B CH 76 X CH 78 2-1 1-2 3-H 1B		1 SAFE C CU 67 B SI 85 X SI 84 1-1 ③ FC6-4 1-2f			B SI 87 B CH 75 X CH 77 2-0 26 G4-3 2B				3	0	2	1	0	0	1
26 Brennan Boesch, L (1, 10) OBP: 0.356, SLG: 0.405	C CH 77 B SI 86 X CH 77 1-1 ② P6			B CU 68 X CH 77 1-0 ① P6		X CU 70 0-0 ② G4-3 2-3				3	0	0	0	0	0	3
57 Casper Wells, R (1, 9) OBP: 0.300, SLG: 0.370	F SI 86 S CH 76 D CH 77 F SI 85 F CU 68 C SI 86 1-3 ③ K			X CU 68 0-0 ② F8		X SI 86 0-0 ③ F9				3	0	0	0	0	1	3
15 Brandon Inge, R (1, 5) OBP: 0.254, SLG: 0.294		B CU 68 S CH 76 F SI 86 F CU 68 B SI 85 X SI 81 2-2 ① F9		C SI 87 F SI 86 B SI 86 S CU 67 1-3 ③ K			C CU 67 X SI 84 0-1 ① P6			3	0	0	0	0	1	0
Inning Stats	R: 3 E: 0 K: 1 S: 15 H: 5 LOB: 2 BB: 0 P: 22	R: 0 E: 0 K: 0 S: 9 H: 0 LOB: 0 BB: 0 P: 14	R: 0 E: 0 K: 0 S: 9 H: 0 LOB: 1 BB: 1 P: 17	R: 0 E: 0 K: 1 S: 5 H: 0 LOB: 0 BB: 0 P: 7	R: 0 E: 0 K: 0 S: 6 H: 1 LOB: 1 BB: 0 P: 12	R: 0 E: 0 K: 0 S: 6 H: 1 LOB: 1 BB: 0 P: 10	R: 0 E: 0 K: 1 S: 8 H: 0 LOB: 0 BB: 0 P: 13	R: 0 E: 0 K: 1 S: 11 H: 0 LOB: 0 BB: 0 P: 17		1B: 6 2B: 1 3B: 0 HR: 0 SF: 0 SAC: 1 DP: 0 HBP: 0						

PITCHER	IP	WLS	BF	H	R	ER	SO	BB	IBB	HBP	BLK	WP	HR	S	P	ERA	WHIP
26 Jeff Francis, L (1, 1) ERA: 4.83	8.0	L	32	7	3	3	4	1	0	0	0	0	0	69	112	3.38	1.000

PITCHER	IP	WLS	BF	H	R	ER	SO	BB	IBB	HBP	BLK	WP	HR	S	P	ERA	WHIP

BOTTOM

Kansas City Royals @ Detroit Tigers

Comerica Park, Detroit, MI

Sat May 14 2011, 4:14 PM - 6:35 PM EDT

Att. 37,647 - Cloudy - 62 F

livebaseballscorecards.com

AB	30
R	3
H	7
RBI	3
BB	1
SO	4
LOB	10

WP: 0 PA: 32
PB: 0
SB: 0
CS: 0

Cleveland Indians @ Kansas City Royals

Kauffman Stadium, Kansas City, MO

Mon May 16 2011, 7:11 PM - 10:13 PM CDT

Att. 12,242 - Clear - 69 F

TOP

livebaseballscorecards.com

Batter	1	2	3	4	5	6	7	8	9	AB	R	H	RBI	BB	SO	LOB
23 Michael Brantley, L (1, 8) OBP: 0.383, SLG: 0.437	C FF 92 B FF 91 B CH 83 B FF 93 B FF 93 4-1 13 FC3-6 BB	C FF 90 B CH 87 X SI 91 1-1 13 G3 2-3 3-H 1B		0 CH 86 4-0 0 FF 93 0 FF 91 0 FF 92 17 F8 13 1B 48 2B 1-2 BB B KC 80 1-1 F FF 90 X FF 90 1-H 3-H HR	X FF 96 0-0 F8 ③		C FF 94 D CH 84 F FF 94 X CU 76 1-2 G4-6-3 ② ③ 1-2f			4	2	2	4	2	0	2
13 Asdrúbal Cabrera, S (1, 6) OBP: 0.352, SLG: 0.484	B SI 92 B SI 91 1 SAFE C FF 90 B FF 93 X FF 91 3-1 ① FC3-6 41 BB 17 S 20 1B 1-2f	X SI 90 0-0 ② G3 1-2		0 FF 92 2-0 X CH 88 X FF 90 41 S 48 2B 1-2 2-H 1B C FF 91 F CH 86 F FF 93 S SL 83 0-3 ③ K		B FF 95 C FF 94 C FF 96 X KC 80 1-2 17 1B 47 2B 2B		C FF 91 B FF 90 B FC 90 F FF 92 C FF 92 2-3 ① K		6	3	2	1	0	2	3
17 Shin-Soo Choo, L (1, 9) OBP: 0.308, SLG: 0.362	B SI 90 1 SAFE C CH 81 B CH 86 F FC 85 B SI 88 B SI 89 4-2 41 BB 20 1B 1-2 BB	C FF 92 X FF 93 0-1 ③ L4		B FF 92 B FF 92 F FF 91 S FF 93 X FF 93 2-2 ② F8 2-3	B FF 89 F FF 91 B SL 83 X FF 91 2-1 ① F7	B FF 95 C FF 96 C KC 79 B FF 95 X FF 95 3-2 47 2B 2-3 1B		S FF 93 F FF 93 B FF 92 X CH 85 1-2 2B		5	2	2	0	1	0	4
41 Carlos Santana, S (1, 2) OBP: 0.357, SLG: 0.389 (7, 3)	B CH 81 B CH 82 S SI 89 B FF 90 B FF 89 4-1 20 1B 1-2 2-3 BB	L FF 90 B SL 85 B SL 86 B FF 90 F SI 91 F SI 91 F SI 93 B SI 91 4-2 28 WP 20 S BB	C FF 92 1 SAFE F KC 80 1 SAFE B FF 93 B FF 93 B SL 84 B SL 85 4-2 48 2B 1-2 BB	B KC 80 B FF 91 S CH 84 X CH 84 2-1 20 1B 28 1B 2B	C FF 96 S FF 96 B FF 97 F FF 96 B KC 78 F FF 96 F FF 94 B KC 79 X FF 95 3-2 ① P4		C FC 92 X FC 91 0-1 ② F8		3	2	1	0	3	0	3
48 Travis Hafner, L (1, 10) OBP: 0.407, SLG: 0.532 47 Shelley Duncan, R (6, PH) OBP: 0.286, SLG: 0.426 (6, 10)	C SI 91 B FF 92 C SL 86 0-3 ② K	B FF 94 B FF 93 1 SAFE C FF 92 F FF 94 F FF 93 B SL 84 F FF 93 1 SAFE 3-2 ① F SI 84 X FF 94 F9	S SL 84 F SL 84 B FF 92 B FF 93 X FF 93 2-2 20 1B 1-H 2-H 3-H 2B	B SI 91 B FF 92 B FF 91 B SI 91 4-0 28 1B 20 1B 7 2B BB	S FF 96 F FF 96 B KC 78 B FF 96 X FF 96 2-2 1-H 3-H 2B		B FF 92 C FC 91 C SL 79 F FF 93 C FF 93 1-3 ③ K		3	2	1	3	1	1	4
20 Orlando Cabrera, R (1, 4) OBP: 0.307, SLG: 0.371 8 Adam Everett, R (6, PH) OBP: 0.400, SLG: 0.308 (6, 4)	L SI 92 S SI 93 X SI 93 0-2 ③ 1-3 2-H 3-H 1B	S SL 84 D SL 85 F SI 93 B FF 94 S SL 84 2-3 ② K 1-2	F FF 92 X FF 93 0-1 28 1B 7 2B 2-H 1B	X SL 82 0-0 28 1B 7 2B 1-2 2-3 1B	F FF 96 F FF 96 B KC 78 F KC 78 X FF 95 1-2 ② F9		X FF 91 0-0 ① P5		4	2	3	3	0	1	1
										2	0	0	0	0	0	1
28 Travis Buck, L (1, 7) OBP: 0.306, SLG: 0.371	B SI 91 S SI 92 X SI 91 1-1 9 SH1-3 7 BB 23 1B 1B	F CH 87 B FF 93 B SL 84 X CH 87 2-1 ③ G3 2-3	C SI 91 B CH 86 X CH 86 1-1 7 2B 1-2 1B	F CH 84 X CH 84 0-1 7 2B 9 G6-3 1-2 2-3 3-H 1B	B KC 78 C FF 94 X FF 96 1-1 ③ G6-3		C FF 90 S CH 82 X SL 81 0-2 ② G1-3		6	3	3	1	0	0	2
7 Matt LaPorta, R (1, 3) OBP: 0.354, SLG: 0.487 6 Lou Marson, R (7, 2) OBP: 0.342, SLG: 0.441	B SI 92 F SI 91 B KC 82 B SI 91 B SI 92 4-1 23 1B 9 SH1-3 1-2 BB	X FF 91 0-0 9 FC4-8 1B X SL 83 0-0 9 1B 23 HR 1-H 2-H 2B	S FF 95 S FF 95 D KC 79 X FF 95 1-2 9 G6-3 1-3 2-H 3-H 2B		C FF 93 B CH 82 S CH 83 B FF 94 F FF 93 B CH 83 X FF 93 3-2 23 G4-6-3 1B		C SL 79 C SL 81 B FF 91 B SL 80 F FF 91 B FF 92 F FF 91 X FF 92 3-2 ③ F8		4	1	4	4	1	0	0
										1	0	0	0	0	0	0
9 Jack Hannahan, L (1, 5) OBP: 0.331, SLG: 0.391	X FF 91 0-0 ① SH1-3 1-2 2-3	C SI 91 X KC 79 X FF 92 1-1 ① FC4-6 23 BB 13 1B 1-2f 9 FF 93 F FF 91 B FF 91 X CH 86 2-1 23 HR 2-3 1B	C FF 95 C KC 79 F KC 78 B KC 78 X FF 97 1-2 ② G6-3 2-3 3-H		X FF 93 0-0 ① F7				4	2	1	1	0	0	3

Inning Stats																								
	R: 2	H: 1	R: 1	H: 2	R: 0	H: 0	R: 10	H: 8	R: 4	H: 4	R: 2	H: 3	R: 0	H: 1	R: 0	H: 1	R: 0	H: 0	1B: 12	SF: 0	WP: 1	PA: 53
	E: 0	LOB: 2	E: 0	LOB: 2	E: 0	LOB: 1	E: 0	LOB: 0	E: 0	LOB: 1	E: 0	LOB: 0	E: 0	LOB: 1	E: 0	LOB: 0	E: 0	LOB: 0	2B: 7	SAC: 1	PB: 0	
	K: 1	BB: 3	K: 0	BB: 1	K: 1	BB: 1	K: 1	BB: 2	K: 0	BB: 1	K: 0	BB: 0	K: 0	BB: 0	K: 2	BB: 0	K: 0	BB: 0	3B: 0	DP: 1	SB: 3	
	S: 12	P: 27	S: 9	P: 15	S: 15	P: 26	S: 25	P: 44	S: 15	P: 25	S: 21	P: 32	S: 8	P: 12	S: 12	P: 16	S: 9	P: 12	HR: 1	HBP: 0	CS: 0	

PITCHER		IP	WLS	BF	H	R	ER	SO	BB	IBB	HBP	BLK	WP	HR	S	P	ERA	WHIP
34 Kyle Davies, R ERA: 7.46	(1, 1)	0.1	L	4	0	2	2	0	3	0	0	0	0	0	6	21	54.00	9.000
47 Nate Adcock, R ERA: 2.16	(1, 1)	1.2		9	3	1	1	1	2	0	0	0	0	0	19	29	5.40	3.000
32 Vin Mazzaro, R ERA: 22.74	(3, 1)	2.1		21	11	14	14	2	3	0	0	0	1	1	43	77	54.00	6.000
41 Jeremy Jeffress, R ERA: 3.6	(5, 1)	1.2		9	4	2	2	0	0	0	0	0	0	0	29	42	10.80	2.400
55 Tim Collins, L ERA: 3.22	(7, 1)	1.0		3	1	0	0	0	0	0	0	0	0	0	8	12	0.00	1.000

PITCHER		IP	WLS	BF	H	R	ER	SO	BB	IBB	HBP	BLK	WP	HR	S	P	ERA	WHIP
48 Joakim Soria, R ERA: 4.02	(8, 1)	1.0		4	1	0	0	2	0	0	0	0	0	0	12	16	0.00	1.000
31 Louis Coleman, R ERA: 1.74	(9, 1)	1.0		3	0	0	0	0	0	0	0	0	0	0	9	12	0.00	0.000

AB	44
R	19
H	20
RBI	19
BB	8
SO	5
LOB	24

BOTTOM

Batter	1	2	3	4	5	6	7	8	9	AB	R	H	RBI	BB	SO	LOB
13 Mike Aviles, R (1, 4) (6, 6) OBP: 0.274, SLG: 0.470	C FF 87 B FC 84 X FC 84 1-1 G6-3 ①		B FC 84 X FC 84 1-0 F9 ③		C FF 89 S FF 89 D FC 85 F FC 86 B FF 90 X FC 84 2-2 F9 ③			B SI 91 S FF 89 F FC 87 X FC 88 1-2 F8 ②		4	0	0	0	0	0	3
53 Melky Cabrera, S (1, 8) OBP: 0.305, SLG: 0.461 1 Jarrod Dyson, L (6, 8) OBP: 0.296, SLG: 0.174	F FF 88 B FF 89 B CH 80 B FF 87 C FF 87 X FF 89 3-2 F8 ②			F FF 85 B SI 86 C FC 83 X CH 86 1-2 F7 ①		B FF 85 X FF 85 1-0 L3 ①		X SI 92 0-0 G5-3 ③		2 2	0 0	0 0	0 0	0 0	0 0	0 0
4 Alex Gordon, L (1, 7) OBP: 0.347, SLG: 0.475	B FF 85 X CH 78 1-0 G4-3 ③			X CH 85 0-0 16 G4-3 3B		B FC 83 B FF 86 X SI 85 2-0 P6 ②			B FF 92 X FF 93 1-0 L3 ①	4	1	1	0	0	0	0
16 Billy Butler, R (1, 10) OBP: 0.399, SLG: 0.440		C FF 86 C FF 87 X CU 75 0-2 G4-3 ①		B FF 86 B FC 83 S FC 83 F FC 84 X CU 75 2-2 G4-3 3-H ②		X FF 87 0-0 2B			X FF 94 0-0 F8 ②	4	0	1	1	0	0	0
21 Jeff Francoeur, R (1, 9) OBP: 0.341, SLG: 0.543 12 Mitch Maier, L (6, 9) OBP: 0.500, SLG: 0.538		B FC 84 B FC 86 B FF 88 C FF 90 X FC 86 3-1 F7 ②		C FF 88 S FF 89 B FC 85 B CU 75 X FF 89 2-2 F8 ③		C CH 86 B CH 80 F FF 86 B FC 85 B FF 87 X FF 86 3-2 F8 ③			C FF 94 H FF 92 1-1 HBP	2 1	0 0	0 0	0 0	0 0	0 0	0 1
35 Eric Hosmer, L (1, 3) OBP: 0.333, SLG: 0.515		C FF 89 F FF 90 X CU 75 0-2 G1-3 ③			F FF 85 B CH 79 X FC 84 1-1 24 1B 2B		X FF 89 0-0 P6 ①		S SI 93 S FF 93 T FF 94 0-2 K ③	4	0	1	0	0	1	1
24 Wilson Betemit, S (1, 5) OBP: 0.382, SLG: 0.458			C FF 86 X FC 83 0-1 G3 ①		F CH 86 B FF 86 F FF 86 D CU 74 X FF 87 2-2 2-3 1B		B SI 89 F SI 90 F CH 82 B FF 89 X CH 82 2-2 G3 ②			3	0	1	0	0	0	0
15 Matt Treanor, R (1, 2) OBP: 0.386, SLG: 0.366 3 Brayan Peña, S (5, PH) OBP: 0.269, SLG: 0.293 (6, 2)			C FF 87 F FF 88 X CU 74 0-2 2B		F CH 85 F CH 82 F CU 75 F CU 74 S FC 84 0-3 K ①		C SI 90 S CU 71 B SI 90 B CU 73 X FF 90 2-2 G1-3 ③			1 2	0 0	1 0	0 0	0 0	0 1	0 2
2 Alcides Escobar, R (1, 6) OBP: 0.252, SLG: 0.266 17 Chris Getz, L (5, PH) OBP: 0.295, SLG: 0.261 (6, 4)			C FC 83 F FF 86 D FC 84 F FF 88 X FF 88 1-2 L4 ②		X SI 87 0-0 P5 ②			C SI 90 X FC 89 0-1 L6 ①		1 2	0 0	0 0	0 0	0 0	0 0	1 2
Inning Stats	R: 0 E: 0 K: 0 S: 6 H: 0 LOB: 0 BB: 0 P: 11	R: 0 E: 0 K: 0 S: 8 H: 0 LOB: 0 BB: 0 P: 11	R: 0 E: 0 K: 0 S: 10 H: 1 LOB: 1 BB: 0 P: 12	R: 1 E: 0 K: 0 S: 10 H: 1 LOB: 0 BB: 0 P: 15	R: 0 E: 0 K: 1 S: 15 H: 2 LOB: 2 BB: 0 P: 20	R: 0 E: 0 K: 0 S: 6 H: 1 LOB: 1 BB: 0 P: 12	R: 0 E: 0 K: 0 S: 7 H: 0 LOB: 0 BB: 0 P: 11	R: 0 E: 0 K: 0 S: 6 H: 0 LOB: 0 BB: 0 P: 7	R: 0 E: 0 K: 1 S: 6 H: 0 LOB: 1 BB: 0 P: 8	1B: 1 2B: 3 3B: 1 HR: 0	SF: 0 SAC: 0 DP: 0 HBP: 1		WP: 0 PB: 0 SB: 0 CS: 0	PA: 33		

PITCHER		IP	WLS	BF	H	R	ER	SO	BB	IBB	HBP	BLK	WP	HR	S	P	ERA	WHIP
43 Josh Tomlin, R ERA: 2.56	(1, 1)	6.0	W	23	5	1	1	1	0	0	0	0	0	0	55	81	1.50	0.833
39 Justin Germano, R ERA: 5.68	(7, 1)	1.0		3	0	0	0	0	0	0	0	0	0	0	7	11	0.00	0.000
37 Chad Durbin, R ERA: 5.74	(8, 1)	1.0		3	0	0	0	0	0	0	0	0	0	0	6	7	0.00	0.000
52 Vinnie Pestano, R ERA: 1.72	(9, 1)	1.0		4	0	0	0	1	0	0	1	0	0	0	6	8	0.00	0.000

PITCHER	IP	WLS	BF	H	R	ER	SO	BB	IBB	HBP	BLK	WP	HR	S	P	ERA	WHIP

Cleveland Indians @ Kansas City Royals

Kauffman Stadium, Kansas City, MO

Mon May 16 2011, 7:11 PM - 10:13 PM CDT

Att. 12,242 - Clear - 69 F

livebaseballscorecards.com

AB	32
R	1
H	5
RBI	1
BB	0
SO	2
LOB	10

Cleveland Indians @ Kansas City Royals

Kauffman Stadium, Kansas City, MO

Tue May 17 2011, 7:11 PM - 10:12 PM CDT

Att. 17,712 - Clear - 65 F

TOP

livebaseballscorecards.com

Batter	1	2	3	4	5	6	7	8	9	AB	R	H	RBI	BB	SO	LOB
23 Michael Brantley, L (1, 8) OBP: 0.377, SLG: 0.439	B FF 90 C FF 91 C SL 80 B FF 92 X FF 91 2-2 13 SH5-3 48 2B 2B	C CU 69 T SL 81 F SL 81 X SL 79 0-2 ③ L9		C SL 76 B SL 77 X CH 74 1-1 ② SF8 3-H		B FF 89 X FF 93 1-0 ③ G3			C SI 95 B FF 97 C KC 81 S SL 86 1-3 ① K	4	1	1	1	0	1	0
13 Asdrúbal Cabrera, S (1, 6) OBP: 0.350, SLG: 0.497	C CU 70 X SI 91 0-1 ① SH5-3 2-3		F FF 90 F CU 68 F CH 76 B SI 93 F CH 76 X SL 77 1-2 ① F7	B CU 69 C SL 76 S SL 78 F SI 93 B SI 93 X SL 79 2-2 ③ G4-3			B FF 91 B FF 91 B FF 91 C FF 89 X FF 91 3-1 HR		B KC 82 B FF 96 C SI 96 S SI 95 B FF 96 X SI 95 3-2 ② G4-3	4	1	1	1	0	0	2
17 Shin-Soo Choo, L (1, 9) OBP: 0.316, SLG: 0.362	B SI 93 H SI 92 2-0 41 BB 48 2B HBP		B CU 70 F FF 93 B FF 93 X SI 93 2-1 41 FC4-6 1B		X FF 90 0-0 ① F8		B FF 92 C CU 80 B FF 91 B FF 91 B FF 92 4-1 48 FC3-6 41 1B BB		B FF 96 F FF 95 S SL 86 C SL 85 1-3 ③ K	3	1	1	0	1	1	0
41 Carlos Santana, S (1, 2) OBP: 0.367, SLG: 0.419	1 SAFE P PO 85 B CU 71 D CH 76 B FF 92 4-0 48 2B 1-2 BB		B CU 69 1 SAFE B FF 91 S SI 89 X FF 91 2-1 ② FC4-6 1-2f		B SI 91 C FF 90 B CU 69 B SI 93 X SI 90 3-1 HR		B CU 79 X FF 92 1-0 48 FC3-6 1-2 1B			3	2	2	1	1	0	1
48 Travis Hafner, L (1, 10) OBP: 0.409, SLG: 0.549	X FF 92 0-0 1-H 2-H 3-H 2B		1 SAFE C CU 69 B CU 69 B SI 92 F CH 74 B SI 93 X SL 78 3-2 ③ F8		B SL 78 B SI 92 F SI 92 X SI 92 2-1 28 1B 2B		C SI 89 D CU 81 C CU 80 X FF 92 1-2 ① FC3-6 20 G4-6-3 1-2f 2-3			4	1	2	3	0	0	3
20 Orlando Cabrera, R (1, 4) OBP: 0.305, SLG: 0.367	C SL 79 X SL 79 0-1 ② F8			C FF 91 X SI 91 0-1 9 1B 7 BB 23 SF8 1B	B SI 93 X SL 76 1-0 ② F7		B SL 78 X SL 78 1-0 ② ③ G4-6-3 1-2f			4	1	1	0	0	0	4
28 Travis Buck, L (1, 7) OBP: 0.300, SLG: 0.359	B CU 71 C CH 77 B SL 80 F SI 91 S CH 78 2-3 ③ K			B CU 68 B FF 91 C FF 88 1 SAFE 1 SAFE F SI 90 X FF 92 2-2 ① F7	S CH 75 B CH 74 X SL 78 1-1 ③ 2-H 1B			B FF 96 F FF 96 X FF 96 1-1 ① P5		4	0	1	1	0	1	2
7 Matt LaPorta, R (1, 3) OBP: 0.351, SLG: 0.474		C SL 78 F FF 91 B SL 80 S SI 92 1-3 ① K		1 SAFE F SL 76 C CH 74 1 SAFE B FF 92 B CH 76 B SL 78 1 SAFE F SI 92 4-2 B SI 92 9 1B 1-2 BB		X FF 92 0-0 ① F9		X SL 90 0-0 ② F9		3	0	0	0	1	1	0
9 Jack Hannahan, L (1, 5) OBP: 0.328, SLG: 0.386		C CU 70 B CH 78 S CH 78 F FF 93 B FF 95 B CU 69 X SI 93 3-2 ② G3		B CU 67 B FF 90 X FF 90 2-0 1-2 2-3 1B		B FF 93 C FF 92 X CU 81 1-1 ② G6-3		C SI 96 B SL 90 F SL 88 B FF 96 F FF 96 F SL 89 X FF 96 3-2 ③ G4-3		4	0	1	0	0	0	0
Inning Stats	R: 3 H: 2 E: 0 LOB: 1 K: 1 BB: 1 S: 12 P: 21	R: 0 H: 0 E: 0 LOB: 0 K: 1 BB: 0 S: 11 P: 15	R: 0 H: 1 E: 0 LOB: 1 K: 0 BB: 0 S: 12 P: 20	R: 1 H: 2 E: 0 LOB: 2 K: 0 BB: 1 S: 15 P: 26	R: 2 H: 3 E: 0 LOB: 1 K: 0 BB: 0 S: 8 P: 15	R: 0 H: 0 E: 0 LOB: 0 K: 0 BB: 0 S: 4 P: 6	R: 1 H: 2 E: 0 LOB: 1 K: 0 BB: 1 S: 8 P: 18	R: 0 H: 0 E: 0 LOB: 0 K: 0 BB: 0 S: 8 P: 12	R: 0 H: 0 E: 0 LOB: 0 K: 2 BB: 0 S: 9 P: 14	1B: 5 SF: 1 2B: 3 SAC: 1 3B: 0 DP: 1 HR: 2 HBP: 1						

	AB	33
	R	7
	H	10
	RBI	7
	BB	3
	SO	4
	LOB	12

PITCHER		IP	WLS	BF	H	R	ER	SO	BB	IBB	HBP	BLK	WP	HR	S	P	ERA	WHIP
37 Sean O'Sullivan, R ERA: 4.65	(1, 1)	5.0	L	25	8	6	6	2	2	0	1	0	0	1	58	97	10.80	2.000
61 Everett Teaford, L ERA: 6.75	(6, 1)	1.1		7	2	1	1	0	1	0	0	0	0	1	11	22	6.75	2.250
31 Louis Coleman, R ERA: 1.64	(7, 1)	0.2		1	0	0	0	0	0	0	0	0	0	0	1	2	0.00	0.000
38 Blake Wood, R ERA: 3.31	(8, 1)	1.0		3	0	0	0	0	0	0	0	0	0	0	8	12	0.00	0.000
43 Aaron Crow, R ERA: 0.89	(9, 1)	1.0		3	0	0	0	2	0	0	0	0	0	0	9	14	0.00	0.000

PITCHER	IP	WLS	BF	H	R	ER	SO	BB	IBB	HBP	BLK	WP	HR	S	P	ERA	WHIP

Cleveland Indians @ Kansas City Royals

Kauffman Stadium, Kansas City, MO

Tue May 17 2011, 7:11 PM - 10:12 PM CDT

Att. 17,712 - Clear - 65 F

livebaseballscorecards.com

BOTTOM

Batter	1	2	3	4	5	6	7	8	9	AB	R	H	RBI	BB	SO	LOB
13 Mike Aviles, R (1, 4) OBP: 0.271, SLG: 0.454	C FF 95 F FF 95 F SI 93 B FF 95 S CU 81 1-3 ① K		T FF 93 F FF 93 B FF 93 X CU 80 1-2 ① G6-3		F SI 94 B CU 80 B CU 77 S SI 92 X SI 94 2-2 ② F9		B SL 80 C FF 92 F SI 91 F SL 83 X SL 81 1-2 ① F4		B FF 94 B FF 94 C FF 94 B FF 94 B FF 94 4-1 53 1B 1-2 BB	4	0	0	0	1	1	3
53 Melky Cabrera, S (1, 8) OBP: 0.313, SLG: 0.462	C FF 95 B SI 94 B FF 94 X FF 93 2-1 4 S 1B		X CH 86 0-0 ② G4-3		B FF 92 B FF 90 C FF 91 B FF 91 B FF 91 4-1 1-2 BB		C FF 92 B SL 83 C FF 92 X SL 84 1-2 ② F8		C FF 95 D FF 94 C FF 94 B SL 83 B FF 93 F FF 94 X FF 93 3-2 4 DI 1-3 2-H 1B	4	0	2	1	1	0	2
4 Alex Gordon, L (1, 7) OBP: 0.343, SLG: 0.463	C SI 94 B SI 94 B CU 80 B FF 93 F FF 93 S CH 86 3-3 ② K 1-2		B SI 94 S CH 85 B SI 94 S CH 85 F FF 94 F CH 86 F FF 93 B CU 81 B CH 86 4-2 BB		S CH 84 B CH 85 F FF 93 B CH 86 T CH 87 2-2 ③ K		B FF 93 C FF 93 B FF 93 2 SAFE 2-1 ③ PO 2-3	C FF 91 B FF 92 F SL 84 S FF 94 1-3 ① K	C FF 94 S SL 83 B SL 84 X SL 83 1-2 ③ G3 1-2	4	0	0	0	1	3	5
16 Billy Butler, R (1, 10) OBP: 0.395, SLG: 0.431	B FF 95 X FF 93 1-0 ③ F8		B SI 93 1 SAFE 1 SAFE B SI 92 C SI 93 C SI 92 X FF 94 2-2 ③ G3			C FF 93 B CU 79 B FF 93 X SI 92 2-1 ① F9		C FF 92 B FF 93 B FF 92 B FF 93 4-1 BB		3	0	0	0	1	0	2
21 Jeff Francoeur, R (1, 9) OBP: 0.339, SLG: 0.542		F FF 94 B FF 94 B SI 93 C CH 87 B FF 95 X FF 94 3-2 ① G5-3		B CH 83 C SI 91 F CH 84 B SI 91 S CU 78 2-3 ① K		X SI 93 0-0 35 1B 2B		C FF 92 X FF 92 0-1 ② P3		4	1	1	0	0	1	1
35 Eric Hosmer, L (1, 3) OBP: 0.349, SLG: 0.568		B FF 95 X SI 94 1-0 15 1B 3B		B CH 85 B FF 92 F SI 92 X SI 92 2-1 ② G4-3		C FF 84 X FF 84 0-1 24 CS 2-H 1B		B FF 92 C FF 92 S FF 94 F FF 93 X SL 85 1-2 ③ G3-1		4	1	2	1	0	0	1
24 Wilson Betemit, S (1, 5) OBP: 0.378, SLG: 0.445		X FF 94 0-0 ② G1-3		X FF 92 0-0 ③ G6-3		C FF 90 B CH 83 F FF 89 B FF 84 S FF 86 2-3 ② ③ K2-3 1-2			B FF 94 B FF 94 C FF 95 C FF 94 B FF 95 B FF 93 4-2 15 FC5-4 BB	3	0	0	0	1	1	2
15 Matt Treanor, R (1, 2) OBP: 0.391, SLG: 0.365		B FF 96 X FF 93 1-0 3-H 1B	C SI 92 B CU 80 X FF 93 1-1 ① F9				B FF 91 B SI 90 B SI 89 C FF 90 B SI 90 4-1 4 PO 2 BB BB		C FF 95 X FF 94 0-1 ① FC5-4 13 BB 53 1B 1-2f	3	1	1	1	1	0	1
2 Alcides Escobar, R (1, 6) OBP: 0.258, SLG: 0.267		B FF 94 F SI 91 F CH 85 B CU 80 F FF 94 F FF 93 F CH 85 S CH 87 2-3 ③ K2-3	B FF 93 F SI 92 S SL 83 F CU 80 F FF 94 F CU 81 F SI 93 F CH 85 X SI 92 1-2 53 BB 1B				B FF 91 B SL 80 B FF 91 B SI 89 4-0 1-2 BB		C FF 95 F FF 94 B FF 95 S FF 94 1-3 ② K	3	0	1	0	1	2	2
Inning Stats	R: 0 H: 1 E: 0 LOB: 1 K: 2 BB: 0 S: 10 P: 17	R: 1 H: 2 E: 0 LOB: 1 K: 1 BB: 0 S: 12 P: 19	R: 0 H: 0 E: 0 LOB: 1 K: 0 BB: 1 S: 12 P: 19	R: 0 H: 0 E: 0 LOB: 0 K: 1 BB: 0 S: 6 P: 10	R: 0 H: 1 E: 0 LOB: 2 K: 1 BB: 1 S: 17 P: 27	R: 1 H: 2 E: 0 LOB: 0 K: 1 BB: 0 S: 8 P: 12	R: 0 H: 0 E: 0 LOB: 1 K: 0 BB: 2 S: 9 P: 21	R: 0 H: 0 E: 0 LOB: 1 K: 1 BB: 1 S: 11 P: 17	R: 1 H: 1 E: 0 LOB: 2 K: 1 BB: 2 S: 15 P: 28	1B: 5 SF: 0 2B: 1 SAC: 0 3B: 1 DP: 0 HR: 0 HBP: 0						

	AB	32
	R	3
	H	7
	RBI	3
	BB	7
	SO	8
	LOB	19

WP: 0 PA: 40
PB: 0
SB: 1
CS: 1

PITCHER		IP	WLS	BF	H	R	ER	SO	BB	IBB	HBP	BLK	WP	HR	S	P	ERA	WHIP
59 Carlos Carrasco, R ERA: 5.03	(1, 1)	5.1	W	23	5	2	2	5	2	0	0	0	0	0	60	97	3.38	1.312
53 Rafael Perez, L ERA: 1.2	(6, 1)	0.2		2	1	0	0	1	0	0	0	0	0	0	5	7	0.00	1.500
38 Joe Smith, R ERA: 2.89	(7, 1)	0.1		3	0	0	0	0	2	0	0	0	0	0	5	14	0.00	6.000
49 Tony Sipp, L ERA: 1.37	(7, 1)	1.2		5	0	0	0	1	1	0	0	0	0	0	15	24	0.00	0.600
54 Chris Perez, R ERA: 3.18	(9, 1)	1.0		6	1	1	1	1	2	0	0	0	0	0	15	28	9.00	3.000

PITCHER	IP	WLS	BF	H	R	ER	SO	BB	IBB	HBP	BLK	WP	HR	S	P	ERA	WHIP

Texas Rangers @ Kansas City Royals

Kauffman Stadium, Kansas City, MO

Wed May 18 2011, 7:12 PM - 11:03 PM CDT

Att. 13,789 - Partly Cloudy - 63 F

livebaseballscorecards.com

Batter	1	2	3	4	5	6	7	8	9	10	11	AB	R	H	RBI	BB	SO	LOB
9 Endy Chavez, L (1, 9) OBP: 0.417, SLG: 0.429	C FF 96 S FF 97 B CU 78 F CU 78 B FF 96 X FF 96 2-2 5 3 G6-4-3 1B 1B		C FF 93 L CU 75 X CU 75 0-2 5 3 SH1-3 29 1B FC6-4 1B	1 SAFE 1 SAFE B FF 93 B FF 90 1 SAFE C FF 90 B FF 90 B FF 90 4-1 3 3 WP S 1-2 BB		B CU 76 B CH 84 F FF 93 F FF 95 F FF 95 S CH 85 2-3 K ③			1 SAFE 1 SAFE X FF 90 0-0 SH1-4 1-2		B FF 97 B FF 97 B FF 96 C FF 98 B FF 98 4-1 19 1 BB SH1-4 29 1B BB	3	2	2	0	2	1	0
3 Andrés Blanco, S (1, 6) OBP: 0.353, SLG: 0.533 1 Elvis Andrus, R (9, PH) OBP: 0.321, SLG: 0.350 (9, 6)	S FF 96 C FF 96 1 SAFE F FF 96 B CH 86 X FF 94 1-2 5 G6-4-3 1-2 1B		C FF 91 1 SAFE S CH 80 F CH 83 X FF 92 0-2 29 5 FC6-4 SH1-3 1-2 1B	B CU 74 C FF 92 F CU 75 B CU 75 X CU 74 2-2 G6-3 ③ 1-3 2-H			S FF 94 C FF 95 X CU 77 0-2 G4-3 ①		C FC 67 B FF 91 F SL 83 F FF 93 X FC 68 1-2 5 F9 2-H 1B		B FF 97 1 SAFE L FF 94 1 SAFE X FF 96 1-1 SH1-4 ① 1-2	4 1	0 0	2 1	0 1	0 0	0 0	1 0
5 Ian Kinsler, R (1, 4) OBP: 0.344, SLG: 0.428	B FF 94 B FF 93 C FF 94 F FF 95 X CU 77 2-2 G6-4-3 ① ② 1-2f 2-3		D CH 83 X FF 93 1-0 SH1-3 ① 1-2 2-3		B FF 91 B FF 90 B FF 91 C FF 92 B FF 90 4-1 29 10 G5-4-3 S BB		C FF 95 B CH 83 F CH 83 S FF 94 1-3 K ②		C FC 90 B FC 90 C FF 92 B SL 85 X FC 92 2-2 F9 ② 2-3		B FF 97 C FF 96 D KC 81 B FF 97 B FF 97 4-1 19 BB 29 1B BB	3	1	0	0	2	1	3
10 Michael Young, R (1, 3) OBP: 0.378, SLG: 0.488 19 Chris Davis, L (9, 3) OBP: 0.313, SLG: 0.419	C CU 79 F FF 96 B FF 96 B CH 85 B CH 84 B CU 75 4-2 BB		B FF 93 D CU 76 B FF 94 B FF 93 4-0 29 FC6-4 BB		F FF 89 B FF 90 B SL 79 1 SAFE B SL 78 C FF 90 B SL 79 4-2 29 G5-4-3 1-2 BB		C CU 75 B FF 95 F FF 94 X CH 84 2-2 G5-3 ③		X FF 92 0-0 G4-3 ③		F FF 97 B FF 97 C FF 97 B FF 98 F FF 97 B FF 98 B FF 96 4-2 29 1B 1-2 2-3 BB	2 0	0 0	0 0	0 0	3 1	0 0	1 0
29 Adrián Beltré, R (1, 5) OBP: 0.307, SLG: 0.484	B FF 94 C FF 93 X FF 94 1-1 P3 ③		C FF 94 X FF 93 0-1 FC6-4 ② 1-2f 2-3 3-H		S FF 90 2 SAFE S FF 90 X FF 90 0-2 G5-4-3 ① ② 1-2f 2-3			B SI 96 B SI 96 F SI 96 S SI 95 S SL 86 2-3 K ①		B SL 91 B FF 96 C FF 96 X FF 97 2-1 18 18 PB BB 25 FC5 1B	C FF 99 X FF 98 0-1 18 G4-6-3 1-2 2-H 3-H 1B	6	0	2	3	0	1	6
18 Mitch Moreland, L (1, 10) OBP: 0.366, SLG: 0.513		B FF 95 T FF 94 B CH 82 S FF 95 F FF 95 S FF 94 2-3 K ①	C CU 75 X CU 74 0-1 G3 ③		I IN 78 I IN 81 I IN 83 I IN 80 4-0 IBB			C KC 80 B SI 96 B FF 96 X SI 96 2-1 1B		B FF 96 1 SAFE B FF 96 B FF 96 C FF 96 1 SAFE C FF 97 B FF 97 4-2 25 FC5 1-3 BB	B SL 88 X FF 93 1-0 G4-6-3 ② ③ 1-2f	4	0	1	0	2	1	4
25 Mike Napoli, R (1, 2) OBP: 0.353, SLG: 0.463		B FF 96 C FF 94 S CH 84 B FF 95 B FF 95 B FF 94 4-2 7 S BB		B CH 82 C FF 92 B FF 93 F FF 92 C FF 93 2-3 K ①	D SL 78 C SL 78 X FF 91 1-1 P2 ③			B SI 96 S SL 87 B SL 87 X FF 96 2-1 F9 ②		B SL 91 B FF 97 X FF 97 2-0 FC5 ① 1-2 3-H		4	0	0	0	1	1	5
7 David Murphy, L (1, 7) OBP: 0.324, SLG: 0.341		C FF 92 B CU 76 S CU 75 C FF 96 1-3 K ② 1-2		C SL 80 B FF 95 S FF 92 X FF 94 1-2 G4-3 ②	C FF 94 B FF 95 B FF 95 F FF 93 B CH 85 X FF 93 3-2 G1-3 ①			D SI 97 F FF 96 B SL 84 X FF 96 2-1 L7 ③		C FF 96 B FF 97 D SL 90 F FF 97 S SI 98 2-3 K ②	5	0	0	0	0	2	4
23 Craig Gentry, R (1, 8) OBP: 0.280, SLG: 0.143		C CU 77 C FF 94 B CU 78 S CU 77 1-3 K ③		S FF 95 B FF 94 B CH 84 B FF 93 F FF 92 F FF 94 B FF 93 4-2 3 9 S S 3 WP BB	C FF 96 B FF 94 B CU 75 S FF 95 B FF 96 B CH 83 X FF 94 3-2 G1-3 ②			F FF 91 B FF 92 B FF 92 F FC 92 F FF 94 B FF 88 B FF 91 4-2 9 SH1-4 1 1B BB		B FF 98 F FF 97 B SL 88 X FF 96 2-1 G5-3 ③	3	2	0	0	2	1	3
Inning Stats	R: 0 H: 2 E: 0 LOB: 2 K: 0 BB: 1 S: 15 P: 25	R: 0 H: 0 E: 0 LOB: 1 K: 3 BB: 1 S: 12 P: 20	R: 1 H: 2 E: 0 LOB: 2 K: 0 BB: 1 S: 12 P: 17	R: 1 H: 0 E: 0 LOB: 1 K: 1 BB: 2 S: 14 P: 27	R: 0 H: 0 E: 0 LOB: 2 K: 0 BB: 3 S: 8 P: 21	R: 0 H: 0 E: 0 LOB: 0 K: 1 BB: 0 S: 10 P: 18	R: 0 H: 0 E: 0 LOB: 0 K: 1 BB: 0 S: 9 P: 12	R: 0 H: 1 E: 0 LOB: 1 K: 1 BB: 0 S: 9 P: 17	R: 1 H: 1 E: 0 LOB: 1 K: 0 BB: 1 S: 12 P: 19	R: 0 H: 1 E: 0 LOB: 2 K: 1 BB: 1 S: 10 P: 22	R: 2 H: 1 E: 0 LOB: 1 K: 0 BB: 3 S: 11 P: 25	1B: 8 SF: 0 2B: 0 SAC: 3 3B: 0 DP: 3 HR: 0 HBP: 0						

TOP	
AB	35
R	5
H	8
RBI	4
BB	13
SO	8
LOB	27

WP: 1 PA: 51 PB: 1 SB: 5 CS: 0																						

PITCHER		IP	WLS	BF	H	R	ER	SO	BB	IBB	HBP	BLK	WP	HR	S	P	ERA	WHIP
23 Danny Duffy, L ERA: 4.5	(1, 1)	4.0		21	4	2	2	4	6	0	0	0	1	0	54	94	4.50	2.500
31 Louis Coleman, R ERA: 1.5	(5, 1)	1.0		4	0	0	0	0	1	1	0	0	0	0	7	16	0.00	1.000
55 Tim Collins, L ERA: 2.96	(6, 1)	2.0		6	0	0	0	2	0	0	0	0	0	0	19	30	0.00	0.000
43 Aaron Crow, R ERA: 0.84	(8, 1)	1.0		4	1	0	0	1	0	0	0	0	0	0	9	17	0.00	1.000
48 Joakim Soria, R ERA: 4.32	(9, 1)	1.0		5	1	1	1	0	1	0	0	0	0	0	12	19	9.00	2.000

PITCHER		IP	WLS	BF	H	R	ER	SO	BB	IBB	HBP	BLK	WP	HR	S	P	ERA	WHIP
38 Blake Wood, R ERA: 3.12	(10, 1)	1.0		5	1	0	0	1	1	0	0	0	0	0	10	22	0.00	2.000
41 Jeremy Jeffress, R ERA: 4.7	(11, 1)	0.1	L	5	1	2	2	0	3	0	0	0	0	0	10	23	54.00	12.000
61 Everett Teaford, L ERA: 4.5	(11, 1)	0.2		1	0	0	0	0	0	0	0	0	0	0	1	2	0.00	0.000

Batter	1	2	3	4	5	6	7	8	9	10	11	AB	R	H	RBI	BB	SO	LOB
4 Alex Gordon, L (1, 7) OBP: 0.339, SLG: 0.452	B FF 93 F FF 94 S FF 96 B FF 97 F FF 97 X SL 80 2-2 G4-3 ①	B FF 96 F FF 95 X CH 85 1-1 F8 ③			B SL 81 B FF 95 X FF 94 2-0 F7 ③			B SL 78 X SL 78 1-0 G4-3 ② 2-3		F FF 88 B FF 89 3 SAFE B FF 89 F FF 88 B SL 82 D FF 88 4-2 1-2 BB		4	0	0	0	1	0	3
53 Melky Cabrera, S (1, 8) OBP: 0.305, SLG: 0.449 (10, 9)	C FF 96 X FF 97 0-1 G4-3 ②		C FF 91 S SL 80 S SL 82 0-3 K ①			F SL 79 X SI 93 0-1 G6-3 ①		L SL 78 F SL 78 B FF 89 S FF 89 1-3 K ③		B FF 90 X FF 89 1-0 F6 ②		5	0	0	0	0	2	4
35 Eric Hosmer, L (1, 3) OBP: 0.333, SLG: 0.595	C FF 96 B FF 96 B CH 86 C FF 97 B FF 97 S FF 96 3-3 K ③		B FF 92 C FF 94 F FC 94 B SL 83 C FF 95 2-3 K ②			B SL 79 B FF 94 C SL 77 F FF 93 F SI 94 X FF 96 2-2 G6-3 ②			X FF 96 0-0 HR	X FF 90 0-0 F7 ③		5	1	1	1	0	2	3
21 Jeff Francoeur, R (1, 9) OBP: 0.337, SLG: 0.532 1 Jarrod Dyson, L (9, PR) OBP: 0.286, SLG: 0.167 (10, 8)		F FF 93 C FF 95 B SL 83 F SL 82 S FF 98 1-3 K ①	B FF 94 B FF 94 B FF 95 C FF 94 X FF 95 3-1 G4-3 ③			B SL 81 F FF 95 B FF 95 T FF 95 B FF 97 F FF 95 X SL 81 3-2 F7 ③			B FF 97 C FF 96 B FF 96 F FF 96 B SL 80 F FF 96 B FF 97 4-2 16 BB BB		C FF 96 B SL 85 F FF 97 B SL 86 F FF 97 T FF 98 2-2 K ①	3 1	0 0	0 0	0 0	1 0	1 1	0 0
16 Billy Butler, R (1, 10) OBP: 0.392, SLG: 0.422 13 Mike Aviles, R (9, PR) OBP: 0.269, SLG: 0.450 (10, 10)		B FF 96 C SL 79 B FF 95 B SL 81 C FF 96 F FF 97 X FF 97 3-2 G6-3 ②		B FF 93 F FF 94 C FF 95 X FF 96 1-2 F8 ①			C SL 78 B FF 94 X FF 94 1-1 F8 ①		1 SAFE 1 SAFE B SL 80 B SL 80 B FF 97 B FF 98 4-0 24 44 DB 1-2 BB ①		B FF 98 C FF 96 C SL 86 B FF 98 X FF 97 2-2 G3 ②	3 1	0 0	0 0	0 0	1 0	0 0	0 0
24 Wilson Betemit, S (1, 5) OBP: 0.386, SLG: 0.447	C FF 96 X 0-1 15 BB 17 1B 1B		C SL 81 B FF 94 F FF 95 F FF 94 B SL 82 F SL 83 B FF 96 F FF 95 X SL 81 3-2 F8 ②			B FF 96 X FF 95 1-0 15 CS 1B			C FF 96 1 SAFE 1 SAFE C SL 82 B FF 97 B SL 80 F SL 81 F SL 80 C FF 97 2-3 1-2 ②③		B FF 98 B FF 96 B FF 96 B FF 97 4-0 3 DI 3 1B BB	4	2	2	0	1	1	1
15 Matt Treanor, R (1, 2) OBP: 0.389, SLG: 0.355 12 Mitch Maier, L (10, PH) OBP: 0.526, SLG: 0.571 3 Brayan Peña, S (11, 2) OBP: 0.279, SLG: 0.305	B FF 96 B FF 95 1 SAFE B FF 95 B FF 95 4-0 17 1B 2 1B 1-2 BB	B FF 96 B FF 95 F FF 94 X FF 95 2-1 G5-3 ③			D FF 95 S FF 93 B FF 95 S FF 93 S FF 95 2-3 K 1-2 ②③			B SL 79 C FF 94 X SI 95 1-1 2 1B 17 SH1 1B		C FF 97 F SL 86 B FF 100 X CH 90 1-2 1-H 1B	2 1 1	1 0 0	0 1 1	0 0 1	1 0 0	1 0 0	1 0 0
17 Chris Getz, L (1, 4) OBP: 0.301, SLG: 0.269	B FF 96 B SL 80 C FF 96 B FF 96 C FF 96 F FF 97 F FF 97 F FF 96 F FF 96 3-2 X FF 97 2 1B 1-3 2-H 1B			C FF 92 B SL 78 C SL 80 X FF 96 1-2 F7 ①			B FF 89 C FF 88 X FF 89 1-1 4 G4-3 2 SH1-4 1B			X FF 94 0-0 SH1 1-2 ①	C FF 98 F SL 87 C FF 98 0-3 K ③	4	0	2	1	0	1	1
2 Alcides Escobar, R (1, 6) OBP: 0.266, SLG: 0.275	C FF 94 X SL 81 0-1 1-2 3-H 1B			B FF 95 B FF 95 C FF 94 B FF 95 F FF 94 F FF 96 X FF 95 3-2 G4-3 ②			1 SAFE X FF 88 0-0 SH1-4 1-2 ①			B SL 80 S FF 97 X FF 95 1-1 4 BB 2-3 1B		3	0	2	1	0	0	0
Inning Stats	R: 0 H: 0 E: 0 LOB: 0 K: 1 BB: 0 S: 9 P: 14	R: 2 H: 3 E: 0 LOB: 2 K: 1 BB: 1 S: 21 P: 33	R: 0 H: 0 E: 0 LOB: 0 K: 2 BB: 0 S: 8 P: 13	R: 0 H: 0 E: 0 LOB: 0 K: 0 BB: 0 S: 11 P: 17	R: 0 H: 0 E: 0 LOB: 0 K: 0 BB: 0 S: 8 P: 14	R: 0 H: 0 E: 0 LOB: 0 K: 1 BB: 0 S: 10 P: 15	R: 0 H: 1 E: 0 LOB: 0 K: 1 BB: 0 S: 6 P: 10	R: 0 H: 1 E: 0 LOB: 1 K: 0 BB: 0 S: 7 P: 10	R: 1 H: 1 E: 0 LOB: 1 K: 1 BB: 2 S: 9 P: 19	R: 0 H: 2 E: 0 LOB: 3 K: 0 BB: 1 S: 9 P: 16	R: 1 H: 1 E: 0 LOB: 1 K: 2 BB: 1 S: 13 P: 22	1B: 8 2B: 0 3B: 0 HR: 1	SF: 0 SAC: 2 DP: 0 HBP: 0		WP: 0 PB: 0 SB: 0 CS: 1		PA: 44		

PITCHER		IP	WLS	BF	H	R	ER	SO	BB	IBB	HBP	BLK	WP	HR	S	P	ERA	WHIP
41 Alexi Ogando, R ERA: 2.13	(1, 1)	7.0		25	4	2	2	5	1	0	0	0	0	0	73	116	2.57	0.714
28 Darren Oliver, L ERA: 2.5	(8, 1)	1.0		4	1	0	0	1	0	0	0	0	0	0	7	10	0.00	1.000
30 Neftalí Feliz, R ERA: 1.32	(9, 1)	1.1	B	7	3	1	1	1	2	0	0	0	0	1	14	26	6.75	3.750
53 Arthur Rhodes, L ERA: 3.97	(10, 1)	0.2	W	3	0	0	0	0	1	0	0	0	0	0	4	9	0.00	1.500
57 Mark Lowe, R ERA: 5.87	(11, 1)	1.0	S	5	1	1	1	2	1	0	0	0	0	0	13	22	9.00	2.000

PITCHER	IP	WLS	BF	H	R	ER	SO	BB	IBB	HBP	BLK	WP	HR	S	P	ERA	WHIP

BOTTOM

Texas Rangers @ Kansas City Royals

Kauffman Stadium, Kansas City, MO

Wed May 18 2011, 7:12 PM - 11:03 PM CDT
Att. 13,789 - Partly Cloudy - 63 F

livebaseballscorecards.com

AB	37
R	4
H	9
RBI	4
BB	5
SO	9
LOB	13

Texas Rangers @ Kansas City Royals

Kauffman Stadium, Kansas City, MO

Thu May 19 2011, 7:11 PM - 10:16 PM CDT

Att. 12,355 - Partly Cloudy - 65 F

livebaseballscorecards.com

Batter	1	2	3	4	5	6	7	8	9	10	AB	R	H	RBI	BB	SO	LOB
9 Endy Chavez, L (1, 9) OBP: 0.385, SLG: 0.391	C FC 89 S KC 78 F KC 79 B FF 94 X FC 90 1-2 G3-1 ①		C FC 88 1 SAFE X SI 92 0-1 F7 ②		F SI 93 B FC 89 F CH 84 S FF 93 1-3 K ②			X FC 87 0-0 F8 ①		B FF 94 F FF 94 B FF 95 B FF 94 X FF 94 3-1 F9 ②	2	0	0	0	0	0	1
3 Andrés Blanco, S (4, 9) OBP: 0.316, SLG: 0.471											2	0	0	0	0	1	2
25 Mike Napoli, R (9, 3) OBP: 0.350, SLG: 0.458											1	0	0	0	0	0	0
1 Elvis Andrus, R (1, 6) OBP: 0.312, SLG: 0.340	B FF 95 S FC 88 F SL 86 C FF 94 1-3 K ②		B SL 86 S SI 92 1 SAFE B CH 83 D FF 92 C SI 93 X SI 92 3-2 G6-3 ③		C CH 84 C FF 94 B SL 86 F SL 85 X FF 94 1-2 F9 ③			C SI 92 B FC 89 F FF 92 B SL 85 X SL 83 2-2 G6-3 ②		C SL 84 S SL 84 X SL 85 0-2 G5-3 ③	5	0	0	0	0	1	3
5 Ian Kinsler, R (1, 4) OBP: 0.337, SLG: 0.417	C SI 93 B FF 92 X FC 90 1-1 G6-3 ③			B FF 89 C FF 90 B CH 83 B FC 89 C FF 92 X FF 93 3-2 G6-3 ①		X FF 92 0-0 F7 ①		B SI 93 X FF 94 1-0 F8 ③			4	0	0	0	0	0	0
19 Chris Davis, L (1, 10) OBP: 0.327, SLG: 0.489		B KC 75 C FC 87 B CH 84 X FC 88 2-1 HR		B FF 93 X SI 92 1-0 G6-3 ②		X SI 92 0-0 1B			C KC 75 S KC 77 C FF 94 0-3 K ①		4	1	2	1	0	1	0
29 Adrián Beltré, R (1, 5) OBP: 0.306, SLG: 0.485		C FF 93 X FF 93 0-1 F9 ①		X FF 93 0-0 2B		C SI 91 X SI 92 0-1 P6 ②			C SL 82 S SI 93 B FF 94 S SI 94 1-3 K ②		4	0	1	0	0	1	1
18 Mitch Moreland, L (1, 3) (9, 9) OBP: 0.362, SLG: 0.504		C FF 94 S KC 78 B SL 86 X CH 85 1-2 F9 ②		C KC 77 F KC 78 X FF 93 0-2 P6 ③		F FF 92 B SI 92 C SL 84 X FC 88 1-2 F8 ③			T KC 78 B KC 78 X SI 93 1-1 8 1B 1B		4	0	1	0	0	0	2
8 Yorvit Torrealba, R (1, 2) OBP: 0.248, SLG: 0.336		B FC 88 B SI 93 C FF 93 B FC 88 F FC 88 X SL 84 3-2 F8 ③		B FF 92 B FF 92 F SI 92 B FC 89 B FF 94 4-1 7 FC5-6-4 BB			C FF 93 B FF 92 F FC 89 X SI 93 1-2 G5-3 ①		X FF 94 0-0 1-2 1B		3	0	1	0	1	0	0
7 David Murphy, L (1, 7) OBP: 0.315, SLG: 0.331			C FF 92 C FF 92 X SI 92 0-2 G6-3 ①		X SI 93 0-0 FC5-6-4 23 1B 1-2f		B KC 76 C SI 92 B CH 84 B FC 89 X FF 94 3-1 G4-3 ②		C FF 94 B FF 94 C SL 85 X SL 86 1-2 F8 ③		4	0	0	0	0	0	3
23 Craig Gentry, R (1, 8) OBP: 0.310, SLG: 0.167			B SI 90 B FF 94 S SI 94 B FF 94 B SI 93 4-1 BB		1 SAFE C SI 92 F SI 91 1 SAFE X SL 84 0-2 1-2 1B		S FC 88 C KC 77 X SI 94 0-2 G5-3 ③			C FF 92 C FF 93 X SL 85 0-2 G6-3 ①	3	0	1	0	1	0	0
Inning Stats	R: 0 H: 0 E: 0 LOB: 0 K: 1 BB: 0 S: 9 P: 12	R: 1 H: 1 E: 0 LOB: 0 K: 0 BB: 0 S: 10 P: 16	R: 0 H: 0 E: 0 LOB: 1 K: 0 BB: 1 S: 9 P: 16	R: 0 H: 1 E: 0 LOB: 1 K: 0 BB: 0 S: 8 P: 12	R: 0 H: 1 E: 0 LOB: 2 K: 1 BB: 1 S: 12 P: 18	R: 0 H: 1 E: 0 LOB: 1 K: 0 BB: 0 S: 7 P: 8	R: 0 H: 0 E: 0 LOB: 0 K: 0 BB: 0 S: 8 P: 12	R: 0 H: 0 E: 0 LOB: 0 K: 0 BB: 0 S: 5 P: 8	R: 0 H: 2 E: 0 LOB: 2 K: 2 BB: 0 S: 12 P: 15	R: 0 H: 0 E: 0 LOB: 0 K: 0 BB: 0 S: 8 P: 11	1B: 4 SF: 0 2B: 1 SAC: 0 3B: 0 DP: 0 HR: 1 HBP: 0						

PITCHER	IP	WLS	BF	H	R	ER	SO	BB	IBB	HBP	BLK	WP	HR	S	P	ERA	WHIP
44 Luke Hochevar, R (1, 1) ERA: 4.36	8.2		34	6	1	1	4	2	0	0	0	0	1	77	113	1.04	0.923
56 Greg Holland, R (9, 1) ERA:	1.1	W	4	0	0	0	0	0	0	0	0	0	0	11	15	0.00	0.000

PITCHER	IP	WLS	BF	H	R	ER	SO	BB	IBB	HBP	BLK	WP	HR	S	P	ERA	WHIP

TOP

AB	36
R	1
H	6
RBI	1
BB	2
SO	4
LOB	12

WP: 0 PA: 38
PB: 0
SB: 0
CS: 0

Texas Rangers @ Kansas City Royals

Kauffman Stadium, Kansas City, MO

Thu May 19 2011, 7:11 PM - 10:16 PM CDT

Att. 12,355 - Partly Cloudy - 65 F

livebaseballscorecards.com

Batter	1	2	3	4	5	6	7	8	9	10	AB	R	H	RBI	BB	SO	LOB
4 Alex Gordon, L (1, 7) OBP: 0.335, SLG: 0.444	2-2 35 CS 1B		B SI 96 C SI 94 B SI 95 F SI 94 X SL 86 / 3-1 E6 53 1B		1 SAFE 1 SAFE B SI 93 X SI 94 / 2-0 ② ③ G3-6-3 1-2f			1 SAFE C SI 94 C SI 95 1 SAFE B SI 95 X SI 94 / 1-2 ② L7		B SL 77 B FF 90 B FF 88 C FF 89 X FF 88 / 3-1 ① P6	5	0	1	0	0	0	2
53 Melky Cabrera, S (1, 8) OBP: 0.313, SLG: 0.453	C SI 95 B SI 95 1 SAFE 1 SAFE B CH 87 F CH 88 X SI 95 / 2-2 ① P5		1 SAFE F CH 86 B SI 94 1 SAFE 1 SAFE B SI 94 1 SAFE X CH 87 / 2-1 1-2 1B			B SI 93 F CH 86 F KC 76 F SL 84 X SI 95 / 1-2 21 CS 1B		1 SAFE X SI 94 / 0-0 ③ G4-3		B SL 77 B SI 89 F FF 89 S FF 88 X FF 87 / 2-2 35 1B 21 1B 1B	5	1	3	0	0	0	2
35 Eric Hosmer, L (1, 3) OBP: 0.358, SLG: 0.596	1 SAFE C SI 95 S SI 96 B SI 96 F SI 96 X SI 95 / 1-2 ② 1-2 1B		C SI 95 B SL 83 S SI 94 B SL 85 S SL 84 / 2-3 ③ K			B SI 95 S SL 84 C SI 94 B SI 94 S SI 94 / 2-3 ① K			F SL 85 F SL 85 X SI 95 / 0-2 13 WP 21 1B 13 1B 1B	X SL 77 / 0-0 21 1B 1-3 1B	5	1	3	0	0	2	3
21 Jeff Francoeur, R (1, 9) OBP: 0.344, SLG: 0.534	S KC 77 F SL 84 F SI 95 S SI 95 / 0-3 ③ K			B CH 86 C KC 76 B SI 95 F SL 83 B SI 94 C CH 87 / 3-3 ① K		1 SAFE S SI 95 F SI 94 1 SAFE 1 SAFE F SI 94 X SL 86 / 0-2 ② ③ 1-2 1B			C FF 98 F FF 96 B FF 97 B FF 96 X FF 97 / 2-2 13 1B 13 WP 1-2 1B	C SI 89 F SI 89 B SL 81 D SL 80 F SI 88 F SI 89 F SI 89 F SL 82 X SI 89 / 2-2 1-2 3-H 1B	5	0	3	1	0	2	1
16 Billy Butler, R (1, 10) OBP: 0.394, SLG: 0.424		B SI 95 B CH 88 X SI 94 / 2-0 ① F8		B KC 77 B CH 86 B CH 88 X SI 94 / 3-0 1B			F SI 95 S SL 84 X SI 95 / 0-2 24 G4-6-3 1B		F FF 97 B FF 98 B FF 95 X FF 97 / 2-1 ① F8		4	0	2	0	0	0	2
24 Wilson Betemit, S (1, 5) OBP: 0.375, SLG: 0.432		B KC 77 X SI 93 / 1-0 ② G4-3		X CH 86 / 0-0 ② F8			B SI 94 X FF 95 / 1-0 ① ② G4-6-3 1-2f		B FF 95 S FF 95 S FF 98 B FF 97 F FF 97 B FF 97 X FF 99 / 3-2 ② F6		4	0	0	0	0	0	4
13 Mike Aviles, R (1, 4) OBP: 0.269, SLG: 0.444		C CH 87 F SI 95 X SL 83 / 0-2 ③ F7		B SI 95 X CH 86 / 1-0 ③ L7			C KC 78 B SI 94 X SI 94 / 1-1 ③ G6-3		B FF 98 B FF 97 S FF 99 F FF 98 B FF 100 F FF 100 F FF 99 F FF 98 F FF 98 / 3-2 F FF 100 X FF 99 1-3 2-H 3 DI 1B		4	0	1	1	0	0	1
15 Matt Treanor, R (1, 2) OBP: 0.388, SLG: 0.346			B SI 93 C SI 93 B CH 87 F CH 86 S SI 95 / 2-3 ① K		C KC 75 B KC 75 X CH 85 / 1-1 ① F7			C KC 76 B KC 75 C SI 94 F SL 84 F SL 84 F SI 95 B SI 94 B CH 87 B SI 94 / 4-2 2 FC3-6 BB	B FF 96 B FF 97 S FF 97 B FF 96 B FF 96 / 4-1 1-2 BB		2	0	0	0	1	1	0
12 Mitch Maier, L (8, PR) OBP: 0.526, SLG: 0.571											0	0	0	0	0	0	0
3 Brayan Peña, S (9, 2) OBP: 0.290, SLG: 0.305											0	0	0	0	1	0	0
2 Alcides Escobar, R (1, 6) OBP: 0.265, SLG: 0.275			B KC 77 B FF 94 X SI 94 / 2-0 ② F8		C SI 94 B SI 95 F CH 88 F SI 94 X SI 93 / 1-2 4 G3-6-3 1B			X SI 94 / 0-0 ① FC3-6 1-2f	C FF 96 B FF 97 X FF 96 / 1-1 ③ G1-3		4	0	1	0	0	0	4
Inning Stats	R: 0 E: 0 K: 1 S: 14 H: 2 LOB: 1 BB: 0 P: 19	R: 0 E: 0 K: 0 S: 5 H: 0 LOB: 0 BB: 0 P: 8	R: 0 E: 1 K: 2 S: 11 H: 1 LOB: 2 BB: 0 P: 22	R: 0 E: 0 K: 1 S: 6 H: 1 LOB: 1 BB: 0 P: 13	R: 0 E: 0 K: 0 S: 7 H: 1 LOB: 0 BB: 0 P: 11	R: 0 E: 0 K: 1 S: 11 H: 2 LOB: 1 BB: 0 P: 14	R: 0 E: 0 K: 0 S: 6 H: 1 LOB: 0 BB: 0 P: 8	R: 0 E: 0 K: 0 S: 10 H: 0 LOB: 1 BB: 1 P: 15	R: 1 E: 0 K: 0 S: 23 H: 3 LOB: 3 BB: 1 P: 38	R: 1 E: 0 K: 0 S: 13 H: 3 LOB: 2 BB: 0 P: 20	1B: 14 2B: 0 3B: 0 HR: 0 SF: 0 SAC: 0 DP: 2 HBP: 0						

PITCHER		IP	WLS	BF	H	R	ER	SO	BB	IBB	HBP	BLK	WP	HR	S	P	ERA	WHIP
45 Derek Holland, L ERA: 4.37	(1, 1)	8.0		30	9	1	1	5	1	0	0	0	0	0	73	113	1.12	1.250
30 Neftalí Feliz, R ERA: 1.26	(9, 1)	0.2	B	5	2	0	0	0	1	0	0	0	1	0	18	32	0.00	4.500
57 Mark Lowe, R ERA: 5.63	(9, 1)	0.1		1	0	0	0	0	0	0	0	0	0	0	2	3	0.00	0.000
28 Darren Oliver, L ERA: 2.95	(10, 1)	0.1	L	3	2	1	1	0	0	0	0	0	0	0	6	11	27.00	6.000
50 Cody Eppley, R ERA: 8.0	(10, 1)	0.0		1	1	0	0	0	0	0	0	0	0	0	7	9	∞	∞

PITCHER	IP	WLS	BF	H	R	ER	SO	BB	IBB	HBP	BLK	WP	HR	S	P	ERA	WHIP

AB	38
R	2
H	14
RBI	2
BB	2
SO	5
LOB	19

WP: 1 PA: 40
PB: 0
SB: 0
CS: 2

Batter	1	2	3	4	5	6	7	8	9	AB	R	H	RBI	BB	SO	LOB
Ryan Theriot, R (1, 6) OBP: 0.357, SLG: 0.333	C SI 85 C SI 82 B CH 75 S SI 88 1-3 K		X CH 77 0-0 P4		B CU 68 X CH 74 1-0 L9			L SI 86 X SI 85 0-1 5 BB 1B		4	0	1	0	0	1	1
28 Colby Rasmus, L (1, 8) OBP: 0.385, SLG: 0.451	B SI 86 B SI 83 F SI 84 X CH 76 2-1 G6-3		C CU 69 S CH 76 S CU 68 0-3 K2-3			S CU 69 S CU 67 S CU 68 0-3 K		D CU 70 C CH 76 F CU 69 B SI 88 C FF 87 2-3 K		4	0	0	0	0	3	1
5 Albert Pujols, R (1, 3) OBP: 0.338, SLG: 0.412	B SI 86 B SI 81 B SI 83 X SI 86 3-0 F9			C SI 83 F CH 74 F CH 74 B SI 84 B SI 86 C SI 88 2-3 K		X SI 82 0-0 2B		C FF 96 S SL 89 D SL 88 D SL 90 B SL 89 B SI 98 4-2 1-2 BB		3	0	1	0	1	1	0
7 Matt Holliday, R (1, 10) OBP: 0.446, SLG: 0.552		C SI 86 B SI 85 X SI 86 1-1 L8		B CH 77 B SI 82 X CH 77 2-0 1B		I IN 62 I IN 64 I IN 66 I IN 67 4-0 21 G6-4-3 IBB		D SL 87 F SI 96 C FF 96 F SL 88 S FF 98 1-3 K		3	0	1	0	1	1	2
21 Allen Craig, R (1, 7) OBP: 0.370, SLG: 0.429		C CU 70 B CH 76 X SI 83 1-1 19 1B 4 BB 1B		C CH 76 B SI 85 B SI 83 1 SAFE F CH 75 S SI 86 2-3 K		C CH 74 2 SAFE X SI 84 0-1 G6-4-3 1-2f			B FF 91 B FC 91 C FF 92 X FF 90 2-1 G6-3	4	0	1	0	0	1	3
4 Yadier Molina, R (1, 2) OBP: 0.358, SLG: 0.456		C CU 69 B SI 85 1 SAFE 1 SAFE D CH 76 B SI 84 F SI 83 1 SAFE F CH 77 4-2 F SI 86 F CH 77 D SI 85 19 1B 1-2 BB		F CU 69 B SI 86 X SI 84 1-1 F9			C CH 73 B CH 73 X CH 75 1-1 F8		B FF 92 X FC 90 1-0 F8	3	0	0	0	1	0	1
19 Jon Jay, L (1, 9) OBP: 0.403, SLG: 0.463		B CH 77 X SI 86 1-0 27 G6-3 1-2 2-3 1B			X SI 84 0-0 27 FC5-4 27 S 1B		B CU 71 X CH 76 1-0 G6-3		C FC 92 F FC 90 S CU 70 0-3 K	4	0	2	0	0	1	0
27 Tyler Greene, R (1, 4) OBP: 0.306, SLG: 0.302		X SI 84 0-0 G6-3 1-2f			F SI 82 1 SAFE 1 SAFE S SI 84 B SI 85 X CH 74 1-2 FC5-4 1-3		B CU 66 B SI 86 C SI 81 X CH 75 2-1 G6-3			3	0	0	0	0	0	4
33 Daniel Descalso, L (1, 5) OBP: 0.298, SLG: 0.333 47 Pete Kozma, R (8, PH) OBP: 0.667, SLG: 1.000 (8, 5)			C SI 85 B CU 67 T CU 69 F SI 87 F CU 68 X CH 77 1-2 G5-3		C CH 75 X SI 87 0-1 G5-3			B CH 75 X SI 82 1-0 G5-6-3		2 1	0 0	0 0	0 0	0 0	0 0	1 0
Inning Stats	R: 0 E: 0 K: 1 S: 6 H: 0 LOB: 0 BB: 0 P: 12	R: 0 E: 0 K: 0 S: 11 H: 2 LOB: 2 BB: 1 P: 18	R: 0 E: 0 K: 1 S: 9 H: 0 LOB: 0 BB: 0 P: 10	R: 0 E: 0 K: 2 S: 10 H: 1 LOB: 1 BB: 0 P: 17	R: 0 E: 0 K: 0 S: 7 H: 1 LOB: 1 BB: 0 P: 9	R: 0 E: 0 K: 1 S: 6 H: 1 LOB: 1 BB: 1 P: 10	R: 0 E: 0 K: 0 S: 5 H: 0 LOB: 0 BB: 0 P: 9	R: 0 E: 0 K: 2 S: 12 H: 1 LOB: 2 BB: 1 P: 20	R: 0 E: 0 K: 1 S: 6 H: 0 LOB: 0 BB: 0 P: 9	1B: 5 2B: 1 3B: 0 HR: 0 SF: 0 SAC: 0 DP: 2 HBP: 0						

PITCHER		IP	WLS	BF	H	R	ER	SO	BB	IBB	HBP	BLK	WP	HR	S	P	ERA	WHIP
26 Jeff Francis, L ERA: 4.23	(1, 1)	7.2	W	29	6	0	0	6	1	1	0	0	0	0	60	94	0.00	0.913
43 Aaron Crow, R ERA: 0.83	(8, 1)	0.1	H	2	0	0	0	1	1	0	0	0	0	0	6	11	0.00	3.000
48 Joakim Soria, R ERA: 4.08	(9, 1)	1.0	S	3	0	0	0	1	0	0	0	0	0	0	6	9	0.00	0.000

PITCHER	IP	WLS	BF	H	R	ER	SO	BB	IBB	HBP	BLK	WP	HR	S	P	ERA	WHIP

TOP

St. Louis Cardinals @ Kansas City Royals

Kauffman Stadium, Kansas City, MO

Fri May 20 2011, 7:11 PM - 9:27 PM CDT

Att. 26,816 - Clear - 70 F

livebaseballscorecards.com

AB	31
R	0
H	6
RBI	0
BB	3
SO	8
LOB	13

WP: 0	PA: 34					
PB: 0						
SB: 1						
CS: 0						

BOTTOM

St. Louis Cardinals @ Kansas City Royals

Kauffman Stadium, Kansas City, MO

Fri May 20 2011, 7:11 PM - 9:27 PM CDT

Att. 26,816 - Clear - 70 F

livebaseballscorecards.com

Batter	1	2	3	4	5	6	7	8	9	AB	R	H	RBI	BB	SO	LOB
4 Alex Gordon, L (1, 7) OBP: 0.339, SLG: 0.443	F FF 92 B FC 88 F FF 93 B CU 76 C CU 76 2-3 ① K	B FC 88 X FC 89 1-0 ③ L3	C SI 93 L SI 94 B CU 76 B CU 76 F CU 77 X SI 94 2-2 35 1B 1B	B FF 88 B FF 88 D FF 88 B FF 86 4-0 1-2 2-3 BB			3	0	1	0	1	1	1
53 Melky Cabrera, S (1, 8) OBP: 0.306, SLG: 0.446	C FF 94 C FF 94 X FF 94 0-2 ② G3-1	C SI 91 B CH 85 B FC 87 X SI 92 2-1 ① F8	1 SAFE 1 SAFE X FC 88 0-0 ② P6	F FF 87 F FF 89 B FF 90 X FF 84 1-2 ② SF8 2-3 3-H			3	0	0	1	0	0	1
35 Eric Hosmer, L (1, 3) OBP: 0.368, SLG: 0.588	C CU 76 S CU 76 B CU 77 T CU 76 1-2 ③ K		C CU 75 X FC 89 0-1 21 F9-3 1B	B FC 88 B FC 88 B SI 93 C SI 93 X SI 94 3-1 1-2 1B	X SL 81 0-0 ③ G1-3		4	0	2	0	0	1	2
21 Jeff Francoeur, R (1, 9) OBP: 0.337, SLG: 0.521		S FC 86 X SI 94 0-1 ① G5-3	C FC 86 S FC 87 B FC 88 F SI 94 X FC 88 1-2 ②③ F9-3 1-1	X FC 89 0-0 ③ F8		C FF 90 S CU 78 B FF 92 B FF 92 B SL 87 X FF 92 3-2 ① L6	4	0	0	0	0	0	3
16 Billy Butler, R (1, 10) OBP: 0.391, SLG: 0.419		C FF 91 X SI 91 0-1 ② G6-3			F SI 91 C FC 87 F CU 76 F FC 88 B FC 89 S FC 89 1-3 ① K		C FF 91 C SI 91 F FF 92 B FC 88 X FC 88 1-2 24 2B 3 SF8 1B	C FF 93 F FF 93 X FF 92 0-2 ② L7	4	1	1	0	0	1	0
24 Wilson Betemit, S (1, 5) OBP: 0.379, SLG: 0.443		B SI 94 X SI 93 1-0 ③ G3			B FC 89 B SI 94 F FC 88 X SI 94 2-1 3 FC3-6 1B		X SI 94 0-0 17 1B 2 1B 1-3 2B	B CU 78 X FS 82 1-0 ③ G3-1	4	1	2	0	0	0	0
3 Brayan Peña, S (1, 2) OBP: 0.278, SLG: 0.295			C SI 92 B CH 86 F FC 88 F CU 76 X CU 77 1-2 ① F8		1 SAFE X SI 92 0-0 ② FC3-6 1-2f		X FC 88 0-0 ① SF8 3-H			2	0	0	1	0	0	1
17 Chris Getz, L (1, 4) OBP: 0.309, SLG: 0.279			C SI 93 B SI 92 F SI 93 X SI 93 1-2 1B		C SI 93 B FF 93 S FF 93 F FF 95 S FF 94 1-3 ③ K		B CU 76 B FF 94 X SI 93 2-0 4 BB 2 1B 53 SF8 2-3 1B			3	1	2	0	0	1	1
2 Alcides Escobar, R (1, 6) OBP: 0.267, SLG: 0.276			1 SAFE S FC 89 S FC 90 F FC 88 S CU 77 0-3 ② K			B FC 86 L SI 91 X SI 93 1-1 ① G4-3	S FC 87 X SI 94 0-1 53 SF8 4 BB 1-2 3-H 1B			3	0	1	1	0	1	1
Inning Stats	R: 0 E: 0 K: 2 S: 9 H: 0 LOB: 0 BB: 0 P: 12	R: 0 E: 0 K: 0 S: 5 H: 0 LOB: 0 BB: 0 P: 6	R: 0 E: 0 K: 1 S: 12 H: 1 LOB: 1 BB: 0 P: 15	R: 0 E: 0 K: 0 S: 8 H: 1 LOB: 0 BB: 0 P: 11	R: 0 E: 0 K: 2 S: 12 H: 1 LOB: 1 BB: 0 P: 16	R: 0 E: 0 K: 0 S: 10 H: 2 LOB: 2 BB: 0 P: 16	R: 3 E: 0 K: 0 S: 13 H: 4 LOB: 2 BB: 1 P: 21	R: 0 E: 0 K: 0 S: 7 H: 0 LOB: 0 BB: 0 P: 11		1B: 8 2B: 2 3B: 0 HR: 0	SF: 2 SAC: 0 DP: 1 HBP: 0	WP: 0 PB: 0 SB: 0 CS: 0	PA: 33			

	AB	30
	R	3
	H	9
	RBI	3
	BB	1
	SO	5
	LOB	10

PITCHER		IP	WLS	BF	H	R	ER	SO	BB	IBB	HBP	BLK	WP	HR	S	P	ERA	WHIP
29 Chris Carpenter, R ERA: 4.88	(1, 1)	6.1	L	27	9	3	3	5	0	0	0	0	0	0	65	88	4.26	1.421
43 Trever Miller, L ERA: 2.45	(7, 1)	0.2		3	0	0	0	0	1	0	0	0	0	0	4	9	0.00	1.500
31 Ryan Franklin, R ERA: 9.2	(8, 1)	1.0		3	0	0	0	0	0	0	0	0	0	0	7	11	0.00	0.000

PITCHER	IP	WLS	BF	H	R	ER	SO	BB	IBB	HBP	BLK	WP	HR	S	P	ERA	WHIP

Batter	1	2	3	4	5	6	7	8	9	AB	R	H	RBI	BB	SO	LOB
Ryan Theriot, R (1, 6) OBP: 0.352, SLG: 0.338	C SI 93 B SI 92 C SI 91 X SL 86 1-2 5 G6-3 2B		B SI 89 C SI 89 B SI 91 X SI 90 2-1 ① G6-3		C SI 89 F SI 89 F FF 92 F FF 91 C CH 87 0-3 ② K		B FF 95 X FF 94 1-0 ③ F9		B SL 81 B SI 93 F FF 93 B FF 94 X FF 94 3-1 ② SF8 1-2 2-H	4	0	1	1	0	1	2
19 Jon Jay, L (1, 9) OBP: 0.390, SLG: 0.444	L SI 93 L SI 92 S SL 86 0-3 ① K		B SI 91 X SI 90 1-0 5 HBP 1B		F CH 86 X CH 87 0-1 ③ G3			B CU 76 F CH 83 S FF 94 B FF 95 B FF 93 X CH 82 3-2 ① P6	B SI 94 B CH 83 F FF 94 S FF 93 F FF 95 F FF 95 B CH 85 X FF 93 3-2 ③ P4	5	0	1	0	0	1	2
5 Albert Pujols, R (1, 3) OBP: 0.341, SLG: 0.411	B SL 84 C SI 92 S SI 90 F SI 89 X SI 93 1-2 ② G6-3 2-3		F SI 91 B SI 91 1 SAFE 1 SAFE F CH 88 H SI 92 2-2 1-2 HBP			B FF 90 B FF 91 S FF 91 F SI 91 X SI 92 2-2 ① F7		C FF 95 X CU 75 0-1 7 HR 1B		3	1	1	0	0	0	1
7 Matt Holliday, R (1, 10) OBP: 0.447, SLG: 0.568	B SI 93 B SI 89 B SI 91 F SI 92 B CH 88 4-1 BB		X SI 92 0-0 ② F8			B SL 80 S FF 92 B FF 90 X SL 80 2-1 ② P4		D FF 96 F FF 95 D SL 87 1 SAFE X FF 96 2-1 1-H HR		3	1	1	2	1	0	2
28 Colby Rasmus, L (1, 8) OBP: 0.377, SLG: 0.440	X SI 92 0-0 ③ G4-3		C SI 91 D SI 92 B SI 92 F SI 90 S CH 87 2-3 ③ K			C SL 80 B CH 80 B CH 81 F SI 91 F SL 80 S SL 81 2-3 ③ K		B SI 97 B FF 94 S SI 95 F FF 97 F SL 89 B SL 88 X FF 93 3-2 ② F8		4	0	0	0	0	2	4
4 Yadier Molina, R (1, 2) OBP: 0.362, SLG: 0.460		C SI 91 B SI 92 X CH 87 1-1 33 G4-3 2B		X FF 90 0-0 ① P4			C FF 89 B FF 90 B FF 90 C SL 79 X FF 90 2-2 ① G4-3	F FF 96 B SI 96 B SL 90 B SI 95 B FF 96 4-1 21 CS BB		3	0	1	0	1	0	0
21 Allen Craig, R (1, 7) OBP: 0.377, SLG: 0.448		C SI 90 X SL 87 0-1 ① F8	C SI 90 B SI 91 C FF 90 B FF 92 S CH 86 2-3 ② K				F FF 90 S FF 91 X SL 81 0-2 2B	1 SAFE C SI 95 0-1 ③ CS 1-2	B CH 80 B SI 91 X FF 92 2-0 33 FC3-6 1B	4	0	2	0	0	1	1
33 Daniel Descalso, L (1, 5) OBP: 0.288, SLG: 0.320		D KC 82 B SI 92 B SI 91 C FF 92 F FF 93 F FF 93 X SI 91 3-2 ② G4-3 2-3	F SI 90 X CH 86 0-1 ③ G4-3				C CU 74 S FF 95 X FF 94 0-2 ② P2		X FF 92 0-0 ① FC3-6 WP 27 WP 1-2f SF8	4	1	0	0	0	0	3
27 Tyler Greene, R (1, 4) OBP: 0.316, SLG: 0.292		B SI 92 X SI 92 1-0 ③ F7			C KC 79 F CH 85 F CH 85 B SI 89 B SL 85 F SL 86 B CH 85 X SI 91 3-2 ① G6-3		B CU 75 C FF 95 C FF 96 B CU 75 B CU 76 B FF 95 4-2 BB		L FF 92 1 SAFE 1 SAFE 1 SAFE S FF 91 B FF 94 B CH 80 B FF 93 F CH 83 4-2 B CH 82 WP 1-2 BB	2	0	0	0	2	0	1

Inning Stats																								
	R: 0	H: 1	R: 0	H: 1	R: 0	H: 1	R: 0	H: 0	R: 0	H: 0	R: 0	H: 0	R: 0	H: 1	R: 2	H: 2	R: 1	H: 1	1B: 3	SF: 1	WP: 2	PA: 39
	E: 0	LOB: 2	E: 0	LOB: 1	E: 0	LOB: 2	E: 0	LOB: 0	E: 0	LOB: 0	E: 0	LOB: 0	E: 0	LOB: 2	E: 0	LOB: 0	E: 0	LOB: 1	2B: 3	SAC: 0	PB: 0	
	K: 1	BB: 1	K: 0	BB: 0	K: 1	BB: 0	K: 1	BB: 0	K: 1	BB: 0	K: 0	BB: 1	K: 0	BB: 1	K: 0	BB: 1	K: 0	BB: 1	3B: 0	DP: 0	SB: 0	
	S: 13	P: 19	S: 9	P: 14	S: 9	P: 16	S: 6	P: 8	S: 12	P: 15	S: 9	P: 15	S: 12	P: 19	S: 13	P: 25	S: 12	P: 24	HR: 1	HBP: 1	CS: 1	

PITCHER		IP	WLS	BF	H	R	ER	SO	BB	IBB	HBP	BLK	WP	HR	S	P	ERA	WHIP
47 Nate Adcock, R ERA: 1.66	(1, 1)	5.0		20	3	0	0	4	1	0	1	0	0	0	49	72	0.00	0.800
31 Louis Coleman, R ERA: 1.35	(6, 1)	1.1		5	1	0	0	1	0	0	0	0	0	0	15	23	0.00	0.750
55 Tim Collins, L ERA: 3.2	(7, 1)	1.0	L	5	1	1	1	0	1	0	0	0	0	0	11	19	9.00	2.000
38 Blake Wood, R ERA: 3.5	(8, 1)	0.2		3	1	1	1	0	1	0	0	0	0	1	8	17	13.50	3.000
51 Robinson Tejeda, R ERA: 5.68	(9, 1)	1.0		5	1	1	1	0	1	0	0	0	2	0	12	24	9.00	2.000

PITCHER	IP	WLS	BF	H	R	ER	SO	BB	IBB	HBP	BLK	WP	HR	S	P	ERA	WHIP

TOP

St. Louis Cardinals @ Kansas City Royals

Kauffman Stadium, Kansas City, MO

Sat May 21 2011, 1:11 PM - 3:51 PM CDT

Att. 32,230 - Partly Cloudy - 76 F

livebaseballscorecards.com

AB	32
R	3
H	7
RBI	3
BB	4
SO	5
LOB	16

BOTTOM

St. Louis Cardinals @ Kansas City Royals

Kauffman Stadium, Kansas City, MO

Sat May 21 2011, 1:11 PM - 3:51 PM CDT

Att. 32,230 - Partly Cloudy - 76 F

livebaseballscorecards.com

Batter	1	2	3	4	5	6	7	8	9	AB	R	H	RBI	BB	SO	LOB
4 Alex Gordon, L (1, 7) OBP: 0.342, SLG: 0.441	G4-3			1B		BB			K	3	0	1	0	1	1	0
53 Melky Cabrera, S (1, 8) OBP: 0.305, SLG: 0.441	G4-3			1B		F9			G4-3	4	0	1	0	0	0	1
35 Eric Hosmer, L (1, 3) OBP: 0.377, SLG: 0.574	K			BB		F9			1B	3	0	1	0	1	1	1
21 Jeff Francoeur, R (1, 9) OBP: 0.335, SLG: 0.512		BB		G1-2-3			F8		G1-3	3	0	0	0	1	0	4
16 Billy Butler, R (1, 10) OBP: 0.385, SLG: 0.411		F9		G6-3			K			3	0	0	0	0	1	3
13 Mike Aviles, R (1, 5) OBP: 0.270, SLG: 0.441		G3-6			G6-3		PO			3	0	1	0	0	0	1
15 Matt Treanor, R (1, 2) OBP: 0.380, SLG: 0.338			G4-3		K			G4-3		2	0	0	0	0	1	0
12 Mitch Maier, L (8, PH) OBP: 0.500, SLG: 0.533										1	0	0	0	0	0	0
3 Brayan Peña, S (9, 2) OBP: 0.278, SLG: 0.295										0	0	0	0	0	0	0
17 Chris Getz, L (1, 4) OBP: 0.310, SLG: 0.280			G4-3		2 S 1B			G3		3	0	1	0	0	0	0
2 Alcides Escobar, R (1, 6) OBP: 0.262, SLG: 0.270			F9		L3			G4-3		3	0	0	0	0	0	1

Inning Stats	1	2	3	4	5	6	7	8	9
R:	0	0	0	0	0	0	0	0	0
E:	0	0	0	0	0	0	0	0	0
K:	1	0	0	0	1	0	1	0	1
S:	8	9	8	7	10	7	8	8	12
H:	0	0	0	2	1	0	1	0	1
LOB:	0	0	0	2	1	0	0	0	1
BB:	0	1	0	1	0	1	0	0	0
P:	9	14	10	14	15	14	14	15	14

1B:	5	
2B:	0	
3B:	0	
HR:	0	
SF:	0	
SAC:	0	
DP:	2	
HBP:	0	
WP:	0	
PB:	0	
SB:	1	
CS:	0	
PA:	32	

AB	28
R	0
H	5
RBI	0
BB	3
SO	4
LOB	11

PITCHER	IP	WLS	BF	H	R	ER	SO	BB	IBB	HBP	BLK	WP	HR	S	P	ERA	WHIP
35 Jake Westbrook, R (1, 1) ERA: 5.17	8.0	W	27	4	0	0	3	3	0	0	0	0	0	65	105	0.00	0.875
59 Fernando Salas, R (9, 1) ERA: 0.92	1.0	S	4	1	0	0	1	0	0	0	0	0	0	12	14	0.00	1.000

PITCHER	IP	WLS	BF	H	R	ER	SO	BB	IBB	HBP	BLK	WP	HR	S	P	ERA	WHIP

Batter	1	2	3	4	5	6	7	8	9	10	AB	R	H	RBI	BB	SO	LOB
19 Jon Jay, L (1, 7) OBP: 0.398, SLG: 0.455	F FF 92 B SL 80 X SL 81 1-1 21 CS 1B		B SI 93 X SL 78 1-0 ② F8	X CH 76 0-0 ③ F9		C FF 93 B FS 84 F FF 95 B CU 81 B CU 78 B FF 95 4-2 5 F9 27 BB BB		B SI 95 F SI 95 B SI 97 X SI 95 2-1 27 FC6-5 2B	C FF 91 X CH 85 0-1 ②③ G4-6-3 1-2f		5	0	2	0	1	0	5
21 Allen Craig, R (1, 4) OBP: 0.400, SLG: 0.507 27 Tyler Greene, R (5, PR) OBP: 0.329, SLG: 0.288 (5, 4)	B SI 91 1 SAFE C SI 91 B CH 78 F SI 93 F SI 92 B FF 94 B SL 77 4-2 ① 5 G6-4-3 1-2 BB		B CH 77 X FF 92 1-0 3-H HR		C SL 77 F SL 80 X FF 94 0-2 5 1B 7 FC6-4 1B	C FF 92 1 SAFE B FF 93 F FF 94 D SL 85 B SL 85 1 SAFE B FF 94 4-2 1-2 BB		C SI 94 B SI 96 X SI 96 1-1 ① FC6-5 5 1B 2-3		F SI 92 B FF 92 B SL 81 F FF 90 F FF 92 B FF 91 B FF 91 4-2 13 HBP 5 E 28 BB BB	2	1	2	2	1	0	0
											1	2	0	0	2	0	1
5 Albert Pujols, R (1, 3) OBP: 0.341, SLG: 0.409	X FF 93 0-0 ②③ G6-4-3 1-2f		C FF 94 S FF 94 X FF 95 0-2 ③ G6-3		1 SAFE C FF 92 S SI 92 D SL 80 1 SAFE B SL 81 F SL 77 1 SAFE X FF 94 2-2 7 FC6-4 1-3 1B	C SL 86 X FF 96 0-1 ② F9 2-3		C SL 89 B SL 88 C SL 87 X SL 87 1-2 1-2 1B		C SL 80 S SL 82 X SL 82 0-2 E4 28 BB 13 HBP 4 BB 1-2	6	1	2	0	0	0	4
7 Matt Holliday, R (1, 10) OBP: 0.439, SLG: 0.557 13 Gerald Laird, R (5, PR) OBP: 0.313, SLG: 0.381 (5, 10)		B SI 92 F SI 91 C FF 92 B SI 93 X SL 77 2-2 ① F8		C CU 70 S SL 82 F FF 93 B SI 91 F SI 94 F FF 92 X SI 92 1-2 ① G6-3	S FF 92 B SI 92 B FF 91 F SI 92 X SI 94 2-2 ① FC6-4 28 BB 12 BB 1-2f 3-H	S FF 94 B FF 95 B SL 86 C SL 87 S FF 95 2-3 ③ K		S SI 96 B SI 97 X SI 97 1-1 ② F7		F FF 90 H FF 89 1-1 4 BB 28 BB 33 FC3-2 HBP 1-2 2-3	3	0	0	1	0	0	1
											2	0	0	0	0	1	4
12 Lance Berkman, S (1, 9) OBP: 0.451, SLG: 0.662		X FF 92 0-0 ② F7		B CU 69 B CU 70 B SI 93 C FF 94 B SL 78 4-1 4 E 28 BB BB	B SI 90 C FF 89 B SL 79 B CH 74 B FF 91 4-1 28 BB 1-2 BB		S FF 93 B FF 95 C CU 81 F FF 95 X CU 82 1-2 ① G5-3	B SI 98 C KC 80 B SI 96 F SL 85 B KC 80 S FF 96 3-3 ③ K		B FF 94 X FF 93 1-0 ① F9	4	1	0	0	2	1	5
28 Colby Rasmus, L (1, 8) OBP: 0.391, SLG: 0.437		C SI 93 B SI 93 X SL 81 1-1 ③ F7		B SI 91 B FF 91 B FF 92 B FF 89 4-0 4 E 1-2 BB	B FF 93 F FF 94 C FF 95 F CU 80 B FF 96 B FF 96 F FF 94 B FF 95 4-2 1-2 2-3 BB		B SI 91 B FF 95 B FF 95 B FF 93 4-0 4 1B BB		B FC 89 B FF 92 C FF 90 B FF 91 C FF 91 F FC 90 F FC 89 B FC 91 4-2 33 SH5-3 4 1B BB	B FF 95 B CH 83 D FF 92 B FF 92 4-0 33 FC3-2 4 BB 1-2 2-3 3-H BB	1	1	0	1	5	0	0
4 Yadier Molina, R (1, 2) OBP: 0.380, SLG: 0.493			C SI 90 B CH 77 X CH 77 1-1 33 2B 2B	B SL 76 D SL 79 B SI 92 X SI 92 3-0 E3 1-H 2-H 3B	F FF 96 F FF 95 B SL 87 S SL 87 1-3 ② K		1 SAFE B FF 92 X FF 92 1-0 1-2 1B		1 SAFE X FF 90 0-0 33 SH5-3 1-2 1B	B FF 94 D CH 84 B FF 93 C FF 93 B FF 93 4-1 33 FC3-2 1-2 2-3 3-H BB	5	2	4	3	1	1	3
33 Daniel Descalso, L (1, 5) OBP: 0.293, SLG: 0.333			B FF 90 C FF 90 L FF 91 D SL 79 X FF 92 2-2 47 SH2-4 21 HR 2-H 2B	F SI 92 B FF 94 B SL 79 X FF 93 2-1 1B	X FF 95 0-0 ③ G3		C SI 91 F FF 94 F SL 89 X SL 90 0-2 ② F7		B FF 87 B FF 90 B FC 88 X FF 91 3-0 ① SH5-3 1-2 2-3 X FF 94 0-0 ② FC3-2 1-2 2-3 3-Hf	5	1	2	1	0	0	8
47 Pete Kozma, R (1, 6) OBP: 0.375, SLG: 0.333			D SL 76 C FF 91 X CH 75 1-1 ① SH2-4 2-3	1 SAFE C SL 78 C SL 77 B SL 79 X FF 92 1-2 ② P6		F FF 93 B SL 84 S SL 85 F FF 95 C FF 94 1-3 ① K	B SL 83 F FF 94 X CU 81 1-1 ③ G1-3		B SL 81 P PO 79 B SL 82 B FF 92 4-0 19 G4-6-3 BB C FF 95 F FF 96 S SL 90 0-3 ③ K	4	0	0	0	1	2	6
Inning Stats	R: 0 E: 0 K: 0 S: 6 H: 1 LOB: 0 BB: 1 P: 11	R: 0 E: 0 K: 0 S: 6 H: 0 LOB: 0 BB: 0 P: 9	R: 3 E: 0 K: 0 S: 12 H: 3 LOB: 0 BB: 0 P: 18	R: 3 E: 1 K: 0 S: 14 H: 2 LOB: 1 BB: 2 P: 29	R: 1 E: 0 K: 1 S: 19 H: 2 LOB: 3 BB: 2 P: 32	R: 0 E: 0 K: 2 S: 13 H: 0 LOB: 2 BB: 2 P: 24	R: 0 E: 0 K: 0 S: 11 H: 1 LOB: 2 BB: 1 P: 18	R: 0 E: 0 K: 1 S: 12 H: 2 LOB: 2 BB: 0 P: 20	R: 0 E: 0 K: 0 S: 9 H: 1 LOB: 2 BB: 2 P: 19	R: 2 E: 1 K: 1 S: 13 H: 0 LOB: 3 BB: 3 P: 27	1B: 7 2B: 3 3B: 1 HR: 1 SF: 0 SAC: 2 DP: 2 HBP: 1	WP: 0 PB: 0 SB: 0 CS: 1 PA: 54					

PITCHER		IP	WLS	BF	H	R	ER	SO	BB	IBB	HBP	BLK	WP	HR	S	P	ERA	WHIP
37 Sean O'Sullivan, R ERA: 5.6	(1, 1)	4.1		23	8	7	7	0	4	0	0	0	0	1	49	86	14.54	2.769
56 Greg Holland, R ERA:	(5, 1)	1.2		8	0	0	0	3	3	0	0	0	0	0	21	37	0.00	1.800
61 Everett Teaford, L ERA: 3.0	(7, 1)	1.0		5	1	0	0	0	1	0	0	0	0	0	11	18	0.00	2.000
43 Aaron Crow, R ERA: 0.79	(8, 1)	1.0		5	2	0	0	1	0	0	0	0	0	0	12	20	0.00	2.000
48 Joakim Soria, R ERA: 3.86	(9, 1)	1.0		5	1	0	0	0	2	0	0	0	0	0	9	19	0.00	3.000

PITCHER		IP	WLS	BF	H	R	ER	SO	BB	IBB	HBP	BLK	WP	HR	S	P	ERA	WHIP
31 Louis Coleman, R ERA: 2.03	(10, 1)	0.0	L	3	0	2	1	0	1	0	1	0	0	0	7	12	∞	∞
55 Tim Collins, L ERA: 3.16	(10, 1)	0.1		3	0	0	0	0	2	0	0	0	0	0	2	11	0.00	6.000
38 Blake Wood, R ERA: 3.38	(10, 1)	0.2		2	0	0	0	1	0	0	0	0	0	0	4	4	0.00	0.000

TOP

St. Louis Cardinals @ Kansas City Royals

Kauffman Stadium, Kansas City, MO

Sun May 22 2011, 1:10 PM - 5:19 PM CDT
Att. 28,198 - Partly Cloudy - 83 F

livebaseballscorecards.com

AB	38
R	9
H	12
RBI	8
BB	13
SO	5
LOB	37

Batter	1	2	3	4	5	6	7	8	9	10	AB	R	H	RBI	BB	SO	LOB
4 Alex Gordon, L (1, 7) OBP: 0.343, SLG: 0.462	B FF 92 B FF 91 C SI 91 F SI 91 B FC 87 F FF 92 F FF 91 F SI 91 C SL 87 3-3 ① K		F FF 88 1 SAFE F SL 87 D FC 88 F FF 91 D CU 76 B CU 75 X FF 91 3-2 1-H 2B		B FF 91 B SL 86 C FF 90 X FF 90 2-1 ② F9 2-3		B SI 90 B SL 86 C SI 90 X FF 89 2-1 HR	C SL 80 1 SAFE F SL 79 1 SAFE S SL 75 0-3 ③ K			5	1	2	2	0	2	3
13 Mike Aviles, R (1, 4) OBP: 0.275, SLG: 0.447	C FF 90 B FF 91 X SI 91 1-1 35 G3 2B		B FF 91 F FF 91 X FF 90 1-1 ② L8		B FF 84 D CH 84 X FF 91 2-0 1-3 3-H 1B		B FF 92 X FF 92 1-0 ① F9		S FF 98 B FF 99 F FF 98 F FF 99 F FF 98 B FF 94 F FF 98 F FF 99 B FC 88 3-2 ① X FF 88 F9		5	0	2	1	0	0	1
35 Eric Hosmer, L (1, 3) OBP: 0.348, SLG: 0.525	B FF 88 F SL 86 F FF 91 X CU 76 1-2 ② G3 2-3		F FF 91 F FF 91 B FF 88 X FC 87 1-2 ③ G3		X SL 87 0-0 ③ P5		C SL 77 B SL 78 F FF 93 B SL 77 S FF 94 2-3 ② K		S FF 99 B FF 98 F FF 98 B FF 98 X FF 98 2-2 ② F8		5	0	0	0	0	1	4
21 Jeff Francoeur, R (1, 9) OBP: 0.337, SLG: 0.523	D CH 84 S CH 84 T SL 86 D SL 88 F FF 87 D SI 86 X CH 85 3-2 ③ F8			C FF 90 X FF 91 0-1 ① G4-3		B SI 90 X FF 89 1-0 HR	B SL 77 H SL 78 2-0 16 S 24 1B HBP		B FC 93 X FF 98 1-0 ③ F8		4	2	1	1	0	0	1
16 Billy Butler, R (1, 10) OBP: 0.391, SLG: 0.426		C SI 91 C FF 91 X CH 84 0-2 ① G4-3		C FF 90 C FF 90 F CU 75 F SL 86 S CU 75 0-3 ② K		B FF 93 B FF 92 C FF 93 B SI 93 X SI 92 3-1 24 HR 2B	C FF 95 F FF 96 D SL 80 F SL 79 B FF 96 F FF 96 F FF 96 B SL 81 D SL 80 4-2 24 1B 1-2 BB			X FF 92 0-0 3 2B 2B	4	2	2	0	1	1	0
24 Wilson Betemit, S (1, 5) OBP: 0.379, SLG: 0.465		C FF 92 X FF 92 0-1 ② F9		C FF 91 B CH 84 S CH 83 C CU 74 1-3 ③ K		F SI 93 B FF 95 F FF 95 F CH 86 X FF 89 1-2 2-H HR	B SL 77 C SL 77 B FF 94 X FF 94 2-1 1-3 2-H 1B			B CH 86 B CH 86 B FF 94 C FF 92 X CH 87 3-1 ① F9	5	1	2	3	0	1	1
15 Matt Treanor, R (1, 2) OBP: 0.379, SLG: 0.337 3 Brayan Peña, S (7, 2) OBP: 0.284, SLG: 0.317	C FF 92 S CH 84 B FF 92 S FC 87 1-3 ③ K				B FF 90 C SI 90 B FF 90 X FF 90 3-1 12 FC4-6 1B	B SI 93 C SI 93 S SL 89 F SL 87 C FF 94 1-3 ① K		B CH 81 B FF 88 X FF 88 2-0 ① F8		B CH 85 B CH 86 X FF 92 2-0 2-H 2B	3 2	0 0	1 1	0 1	0 0	2 0	0 0
12 Mitch Maier, L (1, 8) OBP: 0.440, SLG: 0.450			C FF 91 C FC 87 F FF 87 X FF 91 0-2 4 2B 1B		B FF 91 X FF 91 1-0 ① FC4-6 4 F9 2 1B 13 1B 1-2f	B SL 86 B FF 89 C SI 90 X SI 90 2-1 ② P3		S SL 81 S SL 80 S SL 79 0-3 ② K		B CH 87 X FF 93 1-0 ② P6	5	2	1	0	0	1	2
2 Alcides Escobar, R (1, 6) OBP: 0.266, SLG: 0.274			B SI 91 F FF 90 D CH 84 1 SAFE X FF 90 2-1 ① F8		C FF 90 X FF 90 0-1 13 1B 1-2 1B	B CH 84 L FF 91 B CH 84 B FF 91 F FF 90 F SI 91 X SI 91 3-2 ③ F9		B FF 88 X FF 83 1-0 1B		C KC 82 B KC 83 S KC 86 C KC 84 1-3 ③ K	5	0	2	0	0	1	2
Inning Stats	R: 0 H: 1 E: 0 LOB: 1 K: 1 BB: 0 S: 15 P: 23	R: 0 H: 0 E: 0 LOB: 0 K: 1 BB: 0 S: 8 P: 9	R: 1 H: 2 E: 0 LOB: 1 K: 0 BB: 0 S: 15 P: 22	R: 0 H: 0 E: 0 LOB: 0 K: 2 BB: 0 S: 10 P: 11	R: 1 H: 3 E: 0 LOB: 2 K: 0 BB: 0 S: 9 P: 17	R: 3 H: 3 E: 0 LOB: 0 K: 1 BB: 0 S: 17 P: 28	R: 2 H: 2 E: 0 LOB: 2 K: 1 BB: 1 S: 13 P: 26	R: 0 H: 1 E: 0 LOB: 1 K: 2 BB: 0 S: 8 P: 11	R: 0 H: 0 E: 0 LOB: 0 K: 0 BB: 0 S: 11 P: 17	R: 1 H: 2 E: 0 LOB: 1 K: 1 BB: 0 S: 8 P: 15	1B: 6 2B: 5 3B: 0 HR: 3	SF: 0 SAC: 0 DP: 0 HBP: 1						

PITCHER		IP	WLS	BF	H	R	ER	SO	BB	IBB	HBP	BLK	WP	HR	S	P	ERA	WHIP
54 Jaime García, L ERA: 1.93	(1, 1)	5.0		22	7	3	3	4	0	0	0	0	0	1	58	84	5.40	1.400
44 Miguel Batista, R ERA: 2.76	(6, 1)	0.1		3	2	2	2	1	0	0	0	0	0	1	10	15	54.00	6.000
56 Brian Tallet, L ERA: 3.6	(6, 1)	0.2	H	3	1	1	1	0	0	0	0	0	0	1	8	15	13.50	1.500
52 Eduardo Sanchez, R ERA: 3.0	(7, 1)	1.0	B	5	1	1	1	1	1	0	1	0	0	0	11	22	9.00	2.000
43 Trever Miller, L ERA: 2.16	(8, 1)	1.0		4	1	0	0	2	0	0	0	0	0	0	8	11	0.00	1.000

PITCHER		IP	WLS	BF	H	R	ER	SO	BB	IBB	HBP	BLK	WP	HR	S	P	ERA	WHIP
30 Jason Motte, R ERA: 2.45	(9, 1)	1.0	W	3	0	0	0	0	0	0	0	0	0	0	11	17	0.00	0.000
59 Fernando Salas, R ERA: 1.31	(10, 1)	1.0	S	5	2	1	1	1	0	0	0	0	0	0	8	15	9.00	2.000

BOTTOM

St. Louis Cardinals @ Kansas City Royals

Kauffman Stadium, Kansas City, MO

Sun May 22 2011, 1:10 PM - 5:19 PM CDT

Att. 28,198 - Partly Cloudy - 83 F

livebaseballscorecards.com

AB	43
R	8
H	14
RBI	8
BB	1
SO	9
LOB	14

WP: 0 PA: 45
PB: 0
SB: 1
CS: 0

Kansas City Royals @ Baltimore Orioles

Oriole Park at Camden Yards, Baltimore, MD

Tue May 24 2011, 7:10 PM - 10:13 PM EDT
Att. 14,077 - Partly Cloudy - 84 F

livebaseballscorecards.com

Batter	1	2	3	4	5	6	7	8	9	AB	R	H	RBI	BB	SO	LOB
4 Alex Gordon, L (1, 7) OBP: 0.345, SLG: 0.476	B FF 92 C FF 92 X SI 92 1-1 53 21 1B 1B		B FF 92 C SL 84 C SL 84 B FF 92 B SI 87 X FF 87 3-2 HR		C SI 93 B FF 94 X SI 92 1-1 ② FC5-4 53 1B 1-2f	C SI 91 S SL 84 B SL 84 X SL 83 1-2 ③ P6		F SI 85 B SL 73 X SL 74 1-1 ③ F9		5	2	2	1	0	0	4
53 Melky Cabrera, S (1, 8) OBP: 0.307, SLG: 0.440	B FF 90 C SI 91 X FF 91 1-1 21 1B 1-2 1B		F CH 87 F FF 92 B SI 92 F SL 82 B SI 89 X SI 92 2-2 ② G6-3		C SI 92 X FF 89 0-1 1-2 1B		C SL 84 B SI 92 C SL 85 B FF 92 X CH 86 2-2 ① F7		X FF 94 0-0 ① F9	5	0	2	0	0	0	0
35 Eric Hosmer, L (1, 3) OBP: 0.338, SLG: 0.500	B SI 92 C SI 91 F CH 86 D SI 92 D CH 86 F SI 92 S SL 86 3-3 ① K		B SL 82 C SL 83 X FF 92 1-1 ③ L4		S SL 84 B SL 85 F FF 91 X SL 82 1-2 ③ G6-3		C FF 93 B FF 92 B CH 86 X SL 87 2-1 24 BB 16 1B 1B		C FF 93 B FS 85 S FS 87 X FS 88 1-2 ② F9	5	0	1	0	0	1	4
21 Jeff Francoeur, R (1, 9) OBP: 0.338, SLG: 0.520	X FF 86 0-0 16 G5-4-3 1-2 2-H 1B			X SI 90 0-0 ① G6-3		C FF 91 B SI 86 B FF 91 C FF 92 B SI 91 X SI 91 3-2 16 S 16 1B 1B	C SI 93 B SI 93 1 SAFE B FF 93 F FC 88 S FC 92 2-3 ② K		C FF 95 C FC 89 B FF 94 F CU 79 B CU 82 B FS 88 C CU 80 3-3 ③ K	5	1	2	1	0	2	1
16 Billy Butler, R (1, 10) OBP: 0.393, SLG: 0.428	D SI 92 B SI 92 X SI 92 2-0 ② ③ G5-4-3 1-2f			B SI 90 B SI 92 X SI 91 2-0 ② G5-3		F SI 92 B CH 89 D CH 87 X SI 93 2-1 13 2B 1-H 1B	C SL 86 F FF 94 1 SAFE F FF 92 B FF 93 X FF 92 1-2 24 BB 1-2 1B			4	0	2	1	0	0	2
24 Wilson Betemit, S (1, 5) OBP: 0.383, SLG: 0.457		B SI 89 F FF 91 B FF 92 X SI 92 2-1 ① F9		B FF 90 S SL 83 B CH 87 B SI 92 B SI 92 4-1 BB		C SI 92 S SL 85 F CH 86 D SI 92 B SI 92 B SI 92 D SL 84 S CH 87 3-3 ① K	D SL 87 C SL 86 F FF 92 B SL 87 B FC 92 B SL 86 4-2 1-2 2-3 BB			2	0	0	0	2	1	1
13 Mike Aviles, R (1, 4) OBP: 0.274, SLG: 0.449		B SI 90 F SI 93 X CH 86 1-1 ② G6-3		C FF 93 X CH 88 0-1 ③ F8		B FF 93 X SI 91 1-0 1-3 2B	F SL 87 X FF 92 0-1 ③ F8			4	0	1	0	0	0	4
3 Brayan Peña, S (1, 2) OBP: 0.282, SLG: 0.313		B SI 92 F FF 90 X CH 87 1-1 ③ G6-3			C CH 85 B FF 93 X FF 92 1-1 4 FC5-4 1B	B CH 87 X CH 88 1-0 ② G2-3		C FF 91 B SL 86 C FC 91 B SL 84 B FF 92 F FF 92 X FF 93 3-2 ① G1-3		4	0	1	0	0	0	2
2 Alcides Escobar, R (1, 6) OBP: 0.266, SLG: 0.269			C FF 91 F SI 91 B SI 92 B SI 93 X SI 92 2-2 ① G1-3		X SI 92 0-0 ① F9	B CH 88 B SI 91 B SI 86 C SI 92 B CH 87 4-1 BB		F SL 86 B FF 92 X FF 92 1-1 ② P4		3	0	0	0	1	0	1
Inning Stats	R: 1 E: 0 K: 1 S: 10 H: 3 LOB: 1 BB: 0 P: 17	R: 0 E: 0 K: 0 S: 6 H: 0 LOB: 0 BB: 0 P: 10	R: 1 E: 0 K: 0 S: 12 H: 1 LOB: 0 BB: 0 P: 20	R: 0 E: 0 K: 0 S: 5 H: 0 LOB: 1 BB: 1 P: 11	R: 0 E: 0 K: 0 S: 10 H: 2 LOB: 2 BB: 0 P: 13	R: 1 E: 0 K: 1 S: 15 H: 3 LOB: 3 BB: 1 P: 30	R: 0 E: 0 K: 1 S: 16 H: 2 LOB: 3 BB: 1 P: 27	R: 0 E: 0 K: 0 S: 8 H: 0 LOB: 0 BB: 0 P: 13	R: 0 E: 0 K: 1 S: 8 H: 0 LOB: 0 BB: 0 P: 12	1B: 9 2B: 1 3B: 0 HR: 1	SF: 0 SAC: 0 DP: 1 HBP: 0						

	AB	37
	R	3
	H	11
	RBI	3
	BB	3
	SO	4
	LOB	19

WP: 0 PB: 0 SB: 1 CS: 0 PA: 40

PITCHER		IP	WLS	BF	H	R	ER	SO	BB	IBB	HBP	BLK	WP	HR	S	P	ERA	WHIP
53 Zack Britton, L ERA: 2.35	(1, 1)	6.0		28	9	3	3	2	2	0	0	0	0	1	58	101	4.50	1.833
37 Jeremy Accardo, R ERA: 4.57	(7, 1)	1.2		8	2	0	0	1	1	0	0	0	0	0	22	37	0.00	1.800
57 Clay Rapada, L ERA: 9.0	(8, 1)	0.1		1	0	0	0	0	0	0	0	0	0	0	2	3	0.00	0.000
55 Alfredo Simon, R ERA:	(9, 1)	1.0	W	3	0	0	0	1	0	0	0	0	0	0	8	12	0.00	0.000

PITCHER	IP	WLS	BF	H	R	ER	SO	BB	IBB	HBP	BLK	WP	HR	S	P	ERA	WHIP

Batter	1	2	3	4	5	6	7	8	9	AB	R	H	RBI	BB	SO	LOB
11 Robert Andino, R (1, 4) OBP: 0.368, SLG: 0.319	C FF 94 S FF 94 B FF 96 B CU 78 F FF 94 X FF 95 2-2 10 S 1B		B CH 84 B CH 84 B FF 92 C FF 91 F FF 91 F FF 93 B FF 93 4-2 BB		X FF 92 0-0 ①② B5-6 2-2f		C FF 96 F FF 97 S SL 89 0-3 ② K		S FC 92 C FC 91 T FF 92 0-2 ② K	4	0	1	0	1	2	3
10 Adam Jones, R (1, 8) OBP: 0.339, SLG: 0.462	1 SAFE F SI 94 S FF 95 D CH 83 F FF 95 1 SAFE B CH 82 S FF 92 2-3 ① K 1-2		F CH 84 S FF 93 S CU 78 0-3 ② K		B CU 75 S CH 84 X CH 84 1-1 ③ G4-3		B FF 97 X SL 89 1-0 2B		F FC 92 S FC 93 X FC 92 0-2 2-H HR	5	1	2	2	0	2	4
21 Nick Markakis, L (1, 9) OBP: 0.325, SLG: 0.346	F FF 94 S CH 84 C FF 93 0-3 ② K		B CH 86 T FF 92 S FF 94 X CU 77 1-2 ③ G3			B CU 78 F FF 91 X CH 82 1-1 32 S 32 2B 1B	F SL 89 D SL 90 F SL 90 S SL 90 1-3 ③ K			4	1	1	0	0	2	4
27 Vladimir Guerrero, R (1, 10) OBP: 0.332, SLG: 0.440	D CU 77 X CH 85 1-0 ③ G1-3			B CU 76 X FF 93 1-0 1B		F CH 83 B FF 93 X CU 76 1-1 ① F9		C SI 83 B SI 95 B SI 95 F SL 86 X SL 85 2-2 ① L6		4	0	1	0	0	0	2
32 Matt Wieters, S (1, 2) OBP: 0.340, SLG: 0.413		B FF 94 F FF 92 C CU 76 F FF 95 F FF 94 B CH 84 X FF 94 2-2 ① F8		B FF 93 B FF 92 X FF 92 2-0 ① F8		D CU 75 F FF 93 C CU 77 F CU 76 B FF 94 X CU 74 2-2 30 WP 30 1B 1-H 2B		C SI 96 B SI 96 X SL 85 1-1 ② G3		4	1	1	1	0	0	1
14 Nolan Reimold, R (1, 7) OBP: 0.286, SLG: 0.714 30 Luke Scott, L (6, PH) OBP: 0.327, SLG: 0.425 (7, 7)		B SI 94 S CH 82 B CH 82 B FF 93 S FF 93 S FF 94 3-3 ② K		C FF 93 B CH 83 B CH 83 B SI 93 X SI 91 3-1 ② F8		B SL 78 B FF 90 S SL 77 S CH 77 X FF 90 2-2 12 FC5-4 2-H 1B		B SL 84 C SI 94 C SL 82 S SI 96 2-3 ③ K		2	0	0	0	0	1	1
										2	0	1	1	0	1	0
12 Mark Reynolds, R (1, 5) OBP: 0.298, SLG: 0.362		F FF 94 X CU 77 0-1 ③ G5-3		B CU 77 C CH 83 F CH 83 B FF 94 T CU 76 2-2 ③ K		B SL 78 C SL 79 B SL 79 C FF 88 X SL 81 2-2 ② FC5-4 1-2f			B FC 90 B SL 80 S FF 90 B SL 81 F FC 88 F FC 92 X SL 80 3-2 ① F8	4	0	0	0	0	1	2
2 J.J. Hardy, R (1, 6) OBP: 0.316, SLG: 0.403			B FF 92 C FF 92 F CH 83 F FF 95 X FF 94 1-2 2B		B CU 77 B FF 92 B FF 91 B FF 91 4-0 11 B5-6 29 BB BB	1 SAFE C FF 89 B FF 88 S SL 80 B SL 80 S SL 81 2-3 ③ K			C SL 80 F SL 81 B FF 92 B CU 66 X CH 82 2-2 18 2B 2B	3	1	2	0	1	1	1
29 Brandon Snyder, R (1, 3) OBP: 0.417, SLG: 0.333 18 Felix Pie, L (9, PH) OBP: 0.250, SLG: 0.344			F FF 92 C FF 93 F CU 76 F FF 93 F CU 76 C CU 78 0-3 ① K		B FF 91 B CH 82 B SI 92 C FF 92 1 SAFE B FF 92 4-1 1-2 BB		B SL 90 S FF 95 S SL 91 B SL 89 X FF 95 2-2 ① F8		X FF 88 0-0 10 HR 2-H 2B	2	0	0	0	1	1	1
										1	1	1	1	0	0	0
Inning Stats	R: 0 E: 0 K: 2 S: 12 H: 1 LOB: 1 BB: 0 P: 17	R: 0 E: 0 K: 1 S: 10 H: 0 LOB: 0 BB: 0 P: 15	R: 0 E: 0 K: 2 S: 19 H: 1 LOB: 2 BB: 1 P: 25	R: 0 E: 0 K: 1 S: 7 H: 1 LOB: 1 BB: 0 P: 15	R: 0 E: 0 K: 0 S: 4 H: 0 LOB: 1 BB: 2 P: 13	R: 2 E: 0 K: 1 S: 17 H: 3 LOB: 1 BB: 0 P: 27	R: 0 E: 0 K: 2 S: 10 H: 1 LOB: 1 BB: 0 P: 14	R: 0 E: 0 K: 1 S: 8 H: 0 LOB: 0 BB: 0 P: 13	R: 3 E: 0 K: 1 S: 14 H: 3 LOB: 0 BB: 0 P: 19	1B: 4 2B: 6 3B: 0 HR: 1 SF: 0 SAC: 0 DP: 1 HBP: 0						

PITCHER		IP	WLS	BF	H	R	ER	SO	BB	IBB	HBP	BLK	WP	HR	S	P	ERA	WHIP
23 Danny Duffy, L ERA: 3.86	(1, 1)	5.1		23	5	2	2	6	3	0	0	0	0	0	60	97	3.38	1.500
31 Louis Coleman, R ERA: 1.93	(6, 1)	0.2	H	3	1	0	0	1	0	0	0	0	1	0	9	15	0.00	1.500
38 Blake Wood, R ERA: 3.2	(7, 1)	1.0	H	4	1	0	0	2	0	0	0	0	0	0	10	14	0.00	1.000
43 Aaron Crow, R ERA: 0.76	(8, 1)	1.0	H	3	0	0	0	1	0	0	0	0	0	0	8	13	0.00	0.000
48 Joakim Soria, R ERA: 5.12	(9, 1)	0.2	L	5	3	3	3	1	0	0	0	0	0	1	14	19	40.50	4.500

PITCHER	IP	WLS	BF	H	R	ER	SO	BB	IBB	HBP	BLK	WP	HR	S	P	ERA	WHIP

BOTTOM

Kansas City Royals @ Baltimore Orioles

Oriole Park at Camden Yards, Baltimore, MD

Tue May 24 2011, 7:10 PM - 10:13 PM EDT

Att. 14,077 - Partly Cloudy - 84 F

livebaseballscorecards.com

AB	35
R	5
H	10
RBI	5
BB	3
SO	11
LOB	19

WP: 1 PA: 38
PB: 0
SB: 2
CS: 0

Kansas City Royals @ Baltimore Orioles

Oriole Park at Camden Yards, Baltimore, MD

Wed May 25 2011, 7:09 PM - 9:37 PM EDT

Att. 15,740 - Clear - 83 F

TOP

livebaseballscorecards.com

Batter	1	2	3	4	5	6	7	8	9	AB	R	H	RBI	BB	SO	LOB
4 Alex Gordon, L (1, 7) OBP: 0.341, SLG: 0.474	B FF 93 S FF 93 B FF 92 S FF 94 T FF 94 2-2 ① K		C CU 76 B CU 76 X FF 93 1-1 53 SH1-3 2B		C FF 92 F CU 78 F SL 83 S FF 92 0-3 ② K		B SI 94 C SI 94 F CH 88 T SI 96 1-2 ② K		B FF 93 C FF 94 S SL 84 S FF 94 1-3 ③ K	5	0	1	0	0	4	1
53 Melky Cabrera, S (1, 8) OBP: 0.313, SLG: 0.459	B FF 94 B FF 93 C FF 94 S SI 94 X SI 94 2-2 E5		X SI 91 0-0 ① SH1-3 2-3		B CU 75 F FF 92 F SI 92 F FF 91 X CU 77 1-2 2-H HR		F SI 93 X SI 95 0-1 35 1B 1B			3	1	2	2	0	0	0
35 Eric Hosmer, L (1, 3) OBP: 0.333, SLG: 0.485	B FF 95 B CU 79 B CH 88 C FF 94 F FF 94 F FF 95 X SL 88 3-2 ② F9		D CU 77 B FF 93 C SI 94 D FF 88 C SI 93 F CU 78 C SI 93 3-3 ② K		X FF 92 0-0 ③ G4-3		F FF 94 B SI 95 S CH 87 1-2 1-2 1B			4	0	1	0	0	1	2
21 Jeff Francoeur, R (1, 9) OBP: 0.332, SLG: 0.508	C SI 92 1 SAFE B FF 92 B FF 93 B SL 86 F FF 92 F SL 90 F SL 88 S FF 92 3-3 ③ K		C FF 93 F SI 93 B FF 94 F SL 85 F FF 93 X CU 78 1-2 ③ F7			F SL 84 X FF 90 0-1 ① F9	C FF 95 B SI 95 B CU 80 X SI 95 2-1 ③ G6-3			4	0	0	0	0	1	4
16 Billy Butler, R (1, 10) OBP: 0.400, SLG: 0.432		C FF 92 B CU 78 B SI 92 B SI 94 B FF 92 4-1 17 BB BB		C SL 85 X FF 91 0-1 15 G1-6-3 1B		B FF 91 C FF 92 X FF 92 1-1 15 F9 24 1B 1B		B CU 79 B SI 93 B SI 94 C SI 94 X SI 93 3-1 ① G5-3		3	0	2	0	1	0	0
24 Wilson Betemit, S (1, 5) OBP: 0.379, SLG: 0.451		C CU 78 B SI 93 S SI 93 B SL 87 S CH 88 2-3 ① K	C FF 93 B FF 91 D CH 86 X CU 77 2-1 ① P4			S CU 78 X SI 92 0-1 1-2 1B		B SI 94 C CH 88 B SI 94 F SI 95 T SI 97 2-2 ② K		4	0	1	0	0	2	2
15 Matt Treanor, R (1, 2) OBP: 0.364, SLG: 0.322		B FF 91 B SL 86 F FF 92 B SL 87 C SI 93 C SI 91 3-3 ② K	C SL 85 B SI 91 B SI 91 S SL 85 X SI 91 2-2 ② ③ G1-6-3 1-2f			F FF 92 C FF 91 X SL 83 0-2 ② F9 2-3		C SI 94 X SI 94 0-1 ③ G4-3		4	0	0	0	0	1	4
17 Chris Getz, L (1, 4) OBP: 0.315, SLG: 0.276		B SI 92 B SI 91 B FF 92 B FF 91 4-0 1-2 BB			B FF 89 B FF 89 B FF 91 B FF 89 4-0 2 G4-3 53 HR BB	C FF 92 C FF 91 S FF 91 0-3 ③ K			C FF 90 B FF 93 S SL 85 B SL 85 X FF 94 2-2 ① G4-3	2	1	0	0	2	1	2
2 Alcides Escobar, R (1, 6) OBP: 0.260, SLG: 0.263		X FF 92 0-0 ③ P5			B FF 90 B SL 84 C FF 92 F FF 91 X SI 91 2-2 ① G4-3 1-2		C FF 94 F SI 93 F CU 80 B CU 79 X SI 96 1-2 ① G6-3		X FF 92 0-0 ② L6	4	0	0	0	0	0	3
Inning Stats	R: 0 E: 1 K: 2 S: 15 H: 0 LOB: 1 BB: 0 P: 25	R: 0 E: 0 K: 2 S: 8 H: 0 LOB: 2 BB: 2 P: 21	R: 0 E: 0 K: 1 S: 12 H: 1 LOB: 1 BB: 0 P: 17	R: 0 E: 0 K: 0 S: 7 H: 1 LOB: 0 BB: 0 P: 11	R: 2 E: 0 K: 1 S: 12 H: 1 LOB: 0 BB: 1 P: 19	R: 0 E: 0 K: 1 S: 12 H: 2 LOB: 2 BB: 0 P: 13	R: 0 E: 0 K: 1 S: 14 H: 2 LOB: 2 BB: 0 P: 19	R: 0 E: 0 K: 1 S: 7 H: 0 LOB: 0 BB: 0 P: 12	R: 0 E: 0 K: 1 S: 7 H: 0 LOB: 0 BB: 0 P: 10	1B: 5 2B: 1 3B: 0 HR: 1 SF: 0 SAC: 1 DP: 1 HBP: 0						

	AB	33
	R	2
	H	7
	RBI	2
	BB	3
	SO	10
	LOB	18

WP: 0 PB: 0 SB: 0 CS: 0 PA: 37

PITCHER		IP	WLS	BF	H	R	ER	SO	BB	IBB	HBP	BLK	WP	HR	S	P	ERA	WHIP
34 Jake Arrieta, R ERA: 4.57	(1, 1)	6.0	W	26	5	2	2	7	3	0	0	0	0	1	66	106	3.00	1.333
43 Jim Johnson, R ERA: 3.21	(7, 1)	2.0		8	2	0	0	2	0	0	0	0	0	0	21	31	0.00	1.000
51 Michael Gonzalez, L ERA: 8.04	(9, 1)	1.0		3	0	0	0	1	0	0	0	0	0	0	7	10	0.00	0.000

PITCHER		IP	WLS	BF	H	R	ER	SO	BB	IBB	HBP	BLK	WP	HR	S	P	ERA	WHIP

Batter	1	2	3	4	5	6	7	8	9	AB	R	H	RBI	BB	SO	LOB
18 Felix Pie, L (1, 7) OBP: 0.250, SLG: 0.338	C SL 87 L FF 91 C KC 78 0-3 ① K		B KC 76 S SL 87 X FF 92 1-1 ③ G4-3	X SI 93 0-0 10 1B 27 E 1-2 2-3 3-H 1B		B KC 78 F FF 92 X CH 83 1-1 ② F9				4	1	1	1	0	1	0
10 Adam Jones, R (1, 8) OBP: 0.342, SLG: 0.469	X FF 92 0-0 ② B1-3			X FF 90 0-1 21 1B 27 G6-3 2B B KC 78 3-2 1-3 2-H 3-H 27 E 1B		F SI 92 X SL 82 0-1 ③ G5-3				4	1	2	2	0	0	0
21 Nick Markakis, L (1, 9) OBP: 0.324, SLG: 0.344	C SI 91 B SL 84 X CH 84 1-1 ③ G4-3			B SI 89 2-1 27 G5-3 30 2B 2-3 1B X SI 93 0-0 ② P6			B SL 85 F SL 87 X FF 92 1-1 ① G3			4	1	1	0	0	0	2
27 Vladimir Guerrero, R (1, 10) OBP: 0.330, SLG: 0.435		X SL 86 0-0 32 G6-4-3 1B		X SI 92 0-0 ③ G5-3 1-2 3-H B FF 93 X SI 93 1-0 E6 1-2 3-H			B SL 81 B SI 91 F FF 91 X FC 88 2-1 ② G6-3			4	0	1	1	0	0	2
32 Matt Wieters, S (1, 2) OBP: 0.337, SLG: 0.404		C SI 90 B SL 86 F SI 93 X FF 92 1-2 ①② G6-4-3 1-2f		C KC 77 4-1 B FF 91 S FF 92 S CH 92 30 2B 12 WP BB B FF 93 3-1 ③ G3			C KC 80 F FF 91 F FF 92 F KC 78 F FF 92 B SL 83 B KC 81 B FF 92 F FF 93 3-2 ③ X FF 92 G3-1			3	1	0	0	1	0	3
30 Luke Scott, L (1, 3) OBP: 0.331, SLG: 0.435		C KC 77 B KC 78 S CH 83 X FF 93 1-2 12 FC5-4 1B		F FF 91 S FC 87 X FC 88 0-2 12 WP 2 1B 1-3 2-H 2B	B KC 76 F KC 77 B KC 77 C FF 92 X KC 78 2-2 ① G4-3			X FF 90 0-0 ① P6		4	1	2	1	0	0	0
12 Mark Reynolds, R (1, 5) OBP: 0.302, SLG: 0.381		C SL 82 X SI 93 0-1 ③ FC5-4 1-2f		B SI 93 B SI 94 B SL 82 B SI 93 4-0 2 1B 18 1B 2-3 3-H BB	C FF 91 X SL 86 0-1 ② P4			X FF 91 0-0 HR		3	2	1	1	1	0	1
2 J.J. Hardy, R (1, 6) OBP: 0.313, SLG: 0.394			C FC 91 B FC 87 B FC 87 X FF 90 2-1 ① G1-3	X FC 88 0-0 18 1B 6 BB 10 1B 1-3 3-H 1B	B FF 92 C FF 92 B CH 84 X SI 91 2-1 ③ G5-3			C FF 92 C FF 93 B SI 93 B SL 81 F SL 81 F SL 82 F FF 93 X FF 94 2-2 ② P3		4	1	1	1	0	0	0
6 Ryan Adams, R (1, 4) OBP: 0.250, SLG: 0.143			S FC 87 B FC 87 X SI 92 1-1 ② G4-3	B FF 93 D CH 83 B FC 92 B SI 92 4-0 18 1B 10 1B 1-2 BB		C FF 91 C KC 77 B KC 79 F SI 91 X SI 92 1-2 ① G6-3		C SL 81 B FF 93 C FF 94 B FF 94 F SL 83 S FF 94 2-3 ③ K		3	1	0	0	1	1	0
Inning Stats	R: 0 E: 0 K: 1 S: 6 H: 0 LOB: 0 BB: 0 P: 7	R: 0 E: 0 K: 0 S: 9 H: 2 LOB: 1 BB: 0 P: 11	R: 0 E: 0 K: 0 S: 6 H: 0 LOB: 0 BB: 0 P: 10	R: 8 E: 1 K: 0 S: 18 H: 6 LOB: 2 BB: 3 P: 39	R: 0 E: 0 K: 0 S: 7 H: 0 LOB: 0 BB: 0 P: 11	R: 0 E: 0 K: 0 S: 8 H: 0 LOB: 0 BB: 0 P: 10	R: 0 E: 0 K: 0 S: 11 H: 0 LOB: 0 BB: 0 P: 17	R: 1 E: 0 K: 1 S: 12 H: 1 LOB: 0 BB: 0 P: 16		1B: 6 2B: 2 3B: 0 HR: 1 SF: 0 SAC: 0 DP: 1 HBP: 0						

PITCHER		IP	WLS	BF	H	R	ER	SO	BB	IBB	HBP	BLK	WP	HR	S	P	ERA	WHIP
44 Luke Hochevar, R ERA: 4.81	(1, 1)	7.0	L	32	8	8	7	1	3	0	0	0	1	0	65	105	9.00	1.571
51 Robinson Tejeda, R ERA: 6.14	(8, 1)	1.0		4	1	1	1	1	0	0	0	0	0	1	12	16	9.00	1.000

PITCHER	IP	WLS	BF	H	R	ER	SO	BB	IBB	HBP	BLK	WP	HR	S	P	ERA	WHIP

BOTTOM

Kansas City Royals @ Baltimore Orioles

Oriole Park at Camden Yards, Baltimore, MD

Wed May 25 2011, 7:09 PM - 9:37 PM EDT

Att. 15,740 - Clear - 83 F

livebaseballscorecards.com

AB	33
R	9
H	9
RBI	7
BB	3
SO	2
LOB	8

WP: 1 PA: 36
PB: 0
SB: 0
CS: 0

Batter	1	2	3	4	5	6	7	8	9	10	11	12	AB	R	H	RBI	BB	SO	LOB
4 Alex Gordon, L (1, 7) OBP: 0.343, SLG: 0.477	B FF 91 F SI 92 F FF 92 B SI 93 S SI 94 2-3 ① **K**	B CU 72 F SI 93 B SL 86 F SI 93 F SI 93 F SL 85 F SI 95 2-2 **CI** 53 1B 1-2 2-3		C CH 84 X SI 92 0-1 2-H **2B**			1 SAFE X SI 92 0-0 **F7** ① 1-3			B CU 81 B FF 92 C FC 87 C FF 92 F FF 93 X CU 82 2-2 35 G4-3 53 SH2-3 1B		B FC 91 B FF 92 X FF 92 2-0 **G4-3** ①	5	0	2	1	0	1	1
53 Melky Cabrera, S (1, 8) OBP: 0.310, SLG: 0.453	C SI 92 B SL 83 B SL 86 S SI 92 S FF 95 2-3 ② **K**	B SL 85 F SI 93 B SL 85 X SI 93 2-1 1-2 2-H 3-H 1B		C SL 84 B CH 83 F SL 86 X CH 84 1-2 ③ **G4-3**			C SL 84 F SL 86 B FF 94 X SI 94 1-2 ② ③ **L6-5** 3-3			X FC 89 0-0 ① **SH2-3** 1-2		C FF 92 B FF 91 F FF 92 F FF 92 F FF 93 B FF 92 B FF 93 X FF 93 3-2 ② **G1-3**	5	0	1	2	0	1	2
35 Eric Hosmer, L (1, 3) OBP: 0.309, SLG: 0.446	B FF 92 F SI 93 X CH 85 1-1 ③ **P5**	S FF 92 F SI 93 X SL 85 0-2 ③ **G1-3**			B CU 72 F FF 91 X CH 84 1-1 ① **F7**			C FF 85 S SL 75 B SL 77 B SL 76 X SL 77 2-2 ① **F8**		B FC 88 C FC 88 B CU 81 F FC 89 F FF 94 X FS 85 2-2 ② **G4-3** 2-3		B SL 86 F FF 92 C SL 85 X SL 86 2-1 ③ **G4-3**	6	0	0	0	0	0	3
21 Jeff Francoeur, R (1, 9) OBP: 0.338, SLG: 0.508		F FF 93 F FF 93 B FF 93 B FF 94 F SI 95 X FF 94 2-2 24 1B 13 FC6-5 1B	T FF 93 F SL 84 B SL 86 F CH 84 X SL 84 1-2 ① **P5**		C SL 84 X SI 93 0-1 16 G1-4-3 1B			C SI 90 B FS 80 X FS 82 1-1 ② **G6-3**		B FC 90 B FC 89 S CU 83 B FF 94 B FF 93 4-1 16 IBB BB			4	1	2	0	1	0	0
16 Billy Butler, R (1, 10) OBP: 0.395, SLG: 0.422		B SI 93 1 SAFE C SI 94 X SL 83 1-1 ① **F9**	B CH 82 X FF 94 1-0 ② **L9**		B FF 93 B FF 92 C SL 84 F SL 84 X SI 93 2-2 ② ③ **G1-4-3** 1-2f			B FS 82 B FF 90 F FS 80 S FF 90 C FS 83 2-3 ③ **K**		I IN 82 I IN 84 I IN 86 I IN 85 4-0 16 IBB 1-2 IBB			4	0	0	0	1	1	2
24 Wilson Betemit, S (1, 5) OBP: 0.382, SLG: 0.453 2 Alcides Escobar, R (9, PR) OBP: 0.258, SLG: 0.262 (9, 6)		B FC 92 B SI 93 S FF 93 S SI 94 1 SAFE B FF 94 F SI 94 X SI 95 3-2 13 FC6-5 1-3 1B	X SI 93 0-0 ③ **G3**			C SL 83 F CH 83 B SI 94 F CH 84 S SI 95 1-3 ① **K**			C FF 88 X FS 80 0-1 **E8** 1B	B FC 92 F FF 94 F CS 90 B FC 90 B FF 94 X FF 94 3-2 ③ **F9**		4 1	0 0	2 0	0 0	0 0	1 0	0 3
13 Mike Aviles, R (1, 6) OBP: 0.265, SLG: 0.433 (9, 5)		B SI 94 X SI 93 1-0 ② **FC6-5** 3 1B 17 1B 2-3 3-H	C FF 90 X SI 90 0-1 ① **G1-3**			F FF 92 X SI 93 0-1 ② **P4**			X FF 87 0-0 ① **B2**		B FF 91 F FF 93 X SL 84 1-1 ① **L4**		5	1	0	1	0	0	2
3 Bryan Peña, S (1, 2) OBP: 0.277, SLG: 0.306		B FF 93 C SI 93 X CU 73 1-1 4 CI 17 1B 53 1B 1-3 1B	L SI 89 X SI 91 0-1 ② **F7**			B FF 92 C FF 92 B CH 82 F FF 91 F FF 94 S FF 94 2-3 ③ **K**			C FF 89 B FF 89 S FS 81 S FS 83 1-3 ② **K**		B FF 92 F FF 92 B SL 86 X FF 94 2-1 ② **F7**		5	1	1	0	0	2	1
17 Chris Getz, L (1, 4) OBP: 0.325, SLG: 0.295		B SI 92 F FF 92 B FF 94 F SI 94 B CH 86 X SI 95 3-2 4 CI 53 1B 1-2 3-H 1B	L SI 91 B FF 92 X FF 91 1-1 **4 2B**			B CU 72 C FF 89 X FF 92 1-1 4 F7 4 E 53 L6-5 1B			C FF 90 F FS 81 C FF 90 0-3 ③ **K**		B FF 92 X FF 92 1-0 ③ **L3**		5	2	3	1	0	1	1

Inning Stats																								
	R: 0	H: 0	R: 4	H: 5	R: 0	H: 0	R: 1	H: 2	R: 0	H: 1	R: 0	H: 0	R: 0	H: 1	R: 0	H: 0	R: 0	H: 1	R: 0	H: 0	R: 0	H: 0	1B: 9	SF: 0	WP: 0	PA: 48
	E: 0	LOB: 0	E: 1	LOB: 2	E: 0	LOB: 0	E: 0	LOB: 1	E: 0	LOB: 0	E: 0	LOB: 0	E: 1	LOB: 0	E: 0	LOB: 0	E: 1	LOB: 1	E: 0	LOB: 3	E: 0	LOB: 0	2B: 3	SAC: 1	PB: 0	
	K: 2	BB: 0	K: 0	BB: 0	K: 0	BB: 0	K: 0	BB: 0	K: 0	BB: 0	K: 1	BB: 0	K: 2	BB: 0	K: 0	BB: 0	S: 9	BB: 0	S: 13	BB: 2	K: 0	BB: 0	3B: 0	DP: 2	SB: 0	
	S: 8	P: 13	S: 26	P: 41	S: 6	P: 8	S: 11	P: 13	S: 7	P: 10	S: 10	P: 13	S: 6	P: 8	S: 8	P: 13	K: 2	P: 10	S: 13	P: 28	S: 5	P: 9	HR: 0	HBP: 0	CS: 0	

PITCHER	IP	WLS	BF	H	R	ER	SO	BB	IBB	HBP	BLK	WP	HR	S	P	ERA	WHIP
46 Jeremy Guthrie, R (1, 1) ERA: 3.63	7.0		29	9	5	4	4	0	0	0	0	0	0	74	106	5.14	1.286
57 Clay Rapada, L (8, 1) ERA: 8.64	0.1		1	0	0	0	0	0	0	0	0	0	0	3	5	0.00	0.000
19 Koji Uehara, R (8, 1) ERA: 2.49	1.2		6	1	0	0	3	0	0	0	0	0	0	14	18	0.00	0.600
63 Kevin Gregg, R (10, 1) ERA: 3.72	1.0		6	1	0	0	0	1	1	0	0	0	0	13	28	0.00	2.000
37 Jeremy Accardo, R (11, 1) ERA: 4.18	2.0	W	6	0	0	0	0	0	0	0	0	0	0	13	24	0.00	0.000

PITCHER	IP	WLS	BF	H	R	ER	SO	BB	IBB	HBP	BLK	WP	HR	S	P	ERA	WHIP

TOP

Kansas City Royals @ Baltimore Orioles

Oriole Park at Camden Yards, Baltimore, MD

Thu May 26 2011, 12:39 PM - 4:08 PM EDT

Att. 22,720 - Cloudy - 89 F

livebaseballscorecards.com

AB	44
R	5
H	11
RBI	5
BB	2
SO	7
LOB	15

Batter	1	2	3	4	5	6	7	8	9	10	11	12	AB	R	H	RBI	BB	SO	LOB
11 Robert Andino, R (1, 4) OBP: 0.366, SLG: 0.330	C SI 83 X CH 73 0-1 G5-3		B CH 74 C CH 75 X SI 83 1-1 10 1B 12 1B 1B	B SI 86 C CH 73 B CH 75 X CH 74 2-1 G1-3			B FF 95 L FF 96 1 SAFE X FF 96 1-1 B3		B SL 86 C SI 95 B FF 96 X FF 95 2-1 G5-3			B FF 89 C FF 89 F SL 80 B SL 79 B FF 90 F FF 90 X SI 89 3-2 27 1B 2B	6	2	2	0	0	0	1
10 Adam Jones, R (1, 8) OBP: 0.337, SLG: 0.459	C CU 66 B CH 74 X CH 75 1-1 L4	X SI 84 0-0 12 1B 14 HR 1-2 1B	C CU 67 F SI 82 X CU 67 0-2 G5-3				S FF 96 F FF 96 S SL 87 0-3 K			B KC 81 F SI 92 S SL 83 F FF 94 F SL 84 F SL 85 C SI 95 1-3 K		B FF 86 L SL 81 X SL 80 1-1 B1	6	1	1	0	0	2	2
21 Nick Markakis, L (1, 9) OBP: 0.324, SLG: 0.340	B SI 85 C CH 75 C SI 87 X CU 68 1-2 1B	C CH 75 B SI 84 X CH 75 1-1 F8	B CU 68 C SI 86 F CU 68 X SI 87 1-2 G4-3				C SL 85 B FF 98 X SL 88 1-1 G1-6-3			S SL 83 X SL 84 0-1 G5-3		I IN 75 I IN 74 I IN 78 I IN 78 4-0 27 1B IBB	5	0	1	0	1	0	3
27 Vladimir Guerrero, R (1, 10) OBP: 0.325, SLG: 0.427	1 SAFE C SI 84 B SI 84 C SI 85 X CU 67 1-2 P4	F SI 84 B SI 83 F SI 85 B SI 87 B SI 87 X CH 76 3-2 F7	F CH 76 C SI 86 S SI 87 0-3 K				F SL 86 S SL 86 X SL 86 0-2 F8			B SL 88 X SL 84 1-0 G5-3		C SL 82 X SL 80 0-1 1-2 2-H 1B	6	0	1	1	0	1	3
12 Mark Reynolds, R (1, 5) OBP: 0.305, SLG: 0.381		C SI 82 B CU 66 B SI 85 F SI 82 S SI 84 2-3 K	D CU 70 S CH 75 B SI 88 F CH 76 B SI 89 X SI 85 3-2 14 HR 1-3 2-H 1B		B CU 68 B CH 76 F CH 76 C CH 75 S SI 85 2-3 K			B SL 88 B SL 86 B FF 96 C FF 93 C FF 96 S FF 97 3-3 K			F SL 90 B SL 91 B FF 97 S FF 96 B FF 98 F FF 96 F FF 96 X FF 96 3-2 14 2B 30 FC3-2 1B		5	1	2	1	0	3	0
14 Nolan Reimold, R (1, 7) OBP: 0.583, SLG: 1.455	C SI 82 X CH 74 0-1 HR	F CU 68 F SI 85 X SI 85 0-2 1-H 3-H HR	C CU 67 B CH 72 X CH 73 1-1 2 CS 1B				B SL 88 C SL 86 B SL 87 F SL 87 B SL 87 B SL 86 4-2 BB				C FF 95 X SL 88 0-1 30 FC3-2 1-3 2B		4	2	4	4	1	0	0
2 J.J. Hardy, R (1, 6) OBP: 0.329, SLG: 0.392	B SI 85 B SI 83 X CH 75 2-0 G4-3	B CH 76 F CH 76 B SI 87 B SI 84 B SI 85 4-1 BB	C SI 83 F CH 74 B SI 83 F CU 66 B SI 88 D CH 76 F SI 84 X CH 76 3-2 9 G6-4-3 1-2 1B				C FF 96 1 SAFE F FF 96 X FF 96 0-2 G3				I IN 72 I IN 73 I IN 72 I IN 72 4-0 30 FC3-2 IBB	3	0	1	0	2	0	1
9 Jake Fox, R (1, 3) OBP: 0.245, SLG: 0.413 30 Luke Scott, L (9, PH) OBP: 0.327, SLG: 0.429 (10, 3)	F SI 84 X SI 87 0-1 15 FC6-4 1B	F SI 86 F CH 76 1 SAFE S CH 75 0-3 K	F SI 83 B SI 85 X CH 75 1-1 G6-4-3 1-2f						B SL 85 F SI 95 F SI 95 X FF 95 1-2 L8		X CU 80 0-0 FC3-2 32 G6-4-3 1-2 2-3 3-H!f	3 2	0 0	1 0	0 0	0 0	1 0	2 3
15 Craig Tatum, R (1, 2) OBP: 0.250, SLG: 0.250 32 Matt Wieters, S (11, PH) OBP: 0.335, SLG: 0.401 (12, 2)	B CH 75 S CH 75 B CH 75 F SI 83 X SI 88 2-2 FC6-4 1-2f	C CU 67 B SI 83 S CH 72 X SI 83 1-2 G1-3					F FF 95 B SL 86 B SL 86 B SL 85 X FF 94 2-2 1B		C SL 85 C SL 85 S FF 96 0-3 K		C FF 93 S CU 80 X CU 81 0-2 G6-4-3 1-2f	4 1	0 0	1 0	0 0	1 0	1 0	1 3
Inning Stats	R: 0 E: 0 K: 0 S: 10 H: 1 LOB: 1 BB: 0 P: 13	R: 1 E: 0 K: 1 S: 11 H: 2 LOB: 1 BB: 0 P: 17	R: 4 E: 0 K: 1 S: 18 H: 4 LOB: 1 BB: 1 P: 30	R: 0 E: 0 K: 0 S: 8 H: 0 LOB: 0 BB: 0 P: 11	R: 0 E: 0 K: 2 S: 9 H: 0 LOB: 0 BB: 0 P: 12	R: 0 E: 0 K: 0 S: 9 H: 2 LOB: 0 BB: 0 P: 14	R: 0 E: 0 K: 1 S: 10 H: 1 LOB: 1 BB: 0 P: 14	R: 0 E: 0 K: 1 S: 11 H: 0 LOB: 1 BB: 1 P: 18	R: 0 E: 0 K: 1 S: 8 H: 0 LOB: 0 BB: 0 P: 11	R: 0 E: 0 K: 1 S: 9 H: 0 LOB: 0 BB: 0 P: 11	R: 0 E: 0 K: 0 S: 11 H: 2 LOB: 2 BB: 1 P: 18	R: 1 E: 0 K: 0 S: 8 H: 2 LOB: 2 BB: 1 P: 16	1B: 10 2B: 2 3B: 0 HR: 2 SF: 0 SAC: 0 DP: 2 HBP: 0						

PITCHER	IP	WLS	BF	H	R	ER	SO	BB	IBB	HBP	BLK	WP	HR	S	P	ERA	WHIP
26 Jeff Francis, L (1, 1) ERA: 4.52	6.0		26	9	5	5	4	1	0	0	0	0	2	65	97	7.50	1.667
56 Greg Holland, R (7, 1) ERA:	2.0		8	1	0	0	2	1	0	0	0	0	0	21	32	0.00	1.000
43 Aaron Crow, R (9, 1) ERA: 0.7	2.0		6	0	0	0	2	0	0	0	0	0	0	17	22	0.00	0.000
38 Blake Wood, R (11, 1) ERA: 3.2	0.0		3	2	0	0	0	0	1	0	0	0	0	7	14	∞	∞
61 Everett Teaford, L (11, 1) ERA: 2.25	1.0		2	0	0	0	0	0	0	0	0	0	0	4	4	0.00	0.000

PITCHER	IP	WLS	BF	H	R	ER	SO	BB	IBB	HBP	BLK	WP	HR	S	P	ERA	WHIP
31 Louis Coleman, R (12, 1) ERA: 2.51	0.1	L	4	2	1	1	0	0	1	0	0	0	0	8	16	27.00	6.000

Kansas City Royals @ Baltimore Orioles

Oriole Park at Camden Yards, Baltimore, MD

Thu May 26 2011, 12:39 PM - 4:08 PM EDT

Att. 22,720 - Cloudy - 89 F

BOTTOM

livebaseballscorecards.com

AB	45
R	6
H	14
RBI	6
BB	4
SO	8
LOB	19

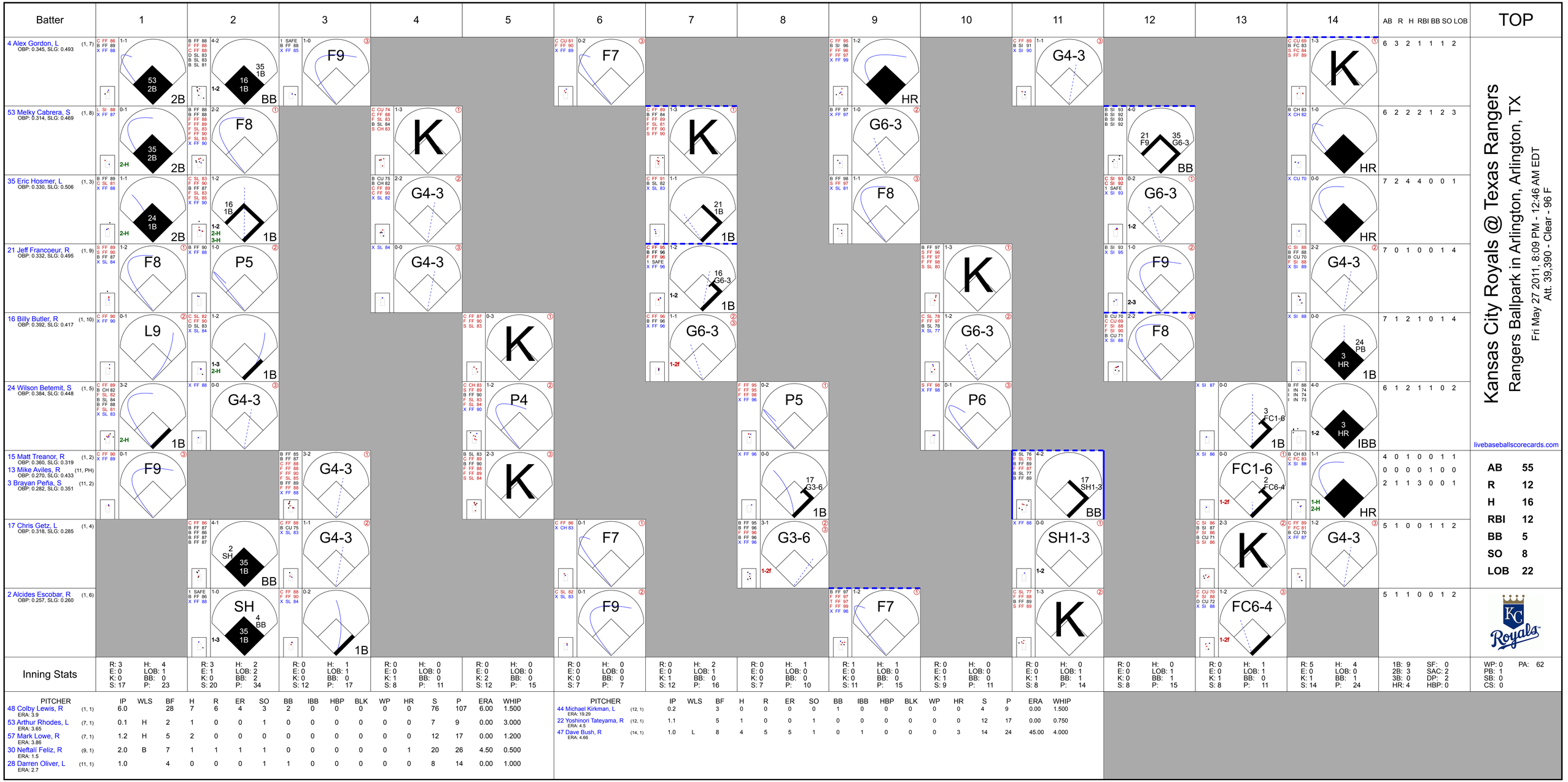
Batter
1
2
3
4
5
6
7
8
9
10
11
12
13
14
AB R H RBI BB SO LOB
TOP
4 Alex Gordon, L (1, 7) OBP: 0.345, SLG: 0.493
53 Melky Cabrera, S (1, 8) OBP: 0.314, SLG: 0.469
35 Eric Hosmer, L (1, 3) OBP: 0.330, SLG: 0.506
21 Jeff Francoeur, R (1, 9) OBP: 0.332, SLG: 0.495
16 Billy Butler, R (1, 10) OBP: 0.392, SLG: 0.417
24 Wilson Betemit, S (1, 5) OBP: 0.384, SLG: 0.448
15 Matt Treanor, R (1, 2) OBP: 0.360, SLG: 0.319
13 Mike Aviles, R (11, PH) OBP: 0.270, SLG: 0.433
3 Brayan Peña, S (11, 2) OBP: 0.282, SLG: 0.351
17 Chris Getz, L (1, 4) OBP: 0.318, SLG: 0.285
2 Alcides Escobar, R (1, 6) OBP: 0.257, SLG: 0.260
Kansas City Royals @ Texas Rangers
Rangers Ballpark in Arlington, Arlington, TX
Fri May 27 2011, 8:09 PM - 12:46 AM EDT
Att. 39,390 - Clear - 96 F
livebaseballscorecards.com
AB 55
R 12
H 16
RBI 12
BB 5
SO 8
LOB 22
Inning Stats
PITCHER IP WLS BF H R ER SO BB IBB HBP BLK WP HR S P ERA WHIP
48 Colby Lewis, R (1, 1) ERA: 3.9
53 Arthur Rhodes, L (7, 1) ERA: 3.65
57 Mark Lowe, R (7, 1) ERA: 3.86
30 Neftalí Feliz, R (9, 1) ERA: 1.5
28 Darren Oliver, L (11, 1) ERA: 2.7
44 Michael Kirkman, L (12, 1) ERA: 19.29
22 Yoshinori Tateyama, R (12, 1) ERA: 4.5
47 Dave Bush, R (14, 1) ERA: 4.66
1B: 9 SF: 0
2B: 3 SAC: 2
3B: 0 DP: 2
HR: 4 HBP: 0
PA: 62
WP: 0
PB: 1
SB: 0
CS: 0

BOTTOM

Kansas City Royals @ Texas Rangers

Rangers Ballpark in Arlington, Arlington, TX

Fri May 27 2011, 8:09 PM - 12:46 AM EDT

Att. 39,390 - Clear - 96 F

livebaseballscorecards.com

Batter	1	2	3	4	5	6	7	8	9	10	11	12	13	14	AB	R	H	RBI	BB	SO	LOB
5 Ian Kinsler, R (1, 4) OBP: 0.350, SLG: 0.418	HR	BB	HBP			P6			G6-3	BB			G3		4	2	1	1	2	0	0
1 Elvis Andrus, R (1, 6) OBP: 0.306, SLG: 0.326	G6-3	E9	FC6			F8			G3	G6-3			L3		7	1	1	0	0	0	4
32 Josh Hamilton, L (1, 10) OBP: 0.397, SLG: 0.509	2B	G4-3		P5		F7			BB		F7		G4-3		6	1	1	1	1	0	0
10 Michael Young, R (1, 3) OBP: 0.380, SLG: 0.490 23 Craig Gentry, R (9, 8) OBP: 0.341, SLG: 0.235	2B	G6-3		P5	G5-3				HBP		K			F9	4 2	1 0	2 1	1 0	0 0	0 1	0 0
29 Adrian Beltré, R (1, 5) OBP: 0.303, SLG: 0.464	K			F8	K				BB		BB			F9	5	1	1	0	2	2	3
17 Nelson Cruz, R (1, 7) OBP: 0.275, SLG: 0.419 (9, 9)	G5-3	G6-3		G4-3	K				K		F7			K	7	0	0	1	0	3	8
7 David Murphy, L (1, 8) OBP: 0.301, SLG: 0.335 (9, 7)	HR		G1-3	G4-3				G1-3	K					G1-3	7	1	1	2	0	2	1
8 Yorvit Torrealba, R (1, 2) OBP: 0.254, SLG: 0.341	1B		G6-3		G6-3			1B	G2-3				F8		6	0	2	0	0	0	0
18 Mitch Moreland, L (1, 9) OBP: 0.358, SLG: 0.476 (9, 3) 9 Endy Chavez, L (10, PR) OBP: 0.407, SLG: 0.458 25 Mike Napoli, R (11, 3) OBP: 0.339, SLG: 0.419	G4-3		HBP		K			G4-6-3	HBP				K		5 0 1	0 0 0	2 0 0	0 0 0	1 0 1	2 0 0	0 0 0
Inning Stats	R: 5 E: 0 K: 1 S: 25 H: 5 LOB: 1 BB: 0 P: 35	R: 2 E: 1 K: 0 S: 16 H: 2 LOB: 1 BB: 1 P: 24	R: 0 E: 0 K: 0 S: 7 H: 1 LOB: 2 BB: 0 P: 12	R: 0 E: 0 K: 0 S: 8 H: 1 LOB: 1 BB: 0 P: 12	R: 0 E: 0 K: 1 S: 14 H: 0 LOB: 0 BB: 0 P: 20	R: 0 E: 0 K: 0 S: 7 H: 0 LOB: 0 BB: 0 P: 12	R: 0 E: 0 K: 2 S: 8 H: 0 LOB: 0 BB: 0 P: 11	R: 0 E: 0 K: 0 S: 12 H: 1 LOB: 0 BB: 0 P: 17	R: 0 E: 0 K: 1 S: 10 H: 0 LOB: 3 BB: 2 P: 24	R: 0 E: 0 K: 1 S: 12 H: 1 LOB: 2 BB: 1 P: 22	R: 0 E: 0 K: 1 S: 11 H: 0 LOB: 1 BB: 1 P: 19	R: 0 E: 0 K: 2 S: 10 H: 0 LOB: 0 BB: 0 P: 14	R: 0 E: 0 K: 0 S: 7 H: 0 LOB: 0 BB: 0 P: 11	R: 0 E: 0 K: 1 S: 13 H: 1 LOB: 1 BB: 0 P: 17	1B: 7 2B: 3 3B: 0 HR: 2	SF: 0 SAC: 0 DP: 1 HBP: 2				

	AB	R	H	RBI	BB	SO	LOB
	54	7	12	6	5	10	18

WP: 2 PB: 0 SB: 0 CS: 0 PA: 61

PITCHER		IP	WLS	BF	H	R	ER	SO	BB	IBB	HBP	BLK	WP	HR	S	P	ERA	WHIP
47 Nate Adcock, R ERA: 4.07	(1, 1)	2.2		19	8	7	7	1	1	0	1	0	1	2	47	70	23.62	3.375
59 Felipe Paulino, R ERA: 5.68	(3, 1)	4.1		14	1	0	0	3	0	0	0	0	1	0	38	56	0.00	0.231
61 Everett Teaford, L ERA: 1.8	(8, 1)	1.0		3	1	0	0	0	0	0	0	0	0	0	12	17	0.00	1.000
55 Tim Collins, L ERA: 2.96	(9, 1)	1.2		10	1	0	0	2	3	0	1	0	0	0	21	44	0.00	2.400
31 Louis Coleman, R ERA: 2.16	(10, 1)	2.1		8	0	0	0	3	1	0	0	0	0	0	22	35	0.00	0.429

PITCHER		IP	WLS	BF	H	R	ER	SO	BB	IBB	HBP	BLK	WP	HR	S	P	ERA	WHIP
38 Blake Wood, R ERA: 3.05	(13, 1)	1.0	W	3	0	0	0	0	0	0	0	0	0	0	7	11	0.00	0.000
48 Joakim Soria, R ERA: 4.87	(14, 1)	1.0		4	1	0	0	1	0	0	0	0	0	0	13	17	0.00	1.000

Batter	1	2	3	4	5	6	7	8	9	AB	R	H	RBI	BB	SO	LOB
4 Alex Gordon, L (1, 7) OBP: 0.344, SLG: 0.485	C FF 93 B SI 92 F FF 95 B SI 94 X CH 84 2-2 ① F9		C SI 92 1 SAFE B SI 91 B SI 92 S SI 91 B SI 92 F SI 92 F SI 94 4-2 B CU 74 1-2 53 G4-3 BB		C CU 74 B CU 75 F SI 92 F CH 82 F SI 94 B CU 81 X CH 82 2-2 ③ P3		B SC 71 X SI 87 1-0 ③ F9			3	0	0	0	1	0	2
53 Melky Cabrera, S (1, 8) OBP: 0.308, SLG: 0.460	B SI 93 B FF 94 F SI 92 X SI 94 2-1 ② G5-3		C SI 93 F CU 77 D FC 87 F SI 93 X CU 77 1-2 ②③ G4-3 1-2f			C CU 71 B CH 80 X SI 90 1-1 ① P3		X SI 85 0-0 ① F9		4	0	0	0	0	0	2
35 Eric Hosmer, L (1, 3) OBP: 0.326, SLG: 0.494	B SI 94 C SI 92 F SI 92 X FF 91 1-2 ③ F7			C CU 73 B SI 91 B SI 90 X FF 91 2-1 ① G1-3		C SI 90 F FC 83 X SI 92 0-2 21 G4-6-3 1B		C SI 86 B CU 71 B CU 71 S SI 88 X SC 69 2-2 ② G4-3		4	0	1	0	0	0	0
21 Jeff Francoeur, R (1, 9) OBP: 0.330, SLG: 0.490		C SI 91 X FF 91 0-1 ① P3		B CU 76 X SI 93 1-0 24 F8 16 1B 1B		X SI 90 0-0 ②③ G4-6-3 1-2f		C CU 71 B SI 87 F SC 69 F SI 87 B SI 88 S CU 73 2-3 ③ K		4	0	1	0	0	1	1
16 Billy Butler, R (1, 10) OBP: 0.394, SLG: 0.418		B SI 92 C CU 74 B SI 93 X SI 93 2-1 24 G5-3 1B		B SI 93 B CU 74 X SI 92 2-0 1-2 1B			B SI 86 X SI 85 1-0 E5 13 1B 24 1B 15 G3		C CU 70 C CU 72 F CU 72 B SC 68 X SI 86 1-2 ① G5-3	4	1	2	0	0	0	0
24 Wilson Betemit, S (1, 5) OBP: 0.381, SLG: 0.442		B SI 92 F SI 92 F CU 77 B SI 93 X CU 78 2-2 ② G5-3 1-2		F CU 78 F CU 78 B SI 93 B CH 82 F FF 93 F SI 95 F CU 77 F SI 92 X CH 81 2-2 ② F8 2-3			B SI 86 X SI 86 1-0 15 G3 13 1B 1-2 1B		B CU 70 C CU 70 S SC 70 X SI 86 1-2 ② G4-3	4	0	1	0	0	0	3
13 Mike Aviles, R (1, 4) OBP: 0.269, SLG: 0.428		B CU 76 B CH 82 B CH 83 C FF 92 X SI 92 3-1 ③ L4		C FF 92 F SI 92 S CH 81 0-3 ③ K			C SI 87 C CU 70 X SI 87 0-2 15 G3 1-2 2-3 1B		C SI 86 X SI 85 0-1 ③ G5-3	4	0	1	0	0	1	3
15 Matt Treanor, R (1, 2) OBP: 0.351, SLG: 0.309			C SI 89 X SI 91 0-1 ① G1-3		B SI 89 C SI 91 B SI 91 F SI 92 F CU 75 X SI 92 2-2 ① G5-3		B SI 86 X SI 85 1-0 ① G3 1-2 2-3 3-H			3	0	0	1	0	0	2
2 Alcides Escobar, R (1, 6) OBP: 0.258, SLG: 0.261			C SI 92 B SI 92 S CH 83 F SI 93 B FC 87 X SI 95 2-2 4 BB 1B		C CU 74 B CH 82 S CH 83 F SI 92 F SI 92 X CH 84 1-2 ② F8		B CU 70 F SI 87 X CU 72 1-1 ② L6			3	0	1	0	0	0	2
Inning Stats	R: 0 E: 0 K: 0 S: 9 H: 0 LOB: 0 BB: 0 P: 14	R: 0 E: 0 K: 0 S: 9 H: 1 LOB: 1 BB: 0 P: 16	R: 0 E: 0 K: 0 S: 15 H: 1 LOB: 1 BB: 1 P: 22	R: 0 E: 0 K: 1 S: 14 H: 2 LOB: 2 BB: 0 P: 21	R: 0 E: 0 K: 0 S: 14 H: 0 LOB: 0 BB: 0 P: 19	R: 0 E: 0 K: 0 S: 6 H: 1 LOB: 0 BB: 0 P: 7	R: 1 E: 1 K: 0 S: 9 H: 2 LOB: 2 BB: 0 P: 14	R: 0 E: 0 K: 1 S: 8 H: 0 LOB: 0 BB: 0 P: 12	R: 0 E: 0 K: 0 S: 9 H: 0 LOB: 0 BB: 0 P: 11	1B: 7 2B: 0 3B: 0 HR: 0 SF: 0 SAC: 0 DP: 2 HBP: 0						

PITCHER		IP	WLS	BF	H	R	ER	SO	BB	IBB	HBP	BLK	WP	HR	S	P	ERA	WHIP
54 Matt Harrison, L ERA: 3.26	(1, 1)	6.0	W	22	5	0	0	1	1	0	0	0	0	0	67	99	0.00	1.000
22 Yoshinori Tateyama, R ERA: 1.8	(7, 1)	3.0	S	12	2	1	0	1	0	0	0	0	0	0	26	37	0.00	0.667

PITCHER	IP	WLS	BF	H	R	ER	SO	BB	IBB	HBP	BLK	WP	HR	S	P	ERA	WHIP

TOP

Kansas City Royals @ Texas Rangers

Rangers Ballpark in Arlington, Arlington, TX

Sat May 28 2011, 7:16 PM - 9:45 PM EDT

Att. 40,240 - Clear - 98 F

livebaseballscorecards.com

AB	33
R	1
H	7
RBI	1
BB	1
SO	2
LOB	15

WP: 0	PA: 34
PB: 0	
SB: 0	
CS: 0	

Kansas City Royals @ Texas Rangers

Rangers Ballpark in Arlington, Arlington, TX

Sat May 28 2011, 7:16 PM - 9:45 PM EDT

Att. 40,240 - Clear - 98 F

livebaseballscorecards.com

BOTTOM

Batter	1	2	3	4	5	6	7	8	9	AB	R	H	RBI	BB	SO	LOB
5 Ian Kinsler, R (1, 4) OBP: 0.351, SLG: 0.415	C FF 90 B SL 82 B CH 76 B FF 90 B FF 91 4-1 1 G4-3 29 2B BB	C CU 71 C SI 92 B CU 75 X SL 82 1-2 ① G5-3		B CH 75 B SL 78 C FF 90 X FF 91 2-1 1 FC3-6 1B	B FF 90 B FF 90 B FF 92 C FF 89 X FF 90 3-1 ③ P5		B FF 90 B CH 81 X FF 90 2-0 ③ F8			4	1	1	0	1	0	2
1 Elvis Andrus, R (1, 6) OBP: 0.305, SLG: 0.325 3 Andrés Blanco, S (8, 6) OBP: 0.300, SLG: 0.444	X FF 91 0-0 ① G4-3 1-2	X FF 92 0-0 ② G4-3		C FF 91 X FF 90 0-1 ① FC3-6 32 G1-3 1-2f		C FF 90 B FF 91 B SL 80 F SL 77 F SI 91 X FF 92 2-2 32 2B 1B		C FF 90 S FF 91 B CU 76 S FF 91 1-3 ① K		4 1	1 0	1 0	0 0	0 0	0 1	2 0
32 Josh Hamilton, L (1, 7) OBP: 0.397, SLG: 0.532	F CU 70 F SL 79 B SL 80 X FF 91 1-2 ② F8	X FF 91 0-0 2B		1 SAFE F SL 78 B CH 77 1 SAFE S SL 80 B FF 91 X SL 77 2-2 ② G1-3 1-2		C CU 70 S CU 71 B SI 92 B SL 78 X CU 70 2-2 17 HR 1-H 2B		F FF 92 F FF 91 S CU 74 0-3 ② K2-3		5	1	2	1	0	1	2
10 Michael Young, R (1, 10) OBP: 0.376, SLG: 0.480	C SL 80 D SL 80 C CH 77 B FF 92 B SL 81 F FF 91 B FF 91 4-2 29 2B BB	C CU 72 X SL 79 0-1 ③ F8		C FF 91 X FF 92 0-1 ③ F7		B CH 76 X SL 77 1-0 ① P4		B CU 74 B FF 91 C FF 90 B FF 91 T FF 90 X FF 90 3-2 ③ G6-3		4	1	0	0	1	0	3
29 Adrian Beltré, R (1, 5) OBP: 0.307, SLG: 0.485	C FF 91 C FF 92 X FF 94 0-2 1-H 2-H 2B		S SL 79 B FF 90 X FF 91 1-1 HR		B CH 76 C FF 91 F SL 79 B CU 70 T FF 90 2-2 ① K	C FF 88 B SL 75 X SL 76 1-1 ② G6-3				4	1	2	3	0	1	1
17 Nelson Cruz, R (1, 9) OBP: 0.289, SLG: 0.461	C SL 77 B FF 93 X FF 92 1-1 ③ P6		B CU 71 X SL 79 1-0 25 G6-4-3 18 1B 1B		X FF 91 0-0 18 1B 25 SF9 2B	C CH 78 X FF 90 0-1 2-H HR				4	2	3	2	0	0	1
18 Mitch Moreland, L (1, 3) OBP: 0.367, SLG: 0.503		B FF 91 B FF 91 X FF 89 2-0 HR	X CU 69 0-0 25 G6-4-3 1-2 1B	C SL 78 X FF 90 0-1 9 1B 2-3 1B		C FF 91 X FF 91 0-1 ③ F7				4	1	3	1	0	0	0
25 Mike Napoli, R (1, 2) OBP: 0.345, SLG: 0.453		C FF 92 X FF 91 0-1 HR	B CH 75 B CH 74 X FF 89 2-0 ① ② G6-4-3 1-2f 2-3	S FF 89 C FF 89 B SL 80 X SL 79 1-2 ② SF9 3-H			B CU 73 B FF 89 B FF 89 B FF 90 4-0 9 G4-6-3 BB			2	1	1	2	1	0	2
9 Endy Chavez, L (1, 8) OBP: 0.419, SLG: 0.571		C FF 91 X SL 80 0-1 HR	C CH 76 X FF 91 0-1 ③ F7	C SL 76 X SL 77 0-1 1-3 1B			B FF 89 C FF 90 F FF 90 F FF 90 X CU 74 1-2 ① ② G4-6-3 1-2f			4	1	2	1	0	0	2

Inning Stats	1	2	3	4	5	6	7	8	9
	R: 2 E: 0 K: 0 S: 13	H: 1 LOB: 1 BB: 2 P: 23	R: 3 E: 0 K: 0 S: 12	H: 4 LOB: 1 BB: 0 P: 15	R: 1 E: 0 K: 0 S: 7	H: 3 LOB: 1 BB: 0 P: 11	R: 0 E: 0 K: 0 S: 9	H: 1 LOB: 1 BB: 0 P: 13	R: 1 E: 0 K: 1 S: 13	H: 3 LOB: 2 BB: 0 P: 19	R: 3 E: 0 K: 0 S: 14	H: 3 LOB: 0 BB: 0 P: 20	R: 0 E: 0 K: 0 S: 5	H: 0 LOB: 0 BB: 1 P: 12	R: 0 E: 0 K: 2 S: 9	H: 0 LOB: 0 BB: 0 P: 13

| | | | |

Kansas City Royals @ Texas Rangers

Rangers Ballpark in Arlington, Arlington, TX

Sun May 29 2011, 3:08 PM - 6:15 PM EDT

Att. 45,011 - Sunny - 90 F

livebaseballscorecards.com

Batter	1	2	3	4	5	6	7	8	9	AB	R	H	RBI	BB	SO	LOB
4 Alex Gordon, L (1, 7) OBP: 0.336, SLG: 0.474	C FC 93 F FF 95 S FF 96 0-3 ① K		F FF 95 B FF 95 1 SAFE F FF 95 1 SAFE D SL 80 X FC 95 2-2 ③ G4-3		C SL 78 B FF 93 B CH 85 X FF 93 2-1 ① F8		F SI 93 M SL 84 T SL 84 0-2 ② K		B SL 76 C FF 94 X CH 87 1-1 ② F9	5	0	0	0	0	2	1
53 Melky Cabrera, S (1, 8) OBP: 0.310, SLG: 0.456	B FF 94 X CH 86 1-0 ② G6-3			B FF 92 C FF 93 X FF 94 1-1 16 1B; 24 1B; 1B	C SL 79 B FF 92 B CH 87 C FC 94 F SL 81 F FC 93 S SL 80 2-3 ② K		B SI 94 F CH 85 B SI 94 B SI 93 C CH 85 B SI 94 4-2 BB		B FF 93 X CH 85 1-0 E3	4	1	1	0	1	1	0
35 Eric Hosmer, L (1, 3) OBP: 0.309, SLG: 0.467	B FF 95 F FF 96 B FF 94 S CH 85 F FF 95 B FF 96 X FF 94 3-2 ③ P4			X FF 93 0-0 ① P3	C FF 93 F FF 94 F SL 81 X SL 80 0-2 ③ F7		C SI 94 X SI 94 0-1 ③ G4-3		S FF 89 1 SAFE B FF 89 F FF 89 X FF 89 1-2 ③ F9	5	0	0	0	0	0	3
16 Billy Butler, R (1, 10) OBP: 0.391, SLG: 0.415		B FC 92 C SL 77 S FC 94 S FF 95 1-3 ① K		B SL 80 B SL 80 B FF 93 C FC 94 1 SAFE 1 SAFE F FF 95 F FF 95 X FF 96 3-2 24 1B; 12 1B; 1-2 1B		F SL 77 B FF 92 C SL 79 X FC 94 1-2 ① G4-3		C SI 93 C SL 83 B SI 94 S SI 95 1-3 ① K		4	1	1	0	0	2	0
24 Wilson Betemit, S (1, 5) OBP: 0.378, SLG: 0.437		C FF 95 B SL 80 B SL 78 B FF 94 F FC 93 X FF 96 3-2 ② G6-3		F CH 86 B FF 95 F FF 94 B SI 95 X FF 94 2-2 12 1B; 3 HR; 1-2 2-H 1B		B FF 94 F FF 93 C SL 79 S SL 80 1-3 ② K2-3		C SL 83 B SL 84 B CH 87 B SI 94 S SI 94 F SI 95 C SL 84 3-3 ② K		4	1	1	1	0	2	0
12 Mitch Maier, L (1, 9) OBP: 0.483, SLG: 0.478		C FC 95 X FC 95 0-1 ③ G6-3		C SL 79 C FF 94 X FF 95 0-2 3 HR; 1-3 2-H 1B		C FF 92 B CH 86 B FF 92 C SL 78 B FF 95 B SL 80 4-2 3 1B; BB		C SL 83 B SL 84 B SI 94 C SL 82 F SL 83 B SI 95 X SL 82 3-2 1B		3	1	2	1	1	0	0
3 Brayan Peña, S (1, 2) OBP: 0.292, SLG: 0.397			C FC 91 B CH 84 B CH 85 C FF 94 X SL 80 2-2 ① F9	B CH 84 X CH 86 1-0 1-H 3-H HR		B FF 93 B FF 92 B FF 93 C FF 93 X FF 93 3-1 17 FC6-4; 1-3 1B		C SI 93 B SI 94 1 SAFE F SI 94 F SL 82 B SI 95 B SL 81 F SI 95 F SL 81 3-2 ③ F9		4	1	2	3	0	0	1
17 Chris Getz, L (1, 4) OBP: 0.317, SLG: 0.291			B FF 95 B FC 95 C FF 95 X FC 95 2-1 ② G6-3	B FF 95 X FF 93 1-0 ② G4-3		B FF 93 C FF 92 X FF 94 1-1 ③ FC6-4; 1-2f			B CH 90 C FF 92 B SL 76 X FF 91 2-1 E9; 2 SF7; 2B	4	1	1	0	0	0	2
2 Alcides Escobar, R (1, 6) OBP: 0.258, SLG: 0.262			C FF 94 F FF 96 X FC 96 0-2 1B	C SL 81 B SL 82 S FC 93 B SL 81 X FC 95 2-2 ③ F7			C SI 92 B CH 84 C CH 85 X CH 89 1-2 ① G5-3		B SL 76 B SL 73 B FF 93 C FF 93 X FF 91 3-1 ① SF7; 3-H	3	0	1	1	0	0	0

Inning Stats	1	2	3	4	5	6	7	8	9	1B: 7	SF: 1	WP: 0	PA: 39
	R: 0 E: 0 K: 1 S: 8	R: 0 E: 0 K: 1 S: 8	R: 0 E: 0 K: 0 S: 11	R: 5 E: 0 K: 0 S: 18	R: 0 E: 0 K: 1 S: 11	R: 0 E: 0 K: 1 S: 12	R: 0 E: 0 K: 1 S: 10	R: 0 E: 0 K: 2 S: 18	R: 1 E: 2 K: 0 S: 10	2B: 1	SAC: 0	PB: 0	
	H: 0 LOB: 0 BB: 0 P: 12	H: 0 LOB: 0 BB: 0 P: 12	H: 1 LOB: 1 BB: 0 P: 17	H: 5 LOB: 0 BB: 0 P: 28	H: 0 LOB: 0 BB: 0 P: 15	H: 1 LOB: 2 BB: 1 P: 22	H: 0 LOB: 1 BB: 1 P: 15	H: 1 LOB: 1 BB: 0 P: 28	H: 1 LOB: 1 BB: 0 P: 18	3B: 0 HR: 1	DP: 0 HBP: 0	SB: 0 CS: 0	

PITCHER	IP	WLS	BF	H	R	ER	SO	BB	IBB	HBP	BLK	WP	HR	S	P	ERA	WHIP
41 Alexi Ogando, R (1, 1) ERA: 2.33	6.0		26	7	5	5	4	1	0	0	0	0	1	68	106	7.50	1.333
44 Michael Kirkman, L (7, 1) ERA: 10.38	2.0		8	1	0	0	3	1	0	0	0	0	0	28	43	0.00	1.000
30 Neftalí Feliz, R (9, 1) ERA: 1.45	0.2		4	1	1	0	0	0	0	0	0	0	0	7	14	0.00	1.500
53 Arthur Rhodes, L (9, 1) ERA: 3.55	0.1	W	1	0	0	0	0	0	0	0	0	0	0	3	4	0.00	0.000

PITCHER	IP	WLS	BF	H	R	ER	SO	BB	IBB	HBP	BLK	WP	HR	S	P	ERA	WHIP

AB	36
R	6
H	9
RBI	6
BB	2
SO	7
LOB	7

Kansas City Royals @ Texas Rangers

Rangers Ballpark in Arlington, Arlington, TX

Sun May 29 2011, 3:08 PM - 6:15 PM EDT

Att. 45,011 - Sunny - 90 F

livebaseballscorecards.com

BOTTOM

Batter	1	2	3	4	5	6	7	8	9	AB	R	H	RBI	BB	SO	LOB
5 Ian Kinsler, R (1, 4) OBP: 0.351, SLG: 0.429	C FF 92 B FF 93 B FF 92 X CH 83 2-1 G4-3		B CU 72 C CH 81 B FF 93 C FF 90 X CH 84 2-2 HR		C CU 75 C FF 93 S SL 81 0-3 K			B SI 93 B SI 93 X SI 93 2-0 G1-3	X FC 90 0-0 1-H 1B	3	1	1	1	0	1	0
1 Elvis Andrus, R (6, 6) OBP: 0.307, SLG: 0.327										2	0	1	1	0	0	0
3 Andrés Blanco, S (1, 6) OBP: 0.333, SLG: 0.455	F FF 94 C CU 75 B CU 76 (6, 4) F FF 94 X CU 76 1-2 G6-3		C CU 74 B FF 94 F SI 93 X CU 76 1-2 G4-3			C FF 92 X CU 73 0-1 32 CS 1B		B SL 84 X SI 94 1-0 32 G3-1 10 HR 32 WP 1B		4	1	2	0	0	0	0
32 Josh Hamilton, L (1, 7) OBP: 0.375, SLG: 0.500	B SL 80 C FF 93 B SI 93 (8, 8) S SL 81 X SL 82 2-2 G3		C FF 94 X CU 74 0-1 G3			B FF 91 B CU 78 S CU 79 B FF 93 F SI 94 S SI 94 3-3 1-2 K		F SL 86 S KC 78 B SL 88 B SI 94 F SL 83 X SL 85 2-2 1-3 G3-1		4	0	0	0	0	1	2
10 Michael Young, R (1, 10) OBP: 0.378, SLG: 0.500		B FF 93 B FF 91 X FF 92 2-0 25 2B 2B		B FF 93 X FF 92 1-0 F8		B CH 83 X CH 82 1-0 G6-3		D SI 93 B SI 94 B FF 95 X FF 94 3-0 3-H HR		4	2	2	2	0	0	0
29 Adrián Beltré, R (1, 5) OBP: 0.306, SLG: 0.477		D FF 93 F CH 83 F FF 93 F CU 74 F CU 76 F FF 95 B FF 95 X CH 83 2-2 F7		C CU 74 C CU 74 X SL 82 0-2 L5			C CU 74 B SI 92 F FF 91 B SL 82 B CH 83 B FF 94 4-2 17 G5-3 BB	S SL 88 C SL 86 X SL 85 0-2 G5-3		3	0	0	0	1	0	1
17 Nelson Cruz, R (1, 9) OBP: 0.288, SLG: 0.477	F FF 94 F FF 94 X FF 95 0-2 F7			B CH 84 B CH 83 S FF 93 F FF 93 S SL 81 2-3 K			B SL 85 S SL 84 B FF 94 X SL 85 2-1 1-2 G5-3		B FF 90 B FC 90 B FC 91 C FC 91 X SL 79 3-1 HR	4	1	1	1	0	1	2
25 Mike Napoli, R (1, 3) OBP: 0.358, SLG: 0.505	B FF 93 B CU 75 C FF 94 C CU 74 F FF 94 B FF 92 (8, 2) X FF 93 3-2 2-H 2B				B CU 75 C CH 83 F FF 93 X CU 77 1-2 HR		C SL 84 C SL 84 D SL 86 C SL 85 1-3 K		B FC 91 B SL 80 S FC 90 B FC 92 F FC 91 X FC 91 3-2 1 1B 1 1B 1B	4	2	3	2	0	1	1
8 Yorvit Torrealba, R (1, 2) OBP: 0.250, SLG: 0.336 18 Mitch Moreland, L (7, PH) OBP: 0.368, SLG: 0.500	X CH 84 0-0 G6-3				F FF 93 B CH 79 S FF 92 F FF 93 F FF 93 B CU 76 S SI 94 2-3 K		B CU 80 B CU 79 B CU 79 B FF 92 4-0 BB		S FC 90 B FC 91 S FC 91 B FC 92 B FC 89 S FC 91 3-3 K	2	0	0	0	0	1	1
(8, 3)										1	0	0	0	1	1	1
23 Craig Gentry, R (1, 8) OBP: 0.326, SLG: 0.222 7 David Murphy, L (7, PH) OBP: 0.298, SLG: 0.331			B FF 93 X FF 91 1-0 F7		C CH 82 F FF 93 B FF 94 B CU 75 F FF 94 X FF 94 2-2 F7		B SI 93 C SI 94 B SI 93 X SL 84 2-1 P5		B FC 91 B CH 82 C FC 91 F FC 92 B FF 92 C SL 78 3-3 K	2	0	0	0	0	0	0
(8, 7)										2	0	0	0	0	1	3

Inning Stats																															
	R: 0	E: 0	K: 0	S: 9	H: 0	LOB: 0	BB: 0	P: 14	R: 1	E: 0	K: 0	S: 15	H: 2	LOB: 1	BB: 0	P: 22	R: 1	E: 0	K: 0	S: 9	H: 1	LOB: 0	BB: 0	P: 13	R: 0	E: 0	K: 1	S: 7	H: 0	LOB: 0	BB: 0	P: 10
	R: 1	E: 0	K: 2	S: 15	H: 1	LOB: 0	BB: 0	P: 20	R: 0	E: 0	K: 1	S: 6	H: 1	LOB: 0	BB: 0	P: 10	R: 0	E: 0	K: 1	S: 9	H: 0	LOB: 2	BB: 2	P: 22	R: 2	E: 0	K: 0	S: 10	H: 2	LOB: 0	BB: 0	P: 18
	R: 2	E: 0	K: 2	S: 12	H: 3	LOB: 1	BB: 0	P: 24																							

	AB	35
	R	7
	H	10
	RBI	7
	BB	2
	SO	7
	LOB	11

	1B: 4	SF: 0	WP: 1	PA: 37
	2B: 3	SAC: 0	PB: 0	
	3B: 0	DP: 1	SB: 0	
	HR: 4	HBP: 0	CS: 1	

PITCHER		IP	WLS	BF	H	R	ER	SO	BB	IBB	HBP	BLK	WP	HR	S	P	ERA	WHIP
23 Danny Duffy, L ERA: 4.11	(1, 1)	6.0		23	5	3	3	4	1	0	0	0	0	2	63	95	4.50	1.000
56 Greg Holland, R ERA:	(7, 1)	0.2	H	2	0	0	0	1	0	0	0	0	0	0	5	8	0.00	0.000
61 Everett Teaford, L ERA: 1.8	(7, 1)	0.0		1	0	0	0	0	1	0	0	0	0	0	0	4	∞	∞
43 Aaron Crow, R ERA: 1.33	(7, 1)	1.1	B	6	2	2	2	0	0	0	0	0	1	1	12	22	13.50	1.500
48 Joakim Soria, R ERA: 5.57	(9, 1)	0.2	L	5	3	2	2	2	0	0	0	0	0	1	12	24	27.00	4.500

PITCHER	IP	WLS	BF	H	R	ER	SO	BB	IBB	HBP	BLK	WP	HR	S	P	ERA	WHIP

Los Angeles Angels @ Kansas City Royals

Kauffman Stadium, Kansas City, MO

Mon May 30 2011, 3:11 PM - 6:25 PM CDT

Att. 24,406 - Overcast - 80 F

TOP

livebaseballscorecards.com

Batter	1	2	3	4	5	6	7	8	9	AB	R	H	RBI	BB	SO	LOB
13 Maicer Izturis, S (1, 4) OBP: 0.360, SLG: 0.422	B FF 92 C SI 92 S FC 88 H KC 80 2-2 2 SH1-3 53 1B HBP		C SI 92 C KC 77 F FC 89 B KC 77 F FC 88 F FF 92 B KC 78 B SI 93 B SI 93 4-2 2 BB 53 2B BB		C FC 88 S CH 82 F FF 93 B KC 77 B KC 78 F SI 93 B SI 94 X FF 94 3-2 ① G3	D CU 76 X FF 96 1-0 ③ F9		C FF 92 B SL 78 B SL 81 X FF 92 2-1 ③ F9		3	2	0	0	1	0	1
2 Erick Aybar, S (1, 6) OBP: 0.352, SLG: 0.438	F SI 92 X FF 93 0-1 ① SH1-3 1-2		B FC 88 B SI 92 B SI 89 C FF 92 1 SAFE C FF 91 B SI 94 4-2 53 2B 6 1B 1-2 BB		F FF 94 X SI 93 0-1 ② B2-3		B FF 93 F FF 94 F SL 88 X FF 92 1-2 ① F8		C FF 92 C FF 91 S CU 72 0-3 ① K	3	1	0	0	1	1	0
53 Bobby Abreu, L (1, 7) OBP: 0.390, SLG: 0.369 77 Reggie Willits, S (9, 7) OBP: 0.227, SLG: 0.111	C FF 92 F KC 77 B KC 77 X SI 94 1-2 48 G1-4-3 2-H 1B		C CH 82 F SI 92 X KC 78 0-2 6 1B 1-3 2-H 2B		C FF 93 F KC 79 B SI 94 X SI 93 1-2 48 1B 2B		S FF 94 F CU 82 X FF 93 0-2 ② F7		C FF 93 B CH 86 B FF 90 F FF 92 X FF 93 2-2 48 HR 1B	5 0	2 0	4 0	2 0	0 0	0 0	0 0
48 Torii Hunter, R (1, 9) OBP: 0.328, SLG: 0.408	X FC 88 0-0 ② ③ G1-4-3 1-2f		C SI 93 B SI 94 S CH 82 B SI 94 B FC 89 S SL 84 3-3 ② K		B FC 88 X FC 89 1-0 6 1B 2-H 1B		C FF 95 C SL 86 B CU 82 X FF 94 1-2 HR		B FF 91 B FF 90 X FF 90 2-0 1-H HR	5	2	3	4	0	1	3
6 Alberto Callaspo, S (1, 5) OBP: 0.380, SLG: 0.399		C FF 89 B CH 80 B CH 81 B SI 91 B FF 92 4-1 BB	C KC 78 X KC 76 0-1 2-3 3-H 1B		1 SAFE B SI 92 B CH 83 C SI 93 C SI 92 F SI 92 X 2-2 1-3 1B		B SL 88 F FF 94 X CU 82 1-1 ③ G1-3		B FF 92 C FF 92 B CU 70 C FF 91 B CH 84 X FF 92 3-2 39 1B 44 E 1B	4	1	3	1	1	0	0
39 Russell Branyan, L (1, 10) OBP: 0.256, SLG: 0.295		S FC 88 F FF 92 B FF 93 B FC 87 S FC 88 2-3 ① K	F FF 94 B SI 94 B FC 89 F FC 89 X SI 94 2-2 ③ G4-3		C B FC 89 S CH 83 X FF 94 1-2 ③ F8			F FF 92 C CU 80 F SI 88 S CU 82 0-3 ① K	X FF 92 0-0 1-3 44 E 1B	5	0	1	0	0	2	5
44 Mark Trumbo, R (1, 3) OBP: 0.297, SLG: 0.469		C KC 75 D KC 77 1 SAFE F SI 92 F SL 83 B FF 93 F FF 93 F SI 93 X FC 89 2-2 ② P3		B FF 92 S FF 92 F FF 93 X FF 95 1-2 16 G6-4-3 1B		F FF 94 F CU 78 B CU 79 C FF 95 1-3 ① K		B SL 81 X FF 92 1-0 HR	D SL 82 X SL 81 1-0 E5 1-2 3-H	5	1	2	2	0	1	2
16 Hank Conger, L (1, 2) OBP: 0.288, SLG: 0.369		1 SAFE B KC 75 B FF 91 X SI 93 2-0 ③ G3		L FC 88 B FC 89 F SI 94 1 SAFE X SI 94 1-2 ① ② G6-4-3 1-2f		C CU 76 X FF 97 0-1 2B		B FF 91 X FF 91 1-0 ② P3	B CU 69 C CH 84 S FF 92 F FF 93 B FF 94 S CH 82 2-3 ② K	5	0	1	0	0	1	4
25 Peter Bourjos, R (1, 8) OBP: 0.297, SLG: 0.391			B CH 85 C FF 89 B FF 90 F SI 91 X SI 93 2-2 ① G6-3		L KC 76 B CH 83 X SI 93 1-1 ③ G5-3	B FF 96 X FF 95 1-0 ② P4		F FF 91 S FF 92 F SL 83 B SL 80 B SL 80 F SL 81 X FF 93 2-2 HR	F FC 92 F FF 93 T FC 89 0-2 ③ K	5	1	1	1	0	1	3
Inning Stats	R: 1 E: 0 K: 0 S: 8 H: 1 LOB: 0 BB: 0 P: 11	R: 0 E: 0 K: 1 S: 11 H: 0 LOB: 1 BB: 1 P: 21	R: 2 E: 0 K: 1 S: 21 H: 2 LOB: 2 BB: 2 P: 36	R: 0 E: 0 K: 0 S: 8 H: 1 LOB: 0 BB: 0 P: 11	R: 1 E: 0 K: 0 S: 18 H: 3 LOB: 2 BB: 0 P: 26	R: 0 E: 0 K: 1 S: 7 H: 1 LOB: 1 BB: 0 P: 10	R: 1 E: 0 K: 0 S: 11 H: 1 LOB: 0 BB: 0 P: 14	R: 2 E: 0 K: 1 S: 13 H: 2 LOB: 0 BB: 0 P: 19	R: 3 E: 1 K: 3 S: 19 H: 4 LOB: 2 BB: 0 P: 29	1B: 8 2B: 3 3B: 0 HR: 4 SF: 0 SAC: 1 DP: 2 HBP: 1						

AB	40
R	10
H	15
RBI	10
BB	3
SO	7
LOB	18

WP: 0 PB: 0 SB: 0 CS: 0 PA: 45

PITCHER		IP	WLS	BF	H	R	ER	SO	BB	IBB	HBP	BLK	WP	HR	S	P	ERA	WHIP
44 Luke Hochevar, R ERA: 4.96	(1, 1)	5.0		24	7	4	4	2	3	0	1	0	0	0	66	105	7.20	2.000
56 Greg Holland, R ERA:	(6, 1)	1.0	H	4	1	0	0	1	0	0	0	0	0	0	7	10	0.00	1.000
61 Everett Teaford, L ERA: 2.84	(7, 1)	1.1	H	5	1	1	1	1	0	0	0	0	0	1	15	18	6.75	0.750
31 Louis Coleman, R ERA: 3.12	(8, 1)	0.2	H	4	2	2	2	0	0	0	0	0	0	2	9	15	27.00	3.000
48 Joakim Soria, R ERA: 6.55	(9, 1)	1.0	L	8	4	3	3	3	0	0	0	0	0	1	19	29	27.00	4.000

PITCHER	IP	WLS	BF	H	R	ER	SO	BB	IBB	HBP	BLK	WP	HR	S	P	ERA	WHIP

Los Angeles Angels @ Kansas City Royals

Kauffman Stadium, Kansas City, MO

Mon May 30 2011, 3:11 PM - 6:25 PM CDT

Att. 24,406 - Overcast - 80 F

BOTTOM

livebaseballscorecards.com

Batter	1	2	3	4	5	6	7	8	9	AB	R	H	RBI	BB	SO	LOB
4 Alex Gordon, L (1, 7) OBP: 0.342, SLG: 0.488	X FF 92 · 0-0 · HR	B FF 94 C CH 87 F SI 94 B FF 95 D SL 85 F SL 84 D SL 86 · 4-2 · 35 2B · 21 SF7 · 1-2 2-3 · BB		C SL 77 B FF 93 B CH 87 B FF 94 X FF 94 · 3-1 · 35 F8 · 53 G3 · 1B		C FF 91 S FF 93 F FF 93 B FF 92 B CH 87 S SL 82 · 2-3 · ② · K		X FF 96 · 0-0 · ① · F7		4	2	2	1	1	1	0
53 Melky Cabrera, S (1, 8) OBP: 0.312, SLG: 0.452	B FF 90 B FF 92 B FF 92 B FF 90 · 4-0 · 35 HR · BB	B SI 95 F FF 94 X FF 94 · 1-1 · ① · P5		X FF 94 · 0-0 · ① · G3 · 1-2		C FF 92 F FF 93 B CH 83 X FF 94 · 1-2 · ③ · G3-1		B FF 98 C FF 95 F FF 96 B FF 92 X FF 97 · 2-2 · 35 G5-4-3 · 1B		4	1	1	0	1	0	4
35 Eric Hosmer, L (1, 3) OBP: 0.314, SLG: 0.505	X SL 80 · 0-0 · 1-H · HR	F FF 96 X FF 95 · 0-1 · 1-3 2-H 3-H · 2B		B SL 86 C SL 85 B FF 95 X SL 84 · 2-1 · ② · F8 · 2-3			F FF 92 X FF 93 · 0-1 · ① · G6-3	X CU 84 · 0-0 · ② ③ · G5-4-3 · 1-2f		5	1	2	4	0	0	2
21 Jeff Francoeur, R (1, 9) OBP: 0.323, SLG: 0.480	F FF 94 B FF 95 S SL 85 F FF 95 S SL 83 · 1-3 · ① · K	X SL 85 · 0-0 · ② · SF7 · 3-H		B FF 95 B FF 95 S SL 85 X FF 95 · 2-1 · ③ · G6-3			B FC 90 C FC 88 F FF 89 X CU 80 · 1-2 · ② · G5-3		C SI 97 F SI 95 B FF 98 B CH 85 B SI 97 F SI 98 S · 3-3 · ① · K	4	0	0	1	0	2	1
16 Billy Butler, R (1, 10) OBP: 0.391, SLG: 0.411	B SL 84 S SL 83 B FF 95 C FF 95 S SL 83 · 2-3 · ② · K	F FF 95 B SL 83 S SL 84 S SL 84 · 1-3 · ③ · K			B FF 92 C FF 93 B SL 82 B SL 83 C SL 83 B SL 83 · 4-2 · 24 G3-6-3 · BB		B FF 90 B CU 78 F FF 90 X FC 89 · 2-1 · 24 3B · 1B		C SI 96 B SI 98 F SI 97 B FF 99 B SL 90 F SI 98 F FF 98 F SI 98 F FF 100 · 3-2 · F SI 89 X FF 98 · ② · F8	4	1	1	0	1	2	1
24 Wilson Betemit, S (1, 5) OBP: 0.379, SLG: 0.449	C FF 95 B SI 94 S SI 88 X SI 95 · 1-2 · 1B		F FF 89 B SL 80 C SL 81 B FF 92 S SL 82 · 2-3 · ① · K		B FF 94 X FF 94 · 1-0 · ① ② · G3-6-3 · 1-2f		C FF 92 S FC 90 D CU 80 X FF 93 · 1-2 · 17 1B · 1-H · 3B		C FF 99 B FF 99 T SI 97 B FF 99 S CH 85 · 2-3 · ③ · K	5	1	2	1	0	2	1
15 Matt Treanor, R (1, 2) OBP: 0.356, SLG: 0.309	C SL 83 B FF 95 B SL 83 1 SAFE F FF 93 X FF 94 · 2-2 · ③ · G1-3		F FF 93 B SL 84 X SL 83 · 1-1 · ② · L7		B FF 93 C FF 93 T FF 94 X FF 93 · 1-2 · 1B		B FC 88 C FC 88 S CU 78 B CU 78 B FC 90 B FC 88 · 4-2 · 17 1B · BB			3	0	1	0	1	0	1
17 Chris Getz, L (1, 4) OBP: 0.327, SLG: 0.299		B FF 90 C FF 91 B FF 91 B FF 92 C FF 92 B FF 93 · 4-2 · 4 BB · 2 HBP · 35 2B · BB	C FF 93 X CH 86 · 0-1 · 2 E · 1B		F FF 92 C SL 84 F FF 94 F SL 84 1 SAFE F SL 83 F FF 94 F FF 93 · 2-2 · B CH 88 F FF 94 X FF 93 · ③ · G4-3		B FC 92 C FF 93 C FF 92 D CU 79 X FC 89 · 2-2 · 1-2 · 3-H · 1B			3	1	2	1	1	0	1
2 Alcides Escobar, R (1, 6) OBP: 0.258, SLG: 0.258		F SL 82 H FF 92 · 1-1 · 4 BB · 35 2B · 1-2 · HBP	P PO 90 1 SAFE L FF 94 S SL 84 X SL 83 · 1-2 · ③ · P3 · 1-3			C SL 79 C FF 93 X · 0-2 · ① · G6-3	B CU 86 B FF 96 X FF 96 · 2-0 · ③ · G4-3			3	1	0	0	0	0	3
Inning Stats	R: 3 E: 0 K: 2 S: 15 · H: 3 LOB: 1 BB: 1 P: 25	R: 3 E: 0 K: 1 S: 14 · H: 1 LOB: 1 BB: 2 P: 25	R: 0 E: 1 K: 1 S: 11 · H: 1 LOB: 1 BB: 0 P: 14	R: 0 E: 0 K: 0 S: 7 · H: 1 LOB: 1 BB: 0 P: 14	R: 0 E: 0 K: 0 S: 15 · H: 1 LOB: 1 BB: 1 P: 23	R: 0 E: 0 K: 1 S: 10 · H: 0 LOB: 0 BB: 0 P: 13	R: 2 E: 0 K: 0 S: 16 · H: 3 LOB: 2 BB: 1 P: 28	R: 0 E: 0 K: 0 S: 5 · H: 1 LOB: 0 BB: 0 P: 7	R: 0 E: 0 K: 2 S: 15 · H: 0 LOB: 0 BB: 0 P: 23	1B: 7 2B: 1 3B: 1 HR: 2 · SF: 1 SAC: 0 DP: 2 HBP: 1						

	AB	35
	R	8
	H	11
	RBI	8
	BB	5
	SO	7
	LOB	14

WP: 0 PB: 0 SB: 0 CS: 0 · PA: 42

PITCHER		IP	WLS	BF	H	R	ER	SO	BB	IBB	HBP	BLK	WP	HR	S	P	ERA	WHIP
54 Ervin Santana, R ERA: 4.34	(1, 1)	6.0		29	7	6	6	5	4	0	1	0	0	2	72	114	9.00	1.833
63 Rich Thompson, R ERA: 2.96	(7, 1)	0.2		6	3	2	2	0	1	0	0	0	0	0	15	25	27.00	6.000
40 Kevin Jepsen, R ERA: 9.0	(7, 1)	1.1	W	4	1	0	0	0	0	0	0	0	0	0	6	10	0.00	0.750
56 Fernando Rodney, R ERA: 3.86	(9, 1)	1.0	S	3	0	0	0	2	0	0	0	0	0	0	15	23	0.00	0.000

PITCHER	IP	WLS	BF	H	R	ER	SO	BB	IBB	HBP	BLK	WP	HR	S	P	ERA	WHIP

Batter	1	2	3	4	5	6	7	8	9	AB	R	H	RBI	BB	SO	LOB
2 Erick Aybar, S (1, 6) OBP: 0.348, SLG: 0.437	C SI 87 F SI 85 B SI 87 F CH 77 B SI 88 X SI 83 2-2 13 1B 6 1B 2B	B SI 85 1 SAFE T CH 77 B SI 87 X CH 78 2-1 ② FC5-4 13 E 13 S 1-2f		X SI 85 0-0 ② G6-3		S CH 75 B SI 86 X CH 76 1-1 ③ G5-3			C FF 96 X SL 90 0-1 ② G3-1	5	1	1	0	0	0	2
13 Maicer Izturis, S (1, 4) OBP: 0.356, SLG: 0.416	B SI 84 B SI 85 C SI 84 F SI 86 B SI 88 X SI 84 3-2 6 1B 44 1B 1B 2-3	C SI 88 X SI 86 0-1 ③ F8 1-3		B SI 84 C SI 82 C CH 73 B SI 84 F SI 84 X CH 74 2-2 ③ P6			C SI 85 B SI 85 B CH 76 C SI 83 X CH 75 2-2 ① G6-3		C FF 95 B SL 88 X SL 88 1-1 ③ F7	5	1	1	0	0	0	1
48 Torii Hunter, R (1, 9) OBP: 0.327, SLG: 0.403	C CH 76 1 SAFE B SI 85 1 SAFE S SI 85 F SI 87 S CU 66 1-3 ① K		B CU 66 B SI 82 B CH 76 B SI 82 4-0 46 BB 44 1B BB		C CH 76 C SI 84 X CH 76 1-2 ① P3		B SI 85 S CH 77 S CH 76 X SI 88 1-2 ② G3			3	0	0	0	1	1	2
6 Alberto Callaspo, S (1, 5) OBP: 0.377, SLG: 0.396	B CU 67 B SI 85 D CH 77 C SI 83 F SI 84 1 SAFE X CH 77 3-2 44 1B 1-2 3-H 1B		C SI 85 X CH 75 0-1 ① F7		B CH 76 B SI 84 B SI 83 C SI 84 X SI 82 3-1 ② F9		B SI 86 C SI 85 F CU 69 X SI 86 1-2 ③ F7			4	0	1	1	0	0	1
44 Mark Trumbo, R (1, 3) OBP: 0.306, SLG: 0.472	D CH 75 F SI 84 T SI 85 B SI 85 B SI 86 X SI 83 3-2 46 FC6-4 1-3 2-H 1B		1 SAFE X CH 76 0-0 46 BB 1-2 1B		C CU 68 C SI 86 B SI 87 X CU 68 1-2 ③ P3			B FF 97 B SI 97 C FF 97 B FF 98 F FF 96 B FF 97 4-2 39 S BB		3	0	2	1	1	0	0
25 Peter Bourjos, R (1, 8) OBP: 0.296, SLG: 0.388	B CU 67 D SI 86 B SI 83 X SI 84 3-0 ② F7		B SI 85 X SI 84 1-0 ② F4			X CH 75 0-0 46 F7 46 S 5 2B 1B		C SI 96 S SL 89 X SL 89 0-2 ① L7		4	1	1	0	0	0	5
46 Bobby Wilson, R (1, 10) OBP: 0.300, SLG: 0.333 39 Russell Branyan, L (8, PH) OBP: 0.253, SLG: 0.291 (8, 10)	C CH 75 X SI 85 0-1 ③ FC6-4 1-2f		D CH 75 C CH 74 B SI 84 B SI 83 F CH 77 B CH 76 4-2 1-2 2-3 BB			F SI 83 F CH 74 B SI 86 X CH 74 1-2 ① F7 1-3		S SI 97 B FF 96 B FF 97 S SL 91 S SL 90 2-3 ② K 1-2		2 1	0 0	0 0	0 0	1 0	0 1	3 1
5 Jeff Mathis, R (1, 2) OBP: 0.243, SLG: 0.294		C CU 65 X SI 82 0-1 2 FC5-4 1B	B SI 85 C CH 74 F SI 87 X SI 87 1-2 ③ F7			X CU 68 0-0 3-H 2B		C SI 97 F SL 89 F SL 88 B SL 88 F SL 89 S SL 89 1-3 ③ K		4	0	2	1	0	1	4
77 Reggie Willits, S (1, 7) OBP: 0.192, SLG: 0.091		1 SAFE C SI 84 L CH 76 F SI 86 S CU 66 0-3 ① K	C SI 83 X CU 66 0-1 ① G5-3			S SI 84 B SI 84 B SI 85 X SI 82 2-1 ② P3			C FF 94 F SI 95 B FF 97 B SL 89 F SI 95 F FF 96 F SL 88 B FF 96 F FF 94 3-3 ① F FF 95 C FF 95 K	4	0	0	0	0	2	2
Inning Stats	R: 2 E: 0 K: 1 S: 20 H: 4 LOB: 2 BB: 0 P: 35	R: 0 E: 0 K: 1 S: 10 H: 1 LOB: 1 BB: 0 P: 12	R: 0 E: 0 K: 0 S: 9 H: 1 LOB: 3 BB: 2 P: 19	R: 0 E: 0 K: 0 S: 7 H: 0 LOB: 0 BB: 0 P: 9	R: 0 E: 0 K: 0 S: 8 H: 0 LOB: 0 BB: 0 P: 13	R: 1 E: 0 K: 0 S: 9 H: 2 LOB: 1 BB: 0 P: 13	R: 0 E: 0 K: 0 S: 9 H: 0 LOB: 0 BB: 0 P: 13	R: 0 E: 0 K: 2 S: 13 H: 0 LOB: 1 BB: 1 P: 20	R: 0 E: 0 K: 1 S: 12 H: 0 LOB: 0 BB: 0 P: 16	1B: 6 2B: 2 3B: 0 HR: 0 SF: 0 SAC: 0 DP: 0 HBP: 0						

PITCHER		IP	WLS	BF	H	R	ER	SO	BB	IBB	HBP	BLK	WP	HR	S	P	ERA	WHIP
26 Jeff Francis, L ERA: 4.46	(1, 1)	7.0	W	31	8	3	3	2	2	0	0	0	0	0	72	114	3.86	1.429
38 Blake Wood, R ERA: 2.78	(8, 1)	2.0		7	0	0	0	3	1	0	0	0	0	0	25	36	0.00	0.500

PITCHER	IP	WLS	BF	H	R	ER	SO	BB	IBB	HBP	BLK	WP	HR	S	P	ERA	WHIP

TOP

Los Angeles Angels @ Kansas City Royals

Kauffman Stadium, Kansas City, MO

Tue May 31 2011, 7:13 PM - 9:46 PM CDT

Att. 14,174 - Clear - 81 F

livebaseballscorecards.com

AB	35
R	3
H	8
RBI	3
BB	3
SO	5
LOB	21

WP: 0	PA: 38		
PB: 0			
SB: 3			
CS: 0			

BOTTOM

Los Angeles Angels @ Kansas City Royals

Kauffman Stadium, Kansas City, MO

Tue May 31 2011, 7:13 PM - 9:46 PM CDT

Att. 14,174 - Clear - 81 F

livebaseballscorecards.com

Batter	1	2	3	4	5	6	7	8	9	AB	R	H	RBI	BB	SO	LOB
4 Alex Gordon, L (1, 7) OBP: 0.349, SLG: 0.493	B SI 89 X SI 88 1-0 35 G6-3 1B		F CU 79 X SI 89 0-1 53 1B 35 2B 1-2 3-H 1B		C CU 76 C FF 89 X SI 89 0-2 ① F7		C SL 80 B FF 91 L FF 91 B SL 82 B SL 81 X FF 92 3-2 35 E 21 SF7 1B	B CH 86 1 SAFE C SI 92 1-1 ③ CS 1-2		4	2	3	1	0	0	0
53 Melky Cabrera, S (1, 8) OBP: 0.311, SLG: 0.448	B SI 87 F SI 88 F SL 86 F CU 78 X CU 76 1-2 ① F8		X CU 80 0-0 35 2B 1-3 2-H 1B		X SI 88 0-0 ② F8		F FF 90 X SL 86 0-1 ① F7			4	1	1	1	0	0	2
35 Eric Hosmer, L (1, 3) OBP: 0.321, SLG: 0.515	B FF 88 F SI 89 B CU 78 X SI 87 2-1 ②③ G6-3 1-2f		B SI 89 S CU 79 D CU 80 X SI 89 2-1 16 1B 1-H 3-H 2B		B CU 77 C CH 82 B SI 89 X SL 86 2-1 21 S 21 1B 1B		1 SAFE 1 SAFE C FF 90 X CU 68 0-1 E3 24 FC5 1-3			4	2	2	2	0	0	2
21 Jeff Francoeur, R (1, 9) OBP: 0.322, SLG: 0.478		B SI 88 B SL 84 X SI 87 2-0 ① G5-3	X SI 88 0-0 ② F9		F SL 85 F SI 87 D SI 86 1 SAFE B CH 85 X SI 88 2-2 1-H 1B		F CH 81 X SL 86 0-1 ② SF7 3-H			3	0	1	2	0	0	1
16 Billy Butler, R (1, 10) OBP: 0.393, SLG: 0.410		B SL 85 B SI 88 B SI 88 C SI 88 C SI 88 X SI 88 3-2 ② F8	C SL 86 B SI 87 X SI 88 1-1 24 FC1-4-6 2-H 1B		B SI 86 X SI 87 1-0 ③ F9		I IN 62 I IN 60 I IN 63 I IN 60 4-0 24 FC5 IBB			3	0	1	1	1	0	1
24 Wilson Betemit, S (1, 5) OBP: 0.370, SLG: 0.438		C SI 89 B SI 89 B SI 88 S SI 88 B SI 90 S SI 88 3-3 ③ K	F SI 89 T SL 80 D CU 79 F SI 89 B SI 90 X CU 78 2-2 ③ FC1-4-6 1-2f			C SI 88 X CU 76 0-1 ① G4-3	B FF 90 X CH 80 1-0 ③ FC5 1-2 2-3f			4	0	0	0	0	1	3
3 Brayan Peña, S (1, 2) OBP: 0.280, SLG: 0.378			B SI 89 B SI 88 C SI 88 C SI 88 X SL 86 2-2 ① F8	C SI 88 B CH 84 X SL 86 1-1 ① G6-3	B SI 88 X SI 88 1-0 ② F9			C FF 92 B CH 86 B CH 87 F FF 93 B SI 88 F FF 94 F FF 94 F FF 93 F FF 94 3-2 ① F FF 93 F SL 86 X SL 86 F7		4	0	0	0	0	0	0
17 Chris Getz, L (1, 4) OBP: 0.337, SLG: 0.311			B SI 89 X SI 88 1-0 2 E 2 FC1 4 1B 1B	B SI 88 C SI 88 B CU 76 X SI 88 2-1 ② F8	C SI 89 X SI 88 0-1 1B			C FF 94 X CH 86 0-1 4 CS 1B		4	1	3	0	0	0	0
2 Alcides Escobar, R (1, 6) OBP: 0.252, SLG: 0.253			C SI 88 X SL 86 0-1 FC1 4 1B 53 1B 1-3	F SI 89 M SI 87 X CU 79 0-2 ③ G6-3	B SL 84 S SI 87 B SL 83 1 SAFE F SI 87 X SL 83 2-2 ③ G1-3		C SL 85 B FC 91 X FC 92 1-1 ② F8			4	1	0	0	0	0	3
Inning Stats	R: 0 E: 0 K: 0 S: 7 H: 1 LOB: 0 BB: 0 P: 11	R: 0 E: 0 K: 1 S: 7 H: 0 LOB: 0 BB: 0 P: 15	R: 5 E: 1 K: 0 S: 18 H: 5 LOB: 1 BB: 0 P: 26	R: 0 E: 0 K: 0 S: 7 H: 0 LOB: 0 BB: 0 P: 10	R: 1 E: 0 K: 0 S: 10 H: 2 LOB: 1 BB: 0 P: 15	R: 0 E: 0 K: 0 S: 8 H: 1 LOB: 1 BB: 0 P: 11	R: 1 E: 1 K: 0 S: 10 H: 1 LOB: 2 BB: 1 P: 18	R: 0 E: 0 K: 0 S: 14 H: 1 LOB: 0 BB: 0 P: 19		1B: 10 2B: 1 3B: 0 HR: 0 SF: 1 SAC: 0 DP: 1 HBP: 0						

	AB	34
	R	7
	H	11
	RBI	7
	BB	1
	SO	1
	LOB	12

WP: 0 PB: 0 SB: 1 CS: 1 PA: 37

PITCHER		IP	WLS	BF	H	R	ER	SO	BB	IBB	HBP	BLK	WP	HR	S	P	ERA	WHIP
35 Joel Pineiro, R ERA: 3.52	(1, 1)	6.0	L	27	9	6	4	1	0	0	0	0	0	0	57	88	6.00	1.500
21 Hisanori Takahashi, L ERA: 4.84	(7, 1)	1.0		6	1	1	0	0	0	1	0	0	0	0	10	18	0.00	1.000
22 Trevor Bell, R ERA: 3.21	(8, 1)	1.0		3	1	0	0	0	0	0	0	0	0	0	14	19	0.00	1.000

PITCHER	IP	WLS	BF	H	R	ER	SO	BB	IBB	HBP	BLK	WP	HR	S	P	ERA	WHIP

Los Angeles Angels @ Kansas City Royals

Kauffman Stadium, Kansas City, MO

Wed Jun 01 2011, 3:14 PM - 5:49 PM CDT

Att. 12,023 - Overcast - 83 F

livebaseballscorecards.com

TOP

Batter	1	2	3	4	5	6	7	8	9	AB	R	H	RBI	BB	SO	LOB
2 Erick Aybar, S (1, 6) OBP: 0.356, SLG: 0.444	C FF 94 S SI 95 B SI 96 B CU 77 B SI 97 F SI 95 F SI 96 X SI 95 3-2 48 G6-3 53 S 1B		C CU 79 2 SAFE X SI 95 0-1 48 G6-4-3 1-2 2-3 1B			M FF 94 B CU 78 C CU 77 S SL 86 1-3 ① K		X FF 95 0-0 53 2B 1B		4	0	3	0	0	1	0
53 Bobby Abreu, L (1, 7) OBP: 0.388, SLG: 0.372	C SI 96 1 SAFE B CU 79 B CU 78 S CH 86 C SL 87 2-3 ① K 1-2		F SI 96 S SL 89 B SI 97 D SL 90 S SL 90 2-3 ① K			B FF 96 C FF 96 C SL 88 F FF 96 C SL 88 1-3 ② K		C CU 80 B SL 83 1 SAFE X CU 81 1-1 1-3 2B		4	0	1	0	0	3	4
48 Torii Hunter, R (1, 9) OBP: 0.325, SLG: 0.397	C SL 89 X SL 87 0-1 ② G6-3 2-3		F SL 88 X FF 98 0-1 ② ③ G6-4-3 1-2f			B SL 87 F SL 88 S SL 89 S SL 87 1-3 ③ K		B SL 80 S SL 80 B SL 82 B SL 81 B FF 91 4-1 BB		3	0	0	0	1	1	4
6 Alberto Callaspo, S (1, 5) OBP: 0.371, SLG: 0.388	C CU 80 D SL 88 X SL 88 1-1 ③ G3			B CU 77 B CH 85 F FF 96 B FF 94 F SI 94 S SL 88 3-3 ① K			B CU 76 F FF 96 C FF 95 F SL 86 B SL 86 F FF 96 C SL 89 2-3 ① K	C FF 94 X CU 75 0-1 ③ G6-3		4	0	0	0	0	2	4
39 Russell Branyan, L (1, 10) OBP: 0.244, SLG: 0.280 13 Maicer Izturis, S (9, PH) OBP: 0.354, SLG: 0.414 (9, 10)		F FF 93 B SL 88 B FF 96 F SL 88 B SL 88 C SL 88 3-3 ① K		F SI 95 S SL 88 B FF 97 X SL 86 1-2 ② F8			B FF 97 S SL 87 S FF 96 B SL 89 X FF 97 2-2 ② F8		B FF 93 X FF 93 1-0 ① F7	3 1	0 0	0 0	0 0	0 0	1 0	0 0
44 Mark Trumbo, R (1, 3) OBP: 0.305, SLG: 0.467		X FF 97 0-0 ② F9		B SL 87 C SL 87 X SL 88 1-1 ③ G5-3			C FF 97 F SL 88 B CU 80 X SL 88 1-2 1B		C CU 74 X CU 75 0-1 ② G1-3	4	0	1	0	0	0	0
16 Hank Conger, L (1, 2) OBP: 0.287, SLG: 0.364		B SI 96 C CU 80 B CU 78 F FF 95 X SL 88 2-2 ③ G4-3			S CU 78 X CU 78 0-1 28 FC4 1B	S CU 76 F FF 95 1 SAFE 1 SAFE S CU 80 0-3 ③ K			C FF 93 B CU 75 C CU 75 X FF 94 1-2 ③ G6-3	4	0	1	0	0	1	1
28 Alexi Amarista, L (1, 4) OBP: 0.180, SLG: 0.234			B SI 94 B SI 94 C SI 94 F SI 94 F SI 95 F SL 87 X SI 95 2-2 2 1B 25 E 1B	C CU 78 C SI 96 F SL 88 X SI 96 0-2 ① FC4 25 G4-6-3 1-2f				C FF 92 S FS 86 F FS 86 X CU 80 0-2 ① F7		3	0	1	0	0	0	1
25 Peter Bourjos, R (1, 8) OBP: 0.292, SLG: 0.382			C SL 88 1 SAFE P PO 94 B CU 80 1 SAFE X SL 88 2-1 E5 2 1B 1-2	B SI 96 X SI 96 1-0 ② ③ G4-6-3 1-2f				S SL 87 B SL 87 F FF 96 F SL 88 B CU 80 S SL 88 2-3 ② K		3	0	0	0	0	1	2

Inning Stats																															
	R: 0	H: 1	R: 0	H: 0	R: 0	H: 2	R: 0	H: 0	R: 0	H: 1	R: 0	H: 0	R: 0	H: 1	R: 0	H: 2	R: 0	H: 0	1B: 6	SF: 0	WP: 0	PA: 34
	E: 0	LOB: 1	E: 0	LOB: 0	E: 1	LOB: 2	E: 0	LOB: 0	E: 0	LOB: 0	E: 0	LOB: 0	E: 0	LOB: 1	E: 0	LOB: 3	E: 0	LOB: 0	2B: 1	SAC: 0	PB: 0	
	K: 1	BB: 0	K: 1	BB: 0	K: 1	BB: 0	K: 1	BB: 0	K: 0	BB: 0	K: 3	BB: 0	K: 2	BB: 0	K: 1	BB: 1	K: 0	BB: 0	3B: 0	DP: 2	SB: 1	
	S: 12	P: 18	S: 7	P: 12	S: 15	P: 20	S: 8	P: 13	S: 7	P: 8	S: 10	P: 13	S: 14	P: 19	S: 14	P: 21	S: 6	P: 8	HR: 0	HBP: 0	CS: 0	

PITCHER		IP	WLS	BF	H	R	ER	SO	BB	IBB	HBP	BLK	WP	HR	S	P	ERA	WHIP
59 Felipe Paulino, R ERA: 4.5	(1, 1)	5.0		18	4	0	0	4	0	0	0	0	0	0	49	71	0.00	0.800
56 Greg Holland, R ERA:	(6, 1)	2.2		10	2	0	0	6	0	0	0	0	0	0	33	43	0.00	0.750
61 Everett Teaford, L ERA: 2.84	(8, 1)	0.0		1	1	0	0	0	0	0	0	0	0	0	2	3	∞	∞
31 Louis Coleman, R ERA: 3.12	(8, 1)	0.0		1	0	0	0	0	1	0	0	0	0	0	1	5	∞	∞
55 Tim Collins, L ERA: 2.61	(8, 1)	1.1	W	4	0	0	0	0	0	0	0	0	0	0	8	10	0.00	0.000

PITCHER	IP	WLS	BF	H	R	ER	SO	BB	IBB	HBP	BLK	WP	HR	S	P	ERA	WHIP

AB	33
R	0
H	7
RBI	0
BB	1
SO	10
LOB	16

BOTTOM

Los Angeles Angels @ Kansas City Royals

Kauffman Stadium, Kansas City, MO

Wed Jun 01 2011, 3:14 PM - 5:49 PM CDT

Att. 12,023 - Overcast - 83 F

livebaseballscorecards.com

Batter	1	2	3	4	5	6	7	8	9	AB	R	H	RBI	BB	SO	LOB
4 Alex Gordon, L (1, 7) OBP: 0.351, SLG: 0.489	B FF 93 X SI 94 1-0 G3-1		B CH 83 B CH 82 B SI 96 B FF 94 4-0 35 S BB			B CU 80 C FF 94 S FF 95 B FF 95 X FF 96 2-2 G4-3		B SI 89 B SI 89 C SI 89 S SI 90 B SI 89 B SI 89 4-2 BB		2	0	0	0	2	0	0
53 Melky Cabrera, S (1, 8) OBP: 0.306, SLG: 0.441	B SI 93 L SI 93 B SI 94 X SI 93 2-1 G5-3		X SI 94 0-0 F8			F SI 94 F FF 95 S CU 81 0-3 K		C SI 90 B SI 89 X SI 91 1-1 F9		4	0	0	0	0	1	3
35 Eric Hosmer, L (1, 3) OBP: 0.327, SLG: 0.515	B FF 96 B CH 84 B SI 95 C SI 94 X SI 94 3-1 1B		1 SAFE C CU 81 S FF 95 F FF 96 1 SAFE B FF 96 1 SAFE P PO 83 1 SAFE 3-2 1-2 F9			B SI 95 B FF 95 C FF 96 F SI 96 B CU 82 F FF 97 X FF 97 3-2 1B			F SI 90 X SI 90 0-1 G3-1	4	0	2	0	0	0	1
21 Jeff Francoeur, R (1, 9) OBP: 0.325, SLG: 0.478	C CU 80 F SI 95 B FF 96 B CU 81 1 SAFE 1 SAFE B CU 80 X FF 95 3-2 F7			C FF 95 B SI 95 B FF 96 F FF 95 F FF 95 B CU 81 X FF 96 3-2 G4-3			C FF 94 X CU 80 0-1 16 G6-3 1B		X SI 89 0-0 16 HR 1B	4	1	2	0	0	0	1
16 Billy Butler, R (1, 10) OBP: 0.395, SLG: 0.427		C FF 93 F FF 94 F FF 96 X FF 96 0-2 F9		C FF 95 X FF 97 0-1 13 G5-4-3 1B			B FF 95 X FF 95 1-0 G6-3 1-2f		B SI 88 1 SAFE 1 SAFE B SI 88 F SI 88 B SI 90 X SI 89 3-1 1-H HR	4	1	2	2	0	0	1
13 Mike Aviles, R (1, 5) OBP: 0.270, SLG: 0.426		B FF 95 C FF 94 X CU 81 1-1 1B		C FF 94 X FF 96 0-1 G5-4-3 1-2f			C FF 94 B FF 95 X FF 95 1-1 F8			3	0	1	0	0	0	1
17 Chris Getz, L (1, 4) OBP: 0.337, SLG: 0.307		C FF 94 X FF 95 0-1 L8	C FF 93 B FF 95 X FF 95 1-1 G3-1					B FF 92 B FF 93 C SI 92 B FF 93 C FF 93 B SI 92 4-2 2 G4-3 15 SH1 BB		2	0	0	0	1	0	1
15 Matt Treanor, R (1, 2) OBP: 0.350, SLG: 0.303		B FF 95 1 SAFE X FF 94 1-0 G3-4-1	B FF 93 C FF 95 C FF 96 C CU 81 1-3					L FF 93 X SI 94 0-1 SH1 1-2		2	0	0	0	0	1	1
2 Alcides Escobar, R (1, 6) OBP: 0.249, SLG: 0.249			C FF 94 F FF 96 X CU 81 0-2 F9		X FF 96 0-0 L6			C FF 95 B FF 95 F FF 95 F FF 97 D CU 81 X FF 97 2-2 G4-3 2-3		3	0	0	0	0	0	1
Inning Stats	R: 0 E: 0 K: 0 S: 8 H: 1 LOB: 1 BB: 0 P: 17	R: 0 E: 0 K: 0 S: 9 H: 1 LOB: 1 BB: 0 P: 11	R: 0 E: 0 K: 0 S: 11 H: 0 LOB: 1 BB: 1 P: 17	R: 0 E: 0 K: 0 S: 8 H: 1 LOB: 0 BB: 0 P: 11	R: 0 E: 0 K: 1 S: 6 H: 0 LOB: 0 BB: 0 P: 8	R: 0 E: 0 K: 1 S: 10 H: 1 LOB: 1 BB: 0 P: 15	R: 0 E: 0 K: 0 S: 5 H: 1 LOB: 0 BB: 0 P: 7	R: 0 E: 0 K: 0 S: 12 H: 0 LOB: 2 BB: 2 P: 23	R: 2 E: 0 K: 0 S: 5 H: 2 LOB: 0 BB: 0 P: 8	1B: 6 2B: 0 3B: 0 HR: 1 SF: 0 SAC: 1 DP: 2 HBP: 0						

	AB	28
	R	2
	H	7
	RBI	2
	BB	3
	SO	2
	LOB	10

WP: 0 PA: 32
PB: 0
SB: 1
CS: 0

PITCHER		IP	WLS	BF	H	R	ER	SO	BB	IBB	HBP	BLK	WP	HR	S	P	ERA	WHIP
52 Tyler Chatwood, R ERA: 3.64	(1, 1)	7.2		27	5	0	0	2	2	0	0	0	0	0	65	100	0.00	0.913
37 Scott Downs, L ERA: 1.59	(8, 1)	0.2	L	5	2	2	2	0	1	0	0	0	0	1	9	17	27.00	4.500

PITCHER	IP	WLS	BF	H	R	ER	SO	BB	IBB	HBP	BLK	WP	HR	S	P	ERA	WHIP

Batter	1	2	3	4	5	6	7	8	9	AB	R	H	RBI	BB	SO	LOB
2 Denard Span, L (1, 8) OBP: 0.366, SLG: 0.378	B FF 90 C FF 90 X FF 90 1-1 33 F9 12 BB 5 FC5-4 1B	C SI 91 X SL 76 0-1 ③ F7	F FF 90 F CH 76 F FF 94 F SL 79 B SL 81 X CU 74 1-2 2-H 3-H 1B		B SI 91 X CH 87 1-0 ③ G4-3			X FC 90 0-0 ① G1-3		5	1	2	1	0	0	4
12 Alexi Casilla, S (1, 4) OBP: 0.300, SLG: 0.313	1 SAFE 1 SAFE B FF 90 B FF 89 C FF 90 B SI 92 F FF 90 B SI 92 4-2 5 FC5-4 1-2 BB		33 1B 5 2B 1B 2-1 ③ G6-3			F SI 89 B KC 82 B CH 87 C SI 89 F CH 87 X CH 87 2-2 ① G4-1		C FF 92 B FF 92 C FF 93 X CU 70 1-2 ② G6-3		4	1	1	0	1	0	1
33 Justin Morneau, L (1, 10) OBP: 0.299, SLG: 0.361	S CU 75 F SL 76 X SL 77 0-2 ① F9 2-3		1 SAFE C SL 80 X SL 81 0-1 5 2B 22 E 1-3 1B	B SI 92 F SI 90 F CH 87 B SL 82 F CH 88 F CH 87 X SL 86 2-2 ① G4-3		B KC 80 F SI 90 X SI 91 1-1 ② L4		C FF 93 F FF 91 B FF 92 X SL 81 1-2 ③ F7		5	1	1	0	0	0	2
5 Michael Cuddyer, R (1, 3) OBP: 0.321, SLG: 0.370	F SL 80 F FF 91 X SL 81 0-2 ② FC5-4 1-2f 3-H		B FF 92 C SL 78 X FF 91 1-1 21 CS 1-3 3-H 2B	B FF 92 F FF 91 X SI 90 1-1 ② G6-3		X FF 92 0-0 ③ G1			C FF 91 C FC 89 X CU 69 0-2 ① L4	5	0	1	2	0	0	1
22 Danny Valencia, R (1, 5) OBP: 0.290, SLG: 0.350	B SL 76 S SL 76 D CH 79 C SL 79 B FF 93 X SL 80 3-2 ③ G5-3		B FF 93 C FF 93 B FF 93 X SL 78 2-1 E4 21 1B 32 1B 3-H	C FF 92 S SL 83 S SL 84 0-3 ③ K			X FF 89 0-0 ① G6-3		B FF 92 C FC 91 X SL 80 1-1 ② L4	5	1	0	1	0	1	2
21 Delmon Young, R (1, 7) OBP: 0.250, SLG: 0.260		C FF 91 X SL 81 0-1 ① F9	B SL 78 C SL 77 B SI 91 X SL 78 2-1 ① 32 1B 20 1B 1-2 2-3 1B		B FF 90 B SI 90 X SI 90 2-0 ① G6-3		B FF 90 B FF 90 B FF 89 B SI 89 4-0 11 2B BB		F FC 92 B CU 69 F FC 92 X FF 94 1-2 ③ G6-3	4	2	1	0	1	0	0
11 Ben Revere, L (1, 9) OBP: 0.289, SLG: 0.278		B FF 91 B SI 91 C SI 90 B FF 92 B FF 89 4-1 32 G6-3 32 S BB	C CU 71 C SI 91 T CH 76 0-2 ② K		C FF 90 X FF 90 0-1 ② G4-3		B SI 89 C SI 89 B CH 86 F SI 88 X CH 88 2-2 1-H 2B			3	0	1	1	1	1	2
32 René Rivera, R (1, 2) OBP: 0.311, SLG: 0.350		B SL 79 1 SAFE B FF 90 X FF 92 2-0 ② G6-3 1-3	F FF 92 D SI 93 C SL 78 F SL 79 F FF 92 X SI 90 1-2 20 1B 2 WP 1-2 2-H 1B		B FF 92 B FF 90 B SI 89 C FF 90 B SI 89 4-1 20 2B BB		B KC 81 F SI 90 C FF 90 D SL 83 F KC 81 B CH 88 F SI 89 X SI 90 3-2 ② G6-3			3	1	1	1	1	0	2
20 Matt Tolbert, S (1, 6) OBP: 0.241, SLG: 0.272		H SI 92 1-0 HBP	B CU 71 X FF 90 1-0 2 WP 2 1B 1-3 2-H 1B		B FF 91 B SI 90 C FF 91 X FF 91 2-1 1-3 2B		B FF 90 F SI 90 B SI 90 B FF 89 X SI 89 3-1 ③ G4-3			3	1	2	1	0	0	1
Inning Stats	R: 1 E: 0 K: 0 S: 13 H: 1 LOB: 1 BB: 1 P: 21	R: 0 E: 0 K: 0 S: 6 H: 0 LOB: 2 BB: 1 P: 13	R: 6 E: 1 K: 1 S: 27 H: 7 LOB: 1 BB: 0 P: 39	R: 0 E: 0 K: 1 S: 10 H: 0 LOB: 0 BB: 0 P: 13	R: 0 E: 0 K: 0 S: 7 H: 1 LOB: 2 BB: 1 P: 16	R: 0 E: 0 K: 0 S: 7 H: 0 LOB: 0 BB: 0 P: 10	R: 1 E: 0 K: 0 S: 11 H: 1 LOB: 1 BB: 1 P: 23	R: 0 E: 0 K: 0 S: 7 H: 0 LOB: 0 BB: 0 P: 9	R: 0 E: 0 K: 0 S: 8 H: 0 LOB: 0 BB: 0 P: 10	1B: 7 2B: 3 3B: 0 HR: 0 SF: 0 SAC: 0 DP: 0 HBP: 1						

PITCHER		IP	WLS	BF	H	R	ER	SO	BB	IBB	HBP	BLK	WP	HR	S	P	ERA	WHIP
37 Sean O'Sullivan, R ERA: 6.92	(1, 1)	2.2	L	19	8	7	3	1	2	0	1	0	1	0	44	69	10.12	3.750
47 Nate Adcock, R ERA: 3.77	(3, 1)	4.1		17	2	1	1	1	2	0	0	0	0	0	37	66	2.08	0.923
48 Joakim Soria, R ERA: 6.0	(8, 1)	2.0		6	0	0	0	0	0	0	0	0	0	0	15	19	0.00	0.000

PITCHER	IP	WLS	BF	H	R	ER	SO	BB	IBB	HBP	BLK	WP	HR	S	P	ERA	WHIP

TOP

Minnesota Twins @ Kansas City Royals

Kauffman Stadium, Kansas City, MO

Thu Jun 02 2011, 7:11 PM - 9:59 PM CDT

Att. 14,584 - Overcast - 85 F

livebaseballscorecards.com

AB	37
R	8
H	10
RBI	7
BB	4
SO	2
LOB	15

WP: 1 PA: 42
PB: 0
SB: 1
CS: 1

BOTTOM

Minnesota Twins @ Kansas City Royals

Kauffman Stadium, Kansas City, MO

Thu Jun 02 2011, 7:11 PM - 9:59 PM CDT

Att. 14,584 - Overcast - 85 F

livebaseballscorecards.com

Batter	1	2	3	4	5	6	7	8	9	AB	R	H	RBI	BB	SO	LOB
4 Alex Gordon, L (1, 7) OBP: 0.352, SLG: 0.487	F8		G4-3		FC5-4 1B		K		1B	5	0	2	0	0	1	0
53 Melky Cabrera, S (1, 8) OBP: 0.308, SLG: 0.442	F8		2B		FC5-4 21 2B 1-2f		BB 35 G6-4-3		G4-3	4	1	1	0	1	0	2
35 Eric Hosmer, L (1, 3) OBP: 0.325, SLG: 0.505	1B 21 2B		K		F9		G6-4-3 1-2f			4	1	1	0	0	1	3
21 Jeff Francoeur, R (1, 9) OBP: 0.332, SLG: 0.502	2B 1-H		G5-3		2B 1-H			3B		4	0	3	2	0	0	1
16 Billy Butler, R (1, 10) OBP: 0.392, SLG: 0.421	BB			F9	L4			P3		3	0	0	0	1	0	2
24 Wilson Betemit, S (1, 5) OBP: 0.368, SLG: 0.433	F7			1B 2 FC5 15 BB		G1-3		F7		4	0	1	0	0	0	3
13 Mike Aviles, R (1, 4) OBP: 0.264, SLG: 0.414		G6-3		F8		F7		P6		4	0	0	0	0	0	2
15 Matt Treanor, R (1, 2) OBP: 0.355, SLG: 0.304		F8		BB 2 FC5 1-2		1B			K	3	0	1	0	1	1	0
2 Alcides Escobar, R (1, 6) OBP: 0.244, SLG: 0.244		G5-3		FC5 1-2 2-3f		G3			G1-3	4	0	0	0	0	0	3

AB	35
R	2
H	9
RBI	2
BB	3
SO	3
LOB	16

Inning Stats	1	2	3	4	5	6	7	8	9
	R: 1 E: 0 K: 0 S: 12 H: 2 LOB: 2 BB: 1 P: 25	R: 0 E: 0 K: 0 S: 6 H: 0 LOB: 0 BB: 0 P: 10	R: 0 E: 0 K: 1 S: 11 H: 1 LOB: 1 BB: 0 P: 14	R: 0 E: 0 K: 0 S: 10 H: 1 LOB: 2 BB: 1 P: 17	R: 1 E: 0 K: 0 S: 9 H: 2 LOB: 1 BB: 0 P: 16	R: 0 E: 0 K: 0 S: 12 H: 1 LOB: 1 BB: 0 P: 17	R: 0 E: 0 K: 1 S: 6 H: 0 LOB: 0 BB: 1 P: 11	R: 0 E: 0 K: 0 S: 8 H: 1 LOB: 1 BB: 0 P: 9	R: 0 E: 0 K: 1 S: 9 H: 1 LOB: 1 BB: 0 P: 11

1B: 5	SF: 0
2B: 3	SAC: 0
3B: 1	DP: 1
HR: 0	HBP: 0

WP: 0	PA: 38
PB: 0	
SB: 0	
CS: 0	

PITCHER		IP	WLS	BF	H	R	ER	SO	BB	IBB	HBP	BLK	WP	HR	S	P	ERA	WHIP
51 Anthony Swarzak, R ERA: 3.43	(1, 1)	6.0	W	27	7	2	2	1	2	0	0	0	0	0	60	99	3.00	1.500
50 Jose Mijares, L ERA: 5.4	(7, 1)	1.0		3	0	0	0	1	1	0	0	0	0	0	6	11	0.00	1.000
31 Alex Burnett, R ERA: 6.32	(8, 1)	1.0		4	1	0	0	0	0	0	0	0	0	0	8	9	0.00	1.000
55 Matt Capps, R ERA: 4.68	(9, 1)	1.0		4	1	0	0	1	0	0	0	0	0	0	9	11	0.00	1.000

PITCHER	IP	WLS	BF	H	R	ER	SO	BB	IBB	HBP	BLK	WP	HR	S	P	ERA	WHIP

Batter	1	2	3	4	5	6	7	8	9	AB	R	H	RBI	BB	SO	LOB
2 Denard Span, L (1, 8) OBP: 0.367, SLG: 0.392	B FF 95 B FF 95 C FF 94 S FF 95 F FF 96 S FF 95 2-3 ① K	B FF 95 D CH 84 X FF 94 1-H 2-H 2-0 2B	B FF 92 C FF 92 B CH 82 F FF 92 X FF 94 2-2 ③ 3B	C CH 83 C FF 94 X CH 84 0-2 ③ F8					B FF 94 C FF 94 F SL 91 B FF 95 X FF 94 2-2 ① G6-3	5	0	2	2	0	1	1
12 Alexi Casilla, S (1, 6) OBP: 0.310, SLG: 0.314	B FF 95 C CH 85 C FF 95 B FF 97 B CU 77 X FF 97 3-2 5 S 1B	X FF 94 0-0 ③ F7			C FF 92 C CU 74 B FF 92 X CU 76 1-2 ① G6-3		B CU 74 B FF 93 B FF 93 B FF 92 4-0 5 S BB		C FF 87 B SL 88 B CH 85 B FF 95 C FF 93 B FF 93 4-2 33 CS BB	3	0	1	0	2	0	1
33 Justin Morneau, L (1, 10) OBP: 0.292, SLG: 0.352	B FF 95 C FF 94 B CH 83 X FF 95 2-1 ② F7		C CU 77 B FF 93 X CH 81 1-1 ① P3		B SL 80 B CH 82 S FF 92 F FF 93 B FF 94 C FF 94 3-3 ② K		C FF 92 X FF 92 0-1 ① F7		1 SAFE 1 SAFE S FF 95 1 SAFE 1 SAFE B FF 94 F SL 89 F FF 95 F FF 95 2-2 ② 3 B SL 89 X CU 83 1-2 G3-1	5	0	0	0	0	1	3
5 Michael Cuddyer, R (1, 3) OBP: 0.329, SLG: 0.387	1 SAFE C FF 93 1 SAFE B FF 96 B FF 94 B CH 84 B CH 83 4-1 22 FC4-6 1-2 BB		B CU 76 C CU 74 B FF 93 X FF 93 2-1 HR		B CU 76 B CU 75 B CH 83 B FF 95 4-0 22 FC6 BB		C FF 96 1 SAFE P PO 93 F FF 97 C SL 89 1-3 ② K 1-2			2	1	1	1	2	1	1
22 Danny Valencia, R (1, 5) OBP: 0.289, SLG: 0.348	C FF 94 X FF 95 0-1 ③ FC4-6 1-2f		B CU 75 S CH 82 B CH 82 C FF 95 F FF 94 B CH 83 X FF 94 3-2 11 FC3-6 21 1B 38 CS 1B		D FF 93 C CH 83 X FF 91 1-1 ③ FC6 1-2f		D SL 90 C SL 90 X SL 91 1-1 ③ P4			4	0	1	0	0	0	4
21 Delmon Young, R (1, 7) OBP: 0.257, SLG: 0.267		C FF 94 S CU 75 F CU 78 B FF 93 S SL 80 1-3 ① K	1 SAFE S CH 82 X FF 92 0-1 11 FC3-6 1-2 1B			F CH 84 F FF 94 B CU 76 C FF 94 1-3 ① K		B SL 91 B FF 96 X SL 90 2-0 38 WP 41 11 1B SF8-3-5 1B		4	1	2	0	0	2	0
11 Ben Revere, L (1, 9) OBP: 0.310, SLG: 0.300		C FF 95 X FF 94 0-1 38 BLK 2 2B 1B	C FF 92 B CU 78 B FF 92 B FF 91 X FF 92 3-1 ② FC3-6 1-2f 2-3			C FF 93 B FF 94 C FF 94 X FF 94 1-2 ② G6-3		1 SAFE 1 SAFE C SI 96 1 SAFE X FF 96 0-1 41 38 WP SF8-3-5 1-2 1B		4	1	2	0	0	0	2
38 Luke Hughes, R (1, 4) OBP: 0.253, SLG: 0.293	C FF 90 1 SAFE 1 SAFE B FF 89 B FF 94 1 SAFE 1 SAFE S CH 84 3-2 ② G1-3 B FF 94 X CH 84 1-2	D FF 94 F FF 93 F FF 93 1 SAFE 1-2 ③ CS 3-H	F CH 83 S CH 82 X FF 94 0-2 ① F9		B CU 75 X CH 84 1-0 41 2B 1B		B SL 90 F SI 96 B FF 97 F SL 89 S SL 91 2-3 ① K 1-2 2-3		4	1	1	0	0	1	3
41 Drew Butera, R (1, 2) OBP: 0.179, SLG: 0.220		B FF 92 B FF 92 F FF 93 B FF 94 B FF 93 4-1 2 2B BB		C FF 93 X FF 94 0-1 ② F9		D FF 94 B FF 93 C FF 92 C FF 94 1 SAFE F FF 93 X FF 94 2-2 1-H 2B		X FF 97 0-0 ② ③ SF8-3-5 2-3 3-H		2	1	1	2	1	0	0
Inning Stats	R: 0 H: 1 E: 0 LOB: 2 K: 1 BB: 1 S: 12 P: 23	R: 2 H: 2 E: 0 LOB: 1 K: 1 BB: 1 S: 12 P: 22	R: 1 H: 3 E: 0 LOB: 1 K: 0 BB: 0 S: 14 P: 24	R: 0 H: 1 E: 0 LOB: 1 K: 0 BB: 0 S: 8 P: 10	R: 0 H: 0 E: 0 LOB: 1 K: 1 BB: 1 S: 8 P: 17	R: 1 H: 2 E: 0 LOB: 1 K: 1 BB: 0 S: 14 P: 19	R: 0 H: 0 E: 0 LOB: 1 K: 1 BB: 1 S: 8 P: 13	R: 1 H: 2 E: 0 LOB: 0 K: 1 BB: 0 S: 7 P: 11	R: 0 H: 0 E: 0 LOB: 0 K: 0 BB: 1 S: 10 P: 18	1B: 7 SF: 1 2B: 3 SAC: 0 3B: 1 DP: 1 HR: 1 HBP: 0					WP: 1 PA: 40 PB: 0 SB: 2 CS: 2	

TOP

Minnesota Twins @ Kansas City Royals

Kauffman Stadium, Kansas City, MO

Fri Jun 03 2011, 7:12 PM - 9:52 PM CDT

Att. 32,443 - Clear - 89 F

livebaseballscorecards.com

AB	33
R	5
H	11
RBI	5
BB	5
SO	6
LOB	15

PITCHER		IP	WLS	BF	H	R	ER	SO	BB	IBB	HBP	BLK	WP	HR	S	P	ERA	WHIP
23 Danny Duffy, L ERA: 4.43	(1, 1)	5.0	L	23	7	3	3	3	3	0	0	1	0	1	54	96	5.40	2.000
55 Tim Collins, L ERA: 2.78	(6, 1)	1.1		7	2	1	1	1	1	0	0	0	0	0	16	25	6.75	2.250
38 Blake Wood, R ERA: 2.96	(7, 1)	1.2		6	2	1	1	2	0	0	0	0	1	0	13	18	5.40	1.200
61 Everett Teaford, L ERA: 2.45	(9, 1)	1.0		3	0	0	0	0	1	0	0	0	0	0	10	18	0.00	1.000

PITCHER	IP	WLS	BF	H	R	ER	SO	BB	IBB	HBP	BLK	WP	HR	S	P	ERA	WHIP

Batter	1	2	3	4	5	6	7	8	9	AB	R	H	RBI	BB	SO	LOB
4 Alex Gordon, L (1, 7) OBP: 0.354, SLG: 0.485	C SI 89 B SI 89 B SI 90 X SI 91 2-1 L9 ①		C SI 90 B SI 91 B SL 85 F SI 92 F CH 84 F CH 83 B SI 93 B CH 83 4-2 53 FC3-6 BB	S CH 81 2 SAFE B CH 81 F SI 91 X SI 92 1-2 1-3 2-H 1B			X CH 83 0-0 G1-3 ②			3	0	1	1	1	0	0
53 Melky Cabrera, S (1, 8) OBP: 0.307, SLG: 0.438	B SI 90 C SI 90 X CH 83 1-1 1B		X SI 91 0-0 FC3-6 35 2B 1-2f ②	B SI 91 F CH 83 1 SAFE C SI 89 1 SAFE 1 SAFE S CH 82 1-3 K ③			C SI 91 X SI 91 0-1 L8 ③			4	0	1	0	0	1	3
35 Eric Hosmer, L (1, 3) OBP: 0.331, SLG: 0.514	C SI 90 S SI 91 1 SAFE F SI 90 S SI 91 0-3 K ②		D CH 82 B SI 92 X SI 91 2-0 1-3 2B		C SI 92 B SL 83 F FF 91 B SI 91 X CH 84 2-2 21 G4-6-3 1B			B CH 80 F SI 92 X CH 82 1-1 L3 ①		4	0	2	0	0	1	1
21 Jeff Francoeur, R (1, 9) OBP: 0.326, SLG: 0.493	X SI 91 0-0 G1-3 ③		C SI 91 X SI 92 0-1 G4-3 ③		F CH 82 X SI 92 0-1 G4-6-3 ① ② 1-2f			C SI 90 B FF 86 X SI 91 1-1 P4 ②		4	0	0	0	0	0	4
16 Billy Butler, R (1, 10) OBP: 0.398, SLG: 0.427		C FF 90 B CH 81 X SI 91 1-1 24 FC4-6 1B		C FF 87 B FF 86 B SI 91 S FF 86 B SI 92 X SI 92 3-2 E7 24 1B 3 1B 1B	C SI 90 S FS 85 B FF 91 S FS 85 1-3 K ③			X SI 87 0-0 1B		4	1	3	0	0	1	0
24 Wilson Betemit, S (1, 5) OBP: 0.365, SLG: 0.429		B SI 89 S CH 82 X CH 81 1-1 FC4-6 1-2f ①		F CH 82 B SI 92 X CH 83 1-1 17 SH3 3 1B 2 FC6-2 2-3 1B		C SI 90 C FS 84 S FF 90 0-3 K ①		S SI 92 X FF 92 0-1 P6 ③		4	0	1	0	0	1	2
3 Brayan Peña, S (1, 2) OBP: 0.278, SLG: 0.372		C SI 92 C SI 92 B SI 92 X SI 90 1-2 F8 ②		F CH 84 B SI 92 F SI 91 F SI 91 X SI 92 1-2 17 SH3 4 1B 1-2 3-H 1B		C CH 82 X SI 90 0-1 F8 ②			C SI 90 X CH 81 0-1 F8 ①	4	1	1	1	0	0	1
17 Chris Getz, L (1, 4) OBP: 0.331, SLG: 0.301		C SI 92 D CH 83 F CH 82 1 SAFE F CH 82 F CH 81 1 SAFE X CH 81 1-2 P4 ③		X SI 91 0-0 SH3 ① 1-2 2-3		C SI 91 B SI 91 B SI 91 X SI 91 2-1 G6-3 ③			C SI 89 B SI 91 F SI 90 X CH 83 1-2 G3 ②	3	0	0	0	0	0	1
2 Alcides Escobar, R (1, 6) OBP: 0.239, SLG: 0.239			X SI 90 0-0 B1-3 ①	S SI 86 X SL 83 0-1 FC6-2 4 1B ② 3-H			C SI 91 F SI 90 X SI 91 0-2 G6-3 ①		C SI 90 B SI 91 X SI 92 1-1 P4 ③	4	0	0	0	0	0	2
Inning Stats	R: 0 E: 0 K: 1 S: 9 H: 1 LOB: 1 BB: 0 P: 12	R: 0 E: 0 K: 0 S: 12 H: 1 LOB: 1 BB: 0 P: 16	R: 0 E: 0 K: 0 S: 9 H: 1 LOB: 2 BB: 1 P: 15	R: 2 E: 1 K: 1 S: 18 H: 4 LOB: 2 BB: 0 P: 25	R: 0 E: 0 K: 1 S: 8 H: 1 LOB: 0 BB: 0 P: 11	R: 0 E: 0 K: 1 S: 7 H: 0 LOB: 0 BB: 0 P: 9	R: 0 E: 0 K: 0 S: 6 H: 0 LOB: 0 BB: 0 P: 6	R: 0 E: 0 K: 0 S: 7 H: 1 LOB: 1 BB: 0 P: 9	R: 0 E: 0 K: 0 S: 7 H: 0 LOB: 0 BB: 0 P: 9	1B: 8 2B: 1 3B: 0 HR: 0 SF: 0 SAC: 1 DP: 1 HBP: 0						

PITCHER	IP	WLS	BF	H	R	ER	SO	BB	IBB	HBP	BLK	WP	HR	S	P	ERA	WHIP
48 Carl Pavano, R (1, 1) ERA: 4.83	9.0	W	36	9	2	2	4	1	0	0	0	0	0	83	112	2.00	1.111

PITCHER	IP	WLS	BF	H	R	ER	SO	BB	IBB	HBP	BLK	WP	HR	S	P	ERA	WHIP

BOTTOM

Minnesota Twins @ Kansas City Royals

Kauffman Stadium, Kansas City, MO

Fri Jun 03 2011, 7:12 PM - 9:52 PM CDT

Att. 32,443 - Clear - 89 F

livebaseballscorecards.com

AB	34
R	2
H	9
RBI	2
BB	1
SO	4
LOB	14

WP: 0 PA: 36
PB: 0
SB: 0
CS: 0

Batter	1	2	3	4	5	6	7	8	9	AB	R	H	RBI	BB	SO	LOB
11 Ben Revere, L (1, 8) OBP: 0.319, SLG: 0.311	C FF 90 B FF 94 X SI 92 1-1 G4-3		X SI 92 0-0 G4-3 2-3			B CH 81 B SI 93 B SI 92 C FF 92 C FF 92 F FF 93 X FF 94 3-2 5 G6-3 12 1B 22 G3 1B	B KC 77 X FF 93 1-0 12 1B 5 1B 2-3 3-H 1B	C FF 90 X CH 83 0-1 FC4-6 1-2f		5	2	2	1	0	0	2
12 Alexi Casilla, S (1, 6) OBP: 0.325, SLG: 0.338	X FF 94 0-0 5 G6-3 2B		C KC 79 X KC 79 0-1 5 G5-4-3 3-H 1B			1 SAFE B SI 91 X CH 84 1-0 22 G3 5 G6-3 21 1B 1-2 1B	1 SAFE B FF 92 B CH 83 F FF 92 1 SAFE F SI 92 F KC 78 B FF 93 X FF 92 3-2 22 F9 5 1B 1-3 3-H 1B	C FF 89 B CH 83 F FF 90 D CH 81 F CH 84 X FF 92 2-2 G6-3		5	1	4	2	0	0	1
5 Michael Cuddyer, R (1, 3) OBP: 0.330, SLG: 0.402	C KC 76 F FF 93 F FF 93 X SL 84 0-2 G6-3 2-3		1 SAFE X SI 92 0-0 G5-4-3 1-2f			B FC 87 B SL 82 F SI 92 C SI 93 B KC 78 X SI 93 3-2 G6-3 1-2 2-3	C FF 90 F FF 91 F FF 91 X SL 82 0-2 22 F9 1-2 3-H 1B		F SI 96 B FF 97 B SI 97 X SI 97 2-1 HR	5	1	2	2	0	0	4
22 Danny Valencia, R (1, 5) OBP: 0.283, SLG: 0.340	B FF 94 B SI 93 B FC 89 C FF 95 C FF 94 X FF 95 3-2 G1-3			F FF 91 B FF 94 F FC 88 S KC 79 1-3 K		B SI 94 C FF 94 X SI 94 1-1 G3 2-3 3-H	C SL 79 B SL 81 X FF 91 1-1 F9 1-2 2-3		F SI 97 C SL 86 S SL 88 0-3 K	5	0	0	1	0	2	4
21 Delmon Young, R (1, 10) OBP: 0.255, SLG: 0.264		B FF 93 C FF 93 B KC 79 X FF 93 2-1 G6-3		C FC 89 F SI 93 F FF 95 B KC 80 S KC 80 1-3 K		X SI 95 0-0 26 1B 3-H 1B	X SL 80 0-0 F9		B SI 97 S SL 87 S SL 89 F FF 97 S SL 89 1-3 K	5	0	1	1	0	2	2
26 Brian Dinkelman, L (1, 7) OBP: 0.600, SLG: 0.333		H KC 79 1-0 HBP		B FF 92 X FF 94 1-0 F8		B SI 93 B CH 83 T SI 93 X SI 94 2-1 18 FC6-4 1-3 1B	I IN 77 I IN 78 I IN 78 I IN 77 4-0 IBB		B SI 97 F SI 96 S SL 89 C FF 98 1-3 K	3	0	1	0	1	1	0
18 Jason Repko, R (1, 9) OBP: 0.211, SLG: 0.143		B SI 92 B FC 87 B FF 94 C FF 94 X FF 94 3-1 P6			C FF 92 S CH 84 B FF 93 B KC 80 B KC 79 X FF 94 3-2 P6	C KC 78 B KC 78 F SI 94 X SL 83 1-2 FC6-4 1-2f	B FF 90 F FF 90 F SL 81 F SI 91 F SL 82 F FF 90 S FF 90 1-3 K			4	0	0	0	0	1	6
32 René Rivera, R (1, 2) OBP: 0.306, SLG: 0.341		C FF 93 B FF 94 X FF 94 1-1 G3			X FC 89 0-0 F7		X FF 90 0-0 20 2B 11 1B 1B	F FF 90 S FF 91 X CU 68 0-2 G6-3		4	1	1	0	0	0	1
20 Matt Tolbert, S (1, 4) OBP: 0.253, SLG: 0.306			B FF 92 B FF 93 B FF 93 C FF 93 C SI 92 X FF 94 3-2 11 G4-3 12 1B 2B		C FF 93 B FF 92 B CH 84 X FF 93 2-1 P4		B SI 90 F FF 92 X SI 93 1-1 11 1B 12 1B 1-3 2B	B FC 91 B CH 84 B FF 90 C FC 90 C FF 92 X FF 91 3-2 E6 11 FC4-6		4	2	2	0	0	0	0
Inning Stats	R: 0 E: 0 K: 0 S: 10 H: 1 LOB: 1 BB: 0 P: 14	R: 0 E: 0 K: 0 S: 6 H: 0 LOB: 1 BB: 0 P: 13	R: 1 E: 0 K: 0 S: 7 H: 2 LOB: 0 BB: 0 P: 10	R: 0 E: 0 K: 2 S: 8 H: 0 LOB: 0 BB: 0 P: 11	R: 0 E: 0 K: 0 S: 6 H: 0 LOB: 0 BB: 0 P: 11	R: 2 E: 0 K: 0 S: 16 H: 4 LOB: 2 BB: 0 P: 27	R: 3 E: 0 K: 1 S: 21 H: 5 LOB: 3 BB: 1 P: 32	R: 0 E: 1 K: 0 S: 12 H: 0 LOB: 1 BB: 0 P: 17	R: 1 E: 0 K: 3 S: 12 H: 1 LOB: 0 BB: 0 P: 16	1B: 9 2B: 3 3B: 0 HR: 1 SF: 0 SAC: 0 DP: 1 HBP: 1						

PITCHER		IP	WLS	BF	H	R	ER	SO	BB	IBB	HBP	BLK	WP	HR	S	P	ERA	WHIP
44 Luke Hochevar, R ERA: 5.25	(1, 1)	6.0	L	29	11	6	6	2	0	0	1	0	0	0	61	99	9.00	1.833
31 Louis Coleman, R ERA: 2.95	(7, 1)	1.0		5	1	0	0	1	0	1	0	0	0	0	13	19	0.00	1.000
48 Joakim Soria, R ERA: 5.76	(8, 1)	1.0		4	0	0	0	0	0	0	0	0	0	0	12	17	0.00	0.000
43 Aaron Crow, R ERA: 1.61	(9, 1)	1.0		4	1	1	1	3	0	0	0	0	0	1	12	16	9.00	1.000

PITCHER	IP	WLS	BF	H	R	ER	SO	BB	IBB	HBP	BLK	WP	HR	S	P	ERA	WHIP

TOP

Minnesota Twins @ Kansas City Royals

Kauffman Stadium, Kansas City, MO

Sat Jun 04 2011, 6:10 PM - 9:08 PM CDT

Att. 27,861 - Clear - 92 F

livebaseballscorecards.com

AB	40
R	7
H	13
RBI	7
BB	1
SO	6
LOB	20

WP: 0	PA: 42		
PB: 0			
SB: 0			
CS: 0			

BOTTOM

Minnesota Twins @ Kansas City Royals

Kauffman Stadium, Kansas City, MO

Sat Jun 04 2011, 6:10 PM - 9:08 PM CDT

Att. 27,861 - Clear - 92 F

livebaseballscorecards.com

Batter	1	2	3	4	5	6	7	8	9	AB	R	H	RBI	BB	SO	LOB
4 Alex Gordon, L (1, 7) OBP: 0.355, SLG: 0.483	C SI 88 B SI 89 X SI 90 1-1 35 G3 53 SH1-3 1B		F CH 83 X SI 90 0-1 35 1B 53 1B 21 SF9 1-2 1B		X CU 76 0-0 ① F7		B FF 92 C FF 92 C SL 81 B SL 82 B FF 93 X SI 93 3-2 ① G4-3		B SL 79 S FF 92 B SL 82 F FF 92 C FF 93 2-3 ① K	5	1	2	0	0	1	0
53 Melky Cabrera, S (1, 8) OBP: 0.314, SLG: 0.441	X SI 89 0-0 ① SH1-3 1-2		B FC 88 X CU 78 1-0 35 1B 1-2 2-3 1B		B CH 83 X CH 83 1-0 ② L3		B SI 93 B FF 92 B SI 92 B SI 93 4-0 21 S BB		B FF 91 B FF 91 C FF 93 F FF 93 F FF 94 X SL 80 2-2 21 DI 1B	3	0	2	0	1	0	0
35 Eric Hosmer, L (1, 3) OBP: 0.333, SLG: 0.509	B SI 89 B FC 88 C CH 84 F CH 83 B FC 88 X FC 88 3-2 ② G3 2-3		X SI 90 0-0 1-2 2-3 3-H 1B		C CU 77 S CU 77 B CH 83 X CU 78 1-2 21 1B 1B		B SI 93 B SL 78 C SI 92 S SI 93 C SI 93 2-3 ② K		X SL 80 0-0 ② F7	5	0	2	1	0	1	3
21 Jeff Francoeur, R (1, 9) OBP: 0.324, SLG: 0.489	C SI 92 F SI 91 F SI 92 X SI 92 0-2 ③ G4-3		B SI 91 F SI 91 F SI 92 F SI 90 B SI 91 X SI 91 2-2 ② SF9 3-H		T SI 90 B SI 90 1 SAFE X SI 90 1-1 1-3 1B		C FF 97 F FF 97 B SL 86 S FF 98 1-3 ③ K 1-2		B FF 91 F FF 91 X FF 91 1-1 ③ F8 1-2	4	0	1	1	0	1	3
16 Billy Butler, R (1, 10) OBP: 0.392, SLG: 0.419		B CU 77 C SI 90 B CU 78 F SI 90 B SI 91 F SI 90 X SI 91 3-2 ① G6-3	C CU 77 C CU 79 S CU 78 0-3 ③ K		C SI 90 F CU 80 B SI 90 X SI 90 1-2 ③ F7			X FC 95 0-0 ① G3		4	0	0	0	0	1	4
13 Mike Aviles, R (1, 5) OBP: 0.269, SLG: 0.409		B SI 89 X SI 91 1-0 ② P6		B CH 83 B CH 84 X SI 89 2-0 ① G5-3		B FF 89 F FF 88 B CU 77 F CU 75 B SI 90 B FF 89 4-2 2 WP 17 S BB		B FF 94 B FF 95 B FF 96 B FF 96 4-0 15 BB BB		2	0	0	0	2	0	0
17 Chris Getz, L (1, 4) OBP: 0.324, SLG: 0.293		C CU 77 C SI 89 X SI 90 0-2 ③ G3		X CH 84 0-0 ② G4-3		1 SAFE B FF 90 C SI 90 B FF 89 B SI 89 C FF 89 F FF 88 X SI 89 3-2 ① L4 1-2		C FF 95 D CH 87 B FF 97 S FF 97 B FF 97 X FF 96 3-2 ② P6		4	0	0	0	0	0	2
15 Matt Treanor, R (1, 2) OBP: 0.359, SLG: 0.298			C CU 75 S SI 88 B SI 89 B SI 90 S SI 90 2-3 ① K	C SI 85 C SI 84 B CU 80 B SI 89 B CH 84 F SI 90 B SI 90 4-2 BB		B CU 76 B SI 90 X SI 90 2-0 ② F9		C FF 97 B FF 97 1 SAFE B FF 96 B FF 96 B FF 95 4-1 1-2 BB		2	0	0	0	2	1	1
2 Alcides Escobar, R (1, 6) OBP: 0.240, SLG: 0.239			B CH 77 C SI 90 B SI 89 X SI 90 2-1 53 1B 4 1B 35 1B 1B	B CU 78 B SI 85 C SI 90 S CH 84 F SI 86 1 SAFE X SI 90 2-2 ③ G1-3		2 SAFE B CU 77 F FF 90 L FF 91 D CU 78 B SI 92 F SI 90 S FF 91 3-3 ③ K 2-3		B FF 94 F SI 93 X SI 94 1-1 ③ G4-3		4	1	1	0	0	1	4
Inning Stats	R: 0 E: 0 K: 0 S: 10 H: 1 LOB: 1 BB: 0 P: 14	R: 0 E: 0 K: 0 S: 8 H: 0 LOB: 0 BB: 0 P: 12	R: 2 E: 0 K: 2 S: 16 H: 4 LOB: 2 BB: 0 P: 23	R: 0 E: 0 K: 0 S: 9 H: 0 LOB: 0 BB: 1 P: 17	R: 0 E: 0 K: 0 S: 10 H: 2 LOB: 2 BB: 0 P: 14	R: 0 E: 0 K: 1 S: 11 H: 0 LOB: 1 BB: 1 P: 23	R: 0 E: 0 K: 2 S: 9 H: 0 LOB: 1 BB: 1 P: 19	R: 0 E: 0 K: 0 S: 7 H: 0 LOB: 2 BB: 2 P: 19	R: 0 E: 0 K: 1 S: 10 H: 1 LOB: 1 BB: 0 P: 15	1B: 8 2B: 0 3B: 0 HR: 0 SF: 1 SAC: 1 DP: 0 HBP: 0						

	AB	33
	R	2
	H	8
	RBI	2
	BB	5
	SO	6
	LOB	17

WP: 1 PB: 0 SB: 2 CS: 0 PA: 40

PITCHER		IP	WLS	BF	H	R	ER	SO	BB	IBB	HBP	BLK	WP	HR	S	P	ERA	WHIP
53 Nick Blackburn, R ERA: 3.57	(1, 1)	5.0	W	23	7	2	2	2	1	0	0	0	0	0	53	80	3.60	1.600
39 Anthony Slama, R ERA:	(6, 1)	1.0	H	4	0	0	0	1	1	0	0	0	1	0	11	23	0.00	1.000
54 Phil Dumatrait, L ERA: 2.57	(7, 1)	0.2		3	0	0	0	1	1	0	0	0	0	0	6	15	0.00	1.500
37 Jim Hoey, R ERA: 9.53	(7, 1)	1.0		5	0	0	0	1	2	0	0	0	0	0	8	20	0.00	2.000
31 Alex Burnett, R ERA: 6.19	(8, 1)	0.1	H	1	0	0	0	0	0	0	0	0	0	0	2	3	0.00	0.000

PITCHER		IP	WLS	BF	H	R	ER	SO	BB	IBB	HBP	BLK	WP	HR	S	P	ERA	WHIP
50 Jose Mijares, L ERA: 5.02	(9, 1)	1.0		4	1	0	0	1	0	0	0	0	0	0	10	15	0.00	1.000

Minnesota Twins @ Kansas City Royals

Kauffman Stadium, Kansas City, MO

Sun Jun 05 2011, 1:12 PM - 3:35 PM CDT

Att. 21,704 - Sunny - 91 F

TOP

livebaseballscorecards.com

Batter	1	2	3	4	5	6	7	8	9	AB	R	H	RBI	BB	SO	LOB
11 Ben Revere, L (1, 8) OBP: 0.308, SLG: 0.300	12 E 12 SH 21 FC5-4 1B	G3-1			G5-3		G6-3		G3	5	1	1	0	0	0	1
12 Alexi Casilla, S (1, 6) OBP: 0.335, SLG: 0.352	SH 21 FC5-4 18 1B 1-3	5 S 1B			5 G1-3 2B		G2-3		5 FC6-4 BB	3	1	2	0	1	0	0
5 Michael Cuddyer, R (1, 10) OBP: 0.323, SLG: 0.392	P6	F9 1-2			G1-3 2-3			G3-1	FC6-4 1-2f	5	0	0	0	0	0	6
22 Danny Valencia, R (1, 5) OBP: 0.282, SLG: 0.335	21 FC5-4 BB		G6-3		G6-3			G6-3		3	0	0	0	1	0	1
21 Delmon Young, R (1, 7) OBP: 0.248, SLG: 0.257	FC5-4 38 BB 18 1B 1-2f 2-3 3-H		F7			P4		K		4	1	0	1	0	1	2
38 Luke Hughes, R (1, 3) OBP: 0.277, SLG: 0.321	18 1B BB 1-2		G5-3			18 1B 2B			41 1B 20 3B 1B	3	2	2	0	1	0	0
18 Jason Repko, R (1, 9) OBP: 0.238, SLG: 0.179	41 FC6-4 1B 1-3 2-H 3-H			G1-3		41 G6-4-3 1B 2-H			F9	4	0	2	3	0	0	1
41 Drew Butera, R (1, 2) OBP: 0.182, SLG: 0.221	FC6-4 1-2f			K		G6-4-3 1-2f			20 3B 1B 1-3	4	1	1	0	0	1	3
20 Matt Tolbert, S (1, 4) OBP: 0.253, SLG: 0.326		P5		F7			G5-3		1-H 3B 3-H	4	0	1	2	0	0	0

	AB	35
	R	6
	H	9
	RBI	6
	BB	3
	SO	2
	LOB	14

Inning Stats																																
	R: 3	H: 2	E: 1	LOB: 2	K: 0	BB: 2	S: 13	P: 29	R: 0	H: 1	E: 0	LOB: 1	K: 0	BB: 0	S: 10	P: 13	R: 0	H: 0	E: 0	LOB: 0	K: 0	BB: 0	S: 8	P: 13	R: 0	H: 0	E: 0	LOB: 0	K: 1	BB: 0	S: 8	P: 11
	R: 0	H: 1	E: 0	LOB: 0	K: 0	BB: 0	S: 9	P: 14	R: 1	H: 2	E: 0	LOB: 0	K: 0	BB: 0	S: 6	P: 11	R: 0	H: 0	E: 0	LOB: 0	K: 0	BB: 0	S: 8	P: 11	R: 0	H: 0	E: 0	LOB: 0	K: 1	BB: 0	S: 7	P: 9
	R: 2	H: 3	E: 0	LOB: 2	K: 0	BB: 1	S: 16	P: 31	1B: 6	SF: 0	2B: 2	SAC: 1	3B: 1	DP: 1	HR: 0	HBP: 0	WP: 0	PA: 39	PB: 0		SB: 1		CS: 0									

PITCHER		IP	WLS	BF	H	R	ER	SO	BB	IBB	HBP	BLK	WP	HR	S	P	ERA	WHIP
26 Jeff Francis, L ERA: 4.52	(1, 1)	7.0	L	29	6	4	4	1	2	0	0	0	0	0	62	102	5.14	1.143
38 Blake Wood, R ERA: 2.84	(8, 1)	1.0		3	0	0	0	1	0	0	0	0	0	0	7	9	0.00	0.000
57 Jesse Chavez, R ERA: 18.0	(9, 1)	1.0		7	3	2	2	0	1	0	0	0	0	0	16	31	18.00	4.000

PITCHER	IP	WLS	BF	H	R	ER	SO	BB	IBB	HBP	BLK	WP	HR	S	P	ERA	WHIP

BOTTOM

Minnesota Twins @ Kansas City Royals

Kauffman Stadium, Kansas City, MO

Sun Jun 05 2011, 1:12 PM - 3:35 PM CDT

Att. 21,704 - Sunny - 91 F

livebaseballscorecards.com

Batter	1	2	3	4	5	6	7	8	9	AB	R	H	RBI	BB	SO	LOB
4 Alex Gordon, L (1, 7) OBP: 0.350, SLG: 0.475	C FF 91 X FF 93 0-1 ① G4-3		B SL 83 S SL 83 1 SAFE B FF 93 1 SAFE X SI 92 2-1 ②③ G4-6-3 1-2f		B SL 85 T FF 92 S SL 85 1 SAFE B SL 87 B SL 86 F SL 84 F SI 92 C FF 93 3-3 ③ K 1-3			B CU 74 B FF 90 C FF 90 X SI 89 2-1 ② G3		4	0	0	0	0	1	2
53 Melky Cabrera, S (1, 8) OBP: 0.313, SLG: 0.438	B SI 92 B SI 92 C FF 91 F FF 93 X SL 86 2-2 ② F7			C SI 92 C CH 81 B SL 86 B CH 86 F FF 94 X CU 76 2-2 ① G6-3		C SI 90 B CU 73 F CU 75 B SL 84 B FF 92 X SI 90 3-2 ① P4		B FF 88 F SI 88 B FF 89 X SL 81 2-1 1B		4	0	1	0	0	0	0
35 Eric Hosmer, L (1, 3) OBP: 0.331, SLG: 0.500	B FF 94 S SL 84 X SL 85 1-1 ③ G3			B CU 75 F SI 92 X SL 84 1-1 16 1B 1B		B FF 92 C FF 93 B SI 92 X SL 83 2-1 ② F9		X SL 81 0-0 ③ F9		4	0	1	0	0	0	1
21 Jeff Francoeur, R (1, 9) OBP: 0.319, SLG: 0.480		F SI 93 B FF 93 B SI 93 X FF 92 2-1 ① P3		S SI 92 F FF 94 B FF 94 S SL 86 1-3 ② K		C CU 75 X SI 92 0-1 ③ F8			C FF 94 X SI 94 0-1 ① G6-3	4	0	0	0	0	1	1
16 Billy Butler, R (1, 10) OBP: 0.402, SLG: 0.427		B FF 94 B SI 94 F SI 93 B CH 83 X SI 93 3-1 1B		C CH 85 X CH 85 0-1 1-2 1B			B SI 92 C SI 91 B CU 76 B SI 93 B FF 92 4-1 3 FC5-4 BB		C SI 94 X SI 95 0-1 13 DI 1B	3	0	3	0	1	0	0
24 Wilson Betemit, S (1, 5) OBP: 0.358, SLG: 0.419		S CH 84 B CH 86 F SI 92 F FF 94 C SL 87 1-3 ② K		B SI 94 C CU 74 F CH 85 S FF 95 1-3 ③ K			C SI 90 B CH 82 X SI 90 1-1 ① F9		C SI 94 F SI 94 B SI 94 B SI 94 S SI 94 2-3 ② K	4	0	0	0	0	3	5
13 Mike Aviles, R (1, 4) OBP: 0.263, SLG: 0.399		B FF 92 F SI 92 B CH 83 X CH 86 2-1 ③ G4-3			B SI 91 B CH 82 C FF 90 X FF 90 2-1 ① P4		C CH 85 B SI 92 B SI 91 X FF 90 2-1 ② F9		B SI 94 C SI 93 S SL 88 X SI 95 1-2 ③ G6-3 1-2	4	0	0	0	0	0	3
3 Brayan Peña, S (1, 2) OBP: 0.280, SLG: 0.371			C SI 91 X CU 74 0-1 ① F7		B FF 91 C SI 92 F SI 93 X FF 94 1-2 2 FC4-6 1B		C CU 75 B CU 74 X FF 90 1-1 ③ FC5-4 1-2f			3	0	1	0	0	0	1
2 Alcides Escobar, R (1, 6) OBP: 0.241, SLG: 0.240			B CH 83 X SI 92 1-0 4 G4-6-3 1B		F SL 84 D CH 87 F FF 92 X SL 85 1-2 ② FC4-6 4 E 4 S 1-2f			C SI 89 X CU 73 0-1 ① P4		3	0	1	0	0	0	1
Inning Stats	R: 0 E: 0 K: 0 S: 7 H: 0 LOB: 0 BB: 0 P: 10	R: 0 E: 0 K: 1 S: 10 H: 1 LOB: 1 BB: 0 P: 18	R: 0 E: 0 K: 0 S: 5 H: 1 LOB: 0 BB: 0 P: 8	R: 0 E: 0 K: 2 S: 14 H: 2 LOB: 2 BB: 0 P: 19	R: 0 E: 0 K: 1 S: 13 H: 1 LOB: 1 BB: 0 P: 20	R: 0 E: 0 K: 0 S: 7 H: 0 LOB: 0 BB: 0 P: 12	R: 0 E: 0 K: 0 S: 7 H: 0 LOB: 1 BB: 1 P: 15	R: 0 E: 0 K: 0 S: 7 H: 1 LOB: 1 BB: 0 P: 11	R: 0 E: 0 K: 1 S: 10 H: 1 LOB: 1 BB: 0 P: 13	1B: 7 2B: 0 3B: 0 HR: 0 SF: 0 SAC: 0 DP: 1 HBP: 0						

	AB	33
	R	0
	H	7
	RBI	0
	BB	1
	SO	5
	LOB	14

WP: 0 PA: 34
PB: 0
SB: 1
CS: 0

PITCHER		IP	WLS	BF	H	R	ER	SO	BB	IBB	HBP	BLK	WP	HR	S	P	ERA	WHIP
52 Brian Duensing, L ERA: 4.73	(1, 1)	8.0	W	30	6	0	0	4	1	0	0	0	0	0	70	113	0.00	0.875
55 Matt Capps, R ERA: 4.5	(9, 1)	1.0		4	1	0	0	1	0	0	0	0	0	0	10	13	0.00	1.000

PITCHER		IP	WLS	BF	H	R	ER	SO	BB	IBB	HBP	BLK	WP	HR	S	P	ERA	WHIP

Batter	1	2	3	4	5	6	7	8	9	10	11	AB	R	H	RBI	BB	SO	LOB
5 Yunel Escobar, R (1, 6) OBP: 0.363, SLG: 0.437	X SI 96 0-0 ① G1-3			C FF 95 B SL 79 X SL 79 1-1 E5 16 G6-3 16 WP 19 G6-3		1 SAFE X CU 79 0-0 ①② G4-3 1-2f	B SL 86 B SL 87 B FF 95 C FF 95 X FF 95 3-1 ③ F8		X SI 96 0-0 ②③ G4-6-3 1-2f			5	1	0	0	0	0	5
16 Corey Patterson, L (1, 7) OBP: 0.317, SLG: 0.451	C SI 95 B SI 96 X CH 88 1-1 ② F9			L SI 95 1 SAFE F SL 88 B SI 97 B FF 96 X CH 87 2-2 ① G6-3 1-3		B SI 94 B CH 87 B SI 96 B FF 92 4-0 19 S BB		B CU 74 X FF 93 1-0 ① L9		C FC 92 C FF 93 X CU 70 0-2 ① G1-3		4	0	0	0	1	0	1
19 José Bautista, R (1, 9) OBP: 0.496, SLG: 0.730	B FF 97 C FF 96 C SL 88 B SL 89 X SL 89 2-2 ③ G5-3			C SL 89 B SI 96 C CH 88 F SL 90 X SL 89 1-2 ② G6-3 3-H		**B SL 88** **1 SAFE** 1 SAFE C SL 88 **B SL 89** 1 SAFE C CH 88 B SL 90 B SL 89 4-2 1-2 BB		C SL 86 B SL 85 S SL 87 B SL 86 X SL 86 2-2 26 BB 1B		B FF 93 F SL 82 X FF 91 1-1 ② P6		4	0	1	1	1	0	0
26 Adam Lind, L (1, 10) OBP: 0.353, SLG: 0.547		C FF 95 X SL 87 0-1 ① F8		B CU 80 B SL 88 B CH 86 C SI 95 C SI 96 F SL 89 S SL 89 3-3 ③ K		B SL 87 F SL 87 S SI 96 C SI 96 1-3 ③ K		B FF 95 B FF 95 C FF 94 1 SAFE B FF 95 D SL 87 4-1 1-2 BB		B FF 93 C FF 91 X FC 92 1-1 E6		4	0	0	0	1	2	2
20 Juan Rivera, R (1, 3) OBP: 0.311, SLG: 0.347		C SL 79 X FF 96 0-1 ② F8			C CU 77 F SL 86 F FF 96 B FF 96 S SI 96 1-3 ① K	B CU 76 B SL 86 C FF 93 B SI 96 X SI 94 3-1 9 1B 2 FC5-4 1B		C SI 96 B FF 96 2 SAFE C SL 87 F SL 89 S SI 97 1-3 ② K		F FF 92 1 SAFE B FF 91 C SL 81 F FF 94 C FC 89 1-3 ③ K		5	1	1	0	0	3	3
9 J.P. Arencibia, R (1, 2) OBP: 0.308, SLG: 0.479		B FF 96 F SI 96 X SL 88 1-1 ③ G5-3			F SL 86 S SL 88 B SL 88 X SL 89 1-2 ② G5-3	1 SAFE C FF 94 **B SL 86** 1 SAFE X SL 86 1-1 2 FC5-4 **1-3** 1B	S SL 87 D SL 87 B FF 96 B SL 88 C SI 98 S SL 90 3-3 ③ K			B FF 91 X SL 79 1-0 ① P5		5	0	1	0	0	1	2
2 Aaron Hill, R (1, 4) OBP: 0.286, SLG: 0.327			C FF 94 X CU 78 0-1 ① F8		C CU 78 B SI 95 B SI 96 F SL 86 F SI 95 F SL 88 B SL 87 B FF 96 4-2 11 S BB	B FF 95 B SL 86 F SI 96 B SI 95 X SL 88 3-1 ① FC5-4 11 G1-3 1-2f 3-H		F SI 94 B SI 96 F SL 86 X SI 97 1-2 10 BB 1B		B SL 82 C SL 79 B FF 92 F FF 88 B FC 92 X SL 82 3-2 ② F7		4	0	1	1	1	0	1
11 Rajai Davis, R (1, 8) OBP: 0.305, SLG: 0.394			B SL 88 F SL 87 X SL 88 1-1 ② G1-3		S FF 96 F SL 88 S SL 88 0-3 ③ K 1-2	P PO 92 C SL 84 B FF 95 X SI 96 2-1 ② G1-3 1-2			1 SAFE L SI 95 L SI 95 1 SAFE X SL 89 0-2 ① F9		C FC 92 F FF 92 B CU 67 X SL 82 1-2 ③ G5-3		5	0	0	0	0	1	3
28 Jayson Nix, R (1, 5) OBP: 0.269, SLG: 0.344 10 Edwin Encarnación, R (9, PH) OBP: 0.291, SLG: 0.365 18 Mike McCoy, R (9, PR) OBP: 0.309, SLG: 0.320 (9, 5)			B SI 94 C SL 87 X SL 88 1-1 ③ P5			F FF 94 X SI 95 0-1 5 G4-3 1B	H SL 87 1-0 HBP		1 SAFE B SI 96 B SL 88 B SI 96 B SI 96 4-0 5 G4-6-3 1-2 BB			2 0 0	0 0 0	1 0 0	0 1 0	0 0 0	0 0 0	0 0 0

Inning Stats	1	2	3	4	5	6	7	8	9	10	11
	R: 0 E: 0 K: 0 S: 6	H: 0 LOB: 0 BB: 0 P: 9	R: 0 E: 0 K: 0 S: 6	H: 0 LOB: 0 BB: 0 P: 7	R: 0 E: 0 K: 0 S: 6	H: 0 LOB: 0 BB: 0 P: 8	R: 1 E: 1 K: 1 S: 13	H: 0 LOB: 0 BB: 0 P: 20	R: 0 E: 0 K: 2 S: 14	H: 0 LOB: 1 BB: 1 P: 20	R: 0 E: 0 K: 1 S: 8	H: 1 LOB: 2 BB: 2 P: 17	R: 1 E: 0 K: 0 S: 11	H: 2 LOB: 2 BB: 0 P: 23	R: 0 E: 0 K: 2 S: 12	H: 1 LOB: 2 BB: 1 P: 23	R: 0 E: 0 K: 0 S: 7	H: 1 LOB: 2 BB: 1 P: 12	R: 0 E: 1 K: 1 S: 11	H: 0 LOB: 1 BB: 0 P: 14	R: 0 E: 0 K: 0 S: 7	H: 0 LOB: 0 BB: 0 P: 12

PITCHER		IP	WLS	BF	H	R	ER	SO	BB	IBB	HBP	BLK	WP	HR	S	P	ERA	WHIP
59 Felipe Paulino, R ERA: 3.82	(1, 1)	6.2		27	3	2	1	4	3	0	1	0	1	0	62	99	1.35	0.900
56 Greg Holland, R ERA:	(7, 1)	0.2		4	1	0	0	0	1	0	0	0	0	0	7	17	0.00	3.000
43 Aaron Crow, R ERA: 1.52	(8, 1)	1.2		6	1	0	0	2	1	0	0	0	0	0	14	23	0.00	1.200
48 Joakim Soria, R ERA: 5.33	(10, 1)	2.0	W	7	0	0	0	1	0	0	0	0	0	0	18	26	0.00	0.000

PITCHER	IP	WLS	BF	H	R	ER	SO	BB	IBB	HBP	BLK	WP	HR	S	P	ERA	WHIP

TOP

Toronto Blue Jays @ Kansas City Royals

Kauffman Stadium, Kansas City, MO

Mon Jun 06 2011, 7:11 PM - 10:54 PM CDT

Att. 12,194 - Clear - 91 F

livebaseballscorecards.com

AB	38
R	2
H	5
RBI	2
BB	5
SO	7
LOB	17

1B: 5	SF: 0	WP: 1	PA: 44
2B: 0	SAC: 0	PB: 0	
3B: 0	DP: 2	SB: 2	
HR: 0	HBP: 1	CS: 0	

Batter	1	2	3	4	5	6	7	8	9	10	11	AB	R	H	RBI	BB	SO	LOB
4 Alex Gordon, L (1, 7) OBP: 0.349, SLG: 0.467	B FF 96 X FF 95 1-0 P6		B FF 93 B FF 94 F FF 94 B SI 94 X SI 94 3-1 F8		L SL 86 T SL 88 B FF 97 B FF 95 F FF 96 S SL 89 2-3 K		C SL 83 B SI 93 1 SAFE B SI 92 B SL 85 B SI 93 4-1 35 BB 53 BB 1-2 BB		F FF 93 B FF 94 F FC 92 B FC 88 F FF 93 S CU 77 2-3 K		I IN 82 I IN 88 I IN 88 I IN 86 4-0 35 1B IBB	4	0	0	0	2	2	0
53 Melky Cabrera, S (1, 8) OBP: 0.317, SLG: 0.435	B FF 95 C FF 94 B FS 89 B FF 95 B FF 94 4-1 21 S BB		B FF 94 C SL 88 B KC 79 F SI 96 B FF 96 X SL 89 3-2 G4-3			F FF 92 B FF 93 B FF 93 X FF 94 2-1 16 BB 1B	B SI 94 B SI 94 B SI 93 B SI 94 4-0 35 BB 1-2 2-3 BB			C FF 93 F FF 93 F CH 86 X FF 93 0-2 G4-3	X FF 97 0-0 L5	4	0	1	0	2	0	3
35 Eric Hosmer, L (1, 3) OBP: 0.338, SLG: 0.496	B FF 93 1 SAFE 1 SAFE S FF 93 F FF 94 1 SAFE S FF 96 1-3 K			B KC 79 C FF 90 F FF 94 X SL 88 1-2 E6 13 3B		M FF 92 1 SAFE 1 SAFE S FF 93 F FF 96 S FF 95 0-3 K	B SL 86 B SL 85 B SI 93 B SI 93 4-0 1-2 2-3 3-H BB			X CH 88 0-0 16 BB 1B	X CU 81 0-0 1-2 2-3 3-H	5	1	2	2	1	2	2
21 Jeff Francoeur, R (1, 9) OBP: 0.312, SLG: 0.470	B SL 88 1 SAFE B FF 95 S FF 94 F FF 96 F SL 89 X SL 91 2-2 F8 1-2			F SL 86 B FF 94 1 SAFE B FF 92 X SL 86 2-1 F9		1 SAFE X FF 95 0-0 L7	F FF 92 F FC 92 X FF 94 0-2 F8			B FF 93 B FF 94 X CH 87 2-0 L8		5	0	0	0	0	0	7
16 Billy Butler, R (1, 10) OBP: 0.402, SLG: 0.421		B FF 93 B FF 93 B FF 93 C FF 94 F FF 94 C SL 88 3-3 K		B FF 94 S SI 91 X SL 86 1-1 F9		1 SAFE P PO 89 1 SAFE B SL 88 B SL 88 C FF 97 B SL 88 4-1 1-2 BB		F FF 93 B FF 92 B FC 91 X FF 92 2-1 G6-3		1 SAFE B FF 94 1 SAFE B FF 94 S CH 88 B FF 94 B SL 84 4-1 13 FC6-4 1-2 BB		3	0	0	0	2	1	1
13 Mike Aviles, R (1, 5) OBP: 0.267, SLG: 0.407		B FF 94 B FF 95 B FF 95 B FF 95 4-0 17 G4-3 17 S BB		C SL 85 B FF 95 X FF 94 1-1 1-H 3B		C SL 87 B SL 86 B FF 95 F SL 86 X SL 88 2-2 F8	C FF 93 B FF 92 B FC 92 B FF 90 X FC 91 3-1 F8			B FF 94 C FF 94 X FF 95 1-1 FC6-4 1-2f		4	0	1	1	1	0	4
17 Chris Getz, L (1, 4) OBP: 0.321, SLG: 0.290		B FF 93 C FF 94 1 SAFE 1 SAFE B FF 92 F FF 94 B FF 95 X FF 96 3-2 G4-3 1-3		L FF 95 F FF 95 X FF 96 0-2 F7			C SI 89 B SI 89 X CH 84 1-1 F9	C FC 93 B FC 91 X FC 93 1-1 G6-3			C FF 95 X FF 96 0-1 2 SH1-4 3 1B 35 1B 1B	5	1	1	0	0	0	2
15 Matt Treanor, R (1, 2) OBP: 0.359, SLG: 0.299 12 Mitch Maier, L (9, PH) OBP: 0.467, SLG: 0.458 3 Brayan Peña, S (10, 2) OBP: 0.287, SLG: 0.378		C FF 96 B FF 97 S SL 88 S SL 88 1-3 K		B FF 93 B FF 94 X FF 94 2-0 P3			B SI 89 S SI 89 C SI 90 X SL 82 1-2 53 BB 4 BB 35 BB 1B		C FC 92 C FF 94 B FF 93 B FF 93 F FC 92 F CU 77 F FF 93 C FF 92 2-3 K		M FF 95 C CU 79 F FF 97 B CU 78 X FF 96 1-2 35 1B 2 SH1-4 1-2 1B	3 1 1	1 0 0	1 0 1	0 0 0	0 1 0	1 1 0	1 0 0
2 Alcides Escobar, R (1, 6) OBP: 0.237, SLG: 0.236			C FF 90 B FF 92 X SI 91 1-1 G5-3		C FF 93 F SL 88 X FF 96 0-2 P3		1 SAFE C SI 90 S SI 90 B SI 89 1 SAFE S SI 89 1-3 K		C FF 94 X FF 93 0-1 G4-3		L FF 97 X CU 80 0-1 1-2 2-3 SH1-4	4	0	0	0	0	1	1
Inning Stats	R: 0 E: 0 K: 1 S: 9 H: 0 LOB: 1 BB: 1 P: 17	R: 0 E: 0 K: 2 S: 9 H: 0 LOB: 1 BB: 1 P: 20	R: 0 E: 0 K: 0 S: 7 H: 0 LOB: 0 BB: 0 P: 14	R: 1 E: 1 K: 0 S: 12 H: 1 LOB: 1 BB: 0 P: 17	R: 0 E: 0 K: 1 S: 8 H: 0 LOB: 0 BB: 0 P: 12	R: 0 E: 0 K: 1 S: 12 H: 1 LOB: 2 BB: 1 P: 19	R: 1 E: 0 K: 1 S: 12 H: 1 LOB: 3 BB: 3 P: 27	R: 0 E: 0 K: 0 S: 6 H: 0 LOB: 0 BB: 0 P: 12	R: 0 E: 0 K: 2 S: 12 H: 0 LOB: 0 BB: 0 P: 16	R: 0 E: 0 K: 0 S: 9 H: 1 LOB: 2 BB: 1 P: 16	R: 1 E: 0 K: 0 S: 10 H: 3 LOB: 3 BB: 1 P: 15	1B: 6 2B: 0 3B: 1 HR: 0 SF: 0 SAC: 1 DP: 0 HBP: 0	WP: 0 PB: 0 SB: 2 CS: 0 PA: 48					

PITCHER		IP	WLS	BF	H	R	ER	SO	BB	IBB	HBP	BLK	WP	HR	S	P	ERA	WHIP
23 Brandon Morrow, R ERA: 4.5	(1, 1)	6.0		24	2	1	0	5	3	0	0	0	0	0	57	99	0.00	0.833
57 Shawn Camp, R ERA: 4.45	(7, 1)	0.2	H	3	1	1	1	1	0	0	0	0	0	0	8	11	13.50	1.500
34 Marc Rzepczynski, L ERA: 2.42	(7, 1)	0.0	B	3	0	0	0	0	3	0	0	0	0	0	1	13	∞	∞
29 Octavio Dotel, R ERA: 4.5	(7, 1)	1.1		4	0	0	0	0	0	0	0	0	0	0	9	15	0.00	0.000
44 Casey Janssen, R ERA: 1.8	(9, 1)	1.0		3	0	0	0	2	0	0	0	0	0	0	12	16	0.00	0.000

PITCHER		IP	WLS	BF	H	R	ER	SO	BB	IBB	HBP	BLK	WP	HR	S	P	ERA	WHIP
54 Jason Frasor, R ERA: 2.1	(10, 1)	1.0		5	1	0	0	0	1	0	0	0	0	0	9	16	0.00	2.000
50 Frank Francisco, R ERA: 6.06	(11, 1)	0.2	L	6	3	1	1	0	0	1	0	0	0	0	10	15	13.50	4.500

BOTTOM

Toronto Blue Jays @ Kansas City Royals

Kauffman Stadium, Kansas City, MO

Mon Jun 06 2011, 7:11 PM - 10:54 PM CDT

Att. 12,194 - Clear - 91 F

livebaseballscorecards.com

AB	39
R	3
H	7
RBI	3
BB	8
SO	8
LOB	21

Batter	1	2	3	4	5	6	7	8	9	AB	R	H	RBI	BB	SO	LOB
5 Yunel Escobar, R (1, 6) OBP: 0.364, SLG: 0.438 18 Mike McCoy, R (4, 6) OBP: 0.310, SLG: 0.340	C SI 91 F SI 91 B SL 85 B SI 91 B SI 91 F SI 91 X FF 93 3-2 16 E 16 S 1B	F FF 93 X SI 93 0-1 ② G6-3			P PO 85 1 SAFE X SI 92 1-0 16 SH 26 SF9 1-H 2B		C SL 80 B SL 81 F FF 90 S FF 91 1-3 ② K		B FF 96 X SI 96 1-0 ② L8	2 3	1 1	1 1	0 1	0 0	0 1	1 0
16 Corey Patterson, L (1, 7) OBP: 0.311, SLG: 0.443	L FF 93 B KC 79 X SL 84 1-1 ① F8 1-H	B KC 78 2 SAFE 1-0 ③ PO 2-3	B SI 92 X CH 84 1-0 ① F9		L FF 92 X SL 82 0-1 SH 2-3		S FF 93 S FF 94 F FF 95 S CU 75 0-3 ③ K		X FF 95 0-0 ③ F7	4	0	0	0	0	1	0
19 José Bautista, R (1, 9) OBP: 0.500, SLG: 0.727	B SL 85 B SL 85 C FF 93 F FF 93 B FF 93 F SL 85 X SI 93 3-2 26 HR 1B		C SI 94 B SL 85 B SI 94 B SL 85 B FF 94 4-1 BB		S SL 84 F SL 84 F SL 84 X SI 92 0-2 ① P4			B FF 94 B CH 83 F FF 92 B FF 95 B FF 94 4-1 26 FC4-6 BB		2	1	1	0	2	0	2
26 Adam Lind, L (1, 3) OBP: 0.350, SLG: 0.563	1 SAFE C KC 80 F KC 80 F FF 93 1 SAFE B FF 94 X CH 86 1-2 1-H HR		F SI 93 B SI 92 F FF 92 1 SAFE X SL 86 1-2 ② F9		B SL 84 B SI 92 X SL 86 2-0 ② SF9 3-H			B FF 93 F FF 94 B FF 94 B FF 93 1 SAFE F FF 94 X FF 93 3-2 ① FC4-6 9 HR 1-2f		3	2	1	3	0	0	2
9 J.P. Arencibia, R (1, 2) OBP: 0.307, SLG: 0.491	X SI 92 0-0 ② F7		B SL 85 S SL 85 B FF 94 B SL 85 1 SAFE F FF 95 S SL 87 3-3 ③ K		1 SAFE C FF 93 F SL 85 S SL 86 0-3 ③ K			B CU 74 D FF 94 B FF 93 C FF 93 S FF 93 F FF 93 X FF 94 3-2 1-H HR		4	1	1	2	0	2	2
2 Aaron Hill, R (1, 4) OBP: 0.286, SLG: 0.326	C FF 93 S SL 86 S SL 86 0-3 ③ K			C FF 92 F SI 93 B FF 93 B SI 92 X SL 85 2-2 ① G6-3		C FF 92 B SI 92 F SL 86 X FF 94 1-2 11 FC5-4 1B		B CH 83 C CH 83 F FF 93 X CH 84 1-2 ② F9		4	0	1	0	0	1	0
10 Edwin Encarnación, R (1, 10) OBP: 0.296, SLG: 0.371		C SI 92 X FF 93 0-1 11 SH5-4 28 2B 2B		C KC 80 X SI 94 0-1 ② G6-3		F FF 89 F SL 80 X SL 78 0-2 ① F9		B CU 76 B CH 83 B FF 91 B FF 92 4-0 BB		3	1	1	0	1	0	1
11 Rajai Davis, R (1, 8) OBP: 0.299, SLG: 0.387		X SI 92 0-0 ① SH5-4 2-3		X SI 93 0-0 ③ G4-3		S SL 78 B SL 79 1 SAFE 1 SAFE S SL 81 X SL 82 1-2 ② FC5-4 28 CS 1-2f		B FF 96 B FF 96 B FF 95 C FF 92 F FF 95 X SL 86 3-2 ③ G1-3		3	0	0	0	0	0	2
28 Jayson Nix, R (1, 5) OBP: 0.278, SLG: 0.361		X SL 84 0-0 16 PO 3-H 2B			B SL 82 X SL 84 1-0 18 2B 1B	1 SAFE 1 SAFE C SL 80 S SL 80 B FF 91 1-2 ③ CS 1-2	S FF 88 B SL 80 S SL 81 S SL 81 1-3 ① K		B FF 96 B SL 89 C FF 96 F FF 96 F SL 88 X FF 96 2-2 ① G6-3	4	1	2	1	0	1	0
Inning Stats	R: 3 E: 0 K: 1 S: 18 H: 3 LOB: 0 BB: 0 P: 26	R: 1 E: 0 K: 0 S: 6 H: 2 LOB: 0 BB: 0 P: 7	R: 0 E: 0 K: 1 S: 8 H: 0 LOB: 1 BB: 1 P: 17	R: 0 E: 0 K: 0 S: 6 H: 0 LOB: 0 BB: 0 P: 8	R: 2 E: 0 K: 1 S: 13 H: 2 LOB: 1 BB: 0 P: 16	R: 0 E: 0 K: 0 S: 11 H: 1 LOB: 0 BB: 0 P: 14	R: 0 E: 0 K: 3 S: 10 H: 0 LOB: 0 BB: 0 P: 12	R: 2 E: 0 K: 0 S: 14 H: 1 LOB: 1 BB: 2 P: 32	R: 0 E: 0 K: 0 S: 6 H: 0 LOB: 0 BB: 0 P: 9	1B: 4 2B: 3 3B: 0 HR: 2 SF: 1 SAC: 2 DP: 0 HBP: 0						

TOP

Toronto Blue Jays @ Kansas City Royals

Kauffman Stadium, Kansas City, MO

Tue Jun 07 2011, 7:12 PM - 10:06 PM CDT

Att. 16,539 - Clear - 89 F

livebaseballscorecards.com

AB	32
R	8
H	9
RBI	7
BB	3
SO	6
LOB	10

WP: 0 PB: 0 SB: 1 CS: 1 PA: 40

PITCHER		IP	WLS	BF	H	R	ER	SO	BB	IBB	HBP	BLK	WP	HR	S	P	ERA	WHIP
32 Vin Mazzaro, R ERA: 17.47	(1, 1)	5.0	L	24	8	6	6	3	1	0	0	0	0	1	54	78	10.80	1.800
31 Louis Coleman, R ERA: 2.7	(6, 1)	1.2		4	0	0	0	2	0	0	0	0	0	0	14	18	0.00	0.000
55 Tim Collins, L ERA: 3.24	(7, 1)	1.0		6	1	2	2	1	2	0	0	0	0	1	15	30	18.00	3.000
38 Blake Wood, R ERA: 2.7	(8, 1)	1.1		4	0	0	0	0	0	0	0	0	0	0	9	15	0.00	0.000

BOTTOM

Toronto Blue Jays @ Kansas City Royals

Kauffman Stadium, Kansas City, MO

Tue Jun 07 2011, 7:12 PM - 10:06 PM CDT

Att. 16,539 - Clear - 89 F

livebaseballscorecards.com

Batter	1	2	3	4	5	6	7	8	9	AB	R	H	RBI	BB	SO	LOB
4 Alex Gordon, L (1, 7) OBP: 0.350, SLG: 0.463	2-1 53 WP; 21 1B; 1B		2-1 G3-1 ①	4-2 1-2 BB		1-3 K ②		3-3 K ③		4	1	1	0	1	2	3
53 Melky Cabrera, S (1, 8) OBP: 0.319, SLG: 0.434	3-2 F7 ① 1-2		2-1 G6-3 ②	2 SAFE; 0-0 PO ③ 2-3	2-1 21 WP; 35 1B; 21 G6-3; 1B	1-0 1-3 2-H 1B			1-1 G6-3 ①	5	1	2	1	0	0	1
35 Eric Hosmer, L (1, 3) OBP: 0.348, SLG: 0.496	4-0 21 1B BB		2-0 21 WP; 21 1B 1B		1-0 21 G6-3; 21 WP; 16 G4-3 1-2 1B	1-3 K ③			1-1 P5 ②	4	2	2	0	1	1	2
21 Jeff Francoeur, R (1, 9) OBP: 0.314, SLG: 0.468	0-0 16 G1-4-3 1-3 2-H 1B		2-0 16 1B 1-H 1B		2-1 G6-3 ① 1-3 2-H		1-1 F9 ①		3-1 F8 ③	5	0	2	3	0	0	1
16 Billy Butler, R (1, 10) OBP: 0.399, SLG: 0.418	0-2 G1-4-3 ②③ 1-2f		2-1 13 FC6-4 1-2 1B		1-0 G4-3 ② 3-H		1-0 G5-3 ②			4	0	1	1	0	0	2
13 Mike Aviles, R (1, 5) OBP: 0.261, SLG: 0.398		1-2 F8 ①	1-0 FC6-4 ③ 1-2f		1-1 F7 ③		1-3 K ③			4	0	0	0	0	1	2
17 Chris Getz, L (1, 4) OBP: 0.319, SLG: 0.295		1-2 2B		0-1 B4-3 ①		3-2 G3-1 ①		1-2 G6-3 ①		4	0	1	0	0	0	0
15 Matt Treanor, R (1, 2) OBP: 0.363, SLG: 0.294		0-0 P3 ②		2-2 G5-3 ②		4-2 2 1B; 53 1B BB		4-2 BB		2	1	0	0	2	0	1
2 Alcides Escobar, R (1, 6) OBP: 0.241, SLG: 0.241		0-2 G4-3 ③		1-1 53 PO; 4 S 1B		0-0 53 1B 1-2 1B		1-1 F7 ②		4	0	2	0	0	0	2

Inning Stats																								
	R: 1	H: 2	R: 0	H: 1	R: 1	H: 3	R: 0	H: 1	R: 2	H: 2	R: 1	H: 2	R: 0	H: 0	R: 0	H: 0	R: 0	H: 0	1B: 10	SF: 0	WP: 4	PA: 41
	E: 0	LOB: 1	E: 0	LOB: 1	E: 0	LOB: 2	E: 0	LOB: 1	E: 0	LOB: 0	E: 0	LOB: 2	E: 0	LOB: 1	E: 0	LOB: 0	E: 0	LOB: 0	2B: 1	SAC: 0	PB: 0	
	K: 0	BB: 1	K: 0	BB: 0	K: 0	BB: 1	K: 0	BB: 1	K: 0	BB: 0	K: 2	BB: 1	K: 1	BB: 0	K: 0	BB: 0	K: 0	BB: 0	3B: 0	DP: 1	SB: 1	
	S: 15	P: 24	S: 10	P: 12	S: 9	P: 20	S: 9	P: 16	S: 8	P: 15	S: 14	P: 24	S: 6	P: 9	S: 11	P: 20	S: 6	P: 11	HR: 0	HBP: 0	CS: 0	

PITCHER		IP	WLS	BF	H	R	ER	SO	BB	IBB	HBP	BLK	WP	HR	S	P	ERA	WHIP
4 Kyle Drabek, R	(1, 1)	5.1	W	26	9	5	5	0	3	0	0	0	3	0	56	99	8.44	2.250
ERA: 4.98																		
47 Luis Perez, L	(6, 1)	2.2	H	11	2	0	0	4	1	0	0	0	0	0	26	41	0.00	1.125
ERA: 2.55																		
60 Jon Rauch, R	(9, 1)	1.0	S	3	0	0	0	0	0	0	0	0	0	0	6	11	0.00	0.000
ERA: 3.65																		

PITCHER	IP	WLS	BF	H	R	ER	SO	BB	IBB	HBP	BLK	WP	HR	S	P	ERA	WHIP

AB	36
R	5
H	11
RBI	5
BB	4
SO	4
LOB	14

Batter	1	2	3	4	5	6	7	8	9	AB	R	H	RBI	BB	SO	LOB
18 Mike McCoy, R (1, 6) OBP: 0.317, SLG: 0.333	C FF 93 C FF 94 B FF 96 X CU 76 1-2 G5-3	1 SAFE 0-0 ③ CS 1-2	X FF 91 0-0 ① P3	B FF 96 B FF 93 C FF 95 B FF 93 C FF 96 X FF 94 3-2 ① F8		M SI 94 B FF 94 B SL 87 B SI 92 B SI 91 4-1 16 1B 26 HR BB		C FF 93 C CU 78 F SL 86 B SL 87 X FF 95 1-2 26 L4-6 16 1B 1B		4	1	1	0	1	0	0
16 Corey Patterson, L (1, 7) OBP: 0.322, SLG: 0.451	B FF 95 B FF 94 X FF 94 2-0 26 S 20 1B 1B		X FF 92 0-0 ② G1-3	C CH 83 B FF 94 F SL 79 B FF 95 X FF 93 2-2 19 CS 1B		B SI 90 1 SAFE X SI 90 1-0 1-3 26 HR 1B		X FF 94 0-0 1-2 1B		5	2	4	0	0	0	0
19 José Bautista, R (1, 9) OBP: 0.502, SLG: 0.723	C FF 95 C CH 85 X FF 97 0-2 ② F9		B FF 94 B CU 76 F FF 94 F CH 83 F SL 81 F FF 95 X CH 82 2-2 26 BB 20 1B 1B	1 SAFE S CH 82 B FF 94 1 SAFE B CU 78 C CH 82 X FF 95 2-2 ② 1-2 1B		D SL 86 I IN 85 I IN 86 I IN 85 4-0 26 HR IBB		C CH 85 F SL 86 F SL 89 S SL 89 0-3 ① K		4	2	2	0	1	1	3
26 Adam Lind, L (1, 10) OBP: 0.358, SLG: 0.579	1 SAFE B FF 96 B FF 96 B SL 82 B FF 96 4-0 20 1B 1-2 BB		1 SAFE B FF 94 1 SAFE B CH 84 B FF 95 B FF 95 4-0 20 1B 1-2 BB	B FF 93 C FF 91 B FF 92 C CH 81 B FF 92 X FF 91 3-2 ③ F7		B SI 91 X SI 91 1-0 1-H 2-H 3-H HR		B SL 88 X SL 88 1-0 ②③ L4-6 2-2		3	1	1	4	2	0	3
20 Juan Rivera, R (1, 3) OBP: 0.313, SLG: 0.348	C FF 96 C FF 96 F FF 96 F CU 78 X FF 95 0-2 1-2 2-H 1B		S CU 77 F CU 78 X SL 82 0-2 1-2 2-H 1B		F FF 93 S SL 85 S CH 86 0-3 ① K	B SL 86 X SI 90 1-0 ③ G5-3			B SL 84 B FF 94 C FF 94 S SL 86 S SL 84 2-3 ① K	5	0	2	2	0	2	0
8 José Molina, R (1, 2) OBP: 0.380, SLG: 0.423	C FF 94 B CH 82 B FF 95 B CH 82 F FF 94 S FF 94 3-3 ③ K		F CH 82 F FF 95 D CU 79 X CU 77 1-2 ③ G6-3		F SL 85 F SL 85 S SL 86 0-3 ② K		C KC 82 C FF 91 B SL 86 B FF 91 X SL 84 2-2 ① G5-3		C FF 95 B FF 96 C SL 85 F CH 87 F SL 85 F FF 96 F CU 77 S SL 86 1-3 ② K	5	0	0	0	0	3	4
2 Aaron Hill, R (1, 4) OBP: 0.289, SLG: 0.328		C FF 94 F FF 93 F SL 80 B SL 81 X FF 95 1-2 ① F9		B FF 90 F FF 91 B CU 78 F FF 92 X CU 75 2-2 11 BB 28 HR 1B	B SL 85 X FF 92 1-0 ③ P3		X SI 91 0-0 28 FC6-4 1B		B SL 85 C FF 94 F FF 96 T SL 86 1-2 ③ K	5	1	2	0	0	1	0
11 Rajai Davis, R (1, 8) OBP: 0.298, SLG: 0.380		B FF 94 F CH 81 F CH 83 X CU 77 1-2 ② F8		B FF 92 B CH 82 B FF 92 B FF 92 4-0 28 HR 1-2 BB		C SL 85 B SL 84 F FF 92 F SL 87 F SI 92 B SL 85 X SI 92 2-2 ① F9	F SI 89 B SI 90 C SI 90 F SL 83 D SL 85 F SI 90 S CH 86 2-3 ② K			3	1	0	0	1	1	1
28 Jayson Nix, R (1, 5) OBP: 0.286, SLG: 0.390		B FF 94 B CH 82 B FF 93 B FF 93 4-0 18 CS BB		B FF 91 C CH 81 C FF 92 D CU 77 B FF 94 F FF 92 X FF 93 3-2 ③ 1-H 2-H HR		C SI 93 B SL 86 B SL 84 F SI 91 B SL 84 S SI 93 3-3 ② K	F SI 89 C CH 86 X SL 83 0-2 ③ FC6-4 1-2f			3	1	1	3	1	1	1
Inning Stats	R: 1 E: 0 K: 1 S: 15 H: 2 LOB: 2 BB: 1 P: 25	R: 0 E: 0 K: 0 S: 7 H: 0 LOB: 0 BB: 1 P: 13	R: 1 E: 0 K: 0 S: 13 H: 2 LOB: 2 BB: 1 P: 20	R: 3 E: 0 K: 0 S: 19 H: 4 LOB: 1 BB: 1 P: 38	R: 0 E: 0 K: 2 S: 7 H: 0 LOB: 0 BB: 0 P: 8	R: 4 E: 0 K: 1 S: 12 H: 2 LOB: 0 BB: 2 P: 28	R: 0 E: 0 K: 1 S: 13 H: 1 LOB: 1 BB: 0 P: 17	R: 0 E: 0 K: 1 S: 10 H: 2 LOB: 1 BB: 0 P: 12	R: 0 E: 0 K: 3 S: 13 H: 0 LOB: 0 BB: 0 P: 17	1B: 11 2B: 1 3B: 0 HR: 2 SF: 0 SAC: 0 DP: 1 HBP: 0						

PITCHER		IP	WLS	BF	H	R	ER	SO	BB	IBB	HBP	BLK	WP	HR	S	P	ERA	WHIP
23 Danny Duffy, L ERA: 5.55	(1, 1)	4.0	L	22	8	5	5	1	4	0	0	0	0	1	54	96	11.25	3.000
47 Nate Adcock, R ERA: 4.55	(5, 1)	3.0		14	3	4	4	4	1	1	0	0	0	1	32	53	12.00	1.333
61 Everett Teaford, L ERA: 2.16	(8, 1)	1.0		4	2	0	0	1	0	0	0	0	0	0	10	12	0.00	2.000
56 Greg Holland, R ERA:	(9, 1)	1.0		3	0	0	0	3	0	0	0	0	0	0	13	17	0.00	0.000

PITCHER	IP	WLS	BF	H	R	ER	SO	BB	IBB	HBP	BLK	WP	HR	S	P	ERA	WHIP

TOP

Toronto Blue Jays @ Kansas City Royals

Kauffman Stadium, Kansas City, MO

Wed Jun 08 2011, 7:11 PM - 10:15 PM CDT

Att. 12,152 - Clear - 89 F

livebaseballscorecards.com

AB	37
R	9
H	13
RBI	9
BB	6
SO	9
LOB	12

BOTTOM

Batter	1	2	3	4	5	6	7	8	9	AB	R	H	RBI	BB	SO	LOB
4 Alex Gordon, L (1, 7) OBP: 0.351, SLG: 0.468	B FF 87 B FF 89 C FF 88 B FF 89 C FF 90 S CH 84 3-3 K ①		F FF 91 C FF 92 F SL 85 B SL 85 X SL 84 1-2 SF9 ① 3-H		B CU 71 B FF 90 C CH 82 X CH 83 2-1 1B			C SI 93 C SL 83 B SL 85 S SL 85 1-3 K ①	F FF 92 B FF 94 C FC 92 X FF 92 1-2 1-H 2B	4	0	2	2	0	2	0
53 Melky Cabrera, S (1, 8) OBP: 0.316, SLG: 0.441	X FF 91 0-0 F8 ②		C FF 91 T CU 79 X SL 84 0-2 1-H 2-H HR		C CH 81 B FF 91 1 SAFE 1 SAFE B CU 75 B CH 82 X FF 91 3-1 G4-3 ③			B SI 93 B SI 93 C SI 93 X SI 94 2-1 G6-3 ②	B CU 77 X FF 92 1-0 L6 ③	5	1	1	3	0	0	2
35 Eric Hosmer, L (1, 3) OBP: 0.345, SLG: 0.485	C SI 91 B FF 91 F CU 77 S FF 93 1-3 K ③		L CU 75 B FF 92 X CH 84 1-1 G4-3 ②			C CU 71 B SL 83 F FF 90 S FF 92 1-3 K ①		B SL 86 B SI 94 B SI 93 C SI 94 B SI 93 4-1 21 1B 16 HR BB		3	1	0	0	1	2	0
21 Jeff Francoeur, R (1, 9) OBP: 0.321, SLG: 0.477		X SI 90 0-0 24 G4-6-3 1B	X SL 81 0-0 G4-3 ③			B FF 90 B SL 83 C CH 83 X CH 82 2-1 16 G6-3 2B		B SI 94 B SI 93 C SI 94 X SI 95 2-1 16 HR 1-2 1B		4	1	3	0	0	0	0
16 Billy Butler, R (1, 10) OBP: 0.397, SLG: 0.429		1 SAFE C FF 89 1 SAFE B FF 90 B FF 90 B CH 82 X FF 90 3-1 F8 ①		C FF 89 B CU 75 C CU 75 X FF 90 1-2 F8 ①		C SI 88 B FF 91 X CH 83 1-1 G6-3 ② 2-3		B FC 93 B FC 92 B FC 90 C FC 92 X FC 91 3-1 1-H 2-H HR		4	1	1	3	0	0	2
24 Wilson Betemit, S (1, 5) OBP: 0.350, SLG: 0.409		B FF 89 C SI 89 1 SAFE X CU 76 1-1 G4-6-3 ②③ 1-2f		B FF 90 X CH 84 1-0 P5 ②		B CU 78 F FF 91 C FF 92 F SL 85 F CU 79 S FF 86 1-3 K ③		C FF 93 B FF 93 B CU 79 F FF 93 S FF 92 2-3 K ③		4	0	0	0	0	2	2
17 Chris Getz, L (1, 4) OBP: 0.318, SLG: 0.294			C FF 88 B FF 89 B CU 73 X CH 80 2-1 2 1B 3 BB 4 SF9 1B	C FF 91 B SL 79 B FF 92 F FF 90 X FF 90 2-2 G4-3 ③			B FF 89 C FF 90 X CU 75 1-1 G6-3 ①		B FF 93 C FF 92 X FF 94 1-1 G4-3 ①	4	1	1	0	0	0	0
3 Brayan Peña, S (1, 2) OBP: 0.295, SLG: 0.376			B SI 89 B SI 87 B FF 90 C FF 87 1 SAFE B CH 81 4-1 2 1B 53 HR 1-2 BB		C CU 68 C CU 77 B SL 84 B FF 92 X CH 82 2-2 G3 ①		C CH 80 C FF 92 S SL 85 0-3 K ②		B FF 93 C FF 93 F CU 76 X FF 94 1-2 4 2B 1B	3	2	1	0	1	1	0
2 Alcides Escobar, R (1, 6) OBP: 0.241, SLG: 0.241			X FF 90 0-0 53 HR 1-2 2-3 1B		B FF 91 C CH 81 B FF 92 S SL 82 F SL 84 B FF 91 X SL 83 3-2 P6 ②		B CU 77 B FF 92 C FF 90 F CH 82 X SL 86 2-2 F8 ③		C SL 86 F SL 85 F FF 93 C FF 94 0-3 K ②	4	1	1	0	0	1	1
Inning Stats	R: 0 E: 0 K: 2 S: 7 H: 0 LOB: 0 BB: 0 P: 11	R: 0 E: 0 K: 0 S: 5 H: 1 LOB: 0 BB: 0 P: 9	R: 4 E: 0 K: 0 S: 14 H: 3 LOB: 0 BB: 1 P: 22	R: 0 E: 0 K: 0 S: 7 H: 0 LOB: 0 BB: 0 P: 11	R: 0 E: 0 K: 0 S: 11 H: 1 LOB: 1 BB: 0 P: 21	R: 0 E: 0 K: 2 S: 12 H: 1 LOB: 1 BB: 0 P: 17	R: 0 E: 0 K: 1 S: 8 H: 0 LOB: 0 BB: 0 P: 11	R: 3 E: 0 K: 2 S: 13 H: 2 LOB: 0 BB: 1 P: 27	R: 1 E: 0 K: 1 S: 13 H: 2 LOB: 1 BB: 0 P: 17	1B: 6 2B: 2 3B: 0 HR: 2 SF: 1 SAC: 0 DP: 1 HBP: 0						

PITCHER		IP	WLS	BF	H	R	ER	SO	BB	IBB	HBP	BLK	WP	HR	S	P	ERA	WHIP
33 Carlos Villanueva, R ERA: 3.09	(1, 1)	7.0	W	27	6	4	4	5	1	0	0	0	0	1	64	102	5.14	1.000
34 Marc Rzepczynski, L ERA: 3.04	(8, 1)	0.2		4	1	2	2	1	1	0	0	0	0	0	8	17	27.00	3.000
29 Octavio Dotel, R ERA: 4.96	(8, 1)	0.1		2	1	1	1	1	0	0	0	0	0	1	5	10	27.00	3.000
44 Casey Janssen, R ERA: 2.08	(9, 1)	1.0	S	5	2	1	1	1	0	0	0	0	0	0	13	17	9.00	2.000

PITCHER	IP	WLS	BF	H	R	ER	SO	BB	IBB	HBP	BLK	WP	HR	S	P	ERA	WHIP

Toronto Blue Jays @ Kansas City Royals

Kauffman Stadium, Kansas City, MO

Wed Jun 08 2011, 7:11 PM - 10:15 PM CDT

Att. 12,152 - Clear - 89 F

livebaseballscorecards.com

AB	35
R	8
H	10
RBI	8
BB	2
SO	8
LOB	7

WP: 0	PB: 0	SB: 0	CS: 0
PA: 38			

Batter	1	2	3	4	5	6	7	8	9	AB	R	H	RBI	BB	SO	LOB
18 Mike McCoy, R (1, 6) OBP: 0.353, SLG: 0.328	C FF 92 X SI 93 0-1 ① G5-3			B FF 93 B FF 92 B FF 93 B FF 93 4-0 19 FC5-4 BB	1 SAFE B KC 77 F SI 92 B SI 93 B SL 83 B SI 92 4-1 16 G4-6-3 1-2 BB			B SL 89 B FF 97 C SI 96 B SI 96 C SI 96 B SI 96 4-2 9 WP 16 SH1-3 BB	S FF 93 C FF 93 B CU 70 B FF 94 B FF 95 B SL 81 4-2 1-2 2-3 BB	1	0	0	0	4	0	0
16 Corey Patterson, L (1, 7) OBP: 0.316, SLG: 0.443	B FF 92 X FC 91 1-0 ② P4			C SI 93 1 SAFE S SL 84 F FF 90 B KC 77 X KC 79 1-2 ① F8	C FF 92 X SI 92 0-1 ②③ G4-6-3 1-2f			1 SAFE B SI 96 X SI 96 1-0 ① SH1-3 1-2	C FF 92 B FF 93 X FF 92 1-1 ③ P5	4	0	0	0	0	0	6
19 José Bautista, R (1, 9) OBP: 0.498, SLG: 0.711	C SI 93 F SI 92 F KC 79 C FF 93 0-3 ③ K			X SI 94 0-0 ② FC5-4 26 1B 9 3B 1-2f		C KC 78 B SI 94 F SI 94 F SL 86 F FC 89 F SI 94 B SL 87 X KC 81 2-2 ① P4		B SL 89 B SL 89 B SL 88 B SI 97 4-0 9 WP BB		3	1	0	0	1	1	1
26 Adam Lind, L (1, 3) OBP: 0.367, SLG: 0.584		B FF 92 B CH 83 F FF 92 B FC 89 F FC 88 X FF 95 3-2 2 G5-4-3 1B		C KC 77 B KC 76 B FC 90 1 SAFE D FC 89 X SI 94 3-1 9 3B 1-3 1B		F SI 94 B FF 94 S FC 90 X KC 80 1-2 1B		B SI 96 F FF 97 C SI 97 S SL 89 1-3 ② K		4	1	3	0	0	1	2
9 J.P. Arencibia, R (1, 2) OBP: 0.306, SLG: 0.497		X FC 89 0-0 ① P4		C KC 79 X KC 80 0-1 1-H 3-H 3B		B FC 89 S FF 93 S FF 95 F SL 84 B FF 96 F SI 95 S FF 96 2-3 ② K		B SL 89 B SL 89 F SI 96 X SI 97 2-1 ③ G6-3 1-2 2-3		4	0	1	2	0	1	4
2 Aaron Hill, R (1, 4) OBP: 0.288, SLG: 0.322		F SI 93 X SI 92 0-1 ②③ G5-4-3 1-2f		B FF 95 B SI 94 D FC 92 C FF 94 B FF 94 4-1 BB		B FF 95 C FF 94 X FF 95 1-1 ③ F7			C FF 91 B FC 92 B FF 92 F FF 92 X FF 92 2-2 ① F8	3	0	0	0	1	0	2
10 Edwin Encarnación, R (1, 10) OBP: 0.301, SLG: 0.374			B FF 94 S FC 90 B SI 94 F FC 90 X KC 80 2-2 ① L8	D FC 90 C FC 90 B SI 94 B FC 90 X FF 94 3-1 ③ F8			F FF 94 X FF 94 0-1 28 G6-4-3 1B		C FF 94 B SL 84 B SL 83 X FF 92 2-1 18 BB 20 1B 1B	4	0	2	0	0	0	2
11 Rajai Davis, R (1, 8) 20 Juan Rivera, R (9, PH) OBP: 0.293, SLG: 0.374 OBP: 0.316, SLG: 0.351			C FC 91 F KC 79 X KC 79 0-2 ② P3		B FF 93 X FF 93 1-0 ① F8		L SI 94 F KC 77 C KC 77 0-3 ① K		C SL 80 S FF 92 D CU 69 B SL 82 B SL 81 F FF 93 X FF 91 3-2 18 BB 1-2 1B	3 1	0 0	0 1	0 0	0 0	1 0	1 0
28 Jayson Nix, R (1, 5) OBP: 0.284, SLG: 0.385			B FF 94 X FF 94 1-0 ③ F8		S SL 83 C KC 78 B FC 91 B SL 84 X CH 84 2-2 18 BB 1B		B KC 76 B SL 86 X FF 94 2-0 ②③ G6-4-3 1-2f		C FF 92 C SL 83 S CU 69 0-3 ② K	4	0	1	0	0	1	3
Inning Stats	R: 0 E: 0 K: 1 S: 7 H: 0 LOB: 0 BB: 0 P: 8	R: 0 E: 0 K: 0 S: 6 H: 1 LOB: 0 BB: 0 P: 9	R: 0 E: 0 K: 0 S: 7 H: 0 LOB: 0 BB: 0 P: 10	R: 2 E: 0 K: 0 S: 12 H: 2 LOB: 2 BB: 2 P: 27	R: 0 E: 0 K: 0 S: 7 H: 1 LOB: 1 BB: 1 P: 14	R: 0 E: 0 K: 1 S: 16 H: 1 LOB: 1 BB: 0 P: 22	R: 0 E: 0 K: 1 S: 6 H: 1 LOB: 0 BB: 0 P: 8	R: 0 E: 0 K: 1 S: 8 H: 0 LOB: 2 BB: 2 P: 20	R: 0 E: 0 K: 1 S: 16 H: 2 LOB: 3 BB: 1 P: 28	1B: 7 2B: 0 3B: 1 HR: 0 SF: 0 SAC: 1 DP: 3 HBP: 0					WP: 1 PB: 0 SB: 0 CS: 0 PA: 38	

PITCHER		IP	WLS	BF	H	R	ER	SO	BB	IBB	HBP	BLK	WP	HR	S	P	ERA	WHIP
44 Luke Hochevar, R ERA: 5.04	(1, 1)	7.0	W	27	6	2	2	3	3	0	0	0	0	0	61	98	2.57	1.286
43 Aaron Crow, R ERA: 1.47	(8, 1)	1.0	H	5	0	0	0	1	2	0	0	0	1	0	8	20	0.00	2.000
48 Joakim Soria, R ERA: 5.14	(9, 1)	1.0	S	6	2	0	0	1	1	0	0	0	0	0	16	28	0.00	3.000

PITCHER	IP	WLS	BF	H	R	ER	SO	BB	IBB	HBP	BLK	WP	HR	S	P	ERA	WHIP

TOP

Toronto Blue Jays @ Kansas City Royals

Kauffman Stadium, Kansas City, MO

Thu Jun 09 2011, 3:10 PM - 5:37 PM CDT

Att. 13,941 - Partly Cloudy - 90 F

livebaseballscorecards.com

AB	31
R	2
H	8
RBI	2
BB	6
SO	5
LOB	21

Batter	1	2	3	4	5	6	7	8	9	AB	R	H	RBI	BB	SO	LOB
12 Mitch Maier, L (1, 7) OBP: 0.441, SLG: 0.464	B FF 93 B FF 94 B FF 92 C FF 94 C FF 94 X FF 94 3-2 ① **G3**		L FF 94 B FF 93 2 SAFE X FF 93 1-1 ① **FC2-5** 53 FC6-4 1-2 2-3f		C FF 94 X SI 93 0-1 **2B**		B FF 94 C FF 94 B SL 88 B FF 94 X FC 94 3-1 ② **G3** 2-3			4	0	1	0	0	0	3
53 Melky Cabrera, S (1, 8) OBP: 0.312, SLG: 0.435	B FF 93 B SI 94 X FF 94 2-0 ② **P5**		B CH 85 F FF 94 B FF 95 B FF 95 X FF 93 3-1 ② **FC6-4** 35 E 21 1B 1-2f 2-3		B CH 84 X FF 94 1-0 ② **F9**		C FF 92 B FF 94 X FF 92 1-1 ③ **G5-3**			4	1	0	0	0	0	4
35 Eric Hosmer, L (1, 3) OBP: 0.349, SLG: 0.485	C FF 95 F FF 95 B FF 95 X FF 89 1-2 **1B**		X FF 95 0-0 **E9** 21 1B 1-3 3-H **1B**		C FF 95 X FF 94 0-1 ③ **G3**			X FF 92 0-0 ① **B1-3**		4	1	2	1	0	0	1
21 Jeff Francoeur, R (1, 9) OBP: 0.323, SLG: 0.475	C FF 95 F FF 93 F FF 95 1 SAFE X CU 79 0-2 ③ **G6-3**		X FF 97 0-0 16 1B 2-H 3-H **1B**			C FF 93 S FC 93 B FF 94 B SI 89 S SI 87 2-3 ① **K**		B FF 94 S FC 91 F FF 94 H FC 94 2-2 16 S **HBP**		3	0	1	2	0	1	1
16 Billy Butler, R (1, 10) OBP: 0.402, SLG: 0.429		B SI 91 B FF 93 B FF 94 C FF 92 B SI 88 4-1 13 FC6-4 **BB**	X FF 94 0-0 ③ 2-H **1B**			F FF 95 F FF 95 B SI 88 B FF 94 B CU 78 S CH 86 3-3 ② **K**		B CH 85 C FF 93 F FF 94 D SI 88 D CU 79 D CH 85 4-2 24 G6-4-3 1-2 **BB**		2	0	1	0	2	1	0
24 Wilson Betemit, S (1, 5) OBP: 0.348, SLG: 0.411		C FF 92 F SI 87 S SL 86 0-3 ① **K**		F FF 93 B FF 94 B SI 87 X FF 93 2-1 ① **G4-3**		F FF 93 S FF 95 B FF 95 F SI 88 B SI 88 X FF 94 2-2 **2B**		X CH 86 0-0 ② ③ **G6-4-3** 1-2f		4	0	1	0	0	1	3
13 Mike Aviles, R (1, 4) OBP: 0.257, SLG: 0.391 17 Chris Getz, L (9, 4) OBP: 0.318, SLG: 0.294		C FF 94 B FF 93 1 SAFE X FF 94 1-1 ② **FC6-4** 15 CS 1-2f		B FF 93 X FF 92 1-0 ② **P2**		B FF 94 F FF 93 X FF 95 1-1 ③ **F7**				3 0	0 0	0 0	0 0	0 0	0 0	2 0
15 Matt Treanor, R (1, 2) OBP: 0.370, SLG: 0.297	1 SAFE 0-0 ③ **CS** 1-2	C FF 94 B FF 94 S SI 87 B FF 89 H FF 94 3-2 12 FC2-5 2 1B **HBP**	B FF 93 C FF 94 F FF 92 B FF 94 B FF 88 F FF 94 S CH 86 3-3 ③ **K**				C FF 92 X FF 93 0-1 12 G3 2 SH1-3 **1B**			2	0	1	0	0	1	0
2 Alcides Escobar, R (1, 6) OBP: 0.244, SLG: 0.243			C FF 93 B FF 94 F FF 94 X CH 87 1-2 53 FC6-4 12 FC2-5 35 E **1B**		X FF 93 0-0 ① **B1-3**		1 SAFE B FF 93 1 SAFE X FF 89 1-0 ① **SH1-3** 1-2			2	1	1	0	0	0	0
Inning Stats	R: 0 E: 0 K: 0 S: 11 H: 1 LOB: 1 BB: 0 P: 17	R: 0 E: 0 K: 1 S: 6 H: 0 LOB: 0 BB: 1 P: 11	R: 3 E: 1 K: 0 S: 12 H: 4 LOB: 2 BB: 0 P: 20	R: 0 E: 0 K: 1 S: 7 H: 0 LOB: 0 BB: 0 P: 13	R: 0 E: 0 K: 0 S: 6 H: 1 LOB: 1 BB: 0 P: 7	R: 0 E: 0 K: 2 S: 12 H: 1 LOB: 1 BB: 0 P: 20	R: 0 E: 0 K: 0 S: 7 H: 1 LOB: 1 BB: 0 P: 12	R: 0 E: 0 K: 0 S: 6 H: 0 LOB: 1 BB: 1 P: 12		1B: 6 2B: 2 3B: 0 HR: 0 SF: 0 SAC: 1 DP: 1 HBP: 2				WP: 0 PB: 0 SB: 1 CS: 1 PA: 34	

PITCHER	IP	WLS	BF	H	R	ER	SO	BB	IBB	HBP	BLK	WP	HR	S	P	ERA	WHIP
24 Ricky Romero, L (1, 1) ERA: 3.18	8.0	L	33	8	3	3	4	2	0	2	0	0	0	67	112	3.38	1.250

PITCHER	IP	WLS	BF	H	R	ER	SO	BB	IBB	HBP	BLK	WP	HR	S	P	ERA	WHIP

BOTTOM

Toronto Blue Jays @ Kansas City Royals

Kauffman Stadium, Kansas City, MO

Thu Jun 09 2011, 3:10 PM - 5:37 PM CDT

Att. 13,941 - Partly Cloudy - 90 F

livebaseballscorecards.com

AB	28
R	3
H	8
RBI	3
BB	2
SO	4
LOB	14

Batter	1	2	3	4	5	6	7	8	9	AB	R	H	RBI	BB	SO	LOB
4 Alex Gordon, L (1, 7) OBP: 0.349, SLG: 0.461	F FF 95 F FF 93 B SL 83 X SL 82 1-2 ① F7		B SL 79 C SL 80 C CH 86 B FF 94 B SL 82 B FF 94 4-2 53 2B BB	C SL 80 D SL 81 B SL 83 X FF 94 2-1 ③ G3		S SL 83 B FF 94 F SL 85 S SL 83 1-3 ② K			B FF 88 B FF 89 S FF 89 B FF 89 F FF 90 X FF 90 3-2 ① G4-3	4	0	0	0	1	1	4
53 Melky Cabrera, S (1, 8) OBP: 0.313, SLG: 0.449	C FF 92 F FF 94 X FF 94 0-2 HR		1 SAFE F FF 93 S SL 83 1 SAFE X SL 83 0-2 1-3 2B		C FF 92 S CH 85 B FF 92 F SL 81 F FF 93 S SL 80 1-3 K 35 WP 35 S 21 L5-6	X FF 95 0-0 ③ G6-3			B FF 89 F FF 90 S CH 81 F FF 91 F CH 82 B CH 82 X FF 89 2-2 ② F7	5	1	2	1	0	1	2
35 Eric Hosmer, L (1, 3) OBP: 0.344, SLG: 0.471	B FF 94 X FF 94 1-0 ② F8		I IN 68 I IN 69 I IN 67 I IN 64 4-0 21 G6-4-3 IBB		1 SAFE 1 SAFE B FF 94 S SL 83 F FF 95 D SL 84 S SL 83 2-3 ① K 1-3		B SL 81 B SL 80 C FF 92 B FF 91 F FF 93 F SL 82 X FF 94 3-2 ① F7		C SL 82 X SL 81 0-1 ③ G3-1	4	0	0	0	1	1	1
21 Jeff Francoeur, R (1, 9) OBP: 0.319, SLG: 0.467	C SL 83 B FF 95 F FF 96 X FF 96 1-2 ③ G5-3		B FF 96 X SL 85 1-0 ②③ G6-4-3 1-2f		X SL 84 0-0 ②③ L5-6 3-3		F FF 93 S FF 95 S SL 83 0-3 ② K			4	0	0	0	0	1	4
16 Billy Butler, R (1, 10) OBP: 0.404, SLG: 0.441		C SL 80 S FF 95 B SL 84 F SL 83 X FF 94 1-2 ① G6-3		X FF 94 0-0 HR		B SL 81 B SL 81 B FF 93 C FF 94 B FF 94 4-1 8 1B 17 1B BB	C SL 85 F SL 85 X FF 93 0-2 ③ G6-3			3	2	1	1	1	0	0
8 Mike Moustakas, L (1, 5) OBP: 0.500, SLG: 0.333		X FF 95 0-0 ② F7		B FF 93 B FF 93 B SL 82 B FF 94 4-0 2 1B BB		X FF 93 0-0 17 1B 2 2B 1-3 1B		C FF 90 S SL 79 X FF 89 0-2 ① F8		3	1	1	0	1	0	0
3 Brayan Peña, S (1, 2) OBP: 0.303, SLG: 0.385		C FF 94 B FF 94 B CH 86 F FF 94 B FF 94 F FF 94 B FF 95 4-2 BB	C FF 94 B CH 88 1 SAFE 1 SAFE X FF 93 1-1 ① F7		C FF 94 F SL 84 D SL 84 D SL 83 S FF 94 2-3 ① K			C SI 87 F CH 79 F FF 90 X SL 83 0-2 2B		3	0	1	0	1	1	3
17 Chris Getz, L (1, 4) OBP: 0.316, SLG: 0.293		C FF 94 B FF 95 X SL 82 1-1 ③ G6-3		B FF 92 B FF 93 1 SAFE F FF 92 F SL 80 F SL 82 1 SAFE X FF 93 2-2 ② P6		C FF 94 B FF 94 F SL 84 X SL 84 1-2 2 2B 1-3 3-H 1B			B FF 88 B FF 89 X FF 88 2-0 ② P6	4	0	1	1	0	0	3
2 Alcides Escobar, R (1, 6) OBP: 0.248, SLG: 0.252			F FF 94 S SL 82 B SL 82 X SL 81 1-2 ① G6-3	C FF 93 B SL 82 C SL 83 1 SAFE X SL 83 1-2 1-2 1B		X FF 93 0-0 1-3 3-H 2B		C FF 88 S CH 79 D CH 80 B FF 89 B CH 80 X CH 81 3-2 ③ G4-3		4	0	2	1	0	0	1
Inning Stats	R: 1 E: 0 K: 0 S: 10 H: 1 LOB: 0 BB: 0 P: 13	R: 0 E: 0 K: 0 S: 10 H: 0 LOB: 1 BB: 1 P: 16	R: 0 E: 0 K: 0 S: 9 H: 1 LOB: 2 BB: 2 P: 19	R: 1 E: 0 K: 0 S: 12 H: 2 LOB: 2 BB: 1 P: 22	R: 0 E: 0 K: 2 S: 9 H: 0 LOB: 0 BB: 0 P: 12	R: 2 E: 0 K: 2 S: 13 H: 3 LOB: 2 BB: 1 P: 21	R: 0 E: 0 K: 1 S: 10 H: 0 LOB: 0 BB: 0 P: 13	R: 0 E: 0 K: 0 S: 11 H: 1 LOB: 1 BB: 0 P: 16	R: 0 E: 0 K: 0 S: 10 H: 0 LOB: 0 BB: 0 P: 15	1B: 3 2B: 4 3B: 0 HR: 2 SF: 0 SAC: 0 DP: 2 HBP: 0						

PITCHER		IP	WLS	BF	H	R	ER	SO	BB	IBB	HBP	BLK	WP	HR	S	P	ERA	WHIP
54 Ervin Santana, R ERA: 4.37	(1, 1)	7.0	L	32	7	4	4	5	4	1	0	0	2	2	73	116	5.14	1.571
21 Hisanori Takahashi, L ERA: 4.05	(8, 1)	2.0		7	1	0	0	0	0	0	0	0	0	0	21	31	0.00	0.500

PITCHER	IP	WLS	BF	H	R	ER	SO	BB	IBB	HBP	BLK	WP	HR	S	P	ERA	WHIP

TOP

Kansas City Royals @ Los Angeles Angels

Angel Stadium of Anaheim, Anaheim, CA

Fri Jun 10 2011, 7:09 PM - 9:50 PM PDT

Att. 38,254 - Clear - 65 F

livebaseballscorecards.com

AB	34
R	4
H	8
RBI	4
BB	5
SO	5
LOB	18

PA: 39

WP: 2
PB: 0
SB: 1
CS: 0

Kansas City Royals @ Los Angeles Angels

Angel Stadium of Anaheim, Anaheim, CA

Fri Jun 10 2011, 7:09 PM - 9:50 PM PDT

Att. 38,254 - Clear - 65 F

livebaseballscorecards.com

BOTTOM

Batter	1	2	3	4	5	6	7	8	9	AB	R	H	RBI	BB	SO	LOB
13 Maicer Izturis, S (1, 5) OBP: 0.353, SLG: 0.408	C SI 84 B SI 85 B CH 74 C CH 76 C SI 86 2-3 K ①		F SI 84 B SI 84 B SI 86 X SI 81 2-1 G1-3 ③			C CH 80 X CU 67 0-1 48 FC6-4 1B	1 SAFE B FF 93 X FF 94 1-0 F9 ②			4	0	1	0	0	1	2
48 Torii Hunter, R (1, 9) OBP: 0.315, SLG: 0.383	B CH 77 B SI 82 S CH 77 C SI 85 S SI 86 2-3 K ②			B CU 67 X SI 82 1-0 53 G4-3 47 F8 1B		D CH 74 B CH 73 B SI 82 C SI 81 X SI 80 3-1 FC6-4 47 WP 47 2B ① 1-2f	X FF 94 0-0 F8 ③			4	1	1	0	0	1	2
47 Howie Kendrick, R (1, 4) OBP: 0.364, SLG: 0.490	T SI 83 F CH 77 X SI 86 0-2 F9 ③			C CH 74 1 SAFE B CH 72 1 SAFE X CH 74 1-1 F8 ① 1-2		1 SAFE B CU 69 C SI 84 X SI 80 1-1 53 1B 2B 1-H		C FF 92 B SL 84 B SL 85 B FF 93 C FF 92 F FF 93 F FF 93 F FF 94 F FF 93 3-2 X FF 94 G6-3 ①		4	1	1	1	0	0	1
53 Bobby Abreu, L (1, 10) OBP: 0.400, SLG: 0.388		C SI 84 B FF 86 X CU 70 1-1 P5 ①		B CU 68 C CH 75 C SI 86 X SI 86 1-2 G4-3 ② 2-3		B CU 66 C CH 76 F CH 76 X CH 75 1-2 10 2 1B 1B 2-H		C FF 95 F FF 95 B CU 80 S SL 86 1-3 K ②		4	0	1	1	0	1	1
10 Vernon Wells, R (1, 7) OBP: 0.227, SLG: 0.291		X CH 76 0-0 P4 ②		B CU 69 B CH 76 C CH 74 B CH 74 B SI 81 4-1 BB		D CH 76 F SI 82 1 SAFE B SI 85 X CH 75 2-2 2 1B 1B 1-2		S SL 85 S SL 85 B FF 94 B SL 86 F FF 95 F FF 95 B FF 94 X FF 95 3-2 G6-3 ③		3	0	1	0	1	0	0
2 Erick Aybar, S (1, 6) OBP: 0.333, SLG: 0.409		C SI 85 B CU 67 X CH 74 1-1 B1-3 ③		C SI 86 X SI 83 0-1 G1-3 ③		X CH 76 0-0 1-2 2-H 1B ②			B FF 89 C FC 91 B FC 91 X FC 90 2-1 G4-3 ①	4	0	1	0	0	0	2
44 Mark Trumbo, R (1, 3) OBP: 0.300, SLG: 0.467			B SI 80 C CH 74 F CH 76 T SI 87 1-2 K ①		B CU 68 X CH 75 1-0 G5-3 ①	C SI 87 S SI 83 F SI 85 X SI 86 0-2 P4 ③			B FF 91 S FC 89 F FF 91 S CU 69 1-3 K ②	4	0	0	0	0	2	2
46 Bobby Wilson, R (1, 2) OBP: 0.292, SLG: 0.318 6 Alberto Callaspo, S (9, PH) OBP: 0.360, SLG: 0.378			C CH 75 X CH 75 0-1 1B		X SI 84 0-0 F8 ②		C CU 66 S SI 86 X CU 65 0-2 P4 ①		C FF 92 F FF 89 F CU 71 B CH 82 B CH 85 B SL 79 S FF 92 3-3 K ③	3 1	0 0	1 0	0 0	0 0	0 1	0 0
25 Peter Bourjos, R (1, 8) OBP: 0.303, SLG: 0.384			B SI 84 X SI 83 1-0 F7 ②		B SI 86 C CU 66 B CU 65 F CH 74 B SI 88 X CH 76 3-2 G5-3 ③		F CH 76 F SI 86 F SI 85 B CU 71 X CH 77 1-2 1B			3	0	1	0	0	0	1

Inning Stats										
	R: 0 E: 0 K: 2 S: 9	H: 0 LOB: 0 BB: 0 P: 13	R: 0 E: 0 K: 0 S: 5	H: 0 LOB: 0 BB: 0 P: 7	R: 0 E: 0 K: 1 S: 8	H: 1 LOB: 1 BB: 0 P: 12	R: 0 E: 0 K: 0 S: 9	H: 1 LOB: 2 BB: 1 P: 16	R: 0 E: 0 K: 0 S: 5	H: 0 LOB: 0 BB: 0 P: 9
	R: 2 E: 0 K: 0 S: 17	H: 5 LOB: 2 BB: 0 P: 24	R: 0 E: 0 K: 0 S: 9	H: 1 LOB: 1 BB: 0 P: 11	R: 0 E: 0 K: 1 S: 15	H: 0 LOB: 0 BB: 0 P: 22	R: 0 E: 0 K: 2 S: 9	H: 0 LOB: 0 BB: 0 P: 15	1B: 7 2B: 1 3B: 0 HR: 0	SF: 0 SAC: 0 DP: 0 HBP: 0

	AB	34
	R	2
	H	8
	RBI	2
	BB	1
	SO	6
	LOB	11

PITCHER		IP	WLS	BF	H	R	ER	SO	BB	IBB	HBP	BLK	WP	HR	S	P	ERA	WHIP
26 Jeff Francis, L ERA: 4.4	(1, 1)	6.1	W	27	8	2	2	3	1	0	0	0	1	0	60	89	2.84	1.421
56 Greg Holland, R ERA:	(7, 1)	1.2	H	5	0	0	0	1	0	0	0	0	0	0	17	25	0.00	0.000
48 Joakim Soria, R ERA: 4.97	(9, 1)	1.0	S	3	0	0	0	2	0	0	0	0	0	0	9	15	0.00	0.000

PITCHER	IP	WLS	BF	H	R	ER	SO	BB	IBB	HBP	BLK	WP	HR	S	P	ERA	WHIP

Batter	1	2	3	4	5	6	7	8	9	AB	R	H	RBI	BB	SO	LOB
4 Alex Gordon, L (1, 7) OBP: 0.349, SLG: 0.457	B SI 88 F SI 88 X CU 78 1-1 ① G4-3		C CU 79 B SI 89 F SI 89 B CU 80 X SI 89 2-2 ① G4-3 2-H 3-H		B SI 87 C CU 76 B CU 78 B SI 86 B SI 87 4-1 53 1B 1-2 BB	B CU 77 S FC 87 S FC 87 F CU 78 S FC 88 1-3 ③ K			C FF 98 X SL 81 0-1 53 2B 1B	4	0	1	1	1	1	3
53 Melky Cabrera, S (1, 8) OBP: 0.322, SLG: 0.457	C CU 76 F SI 88 S CU 77 0-3 ② K2-3		B SI 89 F SI 88 B SI 89 F SI 87 D SI 85 B SI 89 4-2 35 G4-6-3 BB		B CU 77 B SI 86 X SI 87 2-0 35 G3-6-3 1-2 2-H 1B		B FF 97 X FF 95 1-0 35 G6-3 21 1B 1B		C FF 97 S FF 98 F FF 98 X SL 81 0-2 1-3 2B	4	0	3	1	1	1	0
35 Eric Hosmer, L (1, 3) OBP: 0.333, SLG: 0.455	C CU 76 F SI 88 X SI 86 0-2 ③ G1-3		C SI 87 X SI 84 0-1 ② ③ G4-6-3 1-2f		B CH 83 X SI 84 1-0 ② ③ G3-6-3 1-2f		B CU 85 1 SAFE C FF 95 X FF 96 1-1 ① G6-3 1-2		S FF 97 S FF 98 S FF 98 0-3 ① K	5	0	0	0	0	1	6
21 Jeff Francoeur, R (1, 9) OBP: 0.316, SLG: 0.462		C SI 88 X SL 84 0-1 ① G5-3		B SI 86 B SI 87 X SI 86 2-0 ① F8		F SL 84 X FF 86 0-1 ① G5-3	D FF 93 C FF 95 2 SAFE X CU 84 1-1 ② 2-H 1B		F FF 98 B FF 100 B FF 99 F FF 98 S FF 98 2-3 ② K	5	0	1	0	0	1	2
16 Billy Butler, R (1, 10) OBP: 0.407, SLG: 0.442		C SL 85 F SI 89 B SL 85 B SL 86 X SI 89 2-2 1B		F SI 88 B SI 89 B SI 87 X SI 87 2-1 ② G5-3		B SL 87 C SL 85 F SL 85 F SI 84 B SI 86 B SI 89 F SL 85 X SI 88 3-2 8 BB 15 1B 1B	I I IN 55 I IN 52 I IN 53 4-0 IBB		C FF 99 F FF 98 B FF 98 B FF 100 X FF 100 3-2 ③ F9	4	1	2	0	1	0	2
8 Mike Moustakas, L (1, 5) OBP: 0.500, SLG: 0.833		B SI 88 X SI 87 1-0 ② P6		X SI 88 0-0 HR		D SI 85 B CU 76 B SI 86 B SI 85 4-0 15 1B 17 FC3-2 1-2 BB	C CU 73 F SI 88 F CU 74 S SI 89 0-3 ③ K			3	1	1	1	1	1	3
15 Matt Treanor, R (1, 2) OBP: 0.366, SLG: 0.296		B SI 89 X SI 88 1-0 ③ L5		C SL 84 X SL 84 0-1 ③ G6-3		S FC 85 B FC 85 D FC 87 C FF 91 X FC 87 2-2 2 BB 17 FC3-2 1-3 2-H 1B		B SI 85 C SI 88 X SI 88 1-1 ① G6-3		4	0	1	1	0	0	1
17 Chris Getz, L (1, 4) OBP: 0.315, SLG: 0.292			C SI 88 C SI 89 X CU 78 0-2 2 2B 4 PB 1B		B CU 75 C SI 87 F SI 87 X SI 88 1-2 ① F9	C FC 87 X FC 86 0-1 ② FC3-2 2 BB 1-2 3-H			B SI 88 C SI 89 B SI 87 C SI 89 X SI 90 2-2 ② G1-3	4	1	1	0	0	0	2
2 Alcides Escobar, R (1, 6) OBP: 0.256, SLG: 0.262			B SI 88 C SI 87 B SL 86 B SI 87 X SI 87 3-1 4 PB 4 G4-3 1-3 2B		C SL 84 C SL 86 B FF 85 X SL 85 1-2 4 BB 53 1B 1B	B FC 87 F FF 91 B CU 76 B FC 87 F FF 92 F FF 92 F FF 92 F FF 92 B FF 92 4-2 1-2 2-3 BB		C SI 88 B SI 89 X SI 89 1-1 ③ G5-3		3	2	2	0	1	0	0
Inning Stats	R: 0 E: 0 K: 1 S: 8 H: 0 LOB: 0 BB: 0 P: 9	R: 0 E: 0 K: 0 S: 7 H: 1 LOB: 1 BB: 0 P: 11	R: 2 E: 0 K: 0 S: 12 H: 2 LOB: 0 BB: 1 P: 21	R: 1 E: 0 K: 0 S: 6 H: 1 LOB: 0 BB: 0 P: 10	R: 1 E: 0 K: 0 S: 9 H: 2 LOB: 1 BB: 1 P: 18	R: 1 E: 0 K: 1 S: 21 H: 2 LOB: 3 BB: 2 P: 35	R: 0 E: 0 K: 1 S: 9 H: 2 LOB: 2 BB: 1 P: 16	R: 0 E: 0 K: 0 S: 7 H: 0 LOB: 0 BB: 0 P: 11	R: 0 E: 0 K: 2 S: 15 H: 2 LOB: 2 BB: 0 P: 20	1B: 9 2B: 2 3B: 0 HR: 1 SF: 0 SAC: 0 DP: 2 HBP: 0						

PITCHER		IP	WLS	BF	H	R	ER	SO	BB	IBB	HBP	BLK	WP	HR	S	P	ERA	WHIP
35 Joel Pineiro, R ERA: 4.03	(1, 1)	5.1		24	7	5	4	1	3	0	0	0	0	1	49	83	6.75	1.875
63 Rich Thompson, R ERA: 2.93	(6, 1)	0.2	B	4	1	0	0	1	1	0	0	0	0	0	14	21	0.00	3.000
40 Kevin Jepsen, R ERA: 7.62	(7, 1)	0.2		4	2	0	0	0	0	1	0	0	0	0	5	12	0.00	3.000
37 Scott Downs, L ERA: 1.37	(7, 1)	1.1	W	4	0	0	0	1	0	0	0	0	0	0	11	15	0.00	0.000
51 Jordan Walden, R ERA: 2.86	(9, 1)	1.0	S	5	2	0	0	2	0	0	0	0	0	0	15	20	0.00	2.000

PITCHER	IP	WLS	BF	H	R	ER	SO	BB	IBB	HBP	BLK	WP	HR	S	P	ERA	WHIP

TOP

Kansas City Royals @ Los Angeles Angels

Angel Stadium of Anaheim, Anaheim, CA

Sat Jun 11 2011, 6:06 PM - 9:14 PM PDT

Att. 38,911 - Clear - 67 F

livebaseballscorecards.com

AB	36
R	5
H	12
RBI	4
BB	5
SO	5
LOB	19

WP: 0	PB: 1	SB: 0	CS: 0	PA:	41

Batter	1	2	3	4	5	6	7	8	9	AB	R	H	RBI	BB	SO	LOB
13 Maicer Izturis, S (1, 4) OBP: 0.346, SLG: 0.401 (8, 5)	B SI 95 B SI 93 C SI 93 B SI 94 C SI 93 F SI 95 X SI 94 3-2 ① F7	F CU 80 X SI 96 0-1 ② SF8 3-H		B SI 94 X CH 84 1-0 ③ G4-3			C FF 90 C CU 74 S CU 74 0-3 ① K	B CU 80 B CH 83 S FF 92 X FF 92 2-1 ②③ L4-6 1-2		4	0	0	1	0	1	1
48 Torii Hunter, R (1, 9) OBP: 0.314, SLG: 0.378	C SI 96 B FF 96 B SL 87 X SL 87 2-1 ② F9	S SL 87 F FF 96 S FF 95 0-3 ③ K			C SI 94 B SI 93 B SL 87 F SI 93 F SI 94 F SI 96 X CH 86 2-2 ① G5-3		F FF 92 B FF 92 B CU 73 F FF 92 B FF 93 B CH 83 4-2 10 WP 53 BB 10 FC5-2 BB			3	0	0	0	1	1	1
53 Bobby Abreu, L (1, 7) OBP: 0.401, SLG: 0.387 25 Peter Bourjos, R (8, 8) OBP: 0.303, SLG: 0.384	C SI 96 B SI 96 X CH 87 1-1 ③ F8		B SI 92 C CH 85 F CU 77 B SI 95 B SL 87 C SL 86 3-3 ① K		C CU 77 B SL 85 C SI 95 B CH 87 B SL 88 X SI 94 3-2 6 F9 10 1B 1B		P PO 79 B FF 92 B FF 92 C FF 91 B FF 92 4-1 10 FC5-2 10 WP 6 WP 1-2 BB			3 0	1 0	1 0	0 0	1 0	1 0	0 0
10 Vernon Wells, R (1, 8) OBP: 0.240, SLG: 0.303 (8, 7)		C SI 95 B SI 94 B SL 86 X SI 96 2-1 47 1B 6 E 2 3B 1B	C FF 94 B SI 95 X SL 86 1-1 6 F8 6 E 47 1B 1B		C CH 86 S CU 79 1 SAFE F FF 94 D CU 79 1 SAFE F SL 87 B SI 94 X CH 86 2-2 1-2 1B		C SI 94 S SI 95 B SL 88 B SL 88 X SI 96 2-2 ② FC5-2 47 S 6 WP 47 1B 1-3 2-H			4	3	3	0	0	0	2
6 Alberto Callaspo, S (1, 5) OBP: 0.358, SLG: 0.373 44 Mark Trumbo, R (7, PR) OBP: 0.300, SLG: 0.467 (8, 3)		C CU 79 D SL 80 B SL 87 1 SAFE F SI 96 X SL 89 2-2 FC4 47 1B 2 3B 1-2	S CU 78 1 SAFE F SI 96 X CU 79 0-2 ② F8 1-3		F CH 87 B SI 94 X CU 79 1-1 ② F9 2-3		B KC 79 B SI 93 B SI 93 I IN 77 4-0 47 1B 1-2 3-H IBB			3 0	1 0	0 0	0 0	1 0	0 0	4 0
47 Howie Kendrick, R (1, 3) OBP: 0.371, SLG: 0.495 (8, 4)		B SI 96 B SL 88 L FF 96 X FF 96 2-1 2 3B 1B 1-2 2-3	B SL 88 B SL 87 C SL 88 S CH 87 B SI 95 X SL 88 3-2 2 S 1B 3-H		B CU 79 B SI 94 B CH 86 C CH 87 X SL 87 3-1 ③ G5-3		C SL 86 S SI 94 X SI 95 0-2 2-H 1-2 2-3 1B			4	1	3	2	0	0	2
2 Erick Aybar, S (1, 6) OBP: 0.332, SLG: 0.415		C CU 79 S SL 89 B FF 97 X SL 88 1-2 13 SF8 3B 1-H 2-H 3-H	S SI 95 1 SAFE B CH 87 B SL 79 X CH 87 2-1 ③ P6 1-2			B FF 93 S FF 92 C CH 84 B CU 74 X FF 94 2-2 ① G5-3	F SI 95 C KC 80 B KC 79 S SL 87 1-3 ③ K2-3			4	1	1	3	0	1	4
39 Russell Branyan, L (1, 10) OBP: 0.253, SLG: 0.278		B SI 96 S CH 87 B CH 86 B SI 96 S SL 89 F SL 88 B SL 89 4-2 BB		B SI 93 F SI 92 S SL 86 S SI 95 1-3 ① K		C FF 94 S CU 75 C FF 94 0-3 ② K		B SI 89 X SL 87 1-0 13 L4-6 13 S 1B		3	0	1	0	1	2	0
5 Jeff Mathis, R (1, 2) OBP: 0.226, SLG: 0.265		C FF 95 F FF 96 S SL 90 0-3 ① K		B SL 86 S FF 93 S SI 94 B SI 94 B SL 86 C SL 87 3-3 ② K		X FF 94 0-0 ③ G6-3		1 SAFE B SL 86 L FF 91 B CU 81 B FF 92 L FF 90 F FF 92 F FF 93 X FF 92 3-2 ① F7		4	0	0	0	0	2	3
Inning Stats	R: 0 E: 0 K: 0 S: 8 H: 0 LOB: 0 BB: 0 P: 14	R: 4 E: 1 K: 2 S: 21 H: 3 LOB: 1 BB: 1 P: 32	R: 1 E: 1 K: 1 S: 13 H: 2 LOB: 1 BB: 0 P: 22	R: 0 E: 0 K: 2 S: 7 H: 0 LOB: 0 BB: 0 P: 12	R: 0 E: 0 K: 0 S: 17 H: 2 LOB: 2 BB: 0 P: 28	R: 0 E: 0 K: 1 S: 7 H: 0 LOB: 0 BB: 0 P: 9	R: 2 E: 0 K: 2 S: 16 H: 1 LOB: 3 BB: 3 P: 30	R: 0 E: 0 K: 0 S: 8 H: 1 LOB: 0 BB: 0 P: 14		1B: 8 2B: 1 3B: 1 HR: 0 SF: 1 SAC: 0 DP: 1 HBP: 0				WP: 2 PB: 0 SB: 4 CS: 0 PA: 37		

PITCHER	IP	WLS	BF	H	R	ER	SO	BB	IBB	HBP	BLK	WP	HR	S	P	ERA	WHIP
59 Felipe Paulino, R (1, 1) ERA: 3.79	5.0		24	7	5	2	5	1	0	0	0	0	0	66	108	3.60	1.600
55 Tim Collins, L (6, 1) ERA: 3.63	1.1	L	6	0	2	2	2	2	0	0	0	0	0	14	23	13.50	1.500
43 Aaron Crow, R (7, 1) ERA: 1.44	0.2		4	1	0	0	1	0	1	0	0	2	0	9	16	0.00	1.500
61 Everett Teaford, L (8, 1) ERA: 1.93	1.0		3	1	0	0	0	0	0	0	0	0	0	8	14	0.00	1.000

PITCHER	IP	WLS	BF	H	R	ER	SO	BB	IBB	HBP	BLK	WP	HR	S	P	ERA	WHIP

BOTTOM

Kansas City Royals @ Los Angeles Angels

Angel Stadium of Anaheim, Anaheim, CA

Sat Jun 11 2011, 6:06 PM - 9:14 PM PDT

Att. 38,911 - Clear - 67 F

livebaseballscorecards.com

AB	32
R	7
H	9
RBI	6
BB	4
SO	8
LOB	17

Kansas City Royals @ Los Angeles Angels

Angel Stadium of Anaheim, Anaheim, CA

Sun Jun 12 2011, 12:39 PM - 3:36 PM PDT

Att. 39,114 - Cloudy - 66 F

TOP

livebaseballscorecards.com

Batter	1	2	3	4	5	6	7	8	9	AB	R	H	RBI	BB	SO	LOB
4 Alex Gordon, L (1, 7) OBP: 0.354, SLG: 0.464	B SI 91 B SI 90 C SI 90 F SI 92 B FF 94 F SI 91 S SI 94 3-3 K ①		C CU 75 F SI 92 B FF 93 C FF 92 1-3 K ①	C SI 94 F CU 80 X CU 78 0-2 53 CS 2B 2-H 3-H			F FF 89 X FC 91 0-1 53 FC4-6 1B	S CH 86 B FF 92 B CH 85 X SL 84 2-1 53 1B 1B 1-3		5	0	3	2	0	2	1
53 Melky Cabrera, S (1, 8) OBP: 0.320, SLG: 0.453	X SI 93 0-0 G3 ②		B CH 80 S CU 79 B SI 93 F CU 80 F CU 79 S CU 80 2-3 K ②	0-0 CS ③ 2-3	C FF 89 B SL 76 F CH 79 S FF 88 1-3 K ①		X CH 85 0-0 FC4-6 35 HBP 16 2B ① 1-2f	C FF 90 B CH 85 X CH 86 1-1 1-2 1B 3-H		5	1	1	1	0	2	2
35 Eric Hosmer, L (1, 3) OBP: 0.335, SLG: 0.446	B SI 93 B SI 94 B SI 93 B SI 93 4-0 16 FC5-4 BB		B CU 78 S SI 93 B SI 93 D CU 80 X FF 94 3-1 P5 ③ 2-3		B FF 88 B FF 89 C CH 81 X SL 80 2-1 P6 ②		B CH 84 F CH 84 S SI 91 F FF 92 H FF 92 2-2 16 2B HBP 1-2	S CH 85 F CH 85 S FF 91 0-3 K ③		3	1	0	0	1	1	3
16 Billy Butler, R (1, 10) OBP: 0.407, SLG: 0.445	C FF 93 X SI 93 0-1 FC5-4 ③ 1-2f			B FF 91 C FF 91 C CU 78 B CU 79 T FF 93 2-2 K ① B CU 66 S CH 80 C CH 80 B FF 89 B FF 90 X CH 81 3-2 G6-3 ③			C SL 84 X CH 85 0-1 12 G4-3 2B 1-H 2-H		X FC 89 0-0 12 G4-6-3 1B	5	0	2	2	0	1	1
12 Mitch Maier, L (1, 9) OBP: 0.462, SLG: 0.452		B SI 90 C SI 91 B SI 92 B SI 91 B SI 89 4-1 8 K2-3 8 WP 15 BLK BB	B SI 91 B SI 92 B SI 92 B SI 91 4-0 8 1B 15 2B BB		C FF 88 B FF 88 F FF 89 F SL 81 F SL 79 B SL 80 X FF 90 2-2 15 S 17 1B 1B	C CH 85 B FF 90 X CH 85 1-1 G4-3 ② 2-3	C FC 89 X SL 82 0-1 G4-6-3 ①② 1-2f	3	3	1	0	2	0	2
8 Mike Moustakas, L (1, 5) OBP: 0.462, SLG: 0.600		1 SAFE C CU 77 F SI 92 B CU 80 D CU 80 F SI 93 B SI 94 S CU 78 3-3 K2-3 ① 1-3		B CU 78 1 SAFE P PO 93 1 SAFE D SI 92 C SI 92 F SI 91 1 SAFE F SI 92 3-2 15 2B 17 1B 1B 1-3		C SL 78 B FF 88 F FF 89 F CH 80 F FF 88 F CH 81 1 SAFE 1 SAFE F SL 79 1 SAFE 1-2 P5 ① F FF 89 X SL 79	C FF 93 D SL 84 X CH 87 1-1 G6-3 ③	F FC 91 B FC 92 F FF 89 B FF 92 B CH 84 F FF 92 B SL 82 4-2 BB	4	1	1	0	1	1	3
15 Matt Treanor, R (1, 2) OBP: 0.361, SLG: 0.300		B CU 79 C FF 93 B FF 94 D CU 80 T FF 94 X FF 95 3-2 G4-3 ② 3-H		B FF 93 B FF 93 X FF 93 2-0 17 1B 2 1B 2B 1-3 FC3-5-2 3-H		S CH 80 B FF 87 C FF 88 1 SAFE S FF 88 1-3 K ② 1-2		F FC 90 F FF 91 C FF 92 0-3 K ① B SL 82 D SL 84 X FF 90 2-0 P6 ③	5	0	1	1	0	2	2
17 Chris Getz, L (1, 4) OBP: 0.319, SLG: 0.297		B SI 93 C SI 92 B CH 84 F SI 92 X CU 79 2-2 F7 ③		B FF 93 X SI 93 1-0 2 FC3-5-2 4 2B 1B 2-3 3-H		C FF 89 D CH 80 B FF 89 C FF 90 F FF 90 X SL 81 2-2 2 WP 1B 2-H		C CH 85 F FF 92 S CH 85 0-3 K ②	4	1	2	2	0	1	0
2 Alcides Escobar, R (1, 6) OBP: 0.260, SLG: 0.270			B FF 91 X FF 89 1-0 35 S 2B	C SI 93 D CU 80 F FF 94 X SI 94 1-2 FC3-5-2 ② 4 2B 1-3 3-H		B CH 82 X SL 84 1-0 G3 ③ 1-2		B SL 84 C SL 82 F FC 91 F FF 93 X CH 84 1-2 4 1B 53 1B 1B	4	2	2	0	0	0	3
Inning Stats	R: 0 H: 0 E: 0 LOB: 1 K: 1 BB: 1 S: 7 P: 14	R: 1 H: 0 E: 0 LOB: 0 K: 1 BB: 1 S: 11 P: 23	R: 0 H: 1 E: 0 LOB: 1 K: 2 BB: 0 S: 10 P: 17	R: 4 H: 4 E: 0 LOB: 0 K: 1 BB: 1 S: 16 P: 28	R: 0 H: 0 E: 0 LOB: 0 K: 1 BB: 0 S: 8 P: 14	R: 1 H: 2 E: 0 LOB: 1 K: 1 BB: 0 S: 21 P: 28	R: 2 H: 2 E: 0 LOB: 1 K: 0 BB: 0 S: 12 P: 16	R: 1 H: 3 E: 0 LOB: 2 K: 3 BB: 0 S: 17 P: 21	R: 0 H: 1 E: 0 LOB: 1 K: 0 BB: 1 S: 7 P: 13	1B: 9 2B: 4 3B: 0 HR: 0	SF: 0 SAC: 0 DP: 1 HBP: 1			WP: 2 PB: 0 SB: 2 CS: 1	PA: 44		

	AB	38
	R	9
	H	13
	RBI	8
	BB	4
	SO	10
	LOB	17

PITCHER		IP	WLS	BF	H	R	ER	SO	BB	IBB	HBP	BLK	WP	HR	S	P	ERA	WHIP
52 Tyler Chatwood, R ERA: 4.2	(1, 1)	3.2	L	19	5	5	5	5	3	0	0	1	1	0	44	82	12.27	2.182
21 Hisanori Takahashi, L ERA: 4.08	(4, 1)	2.0		7	2	1	1	2	0	0	0	0	0	0	28	40	4.50	1.000
22 Trevor Bell, R ERA: 3.93	(6, 1)	3.1		17	6	3	3	3	1	0	1	0	1	0	37	52	8.10	2.100

PITCHER	IP	WLS	BF	H	R	ER	SO	BB	IBB	HBP	BLK	WP	HR	S	P	ERA	WHIP

BOTTOM

Kansas City Royals @ Los Angeles Angels
Angel Stadium of Anaheim, Anaheim, CA
Sun Jun 12 2011, 12:39 PM - 3:36 PM PDT
Att. 39,114 - Cloudy - 66 F

livebaseballscorecards.com

Batter	1	2	3	4	5	6	7	8	9	AB	R	H	RBI	BB	SO	LOB
13 Maicer Izturis, S (1, 5) OBP: 0.350, SLG: 0.402 18 Andrew Romine, S (8, 5)	C SI 89 X SI 90 0-1 48 G6-3 1B	B KC 80 B CH 84 C SI 92 X SI 92 2-1 ② G4-3	H SI 90 1-0 53 G6-4-3 1-2 HBP	C FF 95 F SL 89 B FF 97 F FF 97 S SL 89 1-3 ① K		2 0 1 0 0 0 0 1 0 0 0 0 1 0
48 Torii Hunter, R (1, 9) OBP: 0.311, SLG: 0.374 46 Bobby Wilson, R (8, 3) OBP: 0.280, SLG: 0.304	C SI 91 ① C SI 90 ② B SL 86 X SI 92 1-2 G6-3 1-2f	F SI 92 X SI 92 0-1 ③ G6-3	B KC 82 B SL 82 C SI 91 B SI 91 F SI 92 X SI 92 3-2 ① F9	B FF 96 F FF 97 F FF 96 X SL 88 1-2 ② G6-3		3 0 0 0 0 0 3 1 0 0 0 0 0 0
53 Bobby Abreu, L (1, 10) OBP: 0.404, SLG: 0.388 39 Russell Branyan, L (8, PH) OBP: 0.260, SLG: 0.278 (9, 10)	C SI 93 B KC 82 B FF 93 B SI 92 X SI 92 3-1 10 FC4 1B	B SI 90 C SI 90 B SL 83 B SI 91 B SI 92 4-1 47 G6-3 BB	C KC 80 D KC 81 D CH 83 C SL 85 X SI 93 2-2 ②③ G6-4-3 1-2f	B FF 97 B FF 97 S SI 96 S FF 97 B SL 88 B FF 97 4-2 10 FC6-4 BB		2 0 1 0 1 0 2 0 0 0 0 1 0 0
10 Vernon Wells, R (1, 7) OBP: 0.234, SLG: 0.296	C SI 92 B SI 92 S SL 84 B SI 93 1 SAFE X SL 85 2-2 ③ FC4 1-2f	F SI 92 B SI 91 F SL 83 F SI 92 B KC 81 X SL 82 2-2 ① P4	B SI 90 X SI 91 1-0 ① F8	X SI 97 0-0 ③ FC6-4 1-2f		4 0 0 0 0 0 3
47 Howie Kendrick, R (1, 4) OBP: 0.373, SLG: 0.490	C SI 91 B SI 92 B KC 81 B FF 91 F SI 93 B SI 92 4-2 16 L6 44 1B BB	C KC 81 F SL 82 B SI 92 X SI 92 1-2 ②③ G6-3 1-2f	C SI 91 B KC 79 B CH 82 B FF 92 B SI 91 4-1 2 2B BB	C SI 95 B SI 95 B SL 90 X FF 96 2-1 ① G1-4-3		2 0 0 0 2 0 1
2 Erick Aybar, S (1, 6) OBP: 0.335, SLG: 0.419	B SI 91 X SI 91 1-0 ① F7	B SI 91 B SL 84 B SI 91 B SI 91 4-0 44 G6-4-3 BB	B SI 91 C SI 90 X CH 82 1-1 1-3 2B	C SI 96 X CH 86 0-1 ② P4		3 0 1 0 1 0 1
44 Mark Trumbo, R (1, 3) OBP: 0.299, SLG: 0.463 (8, 9)	C SI 92 1 SAFE X SI 92 0-1 1-2 1B	B SI 91 C SI 92 X SL 84 1-1 ①② G6-4-3 1-2f	B SL 84 F SL 84 X FF 93 1-1 ② F7	S SI 96 B FF 97 B FF 97 S SL 89 X SI 97 2-2 ③ G5-3		4 0 1 0 0 0 3
16 Hank Conger, L (1, 2) OBP: 0.291, SLG: 0.353	B KC 81 X SI 92 1-0 ②③ L6 2-2	C KC 79 B SL 86 B SI 92 C CH 86 F SI 92 F SL 85 F SL 84 X FF 94 2-2 ③ G4-3	B KC 78 D KC 80 B SI 92 B FF 92 4-0 25 FC6-4 BB			2 0 0 0 1 0 2
25 Peter Bourjos, R (1, 8) OBP: 0.303, SLG: 0.383	B SI 91 X SI 90 1-0 ① G4-3	C SI 90 B SI 90 X SI 91 1-1 13 HBP 1B	B SI 92 C SI 91 B SL 85 X SI 93 2-1 ③ FC6-4 1-2f			3 0 1 0 0 0 3
Inning Stats	R: 0 H: 2 E: 0 LOB: 1 K: 0 BB: 0 S: 10 P: 16	R: 0 H: 1 E: 0 LOB: 1 K: 0 BB: 1 S: 6 P: 12	R: 0 H: 0 E: 0 LOB: 0 K: 0 BB: 0 S: 5 P: 8	R: 0 H: 0 E: 0 LOB: 0 K: 0 BB: 1 S: 8 P: 15	R: 0 H: 0 E: 0 LOB: 0 K: 0 BB: 0 S: 8 P: 15	R: 0 H: 1 E: 0 LOB: 1 K: 0 BB: 0 S: 8 P: 15	R: 0 H: 1 E: 0 LOB: 3 K: 0 BB: 2 S: 8 P: 21	R: 0 H: 0 E: 0 LOB: 1 K: 1 BB: 1 S: 10 P: 16	R: 0 H: 0 E: 0 LOB: 0 K: 0 BB: 0 S: 7 P: 11	1B: 4 SF: 0 2B: 2 SAC: 0 3B: 0 DP: 5 HR: 0 HBP: 1		WP: 0 PA: 34 PB: 0 SB: 0 CS: 0				

	AB	27
	R	0
	H	5
	RBI	0
	BB	6
	SO	1
	LOB	18

PITCHER		IP	WLS	BF	H	R	ER	SO	BB	IBB	HBP	BLK	WP	HR	S	P	ERA	WHIP
32 Vin Mazzaro, R ERA: 10.8	(1, 1)	7.0	W	27	5	0	0	0	5	0	1	0	0	0	53	102	0.00	1.429
38 Blake Wood, R ERA: 2.51	(8, 1)	2.0		7	0	0	0	1	1	0	0	0	0	0	17	27	0.00	0.500

PITCHER	IP	WLS	BF	H	R	ER	SO	BB	IBB	HBP	BLK	WP	HR	S	P	ERA	WHIP

Batter	1	2	3	4	5	6	7	8	9	AB	R	H	RBI	BB	SO	LOB
4 Alex Gordon, L (1, 7) OBP: 0.350, SLG: 0.457	B SI 89 F SI 90 X CH 81 1-1 ① G4-3		1 SAFE B FF 89 B SI 90 C CH 81 B CH 78 X SI 85 3-1 ① F8 1-2	X CH 77 0-0 ③ F8		B FF 91 C FF 92 F SL 84 F FF 92 B SL 85 X SL 86 2-2 53 CS 1B		1 SAFE C FF 92 X FF 91 0-1 ① F9 1-2	B FF 94 F FF 92 F FF 91 B FF 92 D CU 81 X FF 92 3-2 ② L3	6	0	1	0	0	0	5
53 Melky Cabrera, S (1, 8) OBP: 0.317, SLG: 0.444	C SI 89 B SI 89 X CH 81 1-1 ② F7		B SI 88 B SI 89 C CH 80 B SI 89 B SI 89 4-1 35 E BB		B SI 85 B SI 85 X CH 83 2-0 ① L9	**1 SAFE** **1 SAFE** **B FF 93** **C FF 92** **1 SAFE** **1 SAFE** 1 SAFE B CH 77 B FF 92 3-2 ① ② K 1-2		D FF 94 C FF 93 X FF 90 1-1 FC6 35 1B 21 SF8 2-3	B CU 82 C FF 91 B FF 93 X FC 91 2-1 ③ F7	5	1	0	0	1	1	4
35 Eric Hosmer, L (1, 3) OBP: 0.343, SLG: 0.447	B SI 88 X CH 81 1-0 ③ G3		B SI 88 C KC 78 B SI 91 F SI 88 X SI 89 2-2 FC3 1-2 2-3		C KC 76 F CH 82 F FF 88 B CH 77 F CH 76 B SI 88 B SI 88 B SI 89 4-2 21 WP 16 2B BB	C SL 83 B FF 93 S SL 86 B FF 93 F FF 93 F SL 88 F FF 93 X SL 87 2-2 1B		B SI 94 B FF 93 X SI 92 2-0 1-3 3-H 1B		4	1	2	1	1	0	2
21 Jeff Francoeur, R (1, 9) OBP: 0.318, SLG: 0.458		B S KC 76 B KC 75 B SI 90 C SI 89 B SI 90 4-2 8 SH5-3 15 G6-3 16 S BB	X SI 89 0-0 ② F4	B KC 77 B SI 88 B SI 88 C SI 89 D SL 87 4-1 16 S 16 2B 1-3 BB	C FF 93 X FF 93 0-1 ③ P3		X SL 81 0-0 ② SF8 3-H		2	2	0	1	2	0	4
16 Billy Butler, R (1, 10) OBP: 0.407, SLG: 0.446		1 SAFE B SI 91 B SI 88 B SI 91 C SI 90 C CH 81 F CH 81 B SI 92 4-2 8 SH5-3 1-2 BB	F SL 85 B SI 91 B SI 90 X SL 83 2-1 ③ F9		F SI 88 S SL 82 B SI 89 X CH 80 2-2 15 1B 1-H 3-H 2B		X FF 90 0-0 ① G4-3	B FF 93 B FF 92 S FF 92 B SL 80 F FF 93 X FF 92 3-2 ③ G5-3		4	0	1	2	1	0	4
8 Mike Moustakas, L (1, 5) OBP: 0.529, SLG: 0.615		X CH 79 0-0 ① SH5-3 1-2 2-3		C KC 76 B SI 87 X CH 79 1-1 17 SH1-4 15 BB 2 G5-3 1B	F CH 79 B SI 88 F KC 80 B SI 88 B CH 77 F CH 80 B KC 78 4-2 15 1B BB		C FF 90 C SL 84 F FF 89 F SL 84 B SL 85 X SL 84 1-2 ② G3-1		F FF 92 B FF 94 F FF 93 B FF 93 X FF 94 2-2 15 SH3-4 2 2B 1B	3	2	2	0	1	0	0
15 Matt Treanor, R (1, 2) OBP: 0.371, SLG: 0.303		B SI 92 D SI 91 X SI 87 2-0 ② G6-3 3-H		**B SI 88** 1 SAFE 1 SAFE B SI 87 B SI 89 C SI 88 B SI 85 4-1 2 G5-3 17 SH1-4 1-2 BB	C SI 87 D SI 89 C SI 89 B SI 89 X CH 79 2-2 2 FC6-4 1-2 2-3 1B		B SL 84 B FF 88 B SL 84 C FF 87 B SL 83 4-1 BB		L FF 93 X FF 92 0-1 ① SH3-4 1-2	2	0	1	1	2	0	1
17 Chris Getz, L (1, 4) OBP: 0.317, SLG: 0.292		C KC 78 X SI 89 0-1 ③ L8		L CH 85 X SI 87 0-1 ① SH1-4 1-2 2-3	C FF 91 S FF 92 F SL 86 S FF 92 0-3 ② K		B FF 89 C FF 88 X SL 84 1-1 ③ F8		C FF 92 B FF 93 B FF 93 B FF 91 B FF 92 4-1 2 2B BB	3	0	0	0	1	1	5
2 Alcides Escobar, R (1, 6) OBP: 0.267, SLG: 0.282			C SI 88 B KC 78 B KC 74 X SI 88 2-1 35 E 4 S 1B	X SL 84 0-0 ② G5-3 2-3 3-H	B FF 92 B FF 92 S FF 91 F FF 91 F FF 94 X SL 86 2-2 ③ FC6-4 1-2f			B FF 92 F FF 92 C SL 80 X SL 82 1-2 53 FC6 4 F9 35 1B 1B	B SL 88 B SL 87 C FF 93 X FF 92 2-1 1-3 2-H 2B	5	1	3	2	0	0	4
Inning Stats	R: 0 E: 0 K: 0 S: 5 H: 0 LOB: 0 BB: 0 P: 8	R: 1 E: 0 K: 0 S: 9 H: 0 LOB: 1 BB: 2 P: 19	R: 0 E: 1 K: 0 S: 11 H: 1 LOB: 3 BB: 1 P: 24	R: 1 E: 0 K: 0 S: 7 H: 1 LOB: 1 BB: 1 P: 12	R: 2 E: 0 K: 1 S: 23 H: 2 LOB: 3 BB: 3 P: 43	R: 0 E: 0 K: 1 S: 17 H: 2 LOB: 1 BB: 0 P: 24	R: 0 E: 0 K: 0 S: 9 H: 0 LOB: 1 BB: 1 P: 15	R: 2 E: 0 K: 0 S: 12 H: 2 LOB: 1 BB: 0 P: 19	R: 1 E: 0 K: 0 S: 13 H: 2 LOB: 2 BB: 1 P: 26	1B: 8 2B: 3 3B: 0 HR: 0 SF: 1 SAC: 3 DP: 1 HBP: 0						

TOP

Kansas City Royals @ Oakland Athletics

Oakland Coliseum, Oakland, CA

Tue Jun 14 2011, 7:09 PM - 10:33 PM PDT

Att. 11,439 - Clear - 67 F

livebaseballscorecards.com

AB	34
R	7
H	10
RBI	7
BB	9
SO	2
LOB	29

WP: 2 PA: 47
PB: 0
SB: 3
CS: 1

PITCHER		IP	WLS	BF	H	R	ER	SO	BB	IBB	HBP	BLK	WP	HR	S	P	ERA	WHIP
53 Trevor Cahill, R ERA: 3.42	(1, 1)	4.1	L	25	4	4	4	0	7	0	0	0	1	0	47	96	8.31	2.538
56 Craig Breslow, L ERA: 3.76	(5, 1)	1.2		6	2	0	0	2	0	0	0	0	0	0	25	34	0.00	1.200
48 Michael Wuertz, R ERA: 2.21	(7, 1)	1.0		4	0	0	0	0	1	0	0	0	0	0	9	15	0.00	1.000
33 Joey Devine, R ERA: 2.84	(8, 1)	1.0		6	2	2	2	0	0	0	0	0	0	0	12	19	18.00	2.000
50 Grant Balfour, R ERA: 2.86	(9, 1)	1.0		6	2	1	1	0	1	0	0	0	0	0	13	26	9.00	3.000

PITCHER	IP	WLS	BF	H	R	ER	SO	BB	IBB	HBP	BLK	WP	HR	S	P	ERA	WHIP

BOTTOM

Batter	1	2	3	4	5	6	7	8	9	AB	R	H	RBI	BB	SO	LOB
4 Coco Crisp, S (1, 8) OBP: 0.291, SLG: 0.382	C FF 94 X FF 94 0-1 ① F8		B FF 94 S CH 83 X FF 94 1-1 ③ L9		C CU 75 F FF 93 X CH 82 0-2 55 FC3-6, 2 BB, 1B 3-H		B FF 93 F FF 93 X SL 88 1-1 ② G4-3		C FF 90 C FF 92 B CU 71 B CH 84 B FF 92 S FF 91 3-3 ① K	5	0	1	1	0	1	0
2 Cliff Pennington, S (1, 6) OBP: 0.322, SLG: 0.350	B FF 95 C FF 94 B CH 82 S FF 93 F FF 94 F FF 92 B CU 76 T FF 94 3-2 ② K			C FF 92 C CU 74 B CU 76 X FF 92 1-2 ① G5-3	1 SAFE B CH 82 B CH 82 F FF 92 1 SAFE B FF 91 B FF 91 4-1 55 FC3-6, BB 1-2		C FF 94 B SL 86 S SL 85 B CU 79 S FF 94 2-3 ③ K		C FF 92 B FF 91 B FF 91 B FF 90 C FF 92 B FF 93 4-2 BB	3	0	0	0	2	2	0
55 Hideki Matsui, L (1, 10) OBP: 0.271, SLG: 0.349	C FF 95 B FF 94 C FF 94 B SL 80 F FF 95 X FF 94 2-2 ③ G6-3			F FF 93 B FF 94 B FF 92 X FF 92 2-1 HR	S CH 81 B CH 82 S CU 74 F FF 93 X CU 76 1-2 ② FC3-6, 16 FC5-4 1-2f 2-3			B FF 92 C FF 93 X FS 84 1-1 28 G4-6-3, 16 1B, 29 1B, 1B	B FF 90 X FF 91 1-0 ② P2	5	2	2	1	0	0	3
16 Josh Willingham, R (1, 7) OBP: 0.313, SLG: 0.417		C FF 93 B CU 76 X FF 94 1-1 ① F9		C CU 75 F FF 93 S CH 83 0-3 ② K	F CU 74 D CU 76 F FF 93 X SL 81 1-2 ③ FC5-4 1-2f			C FF 92 F FF 94 D CU 79 B SL 86 D SL 86 X FF 94 3-2 28 G4-6-3, 1B 1-2	C FF 91 B FC 91 S FF 92 F FC 88 F SL 82 C FF 92 1-3 ③ K	5	0	1	0	0	2	3
28 Conor Jackson, R (1, 9) OBP: 0.335, SLG: 0.319		B FF 93 C FF 93 B CH 83 X FF 93 2-1 E5, 29 1B, 8 F9-2		C FF 94 B SL 80 B CH 82 B FF 93 B FF 91 4-1 8 FC5, 29 BB, BB		B FF 93 X FF 91 1-0 ① F7		B FF 93 F FF 94 X FF 95 1-1 ① ② G4-6-3 1-2f 2-3		3	0	0	0	1	0	2
29 Scott Sizemore, R (1, 5) OBP: 0.368, SLG: 0.329		C FF 94 X FF 94 0-1 2-3 1B		B FF 92 C FF 91 B CH 84 F FF 92 1 SAFE B CU 74 B FF 94 4-2 8 FC5, BB 1-2		C CU 73 B FF 92 B CH 82 F FF 92 B CU 77 X CU 79 3-2 ② F9		C FF 94 X SL 84 0-1 8 E, 8 WP, 1B 3-H		3	1	2	1	1	0	0
8 Kurt Suzuki, R (1, 2) OBP: 0.308, SLG: 0.336		B FF 93 D CH 83 X FF 94 2-0 ② ③ F9-2 3-H		B CU 74 F FF 93 C FF 93 D SL 80 X SL 80 2-2 ③ FC5 1-2 2-3f		C CH 84 B FF 91 B CU 74 B SL 80 F FF 93 F SL 80 B FF 92 4-2 BB		C FF 93 D SL 86 1 SAFE B FF 93 F FF 95 X FF 96 2-2 E6 1-H		3	0	0	0	1	0	4
10 Daric Barton, L (1, 3) OBP: 0.328, SLG: 0.267			B FF 94 B FF 92 T FF 92 X FF 93 2-1 ① P3		M FF 90 C CU 78 X FF 92 0-2 ① F7	X FF 92 0-0 ③ P2		B SI 93 F SI 94 B KC 77 B KC 78 B SI 94 4-1 BB		3	0	0	0	1	0	1
19 Jemile Weeks, S (1, 4) OBP: 0.346, SLG: 0.600			C FF 94 C CU 76 F SL 82 X FF 94 0-2 ② P4		B CH 80 X FF 92 1-0 4 1B, 3B		B FF 92 B FF 93 C FF 93 X FF 93 2-1 ① G4-3	B SL 86 X SI 95 1-0 ③ F9		4	1	1	0	0	0	2
Inning Stats	R: 0 E: 0 K: 1 S: 11 H: 0 LOB: 0 BB: 0 P: 16	R: 0 E: 1 K: 0 S: 7 H: 1 LOB: 1 BB: 0 P: 12	R: 0 E: 0 K: 0 S: 8 H: 0 LOB: 0 BB: 0 P: 11	R: 1 E: 0 K: 1 S: 14 H: 1 LOB: 2 BB: 2 P: 27	R: 1 E: 0 K: 0 S: 15 H: 2 LOB: 2 BB: 1 P: 22	R: 0 E: 0 K: 0 S: 8 H: 0 LOB: 1 BB: 1 P: 16	R: 0 E: 0 K: 1 S: 7 H: 0 LOB: 0 BB: 0 P: 12	R: 2 E: 1 K: 0 S: 14 H: 3 LOB: 2 BB: 1 P: 26	R: 0 E: 0 K: 2 S: 11 H: 0 LOB: 1 BB: 1 P: 20	1B: 5 2B: 1 3B: 1 HR: 1 SF: 0 SAC: 0 DP: 2 HBP: 0						

PITCHER		IP	WLS	BF	H	R	ER	SO	BB	IBB	HBP	BLK	WP	HR	S	P	ERA	WHIP
23 Danny Duffy, L ERA: 5.04	(1, 1)	6.0	W	26	4	2	2	2	4	0	0	0	0	1	63	104	3.00	1.333
56 Greg Holland, R ERA: 0.63	(7, 1)	1.2	H	8	3	2	1	1	0	0	0	0	1	0	19	31	5.40	1.800
43 Aaron Crow, R ERA: 1.42	(8, 1)	0.1	H	2	0	0	0	0	1	0	0	0	0	0	2	7	0.00	3.000
48 Joakim Soria, R ERA: 4.8	(9, 1)	1.0	S	4	0	0	0	2	1	0	0	0	0	0	11	20	0.00	1.000

PITCHER	IP	WLS	BF	H	R	ER	SO	BB	IBB	HBP	BLK	WP	HR	S	P	ERA	WHIP

Kansas City Royals @ Oakland Athletics

Oakland Coliseum, Oakland, CA

Tue Jun 14 2011, 7:09 PM - 10:33 PM PDT

Att. 11,439 - Clear - 67 F

livebaseballscorecards.com

AB	34
R	4
H	7
RBI	3
BB	6
SO	5
LOB	15

WP: 1 PA: 40
PB: 0
SB: 0
CS: 0

Batter	1	2	3	4	5	6	7	8	9	AB	R	H	RBI	BB	SO	LOB
4 Alex Gordon, L (1, 7) OBP: 0.349, SLG: 0.454	C FF 88 B FF 92 F FF 92 B FF 92 B FF 92 X FF 91 3-2 G4-3		B FF 91 1 SAFE B FF 91 1 SAFE F FF 92 C SL 80 1 SAFE X SL 80 2-2 G3			S FF 92 B FF 91 1 SAFE X SL 79 1-1 G3-6-3 1-2f		C SI 90 B SL 74 S SI 90 B SL 73 X CH 75 2-2 53 1B 2-H 1B		4	0	1	1	0	0	2
53 Melky Cabrera, S (1, 8) OBP: 0.319, SLG: 0.445	B FF 92 B CH 79 C FF 92 X CH 78 2-1 35 CS 1B			B SL 77 X FF 91 1-0 G4-3			C SL 78 B FF 92 F FF 91 X SL 81 1-2 P4	B SI 89 X SI 90 1-0 1-3 1B		4	0	2	0	0	0	0
35 Eric Hosmer, L (1, 3) OBP: 0.341, SLG: 0.442	B FF 92 B FF 91 F FF 91 S FF 92 1 SAFE 1 SAFE B FF 92 F FF 91 F FF 92 3-3 F FF 93 S SL 80 K 1-2			B SL 78 C FF 92 X FF 92 1-1 G6-3			B SL 81 C SL 78 X SL 80 1-1 16 E 1B	B SI 90 B SI 89 F SI 89 X SI 89 2-1 P5		4	0	1	0	0	1	3
21 Jeff Francoeur, R (1, 9) OBP: 0.313, SLG: 0.451		B FF 88 C CH 79 B FF 92 X CH 79 2-1 F8		B SL 79 X FF 92 1-0 F8			X CH 79 0-0 F8		S FF 93 B FF 94 B FC 86 F FF 93 F FF 94 B FF 93 F FF 94 S FF 93 3-3 K	4	0	0	0	0	1	1
16 Billy Butler, R (1, 10) OBP: 0.405, SLG: 0.441		B FF 87 C FF 92 B SI 92 F SI 91 X FF 92 2-2 L3			C SL 77 B FF 92 C SL 78 X FF 92 1-2 G5-3		1 SAFE B FF 92 D SL 78 1 SAFE B SL 79 B FF 92 4-0 1-3 BB		F FF 93 C FC 86 X FF 94 0-2 G1-3	3	0	0	0	1	0	0
8 Mike Moustakas, L (1, 5) OBP: 0.429, SLG: 0.471		C SL 78 B FF 94 F SL 79 B FF 93 B SL 79 F FF 93 F FF 93 S SL 80 3-3 K			X SL 78 0-0 F9		B FF 92 F FF 92 X FF 93 1-1 P5		F FF 91 B FC 88 X FF 91 1-1 F7	4	0	0	0	0	1	2
15 Matt Treanor, R (1, 2) OBP: 0.370, SLG: 0.298			B FF 91 B FF 92 C FF 92 C CH 81 F FF 93 B FF 92 F CH 81 F FF 93 B FF 93 4-2 17 G6-3 BB		B FF 93 F FF 92 B FF 93 X FF 92 2-1 F7			B SI 89 F SI 89 X CH 74 1-1 P5		2	0	0	0	1	0	0
17 Chris Getz, L (1, 4) OBP: 0.313, SLG: 0.287			C FF 92 L SL 79 B FF 93 X FF 93 1-2 G6-3 1-2f			B SL 78 B FF 90 C FF 92 X FF 92 2-1 G5-3		B SI 90 B SI 89 C SI 89 X SI 89 2-1 P6		3	0	0	0	0	0	1
2 Alcides Escobar, R (1, 6) OBP: 0.276, SLG: 0.295			B CH 82 B FF 93 X FF 90 2-0 1B			C FF 92 X CU 74 0-1 4 G3-6-3 1B		F SI 89 F CH 75 X SI 90 0-2 4 S 4 1B 2B		3	1	3	0	0	0	0
Inning Stats	R: 0 H: 1 E: 0 LOB: 0 K: 1 BB: 0 S: 11 P: 19	R: 0 H: 0 E: 0 LOB: 0 K: 1 BB: 0 S: 10 P: 17	R: 0 H: 1 E: 0 LOB: 1 K: 0 BB: 1 S: 12 P: 21	R: 0 H: 0 E: 0 LOB: 0 K: 0 BB: 0 S: 4 P: 7	R: 0 H: 0 E: 0 LOB: 0 K: 0 BB: 0 S: 6 P: 9	R: 0 H: 1 E: 0 LOB: 0 K: 0 BB: 0 S: 6 P: 9	R: 0 H: 1 E: 1 LOB: 2 K: 0 BB: 1 S: 8 P: 15	R: 1 H: 3 E: 0 LOB: 2 K: 0 BB: 0 S: 13 P: 21	R: 0 H: 0 E: 0 LOB: 0 K: 1 BB: 0 S: 10 P: 14	1B: 6 SF: 0 2B: 1 SAC: 0 3B: 0 DP: 2 HR: 0 HBP: 0						

PITCHER	IP	WLS	BF	H	R	ER	SO	BB	IBB	HBP	BLK	WP	HR	S	P	ERA	WHIP
88 Josh Outman, L (1, 1) ERA: 3.14	7.0	W	24	4	0	0	2	2	0	0	0	0	0	57	97	0.00	0.857
57 Brian Fuentes, L (8, 1) ERA: 4.85	1.0	H	6	3	1	1	0	0	0	0	0	0	0	13	21	9.00	3.000
40 Andrew Bailey, R (9, 1) ERA: 1.5	1.0	S	3	0	0	0	1	0	0	0	0	0	0	10	14	0.00	0.000

PITCHER	IP	WLS	BF	H	R	ER	SO	BB	IBB	HBP	BLK	WP	HR	S	P	ERA	WHIP

TOP

Kansas City Royals @ Oakland Athletics

Oakland Coliseum, Oakland, CA

Wed Jun 15 2011, 7:10 PM - 9:23 PM PDT

Att. 16,392 - Clear - 63 F

livebaseballscorecards.com

AB	31
R	1
H	7
RBI	1
BB	2
SO	3
LOB	9

WP: 0 PA: 33
PB: 0
SB: 1
CS: 1

Batter	1	2	3	4	5	6	7	8	9	AB	R	H	RBI	BB	SO	LOB
12 David DeJesus, L (1, 9) OBP: 0.314, SLG: 0.366	C FF 92 F FC 88 X KC 77 0-2 L1-4-3 ①		B FF 92 S FC 89 C CH 84 B SI 92 F FC 90 B FF 92 X SI 93 3-2 G6-3 ③			C FF 90 B SI 91 X CH 79 1-1 FC1-5 ① 2 1B 1-2 2-3f		S FF 93 S FF 93 B FF 93 B CU 75 F CH 84 X FF 93 2-2 F7 ②		4	0	0	0	0	0	2
2 Cliff Pennington, S (1, 6) OBP: 0.321, SLG: 0.349	C SI 91 B CH 83 X FC 90 1-1 G4-3 ②			C FF 91 X KC 76 0-1 G4-3 ①		B KC 76 S CH 80 B FC 89 F FC 90 B SI 92 X FC 89 3-2 1-3 2-H 1B		B FF 93 C FF 92 X CH 83 1-1 L6 ③		4	0	1	1	0	0	0
55 Hideki Matsui, L (1, 10) OBP: 0.276, SLG: 0.347	C SI 93 B KC 77 B CH 84 S FC 89 B FF 94 B FC 88 4-2 BB			B KC 75 B FC 88 C SI 92 B SI 91 B FF 91 4-1 16 G6-3 BB		B KC 75 1 SAFE D CH 82 X CH 83 2-0 F9 ②				1	0	0	0	2	0	2
16 Josh Willingham, R (1, 7) OBP: 0.309, SLG: 0.412	C FF 92 B FF 92 X FC 88 1-1 F7 ③			F SI 92 S FC 88 B SI 93 X SI 92 1-2 G6-3 ②③ 1-2f		B FC 88 S SL 86 C SI 93 X SI 93 1-2 G3 ③				3	0	0	0	0	0	4
15 Ryan Sweeney, L (1, 8) OBP: 0.360, SLG: 0.339		C FF 92 X SI 91 0-1 G4-3 ①			B FF 91 C FF 91 F FC 88 B SL 85 X CH 84 2-2 G4-3 ①		C FF 90 B CH 81 B CH 82 B FC 88 X FF 91 3-1 29 SH1-3 10 1B 1B			3	1	1	0	0	0	0
29 Scott Sizemore, R (1, 5) OBP: 0.361, SLG: 0.321		C FC 88 B FF 92 X SI 92 1-1 G4-3 ②			B KC 74 B FF 93 S SI 91 F FC 89 X SI 93 2-2 G5-3 ②		M KC 73 X KC 73 0-1 SH1-3 ① 1-2			2	0	0	0	0	0	0
10 Daric Barton, L (1, 3) OBP: 0.328, SLG: 0.268		B FF 91 B SI 92 C FF 93 F FF 93 B KC 78 X FC 90 3-2 F8 ③			X FF 93 0-0 F8 ③		X SI 92 0-0 11 G6-3 2-H 1B			3	0	1	1	0	0	0
11 Landon Powell, S (1, 2) OBP: 0.283, SLG: 0.259			X SI 89 0-0 G4-3 ①			F FF 90 B SL 83 B FC 88 X SI 92 2-1 12 FC1-5 19 1B 1B	1 SAFE F FC 89 X SL 86 0-1 G6-3 ②③ 1-2f			3	0	1	0	0	0	1
19 Jemile Weeks, S (1, 4) OBP: 0.345, SLG: 0.571			B FF 90 C FC 88 X FC 89 1-1 P6 ②			B SI 91 X SI 90 1-0 2 S 12 FC1-5 2 1B 1-2 1B		C FF 92 B CU 73 T CH 82 X FF 93 1-2 F8 ①		3	1	1	0	0	0	0
Inning Stats	R: 0 E: 0 K: 0 S: 9 H: 0 LOB: 1 BB: 1 P: 15	R: 0 E: 0 K: 0 S: 7 H: 0 LOB: 0 BB: 0 P: 11	R: 0 E: 0 K: 0 S: 7 H: 0 LOB: 0 BB: 0 P: 11	R: 0 E: 0 K: 0 S: 6 H: 0 LOB: 0 BB: 1 P: 11	R: 0 E: 0 K: 0 S: 7 H: 0 LOB: 0 BB: 0 P: 11	R: 1 E: 0 K: 0 S: 12 H: 3 LOB: 2 BB: 0 P: 22	R: 1 E: 0 K: 0 S: 7 H: 2 LOB: 0 BB: 0 P: 10	R: 0 E: 0 K: 0 S: 9 H: 0 LOB: 0 BB: 0 P: 13		1B: 5 2B: 0 3B: 0 HR: 0 SF: 0 SAC: 1 DP: 2 HBP: 0						

PITCHER		IP	WLS	BF	H	R	ER	SO	BB	IBB	HBP	BLK	WP	HR	S	P	ERA	WHIP
44 Luke Hochevar, R ERA: 4.87	(1, 1)	7.0	L	26	5	2	2	0	2	0	0	0	0	0	55	91	2.57	1.000
55 Tim Collins, L ERA: 3.53	(8, 1)	1.0		3	0	0	0	0	0	0	0	0	0	0	9	13	0.00	0.000

PITCHER	IP	WLS	BF	H	R	ER	SO	BB	IBB	HBP	BLK	WP	HR	S	P	ERA	WHIP

BOTTOM

Kansas City Royals @ Oakland Athletics

Oakland Coliseum, Oakland, CA

Wed Jun 15 2011, 7:10 PM - 9:23 PM PDT

Att. 16,392 - Clear - 63 F

livebaseballscorecards.com

AB	26
R	2
H	5
RBI	2
BB	2
SO	0
LOB	9

WP: 0 PA: 29
PB: 0
SB: 1
CS: 0

Batter	1	2	3	4	5	6	7	8	9	AB	R	H	RBI	BB	SO	LOB
12 Mitch Maier, L (1, 7) OBP: 0.455, SLG: 0.457	C FF 92 S SI 92 B FF 93 S FF 94 1-3 ① K		C FF 92 C FF 93 B SI 92 B FF 93 F SI 92 B FF 94 B FF 93 4-2 ① 53 FC6-4 BB		B FF 93 F FF 92 S FF 93 S FF 93 1-3 ② K		C FF 92 S FF 92 B FF 92 B FF 92 C FF 93 2-3 ① K		C FF 93 F FF 93 F FF 92 X FF 92 0-2 2B	4	0	1	0	1	3	4
53 Melky Cabrera, S (1, 8) OBP: 0.320, SLG: 0.444	X SI 92 0-0 16 BB 1B		X SI 90 0-0 ② FC6-4 21 S 1-2f		C SI 92 B SI 92 B FF 93 F FF 92 B FF 94 F FF 94 X FF 93 3-2 21 2B 1-3 3-H 1B		F FF 92 F SI 91 F FF 92 B SI 93 F FF 92 B SL 80 C FF 93 2-3 ② K		C CU 81 C FF 93 C FF 94 0-3 ① K	5	0	2	1	0	2	4
21 Jeff Francoeur, R (1, 9) OBP: 0.311, SLG: 0.450	S FF 93 S FF 93 S FF 92 0-3 ② K		B FF 93 S FF 92 B FF 92 F FF 93 1 SAFE B FF 93 S FF 94 3-3 ③ K 1-2		F FF 93 B FF 92 X FF 92 1-1 1-3 3-H 2B		C FF 93 C SL 80 B FF 93 B FF 94 S FF 93 2-3 ③ K 1-2 2-3		C FF 94 F FF 94 B FF 93 S FF 92 1-3 ② K	5	0	1	1	0	4	5
16 Billy Butler, R (1, 10) OBP: 0.405, SLG: 0.442	1 SAFE B SI 92 B CH 84 B SI 93 B SI 91 4-0 1-2 BB			X SI 91 0-0 ① L8	C CU 79 B CU 79 B FF 93 C CU 81 F CU 80 B FF 93 S FF 92 3-3 ③ K			B FF 88 C FF 88 F FF 89 B SL 85 B FF 90 X FF 88 3-2 24 2B 2B	C FF 92 B SL 88 X FF 93 1-1 G4-3	4	1	1	0	1	1	3
24 Wilson Betemit, S (1, 3) OBP: 0.346, SLG: 0.413	C CU 78 S FF 93 S FF 94 0-3 ③ K			C SI 92 S SI 93 B FF 92 B FF 93 B FF 93 X FF 92 3-2 ② F8		B CH 82 F FF 89 B SI 92 C SI 91 S CU 82 2-3 ① K		B FF 89 X FF 89 1-0 8 G4-3 3 2B 2-H 2B		4	1	1	1	0	2	2
8 Mike Moustakas, L (1, 5) OBP: 0.360, SLG: 0.381		B FF 91 F FF 91 X CU 79 1-1 ① G6-3		S FF 94 S FF 93 F FF 94 S FF 93 0-3 ③ K		C FF 91 F FF 92 X FF 92 0-2 ② G3-1		B SL 84 B SL 83 C FF 88 F SL 84 X SL 84 2-2 ① G4-3 2-3		4	0	0	0	0	1	1
3 Brayan Peña, S (1, 2) OBP: 0.310, SLG: 0.400		B SI 92 C CH 83 B SI 93 F FF 93 T FF 94 2-2 ② K			B SI 90 B SI 91 B FF 91 C FF 91 C FF 90 X FF 92 3-2 2 FC1-6 17 1B 53 1B 1B	C SI 93 B CU 81 B CU 81 B FF 92 F FF 92 C FF 93 3-3 ③ K		B FF 89 C FF 89 F SL 84 X FF 90 1-2 17 G4-3 2B 3-H		4	1	2	1	0	2	0
17 Chris Getz, L (1, 4) OBP: 0.312, SLG: 0.286		C FF 93 C FF 94 F FF 93 F CU 82 F FF 92 F FF 94 B CU 80 F SI 93 X FF 94 1-2 ③ P4			C FF 91 B SI 90 X FF 92 1-1 2 FC1-6 1-2 1B		C FF 92 B FF 92 X FF 91 1-1 E4 21 S 2 BB	C SL 84 D SL 83 B SL 83 C SL 83 X SL 82 2-2 ② G4-3 2-3		4	0	1	0	0	0	1
2 Alcides Escobar, R (1, 6) OBP: 0.275, SLG: 0.291			C SI 90 B CU 79 X FF 92 1-1 ① G1-3		C CU 77 D CU 79 B SI 92 F SI 92 X FF 93 2-2 ① FC1-6 53 1B 21 2B 1-2f 2-3		B FF 92 B FF 93 B FF 92 C FF 93 B FF 93 4-1 21 S 1-2 BB	B FF 90 B SL 84 C SL 85 B SL 83 C SL 82 S SL 84 3-3 ③ K		3	1	0	0	1	1	3
Inning Stats	R: 0 E: 0 K: 3 S: 10 H: 1 LOB: 2 BB: 1 P: 15	R: 0 E: 0 K: 1 S: 13 H: 0 LOB: 0 BB: 0 P: 17	R: 0 E: 0 K: 1 S: 9 H: 0 LOB: 1 BB: 1 P: 17	R: 0 E: 0 K: 1 S: 8 H: 0 LOB: 0 BB: 0 P: 11	R: 2 E: 0 K: 2 S: 21 H: 4 LOB: 2 BB: 0 P: 35	R: 0 E: 0 K: 2 S: 9 H: 0 LOB: 0 BB: 0 P: 14	R: 0 E: 1 K: 3 S: 14 H: 0 LOB: 2 BB: 1 P: 25	R: 2 E: 0 K: 1 S: 16 H: 3 LOB: 1 BB: 0 P: 28	R: 0 E: 0 K: 2 S: 12 H: 1 LOB: 1 BB: 0 P: 14	1B: 4 2B: 5 3B: 0 HR: 0 SF: 0 SAC: 0 DP: 0 HBP: 0						

TOP

Kansas City Royals @ Oakland Athletics

Oakland Coliseum, Oakland, CA

Thu Jun 16 2011, 12:38 PM - 3:37 PM PDT

Att. 11,775 - Sunny - 66 F

livebaseballscorecards.com

AB	37
R	4
H	9
RBI	4
BB	3
SO	16
LOB	23

WP: 0 PB: 0 SB: 3 CS: 0 PA: 40

PITCHER		IP	WLS	BF	H	R	ER	SO	BB	IBB	HBP	BLK	WP	HR	S	P	ERA	WHIP
47 Gio González, L ERA: 2.69	(1, 1)	6.0	W	25	5	2	2	10	2	0	0	0	0	0	70	109	3.00	1.167
33 Joey Devine, R ERA: 2.63	(7, 1)	1.0		5	0	0	0	3	1	0	0	0	0	0	14	25	0.00	1.000
48 Michael Wuertz, R ERA: 2.95	(8, 1)	1.0		6	3	2	2	1	0	0	0	0	0	0	16	28	18.00	3.000
50 Grant Balfour, R ERA: 2.76	(9, 1)	1.0		4	1	0	0	2	0	0	0	0	0	0	12	14	0.00	1.000

PITCHER	IP	WLS	BF	H	R	ER	SO	BB	IBB	HBP	BLK	WP	HR	S	P	ERA	WHIP

Batter	1	2	3	4	5	6	7	8	9	AB	R	H	RBI	BB	SO	LOB
4 Coco Crisp, S (1, 8) OBP: 0.293, SLG: 0.383	F SI 84 X CH 74 0-1 ① L5	C CU 68 F SI 85 X SI 85 0-2 2 FC6-4 1B 3-H		B CU 68 X SI 80 1-0 28 BLK 55 S 1B	X SI 89 0-0 ③ F8		F SL 84 X FF 92 0-1 ③ F8			5	0	2	1	0	0	3
2 Cliff Pennington, S (1, 6) OBP: 0.318, SLG: 0.345	C SI 85 B SI 82 T CH 75 B SI 87 F CH 75 X CH 74 2-2 16 CS 1B	1 SAFE B SI 83 B CH 76 C SI 83 F CH 76 1 SAFE 1 SAFE X CH 77 2-2 ③ FC6-4 1-2f		C SI 80 F SI 82 B SI 83 F SI 85 X CH 74 1-2 ① L9		C SL 83 F KC 82 B KC 77 X SL 85 1-2 ① F8		C FF 90 B CU 78 X CH 81 1-1 ① G6-3		5	0	1	0	0	0	2
55 Hideki Matsui, L (1, 10) OBP: 0.279, SLG: 0.360	C SI 84 C CH 76 B SI 84 1 SAFE X CH 76 1-2 ② F7		B CU 66 B CH 76 X SI 83 2-0 HR	1 SAFE B SI 84 B CH 76 B CH 76 B CH 81 4-0 28 BLK 1-2 BB		B SI 89 C KC 82 C KC 79 B CH 86 B SI 89 F KC 82 X SL 84 3-2 ② G3		C SI 87 B CU 79 S SL 86 C SL 84 1-3 ② K		4	1	1	1	1	1	1
16 Josh Willingham, R (1, 7) OBP: 0.307, SLG: 0.407	C CH 74 B SI 82 1-1 ③ CS 1-2	B CH 75 F SI 80 X SI 85 1-1 ① F9	C CH 76 B CH 75 B CH 81 F CH 76 B SI 82 X CH 77 3-2 28 1B 10 G3 1B	F SI 89 C SI 90 F KC 81 S SL 84 0-3 ② K		B KC 81 S KC 80 S SL 83 B FF 91 X SL 82 2-2 ③ G1-3		C SL 83 C CU 78 F FF 91 S SL 84 0-3 ③ K		5	1	1	0	0	2	2
28 Conor Jackson, R (1, 9) OBP: 0.339, SLG: 0.320		B SI 85 B SI 82 B SI 81 C SI 83 B CH 77 4-1 8 1B 29 1B 10 FC3-6 BB	B CH 83 B SI 81 C CH 75 X SI 80 2-1 10 G3 8 HBP 1-3 1B	B SI 89 B SI 88 B SI 89 C SI 89 C SL 83 F SI 90 S KC 82 3-3 ③ K 1-2 2-3			B KC 79 B CH 86 X CH 87 2-0 ① G6-3			3	1	1	0	1	1	2
29 Scott Sizemore, R (1, 5) OBP: 0.376, SLG: 0.333		C SI 83 B SI 84 B CH 75 S CH 75 B SI 85 1 SAFE F CH 79 X SI 82 3-2 10 FC3-6 8 1B 19 2B 1-2 1B	C CU 67 S SI 83 B CU 64 X CH 75 1-2 ① F9		F FF 88 C SI 89 B SL 84 B KC 80 B SL 83 F SI 90 F SI 90 B SI 89 4-2 8 PB 19 1B BB		B KC 80 B SI 90 S CH 88 F CH 87 X SI 89 2-2 8 2B 1B			3	3	2	0	1	0	2
8 Kurt Suzuki, R (1, 2) OBP: 0.315, SLG: 0.346	C CH 76 X CH 75 0-1 10 FC3-6 1-2 2-3 1B	C SI 83 H SI 83 1-1 10 G3 1-2 HBP		1 SAFE S CH 87 X SI 89 0-1 ① G6-3 1-2			B CH 87 F CH 88 F FF 89 X KC 80 1-2 1-H 2B			3	0	2	1	0	0	1
10 Daric Barton, L (1, 3) OBP: 0.327, SLG: 0.264	B SI 86 B CH 75 X CH 77 2-0 ② FC3-6 19 2B 1-2f 2-3 3-H	X CH 77 0-0 ② G3 1-2 2-3 3-H		B SI 89 C CH 88 F CH 86 B SL 84 B KC 81 F SL 84 C KC 82 3-3 ② K			B FF 90 B FF 90 B FF 90 B FF 90 4-0 BB			3	1	0	2	1	1	5
19 Jemile Weeks, S (1, 4) OBP: 0.364, SLG: 0.594		B SI 84 C CH 77 X SI 86 1-1 4 1B 1-H 3-H 2B	C CU 67 X CH 74 0-1 ③ F9	C SI 91 B SI 90 X CH 87 1-1 2-H 1B			B FF 90 C SL 84 X FF 90 1-1 ② F8			4	1	2	3	0	0	4
Inning Stats	R: 0 E: 0 K: 0 S: 10 H: 1 LOB: 0 BB: 0 P: 14	R: 4 E: 0 K: 0 S: 18 H: 4 LOB: 1 BB: 1 P: 31	R: 2 E: 0 K: 0 S: 13 H: 3 LOB: 2 BB: 0 P: 22	R: 0 E: 0 K: 2 S: 13 H: 1 LOB: 2 BB: 1 P: 22	R: 1 E: 0 K: 1 S: 13 H: 1 LOB: 1 BB: 1 P: 21	R: 0 E: 0 K: 0 S: 10 H: 0 LOB: 0 BB: 0 P: 16	R: 1 E: 0 K: 0 S: 11 H: 2 LOB: 2 BB: 1 P: 21	R: 0 E: 0 K: 2 S: 9 H: 0 LOB: 0 BB: 0 P: 11		1B: 9 2B: 2 3B: 0 HR: 1 SF: 0 SAC: 0 DP: 0 HBP: 1		WP: 0 PB: 1 SB: 1 CS: 1 PA: 41		

BOTTOM

Kansas City Royals @ Oakland Athletics

Oakland Coliseum, Oakland, CA

Thu Jun 16 2011, 12:38 PM - 3:37 PM PDT

Att. 11,775 - Sunny - 66 F

livebaseballscorecards.com

AB	35
R	8
H	12
RBI	8
BB	4
SO	5
LOB	22

PITCHER		IP	WLS	BF	H	R	ER	SO	BB	IBB	HBP	BLK	WP	HR	S	P	ERA	WHIP
26 Jeff Francis, L ERA: 4.83	(1, 1)	3.1	L	21	9	6	6	0	2	0	1	0	0	1	46	78	16.20	3.300
47 Nate Adcock, R ERA: 4.41	(4, 1)	3.0		13	3	2	1	3	1	0	0	1	0	0	38	60	3.00	1.333
61 Everett Teaford, L ERA: 1.64	(7, 1)	1.2		6	0	0	0	2	1	0	0	0	0	0	13	20	0.00	0.600

PITCHER	IP	WLS	BF	H	R	ER	SO	BB	IBB	HBP	BLK	WP	HR	S	P	ERA	WHIP

Kansas City Royals @ St. Louis Cardinals

Busch Stadium, St. Louis, MO

Fri Jun 17 2011, 7:16 PM - 10:02 PM CDT

Att. 40,674 - Partly Cloudy - 73 F

TOP

livebaseballscorecards.com

Batter	1	2	3	4	5	6	7	8	9	AB	R	H	RBI	BB	SO	LOB
4 Alex Gordon, L (1, 7) OBP: 0.346, SLG: 0.450	F SI 93 B SI 92 X CH 85 1-1 ① F8	B CU 76 X SI 95 1-0 2-H 3-H 1B		S FC 90 F FC 90 B CU 76 B CU 76 S FF 95 2-3 ② K			B FF 93 1 SAFE B FF 93 B SI 93 C SI 93 1 SAFE F FC 89 1 SAFE X SI 93 3-2 ① F7		X FF 87 0-0 ① G4-3	5	0	1	2	0	1	3
53 Melky Cabrera, S (1, 8) OBP: 0.322, SLG: 0.444	C SI 93 B CH 85 B CH 86 X FC 89 2-1 35 1B 21 1B 1B	1 SAFE 1 SAFE D SI 94 F SI 94 B SI 93 B CH 86 X SI 92 3-1 ③ G4-3		X CH 87 0-0 ③ G1-3			C SI 94 C CU 76 X CU 77 0-2 1-2 1B		C FF 88 C FF 89 B FF 89 F SL 81 F SL 77 T SL 78 1-2 ② K	5	1	2	0	0	1	3
35 Eric Hosmer, L (1, 3) OBP: 0.337, SLG: 0.435	C SI 93 X FC 90 0-1 1-3 21 1B 1B	B SI 91 B SI 92 B SI 93 C FF 92 X FF 92 3-1 ① F9			X FC 88 0-0 ① G4-3		S CU 76 F CU 76 F SI 94 B SI 90 S CU 78 1-3 ② K		C SL 80 B SI 88 S SL 76 X SL 77 1-2 ③ G4-3	5	0	1	0	0	1	2
21 Jeff Francoeur, R (1, 9) OBP: 0.311, SLG: 0.447	X SI 93 0-0 1-2 3-H 8 G4-6-3 1B	S FF 94 B CU 76 C FF 94 B FC 89 C CU 76 2-3 ② K			C CU 75 B FF 92 B SI 92 F FC 89 X FF 94 2-2 ② G3-1		B CU 76 F FF 95 F FF 95 F CU 76 F FF 95 F FF 94 S SI 95 1-3 ③ K			4	0	1	1	0	2	2
8 Mike Moustakas, L (1, 5) OBP: 0.345, SLG: 0.333	X SI 93 0-0 ② ③ G4-6-3 1-2f	X FC 87 0-0 ③ F8			C SI 94 B CU 76 B FF 94 B FC 86 X SI 93 3-1 ③ G4-3			B CH 86 B SI 91 B SI 93 B SI 92 4-0 15 SH2-3 2 E BB		3	1	0	0	1	0	2
15 Matt Treanor, R (1, 2) OBP: 0.363, SLG: 0.291		C SI 89 B SI 92 F SI 92 B FC 88 B FC 90 F FF 93 T FF 94 3-2 ① K		C SI 91 B FC 87 B FC 89 X SI 92 2-1 ① G6-3		F SI 92 C CU 75 S CU 74 0-3 ① K		X SI 92 0-0 1-2 ① SH2-3		3	0	0	0	0	2	0
17 Chris Getz, L (1, 4) OBP: 0.315, SLG: 0.291		C FF 93 S FF 94 B CU 76 X CU 75 1-2 59 SH3 4 1B 2 1B 1B		C SI 92 X FC 89 0-1 2 1B 59 SH 1B		F SI 92 F SI 93 X FC 89 0-2 ② L8		C CU 74 C FF 93 X FF 94 0-2 ② L4		4	2	2	0	0	0	1
2 Alcides Escobar, R (1, 6) OBP: 0.279, SLG: 0.294		S FC 90 C SI 94 B CU 76 X CU 75 1-2 59 SH3 4 1B 1-2 1B		C SI 92 1 SAFE S FC 89 X FF 90 0-2 59 SH 1-3 1B		C FC 89 C FF 94 B FC 90 C FF 94 1-3 ③ K		C CU 76 B FF 95 B FF 95 X SI 95 2-1 E3 2-H		4	1	2	0	0	1	0
59 Felipe Paulino, R (1, 1) 12 Mitch Maier, L (7, PH) OBP: 0.467, SLG: 0.472 38 Blake Wood, R (7, 1) 16 Billy Butler, R (8, PH) OBP: 0.403, SLG: 0.440 43 Aaron Crow, R (8, 1) 48 Joakim Soria, R (9, 1)		B SI 93 L SI 93 B SI 92 X SI 93 2-1 ② SH3 1-2 2-3		M FC 89 X FC 88 0-1 SH 1-2 3-H			B SI 92 X SI 91 1-0 53 1B 1B	C FF 94 F FC 89 X CU 76 0-2 ③ F8		0 1 0 1 0 0	0 0 0 0 0 0	0 1 0 0 0 0	1 0 0 0 0 0	0 0 0 0 0 0	0 0 0 0 0 0	0 0 0 1 0 0

Inning Stats	1	2	3	4	5	6	7	8	9
	R: 1 E: 0 K: 0 S: 8	R: 2 E: 0 K: 1 S: 15	R: 0 E: 0 K: 1 S: 6	R: 1 E: 0 K: 1 S: 13	R: 0 E: 0 K: 0 S: 6	R: 0 E: 0 K: 2 S: 9	R: 0 E: 0 K: 2 S: 17	R: 1 E: 1 K: 0 S: 9	R: 0 E: 0 K: 1 S: 9
	H: 3 LOB: 1 BB: 0 P: 11	H: 3 LOB: 1 BB: 0 P: 26	H: 0 LOB: 0 BB: 0 P: 11	H: 2 LOB: 2 BB: 0 P: 17	H: 0 LOB: 0 BB: 0 P: 11	H: 0 LOB: 0 BB: 0 P: 10	H: 2 LOB: 2 BB: 0 P: 23	H: 0 LOB: 1 BB: 1 P: 15	H: 0 LOB: 0 BB: 0 P: 11

PITCHER		IP	WLS	BF	H	R	ER	SO	BB	IBB	HBP	BLK	WP	HR	S	P	ERA	WHIP	PITCHER	IP	WLS	BF	H	R	ER	SO	BB	IBB	HBP	BLK	WP	HR	S	P	ERA	WHIP
29 Chris Carpenter, R ERA: 4.47	(1, 1)	8.0	L	36	10	5	4	7	1	0	0	0	0	0	83	124	4.50	1.375																	
43 Trever Miller, L ERA: 2.7	(9, 1)	1.0		3	0	0	0	1	0	0	0	0	0	0	9	11	0.00	0.000																	

AB	35
R	5
H	10
RBI	4
BB	1
SO	8
LOB	14

1B: 10	SF: 0	WP: 0	PA: 39
2B: 0	SAC: 3	PB: 0	
3B: 0	DP: 1	SB: 0	
HR: 0	HBP: 0	CS: 0	

BOTTOM

Kansas City Royals @ St. Louis Cardinals

Busch Stadium, St. Louis, MO

Fri Jun 17 2011, 7:16 PM - 10:02 PM CDT

Att. 40,674 - Partly Cloudy - 73 F

livebaseballscorecards.com

Batter	1	2	3	4	5	6	7	8	9	AB	R	H	RBI	BB	SO	LOB
55 Skip Schumaker, L (1, 4) OBP: 0.273, SLG: 0.300	X SI 93 0-0 ① F7		B CU 79 C CH 87 B SI 96 B SI 95 B SI 95 4-1 5 BB 19 1B 7 HBP BB	C CU 78 S SL 86 B SL 86 F SL 86 B CH 85 F SL 87 F SI 94 B CU 79 F SL 85 3-2 ② X SL 86 L6		P PO 91 X CH 85 1-0 ③ P6			C SI 92 C FF 93 B FF 92 X CU 71 1-2 ② G6-3	4	1	0	0	1	0	1
19 Jon Jay, L (1, 8) OBP: 0.364, SLG: 0.436 (9, 9)	C SI 92 F SI 95 S SL 87 0-3 ② K		X SI 96 0-0 7 HBP 5 BB 12 2B 1-2 1B	C SI 93 B CH 87 F CH 87 B SI 94 F FF 94 B SL 86 C SL 87 3-3 ③ K			C SI 95 B SL 89 C SL 88 B SI 97 B FF 96 F SI 94 X FF 96 3-2 ① G4-3		F FF 92 B FC 89 F FF 91 B FF 92 X FF 93 2-2 5 FC5-4 1B	5	1	2	0	0	2	0
5 Albert Pujols, R (1, 3) OBP: 0.350, SLG: 0.484 (9, 5)	B SI 96 C SL 87 X SI 95 1-1 ③ G5-3		B SL 87 S SL 88 B FF 97 B CH 89 D SL 90 4-1 7 HBP 12 2B 1-2 2-3 BB		B FF 94 S CH 85 F SL 86 X SI 94 1-2 ① G6-3		F FF 97 B FF 98 X SL 89 1-1 ② G1-3		B FF 92 B FF 92 B FC 92 C FF 92 X FC 92 3-1 ③ FC5-4 1-2f	4	1	0	0	1	0	1
7 Matt Holliday, R (1, 7) OBP: 0.444, SLG: 0.559		B CU 77 X SL 86 1-0 ① G5-3	C SI 96 H SI 96 1-1 12 2B 1-2 2-3 3-H HBP		T SI 95 B SI 94 B CH 86 X SL 87 2-1 1B		C SL 90 S SL 88 F FF 97 F SL 89 B SI 98 B SI 96 S SL 88 2-3 ③ K			3	1	1	1	0	1	0
12 Lance Berkman, S (1, 9) OBP: 0.426, SLG: 0.611 (9, 3)		B CU 78 B SI 95 B SI 96 B SI 94 4-0 48 FC6-4 BB	S SL 88 C SL 87 B SI 96 D SL 88 X SL 88 2-2 33 BB 1-H 2-H 3-H 2B		X SI 94 0-0 ② P5			C SI 96 B SI 96 B KC 79 X SI 96 2-1 ① F7	3	0	1	3	1	0	1
48 Tony Cruz, R (1, 2) OBP: 0.333, SLG: 0.333		C SI 96 F SI 96 B SL 88 D SL 89 1 SAFE X SL 88 2-2 ② FC6-4 1-2f	B SL 86 F SL 87 H SI 94 2-1 33 BB HBP		X SI 95 0-0 ③ L7			B B SL 86 B SI 97 C SI 96 B SI 96 4-1 33 FC3-6 BB	2	0	0	0	1	0	2
33 Daniel Descalso, L (1, 5) OBP: 0.298, SLG: 0.356 (9, 6)		B SI 96 X SI 95 1-0 ③ G4-3	B SI 94 B SI 95 B CH 87 T SI 94 B SI 96 4-1 1-2 2-3 BB			F CH 87 X FF 92 0-1 29 B1-6 27 1B 1B		B SI 96 X SI 96 1-0 ② FC3-6 1-2f	3	0	1	0	1	0	2
27 Tyler Greene, R (1, 6) OBP: 0.308, SLG: 0.267 28 Colby Rasmus, L (8, PH) OBP: 0.347, SLG: 0.414 (9, 8)			C FF 94 S SL 85 0-3 K S SL 88 B SL 88 B SL 89 B SL 89 F SI 94 S SL 87 3-3 K			C SI 93 B SL 85 1 SAFE X SL 86 1-1 1-2 1B		B SI 96 D SL 86 S SI 96 F SI 96 F SL 88 B SL 88 S SL 86 3-3 ③ K	3 1	0 0	1 0	0 0	0 0	2 1	3 1
29 Chris Carpenter, R (1, 1) OBP: 0.133, SLG: 0.138 43 Trever Miller, R (9, 1) 38 Mark Hamilton, L (9, PH) OBP: 0.148, SLG: 0.154			B FF 94 C SI 93 X SL 86 1-1 ② L8 C FF 90 C SI 93 F SL 85 B FF 93 C SI 93 1-3 ① K		X SI 91 0-0 ①② B1-6 2-2f			C FC 90 B FF 91 C FF 92 S CU 70 1-3 ① K	3 0 1	0 0 0	0 0 0	0 0 0	0 0 0	1 0 1	2 0 0

	AB	R	H	RBI	BB	SO	LOB
	32	4	6	4	5	8	13

Inning Stats	1	2	3	4	5	6	7	8	9
	R: 0 E: 0 K: 1 S: 6 H: 0 LOB: 0 BB: 0 P: 7	R: 0 E: 0 K: 0 S: 5 H: 0 LOB: 1 BB: 1 P: 13	R: 4 E: 0 K: 2 S: 17 H: 2 LOB: 3 BB: 3 P: 38	R: 0 E: 0 K: 2 S: 15 H: 0 LOB: 0 BB: 0 P: 22	R: 0 E: 0 K: 0 S: 7 H: 1 LOB: 1 BB: 0 P: 10	R: 0 E: 0 K: 0 S: 7 H: 2 LOB: 1 BB: 0 P: 8	R: 0 E: 0 K: 1 S: 11 H: 0 LOB: 0 BB: 0 P: 17	R: 0 E: 0 K: 1 S: 8 H: 0 LOB: 1 BB: 1 P: 18	R: 0 E: 0 K: 1 S: 11 H: 1 LOB: 1 BB: 0 P: 18

	1B	SF	WP	PA
	5	0	0	39
	2	0	0	
	0	1	0	
	0	2	0	

PITCHER		IP	WLS	BF	H	R	ER	SO	BB	IBB	HBP	BLK	WP	HR	S	P	ERA	WHIP
59 Felipe Paulino, R ERA: 4.1	(1, 1)	6.0		28	5	4	4	5	4	0	2	0	0	0	57	98	6.00	1.500
38 Blake Wood, R ERA: 2.43	(7, 1)	1.0	W	3	0	0	0	1	0	0	0	0	0	0	11	17	0.00	0.000
43 Aaron Crow, R ERA: 1.38	(8, 1)	1.0	H	4	0	0	0	1	1	0	0	0	0	0	8	18	0.00	1.000
48 Joakim Soria, R ERA: 4.65	(9, 1)	1.0	S	4	1	0	0	1	0	0	0	0	0	0	11	18	0.00	1.000

PITCHER	IP	WLS	BF	H	R	ER	SO	BB	IBB	HBP	BLK	WP	HR	S	P	ERA	WHIP

Kansas City Royals @ St. Louis Cardinals

Busch Stadium, St. Louis, MO

Sat Jun 18 2011, 6:17 PM - 8:38 PM CDT

Att. 43,102 - Partly Cloudy - 84 F

TOP

livebaseballscorecards.com

Batter	1	2	3	4	5	6	7	8	9	AB	R	H	RBI	BB	SO	LOB
4 Alex Gordon, L (1, 7) OBP: 0.348, SLG: 0.459	C SI 90 B FC 87 S CH 79 B CH 79 F SI 92 F SI 92 B SI 92 F SI 91 S SI 92 3-3 K ①		C SI 90 B CH 79 B CH 79 F SI 90 B FC 88 B SI 91 4-2 35 G2-3 BB		F FC 85 B CU 76 S CH 81 B CH 80 F SI 92 B SI 91 X SI 91 3-2 G1-3 ①		F SI 92 B FS 82 B CH 80 B SI 92 X SI 92 3-1 HR			3	1	1	1	1	1	0
53 Melky Cabrera, S (1, 8) OBP: 0.318, SLG: 0.438	B SI 92 C SI 92 B SI 91 S SI 91 B SI 91 X SI 91 3-2 G1-3 ②		L SI 91 F FC 86 B SI 90 X CH 80 1-2 F7 ①		B SI 91 F SI 91 B SI 91 B SI 91 F SI 92 X SI 94 3-2 F7 ②		C SI 92 X FS 83 0-1 G3-1 ③			4	0	0	0	0	0	1
35 Eric Hosmer, L (1, 3) OBP: 0.335, SLG: 0.430	C SI 91 X FC 87 0-1 G4-3 ③		C SI 90 X CH 80 0-1 G2-3 ② 1-2		X CH 81 0-0 1B			C FF 87 F SL 75 B FF 88 X SI 88 1-2 G4-3 ①		4	0	1	0	0	0	1
21 Jeff Francoeur, R (1, 9) OBP: 0.306, SLG: 0.441		X SI 90 0-0 G6-3 ①	B SI 90 B FC 87 B FC 87 F FC 84 F FC 85 X SI 93 3-2 G4-3 ③		X SI 92 0-0 G4-3 ③			B SI 96 F FF 96 B SI 94 S FC 90 B FC 92 X FC 90 3-2 G3-1 ②		4	0	0	0	0	0	2
8 Mike Moustakas, L (1, 5) OBP: 0.364, SLG: 0.357		C SI 91 B FC 88 F CH 80 S CH 79 1-3 K2-3 ②		B FC 86 X SI 88 1-0 G3 ①	B SI 90 B SI 89 F SI 90 F SI 91 F CH 81 F FC 87 B SI 90 X SI 91 3-2 15 G1-6-3 1B			B FF 94 B FF 96 F SI 94 X FC 91 2-1 1B		4	0	2	0	0	1	0
15 Matt Treanor, R (1, 2) OBP: 0.366, SLG: 0.321		B SI 91 X SI 91 1-0 17 1B 2 3B 1B		B FC 85 B SI 89 C SI 90 B SI 89 F SI 91 X SI 91 3-2 HR	1 SAFE S FC 85 X SI 90 0-1 G1-6-3 ①② 1-2f			C FF 96 C FF 97 S FF 98 0-3 K ③		4	2	2	1	0	1	2
17 Chris Getz, L (1, 4) OBP: 0.314, SLG: 0.290		B SI 90 C SI 91 B SI 89 F SI 90 X SI 91 2-2 2 3B 1-2 1B		C SI 91 F FC 87 X SI 91 0-2 G6-3 ②	X SI 90 0-0 L7 ③				C FF 91 B FF 92 T FF 92 X CH 86 1-2 P6 ①	4	1	1	0	0	0	0
2 Alcides Escobar, R (1, 6) OBP: 0.282, SLG: 0.306		D CU 79 B FC 86 1 SAFE C CU 78 B CU 79 C FC 84 X CU 79 3-2 1-H 2-H 3B		B SI 92 B SI 93 B SI 92 C SI 91 C SI 91 X SI 92 3-2 32 S 1B			C FC 85 B SI 90 B CU 80 X SI 91 2-1 G1-3 ①		B FF 93 B FF 92 C FF 93 F FF 93 X FF 94 2-2 F9 ②	4	0	2	2	0	0	0
32 Vin Mazzaro, R (1, 1) 12 Mitch Maier, L (7, PH) OBP: 0.457, SLG: 0.459 55 Tim Collins, L (7, 1) 56 Greg Holland, R (8, 1) 16 Billy Butler, R (9, PH) OBP: 0.402, SLG: 0.438		C SI 90 C SI 90 B SI 90 C SI 91 1-3 K ③		B SI 91 C SI 90 S SI 90 S SI 91 1-3 K ③ 1-2			B CH 78 C SI 92 C CH 80 B CU 79 B CH 81 X SI 92 3-2 G6-3 ②		B KC 83 B FF 94 C KC 80 C FF 94 S KC 84 2-3 K ③	2 1 0 0 1	0 0 0 0 0	0 0 0 0 0	0 0 0 0 0	2 0 0 0 1	2 0 0 0 0

Inning Stats	1	2	3	4	5	6	7	8	9
	R: 0 E: 0 K: 1 S: 11 H: 0 LOB: 0 BB: 0 P: 17	R: 2 E: 0 K: 2 S: 14 H: 3 LOB: 1 BB: 0 P: 22	R: 0 E: 0 K: 0 S: 10 H: 0 LOB: 1 BB: 1 P: 18	R: 1 E: 0 K: 1 S: 13 H: 2 LOB: 1 BB: 0 P: 21	R: 0 E: 0 K: 0 S: 9 H: 1 LOB: 1 BB: 0 P: 15	R: 0 E: 0 K: 0 S: 8 H: 1 LOB: 0 BB: 0 P: 11	R: 1 E: 0 K: 0 S: 9 H: 1 LOB: 0 BB: 0 P: 17	R: 0 E: 0 K: 1 S: 11 H: 1 LOB: 1 BB: 0 P: 17	R: 0 E: 0 K: 1 S: 9 H: 0 LOB: 0 BB: 0 P: 14

	AB	35
	R	4
	H	9
	RBI	4
	BB	1
	SO	6
	LOB	8

	1B: 6	SF: 0	WP: 0	PA: 36
	2B: 0	SAC: 0	PB: 0	
	3B: 1	DP: 1	SB: 1	
	HR: 2	HBP: 0	CS: 0	

PITCHER		IP	WLS	BF	H	R	ER	SO	BB	IBB	HBP	BLK	WP	HR	S	P	ERA	WHIP
35 Jake Westbrook, R ERA: 5.16	(1, 1)	7.0		29	8	4	4	4	1	0	0	0	0	2	74	121	5.14	1.286
43 Trever Miller, L ERA: 2.63	(8, 1)	0.1		1	0	0	0	0	0	0	0	0	0	0	3	4	0.00	0.000
30 Jason Motte, R ERA: 2.17	(8, 1)	0.2	W	3	1	0	0	1	0	0	0	0	0	0	8	13	0.00	1.500
59 Fernando Salas, R ERA: 2.53	(9, 1)	1.0	S	3	0	0	0	1	0	0	0	0	0	0	9	14	0.00	0.000

PITCHER	IP	WLS	BF	H	R	ER	SO	BB	IBB	HBP	BLK	WP	HR	S	P	ERA	WHIP

BOTTOM

Kansas City Royals @ St. Louis Cardinals

Busch Stadium, St. Louis, MO

Sat Jun 18 2011, 6:17 PM - 8:38 PM CDT

Att. 43,102 - Partly Cloudy - 84 F

livebaseballscorecards.com

Batter	1	2	3	4	5	6	7	8	9	AB	R	H	RBI	BB	SO	LOB
Ryan Theriot, R (1, 6) OBP: 0.349, SLG: 0.364	C SI 89 B SL 84 X SI 92 1-1 28 WP 28 SF7 2B		L SI 90 B SL 82 F SL 84 X SI 91 1-2 ① F8		B SI 91 F SL 85 C SL 84 X SL 84 1-2 7 2B 1B		B FF 93 B CH 82 C FF 92 B FF 92 X FF 92 3-1 ③ F8			4	1	2	0	0	0	1
28 Colby Rasmus, L (1, 8) OBP: 0.346, SLG: 0.413	F FF 91 F SI 93 F SI 92 B KC 81 F KC 82 B CH 83 X CH 85 2-2 ① SF7 2-H		1 SAFE B SI 90 F SI 91 1 SAFE X CH 84 1-1 ② F7		F SI 91 C SI 90 D KC 81 1 SAFE X SI 90 1-2 ① P5			X FF 91 0-0 5 7 HR 1B		3	1	1	1	0	0	2
5 Albert Pujols, R (1, 3) OBP: 0.349, SLG: 0.484	C SI 92 C SI 93 X SL 87 0-2 ② P6		B SL 86 1 SAFE X SL 85 1-0 1-H 2B		C SI 90 X SI 91 0-1 ② F9			X FF 94 0-0 ① G6-4-3 1-2		4	0	1	1	0	0	2
7 Matt Holliday, R (1, 7) OBP: 0.451, SLG: 0.585	S SI 93 B SI 92 B SI 93 F SL 86 F SL 85 X CH 86 2-2 ③ G5-3		B SI 92 D SI 93 B CH 86 I 4-0 IBB		C SI 92 X SI 93 0-1 ③ 1-H 2B			C FF 95 X FF 96 0-1 2-H HR		3	1	2	2	1	0	0
12 Lance Berkman, S (1, 9) OBP: 0.423, SLG: 0.604 19 Jon Jay, L (9, 9) OBP: 0.364, SLG: 0.436		C SI 90 T SI 92 B SI 92 X KC 81 1-2 4 1B 33 SF7-5-4 1B	F SI 92 B SI 92 F KC 81 B FF 92 S SL 82 2-3 ③ K			S FF 91 B SL 85 X SL 85 1-1 ① F8		B CU 77 C FF 94 S FS 86 B CU 80 S FS 86 2-3 ② K		4 0	1 0	1 0	0 0	0 0	2 0	2 0
4 Yadier Molina, R (1, 2) OBP: 0.350, SLG: 0.440		B SI 92 B SI 90 X SI 91 2-0 33 SF7-5-4 1-3 1B		X SI 91 0-0 ① G6-3		C SI 92 B SL 82 B SI 92 B CH 85 X SI 92 3-1 ② G5-3		C SL 86 S SL 86 S FS 86 0-3 ③ K		4	0	1	0	0	1	0
33 Daniel Descalso, L (1, 5) OBP: 0.299, SLG: 0.354	X CH 85 0-0 ① ② SF7-5-4 2-3 3-H			B SI 90 B SI 91 B SI 92 B SI 92 4-0 35 SH1-4 BB		B KC 80 X KC 82 1-0 ③ G3				1	0	0	1	1	0	0
35 Jake Westbrook, R (1, 1) OBP: 0.160, SLG: 0.208 64 Andrew Brown, R (7, PH) OBP: 0.111, SLG: 0.111 43 Trever Miller, R (8, 1) 30 Jason Motte, R (8, 1) 59 Fernando Salas, R (9, 1)	F SI 89 F SI 92 S SL 87 0-3 ③ K			X SI 89 0-0 ② SH1-4 1-2			F FF 93 S CU 74 S CU 74 0-3 ① K			1 1 0 0 0	0 0 0 0 0	0 0 0 0 0	0 0 0 0 0	1 1 0 0 0	0 0 0 0 0	0 0 0 0 0
55 Skip Schumaker, L (1, 4) OBP: 0.275, SLG: 0.301		C KC 79 C KC 79 X KC 79 0-2 5 2B 1B		B CH 85 C FF 91 X KC 81 1-1 ③ G3			B FF 93 F FF 93 X FF 93 1-1 ② G6-3			3	1	1	0	0	0	1
Inning Stats	R: 1 E: 0 K: 0 S: 14 H: 1 LOB: 0 BB: 0 P: 19	R: 1 E: 0 K: 1 S: 8 H: 2 LOB: 0 BB: 0 P: 11	R: 1 E: 0 K: 1 S: 12 H: 2 LOB: 2 BB: 1 P: 21	R: 0 E: 0 K: 0 S: 4 H: 0 LOB: 1 BB: 1 P: 9	R: 0 E: 0 K: 0 S: 10 H: 2 LOB: 2 BB: 0 P: 12	R: 0 E: 0 K: 0 S: 5 H: 0 LOB: 0 BB: 0 P: 10	R: 0 E: 0 K: 1 S: 7 H: 0 LOB: 0 BB: 0 P: 11	R: 2 E: 0 K: 2 S: 10 H: 2 LOB: 0 BB: 0 P: 12		1B: 5 2B: 4 3B: 0 HR: 1 SF: 2 SAC: 1 DP: 1 HBP: 0		WP: 1 PB: 0 SB: 0 CS: 0 PA: 33		

	AB	28
	R	5
	H	9
	RBI	5
	BB	2
	SO	5
	LOB	8

PITCHER		IP	WLS	BF	H	R	ER	SO	BB	IBB	HBP	BLK	WP	HR	S	P	ERA	WHIP
32 Vin Mazzaro, R ERA: 9.25	(1, 1)	6.0		25	7	3	3	2	1	1	0	0	1	0	53	82	4.50	1.333
55 Tim Collins, L ERA: 3.68	(7, 1)	1.0	H	4	1	1	1	1	0	0	0	0	0	0	8	12	9.00	1.000
56 Greg Holland, R ERA: 1.17	(8, 1)	1.0	L	4	1	1	1	2	0	0	0	0	0	1	9	11	9.00	1.000

PITCHER	IP	WLS	BF	H	R	ER	SO	BB	IBB	HBP	BLK	WP	HR	S	P	ERA	WHIP

Batter	1	2	3	4	5	6	7	8	9	AB	R	H	RBI	BB	SO	LOB
4 Alex Gordon, L (1, 7) OBP: 0.349, SLG: 0.456	F SI 93 B CU 72 B FC 88 B FF 90 F FF 91 X SI 91 3-2 **G4-3** ①	1 SAFE C SL 86 D FF 89 D SI 88 X FF 87 2-1 **1B** ① 1-2 3-H			C SL 85 B FF 90 B SI 90 X FF 90 2-1 **F8** ①		B SL 83 B SI 89 H FF 89 3-0 16 F8 53 1B **HBP**		C FF 92 B CH 85 X FF 92 1-1 **F8** ②	4	0	1	1	0	0	0
53 Melky Cabrera, S (1, 8) OBP: 0.316, SLG: 0.434	C FF 91 F FF 91 X FC 91 0-2 **E5** 16 2B	C SI 89 X FF 87 0-1 **G4-3** ③			X FF 89 0-0 **F7** ②		1 SAFE B SI 89 X SI 90 1-0 21 L4-3 **1B** 1-2		B FF 91 X CH 86 1-0 **L6** ③	5	1	1	0	0	0	2
16 Billy Butler, R (1, 3) OBP: 0.403, SLG: 0.443	C SI 92 B SI 91 X FF 91 1-1 **2B** 1-H		F SI 89 X CH 82 0-1 **G6-3** ①		C FF 90 C CU 72 B CU 74 B SL 86 B CU 68 X CH 82 3-2 **1B**		X SI 93 0-0 **F8** ① 2-3			4	0	2	1	0	0	2
21 Jeff Francoeur, R (1, 9) OBP: 0.306, SLG: 0.438	X FF 85 0-0 **F7** ②		X SI 89 0-0 24 S **1B**		B CH 80 F FF 89 X CH 82 1-1 **G3** ③		B SL 88 F SI 93 S SI 95 F SL 89 X SI 94 1-2 **L4-3** ②③ 1-1			4	0	1	0	0	0	4
24 Wilson Betemit, S (1, 5) OBP: 0.344, SLG: 0.410	C FC 91 F FC 91 X SL 86 0-2 **G5-3** ③		1 SAFE C CU 70 D SL 85 S SL 86 S SL 86 1-3 **K** ② 1-2			B FF 91 B FF 90 C FF 90 B FF 90 X FF 91 3-1 17 1B 15 SH1-3 2 1B **1B**		B FC 92 F FF 95 B SI 91 C FF 94 S FF 96 2-3 **K** ①		4	1	1	0	0	2	2
15 Matt Treanor, R (1, 2) OBP: 0.360, SLG: 0.313		B FF 90 C FF 91 S FF 89 F FC 90 B SL 86 S SL 87 2-3 **K** ①	B FF 88 B CH 82 C SL 86 F CH 81 S SL 86 2-3 **K** ③			X FF 90 0-0 **SH1-3** ① 1-2		B FF 97 X FF 94 1-0 **L8** ②		3	0	0	0	0	2	1
17 Chris Getz, L (1, 4) OBP: 0.317, SLG: 0.294		B FF 91 C FF 90 X SL 86 1-1 2 WP 2 S 4 1B **1B**		C FF 89 B FF 89 B FF 89 C FF 88 X FF 89 2-2 **G3** ①		C FF 91 F SL 87 F FF 90 F SL 86 F SI 90 X FF 87 0-2 12 CS 2 1B **1B** 2-3		C FF 96 F FF 96 F FF 96 X FF 97 0-2 **P4** ③		4	1	2	0	0	0	0
2 Alcides Escobar, R (1, 6) OBP: 0.289, SLG: 0.322		B FF 90 F FF 89 B FF 89 B CH 84 D FF 86 4-1 4 1B **BB** 1-3		B FF 89 B FF 88 C FF 88 B FF 89 F FF 88 X FF 89 3-2 **L4** ②		B SI 92 B SI 93 X SI 92 2-0 12 CS **1B** 1-2 3-H			B FF 92 F FF 92 F KC 82 B FF 91 F FF 92 F FF 94 B KC 85 F FF 93 F FF 93 3-2 X FF 93 **HR**	3	1	2	2	1	0	0
23 Danny Duffy, L (1, 1) 31 Louis Coleman, R (4, 1) 12 Mitch Maier, L (6, PH) OBP: 0.447, SLG: 0.447 38 Blake Wood, R (6, 1) 43 Aaron Crow, R (8, 1) 35 Eric Hosmer, L (9, PH) OBP: 0.333, SLG: 0.428 55 Tim Collins, L (9, 1)		C SI 90 1 SAFE M SL 84 M SL 86 0-3 **K** ②		B SI 89 C FF 88 C SI 88 S SL 85 1-3 **K** ③		B CH 92 B FF 96 C SI 96 B SI 95 F SI 95 F FF 94 X FF 94 3-2 **F7** ②③ 1-2 2-3			S FF 92 S CH 86 X FF 93 0-2 **P6** ①	2 0 1 0 0 0 1 0	0 0 0 0 0 0 0 0	0 0 0 0 0 0 0 0	0 0 0 0 0 0 0 0	0 0 0 0 0 0 0 0	2 0 0 0 0 0 0 0	2 0 2 0 0 0 0 0
Inning Stats	R: 1 E: 1 K: 0 S: 12 H: 1 LOB: 1 BB: 0 P: 16	R: 1 E: 0 K: 2 S: 14 H: 2 LOB: 2 BB: 1 P: 23	R: 0 E: 0 K: 2 S: 9 H: 1 LOB: 1 BB: 0 P: 12	R: 0 E: 0 K: 1 S: 9 H: 0 LOB: 0 BB: 0 P: 15	R: 0 E: 0 K: 0 S: 8 H: 1 LOB: 1 BB: 0 P: 14	R: 1 E: 0 K: 0 S: 14 H: 3 LOB: 1 BB: 0 P: 22	R: 0 E: 0 K: 0 S: 6 H: 1 LOB: 1 BB: 0 P: 11	R: 0 E: 0 K: 1 S: 8 H: 0 LOB: 0 BB: 0 P: 11	R: 1 E: 0 K: 0 S: 13 H: 1 LOB: 0 BB: 0 P: 18	1B: 8 2B: 2 3B: 0 HR: 1 SF: 0 SAC: 1 DP: 1 HBP: 1						

PITCHER		IP	WLS	BF	H	R	ER	SO	BB	IBB	HBP	BLK	WP	HR	S	P	ERA	WHIP
54 Jaime García, L ERA: 3.19	(1, 1)	5.1		25	7	3	2	5	1	0	0	0	1	0	61	92	3.38	1.500
41 Mitchell Boggs, R ERA: 2.84	(6, 1)	0.2	B	2	1	0	0	0	0	0	0	0	0	0	5	10	0.00	1.500
56 Brian Tallet, L ERA: 7.15	(7, 1)	0.0		2	1	0	0	0	0	0	1	0	0	0	1	5	∞	∞
44 Miguel Batista, R ERA: 3.68	(7, 1)	1.0	H	2	0	0	0	0	0	0	0	0	0	0	5	6	0.00	0.000
30 Jason Motte, R ERA: 2.1	(8, 1)	1.0	H	3	0	0	0	1	0	0	0	0	0	0	8	11	0.00	0.000

PITCHER		IP	WLS	BF	H	R	ER	SO	BB	IBB	HBP	BLK	WP	HR	S	P	ERA	WHIP
59 Fernando Salas, R ERA: 2.73	(9, 1)	1.0	W	4	1	1	1	0	0	0	0	0	0	1	13	18	9.00	1.000

TOP

Kansas City Royals @ St. Louis Cardinals

Busch Stadium, St. Louis, MO

Sun Jun 19 2011, 1:17 PM - 4:19 PM CDT

Att. 41,660 - Partly Cloudy - 80 F

livebaseballscorecards.com

AB	35
R	4
H	10
RBI	4
BB	1
SO	6
LOB	15

WP: 1 PA: 38
PB: 0
SB: 2
CS: 2

Batter	1	2	3	4	5	6	7	8	9	AB	R	H	RBI	BB	SO	LOB
Ryan Theriot, R (1, 6) OBP: 0.352, SLG: 0.367	B FF 93 X FF 92 1-0 4 BB 5 1B 64 1B 1B	C CH 82 B FF 95 C CU 75 F FF 95 X SL 82 1-2 1B		D SL 78 B FF 90 B SI 90 C FF 90 X SI 90 3-1 ③ F8 1-2			C SL 87 S SL 89 C FF 96 0-3 ① K			4	1	2	0	0	1	1
28 Colby Rasmus, L (1, 8) OBP: 0.345, SLG: 0.410	C CU 78 X FF 95 0-1 ① L7	1 SAFE B CU 75 B CU 74 B FF 93 C FF 93 1 SAFE 1 SAFE S FF 94 T FF 94 3-2 ③ K			C SI 88 C SL 78 F SL 80 B FF 90 B CH 78 X SL 79 2-2 ① F8		B SL 90 F FF 95 B CH 86 F SL 89 F CH 86 X SI 96 2-2 12 L3 1B			4	0	1	0	0	1	2
5 Albert Pujols, R (1, 3) OBP: 0.355, SLG: 0.500 12 Lance Berkman, S (6, 3) OBP: 0.421, SLG: 0.601	1 SAFE F FF 94 C CU 76 X CU 78 0-2 4 BB 64 1B 1-2 1B		B FF 94 B FF 91 B FF 94 F FF 95 X FF 94 3-1 1B		B SI 91 B SI 91 C SL 78 S SL 80 B SL 81 X FF 90 3-2 HR		B FF 96 B SI 95 F SI 96 1 SAFE X SL 87 2-1 ②③ L3 1-1			3 1	2 0	3 0	1 0	0 0	0 0	0 1
7 Matt Holliday, R (1, 7) OBP: 0.447, SLG: 0.575	F FF 95 F CH 84 B FF 96 F CU 77 S FF 95 1-3 ② K		B CH 84 S CH 84 S FF 93 1 SAFE B CU 76 C FF 93 2-3 ① K		X SL 80 0-0 ② L7			B SL 87 B SL 87 B SI 97 C SI 96 F SI 96 B SL 86 4-2 4 L3 BB		3	0	0	0	1	2	3
4 Yadier Molina, R (1, 2) OBP: 0.349, SLG: 0.434	C CU 75 B CU 77 S FF 96 B FF 94 F FF 93 B CU 76 B CH 85 4-2 64 1B 1-2 2-3 BB		B FF 92 1 SAFE T CH 84 F CH 84 B CU 72 1 SAFE B CU 78 F FF 94 F CH 84 3-3 ② S FF 92 K		X SL 79 0-0 ③ P5			B SI 94 B SL 85 C SI 94 X SI 95 2-1 ①② L3 1-1		3	0	0	0	1	1	2
64 Andrew Brown, R (1, 9) OBP: 0.231, SLG: 0.231 59 Fernando Salas, R (9, 1)	B CU 75 C FF 95 S FF 95 B CU 77 X CU 76 2-2 1-3 2-H 3-H 1B		C CU 77 B FF 94 B FF 93 S CH 83 S FF 94 2-3 ③ K			B SI 95 X FF 93 1-0 33 SH1-4 55 1B 1B		C SL 85 X SI 96 0-1 ③ G4-3		4 0	1 0	2 0	2 0	0 0	1 0	1 0
33 Daniel Descalso, L (1, 5) OBP: 0.299, SLG: 0.354	C FF 96 B FF 95 F FF 94 S FF 95 1-3 ③ K			S FF 93 B CU 79 S FF 93 S FF 94 2-3 ① K		L FF 92 X SI 95 0-1 ① SH1-4 1-2			B FF 92 F FF 92 S CH 83 B FF 93 B FF 92 X FF 91 3-2 ① 1B	3	0	1	0	0	2	2
54 Jaime García, L (1, 1) OBP: 0.094, SLG: 0.065 41 Mitchell Boggs, R (6, 1) 55 Skip Schumaker, L (6, PH) OBP: 0.286, SLG: 0.336 (7, 4)		B FF 94 B FF 92 C FF 93 C FF 93 B FF 94 S FF 94 3-3 ① K		B FF 94 C FF 93 B FF 93 B FF 92 S FF 93 F FF 94 F FF 94 F FF 94 X FF 94 3-2 ② G6-3		B SL 88 B SL 87 B SI 96 C SI 95 F SL 88 F SL 87 X FF 97 3-2 47 P3-1 2-H 1B			B CU 75 X FF 92 1-0 HR	2 0 2	0 0 1	0 0 2	0 0 2	0 0 0	1 0 0	0 0 0
47 Pete Kozma, R (1, 4) OBP: 0.357, SLG: 0.273 56 Brian Tallet, L (7, 1) 44 Miguel Batista, R (7, 1) 30 Jason Motte, R (8, 1) 19 Jon Jay, L (9, 9) OBP: 0.364, SLG: 0.436		C SL 80 F FF 95 C CH 85 0-3 ② K		B CU 78 F FF 93 B FF 93 B CH 82 X FF 92 3-1 PB 1B		1 SAFE L FF 94 S SL 89 1 SAFE B SL 88 X SL 90 1-2 ②③ P3-1 1-1f				3 0 0 0 0	0 0 0 0 0	1 0 0 0 0	0 0 0 0 0	0 0 0 0 0	1 0 0 0 0	1 0 0 0 0
Inning Stats	R: 2 E: 0 K: 2 S: 19 H: 3 LOB: 2 BB: 1 P: 28	R: 0 E: 0 K: 3 S: 13 H: 1 LOB: 1 BB: 0 P: 20	R: 0 E: 0 K: 3 S: 13 H: 1 LOB: 1 BB: 0 P: 23	R: 0 E: 0 K: 1 S: 13 H: 1 LOB: 1 BB: 0 P: 24	R: 1 E: 0 K: 0 S: 9 H: 1 LOB: 0 BB: 0 P: 14	R: 1 E: 0 K: 0 S: 10 H: 2 LOB: 0 BB: 0 P: 15	R: 0 E: 0 K: 1 S: 9 H: 1 LOB: 0 BB: 0 P: 13	R: 0 E: 0 K: 0 S: 6 H: 0 LOB: 0 BB: 1 P: 12	R: 1 E: 0 K: 0 S: 4 H: 2 LOB: 0 BB: 0 P: 8	1B: 10 2B: 3 3B: 0 HR: 2	SF: 0 SAC: 1 DP: 3 HBP: 0			WP: 0 PB: 1 SB: 0 CS: 0	PA: 35		

PITCHER		IP	WLS	BF	H	R	ER	SO	BB	IBB	HBP	BLK	WP	HR	S	P	ERA	WHIP
23 Danny Duffy, L ERA: 5.03	(1, 1)	3.2		18	6	2	2	9	1	0	0	0	0	0	56	90	4.91	1.909
31 Louis Coleman, R ERA: 2.95	(4, 1)	1.1		5	1	1	1	0	0	0	0	0	0	1	11	19	6.75	0.750
38 Blake Wood, R ERA: 2.56	(6, 1)	2.0		7	3	1	1	1	0	0	0	0	0	0	19	28	4.50	1.500
43 Aaron Crow, R ERA: 1.34	(8, 1)	1.0		3	0	0	0	0	1	0	0	0	0	0	6	12	0.00	1.000
55 Tim Collins, L ERA: 3.89	(9, 1)	0.1	L	2	2	1	1	0	0	0	0	0	0	1	4	8	27.00	6.000

PITCHER	IP	WLS	BF	H	R	ER	SO	BB	IBB	HBP	BLK	WP	HR	S	P	ERA	WHIP

BOTTOM

Kansas City Royals @ St. Louis Cardinals

Busch Stadium, St. Louis, MO

Sun Jun 19 2011, 1:17 PM - 4:19 PM CDT

Att. 41,660 - Partly Cloudy - 80 F

livebaseballscorecards.com

AB	32
R	5
H	12
RBI	5
BB	2
SO	10
LOB	13

Batter	1	2	3	4	5	6	7	8	9	AB	R	H	RBI	BB	SO	LOB
14 Ryan Roberts, R (1, 5) OBP: 0.347, SLG: 0.463	X FF 92 0-0 ① B5-3			B FC 88 C SI 92 S FC 88 B FF 94 F FF 94 X FC 88 2-2 ① F8		F KC 73 B FF 92 S SL 87 B FF 93 B FF 95 F FC 87 B SI 94 4-2 2 1B BB	F FF 93 X SI 92 0-1 ② G1-3 3-H		S FF 93 F FC 89 F FF 94 X CU 70 0-2 ③ F9	4	0	0	1	1	0	0
2 Kelly Johnson, L (1, 4) OBP: 0.293, SLG: 0.419	C FF 92 S KC 75 B FF 94 X FC 88 1-2 ② G4-3			B KC 77 F B FF 94 S FF 95 S KC 77 2-3 ② K		1 SAFE B SI 91 X SI 92 1-0 ① 1-3 10 2B 1B	B KC 77 B FF 93 B FC 88 C FF 93 3-1 ③ F9			4	1	1	0	0	1	0
10 Justin Upton, R (1, 9) OBP: 0.386, SLG: 0.530	C FC 88 S FF 94 S FF 95 0-3 ③ K			B FF 95 B FC 89 X FC 89 2-0 2B		X SI 92 0-0 24 WP 1-H 2B		C FF 93 B SL 86 X FF 93 1-1 ① F9		4	0	2	1	0	1	0
6 Stephen Drew, L (1, 6) OBP: 0.349, SLG: 0.422		C FF 92 B CH 83 X FC 88 1-1 ① P4		C CH 85 X FC 90 0-1 ③ F9		B KC 75 F SI 92 F CH 82 S KC 77 1-3 ② K		C FF 94 B CU 81 F SL 87 B CU 81 F FF 95 B FF 96 B FF 95 4-2 24 HR BB		3	1	0	0	1	1	2
24 Chris Young, R (1, 8) OBP: 0.319, SLG: 0.493		B FC 88 X SI 92 1-0 ② L6			B KC 76 C FF 92 X SI 94 1-1 ① G6-3	C KC 76 B KC 75 B FF 93 B FC 88 X FC 88 3-1 ③ F7 2-3		F FF 95 1 SAFE C CU 79 D CU 81 B FF 86 F CH 85 1 SAFE 1 SAFE F CU 81 2-2 X FF 94 1-H HR		4	1	1	2	0	0	1
26 Miguel Montero, L (1, 2) OBP: 0.356, SLG: 0.475		B FF 93 B FF 94 B SI 93 S FF 92 X FC 90 3-1 ③ F9			C FF 94 B FF 94 B CH 84 F SI 94 S KC 79 2-3 ② K		X FC 88 0-0 46 2B 8 3B 1B	C FF 95 S FF 90 B SI 90 X SL 86 1-2 ② F7		4	1	1	0	0	1	0
16 Wily Mo Peña, R (1, 10) OBP: 0.250, SLG: 1.000			X FF 91 0-0 ① P3		B FF 95 X FF 94 1-0 HR		B KC 74 S FC 88 S SL 86 B FC 88 S FC 89 2-3 ① K	B CU 79 S SL 87 B FF 94 F SL 87 B SL 88 F SL 87 S FF 93 3-3 ③ K		4	1	1	1	0	2	1
46 Juan Miranda, L (1, 3) OBP: 0.333, SLG: 0.427			L FF 92 C KC 77 C FF 93 0-3 ② K	B KC 76 C KC 78 F FF 94 B FC 88 F CH 84 B FF 95 X SI 94 3-2 1B			B SI 92 B SI 92 X SI 93 2-0 1-3 8 3B 2B		B FF 92 B FF 92 S FF 92 S FF 93 B CU 71 S CH 84 3-3 ① K	4	1	2	0	0	2	0
8 Gerardo Parra, L (1, 7) OBP: 0.344, SLG: 0.397			B FF 90 L CH 85 X KC 78 1-1 ③ G6-3	B SI 92 X SI 92 1-0 ③ F8			B FC 89 X CH 83 1-0 14 G1-3 2-H 3-H 3B		B FF 92 C FC 91 S FF 93 F FF 94 B CU 70 X FF 94 2-2 ② F7	4	1	1	2	0	0	1
Inning Stats	R: 0 E: 0 K: 1 S: 7 H: 0 LOB: 0 BB: 0 P: 8	R: 0 E: 0 K: 0 S: 5 H: 0 LOB: 0 BB: 0 P: 10	R: 0 E: 0 K: 1 S: 6 H: 0 LOB: 0 BB: 0 P: 7	R: 0 E: 0 K: 1 S: 10 H: 1 LOB: 1 BB: 0 P: 16	R: 1 E: 0 K: 1 S: 11 H: 2 LOB: 1 BB: 0 P: 19	R: 1 E: 0 K: 1 S: 10 H: 2 LOB: 1 BB: 1 P: 19	R: 3 E: 0 K: 1 S: 10 H: 3 LOB: 0 BB: 0 P: 18	R: 2 E: 0 K: 1 S: 17 H: 1 LOB: 0 BB: 1 P: 28	R: 0 E: 0 K: 1 S: 11 H: 0 LOB: 0 BB: 0 P: 16	1B: 3 2B: 3 3B: 1 HR: 2 SF: 0 SAC: 0 DP: 0 HBP: 0						

TOP

Arizona Diamondbacks @ Kansas City Royals

Kauffman Stadium, Kansas City, MO

Tue Jun 21 2011, 7:10 PM - 9:37 PM CDT

Att. 19,305 - Cloudy - 79 F

livebaseballscorecards.com

AB	35
R	7
H	9
RBI	7
BB	2
SO	8
LOB	5

WP: 1 PA: 37
PB: 0
SB: 0
CS: 0

PITCHER		IP	WLS	BF	H	R	ER	SO	BB	IBB	HBP	BLK	WP	HR	S	P	ERA	WHIP
44 Luke Hochevar, R ERA: 4.97	(1, 1)	7.0	L	29	8	5	5	6	1	0	0	0	1	1	59	97	6.43	1.286
61 Everett Teaford, L ERA: 3.0	(8, 1)	1.0		5	1	2	2	1	1	0	0	0	0	1	17	28	18.00	2.000
48 Joakim Soria, R ERA: 4.5	(9, 1)	1.0		3	0	0	0	1	0	0	0	0	0	0	11	16	0.00	0.000

PITCHER		IP	WLS	BF	H	R	ER	SO	BB	IBB	HBP	BLK	WP	HR	S	P	ERA	WHIP

Batter	1	2	3	4	5	6	7	8	9	AB	R	H	RBI	BB	SO	LOB
4 Alex Gordon, L (1, 7) OBP: 0.354, SLG: 0.481	X FF 88 0-0 HR		C SL 79 B CU 74 B FF 90 X SL 81 2-1 53 F8 2B		F CH 80 B CU 77 F CU 78 B FF 91 X CH 81 2-2 ② L7		C FF 89 S SI 89 B FF 90 X SI 89 1-2 1-H 3B			4	1	3	2	0	0	0
53 Melky Cabrera, S (1, 8) OBP: 0.315, SLG: 0.435	B FF 88 B FF 89 X SI 89 2-0 ① G4-3		2 SAFE C FF 90 C FF 90 D SL 77 X FF 91 1-2 ① F8 2-3		L CH 82 C CU 78 B SI 92 F FF 92 F FF 91 B CU 77 B CH 83 F CH 84 X FF 92 3-2 2B		C SI 93 X SI 93 0-1 ③ G5-3			4	0	1	0	0	0	2
35 Eric Hosmer, L (1, 3) OBP: 0.326, SLG: 0.418	B FF 90 C SL 82 B SI 90 X FF 89 2-1 ② G6-3		C FF 92 F FF 92 S SL 80 0-3 ② K		B CU 79 X FF 90 1-0 ③ F8			C FF 92 B FF 93 C CH 84 X CU 81 1-2 ① F9		4	0	0	0	0	1	2
21 Jeff Francoeur, R (1, 9) OBP: 0.305, SLG: 0.433	C FF 90 F FF 90 F SL 77 B CU 76 F CU 76 B FF 90 B FF 91 B CH 80 4-2 16 BB BB		X FF 92 0-0 ③ F8			C CH 79 B FF 88 C CU 75 X FF 89 1-2 ① F7		B CU 81 B FF 95 C FF 94 C FF 96 B FF 96 F FF 92 F FF 96 S CU 83 3-3 ② K		3	0	0	0	1	1	1
16 Billy Butler, R (1, 10) OBP: 0.408, SLG: 0.444	B CH 81 B CH 80 B SI 88 C FF 87 1 SAFE B FF 90 4-1 1-2 BB			B CH 82 F FF 89 X FF 90 1-1 1B		X CH 82 0-0 ② G4-3		B FF 95 B FF 96 B FF 94 B FF 92 4-0 BB		2	0	1	0	2	0	0
8 Mike Moustakas, L (1, 5) OBP: 0.324, SLG: 0.313	S SL 82 X SL 82 0-1 ③ G1-6-3			C SL 83 B FF 91 F SI 90 B CU 78 X SL 83 2-2 ① F8		C FF 89 B CU 78 F SL 83 F SI 90 S CU 79 1-3 ③ K		C CH 85 S FF 93 X FF 94 0-2 ③ P5		4	0	0	0	0	1	4
15 Matt Treanor, R (1, 2) OBP: 0.351, SLG: 0.304		F FF 88 X CH 81 0-1 ① G6-3		1 SAFE B FF 90 1 SAFE X CH 83 1-0 ② P6			B FF 86 C FF 87 F SL 83 X FF 91 1-2 ① F9		X SI 91 0-0 ① G5-3	4	0	0	0	0	0	1
17 Chris Getz, L (1, 4) OBP: 0.316, SLG: 0.293		B FF 88 C SI 88 F SI 89 B CU 78 X SI 90 2-2 2 CS 1B		B SI 88 C SI 90 1 SAFE X CH 82 1-1 ③ G4-3			C FF 89 C FF 89 B SL 80 B SI 89 X CH 82 2-2 ② G1-6-3		B SI 91 C SI 92 B CH 83 X SI 93 2-1 ② F7	4	0	1	0	0	0	1
2 Alcides Escobar, R (1, 6) OBP: 0.288, SLG: 0.318		1 SAFE 1 SAFE B FF 89 C CH 82 F FF 90 C FF 91 1-3 ②③ K 1-2			C FF 88 B FF 90 B CH 82 B FF 90 X FF 90 3-1 ① G5-3		B CH 82 B CH 82 B FF 91 B FF 89 4-0 4 3B BB		F SI 93 X SI 92 0-1 ③ P4	3	1	0	0	1	1	1
Inning Stats	R: 1 H: 1 E: 0 LOB: 2 K: 0 BB: 2 S: 11 P: 23	R: 0 H: 1 E: 0 LOB: 0 K: 1 BB: 0 S: 8 P: 11	R: 0 H: 1 E: 0 LOB: 1 K: 1 BB: 0 S: 9 P: 12	R: 0 H: 1 E: 0 LOB: 1 K: 0 BB: 0 S: 8 P: 13	R: 0 H: 1 E: 0 LOB: 1 K: 0 BB: 0 S: 12 P: 21	R: 0 H: 0 E: 0 LOB: 0 K: 1 BB: 0 S: 8 P: 10	R: 1 H: 1 E: 0 LOB: 1 K: 0 BB: 1 S: 11 P: 19	R: 0 H: 0 E: 0 LOB: 1 K: 1 BB: 1 S: 11 P: 19	R: 0 H: 0 E: 0 LOB: 0 K: 0 BB: 0 S: 5 P: 7	1B: 2 SF: 0 2B: 2 SAC: 0 3B: 1 DP: 0 HR: 1 HBP: 0						WP: 0 PA: 36 PB: 0 SB: 0 CS: 1

PITCHER	IP	WLS	BF	H	R	ER	SO	BB	IBB	HBP	BLK	WP	HR	S	P	ERA	WHIP
34 Joe Saunders, L (1, 1) ERA: 4.35	7.0	W	29	6	2	2	3	3	0	0	0	0	1	67	109	2.57	1.286
30 David Hernandez, R (8, 1) ERA: 2.65	1.0		4	0	0	0	1	1	0	0	0	0	0	11	19	0.00	1.000
44 Aaron Heilman, R (9, 1) ERA: 6.75	1.0		3	0	0	0	0	0	0	0	0	0	0	5	7	0.00	0.000

PITCHER	IP	WLS	BF	H	R	ER	SO	BB	IBB	HBP	BLK	WP	HR	S	P	ERA	WHIP

BOTTOM

Arizona Diamondbacks @ Kansas City Royals

Kauffman Stadium, Kansas City, MO

Tue Jun 21 2011, 7:10 PM - 9:37 PM CDT

Att. 19,305 - Cloudy - 79 F

livebaseballscorecards.com

AB	32
R	2
H	6
RBI	2
BB	4
SO	4
LOB	12

Batter	1	2	3	4	5	6	7	8	9	AB	R	H	RBI	BB	SO	LOB
14 Ryan Roberts, R (1, 5) OBP: 0.343, SLG: 0.457	C SI 85 F SI 82 B CU 66 X SI 84 1-2 P4 ①		B CU 68 S CH 76 F CH 77 F SI 84 F SI 87 F CH 76 B SI 88 X SI 81 2-2 G5-3 ③		X CH 77 0-0 SH1-3 ② 1-2 3-H			B FF 96 C SI 96 B SL 86 B SI 96 S SI 96 F FF 97 S SL 87 3-3 K ②		3	0	0	1	0	1	0
2 Kelly Johnson, L (1, 4) OBP: 0.289, SLG: 0.413	B SI 86 C SI 82 S CH 77 X SI 87 1-2 G4-3 ②			C CH 77 X SI 84 0-1 F7 ①	C CH 75 S CH 74 F CH 75 B SI 82 F SI 85 B CU 68 F CH 77 S CH 77 2-3 K ③			S SL 86 C SL 84 X FF 97 0-2 L6 ③		4	0	0	0	0	1	1
10 Justin Upton, R (1, 9) OBP: 0.384, SLG: 0.527	F CH 76 B SI 86 B CU 69 C FF 83 B SI 86 X SI 85 3-2 1B			C CU 67 X SI 85 0-1 F9 ②		C CH 76 S CH 75 B SI 86 B CU 68 X CH 76 2-2 G5-3 ①			S SL 86 B SL 88 X SI 96 1-1 G4-3 ①	4	0	1	0	0	0	0
24 Chris Young, R (1, 8) OBP: 0.318, SLG: 0.488	1 SAFE 1 SAFE C SI 84 F FF 86 X CU 68 0-2 G5-3 ③			C SI 85 B CH 76 B CH 78 S SI 82 X CU 68 2-2 P5 ③		C CU 68 X FF 83 0-1 E3 6 G1-6-3			B SL 88 B SI 97 B SI 97 B SI 97 4-0 6 L3 BB	3	0	0	0	1	0	1
6 Stephen Drew, L (1, 6) OBP: 0.348, SLG: 0.419		C SI 84 F SI 84 B SI 87 F CU 70 F CU 66 X SI 88 1-2 F8 ①			C CU 66 B CU 67 F CH 74 X SI 87 1-2 16 FC6-4 1B	C SI 82 1 SAFE X CH 75 0-1 G1-6-3 ②③ 1-2f			B SI 97 1 SAFE X SL 87 1-0 L3 ②③ 1-1	4	0	1	0	0	0	2
16 Wily Mo Peña, R (1, 10) OBP: 0.143, SLG: 0.571		S CH 75 C CH 73 F SI 86 B SI 88 B CU 67 F CH 76 C SI 85 2-3 K ②			C CH 75 X SI 84 0-1 FC6-4 ① 26 1B 22 2B 1-2f		B CU 67 X CH 76 1-0 F9 ①			3	1	0	0	0	1	1
26 Miguel Montero, L (1, 2) OBP: 0.356, SLG: 0.473		B CU 68 C FF 83 F SI 83 X SI 86 1-2 F7 ③			B SI 84 1 SAFE F CH 75 C SI 84 X CU 67 1-2 22 2B 18 1B 1-3 1B		F CH 76 X CH 78 0-1 G3 ②			3	1	1	0	0	0	0
22 Xavier Nady, R (1, 3) OBP: 0.303, SLG: 0.382			B FF 83 X SI 82 1-0 P3 ①		C CU 68 B SI 84 X SI 85 1-1 18 1B 14 SH1-3 1-3 3-H 2B		C CH 76 X SI 85 0-1 F8 ③			3	1	1	1	0	0	0
18 Willie Bloomquist, R (1, 7) OBP: 0.291, SLG: 0.345 8 Gerardo Parra, L (8, 7) OBP: 0.344, SLG: 0.397			B SI 85 C SI 82 S CH 73 F FF 87 B CU 67 B CH 75 X CH 76 3-2 F8 ②		B SI 84 X CH 76 1-0 14 SH1-3 2-3 3-H 1B			B SI 96 S SI 96 S SL 85 X SL 86 1-2 G5-3 ①		3 0	0 0	1 0	1 0	0 0	0 0	0 0
Inning Stats	R: 0 E: 0 K: 0 S: 12 H: 1 LOB: 1 BB: 0 P: 17	R: 0 E: 0 K: 1 S: 13 H: 0 LOB: 0 BB: 0 P: 17	R: 0 E: 0 K: 0 S: 11 H: 0 LOB: 0 BB: 0 P: 17	R: 0 E: 0 K: 0 S: 7 H: 0 LOB: 0 BB: 0 P: 9	R: 3 E: 0 K: 1 S: 18 H: 4 LOB: 1 BB: 0 P: 24	R: 0 E: 1 K: 0 S: 7 H: 0 LOB: 0 BB: 0 P: 9	R: 0 E: 0 K: 0 S: 5 H: 0 LOB: 0 BB: 0 P: 6	R: 0 E: 0 K: 1 S: 10 H: 0 LOB: 0 BB: 0 P: 14	R: 0 E: 0 K: 0 S: 3 H: 0 LOB: 0 BB: 1 P: 9	1B: 4 2B: 2 3B: 0 HR: 0	SF: 0 SAC: 1 DP: 2 HBP: 0					

PITCHER		IP	WLS	BF	H	R	ER	SO	BB	IBB	HBP	BLK	WP	HR	S	P	ERA	WHIP
26 Jeff Francis, L ERA: 4.76	(1, 1)	7.0	L	26	5	3	3	2	0	0	0	0	0	0	73	99	3.86	0.714
43 Aaron Crow, R ERA: 1.26	(8, 1)	2.0		6	0	0	0	1	1	0	0	0	0	0	13	23	0.00	0.500

PITCHER	IP	WLS	BF	H	R	ER	SO	BB	IBB	HBP	BLK	WP	HR	S	P	ERA	WHIP

TOP

Arizona Diamondbacks @ Kansas City Royals

Kauffman Stadium, Kansas City, MO

Wed Jun 22 2011, 7:11 PM - 9:49 PM CDT

Att. 14,265 - Partly Cloudy - 79 F

livebaseballscorecards.com

AB	30
R	3
H	5
RBI	3
BB	1
SO	3
LOB	5

WP: 0 PA: 32
PB: 0
SB: 0
CS: 0

Arizona Diamondbacks @ Kansas City Royals

Kauffman Stadium, Kansas City, MO

Wed Jun 22 2011, 7:11 PM - 9:49 PM CDT

Att. 14,265 - Partly Cloudy - 79 F

livebaseballscorecards.com

BOTTOM

Batter	1	2	3	4	5	6	7	8	9	AB	R	H	RBI	BB	SO	LOB
53 Melky Cabrera, S (1, 8) OBP: 0.319, SLG: 0.435	C FF 90 B FF 91 S FF 91 B FF 92 F FF 91 B CH 82 F FF 92 F FF 91 X CH 84 3-2 16 G6-4-3 1B		1 SAFE C FF 89 1 SAFE F FF 90 1 SAFE F FF 90 B FF 90 F FF 91 X KC 78 1-2 35 G4-6-3 1-3 1B		S FF 92 S FF 88 B FF 93 S FF 93 1-3 ② K		C FC 88 F FC 87 1 SAFE F FC 87 X FC 87 0-2 ② F8		B FS 86 B FF 96 B FF 96 C FF 95 C FF 96 B FS 85 4-2 1-3 BB	4	0	2	0	1	1	1
35 Eric Hosmer, L (1, 3) OBP: 0.323, SLG: 0.423	B SI 90 C FF 90 S FF 91 X FF 92 1-2 ① P5		F KC 77 S FF 91 F FF 92 B FF 92 X KC 79 1-2 ① ② G4-6-3 1-2f 3-H		C FF 94 X KC 80 0-1 ③ F8		F FC 88 1 SAFE S FC 86 F FF 88 B FC 86 F FC 86 X SI 82 1-2 1-H 3B		X FF 96 0-0 ③ P6	5	0	1	1	0	0	4
16 Billy Butler, R (1, 10) OBP: 0.406, SLG: 0.441	1 SAFE C FF 87 X FF 91 0-1 ② ③ G6-4-3 1-2f		X CH 82 0-0 1B			B FF 89 B FF 91 X SL 86 2-0 ① G5-3	C FF 85 X SL 83 0-1 ③ F9			4	0	1	0	0	0	2
4 Alex Gordon, L (1, 7) OBP: 0.356, SLG: 0.483		F FF 90 S FF 91 F FF 92 B KC 78 F KC 78 B FF 92 F CH 83 F FF 93 B FF 93 4-2 B CH 83 3 1B BB	C SI 90 B FF 91 F FF 90 F FF 93 F SL 88 S KC 78 1-3 ③ K			B FF 91 F CH 83 B FF 88 F FF 92 B KC 80 X CH 84 3-2 8 1B 2B		C FF 94 F FF 94 B CU 83 X FF 95 1-2 ① F7		3	0	1	0	1	1	1
21 Jeff Francoeur, R (1, 9) OBP: 0.304, SLG: 0.429		X FF 91 0-0 ① L6		B SL 84 B SL 85 B FF 89 B FF 89 4-0 3 G4-6-3 8 1B BB		S FF 91 F FF 92 B FF 93 X CH 84 1-2 ② G6-3		F FF 95 S FF 96 B FF 96 C FF 96 1-3 ② K		3	0	0	0	1	1	2
8 Mike Moustakas, L (1, 5) OBP: 0.341, SLG: 0.333		1 SAFE C FF 90 F FF 91 1 SAFE B FF 91 F FF 91 C KC 79 1-3 ② K		S FF 90 X FF 89 0-1 3 G4-6-3 1-2 1B		F FF 92 F FF 88 F FF 93 X KC 78 0-2 2-3 1B		X FF 96 0-0 ③ L3		4	0	2	0	0	1	1
3 Brayan Peña, S (1, 2) OBP: 0.308, SLG: 0.394		B FF 91 F SI 91 B FF 88 1 SAFE B FF 91 F SI 90 F FF 92 X FF 92 3-2 1-2 1B		B SI 90 C SI 90 B CH 83 B FF 92 X SI 92 3-1 ① ② G4-6-3 1-2f 2-3		C FF 93 C FF 93 B SI 93 S SI 93 1-3 ③ K			B SI 94 F SI 96 F SI 95 S FF 96 1-3 ① K	4	0	1	0	0	2	4
2 Alcides Escobar, R (1, 6) OBP: 0.284, SLG: 0.313		F CH 86 F SL 87 B FF 91 F FF 92 X KC 78 1-2 ③ G5-3		X FF 92 0-0 ③ G6-3			C FF 87 C FF 86 F FF 86 B FF 86 S SL 82 1-3 ① K		C FF 96 F SL 89 X FF 96 0-2 ② F9	4	0	0	0	0	1	3
17 Chris Getz, L (1, 4) OBP: 0.323, SLG: 0.302			C FF 89 C FF 89 X KC 77 0-2 53 1B 35 G4-6-3 1B		C FF 88 S CH 79 F FF 91 F FF 92 F SI 92 F KC 79 X CH 83 0-2 ① P5		C FF 87 C SL 79 X FF 88 0-2 35 3B 1B		F FF 95 F SI 97 F FF 96 X FS 87 0-2 53 S 1B	4	2	3	0	0	0	0
Inning Stats	R: 0 E: 0 K: 0 S: 11 H: 1 LOB: 0 BB: 0 P: 15	R: 0 E: 0 K: 1 S: 19 H: 1 LOB: 2 BB: 1 P: 28	R: 1 E: 0 K: 1 S: 18 H: 3 LOB: 1 BB: 0 P: 21	R: 0 E: 0 K: 0 S: 5 H: 1 LOB: 1 BB: 1 P: 12	R: 0 E: 0 K: 1 S: 12 H: 0 LOB: 0 BB: 0 P: 13	R: 0 E: 0 K: 1 S: 14 H: 2 LOB: 2 BB: 0 P: 21	R: 1 E: 0 K: 1 S: 18 H: 2 LOB: 1 BB: 0 P: 20	R: 0 E: 0 K: 1 S: 7 H: 0 LOB: 0 BB: 0 P: 9	R: 0 E: 0 K: 1 S: 13 H: 1 LOB: 2 BB: 1 P: 18	1B: 9 2B: 1 3B: 1 HR: 0 SF: 0 SAC: 0 DP: 3 HBP: 0						

	AB	35
	R	2
	H	11
	RBI	1
	BB	3
	SO	7
	LOB	18

WP: 0 PA: 38
PB: 0
SB: 2
CS: 0

PITCHER		IP	WLS	BF	H	R	ER	SO	BB	IBB	HBP	BLK	WP	HR	S	P	ERA	WHIP
31 Ian Kennedy, R ERA: 2.9	(1, 1)	6.0	W	25	8	1	1	4	2	0	0	0	0	0	79	110	1.50	1.667
15 Micah Owings, R ERA: 3.18	(7, 1)	1.0	H	5	2	1	1	1	0	0	0	0	0	0	18	20	9.00	2.000
30 David Hernandez, R ERA: 2.57	(8, 1)	1.0	H	3	0	0	0	1	0	0	0	0	0	0	7	9	0.00	0.000
40 J.J. Putz, R ERA: 2.61	(9, 1)	1.0	S	5	1	0	0	1	1	0	0	0	0	0	13	18	0.00	2.000

PITCHER	IP	WLS	BF	H	R	ER	SO	BB	IBB	HBP	BLK	WP	HR	S	P	ERA	WHIP

Batter	1	2	3	4	5	6	7	8	9	AB	R	H	RBI	BB	SO	LOB
14 Ryan Roberts, R (1, 5) OBP: 0.345, SLG: 0.458	B FF 95 B FF 94 C FF 94 X SI 95 2-1 6 G3-1 10 HBP 24 1B 1B		C SI 86 X SL 85 0-1 6 WP 2 1B 6 2B 1B		C SI 96 B FF 95 F CH 87 X SI 95 1-2 ① F7			C SI 94 X CH 85 0-1 ① G5-3		4	2	2	0	0	0	0
2 Kelly Johnson, L (1, 4) OBP: 0.288, SLG: 0.410	B FF 96 1 SAFE F CH 88 X SI 97 1-1 ① F7		C FF 95 B CU 79 1 SAFE X CH 87 1-1 6 2B 6 WP 24 F8-2 1-2 1B		C SI 95 B SI 96 B SL 88 X SI 95 2-1 ② F9			B CU 77 S SI 94 F SI 95 B SL 88 F SL 88 F SL 86 B SI 95 X SL 86 3-2 ② L4		4	0	1	0	0	0	1
10 Justin Upton, R (1, 9) OBP: 0.382, SLG: 0.521	1 SAFE B FF 97 H FF 96 2-0 6 G3-1 24 1B 1-2 HBP		X SI 96 0-0 ① F8		B SI 96 B SL 88 C FF 96 F SL 88 F FF 96 B FF 98 S SI 97 3-3 ③ K			B SL 86 S SL 86 B FF 95 F SL 87 S SL 87 2-3 ③ K		3	1	0	0	0	2	2
6 Stephen Drew, L (1, 6) OBP: 0.350, SLG: 0.425	C CU 80 B FF 97 F CH 88 X SL 89 1-2 ② G3-1 1-2 2-3		C CU 78 C FF 96 B SL 89 F SL 89 X CH 89 1-2 1-3 2-H 2B			S FF 94 B SI 96 F SI 94 B SL 88 T SL 88 2-2 ① K			B SI 94 B SI 93 X SI 93 2-0 26 G4-6-3 24 BB 1B	4	0	2	1	0	1	2
24 Chris Young, R (1, 8) OBP: 0.320, SLG: 0.486	C CU 80 S SL 88 F SL 89 B FF 99 X SL 89 1-2 ③ 2-H 3-H 1B		S FF 95 B SI 96 T FF 96 X SI 96 1-2 ②③ F8-2 3-H			F FF 95 S FF 96 S FF 95 0-3 ② K			C SI 94 B SI 96 B CH 85 B SL 87 S SL 87 1 SAFE B FF 96 4-2 26 G4-6-3 1-2 BB	3	0	1	2	1	1	2
26 Miguel Montero, L (1, 2) OBP: 0.354, SLG: 0.483		F CU 79 X CU 78 0-1 HR	C SI 93 X SL 86 0-1 ① G3-1			C FF 94 F FF 96 B SL 87 X SL 87 1-2 ③ F8			X CU 81 0-0 ①② G4-6-3 1-2f 2-3	4	1	1	1	0	0	2
16 Wily Mo Peña, R (1, 10) OBP: 0.182, SLG: 0.455		B SL 87 X SL 87 1-0 8 G6-3 1B	F SI 96 F SL 88 S FF 97 0-3 ② K				B SL 86 S SL 87 F SI 96 S SL 88 1-3 ① K		B SL 86 S SL 87 S SL 88 B FF 97 S SL 88 2-3 ③ K	4	0	1	0	0	3	1
46 Juan Miranda, L (1, 3) OBP: 0.333, SLG: 0.445		B SI 96 C SI 96 1 SAFE F CH 88 B SI 97 S SL 89 2-3 ① K	S SI 96 X SI 97 0-1 HR				B SI 95 X SL 86 1-0 ② P4			3	1	1	1	0	1	1
8 Gerardo Parra, L (1, 7) OBP: 0.339, SLG: 0.391		X SI 97 0-0 ②③ G6-3 1-2f	C SI 95 B SL 86 S SL 88 B FF 96 F SL 87 X SL 89 2-2 ③ F7				F SI 95 C CU 78 F SI 96 S SI 95 0-3 ③ K			3	0	0	0	0	1	1
Inning Stats	R: 2 E: 0 K: 0 S: 11 H: 2 LOB: 1 BB: 0 P: 18	R: 1 E: 0 K: 1 S: 7 H: 2 LOB: 0 BB: 0 P: 10	R: 1 E: 0 K: 0 S: 12 H: 3 LOB: 1 BB: 0 P: 15	R: 1 E: 0 K: 1 S: 11 H: 1 LOB: 0 BB: 0 P: 13	R: 0 E: 0 K: 1 S: 9 H: 0 LOB: 0 BB: 0 P: 15	R: 0 E: 0 K: 2 S: 9 H: 0 LOB: 0 BB: 0 P: 12	R: 0 E: 0 K: 2 S: 8 H: 0 LOB: 0 BB: 0 P: 10	R: 0 E: 0 K: 1 S: 10 H: 0 LOB: 0 BB: 0 P: 15	R: 0 E: 0 K: 1 S: 7 H: 1 LOB: 1 BB: 1 P: 15	1B: 6 2B: 2 3B: 0 HR: 2 SF: 0 SAC: 0 DP: 3 HBP: 1						

TOP

Arizona Diamondbacks @ Kansas City Royals

Kauffman Stadium, Kansas City, MO

Thu Jun 23 2011, 7:10 PM - 9:37 PM CDT

Att. 23,610 - Clear - 80 F

livebaseballscorecards.com

AB	32
R	5
H	9
RBI	5
BB	1
SO	9
LOB	12

WP: 1 PA: 34
PB: 0
SB: 0
CS: 0

PITCHER		IP	WLS	BF	H	R	ER	SO	BB	IBB	HBP	BLK	WP	HR	S	P	ERA	WHIP
59 Felipe Paulino, R ERA: 4.35	(1, 1)	8.0	L	32	9	5	5	8	1	0	1	0	1	2	80	117	5.62	1.250
61 Everett Teaford, L ERA: 2.84	(9, 1)	0.2		1	0	0	0	0	0	0	0	0	0	0	1	1	0.00	0.000
56 Greg Holland, R ERA: 1.15	(9, 1)	0.1		1	0	0	0	1	0	0	0	0	0	0	3	5	0.00	0.000

PITCHER		IP	WLS	BF	H	R	ER	SO	BB	IBB	HBP	BLK	WP	HR	S	P	ERA	WHIP

Batter	1	2	3	4	5	6	7	8	9	AB	R	H	RBI	BB	SO	LOB
53 Melky Cabrera, S (1, 8) OBP: 0.315, SLG: 0.430	C SI 94 F SI 94 B SI 95 F FF 95 B SI 95 X SI 95 2-2 G4-3 ①		L SI 93 B CH 83 B CH 84 C SI 94 F SI 94 X SL 88 2-2 G1-3 ①		C SI 94 F SL 87 B SI 93 B SI 93 B CH 85 F CH 84 X FF 95 3-2 G6-3 ②			C SI 91 F SI 91 B SI 92 B SL 84 X SI 92 2-2 P6 ①		4	0	0	0	0	0	0
35 Eric Hosmer, L (1, 3) OBP: 0.316, SLG: 0.413	B FF 94 B SI 94 C SI 94 X CH 85 2-1 G3 ②		B SI 93 X CH 84 1-0 F8 ②		S SI 94 F SI 94 B SI 94 F SI 94 B SI 94 B CH 85 F CH 86 S SI 95 3-3 K ③			B CH 82 F CH 81 B SI 92 B SI 92 X SI 92 3-1 G3 ②		4	0	0	0	0	1	0
16 Billy Butler, R (1, 10) OBP: 0.404, SLG: 0.438	B SI 95 C SL 88 B SI 93 X CH 85 2-1 G5-3 ③		B SI 94 F CH 85 X SI 94 1-1 1B			B CH 83 X CH 83 1-0 E5		C SI 92 B SI 92 S SL 83 B SI 93 B SL 82 S SI 93 3-3 K ③		4	0	1	0	0	1	0
4 Alex Gordon, L (1, 7) OBP: 0.355, SLG: 0.480		F SI 93 S CH 84 F SI 95 B SL 88 X CH 84 1-2 15 E, 8 1B, 1B	S CH 84 C CH 84 B SL 91 F FF 96 X FF 96 1-2 P5 ③			B SI 94 B SI 94 S CH 86 F FF 94 X FF 93 2-2 F8 ①			C FF 93 B FF 92 X FF 93 1-1 F8 ①	4	1	1	0	0	0	2
21 Jeff Francoeur, R (1, 9) OBP: 0.304, SLG: 0.430		B SI 94 C SL 88 1 SAFE X SI 94 1-1 P4 ①		B CH 84 S SI 93 X SI 93 1-1 15 1B, 2B		F SL 89 S SL 90 F SI 94 B SL 90 X SL 89 1-2 F8 ②			S FF 95 F FF 95 C FF 95 0-3 K ②	4	1	1	0	0	1	2
8 Mike Moustakas, L (1, 5) OBP: 0.333, SLG: 0.325		B SI 94 T CH 85 X SI 94 1-1 15 E, 2 1B 1-2 1B		X CH 85 0-0 P6 ①		C SI 93 X SI 93 0-1 F7 ③			C FF 95 S FF 95 B FF 96 X SI 96 1-2 F7 ③	4	1	1	0	0	0	2
15 Matt Treanor, R (1, 2) OBP: 0.357, SLG: 0.307	B SL 89 C CH 86 B SI 95 1 SAFE S SL 89 B SI 95 B CH 87 4-2 17 L8-6, 2 1B 1-3 2-H BB		S SL 90 B SL 90 X SI 94 1-1 2 G4-6-3 2-H 1B				B SI 93 C SI 92 F SI 92 X SL 88 1-2 G6-3 ①			2	0	1	1	1	0	0
2 Alcides Escobar, R (1, 6) OBP: 0.285, SLG: 0.313	X FF 95 0-0 1-2 3-H 1B		B SI 94 1 SAFE L CH 85 B SL 90 X SI 94 2-1 G4-6-3 ②③ 1-2f				B SL 88 F SI 93 B CH 83 F FF 93 X SI 92 2-2 F7 ②			3	0	1	1	0	0	1
17 Chris Getz, L (1, 4) OBP: 0.319, SLG: 0.298		C FF 95 F FF 87 B FF 96 X FF 96 1-2 L8-6 ②③ 2-2			B SI 92 B CH 84 C SI 93 X CH 85 2-1 L7 ①			C SI 91 X SL 87 0-1 G5-3 ③		3	0	0	0	0	0	2
Inning Stats	R: 0 E: 0 K: 0 S: 8 H: 0 LOB: 0 BB: 0 P: 14	R: 2 E: 1 K: 0 S: 14 H: 3 LOB: 1 BB: 1 P: 22	R: 0 E: 0 K: 0 S: 11 H: 1 LOB: 1 BB: 0 P: 16	R: 1 E: 0 K: 0 S: 7 H: 2 LOB: 0 BB: 0 P: 11	R: 0 E: 0 K: 1 S: 11 H: 0 LOB: 0 BB: 0 P: 19	R: 0 E: 1 K: 0 S: 10 H: 0 LOB: 1 BB: 0 P: 14	R: 0 E: 0 K: 0 S: 8 H: 0 LOB: 0 BB: 0 P: 11	R: 0 E: 0 K: 1 S: 8 H: 0 LOB: 0 BB: 0 P: 16	R: 0 E: 0 K: 1 S: 8 H: 0 LOB: 0 BB: 0 P: 10	1B: 5 2B: 2 3B: 0 HR: 0 SF: 0 SAC: 0 DP: 2 HBP: 0					WP: 0 PB: 0 SB: 0 CS: 0	PA: 33

PITCHER		IP	WLS	BF	H	R	ER	SO	BB	IBB	HBP	BLK	WP	HR	S	P	ERA	WHIP
41 Daniel Hudson, R ERA: 3.58	(1, 1)	7.0	W	27	6	3	3	1	1	0	0	0	0	0	69	107	3.86	1.000
44 Aaron Heilman, R ERA: 6.51	(8, 1)	1.0	H	3	0	0	0	1	0	0	0	0	0	0	8	16	0.00	0.000
40 J.J. Putz, R ERA: 2.53	(9, 1)	1.0	S	3	0	0	0	1	0	0	0	0	0	0	8	10	0.00	0.000

PITCHER	IP	WLS	BF	H	R	ER	SO	BB	IBB	HBP	BLK	WP	HR	S	P	ERA	WHIP

BOTTOM

Arizona Diamondbacks @ Kansas City Royals

Kauffman Stadium, Kansas City, MO

Thu Jun 23 2011, 7:10 PM - 9:37 PM CDT

Att. 23,610 - Clear - 80 F

livebaseballscorecards.com

AB	32
R	3
H	6
RBI	2
BB	1
SO	3
LOB	9

Batter	1	2	3	4	5	6	7	8	9	AB	R	H	RBI	BB	SO	LOB
1 Kosuke Fukudome, L (1, 8) (7, 9) OBP: 0.396, SLG: 0.399	C FF 84 B SI 84 X SL 82 1-1 F9		C SI 84 L CU 70 C FF 89 0-3 K		B CU 72 B CH 76 C CH 76 X SI 87 2-1 G5-3		1 SAFE X FF 96 0-0 13 1B 1-2 1B		X SI 97 0-0 FC4 13 1B 1-3 3-H	5	0	1	1	0	1	1
13 Starlin Castro, R (1, 6) OBP: 0.356, SLG: 0.446	B SL 83 X CH 78 1-0 3 CS 16 1B 1B		B FF 88 B SL 84 F FF 87 X SI 87 2-1 F9		B CU 71 B CU 73 X CH 76 2-0 G5-3		D SL 91 C SL 89 B FF 98 X SL 90 2-1 1-2 2-3 1B		B SI 98 F SI 97 S SL 87 X SL 87 1-2 16 G4-6-3 1-2 3-H 1B	5	0	3	1	0	0	0
16 Aramis Ramirez, R (1, 5) OBP: 0.330, SLG: 0.409	F CH 79 F SL 84 B FF 90 B SI 86 X SL 86 2-2 3 3B 1-2 1B			F CH 78 B SI 86 C CU 74 X FF 88 1-2 22 1B 2B		X CH 78 0-0 1B	C SI 97 F FF 97 F SL 91 D SL 89 S FF 99 1-3		B FF 96 B FF 97 X SI 96 2-0 G4-6-3 1-2f	5	2	3	0	0	1	5
3 Jeff Baker, R (1, 10) OBP: 0.336, SLG: 0.448	C CH 78 C SI 86 B CH 77 X FF 90 1-2 1-H 2-3 3B			C CH 78 F SL 86 B FF 87 X SL 84 1-2 G5-3		C FF 86 S CU 74 X CH 78 0-2 G6-3		F SI 96 S SL 86 S SL 86 0-3 K		4	0	1	1	0	1	1
18 Geovany Soto, R (1, 2) OBP: 0.307, SLG: 0.366	C CH 79 C FF 87 B CU 74 F FF 88 F SL 85 S CH 80 1-3 K			B SL 84 B SL 85 B SL 84 B SL 84 4-0 22 1B BB		C CU 73 B CH 76 B CH 77 S CH 76 B FF 89 C CH 76 3-3 K		F SI 98 B SI 99 S SL 85 X SL 87 1-2 F9		3	0	0	0	1	2	1
22 Carlos Pena, L (1, 3) OBP: 0.352, SLG: 0.446		C CH 77 B SI 85 B SL 85 S CH 77 X FF 88 2-2 G4-3		B SL 84 S CH 77 X FF 87 1-1 39 2B 1-3 2-H 1B			B CU 73 X CH 76 1-0 12 1B 9 G4-6-3 2B	X SI 98 0-0 F7		4	2	2	1	0	0	0
12 Alfonso Soriano, R (1, 7) OBP: 0.307, SLG: 0.519 5 Reed Johnson, R (9, 7) OBP: 0.400, SLG: 0.628		X SL 85 0-0 G5-3		B CH 78 F CH 78 B SL 84 D CH 78 I IN 67 4-1 39 2B IBB			X SL 90 0-0 9 G4-6-3 2-3 1B		C SL 84 S SL 85 B SL 84 B FF 98 B FF 97 S SL 86 3-3 K	3 0	0 0	1 0	0 0	1 0	1 0	0 0
39 Luis Montanez, R (1, 9) OBP: 0.268, SLG: 0.325 9 Blake DeWitt, L (7, PH) OBP: 0.285, SLG: 0.378 1 Tony Campana, L (7, 8) OBP: 0.267, SLG: 0.288		C SI 86 B CH 78 B CH 78 F SI 86 S CH 79 2-3 K		C CH 78 X SL 85 0-1 1-H 2-H 2B			S FF 96 S FF 98 D FF 97 F SL 88 X SI 97 1-2 G4-6-3 1-2f 3-H		C FF 96 B SI 97 X FF 97 1-1 33 1B 1 FC4 1B	2 1 1	0 0 1	1 0 1	1 0 0	0 0 0	1 1 0	0 1 0
33 DJ LeMahieu, R (1, 4) OBP: 0.267, SLG: 0.300			C FF 85 X SL 85 0-1 F8		C CH 77 X SL 84 0-1 G6-3		B FF 97 F FF 97 X SI 97 1-1 13 1B 1 1B 1B		1 SAFE B FF 96 B FF 97 B FF 97 C FF 95 1 SAFE X SI 96 3-1 1 E 1 FC4 13 1B 1-3 1B	4	1	2	0	0	0	0
Inning Stats	R: 1 E: 0 K: 1 S: 14 H: 3 LOB: 1 BB: 0 P: 20	R: 0 E: 0 K: 1 S: 7 H: 0 LOB: 0 BB: 0 P: 11	R: 0 E: 0 K: 1 S: 7 H: 0 LOB: 0 BB: 0 P: 9	R: 2 E: 0 K: 0 S: 11 H: 3 LOB: 2 BB: 2 P: 22	R: 0 E: 0 K: 0 S: 5 H: 0 LOB: 0 BB: 0 P: 9	R: 0 E: 0 K: 1 S: 7 H: 1 LOB: 0 BB: 0 P: 10	R: 1 E: 0 K: 1 S: 15 H: 5 LOB: 3 BB: 0 P: 21	R: 0 E: 0 K: 1 S: 7 H: 0 LOB: 0 BB: 0 P: 8	R: 2 E: 1 K: 1 S: 12 H: 3 LOB: 1 BB: 0 P: 22	1B: 11 2B: 3 3B: 1 HR: 0 SF: 0 SAC: 0 DP: 2 HBP: 0						WP: 0 PB: 0 SB: 0 CS: 1 PA: 39	

PITCHER		IP	WLS	BF	H	R	ER	SO	BB	IBB	HBP	BLK	WP	HR	S	P	ERA	WHIP
52 Bruce Chen, L ERA: 3.88	(1, 1)	6.0		24	8	4	4	4	1	1	0	0	0	0	52	83	6.00	1.500
38 Blake Wood, R ERA: 2.48	(7, 1)	1.0	B	6	4	0	0	1	0	0	0	0	0	0	14	19	0.00	4.000
43 Aaron Crow, R ERA: 1.43	(8, 1)	2.0	L	9	3	2	1	2	0	0	0	0	0	0	19	30	4.50	1.500

PITCHER	IP	WLS	BF	H	R	ER	SO	BB	IBB	HBP	BLK	WP	HR	S	P	ERA	WHIP

Chicago Cubs @ Kansas City Royals

Kauffman Stadium, Kansas City, MO

Fri Jun 24 2011, 7:11 PM - 10:04 PM CDT

Att. 32,918 - Clear - 81 F

TOP

livebaseballscorecards.com

AB	37
R	6
H	15
RBI	5
BB	2
SO	7
LOB	9

Chicago Cubs @ Kansas City Royals

Kauffman Stadium, Kansas City, MO

Fri Jun 24 2011, 7:11 PM - 10:04 PM CDT

Att. 32,918 - Clear - 81 F

livebaseballscorecards.com

BOTTOM

Batter	1	2	3	4	5	6	7	8	9	AB	R	H	RBI	BB	SO	LOB
53 Melky Cabrera, S (1, 8) OBP: 0.317, SLG: 0.433	B SI 89 X FF 92 1-0 ① P6		C SI 89 B FF 90 1 SAFE T FS 82 B FF 94 F FF 93 X FF 94 2-2 ① 16 S 1-2 2B	B SI 92 B SI 90 X SI 93 2-0 1-2 3-H 1B			B FF 91 C FF 91 C SL 82 B SL 82 X SL 83 2-2 ① F9		B FF 94 F FF 94 B SL 86 B SL 86 F SL 86 F SL 86 C SL 86 3-3 ① K	5	0	2	1	0	1	1
35 Eric Hosmer, L (1, 3) OBP: 0.308, SLG: 0.402	B SI 91 S FF 93 B FF 92 X FF 92 2-1 ② G4-3		B SL 87 F SL 88 B FF 93 B SI 93 S FS 84 F FS 83 S FF 94 3-3 ② K	C SL 85 S FS 85 X FS 84 0-2 ③ G3-1			S SL 83 B SL 83 F FC 88 X SL 84 1-2 ② G3-1		B SL 85 C FF 93 T FF 94 S SL 88 1-3 ② K	5	0	0	0	0	2	4
16 Billy Butler, R (1, 10) OBP: 0.407, SLG: 0.442 1 Jarrod Dyson, L (9, PR) OBP: 0.286, SLG: 0.167	C FF 92 B FF 93 X SL 88 1-1 ③ L1-3		B SL 88 C SL 87 B SI 92 C FF 94 B FF 93 F FS 84 S FF 94 3-3 ③ K 2-3		B SI 92 C SL 87 B SL 87 X FS 83 2-1 ① 1B		B FF 99 B SL 89 B FF 100 B FF 99 4-0 4 BB BB		B SL 88 C SL 86 X SL 85 1-1 1-3 2B	4 0	0 0	2 0	0 0	1 0	1 0	1 0
4 Alex Gordon, L (1, 7) OBP: 0.358, SLG: 0.480		X FF 91 0-0 3 WP 3 SF7 8 1B 1B		X FF 89 0-0 E1 21 HR	B SL 85 S SL 86 B FF 92 X SI 94 2-1 1B		B FF 98 B FF 98 F FF 100 S FF 98 B FF 100 B FF 100 4-2 1-2 BB		B FF 94 C SL 86 X SL 87 1-1 ③ G6-3	4	2	2	0	1	0	2
21 Jeff Francoeur, R (1, 9) OBP: 0.303, SLG: 0.438		C FF 90 C SI 91 B FF 91 1 SAFE F SL 82 F FS 83 X FF 93 1-2 ① F7		F FF 90 X SL 87 0-1 1-H HR	C FF 91 B FF 92 B SI 92 F SI 93 X FF 93 2-2 ② F7		S SL 93 X SL 92 0-1 ③ G1-3			4	1	1	2	0	0	4
8 Mike Moustakas, L (1, 5) OBP: 0.327, SLG: 0.318		F SI 91 X FF 92 0-1 3 WP 1-2 1B		B FF 92 X FF 93 1-0 ① F9	C SL 86 1 SAFE 1 SAFE B SI 93 F FF 92 1 SAFE F FS 83 X FS 82 1-2 ③ G3			X SL 87 0-0 ① G4-3		4	0	1	0	0	0	1
3 Brayan Peña, S (1, 2) OBP: 0.298, SLG: 0.383		C FF 93 F FF 92 B FF 93 F SL 87 B FS 83 B FF 93 F FF 89 F SL 88 X FF 94 3-2 ② SF7 1-2 2-H		C SL 83 B SL 87 B FF 93 X FS 83 2-1 ② P4		B SI 87 F FF 91 B SI 93 C SL 85 X SL 86 2-2 ① F8		C SL 88 F SL 88 B FF 92 F CU 78 F FF 93 X FF 94 1-2 ② G5-3		3	0	0	1	0	0	0
2 Alcides Escobar, R (1, 6) OBP: 0.284, SLG: 0.310		B SL 86 X FF 92 1-0 ③ G6-3		B FF 91 B SI 90 B SI 93 C FF 90 B FF 93 4-1 17 1B 53 1B BB		C SL 85 C SL 86 S FS 82 0-3 ② K		C CU 81 B CU 79 S SL 89 X FF 93 1-2 ③ G6-3		3	1	0	0	1	1	1
17 Chris Getz, L (1, 4) OBP: 0.326, SLG: 0.303			C FF 88 B SL 86 X SL 85 1-1 53 CS 1B	1 SAFE C FF 91 1 SAFE F FF 91 X FF 91 0-2 53 1B 1-3 1B		B SI 90 F SI 93 C FF 93 B FS 82 F FS 83 F FF 93 S SL 87 2-3 ③ K			B FF 95 C FF 94 B SL 85 B SL 88 B SL 86 4-1 16 2B BB	3	0	2	0	1	1	0
Inning Stats	R: 0 E: 0 K: 0 S: 5 H: 0 LOB: 0 BB: 0 P: 9	R: 1 E: 0 K: 0 S: 15 H: 2 LOB: 1 BB: 0 P: 20	R: 0 E: 0 K: 2 S: 14 H: 2 LOB: 1 BB: 0 P: 23	R: 3 E: 1 K: 0 S: 14 H: 3 LOB: 2 BB: 1 P: 23	R: 0 E: 0 K: 0 S: 11 H: 2 LOB: 1 BB: 0 P: 18	R: 0 E: 0 K: 2 S: 11 H: 0 LOB: 0 BB: 0 P: 15	R: 0 E: 0 K: 0 S: 10 H: 0 LOB: 2 BB: 2 P: 21	R: 0 E: 0 K: 0 S: 9 H: 0 LOB: 0 BB: 0 P: 11	R: 0 E: 0 K: 2 S: 12 H: 1 LOB: 2 BB: 1 P: 22	1B: 7 2B: 2 3B: 0 HR: 1 SF: 1 SAC: 0 DP: 0 HBP: 0						

	AB	35
	R	4
	H	10
	RBI	4
	BB	4
	SO	6
	LOB	14

WP: 1 PA: 40
PB: 0
SB: 1
CS: 1

PITCHER		IP	WLS	BF	H	R	ER	SO	BB	IBB	HBP	BLK	WP	HR	S	P	ERA	WHIP
46 Ryan Dempster, R ERA: 5.31	(1, 1)	6.0		27	9	4	2	4	1	0	0	0	1	1	70	108	3.00	1.667
40 James Russell, L ERA: 5.49	(7, 1)	0.2		2	0	0	0	0	0	0	0	0	0	0	6	9	0.00	0.000
37 Chris Carpenter, R ERA: 2.25	(7, 1)	0.1		3	0	0	0	0	2	0	0	0	0	0	4	12	0.00	6.000
45 Sean Marshall, L ERA: 2.27	(8, 1)	1.0	W	3	0	0	0	0	0	0	0	0	0	0	9	11	0.00	0.000
49 Carlos Marmol, R ERA: 2.62	(9, 1)	1.0	S	5	1	0	0	2	1	0	0	0	0	0	12	22	0.00	2.000

PITCHER	IP	WLS	BF	H	R	ER	SO	BB	IBB	HBP	BLK	WP	HR	S	P	ERA	WHIP

Chicago Cubs @ Kansas City Royals

Kauffman Stadium, Kansas City, MO

Sat Jun 25 2011, 6:13 PM - 8:56 PM CDT

Att. 38,744 - Partly Cloudy - 84 F

TOP

livebaseballscorecards.com

Batter	1	2	3	4	5	6	7	8	9	AB	R	H	RBI	BB	SO	LOB
5 Reed Johnson, R (1, 8) OBP: 0.404, SLG: 0.622	C FF 96 X FF 94 0-1 ① P6		B FF 96 B FF 94 F FF 94 C FF 94 X FF 95 2-2 13 1B 3 1B 1B		B FF 95 X FF 93 1-0 1B		B CH 84 1 SAFE B FF 94 F FF 93 X FF 93 2-1 ② FC6-4 13 S 1-2f			4	0	2	0	0	0	1
13 Starlin Castro, R (1, 6) OBP: 0.357, SLG: 0.444	B FF 95 B FF 94 B FF 95 B FF 94 4-0 16 1B BB		C FF 94 B CH 85 X CH 86 1-1 3 1B 1-2 1B		B CU 77 B CU 76 1 SAFE S FF 94 X FF 94 2-1 ③ F8		C FF 95 B FF 95 F FF 94 F FF 95 B CU 77 X FF 94 2-2 ③ G4-3 1-2			3	0	1	0	1	0	2
3 Jeff Baker, R (1, 10) OBP: 0.336, SLG: 0.445 1 Kosuke Fukudome, L (8, PH) OBP: 0.394, SLG: 0.397 (8, 10)	B FF 95 C CH 84 1 SAFE B CH 85 X FF 94 2-1 ② F9		X CH 84 0-0 ② 1-2 2-H 1B			C FF 93 S CU 77 S CU 78 0-3 ① K		B CU 77 F FF 95 B FF 96 F FF 96 X CU 80 2-2 ① F9		3 1	0 0	1 0	0 0	0 0	1 0	1 0
16 Aramis Ramirez, R (1, 5) OBP: 0.332, SLG: 0.421	X FF 96 0-0 18 FC5-4 1-2 1B		B CU 77 S CU 76 X FF 95 1-1 ③ F8			X CU 77 0-0 HR		F FF 96 B SL 88 S SL 87 F FF 97 X FF 96 1-2 ② F9		4	1	2	1	0	0	2
18 Geovany Soto, R (1, 2) OBP: 0.305, SLG: 0.380	B CU 76 X FF 96 1-0 ③ FC5-4 1-2f			B FF 94 B FF 95 X FF 94 2-0 ① F7		C FF 94 B FF 94 X CH 86 1-1 HR		B FF 96 X FF 95 1-0 ③ F8		4	1	1	1	0	0	2
12 Alfonso Soriano, R (1, 7) OBP: 0.306, SLG: 0.514		C FF 95 S CU 77 F FF 98 B CU 78 X CU 78 1-2 ① F8		B CU 78 X FF 96 1-0 ② G6-3		B FF 96 C FF 94 B FF 94 T FF 95 X FF 96 2-2 22 G4-6-3 1B			B FF 93 S FF 92 F FF 90 F FF 93 S CU 69 1-3 ① K	4	0	1	0	0	1	0
22 Carlos Pena, L (1, 3) OBP: 0.347, SLG: 0.438		F FF 96 C FF 96 B FF 97 S CU 78 1-3 ② K		S FF 96 X FF 96 0-1 ③ G4-3		C FF 95 X FF 94 0-1 ②③ G4-6-3 1-2f			B FF 93 C FF 93 C FF 92 B CU 70 B CH 86 F FF 94 C FF 94 3-3 ② K	4	0	0	0	0	2	1
39 Luis Montanez, R (1, 9) OBP: 0.273, SLG: 0.310 9 Blake DeWitt, L (9, PH) OBP: 0.282, SLG: 0.375		B FF 96 C FF 95 X FF 96 1-1 ③ G4-3		B FF 94 H FF 92 2-0 33 G4-6-3 HBP			C FF 93 F FF 93 B CU 77 B CU 76 B CU 77 X FF 94 3-2 ① G6-3		B FF 93 C FF 93 B FF 94 T FF 94 B CU 70 S CH 84 3-3 ③ K	2 1	0 0	0 0	0 0	0 0	0 1	0 0
33 DJ LeMahieu, R (1, 4) OBP: 0.273, SLG: 0.303			B FF 94 C FF 94 B CH 86 X FF 95 2-1 ① G4-3		F CH 84 X FF 94 0-1 ①② G4-6-3 1-2f		B FF 95 F FF 93 X FF 93 1-1 5 FC6-4 1B			3	0	1	0	0	0	1
Inning Stats	R: 0 E: 0 K: 0 S: 6 H: 1 LOB: 2 BB: 1 P: 13	R: 0 E: 0 K: 1 S: 9 H: 0 LOB: 0 BB: 0 P: 12	R: 0 E: 0 K: 0 S: 10 H: 3 LOB: 2 BB: 0 P: 16	R: 0 E: 0 K: 0 S: 4 H: 0 LOB: 0 BB: 0 P: 7	R: 0 E: 0 K: 0 S: 5 H: 1 LOB: 1 BB: 0 P: 10	R: 2 E: 0 K: 1 S: 11 H: 3 LOB: 0 BB: 0 P: 14	R: 0 E: 0 K: 0 S: 11 H: 1 LOB: 1 BB: 0 P: 19	R: 0 E: 0 K: 0 S: 8 H: 0 LOB: 0 BB: 0 P: 12	R: 0 E: 0 K: 3 S: 11 H: 0 LOB: 0 BB: 0 P: 18	1B: 7 2B: 0 3B: 0 HR: 2 SF: 0 SAC: 0 DP: 2 HBP: 1						

	AB	33
	R	2
	H	9
	RBI	2
	BB	1
	SO	5
	LOB	10

WP: 0 PB: 0 SB: 1 CS: 0 PA: 35

PITCHER		IP	WLS	BF	H	R	ER	SO	BB	IBB	HBP	BLK	WP	HR	S	P	ERA	WHIP
23 Danny Duffy, L ERA: 4.61	(1, 1)	7.0		29	9	2	2	2	1	0	1	0	0	2	56	91	2.57	1.429
56 Greg Holland, R ERA: 1.08	(8, 1)	1.0	W	3	0	0	0	0	0	0	0	0	0	0	8	12	0.00	0.000
48 Joakim Soria, R ERA: 4.36	(9, 1)	1.0	S	3	0	0	0	3	0	0	0	0	0	0	11	18	0.00	0.000

PITCHER	IP	WLS	BF	H	R	ER	SO	BB	IBB	HBP	BLK	WP	HR	S	P	ERA	WHIP

BOTTOM

Chicago Cubs @ Kansas City Royals

Kauffman Stadium, Kansas City, MO

Sat Jun 25 2011, 6:13 PM - 8:56 PM CDT

Att. 38,744 - Partly Cloudy - 84 F

livebaseballscorecards.com

Batter	1	2	3	4	5	6	7	8	9	AB	R	H	RBI	BB	SO	LOB
1 Jarrod Dyson, L (1, 8) OBP: 0.313, SLG: 0.185 53 Melky Cabrera, S (8, PH) OBP: 0.316, SLG: 0.431 (9, 8)	C FS 88 B FS 86 F SI 89 F FF 92 B SI 92 X SL 79 2-2 ① G3		B FF 90 B FF 90 C FF 91 X SI 89 2-1 1B		B SI 91 1 SAFE 1 SAFE B FF 90 1 SAFE C FF 91 B FF 90 B SI 91 4-1 35 1B 16 1B 1-2 BB		B SI 88 F SI 90 X FF 91 1-1 ① B3	C SL 82 F SL 83 F SL 83 F FF 90 D FC 84 F FF 91 C FF 92 1-3 ③ K		3 1 1 0 1 0 0 1 0 0 0 0 1 3					
35 Eric Hosmer, L (1, 3) OBP: 0.312, SLG: 0.401	B SI 92 B SI 91 F SI 92 F FF 92 F CU 71 B FF 93 F SI 92 B SL 74 4-2 16 G4-3 BB		X FF 90 0-0 ② P5		B FS 84 X FS 84 1-0 4 1B 16 1B 1-2 2-H 1B		B FF 90 C FF 92 X CU 72 1-1 ② F8			3 0 1 1 1 0 2						
16 Billy Butler, R (1, 10) OBP: 0.405, SLG: 0.440	C SI 89 X SI 90 0-1 ②③ G4-3 1-2f		B SL 78 1 SAFE 1 SAFE F SI 92 B FS 85 X SI 93 2-1 ③ F9		B SI 92 2 SAFE F FF 91 X SI 91 1-1 4 1B 1-2 2-H 1B		C SI 94 B SI 94 X SL 79 1-1 ③ G6-3			4 0 1 1 0 0 3						
4 Alex Gordon, L (1, 7) OBP: 0.360, SLG: 0.479		B FS 88 X FS 80 1-0 ① G4-3		B SI 90 C SI 90 S CU 70 B SI 92 B SI 92 B SL 80 4-2 12 G5-3 BB	B SI 92 F FF 92 X FF 93 1-1 1-2 2-3 1B			X FF 90 0-0 ① F9		3 0 1 0 1 0 0						
12 Mitch Maier, L (1, 9) OBP: 0.440, SLG: 0.439 21 Jeff Francoeur, R (8, PH) OBP: 0.305, SLG: 0.438 (9, 9)		B FF 90 B FS 82 C FF 92 S FS 83 F FS 83 B SI 91 X FF 93 3-2 8 1B 1B	C SI 90 B FF 91 1 SAFE X FS 80 1-1 ① G5-3 1-2	F SI 90 F SI 93 B FS 85 X FS 82 1-2 ② L6				B SL 83 B FF 97 C FF 96 B FF 98 C SL 85 F SI 98 F SI 96 B SL 85 4-2 24 PB 8 S 17 1B BB		3 0 1 0 0 0 4 0 1 0 0 1 0 0						
8 Mike Moustakas, L (1, 5) OBP: 0.340, SLG: 0.319		B SI 89 X SI 91 1-0 15 G6-3 1-3 1B	F FF 91 X FS 82 0-1 ② P5	B SI 92 B FS 83 F SI 92 X SL 78 2-1 ③ P3				B FF 96 F FF 98 B SI 97 F SI 97 B FF 97 B FS 87 4-2 17 1B 24 PB 1-2 BB		3 0 1 0 1 0 4						
15 Matt Treanor, R (1, 2) OBP: 0.351, SLG: 0.301 24 Wilson Betemit, S (8, PH) OBP: 0.343, SLG: 0.407 3 Brayan Peña, S (9, 2) OBP: 0.298, SLG: 0.383		C SI 90 B FF 91 F SI 91 X SI 92 1-2 ②③ G6-3 1-2f	C SI 91 C SL 78 B FF 92 B FF 93 S SL 73 2-3 ③ K			F SI 90 S FF 88 F CU 73 T SL 79 0-2 ① K		C SL 86 B FF 98 B FF 97 S SL 87 B FS 86 S SL 84 3-3 ② K 1-2 2-3		3 0 0 0 0 2 3 1 0 0 0 0 1 2 0 0 0 0 0 0 0						
17 Chris Getz, L (1, 4) OBP: 0.325, SLG: 0.302			C SI 89 B SI 92 X SI 91 1-1 ① B3		C SI 89 C SI 88 F CU 71 B FC 88 X SI 93 1-2 ① G6-3	X SI 92 0-0 ② G6-3		B FF 98 F FF 98 F FF 97 B FF 96 F FF 98 X SL 88 2-2 2 HBP 2-3 3-H 1B		4 0 1 1 0 0 0						
2 Alcides Escobar, R (1, 6) OBP: 0.291, SLG: 0.321			B SI 89 B SI 90 C SI 92 X SI 91 2-1 3B		C SI 92 F SL 80 F FF 93 B FS 85 X SI 94 1-2 1 BB 35 1B 1B	C FF 92 B FF 92 X SI 92 1-1 ③ P4		S SL 88 P PO 89 F SL 87 H FF 98 2-2 1-2 HBP		3 1 2 0 0 0 0						
Inning Stats	R: 0 E: 0 K: 0 S: 10 H: 0 LOB: 0 BB: 1 P: 16	R: 0 E: 0 K: 0 S: 9 H: 2 LOB: 1 BB: 0 P: 15	R: 0 E: 0 K: 0 S: 9 H: 2 LOB: 2 BB: 0 P: 16	R: 0 E: 0 K: 1 S: 9 H: 0 LOB: 1 BB: 1 P: 16	R: 2 E: 0 K: 0 S: 19 H: 4 LOB: 3 BB: 1 P: 31	R: 0 E: 0 K: 1 S: 7 H: 0 LOB: 0 BB: 0 P: 8	R: 0 E: 0 K: 0 S: 6 H: 0 LOB: 0 BB: 0 P: 9	R: 1 E: 0 K: 2 S: 23 H: 1 LOB: 3 BB: 2 P: 38		1B: 8 2B: 0 3B: 1 HR: 0 SF: 0 SAC: 0 DP: 2 HBP: 1						

	AB	31
	R	3
	H	9
	RBI	3
	BB	5
	SO	4
	LOB	21

PITCHER	IP	WLS	BF	H	R	ER	SO	BB	IBB	HBP	BLK	WP	HR	S	P	ERA	WHIP
38 Carlos Zambrano, R (1, 1) ERA: 4.38	7.0		30	8	2	2	2	3	0	0	0	0	0	69	111	2.57	1.571
43 John Grabow, L (8, 1) ERA: 4.88	0.1		1	0	0	0	0	0	0	0	0	0	0	1	1	0.00	0.000
29 Jeff Samardzija, R (8, 1) ERA: 4.25	0.1	L	5	1	1	1	1	2	0	1	0	0	0	16	30	27.00	9.000
40 James Russell, L (8, 1) ERA: 5.45	0.1		1	0	0	0	1	0	0	0	0	0	0	6	7	0.00	0.000

PITCHER	IP	WLS	BF	H	R	ER	SO	BB	IBB	HBP	BLK	WP	HR	S	P	ERA	WHIP

Chicago Cubs @ Kansas City Royals

Kauffman Stadium, Kansas City, MO

Sun Jun 26 2011, 1:11 PM - 3:53 PM CDT

Att. 28,401 - Overcast - 87 F

TOP

livebaseballscorecards.com

Batter	1	2	3	4	5	6	7	8	9	AB	R	H	RBI	BB	SO	LOB
1 Kosuke Fukudome, L (1, 9) OBP: 0.390, SLG: 0.390	C SI 91 B FF 93 F FC 91 B FC 88 T FF 90 2-2 ① **K**		B SI 93 B CH 84 S FF 91 B SI 94 B FC 91 4-1 13 G5-4-3 **BB**		X FF 92 0-0 ① **P6**		C FF 90 C CH 82 B SI 89 C SL 81 1-3 ① **K**		C FF 91 C FF 93 B FF 92 B CH 82 F FF 93 B CU 69 X FF 92 3-2 ②③ **G5-4-3** 1-2f	4	0	0	0	1	2	1
13 Starlin Castro, R (1, 6) OBP: 0.356, SLG: 0.442	S FF 93 B FF 94 X SI 93 1-1 ② 16 G6-4-3 **1B**		B FF 92 B FF 93 1 SAFE S FC 88 X FC 87 2-1 ②③ **G5-4-3** 1-2f		B FF 95 C FF 94 X KC 78 1-1 ② **G5-3**		F FF 90 C FF 90 B SL 82 F SL 80 B SL 82 S FF 91 2-3 ② **K**			4	0	1	0	0	1	1
16 Aramis Ramirez, R (1, 10) OBP: 0.331, SLG: 0.417	X SI 92 0-0 ②③ **G6-4-3** 1-2f			C FF 93 X SL 86 0-1 ① **P2**	F FF 95 B FF 95 X SI 94 1-1 ③ **G5-3**		S FF 90 S FF 90 B FF 88 F FF 90 F SL 82 B SL 80 F FF 91 H CH 80 3-2 **HBP**			3	0	0	0	0	0	1
22 Carlos Pena, L (1, 3) OBP: 0.345, SLG: 0.435		C FF 91 X FF 92 0-1 ① **F8**		B KC 77 B CH 82 X FF 94 2-0 ② **P2**		F SI 93 B FF 94 F FF 94 B KC 79 X FF 95 2-2 9 E 9 G3 **1B**	C FF 93 B FF 96 B CU 76 X FF 94 2-1 ③ **G4-3**			4	0	1	0	0	0	1
5 Reed Johnson, R (1, 8) OBP: 0.398, SLG: 0.617		C FF 91 F SI 92 F KC 79 B FF 94 S FC 88 1-3 ② **K**		F SI 93 B KC 78 C KC 78 X KC 80 1-2 9 1B **2B**		B SI 93 C SI 94 S SI 93 S FC 88 1-3 ① **K**		L SI 94 S SL 86 S FF 97 0-3 ① **K**		4	1	1	0	0	3	1
9 Blake DeWitt, L (1, 5) OBP: 0.289, SLG: 0.379		B FF 93 C SI 93 X FC 89 1-1 **1B**		X SL 86 0-0 12 BB 18 2B **1B** 2-H		C SI 94 B SI 93 X SI 93 1-1 ② **G3** 1-3		X SI 96 0-0 ② **G4-3**		4	1	2	1	0	0	1
12 Alfonso Soriano, R (1, 7) OBP: 0.310, SLG: 0.509		F FF 92 F FF 94 B FF 94 D FC 90 S KC 79 2-3 ③ **K**		B FF 94 B FF 94 1 SAFE D FC 90 B FC 90 4-0 18 2B **BB** 1-2		B FF 90 B SI 94 S FC 90 D FF 90 C SI 95 B SI 95 4-2 18 BB **BB**		C FF 97 F FF 97 B FF 98 F SL 85 B SL 88 S SL 86 2-3 ③ **K**		2	0	0	0	2	2	1
18 Geovany Soto, R (1, 2) OBP: 0.319, SLG: 0.412			B FF 92 C FF 93 B FC 88 B SI 94 X FF 93 3-1 **HR**	C FC 87 X FC 87 0-1 1-3 2-H **2B**		B SL 78 B SL 79 B FF 89 B FF 91 4-0 **BB** 1-2			B FF 92 C FF 92 X FF 93 1-1 1 G5-4-3 **1B**	3	1	3	2	1	0	0
33 DJ LeMahieu, R (1, 4) OBP: 0.243, SLG: 0.270			C SI 94 B KC 78 C FC 88 F FF 94 B FC 89 F FC 89 F SI 93 S FF 94 2-3 ① **K**	X SI 93 0-0 ③ **G4-3**		C FF 90 B FF 91 S FF 90 S SL 80 1-3 ③ **K**			F FF 90 S FF 91 S CU 67 0-3 ① **K**	4	0	0	0	0	3	6
Inning Stats	R: 0 E: 0 K: 1 S: 6 H: 1 LOB: 0 BB: 0 P: 9	R: 0 E: 0 K: 2 S: 11 H: 1 LOB: 1 BB: 0 P: 15	R: 1 E: 0 K: 1 S: 11 H: 1 LOB: 1 BB: 1 P: 22	R: 2 E: 0 K: 0 S: 10 H: 3 LOB: 2 BB: 1 P: 17	R: 0 E: 0 K: 0 S: 5 H: 0 LOB: 0 BB: 0 P: 7	R: 0 E: 1 K: 2 S: 13 H: 1 LOB: 3 BB: 2 P: 26	R: 0 E: 0 K: 2 S: 14 H: 0 LOB: 1 BB: 0 P: 22	R: 0 E: 0 K: 2 S: 8 H: 0 LOB: 0 BB: 0 P: 10	R: 0 E: 0 K: 1 S: 9 H: 1 LOB: 0 BB: 0 P: 13	1B: 5 2B: 2 3B: 0 HR: 1 SF: 0 SAC: 0 DP: 3 HBP: 1						

	AB	32
	R	3
	H	8
	RBI	3
	BB	4
	SO	11
	LOB	13

WP: 0 PB: 0 SB: 0 CS: 0 PA: 37

PITCHER		IP	WLS	BF	H	R	ER	SO	BB	IBB	HBP	BLK	WP	HR	S	P	ERA	WHIP
44 Luke Hochevar, R ERA: 4.96	(1, 1)	5.2	W	25	7	3	3	5	3	0	0	0	0	1	53	88	4.76	1.765
31 Louis Coleman, R ERA: 2.82	(6, 1)	1.0	H	5	0	0	0	3	1	0	1	0	0	0	15	26	0.00	1.000
55 Tim Collins, L ERA: 3.86	(7, 1)	0.1	H	1	0	0	0	0	0	0	0	0	0	0	2	4	0.00	0.000
43 Aaron Crow, R ERA: 1.4	(8, 1)	1.0	H	3	0	0	0	2	0	0	0	0	0	0	8	10	0.00	0.000
48 Joakim Soria, R ERA: 4.24	(9, 1)	1.0	S	3	1	0	0	1	0	0	0	0	0	0	9	13	0.00	1.000

PITCHER	IP	WLS	BF	H	R	ER	SO	BB	IBB	HBP	BLK	WP	HR	S	P	ERA	WHIP

Batter	1	2	3	4	5	6	7	8	9	AB	R	H	RBI	BB	SO	LOB
53 Melky Cabrera, S (1, 8) OBP: 0.317, SLG: 0.431	X FF 89 0-0 35 1B 16 1B 1B	B SL 83 X SL 84 1-0 ② G6-3		B FC 86 X SL 85 1-0 ② F7			C FC 86 B FC 84 B CH 81 T FC 86 X CH 83 2-2 1B	X FF 98 0-0 ③ F8		5	1	2	0	0	0	4
35 Eric Hosmer, L (1, 3) OBP: 0.316, SLG: 0.403	C SI 88 X SI 89 0-1 16 1B 4 2B 1-2 1B	C CH 84 F FC 86 B FF 90 B CH 84 T CH 82 2-2 ③ K		B FC 87 B FF 87 C FF 90 F CH 82 X FF 90 2-2 2-H 1B			C SL 82 X SL 82 0-1 ① P6			4	1	2	1	0	1	1
16 Billy Butler, R (1, 10) OBP: 0.403, SLG: 0.437	B SL 83 X SI 90 1-0 4 2B 21 1B 1-3 2-H 1B		C FF 89 B SI 89 F CH 84 F FF 91 X SL 83 1-2 ① G6-3	C SL 84 X SL 83 0-1 ③ G5-3			C SL 81 S FF 89 S FF 91 0-3 ② K			4	1	1	1	0	1	2
4 Alex Gordon, L (1, 7) OBP: 0.362, SLG: 0.482	C SI 89 X SI 89 0-1 21 1B 15 SF7 1-3 3-H 2B		B SI 88 C CH 81 X SL 83 1-1 8 F9 21 1B 15 CS 1B		B SL 82 B FF 88 F FC 86 X SI 88 2-1 ① G3		1 SAFE 1 SAFE C SL 82 X SL 83 0-1 ③ G6-3			4	1	2	1	0	0	1
21 Jeff Francoeur, R (1, 9) OBP: 0.311, SLG: 0.442	C SL 83 F CH 83 F FF 89 D FC 85 X SL 83 1-2 2 CS 8 BB 2-3 3-H 1B		B SI 89 B SI 89 X SL 83 2-0 15 CS 1-2 1B		B FF 87 B FF 89 C FC 87 B FF 89 X FF 87 3-1 ② F8			F SI 95 S SL 89 B SL 90 X SL 90 1-2 8 CS 1B		4	0	3	1	0	0	0
8 Mike Moustakas, L (1, 5) OBP: 0.333, SLG: 0.300	C FF 87 B FF 87 D CH 85 D SI 86 F SI 89 D CH 84 4-2 1-2 BB		X FF 87 0-0 ② F9 2-3		F FC 87 F FF 88 X FF 91 0-2 ③ G6-3			1 SAFE B SI 97 S FF 96 B SI 96 F FF 98 S SI 99 2-3 ① ② K 1-2		3	0	0	0	1	1	3
15 Matt Treanor, R (1, 2) OBP: 0.354, SLG: 0.303	X SI 89 0-0 ① SF7 3-H		C FF 90 B FF 88 B FC 87 D SL 84 S SL 84 3-2 ③ CS 1-2 3-H	B FC 87 B FF 89 C FF 88 C FF 89 B SL 83 4-2 2 SH5-3 17 1B BB		B FF 88 C FC 85 X FC 86 1-1 ① L8		F FF 100 X FF 99 0-1 2 E 1B		2	1	1	1	1	0	0
2 Alcides Escobar, R (1, 6) OBP: 0.291, SLG: 0.321	C SL 81 D CH 85 S SL 83 F FF 91 S SL 84 1-3 ② ③ K 2-3			1 SAFE X SL 85 0-0 ① SH5-3 1-2		B FC 86 X FC 86 1-0 ② G6-3		C FF 98 B SL 90 F SI 98 X SL 90 1-2 E1 1-3 1B		3	0	1	0	0	1	2
17 Chris Getz, L (1, 4) OBP: 0.328, SLG: 0.302		C FF 90 X FF 87 0-1 ① G3		C FC 87 F SL 83 D SL 83 D CH 84 X FF 91 2-2 35 1B 2-H 1B		C FC 86 B FC 86 X CH 81 1-1 ③ G4-3		B FF 99 C SI 99 B FF 100 S SI 99 F SL 92 F FF 100 F SL 91 D SL 92 B FF 100 4-2 BB		3	1	1	1	1	0	0
Inning Stats	R: 4 H: 5 E: 0 LOB: 2 K: 1 BB: 1 S: 17 P: 24	R: 0 H: 0 E: 0 LOB: 0 K: 1 BB: 0 S: 6 P: 9	R: 0 H: 2 E: 0 LOB: 1 K: 0 BB: 0 S: 10 P: 17	R: 2 H: 2 E: 0 LOB: 1 K: 0 BB: 1 S: 12 P: 21	R: 0 H: 0 E: 0 LOB: 0 K: 0 BB: 0 S: 7 P: 12	R: 0 H: 0 E: 0 LOB: 0 K: 0 BB: 0 S: 5 P: 8	R: 0 H: 1 E: 0 LOB: 1 K: 1 BB: 0 S: 10 P: 12	R: 0 H: 3 E: 1 LOB: 3 K: 1 BB: 1 S: 17 P: 25		1B: 12 SF: 1 2B: 2 SAC: 1 3B: 0 DP: 1 HR: 0 HBP: 0						

PITCHER		IP	WLS	BF	H	R	ER	SO	BB	IBB	HBP	BLK	WP	HR	S	P	ERA	WHIP
36 Randy Wells, R ERA: 6.25	(1, 1)	6.0	L	28	10	6	6	2	2	0	0	0	0	0	60	96	9.00	2.000
40 James Russell, L ERA: 5.31	(7, 1)	1.0		3	0	0	0	1	0	0	0	0	0	0	7	7	0.00	0.000
37 Chris Carpenter, R ERA: 1.8	(8, 1)	1.0		6	3	0	0	1	1	0	0	0	0	0	17	25	0.00	4.000

PITCHER	IP	WLS	BF	H	R	ER	SO	BB	IBB	HBP	BLK	WP	HR	S	P	ERA	WHIP

BOTTOM

Chicago Cubs @ Kansas City Royals

Kauffman Stadium, Kansas City, MO

Sun Jun 26 2011, 1:11 PM - 3:53 PM CDT

Att. 28,401 - Overcast - 87 F

livebaseballscorecards.com

AB	32
R	6
H	13
RBI	6
BB	3
SO	4
LOB	13

WP: 0	PA: 38		
PB: 0			
SB: 0			
CS: 4			

Kansas City Royals @ San Diego Padres

PETCO Park, San Diego, CA

Mon Jun 27 2011, 10:07 PM - 12:53 AM EDT

Att. 23,635 - Clear - 70 F

livebaseballscorecards.com

TOP

Batter	1	2	3	4	5	6	7	8	9	AB	R	H	RBI	BB	SO	LOB
53 Melky Cabrera, S (1, 8) OBP: 0.318, SLG: 0.430	B FC 94 C FF 92 F CU 76 C SI 91 1-3 ① K		C FC 93 B SL 82 B FF 94 X CH 84 2-1 17 1B 35 SF7 1B		C FF 92 B CU 78 X SI 92 1-1 ① G3		C SI 92 B SI 93 C FF 93 B FF 94 F SI 94 F SL 83 F SI 94 X SI 93 2-2 ① L6		B FF 94 B FF 94 X FF 93 2-0 17 1B 1B	5	1	2	0	0	1	0
17 Chris Getz, L (1, 4) OBP: 0.329, SLG: 0.304	B FC 95 C FF 92 X CH 82 1-1 ② F8		C FF 92 B SI 91 1 SAFE X CU 79 1-1 1-3 1B		B SL 84 B FC 90 C FC 90 C SI 90 S SL 84 2-3 ② K		C FF 94 B SI 95 F SI 94 B SL 82 X SL 81 2-2 ② G4-3		1 SAFE C FF 93 D CU 82 B CU 84 B FF 93 1 SAFE 1 SAFE X SI 93 3-1 1-2 1B	5	0	2	0	0	1	0
35 Eric Hosmer, L (1, 3) OBP: 0.318, SLG: 0.407	B CU 76 B SI 94 B CH 83 D FF 95 4-0 4 BB BB		X SI 94 0-0 ① SF7 3-H		C SL 84 S CH 84 F SL 83 S SL 85 0-3 ③ K		B SL 76 F SL 75 B SI 94 X SI 93 2-1 2B		D CU 83 X CU 82 1-0 ③ G3-1	3	0	1	1	1	1	2
4 Alex Gordon, L (1, 7) OBP: 0.363, SLG: 0.481	1 SAFE B FC 93 B SI 92 B FF 92 B FF 93 4-0 1-2 BB		C CU 78 1 SAFE F CH 84 P PO 84 F SL 83 X SI 92 1-2 ② L4			X SL 84 0-0 21 1B 3 2B 1B	X SL 75 0-0 ③ F9			3	1	1	0	1	0	2
21 Jeff Francoeur, R (1, 9) OBP: 0.310, SLG: 0.439	C SL 83 F SL 84 F FF 95 S SL 88 0-3 ③ K		B SL 86 F SI 93 F FC 94 1 SAFE X SL 86 1-2 ③ F7			X FF 93 0-0 8 S 3 2B 1-3 1B		B SL 88 F FF 92 F SL 87 C SI 93 1-3 ① K		4	1	1	0	0	2	3
8 Mike Moustakas, L (1, 5) OBP: 0.344, SLG: 0.315		B CH 82 B FF 91 X FF 90 2-0 1B		B CU 74 B SI 89 X FF 91 2-0 3 G4-3 1B		B FF 92 B CU 76 C SI 91 1 SAFE B CU 77 F SI 91 S SL 85 3-3 ① K2-3 1-2		C SL 87 F SI 93 B CU 79 X SL 88 1-2 ② F9		4	0	2	0	0	1	2
3 Brayan Peña, S (1, 2) OBP: 0.296, SLG: 0.387		B FF 91 C CU 76 1 SAFE B FF 92 X CH 83 2-1 ① F9		B FF 91 B FF 89 X FF 91 2-0 ① G4-3 1-2		B FF 92 F CU 76 F SL 83 B SI 91 X SL 83 2-2 2 F9 2-H 3-H 2B		C FF 92 X SI 93 0-1 ③ G4-3		4	0	1	2	0	0	2
2 Alcides Escobar, R (1, 6) OBP: 0.287, SLG: 0.317		C SL 83 1 SAFE F SI 94 1 SAFE F FC 93 X FS 83 0-2 ② F9		D CU 78 C FF 93 X CH 83 1-1 ② G5-3		C SL 84 B FF 94 B SL 84 C SL 83 F SI 94 D SL 83 X FC 92 3-2 ② F9 2-3			C FF 93 S CU 84 F FF 94 F FF 93 F FF 95 B CU 84 X CU 85 1-2 ① G5-3	4	0	0	0	0	0	3
26 Jeff Francis, L (1, 1) 16 Billy Butler, R (6, PH) OBP: 0.402, SLG: 0.435 38 Blake Wood, R (6, 1) 56 Greg Holland, R (8, 1) 1 Jarrod Dyson, L (9, PH) OBP: 0.303, SLG: 0.179		C FC 92 1 SAFE B CU 77 X FF 93 1-1 ③ G3-1		C FF 91 D CH 83 C FC 93 S SL 84 1-3 ③ K		B SL 84 X FF 94 1-0 ③ G4-3			C CU 80 S CU 84 S FF 93 0-3 ② K	2 1 0 0 1	0 0 0 0 0	0 0 0 0 0	0 0 0 0 0	1 0 0 0 0	2 1 0 0 1	2 1 0 0 0
Inning Stats	R: 0 E: 0 K: 2 S: 9 H: 0 LOB: 2 BB: 2 P: 19	R: 0 E: 0 K: 0 S: 9 H: 1 LOB: 1 BB: 0 P: 14	R: 1 E: 0 K: 0 S: 13 H: 2 LOB: 1 BB: 0 P: 17	R: 0 E: 0 K: 1 S: 7 H: 1 LOB: 1 BB: 0 P: 13	R: 0 E: 0 K: 2 S: 9 H: 0 LOB: 0 BB: 0 P: 12	R: 2 E: 0 K: 1 S: 13 H: 3 LOB: 1 BB: 0 P: 22	R: 0 E: 0 K: 0 S: 12 H: 1 LOB: 1 BB: 0 P: 18	R: 0 E: 0 K: 1 S: 8 H: 0 LOB: 0 BB: 0 P: 10	R: 0 E: 0 K: 1 S: 13 H: 2 LOB: 2 BB: 0 P: 20	1B: 8 2B: 2 3B: 0 HR: 0 SF: 1 SAC: 0 DP: 0 HBP: 0						

	AB	36
	R	3
	H	10
	RBI	3
	BB	2
	SO	8
	LOB	17

WP: 0 PB: 0 SB: 1 CS: 0 PA: 39

PITCHER		IP	WLS	BF	H	R	ER	SO	BB	IBB	HBP	BLK	WP	HR	S	P	ERA	WHIP
38 Mat Latos, R ERA: 4.24	(1, 1)	6.0	W	27	7	3	3	6	2	0	0	0	0	0	60	97	4.50	1.500
39 Ernesto Frieri, R ERA: 3.0	(7, 1)	1.0	H	4	1	0	0	0	0	0	0	0	0	0	12	18	0.00	1.000
37 Mike Adams, R ERA: 1.27	(8, 1)	1.0	H	3	0	0	0	1	0	0	0	0	0	0	8	10	0.00	0.000
21 Heath Bell, R ERA: 2.53	(9, 1)	1.0	S	5	2	0	0	1	0	0	0	0	0	0	13	20	0.00	2.000

PITCHER	IP	WLS	BF	H	R	ER	SO	BB	IBB	HBP	BLK	WP	HR	S	P	ERA	WHIP

BOTTOM

Kansas City Royals @ San Diego Padres

PETCO Park, San Diego, CA

Mon Jun 27 2011, 10:07 PM - 12:53 AM EDT

Att. 23,635 - Clear - 70 F

livebaseballscorecards.com

Batter	1	2	3	4	5	6	7	8	9	AB	R	H	RBI	BB	SO	LOB
13 Chris Denorfia, R (1, 9) (9, 7) OBP: 0.361, SLG: 0.451	C FF 83 B SI 82 C CH 74 F SI 83 X SI 84 1-2 ① F8		C SI 84 F SI 83 B CU 65 X SI 84 1-2 ① G3 2-3		B CU 68 B SI 85 B CH 76 C SI 82 X SI 80 3-1 8 F8 2B		X SI 97 0-0 1B			4	0	2	0	0	0	1
8 Jason Bartlett, R (1, 6) OBP: 0.317, SLG: 0.310	B SI 85 B CH 75 C SI 83 F CH 76 X SI 80 2-2 ② F9		B SI 84 B SI 86 B SI 81 C SI 83 F CH 78 F CH 75 F SI 83 X SI 87 3-2 ② G6-3		F SI 82 X CH 75 0-1 ② F8 2-3		1 SAFE 1 SAFE 1 SAFE F FF 94 P PO 89 F SI 94 B FF 96 1 SAFE F SL 87 2-2 ③ F FF 95 X SL 88 P4			4	0	0	0	0	0	3
7 Chase Headley, S (1, 5) OBP: 0.397, SLG: 0.408	C CH 76 B SI 86 B SI 82 S SI 85 F CU 68 X CH 74 2-2 47 HR 2B		B CU 70 B SI 83 B SI 82 B SI 82 4-0 47 2B 3-H BB		C SI 85 F SI 83 F SI 85 B SI 86 X SI 83 1-2 ③ F9			B FF 94 C CU 75 S FS 86 B FS 86 X FF 95 2-2 25 BB 1B		3	1	2	0	1	0	1
47 Ryan Ludwick, R (1, 7) OBP: 0.323, SLG: 0.405 21 Heath Bell, R (9, 1)	X CH 72 0-0 2-H HR		B SI 85 B CH 77 B CH 82 C SI 83 X SI 86 3-1 ③ 1-H 2B			B FF 96 C FF 96 S SL 89 B SL 88 C SL 87 2-3 ① K		C FF 94 X FF 95 0-1 ① F9		4 0	1 0	2 0	2 0	0 0	1 0	1 0
15 Jesus Guzman, R (1, 3) OBP: 0.333, SLG: 0.552 39 Ernesto Frieri, R (7, 1) 37 Mike Adams, R (8, 1) 25 Will Venable, L (8, PH) OBP: 0.319, SLG: 0.317 (9, 9)	C CH 78 F SI 84 B SI 88 F CU 67 X CU 67 1-2 ③ F9			F CU 65 X CH 74 0-1 E6 1 E		B FF 97 F FF 96 B SL 88 B SL 87 X FF 95 3-1 1B		B FF 94 B FF 93 B FF 92 4-0 1-2 BB		3 0 0 0	1 0 0 0	1 0 0 0	0 0 0 0	0 0 0 1	0 0 0 0	0 0 0 0
24 Cameron Maybin, R (1, 8) OBP: 0.321, SLG: 0.392		B SI 85 X CH 74 1-0 ① G6-3		F CH 81 X CH 74 0-1 ① B2		B FF 97 1 SAFE X FF 96 1-0 ② F8		C FF 94 B SL 85 S SL 87 S SL 85 1-3 ② K		4	0	0	0	0	1	4
1 Orlando Hudson, S (1, 4) OBP: 0.339, SLG: 0.301		B SI 84 B SI 82 X SI 82 2-0 ② F8		B SI 84 T CH 75 X SI 85 1-1 ② G5-3 2-H		B SI 96 B SI 96 S FF 94 F FF 96 S FF 96 2-3 ③ K		F FF 95 B SL 88 B FF 96 S SL 87 S SL 86 2-3 ③ K		4	0	0	0	0	2	3
32 Rob Johnson, R (1, 2) OBP: 0.220, SLG: 0.252		C CH 75 B CH 75 C SI 85 B SI 84 X SI 85 2-2 ③ G5-3		C CU 67 F SI 83 B CU 66 X SI 86 1-2 ③ G6-3			B SI 94 F FF 94 S FF 95 B SL 87 F SL 88 B FF 95 X FF 93 3-2 ① F9			3	0	0	0	0	0	0
38 Mat Latos, R (1, 1) OBP: 0.083, SLG: 0.250 27 Anthony Rizzo, L (7, 3) OBP: 0.339, SLG: 0.367			B SI 83 X SI 83 1-0 13 G3 7 WP 2B		C SI 83 B CU 68 B CH 79 C SI 82 F SI 84 F SI 85 S CU 70 2-3 ① K		B FF 96 B SL 88 F FF 95 C SL 88 B CH 86 F FF 96 X SL 87 3-2 ② G3			2 1	1 0	1 0	0 0	0 0	1 0	0 0
Inning Stats	R: 2 E: 0 K: 0 S: 16 H: 2 LOB: 0 BB: 0 P: 22	R: 0 E: 0 K: 0 S: 5 H: 0 LOB: 0 BB: 0 P: 10	R: 1 E: 0 K: 0 S: 11 H: 2 LOB: 2 BB: 1 P: 23	R: 1 E: 2 K: 0 S: 9 H: 0 LOB: 0 BB: 0 P: 11	R: 0 E: 0 K: 1 S: 13 H: 1 LOB: 1 BB: 0 P: 19	R: 0 E: 0 K: 2 S: 9 H: 1 LOB: 1 BB: 0 P: 17	R: 0 E: 0 K: 0 S: 15 H: 1 LOB: 1 BB: 0 P: 22	R: 0 E: 0 K: 2 S: 11 H: 1 LOB: 2 BB: 1 P: 20		1B: 3 2B: 4 3B: 0 HR: 1 SF: 0 SAC: 0 DP: 0 HBP: 0				WP: 1 PB: 0 SB: 0 CS: 0 PA: 34		

	AB	32
	R	4
	H	8
	RBI	2
	BB	2
	SO	5
	LOB	13

PITCHER		IP	WLS	BF	H	R	ER	SO	BB	IBB	HBP	BLK	WP	HR	S	P	ERA	WHIP
26 Jeff Francis, L ERA: 4.79	(1, 1)	5.0	L	21	5	4	3	1	1	0	0	0	1	1	54	85	5.40	1.200
38 Blake Wood, R ERA: 2.34	(6, 1)	2.0		8	2	0	0	2	0	0	0	0	0	0	24	39	0.00	1.000
56 Greg Holland, R ERA: 1.02	(8, 1)	1.0		5	1	0	0	2	1	0	0	0	0	0	11	20	0.00	2.000

PITCHER	IP	WLS	BF	H	R	ER	SO	BB	IBB	HBP	BLK	WP	HR	S	P	ERA	WHIP

Kansas City Royals @ San Diego Padres

PETCO Park, San Diego, CA

Tue Jun 28 2011, 10:05 PM - 12:28 AM EDT

Att. 20,250 - Cloudy - 67 F

livebaseballscorecards.com

TOP

Batter	1	2	3	4	5	6	7	8	9	AB	R	H	RBI	BB	SO	LOB
53 Melky Cabrera, S (1, 8) OBP: 0.317, SLG: 0.428	F9		G6-3			G5-4-3 1B		K		4	0	1	0	0	1	2
2 Alcides Escobar, R (1, 6) OBP: 0.283, SLG: 0.312	K		G3-1			G5-4-3		F9		4	0	0	0	0	1	3
16 Billy Butler, R (1, 3) OBP: 0.397, SLG: 0.429	G5-3			G5-3		G5-3			G3	4	0	0	0	0	0	0
4 Alex Gordon, L (1, 7) OBP: 0.362, SLG: 0.476		G4-3		G4-3			G3-1		24 WP 24 DI BB	3	0	0	0	1	0	0
21 Jeff Francoeur, R (1, 9) OBP: 0.312, SLG: 0.448		24 F9 24 S 15 1B BB		K			HR		P3	3	2	1	1	1	1	1
24 Wilson Betemit, S (1, 5) OBP: 0.341, SLG: 0.404		F9			17 G4-3 1B		K		K	4	0	1	0	0	2	2
15 Matt Treanor, R (1, 2) OBP: 0.354, SLG: 0.304		17 CS 1B			K		G5-3			3	0	1	1	0	1	1
17 Chris Getz, L (1, 4) OBP: 0.333, SLG: 0.309		CS	53 G6-3 59 SH1-3 1B		G4-3			53 S 1B		3	0	2	0	0	0	1
59 Felipe Paulino, R (1, 1)			SH1-3		K			K		1	0	0	0	0	1	1
12 Mitch Maier, L (8, PH) OBP: 0.431, SLG: 0.429										1	0	0	0	0	1	1
55 Tim Collins, L (8, 1)										0	0	0	0	0	0	0

Inning Stats	1	2	3	4	5	6	7	8	9
	R: 0 E: 0 K: 1 S: 5	H: 0 LOB: 0 BB: 0 P: 9	R: 1 E: 0 K: 0 S: 19	H: 1 LOB: 0 BB: 1 P: 28	R: 0 E: 0 K: 0 S: 11	H: 1 LOB: 1 BB: 0 P: 14	R: 0 E: 0 K: 1 S: 7	H: 0 LOB: 0 BB: 0 P: 11	R: 0 E: 0 K: 2 S: 12	H: 1 LOB: 1 BB: 0 P: 14	R: 0 E: 0 K: 0 S: 6	H: 1 LOB: 0 BB: 0 P: 9	R: 1 E: 0 K: 1 S: 11	H: 1 LOB: 0 BB: 0 P: 14	R: 0 E: 0 K: 2 S: 9	H: 1 LOB: 1 BB: 0 P: 12	R: 0 E: 0 K: 1 S: 10	H: 0 LOB: 1 BB: 1 P: 17

| | | | | | | | | | |

Batter	1	2	3	4	5	6	7	8	9	AB	R	H	RBI	BB	SO	LOB
25 Will Venable, L (1, 9) OBP: 0.317, SLG: 0.317	B SI 94 S SI 94 F SI 94 B SI 96 B SI 96 T SI 95 3-2 ① K	D SL 88 X SL 88 1-0 ② SF8 3-H		F SI 95 X CH 87 0-1 ③ P6			F SI 92 F CH 85 B FF 94 X CH 86 1-2 8 G5-3 1B			3	0	1	1	0	1	0
8 Jason Bartlett, R (1, 6) OBP: 0.317, SLG: 0.309	X SI 95 0-0 7 47 1B 1B	B SL 87 F SL 87 B SL 87 X SL 87 2-1 ③ P3			B SL 85 C FF 94 B SL 86 C SI 93 C FF 95 2-3 ① K		C SL 86 B SL 86 1 SAFE 1 SAFE S SL 88 X SI 97 1-2 ①② G5-3 1-2			4	1	1	0	0	1	1
7 Chase Headley, S (1, 5) OBP: 0.399, SLG: 0.409	C SI 96 1 SAFE X CU 78 0-1 47 1B 1-2 1B		C SI 94 F SI 96 B SL 87 B SL 88 F SL 88 S SI 96 2-3 ① K		F SI 94 B CH 88 F CH 87 X SI 96 1-2 47 CS 1B		F CU 79 B SL 86 C SL 86 B SI 95 B SL 87 F SL 86 X CH 86 3-2 ③ G4-3			4	0	2	0	0	1	0
47 Ryan Ludwick, R (1, 7) OBP: 0.322, SLG: 0.403 21 Heath Bell, R (9, 1)	X SI 96 0-0 1-2 2-H 1B		S CU 79 C SI 97 B SI 95 S SI 96 1-3 ② K		B SI 94 1 SAFE S SL 86 F SL 87 F SL 87 F SI 96 F SL 88 S SL 87 1-3 ②③ K 1-2			F FF 91 B CH 81 S CH 82 X CU 73 1-2 ① F7		4 0	0 0	1 0	1 0	0 0	2 0	1 0
27 Anthony Rizzo, L (1, 3) OBP: 0.333, SLG: 0.377	F CU 78 S CH 87 S SI 96 0-3 ② K		B SI 94 B SL 86 B SI 94 C FF 93 C SI 94 X SL 87 3-2 1 1B 2B			C CU 78 F SI 94 B SI 94 B SI 93 X SI 95 2-2 ① F7		C CU 73 F FF 92 X CU 74 0-2 ② G6-3		4	0	1	0	0	1	2
1 Orlando Hudson, S (1, 4) OBP: 0.337, SLG: 0.300	B CU 78 B CH 85 X SI 96 2-0 ③ F9		B CU 80 F SL 88 B SI 96 B SI 95 S SL 88 X SL 88 3-2 ③ 2-H 1B			C SI 94 B CU 79 B CH 86 F SI 93 F SL 87 B SL 87 X SL 86 3-2 ② F8		S FF 92 B CH 83 S CU 74 F CH 82 X FF 93 1-2 ③ G6-3		4	0	1	0	0	0	2
24 Cameron Maybin, R (1, 8) OBP: 0.329, SLG: 0.404		B SI 93 C SL 84 X SL 84 1-1 16 2B 1B		X SI 92 0-0 16 S 16 E 1B		C SI 96 X SI 95 0-1 2B				3	2	3	0	0	0	0
16 Kyle Phillips, L (1, 2) OBP: 0.328, SLG: 0.412		1 SAFE B FF 94 F SI 94 B SI 96 D SL 87 X SI 96 3-1 33 SH2-4 25 SF8 1-H 2B		1 SAFE B SI 94 B CH 84 X SI 94 2-0 ① F7 1-H		I IN 82 I IN 82 I IN 81 I IN 81 4-0 IBB				2	1	1	1	1	0	0
33 Clayton Richard, L (1, 1) OBP: 0.111, SLG: 0.077 37 Mike Adams, R (8, 1) 13 Chris Denorfia, R (9, 7) OBP: 0.361, SLG: 0.451		X SI 94 0-0 ① SH2-4 2-3		B SI 92 S SI 91 F SI 92 S SI 93 1-3 ② K		F SI 94 B CU 78 C CU 78 F SI 94 B SI 95 X SL 87 2-2 ③ G3-1				2 0 0	0 0 0	0 0 0	0 0 0	0 0 0	1 0 0	2 0 0
Inning Stats	R: 1 E: 0 K: 2 S: 11 H: 3 LOB: 2 BB: 0 P: 16	R: 2 E: 0 K: 0 S: 8 H: 2 LOB: 0 BB: 0 P: 15	R: 0 E: 0 K: 2 S: 13 H: 2 LOB: 2 BB: 0 P: 22	R: 1 E: 1 K: 1 S: 7 H: 1 LOB: 0 BB: 0 P: 10	R: 0 E: 0 K: 2 S: 12 H: 1 LOB: 0 BB: 0 P: 16	R: 0 E: 0 K: 0 S: 13 H: 1 LOB: 2 BB: 1 P: 24	R: 0 E: 0 K: 0 S: 10 H: 1 LOB: 0 BB: 0 P: 15	R: 0 E: 0 K: 0 S: 10 H: 0 LOB: 0 BB: 0 P: 12		1B: 8 2B: 3 3B: 0 HR: 0 SF: 1 SAC: 1 DP: 0 HBP: 0				WP: 0 PB: 0 SB: 1 CS: 1 PA: 33		

PITCHER	IP	WLS	BF	H	R	ER	SO	BB	IBB	HBP	BLK	WP	HR	S	P	ERA	WHIP
59 Felipe Paulino, R (1, 1) ERA: 4.29	7.0	L	30	11	4	3	7	0	1	0	0	0	0	74	118	3.86	1.571
55 Tim Collins, L (8, 1) ERA: 3.76	1.0		3	0	0	0	0	0	0	0	0	0	0	10	12	0.00	0.000

PITCHER	IP	WLS	BF	H	R	ER	SO	BB	IBB	HBP	BLK	WP	HR	S	P	ERA	WHIP

BOTTOM

Kansas City Royals @ San Diego Padres

PETCO Park, San Diego, CA

Tue Jun 28 2011, 10:05 PM - 12:28 AM EDT

Att. 20,250 - Cloudy - 67 F

livebaseballscorecards.com

AB	30
R	4
H	11
RBI	3
BB	1
SO	7
LOB	8

Kansas City Royals @ San Diego Padres

PETCO Park, San Diego, CA

Wed Jun 29 2011, 3:37 PM - 6:05 PM EDT

Att. 24,461 - Sunny - 71 F

TOP

livebaseballscorecards.com

Batter	1	2	3	4	5	6	7	8	9	AB	R	H	RBI	BB	SO	LOB
53 Melky Cabrera, S (1, 8) OBP: 0.316, SLG: 0.428	B SI 90 S SI 90 S SI 90 B SL 87 B SI 91 X SI 90 3-2 P5 ①		C SL 85 X SI 91 0-1 35 1B 2B		B CU 76 B SL 82 X SL 84 2-0 L9 ② 2-3			C SI 80 B CH 73 X CH 73 1-1 F7 ① 1-2	C FF 94 B FF 94 F CU 82 B FF 93 3 SAFE B FF 94 X CU 80 3-2 F7 ③	5	1	1	0	0	0	3
17 Chris Getz, L (1, 4) OBP: 0.332, SLG: 0.308	C SI 91 C SI 90 X FF 92 0-2 F8 ②		B SL 84 X CH 80 1-0 F7 ②		B CU 76 C SI 90 B SL 84 D CH 78 X SI 91 3-1 F7 ③			C SI 82 X CU 75 0-1 4 1B 1B		4	0	1	0	0	0	2
35 Eric Hosmer, L (1, 3) OBP: 0.316, SLG: 0.404	C SL 88 X FF 91 0-1 G6-3 ③		B CU 75 B CU 76 C SL 84 X SL 84 2-1 2-H 1B			C CH 79 X FF 90 0-1 G5-3 ①		C CU 76 1 SAFE 1 SAFE B CU 76 C SI 82 X CU 76 1-2 P4 ②		4	0	1	1	0	0	1
4 Alex Gordon, L (1, 7) OBP: 0.363, SLG: 0.479		B CU 74 F SI 88 B SL 85 S SL 86 B SI 90 X SI 89 3-2 2B	B SI 90 B CU 75 X SI 88 2-0 P5 ③			S SI 90 F CU 77 B FF 92 B SI 90 F SL 85 S SL 84 2-3 K ②		B CU 77 1 SAFE S CU 77 B SI 83 C SI 82 X CU 78 2-2 1-3 1B		4	0	2	0	0	1	1
21 Jeff Francoeur, R (1, 9) OBP: 0.308, SLG: 0.442		B SL 85 C SL 85 F SI 88 B FF 89 S FF 88 2-3 K ①	B SL 84 B SI 88 C FF 89 F SL 86 S CU 77 2-3 K ①			F SL 85 B FF 89 C SL 84 0-3 ③		S SL 85 F SL 87 S SL 88 0-3 K ③		4	0	0	0	0	4	3
8 Mike Moustakas, L (1, 5) OBP: 0.354, SLG: 0.316		C SL 85 B CU 75 B SL 83 F SI 89 B SI 91 B FF 90 4-2 BB	C FF 89 X CH 79 0-1 L9 ②				F SI 88 X SL 83 0-1 P3 ①		C FF 92 B CH 83 B CU 80 X FF 91 2-1 12 F8 3 1B 1B	3	0	1	0	1	0	0
3 Brayan Peña, S (1, 2) OBP: 0.295, SLG: 0.383		X FF 90 0-0 F8 ②	C SI 91 B SL 86 B SI 90 S SL 85 F SI 92 X CU 77 2-2 G1-3 ③				C FF 90 B SL 84 B SL 85 F SI 91 B CU 76 X SI 89 3-2 P6 ②		C CU 80 B SI 93 X CU 80 1-1 53 DI 1-2 1B	4	0	1	0	0	0	2
2 Alcides Escobar, R (1, 6) OBP: 0.286, SLG: 0.312		B FF 90 1 SAFE S SL 85 B FF 89 S SL 85 F SL 85 C CU 76 2-3 K ③			B SI 90 B SL 84 B FF 88 C SI 89 B FF 89 4-1 53 L9 52 SH3-4 BB		B FF 89 B SL 84 F SI 90 B FF 89 X SI 90 3-1 16 FC6-4 1B		B SI 92 F FF 91 F FF 92 B FF 92 X CU 79 2-2 F8 ①	3	0	1	0	1	1	4
52 Bruce Chen, L (1, 1) 16 Billy Butler, R (7, PH) OBP: 0.396, SLG: 0.428 31 Louis Coleman, R (7, 1) 12 Mitch Maier, L (9, PH) OBP: 0.423, SLG: 0.419			B SI 89 C SI 88 B SI 90 C FF 88 S SL 86 2-3 K ①		X SI 87 0-0 SH3-4 ① 1-2		B SI 89 C SL 84 B CU 75 B SI 89 X SI 88 3-1 FC6-4 ③ 1-2f		C FF 91 B FF 94 B FF 92 C CU 81 B FF 93 X CU 80 3-2 F8 ② 2-3	1 1 0 1	0 0 0 0	0 0 0 0	0 0 0 0	0 0 0 0	1 0 0 0	0 1 0 2
Inning Stats	R: 0 E: 0 K: 0 S: 8 H: 0 LOB: 0 BB: 0 P: 11	R: 0 E: 0 K: 2 S: 13 H: 1 LOB: 2 BB: 1 P: 24	R: 1 E: 0 K: 1 S: 9 H: 2 LOB: 1 BB: 0 P: 16	R: 0 E: 0 K: 1 S: 9 H: 0 LOB: 0 BB: 0 P: 13	R: 0 E: 0 K: 0 S: 5 H: 0 LOB: 1 BB: 1 P: 14	R: 0 E: 0 K: 2 S: 9 H: 0 LOB: 0 BB: 0 P: 11	R: 0 E: 0 K: 0 S: 9 H: 1 LOB: 1 BB: 0 P: 18	R: 0 E: 0 K: 1 S: 13 H: 2 LOB: 2 BB: 0 P: 17	R: 0 E: 0 K: 0 S: 13 H: 2 LOB: 2 BB: 0 P: 24	1B: 6 2B: 2 3B: 0 HR: 0 SF: 0 SAC: 1 DP: 0 HBP: 0						

	AB	34
	R	1
	H	8
	RBI	1
	BB	2
	SO	7
	LOB	19

WP: 0 PA: 37
PB: 0
SB: 0
CS: 0

PITCHER		IP	WLS	BF	H	R	ER	SO	BB	IBB	HBP	BLK	WP	HR	S	P	ERA	WHIP
46 Tim Stauffer, R ERA: 2.97	(1, 1)	7.0	W	27	4	1	1	6	2	0	0	0	0	0	62	107	1.29	0.857
44 Josh Spence, L ERA:	(8, 1)	0.2	H	4	2	0	0	0	0	0	0	0	0	0	10	14	0.00	3.000
50 Chad Qualls, R ERA: 3.0	(8, 1)	0.1	H	1	0	0	0	1	0	0	0	0	0	0	3	3	0.00	0.000
21 Heath Bell, R ERA: 2.38	(9, 1)	1.0	S	5	2	0	0	0	0	0	0	0	0	0	13	24	0.00	2.000

PITCHER		IP	WLS	BF	H	R	ER	SO	BB	IBB	HBP	BLK	WP	HR	S	P	ERA	WHIP

BOTTOM

Kansas City Royals @ San Diego Padres

PETCO Park, San Diego, CA

Wed Jun 29 2011, 3:37 PM - 6:05 PM EDT

Att. 24,461 - Sunny - 71 F

livebaseballscorecards.com

Batter	1	2	3	4	5	6	7	8	9	AB	R	H	RBI	BB	SO	LOB
13 Chris Denorfia, R (1, 9) (8, 7) OBP: 0.359, SLG: 0.446	C CH 79 B CH 79 X SL 83 1-1 ① F9		B SI 84 S SI 83 C SI 84 B CU 74 X SI 84 2-2 47 2B 27 1B 1-2 1B	C CU 73 B SI 84 M CU 75 X SI 85 1-2 ① L4		B CH 78 B CH 77 B CH 76 C SI 85 T CH 77 T SL 84 3-2 ③ K				4	1	1	0	0	1	0
24 Cameron Maybin, R (1, 8) OBP: 0.328, SLG: 0.402	B CH 80 X CH 75 1-0 7 WP 7 S 1B		S CH 77 S CH 76 D CH 76 F CH 76 X CH 76 1-2 ① F1	C SI 86 F CU 74 B CU 75 C CU 74 1-3 ② K			C SL 79 F FF 90 X SL 80 0-2 ① F9			4	0	1	0	0	1	2
7 Chase Headley, S (1, 5) OBP: 0.394, SLG: 0.403	C SI 84 1 SAFE 1 SAFE 1 SAFE 1 SAFE S SL 84 F SL 83 F FF 89 F CH 77 1-3 B SI 85 F FF 87 S CU 74 1-3 ② K		F SL 86 F SL 84 D CH 77 X FF 87 1-2 ② F9	B CU 75 B CH 77 B CH 76 C FF 86 X FF 86 3-1 ③ F8			B SL 78 B FF 90 C SL 80 X CH 79 2-1 ② G4-3			4	0	0	0	0	1	3
47 Ryan Ludwick, R (1, 7) OBP: 0.324, SLG: 0.405 44 Josh Spence, L (8, 1) 50 Chad Qualls, R (8, 1) 21 Heath Bell, R (9, 1)	B SI 86 F SL 84 B SL 84 B SL 83 F SL 84 X SL 84 3-2 ③ G5-3		B SL 85 F SL 85 B SL 84 F SL 84 X SL 85 2-2 27 1B 1-3 2-H 2B	F CU 72 B CH 77 B SI 85 B CU 73 B SI 85 4-1 1 G5-3 BB			S SI 90 B FF 90 B FF 89 F SL 80 S FF 89 2-3 ③ K			3 0 0 0	1 0 0 0	1 0 0 0	1 0 0 0	1 0 0 0	1 0 0 0	1 0 0 0
27 Anthony Rizzo, L (1, 3) OBP: 0.329, SLG: 0.368		C SL 83 C SI 85 S CU 70 0-3 ① K	B SL 84 S SL 85 F SI 86 X CU 70 1-2 1 S 1 1B 2-H 3-H 1B	X SL 83 0-0 ① P5				C SL 76 S SI 88 S SL 78 0-3 ① K		4	1	1	2	0	2	1
1 Orlando Hudson, S (1, 4) OBP: 0.335, SLG: 0.299		C SI 84 F CH 77 B FF 88 X SI 86 1-2 ② F9	C CH 77 X CH 78 0-1 32 1B 14 1B 2-H 1B	X CH 77 0-0 ② G5-3 1-2				C FF 89 B SL 78 S SL 77 S SL 78 1-3 ② K		4	0	1	1	0	1	1
14 Alberto Gonzalez, R (1, 6) OBP: 0.248, SLG: 0.287		C CU 73 S FF 87 F SL 85 B FF 89 X CU 72 1-2 32 S 1B	C FF 87 B FF 87 1 SAFE F FF 87 1 SAFE X SI 87 1-2 32 1B 1-2 1B	B SL 84 S FF 86 F SL 84 F FF 87 F SI 84 X SL 86 1-2 ③ P6				S SL 79 B SL 79 S FF 88 S SL 79 1-3 ③ K		4	0	2	0	0	1	1
32 Rob Johnson, R (1, 2) OBP: 0.223, SLG: 0.255		F SL 83 F SL 84 B CH 76 B FF 86 F SL 80 T CU 73 2-2 ③ K 1-2	X SL 83 0-0 1-2 2-3 1B			F FF 85 S CU 74 F SI 87 B CH 77 S CU 73 1-3 ① K				3	0	1	0	0	2	1
46 Tim Stauffer, R (1, 1) OBP: 0.219, SLG: 0.200 25 Will Venable, L (8, 9) OBP: 0.317, SLG: 0.317		C SI 83 X SI 84 0-1 E5 13 1B 47 2B X SI 86 0-0 ③ G1-3				B FF 85 C SI 85 X SI 84 1-1 ② F9				3 0	1 0	0 0	0 0	0 0	0 0	3 0

Inning Stats	1	2	3	4	5	6	7	8	9
	R: 0 E: 0 K: 1 S: 13 H: 1 LOB: 1 BB: 0 P: 19	R: 0 E: 0 K: 2 S: 14 H: 1 LOB: 1 BB: 0 P: 18	R: 4 E: 1 K: 0 S: 25 H: 6 LOB: 3 BB: 0 P: 33	R: 0 E: 0 K: 1 S: 8 H: 0 LOB: 0 BB: 0 P: 13	R: 0 E: 0 K: 0 S: 8 H: 0 LOB: 1 BB: 1 P: 13	R: 0 E: 0 K: 2 S: 9 H: 0 LOB: 0 BB: 0 P: 14	R: 0 E: 0 K: 1 S: 8 H: 0 LOB: 0 BB: 0 P: 12	R: 0 E: 0 K: 3 S: 9 H: 0 LOB: 0 BB: 0 P: 11	

	AB	33
	R	4
	H	8
	RBI	4
	BB	1
	SO	10
	LOB	13

	1B: 7	SF: 0	WP: 1	PA: 34
	2B: 1	SAC: 0	PB: 0	
	3B: 0	DP: 0	SB: 3	
	HR: 0	HBP: 0	CS: 0	

PITCHER		IP	WLS	BF	H	R	ER	SO	BB	IBB	HBP	BLK	WP	HR	S	P	ERA	WHIP
52 Bruce Chen, L ERA: 3.46	(1, 1)	6.0	L	28	8	4	0	6	1	0	0	0	1	0	77	110	0.00	1.500
31 Louis Coleman, R ERA: 2.59	(7, 1)	2.0		6	0	0	0	4	0	0	0	0	0	0	17	23	0.00	0.000

PITCHER	IP	WLS	BF	H	R	ER	SO	BB	IBB	HBP	BLK	WP	HR	S	P	ERA	WHIP

Batter	1	2	3	4	5	6	7	8	9	AB	R	H	RBI	BB	SO	LOB
17 Chris Getz, L (1, 4) OBP: 0.327, SLG: 0.303	C FF 94 B FF 90 X FF 94 1-1 ① G1-3		C CH 85 B FF 96 X FF 94 1-1 ③ G1-3			C FF 93 B CH 86 B FF 94 X FF 95 2-1 ② G6-3		C FF 93 X FF 95 0-1 ③ G3-1		4	0	0	0	0	0	1
53 Melky Cabrera, S (1, 8) OBP: 0.312, SLG: 0.423	B FF 93 F FF 94 C CH 84 B FF 95 X FF 95 2-2 ② G4-3			C SL 81 F CH 85 B FF 93 B SL 84 X FF 95 2-2 ① G1-3		B CH 85 C FF 94 S CH 85 X FF 95 1-2 ③ G4-3			B FF 93 C FF 91 S FF 94 B FF 94 F FF 91 X FF 93 2-2 ① P6	4	0	0	0	0	0	0
35 Eric Hosmer, L (1, 3) OBP: 0.315, SLG: 0.401	C FF 94 B CH 84 B FF 96 F FF 93 X FF 96 2-2 ③ G1-3			B CH 84 F FF 95 X FF 94 1-1 ② P5			C SL 79 F FF 94 X CH 86 0-2 ① G4-3		B SL 84 B FF 93 C FF 93 X FF 93 2-1 4 G3 1B	4	0	1	0	0	0	0
4 Alex Gordon, L (1, 7) OBP: 0.362, SLG: 0.477		B FF 90 B FF 90 X FF 90 2-0 21 G6-4-3 1B		C FF 94 F FF 95 S FF 93 0-3 ③ K			B CH 84 C FF 94 S CH 84 B FF 94 F FF 94 F FF 95 X CH 86 2-2 ② G3		C SL 83 D SL 85 B FF 94 X FF 92 2-1 ② G3 1-2	4	0	1	0	0	1	1
21 Jeff Francoeur, R (1, 9) OBP: 0.308, SLG: 0.438		S FF 90 B FF 92 B FF 92 1 SAFE X FF 92 2-1 ①② G6-4-3 1-2f			B FF 94 B SL 85 S FF 94 S CH 84 F FF 96 F FF 94 B SL 84 S FF 95 3-3 ① K		B SL 85 B FF 94 C FF 92 B SL 84 F FF 93 B FF 94 4-2 BB		B FF 94 B FF 93 B FF 93 C FF 93 S FF 92 X FF 92 3-2 ③ F8	3	0	0	0	1	1	2
8 Mike Moustakas, L (1, 5) OBP: 0.368, SLG: 0.322		C SL 81 B FF 93 F SL 92 B CH 85 B FF 94 D CH 84 4-2 15 FC6-4 BB			X FF 95 0-0 1B		F FF 94 X FF 92 0-1 ③ L9			2	0	1	0	1	0	1
15 Matt Treanor, R (1, 2) OBP: 0.348, SLG: 0.298		B FF 92 B FF 95 X FF 92 2-0 ③ FC6-4 1-2f			1 SAFE X SL 83 0-0 ② F8			C FF 91 B SL 83 C FF 94 F FF 94 F FF 95 B FF 95 B FF 95 X FF 93 3-2 ① G6-3		3	0	0	0	0	0	2
2 Alcides Escobar, R (1, 6) OBP: 0.287, SLG: 0.313			C FF 93 F SL 83 B SL 84 S FF 96 1-3 ① K		B SL 83 F FF 94 X FF 92 1-1 ③ G4-3			B SL 84 C FF 94 X FF 96 1-1 1B		3	0	1	0	0	1	1
23 Danny Duffy, L (1, 1) 1 Jarrod Dyson, L (6, PH) OBP: 0.294, SLG: 0.172 47 Nate Adcock, R (6, 1) 24 Wilson Betemit, S (8, PH) OBP: 0.340, SLG: 0.402 48 Joakim Soria, R (8, 1)			B FF 95 B FF 95 C FF 92 T FF 94 X FF 94 2-2 ② G4-3			C FF 92 F FF 94 X FF 95 0-2 ① G6-3		C FF 92 F CH 85 B FF 94 S FF 93 1-3 ② K		1 1 0 1 0	0 0 0 0 0	0 0 0 0 0	0 0 0 0 0	0 0 0 1 0	0 0 0 1 0	0 0 0 1 0
Inning Stats	R: 0 E: 0 K: 0 S: 8 H: 0 LOB: 0 BB: 0 P: 13	R: 0 E: 0 K: 0 S: 6 H: 1 LOB: 1 BB: 1 P: 16	R: 0 E: 0 K: 1 S: 8 H: 0 LOB: 0 BB: 0 P: 12	R: 0 E: 0 K: 1 S: 8 H: 0 LOB: 0 BB: 0 P: 11	R: 0 E: 0 K: 1 S: 9 H: 1 LOB: 1 BB: 0 P: 13	R: 0 E: 0 K: 0 S: 8 H: 0 LOB: 0 BB: 0 P: 11	R: 0 E: 0 K: 0 S: 12 H: 0 LOB: 1 BB: 1 P: 18	R: 0 E: 0 K: 1 S: 12 H: 1 LOB: 1 BB: 0 P: 17	R: 0 E: 0 K: 0 S: 11 H: 1 LOB: 1 BB: 0 P: 20	1B: 4 2B: 0 3B: 0 HR: 0	SF: 0 SAC: 0 DP: 1 HBP: 0			WP: 0 PB: 0 SB: 0 CS: 0	PA: 32	

PITCHER	IP	WLS	BF	H	R	ER	SO	BB	IBB	HBP	BLK	WP	HR	S	P	ERA	WHIP
44 Juan Nicasio, R (1, 1) ERA: 4.1	8.0	W	28	3	0	0	4	2	0	0	0	0	0	71	111	0.00	0.625
61 Edgmer Escalona, R (9, 1) ERA:	1.0		4	1	0	0	0	0	0	0	0	0	0	11	20	0.00	1.000

PITCHER	IP	WLS	BF	H	R	ER	SO	BB	IBB	HBP	BLK	WP	HR	S	P	ERA	WHIP

TOP

Kansas City Royals @ Colorado Rockies

Coors Field, Denver, CO

Fri Jul 01 2011, 6:12 PM - 8:44 PM MDT

Att. 48,254 - Partly Cloudy - 83 F

livebaseballscorecards.com

AB	30
R	0
H	4
RBI	0
BB	2
SO	4
LOB	9

Batter	1	2	3	4	5	6	7	8	9	AB	R	H	RBI	BB	SO	LOB
5 Carlos González, L (1, 8) OBP: 0.358, SLG: 0.477 8 Charlie Blackmon, L (8, PH) (9, 7) OBP: 0.321, SLG: 0.347	B SI 94 F FF 93 F FF 95 B FF 96 B CU 76 F FF 95 B FF 95 4-2 2 FC5-4 21 1B 14 1B BB	B CU 76 B CU 76 F CH 84 B FF 94 X CU 75 3-1 ③ G4-3			B FF 93 B FF 92 C FF 91 X FF 92 2-1 14 HR 1B	I IN 82 I IN 81 I IN 81 I IN 81 4-0 14 2B 17 2B IBB		C FF 93 F FF 93 F FC 92 F CU 70 X CH 85 0-2 HR		2 3 1 0 2 0 1 1 1 1 1 0 0 0					
14 Mark Ellis, R (1, 4) OBP: 0.261, SLG: 0.315	B FF 94 C FF 94 X CH 84 1-1 2 FC5-4 1-2 1B		C FF 94 C FF 94 F CU 78 F FF 95 F SL 82 X CH 84 0-2 ① P6		B CU 74 1 SAFE X FF 92 1-0 1-H HR	C FF 88 B SI 89 X KC 82 1-1 17 2B 1-3 2-H 2B		F FC 92 F FF 93 B CU 89 B FF 94 X SL 80 2-2 ① G1-3		5 2 3 3 0 0 0					
17 Todd Helton, L (1, 3) OBP: 0.389, SLG: 0.490	F FF 95 B CU 76 C CU 74 D FF 96 S FF 94 2-3 ① K		F SI 94 B FF 93 X CU 78 1-1 2 HR 1B		F FF 94 B FF 94 F CH 84 B FF 93 B SI 93 X CU 76 3-2 7 F9 21 1B 1B	D SI 89 X SI 90 1-0 2-H 3-H 2B		B FC 92 C FC 92 S FC 90 X FC 90 1-2 18 G1-6-3 1B		5 1 4 2 0 1 2					
2 Troy Tulowitzki, R (1, 6) OBP: 0.341, SLG: 0.494 18 Jonathan Herrera, S (8, 6) OBP: 0.317, SLG: 0.307	B CU 74 C FF 94 B FF 95 X CH 86 2-1 ② FC5-4 21 E 21 1B 1-2f 2-3		D CH 84 D CH 84 S FF 94 B FF 93 X SI 93 3-1 1-H HR		B FF 93 X FF 93 1-0 ① F8	C SI 90 C KC 81 B SL 84 B CH 88 B CH 87 F KC 81 C SL 83 3-3 ② K		C FF 91 B FC 91 X SL 80 1-1 ②③ G1-6-3 1-2f		4 1 1 2 0 1 4 1 0 0 0 0 0 1					
21 Ty Wigginton, R (1, 5) OBP: 0.317, SLG: 0.509	C CU 76 F FF 95 X SI 96 0-2 E9 1-3 3-H 1B		S CU 76 F CU 76 F SL 82 B FF 94 C FF 94 1-3 ② K		F FF 93 B FF 91 X CU 74 1-1 1-2 1B	X KC 80 0-0 ③ P6				4 0 2 1 0 1 1						
7 Seth Smith, L (1, 9) OBP: 0.356, SLG: 0.521	F FF 95 F S CU 77 0-3 ③ K		B FF 95 C FF 92 C FF 92 S CU 77 1-3 ③ K		B CU 72 X FF 91 1-0 ② F9 2-3		B FF 88 S CH 86 B CH 86 B SI 89 F SI 90 B SI 89 4-2 20 G6-3 19 G4-3 BB			3 0 0 0 1 2 4						
19 Ryan Spilborghs, R (1, 7) OBP: 0.307, SLG: 0.336 (9, 8)		B FF 94 X FF 94 1-0 2B		B FF 92 B CH 82 X SI 93 2-0 ① F8	B CH 84 D CH 82 X FF 92 2-0 ③ L8		C SI 89 F KC 79 X SL 84 0-2 ① G4-3 1-2			4 0 1 0 0 0 3						
20 Chris Iannetta, R (1, 2) OBP: 0.375, SLG: 0.426		B CU 74 B CH 84 X FF 94 2-0 ① G5-3		X FF 93 0-0 ② P3		B SI 90 C SI 90 B FF 91 F SI 90 F SL 84 B SL 84 B SI 91 4-2 44 WP 14 2B BB	B KC 80 S SL 83 B FF 90 F KC 82 X SL 84 2-2 ② G6-3 2-3			3 1 0 0 1 0 2						
44 Juan Nicasio, R (1, 1) OBP: 0.154, SLG: 0.308 61 Edgmer Escalona, R (9, 1)		F FF 93 S FF 94 F FF 94 S CU 74 0-3 ② K		C FF 93 C CU 75 B SI 93 S FF 92 1-3 ③ K		B FF 89 L SI 89 L SI 89 L SI 89 1-3 ① K 1-2	B CH 88 T SI 89 B SI 89 F SI 88 S KC 82 2-3 ③ K			4 0 0 0 0 4 3 0 0 0 0 0 0 0						
Inning Stats	R: 1 E: 1 K: 2 S: 16 H: 2 LOB: 2 BB: 1 P: 25	R: 0 E: 0 K: 1 S: 8 H: 1 LOB: 1 BB: 0 P: 14	R: 2 E: 0 K: 2 S: 17 H: 2 LOB: 0 BB: 0 P: 23	R: 0 E: 0 K: 1 S: 5 H: 0 LOB: 0 BB: 0 P: 8	R: 2 E: 0 K: 0 S: 11 H: 4 LOB: 2 BB: 0 P: 22	R: 3 E: 0 K: 2 S: 14 H: 2 LOB: 1 BB: 2 P: 28	R: 0 E: 0 K: 1 S: 11 H: 0 LOB: 1 BB: 1 P: 19	R: 1 E: 0 K: 0 S: 13 H: 2 LOB: 0 BB: 0 P: 17		1B: 7 2B: 3 3B: 0 HR: 3 SF: 0 SAC: 0 DP: 1 HBP: 0				WP: 1 PB: 0 SB: 0 CS: 0 PA: 40		

PITCHER	IP	WLS	BF	H	R	ER	SO	BB	IBB	HBP	BLK	WP	HR	S	P	ERA	WHIP
23 Danny Duffy, L (1, 1) ERA: 5.09	5.0	L	25	9	5	5	6	1	0	0	0	0	2	57	92	9.00	2.000
47 Nate Adcock, R (6, 1) ERA: 4.91	2.0		11	2	3	3	3	2	1	0	0	1	0	25	47	13.50	2.000
48 Joakim Soria, R (8, 1) ERA: 4.37	1.0		4	2	1	1	0	0	0	0	0	0	1	13	17	9.00	2.000

PITCHER	IP	WLS	BF	H	R	ER	SO	BB	IBB	HBP	BLK	WP	HR	S	P	ERA	WHIP

BOTTOM

Kansas City Royals @ Colorado Rockies

Coors Field, Denver, CO

Fri Jul 01 2011, 6:12 PM - 8:44 PM MDT

Att. 48,254 - Partly Cloudy - 83 F

livebaseballscorecards.com

AB	36
R	9
H	13
RBI	9
BB	4
SO	9
LOB	21

Kansas City Royals @ Colorado Rockies

Coors Field, Denver, CO

Sat Jul 02 2011, 6:11 PM - 9:13 PM MDT

Att. 49,212 - Partly Cloudy - 84 F

livebaseballscorecards.com

TOP

Batter	1	2	3	4	5	6	7	8	9	AB	R	H	RBI	BB	SO	LOB
17 Chris Getz, L (1, 4) OBP: 0.321, SLG: 0.297	C FF 89 B CH 82 X FF 90 1-1 ① F9		B FF 89 C FF 89 B SL 84 X FF 89 2-1 ① F7	B CU 74 C FF 87 C SL 84 B SL 87 B CH 80 F FF 87 X FF 89 3-2 ② G1-3		C FF 96 B FF 98 F FF 97 D SL 89 B SL 88 S FF 97 3-3 ③ K			C FC 94 B FC 93 B FF 93 X FF 92 2-1 ② G4-3	5	0	0	0	0	1	1
53 Melky Cabrera, S (1, 8) OBP: 0.314, SLG: 0.425	B FF 90 B FF 90 C FF 91 X FF 91 2-1 1B		C FF 89 F CH 82 B CH 81 X FF 89 1-2 ② G6-3	B CU 73 X FF 87 1-0 ③ G4-3			F FF 97 C SL 85 S FF 97 0-3 ① K		B FC 93 F FF 92 B SL 82 X FC 92 2-1 4 1B 2B	5	1	2	0	0	1	0
4 Alex Gordon, L (1, 7) OBP: 0.368, SLG: 0.491	F SI 89 S SL 87 B FF 91 C SL 86 1-3 ② K		X FF 88 0-0 21 3B 1B		F CU 71 B CU 79 B SL 84 X SI 86 2-1 HR		B SI 97 X SI 97 1-0 21 G4-3 1B		C FC 92 D CH 88 X SL 82 1-1 2-H 1B	5	2	4	2	0	1	1
21 Jeff Francoeur, R (1, 9) OBP: 0.306, SLG: 0.441	F CH 83 1 SAFE B SL 87 X FF 91 1-1 ③ F9		B FF 89 F FF 88 S SL 85 B FF 90 B SL 85 F SL 85 X FF 88 3-2 1-H 3B		C FF 88 X SL 83 0-1 ① G4-3		S SL 86 B FF 98 B FF 98 X SI 97 2-1 ② ③ G4-3 1-2f		X SL 83 0-0 ③ P5	5	0	1	1	0	0	3
35 Eric Hosmer, L (1, 3) OBP: 0.309, SLG: 0.393		B SI 91 C FF 90 S CH 84 F SL 86 S FF 90 1-3 ① K	X FF 89 0-0 ③ L6		B SI 87 C SL 81 X CH 81 1-1 ② G4-3			X FF 88 0-0 ① G3		4	0	0	0	0	1	1
3 Brayan Peña, S (1, 2) OBP: 0.301, SLG: 0.395		B FF 90 B SI 90 X FF 90 2-0 2B		B FF 89 X FF 88 1-0 2 24 HR 1B	B CU 72 F SL 84 X CH 81 1-1 ③ G4-3			C FF 88 X CH 83 0-1 ② G5-3		4	1	2	0	0	0	0
8 Mike Moustakas, L (1, 5) OBP: 0.361, SLG: 0.317		B FF 90 C FF 91 X FF 90 1-1 ② L5		B CU 74 B FF 87 B SL 83 C FF 87 F FF 88 F FF 89 F FF 90 X FF 89 3-2 ① P6		B FF 95 S FF 96 C SL 86 F FF 97 S SL 88 1-3 ① K		C KC 79 S CH 82 B FF 90 B FF 90 X KC 80 2-2 1B		4	0	1	0	0	1	2
2 Alcides Escobar, R (1, 6) OBP: 0.293, SLG: 0.316		C SL 85 B SL 86 D CH 84 B SL 87 I IN 75 4-1 IBB		F FF 88 D CU 76 X SL 83 1-1 1-2 24 HR 1B		B FF 96 F FF 96 B SL 86 X FF 96 2-1 16 FC5-4 1B		C FF 89 1 SAFE D CH 83 C FF 90 S CH 82 1-3 ③ K		3	1	2	0	1	1	1
34 Kyle Davies, R (1, 1) 24 Wilson Betemit, S (4, PH) OBP: 0.345, SLG: 0.421 55 Tim Collins, L (4, 1) 16 Billy Butler, R (6, PH) OBP: 0.395, SLG: 0.426 56 Greg Holland, R (6, 1) 43 Aaron Crow, R (8, 1) 12 Mitch Maier, L (9, PH) OBP: 0.415, SLG: 0.409		C SI 89 C FF 90 F SL 86 S CU 77 0-3 ③ K		B SL 84 B FF 90 B FF 87 C FF 88 X FF 88 3-1 1-H 2-H HR		B FF 96 C FF 96 B SL 87 F FF 96 B SL 87 F FF 94 1 SAFE F FF 97 X FF 97 3-2 ② FC5-4 1-2f			C FF 93 F FC 93 B SL 83 B FF 93 S FC 93 2-3 ① K	1 1 0 1 0 0 0 1	0 1 0 0 0 0 0 0	0 1 0 0 0 0 0 0	0 3 0 0 0 0 0 0	0 0 0 0 0 0 0 0	1 0 0 0 0 0 0 1	2 0 0 1 0 0 0 0
Inning Stats	R: 0 E: 0 K: 1 S: 9 H: 1 LOB: 1 BB: 0 P: 14	R: 0 E: 0 K: 2 S: 12 H: 1 LOB: 2 BB: 1 P: 20	R: 1 E: 0 K: 0 S: 11 H: 2 LOB: 1 BB: 0 P: 17	R: 3 E: 0 K: 0 S: 15 H: 3 LOB: 0 BB: 0 P: 27	R: 1 E: 0 K: 0 S: 8 H: 1 LOB: 0 BB: 0 P: 12	R: 0 E: 0 K: 2 S: 14 H: 1 LOB: 1 BB: 0 P: 23	R: 0 E: 0 K: 1 S: 6 H: 1 LOB: 0 BB: 0 P: 9	R: 0 E: 0 K: 1 S: 9 H: 1 LOB: 1 BB: 0 P: 12	R: 1 E: 0 K: 1 S: 10 H: 2 LOB: 1 BB: 0 P: 17	1B: 8 2B: 2 3B: 1 HR: 2		SF: 0 SAC: 0 DP: 1 HBP: 0				

	AB	39
	R	6
	H	13
	RBI	6
	BB	1
	SO	8
	LOB	12

WP: 0 PB: 0 SB: 0 CS: 0 PA: 40

PITCHER		IP	WLS	BF	H	R	ER	SO	BB	IBB	HBP	BLK	WP	HR	S	P	ERA	WHIP
37 Greg Reynolds, R ERA: 5.16	(1, 1)	5.0	W	24	8	5	5	3	0	1	0	0	0	2	55	90	9.00	1.600
49 Rex Brothers, L ERA: 3.48	(6, 1)	1.0	H	4	1	0	0	2	0	0	0	0	0	0	14	23	0.00	1.000
27 Matt Lindstrom, R ERA: 2.94	(7, 1)	1.0		3	1	0	0	1	0	0	0	0	0	0	6	9	0.00	1.000
51 Matt Reynolds, L ERA: 3.33	(8, 1)	1.0		4	1	0	0	1	0	0	0	0	0	0	9	12	0.00	1.000
63 Rafael Betancourt, R ERA: 4.73	(9, 1)	0.2		4	2	1	1	1	0	0	0	0	0	0	9	16	13.50	3.000
16 Huston Street, R ERA: 3.46	(9, 1)	0.1	S	1	0	0	0	0	0	0	0	0	0	0	1	1	0.00	0.000

Batter	1	2	3	4	5	6	7	8	9	AB	R	H	RBI	BB	SO	LOB
5 Carlos González, L (1, 8) OBP: 0.362, SLG: 0.484	B FF 93 X FF 92 1-0 17 S 17 1B 1B	I IN 77 I IN 76 I IN 77 I IN 78 4-0 14 2B 17 SF7 IBB	B FC 91 C FF 93 X CU 77 1-1 ③ G5-3 1-2		B CU 74 X CH 84 1-0 ② F7		X CU 77 0-0 3B			4	2	2	0	1	0	2
14 Mark Ellis, R (1, 4) OBP: 0.268, SLG: 0.335	C FF 93 F FC 91 S FC 88 0-3 ① K	C FC 89 B FF 94 D FC 89 B FF 93 F FF 93 X FF 93 3-2 2 1B 1-3 2-H 3-H 2B	C B CU 74 X FF 92 1-1 2 F9 7 SF7 2B	C FF 93 S CH 85 D CH 85 X CU 76 1-2 1-3 2B		B FF 95 C FF 94 S SL 86 S SL 86 1-3 ③ K				5	2	3	2	0	2	2
17 Todd Helton, L (1, 3) OBP: 0.393, SLG: 0.496	B FF 92 B FC 91 B CH 84 C SI 92 X FF 92 3-1 2 G4-6-3 1-H 1B	C CU 74 B SI 92 S CH 84 F FF 94 F CU 79 B FF 92 F CH 82 B CH 83 F CH 83 3-2 ② SF7 3-H	B FF 93 D CH 84 C FF 92 B CU 74 D CH 83 4-1 7 SF7 BB	B CU 74 C CU 74 D CH 84 C CH 84 T FF 93 2-2 ③ K			B SI 95 X SI 95 1-0 7 G3 2B		3	0	2	2	1	1	2
2 Troy Tulowitzki, R (1, 6) OBP: 0.342, SLG: 0.502	C FF 92 F FF 92 B FC 88 X FC 88 1-2 ②③ G4-6-3 1-2f	C CU 71 B FF 94 X FF 92 1-1 7 1B 2-H 1B	C CH 82 C FF 93 D CU 75 X FF 94 1-2 ① F9 2-3			B FF 94 B SL 87 B FF 95 X FF 94 3-0 HR		C SL 85 B FF 96 X SL 84 1-1 ① G6-3		5	1	2	2	0	0	4
7 Seth Smith, L (1, 9) OBP: 0.357, SLG: 0.524		X FF 92 0-0 21 2B 2B C CH 84 S FF 93 O CU 79 O CU 79 X CH 82 2-2 1-2 1B	X FF 93 0-0 ② SF7 1-2 3-H			C SL 88 S SL 86 X SL 86 0-2 ① L6		S SL 85 D SL 83 X SL 85 1-1 ② G3 2-3		4	1	2	1	0	0	1
21 Ty Wigginton, R (1, 5) OBP: 0.318, SLG: 0.509	B FF 92 X FF 92 1-0 8 SH 20 1B 2-H 2B S FC 89 B SI 93 X FF 92 1-1 ① F9		B CU 75 D CH 84 I IN 68 I IN 64 4-0 IBB			S SL 87 S SL 88 F SL 86 B FF 96 B FF 95 F SL 87 X SL 87 2-2 ② F7		B SL 85 C FF 96 D SL 85 X SL 83 2-1 ③ G1-3		4	1	1	1	1	0	3
8 Charlie Blackmon, L (1, 7) OBP: 0.309, SLG: 0.333		X FF 91 0-0 SH 37 SH1-4 20 1B 14 2B 2-3	B CU 73 X CH 82 1-0 ① F8	C CU 74 F FF 93 X CU 74 0-2 ③ F8		C FF 95 B SL 86 X SL 86 1-1 ③ L6				3	1	0	0	0	0	2
20 Chris Iannetta, R (1, 2) OBP: 0.385, SLG: 0.440		1 SAFE C FC 88 X FC 88 0-1 37 SH1-4 14 2B 1-2 3-H 1B	C CU 67 B FC 88 B FF 93 F CH 81 F FF 93 F FC 88 B FC 89 B SI 93 4-2 5 S BB		C FF 91 B CH 83 S CH 82 X FF 92 1-2 37 FC1-5 2B		S SL 86 B SL 87 C FF 93 B SL 87 F FF 94 B SL 88 F SL 86 X FF 94 3-2 19 G6-4-3 1B		3	1	3	1	1	0	0
37 Greg Reynolds, R (1, 1) OBP: 0.167, SLG: 0.167 49 Rex Brothers, L (6, 1) 27 Matt Lindstrom, R (7, 1) 19 Ryan Spilborghs, R (7, PH) OBP: 0.305, SLG: 0.333 51 Matt Reynolds, L (8, 1) 63 Rafael Betancourt, R (9, 1) 16 Huston Street, R (9, 1)		C FF 92 X FF 93 0-1 ① SH1-4 1-2 2-3	F B FF 92 L FF 92 L FC 87 1-3 ② K		X FF 91 0-0 ① FC1-5 14 2B 2-3		X FF 93 0-0 ①② G6-4-3 1-2f			2 0 0 1 0 0 0	0 0 0 0 0 0 0	0 0 0 0 0 0 0	0 0 0 0 0 0 0	0 0 0 0 0 0 0	1 0 0 1 0 0 0	2 0 0 0 0 0 0
Inning Stats	R: 1 E: 0 K: 1 S: 9 H: 2 LOB: 0 BB: 0 P: 14	R: 6 E: 1 K: 0 S: 24 H: 6 LOB: 2 BB: 1 P: 39	R: 0 E: 0 K: 1 S: 10 H: 0 LOB: 1 BB: 1 P: 17	R: 1 E: 0 K: 0 S: 10 H: 1 LOB: 2 BB: 2 P: 20	R: 0 E: 0 K: 1 S: 11 H: 2 LOB: 2 BB: 0 P: 16	R: 1 E: 0 K: 0 S: 11 H: 1 LOB: 0 BB: 0 P: 17	R: 0 E: 0 K: 1 S: 10 H: 2 LOB: 1 BB: 0 P: 14	R: 0 E: 0 K: 0 S: 7 H: 1 LOB: 1 BB: 0 P: 12		1B: 6 2B: 7 3B: 1 HR: 1	SF: 2 SAC: 2 DP: 2 HBP: 0		WP: 0 PB: 0 SB: 2 CS: 0	PA: 42		

PITCHER		IP	WLS	BF	H	R	ER	SO	BB	IBB	HBP	BLK	WP	HR	S	P	ERA	WHIP
34 Kyle Davies, R ERA: 7.77	(1, 1)	3.0	L	19	8	7	4	2	1	1	0	0	0	0	43	70	12.00	3.000
55 Tim Collins, L ERA: 3.79	(4, 1)	2.0		11	3	1	1	1	1	1	0	0	0	0	21	36	4.50	2.000
56 Greg Holland, R ERA: 1.37	(6, 1)	2.0		8	3	1	1	1	0	0	0	0	0	1	21	31	4.50	1.500
43 Aaron Crow, R ERA: 1.36	(8, 1)	1.0		4	1	0	0	0	0	0	0	0	0	0	7	12	0.00	1.000

PITCHER	IP	WLS	BF	H	R	ER	SO	BB	IBB	HBP	BLK	WP	HR	S	P	ERA	WHIP

BOTTOM

Kansas City Royals @ Colorado Rockies

Coors Field, Denver, CO

Sat Jul 02 2011, 6:11 PM - 9:13 PM MDT

Att. 49,212 - Partly Cloudy - 84 F

livebaseballscorecards.com

AB	34
R	9
H	15
RBI	9
BB	4
SO	4
LOB	19

Kansas City Royals @ Colorado Rockies

Coors Field, Denver, CO

Sun Jul 03 2011, 1:12 PM - 4:39 PM MDT

Att. 40,064 - Partly Cloudy - 89 F

livebaseballscorecards.com

TOP

Batter	1	2	3	4	5	6	7	8	9	AB	R	H	RBI	BB	SO	LOB
17 Chris Getz, L (1, 4) OBP: 0.325, SLG: 0.299	C FF 93 F FF 92 B CU 78 S CU 77 1-3 K ①		B CU 76 B CU 76 F FF 92 B FF 94 D CH 87 4-1 53 HR 2-3 BB	X FF 92 0-0 FC2-6 53 HBP ② 1-2f 3-H		D CU 72 C FF 93 X FF 92 1-1 53 2B 2-H 1B	C FF 88 C CH 82 B FF 90 T CH 83 1-2 K ②	B FF 87 F SL 87 X SL 87 1-1 12 BB 1-2 1B		5	2	2	2	1	2	1
53 Melky Cabrera, S (1, 8) OBP: 0.322, SLG: 0.450	B SI 94 B FF 93 X SI 93 2-0 HR		B FF 93 1 SAFE F FF 92 X CH 86 1-1 1-H 3-H HR	1 SAFE S CU 78 F FF 92 F SI 94 H SL 82 1-2 HBP		C FF 92 X FF 92 0-1 21 2B 2-H 2B	B FF 90 B CH 82 C CH 81 F SI 88 B SL 85 X CH 81 3-2 12 1B 21 1B 1B	X FF 88 0-0 F8 ② 1B		5	4	4	5	0	0	2
4 Alex Gordon, L (1, 7) OBP: 0.367, SLG: 0.486 12 Mitch Maier, L (6, PR) OBP: 0.436, SLG: 0.422 (6, 7)	B FF 93 F FF 94 B CH 87 S FF 93 X CU 77 2-2 G1-3 ②		C FF 93 B SI 92 B SI 93 X FF 93 2-1 G3 ②	C SL 79 S FF 90 B CU 72 C FF 91 1-3 K ③		B CU 70 B CU 70 C FF 92 H SL 90 3-1 21 2B HBP	D FF 88 F SI 88 B CH 82 X FF 89 2-1 21 1B 35 HR 1-3 1B	C FF 87 B CH 81 B CH 81 F SI 88 B FF 88 B CH 80 4-2 1-2 2-3 BB		3 1	0 2	0 1	0 0	1 1	0 0	2 0
21 Jeff Francoeur, R (1, 9) OBP: 0.309, SLG: 0.445	C SL 84 X SL 82 0-1 G5-3 ③		F FF 93 F FF 93 X SI 93 0-2 15 CS 35 1B 1B		X CH 79 0-0 F7 ①	X FF 89 0-0 35 2B 1-H 2-H	D CH 82 X SL 83 1-0 35 HR 1-2 3-H 1B	F SI 87 D CH 81 X SL 82 1-1 G1-3 ③		6	2	3	3	0	0	3
35 Eric Hosmer, L (1, 3) OBP: 0.319, SLG: 0.420		B SI 92 C FF 91 S CH 86 X CU 77 1-2 F9 ①	B SI 92 B SI 92 B SI 93 X SI 92 3-0 1-2 1B		C SL 81 F FF 89 B SL 82 B FF 91 X CH 82 2-2 P4 ②	F FC 92 C CH 87 B FF 91 X CU 72 1-2 8 1B 2-H 1B	B CH 82 X CH 82 1-0 1-H 2-H HR		B SL 86 B SI 87 X FF 88 2-0 8 G3 2B	6	1	4	4	0	0	0
15 Matt Treanor, R (1, 2) OBP: 0.348, SLG: 0.305 38 Blake Wood, R (5, 1) 16 Billy Butler, R (7, PH) OBP: 0.396, SLG: 0.432 55 Tim Collins, L (7, 1) 31 Louis Coleman, R (8, 1)		C FF 92 C SL 84 B FF 93 X SI 93 1-2 G6-3 ②	C SL 83 B SL 84 2 SAFE 1-1 CS ③ 2-3	X SI 91 0-0 8 2B 2B	C CH 81 F FF 91 B SL 83 F CH 82 X FF 93 1-2 P4 ③	B FF 91 C FF 91 B FF 91 S FF 92 S FF 91 2-3 K ② X FF 89 0-0 2B			C SI 86 S SL 81 F SL 83 B FF 88 F SI 88 C SL 82 1-3 K ①	3 1 0 1 0 0	1 0 0 0 0 0	1 0 1 0 0 0	0 0 0 0 0 0	0 1 0 0 0 1	0 1 0 0 0 1	0 1 0 0 0 1
8 Mike Moustakas, L (1, 5) OBP: 0.372, SLG: 0.362		S FF 94 F FF 93 B SI 94 X FF 94 1-2 L1 ③		B CU 76 C CU 76 S FF 92 B CU 80 X CU 76 2-2 2 G4-3 17 FC2-6 2-H 2B		2 2B 2B C FF 92 X FC 90 0-1 1-2 1B	B FF 88 X FF 87 1-0 P6 ③		B SI 88 X CH 81 1-0 G3 ② 2-3	6	2	3	1	0	0	2
2 Alcides Escobar, R (1, 6) OBP: 0.293, SLG: 0.323			X SI 93 0-0 17 S 53 HR 2B	F SL 83 C FF 93 D SL 82 X SL 83 1-2 G4-3 ① 2-3		17 1B 2B 2-H B SL 83 C SI 89 D SL 86 X CH 81 2-2 F8 ③		B FF 87 X FF 87 1-0 P4 ①	B SL 82 B SL 82 X SI 86 2-0 G6-3 ③	6	2	2	1	0	0	4
44 Luke Hochevar, R (1, 1) 3 Brayan Peña, S (5, 2) OBP: 0.301, SLG: 0.388			L L FF 92 C SL 82 0-3 K ①	X FF 92 0-0 E1 17 FC2-6		B SI 91 C CU 72 X SI 90 1-1 F7 ① C SI 89 F CH 82 X SL 85 0-2 F8 ①		H SI 88 1-0 12 BB 17 1B HBP		2 2	0 0	0 0	0 0	0 0	1 0	2 1
Inning Stats	R: 1 E: 0 K: 1 S: 9 H: 1 LOB: 0 BB: 0 P: 14	R: 0 E: 0 K: 0 S: 9 H: 0 LOB: 0 BB: 0 P: 12	R: 3 E: 0 K: 1 S: 14 H: 4 LOB: 1 BB: 1 P: 25	R: 2 E: 1 K: 1 S: 15 H: 2 LOB: 2 BB: 0 P: 20	R: 0 E: 0 K: 0 S: 8 H: 0 LOB: 0 BB: 0 P: 11	R: 6 E: 0 K: 1 S: 26 H: 7 LOB: 2 BB: 0 P: 42	R: 4 E: 0 K: 1 S: 15 H: 5 LOB: 1 BB: 0 P: 24	R: 0 E: 0 K: 0 S: 8 H: 1 LOB: 3 BB: 1 P: 16	R: 0 E: 0 K: 1 S: 8 H: 1 LOB: 1 BB: 0 P: 14	1B: 9 2B: 9 3B: 0 HR: 3 SF: 0 SAC: 0 DP: 0 HBP: 3	WP: 0 PB: 0 SB: 1 CS: 1 PA: 54					

	AB	48
	R	16
	H	21
	RBI	16
	BB	2
	SO	6
	LOB	19

PITCHER		IP	WLS	BF	H	R	ER	SO	BB	IBB	HBP	BLK	WP	HR	S	P	ERA	WHIP
46 Jason Hammel, R ERA: 4.31	(1, 1)	3.2	L	20	7	6	5	2	1	0	1	0	0	2	44	67	12.27	2.182
54 Eric Stults, L ERA:	(4, 1)	1.1		4	0	0	0	1	0	0	0	0	0	0	11	15	0.00	0.000
34 Matt Belisle, R ERA: 3.55	(6, 1)	0.2		10	7	6	6	1	0	0	1	0	0	0	23	37	81.00	10.500
59 Clayton Mortensen, R ERA: 3.86	(6, 1)	3.1		19	7	4	4	2	1	0	1	0	0	1	34	59	10.80	2.400

PITCHER		IP	WLS	BF	H	R	ER	SO	BB	IBB	HBP	BLK	WP	HR	S	P	ERA	WHIP

BOTTOM

Kansas City Royals @ Colorado Rockies

Coors Field, Denver, CO

Sun Jul 03 2011, 1:12 PM - 4:39 PM MDT

Att. 40,064 - Partly Cloudy - 89 F

livebaseballscorecards.com

Batter	1	2	3	4	5	6	7	8	9	AB	R	H	RBI	BB	SO	LOB
5 Carlos González, L (1, 8) OBP: 0.363, SLG: 0.497 18 Jonathan Herrera, S (7, 5) OBP: 0.316, SLG: 0.305 (9, 6)	C FF 92 B FC 88 X FC 90 1-1 G1-3 ①		F FC 90 S KC 77 B FF 93 C FF 93 1-3 K ③		B SI 93 B SI 92 B FC 90 X 3-0 14 HR 1-H 2-H 3-H 2B	X FF 96 0-0 1-H 2-H HR			F FF 89 S FF 89 F FF 90 B SL 78 B SL 79 B FF 91 F FF 90 F FF 89 S FF 90 3-3 K ①	4 1	2 0	2 0	6 0	0 0	1 1	1 0
14 Mark Ellis, R (1, 4) OBP: 0.270, SLG: 0.349	B FF 93 X FF 93 1-0 F8 ②			C FF 93 X FF 94 0-1 F8 ①	B KC 77 B FC 88 F SI 92 C SI 92 F SI 92 B SL 87 X FC 88 3-2 2-H HR	B FF 96 B SI 96 C FF 96 S SL 87 C FF 97 2-3 K ③			C FF 90 B FF 90 X SL 79 1-1 23 2B 1B	5	1	2	2	0	1	0
17 Todd Helton, L (1, 3) OBP: 0.394, SLG: 0.492 23 Jason Giambi, L (9, 3) OBP: 0.380, SLG: 0.667	B FF 93 B FC 90 F SI 93 C FF 94 B FC 91 S FF 93 3-3 K ③			C KC 77 B FC 89 B FC 89 X FC 89 2-1 F9 ②	F FC 94 B FC 87 B FC 89 B FC 89 B FF 93 4-1 BB		S FF 91 B FF 92 B CH 82 S FF 91 B CU 72 B FF 91 4-2 59 G4-6-3 BB		X FF 89 0-0 1-3 2B	2 1	0 0	0 1	0 0	2 0	1 0	0 0
2 Troy Tulowitzki, R (1, 6) OBP: 0.341, SLG: 0.498 20 Chris Iannetta, R (9, 5) OBP: 0.384, SLG: 0.438		C SI 92 B KC 79 B KC 78 F SI 93 F FC 88 S SI 94 2-3 K ①		C SI 95 B KC 78 X SI 94 1-1 1B	C SI 94 B SL 87 B FF 95 F SI 95 C FF 96 2-3 K ②		C CH 83 B FF 94 X FF 92 1-1 F8 ①		B FF 90 C FF 90 C SL 79 S FF 90 1-3 K ②	4 1	0 0	1 0	0 0	0 0	2 1	2 2
7 Seth Smith, L (1, 9) OBP: 0.353, SLG: 0.518 34 Matt Belisle, R (6, 1) 59 Clayton Mortensen, R (6, 1) 28 Aaron Cook, R (9, PH) OBP: 0.111, SLG: 0.111		B SI 94 F FC 89 X FC 90 1-1 G3 ②		B FC 90 B SI 92 X FF 93 2-0 P6 ③	B FF 96 S SL 87 S SL 88 D SL 87 F CH 85 S FF 97 2-3 K ③		B FF 92 C FF 91 F SL 92 X FF 93 1-2 G4-6-3 1-2f ② ③		B FF 91 C B FF 91 B FF 89 S FF 89 S FF 90 3-3 K ③	3 0 1 1	0 0 0 0	0 0 0 0	0 0 0 0	0 0 0 0	1 0 0 0	2 0 1 2
21 Ty Wigginton, R (1, 5) OBP: 0.321, SLG: 0.504 (7, 9)		B FF 94 T FC 88 B SI 93 X FC 89 2-1 P2 ③			B FC 88 B SI 95 B FF 93 B FF 92 4-0 19 BB 15 1B 5 2B BB	B FF 95 C FF 95 B SL 88 B FF 96 B FF 94 4-1 19 BB 5 HR BB		C FF 89 X 0-1 F8 ①		2	2	0	0	2	0	0
8 Charlie Blackmon, L (1, 7) OBP: 0.306, SLG: 0.329			C SI 92 B FC 89 X CH 83 1-1 E9 15 G4-3 46 FC1-2-5 1B		B SI 93 C SI 93 B FC 89 B FC 90 X SI 92 3-1 F8 ①	X FF 96 0-0 F8 ①		B FF 90 F SI 89 X SL 79 1-1 G3 ②		4	0	1	0	0	0	2
15 Matt Pagnozzi, R (1, 2) OBP: 0.353, SLG: 0.267			B SI 92 F FF 93 X FF 91 1-1 G4-3 ① 2-3		S SI 93 X SI 93 0-1 19 BB 5 2B 1-2 1B	F FF 94 C SL 87 S SL 87 0-3 K ②		B SL 77 B FF 89 B FF 89 C FF 88 T FF 90 B FF 90 4-2 19 DI BB		3	1	1	0	1	1	2
46 Jason Hammel, R (1, 1) OBP: 0.172, SLG: 0.250 54 Eric Stults, L (4, 1) 19 Ryan Spilborghs, R (5, PH) OBP: 0.312, SLG: 0.331 (6, 9) (7, 8)			X SI 92 0-0 FC1-2-5 ② 3-H		D FC 89 B FC 88 B SI 93 B FF 94 4-0 5 2B 1-2 2-3 BB	B FF 95 C FF 96 C FF 96 B SL 89 B SL 86 B FF 95 4-2 5 HR 1-2 BB		C FF 90 S FF 89 X SL 80 0-2 F9 ③ 1-2		1 0 1	0 0 2	0 0 0	0 0 2	0 0 0	0 0 1	1 0 1
Inning Stats	R: 0 E: 0 K: 1 S: 6 H: 0 LOB: 0 BB: 0 P: 11	R: 0 E: 0 K: 1 S: 8 H: 0 LOB: 0 BB: 0 P: 13	R: 0 E: 1 K: 1 S: 8 H: 1 LOB: 1 BB: 0 P: 11	R: 0 E: 0 K: 0 S: 7 H: 1 LOB: 1 BB: 0 P: 12	R: 5 E: 0 K: 2 S: 17 H: 3 LOB: 1 BB: 3 P: 42	R: 3 E: 0 K: 2 S: 11 H: 1 LOB: 0 BB: 2 P: 21	R: 0 E: 0 K: 0 S: 7 H: 0 LOB: 0 BB: 1 P: 13	R: 0 E: 0 K: 0 S: 9 H: 0 LOB: 1 BB: 1 P: 14	R: 0 E: 0 K: 3 S: 15 H: 2 LOB: 2 BB: 0 P: 23	1B: 4 2B: 2 3B: 0 HR: 2 SF: 0 SAC: 0 DP: 1 HBP: 0						WP: 0 PB: 0 SB: 0 CS: 0	PA: 41

	AB	34
	R	8
	H	8
	RBI	8
	BB	7
	SO	10
	LOB	16

PITCHER		IP	WLS	BF	H	R	ER	SO	BB	IBB	HBP	BLK	WP	HR	S	P	ERA	WHIP
44 Luke Hochevar, R ERA: 5.17	(1, 1)	4.1		21	5	5	5	3	3	0	0	0	0	1	39	78	10.38	1.846
38 Blake Wood, R ERA: 2.97	(5, 1)	1.2	W	8	1	3	3	4	2	0	0	0	0	1	18	32	16.20	1.800
55 Tim Collins, L ERA: 3.7	(7, 1)	1.0		3	0	0	0	0	1	0	0	0	0	0	7	13	0.00	1.000
31 Louis Coleman, R ERA: 2.39	(8, 1)	2.0		9	2	0	0	3	1	0	0	0	0	0	24	37	0.00	1.500

PITCHER	IP	WLS	BF	H	R	ER	SO	BB	IBB	HBP	BLK	WP	HR	S	P	ERA	WHIP

Batter	1	2	3	4	5	6	7	8	9	AB	R	H	RBI	BB	SO	LOB
12 Mitch Maier, L (1, 7) OBP: 0.417, SLG: 0.420	C FF 85 S CU 73 S CU 74 0-3 ① K		X CU 72 0-0 53 G6-3 16 1B 2B		B FC 83 B FF 86 C FF 88 X FF 84 2-1 ② G4-3		C FF 87 S FF 87 B FF 87 F FC 82 F CH 79 F FF 87 C FF 88 1-3 ③ K		D CH 89 B FF 96 X FF 95 2-0 ③ F9	5	1	1	0	0	2	2
53 Melky Cabrera, S (1, 8) OBP: 0.324, SLG: 0.454	B FF 86 X SI 85 1-0 16 L1-4-3 21 HR 1B		X SI 80 0-0 ② G6-3 2-3		B CU 75 C CH 80 X FF 87 1-1 2B			X FF 94 0-0 ① L9		4	1	2	0	0	0	1
16 Billy Butler, R (1, 10) OBP: 0.395, SLG: 0.429	B SI 85 1 SAFE S CH 80 C FF 87 1 SAFE B FF 86 1 SAFE F SI 86 1 SAFE 3-2 ② L1-4-3 1-2		F FC 84 B FF 88 S FF 84 X FF 89 1-2 3-H 1B		X FF 84 0-0 ③ G5-3			B FF 95 X SL 86 1-0 ② G6-3		4	0	1	1	0	0	2
21 Jeff Francoeur, R (1, 9) OBP: 0.309, SLG: 0.452	F CH 80 X FF 87 0-1 2-H HR		F CH 81 X CH 78 0-1 ③ L5			B CU 73 X CH 79 1-0 ① F8		T SL 87 X SL 88 0-1 ③ F7		4	1	1	2	0	0	1
35 Eric Hosmer, L (1, 3) OBP: 0.322, SLG: 0.435	F CU 73 C FF 87 B CU 74 F CU 75 X FC 82 1-2 ③ G3			C FC 81 B FF 82 B FF 86 B FC 80 X FF 86 3-1 ① G5-3		C FF 86 F FC 82 F FF 86 X FC 82 0-2 3 FC5-4 1B			X FF 96 0-0 HR	4	1	2	1	0	0	0
3 Brayan Peña, S (1, 2) OBP: 0.314, SLG: 0.395		B CH 78 B SI 84 B SI 80 B FF 84 4-0 2 G4-6-3 BB		C FC 81 B FF 82 B FF 86 B FC 80 X FF 86 3-1 ① G5-3 B CH 80 B FF 83 X FF 87 2-0 1B		B FF 87 1 SAFE F FF 86 B FF 87 C SI 87 X FF 88 2-2 ② FC5-4 1-2f			F FF 95 S SL 84 X SL 83 0-2 17 1B	3	0	2	0	1	0	1
8 Mike Moustakas, L (1, 5) OBP: 0.354, SLG: 0.342		S FF 86 B FF 86 C FC 83 F FF 87 B FF 84 C FF 83 2-3 ① K		X FF 86 0-0 ② P6		B FC 83 B FC 83 C FF 86 B FF 87 X FF 84 3-1 ③ P3			F FF 96 B FF 96 C CH 88 C SL 84 1-3 ① K	4	0	0	0	0	2	4
2 Alcides Escobar, R (1, 6) OBP: 0.290, SLG: 0.319		B SI 86 F FF 86 F CH 81 1 SAFE X FF 87 1-2 ② ③ G4-6-3 1-2f		C CH 80 F FF 87 B FF 87 X CH 79 1-2 ③ L4			C FC 83 X CH 78 0-1 ① P3		F FF 95 C FF 95 F SL 85 F FF 95 X FF 95 0-2 ② F7	4	0	0	0	0	0	3
17 Chris Getz, L (1, 4) OBP: 0.324, SLG: 0.298			C FF 86 C CU 73 X FC 81 0-2 ① G6-3		B FF 86 C FF 85 B FF 82 L SI 85 S FF 86 2-3 ① K		B FF 86 F FF 85 B FF 86 B FC 82 C FF 86 X FF 86 3-2 ② F9		C FF 95 X FF 95 0-1 1-2 1B	4	0	1	0	0	1	0
Inning Stats	R: 2 E: 0 K: 1 S: 14 H: 2 LOB: 0 BB: 0 P: 19	R: 0 E: 0 K: 1 S: 7 H: 0 LOB: 0 BB: 1 P: 14	R: 1 E: 0 K: 0 S: 10 H: 2 LOB: 0 BB: 0 P: 11	R: 0 E: 0 K: 0 S: 7 H: 1 LOB: 1 BB: 0 P: 13	R: 0 E: 0 K: 1 S: 8 H: 1 LOB: 1 BB: 0 P: 13	R: 0 E: 0 K: 0 S: 10 H: 1 LOB: 1 BB: 0 P: 16	R: 0 E: 0 K: 1 S: 11 H: 0 LOB: 0 BB: 0 P: 15	R: 0 E: 0 K: 0 S: 4 H: 0 LOB: 0 BB: 0 P: 5	R: 1 E: 0 K: 1 S: 15 H: 3 LOB: 2 BB: 0 P: 18	1B: 6 2B: 2 3B: 0 HR: 2 SF: 0 SAC: 0 DP: 1 HBP: 0						

PITCHER		IP	WLS	BF	H	R	ER	SO	BB	IBB	HBP	BLK	WP	HR	S	P	ERA	WHIP
56 Mark Buehrle, L ERA: 3.66	(1, 1)	7.0		28	7	3	3	4	1	0	0	0	0	1	67	101	3.86	1.143
26 Jesse Crain, R ERA: 2.56	(8, 1)	1.0		3	0	0	0	0	0	0	0	0	0	0	4	5	0.00	0.000
46 Sergio Santos, R ERA: 3.07	(9, 1)	1.0	W	6	3	1	1	1	0	0	0	0	0	1	15	18	9.00	3.000

PITCHER	IP	WLS	BF	H	R	ER	SO	BB	IBB	HBP	BLK	WP	HR	S	P	ERA	WHIP

TOP

Kansas City Royals @ Chicago White Sox

U.S. Cellular Field, Chicago, IL

Mon Jul 04 2011, 7:11 PM - 9:46 PM EDT

Att. 31,077 - Clear - 81 F

livebaseballscorecards.com

AB	36
R	4
H	10
RBI	4
BB	1
SO	5
LOB	14

WP: 0	PB: 0	SB: 0	CS: 0
PA: 37			

BOTTOM

Kansas City Royals @ Chicago White Sox

U.S. Cellular Field, Chicago, IL

Mon Jul 04 2011, 7:11 PM - 9:46 PM EDT

Att. 31,077 - Clear - 81 F

livebaseballscorecards.com

Batter	1	2	3	4	5	6	7	8	9	AB	R	H	RBI	BB	SO	LOB
18 Brent Lillibridge, R (1, 7) OBP: 0.356, SLG: 0.487 23 Mark Teahen, L (9, PH) OBP: 0.312, SLG: 0.317	C SI 84 S CH 76 X CH 75 0-2 44 S 1B		X SI 85 0-0 ② F9		C CU 69 X SI 83 0-1 44 S 1B		B CU 75 F FF 93 B SL 86 X FF 92 2-1 ③ G4-3		B FF 94 C FF 94 2 SAFE B SL 84 B FF 95 F SI 95 S SL 86 3-3 ② K 2-3	4 1	0 0	2 0	0 0	0 0	0 1	1 1
22 Brent Morel, R (1, 5) OBP: 0.269, SLG: 0.307 1 Juan Pierre, L (9, PH) OBP: 0.319, SLG: 0.307	B SI 84 B CH 77 B CH 81 C SI 84 X FF 81 3-1 ① F8		C CU 69 1 SAFE B SI 86 X CH 78 1-1 ③ FC5-4 1-2f		B CH 77 1 SAFE 1 SAFE 1 SAFE B CH 77 X SI 83 2-0 ② F9			B SI 95 C SI 96 X SI 96 1-1 44 HR 1B	B FF 95 B SI 95 B FF 95 C SI 95 F SI 94 B SL 86 4-2 44 BLK 44 DI BB	4 0	1 0	1 0	0 0	0 1	0 0	3 0
44 Adam Dunn, L (1, 10) OBP: 0.304, SLG: 0.317	1 SAFE C SI 86 F FF 83 B SI 83 B SI 87 S CH 77 2-3 ② K 1-2			B CH 77 X CH 78 1-0 20 1B 14 1B 10 G6-4-3 1B	B SI 85 B CH 78 X SI 84 2-0 ③ G5-3 1-2			B SI 96 F SI 96 X SI 96 1-1 1-H HR	B FF 96 1-0 BLK 1-3 3-H	5	2	2	2	0	2	3
14 Paul Konerko, R (1, 3) OBP: 0.390, SLG: 0.569	S CH 76 D CH 76 B SI 84 F CH 77 F SI 86 F SI 86 B CH 75 X CH 78 3-2 ③ G5-3			B SI 84 B CH 76 F CH 77 B SI 86 F SI 82 X CH 78 3-2 10 G6-4-3 20 1B 1-2 1B		C CU 69 F SI 86 B CH 74 B CH 76 X SI 83 2-2 10 G3 2B		B SI 87 C SL 86 B SI 95 B SI 96 X SI 96 3-1 ① P3		4	0	2	0	0	0	1
20 Carlos Quentin, R (1, 9) OBP: 0.351, SLG: 0.512		S SI 83 X CH 75 0-1 ① P4		S SI 84 F CH 77 B SI 85 B CH 76 X CH 77 2-2 10 G6-4-3 1-2 2-3 1B		T CH 76 D CH 76 C SI 83 S CH 74 1-3 ① K		S SL 86 B SL 86 F SI 96 B SL 85 S SL 85 2-3 ② K		4	0	1	0	0	2	1
10 Alexei Ramirez, R (1, 6) OBP: 0.331, SLG: 0.412		B CU 66 L CH 76 C CH 75 B CU 68 X SI 85 2-2 ② G5-3		F CH 78 D CH 76 X SI 84 1-1 ①② G6-4-3 1-2f 2-3 3-H		B CH 77 C SI 83 F CH 76 X SI 84 1-2 ② G3 2-3		B SL 87 B SL 85 B SI 96 B SI 95 4-0 51 FC6-4 BB		3	0	0	0	1	0	3
51 Alex Rios, R (1, 8) OBP: 0.265, SLG: 0.315		C SI 85 X SI 83 0-1 ③ F9		C CU 71 S CH 76 S CH 77 0-3 ③ K		X CH 77 0-0 ③ P3		1 SAFE X SI 95 0-0 ③ FC6-4 1-2f		4	0	0	0	0	1	3
27 Ramon Castro, R (1, 2) OBP: 0.292, SLG: 0.439 12 A.J. Pierzynski, L (9, PH) OBP: 0.325, SLG: 0.385			C SI 80 C CH 75 F CH 74 S SI 85 0-3 ① K		F CH 75 C SI 84 B CU 66 B CH 76 F CH 77 X SI 84 2-2 HR		C FF 93 B SL 88 S SL 85 S FF 96 1-3 ① K		S SL 84 S SL 84 X SL 85 0-2 23 WP 15 SH3-4 44 BLK 1B	3 1	1 1	1 1	1 0	0 0	2 0	0 0
15 Gordon Beckham, R (1, 4) OBP: 0.304, SLG: 0.355			B SI 86 B SI 84 C SI 84 X CH 78 2-1 E5 22 FC5-4		B CH 77 B SI 82 F SI 82 F CH 75 B CH 76 X CH 78 3-2 ① F7		S SL 86 S SL 85 B SL 86 X FF 95 1-2 ② G6-3		X SI 93 0-0 ① SH3-4 1-2	3	0	0	0	0	0	0
Inning Stats	R: 0 E: 0 K: 1 S: 13 H: 1 LOB: 1 BB: 0 P: 21	R: 0 E: 0 K: 0 S: 7 H: 0 LOB: 0 BB: 0 P: 9	R: 0 E: 1 K: 1 S: 9 H: 0 LOB: 1 BB: 0 P: 12	R: 1 E: 0 K: 1 S: 12 H: 3 LOB: 1 BB: 0 P: 19	R: 1 E: 0 K: 0 S: 11 H: 2 LOB: 1 BB: 0 P: 20	R: 0 E: 0 K: 1 S: 10 H: 1 LOB: 1 BB: 0 P: 14	R: 0 E: 0 K: 1 S: 8 H: 0 LOB: 0 BB: 0 P: 12	R: 2 E: 0 K: 1 S: 10 H: 2 LOB: 1 BB: 1 P: 21	R: 1 E: 0 K: 2 S: 9 H: 1 LOB: 1 BB: 1 P: 17	1B: 7 2B: 1 3B: 0 HR: 2	SF: 0 SAC: 1 DP: 1 HBP: 0					WP: 1 PB: 0 SB: 2 CS: 0	PA: 39

	AB	36
	R	5
	H	10
	RBI	3
	BB	2
	SO	8
	LOB	16

PITCHER		IP	WLS	BF	H	R	ER	SO	BB	IBB	HBP	BLK	WP	HR	S	P	ERA	WHIP
26 Jeff Francis, L ERA: 4.69	(1, 1)	6.0		25	7	2	2	4	0	0	0	0	0	1	62	95	3.00	1.167
56 Greg Holland, R ERA: 1.31	(7, 1)	1.0	H	3	0	0	0	1	0	0	0	0	0	0	8	12	0.00	0.000
43 Aaron Crow, R ERA: 1.96	(8, 1)	1.2	L	11	3	3	3	2	2	0	0	1	1	1	19	38	16.20	3.000

PITCHER	IP	WLS	BF	H	R	ER	SO	BB	IBB	HBP	BLK	WP	HR	S	P	ERA	WHIP

Batter	1	2	3	4	5	6	7	8	9	AB	R	H	RBI	BB	SO	LOB
17 Chris Getz, L (1, 4) OBP: 0.322, SLG: 0.296	C FF 87 F FF 90 X SI 90 0-2 ① F7	B CH 82 X FF 90 1-0 ③ P5			C FC 85 C FC 86 X CU 78 0-2 ② G3-1		C SI 88 B FF 90 F FF 90 F SL 82 C FF 91 1-3 ① K		M SI 96 L SI 97 X SI 98 0-2 53 FC5-4 1B 1-2	5	0	1	0	0	1	1
53 Melky Cabrera, S (1, 8) OBP: 0.325, SLG: 0.456	C CU 78 F SI 90 F FF 92 X CU 78 0-2 ② G4-3		B CH 80 F CH 80 C SI 89 B FF 89 F CU 78 F CH 82 F SI 90 X FF 89 2-2 ① G5-3		X CH 83 0-0 1B		X SI 90 0-0 2B		B SI 97 X CH 89 1-0 ① FC5-4 4 S 1-2f 2-3	5	0	2	0	0	0	2
4 Alex Gordon, L (1, 7) OBP: 0.362, SLG: 0.479	B FF 90 B FF 91 C FF 91 S FF 91 S FF 92 2-3 ③ K		B SL 80 S FF 86 C SI 90 S SI 86 1-3 ② K		X FC 86 0-0 ③ F7		D SL 84 B FF 91 B SL 84 C FF 91 S FF 90 S FF 90 3-3 ② K		C SL 84 B SL 85 S SL 85 F SL 86 S SL 85 1-3 ② K 1-2	5	0	0	0	0	4	4
16 Billy Butler, R (1, 10) OBP: 0.401, SLG: 0.430		B CH 85 C CH 85 B FF 89 C FC 86 B SL 82 B SL 81 4-2 21 FC6-4 35 BB 8 SF8 BB	B CH 82 C CH 82 S FC 86 S FC 86 1-3 ③ K			B FF 90 S SL 84 F FC 85 F SL 83 X SL 80 1-2 8 WP 21 1B 15 1B 1B	I IN 69 I IN 71 I IN 69 I IN 68 4-0 IBB		I IN 67 I IN 69 I IN 69 I IN 67 4-0 IBB	2	2	1	0	3	1	0
35 Eric Hosmer, L (1, 3) OBP: 0.319, SLG: 0.427		B CH 82 C FF 91 B CH 83 F FC 87 F FF 92 B FF 92 B SL 83 4-2 21 FC6-4 1-2 BB		C SL 84 X FC 85 0-1 ① G4-3		B FC 85 X FC 86 1-0 ① F8	B SL 83 C SL 83 B SL 84 X SL 83 2-1 ③ G3		B SL 83 C SL 84 S SL 85 S SL 85 1-3 ③ K	4	0	0	0	1	1	6
21 Jeff Francoeur, R (1, 9) OBP: 0.311, SLG: 0.452		C SI 92 X SI 91 0-1 ① FC6-4 15 HBP 2 3B 1-2f 2-3		C SI 90 X FC 86 0-1 15 S 1B		B FC 84 B FC 86 X CH 83 2-0 8 WP 15 1B 1-2 1B		S FF 94 F FF 96 F FF 96 F FF 96 B SL 88 F SL 86 F FF 96 B FF 97 C CH 88 2-3 ① K		4	2	2	0	0	1	2
8 Mike Moustakas, L (1, 5) OBP: 0.337, SLG: 0.329		C FF 92 C SI 91 X FF 92 0-2 ② SF8 3-H		1 SAFE B FC 86 F CH 83 1 SAFE P PO 85 C FC 85 D CU 78 F CH 84 X SI 92 3-2 ② F7		C FC 87 F FF 91 S SL 80 0-3 ② K 1-2 2-3		B CH 87 C FF 96 X FF 96 1-1 ② F7		3	0	0	1	0	1	3
15 Matt Treanor, R (1, 2) OBP: 0.351, SLG: 0.306		B FF 90 1 SAFE F CH 83 B FF 90 1 SAFE F SL 82 B FF 90 H FF 90 4-2 2 3B 1-2 HBP		1 SAFE B SI 90 C SI 91 F FF 91 B FF 91 X SL 82 2-2 ③ G3-1 1-2		C FF 91 B FF 90 F FC 85 B FF 92 F FF 92 X FC 86 2-2 2-H 3-H 1B		X FF 96 0-0 ③ P3		3	1	1	2	0	0	1
2 Alcides Escobar, R (1, 6) OBP: 0.292, SLG: 0.328		X SL 81 0-0 1-H 2-H 3B			C FF 88 B SI 88 B SL 84 C SL 84 X FC 85 2-2 ① F9	C FF 88 B SI 89 1 SAFE X SI 88 1-1 ③ P4			F FF 95 F FF 94 F FF 96 F SL 88 X FF 96 0-2 53 FC5-4 17 1B 1B	4	0	2	2	0	0	1
Inning Stats	R: 0 E: 0 K: 1 S: 10 H: 0 LOB: 0 BB: 0 P: 12	R: 3 E: 0 K: 0 S: 14 H: 1 LOB: 1 BB: 2 P: 27	R: 0 E: 0 K: 2 S: 12 H: 0 LOB: 0 BB: 0 P: 16	R: 0 E: 0 K: 0 S: 12 H: 1 LOB: 1 BB: 0 P: 16	R: 0 E: 0 K: 0 S: 8 H: 1 LOB: 1 BB: 0 P: 10	R: 2 E: 0 K: 1 S: 15 H: 3 LOB: 1 BB: 0 P: 22	R: 0 E: 0 K: 2 S: 10 H: 1 LOB: 2 BB: 1 P: 20	R: 0 E: 0 K: 1 S: 10 H: 0 LOB: 0 BB: 0 P: 13	R: 0 E: 0 K: 2 S: 16 H: 2 LOB: 3 BB: 1 P: 23	1B: 7 2B: 1 3B: 1 HR: 0 SF: 1 SAC: 0 DP: 0 HBP: 1						

PITCHER		IP	WLS	BF	H	R	ER	SO	BB	IBB	HBP	BLK	WP	HR	S	P	ERA	WHIP
44 Jake Peavy, R ERA: 4.83	(1, 1)	6.0	L	27	6	5	5	4	2	0	1	0	1	0	71	103	7.50	1.333
77 Will Ohman, L ERA: 4.5	(7, 1)	1.0		5	1	0	0	2	0	1	0	0	0	0	10	20	0.00	1.000
40 Brian Bruney, R ERA: 2.92	(8, 1)	1.0		4	1	0	0	1	0	0	0	0	0	0	15	18	0.00	1.000
49 Chris Sale, L ERA: 3.6	(9, 1)	1.0		5	1	0	0	2	0	1	0	0	0	0	11	18	0.00	1.000

PITCHER	IP	WLS	BF	H	R	ER	SO	BB	IBB	HBP	BLK	WP	HR	S	P	ERA	WHIP

TOP

Kansas City Royals @ Chicago White Sox

U.S. Cellular Field, Chicago, IL

Tue Jul 05 2011, 8:11 PM - 11:09 PM EDT

Att. 20,695 - Partly Cloudy - 85 F

livebaseballscorecards.com

AB	35
R	5
H	9
RBI	5
BB	4
SO	9
LOB	20

WP: 1 PA: 41
PB: 0
SB: 2
CS: 0

Batter	1	2	3	4	5	6	7	8	9	AB	R	H	RBI	BB	SO	LOB
1 Juan Pierre, L (1, 7) OBP: 0.322, SLG: 0.309	C SI 95 C SI 94 B SL 87 B SL 87 F SI 96 B SI 97 F FF 96 X SI 96 3-2 ① L6		B CU 77 B FF 93 B FF 93 C SI 93 C SI 93 F FF 95 X SI 96 3-2 22 1B 14 1B 1B	1 SAFE 1 SAFE B CU 78 B SI 94 B SI 93 C SI 93 X SI 94 3-1 22 G5-3 1-2 1B		C FF 93 B SL 86 F SL 86 B SI 94 B CH 85 B SL 87 4-2 22 S BB		B SL 80 B FF 89 C SI 90 X SI 90 2-1 ② F7		4	1	2	0	1	0	1
22 Brent Morel, R (1, 5) OBP: 0.269, SLG: 0.306 23 Mark Teahen, L (8, PH) OBP: 0.309, SLG: 0.313 (9, 5)	C SI 96 B SL 88 B SL 88 S FF 97 X SI 97 2-2 ② F9		X FF 95 0-0 14 E 14 1B 20 1B 1-2 1B	C FF 94 X SL 86 0-1 ② G5-3 1-2 2-3		1 SAFE B SI 95 F SL 88 S SI 95 S SL 88 1-3 ② K 1-2		C FF 89 C SI 89 B SL 78 S FF 89 1-3 ③ K		4 1	1 0	1 0	0 0	0 0	1 1	3 1
44 Adam Dunn, L (1, 10) OBP: 0.299, SLG: 0.311	S SL 89 B FF 99 S SI 96 B SL 89 B SL 89 S SL 89 3-3 ③ K		D SL 88 X SL 88 1-0 ② F7	B SI 95 B SI 94 C SL 87 C FF 95 B SI 94 S SL 88 3-3 ③ K		B SI 96 F FF 95 C FF 96 C FF 96 1-3 ③ K			B FF 94 X FF 93 1-0 ① F7	5	0	0	0	0	3	5
14 Paul Konerko, R (1, 3) OBP: 0.393, SLG: 0.579		C CU 76 F SI 94 X FF 96 0-2 HR	B CU 80 D SL 87 C SL 88 X SL 88 2-1 E2 20 1B 1-3 2-H 1B		B FF 93 X FF 94 1-0 ① L7		B SL 79 X SI 90 1-0 ① F7		B FF 93 B FF 92 C FF 93 X FF 93 2-1 12 1B 1B	5	1	3	2	0	0	0
20 Carlos Quentin, R (1, 9) OBP: 0.355, SLG: 0.516		C SL 88 S SL 87 S SL 89 0-3 ① K	B FF 96 C FF 96 X SL 88 1-1 12 BB 2-3 3-H 1B		B SI 94 H SL 86 2-0 12 1B HBP		C FF 91 X SI 92 0-1 2B		B SL 81 S FF 92 X FF 93 1-1 ② F9	4	0	2	1	0	1	1
12 A.J. Pierzynski, L (1, 2) OBP: 0.333, SLG: 0.391		B CU 79 B CH 85 S CH 88 F SL 88 B SI 97 F SL 88 F SL 88 X SL 90 3-2 1B	B CH 87 B CH 88 B SI 95 B SL 88 4-0 1-2 BB		B SI 94 X SI 94 1-0 1-2 1B		X SI 90 0-0 ② F7		C FF 94 B CU 69 F FF 93 F FF 93 X FF 94 1-2 10 FC6-4 1-2 1B	4	0	3	0	1	0	1
18 Brent Lillibridge, R (1, 8) OBP: 0.345, SLG: 0.471 10 Alexei Ramirez, R (9, PH) OBP: 0.330, SLG: 0.411		C SI 96 D SL 89 S SL 89 F FF 97 S SL 88 1-3 ② K	B FF 96 C FF 96 C SI 96 S SL 88 1-3 ③ K		C SL 87 C SI 94 S FF 95 0-3 ② K		B SL 80 C SL 81 T SI 90 S SL 81 1-3 ③ K		C FF 93 X SL 84 0-1 ③ FC6-4 1-2f	4 1	0 0	0 0	0 0	0 0	4 0	7 2
11 Omar Vizquel, S (1, 6) OBP: 0.309, SLG: 0.339		C CU 80 B SI 94 B FF 94 F FF 95 X SI 96 2-2 ③ F7		C CH 90 B SI 91 B FF 91 F SI 91 X SI 94 2-2 15 FC6-4 1B	C CU 78 S FF 95 S SL 87 0-3 ③ K			B FF 90 C SI 89 X CH 83 1-1 1B		4	0	2	0	0	1	3
15 Gordon Beckham, R (1, 4) OBP: 0.300, SLG: 0.350			S SL 86 C SL 87 F SL 87 X SL 87 0-2 ① L5	F FF 94 X SL 86 0-1 ① FC6-4 22 G5-3 1 1B 1-2f		C FF 93 X SL 86 0-1 ① F7		C SI 89 X FF 89 0-1 ① P3		4	0	0	0	0	0	2
Inning Stats	R: 0 E: 0 K: 1 S: 11 H: 0 LOB: 0 BB: 0 P: 19	R: 1 E: 0 K: 2 S: 18 H: 2 LOB: 1 BB: 0 P: 24	R: 2 E: 1 K: 1 S: 17 H: 4 LOB: 3 BB: 1 P: 29	R: 0 E: 0 K: 1 S: 12 H: 2 LOB: 2 BB: 0 P: 20	R: 0 E: 0 K: 2 S: 8 H: 1 LOB: 2 BB: 0 P: 12	R: 0 E: 0 K: 2 S: 10 H: 0 LOB: 1 BB: 1 P: 16	R: 0 E: 0 K: 1 S: 7 H: 1 LOB: 1 BB: 0 P: 9	R: 0 E: 0 K: 1 S: 9 H: 1 LOB: 1 BB: 0 P: 13	R: 0 E: 0 K: 0 S: 11 H: 2 LOB: 2 BB: 0 P: 16	1B: 11 2B: 1 3B: 0 HR: 1		SF: 0 SAC: 0 DP: 0 HBP: 1		WP: 0 PB: 0 SB: 1 CS: 0		PA: 43

PITCHER		IP	WLS	BF	H	R	ER	SO	BB	IBB	HBP	BLK	WP	HR	S	P	ERA	WHIP
59 Felipe Paulino, R ERA: 4.31	(1, 1)	6.0	W	30	9	3	3	9	2	0	1	0	0	1	76	120	4.50	1.833
31 Louis Coleman, R ERA: 2.22	(7, 1)	2.0	H	8	2	0	0	2	0	0	0	0	0	0	16	22	0.00	1.000
48 Joakim Soria, R ERA: 4.25	(9, 1)	1.0	S	5	2	0	0	0	0	0	0	0	0	0	11	16	0.00	2.000

PITCHER	IP	WLS	BF	H	R	ER	SO	BB	IBB	HBP	BLK	WP	HR	S	P	ERA	WHIP

BOTTOM

Kansas City Royals @ Chicago White Sox

U.S. Cellular Field, Chicago, IL

Tue Jul 05 2011, 8:11 PM - 11:09 PM EDT

Att. 20,695 - Partly Cloudy - 85 F

livebaseballscorecards.com

AB	40
R	3
H	13
RBI	3
BB	2
SO	11
LOB	26

Batter	1	2	3	4	5	6	7	8	9	AB	R	H	RBI	BB	SO	LOB
17 Chris Getz, L (1, 4) OBP: 0.321, SLG: 0.293	B SI 92 B FF 93 B FF 92 C FF 93 C FF 94 F SI 95 F FF 96 B FF 94 4-2 53 1B 53 S 4 G6-4-3 BB		C CU 82 F FF 96 T FF 95 0-2 ② K		X FF 94 0-0 ② G4-3 1-2		C CH 87 B FF 97 F FF 96 F FF 90 F FF 97 F SL 88 T SL 90 1-2 ③ K			3	1	0	0	1	2	1
53 Melky Cabrera, S (1, 8) OBP: 0.324, SLG: 0.454	1 SAFE 1 SAFE B FF 94 B SL 87 B FF 94 C FF 94 X FF 95 3-1 4 G6-4-3 1-3 1B		F CH 88 F FF 97 B SL 88 B SL 89 F CH 88 X FF 96 2-2 ③ F7		C SL 86 X FF 96 0-1 ③ G4-3			B FF 89 F FF 89 F SL 85 S SL 84 1-3 ① K		4	0	1	0	0	1	1
4 Alex Gordon, L (1, 7) OBP: 0.363, SLG: 0.479	F FF 96 B SI 96 B SI 94 F SL 88 X FF 96 2-2 ① ② G6-4-3 1-2f 3-H			L CU 80 X FF 96 0-1 ① 16 G4-3 21 1B 1B		L CH 86 B SL 85 X FF 96 1-1 ① 21 WP 35 1B 21 SF7 1B		X SL 83 0-0 ② G4-3		4	2	2	0	0	0	1
16 Billy Butler, R (1, 10) OBP: 0.396, SLG: 0.424	B FF 96 B FF 96 B SL 86 C FF 94 F FF 95 C SL 88 3-3 ③ K			B SL 87 X SI 95 1-0 ① G4-3 1-2		B FF 94 B SL 85 X FF 94 2-0 ① F9		B SL 84 B SI 90 F FF 91 F FF 90 F SL 85 B SL 83 X SL 83 3-2 ③ G5-3		4	0	0	0	0	1	2
35 Eric Hosmer, L (1, 3) OBP: 0.322, SLG: 0.442		F FF 96 F CH 85 B CH 88 F SI 98 B FF 90 X CH 88 2-2 HR		F FF 96 B FF 96 B FF 95 B SL 88 C SL 88 F SL 89 S SL 90 3-3 ② K		1 SAFE F CH 86 X FF 96 0-1 21 SF7 21 WP 1-2 1B			C FF 95 B CU 83 B FF 95 B FF 94 C FF 95 T FF 95 3-2 ① K	4	1	2	1	0	2	1
21 Jeff Francoeur, R (1, 9) OBP: 0.310, SLG: 0.451		C FF 96 F FF 95 X FF 91 0-2 ① F9		B CH 86 C SL 89 X SL 88 1-1 8 FC4-6 2-H 1B		S SL 90 S SL 90 F SL 88 B FF 91 X SL 89 1-2 ② SF7 1-3 2-H			B SC 78 B FF 95 X FF 95 2-0 ② F7	3	0	1	2	0	0	0
8 Mike Moustakas, L (1, 5) OBP: 0.322, SLG: 0.313		C CU 83 B FF 96 X SL 86 1-1 ② F9		C FF 96 1 SAFE P PO 86 B CH 86 F FF 94 X FF 96 2-2 ③ FC4-6 1-2f		F SI 98 F FF 95 F SI 96 F FF 98 S SL 90 0-3 ③ K			B FF 95 C FF 94 B FF 95 F SI 93 B SC 77 X SI 95 3-2 ③ F7	4	0	0	0	0	1	2
3 Brayan Peña, S (1, 2) OBP: 0.315, SLG: 0.394		C FF 96 B FF 97 F SL 86 F FF 98 X FF 91 1-2 ③ F8			F CU 80 B CH 86 F CH 85 B CH 90 F FF 95 S CU 82 2-3 ① K		C FF 96 B CU 78 B CH 86 B FF 96 X FF 96 3-1 2 G6-4-3 1B			3	0	1	0	0	1	0
2 Alcides Escobar, R (1, 6) OBP: 0.293, SLG: 0.328			C FF 94 F CH 86 B SL 90 B SL 90 B FF 95 X FF 94 3-2 ① L9		B SL 88 B SI 95 X FF 93 2-0 17 G4-3 1B		F FF 95 C FF 95 F FF 99 F FF 98 X FF 98 0-2 ① ② G6-4-3 1-2f			3	0	1	0	0	0	1
Inning Stats	R: 1 E: 0 K: 1 S: 12 H: 1 LOB: 0 BB: 1 P: 24	R: 1 E: 0 K: 0 S: 13 H: 1 LOB: 0 BB: 0 P: 17	R: 0 E: 0 K: 1 S: 10 H: 0 LOB: 0 BB: 0 P: 15	R: 1 E: 0 K: 1 S: 13 H: 2 LOB: 1 BB: 0 P: 19	R: 0 E: 0 K: 1 S: 8 H: 1 LOB: 1 BB: 0 P: 12	R: 1 E: 0 K: 1 S: 14 H: 2 LOB: 1 BB: 0 P: 18	R: 0 E: 0 K: 1 S: 13 H: 1 LOB: 0 BB: 0 P: 17	R: 0 E: 0 K: 1 S: 8 H: 0 LOB: 0 BB: 0 P: 12	R: 0 E: 0 K: 1 S: 7 H: 0 LOB: 0 BB: 0 P: 15	1B: 7 2B: 0 3B: 0 HR: 1 SF: 1 SAC: 0 DP: 2 HBP: 0						

PITCHER		IP	WLS	BF	H	R	ER	SO	BB	IBB	HBP	BLK	WP	HR	S	P	ERA	WHIP
33 Edwin Jackson, R ERA: 4.3	(1, 1)	7.0	L	28	8	4	4	6	1	0	0	0	1	1	83	122	5.14	1.286
77 Will Ohman, L ERA: 4.32	(8, 1)	1.0		3	0	0	0	1	0	0	0	0	0	0	8	12	0.00	0.000
60 Héctor Santiago, L ERA:	(9, 1)	1.0		3	0	0	0	1	0	0	0	0	0	0	7	15	0.00	0.000

PITCHER	IP	WLS	BF	H	R	ER	SO	BB	IBB	HBP	BLK	WP	HR	S	P	ERA	WHIP

TOP

Kansas City Royals @ Chicago White Sox

U.S. Cellular Field, Chicago, IL

Wed Jul 06 2011, 2:11 PM - 4:49 PM EDT

Att. 27,233 - Sunny - 77 F

livebaseballscorecards.com

AB	32
R	4
H	8
RBI	3
BB	1
SO	8
LOB	9

WP: 1	PA: 34								
PB: 0									
SB: 1									
CS: 0									

BOTTOM

Kansas City Royals @ Chicago White Sox

U.S. Cellular Field, Chicago, IL

Wed Jul 06 2011, 2:11 PM - 4:49 PM EDT

Att. 27,233 - Sunny - 77 F

livebaseballscorecards.com

Batter	1	2	3	4	5	6	7	8	9	AB	R	H	RBI	BB	SO	LOB
1 Juan Pierre, L (1, 7) OBP: 0.324, SLG: 0.312	C SI 83 B SI 84 F FF 85 X SI 86 1-2 **G1-3** ①			C SI 85 X FF 88 0-1 14 S 44 BB 1B		B FF 87 X FF 86 1-0 44 BB 1B 1-2 2-3		C FF 93 C SL 86 S FS 87 0-3 **K** ②		4	0	2	0	0	1	0
22 Brent Morel, R (1, 5) OBP: 0.269, SLG: 0.305	F SI 85 B CH 78 S CH 77 F FF 87 X SL 85 1-2 **G5-3** ②			C SI 84 1 SAFE 1 SAFE 1 SAFE 1 SAFE X CH 77 0-1 **P3** ①		B CH 78 B CH 78 B FF 88 C SI 85 C CH 78 F CH 78 F FF 88 X FF 87 3-2 **P3** ①		S SL 85 S SL 88 B SL 88 B SL 87 B FF 95 X FF 93 3-2 1B		4	0	1	0	0	0	4
44 Adam Dunn, L (1, 3) OBP: 0.302, SLG: 0.308	B SI 87 S CH 79 F FF 87 B SL 83 S SL 86 2-3 **K** ③			B SL 86 B SL 84 1 SAFE B CH 78 C FF 88 F CH 78 B SL 82 4-2 14 G5-4-3 1-2 BB		S CH 80 B FF 89 S FF 88 F FF 90 B SL 87 B FF 90 B SL 80 4-2 1-2 2-3 3-H BB		B SL 86 B SL 87 C FF 94 S FF 95 S SL 88 2-3 **K** ③		2	0	0	1	2	2	1
14 Paul Konerko, R (1, 10) OBP: 0.389, SLG: 0.572		C FF 86 T SL 84 X SL 86 0-2 **G6-3** ①		B CH 79 F FF 87 B SL 86 C CH 80 F SL 85 X FF 88 2-2 **G5-4-3** ②③ 1-2f 2-3		S SL 84 S CH 79 C FF 91 0-3 **K** ②			C FF 91 F FF 93 B FF 93 B FF 92 B SL 81 X FF 92 3-2 **F7** ①	4	0	0	0	0	1	5
20 Carlos Quentin, R (1, 9) OBP: 0.351, SLG: 0.509		B SI 86 F CH 78 B CH 79 F SL 86 B CH 79 X SL 85 3-2 **G1-3** ②			F CU 73 S FF 89 B FF 89 F FF 87 B SL 80 B CH 77 T FF 88 3-2 **K** ①	B CH 79 X CH 80 1-0 **P5** ③			C FF 92 B FF 94 F FF 92 B CU 69 S FF 94 2-3 **K** ②	4	0	0	0	0	2	3
12 A.J. Pierzynski, L (1, 2) OBP: 0.332, SLG: 0.386		C FF 85 F SL 84 X SL 82 0-2 **G1-3** ③			F CU 74 B SL 86 X SL 86 1-1 **G4-3** ②		B CH 78 F SL 84 F FF 86 F FF 90 B SL 80 B FF 89 B FF 89 4-2 10 G4-6-3 BB		B FF 94 C FF 92 B FF 92 F FF 93 B FF 93 X FF 92 3-2 **G3** ③	3	0	0	0	1	0	0
10 Alexei Ramirez, R (1, 6) OBP: 0.327, SLG: 0.407			C SL 84 B SL 84 T CH 77 B CH 78 B CH 78 C SL 83 3-3 **K** ①		B CU 74 B CU 74 B CH 76 C FF 86 F CH 79 X FF 88 3-2 **P6** ③		C FF 94 X FF 95 0-1 **G4-6-3** ①② 1-2f			3	0	0	0	0	1	1
51 Alex Rios, R (1, 8) OBP: 0.266, SLG: 0.315			C FF 88 B CH 79 X CH 78 1-1 **F7** ②			C FF 87 F SL 86 X FF 88 0-2 1 1B 15 1B 44 BB 1B	B FF 94 B FF 93 B FF 92 C FF 92 F FF 93 X FF 94 3-2 **G6-3** ③			3	1	1	0	0	0	0
15 Gordon Beckham, R (1, 4) OBP: 0.300, SLG: 0.350			C CU 75 B CH 78 X SL 86 1-1 **P6** ③			F SL 86 X CH 79 0-1 44 BB 1 1B 1-2 1B		C FF 92 S SL 88 S SL 87 0-3 **K** ①		3	0	1	0	0	1	0
Inning Stats	R: 0 E: 0 K: 1 S: 10 H: 0 LOB: 0 BB: 0 P: 14	R: 0 E: 0 K: 0 S: 9 H: 0 LOB: 0 BB: 0 P: 12	R: 0 E: 0 K: 1 S: 7 H: 0 LOB: 0 BB: 0 P: 12	R: 0 E: 0 K: 0 S: 10 H: 1 LOB: 1 BB: 1 P: 16	R: 0 E: 0 K: 1 S: 9 H: 0 LOB: 0 BB: 0 P: 16	R: 1 E: 0 K: 1 S: 18 H: 3 LOB: 3 BB: 1 P: 27	R: 0 E: 0 K: 0 S: 8 H: 0 LOB: 0 BB: 1 P: 15	R: 0 E: 0 K: 3 S: 12 H: 1 LOB: 1 BB: 0 P: 17	R: 0 E: 0 K: 1 S: 9 H: 0 LOB: 0 BB: 0 P: 17	1B: 5 2B: 0 3B: 0 HR: 0 SF: 0 SAC: 0 DP: 2 HBP: 0						

	AB	30
	R	1
	H	5
	RBI	1
	BB	3
	SO	8
	LOB	14

PITCHER	IP	WLS	BF	H	R	ER	SO	BB	IBB	HBP	BLK	WP	HR	S	P	ERA	WHIP
52 Bruce Chen, L (1, 1) ERA: 3.26	6.0	W	24	4	1	1	4	3	0	0	0	0	0	66	104	1.50	1.167
56 Greg Holland, R (7, 1) ERA: 1.19	2.0	H	6	1	0	0	3	0	0	0	0	0	0	17	25	0.00	0.500
48 Joakim Soria, R (9, 1) ERA: 4.14	1.0	S	3	0	0	0	1	0	0	0	0	0	0	9	17	0.00	0.000

PITCHER	IP	WLS	BF	H	R	ER	SO	BB	IBB	HBP	BLK	WP	HR	S	P	ERA	WHIP

Detroit Tigers @ Kansas City Royals

Kauffman Stadium, Kansas City, MO

Thu Jul 07 2011, 7:12 PM - 10:03 PM CDT

Att. 16,355 - Cloudy - 79 F

TOP

livebaseballscorecards.com

Batter	1	2	3	4	5	6	7	8	9	AB	R	H	RBI	BB	SO	LOB
14 Austin Jackson, R (1, 8) OBP: 0.318, SLG: 0.361 39 Ramon Santiago, S (3, PH) OBP: 0.281, SLG: 0.298 (3, 4)	B FF 94 C FF 93 C CU 76 B SL 82 F FF 94 F FF 95 B CU 76 F FF 94 F FF 95 3-3 C FF 84 K ①		C FF 93 B SI 92 X FF 91 1-1 P3 ②			F CH 82 X FF 91 0-1 57 2B 30 FC5-2 1B		C SL 78 F SL 80 B FF 89 X FF 88 1-2 L1 ②		1 3	0 0	0 1	0 0	0 0	1 0	0 0
57 Casper Wells, R (1, 7) OBP: 0.319, SLG: 0.462 (3, 8)	C FF 94 F CU 77 B CH 86 B FF 94 X CU 77 2-2 G4-3 ②		S CH 83 F FF 92 S CU 77 0-3 K ③			1 SAFE B FF 92 S FF 91 X FF 92 1-1 30 FC5-2 1-3 2B		S SL 81 B SL 81 B SL 79 F FF 89 X SL 80 2-2 F8 ③		4	0	1	0	0	1	0
30 Magglio Ordonez, R (1, 9) OBP: 0.278, SLG: 0.275 32 Don Kelly, L (7, 9) OBP: 0.301, SLG: 0.359	B FF 94 F FF 94 B CH 87 X FF 94 2-1 G6-3 ③			B FF 91 B CU 76 F FF 92 B CH 85 X FF 94 3-1 41 G6-3 1B		X FF 91 0-0 FC5-2 ② 24 FC6-4 2-3 3-H			X FF 93 0-0 HR	3 1	0 1	1 1	0 1	0 0	0 0	2 0
24 Miguel Cabrera, R (1, 3) OBP: 0.437, SLG: 0.561		B FF 94 B CU 76 B FF 94 C FF 94 C FF 93 B FF 95 4-2 27 WP 25 HR BB		S FF 92 B CH 83 F FF 92 C CU 76 1-3 K ①		F FF 93 X CU 76 0-1 FC6-4 ③ 1-2f			B SL 88 S SL 84 B SI 95 X SL 85 2-1 G3 ①	3	1	0	0	1	1	3
41 Victor Martinez, S (1, 10) OBP: 0.365, SLG: 0.463		B FF 93 B CH 85 S FF 93 B FF 93 F FF 94 F FF 94 X FF 94 3-2 P3 ①		B SI 91 T FF 92 X FF 92 1-1 G6-3 ②③ 1-2f			B FF 88 C SL 76 S SL 78 F SL 79 X CH 77 1-2 G6-3 ①		C SL 84 B KC 78 B KC 78 C SI 94 B FF 95 S FF 96 3-3 K ②	4	0	0	0	0	1	2
27 Jhonny Peralta, R (1, 6) OBP: 0.362, SLG: 0.530		C SI 94 C CH 85 B CH 87 S FF 94 1-3 K ② 1-2			S CU 74 B CH 84 X FF 92 1-1 F9 ①		B SL 80 C SL 78 B SL 80 C SL 80 B FF 89 X SL 79 3-2 1B		B SL 85 B SI 95 B SL 84 B FF 94 4-0 25 E BB	3	0	1	0	1	1	1
25 Ryan Raburn, R (1, 4) OBP: 0.240, SLG: 0.351 (3, 7)		B FF 93 F CH 85 C CH 83 F FF 95 F CU 76 X FF 93 1-2 2-H HR			B FF 93 B CH 83 C CH 83 B FF 92 F CH 84 F FF 93 X CH 84 3-2 G5-3 ②		C FF 89 F FF 88 D SL 79 B SL 80 S SL 80 2-3 K ②		1 SAFE S SL 84 S SL 86 C SL 84 0-3 K ③ 1-2	4	1	1	2	0	2	2
13 Alex Avila, L (1, 2) OBP: 0.367, SLG: 0.511		B FF 94 B FF 93 X FF 93 2-0 F7 ③			B CU 76 C CH 84 B CH 84 C FF 92 F CU 76 B FF 93 X FF 92 3-2 F7 ③		C FF 88 B FF 88 B SL 78 X SL 79 2-1 F8 ③			3	0	0	0	0	0	1
15 Brandon Inge, R (1, 5) OBP: 0.257, SLG: 0.259			T FF 93 B FF 92 B CU 74 F FF 92 F FF 93 F CU 76 F FF 92 C CH 85 2-3 K ①			B CU 74 B CH 83 F FF 92 F FF 90 B FF 92 T FF 90 3-2 K ①		C SL 78 S SL 79 B FF 88 X FF 89 1-2 P5 ①		3	0	0	0	0	2	0
Inning Stats	R: 0 E: 0 K: 1 S: 12 H: 0 LOB: 0 BB: 0 P: 19	R: 2 E: 0 K: 1 S: 15 H: 1 LOB: 0 BB: 1 P: 26	R: 0 E: 0 K: 2 S: 11 H: 0 LOB: 0 BB: 0 P: 14	R: 0 E: 0 K: 1 S: 7 H: 1 LOB: 0 BB: 0 P: 12	R: 0 E: 0 K: 0 S: 10 H: 0 LOB: 0 BB: 0 P: 17	R: 0 E: 0 K: 1 S: 10 H: 2 LOB: 2 BB: 0 P: 14	R: 0 E: 0 K: 1 S: 12 H: 1 LOB: 1 BB: 0 P: 20	R: 0 E: 0 K: 0 S: 9 H: 0 LOB: 0 BB: 0 P: 13	R: 1 E: 1 K: 2 S: 9 H: 1 LOB: 1 BB: 1 P: 18	1B: 3 2B: 1 3B: 0 HR: 2 SF: 0 SAC: 0 DP: 1 HBP: 0						

	AB	32
	R	3
	H	6
	RBI	3
	BB	2
	SO	9
	LOB	11

WP: 1 PB: 0 SB: 0 CS: 0 PA: 34

PITCHER		IP	WLS	BF	H	R	ER	SO	BB	IBB	HBP	BLK	WP	HR	S	P	ERA	WHIP
23 Danny Duffy, L ERA: 4.85	(1, 1)	6.0	L	22	4	2	2	6	1	0	0	0	1	1	65	102	3.00	0.833
31 Louis Coleman, R ERA: 2.08	(7, 1)	2.0		7	1	0	0	1	0	0	0	0	0	0	21	33	0.00	0.500
43 Aaron Crow, R ERA: 2.13	(9, 1)	1.0		5	1	1	1	2	1	0	0	0	0	1	9	18	9.00	2.000

PITCHER	IP	WLS	BF	H	R	ER	SO	BB	IBB	HBP	BLK	WP	HR	S	P	ERA	WHIP

BOTTOM

Batter	1	2	3	4	5	6	7	8	9	AB	R	H	RBI	BB	SO	LOB
17 Chris Getz, L (1, 4) OBP: 0.320, SLG: 0.292	C FF 93 S SL 84 F FF 96 B FF 93 X FF 95 1-2 16 CS 53 1B 1B		B CH 82 C FF 93 X CH 83 1-1 ③ G3			F FF 92 L SL 84 B FF 93 X FF 93 1-2 ② F8		X CH 84 0-0 ② F7		4	0	1	0	0	0	1
53 Melky Cabrera, S (1, 8) OBP: 0.323, SLG: 0.451	X CH 82 0-0 16 FC5-4 1-2 1B			C FF 93 C FF 94 B SL 86 X SL 84 1-2 ① G3-1		X CH 82 0-0 ③ F9		C FF 95 B FF 94 S FF 96 F FF 96 F FF 95 F FF 95 S CH 86 1-3 ③ K		4	0	1	0	0	1	1
4 Alex Gordon, L (1, 7) OBP: 0.362, SLG: 0.477	X FF 94 0-0 ① F7			F CH 83 F CH 83 B SL 85 B FF 96 B FF 93 S FF 93 3-3 ② K			S FF 92 B SL 84 X FF 92 1-1 21 1B 1B		C FF 92 B FF 93 F FS 85 B FF 93 X FS 87 2-2 ① G4-3	4	0	1	0	0	1	2
16 Billy Butler, R (1, 10) OBP: 0.391, SLG: 0.418	C SL 84 B FF 95 X SI 92 1-1 ②③ FC5-4 1-2f 2-3			S FF 94 C FF 95 X FF 96 0-2 ③ F7			X SL 81 0-0 ① F8		C FF 94 F FF 94 B FF 96 B FS 87 B FF 95 S FF 94 3-3 ② K	4	0	0	0	0	1	3
35 Eric Hosmer, L (1, 3) OBP: 0.325, SLG: 0.445		B FF 92 C CH 81 F CH 82 B FF 94 F FF 93 B SL 85 X CH 83 3-2 ① G4-3			F FF 92 X FF 92 0-1 21 F9 8 G4-3 2B		B CH 81 1 SAFE T FF 93 B CH 80 F CH 83 S FF 96 2-3 ② K		B FF 95 B FF 95 B FS 85 C FF 94 B FF 94 4-1 21 1B 21 DI BB	3	1	1	0	1	1	1
21 Jeff Francoeur, R (1, 9) OBP: 0.312, SLG: 0.452		S SL 85 S SL 84 F FF 97 B SL 84 B FF 93 X SL 83 2-2 ② G6-3			B SL 82 X FF 94 1-0 ① F9 2-3		B SL 82 S SL 83 F FF 94 F SL 85 B FF 96 B SL 82 X SL 82 3-2 1-2 1B		B FF 94 X FF 95 1-0 8 S 1-3 1B	4	0	2	0	0	0	1
8 Mike Moustakas, L (1, 5) OBP: 0.309, SLG: 0.298		B FF 94 B FF 94 B FF 95 C FF 94 X FF 94 3-1 ③ P6			B CH 82 X CH 83 1-0 ② G4-3 3-H		C SL 84 X SL 82 0-1 ③ F8		B FS 85 B FF 95 F FF 94 F FF 95 F FF 96 X FS 88 2-2 ③ F7 1-2	4	0	0	1	0	0	4
3 Brayan Peña, S (1, 2) OBP: 0.322, SLG: 0.400			B FF 92 C FF 94 B SI 93 B CH 82 F FF 94 X FF 94 3-2 2 G4-6-3 1B		B CH 82 S FF 94 F FF 95 B CH 83 X FF 94 2-2 ③ F8			B FF 94 B CH 81 S FF 94 F FF 94 F FF 94 X CH 83 2-2 2 SH1-4 1B		3	0	2	0	0	0	0
2 Alcides Escobar, R (1, 6) OBP: 0.291, SLG: 0.326			C FF 93 X SL 84 0-1 ①② G4-6-3 1-2f			C FF 92 B SL 83 B FF 92 X FF 93 2-1 ① P3		L FF 93 X SL 86 0-1 ① SH1-4 1-2		2	0	0	0	0	0	1
Inning Stats	R: 0 E: 0 K: 0 S: 8 H: 2 LOB: 1 BB: 0 P: 10	R: 0 E: 0 K: 0 S: 10 H: 0 LOB: 0 BB: 0 P: 18	R: 0 E: 0 K: 0 S: 7 H: 1 LOB: 0 BB: 0 P: 11	R: 0 E: 0 K: 1 S: 9 H: 0 LOB: 0 BB: 0 P: 13	R: 1 E: 0 K: 0 S: 7 H: 1 LOB: 0 BB: 0 P: 11	R: 0 E: 0 K: 0 S: 6 H: 0 LOB: 0 BB: 0 P: 9	R: 0 E: 0 K: 1 S: 12 H: 2 LOB: 2 BB: 0 P: 18	R: 0 E: 0 K: 1 S: 13 H: 1 LOB: 1 BB: 0 P: 16	R: 0 E: 0 K: 1 S: 12 H: 1 LOB: 2 BB: 1 P: 24	1B: 7 2B: 1 3B: 0 HR: 0 SF: 0 SAC: 1 DP: 1 HBP: 0						

PITCHER		IP	WLS	BF	H	R	ER	SO	BB	IBB	HBP	BLK	WP	HR	S	P	ERA	WHIP
37 Max Scherzer, R ERA: 4.69	(1, 1)	6.2	W	24	6	1	1	2	0	0	0	0	0	0	57	88	1.35	0.900
40 Phil Coke, L ERA: 4.94	(7, 1)	0.1	H	1	0	0	0	0	0	0	0	0	0	0	2	2	0.00	0.000
53 Joaquín Benoit, R ERA: 4.28	(8, 1)	1.0	H	4	1	0	0	1	0	0	0	0	0	0	13	16	0.00	1.000
46 Jose Valverde, R ERA: 2.84	(9, 1)	1.0	S	5	1	0	0	1	1	0	0	0	0	0	12	24	0.00	2.000

PITCHER	IP	WLS	BF	H	R	ER	SO	BB	IBB	HBP	BLK	WP	HR	S	P	ERA	WHIP

Detroit Tigers @ Kansas City Royals

Kauffman Stadium, Kansas City, MO

Thu Jul 07 2011, 7:12 PM - 10:03 PM CDT

Att. 16,355 - Cloudy - 79 F

livebaseballscorecards.com

AB	32
R	1
H	8
RBI	1
BB	1
SO	4
LOB	14

Detroit Tigers @ Kansas City Royals

Kauffman Stadium, Kansas City, MO

Fri Jul 08 2011, 7:10 PM - 10:25 PM CDT

Att. 34,563 - Clear - 85 F

TOP

livebaseballscorecards.com

Batter	1	2	3	4	5	6	7	8	9	AB	R	H	RBI	BB	SO	LOB
12 Andy Dirks, L (1, 8) (9, 7) OBP: 0.308, SLG: 0.459	X FF 93 0-0 26 G3 30 HR 2B	B CH 84 X CH 84 1-0 ② FC4-6 1-2f 2-3 3-H		B CU 79 B CH 85 X FF 94 2-0 ① F8		B CH 83 F CH 83 C FC 90 B FF 93 X CU 80 2-2 26 CS 1B			D CU 75 S CH 82 B CH 83 X CH 82 2-1 26 FC4-6 2-3 1B	5	1	3	1	0	0	2
26 Brennan Boesch, L (1, 7) OBP: 0.358, SLG: 0.492 14 Austin Jackson, R (9, PR) OBP: 0.318, SLG: 0.361 (9, 8)	B FF 92 F FF 94 X CH 83 1-1 ① G3 2-3	B CU 80 X CH 84 1-0 ③ G1-3		B CU 71 F CH 81 X FF 91 1-1 ② F7		1 SAFE B CH 84 F CH 84 B FC 94 B SI 93 3-1 ③ CS 1-2	S SL 89 B SL 90 B CH 88 X FF 97 2-1 ① G5-3		1 SAFE X CH 84 0-0 ② FC4-6 1-2f 3-H	5 0	0 0	0 0	1 0	0 0	0 0	4 0
30 Magglio Ordonez, R (1, 9) OBP: 0.289, SLG: 0.301 57 Casper Wells, R (7, 9) OBP: 0.316, SLG: 0.457	C FF 93 X CH 82 0-1 3-H HR	F FF 94 B FF 94 B FF 94 S FC 88 F FC 91 B FC 80 B FC 89 4-2 24 2B 41 G4-3 BB	B CU 69 X FF 94 1-0 1B			T FF 96 B FF 97 B SL 89 B FF 96 X FF 94 3-1 ② G5-3		B FF 93 B CH 82 C FF 94 X CH 83 2-1 ③ F7	3 1	2 0	2 0	2 0	1 0	0 0	0 1
24 Miguel Cabrera, R (1, 3) OBP: 0.435, SLG: 0.560	S FC 89 B FF 94 B FC 90 F FC 89 S FF 95 2-3 ② K	X FC 89 0-0 41 G4-3 27 2B 1-3 2B	D FC 82 B FF 94 X FC 88 2-0 ③ G1-3			F CH 86 X SL 88 0-1 ③ P4			4	1	1	0	0	1	1
41 Victor Martinez, S (1, 10) OBP: 0.363, SLG: 0.460	B FF 93 B SI 94 C CH 83 B CH 83 X CH 85 3-1 ③ F7	F FF 95 B FF 94 D FF 94 F CH 83 F FC 90 X FC 91 2-2 ① G4-3 2-3 3-H	C FF 92 C CU 79 B CU 80 F FF 95 C FF 95 1-3 ① K			B FF 93 C CH 83 C CH 83 F FF 94 X CU 76 1-2 27 FC1-6 1B			4	0	1	1	0	1	1
27 Jhonny Peralta, R (1, 6) OBP: 0.364, SLG: 0.533		F FC 88 B FF 94 B FF 94 F FC 89 F FF 96 B FF 95 X FF 94 3-2 25 1B 13 BB 12 FC4-6 1B	X FF 94 0-0 15 FC5 3-H 2B		B CU 71 F CH 82 B FC 91 X FC 90 2-1 ② F8			B FF 94 S CH 83 C CH 84 X FF 95 1-2 ① FC1-6 13 G6-4-3 1-2f	4	1	2	1	0	0	1
13 Alex Avila, L (1, 2) OBP: 0.372, SLG: 0.510	B FF 92 B SI 92 B CH 84 C SI 94 B SI 92 4-1 12 FC4-6 25 1B 1-2 BB	I IN 79 I IN 78 I IN 78 I IN 77 4-0 15 FC5 IBB			C CU 78 X CU 74 0-1 ③ 1B			D FF 95 B CU 75 C FF 94 B FF 95 F FF 94 F FF 94 F FF 94 F FF 94 X FF 93 3-2 ②③ G6-4-3 1-2f	2	0	1	0	2	0	1
25 Ryan Raburn, R (1, 4) OBP: 0.243, SLG: 0.353		B FC 90 F FC 90 F FC 90 B FF 95 X FC 91 2-2 12 FC4-6 1-2 2-3 1B	C CU 79 D CU 82 S FF 94 F CU 81 F FF 95 B FF 95 F FF 94 S CU 81 2-3 ② K			X CU 77 0-0 ① G6-3			C CU 74 B CU 75 F CH 83 B FF 94 X FF 93 2-2 12 1B 15 SH1-3 26 FC4-6 1B	4	1	2	0	0	1	2
15 Brandon Inge, R (1, 5) OBP: 0.253, SLG: 0.255		X FF 95 0-0 ① P5	C FC 88 B FF 94 B FC 81 S FC 87 X FF 94 2-2 ③ FC5 1-2 2-3f			C FF 94 B FF 94 S FF 93 S FC 90 1-3 ② K			X FC 93 0-0 ① SH1-3 1-2	3	0	0	0	0	1	5

Inning Stats	1	2	3	4	5	6	7	8	9
	R: 2 E: 0 K: 1 S: 10 H: 2 LOB: 0 BB: 0 P: 16	R: 1 E: 0 K: 0 S: 11 H: 2 LOB: 2 BB: 1 P: 22	R: 2 E: 0 K: 1 S: 18 H: 2 LOB: 2 BB: 2 P: 32	R: 0 E: 0 K: 0 S: 5 H: 1 LOB: 1 BB: 0 P: 11	R: 0 E: 0 K: 1 S: 8 H: 1 LOB: 1 BB: 0 P: 11	R: 0 E: 0 K: 1 S: 8 H: 1 LOB: 0 BB: 0 P: 14	R: 0 E: 0 K: 0 S: 6 H: 0 LOB: 0 BB: 0 P: 11	R: 0 E: 0 K: 0 S: 13 H: 1 LOB: 0 BB: 0 P: 18	R: 1 E: 0 K: 0 S: 9 H: 2 LOB: 1 BB: 0 P: 15

| | | |

Detroit Tigers @ Kansas City Royals

Kauffman Stadium, Kansas City, MO

Fri Jul 08 2011, 7:10 PM - 10:25 PM CDT

Att. 34,563 - Clear - 85 F

livebaseballscorecards.com

BOTTOM

Batter	1	2	3	4	5	6	7	8	9	AB	R	H	RBI	BB	SO	LOB
17 Chris Getz, L (1, 4) OBP: 0.316, SLG: 0.289 24 Wilson Betemit, S (5, 4) OBP: 0.344, SLG: 0.418	C FF 92 B FF 91 B SL 82 X FF 93 2-1 E5 53 1B 4 1B	C FF 90 B CH 82 F SL 84 C FF 92 1-3 K ③	C FF 90 X SL 84 0-1 G6-3 ③	B SL 86 C FF 94 B SL 84 B SI 94 T FF 94 B FF 95 4-2 53 2B BB	S FF 96 B FF 94 F FF 95 B FF 95 F FS 86 B FF 94 F FF 95 S FF 95 3-3 K ②	3 1 0 0 0 1 0 1 1 0 0 1 1 1										
53 Melky Cabrera, S (1, 8) OBP: 0.329, SLG: 0.457	1 SAFE C SI 92 F SI 90 1 SAFE B SL 86 B FF 92 F SL 86 1 SAFE B SI 92 3-2 X FF 93 1-3 16 S 4 1B 21 SF9 1B	C CU 77 F SL 83 B FF 92 F SI 91 X SL 84 1-2 4 1B 16 1B 1B	F FF 90 C CU 75 T SL 81 0-2 K ①	T FF 93 B CH 86 B SL 85 X FF 93 2-1 1-H 2B	B FF 94 B FS 86 B FF 95 C FF 94 B FF 94 4-1 4 BB 1-2 BB	4 2 3 1 1 1 0										
4 Alex Gordon, L (1, 7) OBP: 0.368, SLG: 0.480	S CH 83 C SI 93 X FF 92 0-2 16 S 1-2 3-H 1B	F FF 91 B SI 91 B CH 83 X FF 92 2-1 35 FC4-6 16 1B 1-2 1B	X CH 81 0-0 16 G6-3 1B	D SL 83 F FF 94 S FF 94 S SL 84 1-3 K ②	C FF 94 F FF 95 B FF 95 F FF 96 D FS 87 B FF 96 B FF 95 4-2 1-2 2-3 BB	4 0 3 1 1 1 1										
16 Billy Butler, R (1, 10) OBP: 0.389, SLG: 0.414	B SL 85 B SL 86 D SI 92 C FF 92 F SI 91 F FF 91 S SL 86 3-3 K ① 1-2 2-3	C FF 91 F SI 92 B SL 86 F FF 91 F FF 91 X SI 91 1-2 35 FC4-6 1-2 2-H 1B	1 SAFE C SL 83 1 SAFE B SI 90 X SI 90 1-1 G6-3 ② 1-2	B FF 96 X 1-0 G6-3 ③	B FF 95 B FF 94 X FF 95 2-0 F9 ③	5 0 1 1 0 1 7										
35 Eric Hosmer, L (1, 3) OBP: 0.324, SLG: 0.439	B CH 83 F FF 93 D SL 85 S CH 83 D SL 86 B SL 85 4-2 8 FC6 BB	B FF 93 X CH 83 1-0 FC4-6 ① 1-2f 2-3	X CH 82 0-0 F7 ③	C SL 86 X SL 80 0-1 F7 ①	3 0 0 0 1 0 3											
21 Jeff Francoeur, R (1, 9) OBP: 0.312, SLG: 0.451	C SL 85 F SL 84 B FF 92 X SL 86 1-2 SF9 ② 3-H	F FF 90 F FF 93 F FF 92 B FF 93 X SL 85 1-2 P4 ②	B SL 81 F FF 88 X SL 82 1-1 G6-3 ①	B SI 95 F CH 85 F CH 85 X SI 95 1-2 3 CS 1B	3 0 1 1 0 0 2											
8 Mike Moustakas, L (1, 5) OBP: 0.296, SLG: 0.284	X SI 92 0-0 FC6 ③ 1-2f	B SI 92 S CH 84 F FF 92 F FF 92 X FF 92 1-2 P5 ③	C FF 93 X SL 82 0-1 P2 ②	B SL 85 S SL 84 S SL 82 S SL 84 1-3 K ②	4 0 0 0 0 1 5											
3 Brayan Peña, S (1, 2) OBP: 0.320, SLG: 0.396	B FF 90 C FF 91 F SL 86 S FF 92 1-3 K ①	C CH 81 C CH 80 F FF 92 B FF 91 F SI 91 X SL 83 1-2 F9 ①	C FF 92 B CH 84 F FF 95 F SL 84 B FF 93 F SL 86 X FF 94 2-2 F8 ③	B FF 95 D CH 82 B FF 96 3-0 CS ③ 1-2	B FF 93 C FF 94 X FS 86 1-1 2 FC6-4 1B	4 0 1 0 0 1 0											
2 Alcides Escobar, R (1, 6) OBP: 0.287, SLG: 0.322	C SL 83 C SL 84 S SI 92 0-3 K ②	X SI 90 0-0 G4-3 ②	C FF 92 B CH 84 B CH 85 F SI 94 X FF 94 2-2 G5-3 ①	F SI 95 B FF 94 B FF 95 F FF 94 X FF 95 2-2 FC6-4 4 BB 53 DI 1-2f ①	4 0 0 0 0 1 1											
Inning Stats	R: 2 E: 1 K: 1 S: 19 H: 2 LOB: 2 BB: 1 P: 32	R: 0 E: 0 K: 3 S: 9 H: 0 LOB: 0 BB: 0 P: 11	R: 1 E: 0 K: 0 S: 20 H: 3 LOB: 2 BB: 0 P: 27	R: 0 E: 0 K: 0 S: 8 H: 0 LOB: 0 BB: 0 P: 9	R: 0 E: 0 K: 1 S: 7 H: 1 LOB: 1 BB: 0 P: 8	R: 0 E: 0 K: 0 S: 9 H: 0 LOB: 0 BB: 0 P: 12	R: 1 E: 0 K: 1 S: 11 H: 1 LOB: 1 BB: 1 P: 21	R: 0 E: 0 K: 1 S: 8 H: 1 LOB: 0 BB: 0 P: 13	R: 0 E: 0 K: 1 S: 15 H: 1 LOB: 3 BB: 2 P: 31	1B: 8 2B: 1 3B: 0 HR: 0	SF: 1 SAC: 0 DP: 0 HBP: 0	WP: 0 PB: 0 SB: 2 CS: 1	PA: 41				

	AB	35
	R	4
	H	9
	RBI	4
	BB	4
	SO	8
	LOB	20

PITCHER		IP	WLS	BF	H	R	ER	SO	BB	IBB	HBP	BLK	WP	HR	S	P	ERA	WHIP
21 Rick Porcello, R ERA: 4.78	(1, 1)	5.1	W	24	6	3	1	5	1	0	0	0	0	0	65	90	1.69	1.312
38 David Purcey, L ERA: 4.26	(6, 1)	1.1	H	6	1	1	1	1	1	0	0	0	0	0	17	28	6.75	1.500
44 Lester Oliveros, R ERA: 1.93	(7, 1)	0.1	H	1	0	0	0	0	0	0	0	0	0	0	1	2	0.00	0.000
40 Phil Coke, L ERA: 4.88	(8, 1)	1.0	H	3	1	0	0	1	0	0	0	0	0	0	8	13	0.00	1.000
46 Jose Valverde, R ERA: 2.77	(9, 1)	1.0	S	6	1	0	0	1	2	0	0	0	0	0	15	31	0.00	3.000

PITCHER	IP	WLS	BF	H	R	ER	SO	BB	IBB	HBP	BLK	WP	HR	S	P	ERA	WHIP

Detroit Tigers @ Kansas City Royals

Kauffman Stadium, Kansas City, MO

Sat Jul 09 2011, 6:10 PM - 9:34 PM CDT

Att. 25,941 - Clear - 90 F

TOP

livebaseballscorecards.com

Batter	1	2	3	4	5	6	7	8	9	AB	R	H	RBI	BB	SO	LOB
12 Andy Dirks, L (1, 7) OBP: 0.303, SLG: 0.447	B FC 90 X FC 90 1-0 ① G4-3		X FC 88 0-0 ② 26 1B; 24 1B; 2-3; 1B	X SI 93 0-0 ② L6 3-H	B FF 95 B FS 85 C FF 95 X FF 96 2-1 ③ L4 2-3			X CU 80 0-0 ② F7		5	1	1	0	0	0	4
39 Ramon Santiago, S (1, 6) OBP: 0.279, SLG: 0.295	B FF 94 X FC 90 1-0 ② G4-3		C SI 93 C KC 78 F FC 90 1 SAFE F SI 94 B FC 89 S KC 79 1-3 ② K	X SI 93 0-0 24 BB; 26 1B; 41 BB; 1-3; 2-H; 1B		L FF 94 B SL 86 B FF 94 B FF 93 C FF 94 C FF 95 3-3 ① K		X FF 93 0-0 ③ P6		5	1	1	1	0	2	3
26 Brennan Boesch, L (1, 9) OBP: 0.362, SLG: 0.494	C FF 94 F FC 90 S FF 94 0-3 ③ K		X FC 90 0-0 24 1B; 1-3; 3-H; 1B	1 SAFE F SI 93 X SI 92 0-1 41 BB; 24 BB; 1-2; 3-H; 1B		C CU 79 X SL 90 0-1 24 G6-4-3; 1B			B FF 93 B SL 85 B FF 93 C FF 92 F FF 92 S FF 92 3-3 ① K	5	0	3	2	0	2	0
24 Miguel Cabrera, R (1, 3) OBP: 0.435, SLG: 0.556		B FF 92 F SI 93 F FC 87 B FF 92 S SI 93 2-3 ① K	X SI 94 0-0 1-2; 3-H; 1B	F FC 89 B FF 92 F FF 94 F FF 94 B SL 82 B CH 81 B SI 95 4-2 41 BB; 1-2; 2-3; BB		S FF 95 B FF 97 B FS 86 F FF 96 X SL 88 2-2 ② ③ G6-4-3 1-2f			F FF 93 X CH 84 0-1 ② F9	4	0	1	1	1	1	1
41 Victor Martinez, S (1, 10) OBP: 0.364, SLG: 0.460		C FF 94 B FF 94 C FF 94 X FF 93 1-2 32 G3-1; 2B	B KC 78 B FF 92 X FC 90 2-0 ③ L4	F SI 93 B FF 94 B FC 90 B CH 80 F FC 89 B FC 89 4-2 1-2; 2-3; 3-H; BB			F FF 92 B SL 86 C FF 93 F CU 80 S FF 91 1-3 ① K		C FF 94 X CU 79 0-1 ③ G4-3	4	0	1	1	1	1	2
32 Don Kelly, L (1, 5) OBP: 0.299, SLG: 0.356		B KC 76 S FC 90 F KC 78 B FF 94 X CH 80 2-2 ② G3-1 2-3		2-1 13 2B; 12 E; 1B 2-0 ③ F8			X FF 90 0-0 ② F7			4	1	1	0	0	0	4
13 Alex Avila, L (1, 2) OBP: 0.371, SLG: 0.510		B CH 83 F FC 90 B FC 90 B KC 79 S FC 92 F FC 91 X KC 80 3-2 ③ G3		B FF 93 B SI 93 C CH 81 X FC 90 2-1 1-3; 39 1B; 2B	B FF 93 C FF 94 S FS 86 S SL 87 1-3 ① K		F FF 93 F CU 79 B CU 81 B FF 92 B FF 94 X FF 92 3-2 ③ F8			4	1	1	0	0	1	1
25 Ryan Raburn, R (1, 4) OBP: 0.251, SLG: 0.365			C FF 92 X KC 78 0-1 12 1B; 26 1B; 2B	B SI 94 C FC 89 B SI 94 S FF 94 B FF 95 B FC 89 4-2 39 1B; 26 1B; BB	S FF 95 B FF 96 B SL 88 X SL 88 2-1 12 WP; 2B			C FF 92 F CH 81 B CU 80 B FF 90 X FF 92 2-2 ① F9		3	2	2	0	1	0	0
57 Casper Wells, R (1, 8) OBP: 0.314, SLG: 0.450			F FF 92 X SI 93 0-1 ① G5-3	S FC 89 C FF 94 D KC 78 B FC 90 F FF 95 F SI 94 F SI 95 S KC 80 2-3 ① K	L FF 95 B FF 97 B FF 95 B FF 96 F FF 95 X FF 95 3-2 ② F8			B SL 86 X FF 92 1-0 1B		4	0	1	0	0	1	5
Inning Stats	R: 0 E: 0 K: 1 S: 5 H: 0 LOB: 0 BB: 0 P: 7	R: 0 E: 0 K: 1 S: 13 H: 1 LOB: 1 BB: 0 P: 21	R: 2 E: 0 K: 1 S: 13 H: 4 LOB: 2 BB: 0 P: 16	R: 4 E: 1 K: 1 S: 22 H: 4 LOB: 3 BB: 3 P: 42	R: 0 E: 0 K: 1 S: 10 H: 1 LOB: 1 BB: 0 P: 18	R: 0 E: 0 K: 1 S: 8 H: 1 LOB: 0 BB: 0 P: 13	R: 0 E: 0 K: 1 S: 8 H: 0 LOB: 0 BB: 0 P: 12	R: 0 E: 0 K: 0 S: 6 H: 1 LOB: 1 BB: 0 P: 9	R: 0 E: 0 K: 1 S: 7 H: 0 LOB: 0 BB: 0 P: 10	1B: 8 2B: 4 3B: 0 HR: 0 SF: 0 SAC: 0 DP: 1 HBP: 0						

	AB	38
	R	6
	H	12
	RBI	5
	BB	3
	SO	8
	LOB	20

WP: 1 PA: 41
PB: 0
SB: 0
CS: 0

PITCHER		IP	WLS	BF	H	R	ER	SO	BB	IBB	HBP	BLK	WP	HR	S	P	ERA	WHIP
44 Luke Hochevar, R ERA: 5.46	(1, 1)	3.2		23	9	6	6	4	3	0	0	0	0	0	52	83	14.73	3.273
56 Greg Holland, R ERA: 1.08	(4, 1)	2.1	W	8	2	0	0	2	0	0	0	0	1	0	19	34	0.00	0.857
61 Everett Teaford, L ERA: 2.3	(7, 1)	3.0	S	10	1	0	0	2	0	0	0	0	0	0	21	31	0.00	0.333

PITCHER	IP	WLS	BF	H	R	ER	SO	BB	IBB	HBP	BLK	WP	HR	S	P	ERA	WHIP

Batter	1	2	3	4	5	6	7	8	9	AB	R	H	RBI	BB	SO	LOB
17 Chris Getz, L (1, 4) OBP: 0.321, SLG: 0.292	B FF 92 C FF 92 B FF 91 F FF 90 S FF 93 2-3 K ① 1-3	1 SAFE 1 SAFE B CU 79 B FF 90 C FF 91 X FF 90 2-1 4 S 16 1B 1-3 1B	B FF 90 X CU 78 1-0 53 1B 4 HR 1-3 3-H 1B		1 SAFE B FF 90 B FF 89 1 SAFE 1 SAFE B FF 89 C FF 89 F FF 88 B FF 88 4-2 53 1B 1-2 BB	B SL 86 C FF 95 B FF 95 B FF 95 C FF 95 F FF 96 X FF 95 3-2 F7 ③				4	2	2	1	1	1	1
53 Melky Cabrera, S (1, 8) OBP: 0.333, SLG: 0.458	C FF 93 B FF 93 B CH 82 B FF 93 B FF 92 4-1 16 1B 4 1B 35 FC3-6 BB	F FF 92 B CH 82 1 SAFE F SL 79 D SL 80 S FF 91 2-3 K ② 1-2	X CH 81 0-0 4 HR 1-2 3-H 1B		X CH 82 0-0 ② 1-3 2-H 1B		B FF 94 F FF 94 B FC 87 F FF 93 C FC 88 2-3 K ① 1-2			4	2	2	2	1	2	2
4 Alex Gordon, L (1, 7) OBP: 0.371, SLG: 0.489	B CU 79 C FF 91 B FF 91 1 SAFE B FF 91 X FF 92 3-1 35 FC3-6 16 1B 1-2 1B	C CU 75 S CU 76 B FF 91 1 SAFE F CU 77 D SL 80 F SL 80 D SL 81 H FF 90 4-2 16 1B 1-2 HBP	X SL 79 0-0 1-H 2-H HR		C CH 82 B SI 89 F SL 83 B CH 83 C SL 83 2-3 K ③		B CH 87 X FF 94 1-0 G4-3 ②			4	1	2	3	0	1	1
16 Billy Butler, R (1, 10) OBP: 0.392, SLG: 0.417	B FF 92 C SL 79 X FF 92 1-1 35 FC3-6 1-2 2-3 1B	C FF 91 F CU 76 B FF 91 B CU 78 F FF 91 X FF 92 2-2 1-2 2-H 3-H 1B	B SI 89 B FF 90 X FF 89 2-0 F9 ③			B FF 87 B CH 82 X FF 88 2-0 21 E 35 G5-3 15 SF9 1B	X FF 96 0-0 F8 ③			5	1	3	2	0	0	0
35 Eric Hosmer, L (1, 3) OBP: 0.318, SLG: 0.430	X SL 79 0-0 FC3-6 ② 1-2f 2-3 3-H	B SL 79 X FF 90 1-0 F7 ③		C FF 89 B SL 84 F CU 78 B SL 84 X SL 83 2-2 G6-3 ①		C FF 88 X SL 83 0-1 G5-3 ① 1-2		S FF 94 X CH 82 0-1 G4-3 ①		5	0	0	1	0	0	5
21 Jeff Francoeur, R (1, 9) OBP: 0.308, SLG: 0.445 12 Mitch Maier, L (8, 9) OBP: 0.410, SLG: 0.412	B FF 91 F CU 77 S FF 92 F FF 92 X CU 77 1-2 F7 ③		F CH 79 F CH 80 F FF 89 X CU 76 0-2 F8 ① 3-2 G5-3 ②	S FF 89 F CH 83 F SL 82 B CH 83 B CH 82 B SL 82 F SI 90 X CH 83		D SL 85 B FF 95 B FF 95 F FF 95 S FC 88 X FC 88 3-2 E4 15 SF9 24 WP 2 3B 2-3		B CH 82 B SI 94 X FF 94 2-0 G5-3 ②		4 1	1 0	0 0	0 0	0 0	0 0	3 0
24 Wilson Betemit, S (1, 5) OBP: 0.345, SLG: 0.415		B FF 92 X FF 90 1-0 15 1B 2 FC6 1B	C FF 90 B CH 82 X CH 82 1-1 G5-3 ② 1-2 G4-3 ③	F FF 90 S CH 84 B CH 85 X CH 85		B SI 94 I IN 73 I IN 73 I IN 74 4-0 2 3B 1-2 IBB		S FF 94 C SI 96 B CH 84 F FF 94 B CH 83 F CH 81 F FF 95 X FF 96 2-2 G6-3 ③		4	2	1	0	1	0	0
15 Matt Treanor, R (1, 2) OBP: 0.354, SLG: 0.308		C FF 90 X FF 90 0-1 2 FC6 1-3 1B	B FF 90 B CH 82 C FF 90 S FF 91 B SL 79 B FF 90 4-2 2 E 2 S 17 1B BB		B FF 88 B CH 82 B FF 88 C FF 90 F FF 89 S FF 90 3-3 K ①	D SL 86 F FF 94 F FC 88 D FC 90 F FF 95 X FC 88 2-2 SF9 ② 2-3 3-H				2	1	1	1	1	1	0
2 Alcides Escobar, R (1, 6) OBP: 0.290, SLG: 0.328		C SL 80 F SL 81 B FF 90 B SL 80 X SL 79 2-2 FC6 ① 17 1B 17 S 16 1B 1-2f 3-H	C FF 90 B CH 81 C CU 73 X CU 76 1-2 E6 17 1B 53 1B 1-3		B FF 89 S FF 90 F CH 83 F CH 84 F FF 90 B CH 84 B CH 83 F FF 91 B CH 84 4-2 17 BB 53 1B BB	C FF 95 B FC 87 X FF 94 1-1 1-H 3-H 3B				3	3	1	3	1	0	2
Inning Stats	R: 1 E: 0 K: 1 S: 13 H: 2 LOB: 2 BB: 1 P: 24	R: 3 E: 0 K: 1 S: 20 H: 4 LOB: 2 BB: 0 P: 34	R: 5 E: 1 K: 0 S: 15 H: 3 LOB: 0 BB: 1 P: 24	R: 0 E: 0 K: 0 S: 11 H: 0 LOB: 0 BB: 0 P: 17	R: 1 E: 0 K: 2 S: 14 H: 1 LOB: 1 BB: 2 P: 27	R: 3 E: 1 K: 0 S: 16 H: 2 LOB: 1 BB: 1 P: 31	R: 0 E: 0 K: 1 S: 5 H: 0 LOB: 0 BB: 0 P: 8	R: 0 E: 0 K: 0 S: 9 H: 0 LOB: 0 BB: 0 P: 13		1B: 10 2B: 0 3B: 1 HR: 1 SF: 1 SAC: 0 DP: 0 HBP: 1				WP: 1 PB: 0 SB: 3 CS: 0 PA: 43	

BOTTOM

Detroit Tigers @ Kansas City Royals

Kauffman Stadium, Kansas City, MO

Sat Jul 09 2011, 6:10 PM - 9:34 PM CDT

Att. 25,941 - Clear - 90 F

livebaseballscorecards.com

AB	36
R	13
H	12
RBI	13
BB	5
SO	5
LOB	14

PITCHER		IP	WLS	BF	H	R	ER	SO	BB	IBB	HBP	BLK	WP	HR	S	P	ERA	WHIP
49 Charlie Furbush, L ERA: 4.03	(1, 1)	2.2	L	21	9	9	4	2	2	0	1	0	0	1	47	79	13.50	4.125
58 Adam Wilk, L ERA: 5.4	(3, 1)	2.2		11	2	2	1	2	2	0	0	0	0	0	29	52	3.38	1.500
45 Ryan Perry, R ERA: 7.17	(6, 1)	1.2		8	1	2	0	1	0	1	0	0	1	0	18	34	0.00	0.600
44 Lester Oliveros, R ERA: 1.59	(8, 1)	1.0		3	0	0	0	0	0	0	0	0	0	0	9	13	0.00	0.000

PITCHER	IP	WLS	BF	H	R	ER	SO	BB	IBB	HBP	BLK	WP	HR	S	P	ERA	WHIP

Detroit Tigers @ Kansas City Royals

Kauffman Stadium, Kansas City, MO

Sun Jul 10 2011, 1:13 PM - 4:01 PM CDT

Att. 18,373 - Sunny - 95 F

TOP

livebaseballscorecards.com

Batter	1	2	3	4	5	6	7	8	9	AB	R	H	RBI	BB	SO	LOB
57 Casper Wells, R (1, 8) (8, 9) OBP: 0.320, SLG: 0.455	F SI 84 S CH 73 B CH 73 X CH 73 1-2 ① G6-3			B CU 68 S CH 73 B SI 83 X CH 75 2-1 26 1B 2B		B CU 68 S SI 83 S SI 84 B CU 67 B CH 74 F SI 86 B CH 75 4-2 30 S 30 1B BB		B SL 81 C FF 93 L SL 83 S SL 83 1-3 ① K		3	2	1	0	1	1	0
26 Brennan Boesch, L (1, 7) OBP: 0.360, SLG: 0.490 14 Austin Jackson, R (8, 8) OBP: 0.318, SLG: 0.361	B FF 83 B CH 75 C CH 76 B SI 82 S SI 86 C SI 87 3-3 ② K			F CH 75 X CH 77 0-1 2-H 1B		B CU 68 F FF 86 X CH 75 1-1 ② F8		B SL 81 S SL 82 X FF 94 1-1 ② L3		4 0	0 0	1 0	1 0	0 0	1 0	1 0
30 Magglio Ordonez, R (1, 9) OBP: 0.290, SLG: 0.301 32 Don Kelly, L (7, 9) (8, 7) OBP: 0.297, SLG: 0.354	B SI 82 B SI 85 X CH 76 2-0 ③ G5-3			X FF 83 0-0 ① F9		B SI 85 C CH 76 X SI 84 1-1 1-H 1B		B SL 82 X SI 93 1-0 ③ G3-1		3 1	0 0	1 0	1 0	0 0	0 0	1 0
24 Miguel Cabrera, R (1, 10) OBP: 0.430, SLG: 0.549		C CU 68 F SI 84 X CU 64 0-2 ① F9		C SI 84 B SI 86 B SI 84 X CH 76 2-1 ② F9		X CU 69 0-0 ③ F8			B FF 92 F SL 82 F FF 91 F CU 68 B CH 85 S FC 89 2-3 ① K	4	0	0	0	0	1	2
41 Victor Martinez, S (1, 3) OBP: 0.362, SLG: 0.457		C SI 85 B CU 66 C SI 80 B CH 74 X CH 75 2-2 ② G5-3		B CU 68 1 SAFE C CH 75 B CH 75 F SI 83 F SI 86 D CH 74 F CH 77 X CH 76 3-2 ③ F9			B SI 82 C SI 84 C CH 75 X CH 74 1-2 27 WP 1B		B FF 93 B FF 90 C FF 92 B FF 91 X FF 92 3-1 ② P6	4	0	1	0	0	0	1
27 Jhonny Peralta, R (1, 6) OBP: 0.362, SLG: 0.529		C CU 68 X SI 83 0-1 ③ G5-3			B CH 75 B SI 80 B CH 75 C SI 83 F SI 82 F SI 84 F CH 76 S CH 75 3-3 ① K		S FF 89 F SL 81 B SL 79 S FF 89 1-3 ① K 1-2		B SL 81 B FF 92 C SL 79 S FF 93 F FC 89 F FF 93 X FC 90 2-2 1B	4	0	1	0	0	2	1
25 Ryan Raburn, R (1, 4) OBP: 0.248, SLG: 0.360 29 Danny Worth, R (7, 4) OBP: 0.344, SLG: 0.367			C CU 66 S CH 74 B SI 87 F CH 74 C SI 82 1-3 ① K		F CU 69 B CU 70 F SI 86 B CU 66 C SI 88 2-3 ② K		B SL 78 S SL 78 C SL 78 S FF 90 1-3 ② K		S FF 91 B FF 92 T FF 90 F FF 92 F CU 68 F FC 89 F FF 92 X FF 90 1-2 ③ F8	3 1	0 0	0 0	0 0	0 0	3 0	1 1
13 Alex Avila, L (1, 2) OBP: 0.370, SLG: 0.506			B SI 85 B SI 82 T CH 76 S CH 78 F SI 86 F SI 86 C CU 69 2-3 ② K		C SI 85 S CU 69 B CU 68 C SI 87 1-3 ③ K		I IN 73 I IN 74 I IN 76 I IN 75 4-0 IBB			2	0	0	0	1	2	0
15 Brandon Inge, R (1, 5) OBP: 0.250, SLG: 0.251			F SI 86 B SI 86 B CU 67 X SI 81 2-1 ③ F8			C CU 66 B SI 85 X CH 74 1-1 ① F9	C SL 78 F SL 78 S SL 81 0-3 ③ K			3	0	0	0	0	1	2
Inning Stats	R: 0 E: 0 K: 1 S: 7 H: 0 LOB: 0 BB: 0 P: 13	R: 0 E: 0 K: 0 S: 8 H: 0 LOB: 0 BB: 0 P: 10	R: 0 E: 0 K: 2 S: 11 H: 0 LOB: 0 BB: 0 P: 16	R: 1 E: 0 K: 0 S: 12 H: 2 LOB: 1 BB: 0 P: 19	R: 0 E: 0 K: 3 S: 11 H: 0 LOB: 0 BB: 0 P: 17	R: 1 E: 0 K: 0 S: 10 H: 1 LOB: 1 BB: 1 P: 17	R: 0 E: 0 K: 3 S: 12 H: 1 LOB: 2 BB: 1 P: 19	R: 0 E: 0 K: 1 S: 6 H: 0 LOB: 0 BB: 0 P: 9	R: 0 E: 0 K: 1 S: 18 H: 1 LOB: 1 BB: 0 P: 26	1B: 4 2B: 1 3B: 0 HR: 0	SF: 0 SAC: 0 DP: 0 HBP: 0	WP: 1 PB: 0 SB: 1 CS: 0	PA: 34				

	AB	32
	R	2
	H	5
	RBI	2
	BB	2
	SO	11
	LOB	10

PITCHER		IP	WLS	BF	H	R	ER	SO	BB	IBB	HBP	BLK	WP	HR	S	P	ERA	WHIP
26 Jeff Francis, L ERA: 4.6	(1, 1)	6.0	L	23	4	2	2	6	1	0	0	0	0	0	62	96	3.00	0.833
31 Louis Coleman, R ERA: 2.01	(7, 1)	1.0		4	0	0	0	3	0	1	0	0	1	0	9	15	0.00	0.000
43 Aaron Crow, R ERA: 2.08	(8, 1)	1.0		3	0	0	0	1	0	0	0	0	0	0	6	9	0.00	0.000
48 Joakim Soria, R ERA: 4.03	(9, 1)	1.0		4	1	0	0	1	0	0	0	0	0	0	18	26	0.00	1.000

PITCHER	IP	WLS	BF	H	R	ER	SO	BB	IBB	HBP	BLK	WP	HR	S	P	ERA	WHIP

BOTTOM

Detroit Tigers @ Kansas City Royals

Kauffman Stadium, Kansas City, MO

Sun Jul 10 2011, 1:13 PM - 4:01 PM CDT

Att. 18,373 - Sunny - 95 F

livebaseballscorecards.com

Batter	1	2	3	4	5	6	7	8	9	AB	R	H	RBI	BB	SO	LOB
17 Chris Getz, L (1, 4) OBP: 0.320, SLG: 0.291	X FF 91 / 0-0 / F9		B FF 92, B FF 96, C FF 92, C FF 92, X CH 86 / 2-2 / G4-3			C FF 92, B CU 75, B FF 93, F FF 95, C FF 96 / 2-3 / K		1 SAFE, B FF 94, B FF 94, 1 SAFE, B FF 94, C FF 95, X FF 94 / 3-1 / 4 E, 4 S, 1-3, 1B		4	0	1	0	0	1	0
53 Melky Cabrera, S (1, 8) OBP: 0.332, SLG: 0.455	C FF 91, F FF 94, C CU 78 / 0-3 / K		F FF 92, B CU 74, F FF 94, F CH 88, B FF 96, X FF 96 / 2-2 / G6-3			T FF 95, F FF 96, F FF 97, B FF 96, B CU 80, F FF 97, X FF 97 / 2-2 / 16 WP, 1B		B FF 98, F FF 96, S CH 87, X SL 83 / 1-2 / F7		4	0	1	0	0	1	2
4 Alex Gordon, L (1, 7) OBP: 0.367, SLG: 0.483	B CH 86, X FF 92 / 1-0 / G4-3			B FF 94, T FF 95, C CU 79, C FF 96 / 1-3 / K		F FF 93, B FF 95, S CH 88, C CU 80 / 1-3 / K		1 SAFE, C CU 79, B FF 97, 1 SAFE, S FF 96, X FF 99 / 1-2 / E5, 1-3, 3-H		4	0	0	0	0	2	2
16 Billy Butler, R (1, 10) OBP: 0.390, SLG: 0.415		C FF 91, B FF 94, X FF 94 / 1-1 / 8, 1B, 1B		X FF 93 / 0-0 / F8		S SL 85, 1 SAFE, S CH 87, F SL 89, C SL 82 / 0-3 / K, 1-2		B SL 86, B FF 93, C SL 86, C FF 94, F FF 95, B FF 95, S SL 89 / 3-3 / K		4	0	1	0	0	2	3
35 Eric Hosmer, L (1, 3) OBP: 0.317, SLG: 0.431		C FF 92, B FF 94, F CH 84, F CU 80, 1 SAFE, B CU 77, S CU 77 / 2-3 / K		B FF 90, S CH 84, X FF 95 / 1-1 / F7			B CH 84, B CH 85, X FF 94 / 2-0 / F8		B FF 90, X FF 89 / 1-0 / 8, CS, 2B	4	0	1	0	0	1	1
21 Jeff Francoeur, R (1, 9) OBP: 0.308, SLG: 0.443		F FF 95, F FF 94, S SL 86 / 0-3 / K			X CU 78 / 0-0 / 8, G3-1, 8, WP, 1B		C FF 92, B SL 84, B CU 77, X SL 86 / 2-1 / G6-3		F FF 93, F FF 94, B FF 94, F FF 94, S FF 94 / 2-3 / K	4	0	1	0	0	2	2
8 Mike Moustakas, L (1, 5) OBP: 0.294, SLG: 0.283		X FF 95 / 0-0 / 1-2, 1B			S CH 85, D CU 79, X CH 86 / 1-1 / G3-1, 1-3		B CH 85, B FF 94, X CH 85 / 2-0 / F9		B FF 95, X FF 92 / 1-0 / G6-3, 2-3	4	0	1	0	0	0	2
3 Brayan Peña, S (1, 2) OBP: 0.314, SLG: 0.387		C CU 77, B CU 79, B FF 96, C CH 86, S CU 80 / 2-3 / K			B FF 96, F CU 81, C FF 98, S SL 83 / 1-3 / K			S FF 95, B CU 77, B CH 85, X CH 86 / 2-1 / F9		3	0	0	0	0	2	3
2 Alcides Escobar, R (1, 6) OBP: 0.290, SLG: 0.328			B FF 93, C SL 85, F SL 85, F FF 96, F SL 86, F CU 79, F FF 95, F CU 80, B SL 84 / 2-2 / X SL 86, F7		C SL 87, C FF 97, B FF 100, X SL 85 / 1-2 / G4-3			B FF 92, C FF 93, C CU 76, F CH 86, F SL 86, B FF 96, X CU 78 / 2-2 / 17, 1B, 4, E, 1B		3	1	1	0	0	0	1
Inning Stats	R: 0, E: 0, K: 1, S: 5 / H: 0, LOB: 0, BB: 0, P: 6	R: 0, E: 0, K: 3, S: 13 / H: 2, LOB: 2, BB: 0, P: 18	R: 0, E: 0, K: 0, S: 15 / H: 0, LOB: 0, BB: 0, P: 21	R: 0, E: 0, K: 1, S: 6 / H: 0, LOB: 0, BB: 0, P: 8	R: 0, E: 0, K: 1, S: 9 / H: 1, LOB: 1, BB: 0, P: 12	R: 0, E: 0, K: 3, S: 15 / H: 1, LOB: 1, BB: 0, P: 20	R: 0, E: 0, K: 0, S: 4 / H: 0, LOB: 0, BB: 0, P: 10	R: 1, E: 1, K: 1, S: 19 / H: 2, LOB: 2, BB: 0, P: 31	R: 0, E: 0, K: 1, S: 6 / H: 1, LOB: 0, BB: 0, P: 10	1B: 6, 2B: 1, 3B: 0, HR: 0 / SF: 0, SAC: 0, DP: 0, HBP: 0						

	AB	34
	R	1
	H	7
	RBI	0
	BB	0
	SO	11
	LOB	16

WP: 2, PB: 0, SB: 1, CS: 1 / PA: 34

PITCHER		IP	WLS	BF	H	R	ER	SO	BB	IBB	HBP	BLK	WP	HR	S	P	ERA	WHIP
35 Justin Verlander, R ERA: 2.15	(1, 1)	7.2	W	30	6	1	0	9	0	0	0	0	2	0	82	119	0.00	0.783
53 Joaquín Benoit, R ERA: 4.24	(8, 1)	0.1	H	1	0	0	0	1	0	0	0	0	0	0	4	7	0.00	0.000
46 Jose Valverde, R ERA: 2.7	(9, 1)	1.0	S	3	1	0	0	1	0	0	0	0	0	0	6	10	0.00	1.000

PITCHER	IP	WLS	BF	H	R	ER	SO	BB	IBB	HBP	BLK	WP	HR	S	P	ERA	WHIP

Batter	1	2	3	4	5	6	7	8	9	AB	R	H	RBI	BB	SO	LOB
17 Chris Getz, L (1, 4) OBP: 0.318, SLG: 0.290	B SI 91 B SI 94 C SI 90 X SI 91 2-1 ① G4-3	C SL 86 1 SAFE 1 SAFE C SI 94 B SI 93 1 SAFE 1 SAFE D SL 88 S SI 93 2-3 ③ K			C SL 84 X SL 85 0-1 53 G6-4-3 1B		B SI 91 B SI 91 B SI 90 C SI 90 C SI 90 X SL 85 3-2 ② F8		B SI 90 C SI 90 D SL 84 F SI 91 X SI 91 2-2 ① G1-3	5	0	1	0	0	1	3
53 Melky Cabrera, S (1, 8) OBP: 0.333, SLG: 0.456	B SI 92 X SL 82 1-0 35 BB 4 E 21 WP 1B		B SI 92 X SI 92 1-0 4 FC6-4 1B		B SI 90 X SI 93 1-0 ① ② G6-4-3 1-2f		C CH 83 X SI 90 0-1 ③ P6		X SI 91 0-0 ② SF8 2-3 3-H	4	1	2	1	0	0	1
4 Alex Gordon, L (1, 7) OBP: 0.368, SLG: 0.480	F FF 93 X SI 93 0-1 FC1 35 BB 21 E 1-2		B SL 86 C SI 92 X SI 94 1-1 ① FC6-4 35 S 1-2f		S SL 85 B SI 93 B SI 93 B SI 93 S SL 87 F SI 93 X SL 88 3-2 1B			B FF 89 C FF 88 B SI 87 B FF 90 C FF 88 B SL 79 4-2 21 BB BB	C SI 90 B SI 91 B SI 91 S SL 84 D SI 91 C SL 84 3-3 ③ K	4	1	1	0	1	1	3
16 Billy Butler, R (1, 10) OBP: 0.386, SLG: 0.410	B SI 92 X SI 92 1-0 ② F9		1 SAFE B SI 92 1 SAFE S CH 83 F SI 93 F SI 92 1 SAFE S SL 88 1-3 ② K		D SI 93 C SI 93 X SL 86 1-1 ③ G5-3			C FF 87 B CH 83 F FF 90 S FF 89 1-3 ① K		4	0	0	0	0	2	5
35 Eric Hosmer, L (1, 3) OBP: 0.319, SLG: 0.434	S SL 87 S SL 86 B SL 84 B SI 94 D SL 87 F SL 86 D SL 87 4-2 21 WP BB 1-2 2-3		B SI 94 B SI 94 F SI 93 X SI 93 2-1 ③ G4-1 1-2			C SL 84 B SI 91 B SI 92 F SL 88 B SL 86 X SL 87 3-2 2B		C FF 89 B FF 90 F SL 79 C FF 90 1-3 ② K		3	0	1	0	1	1	2
21 Jeff Francoeur, R (1, 9) OBP: 0.307, SLG: 0.439	S SL 86 B CH 82 B CH 83 F SI 93 B SL 87 T SL 84 3-2 ③ K 1-3 2-H 3-H			B SI 92 C CH 83 B SI 92 F SI 93 F SL 85 F CH 84 X CH 85 2-2 ① F9		S SI 93 B SI 91 X SI 92 1-1 ① P3		B SL 77 B CH 83 B SI 87 C FF 88 B FF 90 4-1 1-2 BB		3	0	0	0	1	1	2
8 Mike Moustakas, L (1, 5) OBP: 0.292, SLG: 0.292		X SI 90 0-0 ① G3		B SI 93 S SL 86 F SL 88 X SI 94 1-2 3 1B 2B		S SI 92 F SI 92 S SL 86 0-3 ② K		C SL 78 B SL 79 X SL 79 1-1 ③ P3		4	1	1	0	0	1	3
3 Brayan Peña, S (1, 2) OBP: 0.318, SLG: 0.390		B SI 90 B SI 92 X SI 90 2-0 ② F8		C CH 84 X CH 84 0-1 ② 2-H 1B		B SI 92 X SL 86 1-0 ③ L1			B SI 90 B SI 90 C SI 90 C SI 90 X CH 81 2-2 2 E 2 1B 53 SF8 1B	4	1	2	1	0	0	1
2 Alcides Escobar, R (1, 6) OBP: 0.293, SLG: 0.328		B SI 91 S SI 92 B SI 92 B CH 83 B SI 93 4-1 BB		B SL 86 X CH 84 1-0 ③ G4-3			B CU 76 C SI 89 F SL 82 X SI 93 1-2 ① G3		B SI 90 B SI 90 C SI 90 F SI 91 X SL 83 2-2 E9 53 SF8 1-3 1B	3	0	1	0	1	0	0
Inning Stats	R: 2 E: 1 K: 1 S: 12 H: 1 LOB: 1 BB: 1 P: 23	R: 0 E: 0 K: 1 S: 6 H: 0 LOB: 1 BB: 1 P: 14	R: 0 E: 0 K: 1 S: 9 H: 1 LOB: 1 BB: 0 P: 14	R: 1 E: 0 K: 0 S: 11 H: 2 LOB: 0 BB: 0 P: 15	R: 0 E: 0 K: 0 S: 9 H: 2 LOB: 1 BB: 0 P: 14	R: 0 E: 0 K: 1 S: 9 H: 1 LOB: 1 BB: 0 P: 14	R: 0 E: 0 K: 0 S: 8 H: 0 LOB: 0 BB: 0 P: 12	R: 0 E: 0 K: 2 S: 11 H: 0 LOB: 2 BB: 2 P: 22	R: 1 E: 1 K: 1 S: 13 H: 2 LOB: 1 BB: 0 P: 22	1B: 7 2B: 2 3B: 0 HR: 0	SF: 1 SAC: 0 DP: 1 HBP: 0	WP: 3 PB: 0 SB: 1 CS: 0	PA: 39				

TOP

Kansas City Royals @ Minnesota Twins

Target Field, Minneapolis, MN

Thu Jul 14 2011, 7:11 PM - 10:18 PM CDT

Att. 39,584 - Overcast - 74 F

livebaseballscorecards.com

AB	34
R	4
H	9
RBI	2
BB	4
SO	7
LOB	20

PITCHER		IP	WLS	BF	H	R	ER	SO	BB	IBB	HBP	BLK	WP	HR	S	P	ERA	WHIP
47 Francisco Liriano, L ERA: 4.76	(1, 1)	7.0	W	29	7	3	1	4	2	0	0	0	1	0	64	106	1.29	1.286
50 Jose Mijares, L ERA: 5.23	(8, 1)	1.0		5	0	0	0	2	2	0	0	0	0	0	11	22	0.00	2.000
54 Phil Dumatrait, L ERA: 5.89	(9, 1)	1.0		5	2	1	1	1	0	0	0	0	0	0	13	22	9.00	2.000

PITCHER		IP	WLS	BF	H	R	ER	SO	BB	IBB	HBP	BLK	WP	HR	S	P	ERA	WHIP

Batter	1	2	3	4	5	6	7	8	9	AB	R	H	RBI	BB	SO	LOB
11 Ben Revere, L (1, 8) OBP: 0.307, SLG: 0.302	B CH 80 C SI 82 C CU 71 C SI 84 1-3 K	C SI 85 F SI 85 X CU 70 0-2 L9		B SL 84 X CH 78 1-0 F9		C FF 95 1 SAFE B FF 95 F FF 95 F FF 95 1 SAFE T SL 88 1-2 K	B FF 96 B FF 96 B FF 97 B FF 94 4-0 12 HBP 7 1B 1-2 2-3 3-H BB			4	1	0	1	1	2	5
12 Alexi Casilla, S (1, 4) OBP: 0.323, SLG: 0.363	B SI 82 C SI 84 B CU 72 B CH 77 C SI 84 X SI 84 3-2 5 BB 7 BB 22 F8-2 1B		C SI 84 B SL 82 B SL 82 C SI 84 F FF 87 F CU 77 X SL 83 2-2 7 G5-3 1B		B CU 72 B SL 82 C SI 84 X CH 77 2-1 P3	1 SAFE C FF 94 B SL 86 B FF 95 F SL 86 F FF 95 S SL 87 2-3 K	H SL 88 1-0 7 1B 1-2 2-3 3-H HBP			4	0	2	1	0	1	1
7 Joe Mauer, L (1, 2) OBP: 0.315, SLG: 0.296	B SI 83 B SL 81 1 SAFE 1 SAFE B SI 83 C SI 83 1 SAFE 1 SAFE 4-2 F SI 84 1 SAFE F SL 82 1 SAFE F SL 82 1 SAFE B SI 84 1-2 5 BB BB		C SI 84 B SL 83 1 SAFE 1 SAFE 1 SAFE 1 SAFE F SI 84 B SL 84 1 SAFE 3-2 1 SAFE B SI 87 X SL 83 G5-3 1-2		X CH 77 0-0 G3	B FF 95 C FF 95 X SL 87 1-1 5 BB 1-2 1B	B CU 78 B CU 80 C FF 92 X FF 93 2-1 1-3 2-H 3-H 1B			4	0	2	2	1	0	1
5 Michael Cuddyer, R (1, 9) OBP: 0.372, SLG: 0.471	B SL 83 B SL 84 B SI 83 C SI 82 B SI 86 4-1 1-2 2-3 BB		B SL 84 S SL 84 F SI 85 B FF 88 X SI 86 2-2 L5		B CH 77 B CH 76 F SI 86 B CU 73 S CH 78 B FF 89 4-2 22 2B BB	B SL 87 F FF 96 B FF 97 S SL 88 D SL 88 B SL 88 4-2 1-2 2-3 BB	S FF 88 X FF 88 0-1 F9			2	1	0	0	3	0	3
22 Danny Valencia, R (1, 5) OBP: 0.287, SLG: 0.388	B SI 86 B SL 84 X SI 85 2-0 F8-2 3-H		X SL 85 0-0 G5-3		C FF 85 B FF 88 X FF 88 1-1 1-H 21 2B 2B	B FF 95 F FF 95 F FF 96 X SL 89 1-2 L4	C FF 89 F FF 89 B SL 80 F SL 79 B SL 79 S SL 77 2-3 K			5	1	1	1	0	1	9
21 Delmon Young, R (1, 7) OBP: 0.290, SLG: 0.341 18 Jason Repko, R (7, PR) OBP: 0.293, SLG: 0.269 (8, 7)		B CU 73 X CH 76 1-0 38 1B 2B		F SL 83 T SL 82 B FF 87 X CU 73 1-2 G5-3	F SL 84 B CH 79 F SL 85 X CU 78 1-2 24 HR 2-H 2B		B FF 97 S SL 89 B SL 90 C FF 97 X SL 87 2-2 38 SH2-4 24 BB 11 BB 1B	B SI 91 C FF 92 B KC 82 X FF 93 2-1 G5-3		4 1	1 1	3 0	1 0	0 0	0 0	0 0
24 Trevor Plouffe, R (1, 10) OBP: 0.329, SLG: 0.438		B SI 84 F CH 77 C SL 84 B SI 85 X SL 84 2-2 G5-3		C CU 72 F SL 82 B FF 88 B CU 73 X SL 83 2-2 1 1B 1B	C SL 83 T SL 83 B FF 89 X SL 85 1-2 2-H HR		1 SAFE 1 SAFE B FF 95 B FF 96 B FF 96 B FF 94 4-0 11 BB 38 SH2-4 12 HBP 1-2 BB	B SI 94 F FF 92 C SL 84 T SL 83 1-2 K		4	2	2	2	1	1	1
38 Luke Hughes, R (1, 3) OBP: 0.301, SLG: 0.331		C CH 77 X CH 77 0-1 2-3 1B		L SL 85 C FF 87 F SL 84 S SL 84 0-3 K F CH 79 B CH 79 B CH 76 X SL 85 2-1 G5-3			X SL 89 0-0 SH2-4 1-2 2-3	C SL 82 C KC 81 X FF 92 0-2 F9		4	0	1	0	0	1	1
1 Tsuyoshi Nishioka, S (1, 6) OBP: 0.315, SLG: 0.280		B SL 83 X SL 83 1-0 P2		S SL 84 X CH 78 0-1 1-2 1B		C FF 93 F SL 87 B SL 84 X SL 86 1-2 5 BB 7 1B 1B	B FF 96 F FF 97 B FF 97 B FF 96 B SL 89 4-1 12 HBP 11 BB 7 1B BB			3	1	2	0	1	0	2
Inning Stats	R: 0 E: 0 K: 1 S: 12 H: 1 LOB: 2 BB: 2 P: 26	R: 0 E: 0 K: 0 S: 10 H: 2 LOB: 2 BB: 0 P: 14	R: 0 E: 0 K: 0 S: 12 H: 1 LOB: 1 BB: 0 P: 19	R: 0 E: 0 K: 1 S: 13 H: 2 LOB: 2 BB: 0 P: 17	R: 4 E: 0 K: 0 S: 15 H: 3 LOB: 0 BB: 1 P: 26	R: 0 E: 0 K: 2 S: 18 H: 2 LOB: 3 BB: 1 P: 28	R: 4 E: 0 K: 1 S: 13 H: 2 LOB: 2 BB: 3 P: 32	R: 0 E: 0 K: 1 S: 8 H: 0 LOB: 0 BB: 0 P: 11		1B: 9 2B: 4 3B: 0 HR: 1 SF: 0 SAC: 1 DP: 1 HBP: 1						

PITCHER		IP	WLS	BF	H	R	ER	SO	BB	IBB	HBP	BLK	WP	HR	S	P	ERA	WHIP
52 Bruce Chen, L ERA: 3.56	(1, 1)	5.0	L	26	9	4	4	2	3	0	0	0	0	1	62	102	7.20	2.400
56 Greg Holland, R ERA: 1.04	(6, 1)	1.0		6	2	0	0	2	1	0	0	0	0	0	18	28	0.00	3.000
38 Blake Wood, R ERA: 3.82	(7, 1)	0.1		6	1	4	4	0	3	0	1	0	0	0	5	20	108.00	12.000
61 Everett Teaford, L ERA: 2.3	(7, 1)	0.0		1	1	0	0	0	0	0	0	0	0	0	2	4	∞	∞
31 Louis Coleman, R ERA: 1.97	(7, 1)	0.2		2	0	0	0	1	0	0	0	0	0	0	6	8	0.00	0.000

PITCHER		IP	WLS	BF	H	R	ER	SO	BB	IBB	HBP	BLK	WP	HR	S	P	ERA	WHIP
43 Aaron Crow, R ERA: 2.03	(8, 1)	1.0		3	0	0	0	1	0	0	0	0	0	0	8	11	0.00	0.000

BOTTOM

Kansas City Royals @ Minnesota Twins

Target Field, Minneapolis, MN

Thu Jul 14 2011, 7:11 PM - 10:18 PM CDT

Att. 39,584 - Overcast - 74 F

livebaseballscorecards.com

AB	35
R	8
H	13
RBI	8
BB	7
SO	6
LOB	23

Kansas City Royals @ Minnesota Twins

Target Field, Minneapolis, MN

Fri Jul 15 2011, 7:32 PM - 10:08 PM CDT

Att. 39,177 - Overcast - 74 F

livebaseballscorecards.com

TOP

Batter	1	2	3	4	5	6	7	8	9	AB	R	H	RBI	BB	SO	LOB
17 Chris Getz, L (1, 4) OBP: 0.317, SLG: 0.289	C SI 90 B SI 91 B CH 85 C SI 91 B FF 92 X SI 92 3-2 ① G3		B CU 78 B SI 90 X SI 91 2-0 ③ F9			B SI 88 C SI 88 X SI 88 1-1 4 G6-3 1B		C CU 82 F CU 83 X SL 87 0-2 ③ F7		4	0	1	0	0	0	0
53 Melky Cabrera, S (1, 8) OBP: 0.332, SLG: 0.452	B SI 91 B FF 86 C SI 91 F FC 91 S FC 89 2-3 ② K			B CH 83 C SI 89 X CH 84 1-1 ① G4-3		L FF 87 1 SAFE 1 SAFE X CH 82 0-1 ① L7			B FF 91 B SL 90 B SI 92 B FF 91 4-0 4 S 35 HR BB	3	1	0	0	1	1	1
4 Alex Gordon, L (1, 7) OBP: 0.369, SLG: 0.479	B CH 86 B SI 93 B SI 92 B SI 91 4-0 16 S BB			B SI 91 B FC 89 S CH 85 X SI 90 2-1 16 2B 1B		B FF 88 X CH 82 1-0 ② G6-3 1-2			L SI 93 B SI 92 S SL 85 X SI 92 1-2 ① G5-3 1-2	3	0	1	0	1	0	2
16 Billy Butler, R (1, 10) OBP: 0.384, SLG: 0.411	B FC 88 B FC 89 F SI 91 F CU 78 X SI 91 2-2 ③ G5-3 1-2			F SI 89 B CU 78 1 SAFE F SI 90 F SI 91 1 SAFE B CU 80 F SI 91 B CH 85 3-2 ② X FC 88 1-2 2B		X SI 89 0-0 ③ F8			F FF 92 X SI 93 0-1 ② F9	4	0	1	0	0	0	3
35 Eric Hosmer, L (1, 3) OBP: 0.318, SLG: 0.443		C SI 89 X CH 84 0-1 ① G6-3		B SI 89 F SI 89 B FC 87 T CH 85 B FC 88 X CH 85 3-2 ③ G3-1			X CH 82 0-0 ① F8		S FF 92 X FF 92 0-1 2-H HR	4	1	1	2	0	0	1
21 Jeff Francoeur, R (1, 9) OBP: 0.309, SLG: 0.438		B SI 90 C CU 78 C SI 91 B SI 92 X CU 78 2-2 ② G6-3			B SI 87 B SI 88 F FC 86 F CH 83 F SI 89 B CU 78 B SI 89 4-2 8 G4-6-3 BB		C SI 88 B SI 89 F CU 76 X SI 90 1-2 ② G6-3		S SL 84 B SL 85 B FF 92 S SL 84 F SL 87 X FF 92 2-2 1B	3	0	1	0	1	0	0
8 Mike Moustakas, L (1, 5) OBP: 0.282, SLG: 0.280		C CU 78 B SI 91 X CU 78 1-1 ③ G3-1			1 SAFE F SI 88 F SI 89 X SI 88 0-2 ① ② G4-6-3 1-2f		X FC 86 0-0 ③ G4-3		X SI 92 0-0 ③ P6	4	0	0	0	0	0	2
15 Matt Treanor, R (1, 2) OBP: 0.354, SLG: 0.309			C SI 90 B SI 90 C SI 90 F FC 87 F SI 90 B SI 92 F FF 91 B SI 91 T SI 92 3-2 ① K		B CU 77 F SI 90 B FF 89 B FC 86 X SI 90 3-1 1B			B FF 92 C FF 92 T FF 93 B FF 92 S SL 88 2-3 ① K		3	0	1	0	0	2	0
2 Alcides Escobar, R (1, 6) OBP: 0.290, SLG: 0.325			C CU 78 F CU 78 B SI 92 S FC 88 1-3 ② K		C SI 89 X SI 88 0-1 ③ F9			C CU 83 C CU 83 F FF 92 F SL 88 B SL 88 B FF 93 X SL 88 2-2 ② P3		3	0	0	0	0	1	1

Inning Stats	1	2	3	4	5	6	7	8	9
	R: 0 E: 0 K: 1 S: 9	R: 0 E: 0 K: 0 S: 7	R: 0 E: 0 K: 2 S: 10	R: 0 E: 0 K: 0 S: 12	R: 0 E: 0 K: 0 S: 10	R: 0 E: 0 K: 0 S: 6	R: 0 E: 0 K: 0 S: 5	R: 0 E: 0 K: 1 S: 11	R: 2 E: 0 K: 0 S: 12
	H: 0 LOB: 1 BB: 1 P: 20	H: 0 LOB: 0 BB: 0 P: 10	H: 0 LOB: 0 BB: 0 P: 16	H: 2 LOB: 1 BB: 0 P: 21	H: 1 LOB: 1 BB: 1 P: 17	H: 1 LOB: 1 BB: 0 P: 8	H: 0 LOB: 0 BB: 0 P: 6	H: 0 LOB: 0 BB: 0 P: 15	H: 2 LOB: 1 BB: 1 P: 19

1B: 4	SF: 0
2B: 1	SAC: 0
3B: 0	DP: 1
HR: 1	HBP: 0
WP: 0	PA: 34
PB: 0	
SB: 2	
CS: 0	

AB	31
R	2
H	6
RBI	2
BB	3
SO	4
LOB	10

PITCHER		IP	WLS	BF	H	R	ER	SO	BB	IBB	HBP	BLK	WP	HR	S	P	ERA	WHIP
53 Nick Blackburn, R ERA: 3.99	(1, 1)	7.0		25	4	0	0	3	2	0	0	0	0	0	59	98	0.00	0.857
36 Joe Nathan, R ERA: 5.56	(8, 1)	1.0	H	3	0	0	0	1	0	0	0	0	0	0	11	15	0.00	0.000
55 Matt Capps, R ERA: 4.76	(9, 1)	1.0	L	6	2	2	2	0	1	0	0	0	0	1	12	19	18.00	3.000

PITCHER	IP	WLS	BF	H	R	ER	SO	BB	IBB	HBP	BLK	WP	HR	S	P	ERA	WHIP

BOTTOM

Kansas City Royals @ Minnesota Twins

Target Field, Minneapolis, MN

Fri Jul 15 2011, 7:32 PM - 10:08 PM CDT

Att. 39,177 - Overcast - 74 F

livebaseballscorecards.com

Batter	1	2	3	4	5	6	7	8	9	AB	R	H	RBI	BB	SO	LOB
11 Ben Revere, L (1, 8) OBP: 0.311, SLG: 0.317	B FC 93 B FF 92 C FF 93 X SI 93 2-1 ① G4-3			C KC 76 F FF 92 B KC 78 F FF 93 F FF 93 X FF 94 1-2 12 G4-3 12 S 25 WP 1B		B KC 78 B SI 93 S FF 92 B FF 91 X CH 78 3-1 3B		B FF 92 F FF 92 C FF 92 B CU 75 X FF 93 2-2 ① G4-3		4	1	2	0	0	0	0
12 Alexi Casilla, S (1, 4) OBP: 0.319, SLG: 0.358	C SI 94 B FF 93 B FF 92 X SI 94 2-1 ② P4			B SI 93 B CH 80 1 SAFE 1 SAFE F FF 90 1 SAFE B KC 76 C SI 92 X KC 78 3-2 ① G4-3 1-3		B KC 76 D KC 77 X FC 88 2-0 ② G3		C FF 93 F CH 93 B FF 93 F FF 92 C CU 75 1-3 ② K		4	0	0	0	0	1	2
7 Joe Mauer, L (1, 2) OBP: 0.328, SLG: 0.293	C SI 94 B FF 91 B FF 91 B FC 90 X FF 94 3-1 ③ F7			B FF 91 B FF 93 I I 4-0 25 WP IBB		I IN 56 I IN 52 I IN 56 I IN 53 4-0 IBB		B FF 93 S CH 82 B FF 93 C FF 92 B CU 74 F CH 84 B FF 93 4-2 BB		1	0	0	0	3	0	0
5 Michael Cuddyer, R (1, 3) OBP: 0.368, SLG: 0.465		B FF 93 B FC 88 X FF 93 2-0 ① F9		C SI 92 B SI 92 F FC 88 X FC 91 1-2 ② P3		B FC 89 F KC 76 S SI 91 1-3 ③ K		C FF 92 D FF 92 C CU 73 X CH 84 1-2 ③ F7		4	0	0	0	0	1	5
25 Jim Thome, L (1, 10) 20 Matt Tolbert, S (9, PR) OBP: 0.236, SLG: 0.268		S FF 94 B CH 83 X SL 84 1-1 ② G4-3		B SI 92 B KC 80 X CH 81 2-0 ③ G1-3 1-2 3-H			X FC 87 0-0 ① G4-3		C FC 92 B FC 89 C FC 92 X CU 71 1-2 21 1B 38 FC1-2 1B	4 0	0 0	1 0	0 0	0 0	0 0	1 0
22 Danny Valencia, R (1, 5) OBP: 0.284, SLG: 0.384		C FF 94 X FF 93 0-1 ③ F7			S FC 87 C FF 93 B FF 91 F FF 93 X KC 78 1-2 ① G5-3		C FF 91 S FC 91 X FF 94 0-2 ② F9		1 SAFE T FC 91 X FC 91 0-1 ① F8	4	0	0	0	0	0	1
21 Delmon Young, R (1, 7) OBP: 0.293, SLG: 0.349		B KC 75 B FF 93 X FC 88 2-0 ① G4-3			X KC 76 0-0 ② G6-3		S FC 87 X SL 86 0-1 2B		1 SAFE S FC 91 X FC 91 0-1 38 FC1-2 1-3 1B	4	0	2	0	0	0	0
24 Trevor Plouffe, R (1, 9) OBP: 0.329, SLG: 0.424 18 Jason Repko, R (8, 9) OBP: 0.293, SLG: 0.269 38 Luke Hughes, R (9, PH) OBP: 0.299, SLG: 0.329		C FF 94 S FC 90 B FF 94 B FF 91 B KC 79 S FC 89 3-3 ② K			C FF 93 S FC 90 F FC 90 C KC 77 0-3 ③ K		D KC 76 C KC 75 B FC 90 B FF 90 S SL 86 B SI 93 4-2 BB		F SL 80 D SL 81 X SL 81 1-1 ② FC1-2 1-2 3-H	2 0 1	0 0 0	0 0 0	0 0 0	1 0 0	2 0 0	0 0 2
1 Tsuyoshi Nishioka, S (1, 6) OBP: 0.304, SLG: 0.269		B SI 93 B FC 89 C SI 93 F CH 82 S FF 94 2-3 ③ K				B KC 75 B CH 76 B SI 92 C FF 91 C FF 92 F SI 92 X SI 93 3-2 ① F7	C KC 77 C FC 88 F FF 93 D KC 77 B FF 93 X FF 92 2-2 ③ G4-3		B FC 91 S FC 91 C FC 92 B FC 92 B FC 92 F FC 89 F FF 93 X FC 91 3-2 ③ G6-3	4	0	0	0	0	1	4
Inning Stats	R: 0 E: 0 K: 0 S: 6 H: 0 LOB: 0 BB: 0 P: 13	R: 0 E: 0 K: 0 S: 5 H: 0 LOB: 0 BB: 0 P: 8	R: 0 E: 0 K: 2 S: 7 H: 0 LOB: 0 BB: 0 P: 14	R: 1 E: 0 K: 0 S: 12 H: 1 LOB: 1 BB: 1 P: 23	R: 0 E: 0 K: 1 S: 9 H: 0 LOB: 0 BB: 0 P: 10	R: 0 E: 0 K: 1 S: 10 H: 1 LOB: 2 BB: 1 P: 23	R: 0 E: 0 K: 0 S: 12 H: 1 LOB: 2 BB: 1 P: 18	R: 0 E: 0 K: 1 S: 13 H: 0 LOB: 1 BB: 1 P: 21	R: 0 E: 0 K: 0 S: 14 H: 2 LOB: 2 BB: 0 P: 19	1B: 3 2B: 1 3B: 1 HR: 0 SF: 0 SAC: 0 DP: 0 HBP: 0						

AB	32
R	1
H	5
RBI	0
BB	4
SO	5
LOB	15

PITCHER		IP	WLS	BF	H	R	ER	SO	BB	IBB	HBP	BLK	WP	HR	S	P	ERA	WHIP
44 Luke Hochevar, R ERA: 5.23	(1, 1)	7.0		27	3	1	1	4	1	2	0	0	1	0	61	109	1.29	0.571
55 Tim Collins, L ERA: 3.65	(8, 1)	1.0	W	4	0	0	0	1	1	0	0	0	0	0	13	21	0.00	1.000
48 Joakim Soria, R ERA: 3.92	(9, 1)	1.0	S	5	2	0	0	0	0	0	0	0	0	0	14	19	0.00	2.000

PITCHER	IP	WLS	BF	H	R	ER	SO	BB	IBB	HBP	BLK	WP	HR	S	P	ERA	WHIP

WP: 1	PA: 36		
PB: 0			
SB: 1			
CS: 0			

Batter	1	2	3	4	5	6	7	8	9	AB	R	H	RBI	BB	SO	LOB
17 Chris Getz, L (1, 4) OBP: 0.313, SLG: 0.285	B SI 87 C SI 88 C SI 86 F FS 83 B SI 89 X SI 90 2-2 ① F9		C SI 89 X CH 80 0-1 ② G6-3 1-3		C SI 90 X SI 90 0-1 ③ G4-3			B SI 93 C SI 95 C SI 95 F SI 96 X SL 84 1-2 ① G3		4	0	0	0	0	0	1
53 Melky Cabrera, S (1, 8) OBP: 0.331, SLG: 0.450	C FF 88 B SL 80 F SI 89 S FS 83 1-3 ② K2-3		F SL 81 B SI 90 B SI 89 F SI 89 S CH 80 2-3 ③ K			C SL 80 C SL 80 F FF 89 B SI 89 F FS 84 X FF 90 1-2 16 FC5-4 4 S 35 G5-3 1B		B SI 95 C SI 94 B SL 83 F SI 95 S SL 84 2-3 ② K		4	1	1	0	0	3	1
4 Alex Gordon, L (1, 7) OBP: 0.368, SLG: 0.475	X CH 81 0-0 ③ G4-3			B SI 89 B FF 88 X FF 89 2-0 ① F7		B CH 80 B SI 90 F CH 80 F FF 89 B SI 90 B FF 90 4-2 16 FC5-4 1-2 BB		C SL 82 S SI 95 S FF 96 0-3 ③ K		3	0	0	0	1	1	0
16 Billy Butler, R (1, 10) OBP: 0.380, SLG: 0.406		C SL 86 S FF 87 B FS 84 F CH 79 T FS 83 1-2 ① K		B CH 82 B SL 85 F SI 90 X SI 89 2-1 ② F9		F SI 89 X CH 79 0-1 ① FC5-4 35 G5-3 1-2f 2-3			C FF 92 C CU 81 F SL 87 X FF 93 0-2 ① P4	4	0	0	0	0	1	2
35 Eric Hosmer, L (1, 3) OBP: 0.317, SLG: 0.440		C FF 88 C SL 80 B SI 89 X SI 90 1-2 ② F8		C SL 81 B SI 90 X CH 81 1-1 ③ G4-3		C SL 81 B SL 80 X SI 91 1-1 ② G5-3 1-2 3-H			B CU 81 F CU 80 B SI 92 B FF 93 X FF 93 3-1 8 S 1B	4	0	1	1	0	0	1
21 Jeff Francoeur, R (1, 9) OBP: 0.308, SLG: 0.439		B FF 90 X SI 90 1-0 2B			X SL 83 0-0 ① P4	X SI 90 0-0 ③ G5-3			X SI 93 0-0 ② P3	4	0	1	0	0	0	2
8 Mike Moustakas, L (1, 5) OBP: 0.272, SLG: 0.269		C CH 80 F CH 82 B CH 80 F SI 89 X CH 79 1-2 ③ F8			X FF 88 0-0 ② P6		C CH 80 B SI 89 B SI 89 F SI 90 F FS 84 X SI 89 2-2 ① F8		B CU 81 B CU 81 C SL 88 X FF 93 2-1 ③ F9 1-2	4	0	0	0	0	0	2
3 Brayan Peña, S (1, 2) OBP: 0.325, SLG: 0.396			B SI 87 B SI 88 C SI 88 X SI 89 2-1 ① F7		C SI 89 C SL 80 X FS 84 0-2 2 HR 1B		C SL 82 F SL 81 F SI 86 B SI 90 F CH 80 X SI 91 1-2 2 F9-3 1B			3	1	2	0	0	0	0
2 Alcides Escobar, R (1, 6) OBP: 0.293, SLG: 0.337			B SL 83 B FF 88 C SI 89 X SI 88 2-1 17 G6-3 17 BLK 1B		B SL 82 B FF 88 C SI 88 F FF 88 D SL 83 X SI 89 3-2 1-H HR		B SL 82 X SI 89 1-0 ② ③ F9-3 1-2			3	1	2	2	0	0	1
Inning Stats	R: 0 E: 0 K: 1 S: 8 H: 0 LOB: 0 BB: 0 P: 11	R: 0 E: 0 K: 1 S: 12 H: 1 LOB: 1 BB: 0 P: 16	R: 0 E: 0 K: 1 S: 9 H: 1 LOB: 1 BB: 0 P: 15	R: 0 E: 0 K: 0 S: 5 H: 0 LOB: 0 BB: 0 P: 10	R: 2 E: 0 K: 0 S: 10 H: 2 LOB: 0 BB: 0 P: 13	R: 1 E: 0 K: 0 S: 12 H: 1 LOB: 1 BB: 1 P: 18	R: 0 E: 0 K: 0 S: 10 H: 1 LOB: 0 BB: 0 P: 14	R: 0 E: 0 K: 2 S: 10 H: 0 LOB: 0 BB: 0 P: 13	R: 0 E: 0 K: 0 S: 9 H: 1 LOB: 1 BB: 0 P: 14	1B: 5 2B: 2 3B: 0 HR: 1 SF: 0 SAC: 0 DP: 1 HBP: 0						

PITCHER		IP	WLS	BF	H	R	ER	SO	BB	IBB	HBP	BLK	WP	HR	S	P	ERA	WHIP
48 Carl Pavano, R ERA: 4.08	(1, 1)	7.0		27	6	3	3	3	1	0	0	1	0	1	66	97	3.86	1.000
15 Glen Perkins, L ERA: 1.82	(8, 1)	1.0	W	3	0	0	0	2	0	0	0	0	0	0	10	13	0.00	0.000
36 Joe Nathan, R ERA: 5.32	(9, 1)	1.0	S	4	1	0	0	0	0	0	0	0	0	0	9	14	0.00	1.000

PITCHER	IP	WLS	BF	H	R	ER	SO	BB	IBB	HBP	BLK	WP	HR	S	P	ERA	WHIP

TOP

Kansas City Royals @ Minnesota Twins

Target Field, Minneapolis, MN

Sat Jul 16 2011, 6:43 PM - 8:56 PM CDT

Att. 41,295 - Partly Cloudy - 86 F

livebaseballscorecards.com

AB	33
R	3
H	7
RBI	3
BB	1
SO	5
LOB	10

WP: 0	PA: 34		
PB: 0			
SB: 2			
CS: 0			

Batter	1	2	3	4	5	6	7	8	9	AB	R	H	RBI	BB	SO	LOB
11 Ben Revere, L (1, 8) OBP: 0.310, SLG: 0.316	B SI 84 C CH 74 X SI 84 1-1 7 S 12 G5-3 7 G4-3 1B		C SI 85 X CU 68 0-1 E6 12 SH2-3		B CU 68 B CH 76 B SI 84 C SI 83 X SI 84 3-1 ① G4-3			B CH 76 F CH 75 X SI 82 1-1 ① B1-3		4	1	1	0	0	0	0
12 Alexi Casilla, S (1, 4) OBP: 0.319, SLG: 0.358	C SI 84 B SI 84 1 SAFE X SI 85 1-1 ① G5-3 1-2		1 SAFE 1 SAFE 1 SAFE X SI 84 0-0 ① SH2-3 1-2		C CH 75 B SI 86 B CH 75 C SI 86 F CU 69 X CH 73 2-2 ② F8			C CU 67 B SI 86 X CH 72 1-1 7 1B 5 1B 1B		3	1	1	0	0	0	1
7 Joe Mauer, L (1, 10) OBP: 0.326, SLG: 0.292	2 SAFE C CU 68 B CU 70 B SI 86 X CH 78 2-1 ② G4-3 2-H		C CH 74 C SI 84 S CH 76 0-3 ② K		C SI 86 B CU 70 S CH 77 X SI 87 1-2 ③ G1-6-3			C SI 85 B SI 84 1 SAFE X CH 75 1-1 5 1B 21 FC5-2-5-1 1-3 1B		4	0	1	1	0	1	1
5 Michael Cuddyer, R (1, 3) OBP: 0.372, SLG: 0.467	B CU 68 C SI 84 X SI 85 1-1 21 2B 1B		B SI 83 B CH 75 B CH 75 B SI 82 4-0 BB			B CH 76 F CH 75 B SI 84 B SI 82 X CH 76 3-1 ① G5-3		B SL 82 C SI 92 S SL 82 X SL 82 1-2 21 FC5-2-5-1 1-3 3-H 1B		3	1	2	1	1	0	0
21 Delmon Young, R (1, 7) OBP: 0.293, SLG: 0.352	X CH 75 0-0 1-H 2B		S CH 74 S CH 74 F SI 84 S CH 74 0-3 ③ K			S CH 76 B SI 87 X CH 75 1-1 ② F8		X FF 92 0-0 ② FC5-2-5-1 1-3 3-H		4	0	1	1	0	1	4
22 Danny Valencia, R (1, 5) OBP: 0.281, SLG: 0.379	C SI 85 C SI 83 D CU 68 X SI 85 1-2 ③ L5			C SI 82 F CH 79 F CU 65 X SI 88 0-2 ① G4-3		C CU 68 B SI 84 X CU 67 1-1 ③ F7		B SL 83 S SL 84 X SL 83 1-1 ③ G1-3		4	0	0	0	0	0	3
24 Trevor Plouffe, R (1, 9) OBP: 0.329, SLG: 0.420 18 Jason Repko, R (9, 9) OBP: 0.293, SLG: 0.269		X SI 84 0-0 41 CS 1B		C CU 66 B SI 86 S CH 74 B SI 82 X CH 74 2-2 ② G5-3			C SI 85 X CH 73 0-1 ① F8			3 0 1 0 0 0 0 0 0 0 0 0 0 0						
41 Drew Butera, R (1, 2) OBP: 0.218, SLG: 0.289		C SI 84 C CH 75 B SI 85 B CU 66 B CH 75 F SI 82 X CH 75 3-2 ① ② F7 1-2		B CU 67 X SI 85 1-0 HR			B SI 86 B CH 73 C SI 82 F CH 74 X CH 72 2-2 ② G5-3			3	1	1	1	0	0	1
1 Tsuyoshi Nishioka, S (1, 6) OBP: 0.297, SLG: 0.262		C SI 81 B CU 66 B SI 87 B CH 75 X SI 83 3-1 ③ G5-3		B CH 75 C CH 76 C SI 84 X CU 67 1-2 ③ G1-3			C CU 68 B SI 86 F CU 66 X SI 87 1-2 ③ G3			3	0	0	0	0	0	0
Inning Stats	R: 2 H: 3 E: 0 LOB: 1 K: 0 BB: 0 S: 12 P: 18	R: 0 H: 1 E: 0 LOB: 0 K: 0 BB: 0 S: 7 P: 13	R: 0 H: 0 E: 1 LOB: 2 K: 2 BB: 1 S: 10 P: 14	R: 1 H: 1 E: 0 LOB: 0 K: 0 BB: 0 S: 11 P: 15	R: 0 H: 0 E: 0 LOB: 0 K: 0 BB: 0 S: 9 P: 15	R: 0 H: 0 E: 0 LOB: 0 K: 0 BB: 0 S: 6 P: 11	R: 0 H: 0 E: 0 LOB: 0 K: 0 BB: 0 S: 8 P: 11	R: 1 H: 3 E: 0 LOB: 2 K: 0 BB: 0 S: 12 P: 17		1B: 6 SF: 0 2B: 1 SAC: 1 3B: 0 DP: 0 HR: 1 HBP: 0				WP: 0 PA: 33 PB: 0 SB: 1 CS: 1		

PITCHER		IP	WLS	BF	H	R	ER	SO	BB	IBB	HBP	BLK	WP	HR	S	P	ERA	WHIP
26 Jeff Francis, L ERA: 4.62	(1, 1)	7.1	L	30	7	4	4	2	1	0	0	0	0	1	69	106	4.91	1.091
43 Aaron Crow, R ERA: 2.0	(8, 1)	0.2		3	1	0	0	0	0	0	0	0	0	0	6	8	0.00	1.500

PITCHER	IP	WLS	BF	H	R	ER	SO	BB	IBB	HBP	BLK	WP	HR	S	P	ERA	WHIP

BOTTOM

Kansas City Royals @ Minnesota Twins

Target Field, Minneapolis, MN

Sat Jul 16 2011, 6:43 PM - 8:56 PM CDT

Att. 41,295 - Partly Cloudy - 86 F

livebaseballscorecards.com

AB	31
R	4
H	8
RBI	4
BB	1
SO	2
LOB	10

Batter	1	2	3	4	5	6	7	8	9	AB	R	H	RBI	BB	SO	LOB
17 Chris Getz, L (1, 4) OBP: 0.310, SLG: 0.281	B SI 89 B SI 90 B SI 90 C SI 89 C SI 90 X SI 91 3-2 ① **G1-3**		1 SAFE 1 SAFE B SI 90 B SL 82 X CH 82 2-0 ① **F9**			B SL 79 C SI 89 X SL 82 1-1 ② **G6-3**		B SI 94 C SL 83 X SI 95 1-1 ① **G6-3**		4	0	0	0	0	0	1
53 Melky Cabrera, S (1, 8) OBP: 0.333, SLG: 0.453	X SL 82 0-0 **4 1B 2B**		B SI 91 S FF 90 1 SAFE B SI 91 B CH 84 1 SAFE F CH 84 F CH 84 F SI 91 3-2 ② **F7**			X SI 92 0-0 **1B**		B SI 96 F SI 95 F SI 96 X SL 85 1-2 ② **F8**		4	1	2	0	0	0	1
4 Alex Gordon, L (1, 7) OBP: 0.367, SLG: 0.473	X SI 92 0-0 **16 G5-4-3 1B** 2-H		B SI 92 F SL 83 B SI 93 2-1 ③ **CS** 1-2	C CU 72 B CH 85 F SI 91 B CU 76 X SI 91 2-2 ① **G4-3**		X SI 91 0-0 ③ **G4-3**		F FF 95 B SL 85 F SL 84 F FF 96 F SL 85 F SI 95 B SL 86 C SL 81 2-3 ③ **K**		4	0	1	1	0	1	1
16 Billy Butler, R (1, 10) OBP: 0.379, SLG: 0.407	B SI 92 1 SAFE B SI 92 S SI 90 1 SAFE F FF 92 X CH 83 2-2 ② ③ **G5-4-3** 1-2f			B CH 84 X CH 84 1-0 ② **G5-3**			B CH 84 S SI 90 X SI 91 1-1 **35 G3 21 HR 2B**		X SL 87 0-0 ① **F7**	4	1	1	0	0	0	1
35 Eric Hosmer, L (1, 3) OBP: 0.313, SLG: 0.433		B SL 80 B SL 82 C SI 90 S SL 81 F SI 92 F SI 91 B SL 83 X SL 82 3-2 ① **G5-3**		B SI 91 B CU 74 X SL 82 2-0 ③ **G4-3**			B SI 91 X SL 86 1-0 ① **G3** 2-3		B FF 93 X SI 93 1-0 ② **F7**	4	0	0	0	0	0	1
21 Jeff Francoeur, R (1, 9) OBP: 0.310, SLG: 0.451		B CU 73 F SI 91 X SI 91 1-1 **2B**			B CH 82 F SL 81 F FF 90 B CH 84 X CU 74 2-2 ① **P3**		F FF 90 X SI 90 0-1 **HR** 3-H		C CU 82 B SL 89 C CU 83 F SL 88 B SL 89 X SL 88 2-2 ③ **G5-3**	4	1	2	2	0	0	0
24 Wilson Betemit, S (1, 5) OBP: 0.341, SLG: 0.409		F CH 84 C CU 77 B SI 93 B SI 91 F CH 85 B CH 86 F CH 86 S FF 94 3-3 ② **K**			F CH 84 F SL 82 S CU 75 0-3 ② **K**		F SI 91 B CU 75 B CH 84 X CH 84 2-1 **E5 15 G4-3**			3	0	0	0	0	2	1
15 Matt Treanor, R (1, 2) OBP: 0.348, SLG: 0.303		F SI 92 B CH 80 D CU 76 X CH 83 2-1 ③ **G6-3**			C SI 90 B SI 89 B SI 91 X CH 83 2-1 ③ **F9**		X FF 94 0-0 ② **G4-3** 1-2			3	0	0	0	0	0	2
2 Alcides Escobar, R (1, 6) OBP: 0.294, SLG: 0.337			C SI 90 B CH 83 B CH 84 S CH 85 X SI 91 2-2 **4 CS 1B**			B CU 72 B SI 91 X SI 90 2-0 ① **F7**	X FF 94 0-0 ③ **F9**			3	0	1	0	0	0	1
Inning Stats	R: 1 H: 2 E: 0 LOB: 0 K: 0 BB: 0 S: 8 P: 13	R: 0 H: 1 E: 0 LOB: 1 K: 1 BB: 0 S: 14 P: 23	R: 0 H: 1 E: 0 LOB: 0 K: 0 BB: 0 S: 13 P: 22	R: 0 H: 0 E: 0 LOB: 0 K: 0 BB: 0 S: 5 P: 10	R: 0 H: 0 E: 0 LOB: 0 K: 1 BB: 0 S: 8 P: 12	R: 0 H: 1 E: 0 LOB: 1 K: 0 BB: 0 S: 5 P: 8	R: 2 H: 2 E: 1 LOB: 1 K: 0 BB: 0 S: 9 P: 13	R: 0 H: 0 E: 0 LOB: 0 K: 1 BB: 0 S: 11 P: 15	R: 0 H: 0 E: 0 LOB: 0 K: 0 BB: 0 S: 6 P: 9	1B: 3 SF: 0 2B: 3 SAC: 0 3B: 0 DP: 1 HR: 1 HBP: 0						WP: 0 PA: 34 PB: 0 SB: 0 CS: 1

TOP

Kansas City Royals @ Minnesota Twins

Target Field, Minneapolis, MN

Sun Jul 17 2011, 1:14 PM - 3:42 PM CDT

Att. 38,786 - Partly Cloudy - 93 F

livebaseballscorecards.com

AB	33
R	3
H	7
RBI	3
BB	0
SO	3
LOB	9

PITCHER		IP	WLS	BF	H	R	ER	SO	BB	IBB	HBP	BLK	WP	HR	S	P	ERA	WHIP
52 Brian Duensing, L ERA: 4.14	(1, 1)	6.1	W	25	7	3	3	2	0	0	0	0	0	1	60	99	4.26	1.105
31 Alex Burnett, R ERA: 6.59	(7, 1)	0.2	H	2	0	0	0	0	0	0	0	0	0	0	2	2	0.00	0.000
15 Glen Perkins, L ERA: 1.77	(8, 1)	1.0	H	3	0	0	0	1	0	0	0	0	0	0	11	15	0.00	0.000
36 Joe Nathan, R ERA: 5.11	(9, 1)	1.0	S	3	0	0	0	0	0	0	0	0	0	0	6	9	0.00	0.000

PITCHER	IP	WLS	BF	H	R	ER	SO	BB	IBB	HBP	BLK	WP	HR	S	P	ERA	WHIP

Batter	1	2	3	4	5	6	7	8	9	AB	R	H	RBI	BB	SO	LOB
11 Ben Revere, L (1, 8) OBP: 0.314, SLG: 0.320	B FF 92 C FF 91 F FF 93 C FF 95 1-3 ① K		C CU 77 B CU 77 F FF 95 F FF 96 B FF 96 F SL 88 X CU 78 2-2 ③ G1-3			B FF 92 B FF 92 X SI 93 2-0 12 SH3-4 25 HR 1B		C FF 91 B CU 74 X FF 92 1-1 7 FC6 1B		4	1	2	0	0	1	0
12 Alexi Casilla, S (1, 4) OBP: 0.322, SLG: 0.365	B FF 94 X FF 94 1-0 7 1B 2B			L CU 76 B SL 86 X CU 78 1-1 7 1B 1B		1 SAFE 1 SAFE X FF 94 0-0 ① SH3-4 1-2		1 SAFE X CH 82 0-0 ① P6		3	1	2	0	0	0	1
7 Joe Mauer, L (1, 2) OBP: 0.338, SLG: 0.301	C CU 76 B FF 96 F FF 95 X SL 88 1-2 5 G6-4-3 2-H 1B			B FF 96 B CH 87 1 SAFE F FF 94 X CH 86 2-1 25 G4-6-3 1-3 1B		I IN 83 I IN 82 I IN 82 I IN 83 4-0 25 HR IBB		X FF 91 0-0 ② FC6 1-2f		3	1	2	1	1	0	1
5 Michael Cuddyer, R (1, 3) OBP: 0.371, SLG: 0.463	B FF 96 C SL 86 X SL 87 1-1 ② ③ G6-4-3 1-2f			C FF 94 F FF 95 B FF 97 B FF 96 T FF 97 2-2 ① K		S SL 87 F SL 87 F SL 89 S SL 89 0-3 ② K		I IN 65 I IN 66 I IN 66 I IN 66 4-0 IBB		3	0	0	0	1	2	5
25 Jim Thome, L (1, 10) OBP: 0.346, SLG: 0.442		C CU 74 B FF 94 B CU 81 B CH 85 S FF 95 C SL 87 3-3 ① K		S SL 88 D SL 89 S SL 88 F SL 90 F FF 97 X SL 90 1-2 ② ③ G4-6-3 1-2f		B FF 95 B FF 96 C FF 94 S SL 87 B FF 96 X SL 88 3-2 1-H 2-H HR		B FF 91 C FF 92 C CH 82 F FF 93 S CU 74 1-3 ③ K		4	1	1	3	0	2	4
21 Delmon Young, R (1, 7) OBP: 0.293, SLG: 0.351		C FF 95 F FF 95 F FF 95 S SL 87 0-3 ② K			F FF 94 X SL 85 0-1 1 FC6 1B	C SL 86 S SL 87 X FF 95 0-2 ③ G4-3				3	0	1	0	0	1	0
22 Danny Valencia, R (1, 5) OBP: 0.278, SLG: 0.376		C SL 87 S SL 87 S SL 90 0-3 ③ K			B FF 94 C SL 86 F FF 96 F FF 96 F FF 96 S SL 89 1-3 ① K		C FF 92 F FF 94 B FF 94 B SL 88 F SL 87 F FF 95 F FF 96 X FF 96 2-2 ① P3			3	0	0	0	0	2	1
24 Trevor Plouffe, R (1, 9) OBP: 0.318, SLG: 0.403 18 Jason Repko, R (8, 9) OBP: 0.293, SLG: 0.269			C FF 93 F FF 94 B SL 86 X SL 88 1-2 ① G1-3		F SL 87 1 SAFE F FF 96 X FF 96 0-2 ② F8		C SL 85 B SL 85 S CH 86 F FF 96 X FF 96 1-2 ② G6-3			3 0	0 0	0 0	0 0	0 0	0 0	1 0
1 Tsuyoshi Nishioka, S (1, 6) OBP: 0.289, SLG: 0.255			B FF 94 F SI 94 S FF 96 B CU 78 F CU 78 T FF 96 2-2 ② K		1 SAFE X FF 95 0-0 ③ FC6 1-2f		C FF 94 L SL 86 B CU 78 B FF 95 B FF 95 X SI 95 3-2 ③ G5-3			3	0	0	0	0	1	1
Inning Stats	R: 1 H: 2 E: 0 LOB: 0 K: 1 BB: 0 S: 9 P: 13	R: 0 H: 0 E: 0 LOB: 0 K: 3 BB: 0 S: 10 P: 13	R: 0 H: 0 E: 0 LOB: 0 K: 1 BB: 0 S: 12 P: 17	R: 0 H: 2 E: 0 LOB: 1 K: 1 BB: 0 S: 12 P: 18	R: 0 H: 1 E: 0 LOB: 1 K: 1 BB: 0 S: 11 P: 12	R: 3 H: 2 E: 0 LOB: 0 K: 1 BB: 1 S: 12 P: 21	R: 0 H: 0 E: 0 LOB: 0 K: 0 BB: 0 S: 13 P: 19	R: 0 H: 1 E: 1 LOB: 2 K: 1 BB: 1 S: 8 P: 14		1B: 6 SF: 0 2B: 1 SAC: 1 3B: 0 DP: 2 HR: 1 HBP: 0					WP: 0 PA: 32 PB: 0 SB: 0 CS: 0	

PITCHER	IP	WLS	BF	H	R	ER	SO	BB	IBB	HBP	BLK	WP	HR	S	P	ERA	WHIP
59 Felipe Paulino, R (1, 1) ERA: 4.39	7.0	L	27	7	4	4	8	0	1	0	0	0	1	79	113	5.14	1.000
55 Tim Collins, L (8, 1) ERA: 3.57	1.0		5	1	0	0	1	0	1	0	0	0	0	8	14	0.00	1.000

PITCHER	IP	WLS	BF	H	R	ER	SO	BB	IBB	HBP	BLK	WP	HR	S	P	ERA	WHIP

BOTTOM

Kansas City Royals @ Minnesota Twins

Target Field, Minneapolis, MN

Sun Jul 17 2011, 1:14 PM - 3:42 PM CDT

Att. 38,786 - Partly Cloudy - 93 F

livebaseballscorecards.com

AB	29
R	4
H	8
RBI	4
BB	2
SO	9
LOB	14

Chicago White Sox @ Kansas City Royals

Kauffman Stadium, Kansas City, MO

Mon Jul 18 2011, 7:10 PM - 9:47 PM CDT

Att. 17,190 - Clear - 95 F

TOP

livebaseballscorecards.com

Batter	1	2	3	4	5	6	7	8	9	AB	R	H	RBI	BB	SO	LOB
1 Juan Pierre, L (1, 7) OBP: 0.333, SLG: 0.327	B FF 93 X FF 93 1-0 10 SF7 3B		F CU 79 B FF 94 F FC 88 B CU 82 C FF 95 2-3 ② K	F CH 84 S CH 82 X FF 93 0-2 ③ F7		B FF 95 X FF 94 1-0 10 CS 1B 3-H			B FF 95 C FF 96 F CH 85 X CH 87 1-2 ① G4-3	5	1	2	1	0	1	2
10 Alexei Ramirez, R (1, 6) OBP: 0.328, SLG: 0.410	B FF 94 D FF 95 F FF 94 X CU 79 2-1 ① SF7 3-H		B CH 76 S CH 81 F FF 95 X FF 93 1-2 14 2B 1B		X CH 80 0-0 ① G6-3	1 SAFE B FF 88 C FF 89 1 SAFE B SL 78 2-1 ③ CS 1-2	C SL 76 S FF 91 X SL 80 0-2 ① F7		B SL 88 B SL 87 C FF 96 F FF 97 X SL 88 2-2 ② E5	4	1	1	1	0	0	0
14 Paul Konerko, R (1, 3) OBP: 0.391, SLG: 0.554	C FF 93 B FF 92 C FC 85 B FF 94 X FF 94 2-2 ② G6-3		B FF 94 B FF 93 D FC 84 C FF 94 S FC 88 X FC 87 3-2 1-H 2B		C CH 83 B FC 90 B FC 88 B CU 77 B FF 93 4-1 44 FC5-6 BB		B SL 80 B SL 79 X FF 88 2-0 ② G5-3		C FF 97 C SL 90 S CH 87 0-3 ③ K	4	0	1	1	1	1	0
44 Adam Dunn, L (1, 10) OBP: 0.289, SLG: 0.299	S FF 95 B FF 94 B CU 74 B CH 82 S CH 84 S CH 83 3-3 ③ K		D CH 85 B CH 84 B CH 84 C CH 84 C FC 90 B FF 94 4-2 BB		S FF 94 B CH 86 S SI 93 B FF 94 B CU 79 F CH 83 X FC 90 3-2 ② FC5-6 1-2f		C SL 78 B CH 78 B FF 88 B SL 78 C SL 78 S SL 80 3-3 ③ K			3	0	0	0	1	2	1
20 Carlos Quentin, R (1, 9) OBP: 0.356, SLG: 0.508 18 Brent Lillibridge, R (8, PR) OBP: 0.345, SLG: 0.471 (8, 9)		S FC 83 B FC 88 B FF 94 C FF 94 S FF 94 2-3 ① K	C FC 89 F FF 93 S CU 81 0-3 ③ K		B FF 94 D CU 79 F CH 83 X FC 89 2-1 ③ F8			B SL 79 B SL 79 S FF 90 C FF 89 B SL 82 X FF 91 3-2 15 WP 51 S 15 G4-3 1B		4 0	0 1	1 0	0 0	2 0	3 0
51 Alex Rios, R (1, 8) OBP: 0.256, SLG: 0.303		B FC 77 F FF 93 C CU 80 F FF 93 S FC 88 1-3 ② K		C CU 77 B FF 92 S FC 88 B FF 95 B CU 80 X FC 89 3-2 ① L6		B FC 86 C FC 86 S FF 92 B FF 92 C FF 94 2-3 ① K		S FF 89 C FF 90 B SL 80 2 SAFE F FF 90 X SL 80 1-2 ① G6-3 1-2	4	0	0	0	0	2	1
12 A.J. Pierzynski, L (1, 2) OBP: 0.335, SLG: 0.380		B CU 71 X CH 83 1-0 1B		B CH 86 H FF 94 2-0 15 1B HBP		B CU 78 B CU 78 B FF 93 B FF 92 4-0 15 E 15 FC6 23 G3-4 BB		I IN 80 I IN 81 I IN 78 I IN 78 4-0 15 G4-3 IBB	1	1	1	0	2	0	0
15 Gordon Beckham, R (1, 4) OBP: 0.312, SLG: 0.364		F FF 93 F FF 95 B FF 92 F FC 90 S CU 80 1-3 ③ K		X FC 88 0-0 1-2 1B		1 SAFE X FC 88 0-0 FC6 23 G3-4 1 1B 1-3		C SL 78 S SL 81 B SL 80 F FF 90 D SL 80 F SL 81 B SL 80 X SL 79 3-2 ② G4-3 1-2 2-H	4	1	1	1	0	1	3
23 Mark Teahen, L (1, 5) OBP: 0.299, SLG: 0.333 22 Brent Morel, R (8, 5) OBP: 0.259, SLG: 0.294			C CU 79 B FF 94 F FF 94 S CU 82 1-3 ① K	F FF 93 B FC 89 B FF 94 C CH 83 S CH 84 2-3 ② K		X SL 89 0-0 ② G3-4 2-3 3-H		C FF 89 B FF 87 X SL 80 1-1 ③ F9		4 0	0 0	0 0	1 0	0 0	2 0	5 0
Inning Stats	R: 1 E: 0 K: 1 S: 9 H: 1 LOB: 0 BB: 0 P: 17	R: 0 E: 0 K: 3 S: 12 H: 1 LOB: 1 BB: 0 P: 17	R: 1 E: 0 K: 3 S: 17 H: 2 LOB: 2 BB: 1 P: 28	R: 0 E: 0 K: 1 S: 10 H: 1 LOB: 2 BB: 0 P: 17	R: 0 E: 0 K: 0 S: 8 H: 0 LOB: 1 BB: 1 P: 17	R: 2 E: 1 K: 1 S: 7 H: 1 LOB: 0 BB: 1 P: 16	R: 0 E: 0 K: 1 S: 7 H: 0 LOB: 0 BB: 0 P: 12	R: 1 E: 0 K: 0 S: 14 H: 1 LOB: 2 BB: 1 P: 26	R: 0 E: 1 K: 1 S: 9 H: 0 LOB: 0 BB: 0 P: 12	1B: 5 2B: 1 3B: 1 HR: 0	SF: 1 SAC: 0 DP: 0 HBP: 1	WP: 1 PB: 0 SB: 1 CS: 1	PA: 40			

AB	33
R	5
H	7
RBI	5
BB	4
SO	11
LOB	15

PITCHER		IP	WLS	BF	H	R	ER	SO	BB	IBB	HBP	BLK	WP	HR	S	P	ERA	WHIP
34 Kyle Davies, R ERA: 7.32	(1, 1)	5.1	L	26	5	4	2	9	3	0	1	0	0	0	60	106	3.38	1.500
61 Everett Teaford, L ERA: 2.25	(6, 1)	0.1		2	1	0	0	0	0	0	0	0	0	0	2	3	0.00	3.000
31 Louis Coleman, R ERA: 2.1	(6, 1)	2.1		8	1	1	1	1	0	1	0	0	1	0	22	41	3.86	0.429
38 Blake Wood, R ERA: 3.72	(9, 1)	1.0		3	0	0	0	1	0	0	0	0	0	0	9	12	0.00	0.000

PITCHER		IP	WLS	BF	H	R	ER	SO	BB	IBB	HBP	BLK	WP	HR	S	P	ERA	WHIP

BOTTOM

Chicago White Sox @ Kansas City Royals

Kauffman Stadium, Kansas City, MO

Mon Jul 18 2011, 7:10 PM - 9:47 PM CDT

Att. 17,190 - Clear - 95 F

livebaseballscorecards.com

Batter	1	2	3	4	5	6	7	8	9	AB	R	H	RBI	BB	SO	LOB
12 Mitch Maier, L (1, 7) OBP: 0.385, SLG: 0.382	C FF 85 C FF 86 F FF 86 X CU 73 0-2 ① F8		C FC 79 F CU 72 X CU 73 0-2 ① P6		F FF 86 F FC 83 B FF 86 X FF 87 1-2 ② F8 2-3		B FF 87 B FF 85 C FF 86 F SI 85 F CH 80 F CU 72 B FC 79 X CH 80 3-2 ③ F7			4	0	0	0	0	0	1
53 Melky Cabrera, S (1, 8) OBP: 0.332, SLG: 0.451	B FF 85 F FF 86 L FF 86 F FF 86 F CU 73 X CH 79 1-2 ② G6-3		B CU 72 F CU 71 B FF 86 F FF 85 F CU 71 C FF 86 2-3 ② K		X FC 80 0-0 16 2B 1B 3-H			C SL 86 C SL 87 B CH 85 S CH 85 1-3 ① K		4	1	1	1	0	2	0
16 Billy Butler, R (1, 10) OBP: 0.380, SLG: 0.414	C SI 86 B FF 87 B FF 86 X CH 81 2-1 2B		B CH 79 X FF 85 1-0 ③ G4-3		X FF 84 0-0 2B 1-H			C FF 96 F FF 96 B FF 97 X SL 88 1-2 ② G4-3		4	0	2	1	0	0	0
21 Jeff Francoeur, R (1, 9) OBP: 0.310, SLG: 0.447	B FF 86 F FF 86 F FC 83 X FF 87 1-2 ③ P4			B CH 78 C FF 84 S CU 72 B FF 86 B CU 71 F CH 81 F CH 79 B CH 77 4-2 3 G4-3 35 G4-3 BB	C CU 72 F FF 87 D CU 72 F FF 82 C FF 87 1-3 ③ K			C SL 87 S SL 88 F FF 97 S FF 96 0-3 ③ K		3	0	0	0	1	2	2
35 Eric Hosmer, L (1, 3) OBP: 0.308, SLG: 0.426		B SI 86 B FC 79 B FC 80 C FF 84 X FF 84 3-1 ① G6-3		B FF 86 C FF 83 X FC 82 1-1 ① G4-3 1-2		S FC 81 S FC 81 C FF 87 0-3 ① K			C FF 96 X FF 96 0-1 ① G6-3	4	0	0	0	0	1	1
3 Brayan Peña, S (1, 2) OBP: 0.317, SLG: 0.385		B SI 85 C SI 83 B FF 86 B FF 86 C FF 86 X FF 86 3-2 ② G6-3		X SI 86 0-0 ② G4-3 2-3		C FF 86 X CH 78 0-1 ② F7			C FF 96 C FF 96 B FF 96 B FF 96 F FF 96 X FF 96 2-2 ② G1-3	4	0	0	0	0	0	1
8 Mike Moustakas, L (1, 5) OBP: 0.271, SLG: 0.262		C FF 87 F SI 87 H FF 84 1-2 2 1B HBP		B FC 83 B FF 83 B FF 88 C FF 87 X FC 82 3-1 ③ G4-3		F FF 86 B CU 71 C FC 81 B CU 72 F CH 77 F CH 78 F CH 78 X FF 87 2-2 ③ F7			B FF 96 C FF 96 F FF 97 B SL 87 S SL 87 2-3 ③ K	3	0	0	0	0	1	1
2 Alcides Escobar, R (1, 6) OBP: 0.297, SLG: 0.340		C FF 86 1 SAFE X FF 86 0-1 1-2 1B			C FC 82 S CU 72 B FF 85 X CH 79 1-2 12 F8 17 SH1-3 53 1B 1B		B FC 82 C FC 83 B FC 82 B FC 84 C FF 86 X FC 83 3-2 ① G4-3			3	1	2	0	0	0	0
17 Chris Getz, L (1, 4) OBP: 0.308, SLG: 0.279		B FF 86 F FF 83 B FF 87 X FF 87 2-1 ③ G3			1 SAFE X FF 87 0-0 ① SH1-3 1-2		C FF 87 X CU 73 0-1 ② G3-1			2	0	0	0	0	0	2
Inning Stats	R: 0 E: 0 K: 0 S: 14 H: 1 LOB: 1 BB: 0 P: 18	R: 0 E: 0 K: 0 S: 11 H: 1 LOB: 2 BB: 0 P: 20	R: 0 E: 0 K: 1 S: 8 H: 0 LOB: 0 BB: 0 P: 11	R: 0 E: 0 K: 0 S: 9 H: 0 LOB: 1 BB: 1 P: 17	R: 2 E: 0 K: 1 S: 13 H: 3 LOB: 1 BB: 0 P: 16	R: 0 E: 0 K: 1 S: 11 H: 0 LOB: 0 BB: 0 P: 13	R: 0 E: 0 K: 0 S: 10 H: 0 LOB: 0 BB: 0 P: 16	R: 0 E: 0 K: 2 S: 10 H: 0 LOB: 0 BB: 0 P: 12	R: 0 E: 0 K: 1 S: 9 H: 0 LOB: 0 BB: 0 P: 13	1B: 3 2B: 2 3B: 0 HR: 0	SF: 0 SAC: 1 DP: 0 HBP: 1			WP: 0 PB: 0 SB: 0 CS: 0	PA: 34		

	AB	31
	R	2
	H	5
	RBI	2
	BB	1
	SO	6
	LOB	8

PITCHER		IP	WLS	BF	H	R	ER	SO	BB	IBB	HBP	BLK	WP	HR	S	P	ERA	WHIP
56 Mark Buehrle, L ERA: 3.38	(1, 1)	7.0	W	28	5	2	2	3	1	0	1	0	0	0	76	111	2.57	0.857
26 Jesse Crain, R ERA: 2.32	(8, 1)	1.0	H	3	0	0	0	2	0	0	0	0	0	0	10	12	0.00	0.000
37 Matt Thornton, L ERA: 3.27	(9, 1)	0.2	H	2	0	0	0	0	0	0	0	0	0	0	6	8	0.00	0.000
46 Sergio Santos, R ERA: 3.19	(9, 1)	0.1		1	0	0	0	1	0	0	0	0	0	0	3	5	0.00	0.000

PITCHER	IP	WLS	BF	H	R	ER	SO	BB	IBB	HBP	BLK	WP	HR	S	P	ERA	WHIP

Chicago White Sox @ Kansas City Royals

Kauffman Stadium, Kansas City, MO

Tue Jul 19 2011, 7:11 PM - 9:38 PM CDT

Att. 20,126 - Clear - 98 F

TOP

livebaseballscorecards.com

Batter	1	2	3	4	5	6	7	8	9	AB	R	H	RBI	BB	SO	LOB
1 Juan Pierre, L (1, 7) OBP: 0.335, SLG: 0.327	C FF 96 F FF 95 H FF 97 1-2 10 BB 20 1B HBP	C FF 94 C CU 77 X FF 95 0-2 ③ G4-3		C CU 76 X FF 94 0-1 ③ L6			B FF 96 X FF 94 1-0 1B			3	1	1	0	0	0	1
10 Alexei Ramirez, R (1, 6) OBP: 0.330, SLG: 0.409	B FF 95 B CH 87 B FF 95 1 SAFE B FF 94 4-0 20 1B 51 1B 1-2 BB		C FF 94 B CU 75 C FF 92 C FF 94 1-3 ① K		X CH 83 0-0 20 G5-4-3 1B		C CU 75 X FF 92 0-1 ③ G1-3			3	1	1	0	1	1	1
14 Paul Konerko, R (1, 3) OBP: 0.390, SLG: 0.549	C FF 94 S FF 95 S CU 77 0-3 ① K		B FF 94 B CH 85 B FF 95 C FF 95 F FF 95 F FF 94 B CU 76 4-2 51 2B BB		C CH 85 X FF 94 0-1 ① F7			B FF 94 S SL 87 B FF 97 F FF 96 F FF 97 F FF 98 X CU 79 2-2 ① G5-3		3	0	0	0	1	1	3
20 Carlos Quentin, R (1, 10) OBP: 0.355, SLG: 0.505	B CU 76 C CU 75 B FF 94 C FF 95 F CU 77 X CU 78 2-2 51 1B 1-3 2-H 1B		C CH 84 B FF 94 B CH 86 F CH 84 F FF 94 F FF 94 F CH 85 S FF 95 2-3 ② K		1 SAFE B CU 74 X CU 75 1-0 ②③ G5-4-3 1-2f			S SL 88 S SL 89 B SL 89 B SL 88 C SL 89 2-3 ② K		4	0	1	1	0	2	2
51 Alex Rios, R (1, 8) OBP: 0.258, SLG: 0.308	X FF 96 0-0 1-2 3-H 1B		B CU 76 F FF 94 X FF 94 1-1 1-3 2B			B CU 75 C CU 75 F CH 83 X FF 95 1-2 ① P3		B FF 94 S SL 87 B FF 96 X FF 94 2-1 ③ F9		4	0	2	1	0	0	0
18 Brent Lillibridge, R (1, 9) OBP: 0.338, SLG: 0.460 23 Mark Teahen, L (9, PH) OBP: 0.297, SLG: 0.330	C FF 94 C CU 77 S CU 79 0-3 ② K		D CU 77 C CU 76 S CU 76 F FF 95 F CU 77 F FF 94 S CU 78 1-3 ③ K			F FF 94 B FF 96 X FF 94 1-1 ② G6-3			B FF 93 B FF 92 C FF 94 C FF 94 X FF 94 2-2 ① G1	3 1	0 0	0 0	0 0	0 0	2 0	4 0
15 Gordon Beckham, R (1, 4) OBP: 0.311, SLG: 0.362	C CU 76 B FF 94 B FF 94 S CU 77 F FF 96 B FF 95 X CU 77 3-2 ③ G5-3			X FF 93 0-0 E6 22 G4-3		F FF 95 B CU 75 X CU 76 1-1 ③ F8			C FF 95 B FF 94 B FF 94 S SL 81 X FF 93 2-2 12 G5-4-3 1B	4	0	1	0	0	0	2
17 Tyler Flowers, R (1, 2) 12 A.J. Pierzynski, L (9, PH) OBP: 0.334, SLG: 0.379		C FF 93 X FF 94 0-1 ① G4-3		X FF 92 0-0 ① L7			C CU 77 S CU 75 C FF 94 0-3 ① K		B FF 92 B FF 93 S FF 92 D CH 88 F CH 86 F FF 93 F FC 89 F FC 91 X FF 92 3-2 ②③ G5-4-3 1-2f	3 1	0 0	0 0	0 0	0 0	1 0	1 1
22 Brent Morel, R (1, 5) OBP: 0.256, SLG: 0.290		B FF 95 C CH 85 X FF 93 1-1 ② L4		1 SAFE C CH 84 B CH 84 1 SAFE X FF 94 1-1 ② G4-3 1-2			X CH 85 0-0 ② P3			3	0	0	0	0	0	1

	AB	R	H	RBI	BB	SO	LOB
	32	2	6	2	2	7	16

Inning Stats	1	2	3	4	5	6	7	8	9
	R: 2 E: 0 K: 2 S: 17 H: 2 LOB: 2 BB: 1 P: 27	R: 0 E: 0 K: 0 S: 7 H: 0 LOB: 0 BB: 0 P: 8	R: 0 E: 0 K: 3 S: 20 H: 1 LOB: 2 BB: 1 P: 29	R: 0 E: 1 K: 0 S: 6 H: 0 LOB: 1 BB: 0 P: 7	R: 0 E: 0 K: 0 S: 4 H: 1 LOB: 0 BB: 0 P: 5	R: 0 E: 0 K: 0 S: 7 H: 0 LOB: 0 BB: 0 P: 10	R: 0 E: 0 K: 1 S: 7 H: 1 LOB: 0 BB: 0 P: 8	R: 0 E: 0 K: 1 S: 10 H: 0 LOB: 0 BB: 0 P: 16	R: 0 E: 0 K: 0 S: 12 H: 1 LOB: 0 BB: 0 P: 19

| | | |

Batter	1	2	3	4	5	6	7	8	9	AB	R	H	RBI	BB	SO	LOB
4 Alex Gordon, L (1, 7) OBP: 0.365, SLG: 0.470	C FF 87 F SL 84 T FF 91 0-2 ① K		S CU 75 F FC 86 X CU 77 0-2 21 CS 53 E 1B		B FF 90 B FF 89 C CH 83 F CU 77 B FC 85 X CU 78 3-2 ③ G3		B SL 83 1 SAFE 1 SAFE 1 SAFE F SI 98 B SI 96 C SL 84 B SI 97 X SI 96 3-2 ①② G4-3 1-2			4	0	1	0	0	1	1
53 Melky Cabrera, S (1, 8) OBP: 0.333, SLG: 0.459	C FF 88 F FF 90 F FF 92 B CU 78 X FC 86 1-2 1B		L FF 89 F FF 88 B FF 91 F CU 77 1 SAFE D CU 77 X FF 90 2-2 FC4 21 FC6-4 1-2			B FF 87 X CH 82 1-0 ① L4	X SI 97 0-0 HR			4	1	2	1	0	0	1
16 Billy Butler, R (1, 10) OBP: 0.379, SLG: 0.412	C FC 85 F FF 91 S SL 82 0-3 ② K		C FC 86 F FF 90 S SL 80 0-3 ① K			B FC 85 B SL 80 B FC 86 F SI 88 F FF 89 F SL 80 F FF 90 X CU 79 3-2 21 2B 15 1B 1B	B CH 90 X SI 98 1-0 ③ G6-3			4	1	1	0	0	2	3
21 Jeff Francoeur, R (1, 9) OBP: 0.309, SLG: 0.448	C SI 91 1 SAFE S FF 90 1 SAFE 1 SAFE S SL 81 0-3 ③ K		C FC 86 1 SAFE F FF 91 F FF 92 1 SAFE P PO 87 X CU 77 1-2 ②③ FC6-4 1-2f 2-3			X SL 80 0-0 15 1B 1-3 2B		B FF 94 F FF 94 C FF 96 B FF 96 F FF 96 B FF 96 F FF 88 T FF 96 3-2 ① K		4	1	1	0	0	2	3
35 Eric Hosmer, L (1, 3) OBP: 0.314, SLG: 0.429		B FF 85 F FC 85 S CU 77 X CU 78 1-2 15 2B 2 G5-3 1B		F FC 85 F FF 90 F FF 92 X CU 78 0-2 ① G4-3		I IN 65 I IN 65 I IN 64 I IN 69 4-0 15 1B 8 FC3-2-5 IBB		B FF 95 B FF 87 F FF 96 X FF 96 2-1 15 S 1B		3	1	2	0	1	0	0
15 Matt Treanor, R (1, 2) OBP: 0.351, SLG: 0.314		X SI 90 0-0 1-3 2B		C FF 88 C FF 91 X SL 81 0-2 ② G6-3		X SI 92 0-0 8 FC3-2-5 1-3 2-H 3-H 1B		C FF 96 F FF 97 B FF 97 C SL 88 1-3 ② K 1-2		4	0	2	2	0	1	1
8 Mike Moustakas, L (1, 5) OBP: 0.262, SLG: 0.252		B CU 78 S CU 77 S CU 79 X CU 78 1-2 ① G1-3		B FC 86 C CU 77 B CH 84 B CU 76 X SL 84 3-1 ③ G4-3		B SI 90 1 SAFE X FC 85 1-0 ② FC3-2-5 1-2 3-H		B FF 96 F CH 88 F CH 88 B SL 87 X FF 97 2-2 ③ G6-3		4	0	0	0	0	0	5
2 Alcides Escobar, R (1, 6) OBP: 0.294, SLG: 0.337		S FF 89 C FF 90 B FF 91 F FF 93 F FF 92 X CU 78 1-2 ② G5-3 3-H			B FF 87 X FF 88 1-0 ① B3	D SL 80 B FC 85 F FF 90 C FF 90 X FF 90 2-2 ③ F7				3	0	0	1	0	0	3
17 Chris Getz, L (1, 4) OBP: 0.308, SLG: 0.280		X FF 91 0-0 ③ F9			C FF 88 F FF 89 B CU 79 F CU 78 F FF 92 C FF 91 1-3 ② K		X SI 96 0-0 4 CS 1B			3	0	1	0	0	1	1
Inning Stats	R: 0 E: 0 K: 3 S: 13 H: 1 LOB: 1 BB: 0 P: 14	R: 1 E: 0 K: 0 S: 13 H: 2 LOB: 1 BB: 0 P: 16	R: 0 E: 1 K: 1 S: 15 H: 1 LOB: 1 BB: 0 P: 17	R: 0 E: 0 K: 0 S: 9 H: 0 LOB: 0 BB: 0 P: 12	R: 0 E: 0 K: 1 S: 9 H: 0 LOB: 0 BB: 0 P: 14	R: 2 E: 0 K: 0 S: 12 H: 3 LOB: 2 BB: 1 P: 23	R: 1 E: 0 K: 0 S: 6 H: 2 LOB: 0 BB: 0 P: 10	R: 0 E: 0 K: 2 S: 13 H: 1 LOB: 1 BB: 0 P: 21		1B: 7 2B: 2 3B: 0 HR: 1	SF: 0 SAC: 0 DP: 0 HBP: 0		WP: 0 PB: 0 SB: 1 CS: 2	PA: 34		

PITCHER		IP	WLS	BF	H	R	ER	SO	BB	IBB	HBP	BLK	WP	HR	S	P	ERA	WHIP
44 Jake Peavy, R ERA: 5.19	(1, 1)	6.0	L	26	7	3	3	5	0	1	0	0	0	0	71	96	4.50	1.167
49 Chris Sale, L ERA: 3.46	(7, 1)	1.0		4	2	1	1	0	0	0	0	0	0	1	6	10	9.00	2.000
40 Brian Bruney, R ERA: 2.3	(8, 1)	1.0		4	1	0	0	2	0	0	0	0	0	0	13	21	0.00	1.000

PITCHER	IP	WLS	BF	H	R	ER	SO	BB	IBB	HBP	BLK	WP	HR	S	P	ERA	WHIP

BOTTOM

Chicago White Sox @ Kansas City Royals

Kauffman Stadium, Kansas City, MO

Tue Jul 19 2011, 7:11 PM - 9:38 PM CDT

Att. 20,126 - Clear - 98 F

livebaseballscorecards.com

AB	33
R	4
H	10
RBI	4
BB	1
SO	7
LOB	18

Batter	1	2	3	4	5	6	7	8	9	10	11	AB	R	H	RBI	BB	SO	LOB
1 Juan Pierre, L (1, 7) OBP: 0.333, SLG: 0.325	B SI 81 X SI 83 1-0 G4-3			B SL 81 C CH 75 X SI 84 1-1 G6-3		X SI 84 0-0 1-2 1B		C SL 83 X SI 86 0-1 L3-6 2-2			B SL 82 B KC 80 C SI 93 L SI 93 X SI 94 2-2 G4-3	5	0	1	0	0	0	2
10 Alexei Ramirez, R (1, 10) OBP: 0.331, SLG: 0.406	S SL 83 L SL 83 B FF 85 H FF 85 2-2 14 CS HBP			B CU 72 B CH 77 C CH 76 F SL 84 F FF 89 B CH 76 B CH 77 4-2 14 G5-4-3 BB		X CH 78 0-0 F8			B FF 93 C FF 92 F FC 87 S FC 92 1-3 K		B SI 94 B SI 94 F SI 93 B FF 94 F SI 93 X SL 85 3-2 L8	3	0	0	0	1	1	2
14 Paul Konerko, R (1, 3) OBP: 0.386, SLG: 0.543	S SL 84 F SL 83 B FF 87 B SL 84 B FF 88 1 SAFE S CH 77 3-3 K 1-2			X CH 78 0-0 G5-4-3 1-2f		B SL 84 C SL 84 X SI 86 1-1 F7			C FF 92 X FF 91 0-1 G3			4	0	0	0	0	1	4
20 Carlos Quentin, R (1, 9) OBP: 0.356, SLG: 0.512		F SL 83 H FF 86 1-1 12 G4-6-3 HBP			B CH 77 X CH 77 1-0 HR		C SL 84 X CH 78 0-1 P4		C FF 93 B FF 94 F FF 93 X FF 94 1-2 F8			3	1	1	1	0	0	0
12 A.J. Pierzynski, L (1, 2) OBP: 0.330, SLG: 0.374		X SL 83 0-0 G4-6-3 1-2f			C CU 72 C SI 84 B EP 68 T FF 87 1-2 K		C CH 79 F SI 85 B SL 82 S SL 83 1-3 K			S SL 82 X SL 84 0-1 G4-3		4	0	0	0	0	2	1
51 Alex Rios, R (1, 8) OBP: 0.258, SLG: 0.307		B FF 86 B CH 78 X CH 78 2-0 F7			C SL 83 B FF 87 F FF 86 X SL 85 1-2 G6-3		B CU 71 X CH 77 1-0 G5-3			C SL 83 X SI 95 0-1 11 S 1B		4	0	1	0	0	0	0
11 Omar Vizquel, S (1, 6) OBP: 0.298, SLG: 0.325			C SL 81 C CU 70 S FF 87 0-3 K		B SI 85 C CU 73 X SL 84 1-1 G6-3			C CU 72 B SI 84 X CH 78 1-1 1 L3-6 15 SH3-4 1B		1 SAFE 1 SAFE B SI 94 S SI 94 X SI 94 1-1 F8 1-2		4	0	1	0	0	1	1
15 Gordon Beckham, R (1, 4) OBP: 0.308, SLG: 0.359			C CU 71 B CH 78 S CH 78 F FF 89 F FF 89 F CU 75 X SL 85 1-2 L4			X CU 71 0-0 F8		X SL 83 0-0 SH3-4 1-2		S SL 85 X SL 83 0-1 G5-3		3	0	0	0	0	0	1
22 Brent Morel, R (1, 5) OBP: 0.261, SLG: 0.291 23 Mark Teahen, L (11, PH) OBP: 0.294, SLG: 0.327 (11, 5)			B CH 78 C SL 84 B SL 84 B FF 87 C CH 77 X SL 84 3-2 G6-3			B SI 85 B CH 78 C SI 86 X CH 78 2-1 1 1B 1B		H SL 83 1-0 HBP			C SL 81 B FF 92 B FF 93 X SI 92 2-1 G4-3	2 1	0 0	1 0	0 0	0 0	0 0	0 0
Inning Stats	R: 0 H: 0 E: 0 LOB: 1 K: 1 BB: 0 S: 6 P: 12	R: 0 H: 0 E: 0 LOB: 0 K: 0 BB: 0 S: 3 P: 6	R: 0 H: 0 E: 0 LOB: 0 K: 1 BB: 0 S: 12 P: 16	R: 0 H: 0 E: 0 LOB: 0 K: 0 BB: 1 S: 6 P: 11	R: 1 H: 1 E: 0 LOB: 0 K: 1 BB: 0 S: 9 P: 13	R: 0 H: 2 E: 0 LOB: 2 K: 0 BB: 0 S: 7 P: 10	R: 0 H: 0 E: 0 LOB: 0 K: 1 BB: 0 S: 6 P: 8	R: 0 H: 1 E: 0 LOB: 1 K: 0 BB: 0 S: 5 P: 7	R: 0 H: 0 E: 0 LOB: 0 K: 1 BB: 0 S: 8 P: 10	R: 0 H: 1 E: 0 LOB: 1 K: 0 BB: 0 S: 8 P: 9	R: 0 H: 0 E: 0 LOB: 0 K: 0 BB: 0 S: 8 P: 15						

PITCHER	IP	WLS	BF	H	R	ER	SO	BB	IBB	HBP	BLK	WP	HR	S	P	ERA	WHIP
52 Bruce Chen, L (1, 1) ERA: 3.3	8.0		28	4	1	1	4	1	0	3	0	0	1	54	83	1.12	0.625
48 Joakim Soria, R (9, 1) ERA: 3.73	1.0		3	0	0	0	1	0	0	0	0	0	0	8	10	0.00	0.000
43 Aaron Crow, R (10, 1) ERA: 1.91	2.0	W	7	1	0	0	0	0	0	0	0	0	0	16	24	0.00	0.500

PITCHER	IP	WLS	BF	H	R	ER	SO	BB	IBB	HBP	BLK	WP	HR	S	P	ERA	WHIP

TOP

Chicago White Sox @ Kansas City Royals

Kauffman Stadium, Kansas City, MO

Wed Jul 20 2011, 7:10 PM - 9:57 PM CDT

Att. 13,831 - Clear - 96 F

livebaseballscorecards.com

AB	33
R	1
H	5
RBI	1
BB	1
SO	5
LOB	11

1B: 4	SF: 0	WP: 0	PA: 38
2B: 2	SAC: 1	PB: 0	
3B: 0	DP: 4	SB: 1	
HR: 1	HBP: 3	CS: 1	

Batter	1	2	3	4	5	6	7	8	9	10	11	AB	R	H	RBI	BB	SO	LOB
4 Alex Gordon, L (1, 7) OBP: 0.367, SLG: 0.469	F FF 91 C FF 92 B FF 93 C FF 94 1-3 ① K		F FC 90 B FC 90 B FC 86 S FC 88 X FC 89 2-2 1-2 1B		B FF 90 C FC 86 C FF 91 1 SAFE F CU 78 B FF 92 1 SAFE B FF 93 F CH 84 3-3 ③ S CH 84 K			B FF 96 B FF 97 B FF 96 C FF 96 F FF 96 F FF 97 X FF 97 3-2 16 1B 21 2B 1B	1 SAFE X FF 98 0-0 ② F9		B SL 81 B SL 81 B SI 96 C SI 95 F SI 95 F SL 83 F SI 96 B SI 95 4-2 12 1B 16 WP BB	5	2	2	0	1	2	2
53 Melky Cabrera, S (1, 8) OBP: 0.331, SLG: 0.456 12 Mitch Maier, L (8, 8) OBP: 0.382, SLG: 0.379	B FF 93 B FF 93 B FF 94 C FF 93 F FF 93 S FC 91 3-3 ② K		B CH 84 F FF 90 S FC 90 X FC 89 1-2 ③ G5-3			B CH 83 B CH 82 F FC 88 B CH 83 X FC 89 3-1 ① G5-3		M FF 94 1 SAFE X FF 95 0-1 ① B1	T SI 97 T SI 98 1 SAFE X SL 85 0-2 ③ P4		C SI 95 X SI 96 0-1 1-3 1B	3 3	0 0	0 1	0 0	0 0	1 0	2 2
16 Billy Butler, R (1, 10) OBP: 0.377, SLG: 0.409	C FF 93 B FF 94 F FF 94 F FC 91 B FF 93 S FC 91 2-3 ③ K			C CU 78 B FF 92 S FF 92 F FF 93 X FC 89 1-2 ① G4-3		B CU 78 F FC 90 X FC 89 1-1 ② G5-3		1 SAFE X FF 94 0-0 21 2B 1-3 1B		S SI 96 C CH 87 S SL 85 0-3 K 35 FC1-6 21 HBP	B SL 86 S SL 85 S CH 88 S SL 84 2-2 WP 3-H	6	0	1	0	0	2	1
21 Jeff Francoeur, R (1, 9) OBP: 0.310, SLG: 0.448		X FF 91 0-0 ① F8		B FF 92 B FF 92 X FC 89 2-0 ② F8		C FF 91 B CH 83 B F CH 84 X CH 83 2-2 E4 35 S		X SL 86 0-0 1-3 3-H 2B		F CH 88 F SI 97 H SL 84 1-2 35 FC1-6 1-2 HBP		4	0	1	1	0	0	0
35 Eric Hosmer, L (1, 3) OBP: 0.323, SLG: 0.432		C FF 92 S FF 93 X FF 93 0-2 3 G6-4-3 1B		C FF 92 F FC 88 B FC 88 B FC 90 X FC 90 2-2 3 FC4-6 1B		1 SAFE B FF 92 B FC 90 B FC 88 C FF 92 F FF 92 F CH 85 F CH 84 B FF 92 4-2 1-2 BB		I IN 62 I IN 64 I I IN 67 4-0 IBB		X SL 82 0-0 ① FC1-6 3 G1-3 1-2f 2-3		3	0	2	0	2	0	2
3 Brayan Peña, S (1, 2) OBP: 0.308, SLG: 0.373	B FF 92 F FF 92 C FC 91 B FF 94 X CH 84 2-2 ② ③ G6-4-3 1-2f			1 SAFE B CH 81 X CH 84 1-0 ③ FC4-6 1-2f		F FC 89 X CH 84 0-1 ③ G5-3		C SL 86 F SL 87 B CH 84 S CH 85 1-3 ② K		B CH 87 S CH 88 C SI 97 B CH 87 F SI 97 X CH 88 2-2 ② G1-3 1-2		5	0	0	0	0	1	9
8 Mike Moustakas, L (1, 5) OBP: 0.252, SLG: 0.241			C FF 91 X FC 88 0-1 ① P6		S FC 87 C CU 76 B FF 93 X FC 87 1-2 ① G4-3		F FF 91 X FF 92 0-1 ① G6-3	B SL 82 F SI 97 X SI 97 1-1 ③ G3-1		C SI 98 B SI 98 S SI 98 F SI 98 X SL 85 1-2 ③ P4		5	0	0	0	0	0	5
2 Alcides Escobar, R (1, 6) OBP: 0.290, SLG: 0.332			T FF 92 S CU 78 B CU 78 B FC 90 F FC 89 F FC 89 S FF 93 2-3 ② K		C CH 84 L FC 90 F FC 88 S CH 83 0-3 ② K		F FF 92 B FC 90 X FC 89 1-1 ② G4-3		X SI 96 0-0 ① G5-3		C SL 81 B CH 88 B CH 87 F SI 96 C FF 96 2-3 ① K	5	0	0	0	0	3	0
17 Chris Getz, L (1, 4) OBP: 0.312, SLG: 0.285			C FF 92 B FF 92 X FF 92 1-1 4 1B 1B		C SI 91 S CU 79 F FC 89 X CH 82 0-2 1B		X FF 92 0-0 ③ G1-3		C SI 98 B SI 98 B SL 83 X FF 99 2-1 1B		C SL 82 C SL 81 F SL 82 X SL 83 0-2 ② G3-1	5	0	3	0	0	0	0
Inning Stats	R: 0 E: 0 K: 3 S: 10 H: 0 LOB: 0 BB: 0 P: 16	R: 0 E: 0 K: 0 S: 7 H: 1 LOB: 0 BB: 0 P: 9	R: 0 E: 0 K: 1 S: 15 H: 2 LOB: 2 BB: 0 P: 21	R: 0 E: 0 K: 0 S: 9 H: 1 LOB: 1 BB: 0 P: 15	R: 0 E: 0 K: 2 S: 16 H: 1 LOB: 1 BB: 0 P: 20	R: 0 E: 1 K: 0 S: 13 H: 0 LOB: 2 BB: 1 P: 23	R: 0 E: 0 K: 0 S: 5 H: 0 LOB: 0 BB: 0 P: 6	R: 1 E: 0 K: 1 S: 13 H: 3 LOB: 3 BB: 1 P: 22	R: 0 E: 0 K: 0 S: 7 H: 1 LOB: 1 BB: 0 P: 9	R: 0 E: 0 K: 1 S: 14 H: 0 LOB: 2 BB: 0 P: 18	R: 1 E: 0 K: 1 S: 15 H: 1 LOB: 1 BB: 1 P: 23	1B: 9 2B: 1 3B: 0 HR: 0	SF: 0 SAC: 0 DP: 1 HBP: 1	WP: 2 PB: 0 SB: 1 CS: 0	PA: 48			

PITCHER		IP	WLS	BF	H	R	ER	SO	BB	IBB	HBP	BLK	WP	HR	S	P	ERA	WHIP
50 John Danks, L ERA: 3.92	(1, 1)	7.0		27	5	0	0	6	1	0	0	0	0	0	75	110	0.00	0.857
37 Matt Thornton, L ERA: 3.51	(8, 1)	0.1	H	2	1	1	1	0	0	0	0	0	0	0	6	9	27.00	3.000
26 Jesse Crain, R ERA: 2.3	(8, 1)	0.1	B	4	2	0	0	1	0	1	0	0	0	0	5	10	0.00	6.000
49 Chris Sale, L ERA: 3.43	(8, 1)	3.0	L	14	2	1	1	2	1	0	1	0	1	0	36	49	3.00	1.000
46 Sergio Santos, R ERA: 3.19	(11, 1)	0.0		1	0	0	0	0	0	0	0	0	1	0	2	4	∞	∞

PITCHER	IP	WLS	BF	H	R	ER	SO	BB	IBB	HBP	BLK	WP	HR	S	P	ERA	WHIP

BOTTOM

Chicago White Sox @ Kansas City Royals

Kauffman Stadium, Kansas City, MO

Wed Jul 20 2011, 7:10 PM - 9:57 PM CDT

Att. 13,831 - Clear - 96 F

livebaseballscorecards.com

AB	44
R	2
H	10
RBI	1
BB	3
SO	9
LOB	23

Tampa Bay Rays @ Kansas City Royals

Kauffman Stadium, Kansas City, MO

Fri Jul 22 2011, 7:11 PM - 10:23 PM CDT

Att. 27,824 - Clear - 98 F

livebaseballscorecards.com

Batter	1	2	3	4	5	6	7	8	9	AB	R	H	RBI	BB	SO	LOB
22 Johnny Damon, L (1, 10) (8, 7) OBP: 0.326, SLG: 0.421	B SI 93 S FC 90 F FF 94 X KC 80 1-2 18 2B 2B		B KC 79 F CH 83 B FC 89 X FF 94 2-1 ① L9		B KC 76 X CH 82 1-0 ③ F9		C FF 93 B CU 77 S CH 83 B FF 94 B CH 83 X FF 92 3-2 18 FC1-4 1B		C SI 91 X SL 84 0-1 18 FC3-6 1B	5	1	3	0	0	0	1
18 Ben Zobrist, S (1, 4) OBP: 0.358, SLG: 0.466	X FF 94 0-0 3 WP 2 F9-2 2-H 2B		B FF 92 C CH 83 S FF 94 X FF 93 1-2 ② G4-3			B CH 80 B CH 80 B SI 93 C FF 94 C SI 93 F FC 90 F SI 94 F CH 81 X SI 93 3-2 ① F9	B FF 94 F FF 93 X CH 83 1-1 ① FC1-4 3 BB 1-2f		F SI 90 X SI 89 0-1 ① FC3-6 11 BB 1-2f	5	0	1	1	0	0	2
11 Casey Kotchman, L (1, 3) OBP: 0.395, SLG: 0.458	B KC 78 B SI 94 B SI 94 B SI 94 4-0 3 WP BB		C KC 80 B FF 90 X FF 92 1-1 ③ G3-1			B KC 78 B CH 82 B SI 94 B FF 93 4-0 3 HR BB	F FF 94 C CU 75 B CU 76 1 SAFE B CH 85 T CH 83 2-2 ② K		B SI 91 D SI 90 B SI 90 B SI 90 4-0 1-2 BB	2	1	0	0	3	1	1
3 Evan Longoria, R (1, 5) OBP: 0.334, SLG: 0.462	B FF 93 S FC 89 B FC 89 F FC 90 B SI 93 B SI 93 4-2 1-2 2-3 BB			F FC 88 X FF 90 0-1 ① P6		B FF 90 B FF 89 X FC 89 2-0 1-H HR	C CU 75 B FF 93 B FF 93 D CH 84 C FF 93 B CU 76 4-2 1-2 BB		B SL 85 F SI 93 B SI 93 S SL 83 X SI 93 2-2 ② F8	3	1	1	2	2	0	2
20 Matt Joyce, L (1, 9) OBP: 0.345, SLG: 0.517	C KC 80 B FF 94 F SI 94 B FC 89 S FC 88 2-3 ① K			S SI 94 F CH 82 X FF 91 0-2 ② G4-3		B FF 94 B FC 91 X SI 94 2-0 HR	B FF 93 B FF 94 X FF 94 2-0 ③ P2		B SL 84 C FF 92 F CH 87 B SL 84 X CH 88 2-2 ③ G3	5	1	1	1	0	1	7
2 B.J. Upton, R (1, 8) OBP: 0.312, SLG: 0.400 57 Jake McGee, L (8, 1)	S FC 90 B FF 95 B SI 93 X FC 90 2-1 ②③ F9-2 3-H			S SI 94 C CH 83 X FF 94 0-2 ③ G5-3		X FC 90 0-0 5 S 1B		C FF 96 B SL 90 X SL 89 1-1 ① F8		4 0	0 0	1 0	0 0	0 0	0 0	3 0
5 Sam Fuld, L (1, 7) (8, 8) OBP: 0.303, SLG: 0.372		B SI 92 C SI 92 B FC 90 X FF 94 2-1 ① G6-3			L SI 93 B FF 92 X FF 93 1-1 1 FC4-6 1B	C KC 78 B KC 78 B FF 93 H FF 93 3-1 1-2 HBP		B FF 96 X CH 86 1-0 ② G4-3		3 0	0 0	1 0	0 0	0 0	0 0	0 0
38 Robinson Chirinos, R (1, 2) OBP: 0.313, SLG: 0.286		B FF 94 B FC 90 X SI 94 2-0 ② G1-3			F SI 92 P PO 80 1 SAFE 1 SAFE 1 SAFE S FC 87 F SI 92 1 SAFE F SI 92 2-2 ① F9	2 SAFE F SL 78 X SL 82 0-1 ② F7		B SL 89 X FF 96 1-0 1B		4	0	1	0	0	0	3
1 Sean Rodríguez, R (1, 6) OBP: 0.292, SLG: 0.371		C FF 94 B FF 94 L SI 94 F FF 95 B CH 81 B SI 94 S FC 92 3-3 ③ K			F FF 92 F FF 93 B KC 78 B FF 91 F SI 93 F FF 94 X FC 89 2-2 ② FC4-6 1-2f	C FF 90 S FF 92 B FF 90 S FF 90 1-3 ③ K		F FF 95 S SL 87 B SL 92 B SL 87 D CH 86 S FF 98 3-3 ③ K		4	0	0	0	0	3	4

| | | |

Batter	1	2	3	4	5	6	7	8	9	AB	R	H	RBI	BB	SO	LOB
4 Alex Gordon, L (1, 7) OBP: 0.368, SLG: 0.471	B FF 90 B FF 91 C FF 94 X FF 92 2-1 53 2B 2B	F FF 93 X FF 92 0-1 ②③ G4-6-3 1-2f		C FF 92 X KC 81 0-1 1-3 1B		B KC 79 1 SAFE C FF 88 1 SAFE B KC 81 S KC 80 S KC 81 2-3 ② K 1-2	B FS 82 F FS 82 X FS 85 1-1 ② F8 2-3			5	1	2	0	0	1	4
53 Melky Cabrera, S (1, 8) OBP: 0.334, SLG: 0.460	B FF 93 X KC 79 1-0 35 2B 2-H 2B		B SI 84 X FF 91 1-0 ① F8	X FF 94 0-0 ③ F7		X SI 83 0-0 16 BB 35 1B 2-H 1B	B FS 82 B FS 80 B FS 79 C FS 81 X FS 82 3-1 16 1B 1-3 3-H 1B			5	2	3	3	0	0	2
16 Billy Butler, R (1, 10) OBP: 0.379, SLG: 0.419	B SI 93 F FF 94 B FF 94 C SL 88 B FF 95 S FF 89 3-3 ① K2-3		B KC 78 F FF 92 B FF 93 X FF 94 2-1 HR		X KC 76 0-0 ① G5-3	D KC 80 C FF 88 D KC 81 1 SAFE 1 SAFE 1 SAFE B KC 80 B KC 79 4-1 35 1B 21 1B 1-2 BB	C SI 91 X SL 80 0-1 1-2 3-H 1B			4	2	2	2	1	1	1
35 Eric Hosmer, L (1, 3) OBP: 0.324, SLG: 0.435	B FF 94 C FF 93 B FF 94 C FF 94 F SL 87 X FF 94 2-2 8 1B 2-H 2B		C FF 92 B KC 80 X FF 93 1-1 ② F7		C FF 89 B SI 87 B KC 76 F FF 93 X SL 87 2-2 ② G3	B KC 80 X FF 88 1-0 8 FC5 21 1B 1-2 2-H 1B	B FF 91 F SI 91 F SI 92 S FS 86 1-3 ③ K			5	1	2	2	0	1	2
21 Jeff Francoeur, R (1, 9) OBP: 0.314, SLG: 0.453	F SI 93 S FF 95 F SL 87 D KC 81 S FC 87 1-3 ② K		B SI 91 B SL 84 X FF 93 X SI 93 2-1 1B		B SL 84 B KC 76 X FF 92 2-0 8 E 2B	X SI 89 0-0 8 FC5 1-2 2-H 1B		C FF 96 F FF 98 B CU 82 F FF 97 X SL 85 1-2 ① P6		5	1	3	1	0	1	1
8 Mike Moustakas, L (1, 5) OBP: 0.250, SLG: 0.240	B KC 78 F FF 94 B FF 95 X FF 93 2-1 2-H 1B		B FF 92 X FF 94 1-0 ③ P2		X FF 92 0-0 E9 2-H	B SL 80 X CH 83 1-0 ③ FC5 1-2 2-3f		C FF 96 F FF 98 B FF 98 X FF 97 1-2 ② G6-3		5	0	1	1	0	0	3
15 Matt Treanor, R (1, 2) OBP: 0.357, SLG: 0.314	F FF 92 F SI 91 S FF 94 0-3 ③ K			B KC 76 X FF 89 1-0 4 1B 1B	B FF 93 X SI 92 1-0 ③ P2		B SI 91 F FF 91 B SL 82 B FF 92 B SI 93 4-1 4 F8 17 BB 53 1B BB	B FF 96 B FF 95 F FF 95 F FF 96 B FF 98 F FF 97 F FF 97 F FF 97 F FF 96 4-2 B FF 98 BB		3	1	1	0	2	1	2
17 Chris Getz, L (1, 4) OBP: 0.314, SLG: 0.285		B CH 87 C FF 89 B FC 90 F FF 91 B FF 93 F FF 94 X FF 93 3-2 ① F7		C SI 89 1 SAFE 1 SAFE B FF 91 B KC 79 X FF 92 2-1 ① F9		C FF 91 B FF 91 X FF 93 1-1 4 S 53 1B 1B	B SI 89 C FF 89 B FF 90 B FF 89 B SI 89 4-1 53 1B 16 1B 1-2 BB	C FF 95 X FF 97 0-1 ③ G5-3		4	2	1	0	1	0	2
2 Alcides Escobar, R (1, 6) OBP: 0.292, SLG: 0.333 13 Mike Aviles, R (6, 6) OBP: 0.254, SLG: 0.386		C KC 77 L SI 93 B FF 94 X SL 88 1-2 4 G4-6-3 1B		B FF 88 S FF 91 F SI 92 F SL 86 X SL 85 1-2 ② L6		F SL 87 1 SAFE 1 SAFE B SL 85 B SI 92 1 SAFE X SL 88 2-1 ① F9	C SL 80 S SL 80 X SL 81 0-2 ① F2			2 2	0 0	1 0	0 0	0 0	0 0	1 3
Inning Stats	R: 3 E: 0 K: 3 S: 19 H: 4 LOB: 1 BB: 0 P: 30	R: 0 E: 0 K: 0 S: 9 H: 1 LOB: 0 BB: 0 P: 13	R: 1 E: 0 K: 0 S: 8 H: 2 LOB: 1 BB: 0 P: 15	R: 0 E: 0 K: 0 S: 10 H: 2 LOB: 2 BB: 0 P: 14	R: 1 E: 1 K: 0 S: 7 H: 1 LOB: 1 BB: 0 P: 12	R: 3 E: 0 K: 1 S: 12 H: 4 LOB: 2 BB: 1 P: 23	R: 2 E: 0 K: 1 S: 14 H: 2 LOB: 2 BB: 2 P: 27	R: 0 E: 0 K: 0 S: 15 H: 0 LOB: 1 BB: 1 P: 21		1B: 11 2B: 4 3B: 0 HR: 1 SF: 0 SAC: 0 DP: 1 HBP: 0						

PITCHER		IP	WLS	BF	H	R	ER	SO	BB	IBB	HBP	BLK	WP	HR	S	P	ERA	WHIP
40 Wade Davis, R ERA: 4.46	(1, 1)	5.1	L	27	11	6	5	3	0	0	0	0	0	1	57	91	8.44	2.062
39 J.P. Howell, L ERA: 8.27	(6, 1)	0.2		6	3	2	2	1	1	0	0	0	0	0	8	16	27.00	6.000
47 Brandon Gomes, R ERA: 3.24	(7, 1)	1.0		7	2	2	2	1	2	0	0	0	0	0	14	27	18.00	4.000
57 Jake McGee, L ERA: 3.6	(8, 1)	1.0		4	0	0	0	0	1	0	0	0	0	0	15	21	0.00	1.000

PITCHER	IP	WLS	BF	H	R	ER	SO	BB	IBB	HBP	BLK	WP	HR	S	P	ERA	WHIP

BOTTOM

Tampa Bay Rays @ Kansas City Royals

Kauffman Stadium, Kansas City, MO

Fri Jul 22 2011, 7:11 PM - 10:23 PM CDT

Att. 27,824 - Clear - 98 F

livebaseballscorecards.com

AB	40
R	10
H	16
RBI	9
BB	4
SO	5
LOB	21

Tampa Bay Rays @ Kansas City Royals

Kauffman Stadium, Kansas City, MO

Sat Jul 23 2011, 6:12 PM - 9:37 PM CDT

Att. 27,643 - Clear - 101 F

livebaseballscorecards.com

TOP

Batter	1	2	3	4	5	6	7	8	9	10	AB	R	H	RBI	BB	SO	LOB
8 Desmond Jennings, R (1, 7) OBP: 0.800, SLG: 1.667	C FF 94 F CH 74 B FF 86 B CU 68 X CH 76 2-2 18 1B 3B	B SI 84 C SI 85 X SI 84 1-1 3-H 2B		B SI 85 B SI 85 B SI 86 I IN 62 4-0 22 S IBB		B SL 86 B SL 86 B FF 95 B FF 94 4-0 22 2B BB			B SI 94 C SI 94 C SI 95 B SL 84 B SI 94 C SI 95 3-3 ①		3	2	2	1	2	1	0
22 Johnny Damon, L (1, 10) OBP: 0.324, SLG: 0.421	F SI 85 C CU 67 S CU 67 0-3 ① K	B SI 84 S CH 77 S SI 86 S CU 69 1-3 ② K		S CH 77 1 SAFE S CH 76 X SI 86 0-2 ③ G6-3 1-2		1 SAFE 1 SAFE P PO 88 B FF 94 C FF 94 X FF 95 2-1 1-H 2B			B SL 84 X SI 95 1-0 ② G4-3		5	0	1	1	0	2	4
18 Ben Zobrist, S (1, 9) OBP: 0.359, SLG: 0.468 (10, 4)	B SI 85 B CH 75 C SI 85 X CH 74 2-1 1 BB 3 1B 3-H 1B	C SI 85 F SI 84 S SI 84 0-3 ③ K			B CH 74 F CH 74 X SI 80 1-1 3 2B 2B	B SL 88 C SL 88 S CU 76 B FF 96 C CU 78 2-3 ③ K			C SL 84 B KC 77 B SL 83 B SI 95 X SI 95 3-1 ③ G5-3		5	1	2	1	0	2	2
3 Evan Longoria, R (1, 5) OBP: 0.339, SLG: 0.467	C SI 85 B SI 84 B SI 85 F SI 85 1 SAFE X CH 76 2-2 1 BB 1-2 1B		C CU 66 C SI 82 B SI 82 B SI 82 B SI 86 X SI 83 3-2 ① F9		X SI 84 0-0 2-H 2B		C SL 88 C SL 87 B CU 81 B FF 96 B SL 87 S FF 95 3-3 ① K			C SL 83 C SL 83 B FF 95 B FF 95 B SL 84 B SL 85 4-2 20 1B 2 BB 11 FC1-2 BB	4	0	2	1	1	1	0
2 B.J. Upton, R (1, 8) OBP: 0.310, SLG: 0.395	C SI 83 C SI 85 B SI 86 B SI 86 X SI 85 2-2 ② F9		B CU 68 S CH 75 C SI 86 B SI 85 C SI 86 2-3 ② K		F CU 68 C SI 84 B FF 83 B SI 83 B SI 85 C SI 84 3-3 ① K		S SL 89 X CU 78 0-1 ② F8			L FF 92 1 SAFE S SL 84 B SL 85 B FF 94 F SI 94 B SL 84 1 SAFE B FF 94 4-2 11 FC1-2 20 1B 1-2 BB	4	0	0	0	1	2	3
1 Sean Rodríguez, R (1, 4) OBP: 0.291, SLG: 0.366 20 Matt Joyce, L (10, PH) OBP: 0.347, SLG: 0.519 (10, 9)	B CU 69 B SI 85 C CH 76 B SI 82 B SI 85 4-1 11 FC4-6 1-2 2-3 BB		B CH 77 X SI 84 1-0 ③ F9		C FF 83 B CH 75 X SI 83 1-1 ② L9		B FF 96 X FF 94 1-0 ③ G5-3			B FF 92 C FF 92 B CH 88 B FF 92 X FF 93 3-1 11 FC1-2 1-2 2-3 1B	3 1	0 0	0 1	0 0	1 0	0 0	1 0
11 Casey Kotchman, L (1, 3) OBP: 0.392, SLG: 0.454	C SI 86 S CU 68 D CU 69 X CU 68 1-2 ③ FC4-6 1-2f			C CH 76 B SI 83 B CU 69 F CH 77 F SI 87 F CU 68 B CH 76 X CH 77 3-2 9 G1-4-3 10 1B 1B	B CU 67 D CH 76 F CH 78 C SI 86 S SI 87 2-3 ③ K			C FF 94 S SL 90 X SL 87 0-2 ① G4-3		F FF 91 B FF 91 X FF 92 1-1 ① FC1-2 1-2 2-3 3-Hf	5	0	1	0	0	1	7
10 Kelly Shoppach, R (1, 2) OBP: 0.280, SLG: 0.300 5 Sam Fuld, L (10, PH) OBP: 0.302, SLG: 0.370 38 Robinson Chirinos, R (10, 2) OBP: 0.313, SLG: 0.286		C CU 66 B CU 65 B SI 82 F CH 75 X SI 86 2-2 ① F8		S SI 85 B SI 84 X CH 76 1-1 9 G1-4-3 1-2 1B		C FF 93 S SL 87 S SL 86 0-3 ① K		C SL 88 S SL 89 S SL 90 0-3 ② K		C FF 93 B FF 94 F FF 93 B FF 94 C FC 89 2-3 ② K	4 1 0	0 0 0	1 0 0	0 0 0	0 0 0	2 1 0	0 3 0
9 Elliot Johnson, S (1, 6) OBP: 0.264, SLG: 0.346		B CH 75 C SI 82 B CU 67 B SI 82 C SI 82 X SI 82 3-2 8 2B 3B		C SI 85 B SI 86 X SI 83 1-1 ① ② G1-4-3 1-2f 2-3		C FF 94 S SL 88 S SL 86 0-3 ② K		B SL 85 C FF 94 F SL 89 B FS 86 S CU 78 2-3 ③ K		C FF 92 F FC 92 C FF 94 0-3 ③ K	5	1	1	0	0	3	5

Inning Stats												
	R: 1 E: 0 K: 1 S: 18	H: 3 LOB: 3 BB: 1 P: 31	R: 1 E: 0 K: 2 S: 14	H: 2 LOB: 1 BB: 0 P: 21	R: 0 E: 0 K: 1 S: 7	H: 0 LOB: 0 BB: 0 P: 13	R: 0 E: 0 K: 0 S: 12	H: 2 LOB: 2 BB: 1 P: 21	R: 1 E: 0 K: 2 S: 11	H: 2 LOB: 1 BB: 0 P: 18	R: 1 E: 0 K: 3 S: 12	H: 1 LOB: 1 BB: 1 P: 19
	R: 0 E: 0 K: 1 S: 6	H: 0 LOB: 0 BB: 0 P: 10	R: 0 E: 0 K: 2 S: 9	H: 0 LOB: 0 BB: 0 P: 11	R: 0 E: 0 K: 1 S: 6	H: 0 LOB: 0 BB: 0 P: 13	R: 0 E: 0 K: 2 S: 15	H: 1 LOB: 3 BB: 2 P: 29	1B: 5 2B: 4 3B: 2 HR: 0	SF: 0 SAC: 0 DP: 1 HBP: 0	WP: 0 PB: 0 SB: 1 CS: 0	PA: 45

PITCHER	IP	WLS	BF	H	R	ER	SO	BB	IBB	HBP	BLK	WP	HR	S	P	ERA	WHIP
26 Jeff Francis, L (1, 1) ERA: 4.65	5.0		25	9	3	3	6	1	1	0	0	0	0	62	104	5.40	2.000
56 Greg Holland, R (6, 1) ERA: 1.2	3.0		11	1	1	1	6	1	0	0	0	0	0	27	40	3.00	0.667
43 Aaron Crow, R (9, 1) ERA: 1.88	1.0		5	0	0	0	1	2	0	0	0	0	0	11	26	0.00	2.000
48 Joakim Soria, R (10, 1) ERA: 3.64	1.0	W	4	1	0	0	2	0	0	0	0	0	0	10	16	0.00	1.000

PITCHER	IP	WLS	BF	H	R	ER	SO	BB	IBB	HBP	BLK	WP	HR	S	P	ERA	WHIP

AB	40
R	4
H	11
RBI	4
BB	5
SO	15
LOB	25

Tampa Bay Rays @ Kansas City Royals

Kauffman Stadium, Kansas City, MO

Sat Jul 23 2011, 6:12 PM - 9:37 PM CDT

Att. 27,643 - Clear - 101 F

livebaseballscorecards.com

Batter	1	2	3	4	5	6	7	8	9	10	AB	R	H	RBI	BB	SO	LOB
4 Alex Gordon, L (1, 7) OBP: 0.370, SLG: 0.475	C SI 90 S SI 91 C CU 82 0-3 ① K		B CH 86 S CH 85 X SI 92 1-1 E7 1B		B SI 90 B CH 85 F SI 91 X CU 77 2-1 53 S 1B		C FF 93 S FS 82 F FS 85 B FF 92 F FS 82 F FS 82 S FF 93 1-3 ② K		1 SAFE C SI 95 X FC 89 0-1 1-H 2B		5	0	3	1	0	2	0
53 Melky Cabrera, S (1, 8) OBP: 0.330, SLG: 0.455	B SI 95 F SI 93 X SL 81 1-1 ② G3		D CH 85 B FF 93 X SI 93 2-0 ③ G4-3		B SL 76 1 SAFE B SI 92 X CH 84 2-0 ② P3 1-2		C CU 80 X FF 92 0-1 ③ F7		C FF 98 S FC 90 X SL 89 0-2 ③ G4-3		5	0	0	0	0	0	3
16 Billy Butler, R (1, 10) OBP: 0.377, SLG: 0.416 13 Mike Aviles, R (10, PR) OBP: 0.254, SLG: 0.386	C FF 92 B SI 93 B CU 82 C SI 93 S FF 94 2-3 ③ K			C CU 77 B SI 92 X CH 85 1-1 E5 35 1B 35 WP 8 2B	C CU 78 B CU 78 C SI 91 X CU 78 1-2 ③ G5-3			C FF 92 C CU 80 B FS 85 F FS 83 S FF 93 1-3 ① K		X SI 91 0-0 35 2B 1B	5 0	1 1	1 0	0 0	0 0	2 0	1 0
35 Eric Hosmer, L (1, 3) OBP: 0.329, SLG: 0.442		C FF 91 S FF 92 S CU 81 0-3 ① K2-3		S CH 83 S CU 78 B CU 77 B CH 82 F CU 80 F FF 92 X SI 93 2-2 8 2B 1-3 1B		F SI 90 F CU 78 X SL 80 0-2 21 2B 8 SF8 1B		B KC 78 B FF 88 C FF 87 B KC 79 C SI 87 C KC 81 3-3 ② K		X SI 88 0-0 1-H 2B	5	2	3	1	0	2	0
21 Jeff Francoeur, R (1, 9) OBP: 0.316, SLG: 0.455		B FF 92 F SI 91 X SI 92 1-1 ② F8		C CU 79 B SI 92 1 SAFE X CH 83 1-1 ① P3		X SI 91 0-0 8 SF8 1-3 2B		B SI 88 C CH 82 F KC 80 H SI 88 2-2 8 BLK HBP			3	0	1	0	0	0	2
8 Mike Moustakas, L (1, 5) OBP: 0.257, SLG: 0.258	C SI 92 B CH 85 S CH 85 B SI 92 F SI 92 B SI 94 X FF 93 3-2 3 FC4-6 1B			C SI 90 1 SAFE F SI 91 X SI 92 0-2 1-H 3-H 2B		D CU 79 F SI 91 F SI 93 D SL 87 X CH 86 2-2 ① SF8 2-3 3-H		C KC 80 X KC 80 0-1 ③ G4-3 1-2			3	0	2	3	0	0	1
3 Brayan Peña, S (1, 2) OBP: 0.302, SLG: 0.365 12 Mitch Maier, L (9, PH) OBP: 0.377, SLG: 0.373 15 Matt Treanor, R (10, 2) OBP: 0.357, SLG: 0.314		B FF 91 C SI 92 B CU 78 1 SAFE B FF 91 X SI 90 3-1 ③ FC4-6 1-2f		X CH 84 0-0 ② F7		C CU 78 B SI 92 S SI 92 B SI 92 X CU 80 2-2 ② F9			C SL 88 B SL 87 F SI 91 S SL 89 1-3 ① K		3 1 0	0 0 0	0 0 0	0 0 0	0 1 0	0 0 0	3 0 0
17 Chris Getz, L (1, 4) OBP: 0.313, SLG: 0.282			C FF 91 X CU 78 0-1 ① G3	X FF 90 0-0 ③ G1-3		B FF 93 B CU 79 B FF 91 C SI 92 C SI 92 F SI 92 S SI 93 3-3 ③ K			B FF 96 B FF 96 B FF 96 C FF 95 B SI 92 4-1 2 FC6-4 BB		3	0	0	0	1	1	2
2 Alcides Escobar, R (1, 6) OBP: 0.288, SLG: 0.330			B SI 93 C SI 92 B SI 90 X SI 90 2-1 ② G6-3		X SI 91 0-0 ① B5-3		C FF 92 C FF 93 S FS 84 0-3 ① K		1 SAFE C SL 88 1 SAFE B FC 00 1 SAFE 1 SAFE F FF 93 1 SAFE X SL 89 1-2 ② FC6-4 4 2B 1-2f		4	1	0	0	0	1	1
Inning Stats	R: 0 H: 0 E: 0 LOB: 0 K: 2 BB: 0 S: 8 P: 11	R: 0 H: 1 E: 0 LOB: 1 K: 1 BB: 0 S: 11 P: 18	R: 0 H: 1 E: 1 LOB: 1 K: 0 BB: 0 S: 7 P: 12	R: 2 H: 2 E: 1 LOB: 1 K: 0 BB: 0 S: 14 P: 18	R: 0 H: 1 E: 0 LOB: 1 K: 0 BB: 0 S: 7 P: 12	R: 1 H: 2 E: 0 LOB: 0 K: 1 BB: 0 S: 14 P: 21	R: 0 H: 0 E: 0 LOB: 0 K: 2 BB: 0 S: 11 P: 12	R: 0 H: 0 E: 0 LOB: 1 K: 2 BB: 0 S: 11 P: 17	R: 1 H: 1 E: 0 LOB: 1 K: 1 BB: 1 S: 12 P: 18	R: 1 H: 2 E: 0 LOB: 2 K: 0 BB: 0 S: 2 P: 2	1B: 6 2B: 4 3B: 0 HR: 0	SF: 1 SAC: 0 DP: 0 HBP: 1					

PITCHER		IP	WLS	BF	H	R	ER	SO	BB	IBB	HBP	BLK	WP	HR	S	P	ERA	WHIP
34 Jeff Niemann, R ERA: 3.86	(1, 1)	6.0		26	7	3	2	4	0	0	0	0	1	0	61	92	3.00	1.167
62 Joel Peralta, R ERA: 3.8	(7, 1)	1.1	H	4	0	0	0	3	0	0	0	0	0	0	15	17	0.00	0.000
39 J.P. Howell, L ERA: 7.94	(8, 1)	0.2	H	3	0	0	0	1	0	0	1	1	0	0	7	12	0.00	0.000
43 Kyle Farnsworth, R ERA: 1.99	(9, 1)	1.0	B	5	1	1	1	1	1	0	0	0	0	0	12	18	9.00	2.000
47 Brandon Gomes, R ERA: 3.78	(10, 1)	0.0	L	2	2	1	1	0	0	0	0	0	0	0	2	2	∞	∞

PITCHER	IP	WLS	BF	H	R	ER	SO	BB	IBB	HBP	BLK	WP	HR	S	P	ERA	WHIP

BOTTOM	
AB	37
R	5
H	10
RBI	5
BB	1
SO	9
LOB	13

WP: 1 PA: 40
PB: 0
SB: 1
CS: 0

TOP

Tampa Bay Rays @ Kansas City Royals

Kauffman Stadium, Kansas City, MO

Sun Jul 24 2011, 1:14 PM - 4:14 PM CDT

Att. 23,735 - Overcast - 86 F

livebaseballscorecards.com

Batter	1	2	3	4	5	6	7	8	9	AB	R	H	RBI	BB	SO	LOB
8 Desmond Jennings, R (1, 8) OBP: 0.800, SLG: 1.333	C FF 95 F FF 95 X SI 95 0-2 18 1B 18 S 1B	P PO 91 C SL 88 D CH 89 S SL 88 X SL 88 2-2 ③ FC5-4 1-2f		C FF 92 B FF 94 C SI 93 F SL 87 F SL 87 X SL 87 1-2 2B		H FF 94 1-0 18 HBP 22 BB 1-2 2-3 HBP		C CH 83 1 SAFE C CH 81 H CU 76 1-2 18 1B 1-2 HBP		3	0	2	0	0	0	2
22 Johnny Damon, L (1, 10) OBP: 0.325, SLG: 0.417	1 SAFE B SI 94 C FF 94 F FF 96 X SI 96 1-2 ① P5		B FF 92 B SL 85 B SI 92 B FF 91 4-0 18 2B 3 1B BB	C CU 77 B SI 94 S SL 86 F FF 94 F SL 87 X SI 94 1-2 ③ F7		F FF 94 D CH 86 B CH 83 F FF 95 F SL 89 B SL 88 B FF 96 4-2 18 HBP 1-2 2-3 3-H BB		C FF 92 X FF 93 0-1 ② F7		3	1	0	1	2	0	4
18 Ben Zobrist, S (1, 4) OBP: 0.364, SLG: 0.474	B CU 78 1 SAFE B FF 95 B CU 78 C SI 96 F CH 87 X SI 97 3-2 3 S 1-3 1B		C FF 94 D CU 79 S SL 87 X SL 88 1-2 3 1B 20 SF9 1-3 2B		C FF 92 X SL 85 0-1 ① G6-3	H SL 90 1-0 1-2 2-3 3-H HBP		B CU 76 B CH 82 S CH 82 X FF 93 2-1 1-3 2-H 1B		4	1	3	2	0	0	0
3 Evan Longoria, R (1, 5) OBP: 0.337, SLG: 0.462	B SI 95 C SL 88 C SL 89 B FF 98 D SL 89 C SL 89 3-3 ② K 1-2		F FF 96 X FF 96 0-1 20 SF9 2-3 3-H 1B		C SL 84 B SL 86 C SL 87 S FF 96 1-3 ② K	B FF 97 F FF 96 F FF 96 C SL 90 1-3 ③ K		S FF 91 B FF 90 F SL 80 B FF 88 F SL 81 F SL 80 F SL 80 B SL 81 S SL 79 3-3 ③ K		5	0	1	1	0	4	7
20 Matt Joyce, L (1, 9) OBP: 0.342, SLG: 0.512	B CU 79 X FF 96 1-0 ③ P4		X CU 79 0-0 ① SF9 1-2 3-H		X FF 94 0-0 ③ P6		B FF 96 B FF 93 X FF 95 2-0 ① G3		B SL 76 X FF 89 1-0 ① F8	4	0	0	1	0	0	2
11 Casey Kotchman, L (1, 3) OBP: 0.389, SLG: 0.453		S FF 95 B SI 96 X CH 86 1-1 5 FC3-6 2B	F FF 95 S SL 87 S SL 87 0-3 ② K			B FF 91 F FF 92 B SL 84 B SL 86 C SL 86 X SI 93 3-2 ① G3	B FF 96 X FF 95 1-0 ② G6-3		B SL 78 C FF 91 X FF 88 1-1 ② G4-3	5	0	1	0	0	1	1
38 Robinson Chirinos, R (1, 2) OBP: 0.286, SLG: 0.222	B SI 95 B FF 95 S SL 88 B SI 96 D SL 89	4-1 5 FC3-6 BB	B SI 95 F SL 87 C FF 96 F SI 96 B SL 87 S FF 96 2-3 ③ K			C SI 92 X SI 94 0-1 ② G6-3	B SL 88 C FF 96 C SL 89 B FF 97 F FF 96 X SL 89 2-2 ③ F7		F SL 80 F FF 90 S FF 90 0-3 ③ K	4	0	0	0	1	2	1
5 Sam Fuld, L (1, 7) OBP: 0.301, SLG: 0.368	B SI 95 B SI 95 B FF 94 C FF 94 C SI 96 X FF 96 3-2 ① FC3-6 8 FC5-4 1-2f 2-3			L CH 90 X FF 92 0-1 ① F7		B FF 94 X FF 93 1-0 8 HBP 1 S 22 BB 1B		C FF 91 B CU 74 B FF 91 B FF 93 C FF 92 X FF 92 3-2 ① F9		4	1	1	0	0	0	2
1 Sean Rodríguez, R (1, 6) OBP: 0.295, SLG: 0.363	S SL 88 D FF 96 1 SAFE L SL 86 S FF 98 1-3 ② K			B SI 93 C SL 84 S SL 86 C SI 95 1-3 ② K		B SL 86 S SL 86 B SI 94 D SL 88 H FF 94 4-1 22 BB 8 HBP 18 HBP 1-2 HBP		B CU 74 B FF 92 F FF 92 B CH 82 B FF 93 4-1 18 WP 8 S 18 1B BB		2	2	0	0	1	2	2
Inning Stats	R: 0 E: 0 K: 1 S: 13 H: 2 LOB: 2 BB: 0 P: 21	R: 0 E: 0 K: 1 S: 13 H: 1 LOB: 2 BB: 1 P: 23	R: 2 E: 0 K: 2 S: 13 H: 2 LOB: 1 BB: 1 P: 20	R: 0 E: 0 K: 1 S: 15 H: 1 LOB: 1 BB: 0 P: 18	R: 0 E: 0 K: 1 S: 6 H: 0 LOB: 0 BB: 0 P: 7	R: 2 E: 0 K: 1 S: 13 H: 1 LOB: 3 BB: 1 P: 28	R: 0 E: 0 K: 0 S: 6 H: 0 LOB: 0 BB: 0 P: 11	R: 1 E: 0 K: 1 S: 16 H: 1 LOB: 2 BB: 1 P: 29	R: 0 E: 0 K: 1 S: 6 H: 0 LOB: 0 BB: 0 P: 8	1B: 5 2B: 3 3B: 0 HR: 0 SF: 1 SAC: 0 DP: 0 HBP: 4						

	AB	34
	R	5
	H	8
	RBI	5
	BB	4
	SO	9
	LOB	21

WP: 1 PA: 43
PB: 0
SB: 4
CS: 0

PITCHER		IP	WLS	BF	H	R	ER	SO	BB	IBB	HBP	BLK	WP	HR	S	P	ERA	WHIP
59 Felipe Paulino, R ERA: 4.54	(1, 1)	5.2	L	28	7	4	4	6	2	0	2	0	0	0	67	105	6.35	1.588
38 Blake Wood, R ERA: 3.51	(6, 1)	1.1		6	0	0	0	1	1	0	1	0	0	0	12	23	0.00	0.750
55 Tim Collins, L ERA: 3.64	(8, 1)	0.2		5	1	1	1	0	1	0	1	0	1	0	10	20	13.50	3.000
31 Louis Coleman, R ERA: 1.98	(8, 1)	1.1		4	0	0	0	2	0	0	0	0	0	0	12	17	0.00	0.000

PITCHER	IP	WLS	BF	H	R	ER	SO	BB	IBB	HBP	BLK	WP	HR	S	P	ERA	WHIP

Batter	1	2	3	4	5	6	7	8	9	AB	R	H	RBI	BB	SO	LOB
4 Alex Gordon, L (1, 7) OBP: 0.367, SLG: 0.471	F FF 91 B FF 92 S CH 85 F CH 86 B SI 92 C CH 85 2-3 K		B SI 91 1 SAFE C FF 91 1 SAFE B CH 84 1 SAFE F SI 92 X FF 93 2-2 G4-3			S CH 85 X KC 78 0-1 F7		B FF 92 C FF 94 C CU 75 F CU 74 F SL 85 B FF 92 X CU 74 2-2 F8		4	0	0	0	0	1	4
53 Melky Cabrera, S (1, 8) OBP: 0.332, SLG: 0.454	B SI 92 C CH 85 B KC 77 X CH 85 2-1 G4-3			C KC 79 X KC 79 0-1 16 G5-4-3 1B		X CH 86 0-0 L7		B CH 86 B FF 93 B FF 93 B FF 90 4-0 1-2 BB		3	0	1	0	1	0	2
16 Billy Butler, R (1, 10) OBP: 0.373, SLG: 0.411	B FF 92 C FF 92 X CH 86 1-1 G6-3			B KC 78 F SI 92 1 SAFE F CH 84 B FF 93 X CH 85 2-2 G5-4-3 1-2f		B KC 80 C SI 93 S CH 87 F FF 91 X CH 87 1-2 G4-3		B CU 78 B CU 77 C FF 91 2 SAFE D FS 83 F FF 92 X FF 91 3-2 L5		4	0	0	0	0	0	5
35 Eric Hosmer, L (1, 3) OBP: 0.328, SLG: 0.439		B KC 76 C CH 90 B CH 84 S CH 85 X FF 93 2-2 G3-1		X KC 77 0-0 G5-3			B SI 92 X SI 91 1-0 13 G6-4-3 12 1B 1B		B FF 95 C FF 95 F FF 96 F FF 97 F CU 80 S CU 80 1-3 K	4	0	1	0	0	1	0
12 Mitch Maier, L (1, 9) OBP: 0.370, SLG: 0.365		C SI 90 C SI 92 B CH 88 X CH 86 1-2 F7			F SI 92 B CH 87 F SI 93 B FF 93 X CH 86 2-2 G3		C KC 76 X CH 86 0-1 13 G6-4-3 1-2 1B		B FF 96 B SL 94 C FF 93 F FF 95 F FF 98 B CU 79 C FF 97 3-3 K	4	0	1	0	0	1	0
13 Mike Aviles, R (1, 6) OBP: 0.254, SLG: 0.389		B KC 76 B SI 92 F FF 92 F CH 84 S FF 93 2-3 K			X SI 92 0-0 F8		C CH 85 F FF 92 B FF 91 F FF 91 X CH 86 1-2 G6-4-3 1-2f 2-3		B FF 96 B FF 96 B FF 96 C FF 95 X FF 96 3-1 8 E 2B	4	0	1	0	0	1	2
8 Mike Moustakas, L (1, 5) OBP: 0.250, SLG: 0.250			C FF 92 B FF 93 X SI 92 1-1 G4-3		C SI 92 C KC 80 X SI 93 0-2 P6		B KC 77 C KC 78 F CH 85 F KC 77 X CH 82 1-2 G4-3		C FF 95 X FF 96 0-1 E5 15 DI 2-3	4	0	0	0	0	0	2
15 Matt Treanor, R (1, 2) OBP: 0.355, SLG: 0.313			C FF 92 C KC 81 B FF 92 B CH 88 X CH 86 2-2 F7			C FF 90 X SI 92 0-1 17 1B 1B		B FF 92 C FF 92 B FF 92 F FF 93 F CU 74 S SL 83 2-3 K	C FF 95 S SL 81 D CU 80 X CU 78 1-2 G5-3 1-2	4	0	1	0	0	1	2
17 Chris Getz, L (1, 4) OBP: 0.319, SLG: 0.287			B FF 91 X SI 91 1-0 1B			C FF 91 X CH 85 0-1 1-2 1B		B FF 92 B FF 93 B SI 92 B FF 92 4-0 53 BB BB		2	0	2	0	1	0	0
Inning Stats	R: 0 E: 0 K: 1 S: 8 H: 0 LOB: 0 BB: 0 P: 13	R: 0 E: 0 K: 1 S: 9 H: 0 LOB: 0 BB: 0 P: 14	R: 0 E: 0 K: 0 S: 9 H: 1 LOB: 1 BB: 0 P: 15	R: 0 E: 0 K: 0 S: 6 H: 1 LOB: 0 BB: 0 P: 8	R: 0 E: 0 K: 0 S: 7 H: 0 LOB: 0 BB: 0 P: 9	R: 0 E: 0 K: 0 S: 11 H: 2 LOB: 2 BB: 0 P: 12	R: 0 E: 0 K: 0 S: 11 H: 2 LOB: 1 BB: 0 P: 14	R: 0 E: 0 K: 1 S: 12 H: 0 LOB: 2 BB: 2 P: 27	R: 0 E: 1 K: 2 S: 16 H: 1 LOB: 2 BB: 0 P: 24	1B: 6 2B: 1 3B: 0 HR: 0 SF: 0 SAC: 0 DP: 2 HBP: 0						WP: 0 PB: 0 SB: 0 CS: 0 PA: 35	

PITCHER		IP	WLS	BF	H	R	ER	SO	BB	IBB	HBP	BLK	WP	HR	S	P	ERA	WHIP
53 Alex Cobb, R ERA: 2.57	(1, 1)	7.0	W	25	6	0	0	2	0	0	0	0	0	0	61	85	0.00	0.857
27 Cesár Ramos, L ERA: 4.06	(8, 1)	0.2		4	0	0	0	1	2	0	0	0	0	0	9	21	0.00	3.000
62 Joel Peralta, R ERA: 3.77	(8, 1)	0.1		1	0	0	0	0	0	0	0	0	0	0	3	6	0.00	0.000
57 Jake McGee, L ERA: 3.27	(9, 1)	1.0		5	1	0	0	2	0	0	0	0	0	0	16	24	0.00	1.000

PITCHER	IP	WLS	BF	H	R	ER	SO	BB	IBB	HBP	BLK	WP	HR	S	P	ERA	WHIP

BOTTOM

Tampa Bay Rays @ Kansas City Royals

Kauffman Stadium, Kansas City, MO

Sun Jul 24 2011, 1:14 PM - 4:14 PM CDT

Att. 23,735 - Overcast - 86 F

livebaseballscorecards.com

AB	33
R	0
H	7
RBI	0
BB	2
SO	5
LOB	17

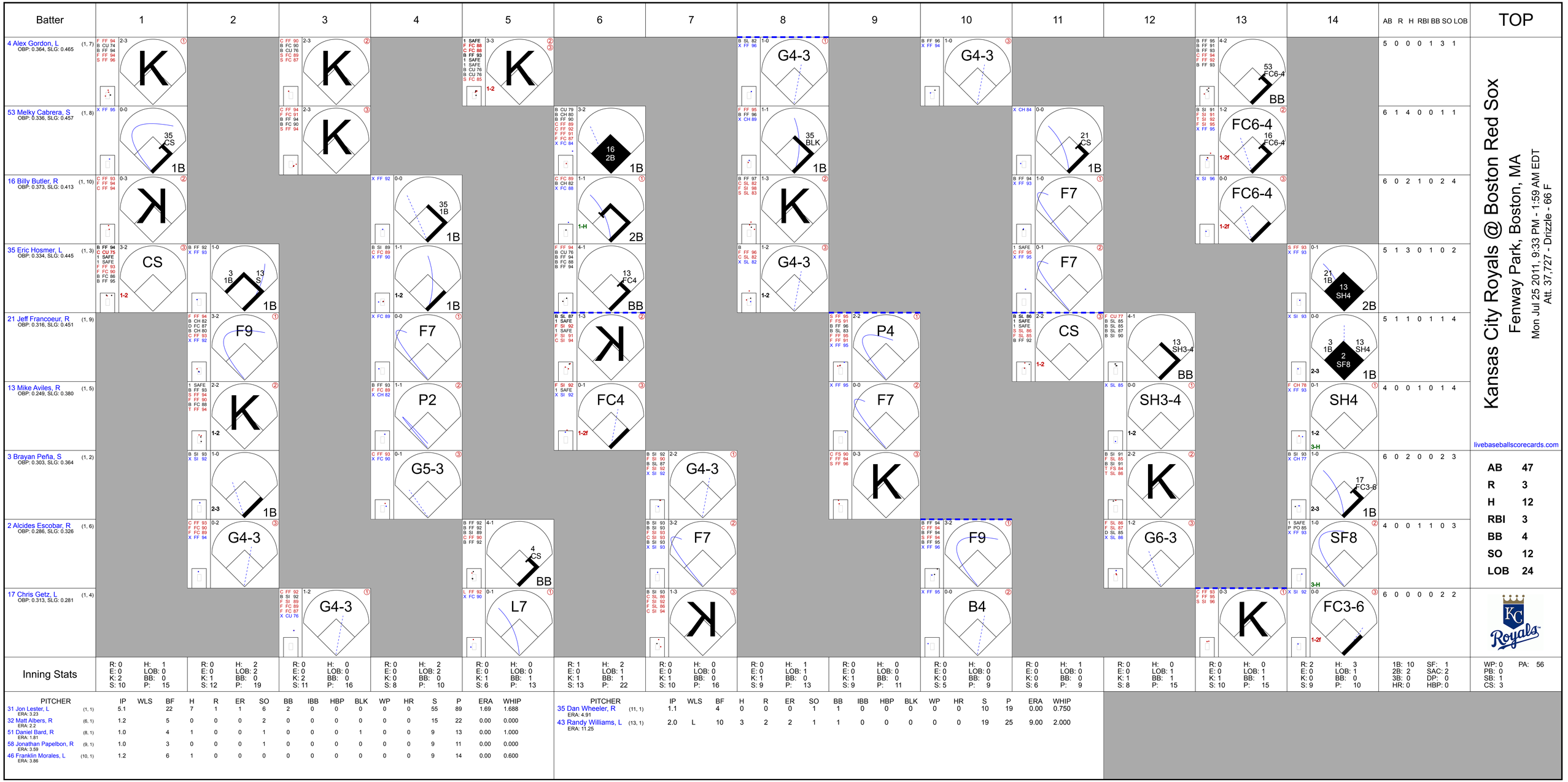
Batter
1
2
3
4
5
6
7
8
9
10
11
12
13
14
AB R H RBI BB SO LOB
TOP
4 Alex Gordon, L (1, 7)
OBP: 0.364, SLG: 0.465
5 0 0 0 1 3 1
53 Melky Cabrera, S (1, 8)
OBP: 0.336, SLG: 0.457
6 1 4 0 0 1 1
16 Billy Butler, R (1, 10)
OBP: 0.373, SLG: 0.413
6 0 2 1 0 2 4
35 Eric Hosmer, L (1, 9)
OBP: 0.334, SLG: 0.445
5 1 3 0 1 0 2
21 Jeff Francoeur, R (1, 9)
OBP: 0.316, SLG: 0.451
5 1 1 0 1 1 4
13 Mike Aviles, R (1, 5)
OBP: 0.249, SLG: 0.380
4 0 0 1 0 1 4
3 Brayan Peña, S (1, 2)
OBP: 0.303, SLG: 0.364
6 0 2 0 0 2 3
2 Alcides Escobar, R (1, 6)
OBP: 0.286, SLG: 0.326
4 0 0 1 1 0 3
17 Chris Getz, L (1, 4)
OBP: 0.313, SLG: 0.281
6 0 0 0 0 2 2
Kansas City Royals @ Boston Red Sox
Fenway Park, Boston, MA
Mon Jul 25 2011, 9:33 PM - 1:59 AM EDT
Att. 37,727 - Drizzle - 66 F
livebaseballscorecards.com
AB 47
R 3
H 12
RBI 3
BB 4
SO 12
LOB 24
Inning Stats
R: 0 H: 1 E: 0 LOB: 0 K: 2 BB: 0 S: 10 P: 15
R: 0 H: 2 E: 0 LOB: 2 K: 1 BB: 0 S: 12 P: 19
R: 0 H: 0 E: 0 LOB: 0 K: 2 BB: 0 S: 11 P: 16
R: 0 H: 2 E: 0 LOB: 2 K: 0 BB: 0 S: 8 P: 10
R: 0 H: 0 E: 0 LOB: 1 K: 1 BB: 0 S: 6 P: 13
R: 1 H: 2 E: 0 LOB: 1 K: 1 BB: 1 S: 13 P: 22
R: 0 H: 0 E: 0 LOB: 0 K: 1 BB: 0 S: 10 P: 16
R: 0 H: 1 E: 0 LOB: 1 K: 1 BB: 0 S: 9 P: 13
R: 0 H: 0 E: 0 LOB: 0 K: 1 BB: 0 S: 9 P: 11
R: 0 H: 0 E: 0 LOB: 0 K: 0 BB: 0 S: 5 P: 9
R: 0 H: 1 E: 0 LOB: 0 K: 0 BB: 0 S: 6 P: 9
R: 0 H: 0 E: 0 LOB: 1 K: 1 BB: 1 P: 15
R: 0 H: 0 E: 0 LOB: 1 K: 1 BB: 1 S: 10 P: 15
R: 2 H: 3 E: 0 LOB: 1 K: 0 BB: 0 S: 9 P: 10
1B: 10 SF: 1 2B: 2 SAC: 2 3B: 0 DP: 0 HR: 0 HBP: 0
WP: 0 PA: 56 PB: 0 SB: 1 CS: 3
PITCHER IP WLS BF H R ER SO BB IBB HBP BLK WP HR S P ERA WHIP
31 Jon Lester, L (1, 1) ERA: 3.23 5.1 22 7 1 1 6 2 0 0 0 0 0 55 89 1.69 1.688
32 Matt Albers, R (6, 1) ERA: 2.2 1.2 5 0 0 0 2 0 0 0 0 0 0 15 22 0.00 0.000
51 Daniel Bard, R (8, 1) ERA: 1.81 1.0 4 1 0 0 1 0 0 0 1 0 0 9 13 0.00 1.000
58 Jonathan Papelbon, R (9, 1) ERA: 3.59 1.0 3 0 0 0 1 0 0 0 0 0 0 9 11 0.00 0.000
46 Franklin Morales, L (10, 1) ERA: 3.86 1.2 6 1 0 0 0 0 0 0 0 0 0 9 14 0.00 0.600
PITCHER IP WLS BF H R ER SO BB IBB HBP BLK WP HR S P ERA WHIP
35 Dan Wheeler, R (11, 1) ERA: 4.91 1.1 4 0 0 0 1 1 0 0 0 0 0 10 19 0.00 0.750
43 Randy Williams, L (13, 1) ERA: 11.25 2.0 L 10 3 2 2 1 1 0 0 0 0 0 19 25 9.00 2.000

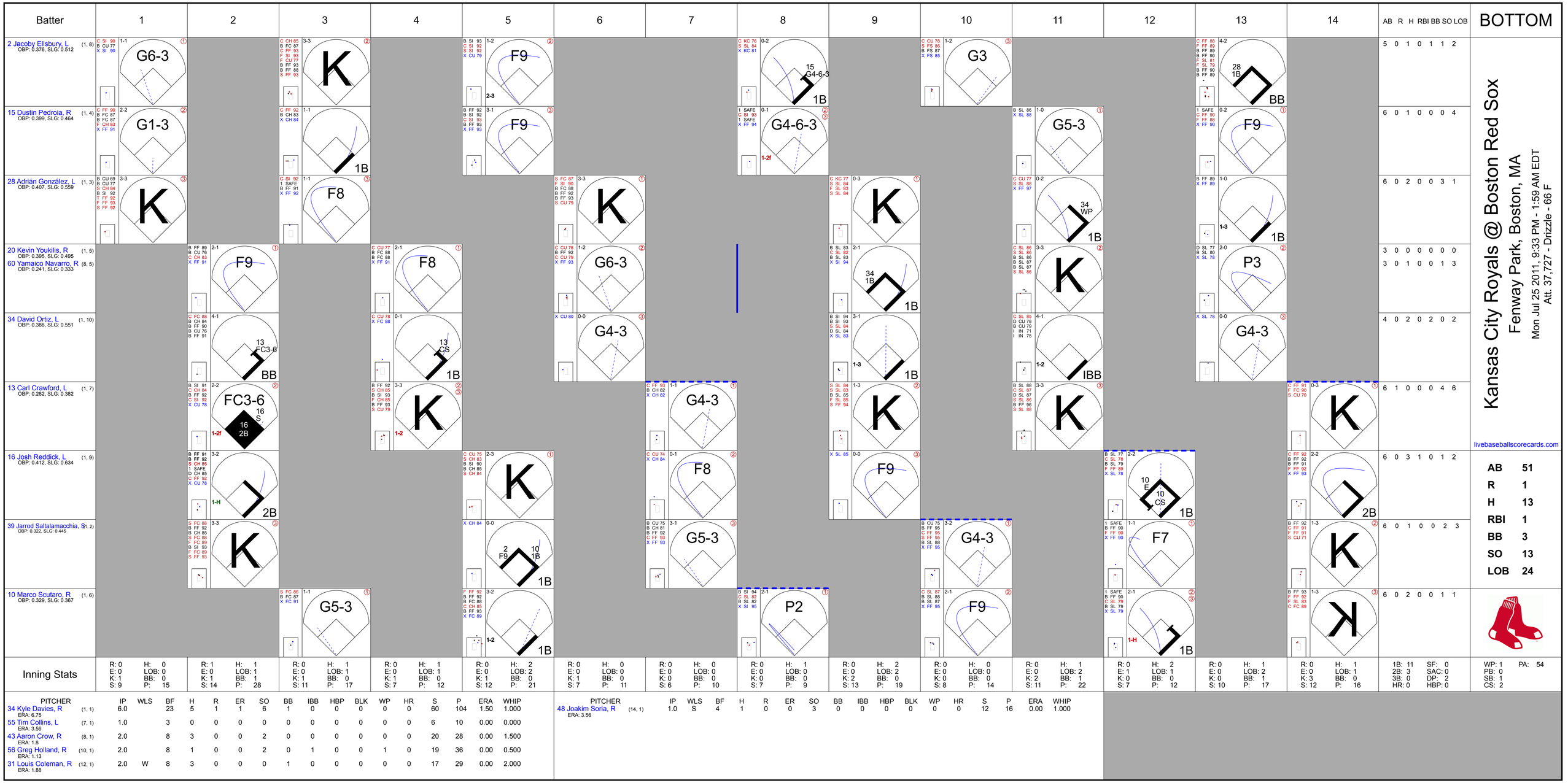
Batter
1
2
3
4
5
6
7
8
9
10
11
12
13
14
AB R H RBI BB SO LOB
BOTTOM
2 Jacoby Ellsbury, L (1, 8) OBP: 0.376, SLG: 0.512
15 Dustin Pedroia, R (1, 4) OBP: 0.399, SLG: 0.464
28 Adrián González, L (1, 3) OBP: 0.407, SLG: 0.559
20 Kevin Youkilis, R (1, 5) OBP: 0.395, SLG: 0.495
60 Yamaico Navarro, R (8, 5) OBP: 0.241, SLG: 0.333
34 David Ortiz, L (1, 10) OBP: 0.386, SLG: 0.551
13 Carl Crawford, L (1, 7) OBP: 0.282, SLG: 0.382
16 Josh Reddick, L (1, 9) OBP: 0.412, SLG: 0.634
39 Jarrod Saltalamacchia, S (1, 2) OBP: 0.322, SLG: 0.445
10 Marco Scutaro, R (1, 6) OBP: 0.329, SLG: 0.367
5 0 1 0 1 1 2
6 0 1 0 0 0 4
6 0 2 0 0 3 1
3 0 0 0 0 0 0
3 0 1 0 0 1 3
4 0 2 0 2 0 2
6 1 0 0 0 4 6
6 0 3 1 0 1 2
6 0 1 0 0 2 3
6 0 2 0 0 1 1
Kansas City Royals @ Boston Red Sox
Fenway Park, Boston, MA
Mon Jul 25 2011, 9:33 PM - 1:59 AM EDT
Att. 37,727 - Drizzle - 66 F
livebaseballscorecards.com
AB 51
R 1
H 13
RBI 1
BB 3
SO 13
LOB 24
Inning Stats
R: 0 E: 0 K: 1 S: 9 H: 0 LOB: 0 BB: 0 P: 15
R: 1 E: 0 K: 1 S: 14 H: 1 LOB: 1 BB: 1 P: 28
R: 0 E: 0 K: 1 S: 11 H: 1 LOB: 1 BB: 0 P: 17
R: 0 E: 0 K: 1 S: 7 H: 1 LOB: 1 BB: 0 P: 12
R: 0 E: 0 K: 1 S: 12 H: 2 LOB: 2 BB: 0 P: 21
R: 0 E: 0 K: 1 S: 7 H: 0 LOB: 0 BB: 0 P: 11
R: 0 E: 0 K: 0 S: 6 H: 0 LOB: 0 BB: 0 P: 10
R: 0 E: 0 K: 0 S: 7 H: 1 LOB: 0 BB: 0 P: 9
R: 0 E: 0 K: 2 S: 13 H: 2 LOB: 2 BB: 0 P: 19
R: 0 E: 0 K: 0 S: 8 H: 0 LOB: 0 BB: 0 P: 14
R: 0 E: 0 K: 2 S: 11 H: 1 LOB: 2 BB: 1 P: 22
R: 0 E: 1 K: 0 S: 7 H: 2 LOB: 1 BB: 0 P: 12
R: 0 E: 0 K: 0 S: 10 H: 1 LOB: 2 BB: 1 P: 17
R: 0 E: 0 K: 3 S: 12 H: 1 LOB: 1 BB: 0 P: 16
1B: 11 2B: 3 3B: 0 HR: 0 SF: 0 SAC: 0 DP: 2 HBP: 0
WP: 1 PB: 0 SB: 1 CS: 2 PA: 54
PITCHER IP WLS BF H R ER SO BB IBB HBP BLK WP HR S P ERA WHIP
34 Kyle Davies, R (1, 1) ERA: 6.75 6.0 23 5 1 1 6 1 0 0 0 0 0 60 104 1.50 1.000
55 Tim Collins, L (7, 1) ERA: 3.56 1.0 3 0 0 0 0 0 0 0 0 0 0 6 10 0.00 0.000
43 Aaron Crow, R (8, 1) ERA: 1.8 2.0 8 3 0 0 2 0 0 0 0 0 0 20 28 0.00 1.500
56 Greg Holland, R (10, 1) ERA: 1.13 2.0 8 1 0 0 2 0 1 0 0 1 0 19 36 0.00 0.500
31 Louis Coleman, R (12, 1) ERA: 1.88 2.0 W 8 3 0 0 0 1 0 0 0 0 0 17 29 0.00 2.000
PITCHER IP WLS BF H R ER SO BB IBB HBP BLK WP HR S P ERA WHIP
48 Joakim Soria, R (14, 1) ERA: 3.56 1.0 S 4 1 0 0 3 0 0 0 0 0 0 0 12 16 0.00 1.000

Kansas City Royals @ Boston Red Sox

Fenway Park, Boston, MA

Tue Jul 26 2011, 7:12 PM - 11:02 PM EDT

Att. 37,460 - Partly Cloudy - 74 F

TOP

livebaseballscorecards.com

Batter	1	2	3	4	5	6	7	8	9	AB	R	H	RBI	BB	SO	LOB
4 Alex Gordon, L (1, 7) OBP: 0.367, SLG: 0.475	P5	F6		HR		2B		BB		4	1	2	2	1	0	3
53 Melky Cabrera, S (1, 8) OBP: 0.335, SLG: 0.454	1B	L6		P3		K		G4-6-3		5	1	1	0	0	1	5
16 Billy Butler, R (1, 10) OBP: 0.378, SLG: 0.427	1B	2B		HR		HBP		K		4	2	3	3	0	1	0
35 Eric Hosmer, L (1, 3) OBP: 0.335, SLG: 0.448	2B	K		F8		FC1-6			1B	5	1	2	1	0	1	4
21 Jeff Francoeur, R (1, 9) OBP: 0.319, SLG: 0.454	SF7		BB	2B		F8			BB	2	1	1	1	2	0	2
8 Mike Moustakas, L (1, 5) OBP: 0.248, SLG: 0.248	G4-3		L6	F9			K		1B	5	0	1	1	0	1	3
13 Mike Aviles, R (1, 4) OBP: 0.258, SLG: 0.391		1B	2B		P4		1B		G5-4-3	5	1	3	0	0	0	2
15 Matt Treanor, R (1, 2) OBP: 0.356, SLG: 0.311		BB	F8		F9		K		1B	4	1	1	1	1	1	2
2 Alcides Escobar, R (1, 6) OBP: 0.286, SLG: 0.325		SH		HR	F8		G6-3		K	4	1	1	0	0	1	2
Inning Stats	R: 2 E: 0 K: 0 S: 15 H: 3 LOB: 1 BB: 0 P: 22	R: 2 E: 1 K: 1 S: 13 H: 2 LOB: 2 BB: 1 P: 26	R: 0 E: 0 K: 0 S: 7 H: 1 LOB: 1 BB: 1 P: 16	R: 3 E: 0 K: 0 S: 10 H: 4 LOB: 1 BB: 0 P: 20	R: 0 E: 0 K: 0 S: 7 H: 0 LOB: 0 BB: 0 P: 11	R: 0 E: 0 K: 1 S: 13 H: 1 LOB: 2 BB: 0 P: 20	R: 0 E: 0 K: 2 S: 12 H: 1 LOB: 1 BB: 0 P: 17	R: 0 E: 0 K: 1 S: 10 H: 0 LOB: 0 BB: 1 P: 17	R: 2 E: 0 K: 1 S: 15 H: 3 LOB: 1 BB: 1 P: 23	1B: 8 2B: 5 3B: 0 HR: 2 SF: 1 SAC: 1 DP: 2 HBP: 1						

	AB	38
	R	9
	H	15
	RBI	9
	BB	4
	SO	6
	LOB	23

WP: 0 PB: 0 SB: 0 CS: 0 PA: 45

PITCHER		IP	WLS	BF	H	R	ER	SO	BB	IBB	HBP	BLK	WP	HR	S	P	ERA	WHIP
30 Andrew Miller, L (1, 1) ERA: 5.45		3.2		22	9	7	5	1	2	0	0	0	0	2	43	80	12.27	3.000
91 Alfredo Aceves, R (4, 1) ERA: 3.28		3.1	W	14	3	0	0	3	0	0	1	0	0	0	34	52	0.00	0.900
32 Matt Albers, R (8, 1) ERA: 2.14		1.0		3	0	0	0	1	1	0	0	0	0	0	10	17	0.00	1.000
46 Franklin Morales, L (9, 1) ERA: 4.39		1.0		6	3	2	2	1	1	0	0	0	0	0	15	23	18.00	4.000

PITCHER	IP	WLS	BF	H	R	ER	SO	BB	IBB	HBP	BLK	WP	HR	S	P	ERA	WHIP

Batter	1	2	3	4	5	6	7	8	9	AB	R	H	RBI	BB	SO	LOB
54 Darnell McDonald, R (1, 8) OBP: 0.244, SLG: 0.312 44 Drew Sutton, S (5, PH) OBP: 0.346, SLG: 0.438 (6, 5)	C SI 93 B SI 94 B FF 93 B SI 94 B SI 94 4-1 28 WP 10 S 28 SF7 BB	B CU 73 X SI 91 1-0 ③ FC5-4 1-2f		C FF 90 B SI 90 B SI 91 F FF 90 B CU 75 F SI 91 S SI 91 3-3 ① K	X KC 81 0-0 SH 28 1B 1-H 2-H	C SI 94 F SL 87 B SL 86 S CH 85 1-3 ① K	D FF 92 S FF 92 F CU 75 F FF 93 B CU 76 B CH 82 F CU 73 B FF 93 4-2 10 FC5-2-6 BB			2 1 0 0 1 1 1 1 1 0 0 1 1 0						
10 Marco Scutaro, R (1, 6) OBP: 0.333, SLG: 0.369	B SI 94 C SI 93 1 SAFE B CH 86 F SI 94 X FF 94 2-2 ① P2 1-2		C SI 92 X SI 93 0-1 15 2B 2B	C SI 91 B CU 74 B CH 83 B CH 82 C SI 91 X SI 92 3-2 ② G6-3	D KC 82 C CH 86 C CH 87 B CH 88 B SL 84 B FF 91 4-2 15 1B 28 1B 34 1B BB	B SL 87 C SL 87 C CH 84 B SI 97 B CH 84 B SI 95 4-2 15 BB 28 HBP BB	B FF 92 D CH 83 X CH 81 2-0 ② FC5-2-6 28 FC6 1-3 3-H			4 2 1 0 2 0 3						
28 Adrián González, L (1, 3) OBP: 0.411, SLG: 0.560	B SI 95 S SI 94 S CU 75 F CU 77 F SI 95 F SI 94 X CU 77 1-2 ② SF7 2-H		B SI 91 F CU 74 B FF 93 B SI 92 B FF 91 4-1 15 2B 34 2B BB	C SI 92 B SI 92 F CH 83 X SI 93 1-2 34 BB 15 1B 13 BB 1B	C SI 93 F SI 96 B SL 88 F SL 88 1 SAFE F FF 96 F SL 88 X CH 86 1-2 15 1B 34 1B 3-H 1B	H SI 95 1-0 15 BB 1-2 HBP	C FF 93 C FF 93 X FF 94 0-2 ③ FC6 1-2f			3 3 2 2 1 0 2						
15 Dustin Pedroia, R (1, 4) OBP: 0.404, SLG: 0.476	C SI 96 B SI 95 C CU 77 B SI 95 F SI 94 B CH 84 X SI 94 3-2 34 2B 3B		C CH 85 F CH 84 X SI 93 0-2 34 2B 1-3 2-H 2B	B SI 89 F CH 88 B SI 90 X SI 89 2-1 13 BB 34 BB 1-2 1B	T SI 97 B FF 96 S SL 89 X SL 90 1-2 34 1B 16 SF8 1-2 2-3 1B	B FF 96 C SL 88 B FF 96 B SI 96 B SI 94 4-1 1-2 2-3 BB		B CH 76 B KN 73 F KN 74 F CH 76 B CU 78 X CH 80 3-2 ① F7		5 3 4 1 1 0 0						
34 David Ortiz, L (1, 10) OBP: 0.393, SLG: 0.564	C CU 76 X CU 77 0-1 3-H 2B		B SI 93 C SI 92 F SI 92 F SI 93 X CU 76 1-2 2-H 3-H 2B	C CH 86 B SI 90 F CH 87 F CH 87 B CH 88 B KC 81 4-2 13 BB 1-2 2-3 BB	X SI 97 0-0 13 1B 1-3 2-H 3-H 1B	C CH 86 F CH 88 B CH 86 B SI 96 F SL 88 F CH 86 S SI 96 2-3 ② K		C CH 77 B CH 78 F CH 77 B CU 69 X CU 70 2-2 13 G4-3 2B		5 0 4 5 1 1 3						
13 Carl Crawford, L (1, 7) OBP: 0.283, SLG: 0.379	D SI 93 F FF 91 F SI 93 B SI 93 F CU 76 F CU 76 S FF 94 2-3 ③ K		B SI 93 B SI 92 B FF 92 C FF 91 F SI 92 T FF 92 3-2 ① K	B SI 91 F CH 86 B SI 90 D CH 87 B SI 90 4-1 1-2 2-3 3-H BB	C SI 95 F SL 87 X SL 88 0-2 1-2 1B	X CH 86 0-0 ③ P5		C CH 76 X CH 77 0-1 ② G4-3 2-3		5 0 1 1 1 2 6						
33 Jason Varitek, S (1, 2) OBP: 0.317, SLG: 0.416		C FF 93 C CU 75 F FF 93 B FF 92 S SI 93 1-3 ① K	D CH 83 B FF 91 H SI 89 3-0 HBP	B SI 91 B SI 89 C SI 90 B SI 90 F SI 90 X FF 92 3-2 ③ F8	B SI 95 F FF 96 B SI 96 S CH 84 S SI 97 2-3 ① K		X FF 92 0-0 HR	F CH 76 S CU 70 X SL 81 0-2 ③ L1		5 1 1 1 0 2 7						
16 Josh Reddick, L (1, 9) OBP: 0.403, SLG: 0.619		B FF 93 B FF 91 C SI 93 B FF 92 X FF 92 3-1 ② P4	C CU 74 F SI 91 D CU 77 S CU 75 1-3 ② K	C FF 90 0-2 C CH 85 X SI 90 2 1B 44 SH 1B C CH 86 1-1 ② B SI 97 X SI 96 SF8 3-H			B FF 93 C CH 82 F CH 81 F CH 82 B CU 74 F CU 74 S FF 93 2-3 ① K			4 1 1 1 0 2 2						
60 Yamaico Navarro, R (1, 5) OBP: 0.258, SLG: 0.321 2 Jacoby Ellsbury, L (5, PH) OBP: 0.378, SLG: 0.516 (6, 8)		B SI 94 B CH 84 B SI 92 C FF 92 F SI 92 F SI 93 B FF 93 4-2 54 FC5-4 BB	B SI 91 C FF 92 D CU 75 B CH 82 X SI 92 3-1 ③ F9	B SI 89 1-1 F CH 86 B SI 90 X FF 92 44 SH 1-2 1B F FF 96 1-2 ③ C SI 87 B SL 87 X SI 88 F8			C CU 76 B CU 77 S CH 82 X FF 93 1-2 E8 10 FC5-2-6 2B			1 0 0 0 1 0 2 3 1 2 0 0 0 2						
Inning Stats	R: 2 E: 0 K: 1 S: 21 H: 2 LOB: 1 BB: 1 P: 33	R: 0 E: 0 K: 1 S: 10 H: 0 LOB: 1 BB: 1 P: 19	R: 3 E: 0 K: 2 S: 18 H: 3 LOB: 2 BB: 1 P: 33	R: 1 E: 0 K: 1 S: 18 H: 2 LOB: 3 BB: 2 P: 38	R: 6 E: 1 K: 1 S: 30 H: 6 LOB: 2 BB: 1 P: 41	R: 0 E: 0 K: 2 S: 12 H: 0 LOB: 3 BB: 2 P: 24	R: 1 E: 1 K: 1 S: 17 H: 2 LOB: 2 BB: 1 P: 26	R: 0 E: 0 K: 0 S: 11 H: 1 LOB: 1 BB: 0 P: 16		1B: 8 2B: 6 3B: 1 HR: 1 SF: 2 SAC: 1 DP: 0 HBP: 2						

PITCHER		IP	WLS	BF	H	R	ER	SO	BB	IBB	HBP	BLK	WP	HR	S	P	ERA	WHIP
23 Danny Duffy, L ERA: 5.17	(1, 1)	3.2		21	6	6	6	5	3	0	1	0	1	0	59	102	14.73	2.455
47 Nate Adcock, R ERA: 5.45	(4, 1)	0.1	L	8	3	4	4	0	3	0	0	0	0	0	16	34	108.00	18.000
38 Blake Wood, R ERA: 3.77	(5, 1)	2.0		13	4	2	1	3	2	0	1	0	0	0	34	52	4.50	3.000
55 Tim Collins, L ERA: 3.67	(7, 1)	1.0		6	2	1	1	1	1	0	0	0	0	1	17	26	9.00	3.000
12 Mitch Maier, R ERA:	(8, 1)	1.0		4	1	0	0	0	0	0	0	0	0	0	11	16	0.00	1.000

PITCHER	IP	WLS	BF	H	R	ER	SO	BB	IBB	HBP	BLK	WP	HR	S	P	ERA	WHIP

BOTTOM

Kansas City Royals @ Boston Red Sox

Fenway Park, Boston, MA

Tue Jul 26 2011, 7:12 PM - 11:02 PM EDT

Att. 37,460 - Partly Cloudy - 74 F

livebaseballscorecards.com

AB	38
R	13
H	16
RBI	11
BB	9
SO	9
LOB	28

WP: 1 PA: 52
PB: 0
SB: 1
CS: 0

Batter	1	2	3	4	5	6	7	8	9	AB	R	H	RBI	BB	SO	LOB
4 Alex Gordon, L (1, 7) OBP: 0.369, SLG: 0.483	C SI 92 F SI 92 F FF 94 B CH 87 X FC 87 1-2 35 HR 2B	X CH 84 0-0 53 FC1-5-6 2B		F SI 93 B SI 93 C FF 88 F FF 94 F FF 93 B CU 82 X SI 94 2-2 ③ F7		B CU 77 B CU 76 F FF 90 F SI 91 X CU 80 2-2 ② F8		B FF 94 B SI 90 C SI 91 X FF 91 2-1 35 1B 2B	B FF 89 B SL 85 F SL 86 S CU 75 F SL 86 S FS 84 2-3 ③ K	6	2	3	0	0	1	2
53 Melky Cabrera, S (1, 8) OBP: 0.333, SLG: 0.453	L CU 80 B FC 88 X CH 84 1-1 E5 35 HR	F SI 93 X FC 88 0-1 ② FC1-5-6 16 1B 2-3			C CU 77 X FF 90 0-1 ① F9	C FC 86 F CH 82 F FC 87 X CU 81 0-2 16 1B 2B		S SL 88 S SL 88 B SI 95 F SL 90 S FF 94 1-3 ① K		5	1	1	0	0	1	3
16 Billy Butler, R (1, 10) OBP: 0.381, SLG: 0.438	C FF 92 F FC 88 B SI 93 S SI 93 1-3 ① K	C FC 89 F FC 89 B FF 94 D FC 89 X FC 82 2-2 2-3 1B			F SI 91 F SI 93 X SI 92 0-2 HR	F FF 92 B FC 87 X FF 92 1-1 2-3 1B		C SL 85 B SL 85 B SL 86 S SL 84 S SL 86 2-3 ② K		5	1	3	1	0	2	3
35 Eric Hosmer, L (1, 3) OBP: 0.336, SLG: 0.457	B CU 81 B CU 81 X CH 84 2-0 1-H 2-H HR	S SI 93 F FF 93 X FF 94 0-2 ③ F8			F SI 92 F SI 93 S FC 82 0-3 ② K	C FF 95 B FF 95 C FF 95 X FF 96 1-2 ③ G4-3		B FF 90 B FF 88 F SL 85 X SL 85 2-1 2-H 1B		5	1	2	4	0	1	4
21 Jeff Francoeur, R (1, 9) OBP: 0.320, SLG: 0.459	B FF 92 F SI 93 B FC 89 B SI 93 S FF 93 X FF 93 3-2 ② P6		X FC 88 0-0 ① F8		B FF 93 B CU 81 B SI 93 C SI 91 X SI 92 3-1 3 1B 2B		F SI 94 X SI 91 1-1 2B	S CU 75 X SL 85 0-1 ③ F9		5	0	2	0	0	0	1
8 Mike Moustakas, L (1, 5) OBP: 0.260, SLG: 0.250	F SI 94 B FF 93 X FF 93 1-1 3 2B 1B		B SI 92 B SI 91 C FF 92 B CU 79 X FF 92 3-1 ② L7		B SI 92 B SI 92 B CU 78 B SI 91 4-0 3 1B BB		B SI 95 B FF 93 B FF 93 C SI 91 B SL 90 4-1 BB		C CU 74 X SL 85 0-1 ① P5	3	0	1	0	2	0	0
3 Brayan Peña, S (1, 2) OBP: 0.306, SLG: 0.371	C FF 94 F SI 93 B CH 86 X FC 82 1-2 1-3 2B		C SI 93 B FF 92 X FC 85 1-1 ③ G4-3		B FC 83 F SI 91 C FC 84 X FF 91 1-2 1-2 2-3 1B		X FF 94 0-0 ① P4		X SI 89 0-0 ② F8	5	0	2	0	0	0	2
17 Chris Getz, L (1, 4) OBP: 0.312, SLG: 0.280	B SI 92 F FF 92 X SI 92 1-1 ③ G3-1			B FF 91 C FF 91 B CH 83 C FF 89 X FC 88 2-2 ① G6-3	C FC 87 C SI 92 F FC 87 F CU 81 X FF 92 0-2 ③ P2		C SI 94 X FF 94 0-1 ② F7		C CU 74 F SL 85 B SL 85 X FF 90 1-2 13 1B 1B	5	0	1	0	0	0	7
2 Alcides Escobar, R (1, 6) OBP: 0.283, SLG: 0.321 13 Mike Aviles, R (7, 6) OBP: 0.261, SLG: 0.395		C FF 90 C FF 92 X CU 80 0-2 ① G6-3		B SI 93 T FF 92 B FC 88 S FF 92 B FC 89 T FF 92 3-2 ② K		C SI 90 F SI 92 X FC 85 0-2 ① F9	B FF 95 X FF 93 1-0 ③ F7		C SL 85 B SI 90 C SI 90 X CU 75 1-2 1-2 1B	4 1	0 0	0 1	0 0	0 0	1 0	2 0
Inning Stats	R: 3 H: 4 E: 1 LOB: 2 K: 1 BB: 0 S: 20 P: 31	R: 0 H: 2 E: 0 LOB: 2 K: 0 BB: 0 S: 12 P: 14	R: 0 H: 0 E: 0 LOB: 0 K: 0 BB: 0 S: 5 P: 9	R: 0 H: 0 E: 0 LOB: 0 K: 1 BB: 0 S: 11 P: 18	R: 1 H: 3 E: 0 LOB: 3 K: 1 BB: 1 S: 18 P: 26	R: 0 H: 2 E: 0 LOB: 2 K: 0 BB: 0 S: 15 P: 19	R: 0 H: 1 E: 0 LOB: 2 K: 0 BB: 1 S: 7 P: 13	R: 1 H: 2 E: 0 LOB: 1 K: 2 BB: 0 S: 13 P: 20	R: 0 H: 2 E: 0 LOB: 2 K: 1 BB: 0 S: 13 P: 17	1B: 7 SF: 0 2B: 7 SAC: 0 3B: 0 DP: 0 HR: 2 HBP: 0						WP: 0 PA: 46 PB: 0 SB: 0 CS: 0

PITCHER		IP	WLS	BF	H	R	ER	SO	BB	IBB	HBP	BLK	WP	HR	S	P	ERA	WHIP
41 John Lackey, R ERA: 6.2	(1, 1)	5.2	W	30	11	4	3	3	1	0	0	0	0	2	78	113	4.76	2.118
43 Randy Williams, L ERA: 9.53	(6, 1)	1.2		8	2	1	1	1	1	0	0	0	0	0	16	26	5.40	1.800
35 Dan Wheeler, R ERA: 4.67	(8, 1)	1.2		8	3	0	0	2	0	0	0	0	0	0	20	28	0.00	1.800

PITCHER	IP	WLS	BF	H	R	ER	SO	BB	IBB	HBP	BLK	WP	HR	S	P	ERA	WHIP

TOP

Kansas City Royals @ Boston Red Sox

Fenway Park, Boston, MA

Wed Jul 27 2011, 7:13 PM - 10:20 PM EDT

Att. 38,329 - Partly Cloudy - 79 F

livebaseballscorecards.com

AB	44
R	5
H	16
RBI	5
BB	2
SO	6
LOB	24

BOTTOM

Batter	1	2	3	4	5	6	7	8	9	AB	R	H	RBI	BB	SO	LOB
2 Jacoby Ellsbury, L (1, 8) OBP: 0.383, SLG: 0.528	B SI 82 X SI 82 1-0 HR	B SI 86 B SL 82 D CH 78 B FF 88 4-0 28 G4-3 28 S 1-2 2-3 3-H BB		B FF 87 F SL 82 1 SAFE 1 SAFE F SL 82 B EP 67 X SI 87 2-2 ① FC4-6 15 1B 15 1B 1-2f		C CH 88 B CH 84 X KC 82 1-1 28 1B 2B		B KC 82 S SL 83 C SL 82 B CH 86 X SI 89 2-2 E6 15 G4-3 28 1B 1B		4	3	3	2	1	0	1
15 Dustin Pedroia, R (1, 4) OBP: 0.406, SLG: 0.486 44 Drew Sutton, S (9, 4) OBP: 0.346, SLG: 0.438	C SI 83 B SL 83 B SL 82 C SL 83 F SI 86 F SL 83 X FF 88 2-2 HR	B SI 84 F SL 84 X SL 83 1-1 ① SF9 2-3 3-H		1 SAFE C SI 86 B SL 83 F SL 83 F SI 87 F SI 86 X SI 86 1-2 ② 20 1B 28 1B 34 HR 1-H 1B		F CH 88 B SI 90 X SL 84 1-1 20 L5-4 28 1B 1B		C CH 90 X SI 90 0-1 ① G4-3 2-3		4 0	2 0	3 0	2 0	0 0	0 0	1 0
28 Adrián González, L (1, 3) OBP: 0.413, SLG: 0.560	C SI 84 B SL 84 B SL 82 X CH 78 2-1 ① G4-3	F SI 85 B SI 88 B SL 83 S SL 83 X FF 88 2-2 ② G4-3 1-3 3-H		S SI 87 X SL 81 0-1 20 1B 34 HR 1-2 1B		F SI 90 F SL 84 F CH 85 X SI 89 0-2 1-2 2-H 1B		F SI 89 D SL 85 X SL 82 1-1 ② 3-H 1B		5	1	3	3	0	0	1
20 Kevin Youkilis, R (1, 5) OBP: 0.396, SLG: 0.494 16 Josh Reddick, L (7, 9) OBP: 0.400, SLG: 0.613	B CU 72 B SL 84 C SL 84 B SL 83 B CH 78 4-1 34 S BB	C SL 84 B SL 84 B CH 79 F SL 84 F FF 90 F SL 85 X FF 90 2-2 ③ L9		C SL 83 C FF 88 B SL 83 X SL 85 1-2 34 HR 1-2 2-3 1B		B KC 81 C SI 89 B SI 90 X SL 83 2-1 ①② L5-4 2-2		C CH 84 F CH 84 S SL 83 0-3 ③ K		3 1	1 0	1 0	0 0	1 0	0 1	3 0
34 David Ortiz, L (1, 10) OBP: 0.391, SLG: 0.569	F SL 82 S SL 82 B FF 89 F FF 89 B SL 83 D CH 79 1 SAFE F SL 82 S CU 71 3-3 ② K 1-2		C CU 72 B CH 77 X CH 78 1-1 ① F9	C SI 89 B SI 88 B SI 88 B SL 84 X SL 83 3-1 1-H 2-H 3-H HR		B SL 83 B CH 85 F KC 82 S CH 86 X SI 91 2-2 ③ G4-3				4	1	1	4	0	1	2
39 Jarrod Saltalamacchia, S (1, 2) OBP: 0.321, SLG: 0.442	C SL 83 F SL 84 F SL 83 B FF 88 B SL 85 F SL 82 D CU 70 S SL 83 3-3 ③ K		B CH 78 F CH 77 S SL 83 B FF 87 B SL 82 X SL 83 3-2 ② P3	S CH 79 C FF 89 C SL 84 0-3 ③ K			C CH 84 S CH 85 B CH 85 F CH 87 B SI 89 X SI 89 2-2 1B		4	0	1	0	0	2	1
10 Marco Scutaro, R (1, 6) OBP: 0.332, SLG: 0.364		B CU 71 B CH 78 B CH 77 C SI 85 C SL 83 F FF 87 B SI 86 4-2 60 1B 54 1B 2 BB BB	B CH 78 B CH 78 X SI 87 2-0 ③ G6-3		B SI 90 X SI 90 1-0 ① G6-3		B SI 89 B CH 87 B SI 89 C SI 90 X CH 88 3-1 ① P4		3	1	0	0	1	0	1
54 Darnell McDonald, R (1, 9) OBP: 0.256, SLG: 0.333 (7, 7)		B SL 84 1 SAFE F SL 83 B CH 78 F CH 78 X SI 87 2-2 2 BB 60 1B 15 SF9 1-2 1B		C CU 72 C CH 77 F FF 88 B SI 86 F SL 84 B SL 82 B SL 82 X SL 83 3-2 60 1B 2B	C FF 90 X SI 90 0-1 ② F9		X SI 89 0-0 ② L7		4	2	2	0	0	0	1
60 Yamaico Navarro, R (1, 7) OBP: 0.286, SLG: 0.344 (7, 5)		B SL 83 X SL 84 1-0 15 SF9 2 BB 28 G4-3 1-2 2-3 1B		C SL 83 X SL 82 0-1 2 FC4-6 2-H 1B	X FF 91 0-0 ③ G4-3		C SI 89 B SL 83 C SL 83 S SL 84 1-3 ③ K		4	1	2	1	0	1	1
Inning Stats	R: 2 E: 0 K: 2 S: 19 H: 2 LOB: 1 BB: 1 P: 34	R: 3 E: 0 K: 0 S: 17 H: 2 LOB: 1 BB: 2 P: 33	R: 0 E: 0 K: 0 S: 6 H: 0 LOB: 0 BB: 0 P: 12	R: 5 E: 0 K: 1 S: 25 H: 6 LOB: 0 BB: 0 P: 35	R: 0 E: 0 K: 0 S: 4 H: 0 LOB: 0 BB: 0 P: 5	R: 1 E: 0 K: 0 S: 13 H: 3 LOB: 1 BB: 0 P: 19	R: 0 E: 0 K: 1 S: 10 H: 1 LOB: 1 BB: 0 P: 16	R: 1 E: 1 K: 1 S: 10 H: 2 LOB: 0 BB: 0 P: 13		1B: 11 2B: 3 3B: 0 HR: 3 SF: 1 SAC: 0 DP: 1 HBP: 0			WP: 0 PB: 0 SB: 2 CS: 0 PA: 40	

PITCHER	IP	WLS	BF	H	R	ER	SO	BB	IBB	HBP	BLK	WP	HR	S	P	ERA	WHIP
52 Bruce Chen, L (1, 1) ERA: 4.29	4.0	L	24	10	10	10	3	3	0	0	0	0	3	67	114	22.50	3.250
47 Nate Adcock, R (5, 1) ERA: 5.36	4.0		16	6	2	2	2	0	0	0	0	0	0	37	53	4.50	1.500

PITCHER	IP	WLS	BF	H	R	ER	SO	BB	IBB	HBP	BLK	WP	HR	S	P	ERA	WHIP

Kansas City Royals @ Boston Red Sox

Fenway Park, Boston, MA

Wed Jul 27 2011, 7:13 PM - 10:20 PM EDT

Att. 38,329 - Partly Cloudy - 79 F

livebaseballscorecards.com

AB	36
R	12
H	16
RBI	12
BB	3
SO	5
LOB	12

Batter	1	2	3	4	5	6	7	8	9	AB	R	H	RBI	BB	SO	LOB
4 Alex Gordon, L (1, 7) OBP: 0.369, SLG: 0.479	B FF 93 F FF 93 B FF 93 F FF 94 B FC 91 X FF 93 3-2 ① F9			B FF 91 S FF 93 C FF 94 B CU 80 B FF 94 F FF 94 F FF 94 B SI 95 4-2 12 BB 16 HR BB	F CH 89 B CU 78 X FF 93 1-1 ① F8		B CH 90 C CU 80 F CU 80 S CU 81 1-3 ② K		1 SAFE 1 SAFE B SI 89 C SI 90 1 SAFE S SL 85 1 SAFE P PO 85 B SI 93 4-2 B SI 84 1-2 BB	3	1	0	0	2	1	1
12 Mitch Maier, L (1, 8) OBP: 0.359, SLG: 0.343	B FF 94 F FC 92 S FF 93 B CU 80 B FF 93 F FF 94 S FF 94 3-3 ② K			F SI 93 S FF 94 B FF 94 D CU 81 F SI 95 F FF 95 B FF 96 1 SAFE 1 SAFE 4-2 B FF 94 16 HR 1-2 BB	B CH 88 F FF 92 F CH 88 C SI 93 1-3 ② K		B FF 91 C CH 89 S FC 92 B FF 95 C FF 94 2-3 ③ K		X SL 85 0-0 ③ F9	4	1	0	0	1	3	3
16 Billy Butler, R (1, 10) OBP: 0.379, SLG: 0.444	X FF 94 0-0 ③ P3			B FC 92 S FC 92 C SI 94 X FF 94 1-2 1-H 2-H HR	C SI 94 X CH 88 0-1 ③ G5-3			X FF 94 0-0 ① F9		4	1	1	3	0	0	0
35 Eric Hosmer, L (1, 3) OBP: 0.335, SLG: 0.455		X FF 94 0-0 21 G4-6-3 1B		B CU 76 B FF 95 C FF 94 X FC 92 2-1 ① P6		S CH 89 B FF 93 C CH 88 X FF 94 1-2 ① G4-3		C SL 84 F CU 73 B SL 85 X CH 82 1-2 ② F7		4	0	1	0	0	0	0
21 Jeff Francoeur, R (1, 9) OBP: 0.320, SLG: 0.455		C FF 93 X FF 94 0-1 ① ② G4-6-3 1-2f		X CU 77 0-0 E7 8 2B		F FC 91 X FC 92 0-1 ② F8		B FF 96 B CH 85 B CH 85 B FF 94 4-0 8 S BB		3	1	0	0	1	0	1
8 Mike Moustakas, L (1, 5) OBP: 0.266, SLG: 0.259		B FF 93 S CH 90 S CH 90 B CH 88 F FF 93 S CU 80 2-3 ③ K		S CH 89 F FF 93 D CU 80 B CH 88 X FC 91 2-2 15 1B 2-H 2B		C SI 93 B CU 80 B CH 89 B FF 93 B CH 88 4-1 BB		1 SAFE S FF 94 C FF 96 X CU 77 0-2 ③ G4-3 1-2		3	0	1	1	1	1	1
15 Matt Treanor, R (1, 2) OBP: 0.354, SLG: 0.310			S FF 93 C CU 75 B CU 79 C CU 78 1-3 ① K	B FF 94 F FF 92 X FC 92 1-1 17 SH1-4 2-3 1B	1 SAFE 1 SAFE B FF 93 F FF 93 C FF 93 S FF 93 1-3 ③ K				B SI 92 B SL 86 B SI 91 C SI 91 X SI 92 3-1 ① L7	4	0	1	0	0	2	1
17 Chris Getz, L (1, 4) OBP: 0.315, SLG: 0.284			C FF 93 X CH 88 0-1 ② B1-3	X CH 88 0-0 ② SH1-4 1-2			C FF 92 X FF 90 0-1 2 SH3-4 2 PB 1B		X SI 93 0-0 2 CS 1B	3	0	2	0	0	0	0
2 Alcides Escobar, R (1, 6) OBP: 0.284, SLG: 0.321			S FF 93 C SI 94 B CU 80 S CU 79 1-3 ③ K	F SI 94 C FF 94 B FF 93 X CU 80 1-2 ③ G4-3			B FC 89 L FF 92 X FF 94 1-1 ① SH3-4 1-3		1 SAFE P PO 86 C SI 93 X SL 88 1-1 ② 4 S 1-2 1B	3	0	1	0	0	1	2
Inning Stats	R: 0 E: 0 K: 1 S: 8 H: 0 LOB: 0 BB: 0 P: 14	R: 0 E: 0 K: 1 S: 7 H: 1 LOB: 0 BB: 0 P: 9	R: 0 E: 0 K: 2 S: 8 H: 0 LOB: 0 BB: 0 P: 10	R: 4 E: 1 K: 0 S: 23 H: 3 LOB: 2 BB: 2 P: 38	R: 0 E: 0 K: 1 S: 7 H: 0 LOB: 0 BB: 0 P: 9	R: 0 E: 0 K: 1 S: 9 H: 0 LOB: 1 BB: 1 P: 15	R: 0 E: 0 K: 2 S: 10 H: 1 LOB: 1 BB: 0 P: 14	R: 0 E: 0 K: 0 S: 7 H: 0 LOB: 1 BB: 1 P: 12	R: 0 E: 0 K: 0 S: 10 H: 2 LOB: 2 BB: 1 P: 16	1B: 5 2B: 1 3B: 0 HR: 1 SF: 0 SAC: 2 DP: 1 HBP: 0						

PITCHER		IP	WLS	BF	H	R	ER	SO	BB	IBB	HBP	BLK	WP	HR	S	P	ERA	WHIP
19 Josh Beckett, R ERA: 2.17	(1, 1)	7.0	L	29	5	4	3	8	3	0	0	0	0	1	72	109	3.86	1.143
46 Franklin Morales, L ERA: 4.23	(8, 1)	1.0		4	0	0	0	0	1	0	0	0	0	0	7	12	0.00	1.000
32 Matt Albers, R ERA: 2.09	(9, 1)	1.0		5	2	0	0	0	1	0	0	0	0	0	10	16	0.00	3.000

PITCHER		IP	WLS	BF	H	R	ER	SO	BB	IBB	HBP	BLK	WP	HR	S	P	ERA	WHIP

TOP

Kansas City Royals @ Boston Red Sox

Fenway Park, Boston, MA

Thu Jul 28 2011, 1:38 PM - 4:28 PM EDT

Att. 37,822 - Partly Cloudy - 76 F

livebaseballscorecards.com

AB	31
R	4
H	7
RBI	4
BB	5
SO	8
LOB	9

Batter	1	2	3	4	5	6	7	8	9	AB	R	H	RBI	BB	SO	LOB
2 Jacoby Ellsbury, L (1, 8) OBP: 0.382, SLG: 0.525	C FF 92 F FC 89 B SI 92 B CH 82 X SI 93 2-2 ① G4-3		C KC 78 F KC 78 X KC 78 0-2 28 1B 2-H 3-H 1B		S KC 77 F FF 92 C FF 94 0-3 ② K	X SI 93 0-0 ③ FC4-6 1-2f				4	0	1	2	0	1	1
15 Dustin Pedroia, R (1, 4) OBP: 0.407, SLG: 0.493	C SI 93 B FF 93 X SI 92 1-1 ② G4-3		B FF 92 X FF 92 1-0 ① P6		B FF 93 B SL 85 B SI 93 B FF 93 4-0 28 S BB			B FF 96 B FF 96 F FF 96 B FF 96 F FF 97 X FF 96 3-2 HR		3	1	1	1	1	0	1
28 Adrián González, L (1, 3) OBP: 0.414, SLG: 0.560	C FF 93 B FF 94 C FC 88 F FF 94 B FC 87 X FF 94 2-2 1B		B FF 93 C FF 92 1 SAFE X CH 82 1-1 1-3 1B		B FF 93 C FC 87 1 SAFE S FC 87 F FF 93 X SL 85 1-2 ③ G4-3 1-2			B CU 78 C FF 95 F FF 96 X SL 90 1-2 ① G6-3		4	0	2	0	0	0	1
20 Kevin Youkilis, R (1, 5) OBP: 0.392, SLG: 0.488	B SI 93 F FF 94 C KC 77 X FF 94 1-2 ③ F8		C SL 86 F KC 78 F FF 93 B FF 91 S SL 85 1-3 ② K			X FC 88 0-0 ① G6-3		C SL 87 B SL 89 S SL 86 B FF 97 X SL 88 2-2 ② G5-3		4	0	0	0	0	1	3
34 David Ortiz, L (1, 10) OBP: 0.387, SLG: 0.562		C FF 92 C FC 88 B FF 94 X CH 82 1-2 ① G3-1	C CH 82 F FF 92 S SL 85 0-3 ③ K			B FF 93 X SI 93 1-0 ② G6-3		B SL 88 C SL 86 B SL 89 S SL 89 F SL 88 X FF 96 2-2 ③ G3		4	0	0	0	0	1	2
16 Josh Reddick, L (1, 9) OBP: 0.387, SLG: 0.591		B SI 93 B FC 88 X FF 94 2-0 ② F8		B FF 92 C FF 92 S KC 78 B FF 93 B KC 79 F SL 85 X SI 93 3-2 ① G1-3		C FF 93 C CH 81 C FF 93 0-3 ③ K			C CH 84 B FF 92 X SL 81 1-1 ① G4-3	4	0	0	0	0	1	0
44 Drew Sutton, S (1, 7) OBP: 0.357, SLG: 0.442		B FF 94 X FF 93 1-0 ③ G4-3		B FC 88 B SL 87 S SI 92 X CH 82 2-1 ② G4-3			C FF 92 B FC 88 X CH 81 1-1 2 FC4-6 1B		C FF 92 X FF 90 0-1 1B	4	0	2	0	0	0	0
33 Jason Varitek, S (1, 2) OBP: 0.318, SLG: 0.414 13 Carl Crawford, L (9, PH) OBP: 0.283, SLG: 0.378			C FF 92 F FC 89 F FF 94 X KC 79 0-2 60 2B 2 1B 1B	B KC 77 F FC 88 B SL 86 F CH 83 B FF 94 S SL 86 3-3 ③ K			C SI 92 S FC 87 B FF 91 B FF 93 S SL 84 2-3 ① K		B FF 91 C FF 91 F FF 90 F FF 92 F FF 92 X SL 81 1-2 ② F9	3 1	1 0	1 0	0 0	0 0	2 0	1 1
60 Yamaico Navarro, R (1, 6) OBP: 0.282, SLG: 0.361			B FF 94 B SL 84 C SI 93 X FF 92 2-1 1-3 2 1B 2B		C FF 91 B KC 77 L KC 76 X SL 84 1-2 ① F8		B FF 93 D SI 92 C FC 88 X SL 83 2-1 ② F7		B SL 82 C FF 91 F SL 81 S CU 68 1-3 ③ K	4	1	1	0	0	1	2
Inning Stats	R: 0 E: 0 K: 0 S: 12 H: 1 LOB: 1 BB: 0 P: 18	R: 0 E: 0 K: 0 S: 5 H: 0 LOB: 0 BB: 0 P: 9	R: 2 E: 0 K: 2 S: 19 H: 4 LOB: 2 BB: 0 P: 24	R: 0 E: 0 K: 1 S: 9 H: 0 LOB: 0 BB: 0 P: 17	R: 0 E: 0 K: 1 S: 10 H: 0 LOB: 1 BB: 1 P: 16	R: 0 E: 0 K: 1 S: 5 H: 0 LOB: 0 BB: 0 P: 6	R: 0 E: 0 K: 1 S: 8 H: 1 LOB: 1 BB: 0 P: 13	R: 1 E: 0 K: 0 S: 13 H: 1 LOB: 0 BB: 0 P: 21	R: 0 E: 0 K: 1 S: 12 H: 1 LOB: 1 BB: 0 P: 15	1B: 6 2B: 1 3B: 0 HR: 1 SF: 0 SAC: 0 DP: 0 HBP: 0						

PITCHER	IP	WLS	BF	H	R	ER	SO	BB	IBB	HBP	BLK	WP	HR	S	P	ERA	WHIP
44 Luke Hochevar, R (1, 1) ERA: 5.15	7.0	W	28	6	2	2	6	1	0	0	0	0	0	68	103	2.57	1.000
56 Greg Holland, R (8, 1) ERA: 1.36	1.0	H	4	1	1	1	0	0	0	0	0	0	1	13	21	9.00	1.000
48 Joakim Soria, R (9, 1) ERA: 3.48	1.0	S	4	1	0	0	1	0	0	0	0	0	0	12	15	0.00	1.000

PITCHER	IP	WLS	BF	H	R	ER	SO	BB	IBB	HBP	BLK	WP	HR	S	P	ERA	WHIP

BOTTOM

Kansas City Royals @ Boston Red Sox

Fenway Park, Boston, MA

Thu Jul 28 2011, 1:38 PM - 4:28 PM EDT

Att. 37,822 - Partly Cloudy - 76 F

livebaseballscorecards.com

AB	35
R	3
H	8
RBI	3
BB	1
SO	7
LOB	12

Kansas City Royals @ Cleveland Indians

Progressive Field, Cleveland, OH

Fri Jul 29 2011, 7:07 PM - 9:52 PM EDT

Att. 35,390 - Cloudy - 81 F

TOP

livebaseballscorecards.com

Batter	1	2	3	4	5	6	7	8	9	AB	R	H	RBI	BB	SO	LOB
4 Alex Gordon, L (1, 7) OBP: 0.373, SLG: 0.489	B FF 91 X FF 91 1-0 ① F8	X SI 92 0-0 HR		B CU 79 B CH 85 I I 4-0 53 HR IBB	B FC 90 B SI 91 B FF 90 C FF 91 B FF 90 4-1 1-2 BB		B CH 87 S SI 95 B SI 94 B SI 94 X SI 93 3-1 2-H 3-H 2B		D SL 86 F SL 85 B SL 86 F FF 89 X SL 86 2-2 ① G4-3 2-3	4	2	2	3	2	0	1
53 Melky Cabrera, S (1, 8) OBP: 0.333, SLG: 0.458	C SI 93 X CU 80 0-1 16 HR 1B	B FF 92 X SI 91 1-0 ③ F7		X FF 92 0-0 1-H 2-H 3-H HR	F FC 89 B FF 89 X CH 83 1-1 ③ F7		B FF 94 F SI 93 B FF 95 B SI 93 F SI 93 X FF 91 3-2 ③ L9		T SL 86 F SL 86 B SL 87 X SL 87 1-2 ② G5-3	6	2	2	4	0	0	5
16 Billy Butler, R (1, 10) OBP: 0.379, SLG: 0.458	B FF 92 B FF 92 C SI 92 F CH 86 X SL 83 2-2 1-H HR	X SI 93 0-0 ① G6-3	B FF 93 X SI 90 1-0 ② G4-3	F CU 76 C SI 90 B FC 88 C FC 88 1-3 ① K			C SI 93 F SI 94 B SL 84 F FF 93 X FF 96 1-2 HR	X SL 86 0-0 ③ G6-3		6	2	2	3	0	1	1
35 Eric Hosmer, L (1, 3) OBP: 0.336, SLG: 0.455	B FF 92 X SI 92 1-0 2B	B FF 94 B CH 86 B CH 85 B SI 93 4-0 21 FC5-4 BB	B FC 85 F CH 79 B SI 90 B FC 86 F FF 90 X FC 86 3-2 ③ F7			C CU 79 X FC 87 0-1 ② F8		B SI 94 B SI 91 B SI 90 C SI 90 F FF 90 X SI 92 3-2 ① G6-3		4	0	1	0	1	0	0
21 Jeff Francoeur, R (1, 9) OBP: 0.323, SLG: 0.458	C FF 93 B CH 86 B SI 93 B FF 93 F FF 92 F SI 92 B SI 94 4-2 3 FC4-6 BB	F CH 86 X SI 92 0-1 ② FC5-4 1-2f			B FC 88 X SI 90 1-0 2 1B 2B	F CU 78 B FF 90 B FC 88 B CH 82 X FC 88 3-1 ③ F9		X SL 86 0-0 3 2B 1B		4	2	2	0	1	0	1
8 Mike Moustakas, L (1, 5) OBP: 0.264, SLG: 0.257	C SI 92 F SI 93 S CU 79 0-3 ② K	B FF 92 X CH 84 1-0 ③ G3			C FC 87 B CH 81 F FC 88 C SI 91 1-3 ① K		S FF 94 F SI 95 B SL 87 B SI 95 X FF 94 2-2 2 2B 4 2B 1B	F SI 92 F CH 86 X SL 85 0-2 ② F9		5	1	1	0	0	2	5
3 Brayan Peña, S (1, 2) OBP: 0.309, SLG: 0.378	B CU 79 C SI 93 F CH 86 X FF 94 1-2 ③ FC4-6 1-2f			B CH 84 X CH 85 1-0 2 SH1-4 17 1B 53 HR 1B	S FC 88 B FF 90 S FC 88 B SI 91 B FC 87 X CH 82 3-2 ② P5		F SI 95 B CH 85 F SI 94 F SI 95 D CH 88 B SI 95 X FF 92 3-2 ① P5	B SI 94 X SI 91 1-0 1-H 2B		5	1	2	1	0	0	4
17 Chris Getz, L (1, 4) OBP: 0.316, SLG: 0.283		C FF 91 X SI 90 0-1 ① G4-3		B SI 91 S CH 84 B FF 91 B SI 90 X SI 91 3-1 2 SH1-4 1-2 53 HR 1B	B FF 89 C SI 91 B FC 87 B FC 89 B FF 91 4-1 2 1B BB		B SI 94 X SI 93 1-0 ② P5	B SI 93 C CH 85 X CH 86 1-1 ③ G4-3		4	1	1	0	1	0	2
2 Alcides Escobar, R (1, 6) OBP: 0.288, SLG: 0.332		B FF 92 B FF 93 B FF 92 C SI 92 F FF 92 X SI 92 3-2 ② F8		M CH 85 2 SAFE B CH 86 X SI 92 1-1 ① SH1-4 1-2 2-3	C SI 92 X FC 89 0-1 4 BB 1-3 2-H 1B		C SI 94 B SL 87 F SI 94 B FF 95 F SL 86 X SI 94 2-2 4 2B 1-3 2B		C FF 89 B SL 86 B SL 85 X FF 89 2-1 4 G4-3 2B	4	1	3	1	0	0	0

Inning Stats																				
	R: 2	H: 3	R: 1	H: 1	R: 0	H: 0	R: 4	H: 3	R: 1	H: 2	R: 0	H: 0	R: 2	H: 3	R: 2	H: 3	R: 0	H: 1	1B: 6	SF: 0
	E: 0	LOB: 2	E: 0	LOB: 0	E: 0	LOB: 1	E: 0	LOB: 0	E: 0	LOB: 3	E: 0	LOB: 0	E: 0	LOB: 1	E: 0	LOB: 1	E: 0	LOB: 1	2B: 6	SAC: 1
	K: 1	BB: 1	K: 0	BB: 0	K: 0	BB: 1	K: 0	BB: 1	K: 1	BB: 2	K: 1	BB: 0	K: 0	BB: 0	K: 0	BB: 0	K: 0	BB: 0	3B: 0	DP: 0
	S: 16	P: 25	S: 7	P: 11	S: 4	P: 9	S: 10	P: 23	S: 13	P: 27	S: 7	P: 11	S: 17	P: 31	S: 14	P: 20	S: 9	P: 14	HR: 4	HBP: 0

	AB	42
	R	12
	H	16
	RBI	12
	BB	5
	SO	3
	LOB	19

WP: 0 PA: 48
PB: 0
SB: 0
CS: 0

PITCHER		IP	WLS	BF	H	R	ER	SO	BB	IBB	HBP	BLK	WP	HR	S	P	ERA	WHIP
59 Carlos Carrasco, R ERA: 4.67	(1, 1)	3.1	L	20	7	7	7	1	2	1	0	0	0	3	33	60	18.90	2.700
37 Chad Durbin, R ERA: 6.53	(4, 1)	2.2		12	2	1	1	2	2	0	0	0	0	0	24	46	3.38	1.500
56 Frank Herrmann, R ERA: 4.93	(7, 1)	2.0		12	6	4	4	0	0	0	0	0	0	1	31	51	18.00	3.000
53 Rafael Perez, L ERA: 2.13	(9, 1)	1.0		4	1	0	0	0	0	0	0	0	0	0	9	14	0.00	1.000

PITCHER	IP	WLS	BF	H	R	ER	SO	BB	IBB	HBP	BLK	WP	HR	S	P	ERA	WHIP

BOTTOM

Kansas City Royals @ Cleveland Indians

Progressive Field, Cleveland, OH

Fri Jul 29 2011, 7:07 PM - 9:52 PM EDT

Att. 35,390 - Cloudy - 81 F

livebaseballscorecards.com

Batter	1	2	3	4	5	6	7	8	9	AB	R	H	RBI	BB	SO	LOB
23 Michael Brantley, L (1, 8) OBP: 0.329, SLG: 0.386	C SI 84 F SI 84 X CU 68 0-2 G3		C CU 69 B CH 76 S CH 76 X SI 88 1-2 2B			C SI 86 C CU 69 B SI 84 X CU 67 1-2 F9		B CU 68 C SI 83 B FF 82 F SI 85 F SI 88 X CU 70 2-2 F8		4	0	1	0	0	0	0
13 Asdrúbal Cabrera, S (1, 6) OBP: 0.336, SLG: 0.481 22 Jason Kipnis, L (9, 4) OBP: 0.267, SLG: 0.231	F SI 86 B CH 75 F CH 77 B SI 85 F SI 85 B SI 87 F SI 84 F SI 87 X CH 76 3-2 P6		D CH 75 B CH 76 C SI 85 S CH 77 X CH 74 2-2 F8			B SI 87 X SI 83 1-0 48 G4-6-3 1B			B FF 93 B FF 96 B CH 90 B FF 94 4-0 20 1B 41 G4-3 BB	3 0	0 0	1 0	0 0	0 1	0 0	1 0
48 Travis Hafner, L (1, 10) OBP: 0.393, SLG: 0.483	C SI 86 B CH 76 X CH 76 1-1 G3			B SI 84 B CH 76 C SI 84 X SI 84 2-1 G5-3		B SI 86 C CH 78 X SI 83 1-1 G4-6-3 1-2f			C SI 96 B SL 87 S SL 87 B CH 84 S CH 86 2-3 K	4	0	0	0	0	1	2
41 Carlos Santana, S (1, 3) OBP: 0.350, SLG: 0.414		B SI 84 B SI 86 F SI 82 S CH 75 X CH 74 2-2 F7		B CU 68 C CH 76 B SI 86 X CH 76 2-1 2B			B CH 76 B SI 85 C SI 81 X SI 81 2-1 F8		C FF 95 X SL 88 0-1 G4-3 1-2	4	0	1	0	0	0	1
20 Orlando Cabrera, R (1, 4) OBP: 0.277, SLG: 0.321 (9, 6)		C SI 86 F FF 85 B SI 87 X 1-2 1B		C CH 76 B SI 86 F SI 84 S SI 88 1-3 K			B SI 85 B CH 75 B SI 82 B SI 82 4-0 1 G4-3 BB		B FF 97 X SI 96 1-0 2-3 1B	3	0	2	0	1	1	1
1 Kosuke Fukudome, L (1, 9) OBP: 0.369, SLG: 0.364		C SI 86 F SI 85 B SI 87 S CU 68 1-3 K		B CU 69 C SI 85 F SI 85 X CH 76 1-2 G4-3			F SI 84 C CU 67 D CU 68 X CH 76 1-2 G4-3 1-2		C SL 85 X SL 88 0-1 G4-3	4	0	0	0	0	1	5
26 Austin Kearns, R (1, 7) OBP: 0.312, SLG: 0.307		B SI 85 X CH 74 1-0 L6			B SI 82 B SI 81 F SI 84 B CH 76 X SI 84 3-1 L3		C SI 85 B SI 86 S SI 82 F SI 88 C FF 83 1-3 K			3	0	0	0	0	1	2
9 Jack Hannahan, L (1, 5) OBP: 0.303, SLG: 0.333			C CU 68 F SI 86 F SI 85 B SI 84 B SI 87 X SI 87 2-2 P6		B CH 76 X SI 84 1-0 G6-3			C SI 83 S CU 67 F SI 86 F CU 68 B CU 72 S CH 77 1-3 K		3	0	0	0	0	1	0
6 Lou Marson, R (1, 2) OBP: 0.287, SLG: 0.336			C SI 84 F SI 85 C SI 86 0-3 K		B CH 76 X SI 84 1-0 G4-3			C CU 68 F FF 81 B CU 67 S SI 88 1-3 K		3	0	0	0	0	2	0
Inning Stats	R: 0 E: 0 K: 0 S: 11 H: 0 LOB: 0 BB: 0 P: 15	R: 0 E: 0 K: 1 S: 10 H: 1 LOB: 1 BB: 0 P: 15	R: 0 E: 0 K: 1 S: 13 H: 1 LOB: 1 BB: 0 P: 18	R: 0 E: 0 K: 1 S: 10 H: 1 LOB: 1 BB: 0 P: 16	R: 0 E: 0 K: 0 S: 4 H: 0 LOB: 0 BB: 0 P: 9	R: 0 E: 0 K: 0 S: 6 H: 1 LOB: 0 BB: 0 P: 9	R: 0 E: 0 K: 1 S: 9 H: 0 LOB: 1 BB: 1 P: 17	R: 0 E: 0 K: 2 S: 12 H: 0 LOB: 0 BB: 0 P: 16	R: 0 E: 0 K: 1 S: 8 H: 1 LOB: 2 BB: 1 P: 15	1B: 3 2B: 2 3B: 0 HR: 0 SF: 0 SAC: 0 DP: 1 HBP: 0						WP: 0 PB: 0 SB: 0 CS: 0 PA: 33	

	AB	31
	R	0
	H	5
	RBI	0
	BB	2
	SO	7
	LOB	12

PITCHER		IP	WLS	BF	H	R	ER	SO	BB	IBB	HBP	BLK	WP	HR	S	P	ERA	WHIP
26 Jeff Francis, L ERA: 4.38	(1, 1)	8.0	W	28	4	0	0	6	1	0	0	0	0	0	75	115	0.00	0.625
38 Blake Wood, R ERA: 3.68	(9, 1)	1.0		5	1	0	0	1	1	0	0	0	0	0	8	15	0.00	2.000

PITCHER	IP	WLS	BF	H	R	ER	SO	BB	IBB	HBP	BLK	WP	HR	S	P	ERA	WHIP

Kansas City Royals @ Cleveland Indians

Progressive Field, Cleveland, OH

Sat Jul 30 2011, 7:07 PM - 10:02 PM EDT

Att. 31,436 - Clear - 82 F

TOP

livebaseballscorecards.com

Batter	1	2	3	4	5	6	7	8	9	AB	R	H	RBI	BB	SO	LOB
4 Alex Gordon, L (1, 7) OBP: 0.374, SLG: 0.488	B SI 94 F SI 93 F SI 95 B FF 95 B SL 85 B SI 92 4-2 53 2B 35 G4-3 BB		X SI 90 0-0 ① G3-1		C SI 94 B SI 94 F SI 94 F SI 94 B SI 94 X SI 93 2-2 1B		F SI 91 B SI 92 1 SAFE X SI 90 1-1 ③ F9			3	1	1	0	1	0	1
53 Melky Cabrera, S (1, 8) OBP: 0.337, SLG: 0.463	F SI 94 B SI 92 L SI 90 B FF 95 X SI 93 2-2 35 G4-3 1-3 2B		C FF 95 C SL 82 X SI 94 0-2 16 1B 1B		1 SAFE C SI 91 X SI 94 0-1 ② F8			X SI 89 0-0 21 CS 1B		4	0	3	0	0	0	1
16 Billy Butler, R (1, 10) OBP: 0.378, SLG: 0.456	B SI 92 B SI 92 S SI 95 F SI 96 S SI 93 2-3 ① K		X SI 94 0-0 1-2 1B		X SI 91 0-0 ③ L6			C SI 91 B SL 82 F SI 91 S SL 83 1-3 ① K		4	0	1	0	0	2	4
35 Eric Hosmer, L (1, 3) OBP: 0.335, SLG: 0.452	B SI 93 B SI 94 X SI 94 2-0 ② G4-3 2-3 3-H		F SI 93 X SI 94 0-1 ② L8			B SI 91 B FF 94 F SI 89 X SI 93 2-1 8 G4-6-3 1B		B SI 91 F SI 93 F SI 93 S SL 85 1-3 ② K		4	0	1	1	0	1	4
21 Jeff Francoeur, R (1, 9) OBP: 0.322, SLG: 0.456	F SI 93 X SI 94 0-1 ③ F8		B SI 93 X SI 94 1-0 ③ G5-3			S SI 91 F SI 92 1 SAFE 1 SAFE F SI 92 B SI 92 1 SAFE B SL 85 1 SAFE 2-2 ① P3		C SL 82 S SI 90 P PO 92 1-2 ③ CS	B SI 93 C SL 81 X SI 90 1-1 8 SH5-3 8 S 17 1B 1B	4	1	1	0	0	0	4
8 Mike Moustakas, L (1, 5) OBP: 0.259, SLG: 0.252		B SI 92 B SI 92 X FF 93 2-0 ① F8	X SI 94 0-0 ① P6			X SI 92 0-0 ②③ G4-6-3 1-2f			1 SAFE C FF 91 B SL 82 X SL 81 1-1 ① SH5-3 1-3	3	0	0	0	0	0	1
15 Matt Treanor, R (1, 2) OBP: 0.351, SLG: 0.306 3 Brayan Peña, S (6, 2) OBP: 0.311, SLG: 0.379		S SI 94 S SI 94 B SI 94 F SI 94 S SI 94 1-3 ② K	C SI 93 B SI 95 F SI 94 F FF 96 B SI 94 S SI 93 2-3 ② K				B FF 92 B SI 91 C SI 92 S SI 91 B SI 93 X FF 92 3-2 17 FC4-6 1B		D SL 82 X SL 80 1-0 ② F7	2 2	0 0	0 1	0 0	0 0	2 0	0 1
17 Chris Getz, L (1, 4) OBP: 0.318, SLG: 0.289		C FF 94 B SI 92 X SI 93 1-1 2B	B SI 94 B SI 94 B SI 93 C FF 91 X SI 91 3-1 ③ F8				C SI 88 S SI 91 X SI 91 0-2 ① FC4-6 2 FC6-4 1-2f		B FF 93 X SL 83 1-0 3-H 1B	4	0	2	1	0	0	1
2 Alcides Escobar, R (1, 6) OBP: 0.285, SLG: 0.328		X SI 94 0-0 ③ G5-3			C SI 90 B SI 94 X SI 90 1-1 ① G6-3		X SI 89 0-0 ② FC6-4 1-2f		1 SAFE M FF 92 F FF 92 X FF 92 0-2 ③ G4-3	4	0	0	0	0	0	3
Inning Stats	R: 1 E: 0 K: 1 S: 11 H: 1 LOB: 1 BB: 1 P: 21	R: 0 E: 0 K: 1 S: 8 H: 1 LOB: 1 BB: 0 P: 12	R: 0 E: 0 K: 0 S: 8 H: 2 LOB: 2 BB: 0 P: 9	R: 0 E: 0 K: 1 S: 7 H: 0 LOB: 0 BB: 0 P: 12	R: 0 E: 0 K: 0 S: 9 H: 1 LOB: 1 BB: 0 P: 12	R: 0 E: 0 K: 0 S: 8 H: 1 LOB: 0 BB: 0 P: 12	R: 0 E: 0 K: 0 S: 9 H: 1 LOB: 1 BB: 0 P: 13	R: 0 E: 0 K: 2 S: 10 H: 1 LOB: 0 BB: 0 P: 12	R: 1 E: 0 K: 0 S: 9 H: 2 LOB: 1 BB: 0 P: 13	1B: 8 2B: 2 3B: 0 HR: 0 SF: 0 SAC: 1 DP: 1 HBP: 0						

	AB	34
	R	2
	H	10
	RBI	2
	BB	1
	SO	5
	LOB	20

WP: 0 PA: 37
PB: 0
SB: 1
CS: 1

PITCHER		IP	WLS	BF	H	R	ER	SO	BB	IBB	HBP	BLK	WP	HR	S	P	ERA	WHIP
63 Justin Masterson, R ERA: 2.56	(1, 1)	8.0		32	9	2	2	5	1	0	0	0	0	0	72	106	2.25	1.250
49 Tony Sipp, L ERA: 3.0	(9, 1)	1.0	W	4	1	0	0	0	0	0	0	0	0	0	7	10	0.00	1.000

PITCHER	IP	WLS	BF	H	R	ER	SO	BB	IBB	HBP	BLK	WP	HR	S	P	ERA	WHIP

Batter	1	2	3	4	5	6	7	8	9	AB	R	H	RBI	BB	SO	LOB
23 Michael Brantley, L (1, 7) OBP: 0.331, SLG: 0.386	B SI 93 C SI 93 C SI 94 B CU 77 B SI 95 S SL 86 3-3 ① K			B SI 93 F SL 86 B SI 95 F SI 94 B SI 95 B SL 87 4-2 22 CS BB		F SL 88 B SI 95 X CH 86 1-1 ①② F7-2 1-2 3-H		S SL 85 D SL 85 C SL 84 B SL 85 B SI 94 X SL 85 3-2 2-H 1B		3	0	1	1	1	1	2
22 Jason Kipnis, L (1, 4) OBP: 0.211, SLG: 0.176	B FF 95 C FF 95 C SL 86 C SI 96 1-3 ② K			P PO 90 C FF 94 1 SAFE 1 SAFE B FF 94 S SL 88 F SL 87 F SL 88 X FF 94 2-2 ① P5 1-2		B SI 93 B SI 94 C SL 87 F SL 87 F SI 95 S SL 89 2-3 ③ K		F FF 93 B FF 94 X SL 86 1-1 ③ L8		4	0	0	0	0	2	3
13 Asdrúbal Cabrera, S (1, 6) OBP: 0.337, SLG: 0.480	C SI 97 B FF 95 S SI 96 F SI 96 S SI 97 1-3 ③ K			C SI 95 C CH 88 B SI 95 B SL 87 F SL 86 X SI 96 2-2 ③ P5			B SI 94 B SI 91 C SI 94 C SL 86 B SI 95 X SL 87 3-2 1 S 1B		S FC 92 B FC 91 B FF 92 S FC 90 H CU 72 3-2 48 FC4-6 HBP	3	0	1	0	0	1	0
48 Travis Hafner, L (1, 10) OBP: 0.386, SLG: 0.474 Orlando Cabrera, R (9, PR) OBP: 0.277, SLG: 0.321		C SI 95 B SI 96 B CH 87 B SL 88 X FF 95 3-1 ① F8			B SI 93 B CH 85 X FF 94 2-0 ① P5		F FF 92 X FF 92 0-1 ① F7		C FC 90 X FF 93 0-1 ① FC4-6 41 2B 1 SF7 1-2f	4 0	0 1	0 0	0 0	0 0	0 0	2 0
41 Carlos Santana, S (1, 2) OBP: 0.352, SLG: 0.421		B CU 79 C CU 78 B FF 96 X SI 96 2-1 ② F7			C CU 79 B SL 87 C SL 86 X SI 95 1-2 2B		1 SAFE B FF 92 X FF 93 1-0 ② F8		C FC 92 S FC 93 X FF 93 0-2 1-3 7 HR 2B	4	1	2	0	0	0	1
1 Kosuke Fukudome, L (1, 9) OBP: 0.365, SLG: 0.360		B SI 96 C SL 87 X FF 96 1-1 ③ F7			L CU 78 B FF 94 D SL 88 X SL 87 2-1 ② F7		C FF 92 1 SAFE B CU 77 S CH 81 F CH 82 X FF 92 1-2 ③ G5-3 1-2		B FF 93 C FF 93 F FF 92 B CU 70 F CH 85 X FF 94 2-2 ② SF7 3-H	3	0	0	1	0	0	2
8 Lonnie Chisenhall, L (1, 5) OBP: 0.311, SLG: 0.403			B SI 94 B SI 94 B SI 92 B SI 92 4-0 12 G6-3 BB		2 SAFE F SL 88 C SI 95 D SL 89 F SL 87 F FF 95 F SI 96 D SL 89 F CU 79 2-2 ③ P5			B CU 75 B FF 91 C FF 90 C CH 80 F FF 91 B FF 91 F FF 90 F FF 91 F FF 92 4-2 7 PB 23 1B BB	C FF 93 S FC 92 B FC 91 B CU 69 B FF 92 D CH 86 4-2 7 HR BB	1	2	0	0	3	0	1
7 Matt LaPorta, R (1, 3) OBP: 0.295, SLG: 0.420			C SL 86 B SI 95 1 SAFE B SL 88 D SL 88 C SL 88 1 SAFE F SL 88 X SL 88 3-2 ① P3			X FF 92 0-0 12 1B 23 F7-2 2B		B SL 84 C SI 93 B SL 85 B SL 85 X SL 85 3-1 ① F9 1-2	B FF 94 S FF 93 X FC 92 1-1 1-H 2-H HR	4	1	2	3	0	0	2
12 Ezequiel Carrera, L (1, 8) OBP: 0.327, SLG: 0.250			B SI 94 B SI 94 X SI 93 2-0 ②③ G6-3 1-2f			L FF 91 B FF 92 B CU 78 F SL 86 F SI 95 F SL 87 X FF 95 2-2 23 F7-2 2-3 1B		B FF 93 X SL 85 1-0 ② F8		3	0	1	0	0	0	2
Inning Stats	R: 0 E: 0 K: 3 S: 10 H: 0 LOB: 0 BB: 0 P: 15	R: 0 E: 0 K: 0 S: 6 H: 0 LOB: 0 BB: 0 P: 12	R: 0 E: 0 K: 0 S: 5 H: 0 LOB: 0 BB: 1 P: 14	R: 0 E: 0 K: 0 S: 12 H: 0 LOB: 0 BB: 1 P: 19	R: 0 E: 0 K: 0 S: 14 H: 1 LOB: 1 BB: 0 P: 21	R: 0 E: 0 K: 1 S: 12 H: 2 LOB: 1 BB: 0 P: 17	R: 0 E: 0 K: 0 S: 10 H: 1 LOB: 1 BB: 0 P: 15	R: 1 E: 0 K: 0 S: 16 H: 1 LOB: 1 BB: 1 P: 28	R: 4 E: 0 K: 0 S: 15 H: 2 LOB: 1 BB: 1 P: 25	1B: 3 2B: 4 3B: 0 HR: 1 SF: 1 SAC: 0 DP: 2 HBP: 1						WP: 0 PB: 1 SB: 1 CS: 1 PA: 35	

BOTTOM

Kansas City Royals @ Cleveland Indians

Progressive Field, Cleveland, OH

Sat Jul 30 2011, 7:07 PM - 10:02 PM EDT

Att. 31,436 - Clear - 82 F

livebaseballscorecards.com

AB	29
R	5
H	7
RBI	5
BB	4
SO	4
LOB	15

PITCHER		IP	WLS	BF	H	R	ER	SO	BB	IBB	HBP	BLK	WP	HR	S	P	ERA	WHIP
59 Felipe Paulino, R ERA: 4.2	(1, 1)	6.0		21	4	0	0	4	2	0	0	0	0	0	62	104	0.00	1.000
55 Tim Collins, L ERA: 3.6	(7, 1)	1.0	H	4	0	1	0	0	1	0	0	0	0	0	15	21	0.00	1.000
43 Aaron Crow, R ERA: 1.76	(8, 1)	1.0	B	4	1	0	0	0	0	0	0	0	0	0	8	16	0.00	1.000
48 Joakim Soria, R ERA: 4.23	(9, 1)	0.2	L	6	2	4	4	0	1	0	1	0	0	1	15	25	54.00	4.500

PITCHER	IP	WLS	BF	H	R	ER	SO	BB	IBB	HBP	BLK	WP	HR	S	P	ERA	WHIP

Batter	1	2	3	4	5	6	7	8	9	AB	R	H	RBI	BB	SO	LOB
4 Alex Gordon, L (1, 7) OBP: 0.376, SLG: 0.495	L FF 92 F SI 93 B FF 93 F CH 86 X CH 85 1-2 G3		X CH 85 0-0 ② L9		C SI 93 C SL 87 X SI 93 0-2 HR			C SI 91 B CH 86 B SI 91 F CH 85 B CH 86 B SI 92 4-2 53 2B 16 SF9 BB	1 SAFE F SL 83 1 SAFE 1 SAFE L FF 93 1 SAFE X SL 82 0-2 1-3 1B	4	2	2	1	1	0	0
53 Melky Cabrera, S (1, 8) OBP: 0.340, SLG: 0.466	B SI 93 C CH 84 X CH 85 1-1 16 1B 1B		B SI 93 C CH 85 B SI 92 B CH 84 B SI 92 4-1 16 FC6-4 BB		X CH 86 0-0 ② G4-3			L SI 92 1 SAFE X SI 92 0-1 35 F8 1-3 2B	C SL 82 C SL 81 F SL 83 X FF 92 0-2 ③ L6	4	0	2	0	1	0	2
16 Billy Butler, R (1, 10) OBP: 0.376, SLG: 0.455	B SI 93 X SI 92 1-0 35 G6-3 1-2 1B		C SL 85 X SI 92 0-1 ③ FC6-4 1-2f		X SI 93 0-0 ③ G6-3			C SI 93 B SI 93 X SI 92 1-1 ① SF9 3-H		3	0	1	1	0	0	1
35 Eric Hosmer, L (1, 3) OBP: 0.331, SLG: 0.447	B SI 93 S SI 94 X SI 94 1-1 ② G6-3 ③ 1-2f			B CH 84 F SI 92 F SI 92 B SI 93 F CH 85 S SI 93 2-3 ① K		X CH 85 0-0 ① G3		B SL 81 C FF 91 X SL 82 1-1 ② F8 2-3		4	0	0	0	0	1	3
21 Jeff Francoeur, R (1, 9) OBP: 0.326, SLG: 0.464		F SI 92 X 0-1 HR		C SL 87 B SI 92 B SI 93 B SI 94 B SI 92 B SI 92 4-1 8 2B 8 E BB		B SI 92 X SL 85 1-0 ② F7		B FF 92 B FF 92 I IN 73 I IN 71 4-0 8 CS IBB		2	2	1	1	2	0	0
8 Mike Moustakas, L (1, 5) OBP: 0.259, SLG: 0.258		F SI 92 C CH 84 B CH 86 X SI 93 1-2 ① P6		B SI 93 1 SAFE B CH 85 C SI 92 F SI 92 X CH 85 2-2 E9 3 G3 1-H 2B		F CH 86 B SI 92 B SL 85 X SI 92 2-1 ③ P6		F FF 92 F SL 82 1 SAFE 0-2 ③ CS 1-2	X FF 90 0-0 ① F8	4	0	1	0	0	0	0
3 Brayan Peña, S (1, 2) OBP: 0.304, SLG: 0.371		B SI 93 F CH 85 X CH 86 1-1 ② G6-3		C CH 85 X CH 85 0-1 ② G3 2-3			M CH 84 F CH 85 B SI 92 X CH 84 1-2 ① G4-3		B FF 90 C FF 90 X CH 81 1-1 ② F8	4	0	0	0	0	0	1
17 Chris Getz, L (1, 4) OBP: 0.317, SLG: 0.288		C SI 93 B SI 94 X SI 93 1-1 ③ G6-3		B SI 93 X SI 93 1-0 ③ G4-3			C SI 92 X CH 84 0-1 ② F8		B FF 91 C FF 91 X FF 91 1-1 2 S 2 1B 1B	4	1	1	0	0	0	1
2 Alcides Escobar, R (1, 6) OBP: 0.285, SLG: 0.327			B SI 89 B SI 91 C SI 91 F SI 91 F SI 92 B SI 92 F SI 92 S SI 91 3-3 ① K		C SL 86 X SI 92 0-1 ① L5		B SL 86 F SI 92 F SI 92 X SI 91 1-2 ③ F9		1 SAFE C FF 91 C FF 91 F FF 92 1 SAFE D SL 82 B FF 92 F FF 92 F FF 92 3-2 D FF 93 F FF 92 F FF 92 F FF 92 F FF 92 X FF 91 4 1B 1-H 1B	4	0	1	1	0	1	0
Inning Stats	R: 0 E: 0 K: 0 S: 9 H: 2 LOB: 1 BB: 0 P: 13	R: 1 E: 0 K: 0 S: 9 H: 1 LOB: 0 BB: 0 P: 12	R: 0 E: 0 K: 1 S: 9 H: 0 LOB: 1 BB: 1 P: 16	R: 1 E: 1 K: 1 S: 11 H: 1 LOB: 1 BB: 1 P: 20	R: 1 E: 0 K: 0 S: 7 H: 1 LOB: 0 BB: 0 P: 7	R: 0 E: 0 K: 0 S: 4 H: 0 LOB: 0 BB: 0 P: 7	R: 0 E: 0 K: 0 S: 8 H: 0 LOB: 0 BB: 0 P: 10	R: 1 E: 0 K: 0 S: 10 H: 1 LOB: 1 BB: 2 P: 20	R: 1 E: 0 K: 0 S: 23 H: 3 LOB: 2 BB: 0 P: 28	1B: 5 2B: 2 3B: 0 HR: 2 SF: 1 SAC: 0 DP: 1 HBP: 0						

PITCHER		IP	WLS	BF	H	R	ER	SO	BB	IBB	HBP	BLK	WP	HR	S	P	ERA	WHIP
55 Roberto Hernandez, R ERA: 5.31	(1, 1)	7.1	L	30	6	4	4	2	3	0	0	0	0	2	63	96	4.91	1.227
49 Tony Sipp, L ERA: 3.12	(8, 1)	1.1		7	3	1	1	0	0	1	0	0	0	0	23	33	6.75	2.250
38 Joe Smith, R ERA: 1.1	(9, 1)	0.1		1	0	0	0	0	0	0	0	0	0	0	4	4	0.00	0.000

PITCHER	IP	WLS	BF	H	R	ER	SO	BB	IBB	HBP	BLK	WP	HR	S	P	ERA	WHIP

TOP

Kansas City Royals @ Cleveland Indians

Progressive Field, Cleveland, OH

Sun Jul 31 2011, 1:09 PM - 4:28 PM EDT

Att. 21,101 - Sunny - 84 F

livebaseballscorecards.com

AB	33
R	5
H	9
RBI	4
BB	4
SO	2
LOB	8

BOTTOM

Kansas City Royals @ Cleveland Indians

Progressive Field, Cleveland, OH

Sun Jul 31 2011, 1:09 PM - 4:28 PM EDT

Att. 21,101 - Sunny - 84 F

livebaseballscorecards.com

Batter	1	2	3	4	5	6	7	8	9	AB	R	H	RBI	BB	SO	LOB
23 Michael Brantley, L (1, 8) (9, 7) OBP: 0.329, SLG: 0.383	B FF 92 C FF 92 B FF 93 F FF 93 C CU 76 2-3 ① K		B FF 91 C CH 81 F FF 91 X CU 76 1-2 22 CS 1B		C CH 82 F FF 92 S FF 93 0-3 ② K	B CH 79 X FF 90 1-0 ③ P6		C SL 84 S SL 87 B FF 96 C FF 95 1-3 ③ K		5	0	1	0	0	3	2
22 Jason Kipnis, L (1, 4) OBP: 0.208, SLG: 0.318	B SI 95 C FF 92 X SI 93 1-1 ② G4-3		B FF 92 1 SAFE 1 SAFE 1 SAFE F FF 94 X CU 74 1-1 ①② G6-3 1-2		B CH 83 C FF 92 B FF 92 S FF 92 B CU 76 X FF 93 3-2 HR		C FF 89 B CU 74 C CU 73 F CU 74 C FF 90 1-3 ① K		C FF 90 C FF 90 B FF 91 F CU 72 B CH 85 S FC 89 2-3 ① K	5	1	1	1	0	2	1
13 Asdrúbal Cabrera, S (1, 6) OBP: 0.344, SLG: 0.486	S FF 94 L FF 94 B FF 96 X CU 77 1-2 41 CS 1B		B CU 75 B FF 93 S FF 92 B FF 93 B SI 93 4-1 BB		X CH 84 0-0 41 3B 2B		C FF 90 B FF 90 C FF 90 B CU 74 B CU 74 X FF 89 3-2 7 BB 1B		B FC 91 C FF 92 B FF 90 C FF 92 B CU 67 B FC 88 4-2 41 G4-3 BB	3	1	3	0	2	0	0
41 Carlos Santana, S (1, 3) (9, 2) OBP: 0.352, SLG: 0.427	F FF 93 1 SAFE 1 SAFE 0-1 ③ CS 1-2	C CU 74 X CH 84 0-1 ③ 16 BB 1 BB 1B	C CH 83 1 SAFE X SI 93 0-1 ③ F8		C CH 82 B FF 92 D CU 74 C CU 74 X FF 93 2-2 2-H 3B		1 SAFE 1 SAFE C FF 90 S FF 90 B CU 74 1 SAFE F CU 75 X FF 91 1-2 ② F7		B FF 91 B FF 90 S CH 84 B CH 85 F FC 90 X FF 91 3-2 ②③ G4-3 1-2f	5	0	2	1	0	0	3
7 Matt LaPorta, R (1, 10) OBP: 0.295, SLG: 0.415		B CH 82 C FF 92 B FF 92 S CH 82 S CH 86 2-3 ① K		X CH 82 0-0 ① F7	F FF 93 B FF 93 X CH 84 1-1 ③ F9		B FF 95 F FF 94 B FF 95 B SL 88 S SL 88 F SL 88 D SL 88 4-2 1-2 BB			3	0	0	0	1	1	2
1 Kosuke Fukudome, L (1, 9) OBP: 0.366, SLG: 0.363		B FF 93 B FF 91 F FF 92 B FF 91 F FF 90 F SI 93 B CU 73 4-2 16 BB 1-2 BB		B FF 92 C CH 81 S FF 92 X SI 92 1-2 ② G6-3		B CU 73 C CH 80 X SI 92 1-1 2B	F FF 96 F FF 95 D SL 87 C SL 88 1-3 ③ K			3	0	1	0	1	1	2
26 Austin Kearns, R (1, 7) OBP: 0.313, SLG: 0.307 12 Ezequiel Carrera, L (8, PH) OBP: 0.340, SLG: 0.289 (9, 8)	S SI 92 S FF 92 X FF 92 0-2 ② P2		C CH 83 B FF 93 C CU 74 X CH 83 1-2 1B			B FF 89 F FF 90 X SI 89 1-1 ① G6-3		B FF 92 C FF 92 F SL 85 X SL 87 1-2 48 WP 48 G6-3 2B		3 1	0 1	1 1	0 0	0 0	0 0	3 0
16 Jason Donald, R (1, 5) 48 Travis Hafner, L (8, PH) OBP: 0.385, SLG: 0.472 9 Jack Hannahan, L (9, 3) OBP: 0.303, SLG: 0.333	B FF 92 B FF 91 B SI 92 C FF 90 B SI 92 4-1 1-2 2-3 BB		F FF 90 C CU 72 B FF 93 S CU 75 1-3 ③ K			C SI 88 L SL 78 B SL 78 C SL 77 1-3 ② K		C FF 95 F SL 86 D SL 87 F SL 86 B FS 86 X FF 96 2-2 ① G6-3 2-H		2 1 0	0 0 0	0 1 0	0 0 0	1 0 0	2 0 0	2 0 0
6 Lou Marson, R (1, 2) OBP: 0.288, SLG: 0.331 8 Lonnie Chisenhall, L (8, PH) OBP: 0.307, SLG: 0.397 (9, 5)	C FF 91 S FF 94 S FF 92 0-3 ③ K				C CH 81 C FF 91 S FF 92 0-3 ① K	B SL 76 C SL 76 B SL 79 F FF 89 B SL 78 B SL 78 4-2 BB		S SL 86 C SL 85 B FF 96 F SL 87 B FF 96 S SL 87 2-3 ② K		2 1	0 0	0 0	0 0	1 0	2 1	3 0
Inning Stats	R: 0 E: 0 K: 1 S: 9 H: 1 LOB: 0 BB: 0 P: 13	R: 0 E: 0 K: 2 S: 15 H: 1 LOB: 3 BB: 2 P: 25	R: 0 E: 0 K: 0 S: 8 H: 1 LOB: 1 BB: 1 P: 14	R: 0 E: 0 K: 1 S: 10 H: 1 LOB: 1 BB: 0 P: 13	R: 2 E: 0 K: 2 S: 15 H: 3 LOB: 1 BB: 0 P: 21	R: 0 E: 0 K: 1 S: 10 H: 1 LOB: 2 BB: 1 P: 18	R: 0 E: 0 K: 2 S: 17 H: 1 LOB: 2 BB: 1 P: 27	R: 1 E: 0 K: 2 S: 14 H: 1 LOB: 0 BB: 0 P: 20	R: 0 E: 0 K: 1 S: 9 H: 0 LOB: 0 BB: 1 P: 18							

	AB	34
	R	3
	H	10
	RBI	3
	BB	6
	SO	12
	LOB	18

	1B: 5	SF: 0	WP: 1	PA: 41
	2B: 3	SAC: 0	PB: 0	
	3B: 1	DP: 1	SB: 0	
	HR: 1	HBP: 0	CS: 2	

PITCHER		IP	WLS	BF	H	R	ER	SO	BB	IBB	HBP	BLK	WP	HR	S	P	ERA	WHIP
23 Danny Duffy, L ERA: 5.05	(1, 1)	5.0	W	24	8	2	2	6	3	0	0	0	0	1	59	89	3.60	2.200
31 Louis Coleman, R ERA: 1.85	(6, 1)	0.2	H	3	0	0	0	1	1	0	0	0	0	0	7	13	0.00	1.500
55 Tim Collins, L ERA: 3.53	(6, 1)	1.0	H	4	1	0	0	1	0	0	0	0	0	0	12	18	0.00	1.000
56 Greg Holland, R ERA: 1.57	(7, 1)	1.1	H	6	1	1	1	3	1	0	0	0	1	0	20	31	6.75	1.500
48 Joakim Soria, R ERA: 4.14	(9, 1)	1.0	S	3	0	0	0	1	1	0	0	0	0	0	9	18	0.00	1.000

PITCHER	IP	WLS	BF	H	R	ER	SO	BB	IBB	HBP	BLK	WP	HR	S	P	ERA	WHIP

Baltimore Orioles @ Kansas City Royals

Kauffman Stadium, Kansas City, MO

Tue Aug 02 2011, 7:11 PM - 10:00 PM CDT

Att. 17,116 - Clear - 107 F

livebaseballscorecards.com

Batter	1	2	3	4	5	6	7	8	9	AB	R	H	RBI	BB	SO	LOB
2 J.J. Hardy, R (1, 6) OBP: 0.318, SLG: 0.494	C SI 83 F SL 83 B SL 85 X SL 83 1-2 **G6-3** ①		C FF 86 X CU 75 0-1 27 BB 21 BB 12 2B **1B**	1 SAFE 1 SAFE C FF 86 B SI 83 B SI 82 B SL 83 1 SAFE B CH 77 4-1 **1-2** **BB**		C FF 90 B FF 89 1 SAFE X FF 90 1-1 21 G3 **1-H** **2B**		B SL 80 C FF 90 B SL 79 F SL 78 F FF 90 S FF 90 2-3 **K** ③		4	1	2	1	1	1	0
21 Nick Markakis, L (1, 9) OBP: 0.339, SLG: 0.393	C SL 85 B SI 84 B CU 72 X CH 77 2-1 27 FC6 10 1B **1B**		B SL 82 F FF 85 F SL 82 F FF 87 F FF 88 B SL 83 D SI 80 1 SAFE D SL 84 4-2 27 BB 12 2B **1-2** **BB**	F SL 83 X FF 86 0-1 **G4-3** ③		X FF 89 0-0 **G3** ① **2-3**			C SI 87 C SI 90 F CU 80 B FF 92 B FF 93 B CU 80 B FF 92 4-2 27 1B 12 HR **BB**	3	2	1	0	2	0	3
10 Adam Jones, R (1, 8) OBP: 0.333, SLG: 0.483	1 SAFE C SL 84 C SL 83 X SL 83 0-2 27 FC6 **1-2** **1B**		S SL 84 X SL 83 0-1 **F8** ②		C CU 72 S CU 69 B SL 83 B SL 81 X FF 86 2-2 **G6-3** ①	S SL 79 T SL 81 S FF 90 0-3 **K** ②			X CU 80 0-0 **F8** ①	5	0	1	0	0	1	4
27 Vladimir Guerrero, R (1, 10) OBP: 0.321, SLG: 0.403	F SL 83 B CH 78 S SL 83 B FF 90 X SL 83 2-2 **FC6** 12 G6-4-3 **1-2** **2-3**		F SL 84 B FF 88 F SL 84 B FF 89 B SL 86 F FF 88 F CU 76 B SL 86 4-2 12 2B **1-2** **2-3** **BB**		B CU 71 X SL 83 1-0 **F9** ②	F SL 81 X SL 78 0-1 **F7** ③			X SL 86 0-0 12 HR **1-3** **1B**	4	1	1	0	1	0	3
12 Mark Reynolds, R (1, 5) OBP: 0.337, SLG: 0.486	S SL 85 S SL 85 F SL 83 X FF 87 0-2 **G6-4-3** ② ③ **1-2f**		B SL 84 B SL 85 F SL 85 C SL 86 X FF 89 2-2 **1-3** **2-H** **3-H** **2B**		C CU 71 B EP 68 C FF 87 X SL 83 1-2 32 BB 19 1B **1B**		B SL 79 B SL 79 S FF 90 C SL 80 X FF 90 2-2 **F7** ①		S SL 84 D SL 88 S SL 88 D SL 87 B SL 88 F SL 88 F SL 88 X SL 87 3-2 **2-H** **3-H** **HR**	5	2	3	5	0	0	3
32 Matt Wieters, S (1, 2)		C SI 85 X SL 84 0-1 **P4** ①	B FF 89 F SL 85 X SL 85 1-1 **P2** ③		C FF 87 B SL 85 B CH 79 D CH 77 C SL 83 F SL 82 F FF 87 1 SAFE F FF 86 4-2 F FF 86 F SI 83 F SL 83 F FF 86 B CU 70 19 1B **1-2** **BB**		C SL 78 F CH 79 X FF 89 0-2 **F9** ②		C FF 93 B CU 79 F CU 78 X FF 93 1-2 **G4-3** ②	4	0	0	0	1	0	2
19 Chris Davis, L (1, 3) OBP: 0.289, SLG: 0.424		C SL 81 C FF 86 B FF 88 B FF 89 X CU 77 2-2 **F8** ②		X CU 74 0-0 **F8** ①	B SL 82 F SL 81 S FF 86 B FF 86 F FF 87 B SL 81 X SL 82 3-2 **1-2** **2-H** **1B**		C SL 78 B FF 88 F SL 78 X FF 89 1-2 **G3** ③		B SL 87 B CU 81 F FF 94 C FF 94 F SL 87 X FF 93 2-2 **HR**	5	1	2	2	0	0	0
14 Nolan Reimold, R (1, 7) OBP: 0.310, SLG: 0.416 18 Felix Pie, L (8, 7) OBP: 0.247, SLG: 0.270		C SL 84 F SL 84 B FF 88 C SL 84 1-3 **K** ③		C FF 85 B FF 86 C CH 79 B FF 87 B SL 86 F SL 83 S SL 84 3-3 **K** ②	B FF 90 B SL 79 X SL 79 2-0 **F9** ③			B SL 78 C SL 79 F SL 80 B FF 90 S FF 90 2-3 **K** ① B FF 91 C FF 94 F CU 80 B SL 87 B SL 89 C FF 94 3-3 **K** ③	4 1	0 0	0 0	0 0	0 0	3 1	2 0
11 Robert Andino, R (1, 4) OBP: 0.342, SLG: 0.329			B SL 82 X SL 82 1-0 **F7** ① B CU 72 B SL 83 C FF 86 C CH 78 F SL 84 B FF 87 F SL 82 X FF 86 3-2 2 BB **1B**		X SL 78 0-0 2 2B **1B**			F FF 90 C SL 80 F SL 78 B FF 90 B SL 81 X FF 90 2-2 **P3** ②		4	1	2	0	0	0	0

Inning Stats									
	R: 0 E: 0 K: 0 S: 15	H: 2 LOB: 2 BB: 0 P: 20	R: 0 E: 0 K: 1 S: 8	H: 0 LOB: 0 BB: 0 P: 11	R: 2 E: 0 K: 0 S: 18	H: 2 LOB: 2 BB: 2 P: 30	R: 0 E: 0 K: 1 S: 13	H: 1 LOB: 2 BB: 1 P: 23	R: 1 E: 0 K: 0 S: 21	H: 2 LOB: 2 BB: 1 P: 34
	R: 1 E: 0 K: 1 S: 9	H: 2 LOB: 1 BB: 0 P: 10	R: 0 E: 0 K: 0 S: 9	H: 0 LOB: 0 BB: 0 P: 12	R: 0 E: 0 K: 2 S: 11	H: 0 LOB: 0 BB: 0 P: 17	R: 4 E: 0 K: 1 S: 20	H: 3 LOB: 0 BB: 1 P: 33	1B: 8 2B: 2 3B: 0 HR: 2	SF: 0 SAC: 0 DP: 1 HBP: 0	WP: 0 PB: 0 SB: 0 CS: 0	PA: 44

PITCHER		IP	WLS	BF	H	R	ER	SO	BB	IBB	HBP	BLK	WP	HR	S	P	ERA	WHIP
52 Bruce Chen, L ERA: 4.37	(1, 1)	4.2	L	25	7	3	3	2	4	0	0	0	0	0	74	115	5.79	2.357
31 Louis Coleman, R ERA: 1.91	(5, 1)	3.1		12	2	1	1	3	0	0	0	0	0	0	30	42	2.70	0.600
61 Everett Teaford, L ERA: 4.24	(9, 1)	1.0		7	3	4	4	1	1	0	0	0	0	2	20	33	36.00	4.000

PITCHER	IP	WLS	BF	H	R	ER	SO	BB	IBB	HBP	BLK	WP	HR	S	P	ERA	WHIP

AB	39
R	8
H	12
RBI	8
BB	5
SO	6
LOB	17

BOTTOM

Baltimore Orioles @ Kansas City Royals

Kauffman Stadium, Kansas City, MO

Tue Aug 02 2011, 7:11 PM - 10:00 PM CDT

Att. 17,116 - Clear - 107 F

livebaseballscorecards.com

Batter	1	2	3	4	5	6	7	8	9	AB	R	H	RBI	BB	SO	LOB
4 Alex Gordon, L (1, 7) OBP: 0.375, SLG: 0.493	X SI 95 / 0-0 G4-3 ①		C SI 95, F CU 78, F FS 86, B SI 96, F FS 86, B FC 89, C CU 78 / 2-3 K ①			C CU 75, B FS 86, B FS 87, F CU 77, X FS 85 / 2-2 G3 ①		F CU 82, B FF 94, F CU 82, B FF 95, B FF 94, F FF 95, X SI 96 / 3-2 53 1B, 16 SF9, 1B		4	1	1	0	0	1	0
53 Melky Cabrera, S (1, 8) OBP: 0.341, SLG: 0.468	C SI 96, B SI 95, B FF 96, X SI 96 / 2-1 35 2B, 2B		B CU 78, B FS 88, B SI 96, C SI 97, X SI 97 / 3-1 G4-3 ②			C SI 95, B SI 95, F FS 86, X FC 90 / 1-2 F8 ②		F FF 94, X FF 91 / 0-1 1-3, 1B		4	1	2	0	0	0	0
16 Billy Butler, R (1, 10) OBP: 0.378, SLG: 0.455	C FF 96, B FC 91, B SI 96, B FF 97, B CU 80 / 4-1 35 2B, BB		C FC 91, S CU 82, X FF 96 / 0-2 G5-3 ③			C CU 80, X CU 82 / 0-1 35 2B, 1B		B FC 91, F FF 97, S FC 90, X FF 96 / 1-2 SF9 ②, 3-H		2	0	1	1	1	0	0
35 Eric Hosmer, L (1, 3) OBP: 0.333, SLG: 0.454	B SI 96, B SI 96, B SI 96, C SI 96, F SI 96, F SI 97, F SI 97, F FF 97, X SI 98 / 3-2 1-3, 2-H, 2B			C FS 86, X FS 85 / 0-1 G4-3 ①		F SI 96, F FS 86, F FS 86, B FF 96, X SI 96 / 1-2 1-3, 2B		B SI 94, 1 SAFE, 1 SAFE, X FF 89 / 1-0 F7 ③		4	0	2	1	0	0	1
21 Jeff Francoeur, R (1, 9) OBP: 0.323, SLG: 0.459	B FC 91, F FF 96, C CU 83, B SI 96, F FF 96, S FC 89 / 2-3 K ②			B FF 92, F FF 96, X CU 80 / 2-1 F9 ②		B FC 90, S CU 81, B FC 92, S CU 83, X CU 83 / 2-2 F8 ③			B CU 76, C FF 92, B FF 92, S FF 93, F FF 93, C FF 93 / 2-3 K ①	4	0	0	0	0	2	4
8 Mike Moustakas, L (1, 5) OBP: 0.253, SLG: 0.252	C CU 78, F SI 97, X FF 97 / 0-2 F8 ③			B SI 97, S CU 80, S SI 97, B CU 76, F FS 86, F FS 87, X SI 97 / 2-2 F7 ③			F FF 96, X SI 96 / 0-1 G6-3 ①		C FF 92, C CU 77, B FF 93, F FF 92, B FF 94, S CU 78 / 2-3 K ②	4	0	0	0	0	1	2
3 Brayan Peña, S (1, 2) OBP: 0.298, SLG: 0.363		B FF 96, X FF 96 / 1-0 G1-3 ①			B SI 94, C SI 94, B FS 85, X SI 95 / 2-1 E6 17 G3-6-3		C SI 97, F FS 86, X FS 86 / 0-2 G3-1 ②		C FF 92, C FF 93, X CU 78 / 0-2 G4-3 ③	4	0	0	0	0	0	0
17 Chris Getz, L (1, 4) OBP: 0.315, SLG: 0.286		C FF 96, F CU 78, S SI 96 / 0-3 K ②			B CU 75, X SI 95 / 1-0 G3-6-3 ①② 1-2f		C SI 96, B CU 78, C CU 79, B SI 96, B CU 78, X FF 96 / 3-2 P6 ③			3	0	0	0	0	1	1
2 Alcides Escobar, R (1, 6) OBP: 0.283, SLG: 0.325		B FF 96, X FF 96 / 1-0 F7 ③			C FF 97, B CU 79, B CU 78, F FF 96, X FF 96 / 2-2 F8 ③			C FF 96, C FF 95, F FC 86, X FF 91 / 0-2 G6-3 ①		3	0	0	0	0	0	0
Inning Stats	R: 1 E: 0 K: 1 S: 17 H: 2 LOB: 2 BB: 1 P: 28	R: 0 E: 0 K: 1 S: 5 H: 0 LOB: 0 BB: 0 P: 7	R: 0 E: 0 K: 1 S: 10 H: 0 LOB: 0 BB: 0 P: 15	R: 0 E: 0 K: 0 S: 9 H: 0 LOB: 0 BB: 0 P: 13	R: 0 E: 1 K: 0 S: 6 H: 0 LOB: 0 BB: 0 P: 11	R: 0 E: 0 K: 0 S: 15 H: 2 LOB: 2 BB: 0 P: 21	R: 0 E: 0 K: 0 S: 8 H: 0 LOB: 0 BB: 0 P: 11	R: 1 E: 0 K: 0 S: 14 H: 2 LOB: 1 BB: 0 P: 19	R: 0 E: 0 K: 2 S: 11 H: 0 LOB: 0 BB: 0 P: 15	1B: 3 2B: 3 3B: 0 HR: 0	SF: 1 SAC: 0 DP: 1 HBP: 0						

	AB	32
	R	2
	H	6
	RBI	2
	BB	1
	SO	5
	LOB	8

WP: 0 PB: 0 SB: 0 CS: 0 PA: 34

PITCHER		IP	WLS	BF	H	R	ER	SO	BB	IBB	HBP	BLK	WP	HR	S	P	ERA	WHIP
55 Alfredo Simon, R ERA: 3.83	(1, 1)	7.0	W	26	4	1	1	3	1	0	0	0	0	0	70	106	1.29	0.714
29 Tommy Hunter, R ERA: 3.31	(8, 1)	1.0	H	5	2	1	1	0	0	0	0	0	0	0	14	19	9.00	2.000
36 Chris Jakubauskas, R ERA: 6.1	(9, 1)	1.0		3	0	0	0	2	0	0	0	0	0	0	11	15	0.00	0.000

PITCHER	IP	WLS	BF	H	R	ER	SO	BB	IBB	HBP	BLK	WP	HR	S	P	ERA	WHIP

Batter	1	2	3	4	5	6	7	8	9	AB	R	H	RBI	BB	SO	LOB
2 J.J. Hardy, R (1, 6) OBP: 0.314, SLG: 0.489	B FF 93 F FF 93 F FC 89 C SI 94 1-3 ① K		B SI 94 C SL 84 1 SAFE B FF 93 X SL 85 2-1 ② SF7 1-H			B SL 86 C SI 92 X SI 92 1-1 ② F8		S SL 86 S SL 83 F SL 84 S FF 97 0-3 ② K		3	0	0	1	0	2	3
21 Nick Markakis, L (1, 9) OBP: 0.336, SLG: 0.390	B FF 94 S FC 89 F FF 93 C FC 90 1-3 ② K		B FF 94 B FC 90 C CH 83 X CH 83 2-1 ③ G6-3			C CH 82 B FF 93 F FC 88 F SI 93 X FC 87 1-2 ③ P6		X FF 94 0-0 ③ G4-3		4	0	0	0	0	1	3
10 Adam Jones, R (1, 8) OBP: 0.333, SLG: 0.483	B FF 95 X FC 90 1-0 27 1B 2B			C KC 78 S FF 91 S KC 80 0-3 ① K			B SI 93 X SL 86 1-0 ① F9		F FF 92 X SL 86 0-1 ① F7	4	1	1	0	0	1	0
27 Vladimir Guerrero, R (1, 10) OBP: 0.320, SLG: 0.401	B SI 93 X SI 93 1-0 19 CS 1B 2-H			S KC 78 S KC 79 B FF 94 X KC 80 1-2 ② G1-3			C FF 94 F SL 87 X FF 93 0-2 ② G4-3		B FF 94 X SL 85 1-0 ② P3	4	0	1	1	0	0	0
19 Chris Davis, L (1, 3) OBP: 0.277, SLG: 0.404	C SI 94 S KC 80 B FF 94 1-2 ③ CS 1-2	X FF 94 0-0 ① F8		C KC 79 S FF 94 F FC 88 S FF 94 0-3 ③ K			B FC 87 C KC 79 F FF 94 S KC 81 1-3 ③ K		C FF 93 B FF 96 S CU 75 S SL 88 1-3 K 12 DI	4	0	0	0	0	3	0
12 Mark Reynolds, R (1, 5) OBP: 0.334, SLG: 0.480		C FF 94 B FF 92 S SL 86 S FF 93 1-3 ② K			C FF 92 B FC 89 C FF 94 F KC 79 F SI 92 S FC 87 1-3 ① K			B SI 92 F SL 85 B FF 92 X SI 92 2-1 ① G5-3	B SL 85 C SL 85 C SL 85 B FF 96 S SL 86 2-3 ③ K 1-2	4	0	0	0	0	3	1
32 Matt Wieters, S (1, 2) OBP: 0.313, SLG: 0.390		B FF 95 T FF 95 B FC 91 X CH 84 2-1 ③ G3			T FF 94 B FC 88 X KC 79 1-1 ② F7			F FF 94 F FC 88 B FF 94 F KC 80 B FF 94 F FF 92 F FC 88 F FF 94 B CH 81 3-2 X SI 83 18 2B 1B		3	0	1	0	0	0	0
18 Felix Pie, L (1, 7) OBP: 0.255, SLG: 0.280			C FF 92 F FC 89 B FF 94 F KC 78 B FF 93 B SI 94 B SI 94 4-2 11 FC1-6 BB		B CH 82 X FF 94 1-0 ③ F8			X FF 93 0-0 1-3 2B		2	0	1	0	1	0	0
11 Robert Andino, R (1, 4) OBP: 0.342, SLG: 0.327			X FF 93 0-0 ① FC1-6 2 E 2 SF7 1-2f			C KC 77 B FF 91 B FF 91 X KC 78 2-1 ① L7		F SL 87 F FF 97 H FF 97 1-2 HBP		2	1	0	0	0	0	1
Inning Stats	R: 1 H: 2 E: 0 LOB: 0 K: 2 BB: 0 S: 10 P: 15	R: 0 H: 0 E: 0 LOB: 0 K: 1 BB: 0 S: 6 P: 9	R: 1 H: 0 E: 1 LOB: 0 K: 0 BB: 1 S: 8 P: 16	R: 0 H: 0 E: 0 LOB: 0 K: 2 BB: 0 S: 10 P: 11	R: 0 H: 0 E: 0 LOB: 0 K: 1 BB: 0 S: 8 P: 11	R: 0 H: 0 E: 0 LOB: 0 K: 0 BB: 0 S: 8 P: 12	R: 0 H: 0 E: 0 LOB: 0 K: 1 BB: 0 S: 7 P: 9	R: 0 H: 2 E: 0 LOB: 3 K: 1 BB: 0 S: 17 P: 23	R: 0 H: 0 E: 0 LOB: 1 K: 2 BB: 0 S: 9 P: 13	1B: 2 SF: 1 2B: 2 SAC: 0 3B: 0 DP: 0 HR: 0 HBP: 1						

PITCHER		IP	WLS	BF	H	R	ER	SO	BB	IBB	HBP	BLK	WP	HR	S	P	ERA	WHIP
44 Luke Hochevar, R ERA: 4.95	(1, 1)	7.1	W	26	4	2	1	7	1	0	0	0	0	0	67	98	1.23	0.682
56 Greg Holland, R ERA: 1.5	(8, 1)	1.2	S	7	0	0	0	3	0	0	1	0	1	0	16	21	0.00	0.000

PITCHER	IP	WLS	BF	H	R	ER	SO	BB	IBB	HBP	BLK	WP	HR	S	P	ERA	WHIP

TOP

Baltimore Orioles @ Kansas City Royals

Kauffman Stadium, Kansas City, MO

Wed Aug 03 2011, 7:11 PM - 9:31 PM CDT

Att. 14,187 - Clear - 91 F

livebaseballscorecards.com

AB	30
R	2
H	4
RBI	2
BB	1
SO	10
LOB	8

PA: 34

WP: 1
PB: 0
SB: 0
CS: 1

BOTTOM

Baltimore Orioles @ Kansas City Royals

Kauffman Stadium, Kansas City, MO

Wed Aug 03 2011, 7:11 PM - 9:31 PM CDT

Att. 14,187 - Clear - 91 F

livebaseballscorecards.com

Batter	1	2	3	4	5	6	7	8	9	AB	R	H	RBI	BB	SO	LOB
4 Alex Gordon, L (1, 7) OBP: 0.378, SLG: 0.499	B FF 89 X SI 90 1-0 53 G4-3 16 SF8 2B	B CH 87 X CH 86 1-0 ③ G3			B CU 72 C CU 72 B FF 92 X SL 84 2-1 2B		B FF 93 F CU 72 B SI 94 B SI 94 F SI 93 X CU 74 3-2 16 HR 2-3 1B	B SL 83 X FF 90 1-0 ② F8		5	2	3	0	0	0	4
53 Melky Cabrera, S (1, 8) OBP: 0.337, SLG: 0.463	L SI 90 X SL 82 0-1 ① G4-3 2-3		C CU 73 B SL 84 B SL 83 X SL 82 2-1 ① G6-3		S FF 93 X SI 95 0-1 ① F8		B SL 83 X SL 85 1-0 ① F8	C FF 91 F FF 89 X SL 83 0-2 ③ L1-3		5	0	0	0	0	0	7
16 Billy Butler, R (1, 10) OBP: 0.376, SLG: 0.462	X CU 74 0-0 ② SF8 3-H		T FF 94 X SI 95 0-1 ② G6-3		F SI 94 B FF 94 B SL 85 X FF 94 2-1 ② P4		B SL 86 D SI 94 B SI 96 X FF 95 3-0 2-H 3-H HR			3	1	1	4	0	0	1
35 Eric Hosmer, L (1, 3) OBP: 0.335, SLG: 0.451	X SI 92 0-0 ③ G6-3		C SI 92 B CH 84 B SL 84 B CH 84 B FF 93 4-1 BB		I IN 59 I IN 60 I I IN 49 4-0 21 FC6-4 IBB		F CH 85 X SL 85 0-1 ② F7			2	0	0	0	2	0	0
21 Jeff Francoeur, R (1, 9) OBP: 0.320, SLG: 0.455		C FF 92 F SI 92 F SL 84 X SL 84 0-2 ① F9	1 SAFE B SL 82 1 SAFE X SL 82 1-0 ③ G5-3		X SI 95 0-0 ③ FC6-4 1-2f		B SL 85 C SL 85 X SL 84 1-1 ③ G5-3			4	0	0	0	0	0	3
24 Yamaico Navarro, R (1, 5) OBP: 0.318, SLG: 0.375		B FF 92 X SI 92 1-0 17 HBP 2 3B 1B		B SL 82 B SL 83 B SI 92 C FF 92 B SI 93 4-1 2 1B BB		X FF 93 0-0 ① G6-3		B B B SI 92 C X 3-1 17 FC6-4 1B		3	1	2	0	1	0	0
17 Chris Getz, L (1, 4) OBP: 0.314, SLG: 0.283		B SI 91 H CU 75 2-0 2 3B 1-2 HBP		C FF 92 F FF 93 C FF 94 0-3 ① K		C SI 93 X CU 74 0-1 ② G3-1		B FF 91 F SI 90 1 SAFE F FF 90 F FF 91 F SL 85 X SI 92 1-2 ① FC6-4 28 1B 2 1B 1-2f		3	1	0	0	0	1	2
2 Alcides Escobar, R (1, 6) OBP: 0.287, SLG: 0.334		C SI 94 F SI 93 B FF 94 X SI 94 1-2 1-H 2-H 3B		1 SAFE C FF 93 X SL 84 0-1 28 L1-3 1-2 1B		B SI 92 L SI 93 C SI 96 B SL 84 B SI 96 T SI 97 3-2 ③ K		1 SAFE X SI 92 0-0 28 1B 1-2 1B		4	0	3	2	0	1	0
28 Manny Piña, R (1, 2) OBP: 0.500, SLG: 0.750		X FF 94 0-0 ② P4		C SL 84 F SI 92 B FF 93 X FF 93 1-2 ②③ L1-3 1-1			B SI 94 F SI 94 F FF 95 F SL 86 B FF 96 X SI 95 2-2 4 1B 16 HR 2B	B SI 90 B SI 91 F SI 90 B SI 90 X SI 92 3-1 1-2 2-3 1B		4	1	2	0	0	0	3
Inning Stats	R: 1 E: 0 K: 0 S: 5 H: 1 LOB: 0 BB: 0 P: 6	R: 2 E: 0 K: 0 S: 10 H: 2 LOB: 1 BB: 0 P: 15	R: 0 E: 0 K: 0 S: 6 H: 0 LOB: 1 BB: 1 P: 13	R: 0 E: 0 K: 1 S: 9 H: 1 LOB: 1 BB: 1 P: 14	R: 0 E: 0 K: 0 S: 7 H: 1 LOB: 2 BB: 1 P: 15	R: 0 E: 0 K: 1 S: 6 H: 0 LOB: 0 BB: 0 P: 9	R: 3 E: 0 K: 0 S: 13 H: 3 LOB: 0 BB: 0 P: 23	R: 0 E: 0 K: 0 S: 14 H: 3 LOB: 3 BB: 0 P: 22		1B: 6 2B: 4 3B: 1 HR: 1 SF: 1 SAC: 0 DP: 1 HBP: 1					WP: 0 PB: 0 SB: 0 CS: 0 PA: 38	

	AB	33
	R	6
	H	11
	RBI	6
	BB	3
	SO	2
	LOB	20

PITCHER		IP	WLS	BF	H	R	ER	SO	BB	IBB	HBP	BLK	WP	HR	S	P	ERA	WHIP
46 Jeremy Guthrie, R ERA: 4.34	(1, 1)	7.0	L	32	8	6	6	2	2	1	1	0	0	1	56	95	7.71	1.429
35 Brad Bergesen, R ERA: 5.76	(8, 1)	0.1		4	3	0	0	0	0	0	0	0	0	0	10	17	0.00	9.000
45 Jo-Jo Reyes, L ERA: 5.37	(8, 1)	0.2		2	0	0	0	0	0	0	0	0	0	0	4	5	0.00	0.000

PITCHER	IP	WLS	BF	H	R	ER	SO	BB	IBB	HBP	BLK	WP	HR	S	P	ERA	WHIP

Batter	1	2	3	4	5	6	7	8	9	AB	R	H	RBI	BB	SO	LOB
2 J.J. Hardy, R (1, 6) OBP: 0.313, SLG: 0.495	C SI 85 B SI 82 X CH 75 1-1 ① P2		B FF 83 X CH 75 1-0 ② F9		B CH 76 C FF 83 F CH 74 B SI 85 X CH 76 2-2 HR	C FF 97 X FF 95 0-1 ② P3		B FF 94 C FF 92 B CU 75 F FF 92 X FF 92 2-2 ③ G4-3 2-3		4	1	1	1	0	0	3
28 Blake Davis, L (7, 4) OBP: 0.321, SLG: 0.319										1	0	0	0	0	0	1
21 Nick Markakis, L (1, 9) OBP: 0.339, SLG: 0.393	X SI 85 0-0 ② F7		C CU 66 X CH 75 0-1 2-H 1B		C SI 84 B SI 83 S CU 68 X SI 87 1-2 27 FC6-5 2B	B FF 97 B CH 85 B FF 96 I IN 74 4-0 IBB			X FF 92 0-0 ① L9	4	0	2	1	1	0	0
10 Adam Jones, R (1, 8) OBP: 0.333, SLG: 0.484	C SI 85 F FF 86 F SI 86 X CU 68 0-2 2B		S CH 76 S SI 84 F FF 84 B SI 87 1 SAFE S CU 66 1-3 ③ K		B CU 67 C SI 84 C SI 84 B SI 82 F SI 86 X SI 85 2-2 ① P3	B FF 97 C FF 97 X FF 97 1-1 ③ G1-3			B FF 92 F FF 93 F SL 81 B FF 93 X SL 81 2-2 12 FC4-6 27 1B 1B	5	0	2	0	0	1	5
27 Vladimir Guerrero, R (1, 10) OBP: 0.321, SLG: 0.404	F SI 82 S CH 74 F CH 74 B SI 84 B SI 88 X CH 75 2-2 ③ F8			B SI 80 F CH 75 X CU 65 1-1 12 F7 32 1B 2B	C SI 84 X SI 84 0-1 ② FC6-5 12 FC6-4 2-3		C FF 96 X SL 87 0-1 ① F7		C FF 92 F FF 90 F CU 67 B FC 90 X FF 94 1-2 12 FC4-6 1-2 1B	5	1	2	0	0	0	2
12 Mark Reynolds, R (1, 5) OBP: 0.330, SLG: 0.474		B SI 85 B CH 75 S SI 81 X SI 86 2-1 ① F9		C SI 82 S FF 83 B FF 84 B SI 87 F CH 75 X CH 75 2-2 ① F7 2-3	C CU 67 F SI 86 X CH 76 0-2 ③ FC6-4 1-2f		F FF 96 B SL 87 F SL 86 B CH 84 C SL 86 2-3 ② K		B SL 81 B FF 93 S SL 81 C SL 80 B FC 93 X SL 79 3-2 ② FC4-6 1-2f 2-3	5	0	0	0	0	1	4
32 Matt Wieters, S (1, 2) OBP: 0.315, SLG: 0.393		C CU 67 F CH 76 B SI 88 B SI 87 S SI 88 2-3 ② K		X CH 74 0-0 14 1B 1B 3-H	S SI 82 C SI 82 X SI 83 0-2 19 2B 2B	C FF 95 C CH 86 B FF 96 B CH 86 S SL 87 2-3 ③ K			C FF 93 B FF 94 C FF 94 S CU 71 1-3 ③ K	5	1	2	1	0	3	2
19 Chris Davis, L (1, 3) OBP: 0.276, SLG: 0.409		C CU 69 S CU 67 X CU 70 0-2 ③ F8		F CU 67 B FF 83 S CH 75 F SI 82 B SI 85 S CH 75 2-3 ② K	F CU 68 X SI 84 0-1 11 SH5-4 2B 2-H			B FF 92 C FF 92 X CU 75 1-1 ① G3		4	0	1	1	0	1	1
14 Nolan Reimold, R (1, 7) OBP: 0.316, SLG: 0.414			B CH 77 C CH 81 F CH 75 B SI 86 F CH 75 X SI 88 2-2 ① G4-3	B SI 84 X SI 81 1-0 1-2 1B	B SL 86 C FF 92 B SL 87 B FF 94 B FF 95 4-1 11 SH5-4 BB			B FF 92 F FF 93 X CH 82 1-1 ② G6-3		3	0	1	0	1	0	0
11 Robert Andino, R (1, 4) OBP: 0.345, SLG: 0.339 (7, 6)			B CU 69 B CH 77 B FF 83 C SI 83 F SI 82 X CH 78 3-2 21 1B 2B	B FF 83 B CH 76 C SI 84 X SI 84 2-1 ③ G6-3		B FF 92 L FF 92 B FF 95 X FF 92 2-1 ① SH5-4 1-2 2-3		B FF 94 S CH 82 X CH 82 1-1 28 WP 2B		3	1	2	0	0	0	2
Inning Stats	R: 0 E: 0 K: 0 S: 11 H: 1 LOB: 1 BB: 0 P: 14	R: 0 E: 0 K: 1 S: 8 H: 0 LOB: 0 BB: 0 P: 12	R: 1 E: 0 K: 1 S: 14 H: 2 LOB: 1 BB: 0 P: 21	R: 1 E: 0 K: 1 S: 14 H: 3 LOB: 2 BB: 0 P: 22	R: 1 E: 0 K: 0 S: 15 H: 2 LOB: 1 BB: 0 P: 20	R: 1 E: 0 K: 0 S: 12 H: 2 LOB: 3 BB: 2 P: 23	R: 0 E: 0 K: 2 S: 8 H: 0 LOB: 0 BB: 0 P: 12	R: 0 E: 0 K: 0 S: 9 H: 1 LOB: 1 BB: 0 P: 14	R: 0 E: 0 K: 1 S: 14 H: 2 LOB: 2 BB: 0 P: 21	1B: 5 2B: 7 3B: 0 HR: 1 SF: 0 SAC: 1 DP: 0 HBP: 0						

PITCHER		IP	WLS	BF	H	R	ER	SO	BB	IBB	HBP	BLK	WP	HR	S	P	ERA	WHIP
26 Jeff Francis, L ERA: 4.48	(1, 1)	5.0		25	10	4	4	3	0	0	0	0	0	1	67	94	7.20	2.000
38 Blake Wood, R ERA: 3.52	(6, 1)	2.0	W	8	0	0	0	2	1	1	0	0	0	0	15	30	0.00	0.500
55 Tim Collins, L ERA: 3.46	(8, 1)	1.0		4	1	0	0	0	0	0	0	0	1	0	9	14	0.00	1.000
48 Joakim Soria, R ERA: 4.05	(9, 1)	1.0		5	2	0	0	1	0	0	0	0	0	0	14	21	0.00	2.000

PITCHER	IP	WLS	BF	H	R	ER	SO	BB	IBB	HBP	BLK	WP	HR	S	P	ERA	WHIP

TOP

Baltimore Orioles @ Kansas City Royals

Kauffman Stadium, Kansas City, MO

Thu Aug 04 2011, 7:12 PM - 10:13 PM CDT

Att. 12,161 - Partly Cloudy - 87 F

livebaseballscorecards.com

AB	39
R	4
H	13
RBI	4
BB	2
SO	6
LOB	20

1B: 5	SF: 0	WP: 1	PA: 42
2B: 7	SAC: 1	PB: 0	
3B: 0	DP: 0	SB: 0	
HR: 1	HBP: 0	CS: 0	

Batter	1	2	3	4	5	6	7	8	9	AB	R	H	RBI	BB	SO	LOB
4 Alex Gordon, L (1, 7) OBP: 0.382, SLG: 0.505	C FF 92 B FF 93 B SL 84 F FF 94 B FF 94 X FF 92 3-2 53 SH 16 2B 2B	C FF 93 X SL 84 0-1 53 1B 1B		F SL 83 X FF 91 0-1 1B		X FF 89 0-0 53 1B 16 1B 2-3 1B	C FF 93 B FF 93 X SL 79 1-1 ① G3			5	2	4	0	0	0	0
53 Melky Cabrera, S (1, 8) OBP: 0.339, SLG: 0.463	X SL 84 0-0 SH 16 2B 21 1B 2-3	B FF 93 F FF 92 X CH 87 1-1 1-2 1B		1 SAFE X FF 91 0-0 ② F9		1 SAFE B SI 91 X FF 92 1-0 21 1B 16 1B 24 2B 1-2 3-H 1B	B FF 94 F CH 81 F CH 80 X FF 95 1-2 ② F7			4	2	2	1	0	0	1
16 Billy Butler, R (1, 10) OBP: 0.377, SLG: 0.463	B FF 94 C FF 93 F SI 94 X FF 94 1-2 21 1B 24 G5-3 1-3 3-H 2B	B FF 93 B CH 88 C SI 93 X CH 87 2-1 ③ F9		F FF 93 1 SAFE B FF 91 X SI 92 1-1 ③ G6-3		F SI 96 S FF 96 F FF 96 X SI 96 0-2 21 1B 24 2B 1-2 2-H 1B	B SL 81 B SL 82 C CH 80 X SL 81 2-1 ③ G6-3			5	2	2	2	0	0	3
35 Eric Hosmer, L (1, 3) OBP: 0.333, SLG: 0.447	S SL 86 C FF 94 F SL 84 S SL 85 0-3 ① K		C SL 81 X SI 90 0-1 ① G6-3		B FF 90 B SL 85 C FF 92 X SL 82 2-1 24 G1-3 1B	S CH 87 B SI 98 T SI 95 S CH 89 1-3 ② K		F FF 92 B FF 90 B FS 86 X FC 89 2-1 ① G6-3		5	0	1	0	0	2	4
21 Jeff Francoeur, R (1, 9) OBP: 0.323, SLG: 0.457	B FF 95 B FF 95 X FA 88 2-0 24 G5-3 2-3 3-H 1B		B FF 91 X FF 92 1-0 17 1B 1B		F FF 92 X SI 92 0-1 ① P4	C SI 97 B SI 95 B SI 96 C SI 95 X SI 97 2-2 24 2B 17 1B 1-2 2-3 1B		C CU 82 X FC 88 0-1 ② G5-3		5	1	3	1	0	0	1
24 Yamaico Navarro, R (1, 5) OBP: 0.327, SLG: 0.386	1 SAFE C SL 84 D CH 88 X FF 93 1-1 ② G5-3 1-2 3-H		C FF 93 F FF 92 C FF 94 0-3 ② K		F SI 92 X CH 87 0-1 ② G1-3 1-2	X SI 96 0-0 17 1B 1-3 2-H 3-H 2B		B FF 94 B CU 83 B CU 81 C FF 93 D FC 89 4-1 BB		4	1	1	3	1	1	3
17 Chris Getz, L (1, 4) OBP: 0.315, SLG: 0.285	B FF 93 B FF 93 X FF 94 2-0 ③ G6-3		1 SAFE B FF 94 B FF 93 B FF 93 C FF 93 X FF 92 3-1 1-3 1B		C SL 85 D FF 93 X CH 88 1-1 ③ G3-1	B SI 98 B CH 89 C SI 97 S CH 90 X CH 89 2-2 2 E 2 1B 2-H 3-H 1B		B CU 80 S FF 93 C FF 92 B FF 93 X FC 88 2-2 ③ F7		5	0	2	2	0	0	3
2 Alcides Escobar, R (1, 6) OBP: 0.287, SLG: 0.333		C SL 82 C FF 91 X FF 93 0-2 ① L9	1 SAFE F SI 92 B FF 93 D CH 88 S SL 85 X SL 86 2-2 ③ G5-3			B FF 89 C FF 90 X CH 86 1-1 ① L7 C SI 97 X CU 80 0-1 E1 1-3 1B				4	0	1	0	0	0	2
28 Manny Piña, R (1, 2) OBP: 0.375, SLG: 0.625		C FF 93 X FF 92 0-1 ② G4-3		C SI 89 C CH 85 B CH 86 F FF 92 S SL 85 1-3 ① K		S SL 82 B FF 92 S SL 82 X FF 82 2-1 4 1B 53 1B 2B B CU 79 C SI 96 X SI 96 1-1 ③ G5-3				4	1	1	0	0	1	2
Inning Stats	R: 3 E: 1 K: 1 S: 15 H: 3 LOB: 1 BB: 0 P: 24	R: 0 E: 0 K: 0 S: 11 H: 2 LOB: 2 BB: 0 P: 14	R: 0 E: 0 K: 1 S: 11 H: 2 LOB: 2 BB: 0 P: 17	R: 0 E: 0 K: 1 S: 9 H: 1 LOB: 1 BB: 0 P: 11	R: 0 E: 0 K: 0 S: 8 H: 1 LOB: 1 BB: 0 P: 11	R: 6 E: 1 K: 1 S: 24 H: 8 LOB: 2 BB: 0 P: 34	R: 0 E: 0 K: 0 S: 7 H: 0 LOB: 0 BB: 0 P: 11	R: 0 E: 0 K: 0 S: 8 H: 0 LOB: 1 BB: 1 P: 16		1B: 13 2B: 4 3B: 0 HR: 0 SF: 0 SAC: 1 DP: 0 HBP: 0					WP: 0 PB: 0 SB: 0 CS: 0 PA: 43	

PITCHER		IP	WLS	BF	H	R	ER	SO	BB	IBB	HBP	BLK	WP	HR	S	P	ERA	WHIP
53 Zack Britton, L ERA: 4.66	(1, 1)	5.1	L	29	12	6	4	3	0	0	0	0	0	0	60	87	6.75	2.250
43 Jim Johnson, R ERA: 2.87	(6, 1)	0.2		7	5	3	3	1	0	0	0	0	0	0	18	24	40.50	7.500
51 Michael Gonzalez, L ERA: 5.35	(7, 1)	1.0		3	0	0	0	0	0	0	0	0	0	0	7	11	0.00	0.000
63 Kevin Gregg, R ERA: 3.64	(8, 1)	1.0		4	0	0	0	0	1	0	0	0	0	0	8	16	0.00	1.000

PITCHER	IP	WLS	BF	H	R	ER	SO	BB	IBB	HBP	BLK	WP	HR	S	P	ERA	WHIP

BOTTOM

Baltimore Orioles @ Kansas City Royals

Kauffman Stadium, Kansas City, MO

Thu Aug 04 2011, 7:12 PM - 10:13 PM CDT

Att. 12,161 - Partly Cloudy - 87 F

livebaseballscorecards.com

AB	41
R	9
H	17
RBI	9
BB	1
SO	4
LOB	19

Detroit Tigers @ Kansas City Royals

Kauffman Stadium, Kansas City, MO

Fri Aug 05 2011, 7:11 PM - 10:10 PM CDT

Att. 28,565 - Partly Cloudy - 89 F

livebaseballscorecards.com

Batter	1	2	3	4	5	6	7	8	9	10	AB	R	H	RBI	BB	SO	LOB
14 Austin Jackson, R (1, 8) OBP: 0.318, SLG: 0.365	X FF 95 0-0 26 3B 3B		F FF 96 S SL 88 X SL 89 0-2 ② 1B		B SI 95 B SL 87 F CH 86 B SI 95 D SL 90 4-1 30 FC5-4 BB		C FF 90 B SL 78 T SL 79 X SL 80 1-2 ③ G1-3			C SI 92 L SL 82 S SL 82 0-3 ① K	4	1	2	0	1	1	2
26 Brennan Boesch, L (1, 7) OBP: 0.349, SLG: 0.483	B FF 96 F SI 96 B FF 98 X SL 89 2-1 30 SF9 3-H 3B		B SL 89 C SI 96 X SL 88 1-1 ③ G3		F SL 86 B CH 85 F SI 95 X SI 96 1-2 ② F7			C SL 75 X SL 80 0-1 ① G3		1 SAFE B SL 83 X FF 94 1-0 32 BB 1-H 1B	5	1	2	2	0	0	2
30 Magglio Ordonez, R (1, 9) OBP: 0.297, SLG: 0.314 32 Don Kelly, L (8, PR) OBP: 0.287, SLG: 0.335 (8, 9) (10, 5)	B CU 78 B FF 97 S SL 87 X SL 88 2-1 ① SF9 3-H			F SL 87 C FF 96 B FF 95 C FF 96 1-3 ① K	D SL 89 X SL 88 1-0 ③ FC5-4 1-2f			B SI 90 S SL 79 F SI 91 B SL 80 B SL 80 X SL 79 3-2 24 FC4-6 1B		D SI 94 B SI 93 B SL 83 B FF 93 4-0 24 G6-4-3 1-2 BB	3 0	0 0	1 0	1 0	0 0	1 1	2 0
24 Miguel Cabrera, R (1, 3) OBP: 0.424, SLG: 0.551	F FF 97 C FF 97 B SI 97 B FF 98 X SL 88 2-2 ② G4-3			X SL 89 0-0 1B	F CH 85 B SL 86 B CH 86 F CH 87 S FF 96 2-3 ① K			X SL 80 0-0 ② FC4-6 1-2f		B SL 86 B SL 87 F FF 96 B FF 97 X FF 96 3-1 ②③ G6-4-3 1-2f	5	0	1	0	0	1	3
41 Victor Martinez, S (1, 10) OBP: 0.371, SLG: 0.439	C SI 97 S SL 88 F FF 97 C FF 97 0-3 ③ K			B SL 88 F SL 88 C SI 97 S FF 98 1-3 ② K	B FF 95 C SL 86 B CU 78 F CH 85 F SI 96 F SI 95 F FF 96 F CH 87 B SL 87 3-2 X CH 87 G4-3			B SL 79 X CH 78 1-0 ③ P5			4	0	0	0	0	2	2
27 Jhonny Peralta, R (1, 6) OBP: 0.356, SLG: 0.517		X FF 94 0-0 ① F9		B SL 90 D SL 88 C SL 90 F SL 89 D SL 90 S SL 88 3-3 ③ K	X FF 94 0-0 ③ G6-3				F FF 93 B FC 91 F SL 81 S CU 68 1-3 ① K		4	0	0	0	0	2	1
9 Carlos Guillen, S (1, 4) OBP: 0.258, SLG: 0.377		B FF 95 F SI 95 F FF 97 F FF 96 X SI 97 1-2 ② F8			C SL 86 B SI 95 S FF 96 X SI 95 1-2 ① F8		F FF 94 F SL 88 F SI 94 F SL 88 B FF 96 F FF 96 F SI 96 B SL 87 X CH 87 2-2 ① G3		B FF 93 B FC 91 X FF 93 2-0 ② P5		4	0	0	0	0	0	0
13 Alex Avila, L (1, 2) OBP: 0.370, SLG: 0.497		C SL 88 C SL 88 F SL 87 S FF 97 0-3 ③ K			F SI 96 T SI 95 F SI 95 B SL 89 B SL 88 X SI 97 2-2 HR		C FF 95 B CH 86 C CH 87 S CL 89 1-3 ② K		X FC 90 0-0 ③ G4-3		4	1	1	1	0	2	0
20 Wilson Betemit, S (1, 5) OBP: 0.342, SLG: 0.409 12 Andy Dirks, L (10, PR) OBP: 0.307, SLG: 0.427 (10, 9)			F SI 95 T CH 86 X FF 96 0-2 ① G6-3		T SL 88 B CH 87 B CH 86 B SL 87 F CH 88 X SL 89 3-2 2B		S SI 96 F SI 97 B FF 97 B SI 96 B CH 89 B FF 96 4-2 BB			B SI 93 F SI 94 B KC 74 B FF 94 B SI 94 4-1 26 WP 26 1B BB	2 0	0 1	1 0	0 0	2 0	0 0	0 0
Inning Stats	R: 2 H: 2 E: 0 LOB: 0 K: 1 BB: 0 S: 12 P: 18	R: 0 H: 0 E: 0 LOB: 0 K: 1 BB: 0 S: 9 P: 10	R: 0 H: 1 E: 0 LOB: 0 K: 0 BB: 0 S: 8 P: 9	R: 0 H: 1 E: 0 LOB: 1 K: 3 BB: 0 S: 10 P: 15	R: 1 H: 2 E: 0 LOB: 2 K: 0 BB: 1 S: 15 P: 27	R: 0 H: 0 E: 0 LOB: 0 K: 1 BB: 0 S: 11 P: 16	R: 0 H: 0 E: 0 LOB: 1 K: 1 BB: 1 S: 15 P: 23	R: 0 H: 1 E: 0 LOB: 1 K: 0 BB: 0 S: 7 P: 11	R: 0 H: 0 E: 0 LOB: 0 K: 1 BB: 0 S: 5 P: 8	R: 1 H: 1 E: 0 LOB: 2 K: 1 BB: 2 S: 7 P: 19	1B: 4 SF: 1 2B: 1 SAC: 0 3B: 2 DP: 1 HR: 1 HBP: 0						

PITCHER		IP	WLS	BF	H	R	ER	SO	BB	IBB	HBP	BLK	WP	HR	S	P	ERA	WHIP
59 Felipe Paulino, R ERA: 4.19	(1, 1)	6.2		27	6	3	3	7	2	0	0	0	0	1	77	114	4.05	1.200
31 Louis Coleman, R ERA: 1.85	(7, 1)	1.1		5	1	0	0	0	0	0	0	0	0	0	10	15	0.00	0.750
48 Joakim Soria, R ERA: 3.97	(9, 1)	1.0		3	0	0	0	1	0	0	0	0	0	0	5	8	0.00	0.000
43 Aaron Crow, R ERA: 1.93	(10, 1)	0.1	L	4	1	1	1	1	2	0	0	0	1	0	5	14	27.00	9.000
56 Greg Holland, R ERA: 1.47	(10, 1)	0.2		1	0	0	0	0	0	0	0	0	0	0	2	5	0.00	0.000

PITCHER	IP	WLS	BF	H	R	ER	SO	BB	IBB	HBP	BLK	WP	HR	S	P	ERA	WHIP

AB	35
R	4
H	8
RBI	4
BB	4
SO	9
LOB	12

WP: 1 PA: 40
PB: 0
SB: 0
CS: 0

Batter	1	2	3	4	5	6	7	8	9	10	AB	R	H	RBI	BB	SO	LOB
4 Alex Gordon, L (1, 7) OBP: 0.380, SLG: 0.501	C SI 90 B SI 91 B FF 91 X CH 81 2-1 G4-3 ①			C CU 75 B SL 85 X CH 80 1-1 G4-3 ①		C FF 91 B SL 86 B SL 86 X FF 91 2-1 1B		B SI 92 F SI 92 X CU 78 1-1 F7 ①		C FS 86 F FS 87 X FS 88 0-2 G6-3 ③	5	0	1	0	0	0	0
53 Melky Cabrera, S (1, 8) OBP: 0.338, SLG: 0.462	B SI 91 B FF 92 C FF 92 X SI 91 2-1 G6-3 ②			C CU 76 F FF 91 F SL 84 X FF 93 0-2 16 CS 1B		X SI 87 0-0 F7 ③		B CU 79 X SI 94 1-0 L6 ②			4	0	1	0	0	0	1
16 Billy Butler, R (1, 10) OBP: 0.376, SLG: 0.461	C FF 93 F FF 92 B SL 79 X SI 90 1-2 G6-3 ③			B SL 85 F SL 85 F FF 92 F SI 90 D SL 85 B SL 85 S SL 84 3-3 K ② ③ 1-2			B SL 83 F SI 89 X FF 89 1-1 21 F8 35 1B 9 1B 1B	B CU 79 C CU 79 C CU 79 B CU 80 X SI 94 2-2 G6-3 ③			4	1	1	0	0	1	1
35 Eric Hosmer, L (1, 3) OBP: 0.332, SLG: 0.444		S SI 90 C CU 76 B FF 92 T CH 82 1-2 K ①			B SI 88 C CH 79 B CH 82 B SI 91 X SI 90 3-1 G6-3 ①		B CH 81 B SI 89 F FF 90 X FF 91 2-1 9 1B 8 1B 1-2 1B		C CU 78 F CU 80 B CU 81 B SI 94 X CU 80 2-2 G3-1 ①		4	1	1	0	0	1	0
21 Jeff Francoeur, R (1, 9) OBP: 0.323, SLG: 0.455		B SL 84 X SL 84 1-0 9 G4-6-3 1B			B FF 91 B SL 86 X SI 90 2-0 G6-3 ②		X FF 90 0-0 F8 ① 2-3		F CU 80 B SI 93 X CU 80 1-1 F9 ②		4	0	1	0	0	0	2
9 Johnny Giavotella, R (1, 4) OBP: 0.750, SLG: 1.000		B FF 90 X SL 83 1-0 G4-6-3 ② ③ 1-2f			B FF 92 X SI 90 1-0 2B		F SI 91 F SL 85 B FF 90 B SL 82 X SL 84 2-2 8 1B 2 1B 1-2 3-H 1B		B CU 79 C CU 79 B FF 93 B CU 80 B SI 94 4-1 8 S BB		3	1	2	1	1	0	1
8 Mike Moustakas, L (1, 5) OBP: 0.253, SLG: 0.252		C SI 89 B CH 81 F FF 91 S SL 84 1-3 K ①			C SL 84 F CH 82 X SI 92 0-2 G5-3 ③		B SL 83 C FF 95 F FF 95 X SL 83 1-2 2 1B 1-3 2-H 1B		1 SAFE B CU 79 C CU 80 B CU 80 C CU 81 B CU 81 S CU 80 3-3 K ③ 1-2		4	0	1	1	0	2	2
2 Alcides Escobar, R (1, 6) OBP: 0.287, SLG: 0.332		C FF 91 X FF 91 0-1 F8 ②				C SL 82 B SL 83 S SL 83 B FF 91 X SI 91 2-2 G1-3 ①	S SI 89 L SI 91 X SI 90 0-2 28 G6-4-3 1-2 3-H 1B			C FF 92 F FF 94 X FS 85 0-2 F9 ①	4	0	1	1	0	0	0
28 Manny Piña, R (1, 2) OBP: 0.273, SLG: 0.455 3 Brayan Peña, S (10, PH) OBP: 0.296, SLG: 0.361		C SI 90 C SI 90 B FF 92 S SL 83 1-3 K ③				B FF 89 X SI 90 1-0 G6-3 ②	B CU 76 F SI 90 X SI 91 1-1 G6-4-3 ② ③ 1-2f			X FS 85 0-0 L4 ②	3 1	0 0	0 0	0 0	1 0	2 0	2 0
Inning Stats	R: 0 E: 0 K: 0 S: 7 H: 0 LOB: 0 BB: 0 P: 12	R: 0 E: 0 K: 1 S: 5 H: 1 LOB: 0 BB: 0 P: 8	R: 0 E: 0 K: 2 S: 8 H: 0 LOB: 0 BB: 0 P: 10	R: 0 E: 0 K: 1 S: 10 H: 1 LOB: 1 BB: 0 P: 14	R: 0 E: 0 K: 0 S: 7 H: 1 LOB: 1 BB: 0 P: 13	R: 0 E: 0 K: 0 S: 7 H: 1 LOB: 1 BB: 0 P: 12	R: 3 E: 0 K: 0 S: 16 H: 5 LOB: 1 BB: 0 P: 23	R: 0 E: 0 K: 0 S: 6 H: 0 LOB: 0 BB: 0 P: 10	R: 0 E: 0 K: 1 S: 9 H: 0 LOB: 1 BB: 1 P: 19	R: 0 E: 0 K: 0 S: 7 H: 0 LOB: 0 BB: 0 P: 7	1B: 8 2B: 2 3B: 0 HR: 0 SF: 0 SAC: 0 DP: 3 HBP: 0	WP: 0 PB: 0 SB: 1 CS: 1	PA: 37				

PITCHER		IP	WLS	BF	H	R	ER	SO	BB	IBB	HBP	BLK	WP	HR	S	P	ERA	WHIP
21 Rick Porcello, R ERA: 4.49	(1, 1)	6.1		24	7	3	3	4	0	0	0	0	0	0	52	82	4.26	1.105
40 Phil Coke, L ERA: 4.84	(7, 1)	0.0		1	1	0	0	0	0	0	0	0	0	0	3	4	∞	∞
34 David Pauley, R ERA: 2.1	(7, 1)	0.2	B	2	1	0	0	0	0	0	0	0	0	0	5	6	0.00	1.500
55 Daniel Schlereth, L ERA: 4.2	(8, 1)	2.0	W	7	0	0	0	1	1	0	0	0	0	0	15	29	0.00	0.500
46 Jose Valverde, R ERA: 2.98	(10, 1)	1.0	S	3	0	0	0	0	0	0	0	0	0	0	7	7	0.00	0.000

PITCHER	IP	WLS	BF	H	R	ER	SO	BB	IBB	HBP	BLK	WP	HR	S	P	ERA	WHIP

BOTTOM

Detroit Tigers @ Kansas City Royals

Kauffman Stadium, Kansas City, MO

Fri Aug 05 2011, 7:11 PM - 10:10 PM CDT

Att. 28,565 - Partly Cloudy - 89 F

livebaseballscorecards.com

AB	36
R	3
H	9
RBI	3
BB	1
SO	5
LOB	9

Batter	1	2	3	4	5	6	7	8	9	AB	R	H	RBI	BB	SO	LOB
14 Austin Jackson, R (1, 8) OBP: 0.315, SLG: 0.362	C FF 96 B FF 93 B CU 75 F FF 95 B FF 96 F FF 96 F FF 96 X FF 96 3-2 **G5-3** ①	B CH 83 S CH 85 F FF 94 C CU 76 1-3 **K** ②		D CH 82 B CH 83 X FF 91 2-0 **F9** ②			B FF 92 1 SAFE X FF 93 1-0 **SH** (30 G1-3, 26 G1-3) 1-2		C SL 86 S FF 96 B CU 79 X SL 88 1-2 **F8** ①	4	0	0	0	0	1	2
26 Brennan Boesch, L (1, 7) OBP: 0.349, SLG: 0.480	B FF 98 C CH 86 B FF 98 F FF 95 F FF 98 B FF 98 F CH 87 B CU 76 4-2 (30 BB, 24 2B) **BB**	X CU 75 0-0 **G3** ③		B CH 81 F CH 82 X CU 74 1-1 **FC6** ③ 1-2f			B FF 96 X SL 88 1-0 **G1-3** ① 1-2 2-3		B SL 87 B CU 75 B FF 95 B FF 94 4-0 (32 1B) **BB**	3	1	0	0	2	0	4
30 Magglio Ordonez, R (1, 9) OBP: 0.297, SLG: 0.310 32 Don Kelly, L (7, 5) OBP: 0.291, SLG: 0.339	B FF 96 B FF 94 S CH 85 B CH 86 B FF 95 4-1 (24 2B, 41 1B) 1-2 **BB**		B CU 76 B CU 74 C CH 82 B FF 93 F FF 93 S FF 93 3-3 **K** ①		B FF 92 C CU 73 B CU 74 B CH 82 T FF 92 F FF 93 F CH 83 X FF 94 3-2 **G6-3** ①		B SL 89 F SL 89 D SL 91 X SI 97 2-1 **G1-3** ② 2-3 3-H		1 SAFE S SL 86 X FF 96 0-1 (24 G4-6-3) 1-2 **1B**	3 1	1 0	0 1	1 0	1 0	1 0	1 0
24 Miguel Cabrera, R (1, 3) OBP: 0.424, SLG: 0.554	B FF 94 C CH 84 S FF 95 X FF 96 1-2 (41 1B) 1-3 2-H **2B**		F CU 75 B FF 95 X FF 94 1-1 (41 1B) **2B**		B CH 82 C FF 93 F CH 84 B CU 75 F FF 94 X CU 75 2-2 **P6** ②		F SL 90 B SL 91 B CH 86 X SL 88 2-1 **F8** ③		X SL 89 0-0 **G4-6-3** ②③ 1-2f	5	1	2	1	0	0	3
41 Victor Martinez, S (1, 10) OBP: 0.374, SLG: 0.442	X FF 95 0-0 2-3 3-H **1B**		C CU 75 B CU 74 B FF 93 S CU 76 X FF 95 2-2 (9 FC5-4) 2-H **1B**		B CU 75 B CH 82 X FF 94 2-0 **F8** ③			B FF 91 B CH 80 X FF 90 2-0 (27 2B, 12 FC4-2) **1B**		4	0	3	2	0	0	0
27 Jhonny Peralta, R (1, 6) OBP: 0.355, SLG: 0.516	F FF 95 B CU 76 F CU 76 F CH 84 F FF 95 B CU 76 S CU 76 2-3 **K** ②		C CH 85 X FF 93 0-1 **F9** ②			C SL 88 S SL 87 B SI 97 S SL 87 1-3 **K** ①		X FF 90 0-0 (12 FC4-2) 1-3 **2B**		4	0	1	0	0	2	3
9 Carlos Guillen, S (1, 4) OBP: 0.243, SLG: 0.354	F FF 97 F FF 96 B FF 96 C CU 78 1-3 **K** ③		C CU 76 B CH 84 X FF 94 1-1 **FC5-4** ③ 1-2f			C FF 95 B SL 87 C SL 88 X SI 97 1-2 **G4-3** ②		C CH 81 S CH 82 X FF 92 0-2 **P4** ①		4	0	0	0	0	1	5
25 Ryan Raburn, R (1, 5) OBP: 0.266, SLG: 0.388 (7, 9) 12 Andy Dirks, L (8, PH) OBP: 0.305, SLG: 0.424 (8, 9)		C CU 77 F CH 84 F FF 96 B CU 77 B CU 76 X CH 85 2-2 **2B**		C CU 74 B CU 74 X FF 92 1-1 **P3** ①		C SL 88 S FF 97 F FF 97 B SL 88 B SL 87 F SI 98 B FF 97 X FF 95 3-2 **G4-3** ③		B SL 86 X SL 86 1-0 **FC4-2** ② 2-3 3-H		3 1	0 0	1 0	0 0	0 0	0 0	0 2
13 Alex Avila, L (1, 2) OBP: 0.372, SLG: 0.495		B FF 94 X FF 95 1-0 **F7** ①		B FF 94 C CH 82 B CU 75 F CH 81 F FF 93 B CU 74 F FF 93 F CH 83 B CH 84 4-2 (26 FC6) **BB**			S SL 87 B FF 97 S SL 88 X SL 90 1-2 (26 G1-3, 14 SH, 30 G1-3) **1B**	B FF 96 X SL 87 1-0 **G6-3** ③		3	1	1	0	1	0	3
Inning Stats	R: 2 E: 0 K: 2 S: 22 H: 2 LOB: 2 BB: 2 P: 37	R: 0 E: 0 K: 1 S: 9 H: 1 LOB: 1 BB: 0 P: 13	R: 1 E: 0 K: 1 S: 12 H: 2 LOB: 1 BB: 0 P: 19	R: 0 E: 0 K: 0 S: 10 H: 0 LOB: 1 BB: 1 P: 18	R: 0 E: 0 K: 0 S: 11 H: 0 LOB: 0 BB: 0 P: 18	R: 0 E: 0 K: 1 S: 11 H: 0 LOB: 0 BB: 0 P: 16	R: 1 E: 0 K: 0 S: 9 H: 1 LOB: 1 BB: 0 P: 16	R: 0 E: 0 K: 0 S: 7 H: 2 LOB: 2 BB: 0 P: 11	R: 0 E: 0 K: 0 S: 6 H: 1 LOB: 1 BB: 1 P: 11	1B: 5 2B: 4 3B: 0 HR: 0 SF: 0 SAC: 1 DP: 1 HBP: 0	WP: 0 PB: 0 SB: 0 CS: 0 PA: 40					

PITCHER		IP	WLS	BF	H	R	ER	SO	BB	IBB	HBP	BLK	WP	HR	S	P	ERA	WHIP
23 Danny Duffy, L ERA: 5.08	(1, 1)	5.0	L	23	5	3	3	4	3	0	0	0	0	0	64	105	5.40	1.600
38 Blake Wood, R ERA: 3.56	(6, 1)	2.0		8	1	1	1	1	0	0	0	0	0	0	20	32	4.50	0.500
55 Tim Collins, L ERA: 3.44	(8, 1)	0.1		3	2	0	0	0	0	0	0	0	0	0	5	7	0.00	6.000
56 Greg Holland, R ERA: 1.41	(8, 1)	1.2		6	1	0	0	0	1	0	0	0	0	0	8	15	0.00	1.200

PITCHER	IP	WLS	BF	H	R	ER	SO	BB	IBB	HBP	BLK	WP	HR	S	P	ERA	WHIP

TOP

Detroit Tigers @ Kansas City Royals

Kauffman Stadium, Kansas City, MO

Sat Aug 06 2011, 6:15 PM - 9:10 PM CDT

Att. 25,818 - Clear - 92 F

livebaseballscorecards.com

AB	35
R	4
H	9
RBI	4
BB	4
SO	5
LOB	23

BOTTOM

Batter	1	2	3	4	5	6	7	8	9	AB	R	H	RBI	BB	SO	LOB
4 Alex Gordon, L (1, 7) OBP: 0.377, SLG: 0.497	X FF 91 0-0 ① F8		B FF 93 C FF 93 S CH 87 B FF 96 X FF 95 2-2 ③ G4-3			F CH 86 S CH 87 C CU 79 0-3 ② K		B FF 95 X CH 84 1-0 ① F7		4	0	0	0	0	1	0
53 Melky Cabrera, S (1, 8) OBP: 0.337, SLG: 0.461 12 Mitch Maier, L (4, PH) OBP: 0.358, SLG: 0.333 (5, 8)	C FF 91 B FF 91 B FF 92 F FF 94 B CU 77 S FF 95 3-3 ② K			S FF 90 S FF 94 F FF 96 S CU 79 0-3 ① K		C CH 86 F FF 96 B FF 95 F FF 96 B CU 78 S CU 80 2-3 ③ K		B CH 85 F FF 95 F CH 85 F CH 85 B CH 85 B CH 85 B FF 96 4-2 16 G6-4-3 BB		1 2	0 0	0 0	0 0	0 1	1 2	0 0
16 Billy Butler, R (1, 10) OBP: 0.372, SLG: 0.457	C FF 91 F FF 92 B SL 82 B FF 93 C FF 93 2-3 ③ K			B SL 83 C FF 92 S CH 86 B FF 95 X FF 96 2-2 ② F8			B CU 78 C FF 93 B FF 95 F FF 93 X CU 81 2-2 ① G1-3	X SL 84 0-0 ②③ G6-4-3 1-2f		4	0	0	0	0	1	1
35 Eric Hosmer, L (1, 3) OBP: 0.334, SLG: 0.443		B FF 92 C FF 91 F CH 84 B CH 86 B CU 78 F FF 96 F FF 96 B CH 86 4-2 3 CS 9 1B BB		F FF 94 C CU 77 F FF 96 F FF 96 B CU 79 B CU 81 B CH 86 X CH 86 3-2 ③ F7			F FF 92 X FF 93 0-1 21 2B 21 E 1B		B FS 82 C FF 91 F FF 93 S FS 85 1-3 ① K	3	1	1	0	1	1	0
21 Jeff Francoeur, R (1, 9) OBP: 0.324, SLG: 0.464		1 SAFE B FF 92 1 SAFE F SL 84 1 SAFE S SL 84 T FF 95 1-2 ① K			C FF 92 X CH 84 0-1 HR		F FF 95 1 SAFE X FF 94 0-1 E9 3 2B 1-H 2B		C FF 94 S FF 94 T FF 94 0-2 ② K	4	2	2	1	0	2	1
9 Johnny Giavotella, R (1, 4) OBP: 0.500, SLG: 0.571		C FF 95 1 SAFE X FF 94 0-1 1-2 1B			C FF 93 C FF 94 B CU 81 C CU 79 1-3 ① K		C CU 80 X FF 97 0-1 ② F8		B FF 95 F FF 94 F FF 95 B FF 97 X FS 85 2-2 ③ P6	4	0	1	0	0	1	1
3 Brayan Peña, S (1, 2) OBP: 0.297, SLG: 0.366		F FF 96 X FF 95 0-1 ②③ L6 2-3			F FF 93 C CH 87 B CU 78 B FF 96 F FF 96 X CU 79 2-2 ② G6-3		S FF 97 B CU 78 D CU 81 C FF 97 B FF 98 X CH 88 3-2 2-H 2B			3	0	1	1	0	0	2
8 Mike Moustakas, L (1, 5) OBP: 0.254, SLG: 0.248			B FF 91 S CH 85 X CH 84 1-1 ① G4-3		B CH 84 T FF 95 F FF 96 C CU 80 1-3 ③ K		B FF 98 B FF 98 B FF 98 B FF 98 4-0 BB			2	0	0	0	1	1	0
2 Alcides Escobar, R (1, 6) OBP: 0.285, SLG: 0.330			B FF 91 F FF 93 F CH 84 B SL 85 X SL 86 2-2 ② G6-3			B FF 91 C SL 84 X FF 95 1-1 ① G6-3	B CU 83 B CU 81 X FF 98 2-0 ③ P2			3	0	0	0	0	0	2
Inning Stats	R: 0 E: 0 K: 2 S: 7 H: 0 LOB: 0 BB: 0 P: 12	R: 0 E: 0 K: 1 S: 11 H: 1 LOB: 1 BB: 1 P: 16	R: 0 E: 0 K: 0 S: 8 H: 0 LOB: 0 BB: 0 P: 13	R: 0 E: 0 K: 1 S: 12 H: 0 LOB: 0 BB: 0 P: 17	R: 1 E: 0 K: 2 S: 12 H: 1 LOB: 0 BB: 0 P: 16	R: 0 E: 0 K: 2 S: 9 H: 0 LOB: 0 BB: 0 P: 12	R: 2 E: 1 K: 0 S: 13 H: 3 LOB: 2 BB: 1 P: 24	R: 0 E: 0 K: 0 S: 5 H: 0 LOB: 0 BB: 1 P: 10	R: 0 E: 0 K: 2 S: 9 H: 0 LOB: 0 BB: 0 P: 12	1B: 2 2B: 2 3B: 0 HR: 1 SF: 0 SAC: 0 DP: 1 HBP: 0						

PITCHER		IP	WLS	BF	H	R	ER	SO	BB	IBB	HBP	BLK	WP	HR	S	P	ERA	WHIP
35 Justin Verlander, R ERA: 2.3	(1, 1)	7.0	W	27	5	3	3	8	2	0	0	0	0	1	72	110	3.86	1.000
53 Joaquín Benoit, R ERA: 4.39	(8, 1)	1.0	H	3	0	0	0	0	1	0	0	0	0	0	5	10	0.00	1.000
46 Jose Valverde, R ERA: 2.92	(9, 1)	1.0	S	3	0	0	0	2	0	0	0	0	0	0	9	12	0.00	0.000

PITCHER	IP	WLS	BF	H	R	ER	SO	BB	IBB	HBP	BLK	WP	HR	S	P	ERA	WHIP

Detroit Tigers @ Kansas City Royals

Kauffman Stadium, Kansas City, MO

Sat Aug 06 2011, 6:15 PM - 9:10 PM CDT

Att. 25,818 - Clear - 92 F

livebaseballscorecards.com

AB	30
R	3
H	5
RBI	2
BB	3
SO	10
LOB	7

WP: 0 PB: 0 SB: 0 CS: 1 PA: 33

Batter	1	2	3	4	5	6	7	8	9	AB	R	H	RBI	BB	SO	LOB
14 Austin Jackson, R (1, 8) OBP: 0.315, SLG: 0.363	C CU 73 C SL 84 B FF 87 F FF 86 F CU 74 B SI 85 S SL 82 2-3 ① K		X SL 83 0-0 ③ G6-3			C SI 85 L SL 82 D CU 70 F SL 83 F FF 88 2 SAFE F SI 85 F FF 89 F SL 84 1-2 25 G6-3 24 2B 2-H 2B		B SL 86 C FF 95 C FF 96 B FF 98 F SL 89 S SL 89 2-3 ① K		4	1	1	1	0	2	0
26 Brennan Boesch, L (1, 7) OBP: 0.346, SLG: 0.475	C FF 86 B SI 86 S CU 72 B SI 87 S SL 83 2-3 ② K			L SL 83 B SL 83 F SL 83 C FF 87 1-3 ① K		B SL 84 B SL 84 C FF 90 X SL 78 2-1 ① P5		S SL 87 B SL 88 S SL 87 C FF 98 1-3 ② K		4	0	0	0	0	3	1
25 Ryan Raburn, R (1, 5) OBP: 0.266, SLG: 0.386	C FF 87 C CU 72 S FF 88 0-3 ③ K			B CU 72 F SL 82 B SL 83 B CU 71 F FF 87 F SL 81 F CH 79 F CH 79 X FF 89 3-2 ② G4-3		B SL 79 B SL 79 X SL 79 2-0 ② G6-3 2-3		S SL 87 C SL 87 B FF 98 X SL 87 1-2 1B		4	0	1	0	0	1	1
24 Miguel Cabrera, R (1, 3) OBP: 0.425, SLG: 0.556		B CU 72 X SL 82 1-0 ① P3		F SI 86 S EP 68 F FF 88 B FF 89 B SL 85 X SL 84 2-2 ③ 1B		F SL 80 B SL 80 X SL 79 1-1 3-H 2B		C FF 96 F FF 97 B FF 98 F FF 98 X SL 88 1-2 ③ F9		4	0	2	1	0	0	1
30 Magglio Ordonez, R (1, 10) OBP: 0.292, SLG: 0.305		C FF 85 X SL 83 0-1 ② G1-3			C SI 82 X SL 83 0-1 ① G1-3	F SL 79 B FF 91 B FF 90 X SL 80 2-1 ③ F8			X SL 78 0-0 ① F9	4	0	0	0	0	0	1
9 Carlos Guillen, S (1, 4) OBP: 0.243, SLG: 0.348		B FF 85 B CH 78 C FF 85 C SI 85 X SL 84 2-2 27 S 1B			F SI 83 B SL 83 X CH 78 1-1 ② G5-3		B SL 79 S FF 90 X FF 89 1-1 ① F9		C FF 92 X FF 92 0-1 ② F7	4	0	1	0	0	0	0
27 Jhonny Peralta, R (1, 6) OBP: 0.357, SLG: 0.516		C CU 72 1 SAFE S SL 84 B FF 87 B SL 84 B FF 87 F SL 84 X FF 88 3-2 ③ F7 1-2			B FF 88 S CU 72 B SI 85 B SI 84 X FF 87 3-1 ③ G5-3		F FF 91 C SL 81 B SL 81 B SL 81 F FF 92 X FF 91 2-2 13 1B 1B		B SL 81 B SL 80 X FF 92 2-0 1B	4	0	2	0	0	0	1
13 Alex Avila, L (1, 2) OBP: 0.373, SLG: 0.495			C FF 85 S SL 82 B FF 87 F SI 86 C CU 72 1-3 ① K			B SI 83 B SI 84 X FF 85 2-0 12 2B 1B	F FF 89 B FF 89 X FF 89 1-1 ② 1-3 1B		B FF 90 S FF 93 C FF 93 B CU 70 X FF 93 2-2 ③ F7	4	1	2	0	0	1	1
12 Andy Dirks, L (1, 9) OBP: 0.306, SLG: 0.429			X CU 72 0-0 ② F8			B CU 73 X CH 78 1-0 14 2B 1-H 2B	S SL 80 X SL 79 0-1 ③ P6			3	1	1	1	0	0	1
Inning Stats	R: 0 E: 0 K: 3 S: 11 H: 0 LOB: 0 BB: 0 P: 15	R: 0 E: 0 K: 0 S: 10 H: 1 LOB: 1 BB: 0 P: 16	R: 0 E: 0 K: 1 S: 6 H: 0 LOB: 0 BB: 0 P: 7	R: 0 E: 0 K: 1 S: 13 H: 1 LOB: 1 BB: 0 P: 19	R: 0 E: 0 K: 0 S: 6 H: 0 LOB: 0 BB: 0 P: 10	R: 3 E: 0 K: 0 S: 18 H: 4 LOB: 1 BB: 0 P: 29	R: 0 E: 0 K: 0 S: 10 H: 2 LOB: 1 BB: 0 P: 14	R: 0 E: 0 K: 2 S: 14 H: 1 LOB: 1 BB: 0 P: 19	R: 0 E: 0 K: 0 S: 7 H: 1 LOB: 1 BB: 0 P: 11	1B: 7 2B: 3 3B: 0 HR: 0 SF: 0 SAC: 0 DP: 0 HBP: 0						

PITCHER		IP	WLS	BF	H	R	ER	SO	BB	IBB	HBP	BLK	WP	HR	S	P	ERA	WHIP
52 Bruce Chen, L ERA: 4.43	(1, 1)	5.0	W	19	5	3	3	5	0	0	0	0	0	0	57	82	5.40	1.000
31 Louis Coleman, R ERA: 1.77	(6, 1)	2.0	H	8	3	0	0	0	0	0	0	0	0	0	17	28	0.00	1.500
56 Greg Holland, R ERA: 1.37	(8, 1)	1.0	H	4	1	0	0	2	0	0	0	0	0	0	14	19	0.00	1.000
48 Joakim Soria, R ERA: 3.88	(9, 1)	1.0	S	4	1	0	0	0	0	0	0	0	0	0	7	11	0.00	1.000

PITCHER	IP	WLS	BF	H	R	ER	SO	BB	IBB	HBP	BLK	WP	HR	S	P	ERA	WHIP

TOP

Detroit Tigers @ Kansas City Royals

Kauffman Stadium, Kansas City, MO

Sun Aug 07 2011, 1:12 PM - 4:28 PM CDT

Att. 20,132 - Sunny - 92 F

livebaseballscorecards.com

AB	35
R	3
H	10
RBI	3
BB	0
SO	7
LOB	7

Batter	1	2	3	4	5	6	7	8	9	AB	R	H	RBI	BB	SO	LOB
4 Alex Gordon, L (1, 7) OBP: 0.376, SLG: 0.493 53 Melky Cabrera, S (9, 7) OBP: 0.337, SLG: 0.461	L SI 92 B FF 93 B FF 94 S FF 94 S FF 94 2-3 ① **K**		F CH 82 F CH 86 B FF 98 X CH 83 1-2 ③ **G3**		F CH 83 F FF 95 B CH 84 B FF 96 B FF 95 F CH 83 B FF 94 4-2 9 CS **BB**			B FC 86 C FC 84 B FF 90 B FF 90 F FF 90 C FF 92 3-3 ① **K**		3 0	0 0	0 0	0 0	1 0	2 0	0 0
9 Johnny Giavotella, R (1, 4) OBP: 0.500, SLG: 0.909	C FF 93 C FF 94 F FF 96 B CH 84 B CH 84 X FF 95 2-2 ② **G5-3**			F SI 91 F SL 84 B SL 85 X FF 92 1-2 16 WP 16 G6-3 **2B**	C SL 85 B SL 83 P PO 86 X FF 93 2-1 ② 1-2 **HR**			B SL 85 C SL 85 S SI 95 F SL 87 S SL 87 1-3 ② **K**		4	2	2	1	0	1	0
16 Billy Butler, R (1, 10) OBP: 0.369, SLG: 0.452	C CH 83 B FF 97 S FF 95 B SL 88 F FF 95 S FF 97 2-3 ③ **K**			B SL 84 B CH 82 C FF 94 F FF 96 F FF 97 X SL 84 2-2 ① **G6-3** 2-H	C SL 82 X SL 84 0-1 ③ **G4-3**			B FF 97 F SL 87 B SI 97 X SL 85 2-1 ③ **F9**		4	0	0	1	0	1	0
35 Eric Hosmer, L (1, 3) OBP: 0.334, SLG: 0.442		F FF 92 B FF 94 X CH 82 1-1 ① **F7**		C CH 82 S FF 95 B FF 96 B CH 83 X CH 83 2-2 12 3B **1B**		F FF 92 C FF 88 B FC 88 B FF 93 F SL 78 F FC 87 F FF 88 S SL 79 2-3 ① **K**				3	1	1	0	0	1	0
21 Jeff Francoeur, R (1, 9) OBP: 0.324, SLG: 0.466		B FF 93 B SL 84 X FF 92 2-0 **2B**		C SL 84 S SL 84 F FF 96 1 SAFE S SL 85 0-3 ② **K**		B FF 91 B FF 92 B FF 92 C FF 92 C CH 85 T FF 92 3-2 ② **K**				3	0	1	0	0	2	1
12 Mitch Maier, L (1, 8) OBP: 0.357, SLG: 0.361		C CH 81 B CH 82 B FF 94 B FF 93 F FF 93 S FF 95 3-3 ② **K**		S FF 93 1 SAFE 1 SAFE B FF 94 B CH 81 X FF 92 2-1 3 1B 1-H **3B**		F FC 87 B FF 91 C SL 79 C SL 81 1-3 ③ **K**				3	1	1	1	0	2	1
3 Brayan Peña, S (1, 2) OBP: 0.298, SLG: 0.365		F FF 94 S FF 95 D CH 84 B FF 98 X SI 97 2-2 ③ **F7**		C CH 82 B CH 83 B FF 94 B CH 83 X FF 95 3-1 3-H **1B**				B FF 90 B FF 91 C FF 90 B FC 86 X FF 90 3-1 ① **G6-3**		3	0	1	1	0	0	1
8 Mike Moustakas, L (1, 5) OBP: 0.250, SLG: 0.244			B FF 90 F CH 82 X CH 83 1-1 ① **G4-3**	B FF 94 B FF 94 X FF 94 2-0 ③ **G4-3**				C FF 91 B FC 87 X SL 79 1-1 ② **G3-1**		3	0	0	0	0	0	1
2 Alcides Escobar, R (1, 6) OBP: 0.283, SLG: 0.327			X FF 92 0-0 ② **F9**		B FF 90 C SL 82 L SL 84 S SI 94 1-3 ① **K**			C FF 90 B CH 82 X CH 83 1-1 ③ **G6-3**		3	0	0	0	0	1	0
Inning Stats	R: 0 E: 0 K: 2 S: 11 H: 0 LOB: 0 BB: 0 P: 17	R: 0 E: 0 K: 1 S: 9 H: 1 LOB: 1 BB: 0 P: 17	R: 0 E: 0 K: 0 S: 6 H: 0 LOB: 0 BB: 0 P: 8	R: 3 E: 0 K: 1 S: 19 H: 4 LOB: 1 BB: 0 P: 31	R: 1 E: 0 K: 1 S: 11 H: 1 LOB: 0 BB: 1 P: 17	R: 0 E: 0 K: 3 S: 12 H: 0 LOB: 0 BB: 0 P: 18	R: 0 E: 0 K: 0 S: 6 H: 0 LOB: 0 BB: 0 P: 11	R: 0 E: 0 K: 2 S: 9 H: 0 LOB: 0 BB: 0 P: 15		1B: 2 2B: 2 3B: 1 HR: 1 SF: 0 SAC: 0 DP: 0 HBP: 0						

PITCHER		IP	WLS	BF	H	R	ER	SO	BB	IBB	HBP	BLK	WP	HR	S	P	ERA	WHIP
37 Max Scherzer, R ERA: 4.33	(1, 1)	5.0	L	21	6	4	4	5	1	0	0	0	1	1	56	90	7.20	1.400
64 Duane Below, L ERA: 3.46	(6, 1)	2.1		7	0	0	0	4	0	0	0	0	0	0	21	35	0.00	0.000
62 Al Alburquerque, R ERA: 2.29	(8, 1)	0.2		2	0	0	0	1	0	0	0	0	0	0	6	9	0.00	0.000

PITCHER	IP	WLS	BF	H	R	ER	SO	BB	IBB	HBP	BLK	WP	HR	S	P	ERA	WHIP

BOTTOM

Detroit Tigers @ Kansas City Royals

Kauffman Stadium, Kansas City, MO

Sun Aug 07 2011, 1:12 PM - 4:28 PM CDT

Att. 20,132 - Sunny - 92 F

livebaseballscorecards.com

AB	29
R	4
H	6
RBI	4
BB	1
SO	10
LOB	4

Batter	1	2	3	4	5	6	7	8	9	AB	R	H	RBI	BB	SO	LOB
4 Alex Gordon, L (1, 7) OBP: 0.375, SLG: 0.493	C FF 91 X FF 92 0-1 53 1B 35 1B 2B	F FF 92 F CU 78 B FF 92 1 SAFE F FF 92 D CU 78 B CH 79 S CH 81 3-3 ③ K			C CH 80 X CH 80 0-1 ② G4-3		B CU 74 B FF 91 X CH 80 2-0 ③ G6-3			4	1	1	0	0	1	1
53 Melky Cabrera, S (1, 8) OBP: 0.339, SLG: 0.463	C FF 92 X CH 82 0-1 35 1B 2-3 1B		X CH 78 0-0 ① P4		B FF 91 X CH 79 1-0 2B			F FF 89 B FF 90 B FF 90 F FF 90 X FF 90 2-2 ① P4		4	0	2	0	0	0	0
16 Billy Butler, R (1, 10) OBP: 0.370, SLG: 0.454 17 Chris Getz, L (8, PR) OBP: 0.315, SLG: 0.285 (8, 10)	C CH 80 X FF 90 0-1 ① F9		C FF 91 B FF 91 X FF 91 1-1 2B		F FF 92 X CH 80 0-1 ③ F8			B FF 91 B FF 90 F FF 91 B FF 91 S CH 80 F FF 92 F CH 79 D CU 74 4-2 21 L5 35 BB BB		3 0	0 0	1 0	0 0	1 0	0 0	3 0
35 Eric Hosmer, L (1, 3) OBP: 0.336, SLG: 0.441	X CH 81 0-0 1-2 3-H 1B		S CH 80 C FF 93 S CU 78 0-3 ② K			C CU 75 X CH 79 0-1 ① G1-6-3		C FF 91 B FF 92 B FF 91 B FF 92 B CH 81 4-1 21 E 1-2 BB		3	0	1	1	1	1	1
21 Jeff Francoeur, R (1, 9) OBP: 0.324, SLG: 0.466	F CU 76 B CH 79 F CH 79 S FF 92 1-3 ② K		S FF 92 S FF 92 F CH 82 S CU 78 0-3 ③ K			S CH 78 S CH 80 F FF 92 B FF 93 X CU 78 1-2 9 G4-3 2B		D FF 91 B CU 79 C FF 92 B FF 91 F FF 92 X FF 91 3-2 ② L5 1-2 2-3		4	0	1	0	0	2	5
9 Johnny Giavotella, R (1, 4) OBP: 0.375, SLG: 0.667	B FF 93 S CH 80 F FF 91 D CU 79 B CH 80 S CH 82 3-3 ③ K			X CH 78 0-0 ① B5-3		C FF 91 X FF 92 0-1 ② G4-3 2-3		B CU 78 C CU 78 C FF 92 D FS 83 X FS 81 2-2 ③ F8		4	0	0	0	0	1	5
8 Mike Moustakas, L (1, 5) OBP: 0.245, SLG: 0.238		B FF 90 C FF 91 F FF 91 S CH 81 1-3 ① K		B CH 80 F CH 79 S CH 80 X CH 80 1-2 ② G1-3		C FF 92 F FF 92 B CU 79 X FF 93 1-2 ③ G6-3			X SI 92 0-0 ① P6	4	0	0	0	0	1	1
2 Alcides Escobar, R (1, 6) OBP: 0.280, SLG: 0.324		C FF 91 B CH 80 S CH 81 S CH 80 1-3 ② K		L CH 78 F FF 91 B CU 78 B CH 80 F CH 80 X CU 77 2-2 ③ G5-3			C FF 90 X FF 90 0-1 ① F9		B FF 98 C SI 93 F FC 90 S SL 88 1-3 ② K	4	0	0	0	0	2	0
28 Manny Piña, R (1, 2) OBP: 0.267, SLG: 0.357		B FF 92 F FF 92 S CH 80 B FF 92 F FF 93 B CH 81 B FF 92 4-2 BB			X FF 90 0-0 ① F7		C CH 79 B CH 79 X CH 80 1-1 ② F8		C FC 90 B SL 86 B FC 91 C SI 94 B SL 88 X SL 83 3-2 ③ G1-3	3	0	0	0	1	0	0
Inning Stats	R: 1 E: 0 K: 2 S: 13 H: 3 LOB: 2 BB: 0 P: 17	R: 0 E: 0 K: 3 S: 13 H: 0 LOB: 1 BB: 1 P: 22	R: 0 E: 0 K: 2 S: 10 H: 1 LOB: 1 BB: 0 P: 11	R: 0 E: 0 K: 0 S: 8 H: 0 LOB: 0 BB: 0 P: 11	R: 0 E: 0 K: 0 S: 6 H: 1 LOB: 1 BB: 0 P: 7	R: 0 E: 0 K: 0 S: 11 H: 1 LOB: 1 BB: 0 P: 13	R: 0 E: 0 K: 0 S: 5 H: 0 LOB: 0 BB: 0 P: 8	R: 0 E: 1 K: 0 S: 14 H: 0 LOB: 2 BB: 2 P: 29	R: 0 E: 0 K: 1 S: 7 H: 0 LOB: 0 BB: 0 P: 11	1B: 2 2B: 4 3B: 0 HR: 0	SF: 0 SAC: 0 DP: 0 HBP: 0			WP: 0 PB: 0 SB: 0 CS: 0	PA: 36	

PITCHER		IP	WLS	BF	H	R	ER	SO	BB	IBB	HBP	BLK	WP	HR	S	P	ERA	WHIP
58 Jeremy Hellickson, R ERA: 3.05	(1, 1)	7.1		31	6	1	1	7	3	0	0	0	0	0	74	107	1.23	1.227
62 Joel Peralta, R ERA: 3.68	(8, 1)	0.2		2	0	0	0	0	0	0	0	0	0	0	6	11	0.00	0.000
43 Kyle Farnsworth, R ERA: 2.0	(9, 1)	1.0	W	3	0	0	0	1	0	0	0	0	0	0	7	11	0.00	0.000

PITCHER	IP	WLS	BF	H	R	ER	SO	BB	IBB	HBP	BLK	WP	HR	S	P	ERA	WHIP

TOP

Kansas City Royals @ Tampa Bay Rays

Tropicana Field, St. Petersburg, FL

Mon Aug 08 2011, 7:11 PM - 9:49 PM EDT

Att. 10,742 - Dome - 72 F

livebaseballscorecards.com

AB	33
R	1
H	6
RBI	1
BB	3
SO	8
LOB	16

Batter	1	2	3	4	5	6	7	8	9	AB	R	H	RBI	BB	SO	LOB
8 Desmond Jennings, R (1, 7) OBP: 0.419, SLG: 0.594	C FF 93 B FF 93 C SL 84 B SI 94 F SI 92 F SL 84 S SI 93 2-3 K ①	B FC 88 X SL 84 1-0 G4-3 ②	B SL 87 S SL 84 B SI 92 X SL 85 2-1 G5-3 ②	B SI 95 B SL 85 C SI 95 B SL 85 F SI 96 F SI 95 B SL 85 4-2 3 G5-3 22 S BB		3	0	0	0	1	1	0
22 Johnny Damon, L (1, 10) OBP: 0.315, SLG: 0.388	C FF 93 S CH 83 B FF 94 B FF 94 B SI 92 F FF 94 S SI 93 3-3 K ②	S FC 88 C FF 93 B SL 86 B SI 94 X CH 82 2-2 G4-3 ③	B KC 79 B CH 83 C CH 81 X FF 93 2-1 P1 ③	1 SAFE B FF 94 1 SAFE 1 SAFE B SI 95 C FF 94 B SI 95 B SI 94 4-1 3 G5-3 1-2 BB		3	0	0	0	1	1	0
3 Evan Longoria, R (1, 5) OBP: 0.329, SLG: 0.441	X FF 93 0-0 F9 ③	C FF 92 B SI 91 F SL 85 B SL 84 X SI 93 2-2 18 G6-3 1B	B KC 77 C KC 76 B CH 81 B SL 85 X SI 93 3-1 G6-3 ① X SL 86 0-0 G5-3 ② 1-2 2-3			4	0	1	0	0	0	2
18 Ben Zobrist, S (1, 4) OBP: 0.368, SLG: 0.489	C FF 91 S FF 91 S FC 88 0-3 K ①	B CH 81 X SI 92 1-0 G6-3 ①② 1-2f	B KC 78 C CH 80 B FF 93 B KC 79 B CH 81 4-1 11 WP 11 1B BB F FF 94 D SL 84 F SL 84 B FF 95 S SL 85 2-3 K ③			3	1	0	0	1	2	3
11 Casey Kotchman, L (1, 3) OBP: 0.400, SLG: 0.479	X FF 92 0-0 2 1B 1B	X SI 94 0-0 G4-3 ③	C FF 92 1 SAFE T FC 87 B KC 78 B CH 81 X FF 92 2-2 1-H 1B	X FF 96 0-0 HR		4	1	3	2	0	0	0
2 B.J. Upton, R (1, 8) OBP: 0.312, SLG: 0.401	B SL 83 X FF 91 1-0 1-2 1B	B KC 77 S KC 78 B CH 80 X KC 77 2-1 20 G4-6-3 1B	B SI 93 B SL 83 C SL 84 F SI 93 B KC 77 S SL 85 3-3 K ②			3	0	2	0	0	1	1
20 Matt Joyce, L (1, 9) OBP: 0.342, SLG: 0.491	F FF 93 B FF 92 C CH 82 F FF 93 D KC 78 B SI 94 F FC 88 F FC 88 S SL 85 3-3 K ②	B SI 92 X SI 93 1-0 G4-6-3 ①② 1-2f	I IN 58 I IN 59 I IN 61 I IN 60 4-0 IBB			2	0	0	0	1	1	3
38 Robinson Chirinos, R (1, 2) OBP: 0.340, SLG: 0.378	C SL 84 F SL 83 S SI 94 0-3 K ③	B SI 93 B SI 93 C SL 85 F SL 86 B SI 93 X SL 86 3-2 G5-3 ③	F SL 83 S SI 92 B SI 92 X SL 84 1-2 P3 ③			3	0	0	0	0	1	4
1 Sean Rodríguez, R (1, 6) OBP: 0.301, SLG: 0.358	S FC 87 F SI 93 S SI 93 0-3 K ①	B FF 91 C SL 84 B SI 92 C SL 83 F FF 94 X KC 78 2-2 F8 ①	B SI 95 X SI 94 1-0 F8 ①			3	0	0	0	0	1	0
Inning Stats	R: 0 H: 0 E: 0 LOB: 0 K: 2 BB: 0 S: 10 P: 15	R: 0 H: 2 E: 0 LOB: 2 K: 3 BB: 0 S: 14 P: 18	R: 0 H: 0 E: 0 LOB: 0 K: 1 BB: 0 S: 7 P: 10	R: 0 H: 1 E: 0 LOB: 0 K: 0 BB: 0 S: 5 P: 8	R: 0 H: 1 E: 0 LOB: 0 K: 0 BB: 0 S: 6 P: 12	R: 0 H: 0 E: 0 LOB: 0 K: 0 BB: 0 S: 8 P: 14	R: 1 H: 1 E: 0 LOB: 2 K: 1 BB: 2 S: 12 P: 29	R: 0 H: 0 E: 0 LOB: 2 K: 1 BB: 2 S: 9 P: 20	R: 1 H: 1 E: 0 LOB: 0 K: 0 BB: 0 S: 1 P: 1	1B: 5 SF: 0 2B: 0 SAC: 0 3B: 0 DP: 2 HR: 1 HBP: 0						

PITCHER		IP	WLS	BF	H	R	ER	SO	BB	IBB	HBP	BLK	WP	HR	S	P	ERA	WHIP
44 Luke Hochevar, R ERA: 4.79	(1, 1)	7.0		26	5	1	1	7	1	1	0	0	1	0	62	106	1.29	0.857
43 Aaron Crow, R ERA: 1.89	(8, 1)	1.0		5	0	0	0	1	2	0	0	0	0	0	9	20	0.00	2.000
38 Blake Wood, R ERA: 3.75	(9, 1)	0.0	L	1	1	1	1	0	0	0	0	0	0	1	1	1	∞	∞

PITCHER	IP	WLS	BF	H	R	ER	SO	BB	IBB	HBP	BLK	WP	HR	S	P	ERA	WHIP

BOTTOM

Kansas City Royals @ Tampa Bay Rays

Tropicana Field, St. Petersburg, FL

Mon Aug 08 2011, 7:11 PM - 9:49 PM EDT

Att. 10,742 - Dome - 72 F

livebaseballscorecards.com

AB	28
R	2
H	6
RBI	2
BB	4
SO	8
LOB	13

Batter	1	2	3	4	5	6	7	8	9	AB	R	H	RBI	BB	SO	LOB
4 Alex Gordon, L (1, 7) OBP: 0.372, SLG: 0.489	F FF 92 B SI 91 B FC 88 X FF 92 2-1 F8		X CH 85 0-0 ②③ G4-6-3 1-2f		F CH 85 F KC 78 S CH 84 0-3 ② K			F CH 82 X CH 82 0-1 ① FC4-6 53 G3-6-3 1-2f		4	0	0	0	0	1	5
53 Melky Cabrera, S (1, 8) OBP: 0.338, SLG: 0.461	F FF 92 S CH 84 S CH 85 0-3 ② K			F FF 91 C KC 78 B CH 84 X CH 84 1-2 16 CS 1B	B FF 91 B FF 91 F FF 90 F FF 92 X FC 88 2-2 ③ G3-1			C KC 77 B FF 90 B KC 74 X FF 90 2-1 ②③ G3-6-3 1-2f		4	0	1	0	0	1	3
16 Billy Butler, R (1, 10) OBP: 0.367, SLG: 0.450	C FF 91 C KC 79 B CH 84 B CH 84 X SI 91 2-2 ③ G5-3			F KC 78 B KC 80 C FF 92 D CH 85 B FC 87 C FC 87 3-3 ①② K 1-2		C FF 90 B FC 84 X FF 90 1-1 ① F8			X FF 89 0-0 ① P4	4	0	0	0	0	1	1
35 Eric Hosmer, L (1, 3) OBP: 0.335, SLG: 0.438		X FF 91 0-0 ① G5-3		B CH 84 B CH 83 B FF 91 B FF 89 4-0 21 S BB		C FF 91 C CH 84 X KC 77 0-2 ② G6-3			C FF 91 S CH 82 B CH 83 X CH 83 1-2 ② F7	3	0	0	0	1	0	0
21 Jeff Francoeur, R (1, 9) OBP: 0.325, SLG: 0.465		B FF 91 C FF 91 S CH 84 S CH 84 1-3 ② K		F KC 76 B FF 92 B CH 85 C CH 84 F CH 85 B FF 92 B FF 92 4-2 1-2 BB		B FF 90 X FF 90 1-0 ③ 1B			C SI 91 S CH 82 F CH 82 F CH 84 B CH 84 S CH 84 1-3 ③ K	3	0	1	0	1	2	0
9 Johnny Giavotella, R (1, 4) OBP: 0.316, SLG: 0.556		C FF 91 B FF 93 X FF 92 1-1 ③ F9		C FF 92 S KC 79 S CH 84 0-3 ③ K			B FF 90 B CH 87 X FF 88 2-0 ① G5-3			3	0	0	0	0	1	2
3 Brayan Peña, S (1, 2) OBP: 0.298, SLG: 0.361			B FF 91 B FF 91 B FF 90 C FF 89 C FF 90 F FF 91 B CH 85 4-2 8 1B BB		C FF 90 C KC 77 B KC 78 F FC 86 B CH 84 C FF 91 2-3 ① K		B SI 90 X FF 88 1-0 ② L4			2	0	0	0	1	1	0
8 Mike Moustakas, L (1, 5) OBP: 0.251, SLG: 0.246			C CH 83 D CH 84 B SI 91 C CH 84 F CH 85 X FC 88 2-2 4 G4-6-3 1-2 1B		X FF 91 0-0 2 1B		C KC 76 F KC 77 B CH 84 B CH 83 S CH 83 2-3 ③ K			3	0	2	0	0	1	0
2 Alcides Escobar, R (1, 6) OBP: 0.283, SLG: 0.327			X FF 91 0-0 ① B2		B CH 82 1 SAFE F SI 89 1 SAFE X KC 78 1-1 1-2 1B			B FF 89 C FF 89 F FF 89 B CH 83 X CH 83 2-2 4 FC4-6 1B		3	0	2	0	0	0	2
Inning Stats	R: 0 E: 0 K: 1 S: 8 H: 0 LOB: 0 BB: 0 P: 12	R: 0 E: 0 K: 1 S: 6 H: 0 LOB: 0 BB: 0 P: 8	R: 0 E: 0 K: 0 S: 9 H: 1 LOB: 1 BB: 1 P: 15	R: 0 E: 0 K: 2 S: 12 H: 1 LOB: 2 BB: 2 P: 24	R: 0 E: 0 K: 2 S: 13 H: 2 LOB: 2 BB: 0 P: 18	R: 0 E: 0 K: 0 S: 6 H: 1 LOB: 1 BB: 0 P: 8	R: 0 E: 0 K: 1 S: 5 H: 0 LOB: 0 BB: 0 P: 10	R: 0 E: 0 K: 0 S: 7 H: 1 LOB: 0 BB: 0 P: 11	R: 0 E: 0 K: 1 S: 9 H: 0 LOB: 0 BB: 0 P: 11	1B: 6 2B: 1 3B: 0 HR: 0	SF: 0 SAC: 0 DP: 3 HBP: 0					

PITCHER	IP	WLS	BF	H	R	ER	SO	BB	IBB	HBP	BLK	WP	HR	S	P	ERA	WHIP
33 James Shields, R (1, 1) ERA: 2.8	9.0	W	32	6	0	0	8	3	0	0	0	0	0	75	117	0.00	1.000

PITCHER	IP	WLS	BF	H	R	ER	SO	BB	IBB	HBP	BLK	WP	HR	S	P	ERA	WHIP

TOP

Kansas City Royals @ Tampa Bay Rays

Tropicana Field, St. Petersburg, FL

Tue Aug 09 2011, 7:11 PM - 9:03 PM EDT

Att. 10,124 - Dome - 72 F

livebaseballscorecards.com

AB	29
R	0
H	6
RBI	0
BB	3
SO	8
LOB	13

1B: 6	SF: 0	WP: 0	PA: 32
2B: 1	SAC: 0	PB: 0	
3B: 0	DP: 3	SB: 1	
HR: 0	HBP: 0	CS: 1	

Batter	1	2	3	4	5	6	7	8	9	AB	R	H	RBI	BB	SO	LOB
8 Desmond Jennings, R (1, 7) OBP: 0.423, SLG: 0.582	B SI 84 C SI 81 C CH 74 H SI 83 2-2 3 S 22 1B 3 1B HBP	C CU 66 B SI 85 X SI 83 1-1 ① F9	X CH 75 0-0 22 CS 1B	C FF 91 B SL 83 X KC 81 1-1 ② G6-3	3	1	1	0	0	0	0
22 Johnny Damon, L (1, 10) OBP: 0.317, SLG: 0.389	X SI 83 0-0 3 S 1-2 3 1B 1B	C SI 85 C CU 68 S CU 67 0-3 ② K	1 SAFE 1 SAFE 1 SAFE X CH 78 0-0 ① 3 HR 1-2 1B	B SI 90 X SI 90 1-0 ③ F8	4	2	2	0	0	1	0
3 Evan Longoria, R (1, 5) OBP: 0.332, SLG: 0.452	B SI 83 B SI 83 C SI 82 X CH 76 2-1 18 SH1-3 1-H 2-H 1B	C SI 83 B CH 76 C CH 77 X SI 83 1-2 ③ P4	X SI 84 0-0 1-H HR	3	1	2	4	0	0	0
18 Ben Zobrist, S (1, 9) OBP: 0.366, SLG: 0.487	X SI 83 0-0 ① SH1-3 1-2	C CH 75 B SI 82 B SI 81 B SI 83 F CH 79 S CH 74 3-3 ① K	X SI 84 0-0 ② G6-3	2	0	0	0	0	1	0
11 Casey Kotchman, L (1, 3) OBP: 0.397, SLG: 0.475	B CH 77 C CH 77 B SI 84 X SI 84 2-1 ② F7	C CU 66 B CH 75 F CH 76 X SI 86 1-2 ② G4-3	C CU 69 X CU 69 0-1 ③ G1	3	0	0	0	0	0	1
2 B.J. Upton, R (1, 8) OBP: 0.310, SLG: 0.398	T CU 68 B SI 85 B CH 76 S SI 85 X CU 67 2-2 ③ G6-3	B CH 77 C CH 74 F CU 68 C SI 83 1-3 ③ K	C SI 82 C SI 86 C SI 82 0-3 ① K	3	0	0	0	0	2	1
1 Sean Rodríguez, R (1, 4) OBP: 0.298, SLG: 0.354	B CU 65 B SI 84 C SI 84 C SI 82 F SI 86 X CU 65 2-2 ① L4	C CU 66 F SI 82 B SI 85 X SI 84 1-2 ① G6-3	C CU 68 F SI 83 B SI 86 X SI 84 1-2 ② P3	3	0	0	0	0	0	0
10 Kelly Shoppach, R (1, 2) OBP: 0.268, SLG: 0.298	S CU 66 B SI 84 F CH 82 B SI 88 X SI 84 2-2 ② F8	S CH 77 B SI 87 B SI 81 X SI 87 2-1 ② F9	X CH 76 0-0 ③ G5-3	3	0	0	0	0	0	0
9 Elliot Johnson, S (1, 6) OBP: 0.247, SLG: 0.321	C CH 75 X CH 81 0-1 ③ G6-3	C SI 87 X SI 85 0-1 ③ F8	X SI 88 0-0 ① G1-3	3	0	0	0	0	0	0
Inning Stats	R: 2 H: 2 E: 0 LOB: 1 K: 0 BB: 0 S: 11 P: 19	R: 0 H: 0 E: 0 LOB: 0 K: 0 BB: 0 S: 9 P: 13	R: 0 H: 0 E: 0 LOB: 0 K: 1 BB: 0 S: 8 P: 10	R: 0 H: 0 E: 0 LOB: 0 K: 2 BB: 0 S: 9 P: 14	R: 0 H: 0 E: 0 LOB: 0 K: 0 BB: 0 S: 7 P: 10	R: 2 H: 3 E: 0 LOB: 0 K: 0 BB: 0 S: 6 P: 6	R: 0 H: 0 E: 0 LOB: 0 K: 1 BB: 0 S: 7 P: 8	R: 0 H: 0 E: 0 LOB: 0 K: 0 BB: 0 S: 4 P: 6		1B: 4 SF: 0 2B: 0 SAC: 1 3B: 0 DP: 0 HR: 1 HBP: 1						

PITCHER		IP	WLS	BF	H	R	ER	SO	BB	IBB	HBP	BLK	WP	HR	S	P	ERA	WHIP
26 Jeff Francis, L ERA: 4.51	(1, 1)	7.0	L	26	5	4	4	4	0	0	1	0	0	1	57	80	5.14	0.714
47 Nate Adcock, R ERA: 5.23	(8, 1)	1.0		3	0	0	0	0	0	0	0	0	0	0	4	6	0.00	0.000

PITCHER	IP	WLS	BF	H	R	ER	SO	BB	IBB	HBP	BLK	WP	HR	S	P	ERA	WHIP

BOTTOM

Kansas City Royals @ Tampa Bay Rays

Tropicana Field, St. Petersburg, FL

Tue Aug 09 2011, 7:11 PM - 9:03 PM EDT

Att. 10,124 - Dome - 72 F

livebaseballscorecards.com

AB	27
R	4
H	5
RBI	4
BB	0
SO	4
LOB	2

WP: 0	PA: 29		
PB: 0			
SB: 2			
CS: 1			

Batter	1	2	3	4	5	6	7	8	9	AB	R	H	RBI	BB	SO	LOB
4 Alex Gordon, L (1, 7) OBP: 0.372, SLG: 0.486	C FF 91 F KC 78 B FF 93 B KC 79 C FF 94 2-3 ① K		B FF 92 S FF 93 1 SAFE 1 SAFE S FF 93 F FF 93 F FF 94 D KC 81 X FF 93 2-2 ② F7		B KC 78 X FF 92 1-0 ① F8 2-3		B KC 78 B SI 88 B SI 87 C SI 87 B SI 87 4-1 ① 1-2 2-3 BB		S CU 79 S CU 80 B CU 78 F FF 96 B FF 97 D SL 82 B FF 95 4-2 ① 53 HR 2-3 BB	3	1	0	0	2	1	2
53 Melky Cabrera, S (1, 8) OBP: 0.339, SLG: 0.471	C FC 90 T FF 92 X KC 80 0-2 ② G6-3		C KC 78 X FC 91 0-1 1-3 2B		F FF 94 B FF 94 F FF 95 X KC 81 1-2 ② SF9 3-H		X SI 86 0-0 ② SF7 3-H		X FF 95 0-0 1-H 3-H HR	3	1	2	5	0	0	0
16 Billy Butler, R (1, 10) OBP: 0.363, SLG: 0.444	B FF 93 C KC 79 B FF 94 C KC 80 S FF 95 2-3 ③ K		B FF 95 F FF 92 X FF 95 1-1 ③ F8		X SI 93 0-0 ③ G5-3		C SI 87 D KC 80 C KC 79 D KC 80 S KC 79 2-3 ③ K		C SL 84 S FF 97 S FF 97 0-3 ③ K	5	0	0	0	0	3	4
35 Eric Hosmer, L (1, 3) OBP: 0.332, SLG: 0.432		B FF 88 C FF 91 C KC 76 F KC 77 X FF 94 1-2 ① G4-3		F FF 91 B KC 87 B FF 93 B KC 79 S FF 94 F FF 95 X FF 94 3-2 ① P2		B SI 87 B FF 91 F FF 92 C FF 93 B FC 87 X FF 94 3-2 ① F7		C SI 86 F KC 77 X KC 78 0-2 ① F7		4	0	0	0	0	0	0
21 Jeff Francoeur, R (1, 9) OBP: 0.324, SLG: 0.466		S FF 91 B FF 92 F FF 92 T FF 94 1-2 ② K		B FF 94 S SI 92 X KC 80 1-1 9 3B 2B		X SI 89 0-0 ② G6-3		B SL 77 B SL 80 C FF 92 F FF 92 B FF 92 F SL 80 S FF 92 3-3 ② K		4	1	1	0	0	2	0
9 Johnny Giavotella, R (1, 4) OBP: 0.348, SLG: 0.636		C KC 78 C KC 79 B FF 94 B FF 94 X KC 81 2-2 13 FC6-4 1B		S SI 90 X FC 92 0-1 2-H 13 SF9 3B		X SI 89 0-0 ③ F8		B SL 80 X SL 79 1-0 ③ F8		4	1	2	1	0	0	0
13 Salvador Perez, R (1, 2) OBP: 0.250, SLG: 0.333		C FF 92 F FF 93 1 SAFE F SL 86 F FF 95 X SL 85 0-2 ③ FC6-4 1-2f		C FF 94 F FF 92 X SL 87 0-2 ② SF9 3-H			C FF 91 X SL 86 0-1 4 BB 2 BB 53 SF7 1B		F FF 89 F FF 92 B SL 81 B FS 84 F FF 92 B FF 90 F FF 91 X FF 90 3-2 ① F7	3	1	1	1	0	0	1
8 Mike Moustakas, L (1, 5) OBP: 0.246, SLG: 0.240			B FF 86 B FF 89 F FF 91 S FF 92 F FF 94 S FF 93 2-3 ① K	C FC 92 C KC 78 B KC 80 F FF 94 B FC 87 B FF 94 F FF 93 F FF 94 F FF 94 3-2 ③ P2 X FF 84			C FF 92 B FF 91 B FF 94 X FF 94 2-1 ① F9		C FS 83 F FF 92 X FF 90 0-2 ② P5	4	0	0	0	0	1	1
2 Alcides Escobar, R (1, 6) OBP: 0.287, SLG: 0.334			C FC 90 B SI 90 C FF 92 X SL 86 1-2 E6 53 2B		X FF 86 0-0 4 F8 53 SF9 2B		B FF 94 F SI 91 C FF 93 B FF 94 F FF 94 F FF 93 F FF 94 F FF 94 B SI 93 4-2 B FF 94 4 BB 1-2 BB		B FF 92 B FF 92 S FF 91 X FF 91 2-1 4 S 53 HR 2B	3	2	2	0	1	0	0
Inning Stats	R: 0 E: 0 K: 2 S: 9 H: 0 LOB: 0 BB: 0 P: 13	R: 0 E: 0 K: 1 S: 15 H: 1 LOB: 1 BB: 0 P: 19	R: 0 E: 1 K: 1 S: 16 H: 1 LOB: 2 BB: 0 P: 22	R: 2 E: 0 K: 0 S: 18 H: 2 LOB: 0 BB: 0 P: 25	R: 1 E: 0 K: 0 S: 6 H: 1 LOB: 0 BB: 0 P: 8	R: 0 E: 0 K: 0 S: 5 H: 0 LOB: 0 BB: 0 P: 8	R: 1 E: 0 K: 1 S: 15 H: 1 LOB: 2 BB: 2 P: 27	R: 0 E: 0 K: 1 S: 8 H: 0 LOB: 0 BB: 0 P: 12	R: 3 E: 0 K: 1 S: 17 H: 2 LOB: 0 BB: 1 P: 26	1B: 2 2B: 4 3B: 1 HR: 1 SF: 3 SAC: 0 DP: 0 HBP: 0						

PITCHER		IP	WLS	BF	H	R	ER	SO	BB	IBB	HBP	BLK	WP	HR	S	P	ERA	WHIP
40 Wade Davis, R ERA: 4.6	(1, 1)	6.1		27	6	4	4	4	1	0	0	0	0	0	79	111	5.68	1.105
39 J.P. Howell, L ERA: 7.36	(7, 1)	1.0		4	0	0	0	1	1	0	0	0	0	0	8	14	0.00	1.000
47 Brandon Gomes, R ERA: 2.77	(8, 1)	1.1		5	1	1	1	1	0	0	0	0	0	0	15	24	6.75	0.750
57 Jake McGee, L ERA: 4.86	(9, 1)	0.1	W	3	1	2	2	1	1	0	0	0	0	1	7	11	54.00	6.000

PITCHER	IP	WLS	BF	H	R	ER	SO	BB	IBB	HBP	BLK	WP	HR	S	P	ERA	WHIP

TOP

Kansas City Royals @ Tampa Bay Rays

Tropicana Field, St. Petersburg, FL

Wed Aug 10 2011, 7:12 PM - 10:34 PM EDT

Att. 11,706 - Dome - 72 F

livebaseballscorecards.com

AB	33
R	7
H	8
RBI	7
BB	3
SO	7
LOB	8

WP: 0 PA: 39
PB: 0
SB: 1
CS: 0

Batter	1	2	3	4	5	6	7	8	9	AB	R	H	RBI	BB	SO	LOB
20 Matt Joyce, L (1, 9) OBP: 0.345, SLG: 0.501	B FF 94 C SI 93 C SI 94 B SL 87 B SL 88 X SL 88 3-2 22 G5-3 1B		F CU 77 B SI 95 X SI 93 1-1 ① F9		F FF 94 C SL 88 F FF 96 B FF 95 X SL 88 1-2 HR	C FF 89 B SL 78 D SL 79 F FF 88 F SL 78 B SL 76 X SL 77 3-2 ③ P2			C FF 93 C KC 78 B SL 84 B SI 94 F SI 93 X SL 83 2-2 22 3 1B 2B 1B	5	2	3	1	0	0	3
22 Johnny Damon, L (1, 10) OBP: 0.315, SLG: 0.387	F FF 94 F FF 95 D SL 89 B SL 89 B SL 88 X FF 97 3-2 ① G5-3 1-2		C CU 78 X CU 78 0-1 ② F7		B CH 87 X SL 87 1-0 ② L8		C SL 77 S CH 74 B SL 78 X FF 87 1-2 ① P2		C FF 94 F FF 94 B FF 94 X SL 84 1-2 3 2B 18 G4-3 1-2 1B	5	1	1	0	0	0	1
3 Evan Longoria, R (1, 5) OBP: 0.330, SLG: 0.451	C FF 97 X SI 97 0-1 ② F9		C SL 87 B FF 95 B CH 86 B CH 87 C SL 87 X SL 88 3-2 ③ G4-3		S SL 86 S FF 95 C FF 96 0-3 ③ K		B FF 89 C SL 77 F SL 77 B FF 89 S SL 78 2-3 ② K		B FF 93 X SL 81 1-0 18 G4-3 11 1B 1-3 2-H 2B	5	1	1	1	0	2	1
18 Ben Zobrist, S (1, 4) OBP: 0.368, SLG: 0.489	B SI 96 S FF 95 2 SAFE F SL 89 B SI 97 D SL 90 F FF 96 B SL 90 4-2 BB			X SI 92 0-0 2B		F FF 91 B CH 80 C CH 80 X FF 92 1-2 11 WP 11 1B 1B	B SL 78 B CH 75 C SL 77 C FF 89 F FF 88 F SL 77 F SL 78 F SL 77 B SL 76 3-2 X SL 77 P2		B FF 93 C FF 92 X FC 93 1-1 ① G4-3 2-3 3-H	4	1	2	1	1	0	1
11 Casey Kotchman, L (1, 3) OBP: 0.399, SLG: 0.476 9 Elliot Johnson, S (9, PR) OBP: 0.247, SLG: 0.321	X SI 96 0-0 ③ F7			B SI 94 B SI 94 B SI 95 B FF 95 4-0 2 F9 BB		B CU 75 C FF 92 X FF 92 1-1 1 BB 5 BB 1-H 1B		B SL 85 B FF 94 C FF 94 F FF 95 B FF 95 X FF 95 3-2 ① G6-3	X CH 87 0-0 5 E 3-H 1B	4 0	0 1	2 0	2 0	1 0	0 0	2 0
2 B.J. Upton, R (1, 8) OBP: 0.309, SLG: 0.394		F SL 85 F SL 87 F SL 88 X FF 96 0-2 ① F8		B FF 94 D SL 88 B FF 96 1 SAFE C FF 94 F FF 95 X SL 88 3-2 ①② F9 1-2		X CH 82 0-0 ① B2		B FF 94 B FF 94 C FF 94 B SL 87 S FF 94 F FF 95 F FF 94 F FF 94 B SL 87 4-2 5 1B 8 1B BB	S SL 81 F FC 92 S CU 69 0-3 ② K	4	1	0	0	1	1	4
5 Sam Fuld, L (1, 7) OBP: 0.309, SLG: 0.369		B FF 94 B SI 94 B SI 93 B FF 91 4-0 38 G5-3 BB		F FF 94 B CU 79 B SL 85 D CU 80 F CH 86 B SI 95 4-2 BB		B FF 92 B FF 92 B FF 91 C FF 91 C FF 91 B FF 91 4-2 1 BB 1-2 BB		B FF 93 X FF 94 1-0 8 1B 1 K 1-2 1B	B FF 92 C FC 92 1 SAFE X FC 92 1-1 E4 1-H 3B	2	1	2	1	3	0	0
38 Robinson Chirinos, R (1, 2) OBP: 0.321, SLG: 0.354 8 Desmond Jennings, R (8, PH) OBP: 0.430, SLG: 0.588 10 Kelly Shoppach, R (9, 2) OBP: 0.268, SLG: 0.298		1 SAFE C FF 93 1 SAFE B FF 95 B FF 96 X SL 89 2-1 ② G5-3 1-2		X CU 78 0-0 ③ G6-3		B SL 76 X SL 76 1-0 ② P2		C SL 86 S FF 95 D SL 87 X SL 85 1-2 1-3 2-H 1B		3 1 0	0 0 0	0 1 0	0 1 0	0 0 0	0 0 0	5 0 0
1 Sean Rodríguez, R (1, 6) OBP: 0.297, SLG: 0.350		S SL 87 S FF 96 B FF 96 B FF 96 X SL 90 2-2 ③ P4			C SL 85 B SI 95 S CH 85 F FF 95 B FF 96 X SL 87 2-2 ① G1-6-3	B SL 79 B SL 78 B SL 78 C FF 88 B SL 79 4-1 1-2 2-3 BB		B SL 86 3 SAFE S SL 88 S SL 88 F FF 97 B SL 86 S SL 87 2-3 ②③ K 3-H		3	0	0	0	1	1	3
Inning Stats	R: 0 E: 0 K: 0 S: 12 H: 1 LOB: 2 BB: 1 P: 22	R: 0 E: 0 K: 0 S: 9 H: 0 LOB: 1 BB: 1 P: 17	R: 0 E: 0 K: 0 S: 7 H: 0 LOB: 0 BB: 0 P: 11	R: 0 E: 0 K: 0 S: 7 H: 1 LOB: 2 BB: 2 P: 18	R: 1 E: 0 K: 1 S: 12 H: 1 LOB: 0 BB: 0 P: 16	R: 1 E: 0 K: 0 S: 14 H: 2 LOB: 3 BB: 2 P: 28	R: 0 E: 0 K: 1 S: 13 H: 0 LOB: 0 BB: 0 P: 19	R: 1 E: 0 K: 1 S: 16 H: 2 LOB: 1 BB: 1 P: 27	R: 5 E: 1 K: 1 S: 16 H: 5 LOB: 1 BB: 0 P: 22	1B: 8 2B: 2 3B: 1 HR: 1 SF: 0 SAC: 0 DP: 0 HBP: 0	WP: 1 PB: 0 SB: 0 CS: 0 PA: 43					

PITCHER	IP	WLS	BF	H	R	ER	SO	BB	IBB	HBP	BLK	WP	HR	S	P	ERA	WHIP
59 Felipe Paulino, R (1, 1) ERA: 4.06	5.0		21	3	1	1	1	4	0	0	0	0	1	47	84	1.80	1.400
55 Tim Collins, L (6, 1) ERA: 3.59	0.1	H	4	2	1	1	0	1	0	0	0	1	0	8	14	27.00	9.000
31 Louis Coleman, R (6, 1) ERA: 1.71	1.2	H	6	0	0	0	1	1	0	0	0	0	0	19	33	0.00	0.600
56 Greg Holland, R (8, 1) ERA: 1.56	1.0	H	5	2	1	1	1	1	0	0	0	0	0	16	27	9.00	3.000
43 Aaron Crow, R (9, 1) ERA: 2.24	0.0		2	2	2	2	0	0	0	0	0	0	0	7	10	∞	∞

PITCHER	IP	WLS	BF	H	R	ER	SO	BB	IBB	HBP	BLK	WP	HR	S	P	ERA	WHIP
48 Joakim Soria, R (9, 1) ERA: 4.2	0.2	L	5	3	3	2	1	0	0	0	0	0	0	9	12	27.00	4.500

BOTTOM

Kansas City Royals @ Tampa Bay Rays

Tropicana Field, St. Petersburg, FL

Wed Aug 10 2011, 7:12 PM - 10:34 PM EDT

Att. 11,706 - Dome - 72 F

livebaseballscorecards.com

AB	36
R	8
H	12
RBI	7
BB	7
SO	4
LOB	20

Kansas City Royals @ Tampa Bay Rays

Tropicana Field, St. Petersburg, FL

Thu Aug 11 2011, 12:12 PM - 2:53 PM EDT

Att. 13,942 - Dome - 72 F

TOP

livebaseballscorecards.com

Batter	1	2	3	4	5	6	7	8	9	AB	R	H	RBI	BB	SO	LOB
4 Alex Gordon, L (1, 7) OBP: 0.371, SLG: 0.483	B FF 89 F FF 90 C FF 90 B SI 91 X CU 79 2-2 16 S 53 1B 35 G4-3 1B	B CH 80 S CH 81 X FF 89 1-1 ② F8			C CU 76 C CU 78 X CU 77 0-2 ② G3-1	S FF 91 B SI 92 B CU 78 F FC 90 S SI 91 2-3 ③ K			C SI 93 B SI 90 B SI 93 F SI 92 B SI 89 S SL 86 3-3 ② K	5	1	1	0	0	2	5
53 Melky Cabrera, S (1, 8) OBP: 0.341, SLG: 0.472	X SI 89 0-0 35 G4-3 16 S 1-2 1B	B CU 77 B CH 81 X SI 90 2-0 ③ F9			B FF 91 X SI 92 1-0 16 BB 1B		B CH 81 C FF 91 X CH 84 1-1 35 1B 1B		C FF 97 C FC 90 B SI 91 F SI 90 F FF 95 F SL 87 B FC 90 C SI 94 2-3 ③ K	5	0	3	0	0	1	2
16 Billy Butler, R (1, 10) OBP: 0.362, SLG: 0.441	C SI 92 S SI 91 F SI 92 B SI 92 F CU 78 X CH 81 1-2 ① L6 1-2 2-3	X SI 90 0-0 ① P4			1 SAFE C CU 77 1 SAFE B FF 90 C CU 83 1 SAFE B FF 92 B SI 93 F FF 91 4-2 B SL 84 1-2 BB		1 SAFE F SI 92 1 SAFE B CU 75 X SI 90 1-1 ① F9			3	0	0	0	1	0	3
35 Eric Hosmer, L (1, 3) OBP: 0.331, SLG: 0.430	F FF 89 F CU 79 X SI 91 0-2 ② G4-3 2-3 3-H	C FF 91 F SI 90 X CU 80 0-2 ② G2-3			C CU 77 B FF 91 S SI 90 B CU 78 X CU 79 2-2 ③ G6-3		1 SAFE S SI 86 X KC 79 0-1 21 CS 1-2 1B			4	0	1	1	0	0	3
21 Jeff Francoeur, R (1, 9) OBP: 0.324, SLG: 0.462	F FF 90 B CU 79 B SI 90 F FF 90 B SI 90 B FF 91 4-2 BB	B CU 77 X SI 91 1-0 ③ G1-3				T FC 91 B SL 85 F SI 91 X CU 78 1-2 ① F8	B FF 91 S FF 91 B FF 91 S FF 91 S FF 91 2-3 ②③ K 1-2			3	0	0	0	1	1	2
9 Johnny Giavotella, R (1, 4) OBP: 0.296, SLG: 0.538	C CU 75 B FF 89 B FF 88 1 SAFE X FF 89 2-1 ③ L5			C FF 89 X SI 90 0-1 ① G6-3		B FF 91 C FF 91 X FF 90 1-1 ② F8		C CU 78 F FF 89 F FS 82 C FF 90 0-3 ① K		4	0	0	0	0	1	2
13 Salvador Perez, R (1, 2) OBP: 0.375, SLG: 0.429		C FF 90 X FF 91 0-1 ① P4		C SI 90 X SL 83 0-1 ② G6-3		C FF 91 B SI 92 S CU 76 X CU 79 1-2 2 1B 8 1B 1B		X FF 90 0-0 8 G3-6-1 1B		4	0	2	0	0	0	0
8 Mike Moustakas, L (1, 5) OBP: 0.251, SLG: 0.246		F FF 90 B FC 91 B FC 91 F SI 90 X FC 91 2-2 2 1B 1B		B FF 91 C CH 83 B FC 91 F FF 91 S CU 79 2-3 ③ K		C CU 77 X CH 83 0-1 2 1B 1-2 1B		B FF 90 X FS 81 1-0 ②③ G3-6-1 1-2f		4	0	2	0	0	1	1
2 Alcides Escobar, R (1, 6) OBP: 0.289, SLG: 0.336		X SI 90 0-0 1-2 1B			B FC 90 C FF 90 F SL 86 F FF 92 F CU 80 X CU 78 1-2 ① G5-3	C CU 78 X SI 92 0-1 1-2 2-3 1B			C FF 94 X FF 93 0-1 ① G1	4	0	2	0	0	0	0

Inning Stats																															
	R: 1	H: 2		R: 0	H: 2		R: 0	H: 0		R: 0	H: 0		R: 0	H: 1		R: 0	H: 3		R: 0	H: 2		R: 0	H: 1		R: 0	H: 0		1B: 11	SF: 0		WP: 0	PA: 38
	E: 0	LOB: 2		E: 0	LOB: 2		E: 0	LOB: 0		E: 0	K: 1		E: 0	LOB: 2		E: 0	LOB: 3		E: 0	LOB: 2		E: 0	LOB: 0		E: 0	LOB: 0		2B: 1	SAC: 0		PB: 0	
	K: 0	BB: 1		K: 0	BB: 0		K: 0	BB: 0		K: 0	BB: 0		K: 0	BB: 1		K: 1	BB: 0		K: 1	BB: 0		K: 1	BB: 0		K: 2	BB: 0		3B: 0	DP: 2		SB: 2	
	S: 16	P: 25		S: 9	P: 14		S: 5	P: 6		S: 7	P: 9		S: 15	P: 23		S: 15	P: 20		S: 9	P: 13		S: 6	P: 7		S: 11	P: 16		HR: 0	HBP: 0		CS: 1	

PITCHER		IP	WLS	BF	H	R	ER	SO	BB	IBB	HBP	BLK	WP	HR	S	P	ERA	WHIP
34 Jeff Niemann, R ERA: 3.43	(1, 1)	6.1	W	30	9	1	1	2	2	0	0	0	0	0	71	103	1.42	1.737
39 J.P. Howell, L ERA: 7.36	(7, 1)	0.0		1	1	0	0	0	0	0	0	0	0	0	2	2	∞	∞
62 Joel Peralta, R ERA: 3.57	(7, 1)	1.2	H	4	1	0	0	2	0	0	0	0	0	0	9	12	0.00	0.600
43 Kyle Farnsworth, R ERA: 1.96	(9, 1)	1.0	S	3	0	0	0	2	0	0	0	0	0	0	11	16	0.00	0.000

PITCHER	IP	WLS	BF	H	R	ER	SO	BB	IBB	HBP	BLK	WP	HR	S	P	ERA	WHIP

AB	36
R	1
H	11
RBI	1
BB	2
SO	6
LOB	18

Batter	1	2	3	4	5	6	7	8	9	AB	R	H	RBI	BB	SO	LOB
8 Desmond Jennings, R (1, 8) OBP: 0.422, SLG: 0.597	B SI 94 X FF 92 1-0 ① P2		B CU 72 C SI 91 F FF 93 F CU 76 X CH 85 1-2 ② G1-3		C SI 93 X CH 83 0-1 3 SF8 3B		B CU 74 C SI 92 X CU 73 1-1 ③ G5-3			4	1	1	0	0	0	0
22 Johnny Damon, L (1, 10) OBP: 0.317, SLG: 0.387	B FF 95 F FF 93 F CU 75 X SI 95 1-2 3 FC5-4 1B		B CU 73 B CU 75 B SI 92 C SI 92 B FF 94 4-1 3 18 3B 1B BB		C CU 74 B CU 74 F FF 93 X CH 81 1-2 ① P2			C FF 94 F CH 85 B CH 85 B FF 96 B CH 82 F FF 94 F FF 93 F FF 93 F SL 87 3-3 ① K S SL 86		3	1	1	0	1	1	1
3 Evan Longoria, R (1, 5) OBP: 0.329, SLG: 0.450	C SI 94 F CH 85 1 SAFE F FF 94 X CU 76 0-2 ② FC5-4 18 BB 1-2f		X CH 83 0-0 18 3B 1-2 1B		B CU 74 F SI 92 B CU 74 X CH 83 2-1 ② SF8 3-H			B SL 87 C FF 96 X FF 96 1-1 ② G6-3		3	1	1	1	0	0	1
18 Ben Zobrist, S (1, 9) OBP: 0.371, SLG: 0.498	B SI 94 B CH 82 B SI 93 B SI 93 4-0 1-2 BB		B FF 93 F FF 93 B CU 74 X FF 92 2-1 1-H 2-H 3B		C CU 76 X CH 86 0-1 ③ G5-3			B SL 88 B SL 89 X FF 95 2-0 1 1B 2B		3	1	2	2	1	0	0
11 Casey Kotchman, L (1, 3) OBP: 0.398, SLG: 0.471	C FF 95 X CU 76 0-1 ③ G4-3		F CU 74 B CU 77 C FF 94 B FF 94 B CU 71 F FF 94 F FF 94 S CU 74 3-3 ③ K			C CU 74 X CU 75 0-1 ① G3-1		I IN 72 I IN 74 I IN 74 I IN 71 4-0 1 1B IBB		3	0	0	0	1	1	3
1 Sean Rodríguez, R (1, 4) OBP: 0.300, SLG: 0.350		B CU 74 X FF 92 1-0 ① F9		B CU 73 C FF 93 B CH 83 B CH 84 B SI 92 4-1 5 CS BB		B CH 82 X SI 90 1-0 ② L3		B FF 95 F SI 96 S SL 89 X SL 88 1-2 1-2 2-H 1B		3	0	1	1	1	0	0
5 Sam Fuld, L (1, 7) OBP: 0.309, SLG: 0.371		C SI 92 C CU 75 B CU 76 X CU 72 1-2 ② F7		L FF 91 M CU 72 B SI 94 B CU 72 1 SAFE 1 SAFE 1 SAFE F CU 77 F FF 94 2-2 ① X FF 93 1-2 2B		B SI 93 B CU 76 C SI 92 C FF 92 X CH 82 2-2 ③ G3		B FF 96 B FF 96 C FF 96 S SL 88 C SL 85 2-3 ③ K		4	0	1	0	0	1	2
10 Kelly Shoppach, R (1, 2) OBP: 0.264, SLG: 0.292		B FF 95 B SI 91 B FF 92 C FF 92 S FF 93 X FF 93 3-2 ③ F7		X SI 92 0-0 ② G5-3			X CH 89 0-0 ① G5-3			3	0	0	0	0	0	1
9 Elliot Johnson, S (1, 6) OBP: 0.242, SLG: 0.314			B SI 91 C FF 91 X SI 93 1-1 ① F9	F SI 93 B CH 83 C CU 74 B FF 93 T CH 82 2-2 ③ K			C FF 93 C CU 73 B CU 73 B CU 75 F CH 81 X SI 92 2-2 ② G6-3			3	0	0	0	0	1	1
Inning Stats	R: 0 H: 1 E: 0 LOB: 2 K: 0 BB: 1 S: 10 P: 16	R: 0 H: 0 E: 0 LOB: 0 K: 0 BB: 0 S: 7 P: 12	R: 2 H: 2 E: 0 LOB: 1 K: 1 BB: 1 S: 15 P: 26	R: 0 H: 1 E: 0 LOB: 1 K: 1 BB: 1 S: 10 P: 18	R: 1 H: 1 E: 0 LOB: 0 K: 0 BB: 0 S: 9 P: 12	R: 0 H: 0 E: 0 LOB: 0 K: 0 BB: 0 S: 6 P: 9	R: 0 H: 0 E: 0 LOB: 0 K: 0 BB: 0 S: 7 P: 10	R: 1 H: 2 E: 0 LOB: 2 K: 2 BB: 1 S: 16 P: 29		1B: 3 SF: 1 2B: 2 SAC: 0 3B: 2 DP: 0 HR: 0 HBP: 0						

PITCHER		IP	WLS	BF	H	R	ER	SO	BB	IBB	HBP	BLK	WP	HR	S	P	ERA	WHIP
23 Danny Duffy, L ERA: 4.97	(1, 1)	7.0	L	28	5	3	3	2	3	0	0	0	0	0	64	103	3.86	1.143
38 Blake Wood, R ERA: 3.86	(8, 1)	1.0		6	2	1	1	2	0	1	0	0	0	0	16	29	9.00	2.000

PITCHER	IP	WLS	BF	H	R	ER	SO	BB	IBB	HBP	BLK	WP	HR	S	P	ERA	WHIP

BOTTOM

Kansas City Royals @ Tampa Bay Rays

Tropicana Field, St. Petersburg, FL

Thu Aug 11 2011, 12:12 PM - 2:53 PM EDT

Att. 13,942 - Dome - 72 F

livebaseballscorecards.com

AB	29
R	4
H	7
RBI	4
BB	4
SO	4
LOB	9

Batter	1	2	3	4	5	6	7	8	9	AB	R	H	RBI	BB	SO	LOB
4 Alex Gordon, L (1, 7) OBP: 0.375, SLG: 0.487	B FF 88 F FF 89 B FF 90 B FF 90 B CH 86 4-1 53 16 1B BB	B FF 91 B FF 90 C FF 87 B CH 85 B FF 88 4-1 53 FC6-4 BB	X 0-0 CI 53 S	1 SAFE B FF 90 1 SAFE B SI 89 B FF 91 C FF 90 1 SAFE F CH 83 1 SAFE 3-2 F FF 88 X SL 80 1-3 2B	B FC 88 S FF 95 B FC 88 B FF 95 S FF 96 X FF 96 3-2 53 HR 1-3 1B	2	2	2	0	2	0	0
53 Melky Cabrera, S (1, 8) OBP: 0.342, SLG: 0.478	1 SAFE X FF 88 0-0 35 1B 16 1B 1-2 1B	1 SAFE 1 SAFE 1 SAFE X FF 89 0-0 ① FC6-4 16 E3 16 S 1-2f	1 SAFE 1 SAFE B FF 90 1 SAFE B FF 90 X CH 85 2-0 ③ G3-1 1-2	S SI 91 D SL 85 F SI 91 X FF 92 1-2 ② P5	X FC 89 0-0 1-H 3-H HR	5	1	2	3	0	0	4
16 Billy Butler, R (1, 10) OBP: 0.365, SLG: 0.449	C FF 91 X FF 92 0-1 35 1B 1-2 2-H 1B	1 SAFE S FF 90 1 SAFE C SL 83 1 SAFE B FF 92 X SL 83 1-2 ② F8 1-3	X SL 79 0-0 HR	I IN 73 I IN 71 I IN 72 I IN 71 4-0 IBB	X FF 96 0-0 ① G6-3	4	1	2	2	1	0	1
35 Eric Hosmer, L (1, 3) OBP: 0.329, SLG: 0.427	F SL 85 X FF 92 0-1 9 G5-4-3 1-2 2-3 1B	X FF 92 0-0 ③ G3-1	B FF 89 F FF 89 X FF 91 1-1 ① G1-3	F FF 91 C FF 92 F FF 92 F SL 86 D SL 85 F SI 93 X SL 84 1-2 ③ G4-3	B FF 97 S FF 96 S SI 96 B FF 96 S FF 96 2-3 ② K	5	0	1	0	0	1	4
21 Jeff Francoeur, R (1, 9) OBP: 0.323, SLG: 0.459	C FF 92 B SL 87 F SL 86 C FF 94 1-3 ① K	F SL 82 S CH 84 F SL 82 C FF 93 0-3 ① K	S FF 92 S SL 82 B SL 83 F FF 94 X SL 82 1-2 9 F7 1B	B CH 88 S FF 93 F FF 94 F CH 86 X SL 86 1-2 ① F9	X FF 97 0-0 ③ G4-3	5	0	1	0	0	2	3
9 Johnny Giavotella, R (1, 4) OBP: 0.290, SLG: 0.500 17 Chris Getz, L (8, 4) OBP: 0.315, SLG: 0.285	C FF 93 B FF 92 B FF 94 F FF 93 F FF 94 X FF 91 2-2 ②③ G5-4-3 1-2f	S SL 84 X SL 81 0-1 ② F9	1 SAFE X FF 92 0-0 ② F7 1-2	X FF 94 0-0 8 S 13 S 1B	4 0 1 0 0 0 4 0 0 0 0 0 0 0							
13 Salvador Perez, R (1, 2) OBP: 0.250, SLG: 0.273	B FF 90 X FF 91 1-0 ① G6-3	C FF 93 B SL 83 X SL 84 1-1 ③ F9	X FF 91 0-0 ③ G6-3	B FF 94 1 SAFE 1 SAFE F FF 94 S FF 94 1 SAFE 1 SAFE F FF 94 P PO 91 3-3 F FF 84 B SL 84 S CH 87 ② K 1-2	4	0	0	0	0	1	2	
8 Mike Moustakas, L (1, 5) OBP: 0.246, SLG: 0.240	C FF 90 B CU 77 F FF 92 S SL 82 1-3 ② K	C FF 90 B SL 82 X FF 89 1-1 ① G3-1	X FF 88 0-0 ① G1-3	C FF 95 F FF 96 S FF 97 0-3 ③ K 2-3	4	0	0	0	0	2	1	
2 Alcides Escobar, R (1, 6) OBP: 0.289, SLG: 0.335	B SL 83 C SL 80 S FF 92 F SL 83 F FF 94 B FF 93 F FF 93 X SI 92 2-2 ③ G6-3	C FF 91 F FF 92 X SL 84 0-2 ② P3	B SI 90 B FF 92 C FF 89 B FF 92 X FF 90 3-1 4 2B 1B	X FF 95 0-0 E5 4 1B 4 S 53 HR	4	1	1	0	0	0	0	
Inning Stats	R: 1 E: 0 K: 1 S: 13 H: 3 LOB: 2 BB: 1 P: 20	R: 0 E: 0 K: 1 S: 10 H: 0 LOB: 0 BB: 0 P: 14	R: 0 E: 0 K: 0 S: 6 H: 0 LOB: 1 BB: 1 P: 11	R: 0 E: 0 K: 1 S: 8 H: 0 LOB: 0 BB: 0 P: 9	R: 0 E: 1 K: 0 S: 7 H: 0 LOB: 1 BB: 0 P: 10	R: 1 E: 0 K: 0 S: 9 H: 2 LOB: 1 BB: 0 P: 11	R: 0 E: 0 K: 0 S: 16 H: 2 LOB: 3 BB: 1 P: 28	R: 0 E: 0 K: 2 S: 14 H: 1 LOB: 1 BB: 0 P: 17	R: 3 E: 1 K: 1 S: 10 H: 2 LOB: 0 BB: 0 P: 15	1B: 7 2B: 1 3B: 0 HR: 2 SF: 0 SAC: 0 DP: 1 HBP: 0	WP: 0 PB: 0 SB: 5 CS: 0 PA: 41				

PITCHER		IP	WLS	BF	H	R	ER	SO	BB	IBB	HBP	BLK	WP	HR	S	P	ERA	WHIP
48 Zach Stewart, R ERA: 3.68	(1, 1)	6.1	L	28	7	2	2	3	2	0	0	0	0	1	60	88	2.84	1.421
77 Will Ohman, L ERA: 3.96	(7, 1)	0.2		3	0	0	0	0	0	1	0	0	0	0	9	15	0.00	0.000
58 Jason Frasor, R ERA: 3.64	(8, 1)	0.2		3	1	0	0	1	0	0	0	0	0	0	11	14	0.00	1.500
37 Matt Thornton, L ERA: 3.79	(8, 1)	1.1		7	2	3	2	2	0	0	0	0	0	1	13	18	13.50	1.500

PITCHER	IP	WLS	BF	H	R	ER	SO	BB	IBB	HBP	BLK	WP	HR	S	P	ERA	WHIP

TOP

Kansas City Royals @ Chicago White Sox

U.S. Cellular Field, Chicago, IL

Fri Aug 12 2011, 8:10 PM - 11:04 PM EDT

Att. 23,130 - Partly Cloudy - 76 F

livebaseballscorecards.com

AB	37
R	5
H	10
RBI	5
BB	3
SO	6
LOB	19

BOTTOM

Batter	1	2	3	4	5	6	7	8	9	AB	R	H	RBI	BB	SO	LOB
1 Juan Pierre, L (1, 7) OBP: 0.337, SLG: 0.333	B SI 83 B SI 83 C SI 83 X CH 77 2-1 F7 ①		B FF 84 B SL 83 B SI 84 B SI 84 4-0 12 HBP 10 F7 BB	B SL 82 F SI 85 F SI 84 X EP 64 1-2 G4-3 ③			B FF 90 B FF 90 B FF 89 C FF 88 C FF 89 F FF 89 B SL 77 4-2 10 WP BB		C FF 93 X FF 96 0-1 1-H 10 DI 1B	3	0	1	1	2	0	1
10 Alexei Ramirez, R (1, 6) OBP: 0.325, SLG: 0.400	C SI 84 F SL 84 B SI 87 X FF 88 1-2 L8 ②		C SI 86 1 SAFE 1 SAFE 1 SAFE X CH 76 0-1 1-2 F7 ①		C FF 87 C CU 74 F SI 88 F SL 84 X SL 85 0-2 F8 ①		F SL 78 F SL 80 B SL 80 F SL 78 B SL 79 X SL 80 2-2 1-2 G5-3 ③		B FF 95 X FF 95 1-0 1-2 G4-3 ③	5	0	0	0	0	0	3
14 Paul Konerko, R (1, 10) OBP: 0.388, SLG: 0.547	B SI 86 B CH 78 B SL 83 C FF 86 B CH 78 4-1 12 1B 20 HBP BB		B CH 77 B SL 84 C SI 84 B CH 76 F SI 84 F FF 88 F FF 88 B SL 84 4-2 12 HBP BB		C FF 88 X CU 73 0-1 L9 ②			X FF 94 0-0 51 FC5-4 1B		2	0	1	0	2	0	0
20 Carlos Quentin, R (1, 9) OBP: 0.344, SLG: 0.513	H FF 84 1-0 1-2 12 1B HBP		S FF 89 B FF 89 X SL 85 1-1 L1 ②		B FF 90 F CH 78 F SL 84 B SI 89 F SL 84 S FF 89 2-3 K ③			D SL 87 X FF 94 1-0 P3 ①		3	0	0	0	0	1	3
12 A.J. Pierzynski, L (1, 2) OBP: 0.338, SLG: 0.412 17 Tyler Flowers, R (5, 2) OBP: 0.267, SLG: 0.154	B SL 83 C SI 86 F SL 80 F SL 81 B FF 89 F FF 87 F EP 84 X FF 87 2-2 1-2 2-3 1B		F FF 89 B SL 85 F CU 74 H SI 88 2-2 1-2 2-3 HBP			B CU 73 F CH 76 S SL 83 S SL 83 1-3 K ①		S SL 87 B SL 86 X SL 86 1-1 F9 ②		1 2	0 0	1 0	0 0	0 0	0 1	0 1
51 Alex Rios, R (1, 8) OBP: 0.255, SLG: 0.311	D CH 80 B CH 78 X FF 87 2-0 F9 ③		B FF 89 X CH 79 1-0 F9 ③			B FF 87 S CH 78 B SL 84 X SL 83 2-1 P4 ②		F SL 86 D SL 87 S SL 86 F FF 95 D CU 78 X SL 86 2-2 1-2f FC5-4 ③		4	0	0	0	0	0	7
18 Brent Lillibridge, R (1, 3) OBP: 0.342, SLG: 0.489 30 Alejandro De Aza, L (9, PH) OBP: 0.276, SLG: 0.379		B CU 72 X CH 77 1-0 P4 ①		B CU 72 C CH 77 X SL 84 1-1 G6-3 ①		C CU 73 B FF 89 F SL 83 F SI 87 F CU 78 B CH 78 S CH 78 2-3 K ③			B FF 92 F FF 94 B CU 78 X FF 94 2-1 F7 ①	3 1	0 0	0 0	0 0	1 0	0 0	0 0
15 Gordon Beckham, R (1, 4) OBP: 0.298, SLG: 0.346 11 Omar Vizquel, S (9, PH) OBP: 0.282, SLG: 0.299		B CU 71 B CU 71 C FF 86 B SL 82 S FF 87 S SI 87 3-3 K ②		S FF 87 C FF 87 F FF 87 F SL 86 B SI 86 F SL 82 X FF 88 1-2 P2 ②			B FF 88 C FF 90 F FF 90 S FF 90 1-3 K ①		B FF 94 C FF 94 F FF 93 B CU 80 B CU 78 F FF 94 B FF 95 4-2 1 DI 1 1B BB	3 0	0 1	0 0	0 0	2 1	0 0	0 0
22 Brent Morel, R (1, 5) OBP: 0.276, SLG: 0.320		S SI 87 B SL 85 S SL 84 B FF 89 F SL 83 X FF 87 2-2 F9 ③		C FF 88 C SL 85 F FF 90 B CU 74 F SL 84 X AB 89 1-2 E4			C SL 80 B SL 79 C SL 78 B SL 77 X SL 81 2-2 G3-1 ②		C FF 95 S SL 87 B SL 87 X SL 86 1-2 L9 ②	4	0	0	0	0	0	1
Inning Stats	R: 0 E: 0 K: 0 S: 13 H: 1 LOB: 3 BB: 1 P: 25	R: 0 E: 0 K: 1 S: 8 H: 0 LOB: 0 BB: 0 P: 14	R: 0 E: 0 K: 0 S: 11 H: 0 LOB: 3 BB: 2 P: 23	R: 0 E: 1 K: 0 S: 16 H: 0 LOB: 1 BB: 0 P: 20	R: 0 E: 0 K: 1 S: 11 H: 0 LOB: 0 BB: 0 P: 13	R: 0 E: 0 K: 2 S: 10 H: 0 LOB: 0 BB: 0 P: 15	R: 0 E: 0 K: 1 S: 13 H: 0 LOB: 1 BB: 1 P: 22	R: 0 E: 0 K: 0 S: 8 H: 1 LOB: 1 BB: 0 P: 12	R: 1 E: 0 K: 0 S: 11 H: 1 LOB: 1 BB: 1 P: 19	1B: 3 2B: 0 3B: 0 HR: 0	SF: 0 SAC: 0 DP: 0 HBP: 2					

PITCHER	IP	WLS	BF	H	R	ER	SO	BB	IBB	HBP	BLK	WP	HR	S	P	ERA	WHIP
52 Bruce Chen, L (1, 1) ERA: 4.15	6.0	W	25	1	0	0	4	3	0	2	0	0	0	69	110	0.00	0.667
31 Louis Coleman, R (7, 1) ERA: 1.68	1.0	H	4	0	0	0	1	1	0	0	0	1	0	13	22	0.00	1.000
56 Greg Holland, R (8, 1) ERA: 1.7	2.0	S	9	2	1	1	0	1	0	0	0	0	0	19	31	4.50	1.500

PITCHER	IP	WLS	BF	H	R	ER	SO	BB	IBB	HBP	BLK	WP	HR	S	P	ERA	WHIP

Kansas City Royals @ Chicago White Sox

U.S. Cellular Field, Chicago, IL

Fri Aug 12 2011, 8:10 PM - 11:04 PM EDT

Att. 23,130 - Partly Cloudy - 76 F

livebaseballscorecards.com

AB	31
R	1
H	3
RBI	1
BB	5
SO	5
LOB	16

WP: 1 PA: 38
PB: 0
SB: 0
CS: 0

Batter	1	2	3	4	5	6	7	8	9	AB	R	H	RBI	BB	SO	LOB
4 Alex Gordon, L (1, 7) OBP: 0.374, SLG: 0.484	T FF 87 C FF 90 F FF 92 B FC 86 F FC 88 T FF 92 1-2 K	S FC 87 B CU 78 T CU 76 B FF 91 B SL 82 C FF 92 3-3 K	1 SAFE C SI 91 1 SAFE B FC 87 X FF 92 1-1 P6 1-2	F FC 86 B CH 83 B CH 84 X FC 85 2-1 53 1B 1B	C SL 82 S SL 84 B SL 84 B SL 82 X SL 84 2-2 G3	5	0	1	0	0	2	2
53 Melky Cabrera, S (1, 8) OBP: 0.345, SLG: 0.479	B FF 92 T FF 91 F FF 92 F CU 78 B FF 92 B FF 92 F FF 92 F FF 92 X FF 91 3-2 F9	C FF 88 F FF 90 B CU 78 X FF 91 1-2 16 FC6-4 1B	B FF 92 I IN 68 I IN 66 I IN 65 4-0 16 1B IBB	B FF 91 1 SAFE B FF 91 F FF 91 X FF 92 2-1 1-2 1B	3	0	2	0	1	0	0
16 Billy Butler, R (1, 10) OBP: 0.364, SLG: 0.447	C FF 90 B FF 91 T FF 91 X FF 92 1-2 L8	X SI 90 0-0 FC6-4 35 G3-6 1-2f	C SL 82 F SL 82 B SL 82 B SL 82 F FC 86 X SL 79 2-2 1-3 2-H 3-H 1B	C SL 86 B SL 87 B FF 95 S SL 86 X FF 95 2-2 P3	4	0	1	2	0	0	3
35 Eric Hosmer, L (1, 3) OBP: 0.328, SLG: 0.425	X FC 85 0-0 L9	F FC 87 B FC 88 B FF 92 F SL 80 F FF 93 X SL 83 2-2 G3-6 1-2f	B FC 86 F FC 85 X CU 77 1-1 G1-3	B SL 86 B FF 95 F SL 86 X SL 86 2-1 21 1B 1B	4	0	1	0	0	0	3
21 Jeff Francoeur, R (1, 9) OBP: 0.324, SLG: 0.460	S FF 88 B FF 90 C FF 90 B FF 92 T FF 92 2-2 K	X FC 86 0-0 9 E 9 S 9 1B 1B	S CU 78 S CU 72 B CU 73 B CU 77 S SL 80 2-3 K	X SL 88 0-0 13 G6-4-3 1-2 1B	4	1	2	0	0	2	0
9 Johnny Giavotella, R (1, 4) OBP: 0.314, SLG: 0.500	B FF 91 B FC 87 S FC 86 B FF 91 F FF 91 X SL 82 3-2 1B	B FC 86 S FC 87 C FC 86 B FF 92 B FF 92 X CH 84 3-2 13 2B 2 1B 1-H 1B	X CH 82 0-0 F7	B FF 93 B FF 94 X FF 95 2-0 F9	4	1	2	1	0	0	2
13 Salvador Perez, R (1, 2) OBP: 0.250, SLG: 0.333	F FC 87 1 SAFE 1 SAFE S SL 81 1 SAFE 1 SAFE S FF 92 0-3 K	1 SAFE 1 SAFE B SI 91 1 SAFE B FF 90 C SI 92 S FC 86 F FC 87 1 SAFE 2-2 1 SAFE 1 SAFE X FF 90 2 1B 16 1B 1-3 2B	C SL 79 B FF 89 S CU 76 X FF 91 1-2 P6	C SL 86 S FF 95 X FF 96 0-2 G6-4-3 1-2f	4	1	1	0	0	1	3
8 Mike Moustakas, L (1, 5) OBP: 0.241, SLG: 0.235	C CH 81 S FF 91 F FF 92 S CU 78 0-3 K	F SL 80 S CU 78 X CU 78 0-2 L1	C FF 87 B CU 74 X CU 76 1-1 L9	C SL 81 X SL 83 0-1 G3-1	4	0	0	0	0	1	2
2 Alcides Escobar, R (1, 6) OBP: 0.288, SLG: 0.334	B FF 89 F FF 90 F FF 90 X FF 91 1-2 F8	X FF 91 0-0 4 S 16 1B 2-3 3-H 1B	B FF 88 X CU 78 1-0 G6-3	C SL 81 B SL 82 C SI 96 S SL 82 1-3 K	4	1	1	1	0	1	0
Inning Stats	R: 0 E: 0 K: 1 S: 14 H: 0 LOB: 0 BB: 0 P: 19	R: 0 E: 0 K: 2 S: 10 H: 1 LOB: 1 BB: 0 P: 15	R: 0 E: 0 K: 2 S: 10 H: 0 LOB: 0 BB: 0 P: 14	R: 0 E: 0 K: 0 S: 8 H: 1 LOB: 0 BB: 0 P: 11	R: 4 E: 0 K: 0 S: 20 H: 5 LOB: 2 BB: 1 P: 33	R: 0 E: 0 K: 1 S: 7 H: 0 LOB: 0 BB: 0 P: 10	R: 0 E: 0 K: 0 S: 10 H: 2 LOB: 2 BB: 0 P: 18	R: 0 E: 0 K: 0 S: 7 H: 2 LOB: 1 BB: 0 P: 11	R: 0 E: 0 K: 1 S: 8 H: 0 LOB: 0 BB: 0 P: 11	1B: 10 2B: 1 3B: 0 HR: 0 SF: 0 SAC: 0 DP: 2 HBP: 0						

PITCHER		IP	WLS	BF	H	R	ER	SO	BB	IBB	HBP	BLK	WP	HR	S	P	ERA	WHIP
44 Jake Peavy, R ERA: 4.69	(1, 1)	6.2		29	9	4	4	6	0	1	0	0	0	0	76	115	5.40	1.350
26 Jesse Crain, R ERA: 2.55	(7, 1)	1.1	W	5	2	0	0	0	0	0	0	0	0	0	10	16	0.00	1.500
49 Chris Sale, L ERA: 2.63	(9, 1)	1.0	S	3	0	0	0	1	0	0	0	0	0	0	8	11	0.00	0.000

PITCHER	IP	WLS	BF	H	R	ER	SO	BB	IBB	HBP	BLK	WP	HR	S	P	ERA	WHIP

TOP

Kansas City Royals @ Chicago White Sox

U.S. Cellular Field, Chicago, IL

Sat Aug 13 2011, 8:37 PM - 12:15 AM EDT

Att. 24,854 - Cloudy - 68 F

livebaseballscorecards.com

AB	36
R	4
H	11
RBI	4
BB	1
SO	7
LOB	15

WP: 0	PA: 37		
PB: 0			
SB: 2			
CS: 0			

BOTTOM

Kansas City Royals @ Chicago White Sox

U.S. Cellular Field, Chicago, IL

Sat Aug 13 2011, 8:37 PM - 12:15 AM EDT

Att. 24,854 - Cloudy - 68 F

livebaseballscorecards.com

Batter	1	2	3	4	5	6	7	8	9	AB	R	H	RBI	BB	SO	LOB
1 Juan Pierre, L (1, 7) OBP: 0.340, SLG: 0.337	C FF 92 B SI 93 B SI 92 X SI 93 2-1 1B		B SI 92 B CH 78 C SI 92 B SI 93 X SI 93 3-1 ① FC4-6 14 S 14 HR 1-2f		C KC 78 F CH 81 F FC 88 F FF 94 X KC 79 0-2 11 G3 1B		B SI 94 C SI 94 X KC 79 1-1 11 BB 20 2B 1B	C FF 94 X FF 96 0-1 ① SH1-3 1-2		4	2	3	0	0	0	1
11 Omar Vizquel, S (1, 4) OBP: 0.280, SLG: 0.291 15 Gordon Beckham, R (9, 4) OBP: 0.298, SLG: 0.346	C FF 92 C KC 75 B FF 93 F FF 94 X SL 85 1-2 ① P6		L SI 92 X KC 77 0-1 ② F9		1 SAFE 1 SAFE B CH 77 B SI 92 C SI 92 X SL 86 2-1 ① G3 1-2		B SI 92 L FC 88 B KC 75 B SL 87 B FF 92 4-1 20 2B 30 BB 1-2 BB	C FF 96 X SL 90 0-1 ② G3 2-3		4 0	1 0	0 0	0 0	1 0	0 0	4 0
14 Paul Konerko, R (1, 10) OBP: 0.388, SLG: 0.551	C FC 87 B SI 92 B SI 94 F SL 84 X FF 94 2-2 ② P4		C FC 93 S FC 88 F FF 95 B FF 91 X FF 94 1-2 1-H HR		D FC 89 B SI 92 C SL 85 X SL 85 2-1 ② F9		C SL 83 B SL 84 F SI 94 F SL 84 D SL 85 S SL 85 2-3 ① K	I IN 69 I IN 68 I IN 72 I IN 67 4-0 20 BB IBB		4	1	1	2	1	1	4
20 Carlos Quentin, R (1, 9) OBP: 0.345, SLG: 0.512	X FC 88 0-0 ③ F8		C FC 89 C CH 81 B SL 86 S SL 86 1-3 ③ K		C SI 93 X FC 88 0-1 ③ G6-3		C SI 95 1 SAFE X SI 94 0-1 30 BB 1-3 2-H 2B	B SL 89 S SL 88 S SL 90 D SL 89 F SL 90 F SL 90 F FF 98 B FF 99 F SL 86 4-2 B SL 90 1-2 BB		4	0	1	1	1	1	2
10 Alexei Ramirez, R (1, 6) OBP: 0.328, SLG: 0.400		C FF 93 B SI 89 B SI 93 B SL 86 B FF 94 4-1 22 G6-3 30 G5-3 BB	C FC 89 B SI 94 X CH 83 1-1 30 E 30 S 1B			X FF 93 0-0 ① F8	D SL 85 B SI 95 S SL 86 F SL 86 B FF 96 D SL 86 4-2 30 BB BB	B FF 98 B FF 96 B SI 96 C FF 93 C FF 97 X SI 96 3-2 ③ G4-3		3	0	1	0	2	0	3
30 Alejandro De Aza, L (1, 8) OBP: 0.303, SLG: 0.355		X SI 92 0-0 ① G5-3 1-2	1 SAFE B CH 78 B SL 86 C FC 87 F SI 92 S KC 78 2-3 ① K 1-3			B SI 94 B CH 80 B FC 89 B FF 93 4-0 18 1B BB	B SI 95 B SI 96 B SI 95 B SI 94 4-0 1-2 2-3 3-H BB			2	0	0	1	2	1	2
22 Brent Morel, R (1, 5) OBP: 0.272, SLG: 0.315		C FC 89 B SI 93 B SL 85 X SL 85 2-1 ② G6-3 2-3	C SL 86 X SL 86 0-1 ② G3			C FF 94 F FC 89 S SL 86 0-3 ② K	D SL 85 B SI 94 C SI 94 F SI 95 S SL 86 2-3 ② K			4	0	0	0	0	2	6
18 Brent Lillibridge, R (1, 3) OBP: 0.339, SLG: 0.483		S KC 78 B FF 93 B SL 86 F SL 85 C FF 94 2-3 ③ K	B SI 94 X SL 85 1-0 ③ G6-3			B SI 94 C FC 89 X SI 94 1-1 17 FC4-6 1-3 1B	B SL 84 X SI 94 1-0 ③ L7			4	0	1	0	0	1	5
17 Tyler Flowers, R (1, 2) OBP: 0.368, SLG: 0.438			X FF 94 0-0 1 FC4-6 1B		B SL 84 S FC 88 T FC 87 F SI 94 B SL 87 X FC 90 2-2 HR	B SL 85 C FF 95 X SI 93 1-1 ③ FC4-6 1-2f		B SL 88 B SI 94 B FF 92 B FF 92 4-0 11 G3 1 SH1-3 BB		3	1	2	1	1	0	2

Inning Stats																								
	R: 0	H: 1	R: 0	H: 0	R: 2	H: 2	R: 0	H: 1	R: 1	H: 2	R: 0	H: 1	R: 2	H: 2	R: 0	H: 0	1B: 6	SF: 0	WP: 0	PA: 41
	E: 0	LOB: 1	E: 0	LOB: 1	E: 0	LOB: 0	E: 1	LOB: 1	E: 0	LOB: 1	K: 1	LOB: 2	E: 0	LOB: 3	E: 0	LOB: 3	2B: 1	SAC: 1	PB: 0	
	K: 0	BB: 0	K: 1	BB: 1	K: 1	BB: 0	S: 8	BB: 0	K: 0	BB: 0	S: 8	BB: 1	K: 2	BB: 3	K: 0	BB: 3	3B: 0	DP: 0	SB: 2	
	S: 10	P: 15	S: 7	P: 15	S: 12	P: 17	S: 8	P: 12	S: 15	P: 21	S: 8	P: 14	S: 15	P: 33	S: 13	P: 28	HR: 2	HBP: 0	CS: 0	

PITCHER		IP	WLS	BF	H	R	ER	SO	BB	IBB	HBP	BLK	WP	HR	S	P	ERA	WHIP
44 Luke Hochevar, R ERA: 4.89	(1, 1)	6.0	L	29	8	5	5	4	3	0	0	0	0	2	63	102	7.50	1.833
43 Aaron Crow, R ERA: 2.19	(7, 1)	1.0	B	6	1	0	0	2	2	0	0	0	0	0	12	25	0.00	3.000
38 Blake Wood, R ERA: 3.78	(8, 1)	1.0		6	0	0	0	0	2	1	0	0	0	0	13	28	0.00	2.000

PITCHER	IP	WLS	BF	H	R	ER	SO	BB	IBB	HBP	BLK	WP	HR	S	P	ERA	WHIP

AB	32
R	5
H	9
RBI	5
BB	8
SO	6
LOB	29

Batter	1	2	3	4	5	6	7	8	9	AB	R	H	RBI	BB	SO	LOB
4 Alex Gordon, L (1, 7) OBP: 0.372, SLG: 0.480	C FF 92 C FF 92 X SI 93 0-2 ① G5-3		C FF 93 S CU 78 B FF 93 B FC 89 X FF 93 2-2 ③ G3-1		X FC 90 0-0 ③ F7		C FF 94 H SL 87 1-1 53 2B HBP		C FF 92 S FF 91 S SI 93 0-3 ② K	4	0	0	0	0	1	2
9 Johnny Giavotella, R (1, 4) OBP: 0.325, SLG: 0.474	C FF 92 F FF 93 S FC 87 0-3 ② K			F FF 91 B FC 89 F CH 83 B CH 84 F FC 88 B FF 94 F FF 93 B FF 93 4-2 16 S BB		C FC 89 F CH 83 F FF 93 B FC 89 X CH 83 1-2 ① P2	B SL 86 C FF 94 B SL 86 X FF 93 2-1 ② F9		B SI 92 C SI 92 B SI 88 C FF 93 X SL 85 2-2 53 DI 1B	4	0	1	0	1	1	1
53 Melky Cabrera, S (1, 10) OBP: 0.343, SLG: 0.478	B FF 93 C FF 92 C FF 93 B CH 84 F FF 94 B CH 84 S FF 93 3-3 ③ K			S CH 83 X CH 83 0-1 ① F8		C FF 93 S CU 78 X CH 83 0-2 ② F9	C FF 94 X FF 94 0-1 1-3 2B		B SI 92 C FF 92 B SI 93 F FF 92 S SL 86 2-3 ③ K2-3 1-2	5	0	1	0	0	2	2
16 Billy Butler, R (1, 3) OBP: 0.363, SLG: 0.445		B FF 91 F FF 91 C FF 93 S FC 89 1-3 ① K		B FC 89 C FF 93 B CH 85 B FF 93 S CH 84 F SI 94 S CH 84 3-3 ② K 1-2		C FF 92 X FF 94 0-1 21 2B 12 1B 1B	C FF 94 D SL 87 B FF 94 S CH 87 S FF 94 2-3 ③ K			4	1	1	0	0	3	3
21 Jeff Francoeur, R (1, 9) OBP: 0.323, SLG: 0.460		F FC 88 F FF 93 F FC 88 B FF 93 B FC 90 C CH 84 2-3 ② K		X FC 90 0-0 ③ G6-3		F FC 88 S CH 84 X FC 90 0-2 12 1B 1-3 2B		C FF 95 F FC 87 B FF 95 F FF 96 S FF 96 1-3 ① K		4	1	1	0	0	2	1
12 Mitch Maier, L (1, 8) OBP: 0.364, SLG: 0.360		C FF 92 B FF 90 B FC 88 B FF 92 B FF 93 4-1 BB			C FF 92 B FF 91 S FC 88 F FF 93 B FF 94 B FC 89 C FF 93 3-3 ① K	B FC 90 B FF 92 X FF 93 2-0 27 1B 2-H 3-H 1B		B FF 96 C FF 95 F FF 96 F SL 85 X FF 96 1-2 ② F7		3	0	1	2	1	1	0
27 Brayan Peña, S (1, 2) OBP: 0.302, SLG: 0.364		B FF 92 X FF 92 1-0 ③ F8			C FF 93 B FC 90 F CH 84 X CH 84 1-2 ② G5-3	B CH 84 C FF 93 F CH 81 1 SAFE X FC 87 1-2 1-2 1B		C FF 96 B FF 96 F FF 96 B FC 87 B FF 97 X FF 96 3-2 1B		4	0	2	0	0	0	1
8 Mike Moustakas, L (1, 5) OBP: 0.242, SLG: 0.232			X FC 87 0-0 E3 2 G5-4-3		B FF 92 B FC 88 F FF 93 B FF 92 F FF 93 B FF 93 4-2 2 BB BB	B FC 88 X FF 92 1-0 ③ P6		C FF 95 F FF 95 X FF 95 0-2 ③ G4-3		3	0	0	0	1	0	3
2 Alcides Escobar, R (1, 6) OBP: 0.288, SLG: 0.332			B FF 92 D FC 90 F FF 93 C SI 92 X CH 84 2-2 ①② G5-4-3 1-2f		B CH 83 S CH 83 C FF 93 D FC 90 B FF 93 D CH 85 4-2 1-2 BB		B SL 86 C FF 93 B FF 93 B FF 93 X FF 92 3-1 ① F8		C SI 90 B FF 92 F FF 91 B SL 86 X FF 92 2-2 ① G5-3	3	0	0	0	1	0	1
Inning Stats	R: 0 E: 0 K: 2 S: 10 H: 0 LOB: 0 BB: 0 P: 13	R: 0 E: 0 K: 2 S: 9 H: 0 LOB: 1 BB: 1 P: 17	R: 0 E: 1 K: 0 S: 7 H: 0 LOB: 0 BB: 0 P: 11	R: 0 E: 0 K: 1 S: 11 H: 0 LOB: 1 BB: 1 P: 18	R: 0 E: 0 K: 1 S: 12 H: 0 LOB: 2 BB: 2 P: 24	R: 2 E: 0 K: 0 S: 17 H: 4 LOB: 2 BB: 0 P: 22	R: 0 E: 0 K: 1 S: 10 H: 1 LOB: 2 BB: 0 P: 18	R: 0 E: 0 K: 1 S: 14 H: 1 LOB: 1 BB: 0 P: 19	R: 0 E: 0 K: 2 S: 12 H: 1 LOB: 1 BB: 0 P: 18	1B: 5 2B: 2 3B: 0 HR: 0 SF: 0 SAC: 0 DP: 1 HBP: 1						

TOP

Kansas City Royals @ Chicago White Sox

U.S. Cellular Field, Chicago, IL

Sun Aug 14 2011, 2:10 PM - 4:56 PM EDT

Att. 25,517 - Partly Cloudy - 68 F

livebaseballscorecards.com

AB	34
R	2
H	7
RBI	2
BB	4
SO	10
LOB	14

WP: 0 PA: 39
PB: 0
SB: 1
CS: 0

PITCHER		IP	WLS	BF	H	R	ER	SO	BB	IBB	HBP	BLK	WP	HR	S	P	ERA	WHIP
50 John Danks, L ERA: 3.95	(1, 1)	6.0	W	26	4	2	2	6	4	0	0	0	0	0	66	105	3.00	1.333
58 Jason Frasor, R ERA: 3.56	(7, 1)	1.0		5	1	0	0	1	0	0	1	0	0	0	10	18	0.00	1.000
37 Matt Thornton, L ERA: 3.7	(8, 1)	1.0		4	1	0	0	1	0	0	0	0	0	0	14	19	0.00	1.000
77 Will Ohman, L ERA: 3.86	(9, 1)	1.0		4	1	0	0	2	0	0	0	0	0	0	12	18	0.00	1.000

BOTTOM

Kansas City Royals @ Chicago White Sox

U.S. Cellular Field, Chicago, IL

Sun Aug 14 2011, 2:10 PM - 4:56 PM EDT

Att. 25,517 - Partly Cloudy - 68 F

livebaseballscorecards.com

Batter	1	2	3	4	5	6	7	8	9	AB	R	H	RBI	BB	SO	LOB
1 Juan Pierre, L (1, 7) OBP: 0.339, SLG: 0.335	C SI 84 B SI 85 X CH 76 1-1 L4 ①	B SI 85 X SI 82 1-0 G4-3 ②		B CU 69 C CH 77 B SI 82 X SI 84 2-1 10 1B 20 SF8 1B	X SL 83 0-0 F8 ③		B SI 88 C SL 87 F CU 82 X FF 92 1-2 P5 ③			5	1	1	0	0	0	1
10 Alexei Ramirez, R (1, 6) OBP: 0.333, SLG: 0.402	C SI 85 F SI 81 H FF 83 1-2 14 1B 20 1B HBP	C CH 77 B SI 82 B CH 77 F CH 76 B CU 69 B SI 87 4-2 14 1B BB		B SI 84 1 SAFE C SI 83 1 SAFE B CH 77 1 SAFE F CH 77 1 SAFE X SI 86 2-2 20 SF8 51 SF9 1B 1-3		B SL 85 S KC 80 F FF 92 X SL 86 1-2 P6 ①		X SL 81 0-0 14 1B 1B	3	2	2	0	1	0	0
14 Paul Konerko, R (1, 10) OBP: 0.395, SLG: 0.555 30 Alejandro De Aza, L (8, PR) OBP: 0.303, SLG: 0.355 (9, 10)	1 SAFE B SI 83 S SI 82 X CH 76 1-1 20 1B 18 HR 1B 1-3	1 SAFE 1 SAFE C SI 85 X CH 77 0-1 1-2 1B		B CH 78 C SI 85 B SI 85 S SI 83 B SI 83 B SI 84 4-2 18 1B BB		B SI 91 B KC 82 B KC 81 B SI 90 4-0 51 BB 20 BB BB		C FF 91 X FF 91 0-1 1-3 1B		3 0	1 0	3 0	0 0	2 0	0 0	0 0
20 Carlos Quentin, R (1, 9) OBP: 0.345, SLG: 0.511	B SI 84 X SI 82 1-0 18 HR 1B 1-2 3-H	F FF 83 X CH 77 0-1 F7 ③		B SI 86 X CH 79 1-0 SF8 ① 2-3 3-H		C FF 89 D CH 88 D SL 83 B SI 89 F SI 90 D SI 91 4-2 18 G5-3 51 BB 1-2 BB		S FF 92 F FF 93 D CU 70 S FF 92 1-3 K ①		3	1	1	2	1	1	4
51 Alex Rios, R (1, 8) OBP: 0.254, SLG: 0.309	X SI 86 0-0 L7 ②	B SI 80 X CH 76 1-0 G5-3 ①	C CU 70 X CH 78 0-1 SF9 ② 3-H			D KC 81 F SI 90 B SI 91 B SI 92 B FF 91 4-1 1-2 2-3 BB		C FF 91 F FF 93 F FF 93 T SL 82 0-2 K ②		3	0	0	1	1	1	4
18 Brent Lillibridge, R (1, 3) OBP: 0.341, SLG: 0.500	B CH 76 F CH 76 F SI 85 F SI 86 X SI 84 1-2 1-H 2-H HR	C CU 69 F SI 86 B CU 67 S CH 76 1-3 K ② 2-2 1-2 1B	D CU 70 F CH 76 F CH 75 B SI 86 X CH 81			B SL 84 B SI 91 B SI 91 C FF 90 C FF 90 X FF 91 3-2 G5-3 ②③ 2-3f		X SL 83 0-0 F8 ③		5	1	2	3	0	1	5
17 Tyler Flowers, R (1, 2) OBP: 0.391, SLG: 0.450	C CU 69 B SI 85 S CH 76 B SI 87 B CU 66 X SI 83 3-2 1B	S CH 77 B CH 75 B SI 85 S CH 77 B SI 86 X CH 77 3-2 15 1B 1B	C SI 89 X FF 90 0-1 F8 ③				S FF 92 B CU 79 X FF 92 1-1 F8 ①			4	0	2	0	0	0	2
15 Gordon Beckham, R (1, 4) OBP: 0.300, SLG: 0.348	D SI 84 X CH 77 1-0 G5-3 ③	D SI 85 B SI 84 X SI 81 2-0 1-2 1B			B KC 82 B SI 90 B FF 89 C FF 90 C FF 92 X FF 91 3-2 G4-3 ①		C FF 93 T CH 83 X CU 80 0-2 22 WP 1B			4	0	2	0	0	0	1
22 Brent Morel, R (1, 5) OBP: 0.268, SLG: 0.311		B CU 68 B CH 76 C SI 82 X CH 76 2-1 G5-3 ①	F CH 76 B SI 85 X CH 77 1-1 G4-3 ③		F SI 93 C SL 83 X SL 86 0-2 G6-3 ②		B CU 78 B FF 93 F FF 92 S CH 82 X FF 92 2-2 L4 ② 1-2			4	0	0	0	0	0	3
Inning Stats	R: 4 H: 4 E: 0 LOB: 1 K: 0 BB: 0 S: 16 P: 25	R: 0 H: 1 E: 0 LOB: 2 K: 0 BB: 1 S: 9 P: 16	R: 0 H: 2 E: 0 LOB: 2 K: 1 BB: 0 S: 10 P: 18	R: 2 H: 3 E: 0 LOB: 2 K: 0 BB: 1 S: 15 P: 26	R: 0 H: 0 E: 0 LOB: 0 K: 0 BB: 0 S: 7 P: 10	R: 0 H: 0 E: 0 LOB: 2 K: 0 BB: 3 S: 9 P: 25	R: 0 H: 1 E: 0 LOB: 1 K: 0 BB: 0 S: 11 P: 15	R: 0 H: 2 E: 0 LOB: 2 K: 2 BB: 0 S: 11 P: 12		1B: 12 SF: 2 2B: 0 SAC: 0 3B: 0 DP: 1 HR: 1 HBP: 1						

AB	34
R	6
H	13
RBI	6
BB	5
SO	3
LOB	20

WP: 1 PA: 42
PB: 0
SB: 0
CS: 0

PITCHER		IP	WLS	BF	H	R	ER	SO	BB	IBB	HBP	BLK	WP	HR	S	P	ERA	WHIP
26 Jeff Francis, L ERA: 4.76	(1, 1)	3.2	L	24	10	6	6	1	2	0	1	0	0	1	48	83	14.73	3.273
47 Nate Adcock, R ERA: 4.96	(4, 1)	2.1		9	0	0	0	0	3	0	0	0	0	0	18	37	0.00	1.286
61 Everett Teaford, L ERA: 4.0	(7, 1)	1.0		4	1	0	0	0	0	0	0	0	1	0	11	15	0.00	1.000
48 Joakim Soria, R ERA: 4.11	(8, 1)	1.0		5	2	0	0	2	0	0	0	0	0	0	11	12	0.00	2.000

PITCHER	IP	WLS	BF	H	R	ER	SO	BB	IBB	HBP	BLK	WP	HR	S	P	ERA	WHIP

New York Yankees @ Kansas City Royals

Kauffman Stadium, Kansas City, MO

Mon Aug 15 2011, 7:10 PM - 10:28 PM CDT

Att. 24,877 - Cloudy - 73 F

TOP

livebaseballscorecards.com

Batter	1	2	3	4	5	6	7	8	9	AB	R	H	RBI	BB	SO	LOB
11 Brett Gardner, L (1, 7) OBP: 0.366, SLG: 0.404	H FF 95 1-0 2 SH1-3 HBP	B FF 95 C SL 88 F CH 87 X SL 89 1-2 14 BB 25 2 2 1B 1-2 2-H 1B		C FF 94 B FF 96 B CH 86 F FF 94 X SI 95 2-2 ③ F7		X SI 95 0-0 2 3B 1-3 3-H 1B		B FF 92 B FF 91 X FF 92 2-0 ① P5		4	1	2	2	0	0	0
2 Derek Jeter, R (1, 6) OBP: 0.344, SLG: 0.370	X FF 96 0-0 ① SH1-3 1-2	B SL 87 B FF 94 X SL 87 2-0 14 BB 1-2 2-H 1B			B FF 92 B CH 84 B FF 94 C FF 92 X FF 94 3-1 ① F9	F FF 95 1 SAFE B CH 87 X CH 86 1-1 1-H 3-H 3B		C FF 92 X CH 84 0-1 14 S 25 1B 1B		4	1	3	3	0	0	0
14 Curtis Granderson, L (1, 8) OBP: 0.366, SLG: 0.580	D FF 96 B CU 78 C SL 88 C CH 86 X FF 96 2-2 ② P5	C FF 94 D CH 87 B FF 96 C SL 88 F SL 87 B FF 97 D SL 89 4-2 1-2 2-3 BB			B SL 88 B FF 95 B CH 86 C FF 92 B FF 94 4-1 24 F9 25 BB BB	C CU 73 S FF 94 B CH 82 C CU 75 1-3 ② K		C FF 88 C CU 82 S SL 87 0-3 ② K 1-2		3	0	0	0	2	2	3
25 Mark Teixeira, S (1, 3) OBP: 0.343, SLG: 0.507	B SL 91 C FF 96 F FF 97 F FF 98 B FF 98 D SL 91 F SL 90 B SL 90 4-2 BB	C FF 96 F SL 90 B CH 87 D SL 89 2-2 ③ 2 3-H	X FF 92 0-0 ① L3		1 SAFE B FF 94 F SL 87 B CH 86 B SL 88 S SL 88 B SI 96 4-2 1-2 BB	B CH 82 D CU 75 C FF 93 D CU 76 X FF 93 3-1 ③ F7		C CU 80 X FF 92 0-1 2-H 1B		3	0	1	1	2	0	1
24 Robinson Canó, L (1, 4) OBP: 0.352, SLG: 0.528	X CH 88 0-0 ③ G1-3		B FF 93 X CH 85 1-0 2B		C SI 96 X SL 89 0-1 ② F9 2-3		B FF 90 S CU 76 S CU 76 B FF 94 X CU 75 2-2 12 G3 33 G5-3 18 1B 1B	B SI 89 C SL 87 B CU 80 F SL 87 F CU 81 B FF 92 X SL 86 3-2 ③ F9		5	1	2	0	0	0	5
33 Nick Swisher, S (1, 9) OBP: 0.382, SLG: 0.434		C FF 95 S CU 77 X FF 97 0-2 20 BB 11 1B 1B	C CU 77 B SI 93 X CH 87 1-1 ② G5-3		B CU 80 F CH 86 X CU 80 1-1 ③ P5		D CH 82 B FF 92 B FF 92 C FF 93 S FF 92 X FF 93 3-2 ① G5-3 1-2		B SL 85 C CH 82 B CU 78 X FF 91 2-1 2B	5	1	2	0	0	0	4
12 Eric Chavez, L (1, 5) OBP: 0.351, SLG: 0.379		B CH 86 B CH 86 C SL 88 C SL 88 S SL 88 2-3 ① K	B SL 87 F FF 94 C CH 87 S SL 88 1-3 ③ K			F FF 93 C FF 93 B SI 95 F CU 77 B SL 87 F SL 86 X SL 87 2-2 ① L5	C FF 93 C CU 76 B CU 76 F FF 92 B CU 76 X CU 75 2-2 ② G3 2-3		F CU 82 B SI 91 D CU 82 F SL 87 F SL 87 F CU 81 F FF 93 F SL 85 S CU 82 2-3 ① K	5	0	0	0	0	3	4
20 Jorge Posada, S (1, 10) OBP: 0.317, SLG: 0.388 18 Andruw Jones, R (7, PH) OBP: 0.338, SLG: 0.451 (7, 10)		B FF 95 B SI 96 B FF 96 B FF 96 4-0 11 1B 2 1B 1-2 BB		C FF 94 B SL 86 F CH 86 C FF 95 1-3 ① K		X CH 86 0-0 55 1B 11 1B 1B	B FF 93 B CU 75 B FF 92 C FF 92 X FF 92 3-1 3-H 1B		C FF 96 C SL 87 B FF 97 B SL 86 C SL 85 2-3 ② K	2 2	2 0	1 1	0 1	1 0	1 1	0 1
55 Russell Martin, R (1, 2) OBP: 0.316, SLG: 0.373		B SL 89 S SL 88 C SL 88 T FF 97 1-2 ② K		X SL 86 0-0 ② G1-3		C FF 95 S SL 87 B FF 96 X FF 96 1-2 11 1B 2 3B 1-3 1B	X FF 92 0-0 ③ F7		C FF 95 S SL 85 S SL 86 0-3 ③ K	5	1	1	0	0	2	4
Inning Stats	R: 0 E: 0 K: 0 S: 9 H: 0 LOB: 2 BB: 1 P: 16	R: 2 E: 0 K: 2 S: 18 H: 3 LOB: 3 BB: 2 P: 34	R: 0 E: 0 K: 1 S: 7 H: 1 LOB: 1 BB: 0 P: 10	R: 0 E: 0 K: 1 S: 7 H: 0 LOB: 0 BB: 0 P: 10	R: 0 E: 0 K: 0 S: 9 H: 0 LOB: 2 BB: 2 P: 21	R: 3 E: 0 K: 1 S: 17 H: 4 LOB: 1 BB: 0 P: 25	R: 1 E: 0 K: 0 S: 13 H: 2 LOB: 1 BB: 0 P: 23	R: 1 E: 0 K: 1 S: 12 H: 2 LOB: 1 BB: 0 P: 17	R: 0 E: 0 K: 3 S: 15 H: 1 LOB: 1 BB: 0 P: 21	1B: 10 2B: 2 3B: 1 HR: 0 SF: 0 SAC: 1 DP: 0 HBP: 1						

AB	38
R	7
H	13
RBI	7
BB	5
SO	9
LOB	22

WP: 0	PA: 45
PB: 0	
SB: 1	
CS: 0	

PITCHER		IP	WLS	BF	H	R	ER	SO	BB	IBB	HBP	BLK	WP	HR	S	P	ERA	WHIP
59 Felipe Paulino, R ERA: 4.3	(1, 1)	5.1	L	30	8	5	5	4	5	0	1	0	0	0	62	107	8.44	2.438
55 Tim Collins, L ERA: 3.64	(6, 1)	1.2		7	2	1	1	1	0	0	0	0	0	0	18	32	5.40	1.200
61 Everett Teaford, L ERA: 4.19	(8, 1)	1.1		7	3	1	1	2	0	0	0	0	0	0	21	30	6.75	2.250
38 Blake Wood, R ERA: 3.73	(9, 1)	0.2		2	0	0	0	2	0	0	0	0	0	0	6	8	0.00	0.000

PITCHER		IP	WLS	BF	H	R	ER	SO	BB	IBB	HBP	BLK	WP	HR	S	P	ERA	WHIP

BOTTOM

Batter	1	2	3	4	5	6	7	8	9	AB	R	H	RBI	BB	SO	LOB
4 Alex Gordon, L (1, 7) OBP: 0.373, SLG: 0.479	B FF 94 F FF 93 X KC 82 1-1 G4-3 ①		C CH 88 F CH 89 X SI 94 0-2 F7 ②		X SI 90 0-0 53 BB 16 1B 1-2 2-3 1B		B SL 77 C SI 90 F SL 78 B SL 77 B SI 93 F SL 78 B FF 94 4-2 53 S 53 2B BB			3	2	1	0	1	0	0
53 Melky Cabrera, S (1, 8) OBP: 0.345, SLG: 0.479	X FF 93 0-0 F8 ②		C KC 82 F CH 88 S KC 84 0-3 K2-3 ③		F SI 91 F KC 84 B FF 94 F KC 84 B FF 93 B FF 93 D KC 82 4-2 16 1B 1-2 2-3 3-H BB		F SL 79 1 SAFE B FF 93 F FF 95 X SI 94 1-2 1-H 2B			3	0	1	2	1	1	0
16 Billy Butler, R (1, 10) OBP: 0.362, SLG: 0.443	C FF 94 S FF 94 F FF 94 B KC 84 C FF 94 1-3 K ③			F CH 87 B KC 83 F FF 93 X KC 82 1-2 G6-3 ①	B FF 94 F FF 94 X CH 89 1-1 35 G4-6-3 1-3 2-H 3-H 1B		C SL 82 B FF 93 X FF 94 1-1 F8 ③			4	0	1	2	0	1	1
35 Eric Hosmer, L (1, 3) OBP: 0.327, SLG: 0.423		C SI 92 S CH 87 B CH 89 F FF 93 F KC 82 X CH 90 1-2 G4-3 ①		X FF 93 0-0 21 1B 1B	B KC 81 F CH 88 X FF 94 1-1 G4-6-3 ② ③ 1-2f			C FC 92 S FC 95 B FC 94 B FC 94 B FC 93 X FC 94 3-2 G3 ①		4	0	1	0	0	0	2
21 Jeff Francoeur, R (1, 9) OBP: 0.325, SLG: 0.461		C KC 82 X SI 93 0-1 9 CS 1B		B SI 92 1 SAFE X FF 92 1-0 9 G5-4-3 1-2 1B		B KC 82 C FF 92 S KC 83 X KC 82 1-2 P4 ①		B FF 92 F FC 92 C KC 91 S KC 81 1-3 K2-3 ②		4	0	2	0	0	1	0
9 Johnny Giavotella, R (1, 4) OBP: 0.364, SLG: 0.500		C FF 94 B FF 94 F FF 94 X KC 84 1-2 13 1B 1-2 1B ②		B FF 94 X FF 90 1-0 G5-4-3 ② ③ 1-2f		F FF 92 B KC 84 F FF 92 F KC 83 F KC 83 B FF 93 F FF 94 B KC 84 X FF 94 3-2 8 CS 1B		B FC 93 B FC 93 F FC 91 F FC 92 F KC 80 X FC 91 2-2 13 CS 1B		4	0	3	0	0	0	2
13 Salvador Perez, R (1, 2) OBP: 0.250, SLG: 0.316		C FF 94 1 SAFE 1 SAFE X KC 83 0-1 1-2 1B			C FF 92 X FF 92 0-1 P4 ①	F SI 92 1 SAFE 1 SAFE 1 SAFE X SI 92 0-1 F8 ②		1 SAFE D FC 93 1 SAFE B FC 93 F FC 91 B FC 92 3-1 CS ③ 1-2	C FC 93 B FC 94 X FC 93 1-1 G3 ①	4	0	1	0	0	0	1
8 Mike Moustakas, L (1, 5) OBP: 0.242, SLG: 0.232		C SI 90 B FF 94 B CH 89 B FF 94 S SI 95 X SI 95 3-2 L6 ③			B FF 93 B CH 88 B FF 92 C SI 92 C FF 92 X SI 93 3-2 4 1B 2 1B 53 BB 1B	C SL 80 1 SAFE 0-1 CS ③ 1-2	C FF 92 S SL 82 S SL 82 0-3 K ①		B FC 93 C FC 92 F FC 93 B FC 92 F FC 92 F FC 92 X FC 93 2-2 G6-3 ②	4	1	1	0	0	1	2
2 Alcides Escobar, R (1, 6) OBP: 0.288, SLG: 0.331			B FF 93 C FF 93 M SI 92 F FF 92 X FF 95 1-2 F9 ①		B SI 93 X FF 94 1-0 53 BB 4 1B 16 1B 1-2 1B		B FF 89 C FF 90 C FF 89 F SL 79 X FF 89 1-2 G1-3 ②		F FC 93 F FF 94 C FC 93 0-3 K ③	4	1	1	0	0	1	0
Inning Stats	R: 0 E: 0 K: 1 S: 7 H: 0 LOB: 0 BB: 0 P: 9	R: 0 E: 0 K: 0 S: 15 H: 3 LOB: 2 BB: 0 P: 20	R: 0 E: 0 K: 1 S: 10 H: 0 LOB: 0 BB: 0 P: 11	R: 0 E: 0 K: 0 S: 6 H: 2 LOB: 1 BB: 0 P: 9	R: 3 E: 0 K: 0 S: 14 H: 4 LOB: 1 BB: 1 P: 24	R: 0 E: 0 K: 0 S: 12 H: 1 LOB: 0 BB: 0 P: 16	R: 1 E: 0 K: 1 S: 15 H: 1 LOB: 1 BB: 1 P: 22	R: 0 E: 0 K: 1 S: 11 H: 1 LOB: 0 BB: 0 P: 20	R: 0 E: 0 K: 1 S: 10 H: 0 LOB: 0 BB: 0 P: 13	1B: 11 2B: 1 3B: 0 HR: 0 SF: 0 SAC: 0 DP: 2 HBP: 0	WP: 0 PB: 0 SB: 1 CS: 3 PA: 38					

PITCHER		IP	WLS	BF	H	R	ER	SO	BB	IBB	HBP	BLK	WP	HR	S	P	ERA	WHIP
34 A.J. Burnett, R ERA: 4.61	(1, 1)	5.2	W	25	10	3	3	2	1	0	0	0	0	0	63	88	4.76	1.941
48 Boone Logan, L ERA: 2.97	(6, 1)	0.2	H	1	0	0	0	1	0	0	0	0	0	0	4	4	0.00	0.000
29 Rafael Soriano, R ERA: 4.15	(7, 1)	0.2	H	4	1	1	1	0	1	0	0	0	0	0	12	19	13.50	3.000
30 David Robertson, R ERA: 1.32	(8, 1)	1.0	H	3	1	0	0	1	0	0	0	0	0	0	11	20	0.00	1.000
42 Mariano Rivera, R ERA: 2.35	(9, 1)	1.0	S	3	0	0	0	1	0	0	0	0	0	0	10	13	0.00	0.000

PITCHER	IP	WLS	BF	H	R	ER	SO	BB	IBB	HBP	BLK	WP	HR	S	P	ERA	WHIP

New York Yankees @ Kansas City Royals

Kauffman Stadium, Kansas City, MO

Mon Aug 15 2011, 7:10 PM - 10:28 PM CDT

Att. 24,877 - Cloudy - 73 F

livebaseballscorecards.com

AB	34
R	4
H	12
RBI	4
BB	2
SO	5
LOB	8

Batter	1	2	3	4	5	6	7	8	9	AB	R	H	RBI	BB	SO	LOB
2 Derek Jeter, R (1, 6) OBP: 0.344, SLG: 0.372	C FF 94 X FF 95 0-1 L9		C FF 95 B FF 93 X CU 78 1-1 G5-3	1 SAFE C FF 91 C CU 75 F FF 94 B FF 93 X CU 76 1-2 14 SH 25 1B 1-H 2B	C CH 87 F SI 89 B SL 82 C KC 80 1-3 K		B SI 93 B SI 94 X FF 95 2-0 14 1B 3-H 1B		C CU 75 B FF 92 F FF 92 X CH 82 1-2 G5-3	6	1	2	2	0	1	0
14 Curtis Granderson, L (1, 8) OBP: 0.367, SLG: 0.578	C FF 96 C CU 76 S SL 81 0-3 K2-3		H CH 84 1-0 25 BB 24 1B HBP	X FF 93 0-0 SH 25 1B 24 HR 2-3	B SI 89 X SI 90 1-0 F8		B FF 95 B SI 94 C SL 84 1 SAFE C SL 84 B SI 94 X SI 92 3-2 1-2 1B			3	2	1	0	0	1	0
25 Mark Teixeira, S (1, 3) OBP: 0.343, SLG: 0.504	C FF 95 B CH 85 F FF 94 F FF 96 F CU 76 X CH 85 1-2 G5-3		B FF 93 B CU 75 F FF 93 D CH 85 1 SAFE B FF 94 4-1 33 BB 24 1B 55 1B 1-2 BB	F CU 76 B FF 94 F FF 92 B FF 92 X FF 96 2-2 24 HR 1-2 3-H 1B	B CH 86 C SI 90 B KC 80 F KC 79 B CH 86 X SI 91 3-2 G4-3		X FF 95 0-0 F7			4	2	1	1	1	0	2
24 Robinson Canó, L (1, 4) OBP: 0.352, SLG: 0.533		B FF 93 C FF 92 C FF 93 X CU 77 1-2 L3	F FF 93 F FF 94 F FF 96 X CU 77 0-2 33 BB 55 1B 1-2 2-H 1B	B FF 93 F CU 76 D CU 78 B FF 93 F FF 92 F FF 93 F FF 94 F FF 94 F SL 81 3-2 F SL 82 F FF 93 X SL 81 1-H 2-H HR		F CH 88 X FF 91 0-1 G5-3		C FF 92 F FF 95 F CU 77 X FS 86 0-2 G6-3		5	2	2	4	0	0	0
33 Nick Swisher, S (1, 9) OBP: 0.382, SLG: 0.432		B CU 76 F FF 94 X CH 83 1-1 26 1B 18 HBP 1B	B CU 75 B CU 75 B FF 94 B FF 90 4-0 55 1B 1-2 2-3 BB	B SI 89 X FF 90 1-0 G4-3		X SI 89 0-0 G4-3		B CU 73 C FF 93 C SL 86 C FS 86 1-3 K		4	0	1	0	1	1	0
18 Andruw Jones, R (1, 10) OBP: 0.336, SLG: 0.440 20 Jorge Posada, S (8, PH) OBP: 0.319, SLG: 0.388 (8, 10)	C FF 94 1 SAFE B FF 93 H CU 77 2-1 26 1B 1-2 HBP	B FF 93 C FF 93 F CU 76 F FF 95 B CU 78 S CU 77 2-3 K	X FF 92 0-0 G5-3		B SI 89 C SI 89 C KC 79 B SL 84 B KC 80 S SI 89 3-3 K		B SL 86 B FF 95 C FF 93 C SL 86 B FS 87 B FF 96 4-2 BB		3 0	0 0	0 0	0 0	0 1	2 0	3 0
55 Russell Martin, R (1, 2) OBP: 0.317, SLG: 0.372		B FF 93 C CH 84 F FF 94 B FF 96 C CU 76 2-3 K	B FF 95 X FF 93 1-0 1-3 2-H 3-H 1B	C FF 92 B SL 82 B SL 86 F FF 90 B CH 87 F SI 92 F SI 92 B FF 92 4-2 26 1B BB			C SI 94 B SL 84 S SL 85 F SL 83 F FF 96 B SL 84 F FF 94 S SI 93 2-3 K	C SL 86 D SL 86 S SL 86 S SL 85 1-3 K		4	0	1	2	1	3	3
26 Eduardo Núñez, R (1, 5) OBP: 0.319, SLG: 0.390		B FF 96 X CH 83 1-0 1-2 2-3 1B	F FF 92 D CU 77 B CU 75 B CH 84 S FF 93 X FF 93 3-2 L9	X FF 90 0-0 1-2 1B			C SL 83 B SL 82 B SI 95 B SI 94 X SI 93 3-1 G6-3		B FF 91 C CU 74 S CH 81 X CU 75 1-2 G6-3	5	0	2	0	0	0	2
11 Brett Gardner, L (1, 7) OBP: 0.366, SLG: 0.409		B FF 95 C FF 95 B FF 94 X FF 94 2-1 P5	B FF 92 C FF 92 B CU 75 C FF 92 B CU 75 X FF 92 2-1 2 2B 1B 2-2 G4-3				X FF 93 0-0 2 1B 3B		B FF 93 C FF 92 B CU 75 C FF 92 B CU 75 X FF 92 3-2 F7	5	2	2	0	0	0	5
Inning Stats	R: 0 E: 0 K: 1 S: 10 H: 0 LOB: 0 BB: 0 P: 11	R: 0 E: 0 K: 1 S: 12 H: 2 LOB: 3 BB: 0 P: 21	R: 3 E: 0 K: 1 S: 15 H: 2 LOB: 2 BB: 2 P: 31	R: 5 E: 0 K: 0 S: 29 H: 5 LOB: 2 BB: 1 P: 44	R: 0 E: 0 K: 1 S: 7 H: 0 LOB: 0 BB: 0 P: 12	R: 0 E: 0 K: 1 S: 6 H: 0 LOB: 0 BB: 0 P: 9	R: 1 E: 0 K: 1 S: 14 H: 3 LOB: 2 BB: 0 P: 24	R: 0 E: 0 K: 2 S: 12 H: 0 LOB: 1 BB: 1 P: 18	R: 0 E: 0 K: 0 S: 9 H: 0 LOB: 0 BB: 0 P: 14	1B: 9 2B: 1 3B: 1 HR: 1	SF: 0 SAC: 1 DP: 0 HBP: 2	WP: 0 PB: 0 SB: 0 CS: 0	PA: 46				

PITCHER		IP	WLS	BF	H	R	ER	SO	BB	IBB	HBP	BLK	WP	HR	S	P	ERA	WHIP
23 Danny Duffy, L ERA: 5.66	(1, 1)	3.0	L	22	8	8	8	3	2	0	2	0	0	1	56	90	24.00	3.333
47 Nate Adcock, R ERA: 4.66	(4, 1)	3.0		11	1	0	0	2	1	0	0	0	0	0	23	38	0.00	0.667
43 Aaron Crow, R ERA: 2.33	(7, 1)	0.2		5	3	1	1	1	0	0	0	0	0	0	13	23	13.50	4.500
56 Greg Holland, R ERA: 1.65	(7, 1)	1.1		5	0	0	0	2	1	0	0	0	0	0	13	19	0.00	0.750
55 Tim Collins, L ERA: 3.58	(9, 1)	1.0		3	0	0	0	0	0	0	0	0	0	0	9	14	0.00	0.000

PITCHER	IP	WLS	BF	H	R	ER	SO	BB	IBB	HBP	BLK	WP	HR	S	P	ERA	WHIP

TOP

New York Yankees @ Kansas City Royals

Kauffman Stadium, Kansas City, MO

Tue Aug 16 2011, 7:11 PM - 10:29 PM CDT

Att. 22,258 - Clear - 83 F

livebaseballscorecards.com

AB	39
R	9
H	12
RBI	9
BB	4
SO	8
LOB	15

Batter	1	2	3	4	5	6	7	8	9	AB	R	H	RBI	BB	SO	LOB
4 Alex Gordon, L (1, 7) OBP: 0.370, SLG: 0.475	C FF 93 B CU 80 B FF 94 B FF 94 C FF 94 S SL 87 3-3 K ①		S CU 82 B FF 97 X CU 82 1-1 G5-3 ① 3-H		B FF 92 F FF 91 X CH 85 1-1 F7 ①		B SL 80 B FF 92 C FF 92 X FF 93 2-1 F7 ①			4	0	0	1	0	1	0
53 Melky Cabrera, S (1, 8) OBP: 0.344, SLG: 0.483	B FF 96 X FF 94 1-0 G4-3 ②		C CH 88 S CU 82 X CU 83 0-2 HR		X CH 86 0-0 F7 ②		C FF 92 B FF 93 B SL 78 C FF 93 X SL 79 2-2 F8 ②			4	1	1	1	0	0	0
16 Billy Butler, R (1, 10) OBP: 0.363, SLG: 0.444	S FF 94 B FF 95 X FF 95 1-1 35 2B 1B		B FF 95 B FF 95 C SL 87 X FF 94 2-1 35 WP 21 2B 1B		C FF 92 B CU 78 B FF 93 X FF 92 2-1 G1-4-3 ③		F FF 91 B SL 80 C SL 79 S FF 93 1-3 K ③			4	2	2	0	0	1	0
35 Eric Hosmer, L (1, 3) OBP: 0.327, SLG: 0.424	S SL 87 C CU 80 D SL 88 B CU 81 X SL 88 2-2 21 1B 1-H 2B		C SI 94 C CU 81 B SL 88 B FF 95 D CH 87 X FF 95 3-2 G5-3 ② 1-2			B FF 92 X CH 86 1-0 G4-3 ①		X KC 81 0-0 G4-3 ①		4	1	1	1	0	0	1
21 Jeff Francoeur, R (1, 9) OBP: 0.328, SLG: 0.465	B FF 95 B FF 94 C FF 94 S SL 87 X SL 89 2-2 9 CS 2-H 1B		B CU 81 B FF 95 F FF 95 X SL 88 2-1 9 WP 2-H 2B			C FF 93 X FF 93 0-1 9 BB 13 2B 1B		B FC 94 F FF 94 B KC 83 C FF 93 F KC 82 F FC 94 T FC 94 2-2 K ②		4	1	3	2	0	1	0
9 Johnny Giavotella, R (1, 4) OBP: 0.354, SLG: 0.467	1 SAFE C FF 95 B FF 95 1 SAFE C FF 94 1-2 CS ③ 1-2	X FF 93 0-0 F9 ①	C FF 94 C CU 82 D CU 83 B FF 96 B SL 88 S FF 95 3-3 K ③ 2-3			B FF 94 B FF 93 B FF 93 C FF 93 C FF 94 B FF 95 4-2 13 2B 1-2 BB		C FF 94 B FC 95 F FC 94 B KC 82 X FC 93 2-2 F9 ③		3	1	0	0	1	1	1
13 Salvador Perez, R (1, 2) OBP: 0.250, SLG: 0.348		B FF 93 X FF 94 1-0 G6-3 ②		C FF 92 F FF 94 F CU 82 X FF 94 0-2 F7 ①		X FF 94 0-0 1-H 2-H 2B			B FC 93 S FC 93 B FC 94 S FC 94 S FC 94 2-3 K ①	4	0	1	2	0	1	0
8 Mike Moustakas, L (1, 5) OBP: 0.237, SLG: 0.227		C FF 94 C CU 80 B FF 93 B SL 89 X FF 94 2-2 G3 ③		X FF 94 0-0 L8 ②		C FF 93 C SI 94 S SL 82 0-3 K ②			B FC 93 C FC 93 B FC 93 C FC 92 X FC 93 2-2 G1-3 ②	4	0	0	0	0	1	1
2 Alcides Escobar, R (1, 6) OBP: 0.287, SLG: 0.335			C FF 94 X FF 94 0-1 4 G5-3 3B	B SI 94 C FF 94 X CU 79 1-1 G4-3 ③		D SI 94 X FF 94 1-0 G3 ③			F FC 94 B FF 93 F FC 94 F FC 92 S FF 95 1-3 K ③	4	1	1	0	0	1	1

BOTTOM

New York Yankees @ Kansas City Royals

Kauffman Stadium, Kansas City, MO

Tue Aug 16 2011, 7:11 PM - 10:29 PM CDT

Att. 22,258 - Clear - 83 F

livebaseballscorecards.com

AB	35
R	7
H	9
RBI	7
BB	1
SO	7
LOB	4

Inning Stats	1	2	3	4	5	6	7	8	9
	R: 2 E: 0 K: 1 S: 14	H: 3 LOB: 0 BB: 0 P: 24	R: 0 E: 0 K: 0 S: 5	H: 0 LOB: 0 BB: 0 P: 8	R: 3 E: 0 K: 1 S: 17	H: 4 LOB: 1 BB: 0 P: 28	R: 0 E: 0 K: 0 S: 7	H: 0 LOB: 0 BB: 0 P: 8	R: 0 E: 0 K: 0 S: 5	H: 0 LOB: 0 BB: 0 P: 8	R: 2 E: 0 K: 1 S: 10	H: 2 LOB: 1 BB: 1 P: 16	R: 0 E: 0 K: 1 S: 8	H: 0 LOB: 0 BB: 0 P: 13	R: 0 E: 0 K: 1 S: 9	H: 0 LOB: 0 BB: 0 P: 13	R: 0 E: 0 K: 2 S: 10	H: 0 LOB: 0 BB: 0 P: 15

| | | |

Batter	1	2	3	4	5	6	7	8	9	AB	R	H	RBI	BB	SO	LOB
2 Derek Jeter, R (1, 6) OBP: 0.349, SLG: 0.380	X SI 80 0-0 14 CS 1B	C SI 85 F FF 87 X SL 84 0-2 ③ G6-3		S SL 82 F FF 87 X SL 84 0-2 2B			C FF 90 S SI 90 X SL 80 0-2 14 BB 1B		B FF 90 F FF 91 F FC 86 F CU 70 B CH 86 F FF 92 X FC 89 2-2 25 BB 14 1B 24 SF7 1B	5	1	4	0	0	0	0
14 Curtis Granderson, L (1, 8) OBP: 0.371, SLG: 0.588	B SI 82 B FF 85 F SI 84 F SL 83 D EP 64 1 SAFE 1 SAFE X SI 86 3-2 ① 1-2 HR		B SL 82 B SL 82 X FF 86 2-0 24 G4-3 33 1B 2B	B SL 82 F CH 78 B EP 66 C CH 76 F SI 84 F CU 72 X CH 77 2-2 ③ G4-1			B SL 78 B CH 81 C FF 90 D SL 81 F FF 89 B FF 89 4-2 1-2 BB		D CH 84 B FF 91 B FF 91 C FC 92 X CH 86 3-1 33 PB 25 BB 1-2 1B	4	2	3	1	1	0	1
25 Mark Teixeira, S (1, 3) OBP: 0.342, SLG: 0.500	C SL 83 B CH 75 B SI 86 F SL 83 X SL 83 2-2 ② P6	S CH 77 S CH 77 X SL 85 0-2 ① F8			B SI 86 X CH 79 1-0 ① P5		C SL 79 B FF 90 S SL 79 B FF 89 S CH 78 2-3 ① K		B CH 87 B FF 92 B FC 92 B FF 91 4-0 33 PB 1-2 2-3 BB	4	0	0	0	1	1	3
24 Robinson Canó, L (1, 4) OBP: 0.353, SLG: 0.532	B EP 65 B CH 75 C CH 75 B SI 86 X FF 88 3-1 18 BB 33 BB 1B	X CU 71 0-0 ② G4-3 2-3			B SL 82 B SL 83 B CH 78 C FF 87 B CH 79 4-1 33 G5-4-3 BB		C FF 88 F SL 80 F SL 79 S FF 88 0-3 ② K		B FF 92 F FF 91 B CU 69 F FC 91 D CH 89 F FC 90 X FC 89 3-2 ② SF7 3-H	3	0	1	1	1	1	3
33 Nick Swisher, S (1, 9) OBP: 0.384, SLG: 0.431	B FF 87 C CU 73 C SL 84 F FF 90 B FF 89 B CU 72 1 SAFE B FF 87 4-2 18 BB 1-2 BB	C CU 72 X CU 72 0-1 18 HBP 3-H 1B			X FF 87 0-0 ② ③ G5-4-3 1-2f		S SL 79 B SL 78 B FF 88 B SL 75 S SL 79 C SL 78 3-3 ③ K		B FF 90 B FF 91 B FF 90 B FC 88 4-0 1-2 2-3 BB	3	0	1	1	2	1	3
18 Andruw Jones, R (1, 10) OBP: 0.342, SLG: 0.437 20 Jorge Posada, S (8, PH) OBP: 0.317, SLG: 0.385 (8, 10)	B SL 84 B SL 83 C SL 83 F SL 83 B FF 89 B SL 83 4-2 1-2 2-3 BB	H SL 83 1-0 1-2 HBP			F FF 88 B SL 85 C CH 78 B CU 69 S SL 82 2-3 ① K	X FF 88 0-0 HR	C FF 93 X SL 86 0-1 ① G1-3		B FC 90 C FF 90 C SL 79 C FF 91 1-3 ③ K	1 2	0 0	0 0	0 0	1 0	1 1	0 3
55 Russell Martin, R (1, 2) OBP: 0.317, SLG: 0.380	C SL 82 F CH 76 X FF 89 0-2 ③ F9	B CH 78 B SL 83 F SL 83 F SI 87 C FF 87 2-3 ③ K						C SL 85 X SL 86 0-1 ② F9		4	1	1	1	0	1	5
26 Eduardo Núñez, R (1, 5) OBP: 0.313, SLG: 0.382		B SI 85 X SL 83 1-0 ① G6-3		B CU 72 X SL 82 1-0 ① G5-3		F SL 82 C SL 83 C FF 88 0-3 ② K		S SL 84 B FF 95 C SL 85 F FF 95 T SL 86 1-2 ③ K		4	0	0	0	0	2	0
11 Brett Gardner, L (1, 7) OBP: 0.363, SLG: 0.405		C FF 85 B SL 82 C SI 85 X FF 87 1-2 ② G6-3		B SI 84 C SI 84 C SI 83 B SL 82 B FF 87 X SI 84 3-2 ② F7		C CU 70 B CH 77 B SI 86 B SI 86 X SI 84 3-1 ③ L3			C FF 89 F FF 91 F FF 91 B FC 89 F CU 70 F FC 88 F CH 87 B FF 92 X CH 87 2-2 ① F9	4	0	0	0	0	0	0
Inning Stats	R: 1 E: 0 K: 0 S: 17 H: 3 LOB: 3 BB: 2 P: 33	R: 0 E: 0 K: 0 S: 7 H: 0 LOB: 0 BB: 0 P: 9	R: 1 E: 0 K: 1 S: 10 H: 2 LOB: 2 BB: 0 P: 15	R: 0 E: 0 K: 0 S: 12 H: 1 LOB: 1 BB: 0 P: 18	R: 0 E: 0 K: 0 S: 3 H: 0 LOB: 0 BB: 1 P: 8	R: 1 E: 0 K: 2 S: 9 H: 1 LOB: 0 BB: 0 P: 14	R: 0 E: 0 K: 3 S: 15 H: 1 LOB: 2 BB: 1 P: 24	R: 0 E: 0 K: 1 S: 8 H: 0 LOB: 0 BB: 0 P: 9	R: 1 E: 0 K: 1 S: 21 H: 2 LOB: 3 BB: 2 P: 40	1B: 6 2B: 2 3B: 0 HR: 2 SF: 1 SAC: 0 DP: 1 HBP: 1						

PITCHER		IP	WLS	BF	H	R	ER	SO	BB	IBB	HBP	BLK	WP	HR	S	P	ERA	WHIP
52 Bruce Chen, L ERA: 4.17	(1, 1)	6.0	W	27	7	3	3	3	3	0	1	0	0	2	58	97	4.50	1.667
31 Louis Coleman, R ERA: 1.64	(7, 1)	1.0	H	5	1	0	0	3	1	0	0	0	0	0	15	24	0.00	2.000
56 Greg Holland, R ERA: 1.61	(8, 1)	1.0	H	3	0	0	0	1	0	0	0	0	0	0	8	9	0.00	0.000
48 Joakim Soria, R ERA: 4.21	(9, 1)	1.0	S	7	2	1	1	1	2	0	0	0	0	0	21	40	9.00	4.000

PITCHER	IP	WLS	BF	H	R	ER	SO	BB	IBB	HBP	BLK	WP	HR	S	P	ERA	WHIP

TOP

New York Yankees @ Kansas City Royals

Kauffman Stadium, Kansas City, MO

Wed Aug 17 2011, 7:10 PM - 10:12 PM CDT

Att. 22,435 - Clear - 86 F

livebaseballscorecards.com

AB	34
R	4
H	10
RBI	4
BB	6
SO	8
LOB	18

WP: 0	PA: 42		
PB: 1			
SB: 0			
CS: 1			

BOTTOM

New York Yankees @ Kansas City Royals

Kauffman Stadium, Kansas City, MO

Wed Aug 17 2011, 7:10 PM - 10:12 PM CDT

Att. 22,435 - Clear - 86 F

livebaseballscorecards.com

Batter	1	2	3	4	5	6	7	8	9	AB	R	H	RBI	BB	SO	LOB
4 Alex Gordon, L (1, 7) OBP: 0.369, SLG: 0.479	C FF 93 B FF 94 F FF 94 B CH 84 F FF 95 S SL 85 2-3 ① **K**		C **CH 82** D **CH 84** 1 **SAFE** 1 **SAFE** B **SL 82** F **FF 90** F **FF 94** 1 SAFE B SL 83 3-2 X FF 85 1-H 3-H HR	B SI 88 C SI 90 F CH 82 C FF 92 1-3 ③ **K**			B CU 76 F FF 92 B CU 79 F SI 93 X CH 87 2-2 ① **G3**			4	1	1	3	0	2	1
53 Melky Cabrera, S (1, 8) OBP: 0.343, SLG: 0.485	X CH 85 0-0 ② **G3**		B FF 94 X FF 93 1-0 ① **F7**		C SL 84 B SL 85 F FF 95 B SI 91 X SI 93 2-2 35 FC3-6 3B		X FF 95 0-0 ② **G6-3**			4	1	1	0	0	0	0
16 Billy Butler, R (1, 10) OBP: 0.366, SLG: 0.452	B CH 84 B SI 92 F SI 91 C SI 92 X SL 83 2-2 **1B**		F SI 92 X SI 91 0-1 **HR**		S FF 94 B FF 95 B FF 95 B CH 84 B SI 92 4-1 35 FC3-6 BB		C SL 86 B SL 86 X SL 86 1-1 ③ **G4-3**			3	1	2	1	1	0	0
35 Eric Hosmer, L (1, 3) OBP: 0.323, SLG: 0.419	B SL 83 D CH 82 F SI 90 X CH 83 2-1 ③ **G3**		C **CH 83** B SL 81 C FF 93 F FF 91 B FF 95 F FF 89 S FF 93 2-3 ② **K**		B SL 83 F SI 94 F FF 94 F SL 86 F FF 94 X CH 84 1-2 ① **FC3-6** 21 G4-6-3 1-2f 3-H			B CH 84 F CH 85 F FF 94 B SL 85 X FF 95 2-2 ① **G5-3**		4	0	0	1	0	1	2
21 Jeff Francoeur, R (1, 9) OBP: 0.329, SLG: 0.463		B SI 92 C SI 92 C FF 94 X SI 91 1-2 ① **L1** BB	B FF 94 B SI 92 C FF 93 B SI 92 B SI 91 4-1 9 FC4-6 BB		F SI 91 F SL 85 F FF 91 X SI 91 0-2 ②③ **G4-6-3** 1-2f			B SL 85 C SL 85 F FF 95 B FF 94 B FF 95 B SL 87 4-2 17 G1-6-3 BB		2	0	0	0	2	0	1
9 Johnny Giavotella, R (1, 4) OBP: 0.333, SLG: 0.438 17 Chris Getz, L (8, 4) OBP: 0.314, SLG: 0.284		B FF 94 C SI 92 C SI 93 B SI 93 B SI 93 F SI 93 C SI 93 3-3 ② **K**	1 SAFE X SL 81 0-0 ③ **FC4-6** 1-2f				C FF 92 B FF 94 B SL 85 B FF 94 C FF 95 S FF 96 3-3 ① **K**	1 SAFE B FF 94 F CH 85 1 SAFE X CH 84 1-1 ②③ **G1-6-3** 1-2f		3 1	0 0	0 0	0 0	0 0	2 0	1 1
13 Salvador Perez, R (1, 2) OBP: 0.222, SLG: 0.308		B SI 94 F SI 91 X FF 94 1-1 ③ **G6-3**		B SL 80 C SI 90 B SI 93 B SI 92 C SI 91 X SI 92 3-2 ① **G6-3**			X SL 86 0-0 ② **G6-3**			3	0	0	0	0	0	0
8 Mike Moustakas, L (1, 5) OBP: 0.248, SLG: 0.244			C FF 93 X SI 91 0-1 2 1B 4 HR 2B	B CH 84 C SL 84 F FF 94 F FF 95 F FF 96 X SL 86 1-2 2 FC4-6 1B			B CH 84 B FF 94 C FF 95 B FF 94 X FF 94 3-1 **1B**			3	1	3	0	0	0	0
2 Alcides Escobar, R (1, 6) OBP: 0.288, SLG: 0.335			B FF 93 X SI 92 1-0 4 HR 2-3 **1B**	1 SAFE F SI 88 1 SAFE B SI 90 P PO 88 F SI 88 X SI 91 2-2 ② **FC4-6** 1-2f			B FF 95 S SL 86 X FF 95 1-1 ③ **G4-3**			3	1	1	0	0	0	2
Inning Stats	R: 0 E: 0 K: 1 S: 10 H: 1 LOB: 1 BB: 0 P: 16	R: 0 E: 0 K: 1 S: 9 H: 0 LOB: 0 BB: 0 P: 14	R: 4 E: 0 K: 1 S: 17 H: 4 LOB: 1 BB: 1 P: 28	R: 0 E: 0 K: 1 S: 15 H: 1 LOB: 1 BB: 0 P: 21	R: 1 E: 0 K: 0 S: 13 H: 1 LOB: 0 BB: 1 P: 20		R: 0 E: 0 K: 1 S: 8 H: 1 LOB: 1 BB: 0 P: 15	R: 0 E: 0 K: 0 S: 6 H: 0 LOB: 0 BB: 0 P: 9	R: 0 E: 0 K: 0 S: 7 H: 0 LOB: 0 BB: 1 P: 14		1B: 4 2B: 1 3B: 1 HR: 2 SF: 0 SAC: 0 DP: 2 HBP: 0			WP: 0 PB: 0 SB: 0 CS: 0 PA: 33		

	AB	30
	R	5
	H	8
	RBI	5
	BB	3
	SO	5
	LOB	8

PITCHER		IP	WLS	BF	H	R	ER	SO	BB	IBB	HBP	BLK	WP	HR	S	P	ERA	WHIP
40 Bartolo Colon, R ERA: 3.54	(1, 1)	5.0	L	23	7	5	5	4	2	0	0	0	0	2	64	99	9.00	1.800
64 Hector Noesí, R ERA: 3.67	(6, 1)	3.0		10	1	0	0	1	1	0	0	0	0	0	21	38	0.00	0.667

PITCHER	IP	WLS	BF	H	R	ER	SO	BB	IBB	HBP	BLK	WP	HR	S	P	ERA	WHIP

Boston Red Sox @ Kansas City Royals

Kauffman Stadium, Kansas City, MO

Thu Aug 18 2011, 7:11 PM - 10:23 PM CDT

Att. 20,547 - Partly Cloudy - 88 F

livebaseballscorecards.com

Batter	1	2	3	4	5	6	7	8	9	AB	R	H	RBI	BB	SO	LOB
2 Jacoby Ellsbury, L (1, 8) OBP: 0.370, SLG: 0.518	B FF 94 X FF 94 1-0 28 G3 28 S 1B		B SI 92 B KC 81 F FF 94 B FF 93 S FF 94 F FC 87 F FF 95 B FC 88 4-2 28 G3 15 1B 1-2 BB		B KC 77 C KC 77 X FF 93 1-1 ① P3		F FF 96 B FF 95 B FF 96 T FF 94 X FF 96 2-2 ③ G5-3			3	1	1	0	1	0	0
12 Jed Lowrie, S (1, 5) OBP: 0.301, SLG: 0.388	1 SAFE C SI 92 X FF 93 0-1 ① F8		T SI 94 B FF 93 X FF 94 1-1 ① F7		C KC 78 F FF 94 X FF 95 0-2 15 1B 2B			C FF 94 C FF 96 B FF 96 S SL 86 1-3 ① K		4	1	1	0	0	1	3
28 Adrián González, L (1, 3) OBP: 0.405, SLG: 0.538	B SI 92 B SI 93 B SI 93 1 SAFE C FF 94 C FC 89 X CH 84 3-2 ② G3 1-3		B CH 81 F FF 94 B FF 94 X SL 86 2-1 ② G3 1-2 2-3		B FF 92 F CH 81 S FF 93 F SL 85 B FC 87 S FF 94 2-3 ② K			C FF 95 X CH 87 0-1 ② G3		4	0	0	0	0	1	4
15 Dustin Pedroia, R (1, 4) OBP: 0.399, SLG: 0.477	B FF 94 C FF 94 B FC 90 C SI 95 F FF 95 S SL 82 2-3 ③ K2-3		C FC 89 X FF 94 0-1 16 S 2-H 3-H 1B		B FF 94 B FF 93 C FC 89 X SL 84 2-1 ③ 2-H 1B			F FF 95 C FF 95 B SL 87 X CH 84 1-2 2B		4	0	3	3	0	1	1
16 Josh Reddick, L (1, 9) OBP: 0.357, SLG: 0.515		C FF 92 F FC 88 B FF 94 X KC 79 1-2 33 1B 2B	F FF 94 F CH 82 B FF 93 F CH 81 F SL 86 B SI 94 F FC 89 B CH 82 S FF 96 3-3 ③ K 1-2			B FF 91 B KC 75 B FF 93 C FF 92 X FF 93 3-1 ① F8		B CU 74 B CU 75 C FF 92 S CU 75 B CH 81 B CU 76 4-2 BB		3	1	1	0	1	1	1
13 Carl Crawford, L (1, 7) OBP: 0.284, SLG: 0.377		C SI 93 B FF 93 F FC 88 S SL 85 1-3 ① K		C KC 75 F FF 93 B FF 93 F SL 86 B FF 93 F FF 95 X KC 79 2-2 33 S 3 F8-2 1B		F KC 76 B SI 94 S FF 93 B FF 94 F FF 94 B SI 94 F SI 94 S SL 86 3-3 ② K		C FF 92 F CU 76 F FF 94 X FF 92 0-2 ③ F7		4	0	1	0	0	2	3
60 Ryan Lavarnway, R (1, 10)		B FF 93 C FC 87 C SL 85 F FF 94 B SL 86 X FC 89 2-2 ② F8		B SI 93 C SL 87 C SI 90 B FF 94 X SL 85 2-2 ① F8		C SL 84 F FF 94 B FF 92 C SL 84 1-3 ③ K			X SI 94 0-0 ① F8	4	0	0	0	0	1	2
33 Jason Varitek, S (1, 2) OBP: 0.308, SLG: 0.411		F FC 88 X SI 93 0-1 ③ 2-H 1B		D CH 81 B SL 86 C FC 89 C FC 89 F FF 94 B CH 83 B SL 86 4-2 1-3 BB			S FF 94 B SL 88 B FF 95 C FF 95 B SL 87 X FF 94 3-2 ① L7		B SI 94 B SI 84 X SI 94 2-0 ② F8	3	0	1	1	1	0	0
3 Mike Aviles, R (1, 6) OBP: 0.268, SLG: 0.384			B FC 89 B FF 94 X SI 93 2-0 28 G3 2 WP 15 1B 1B	X SL 84 0-0 ② ③ F8-2 3-H			B FF 96 X FF 96 1-0 ② P4		C SL 85 S SL 86 S SL 85 0-3 ③ K	4	1	1	0	0	1	2
Inning Stats	R: 0 E: 0 K: 1 S: 10 H: 1 LOB: 1 BB: 0 P: 16	R: 1 E: 0 K: 1 S: 12 H: 2 LOB: 1 BB: 0 P: 16	R: 2 E: 0 K: 1 S: 17 H: 2 LOB: 1 BB: 1 P: 29	R: 0 E: 0 K: 0 S: 12 H: 1 LOB: 1 BB: 1 P: 20	R: 1 E: 0 K: 1 S: 11 H: 2 LOB: 1 BB: 0 P: 16	R: 0 E: 0 K: 2 S: 10 H: 0 LOB: 0 BB: 0 P: 17	R: 0 E: 0 K: 0 S: 7 H: 0 LOB: 0 BB: 0 P: 13	R: 0 E: 0 K: 1 S: 14 H: 1 LOB: 2 BB: 1 P: 20	R: 0 E: 0 K: 1 S: 5 H: 0 LOB: 0 BB: 0 P: 7	1B: 6 2B: 4 3B: 0 HR: 0	SF: 0 SAC: 0 DP: 1 HBP: 0			WP: 1 PB: 0 SB: 4 CS: 0	PA: 36		

TOP	
AB	33
R	4
H	9
RBI	4
BB	3
SO	8
LOB	16

PITCHER		IP	WLS	BF	H	R	ER	SO	BB	IBB	HBP	BLK	WP	HR	S	P	ERA	WHIP
44 Luke Hochevar, R ERA: 4.93	(1, 1)	6.0	L	25	8	4	4	6	2	0	0	0	1	0	72	114	6.00	1.667
38 Blake Wood, R ERA: 3.61	(7, 1)	1.2		6	1	0	0	1	0	0	0	0	0	0	15	23	0.00	0.600
55 Tim Collins, L ERA: 3.56	(8, 1)	0.1		2	0	0	0	0	1	0	0	0	0	0	6	10	0.00	3.000
43 Aaron Crow, R ERA: 2.29	(9, 1)	1.0		3	0	0	0	1	0	0	0	0	0	0	5	7	0.00	0.000

PITCHER	IP	WLS	BF	H	R	ER	SO	BB	IBB	HBP	BLK	WP	HR	S	P	ERA	WHIP

Boston Red Sox @ Kansas City Royals

Kauffman Stadium, Kansas City, MO

Thu Aug 18 2011, 7:11 PM - 10:23 PM CDT

Att. 20,547 - Partly Cloudy - 88 F

livebaseballscorecards.com

BOTTOM

Batter	1	2	3	4	5	6	7	8	9	AB	R	H	RBI	BB	SO	LOB
4 Alex Gordon, L (1, 7) OBP: 0.370, SLG: 0.488	F FF 93 B CU 75 B CU 74 B FF 93 T FF 93 X FF 94 3-2 53 SH1-3 16 SF8 2B		B FF 92 B FC 91 F FF 93 1 SAFE C FF 93 F CH 89 F CU 80 X CU 80 2-2 1-H HR		C FF 93 B FF 94 T FF 93 F FF 94 D CH 90 F CH 90 F FF 94 S CU 80 2-3 ② K		F CH 89 X CH 90 0-1 ③ G4-3			4	2	2	2	0	1	1
53 Melky Cabrera, S (1, 8) OBP: 0.341, SLG: 0.482	X FF 94 0-0 ① SH1-3 2-3		B CH 89 F FF 92 F FF 92 X CU 80 1-2 ② G1-3		B FF 94 B CH 88 C FC 91 F FF 94 B FF 94 X FF 92 3-2 ③ F8			B FF 97 C FF 97 B SL 83 X FF 97 2-1 ① G6-3		3	0	0	0	0	0	1
16 Billy Butler, R (1, 10) OBP: 0.369, SLG: 0.456 17 Chris Getz, L (8, PR) OBP: 0.314, SLG: 0.284 (9, 10)	B FF 93 B FC 91 F FC 90 C CU 77 X FF 94 2-2 ② SF8 3-H		F FC 92 B SI 95 B FF 94 B FF 95 X FF 94 3-1 35 WP 1B			B FF 93 C FF 93 B FF 93 B FF 94 X FC 91 3-1 9 1B 1B		F FF 98 C SL 84 B SL 84 B SL 82 X FF 98 2-2 35 FC5-4 1B		3 0	0 0	3 0	1 0	0 0	0 0	0 0
35 Eric Hosmer, L (1, 3) OBP: 0.320, SLG: 0.415	C CU 78 F FC 91 B FF 94 B FF 94 X CU 80 2-2 ③ G4-3		B CH 90 X CH 87 1-0 ③ F8 1-2			F FC 92 D CU 82 S FF 94 F FF 94 B CU 81 B FC 92 F FC 90 T FF 94 3-2 ① K		1 SAFE B FF 96 1 SAFE X FF 97 1-0 ② FC5-4 1-2f		4	0	0	0	0	1	3
21 Jeff Francoeur, R (1, 9) OBP: 0.327, SLG: 0.459		B FF 93 X FF 94 1-0 ① F9	C FC 91 B CU 80 S CU 79 F FC 91 B CU 80 X FC 92 2-2 ① G5-3		X CU 79 0-0 ② F7		C FF 97 B FF 98 C FF 97 S SL 86 1-3 ③ K		4	0	0	0	0	1	2
9 Johnny Giavotella, R (1, 4) OBP: 0.327, SLG: 0.423		C FF 93 X FF 95 0-1 ② G1-3	C CU 76 S CU 80 C FF 94 0-3 ② K		1 SAFE X FF 93 0-0 1-2 1B			C FF 95 F FF 94 B SL 82 F FF 96 F FF 96 F FS 91 B FF 96 F FF 96 X FF 96 2-2 ① G3	4	0	1	0	0	1	0
13 Salvador Perez, R (1, 2) OBP: 0.194, SLG: 0.267		C FF 94 F FF 94 F FF 94 X FF 94 0-2 ③ F9	C CU 79 X FF 93 0-1 ③ G1-3		C CU 80 F FF 93 D CU 81 F CU 81 S CU 81 1-3 ③ K			F FF 96 F FF 94 S FF 96 0-3 ② K	4	0	0	0	0	2	2
8 Mike Moustakas, L (1, 5) OBP: 0.248, SLG: 0.244			C FF 93 F FF 92 F FF 94 F CU 79 B CU 79 X FC 92 1-2 ① F9		C FF 94 F FF 93 B FF 94 F FF 94 X FF 94 1-2 2 SH3-4 1B		F FC 90 F CH 89 X CH 89 0-2 ① P5		C FF 96 F FS 91 S FF 95 0-3 ③ K	4	0	1	0	0	1	0
2 Alcides Escobar, R (1, 6) OBP: 0.289, SLG: 0.336			X FF 93 0-0 4 HR 1B		M FF 93 X CH 89 0-1 ① SH3-4 1-2		B FF 91 B FC 89 X FF 92 2-0 ② G6-3			2	1	1	0	0	0	0

Inning Stats	1	2	3	4	5	6	7	8	9
	R: 1 E: 0 K: 0 S: 10 H: 1 LOB: 0 BB: 0 P: 17	R: 0 E: 0 K: 0 S: 7 H: 0 LOB: 0 BB: 0 P: 8	R: 2 E: 0 K: 0 S: 17 H: 3 LOB: 1 BB: 0 P: 25	R: 0 E: 0 K: 1 S: 9 H: 0 LOB: 0 BB: 0 P: 11	R: 0 E: 0 K: 1 S: 15 H: 1 LOB: 1 BB: 0 P: 21	R: 0 E: 0 K: 2 S: 13 H: 2 LOB: 2 BB: 0 P: 20	R: 0 E: 0 K: 0 S: 6 H: 0 LOB: 0 BB: 0 P: 8	R: 0 E: 0 K: 1 S: 9 H: 1 LOB: 1 BB: 0 P: 15	R: 0 E: 0 K: 2 S: 13 H: 0 LOB: 0 BB: 0 P: 15

1B: 6	SF: 1
2B: 1	SAC: 2
3B: 0	DP: 0
HR: 1	HBP: 0
WP: 1	PA: 35
PB: 0	
SB: 0	
CS: 0	

	AB	32
	R	3
	H	8
	RBI	3
	BB	0
	SO	7
	LOB	9

PITCHER		IP	WLS	BF	H	R	ER	SO	BB	IBB	HBP	BLK	WP	HR	S	P	ERA	WHIP
19 Josh Beckett, R ERA: 2.46	(1, 1)	7.0	W	28	7	3	3	4	0	0	0	0	1	1	77	110	3.86	1.000
51 Daniel Bard, R ERA: 2.17	(8, 1)	1.0	H	4	1	0	0	1	0	0	0	0	0	0	9	15	0.00	1.000
58 Jonathan Papelbon, R ERA: 2.96	(9, 1)	1.0	S	3	0	0	0	2	0	0	0	0	0	0	13	15	0.00	0.000

PITCHER	IP	WLS	BF	H	R	ER	SO	BB	IBB	HBP	BLK	WP	HR	S	P	ERA	WHIP

Boston Red Sox @ Kansas City Royals

Kauffman Stadium, Kansas City, MO

Fri Aug 19 2011, 7:11 PM - 9:53 PM CDT

Att. 21,262 - Clear - 86 F

TOP

livebaseballscorecards.com

Batter	1	2	3	4	5	6	7	8	9	AB	R	H	RBI	BB	SO	LOB
2 Jacoby Ellsbury, L (1, 8) OBP: 0.370, SLG: 0.517 16 Josh Reddick, L (8, 9) OBP: 0.357, SLG: 0.515	B FF 84 C SI 81 F FF 84 X SI 87 1-2 ① G4-3		X CH 75 0-0 12 1B 3 G1-3 1B	C SI 86 X CU 70 0-1 ② SF8 3-H	C SI 85 C CH 76 B SI 85 B CU 69 F CH 77 X SI 84 2-2 ③ L4			B SL 85 F FF 91 H FF 88 2-1 3 2B 28 SF7 HBP		3 0	1 0	1 0	1 0	0 0	0 0	0 0
3 Mike Aviles, R (1, 6) OBP: 0.271, SLG: 0.388	C SI 84 B CH 76 T CH 77 B CH 76 F SI 85 X SI 84 2-2 ② G5-3		1 SAFE 1 SAFE F SI 83 1 SAFE X CH 76 0-1 ① G1-3 1-2	C CU 68 F CH 74 B SI 86 B SI 84 X SI 86 2-2 15 S 28 1B 1B		B CU 76 F CH 81 F FF 90 X SL 86 1-2 ① G5-3		C FF 89 B CU 80 X SL 86 1-1 15 E 1-3 2B		5	1	2	0	0	0	1
28 Adrián González, L (1, 3) OBP: 0.406, SLG: 0.543	C SI 85 C SI 85 X SI 85 0-2 12 1B 2B		C SI 85 F SI 84 C SI 85 0-3 ② K	X CH 77 0-0 1-2 1B		B SL 88 B SL 86 X FF 92 2-0 2B		B SL 84 X FF 90 1-0 ① SF7 3-H		4	0	3	1	0	1	1
15 Dustin Pedroia, R (1, 4) OBP: 0.399, SLG: 0.474	B SI 85 B SI 84 B CH 75 I IN 69 4-0 12 1B IBB		I IN 65 I IN 64 I IN 66 I IN 67 4-0 12 1B IBB	C SI 84 B SI 82 B CH 76 X CH 77 2-1 ③ G1-3 2-3		C FF 92 B SL 86 S CH 82 S SL 87 1-3 ② K		B SL 86 C CU 78 F FF 91 X CU 81 1-2 E6 12 G6-3 2-H		3	0	0	0	2	1	3
12 Jed Lowrie, S (1, 5) OBP: 0.311, SLG: 0.394	C CH 76 C SI 85 X CU 68 0-2 60 FC6-4 1-2 2-3 1B		C FF 87 X SI 85 0-1 1-2 2-3 1B		B CH 74 X FF 83 1-0 60 1B 39 HR 1B	D SL 87 B CH 82 B CH 82 C FF 92 B CH 81 4-1 BB		X CU 78 0-0 ② ③ G6-3 1-2f		4	1	3	0	1	0	1
60 Ryan Lavarnway, R (1, 10) OBP: 0.222, SLG: 0.125	B CH 76 X CH 76 1-0 ③ FC6-4 1-2f		C CU 70 X SI 87 0-1 ③ F9		1 SAFE 1 SAFE 1 SAFE C CH 76 B CH 74 F CH 76 X SI 85 1-2 39 HR 1-2 1B	S SL 88 D CU 80 F CH 84 S SL 87 1-3 ③ K			B KC 79 B FF 90 C SI 90 B SI 92 B SI 91 4-1 13 G4-6-3 BB	4	1	1	0	1	1	8
13 Carl Crawford, L (1, 7) OBP: 0.283, SLG: 0.377		B CU 67 B SI 82 C CH 76 F CH 75 F SI 86 X SI 86 2-2 ① G6-3		X 0-0 54 3B 2B	L FF 84 B SI 83 X CH 76 1-1 ① F8		S FF 88 F SL 87 B CU 77 X CU 80 1-2 ① L7		X FF 91 0-0 ① ② G4-6-3 1-2f	5	1	1	0	0	0	3
39 Jarrod Saltalamacchia, S (1, 2) OBP: 0.308, SLG: 0.458		C SI 86 F FF 83 B CH 77 X SI 85 1-2 ② F8		T SI 84 B SI 85 B SI 86 X SI 80 2-1 ① G6-3	F CH 75 F SI 82 X CH 76 0-2 1-H 2-H HR		B CU 77 F SL 85 C CH 82 C FF 91 1-3 ② K		B KC 81 B SI 90 T SI 92 X SI 91 2-1 ③ F8	5	1	1	3	0	1	1
54 Darnell McDonald, R (1, 9) OBP: 0.259, SLG: 0.350 (8, 8)		C SI 81 B SI 84 B CH 75 F CH 76 X FF 87 2-2 ③ G6-3		F SI 82 B SI 86 X SI 81 1-1 2 SF8 2-H 3B	C CU 69 X CH 76 0-1 ② F9		B CU 76 F FF 91 X SL 85 1-1 ③ G6-3			4	1	1	1	0	0	0

Inning Stats	1	2	3	4	5	6	7	8	9
	R: 0 E: 0 K: 0 S: 14	R: 0 E: 0 K: 0 S: 10	R: 0 E: 0 K: 1 S: 10	R: 2 E: 0 K: 0 S: 13	R: 3 E: 0 K: 0 S: 15	R: 0 E: 0 K: 2 S: 11	R: 0 E: 0 K: 1 S: 8	R: 2 E: 1 K: 0 S: 8	R: 0 E: 0 K: 0 S: 4
	H: 2 LOB: 3 BB: 1 P: 22	H: 0 LOB: 0 BB: 0 P: 15	H: 2 LOB: 3 BB: 1 P: 14	H: 4 LOB: 2 BB: 0 P: 20	H: 3 LOB: 0 BB: 0 P: 20	H: 1 LOB: 2 BB: 1 P: 20	H: 0 LOB: 0 BB: 0 P: 11	H: 1 LOB: 0 BB: 0 P: 13	H: 0 LOB: 0 BB: 1 P: 10

	AB	37
	R	7
	H	13
	RBI	6
	BB	4
	SO	4
	LOB	18

	1B: 7	SF: 2	WP: 0	PA: 44
	2B: 4	SAC: 0	PB: 0	
	3B: 1	DP: 2	SB: 1	
	HR: 1	HBP: 1	CS: 0	

PITCHER	IP	WLS	BF	H	R	ER	SO	BB	IBB	HBP	BLK	WP	HR	S	P	ERA	WHIP
26 Jeff Francis, L (1, 1) ERA: 4.89	5.0	L	28	11	5	5	1	0	2	0	0	0	1	62	91	9.00	2.200
61 Everett Teaford, L (6, 1) ERA: 4.03	3.0		13	2	2	1	3	1	0	1	0	0	0	27	44	3.00	1.000
47 Nate Adcock, R (9, 1) ERA: 4.56	1.0		3	0	0	0	0	1	0	0	0	0	0	4	10	0.00	1.000

PITCHER	IP	WLS	BF	H	R	ER	SO	BB	IBB	HBP	BLK	WP	HR	S	P	ERA	WHIP

Boston Red Sox @ Kansas City Royals

Kauffman Stadium, Kansas City, MO

Fri Aug 19 2011, 7:11 PM - 9:53 PM CDT

Att. 21,262 - Clear - 86 F

BOTTOM

livebaseballscorecards.com

Batter	1	2	3	4	5	6	7	8	9	AB	R	H	RBI	BB	SO	LOB
4 Alex Gordon, L (1, 7) OBP: 0.370, SLG: 0.486	B FF 92 C FF 91 L FF 91 B SL 78 B SL 78 S FF 92 — 3-3 — K ①		S SL 79 B SL 80 B FF 94 X FF 95 — 2-1 — SF8 ② 3-H			B SL 77 C FF 93 B FF 95 B SL 80 C SL 79 B FF 96 — 4-2 — 53 S BB		B FF 93 X FF 92 — 1-0 — P5 ③		2	0	0	1	1	1	0
53 Melky Cabrera, S (1, 8) OBP: 0.339, SLG: 0.479	C SL 77 B SI 92 B FF 91 X FF 91 — 2-1 — G5-3 ②		F CH 84 X FF 93 — 0-1 — G4-3 ③			C FF 93 B FF 91 F CH 84 B FF 94 F SL 78 B FF 94 S SL 79 — 3-3 — K ① 1-2			C CU 80 S FS 86 X FC 92 — 0-2 — F9 ①	4	0	0	0	0	1	1
16 Billy Butler, R (1, 10) OBP: 0.368, SLG: 0.456	B FF 95 B SL 80 B SL 79 X FF 92 — 3-0 — F8 ③			F FF 94 X FF 94 — 0-1 — F8 ①		C SI 94 B SI 90 F SI 94 S SI 95 — 1-3 — K ②			X SI 94 — 0-0 — 2B	4	0	1	0	0	1	1
35 Eric Hosmer, L (1, 3) OBP: 0.319, SLG: 0.413		C FF 91 B SL 77 F SL 76 S SL 78 — 1-3 — K ①		B FF 94 F SL 78 B SL 79 F FF 92 X FF 95 — 2-2 — 21 G4-6-3 1B		C FF 95 F SL 82 F FF 93 X FC 93 — 0-2 — G4-3 ③			C CU 80 B CU 80 F CU 81 X SI 94 — 1-2 — F7 ②	4	0	1	0	0	1	2
21 Jeff Francoeur, R (1, 9) OBP: 0.328, SLG: 0.461		F FF 90 S SL 78 F FF 94 X SL 78 — 0-2 — 2B		B CH 81 D FF 92 C CH 82 B FF 91 C FF 92 X SL 78 — 3-2 — G4-6-3 ② ③ 1-2f			C CU 79 F FF 92 B FF 93 F FF 94 S FS 86 — 1-3 — K ①		B SI 94 B SI 92 B FF 91 B FF 93 — 4-0 — BB	3	0	1	0	1	1	1
9 Johnny Giavotella, R (1, 4) OBP: 0.305, SLG: 0.393		C FF 92 C FF 93 X FF 92 — 0-2 — G1-3 ②			C FF 93 X CH 85 — 0-1 — G6-3 ①		C CU 80 X FF 93 — 0-1 — G4-3 ②		B FF 91 B FF 91 B FF 93 C FF 94 C FF 94 X CU 82 — 3-2 — G5-3 ③	4	0	0	0	0	0	3
27 Brayan Peña, S (1, 2) OBP: 0.298, SLG: 0.359		C FF 91 B SL 79 F SL 78 B FF 95 F FF 94 X FF 95 — 2-2 — G1-3 ③			C FF 93 X CH 85 — 0-1 — G5-3 ②		B SI 91 F FS 89 F FF 93 X CU 81 — 1-2 — G4-3 ③			3	0	0	0	0	0	1
8 Mike Moustakas, L (1, 5) OBP: 0.253, SLG: 0.251			B FF 90 C FF 91 B FF 93 B FF 91 X FF 90 — 3-1 — 2 SH5-4 4 SF8 2B		B FF 95 B FF 95 B FF 93 B FF 95 — 4-0 — BB			B FF 91 B FS 86 X FF 94 — 2-0 — F9 ①		2	1	1	0	1	0	0
2 Alcides Escobar, R (1, 6) OBP: 0.287, SLG: 0.334			B FF 90 S FF 90 X FF 91 — 1-1 — SH5-4 ① 2-3		C FF 93 F FF 96 F SL 80 X SL 81 — 0-2 — F9 ③			C CU 80 F FF 94 S FF 94 — 0-3 — K ②		2	0	0	0	0	1	1
Inning Stats	R: 0 E: 0 K: 1 S: 6 — H: 0 LOB: 0 BB: 0 P: 14	R: 0 E: 0 K: 1 S: 14 — H: 1 LOB: 1 BB: 0 P: 17	R: 1 E: 0 K: 0 S: 8 — H: 1 LOB: 0 BB: 0 P: 14	R: 0 E: 0 K: 0 S: 8 — H: 1 LOB: 0 BB: 0 P: 13	R: 0 E: 0 K: 0 S: 8 — H: 0 LOB: 1 BB: 1 P: 12	R: 0 E: 0 K: 2 S: 13 — H: 0 LOB: 1 BB: 1 P: 21	R: 0 E: 0 K: 1 S: 9 — H: 0 LOB: 0 BB: 0 P: 11	R: 0 E: 0 K: 1 S: 5 — H: 0 LOB: 0 BB: 0 P: 8	R: 0 E: 0 K: 0 S: 10 — H: 1 LOB: 2 BB: 1 P: 18	1B: 1 2B: 3 3B: 0 HR: 0	SF: 1 SAC: 1 DP: 1 HBP: 0						

	AB	28
	R	1
	H	4
	RBI	1
	BB	3
	SO	6
	LOB	10

WP: 0 PB: 0 SB: 1 CS: 0 — PA: 33

PITCHER		IP	WLS	BF	H	R	ER	SO	BB	IBB	HBP	BLK	WP	HR	S	P	ERA	WHIP
30 Andrew Miller, L ERA: 4.99	(1, 1)	5.1	W	20	3	1	1	3	2	0	0	0	0	0	50	83	1.69	0.938
91 Alfredo Aceves, R ERA: 3.06	(6, 1)	3.2	S	13	1	0	0	3	1	0	0	0	0	0	31	45	0.00	0.545

PITCHER	IP	WLS	BF	H	R	ER	SO	BB	IBB	HBP	BLK	WP	HR	S	P	ERA	WHIP

Batter	1	2	3	4	5	6	7	8	9	AB	R	H	RBI	BB	SO	LOB
10 Marco Scutaro, R (1, 6) OBP: 0.343, SLG: 0.375	B FF 95 B FF 94 C FF 93 B FF 94 B FF 94 4-1 3 FC1-6 BB		F FF 94 1 SAFE B CU 78 X CH 87 1-1 ① ② G4-6-3 1-2f 3-H	B SL 87 D SL 88 B FF 95 B FF 94 4-0 1-2 BB		F FF 95 X FF 96 0-1 ③ P4			C FF 92 B SL 87 X FF 95 1-1 ① F9	3	0	0	0	2	0	2
3 Mike Aviles, R (1, 5) OBP: 0.269, SLG: 0.384	D SL 88 B FF 94 C FF 95 X SL 88 2-1 ① FC1-6 28 G4-3 1-2f		X SL 87 0-0 E1 1B	D SL 88 X FF 94 1-0 ③ F8			B FF 95 C FF 91 C FF 94 S SL 87 1-3 ① K		C FF 94 X SL 88 0-1 ② G6-3	5	0	1	0	0	1	4
28 Adrián González, L (1, 3) OBP: 0.403, SLG: 0.538	B FF 95 B FF 94 C SL 87 F FF 95 B SI 96 X CH 86 3-2 ② G4-3 2-3		B CH 85 F FF 95 B CU 80 X CH 88 2-1 ③ F8		X FF 92 0-0 ① F7		B FF 95 B FF 95 B FF 93 C FF 93 X FF 94 3-1 ② G3		B FF 97 F FF 94 B SL 85 F FF 96 S SL 87 2-3 ③ K	5	0	0	0	0	1	2
15 Dustin Pedroia, R (1, 4) OBP: 0.399, SLG: 0.474	C FF 97 C FF 97 F FF 96 D SL 90 D SL 90 X SL 90 2-2 ③ G5-3			C FF 94 C SL 87 X SL 87 0-2 16 1B 13 1B 1B	B FF 94 C FF 95 S CH 86 B FF 96 C SL 88 2-3 ② K		X FF 93 0-0 1B			4	1	2	0	0	1	1
16 Josh Reddick, L (1, 9) OBP: 0.355, SLG: 0.509		C FF 93 F CH 84 B FF 96 B SL 86 B SL 88 X CH 90 3-2 ① F9		B CH 86 1 SAFE X FF 94 1-0 60 1B 13 1B 54 SF9 1-2 1B	X FF 93 0-0 ③ F9		C FF 94 F FF 94 X SL 86 0-2 ③ F8			4	1	1	0	0	0	1
39 Jarrod Saltalamacchia, S (1, 2) OBP: 0.307, SLG: 0.459		B FF 94 C SI 95 B CH 87 B SI 95 S FF 95 S FF 95 3-3 ② K		B FF 95 F CH 87 F SL 88 B SI 96 F SI 95 S FF 95 2-3 ① K		B FF 94 S CH 85 B FF 95 B FF 94 C FF 93 X FF 95 3-2 60 1B 2B		F FF 93 B FF 93 F CH 82 S FF 94 1-3 ① K		4	1	1	0	0	3	2
13 Carl Crawford, L (1, 7) OBP: 0.285, SLG: 0.379		B CH 86 C FF 94 S CH 88 X FF 96 1-2 ③ G6-3		B SI 95 X CH 87 1-0 54 SF9 60 1B 1-2 2-H 1B		B SI 95 X FF 95 1-0 ① F7		F FF 91 S FF 93 F FF 94 X FF 93 0-2 1B		4	0	2	1	0	0	1
60 Ryan Lavarnway, R (1, 10) OBP: 0.385, SLG: 0.273			C FF 94 B FF 95 B SL 87 B SL 87 C FF 94 B FF 96 4-2 54 1B 54 WP 10 G4-6-3 BB	C FF 94 B SL 88 X FF 94 1-1 10 BB 1-2 2-3 1B		X FF 95 0-0 54 FC1-6 2-H 1B		C FF 93 C SL 86 X SL 86 0-2 ② F8		3	1	2	1	1	0	1
54 Darnell McDonald, R (1, 8) OBP: 0.259, SLG: 0.350			B CH 87 F FF 95 X SL 87 1-1 10 G4-6-3 1-3 1B	S FF 95 C FF 96 X FF 96 0-2 ② SF9 2-3 3-H		D SL 87 F SL 88 F FF 95 X SL 90 1-2 ② FC1-6 1-2f		C FF 95 F SL 87 X FF 97 0-2 ③ F9		3	0	1	1	0	0	2
Inning Stats	R: 0 E: 1 K: 0 S: 10 H: 0 LOB: 1 BB: 1 P: 21	R: 0 E: 0 K: 1 S: 9 H: 0 LOB: 0 BB: 0 P: 16	R: 1 E: 1 K: 0 S: 9 H: 2 LOB: 1 BB: 1 P: 17	R: 2 E: 0 K: 1 S: 15 H: 4 LOB: 3 BB: 1 P: 25	R: 0 E: 0 K: 1 S: 5 H: 0 LOB: 0 BB: 0 P: 7	R: 1 E: 0 K: 0 S: 10 H: 2 LOB: 1 BB: 0 P: 15	R: 0 E: 0 K: 1 S: 9 H: 1 LOB: 1 BB: 0 P: 13	R: 0 E: 0 K: 1 S: 13 H: 1 LOB: 1 BB: 0 P: 14	R: 0 E: 0 K: 1 S: 7 H: 0 LOB: 0 BB: 0 P: 10	1B: 9 2B: 1 3B: 0 HR: 0 SF: 1 SAC: 0 DP: 1 HBP: 0						

PITCHER	IP	WLS	BF	H	R	ER	SO	BB	IBB	HBP	BLK	WP	HR	S	P	ERA	WHIP
59 Felipe Paulino, R (1, 1) ERA: 4.4	6.0	W	28	8	4	4	3	3	0	0	0	1	0	58	101	6.00	1.833
38 Blake Wood, R (7, 1) ERA: 3.54	1.0		4	1	0	0	1	0	0	0	0	0	0	9	13	0.00	1.000
55 Tim Collins, L (8, 1) ERA: 3.54	0.1		2	1	0	0	1	0	0	0	0	0	0	7	8	0.00	3.000
56 Greg Holland, R (8, 1) ERA: 1.55	1.2		5	0	0	0	1	0	0	0	0	0	0	13	16	0.00	0.000

PITCHER	IP	WLS	BF	H	R	ER	SO	BB	IBB	HBP	BLK	WP	HR	S	P	ERA	WHIP

TOP

Boston Red Sox @ Kansas City Royals

Kauffman Stadium, Kansas City, MO

Sat Aug 20 2011, 6:11 PM - 9:04 PM CDT

Att. 28,588 - Partly Cloudy - 79 F

livebaseballscorecards.com

AB	35
R	4
H	10
RBI	3
BB	3
SO	6
LOB	16

1B: 9	SF: 1	WP: 1	PA: 39
2B: 1	SAC: 0	PB: 0	
3B: 0	DP: 1	SB: 0	
HR: 0	HBP: 0	CS: 0	

Batter	1	2	3	4	5	6	7	8	9	AB	R	H	RBI	BB	SO	LOB
4 Alex Gordon, L (1, 7) OBP: 0.372, SLG: 0.491	B KN 65 B KN 66 C KN 66 B KN 65 C FF 73 F KN 67 X KN 67 3-2 ① F9		B KN 65 1 SAFE F KN 66 1 SAFE P PO 70 1 SAFE X KN 65 2-1 ① G4-3 1-2		B KN 66 C KN 66 B KN 66 C FF 73 X KN 67 2-2 2B	B SL 87 B SI 94 B SI 94 C SI 93 X SI 92 3-1 53 1B 1-H 2-H 2B		C SI 90 X CU 77 0-1 1B		5	1	3	2	0	0	1
53 Melky Cabrera, S (1, 8) OBP: 0.338, SLG: 0.476	B KN 66 F KN 67 F KN 67 B KN 67 X KN 66 2-2 ② G1-3		F KN 66 F KN 66 F KN 66 B KN 66 X KN 66 1-2 ② P6		B KN 67 C KN 67 X KN 66 1-1 ③ G6-3	B SL 86 X SL 87 1-0 35 3B 2-H 1B		C SL 86 B FF 88 B FF 88 1 SAFE X FF 88 2-1 ② L6		5	1	1	1	0	0	3
16 Billy Butler, R (1, 10) OBP: 0.370, SLG: 0.459	C KN 67 S KN 66 X KN 66 0-2 1B		X KN 66 0-0 2-H 2B			C KN 66 I IN 72 I IN 73 I IN 73 I IN 77 2-3 K2-3 4-0 35 3B IBB		B FF 89 B FF 87 S FF 88 C SI 89 D FF 88 X FF 88 3-2 ③ G4-3		4	1	2	1	1	1	1
35 Eric Hosmer, L (1, 3) OBP: 0.321, SLG: 0.419	C KN 66 S KN 66 F KN 66 B KN 66 X KN 61 1-2 ③ F9		B KN 66 X KN 66 1-0 ③ G4-3			B KN 66 C KN 66 C KN 65 C KN 67 S FF 74 X KN 66 3-2 21 2B 1B 2-1 1-H 2-H 3B				4	1	2	2	0	0	2
21 Jeff Francoeur, R (1, 9) OBP: 0.330, SLG: 0.463		S KN 66 S KN 65 B KN 66 X KN 66 1-2 ① P3		B KN 64 X KN 65 1-0 13 CS 1B		X KN 66 0-0 8 2B 1-H 2B C CU 74 F FF 96 S FF 96 0-3 ③ K				4	1	2	1	0	1	1
8 Mike Moustakas, L (1, 5) OBP: 0.258, SLG: 0.261		C KN 66 B KN 66 X KN 66 1-1 1B		C KN 65 B KN 65 B KN 65 B KN 66 C FF 73 F KN 67 F KN 67 X KN 67 3-2 ① F8		X KN 67 0-0 17 1B 2-H 2B	C FF 93 F CU 73 B FF 95 B FF 94 F FF 95 F CH 84 X FF 95 2-2 ① L4			4	1	2	1	0	0	1
13 Salvador Perez, R (1, 2) OBP: 0.200, SLG: 0.242	B KN 66 C KN 66 F KN 66 F KN 66 1 SAFE B KN 66 1 SAFE S KN 65 2-3 ② K			B KN 66 F KN 66 B KN 65 F KN 66 S KN 66 2-3 ②③ K 1-2		C SI 92 D SL 85 B SI 93 S SL 86 F SI 92 D SL 88 B SL 89 4-2 17 1B 4 2B BB	X FF 95 0-0 ② F9			3	1	0	0	1	2	2
17 Chris Getz, L (1, 4) OBP: 0.314, SLG: 0.284	C KN 66 X KN 65 0-1 ③ F8				B KN 65 C KN 65 F KN 65 B KN 67 X KN 67 2-2 ① G3	X SI 94 0-0 4 2B 1-2 2-H 1B	C FF 94 X CU 76 0-1 ③ G4-3			4	1	1	1	0	0	1
2 Alcides Escobar, R (1, 6) OBP: 0.287, SLG: 0.333			B KN 65 B KN 66 C FF 72 F KN 66 X KN 66 2-2 4 G4-3 16 2B 1B		C KN 66 F KN 66 F KN 68 X KN 67 0-2 ② G5-3	B SI 92 X SI 93 1-0 ② F9		F SI 90 F SI 91 B SI 90 F SI 91 X SI 89 1-2 ① G6-3		4	1	1	0	0	0	2
Inning Stats	R: 0 E: 0 K: 0 S: 14 H: 1 LOB: 1 BB: 0 P: 20	R: 0 E: 0 K: 1 S: 11 H: 1 LOB: 1 BB: 0 P: 15	R: 1 E: 0 K: 0 S: 12 H: 2 LOB: 1 BB: 0 P: 17	R: 0 E: 0 K: 1 S: 9 H: 1 LOB: 0 BB: 0 P: 15	R: 0 E: 0 K: 0 S: 12 H: 1 LOB: 1 BB: 0 P: 17	R: 8 E: 0 K: 2 S: 21 H: 7 LOB: 1 BB: 2 P: 41	R: 0 E: 0 K: 0 S: 8 H: 0 LOB: 0 BB: 0 P: 10	R: 0 E: 0 K: 0 S: 11 H: 1 LOB: 1 BB: 0 P: 17		1B: 8 2B: 5 3B: 1 HR: 0	SF: 0 SAC: 0 DP: 0 HBP: 0	WP: 0 PB: 0 SB: 0 CS: 1	PA: 39			

PITCHER		IP	WLS	BF	H	R	ER	SO	BB	IBB	HBP	BLK	WP	HR	S	P	ERA	WHIP
49 Tim Wakefield, R ERA: 4.97	(1, 1)	5.1		24	9	4	4	3	0	0	0	0	0	0	66	97	6.75	1.688
32 Matt Albers, R ERA: 3.71	(6, 1)	0.1	L	6	3	3	3	0	1	1	0	0	0	0	8	21	81.00	12.000
46 Franklin Morales, L ERA: 3.89	(6, 1)	1.1		5	1	2	2	1	0	0	0	0	0	0	13	17	13.50	0.750
35 Dan Wheeler, R ERA: 3.95	(8, 1)	1.0		4	1	0	0	0	0	0	0	0	0	0	11	17	0.00	1.000

PITCHER	IP	WLS	BF	H	R	ER	SO	BB	IBB	HBP	BLK	WP	HR	S	P	ERA	WHIP

BOTTOM

Boston Red Sox @ Kansas City Royals

Kauffman Stadium, Kansas City, MO

Sat Aug 20 2011, 6:11 PM - 9:04 PM CDT

Att. 28,588 - Partly Cloudy - 79 F

livebaseballscorecards.com

AB	37
R	9
H	14
RBI	9
BB	2
SO	4
LOB	14

Boston Red Sox @ Kansas City Royals

Kauffman Stadium, Kansas City, MO

Sun Aug 21 2011, 1:13 PM - 4:23 PM CDT

Att. 25,723 - Sunny - 85 F

livebaseballscorecards.com

TOP

Batter	1	2	3	4	5	6	7	8	9	AB	R	H	RBI	BB	SO	LOB
10 Marco Scutaro, R (1, 6) OBP: 0.344, SLG: 0.377	C FF 93 B SI 92 C FF 94 F FF 96 B CU 76 B FF 93 F FF 95 B FF 94 4-2 28 CS BB		B CH 86 B FF 93 F FF 92 X FF 93 2-1 ③ G5-3			C CU 73 X SI 91 0-1 ① L5		C SI 90 B SL 81 B FF 89 S FF 90 X FF 89 2-2 54 1B 28 1B 2B	B FF 92 X FF 91 1-0 ② P3	4	1	1	0	1	0	0
54 Darnell McDonald, R (1, 8) OBP: 0.273, SLG: 0.389	C FF 93 X FF 93 0-1 ① F8			B FF 92 B SI 91 F FF 93 X FF 93 2-1 28 F7 1B		C FF 93 F CU 76 X FF 94 0-2 HR		L SL 78 B FF 90 2 SAFE M SL 80 X SL 80 1-2 28 1B 12 SF8 2-3 1B	B FF 92 X FC 88 1-0 ③ P3	5	2	3	1	0	0	1
28 Adrián González, L (1, 3) OBP: 0.404, SLG: 0.537	B FF 95 B FF 92 C FF 94 F FF 94 B CH 85 F FF 96 S FF 95 3-3 ②③ K 1-2			F FF 93 D CU 75 B CU 76 X FF 94 2-1 ①② F7 1-2		B CU 76 B FF 94 F FF 93 B FF 93 F FF 92 B SL 84 4-2 BB		F FF 88 B FF 88 F SL 78 B FF 89 X FF 89 2-2 60 2B 1-3 3-H 1B		3	1	1	1	1	1	2
15 Dustin Pedroia, R (1, 4) OBP: 0.396, SLG: 0.470		C FF 92 X CH 85 0-1 ① G6-3		B CU 75 C FF 95 B FF 94 B CU 77 X FF 94 3-1 ③ P4		C FF 92 D CH 84 S FF 93 B FF 92 B FF 91 X FF 90 3-2 ② F7		B SL 79 C SL 79 B SL 80 F SL 80 S FF 90 2-3 ① K		4	0	0	0	0	1	3
12 Jed Lowrie, S (1, 5) OBP: 0.310, SLG: 0.393		B FF 94 B FF 92 C FF 92 B FF 93 F FF 93 F FF 94 X FF 93 3-2 ② F9			B FF 93 F FF 92 X FF 92 1-1 13 G4-3 33 3B 1B	X CU 74 0-0 ③ F7		C SL 79 B CH 78 S SL 80 B FF 88 X SL 80 2-2 ② SF8 3-H		3	1	1	1	0	0	1
60 Ryan Lavarnway, R (1, 10) OBP: 0.412, SLG: 0.400		X FF 95 0-0 1B			C CU 75 B FF 94 C FF 93 F SL 81 F FF 95 F CH 86 B FF 94 F CU 75 B CU 75 3-2 ① X FF 84 F8		C SI 94 S SL 82 B SL 84 S SL 84 1-3 ① K	X FF 89 0-0 1-H 2B		4	0	2	1	0	1	1
13 Carl Crawford, L (1, 7) OBP: 0.287, SLG: 0.386		S FF 93 F FF 96 S FF 95 0-3 ③ K			B SL 82 C FF 94 F FF 94 B FF 93 X CU 76 2-2 ② G4-3 1-2		C SI 95 B KC 75 X FF 95 1-1 HR	B FF 91 D CU 74 B FF 92 C FF 92 B FF 93 4-1 BB		3	1	1	1	1	1	2
33 Jason Varitek, S (1, 2) OBP: 0.307, SLG: 0.418			B SI 92 B FF 90 C FF 91 B CH 84 X FF 92 3-1 ① P3		B CU 76 S FF 94 C FF 94 X CU 78 1-2 2-H 3B		B SI 95 F SI 96 C SL 82 S SL 83 1-3 ② K	B CH 82 F FF 92 F FF 92 S CH 82 1-3 ③ K		4	0	1	1	0	2	2
16 Josh Reddick, L (1, 9) OBP: 0.347, SLG: 0.497			C FF 93 F CU 73 B FF 93 X SL 80 1-2 ② G3		B FF 96 B FF 91 S FF 92 F FF 94 B SI 93 S FF 95 3-3 ③ K		C KC 77 X SI 94 0-1 ③ L5		C FF 91 C FF 90 B CU 69 S FC 89 1-3 ① K	4	0	0	0	0	2	1
Inning Stats	R: 0 E: 0 K: 1 S: 10 H: 0 LOB: 1 BB: 1 P: 17	R: 0 E: 0 K: 1 S: 10 H: 1 LOB: 1 BB: 0 P: 13	R: 0 E: 0 K: 0 S: 7 H: 0 LOB: 0 BB: 0 P: 13	R: 0 E: 0 K: 0 S: 6 H: 1 LOB: 0 BB: 0 P: 13	R: 1 E: 0 K: 1 S: 18 H: 2 LOB: 1 BB: 0 P: 28	R: 1 E: 0 K: 0 S: 11 H: 1 LOB: 1 BB: 1 P: 18	R: 1 E: 0 K: 2 S: 10 H: 1 LOB: 0 BB: 0 P: 13	R: 3 E: 0 K: 2 S: 20 H: 4 LOB: 2 BB: 1 P: 34	R: 0 E: 0 K: 1 S: 5 H: 0 LOB: 0 BB: 0 P: 8	1B: 5 2B: 3 3B: 1 HR: 2 SF: 1 SAC: 0 DP: 1 HBP: 0						

	AB	34
	R	6
	H	10
	RBI	6
	BB	3
	SO	8
	LOB	13

PITCHER		IP	WLS	BF	H	R	ER	SO	BB	IBB	HBP	BLK	WP	HR	S	P	ERA	WHIP
23 Danny Duffy, L ERA: 5.48	(1, 1)	6.0	L	23	5	2	2	3	2	0	0	0	0	1	62	102	3.00	1.167
43 Aaron Crow, R ERA: 2.41	(7, 1)	1.0		4	1	1	1	2	0	0	0	0	0	1	10	13	9.00	1.000
31 Louis Coleman, R ERA: 2.16	(8, 1)	0.2		6	4	3	3	1	0	0	0	0	0	0	16	25	40.50	6.000
55 Tim Collins, L ERA: 3.51	(8, 1)	0.1		2	0	0	0	1	1	0	0	0	0	0	4	9	0.00	3.000
48 Joakim Soria, R ERA: 4.13	(9, 1)	1.0		3	0	0	0	1	0	0	0	0	0	0	5	8	0.00	0.000

PITCHER	IP	WLS	BF	H	R	ER	SO	BB	IBB	HBP	BLK	WP	HR	S	P	ERA	WHIP

WP: 0	PA: 38
PB: 0	
SB: 0	
CS: 1	

Boston Red Sox @ Kansas City Royals

Kauffman Stadium, Kansas City, MO

Sun Aug 21 2011, 1:13 PM - 4:23 PM CDT

Att. 25,723 - Sunny - 85 F

livebaseballscorecards.com

BOTTOM

Batter	1	2	3	4	5	6	7	8	9	AB	R	H	RBI	BB	SO	LOB
4 Alex Gordon, L (1, 7) OBP: 0.369, SLG: 0.487	C FF 91 L SI 92 B FF 92 F CU 76 F FC 89 B CU 77 B FF 93 C FF 94 3-3 ① K		F FF 91 B FC 88 C FC 86 T FF 93 1-2 ① K		X FC 88 0-0 ② P5		X FF 98 0-0 ② F8			4	0	0	0	0	2	2
53 Melky Cabrera, S (1, 8) OBP: 0.335, SLG: 0.472	B FF 93 F FF 94 S CH 88 B FF 94 X FF 94 2-2 ② G5-3		C FC 88 B CH 86 F FC 89 X CU 76 1-2 ② P5		B FC 87 B FF 92 C FC 87 F CH 85 B FF 93 F FF 92 X FC 88 3-2 ③ F9		B FF 97 B FF 98 F FF 98 X FF 98 2-1 ③ FC6-4 1-2f			4	0	0	0	0	0	2
16 Billy Butler, R (1, 10) OBP: 0.370, SLG: 0.456	X FF 93 0-0 ③ F8		C CH 87 B FF 93 B FC 88 S CU 74 B FC 90 B CH 85 4-2 BB			B CU 71 B FF 91 X FF 91 2-0 ① F9		B FF 96 S FF 97 F SL 83 C SL 85 1-3 ① K		3	0	0	0	1	1	0
35 Eric Hosmer, L (1, 3) OBP: 0.320, SLG: 0.416		B CU 71 B FC 88 B FF 92 B FF 91 4-0 8 BB 13 E BB	C CU 74 C FF 95 X CU 77 0-2 ③ G3			B FC 89 S FC 87 B FF 94 F FF 92 F FC 90 X CU 76 2-2 ② G3		B SL 83 C FF 97 X FF 92 1-1 ② G1-4-3		3	0	0	0	1	0	1
21 Jeff Francoeur, R (1, 9) OBP: 0.327, SLG: 0.459		F FF 93 S CH 84 F FF 94 F CU 76 F FF 93 X CH 87 0-2 ① F8		B FC 88 C FC 89 F FF 93 F FF 93 B CU 77 S FC 90 2-3 ① K		C FC 88 F FC 89 X CU 76 0-2 ③ G5-3		B SL 84 C SL 84 S SL 84 F FF 97 S SL 85 1-3 ③ K		4	0	0	0	0	2	1
9 Johnny Giavotella, R (1, 4) OBP: 0.302, SLG: 0.417		1 SAFE B FF 92 B FF 92 X FF 93 2-0 ② P4	C CU 74 X FC 88 0-1 ② G5-3				C FF 91 X CH 86 0-1 8 1B 3B		C SI 89 F CU 76 F FC 86 F FF 90 B CU 76 F FC 86 C SI 89 1-3 ① K	4	1	1	0	0	1	1
13 Salvador Perez, R (1, 2) OBP: 0.231, SLG: 0.250		1 SAFE 1 SAFE C FF 92 B CU 75 B FF 92 X CH 86 2-1 E5 8 BB 1-2	B FF 93 C FC 87 S FC 89 F FF 94 B CU 77 F SI 93 X FC 90 2-2 8 FC6-4 1B				C FF 93 F FF 92 D CU 76 B SI 93 B FF 94 F FF 93 B FF 93 4-2 8 1B BB		X SI 90 0-0 ② F8	3	0	1	0	1	0	1
8 Mike Moustakas, L (1, 5) OBP: 0.262, SLG: 0.262		B FF 93 S FF 93 B FF 94 D FC 90 F FC 88 B FC 87 4-2 1-2 2-3 BB	1 SAFE B FF 93 X FF 94 1-0 ③ FC6-4 1-2f				D CU 76 C FC 89 C CU 75 X FC 88 1-2 53 FC6-4 1B 1-2 3-H		B SI 89 F FC 86 F SI 89 S CU 76 1-3 ③ K	3	0	1	1	1	1	1
2 Alcides Escobar, R (1, 6) OBP: 0.285, SLG: 0.331		F FF 94 B FF 94 B FF 94 F FF 93 X FF 94 2-2 ③ G1-3			B FF 90 B FF 90 C FF 89 X FF 90 2-1 ① G5-3		B FF 96 L FF 96 L FF 98 F FF 97 B SL 84 F FF 98 S SL 84 2-3 ① K			3	0	0	0	0	1	5
Inning Stats	R: 0 E: 0 K: 1 S: 9 H: 0 LOB: 0 BB: 0 P: 14	R: 0 E: 1 K: 0 S: 14 H: 0 LOB: 3 BB: 2 P: 28	R: 0 E: 0 K: 1 S: 11 H: 0 LOB: 1 BB: 1 P: 17	R: 0 E: 0 K: 1 S: 12 H: 1 LOB: 1 BB: 0 P: 17	R: 0 E: 0 K: 0 S: 7 H: 0 LOB: 0 BB: 0 P: 12	R: 0 E: 0 K: 0 S: 8 H: 0 LOB: 0 BB: 0 P: 12	R: 1 E: 0 K: 1 S: 16 H: 2 LOB: 2 BB: 1 P: 25	R: 0 E: 0 K: 2 S: 9 H: 0 LOB: 0 BB: 0 P: 12	R: 0 E: 0 K: 2 S: 10 H: 0 LOB: 0 BB: 0 P: 12	1B: 2 2B: 0 3B: 1 HR: 0	SF: 0 SAC: 0 DP: 0 HBP: 0						

	AB	31
	R	1
	H	3
	RBI	1
	BB	4
	SO	8
	LOB	14

PITCHER		IP	WLS	BF	H	R	ER	SO	BB	IBB	HBP	BLK	WP	HR	S	P	ERA	WHIP
31 Jon Lester, L ERA: 3.16	(1, 1)	6.0	W	26	3	1	1	3	4	0	0	0	0	0	69	113	1.50	1.167
51 Daniel Bard, R ERA: 2.1	(7, 1)	2.0	H	6	0	0	0	3	0	0	0	0	0	0	17	24	0.00	0.000
35 Dan Wheeler, R ERA: 3.86	(9, 1)	1.0		3	0	0	0	2	0	0	0	0	0	0	10	12	0.00	0.000

PITCHER	IP	WLS	BF	H	R	ER	SO	BB	IBB	HBP	BLK	WP	HR	S	P	ERA	WHIP

Kansas City Royals @ Toronto Blue Jays

Rogers Centre, Toronto, ON

Tue Aug 23 2011, 7:11 PM - 10:04 PM EDT

Att. 20,009 - Cloudy - 73 F

TOP

livebaseballscorecards.com

Batter	1	2	3	4	5	6	7	8	9	AB	R	H	RBI	BB	SO	LOB
4 Alex Gordon, L (1, 7) OBP: 0.367, SLG: 0.484	C SI 91 B SL 86 F FF 93 S FF 94 1-3 K ①	S FS 88 S FF 94 S SL 86 0-3 K ②		C FS 84 B KC 82 C FF 93 S KC 82 1-3 K ③		B SL 83 X SL 80 1-0 1B		S CH 85 C FF 92 F CH 85 1 SAFE D SL 82 C SL 80 1-3 K ②		5	0	1	0	0	4	3
53 Melky Cabrera, S (1, 8) OBP: 0.334, SLG: 0.470	C FF 92 B FF 94 B KC 83 F SI 92 F FF 96 B FF 95 X FF 95 2-2 G4-3 ②	C FF 94 S FF 94 F SL 85 F KC 85 B FF 96 B FF 95 B SL 86 S SL 84 3-3 K ③			C FF 90 F FF 90 F FF 94 X FF 92 0-2 P6 ①	S SI 80 B CH 82 B FF 94 S FF 93 1 SAFE F FF 94 B SI 81 S SI 80 3-3 K ②		B FF 93 C SL 82 B SI 91 X SL 81 2-1 1-2 1B		5	0	1	0	0	2	3
16 Billy Butler, R (1, 10) OBP: 0.368, SLG: 0.459	B SI 92 X FF 94 1-0 F9 ③		X FF 91 0-0 F8 ①		C SL 88 F FF 94 B SL 88 X FF 94 1-2 HR	B FF 91 B FF 91 X FF 90 2-0 F7 ③		B SL 81 C SL 80 B SL 82 B SI 93 S SL 81 S SL 81 3-3 K ③		5	1	1	1	0	1	3
35 Eric Hosmer, L (1, 3) OBP: 0.324, SLG: 0.426		C FF 91 S FF 92 F FF 94 B SL 89 B SL 88 X FF 95 2-2 HR	B SI 92 C SI 93 C FF 94 B FF 96 B KC 84 X KC 84 3-2 21 1B 1B		C FS 86 S FS 84 X KC 83 0-2 21 S 9 2B 1B		X SI 91 0-0 G4-3 ①		C SI 92 X SL 81 0-1 G4-3 ①	5	2	3	1	0	0	0
21 Jeff Francoeur, R (1, 9) OBP: 0.331, SLG: 0.467		X SL 89 0-0 9 E 2B	B FF 93 C FF 93 F FF 93 B FF 92 1 SAFE F KC 82 X SL 87 2-2 13 FC6-4 1-2 1B		B FF 93 F SL 87 F FF 93 C FS 86 1-3 K ② 1-2		C SI 91 X SL 80 0-1 9 F8 2B		S FF 91 B SI 92 X SL 81 1-1 1B	5	1	4	0	0	1	1
9 Johnny Giavotella, R (1, 4) OBP: 0.313, SLG: 0.438 17 Chris Getz, L (8, 4) OBP: 0.313, SLG: 0.283		B SI 93 X FF 94 1-0 E8 13 1B 2-H 1B	B FF 92 S SL 88 C SL 87 X FF 94 1-2 F9 ②		B SL 88 S SL 88 B FF 94 F FF 92 B FF 94 X SL 88 3-2 13 3B 2-H 2B		F FF 92 D SI 92 C SL 81 X SL 80 1-2 F8 ② 2-3		1 SAFE B CH 85 X SI 90 1-0 F8 ②	4 1	2 0	2 0	1 0	0 0	0 0	3 1
13 Salvador Perez, R (1, 2) OBP: 0.250, SLG: 0.317		C FF 95 X FF 95 0-1 8 BB 2-H 1B	B SL 88 C SL 87 S SL 86 B SL 89 X SI 96 2-2 FC6-4 ③ 1-2f		B FF 96 C FF 94 X SL 87 1-1 2-H 3B		C SL 82 X SL 82 0-1 G5-3 ③		B SI 92 S SL 80 F SI 90 X SL 81 1-2 F8 ③	5	0	2	2	0	0	4
8 Mike Moustakas, L (1, 5) OBP: 0.270, SLG: 0.267		C KC 83 B KC 80 B SL 88 B FS 87 B FF 95 4-1 1-2 BB		C KC 80 B FC 91 B FS 84 X FF 92 2-1 1B ①	B FF 92 B FF 92 F FF 93 X FF 94 2-1 P5 ③			B SI 92 C CH 85 B SL 81 B SL 80 X SI 91 3-1 53 1B 1B		3	0	2	0	1	0	1
2 Alcides Escobar, R (1, 6) OBP: 0.283, SLG: 0.328		B KC 82 B SL 87 B FF 95 C FF 94 C FF 95 F FF 96 X FF 96 3-2 F8 ①		B SI 92 X SI 93 1-0 G5-3 ②		C SI 80 S FF 94 F FF 94 B SL 84 F SI 82 F FF 95 X FF 95 1-2 G4-3 ①		1 SAFE 1 SAFE B SL 80 X SL 80 1-0 F7 ①		4	0	0	0	0	0	3
Inning Stats	R: 0 E: 0 K: 1 S: 9 H: 0 LOB: 0 BB: 0 P: 13	R: 3 E: 1 K: 2 S: 21 H: 4 LOB: 2 BB: 1 P: 34	R: 0 E: 0 K: 0 S: 14 H: 2 LOB: 2 BB: 0 P: 22	R: 0 E: 0 K: 1 S: 6 H: 1 LOB: 0 BB: 0 P: 10	R: 3 E: 0 K: 1 S: 20 H: 4 LOB: 1 BB: 0 P: 28	R: 0 E: 0 K: 1 S: 12 H: 1 LOB: 1 BB: 0 P: 19	R: 0 E: 0 K: 0 S: 8 H: 1 LOB: 1 BB: 0 P: 9	R: 0 E: 0 K: 2 S: 12 H: 2 LOB: 2 BB: 0 P: 22	R: 0 E: 0 K: 0 S: 8 H: 1 LOB: 1 BB: 0 P: 11	1B: 10 2B: 3 3B: 1 HR: 2 SF: 0 SAC: 0 DP: 0 HBP: 0						

	AB	42
	R	6
	H	16
	RBI	5
	BB	1
	SO	8
	LOB	22

WP: 0 PB: 0 SB: 1 CS: 0 PA: 43

PITCHER		IP	WLS	BF	H	R	ER	SO	BB	IBB	HBP	BLK	WP	HR	S	P	ERA	WHIP
23 Brandon Morrow, R ERA: 4.65	(1, 1)	4.2	L	25	11	6	6	5	1	0	0	0	0	2	68	103	11.57	2.571
58 Wilfredo Ledezma, L ERA: 6.75	(5, 1)	1.0		4	1	0	0	1	0	0	0	0	0	0	13	20	0.00	1.000
34 Joel Carreno, R ERA:	(6, 1)	3.1		14	4	0	0	2	0	0	0	0	0	0	29	45	0.00	1.200

PITCHER	IP	WLS	BF	H	R	ER	SO	BB	IBB	HBP	BLK	WP	HR	S	P	ERA	WHIP

Batter	1	2	3	4	5	6	7	8	9	AB	R	H	RBI	BB	SO	LOB
5 Yunel Escobar, R (1, 6) OBP: 0.366, SLG: 0.419	F FF 85 X SL 82 0-1 ① F9			B SL 82 C SL 81 X SL 83 1-1 14 G6-4-3 1B		C FF 87 X FF 88 0-1 1-H 2-H HR		B FF 97 C FF 96 S SL 90 D SL 90 X SL 90 2-2 ③ G5-3 1-2		4	1	2	3	0	0	1
14 Eric Thames, L (1, 7) OBP: 0.315, SLG: 0.461	C FF 84 X SL 82 0-1 ② G4-3			D SL 82 C CH 77 X SI 85 1-1 ①② G6-4-3 1-2f		B SL 82 F SL 83 F FF 87 B CU 69 X FF 88 2-2 ② F7			B FF 92 B FF 92 B FF 93 C FF 91 X FF 92 3-1 26 1B 2B	4	1	1	0	0	0	1
19 José Bautista, R (1, 9) OBP: 0.456, SLG: 0.645	C FF 86 B CH 78 B SL 83 X SL 82 2-1 ③ P6			C CU 74 S SL 84 S FF 89 0-3 ③ K		B CH 80 S SL 85 B SL 85 F CH 79 C CU 74 2-3 ③ K			C FF 92 B SL 83 C SL 81 B FF 94 S FF 92 2-3 ① K	4	0	0	0	0	3	1
26 Adam Lind, L (1, 3) OBP: 0.307, SLG: 0.458		C CU 71 C SI 86 S SL 81 0-3 ① K			X CU 71 0-0 ① G4-3		C SL 82 S SI 84 S EP 67 0-3 ① K		D FF 93 X CH 87 1-0 2-H 1B	4	0	1	1	0	2	0
10 Edwin Encarnación, R (1, 10) OBP: 0.336, SLG: 0.453		C CU 71 F SI 86 B CH 77 S FF 88 1-3 ② K			C CU 70 C SL 83 S FF 90 0-3 ② K		B CU 71 B CH 76 F SL 82 X SL 83 2-1 ② F7		S SL 82 B FF 93 F FF 92 B CU 68 F SL 81 X SL 80 2-2 ② P6	4	0	0	0	0	2	1
28 Colby Rasmus, L (1, 8) OBP: 0.314, SLG: 0.415 20 Mark Teahen, L (9, PH) OBP: 0.253, SLG: 0.299		B SI 88 B SL 83 C SL 83 B SI 86 C SI 86 C SL 84 3-3 ③ K			C SI 86 B SL 83 X SL 83 1-1 ③ G3		C CH 78 C SI 86 B EP 63 B SL 84 F FF 87 X CU 69 2-2 ③ F9		F FF 92 S FF 94 S FF 93 0-3 ③ K	3 1	0 0	0 0	0 0	0 0	1 1	0 1
13 Brett Lawrie, R (1, 5) OBP: 0.365, SLG: 0.569			C FF 85 S SL 83 B SI 86 S FF 87 1-3 ① K			F SI 86 X CH 78 0-1 ① F9		M SL 83 F SL 81 B SI 86 X FF 88 1-2 ① F9		3	0	0	0	0	1	0
8 José Molina, R (1, 2) OBP: 0.370, SLG: 0.439			F CH 77 F SL 83 F FF 88 X SI 86 0-2 ② P3			F SL 82 X CU 71 0-1 18 1B 5 HR 1B		X SL 83 0-0 ② G1-3		3	1	1	0	0	0	0
18 Mike McCoy, R (1, 4) OBP: 0.340, SLG: 0.325			B SL 82 S SL 82 C SL 84 B SI 86 C SL 84 2-3 ③ K			C SI 84 C SI 84 X FF 89 0-2 5 HR 1-2 1B		B FF 86 B SL 84 C SI 83 B SL 83 B FF 86 4-1 5 S BB		2	1	1	0	1	1	0
Inning Stats	R: 0 E: 0 K: 0 S: 6 H: 0 LOB: 0 BB: 0 P: 8	R: 0 E: 0 K: 3 S: 9 H: 0 LOB: 0 BB: 0 P: 13	R: 0 E: 0 K: 2 S: 10 H: 0 LOB: 0 BB: 0 P: 13	R: 0 E: 0 K: 1 S: 7 H: 1 LOB: 0 BB: 0 P: 9	R: 0 E: 0 K: 1 S: 6 H: 0 LOB: 0 BB: 0 P: 7	R: 3 E: 0 K: 1 S: 15 H: 3 LOB: 0 BB: 0 P: 19	R: 0 E: 0 K: 1 S: 9 H: 0 LOB: 0 BB: 0 P: 13	R: 0 E: 0 K: 0 S: 8 H: 0 LOB: 1 BB: 1 P: 15	R: 1 E: 0 K: 2 S: 13 H: 2 LOB: 1 BB: 0 P: 21	1B: 4 2B: 1 3B: 0 HR: 1 SF: 0 SAC: 0 DP: 1 HBP: 0						WP: 0 PB: 0 SB: 1 CS: 0 PA: 33	

PITCHER		IP	WLS	BF	H	R	ER	SO	BB	IBB	HBP	BLK	WP	HR	S	P	ERA	WHIP
52 Bruce Chen, L ERA: 4.12	(1, 1)	7.2	W	27	4	3	3	9	1	0	0	0	0	1	67	92	3.52	0.652
56 Greg Holland, R ERA: 1.54	(8, 1)	0.1	H	1	0	0	0	0	0	0	0	0	0	0	3	5	0.00	0.000
48 Joakim Soria, R ERA: 4.22	(9, 1)	1.0	S	5	2	1	1	2	0	0	0	0	0	0	13	21	9.00	2.000

PITCHER	IP	WLS	BF	H	R	ER	SO	BB	IBB	HBP	BLK	WP	HR	S	P	ERA	WHIP

BOTTOM

Kansas City Royals @ Toronto Blue Jays

Rogers Centre, Toronto, ON

Tue Aug 23 2011, 7:11 PM - 10:04 PM EDT

Att. 20,009 - Cloudy - 73 F

livebaseballscorecards.com

AB	32
R	4
H	6
RBI	4
BB	1
SO	11
LOB	5

Kansas City Royals @ Toronto Blue Jays

Rogers Centre, Toronto, ON

Wed Aug 24 2011, 7:10 PM - 9:55 PM EDT

Att. 18,292 - Roof Closed - 68 F

TOP

livebaseballscorecards.com

Batter	1	2	3	4	5	6	7	8	9	AB	R	H	RBI	BB	SO	LOB
4 Alex Gordon, L (1, 7) OBP: 0.371, SLG: 0.490	H SI 89 · 1-0 · 53 S / 16 2B · HBP		B SI 91 S FF 88 F FF 89 B SI 90 B CU 76 B CH 84 · 4-2 · 53 G5-3 / 16 1B · BB		S FF 90 S FF 92 X CU 77 · 0-2 · HR	B FF 94 B FF 93 B FF 92 F FF 92 B FF 92 · 4-1 · 53 FC5 · 1-2 · BB		X FC 91 · 0-0 · P6 ③		2	3	1	1	2	0	1
53 Melky Cabrera, S (1, 8) OBP: 0.333, SLG: 0.466	L FF 91 B SI 92 D FF 92 F FF 90 B CH 84 S CH 85 · 3-3 · K · 1-2		B SL 82 1 SAFE X FF 90 · 1-0 · G5-3 · 1-2		B FF 91 B SI 93 F FF 92 X FF 91 · 2-1 · G4-3 ①	B SI 91 F CH 83 X FF 92 · 1-1 · FC5 ③ · 1-2 2-3f			B FS 85 B FF 94 C FF 93 C FF 94 B FS 86 F FF 94 B FF 95 · 4-2 · 35 S · BB	4	0	0	0	1	1	4
16 Billy Butler, R (1, 10) OBP: 0.370, SLG: 0.465	C FF 91 F FF 92 D CU 77 F CU 76 F FF 93 B FC 93 B FF 93 X FF 92 · 3-2 · 35 G3 · 2-H · 2B		F FF 93 X FF 92 · 0-1 · 21 WP · 2-H · 1B		X FF 93 · 0-0 · P4 ②		B FF 90 S SL 83 C SL 83 B CH 82 X SL 82 · 2-2 · 35 G3-1 · 2B		C FF 95 S FS 87 F FF 96 F FF 95 P PO 91 F FS 86 B CU 78 X FS 87 · 2-2 · L6 ①	5	0	3	2	0	0	1
35 Eric Hosmer, L (1, 3) OBP: 0.322, SLG: 0.423	X FF 91 · 0-0 · G3 ② · 2-3		C FF 93 B FF 92 B FF 92 F SI 92 B FF 93 X FF 93 · 3-2 · F8 ②		B FF 94 C FF 92 F FF 92 X FF 93 · 1-2 · 21 1B · 1B		X FC 90 · 0-0 · G3-1 ① · 2-3		B SI 96 C FF 94 C SI 94 T FF 95 · 1-2 · K ② · 1-2	5	0	1	0	0	1	4
21 Jeff Francoeur, R (1, 9) OBP: 0.330, SLG: 0.464	T SI 92 F FF 93 F FF 94 X FF 92 · 0-2 · G4-1 ③		F FF 92 F FF 92 B CH 85 B CH 85 F FF 92 F CU 77 C FF 90 · 2-3 · K ③ · 1-2		B SI 92 B FF 92 B FF 92 X FF 91 · 3-0 · 1B · 1-2		C FC 90 C FC 91 · 0-3 · K ②		F FF 95 S FF 96 X FF 96 · 0-2 · L9 ③	5	0	1	0	0	2	4
9 Johnny Giavotella, R (1, 4) OBP: 0.296, SLG: 0.412		C SI 90 X FF 91 · 0-1 · G6-3 ①		B FF 89 C FF 89 F FF 91 F FF 92 B FF 93 S CH 84 · 2-3 · K ①	X FF 91 · 0-0 · L4 ③		B FF 91 X FF 90 · 1-0 · F9 ③			4	0	0	0	0	1	3
13 Salvador Perez, R (1, 2) OBP: 0.271, SLG: 0.318		B SI 90 C FF 90 B FF 91 X FF 90 · 2-1 · 8 1B · 1B		B SI 91 C CH 85 F CH 86 F FF 90 B CU 77 B CU 75 F FF 91 B CH 85 · 4-2 · 8 1B · BB		C FF 91 X FF 92 · 0-1 · P4 ①		C SI 92 S FF 92 C FF 94 · 0-3 · K ①		3	0	1	0	1	1	0
8 Mike Moustakas, L (1, 5) OBP: 0.278, SLG: 0.273		C FF 89 D CU 76 C SI 91 X FF 92 · 1-2 · 2 G1-6-3 · 1-2 · 1B		X FF 92 · 0-0 · 2 G6-3 · 1-2 · 1B		B FF 93 B FF 92 F FF 92 B FC 92 B FF 91 · 4-1 · 53 FC5 4 BB · BB		S SI 92 B CU 74 X SI 92 · 1-1 · F9 ②		3	0	2	0	1	0	0
2 Alcides Escobar, R (1, 6) OBP: 0.282, SLG: 0.326		B FF 91 C CH 84 X CH 85 · 1-1 · G1-6-3 ②③ · 1-2f		X FF 90 · 0-0 · G6-3 ②③ · 1-2f		1 SAFE 1 SAFE C FF 92 B FF 91 F CH 85 B FF 93 1 SAFE X CH 84 · 2-2 · L8 ②		B FF 93 B FC 91 F FF 92 C SL 85 F CU 78 B FC 91 F FF 94 B SI 92 · 4-2 · BB		3	0	0	0	1	0	5
Inning Stats	R: 1 E: 0 K: 1 S: 13 · H: 1 LOB: 1 BB: 0 P: 20	R: 0 E: 0 K: 0 S: 9 · H: 2 LOB: 1 BB: 0 P: 13	R: 1 E: 0 K: 1 S: 13 · H: 1 LOB: 1 BB: 1 P: 23	R: 0 E: 0 K: 1 S: 10 · H: 1 LOB: 1 BB: 1 P: 16	R: 1 E: 0 K: 0 S: 11 · H: 3 LOB: 2 BB: 0 P: 17	R: 0 E: 0 K: 0 S: 9 · H: 0 LOB: 2 BB: 2 P: 20	R: 0 E: 0 K: 1 S: 8 · H: 1 LOB: 1 BB: 0 P: 11	R: 0 E: 0 K: 1 S: 10 · H: 0 LOB: 1 BB: 1 P: 15	R: 0 E: 0 K: 1 S: 16 · H: 0 LOB: 1 BB: 1 P: 22	1B: 6 2B: 2 3B: 0 HR: 1 · SF: 0 SAC: 0 DP: 2 HBP: 1						

	AB	34
	R	3
	H	9
	RBI	3
	BB	6
	SO	6
	LOB	22

WP: 1 PB: 0 SB: 2 CS: 0 · PA: 41

PITCHER		IP	WLS	BF	H	R	ER	SO	BB	IBB	HBP	BLK	WP	HR	S	P	ERA	WHIP
24 Ricky Romero, L ERA: 2.78	(1, 1)	6.0		29	8	3	3	3	4	0	1	0	1	1	65	109	4.50	2.000
51 Jesse Litsch, R ERA: 4.15	(7, 1)	1.0	W	4	1	0	0	1	0	0	0	0	0	0	8	11	0.00	1.000
44 Casey Janssen, R ERA: 2.14	(8, 1)	1.0	H	4	0	0	0	1	1	0	0	0	0	0	10	15	0.00	1.000
50 Frank Francisco, R ERA: 3.96	(9, 1)	1.0	S	4	0	0	0	1	1	0	0	0	0	0	16	22	0.00	1.000

PITCHER	IP	WLS	BF	H	R	ER	SO	BB	IBB	HBP	BLK	WP	HR	S	P	ERA	WHIP

Batter	1	2	3	4	5	6	7	8	9	AB	R	H	RBI	BB	SO	LOB
18 Mike McCoy, R (1, 4) OBP: 0.327, SLG: 0.310	B SI 92 C SI 91 S SI 93 S SL 85 1-3 K2-3 ①		C FC 88 T SI 93 D SL 85 F KC 79 F FF 94 B FF 94 X SL 85 2-2 F8 ③		F FF 94 B SI 95 B KC 79 S FC 88 C SI 93 2-3 K ②		C SL 80 X SL 80 0-1 E5 5 G6-4-3			4	0	0	0	0	2	2
5 Yunel Escobar, R (1, 6) OBP: 0.367, SLG: 0.418	F FF 94 C SI 94 X FF 95 0-2 G4-3 ②			B SL 85 F SI 93 H SI 94 2-1 19 HR HBP	C SL 85 B FF 92 S SL 87 X KC 80 1-2 1B		B FF 89 C SL 80 S SL 79 B FF 89 F SL 80 X SL 78 2-2 G6-4-3 ②③ 1-2f			3	1	1	0	0	0	2
19 José Bautista, R (1, 9) OBP: 0.454, SLG: 0.649	C FF 94 B SL 86 F SI 94 B SI 95 S FC 87 2-3 K ③			B SL 84 C SI 92 1 SAFE X SL 84 1-1 1-H HR	S SI 92 D KC 79 D SI 93 C KC 78 B SI 95 X KC 79 3-2 P3 ③			B FF 95 B SL 86 B FF 95 F FF 93 C FF 94 X FF 96 3-2 L9 ①		4	1	1	2	0	1	1
26 Adam Lind, L (1, 3) OBP: 0.305, SLG: 0.453		C FF 92 X SI 93 0-1 G4-3 ①		B KC 78 B SI 93 X SI 94 2-0 G4-3 ①		B FF 92 F CH 79 B SI 92 X FC 87 2-1 F8 ①		B FF 96 X SL 88 1-0 P2 ②		4	0	0	0	0	0	0
10 Edwin Encarnación, R (1, 10) OBP: 0.335, SLG: 0.451		B FC 89 F SI 93 F CH 83 F SI 94 X SL 85 1-2 F7 ②		F FC 90 B KC 76 C SI 93 B SI 95 X FF 94 2-2 13 3B 1B		C FC 88 B KC 77 B KC 79 X FF 94 2-1 P2 ②		B SI 96 B FF 97 X FF 96 2-0 G5-3 ③		4	1	1	0	0	0	0
14 Eric Thames, L (1, 7) OBP: 0.311, SLG: 0.455		F FF 94 B FF 93 F KC 78 X FF 94 1-2 L7 ③		X CH 81 0-0 P6 ②		B CH 82 B KC 76 S CH 82 F FC 88 S SL 86 2-3 K ③				3	0	0	0	0	1	1
13 Brett Lawrie, R (1, 5) OBP: 0.379, SLG: 0.656			C FC 88 F SI 93 B SL 86 X KC 78 1-2 G6-3 ①	B SL 86 B SI 93 B SI 94 C SI 94 S FC 87 F FF 95 F FC 88 F FC 89 X SI 94 3-2 1-H 3B			C SL 78 B SL 81 F FF 90 B SL 78 X SL 81 2-2 HR			3	1	2	2	0	0	0
9 J.P. Arencibia, R (1, 2) OBP: 0.277, SLG: 0.433			B SI 94 F FF 93 B SL 86 B SI 93 B FC 90 4-1 BB	F FF 94 S FC 90 B SL 86 B FC 88 X SI 94 2-2 L8 ③			C FF 90 F SL 80 X SL 79 0-2 E5 1 SH1-4			2	0	0	0	1	0	1
1 Darin Mastroianni, R (1, 8)			X FF 93 0-0 F9 ②		C FF 93 S FC 89 S KC 79 0-3 K ①		B FF 88 X SL 78 1-0 SH1-4 ① 1-2			2	0	0	0	0	1	1
Inning Stats	R: 0 E: 0 K: 2 S: 9 H: 0 LOB: 0 BB: 0 P: 12	R: 0 E: 0 K: 0 S: 9 H: 0 LOB: 0 BB: 0 P: 11	R: 0 E: 0 K: 0 S: 10 H: 0 LOB: 1 BB: 1 P: 17	R: 3 E: 0 K: 0 S: 17 H: 3 LOB: 1 BB: 0 P: 29	R: 0 E: 0 K: 2 S: 12 H: 1 LOB: 1 BB: 0 P: 18	R: 0 E: 0 K: 1 S: 7 H: 0 LOB: 0 BB: 0 P: 13	R: 1 E: 2 K: 0 S: 13 H: 1 LOB: 1 BB: 0 P: 18	R: 0 E: 0 K: 0 S: 5 H: 0 LOB: 0 BB: 0 P: 11		1B: 2 2B: 0 3B: 1 HR: 2 SF: 0 SAC: 1 DP: 1 HBP: 1					WP: 0 PB: 0 SB: 0 CS: 0 PA: 32	

PITCHER		IP	WLS	BF	H	R	ER	SO	BB	IBB	HBP	BLK	WP	HR	S	P	ERA	WHIP
44 Luke Hochevar, R ERA: 4.91	(1, 1)	6.0		24	4	3	3	5	1	0	1	0	0	1	64	100	4.50	0.833
31 Louis Coleman, R ERA: 2.29	(7, 1)	1.0	L	5	1	1	1	0	0	0	0	0	0	1	13	18	9.00	1.000
38 Blake Wood, R ERA: 3.48	(8, 1)	1.0		3	0	0	0	0	0	0	0	0	0	0	5	11	0.00	0.000

PITCHER	IP	WLS	BF	H	R	ER	SO	BB	IBB	HBP	BLK	WP	HR	S	P	ERA	WHIP

BOTTOM

Kansas City Royals @ Toronto Blue Jays

Rogers Centre, Toronto, ON

Wed Aug 24 2011, 7:10 PM - 9:55 PM EDT

Att. 18,292 - Roof Closed - 68 F

livebaseballscorecards.com

AB	29
R	4
H	5
RBI	4
BB	1
SO	5
LOB	8

Kansas City Royals @ Toronto Blue Jays

Rogers Centre, Toronto, ON

Thu Aug 25 2011, 7:09 PM - 10:24 PM EDT

Att. 17,355 - Cloudy - 77 F

TOP

livebaseballscorecards.com

Batter	1	2	3	4	5	6	7	8	9	AB	R	H	RBI	BB	SO	LOB
9 Johnny Giavotella, R (1, 4) OBP: 0.289, SLG: 0.397	C FF 87 F FF 89 B SL 82 B CH 83 B FF 89 X FF 91 3-2 ① G6-3		C CH 80 B FF 88 X FF 89 1-1 2-H 1B		X SI 88 0-0 ③ G5-3		B SI 85 F FF 86 B SL 80 B CH 77 F FF 88 X FF 87 3-2 ① F9	B SI 88 B SI 88 X SI 88 2-0 ② FC4-2 53 1B; 16 2B; 3-H		5	1	1	1	0	0	1
53 Melky Cabrera, S (1, 8) OBP: 0.335, SLG: 0.475	B CH 80 F FF 90 B FF 90 F FF 88 S SL 82 2-3 ② K		C CH 78 F SL 82 F SL 82 S FF 89 0-3 ③ K			B CU 74 L FF 86 F SI 86 X SI 88 1-2 16 1B; 21 1B; 2B	X FF 87 0-0 HR	1 SAFE 1 SAFE C SI 86 1 SAFE B SI 86 1 SAFE B CH 83 X SI 87 2-1 1-2 16 2B		5	3	3	1	0	2	1
16 Billy Butler, R (1, 10) OBP: 0.374, SLG: 0.473	C FF 89 B SL 82 B FF 89 X CH 81 2-1 ③ L5			F SI 85 X CH 81 0-1 35 G3; 8 1B; 2B		F FF 88 D SL 80 B CH 78 B CH 81 F SI 87 X CH 79 3-2 8 FC3-6; 13 1B; 21 1B; 2-3 1B	C SI 89 B SI 88 X CH 82 1-1 21 1B; 35 1B; 8 FC2-1 1B	B SI 88 X SI 88 1-0 1-H 2-H 2B		5	2	4	2	0	0	0
35 Eric Hosmer, L (1, 3) OBP: 0.321, SLG: 0.420		C FF 86 X CH 78 0-1 ① G3		X SL 80 0-0 ① G3 2-3		B FF 89 X CH 82 1-0 ① F7	B SI 87 C SI 87 X SI 86 1-1 8 FC2-1; 21 1B; 1-2 1B	C FF 89 S FC 87 F FC 86 B SI 96 X SI 94 1-2 ③ G1-3		5	0	1	0	0	0	4
21 Jeff Francoeur, R (1, 9) OBP: 0.333, SLG: 0.464 4 Alex Gordon, L (9, 7) OBP: 0.371, SLG: 0.490		F CU 79 B FF 88 X SI 88 1-1 ② G5-3		X FF 88 0-0 ② F8		X SI 88 0-0 8 FC3-6 1-2 3-H 1B	X SI 88 0-0 8 FC2-1 1-2 2-3 1B		B SI 93 F FC 87 H FF 94 2-1 8 2B; HBP	4 0	1 0	2 0	1 0	0 0	0 0	1 0
8 Mike Moustakas, L (1, 5) OBP: 0.280, SLG: 0.280		B FF 88 B FF 89 C SL 82 F SL 83 X CH 80 2-2 ③ F8		C CH 80 B SL 81 F FF 89 X SL 81 1-2 3-H 1B		C FF 88 F FF 88 F FF 90 F FF 89 F SL 82 X SI 87 0-2 ② FC3-6 13 1B 1-2f 2-3	X SI 87 0-0 ② FC2-1 1-2 2-3 3-Hf		B FC 85 B FC 86 B SI 92 C SI 91 C SI 91 F SI 90 F FC 86 X SL 83 3-2 13 WP; 12 SF9; 1-H 2B	5	1	2	2	0	0	5
13 Salvador Perez, R (1, 2) OBP: 0.283, SLG: 0.347			B FF 86 B FF 88 B CH 79 C FF 88 X SI 88 3-1 9 1B; 2B	X FF 88 0-0 ③ F8		B FF 88 F CH 76 F FF 87 X FF 87 1-2 1-3 3-H 1B	C SI 88 B SL 82 B SI 88 B CH 84 S SI 88 F SI 88 X SI 88 3-2 ③ G6-3		F FC 90 F SI 90 B CU 78 F FF 90 S FC 91 1-3 ① K 2-3	5	1	2	1	0	1	5
12 Mitch Maier, L (1, 7) (9, 9) OBP: 0.366, SLG: 0.385			B FF 88 F FF 88 C FF 89 X SL 81 1-2 ① P5		X FF 86 0-0 ① F9	B CH 82 C FF 88 D CH 80 B SI 88 F CH 77 F SI 89 B CH 81 4-2 BB		C CH 81 B FF 86 X CH 83 1-1 9 FC4-2 3B	C FC 92 S SL 84 D SL 85 F SL 83 F FC 91 B SL 83 F SI 90 F FC 90 B SI 90 3-2 ② F SL 82 X FC 91 SF9; 3-H	3	0	1	1	1	0	1
2 Alcides Escobar, R (1, 6) OBP: 0.280, SLG: 0.322			C SI 87 X SL 80 0-1 ② G6-3		C CH 79 B SL 81 B CH 80 X SI 88 2-1 ② G6-3	C SL 80 F CH 81 B FF 90 S SL 82 1-3 ③ K		S CH 83 C SL 80 B SI 88 F CH 84 X SL 80 1-2 ① G4-3	S SL 84 B SI 90 X CU 80 1-1 ③ F8	5	0	0	0	0	1	5

Inning Stats																		
	R: 0	H: 0	R: 0	H: 0	R: 1	H: 2	R: 1	H: 2	R: 0	H: 0	R: 2	H: 4	R: 1	H: 4	R: 2	H: 3	R: 2	H: 1
	E: 0	LOB: 0	E: 0	LOB: 0	E: 0	LOB: 1	E: 0	LOB: 0	E: 0	LOB: 0	E: 0	LOB: 3	E: 0	LOB: 3	E: 0	LOB: 1	E: 0	LOB: 0
	K: 1	BB: 0	K: 0	BB: 0	K: 1	BB: 0	K: 0	BB: 0	K: 0	BB: 0	K: 1	BB: 1	K: 0	BB: 0	K: 0	BB: 0	K: 1	BB: 0
	S: 8	P: 15	S: 7	P: 10	S: 13	P: 18	S: 8	P: 9	S: 4	P: 6	S: 23	P: 34	S: 14	P: 22	S: 14	P: 22	S: 20	P: 30

1B: 9	SF: 1
2B: 5	SAC: 0
3B: 1	DP: 0
HR: 1	HBP: 1

WP: 1	PA: 45
PB: 0	
SB: 0	
CS: 0	

	AB	42
	R	9
	H	16
	RBI	9
	BB	1
	SO	4
	LOB	23

PITCHER		IP	WLS	BF	H	R	ER	SO	BB	IBB	HBP	BLK	WP	HR	S	P	ERA	WHIP
27 Brett Cecil, L ERA: 4.42	(1, 1)	6.1	L	29	9	5	5	3	1	0	0	0	0	1	67	99	7.11	1.579
57 Shawn Camp, R ERA: 4.77	(7, 1)	1.1		10	6	2	2	0	0	0	0	0	0	0	20	32	13.50	4.500
35 Rommie Lewis, L ERA: 13.5	(8, 1)	0.1		3	1	2	0	0	0	0	1	0	0	0	10	16	0.00	3.000
51 Jesse Litsch, R ERA: 4.09	(9, 1)	1.0		3	0	0	0	1	0	0	0	0	1	0	14	19	0.00	0.000

PITCHER		IP	WLS	BF	H	R	ER	SO	BB	IBB	HBP	BLK	WP	HR	S	P	ERA	WHIP

Batter	1	2	3	4	5	6	7	8	9	AB	R	H	RBI	BB	SO	LOB
5 Yunel Escobar, R (1, 6) OBP: 0.364, SLG: 0.413	C SI 82 C CH 72 B SI 86 X CH 74 1-2 ① F9		X CH 76 0-0 ② F7		C CU 70 X CU 67 0-1 ② G6-3		B FS 87 C SL 87 F SL 87 1 SAFE 1 SAFE F FF 95 X SL 85 1-2 ① FC6-4 14 WP 1-2f		B FF 90 B FF 92 C FF 93 F FC 92 B SL 82 X FF 94 3-2 ① F9	5	0	0	0	0	0	1
14 Eric Thames, L (1, 7) OBP: 0.309, SLG: 0.458	X SI 86 0-0 ② F7		X FF 84 0-0 3B		C CH 77 X CU 70 0-1 ③ F7		F FF 95 B CU 76 F SL 86 D FS 87 F SL 87 D CU 76 S FF 96 3-3 ② K 1-2		C FF 89 B FF 93 S CH 87 S FF 92 1-3 ② K	5	0	1	0	0	2	1
19 José Bautista, R (1, 9) OBP: 0.458, SLG: 0.651	B SI 82 C CH 76 S SI 83 B SI 85 F CU 68 B SI 88 B SI 81 4-2 BB		I IN 64 I IN 64 I IN 64 I IN 65 4-0 IBB			F SI 81 X CH 75 0-1 2B	B SL 85 B SL 84 C SL 86 C FF 96 S SL 86 2-3 ③ K		C FF 90 B CU 69 F FF 93 X FC 87 1-2 10 DI 10 HR 1B	3	1	2	0	2	1	1
10 Edwin Encarnación, R (1, 10) OBP: 0.336, SLG: 0.461	B SI 84 C SI 85 F SI 84 X CU 66 1-2 ③ G4-3		T CU 69 F FF 83 B SI 83 X CU 66 1-2 ③ F9			F SI 83 C CU 68 D CH 75 S CU 67 1-3 ① K		B FF 92 B FF 94 C FF 92 S FF 94 B SL 87 F FF 94 X FF 94 3-2 13 3B 2B	C FF 93 X SL 82 0-1 1-H HR	5	2	2	2	0	1	4
26 Adam Lind, L (1, 3) OBP: 0.301, SLG: 0.447		B SI 82 B SI 82 F CH 75 F SI 83 X CU 69 2-2 ① G4-3		C CU 67 C SI 84 B SI 82 C SI 86 1-3 ① K		C CU 68 C SI 84 S CU 67 0-3 ② K		B CU 74 B FF 95 C FF 95 F FF 96 F CU 80 S FF 97 2-3 ① K	B FF 93 C FF 92 B CH 88 C FC 91 F FF 93 S CU 72 2-3 ③ K	5	0	0	0	0	4	2
13 Brett Lawrie, R (1, 5) OBP: 0.386, SLG: 0.677		B SI 86 X SI 84 1-0 1B		B CH 77 C CH 77 B CH 76 S SI 82 F SI 86 F CU 69 S SI 85 2-3 ② K		B CH 75 B CH 76 F SI 83 X CH 77 2-1 ③ F8		D SL 87 B SL 87 X FF 96 2-0 9 SF8 2-H 3B		4	1	2	1	0	1	1
2 Kelly Johnson, L (1, 4) OBP: 0.291, SLG: 0.412		C CH 78 B SI 82 X SI 84 1-1 ② P3		B CU 70 B SI 85 B SI 83 C SI 85 S CH 79 D CH 78 4-2 BB			B SI 81 X SI 83 1-0 9 HR 1B	C FF 96 B SL 87 S SL 87 B SL 88 B FF 96 F SL 88 B FF 97 4-2 9 SF8 BB		2	1	1	0	2	0	1
9 J.P. Arencibia, R (1, 2) OBP: 0.277, SLG: 0.440		B CH 76 1 SAFE X CH 77 1-0 ③ G2-3		C CH 76 C CU 65 B SI 84 1 SAFE B SI 87 S CH 74 2-3 ③ K			F CH 75 X SI 82 0-1 1-H HR	F SL 87 X SL 87 0-1 ② SF8 1-2 3-H		3	1	1	3	0	1	2
18 Mike McCoy, R (1, 8) OBP: 0.324, SLG: 0.308			X SI 82 0-0 ① B1-3		B SI 84 S CH 76 C CH 75 B CH 76 X CH 77 2-2 ① F7		B SI 84 F CH 76 S SI 83 F SI 85 X CU 68 1-2 5 FC6-4 1B	C FF 96 S SL 88 S FF 96 0-3 ③ K		4	0	1	0	0	1	1
Inning Stats	R: 0 H: 0 E: 0 LOB: 1 K: 0 BB: 1 S: 10 P: 16	R: 0 H: 1 E: 0 LOB: 1 K: 0 BB: 0 S: 7 P: 12	R: 0 H: 1 E: 0 LOB: 2 K: 0 BB: 1 S: 6 P: 11	R: 0 H: 0 E: 0 LOB: 1 K: 3 BB: 1 S: 13 P: 22	R: 0 H: 0 E: 0 LOB: 0 K: 0 BB: 0 S: 7 P: 9	R: 0 H: 1 E: 0 LOB: 1 K: 2 BB: 0 S: 10 P: 13	R: 2 H: 3 E: 0 LOB: 1 K: 2 BB: 0 S: 18 P: 26	R: 2 H: 2 E: 0 LOB: 1 K: 2 BB: 1 S: 17 P: 28	R: 2 H: 2 E: 0 LOB: 0 K: 2 BB: 0 S: 15 P: 22	1B: 4 SF: 1 2B: 2 SAC: 0 3B: 2 DP: 0 HR: 2 HBP: 0					WP: 1 PA: 41 PB: 0 SB: 0 CS: 0	

PITCHER		IP	WLS	BF	H	R	ER	SO	BB	IBB	HBP	BLK	WP	HR	S	P	ERA	WHIP
26 Jeff Francis, L ERA: 4.82	(1, 1)	6.0	W	27	6	2	2	5	2	1	0	0	0	1	60	92	3.00	1.333
56 Greg Holland, R ERA: 1.85	(7, 1)	2.0	H	9	2	2	2	4	1	0	0	0	1	0	28	45	9.00	1.500
48 Joakim Soria, R ERA: 4.47	(9, 1)	1.0		5	2	2	2	2	0	0	0	0	0	1	15	22	18.00	2.000

PITCHER	IP	WLS	BF	H	R	ER	SO	BB	IBB	HBP	BLK	WP	HR	S	P	ERA	WHIP

BOTTOM

Kansas City Royals @ Toronto Blue Jays

Rogers Centre, Toronto, ON

Thu Aug 25 2011, 7:09 PM - 10:24 PM EDT

Att. 17,355 - Cloudy - 77 F

livebaseballscorecards.com

AB	36
R	6
H	10
RBI	6
BB	4
SO	11
LOB	14

Kansas City Royals @ Cleveland Indians

Progressive Field, Cleveland, OH

Fri Aug 26 2011, 7:07 PM - 9:36 PM EDT

Att. 41,337 - Clear - 72 F

TOP

livebaseballscorecards.com

Batter	1	2	3	4	5	6	7	8	9	AB	R	H	RBI	BB	SO	LOB
4 Alex Gordon, L (1, 7) OBP: 0.369, SLG: 0.486	B FF 92 B FF 91 C SI 91 C SI 94 F FF 94 S FS 84 2-3 ① K		F SI 94 B FS 86 F SI 94 C SI 94 1-3 ② K	B FS 84 C SI 94 F FS 86 B CU 78 X FF 94 2-2 ③ P6			C SL 80 B SL 82 F SI 92 S FF 94 1-3 ② K			4	0	0	0	0	3	3
53 Melky Cabrera, S (1, 8) OBP: 0.336, SLG: 0.474	B FF 92 B SI 92 F SI 94 X SI 94 2-1 16 FC5-4 1B		C SI 94 B SI 93 C FS 85 B SI 94 F SL 84 B FF 95 B SI 93 4-2 BB		C SL 80 X SI 93 0-1 ① P6		B CU 79 B SI 91 F SI 91 S FS 85 B SI 94 S FS 88 3-3 ③ K			3	0	1	0	1	1	0
16 Billy Butler, R (1, 10) OBP: 0.373, SLG: 0.470	B SI 93 X SI 93 1-0 ② FC5-4 1-2f		X SI 93 0-0 ③ F8		B CU 78 S SL 82 F SI 93 S FS 86 1-3 ② K			C SL 80 H SI 92 1-1 21 G5-4-3 HBP		3	0	0	0	0	1	2
35 Eric Hosmer, L (1, 3) OBP: 0.323, SLG: 0.429	B SL 81 C SI 92 B FF 94 F SI 94 S FF 95 2-3 ③ K			X FF 93 0-0 HR	C SI 93 B SI 92 X FS 86 1-1 1B			X SI 92 0-0 ① L8		4	1	2	1	0	1	2
21 Jeff Francoeur, R (1, 9) OBP: 0.332, SLG: 0.465		B SI 93 B SI 94 B SI 93 X FF 92 3-0 9 CS 2B		B SL 83 B SI 94 F FF 94 X SI 93 2-1 ① G4-3	B FF 93 D FF 93 F SI 93 F SI 93 F FF 93 S FS 87 2-3 ③ K			B FF 92 F FF 92 X SL 81 1-1 ② ③ G5-4-3 1-2f		4	0	1	0	0	1	2
8 Mike Moustakas, L (1, 5) OBP: 0.284, SLG: 0.284		B SI 93 F SI 92 F SI 94 S FS 85 1-3 ① K	B SI 94 X SI 94 1-0 13 1B 9 FC5 1B			C SL 79 C FS 84 B FF 93 S FF 92 1-3 ① K			C FF 94 B SL 83 B FF 94 X FF 95 2-1 13 F9 2 SH2-3 1B	4	0	2	0	0	2	1
9 Johnny Giavotella, R (1, 4) OBP: 0.291, SLG: 0.395 2 Alcides Escobar, R (7, 6) OBP: 0.280, SLG: 0.322		B FF 93 X SI 95 1-0 ② 2-3 1B	D SI 92 B SL 81 B SI 92 C FF 91 X SI 91 3-1 FC5 13 1B 1-2			X SI 92 0-0 ② G6-3			X SI 94 0-0 ① SH2-3 1-2	3	0	1	0	0	0	1
										0	0	0	0	0	0	0
13 Salvador Perez, R (1, 2) OBP: 0.281, SLG: 0.340		C FF 93 S FF 91 X FF 94 0-2 ③ G1-3	B SI 91 B SL 85 X SI 92 2-0 1-2 2-3 1B			C FF 93 F SI 92 F FF 93 X SL 80 0-2 ③ F8			B SL 82 X FF 93 1-0 ② F9 2-3	4	0	1	0	0	0	2
17 Chris Getz, L (1, 6) OBP: 0.310, SLG: 0.280 (7, 4)			C SI 92 B FF 94 B SI 94 F SI 93 C SI 94 2-3 ① K	F SI 94 X FF 93 0-1 ② F4			C SL 80 X SI 91 0-1 ① G4-3		B FF 93 F FF 92 F FF 94 F SI 94 F FF 94 X FF 93 1-2 ③ L9	4	0	0	0	0	1	4

AB	33	1B: 6	SF: 0	WP: 0	PA: 36				
R	1	2B: 1	SAC: 1	PB: 0					
H	8	3B: 0	DP: 1	SB: 0					
RBI	1	HR: 1	HBP: 1	CS: 1					
BB	1								
SO	10								
LOB	17								

Inning Stats	1	2	3	4	5	6	7	8	9
	R: 0 E: 0 K: 2 S: 10 H: 1 LOB: 1 BB: 0 P: 17	R: 0 E: 0 K: 1 S: 8 H: 2 LOB: 1 BB: 0 P: 13	R: 0 E: 0 K: 2 S: 10 H: 0 LOB: 1 BB: 1 P: 17	R: 1 E: 0 K: 0 S: 12 H: 3 LOB: 3 BB: 0 P: 22	R: 0 E: 0 K: 2 S: 11 H: 1 LOB: 1 BB: 0 P: 15	R: 0 E: 0 K: 1 S: 8 H: 0 LOB: 0 BB: 0 P: 9	R: 0 E: 0 K: 2 S: 8 H: 0 LOB: 0 BB: 0 P: 12	R: 0 E: 0 K: 0 S: 4 H: 0 LOB: 0 BB: 0 P: 6	R: 0 E: 0 K: 0 S: 9 H: 1 LOB: 1 BB: 0 P: 13

PITCHER		IP	WLS	BF	H	R	ER	SO	BB	IBB	HBP	BLK	WP	HR	S	P	ERA	WHIP
30 Ubaldo Jiménez, R ERA: 4.71	(1, 1)	7.0	W	29	7	1	1	10	1	0	0	0	0	1	67	105	1.29	1.143
52 Vinnie Pestano, R ERA: 2.49	(8, 1)	1.0	H	3	0	0	0	0	0	0	1	0	0	0	4	6	0.00	0.000
54 Chris Perez, R ERA: 2.9	(9, 1)	1.0	S	4	1	0	0	0	0	0	0	0	0	0	9	13	0.00	1.000

PITCHER	IP	WLS	BF	H	R	ER	SO	BB	IBB	HBP	BLK	WP	HR	S	P	ERA	WHIP

Batter	1	2	3	4	5	6	7	8	9	AB	R	H	RBI	BB	SO	LOB
12 Ezequiel Carrera, L (1, 8) (8, 7) OBP: 0.331, SLG: 0.324	B FF 93 B FF 93 B SI 92 C FF 93 B SI 93 4-1 46 G3-6-1-4 BB			C SI 93 B SL 84 L SI 95 X SI 96 1-2 P5 ①		B CH 88 X SI 94 1-0 SH5-3 ① 1-2	B FF 93 D FF 92 F FF 92 B FF 92 F FF 93 F FF 92 B FF 92 4-2 1-2 2-3 3-H BB			1	0	0	1	2	0	0
46 Cord Phelps, S (1, 4) OBP: 0.270, SLG: 0.273	C SI 94 ① 1 SAFE ② F SI 94 F FF 96 F SL 88 X CU 78 0-2 G3-6-1-4 1-2f			B SL 86 F SI 96 S CH 86 B FF 96 B SI 96 X SI 95 3-2 ② F8		F CH 87 B SI 95 X SI 95 1-1 ② G4-3 2-3	B CH 82 B FF 93 C FF 92 D FF 92 C FF 93 S FF 92 3-3 ③ K			4	0	0	0	0	1	5
13 Asdrúbal Cabrera, S (1, 6) OBP: 0.341, SLG: 0.466	F SI 96 B SI 96 C CH 87 B SI 96 B SI 97 F SL 86 F SI 96 X SI 96 3-2 ③ P6			F CU 78 F FF 95 S SI 97 0-3 ③ K		F SI 96 B SI 96 S SI 97 B SI 97 F SI 97 F SI 97 S SI 96 2-3 ③ K		X FF 96 0-0 ① F9		4	0	0	0	0	2	1
25 Jim Thome, L (1, 10) OBP: 0.346, SLG: 0.467		X SI 95 0-0 ① G1-3			B SI 95 T CH 86 C SI 96 B SI 96 C SI 96 2-3 ① K		S CH 86 C CH 86 B CH 85 B SI 96 F SI 95 B SI 96 S SI 95 3-3 ① K	S SI 96 C CH 85 B SI 96 X CH 87 1-2 ② G4-3		4	0	0	0	0	2	0
41 Carlos Santana, S (1, 3) OBP: 0.350, SLG: 0.441		B SI 96 B SI 96 X SI 95 2-0 1 G1-6-3 1B			C SI 96 F CH 88 B SI 95 B SL 90 F SL 89 C SI 97 2-3 ② K		B FF 97 B CU 78 C CH 88 B SI 96 B SI 95 4-1 1 1B 9 1B BB	F FF 96 X SI 96 0-1 2B		3	1	2	0	1	1	0
1 Kosuke Fukudome, L (1, 9) OBP: 0.360, SLG: 0.376 (8, 8)		X CH 85 0-0 ② G1-6-3 ③ 1-2f			C CH 86 C CU 78 F SI 98 B SI 97 X SI 97 1-2 47 1B 9 1B 1B		D CU 78 B CH 87 C SL 86 F SI 95 X SI 96 2-2 9 1B 12 BB 1-2 1B	D CH 85 B FF 95 D SL 88 I 4-0 IBB		3	1	2	0	1	0	1
47 Shelley Duncan, R (1, 7) OBP: 0.319, SLG: 0.438 17 Shin-Soo Choo, L (8, 9) OBP: 0.346, SLG: 0.394			C SL 87 B SI 96 F SL 87 X SL 89 1-2 ① G4-3		D SL 88 1 SAFE C SL 89 S FF 96 F FF 97 X SL 90 1-2 9 1B 1-2 1B		C SI 96 S SI 96 S FF 97 0-3 ② K	B CH 84 X FF 95 1-0 ③ G4-3		3 1	0 0	1 0	0 0	0 0	1 0	2 2
9 Jack Hannahan, L (1, 5) OBP: 0.329, SLG: 0.345			B SI 96 X CH 86 1-0 ② F8		C SI 95 B SI 96 F SI 96 B SI 96 F CU 81 X SI 96 2-2 ③ 1-2 2-H 1B		C SI 95 F SI 96 X SI 96 0-2 12 BB 1-3 2-H 1B			3	0	2	1	0	0	0
6 Lou Marson, R (1, 2) OBP: 0.304, SLG: 0.309			C FF 96 B SL 88 B SL 89 X SI 95 2-1 ③ G6-3			B SI 94 F SI 94 T SI 96 B SL 89 B SL 88 F SI 96 B SI 96 4-2 46 G4-3 12 SH5-3 BB	B SL 88 C SL 88 B SL 87 B SI 95 B SI 94 4-1 12 BB BB		1	0	0	0	2	0	0
Inning Stats	R: 0 E: 0 K: 0 S: 11 H: 0 LOB: 0 BB: 1 P: 18	R: 0 E: 0 K: 0 S: 3 H: 1 LOB: 0 BB: 0 P: 5	R: 0 E: 0 K: 0 S: 6 H: 0 LOB: 0 BB: 0 P: 10	R: 0 E: 0 K: 1 S: 9 H: 0 LOB: 0 BB: 0 P: 13	R: 0 E: 0 K: 2 S: 19 H: 3 LOB: 2 BB: 0 P: 27	R: 0 E: 0 K: 1 S: 11 H: 0 LOB: 1 BB: 1 P: 19	R: 2 E: 0 K: 3 S: 21 H: 2 LOB: 3 BB: 3 P: 41	R: 0 E: 0 K: 0 S: 7 H: 1 LOB: 2 BB: 1 P: 13		1B: 6 2B: 1 3B: 0 HR: 0	SF: 0 SAC: 1 DP: 2 HBP: 0	WP: 0 PB: 0 SB: 0 CS: 0	PA: 34			

PITCHER		IP	WLS	BF	H	R	ER	SO	BB	IBB	HBP	BLK	WP	HR	S	P	ERA	WHIP
59 Felipe Paulino, R ERA: 4.3	(1, 1)	6.2	L	27	6	2	2	6	4	0	0	0	0	0	74	120	2.70	1.500
55 Tim Collins, L ERA: 3.49	(7, 1)	0.1		2	0	0	0	1	1	0	0	0	0	0	6	13	0.00	3.000
38 Blake Wood, R ERA: 3.42	(8, 1)	1.0		5	1	0	0	0	0	1	0	0	0	0	7	13	0.00	1.000

PITCHER	IP	WLS	BF	H	R	ER	SO	BB	IBB	HBP	BLK	WP	HR	S	P	ERA	WHIP

BOTTOM

Kansas City Royals @ Cleveland Indians

Progressive Field, Cleveland, OH

Fri Aug 26 2011, 7:07 PM - 9:36 PM EDT

Att. 41,337 - Clear - 72 F

livebaseballscorecards.com

AB	27
R	2
H	7
RBI	2
BB	6
SO	7
LOB	11

Kansas City Royals @ Cleveland Indians

Progressive Field, Cleveland, OH

Sat Aug 27 2011, 7:07 PM - 10:35 PM EDT

Att. 35,370 - Clear - 74 F

livebaseballscorecards.com

TOP

Batter	1	2	3	4	5	6	7	8	9	AB	R	H	RBI	BB	SO	LOB
4 Alex Gordon, L (1, 7) OBP: 0.372, SLG: 0.496	X SI 91 / 0-0: 53 FC4-6 1B			C SI 92, X SL 85 / 0-1: 35 1B 2B	B SI 93, B CH 87, B CH 86, C SI 94, B SI 94 / 4-1: 53 2B BB		F SL 81, B FF 91, 1 SAFE, 1 SAFE, X SL 82 / 1-1: 1-H 3-H HR		B FF 92, B FF 93, S FF 93, F FF 94, F SL 82, S SL 80 / 2-3 ②: K 1-2	4	2	3	3	1	1	1
53 Melky Cabrera, S (1, 8) OBP: 0.335, SLG: 0.473	C SI 91, 1 SAFE, F CH 84, F CH 85, B SI 93, X CH 84 / 1-2 ①: FC4-6 16 G5-4-3 1-2f			X SI 94 / 0-0 ①: F8	X SI 92 / 0-0 ②: 1-H 2-H 2B		C FF 91, S SL 81, B CH 81, F FF 90, F FF 91, B SL 82, B FF 90, X FF 91 / 3-2 ②: G5-3		C SL 81, B SL 82, B SL 79, C FF 92, T SL 81 / 2-2 ③: K	5	0	1	1	0	1	3
16 Billy Butler, R (1, 10) OBP: 0.370, SLG: 0.466	X SI 92 / 0-0 ② ③: G5-4-3 1-2f			C SI 93, D CH 86, X SI 92 / 1-1 ②: G5-3	X SI 93 / 0-0 ③: F9		B CH 82, F FF 90, X FF 90 / 1-1 ③: F8			4	0	0	0	0	0	3
35 Eric Hosmer, L (1, 3) OBP: 0.324, SLG: 0.428		B SI 93, C CH 84, S SI 93, B SI 92, X CH 84 / 2-2 ①: L5		B SI 94, X SI 94 / 1-0: 21 1B 8 2B 2-H 1B		C CH 85, F CH 85, B SI 93, B CH 85, B SI 93, X CH 86 / 3-2 ①: G4-3		B SL 86, B SL 85, B FF 89, C FF 89, B FF 88 / 4-1: 21 G4-6-3 BB		3	1	1	1	1	0	0
21 Jeff Francoeur, R (1, 9) OBP: 0.333, SLG: 0.465		B SL 86, F SI 91, X CH 85 / 1-1 ②: G5-3		B CH 86, B SI 93, X SI 92 / 2-0: 8 2B 1-3 1B		F CH 86, X SI 92 / 0-1: 8 CS 1B		C FF 89, F SL 86, B SL 85, X SL 85 / 1-2 ① ②: G4-6-3 1-2f		4	1	2	0	0	0	1
8 Mike Moustakas, L (1, 5) OBP: 0.287, SLG: 0.292		B SI 92, C SI 92, B CH 85, X SI 93 / 2-1 ③: G3-1		D SI 92, C CH 84, C SI 91, X SI 93 / 1-2: 1-H 3-H 2B		C CH 86, B SI 93, B CH 86, F CH 86, X CH 86 / 2-2 ② ③: G3 1-2		B SL 86, C FF 88, F SL 85, X SL 86 / 1-2: 1B		4	0	2	2	0	0	1
9 Johnny Giavotella, R (1, 4) OBP: 0.289, SLG: 0.380 17 Chris Getz, L (8, 4) OBP: 0.310, SLG: 0.280			C SI 92, B CH 85, C SI 92, F SI 91, B SL 86, S SI 92 / 2-3 ①: K	X SI 93 / 0-0 ③: F7			F SI 91, H SI 92 / 1-1: 2 E 13 G5-3 4 HR HBP		B SL 82, B SI 91, B SI 88, C SI 89, C SI 90, F SI 91, C SL 83 / 3-3 ③: K	3	1	0	0	0	2	2
										0	0	0	0	0	0	0
13 Salvador Perez, R (1, 2) OBP: 0.295, SLG: 0.351			B SI 92, C SI 91, X SI 92 / 1-1 ②: G5-3		C SI 92, F SI 93, B SI 92, X SL 87 / 1-2: 2 SH1-3 53 2B 1B		F SI 91, L SI 89, B CH 84, F SI 91, F SI 92, F SI 93, F SI 92, B SI 92, 1 SAFE / 3-2 ①: F SI 92, D CH 87, X SI 92 G5-3 1-2		F FF 94, C SL 83, F FF 94, F FF 94, B FF 93, F SI 94, X SL 84 / 1-2: E8 2 FC1-5 1B	4	1	2	0	0	0	1
2 Alcides Escobar, R (1, 6) OBP: 0.278, SLG: 0.320			B SI 92, C SI 91, F CH 85, S SI 93 / 1-3 ③: K		1 SAFE, L SI 92, X SI 91 / 0-1 ①: SH1-3 1-2		C CH 86, B SI 92, F SI 93, X SI 94 / 1-2: E3 4 HR 2-3		X FF 93 / 0-0 ①: FC1-5 4 S 2-3	3	1	0	0	0	1	2
Inning Stats	R: 0 E: 0 K: 0 S: 6 / H: 1 LOB: 0 BB: 0 P: 7	R: 0 E: 0 K: 0 S: 7 / H: 0 LOB: 0 BB: 0 P: 12	R: 0 E: 0 K: 2 S: 9 / H: 0 LOB: 0 BB: 0 P: 13	R: 3 E: 0 K: 0 S: 11 / H: 4 LOB: 1 BB: 0 P: 16	R: 1 E: 0 K: 0 S: 8 / H: 2 LOB: 1 BB: 1 P: 13	R: 0 E: 0 K: 0 S: 8 / H: 1 LOB: 0 BB: 0 P: 13	R: 3 E: 1 K: 0 S: 21 / H: 1 LOB: 0 BB: 0 P: 31	R: 0 E: 0 K: 1 S: 11 / H: 1 LOB: 1 BB: 1 P: 20	R: 0 E: 1 K: 2 S: 14 / H: 1 LOB: 1 BB: 0 P: 19	1B: 7 2B: 3 3B: 0 HR: 1	SF: 0 SAC: 1 DP: 2 HBP: 1					

	AB	34
	R	7
	H	11
	RBI	7
	BB	2
	SO	5
	LOB	14

WP: 0 PB: 0 SB: 1 CS: 1 — PA: 38

PITCHER		IP	WLS	BF	H	R	ER	SO	BB	IBB	HBP	BLK	WP	HR	S	P	ERA	WHIP
55 Roberto Hernandez, R (1, 1) ERA: 4.85		6.1		27	8	6	6	2	1	0	1	0	0	0	61	91	8.53	1.421
49 Tony Sipp, L (7, 1) ERA: 2.7		0.2		3	1	1	0	0	0	0	0	0	0	1	9	14	0.00	1.500
53 Rafael Perez, L (8, 1) ERA: 2.5		0.2		3	1	0	0	0	1	0	0	0	0	0	7	13	0.00	3.000
38 Joe Smith, R (8, 1) ERA: 1.53		0.1	W	1	0	0	0	1	0	0	0	0	0	0	4	7	0.00	0.000
54 Chris Perez, R (9, 1) ERA: 2.84		1.0	S	4	1	0	0	2	0	0	0	0	0	0	14	19	0.00	1.000

PITCHER	IP	WLS	BF	H	R	ER	SO	BB	IBB	HBP	BLK	WP	HR	S	P	ERA	WHIP

BOTTOM

Kansas City Royals @ Cleveland Indians

Progressive Field, Cleveland, OH

Sat Aug 27 2011, 7:07 PM - 10:35 PM EDT

Att. 35,370 - Clear - 74 F

livebaseballscorecards.com

Batter	1	2	3	4	5	6	7	8	9	AB	R	H	RBI	BB	SO	LOB
1 Kosuke Fukudome, L (1, 8) (6, 9) OBP: 0.362, SLG: 0.378	B FF 93 B FF 93 C FF 93 B FF 93 C FF 93 F FF 93 B FF 94 4-2 13 1B BB		B FF 92 C FF 92 B CU 73 C FF 92 F FF 93 F FF 92 F FF 94 S CU 74 2-3 ① K		C CU 74 B FF 92 B FF 90 S FF 90 X CU 76 2-2 ① G4-3		C SI 94 F SL 86 F SL 86 B FF 96 B SL 84 X SL 85 2-2 13 2B 2B	B SL 79 C SL 79 B SL 78 B SL 79 B SL 78 4-1 13 HR 1-2 BB		3	2	1	0	2	1	0
13 Asdrúbal Cabrera, S (1, 6) OBP: 0.343, SLG: 0.476	F FF 93 B CH 84 S FF 94 B FF 96 F FF 94 X CH 86 2-2 41 G4-6-3 1-2 1B		B SI 92 B SI 90 X FF 93 2-0 ② P6		B SI 91 B SI 92 B FF 91 C SI 91 C FF 90 F FF 91 F SI 92 T FF 92 3-2 ② K		C FF 94 X FF 96 0-1 12 1B 2-H 2B	C SL 79 B CH 77 X SL 78 1-1 1-H 2-H HR		5	1	3	4	0	1	0
17 Shin-Soo Choo, L (1, 9) OBP: 0.345, SLG: 0.391 12 Ezequiel Carrera, L (5, PH) OBP: 0.331, SLG: 0.324 (6, 8)	C FF 94 F CU 74 S FF 94 0-3 ① K		B SI 93 S FF 92 X FF 93 1-1 ③ P6		S FF 92 C FF 92 C CU 76 0-3 ③ K		S FF 94 F SL 88 B SI 96 F SL 87 X FF 96 1-2 41 S 2-3 1B	F FF 90 C SL 79 X FF 88 0-2 ③ F8		2 3	0 0	0 1	0 0	0 0	1 1	2 0
41 Carlos Santana, S (1, 3) (9, 2) OBP: 0.347, SLG: 0.437	C CH 85 C FF 94 F FF 94 X CU 74 0-2 ② G4-6-3 ③ 1-2f			X SI 92 0-0 ① F9		C CU 74 C CU 75 S FF 92 0-3 ① K	B FF 94 1 SAFE B SI 94 F SI 96 S SL 89 1 SAFE F SL 88 1 SAFE F SL 87 3-3 B SI 97 F FF 97 F FF 96 F SL 88 S SL 88 1-2 K			4	0	0	0	0	2	4
25 Jim Thome, L (1, 10) OBP: 0.348, SLG: 0.479		B CU 75 F FF 93 B FF 93 C FF 93 S FF 94 2-3 ① K		S FF 94 B FF 94 B CU 74 C CU 74 D CU 78 B FF 95 4-2 16 1B 9 3B BB		C CU 75 B CH 82 X FF 92 1-1 HR	C CU 73 S FF 93 F FF 94 B CH 82 S CU 76 1-3 ② K			3	2	1	1	1	2	2
47 Shelley Duncan, R (1, 7) OBP: 0.324, SLG: 0.436		F SI 92 B FF 94 F FF 93 B FF 95 X SI 92 2-2 16 G5-3 9 1B 1B		B CU 75 F CH 84 S SI 92 X FF 93 1-2 ② F7		B SL 83 S SI 94 B SL 85 B SI 94 B SI 95 4-1 16 1B BB	C SL 79 F SL 80 F SL 80 F SL 80 D SL 78 F SL 78 B SI 90 X SL 79 2-2 ③ P3			3	1	1	0	1	0	3
16 Jason Donald, R (1, 4) OBP: 0.339, SLG: 0.360		C SI 91 X FF 93 0-1 ② G5-3 1-2		F SI 91 B CH 83 X FF 92 1-1 9 3B 1-2 1B		B SI 92 B SL 84 X SI 93 2-0 1-2 1B		C FF 89 B SL 80 S SL 79 B FF 89 X SL 79 2-2 9 G4-6-3 1B		4	1	3	0	0	0	1
9 Jack Hannahan, L (1, 5) OBP: 0.331, SLG: 0.355		B FF 94 C FF 92 B CU 74 B FF 94 C FF 94 F FF 95 X FF 94 3-2 2-H 1B		S FF 92 D CU 74 C CU 74 D CU 78 F FF 94 F FF 94 X CU 75 2-2 1-H 2-H 3B		B FF 94 C SI 94 B FF 95 F SI 94 S SL 83 2-3 ② K		C SL 77 X CH 78 0-1 ① ② G4-6-3 1-2f		4	0	2	3	0	1	3
6 Lou Marson, R (1, 2) OBP: 0.299, SLG: 0.303 8 Lonnie Chisenhall, L (8, PH) OBP: 0.285, SLG: 0.393 7 Matt LaPorta, R (9, 3) OBP: 0.294, SLG: 0.412		B SI 93 C FF 93 D CH 85 S FF 93 T FF 95 2-2 ③ K		X CH 86 0-0 ③ G6-3		B FF 94 S SL 85 C FF 95 D SL 84 F SL 86 D SI 94 S SL 85 3-3 ③ K		C SL 78 S CH 77 F SI 88 F SL 79 F SI 88 X FF 89 0-2 1 BB 13 HR 1B		3 1 0	0 1 0	0 1 0	0 0 0	0 0 0	2 0 0	4 0 0
Inning Stats	R: 0 E: 0 K: 1 S: 14 H: 1 LOB: 1 BB: 1 P: 20	R: 1 E: 0 K: 2 S: 15 H: 2 LOB: 1 BB: 0 P: 24	R: 0 E: 0 K: 1 S: 9 H: 0 LOB: 0 BB: 0 P: 14	R: 2 E: 0 K: 0 S: 14 H: 2 LOB: 1 BB: 1 P: 22	R: 0 E: 0 K: 2 S: 11 H: 0 LOB: 0 BB: 0 P: 16	R: 1 E: 0 K: 3 S: 14 H: 2 LOB: 2 BB: 1 P: 26	R: 1 E: 0 K: 2 S: 28 H: 3 LOB: 2 BB: 0 P: 37	R: 3 E: 0 K: 0 S: 17 H: 3 LOB: 0 BB: 1 P: 24		1B: 8 2B: 2 3B: 1 HR: 2 SF: 0 SAC: 0 DP: 2 HBP: 0						

	AB	35
	R	8
	H	13
	RBI	8
	BB	4
	SO	11
	LOB	19

PITCHER		IP	WLS	BF	H	R	ER	SO	BB	IBB	HBP	BLK	WP	HR	S	P	ERA	WHIP
23 Danny Duffy, L ERA: 5.55	(1, 1)	5.1		23	6	4	4	7	2	0	0	0	0	1	68	102	6.75	1.500
43 Aaron Crow, R ERA: 2.38	(6, 1)	0.2		4	1	0	0	2	1	0	0	0	0	0	9	20	0.00	3.000
38 Blake Wood, R ERA: 3.56	(7, 1)	0.1	H	4	3	1	1	1	0	0	0	0	0	0	18	24	27.00	9.000
55 Tim Collins, L ERA: 3.47	(7, 1)	0.1	H	1	0	0	0	1	0	0	0	0	0	0	4	5	0.00	0.000
31 Louis Coleman, R ERA: 2.75	(7, 1)	1.1	L	7	3	3	3	0	1	0	0	0	0	1	23	32	20.25	3.000

PITCHER		IP	WLS	BF	H	R	ER	SO	BB	IBB	HBP	BLK	WP	HR	S	P	ERA	WHIP

Kansas City Royals @ Cleveland Indians

Progressive Field, Cleveland, OH

Sun Aug 28 2011, 1:06 PM - 3:41 PM EDT

Att. 27,908 - Overcast - 73 F

TOP

livebaseballscorecards.com

Batter	1	2	3	4	5	6	7	8	9	AB	R	H	RBI	BB	SO	LOB
4 Alex Gordon, L (1, 7) OBP: 0.374, SLG: 0.497	B FF 92 F SI 92 X FF 94 1-1 16 1B 53 BB 21 FC3-6 1B	C SL 82 S SL 84 B FF 94 B SI 93 F SL 82 B SL 82 S SI 93 3-3 ③ K		B SL 79 F SI 90 B SI 93 1 SAFE X FF 91 2-1 53 1B 1-2 1B			C SL 85 X SL 86 0-1 ① G4-3		S SL 80 F SL 78 1 SAFE B FF 92 X SI 92 1-2 53 FC5-4 1-2 1B	5	1	3	0	0	1	2
53 Melky Cabrera, S (1, 8) OBP: 0.336, SLG: 0.472	B FF 93 B SI 92 B FF 93 C SI 92 F SI 92 F FF 93 1 SAFE F FF 93 B FF 93 4-2 21 FC3-6 16 1B 8 CS 1-2 BB		C FF 92 C SL 82 F FF 92 F SI 93 X SI 94 0-2 ① G3	C SL 81 B FF 91 C SL 81 F FF 93 X SI 93 1-2 1-2 2-3 1B			C SL 85 C FF 89 F SL 86 X SL 85 0-2 ② F9		C SL 78 X SL 79 0-1 ② FC5-4 1-2f 2-3	4	0	1	0	1	0	2
16 Billy Butler, R (1, 10) OBP: 0.373, SLG: 0.467	B SI 92 X SI 93 1-0 21 FC3-6 1-2 2-3 1B		C SL 82 S FF 93 X SI 92 0-2 21 FC5-4 35 1B 8 1B 1B	C SL 82 C SL 81 F SL 84 B SI 92 X SL 83 1-2 ② ③ G1-2-3 3-Hf			C SL 85 B SL 85 X SL 85 1-1 1B		B FF 92 X SL 79 1-0 ③ P3	5	1	3	0	0	0	5
35 Eric Hosmer, L (1, 3) OBP: 0.323, SLG: 0.426	S FF 95 F FF 95 F FF 96 F SL 86 F FF 95 X SI 95 0-2 ① F7		X SI 93 0-0 21 FC5-4 1-2 1B		C SI 92 B SI 91 C SL 78 F FF 93 C SL 79 1-3 ① K		F SL 85 B SL 85 X SL 85 1-1 ③ G3			4	0	1	0	0	1	4
21 Jeff Francoeur, R (1, 9) OBP: 0.331, SLG: 0.461	F SI 93 X SI 94 0-1 ② FC3-6 1-2f 2-3 3-H		S SL 83 B SI 93 F SL 84 B SI 93 1 SAFE X SI 93 2-2 ② FC5-4 8 1B 1-2f 2-3		S SL 80 B FF 93 B SI 94 B SL 78 F FF 91 C SL 79 3-3 ② K			F SL 81 X SI 89 0-1 ① G5-3		4	0	0	1	0	1	4
8 Mike Moustakas, L (1, 5) OBP: 0.287, SLG: 0.291	C FF 95 F SI 95 0-2 ③ CS 3-H	B SI 92 X SI 91 1-0 ① G1-3	B SL 80 X SI 90 1-0 1-2 3-H 1B		F FF 92 X FF 93 0-1 ③ G4-3			B SI 88 X SI 90 1-0 ② G4-3		4	0	1	1	0	0	0
9 Johnny Giavotella, R (1, 4) OBP: 0.287, SLG: 0.366 17 Chris Getz, L (8, 4) OBP: 0.310, SLG: 0.280		C FF 94 F SI 92 B FF 94 B SI 93 F SI 95 B SI 92 F SI 94 B FF 95 4-2 27 1B BB	B FF 92 X SI 93 1-0 ③ F9			F SI 91 X FF 94 0-1 ① L9		X SI 90 0-0 ③ G6-3		3 0	0 0	0 0	0 0	1 0	0 0	2 0
27 Brayan Peña, S (1, 2) OBP: 0.297, SLG: 0.356		C SI 92 F SI 92 B FF 94 B SI 92 X SI 91 2-2 1-2 1B	L SI 88 C SL 80 B SL 83 B SI 94 F SL 80 X SI 93 2-2 ① F8		C SI 92 X SI 95 0-1 ② L7		C SL 78 B FF 91 B FF 91 B FF 91 F FF 91 X FF 92 3-2 ① P5		4	0	1	0	0	0	0
2 Alcides Escobar, R (1, 6) OBP: 0.280, SLG: 0.322		X SI 93 0-0 ② F9		B SI 91 C SI 89 B SI 91 F FF 92 X SI 92 2-2 53 1B 4 1B 16 G1-2-3 1B	B SI 89 B FF 93 C SI 91 F SI 91 B SI 93 F SI 92 X FF 92 3-2 ③ F7			C FF 91 B FF 92 T FF 91 B FF 92 X FF 91 2-2 53 FC5-4 4 1B 1B	4	0	2	0	0	0	2

Inning Stats																		
	R: 1	H: 2	R: 0	H: 1	R: 1	H: 3	R: 0	H: 3	R: 0	H: 0	R: 0	H: 0	R: 0	H: 1	R: 0	H: 0	R: 0	H: 2
	E: 0	LOB: 1	E: 0	LOB: 2	E: 0	LOB: 2	E: 0	LOB: 2	E: 0	LOB: 0	E: 0	LOB: 0	E: 0	LOB: 0	E: 0	LOB: 0	E: 0	LOB: 2
	K: 0	BB: 1	K: 1	BB: 1	K: 0	BB: 0	K: 0	BB: 0	K: 2	BB: 0	K: 0	BB: 0	K: 0	BB: 0	K: 0	BB: 0	K: 0	BB: 0
	S: 17	P: 23	S: 13	P: 23	S: 14	P: 18	S: 17	P: 25	S: 9	P: 13	S: 8	P: 11	S: 10	P: 12	S: 4	P: 5	S: 12	P: 19

AB	37
R	2
H	12
RBI	2
BB	2
SO	3
LOB	21

1B: 12	SF: 0	WP: 0	PA: 40
2B: 0	SAC: 0	PB: 0	
3B: 0	DP: 1	SB: 0	
HR: 0	HBP: 0	CS: 1	

PITCHER		IP	WLS	BF	H	R	ER	SO	BB	IBB	HBP	BLK	WP	HR	S	P	ERA	WHIP
63 Justin Masterson, R ERA: 2.83	(1, 1)	6.0	L	27	9	2	2	3	2	0	0	0	0	0	78	113	3.00	1.833
53 Rafael Perez, L ERA: 2.45	(7, 1)	1.0		4	1	0	0	0	0	0	0	0	0	0	10	12	0.00	1.000
38 Joe Smith, R ERA: 1.5	(8, 1)	1.0		3	0	0	0	0	0	0	0	0	0	0	4	5	0.00	0.000
52 Vinnie Pestano, R ERA: 2.44	(9, 1)	1.0		5	2	0	0	0	0	0	0	0	0	0	12	19	0.00	2.000

PITCHER	IP	WLS	BF	H	R	ER	SO	BB	IBB	HBP	BLK	WP	HR	S	P	ERA	WHIP

BOTTOM

Kansas City Royals @ Cleveland Indians

Progressive Field, Cleveland, OH

Sun Aug 28 2011, 1:06 PM - 3:41 PM EDT

Att. 27,908 - Overcast - 73 F

livebaseballscorecards.com

Batter	1	2	3	4	5	6	7	8	9	AB	R	H	RBI	BB	SO	LOB
12 Ezequiel Carrera, L (1, 8) OBP: 0.336, SLG: 0.325	C SI 81 L SL 81 F SI 84 B SL 80 B EP 68 X SI 85 2-2 13 1B 16 1B 41 BB 1B	B SI 82 F SI 82 1 SAFE B SI 84 C CH 76 B SI 85 X SI 83 3-2 ③ G1-3			B SI 83 B SI 83 C SI 83 B CH 76 B SI 83 4-1 16 CS BB			X SI 83 0-0 ① FC3-6 1-2f		3	1	1	0	1	0	2
16 Jason Donald, R (1, 4) OBP: 0.339, SLG: 0.358 25 Jim Thome, L (8, PH) OBP: 0.347, SLG: 0.477 46 Cord Phelps, S (9, 4) OBP: 0.270, SLG: 0.273	X SI 81 0-0 41 BB 13 1B 1 1-2 G1-2-3 1B	C SI 84 X SI 83 0-1 ① G6-3			C CH 77 1 SAFE 1 SAFE B CU 72 B CU 71 F FF 86 X SI 85 2-2 ② ③ G6-3 1-2			C FF 95 S FF 95 S FF 97 0-3 ② K		3 1 0	0 0 0	1 0 0	0 0 0	0 1 0	0 1 0	1 1 0
13 Asdrúbal Cabrera, S (1, 6) OBP: 0.342, SLG: 0.474	C SI 84 X SL 82 0-1 ① 41 BB 1-2 2-3 1B	C SI 85 B CU 72 B CU 71 F CH 76 F SI 86 F FF 87 F SL 83 S SL 83 2-3 ② K				F CH 76 B SI 84 X SL 83 1-1 ① F7		C FF 95 B FF 96 B FF 96 F SL 87 D SL 87 X FF 95 3-2 ③ F7		4	0	1	0	0	1	1
41 Carlos Santana, S (1, 2) OBP: 0.348, SLG: 0.436	B SI 83 B SL 82 B SI 82 B SL 84 4-0 1-2 2-3 3-H BB	B SI 86 B CH 77 F SL 83 C SL 82 B FF 87 F SL 83 X SL 83 3-2 1B				T FF 87 C CU 73 X FF 86 0-2 ② F7			B FF 90 B CH 83 C FF 91 X FF 92 2-1 ① G3	3	0	1	1	1	0	0
47 Shelley Duncan, R (1, 10) OBP: 0.318, SLG: 0.426 8 Lonnie Chisenhall, L (9, PH) OBP: 0.282, SLG: 0.390	X SL 82 0-0 ① P3	C CH 78 B SI 86 F SI 85 1 SAFE 1 SAFE D CU 71 1 SAFE C SI 85 2-3 ③ K				B FF 88 X CH 79 1-0 ③ F7			B FF 90 X FF 92 1-0 ② P5	3 1	0 0	0 0	0 0	0 0	1 0	4 0
1 Kosuke Fukudome, L (1, 9) OBP: 0.359, SLG: 0.374	B SL 82 D SL 80 C SI 84 B SI 84 S SI 82 X SI 83 3-2 ② ③ G1-2-3 3-Hf			B CU 70 B CH 75 B SI 83 C SI 82 X SI 83 3-1 ① F7			B SI 82 C SI 82 C SL 79 X SI 84 1-2 ① G3-1		B FF 92 B FF 90 C FF 91 C FF 91 B FF 94 X FF 92 3-2 ③ G4-3	4	0	0	0	0	0	3
7 Matt LaPorta, R (1, 3) OBP: 0.292, SLG: 0.408		C CU 70 B SI 86 X SL 82 1-1 ① P6		B SL 83 T SI 86 B SL 83 X SL 82 2-1 ② F7			B CH 77 S CH 76 X SL 83 1-1 ② G6-3			3	0	0	0	0	0	0
9 Jack Hannahan, L (1, 5) OBP: 0.328, SLG: 0.351		B SI 85 C SL 82 F SI 84 S FF 85 1-3 ② K		C CU 71 B CH 77 C SI 84 F SI 86 S SI 86 1-3 ③ K			B SI 84 X SI 84 1-0 ③ F7			3	0	0	0	0	2	0
32 Jerad Head, R (1, 7) OBP: 0.333, SLG: 0.333		C CU 72 B CH 77 X CH 76 1-1 ① 1B			X CH 76 0-0 ① P3			C SI 84 B SI 84 X CH 77 1-1 ① E9 12 FC3-6		3	0	1	0	0	0	0
Inning Stats	R: 1 H: 3 E: 0 LOB: 2 K: 0 BB: 1 S: 11 P: 20	R: 0 H: 1 E: 0 LOB: 1 K: 1 BB: 0 S: 10 P: 16	R: 0 H: 1 E: 0 LOB: 1 K: 2 BB: 0 S: 15 P: 22	R: 0 H: 0 E: 0 LOB: 0 K: 1 BB: 0 S: 8 P: 14	R: 0 H: 0 E: 0 LOB: 0 K: 0 BB: 1 S: 5 P: 11	R: 0 H: 0 E: 0 LOB: 0 K: 0 BB: 0 S: 6 P: 8	R: 0 H: 0 E: 0 LOB: 0 K: 0 BB: 0 S: 6 P: 9	R: 0 H: 0 E: 1 LOB: 1 K: 1 BB: 0 S: 10 P: 14	R: 0 H: 0 E: 0 LOB: 0 K: 0 BB: 0 S: 6 P: 12	1B: 5 SF: 0 2B: 0 SAC: 0 3B: 0 DP: 1 HR: 0 HBP: 0						

	AB	31
	R	1
	H	5
	RBI	1
	BB	2
	SO	5
	LOB	12

PITCHER		IP	WLS	BF	H	R	ER	SO	BB	IBB	HBP	BLK	WP	HR	S	P	ERA	WHIP
52 Bruce Chen, L ERA: 3.94	(1, 1)	7.1	W	28	5	1	1	4	2	0	0	0	0	0	64	104	1.23	0.955
56 Greg Holland, R ERA: 1.82	(8, 1)	0.2	H	2	0	0	0	1	0	0	0	0	0	0	7	10	0.00	0.000
48 Joakim Soria, R ERA: 4.39	(9, 1)	1.0	S	3	0	0	0	0	0	0	0	0	0	0	6	12	0.00	0.000

PITCHER	IP	WLS	BF	H	R	ER	SO	BB	IBB	HBP	BLK	WP	HR	S	P	ERA	WHIP

Kansas City Royals @ Detroit Tigers

Comerica Park, Detroit, MI

Mon Aug 29 2011, 7:07 PM - 10:01 PM EDT

Att. 32,423 - Partly Cloudy - 76 F

TOP

livebaseballscorecards.com

Batter	1	2	3	4	5	6	7	8	9	AB	R	H	RBI	BB	SO	LOB
4 Alex Gordon, L (1, 7) OBP: 0.378, SLG: 0.506	C FF 93 B FF 94 F FF 93 X FF 94 1-2 HR	F FF 96 X CH 85 0-1 ③ G6-3		B CH 84 S CH 84 X CH 83 1-1 53 G6-4-3 1B		C FF 90 1 SAFE X FF 90 0-1 53 2B 35 SF8 1-2 1B	C SI 94 X FF 94 0-1 ③ 1-2 2-H 1B			5	2	4	1	0	0	1
53 Melky Cabrera, S (1, 8) OBP: 0.338, SLG: 0.475	F FF 94 B CH 84 X CH 85 1-1 ① G4-3		B FF 93 F SL 84 F FF 93 B SL 85 X CH 86 2-2 16 E 16 1B 9 2B 1B	1 SAFE B FF 90 X FF 90 1-0 ①② G6-4-3 1-2f		X SI 90 0-0 1-3 2-H 2B		C SI 94 X CH 83 0-1 35 FC4-6 1B		5	1	3	1	0	0	1
16 Billy Butler, R (1, 10) OBP: 0.373, SLG: 0.465	C FF 94 F CH 85 S SL 86 0-3 ② K		C SL 84 1 SAFE X SL 86 0-1 E5 9 2B 1-3 1B	C FF 90 B CH 84 X FC 87 1-1 ③ F7		I IN 74 I IN 75 I IN 73 I IN 74 4-0 IBB		C SL 84 X SL 85 0-1 ① F9		4	1	1	0	1	1	1
35 Eric Hosmer, L (1, 3) OBP: 0.324, SLG: 0.425	B CH 84 S CH 86 B FF 94 S FF 95 X FF 96 2-2 1B		B FF 94 B CH 84 B FF 94 B FF 95 4-0 9 2B BB		C FF 90 B SL 79 B FC 84 X FF 90 2-1 ① L8	C SL 76 F SL 75 F FF 92 F FC 88 F SL 78 X FF 92 0-2 ② SF8 3-H		C SI 94 S CH 84 X CH 84 0-2 ② FC4-6 1-2f		3	1	1	1	1	0	1
21 Jeff Francoeur, R (1, 9) OBP: 0.330, SLG: 0.461	S SL 84 F FF 94 S SL 85 0-3 ③ K		C SI 96 X FF 95 0-1 ① L4		B FF 89 B FF 90 B FF 91 X FF 91 3-0 8 G6-3 2B	X CH 83 0-0 ③ F8		F SL 85 C SL 84 F SL 83 X SI 94 0-2 ③ G5-3		5	0	1	0	0	1	7
8 Mike Moustakas, L (1, 5) OBP: 0.285, SLG: 0.289		B SI 93 C SI 94 S SI 95 F SI 95 F SL 86 X CH 85 1-2 ① G4-3	X CH 86 0-0 ② F4		C SL 79 B SL 78 C FF 91 F SL 79 X FF 91 1-2 ② G6-3 2-3		X FF 89 0-0 ① P6		B SI 93 B SI 92 S SI 92 C SI 92 X CU 79 2-2 13 G5-4-3 1B	5	0	1	0	0	0	4
9 Johnny Giavotella, R (1, 4) OBP: 0.293, SLG: 0.379 17 Chris Getz, L (9, 4) OBP: 0.310, SLG: 0.280		C SL 85 B FF 94 S SL 86 X SL 87 1-2 13 2B 1B	B FF 96 X FF 94 1-0 ③ 1-H 2-H 3-H 2B		C FF 90 F CH 86 B FC 87 F SL 79 X SI 91 1-2 ③ G4-3		C FF 88 B FF 88 X CH 82 1-1 ② G4-3		B CU 80 1 SAFE C CU 79 S CU 79 X CU 80 1-2 ① F8	5 0	1 0	2 0	3 0	0 0	0 0	2 0
13 Salvador Perez, R (1, 2) OBP: 0.333, SLG: 0.443		B FF 92 X FF 93 1-0 1-H 2B		C SL 82 B FF 91 F CH 82 B SL 86 X FF 94 2-2 HR		B FF 89 B CH 83 B FF 90 C FF 90 B FF 89 4-1 2 FC4-6 BB	C FF 90 B FF 87 B SL 77 F FF 90 X FF 90 2-2 2 1B 4 1B 1B		1 SAFE F SI 93 1 SAFE F CU 79 1 SAFE X CU 79 0-2 ②③ G5-4-3 1-2f	4	1	3	2	1	0	1
2 Alcides Escobar, R (1, 6) OBP: 0.281, SLG: 0.330		F SL 84 B FF 94 X FF 92 1-1 ② G6-3		B FF 93 B SL 84 F FF 93 B SL 83 F FF 94 X FF 93 3-2 HR		C FF 90 B CH 82 S FF 89 F FF 90 X SL 87 1-2 ① FC4-6 4 1B 53 2B 1-2f	B CH 81 F FF 89 F FF 89 F CH 83 B FF 90 F SL 77 F FF 90 F FC 87 X SL 76 2-2 4 1B 1-2 1B			4	2	2	1	0	0	2
Inning Stats	R: 1 E: 0 K: 2 S: 14 H: 2 LOB: 1 BB: 0 P: 18	R: 1 E: 0 K: 0 S: 13 H: 2 LOB: 1 BB: 0 P: 17	R: 3 E: 1 K: 0 S: 9 H: 3 LOB: 1 BB: 1 P: 16	R: 2 E: 0 K: 0 S: 11 H: 3 LOB: 0 BB: 0 P: 19	R: 0 E: 0 K: 0 S: 11 H: 1 LOB: 1 BB: 0 P: 18	R: 2 E: 0 K: 0 S: 15 H: 2 LOB: 2 BB: 2 P: 24	R: 0 E: 0 K: 0 S: 15 H: 3 LOB: 2 BB: 0 P: 20	R: 0 E: 0 K: 0 S: 11 H: 1 LOB: 1 BB: 0 P: 11	R: 0 E: 0 K: 0 S: 9 H: 1 LOB: 0 BB: 0 P: 12	1B: 11 2B: 4 3B: 0 HR: 3 SF: 1 SAC: 0 DP: 2 HBP: 0						

	AB	40
	R	9
	H	18
	RBI	9
	BB	3
	SO	2
	LOB	20

WP: 0 PB: 0 SB: 0 CS: 0 PA: 44

PITCHER		IP	WLS	BF	H	R	ER	SO	BB	IBB	HBP	BLK	WP	HR	S	P	ERA	WHIP
37 Max Scherzer, R ERA: 4.52	(1, 1)	3.0	L	19	10	7	7	2	1	0	0	0	0	3	44	65	21.00	3.667
64 Duane Below, L ERA: 3.6	(4, 1)	3.2		17	5	2	2	0	1	1	0	0	0	0	42	65	4.91	1.636
45 Ryan Perry, R ERA: 5.4	(7, 1)	1.1		5	2	0	0	0	0	0	0	0	0	0	13	13	0.00	1.500
55 Daniel Schlereth, L ERA: 3.89	(9, 1)	1.0		3	1	0	0	0	0	0	0	0	0	0	9	12	0.00	1.000

PITCHER	IP	WLS	BF	H	R	ER	SO	BB	IBB	HBP	BLK	WP	HR	S	P	ERA	WHIP

BOTTOM

Kansas City Royals @ Detroit Tigers

Comerica Park, Detroit, MI

Mon Aug 29 2011, 7:07 PM - 10:01 PM EDT

Att. 32,423 - Partly Cloudy - 76 F

livebaseballscorecards.com

Batter	1	2	3	4	5	6	7	8	9	AB	R	H	RBI	BB	SO	LOB
14 Austin Jackson, R (1, 8) OBP: 0.312, SLG: 0.356	B KC 75 C KC 76 C SI 93 X KC 79 1-2 ① F9		S SI 94 S SI 92 C SL 86 0-3 ① K		B KC 74 S FF 93 X SI 92 1-1 21 G6-3 24 2B 1B		C KC 75 S CH 84 S SL 84 0-3 ① K		C FF 96 B FF 96 X SL 88 1-1 1B	5	1	2	0	0	2	2
39 Ramon Santiago, S (1, 4) OBP: 0.297, SLG: 0.359	B FF 94 B SI 93 C FF 93 X SI 93 2-1 3B		F SI 94 S FC 88 F FF 95 F SL 85 B KC 78 F SL 86 F FF 95 B CH 82 F SL 86 2-2 ② G6-3 1-3 2-H		B SI 91 B SI 92 1 SAFE C SI 91 1 SAFE X SI 92 2-1 ① F7		F SI 92 F CH 80 B SL 84 X SL 84 1-2 ② L7		B FF 94 C SI 97 X FF 96 1-1 ② F8	5	0	1	1	0	0	3
21 Delmon Young, R (1, 7) OBP: 0.304, SLG: 0.369	B SL 84 X SL 86 1-0 ② P6		C FC 90 B SI 94 B FF 94 X FC 87 2-1 24 1B 41 1B 1B 3-H		S SL 84 T FF 92 X FF 92 0-2 ② G6-3 1-2		F SL 83 X SL 85 0-1 ③ G6-3		C FF 98 F SI 97 F FF 99 B FF 98 D SL 88 S SL 87 2-3 ③ K	5	1	1	1	0	1	3
24 Miguel Cabrera, R (1, 3) OBP: 0.432, SLG: 0.554	S SL 86 F FF 94 B SL 85 D SI 93 D CH 83 S SL 86 3-3 ③ K		C SI 95 F SI 94 B SI 93 X SL 85 1-2 41 1B 1B 1-2		X SI 93 0-0 2B 2-H			S FF 90 X SI 92 0-1 41 1B 41 E 1B		4	1	3	1	0	1	1
41 Victor Martinez, S (1, 10) OBP: 0.374, SLG: 0.449		C SI 92 B SI 92 C CH 82 S SL 86 1-3 ① K	D CH 84 S SI 93 B FC 87 X CH 84 2-1 13 FC4-6 1B 1-3 2-H		B SI 92 F FF 89 B FF 92 F SI 94 X SI 92 2-2 ③ G3			X FF 94 0-0 E7 27 G5-3 1B 1-H		4	0	2	1	0	1	1
13 Alex Avila, L (1, 2) OBP: 0.393, SLG: 0.528		B SI 92 C CH 82 B FF 93 T CH 83 S SL 87 2-3 ② K	X SI 92 0-0 ③ FC4-6 1-2f			B CH 78 B SI 91 X SI 92 2-0 ① G3		B CU 75 F FF 94 B CH 84 F FF 93 B CU 76 B FF 94 4-2 27 G5-3 BB		3	0	0	0	1	1	2
27 Jhonny Peralta, R (1, 6) OBP: 0.351, SLG: 0.491		F FC 88 X SI 95 0-1 ③ G4-3		S FC 88 S SI 91 S SL 85 0-3 ① K		C SL 85 F SL 85 T SI 93 0-2 ② K		X SL 89 0-0 ① ② G5-3 1-2 2-3f		4	0	0	0	0	2	2
20 Wilson Betemit, S (1, 5) OBP: 0.347, SLG: 0.416			B FF 92 F FF 93 B FF 92 B CH 81 B SI 93 4-1 39 WP 32 1B 39 G6-3 BB	F FF 93 X SI 92 0-1 ② G1-3		F FF 92 B SI 92 B SI 92 B FF 93 4-0 BB		B SI 96 C FF 97 B FF 98 S SI 96 S SI 97 2-3 ③ K		2	1	0	0	2	1	1
32 Don Kelly, L (1, 9) OBP: 0.278, SLG: 0.333			C FF 94 X KC 78 0-1 39 G6-3 39 WP 21 1B 1B 1-2	B SI 93 X FF 92 1-0 ③ G5-3		B SI 91 C FC 88 X CH 81 1-1 ③ F8			C FF 96 B SL 87 X FF 96 1-1 ① F7	4	1	1	0	0	0	1

	AB	36
	R	5
	H	10
	RBI	4
	BB	3
	SO	9
	LOB	16

Inning Stats																								
	R: 0	H: 1	R: 0	H: 0	R: 3	H: 4	R: 0	H: 0	R: 1	H: 2	R: 0	H: 0	R: 0	H: 0	R: 1	H: 2	R: 0	H: 1	1B: 8	SF: 0	WP: 1	PA: 39		
	E: 0	LOB: 1	E: 0	LOB: 0	E: 0	LOB: 2	K: 1	LOB: 0	E: 0	LOB: 1	K: 1	LOB: 1	E: 0	LOB: 1	E: 1	LOB: 1	E: 0	LOB: 1	2B: 1	SAC: 0	PB: 0			
	K: 1	BB: 0	K: 2	BB: 0	K: 1	BB: 1	S: 6	BB: 0	K: 0	BB: 0	S: 6	BB: 1	K: 1	BB: 0	K: 1	BB: 0	K: 1	BB: 0	3B: 1	DP: 1	SB: 0			
	S: 9	P: 16	S: 8	P: 11	S: 22	P: 33	S: 6	P: 7	S: 11	P: 16	S: 6	P: 13	S: 8	P: 9	S: 9	P: 15	S: 10	P: 15	HR: 0	HBP: 0	CS: 0			

PITCHER		IP	WLS	BF	H	R	ER	SO	BB	IBB	HBP	BLK	WP	HR	S	P	ERA	WHIP
44 Luke Hochevar, R ERA: 4.97	(1, 1)	7.0	W	31	8	5	5	7	2	0	0	0	1	0	72	107	6.43	1.429
55 Tim Collins, L ERA: 3.47	(8, 1)	0.0		2	1	0	0	0	1	0	0	0	0	0	3	7	∞	∞
38 Blake Wood, R ERA: 3.43	(8, 1)	2.0	S	6	1	0	0	2	0	0	0	0	0	0	14	21	0.00	0.500

PITCHER	IP	WLS	BF	H	R	ER	SO	BB	IBB	HBP	BLK	WP	HR	S	P	ERA	WHIP

Batter	1	2	3	4	5	6	7	8	9	10	AB	R	H	RBI	BB	SO	LOB
4 Alex Gordon, L (1, 7) OBP: 0.377, SLG: 0.506	F SI 87 L CH 80 B FC 87 C FF 89 1-3 ① K			S CH 81 C FF 90 F FC 87 X CH 83 0-2 ① G4-3			X SI 90 0-0 ① 53 SH1-3 16 SF8 2B	T SL 83 S FF 95 B FF 95 D SL 84 B SL 84 S SL 85 3-3 ③ K2-3			4	1	1	0	0	2	2
53 Melky Cabrera, S (1, 8) OBP: 0.336, SLG: 0.472	C SI 90 S CU 75 S CU 75 0-3 ② K2-3			X CU 75 0-0 ② F7			X SI 89 0-0 ① SH1-3 2-3		B SI 94 F FF 94 B FF 92 X CH 83 2-1 ① G5-3		3	0	0	0	0	1	0
16 Billy Butler, R (1, 10) OBP: 0.370, SLG: 0.463	B FF 90 C SI 90 B FC 87 X SI 90 2-1 ③ L4			B FC 86 C SI 93 B CH 84 B CU 78 S SI 91 X SI 91 3-2 ③ G4-3			C SI 89 X SI 89 0-1 ② SF8 3-H		S SL 86 B SL 87 X CH 83 1-1 ② F8		3	0	0	1	0	0	0
35 Eric Hosmer, L (1, 3) OBP: 0.324, SLG: 0.424		C FF 88 B FC 88 X CH 81 1-1 ① G1-3			B CU 75 F SI 90 F FC 88 B CH 83 B FF 90 X CH 83 3-2 ① G4-3		B CH 82 B FC 88 X CH 82 2-0 1B		S CH 84 F FF 94 B FF 94 S CH 86 1-3 ③ K		4	0	1	0	0	1	0
21 Jeff Francoeur, R (1, 9) OBP: 0.327, SLG: 0.457		S SI 90 F SI 88 B FC 87 B FC 87 X SI 91 2-2 ② G6-3			C CU 76 B FF 91 B FC 88 X SI 90 2-1 ② G6-3		X SI 89 0-0 ③ P4			F SL 82 S CH 82 B FF 93 S FF 94 1-3 ① K	4	0	0	0	0	1	1
8 Mike Moustakas, L (1, 5) OBP: 0.285, SLG: 0.289		C SI 90 B SI 90 B CU 77 F SI 90 S CH 84 2-3 ③ K			C CU 76 B FC 86 C FF 90 F SI 89 X CH 84 1-2 ③ G4-3			B CU 73 C CH 82 S CH 80 X CH 82 1-2 13 2B 2 FC6-2 1B		B FF 92 B FF 92 B CH 81 C FF 93 X FF 94 3-1 ② F8	4	0	1	0	0	1	0
9 Johnny Giavotella, R (1, 4) OBP: 0.284, SLG: 0.367 17 Chris Getz, L (8, 4) OBP: 0.311, SLG: 0.282			C SI 89 X SI 91 0-1 ① G4-3			B FC 88 C SI 89 B SI 90 S CU 76 B CU 77 F SI 91 C SI 90 3-3 ① K		1 SAFE F SI 88 1 SAFE F SI 89 C SI 90 0-3 ① K		B FF 92 X CH 83 1-0 1B	3 1	0 0	0 1	0 0	0 0	2 0	1 0
13 Salvador Perez, R (1, 2) OBP: 0.329, SLG: 0.446			C SI 91 B CU 78 X SI 90 1-1 ② G6-3			C CU 76 B CU 77 X SI 91 1-1 ② G6-3		1 SAFE F SI 89 1 SAFE X CH 81 0-1 2 FC6-2 2B 1-3		1 SAFE S SL 85 1 SAFE B SL 85 B CH 84 S FF 94 F SI 95 F SI 94 F CH 84 2-3 ③ K S CH 85	4	0	1	0	0	1	1
2 Alcides Escobar, R (1, 6) OBP: 0.280, SLG: 0.328			C CU 75 X SI 91 0-1 ③ G5-3			B SI 91 B FC 89 B CU 76 C SI 91 F SI 91 S SI 91 3-3 ③ K		C SI 90 F SI 91 B FC 86 X SI 90 1-2 ② FC6-2 2-3 3-H			3	0	0	0	0	1	2
Inning Stats	R: 0 H: 0 E: 0 LOB: 0 K: 2 BB: 0 S: 8 P: 11	R: 0 H: 0 E: 0 LOB: 0 K: 1 BB: 0 S: 8 P: 13	R: 0 H: 0 E: 0 LOB: 0 K: 0 BB: 0 S: 6 P: 7	R: 0 H: 0 E: 0 LOB: 0 K: 0 BB: 0 S: 8 P: 11	R: 0 H: 0 E: 0 LOB: 0 K: 0 BB: 0 S: 9 P: 15	R: 0 H: 0 E: 0 LOB: 0 K: 2 BB: 0 S: 9 P: 16	R: 1 H: 2 E: 0 LOB: 1 K: 0 BB: 0 S: 6 P: 8	R: 0 H: 2 E: 0 LOB: 2 K: 2 BB: 0 S: 14 P: 19	R: 0 H: 0 E: 0 LOB: 0 K: 1 BB: 0 S: 7 P: 11	R: 0 H: 1 E: 0 LOB: 1 K: 2 BB: 0 S: 12 P: 19	1B: 3 SF: 1 2B: 2 SAC: 1 3B: 0 DP: 0 HR: 0 HBP: 0						

PITCHER		IP	WLS	BF	H	R	ER	SO	BB	IBB	HBP	BLK	WP	HR	S	P	ERA	WHIP
58 Doug Fister, R ERA: 3.26	(1, 1)	7.2		27	4	1	1	6	0	0	0	0	0	0	65	94	1.17	0.522
40 Phil Coke, L ERA: 4.28	(8, 1)	0.1		1	0	0	0	1	0	0	0	0	0	0	3	6	0.00	0.000
53 Joaquín Benoit, R ERA: 3.4	(9, 1)	2.0	W	7	1	0	0	3	0	0	0	0	0	0	19	30	0.00	0.500

PITCHER	IP	WLS	BF	H	R	ER	SO	BB	IBB	HBP	BLK	WP	HR	S	P	ERA	WHIP

TOP

Kansas City Royals @ Detroit Tigers

Comerica Park, Detroit, MI

Tue Aug 30 2011, 7:06 PM - 9:58 PM EDT

Att. 34,866 - Cloudy - 76 F

livebaseballscorecards.com

AB	33
R	1
H	5
RBI	1
BB	0
SO	10
LOB	7

1B: 3 SF: 1
2B: 2 SAC: 1
3B: 0 DP: 0
HR: 0 HBP: 0

WP: 0 PA: 35
PB: 0
SB: 0
CS: 0

Batter	1	2	3	4	5	6	7	8	9	10	AB	R	H	RBI	BB	SO	LOB
14 Austin Jackson, R (1, 8) OBP: 0.311, SLG: 0.355	F SI 82 B SI 84 X CH 74 1-1 G4-3 ①			M CH 75 B CH 74 B CH 79 X CH 77 2-1 G6-3 ①		C CU 66 D CH 75 F CH 75 B SI 84 B FF 84 C CH 77 3-3 K ③		C FF 95 F SL 90 D CU 81 B FF 97 B FF 95 X SL 88 3-2 30 1B 1-3 1B		C SI 92 C SI 93 F FF 95 X SL 86 0-2 L6 ①	5	0	1	0	0	1	1
30 Magglio Ordonez, R (1, 9) OBP: 0.282, SLG: 0.297 39 Ramon Santiago, S (8, PR) OBP: 0.300, SLG: 0.378 (9, 4)	F SI 83 B CH 74 B SI 87 X SI 82 2-1 G3 ②			F FF 84 X SI 86 0-1 F9 ②			F CH 75 B FF 86 X CH 75 1-1 G5-3 ①	B SL 87 F FF 95 X SL 87 1-1 1-2 3-H 1B		B SI 96 F FF 94 C KC 78 F SL 85 X SI 95 1-2 HR	4 1	0 1	1 1	1 1	0 0	0 0	0 0
21 Delmon Young, R (1, 7) OBP: 0.301, SLG: 0.365	C CU 69 B SI 85 F SI 85 B FF 83 B SI 85 X CU 68 3-2 G6-3 ③			C CU 69 F CU 66 B SI 83 F SI 85 F CH 76 B SI 88 F SI 84 B CU 66 S CH 76 3-3 K ③			C CU 68 B SI 86 F CU 68 X CH 76 1-2 E5 24 1B	F SL 88 F FF 96 X SL 86 0-2 G5-3 ③			4	0	0	0	0	1	2
24 Miguel Cabrera, R (1, 3) OBP: 0.431, SLG: 0.551		B SI 85 C CH 76 X CH 76 1-1 G6-3 ①			C CH 76 C SI 86 B CU 66 X SI 83 1-2 G6-3 ①		F SI 86 S SI 84 1 SAFE F CH 76 B FF 83 B SI 86 D CH 76 1 SAFE X SI 86 3-2 1-2 1B		C FF 88 F SI 88 B SI 90 B SL 78 B SL 79 C SI 90 3-3 K ①		4	0	1	0	0	1	0
41 Victor Martinez, S (1, 10) OBP: 0.371, SLG: 0.445		B SI 83 B FF 86 F SI 82 C CH 76 X SI 84 2-2 F8 ②			B CU 67 B CH 76 F SI 84 C CH 78 X SI 87 2-2 G5-3 ②		X FF 94 0-0 F7 ②		C SI 90 B CH 77 B CH 79 B SI 89 F FF 89 F SL 77 F FF 89 X SL 80 3-2 G3-4-3 ②		4	0	0	0	0	0	2
13 Alex Avila, L (1, 2) OBP: 0.391, SLG: 0.524		C CU 69 B CH 77 B CH 77 B SI 82 X SI 83 3-1 G4-3 ③			X CH 78 0-0 L3 ③		C FF 95 B FF 95 S SL 90 X SL 89 1-2 G3 ③		B SL 76 B CH 77 B CH 76 B SI 88 4-0 25 BB 27 BB BB		3	0	0	0	1	0	2
27 Jhonny Peralta, R (1, 6) OBP: 0.355, SLG: 0.491			X CH 73 0-0 G6-3 ①			C CU 67 B CH 76 B CH 76 B CH 79 B SI 85 4-1 15 G5-3 BB		F SL 88 S SL 87 B SL 89 B FF 95 F SL 87 F FF 95 B FF 96 X FF 94 3-2 25 FC1-6 1B	D FF 88 C SI 88 B FF 89 B FF 88 B FF 89 4-1 25 BB 1-2 BB		2	0	1	0	2	0	0
25 Ryan Raburn, R (1, 4) OBP: 0.277, SLG: 0.398 (9, 9)			B SI 83 F SI 83 B CH 76 C CH 75 X SI 88 2-2 15 G5-4-3 1B			B CH 75 C SI 81 X SI 83 1-1 F7 ①		B FF 93 X FF 94 1-0 FC1-6 14 1B 30 1B 1-2f	B SL 76 B FF 88 B FF 89 B FF 90 4-0 1-2 2-3 BB		3	1	1	0	1	0	2
15 Brandon Inge, R (1, 5) OBP: 0.238, SLG: 0.255 20 Wilson Betemit, S (8, PH) OBP: 0.345, SLG: 0.413 (9, 5)			S SI 84 B FF 83 X CH 75 1-1 G5-4-3 ②③ 1-2f			F CH 75 X SI 82 0-1 G5-3 ② 1-2		B FF 95 C FF 96 S FF 96 F FF 98 T FF 97 1-2 K ②	C SI 95 F SI 95 S SL 86 0-3 K ③		2 2	0 0	0 0	0 0	0 0	0 2	2 4
Inning Stats	R: 0 H: 0 E: 0 LOB: 0 K: 0 BB: 0 S: 7 P: 13	R: 0 H: 0 E: 0 LOB: 0 K: 0 BB: 0 S: 7 P: 13	R: 0 H: 1 E: 0 LOB: 0 K: 0 BB: 0 S: 6 P: 9	R: 0 H: 0 E: 0 LOB: 0 K: 1 BB: 0 S: 10 P: 15	R: 0 H: 0 E: 0 LOB: 0 K: 0 BB: 0 S: 7 P: 10	R: 0 H: 0 E: 0 LOB: 1 K: 1 BB: 1 S: 8 P: 16	R: 0 H: 1 E: 1 LOB: 2 K: 0 BB: 0 S: 13 P: 19	R: 1 H: 3 E: 0 LOB: 2 K: 1 BB: 0 S: 18 P: 27	R: 0 H: 0 E: 0 LOB: 3 K: 2 BB: 3 S: 12 P: 30	R: 1 H: 1 E: 0 LOB: 0 K: 0 BB: 0 S: 8 P: 9	1B: 5 2B: 0 3B: 0 HR: 1	SF: 0 SAC: 0 DP: 1 HBP: 0	WP: 0 PB: 0 SB: 0 CS: 0	PA: 38				

PITCHER		IP	WLS	BF	H	R	ER	SO	BB	IBB	HBP	BLK	WP	HR	S	P	ERA	WHIP
26 Jeff Francis, L ERA: 4.64	(1, 1)	6.1		22	2	0	0	2	1	0	0	0	0	0	54	90	0.00	0.474
56 Greg Holland, R ERA: 1.94	(7, 1)	1.2	B	8	3	1	1	1	0	0	0	0	0	0	22	32	5.40	1.800
31 Louis Coleman, R ERA: 2.72	(9, 1)	0.2		5	0	0	0	1	3	0	0	0	0	0	9	27	0.00	4.500
43 Aaron Crow, R ERA: 2.51	(9, 1)	0.2	L	3	1	1	1	1	0	0	0	0	0	1	11	12	13.50	1.500

PITCHER	IP	WLS	BF	H	R	ER	SO	BB	IBB	HBP	BLK	WP	HR	S	P	ERA	WHIP

BOTTOM

Kansas City Royals @ Detroit Tigers

Comerica Park, Detroit, MI

Tue Aug 30 2011, 7:06 PM - 9:58 PM EDT

Att. 34,866 - Cloudy - 76 F

livebaseballscorecards.com

AB	34
R	2
H	6
RBI	2
BB	4
SO	5
LOB	15

Kansas City Royals @ Detroit Tigers

Comerica Park, Detroit, MI

Wed Aug 31 2011, 1:08 PM - 3:33 PM EDT

Att. 33,572 - Cloudy - 75 F

TOP

livebaseballscorecards.com

Batter	1	2	3	4	5	6	7	8	9	AB	R	H	RBI	BB	SO	LOB
4 Alex Gordon, L (1, 7) OBP: 0.378, SLG: 0.505	F SI 91 S FF 93 B SI 93 B SL 88 B SL 87 B FF 94 4-2 53 G6-4-3 BB		F CH 83 C FF 87 B SI 92 B SI 91 C SI 86 2-3 ② K			X SI 88 0-0 53 2B 1B		S SI 91 B CU 79 X CU 79 1-1 ① G3		3	1	1	0	1	1	0
53 Melky Cabrera, S (1, 8) OBP: 0.337, SLG: 0.473	X SI 91 0-0 ① ② G6-4-3 1-2f		C SI 91 B SI 92 X SI 89 1-1 ③ B2-3			1 SAFE B SI 87 X SI 88 1-0 16 E 1-H 2B		B CU 79 B CU 79 B SI 92 C SI 91 B SI 92 4-1 BB		3	1	1	1	1	0	1
16 Billy Butler, R (1, 10) OBP: 0.369, SLG: 0.461	C FF 93 B SI 92 X SI 92 1-1 ③ G6-3			X SI 89 0-0 ① G6-3		C SI 90 B SI 90 B SL 85 B SL 85 X FF 90 3-1 E7 35 1B 2-H 1B		1 SAFE X SI 92 0-0 ② P3		4	0	1	1	0	0	1
35 Eric Hosmer, L (1, 3) OBP: 0.327, SLG: 0.441		F SI 91 F SI 92 B SL 86 X CH 84 1-2 HR		B SI 90 C CU 76 F FF 89 X FF 92 1-2 HR		B SI 88 C SI 89 S CH 82 X CH 82 1-2 ① 21 FC5-4 2-3 1B		1 SAFE B CU 80 B CU 80 S SI 92 X CU 80 2-1 ③ G4-3		4	2	3	2	0	0	1
21 Jeff Francoeur, R (1, 9) OBP: 0.327, SLG: 0.455		F SI 91 B SL 86 X SL 86 1-1 ① P4		B SL 86 X SI 90 1-0 8 G1-6-3 1B		X SI 89 0-0 ② FC5-4 1-2f			X FF 92 0-0 ① P3	4	0	1	0	0	0	1
8 Mike Moustakas, L (1, 5) OBP: 0.284, SLG: 0.292		X SL 86 0-0 2B		C SI 90 F CH 82 1 SAFE X SI 90 0-2 ② ③ G1-6-3 1-2f		F SI 89 B SI 90 B CH 82 X FF 90 2-1 ③ F8			C FF 93 B FF 94 B FF 92 F FF 93 C FS 84 2-3 ② K	4	0	1	0	0	1	2
9 Johnny Giavotella, R (1, 4) OBP: 0.276, SLG: 0.355 17 Chris Getz, L (8, 4) OBP: 0.313, SLG: 0.284		C FF 92 F SI 92 B SL 85 F SI 92 S SL 85 1-3 ② K	C FF 90 B SL 83 X SL 84 1-1 ① G6-3				X SI 87 0-0 ① F8		X FS 85 0-0 27 S 1B	3 1	0 0	0 1	0 0	0 0	1 0	1 0
13 Salvador Perez, R (1, 2) OBP: 0.315, SLG: 0.426 27 Brayan Peña, S (9, PH) OBP: 0.300, SLG: 0.356		T SI 92 B SL 86 S SL 85 D SL 86 B SI 93 X SL 85 3-2 ③ G6-3	C SI 91 F SI 90 X SI 92 0-2 ② G5-3				C SL 83 B SL 84 X SI 89 1-1 ② F8		B FF 95 C FF 95 F FF 95 B SI 96 B FF 96 B FF 94 4-2 1-2 BB	3 0	0 0	0 0	0 0	0 1	0 0	1 0
2 Alcides Escobar, R (1, 6) OBP: 0.277, SLG: 0.325			B SL 86 X SI 91 1-0 ① G5-3		L FF 91 F FF 92 F SI 91 B SL 84 S SL 84 1-3 ③ K		C SI 89 B SL 84 S SL 83 F SI 90 C CU 75 1-3 ③ K		F FF 94 B FF 95 C FF 95 F FF 95 X FS 86 1-2 ③ F9	4	0	0	0	0	2	2

	AB	R	H	RBI	BB	SO	LOB
	33	4	9	4	3	5	10

Inning Stats	1	2	3	4	5	6	7	8	9	1B: 5	SF: 0	WP: 0	PA: 36
R:	0	1	0	1	0	2	0	0	0	2B: 2	SAC: 0	PB: 0	
E:	0	0	0	0	0	1	0	0	0	3B: 0	DP: 2	SB: 1	
K:	0	1	1	0	1	0	1	0	1	HR: 2	HBP: 0	CS: 0	
S:	5	13	6	8	9	10	7	6	11				
H:	0	2	0	2	0	4	0	0	1				
LOB:	0	1	0	0	0	1	0	1	2				
BB:	1	0	0	0	0	0	0	1	1				
P:	10	19	10	10	11	17	9	13	18				

PITCHER		IP	WLS	BF	H	R	ER	SO	BB	IBB	HBP	BLK	WP	HR	S	P	ERA	WHIP
21 Rick Porcello, R ERA: 5.01	(1, 1)	7.0		27	8	4	4	4	1	0	0	0	0	2	58	86	5.14	1.286
55 Daniel Schlereth, L ERA: 3.8	(8, 1)	1.0	W	4	0	0	0	0	1	0	0	0	0	0	6	13	0.00	1.000
46 Jose Valverde, R ERA: 2.58	(9, 1)	1.0	S	5	1	0	0	1	1	0	0	0	0	0	11	18	0.00	2.000

PITCHER		IP	WLS	BF	H	R	ER	SO	BB	IBB	HBP	BLK	WP	HR	S	P	ERA	WHIP

Batter	1	2	3	4	5	6	7	8	9	AB	R	H	RBI	BB	SO	LOB
14 Austin Jackson, R (1, 8) OBP: 0.316, SLG: 0.366	B SI 89 F SI 89 X SI 89 1-1 39 SH1-3 21 SF8 2B		X SI 90 0-0 21 G3-1 39 1B 24 WP 1B		X SI 89 0-0 39 E 39 S 1B			B FF 95 C FF 92 S SL 86 B SL 86 F FF 93 B FF 95 X FF 93 3-2 39 SF9 3B		4	3	4	0	0	0	0
39 Ramon Santiago, S (1, 6) OBP: 0.300, SLG: 0.379	X SI 90 0-0 ① SH1-3 2-3		X SI 89 0-0 24 WP 21 G3-1 1-2 1B		1 SAFE B SI 90 D CH 86 B SI 89 C SI 89 F SI 89 X CH 88 3-2 ③ G6-3 1-3			X FF 94 0-0 ① SF9 3-H		2	0	1	1	0	0	1
21 Delmon Young, R (1, 7) OBP: 0.301, SLG: 0.365	X KC 82 0-0 ② SF8 3-H		D SL 84 C SI 92 X SI 91 1-1 ② G3-1 1-2 2-3			C SI 89 B CH 88 B CH 86 X SI 88 2-1 ① G5-3		F SL 85 C FF 96 B SL 86 B SL 87 X FF 96 2-2 41 2B 1B		3	1	1	1	0	0	2
24 Miguel Cabrera, R (1, 3) OBP: 0.432, SLG: 0.553	X KC 81 0-0 1B		B SL 86 X SI 92 1-0 ③ G4-3 2-3 3-H			X SI 91 0-0 2B		B SI 96 X FF 96 1-0 ② P2		4	0	2	0	0	0	2
41 Victor Martinez, S (1, 10) OBP: 0.370, SLG: 0.445 26 Brennan Boesch, L (8, PR) OBP: 0.341, SLG: 0.458 (9, 10)	X SI 90 0-0 ③ G3			C CH 84 B SI 90 X SI 91 1-1 ① G4-3		B CH 82 B CH 83 C FF 92 F FF 93 B CU 75 S CH 83 3-3 ② K		B FF 96 B FF 95 X FF 97 2-0 1-H 20 2B 2B		4 0	0 1	1 0	1 0	0 0	1 0	2 0
13 Alex Avila, L (1, 2) OBP: 0.390, SLG: 0.520		X SI 89 0-0 ① G4-3		S CH 86 C CH 85 B SI 93 F KC 82 B CH 86 X SI 91 2-2 ② F7		C CU 75 B CU 76 F FC 93 F CU 76 F CU 75 S CH 84 1-3 ③ K		I IN 71 I IN 70 I IN 71 I IN 70 4-0 20 2B IBB		3	0	0	0	1	1	1
20 Wilson Betemit, S (1, 5) OBP: 0.344, SLG: 0.415 15 Brandon Inge, R (9, 5) OBP: 0.238, SLG: 0.255		X SI 89 0-0 ② G3-1		C SI 91 B SI 91 S CH 86 S CH 87 1-3 ③ K			B CH 83 S FF 91 X FF 93 1-1 ① G4-3	B FF 96 F FF 96 X SL 88 1-1 ③ 1-H 2-H 2B		4 0	0 0	1 0	1 0	0 0	1 0	0 0
25 Ryan Raburn, R (1, 4) OBP: 0.274, SLG: 0.394		B SI 90 C FF 90 C SI 91 C SI 92 1-3 ③ K			S KC 81 B SL 84 F SI 90 F CH 86 B KC 82 X CH 88 2-2 ① G1-3		C CH 83 B CU 76 F FF 93 B FF 93 T CH 83 2-2 ② K			3	0	0	0	0	2	0
32 Don Kelly, L (1, 9) OBP: 0.274, SLG: 0.328			C SI 88 X CH 85 0-1 ① F7		B CH 86 X SI 90 1-0 ② G3		F FF 92 B FC 93 B CU 75 F FF 92 X CH 83 2-2 ③ P4			3	0	0	0	0	0	0
Inning Stats	R: 1 H: 2 E: 0 LOB: 1 K: 0 BB: 0 S: 6 P: 7	R: 0 H: 0 E: 0 LOB: 0 K: 1 BB: 0 S: 5 P: 6	R: 1 H: 2 E: 0 LOB: 1 K: 0 BB: 0 S: 7 P: 9	R: 0 H: 0 E: 0 LOB: 0 K: 1 BB: 0 S: 9 P: 13	R: 0 H: 1 E: 0 LOB: 1 K: 0 BB: 0 S: 9 P: 15	R: 0 H: 1 E: 0 LOB: 1 K: 2 BB: 0 S: 11 P: 17	R: 0 H: 0 E: 0 LOB: 0 K: 1 BB: 0 S: 8 P: 13	R: 3 H: 4 E: 0 LOB: 2 K: 0 BB: 1 S: 12 P: 25		1B: 5 SF: 2 2B: 4 SAC: 1 3B: 1 DP: 0 HR: 0 HBP: 0						

PITCHER		IP	WLS	BF	H	R	ER	SO	BB	IBB	HBP	BLK	WP	HR	S	P	ERA	WHIP
47 Nate Adcock, R ERA: 4.45	(1, 1)	5.1		22	6	2	2	2	0	0	0	0	1	0	39	55	3.38	1.125
55 Tim Collins, L ERA: 3.38	(6, 1)	1.2	H	5	0	0	0	3	0	0	0	0	0	0	16	25	0.00	0.000
38 Blake Wood, R ERA: 3.84	(8, 1)	1.0	L	7	4	3	3	0	0	1	0	0	0	0	12	25	27.00	4.000

PITCHER	IP	WLS	BF	H	R	ER	SO	BB	IBB	HBP	BLK	WP	HR	S	P	ERA	WHIP

BOTTOM

Kansas City Royals @ Detroit Tigers

Comerica Park, Detroit, MI

Wed Aug 31 2011, 1:08 PM - 3:33 PM EDT

Att. 33,572 - Cloudy - 75 F

livebaseballscorecards.com

AB	30
R	5
H	10
RBI	4
BB	1
SO	5
LOB	8

Kansas City Royals @ Detroit Tigers

Comerica Park, Detroit, MI

Thu Sep 01 2011, 1:07 PM - 4:23 PM EDT

Att. 39,084 - Overcast - 82 F

TOP

livebaseballscorecards.com

Batter	1	2	3	4	5	6	7	8	9	AB	R	H	RBI	BB	SO	LOB
4 Alex Gordon, L (1, 7) OBP: 0.377, SLG: 0.502	K		G4-3		53 1B; 16 2B; 1-3; 1B	K	1-2; BB		F8	5	1	1	0	1	2	0
53 Melky Cabrera, S (1, 8) OBP: 0.337, SLG: 0.474	G6-3		G6-3		16 2B; 1-2; 3-H; 1B	21 2B; 2B; F7			G4-3	6	2	2	1	0	0	3
16 Billy Butler, R (1, 10) OBP: 0.368, SLG: 0.460	G5-3			G4-3	21 1B; 1-H; 2-H; 2B		F9	G4-3		5	0	1	2	0	0	1
35 Eric Hosmer, L (1, 3) OBP: 0.335, SLG: 0.452		21 HR; 1B		21 S; 1B	21 1B; IBB		21 2B; 8 1B; BB		HR	3	3	3	1	2	0	0
21 Jeff Francoeur, R (1, 9) OBP: 0.329, SLG: 0.464		1-H; HR		F7; 1-2	1-2; 2-3; 1B		8 1B; 9 1B; 1-3; 2-H; 2B		G6-3	5	2	3	3	0	0	1
8 Mike Moustakas, L (1, 5) OBP: 0.286, SLG: 0.294		P4		P3	L7		9 1B; 2-3; 3-H; 1B		9 1B; 1B	5	1	2	1	0	0	4
9 Johnny Giavotella, R (1, 4) OBP: 0.291, SLG: 0.378		K2-3			27 G4-3; 2 1B; 2B; F9		2 E; 2 1B; 2-H; 3-H; 1B		1-2; 1B	5	1	3	2	0	1	3
27 Brayan Peña, S (1, 2) OBP: 0.293, SLG: 0.348		F7			G4-3; 2-3	G4-3	P6		G4-3	5	0	0	0	0	0	4
2 Alcides Escobar, R (1, 6) OBP: 0.279, SLG: 0.326			F8		4 1B; 53 1B; 4 S; 3-H; 1B	K	E6; 4 BB; 1-3; 1B		L9	5	1	2	1	0	1	0

Inning Stats																		
	R: 0	H: 0	R: 2	H: 2	R: 0	H: 0	R: 0	H: 1	R: 4	H: 6	R: 0	H: 0	R: 4	H: 5	R: 1	H: 3	R: 0	H: 0
	E: 0	LOB: 0	E: 0	LOB: 0	E: 0	LOB: 0	E: 0	LOB: 1	E: 0	LOB: 3	E: 0	LOB: 0	E: 1	LOB: 3	E: 0	LOB: 2	E: 0	LOB: 0
	K: 1	BB: 0	K: 1	BB: 0	K: 0	BB: 0	K: 0	BB: 0	K: 0	BB: 1	K: 2	BB: 0	K: 0	BB: 2	K: 0	BB: 0	K: 0	BB: 0
	S: 9	P: 15	S: 13	P: 17	S: 9	P: 15	S: 11	P: 17	S: 21	P: 36	S: 13	P: 17	S: 17	P: 35	S: 13	P: 21	S: 7	P: 7

AB	44
R	11
H	17
RBI	11
BB	3
SO	4
LOB	16

1B: 11	SF: 0	WP: 0	PA: 47
2B: 4	SAC: 0	PB: 0	
3B: 0	DP: 0	SB: 2	
HR: 2	HBP: 0	CS: 0	

PITCHER		IP	WLS	BF	H	R	ER	SO	BB	IBB	HBP	BLK	WP	HR	S	P	ERA	WHIP
50 Jacob Turner, R	(1, 1)	4.1		20	7	6	6	2	0	0	0	0	0	1	52	81	12.46	1.615
ERA: 7.45																		
45 Ryan Perry, R	(5, 1)	2.0		10	3	1	1	2	0	1	0	0	0	0	29	45	4.50	1.500
ERA: 5.34																		
40 Phil Coke, L	(7, 1)	0.0	L	3	2	1	1	0	1	0	0	0	0	0	5	12	∞	∞
ERA: 4.54																		
49 Luis Marte, R	(7, 1)	0.2		5	2	2	2	0	1	0	0	0	0	0	7	14	27.00	4.500
ERA:																		
34 David Pauley, R	(8, 1)	2.0		9	3	1	1	0	0	0	0	0	0	1	20	28	4.50	1.500
ERA: 2.94																		

PITCHER	IP	WLS	BF	H	R	ER	SO	BB	IBB	HBP	BLK	WP	HR	S	P	ERA	WHIP

BOTTOM

Kansas City Royals @ Detroit Tigers

Comerica Park, Detroit, MI

Thu Sep 01 2011, 1:07 PM - 4:23 PM EDT

Att. 39,084 - Overcast - 82 F

livebaseballscorecards.com

Batter	1	2	3	4	5	6	7	8	9	AB	R	H	RBI	BB	SO	LOB
14 Austin Jackson, R (1, 8) OBP: 0.317, SLG: 0.375	B FF 93 B FF 90 B FF 91 C FF 91 X FF 91 3-1 L7 ①		C FF 92 S CH 86 B FF 95 F CU 74 S FF 93 1-3 K ②	B FF 92 1 SAFE 1-0 CS ③ 1-2	C CH 81 X FF 91 0-1 30 HR 2B	B SL 86 B SI 95 C SI 94 X SL 85 2-1 3-H HR		X FF 93 0-0 F9 ②		5	2	2	2	0	1	1
30 Magglio Ordonez, R (1, 9) OBP: 0.288, SLG: 0.321 32 Don Kelly, L (6, PR) OBP: 0.273, SLG: 0.327 (7, 9)	F FF 94 C CU 74 B CU 77 F SI 93 X FF 94 1-2 21 S 2B		B FF 93 F CH 82 1 SAFE F FF 95 X FF 95 1-2 1-H 21 2B 2B		B FF 90 X CH 81 1-0 2-H HR	B SI 95 S SL 86 C SL 85 S SL 85 1-3 K		C FF 93 B SL 86 X FF 93 1-1 F7 ③		4 1	2 0	3 0	3 0	0 0	1 0	0 0
21 Delmon Young, R (1, 7) OBP: 0.299, SLG: 0.365	B CH 85 C FF 93 C FF 94 F FF 94 F CU 76 F CH 87 S FF 94 1-3 2-3 K ②		F CU 73 X CU 75 0-1 2-H 24 1B 2B		B CH 86 S FF 92 B FF 92 B CH 82 X FF 93 3-1 G4-3 ①	1 SAFE B SI 94 C SI 93 1 SAFE 1 SAFE X SI 93 1-1 F9 ③			C SL 79 B SL 81 C FF 90 B FF 93 X SL 82 2-2 F8 ①	5	1	1	1	0	1	2
24 Miguel Cabrera, R (1, 3) OBP: 0.430, SLG: 0.549	B CH 86 F CH 84 F FF 94 B FF 94 B FF 94 S CU 76 3-3 K ③		D CH 86 X FF 94 1-0 41 WP 2-H 1B		F CU 77 B CH 87 B CH 85 S FF 94 B FF 94 X CU 76 3-2 G6-3 ②		S SL 80 B SI 91 S SI 91 S SI 91 1-3 K ①		C SL 81 B CU 70 C FF 92 X CH 87 1-2 G6-3 ②	5	0	1	1	0	2	1
41 Victor Martinez, S (1, 10) OBP: 0.370, SLG: 0.444		C FF 92 C CH 85 X FF 93 0-2 G6-3 ①	D CU 75 B FF 94 B CU 74 4-0 2-3 IBB		X SI 93 0-0 G6-3 ③		X SI 91 0-0 13 1B 1B		B SL 79 X FF 93 1-0 G4-3 ③	4	0	1	0	1	0	0
13 Alex Avila, L (1, 2) OBP: 0.391, SLG: 0.522		F FF 94 B FF 93 B FF 93 B FF 92 F FF 94 X FF 94 3-2 F7 ②	F FF 94 B CU 74 C CU 74 F FF 93 S CH 85 1-3 K ③			S SL 84 T SL 86 B SL 83 B FF 96 X SI 95 2-2 27 E 2B	F SI 90 B FF 90 B SL 79 C SL 78 F SL 79 X SI 91 2-2 1-3 1B			4	1	2	0	0	1	2
27 Jhonny Peralta, R (1, 6) OBP: 0.354, SLG: 0.489		C CU 75 B CU 75 B CH 84 X FF 92 2-1 F8 ③		X FF 91 0-0 P3 ①		C SL 85 D SL 85 F SI 94 B SL 86 F SL 85 X SI 94 2-2 39 SH1-4 E5 14 HR 2-H 1B	F SI 91 C SL 82 T SL 80 0-2 K ②			4	1	1	0	0	1	2
25 Ryan Raburn, R (1, 4) OBP: 0.275, SLG: 0.393 39 Ramon Santiago, S (6, PH) OBP: 0.299, SLG: 0.378 (7, 4)			B CU 75 F FF 92 B FF 91 B CH 84 B FF 92 4-1 15 FC5-4 BB	B FF 92 B CH 81 C FF 91 F FF 91 X CU 73 2-2 F7 ②		B X FF 92 1-0 2-3 SH1-4 ①	F SI 91 F SI 90 B FF 89 F FF 90 B FF 90 C SL 79 2-3 K ③			1 1	0 0	0 0	0 0	1 0	0 1	0 2
15 Brandon Inge, R (1, 5) OBP: 0.240, SLG: 0.254 20 Wilson Betemit, S (6, PH) OBP: 0.342, SLG: 0.412 (7, 5)			F FF 92 X SI 92 0-1 FC5-4 ① 1-2f 30 2B	B FF 92 B FF 89 B FF 93 B FF 93 4-0 14 CS BB		F FF 94 D SI 95 F SI 94 S SL 86 1-3 K ②		B FF 92 X FF 93 1-0 G3 ①		1 2	1 0	0 0	0 0	1 0	0 1	1 1
Inning Stats	R: 0 E: 0 K: 2 S: 15 H: 1 LOB: 1 BB: 0 P: 23	R: 0 E: 0 K: 0 S: 8 H: 0 LOB: 0 BB: 0 P: 13	R: 3 E: 0 K: 2 S: 17 H: 3 LOB: 2 BB: 2 P: 29	R: 0 E: 0 K: 0 S: 4 H: 0 LOB: 0 BB: 1 P: 11	R: 2 E: 0 K: 0 S: 9 H: 2 LOB: 0 BB: 0 P: 16	R: 3 E: 1 K: 2 S: 18 H: 3 LOB: 1 BB: 0 P: 28	R: 0 E: 0 K: 3 S: 15 H: 2 LOB: 2 BB: 0 P: 20	R: 0 E: 0 K: 0 S: 4 H: 0 LOB: 0 BB: 0 P: 6	R: 0 E: 0 K: 0 S: 7 H: 0 LOB: 0 BB: 0 P: 11	1B: 4 2B: 5 3B: 0 HR: 2 SF: 0 SAC: 1 DP: 0 HBP: 0						

	AB	37
	R	8
	H	11
	RBI	7
	BB	3
	SO	9
	LOB	12

WP: 2 PB: 0 SB: 1 CS: 1 PA: 42

PITCHER		IP	WLS	BF	H	R	ER	SO	BB	IBB	HBP	BLK	WP	HR	S	P	ERA	WHIP
23 Danny Duffy, L ERA: 5.73	(1, 1)	5.0		23	6	5	5	4	2	1	0	0	1	1	53	92	9.00	1.600
43 Aaron Crow, R ERA: 2.93	(6, 1)	1.0	W	7	3	3	3	2	0	0	0	0	1	1	18	28	27.00	3.000
31 Louis Coleman, R ERA: 2.67	(7, 1)	1.0	H	5	2	0	0	3	0	0	0	0	0	0	15	20	0.00	2.000
56 Greg Holland, R ERA: 1.9	(8, 1)	1.0	H	3	0	0	0	0	0	0	0	0	0	0	4	6	0.00	0.000
48 Joakim Soria, R ERA: 4.31	(9, 1)	1.0	S	3	0	0	0	0	0	0	0	0	0	0	7	11	0.00	0.000

PITCHER	IP	WLS	BF	H	R	ER	SO	BB	IBB	HBP	BLK	WP	HR	S	P	ERA	WHIP

Cleveland Indians @ Kansas City Royals

Kauffman Stadium, Kansas City, MO

Fri Sep 02 2011, 7:10 PM - 9:36 PM CDT

Att. 27,248 - Clear - 91 F

TOP

livebaseballscorecards.com

Batter	1	2	3	4	5	6	7	8	9	AB	R	H	RBI	BB	SO	LOB
12 Ezequiel Carrera, L (1, 8) OBP: 0.322, SLG: 0.316	C SI 83 X SL 81 0-1 ① G5-3	B CU 72 C SL 82 B FF 86 F FF 87 X SL 83 2-2 ③ G6-3		X SL 81 0-0 1B		C SI 85 B EP 68 B FF 87 B SL 82 C FF 87 X SI 84 3-2 ③ G6-3			C FF 92 C SL 88 F FF 92 X CU 80 0-2 ② G4-3	5	0	1	0	0	0	1
1 Kosuke Fukudome, L (1, 9) OBP: 0.361, SLG: 0.379	C FF 84 B CU 71 X CU 72 1-1 41 2B 1B		F CU 71 X FF 86 0-1 13 HR 1B	C SL 84 X SI 86 0-1 ③ G4-3			B SI 90 F FF 93 X SL 89 1-1 41 G6-3 1B		C CU 80 F CU 82 X FF 91 0-2 ③ F8	5	2	3	0	0	0	1
13 Asdrúbal Cabrera, S (1, 6) OBP: 0.337, SLG: 0.467 46 Cord Phelps, S (3, 4) OBP: 0.250, SLG: 0.250	C SI 85 B SI 85 X SL 83 1-1 ② F9		1 SAFE 1 SAFE 1 SAFE B SI 84 F FF 86 F CH 79 1 SAFE F FF 89 F FF 87 2-2 D CH 76 1 SAFE F SL 84 X FF 88 1-H HR		C SI 84 B SL 82 C SL 83 B SI 84 X FF 88 2-2 ① G4-3		F FF 93 D CU 81 L FF 92 D SL 88 S FF 93 2-3 ① K			2 2	1 0	1 0	2 0	0 0	0 1	1 1
41 Carlos Santana, S (1, 3) OBP: 0.349, SLG: 0.444	C FF 85 B SI 85 S SI 85 F FF 89 1 SAFE X SI 86 1-2 1-H 25 1B 2B		B CU 72 S CH 79 B SL 84 X CH 78 2-1 ① G1-3		C SL 83 S FF 86 H FF 87 1-2 25 G3 HBP		1 SAFE C CU 81 D SL 87 X FF 94 1-1 ② G6-3 1-2			3	1	1	1	0	0	1
25 Jim Thome, L (1, 10) OBP: 0.346, SLG: 0.465	B SL 83 F SL 83 C SI 86 B SL 83 C FF 88 X FF 88 3-2 2-H 1B		C CU 72 F FF 88 F FF 89 B CU 69 B SL 83 S SL 83 2-3 ② K		C SL 83 B SL 82 B CH 78 B SI 85 X SL 82 3-1 ② G3 1-2		B SL 89 C CU 80 X FF 92 1-1 ③ G4-3			4	0	1	1	0	1	2
47 Shelley Duncan, R (1, 7) OBP: 0.313, SLG: 0.404 32 Jerad Head, R (7, 7) OBP: 0.063, SLG: 0.063	C CH 78 B SL 84 F SL 84 F FF 89 D CU 78 F CU 78 C FF 88 2-3 ③ K		B CU 72 B FF 88 X SL 84 2-0 ③ G6-3		D CH 79 B SI 86 B SL 85 C SL 84 C FF 87 B SL 84 4-2 BB			B FF 92 F CH 83 F SL 86 X CU 80 1-2 ① G5-3		2 1	0 0	0 0	0 0	1 0	1 0	1 0
16 Jason Donald, R (1, 4) OBP: 0.338, SLG: 0.437 (3, 6)		C SL 82 X SL 81 0-1 9 G3-1 2B		C CU 72 B CH 76 X CH 78 1-1 HR	F SI 85 B SI 85 S CU 77 B FF 90 F CU 78 X FF 86 2-2 ③ F9			C FF 94 S SL 86 F CU 81 C SL 87 0-3 ② K		4	1	2	1	0	1	2
9 Jack Hannahan, L (1, 5) OBP: 0.327, SLG: 0.379		X SL 81 0-0 ① G3-1 2-3		B CU 70 X SL 82 1-0 ① G4-3		C SL 81 S SI 84 C FF 87 0-3 ① K		B CU 80 B FF 90 B FF 92 C FF 92 X FF 94 3-1 ③ G4-3		4	0	0	0	0	1	1
6 Lou Marson, R (1, 2) OBP: 0.299, SLG: 0.298		B SL 82 F FF 87 S FF 87 F FF 90 B FF 87 X SI 85 2-2 ② G5-3		B SL 80 B CH 77 C SL 82 X FF 87 2-1 ② G6-3		B SL 83 B CH 78 B FF 87 C FF 86 S FF 87 X FF 87 3-2 ② F8			B CU 76 B FF 92 X FF 91 2-0 ① G4-3	4	0	0	0	0	0	1

Inning Stats	1	2	3	4	5	6	7	8	9
	R: 2 E: 0 K: 1 S: 18	H: 3 LOB: 1 BB: 0 P: 26	R: 0 E: 0 K: 0 S: 10	H: 1 LOB: 1 BB: 0 P: 14	R: 2 E: 0 K: 1 S: 15	H: 2 LOB: 0 BB: 0 P: 23	R: 1 E: 0 K: 0 S: 8	H: 2 LOB: 1 BB: 0 P: 12	R: 0 E: 0 K: 0 S: 13	H: 0 LOB: 2 BB: 1 P: 25	R: 0 E: 0 K: 1 S: 9	H: 0 LOB: 0 BB: 0 P: 15	R: 0 E: 0 K: 1 S: 9	H: 1 LOB: 1 BB: 0 P: 14	R: 0 E: 0 K: 1 S: 9	H: 0 LOB: 0 BB: 0 P: 13	R: 0 E: 0 K: 0 S: 8	H: 0 LOB: 0 BB: 0 P: 10

	AB	36
	R	5
	H	9
	RBI	5
	BB	1
	SO	5
	LOB	12

1B: 5	SF: 0	WP: 0	PA: 38
2B: 2	SAC: 0	PB: 0	
3B: 0	DP: 0	SB: 0	
HR: 2	HBP: 1	CS: 0	

PITCHER		IP	WLS	BF	H	R	ER	SO	BB	IBB	HBP	BLK	WP	HR	S	P	ERA	WHIP
52 Bruce Chen, L ERA: 4.11	(1, 1)	6.0	L	28	8	5	5	3	1	0	1	0	0	2	73	115	7.50	1.500
61 Everett Teaford, L ERA: 3.55	(7, 1)	3.0		10	1	0	0	2	0	0	0	0	0	0	26	37	0.00	0.333

PITCHER	IP	WLS	BF	H	R	ER	SO	BB	IBB	HBP	BLK	WP	HR	S	P	ERA	WHIP

Cleveland Indians @ Kansas City Royals

Kauffman Stadium, Kansas City, MO

Fri Sep 02 2011, 7:10 PM - 9:36 PM CDT

Att. 27,248 - Clear - 91 F

BOTTOM

livebaseballscorecards.com

Batter	1	2	3	4	5	6	7	8	9	AB	R	H	RBI	BB	SO	LOB
4 Alex Gordon, L (1, 7) OBP: 0.377, SLG: 0.506	X FF 94 0-0 ① G6-3		B FF 95 B SI 94 B CH 81 C FF 93 X SI 94 3-1 ② G4-3 2-3		X FF 93 0-0 ③ F8		C FF 92 B FF 93 B FF 93 C SL 75 X FF 94 2-2 HR 2-H			4	1	1	2	0	0	2
53 Melky Cabrera, S (1, 8) OBP: 0.337, SLG: 0.474	C FF 94 B FF 95 F FF 96 X SI 93 1-2 ② G4-3		X FF 95 0-0 ③ G4-3			C FF 93 B SI 94 X SI 92 1-1 16 1B 35 SF8 2B	C SL 78 X FF 93 0-1 ③ F8			4	1	1	0	0	0	1
16 Billy Butler, R (1, 10) OBP: 0.369, SLG: 0.460	C FF 94 S FF 96 S FF 96 0-3 ③ K			C FF 91 B SL 83 B FF 93 B SI 90 B FF 89 4-1 35 G3-6-3 BB		B FF 93 B FF 95 X FF 90 2-0 2-3 1B		B FF 93 S FF 93 F FF 93 B SL 82 F FF 94 T FF 94 2-2 ① K		3	0	1	0	1	2	0
35 Eric Hosmer, L (1, 3) OBP: 0.332, SLG: 0.449		B FF 94 B FF 95 B FF 91 C FF 94 F FF 93 S FF 94 3-3 ① K		X FF 90 0-0 ① ② G3-6-3 1-2f		B SI 92 B FF 91 B FF 94 X FF 93 3-0 ① SF8 3-H		C SL 80 B FF 93 F FF 93 X SL 81 1-2 ② L8		3	0	0	1	0	1	1
21 Jeff Francoeur, R (1, 9) OBP: 0.329, SLG: 0.465		X FF 94 0-0 8 G1-3 2B		B FF 92 C FF 92 X SL 81 1-1 ③ G5-3		C SI 90 F FF 94 S FF 95 0-3 ② K		F FF 93 F FF 93 F FF 94 B FF 93 S FF 92 1-3 ③ K		4	0	1	0	0	2	1
8 Mike Moustakas, L (1, 5) OBP: 0.282, SLG: 0.290		B FF 92 B SI 92 F FF 93 X FF 94 2-1 ② G1-3 2-3			C FF 92 B FF 93 F FF 93 B FF 95 F FF 95 B FF 91 X SI 90 3-2 ① L3	X FF 91 0-0 ③ F9			B FF 94 B FF 95 C FF 94 B FF 95 X FF 95 3-1 ① P5	4	0	0	0	0	0	2
9 Johnny Giavotella, R (1, 4) OBP: 0.280, SLG: 0.363		C FF 94 X FF 94 0-1 ③ G5-3			S FF 91 B FF 92 F FF 93 C FF 94 1-3 ② K		B FF 89 X FF 92 1-0 ① G6-3		B SL 86 C FF 95 X FF 95 1-1 ② F8	4	0	0	0	0	1	1
13 Salvador Perez, R (1, 2) OBP: 0.325, SLG: 0.423			B FF 95 C FF 93 B FF 95 X SI 92 2-1 ① G1-3		C FF 92 X FF 92 0-1 2 WP 2 1B 1B		B FF 94 H FF 92 2-0 2 SH5-3 4 HR HBP		C FF 96 F FF 93 B SL 86 X FF 94 1-2 ③ F7	3	2	1	0	0	0	0
2 Alcides Escobar, R (1, 6) OBP: 0.281, SLG: 0.328 17 Chris Getz, L (8, 6) OBP: 0.313, SLG: 0.284			C FF 93 C SI 95 X FF 96 0-2 E1 4 G4-3 1B		B SL 78 C FF 91 B FF 93 X FF 89 2-1 1-H 1B		X CH 86 0-0 ② SH5-3 1-2			2 0	0 0	2 0	1 0	0 0	0 0	0 0
Inning Stats	R: 0 E: 0 K: 1 S: 7 H: 0 LOB: 0 BB: 0 P: 8	R: 0 E: 0 K: 1 S: 8 H: 1 LOB: 1 BB: 0 P: 13	R: 0 E: 1 K: 0 S: 8 H: 1 LOB: 1 BB: 0 P: 13	R: 0 E: 0 K: 0 S: 4 H: 0 LOB: 0 BB: 1 P: 9	R: 1 E: 0 K: 1 S: 12 H: 2 LOB: 1 BB: 0 P: 18	R: 1 E: 0 K: 1 S: 8 H: 2 LOB: 1 BB: 0 P: 14	R: 2 E: 0 K: 0 S: 7 H: 1 LOB: 0 BB: 0 P: 12	R: 0 E: 0 K: 2 S: 11 H: 0 LOB: 0 BB: 0 P: 15	R: 0 E: 0 K: 0 S: 7 H: 0 LOB: 0 BB: 0 P: 12	1B: 4 2B: 2 3B: 0 HR: 1	SF: 1 SAC: 1 DP: 1 HBP: 1		WP: 1 PB: 0 SB: 0 CS: 0	PA: 35			

	AB	31
	R	4
	H	7
	RBI	4
	BB	1
	SO	6
	LOB	8

PITCHER	IP	WLS	BF	H	R	ER	SO	BB	IBB	HBP	BLK	WP	HR	S	P	ERA	WHIP
63 Justin Masterson, R (1, 1) ERA: 2.92	7.0	W	29	7	4	4	4	1	0	1	0	1	1	54	87	5.14	1.143
52 Vinnie Pestano, R (8, 1) ERA: 2.35	1.0	H	3	0	0	0	2	0	0	0	0	0	0	11	15	0.00	0.000
54 Chris Perez, R (9, 1) ERA: 2.68	1.0	S	3	0	0	0	0	0	0	0	0	0	0	7	12	0.00	0.000

PITCHER	IP	WLS	BF	H	R	ER	SO	BB	IBB	HBP	BLK	WP	HR	S	P	ERA	WHIP

Batter	1	2	3	4	5	6	7	8	9	AB	R	H	RBI	BB	SO	LOB
12 Ezequiel Carrera, L (1, 8) OBP: 0.320, SLG: 0.314	C FF 93 B SI 92 X CH 81 1-1 1 E 41 SF7 1B	C SI 94 C FC 89 X FF 94 0-2 ② F8	C KC 76 B FC 88 B CH 80 S FC 89 F SL 85 X SL 84 2-2 ③ G4-3 1-2			B KC 77 C SI 93 B FF 92 L FC 88 F KC 79 S FC 88 2-3 ② K		4	1	1	0	0	1	1
1 Kosuke Fukudome, L (1, 9) OBP: 0.360, SLG: 0.377	C FF 91 B SI 91 B FF 92 C FC 89 1 SAFE 1 SAFE F SL 85 S SL 87 2-3 ① K 1-3	C KC 77 B CH 80 C CH 82 B FF 92 B FC 87 X SL 85 3-2 ③ F7			C KC 76 B FF 93 B FF 93 C FC 89 F FF 94 B SL 85 B SL 85 4-2 9 CS BB		B FF 93 C SI 93 C FF 94 B FF 94 S SL 85 2-3 ③ K		3	0	0	0	1	2	1
41 Carlos Santana, S (1, 2) OBP: 0.346, SLG: 0.441	S FF 94 C FF 94 X SI 93 0-2 ② SF7 3-H			X FF 93 0-0 ① F8		B CH 80 S FC 88 F FF 94 X SL 85 1-2 ① F8			B FF 93 F FF 94 B FF 95 B SL 86 F FF 94 F FF 95 X FF 96 3-2 ① F8	3	0	0	1	0	0	1
25 Jim Thome, L (1, 10) OBP: 0.341, SLG: 0.457	B KC 73 C CH 82 F FC 90 B FF 95 B KC 81 S SL 86 3-3 ③ K			C FF 93 B SI 93 S FF 93 C SL 86 1-3 ② K		S SI 92 B SI 92 S FC 88 C FF 94 1-3 ② K			C FF 96 S SL 88 B FF 97 S SL 87 1-3 ② K	4	0	0	0	0	4	1
9 Jack Hannahan, L (1, 3) OBP: 0.327, SLG: 0.380		B FF 92 C CH 79 F FF 93 S SL 86 1-3 ① K		C FF 94 B SI 94 X CH 82 1-1 2B	C SI 93 0-1 ③ CS 1-2	C CH 80 B FF 93 B FF 94 X FF 93 2-1 ① G4-3			C FF 95 F FF 96 X FF 97 0-2 ③ G6-3	4	0	1	0	0	1	0
16 Jason Donald, R (1, 6) OBP: 0.325, SLG: 0.419		F FF 93 F FF 93 B SI 93 B KC 77 X SL 86 2-2 E6		C FC 89 F SI 93 F FF 94 X SL 85 0-2 ③ G4-3			X FC 88 0-0 ② P6			3	0	0	0	0	0	1
8 Lonnie Chisenhall, L (1, 5) OBP: 0.277, SLG: 0.388		C FF 93 X FF 92 0-1 ② L8			B KC 74 C KC 76 B FC 88 X CH 82 2-1 ① G3-1		C KC 77 F FF 94 B FC 87 F SL 87 B FF 94 X SL 87 2-2 2B			3	0	1	0	0	0	1
46 Cord Phelps, S (1, 4) OBP: 0.239, SLG: 0.238		B FF 93 B FF 90 F FC 88 B FC 89 F FF 91 C SL 86 3-3 ③ K			C KC 76 X FF 93 0-1 ② F9		X SI 94 0-0 ③ G6-3			3	0	0	0	0	1	2
32 Jerad Head, R (1, 7) OBP: 0.053, SLG: 0.053			C FF 92 B SI 92 X FF 93 1-1 ① G4-3		B SI 93 C FC 90 X SI 94 1-1 E3 12 S			C FF 92 F FC 88 B FF 92 X KC 78 1-2 ① F8		3	0	0	0	0	0	0

TOP

Cleveland Indians @ Kansas City Royals

Kauffman Stadium, Kansas City, MO

Sat Sep 03 2011, 6:31 PM - 9:05 PM CDT

Att. 27,126 - Rain - 77 F

livebaseballscorecards.com

AB	30
R	1
H	3
RBI	1
BB	1
SO	9
LOB	8

Inning Stats	1	2	3	4	5	6	7	8	9					
	R: 1 E: 1 K: 2 S: 12	R: 0 E: 1 K: 2 S: 11	R: 0 E: 0 K: 0 S: 8	R: 0 E: 0 K: 1 S: 10	R: 0 E: 1 K: 0 S: 10	R: 0 E: 0 K: 1 S: 10	R: 0 E: 0 K: 0 S: 8	R: 0 E: 0 K: 2 S: 10	R: 0 E: 0 K: 1 S: 10	1B: 1 2B: 2 3B: 0 HR: 0	SF: 1 SAC: 0 DP: 0 HBP: 0	WP: 0 PB: 0 SB: 1 CS: 1	PA: 33	
	H: 1 LOB: 0 BB: 0 P: 18	H: 0 LOB: 1 BB: 0 P: 17	H: 0 LOB: 0 BB: 0 P: 12	H: 1 LOB: 1 BB: 0 P: 12	H: 0 LOB: 1 BB: 0 P: 15	H: 0 LOB: 0 BB: 1 P: 16	H: 1 LOB: 1 BB: 0 P: 12	H: 0 LOB: 0 BB: 0 P: 15	H: 0 LOB: 0 BB: 0 P: 14					

PITCHER		IP	WLS	BF	H	R	ER	SO	BB	IBB	HBP	BLK	WP	HR	S	P	ERA	WHIP
44 Luke Hochevar, R ERA: 4.76	(1, 1)	8.0	W	29	3	1	0	8	1	0	0	0	0	0	79	117	0.00	0.500
56 Greg Holland, R ERA: 1.87	(9, 1)	1.0		3	0	0	0	1	0	0	0	0	0	0	10	14	0.00	0.000

PITCHER		IP	WLS	BF	H	R	ER	SO	BB	IBB	HBP	BLK	WP	HR	S	P	ERA	WHIP

Cleveland Indians @ Kansas City Royals

Kauffman Stadium, Kansas City, MO

Sat Sep 03 2011, 6:31 PM - 9:05 PM CDT

Att. 27,126 - Rain - 77 F

BOTTOM

Batter	1	2	3	4	5	6	7	8	9	AB	R	H	RBI	BB	SO	LOB
4 Alex Gordon, L (1, 7) OBP: 0.377, SLG: 0.505	G3	FC4-6 1-2f 3-H			BB		1B			3	1	1	1	1	0	1
53 Melky Cabrera, S (1, 8) OBP: 0.336, SLG: 0.472	1B	P3			F8		F8			4	1	1	0	0	0	3
16 Billy Butler, R (1, 10) OBP: 0.368, SLG: 0.460	F9		F9		2B		K 1-2			4	0	1	1	0	1	2
35 Eric Hosmer, L (1, 3) OBP: 0.331, SLG: 0.447	1B		F7		G3			F9	1B	4	1	1	0	0	0	1
21 Jeff Francoeur, R (1, 9) OBP: 0.330, SLG: 0.467	1-H 2-H 2B		G6-3			K		1B		4	0	2	2	0	1	0
9 Johnny Giavotella, R (1, 4) OBP: 0.279, SLG: 0.387	K		F9			HR		K		4	1	1	1	0	2	2
8 Mike Moustakas, L (1, 5) OBP: 0.278, SLG: 0.285		P5	F7			G4-3		G4-3		4	0	0	0	0	0	1
13 Salvador Perez, R (1, 2) OBP: 0.313, SLG: 0.405		E6 17 1B 4 FC4-6	K			L5				3	1	0	0	0	1	0
17 Chris Getz, L (1, 6) OBP: 0.313, SLG: 0.284		4 FC4-6 1-3 1B			G6-3		L9			3	0	1	0	0	0	0

	AB	33
	R	5
	H	8
	RBI	5
	BB	1
	SO	5
	LOB	10

livebaseballscorecards.com

Inning Stats									
	R: 2 E: 0 K: 1 S: 19	H: 3 LOB: 1 BB: 0 P: 24	R: 1 E: 1 K: 0 S: 15	H: 1 LOB: 1 BB: 0 P: 22	R: 0 E: 0 K: 0 S: 5	H: 0 LOB: 0 BB: 0 P: 9	R: 0 E: 0 K: 1 S: 8	H: 0 LOB: 0 BB: 0 P: 15	R: 1 E: 0 K: 0 S: 11	H: 1 LOB: 1 BB: 1 P: 18	R: 1 E: 0 K: 1 S: 9	H: 1 LOB: 0 BB: 0 P: 13	R: 0 E: 0 K: 1 S: 11	H: 1 LOB: 1 BB: 0 P: 17	R: 0 E: 0 K: 1 S: 7	H: 1 LOB: 1 BB: 0 P: 10

	1B: 5	SF: 0	WP: 0	PA: 34
	2B: 2	SAC: 0	PB: 0	
	3B: 0	DP: 0	SB: 2	
	HR: 1	HBP: 0	CS: 0	

PITCHER		IP	WLS	BF	H	R	ER	SO	BB	IBB	HBP	BLK	WP	HR	S	P	ERA	WHIP
31 David Huff, L ERA: 2.81	(1, 1)	6.0	L	26	6	5	4	3	1	0	0	0	0	1	67	101	6.00	1.167
45 Josh Judy, R ERA: 1.8	(7, 1)	1.0		4	1	0	0	1	0	0	0	0	0	0	11	17	0.00	1.000
37 Chad Durbin, R ERA: 4.97	(8, 1)	1.0		4	1	0	0	1	0	0	0	0	0	0	7	10	0.00	1.000

PITCHER	IP	WLS	BF	H	R	ER	SO	BB	IBB	HBP	BLK	WP	HR	S	P	ERA	WHIP

Cleveland Indians @ Kansas City Royals

Kauffman Stadium, Kansas City, MO

Sun Sep 04 2011, 1:10 PM - 4:39 PM CDT

Att. 34,014 - Sunny - 72 F

TOP

livebaseballscorecards.com

Batter	1	2	3	4	5	6	7	8	9	AB	R	H	RBI	BB	SO	LOB
12 Ezequiel Carrera, L (1, 8) OBP: 0.314, SLG: 0.303	C SI 84 B SI 86 B SI 83 C CH 77 X SI 86 2-2 G5-3 ①	B SI 86 F CH 75 X FF 85 1-1 F9 ①	B CU 68 C SI 86 F SI 87 X SI 87 1-2 F8 ③			C FF 91 C FF 92 B CU 75 B CH 83 F FF 90 F FF 92 B FF 92 B FF 92 4-2 41 FC3-6 1 S 47 HR BB	X SI 90 0-0 G4-3 ③		B FC 87 C SI 91 C FC 88 F FF 92 X FF 92 1-2 FC6 ③ 1-2f	5	1	0	0	1	0	7
1 Kosuke Fukudome, L (1, 9) OBP: 0.358, SLG: 0.377	B SI 86 X CH 74 1-0 47 BB 16 1B 2B	B SI 84 X SI 83 1-0 G3 ②		C FF 83 F CU 65 B CU 67 B SI 87 B CH 77 F SI 84 X SI 85 3-2 G1-3 ①		C FF 91 S FF 93 B FF 92 D CU 75 B FF 92 S FF 92 3-3 K ① 1-2		B FC 86 X SI 91 1-0 G3 ①		5	1	1	0	0	1	3
13 Asdrúbal Cabrera, S (1, 6) OBP: 0.338, SLG: 0.467	X SI 84 0-0 G6-3 ②	C SI 86 B SI 85 X CH 74 1-1 2-H 3-H 2B		C CU 67 B SI 80 X CH 74 1-1 F7 ②		B FF 92 D CH 83 B CH 83 C FF 92 F CH 82 B CH 83 4-2 41 FC3-6 BB		S FC 87 C FC 87 B FC 86 X SI 91 1-2 G6-3 ②		4	0	1	2	1	0	1
41 Carlos Santana, S (1, 3) OBP: 0.349, SLG: 0.443	C SI 85 B SI 84 B SI 84 B CH 75 F CH 77 B CH 75 4-2 47 BB 16 1B BB	C CH 77 F CH 76 X SI 85 0-2 G6-3 ③		C CU 67 X SI 84 0-1 2B		C FF 92 S FF 92 B FF 93 X FC 88 1-2 FC3-6 ② 47 HR 1-2f 2-3		B FC 88 B CH 86 B FC 87 B FF 91 4-0 47 HR BB		3	2	1	0	2	0	3
47 Shelley Duncan, R (1, 10) OBP: 0.321, SLG: 0.447	B FF 83 B CH 76 B SI 84 C SI 82 S CH 76 B CH 76 4-2 16 1B 1-2 2-3 BB		C CU 67 B CH 75 X SI 81 1-1 P3 ①	B CH 74 C SI 83 F CU 66 F SI 84 X SI 88 1-2 G6-3 ③		B FF 92 X FF 92 1-0 1-H 3-H HR		C FC 86 X FC 86 0-1 1-H HR		4	2	2	5	1	0	1
16 Jason Donald, R (1, 4) OBP: 0.329, SLG: 0.418	C SI 85 X SI 85 0-1 1-2 2-H 3-H 1B ③		B CU 67 X CH 75 1-0 F9 ②		C CH 72 B CH 79 X FF 82 1-1 32 PB 32 S 1B	F FF 94 X FC 88 0-1 F9 ③		C FC 88 X FC 87 0-1 F9 ③		5	0	2	1	0	0	0
9 Jack Hannahan, L (1, 5) OBP: 0.330, SLG: 0.388 8 Lonnie Chisenhall, L (3, PR) OBP: 0.271, SLG: 0.379 (3, 5)		B CU 68 B FF 84 C SI 83 F SI 85 F SI 86 B SI 87 X SI 85 3-2 6 1B 32 2B 2B	B SI 84 C SI 84 X SI 85 1-1 32 HBP 6 BB 1B		1 SAFE 1 SAFE C FF 83 B CU 68 X SI 85 1-1 F7 ①		C FC 88 F FC 87 X FF 93 0-2 G6-3 ①		X FF 92 0-0 G4-3 ①	2 3	1 0	2 0	0 0	0 0	0 0	0 1
6 Lou Marson, R (1, 2) OBP: 0.311, SLG: 0.308		X SI 84 0-0 32 2B 13 2B 2-3 1B	C SI 83 B CU 66 B SI 83 C CH 75 B CH 74 D SI 82 4-2 32 HBP 1-2 BB		1 SAFE 1 SAFE S SI 82 F SI 83 B CH 72 X FF 83 1-2 F8 ②		B FF 92 X FF 91 1-0 1B		B FF 92 B FC 88 X SI 92 2-0 12 FC6 1B	4	1	3	0	1	0	1
32 Jerad Head, R (1, 7) OBP: 0.125, SLG: 0.130		C CU 69 X SI 84 0-1 13 2B 1-3 3-H 2B	F CH 76 F CH 75 B SI 86 H CU 70 2-2 1-2 2-3 HBP		B CH 75 1 SAFE F SI 84 B FF 84 X SI 81 2-1 G5-3 ③ 1-3		B SI 92 B FC 87 F SI 91 S FC 87 X FC 86 2-2 F9 ②		B SI 91 B SI 91 F FF 92 F FC 87 F CU 74 B FF 92 S FF 92 3-3 K ②	4	1	1	1	0	1	3

Inning Stats	R: 1 E: 0 K: 0 S: 11	H: 2 LOB: 2 BB: 2 P: 22	R: 3 E: 0 K: 0 S: 15	H: 4 LOB: 1 BB: 0 P: 21	R: 0 E: 0 K: 0 S: 12	H: 1 LOB: 3 BB: 1 P: 22	R: 0 E: 0 K: 0 S: 12	H: 1 LOB: 1 BB: 0 P: 17	R: 0 E: 0 K: 0 S: 9	H: 1 LOB: 1 BB: 0 P: 14	R: 3 E: 0 K: 1 S: 15	H: 1 LOB: 0 BB: 2 P: 28	R: 0 E: 0 K: 0 S: 8	H: 1 LOB: 1 BB: 0 P: 11	R: 2 E: 0 K: 0 S: 8	H: 1 LOB: 0 BB: 1 P: 14	R: 0 E: 0 K: 1 S: 10	H: 1 LOB: 1 BB: 0 P: 16

	1B: 6	SF: 0	WP: 0	PA: 46
	2B: 5	SAC: 0	PB: 1	
	3B: 0	DP: 0	SB: 2	
	HR: 2	HBP: 1	CS: 0	

	AB	39
	R	9
	H	13
	RBI	9
	BB	6
	SO	2
	LOB	20

PITCHER		IP	WLS	BF	H	R	ER	SO	BB	IBB	HBP	BLK	WP	HR	S	P	ERA	WHIP
26 Jeff Francis, L ERA: 4.72	(1, 1)	5.0	L	27	9	4	4	0	3	0	1	0	0	0	59	96	7.20	2.400
55 Tim Collins, L ERA: 3.66	(6, 1)	0.1		3	0	2	2	1	2	0	0	0	0	0	9	20	54.00	6.000
57 Jesse Chavez, R ERA: 9.64	(6, 1)	3.2		16	4	3	3	1	1	0	0	0	0	2	32	49	7.36	1.364

PITCHER		IP	WLS	BF	H	R	ER	SO	BB	IBB	HBP	BLK	WP	HR	S	P	ERA	WHIP

Cleveland Indians @ Kansas City Royals

Kauffman Stadium, Kansas City, MO

Sun Sep 04 2011, 1:10 PM - 4:39 PM CDT

Att. 34,014 - Sunny - 72 F

livebaseballscorecards.com

BOTTOM

Batter	1	2	3	4	5	6	7	8	9	AB	R	H	RBI	BB	SO	LOB
4 Alex Gordon, L (1, 7) OBP: 0.376, SLG: 0.502	X SI 89 0-0 G6-3 ①		B SI 90 C SI 90 F CH 82 B SL 85 B FF 91 F SI 90 X SI 90 3-2 G4-3 ①		C CH 81 1 SAFE S CH 82 B SI 86 S SI 90 1-3 K ②		B FF 87 C FF 85 F FF 85 B FF 87 X FF 87 2-2 16 BB 53 1B 35 FC4-2 1-3 1B		C SI 94 F CH 88 B CH 86 F FF 95 F FF 96 B SL 88 S SI 94 2-3 K ①	5	0	1	0	0	2	1
53 Melky Cabrera, S (1, 8) OBP: 0.337, SLG: 0.471	C SI 90 I CH 84 F SL 85 X SI 90 0-2 L8 ②		B CH 82 C CH 82 F SL 83 B SL 86 F SI 91 S CH 81 2-3 K ②		X CH 82 0-0 P6 ③		B FF 86 C FF 87 F FF 86 F FF 88 X FF 88 1-2 35 FC4-2 16 BB 9 BB 1-2 3-H 1B		B SI 92 S SI 92 B CH 87 F SI 94 F SI 95 F SI 95 B SI 94 F SI 93 B FF 93 4-2 16 2B 35 1B BB	4	2	1	1	1	1	1
16 Billy Butler, R (1, 10) OBP: 0.372, SLG: 0.466	B FF 91 C SI 90 B CH 82 F SI 89 X FF 91 2-2 2B		C FF 90 F SI 91 X SL 85 0-2 G5-3 ③			C SI 89 S SL 86 B SL 88 X SL 83 1-2 8 BB 9 1B 1B	B FF 88 B SI 90 B FC 87 B FF 90 4-0 9 BB 35 FC4-2 1-2 2-3 BB		C SI 94 B SL 85 B FF 95 X SI 94 2-1 35 1B 1-3 2B	4	1	3	0	1	0	0
35 Eric Hosmer, L (1, 3) OBP: 0.334, SLG: 0.450	I IN 51 I IN 59 I IN 64 I IN 65 4-0 IBB			B SI 90 B SI 90 C SI 90 S CH 80 B SI 90 X SI 89 3-2 9 G6-3 8 E 2B		B CH 82 C SI 88 F SI 90 F CH 86 B SL 85 X SL 84 2-2 P5 ①	F FF 90 F FF 92 X SL 80 0-2 FC4-2 9 BB 1-2 2-3 3-Hf ②		F SI 95 D CH 89 F SI 93 F SI 96 B SI 95 X FF 95 2-2 9 1B 2-H 3-H 1B	4	2	2	2	1	0	4
9 Johnny Giavotella, R (1, 4) OBP: 0.293, SLG: 0.391	C SI 89 X SI 90 0-1 F9 ③			L SI 89 F SI 90 B SL 86 X SI 90 1-2 G6-3 2-3 ①		C SI 90 B SL 82 F SI 90 X SI 92 1-2 27 G5-3 8 BB 1-2 1B	B FF 92 F FF 91 B FF 91 S FF 92 B FF 93 B FF 92 4-2 1-2 2-3 3-H BB		C SL 85 D SL 86 S SI 95 B FF 95 X SI 95 2-2 27 DI 2-H 1B	4	0	2	2	1	0	3
8 Mike Moustakas, L (1, 5) OBP: 0.277, SLG: 0.281		B SI 88 C SI 89 X SI 89 1-1 F7 ①		F SI 90 X SI 91 0-1 E5 27 G3-6 3-H		B SI 90 B CH 80 B SI 91 B SI 89 4-0 1-2 2-3 BB	B FF 92 C FF 93 S SL 83 F SL 82 D SL 83 F FF 93 F SL 82 F FF 93 F FF 93 2-2 F FF 92 X FF 94 P4 ③		C FF 93 T FF 93 X FF 93 0-2 P4 ②	4	0	0	1	1	0	4
27 Brayan Peña, S (1, 2) OBP: 0.291, SLG: 0.344		B SI 91 S SL 82 X SI 89 1-1 12 BB 1B		B CH 81 C SI 89 D CH 82 X SI 90 2-1 G3-6 ② ③ 1-2f		C FF 86 X FF 87 0-1 G5-3 ② ③ 2-3f		C FF 90 B SL 82 X FF 90 1-1 F7 ①	B FF 94 B FF 94 X FF 93 2-0 P5 ③ 1-2	5	0	1	0	0	0	5
12 Mitch Maier, L (1, 9) OBP: 0.371, SLG: 0.383		B SI 90 B SI 89 C FF 88 B SI 90 F SI 89 F SI 89 1 SAFE B SI 90 4-2 17 G4-6-3 1-2 BB			C SI 88 B SI 90 F SI 91 F FF 90 X CH 84 1-2 F9 ①		C FF 90 B FF 88 F FF 86 B FF 87 F FF 87 X FF 91 2-2 4 1B 53 1B 1B	B FF 90 C SL 82 B FF 91 X SI 90 2-1 G3 ②		3	1	1	0	1	0	0
17 Chris Getz, L (1, 6) OBP: 0.313, SLG: 0.284		X SI 90 0-0 G4-6-3 ② ③ 1-2f			C SI 90 B SL 84 X FF 89 1-1 1B		C FF 86 B FF 86 F FF 87 T FF 87 1-2 K ①	B FF 90 C FF 90 F SL 81 F SI 90 B FF 90 B SL 81 X SI 89 3-2 G4-3 ③		4	0	1	0	0	1	3
Inning Stats	R: 0 E: 0 K: 0 S: 10 H: 1 LOB: 2 BB: 1 P: 16	R: 0 E: 0 K: 0 S: 8 H: 1 LOB: 1 BB: 1 P: 14	R: 0 E: 0 K: 1 S: 11 H: 0 LOB: 0 BB: 0 P: 16	R: 1 E: 1 K: 0 S: 10 H: 1 LOB: 0 BB: 0 P: 16	R: 0 E: 0 K: 1 S: 10 H: 1 LOB: 1 BB: 0 P: 13	R: 0 E: 0 K: 0 S: 12 H: 2 LOB: 2 BB: 1 P: 20	R: 2 E: 0 K: 1 S: 28 H: 3 LOB: 3 BB: 2 P: 44	R: 0 E: 0 K: 0 S: 8 H: 0 LOB: 0 BB: 0 P: 14	R: 3 E: 0 K: 1 S: 23 H: 3 LOB: 1 BB: 1 P: 37	1B: 9 2B: 3 3B: 0 HR: 0 SF: 0 SAC: 0 DP: 3 HBP: 0						

	AB	37
	R	6
	H	12
	RBI	6
	BB	6
	SO	4
	LOB	21

WP: 0 PB: 0 SB: 0 CS: 0 PA: 43

PITCHER	IP	WLS	BF	H	R	ER	SO	BB	IBB	HBP	BLK	WP	HR	S	P	ERA	WHIP
58 Jeanmar Gómez, R (1, 1) ERA: 4.11	5.1	W	24	6	1	1	2	2	1	0	0	0	0	59	93	1.69	1.500
53 Rafael Perez, L (6, 1) ERA: 2.83	1.0		5	3	2	2	1	0	0	0	0	0	0	16	22	18.00	3.000
37 Chad Durbin, R (7, 1) ERA: 4.97	0.0		1	0	0	0	0	1	0	0	0	0	0	0	4	∞	∞
49 Tony Sipp, L (7, 1) ERA: 2.54	0.2	H	3	0	0	0	0	1	0	0	0	0	0	14	20	0.00	1.500
38 Joe Smith, R (8, 1) ERA: 1.58	1.0		3	0	0	0	0	0	0	0	0	0	0	8	14	0.00	0.000

PITCHER	IP	WLS	BF	H	R	ER	SO	BB	IBB	HBP	BLK	WP	HR	S	P	ERA	WHIP
56 Frank Herrmann, R (9, 1) ERA: 5.18	0.1		5	3	3	3	1	1	0	0	0	0	0	19	31	81.00	12.000
54 Chris Perez, R (9, 1) ERA: 2.65	0.2	S	2	0	0	0	0	0	0	0	0	0	0	4	6	0.00	0.000

Kansas City Royals @ Oakland Athletics

Oakland Coliseum, Oakland, CA

Mon Sep 05 2011, 1:09 PM - 4:13 PM PDT

Att. 14,577 - Sunny - 62 F

TOP

livebaseballscorecards.com

Batter	1	2	3	4	5	6	7	8	9	AB	R	H	RBI	BB	SO	LOB
4 Alex Gordon, L (1, 7) OBP: 0.376, SLG: 0.502	B FF 88 B FF 90 S FF 90 S SL 83 S FF 93 2-3 K ①	S SL 84 C FF 93 B FF 95 S FF 94 1-3 K ③		B FF 92 D SL 83 B SL 84 F FF 93 C FF 92 B SL 86 4-2 1-2 BB			C SL 83 S FF 91 B FF 91 1 SAFE D CU 76 X FF 92 2-2 P6 ①		X FF 93 0-0 53 1B 1-H 2B	4	1	1	1	1	2	1
53 Melky Cabrera, S (1, 8) OBP: 0.337, SLG: 0.470	B FF 90 X FF 90 1-0 16 1B 35 2B 1B		B FF 89 C SL 81 F FF 90 F FF 94 B SL 84 S SL 85 2-3 K ①	C FF 93 F FF 94 X FF 95 0-2 F7 ③			F FF 91 C FF 93 F FF 93 B FF 93 B FF 93 B SL 83 S FF 91 3-3 1-3 K ②		B FF 92 B FF 92 C FF 92 X FF 92 2-1 35 2B 2-H 1B	5	2	2	1	0	2	4
16 Billy Butler, R (1, 10) OBP: 0.375, SLG: 0.480	B FF 89 B FF 89 B FF 91 C FF 90 S SL 82 X FF 94 3-2 35 2B 21 1B 1-3 1B		B FF 92 S SL 83 S SL 84 B FF 95 X SL 84 2-2 HR		C FF 89 X SL 81 0-1 G6-3 ①		X FF 92 0-0 3-H HR		D SL 86 F FF 94 T FF 95 F FF 95 F FF 96 B SL 87 F FF 95 B FF 96 F FF 94 4-2 F FF 84 B SL 84 35 2B 8 1B BB	4	4	3	3	1	0	0
35 Eric Hosmer, L (1, 3) OBP: 0.337, SLG: 0.456	B FF 90 B FF 92 X FF 91 2-0 21 1B 1-3 3-H 2B		S FF 93 S SL 85 B SL 86 T FF 95 1-2 K ②		B SL 80 B FF 89 C SL 80 X FF 91 2-1 21 CS 1B		C SL 83 B SL 87 C FF 91 X CU 77 1-2 G4-3 ③		C FF 94 B CH 83 X CH 83 1-1 8 1B 1-3 2-H 2B	5	2	3	2	0	1	0
21 Jeff Francoeur, R (1, 9) OBP: 0.329, SLG: 0.464	X SL 84 0-0 2-H 3-H 1B		B FF 94 F SL 84 S FF 94 B FF 96 S FF 95 2-3 K ③		D SL 82 C FF 90 F FF 90 D SL 83 F FF 92 D FF 93 S SL 84 3-3 K ② ③ 1-2			B SI 87 X SI 87 1-0 F9 ①	S FF 95 S FF 95 S FF 96 0-3 K ②	5	0	1	2	0	3	4
8 Mike Moustakas, L (1, 5) OBP: 0.279, SLG: 0.283	B FF 94 C SL 82 1 SAFE S FF 91 S SL 82 1-3 K ②			C FF 90 B FF 91 C SL 84 B FF 94 X FF 93 2-2 13 1B 1B		C FF 88 B FF 89 S SL 84 X SL 84 1-2 P5 ①		C SI 87 B SI 88 B SL 73 F SI 88 C SI 89 2-3 K ②	C CH 83 X FF 96 0-1 2-H 3-H 1B ③	5	0	2	2	0	2	1
9 Johnny Giavotella, R (1, 4) OBP: 0.283, SLG: 0.377	C FF 91 S FF 92 B FF 94 D SL 83 F FF 93 S SL 85 2-3 K ③			C SL 82 B SL 84 X FF 91 1-1 F8 ①		C FF 90 B SL 85 C SL 84 S SL 85 1-3 K ②		X SI 87 0-0 P4 ③		4	0	0	0	0	2	2
13 Salvador Perez, R (1, 2) OBP: 0.321, SLG: 0.410 17 Chris Getz, L (9, PR) OBP: 0.313, SLG: 0.284 27 Brayan Peña, S (9, 2) OBP: 0.291, SLG: 0.344		B FF 90 X FF 91 1-0 P3 ①		F SL 83 F FF 92 D SL 85 F SL 83 X FF 94 1-2 4 BB 1-3 1B		C SL 84 X FF 91 0-1 G5-3 ③		X FF 92 0-0 4 2B 1B	4 0 0	0 1 0	2 0 0	0 0 0	0 0 0	0 0 0	0 0 0
2 Alcides Escobar, R (1, 6) OBP: 0.281, SLG: 0.328		C FF 91 S SL 83 B SL 84 S FF 95 1-3 K ②		B SL 84 D SL 82 S FF 93 1 SAFE B SL 83 F FF 91 S SL 84 3-3 K ②			B SL 84 S SL 83 X FF 90 1-1 53 S 16 HR 1B		1 SAFE B FC 83 L FF 91 L FF 92 F FC 86 1 SAFE 1 SAFE X FC 83 1-2 F9 ①	4	1	1	0	0	2	3

Inning Stats										
	R: 3 E: 0 K: 3 S: 16	H: 4 LOB: 1 BB: 0 P: 27	R: 0 E: 0 K: 2 S: 7	H: 0 LOB: 0 BB: 0 P: 10	R: 1 E: 0 K: 3 S: 13	H: 1 LOB: 0 BB: 0 P: 20	R: 0 E: 0 K: 1 S: 17	H: 2 LOB: 3 BB: 1 P: 28	R: 0 E: 0 K: 1 S: 8	H: 1 LOB: 1 BB: 0 P: 13
	R: 0 E: 0 K: 1 S: 8	H: 0 LOB: 0 BB: 0 P: 10	R: 2 E: 0 K: 1 S: 13	H: 2 LOB: 0 BB: 0 P: 20	R: 0 E: 0 K: 1 S: 5	H: 0 LOB: 0 BB: 0 P: 8	R: 5 E: 0 K: 1 S: 22	H: 5 LOB: 1 BB: 1 P: 30	1B: 10 2B: 4 3B: 0 HR: 2	SF: 0 SAC: 0 DP: 1 HBP: 0	WP: 0 PB: 0 SB: 2 CS: 1	PA: 42

PITCHER		IP	WLS	BF	H	R	ER	SO	BB	IBB	HBP	BLK	WP	HR	S	P	ERA	WHIP
18 Rich Harden, R ERA: 4.74	(1, 1)	5.0		23	8	4	4	10	1	0	0	0	0	1	61	98	7.20	1.800
48 Michael Wuertz, R ERA: 5.01	(6, 1)	1.0	H	4	1	1	1	1	0	0	0	0	0	0	10	13	9.00	1.000
56 Craig Breslow, L ERA: 4.11	(7, 1)	1.0	B	4	1	1	1	1	0	0	0	0	0	1	11	17	9.00	1.000
40 Brian Fuentes, L ERA: 4.02	(8, 1)	1.0		3	0	0	0	1	0	0	0	0	0	0	5	8	0.00	0.000
40 Andrew Bailey, R ERA: 3.38	(9, 1)	0.1	L	4	3	4	4	0	0	0	0	0	0	0	8	11	108.00	9.000

PITCHER		IP	WLS	BF	H	R	ER	SO	BB	IBB	HBP	BLK	WP	HR	S	P	ERA	WHIP
62 Neil Wagner, R ERA: 6.75	(9, 1)	0.2		4	2	1	1	1	1	0	0	0	0	0	14	19	13.50	4.500

AB	40
R	11
H	15
RBI	11
BB	2
SO	14
LOB	15

Batter	1	2	3	4	5	6	7	8	9	AB	R	H	RBI	BB	SO	LOB
19 Jemile Weeks, S (1, 4) OBP: 0.331, SLG: 0.401	C SI 93 F FF 94 F SI 95 B CH 86 F SI 96 X SL 88 1-2 ① G3	X SI 96 0-0 ③ L7			B CU 77 B SI 93 C SL 83 X SL 86 2-1 55 WP; 16 1B; 2B		C FF 89 B CU 78 B SL 84 X FF 90 2-1 ① L9		B FC 91 C FF 90 B FF 91 L FF 92 F FF 92 F FC 89 F CH 88 S FF 92 2-3 ② K	5	1	1	0	0	1	0
2 Cliff Pennington, S (1, 6) OBP: 0.325, SLG: 0.371	B FF 95 S FF 94 C CH 87 S SL 89 1-3 ② K		C CU 77 B CH 86 C SI 93 F SI 95 X CH 88 1-2 ① G4-3		B SI 94 F CH 88 B SL 88 B SI 95 B SL 88 4-1 16 1B; 55 WP; 12 SF7; BB		C FF 89 X SL 85 0-1 ② G5-3		C FF 91 F FF 94 S FF 93 0-3 ③ K	4	1	0	0	1	2	0
55 Hideki Matsui, L (1, 10) OBP: 0.327, SLG: 0.396	B SI 95 B SI 96 X SI 95 2-0 ③ F8		B CH 88 B SL 88 B SI 94 C SI 94 B SI 94 4-1 12 WP; BB		F CH 88 F SL 88 B FF 95 F SL 89 B CH 88 S SL 90 2-3 ① K 1-2 2-3		C SL 87 B FF 90 C CU 80 X SL 86 1-2 ③ G6-3			3	0	0	0	1	1	2
16 Josh Willingham, R (1, 7) OBP: 0.332, SLG: 0.470 23 Michael Taylor, R (8, PR) (9, 7)		C SI 96 B SI 96 F SL 87 X SI 96 1-2 ① L6	S SL 87 B SI 96 C SL 88 S SL 89 1-3 ② K		X SL 88 0-0 2-3 3-H 1B			B FF 93 B SL 86 C FF 94 B FF 94 B FF 94 4-1 12 SH3-4; BB		3 0	0 0	1 0	1 0	1 0	1 0	1 0
12 David DeJesus, L (1, 9) OBP: 0.316, SLG: 0.365		C FF 96 C CH 88 F SL 89 B SI 97 B SI 96 F SI 97 B SI 95 X SI 97 3-2 ② P5	B CH 88 C SI 94 B CU 82 S CH 87 F SI 95 B SI 95 T SL 88 3-2 ③ K 1-2		B SL 86 B SI 86 X FF 91 2-0 ② SF7 3-H			X FF 95 0-0 ① SH3-4 1-2		2	0	0	1	0	1	1
14 Brandon Allen, L (1, 3) OBP: 0.328, SLG: 0.487		T SI 96 B CH 88 B CH 88 F CH 86 B SL 90 B SI 96 4-2 15 BB; 8 1B; BB		C CU 77 B CH 86 T SI 94 X SL 87 1-2 ① G3-1	D CU 80 1 SAFE C FF 92 B SL 85 S SL 86 B FF 91 X FF 90 3-2 ③ L9			D SL 87 B FF 94 2 SAFE C FF 96 S SL 88 S SL 87 2-3 ② K2-3		3	1	0	0	1	1	3
15 Ryan Sweeney, L (1, 8) OBP: 0.349, SLG: 0.344		B CH 86 B SI 95 B SI 94 C FF 96 B FF 96 4-1 8 1B; 29 HR; 1-2; BB	B FF 94 B FF 94 B FF 94 B FF 92 4-0 8 BB; BB			B FF 89 C FF 88 X SL 84 1-1 ① F7		I IN 80 I IN 80 I IN 81 I IN 80 4-0 IBB		1	1	0	0	3	0	0
8 Kurt Suzuki, R (1, 2) OBP: 0.299, SLG: 0.388		C FF 96 C SI 96 F SL 89 B SL 89 D SL 91 X FF 97 2-2 29 HR; 1-3; 2-H; 1B	D FF 94 B FF 94 B SI 94 C SI 93 D FF 95 4-1 29 G4-6-3; 1-2; BB			C SL 85 B CU 80 X FF 90 1-1 ② F8		S SL 87 B SL 87 B FF 95 X SL 86 2-1 ③ G3-1		3	1	1	1	1	0	2
29 Scott Sizemore, R (1, 5) OBP: 0.344, SLG: 0.403		D SL 90 X SI 96 1-0 1-H; 3-H; HR	X SL 88 0-0 ② ③ G4-6-3 1-2f			C CH 82 B SL 84 B CH 81 B FF 89 C FF 88 F FF 89 X SL 86 3-2 ③ G5-3			B FC 90 B FC 90 C FC 89 F FF 90 S FF 93 2-3 ① K	4	1	1	3	0	1	2
Inning Stats	R: 0 E: 0 K: 1 S: 9 H: 0 LOB: 0 BB: 0 P: 13	R: 4 E: 0 K: 0 S: 17 H: 2 LOB: 0 BB: 2 P: 32	R: 0 E: 0 K: 2 S: 12 H: 0 LOB: 1 BB: 1 P: 21	R: 0 E: 0 K: 0 S: 5 H: 0 LOB: 1 BB: 2 P: 14	R: 2 E: 0 K: 1 S: 12 H: 2 LOB: 1 BB: 1 P: 25	R: 0 E: 0 K: 0 S: 8 H: 0 LOB: 0 BB: 0 P: 13	R: 0 E: 0 K: 0 S: 7 H: 0 LOB: 0 BB: 0 P: 10	R: 0 E: 0 K: 1 S: 7 H: 0 LOB: 2 BB: 2 P: 19	R: 0 E: 0 K: 3 S: 12 H: 0 LOB: 0 BB: 0 P: 16	1B: 2 2B: 1 3B: 0 HR: 1	SF: 1 SAC: 1 DP: 1 HBP: 0			WP: 2 PB: 0 SB: 0 CS: 0	PA: 38		

PITCHER		IP	WLS	BF	H	R	ER	SO	BB	IBB	HBP	BLK	WP	HR	S	P	ERA	WHIP
59 Felipe Paulino, R ERA: 4.6	(1, 1)	4.1		22	4	6	6	4	6	0	0	0	2	1	51	96	12.46	2.308
61 Everett Teaford, L ERA: 3.21	(5, 1)	2.2		8	0	0	0	0	0	0	0	0	0	0	19	32	0.00	0.000
56 Greg Holland, R ERA: 1.83	(8, 1)	1.0	W	5	0	0	0	1	1	1	0	0	0	0	7	19	0.00	1.000
48 Joakim Soria, R ERA: 4.24	(9, 1)	1.0		3	0	0	0	3	0	0	0	0	0	0	12	16	0.00	0.000

PITCHER	IP	WLS	BF	H	R	ER	SO	BB	IBB	HBP	BLK	WP	HR	S	P	ERA	WHIP

BOTTOM

Kansas City Royals @ Oakland Athletics

Oakland Coliseum, Oakland, CA

Mon Sep 05 2011, 1:09 PM - 4:13 PM PDT

Att. 14,577 - Sunny - 62 F

livebaseballscorecards.com

AB	28
R	6
H	4
RBI	6
BB	8
SO	8
LOB	11

Batter	1	2	3	4	5	6	7	8	9	AB	R	H	RBI	BB	SO	LOB
4 Alex Gordon, L (1, 7) OBP: 0.375, SLG: 0.498	C FF 91 X FF 93 0-1 F7	C CU 80 B FF 93 F CU 80 B FF 92 F CU 81 X CU 81 2-2 G3 1-2 2-3 3-H		B FF 92 C CU 76 S FF 92 B FF 93 B CU 81 F CU 78 T FF 94 3-2 K	B CU 78 C FF 93 B FF 92 B FF 93 B FF 93 4-1 1-2 2-3 3-H BB			C CU 72 B SI 91 C SI 90 B CU 72 B SI 90 F SI 90 X CU 72 3-2 P4		4	0	0	2	1	1	2
53 Melky Cabrera, S (1, 8) OBP: 0.334, SLG: 0.466	X SI 92 0-0 G5-3	C CU 79 X FF 93 0-1 P3		X SI 92 0-0 P3	D CH 82 F SI 92 X SI 92 1-1 F8			B SI 90 X CH 82 1-0 P2		5	0	0	0	0	0	5
16 Billy Butler, R (1, 10) OBP: 0.375, SLG: 0.478	C SI 92 F SI 93 T CU 80 0-2 K	B CU 81 C CU 79 B SI 93 B CH 83 S CH 83 B CU 81 4-2 BB			B CH 82 X SI 93 1-0 F8	B FF 94 B SL 78 C FF 93 B FF 94 X FF 94 3-1 1B		B CH 84 B CH 83 X SI 89 2-0 G6-3		4	0	1	0	1	1	0
35 Eric Hosmer, L (1, 3) OBP: 0.338, SLG: 0.463		B SI 91 F FF 94 B CU 81 S CU 80 B CU 82 X FF 95 3-2 HR C CU 81 X SI 93 0-1 G4-3			B CU 80 C FF 94 X SI 93 1-1 9 S 21 1B 9 G5-3 1B	B FF 94 X FF 95 1-0 P2			C SL 83 F SI 89 C SI 91 0-3 K	5	2	2	1	0	1	4
21 Jeff Francoeur, R (1, 9) OBP: 0.331, SLG: 0.471		F SI 93 X FF 94 0-1 HR F CH 83 B SI 92 X SI 93 1-1 F9			F SI 91 B CH 83 F SI 93 X CU 80 1-2 9 G5-3 13 2B 1B	C FF 94 B FF 95 B SL 80 F FF 93 S FF 94 2-3 K			C SI 90 B CH 83 B CH 82 T SI 89 F SI 90 F SI 90 X CH 82 2-2 9 S 1B	5	2	3	1	0	1	1
9 Johnny Giavotella, R (1, 4) OBP: 0.280, SLG: 0.370		B SI 92 B SI 93 F FF 93 B CH 85 F SI 94 X FF 94 3-2 24 1B 13 1B 2 1B 1B		F SI 92 B CH 84 C SI 94 S CU 82 1-3 K	C CU 79 X CH 83 0-1 G5-3 1-2 2-H	B FF 94 C FF 94 B FF 94 F FF 94 F FF 94 B FF 94 X FF 94 3-2 F9			B SI 89 B SI 89 F SI 88 X CH 82 2-1 L4 1-2	5	1	1	1	0	1	3
13 Salvador Perez, R (1, 2) OBP: 0.337, SLG: 0.434		B SI 92 X CH 83 1-0 2 1B 24 1B 4 G3 1-2 1B		C SI 94 X CH 85 0-1 1B	C CH 82 X CU 78 0-1 24 E 4 BB 2-H 2B		C FF 93 C FF 93 S SL 82 0-3 K		X CH 83 0-0 G6-3	5	2	3	1	0	1	1
24 Yamaico Navarro, R (1, 5) OBP: 0.321, SLG: 0.375		B CU 79 C SI 93 B CU 79 X SI 93 2-1 4 G3 2 1B 1-2 2-3 1B		B SI 93 C CU 77 S CH 83 S FF 93 1-3 K	X CH 84 0-0 E6 4 BB 2 BB 2-3		S FF 93 B SL 80 B FF 93 F FF 94 F FF 94 S FF 94 2-3 K			4	0	1	0	0	2	2
2 Alcides Escobar, R (1, 6) OBP: 0.283, SLG: 0.328		F SI 93 B CU 80 S CU 80 X CU 80 1-2 4 G3 1-2 2-3 3-H 1B		C SI 90 X CH 80 0-1 G5-3	B SI 93 C SI 93 B FF 92 F CH 84 F FF 93 B FF 94 B CU 80 4-2 4 BB 1-2 BB		T FF 94 B FF 94 B FF 92 S FF 92 F FF 94 F FF 92 B SL 81 X FF 92 3-2 P3			3	0	1	1	1	0	0
Inning Stats	R: 0 E: 0 K: 1 S: 6 H: 0 LOB: 0 BB: 0 P: 6	R: 4 E: 0 K: 0 S: 24 H: 6 LOB: 3 BB: 1 P: 40	R: 0 E: 0 K: 2 S: 10 H: 1 LOB: 1 BB: 0 P: 13	R: 0 E: 0 K: 1 S: 7 H: 0 LOB: 0 BB: 0 P: 10	R: 3 E: 1 K: 0 S: 17 H: 3 LOB: 3 BB: 2 P: 29	R: 0 E: 0 K: 1 S: 10 H: 1 LOB: 1 BB: 0 P: 19	R: 0 E: 0 K: 2 S: 12 H: 0 LOB: 0 BB: 0 P: 17	R: 0 E: 0 K: 0 S: 6 H: 0 LOB: 0 BB: 0 P: 12	R: 0 E: 0 K: 1 S: 11 H: 1 LOB: 1 BB: 0 P: 15	1B: 9 2B: 1 3B: 0 HR: 2 SF: 0 SAC: 0 DP: 0 HBP: 0						

PITCHER	IP	WLS	BF	H	R	ER	SO	BB	IBB	HBP	BLK	WP	HR	S	P	ERA	WHIP
47 Gio González, L (1, 1) ERA: 3.43	5.0	L	29	10	7	6	4	3	0	0	0	0	2	64	98	10.80	2.600
38 Andrew Carignan, R (6, 1) ERA:	2.0		7	1	0	0	3	0	0	0	0	0	0	22	36	0.00	0.500
13 Jerry Blevins, L (8, 1) ERA: 3.2	2.0		7	1	0	0	1	0	0	0	0	0	0	17	27	0.00	0.500

PITCHER	IP	WLS	BF	H	R	ER	SO	BB	IBB	HBP	BLK	WP	HR	S	P	ERA	WHIP

TOP

Kansas City Royals @ Oakland Athletics

Oakland Coliseum, Oakland, CA

Tue Sep 06 2011, 7:07 PM - 10:14 PM PDT

Att. 12,064 - Clear - 70 F

livebaseballscorecards.com

AB	40
R	7
H	12
RBI	7
BB	3
SO	8
LOB	18

WP: 0 PA: 43
PB: 0
SB: 2
CS: 0

BOTTOM

Batter	1	2	3	4	5	6	7	8	9	AB	R	H	RBI	BB	SO	LOB
19 Jemile Weeks, S (1, 4) OBP: 0.335, SLG: 0.407	C FF 94 F SI 91 F FF 94 B FF 94 B CU 78 F FF 94 S FF 94 2-3 ① **K**		T FF 91 F SI 91 F FF 92 D CH 85 B FF 92 X FF 92 2-2 2 1B **2B** 1-3 2-H		B FF 92 F FF 90 B CU 72 X FF 90 2-1 ② **P4**		B FF 96 C FF 95 C FF 96 B SL 88 X SL 86 2-2 **1B** 1-2 3-H		C FF 92 C FF 93 D CU 73 B FF 92 X CH 87 2-2 2 BB **1B** 1-2 2-3	5	0	3	2	0	1	0
2 Cliff Pennington, S (1, 6) OBP: 0.326, SLG: 0.370	C SI 92 B CU 75 X SI 92 1-1 ② **B1**		B CU 76 C FF 92 F CU 75 D CH 85 D CU 76 X FF 92 3-2 **1B** 2-3 3-H		C CU 72 C CH 80 S FF 93 0-3 ③ **K**		X SI 96 0-0 ③ **G6-3**		B FF 92 F FF 93 B FC 90 B FC 90 B FC 90 4-1 **BB** 1-2 2-3 3-H	4	0	1	2	1	1	2
55 Hideki Matsui, L (1, 10) OBP: 0.326, SLG: 0.394	B FF 94 B FF 93 C FF 93 C FF 93 X CU 77 2-2 **1B**		F FF 92 X FF 92 0-1 ① **F7**			F FF 91 B FF 92 F FF 89 X FF 92 1-2 ① **G4-3**		F FF 95 X FF 95 0-1 ① **G6-3**	X FC 92 0-0 ③ **G4-3**	5	0	1	0	0	0	5
16 Josh Willingham, R (1, 7) OBP: 0.329, SLG: 0.465	X SI 91 0-0 ③ **P3**		F SI 93 C FF 93 C CU 77 0-3 ② **K**			B FF 92 B CH 88 F FF 90 B SI 91 F FF 92 F FF 92 X FF 91 3-2 ② **F8**		C FF 95 S SL 88 B SL 87 B SL 89 S SL 88 2-3 ② **K**		4	0	0	0	0	2	3
29 Scott Sizemore, R (1, 5) OBP: 0.340, SLG: 0.398		B FF 92 S FF 90 B FF 93 C FF 91 F FF 93 B FF 93 X FF 91 3-2 ① **G1-3**	B CU 76 X CU 75 1-0 ③ **G5-3**			C CH 89 F CU 74 B FF 93 B SL 81 F FF 92 X CU 75 2-2 ③ **G1-3**		C FF 96 C SL 87 B FF 96 B FF 96 X SL 87 2-2 ③ **P3**		4	0	0	0	0	0	2
14 Brandon Allen, L (1, 3) OBP: 0.326, SLG: 0.475		T FF 94 B SI 93 B CU 76 B FF 94 C FF 93 F FF 94 X FF 94 3-2 ② **P4**	C CU 75 C CU 76 B FF 92 X CU 76 1-2 ① **G4-3**				C CU 74 C FF 92 S FF 91 0-3 ① **K**		B FF 95 C FF 94 F SL 87 B SL 88 B SL 88 F FF 95 B FF 96 4-2 19 1B 23 1B 2 BB **BB**	3	1	0	0	1	1	0
23 Michael Taylor, R (1, 9) OBP: 0.375, SLG: 0.167		B SI 93 S SI 92 C FF 93 B FF 96 F FF 93 X FF 94 2-2 ③ **F9**	B CH 85 S FF 91 C FF 94 X CU 76 1-2 ② **P6**				F CU 73 B FF 91 S FF 89 B FF 92 F FF 90 B CH 86 B FF 92 4-2 15 1B 19 1B **BB**		F FF 95 X FF 94 0-1 2 BB 19 1B **1B** 1-2	3	1	1	0	1	0	0
15 Ryan Sweeney, L (1, 8) OBP: 0.351, SLG: 0.344			C FF 92 B CU 74 B CU 74 B FF 91 B FF 91 4-1 26 BB 19 2B **BB**	C FF 93 B CU 75 F FF 91 X CU 74 1-2 ③ **G6-3**			B FF 90 C FF 92 C FF 90 X CU 74 1-2 19 1B **1B** 1-3		C CH 83 B FF 91 F FF 91 F FF 92 F CU 71 F CH 86 B FF 93 S FF 92 2-3 ① **K**	3	1	1	0	1	1	2
26 Anthony Recker, R (1, 2) OBP: 0.353, SLG: 0.286			B SI 89 C FF 91 B SI 90 B FF 91 B FF 91 4-1 19 2B 2 1B **BB** 1-2		B FF 90 C FF 90 C FF 90 X FF 91 1-2 ① **F7**		C FF 96 C SL 88 T FF 96 0-2 ② **K**		C SL 80 B SL 80 S FF 91 B FF 92 D CU 70 S FF 93 3-3 ② **K**	3	1	0	0	1	2	4
Inning Stats	R: 0 E: 0 K: 1 S: 11 H: 1 LOB: 1 BB: 0 P: 16	R: 0 E: 0 K: 0 S: 12 H: 0 LOB: 0 BB: 0 P: 20	R: 2 E: 0 K: 1 S: 15 H: 2 LOB: 2 BB: 2 P: 29	R: 0 E: 0 K: 0 S: 9 H: 0 LOB: 0 BB: 0 P: 12	R: 0 E: 0 K: 1 S: 8 H: 0 LOB: 0 BB: 0 P: 11	R: 0 E: 0 K: 0 S: 11 H: 0 LOB: 0 BB: 0 P: 17	R: 1 E: 0 K: 2 S: 16 H: 2 LOB: 2 BB: 1 P: 23	R: 0 E: 0 K: 1 S: 8 H: 0 LOB: 0 BB: 0 P: 12	R: 1 E: 0 K: 2 S: 19 H: 2 LOB: 3 BB: 2 P: 34	1B: 6 2B: 1 3B: 0 HR: 0	SF: 0 SAC: 0 DP: 0 HBP: 0	WP: 0 PB: 0 SB: 0 CS: 0	PA: 39				

PITCHER	IP	WLS	BF	H	R	ER	SO	BB	IBB	HBP	BLK	WP	HR	S	P	ERA	WHIP
23 Danny Duffy, L (1, 1) ERA: 5.64	6.1	W	26	4	3	3	4	3	0	0	0	0	0	75	119	4.26	1.105
38 Blake Wood, R (7, 1) ERA: 3.88	1.2		8	2	1	1	2	1	0	0	0	0	0	20	30	5.40	1.800
48 Joakim Soria, R (9, 1) ERA: 4.17	1.0	S	5	1	0	0	2	1	0	0	0	0	0	14	25	0.00	2.000

PITCHER	IP	WLS	BF	H	R	ER	SO	BB	IBB	HBP	BLK	WP	HR	S	P	ERA	WHIP

Kansas City Royals @ Oakland Athletics

Oakland Coliseum, Oakland, CA

Tue Sep 06 2011, 7:07 PM - 10:14 PM PDT

Att. 12,064 - Clear - 70 F

livebaseballscorecards.com

AB	34
R	4
H	7
RBI	4
BB	5
SO	8
LOB	18

Batter	1	2	3	4	5	6	7	8	9	AB	R	H	RBI	BB	SO	LOB
4 Alex Gordon, L (1, 7) OBP: 0.374, SLG: 0.496	F SI 89 B SI 91 X FF 90 1-1 ① G6-3			T FF 91 F FS 81 F SI 91 B FF 90 B FS 82 X SI 91 2-2 ① F7		B FF 91 1 SAFE T FF 91 X SI 90 1-1 ③ F8			B CU 78 F FF 91 B SI 92 X SI 90 2-1 16 E 16 E 1B	4	0	1	0	0	0	1
9 Johnny Giavotella, R (1, 4) OBP: 0.271, SLG: 0.358	C FF 90 X SI 91 0-1 ② F9			B SL 83 X FF 92 1-0 ② F8			B SL 82 F FF 91 X FF 90 1-1 ① P3		F SI 91 B SI 90 C CU 78 X SI 91 1-2 ② F9	4	0	0	0	0	0	1
16 Billy Butler, R (1, 10) OBP: 0.373, SLG: 0.474	B FF 90 S SL 84 B SI 91 S FF 90 F SL 84 F SL 83 X SI 92 2-2 ③ L8			T SI 92 B SI 93 X CU 80 1-1 ③ G4-3			S FF 92 F SI 91 B SI 92 B SI 92 X CU 78 2-2 ② F8		C CU 78 F SI 91 F FF 91 F FF 92 B FF 92 F FF 92 F SI 92 X CU 80 1-2 E5 1-3	4	0	0	0	0	0	1
35 Eric Hosmer, L (1, 3) OBP: 0.335, SLG: 0.458		B FF 89 C FF 90 X SI 91 1-1 ① P5			C CU 78 B FF 91 B FF 92 F FS 81 X SI 92 2-2 ① F8		C SI 92 T FS 83 B SI 93 F FF 93 F FF 93 B FS 82 C CU 79 2-3 ③ K		X SI 95 0-0 ③ P5	4	0	0	0	0	1	2
21 Jeff Francoeur, R (1, 9) OBP: 0.329, SLG: 0.469		C SI 91 F FF 91 F SI 92 F CU 79 B FF 92 F CU 80 F SI 92 X CU 80 1-2 ② F8			S FF 92 F SI 91 S FF 91 0-3 ② K			F FF 91 X FF 91 0-1 ① L4		3	0	0	0	0	1	0
12 Mitch Maier, L (1, 8) OBP: 0.360, SLG: 0.369		C SI 91 B SI 90 B FF 92 X FF 91 2-1 ③ F8			B CU 78 S FF 92 B FF 92 F SI 91 S FS 81 2-3 ③ K			C CU 79 B FF 92 B FF 92 C CU 79 B FF 93 C SI 92 3-3 ② K		3	0	0	0	0	2	0
13 Salvador Perez, R (1, 2) OBP: 0.337, SLG: 0.430			F SI 91 B SI 91 B FF 90 X SI 91 2-1 ① F9			B SL 83 F FF 90 C CU 79 X SI 91 1-2 ① F8		S SL 85 F FF 93 B FF 93 B FF 92 X CU 81 2-2 1B		3	0	1	0	0	0	0
8 Mike Moustakas, L (1, 5) OBP: 0.276, SLG: 0.280			C FF 92 B FS 81 X FF 91 1-1 ② F8			X FS 81 0-0 ② F9		B FF 92 T FF 92 X FF 91 1-1 ③ F7		3	0	0	0	0	0	1
2 Alcides Escobar, R (1, 6) OBP: 0.283, SLG: 0.327			C SL 84 B SL 85 F SI 91 B SI 91 X CU 80 2-2 ③ G6-3			B CU 79 B SL 84 B SI 90 B SI 91 4-0 BB			C FF 91 B SL 80 F FF 90 B SL 84 F SL 84 F FF 92 X FF 91 2-2 ① F8	2	0	0	0	1	0	0
Inning Stats	R: 0 H: 0 E: 0 LOB: 0 K: 0 BB: 0 S: 9 P: 12	R: 0 H: 0 E: 0 LOB: 0 K: 0 BB: 0 S: 11 P: 15	R: 0 H: 0 E: 0 LOB: 0 K: 0 BB: 0 S: 7 P: 12	R: 0 H: 0 E: 0 LOB: 0 K: 0 BB: 0 S: 7 P: 11	R: 0 H: 0 E: 0 LOB: 0 K: 2 BB: 0 S: 9 P: 13	R: 0 H: 0 E: 0 LOB: 1 K: 0 BB: 1 S: 6 P: 12	R: 0 H: 0 E: 0 LOB: 0 K: 1 BB: 0 S: 10 P: 15	R: 0 H: 1 E: 0 LOB: 1 K: 1 BB: 0 S: 10 P: 16	R: 0 H: 1 E: 1 LOB: 2 K: 0 BB: 0 S: 18 P: 24	1B: 2 SF: 0 2B: 0 SAC: 0 3B: 0 DP: 0 HR: 0 HBP: 0						

PITCHER	IP	WLS	BF	H	R	ER	SO	BB	IBB	HBP	BLK	WP	HR	S	P	ERA	WHIP
52 Guillermo Moscoso, R (1, 1) ERA: 3.34	8.2	W	30	2	0	0	4	1	0	0	0	0	0	86	129	0.00	0.346
60 Fautino De Los Santos, R (9, 1) ERA: 3.54	0.1		1	0	0	0	0	0	0	0	0	0	0	1	1	0.00	0.000

PITCHER	IP	WLS	BF	H	R	ER	SO	BB	IBB	HBP	BLK	WP	HR	S	P	ERA	WHIP

TOP

Kansas City Royals @ Oakland Athletics

Oakland Coliseum, Oakland, CA

Wed Sep 07 2011, 12:38 PM - 3:19 PM PDT

Att. 13,132 - Sunny - 72 F

livebaseballscorecards.com

AB	30
R	0
H	2
RBI	0
BB	1
SO	4
LOB	6

PA: 31

WP: 0
PB: 0
SB: 0
CS: 0

Kansas City Royals @ Oakland Athletics

Oakland Coliseum, Oakland, CA

Wed Sep 07 2011, 12:38 PM - 3:19 PM PDT

Att. 13,132 - Sunny - 72 F

livebaseballscorecards.com

BOTTOM

Batter	1	2	3	4	5	6	7	8	9	AB	R	H	RBI	BB	SO	LOB
19 Jemile Weeks, S (1, 4) OBP: 0.342, SLG: 0.415	C SI 82 X SL 80 0-1 4 2B 1B	C SI 85 B SL 82 B CU 72 X SL 80 2-1 4 BB 1B	C SI 81 X CH 78 0-1 ① L5	C FF 91 B CH 83 B FF 91 X FF 92 2-1 55 1B 2-H 2B	C SI 94 B KC 77 C FF 94 X CH 87 1-2 4 1B 1B	5	1	4	1	0	0	0
4 Coco Crisp, S (1, 8) OBP: 0.326, SLG: 0.388	C CH 75 1 SAFE 1 SAFE X SI 82 0-1 ① 55 S 16 SF7 1-H 2B	B SL 81 1 SAFE 1 SAFE 1 SAFE B SL 81 B SI 81 B SI 82 4-0 1-2 BB	B CH 77 X SI 84 1-0 ② P3	B FF 92 X FF 92 1-0 ② F9	F FF 93 B SI 94 B SL 83 X SI 95 2-1 1-2 1B	4	1	2	0	1	0	1
55 Hideki Matsui, L (1, 10) OBP: 0.329, SLG: 0.393	B EP 67 B SL 81 B SL 81 B SI 83 4-0 2-3 BB	F SI 82 S SL 80 F SL 81 B SI 84 2 SAFE F SI 85 D CU 69 T FF 87 2-2 ② K	B SL 82 B CH 77 B SI 86 C SI 84 C SI 84 B FF 87 4-2 16 1B 29 2B BB	B FF 93 D FF 91 X FF 92 2-0 2-H 1B	D SL 84 B SI 94 B SI 93 C SI 94 F SI 94 S SI 94 3-3 ② K	3	1	1	1	2	2	4
16 Josh Willingham, R (1, 7) OBP: 0.328, SLG: 0.463	B SI 85 C SL 81 X CH 76 1-1 ② SF7 3-H	B SL 84 B SL 83 F SL 83 B SI 86 C SL 83 F FF 88 F SL 84 F SL 83 F FF 87 3-2 ③ X SI 85 F9	B SI 86 X SI 86 1-0 29 2B 1-3 1B	C CH 82 D CU 75 X FF 92 1-1 ③ G5-3	C SI 94 D SL 83 X SI 94 1-1 ③ G6-3	4	1	1	1	0	0	5
29 Scott Sizemore, R (1, 5) OBP: 0.339, SLG: 0.399	B SI 84 X CH 76 1-0 ③ F8	B SI 83 B SI 82 S SI 83 F SI 85 F SI 86 F SL 84 X SI 87 2-2 ① P3	B SI 85 S SL 84 F SL 84 F FF 87 F FF 89 X FF 88 1-2 1-H 3-H 2B	C FF 91 S CH 81 F CH 82 B FF 91 C FF 91 2-3 ① K	4	0	1	2	0	1	1
2 Cliff Pennington, S (1, 6) OBP: 0.325, SLG: 0.369	C SI 81 F SL 82 B SI 86 F SI 86 B FF 86 X SL 82 2-2 ① G3-1	C SI 84 B SI 84 X SL 83 1-1 ② P6	B SI 84 B CH 77 B SL 83 F SL 81 S FF 87 3-3 ③ K	C CH 82 B CH 82 X FF 91 1-1 1B	4	0	1	0	0	1	1
8 Kurt Suzuki, R (1, 2) OBP: 0.300, SLG: 0.389	C SI 84 X SL 83 0-1 ② F9	C SI 84 C SI 84 X SI 86 0-2 23 E 1B	C SI 82 F SL 82 X FF 87 0-2 23 1B 23 WP 7 SF8 1B	C FF 91 X CH 83 0-1 ② P5	4	2	2	0	0	0	1
23 Michael Taylor, R (1, 9) OBP: 0.333, SLG: 0.200	C SI 86 F SL 83 X FF 87 0-2 ③ L9-3	B SI 84 F SL 83 X CH 77 1-1 E7 1-H	B SI 84 B CU 73 X SI 85 2-0 7 SF8 19 2B 1-3 1B	B CH 82 F FF 92 C CU 74 B CU 76 S CH 82 2-3 ③ K	4	1	1	0	0	1	1
7 Adam Rosales, R (1, 3) OBP: 0.155, SLG: 0.196	B CU 70 B CH 76 C SI 84 B SL 82 S SL 80 X SL 83 3-2 ① F8	B SI 84 F SI 85 X SL 84 1-1 ③ G5-3	F SI 84 B SI 84 S CH 77 X SI 86 1-2 ① SF8 1-2 3-H	X SI 93 0-0 ① G6-3	3	0	0	1	0	0	1
Inning Stats	R: 1 H: 2 E: 0 LOB: 1 K: 0 BB: 1 S: 7 P: 13	R: 0 H: 0 E: 0 LOB: 0 K: 0 BB: 0 S: 9 P: 11	R: 0 H: 1 E: 0 LOB: 2 K: 1 BB: 1 S: 17 P: 31	R: 1 H: 1 E: 1 LOB: 1 K: 0 BB: 0 S: 14 P: 19	R: 2 H: 2 E: 0 LOB: 1 K: 1 BB: 1 S: 14 P: 24	R: 3 H: 4 E: 0 LOB: 1 K: 0 BB: 0 S: 13 P: 22	R: 0 H: 1 E: 0 LOB: 1 K: 2 BB: 0 S: 11 P: 16	R: 0 H: 2 E: 0 LOB: 2 K: 1 BB: 0 S: 11 P: 18		1B: 10 SF: 2 2B: 3 SAC: 0 3B: 0 DP: 0 HR: 0 HBP: 0				

AB	35
R	7
H	13
RBI	6
BB	3
SO	5
LOB	15

WP: 1 PA: 40
PB: 0
SB: 1
CS: 0

PITCHER		IP	WLS	BF	H	R	ER	SO	BB	IBB	HBP	BLK	WP	HR	S	P	ERA	WHIP
52 Bruce Chen, L ERA: 4.3	(1, 1)	5.1	L	27	8	6	5	2	3	0	0	0	1	0	68	108	8.44	2.062
55 Tim Collins, L ERA: 3.71	(6, 1)	1.2		8	3	1	1	2	0	0	0	0	0	0	17	28	5.40	1.800
43 Aaron Crow, R ERA: 2.88	(8, 1)	1.0		5	2	0	0	1	0	0	0	0	0	0	11	18	0.00	2.000

PITCHER	IP	WLS	BF	H	R	ER	SO	BB	IBB	HBP	BLK	WP	HR	S	P	ERA	WHIP

Batter	1	2	3	4	5	6	7	8	9	AB	R	H	RBI	BB	SO	LOB
4 Alex Gordon, L (1, 7) OBP: 0.372, SLG: 0.493	B SI 87 X SI 88 1-0 F9		B KC 74 S SI 90 X FC 85 1-1 P5			B SI 87 B SI 88 F FF 84 F CH 81 B FC 85 X SI 88 3-2 F7		B SI 94 F FF 96 B FF 96 X FF 96 2-1 F9		4	0	0	0	0	0	0
53 Melky Cabrera, S (1, 8) OBP: 0.334, SLG: 0.465	B SI 88 C SI 88 X KC 74 1-1 P4			B KC 72 S KC 76 X FF 88 1-1 P4		X SI 88 0-0 35 S 35 1B 1B		C SI 96 F CU 80 F SI 96 F CU 81 S CU 82 0-3 K		4	1	1	0	0	1	0
16 Billy Butler, R (1, 10) OBP: 0.370, SLG: 0.471	C SI 89 F FC 86 B CH 84 B CH 82 B FF 90 F FF 86 X FF 90 3-2 G6-3			B SI 88 F CH 81 B FF 89 C KC 76 X SI 89 2-2 P3		C FF 88 X SI 88 0-1 F9		C FF 97 S CH 89 F SI 97 X SI 96 0-2 G6-3		4	0	0	0	0	0	1
35 Eric Hosmer, L (1, 3) OBP: 0.334, SLG: 0.457		C SI 88 X SI 88 0-1 G4-3		B KC 74 F SI 88 F SI 90 S FF 86 1-3 K		B FF 88 1 SAFE S FC 86 C SI 89 D CH 83 F FC 85 F SI 90 X FF 89 2-2 1-H 21 S 1B			F SI 97 X FS 87 0-1 G4-3	4	0	1	1	0	1	0
21 Jeff Francoeur, R (1, 9) OBP: 0.331, SLG: 0.472		F SI 88 B FC 85 S SI 90 B FF 89 X FC 85 2-2 8 FC4-2 3B			B SI 87 B SI 88 C KC 74 B SI 88 S FC 85 X FC 86 3-2 L9	B FF 89 I I I IN 60 4-0 1-2 IBB			C SI 97 S FS 87 X FS 87 0-2 G5-3	3	0	1	0	1	0	0
8 Mike Moustakas, L (1, 5) OBP: 0.279, SLG: 0.281		B KC 78 F FF 90 B FC 86 X SI 86 2-1 FC4-2 3-H			B KC 73 B KC 75 B FF 89 C FF 88 B FC 84 4-1 13 1B BB	C SI 88 F FC 85 B FC 85 F SI 88 S KC 76 1-3 K			B FS 86 B SI 97 B SI 96 C SI 97 F SI 97 F SI 98 F SI 98 X FS 88 3-2 9 E 9 DI 1B	3	0	1	0	1	1	3
9 Johnny Giavotella, R (1, 4) OBP: 0.263, SLG: 0.346		B SI 90 C KC 77 B KC 76 F SI 90 X FC 86 2-2 G6-3			S SI 88 F SI 88 1 SAFE X FF 89 0-2 F8		B SI 91 C SI 89 X SI 93 1-1 G6-3		F SI 96 C SI 97 X FS 86 0-2 E6 13 FC6-4 1-3	4	0	0	0	0	0	3
13 Salvador Perez, R (1, 2) OBP: 0.333, SLG: 0.422			C SI 87 S SI 88 F SI 88 B CH 81 B CH 82 F FF 86 F FF 90 X FC 84 2-2 F9		S CH 81 X CH 81 0-1 1-2 1B		C SI 93 F SL 83 C CU 79 0-3 K		B SI 97 S SI 97 X SI 97 1-1 FC6-4 1-2f	4	0	1	0	0	1	2
2 Alcides Escobar, R (1, 6) OBP: 0.282, SLG: 0.325			B SI 88 F CH 81 C FF 89 F SI 85 S FF 89 1-3 K		F FF 89 B SI 89 B CH 82 C SI 89 X KC 76 2-2 L4		B FC 89 B SI 90 C SI 92 F FC 90 X SI 93 2-2 G6-3			3	0	0	0	0	1	2
Inning Stats	R: 0 E: 0 K: 0 S: 7 H: 0 LOB: 0 BB: 0 P: 12	R: 0 E: 0 K: 0 S: 10 H: 1 LOB: 1 BB: 0 P: 16	R: 0 E: 0 K: 1 S: 12 H: 0 LOB: 0 BB: 0 P: 16	R: 0 E: 0 K: 1 S: 8 H: 0 LOB: 0 BB: 0 P: 12	R: 0 E: 0 K: 0 S: 12 H: 1 LOB: 2 BB: 1 P: 21	R: 1 E: 0 K: 1 S: 15 H: 2 LOB: 2 BB: 1 P: 25	R: 0 E: 0 K: 1 S: 8 H: 0 LOB: 0 BB: 0 P: 11	R: 0 E: 0 K: 1 S: 11 H: 0 LOB: 0 BB: 0 P: 13	R: 0 E: 1 K: 0 S: 15 H: 1 LOB: 2 BB: 0 P: 19	1B: 4 2B: 0 3B: 1 HR: 0 SF: 0 SAC: 0 DP: 0 HBP: 0						

TOP

Kansas City Royals @ Seattle Mariners

Safeco Field, Seattle, WA

Thu Sep 08 2011, 7:10 PM - 9:43 PM PDT

Att. 14,396 - Clear - 74 F

livebaseballscorecards.com

AB	33
R	1
H	5
RBI	1
BB	2
SO	5
LOB	11

PITCHER		IP	WLS	BF	H	R	ER	SO	BB	IBB	HBP	BLK	WP	HR	S	P	ERA	WHIP
38 Jason Vargas, L ERA: 4.49	(1, 1)	6.0	W	24	4	1	1	3	1	1	0	0	0	0	64	102	1.50	0.833
50 Jamey Wright, R ERA: 3.48	(7, 1)	1.0	H	3	0	0	0	1	0	0	0	0	0	0	8	11	0.00	0.000
54 Tom Wilhelmsen, R ERA: 3.65	(8, 1)	1.0	H	3	0	0	0	1	0	0	0	0	0	0	11	13	0.00	0.000
43 Brandon League, R ERA: 2.82	(9, 1)	1.0	S	5	1	0	0	0	0	0	0	0	0	0	15	19	0.00	1.000

PITCHER	IP	WLS	BF	H	R	ER	SO	BB	IBB	HBP	BLK	WP	HR	S	P	ERA	WHIP

WP: 0 PA: 35
PB: 0
SB: 2
CS: 0

Batter	1	2	3	4	5	6	7	8	9	AB	R	H	RBI	BB	SO	LOB
51 Ichiro Suzuki, L (1, 9) OBP: 0.311, SLG: 0.331	X KC 71 0-0 HR		X SI 93 0-0 ② B1		B FF 93 B SI 92 B SI 93 B SI 93 4-0 26 FC5-4 BB		B SI 93 B FC 89 F CH 82 X SL 86 2-1 26 S 26 E 1B			3	2	2	1	1	0	0
26 Brendan Ryan, R (1, 6) OBP: 0.312, SLG: 0.326	S FF 93 F FF 94 S SL 86 0-3 ① K		B FC 88 X SI 93 1-0 13 S 1B		1 SAFE C SL 87 1 SAFE S SL 84 X SL 85 0-2 ③ FC5-4 1-2f		B SI 93 S SL 86 B SL 86 C SL 85 B SL 86 X SI 94 3-2 E6 13 BB 1-H			4	0	1	0	0	1	1
13 Dustin Ackley, L (1, 4) OBP: 0.375, SLG: 0.468	B SI 94 X SI 94 1-0 ② G6-3		B SI 94 B FC 88 B CH 83 F SI 94 X SL 85 3-1 ③ L8 1-2			B KC 76 B SI 93 B FC 87 B FF 92 4-0 17 HR BB	B SI 92 B KC 76 B SL 84 B SI 91 4-0 20 FC4-6 1-2 BB			2	1	0	0	2	0	1
20 Mike Carp, L (1, 7) OBP: 0.339, SLG: 0.461	C SI 94 F SI 94 B FF 94 C FC 90 1-3 ③ K			B SL 88 X CH 82 1-0 2B		B SI 92 X SL 85 1-0 ① F9	C FF 92 B CU 75 F FF 92 B CU 76 X CH 84 2-2 ③ FC4-6 1-2f			4	0	1	0	0	1	3
17 Justin Smoak, S (1, 3) OBP: 0.315, SLG: 0.387		B FF 92 S SI 93 B SI 94 F SI 92 B FC 89 F SI 94 F SL 86 F SI 94 F SL 85 3-3 ① S SL 85 K		C SL 87 D SI 92 B FC 88 S SI 94 S FF 93 2-3 ① K		B SI 92 C SL 87 X FF 92 1-1 1-H HR		B CH 82 B FF 92 F FF 91 B FF 92 F FF 92 T FF 92 3-2 ① K		4	1	1	2	0	3	1
4 Adam Kennedy, L (1, 10) OBP: 0.274, SLG: 0.362		C FF 94 B SI 94 X CH 85 1-1 15 G4-3 2B		B FF 94 C FC 89 S FC 89 S FF 94 1-3 ② K		B KC 76 C SL 86 X SI 93 1-1 ② G4-3		B FF 93 F FF 92 C CU 74 X FF 91 1-2 ② L6		4	0	1	0	0	1	1
15 Kyle Seager, L (1, 5) OBP: 0.321, SLG: 0.375	X SI 94 0-0 ② G4-3 2-3			C SI 93 S FC 88 B SI 94 F SL 86 F SL 85 F FF 94 F SI 94 B SL 86 B FC 89 3-3 ③ S SL 86 K		C KC 78 X CH 84 0-1 ③ G4-3		B CU 73 B FF 92 S FF 91 S FC 92 B CU 75 S FF 92 3-3 ③ K		4	0	0	0	0	2	2
12 Trayvon Robinson, S (1, 8) OBP: 0.309, SLG: 0.448		C SI 93 F SI 94 F SL 86 B SI 93 S SL 87 1-3 ③ K			C KC 74 F SI 92 S SL 84 0-3 ① K		X KC 76 0-0 ① G3-1			3	0	0	0	0	2	1
5 Chris Gimenez, R (1, 2) OBP: 0.283, SLG: 0.182			B SI 92 B SI 92 S SI 93 S SI 93 B SI 94 X SI 94 3-2 ① F9		X SL 87 0-0 ② G6-3		C SI 92 F FC 89 B SI 94 B SL 86 S SL 86 2-3 ② K			3	0	0	0	0	1	0
Inning Stats	R: 1 H: 1 E: 0 LOB: 0 K: 2 BB: 0 S: 8 P: 10	R: 0 H: 1 E: 0 LOB: 1 K: 2 BB: 0 S: 14 P: 19	R: 0 H: 1 E: 0 LOB: 1 K: 0 BB: 0 S: 7 P: 14	R: 0 H: 1 E: 0 LOB: 1 K: 3 BB: 0 S: 14 P: 21	R: 0 H: 0 E: 0 LOB: 1 K: 1 BB: 1 S: 7 P: 11	R: 2 H: 1 E: 0 LOB: 0 K: 0 BB: 1 S: 7 P: 14	R: 1 H: 1 E: 1 LOB: 2 K: 1 BB: 1 S: 12 P: 25	R: 0 H: 0 E: 0 LOB: 0 K: 2 BB: 0 S: 9 P: 16		1B: 2 SF: 0 2B: 2 SAC: 0 3B: 0 DP: 0 HR: 2 HBP: 0					WP: 0 PA: 34 PB: 0 SB: 3 CS: 0	

PITCHER		IP	WLS	BF	H	R	ER	SO	BB	IBB	HBP	BLK	WP	HR	S	P	ERA	WHIP
44 Luke Hochevar, R ERA: 4.73	(1, 1)	6.2	L	30	6	4	3	9	3	0	0	0	0	2	66	109	4.05	1.350
55 Tim Collins, L ERA: 3.63	(7, 1)	1.1		4	0	0	0	2	0	0	0	0	0	0	12	21	0.00	0.000

PITCHER	IP	WLS	BF	H	R	ER	SO	BB	IBB	HBP	BLK	WP	HR	S	P	ERA	WHIP

BOTTOM

Kansas City Royals @ Seattle Mariners

Safeco Field, Seattle, WA

Thu Sep 08 2011, 7:10 PM - 9:43 PM PDT

Att. 14,396 - Clear - 74 F

livebaseballscorecards.com

AB	31
R	4
H	6
RBI	3
BB	3
SO	11
LOB	10

Kansas City Royals @ Seattle Mariners

Safeco Field, Seattle, WA

Fri Sep 09 2011, 7:10 PM - 10:09 PM PDT

Att. 14,801 - Clear - 77 F

livebaseballscorecards.com

Batter	1	2	3	4	5	6	7	8	9	AB	R	H	RBI	BB	SO	LOB
4 Alex Gordon, L (1, 7) OBP: 0.372, SLG: 0.497	HR	F8			G3-1		1B		F8	5	1	2	2	0	0	2
53 Melky Cabrera, S (1, 8) OBP: 0.333, SLG: 0.466	3B	F8			K		F7		K	5	1	1	0	0	2	3
16 Billy Butler, R (1, 10) OBP: 0.368, SLG: 0.467	G4-3	F8			F7		K			4	0	0	1	0	1	1
35 Eric Hosmer, L (1, 3) OBP: 0.335, SLG: 0.457	1B	G4-3			1B				F7	4	0	2	0	0	0	0
21 Jeff Francoeur, R (1, 9) OBP: 0.330, SLG: 0.470	K	G1-3			P5				1B	4	0	1	0	0	1	2
8 Mike Moustakas, L (1, 5) OBP: 0.282, SLG: 0.284	1B	F8			1B				F9	4	0	2	0	0	0	1
9 Johnny Giavotella, R (1, 4) OBP: 0.255, SLG: 0.336	L6	G4-3			P3				FC4-6	4	0	0	0	0	0	5
13 Salvador Perez, R (1, 2) OBP: 0.330, SLG: 0.415		1B		F8			K		K	4	0	1	0	0	2	0
2 Alcides Escobar, R (1, 6) OBP: 0.283, SLG: 0.329		F9			G5-3		3B		HBP	3	1	1	0	0	0	1
Inning Stats	R: 2 E: 0 K: 1 S: 14 H: 4 LOB: 2 BB: 0 P: 16	R: 0 E: 0 K: 0 S: 8 H: 1 LOB: 1 BB: 0 P: 11	R: 0 E: 0 K: 0 S: 7 H: 0 LOB: 0 BB: 0 P: 11	R: 0 E: 0 K: 0 S: 8 H: 0 LOB: 0 BB: 0 P: 10	R: 0 E: 0 K: 1 S: 10 H: 0 LOB: 0 BB: 0 P: 13	R: 0 E: 0 K: 0 S: 14 H: 2 LOB: 2 BB: 0 P: 22	R: 1 E: 0 K: 2 S: 15 H: 2 LOB: 1 BB: 0 P: 21	R: 0 E: 0 K: 0 S: 8 H: 1 LOB: 1 BB: 0 P: 12	R: 0 E: 0 K: 2 S: 10 H: 0 LOB: 1 BB: 0 P: 15	1B: 7 2B: 0 3B: 2 HR: 1	SF: 0 SAC: 0 DP: 0 HBP: 1						

TOP	
AB	37
R	3
H	10
RBI	3
BB	0
SO	6
LOB	15

WP: 0 PB: 0 SB: 1 CS: 0 PA: 38

PITCHER		IP	WLS	BF	H	R	ER	SO	BB	IBB	HBP	BLK	WP	HR	S	P	ERA	WHIP
49 Blake Beavan, R ERA: 4.32	(1, 1)	6.1	W	28	9	3	3	3	0	0	0	0	0	1	69	93	4.26	1.421
23 Shawn Kelley, R ERA:	(7, 1)	1.2		6	1	0	0	1	0	0	0	0	0	0	15	23	0.00	0.600
50 Jamey Wright, R ERA: 3.43	(9, 1)	1.0		4	0	0	0	2	0	0	1	0	0	0	10	15	0.00	0.000

PITCHER	IP	WLS	BF	H	R	ER	SO	BB	IBB	HBP	BLK	WP	HR	S	P	ERA	WHIP

Batter	1	2	3	4	5	6	7	8	9	AB	R	H	RBI	BB	SO	LOB
51 Ichiro Suzuki, L (1, 9) OBP: 0.315, SLG: 0.340	C SI 84 X CH 75 0-1 26 FC6-4 1B		C SI 85 B SI 82 X CU 69 1-1 HR	D SI 86 B SI 84 F SI 84 X SI 85 2-1 2-H 26 S 1B		B SI 88 C SI 89 B CH 86 F CH 86 X CH 88 2-2 ① G4-3		F SI 92 B FF 93 B FC 89 F CH 87 X FC 89 2-2 26 S 1B		5	1	4	2	0	0	0
26 Brendan Ryan, R (1, 6) OBP: 0.313, SLG: 0.325	C SI 84 F SI 84 1 SAFE B SI 86 F SI 85 D CU 67 X SI 82 2-2 ① FC6-4 30 2B 30 WP 1-2f		B CH 77 B SI 82 C SI 82 X CH 76 2-1 ① P6	1 SAFE 1 SAFE F SI 91 B SI 91 1 SAFE S SI 90 S SL 85 1-3 ② K 1-2		B SI 90 F SI 90 B SL 83 B SI 90 F SI 90 X SI 90 3-2 13 S 1B		B SI 92 C FC 89 B SI 92 S SI 93 F SI 92 B SI 93 B SI 93 4-2 30 G6-4-3 BB 1-2		4	1	1	0	1	1	2
13 Dustin Ackley, L (1, 4) OBP: 0.373, SLG: 0.461	C SI 84 D CU 70 B CH 75 C SI 86 F CH 77 B SI 87 X SI 83 3-2 ② L8		B SI 84 C CH 76 B SI 84 B CH 78 X SI 85 3-1 ② F9	B SI 91 C SI 92 C CH 87 B KC 82 F KC 82 X SI 89 2-2 ③ F9		B SI 89 B SI 88 B SI 90 C SI 89 B SI 89 4-1 1-2 BB		F FC 88 C SI 94 D FC 89 S SI 94 1-3 ① K		4	0	0	0	1	1	4
30 Miguel Olivo, R (1, 2) OBP: 0.258, SLG: 0.385	S CH 76 B SI 85 X SI 86 1-1 1-H 17 1B 2B		B CU 70 C SI 84 C SI 86 X CU 68 1-2 HR		C KC 82 B CH 85 B SI 92 F SI 92 F KC 82 X SI 92 2-2 17 1B 3B	X SI 90 0-0 ② F7		B FC 89 S FC 89 B FC 88 X FC 90 2-1 ②③ G6-4-3 1-2f		5	3	3	2	0	0	4
17 Justin Smoak, S (1, 3) OBP: 0.319, SLG: 0.391	B CU 68 X CH 76 1-0 2-H 1B		B SI 85 X CH 78 1-0 33 PB 29 1B 1B		C SI 91 X SI 92 0-1 29 2B 1B 3-H	C KC 81 B SI 90 F CH 86 F SL 84 S SL 82 1-3 ③ K				4	1	3	2	0	1	2
29 Wily Mo Peña, R (1, 10) OBP: 0.244, SLG: 0.494	C CH 77 F SI 83 S SI 83 0-3 ③ K		X CH 77 0-0 33 PB 1B 1-2		X SL 83 0-0 1-H 2B		F SI 94 B FC 88 B FF 94 C CU 76 S CU 75 2-3 ① K			4	0	2	1	0	2	1
33 Casper Wells, R (1, 7) OBP: 0.316, SLG: 0.438		C CU 67 S CH 76 C SI 85 0-3 ① K	B SI 83 C SI 85 B CH 76 X SI 85 2-1 ③ F7 1-2 2-3		F SI 91 B SI 91 C SI 91 F SL 83 S SL 84 1-3 ① K		F SI 94 B FF 94 B FC 90 F SI 94 X CU 75 2-2 1B			4	0	1	0	0	2	3
12 Trayvon Robinson, S (1, 8) OBP: 0.296, SLG: 0.429		F CU 69 X SL 82 0-1 ② F7		S SI 85 S CH 76 B SI 84 B SL 83 X CH 75 2-2 ① G6-3	F SI 91 F KC 82 B SI 88 F SL 84 S SL 85 1-3 ② K		D SI 91 S FC 87 S SI 91 S SI 94 1-3 ② K			4	0	0	0	0	2	2
16 Alex Liddi, R (1, 5) OBP: 0.167, SLG: 0.333		C CH 75 B CH 75 C SI 86 F SI 85 B SI 86 S SI 84 2-3 ③ K		F CU 70 B CH 76 X CH 76 1-1 51 1B 2B	C SI 92 B SI 92 F SI 91 B SL 86 S SI 88 2-3 ③ K		S FC 89 F SI 92 B SI 94 D CU 76 S FC 89 2-3 ③ K			4	1	1	0	0	3	2
Inning Stats	R: 2 E: 0 K: 1 S: 16 H: 3 LOB: 1 BB: 0 P: 23	R: 0 E: 0 K: 2 S: 9 H: 0 LOB: 0 BB: 0 P: 11	R: 2 E: 0 K: 0 S: 13 H: 4 LOB: 2 BB: 0 P: 23	R: 1 E: 0 K: 1 S: 14 H: 2 LOB: 1 BB: 0 P: 22	R: 2 E: 0 K: 3 S: 18 H: 3 LOB: 1 BB: 0 P: 24	R: 0 E: 0 K: 1 S: 12 H: 1 LOB: 2 BB: 1 P: 22	R: 0 E: 0 K: 3 S: 12 H: 1 LOB: 1 BB: 0 P: 19	R: 0 E: 0 K: 1 S: 11 H: 1 LOB: 1 BB: 1 P: 20		1B: 9 2B: 3 3B: 1 HR: 2	SF: 0 SAC: 0 DP: 1 HBP: 0					

PITCHER		IP	WLS	BF	H	R	ER	SO	BB	IBB	HBP	BLK	WP	HR	S	P	ERA	WHIP
26 Jeff Francis, L ERA: 4.88	(1, 1)	3.1	L	19	9	5	5	3	0	0	0	0	1	2	45	69	13.50	2.700
47 Nate Adcock, R ERA: 4.55	(4, 1)	2.2		13	4	2	2	5	1	0	0	0	0	0	37	56	6.75	1.875
57 Jesse Chavez, R ERA: 6.75	(7, 1)	2.0		8	2	0	0	4	1	0	0	0	0	0	23	39	0.00	1.500

PITCHER	IP	WLS	BF	H	R	ER	SO	BB	IBB	HBP	BLK	WP	HR	S	P	ERA	WHIP

BOTTOM

Kansas City Royals @ Seattle Mariners

Safeco Field, Seattle, WA

Fri Sep 09 2011, 7:10 PM - 10:09 PM PDT

Att. 14,801 - Clear - 77 F

livebaseballscorecards.com

AB	38
R	7
H	15
RBI	7
BB	2
SO	12
LOB	20

WP: 1	PB: 1	SB: 3	CS: 0
PA: 40			

Batter	1	2	3	4	5	6	7	8	9	AB	R	H	RBI	BB	SO	LOB
4 Alex Gordon, L (1, 7) OBP: 0.371, SLG: 0.497	C FF 96 X FF 94 0-1 53 G4-3 16 FC3 2B	B SL 86 C FF 96 S SL 85 X FF 97 1-2 ③ F7 2-3			C CH 88 X SL 86 0-1 ② G4-3			B CH 85 B FF 94 F FF 94 B SL 83 C SL 82 F FF 94 S SL 83 3-3 ① K		4	1	1	0	0	1	1
53 Melky Cabrera, S (1, 8) OBP: 0.332, SLG: 0.464	X FF 94 0-0 ① G4-3 2-3		C SL 82 B CH 88 B SL 84 F FF 93 B FF 94 X SL 85 3-2 ① P5		B FF 96 B CH 88 C FF 94 X SL 85 2-1 ③ L8			B SL 86 X FF 94 1-0 16 CS 1B		4	0	1	0	0	0	1
16 Billy Butler, R (1, 10) OBP: 0.366, SLG: 0.464	S SL 86 B FF 96 F FF 94 X FF 96 1-2 FC3 35 HR 3-H		S FF 95 S FF 94 S FF 94 0-3 ② K			S SL 83 X SL 86 0-1 ① F9		1 SAFE C FF 92 1 SAFE D SL 83 B SL 83 X FF 96 2-1 ②③ F9 1-2		4	1	0	1	0	1	1
35 Eric Hosmer, L (1, 3) OBP: 0.335, SLG: 0.462	B SL 85 X FF 95 1-0 1-H HR		C FF 95 B CH 88 B SL 85 X SL 83 2-1 ③ G1-3			C SL 85 X SL 85 0-1 ② L8			B FF 98 B FF 96 X FF 97 2-0 ① L7	4	1	1	2	0	0	0
21 Jeff Francoeur, R (1, 9) OBP: 0.329, SLG: 0.474	S FF 96 F SL 86 B FF 98 S FF 96 1-3 ② K			B FF 93 S SL 85 S SL 85 S FF 95 1-3 ① K		S FF 96 S SL 86 F FF 95 X SL 86 0-2 ③ F8			C FF 99 F FF 98 X CU 81 0-2 HR	4	1	1	1	0	2	0
8 Mike Moustakas, L (1, 5) OBP: 0.282, SLG: 0.287	X FF 97 0-0 ③ F8			C SL 85 C SL 86 X FF 95 0-2 ② P6			X FF 93 0-0 2B		B FF 97 C FF 97 C CU 82 X SI 98 1-2 ② G6-3	4	0	1	0	0	0	0
13 Salvador Perez, R (1, 2) OBP: 0.327, SLG: 0.408		C FF 96 S SL 87 C SL 87 0-3 ① K		F FF 96 S SL 85 B FF 96 X SL 86 1-2 1B			X SL 82 0-0 ① L9		S SI 98 X SI 98 0-1 ③ G3-1	4	0	1	0	0	1	1
17 Chris Getz, L (1, 4) OBP: 0.313, SLG: 0.282		B CH 89 C FF 96 B CH 89 B SL 84 B FF 94 4-1 4 WP 2 S BB		C FF 93 F FF 94 S SL 85 0-3 ③ K			F FF 92 B SL 82 B FF 92 C FF 93 B FF 93 S SL 82 3-3 ② K			2	0	0	0	1	2	2
2 Alcides Escobar, R (1, 6) OBP: 0.282, SLG: 0.327		1 SAFE B SL 82 F FF 94 B SL 83 F SI 95 X FF 95 2-2 ② P3 1-2			C FF 93 C SL 82 F SL 86 X FF 94 0-2 ① F9		C FF 95 B SL 86 S SL 83 S FF 96 1-3 ③ K			3	0	0	0	0	1	2
Inning Stats	R: 3 E: 0 K: 1 S: 11 H: 2 LOB: 0 BB: 0 P: 14	R: 0 E: 0 K: 1 S: 10 H: 0 LOB: 1 BB: 1 P: 17	R: 0 E: 0 K: 1 S: 8 H: 0 LOB: 0 BB: 0 P: 13	R: 0 E: 0 K: 2 S: 12 H: 1 LOB: 1 BB: 0 P: 14	R: 0 E: 0 K: 1 S: 8 H: 0 LOB: 0 BB: 0 P: 10	R: 0 E: 0 K: 0 S: 8 H: 0 LOB: 0 BB: 0 P: 8	R: 0 E: 0 K: 2 S: 8 H: 1 LOB: 1 BB: 0 P: 12	R: 0 E: 0 K: 1 S: 7 H: 1 LOB: 0 BB: 0 P: 13	R: 1 E: 0 K: 0 S: 9 H: 1 LOB: 0 BB: 0 P: 12	1B: 2 2B: 2 3B: 0 HR: 2 SF: 0 SAC: 0 DP: 0 HBP: 0						

PITCHER	IP	WLS	BF	H	R	ER	SO	BB	IBB	HBP	BLK	WP	HR	S	P	ERA	WHIP
36 Michael Pineda, R (1, 1) ERA: 3.72	8.0	L	30	5	3	3	8	1	0	0	0	1	1	72	101	3.38	0.750
54 Tom Wilhelmsen, R (9, 1) ERA: 3.86	1.0		4	1	1	1	0	0	0	0	0	0	1	9	12	9.00	1.000

PITCHER	IP	WLS	BF	H	R	ER	SO	BB	IBB	HBP	BLK	WP	HR	S	P	ERA	WHIP

TOP

Kansas City Royals @ Seattle Mariners

Safeco Field, Seattle, WA

Sat Sep 10 2011, 7:10 PM - 9:14 PM PDT

Att. 17,902 - Clear - 77 F

livebaseballscorecards.com

AB	33
R	4
H	6
RBI	4
BB	1
SO	8
LOB	8

WP: 1 PA: 34
PB: 0
SB: 1
CS: 1

BOTTOM

Kansas City Royals @ Seattle Mariners

Safeco Field, Seattle, WA

Sat Sep 10 2011, 7:10 PM - 9:14 PM PDT

Att. 17,902 - Clear - 77 F

livebaseballscorecards.com

Batter	1	2	3	4	5	6	7	8	9	AB	R	H	RBI	BB	SO	LOB
51 Ichiro Suzuki, L (1, 9) OBP: 0.313, SLG: 0.338	L5		K			K			K	4	0	0	0	0	3	0
26 Brendan Ryan, R (1, 6) OBP: 0.311, SLG: 0.322	L3			K		G5-3			F9	4	0	0	0	0	1	0
13 Dustin Ackley, L (1, 4) OBP: 0.369, SLG: 0.456	G3-1			K			K2-3			3	0	0	0	0	2	0
20 Mike Carp, L (1, 7) OBP: 0.339, SLG: 0.473		K		HR			F9			3	1	1	1	0	1	0
17 Justin Smoak, S (1, 3) OBP: 0.319, SLG: 0.398		HR		K			F8			3	1	1	1	0	1	0
4 Adam Kennedy, L (1, 10) OBP: 0.272, SLG: 0.359		K			K			K		3	0	0	0	0	3	0
30 Miguel Olivo, R (1, 2) OBP: 0.256, SLG: 0.383		G4-3			E5 15 L8-3			K		3	0	0	0	0	1	0
15 Kyle Seager, L (1, 5) OBP: 0.315, SLG: 0.366			K		L8-3 1-1			K		3	0	0	0	0	2	1
55 Michael Saunders, L (1, 8) OBP: 0.221, SLG: 0.239 12 Trayvon Robinson, S (9, PH) OBP: 0.293, SLG: 0.424			K			F7			K	2 1	0 0	0 0	0 0	0 0	1 1	0 0
Inning Stats	R: 0 E: 0 K: 0 S: 8 H: 0 LOB: 0 BB: 0 P: 14	R: 1 E: 0 K: 2 S: 15 H: 1 LOB: 0 BB: 0 P: 21	R: 0 E: 0 K: 3 S: 9 H: 0 LOB: 0 BB: 0 P: 13	R: 1 E: 0 K: 3 S: 14 H: 1 LOB: 0 BB: 0 P: 23	R: 0 E: 1 K: 1 S: 10 H: 0 LOB: 0 BB: 0 P: 11	R: 0 E: 0 K: 1 S: 9 H: 0 LOB: 0 BB: 0 P: 13	R: 0 E: 0 K: 1 S: 7 H: 0 LOB: 0 BB: 0 P: 13	R: 0 E: 0 K: 3 S: 10 H: 0 LOB: 0 BB: 0 P: 12	R: 0 E: 0 K: 2 S: 10 H: 0 LOB: 0 BB: 0 P: 14	1B: 0 2B: 1 3B: 0 HR: 2 SF: 0 SAC: 0 DP: 1 HBP: 0	WP: 0 PB: 0 SB: 0 CS: 0 PA: 29					

	AB	29
	R	2
	H	2
	RBI	2
	BB	0
	SO	16
	LOB	1

PITCHER		IP	WLS	BF	H	R	ER	SO	BB	IBB	HBP	BLK	WP	HR	S	P	ERA	WHIP
59 Felipe Paulino, R ERA: 4.49	(1, 1)	7.0	W	23	2	2	2	11	0	0	0	0	0	2	72	108	2.57	0.286
56 Greg Holland, R ERA: 1.8	(8, 1)	1.0	H	3	0	0	0	3	0	0	0	0	0	0	10	12	0.00	0.000
48 Joakim Soria, R ERA: 4.1	(9, 1)	1.0	S	3	0	0	0	2	0	0	0	0	0	0	10	14	0.00	0.000

PITCHER	IP	WLS	BF	H	R	ER	SO	BB	IBB	HBP	BLK	WP	HR	S	P	ERA	WHIP

Kansas City Royals @ Seattle Mariners

Safeco Field, Seattle, WA

Sun Sep 11 2011, 1:13 PM - 3:46 PM PDT

Att. 20,967 - Sunny - 73 F

livebaseballscorecards.com

Batter	1	2	3	4	5	6	7	8	9	AB	R	H	RBI	BB	SO	LOB
4 Alex Gordon, L (1, 7) OBP: 0.371, SLG: 0.500	C CH 71 B SI 87 S FF 87 S FF 89 1-3 ① K		1 SAFE 1 SAFE S CH 73 B CH 74 X CH 74 1-1 1-H 2B		B SI 87 B CH 76 F SI 88 F CH 76 C CU 73 2-3 ② K		C SL 84 X FF 93 0-1 1-3 2-H 2B		S CH 87 F FF 95 B SI 95 S SI 96 1-3 ② K	5	0	2	2	0	3	2
53 Melky Cabrera, S (1, 8) OBP: 0.333, SLG: 0.463	C SI 87 B SI 84 S CH 73 F SI 88 X SI 89 1-2 16 G6-4-3 1B		B CH 72 B SI 87 F CH 74 X CU 70 2-1 ③ G6-3		B CH 74 X CH 75 1-0 ③ L8		I I I 4-0 IBB		F CH 88 S CH 87 F FF 95 F SI 94 S FF 95 0-3 ③ K	4	0	1	0	1	1	3
16 Billy Butler, R (1, 10) OBP: 0.365, SLG: 0.462	B SI 86 X SI 86 1-0 ② ③ G6-4-3 1-2f			X SI 84 0-0 1B		C SI 86 X SI 86 0-1 ① G6-3	C SL 85 X FF 92 0-1 ② F4			4	0	1	0	0	0	4
35 Eric Hosmer, L (1, 3) OBP: 0.334, SLG: 0.462		X SI 84 0-0 ① G4-3		C CH 74 C SI 87 X SI 87 0-2 ① F8		C CU 70 F CH 72 F SI 88 B CH 74 X CH 75 1-2 2B	S FF 94 S FF 94 X FF 95 0-2 ③ F8			4	0	1	0	0	0	4
21 Jeff Francoeur, R (1, 9) OBP: 0.329, SLG: 0.472		C SI 86 S SI 86 X SI 87 0-2 ② L5		X SI 87 0-0 ② F9		C SI 85 B SI 86 X SI 87 1-1 ② P4		F SI 96 F FF 95 B FF 93 X FF 94 1-2 1B		4	0	1	0	0	0	2
24 Yamaico Navarro, R (1, 5) OBP: 0.298, SLG: 0.346		B CH 75 C SI 86 C SI 88 F SI 88 B CH 75 X CH 74 2-2 ③ F8		B CH 73 D CU 70 F SI 86 X SI 88 2-1 ③ P4		C SI 87 F SI 86 X SI 87 0-2 ③ G6-3		1 SAFE C SL 83 B SI 94 1 SAFE S SI 93 B FF 95 C SI 94 2-3 ① K		4	0	0	0	0	1	3
27 Brayan Peña, S (1, 2) OBP: 0.291, SLG: 0.343			B SI 86 F SI 86 F SI 83 X CH 74 1-2 ① G6-3		C SI 86 C SI 88 B SI 87 F SI 88 B SI 88 X CH 74 2-2 ① G6-3		C CU 68 B SI 85 F SI 85 X SI 87 1-2 17 SH 4 2B 1B	F FF 93 X FF 93 0-1 ② F9		4	1	1	0	0	0	1
17 Chris Getz, L (1, 4) OBP: 0.313, SLG: 0.281			C SI 87 X SI 88 0-1 ② F7		C CU 70 F CU 72 F SI 89 F SI 89 H SI 86 1-2 2 1B HBP		X SI 85 0-0 SH 4 2B 1-2	B SI 94 F FF 93 B FF 94 F FF 93 C SL 83 2-3 ③ K		2	0	0	0	0	1	1
2 Alcides Escobar, R (1, 6) OBP: 0.283, SLG: 0.328			L SI 88 B CU 69 X CH 74 1-1 4 2B 1B		C SI 87 1 SAFE S SI 87 1 SAFE 1 SAFE B SI 87 1 SAFE X CU 71 1-2 1-2 1B		B SL 79 L FF 91 C FF 92 L SL 84 1-3 ① K		T FF 95 B SI 96 F FF 94 X CH 86 1-2 ① F8	4	1	2	0	0	1	2
Inning Stats	R: 0 E: 0 K: 1 S: 8 H: 1 LOB: 0 BB: 0 P: 11	R: 0 E: 0 K: 0 S: 8 H: 0 LOB: 0 BB: 0 P: 10	R: 1 E: 0 K: 0 S: 11 H: 2 LOB: 1 BB: 0 P: 16	R: 0 E: 0 K: 0 S: 7 H: 1 LOB: 1 BB: 0 P: 9	R: 0 E: 0 K: 1 S: 15 H: 1 LOB: 2 BB: 0 P: 22	R: 0 E: 0 K: 0 S: 11 H: 1 LOB: 1 BB: 0 P: 13	R: 1 E: 1 K: 1 S: 14 H: 2 LOB: 3 BB: 1 P: 20	R: 0 E: 0 K: 2 S: 11 H: 1 LOB: 1 BB: 0 P: 16	R: 0 E: 0 K: 2 S: 11 H: 0 LOB: 0 BB: 0 P: 13	1B: 6 2B: 3 3B: 0 HR: 0 SF: 0 SAC: 1 DP: 1 HBP: 1						

TOP	
AB	35
R	2
H	9
RBI	2
BB	1
SO	7
LOB	22

WP: 0	PA: 38
PB: 0	
SB: 0	
CS: 0	

PITCHER		IP	WLS	BF	H	R	ER	SO	BB	IBB	HBP	BLK	WP	HR	S	P	ERA	WHIP
59 Anthony Vasquez, L ERA: 7.29	(1, 1)	6.0	L	26	7	2	2	2	0	0	1	0	0	0	64	86	3.00	1.167
23 Shawn Kelley, R ERA:	(7, 1)	1.0		5	1	0	0	1	0	1	0	0	0	0	10	15	0.00	1.000
59 Chance Ruffin, R ERA: 3.75	(8, 1)	1.0		4	1	0	0	2	0	0	0	0	0	0	11	16	0.00	1.000
35 Steve Delabar, R ERA:	(9, 1)	1.0		3	0	0	0	2	0	0	0	0	0	0	11	13	0.00	0.000

PITCHER		IP	WLS	BF	H	R	ER	SO	BB	IBB	HBP	BLK	WP	HR	S	P	ERA	WHIP

BOTTOM

Batter	1	2	3	4	5	6	7	8	9	AB	R	H	RBI	BB	SO	LOB
51 Ichiro Suzuki, L (1, 9) OBP: 0.313, SLG: 0.339	B FF 91 F FF 91 F FF 92 B SL 91 F FF 91 B FF 91 X FF 91 3-2 ① F7		C CU 80 X SL 86 0-1 ② G4-3			B SI 95 S SL 87 F SI 94 F SI 97 F CH 85 F SI 96 F SI 97 B SI 98 X SL 87 2-2 ① G4-3		X FF 94 0-0 1-H 2B		4	0	1	1	0	0	0
26 Brendan Ryan, R (1, 6) OBP: 0.310, SLG: 0.322	B SL 89 C SI 91 C FF 92 B FF 92 X FF 93 2-2 ③ 20 WP 13 S 1B		X CH 84 0-0 ③ G5-3			C FF 97 S SL 89 C SL 89 0-3 ② K		S SL 87 D SL 86 S SL 86 B SL 86 X FF 97 2-2 ③ F8		4	0	1	0	0	1	2
13 Dustin Ackley, L (1, 4) OBP: 0.367, SLG: 0.453	S FF 93 B SL 87 F CU 82 B FF 93 S SL 88 2-3 ② K 1-2			X CU 77 0-0 20 L9-3 1B		C SL 89 B SL 88 C CH 83 B FF 97 B SL 89 F SL 89 S FF 98 3-3 ③ K			B FF 92 B FF 91 F FC 92 C FF 93 X FF 94 2-2 ① F7	4	0	1	0	0	2	1
20 Mike Carp, L (1, 7) OBP: 0.333, SLG: 0.465	B CU 80 C SL 87 B FF 93 C FF 92 B SL 83 S FF 93 3-3 ③ K 2-3			S SL 86 B SI 88 C FF 90 B CU 81 X SL 85 2-2 ① ② L9-3 1-1			C SI 96 C FF 96 S CH 86 0-3 ① K		C FF 93 B FC 91 B SL 78 S FF 93 S FF 94 2-3 ② K	4	0	0	0	0	3	2
17 Justin Smoak, S (1, 3) OBP: 0.318, SLG: 0.397 12 Trayvon Robinson, S (9, PR) OBP: 0.293, SLG: 0.424		C FF 91 X CU 79 0-1 ① L6		B CH 83 C CH 83 F SL 88 F SL 87 X FF 90 1-2 ③ L7			C SI 96 S CH 86 F FF 97 X CH 87 0-2 ② G4-3		B FF 92 C FF 92 X FF 94 1-1 1B	4 0	0 0	1 0	0 0	0 0	0 0	0 0
30 Miguel Olivo, R (1, 10) OBP: 0.256, SLG: 0.381		C CU 78 B SL 87 S FF 90 F CU 80 B FF 92 F SL 86 F CU 82 X FF 93 2-2 33 FC5-4 1B			B CH 82 F SL 85 F SL 85 S FF 92 1-3 ① K		S SL 88 B SL 90 B SI 97 B SL 86 S SI 95 S SL 89 3-3 ③ K		C FF 91 B FF 90 F FC 90 B FC 92 F SL 82 F FF 94 1 SAFE F FF 92 F CH 84 2-2 ③ X SL 80 F7	4	0	1	0	0	2	1
33 Casper Wells, R (1, 8) OBP: 0.316, SLG: 0.433		1 SAFE C CU 78 1 SAFE 1 SAFE X CU 79 0-1 ② FC5-4 1-2f			S CU 78 B FF 92 B CH 83 B FF 91 B FF 91 4-1 BB			B FF 94 C FF 95 C SL 87 S SL 88 1-3 ① K		2	0	0	0	1	1	1
3 Josh Bard, S (1, 2) OBP: 0.265, SLG: 0.346 55 Michael Saunders, L (8, PR) OBP: 0.221, SLG: 0.239 5 Chris Gimenez, R (9, 2) OBP: 0.283, SLG: 0.182		X FF 92 0-0 ③ L7			1 SAFE C CU 79 F CU 79 1 SAFE C SL 87 0-3 ② K			X FF 96 0-0 51 2B 1B		3 0 0	0 1 0	1 0 0	0 0 0	0 0 0	1 0 0	2 0 0
16 Alex Liddi, R (1, 5) OBP: 0.125, SLG: 0.250 15 Kyle Seager, L (8, PH) OBP: 0.313, SLG: 0.364 (9, 5)			B FF 90 S CH 80 S CH 82 F SL 88 B CU 79 X CH 82 2-2 ① L6		F SL 86 C CU 80 F CU 80 F SL 86 S FF 92 0-3 ③ K			F FF 96 F FF 96 F FF 98 F SL 88 S SL 87 0-3 ② K		2 1	0 0	0 0	0 0	0 0	1 1	1 1
Inning Stats	R: 0 E: 0 K: 2 S: 13 H: 1 LOB: 1 BB: 0 P: 23	R: 0 E: 0 K: 0 S: 11 H: 1 LOB: 1 BB: 0 P: 13	R: 0 E: 0 K: 0 S: 7 H: 0 LOB: 0 BB: 0 P: 9	R: 0 E: 0 K: 0 S: 8 H: 1 LOB: 0 BB: 0 P: 11	R: 0 E: 0 K: 3 S: 12 H: 0 LOB: 1 BB: 1 P: 17	R: 0 E: 0 K: 2 S: 14 H: 0 LOB: 0 BB: 0 P: 19	R: 0 E: 0 K: 2 S: 10 H: 0 LOB: 0 BB: 0 P: 13	R: 1 E: 0 K: 2 S: 13 H: 2 LOB: 2 BB: 0 P: 16	R: 0 E: 0 K: 1 S: 15 H: 1 LOB: 1 BB: 0 P: 22	1B: 5 2B: 2 3B: 0 HR: 0 SF: 0 SAC: 0 DP: 1 HBP: 0						

PITCHER		IP	WLS	BF	H	R	ER	SO	BB	IBB	HBP	BLK	WP	HR	S	P	ERA	WHIP
61 Everett Teaford, L ERA: 2.73	(1, 1)	5.0	W	18	3	0	0	5	1	0	0	0	1	0	51	73	0.00	0.800
38 Blake Wood, R ERA: 3.75	(6, 1)	2.0	H	6	0	0	0	4	0	0	0	0	0	0	24	32	0.00	0.000
56 Greg Holland, R ERA: 1.93	(8, 1)	1.0	H	5	2	1	1	2	0	0	0	0	0	0	13	16	9.00	2.000
48 Joakim Soria, R ERA: 4.03	(9, 1)	1.0	S	4	1	0	0	1	0	0	0	0	0	0	15	22	0.00	1.000

PITCHER	IP	WLS	BF	H	R	ER	SO	BB	IBB	HBP	BLK	WP	HR	S	P	ERA	WHIP

City Royals @ Seattle Mariners

Safeco Field, Seattle, WA

Sun Sep 11 2011, 1:13 PM - 3:46 PM PDT

Att. 20,967 - Sunny - 73 F

livebaseballscorecards.com

AB	32
R	1
H	6
RBI	1
BB	1
SO	12
LOB	11

WP: 1 PA: 33
PB: 0
SB: 1
CS: 0

Batter	1	2	3	4	5	6	7	8	9	AB	R	H	RBI	BB	SO	LOB
11 Ben Revere, L (1, 8) OBP: 0.295, SLG: 0.283	B SI 81 C SI 82 X SI 83 1-1 24 S 1B		B SI 84 C SI 84 X SL 82 1-1 ② G1-3			C SI 83 F CH 76 X SI 86 0-2 ① G1-3			C FF 89 X SI 89 0-1 ① G6-3	4	0	1	0	0	0	0
24 Trevor Plouffe, R (1, 6) OBP: 0.297, SLG: 0.387	C SI 84 1 SAFE 1 SAFE 1 SAFE F CH 76 B SI 85 B CH 76 F SL 83 B CH 76 3-2 ① X CH 76 P5 1-2		C CU 71 X CH 76 0-1 ③ F9			C SI 86 F SL 84 C CU 73 0-3 ② K			B FF 90 C SI 90 B SL 80 S FF 90 B FF 89 F FF 90 F FF 90 T FF 90 3-2 ② K	4	0	0	0	0	2	1
7 Joe Mauer, L (1, 3) OBP: 0.357, SLG: 0.371	C SI 84 B SL 82 2 SAFE F SL 82 F FF 86 F SI 85 B SL 84 B FF 87 X SL 82 3-2 ② F8			B SL 82 C FF 85 B CU 71 F SL 82 B SI 85 C FF 86 3-3 ① K		B FF 86 B CH 78 C FF 86 F CH 77 B SI 86 S FF 87 3-3 ③ K			B FF 89 C FF 88 X CH 82 1-1 1B	4	0	1	0	0	2	1
5 Michael Cuddyer, R (1, 9) OBP: 0.344, SLG: 0.456	C FF 87 X SL 84 0-1 ③ P3			B SI 84 X SL 84 1-0 ② F8			C CU 70 F CH 76 X SI 86 0-2 ① G6-3		C FF 90 F SI 90 D SL 79 X SL 79 1-2 ③ F7	4	0	0	0	0	0	2
16 Jason Kubel, L (1, 10) OBP: 0.338, SLG: 0.443		C CU 71 B CU 69 B SL 82 C CH 76 X FF 86 2-2 ① P4		B CU 72 X SL 83 1-0 ③ F9			C SL 83 B EP 66 B CH 76 B CH 76 X SI 85 3-1 ② G4-3			3	0	0	0	0	0	0
22 Danny Valencia, R (1, 5) OBP: 0.297, SLG: 0.396		B FF 86 B SL 83 B SL 84 C SI 84 B CH 76 4-1 BB			C CU 71 B SL 84 X CU 70 1-1 1B		C SL 84 B CU 70 B CU 71 F SI 85 F SL 85 X CU 72 2-2 ③ F8			2	0	1	0	1	0	0
38 Luke Hughes, R (1, 4) OBP: 0.302, SLG: 0.361		C SL 84 S CH 77 B FF 88 S SL 84 1-3 ② K			S SI 84 S SL 83 F SL 81 X SI 86 0-2 ① F9			C SL 81 F CU 73 B FF 86 F CU 72 F SI 86 X SL 83 1-2 ① G6-3		3	0	0	0	0	1	2
63 Joe Benson, R (1, 7) OBP: 0.182, SLG: 0.238		C SI 84 S SL 84 C CU 75 0-3 ③ K			B CU 71 F SL 81 S SI 85 B FF 88 F CU 76 F SI 86 S CH 77 2-3 ② K			B CU 72 S SI 85 B SI 85 X SL 82 2-1 ② F7		3	0	0	0	0	2	2
41 Drew Butera, R (1, 2) OBP: 0.196, SLG: 0.230 27 Chris Parmelee, L (8, PH) OBP: 0.429, SLG: 0.389 32 René Rivera, R (8, 2) OBP: 0.202, SLG: 0.217			C SI 84 B SL 82 C FF 85 F SI 86 B CU 73 F SL 82 X FF 86 2-2 ① F8		S SI 85 F CH 77 F FF 86 S FF 89 0-3 ③ K			C SL 81 B EP 68 C SI 86 F EP 68 F FF 88 S SI 86 1-3 ③ K		2 1 0	0 0 0	0 0 0	0 0 0	1 1 0	1 0 0	1 0 0
Inning Stats	R: 0 E: 0 K: 0 S: 13 H: 1 LOB: 1 BB: 0 P: 20	R: 0 E: 0 K: 2 S: 10 H: 0 LOB: 1 BB: 1 P: 17	R: 0 E: 0 K: 0 S: 9 H: 0 LOB: 0 BB: 0 P: 12	R: 0 E: 0 K: 1 S: 5 H: 0 LOB: 0 BB: 0 P: 10	R: 0 E: 0 K: 2 S: 15 H: 1 LOB: 1 BB: 0 P: 18	R: 0 E: 0 K: 2 S: 9 H: 0 LOB: 0 BB: 0 P: 12	R: 0 E: 0 K: 0 S: 9 H: 0 LOB: 0 BB: 0 P: 14	R: 0 E: 0 K: 1 S: 12 H: 0 LOB: 0 BB: 0 P: 16	R: 0 E: 0 K: 1 S: 12 H: 1 LOB: 1 BB: 0 P: 17	1B: 3 2B: 0 3B: 0 HR: 0	SF: 0 SAC: 0 DP: 0 HBP: 0			WP: 0 PB: 0 SB: 1 CS: 0	PA: 31		

PITCHER		IP	WLS	BF	H	R	ER	SO	BB	IBB	HBP	BLK	WP	HR	S	P	ERA	WHIP
52 Bruce Chen, L ERA: 4.04	(1, 1)	8.0	W	27	2	0	0	8	1	0	0	0	0	0	82	119	0.00	0.375
31 Louis Coleman, R ERA: 2.62	(9, 1)	1.0		4	1	0	0	1	0	0	0	0	0	0	12	17	0.00	1.000

PITCHER	IP	WLS	BF	H	R	ER	SO	BB	IBB	HBP	BLK	WP	HR	S	P	ERA	WHIP

TOP

Minnesota Twins @ Kansas City Royals

Kauffman Stadium, Kansas City, MO

Tue Sep 13 2011, 7:10 PM - 9:30 PM CDT

Att. 25,162 - Partly Cloudy - 76 F

livebaseballscorecards.com

AB	30
R	0
H	3
RBI	0
BB	1
SO	9
LOB	9

Batter	1	2	3	4	5	6	7	8	9	AB	R	H	RBI	BB	SO	LOB
4 Alex Gordon, L (1, 7) OBP: 0.373, SLG: 0.506	C SI 88 B SL 81 S SL 81 X SI 89 1-2 16 CS 1B		X SI 89 0-0 HR	B SL 82 S CH 79 X CH 79 1-1 16 E 53 1B 1-H 1B		X SI 90 0-0 G4-6-3 1-2f		S SL 83 B SL 82 S SL 81 F SL 83 B FF 94 B SL 83 C FF 92 3-3 K		5	1	3	2	0	1	3
53 Melky Cabrera, S (1, 8) OBP: 0.334, SLG: 0.465	B SI 89 1 SAFE B SI 89 F SI 89 1 SAFE 1 SAFE S CH 80 S CH 79 2-3 K		B FF 89 B SI 90 X SI 90 2-0 E7 35 FC6-4 2B	X SI 90 0-0 16 E 1-2 1B		B FF 89 X CH 80 1-0 F9				4	1	2	0	0	1	1
16 Billy Butler, R (1, 10) OBP: 0.366, SLG: 0.462	B SI 89 B SI 89 C SI 90 S SI 89 X SI 91 2-2 1-2 1B		B CH 80 D CH 80 B SL 84 B FF 88 4-0 35 FC6-4 BB	D FS 84 X SI 88 1-0 E6 1-2 2-3			B FF 88 F SI 89 F SI 90 B CH 87 S CH 80 2-3 K		3	0	1	0	1	1	2
35 Eric Hosmer, L (1, 3) OBP: 0.331, SLG: 0.458	B CH 81 X SI 90 1-0 G4-3		B SI 90 S CH 80 B SI 89 X SI 90 2-1 FC6-4 21 G5-3 1-2f 3-H	F CH 81 X FF 88 0-1 L4			C SL 82 B SI 90 C SI 89 B FS 84 S CH 79 2-3 K		4	0	0	1	0	1	5
21 Jeff Francoeur, R (1, 9) OBP: 0.327, SLG: 0.469		B SL 85 X SL 84 1-0 F7	S CH 81 D CH 81 B SI 88 F FF 89 1 SAFE X CH 80 2-2 G5-3 1-2		X SI 89 0-0 P2		B FF 88 X SI 90 1-0 G1-3		4	0	0	0	0	0	1
8 Mike Moustakas, L (1, 5) OBP: 0.281, SLG: 0.297		B SI 89 F SI 90 B SI 91 X SI 90 2-1 HR	S CH 81 C SI 88 S FS 83 0-3 K2-3		C SI 89 B SI 89 F CH 81 B SI 90 X CH 84 2-2 G3-1			C FF 92 B CH 81 B CH 80 B FF 94 F FF 93 F SI 94 S FF 96 3-3 K		4	1	1	1	0	2	1
9 Johnny Giavotella, R (1, 4) OBP: 0.270, SLG: 0.351		C SI 88 X SI 90 0-1 13 F9 2B		B SI 90 F SI 88 B FF 85 B SI 90 C SI 90 X SI 90 3-2 F8	B FF 87 C SI 90 C SI 89 F SI 86 B FF 85 B FF 86 X SI 90 3-2 1B			B FF 94 B SL 85 B FF 93 C FF 92 B FF 97 4-1 2 2B BB		3	0	2	0	1	0	0
13 Salvador Perez, R (1, 2) OBP: 0.324, SLG: 0.402		D CH 80 X SI 87 1-0 F9 2-3		X SI 91 0-0 4 WP 4 1B 1B	B FF 89 X SI 89 1-0 F8			D SL 84 B SL 84 F FF 93 1 SAFE 1 SAFE 1 SAFE F FF 95 S FF 96 2-3 K		4	1	1	0	0	1	3
2 Alcides Escobar, R (1, 6) OBP: 0.285, SLG: 0.331		B SI 90 F SI 91 S CH 81 X CH 81 1-2 G4-3		S SL 83 D SL 84 B SI 88 F SI 89 F CH 79 S CH 79 2-3 K		B SI 89 C SI 88 C SI 88 X CH 80 1-2 4 G4-6-3 1B		C FF 93 B FF 95 F FF 95 F FF 96 1 SAFE 1 SAFE X FF 96 1-2 1-3 2B		4	0	2	0	0	1	2
Inning Stats	R: 0 E: 0 K: 1 S: 10 H: 2 LOB: 1 BB: 0 P: 16	R: 1 E: 0 K: 0 S: 9 H: 2 LOB: 1 BB: 0 P: 14	R: 2 E: 1 K: 1 S: 10 H: 2 LOB: 1 BB: 1 P: 20	R: 1 E: 1 K: 1 S: 14 H: 3 LOB: 3 BB: 0 P: 21	R: 0 E: 0 K: 0 S: 9 H: 1 LOB: 1 BB: 0 P: 15	R: 0 E: 0 K: 0 S: 5 H: 1 LOB: 0 BB: 0 P: 7	R: 0 E: 0 K: 2 S: 7 H: 0 LOB: 0 BB: 0 P: 12	R: 0 E: 0 K: 3 S: 16 H: 1 LOB: 2 BB: 1 P: 29		1B: 7 2B: 3 3B: 0 HR: 2 SF: 0 SAC: 0 DP: 1 HBP: 0					

PITCHER	IP	WLS	BF	H	R	ER	SO	BB	IBB	HBP	BLK	WP	HR	S	P	ERA	WHIP
48 Carl Pavano, R (1, 1) ERA: 4.5	7.0	L	32	11	4	3	5	1	0	0	0	1	2	64	105	3.86	1.714
17 Lester Oliveros, R (8, 1) ERA: 5.0	0.2		4	1	0	0	2	1	0	0	0	0	0	12	22	0.00	3.000
50 Jose Mijares, L (8, 1) ERA: 4.3	0.1		1	0	0	0	1	0	0	0	0	0	0	4	7	0.00	0.000

PITCHER	IP	WLS	BF	H	R	ER	SO	BB	IBB	HBP	BLK	WP	HR	S	P	ERA	WHIP

BOTTOM

Minnesota Twins @ Kansas City Royals

Kauffman Stadium, Kansas City, MO

Tue Sep 13 2011, 7:10 PM - 9:30 PM CDT

Att. 25,162 - Partly Cloudy - 76 F

livebaseballscorecards.com

AB	35
R	4
H	12
RBI	4
BB	2
SO	8
LOB	18

Minnesota Twins @ Kansas City Royals

Kauffman Stadium, Kansas City, MO

Wed Sep 14 2011, 3:10 PM - 6:05 PM CDT

Att. 19,071 - Partly Cloudy - 66 F

TOP

livebaseballscorecards.com

Batter	1	2	3	4	5	6	7	8	9	AB	R	H	RBI	BB	SO	LOB
11 Ben Revere, L (1, 8) OBP: 0.296, SLG: 0.282	G4-3		FC5-4 (24 S) 1-2f		L7		7 BB, 24 S, 5 BB 1B		5 BB, 7 S BB	4	1	1	0	1	0	1
24 Trevor Plouffe, R (1, 6) OBP: 0.299, SLG: 0.384	G6-3		G6-3 1-2		1B		5 BB, 7 BB 1-2 BB		K	4	0	1	0	1	1	2
7 Joe Mauer, L (1, 2) OBP: 0.360, SLG: 0.368	BB			G4-3	F7		5 BB 1-2 2-3 BB		5 BB 1-2 BB	2	0	0	0	3	0	1
5 Michael Cuddyer, R (1, 9) OBP: 0.349, SLG: 0.462	F8			22 S, 22 1B 1B		16 G3-1 3B	1-2 2-3 3-H BB		1-2 2-3 BB	3	2	2	1	2	0	1
16 Jason Kubel, L (1, 10) OBP: 0.333, SLG: 0.437		F9		K	G3-1 3-H		K		F7	5	0	0	1	0	2	7
22 Danny Valencia, R (1, 5) OBP: 0.298, SLG: 0.396		F8		1-H 1B	G5-3			1B	K	5	0	2	1	0	1	3
27 Chris Parmelee, L (1, 3) OBP: 0.400, SLG: 0.333		F8		BB	G3-1			F7		3	0	0	0	1	0	1
63 Joe Benson, R (1, 7) OBP: 0.231, SLG: 0.320			11 FC5-4 1B	K			20 L6 2B	F9		4	0	2	0	0	1	3
20 Matt Tolbert, S (1, 4) OBP: 0.242, SLG: 0.262			F7		K		L6 2-2	G5-3		4	0	0	0	0	1	3
Inning Stats	R: 0 E: 0 K: 0 S: 8 H: 0 LOB: 1 BB: 1 P: 14	R: 0 E: 0 K: 0 S: 5 H: 0 LOB: 0 BB: 0 P: 5	R: 0 E: 0 K: 0 S: 8 H: 1 LOB: 1 BB: 0 P: 12	R: 1 E: 0 K: 2 S: 15 H: 2 LOB: 2 BB: 1 P: 23	R: 0 E: 0 K: 1 S: 14 H: 1 LOB: 1 BB: 0 P: 22	R: 1 E: 0 K: 0 S: 8 H: 1 LOB: 0 BB: 0 P: 12	R: 1 E: 0 K: 1 S: 13 H: 2 LOB: 3 BB: 3 P: 29	R: 0 E: 0 K: 0 S: 9 H: 1 LOB: 1 BB: 0 P: 15	R: 0 E: 0 K: 2 S: 15 H: 0 LOB: 3 BB: 3 P: 29	1B: 6 2B: 2 3B: 1 HR: 0 SF: 0 SAC: 0 DP: 1 HBP: 0							

	AB	34
	R	3
	H	8
	RBI	3
	BB	8
	SO	6
	LOB	22

WP: 0 PB: 0 SB: 4 CS: 0 PA: 42

PITCHER		IP	WLS	BF	H	R	ER	SO	BB	IBB	HBP	BLK	WP	HR	S	P	ERA	WHIP
44 Luke Hochevar, R ERA: 4.68	(1, 1)	6.0	W	25	5	2	2	3	2	0	0	0	0	0	58	88	3.00	1.167
38 Blake Wood, R ERA: 3.86	(7, 1)	0.2		6	2	1	1	0	3	0	0	0	0	0	9	24	13.50	7.500
55 Tim Collins, L ERA: 3.53	(7, 1)	1.2	H	8	1	0	0	2	2	0	0	0	0	0	21	38	0.00	1.800
56 Greg Holland, R ERA: 1.91	(9, 1)	0.2	S	3	0	0	0	1	1	0	0	0	0	0	7	11	0.00	1.500

PITCHER	IP	WLS	BF	H	R	ER	SO	BB	IBB	HBP	BLK	WP	HR	S	P	ERA	WHIP

Batter	1	2	3	4	5	6	7	8	9	AB	R	H	RBI	BB	SO	LOB
4 Alex Gordon, L (1, 7) OBP: 0.373, SLG: 0.505	S SI 89 B SI 90 S CU 74 B CU 74 X CU 74 2-2 F7 ①		C SI 89 B FF 91 X SI 90 1-1 1B	B CH 80 C FF 91 B CU 74 F FF 92 S SL 81 2-3 K ③ 2-3		C SL 82 B SL 84 B SL 82 B SI 92 X SL 82 3-1 53 1B 1-2 2-H 1B		B FF 94 1 SAFE B FF 94 F FF 95 S CH 82 F FF 96 1 SAFE 1 SAFE F CH 85 3-3 B FF 96 S FF 94 K ② 1-2		5	0	2	1	0	2	2
53 Melky Cabrera, S (1, 8) OBP: 0.333, SLG: 0.463	C SI 90 B SI 91 B SI 91 X SI 90 2-1 G1-3 ②		X FF 91 0-0 P6 ②		C CU 71 X CU 71 0-1 G6-3 ①	S SI 91 B SI 91 B SI 92 B SL 81 S SI 92 X SI 92 3-2 1-2 2-3 1B		C FF 96 D CH 87 X CH 85 1-1 G3-1 ③		5	0	1	0	0	0	2
16 Billy Butler, R (1, 10) OBP: 0.363, SLG: 0.458	B SL 81 B SI 90 X SI 90 2-0 F9 ③		S FF 92 F FF 92 B FF 93 1 SAFE B SL 80 S SL 80 2-3 K ③		B CU 72 B CH 79 B FF 89 C CH 88 F SI 89 X FF 90 3-2 G4-3 ②	C SL 84 B FF 93 F FF 94 X SL 86 1-2 F9 ③				4	0	0	0	0	1	4
35 Eric Hosmer, L (1, 3) OBP: 0.333, SLG: 0.458		B SI 89 C CH 82 B SI 90 X SI 90 2-1 21 1B 8 1B 1B		B CH 80 F FF 90 X CH 81 1-1 21 1B 8 1B 1B	C CH 80 F FF 90 F FF 92 F SL 81 F SL 80 B CU 72 X SL 80 1-2 F8 ③		C FF 92 C FF 92 S SI 93 0-3 K ①			4	2	2	0	0	1	0
21 Jeff Francoeur, R (1, 9) OBP: 0.330, SLG: 0.471		B FF 91 X CU 75 1-0 8 1B 9 SF8 1-2 1B	C SI 90 F SI 90 F SI 94 X SI 90 0-2 8 1B 9 FC3-2 1-2 1B		X SI 89 0-0 F8 ①	X SI 93 0-0 8 E 8 S 1B			4	2	3	0	0	0	0
8 Mike Moustakas, L (1, 5) OBP: 0.287, SLG: 0.306		C SI 91 F FF 92 F FF 94 D CU 76 X CH 80 1-2 13 G5-4-3 1-3 2-H 1B	B CU 74 B CH 82 B FF 92 C SI 88 X SI 88 3-1 9 E 1-3 2-H 1B		B FF 88 C SI 90 X SI 88 1-1 9 G6-3 13 1B 2B	C SL 83 X FF 93 0-1 G1-3 ② 1-3			4	1	3	2	0	0	1
9 Johnny Giavotella, R (1, 4) OBP: 0.262, SLG: 0.343		B SI 91 X SI 91 1-0 SF8 ① 3-H	B SI 89 C SL 80 C FF 92 X SI 91 1-2 FC3-2 ① 13 2B 1-3 3-H		B SI 87 X SI 90 1-0 G6-3 ② 2-3	B SL 85 F FF 92 B FF 93 B CH 86 X SI 93 3-1 G1-3 ③				3	1	0	2	0	0	3
13 Salvador Perez, R (1, 2) OBP: 0.330, SLG: 0.415		B CU 75 1 SAFE C SI 90 X SI 90 1-1 G5-4-3 ②③ 1-2f	B CU 73 B CU 72 F SI 90 F SI 90 X FF 92 2-2 4 WP 2-H 2B		B SL 78 X SI 89 1-0 2 1B 4 1B 3-H 1B			X FF 95 0-0 P4 ①		4	1	2	2	0	0	1
2 Alcides Escobar, R (1, 6) OBP: 0.285, SLG: 0.331			C FF 89 X SI 89 0-1 P4 ①	B CH 80 B SI 90 X CH 88 2-0 P5 ②		B SI 88 X FF 88 1-0 53 1B 4 1B 1-2 1B		C FF 95 B SL 84 B SL 84 X FF 95 2-1 E6 4 S		4	0	1	0	0	0	1
Inning Stats	R: 0 E: 0 K: 0 S: 6 H: 0 LOB: 0 BB: 0 P: 12	R: 2 E: 0 K: 0 S: 10 H: 3 LOB: 0 BB: 0 P: 16	R: 0 E: 0 K: 1 S: 8 H: 1 LOB: 1 BB: 0 P: 11	R: 3 E: 1 K: 1 S: 18 H: 4 LOB: 1 BB: 0 P: 29	R: 0 E: 0 K: 0 S: 11 H: 0 LOB: 0 BB: 0 P: 15	R: 2 E: 0 K: 0 S: 14 H: 5 LOB: 3 BB: 0 P: 25	R: 0 E: 0 K: 1 S: 8 H: 1 LOB: 1 BB: 0 P: 11	R: 0 E: 1 K: 1 S: 10 H: 0 LOB: 1 BB: 0 P: 16		1B: 12 2B: 2 3B: 0 HR: 0 SF: 1 SAC: 0 DP: 1 HBP: 0					

PITCHER		IP	WLS	BF	H	R	ER	SO	BB	IBB	HBP	BLK	WP	HR	S	P	ERA	WHIP
62 Liam Hendriks, R ERA: 6.0	(1, 1)	5.0	L	22	8	5	5	2	0	0	0	0	1	0	53	83	9.00	1.600
57 Kyle Waldrop, R ERA: 8.44	(6, 1)	0.2		5	3	2	2	0	0	0	0	0	0	0	6	10	27.00	4.500
54 Phil Dumatrait, L ERA: 4.29	(6, 1)	0.0		2	2	0	0	0	0	0	0	0	0	0	5	11	∞	∞
31 Alex Burnett, R ERA: 5.29	(6, 1)	0.1		1	0	0	0	0	0	0	0	0	0	0	3	4	0.00	0.000
52 Brian Duensing, L ERA: 5.31	(7, 1)	1.0		4	1	0	0	1	0	0	0	0	0	0	8	11	0.00	1.000

PITCHER		IP	WLS	BF	H	R	ER	SO	BB	IBB	HBP	BLK	WP	HR	S	P	ERA	WHIP
37 Jim Hoey, R ERA: 5.85	(8, 1)	1.0		4	0	0	0	1	0	0	0	0	0	0	10	16	0.00	0.000

BOTTOM

Minnesota Twins @ Kansas City Royals

Kauffman Stadium, Kansas City, MO

Wed Sep 14 2011, 3:10 PM - 6:05 PM CDT

Att. 19,071 - Partly Cloudy - 66 F

livebaseballscorecards.com

AB	37
R	7
H	14
RBI	7
BB	0
SO	4
LOB	14

WP: 1 PA: 38
PB: 0
SB: 2
CS: 0

Batter	1	2	3	4	5	6	7	8	9	AB	R	H	RBI	BB	SO	LOB
1 Juan Pierre, L (1, 7) OBP: 0.335, SLG: 0.336	C SI 85 X FF 83 0-1 ① B5-3		C CU 69 B CH 76 X FF 83 1-1 14 WP 14 S 2-3 1B		C SI 82 X CH 76 0-1 ② FC4-6 10 FC5-4 1-2f		C FF 89 B CH 77 X FF 90 1-1 ② F8		C FF 93 B FF 94 F FF 93 T SL 84 1-2 ② K	5	0	1	0	0	1	2
10 Alexei Ramirez, R (1, 6) OBP: 0.326, SLG: 0.400	B CU 68 S CH 76 B FF 83 X SI 83 2-1 14 G5-4-3 1B		X SI 83 0-0 ② SF8 3-H		1 SAFE 1 SAFE B CH 76 C CH 76 1 SAFE X FF 83 1-1 ③ FC5-4 1-2f		B FF 89 C SI 89 B SL 80 B FF 89 B FF 88 4-1 BB		B FF 94 F FF 92 F SL 85 X FF 95 1-2 1-2 1B	3	0	2	1	1	0	1
14 Paul Konerko, R (1, 3) OBP: 0.395, SLG: 0.524	F SI 83 F FF 82 B SI 86 B CH 75 X SI 81 2-2 ②③ G5-4-3 1-2f		1 SAFE C SI 84 B SI 87 F FF 83 B CU 67 X FF 83 2-2 ③ G5-3 1-3			C CU 67 B FF 83 X CH 75 1-1 12 1B 51 1B 17 SF9 1B	F FF 88 B FF 89 F FF 87 D SL 79 B SL 78 X FF 88 3-2 ③ F8		X FF 94 0-0 ③ L5	5	1	1	0	0	0	5
51 Alex Rios, R (1, 8) OBP: 0.262, SLG: 0.331		C CU 68 B FF 82 X CH 75 1-1 ① F9		F SI 82 B CH 76 S CH 76 F FF 83 X SI 87 1-2 ① L9		X FF 81 0-0 17 SF9 12 1B 1-2 1B		B FF 88 H FF 87 2-0 HBP		3	0	1	0	0	0	0
12 A.J. Pierzynski, L (1, 10) OBP: 0.326, SLG: 0.400		C CU 67 B FF 84 B FF 83 C SI 82 F CU 69 X SI 87 2-2 17 BB 1B		C CH 77 F SI 82 X SI 84 0-2 24 G4-3 2B		C CH 77 F SI 83 B SI 83 X SI 81 2-1 1-2 2-3 1B		B FF 87 B FF 88 F FF 88 X FF 87 2-1 ① P6		4	0	3	0	0	0	1
24 Dayan Viciedo, R (1, 9) OBP: 0.375, SLG: 0.349		C FF 83 S FF 83 F SI 83 B FF 83 S FF 84 1-3 ② K		B CH 77 F FF 84 X CH 74 1-1 ② G4-3 2-3		C FF 83 D CU 66 X SI 84 1-1 ① F7		B SI 89 B FF 88 F FF 88 X FF 88 2-1 ② F9		4	0	0	0	0	1	6
17 Tyler Flowers, R (1, 2) OBP: 0.314, SLG: 0.375		C CU 68 S CH 75 B SI 85 B SI 82 F FF 83 B CH 76 B SI 83 4-2 22 PO 1-2 BB		B CU 69 F CH 76 C FF 83 F SI 85 B CH 75 C SI 87 2-3 ③ K		D CH 78 B FF 83 S SI 83 S SI 84 X SI 85 2-2 ② SF9 2-3 3-H		C SL 76 F SL 78 S FF 87 0-3 ③ K		2	0	0	1	1	2	2
22 Brent Morel, R (1, 5) OBP: 0.288, SLG: 0.357		B CH 77 B FF 84 B SI 83 1 SAFE 3-0 ③ PO 1-2	X SI 82 0-0 ① G6-3		C SI 82 X CH 77 0-1 ① L8	B SI 84 B SI 84 C SI 84 F SI 81 B FF 84 X CH 76 3-2 ③ F8			B FF 94 C FF 94 X FF 94 1-1 ① G6-3	4	0	0	0	0	0	2
15 Gordon Beckham, R (1, 4) OBP: 0.293, SLG: 0.330			B B SI 82 C SI 84 B CH 76 X SI 81 3-1 1 1B 10 SF8 2B		B CU 68 B CH 77 B SI 82 C FF 83 F SI 82 B SI 86 4-2 1 FC4-6 BB		C FF 90 B FF 90 B SL 78 F FF 89 S FF 90 2-3 ① K		B FF 94 B FF 94 B FF 94 C FF 94 B FF 94 4-1 10 1B BB	2	1	1	0	2	1	0
Inning Stats	R: 0 E: 0 K: 0 S: 7 H: 1 LOB: 0 BB: 0 P: 11	R: 0 E: 0 K: 1 S: 13 H: 1 LOB: 1 BB: 1 P: 24	R: 1 E: 0 K: 0 S: 9 H: 2 LOB: 1 BB: 0 P: 15	R: 0 E: 0 K: 1 S: 13 H: 1 LOB: 1 BB: 0 P: 17	R: 0 E: 0 K: 0 S: 8 H: 0 LOB: 1 BB: 1 P: 13	R: 1 E: 0 K: 0 S: 13 H: 3 LOB: 2 BB: 0 P: 22	R: 0 E: 0 K: 1 S: 9 H: 0 LOB: 1 BB: 1 P: 19	R: 0 E: 0 K: 1 S: 7 H: 0 LOB: 1 BB: 0 P: 13	R: 0 E: 0 K: 1 S: 10 H: 1 LOB: 2 BB: 1 P: 17	1B: 7 2B: 2 3B: 0 HR: 0 SF: 2 SAC: 0 DP: 1 HBP: 1						

PITCHER		IP	WLS	BF	H	R	ER	SO	BB	IBB	HBP	BLK	WP	HR	S	P	ERA	WHIP
26 Jeff Francis, L ERA: 4.82	(1, 1)	6.0	W	26	8	2	2	2	2	0	0	0	1	0	63	102	3.00	1.667
31 Louis Coleman, R ERA: 2.53	(7, 1)	2.0		8	0	0	0	2	1	0	1	0	0	0	16	32	0.00	0.500
43 Aaron Crow, R ERA: 2.83	(9, 1)	1.0		5	1	0	0	1	1	0	0	0	0	0	10	17	0.00	2.000

PITCHER	IP	WLS	BF	H	R	ER	SO	BB	IBB	HBP	BLK	WP	HR	S	P	ERA	WHIP

TOP

Chicago White Sox @ Kansas City Royals

Kauffman Stadium, Kansas City, MO

Thu Sep 15 2011, 7:10 PM - 9:48 PM CDT

Att. 17,736 - Cloudy - 56 F

livebaseballscorecards.com

AB	32
R	2
H	9
RBI	2
BB	4
SO	5
LOB	19

WP: 1	PA: 40		
PB: 0			
SB: 1			
CS: 0			

Batter	1	2	3	4	5	6	7	8	9	AB	R	H	RBI	BB	SO	LOB
4 Alex Gordon, L (1, 7) OBP: 0.373, SLG: 0.503	X FF 82 0-0 ① F8	B FF 84 X FF 84 1-0 ② F7		X FF 82 0-0 ① F7		B FF 83 B FC 79 C CH 78 B CU 71 B CH 77 4-1 53 2B 16 HR BB	B FF 91 B FF 91 F FF 92 1 SAFE B FF 92 B FF 92 4-1 1-2 BB			3	1	0	0	2	0	1
53 Melky Cabrera, S (1, 8) OBP: 0.336, SLG: 0.472	C FF 82 C FC 79 B FF 85 F CU 71 F CH 75 X FF 84 1-2 HR	B CH 76 X CH 78 1-0 16 FC6-4 1B		F SI 85 1 SAFE X CU 73 0-1 E5 16 WP 1-3 1B		F SI 83 B FF 82 X CU 72 1-1 16 HR 1-3 2B	D C FF 92 B FF 92 F FF 93 D SL 83 S SL 82 3-3 ② K			5	2	4	1	0	1	2
16 Billy Butler, R (1, 10) OBP: 0.364, SLG: 0.463	B SI 83 B FF 84 S CH 79 X FF 85 2-1 9 1B 21 BB 13 1B 1B	X SI 85 0-0 ③ FC6-4 1-2f		B CH 78 B CH 78 X FC 84 2-0 ② ③ F9-2-6-2-5-3-4-1 1-2 3-H		S CH 78 X FF 85 0-1 2-H 3-H HR	X FF 93 0-0 ③ F8			5	2	2	3	0	0	5
35 Eric Hosmer, L (1, 3) OBP: 0.333, SLG: 0.458	B FF 84 X FF 82 1-0 ② F9		B CU 72 C FF 84 B FF 82 F CH 78 F FF 85 X CU 73 2-2 9 FC5-4 1B		S CU 72 X SI 84 0-1 13 E 24 1B 1B	B FC 81 C FC 78 B SI 84 X CH 78 2-1 ① G3-1		F SI 91 B SL 83 C SL 82 X CU 78 1-2 ① G4-3		5	1	2	0	0	0	1
21 Jeff Francoeur, R (1, 9) OBP: 0.330, SLG: 0.471	S CH 76 D FF 82 B CU 70 B CH 77 B FC 79 4-1 13 1B 9 1B 1-2 BB		B FF 85 B FC 79 F FF 82 F CH 78 S CU 72 2-3 ① K		S CH 77 X CU 73 0-1 ① F7	F FC 78 B CH 77 X CH 77 1-1 ② G6-3		F SL 82 X CU 80 0-1 2B		4	0	1	0	1	1	2
9 Johnny Giavotella, R (1, 4) OBP: 0.260, SLG: 0.338	C FC 81 B SI 83 X FF 82 1-1 13 1B 1-2 2-3 1B		C CH 78 X SI 85 0-1 ② FC5-4 13 2B 1-2f		1 SAFE X FF 81 0-0 ② F9	X SI 85 0-0 ③ F7		S SI 91 C CU 80 B CU 81 B CU 77 S CU 80 2-3 ② K		5	0	1	0	0	1	3
13 Salvador Perez, R (1, 2) OBP: 0.350, SLG: 0.455	B CH 79 X SI 85 1-0 1-2 2-3 3-H 1B		1 SAFE B FF 86 C CH 81 1 SAFE 1 SAFE B FF 83 X FF 85 2-1 1-3 2B		X CH 78 0-0 E5 24 1B 1-2		C CU 75 F CU 68 X CU 70 0-2 24 SF8 3B	B SI 91 B SI 90 B CU 81 B SI 90 4-0 BB		4	1	3	1	1	0	1
24 Yamaico Navarro, R (1, 5) OBP: 0.290, SLG: 0.339	C FC 83 X FF 82 0-1 ③ F7		D CH 79 X FC 82 1-0 ③ G6-3		B FF 83 B FF 81 B CH 79 C FF 85 X SI 85 3-1 2 FC6-4 1-2 2-H 1B		B CH 76 B FF 82 F FC 82 B FC 81 S CH 80 X FC 80 3-2 ① SF8 3-H	C SI 89 B SI 89 C CU 81 F CU 80 B CU 80 S CU 80 2-3 ③ K		4	0	1	2	0	1	7
2 Alcides Escobar, R (1, 6) OBP: 0.286, SLG: 0.332		C SI 84 X FF 84 0-1 ① F8		C CH 77 B SI 84 B FC 80 X SI 85 2-1 53 E 53 1B 16 ②-6-2-5-3-4-1 1B	D CH 80 C FC 80 S CU 72 X CU 71 1-2 ③ FC6-4 1-2f		X FF 82 0-0 4 BB 1B			4	0	2	0	0	0	2
Inning Stats	R: 2 E: 0 K: 0 S: 15 H: 4 LOB: 3 BB: 1 P: 25	R: 0 E: 0 K: 0 S: 5 H: 1 LOB: 1 BB: 0 P: 7	R: 0 E: 0 K: 1 S: 12 H: 2 LOB: 2 BB: 0 P: 19	R: 0 E: 1 K: 0 S: 6 H: 2 LOB: 1 BB: 0 P: 10	R: 1 E: 1 K: 0 S: 11 H: 2 LOB: 2 BB: 0 P: 15	R: 3 E: 0 K: 0 S: 10 H: 2 LOB: 0 BB: 1 P: 18	R: 1 E: 0 K: 1 S: 12 H: 2 LOB: 2 BB: 1 P: 22	R: 0 E: 0 K: 2 S: 12 H: 1 LOB: 2 BB: 1 P: 21		1B: 10 2B: 4 3B: 1 HR: 2	SF: 1 SAC: 0 DP: 1 HBP: 0			WP: 1 PB: 0 SB: 0 CS: 0	PA: 44	

PITCHER		IP	WLS	BF	H	R	ER	SO	BB	IBB	HBP	BLK	WP	HR	S	P	ERA	WHIP
56 Mark Buehrle, L ERA: 3.74	(1, 1)	6.1	L	36	15	7	6	1	2	0	0	0	1	2	66	104	8.53	2.684
58 Jason Frasor, R ERA: 3.26	(7, 1)	0.2		3	0	0	0	1	1	0	0	0	0	0	5	12	0.00	1.500
52 Josh Kinney, R ERA: 5.27	(8, 1)	1.0		5	1	0	0	2	1	0	0	0	0	0	12	21	0.00	2.000

PITCHER	IP	WLS	BF	H	R	ER	SO	BB	IBB	HBP	BLK	WP	HR	S	P	ERA	WHIP

BOTTOM

Chicago White Sox @ Kansas City Royals

Kauffman Stadium, Kansas City, MO

Thu Sep 15 2011, 7:10 PM - 9:48 PM CDT

Att. 17,736 - Cloudy - 56 F

livebaseballscorecards.com

AB	39
R	7
H	16
RBI	7
BB	4
SO	4
LOB	24

Batter	1	2	3	4	5	6	7	8	9	AB	R	H	RBI	BB	SO	LOB
1 Juan Pierre, L (1, 7) OBP: 0.337, SLG: 0.337	C FF 94 B FF 95 X SI 95 1-1 14 G5-3 10 1B 12 SF7 1B		B FF 94 C SI 95 F CH 86 F SL 88 X FF 96 1-2 14 G4-3 10 SH1-4 1-2 1B		B CU 78 S CH 87 S SL 85 D SL 87 D SL 88 B SL 88 F SL 88 X FF 95 3-2 ② G1 1-3		B FF 96 C FF 95 B FF 96 F SL 86 F FF 97 F FF 96 F FF 96 X FF 95 2-2 E4 10 FC5-4 1-2	C CU 73 B CU 72 B FF 91 F FF 91 B CU 74 B FF 91 4-2 10 1B BB		4	1	2	0	1	0	2
10 Alexei Ramirez, R (1, 6) OBP: 0.329, SLG: 0.403	B FF 95 1 SAFE B FF 95 C FF 96 X SL 88 2-1 12 SF7 14 G5-3 1-2 1B		X SL 87 0-0 ① SH1-4 1-2 2-3		X CH 88 0-0 14 1B 3-H 1B		X FF 96 0-0 ① FC5-4 12 1B 1-2f 2-3	B FF 93 1 SAFE 1 SAFE C SI 94 F SI 94 1 SAFE X SL 86 1-2 1-2 1B		4	0	3	1	0	0	2
14 Paul Konerko, R (1, 3) OBP: 0.393, SLG: 0.521	S SL 88 X SL 89 0-1 ① G5-3 1-2 2-3		C SL 88 C CH 87 B SL 88 F FF 98 X FF 96 0-2 ② G4-3 2-3 3-H		B CH 85 F SL 86 B SL 88 F SL 86 D SL 89 F CH 86 X FF 96 3-2 1-3 1B		B SL 90 X FF 96 1-0 ② L5	S SL 84 B FF 94 S SL 85 F SL 84 B SI 94 F SL 86 F SL 86 S SL 87 2-3 ③ K		5	0	1	1	0	1	7
12 A.J. Pierzynski, L (1, 2) OBP: 0.325, SLG: 0.399 38 Eduardo Escobar, S (9, PR) OBP: 0.500, SLG: 0.500 17 Tyler Flowers, R (9, 2) OBP: 0.314, SLG: 0.375	X FF 96 0-0 ② SF7 2-3 3-H		B CH 87 X SL 89 1-0 ③ G3		B SI 94 X CH 87 1-0 ③ P6		B FF 96 C FF 96 F SL 89 D CH 87 X SL 89 2-2 51 FC6 1-3 3-H 1B		F FF 93 B FF 95 S SL 87 S SL 85 1-3 K	4 0 0	0 0 0	1 0 0	2 0 0	0 0 0	1 0 0	3 0 0
51 Alex Rios, R (1, 8) OBP: 0.259, SLG: 0.327	B FF 96 C SL 88 T SL 88 F FF 97 S FF 98 1-3 ③ K			X FF 94 0-0 ① F9		B SL 94 B SL 84 X SI 95 2-0 ① G5-3	X FF 97 0-0 ③ FC6 1-2f		B FF 94 B FF 95 S FF 94 C FF 95 B SL 85 F FF 96 F FF 96 X FF 96 3-2 ① F8	5	0	0	0	0	1	4
44 Adam Dunn, L (1, 10) OBP: 0.291, SLG: 0.282		C SI 94 B SL 88 C FF 95 B SL 88 F FF 96 B SI 96 S FF 96 3-3 ① K		C SI 95 C SL 87 B SI 95 F FF 96 B SI 95 X FF 95 2-2 ② P4		B SL 86 B SL 85 B SI 94 C FF 94 S SI 95 F SI 96 F FF 96 B FF 96 4-2 BB		S FF 90 C CU 73 B CU 74 B CH 83 B FF 91 F FF 91 X FF 91 3-2 ① F8	B FF 97 F FF 96 B SL 86 X FF 95 2-1 ② F7	4	0	0	0	1	1	1
30 Alejandro De Aza, L (1, 9) OBP: 0.383, SLG: 0.545		B CH 88 B FF 95 B SI 95 B SI 94 4-0 22 G5-4-3 BB		B SI 96 B CH 87 F FF 94 F SI 94 F SL 88 F SL 89 F SI 95 F CU 79 F FF 96 2-2 F CU 80 X SL 88 22 CS 1B		B CH 85 F SI 94 F SI 95 B SI 95 F SL 88 T SL 87 2-2 ② K		B FF 91 X FF 90 1-0 22 HR 1B	C FF 95 S SL 86 S SL 86 0-3 ③ K	4	1	2	0	1	2	2
22 Brent Morel, R (1, 5) OBP: 0.287, SLG: 0.363		C SL 87 1 SAFE F SL 87 B FF 96 1 SAFE F FF 96 F FF 97 B SL 89 X SL 89 2-2 ② ③ G5-4-3 1-2f		B FF 95 B SL 84 2-0 ③ CS 1-2	C FF 91 X SL 83 0-1 ① F8	X FF 93 0-0 ③ F8		B CH 83 B FF 91 F FF 92 X FF 91 2-1 1-H HR		4	1	1	2	0	0	2
15 Gordon Beckham, R (1, 4) OBP: 0.296, SLG: 0.332			B FF 94 B FF 95 B FF 94 B FF 94 4-0 10 SH1-4 1 1B 14 G4-3 BB		B FF 93 F FF 93 F FF 94 X FF 95 1-2 1 G1 1 BLK 10 1B 1B		B FF 93 C FF 94 C SL 87 B SL 88 X SL 87 2-2 10 FC5-4 1 E 12 1B 1B	B CH 82 X CH 83 1-0 ② F7		3	3	2	0	1	0	0
Inning Stats	R: 1 E: 0 K: 1 S: 11 H: 2 LOB: 1 BB: 0 P: 15	R: 0 E: 0 K: 1 S: 9 H: 0 LOB: 0 BB: 1 P: 18	R: 1 E: 0 K: 0 S: 11 H: 1 LOB: 1 BB: 1 P: 17	R: 0 E: 0 K: 0 S: 14 H: 1 LOB: 0 BB: 0 P: 20	R: 1 E: 0 K: 0 S: 16 H: 3 LOB: 2 BB: 0 P: 24	R: 0 E: 0 K: 1 S: 10 H: 0 LOB: 1 BB: 1 P: 18	R: 1 E: 1 K: 0 S: 15 H: 2 LOB: 2 BB: 0 P: 22	R: 2 E: 0 K: 1 S: 19 H: 3 LOB: 2 BB: 1 P: 33	R: 0 E: 0 K: 2 S: 13 H: 0 LOB: 1 BB: 0 P: 19	1B: 11 2B: 0 3B: 0 HR: 1 SF: 1 SAC: 1 DP: 1 HBP: 0						

PITCHER		IP	WLS	BF	H	R	ER	SO	BB	IBB	HBP	BLK	WP	HR	S	P	ERA	WHIP
59 Felipe Paulino, R ERA: 4.49	(1, 1)	6.0		26	7	3	3	3	3	0	0	1	0	0	71	112	4.50	1.667
38 Blake Wood, R ERA: 3.8	(7, 1)	1.0	H	6	2	1	0	0	0	0	0	0	0	0	15	22	0.00	2.000
55 Tim Collins, L ERA: 3.78	(8, 1)	0.2	B	5	2	2	2	0	1	0	0	0	0	1	10	21	27.00	4.500
43 Aaron Crow, R ERA: 2.82	(8, 1)	0.1		2	1	0	0	1	0	0	0	0	0	0	9	12	0.00	3.000
56 Greg Holland, R ERA: 1.87	(9, 1)	1.0	W	4	0	0	0	2	0	0	0	0	1	0	13	19	0.00	0.000

PITCHER	IP	WLS	BF	H	R	ER	SO	BB	IBB	HBP	BLK	WP	HR	S	P	ERA	WHIP

TOP

Chicago White Sox @ Kansas City Royals

Kauffman Stadium, Kansas City, MO

Fri Sep 16 2011, 7:10 PM - 10:23 PM CDT

Att. 24,918 - Overcast - 57 F

livebaseballscorecards.com

AB	37
R	6
H	12
RBI	6
BB	4
SO	6
LOB	23

WP: 1	PA: 44		
PB: 0			
SB: 0			
CS: 1			

BOTTOM

Chicago White Sox @ Kansas City Royals

Kauffman Stadium, Kansas City, MO

Fri Sep 16 2011, 7:10 PM - 10:23 PM CDT

Att. 24,918 - Overcast - 57 F

livebaseballscorecards.com

Batter	1	2	3	4	5	6	7	8	9	AB	R	H	RBI	BB	SO	LOB
4 Alex Gordon, L (1, 7) OBP: 0.375, SLG: 0.503	B FF 92 B SI 92 C SI 92 X SI 92 2-1 16 S 16 E 1B		S CH 85 B CU 79 C SL 84 X CU 80 1-2 ① G4-3	C SI 90 X SL 85 0-1 ③ G3		C CH 84 D CU 81 B FF 89 B FF 90 B FF 91 4-1 1-2 BB			C FF 96 S FF 95 F FF 95 B SL 81 F FF 96 F FF 96 B SL 83 B FF 96 X FF 96 3-2 53 SH1-4 35 2B 1B	4	2	2	0	1	0	1
53 Melky Cabrera, S (1, 8) OBP: 0.334, SLG: 0.469	1 SAFE X SI 92 0-0 ① F8		C SI 91 C SI 91 B SL 82 X SL 81 1-2 ② G5-3		B SL 79 X SL 83 1-0 ① G3-1	F CH 85 B SI 90 F SL 85 F FF 91 F SL 82 D SL 84 X CH 84 2-2 ③ F8			X FF 95 0-0 ① SH1-4 1-2	4	0	0	0	0	0	4
16 Billy Butler, R (1, 10) OBP: 0.364, SLG: 0.462 17 Chris Getz, L (9, PR) OBP: 0.313, SLG: 0.281	B SI 92 S SL 84 X SI 91 1-1 E7 35 1B 21 1B 1-H 1B		C SI 91 F FF 91 X SI 91 0-2 ③ F9		C FF 90 F CU 79 B SL 85 S SL 84 1-3 ② K		C SL 79 B FF 94 F FF 95 F SL 80 S SL 80 1-3 ① K		I IN 81 I IN 83 I IN 82 I IN 82 4-0 35 2B IBB	4 0	1 0	1 0	1 0	1 0	2 0	0 0
35 Eric Hosmer, L (1, 3) OBP: 0.336, SLG: 0.461	C FF 92 X SL 85 0-1 ② 2-3 1B			B CU 78 C CU 79 X CU 79 1-1 21 S 21 1B 1B	B CH 85 C CU 80 X SI 90 1-1 ③ G5-3		B FF 95 S FF 94 S FF 96 B FF 96 F FF 95 X SL 79 2-2 ② G4-3		F FF 96 X FF 96 0-1 1-3 2-H 2B	5	1	3	1	0	0	0
21 Jeff Francoeur, R (1, 9) OBP: 0.333, SLG: 0.473	B SL 85 B CH 86 X SL 86 2-0 3-H 1B			B SI 91 B SI 91 X CH 85 2-0 8 HR 1-H 1B		B SI 89 X SI 89 1-0 8 1B 9 FC3 1B	B FF 95 X FF 95 1-0 ③ F9			4	2	3	2	0	0	0
8 Mike Moustakas, L (1, 5) OBP: 0.293, SLG: 0.322	B FF 91 C CH 84 S SL 84 S CU 82 1-3 ③ K			B FF 90 1 SAFE B CH 85 C FF 90 X CH 83 2-1 1-H HR		1 SAFE C FF 89 P PO 85 X SL 84 1-1 2 F8 9 FC3 1-3 1B		C FF 93 F FF 94 F FF 95 B FF 95 F FF 94 B CH 84 X FF 95 2-2 2 S 1B		4	1	3	2	0	1	1
9 Johnny Giavotella, R (1, 4) OBP: 0.253, SLG: 0.329		C SI 91 F CU 79 B CU 81 B SI 91 S SL 85 2-3 ① K		F SL 85 B FF 91 S SL 86 X SL 84 1-2 ① F8	B SL 85 B SI 90 C FF 89 S SL 84 X SL 81 2-2 FC3 4 BB 1-2 3-H			M FF 89 L FF 92 S CH 81 0-3 ① K	4	0	0	1	0	2	2
13 Salvador Perez, R (1, 2) OBP: 0.347, SLG: 0.442		C SI 91 B SI 90 B FF 90 B SL 85 X FF 91 3-1 ② P3		F SL 85 B SI 90 C CU 80 B SL 80 B SL 86 F SL 85 F FF 91 B FF 90 4-2 BB		S SL 83 X SI 89 0-1 ① F9		B FF 93 F FF 92 F FF 93 B FF 94 F SL 79 X FF 93 2-2 ② F9	3	0	0	0	1	0	3
2 Alcides Escobar, R (1, 6) OBP: 0.284, SLG: 0.329		C FF 92 F SI 92 B FF 91 S FF 91 1-3 ③ K		B SL 82 B SI 90 X FF 89 2-0 ② F7		S SL 83 B SL 83 B SI 90 D SL 85 X SI 90 3-1 ② F8 2-3		C FF 94 F FF 95 F FF 96 B SL 81 F SL 81 X FF 96 1-2 ③ F8 1-2	4	0	0	0	0	1	4
Inning Stats	R: 2 E: 1 K: 1 S: 11 H: 4 LOB: 1 BB: 0 P: 17	R: 0 E: 0 K: 2 S: 8 H: 0 LOB: 0 BB: 0 P: 14	R: 0 E: 0 K: 0 S: 9 H: 0 LOB: 0 BB: 0 P: 11	R: 3 E: 0 K: 0 S: 15 H: 3 LOB: 1 BB: 1 P: 27	R: 0 E: 0 K: 1 S: 6 H: 0 LOB: 0 BB: 0 P: 9	R: 1 E: 0 K: 0 S: 17 H: 2 LOB: 3 BB: 1 P: 29	R: 0 E: 0 K: 1 S: 9 H: 0 LOB: 0 BB: 0 P: 13	R: 0 E: 0 K: 1 S: 17 H: 1 LOB: 1 BB: 0 P: 22	R: 1 E: 0 K: 0 S: 9 H: 2 LOB: 3 BB: 1 P: 16	1B: 10 2B: 1 3B: 0 HR: 1	SF: 0 SAC: 1 DP: 0 HBP: 0	WP: 0 PB: 0 SB: 3 CS: 0	PA: 40			

	AB	36
	R	7
	H	12
	RBI	7
	BB	3
	SO	6
	LOB	15

PITCHER		IP	WLS	BF	H	R	ER	SO	BB	IBB	HBP	BLK	WP	HR	S	P	ERA	WHIP
41 Philip Humber, R ERA: 3.59	(1, 1)	6.0		29	9	6	5	4	2	0	0	0	0	1	66	107	7.50	1.833
43 Addison Reed, R ERA: 1.42	(7, 1)	1.2		6	1	0	0	2	0	0	0	0	0	0	21	29	0.00	0.600
37 Matt Thornton, L ERA: 3.67	(8, 1)	0.2	L	5	2	1	1	0	0	1	0	0	0	0	14	22	13.50	3.000

PITCHER	IP	WLS	BF	H	R	ER	SO	BB	IBB	HBP	BLK	WP	HR	S	P	ERA	WHIP

Batter	1	2	3	4	5	6	7	8	9	AB	R	H	RBI	BB	SO	LOB
1 Juan Pierre, L (1, 7) OBP: 0.335, SLG: 0.336	C FF 90 B FF 90 B SL 89 X FF 90 2-1 G1-3		B CU 81 X FF 91 1-0 SH5-4 1-2 2-3		C FF 89 F CH 87 B CU 78 X SL 85 1-2 G4-3		B SI 90 C FF 91 B CH 86 X FF 91 2-1 G4-3 2-H 3-H			3	0	0	1	0	0	0
10 Alexei Ramirez, R (1, 6) OBP: 0.330, SLG: 0.403	B FF 91 X FF 89 1-0 P3		B SL 88 S CH 84 D CU 81 F SL 88 F FF 91 X FF 91 2-2 P3		B FF 88 C SL 83 B CU 76 F FF 88 X CU 78 2-2 14 G6-4-3 1B		B FF 89 B KC 78 B FF 88 C CH 88 F FF 88 F SI 90 X FF 90 3-2 1B			4	0	2	0	0	0	2
14 Paul Konerko, R (1, 3) OBP: 0.391, SLG: 0.517	B FF 92 X FF 90 1-0 L5-3		C SL 86 C CU 81 X SL 87 0-2 F9		X CU 78 0-0 G6-4-3 1-2f		B FF 90 C KC 79 S KC 81 F SL 83 S CH 87 1-3 K			4	0	0	0	0	1	4
51 Alex Rios, R (1, 8) OBP: 0.259, SLG: 0.333		B FF 91 C SL 86 X CH 82 1-1 HR		C CU 77 C CU 77 S FF 90 0-3 K		C SL 84 B CH 81 X SL 83 1-1 G6-3		B CH 88 X CH 88 1-0 F8		4	1	1	1	0	1	0
24 Dayan Viciedo, R (1, 9) OBP: 0.368, SLG: 0.358		C FF 91 B CU 78 F SL 87 S CU 79 1-3 K		B CH 83 X SL 86 1-0 44 1B 2B		C FF 89 X CU 78 0-1 G6-3		C SI 89 X KC 79 0-1 P5		4	0	1	0	0	1	0
44 Adam Dunn, L (1, 10) OBP: 0.291, SLG: 0.281		S FF 92 C SL 87 B CU 81 X SL 87 1-2 P6		C CH 88 S SL 87 F FF 92 X CU 78 0-2 22 BB 2-3 1B		X FF 90 0-0 G4-3		C SI 90 B CH 85 S CH 85 B CH 86 B KC 80 X CH 87 3-2 G4-3		4	0	1	0	0	0	0
17 Tyler Flowers, R (1, 2) OBP: 0.312, SLG: 0.370		C CU 77 F SL 87 B FF 92 S CU 80 1-3 K		S CU 78 S CU 78 B FF 90 B SL 86 S CU 80 2-3 K			S SI 90 B SI 90 X KC 81 1-1 E4 15 G4-3 1 WP 1B		C CH 88 B SI 90 B CH 88 B FF 90 X FF 88 3-1 F9	4	1	1	0	0	2	2
22 Brent Morel, R (1, 5) OBP: 0.290, SLG: 0.362 38 Eduardo Escobar, S (9, PH) OBP: 0.400, SLG: 0.400			B FF 90 B CH 84 B FF 91 C FF 88 X FF 90 3-1 E5 1 SH5-4	S SL 86 C CU 79 B SL 85 D CU 81 B FF 91 D CU 79 4-2 1-2 BB			B SI 90 B SI 90 B FF 91 B FF 90 4-0 1 WP 15 G4-3 1 G4-3 BB		C FF 90 X SI 89 0-1 G1-3	1 1	1 0	0 0	0 0	2 0	0 0	0 0
15 Gordon Beckham, R (1, 4) OBP: 0.296, SLG: 0.330			B CU 79 B FF 92 B FF 92 C FF 90 B SL 87 4-1 1 SH5-4 BB	B FF 91 D SL 86 C FF 91 F FF 90 B FF 91 X FF 91 3-2 F8			C FF 90 X SI 90 0-1 G4-3 1-2 2-3		B FF 89 C CH 88 F SI 89 B SL 84 X SI 90 2-2 F8	3	0	0	0	1	0	5
Inning Stats	R: 0 E: 0 K: 0 S: 4 H: 0 LOB: 0 BB: 0 P: 8	R: 1 E: 0 K: 2 S: 11 H: 1 LOB: 0 BB: 0 P: 15	R: 0 E: 1 K: 0 S: 11 H: 0 LOB: 2 BB: 1 P: 21	R: 0 E: 0 K: 2 S: 16 H: 2 LOB: 3 BB: 1 P: 26	R: 0 E: 0 K: 0 S: 7 H: 1 LOB: 0 BB: 0 P: 10	R: 0 E: 0 K: 0 S: 5 H: 0 LOB: 0 BB: 0 P: 6	R: 2 E: 1 K: 1 S: 14 H: 2 LOB: 1 BB: 1 P: 25	R: 0 E: 0 K: 0 S: 6 H: 0 LOB: 0 BB: 0 P: 10	R: 0 E: 0 K: 0 S: 7 H: 0 LOB: 0 BB: 0 P: 12	1B: 4 2B: 1 3B: 0 HR: 1 SF: 0 SAC: 1 DP: 1 HBP: 0						

PITCHER		IP	WLS	BF	H	R	ER	SO	BB	IBB	HBP	BLK	WP	HR	S	P	ERA	WHIP
61 Everett Teaford, L ERA: 2.54	(1, 1)	6.0	W	24	4	1	1	4	2	0	0	0	0	1	54	86	1.50	1.000
47 Nate Adcock, R ERA: 4.62	(7, 1)	3.0	S	12	2	2	2	1	1	0	0	0	1	0	27	47	6.00	1.000

PITCHER	IP	WLS	BF	H	R	ER	SO	BB	IBB	HBP	BLK	WP	HR	S	P	ERA	WHIP

TOP

Chicago White Sox @ Kansas City Royals

Kauffman Stadium, Kansas City, MO

Sat Sep 17 2011, 6:11 PM - 8:58 PM CDT

Att. 31,264 - Cloudy - 61 F

livebaseballscorecards.com

AB	32
R	3
H	6
RBI	2
BB	3
SO	5
LOB	13

WP: 1 PA: 36
PB: 0
SB: 0
CS: 0

Batter	1	2	3	4	5	6	7	8	9	AB	R	H	RBI	BB	SO	LOB
4 Alex Gordon, L (1, 7) OBP: 0.377, SLG: 0.503	C FF 88 B SI 89 B FF 89 F SL 82 F FF 91 F FF 91 B CU 77 B FF 90 4-2 16 1B BB		B CU 78 C FF 87 S CH 82 C SI 90 1-3 ① K	B CU 73 C FF 90 X SI 89 1-1 53 G4-6-3 3-H 1B		F FF 90 D SL 83 S SL 82 X SL 82 1-2 35 FC4-6 53 1B 2-3 1B	C CU 77 B CU 81 X SI 91 1-1 ③ L4			4	0	2	1	1	1	1
53 Melky Cabrera, S (1, 8) OBP: 0.336, SLG: 0.470	C FF 90 1 SAFE C FF 89 1 SAFE S FF 89 0-3 ① K		B CU 74 B SI 89 X FF 88 2-0 16 S 1B	1 SAFE F FF 89 1 SAFE X SL 84 0-1 ② ③ G4-6-3 1-2f		X SI 90 0-0 35 FC4-6 1-2 3-H 1B		C CU 76 B CU 81 F CU 77 F CU 80 B SI 89 F CU 78 F CU 80 F SI 92 X CU 79 2-2 35 FC3-6 16 1B 21 HR 1B		5	1	3	1	0	1	2
16 Billy Butler, R (1, 10) OBP: 0.366, SLG: 0.462	D SL 82 1 SAFE X FF 92 1-0 35 G6-3 1-2 1B		1 SAFE B SL 86 B SL 80 B SL 83 S CH 84 F FF 91 B FF 90 4-2 1-2 BB		C SL 80 F CH 84 F SL 81 X FF 89 0-2 ① G6-3	C CH 85 X FF 90 0-1 ① F8		B SL 84 S SI 87 S SL 82 X CU 77 1-2 35 FC3-6 1-2 1B		4	0	2	0	1	0	2
35 Eric Hosmer, L (1, 3) OBP: 0.335, SLG: 0.461	B SL 83 C FF 90 B SI 90 F SL 82 B FF 91 X FF 89 3-2 ② ③ G6-3 1-2f		B CU 75 B SI 89 F SI 90 X CH 84 2-1 ② F7		B FF 90 C FF 89 X CU 78 1-1 8 HR 2B	S FF 89 S SI 90 X SL 83 0-2 ② FC4-6 1-2f 2-3		C CU 78 F CU 82 X SL 82 0-2 ① FC3-6 21 HR 1-2f 2-3		5	2	1	0	0	0	8
21 Jeff Francoeur, R (1, 9) OBP: 0.332, SLG: 0.476		X FF 87 0-0 ① G4-3	F SL 83 X FF 90 0-1 ③ G4-3		F FF 89 X SL 83 0-1 ② F9	F FF 90 B FF 91 B CH 83 X SI 90 2-1 ③ L3		S SL 82 D CU 80 X SI 88 1-1 1-H 3-H HR		5	1	1	3	0	0	5
8 Mike Moustakas, L (1, 5) OBP: 0.301, SLG: 0.338		C FF 88 S CH 82 F FF 89 B CU 78 F SI 90 F SL 81 B FF 89 F CH 83 X FF 92 2-2 13 1B 1B		C CH 82 B CU 73 B CU 79 X CH 82 2-1 17 SH1-4 13 1B 2 3B 1B	B FF 90 B SL 82 X FF 90 2-0 2-H HR		B FF 88 B SI 88 F FF 89 B SL 82 B FF 90 4-1 13 G1-3 17 3B BB	B CU 80 C SL 81 B CU 78 C SL 83 F CU 78 B SI 89 S SL 84 3-3 ② K		4	3	3	2	1	1	0
13 Salvador Perez, R (1, 2) OBP: 0.357, SLG: 0.449		B SL 83 S FF 87 1 SAFE X SL 82 1-1 1-2 1B		C SI 88 F FF 90 B FF 88 1 SAFE F SL 82 F FF 88 F FF 90 1 SAFE F SL 81 3-2 B CH 84 1 SAFE D CH 84 X FF 90 17 SH1-4 2 3B 1-2 1B	C SL 80 X SL 80 0-1 1B		C SL 83 S SI 89 B CU 80 X SL 83 1-2 ① G1-3 1-2	B SL 83 B SL 82 C SI 89 X SI 88 2-1 ③ L3		5	1	3	0	0	0	1
17 Chris Getz, L (1, 4) OBP: 0.313, SLG: 0.286		B FF 90 F FF 92 X FF 91 1-1 ② F8		B FF 90 X FF 88 1-0 ① SH1-4 1-2 2-3	F FF 89 B FF 90 B FF 87 C SL 81 1 SAFE B FF 90 F FF 90 X FF 89 3-2 ③ G3		X SI 91 0-0 2-H 3B			3	0	1	1	0	0	3
2 Alcides Escobar, R (1, 6) OBP: 0.286, SLG: 0.337		F FF 90 X FF 90 0-1 ③ G3		C FF 89 D SL 85 B FF 89 X SI 86 2-1 4 1B 2-H 3-H 3B		F FF 88 B SI 89 X SL 82 1-1 4 1B 53 1B 2B	B SL 85 S SI 90 F SI 91 S CU 82 1-3 ② K			4	2	2	2	0	1	3
Inning Stats	R: 0 E: 0 K: 1 S: 11 H: 1 LOB: 1 BB: 1 P: 19	R: 0 E: 0 K: 0 S: 14 H: 2 LOB: 2 BB: 0 P: 18	R: 0 E: 0 K: 1 S: 10 H: 1 LOB: 2 BB: 1 P: 19	R: 3 E: 0 K: 0 S: 16 H: 4 LOB: 0 BB: 0 P: 25	R: 2 E: 0 K: 0 S: 15 H: 3 LOB: 1 BB: 0 P: 21	R: 1 E: 0 K: 0 S: 13 H: 1 LOB: 2 BB: 0 P: 17	R: 1 E: 0 K: 1 S: 11 H: 1 LOB: 1 BB: 1 P: 18	R: 3 E: 0 K: 1 S: 21 H: 3 LOB: 0 BB: 0 P: 30		1B: 12 2B: 2 3B: 2 HR: 2 SF: 0 SAC: 1 DP: 2 HBP: 0						

PITCHER		IP	WLS	BF	H	R	ER	SO	BB	IBB	HBP	BLK	WP	HR	S	P	ERA	WHIP
48 Zach Stewart, R ERA: 4.97	(1, 1)	5.0	L	26	11	5	5	2	2	0	0	0	0	1	66	102	9.00	2.600
77 Will Ohman, L ERA: 4.69	(6, 1)	1.0		7	3	2	2	0	1	0	0	0	0	0	14	22	18.00	4.000
52 Josh Kinney, R ERA: 6.32	(7, 1)	2.0		10	4	3	3	2	0	0	0	0	0	1	31	43	13.50	2.000

PITCHER	IP	WLS	BF	H	R	ER	SO	BB	IBB	HBP	BLK	WP	HR	S	P	ERA	WHIP

BOTTOM

Chicago White Sox @ Kansas City Royals

Kauffman Stadium, Kansas City, MO

Sat Sep 17 2011, 6:11 PM - 8:58 PM CDT

Att. 31,264 - Cloudy - 61 F

livebaseballscorecards.com

AB	39
R	10
H	18
RBI	10
BB	3
SO	4
LOB	25

Batter	1	2	3	4	5	6	7	8	9	AB	R	H	RBI	BB	SO	LOB
1 Juan Pierre, L (1, 7) OBP: 0.337, SLG: 0.337	C SI 80 X SI 81 0-1 10 CS 1B		B CU 70 C SI 82 C CU 71 S CH 77 1-3 ① K	C CH 78 B SL 83 X SI 85 1-1 ③ F9		X FF 88 0-0 1-2 2-3 1B		B CU 76 S CH 86 B FF 93 B CH 86 C FF 93 F FF 93 B FF 93 4-2 10 1B 14 1B BB		4	1	2	0	1	1	2
10 Alexei Ramirez, R (1, 6) OBP: 0.329, SLG: 0.402	C SI 82 1 SAFE F SL 81 X FF 87 0-2 ① ② F9 1-2		B CU 69 X SL 82 1-0 ② P2		F SL 80 F CH 76 S CH 76 0-3 ① K	B SL 79 F SL 78 B FF 88 F FF 88 X FF 89 2-2 ③ F9		1 SAFE C FC 87 X FC 87 0-1 14 1B 12 HR 1-2 1B		5	1	1	0	0	1	4
14 Paul Konerko, R (1, 3) OBP: 0.391, SLG: 0.522	B SI 84 F CH 76 S SI 84 B SL 84 B SL 83 X CH 76 3-2 ③ F7		C SI 86 B SL 83 X FF 88 1-1 ③ F8		B CU 71 X CH 76 1-0 ② F8		X FF 88 0-0 HR	C FC 88 C FC 86 X FC 87 0-2 12 HR 1-3 2-H 1B		5	2	2	2	0	0	0
12 A.J. Pierzynski, L (1, 2) OBP: 0.330, SLG: 0.418		C CU 70 S CU 68 X SI 86 0-2 24 1B 22 2B 1B		C CH 78 C SI 85 B SL 81 B CU 70 F SI 83 F SL 81 X SI 85 2-2 ① F8	C SI 86 F SI 86 B SI 86 X CH 75 1-2 1B		C SL 79 B SL 76 B CH 74 X SL 80 2-1 HR	B FF 92 S CH 85 C SI 92 B FF 93 B CH 85 X CH 85 3-2 1-H 3-H HR		5	3	4	4	0	0	0
51 Alex Rios, R (1, 8) OBP: 0.260, SLG: 0.331		F SL 82 X SL 82 0-1 ① P6		B CU 72 C SL 83 B CU 73 B CH 77 F SL 83 B FF 87 4-2 44 2B BB	B SI 84 D SI 83 C CH 77 F SL 83 B SI 85 F SL 82 X CH 77 3-2 ③ G4-3		C FF 89 F FF 89 B FF 87 B FF 89 S SL 78 2-3 ① K	B FC 89 B FC 88 F FF 93 B FC 88 B FF 92 4-1 BB		3	1	0	0	2	1	2
44 Adam Dunn, L (1, 10) OBP: 0.292, SLG: 0.285		C FF 86 X SL 84 0-1 ② F7		B SI 86 1 SAFE B SL 83 B CH 75 X SI 86 3-0 24 1B 15 SF7 1-H 2B		C SI 82 X SL 80 0-1 1 1B 22 1B 1B		S CH 81 B CH 78 F FF 88 S FF 88 1-3 ② K	B SI 92 C FC 88 F SI 92 C FC 87 1-3 ③ K	5	1	2	1	0	2	2
24 Dayan Viciedo, R (1, 9) OBP: 0.370, SLG: 0.361 30 Alejandro De Aza, L (9, 9) OBP: 0.383, SLG: 0.545		X SL 82 0-0 1-2 22 2B 1B		B SL 84 B CH 78 X CH 76 2-0 22 BB 2-3 1B		B SI 86 B SL 82 F SL 82 X SL 83 2-1 ① F8	S SL 79 C SL 79 S SL 78 0-3 ③ K		C FF 91 S CH 82 F FF 92 B CU 74 B CU 73 X FF 92 2-2 ① G4-3	5 0	1 0	2 0	0 0	0 0	1 0	1 0
22 Brent Morel, R (1, 5) OBP: 0.294, SLG: 0.366		B SI 85 F CH 77 D CH 76 B SI 84 X CH 76 3-1 1-H 2-H 2B		B SI 84 F SI 84 C SL 84 B SI 85 B SL 82 1 SAFE 1 SAFE F SI 86 B CH 76 4-2 1-2 BB		B SI 84 X SI 84 1-0 1 1-2 1B		B FC 88 F FF 92 F FC 88 B FF 93 B FF 94 F SI 92 T FF 94 3-2 ① K	C CH 83 C FF 93 C CU 74 0-3 ② K	4	0	2	2	1	2	0
15 Gordon Beckham, R (1, 4) OBP: 0.293, SLG: 0.327		B CH 76 B CH 76 X SL 82 2-0 ③ P3		B SL 81 S SI 83 B SL 83 C SI 83 B SI 84 F SL 83 F CU 75 X SI 86 3-2 ② SF7 3-H		C SL 77 B FF 89 B FF 89 B FF 89 F FF 88 S FF 88 3-3 ② K		C CH 87 F FF 93 B FF 92 F FC 89 S CU 75 1-3 ② K	S CH 83 B FF 92 F FF 91 B CH 84 B CH 82 X FF 91 3-2 ③ G5-3	4	0	0	1	0	2	3
Inning Stats	R: 0 E: 0 K: 0 S: 8 H: 1 LOB: 0 BB: 0 P: 11	R: 2 E: 0 K: 0 S: 11 H: 3 LOB: 1 BB: 0 P: 16	R: 0 E: 0 K: 1 S: 6 H: 0 LOB: 0 BB: 0 P: 9	R: 2 E: 0 K: 0 S: 19 H: 2 LOB: 2 BB: 2 P: 38	R: 0 E: 0 K: 1 S: 11 H: 1 LOB: 1 BB: 0 P: 16	R: 0 E: 0 K: 1 S: 12 H: 3 LOB: 3 BB: 0 P: 20	R: 2 E: 0 K: 3 S: 12 H: 2 LOB: 0 BB: 0 P: 17	R: 4 E: 0 K: 3 S: 23 H: 3 LOB: 1 BB: 2 P: 39	R: 0 E: 0 K: 1 S: 10 H: 0 LOB: 0 BB: 0 P: 15	1B: 10 2B: 2 3B: 0 HR: 3 SF: 1 SAC: 0 DP: 0 HBP: 0						

PITCHER		IP	WLS	BF	H	R	ER	SO	BB	IBB	HBP	BLK	WP	HR	S	P	ERA	WHIP
52 Bruce Chen, L ERA: 4.14	(1, 1)	5.1	L	26	9	4	4	2	2	0	0	0	0	0	60	98	6.75	2.062
31 Louis Coleman, R ERA: 2.76	(6, 1)	1.2		8	3	2	2	4	0	0	0	0	0	2	19	29	10.80	1.800
57 Jesse Chavez, R ERA: 10.57	(8, 1)	1.0		8	3	4	4	3	2	0	0	0	0	1	23	39	36.00	5.000
55 Tim Collins, L ERA: 3.72	(9, 1)	1.0		3	0	0	0	1	0	0	0	0	0	0	10	15	0.00	0.000

PITCHER	IP	WLS	BF	H	R	ER	SO	BB	IBB	HBP	BLK	WP	HR	S	P	ERA	WHIP

TOP

Chicago White Sox @ Kansas City Royals

Kauffman Stadium, Kansas City, MO

Sun Sep 18 2011, 1:10 PM - 4:17 PM CDT

Att. 29,480 - Drizzle - 64 F

livebaseballscorecards.com

AB	40
R	10
H	15
RBI	10
BB	4
SO	10
LOB	14

WP: 0 PA: 45
PB: 0
SB: 0
CS: 1

Batter	1	2	3	4	5	6	7	8	9	AB	R	H	RBI	BB	SO	LOB
4 Alex Gordon, L (1, 7) OBP: 0.377, SLG: 0.501	B FF 88 X FF 88 1-0 G4-3		C FC 86 X FF 91 0-1 L1-5-3		L FC 86 C FF 91 D FC 86 B FF 92 F CH 84 X FC 88 2-2 16 FC3-6 1-2 2-3 1B	B FF 91 C FF 91 C FF 92 X FF 90 1-2 P5		B SI 96 B SI 95 B SI 95 C SI 95 C FF 96 B FF 95 4-2 BB		4	0	1	0	1	0	2
53 Melky Cabrera, S (1, 8) OBP: 0.335, SLG: 0.468	C FF 88 B FF 89 C FF 90 B FF 90 X FF 90 2-2 G5-3		B CU 75 F FF 90 X FF 91 1-1 P2		F FF 90 X FF 92 0-1 L8		B FC 83 C FF 89 X FF 90 1-1 16 S 35 1B 1B	B CH 85 D SI 94 C FF 95 S CH 87 S SL 82 2-3 K2-3		5	1	1	0	0	1	4
16 Billy Butler, R (1, 10) OBP: 0.364, SLG: 0.461	C FF 90 B FF 90 X FC 87 1-1 2B			C FC 84 F FF 88 F CH 80 X CH 81 0-2 G5-3	B FC 87 S CH 84 F FF 90 F FF 92 X CH 84 1-2 FC3-6 1-2f 2-3 3-H 1B		B FF 94 B SL 85 S FF 95 F FF 94 F FF 95 F SL 87 X FF 94 2-2 F7 1-2		C FF 95 S SL 86 X SL 86 0-2 G6-3	5	0	1	1	0	0	3
35 Eric Hosmer, L (1, 3) OBP: 0.337, SLG: 0.462	C FF 89 B FF 91 X FC 86 1-1 G4-3			C FF 89 B FF 90 F FF 90 B FF 90 X CH 83 2-2 21 FC5-4 1B	D FC 88 B FC 89 X FF 91 2-0 P5		C FF 94 B SL 87 X SL 86 1-1 21 2B 2-H 1B		C FF 96 C FF 96 X FF 96 0-2 21 1B 9 1B 1B	5	1	3	1	0	0	3
21 Jeff Francoeur, R (1, 9) OBP: 0.332, SLG: 0.477		X FF 87 0-0 G6-3		X CH 81 0-0 FC5-4 9 FC5-6-4 1-2f		B FF 86 F CH 81 X SI 89 1-1 E4 9 S 9 3B	1 SAFE S FF 96 F FF 95 X SL 88 0-2 1-3 2B		B FF 96 C FF 96 B SL 86 X FF 96 2-1 8 FC4-6 9 1B 1-3 1B	5	1	2	0	0	0	1
9 Johnny Giavotella, R (1, 4) OBP: 0.264, SLG: 0.351		C FF 87 B FF 89 B FF 90 X FC 86 2-1 27 FC6-4 1B		B FC 85 B FF 91 F FF 90 C FF 90 X FF 91 2-2 FC5-6-4 1-2f		1 SAFE B FF 89 B CH 83 C FF 90 X FF 90 2-1 1-H 27 FC5-2 3B	C SI 88 F FF 95 S FF 95 0-3 K		B FF 96 C FF 96 S SL 87 F SL 86 D SL 88 X SL 85 2-2 8 FC4-6 1-2 3-H 1B	5	0	3	2	0	1	3
8 Mike Moustakas, L (1, 5) OBP: 0.299, SLG: 0.339		1 SAFE X FF 88 0-0 P5			C FF 88 B FF 88 X FC 86 1-1 27 1B 24 1B 2B	F FF 91 B FF 92 X SI 92 1-1 G4-3	C SI 96 X FF 96 0-1 P4		B FF 94 B FF 95 C FF 96 X FF 96 2-1 FC4-6 27 DI 1-2f 2-3	5	1	1	0	0	0	6
27 Brayan Peña, S (1, 2) OBP: 0.289, SLG: 0.339		B FF 89 S CH 81 B FF 90 X CH 81 2-1 FC6-4 1-2f			F FF 89 B FF 90 D CH 82 X CH 82 2-1 4 1B 24 1B 16 FC3-6 2-3 1B	B FC 88 B FF 92 F CH 84 F FF 93 F FC 89 B CH 83 X CH 83 3-2 FC5-2 24 1B 3-H		S SI 93 F CH 84 F CH 85 B SL 82 F CH 85 B SL 80 S SL 81 2-3 K2-3	C FF 95 B CH 87 B CH 88 F FF 96 B SL 86 C FF 96 3-3 K 1-2	5	1	1	0	0	2	4
24 Yamaico Navarro, R (1, 6) OBP: 0.303, SLG: 0.350			L FF 87 B FC 85 X CH 82 1-1 G4-3		F CH 82 B FF 92 X FF 91 1-1 16 FC3-6 4 1B 1-2 3-H 1B	C CH 83 B FC 86 C FC 88 X CH 83 1-2 1-2 1B		B SI 95 B SI 95 X SI 94 2-0 G6-3		4	0	2	1	0	0	0
Inning Stats	R: 0 E: 0 K: 0 S: 8 H: 1 LOB: 1 BB: 0 P: 13	R: 0 E: 0 K: 0 S: 6 H: 1 LOB: 1 BB: 0 P: 10	R: 0 E: 0 K: 0 S: 6 H: 0 LOB: 0 BB: 0 P: 8	R: 0 E: 0 K: 0 S: 11 H: 1 LOB: 1 BB: 0 P: 15	R: 2 E: 0 K: 0 S: 17 H: 4 LOB: 2 BB: 0 P: 26	R: 1 E: 1 K: 0 S: 16 H: 2 LOB: 2 BB: 0 P: 25	R: 1 E: 0 K: 1 S: 17 H: 3 LOB: 2 BB: 0 P: 21	R: 0 E: 0 K: 2 S: 11 H: 0 LOB: 1 BB: 1 P: 21	R: 1 E: 0 K: 1 S: 17 H: 3 LOB: 2 BB: 0 P: 26	1B: 11 2B: 3 3B: 1 HR: 0 SF: 0 SAC: 0 DP: 0 HBP: 0						

PITCHER		IP	WLS	BF	H	R	ER	SO	BB	IBB	HBP	BLK	WP	HR	S	P	ERA	WHIP
50 John Danks, L ERA: 4.36	(1, 1)	6.0	W	29	10	4	3	0	0	0	0	0	0	0	66	100	4.50	1.667
26 Jesse Crain, R ERA: 2.29	(7, 1)	0.2	H	4	2	0	0	1	0	0	0	0	0	0	13	16	0.00	3.000
49 Chris Sale, L ERA: 2.7	(7, 1)	1.1	H	5	0	0	0	2	1	0	0	0	0	0	13	23	0.00	0.750
46 Sergio Santos, R ERA: 3.43	(9, 1)	1.0		6	3	1	1	1	0	0	0	0	0	0	17	26	9.00	3.000

PITCHER	IP	WLS	BF	H	R	ER	SO	BB	IBB	HBP	BLK	WP	HR	S	P	ERA	WHIP

BOTTOM

Chicago White Sox @ Kansas City Royals

Kauffman Stadium, Kansas City, MO

Sun Sep 18 2011, 1:10 PM - 4:17 PM CDT

Att. 29,480 - Drizzle - 64 F

livebaseballscorecards.com

AB	43
R	5
H	15
RBI	5
BB	1
SO	4
LOB	26

WP: 0 PA: 44
PB: 0
SB: 2
CS: 0

Detroit Tigers @ Kansas City Royals

Kauffman Stadium, Kansas City, MO

Tue Sep 20 2011, 7:11 PM - 9:51 PM CDT

Att. 26,953 - Clear - 78 F

TOP

livebaseballscorecards.com

Batter	1	2	3	4	5	6	7	8	9	AB	R	H	RBI	BB	SO	LOB
14 Austin Jackson, R (1, 8) OBP: 0.317, SLG: 0.381	B FF 89 C FF 90 B FF 91 B SI 91 F SI 91 S FF 91 3-3 ① **K**		C SI 90 F SL 76 B SL 81 F SL 81 F FF 90 X FF 92 1-2 21 CS 1B		B SI 90 B FF 89 X FF 90 2-0 3-H 2B		B CH 86 B SI 86 C SI 88 X SI 88 2-1 ① **G6-3** 1-2		C FF 95 C SL 85 B SL 87 S SL 86 1-3 ① **K** 1-2	5	0	2	1	0	2	2
32 Don Kelly, L (1, 5) OBP: 0.276, SLG: 0.349 (6, 3)	C FF 92 B FF 92 F SI 92 B SL 83 B CH 83 X FF 92 3-2 ② **P6**		B FF 90 1 SAFE B FF 90 1 SAFE X SI 90 2-0 ② **F9**		X CH 81 0-0 ② **F7**		B FF 89 X FF 88 1-0 2-3 1B		C SL 86 B FF 97 F FF 97 X SL 87 1-2 ② **G3** 2-3	5	0	1	0	0	0	3
21 Delmon Young, R (1, 7) OBP: 0.303, SLG: 0.381	C SI 91 X SI 92 0-1 **E5** 24 1B		C SI 89 0-1 ③ **CS** 1-2	C SL 75 X SI 90 0-1 ① **G6-3**	F FF 90 S FF 92 D SL 82 B SL 82 F FF 91 F SL 80 F CH 81 D SL 81 B SL 82 4-2 **BB**		B SI 87 X FF 88 1-0 ② **SF9** 3-H		F FF 96 F FF 96 F SL 86 F FF 97 D SL 88 S SL 87 1-3 ③ **K**	3	0	0	1	1	1	1
24 Miguel Cabrera, R (1, 3) OBP: 0.439, SLG: 0.556 29 Danny Worth, R (6, 5) OBP: 0.308, SLG: 0.324	B FF 90 F FF 89 F FF 91 X FF 92 1-2 1-3 1B			X SI 89 0-0 ② **G6-3**	X SI 90 0-0 ③ **G5-3**		B SI 88 X FF 88 1-0 ③ **F7**			3 1	0 0	1 0	0 0	0 0	0 0	2 1
41 Victor Martinez, S (1, 10) OBP: 0.376, SLG: 0.459 28 Will Rhymes, L (8, PH) OBP: 0.322, SLG: 0.266 (8, 10)	B FF 91 C CH 83 X CH 83 1-1 ③ **G3**			H FF 90 1-0 13 BB HBP		C FF 88 C CH 79 B FF 90 X SL 78 1-2 27 G5-4-3 13 BB 1B		X FF 96 0-0 18 1B 1B		2 1	0 0	1 1	0 0	0 0	0 0	2 0
13 Alex Avila, L (1, 2) OBP: 0.390, SLG: 0.516 18 Omir Santos, R (6, PR) OBP: 0.222, SLG: 0.222 (6, 2)		X FF 90 0-0 ① **G4-3**		F FF 88 B CH 83 B FF 89 S CH 82 D SL 81 B SL 80 4-2 1-2 **BB**		B CH 80 F FC 89 B FF 89 B FF 89 B FF 89 4-1 1-2 27 G5-4-3 **BB**		B SI 95 S FF 96 B FF 96 X SI 96 2-1 1-2 12 G6-4-3 1B		1 1	0 0	0 1	0 0	2 0	0 0	0 0
27 Jhonny Peralta, R (1, 6) OBP: 0.347, SLG: 0.474		C FF 89 B FF 91 F FC 91 B SL 82 S SL 81 2-3 ② **K**		B CH 81 B SI 90 C SI 89 X SI 89 2-1 ③ **F8**		B SI 89 C FF 87 X FF 88 1-1 ①② 1-2f 2-3 **G5-4-3**		B SL 89 B FF 96 S FF 95 F SI 96 F FF 96 B FF 96 X FF 95 3-2 ① **F8**		4	0	0	0	0	1	6
12 Andy Dirks, L (1, 9) OBP: 0.294, SLG: 0.406		F FF 92 F FF 91 F SL 80 B FF 92 S SL 80 1-3 ③ **K**			C FF 89 S CH 81 B FF 89 X SL 79 1-2 39 G3-1 14 2B 2B	X SI 88 0-0 ③ **F9**		S SL 87 X FF 98 0-1 ②③ **G6-4-3** 1-2f		4	1	1	0	0	1	4
39 Ramon Santiago, S (1, 4) OBP: 0.317, SLG: 0.398			X FF 90 0-0 ① **F7**		C FF 89 X FF 90 0-1 ① **G3-1** 2-3		B SL 86 X SI 88 1-0 **E4** 32 1B 14 G6-3 21 SF9		B FF 92 X FF 94 1-0 32 G3 14 WP 1B	4	1	1	0	0	0	1
Inning Stats	R: 0 H: 1 E: 1 LOB: 2 K: 1 BB: 0 S: 13 P: 21	R: 0 H: 0 E: 0 LOB: 0 K: 2 BB: 0 S: 8 P: 11	R: 0 H: 1 E: 0 LOB: 0 K: 0 BB: 0 S: 8 P: 11	R: 0 H: 0 E: 0 LOB: 2 K: 0 BB: 1 S: 7 P: 14	R: 1 H: 2 E: 0 LOB: 2 K: 0 BB: 1 S: 13 P: 20	R: 0 H: 1 E: 0 LOB: 2 K: 0 BB: 1 S: 7 P: 13	R: 1 H: 1 E: 1 LOB: 1 K: 0 BB: 0 S: 6 P: 12	R: 0 H: 2 E: 0 LOB: 1 K: 0 BB: 0 S: 9 P: 14	R: 0 H: 1 E: 0 LOB: 1 K: 2 BB: 0 S: 12 P: 16	1B: 7 SF: 1 2B: 2 SAC: 0 3B: 0 DP: 2 HR: 0 HBP: 1						WP: 1 PA: 40 PB: 0 SB: 0 CS: 1

	AB	34
	R	2
	H	9
	RBI	2
	BB	3
	SO	5
	LOB	22

PITCHER		IP	WLS	BF	H	R	ER	SO	BB	IBB	HBP	BLK	WP	HR	S	P	ERA	WHIP
39 Luis Mendoza, R ERA: 1.29	(1, 1)	7.0	W	31	6	2	1	3	3	0	1	0	0	0	62	102	1.29	1.286
38 Blake Wood, R ERA: 3.68	(8, 1)	2.0		8	3	0	0	2	0	0	0	0	1	0	21	30	0.00	1.500

PITCHER		IP	WLS	BF	H	R	ER	SO	BB	IBB	HBP	BLK	WP	HR	S	P	ERA	WHIP

Batter	1	2	3	4	5	6	7	8	9	AB	R	H	RBI	BB	SO	LOB
4 Alex Gordon, L (1, 7) OBP: 0.377, SLG: 0.504	B FF 91 F SI 92 B FS 84 F SI 93 B FF 94 F SI 93 X SI 93 3-2 HR		F FS 84 B CU 77 B FF 91 B FS 86 F FF 93 B FF 95 4-2 35 1B 53 G1-3 BB	B SI 93 X FS 84 1-0 F7 ②		C FF 89 S CH 84 B SI 90 X CU 77 1-2 G1-3 ①	X SI 92 0-0 G3 ③			4	1	1	1	1	0	5
53 Melky Cabrera, S (1, 8) OBP: 0.337, SLG: 0.470	C FF 92 B CU 78 B CU 77 X SI 93 2-1 35 1B 1B		X SI 92 0-0 G1-3 ① 1-2	X SI 93 0-0 35 HR 1-2 2-H 1B		F SI 90 B SI 89 F FF 88 X CH 85 1-2 G1-3 ②		C FF 88 F CH 82 B FF 92 X SL 80 1-2 35 1B 21 1B 2B		5	2	3	1	0	0	1
35 Eric Hosmer, L (1, 3) OBP: 0.343, SLG: 0.474	X SI 91 0-0 21 L3 1-2 1B		B FS 86 D FF 94 C FS 85 S SI 95 X FF 96 2-2 21 G6-4-3 2-3 1B	C CU 78 X CU 77 0-1 1-H 2-H HR		C SL 86 X SI 89 0-1 21 FC6-4 1B		B FF 91 X CH 83 1-0 21 1B 2-3 1B		5	1	5	3	0	0	0
21 Jeff Francoeur, R (1, 9) OBP: 0.331, SLG: 0.474	X SI 92 0-0 ① ② L3 1-1		B SI 94 F FF 94 X FS 86 1-1 ② ③ G6-4-3 1-2f	B SI 93 X FF 90 1-0 G6-3 ③		X SI 91 0-0 FC6-4 ③ 1-2f		S SL 83 F SL 84 F FF 92 F SL 84 B FF 92 B FF 92 X SL 85 2-2 9 G5-4-3 1-2 3-H 1B		5	0	1	1	0	0	5
8 Mike Moustakas, L (1, 5) OBP: 0.298, SLG: 0.337	B SI 93 B SI 93 X FS 86 2-0 ③ G1-3			B FF 93 C FS 85 X CU 78 1-1 ① G6-3	C FF 90 C FF 86 X FF 88 0-2 ① G5-3		X SI 91 0-0 2 BB 13 BB 1B	D CH 84 B SL 80 F SL 84 S SL 84 X FC 92 2-2 ① P4		5	0	1	0	0	0	3
9 Johnny Giavotella, R (1, 4) OBP: 0.262, SLG: 0.346		C SI 92 X SI 93 0-1 ① G5-3		C SI 93 X CU 78 0-1 12 BB 13 1B 1B	B FF 90 S CH 84 X FC 86 1-1 ② G5-3		C SI 93 B CU 79 C SI 92 B CU 81 C SI 92 2-3 ① K	X SL 82 0-0 ② ③ G5-4-3 1-2f		5	1	1	0	0	1	3
12 Mitch Maier, L (1, 10) OBP: 0.365, SLG: 0.360		B FF 93 B SI 94 B SI 94 C SI 92 F SI 94 S SI 94 3-3 ② K	B FF 92 1 SAFE D FF 92 1 SAFE B FF 91 B FF 92 4-0 13 1B 2 1B 1-2 BB	B SL 77 C FF 89 B FC 85 B FC 87 B FF 89 4-1 13 HR BB		B SI 94 C SI 92 B SI 93 F SI 92 C SI 92 2-3 ② K				2	2	0	0	2	2	1
13 Salvador Perez, R (1, 2) OBP: 0.377, SLG: 0.488		B FF 94 X FF 94 1-0 1B	B FS 85 C SI 93 B FF 90 B SI 95 X FF 94 3-1 2 1B 53 1B 1-2 2-H 1B	B FF 89 F FF 90 B FC 85 F FF 89 F SL 78 F FF 91 F CH 82 F FC 84 X FF 90 2-2 1-H HR		B CU 81 C SI 92 B SI 93 B SI 91 B SI 92 4-1 2 BB 1-2 BB				3	2	3	3	1	0	0
2 Alcides Escobar, R (1, 6) OBP: 0.287, SLG: 0.337		C FF 93 X FF 89 0-1 ③ F9	X SI 93 0-0 53 1B 35 HR 1-2 2-H 1B	B CH 82 B FF 91 X FF 89 2-0 ③ F9		B SI 92 B SI 92 F SI 92 B SI 93 F SI 93 B SI 93 4-2 1-2 2-3 BB				3	1	1	1	1	0	1
Inning Stats	R: 1 E: 0 K: 0 S: 9 H: 3 LOB: 1 BB: 0 P: 16	R: 0 E: 0 K: 1 S: 8 H: 1 LOB: 1 BB: 0 P: 12	R: 0 E: 0 K: 0 S: 8 H: 1 LOB: 1 BB: 1 P: 15	R: 6 E: 0 K: 0 S: 12 H: 5 LOB: 0 BB: 1 P: 22	R: 2 E: 0 K: 0 S: 14 H: 1 LOB: 0 BB: 1 P: 23	R: 0 E: 0 K: 0 S: 9 H: 1 LOB: 1 BB: 0 P: 11	R: 0 E: 0 K: 2 S: 11 H: 1 LOB: 3 BB: 2 P: 23	R: 1 E: 0 K: 0 S: 13 H: 3 LOB: 1 BB: 0 P: 19		1B: 12 2B: 2 3B: 0 HR: 3 SF: 0 SAC: 0 DP: 3 HBP: 0					

PITCHER		IP	WLS	BF	H	R	ER	SO	BB	IBB	HBP	BLK	WP	HR	S	P	ERA	WHIP
31 Brad Penny, R ERA: 5.31	(1, 1)	4.0	L	22	10	7	7	1	2	0	0	0	0	2	37	65	15.75	3.000
64 Duane Below, L ERA: 4.5	(5, 1)	1.0		5	1	2	2	0	1	0	0	0	0	1	14	23	18.00	2.000
34 David Pauley, R ERA: 2.78	(6, 1)	1.0		4	1	0	0	0	0	0	0	0	0	0	9	11	0.00	1.000
55 Daniel Schlereth, L ERA: 3.4	(7, 1)	1.0		6	1	0	0	2	2	0	0	0	0	0	11	23	0.00	3.000
49 Luis Marte, R ERA: 2.45	(8, 1)	1.0		5	3	1	1	0	0	0	0	0	0	0	13	19	9.00	3.000

PITCHER	IP	WLS	BF	H	R	ER	SO	BB	IBB	HBP	BLK	WP	HR	S	P	ERA	WHIP

BOTTOM

Detroit Tigers @ Kansas City Royals

Kauffman Stadium, Kansas City, MO

Tue Sep 20 2011, 7:11 PM - 9:51 PM CDT

Att. 26,953 - Clear - 78 F

livebaseballscorecards.com

AB	37
R	10
H	16
RBI	10
BB	5
SO	3
LOB	19

Detroit Tigers @ Kansas City Royals

Kauffman Stadium, Kansas City, MO

Wed Sep 21 2011, 7:12 PM - 10:10 PM CDT

Att. 28,776 - Overcast - 67 F

TOP

livebaseballscorecards.com

Batter	1	2	3	4	5	6	7	8	9	AB	R	H	RBI	BB	SO	LOB
14 Austin Jackson, R (1, 8) OBP: 0.317, SLG: 0.380	C FF 95 B FF 95 B SI 94 S SI 94 B FF 96 F SI 96 F FF 95 F FF 96 F FF 94 4-2 F FF 86 B SL 88 21 S 41 1B BB	B SL 87 C SL 87 C SL 89 B FF 97 F SL 87 B FF 97 F FF 96 F FF 96 F SL 88 3-3 C SL 88 ③ K			C X 0-1 32 1B 41 G4-3 1B		X FF 89 0-0 ① G4-3	X FF 96 0-0 ② F9		4	2	1	0	1	1	4
32 Don Kelly, L (1, 3) OBP: 0.282, SLG: 0.371	B FF 95 C FF 94 B CH 85 B FF 95 1 SAFE X FF 94 3-1 ① L9		C CH 85 B CU 76 B FF 92 F CH 85 F SI 95 F FF 95 S CU 79 2-3 ① K		1 SAFE 1 SAFE X CH 84 0-0 13 E 41 G4-3 1-3 1B		B FF 89 C FF 88 X SL 78 1-1 41 WP 41 1B 2B	B CH 83 F CH 81 C FF 97 F FF 97 X CH 83 1-2 3-H HR		5	2	3	2	0	1	1
21 Delmon Young, R (1, 7) OBP: 0.301, SLG: 0.379	C SI 95 B FF 94 B FF 96 F SL 88 S SI 96 2-3 ② K 1-2		X SL 86 0-0 1B		B SI 93 B SI 94 D SL 88 F FF 97 S FF 96 C SI 96 3-3 ① K		C SI 90 F SL 77 F FF 89 F FF 90 X SL 78 0-2 ② G6-3	C FF 95 X FF 97 0-1 ③ G1-3		5	0	1	0	0	2	5
41 Victor Martinez, S (1, 10) OBP: 0.376, SLG: 0.458	C FF 96 X FF 95 0-1 2-H 1B		B CH 85 B SL 87 F FF 95 S CH 88 F SI 96 S SL 88 2-3 ② K		S SL 88 B CH 87 F SL 88 F SL 88 F FF 96 X FF 96 1-2 ② G4-3 1-2 3-H		B SL 84 B SI 94 X FF 95 2-0 13 1B 2-H 1B		B FF 95 S SL 85 F SL 86 B FF 96 B SL 86 X FF 97 3-2 ① G4-3	5	0	2	3	0	1	2
13 Alex Avila, L (1, 2) OBP: 0.390, SLG: 0.517	C FF 96 B CH 86 F CH 87 S FF 96 1-3 ③ K		C CH 88 B SL 88 B FF 95 C SI 95 F FF 96 S SL 88 2-3 ③ K		C FF 95 B FF 96 2 SAFE B FF 96 D CH 88 X SI 94 3-1 ③ F8 2-3		F FF 93 B KC 76 B SI 93 B SI 93 X FF 93 3-1 27 FC6 1-2 1B		X FF 96 0-0 2B	5	0	2	0	0	2	3
27 Jhonny Peralta, R (1, 6) OBP: 0.348, SLG: 0.472		B SI 93 B SI 92 B FF 92 C FF 94 B SI 96 4-1 39 FC2-5 12 1B BB		S FF 92 X SL 85 0-1 ① G5-3		S CH 83 B CH 83 F FF 92 B CU 74 X FF 93 2-2 25 FC6-4 1B	S SL 83 D SL 83 X SI 93 1-1 ③ FC6 1-2f		B FF 96 X FF 96 1-0 ② F9	4	0	1	0	1	0	3
12 Andy Dirks, L (1, 9) OBP: 0.300, SLG: 0.411 25 Ryan Raburn, R (6, PH) OBP: 0.287, SLG: 0.422 (6, 9)		C FF 94 F CH 86 D SL 88 X SL 88 1-2 39 FC2-5 1-2 1B		B SI 92 X FF 91 1-0 1B		S FF 92 B FF 94 X CH 83 1-1 ① FC6-4 1-2f		H FF 94 1-0 24 2B HBP	B SL 87 S SL 87 F FF 96 D SL 84 X SL 86 2-2 ③ G5-3	2 2	0 1	2 0	0 0	0 0	0 0	0 2
39 Ramon Santiago, S (1, 4) OBP: 0.313, SLG: 0.393 24 Miguel Cabrera, R (8, PH) OBP: 0.440, SLG: 0.559 29 Danny Worth, R (8, PR) OBP: 0.308, SLG: 0.324 (8, 4)		B CH 84 X FF 93 1-0 ① FC2-5 1-2 2-3f		1 SAFE F FF 94 B FF 94 X SI 93 1-1 ② F7		B FF 93 B CH 83 F FF 93 F FF 92 T FF 92 2-2 ② K		X FF 96 0-0 15 SH1-4 32 HR 1-H 2B		3 1 0	0 0 1	0 1 0	0 1 0	0 0 0	1 0 0	4 0 0
15 Brandon Inge, R (1, 5) OBP: 0.260, SLG: 0.288		B FF 97 B SL 87 F FF 96 X FF 96 2-1 ② F7		C SL 86 B SL 87 S SL 88 S SL 90 1-3 ③ K		B FF 89 S FF 88 S SI 89 X FF 89 1-2 ③ P5		B FF 94 B FF 94 X FF 93 2-0 ① SH1-4 2-3		3	0	0	0	0	1	4
Inning Stats	R: 1 E: 0 K: 2 S: 17 H: 1 LOB: 1 BB: 1 P: 27	R: 0 E: 0 K: 1 S: 14 H: 1 LOB: 2 BB: 1 P: 25	R: 0 E: 0 K: 3 S: 14 H: 1 LOB: 1 BB: 0 P: 20	R: 0 E: 0 K: 1 S: 8 H: 1 LOB: 1 BB: 0 P: 11	R: 1 E: 1 K: 1 S: 13 H: 2 LOB: 1 BB: 0 P: 20	R: 0 E: 0 K: 1 S: 11 H: 1 LOB: 1 BB: 0 P: 17	R: 1 E: 0 K: 0 S: 13 H: 3 LOB: 2 BB: 0 P: 20	R: 3 E: 0 K: 0 S: 9 H: 2 LOB: 1 BB: 0 P: 13	R: 0 E: 0 K: 0 S: 8 H: 1 LOB: 1 BB: 0 P: 14	1B: 9 2B: 3 3B: 0 HR: 1 SF: 0 SAC: 1 DP: 0 HBP: 1						

	AB	39
	R	6
	H	13
	RBI	6
	BB	2
	SO	9
	LOB	28

WP: 1 PB: 0 SB: 1 CS: 0 PA: 43

PITCHER		IP	WLS	BF	H	R	ER	SO	BB	IBB	HBP	BLK	WP	HR	S	P	ERA	WHIP
59 Felipe Paulino, R ERA: 4.46	(1, 1)	5.0		23	6	2	2	8	2	0	0	0	0	0	66	103	3.60	1.600
55 Tim Collins, L ERA: 3.68	(6, 1)	0.2		3	1	0	0	1	0	0	0	0	0	0	8	13	0.00	1.500
31 Louis Coleman, R ERA: 2.87	(6, 1)	1.0		4	1	1	1	0	0	0	0	0	0	0	11	13	9.00	1.000
43 Aaron Crow, R ERA: 2.8	(7, 1)	0.1	B	3	2	0	0	0	0	0	0	0	1	0	5	11	0.00	6.000
40 Kelvin Herrera, R ERA: 27.0	(8, 1)	1.0	L	6	2	3	3	0	0	0	1	0	0	1	9	13	27.00	2.000

PITCHER		IP	WLS	BF	H	R	ER	SO	BB	IBB	HBP	BLK	WP	HR	S	P	ERA	WHIP
56 Greg Holland, R ERA: 1.84	(9, 1)	1.0		4	1	0	0	0	0	0	0	0	0	0	8	14	0.00	1.000

BOTTOM

Batter	1	2	3	4	5	6	7	8	9	AB	R	H	RBI	BB	SO	LOB
4 Alex Gordon, L (1, 7) OBP: 0.376, SLG: 0.502	T FF 92 C FF 94 B CH 84 F CH 84 X FF 95 1-2 16 2B 1B	F FF 94 D CH 84 S FF 94 F SL 85 F FF 94 B SL 84 S CH 84 2-3 ③ K 1-2			B CH 83 B CH 83 X FF 94 2-0 ③ L9			C CU 74 S CH 81 B CU 75 B CH 81 F FC 86 B FF 90 X CH 80 3-2 ① G3-1		4	1	1	0	0	1	1
53 Melky Cabrera, S (1, 8) OBP: 0.338, SLG: 0.471	F FF 93 C SL 86 1 SAFE 1 SAFE S SL 85 0-3 ① K	B FF 91 F CH 83 S FF 93 F FF 94 F SL 84 F FF 94 F FF 94 B CH 85 F SL 85 4-2 B FF 85 B CH 84 35 G6-4-3 BB		X FF 90 0-0 16 E 2B		C CU 75 B FC 87 S CU 75 S CU 73 1-3 ② K			3	1	1	0	1	2	1
16 Billy Butler, R (1, 10) OBP: 0.365, SLG: 0.463	C SL 85 1 SAFE B FF 95 B FF 93 X SL 85 2-1 21 2B 1-H 2B	B FF 94 S FF 93 X FF 95 1-1 ① F9		C SI 91 X SI 91 0-1 E9 21 FC5-4 2-H 1B		C FF 89 C CU 76 S FC 88 0-3 ③ K		4	1	2	1	0	1	1
35 Eric Hosmer, L (1, 3) OBP: 0.343, SLG: 0.472	B SL 84 B CH 84 C FF 93 X FF 93 2-1 ② F8	B FF 93 1 SAFE T FF 92 B FF 92 F CH 83 X FF 96 2-2 ②③ G6-4-3 1-2f		C CU 75 X FC 88 0-1 ① L6			B FF 91 B FF 91 C FF 91 C FS 85 X FS 85 2-2 8 1B 21 PB 1B	4	0	1	0	0	0	3
21 Jeff Francoeur, R (1, 9) OBP: 0.331, SLG: 0.475	B FF 92 S SL 86 C FF 95 F FF 93 B FF 93 X SL 86 2-2 2-H 2B	F FF 92 B SL 86 F SL 84 F FF 93 B CH 84 T CH 84 2-2 ① K		B SI 91 X SI 91 1-0 ② FC5-4 1-2f			B FF 92 B FF 93 C FF 93 S FF 93 F FF 94 F FF 94 S FF 93 2-3 ① K 1-2	4	0	1	1	0	2	2
8 Mike Moustakas, L (1, 5) OBP: 0.297, SLG: 0.335	X CH 83 0-0 ③ P2		F FF 93 B CH 85 F FF 94 F SL 86 F FF 93 F FF 94 S CH 85 1-3 ② K			B CH 82 X CH 82 1-0 ③ F8			B FF 93 C FF 92 F FF 92 X FS 87 1-2 13 DI 2-3 1B	4	0	1	0	0	1	2
9 Johnny Giavotella, R (1, 4) OBP: 0.257, SLG: 0.340 27 Brayan Peña, S (9, PH) OBP: 0.288, SLG: 0.338		C SL 82 S SL 84 B SL 86 B FF 92 C FF 93 2-3 ① K	C FF 93 X FF 93 0-1 ③ F8				B FF 89 B SI 89 X SI 90 2-0 ① P3		B FF 95 C FF 94 X FF 94 1-1 ② P5	3 1	0 0	0 0	0 0	0 0	1 0	0 2
13 Salvador Perez, R (1, 2) OBP: 0.381, SLG: 0.488		C FF 93 B FF 93 X SL 86 1-1 2 FC6-4 1B		F FF 91 B FF 91 X CH 82 1-1 2 G6-4-3 1B			B FF 90 B CU 76 C SI 91 F FC 88 B FF 92 F FF 91 F SI 90 X FF 90 3-2 ② F8		B FF 95 B FF 93 X FF 93 2-0 ③ P3 1-2	4	0	2	0	0	0	2
2 Alcides Escobar, R (1, 6) OBP: 0.286, SLG: 0.335		X FF 93 0-0 ② FC6-4 4 S 1-2f		B FF 90 L FF 90 F FF 93 B FF 95 X CH 84 2-2 ①② G6-4-3 1-2f			B CU 76 M CU 75 F FF 93 B CU 76 X FF 91 2-2 ③ P6			3	0	0	0	0	0	2
Inning Stats	R: 2 H: 3 E: 0 LOB: 1 K: 1 BB: 0 S: 16 P: 23	R: 0 H: 1 E: 0 LOB: 1 K: 2 BB: 0 S: 11 P: 16	R: 0 H: 0 E: 0 LOB: 0 K: 0 BB: 1 S: 12 P: 19	R: 0 H: 0 E: 0 LOB: 0 K: 2 BB: 0 S: 12 P: 15	R: 0 H: 1 E: 0 LOB: 0 K: 0 BB: 0 S: 6 P: 11	R: 1 H: 2 E: 1 LOB: 1 K: 0 BB: 0 S: 7 P: 9	R: 0 H: 0 E: 0 LOB: 0 K: 0 BB: 0 S: 9 P: 16	R: 0 H: 0 E: 0 LOB: 0 K: 2 BB: 0 S: 10 P: 14	R: 0 H: 2 E: 0 LOB: 2 K: 1 BB: 0 S: 14 P: 22	1B: 6 SF: 0 2B: 3 SAC: 0 3B: 0 DP: 2 HR: 0 HBP: 0						

PITCHER	IP	WLS	BF	H	R	ER	SO	BB	IBB	HBP	BLK	WP	HR	S	P	ERA	WHIP
37 Max Scherzer, R (1, 1) ERA: 4.37	5.0		19	5	2	2	5	1	0	0	0	0	0	57	84	3.60	1.200
58 Doug Fister, R (6, 1) ERA: 2.94	3.0	W	11	2	1	0	2	0	0	0	0	0	0	26	39	0.00	0.667
46 Jose Valverde, R (9, 1) ERA: 2.37	1.0	S	5	2	0	0	1	0	0	0	0	0	0	14	22	0.00	2.000

PITCHER	IP	WLS	BF	H	R	ER	SO	BB	IBB	HBP	BLK	WP	HR	S	P	ERA	WHIP

Detroit Tigers @ Kansas City Royals

Kauffman Stadium, Kansas City, MO

Wed Sep 21 2011, 7:12 PM - 10:10 PM CDT

Att. 28,776 - Overcast - 67 F

livebaseballscorecards.com

AB	34
R	3
H	9
RBI	2
BB	1
SO	8
LOB	16

3 0 0 0 0 0 2

WP: 0 PA: 35
PB: 1
SB: 1
CS: 0

Batter	1	2	3	4	5	6	7	8	9	AB	R	H	RBI	BB	SO	LOB
6 Lorenzo Cain, R (1, 8) OBP: 0.400, SLG: 0.600	C FF 90 X FF 90 0-1 L8		C FF 91 X SL 86 0-1 53 G4-3 16 SF9 1-3 2B	S SL 86 C SL 86 B SL 87 X SL 85 1-2 E1 53 F8 1B	B FF 91 B SL 84 C SI 90 X SI 90 2-1 FC6-4 1-2f			B SL 86 B FF 94 F FF 94 B CH 87 X SI 94 3-1 G1-3 3-H		5	1	2	0	0	0	2
53 Melky Cabrera, S (1, 7) OBP: 0.339, SLG: 0.470	L SI 91 F FF 93 B CU 77 X FF 92 1-2 16 G5-4-3 1B		X SL 85 0-0 G4-3 2-3 3-H	F FF 90 B SI 89 X CH 81 1-1 F8 2-3		X SL 81 0-0 P4		C SL 84 B FF 94 B FF 93 B FF 93 B FF 93 4-1 16 2B BB		4	1	1	1	1	0	2
16 Billy Butler, R (1, 10) OBP: 0.364, SLG: 0.464	C FF 92 1 SAFE B FF 91 B SL 87 F FF 91 X FF 90 2-2 G5-4-3 1-2f		F SL 86 X FF 91 0-1 SF9 3-H	X CH 86 0-0 P6		B FF 90 C FF 89 T FF 91 B FF 90 S SL 84 2-3 K		F FF 94 X FF 94 0-1 1-H 2B		4	0	1	2	0	1	2
35 Eric Hosmer, L (1, 3) OBP: 0.343, SLG: 0.479		C CU 76 B SI 91 F SI 91 F FF 92 F SL 85 B CH 85 X CH 82 2-2 HR	C FF 93 S FF 94 S FF 93 0-3 K		C SL 85 F CU 76 B FF 91 X FF 90 1-2 21 HR 2B	B SI 89 B SL 83 S FF 90 F FF 90 S SI 90 2-3 K		C SI 96 F SI 95 S SI 96 0-3 K2-1		5	2	2	1	0	3	1
21 Jeff Francoeur, R (1, 9) OBP: 0.331, SLG: 0.479		C FF 93 F SI 92 B SI 93 X SL 88 1-2 G5-3		B SL 86 X CH 84 1-0 8 2B 13 HR 1B	X FF 90 0-0 2-H HR		C FF 92 C FF 93 X CH 88 0-2 G5-3		B FF 96 F FF 95 B FC 90 X FF 96 2-1 G6-3	5	2	2	2	0	0	0
8 Mike Moustakas, L (1, 5) OBP: 0.304, SLG: 0.346		B FF 92 X CH 85 1-0 13 E 1B	B FF 91 1 SAFE B FF 92 C FF 91 1 SAFE B CH 81 X FF 89 3-1 13 HR 1-3 2B	F FF 90 S SL 82 X SL 82 0-2 G4-3			B FF 94 X FF 94 1-0 13 G4-6-3 1B		C FF 97 F FF 97 B SL 83 B SL 83 X FF 97 2-2 13 G6-4-3 1B	5	1	4	0	0	0	0
13 Salvador Perez, R (1, 2) OBP: 0.374, SLG: 0.500		B SL 86 1 SAFE 1 SAFE X FF 92 1-0 L8 1-2	X FF 91 0-0 2-H 3-H HR	C SI 88 B SI 91 B SL 84 F SI 90 X FF 91 2-2 L9			C FF 94 D CH 88 X FF 94 1-1 G4-6-3 1-2f		B FF 96 X FF 96 1-0 G6-4-3 1-2f	5	1	1	3	0	0	3
9 Johnny Giavotella, R (1, 4) OBP: 0.263, SLG: 0.350		B FF 94 B SI 92 X FF 93 2-0 P4	B SL 86 B FF 93 B FF 92 C FF 90 X FF 92 3-1 P3	B SL 82 X FF 91 1-0 2 1B 1B			B SI 93 C FF 92 B SL 84 B FF 94 X FF 94 3-1 2 F9 6 WP 2B		4	1	2	0	0	0	1
2 Alcides Escobar, R (1, 6) OBP: 0.289, SLG: 0.343			C SL 85 X SI 90 0-1 6 2B 53 G4-3 1B	B SI 91 B CH 84 X FF 92 2-0 HR	C SI 90 B SI 90 F SI 90 B SL 84 F SL 84 X FF 91 2-2 6 FC6-4 1-2 1B			D FF 94 F FF 94 B FF 94 B FF 94 X FF 94 3-1 F9 2-3		4	2	3	1	0	0	1
Inning Stats	R: 0 E: 0 K: 0 S: 8 H: 1 LOB: 0 BB: 0 P: 11	R: 1 E: 1 K: 0 S: 11 H: 2 LOB: 1 BB: 0 P: 18	R: 2 E: 0 K: 1 S: 10 H: 2 LOB: 0 BB: 0 P: 10	R: 4 E: 1 K: 0 S: 13 H: 5 LOB: 1 BB: 0 P: 24	R: 2 E: 0 K: 0 S: 17 H: 4 LOB: 2 BB: 0 P: 25	R: 0 E: 0 K: 2 S: 7 H: 0 LOB: 0 BB: 0 P: 11	R: 0 E: 0 K: 0 S: 6 H: 1 LOB: 0 BB: 0 P: 8	R: 2 E: 0 K: 1 S: 12 H: 2 LOB: 1 BB: 1 P: 25	R: 0 E: 0 K: 0 S: 6 H: 1 LOB: 0 BB: 0 P: 11	1B: 9 2B: 5 3B: 0 HR: 4 SF: 1 SAC: 0 DP: 3 HBP: 0	WP: 1 PB: 0 SB: 0 CS: 0 PA: 43					

PITCHER		IP	WLS	BF	H	R	ER	SO	BB	IBB	HBP	BLK	WP	HR	S	P	ERA	WHIP
48 Zach Stewart, R ERA: 5.88	(1, 1)	4.0	L	23	12	9	9	1	0	0	0	0	0	4	46	68	20.25	3.000
77 Will Ohman, L ERA: 4.33	(5, 1)	2.0		8	2	0	0	2	0	0	0	0	0	0	20	31	0.00	1.000
58 Jason Frasor, R ERA: 3.6	(7, 1)	1.2		8	3	2	2	0	1	0	0	0	1	0	15	30	10.80	2.400
37 Matt Thornton, L ERA: 3.49	(8, 1)	1.1		4	1	0	0	1	0	0	0	0	0	0	9	14	0.00	0.750

PITCHER	IP	WLS	BF	H	R	ER	SO	BB	IBB	HBP	BLK	WP	HR	S	P	ERA	WHIP

TOP

Kansas City Royals @ Chicago White Sox

U.S. Cellular Field, Chicago, IL

Fri Sep 23 2011, 8:10 PM - 10:32 PM EDT

Att. 21,744 - Cloudy - 60 F

livebaseballscorecards.com

AB	41
R	11
H	18
RBI	10
BB	1
SO	4
LOB	12

Batter	1	2	3	4	5	6	7	8	9	AB	R	H	RBI	BB	SO	LOB
1 Juan Pierre, L (1, 7) OBP: 0.334, SLG: 0.333	B SI 82 B SI 83 B SI 81 C SI 82 C SI 83 X SI 83 3-2 ① G1-3		C CU 72 C CU 71 X EP 68 0-2 ② G1-3			B SI 83 F SI 83 X CH 77 1-1 ② G3			C SI 92 B SI 93 S SI 93 B SL 86 F FF 93 F SI 94 F SI 94 B SI 94 F SI 93 3-2 ① G3-1	4	0	0	0	0	0	0
10 Alexei Ramirez, R (1, 6) OBP: 0.328, SLG: 0.400 17 Tyler Flowers, R (9, PH) OBP: 0.305, SLG: 0.366	B SL 81 C CH 75 F SL 84 F FF 86 X CU 72 1-2 ② P4		B CU 71 C SL 82 F CU 73 B FF 86 F CU 73 F SI 87 X SL 84 2-2 ③ G1-3			B FF 84 X CH 76 1-0 ③ F7			C SI 94 F SL 85 B SI 94 X SI 95 1-2 ② G4-3	3 1	0 0	0 0	0 0	0 0	0 0	0 0
14 Paul Konerko, R (1, 3) OBP: 0.388, SLG: 0.520 55 Donny Lucy, R (9, PH) OBP: 0.286, SLG: 0.429	C SI 85 B SL 83 F FF 86 F SL 84 X FF 87 1-2 ③ F7			C SL 82 F CU 74 X SI 87 0-2 ① F9			F SL 83 B SL 82 X FF 85 1-1 HR		F SI 93 B SI 95 S FF 94 S SI 94 1-3 ③ K	3 1	1 0	1 0	1 0	0 0	0 1	0 0
12 A.J. Pierzynski, L (1, 2) OBP: 0.324, SLG: 0.410		B SL 82 X CH 77 1-0 ① G6-3		B CU 71 C FF 86 F SL 82 F SL 81 X SL 81 1-2 ② G6-3			X SL 83 0-0 ① P5			3	0	0	0	0	0	0
24 Dayan Viciedo, R (1, 9) OBP: 0.354, SLG: 0.329		C SI 84 T SL 83 B SI 87 F SL 83 X FF 87 1-2 44 BB 1B		C FF 86 F SI 86 X SI 86 0-2 ③ P3			C SI 83 F SL 83 B SI 86 C CU 73 1-3 ② K			3	0	1	0	0	1	0
44 Adam Dunn, L (1, 10) OBP: 0.293, SLG: 0.285		B SI 86 B SL 84 B CH 78 C SI 86 F FF 86 B FF 87 4-2 1-2 BB			C SI 82 B SL 84 B SL 82 B SL 82 X FF 85 3-1 ① F9		C CU 71 X SL 83 0-1 ③ L9			2	0	0	0	1	0	0
30 Alejandro De Aza, L (1, 8) OBP: 0.386, SLG: 0.522		C SI 86 B SL 83 B SI 84 C SL 82 C SI 84 2-3 ② K			C FF 85 B CU 74 F CH 76 X SI 86 1-2 ② G5-3			C SI 83 C CU 72 B SI 86 X SL 80 1-2 ① F7		3	0	0	0	0	1	2
22 Brent Morel, R (1, 5) OBP: 0.295, SLG: 0.372		B FF 86 X CH 77 1-0 ③ P4			C FF 85 X SL 83 0-1 ③ F7			C FF 85 F SL 83 C CU 74 0-3 ② K		3	0	0	0	0	1	2
15 Gordon Beckham, R (1, 4) OBP: 0.293, SLG: 0.329 38 Eduardo Escobar, S (8, PH) OBP: 0.286, SLG: 0.286 (9, 4)			B SI 84 C SL 82 X CH 76 1-1 ① P2			C SI 82 C SL 82 C FF 85 0-3 ① K		F FF 85 B SL 83 F SI 85 B CU 72 F FF 88 X CU 71 2-2 ③ L1		2 1	0 0	0 0	0 0	0 0	1 0	0 0
Inning Stats	R: 0 E: 0 K: 0 S: 11 H: 0 LOB: 0 BB: 0 P: 16	R: 0 E: 0 K: 1 S: 11 H: 1 LOB: 2 BB: 1 P: 20	R: 0 E: 0 K: 0 S: 10 H: 0 LOB: 0 BB: 0 P: 13	R: 0 E: 0 K: 0 S: 10 H: 0 LOB: 0 BB: 0 P: 11	R: 0 E: 0 K: 0 S: 7 H: 0 LOB: 0 BB: 0 P: 11	R: 0 E: 0 K: 1 S: 6 H: 0 LOB: 0 BB: 0 P: 8	R: 1 E: 0 K: 1 S: 8 H: 1 LOB: 0 BB: 0 P: 10	R: 0 E: 0 K: 1 S: 10 H: 0 LOB: 0 BB: 0 P: 13	R: 0 E: 0 K: 1 S: 14 H: 0 LOB: 0 BB: 0 P: 19	1B: 1 2B: 0 3B: 0 HR: 1	SF: 0 SAC: 0 DP: 0 HBP: 0	WP: 0 PB: 0 SB: 0 CS: 0	PA: 30				

PITCHER	IP	WLS	BF	H	R	ER	SO	BB	IBB	HBP	BLK	WP	HR	S	P	ERA	WHIP
52 Bruce Chen, L (1, 1) ERA: 3.98	8.0	W	27	2	1	1	4	1	0	0	0	0	1	73	102	1.12	0.375
32 Vin Mazzaro, R (9, 1) ERA: 8.88	1.0		3	0	0	0	1	0	0	0	0	0	0	14	19	0.00	0.000

PITCHER	IP	WLS	BF	H	R	ER	SO	BB	IBB	HBP	BLK	WP	HR	S	P	ERA	WHIP

BOTTOM

Kansas City Royals @ Chicago White Sox

U.S. Cellular Field, Chicago, IL

Fri Sep 23 2011, 8:10 PM - 10:32 PM EDT

Att. 21,744 - Cloudy - 60 F

livebaseballscorecards.com

AB	29
R	1
H	2
RBI	1
BB	1
SO	5
LOB	4

Batter	1	2	3	4	5	6	7	8	9	AB	R	H	RBI	BB	SO	LOB
6 Lorenzo Cain, R (1, 8) OBP: 0.333, SLG: 0.375	C FF 92 X FF 93 0-1 ① F7			B FF 91 C CH 84 S CH 85 S CH 85 1-3 ① K		F CH 83 F FC 90 B FC 90 B FC 90 B CH 84 F CH 84 F FC 90 B CH 84 4-2 53 2B BB		C FF 90 B FC 86 X CH 83 1-1 ① F8		3	1	0	0	1	1	0
53 Melky Cabrera, S (1, 7) OBP: 0.340, SLG: 0.472	X FF 93 0-0 ② G5-3			C FF 93 F FC 91 B CU 80 B CH 85 X FC 90 2-2 ② P5		B CH 84 X FC 89 1-0 35 1B 1-H 2-H 2B		F FF 91 X SI 92 0-1 35 CS 1B		4	1	2	2	0	0	0
16 Billy Butler, R (1, 10) OBP: 0.362, SLG: 0.460	C FF 93 B FF 94 F FF 93 S CH 85 1-3 ③ K			B CU 80 F FF 94 S FF 94 F CU 80 B CH 85 X FF 94 2-2 ③ G4-3		F FF 92 S CH 84 F FF 93 S FC 90 0-3 ② K		S SL 86 1 SAFE B SL 86 B SL 83 1 SAFE X FF 95 2-1 ② F8		4	0	0	0	0	2	2
35 Eric Hosmer, L (1, 3) OBP: 0.342, SLG: 0.477		X FF 91 0-0 ① P6			C FF 91 X FC 88 0-1 ① G1-3	X FC 89 0-0 2-H 1B		1 SAFE 0-0 ③ CS 1-2	B SL 79 B SI 95 C SI 95 C SI 96 T SL 81 2-2 ① K	4	0	1	1	0	1	0
21 Jeff Francoeur, R (1, 9) OBP: 0.329, SLG: 0.476		C FF 91 F FC 89 B FF 93 T FC 91 1-2 ② K			X CH 84 0-0 ② P3	F FC 87 S CH 80 1 SAFE 1 SAFE F FC 88 1 SAFE S CH 80 0-3 ③ K			B FF 95 B FF 97 C FF 97 F FF 95 S SL 88 2-3 ② K	4	0	0	0	0	3	1
13 Salvador Perez, R (1, 2) OBP: 0.371, SLG: 0.493		C FF 92 X FF 94 0-1 ③ G4-3			C FF 92 B FF 94 F CH 85 X CH 84 1-2 1B		X FC 86 0-0 ① L4		B FF 96 B FF 95 B FF 95 C FF 96 X FF 96 3-1 ③ G4-3	4	0	1	0	0	0	0
8 Mike Moustakas, L (1, 5) OBP: 0.302, SLG: 0.343			C FF 90 C CU 78 F FF 93 S CU 76 0-3 ① K		X FC 88 0-0 ③ F8		B FF 90 F CH 82 X FC 88 1-1 ② P5			3	0	0	0	0	1	1
9 Johnny Giavotella, R (1, 4) OBP: 0.270, SLG: 0.355			C FF 93 B FF 94 F FC 89 B FF 94 B CH 85 S CH 84 3-3 ② K			B FC 87 S FC 88 F CH 84 B FF 94 X CH 85 2-2 2 S 53 2B 1B	X FF 92 0-0 1B			3	1	2	0	0	1	0
2 Alcides Escobar, R (1, 6) OBP: 0.287, SLG: 0.341			C FC 89 B FF 93 X FC 90 1-1 ③ G6-3			S FF 89 D FC 91 S CH 85 S FC 92 1-3 ① K 1-2	B CH 79 1 SAFE C CH 81 X FC 88 1-1 ③ G5-3			3	0	0	0	0	1	2
Inning Stats	R: 0 E: 0 K: 1 S: 6 H: 0 LOB: 0 BB: 0 P: 7	R: 0 E: 0 K: 1 S: 6 H: 0 LOB: 0 BB: 0 P: 7	R: 0 E: 0 K: 2 S: 9 H: 0 LOB: 0 BB: 0 P: 13	R: 0 E: 0 K: 1 S: 10 H: 0 LOB: 0 BB: 0 P: 15	R: 0 E: 0 K: 0 S: 7 H: 1 LOB: 1 BB: 0 P: 8	R: 3 E: 0 K: 3 S: 20 H: 3 LOB: 1 BB: 1 P: 28	R: 0 E: 0 K: 0 S: 6 H: 1 LOB: 1 BB: 0 P: 8	R: 0 E: 0 K: 0 S: 6 H: 1 LOB: 0 BB: 0 P: 9	R: 0 E: 0 K: 2 S: 8 H: 0 LOB: 0 BB: 0 P: 15	1B: 5 2B: 1 3B: 0 HR: 0 SF: 0 SAC: 0 DP: 0 HBP: 0						

PITCHER		IP	WLS	BF	H	R	ER	SO	BB	IBB	HBP	BLK	WP	HR	S	P	ERA	WHIP
50 John Danks, L ERA: 4.33	(1, 1)	7.1	W	29	6	3	3	8	1	0	0	0	0	0	68	91	3.68	0.955
26 Jesse Crain, R ERA: 2.37	(8, 1)	0.1	H	1	0	0	0	0	0	0	0	0	0	0	2	4	0.00	0.000
49 Chris Sale, L ERA: 2.61	(8, 1)	0.2	H	1	0	0	0	1	0	0	0	0	0	0	3	5	0.00	0.000
46 Sergio Santos, R ERA: 3.34	(9, 1)	0.2		2	0	0	0	1	0	0	0	0	0	0	5	10	0.00	0.000

PITCHER	IP	WLS	BF	H	R	ER	SO	BB	IBB	HBP	BLK	WP	HR	S	P	ERA	WHIP

TOP

Kansas City Royals @ Chicago White Sox

U.S. Cellular Field, Chicago, IL

Sat Sep 24 2011, 7:10 PM - 9:34 PM EDT

Att. 26,249 - Partly Cloudy - 61 F

livebaseballscorecards.com

AB	32
R	3
H	6
RBI	3
BB	1
SO	10
LOB	6

BOTTOM

Kansas City Royals @ Chicago White Sox

U.S. Cellular Field, Chicago, IL

Sat Sep 24 2011, 7:10 PM - 9:34 PM EDT

Att. 26,249 - Partly Cloudy - 61 F

livebaseballscorecards.com

Batter	1	2	3	4	5	6	7	8	9	AB	R	H	RBI	BB	SO	LOB
1 Juan Pierre, L (1, 7) OBP: 0.335, SLG: 0.333	B FF 91 X FF 92 1-0 ① G6-3	B SL 89 B FF 92 C FF 92 B SL 87 B FF 91 4-1 1-2 2-3 3-H BB		C FF 91 B CU 80 B FF 90 F FF 90 X FF 91 2-2 1B		1 SAFE X FF 95 0-0 ③ G4-3				3	0	1	1	1	0	1
10 Alexei Ramirez, R (1, 6) OBP: 0.326, SLG: 0.398	X FF 93 0-0 ② P4	B FF 92 C SL 88 X CU 79 1-1 ② SF7 3-H		C SL 88 X FF 88 0-1 ② P5			B FF 96 C FF 95 F FF 96 B FF 97 X FF 96 2-2 ① G6-3			3	0	0	1	0	0	1
14 Paul Konerko, R (1, 3) OBP: 0.386, SLG: 0.516	F FF 92 B SL 88 S CH 84 B CU 78 C SL 90 2-3 ③ K	B SL 88 C FF 92 B SL 89 C CH 84 X FF 91 2-2 ③ F8		1 SAFE C FF 90 1 SAFE X CU 79 0-1 ③ G5-3			X FF 97 0-0 ② G5-3			4	0	0	0	0	1	3
12 A.J. Pierzynski, L (1, 2) OBP: 0.323, SLG: 0.409		B FF 91 B SL 90 X FF 92 2-0 51 HR 1B	B CU 78 X FF 91 1-0 ① G4-3		C FF 89 X SL 86 0-1 ① G4-3		C FF 96 X CH 88 0-1 ③ G4-3			4	1	1	0	0	0	0
51 Alex Rios, R (1, 8) OBP: 0.265, SLG: 0.349		B CU 79 X SL 86 1-0 1-H HR	C FF 90 X FF 89 0-1 ② 1B		C CU 76 X CU 78 0-1 ② G6-3			C FF 96 B SL 89 S SL 87 B SL 89 X FF 96 2-2 22 FC1-4-6 3B		4	2	3	2	0	0	0
44 Adam Dunn, L (1, 10) OBP: 0.293, SLG: 0.283		C FF 92 B SI 89 F FF 92 F SL 89 B FF 91 B SL 88 B FF 92 4-2 22 BB 24 1B 1 BB BB	D FF 91 C SL 88 B FF 91 B SI 90 F FF 91 S FF 91 3-3 ② K		C SL 86 C SI 87 B SL 84 X FF 89 1-2 ③ F8			S SL 90 C FF 97 B FF 97 B SI 97 D SL 88 S SL 91 3-3 ① K		3	1	0	0	1	2	2
24 Dayan Viciedo, R (1, 9) OBP: 0.354, SLG: 0.330 30 Alejandro De Aza, L (8, PH) OBP: 0.390, SLG: 0.522 (9, 9)	B SL 87 S FF 91 B CU 80 X SL 88 2-1 1 BB 22 BB 10 SF7 1-2 1B	F SL 89 T CU 80 B FF 91 S FF 90 1-3 ③ K				X FF 96 0-0 ① G1-3		I IN 74 I IN 71 I IN 71 I IN 67 4-0 22 FC1-4-6 IBB		3 0	1 0	1 0	0 0	0 1	1 0	1 0
22 Brent Morel, R (1, 5) OBP: 0.297, SLG: 0.379	F FF 92 D CH 84 F SL 88 D SL 83 F SL 88 F FF 93 F FF 93 B FF 91 B FF 92 4-2 1 BB 1-2 2-3 BB			C FF 90 B CH 83 B CU 80 F FF 90 B FF 89 X FF 90 3-2 HR		B SI 96 C FF 96 B CU 80 B SL 88 F FF 96 B SL 87 X FF 96 3-2 ② G5-3		B FF 97 1 SAFE F FF 97 1 SAFE X FF 97 1-1 ② FC1-4-6 15 S 1-2f 3-H		3	1	1	2	1	0	1
15 Gordon Beckham, R (1, 4) OBP: 0.293, SLG: 0.327		C CU 79 C CU 80 D SL 85 F CU 82 S FF 93 1-3 ① K		F CH 82 B SL 86 F FF 92 F CU 80 B CU 79 X CH 82 2-2 ① F7		C SI 96 B FF 96 F FF 96 B FF 98 B SL 87 B FF 96 4-2 BB		B SL 88 B FF 97 F SI 97 F FF 97 B SL 90 F FF 97 S SL 89 3-3 ③ K 1-2		3	0	0	0	1	2	4

	AB	30
	R	6
	H	7
	RBI	6
	BB	5
	SO	6
	LOB	13

Inning Stats																								
	R: 0	H: 0	R: 4	H: 3	R: 0	H: 1	R: 1	H: 2	R: 0	H: 0	R: 0	H: 0	R: 0	H: 0	R: 1	H: 1	1B: 4	SF: 1	WP: 0	PA: 36				
	E: 0	LOB: 0	E: 0	LOB: 2	E: 0	LOB: 1	E: 0	LOB: 1	E: 0	LOB: 0	K: 0	LOB: 1	E: 0	LOB: 0	E: 0	LOB: 1	2B: 0	SAC: 0	PB: 0					
	K: 1	BB: 0	K: 1	BB: 3	K: 2	BB: 0	K: 0	BB: 0	K: 0	BB: 0	S: 7	BB: 1	K: 0	BB: 0	K: 2	BB: 1	3B: 1	DP: 0	SB: 1					
	S: 5	P: 8	S: 22	P: 43	S: 9	P: 14	S: 14	P: 21	S: 7	P: 8	S: 7	P: 14	S: 6	P: 8	S: 12	P: 25	HR: 2	HBP: 0	CS: 0					

PITCHER		IP	WLS	BF	H	R	ER	SO	BB	IBB	HBP	BLK	WP	HR	S	P	ERA	WHIP
61 Everett Teaford, L ERA: 3.27	(1, 1)	5.0	L	24	6	5	5	4	3	0	0	0	0	2	57	94	9.00	1.800
38 Blake Wood, R ERA: 3.65	(6, 1)	3.0		12	1	1	1	2	1	1	0	0	0	0	25	47	3.00	0.667

PITCHER	IP	WLS	BF	H	R	ER	SO	BB	IBB	HBP	BLK	WP	HR	S	P	ERA	WHIP

Batter	1	2	3	4	5	6	7	8	9	AB	R	H	RBI	BB	SO	LOB
1 Jarrod Dyson, L (1, 8) OBP: 0.316, SLG: 0.219	C SI 91 B FF 93 B SI 91 F FC 87 F FF 92 F FC 87 B FF 92 B FC 88 4-2 53 G3-6-1 BB		F SI 90 F FF 90 B SI 90 1-2 CS 1-2	B FC 83 X FF 91 1-0 G1-3		X FC 85 0-0 2-H 3-H 2B		L FF 90 B FF 91 F FF 92 C SI 91 1-3 K		3	0	1	2	1	1	0
53 Melky Cabrera, S (1, 7) OBP: 0.338, SLG: 0.469	B FF 88 1 SAFE 1 SAFE F FF 89 1 SAFE F FF 90 B CU 78 F FF 91 F FF 89 2-2 X CU 77 G3-6-1 1-2f			S CU 79 F FF 90 B FF 92 B CU 81 B FC 84 X FC 85 3-2 F8		B FF 90 S FF 90 F CH 88 X CU 79 1-2 F7			S FF 95 F FF 95 B FF 96 B FF 97 B FF 96 S FF 97 3-3 K	4	0	0	0	0	1	2
16 Billy Butler, R (1, 10) OBP: 0.360, SLG: 0.457	B FF 91 X SI 92 1-0 G4-3			B FC 85 F FC 84 B SI 92 X FC 85 2-1 F8		X SI 90 0-0 G4-3			X FF 97 0-0 F7	4	0	0	0	0	0	1
35 Eric Hosmer, L (1, 3) OBP: 0.340, SLG: 0.474		B FF 92 B SI 93 F FC 86 C CU 80 X CU 81 2-2 G3-1			C CU 78 S FF 90 B CU 77 S CU 80 1-3 K		B CU 79 C FF 90 B FF 90 C FF 92 F FF 92 S CU 81 2-3 K2-3		S FF 96 B FF 97 S FF 96 B FF 97 S SL 83 2-3 K2-3	4	0	0	0	0	3	0
13 Salvador Perez, R (1, 2) OBP: 0.363, SLG: 0.482		F FF 91 S FC 87 B FC 87 S FC 85 1-3 K			B FC 85 B FC 86 X FF 90 2-0 G6-3		F FF 91 F FF 92 S CU 80 0-3 K			3	0	0	0	0	2	0
8 Mike Moustakas, L (1, 5) OBP: 0.302, SLG: 0.340		C SI 93 B CH 87 F FF 93 B FF 90 F FC 86 F CU 82 F FC 86 B FF 93 F FC 87 3-3 S SI 84 K			B FF 91 B FF 92 X FC 84 2-0 P4		B SI 90 B FF 90 B FF 91 B FF 90 4-0 BB			2	0	0	0	1	1	0
6 Lorenzo Cain, R (1, 9) OBP: 0.333, SLG: 0.364			B FF 91 C FF 92 S FC 85 S CU 80 1-3 K			C FC 84 B SI 90 S FC 86 B FC 86 B FC 85 X FC 86 3-2 2 SH5-4 17 1B 1 2B 1B	C FF 91 F FF 91 X FF 90 0-2 F9			3	1	1	0	0	1	1
17 Chris Getz, L (1, 4) OBP: 0.313, SLG: 0.287			C SI 92 B CU 80 S FF 92 B FF 92 S CU 80 2-3 K2-3			1 SAFE S SI 89 1 SAFE B FF 90 P PO 86 1 SAFE F FF 90 X CU 77 2-2 2 SH5-4 1 2B 1-2 1B		S FC 82 C FF 92 C SI 92 0-3 K		3	1	1	0	0	2	0
2 Alcides Escobar, R (1, 6) OBP: 0.286, SLG: 0.340			B FF 92 C FC 84 S FC 86 S CU 79 1-3 K 1 CS			C FC 84 X FC 84 0-1 SH5-4 1-2 2-3		B FF 92 L FF 91 B FC 86 B FF 91 X FF 90 3-1 F7		2	0	0	0	0	1	0
Inning Stats	R: 0 E: 0 K: 0 S: 10 H: 0 LOB: 0 BB: 1 P: 17	R: 0 E: 0 K: 2 S: 13 H: 0 LOB: 0 BB: 0 P: 19	R: 0 E: 0 K: 3 S: 11 H: 0 LOB: 0 BB: 0 P: 16	R: 0 E: 0 K: 0 S: 6 H: 0 LOB: 0 BB: 0 P: 12	R: 0 E: 0 K: 1 S: 5 H: 0 LOB: 0 BB: 0 P: 10	R: 2 E: 0 K: 0 S: 14 H: 3 LOB: 1 BB: 0 P: 19	R: 0 E: 0 K: 2 S: 10 H: 0 LOB: 1 BB: 1 P: 16	R: 0 E: 0 K: 2 S: 8 H: 0 LOB: 0 BB: 0 P: 12	R: 0 E: 0 K: 2 S: 7 H: 0 LOB: 0 BB: 0 P: 12	1B: 2 2B: 1 3B: 0 HR: 0 SF: 0 SAC: 1 DP: 1 HBP: 0						

PITCHER		IP	WLS	BF	H	R	ER	SO	BB	IBB	HBP	BLK	WP	HR	S	P	ERA	WHIP
34 Gavin Floyd, R ERA: 4.37	(1, 1)	8.0	L	28	3	2	2	10	2	0	0	0	1	0	77	121	2.25	0.625
37 Matt Thornton, L ERA: 3.43	(9, 1)	1.0		3	0	0	0	2	0	0	0	0	0	0	7	12	0.00	0.000

PITCHER	IP	WLS	BF	H	R	ER	SO	BB	IBB	HBP	BLK	WP	HR	S	P	ERA	WHIP

TOP

Kansas City Royals @ Chicago White Sox

U.S. Cellular Field, Chicago, IL

Sun Sep 25 2011, 2:12 PM - 4:38 PM EDT

Att. 22,018 - Drizzle - 61 F

livebaseballscorecards.com

AB	28
R	2
H	3
RBI	2
BB	2
SO	12
LOB	4

1B: 2 SF: 0
2B: 1 SAC: 1
3B: 0 DP: 1
HR: 0 HBP: 0

WP: 1 PA: 32
PB: 0
SB: 0
CS: 1

BOTTOM

Kansas City Royals @ Chicago White Sox

U.S. Cellular Field, Chicago, IL

Sun Sep 25 2011, 2:12 PM - 4:38 PM EDT

Att. 22,018 - Drizzle - 61 F

livebaseballscorecards.com

Batter	1	2	3	4	5	6	7	8	9	AB	R	H	RBI	BB	SO	LOB
1 Juan Pierre, L (1, 7) OBP: 0.334, SLG: 0.332	C FF 91 L FF 92 X FF 92 0-2 10 CS 1B			C FF 91 X FF 92 0-1 ① B1-3		X FF 93 0-0 ② G6-3		F FF 91 X FF 92 0-1 ② L6		4	0	1	0	0	0	1
10 Alexei Ramirez, R (1, 6) OBP: 0.327, SLG: 0.399	B FF 91 1 SAFE B FF 90 B FF 91 C FF 90 C FF 92 T FF 92 3-2 ①② K 1-2			B SI 91 X SI 92 1-0 ② P6		C FF 92 X FF 92 0-1 14 HBP 1B		C FF 91 X FF 92 0-1 14 2B 1-2 1B		4	0	2	0	0	1	1
14 Paul Konerko, R (1, 3) OBP: 0.388, SLG: 0.517	C FF 93 T FF 93 F FF 92 B SL 82 F SL 81 B FF 94 X FF 93 2-2 ③ F9			B SI 90 B FF 91 B FF 91 B FF 90 4-0 12 FC4-6 BB		B FF 92 C SI 91 H SI 91 2-1 1-2 HBP		X FF 96 0-0 1-3 2-H 2B		2	0	1	1	1	0	0
12 A.J. Pierzynski, L (1, 2) OBP: 0.322, SLG: 0.406		B FF 92 F FF 92 C FF 92 B FF 92 F SL 79 X FF 92 2-2 ① F8		B FF 91 X FF 91 1-0 ③ FC4-6 1-2f		B FF 93 F FF 93 D FF 91 F FF 92 F SL 80 S SL 81 2-3 ③ K		I I IN 70 I IN 77 I IN 77 4-0 IBB		3	0	0	0	1	1	3
51 Alex Rios, R (1, 8) OBP: 0.265, SLG: 0.348 24 Dayan Viciedo, R (5, 9) OBP: 0.343, SLG: 0.319		B SI 91 B SI 91 S SI 92 X SI 92 2-1 ② G5-3			B FF 90 F FF 91 F SI 90 X SI 92 1-2 ① G1-3		B CH 79 X SI 91 1-0 ① G5-3	C SL 85 S SL 84 F SL 85 F SL 85 F FF 97 D SL 84 C SL 85 1-3 ③ K		1 3	0 0	0 0	0 0	0 0	0 1	0 3
44 Adam Dunn, L (1, 10) OBP: 0.292, SLG: 0.280		F FF 92 F FF 91 C FC 91 0-3 ③ K			C FC 90 B FF 91 B CH 81 B FF 92 B FF 93 4-1 30 1B BB		B FF 91 X CH 81 1-0 ② G3-1		C FF 96 S SL 85 B CU 82 C FF 97 1-3 ① K	3	0	0	0	1	2	0
30 Alejandro De Aza, L (1, 9) OBP: 0.386, SLG: 0.514 (5, 8)			C FF 91 S CH 83 B FF 92 S CH 82 1-3 ① K		X FC 92 0-0 22 G6-4-3 1-2 1B	X FF 92 0-0 ③ G1-3			C FF 94 B CU 76 S SL 84 S SL 86 1-3 ② K	4	0	1	0	0	2	0
22 Brent Morel, R (1, 5) OBP: 0.294, SLG: 0.376			C FC 92 B SI 93 B FF 91 S FF 91 B FF 92 X FF 91 3-2 ② P5		B SI 91 B SI 92 F SI 92 B FF 90 F SI 92 X SI 92 3-2 ②③ G6-4-3 1-2f			B SI 89 C FF 90 B FF 92 B FC 91 X FF 91 3-1 ① G5-3	C CU 82 S FF 97 B FF 97 C SL 84 1-3 ③ K	4	0	0	0	0	1	2
15 Gordon Beckham, R (1, 4) OBP: 0.293, SLG: 0.327			C FF 91 B SI 91 X FF 92 1-1 ③ F7			C SI 90 F SI 92 B FF 91 X FF 90 1-2 ① L6		B SI 90 X SI 91 1-0 10 1B 14 2B 1B		3	1	1	0	0	0	0

Inning Stats	1	2	3	4	5	6	7	8	9
	R: 0 E: 0 K: 1 S: 11 H: 1 LOB: 0 BB: 0 P: 16	R: 0 E: 0 K: 1 S: 9 H: 0 LOB: 0 BB: 0 P: 13	R: 0 E: 0 K: 1 S: 8 H: 0 LOB: 0 BB: 0 P: 13	R: 0 E: 0 K: 0 S: 4 H: 0 LOB: 1 BB: 1 P: 10	R: 0 E: 0 K: 0 S: 8 H: 1 LOB: 1 BB: 1 P: 16	R: 0 E: 0 K: 1 S: 11 H: 1 LOB: 2 BB: 0 P: 16	R: 0 E: 0 K: 0 S: 3 H: 0 LOB: 0 BB: 0 P: 5	R: 1 E: 0 K: 1 S: 14 H: 3 LOB: 3 BB: 1 P: 23	R: 0 E: 0 K: 3 S: 9 H: 0 LOB: 0 BB: 0 P: 12

1B: 5	SF: 0	WP: 0
2B: 1	SAC: 0	PA: 35
3B: 0	DP: 1	PB: 0
HR: 0	HBP: 1	SB: 0
		CS: 1

	AB	31
	R	1
	H	6
	RBI	1
	BB	3
	SO	8
	LOB	10

PITCHER		IP	WLS	BF	H	R	ER	SO	BB	IBB	HBP	BLK	WP	HR	S	P	ERA	WHIP
39 Luis Mendoza, R ERA: 1.23	(1, 1)	7.2	W	29	5	1	1	4	2	0	1	0	0	0	61	100	1.17	0.913
56 Greg Holland, R ERA: 1.8	(8, 1)	1.1	S	6	1	0	0	4	0	1	0	0	0	0	16	24	0.00	0.750

PITCHER	IP	WLS	BF	H	R	ER	SO	BB	IBB	HBP	BLK	WP	HR	S	P	ERA	WHIP

Kansas City Royals @ Minnesota Twins

Target Field, Minneapolis, MN

Mon Sep 26 2011, 7:11 PM - 9:56 PM CDT

Att. 34,847 - Cloudy - 68 F

TOP

livebaseballscorecards.com

Batter	1	2	3	4	5	6	7	8	9	AB	R	H	RBI	BB	SO	LOB
1 Jarrod Dyson, L (1, 8) OBP: 0.326, SLG: 0.222	C FF 87 F FF 88 B FF 87 B SL 88 S FF 89 2-3 **K** ①		C FF 89 B FF 89 F FF 89 X SL 80 1-2 53 S 1B		B FF 88 C CU 73 1 SAFE 1 SAFE B FF 88 C FF 88 B FF 88 S FF 88 3-3 **K** ②③ 1-2	F FF 95 B FF 94 C CH 82 B FF 95 X FF 94 2-2 G6-3 ③ 1-2			C SL 81 B FF 90 B FF 90 B SI 91 C SI 90 F SI 91 B SI 91 4-2 13 S 12 PB 13 1B BB	4	1	1	0	1	2	3
53 Melky Cabrera, S (1, 7) OBP: 0.339, SLG: 0.470 12 Mitch Maier, L (6, PR) OBP: 0.358, SLG: 0.352 (6, 7)	B CU 73 X FF 89 1-0 16 1B 35 SF9 1B		1 SAFE 1 SAFE B FF 88 C FF 87 B FF 88 X SL 80 2-1 L3 ② 1-2			B FF 86 B FF 88 X FF 87 2-0 16 2B 1B	X FF 93 0-0 F8 ①		C SI 91 C SI 91 B SL 84 C SL 84 1-3 **K** ① 1-2	3 2	1 1	2 0	0 0	0 0	0 1	1 1
16 Billy Butler, R (1, 10) OBP: 0.361, SLG: 0.459	C FF 88 X FF 88 0-1 1-3 1B		C FF 90 C FF 89 X CU 75 0-2 F9 ③			C SL 79 B FF 88 F FF 88 X FF 90 1-2 35 G3 13 SF8 1-H 2B	C FF 94 S CH 83 S CH 85 0-3 **K** ②		I IN 58 I IN 68 I IN 70 I IN 65 4-0 13 1B 13 S IBB	4	1	2	1	1	1	1
35 Eric Hosmer, L (1, 3) OBP: 0.337, SLG: 0.470	S FF 89 X FF 88 0-1 SF9 ② 3-H			X CU 74 0-0 F8 ①		B CU 72 T FF 88 B FF 88 F SL 79 B FF 89 X FF 89 3-2 G3 ① 2-3	C CH 83 F FF 94 X FF 94 0-2 F8 ③		B SL 84 B SI 91 X SI 90 2-0 F6 ②	4	0	0	1	0	0	4
13 Salvador Perez, R (1, 2) OBP: 0.364, SLG: 0.482	B SL 80 X SL 80 1-0 F8 ③			B FF 90 C FF 89 B FF 89 F FF 90 F SL 81 X FF 90 2-2 G6-3 ②		X CU 73 0-0 SF8 ② 3-H		B FF 94 T CH 83 X CH 84 1-1 6 1B 8 G3-1 9 SF9 1B	F SL 83 C SI 91 B SI 91 F SI 91 F SL 84 B SI 91 B SI 91 X SI 91 3-2 1-3 2-H 1B	4	1	2	2	0	0	1
8 Mike Moustakas, L (1, 5) OBP: 0.303, SLG: 0.353		C FF 87 B FF 88 B CU 78 T FF 88 S FF 89 2-3 **K** ①		B FF 89 B CU 75 F FF 90 F FF 90 F FF 91 B SL 81 X FF 90 3-2 2B		C CU 74 C FF 89 B FF 90 B FF 90 F FF 91 F FF 90 X FF 89 2-2 HR		B SL 85 X FC 94 1-0 G3-1 ① 1-2	B SL 83 S SL 82 F SI 90 B SL 83 B SI 91 X SL 84 3-2 G3 ③	5	1	2	1	0	1	3
6 Lorenzo Cain, R (1, 9) OBP: 0.375, SLG: 0.400		F FF 89 C FF 89 B FF 89 F FF 90 X SL 80 1-2 P3 ②		C FF 89 X FF 89 0-1 L3 ③		X FF 89 0-0 9 1B 2 1B 1B		B FF 95 D CH 85 S CH 84 B FF 96 X FF 95 3-1 2 FC6-4 2-3 1B		4	1	2	0	0	0	1
9 Johnny Giavotella, R (1, 4) OBP: 0.270, SLG: 0.355		B FF 88 X FF 88 1-0 P6 ③			X FF 88 0-0 F7 ①	C FF 87 1 SAFE B FF 87 C SL 79 F FF 88 B SL 79 1 SAFE F FF 88 F FF 90 3-2 F FF 89 D CU 74 X SL 79 1-3 2 1B 1B		B FF 95 F FF 95 B FF 96 F CH 85 F CH 86 X FC 94 2-2 SF9 ② 3-H	3	0	1	1	0	0	0
2 Alcides Escobar, R (1, 6) OBP: 0.288, SLG: 0.341			X FF 89 0-0 F7 ①		B FF 89 B FF 88 C FF 88 F FF 89 X FF 89 2-2 1 CS 1B	S CH 81 B CH 86 X FC 94 1-1 1 S 1-3 3-H 1B		1 SAFE F CH 86 X CH 84 0-1 FC6-4 ③ 1-2f	4	0	2	1	0	0	1

Inning Stats																								
	R: 1	H: 2	R: 0	H: 0	R: 0	H: 1	R: 0	H: 1	R: 0	H: 1	R: 4	H: 6	R: 0	H: 0	R: 1	H: 2	R: 1	H: 1	1B: 11	SF: 3	WP: 0	PA: 42
	E: 0	LOB: 1	E: 0	LOB: 0	E: 0	LOB: 1	E: 0	LOB: 1	E: 0	LOB: 1	E: 0	LOB: 3	E: 0	LOB: 0	E: 0	LOB: 1	E: 0	LOB: 2	2B: 3	SAC: 0	PB: 1	
	K: 1	BB: 0	K: 1	BB: 0	K: 0	BB: 0	K: 0	BB: 0	K: 1	BB: 0	K: 0	BB: 0	K: 1	BB: 0	K: 0	BB: 0	K: 1	BB: 2	3B: 0	DP: 1	SB: 4	
	S: 9	P: 13	S: 8	P: 12	S: 9	P: 12	S: 11	P: 16	S: 7	P: 12	S: 26	P: 40	S: 7	P: 7	S: 11	P: 18	S: 15	P: 32	HR: 1	HBP: 0	CS: 1	

PITCHER		IP	WLS	BF	H	R	ER	SO	BB	IBB	HBP	BLK	WP	HR	S	P	ERA	WHIP
59 Kevin Slowey, R ERA: 6.67	(1, 1)	5.2	L	26	10	5	5	3	0	0	0	0	0	1	65	97	7.94	1.765
37 Jim Hoey, R ERA: 5.47	(6, 1)	2.1		10	3	1	1	1	0	0	0	0	0	0	23	33	3.86	1.286
54 Phil Dumatrait, L ERA: 3.92	(9, 1)	1.0		6	1	1	1	1	1	1	0	0	0	0	15	32	9.00	2.000

PITCHER	IP	WLS	BF	H	R	ER	SO	BB	IBB	HBP	BLK	WP	HR	S	P	ERA	WHIP

AB	37
R	7
H	14
RBI	7
BB	2
SO	5
LOB	16

BOTTOM

Kansas City Royals @ Minnesota Twins

Target Field, Minneapolis, MN

Mon Sep 26 2011, 7:11 PM - 9:56 PM CDT

Att. 34,847 - Cloudy - 68 F

livebaseballscorecards.com

Batter	1	2	3	4	5	6	7	8	9	AB	R	H	RBI	BB	SO	LOB
11 Ben Revere, L (1, 8) OBP: 0.311, SLG: 0.306	C FF 92 B SI 93 X SI 94 1-1 G5-3 ①		X FF 95 0-0 FC4-6 ② 26 E 1-2f		B FF 94 C FF 94 B FF 95 B SI 94 F FF 95 X FF 95 3-2 P6 ①		C CU 72 F FF 91 X FF 91 0-2 G4-3 ②			4	0	0	0	0	0	2
26 Brian Dinkelman, L (1, 7) OBP: 0.355, SLG: 0.324	C FF 94 X CH 84 0-1 F8 ②		1 SAFE 1 SAFE X FF 95 0-0 G4-3 ③ 1-2		B SL 86 1 SAFE F FF 94 F CH 86 1 SAFE B SI 96 S SL 88 2-3 K ②		B CH 82 C FF 91 C CU 73 S CU 74 1-3 K2-3 ③			3	0	0	0	0	1	2
63 Joe Benson, R (7, PH) OBP: 0.273, SLG: 0.365 (8, 7)										1	0	0	0	0	1	0
5 Michael Cuddyer, R (1, 9) OBP: 0.347, SLG: 0.461	F FF 95 C FF 95 X SL 87 0-2 1B			C FF 95 B FF 94 S SL 86 F SL 86 S FF 97 1-3 K ①	B CU 77 F SL 86 X SL 86 1-1 HR 1-H			C FF 96 B CU 81 C FF 98 F FF 98 B CH 83 F FF 96 X FF 97 2-2 F9 ①		4	1	2	2	0	1	0
27 Chris Parmelee, L (1, 3) OBP: 0.425, SLG: 0.543	F FF 95 C FF 94 S SI 96 0-3 K2-3 ③			B CH 86 B FF 94 C SI 96 F SL 86 B FF 96 B FF 96 4-2 BB 22 1B 23 1B	C SL 86 B CU 76 B FF 95 B SI 95 F FF 94 X SL 87 3-2 2B			C CH 86 B FF 98 B FF 96 B FF 95 F FF 96 F FF 97 X CH 84 3-2 F7 ②		3	1	1	0	1	1	1
22 Danny Valencia, R (1, 5) OBP: 0.293, SLG: 0.383		S FF 95 B FF 95 B SL 86 S SL 87 S SL 88 2-3 K ①		B SL 86 S SL 86 X SL 87 1-1 1B 23 1B 1-2	C FF 93 F CH 84 F FF 95 X SL 87 0-2 P3 ③			B CU 80 C FF 98 F FF 96 F FF 98 X CU 79 1-2 G6-3 ③		4	0	1	0	0	1	1
24 Trevor Plouffe, R (1, 6) OBP: 0.301, SLG: 0.390		B FF 96 B FF 95 C FF 96 C FF 95 B FF 97 F FF 96 S SL 87 3-3 K ②		C FF 96 S FF 96 D SL 88 F SL 88 F FF 95 S FF 96 1-3 K ②		C FF 92 B FF 92 S SL 84 X SL 86 1-2 G6-3 ①			C FF 92 F SL 82 X SL 82 0-2 G5-3 ①	4	0	0	0	0	2	2
23 Rene Tosoni, L (1, 10) OBP: 0.276, SLG: 0.329		B FF 95 B FF 95 X FF 93 2-0 G4-3 ③		B FF 95 C FF 94 S SL 89 F SI 96 X SI 95 1-2 1B 1-2 2-H		C CU 77 F FF 93 B SL 86 B SL 85 C SL 86 2-3 K ②			B SI 93 F FF 91 B FF 92 B SI 92 B SI 93 4-1 BB	3	0	1	1	1	1	0
38 Luke Hughes, R (1, 4) OBP: 0.291, SLG: 0.340			B FF 94 F FF 94 X FF 95 1-1 11 FC4-6 1B	B SL 87 C SL 86 C SL 88 F FF 96 S FF 96 1-3 K ③		F FF 93 X FF 94 0-1 F7 ③			C FF 93 S SL 84 C SL 82 0-3 K ②	4	0	1	0	0	2	3
41 Drew Butera, R (1, 2) OBP: 0.206, SLG: 0.236 20 Matt Tolbert, S (9, PH) OBP: 0.251, SLG: 0.265			B FF 94 F FF 94 T FF 96 S FF 96 1 SAFE 1-3 K ①		B SL 84 B FF 93 B FF 95 B FF 92 4-0 5 HR BB		C FF 90 C CU 71 F FF 91 B CU 74 B FF 90 B CH 82 X FF 90 3-2 P5 ①		C FF 91 F FF 92 F KC 82 X SL 82 0-2 F9 ③	2	1	0	0	1	1	1
										1	0	0	0	0	0	1
Inning Stats	R: 0 E: 0 K: 1 S: 10 H: 1 LOB: 1 BB: 0 P: 11	R: 0 E: 0 K: 2 S: 8 H: 0 LOB: 0 BB: 0 P: 15	R: 0 E: 1 K: 1 S: 7 H: 1 LOB: 1 BB: 0 P: 9	R: 1 E: 0 K: 3 S: 21 H: 2 LOB: 2 BB: 1 P: 30	R: 2 E: 0 K: 1 S: 15 H: 2 LOB: 1 BB: 1 P: 28	R: 0 E: 0 K: 1 S: 8 H: 0 LOB: 0 BB: 0 P: 11	R: 0 E: 0 K: 1 S: 10 H: 0 LOB: 0 BB: 0 P: 14	R: 0 E: 0 K: 0 S: 13 H: 0 LOB: 0 BB: 0 P: 19	R: 0 E: 0 K: 1 S: 11 H: 0 LOB: 1 BB: 1 P: 15	1B: 4 2B: 1 3B: 0 HR: 1 SF: 0 SAC: 0 DP: 0 HBP: 0						

	AB	33
	R	3
	H	6
	RBI	3
	BB	3
	SO	11
	LOB	13

PITCHER		IP	WLS	BF	H	R	ER	SO	BB	IBB	HBP	BLK	WP	HR	S	P	ERA	WHIP
59 Felipe Paulino, R ERA: 4.46	(1, 1)	6.0	W	26	6	3	3	9	2	0	0	0	0	1	69	104	4.50	1.333
55 Tim Collins, L ERA: 3.63	(7, 1)	1.0	H	3	0	0	0	1	0	0	0	0	0	0	10	14	0.00	0.000
40 Kelvin Herrera, R ERA: 13.5	(8, 1)	1.0	H	3	0	0	0	0	0	0	0	0	0	0	13	19	0.00	0.000
43 Aaron Crow, R ERA: 2.76	(9, 1)	1.0		4	0	0	0	1	1	0	0	0	0	0	11	15	0.00	1.000

PITCHER	IP	WLS	BF	H	R	ER	SO	BB	IBB	HBP	BLK	WP	HR	S	P	ERA	WHIP

Batter	1	2	3	4	5	6	7	8	9	AB	R	H	RBI	BB	SO	LOB
1 Jarrod Dyson, L (1, 8) OBP: 0.292, SLG: 0.200	B FF 89 C FF 90 X FF 91 1-1 ① B1		S FF 92 C FF 92 S FF 93 0-3 ② K		B FF 90 1 SAFE F FF 90 F FF 91 S FF 92 1-3 ② K 1-2		B FF 90 B FF 89 C FF 90 X FF 89 2-1 ① F7		C FF 93 S FF 92 B FF 92 X FF 93 1-2 ② SF7 3-H	4	0	0	1	0	2	3
9 Johnny Giavotella, R (1, 4) OBP: 0.279, SLG: 0.385	B FF 92 C FF 90 X SL 82 1-1 16 L4 2B		B FF 92 F FF 93 B FF 92 B FF 93 X FF 91 3-1 2B		B FF 92 C FF 91 F FF 93 F FF 93 D SL 82 F CH 80 B FF 92 X SL 77 3-2 ③ G6-3		B SL 87 C FF 92 F FF 92 F FF 93 C SI 93 1-3 ② K		C CU 83 X CU 82 0-1 16 1B 3B	5	1	3	0	0	1	3
16 Billy Butler, R (1, 10) OBP: 0.362, SLG: 0.460	C FF 90 S SI 90 B FF 90 X FF 92 1-2 ②③ L4 2-2		X SL 81 0-0 ③ G4-3			B FF 91 B SL 82 C SL 81 B SI 90 X FF 91 3-1 35 1B 13 FC6 2B	S SL 90 B SL 89 S SL 89 X FF 91 1-2 ③ F8		B FF 93 B SL 88 B FF 93 C FF 92 F FF 93 F CU 83 X FF 94 3-2 3-H 1B	5	1	2	1	0	0	4
35 Eric Hosmer, L (1, 3) OBP: 0.336, SLG: 0.467		F FF 93 B FF 93 X SL 81 1-1 ① F7		B SL 79 C SL 77 F FF 91 S FF 93 1-3 ① K		B CH 82 B SL 78 X SI 90 2-0 13 FC6 2-3 1B		X FF 94 0-0 ① L5	B FF 92 C FF 92 F CH 87 S SL 88 1-3 ③ K	5	0	1	0	0	2	1
13 Salvador Perez, R (1, 2) OBP: 0.368, SLG: 0.483		C SI 91 B FF 92 X FF 92 1-1 8 2B 6 1B 1B		C SL 80 X FF 90 0-1 1B		F FF 92 X SL 81 0-1 ① FC6 1-2f 3-H		C SL 84 F FF 95 X SL 85 0-2 ② L4		4	1	2	1	0	0	1
8 Mike Moustakas, L (1, 5) OBP: 0.306, SLG: 0.358		C CH 80 B SI 90 F FF 91 B FF 92 F FF 92 X CH 82 2-2 6 1B 1-3 2B		C SL 79 X SI 91 0-1 ② F9		X SL 78 0-0 ② F9		C SI 95 B SL 84 X SL 84 1-1 1B		4	0	2	0	0	0	2
6 Lorenzo Cain, R (1, 9) OBP: 0.350, SLG: 0.368		F FF 91 X FF 92 0-1 ② 2-H 3-H 1B		T FF 92 C FF 91 B FF 92 F FF 92 B FF 93 C FF 92 2-3 ③ K		X FF 92 0-0 ③ G5-3		X SI 94 0-0 ③ F8		4	0	1	1	0	1	3
12 Mitch Maier, L (1, 7) OBP: 0.355, SLG: 0.348		C FF 91 F FF 91 B SI 93 S FF 92 1-3 ③ K			C SL 77 S CH 82 B CH 81 S FF 92 1-3 ① K		B FF 91 F SI 90 S CH 80 F FF 92 B FF 92 F FF 92 X CH 82 2-2 2 1B 1B		C CH 86 B FF 92 C CU 80 S FF 92 1-3 ① K	4	0	1	0	0	3	1
2 Alcides Escobar, R (1, 6) OBP: 0.291, SLG: 0.345			C FF 91 S SI 91 X FF 91 0-2 ① G6-3		F FF 91 H FF 90 1-1 1 E HBP		F FF 89 C SI 90 X SI 91 0-2 1-2 1B		B FF 93 B CU 81 C FF 92 X FF 92 2-1 1 SF7 2B	3	1	2	0	0	0	0
Inning Stats	R: 0 H: 1 E: 0 LOB: 0 K: 0 BB: 0 S: 7 P: 10	R: 1 H: 3 E: 0 LOB: 1 K: 1 BB: 0 S: 13 P: 18	R: 0 H: 1 E: 0 LOB: 1 K: 1 BB: 0 S: 9 P: 12	R: 0 H: 1 E: 0 LOB: 1 K: 2 BB: 0 S: 11 P: 14	R: 0 H: 0 E: 1 LOB: 1 K: 2 BB: 0 S: 12 P: 18	R: 1 H: 2 E: 1 LOB: 1 K: 0 BB: 0 S: 7 P: 12	R: 0 H: 2 E: 0 LOB: 2 K: 1 BB: 0 S: 17 P: 23	R: 0 H: 1 E: 0 LOB: 1 K: 0 BB: 0 S: 7 P: 8	R: 2 H: 3 E: 1 LOB: 1 K: 2 BB: 0 S: 17 P: 25	1B: 8 SF: 1 2B: 6 SAC: 0 3B: 1 DP: 1 HR: 0 HBP: 1						

TOP

Kansas City Royals @ Minnesota Twins

Target Field, Minneapolis, MN

Tue Sep 27 2011, 7:13 PM - 9:40 PM CDT

Att. 34,228 - Cloudy - 66 F

livebaseballscorecards.com

AB	38
R	4
H	14
RBI	4
BB	0
SO	9
LOB	18

PITCHER		IP	WLS	BF	H	R	ER	SO	BB	IBB	HBP	BLK	WP	HR	S	P	ERA	WHIP
51 Anthony Swarzak, R ERA: 4.32	(1, 1)	6.1	W	28	10	2	2	6	0	0	1	0	0	0	69	98	2.84	1.579
55 Matt Capps, R ERA: 4.25	(7, 1)	0.2		2	0	0	0	1	0	0	0	0	0	0	7	9	0.00	0.000
15 Glen Perkins, L ERA: 2.48	(8, 1)	1.0		4	1	0	0	0	0	0	0	0	0	0	7	8	0.00	1.000
36 Joe Nathan, R ERA: 4.84	(9, 1)	1.0		6	3	2	2	2	0	0	0	0	0	0	17	25	18.00	3.000

PITCHER	IP	WLS	BF	H	R	ER	SO	BB	IBB	HBP	BLK	WP	HR	S	P	ERA	WHIP

BOTTOM

Kansas City Royals @ Minnesota Twins

Target Field, Minneapolis, MN

Tue Sep 27 2011, 7:13 PM - 9:40 PM CDT

Att. 34,228 - Cloudy - 66 F

livebaseballscorecards.com

Batter	1	2	3	4	5	6	7	8	9	AB	R	H	RBI	BB	SO	LOB
2 Denard Span, L (1, 8) OBP: 0.326, SLG: 0.353	B FF 88 C FF 87 C CH 75 X FF 90 1-2 ① G4-3		X CH 77 0-0 ① E1		C CU 69 D CH 76 X FF 89 1-1 11 3B 1-H 3B		C SI 89 B SL 82 X KC 80 1-1 ① G1-3			4	1	1	1	0	0	0
11 Ben Revere, L (1, 7) OBP: 0.311, SLG: 0.310	B FF 90 X FF 89 1-0 ② F7		1 SAFE C CU 69 F FF 89 X SL 78 0-2 ③ L6		B FF 90 C CU 69 X CU 69 1-1 ③ 3-H 3B		C SI 91 F SI 90 B FF 91 B SL 83 F SI 90 X SL 83 2-2 ② G4-3			4	0	1	1	0	0	1
22 Danny Valencia, R (1, 5) OBP: 0.295, SLG: 0.384	X FF 90 0-0 ③ F8			B FF 88 S SL 78 S SL 80 B SL 80 X FF 91 2-2 23 WP 1B		C FF 90 X SL 78 0-1 24 1B 27 1B 23 HR 1B	C SL 84 F SL 83 B SI 92 B SL 84 X SL 83 2-2 ③ F8			4	1	2	0	0	0	0
27 Chris Parmelee, L (1, 3) OBP: 0.429, SLG: 0.581		B FF 89 C CH 74 B FF 88 X FF 88 2-1 HR		C CU 70 B CH 76 B FF 89 X CH 75 2-1 ① F7		B FF 89 S CH 75 X CH 76 1-1 24 1B 1-2 23 HR 1B		F FF 90 S SL 83 B FF 92 B SL 83 F CH 84 F SL 84 F SI 92 X FF 92 2-2 ① G4-3		4	2	2	1	0	0	1
24 Trevor Plouffe, R (1, 6) OBP: 0.307, SLG: 0.395		B FF 89 X FF 88 1-0 23 G3-6 1B		B SL 78 D FF 89 F FF 88 X SL 77 2-1 ② F7		B SL 80 X SL 78 1-0 1-2 2-3 23 HR 1B		B KC 82 X SI 91 1-0 1B		4	1	3	0	0	0	1
23 Rene Tosoni, L (1, 10) OBP: 0.276, SLG: 0.345		C FF 88 D CU 70 X FF 88 1-1 ① ② G3-6 1-2f		B SI 88 B CH 76 B FF 89 F FF 89 X FF 88 3-1 ③ G4-3 1-3		X SI 92 0-0 1-H 2-H 3-H HR		B SI 90 S SL 82 X FF 90 1-1 ② F7		4	1	1	4	0	0	3
63 Joe Benson, R (1, 9) OBP: 0.257, SLG: 0.343		C FF 90 B SL 78 S SL 78 S FF 90 1-3 ③ K			C CU 68 B SL 78 B FF 88 S SL 76 X FF 90 2-2 ① F8	C FF 91 S SL 83 X SI 92 0-2 ① F8		C FF 91 B SI 91 B SL 84 S SL 84 B SI 92 X FF 91 3-2 ③ P3		4	0	0	0	0	1	1
20 Matt Tolbert, S (1, 4) OBP: 0.252, SLG: 0.266			X FF 88 0-0 ① F9		B CH 75 F CH 75 X FF 91 1-1 2 3B 1B	S SI 90 B SL 83 B SL 83 X SI 91 2-1 ② G4-3				3	1	1	0	0	0	0
32 René Rivera, R (1, 2) OBP: 0.211, SLG: 0.202			C FF 90 X FF 90 0-1 ② F7		B SL 80 X FF 88 1-0 ② F8	X SL 83 0-0 ③ F7				3	0	0	0	0	0	1

	AB	34
	R	7
	H	11
	RBI	7
	BB	0
	SO	1
	LOB	8

Inning Stats																		
	R: 0	H: 0	R: 1	H: 2	R: 0	H: 0	R: 0	H: 1	R: 2	H: 3	R: 4	H: 4	R: 0	H: 0	R: 0	H: 1	1B: 7	SF: 0	WP: 2	PA: 34
	E: 0	LOB: 0	E: 0	LOB: 0	E: 1	LOB: 1	E: 0	LOB: 1	E: 0	LOB: 1	E: 0	LOB: 0	E: 0	LOB: 0	E: 0	LOB: 1	2B: 0	SAC: 0	PB: 0	
	K: 0	BB: 0	K: 1	BB: 0	K: 0	BB: 0	K: 0	BB: 0	K: 0	BB: 0	K: 0	BB: 0	K: 0	BB: 0	K: 0	BB: 0	3B: 2	DP: 1	SB: 0	
	S: 5	P: 7	S: 8	P: 13	S: 7	P: 7	S: 9	P: 18	S: 10	P: 16	S: 12	P: 16	S: 9	P: 14	S: 12	P: 19	HR: 2	HBP: 0	CS: 0	

PITCHER		IP	WLS	BF	H	R	ER	SO	BB	IBB	HBP	BLK	WP	HR	S	P	ERA	WHIP
37 Sean O'Sullivan, R ERA: 7.25	(1, 1)	5.0	L	23	9	6	6	1	0	0	0	0	1	1	44	68	10.80	1.800
32 Vin Mazzaro, R ERA: 8.26	(6, 1)	3.0		11	2	1	1	0	0	0	0	0	0	1	28	42	3.00	0.667

PITCHER	IP	WLS	BF	H	R	ER	SO	BB	IBB	HBP	BLK	WP	HR	S	P	ERA	WHIP

Kansas City Royals @ Minnesota Twins

Target Field, Minneapolis, MN

Wed Sep 28 2011, 7:22 PM - 9:29 PM CDT

Att. 36,488 - Partly Cloudy - 76 F

livebaseballscorecards.com

TOP

Batter	1	2	3	4	5	6	7	8	9	AB	R	H	RBI	BB	SO	LOB
1 Jarrod Dyson, L (1, 8) OBP: 0.308, SLG: 0.227	C SI 86 B SI 88 B SI 88 X SI 87 2-1 F7 ①		X SI 89 0-0 9 CS 1B			B SI 90 X SI 91 1-0 1B			X SI 88 0-0 B3-4 ①	4	0	2	0	0	0	0
9 Johnny Giavotella, R (1, 4) OBP: 0.273, SLG: 0.376	C SI 88 X SI 89 0-1 G4-3 ②		C FF 89 1 SAFE B SI 89 P PO 84 2-1 CS ③ 1-2	C SI 89 X FS 85 0-1 G5-3 ①		C FF 86 B SI 90 B FS 86 F SI 90 1 SAFE 1 SAFE X CH 79 2-2 G5-3 ③			X SI 89 0-0 G6-3 ②	4	0	0	0	0	0	1
16 Billy Butler, R (1, 10) OBP: 0.361, SLG: 0.461	B SI 88 X FF 89 1-0 2B			B SL 85 F SI 89 B SL 85 S SL 85 S SL 84 2-3 K ②			C FF 89 B CH 81 X SI 90 1-1 G4-3 ①		B SI 89 F SI 89 B SL 87 X FF 88 2-1 F8 ③	4	0	1	0	0	1	0
35 Eric Hosmer, L (1, 3) OBP: 0.334, SLG: 0.465	B CH 80 X SI 89 1-0 F7 ③			B SI 90 C SL 83 X FF 90 1-1 F7 ③			S CH 81 B FF 89 B SI 90 F CH 80 X FS 85 2-2 F7 ②			3	0	0	0	0	0	1
13 Salvador Perez, R (1, 2) OBP: 0.361, SLG: 0.473		B FF 88 F SI 88 F SI 90 S CH 80 1-3 K ①			X SL 85 0-0 F9 ①		X FF 90 0-0 L4 ③			3	0	0	0	0	1	0
8 Mike Moustakas, L (1, 5) OBP: 0.309, SLG: 0.367		B FF 88 C SI 89 X FS 83 1-1 P5 ②			C SI 89 B SI 89 S CH 80 X SI 88 1-2 12 PO 6 S 1B			X CH 79 0-0 3B		3	0	2	0	0	0	0
6 Lorenzo Cain, R (1, 9) OBP: 0.304, SLG: 0.318		C SI 89 F SI 90 X FF 89 0-2 G3 ③			F SI 88 B SI 89 S FF 89 F CH 79 S CH 79 1-3 K ② 1-2			F SI 90 B SI 89 B SI 88 B CH 79 X SI 90 3-1 G1-3 ①		3	0	0	0	0	1	2
12 Mitch Maier, L (1, 7) OBP: 0.345, SLG: 0.337			C SI 88 X SL 81 0-1 L9 ①		B FF 89 2 SAFE 1-0 PO ③ 2-3	X SI 90 0-0 F7 ①		C SI 89 B SI 90 F CH 79 B SI 90 F SI 90 X FS 84 2-2 G1-3 ②		3	0	0	0	0	0	1
2 Alcides Escobar, R (1, 6) OBP: 0.290, SLG: 0.343			C SI 88 C CH 80 F CH 79 F SI 89 X SI 89 0-2 G5-3 ②			C FS 85 B SI 89 F SI 88 F FS 86 F FF 90 X SI 90 1-2 F8 ②		B FF 88 X SI 90 1-0 G5-3 ③		3	0	0	0	0	0	1
Inning Stats	R: 0 E: 0 K: 0 S: 6 H: 1 LOB: 1 BB: 0 P: 10	R: 0 E: 0 K: 1 S: 8 H: 0 LOB: 0 BB: 0 P: 10	R: 0 E: 0 K: 0 S: 10 H: 1 LOB: 0 BB: 0 P: 11	R: 0 E: 0 K: 1 S: 7 H: 0 LOB: 0 BB: 0 P: 10	R: 0 E: 0 K: 1 S: 8 H: 1 LOB: 0 BB: 0 P: 11	R: 0 E: 0 K: 0 S: 10 H: 1 LOB: 1 BB: 0 P: 14	R: 0 E: 0 K: 0 S: 6 H: 0 LOB: 0 BB: 0 P: 9	R: 0 E: 0 K: 0 S: 8 H: 1 LOB: 1 BB: 0 P: 14	R: 0 E: 0 K: 0 S: 4 H: 0 LOB: 0 BB: 0 P: 6	1B: 3 2B: 1 3B: 1 HR: 0		SF: 0 SAC: 0 DP: 0 HBP: 0			WP: 0 PB: 0 SB: 1 CS: 1		PA: 32

	AB	30
	R	0
	H	5
	RBI	0
	BB	0
	SO	3
	LOB	6

PITCHER	IP	WLS	BF	H	R	ER	SO	BB	IBB	HBP	BLK	WP	HR	S	P	ERA	WHIP
48 Carl Pavano, R (1, 1) ERA: 4.3	9.0	W	30	5	0	0	3	0	0	0	0	0	0	67	95	0.00	0.556

PITCHER	IP	WLS	BF	H	R	ER	SO	BB	IBB	HBP	BLK	WP	HR	S	P	ERA	WHIP

BOTTOM

Kansas City Royals @ Minnesota Twins

Target Field, Minneapolis, MN

Wed Sep 28 2011, 7:22 PM - 9:29 PM CDT

Att. 36,488 - Partly Cloudy - 76 F

livebaseballscorecards.com

Batter	1	2	3	4	5	6	7	8	9	AB	R	H	RBI	BB	SO	LOB
11 Ben Revere, L (1, 8) OBP: 0.310, SLG: 0.309	C SI 82 F SL 83 X SI 86 0-2 ① L6		B SI 85 X SI 83 1-0 1-2 5 FC5-4 1B		B SI 84 B SL 81 F SL 80 F SL 81 C SI 85 2-3 ② K		X SI 84 0-0 ② 2-3 G4-3		B FF 94 F FF 94 X FF 96 1-1 ② 2-3 G6-3	5	0	1	0	0	1	3
24 Trevor Plouffe, R (1, 6) OBP: 0.305, SLG: 0.392	C SL 83 F SL 82 F SI 86 X SI 86 0-2 ② P3		S CU 72 X SL 84 0-1 ② F8		B CU 74 B SL 81 F SL 82 X CH 78 2-1 ③ G6-3		C SL 82 X SI 85 0-1 ③ P3		D SL 88 X FF 96 1-0 3-H 1B	5	0	1	1	0	0	4
5 Michael Cuddyer, R (1, 9) OBP: 0.346, SLG: 0.459	B SI 84 S SL 83 F SL 84 F SI 86 F SL 83 S CH 75 1-3 ③ K2-3		B CH 77 B SL 84 X SL 82 2-0 ③ FC5-4 1-2f			T CU 71 B CH 74 X CH 76 1-1 ① P6		B SI 86 S SL 82 X SL 82 1-1 23 1B 1B		4	0	1	0	0	1	2
27 Chris Parmelee, L (1, 3) OBP: 0.443, SLG: 0.592		C SI 82 B SL 82 F CH 77 B FF 89 F FF 88 F SI 86 B CU 70 F SI 86 F SL 82 4-2 B FF 87 22 FC3-6 BB		C CU 71 X CU 71 0-1 2B		B SI 86 C SI 84 B SI 86 B SL 83 S SL 82 B FF 88 4-2 22 1B BB		X SL 83 0-0 ① F7		2	0	1	0	2	0	1
22 Danny Valencia, R (1, 5) OBP: 0.294, SLG: 0.383		B SL 84 B SI 83 C SI 84 1 SAFE X SL 82 2-1 ① FC3-6 1-2f		F SL 82 X SI 86 0-1 ① L1		F SL 83 D CH 72 X CU 72 1-1 1-2 1B		C SI 85 1 SAFE B SL 83 B SL 83 X SL 82 2-1 ② F7		4	0	1	0	0	0	3
23 Rene Tosoni, L (1, 10) OBP: 0.275, SLG: 0.343		B SL 83 B SI 83 X SL 82 2-0 ② F8		S SL 83 B CU 70 C FF 87 S SI 88 1-3 ② K		B SL 83 F SL 82 S SL 83 B CU 68 B FF 88 X FF 87 3-2 ② P6		B SL 82 B SL 82 C SI 85 F SL 82 X SL 83 2-2 1-3 1B		4	0	1	0	0	1	4
26 Brian Dinkelman, L (1, 4) OBP: 0.346, SLG: 0.315 38 Luke Hughes, R (6, 4) OBP: 0.289, SLG: 0.338		C SI 85 B SL 82 F SI 86 S CU 69 1-3 ③ K		B SL 83 X SL 83 1-0 ③ F7		X SL 82 0-0 ③ L5		B SL 83 F SL 83 F CH 76 X SL 85 1-2 ③ F8		2 2	0 0	0 0	0 0	0 0	1 0	2 4
63 Joe Benson, R (1, 7) OBP: 0.270, SLG: 0.352			C CU 73 X SL 83 0-1 ① F9		B CU 73 B CH 76 X SL 82 2-0 41 SH2-3 1B		S CH 76 B SL 83 C FF 87 X SI 86 1-2 11 G4-3 41 SH1-3 1B		B FF 93 S FF 94 F SL 86 X FF 95 1-2 ① G6-3	4	0	2	0	0	0	0
41 Drew Butera, R (1, 2) OBP: 0.210, SLG: 0.239 2 Denard Span, L (9, PH) OBP: 0.328, SLG: 0.359			C SL 83 C SI 86 F CH 72 F SI 87 X SL 83 0-2 11 1B 1B		1 SAFE X SL 79 0-0 ① SH2-3 1-2		X SI 82 0-0 ① SH1-3 1-2		C FF 93 X SL 86 0-1 11 G6-3 24 1B 2B	1 1	0 1	1 1	0 0	0 0	0 0	0 0

	AB	34
	R	1
	H	10
	RBI	1
	BB	2
	SO	4
	LOB	23

Inning Stats	1	2	3	4	5	6	7	8	9	1B: 8	SF: 0	WP: 0	PA: 38
	R: 0 E: 0 K: 1 S: 12 H: 0 LOB: 0 BB: 0 P: 13	R: 0 E: 0 K: 1 S: 12 H: 0 LOB: 1 BB: 1 P: 21	R: 0 E: 0 K: 0 S: 11 H: 2 LOB: 2 BB: 0 P: 14	R: 0 E: 0 K: 1 S: 8 H: 1 LOB: 1 BB: 0 P: 10	R: 0 E: 0 K: 1 S: 7 H: 1 LOB: 1 BB: 0 P: 13	R: 0 E: 0 K: 0 S: 10 H: 1 LOB: 2 BB: 1 P: 19	R: 0 E: 0 K: 0 S: 7 H: 1 LOB: 1 BB: 0 P: 8	R: 0 E: 0 K: 0 S: 11 H: 2 LOB: 2 BB: 0 P: 17	R: 1 E: 0 K: 0 S: 8 H: 2 LOB: 1 BB: 0 P: 11	2B: 2 3B: 0 HR: 0	SAC: 2 DP: 0 HBP: 0	PB: 0 SB: 0 CS: 0	

PITCHER		IP	WLS	BF	H	R	ER	SO	BB	IBB	HBP	BLK	WP	HR	S	P	ERA	WHIP
52 Bruce Chen, L ERA: 3.77	(1, 1)	8.0		34	8	0	0	4	2	0	0	0	0	0	78	115	0.00	1.250
38 Blake Wood, R ERA: 3.75	(9, 1)	0.2	L	4	2	1	1	0	0	0	0	0	0	0	8	11	13.50	3.000

PITCHER	IP	WLS	BF	H	R	ER	SO	BB	IBB	HBP	BLK	WP	HR	S	P	ERA	WHIP