

# Kansas City Royals - 2011

Batter	1	2	3	4	5	6	7	8	9	AB	R	H	RBI	BB	SO	LOB	TOP					
13 Mike Aviles, R OBP: 0.333, SLG: 0.333 8 Mike Moustakas, L (6.5)										3	1	1	0	0	0	0						
53 Melky Cabrera, S OBP: 0.667, SLG: 0.667 1 Jarrod Dyson, L (6.8)										3	2	2	0	0	0	0						
16 Billy Butler, R OBP: 0.500, SLG: 0.500 40 Eric Hosmer, L (6.3)										2	0	1	2	1	0	0						
30 Kila Ka'aihue, L (1, 10)										4	0	0	0	0	1	3						
21 Jeff Francoeur, R OBP: 0.500, SLG: 2.000 6 Lorenzo Cain, R (6, PH)										2	1	1	1	0	0	1						
4 Alex Gordon, L 12 Mitch Maier, L (6, 7)										1	0	0	0	1	1	1						
3 Brayan Peña, S 28 Manny Piña, R (6, 2)										2	0	0	0	0	0	1						
17 Chris Getz, L 73 Johnny Giavotella, R OBP: 0.500, SLG: 1.000 (6, 4)										2	0	0	0	0	0	1						
2 Alcides Escobar, R 31 Joaquin Arias, R (6, 6)										2	0	0	0	0	0	1						
<b>Inning Stats</b>	R: 2 H: 3 E: 1 K: 2 S: 17	H: 3 LOB: 1 BB: 0 P: 24	R: 0 H: 0 E: 0 K: 0 S: 10	H: 0 LOB: 0 BB: 0 P: 16	R: 0 H: 0 E: 0 K: 0 S: 8	H: 0 LOB: 1 BB: 1 P: 14	R: 1 H: 1 E: 1 K: 0 S: 7	H: 1 LOB: 1 BB: 0 P: 12	R: 0 H: 0 E: 0 K: 0 S: 6	H: 0 LOB: 0 BB: 0 P: 9	R: 0 H: 1 E: 0 K: 0 S: 9	H: 1 LOB: 2 BB: 1 P: 17	R: 0 H: 0 E: 0 K: 1 S: 11	H: 0 LOB: 1 BB: 1 P: 17	R: 0 H: 0 E: 0 K: 1 S: 9	H: 0 LOB: 0 BB: 0 P: 14	1B: 4 2B: 2 3B: 0 HR: 1	SF: 0 SAC: 0 DP: 1 HBP: 0	WP: 0 PB: 0 SB: 1 CS: 0	PA: 37		
<b>PITCHER</b>	IP WLS BF H R ER SO BB IBB HBP BLK WP HR S P ERA WHIP	IP WLS BF H R ER SO BB IBB HBP BLK WP HR S P ERA WHIP	IP WLS BF H R ER SO BB IBB HBP BLK WP HR S P ERA WHIP	IP WLS BF H R ER SO BB IBB HBP BLK WP HR S P ERA WHIP	IP WLS BF H R ER SO BB IBB HBP BLK WP HR S P ERA WHIP	IP WLS BF H R ER SO BB IBB HBP BLK WP HR S P ERA WHIP	IP WLS BF H R ER SO BB IBB HBP BLK WP HR S P ERA WHIP	IP WLS BF H R ER SO BB IBB HBP BLK WP HR S P ERA WHIP	IP WLS BF H R ER SO BB IBB HBP BLK WP HR S P ERA WHIP	IP WLS BF H R ER SO BB IBB HBP BLK WP HR S P ERA WHIP	IP WLS BF H R ER SO BB IBB HBP BLK WP HR S P ERA WHIP	IP WLS BF H R ER SO BB IBB HBP BLK WP HR S P ERA WHIP	IP WLS BF H R ER SO BB IBB HBP BLK WP HR S P ERA WHIP	IP WLS BF H R ER SO BB IBB HBP BLK WP HR S P ERA WHIP	IP WLS BF H R ER SO BB IBB HBP BLK WP HR S P ERA WHIP	IP WLS BF H R ER SO BB IBB HBP BLK WP HR S P ERA WHIP	IP WLS BF H R ER SO BB IBB HBP BLK WP HR S P ERA WHIP	IP WLS BF H R ER SO BB IBB HBP BLK WP HR S P ERA WHIP	IP WLS BF H R ER SO BB IBB HBP BLK WP HR S P ERA WHIP	IP WLS BF H R ER SO BB IBB HBP BLK WP HR S P ERA WHIP	IP WLS BF H R ER SO BB IBB HBP BLK WP HR S P ERA WHIP	IP WLS BF H R ER SO BB IBB HBP BLK WP HR S P ERA WHIP

**Kansas City Royals @ Texas Rangers**  
**Surprise Stadium, Surprise, AZ**  
 Sun Feb 27 2011, 3:07 PM - 5:31 PM EST  
 Att: 5,385 - Partly Cloudy - 51 F

AB	33
R	4
H	6
RBI	3
BB	4
SO	4
LOB	13



Batter	1	2	3	4	5	6	7	8	9	AB	R	H	RBI	BB	SO	LOB	BOTTOM					
5 Ian Kinsler, R 6 Esteban German, R (5, 4)										2	0	0	0	0	1	1						
1 Elvis Andrus, R OBP: 0.500, SLG: 0.500 3 Andrés Blanco, S (5, 6)										2	0	1	0	0	0	0						
32 Josh Hamilton, L 9 Endy Chavez, L OBP: 0.500, SLG: 0.500 (5, 7)										2	0	0	0	0	1	1						
17 Nelson Cruz, R 65 Doug Deeds, L OBP: 0.500, SLG: 2.000 (4, PR)										1	0	0	0	1	1	0						
10 Michael Young, R 19 Chris Davis, L (5, 5)										2	0	0	0	0	1	1						
7 David Murphy, L OBP: 0.500, SLG: 0.333 (1, 10)										3	0	1	0	1	0	0						
18 Mitch Moreland, L OBP: 0.500, SLG: 0.500 63 Chad Tracy, R (6, 3)										2	0	1	0	0	0	0						
8 Yorvit Torrealba, R 25 Mike Napoli, R OBP: 0.333, SLG: 0.333 (5, 2)										1	0	0	0	0	0	0						
20 Julio Borbon, L OBP: 0.500, SLG: 1.000 43 Engel Beltré, L (6, 8)										2	0	1	0	0	0	2						
<b>Inning Stats</b>	R: 0 H: 1 E: 0 K: 1 S: 6	H: 0 LOB: 0 BB: 0 P: 9	R: 0 H: 0 E: 0 K: 2 S: 9	H: 0 LOB: 0 BB: 0 P: 16	R: 0 H: 1 E: 0 K: 0 S: 6	H: 1 LOB: 1 BB: 0 P: 7	R: 0 H: 0 E: 0 K: 1 S: 9	H: 0 LOB: 1 BB: 1 P: 14	R: 0 H: 2 E: 0 K: 0 S: 11	H: 2 LOB: 1 BB: 0 P: 14	R: 2 H: 2 E: 0 K: 2 S: 12	H: 2 LOB: 0 BB: 0 P: 19	R: 0 H: 1 E: 0 K: 2 S: 8	H: 1 LOB: 1 BB: 0 P: 13	R: 0 H: 0 E: 0 K: 2 S: 10	H: 0 LOB: 0 BB: 0 P: 15	R: 0 H: 0 E: 0 K: 0 S: 7	H: 0 LOB: 2 BB: 2 P: 16	1B: 5 2B: 1 3B: 0 HR: 1	SF: 0 SAC: 0 DP: 2 HBP: 0	WP: 0 PB: 1 SB: 0 CS: 0	PA: 35
<b>PITCHER</b>	IP WLS BF H R ER SO BB IBB HBP BLK WP HR S P ERA WHIP	IP WLS BF H R ER SO BB IBB HBP BLK WP HR S P ERA WHIP	IP WLS BF H R ER SO BB IBB HBP BLK WP HR S P ERA WHIP	IP WLS BF H R ER SO BB IBB HBP BLK WP HR S P ERA WHIP	IP WLS BF H R ER SO BB IBB HBP BLK WP HR S P ERA WHIP	IP WLS BF H R ER SO BB IBB HBP BLK WP HR S P ERA WHIP	IP WLS BF H R ER SO BB IBB HBP BLK WP HR S P ERA WHIP	IP WLS BF H R ER SO BB IBB HBP BLK WP HR S P ERA WHIP	IP WLS BF H R ER SO BB IBB HBP BLK WP HR S P ERA WHIP	IP WLS BF H R ER SO BB IBB HBP BLK WP HR S P ERA WHIP	IP WLS BF H R ER SO BB IBB HBP BLK WP HR S P ERA WHIP	IP WLS BF H R ER SO BB IBB HBP BLK WP HR S P ERA WHIP	IP WLS BF H R ER SO BB IBB HBP BLK WP HR S P ERA WHIP	IP WLS BF H R ER SO BB IBB HBP BLK WP HR S P ERA WHIP	IP WLS BF H R ER SO BB IBB HBP BLK WP HR S P ERA WHIP	IP WLS BF H R ER SO BB IBB HBP BLK WP HR S P ERA WHIP	IP WLS BF H R ER SO BB IBB HBP BLK WP HR S P ERA WHIP	IP WLS BF H R ER SO BB IBB HBP BLK WP HR S P ERA WHIP	IP WLS BF H R ER SO BB IBB HBP BLK WP HR S P ERA WHIP	IP WLS BF H R ER SO BB IBB HBP BLK WP HR S P ERA WHIP	IP WLS BF H R ER SO BB IBB HBP BLK WP HR S P ERA WHIP	IP WLS BF H R ER SO BB IBB HBP BLK WP HR S P ERA WHIP

**Kansas City Royals @ Texas Rangers**  
**Surprise Stadium, Surprise, AZ**  
 Sun Feb 27 2011, 3:07 PM - 5:31 PM EST  
 Att: 5,385 - Partly Cloudy - 51 F

AB	32
R	2
H	7
RBI	2
BB	3
SO	10
LOB	12





Batter	1	2	3	4	5	6	7	8	9	AB	R	H	RBI	BB	SO	LOB	TOP							
13 Mike Aviles, R OBP: 0.333, SLG: 0.667 64 Lance Zawadzki, L (6, PH)	F7		53 SF9 3B		FC5 16 1B	7 1B BB		F8		3	2	1	2	0	0	1								
53 Melky Cabrera, S OBP: 0.333, SLG: 0.400 7 Gregor Blanco, L (6, PH)	P5		SF9		P2			B5-3		2	0	0	1	0	0	2								
16 Billy Butler, R OBP: 0.667, SLG: 0.500 9 Derrick Robinson, S			F8					K		2	1	2	1	0	0	0								
30 Kila Ka'aihue, L OBP: 0.143, SLG: 0.143 40 Eric Hosmer, L (6, PH)	K		F7		E8 1B					3	0	1	0	0	1	1								
21 Jeff Francoeur, R OBP: 0.200, SLG: 0.800 46 Brett Carroll, R	F8				F9			K		3	0	0	0	0	0	1								
4 Alex Gordon, L 15 David Lough, L (6, PH)	F8				G3					3	0	0	0	0	0	1								
22 Lucas May, R OBP: 0.500, SLG: 0.500 70 Salvador Perez, R (6, PH)	F9									2	0	1	0	0	0	0								
19 Pedro Feliz, L (1, 5) 8 Mike Moustakas, L (6, PH)					G4-3					1	1	0	0	1	0	1								
2 Alcides Escobar, R OBP: 0.500, SLG: 0.500 72 Irving Falu, S										2	2	2	0	0	0	0								
<b>Inning Stats</b>	R: 0 E: 0 K: 1 S: 8	H: 0 LOB: 1 BB: 1 P: 18	R: 0 E: 0 K: 0 S: 8	H: 0 LOB: 0 BB: 0 P: 15	R: 3 E: 0 K: 0 S: 9	H: 2 LOB: 0 BB: 1 P: 17	R: 0 E: 0 K: 0 S: 7	H: 1 LOB: 1 BB: 0 P: 10	R: 3 E: 2 K: 0 S: 10	H: 3 LOB: 1 BB: 0 P: 16	R: 1 E: 0 K: 1 S: 13	H: 1 LOB: 2 BB: 2 P: 28	R: 3 E: 0 K: 1 S: 10	H: 3 LOB: 0 BB: 0 P: 17	R: 0 E: 0 K: 1 S: 6	H: 0 LOB: 0 BB: 0 P: 7	R: 1 E: 0 K: 0 S: 8	H: 1 LOB: 2 BB: 2 P: 21	1B: 8 2B: 0 3B: 1 HR: 2	SF: 1 SAC: 0 DP: 0 HBP: 0	WP: 2 PB: 0 SB: 2 CS: 0	PA: 45		
<b>PITCHER</b>	IP WLS BF H R ER SO BB IBB HBP BLK WP HR S P ERA WHIP	IP WLS BF H R ER SO BB IBB HBP BLK WP HR S P ERA WHIP	IP WLS BF H R ER SO BB IBB HBP BLK WP HR S P ERA WHIP	IP WLS BF H R ER SO BB IBB HBP BLK WP HR S P ERA WHIP	IP WLS BF H R ER SO BB IBB HBP BLK WP HR S P ERA WHIP	IP WLS BF H R ER SO BB IBB HBP BLK WP HR S P ERA WHIP	IP WLS BF H R ER SO BB IBB HBP BLK WP HR S P ERA WHIP	IP WLS BF H R ER SO BB IBB HBP BLK WP HR S P ERA WHIP	IP WLS BF H R ER SO BB IBB HBP BLK WP HR S P ERA WHIP	IP WLS BF H R ER SO BB IBB HBP BLK WP HR S P ERA WHIP	IP WLS BF H R ER SO BB IBB HBP BLK WP HR S P ERA WHIP	IP WLS BF H R ER SO BB IBB HBP BLK WP HR S P ERA WHIP	IP WLS BF H R ER SO BB IBB HBP BLK WP HR S P ERA WHIP	IP WLS BF H R ER SO BB IBB HBP BLK WP HR S P ERA WHIP	IP WLS BF H R ER SO BB IBB HBP BLK WP HR S P ERA WHIP	IP WLS BF H R ER SO BB IBB HBP BLK WP HR S P ERA WHIP	IP WLS BF H R ER SO BB IBB HBP BLK WP HR S P ERA WHIP	IP WLS BF H R ER SO BB IBB HBP BLK WP HR S P ERA WHIP	IP WLS BF H R ER SO BB IBB HBP BLK WP HR S P ERA WHIP	IP WLS BF H R ER SO BB IBB HBP BLK WP HR S P ERA WHIP	IP WLS BF H R ER SO BB IBB HBP BLK WP HR S P ERA WHIP	IP WLS BF H R ER SO BB IBB HBP BLK WP HR S P ERA WHIP	IP WLS BF H R ER SO BB IBB HBP BLK WP HR S P ERA WHIP	IP WLS BF H R ER SO BB IBB HBP BLK WP HR S P ERA WHIP

**Kansas City Royals @ Texas Rangers**  
**Surprise Stadium, Surprise, AZ**  
 Mon Feb 28 2011, 3:08 PM - 6:00 PM EST  
 Att: 6,690 - Partly Cloudy - 59 F

AB	38
R	11
H	11
RBI	10
BB	6
SO	4
LOB	16



Batter	1	2	3	4	5	6	7	8	9	AB	R	H	RBI	BB	SO	LOB	BOTTOM						
5 Ian Kinsler, R OBP: 0.600, SLG: 1.500 97 Jurickson Profar, S	FC1-6 2B		G4-3 1 S BB		F7					2	1	2	3	1	0	0							
1 Elvis Andrus, R OBP: 0.200, SLG: 0.200 3 Andrés Blanco, S	FC1-6-5 2-3		G4-3		F8					3	0	0	1	0	0	2							
32 Josh Hamilton, L 9 Endy Chavez, L (6, PH)	F8		P5		G4-3					2	0	0	0	0	0	2							
17 Nelson Cruz, R OBP: 0.400, SLG: 0.250 65 Doug Deeds, L (6, PR)	F8				G6-3					3	0	1	0	0	0	1							
10 Michael Young, R OBP: 0.500, SLG: 1.250 18 Mitch Moreland, L										2	1	2	0	0	0	0							
25 Mike Napoli, R OBP: 0.500, SLG: 1.000 50 Jose Ruiz, L (7, PH)	F9									3	2	2	2	0	0	1							
19 Chris Davis, L 12 Brian Barden, R (6, PH)	L4-6									1	1	0	0	1	0	1							
15 Matt Treanor, R 14 Kevin Cash, R										1	0	0	0	1	1	1							
20 Julio Borbon, L 43 Engel Beltré, L	FC4-6 1 S 1B									3	2	2	1	0	0	1							
<b>Inning Stats</b>	R: 0 E: 0 K: 0 S: 8	H: 1 LOB: 1 BB: 0 P: 15	R: 0 E: 0 K: 0 S: 8	H: 1 LOB: 0 BB: 0 P: 10	R: 1 E: 0 K: 0 S: 8	H: 0 LOB: 1 BB: 2 P: 19	R: 5 E: 0 K: 1 S: 16	H: 4 LOB: 0 BB: 1 P: 27	R: 3 E: 0 K: 0 S: 14	H: 5 LOB: 3 BB: 1 P: 25	R: 0 E: 0 K: 0 S: 3	H: 0 LOB: 0 BB: 0 P: 7	R: 3 E: 0 K: 0 S: 13	H: 2 LOB: 1 BB: 2 P: 23	R: 0 E: 0 K: 0 S: 10	H: 1 LOB: 1 BB: 0 P: 16	1B: 4 2B: 8 3B: 1 HR: 2	SF: 1 SAC: 0 DP: 1 HBP: 0	WP: 0 PB: 0 SB: 3 CS: 1	PA: 42			
<b>PITCHER</b>	IP WLS BF H R ER SO BB IBB HBP BLK WP HR S P ERA WHIP	IP WLS BF H R ER SO BB IBB HBP BLK WP HR S P ERA WHIP	IP WLS BF H R ER SO BB IBB HBP BLK WP HR S P ERA WHIP	IP WLS BF H R ER SO BB IBB HBP BLK WP HR S P ERA WHIP	IP WLS BF H R ER SO BB IBB HBP BLK WP HR S P ERA WHIP	IP WLS BF H R ER SO BB IBB HBP BLK WP HR S P ERA WHIP	IP WLS BF H R ER SO BB IBB HBP BLK WP HR S P ERA WHIP	IP WLS BF H R ER SO BB IBB HBP BLK WP HR S P ERA WHIP	IP WLS BF H R ER SO BB IBB HBP BLK WP HR S P ERA WHIP	IP WLS BF H R ER SO BB IBB HBP BLK WP HR S P ERA WHIP	IP WLS BF H R ER SO BB IBB HBP BLK WP HR S P ERA WHIP	IP WLS BF H R ER SO BB IBB HBP BLK WP HR S P ERA WHIP	IP WLS BF H R ER SO BB IBB HBP BLK WP HR S P ERA WHIP	IP WLS BF H R ER SO BB IBB HBP BLK WP HR S P ERA WHIP	IP WLS BF H R ER SO BB IBB HBP BLK WP HR S P ERA WHIP	IP WLS BF H R ER SO BB IBB HBP BLK WP HR S P ERA WHIP	IP WLS BF H R ER SO BB IBB HBP BLK WP HR S P ERA WHIP	IP WLS BF H R ER SO BB IBB HBP BLK WP HR S P ERA WHIP	IP WLS BF H R ER SO BB IBB HBP BLK WP HR S P ERA WHIP	IP WLS BF H R ER SO BB IBB HBP BLK WP HR S P ERA WHIP	IP WLS BF H R ER SO BB IBB HBP BLK WP HR S P ERA WHIP	IP WLS BF H R ER SO BB IBB HBP BLK WP HR S P ERA WHIP	IP WLS BF H R ER SO BB IBB HBP BLK WP HR S P ERA WHIP

**Kansas City Royals @ Texas Rangers**  
**Surprise Stadium, Surprise, AZ**  
 Mon Feb 28 2011, 3:08 PM - 6:00 PM EST  
 Att: 6,690 - Partly Cloudy - 59 F

AB	35
R	12
H	14
RBI	12
BB	6
SO	1
LOB	15













Batter	1	2	3	4	5	6	7	8	9	AB	R	H	RBI	BB	SO	LOB	TOP					
13 Mike Aviles, R OBP: 0.417, SLG: 0.600 72 Irving Falu, S (6, PH) (6, 6)	P2	K		SF7		P4	G4-3		G6-3	2	0	0	1	0	1	1	<b>Kansas City Royals @ Los Angeles Angels</b> Tempe Diablo Stadium, Tempe, AZ Thu Mar 03 2011, 3:05 PM - 6:03 PM EST Att: 2,880 - Partly Cloudy - 71 F <a href="http://livebaseballscorecards.com">livebaseballscorecards.com</a>					
53 Melky Cabrera, S OBP: 0.545, SLG: 0.500 7 Gregor Blanco, L OBP: 0.500, SLG: 0.400 (1, 8) (6, PH) (6, 8)	12 S 1B		K	12 1B		12 1B 46 G3-1 1B	K		G1-4-3	1	1	0	0	2	1	0						
12 Mitch Maier, L OBP: 0.667, SLG: 0.727 (1, 10)	30 S 1B		30 1B			46 G3-1 1B		15 1B 25 S SF8 1B		4	2	4	2	1	0	0						
30 Kila Ka'aihue, L OBP: 0.333, SLG: 0.583 46 Brett Carroll, R (6, PH) (6, 5)	1B			4 BB		G3-1		F7		3	0	2	1	0	1	2						
21 Jeff Francoeur, R OBP: 0.273, SLG: 0.500 15 David Lough, L OBP: 0.667, SLG: 0.500 (1, 9) (6, PH) (6, 9)	P5		L4			G6-3		28 BB 1B		3	0	0	0	0	0	3						
4 Alex Gordon, L (1, 7)	P6					K		F7		2	0	0	0	1	1	1						
25 Clint Robinson, L OBP: 0.429, SLG: 1.000 (6, PH) (6, 7)			1-2			F7		SF8		1	0	0	1	0	0	2						
22 Lucas May, R OBP: 0.286, SLG: 0.286 28 Manny Pina, R (1, 2) (6, 2)		K	G5-3			1B		L6		3	0	1	0	0	1	3						
73 Johnny Giavotella, R OBP: 0.571, SLG: 0.500 64 Lance Zawadzki, L OBP: 0.500, SLG: 0.333 (1, 4) (6, 4)	19 WP BB			19 E 13 SF7 HBP		F9		93 HR 1B		1	1	0	0	1	0	1						
19 Pedro Feliz, R (1, 5)	F8			G3		7 1B 1B HBP				2	1	0	0	0	0	2						
93 Jamie Romak, R OBP: 0.500, SLG: 2.000 (6, 3)	1-2			1-3				F7		2	1	1	2	0	0	0						
<b>Inning Stats</b>	R: 2 E: 0 K: 0 S: 7	H: 2 LOB: 1 BB: 1 P: 11	R: 0 E: 0 K: 2 S: 7	H: 0 LOB: 1 BB: 1 P: 12	R: 0 E: 0 K: 1 S: 6	H: 1 LOB: 3 BB: 2 P: 14	R: 1 E: 1 K: 1 S: 6	H: 1 LOB: 2 BB: 1 P: 12	R: 0 E: 0 K: 0 S: 6	H: 1 LOB: 1 BB: 0 P: 6	R: 2 E: 0 K: 0 S: 5	H: 2 LOB: 2 BB: 1 P: 11	R: 2 E: 0 K: 1 S: 7	H: 2 LOB: 0 BB: 0 P: 7	R: 1 E: 0 K: 0 S: 6	H: 2 LOB: 2 BB: 1 P: 10	R: 0 E: 0 K: 0 S: 3	H: 0 LOB: 0 BB: 0 P: 3	1B: 10 2B: 0 3B: 0 HR: 1	SF: 2 SAC: 0 DP: 0 HBP: 2	WP: 1 PB: 0 SB: 3 CS: 0	PA: 47
<b>PITCHER</b>	IP WLS BF H R ER SO BB IBB HBP BLK WP HR S P ERA WHIP	54 Ervin Santana, R ERA: 13.5 (1, 1)	55 Ryan Braun, R ERA: 13.5 (2, 1)	56 Fernando Rodney, R ERA: 6.23 (3, 1)	57 Garrett Richards, R ERA: 6.23 (4, 1)	87 Matt Meyer, L ERA: (6, 1)	43 Trevor Reckling, L ERA: 9.0 (7, 1)	64 Anthony Ortega, R ERA: (9, 1)	IP WLS BF H R ER SO BB IBB HBP BLK WP HR S P ERA WHIP	54 Ervin Santana, R ERA: 13.5 (1, 1)	55 Ryan Braun, R ERA: 13.5 (2, 1)	56 Fernando Rodney, R ERA: 6.23 (3, 1)	57 Garrett Richards, R ERA: 6.23 (4, 1)	87 Matt Meyer, L ERA: (6, 1)	43 Trevor Reckling, L ERA: 9.0 (7, 1)	64 Anthony Ortega, R ERA: (9, 1)	IP WLS BF H R ER SO BB IBB HBP BLK WP HR S P ERA WHIP					
<b>Batter</b>	<b>1</b>	<b>2</b>	<b>3</b>	<b>4</b>	<b>5</b>	<b>6</b>	<b>7</b>	<b>8</b>	<b>9</b>	<b>AB</b>	<b>R</b>	<b>H</b>	<b>RBI</b>	<b>BB</b>	<b>SO</b>	<b>LOB</b>	<b>BOTTOM</b>					
2 Erick Aybar, S OBP: 0.300, SLG: 0.222 77 Reggie Willits, S OBP: 0.400, SLG: 0.250 (1, 6) (7, 7)	F9		G1-3		F9		F9			3	0	0	0	0	0	0	<b>Kansas City Royals @ Los Angeles Angels</b> Tempe Diablo Stadium, Tempe, AZ Thu Mar 03 2011, 3:05 PM - 6:03 PM EST Att: 2,880 - Partly Cloudy - 71 F <a href="http://livebaseballscorecards.com">livebaseballscorecards.com</a>					
53 Bobby Abreu, L OBP: 0.333, SLG: 0.571 76 Alexi Amarista, L OBP: 0.300, SLG: 0.222 (1, 9) (7, 4)	10 S BB		K			F8		G6-3		2	0	0	0	1	1	0						
48 Torii Hunter, R OBP: 0.444, SLG: 0.286 69 Carlos Ramirez, R (8, PH) (9, 10)	F9					25 BB 47 1B 1B		K		3	0	2	0	0	0	1						
10 Vernon Wells, R OBP: 0.222, SLG: 0.125 79 Jean Segura, R OBP: 0.143, SLG: 0.143 (1, 7) (7, 6)	G5-3		K			F8		G4-3		3	0	0	0	0	1	3						
47 Howie Kendrick, R OBP: 0.400, SLG: 0.333 83 Angel Castillo, R OBP: 0.500, SLG: 0.333 (1, 4) (7, 9)	46 F8 44 HR 25 E 1B		G6-3			25 BB 1B		E5 28 WP 92 G4-3		3	1	2	0	0	0	0						
25 Peter Bourjos, R OBP: 0.500, SLG: 0.429 92 Travis Witherspoon, R OBP: 0.250, SLG: 0.250 (1, 8) (7, 8)	K			46 F8 BB				G4-3		1	0	0	0	2	1	1						
46 Bobby Wilson, R OBP: 0.200, SLG: 0.200 16 Hank Conger, L OBP: 0.100, SLG: 0.100 (1, 2) (6, 2)	F8			F8		G1-3		F8		2	0	0	0	0	0	2						
44 Mark Trumbo, R OBP: 0.250, SLG: 0.667 28 Gil Velazquez, R (8, 5)	HR							G6-3		3	1	1	2	0	1	0						
3 Brandon Wood, R OBP: 0.200, SLG: 0.400 74 Gabe Jacobo, R OBP: 0.667, SLG: 0.500 (1, 5) (8, 3)	G6-3									0	0	0	0	0	0	0						
<b>Inning Stats</b>	R: 0 E: 0 K: 0 S: 4	H: 0 LOB: 1 BB: 1 P: 8	R: 2 E: 1 K: 1 S: 7	H: 2 LOB: 0 BB: 0 P: 9	R: 0 E: 0 K: 2 S: 8	H: 1 LOB: 1 BB: 0 P: 8	R: 0 E: 0 K: 0 S: 3	H: 0 LOB: 0 BB: 1 P: 7	R: 0 E: 0 K: 0 S: 3	H: 0 LOB: 0 BB: 0 P: 3	R: 0 E: 0 K: 0 S: 5	H: 2 LOB: 3 BB: 1 P: 9	R: 0 E: 0 K: 1 S: 5	H: 0 LOB: 0 BB: 0 P: 5	R: 0 E: 0 K: 1 S: 5	H: 0 LOB: 1 BB: 0 P: 5		R: 0 E: 1 K: 0 S: 4	H: 0 LOB: 1 BB: 0 P: 5	1B: 4 2B: 0 3B: 0 HR: 1	SF: 0 SAC: 0 DP: 0 HBP: 0	WP: 1 PB: 0 SB: 1 CS: 0
<b>PITCHER</b>	IP WLS BF H R ER SO BB IBB HBP BLK WP HR S P ERA WHIP	34 Kyle Davies, R ERA: 4.5 (1, 1)	48 Joakim Soria, R ERA: (3, 1)	47 Nate Adcock, R ERA: (4, 1)	51 Robinson Tejeda, R ERA: (5, 1)	76 Tim Collins, L ERA: (6, 1)	77 Luis Coleman, R ERA: 9.0 (7, 1)	39 Luis Mendoza, R ERA: (8, 1)	IP WLS BF H R ER SO BB IBB HBP BLK WP HR S P ERA WHIP	34 Kyle Davies, R ERA: 4.5 (1, 1)	48 Joakim Soria, R ERA: (3, 1)	47 Nate Adcock, R ERA: (4, 1)	51 Robinson Tejeda, R ERA: (5, 1)	76 Tim Collins, L ERA: (6, 1)	77 Luis Coleman, R ERA: 9.0 (7, 1)	39 Luis Mendoza, R ERA: (8, 1)	IP WLS BF H R ER SO BB IBB HBP BLK WP HR S P ERA WHIP					







Batter	1	2	3	4	5	6	7	8	9	AB	R	H	RBI	BB	SO	LOB	TOP					
18 Jonathan Herrera, S OBP: 0.529, SLG: 0.733	G1-3	G3		L9		58 2B		F7		4	1	1	0	0	0	1	<b>Colorado Rockies @ Kansas City Royals</b> Surprise Stadium, Surprise, AZ Sat Mar 05 2011, 3:10 PM - 6:34 PM EST Att: 5,246 - Partly Cloudy - 76 F					
10 Chris Nelson, R OBP: 0.267, SLG: 0.308										4	1	1	2	0	1	1						
58 Jordan Pacheco, R OBP: 0.445, SLG: 0.445	K	E5			G6-3	35 S				1	1	1	0	0	0	0						
8 Michael McKenry, R OBP: 0.429, SLG: 0.400										3	2	3	1	0	0	0						
5 Carlos González, L OBP: 0.456, SLG: 0.500										2	0	1	1	0	0	1						
3 Willy Taveras, R OBP: 0.250, SLG: 0.333	2B									3	1	2	2	0	1	2						
23 Jason Giambi, L OBP: 0.778, SLG: 1.000										2	1	1	1	0	1	1						
35 Mike Jacobs, L OBP: 0.167, SLG: 0.250										3	1	1	1	0	0	1						
7 Seth Smith, L OBP: 0.273, SLG: 0.455										1	0	0	0	1	0	1						
41 Cole Garner, R OBP: 0.333, SLG: 0.357										2	0	1	1	1	0	0						
22 Jose Lopez, R OBP: 0.440, SLG: 0.333										2	0	0	0	0	0	2						
75 Tommy Field, R										2	0	0	0	0	0	2						
70 Charlie Blackmon, L OBP: 0.500, SLG: 0.692										3	0	1	1	0	1	1						
71 Tim Wheeler, L OBP: 0.222, SLG: 0.143										1	0	0	0	1	0	0						
64 Héctor Gómez, R OBP: 0.133, SLG: 0.200										3	0	0	0	0	0	2						
76 Hernán Ibarren, L OBP: 0.500, SLG: 0.556										2	0	0	0	0	0	1						
72 Ben Paulsen, L OBP: 0.500, SLG: 0.556										3	2	1	0	1	0	0						
																	<b>AB 40</b> <b>R 10</b> <b>H 14</b> <b>RBI 10</b> <b>BB 4</b> <b>SO 4</b> <b>LOB 14</b>					
<b>Inning Stats</b>	R: 3 E: 0 K: 1 S: 15	H: 4 LOB: 1 BB: 0 P: 23	R: 1 E: 1 K: 1 S: 16	H: 1 LOB: 2 BB: 1 P: 27	R: 0 E: 0 K: 1 S: 6	H: 0 LOB: 0 BB: 0 P: 10	R: 0 E: 0 K: 0 S: 7	H: 0 LOB: 0 BB: 0 P: 8	R: 2 E: 0 K: 0 S: 12	H: 3 LOB: 2 BB: 1 P: 22	R: 3 E: 0 K: 0 S: 17	H: 4 LOB: 1 BB: 1 P: 34	R: 0 E: 0 K: 0 S: 6	H: 0 LOB: 0 BB: 0 P: 13	R: 1 E: 0 K: 1 S: 15	H: 2 LOB: 1 BB: 0 P: 21	R: 0 E: 0 K: 0 S: 7	H: 0 LOB: 0 BB: 0 P: 10	1B: 9 2B: 5 3B: 0 HR: 0	SF: 0 SAC: 0 DP: 1 HBP: 0	WP: 0 PB: 0 SB: 2 CS: 1	PA: 44
<b>PITCHER</b>	IP WLS BF H R ER SO BB IBB HBP BLK WP HR S P ERA WHIP	32 Vin Mazzaro, R ERA: 6.75	2.0 13 5 4 3 2 1 0 0 0 0 0 0 31 50 13.50 3.000	78 Will Smith, L ERA:	3.1 6 0 0 0 1 0 0 0 0 0 0 0 13 18 0.00 0.000	61 Everett Teaford, L ERA: 38.57	5.1 1.1 L 12 7 5 5 0 1 0 0 0 1 0 0 23 44 33.75 6.000	67 Chris Dwyer, L ERA: 10.13	6.1 1.2 5 0 0 0 2 0 0 0 0 0 0 12 25 0.00 1.200	55 Brandon Sisk, L ERA: 4.5	8.1 1.0 5 2 1 1 1 0 0 0 0 0 0 15 21 9.00 2.000	<b>PITCHER</b>	50 Kanekoa Teixeira, R ERA:	9.1 1.0 3 0 0 0 0 0 0 0 0 0 0 3 7 10 0.00 0.000								
<b>Batter</b>	<b>1</b>	<b>2</b>	<b>3</b>	<b>4</b>	<b>5</b>	<b>6</b>	<b>7</b>	<b>8</b>	<b>9</b>	<b>AB</b>	<b>R</b>	<b>H</b>	<b>RBI</b>	<b>BB</b>	<b>SO</b>	<b>LOB</b>	<b>BOTTOM</b>					
6 Lorenzo Cain, R OBP: 0.583, SLG: 0.600	53 1B									3	1	1	0	0	0	0	<b>Colorado Rockies @ Kansas City Royals</b> Surprise Stadium, Surprise, AZ Sat Mar 05 2011, 3:10 PM - 6:34 PM EST Att: 5,246 - Partly Cloudy - 76 F					
7 Gregor Blanco, L OBP: 0.400, SLG: 0.333										2	0	1	1	0	1	1						
53 Melky Cabrera, S OBP: 0.500, SLG: 0.538										3	2	2	0	0	0	0						
9 Derrick Robinson, S OBP: 0.200, SLG: 0.200										2	0	1	0	0	0	1						
13 Mike Aviles, R OBP: 0.333, SLG: 0.571										2	1	1	1	0	0	1						
19 Pedro Feliz, R										2	0	0	0	0	0	2						
16 Billy Butler, R OBP: 0.412, SLG: 0.333										3	0	0	0	0	1	4						
30 Kila Ka'aihue, L OBP: 0.429, SLG: 1.857										2	2	2	1	0	0	0						
21 Jeff Francoeur, R OBP: 0.333, SLG: 0.538										1	0	1	2	1	0	0						
15 David Lough, L OBP: 0.444, SLG: 0.286										3	0	0	0	0	0	1						
4 Alex Gordon, L OBP: 0.400, SLG: 0.077										4	1	1	1	1	1	2						
28 Manny Piña, R OBP: 0.429, SLG: 0.200										1	0	1	0	0	0	0						
22 Lucas May, R OBP: 0.400, SLG: 0.444										2	1	1	1	1	0	1						
17 Chris Getz, L										2	0	0	0	0	0	2						
23 Jeff Bianchi, R										3	0	0	0	0	0	2						
2 Alcides Escobar, R OBP: 0.417, SLG: 0.300										2	0	0	0	0	0	1						
31 Joaquin Arias, R OBP: 0.714, SLG: 1.143										2	1	2	1	0	0	0						
																	<b>AB 39</b> <b>R 9</b> <b>H 14</b> <b>RBI 8</b> <b>BB 3</b> <b>SO 3</b> <b>LOB 18</b>					
<b>Inning Stats</b>	R: 2 E: 0 K: 0 S: 13	H: 2 LOB: 1 BB: 1 P: 26	R: 0 E: 0 K: 0 S: 7	H: 0 LOB: 0 BB: 0 P: 10	R: 2 E: 0 K: 1 S: 13	H: 2 LOB: 1 BB: 0 P: 19	R: 0 E: 0 K: 0 S: 12	H: 1 LOB: 0 BB: 0 P: 14	R: 0 E: 0 K: 1 S: 13	H: 1 LOB: 1 BB: 0 P: 17	R: 3 E: 0 K: 0 S: 18	H: 3 LOB: 1 BB: 1 P: 30	R: 1 E: 0 K: 0 S: 10	H: 2 LOB: 1 BB: 0 P: 18	R: 0 E: 0 K: 1 S: 13	H: 2 LOB: 2 BB: 0 P: 20	R: 1 E: 0 K: 0 S: 8	H: 1 LOB: 1 BB: 1 P: 17	1B: 9 2B: 4 3B: 0 HR: 1	SF: 0 SAC: 0 DP: 1 HBP: 2	WP: 0 PB: 0 SB: 2 CS: 1	PA: 45
<b>PITCHER</b>	IP WLS BF H R ER SO BB IBB HBP BLK WP HR S P ERA WHIP	48 Esmi Rogers, R ERA: 13.5	3.0 15 4 4 3 1 1 0 0 0 0 0 0 12 14 0.00 1.000	63 Rafael Betancourt, R ERA:	4.1 1.0 W 3 1 0 0 0 0 0 0 0 0 0 0 13 17 0.00 1.000	56 Franklin Morales, L ERA:	6.1 1.0 H 7 3 3 3 0 1 0 0 0 0 0 0 18 30 27.00 4.000	43 Claudio Vargas, R ERA: 6.75	7.1 2.0 H 10 4 1 1 1 0 0 0 0 0 0 23 38 4.50 2.000	32 Greg Smith, L ERA: 13.5	2.0 10 4 1 1 1 0 0 0 0 0 0 23 38 4.50 2.000	<b>PITCHER</b>	65 Bruce Billings, R ERA: 3.0	9.1 1.0 5 1 1 1 0 0 0 0 0 0 3 7 10 0.00 0.000								







Batter	1	2	3	4	5	6	7	8	9	AB	R	H	RBI	BB	SO	LOB	TOP					
18 Willie Bloomquist, R OBP: 0.375, SLG: 0.391 46 Ryan Wheeler, L OBP: 1.000, SLG: 4.000										4	0	1	0	0	0	0	<b>Arizona Diamondbacks @ Kansas City Royals</b> Surprise Stadium, Surprise, AZ Mon Mar 07 2011, 3:07 PM - 5:47 PM EST Att: 3,356 - Partly Cloudy - 70 F					
24 Chris Young, R OBP: 0.238, SLG: 0.250 4 Mark Hallberg, R										4	0	0	0	0	0	1						
10 Justin Upton, R OBP: 0.400, SLG: 0.565 12 Evan Frey, L										2	0	0	0	1	0	1						
75 Russell Branyan, L OBP: 0.400, SLG: 0.611										4	0	0	0	0	0	2						
46 Juan Miranda, L OBP: 0.480, SLG: 0.667 66 Marc Krauss, L OBP: 0.444, SLG: 0.167										4	2	2	1	0	1	0						
27 Geoff Blum, S OBP: 0.235, SLG: 0.235 14 Ryan Roberts, R OBP: 0.792, SLG: 0.813										3	0	1	0	0	2	1						
8 Gerardo Parra, L OBP: 0.222, SLG: 0.222 63 Paul Goldschmidt, R OBP: 0.533, SLG: 0.929 5 Taylor Harbin, R										3	1	2	1	0	0	0						
33 Konrad Schmidt, R OBP: 0.444, SLG: 1.125 36 P.J. Pillittere, R 47 Yazzy Arbelo, L 10 Robby Hammock, R										3	1	1	2	0	0	2						
8 Chris Owings, R OBP: 0.182, SLG: 0.100 31 AJ Pollock, R OBP: 0.500, SLG: 0.714										3	0	0	0	0	1	2						
<b>Inning Stats</b>	R: 0 E: 0 K: 0 S: 8	H: 1 LOB: 1 BB: 0 P: 12	R: 0 E: 0 K: 1 S: 12	H: 2 LOB: 2 BB: 0 P: 18	R: 0 E: 0 K: 0 S: 12	H: 0 LOB: 1 BB: 1 P: 21	R: 3 E: 0 K: 1 S: 11	H: 3 LOB: 0 BB: 1 P: 16	R: 0 E: 0 K: 0 S: 8	H: 0 LOB: 0 BB: 0 P: 14	R: 1 E: 0 K: 1 S: 12	H: 1 LOB: 0 BB: 0 P: 17	R: 0 E: 0 K: 0 S: 7	H: 0 LOB: 0 BB: 0 P: 11	R: 0 E: 0 K: 1 S: 7	H: 0 LOB: 0 BB: 0 P: 10		R: 4 E: 0 K: 2 S: 21	H: 3 LOB: 1 BB: 1 P: 32	1B: 5 2B: 1 3B: 0 HR: 4	SF: 0 SAC: 0 DP: 0 HBP: 0	WP: 0 PB: 0 CS: 2
<b>PITCHER</b>	IP WLS BF H R ER SO BB IBB HBP BLK WP HR S P ERA WHIP	26 Jeff Francis, L ERA: 5.4	3.0 13 3 0 0 1 1 0 0 0 0 0 32 51 0.00 1.333	48 Joaquin Soria, R ERA: 13.5	1.0 6 3 3 3 1 0 0 0 0 0 1 11 16 27.00 3.000	41 Jeremy Jeffress, R ERA: 3.0	1.0 H 3 0 0 0 0 0 0 0 0 0 8 14 0.00 0.000	51 Robinson Tejeda, R ERA: 4.5	1.0 H 4 1 1 1 1 0 0 0 0 0 1 12 17 9.00 1.000	39 Luis Mendoza, R ERA:	2.0 H 6 0 0 0 1 0 0 0 0 0 0 14 21 0.00 0.000	<b>PITCHER</b>	IP WLS BF H R ER SO BB IBB HBP BLK WP HR S P ERA WHIP	54 Kevin Pucetas, R ERA: 12.0	1.0 L 7 3 4 4 2 1 0 0 0 0 0 2 21 32 36.00 4.000							

Batter	1	2	3	4	5	6	7	8	9	AB	R	H	RBI	BB	SO	LOB	BOTTOM					
6 Lorenzo Cain, R OBP: 0.444, SLG: 0.500 7 Gregor Blanco, L OBP: 0.333, SLG: 0.286										3	1	0	0	0	1	0	<b>Arizona Diamondbacks @ Kansas City Royals</b> Surprise Stadium, Surprise, AZ Mon Mar 07 2011, 3:07 PM - 5:47 PM EST Att: 3,356 - Partly Cloudy - 70 F					
13 Mike Aviles, R OBP: 0.522, SLG: 0.800 46 Brett Carroll, R										3	1	2	0	0	0	1						
16 Billy Butler, R OBP: 0.400, SLG: 0.294 85 Wil Myers, R										2	1	0	0	0	0	2						
30 Kila Ka'aihue, L OBP: 0.421, SLG: 0.889 25 Clint Robinson OBP: 0.462, SLG: 1.000										2	1	1	3	1	0	1						
21 Jeff Francoeur, R OBP: 0.278, SLG: 0.438 88 Paulo Orlando, R OBP: 1.000, SLG: 1.000										3	0	0	0	0	1	2						
53 Melky Cabrera, S OBP: 0.500, SLG: 0.733 94 Tim Smith, L										2	1	1	1	0	0	1						
3 Brayan Peña, S 22 Lucas May, R										2	0	0	0	0	0	1						
23 Jeff Bianchi, R OBP: 0.200, SLG: 0.222 72 Irving Falu, S										2	0	0	0	0	0	2						
31 Joaquin Arias, R OBP: 0.750, SLG: 1.125 90 Christian Colón, R										1	0	1	0	0	0	0						
<b>Inning Stats</b>	R: 1 E: 0 K: 2 S: 11	H: 1 LOB: 1 BB: 1 P: 19	R: 1 E: 0 K: 0 S: 6	H: 2 LOB: 1 BB: 0 P: 8	R: 3 E: 2 K: 0 S: 14	H: 1 LOB: 1 BB: 0 P: 21	R: 0 E: 0 K: 0 S: 5	H: 0 LOB: 0 BB: 0 P: 9	R: 0 E: 0 K: 0 S: 10	H: 1 LOB: 1 BB: 0 P: 13	R: 0 E: 0 K: 1 S: 8	H: 0 LOB: 1 BB: 1 P: 13	R: 0 E: 0 K: 1 S: 12	H: 0 LOB: 0 BB: 0 P: 17	R: 1 E: 0 K: 2 S: 15	H: 2 LOB: 1 BB: 0 P: 22		R: 0 E: 0 K: 1 S: 9	H: 0 LOB: 0 BB: 0 P: 17	1B: 2 2B: 2 3B: 0 HR: 3	SF: 0 SAC: 0 DP: 0 HBP: 1	WP: 1 PB: 0 CS: 0
<b>PITCHER</b>	IP WLS BF H R ER SO BB IBB HBP BLK WP HR S P ERA WHIP	44 Aaron Heilman, R ERA: 3.38	3.0 16 4 5 3 2 1 0 0 0 0 0 31 48 9.00 1.667	40 J.J. Putz, R ERA:	1.0 3 0 0 0 0 0 0 0 0 0 0 5 9 0.00 0.000	21 Mike Hampton, L ERA:	1.0 4 1 0 0 0 0 0 0 0 0 0 10 13 0.00 1.000	43 Zach Kroenke, L ERA: 2.45	1.0 4 0 0 0 1 1 0 0 0 0 0 8 13 0.00 1.000	32 Estarling Vasquez, R ERA: 6.75	1.0 3 0 0 0 1 0 0 0 0 0 0 12 17 0.00 0.000	<b>PITCHER</b>	IP WLS BF H R ER SO BB IBB HBP BLK WP HR S P ERA WHIP	55 Josh Collmenter, R ERA: 2.25	1.0 W 5 2 1 1 2 0 0 0 0 0 0 1 15 22 9.00 2.000	39 Jordan Norberto, L ERA: 3.0	1.0 S 3 0 0 0 1 0 0 0 0 0 0 9 17 0.00 0.000					







Batter	1	2	3	4	5	6	7	8	9	AB	R	H	RBI	BB	SO	LOB	TOP
6 Drew Stubbs, R OBP: 0.389, SLG: 0.563 88 Felix Perez, L OBP: 0.571, SLG: 0.500										3	1	2	3	0	0	0	<b>Cincinnati Reds @ Kansas City Royals</b> Surprise Stadium, Surprise, AZ Tue Mar 08 2011, 3:08 PM - 5:46 PM EST Att: 2,502 - Sunny - 66 F
16 Edgar Renteria, R OBP: 0.400, SLG: 0.467 7 Paul Janish, R OBP: 0.375, SLG: 0.375										3	0	1	0	0	0	0	
19 Joey Votto, L OBP: 0.222, SLG: 0.444 86 Neftali Soto, R OBP: 0.167, SLG: 0.167										3	0	0	0	1	2	2	
27 Scott Rolen, R OBP: 0.286, SLG: 0.286 43 Miguel Cairo, R OBP: 0.313, SLG: 0.154										3	0	1	0	0	1	2	
32 Jay Bruce, L OBP: 0.250, SLG: 0.200 26 Jeremy Hermida, L OBP: 0.529, SLG: 0.615										3	0	0	0	0	0	4	
31 Jonny Gomes, R OBP: 0.097, SLG: 0.267 15 Fred Lewis, L OBP: 0.357, SLG: 0.333										3	0	0	0	0	0	0	
55 Ramon Hernandez, R OBP: 0.455, SLG: 0.700										2	0	0	0	0	0	0	
3 Chris Valaika, R OBP: 0.444, SLG: 0.647 82 Ronald Torreyes, R OBP: 0.333, SLG: 0.667										2	1	1	0	1	0	1	
29 Ryan Hanigan, R OBP: 0.286, SLG: 0.231 90 Andrew Means, R OBP: 0.333, SLG: 0.667										1	1	0	0	1	1	1	
<b>Inning Stats</b>	R: 0 H: 2 E: 0 K: 2 S: 14	H: 1 LOB: 1 BB: 0 P: 22	R: 0 H: 1 E: 0 K: 1 S: 7	H: 1 LOB: 2 BB: 1 P: 17	R: 3 H: 1 E: 0 K: 0 S: 10	H: 1 LOB: 0 BB: 2 P: 25	R: 0 H: 0 E: 0 K: 1 S: 16	H: 0 LOB: 1 BB: 1 P: 12	R: 0 H: 0 E: 0 K: 1 S: 9	H: 1 LOB: 0 BB: 1 P: 15	R: 1 H: 3 E: 0 K: 1 S: 17	H: 3 LOB: 2 BB: 0 P: 23	1B: 7 2B: 1 3B: 0 HR: 1	SF: 0 SAC: 0 DP: 0 HBP: 0	WP: 1 PB: 0 SB: 0 CS: 1	PA: 40	
<b>PITCHER</b>	IP WLS BF H R ER SO BB IBB HBP BLK WP HR S P ERA WHIP	IP WLS BF H R ER SO BB IBB HBP BLK WP HR S P ERA WHIP	IP WLS BF H R ER SO BB IBB HBP BLK WP HR S P ERA WHIP	IP WLS BF H R ER SO BB IBB HBP BLK WP HR S P ERA WHIP	IP WLS BF H R ER SO BB IBB HBP BLK WP HR S P ERA WHIP	IP WLS BF H R ER SO BB IBB HBP BLK WP HR S P ERA WHIP	IP WLS BF H R ER SO BB IBB HBP BLK WP HR S P ERA WHIP	IP WLS BF H R ER SO BB IBB HBP BLK WP HR S P ERA WHIP	IP WLS BF H R ER SO BB IBB HBP BLK WP HR S P ERA WHIP	IP WLS BF H R ER SO BB IBB HBP BLK WP HR S P ERA WHIP	IP WLS BF H R ER SO BB IBB HBP BLK WP HR S P ERA WHIP	IP WLS BF H R ER SO BB IBB HBP BLK WP HR S P ERA WHIP	IP WLS BF H R ER SO BB IBB HBP BLK WP HR S P ERA WHIP	IP WLS BF H R ER SO BB IBB HBP BLK WP HR S P ERA WHIP	IP WLS BF H R ER SO BB IBB HBP BLK WP HR S P ERA WHIP	IP WLS BF H R ER SO BB IBB HBP BLK WP HR S P ERA WHIP	ERA WHIP
34 Kyle Davies, R ERA: 2.57 68 Danny Duffy, L ERA: 9.0 56 Greg Holland, R ERA: 9.0 75 Blaine Hardy, L ERA: 9.0 69 Patrick Keating, R ERA: 9.0	3.0 0 14 4 0 0 3 1 0 0 0 0 1 0 31 50 0.00 1.667	2.0 L 9 1 3 3 1 2 0 0 0 0 0 1 26 49 13.50 1.500	1.0 4 0 0 0 0 1 0 0 0 0 0 0 7 12 0.00 1.000	1.0 3 0 0 0 1 0 0 0 0 0 0 9 14 0.00 0.000	1.0 4 1 1 1 0 1 0 0 0 0 0 0 10 15 9.00 2.000												
62 Steven Shell, R ERA: 4.5	9.1 1.0 6 3 1 1 1 0 0 0 0 0 0 0 17 23 9.00 3.000																

AB	35
R	5
H	9
RBI	5
BB	5
SO	6
LOB	18



Batter	1	2	3	4	5	6	7	8	9	AB	R	H	RBI	BB	SO	LOB	BOTTOM			
17 Chris Getz, L OBP: 0.235, SLG: 0.071 64 Lance Zawadzki, L OBP: 0.455, SLG: 0.900										3	0	0	0	0	1	1	<b>Cincinnati Reds @ Kansas City Royals</b> Surprise Stadium, Surprise, AZ Tue Mar 08 2011, 3:08 PM - 5:46 PM EST Att: 2,502 - Sunny - 66 F			
53 Melky Cabrera, S OBP: 0.524, SLG: 0.706 9 Derrick Robinson, S OBP: 0.250, SLG: 0.315										2	1	1	0	1	1	1				
16 Billy Butler, R OBP: 0.391, SLG: 0.450 40 Eric Hosmer, L OBP: 0.471, SLG: 0.929										3	1	1	2	0	1	2				
21 Jeff Francoeur, R OBP: 0.300, SLG: 0.444 46 Brett Carroll, R										2	0	1	0	0	1	1				
24 Wilson Betemit, S										4	0	0	0	0	2	1				
4 Alex Gordon, L OBP: 0.481, SLG: 0.125 15 David Lough, L OBP: 0.353, SLG: 0.267										1	0	1	0	1	0	0				
19 Pedro Feliz, R OBP: 0.200, SLG: 0.308 8 Mike Moustakas, L OBP: 0.263, SLG: 0.353										2	0	0	0	0	2	0				
22 Lucas May, R OBP: 0.429, SLG: 0.417 28 Manny Pina, R OBP: 0.375, SLG: 0.167										2	0	1	0	0	1	0				
2 Alcides Escobar, R OBP: 0.500, SLG: 0.417 72 Irving Falu, S OBP: 0.200, SLG: 0.111										2	0	2	0	0	0	0				
<b>Inning Stats</b>	R: 0 H: 1 E: 0 K: 1 S: 8	H: 2 LOB: 1 BB: 1 P: 11	R: 0 H: 2 E: 0 K: 0 S: 11	H: 2 LOB: 2 BB: 1 P: 18	R: 2 H: 2 E: 0 K: 1 S: 9	H: 2 LOB: 0 BB: 1 P: 18	R: 0 H: 1 E: 0 K: 3 S: 14	H: 1 LOB: 1 BB: 0 P: 23	R: 0 H: 0 E: 0 K: 2 S: 10	H: 0 LOB: 0 BB: 0 P: 15	R: 0 H: 0 E: 0 K: 1 S: 6	H: 0 LOB: 0 BB: 0 P: 8	R: 0 H: 0 E: 0 K: 1 S: 8	H: 0 LOB: 0 BB: 0 P: 14	R: 0 H: 0 E: 0 K: 0 S: 6	H: 0 LOB: 0 BB: 0 P: 11		1B: 6 2B: 0 3B: 0 HR: 1	SF: 0 SAC: 0 DP: 1 HBP: 0	WP: 0 PB: 0 SB: 1 CS: 1
<b>PITCHER</b>	IP WLS BF H R ER SO BB IBB HBP BLK WP HR S P ERA WHIP	IP WLS BF H R ER SO BB IBB HBP BLK WP HR S P ERA WHIP	IP WLS BF H R ER SO BB IBB HBP BLK WP HR S P ERA WHIP	IP WLS BF H R ER SO BB IBB HBP BLK WP HR S P ERA WHIP	IP WLS BF H R ER SO BB IBB HBP BLK WP HR S P ERA WHIP	IP WLS BF H R ER SO BB IBB HBP BLK WP HR S P ERA WHIP	IP WLS BF H R ER SO BB IBB HBP BLK WP HR S P ERA WHIP	IP WLS BF H R ER SO BB IBB HBP BLK WP HR S P ERA WHIP	IP WLS BF H R ER SO BB IBB HBP BLK WP HR S P ERA WHIP	IP WLS BF H R ER SO BB IBB HBP BLK WP HR S P ERA WHIP	IP WLS BF H R ER SO BB IBB HBP BLK WP HR S P ERA WHIP	IP WLS BF H R ER SO BB IBB HBP BLK WP HR S P ERA WHIP	IP WLS BF H R ER SO BB IBB HBP BLK WP HR S P ERA WHIP	IP WLS BF H R ER SO BB IBB HBP BLK WP HR S P ERA WHIP	IP WLS BF H R ER SO BB IBB HBP BLK WP HR S P ERA WHIP	IP WLS BF H R ER SO BB IBB HBP BLK WP HR S P ERA WHIP	IP WLS BF H R ER SO BB IBB HBP BLK WP HR S P ERA WHIP	ERA WHIP		
30 Travis Wood, L ERA: 3.6 63 Sam LeCure, R ERA: 50 Dontrelle Willis, L ERA: 56 Matt Maloney, L ERA: 1.29	3.0 0 14 5 2 2 2 2 0 0 0 0 0 0 20 31 0.00 1.000	2.0 H 7 2 0 0 4 0 0 0 0 0 0 0 16 23 0.00 0.000	2.0 S 6 0 0 0 1 0 0 0 0 0 0 0 0 14 25 0.00 0.000																	

AB	31
R	2
H	7
RBI	2
BB	2
SO	10
LOB	8





Batter	1	2	3	4	5	6	7	8	9	AB	R	H	RBI	BB	SO	LOB	TOP					
6 Lorenzo Cain, R OBP: 0.409, SLG: 0.421 1 Jarrod Dyson, L OBP: 0.400, SLG: 0.308	4-1 13 BB 16 1B BB	0-3 K2-3	0-0 F9	0-0 F8	0-0 F7			0-0 1B	0-0 1B	3	1	0	0	1	1	1						
13 Mike Aviles, R OBP: 0.577, SLG: 0.810 23 Jeff Bianchi, R OBP: 0.154, SLG: 0.167	4-0 21 BB 53 3B 16 1B BB	4-0 24 FC6-4 BB	0-0 16 1B 24 SF7 1B		0-0 G5-3			0-3 K	0-0 G1-3	1	2	1	0	2	0	0						
16 Billy Butler, R OBP: 0.304, SLG: 0.478 30 Kila Ka'aihue, L OBP: 0.381, SLG: 0.800	0-0 21 BB 53 3B 1B	0-0 F8	0-0 1B		0-3 K			0-0 P5		3	1	2	1	0	0	1						
24 Wilson Betemit, S 72 Irving Falu, S OBP: 0.182, SLG: 0.100	0-3 K	0-0 FC6-4	0-0 SF7		0-3 K			0-0 G4-3		3	0	0	1	0	2	3						
21 Jeff Francoeur, R OBP: 0.304, SLG: 0.400 12 Mitch Maier, L OBP: 0.700, SLG: 0.941	4-0 53 3B 1-2 2-3 BB		0-0 G5-3	0-0 L9				4-0 7 FC5 46 HBP BB	1-0 HR	2	1	0	0	1	0	1						
53 Melky Cabrera, S OBP: 0.542, SLG: 0.850 46 Brett Carroll, R	0-0 4 1B 1-H 2-H 3-H 3B		0-3 K		0-0 4 2B			1-2 64 1B 7 FC5 HBP	1-0 64 3B HBP	3	1	2	3	0	1	0						
4 Alex Gordon, L OBP: 0.533, SLG: 0.316 7 Gregor Blanco, L OBP: 0.294, SLG: 0.250	0-0 3-H 1B		0-0 28 1B 28 S 1B		0-0 2-H 2B			0-0 FC5 64 1B 3 G3-1	0-3 K	3	1	3	2	0	0	0						
28 Manny Pina, R OBP: 0.364, SLG: 0.222 3 Brayan Peña, S	0-3 K		1-0 1B		0-0 G6-3			0-0 G3-1	0-0 P6	3	0	1	1	0	1	2						
2 Alcides Escobar, R OBP: 0.412, SLG: 0.333 64 Lance Zawadzki, L OBP: 0.538, SLG: 1.083	0-0 G2-3		0-0 F9		0-0 F9			0-0 2-H 3-H 1B	0-0 1-H 1B 3B	3	0	0	0	0	0	3						
<b>Inning Stats</b>	R: 5 E: 0 K: 2 S: 11	H: 3 LOB: 1 BB: 3 P: 23	R: 0 E: 0 K: 1 S: 5	H: 0 LOB: 1 BB: 1 P: 9	R: 1 E: 0 K: 1 S: 7	H: 2 LOB: 1 BB: 0 P: 8	R: 1 E: 0 K: 0 S: 5	H: 2 LOB: 1 BB: 0 P: 5	R: 1 E: 0 K: 0 S: 5	H: 2 LOB: 1 BB: 0 P: 5	R: 0 E: 0 K: 2 S: 7	H: 0 LOB: 0 BB: 0 P: 7	R: 2 E: 0 K: 0 S: 4	H: 1 LOB: 1 BB: 1 P: 9	R: 0 E: 0 K: 1 S: 5	H: 0 LOB: 0 BB: 0 P: 5	R: 3 E: 0 K: 1 S: 8	H: 3 LOB: 1 BB: 0 P: 10	1B: 8 2B: 2 3B: 2 HR: 1	SF: 1 SAC: 0 DP: 0 HBP: 2	WP: 0 PB: 0 SB: 1 CS: 0	PA: 47
<b>PITCHER</b>	IP WLS BF H R ER SO BB IBB HBP BLK WP HR S P ERA WHIP	17 Matt Garza, R ERA: 14.85	2.2 L 16 4 6 6 4 4 0 0 0 0 0 12 13 20.25 3.000	65 Jay Jackson, R ERA: 5.88	3.1 2.1 12 5 2 2 0 0 0 0 0 0 0 7 7 7.71 2.143	49 Carlos Marmol, R ERA: 5.88	6.1 1.0 3 0 0 0 2 0 0 0 0 0 0 4 9 0.00 0.000	64 Justin Berg, R ERA: 60.75	7.1 1.0 6 1 2 2 0 1 0 1 0 0 0 4 9 18.00 2.000	44 Jeff Stevens, R ERA: 3.0	8.1 1.0 3 0 0 0 1 0 0 0 0 0 0 5 5 0.00 0.000	<b>PITCHER</b>	IP WLS BF H R ER SO BB IBB HBP BLK WP HR S P ERA WHIP	33 Esmailin Caridad, R ERA: 7.38	9.1 1.0 7 3 3 3 1 0 0 1 0 0 0 1 8 10 27.00 3.000							
Batter	1	2	3	4	5	6	7	8	9	AB	R	H	RBI	BB	SO	LOB	BOTTOM					
28 Jeff Baker, R OBP: 0.364, SLG: 0.263	4-0 24 1B 16 G4-3 BB		0-3 K		0-3 K			0-0 F9	0-0 59 G4-3 15 1B 2-3 1B	4	1	1	0	1	2	2						
13 Starlin Castro, R OBP: 0.400, SLG: 0.640 15 Darwin Barney, R OBP: 0.313, SLG: 0.438	0-0 F7		0-3 K		0-0 G4-6-3			0-0 F9	0-0 59 G4-3 1B	3	0	0	0	0	1	2						
24 Marion Byrd, R OBP: 0.318, SLG: 1.000 59 Brett Jackson, L OBP: 0.222, SLG: 0.133	0-0 16 G4-3 1-3 1B		0-1 HR		0-3 K			0-3 K	1-0 G3	2	1	2	1	0	0	0						
16 Aramis Ramirez, R OBP: 0.409, SLG: 0.421 61 Josh Vitters, R OBP: 0.429, SLG: 0.538	0-0 G4-3		0-0 F7		0-0 2B			0-0 F9	0-0 G3-1	2	0	0	1	0	0	1						
18 Geovany Soto, R OBP: 0.350, SLG: 0.389 51 Max Ramirez, R OBP: 0.455, SLG: 0.500	4-0 2-3 3-H BB		0-0 1B		4-0 5 2B BB			0-0 F9	0-0 1B	1	0	1	0	1	0	0						
12 Alfonso Soriano, R OBP: 0.364, SLG: 0.591 5 Reed Johnson, R OBP: 0.300, SLG: 0.278	0-3 K		0-0 F9		0-0 2B			0-3 K		2	0	0	0	0	1	3						
22 Carlos Pena, L OBP: 0.348, SLG: 0.250 6 Bryan LaHair, L OBP: 0.333, SLG: 0.333		4-0 1 G6-4-3 BB		0-3 K		4-0 63 G4-6-3 BB		0-0 F7		1	0	0	0	2	1	1						
1 Kosuke Fukudome, L OBP: 0.348, SLG: 0.250 63 James Adduci, L OBP: 0.083, SLG: 0.083		0-0 G6-4-3		0-0 F8		0-0 G4-6-3		0-3 K		2	0	0	0	0	2							
17 Matt Capps, R 65 Jay Jackson, R 53 Wagnell Castillo, R 49 Carlos Marmol, R 64 Justin Berg, R 30 Kila Ka'aihue, L 44 Jeff Stevens, R 33 Esmailin Caridad, R 72 Irving Falu, S		0-0 F9		0-0 13 G4-6-3 1B		0-0 59 WP 1B		0-0 F9	0-0 28 1B 15 1B 2B	1	0	0	0	0	0	0						
<b>Inning Stats</b>	R: 1 E: 0 K: 1 S: 6	H: 1 LOB: 2 BB: 2 P: 14	R: 0 E: 0 K: 0 S: 2	H: 0 LOB: 1 BB: 1 P: 6	R: 1 E: 0 K: 2 S: 9	H: 1 LOB: 0 BB: 0 P: 9	R: 0 E: 0 K: 1 S: 6	H: 1 LOB: 1 BB: 0 P: 6	R: 0 E: 0 K: 1 S: 6	H: 1 LOB: 1 BB: 0 P: 5	R: 0 E: 0 K: 1 S: 6	H: 1 LOB: 1 BB: 0 P: 6	R: 0 E: 0 K: 1 S: 6	H: 1 LOB: 1 BB: 0 P: 6	R: 1 E: 0 K: 1 S: 8	H: 3 LOB: 2 BB: 0 P: 8	1B: 7 2B: 3 3B: 0 HR: 1	SF: 0 SAC: 0 DP: 3 HBP: 0	WP: 1 PB: 0 SB: 0 CS: 0	PA: 40		
<b>PITCHER</b>	IP WLS BF H R ER SO BB IBB HBP BLK WP HR S P ERA WHIP	52 Bruce Chen, L ERA: 3.38	4.0 W 17 3 2 2 4 3 0 0 0 0 0 5 5 4.50 1.500	50 Kanekoa Teixeira, R ERA: 22.85	6.1 2.0 10 3 1 1 1 2 0 0 0 1 0 10 19 4.50 2.500	61 Everett Teaford, L ERA: 3.0	8.1 1.0 4 1 0 0 1 0 0 0 0 0 0 6 6 0.00 1.000	57 Jesse Chavez, R ERA: 3.0	9.1 1.0 6 3 1 1 1 0 0 0 0 0 0 0 8 8 9.00 3.000	<b>PITCHER</b>	IP WLS BF H R ER SO BB IBB HBP BLK WP HR S P ERA WHIP											

Kansas City Royals @ Chicago Cubs  
Hohokam Park, Mesa, AZ  
Wed Mar 09 2011, 3:11 PM - 6:08 PM EST  
Att.: 5,520 - Sunny - 74 F

AB 39  
R 13  
H 13  
RBI 13  
BB 5  
SO 8  
LOB 19



Kansas City Royals @ Chicago Cubs  
Hohokam Park, Mesa, AZ  
Wed Mar 09 2011, 3:11 PM - 6:08 PM EST  
Att.: 5,520 - Sunny - 74 F

AB 35  
R 4  
H 11  
RBI 4  
BB 5  
SO 8  
LOB 22





Batter	1	2	3	4	5	6	7	8	9	AB	R	H	RBI	BB	SO	LOB	TOP					
1 Jarrod Dyson, L (1,8) 9 Derrick Robinson, S (6,8) OBP: 0.500, SLG: 0.438 OBP: 0.400, SLG: 0.667										3	0	3	0	0	0	0	<b>Kansas City Royals @ Los Angeles Angels</b> Tempe Diablo Stadium, Tempe, AZ Thu Mar 10 2011, 3:05 PM - 6:03 PM EST Att: 3,146 - Partly Cloudy - 84 F <a href="http://livebaseballscorecards.com">livebaseballscorecards.com</a>					
13 Mike Aviles, R (1,5) 87 Rey Navarro, S (6,4) J.D. Alfaro, R (8,4)										3	0	0	0	0	1	4						
30 Kila Ka'aihue, L (1,3) 93 Jamie Romak, R (6,3) OBP: 0.467, SLG: 0.783 OBP: 0.167, SLG: 0.667										3	1	1	0	0	1	3						
21 Jeff Francoeur, R (1,9) Nick Van Stratten, R (6,7) Patrick Norris, S (8,7)										3	0	0	0	0	1	2						
53 Melky Cabrera, S (1,7) 15 David Lough, L (6,PH) OBP: 0.538, SLG: 0.818 OBP: 0.368, SLG: 0.250										2	0	1	0	0	0	0						
46 Brett Carroll, R (1,10)										3	0	0	1	1	2	1						
64 Lance Zawadzki, L (1,4) 8 Mike Moustakas, L (6,5) OBP: 0.333, SLG: 0.421										2	0	0	0	0	0	1						
3 Brayan Peña, S (1,2) Ryan Stovall, R (7,PR) 28 Manny Piña, R (7,2) OBP: 0.333, SLG: 0.200										3	0	0	0	0	0	1						
2 Alcides Escobar, R (1,6) 72 Irving Falu, S (6,6) OBP: 0.421, SLG: 0.353 OBP: 0.231, SLG: 0.167										2	0	1	0	0	0	0						
<b>Inning Stats</b>	R: 0 E: 0 K: 1 S: 6	H: 1 LOB: 1 BB: 0 P: 6	R: 0 E: 0 K: 1 S: 5	H: 0 LOB: 0 BB: 0 P: 5	R: 0 E: 0 K: 0 S: 4	H: 1 LOB: 1 BB: 0 P: 4	R: 1 E: 0 K: 0 S: 5	H: 2 LOB: 1 BB: 0 P: 5	R: 0 E: 0 K: 2 S: 9	H: 2 LOB: 2 BB: 0 P: 10	R: 0 E: 0 K: 1 S: 5	H: 0 LOB: 0 BB: 0 P: 5	R: 1 E: 0 K: 0 S: 4	H: 2 LOB: 1 BB: 1 P: 8	R: 2 E: 1 K: 1 S: 7	H: 1 LOB: 2 BB: 2 P: 15		R: 0 E: 0 K: 1 S: 6	H: 1 LOB: 1 BB: 0 P: 6	1B: 8 2B: 1 3B: 1 HR: 0	SF: 0 SAC: 0 DP: 1 HBP: 0	WP: 1 PB: 0 SB: 4 CS: 0
<b>PITCHER</b>	IP WLS BF H R ER SO BB IBB HBP BLK WP HR S P ERA WHIP	35 Joel Pineiro, R (1,1) ERA: 1.0 63 Rich Thompson, R (5,1) ERA: 1.0 58 Michael Kohn, R (6,1) ERA: 4.5 45 Francisco Rodriguez, R (7,1) ERA: 4.5 59 Loek Van Mil, R (8,1) ERA: 27.0																				
<b>PITCHER</b>	IP WLS BF H R ER SO BB IBB HBP BLK WP HR S P ERA WHIP	49 David Carpenter, R (8,1) ERA: 16.2 68 Ysmael Carmona, R (9,1) ERA: 16.2																				

Batter	1	2	3	4	5	6	7	8	9	AB	R	H	RBI	BB	SO	LOB	BOTTOM					
13 Maicer Izturis, S (1,5) 70 Kevin Meillo, L (6,4) OBP: 0.250, SLG: 0.409 OBP: 0.125, SLG: 0.250										3	0	0	0	0	0	2	<b>Kansas City Royals @ Los Angeles Angels</b> Tempe Diablo Stadium, Tempe, AZ Thu Mar 10 2011, 3:05 PM - 6:03 PM EST Att: 3,146 - Partly Cloudy - 84 F <a href="http://livebaseballscorecards.com">livebaseballscorecards.com</a>					
2 Erick Aybar, S (1,6) 49 Jeremy Moore, L (6,7) OBP: 0.308, SLG: 0.360 OBP: 0.222, SLG: 0.250										3	1	2	0	0	0	0						
48 Toni Hunter, R (1,9) 83 Angel Castillo, R (6,9) OBP: 0.381, SLG: 0.333 OBP: 0.333, SLG: 0.143										3	0	1	0	0	0	2						
10 Vernon Wells, R (1,8) 72 Darwin Perez, S (6,6)										3	0	1	1	0	2	2						
47 Howie Kendrick, R (1,4) Jay Brossman, R (6,5)										1	1	0	0	2	0	1						
6 Alberto Callaspo, S (1,10)										4	0	2	0	0	0	2						
44 Mark Trumbo, R (1,3) 86 Efrén Navarro, L (7,3) OBP: 0.381, SLG: 0.758 OBP: 0.455, SLG: 0.545										3	1	1	1	0	1	2						
5 Jeff Mathis, R (1,2) 69 Carlos Ramirez, R (7,2)										3	0	1	1	0	0	2						
81 Tyson Auer, R (1,7) OBP: 0.333, SLG: 0.167										4	0	2	0	0	2	1						
<b>Inning Stats</b>	R: 1 E: 0 K: 0 S: 5	H: 2 LOB: 2 BB: 1 P: 11	R: 0 E: 0 K: 1 S: 5	H: 1 LOB: 0 BB: 0 P: 5	R: 0 E: 0 K: 1 S: 6	H: 1 LOB: 1 BB: 0 P: 6	R: 2 E: 0 K: 0 S: 5	H: 3 LOB: 1 BB: 1 P: 9	R: 0 E: 0 K: 1 S: 6	H: 1 LOB: 1 BB: 0 P: 6	R: 0 E: 0 K: 2 S: 8	H: 1 LOB: 0 BB: 0 P: 8	R: 0 E: 0 K: 1 S: 5	H: 0 LOB: 0 BB: 0 P: 5	R: 0 E: 0 K: 0 S: 2	H: 0 LOB: 0 BB: 1 P: 6		R: 0 E: 0 K: 0 S: 4	H: 2 LOB: 1 BB: 0 P: 4	1B: 9 2B: 2 3B: 0 HR: 0	SF: 0 SAC: 0 DP: 2 HBP: 0	WP: 0 PB: 0 SB: 3 CS: 2
<b>PITCHER</b>	IP WLS BF H R ER SO BB IBB HBP BLK WP HR S P ERA WHIP	32 Vin Mazzaro, R (1,1) ERA: 7.36 75 Blaine Hardy, L (4,1) ERA: 7.36 51 Robinson Tejeda, R (5,1) ERA: 3.0 38 Blake Wood, R (6,1) ERA: 9.0 67 Chris Dwyer, L (7,1) ERA: 7.36																				
<b>PITCHER</b>	IP WLS BF H R ER SO BB IBB HBP BLK WP HR S P ERA WHIP	47 Nate Adcock, R (8,1) ERA: 1.0 56 Greg Holland, R (9,1) ERA: 1.0																				



Batter	1	2	3	4	5	6	7	8	9	AB	R	H	RBI	BB	SO	LOB	TOP						
6 Lorenzo Cain, R (1,8) OBP: 0.360, SLG: 0.364 7 Gregor Blanco, L (6,8) OBP: 0.278, SLG: 0.235										3	0	0	0	0	2	0	<b>Kansas City Royals @ Oakland Athletics</b> Phoenix Municipal Stadium, Phoenix, AZ Thu Mar 10 2011, 3:13 PM - 5:40 PM EST Att: 2,586 - Sunny - 88 F  <b>AB 31</b> <b>R 4</b> <b>H 4</b> <b>RBI 3</b> <b>BB 4</b> <b>SO 11</b> <b>LOB 14</b>  						
17 Chris Getz, L (1,4) OBP: 0.300, SLG: 0.294 92 Kurt Mertins, R (6,4)										3	1	2	0	0	0	0							
16 Billy Butler, R (1,3) OBP: 0.414, SLG: 0.440 40 Eric Hosmer, L (6,3)										2	0	0	1	1	0	0							
24 Wilson Betemit, S (1,5) OBP: 0.091, SLG: 0.100 19 Pedro Feliz, R (6,5)										3	1	1	0	0	2	2							
12 Mitch Maier, L (1,9) OBP: 0.652, SLG: 0.900 89 Nick Francis, R (6,9)										3	1	1	0	0	0	2							
4 Alex Gordon, L (1,7) OBP: 0.485, SLG: 0.273 88 Paulo Orlando, R (6,7)										3	0	0	0	0	1	2							
85 Wil Myers, R (1,10)										4	0	0	1	0	3	0							
70 Salvador Perez, R (1,2) OBP: 0.357, SLG: 0.333 22 Lucas May, R (6,2)										1	0	0	0	1	0	1							
23 Jeff Bianchi, R (1,6) OBP: 0.133, SLG: 0.143 90 Christian Colón, R (6,6)										2	0	0	0	0	0	2							
<b>Inning Stats</b>	R: 0 E: 0 K: 2 S: 8	H: 1 LOB: 2 BB: 1 P: 12	R: 0 E: 0 K: 1 S: 5	H: 0 LOB: 1 BB: 1 P: 9	R: 0 E: 0 K: 1 S: 5	H: 0 LOB: 0 BB: 0 P: 5	R: 2 E: 1 K: 0 S: 6	H: 2 LOB: 1 BB: 0 P: 8	R: 1 E: 0 K: 1 S: 6	H: 1 LOB: 0 BB: 0 P: 6	R: 0 E: 0 K: 2 S: 7	H: 0 LOB: 0 BB: 0 P: 7	R: 1 E: 0 K: 1 S: 6	H: 0 LOB: 3 BB: 2 P: 15	R: 0 E: 0 K: 1 S: 5	H: 0 LOB: 0 BB: 0 P: 5		R: 0 E: 0 K: 2 S: 7	H: 0 LOB: 0 BB: 0 P: 7	1B: 2 2B: 1 3B: 1 HR: 0	SF: 1 SAC: 1 DP: 0 HBP: 1	WP: 1 PB: 0 SB: 2 CS: 0	PA: 38
<b>PITCHER</b>	IP: 3.1 WLS: 0 BF: 16 ERA: 6.48	H: 3 R: 2 ER: 2 SO: 4	H: 0 R: 0 ER: 0 SO: 0	H: 0 R: 0 ER: 0 SO: 0	H: 0 R: 0 ER: 0 SO: 0	H: 0 R: 0 ER: 0 SO: 0	H: 2 R: 1 ER: 1 SO: 22	H: 1 R: 0 ER: 0 SO: 3	H: 0 R: 0 ER: 0 SO: 3	H: 0 R: 0 ER: 0 SO: 12	H: 0 R: 0 ER: 0 SO: 12	H: 0 R: 0 ER: 0 SO: 12	H: 0 R: 0 ER: 0 SO: 3	H: 0 R: 0 ER: 0 SO: 12	H: 0 R: 0 ER: 0 SO: 12	H: 0 R: 0 ER: 0 SO: 12		H: 0 R: 0 ER: 0 SO: 12	H: 0 R: 0 ER: 0 SO: 12	WP: 0 HR: 0 S: 12 P: 12	ERA: 0.00 WHIP: 0.000		
49 Brett Anderson, L (1,1) ERA: 6.48	IP: 3.1 WLS: 0 BF: 16 ERA: 6.48	H: 3 R: 2 ER: 2 SO: 4	H: 0 R: 0 ER: 0 SO: 0	H: 0 R: 0 ER: 0 SO: 0	H: 0 R: 0 ER: 0 SO: 0	H: 0 R: 0 ER: 0 SO: 0	H: 2 R: 1 ER: 1 SO: 22	H: 1 R: 0 ER: 0 SO: 3	H: 0 R: 0 ER: 0 SO: 3	H: 0 R: 0 ER: 0 SO: 12	H: 0 R: 0 ER: 0 SO: 12	H: 0 R: 0 ER: 0 SO: 12	H: 0 R: 0 ER: 0 SO: 3	H: 0 R: 0 ER: 0 SO: 12	H: 0 R: 0 ER: 0 SO: 12	H: 0 R: 0 ER: 0 SO: 12		H: 0 R: 0 ER: 0 SO: 12	H: 0 R: 0 ER: 0 SO: 12	WP: 0 HR: 0 S: 12 P: 12	ERA: 0.00 WHIP: 0.000		
57 Brian Fuentes, L (4,1) ERA: 13.5	IP: 0.2 WLS: 0 BF: 2 ERA: 13.5	H: 2 R: 0 ER: 0 SO: 0	H: 0 R: 0 ER: 0 SO: 0	H: 0 R: 0 ER: 0 SO: 0	H: 0 R: 0 ER: 0 SO: 0	H: 0 R: 0 ER: 0 SO: 0	H: 0 R: 0 ER: 0 SO: 0	H: 0 R: 0 ER: 0 SO: 0	H: 0 R: 0 ER: 0 SO: 0	H: 0 R: 0 ER: 0 SO: 0	H: 0 R: 0 ER: 0 SO: 0	H: 0 R: 0 ER: 0 SO: 0	H: 0 R: 0 ER: 0 SO: 0	H: 0 R: 0 ER: 0 SO: 0	H: 0 R: 0 ER: 0 SO: 0	H: 0 R: 0 ER: 0 SO: 0		H: 0 R: 0 ER: 0 SO: 0	H: 0 R: 0 ER: 0 SO: 0	WP: 0 HR: 0 S: 0 P: 0	ERA: 0.00 WHIP: 0.000		
50 Grant Balfour, R (5,1) ERA: 13.5	IP: 1.0 WLS: 0 BF: 4 ERA: 13.5	H: 4 R: 1 ER: 1 SO: 1	H: 0 R: 0 ER: 0 SO: 0	H: 0 R: 0 ER: 0 SO: 0	H: 0 R: 0 ER: 0 SO: 0	H: 0 R: 0 ER: 0 SO: 0	H: 0 R: 0 ER: 0 SO: 0	H: 0 R: 0 ER: 0 SO: 0	H: 0 R: 0 ER: 0 SO: 0	H: 0 R: 0 ER: 0 SO: 0	H: 0 R: 0 ER: 0 SO: 0	H: 0 R: 0 ER: 0 SO: 0	H: 0 R: 0 ER: 0 SO: 0	H: 0 R: 0 ER: 0 SO: 0	H: 0 R: 0 ER: 0 SO: 0	H: 0 R: 0 ER: 0 SO: 0		H: 0 R: 0 ER: 0 SO: 0	H: 0 R: 0 ER: 0 SO: 0	WP: 0 HR: 0 S: 6 P: 6	ERA: 9.00 WHIP: 1.000		
40 Andrew Bailey, R (6,1) ERA: 6.23	IP: 1.0 WLS: 0 BF: 3 ERA: 6.23	H: 3 R: 0 ER: 0 SO: 2	H: 0 R: 0 ER: 0 SO: 0	H: 0 R: 0 ER: 0 SO: 0	H: 0 R: 0 ER: 0 SO: 0	H: 0 R: 0 ER: 0 SO: 0	H: 0 R: 0 ER: 0 SO: 0	H: 0 R: 0 ER: 0 SO: 0	H: 0 R: 0 ER: 0 SO: 0	H: 0 R: 0 ER: 0 SO: 0	H: 0 R: 0 ER: 0 SO: 0	H: 0 R: 0 ER: 0 SO: 0	H: 0 R: 0 ER: 0 SO: 0	H: 0 R: 0 ER: 0 SO: 0	H: 0 R: 0 ER: 0 SO: 0	H: 0 R: 0 ER: 0 SO: 0		H: 0 R: 0 ER: 0 SO: 0	H: 0 R: 0 ER: 0 SO: 0	WP: 0 HR: 0 S: 7 P: 7	ERA: 0.00 WHIP: 0.000		
33 Joey Devine, R (7,1) ERA: 6.23	IP: 1.0 WLS: 0 BF: 7 ERA: 6.23	H: 7 R: 0 ER: 1 SO: 1	H: 1 R: 1 ER: 1 SO: 1	H: 1 R: 1 ER: 1 SO: 1	H: 2 R: 0 ER: 1 SO: 0	H: 0 R: 0 ER: 0 SO: 0	H: 0 R: 0 ER: 0 SO: 0	H: 0 R: 0 ER: 0 SO: 0	H: 0 R: 0 ER: 0 SO: 0	H: 0 R: 0 ER: 0 SO: 0	H: 0 R: 0 ER: 0 SO: 0	H: 0 R: 0 ER: 0 SO: 0	H: 0 R: 0 ER: 0 SO: 0	H: 0 R: 0 ER: 0 SO: 0	H: 0 R: 0 ER: 0 SO: 0	H: 0 R: 0 ER: 0 SO: 0		H: 0 R: 0 ER: 0 SO: 0	H: 0 R: 0 ER: 0 SO: 0	WP: 0 HR: 0 S: 6 P: 15	ERA: 9.00 WHIP: 2.000		

Batter	1	2	3	4	5	6	7	8	9	AB	R	H	RBI	BB	SO	LOB	BOTTOM						
4 Coco Crisp, S (1,8) OBP: 0.476, SLG: 0.789 71 Michael Choice, R (6,8) OBP: 0.444, SLG: 0.375										2	1	1	0	1	0	0	<b>Kansas City Royals @ Oakland Athletics</b> Phoenix Municipal Stadium, Phoenix, AZ Thu Mar 10 2011, 3:13 PM - 5:40 PM EST Att: 2,586 - Sunny - 88 F  <b>AB 32</b> <b>R 4</b> <b>H 7</b> <b>RBI 4</b> <b>BB 4</b> <b>SO 8</b> <b>LOB 12</b>  						
8 Kurt Suzuki, R (1,2) OBP: 0.455, SLG: 0.632 11 Landon Powell, S (6,2)										3	1	1	2	0	1	1							
16 Josh Willingham, R (1,7) OBP: 0.286, SLG: 0.421 58 Jai Miller, R (6,7)										3	0	0	0	0	2	1							
55 Hideki Matsui, L (1,10) OBP: 0.238, SLG: 0.059 19 Anthony Recker, R (8, PH) OBP: 0.306, SLG: 0.615										3	0	0	0	0	1	0							
5 Kevin Kouzmanoff, R (1,5) OBP: 0.571, SLG: 0.765 30 Steve Tolleson, R (6, PR) OBP: 0.407, SLG: 0.250										2	1	1	0	1	1	0							
21 Andy LaRoche, R (1,4) OBP: 0.536, SLG: 0.955 59 Jemile Weeks, S (6, PR) OBP: 0.467, SLG: 0.500										2	1	2	0	1	0	0							
25 Matt Carson, R (1,9) OBP: 0.259, SLG: 0.519 23 Michael Taylor, R (7,9)										3	0	1	2	0	0	3							
67 Wes Timmons, R (1,3) OBP: 0.419, SLG: 0.250										4	0	0	0	0	1	4							
2 Cliff Pennington, S (1,6) OBP: 0.500, SLG: 0.400										3	0	0	0	0	2	0							
<b>Inning Stats</b>	R: 4 E: 1 K: 1 S: 10	H: 3 LOB: 1 BB: 2 P: 20	R: 0 E: 0 K: 2 S: 8	H: 1 LOB: 1 BB: 0 P: 8	R: 0 E: 0 K: 1 S: 5	H: 0 LOB: 1 BB: 1 P: 9	R: 0 E: 0 K: 0 S: 3	H: 0 LOB: 0 BB: 0 P: 3	R: 0 E: 0 K: 3 S: 9	H: 0 LOB: 0 BB: 0 P: 9	R: 0 E: 0 K: 0 S: 4	H: 2 LOB: 2 BB: 0 P: 4	R: 0 E: 0 K: 1 S: 4	H: 0 LOB: 0 BB: 1 P: 8	R: 0 E: 0 K: 0 S: 3	H: 0 LOB: 0 BB: 0 P: 3		R: 0 E: 0 K: 0 S: 4	H: 1 LOB: 1 BB: 0 P: 5	1B: 3 2B: 3 3B: 0 HR: 1	SF: 0 SAC: 0 DP: 2 HBP: 0	WP: 0 PB: 1 SB: 1 CS: 0	PA: 36
<b>PITCHER</b>	IP: 2.0 WLS: 0 BF: 12 ERA: 7.2	H: 4 R: 4 ER: 4 SO: 3	H: 0 R: 0 ER: 0 SO: 0	H: 0 R: 0 ER: 0 SO: 0	H: 0 R: 0 ER: 0 SO: 0	H: 0 R: 0 ER: 0 SO: 0	H: 2 R: 1 ER: 1 SO: 18	H: 0 R: 0 ER: 0 SO: 28	H: 0 R: 0 ER: 0 SO: 12	H: 0 R: 0 ER: 0 SO: 9	H: 0 R: 0 ER: 0 SO: 4	H: 2 R: 1 ER: 1 SO: 18	H: 0 R: 0 ER: 0 SO: 7	H: 0 R: 0 ER: 0 SO: 8	H: 0 R: 0 ER: 0 SO: 7	H: 0 R: 0 ER: 0 SO: 8		H: 0 R: 0 ER: 0 SO: 8	H: 0 R: 0 ER: 0 SO: 8	WP: 0 HR: 0 S: 7 P: 8	ERA: 0.00 WHIP: 0.500		
78 Will Smith, L (1,1) ERA: 7.2	IP: 2.0 WLS: 0 BF: 12 ERA: 7.2	H: 4 R: 4 ER: 4 SO: 3	H: 0 R: 0 ER: 0 SO: 0	H: 0 R: 0 ER: 0 SO: 0	H: 0 R: 0 ER: 0 SO: 0	H: 0 R: 0 ER: 0 SO: 0	H: 2 R: 1 ER: 1 SO: 18	H: 0 R: 0 ER: 0 SO: 28	H: 0 R: 0 ER: 0 SO: 12	H: 0 R: 0 ER: 0 SO: 9	H: 0 R: 0 ER: 0 SO: 4	H: 2 R: 1 ER: 1 SO: 18	H: 0 R: 0 ER: 0 SO: 7	H: 0 R: 0 ER: 0 SO: 8	H: 0 R: 0 ER: 0 SO: 7	H: 0 R: 0 ER: 0 SO: 8		H: 0 R: 0 ER: 0 SO: 8	H: 0 R: 0 ER: 0 SO: 8	WP: 0 HR: 0 S: 7 P: 8	ERA: 0.00 WHIP: 0.500		
43 Aaron Crow, R (3,1) ERA: 3.0	IP: 2.0 WLS: 0 BF: 7 ERA: 3.0	H: 0 R: 0 ER: 0 SO: 1	H: 0 R: 0 ER: 0 SO: 0	H: 0 R: 0 ER: 0 SO: 0	H: 0 R: 0 ER: 0 SO: 0	H: 0 R: 0 ER: 0 SO: 0	H: 0 R: 0 ER: 0 SO: 0	H: 0 R: 0 ER: 0 SO: 0	H: 0 R: 0 ER: 0 SO: 0	H: 0 R: 0 ER: 0 SO: 0	H: 0 R: 0 ER: 0 SO: 0	H: 0 R: 0 ER: 0 SO: 0	H: 0 R: 0 ER: 0 SO: 0	H: 0 R: 0 ER: 0 SO: 0	H: 0 R: 0 ER: 0 SO: 0	H: 0 R: 0 ER: 0 SO: 0		H: 0 R: 0 ER: 0 SO: 0	H: 0 R: 0 ER: 0 SO: 0	WP: 0 HR: 0 S: 0 P: 0	ERA: 0.00 WHIP: 0.000		
77 Luis Coleman, R (5,1) ERA: 4.5	IP: 1.0 WLS: 0 BF: 3 ERA: 4.5	H: 0 R: 0 ER: 0 SO: 3	H: 0 R: 0 ER: 0 SO: 0	H: 0 R: 0 ER: 0 SO: 0	H: 0 R: 0 ER: 0 SO: 0	H: 0 R: 0 ER: 0 SO: 0	H: 0 R: 0 ER: 0 SO: 0	H: 0 R: 0 ER: 0 SO: 0	H: 0 R: 0 ER: 0 SO: 0	H: 0 R: 0 ER: 0 SO: 0	H: 0 R: 0 ER: 0 SO: 0	H: 0 R: 0 ER: 0 SO: 0	H: 0 R: 0 ER: 0 SO: 0	H: 0 R: 0 ER: 0 SO: 0	H: 0 R: 0 ER: 0 SO: 0	H: 0 R: 0 ER: 0 SO: 0		H: 0 R: 0 ER: 0 SO: 0	H: 0 R: 0 ER: 0 SO: 0	WP: 0 HR: 0 S: 9 P: 9	ERA: 0.00 WHIP: 2.000		
48 Joaquin Soria, R (6,1) ERA: 9.0	IP: 1.0 WLS: 0 BF: 4 ERA: 9.0	H: 2 R: 2 ER: 2 SO: 0	H: 0 R: 0 ER: 0 SO: 0	H: 0 R: 0 ER: 0 SO: 0	H: 0 R: 0 ER: 0 SO: 0	H: 0 R: 0 ER: 0 SO: 0	H: 0 R: 0 ER: 0 SO: 0	H: 0 R: 0 ER: 0 SO: 0	H: 0 R: 0 ER: 0 SO: 0	H: 0 R: 0 ER: 0 SO: 0	H: 0 R: 0 ER: 0 SO: 0	H: 0 R: 0 ER: 0 SO: 0	H: 0 R: 0 ER: 0 SO: 0	H: 0 R: 0 ER: 0 SO: 0	H: 0 R: 0 ER: 0 SO: 0	H: 0 R: 0 ER: 0 SO: 0		H: 0 R: 0 ER: 0 SO: 0	H: 0 R: 0 ER: 0 SO: 0	WP: 0 HR: 0 S: 4 P: 4	ERA: 0.00 WHIP: 1.000		
41 Jeremy Jeffress, R (7,1) ERA: 2.25	IP: 1.0 WLS: 0 BF: 3 ERA: 2.25	H: 0 R: 0 ER: 0 SO: 1	H: 0 R: 0 ER: 0 SO: 1	H: 0 R: 0 ER: 0 SO: 1	H: 1 R: 0 ER: 0 SO: 0	H: 0 R: 0 ER: 0 SO: 0	H: 0 R: 0 ER: 0 SO: 0	H: 0 R: 0 ER: 0 SO: 0	H: 0 R: 0 ER: 0 SO: 0	H: 0 R: 0 ER: 0 SO: 0	H: 0 R: 0 ER: 0 SO: 0	H: 0 R: 0 ER: 0 SO: 0	H: 0 R: 0 ER: 0 SO: 0	H: 0 R: 0 ER: 0 SO: 0	H: 0 R: 0 ER: 0 SO: 0	H: 0 R: 0 ER: 0 SO: 0		H: 0 R: 0 ER: 0 SO: 0	H: 0 R: 0 ER: 0 SO: 0	WP: 0 HR: 0 S: 4 P: 4	ERA: 0.00 WHIP: 1.000		







Batter	1	2	3	4	5	6	7	8	9	AB	R	H	RBI	BB	SO	LOB	TOP					
15 Rafael Furcal, S OBP: 0.136, SLG: 0.136 70 Dee Strange-Gordon, L OBP: 0.200, SLG: 0.267	F9	F9		G6-3			G5-3	G2-3		3	0	0	0	0	0	2						
3 Xavier Paul, L OBP: 0.240, SLG: 0.364 93 Angelo Songco, L OBP: 0.500, SLG: 0.500	E5		K2-3				13 BB 49 HR	G6-3		3	1	1	0	0	1	0						
5 Juan Uribe, R OBP: 0.276, SLG: 0.412 13 Ivan De Jesus Jr., R OBP: 0.286, SLG: 0.300	2B						49 HR	K		3	1	2	1	0	0	1						
27 Matt Kemp, R OBP: 0.370, SLG: 0.667 49 Trent Oeltjen, L OBP: 0.417, SLG: 0.636	2B						HR			3	0	1	1	0	0	2						
33 Marcus Thames, R OBP: 0.391, SLG: 0.524 68 Jerry Sands, R OBP: 0.524, SLG: 0.882	L8						30 BB 35 1B	K		3	1	1	0	0	1	2						
30 Dioner Navarro, S OBP: 0.211, SLG: 0.235 77 JD Closser, S	BB									2	0	1	0	1	0	0						
9 Hector Gimenez, S OBP: 0.304, SLG: 0.250 98 Corey Smith, R OBP: 1.000, SLG: 3.000	F8							HR		3	0	0	0	0	1	4						
35 Gabe Kapler, R OBP: 0.273, SLG: 0.286										3	0	1	1	1	0	0						
14 Jamey Carroll, R OBP: 0.263, SLG: 0.176 9 Eugenio Velez, S OBP: 0.222, SLG: 0.067										3	0	0	0	0	2	3						
<b>Inning Stats</b>	R: 2 H: 2 E: 0 K: 0 S: 10	H: 2 LOB: 2 BB: 1 P: 24	R: 0 H: 0 E: 0 K: 0 S: 6	H: 0 LOB: 0 BB: 0 P: 11	R: 0 H: 1 E: 0 K: 1 S: 6	LOB: 0 BB: 0 P: 9	R: 1 H: 3 E: 0 K: 2 S: 18	H: 3 LOB: 2 BB: 0 P: 25	R: 0 H: 0 E: 0 K: 1 S: 12	H: 0 LOB: 1 BB: 0 P: 13	R: 0 H: 0 E: 0 K: 1 S: 11	H: 0 LOB: 1 BB: 1 P: 21	R: 3 H: 2 E: 0 K: 1 S: 16	H: 2 LOB: 0 BB: 1 P: 24	R: 1 H: 1 E: 0 K: 0 S: 12	H: 1 LOB: 1 BB: 0 P: 18	R: 0 H: 1 E: 0 K: 1 S: 9	H: 1 LOB: 1 BB: 0 P: 11	1B: 7 2B: 2 3B: 0 HR: 2	SF: 0 SAC: 0 DP: 1 HBP: 0	WP: 0 PB: 0 SB: 1 CS: 0	PA: 40
<b>PITCHER</b>	IP WLS BF H R ER SO BB IBB HBP BLK WP HR S P ERA WHIP																					
37 Sean O'Sullivan, R ERA: 3.24 39 Luis Mendoza, R ERA: 48 Joaquin Soria, R ERA: 6.75 68 Danny Duffy, L ERA: 10.29 50 Kanekoa Teixeira, R ERA: 1.8	3.1 0.2 1.0 2.0 2.0	W H L 10 7	17 2 4 10 2	6 0 1 2 2	3 0 0 3 1	2 0 0 3 1	2 0 1 2 1	2 0 0 2 0	1 0 0 2 0	0 0 0 0 0	0 0 0 1 0	0 4 12 27 21	63 6 0 45 29	5.40 0.00 0.00 13.50 4.50	2.100 0.000 1.000 2.000 1.000							

**Los Angeles Dodgers @ Kansas City Royals**  
**Surprise Stadium, Surprise, AZ**  
 Sat Mar 12 2011, 3:06 PM - 6:25 PM EST  
 Att: 5,451 - Sunny - 85 F

livebaseballscorecards.com

AB 37  
R 7  
H 11  
RBI 7  
BB 3  
SO 7  
LOB 14



Batter	1	2	3	4	5	6	7	8	9	AB	R	H	RBI	BB	SO	LOB	BOTTOM			
72 Irving Fatu, S OBP: 0.278, SLG: 0.235 79 Alex McClure, S OBP: 0.500, SLG: 1.000	F8									4	2	2	0	0	0	0				
12 Mitch Maier, L OBP: 0.643, SLG: 0.875 7 Gregor Blanco, L OBP: 0.286, SLG: 0.211	G3									2	2	1	1	1	0	0				
16 Billy Butler, R OBP: 0.548, SLG: 0.815 40 Eric Hosmer, L OBP: 0.500, SLG: 0.882	2B									3	2	2	0	0	1	1				
25 Clint Robinson, L OBP: 0.400, SLG: 0.889 46 Brett Carroll, R OBP: 0.278, SLG: 0.333	HR									4	1	2	3	0	1	4				
53 Melky Cabrera, S OBP: 0.417, SLG: 0.636 9 Derrick Robinson, S OBP: 0.125, SLG: 0.133	L5									3	2	2	3	0	0	0				
4 Alex Gordon, L OBP: 0.550, SLG: 0.630 15 David Lough, L OBP: 0.350, SLG: 0.235										4	2	3	6	1	0	0				
24 Wilson Betemit, S OBP: 0.143, SLG: 0.154 19 Pedro Feliz, R OBP: 0.278, SLG: 0.333										3	0	1	1	0	1	2				
64 Lance Zawadzki, L OBP: 0.429, SLG: 0.737 23 Jeff Bianchi, R OBP: 0.125, SLG: 0.133										1	1	1	0	1	0	0				
28 Manny Pina, R OBP: 0.313, SLG: 0.429 3 Brayan Peña, S OBP: 0.125, SLG: 0.188										3	1	1	2	0	0	0				
<b>Inning Stats</b>	R: 2 H: 2 E: 0 K: 0 S: 14	H: 2 LOB: 0 BB: 0 P: 21	R: 0 H: 0 E: 0 K: 1 S: 9	H: 0 LOB: 1 BB: 1 P: 15	R: 4 H: 4 E: 0 K: 1 S: 18	H: 4 LOB: 1 BB: 1 P: 32	R: 6 H: 6 E: 0 K: 1 S: 21	H: 6 LOB: 1 BB: 1 P: 38	R: 2 H: 2 E: 0 K: 0 S: 12	H: 2 LOB: 2 BB: 1 P: 20	R: 1 H: 2 E: 0 K: 2 S: 14	H: 2 LOB: 2 BB: 1 P: 24	R: 4 H: 4 E: 0 K: 1 S: 17	H: 4 LOB: 1 BB: 1 P: 27	R: 0 H: 0 E: 0 K: 1 S: 6	H: 0 LOB: 0 BB: 0 P: 10	1B: 11 2B: 6 3B: 0 HR: 3	SF: 0 SAC: 0 DP: 0 HBP: 0	WP: 2 PB: 0 SB: 1 CS: 1	PA: 49
<b>PITCHER</b>	IP WLS BF H R ER SO BB IBB HBP BLK WP HR S P ERA WHIP																			
29 Ted Lilly, L ERA: 17.18 80 Ron Mahay, L ERA: 17.18 38 Ramon Troncoso, R ERA: 5.68 52 Oscar Villarreal, R ERA: 12.71 99 Steven Jackson, R ERA: 5.4	2.2 0.2 1.2 1.1 1.2	L L 5 10 7	14 4 5 4 2	6 4 4 4 1	2 4 4 3 1	6 0 0 0 0	2 1 0 0 0	2 1 0 0 0	0 1 1 1 0	1 1 20 20 17	37 17 20 35 26	5 33 21.60 27.00 5.40	2.625 7.500 3.600 4.500 1.200							

**Los Angeles Dodgers @ Kansas City Royals**  
**Surprise Stadium, Surprise, AZ**  
 Sat Mar 12 2011, 3:06 PM - 6:25 PM EST  
 Att: 5,451 - Sunny - 85 F

livebaseballscorecards.com

AB 43  
R 19  
H 20  
RBI 19  
BB 6  
SO 7  
LOB 15













Batter	1	2	3	4	5	6	7	8	9	AB	R	H	RBI	BB	SO	LOB	TOP										
13 Mike Aviles, R OBP: 0.439, SLG: 0.639 8 Mike Moustakas, L (7, PH) OBP: 0.370, SLG: 0.364	G5-3	F8			G4-3		K		BB	3	0	0	0	0	0	1	<b>Kansas City Royals @ Cincinnati Reds</b> Goodyear Ballpark, Goodyear, AZ Wed Mar 16 2011, 10:06 PM - 12:25 AM EDT Att. 4,027 - Clear - 84 F										
17 Chris Getz, L OBP: 0.314, SLG: 0.344	K	FC6-4			F7				F7	5	0	1	0	0	1	3											
16 Billy Butler, R OBP: 0.395, SLG: 0.447	30 HR 1B			L8	F9		F8			4	1	1	0	0	0	1											
30 Kila Ka'aihue, L OBP: 0.457, SLG: 0.848 40 Eric Hosmer, L OBP: 0.520, SLG: 0.950	1-H HR			K		F9		G6-3		3	1	1	2	0	1	0											
53 Melky Cabrera, S OBP: 0.525, SLG: 0.771						G3-1		K		4	0	2	0	0	1	0											
21 Jeff Francoeur, R OBP: 0.211, SLG: 0.235	F9				P4			G6-3		4	0	0	0	0	0	2											
4 Alex Gordon, L 12 Mitch Maier, L OBP: 0.625, SLG: 0.808							G4-3		70 CS BB	3	1	2	0	0	0	0											
22 Lucas May, R 70 Salvador Perez, R OBP: 0.333, SLG: 0.313		K			F9			K		3	1	1	0	0	1	2											
2 Alcides Escobar, R 64 Lance Zawadzki, L OBP: 0.435, SLG: 0.714					F8				8 S 1B	1	0	1	0	0	0	0											
<b>Inning Stats</b>	R: 2 E: 0 K: 1 S: 8	H: 3 LOB: 1 BB: 0 P: 8	R: 1 E: 0 K: 1 S: 7	H: 2 LOB: 1 BB: 0 P: 7	R: 0 E: 0 K: 1 S: 6	H: 1 LOB: 1 BB: 0 P: 6	R: 0 E: 0 K: 0 S: 4	H: 1 LOB: 0 BB: 0 P: 4	R: 0 E: 0 K: 0 S: 3	H: 0 LOB: 0 BB: 0 P: 3	R: 0 E: 0 K: 0 S: 3	H: 0 LOB: 1 BB: 0 P: 3	R: 2 E: 0 K: 1 S: 8	H: 3 LOB: 1 BB: 0 P: 8	R: 0 E: 0 K: 1 S: 5	H: 0 LOB: 0 BB: 0 P: 5		R: 0 E: 0 K: 1 S: 5	H: 1 LOB: 2 BB: 2 P: 13	1B: 8 2B: 1 3B: 0 HR: 2	SF: 0 SAC: 0 DP: 0 HBP: 0	WP: 0 PB: 0 SB: 1 CS: 2	PA: 38				
<b>PITCHER</b>	IP	WLS	BF	H	R	ER	SO	BB	IBB	HBP	BLK	WP	HR	S	P	ERA	WHIP										
61 Bronson Arroyo, R ERA: 5.14	5.0		21	7	3	3	3	0	0	0	0	0	1	28	28	5.40	1.400										
48 Francisco Cordero, R ERA: 1.8	1.0		3	0	0	0	0	0	0	0	0	0	0	3	3	0.00	0.000										
33 Jose Arredondo, R ERA: 11.12	1.0	L	6	3	2	2	1	0	0	0	0	0	1	8	8	18.00	3.000										
66 Logan Ondrusek, R ERA: 1.23	1.0		3	0	0	0	1	0	0	0	0	0	0	5	5	0.00	0.000										
69 Jerry Gil, R ERA:	1.0		5	1	0	0	1	2	0	0	0	0	0	5	13	0.00	3.000										

Batter	1	2	3	4	5	6	7	8	9	AB	R	H	RBI	BB	SO	LOB	BOTTOM											
6 Drew Stubbs, R OBP: 0.281, SLG: 0.345 77 Dave Sappelt, R OBP: 0.519, SLG: 0.840	K		FC5-4			K				3	0	0	1	0	2	2	<b>Kansas City Royals @ Cincinnati Reds</b> Goodyear Ballpark, Goodyear, AZ Wed Mar 16 2011, 10:06 PM - 12:25 AM EDT Att. 4,027 - Clear - 84 F											
4 Brandon Phillips, R OBP: 0.231, SLG: 0.208 71 Kristopher Negron, R OBP: 0.471, SLG: 0.615	19 G5-4-3 BB		L6			19 WP G6-3 2B		G5-3		2	1	1	1	1	0	1												
19 Joey Votto, L OBP: 0.310, SLG: 0.269 43 Miguel Cairo, R OBP: 0.385, SLG: 0.273	G5-4-3					G6-3		K		3	0	0	1	0	1	1												
27 Scott Rolen, R OBP: 0.240, SLG: 0.292 25 Juan Francisco, L OBP: 0.194, SLG: 0.345		F9			F9			K		3	0	0	0	0	1	0												
31 Jonny Gomes, R OBP: 0.103, SLG: 0.214 23 Yonder Alonso, L OBP: 0.400, SLG: 0.565		G4-3			G5-3			G5-3		3	0	0	0	0	0	0												
32 Jay Bruce, L OBP: 0.286, SLG: 0.370 28 Chris Heisey, R OBP: 0.400, SLG: 0.593		K				G6-3		F8		2	0	0	0	0	1	0												
16 Edgar Renteria, R OBP: 0.348, SLG: 0.391 7 Paul Janish, R OBP: 0.308, SLG: 0.280						L9		G6-3		2	1	1	0	0	0	0												
29 Ryan Hanigan, R OBP: 0.375, SLG: 0.476 55 Ramon Hernandez, R OBP: 0.176, SLG: 0.375						G4-3				2	0	1	0	0	0	0												
15 Fred Lewis, L OBP: 0.222, SLG: 0.200						G4-3				3	1	0	0	0	1	2												
<b>Inning Stats</b>	R: 0 E: 0 K: 1 S: 4	H: 0 LOB: 0 BB: 1 P: 8	R: 0 E: 0 K: 1 S: 5	H: 0 LOB: 0 BB: 0 P: 5	R: 0 E: 0 K: 0 S: 5	H: 2 LOB: 1 BB: 0 P: 5	R: 0 E: 0 K: 1 S: 5	H: 0 LOB: 0 BB: 0 P: 5	R: 0 E: 0 K: 0 S: 3	H: 0 LOB: 0 BB: 0 P: 3	R: 2 E: 1 K: 2 S: 9	H: 1 LOB: 0 BB: 0 P: 11	R: 0 E: 0 K: 0 S: 3	H: 0 LOB: 0 BB: 0 P: 3	R: 0 E: 0 K: 1 S: 6	H: 1 LOB: 1 BB: 0 P: 6		R: 0 E: 1 K: 2 S: 9	H: 1 LOB: 2 BB: 0 P: 9	1B: 3 2B: 2 3B: 0 HR: 0	SF: 0 SAC: 0 DP: 1 HBP: 0	WP: 2 PB: 0 SB: 0 CS: 0	PA: 34					
<b>PITCHER</b>	IP	WLS	BF	H	R	ER	SO	BB	IBB	HBP	BLK	WP	HR	S	P	ERA	WHIP											
65 Mike Montgomery, L ERA: 1.0	4.0		14	2	1	1	3	1	0	0	0	1	2	0	12	14	0.00	0.500										
41 Jeremy Jeffress, R ERA: 2.57	2.0	W	8	1	2	0	2	0	0	0	0	0	0	3	3	0.00	0.000											
Robert Fish, L ERA: 7.94	1.0	H	3	0	0	0	0	0	0	0	0	0	0	3	3	0.00	0.000											
68 Danny Duffy, L ERA: 9.0	1.0	H	4	1	0	0	1	0	0	0	0	0	0	6	6	0.00	1.000											
56 Greg Holland, R ERA:	1.0	S	5	1	0	0	2	0	0	0	0	0	0	9	9	0.00	1.000											





Batter	1	2	3	4	5	6	7	8	9	AB	R	H	RBI	BB	SO	LOB	TOP			
13 Dustin Ackley, L (1,4) OBP: 0.438, SLG: 0.440	G4-3		F7			G6-3			G4-3	4	0	0	0	0	0	1	Seattle Mariners @ Kansas City Royals Surprise Stadium, Surprise, AZ Thu Mar 17 2011, 9:06 PM - 11:40 PM EDT Att: 6,466 - Partly Cloudy - 84 F			
12 Ryan Langerhans, L (1,7) OBP: 0.503, SLG: 0.760	HR			P4			BB		1B	3	1	2	1	1	0	0				
26 Brendan Ryan, R (1,6) OBP: 0.219, SLG: 0.276	G1-3			K			G4-6-3		F8	3	0	0	0	0	1	1				
72 Sean Kazmar Jr., R (7,6) OBP: 0.158, SLG: 0.278										1	0	0	0	0	0	1				
29 Jack Cust, L (1,10) OBP: 0.289, SLG: 0.400	G3			G3						3	0	0	0	0	1	0				
27 Matt Tuiaosopo, R (1,3) OBP: 0.375, SLG: 0.409		G6-3			F8				K	3	0	0	0	0	1	0				
55 Michael Saunders, L (1,8) OBP: 0.324, SLG: 0.276					G3-1				G3-1	2	0	0	0	1	0	0				
10 Adam Moore, R (1,2) OBP: 0.231, SLG: 0.273										2	0	0	0	1	0	1				
5 Chris Gimenez, R (8,2) OBP: 0.357, SLG: 0.273										0	0	0	0	0	0	0				
8 Gabe Gross, L (1,9) OBP: 0.231, SLG: 0.273										2	0	0	0	0	1	0				
44 Mike Wilson, R (6,9) OBP: 0.353, SLG: 0.154				G4-3					K	1	0	0	0	0	1	1				
16 Josh Wilson, R (1,5) OBP: 0.281, SLG: 0.250				G6-3						3	0	1	0	0	0	0				
<b>Inning Stats</b>	R: 1 E: 0 K: 0 S: 9	H: 1 LOB: 0 BB: 0 P: 14	R: 0 E: 0 K: 0 S: 5	H: 0 LOB: 0 BB: 1 P: 12	R: 0 E: 0 K: 1 S: 8	H: 0 LOB: 0 BB: 0 P: 14	R: 0 E: 0 K: 1 S: 6	H: 0 LOB: 0 BB: 0 P: 11	R: 0 E: 0 K: 0 S: 5	H: 1 LOB: 0 BB: 0 P: 15	R: 0 E: 0 K: 1 S: 7	H: 0 LOB: 1 BB: 1 P: 12	R: 0 E: 0 K: 2 S: 11	H: 0 LOB: 1 BB: 1 P: 21	R: 0 E: 0 K: 0 S: 8	H: 1 LOB: 1 BB: 0 P: 12	1B: 2 2B: 0 3B: 0 HR: 1	SF: 0 DP: 3 HBP: 0	WP: 0 PB: 0 SB: 0 CS: 0	PA: 30
<b>PITCHER</b>	IP WLS BF H R ER SO BB IBB HBP BLK WP HR S P ERA WHIP	5.0 W 16 1 1 1 1 1 1 0 0 0 0 1 33 59 1.80 0.400	3.0 H 10 1 0 0 4 2 0 0 0 0 0 27 48 0.00 1.000	1.0 4 1 0 0 0 0 0 0 0 0 0 8 12 0.00 1.000											IP WLS BF H R ER SO BB IBB HBP BLK WP HR S P ERA WHIP					

Batter	1	2	3	4	5	6	7	8	9	AB	R	H	RBI	BB	SO	LOB	BOTTOM			
1 Jarrod Dyson, L (1,8) OBP: 0.464, SLG: 0.423	16 WP 6 S 1B					G6-3			L4-3	5	2	3	0	0	0	3	Seattle Mariners @ Kansas City Royals Surprise Stadium, Surprise, AZ Thu Mar 17 2011, 9:06 PM - 11:40 PM EDT Att: 6,466 - Partly Cloudy - 84 F			
6 Lorenzo Cain, R (1,9) OBP: 0.444, SLG: 0.414										3	0	2	2	2	1	0				
16 Billy Butler, R (1,10) OBP: 0.417, SLG: 0.524										4	2	2	2	1	1	3				
30 Kila Ka'aihue, L (1,3) OBP: 0.447, SLG: 0.806										3	0	1	0	0	2	4				
19 Pedro Feliz, R (6,5) OBP: 0.296, SLG: 0.294										2	0	0	0	0	0	1				
4 Alex Gordon, L (1,7) OBP: 0.531, SLG: 0.694										3	0	0	0	0	3	5				
7 Gregor Blanco, L (6,PH) OBP: 0.296, SLG: 0.208										1	2	1	0	1	0	0				
24 Wilson Betemit, S (1,5) OBP: 0.227, SLG: 0.158										4	0	1	0	1	0	1				
3 Brayan Peña, S (1,2) OBP: 0.208, SLG: 0.304										4	0	2	3	0	1	1				
17 Chris Getz, L (1,4) OBP: 0.342, SLG: 0.353										2	2	1	0	1	0	0				
64 Lance Zawadzki, L (6,PH) OBP: 0.400, SLG: 0.652										2	0	0	0	0	2	3				
2 Alcides Escobar, R (1,6) OBP: 0.382, SLG: 0.548										2	1	1	1	0	0	2				
72 Irving Falu, S (7,6) OBP: 0.300, SLG: 0.263										1	0	1	0	0	0	0				
<b>Inning Stats</b>	R: 0 E: 0 K: 3 S: 13	H: 1 LOB: 2 BB: 1 P: 20	R: 3 E: 1 K: 0 S: 12	H: 3 LOB: 1 BB: 0 P: 14	R: 1 E: 1 K: 2 S: 15	H: 2 LOB: 1 BB: 0 P: 20	R: 2 E: 1 K: 2 S: 17	H: 3 LOB: 2 BB: 1 P: 29	R: 0 E: 0 K: 0 S: 8	H: 1 LOB: 2 BB: 1 P: 18	R: 2 E: 0 K: 2 S: 17	H: 1 LOB: 1 BB: 3 P: 39	R: 0 E: 0 K: 1 S: 10	H: 2 LOB: 1 BB: 0 P: 12	R: 1 E: 0 K: 1 S: 10	H: 2 LOB: 1 BB: 0 P: 12	1B: 12 2B: 3 3B: 0 HR: 1	SF: 2 DP: 1 HBP: 0	WP: 2 PB: 0 SB: 3 CS: 0	PA: 44
<b>PITCHER</b>	IP WLS BF H R ER SO BB IBB HBP BLK WP HR S P ERA WHIP	4.0 L 23 9 6 3 3 0 2 0 0 0 0 0 8 18 6.75 2.750	1.0 5 1 0 0 0 1 0 0 0 0 0 0 8 18 0.00 2.000	0.2 5 0 2 2 1 3 0 0 0 1 0 10 28 27.00 4.500	1.1 6 3 0 0 1 0 0 0 0 0 0 16 24 0.00 2.250	1.0 5 2 1 1 1 0 0 0 0 0 0 10 12 9.00 2.000											IP WLS BF H R ER SO BB IBB HBP BLK WP HR S P ERA WHIP			





Batter	1	2	3	4	5	6	7	8	9	AB	R	H	RBI	BB	SO	LOB	TOP					
65 Ezequiel Carrera, L OBP: 0.417, SLG: 0.385 84 Donnie Webb, S (9, PH)										4	1	2	0	0	1	1	<b>Cleveland Indians @ Kansas City Royals</b> Surprise Stadium, Surprise, AZ Fri Mar 18 2011, 4:08 PM - 6:51 PM EDT Att: 4,584 - Partly Cloudy - 80 F					
76 Lonnie Chisenhall, L OBP: 0.567, SLG: 0.885										3	2	2	1	1	0	1						
41 Carlos Santana, S OBP: 0.310, SLG: 0.500										4	0	1	2	0	0	2						
28 Travis Buck, L OBP: 0.415, SLG: 0.538 87 Jerad Head, R OBP: 0.176, SLG: 0.143										4	1	2	0	0	0	2						
47 Shelley Duncan, R OBP: 0.357, SLG: 0.444 90 Bo Greenwell, L (7, 7)										3	0	1	1	0	1	1						
12 Jayson Nix, R OBP: 0.240, SLG: 0.318 73 Cord Phelps, S OBP: 0.350, SLG: 0.250										3	0	1	0	0	2	1						
35 Jordan Brown, L OBP: 0.318, SLG: 0.400										4	0	1	0	0	0	2						
22 Luke Carlin, S OBP: 0.176, SLG: 0.067 70 Juan Apodaca, R OBP: 0.375, SLG: 0.571										3	0	0	0	0	1	2						
8 Adam Everett, R OBP: 0.444, SLG: 0.333 86 Juan Diaz, L OBP: 0.111, SLG: 0.111										2	1	0	0	1	2	0						
<b>Inning Stats</b>	R: 0 E: 0 K: 1 S: 9	H: 1 LOB: 1 BB: 0 P: 12	R: 0 E: 0 K: 1 S: 10	H: 2 LOB: 1 BB: 0 P: 15	R: 2 E: 0 K: 0 S: 11	H: 2 LOB: 1 BB: 1 P: 24	R: 0 E: 0 K: 1 S: 12	H: 0 LOB: 0 BB: 0 P: 17	R: 0 E: 0 K: 1 S: 8	H: 1 LOB: 1 BB: 0 P: 13	R: 1 E: 0 K: 1 S: 12	H: 2 LOB: 1 BB: 0 P: 19	R: 2 E: 0 K: 2 S: 23	H: 2 LOB: 1 BB: 1 P: 35	R: 0 E: 0 K: 0 S: 4	H: 1 LOB: 0 BB: 0 P: 8		R: 0 E: 0 K: 2 S: 8	H: 0 LOB: 0 BB: 0 P: 11	1B: 8 2B: 3 3B: 0 HR: 0	SF: 0 SAC: 0 DP: 2 HBP: 0	WP: 2 PB: 0 SB: 1 CS: 1
<b>PITCHER</b>	IP WLS BF H R ER SO BB IBB HBP BLK WP HR S P ERA WHIP																					
34 Kyle Davies, R ERA: 5.79	5.0	20	6	2	2	4	1	0	0	0	0	1	0	50	81	3.60	1.400					
38 Blake Wood, R ERA: 9.0	1.0	5	2	1	1	1	0	0	0	0	0	1	0	12	19	9.00	2.000					
76 Tim Collins, L ERA: 3.86	1.0	6	2	2	2	2	0	0	0	0	0	0	0	23	35	18.00	3.000					
Robert Fish, L ERA: 6.75	1.0	3	1	0	0	0	0	0	0	0	0	0	0	4	8	0.00	1.000					
56 Greg Holland, R ERA:	1.0	3	0	0	0	2	0	0	0	0	0	0	0	8	11	0.00	0.000					

Batter	1	2	3	4	5	6	7	8	9	AB	R	H	RBI	BB	SO	LOB	BOTTOM			
13 Mike Aviles, R OBP: 0.400, SLG: 0.590										3	0	0	1	0	1	0	<b>Cleveland Indians @ Kansas City Royals</b> Surprise Stadium, Surprise, AZ Fri Mar 18 2011, 4:08 PM - 6:51 PM EDT Att: 4,584 - Partly Cloudy - 80 F			
6 Lorenzo Cain, R OBP: 0.410, SLG: 0.375 12 Mitch Maier, L (6, PH) OBP: 0.606, SLG: 0.778										3	0	0	0	0	0	1				
16 Billy Butler, R OBP: 0.423, SLG: 0.543										4	1	2	0	0	0	0				
53 Melky Cabrera, S OBP: 0.545, SLG: 0.789										3	2	2	0	1	1	1				
4 Alex Gordon, L OBP: 0.528, SLG: 0.700										4	1	2	1	0	0	3				
21 Jeff Francoeur, R OBP: 0.190, SLG: 0.211										4	0	0	1	0	0	4				
28 Manny Pina, R OBP: 0.360, SLG: 0.412 22 Lucas May, R OBP: 0.391, SLG: 0.400										1	0	0	0	1	1	1				
17 Chris Getz, L OBP: 0.366, SLG: 0.378 64 Lance Zawadzki, L OBP: 0.385, SLG: 0.625										2	1	1	1	0	0	0				
17 Chris Getz, L OBP: 0.366, SLG: 0.378 64 Lance Zawadzki, L OBP: 0.385, SLG: 0.625										3	1	2	2	0	0	1				
2 Alcides Escobar, R OBP: 0.378, SLG: 0.529 72 Irving Falu, S OBP: 0.333, SLG: 0.300										1	0	1	0	0	0	0				
<b>Inning Stats</b>	R: 0 E: 0 K: 0 S: 8	H: 0 LOB: 0 BB: 0 P: 9	R: 1 E: 0 K: 1 S: 13	H: 2 LOB: 1 BB: 0 P: 21	R: 0 E: 0 K: 2 S: 10	H: 0 LOB: 0 BB: 0 P: 14	R: 2 E: 0 K: 0 S: 12	H: 2 LOB: 2 BB: 2 P: 24	R: 0 E: 1 K: 1 S: 16	H: 1 LOB: 1 BB: 0 P: 23	R: 3 E: 0 K: 0 S: 16	H: 4 LOB: 1 BB: 0 P: 25	R: 0 E: 0 K: 0 S: 12	H: 1 LOB: 0 BB: 0 P: 21	R: 0 E: 0 K: 0 S: 10	H: 1 LOB: 0 BB: 0 P: 15	1B: 7 2B: 4 3B: 0 HR: 0	SF: 1 SAC: 0 DP: 0 HBP: 0	WP: 0 PB: 0 SB: 1 CS: 2	PA: 37
<b>PITCHER</b>	IP WLS BF H R ER SO BB IBB HBP BLK WP HR S P ERA WHIP																			
58 Jeanmar Gómez, R ERA: 6.43	4.0	18	4	3	3	3	2	0	0	0	0	0	0	40	61	11.57	2.571			
31 David Huff, L ERA: 8.25	2.1	13	6	3	3	1	0	0	0	0	0	0	0	4	8	0.00	0.000			
62 Yohan Pino, R ERA: 5.4	0.2	2	0	0	0	0	0	0	0	0	0	0	0	10	15	0.00	1.000			
52 Vinnie Pestano, R ERA: 1.99	1.0	3	1	0	0	0	0	0	0	0	0	0	0	10	15	0.00	1.000			

AB 35  
R 5  
H 11  
RBI 4  
BB 2  
SO 9  
LOB 12



AB 33  
R 6  
H 11  
RBI 6  
BB 2  
SO 4  
LOB 14









Batter	1	2	3	4	5	6	7	8	9	AB	R	H	RBI	BB	SO	LOB	TOP					
5 Ian Kinsler, R (1,4) OBP: 0.473, SLG: 0.848 6 Esteban German, R (8,PH) OBP: 0.294, SLG: 0.375										3	0	1	1	1	0	1						
1 Elvis Andrus, R (1,6) OBP: 0.283, SLG: 0.339 3 Andrés Blanco, S (8,PH) OBP: 0.326, SLG: 0.366										4	0	1	0	0	2	4						
32 Josh Hamilton, L (1,7) OBP: 0.280, SLG: 0.471 65 Doug Deeds, L (8,7)										3	0	1	0	1	0	2						
29 Adrian Beltré, R (1,5) OBP: 0.412, SLG: 0.841 19 Chris Davis, L (7,5)										4	0	0	0	0	1	5						
10 Michael Young, R (1,10) OBP: 0.468, SLG: 0.514 94 Matt Kata, S (9,PH) OBP: 0.286, SLG: 0.333										4	0	1	0	0	1	2						
17 Nelson Cruz, R (1,9) OBP: 0.284, SLG: 0.200 9 Endy Chavez, L (8,9)									3	1	0	0	1	1	3							
18 Mitch Moreland, L (1,3)										5	1	2	2	0	2	2						
8 Yorvit Torrealba, R (1,2) OBP: 0.545, SLG: 0.684 2 Taylor Teagarden, R (8,2) OBP: 0.333, SLG: 0.467										3	1	1	0	1	0	2						
20 Julio Borbon, L (1,8) OBP: 0.404, SLG: 0.460									4	0	3	0	0	0	1							
<b>Inning Stats</b>	R: 0 H: 0 E: 0 K: 0 S: 8	H: 0 LOB: 1 BB: 1 P: 17	R: 0 H: 1 E: 0 K: 0 S: 5	H: 1 LOB: 1 BB: 0 P: 6	R: 0 H: 1 E: 0 K: 1 S: 8	H: 1 LOB: 2 BB: 1 P: 18	R: 2 H: 4 E: 0 K: 1 S: 16	H: 4 LOB: 0 BB: 0 P: 25	R: 0 H: 0 E: 0 K: 0 S: 5	H: 0 LOB: 0 BB: 0 P: 6	R: 1 H: 1 E: 0 K: 0 S: 10	H: 1 LOB: 1 BB: 1 P: 17	R: 0 H: 2 E: 0 K: 3 S: 14	H: 2 LOB: 0 BB: 0 P: 21	R: 0 H: 1 E: 0 K: 1 S: 12	H: 1 LOB: 2 BB: 1 P: 17	R: 2 H: 3 E: 0 K: 2 S: 17	H: 3 LOB: 1 BB: 0 P: 25	1B: 8 2B: 4 3B: 0 HR: 1	SF: 1 SAC: 0 DP: 0 HBP: 0	WP: 0 PB: 0 SB: 1 CS: 0	PA: 44
<b>PITCHER</b>	IP WLS BF H R ER SO BB IBB HBP BLK WP HR S P ERA WHIP	5.0 L 23 6 2 2 2 2 0 0 0 0 0 1 42 72 3.60 1.600	1.0 5 1 1 1 0 1 0 0 0 0 0 0 10 17 9.00 2.000	1.1 8 3 0 0 4 1 0 0 0 0 0 0 22 34 0.00 3.000	1.2 8 3 2 2 2 0 0 0 0 0 0 0 21 29 10.80 1.800	<b>PITCHER</b>										IP WLS BF H R ER SO BB IBB HBP BLK WP HR S P ERA WHIP	5.0 L 23 6 2 2 2 2 0 0 0 0 0 1 42 72 3.60 1.600					

Texas Rangers @ Kansas City Royals  
 Surprise Stadium, Surprise, AZ  
 Sun Mar 20 2011, 4:09 PM - 6:49 PM EDT  
 Att: 5,510 - Overcast - 72 F

AB	39
R	5
H	13
RBI	5
BB	4
SO	8
LOB	27




Batter	1	2	3	4	5	6	7	8	9	AB	R	H	RBI	BB	SO	LOB	BOTTOM					
1 Jarrod Dyson, L (1,8) OBP: 0.469, SLG: 0.393 7 Gregor Blanco, L (7,8) OBP: 0.310, SLG: 0.200										2	0	0	0	1	1	1						
64 Lance Zawadzki, L (1,4) OBP: 0.355, SLG: 0.552										4	0	1	0	0	0	3						
16 Billy Butler, R (1,10) OBP: 0.411, SLG: 0.520										4	1	1	0	0	0	2						
30 Kila Ka'aihue, L (1,3) OBP: 0.432, SLG: 0.732 19 Pedro Feliz, R (7,5) OBP: 0.291, SLG: 0.263											3	0	1	0	0	1	1					
4 Alex Gordon, L (1,7) OBP: 0.500, SLG: 0.651 6 Lorenzo Cain, R (7,7) OBP: 0.400, SLG: 0.364										3	0	0	0	0	1	2						
21 Jeff Francoeur, R (1,9) OBP: 0.220, SLG: 0.261										4	1	3	1	0	0	0						
24 Wilson Betemit, S (1,5) OBP: 0.259, SLG: 0.250										4	0	2	0	0	0	1						
22 Lucas May, R (1,2) OBP: 0.370, SLG: 0.375										4	0	1	0	0	1	4						
72 Irving Falu, S (1,6) OBP: 0.346, SLG: 0.292										3	0	0	1	1	0	2						
<b>Inning Stats</b>	R: 0 H: 0 E: 0 K: 1 S: 9	H: 0 LOB: 0 BB: 0 P: 13	R: 0 H: 0 E: 0 K: 1 S: 10	H: 0 LOB: 0 BB: 0 P: 12	R: 0 H: 1 E: 0 K: 0 S: 11	H: 1 LOB: 1 BB: 0 P: 16	R: 0 H: 2 E: 0 K: 0 S: 10	H: 2 LOB: 1 BB: 0 P: 12	R: 1 H: 2 E: 1 K: 1 S: 12	H: 2 LOB: 2 BB: 1 P: 23	R: 1 H: 3 E: 0 K: 0 S: 12	H: 3 LOB: 1 BB: 0 P: 19	R: 0 H: 0 E: 0 K: 0 S: 8	H: 0 LOB: 2 BB: 2 P: 18	R: 0 H: 1 E: 0 K: 1 S: 11	H: 1 LOB: 0 BB: 0 P: 19	R: 0 H: 0 E: 0 K: 0 S: 7	H: 0 LOB: 0 BB: 0 P: 11	1B: 7 2B: 2 3B: 0 HR: 0	SF: 0 SAC: 0 DP: 1 HBP: 0	WP: 0 PB: 0 SB: 2 CS: 1	PA: 37
<b>PITCHER</b>	IP WLS BF H R ER SO BB IBB HBP BLK WP HR S P ERA WHIP	5.0 W 20 5 1 1 0 3 1 0 0 0 0 0 38 67 0.00 1.200	4.0 S 17 4 1 1 2 2 0 0 0 0 0 0 38 67 2.25 1.500	<b>PITCHER</b>										IP WLS BF H R ER SO BB IBB HBP BLK WP HR S P ERA WHIP	5.0 W 20 5 1 1 0 3 1 0 0 0 0 0 38 67 0.00 1.200							


Texas Rangers @ Kansas City Royals  
 Surprise Stadium, Surprise, AZ  
 Sun Mar 20 2011, 4:09 PM - 6:49 PM EDT  
 Att: 5,510 - Overcast - 72 F

AB	34
R	2
H	9
RBI	2
BB	3
SO	5
LOB	16





Batter	1	2	3	4	5	6	7	8	9	AB R H RBI BB SO LOB	TOP																								
											<p>Cleveland Indians @ Kansas City Royals</p> <p>Surprise Stadium, Surprise, AZ</p> <p>Mon Mar 21 2011, 4:05 PM EDT</p> <p><a href="http://livebaseballscorecards.com">livebaseballscorecards.com</a></p> <p>AB 0 R 0 H 0 RBI 0 BB 0 SO 0 LOB 0</p> 																								
Inning Stats										1B: 0 SF: 0 2B: 0 SAC: 0 3B: 0 DP: 0 HR: 0 HBP: 0	WP: 0 PA: 0 FB: 0 SB: 0 CS: 0																								
PITCHER	IP	WLS	BF	H	R	ER	SO	BB	IBB	HBP	BLK	WP	HR	S	P	ERA	WHIP	PITCHER	IP	WLS	BF	H	R	ER	SO	BB	IBB	HBP	BLK	WP	HR	S	P	ERA	WHIP

Batter	1	2	3	4	5	6	7	8	9	AB R H RBI BB SO LOB	BOTTOM																								
											<p>Cleveland Indians @ Kansas City Royals</p> <p>Surprise Stadium, Surprise, AZ</p> <p>Mon Mar 21 2011, 4:05 PM EDT</p> <p><a href="http://livebaseballscorecards.com">livebaseballscorecards.com</a></p> <p>AB 0 R 0 H 0 RBI 0 BB 0 SO 0 LOB 0</p> 																								
Inning Stats										1B: 0 SF: 0 2B: 0 SAC: 0 3B: 0 DP: 0 HR: 0 HBP: 0	WP: 0 PA: 0 FB: 0 SB: 0 CS: 0																								
PITCHER	IP	WLS	BF	H	R	ER	SO	BB	IBB	HBP	BLK	WP	HR	S	P	ERA	WHIP	PITCHER	IP	WLS	BF	H	R	ER	SO	BB	IBB	HBP	BLK	WP	HR	S	P	ERA	WHIP



Batter	1	2	3	4	5	6	7	8	9	AB	R	H	RBI	BB	SO	LOB	TOP	
<b>13 Maicer Izturis, S</b> <small>OBP: 0.306, SLG: 0.326</small> <b>18 Andrew Romine, S</b> <small>OBP: 0.217, SLG: 0.150</small>											4	0	0	0	0	2	1	<b>Los Angeles Angels @ Kansas City Royals</b> Surprise Stadium, Surprise, AZ Tue Mar 22 2011, 9:06 PM - 12:00 AM EDT Att. 4,890 - Clear - 62 F <a href="#">livebaseballscorecards.com</a>
<b>25 Peter Bourjos, R</b> <small>OBP: 0.469, SLG: 0.525</small> <b>28 Gil Velazquez, R</b> <small>OBP: 0.174, SLG: 0.100</small> <b>9 Roberto Lopez, R</b> <small>OBP: 0.000, SLG: 0.000</small>										3	2	2	1	0	0	0	<b>R</b> 14 <b>H</b> 15 <b>RBI</b> 13 <b>BB</b> 2 <b>SO</b> 11 <b>LOB</b> 20	
<b>6 Alberto Callaspo, S</b> <small>OBP: 0.349, SLG: 0.495</small> <b>57 Clay Fuller, R</b> <small>OBP: 0.600, SLG: 1.400</small>										3	1	2	0	0	0	0	<b>AB</b> 43 <b>R</b> 14 <b>H</b> 15 <b>RBI</b> 13 <b>BB</b> 2 <b>SO</b> 11 <b>LOB</b> 20	
<b>44 Mark Trumbo, R</b> <small>OBP: 0.327, SLG: 0.706</small> <b>10 Luis Jimenez, R</b> <small>OBP: 0.174, SLG: 0.100</small>										4	1	0	0	0	1	3	<b>WP</b> 0 <b>PA</b> 47 <b>ERA</b> 5.40 <b>WHIP</b> 1.400	
<b>33 Chris Pettit, R</b> <small>OBP: 0.455, SLG: 0.485</small>										5	1	2	3	0	2	1	<b>WP</b> 0 <b>PA</b> 47 <b>ERA</b> 5.40 <b>WHIP</b> 1.400	
<b>16 Hank Conger, L</b> <small>OBP: 0.314, SLG: 0.387</small> <b>9 Adam Younger, R</b> <small>OBP: 0.000, SLG: 0.000</small>										4	2	3	3	1	0	0	<b>WP</b> 0 <b>PA</b> 47 <b>ERA</b> 5.40 <b>WHIP</b> 1.400	
<b>3 Brandon Wood, R</b> <small>OBP: 0.304, SLG: 0.538</small>										4	1	1	0	0	0	5	<b>WP</b> 0 <b>PA</b> 47 <b>ERA</b> 5.40 <b>WHIP</b> 1.400	
<b>76 Alexi Amarista, L</b> <small>OBP: 0.238, SLG: 0.290</small> <b>10 Randal Grichuk, R</b> <small>OBP: 0.500, SLG: 0.500</small>										2	0	0	0	0	1	1	<b>WP</b> 0 <b>PA</b> 47 <b>ERA</b> 5.40 <b>WHIP</b> 1.400	
<b>83 Angel Castillo, R</b> <small>OBP: 0.348, SLG: 0.381</small> <b>98 Kevin Richardson, R</b> <small>OBP: 0.300, SLG: 0.356</small>										4	1	2	2	0	2	1	<b>WP</b> 0 <b>PA</b> 47 <b>ERA</b> 5.40 <b>WHIP</b> 1.400	
<b>Inning Stats</b> R: 2 H: 2 L: 2 E: 0 LOB: 2 K: 1 BB: 1 S: 20 P: 33	<b>Inning Stats</b> R: 0 H: 0 L: 0 E: 0 LOB: 0 K: 3 BB: 0 S: 9 P: 13	<b>Inning Stats</b> R: 1 H: 1 L: 1 E: 0 LOB: 0 K: 2 BB: 0 S: 11 P: 13	<b>Inning Stats</b> R: 2 H: 1 L: 1 E: 1 LOB: 0 K: 0 BB: 0 S: 8 P: 15	<b>Inning Stats</b> R: 1 H: 2 L: 2 E: 1 LOB: 0 K: 1 BB: 0 S: 11 P: 16	<b>Inning Stats</b> R: 0 H: 1 L: 1 E: 0 LOB: 1 K: 1 BB: 0 S: 8 P: 15	<b>Inning Stats</b> R: 3 H: 3 L: 3 E: 2 LOB: 2 K: 1 BB: 0 S: 16 P: 21	<b>Inning Stats</b> R: 4 H: 3 L: 3 E: 0 LOB: 0 K: 0 BB: 0 S: 14 P: 20	<b>Inning Stats</b> R: 1 H: 2 L: 2 E: 0 LOB: 2 K: 2 BB: 1 S: 14 P: 22	<b>Inning Stats</b> 1B: 8 SF: 0 2B: 4 SAC: 1 3B: 0 DP: 1 HR: 3 HBP: 1	<b>WP</b> 0 <b>PA</b> 47 <b>ERA</b> 5.40 <b>WHIP</b> 1.400								
<b>PITCHER</b> <b>26 Jeff Francis, L</b> <small>ERA: 4.2</small> <b>76 Tim Collins, L</b> <small>ERA: 3.38</small> <b>50 Kanekoa Texeira, R</b> <small>ERA: 1.17</small> <b>Robert Fish, L</b> <small>ERA: 10.57</small> <b>39 Luis Mendoza, R</b> <small>ERA: 0.77</small>	<b>PITCHER</b> <b>6 Lorenzo Cain, R</b> <small>OBP: 0.422, SLG: 0.361</small> <b>13 Mike Aviles, R</b> <small>OBP: 0.389, SLG: 0.553</small> <b>16 Billy Butler, R</b> <small>OBP: 0.410, SLG: 0.564</small> <b>53 Melky Cabrera, S</b> <small>OBP: 0.510, SLG: 0.727</small> <b>21 Jeff Francoeur, R</b> <small>OBP: 0.222, SLG: 0.260</small> <b>3 Brayan Peña, S</b> <small>OBP: 0.188, SLG: 0.258</small> <b>7 Gregor Blanco, L</b> <small>OBP: 0.303, SLG: 0.179</small> <b>17 Chris Getz, L</b> <small>OBP: 0.362, SLG: 0.341</small> <b>2 Alcides Escobar, R</b> <small>OBP: 0.409, SLG: 0.600</small>	<b>PITCHER</b> <b>52 Tyler Chatwood, R</b> <small>ERA: 7.38</small> <b>58 Michael Kohn, R</b> <small>ERA: 1.0</small> <b>17 Jason Bulger, R</b> <small>ERA: 5.4</small> <b>45 Francisco Rodriguez, R</b> <small>ERA: 9.0</small> <b>66 Dann Roach, R</b> <small>ERA: 0.00</small>	<b>PITCHER</b> <b>52 Tyler Chatwood, R</b> <small>ERA: 7.38</small> <b>58 Michael Kohn, R</b> <small>ERA: 1.0</small> <b>17 Jason Bulger, R</b> <small>ERA: 5.4</small> <b>45 Francisco Rodriguez, R</b> <small>ERA: 9.0</small> <b>66 Dann Roach, R</b> <small>ERA: 0.00</small>															
<b>Batter</b> <b>6 Lorenzo Cain, R</b> <small>OBP: 0.422, SLG: 0.361</small> <b>13 Mike Aviles, R</b> <small>OBP: 0.389, SLG: 0.553</small> <b>16 Billy Butler, R</b> <small>OBP: 0.410, SLG: 0.564</small> <b>53 Melky Cabrera, S</b> <small>OBP: 0.510, SLG: 0.727</small> <b>21 Jeff Francoeur, R</b> <small>OBP: 0.222, SLG: 0.260</small> <b>3 Brayan Peña, S</b> <small>OBP: 0.188, SLG: 0.258</small> <b>7 Gregor Blanco, L</b> <small>OBP: 0.303, SLG: 0.179</small> <b>17 Chris Getz, L</b> <small>OBP: 0.362, SLG: 0.341</small> <b>2 Alcides Escobar, R</b> <small>OBP: 0.409, SLG: 0.600</small>	<b>Batter</b> <b>6 Lorenzo Cain, R</b> <small>OBP: 0.422, SLG: 0.361</small> <b>13 Mike Aviles, R</b> <small>OBP: 0.389, SLG: 0.553</small> <b>16 Billy Butler, R</b> <small>OBP: 0.410, SLG: 0.564</small> <b>53 Melky Cabrera, S</b> <small>OBP: 0.510, SLG: 0.727</small> <b>21 Jeff Francoeur, R</b> <small>OBP: 0.222, SLG: 0.260</small> <b>3 Brayan Peña, S</b> <small>OBP: 0.188, SLG: 0.258</small> <b>7 Gregor Blanco, L</b> <small>OBP: 0.303, SLG: 0.179</small> <b>17 Chris Getz, L</b> <small>OBP: 0.362, SLG: 0.341</small> <b>2 Alcides Escobar, R</b> <small>OBP: 0.409, SLG: 0.600</small>	<b>Batter</b> <b>6 Lorenzo Cain, R</b> <small>OBP: 0.422, SLG: 0.361</small> <b>13 Mike Aviles, R</b> <small>OBP: 0.389, SLG: 0.553</small> <b>16 Billy Butler, R</b> <small>OBP: 0.410, SLG: 0.564</small> <b>53 Melky Cabrera, S</b> <small>OBP: 0.510, SLG: 0.727</small> <b>21 Jeff Francoeur, R</b> <small>OBP: 0.222, SLG: 0.260</small> <b>3 Brayan Peña, S</b> <small>OBP: 0.188, SLG: 0.258</small> <b>7 Gregor Blanco, L</b> <small>OBP: 0.303, SLG: 0.179</small> <b>17 Chris Getz, L</b> <small>OBP: 0.362, SLG: 0.341</small> <b>2 Alcides Escobar, R</b> <small>OBP: 0.409, SLG: 0.600</small>	<b>Batter</b> <b>6 Lorenzo Cain, R</b> <small>OBP: 0.422, SLG: 0.361</small> <b>13 Mike Aviles, R</b> <small>OBP: 0.389, SLG: 0.553</small> <b>16 Billy Butler, R</b> <small>OBP: 0.410, SLG: 0.564</small> <b>53 Melky Cabrera, S</b> <small>OBP: 0.510, SLG: 0.727</small> <b>21 Jeff Francoeur, R</b> <small>OBP: 0.222, SLG: 0.260</small> <b>3 Brayan Peña, S</b> <small>OBP: 0.188, SLG: 0.258</small> <b>7 Gregor Blanco, L</b> <small>OBP: 0.303, SLG: 0.179</small> <b>17 Chris Getz, L</b> <small>OBP: 0.362, SLG: 0.341</small> <b>2 Alcides Escobar, R</b> <small>OBP: 0.409, SLG: 0.600</small>	<b>Batter</b> <b>6 Lorenzo Cain, R</b> <small>OBP: 0.422, SLG: 0.361</small> <b>13 Mike Aviles, R</b> <small>OBP: 0.389, SLG: 0.553</small> <b>16 Billy Butler, R</b> <small>OBP: 0.410, SLG: 0.564</small> <b>53 Melky Cabrera, S</b> <small>OBP: 0.510, SLG: 0.727</small> <b>21 Jeff Francoeur, R</b> <small>OBP: 0.222, SLG: 0.260</small> <b>3 Brayan Peña, S</b> <small>OBP: 0.188, SLG: 0.258</small> <b>7 Gregor Blanco, L</b> <small>OBP: 0.303, SLG: 0.179</small> <b>17 Chris Getz, L</b> <small>OBP: 0.362, SLG: 0.341</small> <b>2 Alcides Escobar, R</b> <small>OBP: 0.409, SLG: 0.600</small>	<b>Batter</b> <b>6 Lorenzo Cain, R</b> <small>OBP: 0.422, SLG: 0.361</small> <b>13 Mike Aviles, R</b> <small>OBP: 0.389, SLG: 0.553</small> <b>16 Billy Butler, R</b> <small>OBP: 0.410, SLG: 0.564</small> <b>53 Melky Cabrera, S</b> <small>OBP: 0.510, SLG: 0.727</small> <b>21 Jeff Francoeur, R</b> <small>OBP: 0.222, SLG: 0.260</small> <b>3 Brayan Peña, S</b> <small>OBP: 0.188, SLG: 0.258</small> <b>7 Gregor Blanco, L</b> <small>OBP: 0.303, SLG: 0.179</small> <b>17 Chris Getz, L</b> <small>OBP: 0.362, SLG: 0.341</small> <b>2 Alcides Escobar, R</b> <small>OBP: 0.409, SLG: 0.600</small>	<b>Batter</b> <b>6 Lorenzo Cain, R</b> <small>OBP: 0.422, SLG: 0.361</small> <b>13 Mike Aviles, R</b> <small>OBP: 0.389, SLG: 0.553</small> <b>16 Billy Butler, R</b> <small>OBP: 0.410, SLG: 0.564</small> <b>53 Melky Cabrera, S</b> <small>OBP: 0.510, SLG: 0.727</small> <b>21 Jeff Francoeur, R</b> <small>OBP: 0.222, SLG: 0.260</small> <b>3 Brayan Peña, S</b> <small>OBP: 0.188, SLG: 0.258</small> <b>7 Gregor Blanco, L</b> <small>OBP: 0.303, SLG: 0.179</small> <b>17 Chris Getz, L</b> <small>OBP: 0.362, SLG: 0.341</small> <b>2 Alcides Escobar, R</b> <small>OBP: 0.409, SLG: 0.600</small>	<b>Batter</b> <b>6 Lorenzo Cain, R</b> <small>OBP: 0.422, SLG: 0.361</small> <b>13 Mike Aviles, R</b> <small>OBP: 0.389, SLG: 0.553</small> <b>16 Billy Butler, R</b> <small>OBP: 0.410, SLG: 0.564</small> <b>53 Melky Cabrera, S</b> <small>OBP: 0.510, SLG: 0.727</small> <b>21 Jeff Francoeur, R</b> <small>OBP: 0.222, SLG: 0.260</small> <b>3 Brayan Peña, S</b> <small>OBP: 0.188, SLG: 0.258</small> <b>7 Gregor Blanco, L</b> <small>OBP: 0.303, SLG: 0.179</small> <b>17 Chris Getz, L</b> <small>OBP: 0.362, SLG: 0.341</small> <b>2 Alcides Escobar, R</b> <small>OBP: 0.409, SLG: 0.600</small>	<b>Batter</b> <b>6 Lorenzo Cain, R</b> <small>OBP: 0.422, SLG: 0.361</small> <b>13 Mike Aviles, R</b> <small>OBP: 0.389, SLG: 0.553</small> <b>16 Billy Butler, R</b> <small>OBP: 0.410, SLG: 0.564</small> <b>53 Melky Cabrera, S</b> <small>OBP: 0.510, SLG: 0.727</small> <b>21 Jeff Francoeur, R</b> <small>OBP: 0.222, SLG: 0.260</small> <b>3 Brayan Peña, S</b> <small>OBP: 0.188, SLG: 0.258</small> <b>7 Gregor Blanco, L</b> <small>OBP: 0.303, SLG: 0.179</small> <b>17 Chris Getz, L</b> <small>OBP: 0.362, SLG: 0.341</small> <b>2 Alcides Escobar, R</b> <small>OBP: 0.409, SLG: 0.600</small>	<b>AB</b> 33 <b>R</b> 6 <b>H</b> 9 <b>RBI</b> 6 <b>BB</b> 4 <b>SO</b> 7 <b>LOB</b> 15	<b>WP</b> 1 <b>PA</b> 39 <b>ERA</b> 5.40 <b>WHIP</b> 1.400								



Batter	1	2	3	4	5	6	7	8	9	AB	R	H	RBI	BB	SO	LOB	TOP								
17 Chris Getz, L (1.4)										5	0	1	0	0	0	2									
12 Mitch Maier, L (1.8)										3	1	3	0	2	0	0									
16 Billy Butler, R (1.10)										4	1	1	1	1	0	4									
30 Kila Ka'aihue, L (1.3)										5	2	3	2	0	0	3									
4 Alex Gordon, L (1.7)										5	1	1	1	0	1	3									
24 Wilson Betemit, S (1.5)										5	0	0	0	0	3	1									
21 Jeff Francoeur, R (1.9)										3	1	2	1	2	0	0									
3 Brayan Peña, S (1.2)										5	0	1	1	0	2	3									
2 Alcides Escobar, R (1.6)										3	1	1	1	1	1	1									
<b>Inning Stats</b>	R: 0 E: 0 K: 0 S: 3	H: 1 LOB: 0 BB: 0 P: 3	R: 1 E: 0 K: 0 S: 6	H: 1 LOB: 1 BB: 1 P: 12	R: 0 E: 0 K: 0 S: 4	H: 1 LOB: 2 BB: 1 P: 8	R: 0 E: 0 K: 2 S: 8	H: 1 LOB: 1 BB: 0 P: 8	R: 6 E: 0 K: 1 S: 15	H: 7 LOB: 1 BB: 0 P: 15	R: 0 E: 0 K: 1 S: 5	H: 1 LOB: 2 BB: 2 P: 13	R: 0 E: 0 K: 0 S: 4	H: 0 LOB: 0 BB: 2 P: 12	R: 0 E: 0 K: 0 S: 4	H: 1 LOB: 1 BB: 0 P: 5	R: 0 E: 0 K: 2 S: 7	H: 0 LOB: 0 BB: 0 P: 7	1B: 6 2B: 4 3B: 1 HR: 2	SF: 0 SAC: 0 DP: 1 HBP: 0	WP: 0 PB: 1 SB: 2 CS: 0	PA: 44			
<b>PITCHER</b>	IP	WLS	BF	H	R	ER	SO	BB	IBB	HBP	BLK	WP	HR	S	P	ERA	WHIP								
59 Carlos Carrasco, R (1.1)	4.1		23	9	6	6	2	2	0	0	0	0	2	28	38	12.46	2.538								
37 Chad Durbin, R (5.1)	0.2		4	2	1	1	2	0	0	0	0	0	0	8	8	13.50	3.000								
45 Doug Mathis, R (6.1)	2.0		10	1	0	0	1	4	0	0	0	0	0	9	25	0.00	2.500								
53 Rafael Perez, L (8.1)	1.0		4	1	0	0	0	0	0	0	0	0	0	4	5	0.00	1.000								
49 Tony Sipp, L (9.1)	1.0	W	3	0	0	0	2	0	0	0	0	0	0	7	7	0.00	0.000								

**Kansas City Royals @ Cleveland Indians**  
 Goodyear Ballpark, Goodyear, AZ  
 Wed Mar 23 2011, 4:08 PM - 7:27 PM EDT  
 Att: 2,762 - Sunny - 67 F

livebaseballscores.com

AB 38  
 R 7  
 H 13  
 RBI 7  
 BB 6  
 SO 7  
 LOB 17

Batter	1	2	3	4	5	6	7	8	9	AB	R	H	RBI	BB	SO	LOB	BOTTOM								
23 Michael Brantley, L (1.8)										4	1	2	0	0	0	2									
65 Ezequiel Carrera, L (8.8)										1	0	1	1	0	0	0									
13 Adrián Cabrera, S (1.6)										3	0	0	0	0	0	3									
8 Adam Everett, R (6.5)										2	0	0	0	0	0	2									
17 Shin-Soo Choo, L (1.9)										4	2	3	2	1	1	0									
41 Carlos Santana, S (1.3)										3	1	2	0	1	0	1									
35 Jordan Brown, L (8.3)										1	0	0	0	0	0	2									
48 Travis Hafner, L (1.10)										4	0	1	2	1	0	2									
9 Jack Hannahan, L (9. PR)										0	1	0	0	0	0	0									
20 Orlando Cabrera, R (1.4)										2	0	0	1	0	1	1									
73 Cord Phelps, S (7.4)										2	0	1	1	0	0	0									
47 Shelley Duncan, R (1.7)										3	0	0	0	0	1	3									
30 Chad Huffman, R (7.7)										0	1	0	0	1	0	0									
1 Luis Valbuena, L (1.5)										4	1	2	0	0	1	0									
6 Lou Marson, R (1.2)										3	0	0	0	0	2	1									
2 Paul Phillips, R (7.2)										1	1	1	1	0	0	0									
<b>Inning Stats</b>	R: 2 E: 0 K: 0 S: 5	H: 2 LOB: 2 BB: 2 P: 14	R: 0 E: 1 K: 0 S: 4	H: 0 LOB: 1 BB: 0 P: 4	R: 1 E: 0 K: 1 S: 7	H: 2 LOB: 1 BB: 0 P: 7	R: 0 E: 0 K: 2 S: 8	H: 1 LOB: 1 BB: 0 P: 8	R: 1 E: 0 K: 1 S: 6	H: 1 LOB: 0 BB: 0 P: 6	R: 0 E: 0 K: 2 S: 8	H: 1 LOB: 1 BB: 0 P: 8	R: 0 E: 0 K: 0 S: 3	H: 0 LOB: 1 BB: 1 P: 7	R: 3 E: 0 K: 0 S: 7	H: 4 LOB: 2 BB: 1 P: 11	R: 1 E: 0 K: 0 S: 2	H: 2 LOB: 2 BB: 0 P: 2	1B: 8 2B: 2 3B: 3 HR: 0	SF: 1 SAC: 0 DP: 0 HBP: 0	WP: 1 PB: 0 SB: 1 CS: 0	PA: 42			
<b>PITCHER</b>	IP	WLS	BF	H	R	ER	SO	BB	IBB	HBP	BLK	WP	HR	S	P	ERA	WHIP								
47 Nate Adcock, R (1.1)	2.0		13	4	3	3	0	2	0	0	0	0	0	8	8	0.00	0.000								
76 Tim Collins, L (3.1)	1.1		4	0	0	0	2	0	0	0	0	0	0	8	8	0.00	0.000								
77 Luis Coleman, R (4.1)	0.2		3	1	0	0	1	0	0	0	0	0	0	5	5	0.00	1.500								
43 Aaron Crow, R (5.1)	2.1	H	10	2	1	1	3	1	0	0	0	0	0	15	19	3.86	1.286								
37 Sean O'Sullivan, R (7.1)	1.2	L	12	6	4	4	0	1	0	0	0	0	0	11	15	21.60	4.200								

**Kansas City Royals @ Cleveland Indians**  
 Goodyear Ballpark, Goodyear, AZ  
 Wed Mar 23 2011, 4:08 PM - 7:27 PM EDT  
 Att: 2,762 - Sunny - 67 F

livebaseballscores.com

AB 37  
 R 8  
 H 13  
 RBI 8  
 BB 4  
 SO 6  
 LOB 17







Batter	1	2	3	4	5	6	7	8	9	AB	R	H	RBI	BB	SO	LOB	TOP		
56 Andres Torres, S OBP: 0.300, SLG: 0.455			G4-3			G3		CI		4	0	0	0	0	2	5	<b>San Francisco Giants @ Kansas City Royals</b> Surprise Stadium, Surprise, AZ Fri Mar 25 2011, 9:08 PM - 12:08 AM EDT Att: 7,818 - Clear - 69 F <a href="http://livebaseballscorecards.com">livebaseballscorecards.com</a>		
7 Mark DeRosa, R OBP: 0.333, SLG: 0.395 82 Sharon Schoop, R OBP: 0.333, SLG: 0.395						G6-3		G6-4-3		4	0	2	0	0	1	3			
17 Aubrey Huff, L OBP: 0.373, SLG: 0.679 85 Tyler Graham, R OBP: 0.333, SLG: 0.395	FC3-6 1B	G3-1							F9	3	1	1	0	1	0	4			
5 Pat Burrell, R OBP: 0.339, SLG: 0.438 84 Mike McBryde, R OBP: 0.333, SLG: 0.395						F7		FC6-4		3	1	1	0	1	0	3			
48 Pablo Sandoval, S OBP: 0.314, SLG: 0.515 86 Brock Bond, S OBP: 0.333, SLG: 0.395						F7				4	1	2	1	0	1	1			
10 Miguel Tejada, R OBP: 0.333, SLG: 0.333 29 Ryan Rohlinger, R OBP: 0.346, SLG: 0.440	G6-3					F8				4	0	2	1	0	0	2			
9 Brandon Belt, L OBP: 0.339, SLG: 0.483						G1-3				4	0	2	0	0	1	2			
33 Aaron Rowand, R OBP: 0.255, SLG: 0.256 90 James Simmons, R OBP: 0.333, SLG: 0.395			P3					G4-6-3		4	0	1	0	0	1	4			
22 Eli Whiteside, R OBP: 0.346, SLG: 0.348 83 Chris Stewart, R OBP: 0.393, SLG: 0.520						F9				3	0	2	1	0	0	0			
<b>Inning Stats</b>	R: 1 H: 2 E: 0 K: 1 S: 12	H: 2 BB: 1 P: 21	R: 0 H: 3 E: 0 K: 2 S: 12	H: 3 BB: 0 P: 20	R: 2 H: 4 E: 0 K: 1 S: 15	H: 4 BB: 0 P: 21	R: 0 H: 0 E: 0 K: 0 S: 8	H: 0 LOB: 1 BB: 0 P: 13	R: 0 H: 2 E: 0 K: 0 S: 12	H: 2 LOB: 2 BB: 0 P: 22	R: 0 H: 2 E: 0 K: 1 S: 14	H: 2 LOB: 0 BB: 0 P: 21	R: 0 H: 0 E: 0 K: 1 S: 7	H: 0 LOB: 0 BB: 0 P: 10	R: 0 H: 0 E: 0 K: 2 S: 7	H: 0 LOB: 0 BB: 0 P: 8		1B: 11 2B: 2 3B: 0 HR: 0	SF: 0 SAC: 0 DP: 2 HBP: 0
<b>PITCHER</b>	IP WLS BF H R ER SO BB IBB HBP BLK WP HR S P ERA WHIP	32 Vin Mazzaro, R ERA: 6.06	50 Kanekoa Texeira, R ERA: 1.04	41 Jeremy Jeffress, R ERA: 6.3	77 Louis Coleman, R ERA: 2.35	51 Robinson Tejada, R ERA: 3.52	48 Joaquin Soria, R ERA: 3.68	IP WLS BF H R ER SO BB IBB HBP BLK WP HR S P ERA WHIP	9.1 1.0 3 0 0 0 2 0 0 0 0 0 0 0 0 7 8 0.00 0.000										

Batter	1	2	3	4	5	6	7	8	9	AB	R	H	RBI	BB	SO	LOB	BOTTOM		
17 Chris Getz, L OBP: 0.327, SLG: 0.306 64 Lance Zawadzki, L OBP: 0.368, SLG: 0.611			G1-3			G4-3		K		3	0	0	0	0	1	2	<b>San Francisco Giants @ Kansas City Royals</b> Surprise Stadium, Surprise, AZ Fri Mar 25 2011, 9:08 PM - 12:08 AM EDT Att: 7,818 - Clear - 69 F <a href="http://livebaseballscorecards.com">livebaseballscorecards.com</a>		
53 Melky Cabrera, S OBP: 0.492, SLG: 0.745 6 Lorenzo Cain, R OBP: 0.426, SLG: 0.351	G5-3									3	2	2	1	0	0	0			
16 Billy Butler, R OBP: 0.419, SLG: 0.538 13 Mike Aviles, R OBP: 0.393, SLG: 0.542								G6-3		3	1	1	0	0	2	1			
30 Kila Ka'aihue, L OBP: 0.472, SLG: 0.837 1 Jarrod Dyson, L OBP: 0.474, SLG: 0.406		G3								3	2	2	3	1	0	0			
4 Alex Gordon, L OBP: 0.493, SLG: 0.719										4	3	3	4	1	1	0			
24 Wilson Betemit, S OBP: 0.214, SLG: 0.237	G4-3					G4-3		SF9		4	0	1	3	0	1	2			
21 Jeff Francoeur, R OBP: 0.274, SLG: 0.357 12 Mitch Maier, L OBP: 0.636, SLG: 0.743			G6-3			F8				3	1	1	2	0	0	1			
3 Brayan Peña, S OBP: 0.222, SLG: 0.349 22 Lucas May, R OBP: 0.393, SLG: 0.400										2	0	2	1	0	0	0			
2 Alcides Escobar, R OBP: 0.420, SLG: 0.644 72 Irving Falu, S OBP: 0.273, SLG: 0.226	G6-3					G4-3		F7		2	1	1	0	0	0	1			
<b>Inning Stats</b>	R: 0 H: 0 E: 0 K: 2 S: 13	H: 0 LOB: 0 BB: 0 P: 17	R: 0 H: 0 E: 0 K: 1 S: 7	H: 0 LOB: 0 BB: 0 P: 10	R: 0 H: 1 E: 0 K: 0 S: 8	H: 1 LOB: 1 BB: 0 P: 11	R: 4 H: 4 E: 0 K: 2 S: 18	H: 4 LOB: 0 BB: 0 P: 25	R: 4 H: 5 E: 0 K: 0 S: 19	H: 5 LOB: 1 BB: 0 P: 30	R: 5 H: 3 E: 0 K: 1 S: 16	H: 3 LOB: 2 BB: 4 P: 39	R: 0 H: 0 E: 0 K: 3 S: 9	H: 0 LOB: 0 BB: 0 P: 13	R: 2 H: 3 E: 0 K: 0 S: 18	H: 3 LOB: 2 BB: 0 P: 26		1B: 9 2B: 5 3B: 1 HR: 1	SF: 1 SAC: 0 DP: 0 HBP: 1
<b>PITCHER</b>	IP WLS BF H R ER SO BB IBB HBP BLK WP HR S P ERA WHIP	40 Madison Bumgarner, L ERA: 7.17 Osiris Matos, R ERA: 7.45	46 Santiago Casilla, R ERA: 7.45	81 Justin Dowdy, L ERA: 7.45	47 Marc Kroon, R ERA: 2.0	70 Felix Romero, R ERA: 2.25	IP WLS BF H R ER SO BB IBB HBP BLK WP HR S P ERA WHIP	1.0 1.0 7 3 2 2 0 0 1 0 0 0 0 0 18 26 18.00 3.000											







Batter	1	2	3	4	5	6	7	8	9	AB	R	H	RBI	BB	SO	LOB	TOP					
85 Tyler Graham, R OBP: 0.500, SLG: 1.000 79 Juan Carlos Perez, R OBP: 0.429, SLG: 0.833										3	1	2	0	0	1	3	<b>San Francisco Giants @ Kansas City Royals</b> Surprise Stadium, Surprise, AZ Sun Mar 27 2011, 4:06 PM - 6:40 PM EDT Att: 6,833 - Sunny - 69 F					
14 Mike Fontenot, L OBP: 0.322, SLG: 0.460 53 Brandon Crawford, L OBP: 0.400, SLG: 0.250										2	0	1	1	0	0	0						
12 Nate Schierholtz, L OBP: 0.297, SLG: 0.377 8 Terry Evans, R OBP: 0.150, SLG: 0.150										3	0	0	0	0	1	2						
6 Brad Eldred, R OBP: 0.226, SLG: 0.233										4	0	1	0	0	2	2						
9 Brandon Belt, L OBP: 0.343, SLG: 0.508 Roger Kieschnick, L OBP: 0.667, SLG: 1.400										3	0	0	0	0	1	1						
29 Ryan Rohlinger, R OBP: 0.286, SLG: 0.353 52 Ramon E Ramirez, R OBP: 0.333, SLG: 0.667										4	0	1	0	0	1	1						
35 Travis Ishikawa, L OBP: 0.278, SLG: 0.229										3	0	0	0	0	0	1						
45 Dan Runzler, L OBP: 0.333, SLG: 0.667										0	0	0	0	0	0	0						
22 Eli Whiteside, R OBP: 0.353, SLG: 0.452 51 Jackson Williams, R OBP: 0.333, SLG: 0.273										3	0	1	0	0	1	0						
86 Brock Bond, S OBP: 0.143, SLG: 0.143										4	1	1	0	0	0	3						
<b>Inning Stats</b>	R: 0 E: 0 K: 2 S: 14	H: 2 LOB: 1 BB: 0 P: 17	R: 0 E: 1 K: 2 S: 19	H: 2 LOB: 3 BB: 0 P: 28	R: 0 E: 0 K: 0 S: 11	H: 1 LOB: 1 BB: 0 P: 18	R: 0 E: 0 K: 2 S: 9	H: 0 LOB: 0 BB: 0 P: 14	R: 1 E: 0 K: 0 S: 8	H: 1 LOB: 0 BB: 0 P: 11	R: 0 E: 0 K: 1 S: 5	H: 0 LOB: 0 BB: 0 P: 8	R: 2 E: 0 K: 0 S: 9	H: 2 LOB: 0 BB: 0 P: 10	R: 0 E: 0 K: 1 S: 10	H: 1 LOB: 1 BB: 0 P: 13	R: 1 E: 0 K: 2 S: 16	H: 3 LOB: 2 BB: 0 P: 23	1B: 8 2B: 2 3B: 1 HR: 1	SF: 1 SAC: 0 DP: 0 HBP: 0	WP: 0 PB: 0 SB: 1 CS: 2	PA: 39
<b>PITCHER</b>	IP WLS BF H R ER SO BB IBB HBP BLK WP HR S P ERA WHIP																					
26 Jeff Francis, L ERA: 3.6	5.0 W 21 6 1 1 6 0 0 0 0 0 0 0 61 88 1.80 1.200																					
47 Nate Adcock, R ERA: 3.45	2.0 H 8 2 2 2 1 0 0 0 0 0 1 14 18 9.00 1.000																					
37 Sean O'Sullivan, R ERA: 6.0	2.0 S 10 4 1 1 3 0 0 0 0 0 0 0 26 36 4.50 2.000																					
<b>Batter</b>	<b>1</b>	<b>2</b>	<b>3</b>	<b>4</b>	<b>5</b>	<b>6</b>	<b>7</b>	<b>8</b>	<b>9</b>	<b>AB</b>	<b>R</b>	<b>H</b>	<b>RBI</b>	<b>BB</b>	<b>SO</b>	<b>LOB</b>	<b>BOTTOM</b>					
2 Alcides Escobar, R OBP: 0.400, SLG: 0.600 72 Irving Falu, S OBP: 0.286, SLG: 0.242										3	0	1	0	0	0	1	<b>San Francisco Giants @ Kansas City Royals</b> Surprise Stadium, Surprise, AZ Sun Mar 27 2011, 4:06 PM - 6:40 PM EDT Att: 6,833 - Sunny - 69 F					
53 Melky Cabrera, S OBP: 0.477, SLG: 0.737 1 Jarrod Dyson, L OBP: 0.462, SLG: 0.394										3	1	2	0	0	0	1						
16 Billy Butler, R OBP: 0.405, SLG: 0.514 7 Gregor Blanco, L OBP: 0.361, SLG: 0.233										3	1	1	1	0	0	2						
30 Kila Ka'aihue, L OBP: 0.483, SLG: 0.849										2	2	0	0	2	1	0						
4 Alex Gordon, L OBP: 0.487, SLG: 0.746										3	2	1	2	0	1	2						
21 Jeff Francoeur, R OBP: 0.285, SLG: 0.339 12 Mitch Maier, L OBP: 0.609, SLG: 0.703										3	0	0	0	0	3	3						
24 Wilson Betemit, S OBP: 0.277, SLG: 0.381										3	1	2	3	1	0	0						
3 Brayan Peña, S OBP: 0.200, SLG: 0.313 22 Lucas May, R OBP: 0.355, SLG: 0.357										2	0	0	0	0	0	0						
17 Chris Getz, L OBP: 0.333, SLG: 0.333 64 Lance Zawadzki, L OBP: 0.390, SLG: 0.744										2	0	1	0	0	0	0						
<b>Inning Stats</b>	R: 0 E: 0 K: 0 S: 8	H: 1 LOB: 0 BB: 0 P: 14	R: 0 E: 0 K: 2 S: 10	H: 0 LOB: 0 BB: 0 P: 13	R: 0 E: 0 K: 0 S: 6	H: 1 LOB: 1 BB: 0 P: 10	R: 4 E: 1 K: 1 S: 13	H: 3 LOB: 0 BB: 1 P: 23	R: 0 E: 0 K: 0 S: 11	H: 1 LOB: 1 BB: 0 P: 18	R: 1 E: 0 K: 3 S: 12	H: 0 LOB: 1 BB: 1 P: 21	R: 0 E: 0 K: 2 S: 8	H: 0 LOB: 0 BB: 0 P: 14	R: 2 E: 0 K: 0 S: 12	H: 2 LOB: 1 BB: 2 P: 25		1B: 4 2B: 2 3B: 0 HR: 2	SF: 0 SAC: 0 DP: 1 HBP: 1	WP: 1 PB: 0 SB: 3 CS: 1	PA: 35	
<b>PITCHER</b>	IP WLS BF H R ER SO BB IBB HBP BLK WP HR S P ERA WHIP																					
57 Jonathan Sánchez, L ERA: 1.86	0.2 L 3 0 0 0 2 1 0 0 0 0 1 0 8 13 0.00 1.500																					
45 Dan Runzler, L ERA: 2.4	1.0 3 0 0 0 2 0 0 0 0 0 0 0 8 14 0.00 0.000																					
52 Ramon E Ramirez, R ERA: 8.71	1.0 6 2 2 2 0 2 0 0 0 0 0 1 12 25 18.00 4.000																					








Batter	1	2	3	4	5	6	7	8	9	AB	R	H	RBI	BB	SO	LOB	TOP										
1 Juan Pierre, L OBP: 0.359, SLG: 0.333 90 Michael Restovich, R OBP: 0.250, SLG: 0.250	F7		SH1-4 BB		G4-3	K			K	2	0	0	0	1	0	0	Chicago White Sox @ Kansas City Royals Surprise Stadium, Surprise, AZ Tue Mar 29 2011, 3:06 PM - 5:26 PM EDT Att. 4,492 - Partly Cloudy - 78 F										
11 Omar Vizquel, S OBP: 0.396, SLG: 0.542 87 Ross Wilson, R (5.4)	K		SH1-4		1B		G6-3		L9	2	0	1	0	0	1	0											
44 Adam Dunn, L OBP: 0.333, SLG: 0.448 84 Kyle Davis, R (7, PH) (7, 10)	HR		BB		F8		G6-3		G6-3	2	1	1	1	1	0	1											
14 Paul Konerko, R OBP: 0.342, SLG: 0.479 91 Christian Marrero, L OBP: 0.250, SLG: 0.750	BB		P6			18 BB 55 WP BB	G4-3		G4-3	2	0	1	0	1	0	3											
23 Mark Teahen, L OBP: 0.446, SLG: 0.500 89 Ryan Hamme, L OBP: 1.000, SLG: 3.000	K		G5-3			K			3B	3	0	0	0	0	2	5											
5 Lastings Milledge, R OBP: 0.425, SLG: 0.525 90 Tracey Thompson, R (6.8)		18 CS 18 S BB	1B		F9		G1-3		G1-3	2	0	1	0	1	0	1											
22 Brent Morel, R OBP: 0.364 Greg Pailm, R OBP: 0.250, SLG: 1.000	K		G6-4-3		1-2	55 BB 18 BB BB			K	2	0	0	0	1	1	2											
18 Brent Lillibridge, R OBP: 0.323, SLG: 0.377	P2		K		1-2 2-3	55 BB BB			K	3	0	0	0	1	2	2											
55 Donny Lucy, R OBP: 0.333, SLG: 0.444			1B		L4				G6-3	3	0	1	1	1	0	0											
Inning Stats	R: 1 E: 0 K: 2 S: 14	H: 1 LOB: 1 BB: 1 P: 20	R: 0 E: 0 K: 1 S: 7	H: 0 LOB: 0 BB: 1 P: 15	R: 0 E: 0 K: 0 S: 15	H: 1 LOB: 3 BB: 2 P: 26	R: 0 E: 0 K: 1 S: 8	H: 1 LOB: 0 BB: 0 P: 10	R: 0 E: 0 K: 0 S: 9	H: 1 LOB: 3 BB: 0 P: 14	R: 1 E: 0 K: 2 S: 14	H: 1 LOB: 1 BB: 3 P: 33	R: 0 E: 0 K: 0 S: 6	H: 0 LOB: 0 BB: 0 P: 7	R: 0 E: 0 K: 2 S: 10	H: 1 LOB: 1 BB: 0 P: 14		R: 0 E: 0 K: 1 S: 7	H: 0 LOB: 0 BB: 0 P: 9	1B: 4 2B: 0 3B: 1 HR: 1	SF: 0 SAC: 1 DP: 1 HBP: 0	WP: 1 PB: 0 SB: 1 CS: 1	PA: 38				
PITCHER	IP	WLS	BF	H	R	ER	SO	BB	IBB	HBP	BLK	WP	HR	S	P	ERA	WHIP										
52 Bruce Chen, L ERA: 3.96	5.0	W	21	4	1	1	4	4	0	0	0	0	1	53	85	1.80	1.600										
41 Jeremy Jeffress, R ERA: 6.55	1.0	H	7	1	1	1	2	3	0	0	0	1	0	14	33	9.00	4.000										
43 Aaron Crow, R ERA: 2.03	1.0	H	3	0	0	0	0	0	0	0	0	0	0	6	7	0.00	0.000										
76 Tim Collins, L ERA: 2.38	1.0	H	4	1	0	0	2	0	0	0	0	0	0	10	14	0.00	1.000										
50 Kanekoa Teixeira, R ERA: 0.84	1.0	S	3	0	0	0	1	0	0	0	0	0	0	7	9	0.00	0.000										

Batter	1	2	3	4	5	6	7	8	9	AB	R	H	RBI	BB	SO	LOB	BOTTOM										
13 Mike Aviles, R OBP: 0.412, SLG: 0.576 24 Wilson Betemit, S OBP: 0.300, SLG: 0.422	P4		1B		1 CS 1B				K	2	0	1	0	0	0	0	Chicago White Sox @ Kansas City Royals Surprise Stadium, Surprise, AZ Tue Mar 29 2011, 3:06 PM - 5:26 PM EDT Att. 4,492 - Partly Cloudy - 78 F										
53 Melky Cabrera, S OBP: 0.471, SLG: 0.742 1 Jarrod Dyson, L OBP: 0.442, SLG: 0.378	P4		F9		K				K	2	0	0	0	0	2	2											
4 Alex Gordon, L OBP: 0.459, SLG: 0.729 12 Mitch Maier, L OBP: 0.620, SLG: 0.692	L8		F7		F8				93 WP BB	2	0	0	0	0	0	0											
16 Billy Butler, R OBP: 0.430, SLG: 0.547 93 Jamie Romak, R OBP: 0.250, SLG: 0.571			F9		G3				BB	2	1	1	0	0	0	0											
30 Kila Ka'aihue, L OBP: 0.462, SLG: 0.845 91 Anthony Seratelli, S (6, PH) (7, 10)	F8		K		K				BB	2	0	0	0	0	1	1											
21 Jeff Francoeur, R OBP: 0.288, SLG: 0.409 88 Paulo Orlando, R OBP: 0.333, SLG: 0.333	SF9		2B		1B				P3	1	0	1	1	0	0	0											
2 Alcides Escobar, R OBP: 0.400, SLG: 0.636 72 Irving Fatu, S OBP: 0.270, SLG: 0.229	HR		1B		P6				G3-1	2	1	1	0	0	0	1											
3 Brayan Peña, S OBP: 0.208, SLG: 0.373 86 Ben Theriot, L (8.2)	HR		1B		G5-4-3				K	3	1	1	2	0	1	1											
17 Chris Getz, L OBP: 0.354, SLG: 0.373 92 Kurt Mertins, R (6.4)	1B		1B		K				HBP	2	0	1	0	0	1	0											
Inning Stats	R: 0 E: 0 K: 0 S: 9	H: 0 LOB: 0 BB: 0 P: 10	R: 3 E: 0 K: 0 S: 18	H: 5 LOB: 2 BB: 0 P: 28	R: 0 E: 0 K: 1 S: 6	H: 0 LOB: 0 BB: 0 P: 7	R: 0 E: 0 K: 0 S: 3	H: 1 LOB: 0 BB: 0 P: 6	R: 0 E: 0 K: 2 S: 9	H: 1 LOB: 1 BB: 0 P: 13	R: 0 E: 0 K: 1 S: 8	H: 0 LOB: 0 BB: 0 P: 10	R: 0 E: 0 K: 1 S: 9	H: 0 LOB: 0 BB: 0 P: 14	R: 0 E: 0 K: 2 S: 16	H: 0 LOB: 3 BB: 2 P: 32		R: 0 E: 0 K: 0 S: 7	H: 0 LOB: 0 BB: 0 P: 9	1B: 5 2B: 2 3B: 0 HR: 1	SF: 1 SAC: 0 DP: 2 HBP: 1	WP: 1 PB: 0 SB: 1 CS: 1	PA: 32				
PITCHER	IP	WLS	BF	H	R	ER	SO	BB	IBB	HBP	BLK	WP	HR	S	P	ERA	WHIP										
61 Brandon Hynick, R ERA: 9.0	5.0	L	20	7	3	3	3	0	0	0	0	0	1	45	64	5.40	1.400										
40 Brian Bruney, R ERA: 2.7	1.0		3	0	0	0	1	0	0	0	0	0	0	8	10	0.00	0.000										
68 Miguel Socolovich, R ERA: 12.27	1.0		3	0	0	0	1	0	0	0	0	0	0	9	14	0.00	0.000										
66 Shane Lindsay, R ERA: 4.5	1.0		6	0	0	0	2	2	0	1	0	1	0	16	32	0.00	2.000										





Batter	1	2	3	4	5	6	7	8	9	AB	R	H	RBI	BB	SO	LOB	TOP					
13 Maicer Izturis, S OBP: 0.400, SLG: 0.400	G4-3		G4-3		G4-3	47 S 1B			47 SH3 1B	5	0	2	1	0	0	0	<b>Los Angeles Angels @ Kansas City Royals</b> Kauffman Stadium, Kansas City, MO Thu Mar 31 2011, 3:13 PM - 6:28 PM CDT Att: 40,055 - Overcast - 45 F					
47 Howie Kendrick, R OBP: 0.250, SLG: 0.500	48 E 2B		K		G5-3	K			SH3	4	0	1	0	0	2	1						
53 Bobby Abreu, L OBP: 0.400, SLG: 0.250	K		G6-3		48 1B 1B				BB	4	0	1	0	1	1	1						
48 Tori Hunter, R OBP: 0.400, SLG: 1.000	E5 10 HBP				HR	1B			K	5	1	2	1	0	2	3						
10 Vernon Wells, R OBP: 0.400, SLG: 0.500	HBP				2 2B 2B	G5-3			K	4	1	1	0	0	1	4						
2 Erick Aybar, S OBP: 0.250, SLG: 0.500	G4-3								F7	4	0	1	1	0	0	3						
44 Mark Trumbo, R					2H 2B	G4-3			G4-3	4	0	0	0	0	2	1						
5 Jeff Mathis, R OBP: 0.500, SLG: 1.500			K		L4	K			G3	4	0	0	0	0	2	1	AB 38 R 4 H 12 RBI 4 BB 1 SO 9 LOB 15					
25 Peter Bourjos, R OBP: 0.500, SLG: 0.500			K		G5-3	HR			25 1B 2B	4	1	2	1	0	1	1						
			G6-3		F8	E1 13 1B 1B			2H 1B	4	1	2	0	0	0	1						
<b>Inning Stats</b>	R: 0 E: 1 K: 1 S: 19	H: 1 LOB: 3 BB: 0 P: 26	R: 0 E: 0 K: 2 S: 9	H: 0 LOB: 0 BB: 0 P: 12	R: 0 E: 0 K: 1 S: 10	H: 0 LOB: 0 BB: 0 P: 12	R: 2 E: 0 K: 0 S: 11	H: 3 LOB: 1 BB: 0 P: 17	R: 0 E: 0 K: 0 S: 15	H: 2 LOB: 2 BB: 0 P: 21	R: 2 E: 1 K: 2 S: 12	H: 3 LOB: 1 BB: 0 P: 19	R: 0 E: 0 K: 2 S: 9	H: 0 LOB: 0 BB: 0 P: 14	R: 0 E: 0 K: 0 S: 12	H: 2 LOB: 2 BB: 0 P: 18	R: 0 E: 0 K: 1 S: 10	H: 1 LOB: 2 BB: 1 P: 19	1B: 6 2B: 4 3B: 0 HR: 2	SF: 0 SAC: 1 DP: 0 HBP: 1	WP: 0 PB: 0 SB: 1 CS: 0	PA: 41
<b>PITCHER</b>	IP WLS BF H R ER SO BB IBB HBP BLK WP HR S P ERA WHIP																					
44 Luke Hochevar, R ERA: 4.76	5.2 L 28 9 4 3 5 0 0 1 0 0 2 73 102 4.76 1.588																					
43 Aaron Crow, R ERA:	6.1 1.1 4 0 0 0 3 0 0 0 0 0 12 19 0.00 0.000																					
47 Nate Adcock, R ERA:	8.1 1.0 4 2 0 0 0 0 0 0 0 0 12 18 0.00 2.000																					
55 Tim Collins, L ERA:	9.1 1.0 5 1 0 0 1 1 0 0 0 0 10 19 0.00 2.000																					

Batter	1	2	3	4	5	6	7	8	9	AB	R	H	RBI	BB	SO	LOB	BOTTOM					
13 Mike Aviles, R OBP: 0.200, SLG: 0.800	K		CS		G5-3	F9			P3	5	1	1	1	0	1	1	<b>Los Angeles Angels @ Kansas City Royals</b> Kauffman Stadium, Kansas City, MO Thu Mar 31 2011, 3:13 PM - 6:28 PM CDT Att: 40,055 - Overcast - 45 F					
53 Melky Cabrera, S OBP: 0.800, SLG: 0.750	P6				4 S 1B			HR		4	0	3	0	1	0	0						
4 Alex Gordon, L	P6				1B	1B			1B	5	0	0	0	0	3	5						
16 Billy Butler, R										2	0	0	0	2	0	0						
12 Mitch Maier, L									30 BB 4 BB BB	0	0	0	0	0	0	0						
30 Kila Ka'aihue, L										3	0	0	0	1	1	2						
1 Jarrod Dyson, L										0	0	0	0	0	0	0						
21 Jeff Francoeur, R OBP: 0.250, SLG: 1.000										4	1	1	1	0	1	3						
2 Alcides Escobar, R OBP: 0.250, SLG: 0.250										4	0	1	0	0	0	3						
15 Matt Treanor, R OBP: 0.500, SLG: 0.333										3	0	1	0	1	1	0						
17 Chris Getz, L										1	0	0	0	1	1	0						
24 Wilson Betemit, S										2	0	0	0	0	2	3						
<b>Inning Stats</b>	R: 0 E: 0 K: 1 S: 10	H: 0 LOB: 0 BB: 0 P: 14	R: 0 E: 0 K: 0 S: 8	H: 0 LOB: 0 BB: 0 P: 13	R: 0 E: 0 K: 0 S: 10	H: 0 LOB: 1 BB: 1 P: 18	R: 0 E: 0 K: 2 S: 15	H: 1 LOB: 2 BB: 1 P: 27	R: 0 E: 0 K: 1 S: 10	H: 0 LOB: 0 BB: 0 P: 15	R: 0 E: 0 K: 2 S: 11	H: 1 LOB: 1 BB: 0 P: 15	R: 1 E: 0 K: 1 S: 14	H: 3 LOB: 2 BB: 0 P: 24	R: 1 E: 0 K: 0 S: 15	H: 1 LOB: 3 BB: 3 P: 33	R: 0 E: 0 K: 2 S: 17	H: 1 LOB: 2 BB: 1 P: 26	1B: 5 2B: 0 3B: 0 HR: 2	SF: 0 SAC: 0 DP: 0 HBP: 0	WP: 0 PB: 1 SB: 1 CS: 1	PA: 40
<b>PITCHER</b>	IP WLS BF H R ER SO BB IBB HBP BLK WP HR S P ERA WHIP																					
36 Jared Weaver, R ERA:	1.1 6.1 W 22 2 0 0 0 2 0 0 0 0 0 1 8 14 0.00 0.632																					
21 Hisanori Takahashi, L ERA: 27.0	7.1 0.1 4 3 1 1 0 0 0 0 0 0 1 8 14 27.00 9.000																					
51 Jordan Walden, R ERA:	7.1 0.1 H 1 0 0 0 1 0 0 0 0 0 0 3 5 0.00 0.000																					
40 Kevin Jepsen, R ERA: 27.0	8.1 0.1 H 4 1 1 1 0 2 0 0 0 0 0 1 7 18 27.00 9.000																					
56 Michael Kohn, R ERA:	8.1 0.2 H 3 0 0 0 1 1 0 0 0 0 0 0 8 15 0.00 1.500																					
<b>PITCHER</b>	IP WLS BF H R ER SO BB IBB HBP BLK WP HR S P ERA WHIP																					
56 Fernando Rodney, R (9.1) ERA:	1.0 S 5 1 0 0 2 1 0 0 0 0 0 1 7 18 0.00 2.000																					





Batter	1	2	3	4	5	6	7	8	9	AB	R	H	RBI	BB	SO	LOB	TOP										
2 Erick Aybar, S OBP: 0.375, SLG: 0.500	G5-3		G6-3 47 BLK		G6-3 47 E			G4-6-3		4	0	2	0	0	0	1	<b>Los Angeles Angels @ Kansas City Royals</b> Kauffman Stadium, Kansas City, MO Fri Apr 01 2011, 7:11 PM - 9:34 PM CDT Att: 13,302 - Partly Cloudy - 62 F <a href="http://livebaseballscorecards.com">livebaseballscorecards.com</a>										
47 Howie Kendrick, R OBP: 0.250, SLG: 0.750	HR		G6-3		G6-3			F9		4	1	1	1	0	0	2											
53 Bobby Abreu, L OBP: 0.222, SLG: 0.125	K		K					G4-3		4	0	0	0	0	2	1											
48 Tori Hunter, R OBP: 0.333, SLG: 0.625			F9					G6-3		3	0	0	0	1	0	1											
10 Vernon Wells, R OBP: 0.222, SLG: 0.250	G5-3				F9			P3		4	0	0	0	0	0	1											
6 Alberto Callaspo, S OBP: 0.333, SLG: 0.333	G6-3				F9			P3		3	0	1	0	0	0	1											
44 Mark Trumbo, R OBP: 0.143, SLG: 0.143			G4-6-3 5		G4-6-3 1B			G5-4-3 1B		3	0	1	0	0	0	2											
5 Jeff Mathis, R OBP: 0.286, SLG: 0.857	G6-3				K			K		3	0	0	0	0	2	1											
25 Peter Bourjos, R OBP: 0.429, SLG: 0.429	F9				G5-3			G4-6-3 1B		3	0	1	0	0	0	1											
<b>Inning Stats</b>	R: 1 H: 1 E: 0 K: 1 S: 11	H: 1 LOB: 1 BB: 1 P: 20	R: 0 H: 1 E: 0 K: 0 S: 9	H: 1 LOB: 1 BB: 0 P: 14	R: 0 H: 1 E: 0 K: 1 S: 12	H: 1 LOB: 1 BB: 0 P: 18	R: 0 H: 0 E: 1 K: 0 S: 6	H: 0 LOB: 0 BB: 0 P: 8	R: 0 H: 1 E: 0 K: 1 S: 13	H: 1 LOB: 0 BB: 0 P: 20	R: 0 H: 0 E: 0 K: 0 S: 5	H: 0 LOB: 0 BB: 0 P: 9	R: 0 H: 1 E: 0 K: 1 S: 7	H: 1 LOB: 0 BB: 0 P: 10	R: 0 H: 1 E: 0 K: 0 S: 10	H: 1 LOB: 0 BB: 0 P: 16	R: 0 H: 0 E: 0 K: 0 S: 5	H: 0 LOB: 0 BB: 0 P: 8	1B: 5 2B: 0 3B: 0 HR: 1	SF: 0 SAC: 0 DP: 3 HBP: 0	WP: 0 PB: 0 SB: 1 CS: 1	PA: 32					
<b>PITCHER</b>	IP	WLS	BF	H	R	ER	SO	BB	IBB	HBP	BLK	WP	HR	S	P	ERA	WHIP										
26 Jeff Francis, L ERA: 1.29	7.0		26	5	1	1	4	1	0	0	1	0	1	63	99	1.29	0.857										
51 Robinson Tejeda, R ERA:	1.0		3	1	0	0	0	0	0	0	0	0	0	10	16	0.00	1.000										
48 Joaquin Soria, R ERA:	1.0	W	3	0	0	0	0	0	0	0	0	0	0	5	8	0.00	0.000										

Batter	1	2	3	4	5	6	7	8	9	AB	R	H	RBI	BB	SO	LOB	BOTTOM										
13 Mike Aviles, R OBP: 0.333, SLG: 0.875	K				P4			G4-6-3 16 E		3	0	1	0	1	1	1	<b>Los Angeles Angels @ Kansas City Royals</b> Kauffman Stadium, Kansas City, MO Fri Apr 01 2011, 7:11 PM - 9:34 PM CDT Att: 13,302 - Partly Cloudy - 62 F <a href="http://livebaseballscorecards.com">livebaseballscorecards.com</a>										
53 Melky Cabrera, S OBP: 0.444, SLG: 0.375	P3		K		F7			K		4	0	0	0	0	2	3											
4 Alex Gordon, L OBP: 0.222, SLG: 0.333					G3-1			F7		4	0	2	0	0	0	1											
16 Billy Butler, R OBP: 0.375, SLG: 0.167	P3				G6-3 21 WP			K		4	1	1	0	0	1	3											
30 Kila Ka'aihue, L OBP: 0.375, SLG: 0.714	K				K					4	1	2	1	0	2	1											
21 Jeff Francoeur, R OBP: 0.143, SLG: 0.571	G4-3				G6-3			F7		3	0	0	1	0	0	2											
2 Alcides Escobar, R OBP: 0.143, SLG: 0.143	F9				K					3	0	0	0	0	1	1											
3 Brayan Peña, S OBP: 0.333, SLG: 0.667	G5-3				G5-3 17 SH1-4			F8		3	0	1	0	0	0	0											
17 Chris Getz, L OBP: 0.143, SLG: 0.143	K				SH1-4			G4-3		2	0	0	0	0	1	0											
<b>Inning Stats</b>	R: 0 H: 1 E: 0 K: 1 S: 8	H: 0 LOB: 0 BB: 0 P: 15	R: 0 H: 0 E: 0 K: 1 S: 6	H: 0 LOB: 0 BB: 0 P: 7	R: 0 H: 1 E: 0 K: 2 S: 12	H: 1 LOB: 1 BB: 0 P: 20	R: 1 H: 2 E: 0 K: 1 S: 16	H: 2 LOB: 1 BB: 0 P: 24	R: 0 H: 1 E: 0 K: 0 S: 6	H: 1 LOB: 1 BB: 0 P: 12	R: 0 H: 1 E: 0 K: 1 S: 7	H: 1 LOB: 0 BB: 0 P: 11	R: 0 H: 0 E: 0 K: 0 S: 9	H: 0 LOB: 0 BB: 0 P: 14	R: 0 H: 0 E: 0 K: 2 S: 9	H: 0 LOB: 1 BB: 1 P: 17	R: 1 H: 1 E: 0 K: 0 S: 2	H: 1 LOB: 0 BB: 0 P: 2	1B: 3 2B: 2 3B: 1 HR: 1	SF: 0 SAC: 1 DP: 0 HBP: 0	WP: 1 PB: 0 SB: 1 CS: 0	PA: 32					
<b>PITCHER</b>	IP	WLS	BF	H	R	ER	SO	BB	IBB	HBP	BLK	WP	HR	S	P	ERA	WHIP										
24 Dan Haren, R ERA: 1.29	7.0		27	6	1	1	6	0	0	0	0	1	0	64	103	1.29	0.857										
51 Jordan Walden, R ERA:	1.0		4	0	0	0	2	1	0	0	0	0	0	9	17	0.00	1.000										
58 Michael Kohn, R ERA: 13.5	0.0	L	1	1	1	1	0	0	0	0	0	0	1	2	2	∞	∞										








Batter	1	2	3	4	5	6	7	8	9	10	11	12	13	AB	R	H	RBI	BB	SO	LOB
13 Maicer Izturis, S OBP: 0.263, SLG: 0.588	G4-3		HR	F9			F7	F9		1B		G4-3		7	1	3	2	0	0	0
47 Howie Kendrick, R OBP: 0.400, SLG: 0.895	K		HR		HR		53 HR	F9		1B		K		6	3	3	2	1	2	1
53 Bobby Abreu, L OBP: 0.524, SLG: 0.588	1B			10 F8-3			1B							5	1	5	2	2	0	0
48 Torii Hunter, R OBP: 0.286, SLG: 0.526	G1-3				F7		6 F9	F8						7	0	1	0	0	1	8
10 Vernon Wells, R OBP: 0.250, SLG: 0.222			44 2B	F8-3			F8							6	0	1	0	1	3	2
6 Alberto Callaspo, S OBP: 0.538, SLG: 0.917	P4						F7							6	2	3	1	0	0	4
44 Mark Trumbo, R OBP: 0.231, SLG: 0.385	1-3													6	1	2	1	0	1	3
5 Jeff Mathis, R OBP: 0.154, SLG: 0.462	P3													6	0	0	0	0	2	4
25 Peter Bourjos, R OBP: 0.313, SLG: 0.267	K													6	1	1	1	0	2	2
<b>Inning Stats</b>	R: 0 E: 0 K: 1 S: 10	H: 1 LOB: 1 BB: 0 P: 13	R: 0 E: 0 K: 1 S: 14	H: 1 LOB: 2 BB: 1 P: 22	R: 2 E: 0 K: 1 S: 10	H: 2 LOB: 0 BB: 1 P: 19	R: 2 E: 0 K: 0 S: 9	H: 2 LOB: 0 BB: 0 P: 16	R: 1 E: 0 K: 1 S: 15	H: 2 LOB: 2 BB: 0 P: 25	R: 1 E: 0 K: 1 S: 12	H: 1 LOB: 1 BB: 0 P: 16	R: 0 E: 0 K: 2 S: 12	H: 1 LOB: 0 BB: 0 P: 13	1B: 10 2B: 5 3B: 0 HR: 5	SF: 0 SAC: 0 DP: 2 HBP: 0	WIP: 0 PB: 0 SB: 0 CS: 1	PA: 59		
<b>PITCHER</b>	IP 5.0	WLS 24	H 8	R 5	ER 5	SO 3	BB 2	IBB 0	HBP 0	BLK 0	WP 0	HR 3	S 55	P 91	ERA 9.00	WHIP 2.000				
52 Bruce Chen, L ERA: 9.0																				
37 Sean O'Sullivan, R ERA: 9.0																				
51 Robinson Tejeda, R ERA: 4.5																				
41 Jeremy Jeffress, R ERA: 9.0																				
48 Joakim Soria, R ERA:																				

Los Angeles Angels @ Kansas City Royals  
Kauffman Stadium, Kansas City, MO  
Sun Apr 03 2011, 1:10 PM - 5:56 PM CDT  
Att. 14,083 - Partly Cloudy - 79 F

AB 55  
R 9  
H 19  
RBI 9  
BB 4  
SO 11  
LOB 24



Batter	1	2	3	4	5	6	7	8	9	10	11	12	13	AB	R	H	RBI	BB	SO	LOB		
13 Mike Aviles, R OBP: 0.315, SLG: 0.643	G1-3		G3											6	1	1	0	0	2	7		
53 Melky Cabrera, S OBP: 0.250, SLG: 0.368	G1-3													7	1	1	1	0	1	4		
4 Alex Gordon, L OBP: 0.350, SLG: 0.421	1B													6	4	4	1	1	0	0		
16 Billy Butler, R OBP: 0.389, SLG: 0.533	L9													5	2	1	1	0	1	4		
12 Mitch Maier, L OBP: 0.400, SLG: 0.333	1B													1	0	0	0	0	1	0		
30 Kila Ka'aihue, L OBP: 0.412, SLG: 0.538	1B													3	0	1	2	2	0	1		
17 Chris Getz, L OBP: 0.400, SLG: 0.333	BB													2	1	0	0	0	0	1		
21 Jeff Francoeur, R OBP: 0.333, SLG: 0.529	1B													6	0	2	2	1	0	2		
24 Wilson Betemit, S OBP: 0.385, SLG: 0.300														4	1	1	2	3	2	1		
2 Alcides Escobar, R OBP: 0.263, SLG: 0.176	G3													5	1	0	0	2	0	5		
3 Brayan Peña, S OBP: 0.429, SLG: 0.571														4	0	2	0	0	0	0		
1 Jarrod Dyson, L OBP: 0.545, SLG: 0.750	F8													2	1	1	3	1	0	3		
15 Matt Treanor, R ERA:														4	0	2	0	0	0	0		
<b>Inning Stats</b>	R: 2 E: 0 K: 0 S: 19	H: 2 LOB: 3 BB: 2 P: 36	R: 3 E: 0 K: 0 S: 17	H: 3 LOB: 1 BB: 0 P: 28	R: 0 E: 0 K: 0 S: 11	H: 1 LOB: 1 BB: 0 P: 13	R: 1 E: 0 K: 0 S: 7	H: 1 LOB: 0 BB: 0 P: 9	R: 0 E: 0 K: 2 S: 13	H: 1 LOB: 1 BB: 0 P: 18	R: 0 E: 0 K: 0 S: 16	H: 1 LOB: 2 BB: 0 P: 23	R: 2 E: 0 K: 0 S: 15	H: 1 LOB: 3 BB: 3 P: 34	R: 0 E: 0 K: 1 S: 7	H: 0 LOB: 2 BB: 3 P: 22	R: 0 E: 0 K: 1 S: 7	H: 0 LOB: 0 BB: 0 P: 12	1B: 6 2B: 6 3B: 0 HR: 3	SF: 0 SAC: 0 DP: 1 HBP: 2	WIP: 1 PB: 0 SB: 6 CS: 0	PA: 63
<b>PITCHER</b>	IP 1.2	WLS 14	H 5	R 5	ER 5	SO 0	BB 2	IBB 0	HBP 2	BLK 1	WP 0	HR 1	S 35	P 63	ERA 27.000	WHIP 4.200						
19 Scott Kazmir, L ERA: 27.0																						
63 Rich Thompson, R ERA: 2.7																						
21 Hisanori Takahashi, L ERA: 7.1																						
58 Michael Kohn, R ERA:																						
51 Jordan Walden, R ERA:																						

Los Angeles Angels @ Kansas City Royals  
Kauffman Stadium, Kansas City, MO  
Sun Apr 03 2011, 1:10 PM - 5:56 PM CDT  
Att. 14,083 - Partly Cloudy - 79 F

AB 51  
R 12  
H 14  
RBI 12  
BB 10  
SO 7  
LOB 28





Batter	1	2	3	4	5	6	7	8	9	10	11	12	AB	R	H	RBI	BB	SO	LOB	TOP
1 Juan Pierre, L OBP: 0.276, SLG: 0.353													6	1	1	0	0	0	2	
15 Gordon Beckham, R (1,4) OBP: 0.526, SLG: 0.529													6	1	3	1	0	0	2	
44 Adam Dunn, L OBP: 0.474, SLG: 0.571													4	1	0	0	1	1		
18 Brent Lillibridge, R OBP: 0.400, SLG: 0.500													0	0	0	0	0	0	0	
14 Paul Konerko, R OBP: 0.400, SLG: 0.500													5	1	1	3	1	1	2	
51 Alex Rios, R OBP: 0.200, SLG: 0.111													6	0	2	0	0	0	2	
20 Carlos Quentin, R OBP: 0.471, SLG: 0.813													5	1	1	0	0	0	2	
12 A.J. Pierzynski, L OBP: 0.333, SLG: 0.389													5	0	1	0	0	0	2	
10 Alexei Ramirez, R OBP: 0.222, SLG: 0.353													4	1	1	1	1	1	2	
22 Brent Morel, R OBP: 0.286, SLG: 0.357													5	0	1	0	0	1	3	
<b>Inning Stats</b>	R: 4 E: 0 K: 14	H: 4 LOB: 1 BB: 1 P: 23	R: 0 E: 0 K: 12	H: 1 LOB: 2 BB: 0 P: 19	R: 0 E: 0 K: 11	H: 0 LOB: 0 BB: 0 P: 17	R: 0 E: 0 K: 11	H: 0 LOB: 1 BB: 1 P: 11	R: 0 E: 0 K: 11	H: 1 LOB: 0 BB: 0 P: 13	R: 0 E: 0 K: 11	H: 1 LOB: 0 BB: 0 P: 11	R: 0 E: 0 K: 8	H: 1 LOB: 1 BB: 0 P: 17	1B: 8 E: 0 K: 8	H: 1 LOB: 1 BB: 0 P: 17	2B: 0 3B: 2 HR: 1	SF: 0 SAC: 0 DP: 0 HBP: 1	WP: 0 PB: 0 SB: 1 CS: 2	PA: 51
<b>PITCHER</b>	IP: 6.0 WLS: 29 BF: 7 H: 6 R: 5 ER: 1 SO: 1 BB: 2 IBB: 0 HBP: 1 BLK: 0 WP: 0 HR: 1 S: 59 P: 101 ERA: 7.50 WHIP: 1.500	<b>PITCHER</b> 41 Jeremy Jeffress, R (12, 1) ERA: 5.4 IP: 0.2 WLS: 1 BF: 1 H: 0 R: 0 ER: 0 SO: 0 BB: 0 IBB: 0 HBP: 0 BLK: 0 WP: 0 HR: 0 S: 5 P: 5 ERA: 0.00 WHIP: 0.000																		

Batter	1	2	3	4	5	6	7	8	9	10	11	12	AB	R	H	RBI	BB	SO	LOB	BOTTOM
13 Mike Aviles, R OBP: 0.236, SLG: 0.474													5	0	0	0	0	2	3	
53 Melky Cabrera, S OBP: 0.308, SLG: 0.400													6	1	3	3	0	0	0	
4 Alex Gordon, L OBP: 0.400, SLG: 0.667													5	2	3	2	0	1	1	
16 Billy Butler, R OBP: 0.435, SLG: 0.684													4	1	2	2	1	0	0	
30 Kila Ka'aihue, L OBP: 0.364, SLG: 0.412													4	0	0	0	1	3	3	
21 Jeff Francoeur, R OBP: 0.349, SLG: 0.500													5	0	2	0	0	0	2	
2 Alcides Escobar, R OBP: 0.250, SLG: 0.182													5	1	1	0	0	0	2	
15 Matt Treanor, R OBP: 0.438, SLG: 0.500													4	1	0	0	1	2	0	
17 Chris Getz, L OBP: 0.400, SLG: 0.357													5	1	2	0	0	0	2	
<b>Inning Stats</b>	R: 2 E: 0 K: 12	H: 3 LOB: 1 BB: 0 P: 19	R: 2 E: 0 K: 13	H: 2 LOB: 1 BB: 1 P: 24	R: 0 E: 0 K: 11	H: 1 LOB: 1 BB: 0 P: 12	R: 0 E: 0 K: 11	H: 0 LOB: 0 BB: 0 P: 12	R: 0 E: 0 K: 11	H: 0 LOB: 0 BB: 0 P: 12	R: 0 E: 0 K: 11	H: 1 LOB: 2 BB: 1 P: 19	R: 0 E: 0 K: 8	H: 0 LOB: 0 BB: 0 P: 9	1B: 9 E: 0 K: 8	H: 2 LOB: 1 BB: 0 P: 8	2B: 3 3B: 0 HR: 2	SF: 0 SAC: 1 DP: 2 HBP: 0	WP: 0 PB: 0 SB: 3 CS: 0	PA: 48
<b>PITCHER</b>	IP: 7.0 WLS: 28 BF: 7 H: 4 R: 2 ER: 4 SO: 5 BB: 2 IBB: 0 HBP: 0 BLK: 0 WP: 0 HR: 1 S: 64 P: 104 ERA: 5.14 WHIP: 1.286	<b>PITCHER</b> 34 Gavin Floyd, R (1, 1) ERA: 5.14 IP: 0.2 WLS: 4 BF: 2 H: 2 R: 2 ER: 2 SO: 1 BB: 0 IBB: 0 HBP: 0 BLK: 0 WP: 1 HR: 1 S: 18 P: 19 ERA: 7.71 WHIP: 3.000																		

Chicago White Sox @ Kansas City Royals  
Kauffman Stadium, Kansas City, MO  
Tue Apr 05 2011, 7:11 PM - 10:42 PM CDT  
Att: 12,641 - Clear - 70 F

Chicago White Sox @ Kansas City Royals  
Kauffman Stadium, Kansas City, MO  
Tue Apr 05 2011, 7:11 PM - 10:42 PM CDT  
Att: 12,641 - Clear - 70 F

AB	46
R	6
H	11
RBI	5
BB	3
SO	4
LOB	18

AB	43
R	7
H	13
RBI	7
BB	3
SO	8
LOB	13









Batter	1	2	3	4	5	6	7	8	9	AB	R	H	RBI	BB	SO	LOB	TOP			
17 Chris Getz, L OBP: 0.462, SLG: 0.435										4	1	3	0	1	0	0	<b>Kansas City Royals @ Detroit Tigers</b> Comerica Park, Detroit, MI Fri Apr 08 2011, 3:09 PM - 6:07 PM EDT Att: 44,799 - Cloudy - 43 F			
53 Melky Cabrera, S OBP: 0.324, SLG: 0.472										5	1	2	1	0	0	2				
4 Alex Gordon, L OBP: 0.444, SLG: 0.636										4	0	2	0	1	0	2				
16 Billy Butler, R OBP: 0.500, SLG: 0.654										4	0	2	1	0	0	2				
30 Kila Ka'aihue, L OBP: 0.313, SLG: 0.370										4	0	1	0	0	0	3				
21 Jeff Francoeur, R OBP: 0.303, SLG: 0.387										4	0	0	0	0	2	2				
24 Wilson Betemit, S OBP: 0.353, SLG: 0.357										4	0	1	0	0	2	1				
15 Matt Treanor, R OBP: 0.400, SLG: 0.400										3	0	0	0	1	0	1				
2 Alcides Escobar, R OBP: 0.235, SLG: 0.219										4	0	0	0	0	1	3				
<b>Inning Stats</b>	R: 0 H: 1 E: 0 K: 0 S: 15	H: 1 R: 0 ER: 0 LOB: 1 BB: 1 P: 23	R: 0 H: 0 E: 0 K: 2 S: 9	H: 0 R: 0 ER: 0 LOB: 0 BB: 0 P: 15	R: 1 H: 2 E: 0 K: 0 S: 10	H: 2 R: 0 ER: 0 LOB: 1 BB: 0 P: 15	R: 0 H: 2 E: 0 K: 0 S: 12	H: 2 R: 0 ER: 0 LOB: 3 BB: 1 P: 17	R: 0 H: 1 E: 0 K: 1 S: 14	H: 1 R: 0 ER: 0 LOB: 1 BB: 0 P: 22	R: 1 H: 3 E: 0 K: 0 S: 16	H: 3 R: 0 ER: 0 LOB: 2 BB: 1 P: 25	R: 0 H: 0 E: 0 K: 1 S: 7	H: 0 R: 0 ER: 0 LOB: 0 BB: 0 P: 12	R: 0 H: 1 E: 0 K: 1 S: 10	H: 1 R: 0 ER: 0 LOB: 1 BB: 0 P: 14		1B: 8 2B: 2 3B: 1 HR: 0	SF: 0 SAC: 0 DP: 1 HBP: 0	WP: 0 PB: 0 SB: 0 CS: 0
<b>PITCHER</b>	IP WLS BF H R ER SO BB IBB HBP BLK WP HR S P ERA WHIP																			
37 Max Scherzer, R ERA: 5.73	(1, 1) 6.0 W 26 7 1 1 3 2 0 0 0 0 0 0 69 103 1.50 1.500																			
60 Brayan Villarreal, R ERA: 4.15	(7, 1) 0.2 5 3 1 1 0 1 0 0 0 0 0 14 22 13.50 6.000																			
55 Daniel Schlereth, L ERA:	(7, 1) 0.1 H 1 0 0 0 0 0 0 0 0 0 0 2 3 0.00 0.000																			
53 Joaquin Benoit, R ERA:	(8, 1) 1.0 H 3 0 0 0 1 0 0 0 0 0 0 7 12 0.00 0.000																			
46 Jose Valverde, R ERA:	(9, 1) 1.0 S 4 1 0 0 1 0 0 0 0 0 0 0 10 14 0.00 1.000																			

Batter	1	2	3	4	5	6	7	8	9	AB	R	H	RBI	BB	SO	LOB	BOTTOM			
14 Austin Jackson, R OBP: 0.273, SLG: 0.333										5	0	1	0	0	1	1	<b>Kansas City Royals @ Detroit Tigers</b> Comerica Park, Detroit, MI Fri Apr 08 2011, 3:09 PM - 6:07 PM EDT Att: 44,799 - Cloudy - 43 F			
28 Will Rhymes, L OBP: 0.260, SLG: 0.182										4	1	2	0	0	0	1				
30 Magglio Ordonez, R OBP: 0.316, SLG: 0.235										2	1	1	0	2	1	0				
57 Casper Wells, R ERA:										0	0	0	0	0	0	0				
24 Miguel Cabrera, R OBP: 0.516, SLG: 0.826										2	2	1	0	1	0	2				
41 Victor Martinez, S OBP: 0.300, SLG: 0.552										3	1	1	3	1	0	3				
26 Brennan Boesch, L OBP: 0.375, SLG: 0.591										3	0	0	0	1	0	1				
32 Don Kelly, L OBP: 0.300, SLG: 0.444										0	0	0	0	0	0	0				
27 Jhonny Peralta, R OBP: 0.333, SLG: 0.429										3	0	2	2	0	0	0				
13 Alex Avila, L OBP: 0.375, SLG: 0.619										4	0	1	0	0	0	2				
15 Brandon Inge, R OBP: 0.304, SLG: 0.435										4	0	1	0	0	1	0				
<b>Inning Stats</b>	R: 4 H: 3 E: 0 K: 1 S: 23	H: 3 R: 0 ER: 0 LOB: 1 BB: 2 P: 40	R: 0 H: 1 E: 0 K: 0 S: 5	H: 1 R: 0 ER: 0 LOB: 0 BB: 0 P: 9	R: 1 H: 1 E: 0 K: 1 S: 13	H: 1 R: 0 ER: 0 LOB: 2 BB: 2 P: 27	R: 0 H: 2 E: 0 K: 1 S: 13	H: 2 R: 0 ER: 0 LOB: 3 BB: 1 P: 22	R: 0 H: 1 E: 0 K: 0 S: 13	H: 1 R: 0 ER: 0 LOB: 0 BB: 0 P: 18	R: 0 H: 2 E: 0 K: 0 S: 7	H: 2 R: 0 ER: 0 LOB: 2 BB: 0 P: 11	R: 0 H: 0 E: 0 K: 0 S: 8	H: 0 R: 0 ER: 0 LOB: 0 BB: 0 P: 10	R: 0 H: 0 E: 0 K: 0 S: 4	H: 0 R: 0 ER: 0 LOB: 0 BB: 0 P: 7	1B: 8 2B: 2 3B: 0 HR: 0	SF: 1 SAC: 0 DP: 1 HBP: 1	WP: 3 PB: 0 SB: 1 CS: 1	PA: 37
<b>PITCHER</b>	IP WLS BF H R ER SO BB IBB HBP BLK WP HR S P ERA WHIP																			
34 Kyle Davies, R ERA: 9.0	(1, 1) 3.2 L 21 6 5 5 3 5 0 0 1 0 0 0 50 92 12.27 3.000																			
47 Nate Adcock, R ERA:	(4, 1) 3.1 13 4 0 0 0 0 0 0 0 0 0 32 45 0.00 1.200																			
50 Kanekoa Teixeira, R ERA:	(8, 1) 1.0 3 0 0 0 0 0 0 0 0 0 0 4 7 0.00 0.000																			







Batter	1	2	3	4	5	6	7	8	9	AB	R	H	RBI	BB	SO	LOB	TOP										
17 Chris Getz, L OBP: 0.417, SLG: 0.379										3	1	2	1	0	3												
53 Melky Cabrera, S OBP: 0.298, SLG: 0.435										6	1	2	0	0	2												
4 Alex Gordon, L OBP: 0.400, SLG: 0.548										5	1	1	1	0	1	3											
16 Billy Butler, R OBP: 0.512, SLG: 0.667										4	0	1	0	1	0	1											
30 Kila Ka'aihue, L OBP: 0.299, SLG: 0.324										4	1	1	1	0	2	1											
21 Jeff Francoeur, R OBP: 0.310, SLG: 0.436										5	2	2	1	0	2												
24 Wilson Betemit, S OBP: 0.500, SLG: 0.571										4	2	4	1	1	0	0											
15 Matt Treanor, R OBP: 0.400, SLG: 0.368										4	1	1	1	1	0	3											
2 Alcides Escobar, R OBP: 0.238, SLG: 0.250										5	0	2	1	0	0	6											
<b>Inning Stats</b>	R: 0 E: 1 K: 1 S: 8	H: 1 LOB: 1 BB: 0 P: 11	R: 0 E: 0 K: 0 S: 11	H: 1 LOB: 2 BB: 1 P: 16	R: 2 E: 1 K: 1 S: 14	H: 2 LOB: 1 BB: 1 P: 23	R: 1 E: 0 K: 0 S: 10	H: 3 LOB: 2 BB: 0 P: 18	R: 2 E: 1 K: 0 S: 18	H: 2 LOB: 2 BB: 1 P: 29	R: 0 E: 0 K: 0 S: 5	H: 0 LOB: 0 BB: 0 P: 8	R: 2 E: 0 K: 1 S: 14	H: 3 LOB: 1 BB: 0 P: 23	R: 1 E: 0 K: 0 S: 12	H: 2 LOB: 1 BB: 0 P: 16	1B: 9 2B: 5 3B: 1 HR: 0	SF: 3 SAC: 0 DP: 0 HBP: 0	WP: 1 PB: 0 SB: 1 CS: 0	PA: 47							
<b>PITCHER</b>	IP	WLS	BF	H	R	ER	SO	BB	IBB	HBP	BLK	WP	HR	S	P	ERA	WHIP										
21 Rick Porcello, R ERA: 9.0	5.0	L	28	9	5	5	2	3	0	0	0	0	0	61	29	9.00	2.400										
21 Enrique Gonzalez, R ERA: 16.88	1.2		8	3	2	2	1	0	0	0	0	0	0	17	29	10.80	1.800										
55 Daniel Schlereth, L ERA: 2.25	1.1		6	1	1	1	0	0	1	0	0	1	0	13	21	6.75	0.750										
38 Robbie Weinhardt, R ERA: 10.8	0.1		3	2	1	1	0	0	0	0	0	0	0	7	9	27.00	6.000										
36 Brad Thomas, L ERA: 11.57	0.2		2	0	0	0	0	0	0	0	0	0	0	5	7	0.00	0.000										

Kansas City Royals @ Detroit Tigers  
Comerica Park, Detroit, MI  
Sun Apr 10 2011, 1:07 PM - 4:09 PM EDT  
Att: 28,984 - Sunny - 64 F

AB 40  
R 9  
H 15  
RBI 8  
BB 4  
SO 3  
LOB 21



Batter	1	2	3	4	5	6	7	8	9	AB	R	H	RBI	BB	SO	LOB	BOTTOM										
14 Austin Jackson, R OBP: 0.244, SLG: 0.289										4	0	1	0	0	1	0											
28 Will Rhymes, L OBP: 0.303, SLG: 0.207										4	0	1	0	0	0	2											
26 Brennan Boesch, L OBP: 0.345, SLG: 0.500										4	1	0	0	0	1	2											
24 Miguel Cabrera, R OBP: 0.462, SLG: 0.774										4	2	2	2	0	0	1											
41 Victor Martinez, S OBP: 0.289, SLG: 0.472										4	0	1	0	0	0	0											
25 Ryan Raburn, R OBP: 0.250, SLG: 0.455										3	0	0	1	0	2	0											
27 Jhonny Peralta, R OBP: 0.375, SLG: 0.586										4	1	3	1	0	0	0											
13 Alex Avila, L OBP: 0.357, SLG: 0.680										4	1	1	1	0	2	3											
15 Brandon Inge, R OBP: 0.267, SLG: 0.367										4	0	1	0	0	0	2											
<b>Inning Stats</b>	R: 0 E: 0 K: 0 S: 9	H: 0 LOB: 0 BB: 0 P: 14	R: 0 E: 0 K: 1 S: 12	H: 0 LOB: 0 BB: 0 P: 18	R: 1 E: 0 K: 1 S: 9	H: 1 LOB: 0 BB: 0 P: 15	R: 0 E: 0 K: 0 S: 7	H: 1 LOB: 0 BB: 0 P: 9	R: 0 E: 0 K: 0 S: 9	H: 0 LOB: 0 BB: 0 P: 14	R: 1 E: 0 K: 1 S: 10	H: 1 LOB: 0 BB: 0 P: 12	R: 2 E: 1 K: 3 S: 13	H: 2 LOB: 1 BB: 0 P: 17	R: 0 E: 0 K: 0 S: 13	H: 2 LOB: 1 BB: 0 P: 20	R: 1 E: 0 K: 0 S: 14	H: 3 LOB: 2 BB: 0 P: 19	1B: 6 2B: 1 3B: 0 HR: 3	SF: 1 SAC: 0 DP: 2 HBP: 0	WP: 0 PB: 0 SB: 0 CS: 0	PA: 36					
<b>PITCHER</b>	IP	WLS	BF	H	R	ER	SO	BB	IBB	HBP	BLK	WP	HR	S	P	ERA	WHIP										
44 Luke Hochevar, R ERA: 5.3	7.0	W	26	5	4	3	6	0	0	0	0	0	0	3	69	3.86	0.714										
51 Robinson Tejeda, R ERA: 3.39	1.0		4	2	0	0	0	0	0	0	0	0	0	13	20	0.00	2.000										
50 Kanekoa Texeira, R ERA: 2.45	0.1		4	3	1	1	0	0	0	0	0	0	0	9	13	27.00	9.000										
48 Joaquin Soria, R ERA: 6.75	0.2	S	2	0	0	0	0	0	0	0	0	0	0	5	6	0.00	0.000										

Kansas City Royals @ Detroit Tigers  
Comerica Park, Detroit, MI  
Sun Apr 10 2011, 1:07 PM - 4:09 PM EDT  
Att: 28,984 - Sunny - 64 F

AB 35  
R 5  
H 10  
RBI 5  
BB 0  
SO 6  
LOB 10









Batter	1	2	3	4	5	6	7	8	9	AB	R	H	RBI	BB	SO	LOB	TOP										
17 Chris Getz, L OBP: 0.400, SLG: 0.368	G1-3		G4-3			F8				5	1	2	1	0	0	1											
53 Melky Cabrera, S OBP: 0.298, SLG: 0.411	E6									5	2	2	0	0	1	1											
4 Alex Gordon, L OBP: 0.382, SLG: 0.519	G3-1									5	1	2	2	0	0	1											
16 Billy Butler, R OBP: 0.471, SLG: 0.561	G4-3									4	1	1	1	1	0	1											
21 Jeff Francoeur, R OBP: 0.308, SLG: 0.438	F8									4	1	2	2	0	1	0											
24 Wilson Betemit, S OBP: 0.486, SLG: 0.517	K									4	2	1	0	1	1	3											
13 Mike Aviles, R OBP: 0.222, SLG: 0.406	K									4	1	2	3	0	1	1											
15 Matt Treanor, R OBP: 0.345, SLG: 0.304										4	0	0	0	0	1	3											
2 Alcides Escobar, R OBP: 0.260, SLG: 0.271	G1-3									4	1	2	1	0	0	1											
<b>Inning Stats</b>	R: 0 H: 0 E: 1 K: 0 S: 9	H: 0 LOB: 1 BB: 0 P: 15	R: 0 H: 0 E: 0 K: 2 S: 9	H: 0 LOB: 0 BB: 0 P: 14	R: 0 H: 0 E: 0 K: 1 S: 5	H: 0 LOB: 0 BB: 0 P: 6	R: 6 H: 8 E: 0 K: 1 S: 20	H: 8 LOB: 1 BB: 0 P: 27	R: 0 H: 0 E: 0 K: 1 S: 7	H: 0 LOB: 0 BB: 0 P: 9	R: 1 H: 1 E: 0 K: 0 S: 14	H: 1 LOB: 1 BB: 1 P: 23	R: 0 H: 0 E: 0 K: 0 S: 6	H: 0 LOB: 0 BB: 0 P: 9	R: 0 H: 1 E: 0 K: 0 S: 9	H: 1 LOB: 0 BB: 0 P: 13	R: 3 H: 4 E: 1 K: 1 S: 18	H: 4 LOB: 2 BB: 1 P: 28	1B: 11 2B: 4 3B: 0 HR: 0	SF: 1 SAC: 0 DP: 1 HBP: 0	WP: 0 PB: 0 SB: 0 CS: 1	PA: 42					
<b>PITCHER</b>	IP	WLS	BF	H	R	ER	SO	BB	IBB	HBP	BLK	WP	HR	S	P	ERA	WHIP										
47 Francisco Liriano, L ERA: 9.42	5.0	L	24	8	7	7	4	1	0	0	0	0	0	53	78	12.60	1.800										
15 Glen Perkins, L ERA: 3.86	2.0		7	1	0	0	0	0	0	0	0	0	0	17	25	0.00	0.500										
31 Alex Burnett, R ERA: 9.64	1.1		5	2	1	1	1	0	0	0	0	0	0	16	21	6.75	1.500										
56 Dusty Hughes, L ERA: 9.64	0.0		4	3	1	1	0	0	1	0	0	0	0	7	13	-	-										
49 Jeff Manship, R ERA: 9.0	0.2		2	0	1	1	0	0	0	0	0	0	0	4	7	13.50	0.000										

**Kansas City Royals @ Minnesota Twins**  
Target Field, Minneapolis, MN  
Wed Apr 13 2011, 12:10 PM - 2:55 PM CDT  
Att: 36,286 - Partly Cloudy - 52 F

livebaseballscorecards.com

AB 39  
R 10  
H 14  
RBI 10  
BB 2  
SO 5  
LOB 12



Batter	1	2	3	4	5	6	7	8	9	AB	R	H	RBI	BB	SO	LOB	BOTTOM										
2 Denard Span, L OBP: 0.375, SLG: 0.422	F8									5	2	4	0	0	0	0											
20 Matt Tolbert, S OBP: 0.300, SLG: 0.400	E8									5	1	2	0	0	0	2											
16 Jason Kubel, L OBP: 0.341, SLG: 0.400	F7									5	1	2	1	0	0	2											
33 Justin Morneau, L OBP: 0.256, SLG: 0.317	P5									5	1	1	1	0	3	3											
21 Delmon Young, R OBP: 0.238, SLG: 0.268	F9									4	0	2	2	0	0	2											
25 Jim Thome, L OBP: 0.280, SLG: 0.409	BB									3	0	0	0	1	2	2											
5 Michael Cuddyer, R OBP: 0.300, SLG: 0.222	K									4	0	1	0	0	1	4											
22 Danny Valencia, R OBP: 0.279, SLG: 0.263	F8									4	0	0	0	0	0	3											
41 Drew Butera, R OBP: 0.125, SLG: 0.125	K									4	0	0	0	0	1	0											
<b>Inning Stats</b>	R: 1 H: 3 E: 1 K: 1 S: 14	H: 3 LOB: 3 BB: 1 P: 28	R: 0 H: 0 E: 0 K: 1 S: 7	H: 0 LOB: 0 BB: 0 P: 8	R: 0 H: 0 E: 0 K: 1 S: 10	H: 0 LOB: 0 BB: 0 P: 14	R: 0 H: 1 E: 0 K: 0 S: 5	H: 1 LOB: 1 BB: 0 P: 10	R: 4 H: 6 E: 0 K: 1 S: 17	H: 6 LOB: 2 BB: 0 P: 29	R: 0 H: 1 E: 0 K: 0 S: 8	H: 1 LOB: 1 BB: 0 P: 13	R: 0 H: 0 E: 0 K: 2 S: 9	H: 0 LOB: 0 BB: 0 P: 14	R: 0 H: 0 E: 0 K: 0 S: 6	H: 0 LOB: 0 BB: 0 P: 12	R: 0 H: 1 E: 0 K: 1 S: 10	H: 1 LOB: 1 BB: 0 P: 17	1B: 9 2B: 3 3B: 0 HR: 0	SF: 0 SAC: 0 DP: 0 HBP: 0	WP: 0 PB: 0 SB: 0 CS: 0	PA: 40					
<b>PITCHER</b>	IP	WLS	BF	H	R	ER	SO	BB	IBB	HBP	BLK	WP	HR	S	P	ERA	WHIP										
34 Kyle Davies, R ERA: 9.0	5.0	W	26	10	5	5	4	1	0	0	0	0	0	7	11	9.00	2.200										
50 Kanekoa Teixeira, R ERA: 2.08	0.2	H	3	1	0	0	0	0	0	0	0	0	0	7	11	0.00	1.500										
55 Tim Collins, L ERA: 1.93	1.1	H	4	0	0	0	2	0	0	0	0	0	0	10	16	0.00	0.000										
41 Jeremy Jeffress, R ERA: 1.93	2.0	S	7	1	0	0	1	0	0	0	0	0	0	16	29	0.00	0.500										

**Kansas City Royals @ Minnesota Twins**  
Target Field, Minneapolis, MN  
Wed Apr 13 2011, 12:10 PM - 2:55 PM CDT  
Att: 36,286 - Partly Cloudy - 52 F

livebaseballscorecards.com

AB 39  
R 5  
H 12  
RBI 4  
BB 1  
SO 7  
LOB 18





Batter	1	2	3	4	5	6	7	8	9	AB	R	H	RBI	BB	SO	LOB	TOP																		
51 Ichiro Suzuki, L (1,9) OBP: 0.339, SLG: 0.302	P6		1B		1B			G6-3		4	0	2	0	0	0	0	<b>Seattle Mariners @ Kansas City Royals</b> Kauffman Stadium, Kansas City, MO Thu Apr 14 2011, 7:10 PM - 9:02 PM CDT Att. 8,809 - Overcast - 76 F																		
9 Chone Figgins, S (1,5) OBP: 0.205, SLG: 0.310	F9		E5		FC5-4			SF8		4	1	1	0	0	0	2																			
15 Milton Bradley, S (1,7) OBP: 0.340, SLG: 0.404	BB		FC6-4					E3		3	0	0	0	1	0	3																			
4 Adam Kennedy, L (1,10) OBP: 0.346, SLG: 0.417	F9				1B			SF8		3	0	1	1	0	0	1																			
17 Justin Smoak, S (1,3)	F8				FC5-4					4	0	1	0	0	0	1																			
30 Miguel Olivo, R (1,2) OBP: 0.205, SLG: 0.162	G6-3				F8					4	0	0	0	0	0	3																			
55 Michael Saunders, L (1,8) OBP: 0.250, SLG: 0.360	G1-3				G6-3					3	0	0	0	0	1	1																			
26 Brendan Ryan, R (1,6) OBP: 0.325, SLG: 0.273	F8				F9					3	0	1	0	0	0	0																			
2 Jack Wilson, R (1,4) OBP: 0.207, SLG: 0.241	P5				P4			F8		3	0	0	0	0	0	1																			
<b>Inning Stats</b>	R: 0 H: 0 E: 0 K: 0 S: 11	H: 0 LOB: 1 BB: 1 P: 18	R: 0 H: 0 E: 0 K: 0 S: 9	H: 0 LOB: 0 BB: 0 P: 14	R: 0 H: 1 E: 1 K: 0 S: 10	H: 2 LOB: 2 BB: 0 P: 11	R: 0 H: 1 E: 0 K: 0 S: 10	H: 1 LOB: 1 BB: 0 P: 12	R: 0 H: 1 E: 0 K: 0 S: 7	H: 1 LOB: 0 BB: 0 P: 13	R: 0 H: 0 E: 0 K: 0 S: 4	H: 0 LOB: 0 BB: 0 P: 6	R: 0 H: 1 E: 0 K: 1 S: 11	H: 1 LOB: 1 BB: 0 P: 13	R: 1 H: 2 E: 1 K: 0 S: 11	H: 2 LOB: 2 BB: 0 P: 14	1B: 4 2B: 2 3B: 0 HR: 0	SF: 1 SAC: 0 DP: 0 HBP: 0	WP: 0 PB: 0 SB: 0 CS: 0	PA: 33															
<b>PITCHER</b>	IP	WLS	BF	H	R	ER	SO	BB	IBB	HBP	BLK	WP	HR	S	P	ERA	WHIP	<b>PITCHER</b>	IP	WLS	BF	H	R	ER	SO	BB	IBB	HBP	BLK	WP	HR	S	P	ERA	WHIP
52 Bruce Chen, L (1,1) ERA: 2.37	8.0	W	33	6	1	0	1	1	0	0	0	0	0	73	101	0.00	0.875																		

AB	31
R	1
H	6
RBI	1
BB	1
SO	1
LOB	12



Batter	1	2	3	4	5	6	7	8	9	AB	R	H	RBI	BB	SO	LOB	BOTTOM																		
17 Chris Getz, L (1,4) OBP: 0.375, SLG: 0.341	P6		SH1-4		F8			G5-3		3	0	0	0	0	0	0	<b>Seattle Mariners @ Kansas City Royals</b> Kauffman Stadium, Kansas City, MO Thu Apr 14 2011, 7:10 PM - 9:02 PM CDT Att. 8,809 - Overcast - 76 F																		
53 Melky Cabrera, S (1,8) OBP: 0.311, SLG: 0.417	FC5-4		2B		F7			K		4	1	2	0	0	1	0																			
4 Alex Gordon, L (1,7) OBP: 0.379, SLG: 0.527	F9		1B		G4-3					3	1	1	2	0	0	1																			
16 Billy Butler, R (1,10) OBP: 0.463, SLG: 0.545	FC5-4		2B		G5-3					3	0	1	1	0	0	1																			
30 Kila Ka'aihue, L (1,3) OBP: 0.318, SLG: 0.333	BB		G4-6-3		1B					2	1	1	0	1	0	1																			
21 Jeff Francoeur, R (1,9) OBP: 0.309, SLG: 0.431	FC6-4				G5-3					3	0	1	0	0	0	1																			
24 Wilson Betemit, S (1,5) OBP: 0.474, SLG: 0.613	K				HR			SF7		2	1	1	2	0	1	1																			
3 Brayan Peña, S (1,2) OBP: 0.304, SLG: 0.318	K				K2-3			G4-3		3	0	0	0	0	2	2																			
2 Alcides Escobar, R (1,6) OBP: 0.264, SLG: 0.275			1B		G6-3			K		3	1	1	0	0	1	0																			
<b>Inning Stats</b>	R: 0 H: 1 E: 0 K: 0 S: 8	H: 0 LOB: 1 BB: 0 P: 12	R: 0 H: 0 E: 0 K: 2 S: 9	H: 0 LOB: 1 BB: 1 P: 15	R: 3 H: 4 E: 0 K: 0 S: 14	H: 4 LOB: 0 BB: 0 P: 25	R: 1 H: 1 E: 0 K: 1 S: 13	H: 1 LOB: 0 BB: 0 P: 15	R: 0 H: 0 E: 0 K: 0 S: 6	H: 0 LOB: 0 BB: 0 P: 9	R: 1 H: 2 E: 0 K: 0 S: 8	H: 2 LOB: 1 BB: 0 P: 13	R: 0 H: 0 E: 0 K: 2 S: 13	H: 0 LOB: 0 BB: 0 P: 17	R: 0 H: 0 E: 0 K: 2 S: 13	H: 0 LOB: 0 BB: 0 P: 17	1B: 6 2B: 1 3B: 0 HR: 1	SF: 1 SAC: 1 DP: 1 HBP: 0	WP: 0 PB: 0 SB: 0 CS: 0	PA: 29															
<b>PITCHER</b>	IP	WLS	BF	H	R	ER	SO	BB	IBB	HBP	BLK	WP	HR	S	P	ERA	WHIP	<b>PITCHER</b>	IP	WLS	BF	H	R	ER	SO	BB	IBB	HBP	BLK	WP	HR	S	P	ERA	WHIP
58 Doug Fister, R (1,1) ERA: 3.86	7.0	L	29	8	5	5	5	1	0	0	0	0	1	71	106	6.43	1.286																		

AB	26
R	5
H	8
RBI	5
BB	1
SO	5
LOB	7









Batter	1	2	3	4	5	6	7	8	9	AB	R	H	RBI	BB	SO	LOB	TOP										
51 Ichiro Suzuki, L OBP: 0.319, SLG: 0.302	F7		G6-3		FC5-4		P6		K	5	0	0	0	0	1	3	<b>Seattle Mariners @ Kansas City Royals</b> Kauffman Stadium, Kansas City, MO Sat Apr 16 2011, 12:10 PM - 2:56 PM CDT Att: 22,364 - Sunny - 46 F <a href="http://livebaseballscorecards.com">livebaseballscorecards.com</a>										
9 Chone Figgins, S OBP: 0.162, SLG: 0.269	G3-1		G6-3		F8		L1		G6-3	5	0	0	0	0	0	3											
12 Ryan Langerhans, L OBP: 0.364, SLG: 0.520					F7		K		G4-3	3	0	0	0	1	2												
29 Jack Cust, L OBP: 0.321, SLG: 0.213	F7						K			4	0	2	0	0	1	1											
17 Justin Smoak, S OBP: 0.414, SLG: 0.457										2	0	1	0	2	1	0											
1 Luis Antonio Rodriguez, S OBP: 0.337, SLG: 0.343										3	0	2	0	1	1	2											
55 Michael Saunders, L OBP: 0.222, SLG: 0.303										4	0	0	0	0	3	8											
5 Chris Gimenez, R OBP: 0.273, SLG: 0.200										4	0	0	0	0	2	7											
26 Brendan Ryan, R OBP: 0.340, SLG: 0.308										3	0	2	0	1	0	0											
<b>Inning Stats</b>	R: 0 H: 0 E: 0 K: 0 S: 11	H: 0 LOB: 1 BB: 1 P: 19	R: 0 H: 1 E: 0 K: 2 S: 8	H: 1 LOB: 0 BB: 0 P: 12	R: 0 H: 1 E: 0 K: 0 S: 9	H: 1 LOB: 1 BB: 0 P: 17	R: 0 H: 2 E: 0 K: 1 S: 11	H: 2 LOB: 3 BB: 1 P: 21	R: 0 H: 1 E: 0 K: 3 S: 12	H: 1 LOB: 2 BB: 1 P: 15	R: 0 H: 0 E: 0 K: 0 S: 18	H: 0 LOB: 1 BB: 1 P: 21	R: 0 H: 1 E: 0 K: 2 S: 10	H: 1 LOB: 2 BB: 1 P: 19	R: 0 H: 0 E: 0 K: 1 S: 11	H: 0 LOB: 0 BB: 0 P: 16	1B: 5 2B: 2 3B: 0 HR: 0	SF: 0 SAC: 0 DP: 0 HBP: 0	WP: 0 PB: 0 SB: 0 CS: 1	PA: 38							
<b>PITCHER</b>	IP	WLS	BF	H	R	ER	SO	BB	IBB	HBP	BLK	WP	HR	S	P	ERA	WHIP										
37 Sean O'Sullivan, R ERA: 5.0	5.0	W	21	5	0	0	4	2	0	0	0	0	0	51	84	0.00	1.400										
55 Tim Collins, L ERA: 2.25	1.0		5	1	0	0	3	1	0	0	0	0	0	18	29	0.00	2.000										
41 Jeremy Jeffress, R ERA: 1.35	2.0		9	1	0	0	2	2	0	0	0	0	0	22	40	0.00	1.500										
43 Aaron Crow, R ERA:	1.0		3	0	0	0	1	0	0	0	0	0	0	11	16	0.00	0.000										

Batter	1	2	3	4	5	6	7	8	9	AB	R	H	RBI	BB	SO	LOB	BOTTOM										
1 Jarrod Dyson, L OBP: 0.351, SLG: 0.306			K		K		B1-3			3	0	0	0	1	2	1	<b>Seattle Mariners @ Kansas City Royals</b> Kauffman Stadium, Kansas City, MO Sat Apr 16 2011, 12:10 PM - 2:56 PM CDT Att: 22,364 - Sunny - 46 F <a href="http://livebaseballscorecards.com">livebaseballscorecards.com</a>										
17 Chris Getz, L OBP: 0.403, SLG: 0.559	F7		K				G4-3			4	1	1	0	0	1	1											
4 Alex Gordon, L OBP: 0.403, SLG: 0.559	F7									4	3	3	2	0	0	1											
16 Billy Butler, R OBP: 0.484, SLG: 0.569	K									3	0	1	1	1	1	2											
30 Kila Ka'aihue, L OBP: 0.288, SLG: 0.279			K							3	1	0	0	1	1	3											
53 Melky Cabrera, S OBP: 0.286, SLG: 0.397										3	1	1	1	0	0	2											
13 Mike Aviles, R OBP: 0.250, SLG: 0.450										4	0	2	3	0	1	1											
15 Matt Treanor, R OBP: 0.324, SLG: 0.367										4	0	0	0	0	1	2											
2 Alcides Escobar, R OBP: 0.250, SLG: 0.259										3	1	0	0	0	0	0											
<b>Inning Stats</b>	R: 0 H: 0 E: 0 K: 1 S: 9	H: 2 LOB: 1 BB: 1 P: 16	R: 1 H: 2 E: 0 K: 2 S: 10	H: 2 LOB: 0 BB: 0 P: 14	R: 0 H: 0 E: 0 K: 2 S: 11	H: 0 LOB: 0 BB: 0 P: 14	R: 1 H: 1 E: 0 K: 0 S: 11	H: 1 LOB: 1 BB: 1 P: 18	R: 3 H: 3 E: 1 K: 1 S: 18	H: 3 LOB: 1 BB: 0 P: 28	R: 0 H: 0 E: 0 K: 1 S: 8	H: 0 LOB: 0 BB: 0 P: 12	R: 0 H: 0 E: 0 K: 0 S: 3	H: 0 LOB: 0 BB: 0 P: 4	R: 2 H: 2 E: 1 K: 0 S: 7	H: 2 LOB: 1 BB: 1 P: 15	1B: 5 2B: 3 3B: 0 HR: 0	SF: 1 SAC: 0 DP: 0 HBP: 0	WP: 1 PB: 0 SB: 1 CS: 0	PA: 35							
<b>PITCHER</b>	IP	WLS	BF	H	R	ER	SO	BB	IBB	HBP	BLK	WP	HR	S	P	ERA	WHIP										
34 Félix Hernández, R ERA: 4.33	5.0	L	23	6	5	2	6	2	0	0	0	0	0	59	90	3.60	1.600										
32 Aaron Laffey, L ERA:	1.0		3	0	0	0	1	0	0	0	0	0	0	8	12	0.00	0.000										
31 Josh Lueke, R ERA: 9.0	1.0		3	0	0	0	0	0	0	0	0	0	0	3	4	0.00	0.000										
43 Brandon League, R ERA: 3.86	1.0		6	2	2	2	0	1	0	0	0	1	0	7	15	18.00	3.000										



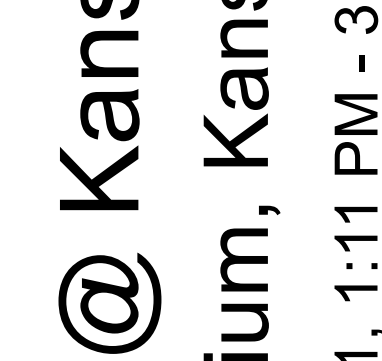
Batter	1	2	3	4	5	6	7	8	9	AB	R	H	RBI	BB	SO	LOB	TOP								
51 Ichiro Suzuki, L (1,9) OBP: 0.315, SLG: 0.313	G1-3		G1-3			G4-3				4	1	1	0	0	0	2	<b>Seattle Mariners @ Kansas City Royals</b> Kauffman Stadium, Kansas City, MO Sun Apr 17 2011, 1:11 PM - 3:56 PM CDT Att: 19,424 - Overcast - 67 F								
9 Chone Figgins, S (1,5) OBP: 0.169, SLG: 0.250	G5-3			B3		F9		G4-3		4	0	0	0	0	0	1									
15 Milton Bradley, S (1,7) OBP: 0.328, SLG: 0.407	F7			F9				K		4	0	1	1	0	1	0									
29 Jack Cust, L (1,10) OBP: 0.317, SLG: 0.216				F8				K		4	0	1	0	0	2	1									
17 Justin Smoak, S (1,3) OBP: 0.419, SLG: 0.460	F8									4	1	2	0	0	0	1									
30 Miguel Olivo, R (1,2) OBP: 0.191, SLG: 0.156	FC3-6			L7						4	1	1	0	0	0	2									
12 Ryan Langerhans, L (1,8) OBP: 0.333, SLG: 0.464	CS			F8				SH1-4		3	0	0	0	0	0	1									
26 Brendan Ryan, R (1,6) OBP: 0.340, SLG: 0.310				G5-3						3	0	1	2	0	0	1									
2 Jack Wilson, R (1,4) OBP: 0.188, SLG: 0.219				E4				FC4-6		3	0	0	0	0	0	1									
<b>Inning Stats</b>	R: 0 E: 0 K: 0 S: 6	H: 0 LOB: 0 BB: 0 P: 9	R: 0 E: 0 K: 0 S: 9	H: 1 LOB: 0 BB: 0 P: 14	R: 0 E: 0 K: 0 S: 13	H: 0 LOB: 0 BB: 0 P: 21	R: 0 E: 0 K: 0 S: 9	H: 0 LOB: 0 BB: 0 P: 14	R: 0 E: 0 K: 0 S: 7	H: 1 LOB: 1 BB: 0 P: 10	R: 1 E: 0 K: 1 S: 12	H: 2 LOB: 1 BB: 0 P: 22	R: 2 E: 0 K: 0 S: 15	H: 3 LOB: 1 BB: 0 P: 21	R: 0 E: 0 K: 2 S: 9	H: 0 LOB: 0 BB: 0 P: 12	R: 0 E: 0 K: 0 S: 6	H: 0 LOB: 0 BB: 0 P: 11	1B: 5 2B: 1 3B: 1 HR: 0	SF: 0 SAC: 1 DP: 0 HBP: 0	WP: 0 PB: 0 SB: 0 CS: 1	PA: 35			
<b>PITCHER</b>	IP WLS BF H R ER SO BB IBB HBP BLK WP HR S P ERA WHIP	6.1 L 25 6 3 3 1 0 0 0 0 0 0 63 100 4.26 0.947	7.1 H 9 1 0 0 2 0 0 0 0 0 0 23 34 0.00 0.375																						

Batter	1	2	3	4	5	6	7	8	9	AB	R	H	RBI	BB	SO	LOB	BOTTOM							
1 Jarrod Dyson, L (1,8) OBP: 0.333, SLG: 0.288	K									2	0	0	0	2	1	1	<b>Seattle Mariners @ Kansas City Royals</b> Kauffman Stadium, Kansas City, MO Sun Apr 17 2011, 1:11 PM - 3:56 PM CDT Att: 19,424 - Overcast - 67 F							
17 Chris Getz, L (1,4) OBP: 0.394, SLG: 0.540	K2-3									3	0	0	0	0	1	2								
4 Alex Gordon, L (1,7) OBP: 0.470, SLG: 0.537										4	0	1	0	0	1	2								
16 Billy Butler, R (1,3) OBP: 0.304, SLG: 0.283	F8									3	0	0	0	1	0	1								
30 Kila Ka'aihue, L (1,10) OBP: 0.348, SLG: 0.517										3	1	1	0	1	1	2								
21 Jeff Francoeur, R (1,9) OBP: 0.250, SLG: 0.450										3	1	1	0	1	0	2								
24 Wilson Betemit, S (1,5) OBP: 0.259, SLG: 0.280										4	0	1	1	0	1	2								
13 Mike Aviles, R (9, PR) OBP: 0.270, SLG: 0.267										0	0	0	0	0	0	0								
3 Brayan Peña, S (1,2) OBP: 0.250, SLG: 0.450										3	0	0	1	0	0	2								
2 Alcides Escobar, R (1,6) OBP: 0.270, SLG: 0.267										2	0	1	0	1	1	0								
<b>Inning Stats</b>	R: 0 E: 0 K: 2 S: 16	H: 1 LOB: 1 BB: 0 P: 21	R: 0 E: 0 K: 0 S: 7	H: 0 LOB: 1 BB: 1 P: 12	R: 0 E: 0 K: 0 S: 14	H: 1 LOB: 1 BB: 1 P: 21	R: 0 E: 0 K: 2 S: 9	H: 0 LOB: 0 BB: 0 P: 14	R: 1 E: 0 K: 1 S: 12	H: 1 LOB: 0 BB: 0 P: 13	R: 0 E: 0 K: 0 S: 4	H: 0 LOB: 2 BB: 2 P: 13	R: 0 E: 0 K: 1 S: 6	H: 0 LOB: 0 BB: 1 P: 12	R: 0 E: 0 K: 0 S: 9	H: 0 LOB: 1 BB: 1 P: 19	R: 1 E: 0 K: 0 S: 11	H: 2 LOB: 2 BB: 0 P: 18	1B: 4 2B: 1 3B: 0 HR: 0	SF: 1 SAC: 1 DP: 2 HBP: 0	WP: 0 PB: 0 SB: 2 CS: 1	PA: 35		
<b>PITCHER</b>	IP WLS BF H R ER SO BB IBB HBP BLK WP HR S P ERA WHIP	6.0 W 23 3 1 1 1 2 0 0 0 0 0 15 31 0.00 1.000	1.0 S 5 2 1 1 0 0 0 0 0 0 0 11 18 9.00 2.000																					

AB 33  
R 3  
H 7  
RBI 3  
BB 0  
SO 3  
LOB 10



AB 27  
R 2  
H 5  
RBI 2  
BB 6  
SO 6  
LOB 14









Batter	1	2	3	4	5	6	7	8	9	AB	R	H	RBI	BB	SO	LOB	TOP		
23 Michael Brantley, L (1, 8) OBP: 0.400, SLG: 0.593	G6-3		G6-4-3 1B		G4-3		G4-3 1B		G4-3 1B	5	0	3	0	0	0	1	Cleveland Indians @ Kansas City Royals Kauffman Stadium, Kansas City, MO Tue Apr 19 2011, 7:11 PM - 9:54 PM CDT Att: 10,506 - Overcast - 45 F		
13 Asdrúbal Cabrera, S (1, 6) OBP: 0.333, SLG: 0.950	P3		G6-4-3 1-2			L9		G4-3	G4-3 1B	4	0	0	0	0	0	2			
17 Shin-Soo Choo, L (1, 9) OBP: 0.284, SLG: 0.323	G4-3				K		K		G4-3 1B	4	1	1	1	1	2	0			
41 Carlos Santana, S (1, 3)		BB			P3		G6-3		G4-3 1B	4	0	1	1	1	1	3			
47 Shelley Duncan, R (1, 10) OBP: 0.400, SLG: 0.571	F9						F7		K	3	0	1	0	0	0	1			
48 Travis Hafner, L (8, PH) OBP: 0.407, SLG: 0.635										1	0	0	0	0	1	1			
20 Orlando Cabrera, R (1, 4) OBP: 0.290, SLG: 0.369	F8				L7				F9	4	1	1	0	0	0	3			
26 Austin Kearns, R (1, 7) OBP: 0.290, SLG: 0.231							F9			4	2	1	0	0	1	1			
6 Lou Marson, R (1, 2) OBP: 0.438, SLG: 0.571			K		K		K		E5 13 HBP 17 BB 23 1B	4	0	1	2	0	3	1			
8 Adam Everett, R (1, 5) OBP: 0.500, SLG: 0.385										1	0	0	0	2	0	1			
24 Grady Sizemore, L (9, PH) OBP: 0.545, SLG: 1.000							F7		L7	1	0	0	0	0	0	1			
<b>Inning Stats</b>	R: 0 H: 0 E: 0 K: 0 S: 6	H: 0 LOB: 0 BB: 0 P: 9	R: 0 H: 0 E: 0 K: 1 S: 7	H: 0 LOB: 1 BB: 1 P: 12	R: 0 H: 1 E: 0 K: 1 S: 12	H: 1 LOB: 1 BB: 1 P: 21	R: 0 H: 1 E: 0 K: 1 S: 8	H: 1 LOB: 1 BB: 0 P: 13	R: 0 H: 0 E: 0 K: 1 S: 7	H: 0 LOB: 0 BB: 0 P: 9	R: 2 H: 4 E: 0 K: 0 S: 13	H: 4 LOB: 2 BB: 0 P: 16	R: 1 H: 2 E: 0 K: 1 S: 14	H: 2 LOB: 1 BB: 0 P: 25	R: 1 H: 1 E: 1 K: 2 S: 14	H: 1 LOB: 3 BB: 1 P: 23	1B: 8 2B: 1 3B: 0 HR: 0	SF: 0 SAC: 0 DP: 1 HBP: 1	WP: 0 PA: 40 SB: 0 CS: 1
<b>PITCHER</b>	IP WLS BF H R ER SO BB IBB HBP BLK WP HR S P ERA WHIP	7.0 W 28 6 2 2 5 3 0 0 0 0 0 65 102 2.57 1.286	1.0 H 5 2 1 1 1 0 0 0 0 0 0 14 25 9.00 2.000	1.0 S 7 1 1 0 2 1 0 1 0 0 0 14 23 0.00 2.000	<b>PITCHER</b>										IP WLS BF H R ER SO BB IBB HBP BLK WP HR S P ERA WHIP				

Batter	1	2	3	4	5	6	7	8	9	AB	R	H	RBI	BB	SO	LOB	BOTTOM		
17 Chris Getz, L (1, 4) OBP: 0.323, SLG: 0.316	P4		G4-3 53 3B		F7		G6-3		G6-3	4	1	1	1	0	0	1	Cleveland Indians @ Kansas City Royals Kauffman Stadium, Kansas City, MO Tue Apr 19 2011, 7:11 PM - 9:54 PM CDT Att: 10,506 - Overcast - 45 F		
53 Melky Cabrera, S (1, 8) OBP: 0.278, SLG: 0.403	K		G4-3				G6-3		G6-3	4	1	1	1	0	1	0			
4 Alex Gordon, L (1, 7) OBP: 0.387, SLG: 0.528			F8				G5-3			4	1	2	1	0	0	0			
16 Billy Butler, R (1, 10) OBP: 0.493, SLG: 0.533							G6-3		F8	3	0	1	0	1	0	1			
21 Jeff Francoeur, R (1, 9) OBP: 0.352, SLG: 0.508	G1-3		K						K	4	0	1	1	0	2	3			
24 Wilson Betemit, S (1, 5) OBP: 0.460, SLG: 0.550			G4-3							2	1	1	0	2	0	0			
30 Kila Ka'aihue, L (1, 3) OBP: 0.270, SLG: 0.245									SH1-3	3	0	0	0	0	2	3			
3 Brayan Peña, S (1, 2) OBP: 0.226, SLG: 0.241			L8						G3	4	0	0	0	0	0	4			
2 Alcides Escobar, R (1, 6) OBP: 0.268, SLG: 0.265									G1-3	4	1	2	1	0	0	1			
<b>Inning Stats</b>	R: 0 H: 1 E: 0 K: 1 S: 13	H: 0 LOB: 2 BB: 1 P: 23	R: 0 H: 0 E: 0 K: 1 S: 7	H: 0 LOB: 0 BB: 0 P: 12	R: 2 H: 3 E: 0 K: 1 S: 12	H: 3 LOB: 0 BB: 0 P: 19	R: 1 H: 2 E: 0 K: 0 S: 12	H: 2 LOB: 1 BB: 0 P: 19	R: 2 H: 3 E: 0 K: 1 S: 13	H: 3 LOB: 2 BB: 1 P: 22	R: 0 H: 0 E: 0 K: 0 S: 8	H: 0 LOB: 0 BB: 0 P: 12	R: 0 H: 0 E: 0 K: 1 S: 6	H: 0 LOB: 0 BB: 0 P: 9	R: 0 H: 0 E: 0 K: 0 S: 10	H: 0 LOB: 1 BB: 1 P: 16		1B: 6 2B: 2 3B: 1 HR: 0	SF: 0 SAC: 1 DP: 0 HBP: 0
<b>PITCHER</b>	IP WLS BF H R ER SO BB IBB HBP BLK WP HR S P ERA WHIP	4.1 L 24 9 0 0 2 2 0 0 0 0 0 19 28 0.00 0.000	2.2 8 0 0 0 2 0 0 0 0 0 0 0 19 28 0.00 0.000	1.0 4 0 0 0 0 1 0 0 0 0 0 0 10 16 0.00 1.000	<b>PITCHER</b>										IP WLS BF H R ER SO BB IBB HBP BLK WP HR S P ERA WHIP				

AB 35  
R 4  
H 9  
RBI 4  
BB 4  
SO 8  
LOB 15



AB 32  
R 5  
H 9  
RBI 5  
BB 3  
SO 5  
LOB 13





Batter	1	2	3	4	5	6	7	8	9	AB	R	H	RBI	BB	SO	LOB	TOP								
24 Grady Sizemore, L OBP: 0.438, SLG: 0.714										4	0	0	0	1	0	3									
13 Adrúbal Cabrera, S OBP: 0.341, SLG: 0.950										4	2	2	0	0	0	0									
17 Shin-Soo Choo, L OBP: 0.278, SLG: 0.329										5	1	1	1	1	0	1									
41 Carlos Santana, S OBP: 0.315, SLG: 0.323										3	0	1	1	2	1	0									
48 Travis Hafner, L OBP: 0.406, SLG: 0.632										5	0	2	1	0	1	3									
20 Orlando Cabrera, R OBP: 0.284, SLG: 0.357										5	0	1	0	0	1	4									
23 Michael Brantley, L OBP: 0.413, SLG: 0.591										3	2	1	0	2	0	1									
7 Matt LaPorta, R OBP: 0.369, SLG: 0.463										4	2	1	1	1	1	4									
9 Jack Hannahan, L OBP: 0.296, SLG: 0.420										4	0	2	2	0	0	1									
<b>Inning Stats</b>	R: 0 H: 0 E: 0 K: 0 S: 4	H: 0 LOB: 0 BB: 0 P: 7	R: 0 H: 0 E: 0 K: 1 S: 9	H: 0 LOB: 0 BB: 0 P: 12	R: 0 H: 0 E: 0 K: 1 S: 10	H: 0 LOB: 0 BB: 0 P: 14	R: 0 H: 0 E: 0 K: 1 S: 9	H: 0 LOB: 0 BB: 0 P: 16	R: 0 H: 0 E: 0 K: 0 S: 7	H: 0 LOB: 0 BB: 0 P: 11	R: 4 H: 5 E: 0 K: 1 S: 19	H: 5 LOB: 2 BB: 1 P: 36	R: 2 H: 1 E: 0 K: 1 S: 16	H: 1 LOB: 3 BB: 4 P: 35	R: 0 H: 2 E: 0 K: 0 S: 11	H: 2 LOB: 2 BB: 1 P: 16	R: 1 H: 3 E: 1 K: 0 S: 13	H: 3 LOB: 3 BB: 1 P: 27	1B: 7 2B: 4 3B: 0 HR: 0	SF: 0 SAC: 1 DP: 0 HBP: 0	WP: 1 PB: 0 SB: 0 CS: 0	PA: 44			
<b>PITCHER</b>	IP	WLS	BF	H	R	ER	SO	BB	IBB	HBP	BLK	WP	HR	S	P	ERA	WHIP								
44 Luke Hochevar, R ERA: 5.12	6.0	L	26	5	6	6	4	3	0	0	2	0	0	62	107	9.00	1.333								
55 Tim Collins, L ERA: 5.4	1.0		6	1	0	0	1	2	0	0	0	0	0	12	24	0.00	3.000								
50 Kanekoa Texeira, R ERA: 2.84	2.0		12	5	1	1	0	0	1	0	0	1	0	24	43	4.50	2.500								

Cleveland Indians @ Kansas City Royals  
Kauffman Stadium, Kansas City, MO  
Wed Apr 20 2011, 7:11 PM - 10:25 PM CDT  
Att: 10,080 - Partly Cloudy - 56 F

AB 37  
R 7  
H 11  
RBI 6  
BB 6  
SO 5  
LOB 19

Batter	1	2	3	4	5	6	7	8	9	AB	R	H	RBI	BB	SO	LOB	BOTTOM								
17 Chris Getz, L OBP: 0.343, SLG: 0.305										2	1	0	0	2	0	0									
53 Melky Cabrera, S OBP: 0.298, SLG: 0.413										3	2	1	1	2	0	1									
4 Alex Gordon, L OBP: 0.375, SLG: 0.532										5	1	1	1	0	1	4									
16 Billy Butler, R OBP: 0.475, SLG: 0.508										5	0	1	0	0	1	5									
21 Jeff Francoeur, R OBP: 0.368, SLG: 0.551										4	1	2	3	1	0	1									
13 Mike Aviles, R OBP: 0.241, SLG: 0.400										5	0	1	0	0	1	3									
30 Kila Ka'aihue, L OBP: 0.299, SLG: 0.288										3	0	2	0	1	0	0									
15 Matt Treanor, R OBP: 0.302, SLG: 0.314										3	0	0	0	1	2	4									
2 Alcides Escobar, R OBP: 0.253, SLG: 0.250										4	0	0	0	0	1	3									
<b>Inning Stats</b>	R: 2 H: 3 E: 0 K: 1 S: 17	H: 3 LOB: 3 BB: 2 P: 32	R: 0 H: 0 E: 0 K: 0 S: 7	H: 0 LOB: 0 BB: 0 P: 9	R: 0 H: 1 E: 0 K: 1 S: 5	H: 1 LOB: 0 BB: 0 P: 6	R: 0 H: 1 E: 0 K: 1 S: 10	H: 1 LOB: 1 BB: 0 P: 14	R: 0 H: 0 E: 0 K: 0 S: 10	H: 0 LOB: 1 BB: 0 P: 15	R: 0 H: 1 E: 0 K: 0 S: 8	H: 1 LOB: 2 BB: 1 P: 15	R: 0 H: 0 E: 0 K: 1 S: 12	H: 0 LOB: 3 BB: 3 P: 29	R: 0 H: 0 E: 0 K: 2 S: 10	H: 0 LOB: 0 BB: 0 P: 16	R: 3 H: 2 E: 0 K: 0 S: 15	H: 2 LOB: 0 BB: 1 P: 25	1B: 5 2B: 1 3B: 1 HR: 1	SF: 0 SAC: 0 DP: 1 HBP: 1	WP: 0 PB: 0 SB: 0 CS: 0	PA: 42			
<b>PITCHER</b>	IP	WLS	BF	H	R	ER	SO	BB	IBB	HBP	BLK	WP	HR	S	P	ERA	WHIP								
63 Justin Masterson, R ERA: 1.71	6.0	W	29	6	2	2	3	5	0	1	0	0	0	61	103	3.00	1.833								
53 Rafael Perez, L ERA:	0.1	H	1	0	0	0	0	0	0	0	0	0	0	2	4	0.00	0.000								
52 Vinnie Pestano, R ERA: 1.42	0.2	H	3	0	0	0	1	1	0	0	0	0	0	6	13	0.00	1.500								
38 Joe Smith, R ERA: 2.7	1.0		3	0	0	0	2	0	0	0	0	0	0	10	16	0.00	0.000								
49 Tony Sipp, L ERA: 2.88	0.2		5	2	3	3	0	1	0	0	0	0	1	13	22	40.50	4.500								
<b>PITCHER</b>	IP	WLS	BF	H	R	ER	SO	BB	IBB	HBP	BLK	WP	HR	S	P	ERA	WHIP								
54 Chris Perez, R ERA:	0.1	S	1	0	0	0	0	0	0	0	0	0	0	2	3	0.00	0.000								

Cleveland Indians @ Kansas City Royals  
Kauffman Stadium, Kansas City, MO  
Wed Apr 20 2011, 7:11 PM - 10:25 PM CDT  
Att: 10,080 - Partly Cloudy - 56 F

AB 34  
R 5  
H 8  
RBI 5  
BB 7  
SO 6  
LOB 21












Batter	1	2	3	4	5	6	7	8	9	AB	R	H	RBI	BB	SO	LOB	TOP								
17 Chris Getz, L OBP: 0.321, SLG: 0.268										4	0	0	0	0	0	3									
53 Melky Cabrera, S OBP: 0.316, SLG: 0.447										4	0	3	0	0	0	1									
4 Alex Gordon, L OBP: 0.409, SLG: 0.535										3	0	1	0	0	0	1									
16 Billy Butler, R OBP: 0.457, SLG: 0.467										4	0	0	0	0	1	4									
21 Jeff Francoeur, R OBP: 0.364, SLG: 0.538										4	0	1	0	0	0	4									
24 Wilson Betemit, S OBP: 0.419, SLG: 0.490										4	0	0	0	0	2	3									
30 Kila Ka'aihue, L OBP: 0.304, SLG: 0.343										3	1	1	1	1	2	0	AB 34								
15 Matt Treanor, R OBP: 0.260, SLG: 0.262										4	0	0	0	0	2	1	R 1								
2 Alcides Escobar, R OBP: 0.233, SLG: 0.229										4	0	1	0	0	0	2	H 7								
<b>Inning Stats</b>	R: 0 E: 0 K: 0 S: 12	H: 2 LOB: 2 BB: 0 P: 19	R: 0 E: 1 K: 0 S: 13	H: 0 LOB: 2 BB: 1 P: 25	R: 0 E: 0 K: 2 S: 15	H: 1 LOB: 2 BB: 0 P: 19	R: 0 E: 0 K: 2 S: 9	H: 0 LOB: 0 BB: 0 P: 15	R: 0 E: 0 K: 1 S: 10	H: 0 LOB: 0 BB: 0 P: 16	R: 0 E: 0 K: 1 S: 9	H: 0 LOB: 0 BB: 0 P: 15	R: 1 E: 0 K: 1 S: 17	H: 2 LOB: 1 BB: 0 P: 25	R: 0 E: 0 K: 0 S: 12	H: 1 LOB: 1 BB: 0 P: 15	R: 0 E: 0 K: 1 S: 12	H: 0 LOB: 0 BB: 0 P: 18	1B: 4 2B: 2 HR: 1	SF: 0 SAC: 0 DP: 1 HBP: 1	WP: 0 PB: 0 SB: 1 CS: 0	PA: 36			
<b>PITCHER</b>	IP	WLS	BF	H	R	ER	SO	BB	IBB	HBP	BLK	WP	HR	S	P	ERA	WHIP								
41 Alexi Ogando, R ERA: 2.13	6.0	W	25	5	1	1	5	1	0	1	0	0	1	70	114	1.50	1.000								
50 Cody Eppley, R ERA:	2.0	H	8	2	0	0	1	0	0	0	0	0	0	27	35	0.00	1.000								
28 Darren Oliver, L ERA: 1.93	1.0	S	3	0	0	0	1	0	0	0	0	0	0	12	18	0.00	0.000								

Kansas City Royals @ Texas Rangers  
Rangers Ballpark in Arlington, Arlington, TX  
Sat Apr 23 2011, 8:08 PM - 10:57 PM EDT  
Att: 45,506 - Cloudy - 87 F


AB 34  
R 1  
H 7  
RBI 1  
BB 1  
SO 7  
LOB 19



Batter	1	2	3	4	5	6	7	8	9	AB	R	H	RBI	BB	SO	LOB	BOTTOM								
5 Ian Kinsler, R OBP: 0.341, SLG: 0.500										4	0	0	0	0	0	1									
1 Elvis Andrus, R OBP: 0.295, SLG: 0.338										3	1	0	0	1	0	0									
10 Michael Young, R OBP: 0.376, SLG: 0.500										4	1	2	0	0	2	0									
29 Adrian Beltré, R OBP: 0.268, SLG: 0.544										3	0	0	1	0	1	1									
17 Nelson Cruz, R OBP: 0.329, SLG: 0.478										3	0	1	1	0	1	0									
7 David Murphy, L OBP: 0.395, SLG: 0.447										3	1	0	0	0	0	1									
8 Yorvit Torrealba, R OBP: 0.294, SLG: 0.414										3	0	0	0	0	1	1									
18 Mitch Moreland, L OBP: 0.393, SLG: 0.611										3	0	1	1	0	0	0									
20 Julio Borbon, L OBP: 0.250, SLG: 0.282										0	0	0	0	0	0	0									
19 Chris Davis, L										2	0	0	0	1	1	1									
<b>Inning Stats</b>	R: 0 E: 0 K: 0 S: 11	H: 1 LOB: 1 BB: 0 P: 20	R: 1 E: 1 K: 1 S: 18	H: 1 LOB: 1 BB: 0 P: 30	R: 2 E: 0 K: 0 S: 14	H: 2 LOB: 1 BB: 1 P: 29	R: 0 E: 0 K: 1 S: 7	H: 0 LOB: 0 BB: 0 P: 10	R: 0 E: 0 K: 1 S: 8	H: 0 LOB: 0 BB: 0 P: 11	R: 0 E: 0 K: 0 S: 7	H: 0 LOB: 0 BB: 0 P: 12	R: 0 E: 0 K: 1 S: 9	H: 0 LOB: 1 BB: 1 P: 17	R: 0 E: 0 K: 2 S: 8	H: 0 LOB: 0 BB: 0 P: 14	1B: 3 2B: 1 3B: 0 HR: 0	SF: 1 SAC: 0 DP: 0 HBP: 0	WP: 0 PB: 0 SB: 1 CS: 0	PA: 31					
<b>PITCHER</b>	IP	WLS	BF	H	R	ER	SO	BB	IBB	HBP	BLK	WP	HR	S	P	ERA	WHIP								
34 Kyle Davies, R ERA: 6.23	6.0	L	24	4	3	2	3	1	0	0	0	0	0	65	112	3.00	0.833								
55 Tim Collins, L ERA: 4.91	1.0		4	0	0	0	1	1	0	0	0	0	0	9	17	0.00	1.000								
31 Louis Coleman, R ERA:	1.0		3	0	0	0	2	0	0	0	0	0	0	8	14	0.00	0.000								

Kansas City Royals @ Texas Rangers  
Rangers Ballpark in Arlington, Arlington, TX  
Sat Apr 23 2011, 8:08 PM - 10:57 PM EDT  
Att: 45,506 - Cloudy - 87 F

AB 28  
R 3  
H 4  
RBI 3  
BB 2  
SO 6  
LOB 5



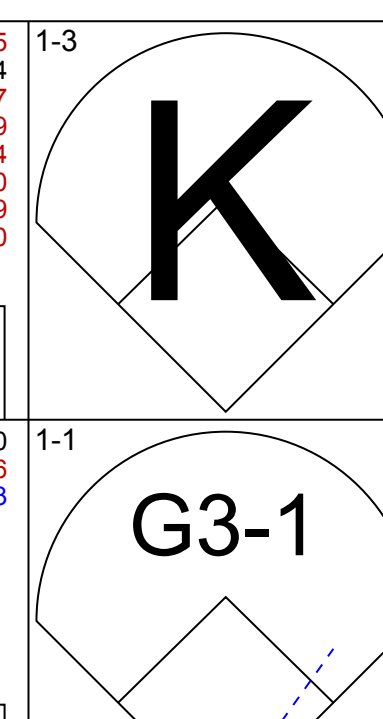
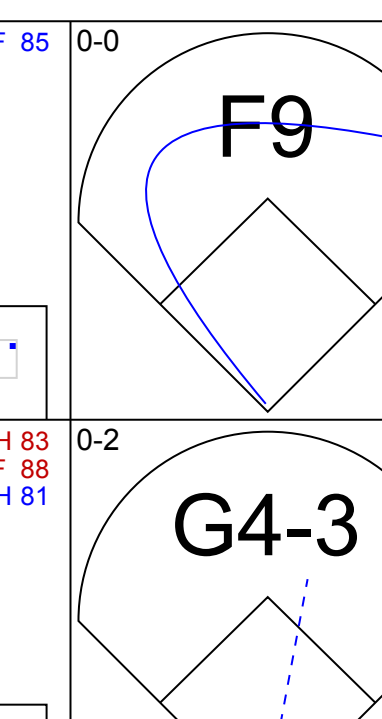
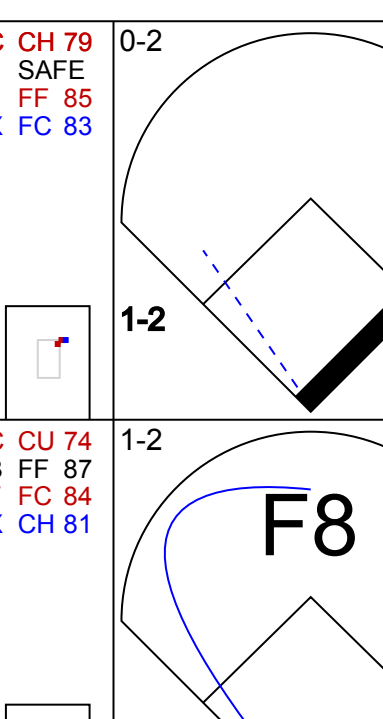
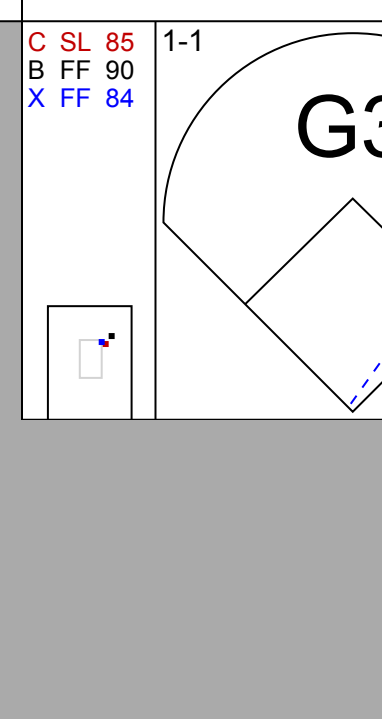
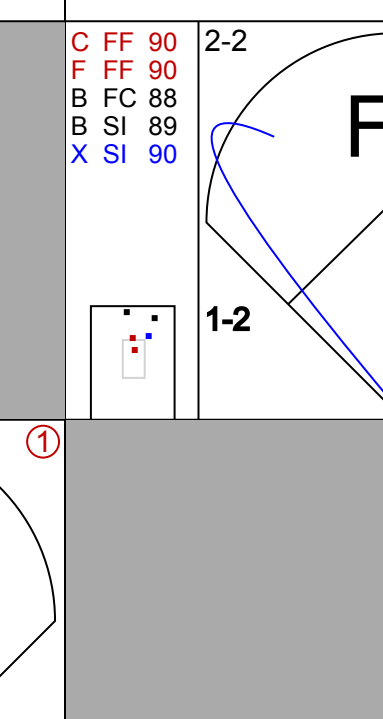
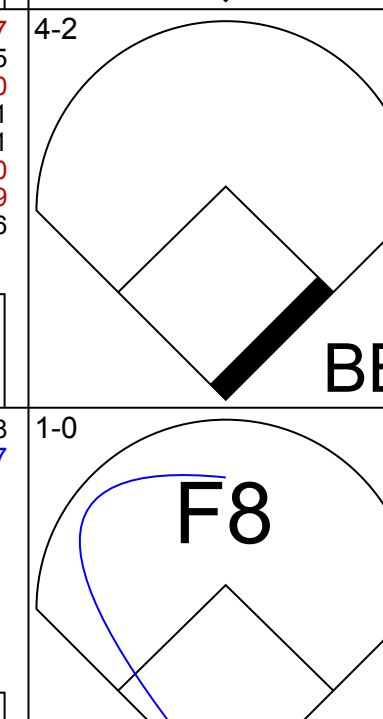
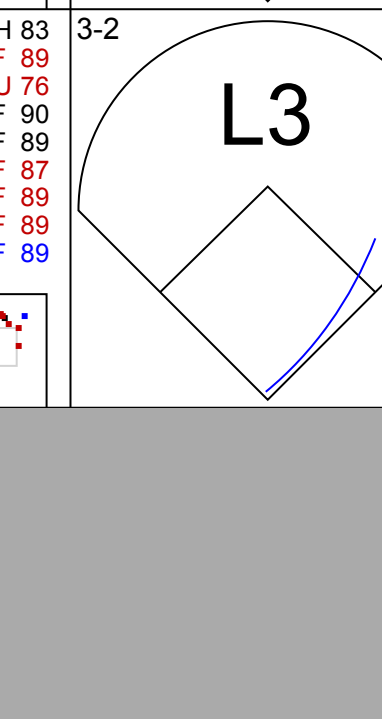
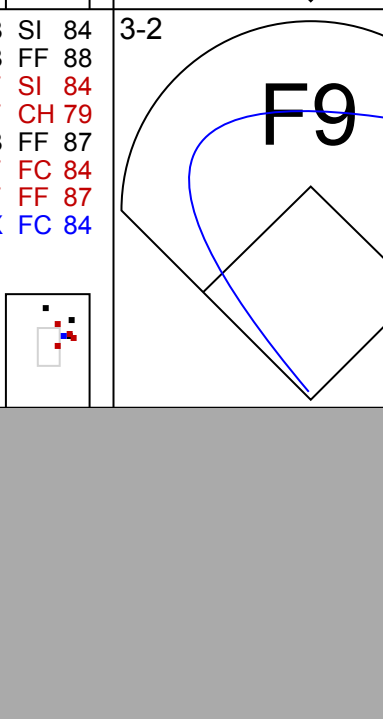
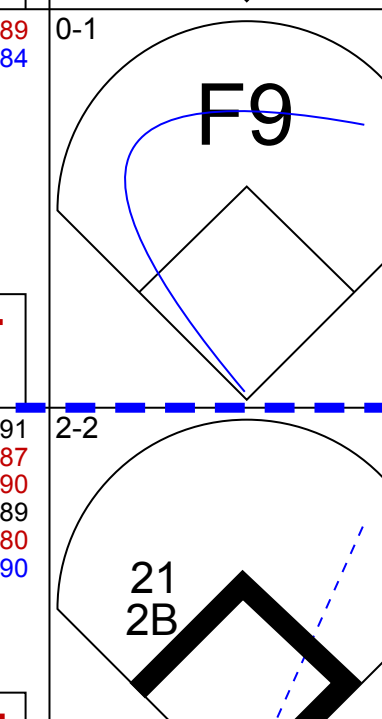



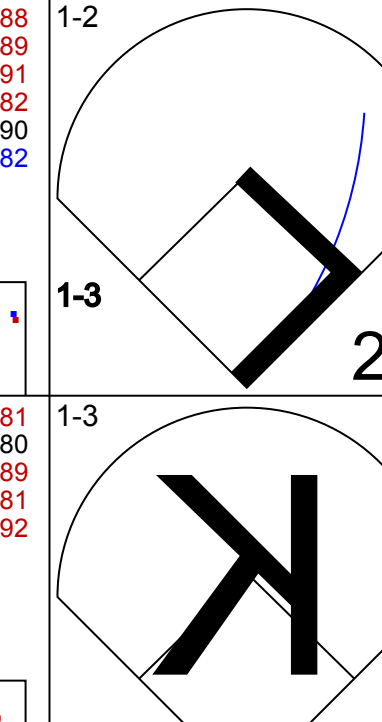

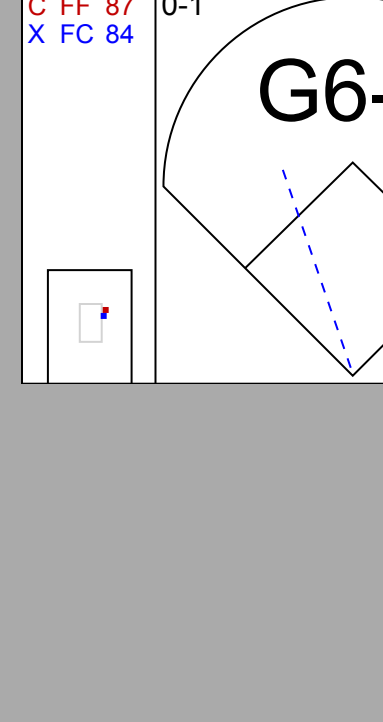

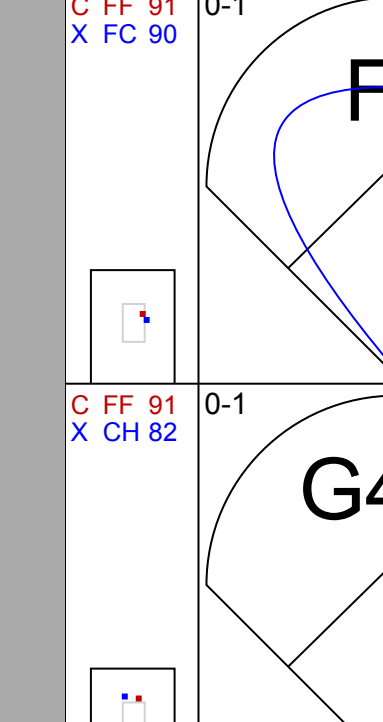
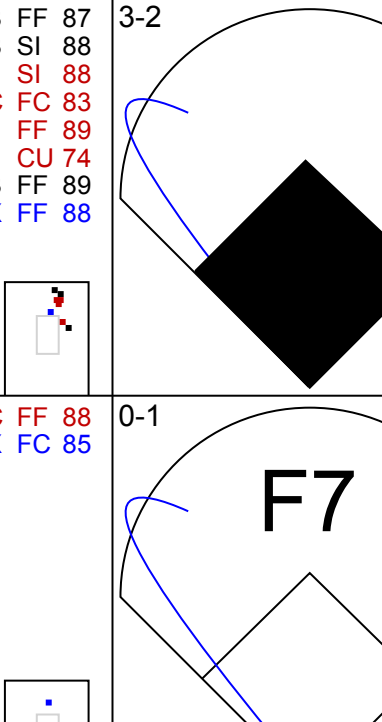
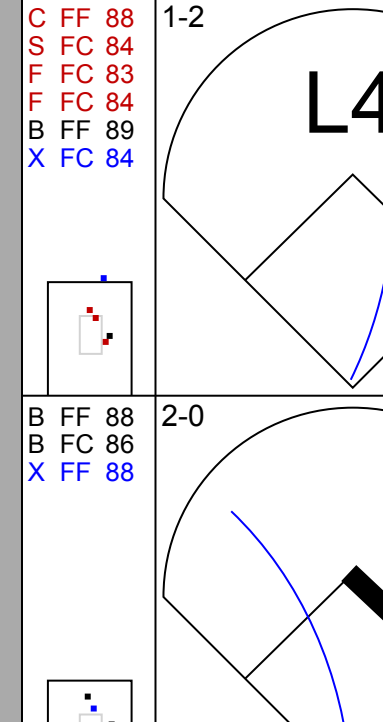
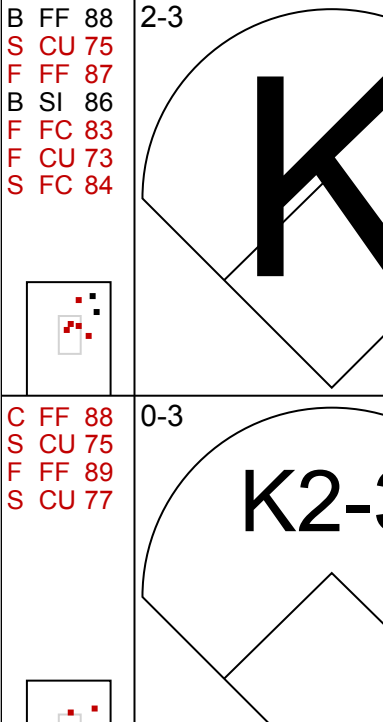
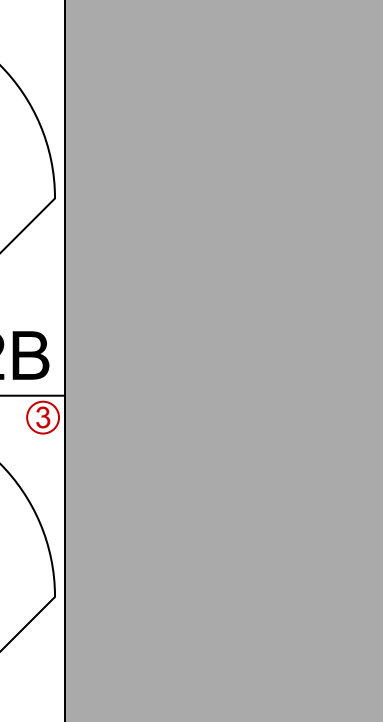
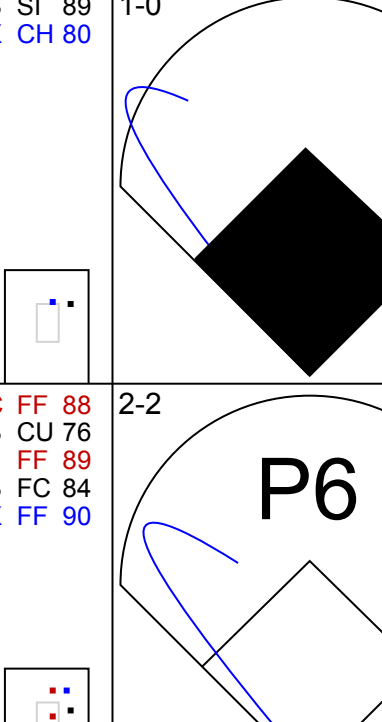
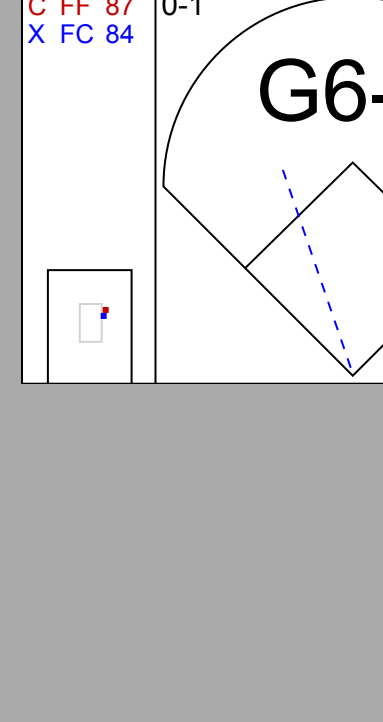

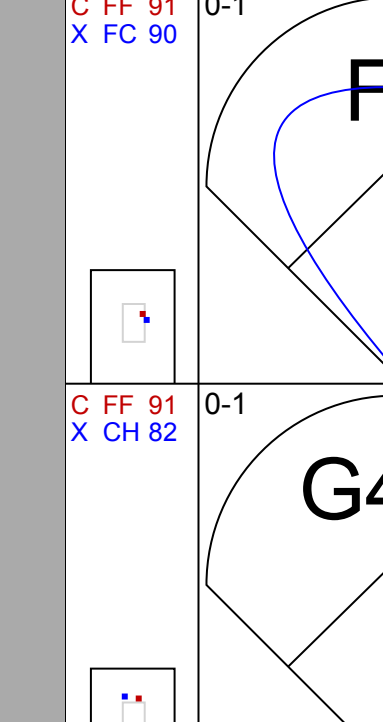
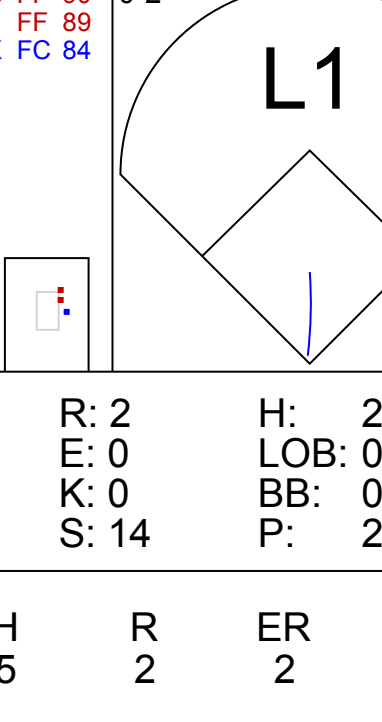

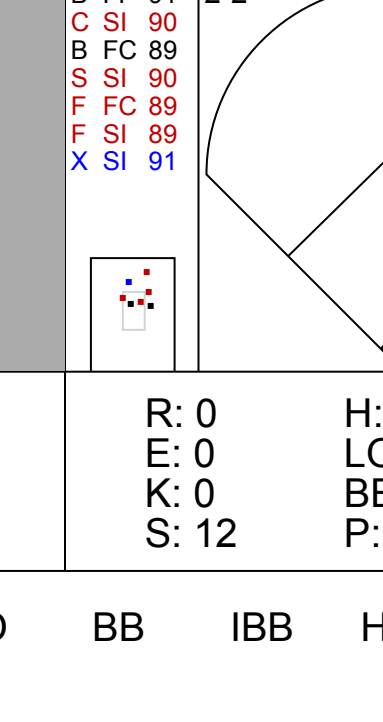
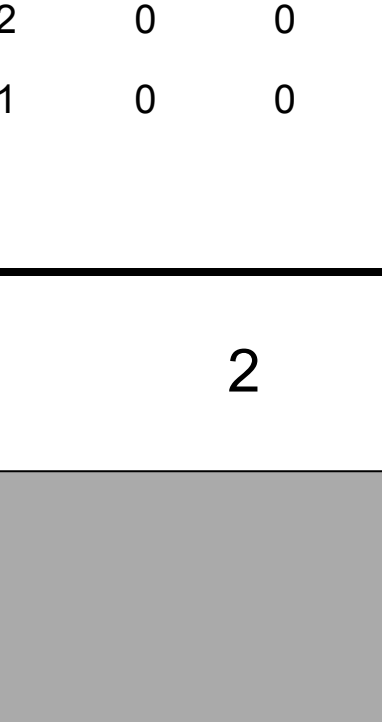
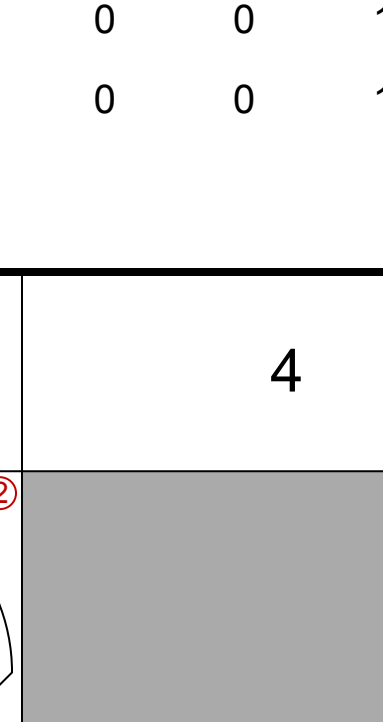
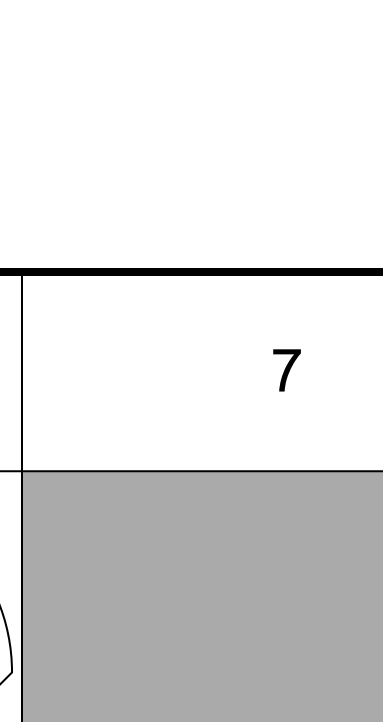
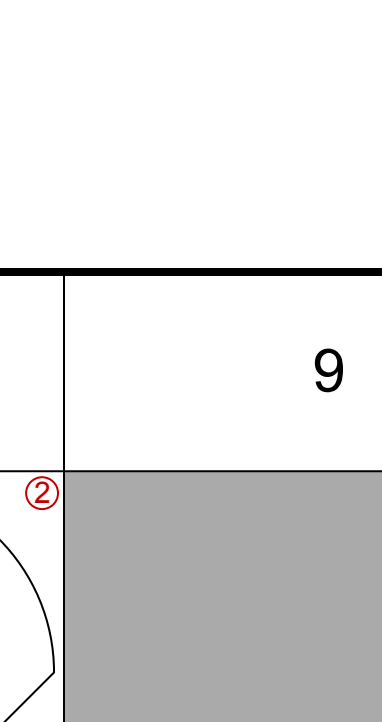
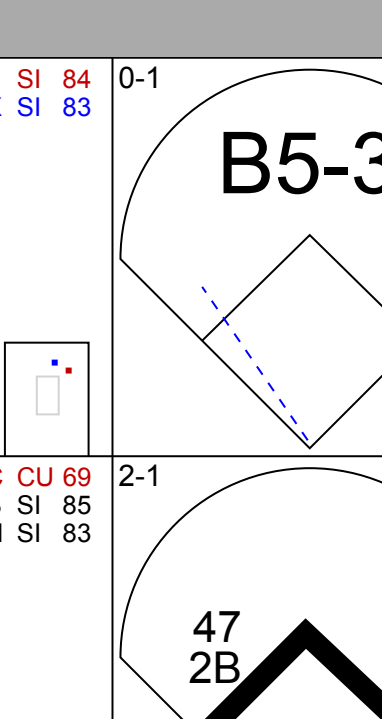
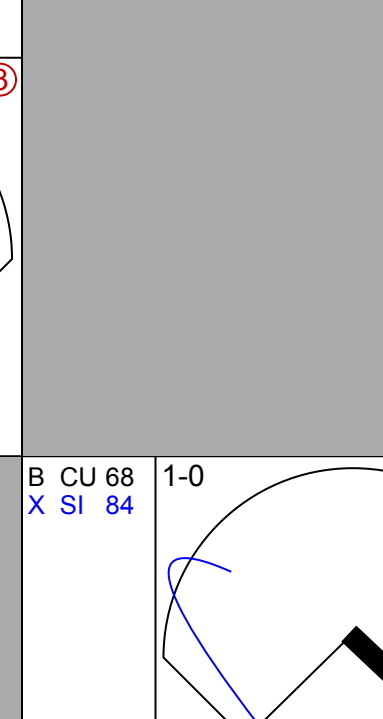
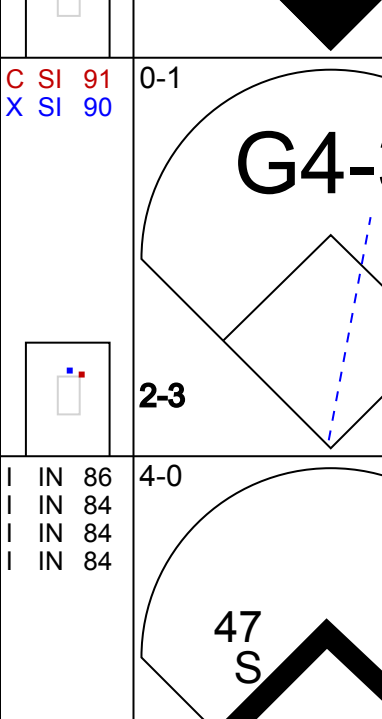



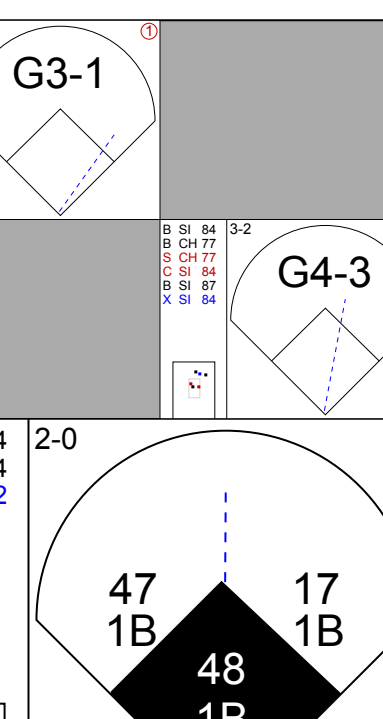
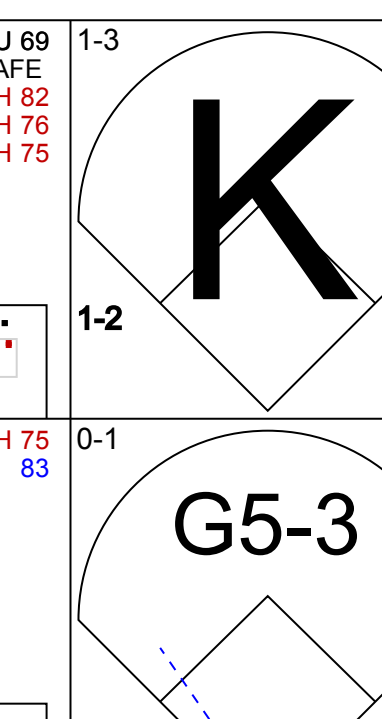
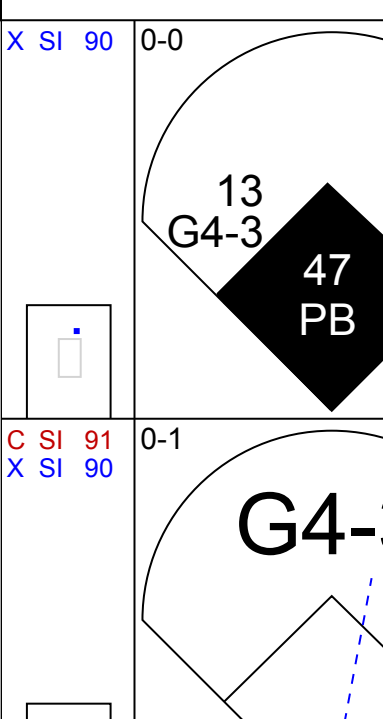
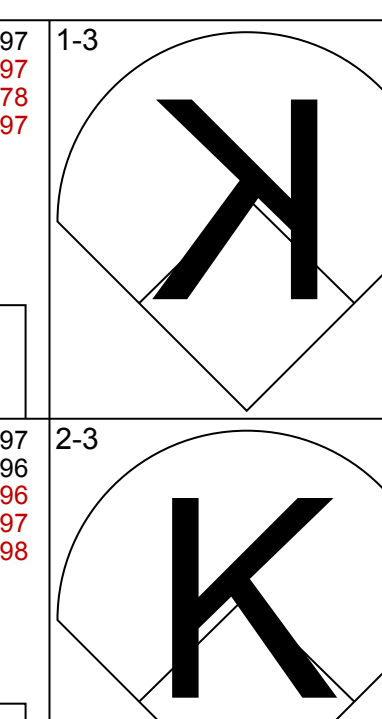
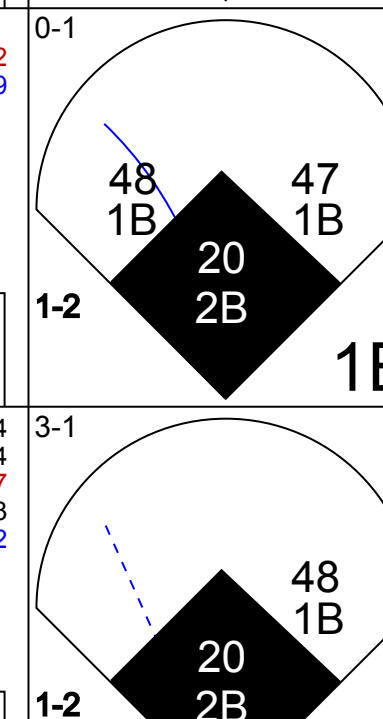
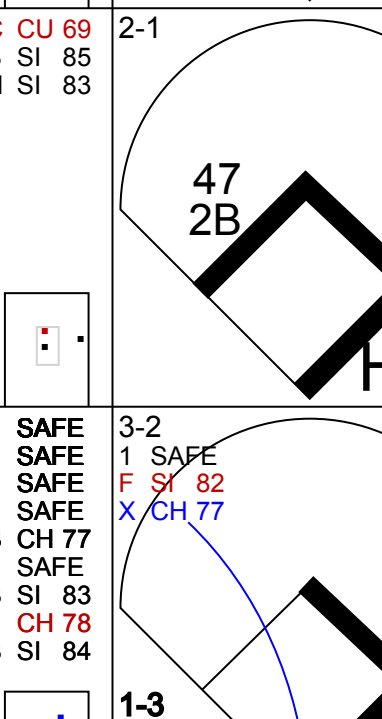

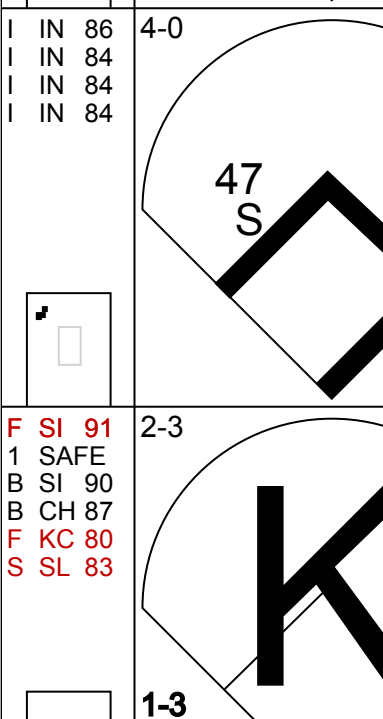

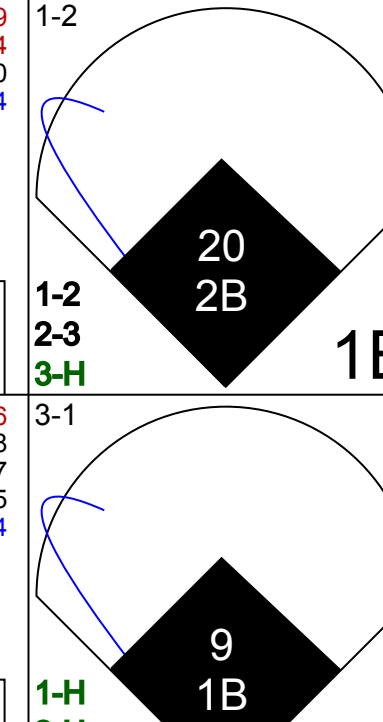
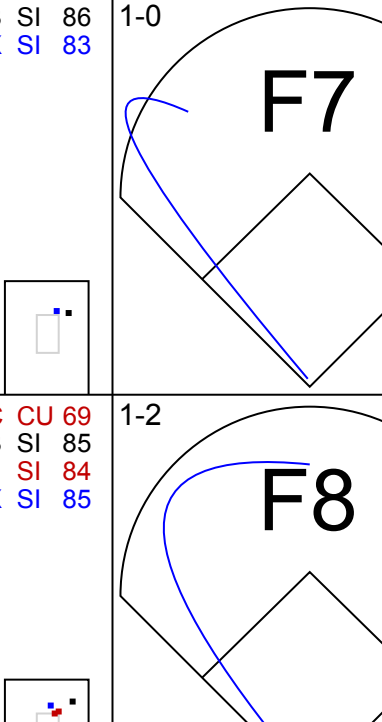
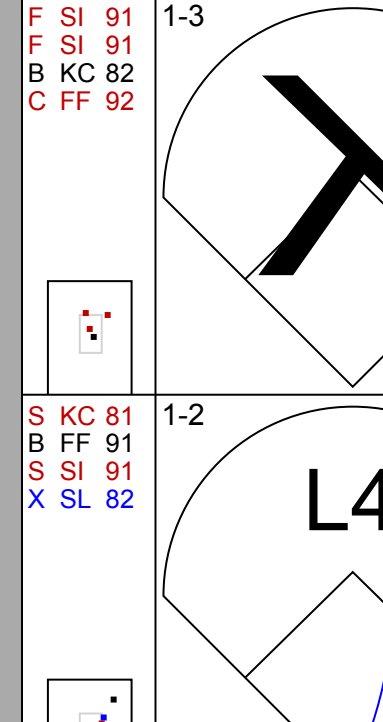
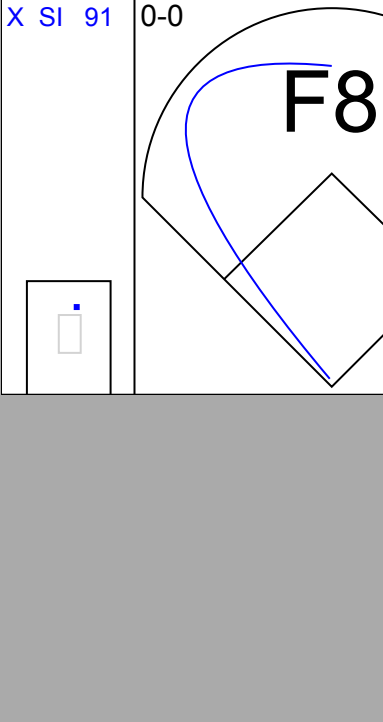

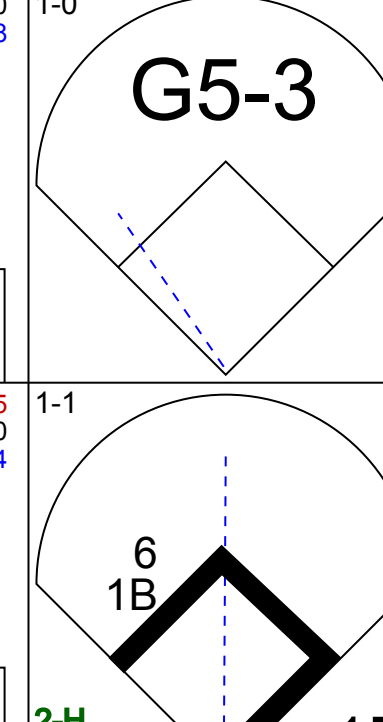




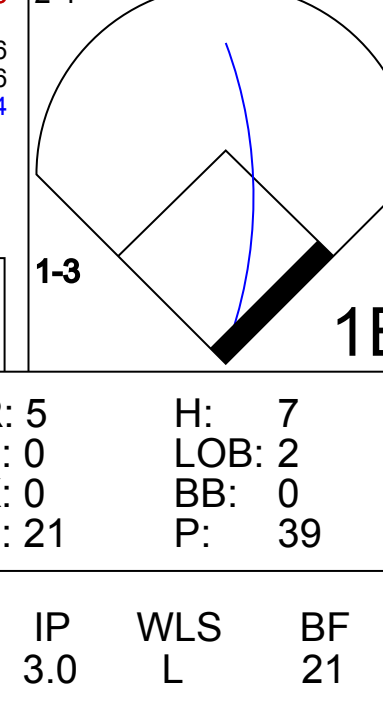
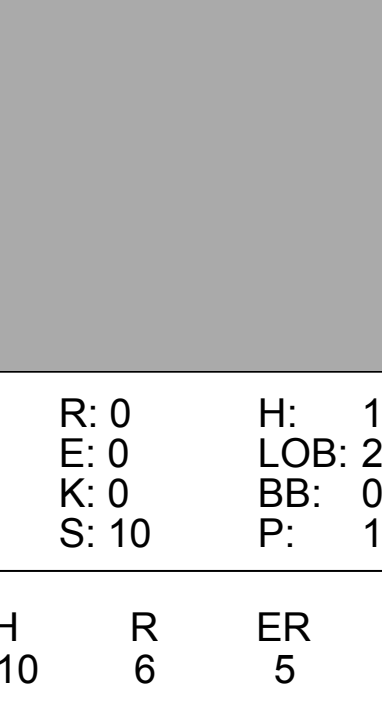
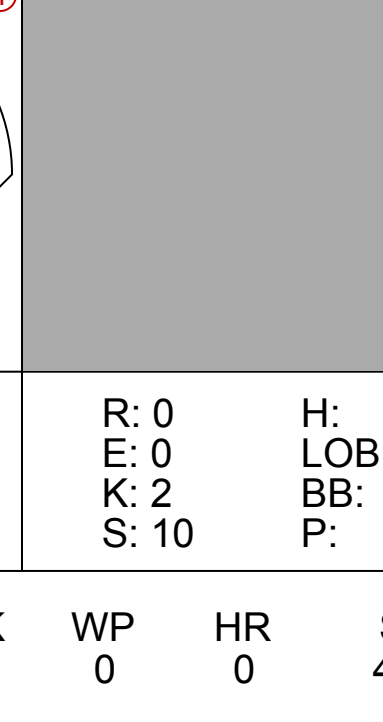
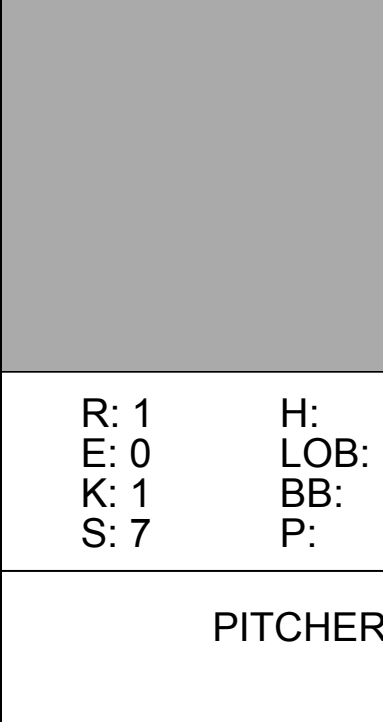
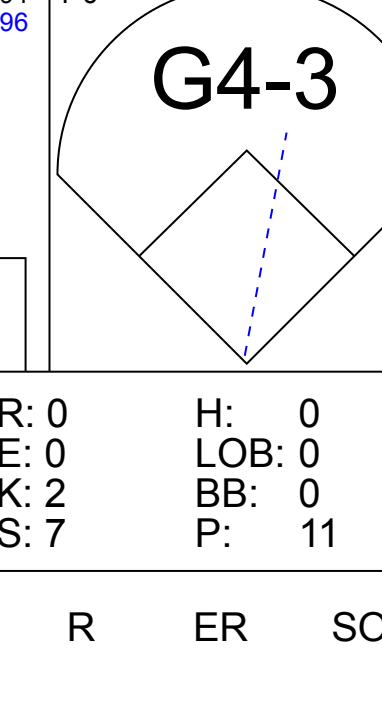












Batter	1	2	3	4	5	6	7	8	9	AB R H RBI BB SO LOB	TOP			
1 Jarrod Dyson, L (1, 8) OBP: 0.308, SLG: 0.100										5 0 1 0 0 1 2	<b>Kansas City Royals @ Cleveland Indians</b> Progressive Field, Cleveland, OH Wed Apr 27 2011, 7:09 PM - 9:54 PM EDT Att: 9,722 - Overcast - 73 F			
53 Melky Cabrera, S (1, 7) OBP: 0.313, SLG: 0.458										4 0 0 0 0 0 2				
4 Alex Gordon, L (1, 3) OBP: 0.396, SLG: 0.505										3 0 0 0 1 0 2				
16 Billy Butler, R (1, 10) OBP: 0.423, SLG: 0.437										4 0 1 0 0 0 1				
21 Jeff Francoeur, R (1, 9) OBP: 0.370, SLG: 0.593										4 1 2 1 0 1 0				
24 Wilson Betemit, S (1, 5) OBP: 0.414, SLG: 0.508										4 0 1 0 0 2 2				
13 Mike Aviles, R (1, 4) OBP: 0.265, SLG: 0.531										4 1 1 1 0 0 1				
3 Brayan Peña, S (1, 2) OBP: 0.256, SLG: 0.308										3 0 0 0 1 0 0				
2 Alcides Escobar, R (1, 6) OBP: 0.245, SLG: 0.253										4 0 2 0 0 0 1				
<b>Inning Stats</b>	R: 0 H: 0 E: 0 K: 1 S: 14	H: 0 R: 0 ER: 0 LOB: 1 BB: 1 P: 21	R: 2 H: 2 E: 0 K: 0 S: 14	H: 2 R: 0 ER: 0 LOB: 0 BB: 0 P: 20	R: 0 H: 0 E: 0 K: 0 S: 10	H: 1 R: 0 ER: 0 LOB: 1 BB: 0 P: 12	R: 0 H: 2 E: 0 K: 0 S: 14	H: 0 R: 0 ER: 0 LOB: 1 BB: 0 P: 15	R: 0 H: 0 E: 0 K: 1 S: 18	H: 2 R: 0 ER: 0 LOB: 2 BB: 2 P: 22		R: 0 H: 1 E: 0 K: 0 S: 12	1B: 4 R: 2 H: 2 SAC: 0 3B: 0 HR: 2	SF: 0 DP: 0 HBP: 0
<b>PITCHER</b>	IP WLS BF H R ER SO BB IBB HBP BLK WP HR S P ERA WHIP											IP WLS BF H R ER SO BB IBB HBP BLK WP HR S P ERA WHIP		
43 Josh Tomlin, R (1, 1) ERA: 2.45	6.0 W 24 5 2 2 3 1 0 0 0 0 0 2 73 100 3.00 1.000													
53 Rafael Perez, L (7, 1) ERA:	1.2 6 0 0 0 0 1 0 0 0 0 0 0 13 21 0.00 0.600													
38 Joe Smith, R (8, 1) ERA: 2.45	0.1 3 2 0 0 1 0 0 0 0 0 0 0 13 17 0.00 6.000													
37 Chad Durbin, R (9, 1) ERA: 6.75	1.0 4 1 0 0 0 0 0 0 0 0 0 0 12 16 0.00 1.000													

Batter	1	2	3	4	5	6	7	8	9	AB R H RBI BB SO LOB	BOTTOM			
24 Grady Sizemore, L (1, 8) OBP: 0.425, SLG: 0.811										5 1 1 0 0 2 3	<b>Kansas City Royals @ Cleveland Indians</b> Progressive Field, Cleveland, OH Wed Apr 27 2011, 7:09 PM - 9:54 PM EDT Att: 9,722 - Overcast - 73 F			
13 Adrián Cabrera, S (1, 6) OBP: 0.351, SLG: 0.638										5 1 1 0 0 1 2				
17 Shin-Soo Choo, L (1, 9) OBP: 0.303, SLG: 0.375										2 1 2 0 1 0 0				
47 Shelley Duncan, R (1, 3) OBP: 0.400, SLG: 0.579										4 1 2 0 0 2 2				
7 Matt LaPorta, R (7, 3) OBP: 0.355, SLG: 0.469										0 0 0 0 0 0 0				
48 Travis Hafner, L (1, 10) OBP: 0.393, SLG: 0.566										4 1 1 1 0 1 4				
20 Orlando Cabrera, R (1, 4) OBP: 0.289, SLG: 0.365										3 1 1 3 1 0 3				
26 Austin Kearns, R (1, 7) OBP: 0.286, SLG: 0.233										4 1 1 0 0 0 2				
9 Jack Hannahan, L (1, 5) OBP: 0.342, SLG: 0.507										4 0 1 1 0 0 1				
6 Lou Marson, R (1, 2) OBP: 0.391, SLG: 0.474										3 0 1 1 0 1 0				
<b>Inning Stats</b>	R: 5 H: 7 E: 0 K: 0 S: 21	H: 1 R: 0 ER: 0 LOB: 2 BB: 0 P: 39	R: 1 H: 1 E: 1 K: 1 S: 9	H: 1 R: 0 ER: 0 LOB: 1 BB: 0 P: 12	R: 0 H: 1 E: 0 K: 2 S: 10	H: 1 R: 0 ER: 0 LOB: 1 BB: 0 P: 14	R: 0 H: 0 E: 0 K: 1 S: 8	H: 1 R: 1 ER: 0 LOB: 1 BB: 1 P: 13	R: 0 H: 0 E: 0 K: 0 S: 5	H: 0 R: 0 ER: 0 LOB: 0 BB: 1 P: 10	R: 0 H: 0 E: 0 K: 2 S: 7	1B: 7 R: 7 H: 11 SAC: 0 3B: 0 HR: 0	SF: 1 DP: 1 HBP: 1	WP: 0 PA: 38 PB: 1 SB: 2 CS: 0
<b>PITCHER</b>	IP WLS BF H R ER SO BB IBB HBP BLK WP HR S P ERA WHIP											IP WLS BF H R ER SO BB IBB HBP BLK WP HR S P ERA WHIP		
26 Jeff Francis, L (1, 1) ERA: 5.03	3.0 L 11 1 1 0 4 0 0 0 0 0 0 0 24 39 0.00 3.333													
47 Nate Adcock, R (4, 1) ERA: 2.7	3.0 3 0 0 0 0 1 0 0 0 0 0 0 5 10 0.00 1.000													
48 Joakim Soria, R (7, 1) ERA: 5.06	1.0 3 0 0 0 0 1 0 0 0 0 0 0 7 11 0.00 0.000													
41 Jeremy Jeffress, R (8, 1) ERA: 3.72	1.0 3 0 0 0 2 0 0 0 0 0 0 0 7 11 0.00 0.000													



Batter	1	2	3	4	5	6	7	8	9	AB	R	H	RBI	BB	SO	LOB	TOP										
1 Jarrod Dyson, L OBP: 0.235, SLG: 0.071	G6-3		FC3-2			G4-3		K		4	0	0	0	0	1	2											
53 Melky Cabrera, S OBP: 0.302, SLG: 0.441	G4-3		K			G4-3		F9		4	0	0	0	0	1	2											
4 Alex Gordon, L OBP: 0.382, SLG: 0.485	F8				F7			F7		4	0	0	0	0	1	0											
16 Billy Butler, R OBP: 0.435, SLG: 0.449		G6-4-3 BB			G6-3			21 2B		2	1	1	0	2	0	0											
21 Jeff Francoeur, R OBP: 0.369, SLG: 0.596		G6-4-3			F7			24 2B		3	1	1	0	0	0	1											
12 Mitch Maier, L OBP: 0.429, SLG: 0.200		1-2F						24 2B		1	0	0	0	0	0	1											
24 Wilson Betemit, S OBP: 0.405, SLG: 0.508		P5			G4-3			K		4	0	1	2	0	1	1											
13 Mike Aviles, R OBP: 0.250, SLG: 0.500			F8		L6			F8		4	0	0	0	0	0	2											
15 Matt Treanor, R OBP: 0.281, SLG: 0.286			F8		L6			F8		3	0	2	0	0	0	1											
2 Alcides Escobar, R OBP: 0.248, SLG: 0.265			2 2B		2 FC3-2			G5-3		3	0	2	0	0	0	1											
17 Chris Getz, L OBP: 0.337, SLG: 0.273			1 FC3-2		1 FC6-4			F8		3	0	1	0	0	0	2											
Inning Stats	R: 0 E: 0 K: 0 S: 4	H: 0 LOB: 0 BB: 5	R: 0 E: 0 K: 0 S: 5	H: 0 LOB: 0 BB: 1 P: 13	R: 0 E: 0 K: 1 S: 15	H: 2 LOB: 2 BB: 0 P: 21	R: 0 E: 0 K: 0 S: 9	H: 0 LOB: 0 BB: 0 P: 13	R: 0 E: 0 K: 0 S: 10	H: 1 LOB: 1 BB: 0 P: 11	R: 0 E: 0 K: 1 S: 7	H: 0 LOB: 0 BB: 0 P: 8	R: 2 E: 0 K: 0 S: 10	H: 2 LOB: 1 BB: 1 P: 15	R: 0 E: 0 K: 1 S: 9	H: 0 LOB: 0 BB: 0 P: 12	R: 0 E: 0 K: 1 S: 13	H: 1 LOB: 1 BB: 0 P: 18	1B: 2 2B: 4 3B: 0 HR: 0	SF: 0 SAC: 0 DP: 1 HBP: 0	WP: 0 PB: 0 SB: 0 CS: 0	PA: 34					
PITCHER	IP	WLS	BF	H	R	ER	SO	BB	IBB	HBP	BLK	WP	HR	S	P	ERA	WHIP										
55 Roberto Hernandez, R ERA: 5.15	7.0	W	27	5	2	2	2	2	0	0	0	0	0	60	86	2.57	1.000										
49 Tony Sipp, L ERA: 2.45	1.0		3	0	0	0	1	0	0	0	0	0	0	9	12	0.00	0.000										
39 Justin Germano, R ERA: 4.0	1.0		4	1	0	0	1	0	0	0	0	0	0	13	18	0.00	1.000										

Kansas City Royals @ Cleveland Indians  
 Progressive Field, Cleveland, OH  
 Thu Apr 28 2011, 7:07 PM - 9:31 PM EDT  
 Att: 9,076 - Cloudy - 57 F

AB	32
R	2
H	6
RBI	2
BB	2
SO	4
LOB	12



Batter	1	2	3	4	5	6	7	8	9	AB	R	H	RBI	BB	SO	LOB	BOTTOM										
24 Grady Sizemore, L OBP: 0.432, SLG: 0.878	G4-3					P3		K		4	2	2	2	0	0	1											
26 Austin Kearns, R OBP: 0.278, SLG: 0.226										1	0	0	0	0	1	1											
13 Adrián Cabrera, S OBP: 0.318, SLG: 0.440	F8					F8				4	0	1	1	0	1	1											
8 Adam Everett, R OBP: 0.474, SLG: 0.375										0	0	0	0	0	0	0											
17 Shin-Soo Choo, L OBP: 0.311, SLG: 0.413						F9				4	1	2	1	0	0	1											
41 Carlos Santana, S OBP: 0.312, SLG: 0.333										4	1	1	1	0	2	2											
47 Shelley Duncan, R OBP: 0.375, SLG: 0.652										4	1	1	1	0	2	2											
20 Orlando Cabrera, R OBP: 0.298, SLG: 0.371										4	1	2	0	0	0	0											
23 Michael Brantley, L OBP: 0.379, SLG: 0.546										2	1	0	0	2	0	1											
7 Matt LaPorta, R OBP: 0.338, SLG: 0.441										4	0	0	0	0	1	4											
9 Jack Hannahan, L OBP: 0.364, SLG: 0.522										2	1	1	2	2	0	1											
Inning Stats	R: 2 E: 0 K: 1 S: 10	H: 2 LOB: 0 BB: 0 P: 19	R: 0 E: 0 K: 0 S: 9	H: 1 LOB: 1 BB: 0 P: 15	R: 1 E: 0 K: 2 S: 12	H: 1 LOB: 0 BB: 0 P: 21	R: 5 E: 0 K: 3 S: 21	H: 6 LOB: 2 BB: 1 P: 31	R: 0 E: 0 K: 0 S: 8	H: 0 LOB: 0 BB: 1 P: 18	R: 0 E: 0 K: 0 S: 12	H: 0 LOB: 1 BB: 1 P: 20	R: 0 E: 0 K: 0 S: 6	H: 0 LOB: 0 BB: 0 P: 11	R: 0 E: 0 K: 1 S: 10	H: 0 LOB: 1 BB: 1 P: 22	1B: 3 2B: 3 3B: 0 HR: 4	SF: 0 SAC: 0 DP: 1 HBP: 0	WP: 1 PB: 0 SB: 0 CS: 0	PA: 37							
PITCHER	IP	WLS	BF	H	R	ER	SO	BB	IBB	HBP	BLK	WP	HR	S	P	ERA	WHIP										
34 Kyle Davies, R ERA: 7.98	3.1	L	20	1	0	0	2	2	0	0	0	0	0	30	49	0.00	1.125										
55 Tim Collins, L ERA: 4.6	2.2		10	1	0	0	2	2	0	0	0	0	0	6	11	0.00	0.000										
38 Blake Wood, R ERA: 4.7	1.0		3	0	0	0	0	0	0	0	0	0	0	10	22	0.00	1.000										
43 Aaron Crow, R ERA:	1.0		4	0	0	0	1	1	0	0	0	0	0	10	22	0.00	1.000										

Kansas City Royals @ Cleveland Indians  
 Progressive Field, Cleveland, OH  
 Thu Apr 28 2011, 7:07 PM - 9:31 PM EDT  
 Att: 9,076 - Cloudy - 57 F

AB	33
R	8
H	10
RBI	8
BB	4
SO	7
LOB	14





Batter	1	2	3	4	5	6	7	8	9	AB	R	H	RBI	BB	SO	LOB	TOP					
2 Denard Span, L OBP: 0.352, SLG: 0.396										4	0	1	0	1	0	0	<b>Minnesota Twins @ Kansas City Royals</b> Kauffman Stadium, Kansas City, MO Fri Apr 29 2011, 7:10 PM - 10:03 PM CDT Att: 31,407 - Partly Cloudy - 73 F					
12 Alexi Casilla, S OBP: 0.227, SLG: 0.200										4	0	0	0	1	0	1						
16 Jason Kubel, L OBP: 0.378, SLG: 0.495										4	1	2	0	0	0	3						
33 Justin Morneau, L OBP: 0.291, SLG: 0.315										4	1	1	0	0	2	3						
5 Michael Cuddyer, R OBP: 0.299, SLG: 0.371										4	0	1	0	0	1	2						
22 Danny Valencia, R OBP: 0.296, SLG: 0.326										4	0	2	2	0	0	2						
23 Rene Tosoni, L OBP: 0.364, SLG: 0.300										3	0	1	0	1	0	3						
41 Drew Butera, R OBP: 0.152, SLG: 0.159										4	0	0	0	0	1	5						
38 Luke Hughes, R OBP: 0.273, SLG: 0.349										4	1	1	1	0	1	0						
<b>Inning Stats</b>	R: 0 E: 0 K: 0 S: 6	H: 0 LOB: 0 BB: 1 P: 11	R: 0 E: 0 K: 0 S: 12	H: 1 LOB: 2 BB: 1 P: 24	R: 0 E: 0 K: 0 S: 8	H: 0 LOB: 0 BB: 0 P: 12	R: 0 E: 0 K: 1 S: 12	H: 2 LOB: 2 BB: 0 P: 19	R: 1 E: 0 K: 0 S: 11	H: 1 LOB: 1 BB: 0 P: 16	R: 2 E: 0 K: 1 S: 15	H: 4 LOB: 1 BB: 0 P: 25	R: 0 E: 0 K: 2 S: 12	H: 1 LOB: 2 BB: 1 P: 22	R: 0 E: 1 K: 1 S: 11	H: 0 LOB: 1 BB: 0 P: 14		R: 0 E: 0 K: 0 S: 6	H: 0 LOB: 0 BB: 0 P: 9	1B: 4 2B: 4 3B: 0 HR: 1	SF: 0 SAC: 0 DP: 1 HBP: 0	WP: 0 PB: 0 SB: 1 CS: 2
<b>PITCHER</b>	IP WLS BF H R ER SO BB IBB HBP BLK WP HR S P ERA WHIP																					
52 Bruce Chen, L ERA: 4.04	(1, 1) 5.1 0 25 8 3 3 1 2 0 0 0 0 0 1 60 101 5.06 1.875																					
31 Louis Coleman, R ERA: 1.93	(6, 1) 1.0 4 1 0 0 2 1 0 0 0 0 0 0 11 22 0.00 2.000																					
38 Blake Wood, R ERA: 3.86	(7, 1) 1.2 W 6 0 0 0 2 0 0 0 0 0 0 0 16 20 0.00 0.000																					
48 Joaquin Soria, R ERA: 4.63	(9, 1) 1.0 S 3 0 0 0 0 0 0 0 0 0 0 0 6 9 0.00 0.000																					
<b>Batter</b>	<b>1</b>	<b>2</b>	<b>3</b>	<b>4</b>	<b>5</b>	<b>6</b>	<b>7</b>	<b>8</b>	<b>9</b>	<b>AB</b>	<b>R</b>	<b>H</b>	<b>RBI</b>	<b>BB</b>	<b>SO</b>	<b>LOB</b>	<b>BOTTOM</b>					
17 Chris Getz, L OBP: 0.330, SLG: 0.268										5	0	1	1	0	0	2	<b>Minnesota Twins @ Kansas City Royals</b> Kauffman Stadium, Kansas City, MO Fri Apr 29 2011, 7:10 PM - 10:03 PM CDT Att: 31,407 - Partly Cloudy - 73 F					
53 Melky Cabrera, S OBP: 0.300, SLG: 0.435										4	1	1	0	0	1	2						
4 Alex Gordon, L OBP: 0.395, SLG: 0.519										3	0	2	1	1	0	1						
16 Billy Butler, R OBP: 0.429, SLG: 0.435										3	0	0	0	1	0	3						
21 Jeff Francoeur, R OBP: 0.364, SLG: 0.577										3	0	0	0	0	1	2						
24 Wilson Betemit, S OBP: 0.397, SLG: 0.507										4	1	1	0	0	1	1						
30 Kila Ka'aihue, L OBP: 0.310, SLG: 0.338										4	0	2	0	0	0	0						
1 Jarrod Dyson, L OBP: 0.235, SLG: 0.071										0	1	0	0	0	0	0						
3 Brayan Peña, S OBP: 0.298, SLG: 0.357										3	1	2	0	1	0	0						
2 Alcides Escobar, R OBP: 0.248, SLG: 0.267										3	0	1	1	0	0	1						
<b>Inning Stats</b>	R: 0 E: 0 K: 0 S: 16	H: 1 LOB: 2 BB: 1 P: 25	R: 0 E: 0 K: 1 S: 11	H: 0 LOB: 0 BB: 0 P: 16	R: 0 E: 0 K: 1 S: 11	H: 1 LOB: 1 BB: 0 P: 13	R: 0 E: 0 K: 0 S: 9	H: 2 LOB: 2 BB: 0 P: 14	R: 1 E: 0 K: 0 S: 14	H: 2 LOB: 1 BB: 0 P: 22	R: 0 E: 0 K: 0 S: 7	H: 0 LOB: 0 BB: 0 P: 10	R: 1 E: 0 K: 1 S: 9	H: 2 LOB: 2 BB: 1 P: 15	R: 2 E: 0 K: 1 S: 16	H: 2 LOB: 1 BB: 1 P: 30	R: 0 E: 0 K: 0 S: 3	H: 0 LOB: 0 BB: 0 P: 9	1B: 6 2B: 3 3B: 1 HR: 0	SF: 1 SAC: 0 DP: 0 HBP: 1	WP: 0 PB: 0 SB: 2 CS: 0	PA: 37
<b>PITCHER</b>	IP WLS BF H R ER SO BB IBB HBP BLK WP HR S P ERA WHIP																					
30 Scott Baker, R ERA: 3.16	(1, 1) 6.1 0 28 8 2 2 2 1 0 0 0 0 0 73 107 2.84 1.421																					
31 Alex Burnett, R ERA: 4.5	(7, 1) 1.2 L 9 2 2 1 1 2 0 0 0 0 0 0 20 38 5.40 2.400																					



Batter	1	2	3	4	5	6	7	8	9	AB	R	H	RBI	BB	SO	LOB	TOP			
2 Denard Span, L (1, 8) OBP: 0.354, SLG: 0.385										3	1	0	0	2	0	1	<b>Minnesota Twins @ Kansas City Royals</b> Kauffman Stadium, Kansas City, MO Sat Apr 30 2011, 6:11 PM - 8:58 PM CDT Att: 22,099 - Clear - 72 F <a href="http://livebaseballscorecards.com">livebaseballscorecards.com</a>			
20 Matt Tolbert, S (1, 6) OBP: 0.176, SLG: 0.267										4	1	1	0	0	0	1				
16 Jason Kubel, L (1, 9) OBP: 0.392, SLG: 0.511										3	0	2	0	1	0	1				
33 Justin Morneau, L (1, 3) OBP: 0.289, SLG: 0.303										3	0	0	0	1	0	4				
5 Michael Cuddyer, R (1, 4) OBP: 0.287, SLG: 0.355										4	0	0	0	0	0	3				
25 Jim Thome, L (1, 10) OBP: 0.333, SLG: 0.375										3	0	0	0	1	1	1				
22 Danny Valencia, R (1, 5) OBP: 0.294, SLG: 0.315										3	0	0	0	1	0	1				
27 Steve Holm, R (1, 2) OBP: 0.167, SLG: 0.176										2	0	0	0	1	2	2				
38 Luke Hughes, R (9, PH) OBP: 0.297, SLG: 0.341										1	0	0	0	0	1	0				
23 Rene Tosoni, L (1, 7) OBP: 0.267, SLG: 0.214										4	0	0	0	0	1	3				
<b>Inning Stats</b>	R: 2 H: 1 E: 2 K: 0 S: 13	H: 1 LOB: 1 BB: 2 P: 26	R: 0 H: 0 E: 0 K: 0 S: 7	H: 0 LOB: 1 BB: 1 P: 13	R: 0 H: 1 E: 0 K: 0 S: 8	H: 1 LOB: 1 BB: 0 P: 10	R: 0 H: 0 E: 0 K: 1 S: 10	H: 0 LOB: 1 BB: 2 P: 19	R: 0 H: 0 E: 0 K: 2 S: 10	H: 0 LOB: 1 BB: 1 P: 17	R: 0 H: 1 E: 0 K: 0 S: 10	H: 1 LOB: 1 BB: 0 P: 15	R: 0 H: 0 E: 0 K: 1 S: 5	H: 0 LOB: 0 BB: 0 P: 8	R: 0 H: 0 E: 0 K: 1 S: 9	H: 0 LOB: 0 BB: 0 P: 11	1B: 2 2B: 1 3B: 0 HR: 0	SF: 0 SAC: 0 DP: 1 HBP: 0	WP: 0 PB: 0 SB: 0 CS: 0	PA: 37
<b>PITCHER</b>	IP WLS BF H R ER SO BB IBB HBP BLK WP HR S P ERA WHIP	6.0 W 4 1 0 0 3 7 0 0 0 0 0 55 104 1.50 1.500	7.1 W 4 1 0 0 0 0 0 0 0 0 0 10 15 0.00 1.000	8.1 H 3 0 0 0 1 0 0 0 0 0 5 8 0.00 0.000	9.1 H 3 0 0 0 1 0 0 0 0 0 9 11 0.00 0.000	<b>PITCHER</b>										IP WLS BF H R ER SO BB IBB HBP BLK WP HR S P ERA WHIP				

Batter	1	2	3	4	5	6	7	8	9	AB	R	H	RBI	BB	SO	LOB	BOTTOM			
13 Mike Aviles, R (1, 5) OBP: 0.260, SLG: 0.493										3	1	1	2	1	0	0	<b>Minnesota Twins @ Kansas City Royals</b> Kauffman Stadium, Kansas City, MO Sat Apr 30 2011, 6:11 PM - 8:58 PM CDT Att: 22,099 - Clear - 72 F <a href="http://livebaseballscorecards.com">livebaseballscorecards.com</a>			
53 Melky Cabrera, S (1, 8) OBP: 0.304, SLG: 0.433										5	1	2	0	0	2					
4 Alex Gordon, L (1, 7) OBP: 0.395, SLG: 0.541										5	1	2	3	0	1					
16 Billy Butler, R (1, 3) OBP: 0.431, SLG: 0.479										4	1	2	1	0	2	2				
1 Jarrod Dyson, L (9, PR) OBP: 0.276, SLG: 0.133										1	2	1	0	0	0	0				
21 Jeff Francoeur, R (1, 9) OBP: 0.357, SLG: 0.569										5	0	1	1	0	1	3				
24 Wilson Betemit, S (1, 10) OBP: 0.398, SLG: 0.493										4	1	1	0	1	1	1				
2 Alcides Escobar, R (1, 6) OBP: 0.248, SLG: 0.260										3	0	0	0	1	0	3				
15 Matt Treanor, R (1, 2) OBP: 0.311, SLG: 0.294										2	2	1	0	1	0	0				
17 Chris Getz, L (1, 4) OBP: 0.337, SLG: 0.302										4	2	2	1	0	1	3				
<b>Inning Stats</b>	R: 0 H: 1 E: 0 K: 0 S: 3	H: 1 LOB: 0 BB: 0 P: 7	R: 0 H: 1 E: 0 K: 2 S: 11	H: 1 LOB: 0 BB: 0 P: 16	R: 1 H: 2 E: 1 K: 1 S: 12	H: 2 LOB: 1 BB: 0 P: 19	R: 1 H: 1 E: 0 K: 1 S: 9	H: 1 LOB: 2 BB: 2 P: 22	R: 0 H: 2 E: 0 K: 1 S: 11	H: 2 LOB: 0 BB: 0 P: 15	R: 0 H: 0 E: 0 K: 0 S: 6	H: 0 LOB: 0 BB: 0 P: 7	R: 1 H: 1 E: 0 K: 1 S: 9	H: 1 LOB: 0 BB: 0 P: 13	R: 0 H: 5 E: 1 K: 0 S: 25	H: 5 LOB: 1 BB: 2 P: 50	1B: 8 2B: 2 3B: 1 HR: 2	SF: 1 SAC: 0 DP: 0 HBP: 1	WP: 1 PB: 0 SB: 1 CS: 0	PA: 42
<b>PITCHER</b>	IP WLS BF H R ER SO BB IBB HBP BLK WP HR S P ERA WHIP	7.0 L 30 8 3 2 0 2 0 0 0 0 9 20 27.00 1.500	8.1 L 10 1 0 0 0 0 0 0 0 0 4 5 ∞ ∞	8.1 L 10 6 3 5 0 0 1 0 0 0 1 1 12 25 0.00 12.000	<b>PITCHER</b>										IP WLS BF H R ER SO BB IBB HBP BLK WP HR S P ERA WHIP					









Batter	1	2	3	4	5	6	7	8	9	10	AB	R	H	RBI	BB	SO	LOB	TOP				
11 Robert Andino, R OBP: 0.381, SLG: 0.364	L3		F8				G5-3		K		4	0	0	0	1	1	2					
21 Nick Markakis, L OBP: 0.276, SLG: 0.288	F7		G4-3			FC4-6 25 WP	G5-3		K		5	0	0	0	0	1	3					
25 Derrek Lee, R OBP: 0.328, SLG: 0.336	K								F9		5	0	2	0	0	2	2					
27 Vladimir Guerrero, R OBP: 0.280, SLG: 0.393	K						FC6-4		G4-3		4	2	1	0	1	1	1					
12 Mark Reynolds, R OBP: 0.262, SLG: 0.337	G5-3								K		4	1	0	0	1	2	1					
10 Adam Jones, R OBP: 0.302, SLG: 0.448									F9		4	1	3	1	1	0	0					
30 Luke Scott, L OBP: 0.321, SLG: 0.541	K								K		5	1	2	3	0	2	4					
32 Matt Wieters, S OBP: 0.323, SLG: 0.451									F7		3	0	1	1	0	0	1					
3 Cesar Izturis, S OBP: 0.269, SLG: 0.208	FC6-4										4	0	1	0	0	1	2					
<b>Inning Stats</b>	R: 0 E: 0 K: 1 S: 7	H: 0 LOB: 0 BB: 0 P: 9	R: 0 E: 0 K: 2 S: 12	H: 0 LOB: 1 BB: 1 P: 22	R: 0 E: 0 K: 0 S: 14	H: 1 LOB: 1 BB: 0 P: 22	R: 3 E: 0 K: 1 S: 11	H: 4 LOB: 0 BB: 0 P: 16	R: 0 E: 1 K: 1 S: 7	H: 0 LOB: 1 BB: 1 P: 16	R: 2 E: 0 K: 1 S: 15	H: 1 LOB: 1 BB: 2 P: 29	R: 0 E: 0 K: 0 S: 9	H: 1 LOB: 1 BB: 0 P: 14	R: 0 E: 0 K: 2 S: 11	H: 1 LOB: 1 BB: 0 P: 17	R: 0 E: 0 K: 2 S: 15	H: 1 LOB: 1 BB: 0 P: 24	1B: 9 2B: 0 3B: 0 HR: 1	SF: 1 SAC: 0 DP: 0 HBP: 0	WP: 1 PB: 0 SB: 1 CS: 0	PA: 43
<b>PITCHER</b>	IP 5.2	WLS 26	BF 6	H 5	R 5	ER 5	SO 4	BB 4	IBB 0	HBP 0	BLK 0	WP 0	HR 1	S 63	P 110	ERA 7.94	WHIP 1.765					
26 Jeff Francis, L ERA: 5.45	1.1	5	1	0	0	1	0	0	0	0	0	0	0	12	18	0.00	0.750					
38 Blake Wood, R ERA: 3.38	1.0	4	1	0	0	1	0	0	0	0	0	0	0	8	14	0.00	1.000					
43 Aaron Crow, R ERA: 3.38	1.0	4	1	0	0	2	0	0	0	0	0	0	0	11	17	0.00	1.000					
48 Joakim Soria, R ERA: 4.26	0.2	3	1	0	0	1	0	0	0	0	0	0	0	11	17	0.00	1.500					
41 Jeremy Jeffress, R ERA: 3.18																						

Baltimore Orioles @ Kansas City Royals  
Kauffman Stadium, Kansas City, MO  
Tue May 03 2011, 7:12 PM - 10:28 PM CDT  
Att: 11,986 - Clear - 62 F

AB	38
R	5
H	10
RBI	5
BB	4
SO	10
LOB	16



Batter	1	2	3	4	5	6	7	8	9	10	AB	R	H	RBI	BB	SO	LOB	BOTTOM						
17 Chris Getz, L OBP: 0.321, SLG: 0.286	P6		G6-3				G6-3		FC3-2-5 53 DI		5	1	0	0	0	0	2							
53 Melky Cabrera, S OBP: 0.308, SLG: 0.440	G4-3						L7		G3		5	0	2	1	0	0	2							
4 Alex Gordon, L OBP: 0.368, SLG: 0.526	G4-3		F7								4	1	0	0	1	1	2							
16 Billy Butler, R OBP: 0.437, SLG: 0.481			G1-6-3						G5-3		4	1	1	0	1	1	2							
21 Jeff Francoeur, R OBP: 0.332, SLG: 0.604											4	2	2	2	0	1	0							
24 Wilson Betemit, S OBP: 0.398, SLG: 0.506											4	1	2	1	0	1	0							
13 Mike Aviles, R OBP: 0.279, SLG: 0.538											4	0	1	1	0	2	1							
3 Brayan Peña, S OBP: 0.314, SLG: 0.386											2	0	1	1	0	0	1							
2 Alcides Escobar, R OBP: 0.238, SLG: 0.259	FC5-2 17 CS								E6		4	0	0	0	0	0	3							
<b>Inning Stats</b>	R: 0 E: 0 K: 0 S: 15	H: 0 LOB: 0 BB: 0 P: 21	R: 3 E: 0 K: 0 S: 13	H: 3 LOB: 1 BB: 1 P: 23	R: 0 E: 0 K: 0 S: 13	H: 1 LOB: 1 BB: 0 P: 15	R: 0 E: 0 K: 1 S: 13	H: 1 LOB: 1 BB: 0 P: 16	R: 1 E: 0 K: 1 S: 12	H: 1 LOB: 1 BB: 1 P: 19	R: 1 E: 0 K: 1 S: 16	H: 1 LOB: 1 BB: 0 P: 25	R: 0 E: 0 K: 1 S: 9	H: 0 LOB: 0 BB: 0 P: 14	R: 0 E: 0 K: 2 S: 11	H: 0 LOB: 0 BB: 0 P: 15	R: 0 E: 1 K: 0 S: 8	H: 1 LOB: 2 BB: 1 P: 12	R: 1 E: 0 K: 0 S: 4	H: 1 LOB: 1 BB: 1 P: 10	1B: 3 2B: 5 3B: 0 HR: 1	SF: 2 SAC: 0 DP: 0 HBP: 1	WP: 0 PB: 0 SB: 0 CS: 1	PA: 42
<b>PITCHER</b>	IP 5.0	WLS 22	BF 6	H 4	R 4	ER 3	SO 2	BB 1	IBB 0	HBP 0	BLK 0	WP 0	HR 0	S 66	P 94	ERA 5.40	WHIP 1.400							
35 Brad Bergesen, R ERA: 4.88	1.0	B	5	1	1	1	0	0	0	0	0	0	0	1	16	25	9.00	1.000						
37 Jeremy Accardo, R ERA: 3.55	1.0	3	0	0	0	1	0	0	0	0	0	0	0	9	14	0.00	0.000							
51 Michael Gonzalez, L ERA: 6.64	1.0	3	0	0	0	2	0	0	0	0	0	0	0	11	15	0.00	0.000							
19 Koji Uehara, R ERA: 2.53	1.1	L	8	2	1	1	0	1	0	0	0	0	0	12	22	6.75	2.250							
49 Jason Berken, R ERA: 3.54																								

Baltimore Orioles @ Kansas City Royals  
Kauffman Stadium, Kansas City, MO  
Tue May 03 2011, 7:12 PM - 10:28 PM CDT  
Att: 11,986 - Clear - 62 F

AB	36
R	6
H	9
RBI	6
BB	2
SO	6
LOB	13





Batter	1	2	3	4	5	6	7	8	9	AB	R	H	RBI	BB	SO	LOB	TOP					
1 Brian Roberts, S OBP: 0.294, SLG: 0.402										5	1	1	0	0	1	4	<b>Baltimore Orioles @ Kansas City Royals</b> Kauffman Stadium, Kansas City, MO Wed May 04 2011, 7:11 PM - 9:54 PM CDT Att: 11,130 - Partly Cloudy - 70 F					
21 Nick Markakis, L OBP: 0.291, SLG: 0.319										5	1	2	2	0	1	1						
25 Derrek Lee, R OBP: 0.331, SLG: 0.330										2	0	0	1	1	0	0						
30 Luke Scott, L OBP: 0.348, SLG: 0.545										3	0	2	0	2	1	0						
10 Adam Jones, R OBP: 0.297, SLG: 0.436										5	0	1	0	0	1	5						
32 Matt Wieters, S OBP: 0.309, SLG: 0.430										4	0	0	0	0	1	4						
18 Felix Pie, L OBP: 0.250, SLG: 0.321										4	0	0	0	0	0	0						
12 Mark Reynolds, R OBP: 0.277, SLG: 0.357										3	1	3	0	1	0	0						
11 Robert Andino, R OBP: 0.388, SLG: 0.362										3	0	1	0	0	0	2						
<b>Inning Stats</b>	R: 1 H: 2 E: 0 K: 0 S: 11	H: 2 LOB: 2 BB: 1 P: 22	R: 1 H: 2 E: 0 K: 0 S: 10	H: 2 LOB: 2 BB: 0 P: 14	R: 0 H: 0 E: 0 K: 1 S: 12	H: 0 LOB: 0 BB: 0 P: 19	R: 0 H: 0 E: 0 K: 1 S: 6	H: 0 LOB: 1 BB: 1 P: 13	R: 0 H: 1 E: 0 K: 1 S: 10	H: 1 LOB: 2 BB: 1 P: 19	R: 0 H: 1 E: 0 K: 0 S: 6	H: 1 LOB: 1 BB: 0 P: 11	R: 1 H: 2 E: 0 K: 1 S: 14	H: 2 LOB: 2 BB: 0 P: 20	R: 0 H: 2 E: 0 K: 0 S: 6	H: 2 LOB: 1 BB: 1 P: 7	R: 0 H: 0 E: 0 K: 1 S: 10	H: 0 LOB: 1 BB: 1 P: 18	1B: 8 2B: 2 3B: 0 HR: 1	SF: 1 SAC: 0 DP: 1 HBP: 2	WP: 0 PB: 0 CS: 0	PA: 41
<b>PITCHER</b>	IP WLS BF H R ER SO BB IBB HBP BLK WP HR S P ERA WHIP	6.1 L 30 7 3 3 3 3 0 2 0 0 0 1 61 107 4.26 1.579	2.1 9 3 0 0 2 0 0 0 0 0 0 0 0 20 27 0.00 1.286	0.1 2 0 0 0 0 1 0 0 0 0 0 0 0 4 9 0.00 3.000	<b>PITCHER</b>										IP WLS BF H R ER SO BB IBB HBP BLK WP HR S P ERA WHIP	4.0 0 0 0 0 0 0 0 0 0 0 0 0 0 0 0 0.00 0.000						

AB	34
R	3
H	10
RBI	3
BB	4
SO	5
LOB	16



Batter	1	2	3	4	5	6	7	8	9	AB	R	H	RBI	BB	SO	LOB	BOTTOM					
13 Mike Aviles, R OBP: 0.289, SLG: 0.548										4	0	2	0	0	2	2	<b>Baltimore Orioles @ Kansas City Royals</b> Kauffman Stadium, Kansas City, MO Wed May 04 2011, 7:11 PM - 9:54 PM CDT Att: 11,130 - Partly Cloudy - 70 F					
53 Melky Cabrera, S OBP: 0.299, SLG: 0.426										4	0	0	1	0	0	2						
4 Alex Gordon, L OBP: 0.383, SLG: 0.517										4	0	1	0	0	1	2						
16 Billy Butler, R OBP: 0.423, SLG: 0.463										4	0	0	0	0	1	2						
21 Jeff Francoeur, R OBP: 0.357, SLG: 0.623										3	1	1	1	1	0	0						
24 Wilson Betemit, S OBP: 0.379, SLG: 0.482										4	0	0	0	0	1	1						
30 Kila Ka'aihue, L OBP: 0.295, SLG: 0.317										4	0	0	0	0	2	1						
15 Matt Treanor, R OBP: 0.338, SLG: 0.321										2	0	0	0	1	0	0						
2 Alcides Escobar, R OBP: 0.250, SLG: 0.263										2	1	1	0	1	1	0						
<b>Inning Stats</b>	R: 0 H: 1 E: 1 K: 2 S: 8	H: 1 LOB: 1 BB: 0 P: 13	R: 1 H: 1 E: 0 K: 2 S: 17	H: 1 LOB: 2 BB: 2 P: 35	R: 0 H: 0 E: 0 K: 0 S: 7	H: 0 LOB: 0 BB: 0 P: 12	R: 0 H: 0 E: 0 K: 1 S: 7	H: 0 LOB: 0 BB: 0 P: 13	R: 0 H: 0 E: 0 K: 2 S: 8	H: 0 LOB: 0 BB: 0 P: 10	R: 0 H: 1 E: 0 K: 0 S: 5	H: 1 LOB: 0 BB: 0 P: 9	R: 0 H: 0 E: 0 K: 1 S: 9	H: 0 LOB: 0 BB: 0 P: 13	R: 1 H: 2 E: 0 K: 0 S: 10	H: 2 LOB: 1 BB: 0 P: 15	R: 0 H: 0 E: 0 K: 0 S: 12	H: 0 LOB: 1 BB: 1 P: 22	1B: 3 2B: 1 3B: 0 HR: 1	SF: 0 SAC: 0 DP: 1 HBP: 0	WP: 0 PB: 0 CS: 0	PA: 34
<b>PITCHER</b>	IP WLS BF H R ER SO BB IBB HBP BLK WP HR S P ERA WHIP	7.0 H 4 2 1 1 0 0 0 0 0 0 0 0 9 13 13.50 3.000	0.2 H 1 0 0 0 0 0 0 0 0 0 0 0 1 2 0.00 0.000	1.0 S 4 0 0 0 0 1 0 0 0 0 0 0 12 22 0.00 1.000	<b>PITCHER</b>										IP WLS BF H R ER SO BB IBB HBP BLK WP HR S P ERA WHIP	4.0 0 0 0 0 0 0 0 0 0 0 0 0 0 0 0 0.00 0.000						

AB	31
R	2
H	5
RBI	2
BB	3
SO	8
LOB	10





Batter	1	2	3	4	5	6	7	8	9	AB	R	H	RBI	BB	SO	LOB	TOP			
1 Brian Roberts, S OBP: 0.285, SLG: 0.388										4	0	0	0	0	1	2				
21 Nick Markakis, L OBP: 0.298, SLG: 0.325										4	1	2	0	0	0	0				
25 Derrek Lee, R OBP: 0.321, SLG: 0.319										4	0	0	0	0	0	2				
27 Vladimir Guerrero, R OBP: 0.279, SLG: 0.383										3	0	0	0	1	0	1				
10 Adam Jones, R OBP: 0.296, SLG: 0.429										4	0	1	1	0	1	1				
30 Luke Scott, L OBP: 0.333, SLG: 0.519										4	0	0	0	0	1	2				
12 Mark Reynolds, R OBP: 0.284, SLG: 0.358										3	0	1	0	1	0	0				
9 Jake Fox, R OBP: 0.167, SLG: 0.286										3	0	0	0	0	1	2				
11 Robert Andino, R OBP: 0.386, SLG: 0.361										3	0	1	0	0	1	2				
<b>Inning Stats</b>	R: 1 E: 0 K: 0 S: 12	H: 2 LOB: 2 BB: 1 P: 21	R: 0 E: 0 K: 1 S: 11	H: 0 LOB: 1 BB: 1 P: 19	R: 0 E: 0 K: 1 S: 8	H: 1 LOB: 1 BB: 0 P: 10	R: 0 E: 0 K: 2 S: 13	H: 1 LOB: 1 BB: 0 P: 19	R: 0 E: 0 K: 1 S: 8	H: 0 LOB: 0 BB: 0 P: 14	R: 0 E: 0 K: 0 S: 7	H: 1 LOB: 1 BB: 0 P: 9	R: 0 E: 0 K: 0 S: 6	H: 0 LOB: 0 BB: 0 P: 11	R: 0 E: 0 K: 0 S: 19	H: 0 LOB: 0 BB: 0 P: 24	1B: 5 2B: 0 3B: 0 HR: 0	SF: 0 SAC: 0 DP: 0 HBP: 0	WP: 0 PB: 0 SB: 0 CS: 0	PA: 34
<b>PITCHER</b>	IP: 7.0 WLS: W BF: 28	H: 5 R: 1 ER: 1 SO: 5	BB: 1 IBB: 1 HBP: 0 BLK: 0	WP: 0 HR: 0 S: 66 P: 104	ERA: 1.29 WHIP: 0.857	<b>PITCHER</b>	IP: 2.0 WLS: W BF: 6	H: 0 R: 0 ER: 0 SO: 0	BB: 0 IBB: 0 HBP: 0 BLK: 0	WP: 0 HR: 0 S: 25 P: 35	ERA: 0.00 WHIP: 0.000									

**Baltimore Orioles @ Kansas City Royals**  
Kauffman Stadium, Kansas City, MO  
Thu May 05 2011, 1:47 PM - 4:24 PM CDT  
Att: 29,927 - Cloudy - 53 F

livebaseballscorecards.com

AB 32  
R 1  
H 5  
RBI 1  
BB 2  
SO 5  
LOB 12

Batter	1	2	3	4	5	6	7	8	9	AB	R	H	RBI	BB	SO	LOB	BOTTOM			
17 Chris Getz, L OBP: 0.327, SLG: 0.305										4	1	2	1	0	0	0				
53 Melky Cabrera, S OBP: 0.317, SLG: 0.466										4	3	3	4	1	1	1				
4 Alex Gordon, L OBP: 0.377, SLG: 0.504										5	1	1	1	0	1	3				
16 Billy Butler, R OBP: 0.418, SLG: 0.464										4	0	1	1	0	0	3				
21 Jeff Francoeur, R OBP: 0.346, SLG: 0.602										4	0	0	0	0	2	2				
24 Wilson Betemit, S OBP: 0.374, SLG: 0.483										4	1	1	1	0	1	0				
13 Mike Aviles, R OBP: 0.309, SLG: 0.552										3	0	2	1	0	0	0				
3 Brayan Peña, S OBP: 0.309, SLG: 0.362										3	1	0	0	1	0	3				
2 Alcides Escobar, R OBP: 0.258, SLG: 0.280										4	2	2	0	0	0	1				
<b>Inning Stats</b>	R: 4 E: 0 K: 1 S: 16	H: 5 LOB: 1 BB: 0 P: 27	R: 1 E: 0 K: 1 S: 14	H: 2 LOB: 1 BB: 0 P: 20	R: 0 E: 0 K: 1 S: 11	H: 0 LOB: 0 BB: 0 P: 14	R: 3 E: 0 K: 0 S: 15	H: 3 LOB: 1 BB: 1 P: 24	R: 0 E: 0 K: 1 S: 6	H: 0 LOB: 1 BB: 0 P: 8	R: 0 E: 0 K: 1 S: 9	H: 1 LOB: 1 BB: 1 P: 17	R: 0 E: 0 K: 1 S: 11	H: 1 LOB: 0 BB: 0 P: 20	R: 1 E: 0 K: 0 S: 10	H: 1 LOB: 0 BB: 0 P: 13	1B: 6 2B: 5 3B: 0 HR: 1	SF: 0 SAC: 1 DP: 0 HBP: 1	WP: 2 PB: 0 SB: 0 CS: 0	PA: 39
<b>PITCHER</b>	IP: 3.2 WLS: L BF: 22	H: 10 R: 8 ER: 8 SO: 3	BB: 1 IBB: 0 HBP: 1 BLK: 0	WP: 1 HR: 0 S: 53 P: 79	ERA: 19.64 WHIP: 3.000	<b>PITCHER</b>	IP: 3.2 WLS: L BF: 14	H: 1 R: 0 ER: 0 SO: 2	BB: 1 IBB: 0 HBP: 0 BLK: 0	WP: 0 HR: 0 S: 31 P: 53	ERA: 0.00 WHIP: 0.545	<b>PITCHER</b>	IP: 0.2 WLS: L BF: 3	H: 1 R: 1 ER: 1 SO: 0	BB: 1 IBB: 0 HBP: 0 BLK: 0	WP: 0 HR: 0 S: 8 P: 11	ERA: 13.50 WHIP: 1.500			

**Baltimore Orioles @ Kansas City Royals**  
Kauffman Stadium, Kansas City, MO  
Thu May 05 2011, 1:47 PM - 4:24 PM CDT  
Att: 29,927 - Cloudy - 53 F

livebaseballscorecards.com

AB 35  
R 9  
H 12  
RBI 9  
BB 2  
SO 5  
LOB 13



Batter	1	2	3	4	5	6	7	8	9	AB	R	H	RBI	BB	SO	LOB	TOP					
4 Coco Crisp, S OBP: 0.282, SLG: 0.407										3	0	0	1	1	0	1						
12 David DeJesus, L OBP: 0.311, SLG: 0.315										4	0	1	0	0	0	0						
28 Conor Jackson, R OBP: 0.341, SLG: 0.392										4	0	0	0	0	0	2						
55 Hideki Matsui, L OBP: 0.292, SLG: 0.378										4	0	0	0	0	0	2						
8 Kurt Suzuki, R OBP: 0.315, SLG: 0.367										3	1	1	0	0	0	0						
15 Ryan Sweeney, L OBP: 0.444, SLG: 0.474										3	1	1	0	0	0	0						
21 Andy LaRoche, R OBP: 0.322, SLG: 0.364										3	1	1	1	0	0	0						
14 Mark Ellis, R OBP: 0.218, SLG: 0.272										3	0	1	0	0	0	0						
5 Kevin Kouzmanoff, R OBP: 0.239, SLG: 0.325										2	0	0	1	0	0	2						
16 Josh Willingham, R OBP: 0.319, SLG: 0.431										1	0	0	0	0	0	0						
2 Cliff Pennington, S OBP: 0.267, SLG: 0.289										0	0	0	0	0	0	0						
<b>Inning Stats</b>	R: 0 E: 0 K: 0 S: 9	H: 1 LOB: 1 BB: 1 P: 15	R: 0 E: 0 K: 0 S: 7	H: 0 LOB: 0 BB: 0 P: 13	R: 0 E: 0 K: 0 S: 9	H: 0 LOB: 0 BB: 0 P: 12	R: 0 E: 0 K: 0 S: 7	H: 0 LOB: 0 BB: 0 P: 10	R: 3 E: 0 K: 0 S: 12	H: 4 LOB: 0 BB: 0 P: 15	R: 0 E: 0 K: 0 S: 5	H: 0 LOB: 0 BB: 0 P: 7	R: 0 E: 0 K: 0 S: 6	H: 0 LOB: 0 BB: 0 P: 7	R: 0 E: 0 K: 0 S: 6	H: 0 LOB: 0 BB: 0 P: 10	R: 0 E: 0 K: 0 S: 7	H: 0 LOB: 0 BB: 0 P: 9	1B: 5 2B: 0 3B: 0 HR: 0	SF: 0 SAC: 0 DP: 1 HBP: 0	WP: 0 PB: 0 SB: 0 CS: 1	PA: 32
<b>PITCHER</b>	IP WLS BF H R ER SO BB IBB HBP BLK WP HR S P ERA WHIP																					
37 Sean O'Sullivan, R ERA: 3.41	8.0 L 28 5 3 3 0 1 0 0 0 0 0 0 61 89 3.38 0.750																					
55 Tim Collins, L ERA: 3.93	1.0 3 0 0 0 0 0 0 0 0 0 0 0 7 9 0.00 0.000																					

Oakland Athletics @ Kansas City Royals  
Kauffman Stadium, Kansas City, MO  
Fri May 06 2011, 7:12 PM - 9:32 PM CDT  
Att: 30,691 - Partly Cloudy - 71 F

AB	30
R	3
H	5
RBI	3
BB	1
SO	0
LOB	7



Batter	1	2	3	4	5	6	7	8	9	AB	R	H	RBI	BB	SO	LOB	BOTTOM			
13 Mike Aviles, R OBP: 0.316, SLG: 0.567										3	0	1	1	1	2	1				
53 Melky Cabrera, S OBP: 0.308, SLG: 0.453										4	0	0	0	0	1	2				
4 Alex Gordon, L OBP: 0.373, SLG: 0.519										4	1	1	1	0	1	1				
16 Billy Butler, R OBP: 0.406, SLG: 0.448										4	0	0	0	0	0	0				
21 Jeff Francoeur, R OBP: 0.343, SLG: 0.598										4	0	1	0	0	0	0				
35 Eric Hosmer, L OBP: 0.333, SLG: 0.305										2	0	0	0	2	2	1				
24 Wilson Betemit, S OBP: 0.369, SLG: 0.473										4	0	1	0	0	1	2				
1 Jarrod Dyson, L OBP: 0.316, SLG: 0.188										0	0	0	0	0	0	0				
15 Matt Treanor, R OBP: 0.333, SLG: 0.305										3	1	0	0	1	1	1				
2 Alcides Escobar, R OBP: 0.260, SLG: 0.281										3	0	1	0	0	0	1				
<b>Inning Stats</b>	R: 1 E: 0 K: 1 S: 9	H: 1 LOB: 0 BB: 0 P: 12	R: 0 E: 0 K: 0 S: 7	H: 0 LOB: 0 BB: 1 P: 16	R: 1 E: 0 K: 0 S: 9	H: 1 LOB: 1 BB: 1 P: 14	R: 0 E: 0 K: 1 S: 10	H: 0 LOB: 1 BB: 1 P: 17	R: 0 E: 0 K: 0 S: 9	H: 0 LOB: 1 BB: 1 P: 15	R: 0 E: 0 K: 2 S: 11	H: 1 LOB: 0 BB: 0 P: 18	R: 0 E: 0 K: 1 S: 11	H: 0 LOB: 0 BB: 0 P: 18	R: 0 E: 0 K: 1 S: 13	H: 1 LOB: 2 BB: 0 P: 19	1B: 2 2B: 1 3B: 1 HR: 1	SF: 0 SAC: 0 DP: 1 HBP: 0	WP: 0 PB: 0 SB: 3 CS: 0	PA: 35
<b>PITCHER</b>	IP WLS BF H R ER SO BB IBB HBP BLK WP HR S P ERA WHIP																			
47 Gio González, L ERA: 2.88	7.0 W 28 4 2 2 6 4 0 0 0 0 0 0 67 110 2.57 1.143																			
50 Grant Balfour, R ERA: 1.93	1.0 H 3 0 0 0 1 0 0 0 0 0 0 0 11 18 0.00 0.000																			
57 Brian Fuentes, L ERA: 4.67	1.0 S 4 1 0 0 1 0 0 0 0 0 0 0 13 19 0.00 1.000																			

Oakland Athletics @ Kansas City Royals  
Kauffman Stadium, Kansas City, MO  
Fri May 06 2011, 7:12 PM - 9:32 PM CDT  
Att: 30,691 - Partly Cloudy - 71 F

AB	31
R	2
H	5
RBI	2
BB	4
SO	8
LOB	9





Batter	1	2	3	4	5	6	7	8	9	AB	R	H	RBI	BB	SO	LOB	TOP					
4 Coco Crisp, S OBP: 0.281, SLG: 0.411										4	0	1	0	0	0	0	<b>Oakland Athletics @ Kansas City Royals</b> Kauffman Stadium, Kansas City, MO Sat May 07 2011, 6:12 PM - 8:27 PM CDT Att: 25,828 - Clear - 81 F <a href="http://livebaseballscorecards.com">livebaseballscorecards.com</a>					
10 Danic Barton, L OBP: 0.326, SLG: 0.277										4	0	0	0	0	1	1						
12 David DeJesus, L OBP: 0.310, SLG: 0.330										4	0	1	0	0	0	1						
16 Josh Willingham, R OBP: 0.308, SLG: 0.415										4	0	0	0	0	1	2						
14 Mark Ellis, R OBP: 0.216, SLG: 0.272										0	0	0	0	0	0	0						
55 Hideki Matsui, L OBP: 0.298, SLG: 0.400										4	0	2	0	0	0	0						
8 Kurt Suzuki, R OBP: 0.313, SLG: 0.363										4	0	1	0	0	0	2						
21 Andy LaRoche, R OBP: 0.317, SLG: 0.356										4	1	1	0	0	2	2						
5 Kevin Kouzmanoff, R OBP: 0.233, SLG: 0.317										2	0	0	0	0	0	1						
15 Ryan Sweeney, L OBP: 0.447, SLG: 0.475										2	1	1	0	0	1	1						
2 Cliff Pennington, S OBP: 0.269, SLG: 0.320										3	1	1	3	0	1	0						
<b>Inning Stats</b>	R: 0 E: 0 K: 1 S: 11	H: 0 LOB: 0 BB: 0 P: 15	R: 0 E: 0 K: 0 S: 6	H: 0 LOB: 0 BB: 0 P: 7	R: 0 E: 0 K: 1 S: 6	H: 0 LOB: 0 BB: 0 P: 8	R: 0 E: 0 K: 0 S: 6	H: 1 LOB: 1 BB: 0 P: 12	R: 0 E: 0 K: 0 S: 8	H: 0 LOB: 1 BB: 0 P: 13	R: 0 E: 0 K: 1 S: 11	H: 0 LOB: 0 BB: 0 P: 18	R: 0 E: 0 K: 0 S: 7	H: 1 LOB: 1 BB: 0 P: 15	R: 3 E: 0 K: 1 S: 16	H: 4 LOB: 0 BB: 0 P: 24	R: 0 E: 0 K: 2 S: 9	H: 1 LOB: 1 BB: 0 P: 15	1B: 3 2B: 3 3B: 1 HR: 1	SF: 0 SAC: 0 DP: 0 HBP: 0	WP: 0 PB: 0 SB: 0 CS: 0	PA: 35
<b>PITCHER</b>	IP WLS BF H R ER SO BB IBB HBP BLK WP HR S P ERA WHIP																					
44 Luke Hochevar, R ERA: 4.91	7.0	B 6	3	2	2	1	0	0	0	0	0	0	0	0	58	94	1.29	3.000				
43 Aaron Crow, R ERA: 1.1	1.0	W 4	1	0	0	0	2	0	0	0	0	0	0	0	9	15	0.00	1.000				
48 Joakim Soria, R ERA: 3.95	1.0																					


Batter	1	2	3	4	5	6	7	8	9	AB	R	H	RBI	BB	SO	LOB	BOTTOM					
17 Chris Getz, L OBP: 0.319, SLG: 0.296										3	0	0	0	0	0	0	<b>Oakland Athletics @ Kansas City Royals</b> Kauffman Stadium, Kansas City, MO Sat May 07 2011, 6:12 PM - 8:27 PM CDT Att: 25,828 - Clear - 81 F <a href="http://livebaseballscorecards.com">livebaseballscorecards.com</a>					
53 Melky Cabrera, S OBP: 0.306, SLG: 0.447										4	1	1	1	0	1	0						
4 Alex Gordon, L OBP: 0.370, SLG: 0.511										4	0	1	1	0	0	0						
16 Billy Butler, R OBP: 0.401, SLG: 0.445										3	0	1	1	0	0	0						
1 Jarrod Dyson, L OBP: 0.316, SLG: 0.188										0	1	0	0	0	0	0						
21 Jeff Francoeur, R OBP: 0.341, SLG: 0.587										4	0	1	0	0	1	1						
35 Eric Hosmer, L OBP: 0.500, SLG: 0.200										3	0	1	0	1	0	0						
13 Mike Aviles, R OBP: 0.304, SLG: 0.548										3	0	0	1	0	1	1						
15 Matt Treanor, R OBP: 0.347, SLG: 0.311										2	1	1	0	1	0	0						
2 Alcides Escobar, R OBP: 0.262, SLG: 0.282										3	1	1	0	0	0	1						
<b>Inning Stats</b>	R: 0 E: 0 K: 0 S: 5	H: 0 LOB: 0 BB: 0 P: 6	R: 0 E: 0 K: 1 S: 11	H: 0 LOB: 0 BB: 0 P: 16	R: 0 E: 0 K: 1 S: 8	H: 0 LOB: 0 BB: 0 P: 11	R: 0 E: 0 K: 0 S: 6	H: 0 LOB: 0 BB: 0 P: 7	R: 0 E: 0 K: 0 S: 8	H: 1 LOB: 1 BB: 0 P: 13	R: 3 E: 0 K: 0 S: 12	H: 4 LOB: 1 BB: 0 P: 17	R: 0 E: 0 K: 0 S: 8	H: 0 LOB: 1 BB: 1 P: 14	R: 0 E: 0 K: 1 S: 9	H: 0 LOB: 0 BB: 0 P: 11	R: 1 E: 0 K: 0 S: 7	H: 2 LOB: 2 BB: 1 P: 12	1B: 7 2B: 0 3B: 0 HR: 0	SF: 2 SAC: 1 DP: 0 HBP: 0	WP: 0 PB: 0 SB: 1 CS: 0	PA: 34
<b>PITCHER</b>	IP WLS BF H R ER SO BB IBB HBP BLK WP HR S P ERA WHIP																					
32 Brandon McCarthy, R ERA: 3.26	8.1	L 34	7	4	4	3	1	1	0	0	0	0	0	74	107	4.32	0.960					



Batter	1	2	3	4	5	6	7	8	9	AB	R	H	RBI	BB	SO	LOB	TOP											
4 Coco Crisp, S OBP: 0.277, SLG: 0.402	E5 10 2B 28 1B	G1-3		L4		G1-3	G1-3	1-2 2-H 1B		5	1	1	1	0	0	2	<b>Oakland Athletics @ Kansas City Royals</b> Kauffman Stadium, Kansas City, MO Sun May 08 2011, 1:12 PM - 4:10 PM CDT Att: 22,435 - Sunny - 81 F <a href="http://livebaseballscorecards.com">livebaseballscorecards.com</a>											
10 Danie Barton, L OBP: 0.329, SLG: 0.291	28 1B 16 FC3-6 2B		F8		G1-3	G1-3	16 1B 1B	K		5	1	2	0	0	1	2												
28 Conor Jackson, R OBP: 0.356, SLG: 0.405	16 FC3-6 1B				16 FC5-4 1B		K			5	0	3	1	0	2	1												
16 Josh Willingham, R (1, 10) OBP: 0.304, SLG: 0.405	FC3-6 8 BB 1B		F9		FC5-4 1B		1B			5	0	1	1	0	1	3												
8 Kurt Suzuki, R OBP: 0.316, SLG: 0.387	BB		G1-3		F9		G5-3			4	1	1	1	1	0	4												
12 David DeJesus, L OBP: 0.298, SLG: 0.316	F9									5	0	0	0	0	2	2												
14 Mark Ellis, R OBP: 0.228, SLG: 0.280	G5-3									4	1	2	0	0	1	2												
5 Kevin Kouzmanoff, R OBP: 0.245, SLG: 0.360			G6-3							4	1	2	1	0	1	1												
2 Cliff Pennington, S OBP: 0.288, SLG: 0.311	B2									3	0	0	0	1	0	2												
<b>Inning Stats</b>	R: 2 E: 1 K: 0 S: 15	H: 2 LOB: 2 BB: 1 P: 25	R: 0 E: 0 K: 0 S: 5	H: 0 LOB: 0 BB: 0 P: 7	R: 0 E: 0 K: 0 S: 9	H: 1 LOB: 1 BB: 0 P: 12	R: 0 E: 0 K: 1 S: 9	H: 2 LOB: 2 BB: 0 P: 16	R: 0 E: 0 K: 1 S: 11	H: 1 LOB: 1 BB: 0 P: 20	R: 1 E: 0 K: 1 S: 12	H: 1 LOB: 2 BB: 0 P: 16	R: 0 E: 0 K: 1 S: 18	H: 2 LOB: 0 BB: 0 P: 24	R: 1 E: 0 K: 2 S: 15	H: 2 LOB: 2 BB: 1 P: 26		R: 1 E: 0 K: 3 S: 13	H: 1 LOB: 0 BB: 0 P: 20	1B: 9 2B: 1 3B: 0 HR: 2	SF: 0 SAC: 0 DP: 0 HBP: 0	WP: 0 PB: 0 SB: 0 CS: 1	PA: 42					
<b>PITCHER</b>	IP WLS BF H R ER SO BB IBB HBP BLK WP HR S P ERA WHIP	6.1 L 29 8 3 2 2 1 0 0 0 0 1 69 106 2.84 1.421	7.1 2 1 1 1 2 1 0 0 0 0 0 0 20 32 6.75 2.250	0.1 2 1 0 0 1 0 0 0 0 0 0 5 8 0.00 3.000	1.0 4 1 1 1 3 0 0 0 0 0 1 13 20 9.00 1.000	<b>PITCHER</b>										IP WLS BF H R ER SO BB IBB HBP BLK WP HR S P ERA WHIP												
26 Jeff Francis, L ERA: 5.09											6.1	L	29	8	3	2	2	1	0	0	0	0	0	1	69	106	2.84	1.421
38 Blake Wood, R ERA: 3.75											7.1	2	1	1	1	2	1	0	0	0	0	0	0	0	20	32	6.75	2.250
55 Tim Collins, L ERA: 3.86											0.1	2	1	0	0	1	0	0	0	0	0	0	0	5	8	0.00	3.000	
31 Louis Coleman, R ERA: 2.7											1.0	4	1	1	1	3	0	0	0	0	0	0	1	13	20	9.00	1.000	

**Oakland Athletics @ Kansas City Royals**  
 Kauffman Stadium, Kansas City, MO  
 Sun May 08 2011, 1:12 PM - 4:10 PM CDT  
 Att: 22,435 - Sunny - 81 F


AB 40  
 R 5  
 H 12  
 RBI 5  
 BB 2  
 SO 8  
 LOB 19



Batter	1	2	3	4	5	6	7	8	9	AB	R	H	RBI	BB	SO	LOB	BOTTOM										
17 Chris Getz, L OBP: 0.308, SLG: 0.284	F7		F9		K		F8			4	0	0	0	0	1	3	<b>Oakland Athletics @ Kansas City Royals</b> Kauffman Stadium, Kansas City, MO Sun May 08 2011, 1:12 PM - 4:10 PM CDT Att: 22,435 - Sunny - 81 F <a href="http://livebaseballscorecards.com">livebaseballscorecards.com</a>										
53 Melky Cabrera, S OBP: 0.305, SLG: 0.441	G6-3		G6-3				K			4	1	1	0	0	1	2											
4 Alex Gordon, L OBP: 0.367, SLG: 0.500	G3									3	0	0	0	1	0	1											
21 Jeff Francoeur, R OBP: 0.345, SLG: 0.581										3	0	1	0	1	1	2											
35 Eric Hosmer, L OBP: 0.500, SLG: 0.444										4	1	2	1	0	0	2											
24 Wilson Betemit, S OBP: 0.364, SLG: 0.457										3	0	0	0	1	1	2											
12 Mitch Maier, L OBP: 0.571, SLG: 0.700										2	0	1	1	1	0	1											
13 Mike Aviles, R OBP: 0.301, SLG: 0.543										1	0	0	0	0	1	0											
3 Brayan Peña, S OBP: 0.305, SLG: 0.340										3	0	0	0	1	0	1											
2 Alcides Escobar, R OBP: 0.265, SLG: 0.286										2	0	1	0	0	1	1											
<b>Inning Stats</b>	R: 0 E: 0 K: 0 S: 6	H: 0 LOB: 0 BB: 0 P: 9	R: 0 E: 0 K: 0 S: 7	H: 2 LOB: 1 BB: 0 P: 9	R: 0 E: 0 K: 0 S: 7	H: 1 LOB: 1 BB: 0 P: 9	R: 0 E: 0 K: 1 S: 6	H: 0 LOB: 1 BB: 1 P: 13	R: 0 E: 0 K: 2 S: 15	H: 0 LOB: 1 BB: 1 P: 24	R: 2 E: 1 K: 1 S: 13	H: 3 LOB: 2 BB: 1 P: 25	R: 0 E: 0 K: 1 S: 7	H: 0 LOB: 1 BB: 1 P: 11	R: 0 E: 0 K: 1 S: 9	H: 0 LOB: 0 BB: 0 P: 12	R: 0 E: 0 K: 1 S: 9	H: 0 LOB: 0 BB: 0 P: 12	1B: 5 2B: 1 3B: 0 HR: 0	SF: 0 SAC: 1 DP: 1 HBP: 0	WP: 0 PB: 0 SB: 0 CS: 0	PA: 35					
<b>PITCHER</b>	IP WLS BF H R ER SO BB IBB HBP BLK WP HR S P ERA WHIP	6.0 W 25 6 2 2 4 3 0 0 0 0 0 11 19 0.00 1.000	1.0 H 4 0 0 0 1 1 0 0 0 0 0 7 11 0.00 1.000	1.0 S 3 0 0 0 1 0 0 0 0 0 0 9 12 0.00 0.000	<b>PITCHER</b>										IP WLS BF H R ER SO BB IBB HBP BLK WP HR S P ERA WHIP												
66 Tyson Ross, R ERA: 2.51											6.0	W	25	6	2	2	4	3	0	0	0	0	0	11	19	0.00	1.000
48 Michael Wuerz, R ERA											1.0	H	4	0	0	0	1	1	0	0	0	0	0	7	11	0.00	1.000
50 Grant Balfour, R ERA: 1.8											1.0	S	3	0	0	0	1	0	0	0	0	0	0	9	12	0.00	0.000
57 Brian Fuentes, L ERA: 4.42											1.0	S	3	0	0	0	1	0	0	0	0	0	0	9	12	0.00	0.000

**Oakland Athletics @ Kansas City Royals**  
 Kauffman Stadium, Kansas City, MO  
 Sun May 08 2011, 1:12 PM - 4:10 PM CDT  
 Att: 22,435 - Sunny - 81 F

AB 29  
 R 2  
 H 6  
 RBI 2  
 BB 5  
 SO 6  
 LOB 15

















Batter	1	2	3	4	5	6	7	8	9	AB	R	H	RBI	BB	SO	LOB	TOP								
17 Chris Getz, L OBP: 0.300, SLG: 0.265										4	0	0	0	0	0	2	<b>Kansas City Royals @ Detroit Tigers</b> Comerica Park, Detroit, MI Fri May 13 2011, 7:08 PM - 9:30 PM EDT Att: 33,641 - Partly Cloudy - 77 F								
53 Melky Cabrera, S OBP: 0.316, SLG: 0.478										4	0	1	1	0	0	1									
4 Alex Gordon, L OBP: 0.352, SLG: 0.473										4	0	1	0	0	2	1									
16 Billy Butler, R OBP: 0.406, SLG: 0.436										2	0	0	0	2	1	1									
21 Jeff Francoeur, R OBP: 0.342, SLG: 0.548										4	0	0	0	0	1	3									
35 Eric Hosmer, L OBP: 0.387, SLG: 0.600										4	0	0	0	0	2	3									
13 Mike Aviles, R OBP: 0.284, SLG: 0.495										3	0	0	0	0	1	2									
15 Matt Treanor, R OBP: 0.379, SLG: 0.343										3	0	1	0	0	2	0									
2 Alcides Escobar, R OBP: 0.259, SLG: 0.273										2	1	0	0	1	0	1									
<b>Inning Stats</b>	R: 0 E: 0 K: 1 S: 9	H: 0 LOB: 0 BB: 0 P: 12	R: 0 E: 0 K: 0 S: 8	H: 0 LOB: 1 BB: 1 P: 16	R: 0 E: 0 K: 1 S: 11	H: 0 LOB: 0 BB: 0 P: 13	R: 0 E: 0 K: 0 S: 4	H: 0 LOB: 0 BB: 0 P: 9	R: 0 E: 0 K: 1 S: 7	H: 0 LOB: 0 BB: 0 P: 11	R: 1 E: 0 K: 2 S: 11	H: 1 LOB: 1 BB: 1 P: 19	R: 0 E: 0 K: 2 S: 9	H: 0 LOB: 1 BB: 1 P: 16	R: 0 E: 0 K: 0 S: 7	H: 1 LOB: 1 BB: 0 P: 9		R: 0 E: 0 K: 2 S: 9	H: 1 LOB: 1 BB: 0 P: 12	1B: 1 2B: 1 3B: 1 HR: 0	SF: 0 SAC: 0 DP: 0 HBP: 0	WP: 1 PB: 0 SB: 1 CS: 0	PA: 33		
<b>PITCHER</b>	IP	WLS	BF	H	R	ER	SO	BB	IBB	HBP	BLK	WP	HR	S	P	ERA	WHIP								
35 Justin Verlander, R ERA: 2.91	8.0	W	29	2	1	1	7	3	0	0	0	0	0	66	105	1.12	0.625								
46 Jose Valverde, R ERA: 1.59	1.0	S	4	1	0	0	2	0	0	0	0	1	0	9	12	0.00	1.000								

Batter	1	2	3	4	5	6	7	8	9	AB	R	H	RBI	BB	SO	LOB	BOTTOM								
14 Austin Jackson, R OBP: 0.289, SLG: 0.359										3	1	1	1	1	0	0	<b>Kansas City Royals @ Detroit Tigers</b> Comerica Park, Detroit, MI Fri May 13 2011, 7:08 PM - 9:30 PM EDT Att: 33,641 - Partly Cloudy - 77 F								
20 Scott Sizemore, R OBP: 0.381, SLG: 0.265										4	0	1	0	0	1	1									
26 Brennan Boesch, L OBP: 0.363, SLG: 0.414										4	0	1	0	0	0	1									
57 Casper Wells, R OBP: 0.319, SLG: 0.395										0	0	0	0	0	0	0									
24 Miguel Cabrera, R OBP: 0.439, SLG: 0.544										4	0	1	0	0	1	2									
41 Victor Martinez, S OBP: 0.394, SLG: 0.559										3	1	1	0	1	0	0									
32 Don Kelly, L OBP: 0.318, SLG: 0.366										3	0	1	0	0	0	2									
27 Jhonny Peralta, R OBP: 0.360, SLG: 0.492										2	1	1	1	1	1	2									
13 Alex Avila, L OBP: 0.331, SLG: 0.527										3	0	0	1	0	1	4									
15 Brandon Inge, R OBP: 0.259, SLG: 0.301										3	0	0	0	0	1	1									
<b>Inning Stats</b>	R: 1 E: 0 K: 0 S: 9	H: 2 LOB: 0 BB: 0 P: 10	R: 1 E: 0 K: 1 S: 9	H: 2 LOB: 1 BB: 0 P: 13	R: 0 E: 0 K: 0 S: 11	H: 1 LOB: 1 BB: 1 P: 18	R: 1 E: 0 K: 1 S: 15	H: 1 LOB: 0 BB: 0 P: 25	R: 0 E: 0 K: 1 S: 9	H: 0 LOB: 0 BB: 0 P: 13	R: 0 E: 0 K: 0 S: 9	H: 1 LOB: 3 BB: 2 P: 23	R: 0 E: 0 K: 1 S: 9	H: 0 LOB: 0 BB: 0 P: 11	R: 0 E: 0 K: 1 S: 5	H: 0 LOB: 0 BB: 0 P: 10	1B: 4 2B: 1 3B: 0 HR: 2	SF: 0 SAC: 0 DP: 1 HBP: 0	WP: 0 PB: 0 SB: 1 CS: 0	PA: 32					
<b>PITCHER</b>	IP	WLS	BF	H	R	ER	SO	BB	IBB	HBP	BLK	WP	HR	S	P	ERA	WHIP								
44 Luke Hochevar, R ERA: 4.87	6.0	L	26	7	3	3	3	2	1	0	0	0	0	13	102	4.50	1.500								
31 Louis Coleman, R ERA: 1.93	1.2		5	0	0	0	2	0	0	0	0	0	0	13	18	0.00	0.000								
55 Tim Collins, L ERA: 3.38	0.1		1	0	0	0	0	0	0	0	0	0	0	1	3	0.00	0.000								



Batter	1	2	3	4	5	6	7	8	9	AB	R	H	RBI	BB	SO	LOB	TOP								
13 Mike Aviles, R OBP: 0.283, SLG: 0.486	(1, 4) C FF 91 2-2 B SI 92 1-1 F FS 93 0-0 X SI 94		(2) C SI 92 3-2 F FS 93 0-0 B SI 94 1-1 X FS 97			(1) S CU 77 1-2 F FS 93 0-0 B SI 94 1-1 X FS 97		(1) C CU 77 1-2 B SI 92 1-1 F FS 93 0-0 X SI 94			4	0	1	0	0	0	0	<b>Kansas City Royals @ Detroit Tigers</b> Comerica Park, Detroit, MI Sat May 14 2011, 4:14 PM - 6:35 PM EDT Att: 37,647 - Cloudy - 62 F							
53 Melky Cabrera, S OBP: 0.309, SLG: 0.467	(1, 8) C FF 91 1-2 B SI 92 1-1 F FS 93 0-0 X SI 94		(3) F SI 93 0-1 B SI 94 1-1 X FS 97			(2) C SI 92 2-3 F FS 93 0-0 B SI 94 1-1 X FS 97		(3) B SI 90 1-1 F FS 93 0-0 X SI 94		4	0	0	0	0	1	1									
4 Alex Gordon, L OBP: 0.349, SLG: 0.468	(1, 7) B FS 92 3-1 B SI 91 1-1 C SI 92 1-1 X SI 94				(1) B SI 91 2-2 F FS 93 0-0 X FS 97				(1) C FF 94 1-3 B SI 92 1-1 F FS 93 0-0 X SI 94	4	0	1	0	0	1	0									
16 Billy Butler, R OBP: 0.402, SLG: 0.438	(1, 10) B SI 90 1-0 X SI 91				(2) C SI 92 2-1 B SI 93 0-0 X FS 97				(2) C FF 94 0-3 B SI 92 1-1 F FS 93 0-0 X SI 94	4	0	1	0	0	1	1									
21 Jeff Francoeur, R OBP: 0.345, SLG: 0.550	(1, 9) B SI 89 1-1 X SI 91				(2) F SI 93 0-1 X SI 94				(4-2) S FF 94 4-2 B SI 92 1-1 F FS 93 0-0 X SI 94	3	0	1	0	1	0	1									
35 Eric Hosmer, L OBP: 0.343, SLG: 0.517	(1, 3) X FF 91 0-0				(3) C SI 92 1-1 B SI 93 0-0 X FS 97				(3) X FF 94 0-0	4	0	0	0	0	0	3									
24 Wilson Betemit, S OBP: 0.383, SLG: 0.462																									
3 Brayan Peña, S OBP: 0.277, SLG: 0.304																									
2 Alcides Escobar, R OBP: 0.253, SLG: 0.268																									
<b>Inning Stats</b>	R: 0 E: 0 K: 0 S: 10	H: 1 LOB: 1 BB: 0 P: 17	R: 0 E: 0 K: 0 S: 7	H: 1 LOB: 1 BB: 0 P: 9	R: 0 E: 0 K: 0 S: 6	H: 0 LOB: 0 BB: 0 P: 10	R: 0 E: 0 K: 0 S: 9	H: 1 LOB: 1 BB: 0 P: 14	R: 0 E: 0 K: 1 S: 9	H: 0 LOB: 0 BB: 0 P: 16	R: 0 E: 0 K: 1 S: 10	H: 0 LOB: 0 BB: 0 P: 16	R: 0 E: 0 K: 0 S: 5	H: 1 LOB: 1 BB: 0 P: 9	R: 0 E: 0 K: 0 S: 13	H: 1 LOB: 1 BB: 0 P: 19	R: 0 E: 0 K: 2 S: 11	H: 0 LOB: 1 BB: 1 P: 16	1B: 3 2B: 2 3B: 0 HR: 0	SF: 0 SAC: 0 DP: 0 HBP: 0	WP: 0 PB: 0 SB: 0 CS: 0	PA: 33			
<b>PITCHER</b>	IP WLS BF H R ER SO BB IBB HBP BLK WP HR S P ERA WHIP	8.0 W 29 5 0 0 2 0 0 0 0 0 0 69 110 0.00 0.625	1.0 S 4 0 0 0 2 1 0 0 0 0 0 0 11 16 0.00 1.000																						

AB	32
R	0
H	5
RBI	0
BB	1
SO	4
LOB	8



Batter	1	2	3	4	5	6	7	8	9	AB	R	H	RBI	BB	SO	LOB	BOTTOM							
14 Austin Jackson, R OBP: 0.288, SLG: 0.357	(1, 8) C SI 81 2-1 B CU 84 1-1 X CH 75									4	1	1	0	0	1	0	<b>Kansas City Royals @ Detroit Tigers</b> Comerica Park, Detroit, MI Sat May 14 2011, 4:14 PM - 6:35 PM EDT Att: 37,647 - Cloudy - 62 F							
20 Scott Sizemore, R OBP: 0.391, SLG: 0.289	(1, 4) X SI 86 0-0									4	1	2	0	0	0	0								
25 Ryan Raburn, R OBP: 0.295, SLG: 0.366	(1, 7) B SI 86 1-0 X SI 82									3	0	0	0	0	0	1								
24 Miguel Cabrera, R OBP: 0.440, SLG: 0.540	(1, 3) X CH 76 0-0									3	1	1	1	1	1	1								
41 Victor Martinez, S OBP: 0.389, SLG: 0.546	(1, 2) X SI 84 0-0									4	0	1	1	0	0	1								
27 Jhonny Peralta, R OBP: 0.366, SLG: 0.504	(1, 6) C CU 86 2-1 B SI 84 1-1 X CH 78									3	0	2	1	0	0	1								
26 Brennan Boesch, L OBP: 0.356, SLG: 0.495	(1, 10) C CH 77 1-1 B SI 86 1-1 X CH 77									3	0	0	0	0	0	3								
57 Casper Wells, R OBP: 0.300, SLG: 0.370	(1, 9) F SI 86 1-3 D CH 77 1-1 F SI 85 1-1 C SI 88									3	0	0	0	0	1	3								
15 Brandon Inge, R OBP: 0.254, SLG: 0.294	(1, 5) B CU 88 2-2 F SI 86 1-1 B SI 85 1-1 X SI 81									3	0	0	0	0	1	0								
<b>Inning Stats</b>	R: 3 E: 0 K: 1 S: 15	H: 5 LOB: 2 BB: 0 P: 22	R: 0 E: 0 K: 0 S: 9	H: 0 LOB: 0 BB: 0 P: 14	R: 0 E: 0 K: 0 S: 9	H: 0 LOB: 1 BB: 1 P: 17	R: 0 E: 0 K: 1 S: 5	H: 0 LOB: 0 BB: 0 P: 7	R: 0 E: 0 K: 0 S: 6	H: 1 LOB: 1 BB: 0 P: 12	R: 0 E: 0 K: 0 S: 6	H: 1 LOB: 0 BB: 0 P: 10	R: 0 E: 0 K: 1 S: 8	H: 0 LOB: 0 BB: 0 P: 13	R: 0 E: 0 K: 1 S: 11	H: 0 LOB: 0 BB: 0 P: 17	R: 0 E: 0 K: 1 HR: 0	SF: 0 SAC: 1 DP: 0 HBP: 0	WP: 0 PB: 0 SB: 0 CS: 0	PA: 32				
<b>PITCHER</b>	IP WLS BF H R ER SO BB IBB HBP BLK WP HR S P ERA WHIP	8.0 L 32 7 3 3 4 1 0 0 0 0 0 69 112 3.38 1.000																						





Batter	1	2	3	4	5	6	7	8	9	AB	R	H	RBI	BB	SO	LOB	TOP					
23 Michael Brantley, L (1, 8) OBP: 0.383, SLG: 0.437										4	2	2	4	2	0	2	<b>Cleveland Indians @ Kansas City Royals</b> Kauffman Stadium, Kansas City, MO Mon May 16 2011, 7:11 PM - 10:13 PM CDT Att. 12,242 - Clear - 69 F					
13 Asdrúbal Cabrera, S (1, 6) OBP: 0.352, SLG: 0.484										6	3	2	1	0	2	3						
17 Shin-Soo Choo, L (1, 9) OBP: 0.308, SLG: 0.362										5	2	2	0	1	0	4						
41 Carlos Santana, S (1, 2) OBP: 0.357, SLG: 0.389										3	2	1	0	3	0	3						
48 Travis Hafner, L (1, 10) OBP: 0.407, SLG: 0.532										3	2	1	3	1	1	4						
47 Shelley Duncan, R (6, PH) OBP: 0.286, SLG: 0.426										2	0	1	2	0	1	1						
20 Orlando Cabrera, R (1, 4) OBP: 0.307, SLG: 0.371										4	2	3	3	0	1	1						
8 Adam Everett, R (6, PH) OBP: 0.400, SLG: 0.308										2	0	0	0	0	0	1						
28 Travis Buck, L (1, 7) OBP: 0.306, SLG: 0.371										6	3	3	1	0	0	2						
7 Matt LaPorta, R (1, 3) OBP: 0.354, SLG: 0.487										4	1	4	4	1	0	0						
6 Lou Marson, R (7, 2) OBP: 0.342, SLG: 0.441										1	0	0	0	0	0	0						
9 Jack Hannah, L (1, 5) OBP: 0.331, SLG: 0.391										4	2	1	1	0	0	3						
<b>Inning Stats</b>	R: 2 E: 0 K: 1 S: 12	H: 1 LOB: 2 BB: 3 P: 27	R: 1 E: 0 K: 0 S: 9	H: 2 LOB: 2 BB: 1 P: 15	R: 0 E: 0 K: 1 S: 15	H: 0 LOB: 1 BB: 1 P: 26	R: 10 E: 0 K: 1 S: 25	H: 8 LOB: 0 BB: 2 P: 44	R: 4 E: 0 K: 0 S: 15	H: 4 LOB: 1 BB: 1 P: 25	R: 2 E: 0 K: 0 S: 21	H: 3 LOB: 1 BB: 0 P: 32	R: 0 E: 0 K: 2 S: 12	H: 1 LOB: 0 BB: 0 P: 16	R: 0 E: 0 K: 0 S: 9	H: 0 LOB: 0 BB: 0 P: 12	1B: 12 2B: 7 3B: 0 HR: 1	SF: 0 SAC: 1 DP: 1 HBP: 0	WP: 1 PB: 0 SB: 3 CS: 0	PA: 53		
<b>PITCHER</b>	IP WLS BF H R ER SO	IP WLS BF H R ER SO	IP WLS BF H R ER SO	IP WLS BF H R ER SO	IP WLS BF H R ER SO	IP WLS BF H R ER SO	IP WLS BF H R ER SO	IP WLS BF H R ER SO	IP WLS BF H R ER SO	IP WLS BF H R ER SO	IP WLS BF H R ER SO	IP WLS BF H R ER SO	IP WLS BF H R ER SO	IP WLS BF H R ER SO	IP WLS BF H R ER SO	IP WLS BF H R ER SO	BB IBB HBP BLK	WP HR S P	ERA WHIP	ERA WHIP		
34 Kyle Davies, R (1, 1) ERA: 7.46	0.1 L 4 0 2 2 0																3 0 0 0	0 0 6 21	54.00 9.000			
47 Nate Adcock, R (1, 1) ERA: 2.15	1.2 9 3 1 1 1																2 0 0 0	0 0 19 29	5.40 3.000			
32 Vin Mazzaro, R (3, 1) ERA: 22.74	2.1 21 11 14 14 2																3 0 0 0	1 1 43 77	54.00 6.000			
41 Jeremy Jeffress, R (5, 1) ERA: 3.6	1.2 9 4 2 2 0																0 0 0 0	0 0 29 42	10.80 2.400			
55 Tim Collins, L (7, 1) ERA: 3.22	1.0 3 1 0 0 0																0 0 0 0	0 0 8 12	0.00 1.000			
48 Joaquin Soria, R (8, 1) ERA: 4.02	1.0 4 1 0 0 2																0 0 0 0	0 0 12 16	0.00 1.000			
31 Louis Coleman, R (9, 1) ERA: 1.74	1.0 3 0 0 0 0																0 0 0 0	0 0 9 12	0.00 0.000			
<b>Batter</b>	1	2	3	4	5	6	7	8	9	AB <td>R <td>H <td>RBI <td>BB <td>SO <td>LOB <td>BOTTOM</td> </td></td></td></td></td></td>	R <td>H <td>RBI <td>BB <td>SO <td>LOB <td>BOTTOM</td> </td></td></td></td></td>	H <td>RBI <td>BB <td>SO <td>LOB <td>BOTTOM</td> </td></td></td></td>	RBI <td>BB <td>SO <td>LOB <td>BOTTOM</td> </td></td></td>	BB <td>SO <td>LOB <td>BOTTOM</td> </td></td>	SO <td>LOB <td>BOTTOM</td> </td>	LOB <td>BOTTOM</td>	BOTTOM					
13 Mike Aviles, R (1, 4) OBP: 0.274, SLG: 0.470										4	0	0	0	0	0	3	<b>Cleveland Indians @ Kansas City Royals</b> Kauffman Stadium, Kansas City, MO Mon May 16 2011, 7:11 PM - 10:13 PM CDT Att. 12,242 - Clear - 69 F					
53 Melky Cabrera, S (1, 8) OBP: 0.305, SLG: 0.461										2	0	0	0	0	0	0						
1 Jarrod Dyson, L (6, 8) OBP: 0.296, SLG: 0.174										2	0	0	0	0	0	0						
4 Alex Gordon, L (1, 7) OBP: 0.347, SLG: 0.475										4	1	1	0	0	0	0						
16 Billy Butler, R (1, 10) OBP: 0.399, SLG: 0.440										4	0	1	1	0	0	0						
21 Jeff Francoeur, R (1, 9) OBP: 0.341, SLG: 0.543										2	0	0	0	0	0	0						
12 Mitch Maier, L (6, 9) OBP: 0.500, SLG: 0.538										1	0	0	0	0	0	1						
35 Eric Hosmer, L (1, 3) OBP: 0.333, SLG: 0.515										4	0	1	0	0	1	1						
24 Wilson Betemit, S (1, 5) OBP: 0.382, SLG: 0.458										3	0	1	0	0	0	0						
15 Matt Treanor, R (1, 2) OBP: 0.386, SLG: 0.366										1	0	1	0	0	0	0						
3 Brayan Peña, S (5, PH) OBP: 0.269, SLG: 0.293										2	0	0	0	0	1	2						
2 Alcides Escobar, R (1, 6) OBP: 0.252, SLG: 0.266										1	0	0	0	0	0	1						
17 Chris Getz, L (5, PH) OBP: 0.295, SLG: 0.261										2	0	0	0	0	0	2						
<b>Inning Stats</b>	R: 0 E: 0 K: 0 S: 6	H: 0 LOB: 0 BB: 0 P: 11	R: 0 E: 0 K: 0 S: 10	H: 0 LOB: 0 BB: 0 P: 11	R: 0 E: 0 K: 0 S: 10	H: 1 LOB: 1 BB: 0 P: 12	R: 1 E: 0 K: 0 S: 10	H: 1 LOB: 0 BB: 0 P: 15	R: 0 E: 0 K: 1 S: 15	H: 2 LOB: 2 BB: 0 P: 20	R: 0 E: 0 K: 0 S: 6	H: 1 LOB: 1 BB: 0 P: 12	R: 0 E: 0 K: 0 S: 7	H: 0 LOB: 0 BB: 0 P: 11	R: 0 E: 0 K: 0 S: 6	H: 0 LOB: 0 BB: 0 P: 7	R: 0 E: 0 K: 1 S: 6	H: 0 LOB: 1 BB: 0 P: 8	1B: 1 2B: 3 3B: 1 HR: 0	SF: 0 SAC: 0 DP: 0 HBP: 1	WP: 0 PB: 0 SB: 0 CS: 0	PA: 33
<b>PITCHER</b>	IP WLS BF H R ER SO	IP WLS BF H R ER SO	IP WLS BF H R ER SO	IP WLS BF H R ER SO	IP WLS BF H R ER SO	IP WLS BF H R ER SO	IP WLS BF H R ER SO	IP WLS BF H R ER SO	IP WLS BF H R ER SO	IP WLS BF H R ER SO	IP WLS BF H R ER SO	IP WLS BF H R ER SO	IP WLS BF H R ER SO	IP WLS BF H R ER SO	IP WLS BF H R ER SO	IP WLS BF H R ER SO	BB IBB HBP BLK	WP HR S P	ERA WHIP	ERA WHIP		
43 Josh Tomlin, R (1, 1) ERA: 2.96	6.0 W 23																0 0 0 0	0 0 7 11	0.00 0.000			
39 Justin Germano, R (7, 1) ERA: 5.68	1.0 3 0 0 0 0																0 0 0 0	0 0 6 7	0.00 0.000			
37 Chad Durbin, R (8, 1) ERA: 5.74	1.0 3 0 0 0 0																0 0 0 0	0 0 6 8	0.00 0.000			
52 Vinnie Pestano, R (9, 1) ERA: 1.72	1.0 4 0 0 0 1																0 0 1 0	0 0 6 8	0.00 0.000			





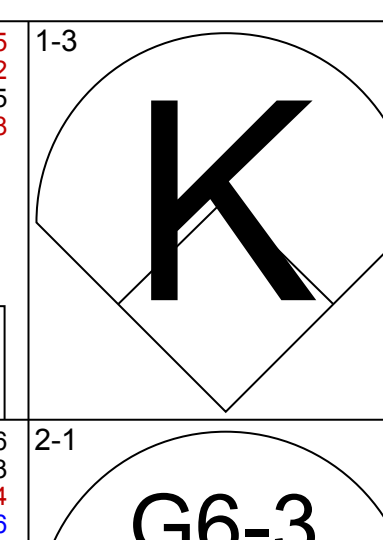
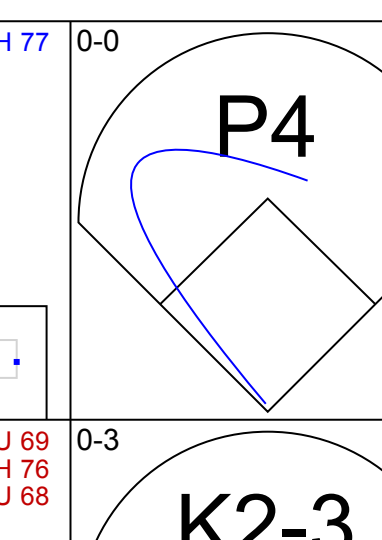
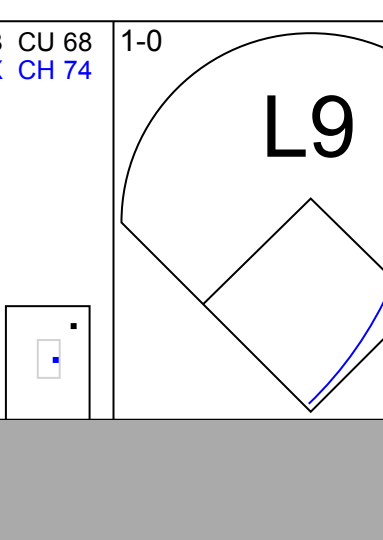
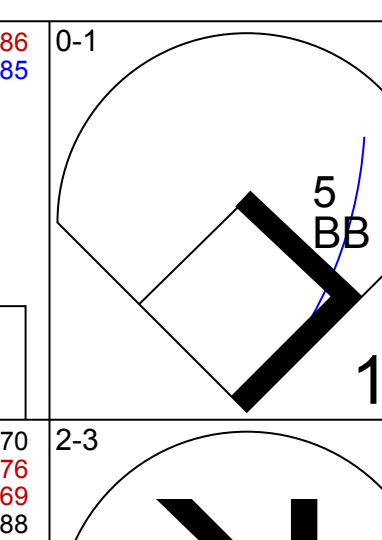
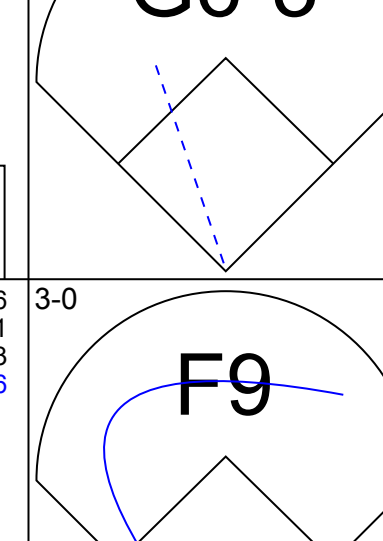
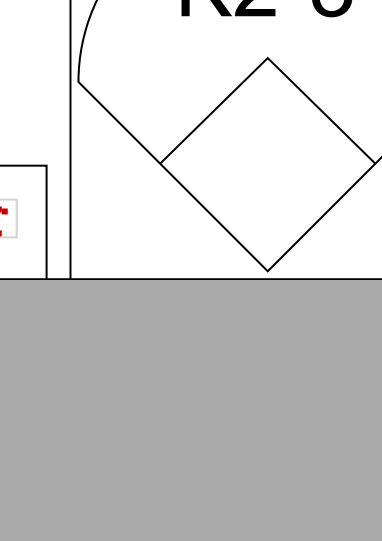
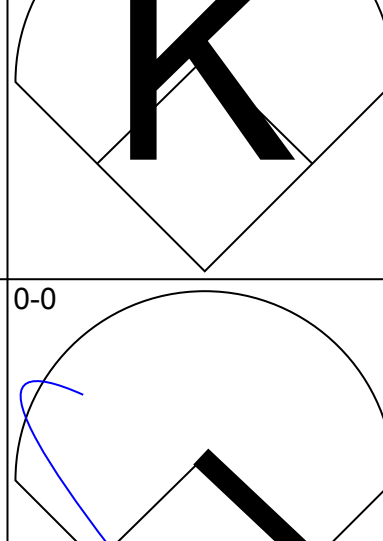
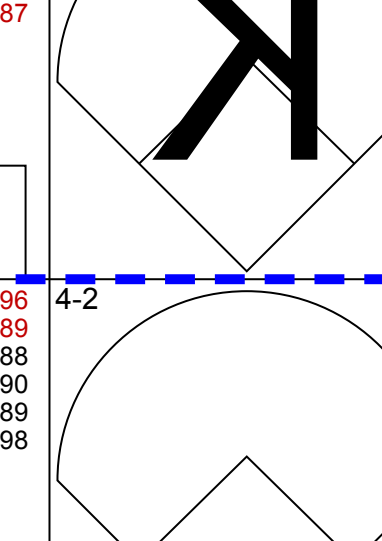
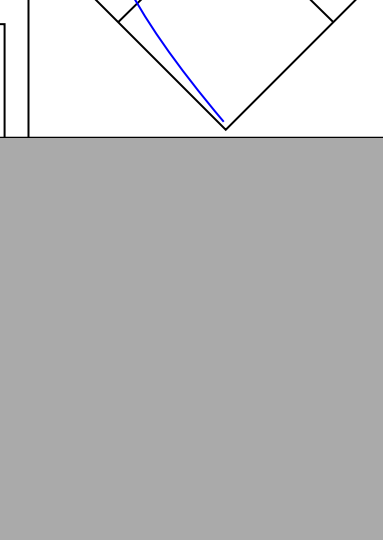
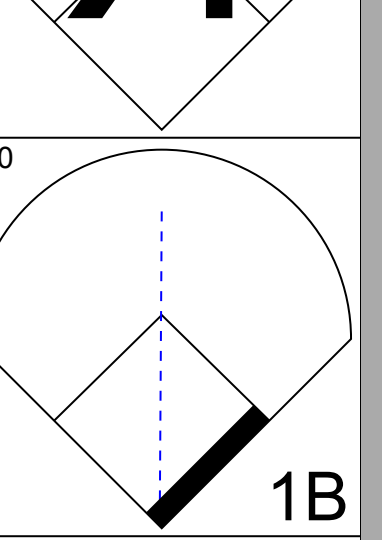
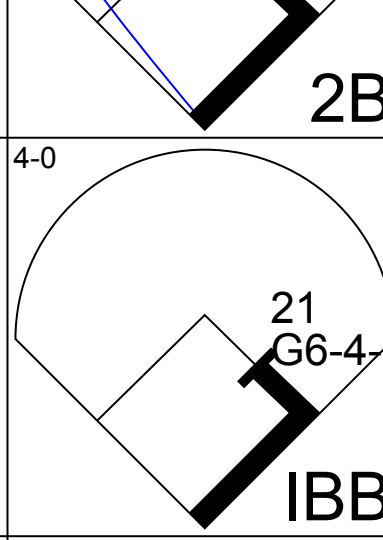
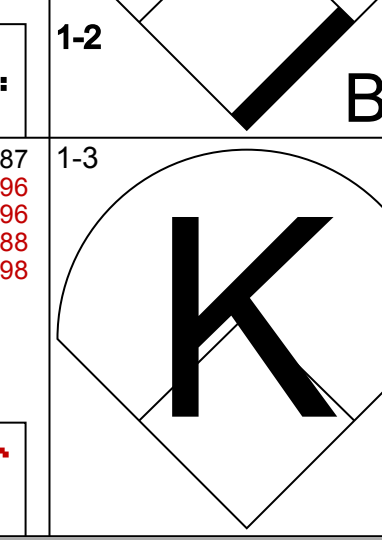
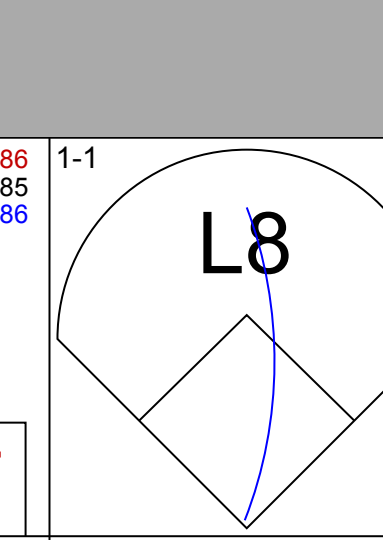
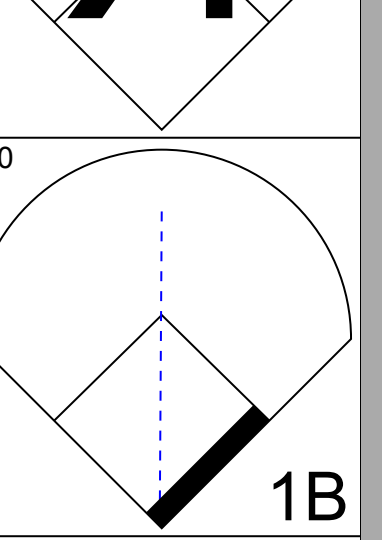
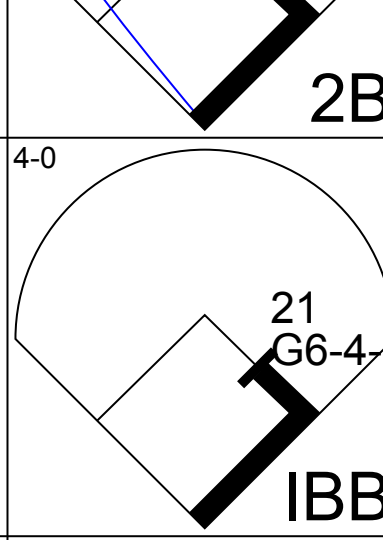
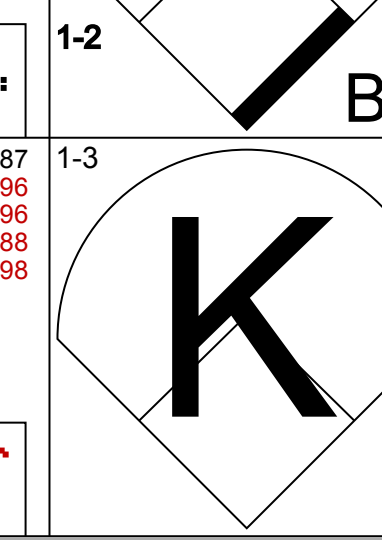
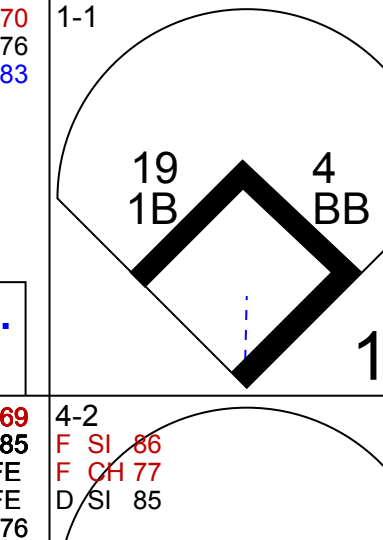
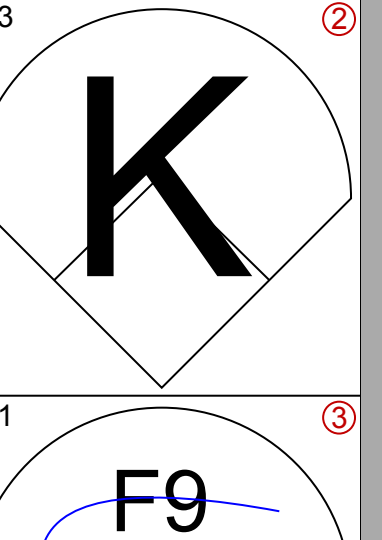
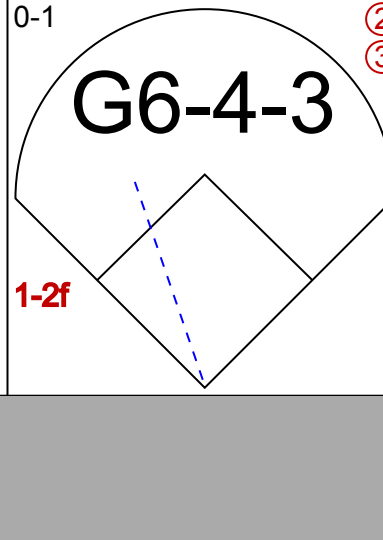

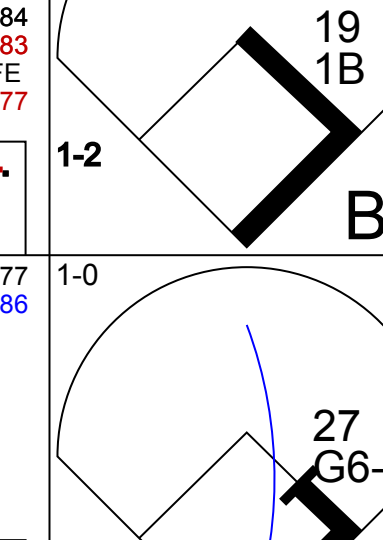
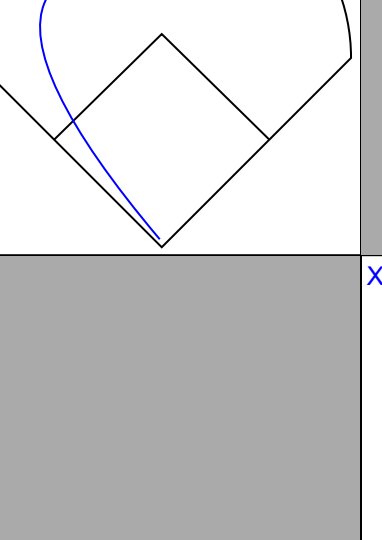
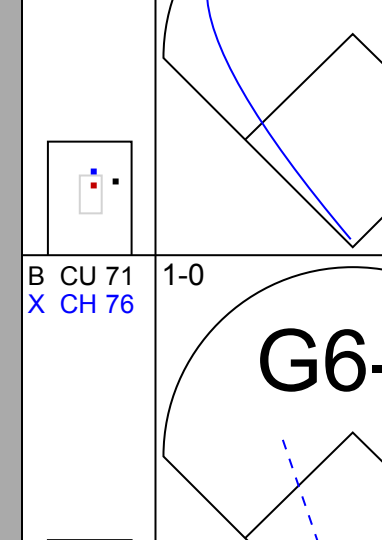
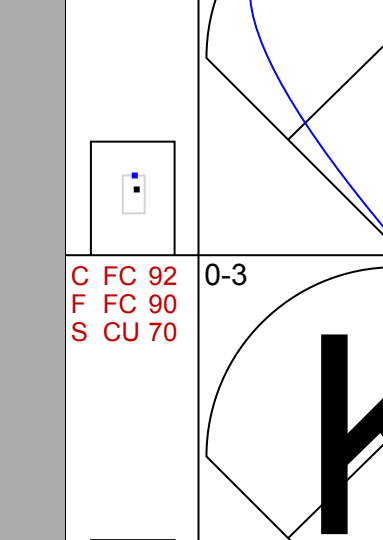
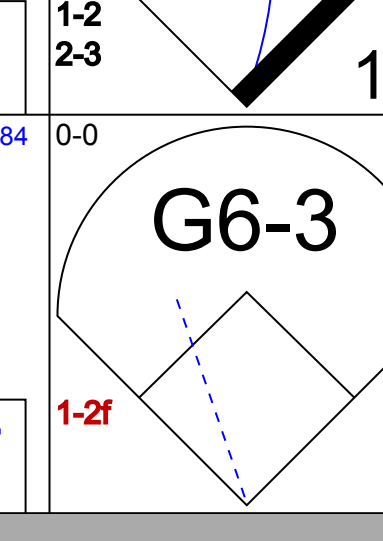
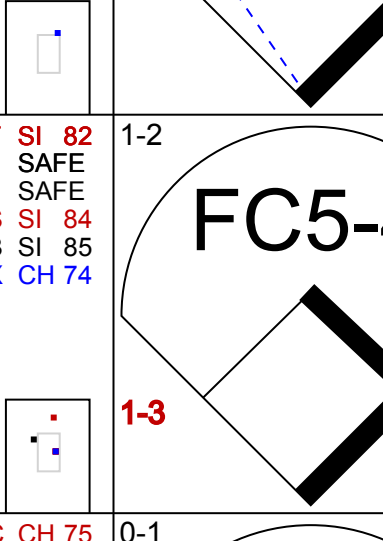
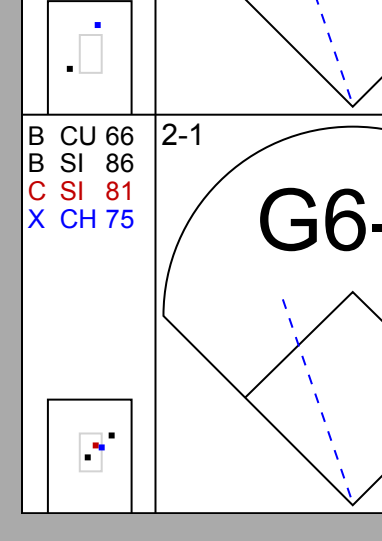

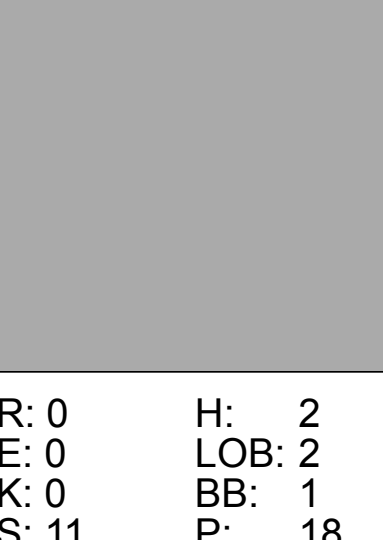
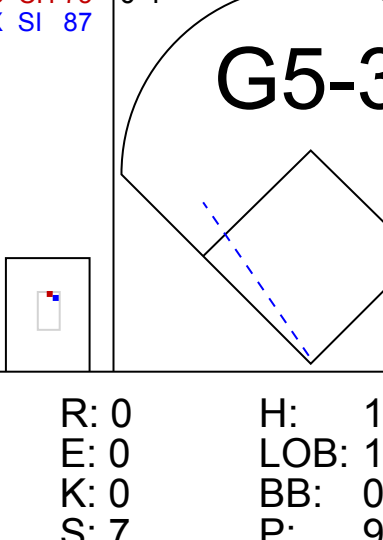
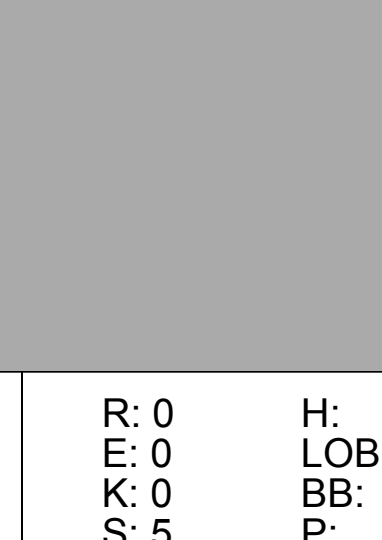
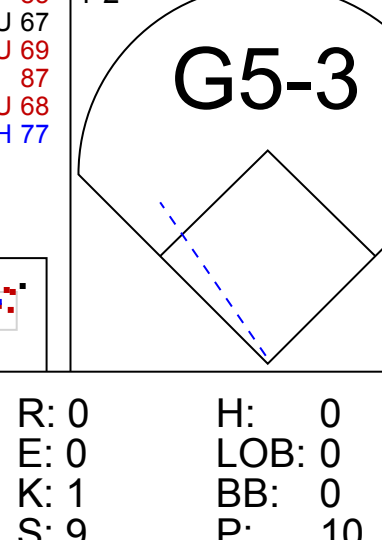
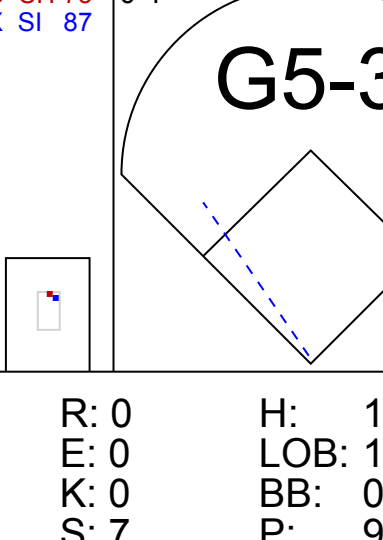
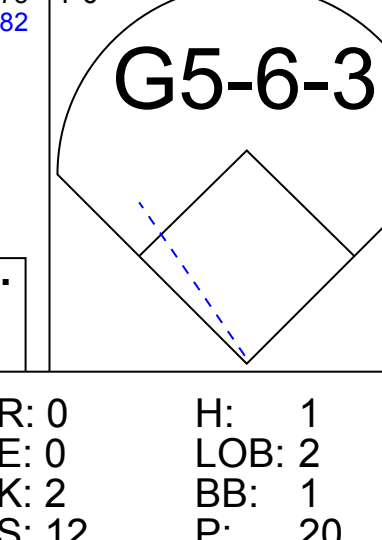




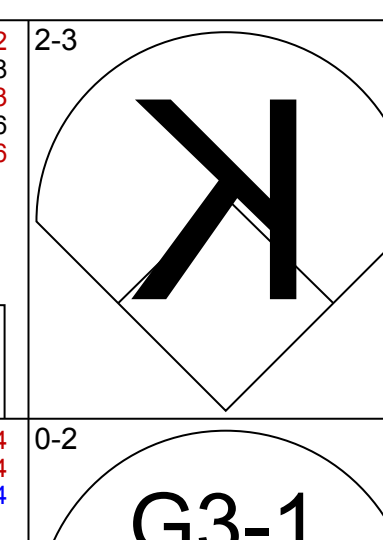
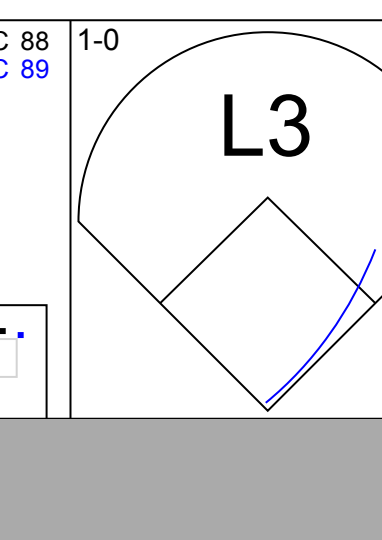
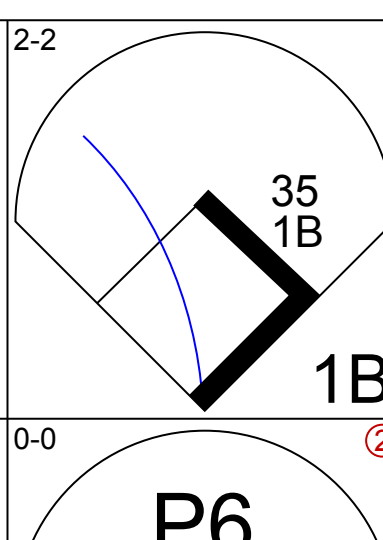
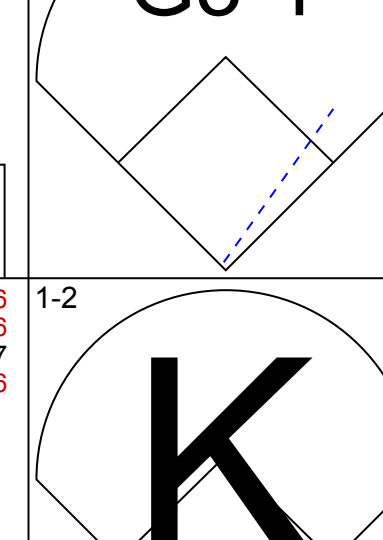
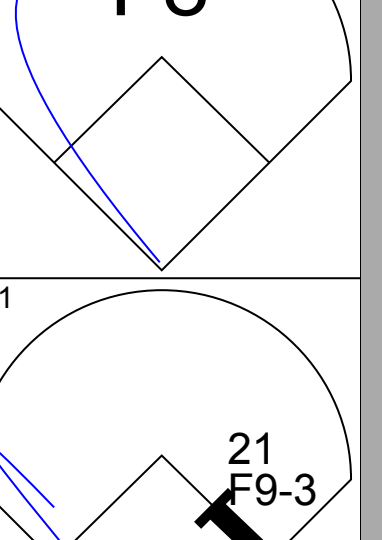
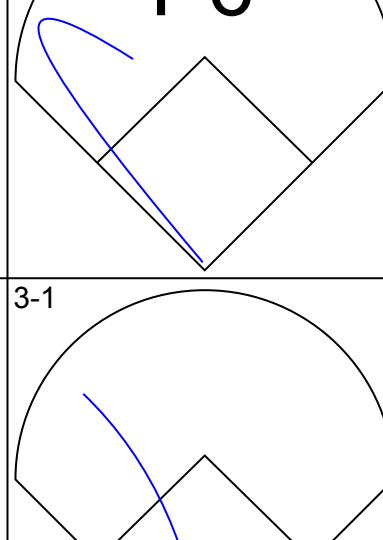

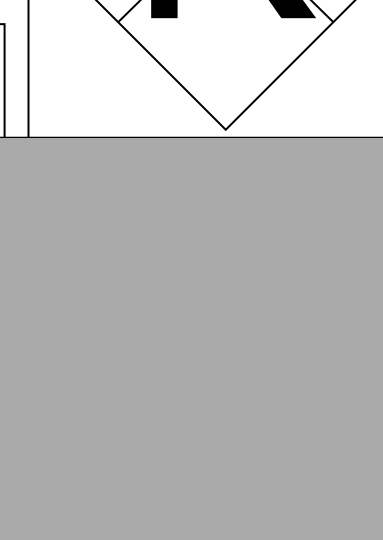
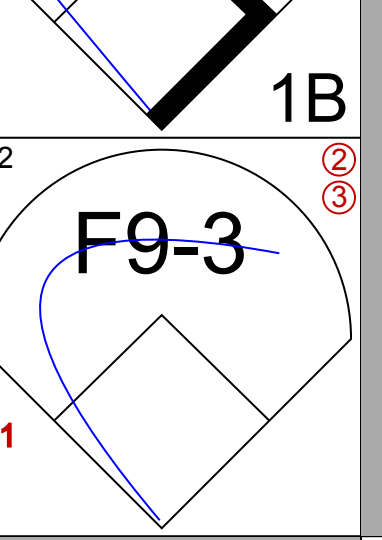
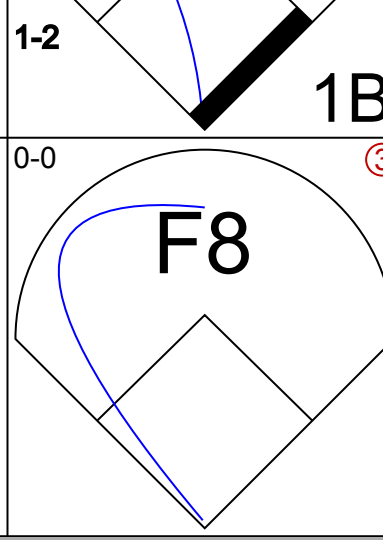
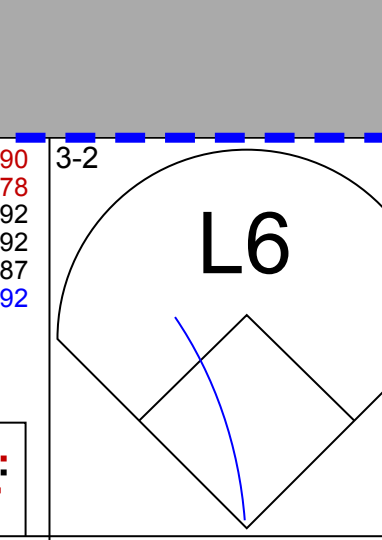
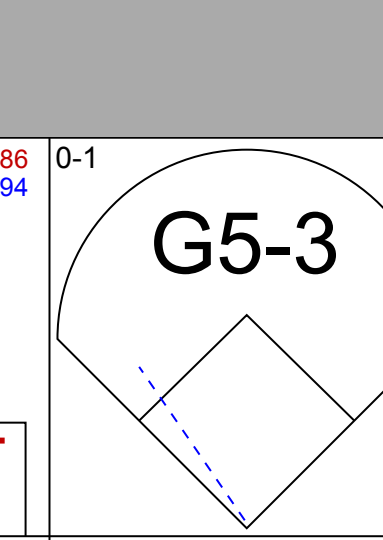
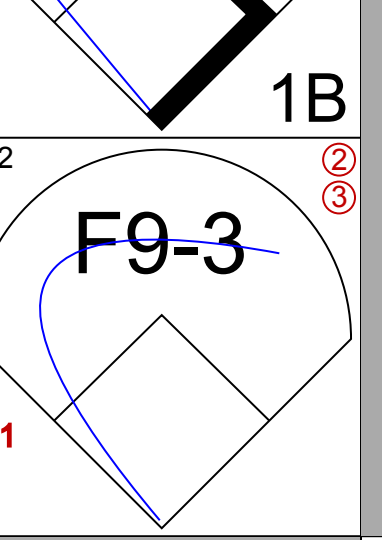
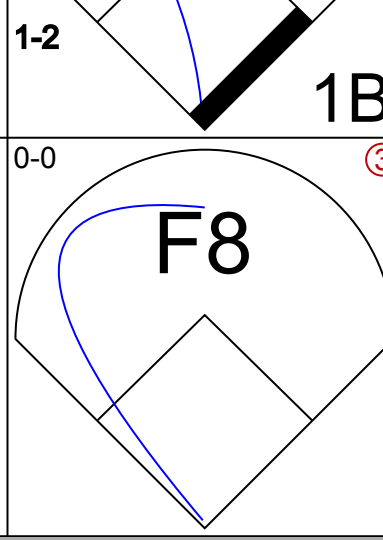
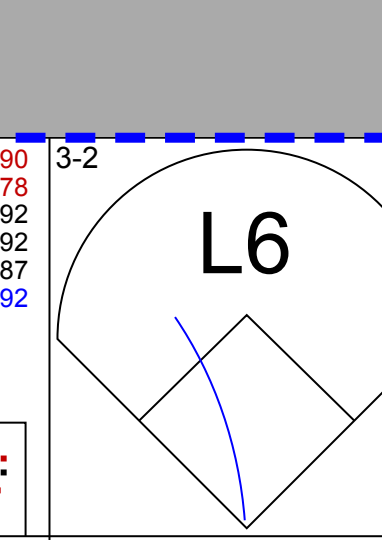
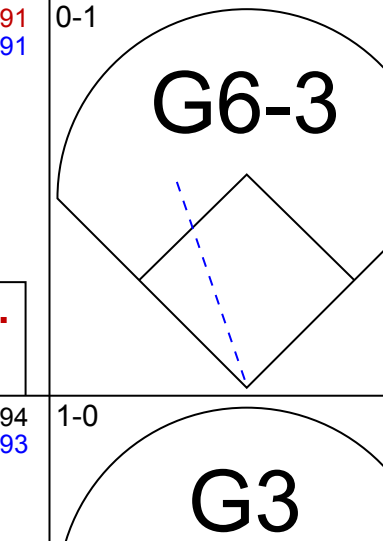
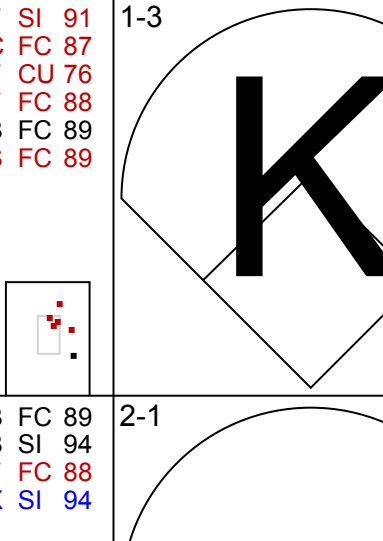
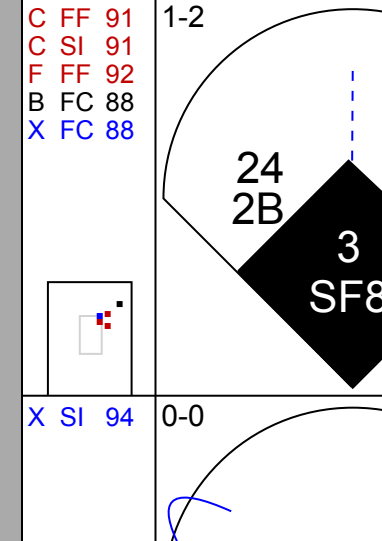
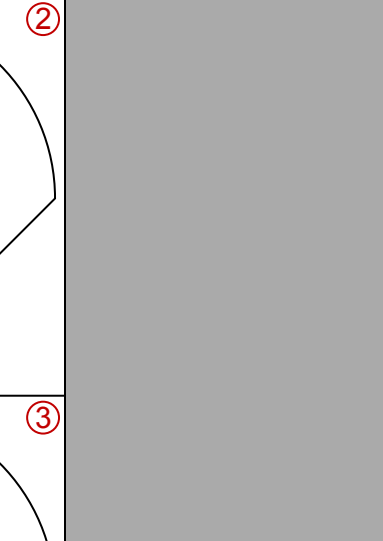
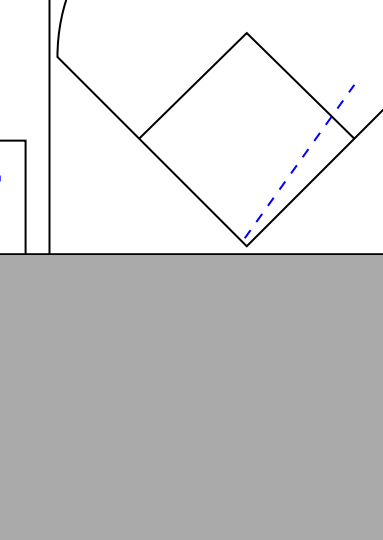
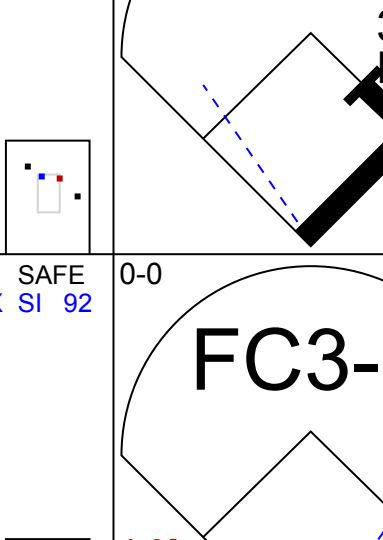
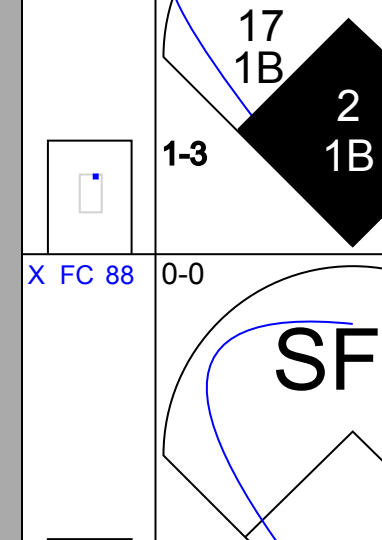

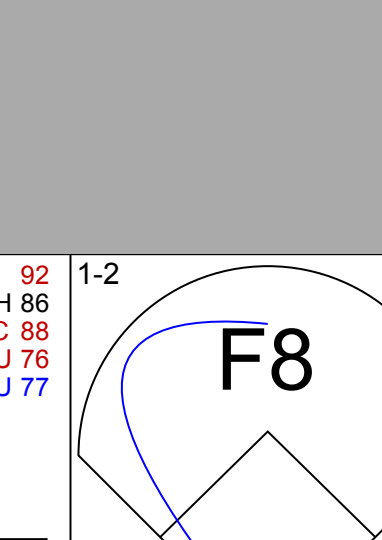
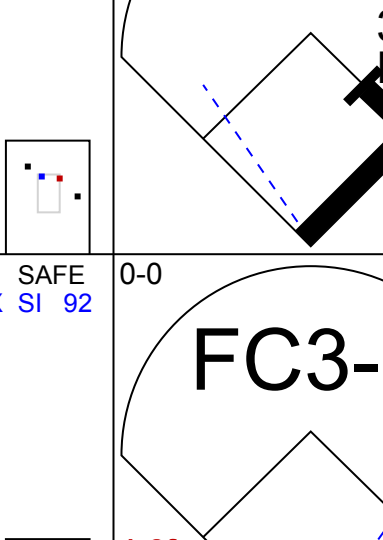
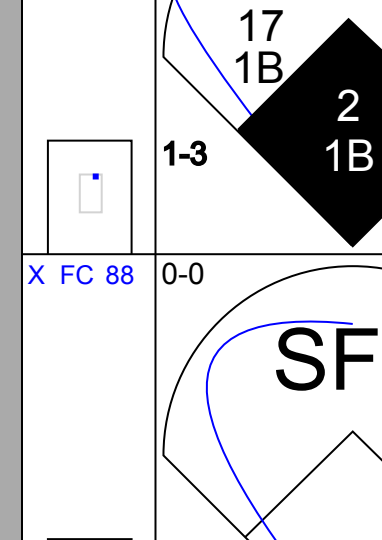
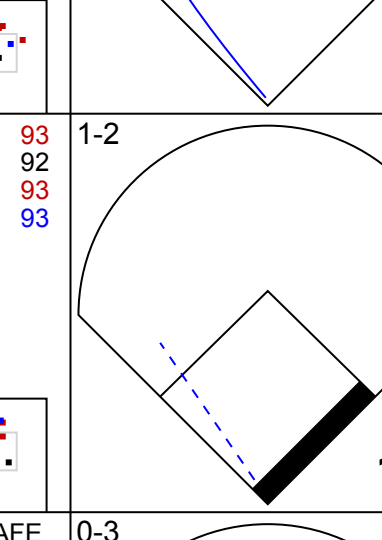
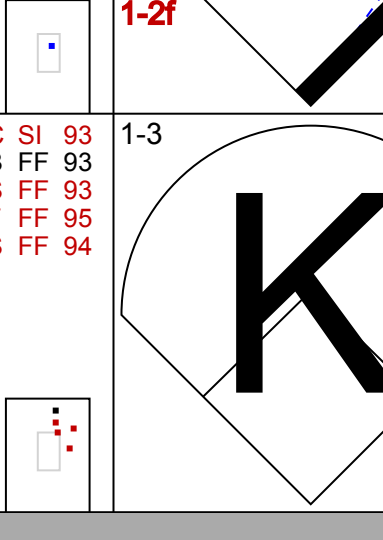
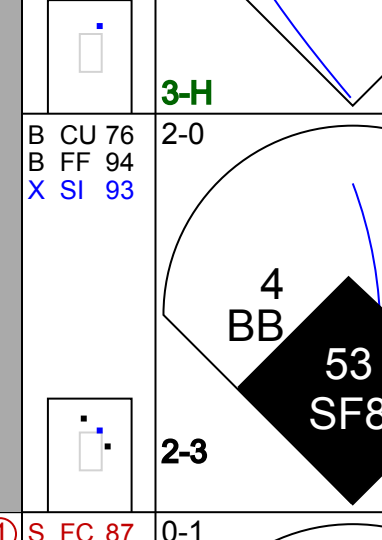

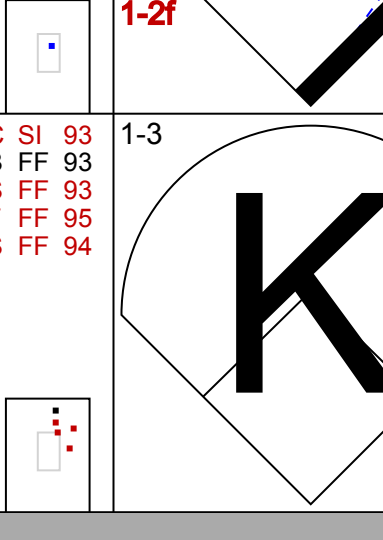
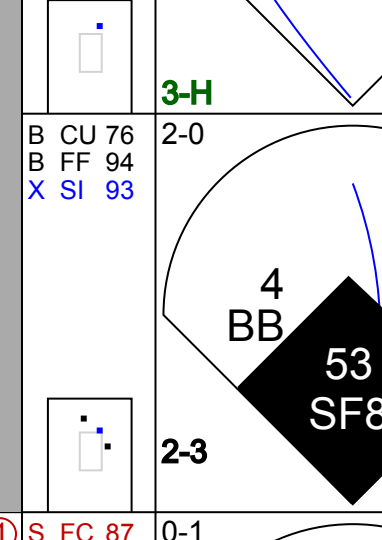






Batter	1	2	3	4	5	6	7	8	9	AB	R	H	RBI	BB	SO	LOB	TOP						
Ryan Theriot, R (1, 6) OBP: 0.357, SLG: 0.333										4	0	1	0	0	1	1	<b>St. Louis Cardinals @ Kansas City Royals</b> Kauffman Stadium, Kansas City, MO Fri May 20 2011, 7:11 PM - 9:27 PM CDT Att: 26,816 - Clear - 70 F						
28 Colby Rasmus, L (1, 8) OBP: 0.385, SLG: 0.451										4	0	0	0	0	3	1							
5 Albert Pujols, R (1, 3) OBP: 0.338, SLG: 0.412										3	0	1	0	1	1	0							
7 Matt Holliday, R (1, 10) OBP: 0.446, SLG: 0.552										3	0	1	0	1	1	2							
21 Allen Craig, R (1, 7) OBP: 0.370, SLG: 0.429										4	0	1	0	0	1	3							
4 Yadier Molina, R (1, 2) OBP: 0.358, SLG: 0.456											3	0	0	0	1	0		1					
19 Jon Jay, L (1, 9) OBP: 0.403, SLG: 0.463										4	0	2	0	0	1	0							
27 Tyler Greene, R (1, 4) OBP: 0.306, SLG: 0.302										3	0	0	0	0	0	4							
33 Daniel Descalso, L (1, 5) OBP: 0.298, SLG: 0.333										2	0	0	0	0	0	1							
47 Pete Kozma, R (8, PH) OBP: 0.667, SLG: 1.000										1	0	0	0	0	0	0							
<b>Inning Stats</b>	R: 0 E: 0 K: 1 S: 6	H: 0 LOB: 0 BB: 0 P: 12	R: 0 E: 0 K: 0 S: 11	H: 2 LOB: 2 BB: 1 P: 18	R: 0 E: 0 K: 1 S: 9	H: 0 LOB: 0 BB: 0 P: 10	R: 0 E: 0 K: 2 S: 10	H: 1 LOB: 1 BB: 0 P: 17	R: 0 E: 0 K: 1 S: 7	H: 1 LOB: 1 BB: 0 P: 9	R: 0 E: 0 K: 1 S: 6	H: 1 LOB: 1 BB: 0 P: 10	R: 0 E: 0 K: 0 S: 5	H: 0 LOB: 0 BB: 0 P: 9	R: 0 E: 0 K: 2 S: 12	H: 1 LOB: 2 BB: 1 P: 20	R: 0 E: 0 K: 1 S: 6	H: 0 LOB: 0 BB: 0 P: 9	1B: 5 2B: 1 3B: 0 HR: 0	SF: 0 SAC: 0 DP: 2 HBP: 0	WP: 0 PB: 0 SB: 1 CS: 1	PA: 34	
<b>PITCHER</b>	IP WLS BF H R ER SO BB IBB HBP BLK WP HR S P ERA WHIP	IP WLS BF H R ER SO BB IBB HBP BLK WP HR S P ERA WHIP	IP WLS BF H R ER SO BB IBB HBP BLK WP HR S P ERA WHIP	IP WLS BF H R ER SO BB IBB HBP BLK WP HR S P ERA WHIP	IP WLS BF H R ER SO BB IBB HBP BLK WP HR S P ERA WHIP	IP WLS BF H R ER SO BB IBB HBP BLK WP HR S P ERA WHIP	IP WLS BF H R ER SO BB IBB HBP BLK WP HR S P ERA WHIP	IP WLS BF H R ER SO BB IBB HBP BLK WP HR S P ERA WHIP	IP WLS BF H R ER SO BB IBB HBP BLK WP HR S P ERA WHIP	IP WLS BF H R ER SO BB IBB HBP BLK WP HR S P ERA WHIP	IP WLS BF H R ER SO BB IBB HBP BLK WP HR S P ERA WHIP	IP WLS BF H R ER SO BB IBB HBP BLK WP HR S P ERA WHIP	IP WLS BF H R ER SO BB IBB HBP BLK WP HR S P ERA WHIP	IP WLS BF H R ER SO BB IBB HBP BLK WP HR S P ERA WHIP	IP WLS BF H R ER SO BB IBB HBP BLK WP HR S P ERA WHIP	IP WLS BF H R ER SO BB IBB HBP BLK WP HR S P ERA WHIP	IP WLS BF H R ER SO BB IBB HBP BLK WP HR S P ERA WHIP	IP WLS BF H R ER SO BB IBB HBP BLK WP HR S P ERA WHIP	IP WLS BF H R ER SO BB IBB HBP BLK WP HR S P ERA WHIP	IP WLS BF H R ER SO BB IBB HBP BLK WP HR S P ERA WHIP	IP WLS BF H R ER SO BB IBB HBP BLK WP HR S P ERA WHIP	IP WLS BF H R ER SO BB IBB HBP BLK WP HR S P ERA WHIP	IP WLS BF H R ER SO BB IBB HBP BLK WP HR S P ERA WHIP



Batter	1	2	3	4	5	6	7	8	9	AB	R	H	RBI	BB	SO	LOB	BOTTOM						
4 Alex Gordon, L (1, 7) OBP: 0.339, SLG: 0.443										3	0	1	0	1	1	1	<b>St. Louis Cardinals @ Kansas City Royals</b> Kauffman Stadium, Kansas City, MO Fri May 20 2011, 7:11 PM - 9:27 PM CDT Att: 26,816 - Clear - 70 F						
53 Melky Cabrera, S (1, 8) OBP: 0.306, SLG: 0.446										3	0	0	1	0	0	1							
35 Eric Hosmer, L (1, 3) OBP: 0.368, SLG: 0.588										4	0	2	0	0	1	2							
21 Jeff Francoeur, R (1, 9) OBP: 0.337, SLG: 0.521										4	0	0	0	0	0	3							
16 Billy Butler, R (1, 10) OBP: 0.391, SLG: 0.419										4	1	1	0	0	1	0							
24 Wilson Betemit, S (1, 5) OBP: 0.379, SLG: 0.443										4	1	2	0	0	0	0							
3 Brayan Peña, S (1, 2) OBP: 0.278, SLG: 0.295										2	0	0	1	0	0	1							
17 Chris Getz, L (1, 4) OBP: 0.309, SLG: 0.279										3	1	2	0	0	1	1							
2 Alcides Escobar, R (1, 6) OBP: 0.267, SLG: 0.276										3	0	1	1	0	1	1							
<b>Inning Stats</b>	R: 0 E: 0 K: 2 S: 9	H: 0 LOB: 0 BB: 0 P: 12	R: 0 E: 0 K: 0 S: 5	H: 0 LOB: 0 BB: 0 P: 6	R: 0 E: 0 K: 1 S: 12	H: 1 LOB: 1 BB: 0 P: 15	R: 0 E: 0 K: 0 S: 8	H: 1 LOB: 0 BB: 0 P: 11	R: 0 E: 0 K: 2 S: 12	H: 1 LOB: 1 BB: 0 P: 16	R: 0 E: 0 K: 0 S: 10	H: 2 LOB: 2 BB: 0 P: 16	R: 3 E: 0 K: 0 S: 13	H: 4 LOB: 2 BB: 1 P: 21	R: 0 E: 0 K: 0 S: 7	H: 0 LOB: 0 BB: 0 P: 11	1B: 8 2B: 2 3B: 0 HR: 0	SF: 2 SAC: 0 DP: 1 HBP: 0	WP: 0 PB: 0 SB: 0 CS: 0	PA: 33			
<b>PITCHER</b>	IP WLS BF H R ER SO BB IBB HBP BLK WP HR S P ERA WHIP	IP WLS BF H R ER SO BB IBB HBP BLK WP HR S P ERA WHIP	IP WLS BF H R ER SO BB IBB HBP BLK WP HR S P ERA WHIP	IP WLS BF H R ER SO BB IBB HBP BLK WP HR S P ERA WHIP	IP WLS BF H R ER SO BB IBB HBP BLK WP HR S P ERA WHIP	IP WLS BF H R ER SO BB IBB HBP BLK WP HR S P ERA WHIP	IP WLS BF H R ER SO BB IBB HBP BLK WP HR S P ERA WHIP	IP WLS BF H R ER SO BB IBB HBP BLK WP HR S P ERA WHIP	IP WLS BF H R ER SO BB IBB HBP BLK WP HR S P ERA WHIP	IP WLS BF H R ER SO BB IBB HBP BLK WP HR S P ERA WHIP	IP WLS BF H R ER SO BB IBB HBP BLK WP HR S P ERA WHIP	IP WLS BF H R ER SO BB IBB HBP BLK WP HR S P ERA WHIP	IP WLS BF H R ER SO BB IBB HBP BLK WP HR S P ERA WHIP	IP WLS BF H R ER SO BB IBB HBP BLK WP HR S P ERA WHIP	IP WLS BF H R ER SO BB IBB HBP BLK WP HR S P ERA WHIP	IP WLS BF H R ER SO BB IBB HBP BLK WP HR S P ERA WHIP	IP WLS BF H R ER SO BB IBB HBP BLK WP HR S P ERA WHIP	IP WLS BF H R ER SO BB IBB HBP BLK WP HR S P ERA WHIP	IP WLS BF H R ER SO BB IBB HBP BLK WP HR S P ERA WHIP	IP WLS BF H R ER SO BB IBB HBP BLK WP HR S P ERA WHIP	IP WLS BF H R ER SO BB IBB HBP BLK WP HR S P ERA WHIP	IP WLS BF H R ER SO BB IBB HBP BLK WP HR S P ERA WHIP	IP WLS BF H R ER SO BB IBB HBP BLK WP HR S P ERA WHIP





Batter	1	2	3	4	5	6	7	8	9	AB	R	H	RBI	BB	SO	LOB	TOP										
Ryan Theriot, R OBP: 0.352, SLG: 0.338										4	0	1	1	0	1	2	<b>St. Louis Cardinals @ Kansas City Royals</b> Kauffman Stadium, Kansas City, MO Sat May 21 2011, 1:11 PM - 3:51 PM CDT Att: 32,230 - Partly Cloudy - 76 F <a href="http://livebaseballscorecards.com">livebaseballscorecards.com</a>										
19 Jon Jay, L OBP: 0.390, SLG: 0.444										5	0	1	0	0	1	2											
5 Albert Pujols, R OBP: 0.341, SLG: 0.411										3	1	1	0	0	0	1											
7 Matt Holliday, R OBP: 0.447, SLG: 0.568										3	1	1	2	1	0	2											
28 Colby Rasmus, L OBP: 0.377, SLG: 0.440										4	0	0	0	0	2	4											
4 Yadier Molina, R OBP: 0.362, SLG: 0.460										3	0	1	0	1	0	0											
21 Allen Craig, R OBP: 0.377, SLG: 0.448										4	0	2	0	0	1	1											
33 Daniel Descalso, L OBP: 0.288, SLG: 0.320										4	1	0	0	0	0	3											
27 Tyler Greene, R OBP: 0.316, SLG: 0.292										2	0	0	0	2	0	1											
<b>Inning Stats</b>	R: 0 E: 0 K: 1 S: 13	H: 1 LOB: 2 BB: 1 P: 19	R: 0 E: 0 K: 0 S: 9	H: 1 LOB: 1 BB: 0 P: 14	R: 0 E: 0 K: 1 S: 9	H: 1 LOB: 2 BB: 0 P: 16	R: 0 E: 0 K: 1 S: 6	H: 0 LOB: 0 BB: 0 P: 8	R: 0 E: 0 K: 1 S: 12	H: 0 LOB: 0 BB: 0 P: 15	R: 0 E: 0 K: 1 S: 9	H: 0 LOB: 0 BB: 0 P: 15	R: 0 E: 0 K: 1 S: 12	H: 1 LOB: 2 BB: 1 P: 19	R: 2 E: 0 K: 0 S: 13	H: 2 LOB: 0 BB: 1 P: 25		R: 1 E: 0 K: 0 S: 12	H: 1 LOB: 1 BB: 1 P: 24	1B: 3 2B: 3 HR: 1	SF: 1 SAC: 0 DP: 0 HBP: 1	WP: 2 PB: 0 CS: 1	PA: 39				
<b>PITCHER</b>	IP	WLS	BF	H	R	ER	SO	BB	IBB	HBP	BLK	WP	HR	S	P	ERA	WHIP										
47 Nate Adcock, R ERA: 1.66	5.0		20	3	0	0	4	1	0	1	0	0	0	49	72	0.00	0.800										
31 Louis Coleman, R ERA: 1.35	1.1		5	1	0	0	1	0	0	0	0	0	0	15	23	0.00	0.750										
55 Tim Collins, L ERA: 3.2	1.0	L	5	1	1	1	0	1	0	0	0	0	0	11	19	9.00	2.000										
38 Blake Wood, R ERA: 3.5	0.2		3	1	1	1	0	1	0	0	0	0	1	8	17	13.50	3.000										
51 Robinson Tejeda, R ERA: 5.69	1.0		5	1	1	1	0	1	0	0	0	2	0	12	24	9.00	2.000										
<b>Batter</b>	<b>1</b>	<b>2</b>	<b>3</b>	<b>4</b>	<b>5</b>	<b>6</b>	<b>7</b>	<b>8</b>	<b>9</b>	<b>AB</b>	<b>R</b>	<b>H</b>	<b>RBI</b>	<b>BB</b>	<b>SO</b>	<b>LOB</b>	<b>BOTTOM</b>										
4 Alex Gordon, L OBP: 0.342, SLG: 0.441										3	0	1	0	1	1	0	<b>St. Louis Cardinals @ Kansas City Royals</b> Kauffman Stadium, Kansas City, MO Sat May 21 2011, 1:11 PM - 3:51 PM CDT Att: 32,230 - Partly Cloudy - 76 F <a href="http://livebaseballscorecards.com">livebaseballscorecards.com</a>										
53 Melky Cabrera, S OBP: 0.305, SLG: 0.441									4	0	1	0	0	0	1												
35 Eric Hosmer, L OBP: 0.377, SLG: 0.574									3	0	1	0	1	1	1												
21 Jeff Francoeur, R OBP: 0.335, SLG: 0.512									3	0	0	0	1	0	4												
16 Billy Butler, R OBP: 0.385, SLG: 0.411									3	0	0	0	0	1	3												
13 Mike Aviles, R OBP: 0.270, SLG: 0.441										3	0	1	0	0	0	1											
15 Matt Treanor, R OBP: 0.380, SLG: 0.338									2	0	0	0	0	1	0												
12 Mitch Maier, L OBP: 0.500, SLG: 0.533									1	0	0	0	0	0	0												
3 Brayan Peña, S OBP: 0.278, SLG: 0.295									0	0	0	0	0	0	0												
17 Chris Getz, L OBP: 0.310, SLG: 0.280									3	0	1	0	0	0	0												
2 Alcides Escobar, R OBP: 0.262, SLG: 0.270									3	0	0	0	0	0	1												
<b>Inning Stats</b>	R: 0 E: 0 K: 1 S: 8	H: 0 LOB: 0 BB: 0 P: 9	R: 0 E: 0 K: 0 S: 9	H: 0 LOB: 0 BB: 1 P: 14	R: 0 E: 0 K: 0 S: 7	H: 2 LOB: 2 BB: 1 P: 14	R: 0 E: 0 K: 1 S: 10	H: 1 LOB: 0 BB: 0 P: 15	R: 0 E: 0 K: 0 S: 7	H: 0 LOB: 0 BB: 1 P: 14	R: 0 E: 0 K: 1 S: 8	H: 1 LOB: 0 BB: 0 P: 14	R: 0 E: 0 K: 0 S: 8	H: 0 LOB: 0 BB: 0 P: 15	R: 0 E: 0 K: 1 S: 12	H: 1 LOB: 1 BB: 0 P: 14	1B: 5 2B: 0 3B: 0 HR: 0	SF: 0 SAC: 0 DP: 2 HBP: 0	WP: 0 PB: 0 CS: 0	PA: 32							
<b>PITCHER</b>	IP	WLS	BF	H	R	ER	SO	BB	IBB	HBP	BLK	WP	HR	S	P	ERA	WHIP										
35 Jake Westbrook, R ERA: 5.17	8.0		27	4	0	0	3	3	0	0	0	0	0	65	105	0.00	0.875										
59 Fernando Salas, R ERA: 0.92	1.0	S	4	1	0	0	1	0	0	0	0	0	0	12	14	0.00	1.000										







Batter	1	2	3	4	5	6	7	8	9	AB	R	H	RBI	BB	SO	LOB	TOP							
4 Alex Gordon, L OBP: 0.345, SLG: 0.476										5	2	2	1	0	0	4	<b>Kansas City Royals @ Baltimore Orioles</b> Oriole Park at Camden Yards, Baltimore, MD Tue May 24 2011, 7:10 PM - 10:13 PM EDT Att: 14,077 - Partly Cloudy - 84 F <a href="http://livebaseballscorecards.com">livebaseballscorecards.com</a>							
53 Melky Cabrera, S OBP: 0.307, SLG: 0.440										5	0	2	0	0	0	0								
35 Eric Hosmer, L OBP: 0.338, SLG: 0.500										5	0	1	0	0	1	4								
21 Jeff Francoeur, R OBP: 0.338, SLG: 0.520										5	1	2	1	0	2	1								
16 Billy Butler, R OBP: 0.393, SLG: 0.428										4	0	2	1	0	0	2								
24 Wilson Betemit, S OBP: 0.368, SLG: 0.457										2	0	0	0	2	1	1								
13 Mike Aviles, R OBP: 0.274, SLG: 0.449										4	0	1	0	0	0	4								
3 Brayan Peña, S OBP: 0.282, SLG: 0.313										4	0	1	0	0	0	2								
2 Alcides Escobar, R OBP: 0.266, SLG: 0.269										3	0	0	0	1	0	1								
<b>Inning Stats</b>	R: 1 E: 0 K: 1 S: 10	H: 3 LOB: 1 BB: 0 P: 17	R: 0 E: 0 K: 0 S: 6	H: 0 LOB: 0 BB: 0 P: 10	R: 1 E: 0 K: 0 S: 12	H: 1 LOB: 0 BB: 0 P: 20	R: 0 E: 0 K: 0 S: 5	H: 0 LOB: 1 BB: 1 P: 11	R: 0 E: 0 K: 0 S: 10	H: 2 LOB: 2 BB: 0 P: 13	R: 1 E: 0 K: 1 S: 15	H: 3 LOB: 3 BB: 1 P: 30	R: 0 E: 0 K: 1 S: 16	H: 2 LOB: 3 BB: 1 P: 27	R: 0 E: 0 K: 0 S: 8	H: 0 LOB: 0 BB: 0 P: 13	R: 0 E: 0 K: 1 S: 8	H: 0 LOB: 0 BB: 0 P: 12	1B: 9 2B: 1 HR: 1	SF: 0 SAC: 0 DP: 1 HBP: 0	WP: 0 PB: 0 SB: 1 CS: 0	PA: 40		
<b>PITCHER</b>	IP WLS BF H R ER SO BB IBB HBP BLK WP HR S P ERA WHIP	IP WLS BF H R ER SO BB IBB HBP BLK WP HR S P ERA WHIP	IP WLS BF H R ER SO BB IBB HBP BLK WP HR S P ERA WHIP	IP WLS BF H R ER SO BB IBB HBP BLK WP HR S P ERA WHIP	IP WLS BF H R ER SO BB IBB HBP BLK WP HR S P ERA WHIP	IP WLS BF H R ER SO BB IBB HBP BLK WP HR S P ERA WHIP	IP WLS BF H R ER SO BB IBB HBP BLK WP HR S P ERA WHIP	IP WLS BF H R ER SO BB IBB HBP BLK WP HR S P ERA WHIP	IP WLS BF H R ER SO BB IBB HBP BLK WP HR S P ERA WHIP	IP WLS BF H R ER SO BB IBB HBP BLK WP HR S P ERA WHIP	IP WLS BF H R ER SO BB IBB HBP BLK WP HR S P ERA WHIP	IP WLS BF H R ER SO BB IBB HBP BLK WP HR S P ERA WHIP	IP WLS BF H R ER SO BB IBB HBP BLK WP HR S P ERA WHIP	IP WLS BF H R ER SO BB IBB HBP BLK WP HR S P ERA WHIP	IP WLS BF H R ER SO BB IBB HBP BLK WP HR S P ERA WHIP	IP WLS BF H R ER SO BB IBB HBP BLK WP HR S P ERA WHIP	IP WLS BF H R ER SO BB IBB HBP BLK WP HR S P ERA WHIP	IP WLS BF H R ER SO BB IBB HBP BLK WP HR S P ERA WHIP	IP WLS BF H R ER SO BB IBB HBP BLK WP HR S P ERA WHIP	IP WLS BF H R ER SO BB IBB HBP BLK WP HR S P ERA WHIP	IP WLS BF H R ER SO BB IBB HBP BLK WP HR S P ERA WHIP	IP WLS BF H R ER SO BB IBB HBP BLK WP HR S P ERA WHIP	IP WLS BF H R ER SO BB IBB HBP BLK WP HR S P ERA WHIP	IP WLS BF H R ER SO BB IBB HBP BLK WP HR S P ERA WHIP
53 Zack Britton, L ERA: 2.35	6.0	28	9	3	3	2	2	0	0	0	0	0	0	0	0	0	4.50	1.833						
37 Jeremy Accardo, R ERA: 4.57	1.2	8	2	0	0	1	1	0	0	0	0	0	0	0	0	22	37	0.00	1.800					
57 Clay Rapada, L ERA: 9.0	0.1	1	0	0	0	0	0	0	0	0	0	0	0	0	2	3	0.00	0.000						
55 Alfredo Simon, R ERA:	1.0	W 3	0	0	0	1	0	0	0	0	0	0	0	0	8	12	0.00	0.000						

Batter	1	2	3	4	5	6	7	8	9	AB	R	H	RBI	BB	SO	LOB	BOTTOM							
11 Robert Andino, R OBP: 0.368, SLG: 0.319										4	0	1	0	1	2	3	<b>Kansas City Royals @ Baltimore Orioles</b> Oriole Park at Camden Yards, Baltimore, MD Tue May 24 2011, 7:10 PM - 10:13 PM EDT Att: 14,077 - Partly Cloudy - 84 F <a href="http://livebaseballscorecards.com">livebaseballscorecards.com</a>							
10 Adam Jones, R OBP: 0.339, SLG: 0.462										5	1	2	2	0	2	4								
21 Nick Markakis, L OBP: 0.325, SLG: 0.346										4	1	1	0	0	2	4								
27 Vladimir Guerrero, R OBP: 0.332, SLG: 0.440										4	0	1	0	0	0	2								
32 Matt Wieters, S OBP: 0.340, SLG: 0.413										4	1	1	1	0	0	1								
14 Nolan Reimold, R OBP: 0.286, SLG: 0.714										2	0	0	0	0	1	1								
30 Luke Scott, L OBP: 0.327, SLG: 0.425										2	0	1	1	0	1	0								
12 Mark Reynolds, R OBP: 0.296, SLG: 0.362										4	0	0	0	0	1	2								
2 J.J. Hardy, R OBP: 0.316, SLG: 0.403										3	1	2	0	1	1	1								
29 Brandon Snyder, R OBP: 0.417, SLG: 0.333										2	0	0	0	1	1	1								
18 Felix Pie, L OBP: 0.250, SLG: 0.344										1	1	1	1	0	0	0								
<b>Inning Stats</b>	R: 0 E: 0 K: 2 S: 12	H: 1 LOB: 1 BB: 0 P: 17	R: 0 E: 0 K: 1 S: 10	H: 0 LOB: 0 BB: 0 P: 15	R: 0 E: 0 K: 2 S: 19	H: 1 LOB: 2 BB: 1 P: 25	R: 0 E: 0 K: 1 S: 7	H: 1 LOB: 1 BB: 0 P: 15	R: 0 E: 0 K: 0 S: 4	H: 0 LOB: 2 BB: 2 P: 13	R: 2 E: 0 K: 1 S: 17	H: 3 LOB: 1 BB: 0 P: 27	R: 0 E: 0 K: 2 S: 10	H: 1 LOB: 1 BB: 0 P: 14	R: 0 E: 0 K: 1 S: 8	H: 0 LOB: 0 BB: 0 P: 13	R: 3 E: 0 K: 1 S: 14	H: 3 LOB: 0 BB: 0 P: 19	1B: 4 2B: 6 HR: 1	SF: 0 SAC: 0 DP: 1 HBP: 0	WP: 1 PB: 0 SB: 2 CS: 0	PA: 38		
<b>PITCHER</b>	IP WLS BF H R ER SO BB IBB HBP BLK WP HR S P ERA WHIP	IP WLS BF H R ER SO BB IBB HBP BLK WP HR S P ERA WHIP	IP WLS BF H R ER SO BB IBB HBP BLK WP HR S P ERA WHIP	IP WLS BF H R ER SO BB IBB HBP BLK WP HR S P ERA WHIP	IP WLS BF H R ER SO BB IBB HBP BLK WP HR S P ERA WHIP	IP WLS BF H R ER SO BB IBB HBP BLK WP HR S P ERA WHIP	IP WLS BF H R ER SO BB IBB HBP BLK WP HR S P ERA WHIP	IP WLS BF H R ER SO BB IBB HBP BLK WP HR S P ERA WHIP	IP WLS BF H R ER SO BB IBB HBP BLK WP HR S P ERA WHIP	IP WLS BF H R ER SO BB IBB HBP BLK WP HR S P ERA WHIP	IP WLS BF H R ER SO BB IBB HBP BLK WP HR S P ERA WHIP	IP WLS BF H R ER SO BB IBB HBP BLK WP HR S P ERA WHIP	IP WLS BF H R ER SO BB IBB HBP BLK WP HR S P ERA WHIP	IP WLS BF H R ER SO BB IBB HBP BLK WP HR S P ERA WHIP	IP WLS BF H R ER SO BB IBB HBP BLK WP HR S P ERA WHIP	IP WLS BF H R ER SO BB IBB HBP BLK WP HR S P ERA WHIP	IP WLS BF H R ER SO BB IBB HBP BLK WP HR S P ERA WHIP	IP WLS BF H R ER SO BB IBB HBP BLK WP HR S P ERA WHIP	IP WLS BF H R ER SO BB IBB HBP BLK WP HR S P ERA WHIP	IP WLS BF H R ER SO BB IBB HBP BLK WP HR S P ERA WHIP	IP WLS BF H R ER SO BB IBB HBP BLK WP HR S P ERA WHIP	IP WLS BF H R ER SO BB IBB HBP BLK WP HR S P ERA WHIP	IP WLS BF H R ER SO BB IBB HBP BLK WP HR S P ERA WHIP	IP WLS BF H R ER SO BB IBB HBP BLK WP HR S P ERA WHIP
23 Danny Duffy, L ERA: 3.86	5.1	23	5	2	2	0	3	0	0	0	0	0	0	0	0	0	3.38	1.500						
31 Louis Coleman, R ERA: 1.93	0.2	H 3	1	0	0	1	0	0	0	0	0	0	0	0	1	9	0.00	1.500						
38 Blake Wood, R ERA: 3.2	1.0	H 4	1	0	0	2	0	0	0	0	0	0	0	0	10	14	0.00	1.000						
43 Aaron Crow, R ERA: 0.76	1.0	H 3	0	0	0	1	0	0	0	0	0	0	0	0	8	13	0.00	0.000						
48 Joakim Soria, R ERA: 5.12	0.2	L 5	3	3	3	1	0	0	0	0	0	0	0	1	14	19	40.50	4.500						



Batter	1	2	3	4	5	6	7	8	9	AB	R	H	RBI	BB	SO	LOB	TOP			
4 Alex Gordon, L (1, 7) OBP: 0.341, SLG: 0.474										5	0	1	0	0	4	1	<b>Kansas City Royals @ Baltimore Orioles</b> Oriole Park at Camden Yards, Baltimore, MD Wed May 25 2011, 7:09 PM - 9:37 PM EDT Att: 15,740 - Clear - 83 F			
53 Melky Cabrera, S (1, 8) OBP: 0.313, SLG: 0.459										3	1	2	2	0	0	0				
35 Eric Hosmer, L (1, 3) OBP: 0.332, SLG: 0.485										4	0	1	0	0	1	2				
21 Jeff Francoeur, R (1, 9) OBP: 0.332, SLG: 0.508										4	0	0	0	0	1	4				
16 Billy Butler, R (1, 10) OBP: 0.400, SLG: 0.432										3	0	2	0	1	0	0				
24 Wilson Betemit, S (1, 5) OBP: 0.379, SLG: 0.451										4	0	1	0	0	2	2				
15 Matt Treanor, R (1, 2) OBP: 0.364, SLG: 0.322										4	0	0	0	0	1	4				
17 Chris Getz, L (1, 4) OBP: 0.315, SLG: 0.276										2	1	0	0	2	1	2				
2 Alcides Escobar, R (1, 6) OBP: 0.260, SLG: 0.263										4	0	0	0	0	0	3				
<b>Inning Stats</b>	R: 0 H: 0 E: 0 K: 2 S: 15	H: 0 LOB: 1 BB: 0 P: 25	R: 0 H: 0 E: 0 K: 2 S: 8	H: 0 LOB: 2 BB: 2 P: 21	R: 0 H: 1 E: 0 K: 1 S: 12	H: 1 LOB: 1 BB: 0 P: 17	R: 0 H: 1 E: 0 K: 0 S: 7	H: 1 LOB: 0 BB: 1 P: 11	R: 2 H: 1 E: 0 K: 1 S: 12	H: 2 LOB: 2 BB: 0 P: 13	R: 0 H: 2 E: 0 K: 1 S: 14	H: 2 LOB: 2 BB: 0 P: 19	R: 0 H: 0 E: 0 K: 1 S: 7	H: 0 LOB: 0 BB: 0 P: 12	R: 0 H: 0 E: 0 K: 1 S: 7	H: 0 LOB: 0 BB: 0 P: 10		1B: 5 2B: 1 3B: 0 HR: 1	SF: 0 SAC: 1 DP: 1 HBP: 0	WP: 0 PB: 0 SB: 0 CS: 0
<b>PITCHER</b>	IP WLS BF H R ER SO BB IBB HBP BLK WP HR S P ERA WHIP	IP WLS BF H R ER SO BB IBB HBP BLK WP HR S P ERA WHIP	IP WLS BF H R ER SO BB IBB HBP BLK WP HR S P ERA WHIP	IP WLS BF H R ER SO BB IBB HBP BLK WP HR S P ERA WHIP	IP WLS BF H R ER SO BB IBB HBP BLK WP HR S P ERA WHIP	IP WLS BF H R ER SO BB IBB HBP BLK WP HR S P ERA WHIP	IP WLS BF H R ER SO BB IBB HBP BLK WP HR S P ERA WHIP	IP WLS BF H R ER SO BB IBB HBP BLK WP HR S P ERA WHIP	IP WLS BF H R ER SO BB IBB HBP BLK WP HR S P ERA WHIP	IP WLS BF H R ER SO BB IBB HBP BLK WP HR S P ERA WHIP	IP WLS BF H R ER SO BB IBB HBP BLK WP HR S P ERA WHIP	IP WLS BF H R ER SO BB IBB HBP BLK WP HR S P ERA WHIP	IP WLS BF H R ER SO BB IBB HBP BLK WP HR S P ERA WHIP	IP WLS BF H R ER SO BB IBB HBP BLK WP HR S P ERA WHIP	IP WLS BF H R ER SO BB IBB HBP BLK WP HR S P ERA WHIP	IP WLS BF H R ER SO BB IBB HBP BLK WP HR S P ERA WHIP	IP WLS BF H R ER SO BB IBB HBP BLK WP HR S P ERA WHIP			
34 Jake Arrieta, R (1, 1) ERA: 4.97	6.0	W	26	5	2	2	7	3	0	0	0	0	0	0	1	66	106	3.00	1.333	
43 Jim Johnson, R (7, 1) ERA: 3.21	2.0		8	2	0	0	2	0	0	0	0	0	0	0	0	21	31	0.00	1.000	
51 Michael Gonzalez, L (9, 1) ERA: 8.04	1.0		3	0	0	0	1	0	0	0	0	0	0	0	7	10	0.00	0.000		

Batter	1	2	3	4	5	6	7	8	9	AB	R	H	RBI	BB	SO	LOB	BOTTOM		
18 Felix Pie, L (1, 7) OBP: 0.250, SLG: 0.338										4	1	1	1	0	1	0	<b>Kansas City Royals @ Baltimore Orioles</b> Oriole Park at Camden Yards, Baltimore, MD Wed May 25 2011, 7:09 PM - 9:37 PM EDT Att: 15,740 - Clear - 83 F		
10 Adam Jones, R (1, 8) OBP: 0.342, SLG: 0.469										4	1	2	2	0	0	0			
21 Nick Markakis, L (1, 9) OBP: 0.324, SLG: 0.344										4	1	1	0	0	0	2			
27 Vladimir Guerrero, R (1, 10) OBP: 0.330, SLG: 0.435										4	0	1	1	0	0	2			
32 Matt Wieters, S (1, 2) OBP: 0.337, SLG: 0.404										3	1	0	0	1	0	3			
30 Luke Scott, L (1, 3) OBP: 0.331, SLG: 0.435										4	1	2	1	0	0	0			
12 Mark Reynolds, R (1, 5) OBP: 0.302, SLG: 0.381										3	2	1	1	1	0	1			
2 J.J. Hardy, R (1, 6) OBP: 0.313, SLG: 0.394										4	1	1	1	0	0	0			
6 Ryan Adams, R (1, 4) OBP: 0.250, SLG: 0.143										3	1	0	0	1	1	0			
<b>Inning Stats</b>	R: 0 H: 0 E: 0 K: 1 S: 6	H: 2 LOB: 1 BB: 0 P: 11	R: 0 H: 0 E: 0 K: 0 S: 6	H: 0 LOB: 0 BB: 0 P: 10	R: 3 H: 6 E: 1 K: 0 S: 18	H: 6 LOB: 2 BB: 3 P: 39	R: 0 H: 0 E: 0 K: 0 S: 7	H: 0 LOB: 0 BB: 0 P: 11	R: 0 H: 0 E: 0 K: 0 S: 8	H: 0 LOB: 0 BB: 0 P: 10	R: 0 H: 0 E: 0 K: 0 S: 11	H: 0 LOB: 0 BB: 0 P: 17	R: 1 H: 1 E: 0 K: 1 S: 12	H: 1 LOB: 0 BB: 0 P: 16	1B: 6 2B: 2 3B: 0 HR: 1	SF: 0 SAC: 0 DP: 1 HBP: 0		WP: 1 PB: 0 SB: 0 CS: 0	PA: 36
<b>PITCHER</b>	IP WLS BF H R ER SO BB IBB HBP BLK WP HR S P ERA WHIP	IP WLS BF H R ER SO BB IBB HBP BLK WP HR S P ERA WHIP	IP WLS BF H R ER SO BB IBB HBP BLK WP HR S P ERA WHIP	IP WLS BF H R ER SO BB IBB HBP BLK WP HR S P ERA WHIP	IP WLS BF H R ER SO BB IBB HBP BLK WP HR S P ERA WHIP	IP WLS BF H R ER SO BB IBB HBP BLK WP HR S P ERA WHIP	IP WLS BF H R ER SO BB IBB HBP BLK WP HR S P ERA WHIP	IP WLS BF H R ER SO BB IBB HBP BLK WP HR S P ERA WHIP	IP WLS BF H R ER SO BB IBB HBP BLK WP HR S P ERA WHIP	IP WLS BF H R ER SO BB IBB HBP BLK WP HR S P ERA WHIP	IP WLS BF H R ER SO BB IBB HBP BLK WP HR S P ERA WHIP	IP WLS BF H R ER SO BB IBB HBP BLK WP HR S P ERA WHIP	IP WLS BF H R ER SO BB IBB HBP BLK WP HR S P ERA WHIP	IP WLS BF H R ER SO BB IBB HBP BLK WP HR S P ERA WHIP	IP WLS BF H R ER SO BB IBB HBP BLK WP HR S P ERA WHIP	IP WLS BF H R ER SO BB IBB HBP BLK WP HR S P ERA WHIP	IP WLS BF H R ER SO BB IBB HBP BLK WP HR S P ERA WHIP		
44 Luke Hochevar, R (1, 1) ERA: 4.81	7.0	L	32	8	8	7	1	0	0	0	0	0	0	0	1	65	105	9.00	1.571
51 Robinson Tejeda, R (8, 1) ERA: 6.14	1.0		4	1	1	1	1	0	0	0	0	0	0	0	1	12	16	9.00	1.000

livebaseballscores.com

AB 33  
R 2  
H 7  
RBI 2  
BB 3  
SO 10  
LOB 18

livebaseballscores.com

AB 33  
R 9  
H 9  
RBI 7  
BB 3  
SO 2  
LOB 8



Batter	1	2	3	4	5	6	7	8	9	10	11	12	AB	R	H	RBI	BB	SO	LOB	TOP			
4 Alex Gordon, L OBP: 0.343, SLG: 0.477													5	0	2	1	0	1	1				
53 Melky Cabrera, S OBP: 0.310, SLG: 0.453													5	0	1	2	0	1	2				
35 Eric Hoerner, L OBP: 0.309, SLG: 0.446													6	0	0	0	0	0	3				
21 Jeff Francoeur, R OBP: 0.339, SLG: 0.508													4	1	2	0	1	0	0				
16 Billy Butler, R OBP: 0.395, SLG: 0.422													4	0	0	0	1	1	2				
24 Wilson Betemit, S OBP: 0.382, SLG: 0.453													4	0	2	0	0	1	0				
2 Alcides Escobar, R OBP: 0.258, SLG: 0.262													1	0	0	0	0	0	3				
13 Mike Aviles, R OBP: 0.265, SLG: 0.433													5	1	0	1	0	0	2				
3 Brayan Peña, S OBP: 0.277, SLG: 0.306													5	1	1	0	0	2	1				
17 Chris Getz, L OBP: 0.325, SLG: 0.295													5	2	3	1	0	1	1				
<b>Inning Stats</b>	R: 0 E: 0 K: 2 S: 8	H: 0 LOB: 0 BB: 0 P: 13	R: 4 E: 1 K: 0 S: 26	H: 5 LOB: 2 BB: 0 P: 41	R: 0 E: 0 K: 0 S: 6	H: 0 LOB: 0 BB: 0 P: 8	R: 1 E: 0 K: 0 S: 11	H: 2 LOB: 1 BB: 0 P: 13	R: 0 E: 0 K: 2 S: 10	H: 0 LOB: 0 BB: 0 P: 10	R: 0 E: 1 K: 0 S: 6	H: 0 LOB: 0 BB: 0 P: 13	R: 0 E: 0 K: 2 S: 9	H: 1 LOB: 1 BB: 0 P: 10	R: 0 E: 0 K: 0 S: 5	H: 0 LOB: 0 BB: 0 P: 9	R: 0 E: 0 K: 0 S: 8	H: 0 LOB: 0 BB: 0 P: 15	1B: 9 2B: 3 3B: 0 HR: 0	SF: 0 SAC: 1 DP: 2 HBP: 0	WP: 0 PB: 0 SB: 0 CS: 0	PA: 48	
<b>PITCHER</b>	IP WLS BF H R ER SO BB IBB HBP BLK WP HR S P ERA WHIP	46 Jeremy Guthrie, R ERA: 3.63	57 Clay Rapada, L ERA: 8.64	19 Koji Uehara, R ERA: 2.49	63 Kevin Gregg, R ERA: 3.72	37 Jeremy Accardo, R ERA: 4.18	<b>PITCHER</b>																IP WLS BF H R ER SO BB IBB HBP BLK WP HR S P ERA WHIP

**Kansas City Royals @ Baltimore Orioles**  
 Oriole Park at Camden Yards, Baltimore, MD  
 Thu May 26 2011, 12:39 PM - 4:08 PM EDT  
 Alt. 22,720 - Cloudy - 89 F


AB	44
R	5
H	11
RBI	5
BB	2
SO	7
LOB	15



Batter	1	2	3	4	5	6	7	8	9	10	11	12	AB	R	H	RBI	BB	SO	LOB	BOTTOM				
11 Robert Andino, R OBP: 0.366, SLG: 0.330													6	2	2	0	0	0	1					
10 Adam Jones, R OBP: 0.337, SLG: 0.459													6	1	1	0	0	2	2					
21 Nick Markakis, L OBP: 0.324, SLG: 0.340													5	0	1	0	1	0	3					
27 Vladimir Guerrero, R OBP: 0.325, SLG: 0.427													6	0	1	1	0	1	3					
12 Mark Reynolds, R OBP: 0.305, SLG: 0.381													5	1	2	1	0	3	0					
14 Nolan Reimold, R OBP: 0.583, SLG: 1.455													4	2	4	4	1	0	0					
2 J.J. Hardy, R OBP: 0.329, SLG: 0.392													3	0	1	0	2	0	1					
9 Jake Fox, R OBP: 0.245, SLG: 0.413													3	0	1	0	0	1	2					
30 Luke Scott, L OBP: 0.327, SLG: 0.429													2	0	0	0	0	0	3					
15 Craig Tatum, R OBP: 0.250, SLG: 0.250													4	0	1	0	0	1	1					
32 Matt Wieters, S OBP: 0.335, SLG: 0.401													1	0	0	0	0	0	3					
<b>Inning Stats</b>	R: 0 E: 0 K: 10 S: 10	H: 1 LOB: 1 BB: 0 P: 13	R: 1 E: 0 K: 11 S: 11	H: 2 LOB: 1 BB: 0 P: 17	R: 4 E: 0 K: 1 S: 18	H: 4 LOB: 1 BB: 1 P: 30	R: 0 E: 0 K: 0 S: 8	H: 0 LOB: 0 BB: 0 P: 11	R: 0 E: 0 K: 2 S: 9	H: 0 LOB: 0 BB: 0 P: 12	R: 0 E: 0 K: 1 S: 9	H: 2 LOB: 0 BB: 0 P: 14	R: 0 E: 0 K: 1 S: 11	H: 0 LOB: 0 BB: 0 P: 18	R: 0 E: 0 K: 1 S: 8	H: 0 LOB: 0 BB: 0 P: 11	R: 0 E: 0 K: 0 S: 5	H: 2 LOB: 2 BB: 1 P: 18	R: 1 E: 0 K: 0 S: 8	H: 2 LOB: 1 BB: 1 P: 16	1B: 10 2B: 2 3B: 0 HR: 2	SF: 0 SAC: 0 DP: 2 HBP: 0	WP: 0 PB: 0 SB: 0 CS: 1	PA: 49
<b>PITCHER</b>	IP WLS BF H R ER SO BB IBB HBP BLK WP HR S P ERA WHIP	26 Jeff Francis, L ERA: 4.52	56 Greg Holland, R ERA: 0.7	43 Aaron Crow, R ERA: 3.2	38 Blake Wood, R ERA: 3.2	61 Everett Teaford, L ERA: 2.25	<b>PITCHER</b>																IP WLS BF H R ER SO BB IBB HBP BLK WP HR S P ERA WHIP	

**Kansas City Royals @ Baltimore Orioles**  
 Oriole Park at Camden Yards, Baltimore, MD  
 Thu May 26 2011, 12:39 PM - 4:08 PM EDT  
 Alt. 22,720 - Cloudy - 89 F

AB	45
R	6
H	14
RBI	6
BB	4
SO	8
LOB	19



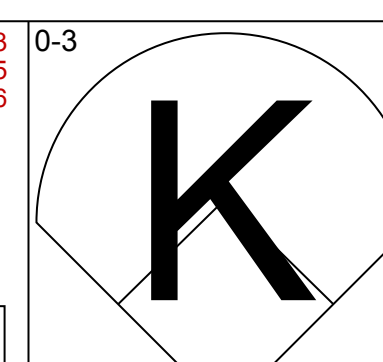
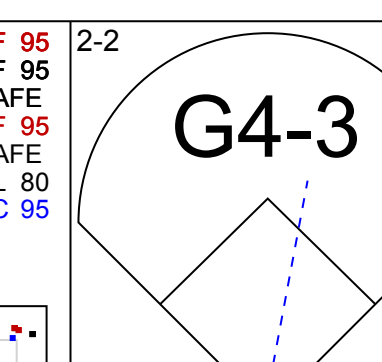
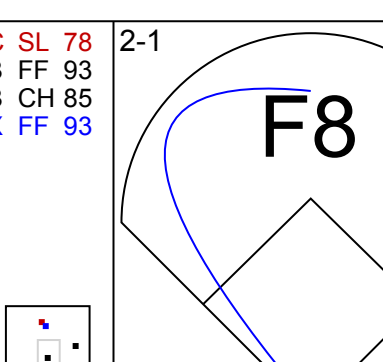
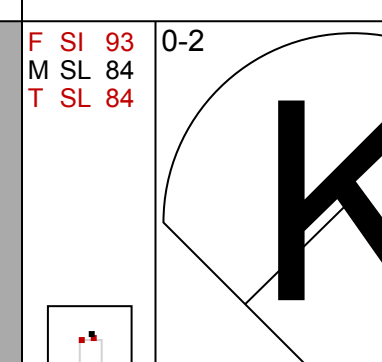
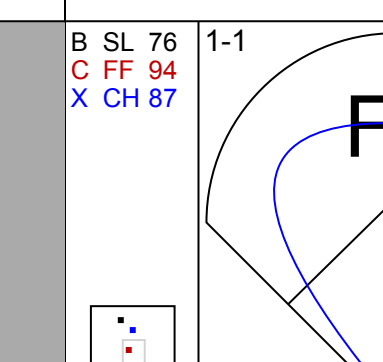
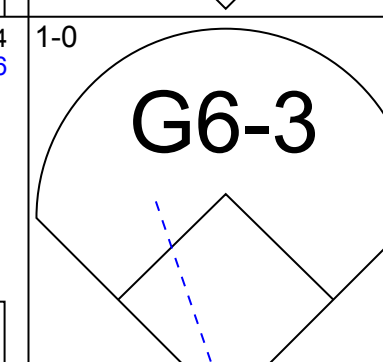
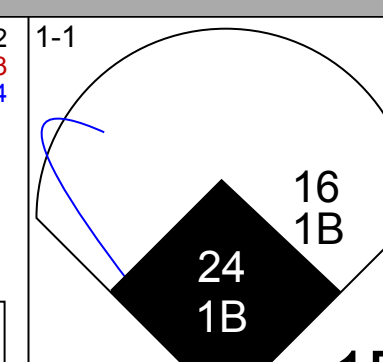
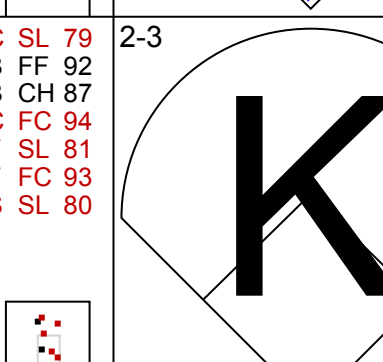
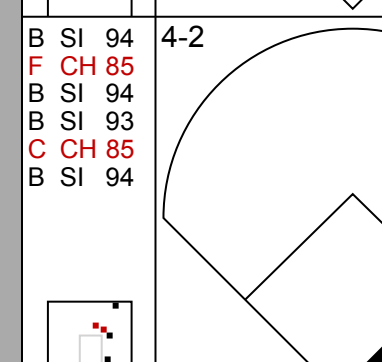
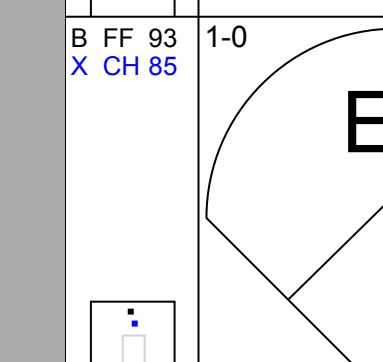
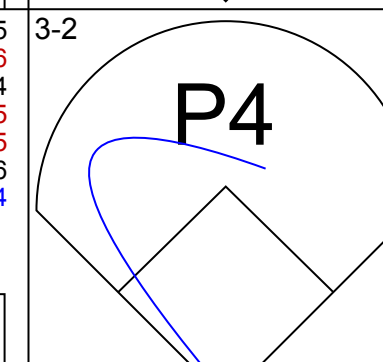
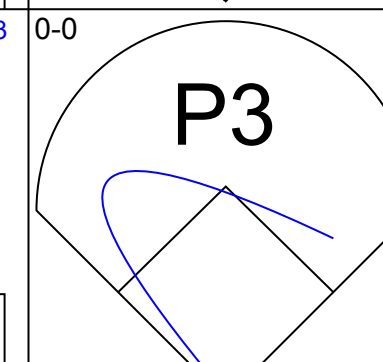
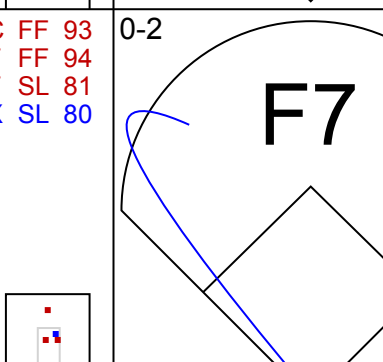
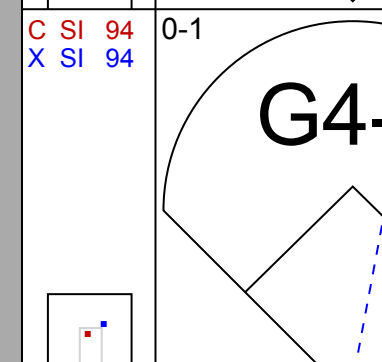
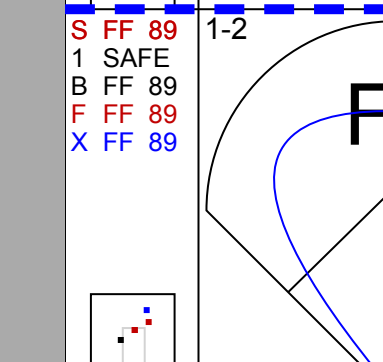

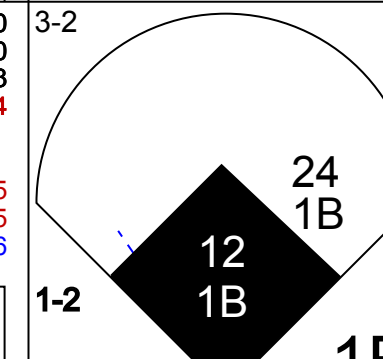
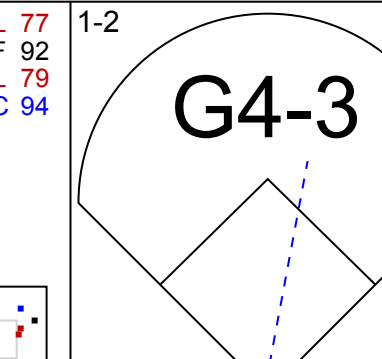
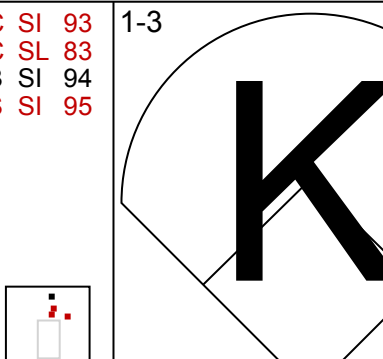

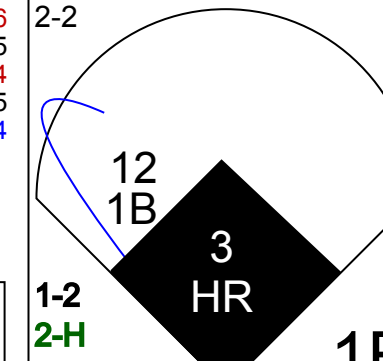

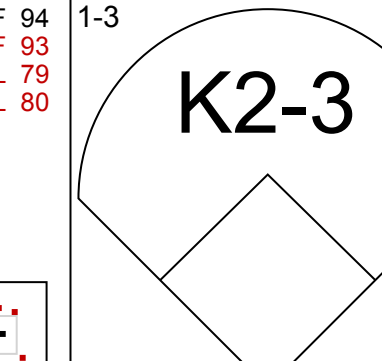
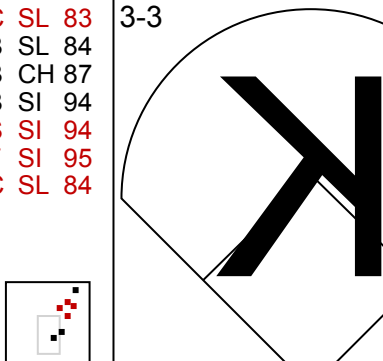

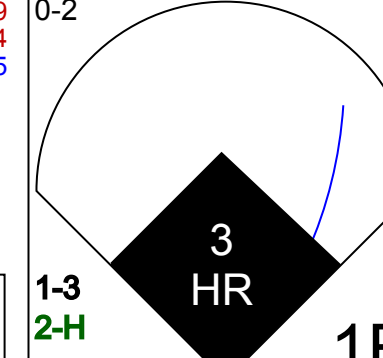
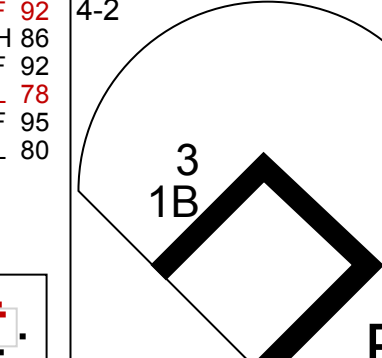
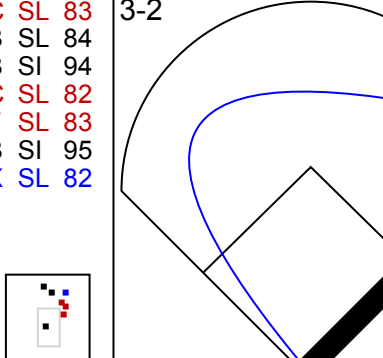
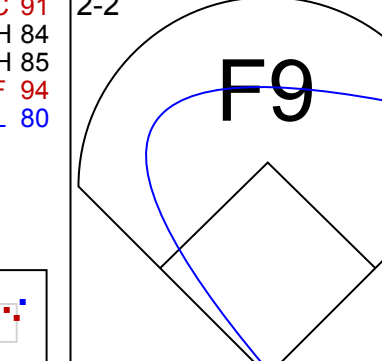
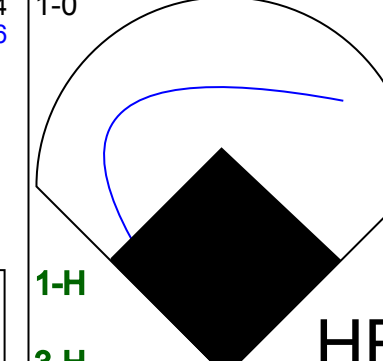
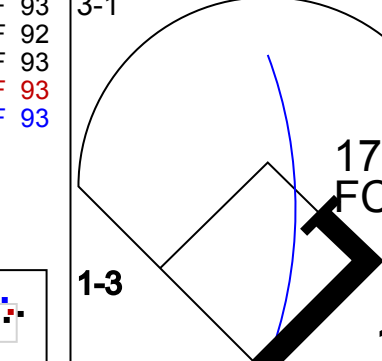
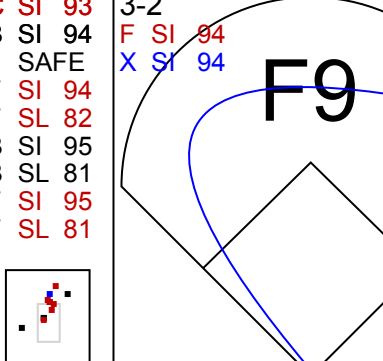

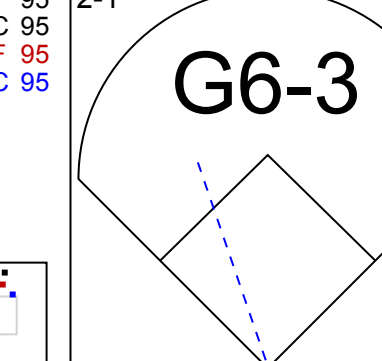


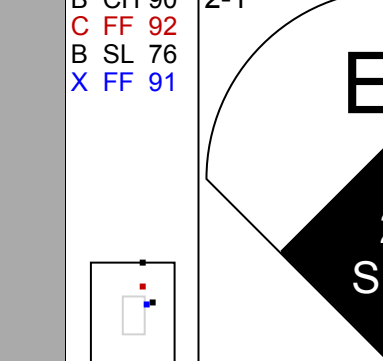
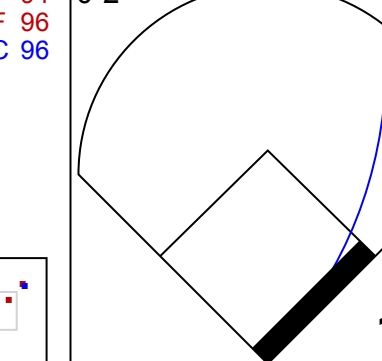
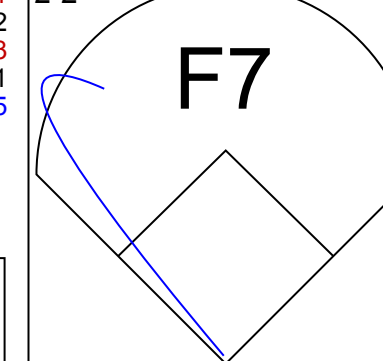












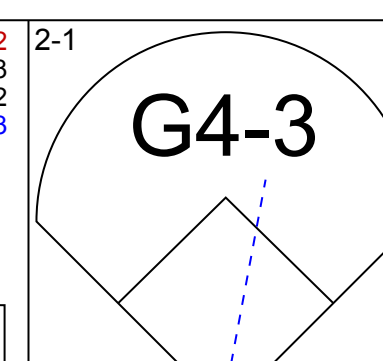
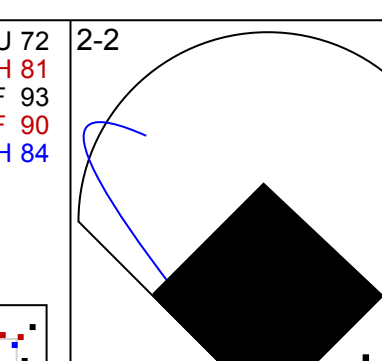
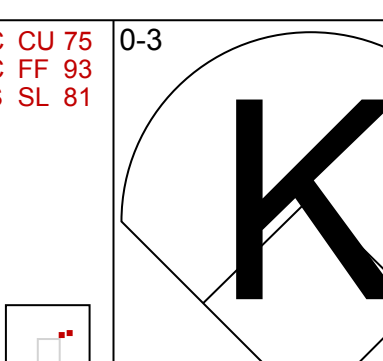
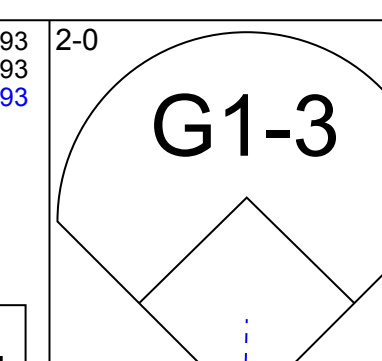
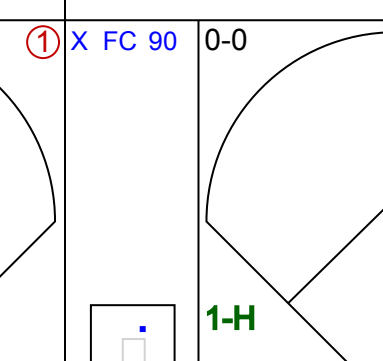
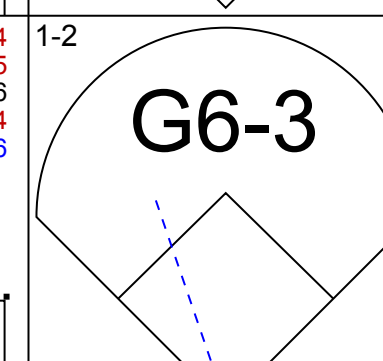
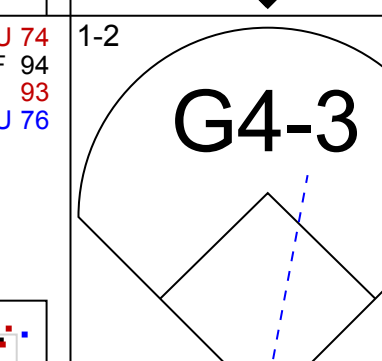
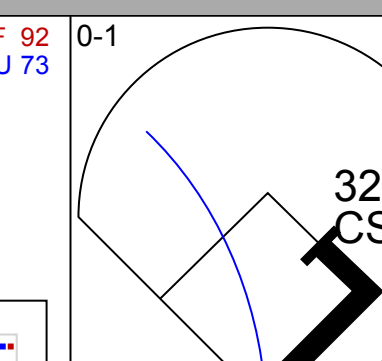
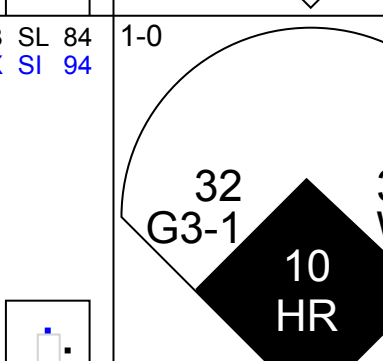
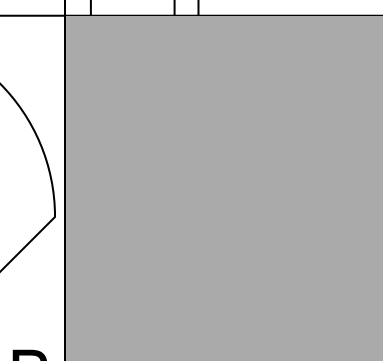
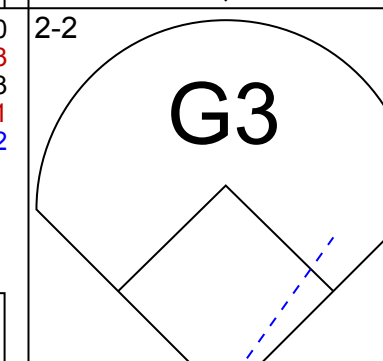
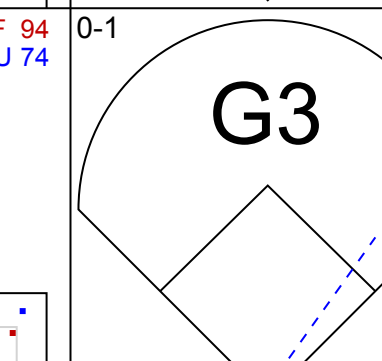
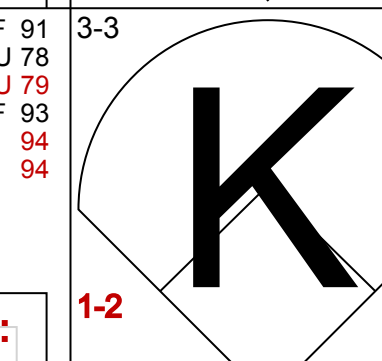
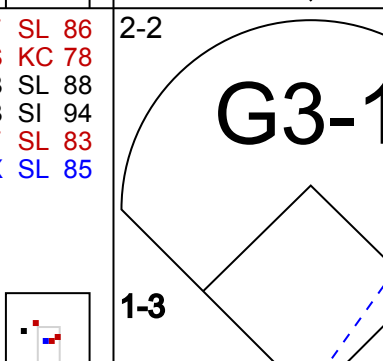
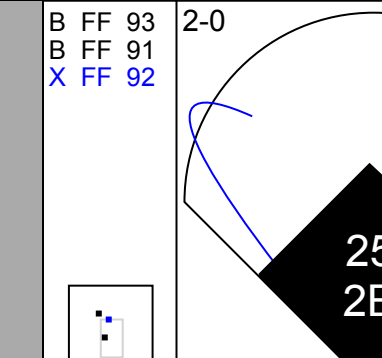
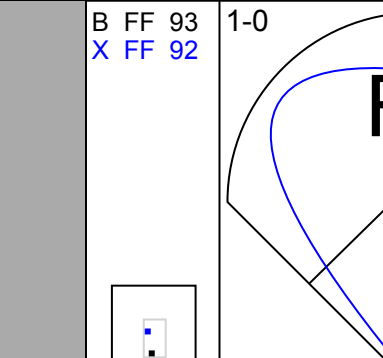
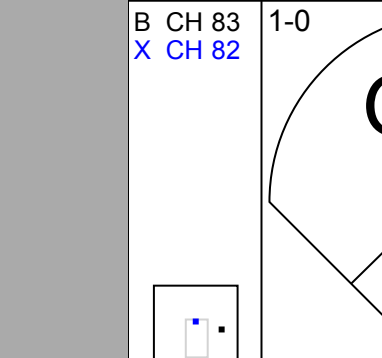
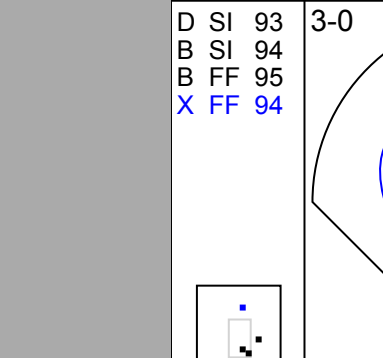
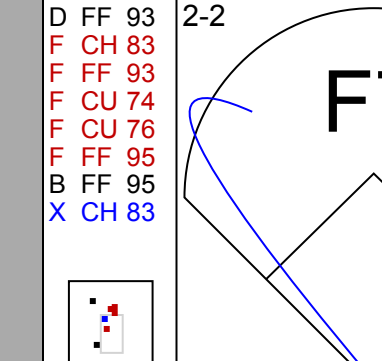
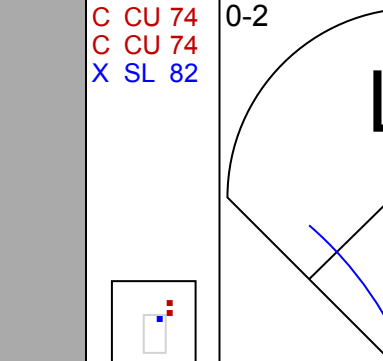

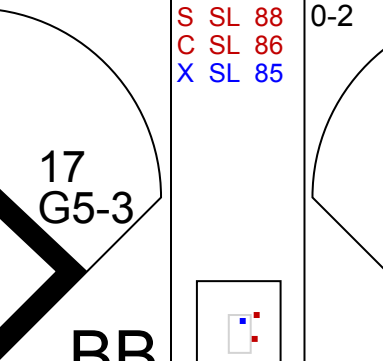
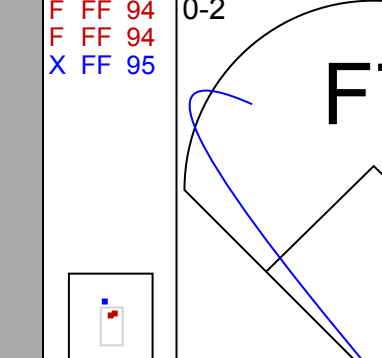
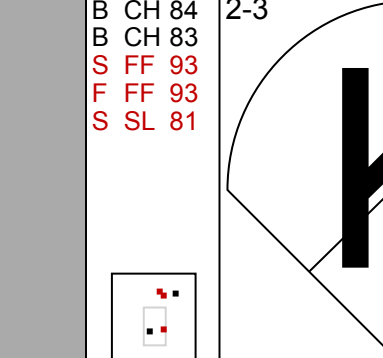

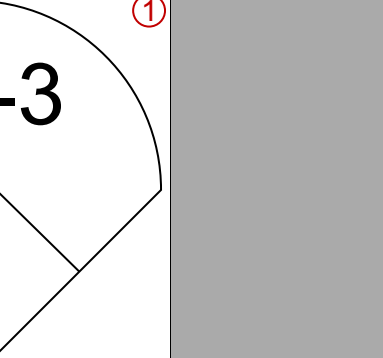
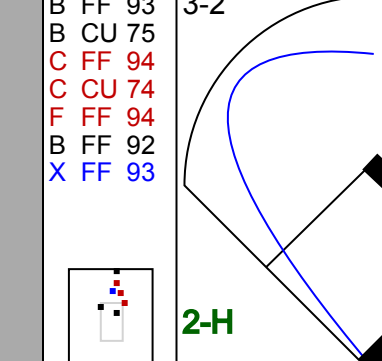


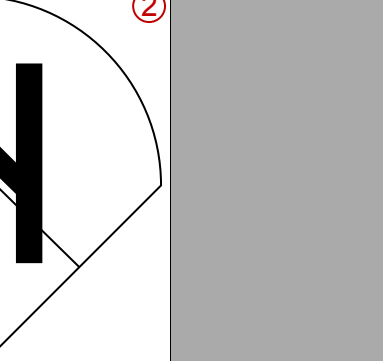
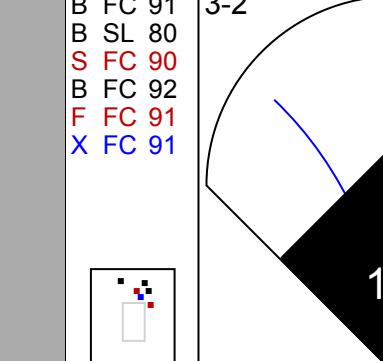
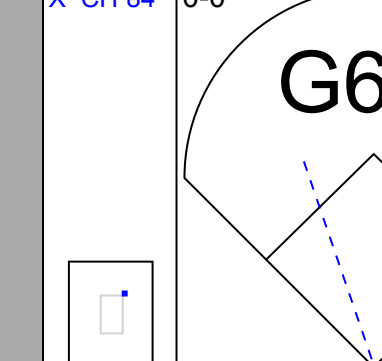
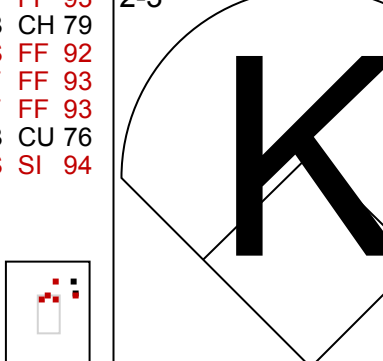
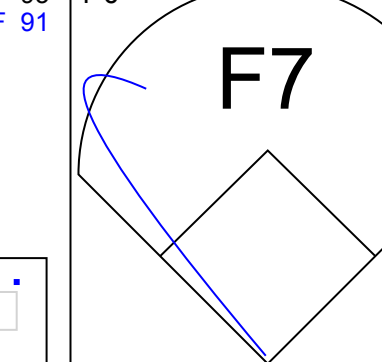
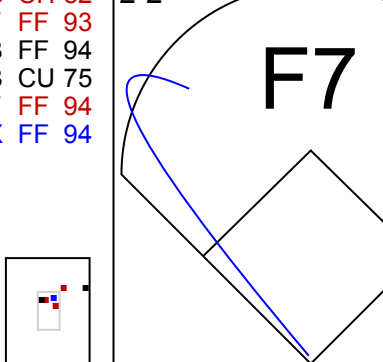
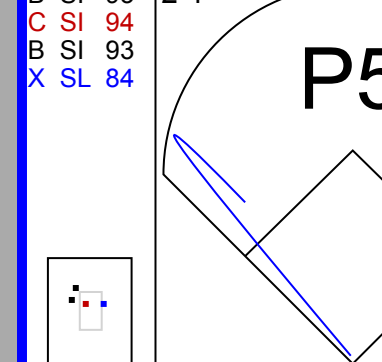
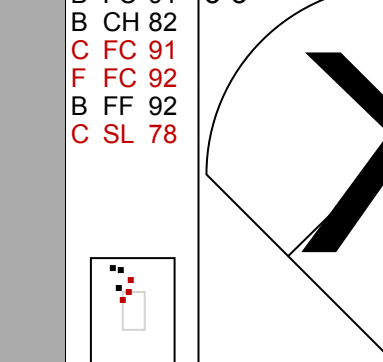
Batter	1	2	3	4	5	6	7	8	9	AB	R	H	RBI	BB	SO	LOB	TOP			
4 Alex Gordon, L (1, 7) OBP: 0.336, SLG: 0.474										5	0	0	0	0	2	1				
53 Melky Cabrera, S (1, 8) OBP: 0.310, SLG: 0.456										4	1	1	0	1	1	0				
35 Eric Hosmer, L (1, 3) OBP: 0.309, SLG: 0.467										5	0	0	0	0	0	3				
16 Billy Butler, R (1, 10) OBP: 0.391, SLG: 0.415										4	1	1	0	0	2	0				
24 Wilson Betemit, S (1, 5) OBP: 0.378, SLG: 0.437										4	1	1	1	0	2	0				
12 Mitch Maier, L (1, 9) OBP: 0.343, SLG: 0.478										3	1	2	1	1	0	0				
3 Brayan Peña, S (1, 2) OBP: 0.292, SLG: 0.397										4	1	2	3	0	0	1				
17 Chris Getz, L (1, 4) OBP: 0.317, SLG: 0.291										4	1	1	0	0	0	2				
2 Alcides Escobar, R (1, 6) OBP: 0.258, SLG: 0.262										3	0	1	1	0	0	0				
<b>Inning Stats</b>	R: 0 E: 0 K: 1 S: 8	H: 0 LOB: 0 BB: 0 P: 12	R: 0 E: 0 K: 1 S: 8	H: 0 LOB: 0 BB: 0 P: 12	R: 0 E: 0 K: 0 S: 11	H: 1 LOB: 1 BB: 0 P: 17	R: 5 E: 0 K: 0 S: 18	H: 5 LOB: 0 BB: 0 P: 28	R: 0 E: 0 K: 1 S: 12	H: 1 LOB: 2 BB: 1 P: 22	R: 0 E: 0 K: 1 S: 10	H: 0 LOB: 1 BB: 1 P: 15	R: 0 E: 0 K: 2 S: 18	H: 1 LOB: 1 BB: 0 P: 18	R: 1 E: 2 K: 0 S: 10	H: 1 LOB: 1 BB: 0 P: 18	1B: 7 2B: 1 3B: 0 HR: 1	SF: 1 SAC: 0 DP: 0 HBP: 0	WP: 0 PB: 0 SB: 0 CS: 0	PA: 39
<b>PITCHER</b>	IP	WLS	BF	H	R	ER	SO	BB	IBB	HBP	BLK	WP	HR	S	P	ERA	WHIP			
41 Alexi Ogando, R (1, 1) ERA: 2.33	6.0		26	7	5	5	4	1	0	0	0	0	1	68	106	7.50	1.333			
44 Michael Kirkman, L (7, 1) ERA: 10.38	2.0		8	1	0	0	3	1	0	0	0	0	0	28	43	0.00	1.000			
30 Neftali Feliz, R (9, 1) ERA: 1.45	0.2		4	1	1	0	0	0	0	0	0	0	0	7	14	0.00	1.500			
53 Arthur Rhodes, L (9, 1) ERA: 3.55	0.1	W	1	0	0	0	0	0	0	0	0	0	0	3	4	0.00	0.000			

**Kansas City Royals @ Texas Rangers**  
Rangers Ballpark in Arlington, Arlington, TX  
Sun May 29 2011, 3:08 PM - 6:15 PM EDT  
Att: 45,011 - Sunny - 90 F

livebaseballscorecards.com

AB 36  
R 6  
H 9  
RBI 6  
BB 2  
SO 7  
LOB 7




Batter	1	2	3	4	5	6	7	8	9	AB	R	H	RBI	BB	SO	LOB	BOTTOM					
5 Ian Kinsler, R (1, 4) OBP: 0.351, SLG: 0.429										3	1	1	1	0	1	0						
1 Elvis Andrus, R (6, 6) OBP: 0.307, SLG: 0.327										2	0	1	1	0	0	0						
3 Andrés Blanco, S (1, 6) OBP: 0.333, SLG: 0.455										4	1	2	0	0	0	0						
32 Josh Hamilton, L (1, 7) OBP: 0.375, SLG: 0.500										4	0	0	0	0	1	2						
10 Michael Young, R (1, 10) OBP: 0.378, SLG: 0.500										4	2	2	2	0	0	0						
29 Adrián Beltré, R (1, 5) OBP: 0.306, SLG: 0.477										3	0	0	0	1	0	1						
17 Nelson Cruz, R (1, 9) OBP: 0.288, SLG: 0.477										4	1	1	1	0	1	2						
25 Mike Napoli, R (1, 3) OBP: 0.358, SLG: 0.505										4	2	3	2	0	1	1						
8 Yorvit Torrealba, R (1, 2) OBP: 0.250, SLG: 0.336										2	0	0	0	0	1	1						
18 Mitch Moreland, L (7, PH) OBP: 0.388, SLG: 0.500										1	0	0	0	1	1	1						
23 Craig Gentry, R (1, 8) OBP: 0.326, SLG: 0.222										2	0	0	0	0	0	0						
7 David Murphy, L (7, PH) OBP: 0.298, SLG: 0.331										2	0	0	0	0	1	3						
<b>Inning Stats</b>	R: 0 E: 0 K: 0 S: 9	H: 2 LOB: 1 BB: 0 P: 14	R: 1 E: 0 K: 0 S: 15	H: 2 LOB: 1 BB: 0 P: 22	R: 1 E: 0 K: 0 S: 9	H: 1 LOB: 0 BB: 0 P: 13	R: 0 E: 0 K: 1 S: 7	H: 0 LOB: 0 BB: 0 P: 10	R: 1 E: 0 K: 2 S: 15	H: 1 LOB: 0 BB: 0 P: 20	R: 0 E: 0 K: 1 S: 6	H: 1 LOB: 0 BB: 0 P: 10	R: 0 E: 0 K: 1 S: 9	H: 0 LOB: 2 BB: 2 P: 22	R: 2 E: 0 K: 0 S: 10	H: 2 LOB: 0 BB: 0 P: 18	R: 2 E: 0 K: 2 S: 12	H: 3 LOB: 1 BB: 0 P: 24	1B: 4 2B: 3 3B: 0 HR: 4	SF: 0 SAC: 0 DP: 1 HBP: 0	WP: 1 PB: 0 SB: 0 CS: 1	PA: 37
<b>PITCHER</b>	IP	WLS	BF	H	R	ER	SO	BB	IBB	HBP	BLK	WP	HR	S	P	ERA	WHIP					
23 Danny Duffy, L (1, 1) ERA: 4.11	6.0		23	5	3	3	4	1	0	0	0	0	2	63	95	4.50	1.000					
56 Greg Holland, R (7, 1) ERA	0.2	H	2	0	0	0	1	0	0	0	0	0	0	5	8	0.00	0.000					
61 Everett Teaford, L (7, 1) ERA: 1.8	0.0		1	0	0	0	0	1	0	0	0	0	0	0	4	∞	∞					
43 Aaron Crow, R (7, 1) ERA: 1.33	1.1	B	6	2	2	2	0	0	0	0	0	1	1	12	22	13.50	1.500					
48 Joakim Soria, R (9, 1) ERA: 5.57	0.2	L	5	3	2	2	2	0	0	0	0	0	1	12	24	27.00	4.500					

**Kansas City Royals @ Texas Rangers**  
Rangers Ballpark in Arlington, Arlington, TX  
Sun May 29 2011, 3:08 PM - 6:15 PM EDT  
Att: 45,011 - Sunny - 90 F

livebaseballscorecards.com

AB 35  
R 7  
H 10  
RBI 7  
BB 2  
SO 7  
LOB 11






Batter	1	2	3	4	5	6	7	8	9	AB	R	H	RBI	BB	SO	LOB	TOP					
13 Maicer Izturis, S OBP: 0.360, SLG: 0.422	(1,4) 2-2 SH1-3 53 1B HBP		(4,2) 2-2 53 2B BB		(3,2) 1-0 G3	(1,0) 1-0 F9		(2,1) 2-1 F9		3	2	0	0	1	0	1						
2 Erick Aybar, S OBP: 0.352, SLG: 0.438	(1,6) 0-1 SH1-3		(4,2) 1-2 53 2B 6 1B BB		(0,1) 2-2 B2-3		(1,2) 1-2 F8		(0,3) 0-3 K	3	1	0	0	1	1	0						
53 Bobby Abreu, L OBP: 0.390, SLG: 0.389	(1,7) 1-2 48 G1-4-3 1B		(0,2) 0-2 6 1B 2B		(1,2) 1-2 48 1B 2B		(0,2) 0-2 F7		(2,2) 2-2 48 HR 1B	5	2	4	2	0	0	0						
77 Reggie Willits, S OBP: 0.227, SLG: 0.111	(9,7) 2-H 1B		(3,3) 1-3 K		(1,0) 1-0 6 1B 1B		(1,2) 1-2 HR		(2,0) 2-0 HR	5	2	3	4	0	1	3						
48 Tori Hunter, R OBP: 0.328, SLG: 0.408	(1,9) 1-2 G1-4-3		(0,1) 0-1 K		(2,2) 2-2 SAFE 1B		(1,1) 1-1 G1-3		(3,2) 3-2 39 1B 44 E 1B	4	1	3	1	1	0	0						
6 Alberto Callaspo, S OBP: 0.380, SLG: 0.399	(1,5) 2-3 K		(0,1) 0-1 G4-3		(1,2) 1-2 F8		(0,3) 0-3 K		(0,0) 0-0 44 E 1B	5	0	1	0	0	2	5						
39 Russell Branyan, L OBP: 0.256, SLG: 0.295	(1,10) 2-2 P3		(2,2) 2-2 G6-4-3 1B		(1,3) 1-3 K		(1,0) 1-0 HR		(1,0) 1-0 E5	5	1	2	2	0	1	2						
44 Mark Trumbo, R OBP: 0.288, SLG: 0.469	(1,3) 2-0 G3		(1,2) 1-2 G6-4-3		(0,1) 0-1 2B		(0,1) 0-1 P3		(2,3) 2-3 K	5	0	1	0	0	1	4						
16 Hank Conger, L OBP: 0.288, SLG: 0.369	(1,2) 2-2 G6-3		(1,1) 1-1 G5-3		(1,0) 1-0 P4		(2,2) 2-2 HR		(0,2) 0-2 K	5	1	1	1	0	1	3						
25 Peter Bourjos, R OBP: 0.297, SLG: 0.391	(1,8) 2-2 K		(2,2) 2-2 G6-3		(1,1) 1-1 G5-3		(1,0) 1-0 HR		(0,2) 0-2 K	5	1	1	1	0	1	3						
<b>Inning Stats</b>	R: 1 E: 0 K: 0 S: 8	H: 1 LOB: 0 BB: 0 P: 11	R: 0 E: 0 K: 1 S: 11	H: 0 LOB: 1 BB: 2 P: 21	R: 2 E: 0 K: 1 S: 21	H: 2 LOB: 2 BB: 2 P: 36	R: 0 E: 0 K: 0 S: 8	H: 1 LOB: 0 BB: 0 P: 11	R: 1 E: 0 K: 0 S: 18	H: 3 LOB: 2 BB: 0 P: 26	R: 0 E: 0 K: 1 S: 7	H: 1 LOB: 0 BB: 0 P: 10	R: 1 E: 0 K: 0 S: 11	H: 1 LOB: 0 BB: 0 P: 14	R: 2 E: 0 K: 1 S: 13	H: 2 LOB: 0 BB: 0 P: 19	R: 3 E: 1 K: 3 S: 19	H: 4 LOB: 2 BB: 0 P: 29	1B: 8 2B: 3 3B: 0 HR: 4	SF: 0 SAC: 1 DP: 2 HBP: 1	WP: 0 PB: 0 SB: 0 CS: 0	PA: 45
<b>PITCHER</b>	IP WLS BF H R ER SO BB IBB HBP BLK WP HR S P ERA WHIP																					
44 Luke Hochevar, R ERA: 4.96	(1,1) 5.0 0 0 24 7 4 4 2 3 0 0 0 0 0 0 0 66 105 7.20 2.000																					
56 Greg Holland, R ERA:	(6,1) 1.0 H 4 1 0 0 1 0 0 0 0 0 0 0 7 10 0.00 1.000																					
61 Everett Teaford, L ERA: 2.84	(7,1) 1.1 H 5 1 1 1 1 0 0 0 0 0 0 1 15 18 6.75 0.750																					
31 Louis Coleman, R ERA: 3.12	(8,1) 0.2 H 4 2 2 2 0 0 0 0 0 0 2 9 15 27.00 3.000																					
48 Joskim Soria, R ERA: 6.55	(9,1) 1.0 L 8 4 3 3 3 0 0 0 0 0 0 1 19 29 27.00 4.000																					

Los Angeles Angels @ Kansas City Royals  
Kauffman Stadium, Kansas City, MO  
Mon May 30 2011, 3:11 PM - 6:25 PM CDT  
Att: 24,406 - Overcast - 80 F

livebaseballscorecards.com

AB 40  
R 10  
H 15  
RBI 10  
BB 3  
SO 7  
LOB 18




Batter	1	2	3	4	5	6	7	8	9	AB	R	H	RBI	BB	SO	LOB	BOTTOM			
4 Alex Gordon, L OBP: 0.342, SLG: 0.488	(1,7) 0-0 HR		(4,2) 1-2 35 2B 21 SF7 BB		(3,1) 3-1 35 F8 53 G3 1B		(2,3) 2-3 K		(0,0) 0-0 F7	4	2	2	1	1	1	0				
53 Melky Cabrera, S OBP: 0.312, SLG: 0.452	(1,8) 4-0 35 HR BB		(0,1) 0-1 P5		(0,0) 0-0 G3		(1,2) 1-2 G3-1		(2,2) 2-2 35 G5-4-3 1B	4	1	1	0	1	0	4				
35 Eric Hosmer, L OBP: 0.314, SLG: 0.505	(1,3) 0-0 1-H HR		(0,1) 0-1 F8		(2,1) 2-1 G6-3		(0,1) 0-1 G6-3		(0,0) 0-0 G5-4-3	5	1	2	4	0	0	2				
21 Jeff Francoeur, R OBP: 0.323, SLG: 0.480	(1,9) 1-3 K		(0,0) 0-0 SF7		(2,1) 2-1 G6-3		(1,2) 1-2 G5-3		(3,3) 3-3 K	4	0	0	1	0	2	1				
16 Billy Butler, R OBP: 0.391, SLG: 0.411	(1,10) 2-3 K		(1,3) 1-3 K		(4,2) 4-2 24 G3-6-3 BB		(2,1) 2-1 24 3B 1B		(3,2) 3-2 F8	4	1	1	0	1	2	1				
24 Wilson Betemit, S OBP: 0.379, SLG: 0.449	(1,5) 1-2 1B		(2,3) 2-3 K		(1,0) 1-0 G3-6-3		(1,2) 1-2 17 1B 3B		(2,3) 2-3 K	5	1	2	1	0	2	1				
15 Matt Treanor, R OBP: 0.356, SLG: 0.309	(1,2) 2-2 G1-3		(1,1) 1-1 L7		(1,2) 1-2 1B		(4,2) 4-2 17 1B BB			3	0	1	0	1	0	1				
17 Chris Getz, L OBP: 0.327, SLG: 0.299	(1,4) 4-2 4 BB 35 2B HBP		(0,1) 0-1 2 E 1B		(2,2) 2-2 G4-3		(2,2) 2-2 1B		(2,2) 2-2 1B	3	1	2	1	1	0	1				
2 Alcides Escobar, R OBP: 0.258, SLG: 0.258	(1,6) 1-1 4 BB 35 2B HBP		(1,2) 1-2 P3		(1,3) 1-3 G6-3		(0,2) 0-2 G4-3			3	1	0	0	0	0	3				
<b>Inning Stats</b>	R: 3 E: 0 K: 2 S: 15	H: 3 LOB: 1 BB: 1 P: 25	R: 3 E: 0 K: 1 S: 14	H: 1 LOB: 1 BB: 2 P: 25	R: 0 E: 1 K: 1 S: 11	H: 1 LOB: 1 BB: 0 P: 14	R: 0 E: 0 K: 0 S: 7	H: 1 LOB: 0 BB: 0 P: 14	R: 0 E: 0 K: 1 S: 10	H: 0 LOB: 0 BB: 0 P: 13	R: 2 E: 0 K: 0 S: 16	H: 3 LOB: 2 BB: 1 P: 28	R: 0 E: 0 K: 0 S: 5	H: 1 LOB: 0 BB: 0 P: 7	R: 0 E: 0 K: 2 S: 15	H: 0 LOB: 0 BB: 0 P: 23	1B: 7 2B: 1 3B: 1 HR: 2	SF: 1 SAC: 0 DP: 2 HBP: 1	WP: 0 PB: 0 SB: 0 CS: 0	PA: 42
<b>PITCHER</b>	IP WLS BF H R ER SO BB IBB HBP BLK WP HR S P ERA WHIP																			
54 Ervin Santana, R ERA: 4.34	(1,1) 6.0 0 0 29 7 6 6 5 4 0 0 0 0 0 0 0 72 114 9.00 1.833																			
63 Rich Thompson, R ERA: 2.99	(7,1) 0.2 6 3 2 2 0 1 0 0 0 0 0 0 15 25 27.00 6.000																			
40 Kevin Jepsen, R ERA: 9.0	(7,1) 1.1 W 4 1 0 0 0 0 0 0 0 0 0 6 10 0.00 0.750																			
56 Fernando Rodney, R ERA: 3.86	(9,1) 1.0 S 3 0 0 0 2 0 0 0 0 0 0 0 15 23 0.00 0.000																			

Los Angeles Angels @ Kansas City Royals  
Kauffman Stadium, Kansas City, MO  
Mon May 30 2011, 3:11 PM - 6:25 PM CDT  
Att: 24,406 - Overcast - 80 F

livebaseballscorecards.com

AB 35  
R 8  
H 11  
RBI 8  
BB 5  
SO 7  
LOB 14





Batter	1	2	3	4	5	6	7	8	9	AB	R	H	RBI	BB	SO	LOB	TOP					
2 Erick Aybar, S OBP: 0.348, SLG: 0.437										5	1	1	0	0	0	2						
13 Maicer Izturis, S OBP: 0.356, SLG: 0.416										5	1	1	0	0	0	1						
48 Toni Hunter, R OBP: 0.327, SLG: 0.403										3	0	0	0	1	1	2						
6 Alberto Callaspo, S OBP: 0.377, SLG: 0.396										4	0	1	1	0	0	1						
44 Mark Trumbo, R OBP: 0.306, SLG: 0.472										3	0	2	1	1	0	0						
25 Peter Bourjos, R OBP: 0.296, SLG: 0.388										4	1	1	0	0	0	5						
46 Bobby Wilson, R OBP: 0.300, SLG: 0.333										2	0	0	0	1	0	3						
39 Russell Branyan, L OBP: 0.253, SLG: 0.291										1	0	0	0	0	1	1						
5 Jeff Mathis, R OBP: 0.243, SLG: 0.294										4	0	2	1	0	1	4						
77 Reggie Willits, S OBP: 0.192, SLG: 0.091										4	0	0	0	0	2	2						
<b>Inning Stats</b>	R: 2 H: 4 E: 0 K: 1 S: 20	H: 4 LOB: 2 BB: 0 P: 35	R: 0 H: 1 E: 0 K: 1 S: 10	H: 1 LOB: 1 BB: 0 P: 12	R: 0 H: 1 E: 0 K: 0 S: 9	H: 1 LOB: 3 BB: 2 P: 19	R: 0 H: 0 E: 0 K: 0 S: 7	H: 0 LOB: 0 BB: 0 P: 9	R: 0 H: 0 E: 0 K: 0 S: 8	H: 0 LOB: 0 BB: 0 P: 13	R: 1 H: 2 E: 0 K: 0 S: 9	H: 2 LOB: 1 BB: 0 P: 13	R: 0 H: 0 E: 0 K: 0 S: 9	H: 0 LOB: 0 BB: 0 P: 13	R: 0 H: 0 E: 0 K: 2 S: 13	H: 0 LOB: 1 BB: 1 P: 20	R: 0 H: 0 E: 0 K: 1 S: 12	H: 0 LOB: 0 BB: 0 P: 16	1B: 6 2B: 2 3B: 0 HR: 0	SF: 0 SAC: 0 DP: 0 HBP: 0	WP: 0 PB: 0 SB: 3 CS: 0	PA: 38
<b>PITCHER</b>	IP WLS BF H R ER SO BB IBB HBP BLK WP HR S P ERA WHIP	7.0 W 31 8 3 3 2 2 0 0 0 0 0 72 114 3.86 1.429	2.0 7 0 0 0 3 1 0 0 0 0 0 25 36 0.00 0.500																			

Los Angeles Angels @ Kansas City Royals  
Kauffman Stadium, Kansas City, MO  
Tue May 31 2011, 7:13 PM - 9:46 PM CDT  
Att: 14,174 - Clear - 81 F

livebaseballscorecards.com

AB 35  
R 3  
H 8  
RBI 3  
BB 3  
SO 5  
LOB 21



Batter	1	2	3	4	5	6	7	8	9	AB	R	H	RBI	BB	SO	LOB	BOTTOM			
4 Alex Gordon, L OBP: 0.349, SLG: 0.493										4	2	3	1	0	0	0				
53 Melky Cabrera, S OBP: 0.311, SLG: 0.448										4	1	1	1	0	0	2				
35 Eric Hosmer, L OBP: 0.321, SLG: 0.515										4	2	2	2	0	0	2				
21 Jeff Francoeur, R OBP: 0.322, SLG: 0.478										3	0	1	2	0	0	1				
16 Billy Butler, R OBP: 0.393, SLG: 0.410										3	0	1	1	1	0	1				
24 Wilson Betemit, S OBP: 0.370, SLG: 0.438										4	0	0	0	0	1	3				
3 Brayan Peña, S OBP: 0.280, SLG: 0.378										4	0	0	0	0	0	0				
17 Chris Getz, L OBP: 0.337, SLG: 0.311										4	1	3	0	0	0	0				
2 Alcides Escobar, R OBP: 0.252, SLG: 0.253										4	1	0	0	0	0	3				
<b>Inning Stats</b>	R: 0 H: 1 E: 0 K: 0 S: 7	H: 1 LOB: 0 BB: 0 P: 11	R: 0 H: 0 E: 0 K: 1 S: 7	H: 0 LOB: 0 BB: 0 P: 15	R: 5 H: 5 E: 1 K: 0 S: 18	H: 5 LOB: 1 BB: 0 P: 26	R: 0 H: 0 E: 0 K: 0 S: 7	H: 0 LOB: 0 BB: 0 P: 10	R: 1 H: 2 E: 0 K: 0 S: 10	H: 2 LOB: 1 BB: 0 P: 15	R: 0 H: 1 E: 0 K: 0 S: 8	H: 1 LOB: 1 BB: 0 P: 11	R: 1 H: 1 E: 1 K: 0 S: 10	H: 1 LOB: 2 BB: 1 P: 18	R: 0 H: 1 E: 0 K: 0 S: 14	H: 1 LOB: 0 BB: 0 P: 19	1B: 10 2B: 1 3B: 0 HR: 0	SF: 1 SAC: 0 DP: 1 HBP: 0	WP: 0 PB: 0 SB: 1 CS: 1	PA: 37
<b>PITCHER</b>	IP WLS BF H R ER SO BB IBB HBP BLK WP HR S P ERA WHIP	6.0 L 27 9 6 4 1 0 0 0 0 0 0 10 18 0.00 1.000	1.0 6 1 1 0 0 0 1 0 0 0 0 0 10 18 0.00 1.000	1.0 3 1 0 0 0 0 0 0 0 0 0 0 14 19 0.00 1.000																

Los Angeles Angels @ Kansas City Royals  
Kauffman Stadium, Kansas City, MO  
Tue May 31 2011, 7:13 PM - 9:46 PM CDT  
Att: 14,174 - Clear - 81 F

livebaseballscorecards.com

AB 34  
R 7  
H 11  
RBI 7  
BB 1  
SO 1  
LOB 12









Batter	1	2	3	4	5	6	7	8	9	AB	R	H	RBI	BB	SO	LOB	TOP										
2 Denard Span, L OBP: 0.366, SLG: 0.378										5	1	2	1	0	0	4											
12 Alexi Casilla, S OBP: 0.300, SLG: 0.313										4	1	1	0	1	0	1											
33 Justin Morneau, L OBP: 0.299, SLG: 0.361										5	1	1	0	0	0	2											
5 Michael Cuddyer, R OBP: 0.321, SLG: 0.370										5	0	1	2	0	0	1											
22 Danny Valencia, R OBP: 0.299, SLG: 0.350										5	1	0	1	0	1	2											
21 Delmon Young, R OBP: 0.289, SLG: 0.260										4	2	1	0	1	0	0											
11 Ben Revere, L OBP: 0.278										3	0	1	1	1	1	2											
32 René Rivera, R OBP: 0.311, SLG: 0.350										3	1	1	1	1	0	2											
20 Matt Tolbert, S OBP: 0.241, SLG: 0.272										3	1	2	1	0	0	1											
<b>Inning Stats</b>	R: 1 E: 0 K: 0 S: 13	H: 1 LOB: 1 BB: 1 P: 21	R: 0 E: 0 K: 0 S: 6	H: 0 LOB: 2 BB: 1 P: 13	R: 6 E: 1 K: 1 S: 27	H: 7 LOB: 1 BB: 0 P: 39	R: 0 E: 0 K: 1 S: 10	H: 0 LOB: 0 BB: 0 P: 13	R: 0 E: 0 K: 0 S: 7	H: 1 LOB: 2 BB: 1 P: 16	R: 0 E: 0 K: 0 S: 7	H: 0 LOB: 0 BB: 0 P: 10	R: 1 E: 0 K: 0 S: 11	H: 1 LOB: 1 BB: 1 P: 23	R: 0 E: 0 K: 0 S: 7	H: 0 LOB: 0 BB: 0 P: 9	R: 0 E: 0 K: 0 S: 8	H: 0 LOB: 0 BB: 0 P: 10	1B: 7 2B: 3 HR: 0	SF: 0 SAC: 0 DP: 0	WP: 1 PB: 0 SB: 1 CS: 1	PA: 42					
<b>PITCHER</b>	IP	WLS	BF	H	R	ER	SO	BB	IBB	HBP	BLK	WP	HR	S	P	ERA	WHIP										
37 Sean O'Sullivan, R ERA: 6.92	2.2	L	19	8	7	3	1	2	0	1	0	1	0	44	69	10.12	3.750										
47 Nate Adcock, R ERA: 3.77	4.1		17	2	1	1	1	2	0	0	0	0	0	37	66	2.08	0.923										
48 Joakim Soria, R ERA: 6.0	2.0		6	0	0	0	0	0	0	0	0	0	0	15	19	0.00	0.000										

Minnesota Twins @ Kansas City Royals  
Kauffman Stadium, Kansas City, MO  
Thu Jun 02 2011, 7:11 PM - 9:59 PM CDT  
Att: 14,584 - Overcast - 85 F

AB 37  
R 8  
H 10  
RBI 7  
BB 4  
SO 2  
LOB 15



Batter	1	2	3	4	5	6	7	8	9	AB	R	H	RBI	BB	SO	LOB	BOTTOM										
4 Alex Gordon, L OBP: 0.352, SLG: 0.487											5	0	2	0	0	1	0										
53 Melky Cabrera, S OBP: 0.308, SLG: 0.442											4	1	1	0	1	0	2										
35 Eric Hosmer, L OBP: 0.325, SLG: 0.505										4	1	1	0	0	1	3											
21 Jeff Francoeur, R OBP: 0.332, SLG: 0.502										4	0	3	2	0	0	1											
16 Billy Butler, R OBP: 0.392, SLG: 0.421										3	0	0	0	1	0	2											
24 Wilson Betemit, S OBP: 0.368, SLG: 0.433										4	0	1	0	0	0	3											
13 Mike Aviles, R OBP: 0.284, SLG: 0.414										4	0	0	0	0	0	2											
15 Matt Treanor, R OBP: 0.355, SLG: 0.304										3	0	1	0	1	1	0											
2 Alcides Escobar, R OBP: 0.244, SLG: 0.244										4	0	0	0	0	0	3											
<b>Inning Stats</b>	R: 1 E: 0 K: 0 S: 12	H: 2 LOB: 2 BB: 1 P: 25	R: 0 E: 0 K: 0 S: 6	H: 0 LOB: 0 BB: 0 P: 10	R: 0 E: 0 K: 1 S: 11	H: 1 LOB: 1 BB: 0 P: 14	R: 0 E: 0 K: 0 S: 10	H: 1 LOB: 1 BB: 1 P: 17	R: 1 E: 0 K: 0 S: 12	H: 2 LOB: 1 BB: 0 P: 16	R: 0 E: 0 K: 0 S: 12	H: 1 LOB: 0 BB: 0 P: 17	R: 0 E: 0 K: 1 S: 6	H: 0 LOB: 0 BB: 1 P: 11	R: 0 E: 0 K: 0 S: 8	H: 1 LOB: 1 BB: 0 P: 9	R: 0 E: 0 K: 1 S: 9	H: 1 LOB: 1 BB: 0 P: 11	1B: 5 2B: 3 HR: 0	SF: 0 SAC: 0 DP: 1	WP: 0 PB: 0 SB: 0 CS: 0	PA: 38					
<b>PITCHER</b>	IP	WLS	BF	H	R	ER	SO	BB	IBB	HBP	BLK	WP	HR	S	P	ERA	WHIP										
51 Anthony Swarzak, R ERA: 3.43	6.0	W	27	7	2	2	1	2	0	0	0	0	0	60	99	3.00	1.500										
50 Jose Mijares, L ERA: 5.4	1.0		3	0	0	0	1	1	0	0	0	0	0	6	11	0.00	1.000										
31 Alex Burnett, R ERA: 6.32	1.0		4	1	0	0	0	0	0	0	0	0	0	8	9	0.00	1.000										
55 Matt Capps, R ERA: 4.68	1.0		4	1	0	0	1	0	0	0	0	0	0	9	11	0.00	1.000										

Minnesota Twins @ Kansas City Royals  
Kauffman Stadium, Kansas City, MO  
Thu Jun 02 2011, 7:11 PM - 9:59 PM CDT  
Att: 14,584 - Overcast - 85 F

AB 35  
R 2  
H 9  
RBI 2  
BB 3  
SO 3  
LOB 16





Batter	1	2	3	4	5	6	7	8	9	AB	R	H	RBI	BB	SO	LOB	TOP						
2 Denard Span, L OBP: 0.367, SLG: 0.392										5	0	2	2	0	1	1							
12 Alexi Casilla, S OBP: 0.310, SLG: 0.314										3	0	1	0	2	0	1							
33 Justin Morneau, L OBP: 0.292, SLG: 0.352										5	0	0	0	0	1	3							
5 Michael Cuddyer, R OBP: 0.329, SLG: 0.387										2	1	1	1	2	1	1							
22 Danny Valencia, R OBP: 0.289, SLG: 0.348										4	0	1	0	0	0	4							
21 Delmon Young, R OBP: 0.257, SLG: 0.267										4	1	2	0	0	2	0							
11 Ben Revere, L OBP: 0.310, SLG: 0.300										4	1	2	0	0	0	2							
38 Luke Hughes, R OBP: 0.253, SLG: 0.293										4	1	1	0	0	1	3							
41 Drew Butera, R OBP: 0.179, SLG: 0.220										2	1	1	2	1	0	0							
<b>Inning Stats</b>	R: 0 E: 0 K: 1 S: 12	H: 1 LOB: 2 BB: 1 P: 23	R: 2 E: 0 K: 1 S: 12	H: 2 LOB: 1 BB: 1 P: 22	R: 1 E: 0 K: 0 S: 14	H: 3 LOB: 1 BB: 0 P: 24	R: 0 E: 0 K: 0 S: 8	H: 1 LOB: 1 BB: 1 P: 10	R: 0 E: 0 K: 1 S: 8	H: 0 LOB: 1 BB: 1 P: 17	R: 1 E: 0 K: 1 S: 14	H: 2 LOB: 1 BB: 0 P: 19	R: 0 E: 0 K: 1 S: 8	H: 0 LOB: 1 BB: 1 P: 13	R: 1 E: 0 K: 1 S: 7	H: 2 LOB: 0 BB: 0 P: 11	R: 0 E: 0 K: 0 S: 10	H: 0 LOB: 0 BB: 0 P: 18	1B: 7 2B: 3 3B: 1 HR: 1	SF: 1 SAC: 0 DP: 1 HBP: 0	WP: 1 PB: 0 SB: 2 CS: 2	PA: 40	
<b>PITCHER</b>	IP: 5.0 WLS: L BF: 23	H: 7 R: 3 ER: 3 SO: 3	BB: 3 IBB: 0 HBP: 0 BLK: 1	WP: 0 HR: 1 S: 54 P: 96	ERA: 5.40 WHIP: 2.000	IP: 6.1 WLS: 1 BF: 27	H: 2 R: 1 ER: 1 SO: 1	BB: 1 IBB: 0 HBP: 0 BLK: 0	WP: 0 HR: 0 S: 16 P: 25	ERA: 6.75 WHIP: 2.250	IP: 7.1 WLS: 1 BF: 30	H: 2 R: 2 ER: 1 SO: 2	BB: 0 IBB: 0 HBP: 0 BLK: 0	WP: 0 HR: 0 S: 13 P: 18	ERA: 5.40 WHIP: 1.200	IP: 9.1 WLS: 1 BF: 37	H: 3 R: 0 ER: 0 SO: 0	BB: 1 IBB: 0 HBP: 0 BLK: 0	WP: 0 HR: 0 S: 10 P: 18	1B: 7 2B: 3 3B: 1 HR: 1	SF: 1 SAC: 0 DP: 1 HBP: 0	WP: 1 PB: 0 SB: 2 CS: 2	ERA: 0.00 WHIP: 1.000

Minnesota Twins @ Kansas City Royals  
Kauffman Stadium, Kansas City, MO

AB 33  
R 5  
H 11  
RBI 5  
BB 5  
SO 6  
LOB 15



Batter	1	2	3	4	5	6	7	8	9	AB	R	H	RBI	BB	SO	LOB	BOTTOM					
4 Alex Gordon, L OBP: 0.354, SLG: 0.485										3	0	1	1	1	0	0						
53 Melky Cabrera, S OBP: 0.307, SLG: 0.438										4	0	1	0	0	1	3						
35 Eric Hosmer, L OBP: 0.331, SLG: 0.514										4	0	2	0	0	1	1						
21 Jeff Francoeur, R OBP: 0.326, SLG: 0.493										4	0	0	0	0	0	4						
16 Billy Butler, R OBP: 0.398, SLG: 0.427										4	1	3	0	0	1	0						
24 Wilson Betemit, S OBP: 0.365, SLG: 0.429										4	0	1	0	0	1	2						
3 Brayan Peña, S OBP: 0.278, SLG: 0.372										4	1	1	1	0	0	1						
17 Chris Getz, L OBP: 0.331, SLG: 0.301										3	0	0	0	0	0	1						
2 Alcides Escobar, R OBP: 0.239, SLG: 0.239										4	0	0	0	0	0	2						
<b>Inning Stats</b>	R: 0 E: 0 K: 1 S: 9	H: 1 LOB: 0 BB: 0 P: 12	R: 0 E: 0 K: 0 S: 12	H: 1 LOB: 1 BB: 0 P: 16	R: 0 E: 0 K: 0 S: 9	H: 1 LOB: 2 BB: 1 P: 15	R: 2 E: 1 K: 1 S: 18	H: 4 LOB: 2 BB: 0 P: 25	R: 0 E: 0 K: 1 S: 8	H: 1 LOB: 0 BB: 0 P: 11	R: 0 E: 0 K: 1 S: 7	H: 0 LOB: 0 BB: 0 P: 9	R: 0 E: 0 K: 0 S: 6	H: 0 LOB: 0 BB: 0 P: 6	R: 0 E: 0 K: 0 S: 7	H: 1 LOB: 1 BB: 0 P: 9	R: 0 E: 0 K: 0 S: 7	H: 0 LOB: 0 BB: 0 P: 9	1B: 8 2B: 1 3B: 0 HR: 0	SF: 0 SAC: 1 DP: 1 HBP: 0	WP: 0 PB: 0 SB: 0 CS: 0	PA: 36
<b>PITCHER</b>	IP: 9.0 WLS: W BF: 36	H: 9 R: 2 ER: 2 SO: 4	BB: 1 IBB: 0 HBP: 0 BLK: 0	WP: 0 HR: 0 S: 83 P: 112	ERA: 2.00 WHIP: 1.111	IP: 9.0 WLS: W BF: 36	H: 9 R: 2 ER: 2 SO: 4	BB: 1 IBB: 0 HBP: 0 BLK: 0	WP: 0 HR: 0 S: 83 P: 112	ERA: 2.00 WHIP: 1.111	IP: 9.0 WLS: W BF: 36	H: 9 R: 2 ER: 2 SO: 4	BB: 1 IBB: 0 HBP: 0 BLK: 0	WP: 0 HR: 0 S: 83 P: 112	ERA: 2.00 WHIP: 1.111							

Minnesota Twins @ Kansas City Royals  
Kauffman Stadium, Kansas City, MO

AB 34  
R 2  
H 9  
RBI 2  
BB 1  
SO 4  
LOB 14





Batter	1	2	3	4	5	6	7	8	9	AB	R	H	RBI	BB	SO	LOB	TOP				
11 Ben Revere, L OBP: 0.319, SLG: 0.311	G4-3		G4-3			G6-3	1B	FC4-6		5	2	2	1	0	0	2	<b>Minnesota Twins @ Kansas City Royals</b> Kauffman Stadium, Kansas City, MO Sat Jun 04 2011, 6:10 PM - 9:08 PM CDT Att: 27,861 - Clear - 92 F <a href="http://livebaseballscorecards.com">livebaseballscorecards.com</a>				
12 Alexi Casilla, S OBP: 0.325, SLG: 0.338	G6-3		G5-4-3			G6-3	1B	G6-3		5	1	4	2	0	0	1					
5 Michael Cuddyer, R OBP: 0.330, SLG: 0.402	G6-3		G5-4-3			G6-3	1B	HR		5	1	2	2	0	0	4					
22 Danny Valencia, R OBP: 0.283, SLG: 0.340	G1-3			K		G3	F9	K		5	0	0	1	0	2	4					
21 Delmon Young, R OBP: 0.255, SLG: 0.264	G6-3			K		G6-3	F9	K		5	0	1	1	0	2	2					
26 Brian Dinkelman, L OBP: 0.000, SLG: 0.333				F8			1B			3	0	1	0	1	1	0					
18 Jason Repko, R OBP: 0.211, SLG: 0.143				HBP			1B	IBB		4	0	0	0	0	1	6					
32 René Rivera, R OBP: 0.306, SLG: 0.341	G3					F7		K		4	1	1	0	0	0	1					
20 Matt Tolbert, S OBP: 0.253, SLG: 0.306						P4		E6		4	2	2	0	0	0	0					
<b>Inning Stats</b>	R: 0 H: 1 E: 0 K: 0 S: 10	H: 1 LOB: 1 BB: 0 P: 14	R: 0 H: 0 E: 0 K: 0 S: 6	H: 0 LOB: 1 BB: 0 P: 13	R: 1 H: 2 E: 0 K: 0 S: 7	H: 2 LOB: 0 BB: 0 P: 10	R: 0 H: 0 E: 0 K: 2 S: 8	H: 0 LOB: 0 BB: 0 P: 11	R: 0 H: 0 E: 0 K: 0 S: 6	H: 0 LOB: 0 BB: 0 P: 11	R: 2 H: 4 E: 0 K: 0 S: 16	H: 4 LOB: 2 BB: 0 P: 27	R: 3 H: 5 E: 0 K: 1 S: 21	H: 5 LOB: 3 BB: 1 P: 32	R: 0 H: 0 E: 1 K: 0 S: 12	H: 0 LOB: 1 BB: 0 P: 17		R: 1 H: 1 E: 0 K: 3 S: 12	H: 1 LOB: 0 BB: 0 P: 16	1B: 9 2B: 3 3B: 0 HR: 1	SF: 0 SAC: 0 DP: 1 HBP: 1
<b>PITCHER</b>	IP	WLS	BF	H	R	ER	SO	BB	IBB	HBP	BLK	WP	HR	S	P	ERA	WHIP				
44 Luke Hochevar, R ERA: 5.25	6.0	L	29	11	6	6	2	0	0	1	0	0	0	61	99	9.00	1.833				
31 Louis Coleman, R ERA: 2.95	1.0		5	1	0	0	1	0	1	0	0	0	0	13	19	0.00	1.000				
48 Joakim Soria, R ERA: 5.76	1.0		4	0	0	0	0	0	0	0	0	0	0	12	17	0.00	0.000				
43 Aaron Crow, R ERA: 1.61	1.0		4	1	1	1	3	0	0	0	0	0	1	12	16	9.00	1.000				

Batter	1	2	3	4	5	6	7	8	9	AB	R	H	RBI	BB	SO	LOB	BOTTOM				
4 Alex Gordon, L OBP: 0.355, SLG: 0.483	G3		G3			F7	G4-3		K	5	1	2	0	0	1	0	<b>Minnesota Twins @ Kansas City Royals</b> Kauffman Stadium, Kansas City, MO Sat Jun 04 2011, 6:10 PM - 9:08 PM CDT Att: 27,861 - Clear - 92 F <a href="http://livebaseballscorecards.com">livebaseballscorecards.com</a>				
53 Melky Cabrera, S OBP: 0.411, SLG: 0.441	SH1-3		1B			L3	BB		1B	3	0	2	0	1	0	0					
35 Eric Hosmer, L OBP: 0.333, SLG: 0.509	G3		1B			1B	K		F7	5	0	2	1	0	1	3					
21 Jeff Francoeur, R OBP: 0.324, SLG: 0.489	G4-3		SF9			1B	K		F8	4	0	1	1	0	1	3					
16 Billy Butler, R OBP: 0.392, SLG: 0.419	G6-3		K			F7		G3		4	0	0	0	0	1	4					
13 Mike Aviles, R OBP: 0.269, SLG: 0.409	P6			G5-3			BB		BB	2	0	0	0	2	0	0					
17 Chris Getz, L OBP: 0.324, SLG: 0.293	G3			G4-3			L4		P6	4	0	0	0	0	2						
15 Matt Treanor, R OBP: 0.359, SLG: 0.298			K				F9		BB	2	0	0	0	2	1	1					
2 Alcides Escobar, R OBP: 0.240, SLG: 0.239			1B				K		G4-3	4	1	1	0	0	1	4					
<b>Inning Stats</b>	R: 0 H: 1 E: 0 K: 0 S: 10	H: 0 LOB: 0 BB: 0 P: 12	R: 2 H: 4 E: 0 K: 2 S: 16	H: 4 LOB: 2 BB: 0 P: 23	R: 0 H: 0 E: 0 K: 0 S: 9	H: 0 LOB: 1 BB: 1 P: 17	R: 0 H: 2 E: 0 K: 0 S: 10	H: 2 LOB: 0 BB: 0 P: 14	R: 0 H: 0 E: 0 K: 1 S: 11	H: 0 LOB: 1 BB: 1 P: 23	R: 0 H: 0 E: 0 K: 2 S: 9	H: 0 LOB: 1 BB: 1 P: 19	R: 0 H: 0 E: 0 K: 0 S: 7	H: 0 LOB: 2 BB: 2 P: 19	R: 0 H: 1 E: 0 K: 1 S: 10	H: 1 LOB: 0 BB: 0 P: 15		1B: 8 2B: 0 3B: 0 HR: 0	SF: 1 SAC: 1 DP: 0 HBP: 0	WP: 1 PA: 40 PB: 0 SB: 2 CS: 0	
<b>PITCHER</b>	IP	WLS	BF	H	R	ER	SO	BB	IBB	HBP	BLK	WP	HR	S	P	ERA	WHIP				
53 Nick Blackburn, R ERA: 3.57	5.0	W	23	7	2	2	2	1	0	0	0	1	0	11	23	0.00	1.000				
39 Anthony Siana, R ERA	1.0	H	4	0	0	0	1	1	0	0	0	0	0	6	15	0.00	1.500				
54 Phil Dumatrai, L ERA: 2.57	0.2		3	0	0	0	1	1	0	0	0	0	0	8	20	0.00	2.000				
37 Jim Hoey, R ERA: 9.53	1.0		5	0	0	0	1	2	0	0	0	0	0	2	3	0.00	0.000				
31 Alex Burnett, R ERA: 6.19	0.1	H	1	0	0	0	0	0	0	0	0	0	0	2	3	0.00	0.000				

AB	40
R	7
H	13
RBI	7
BB	1
SO	6
LOB	20



AB	33
R	2
H	8
RBI	2
BB	5
SO	6
LOB	17









Batter	1	2	3	4	5	6	7	8	9	10	11	AB	R	H	RBI	BB	SO	LOB	TOP			
5 Yonel Escobar, R OBP: 0.363, SLG: 0.437	G1-3			E5 16 G6-3 19 WP 16 WP		G4-3	F8		G4-6-3			5	1	0	0	0	0	5				
16 Corey Patterson, L OBP: 0.317, SLG: 0.451	F9			G6-3						L9	G1-3	4	0	0	0	1	0	1				
19 José Bautista, R OBP: 0.496, SLG: 0.730	G5-3			G6-3						P6		4	0	1	1	1	0	0				
26 Adam Lind, L OBP: 0.353, SLG: 0.547	F8			K						E6		4	0	0	0	1	2	2				
20 Juan Rivera, R OBP: 0.311, SLG: 0.347	F8			K						K		5	1	1	0	0	3	3				
9 J.P. Arencibia, R OBP: 0.309, SLG: 0.479	G5-3			G5-3						K		5	0	1	0	0	1	2				
2 Aaron Hill, R OBP: 0.286, SLG: 0.327	F8			K						F7		4	0	1	1	1	0	1				
11 Rajai Davis, R OBP: 0.305, SLG: 0.394	G1-3			K						G5-3		5	0	0	0	0	1	3				
28 Jayson Nix, R OBP: 0.296, SLG: 0.344	P5											2	0	1	0	0	0	0				
10 Edwin Encarnación, R (9, PH) OBP: 0.291, SLG: 0.365												0	0	0	0	1	0	0				
18 Mike McCoy, R (9, PR) OBP: 0.309, SLG: 0.320												0	0	0	0	0	0	0				
<b>Inning Stats</b>	R: 0 E: 0 K: 0 S: 6	H: 0 LOB: 0 K: 0 P: 9	R: 0 E: 0 K: 0 S: 6	H: 0 LOB: 0 K: 0 P: 7	R: 0 E: 0 K: 0 S: 6	H: 0 LOB: 0 K: 0 P: 8	R: 1 E: 1 K: 1 S: 13	H: 0 LOB: 0 K: 1 P: 20	R: 0 E: 0 K: 2 S: 14	H: 0 LOB: 1 K: 2 P: 20	R: 0 E: 0 K: 1 S: 8	H: 1 LOB: 2 K: 0 S: 11	R: 0 E: 0 K: 2 S: 12	H: 1 LOB: 2 K: 0 S: 7	R: 0 E: 0 K: 1 S: 11	H: 0 LOB: 1 K: 0 P: 14	R: 0 E: 0 K: 0 S: 7	H: 0 LOB: 0 K: 0 P: 12	1B: 5 2B: 0 3B: 0 HR: 0	SF: 0 SAC: 0 DP: 2 HBP: 1	WP: 1 PB: 0 SB: 2 CS: 0	PA: 44
<b>PITCHER</b>	IP WLS BF H R ER SO BB IBB HBP BLK WP HR S P ERA WHIP	59 Felipe Paulino, R ERA: 3.82	56 Greg Holland, R ERA: 4.45	43 Aaron Crow, R ERA: 1.52	48 Joakim Soria, R ERA: 5.33	<b>PITCHER</b>	IP WLS BF H R ER SO BB IBB HBP BLK WP HR S P ERA WHIP	59 Felipe Paulino, R ERA: 3.82	56 Greg Holland, R ERA: 4.45	43 Aaron Crow, R ERA: 1.52	48 Joakim Soria, R ERA: 5.33											

Toronto Blue Jays @ Kansas City Royals  
Kauffman Stadium, Kansas City, MO  
Mon Jun 06 2011, 7:11 PM - 10:54 PM CDT  
Att. 12,194 - Clear - 91 F

AB	38
R	2
H	5
RBI	2
BB	5
SO	7
LOB	17



Batter	1	2	3	4	5	6	7	8	9	10	11	AB	R	H	RBI	BB	SO	LOB	BOTTOM					
4 Alex Gordon, L OBP: 0.349, SLG: 0.467	P6			K								4	0	0	0	2	2	0						
53 Melky Cabrera, S OBP: 0.317, SLG: 0.435	G4-3			G4-3								4	0	1	0	2	0	3						
35 Eric Hosmer, L OBP: 0.338, SLG: 0.496	K			E6 13 3B								5	1	2	2	1	2	2						
21 Jeff Francoeur, R OBP: 0.312, SLG: 0.470	F8			F9								5	0	0	0	0	0	7						
16 Billy Butler, R OBP: 0.402, SLG: 0.421	K			F9						G6-3		3	0	0	0	2	1	1						
13 Mike Aviles, R OBP: 0.287, SLG: 0.407	G4-3			F8						F8		4	0	1	1	1	0	4						
17 Chris Getz, L OBP: 0.321, SLG: 0.290	G4-3			F7						G6-3		5	1	1	0	0	2							
15 Matt Treanor, R OBP: 0.359, SLG: 0.299	K			P3								3	1	1	0	0	1	1						
12 Mitch Maier, L (9, PH) OBP: 0.467, SLG: 0.458	K			P3								1	0	0	0	0	1	0						
3 Brayan Peña, S OBP: 0.287, SLG: 0.378	K			P3								1	0	1	0	0	0	0						
2 Alcides Escobar, R OBP: 0.237, SLG: 0.238	G5-3			P3						G4-3		4	0	0	0	0	1	1						
<b>Inning Stats</b>	R: 0 E: 0 K: 1 S: 9	H: 0 LOB: 1 K: 2 P: 17	R: 0 E: 0 K: 2 S: 9	H: 0 LOB: 1 K: 2 P: 20	R: 0 E: 0 K: 0 S: 7	H: 0 LOB: 0 K: 0 P: 14	R: 1 E: 1 K: 0 S: 12	H: 1 LOB: 1 K: 0 P: 17	R: 0 E: 0 K: 1 S: 12	H: 0 LOB: 2 K: 1 P: 19	R: 1 E: 0 K: 1 S: 12	H: 1 LOB: 3 K: 1 P: 27	R: 0 E: 0 K: 0 S: 6	H: 0 LOB: 0 K: 0 P: 12	R: 0 E: 0 K: 2 S: 12	H: 0 LOB: 0 K: 2 P: 16	R: 0 E: 0 K: 0 S: 9	H: 1 LOB: 2 K: 0 P: 16	R: 1 E: 0 K: 0 S: 10	H: 3 LOB: 3 K: 0 P: 15	1B: 6 2B: 0 3B: 1 HR: 0	SF: 0 SAC: 1 DP: 0 HBP: 0	WP: 0 PB: 0 SB: 2 CS: 0	PA: 48
<b>PITCHER</b>	IP WLS BF H R ER SO BB IBB HBP BLK WP HR S P ERA WHIP	23 Brandon Morrow, R ERA: 4.5	57 Shawn Camp, R ERA: 4.45	34 Marc Rzepczynski, L ERA: 2.42	29 Octavio Dotel, R ERA: 4.5	44 Casey Janssen, R ERA: 1.8	<b>PITCHER</b>	IP WLS BF H R ER SO BB IBB HBP BLK WP HR S P ERA WHIP	54 Jason Frasor, R ERA: 2.1	50 Frank Francisco, R ERA: 6.08														

Toronto Blue Jays @ Kansas City Royals  
Kauffman Stadium, Kansas City, MO  
Mon Jun 06 2011, 7:11 PM - 10:54 PM CDT  
Att. 12,194 - Clear - 91 F

AB	39
R	3
H	7
RBI	3
BB	8
SO	8
LOB	21





Batter	1	2	3	4	5	6	7	8	9	AB	R	H	RBI	BB	SO	LOB	TOP					
5 Yuliel Escobar, R OBP: 0.364, SLG: 0.438 18 Mike McCoy, R OBP: 0.310, SLG: 0.340										2	1	1	0	0	0	1	<b>Toronto Blue Jays @ Kansas City Royals</b> Kauffman Stadium, Kansas City, MO Tue Jun 07 2011, 7:12 PM - 10:06 PM CDT Att: 16,539 - Clear - 89 F <a href="http://livebaseballscorecards.com">livebaseballscorecards.com</a>					
16 Corey Patterson, L OBP: 0.311, SLG: 0.443										4	0	0	0	0	1	<b>AB 32</b> <b>R 8</b> <b>H 9</b> <b>RBI 7</b> <b>BB 3</b> <b>SO 6</b> <b>LOB 10</b>						
19 José Bautista, R OBP: 0.500, SLG: 0.727										2	1	0	2	0	1	<b>AB 32</b> <b>R 8</b> <b>H 9</b> <b>RBI 7</b> <b>BB 3</b> <b>SO 6</b> <b>LOB 10</b>						
26 Adam Lind, L OBP: 0.350, SLG: 0.563										3	2	1	3	0	2	<b>AB 32</b> <b>R 8</b> <b>H 9</b> <b>RBI 7</b> <b>BB 3</b> <b>SO 6</b> <b>LOB 10</b>						
9 J.P. Arencibia, R OBP: 0.307, SLG: 0.491										4	1	1	2	0	2	<b>AB 32</b> <b>R 8</b> <b>H 9</b> <b>RBI 7</b> <b>BB 3</b> <b>SO 6</b> <b>LOB 10</b>						
2 Aaron Hill, R OBP: 0.286, SLG: 0.326										4	0	1	0	0	1	<b>AB 32</b> <b>R 8</b> <b>H 9</b> <b>RBI 7</b> <b>BB 3</b> <b>SO 6</b> <b>LOB 10</b>						
10 Edwin Encarnación, R OBP: 0.299, SLG: 0.371										3	1	1	0	1	0	<b>AB 32</b> <b>R 8</b> <b>H 9</b> <b>RBI 7</b> <b>BB 3</b> <b>SO 6</b> <b>LOB 10</b>						
11 Rajai Davis, R OBP: 0.299, SLG: 0.387										3	0	0	0	0	2	<b>AB 32</b> <b>R 8</b> <b>H 9</b> <b>RBI 7</b> <b>BB 3</b> <b>SO 6</b> <b>LOB 10</b>						
28 Jayson Nix, R OBP: 0.278, SLG: 0.361										4	1	2	1	0	1	<b>AB 32</b> <b>R 8</b> <b>H 9</b> <b>RBI 7</b> <b>BB 3</b> <b>SO 6</b> <b>LOB 10</b>						
<b>Inning Stats</b>	R: 3 H: 3 E: 0 K: 1 S: 18	H: 3 BB: 0 P: 26	R: 1 H: 2 E: 0 K: 0 S: 6	H: 2 BB: 0 P: 7	R: 0 H: 0 E: 0 K: 1 S: 8	H: 0 BB: 1 P: 17	R: 0 H: 0 E: 0 K: 0 S: 6	H: 0 BB: 0 P: 8	R: 2 H: 2 E: 0 K: 1 S: 13	H: 2 BB: 0 P: 16	R: 0 H: 1 E: 0 K: 0 S: 11	H: 1 BB: 0 P: 14	R: 0 H: 0 E: 0 K: 3 S: 10	H: 0 BB: 0 P: 12	R: 2 H: 1 E: 0 K: 0 S: 14	H: 1 BB: 2 P: 32	R: 0 H: 0 E: 0 K: 0 S: 6	H: 0 BB: 0 P: 9	1B: 4 2B: 3 3B: 0 HR: 2	SF: 1 SAC: 2 DP: 0 HBP: 0	WP: 0 PB: 0 SB: 1 CS: 1	PA: 40
<b>PITCHER</b>	IP WLS BF H R ER SO BB IBB HBP BLK WP HR S P ERA WHIP	5.0 L 24 8 6 6 3 1 0 0 0 0 1 54 78 10.80 1.800	1.2 4 0 0 0 2 0 0 0 0 0 0 14 18 0.00 0.000	1.0 6 1 2 2 1 2 0 0 0 0 0 1 15 30 18.00 3.000	1.1 4 0 0 0 0 0 0 0 0 0 0 9 15 0.00 0.000	<b>PITCHER</b>																

Batter	1	2	3	4	5	6	7	8	9	AB	R	H	RBI	BB	SO	LOB	BOTTOM
4 Alex Gordon, L OBP: 0.350, SLG: 0.463										4	1	1	0	1	2	3	<b>Toronto Blue Jays @ Kansas City Royals</b> Kauffman Stadium, Kansas City, MO Tue Jun 07 2011, 7:12 PM - 10:06 PM CDT Att: 16,539 - Clear - 89 F <a href="http://livebaseballscorecards.com">livebaseballscorecards.com</a>
53 Melky Cabrera, S OBP: 0.319, SLG: 0.434										5	1	2	1	0	1	<b>AB 36</b> <b>R 5</b> <b>H 11</b> <b>RBI 5</b> <b>BB 4</b> <b>SO 4</b> <b>LOB 14</b>	
35 Eric Hosmer, L OBP: 0.348, SLG: 0.496										4	2	2	0	1	2	<b>AB 36</b> <b>R 5</b> <b>H 11</b> <b>RBI 5</b> <b>BB 4</b> <b>SO 4</b> <b>LOB 14</b>	
21 Jeff Francoeur, R OBP: 0.314, SLG: 0.468										5	0	2	3	0	1	<b>AB 36</b> <b>R 5</b> <b>H 11</b> <b>RBI 5</b> <b>BB 4</b> <b>SO 4</b> <b>LOB 14</b>	
16 Billy Butler, R OBP: 0.399, SLG: 0.418										4	0	1	1	0	2	<b>AB 36</b> <b>R 5</b> <b>H 11</b> <b>RBI 5</b> <b>BB 4</b> <b>SO 4</b> <b>LOB 14</b>	
13 Mike Aviles, R OBP: 0.261, SLG: 0.398										4	0	0	0	0	1	<b>AB 36</b> <b>R 5</b> <b>H 11</b> <b>RBI 5</b> <b>BB 4</b> <b>SO 4</b> <b>LOB 14</b>	
17 Chris Getz, L OBP: 0.319, SLG: 0.295										4	0	1	0	0	0	<b>AB 36</b> <b>R 5</b> <b>H 11</b> <b>RBI 5</b> <b>BB 4</b> <b>SO 4</b> <b>LOB 14</b>	
15 Matt Treanor, R OBP: 0.363, SLG: 0.294																	

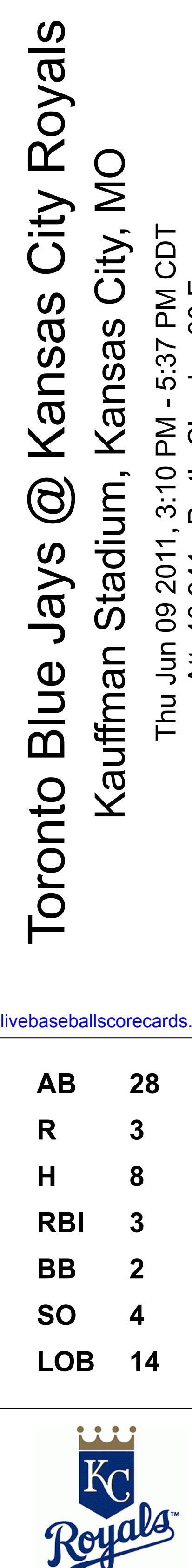






Batter	1	2	3	4	5	6	7	8	9	AB	R	H	RBI	BB	SO	LOB	TOP			
18 Mike McCoy, R OBP: 0.353, SLG: 0.328	G5-3			FC5-4 19 BB	FC5-4 16 BB			WP 9 SH1-3 16 BB	BB 1-2 2-3	1	0	0	0	4	0	0	Toronto Blue Jays @ Kansas City Royals Kauffman Stadium, Kansas City, MO Thu Jun 09 2011, 3:10 PM - 5:37 PM CDT Att: 13,941 - Partly Cloudy - 90 F			
16 Corey Patterson, L OBP: 0.316, SLG: 0.443	P4			F8	G4-6-3			SH1-3	P5	4	0	0	0	0	0	6				
19 José Bautista, R OBP: 0.498, SLG: 0.711	K			FC5-4 26 1B 9 3B				WP 9 BB		3	1	0	0	1	1					
26 Adam Lind, L OBP: 0.367, SLG: 0.584		G5-4-3 1B		FC5-4 9 3B	1B			WP 9 BB	K	4	1	3	0	0	1	2				
9 J.P. Arencibia, R OBP: 0.306, SLG: 0.497	P4			FC5-4 1B				WP 9 BB	G6-3	4	0	1	2	0	1	4				
2 Aaron Hill, R OBP: 0.286, SLG: 0.322	G5-4-3			FC5-4 BB				WP 9 BB	F8	3	0	0	0	1	0	2				
10 Edwin Encarnación, R OBP: 0.301, SLG: 0.374				F8				FC6-4 28 BB 1B	1B	4	0	2	0	0	0	2				
11 Rajai Davis, R OBP: 0.293, SLG: 0.374				F8				18 BB 20 1B	1B	3	0	0	0	0	1	1				
20 Juan Rivera, R OBP: 0.316, SLG: 0.351				P3				18 BB	1B	1	0	1	0	0	0	0				
28 Jayson Nix, R OBP: 0.284, SLG: 0.385	F8			F8				G6-4-3 18 BB	1B	4	0	1	0	0	1	3				
<b>Inning Stats</b>	R: 0 E: 0 K: 1 S: 7	H: 0 LOB: 0 BB: 0 P: 8	R: 0 E: 0 K: 0 S: 6	H: 1 LOB: 0 BB: 0 P: 9	R: 0 E: 0 K: 0 S: 7	H: 0 LOB: 0 BB: 0 P: 10	R: 2 E: 0 K: 0 S: 12	H: 2 LOB: 2 BB: 2 P: 27	R: 0 E: 0 K: 1 S: 16	H: 1 LOB: 1 BB: 0 P: 22	R: 0 E: 0 K: 1 S: 6	H: 1 LOB: 0 BB: 0 P: 8	R: 0 E: 0 K: 1 S: 8	H: 0 LOB: 2 BB: 2 P: 20	R: 0 E: 0 K: 1 S: 16	H: 2 LOB: 3 BB: 1 P: 28	1B: 7 2B: 0 3B: 1 HR: 0	SF: 0 SAC: 1 DP: 3 HBP: 0	WP: 1 PB: 0 SB: 0 CS: 0	PA: 38
<b>PITCHER</b>	IP WLS BF H R ER SO BB IBB HBP BLK WP HR S P ERA WHIP	IP WLS BF H R ER SO BB IBB HBP BLK WP HR S P ERA WHIP	IP WLS BF H R ER SO BB IBB HBP BLK WP HR S P ERA WHIP	IP WLS BF H R ER SO BB IBB HBP BLK WP HR S P ERA WHIP	IP WLS BF H R ER SO BB IBB HBP BLK WP HR S P ERA WHIP	IP WLS BF H R ER SO BB IBB HBP BLK WP HR S P ERA WHIP	IP WLS BF H R ER SO BB IBB HBP BLK WP HR S P ERA WHIP	IP WLS BF H R ER SO BB IBB HBP BLK WP HR S P ERA WHIP	IP WLS BF H R ER SO BB IBB HBP BLK WP HR S P ERA WHIP	IP WLS BF H R ER SO BB IBB HBP BLK WP HR S P ERA WHIP	IP WLS BF H R ER SO BB IBB HBP BLK WP HR S P ERA WHIP	IP WLS BF H R ER SO BB IBB HBP BLK WP HR S P ERA WHIP	IP WLS BF H R ER SO BB IBB HBP BLK WP HR S P ERA WHIP	IP WLS BF H R ER SO BB IBB HBP BLK WP HR S P ERA WHIP	IP WLS BF H R ER SO BB IBB HBP BLK WP HR S P ERA WHIP	IP WLS BF H R ER SO BB IBB HBP BLK WP HR S P ERA WHIP	IP WLS BF H R ER SO BB IBB HBP BLK WP HR S P ERA WHIP	IP WLS BF H R ER SO BB IBB HBP BLK WP HR S P ERA WHIP		
44 Luke Hochevar, R ERA: 5.04	7.0	W	27	6	2	2	3	3	0	0	0	0	0	0	0	0	0	2.57	1.286	
43 Aaron Crow, R ERA: 1.47	1.0	H	5	0	0	0	1	2	0	0	0	1	0	8	20	0.00	2.000			
48 Joakim Soria, R ERA: 5.14	1.0	S	6	2	0	0	1	1	0	0	0	0	0	16	28	0.00	3.000			

Batter	1	2	3	4	5	6	7	8	9	AB	R	H	RBI	BB	SO	LOB	BOTTOM			
12 Mitch Maier, L OBP: 0.441, SLG: 0.464	G3			FC2-5 53 FC6-4				G3		4	0	1	0	0	0	3				
53 Melky Cabrera, S OBP: 0.312, SLG: 0.435	P5			FC6-4 35 E 21 1B				G5-3		4	1	0	0	0	0	4				
35 Eric Hosmer, L OBP: 0.349, SLG: 0.485	1B			E9 21 1B				B1-3		4	1	2	1	0	0	1				
21 Jeff Francoeur, R OBP: 0.323, SLG: 0.475	G6-3			16 1B				16 S HBP		3	0	1	2	0	1	1				
16 Billy Butler, R OBP: 0.402, SLG: 0.429				FC6-4 13 BB				24 G6-4-3 BB		2	0	1	0	2	1	0				
24 Wilson Betemit, S OBP: 0.348, SLG: 0.411	K			G4-3				G6-4-3		4	0	1	0	0	1	3				
13 Mike Aviles, R OBP: 0.257, SLG: 0.391	FC6-4 15 CS			P2				F7		3	0	0	0	0	0	2				
17 Chris Getz, L OBP: 0.318, SLG: 0.294										0	0	0	0	0	0	0				
15 Matt Treanor, R OBP: 0.370, SLG: 0.297	CS			FC2-5 12 2B HBP				12 G3 2 SH1-3		2	0	1	0	0	1	0				
2 Alcides Escobar, R OBP: 0.244, SLG: 0.243				FC6-4 53 E 12 FC2-5				B1-3		2	1	1	0	0	0	0				
<b>Inning Stats</b>	R: 0 E: 0 K: 0 S: 11	H: 1 LOB: 1 BB: 0 P: 17	R: 0 E: 0 K: 1 S: 6	H: 0 LOB: 1 BB: 1 P: 11	R: 3 E: 1 K: 0 S: 12	H: 4 LOB: 2 BB: 0 P: 20	R: 0 E: 0 K: 1 S: 7	H: 0 LOB: 0 BB: 0 P: 13	R: 0 E: 0 K: 2 S: 12	H: 1 LOB: 1 BB: 0 P: 20	R: 0 E: 0 K: 0 S: 7	H: 1 LOB: 1 BB: 0 P: 12	R: 0 E: 0 K: 0 S: 6	H: 0 LOB: 1 BB: 1 P: 12	R: 0 E: 0 K: 0 S: 6	H: 0 LOB: 1 BB: 1 P: 12	1B: 6 2B: 2 3B: 0 HR: 0	SF: 0 SAC: 1 DP: 1 HBP: 2	WP: 0 PB: 0 SB: 1 CS: 1	PA: 34
<b>PITCHER</b>	IP WLS BF H R ER SO BB IBB HBP BLK WP HR S P ERA WHIP	IP WLS BF H R ER SO BB IBB HBP BLK WP HR S P ERA WHIP	IP WLS BF H R ER SO BB IBB HBP BLK WP HR S P ERA WHIP	IP WLS BF H R ER SO BB IBB HBP BLK WP HR S P ERA WHIP	IP WLS BF H R ER SO BB IBB HBP BLK WP HR S P ERA WHIP	IP WLS BF H R ER SO BB IBB HBP BLK WP HR S P ERA WHIP	IP WLS BF H R ER SO BB IBB HBP BLK WP HR S P ERA WHIP	IP WLS BF H R ER SO BB IBB HBP BLK WP HR S P ERA WHIP	IP WLS BF H R ER SO BB IBB HBP BLK WP HR S P ERA WHIP	IP WLS BF H R ER SO BB IBB HBP BLK WP HR S P ERA WHIP	IP WLS BF H R ER SO BB IBB HBP BLK WP HR S P ERA WHIP	IP WLS BF H R ER SO BB IBB HBP BLK WP HR S P ERA WHIP	IP WLS BF H R ER SO BB IBB HBP BLK WP HR S P ERA WHIP	IP WLS BF H R ER SO BB IBB HBP BLK WP HR S P ERA WHIP	IP WLS BF H R ER SO BB IBB HBP BLK WP HR S P ERA WHIP	IP WLS BF H R ER SO BB IBB HBP BLK WP HR S P ERA WHIP	IP WLS BF H R ER SO BB IBB HBP BLK WP HR S P ERA WHIP	IP WLS BF H R ER SO BB IBB HBP BLK WP HR S P ERA WHIP		
24 Ricky Romero, L ERA: 3.18	8.0	L	33	8	3	3	4	2	0	0	0	0	0	0	0	0	3.38	1.250		






Batter	1	2	3	4	5	6	7	8	9	AB	R	H	RBI	BB	SO	LOB	TOP					
4 Alex Gordon, L (1, 7) OBP: 0.349, SLG: 0.461	F7		53 2B	G3		K			G4-3	4	0	0	0	1	1	4						
53 Melky Cabrera, S (1, 8) OBP: 0.313, SLG: 0.449	HR		2B			K			F7	5	1	2	1	0	1	2						
35 Eric Hosmer, L (1, 3) OBP: 0.344, SLG: 0.471	F8		21 G6-4-3 IBB			K			G3-1	4	0	0	0	1	1	1						
21 Jeff Francoeur, R (1, 9) OBP: 0.319, SLG: 0.467	G5-3		G6-4-3			L5-6			K	4	0	0	0	0	1	4						
16 Billy Butler, R (1, 10) OBP: 0.404, SLG: 0.441	G6-3					HR			G6-3	3	2	1	1	1	0	0						
8 Mike Moustakas, L (1, 5) OBP: 0.500, SLG: 0.333	F7					2B			F8	3	1	1	0	1	0	0						
3 Brayan Peña, S (1, 2) OBP: 0.303, SLG: 0.385						2B				3	0	1	0	1	1	3						
17 Chris Getz, L (1, 4) OBP: 0.316, SLG: 0.293	G6-3					P6			P6	4	0	1	1	0	0	3						
2 Alcides Escobar, R (1, 6) OBP: 0.248, SLG: 0.252	G6-3					1B			G4-3	4	0	2	1	0	0	1						
<b>Inning Stats</b>	R: 1 E: 0 K: 0 S: 10	H: 1 LOB: 0 BB: 0 P: 13	R: 0 E: 0 K: 0 S: 10	H: 0 LOB: 1 BB: 1 P: 16	R: 0 E: 0 K: 0 S: 9	H: 1 LOB: 2 BB: 2 P: 19	R: 1 E: 0 K: 0 S: 12	H: 2 LOB: 0 BB: 1 P: 22	R: 0 E: 0 K: 2 S: 9	H: 0 LOB: 0 BB: 0 P: 12	R: 2 E: 0 K: 2 S: 13	H: 3 LOB: 2 BB: 1 P: 21	R: 0 E: 0 K: 1 S: 10	H: 0 LOB: 0 BB: 0 P: 13	R: 0 E: 0 K: 0 S: 11	H: 1 LOB: 1 BB: 0 P: 16	R: 0 E: 0 K: 0 S: 10	H: 0 LOB: 0 BB: 0 P: 15	1B: 3 2B: 4 3B: 0 HR: 2	SF: 0 SAC: 0 DP: 2 HBP: 0	WP: 2 PB: 0 SB: 1 CS: 0	PA: 39
<b>PITCHER</b>	IP WLS BF H R ER SO BB IBB HBP BLK WP HR S P ERA WHIP																					
54 Ervin Santana, R (1, 1) ERA: 4.37	7.0	L	32	7	4	4	5	4	1	0	0	2	2	73	116	5.14	1.571					
21 Hisanori Takahashi, L (8, 1) ERA: 4.05	2.0		7	1	0	0	0	0	0	0	0	0	0	21	31	0.00	0.500					

**Kansas City Royals @ Los Angeles Angels**  
Angel Stadium of Anaheim, Anaheim, CA  
Fri Jun 10 2011, 7:09 PM - 9:50 PM PDT  
Att: 38,254 - Clear - 65 F

livebaseballscorecards.com

AB	34
R	4
H	8
RBI	4
BB	5
SO	5
LOB	18




Batter	1	2	3	4	5	6	7	8	9	AB	R	H	RBI	BB	SO	LOB	BOTTOM					
13 Maicer Izturis, S (1, 5) OBP: 0.353, SLG: 0.408	K		G1-3			48 FC6-4 1B	F9			4	0	1	0	0	1	2						
48 Torii Hunter, R (1, 9) OBP: 0.315, SLG: 0.383	K		53 G4-3 47 F8 1B			47 WP 2B	F8			4	1	1	0	0	1	2						
47 Howie Kendrick, R (1, 4) OBP: 0.364, SLG: 0.490	F9					53 1B 2B				4	1	1	1	0	0	1						
53 Bobby Abreu, L (1, 10) OBP: 0.400, SLG: 0.388		P5				10 1B 2B				4	0	1	1	0	1	1						
10 Vernon Wells, R (1, 7) OBP: 0.227, SLG: 0.291		P4				2 1B 1B				3	0	1	0	1	0	0						
2 Encz Aylbar, S (1, 6) OBP: 0.333, SLG: 0.409		B1-3				2 1B 1B				4	0	1	0	0	0	2						
44 Mark Trumbo, R (1, 3) OBP: 0.300, SLG: 0.467						1B				4	0	0	0	0	2	2						
46 Bobby Wilson, R (1, 2) OBP: 0.292, SLG: 0.318										4	0	0	0	0	2	2						
6 Alberto Callaspo, S (8, PH) OBP: 0.360, SLG: 0.378										3	0	1	0	0	0	0						
25 Peter Bourjos, R (1, 8) OBP: 0.303, SLG: 0.384										3	0	1	0	0	0	1						
<b>Inning Stats</b>	R: 0 E: 0 K: 2 S: 9	H: 0 LOB: 0 BB: 0 P: 13	R: 0 E: 0 K: 0 S: 5	H: 0 LOB: 0 BB: 0 P: 7	R: 0 E: 0 K: 1 S: 8	H: 1 LOB: 1 BB: 0 P: 12	R: 0 E: 0 K: 0 S: 9	H: 1 LOB: 2 BB: 1 P: 16	R: 0 E: 0 K: 0 S: 5	H: 0 LOB: 0 BB: 0 P: 9	R: 2 E: 0 K: 0 S: 17	H: 5 LOB: 2 BB: 0 P: 24	R: 0 E: 0 K: 0 S: 9	H: 1 LOB: 0 BB: 0 P: 11	R: 0 E: 0 K: 1 S: 15	H: 0 LOB: 0 BB: 0 P: 22	R: 0 E: 0 K: 2 S: 9	H: 0 LOB: 0 BB: 0 P: 15	1B: 7 2B: 1 3B: 0 HR: 0	SF: 0 SAC: 0 DP: 0 HBP: 0	WP: 1 PB: 0 SB: 0 CS: 0	PA: 35
<b>PITCHER</b>	IP WLS BF H R ER SO BB IBB HBP BLK WP HR S P ERA WHIP																					
26 Jeff Francis, L (1, 1) ERA: 4.4	6.1	W	27	8	2	2	3	1	0	0	0	0	0	0	0	0	2.84	1.421				
56 Greg Holland, R (7, 1) ERA	1.2	H	5	0	0	0	1	0	0	0	0	0	0	17	25	0.00	0.000					
4B Joaquin Soria, R (8, 1) ERA: 4.97	1.0	S	3	0	0	0	2	0	0	0	0	0	0	9	15	0.00	0.000					

**Kansas City Royals @ Los Angeles Angels**  
Angel Stadium of Anaheim, Anaheim, CA  
Fri Jun 10 2011, 7:09 PM - 9:50 PM PDT  
Att: 38,254 - Clear - 65 F

livebaseballscorecards.com

AB	34
R	2
H	8
RBI	2
BB	1
SO	6
LOB	11





Batter	1	2	3	4	5	6	7	8	9	AB	R	H	RBI	BB	SO	LOB	TOP										
4 Alex Gordon, L (1,7) OBP: 0.349, SLG: 0.457	G4-3		G4-3			53 1B	K		53 2B	4	0	1	1	1	1	3	<b>Kansas City Royals @ Los Angeles Angels</b> Angel Stadium of Anaheim, Anaheim, CA Sat Jun 11 2011, 6:06 PM - 9:14 PM PDT Att: 38,911 - Clear -67 F <a href="http://livebaseballscorecards.com">livebaseballscorecards.com</a>										
53 Melky Cabrera, S (1,8) OBP: 0.322, SLG: 0.457	K2-3									4	0	3	1	1	1	0											
35 Eric Hosmer, L (1,3) OBP: 0.333, SLG: 0.455	G1-3		G4-6-3							5	0	0	0	0	1	6											
21 Jeff Francoeur, R (1,9) OBP: 0.316, SLG: 0.462		G5-3			F8					5	0	1	0	0	1	2											
16 Billy Butler, R (1,10) OBP: 0.407, SLG: 0.442										4	1	2	0	1	0	2											
8 Mike Moustakas, L (1,5) OBP: 0.500, SLG: 0.833	P6									3	1	1	1	1	1	3											
15 Matt Treanor, R (1,2) OBP: 0.366, SLG: 0.296	L5									4	0	1	1	0	0	1											
17 Chris Getz, L (1,4) OBP: 0.315, SLG: 0.292										4	1	1	0	0	0	2											
2 Alcides Escobar, R (1,6) OBP: 0.256, SLG: 0.262										3	2	2	0	1	0	0											
<b>Inning Stats</b>	R: 0 E: 0 K: 1 S: 8	H: 0 LOB: 0 BB: 0 P: 9	R: 0 E: 0 K: 0 S: 7	H: 1 LOB: 1 BB: 0 P: 11	R: 2 E: 0 K: 0 S: 12	H: 2 LOB: 0 BB: 1 P: 21	R: 1 E: 0 K: 0 S: 6	H: 1 LOB: 0 BB: 0 P: 10	R: 1 E: 0 K: 0 S: 9	H: 2 LOB: 1 BB: 1 P: 18	R: 1 E: 0 K: 1 S: 21	H: 2 LOB: 3 BB: 2 P: 35	R: 0 E: 0 K: 1 S: 9	H: 2 LOB: 1 BB: 1 P: 16	R: 0 E: 0 K: 0 S: 7	H: 0 LOB: 0 BB: 0 P: 11	R: 0 E: 0 K: 2 S: 15	H: 2 LOB: 2 BB: 0 P: 20	1B: 9 2B: 2 3B: 0 HR: 1	SF: 0 SAC: 0 DP: 2 HBP: 0	WP: 0 PB: 1 SB: 0 CS: 0	PA: 41					
<b>PITCHER</b>	IP	WLS	BF	H	R	ER	SO	BB	IBB	HBP	BLK	WP	HR	S	P	ERA	WHIP										
35 Joel Poineiro, R (1,1) ERA: 4.03	5.1		24	7	5	4	1	3	0	0	0	0	1	49	83	6.75	1.875										
63 Rich Thompson, R (6,1) ERA: 2.53	0.2	B	4	1	0	0	1	1	0	0	0	0	0	14	21	0.00	3.000										
40 Kevin Jepsen, R (7,1) ERA: 7.62	0.2		4	2	0	0	0	0	1	0	0	0	0	5	12	0.00	3.000										
37 Scott Downs, L (7,1) ERA: 1.37	1.1	W	4	0	0	0	1	0	0	0	0	0	0	11	15	0.00	0.000										
51 Jordan Walden, R (9,1) ERA: 2.86	1.0	S	5	2	0	0	2	0	0	0	0	0	0	15	20	0.00	2.000										

Batter	1	2	3	4	5	6	7	8	9	AB	R	H	RBI	BB	SO	LOB	BOTTOM										
13 Maicer Izturis, S (1,4) (8,5) OBP: 0.346, SLG: 0.401	F7	SF8				G4-3				4	0	0	1	0	1	1	<b>Kansas City Royals @ Los Angeles Angels</b> Angel Stadium of Anaheim, Anaheim, CA Sat Jun 11 2011, 6:06 PM - 9:14 PM PDT Att: 38,911 - Clear -67 F <a href="http://livebaseballscorecards.com">livebaseballscorecards.com</a>										
48 Tori Hunter, R (1,9) OBP: 0.314, SLG: 0.378	F9									3	0	0	0	1	1	1											
53 Bobby Abreu, L (1,7) (8,8) OBP: 0.387, SLG: 0.387	F8									3	1	1	0	1	1	0											
25 Peter Bourjos, R (8,8) OBP: 0.303, SLG: 0.384										0	0	0	0	0	0	0											
10 Vernon Wells, R (1,8) (8,7) OBP: 0.240, SLG: 0.303										4	3	3	0	0	0	2											
6 Alberto Callaspo, S (1,5) (7, PR) OBP: 0.358, SLG: 0.373										3	1	0	0	1	0	4											
44 Mark Trumbo, R (8,3) OBP: 0.300, SLG: 0.467										0	0	0	0	0	0	0											
47 Howie Kendrick, R (1,3) (8,4) OBP: 0.371, SLG: 0.495										4	1	3	2	0	0	2											
2 Erick Aybar, S (1,6) OBP: 0.332, SLG: 0.415										4	1	1	3	0	1	4											
39 Russell Branyan, L (1,10) OBP: 0.253, SLG: 0.278										3	0	1	0	1	2	0											
5 Jeff Mathis, R (1,2) OBP: 0.226, SLG: 0.265										4	0	0	0	0	2	3											
<b>Inning Stats</b>	R: 0 E: 0 K: 0 S: 8	H: 0 LOB: 0 BB: 0 P: 14	R: 4 E: 1 K: 2 S: 21	H: 3 LOB: 1 BB: 1 P: 32	R: 1 E: 1 K: 1 S: 13	H: 2 LOB: 1 BB: 0 P: 22	R: 0 E: 0 K: 2 S: 7	H: 0 LOB: 0 BB: 0 P: 12	R: 0 E: 0 K: 1 S: 17	H: 2 LOB: 2 BB: 0 P: 28	R: 0 E: 0 K: 1 S: 7	H: 0 LOB: 0 BB: 0 P: 9	R: 2 E: 0 K: 2 S: 16	H: 1 LOB: 3 BB: 3 P: 30	R: 0 E: 0 K: 0 S: 8	H: 1 LOB: 0 BB: 0 P: 14	R: 0 E: 0 K: 1 S: 8	H: 1 LOB: 0 BB: 0 P: 14	1B: 8 2B: 1 3B: 1 HR: 0	SF: 1 SAC: 0 DP: 1 HBP: 0	WP: 2 PB: 0 SB: 4 CS: 0	PA: 37					
<b>PITCHER</b>	IP	WLS	BF	H	R	ER	SO	BB	IBB	HBP	BLK	WP	HR	S	P	ERA	WHIP										
59 Felipe Paulino, R (1,1) ERA: 3.79	5.0		24	7	5	2	5	1	0	0	0	0	0	66	108	3.60	1.600										
55 Tim Collins, L (6,1) ERA: 3.63	1.1	L	6	0	2	2	2	2	0	0	0	0	0	14	23	13.50	1.500										
43 Aaron Crow, R (7,1) ERA: 1.44	0.2		4	1	0	0	1	0	1	0	0	2	0	9	16	0.00	1.500										
61 Everett Teaford, L (8,1) ERA: 1.93	1.0		3	1	0	0	0	0	0	0	0	0	0	8	14	0.00	1.000										





Batter	1	2	3	4	5	6	7	8	9	AB	R	H	RBI	BB	SO	LOB	TOP					
4 Alex Gordon, L OBP: 0.354, SLG: 0.464										5	0	3	2	0	2	1	<b>Kansas City Royals @ Los Angeles Angels</b> Angel Stadium of Anaheim, Anaheim, CA Sun Jun 12 2011, 12:39 PM - 3:36 PM PDT Att: 39,114 - Cloudy - 66 F					
53 Melky Cabrera, S OBP: 0.320, SLG: 0.453										5	1	1	1	0	2	2						
35 Eric Hosmer, L OBP: 0.335, SLG: 0.446										3	1	0	0	1	1	3						
16 Billy Butler, R OBP: 0.407, SLG: 0.445										5	0	2	2	0	1	1						
12 Mitch Maier, L OBP: 0.462, SLG: 0.452										3	3	1	0	2	0	2						
8 Mike Moustakas, L OBP: 0.282, SLG: 0.600										4	1	1	0	1	1	3						
15 Matt Treanor, R OBP: 0.361, SLG: 0.300										5	0	1	1	0	2	2						
17 Chris Getz, L OBP: 0.297, SLG: 0.297										4	1	2	2	0	1	0						
2 Alcides Escobar, R OBP: 0.219, SLG: 0.270										4	2	2	0	0	0	3						
<b>Inning Stats</b>	R: 0 E: 0 K: 1 S: 7	H: 0 LOB: 1 BB: 1 P: 14	R: 1 E: 0 K: 1 S: 11	H: 0 LOB: 0 BB: 1 P: 23	R: 0 E: 0 K: 2 S: 10	H: 1 LOB: 0 BB: 0 P: 17	R: 4 E: 0 K: 1 S: 16	H: 4 LOB: 0 BB: 1 P: 28	R: 0 E: 0 K: 1 S: 8	H: 0 LOB: 0 BB: 0 P: 14	R: 1 E: 0 K: 1 S: 21	H: 2 LOB: 1 BB: 0 P: 28	R: 2 E: 0 K: 0 S: 12	H: 2 LOB: 1 BB: 0 P: 16	R: 1 E: 0 K: 3 S: 17	H: 3 LOB: 2 BB: 0 P: 21	R: 0 E: 0 K: 0 S: 7	H: 1 LOB: 1 BB: 1 P: 13	1B: 9 2B: 4 3B: 0 HR: 0	SF: 0 SAC: 0 DP: 1 HBP: 1	WP: 2 PB: 0 SB: 2 CS: 1	PA: 44
<b>PITCHER</b>	IP WLS BF H R ER SO BB IBB HBP BLK WP HR S P ERA WHIP	3.2 L 19 5 5 5 5 3 0 0 0 1 1 0 44 82 12.27 2.182	2.0 7 2 1 1 2 0 0 0 0 0 0 0 28 40 4.50 1.000	3.1 17 6 3 3 3 1 0 0 1 0 1 0 37 52 8.10 2.100														IP WLS BF H R ER SO BB IBB HBP BLK WP HR S P ERA WHIP				

Batter	1	2	3	4	5	6	7	8	9	AB	R	H	RBI	BB	SO	LOB	BOTTOM					
13 Maicer Izturis, S OBP: 0.350, SLG: 0.402										2	0	1	0	0	0	0	<b>Kansas City Royals @ Los Angeles Angels</b> Angel Stadium of Anaheim, Anaheim, CA Sun Jun 12 2011, 12:39 PM - 3:36 PM PDT Att: 39,114 - Cloudy - 66 F					
18 Andrew Romine, S										3	0	0	0	0	0	3						
48 Torii Hunter, R OBP: 0.311, SLG: 0.374										1	0	0	0	0	0	0						
46 Bobby Wilson, R OBP: 0.280, SLG: 0.304										2	0	1	0	1	0	2						
53 Bobby Abreu, L OBP: 0.404, SLG: 0.388										0	0	0	0	1	0	0						
39 Russell Branyan, L OBP: 0.260, SLG: 0.278										4	0	0	0	0	0	3						
10 Vernon Wells, R OBP: 0.234, SLG: 0.296										2	0	0	0	2	0	1						
47 Howie Kendrick, R OBP: 0.373, SLG: 0.490										3	0	1	0	1	0	1						
2 Enck Aybar, S OBP: 0.335, SLG: 0.419										4	0	1	0	0	0	3						
44 Mark Trumbo, R OBP: 0.299, SLG: 0.463										2	0	0	0	1	0	2						
16 Hank Conger, L OBP: 0.291, SLG: 0.353										3	0	1	0	0	0	3						
25 Peter Bourjos, R OBP: 0.303, SLG: 0.383										4	0	0	0	0	0	3						
<b>Inning Stats</b>	R: 0 E: 0 K: 0 S: 10	H: 2 LOB: 1 BB: 0 P: 16	R: 0 E: 0 K: 0 S: 6	H: 1 LOB: 1 BB: 1 P: 12	R: 0 E: 0 K: 0 S: 5	H: 0 LOB: 0 BB: 0 P: 8	R: 0 E: 0 K: 0 S: 8	H: 0 LOB: 0 BB: 1 P: 15	R: 0 E: 0 K: 0 S: 8	H: 0 LOB: 0 BB: 1 P: 15	R: 0 E: 0 K: 0 S: 8	H: 1 LOB: 1 BB: 0 P: 15	R: 0 E: 0 K: 0 S: 8	H: 1 LOB: 3 BB: 2 P: 21	R: 0 E: 0 K: 1 S: 10	H: 0 LOB: 1 BB: 1 P: 16	R: 0 E: 0 K: 0 S: 7	H: 0 LOB: 0 BB: 0 P: 11	1B: 4 2B: 2 3B: 0 HR: 0	SF: 0 SAC: 0 DP: 5 HBP: 1	WP: 0 PB: 0 SB: 0 CS: 0	PA: 34
<b>PITCHER</b>	IP WLS BF H R ER SO BB IBB HBP BLK WP HR S P ERA WHIP	7.0 W 27 7 0 0 0 1 1 0 0 0 0 0 53 102 0.00 1.429	2.0 7 0 0 0 0 1 0 0 0 0 0 0 17 27 0.00 0.500														IP WLS BF H R ER SO BB IBB HBP BLK WP HR S P ERA WHIP					

AB 38  
R 9  
H 13  
RBI 8  
BB 4  
SO 10  
LOB 17



AB 27  
R 0  
H 5  
RBI 0  
BB 6  
SO 1  
LOB 18





Batter	1	2	3	4	5	6	7	8	9	AB	R	H	RBI	BB	SO	LOB	TOP										
4 Alex Gordon, L (1.7)	G4-3		F8	F8		53 CS 1B		F9	L3	6	0	1	0	0	0	5	Kansas City Royals @ Oakland Athletics Oakland Coliseum, Oakland, CA Tue Jun 14 2011, 7:09 PM - 10:33 PM PDT Att: 11,439 - Clear - 67 F										
53 Melky Cabrera, S (1.8)	F7		35 E BB		L9	K		FC6 35 1B 21 SF8	F7	5	1	0	0	1	1	4											
35 Eric Hosmer, L (1.3)	G3		FC3		21 WP 16 2B					4	1	2	1	1	0	2											
21 Jeff Francoeur, R (1.9)		8 SH5-3 15 S G6-3 BB	F4		16 S 16 2B		P3	SF8		2	2	0	1	2	0	4											
16 Billy Butler, R (1.10)		8 SH5-3 BB	F9		15 1B 2B		G4-3	G5-3		4	0	1	2	1	0	4											
8 Mike Moustakas, L (1.5)	SH5-3		SH1-4 17 1B 2 G5-3		15 1B BB		G3-1		15 SH3-4 2 2B	3	2	2	0	1	0	0											
15 Matt Treanor, R (1.2)	G6-3		2 G5-3 17 SH1-4 BB		2 FC6-4 1B				SH3-4	2	0	1	1	2	0	1											
17 Chris Getz, L (1.4)	L8		SH1-4		K		F8		2 2B BB	3	0	0	0	1	1	5											
2 Alcides Escobar, R (1.6)			35 E 4 S 1B		G5-3	FC6-4		53 FC6 35 1B 4 F9	1B	5	1	3	2	0	0	4											
<b>Inning Stats</b>	R: 0 E: 0 K: 0 S: 5	H: 0 LOB: 0 BB: 0 P: 8	R: 1 E: 0 K: 0 S: 9	H: 0 LOB: 1 BB: 2 P: 19	R: 0 E: 1 K: 0 S: 11	H: 1 LOB: 3 BB: 1 P: 24	R: 0 E: 0 K: 0 S: 7	H: 1 LOB: 1 BB: 1 P: 12	R: 2 E: 0 K: 1 S: 23	H: 2 LOB: 3 BB: 3 P: 43	R: 0 E: 0 K: 1 S: 17	H: 2 LOB: 1 BB: 0 P: 24	R: 0 E: 0 K: 0 S: 9	H: 0 LOB: 1 BB: 1 P: 15	R: 2 E: 0 K: 0 S: 12	H: 2 LOB: 1 BB: 0 P: 19	R: 1 E: 0 K: 0 S: 13	H: 2 LOB: 2 BB: 1 P: 26	1B: 8 2B: 3 3B: 0 HR: 0	SF: 1 SAC: 3 DP: 1 HBP: 0	WP: 2 PA: 47 PB: 0 CS: 3						
<b>PITCHER</b>	IP	WLS	BF	H	R	ER	SO	BB	IBB	HBP	BLK	WP	HR	S	P	ERA	WHIP										
53 Trevor Cahill, R (1.1)	4.1	L	25	4	4	4	0	7	0	0	0	1	0	47	96	8.31	2.538										
56 Craig Breslow, L (5.1)	1.2		6	2	0	0	2	0	0	0	0	0	0	25	34	0.00	1.200										
48 Michael Wertz, R (7.1)	1.0		4	0	0	0	2	0	0	0	0	0	0	9	15	0.00	1.000										
33 Joey Devine, R (8.1)	1.0		6	2	2	2	0	0	0	0	0	0	0	12	19	18.00	2.000										
50 Grant Balfour, R (9.1)	1.0		6	2	1	1	0	1	0	0	0	0	0	13	26	9.00	3.000										

Kansas City Royals @ Oakland Athletics  
Oakland Coliseum, Oakland, CA  
Tue Jun 14 2011, 7:09 PM - 10:33 PM PDT  
Att: 11,439 - Clear - 67 F

AB 34  
R 7  
H 10  
RBI 7  
BB 9  
SO 2  
LOB 29



Batter	1	2	3	4	5	6	7	8	9	AB	R	H	RBI	BB	SO	LOB	BOTTOM										
4 Coco Crisp, S (1.8)	F8		L9		55 FC3-6 2 BB 1B		G4-3		K	5	0	1	1	0	1	0	Kansas City Royals @ Oakland Athletics Oakland Coliseum, Oakland, CA Tue Jun 14 2011, 7:09 PM - 10:33 PM PDT Att: 11,439 - Clear - 67 F										
2 Cliff Pennington, S (1.6)	K		G5-3		55 FC3-6 BB		K			3	0	0	0	2	2	0											
55 Hideki Matsui, L (1.10)	G6-3		HR		FC3-6 16 FC5-4			28 G4-6-3 16 1B 29 1B	P2	5	2	2	1	0	0	3											
16 Josh Willingham, R (1.7)		F9		K	FC5-4			28 G4-6-3 1B	K	5	0	1	0	0	2	3											
28 Conor Jackson, R (1.9)		E5 29 1B 8 F9-2		8 FC5 29 BB BB		F7		G4-6-3		3	0	0	0	1	0	2											
29 Scott Sizemore, R (1.5)				8 FC5 BB		F9		8 WP 1B		3	1	2	1	1	0	0											
8 Kurt Suzuki, R (1.2)		F9-2		FC5				E6		3	0	0	0	1	0	4											
10 Daric Barton, L (1.3)			P3		F7		P2			3	0	0	0	1	0	1											
19 Jemile Weeks, S (1.4)			P4		4 1B 3B		G4-3	F9		4	1	1	0	0	0	2											
<b>Inning Stats</b>	R: 0 E: 0 K: 1 S: 11	H: 0 LOB: 0 BB: 0 P: 16	R: 0 E: 1 K: 0 S: 7	H: 1 LOB: 1 BB: 0 P: 12	R: 0 E: 0 K: 0 S: 8	H: 0 LOB: 0 BB: 0 P: 11	R: 1 E: 0 K: 0 S: 14	H: 1 LOB: 2 BB: 2 P: 27	R: 1 E: 0 K: 0 S: 15	H: 2 LOB: 2 BB: 1 P: 22	R: 0 E: 0 K: 0 S: 8	H: 0 LOB: 1 BB: 1 P: 16	R: 0 E: 0 K: 1 S: 7	H: 0 LOB: 0 BB: 0 P: 12	R: 2 E: 1 K: 0 S: 14	H: 3 LOB: 2 BB: 1 P: 26	R: 0 E: 0 K: 2 S: 11	H: 0 LOB: 1 BB: 1 P: 20	1B: 5 2B: 1 3B: 1 HR: 1	SF: 0 SAC: 0 DP: 2 HBP: 0	WP: 1 PA: 40 PB: 0 SB: 0 CS: 0						
<b>PITCHER</b>	IP	WLS	BF	H	R	ER	SO	BB	IBB	HBP	BLK	WP	HR	S	P	ERA	WHIP										
23 Danny Duffy, L (1.1)	6.0	W	26	4	2	2	2	4	0	0	0	1	0	19	31	5.40	1.333										
56 Greg Holland, R (7.1)	1.2	H	8	3	2	1	1	0	0	0	0	0	0	2	7	0.00	3.000										
43 Aaron Crow, R (8.1)	0.1	H	2	0	0	0	0	1	0	0	0	0	0	2	0	0.00	3.000										
48 Joakim Soria, R (9.1)	1.0	S	4	0	0	0	2	1	0	0	0	0	0	11	20	0.00	1.000										

Kansas City Royals @ Oakland Athletics  
Oakland Coliseum, Oakland, CA  
Tue Jun 14 2011, 7:09 PM - 10:33 PM PDT  
Att: 11,439 - Clear - 67 F

AB 34  
R 4  
H 7  
RBI 3  
BB 6  
SO 5  
LOB 15





Batter	1	2	3	4	5	6	7	8	9	AB	R	H	RBI	BB	SO	LOB	TOP	
4 Alex Gordon, L (1,7) OBP: 0.349, SLG: 0.454	G4-3		G3			G3-6-3		53 1B		4	0	1	1	0	0	2		
53 Melky Cabrera, S (1,8) OBP: 0.319, SLG: 0.445	1B			G4-3			P4	1B		4	0	2	0	0	0	0		
35 Eric Hosmer, L (1,3) OBP: 0.313, SLG: 0.442	K			G6-3			16 1B	P5		4	0	1	0	0	1	3		
21 Jeff Francoeur, R (1,9) OBP: 0.313, SLG: 0.451		F8			F8				K	4	0	0	0	0	1	1		
16 Billy Butler, R (1,10) OBP: 0.405, SLG: 0.441	L3					G5-3			G1-3	3	0	0	0	1	0	0		
8 Mike Moustakas, L (1,5) OBP: 0.429, SLG: 0.471	K					F9			F7	4	0	0	0	0	1	2		
15 Matt Treanor, R (1,2) OBP: 0.370, SLG: 0.298						F7				2	0	0	0	1	0	0		
17 Chris Getz, L (1,4) OBP: 0.313, SLG: 0.287				G6-3						3	0	0	0	0	0	1		
2 Alcides Escobar, R (1,6) OBP: 0.276, SLG: 0.295										3	1	3	0	0	0	0		
<b>Inning Stats</b>	R: 0 H: 1 E: 0 K: 1 S: 11	H: 0 R: 0 ER: 0 LOB: 0 P: 19	R: 0 H: 0 E: 0 K: 1 S: 10	H: 1 R: 0 ER: 0 LOB: 1 P: 17	R: 0 H: 1 E: 0 K: 0 S: 12	H: 0 R: 0 ER: 0 LOB: 0 P: 7	R: 0 H: 0 E: 0 K: 0 S: 6	H: 1 R: 0 ER: 0 LOB: 2 P: 9	R: 0 H: 3 E: 0 K: 0 S: 13	H: 0 R: 0 ER: 0 LOB: 0 P: 14	1B: 6 2B: 1 3B: 0 HR: 0	SF: 0 SAC: 0 DP: 2 HBP: 0	WP: 0 PA: 33 PB: 0 SB: 1 CS: 1					
<b>PITCHER</b>	IP WLS BF H R ER SO BB IBB HBP BLK WP HR S P ERA WHIP																	
88 Josh Outman, L (1,1) ERA: 3.14	7.0 W 24 4 0 0 2 2 0 0 0 0 0 0 57 97 0.00 0.857																	
57 Brian Fuentes, L (8,1) ERA: 4.85	1.0 H 6 3 1 1 0 0 0 0 0 0 0 0 13 21 9.00 3.000																	
40 Andrew Bailey, R (9,1) ERA: 1.5	1.0 S 3 0 0 0 1 0 0 0 0 0 0 0 10 14 0.00 0.000																	

**Kansas City Royals @ Oakland Athletics**  
 Oakland Coliseum, Oakland, CA  
 Wed Jun 15 2011, 7:10 PM - 9:23 PM PDT  
 Att: 16,392 - Clear - 63 F

AB	31
R	1
H	7
RBI	1
BB	2
SO	3
LOB	9



Batter	1	2	3	4	5	6	7	8	9	AB	R	H	RBI	BB	SO	LOB	BOTTOM	
12 David DeJesus, L (1,9) OBP: 0.314, SLG: 0.366	L1-4-3		G6-3			FC1-5		F7		4	0	0	0	0	0	2		
2 Cliff Pennington, S (1,6) OBP: 0.321, SLG: 0.349	G4-3			G4-3				L6		4	0	1	1	0	0	0		
55 Hideki Matsui, L (1,10) OBP: 0.276, SLG: 0.347					16 G6-3					1	0	0	0	2	0	2		
16 Josh Willingham, R (1,7) OBP: 0.309, SLG: 0.412	F7			G6-3						3	0	0	0	0	0	4		
15 Ryan Sweeney, L (1,8) OBP: 0.360, SLG: 0.339		G4-3				G4-3		29 SH1-3		3	1	1	0	0	0	0		
29 Scott Sizemore, R (1,5) OBP: 0.361, SLG: 0.321		G4-3				G5-3		SH1-3		2	0	0	0	0	0	0		
10 Daric Barton, L (1,3) OBP: 0.328, SLG: 0.268										3	0	1	1	0	0	0		
11 Landon Powell, S (1,2) OBP: 0.283, SLG: 0.259										3	0	1	0	0	0	1		
19 Jemile Weeks, S (1,4) OBP: 0.345, SLG: 0.571										3	1	1	0	0	0	0		
<b>Inning Stats</b>	R: 0 H: 0 E: 0 K: 0 S: 9	H: 0 R: 0 ER: 0 LOB: 0 P: 11	R: 0 H: 0 E: 0 K: 0 S: 7	H: 0 R: 0 ER: 0 LOB: 0 P: 11	R: 0 H: 0 E: 0 K: 0 S: 6	H: 0 R: 0 ER: 0 LOB: 0 P: 11	R: 0 H: 0 E: 0 K: 0 S: 7	H: 3 R: 0 ER: 0 LOB: 2 P: 22	R: 1 H: 2 E: 0 K: 0 S: 7	H: 0 R: 0 ER: 0 LOB: 0 P: 13	1B: 5 2B: 0 3B: 0 HR: 0	SF: 0 SAC: 1 DP: 2 HBP: 0	WP: 0 PA: 29 PB: 0 SB: 1 CS: 0					
<b>PITCHER</b>	IP WLS BF H R ER SO BB IBB HBP BLK WP HR S P ERA WHIP																	
44 Luke Hochevar, R (1,1) ERA: 4.87	7.0 L 26 5 2 2 0 2 2 0 0 0 0 0 55 91 2.57 1.000																	
55 Tim Collins, L (8,1) ERA: 3.53	1.0 3 0 0 0 0 0 0 0 0 0 0 0 9 13 0.00 0.000																	

**Kansas City Royals @ Oakland Athletics**  
 Oakland Coliseum, Oakland, CA  
 Wed Jun 15 2011, 7:10 PM - 9:23 PM PDT  
 Att: 16,392 - Clear - 63 F

AB	26
R	2
H	5
RBI	2
BB	2
SO	0
LOB	9





Batter	1	2	3	4	5	6	7	8	9	AB R H RBI BB SO LOB	TOP											
12 Mitch Maier, L OBP: 0.455, SLG: 0.457										4 0 1 0 1 3 4	<b>Kansas City Royals @ Oakland Athletics</b> Oakland Coliseum, Oakland, CA Thu Jun 16 2011, 12:38 PM - 3:37 PM PDT Att: 11,775 - Sunny - 66 F											
53 Melky Cabrera, S OBP: 0.320, SLG: 0.444										5 0 2 1 0 2 4												
21 Jeff Francoeur, R OBP: 0.311, SLG: 0.450										5 0 1 1 0 4 5												
16 Billy Butler, R OBP: 0.405, SLG: 0.442										4 1 1 0 1 1 3												
24 Wilson Betemit, S OBP: 0.346, SLG: 0.413										4 1 1 1 0 2 2												
8 Mike Moustakas, L OBP: 0.360, SLG: 0.381										4 0 0 0 0 1 1												
3 Brayan Peña, S OBP: 0.310, SLG: 0.400										4 1 2 1 0 2 0												
17 Chris Getz, L OBP: 0.312, SLG: 0.286										4 0 1 0 0 0 1												
2 Alcides Escobar, R OBP: 0.360, SLG: 0.291										3 1 0 0 1 1 3												
<b>Inning Stats</b>	R: 0 E: 0 K: 3 S: 10	H: 1 LOB: 2 BB: 1 P: 15	R: 0 E: 0 K: 1 S: 13	H: 0 LOB: 0 BB: 0 P: 17	R: 0 E: 0 K: 1 S: 9	H: 0 LOB: 1 BB: 1 P: 17	R: 0 E: 0 K: 1 S: 8	H: 0 LOB: 0 BB: 0 P: 11	R: 2 E: 0 K: 2 S: 21	H: 4 LOB: 2 BB: 0 P: 35	R: 0 E: 1 K: 2 S: 9	H: 0 LOB: 0 BB: 0 P: 14	R: 0 E: 1 K: 3 S: 14	H: 0 LOB: 2 BB: 1 P: 25	R: 2 E: 0 K: 1 S: 16	H: 3 LOB: 1 BB: 0 P: 28	R: 0 E: 0 K: 2 S: 12	H: 1 LOB: 1 BB: 0 P: 14	1B: 4 2B: 5 3B: 0 HR: 0	SF: 0 SAC: 0 DP: 0 HBP: 0	WP: 0 PB: 0 SB: 3 CS: 0	PA: 40
<b>PITCHER</b>	IP WLS BF H R ER SO BB IBB HBP BLK WP HR S P ERA WHIP											IP WLS BF H R ER SO BB IBB HBP BLK WP HR S P ERA WHIP										
47 Gio González, L ERA: 2.69	6.0 W 25 5 2 2 10 2 0 0 0 0 0 0 70 109 3.00 1.167																					
33 Joey Devine, R ERA: 2.53	1.0 5 0 0 0 3 1 0 0 0 0 0 0 14 25 0.00 1.000																					
48 Michael Wertz, R ERA: 2.95	1.0 6 3 2 2 1 0 0 0 0 0 0 0 16 28 18.00 3.000																					
50 Grant Balfour, R ERA: 2.76	1.0 4 1 0 0 2 0 0 0 0 0 0 0 12 14 0.00 1.000																					

Batter	1	2	3	4	5	6	7	8	9	AB R H RBI BB SO LOB	BOTTOM									
4 Coco Crisp, S OBP: 0.293, SLG: 0.383										5 0 2 1 0 0 3	<b>Kansas City Royals @ Oakland Athletics</b> Oakland Coliseum, Oakland, CA Thu Jun 16 2011, 12:38 PM - 3:37 PM PDT Att: 11,775 - Sunny - 66 F									
2 Cliff Pennington, S OBP: 0.318, SLG: 0.345										5 0 1 0 0 0 2										
55 Hideki Matsui, L OBP: 0.279, SLG: 0.360										4 1 1 1 1 1 1										
16 Josh Willingham, R OBP: 0.307, SLG: 0.407										5 1 1 0 0 2 2										
28 Conor Jackson, R OBP: 0.339, SLG: 0.320										3 1 1 0 1 1 2										
29 Scott Sizemore, R OBP: 0.376, SLG: 0.333										3 3 2 0 1 0 2										
8 Kurt Suzuki, R OBP: 0.315, SLG: 0.346										3 0 2 1 0 0 1										
10 Daric Barton, L OBP: 0.327, SLG: 0.264										3 1 0 2 1 1 5										
19 Jemile Weeks, S OBP: 0.364, SLG: 0.594										4 1 2 3 0 0 4										
<b>Inning Stats</b>	R: 0 E: 0 K: 0 S: 10	H: 1 LOB: 0 BB: 0 P: 14	R: 4 E: 0 K: 0 S: 18	H: 4 LOB: 1 BB: 1 P: 31	R: 2 E: 0 K: 0 S: 13	H: 3 LOB: 2 BB: 0 P: 22	R: 0 E: 0 K: 2 S: 13	H: 1 LOB: 2 BB: 1 P: 22	R: 1 E: 0 K: 1 S: 13	H: 1 LOB: 1 BB: 1 P: 21	R: 0 E: 0 K: 0 S: 10	H: 0 LOB: 0 BB: 0 P: 16	R: 1 E: 0 K: 0 S: 11	H: 2 LOB: 2 BB: 1 P: 21	R: 0 E: 0 K: 2 S: 9	H: 0 LOB: 0 BB: 0 P: 11	1B: 9 2B: 2 3B: 0 HR: 1	SF: 0 SAC: 0 DP: 0 HBP: 1	WP: 0 PB: 1 SB: 1 CS: 1	PA: 41
<b>PITCHER</b>	IP WLS BF H R ER SO BB IBB HBP BLK WP HR S P ERA WHIP											IP WLS BF H R ER SO BB IBB HBP BLK WP HR S P ERA WHIP								
26 Jeff Francis, L ERA: 4.83	3.1 L 21 3 2 1 3 1 0 0 1 0 0 0 38 60 3.00 1.333																			
47 Nate Adcock, R ERA: 4.41	3.0 13 3 2 1 3 1 0 0 1 0 0 0 38 60 3.00 1.333																			
61 Everett Teaford, L ERA: 1.64	1.2 6 0 0 0 2 1 0 0 0 0 0 0 13 20 0.00 0.600																			

AB 37  
R 4  
H 9  
RBI 4  
BB 3  
SO 16  
LOB 23



AB 35  
R 8  
H 12  
RBI 8  
BB 4  
SO 5  
LOB 22





Batter	1	2	3	4	5	6	7	8	9	AB R H RBI BB SO LOB	TOP											
4 Alex Gordon, L (1,7) OBP: 0.346, SLG: 0.450	F8	1B		K			F7		G4-3	5 0 1 2 0 1 3	<b>Kansas City Royals @ St. Louis Cardinals</b> Busch Stadium, St. Louis, MO Fri Jun 17 2011, 7:16 PM - 10:02 PM CDT Att: 40,674 - Partly Cloudy - 73 F											
53 Melky Cabrera, S (1,8) OBP: 0.322, SLG: 0.444	35 1B	G4-3		G1-3			1B		K	5 1 2 0 0 1 3												
35 Eric Hosmer, L (1,3) OBP: 0.337, SLG: 0.435	21 1B			F9		G4-3			K	5 0 1 0 0 1 2												
21 Jeff Francoeur, R (1,9) OBP: 0.311, SLG: 0.447	8 1B			K		G3-1			K	4 0 1 1 0 2 2												
8 Mike Moustakas, L (1,5) OBP: 0.345, SLG: 0.333	G4-6-3			F8		G4-3			G4-3	3 1 0 0 1 0 2												
15 Matt Treanor, R (1,2) OBP: 0.313, SLG: 0.291				K		G6-3			SH2-3	3 0 0 0 0 2 0												
17 Chris Getz, L (1,4) OBP: 0.315, SLG: 0.291				59 SH3		2 1B			L8	4 2 2 0 0 0 1												
2 Alcides Escobar, R (1,6) OBP: 0.279, SLG: 0.294				59 SH3		4 1B			L4	4 1 2 0 0 1 0												
59 Felipe Paulino, R (1,1) OBP: 0.407, SLG: 0.472				SH3		1B			E3	0 0 0 1 0 0 0												
12 Mitch Maier, L (7,PH) OBP: 0.245, SLG: 0.440				SH		1B			F8	1 0 1 0 0 0 0												
38 Blake Wood, R (7,1) OBP: 0.347, SLG: 0.440										0 0 0 0 0 0 0												
16 Billy Butler, R (8,PH) OBP: 0.347, SLG: 0.440										1 0 0 0 0 0 1												
43 Aaron Crow, R (8,1) OBP: 0.347, SLG: 0.440										0 0 0 0 0 0 0												
48 Joakim Soria, R (9,1) OBP: 0.347, SLG: 0.440										0 0 0 0 0 0 0												
<b>Inning Stats</b>	R: 1 E: 0 K: 0 S: 8	H: 3 LOB: 1 BB: 0 P: 11	R: 2 E: 0 K: 1 S: 15	H: 3 LOB: 1 BB: 0 P: 26	R: 0 E: 0 K: 1 S: 6	H: 0 LOB: 0 BB: 0 P: 11	R: 1 E: 0 K: 1 S: 13	H: 2 LOB: 2 BB: 0 P: 17	R: 0 E: 0 K: 0 S: 6	H: 0 LOB: 0 BB: 0 P: 11	R: 0 E: 0 K: 2 S: 9	H: 0 LOB: 0 BB: 0 P: 10	R: 0 E: 0 K: 2 S: 17	H: 2 LOB: 0 BB: 0 P: 23	R: 1 E: 1 K: 0 S: 9	H: 0 LOB: 1 BB: 1 P: 15	R: 0 E: 0 K: 1 S: 9	H: 0 LOB: 0 BB: 0 P: 11	1B: 10 2B: 0 3B: 0 HR: 0	SF: 0 SAC: 3 DP: 1 HBP: 0	WP: 0 PB: 0 SB: 0 CS: 0	PA: 39
<b>PITCHER</b>	IP WLS BF H R ER SO BB IBB HBP BLK WP HR S P ERA WHIP											IP WLS BF H R ER SO BB IBB HBP BLK WP HR S P ERA WHIP										
29 Chris Carpenter, R (1,1) ERA: 4.47	8.0 L 36 10 5 4 7 1 0 0 0 0 0 0 83 124 4.50 1.375											IP WLS BF H R ER SO BB IBB HBP BLK WP HR S P ERA WHIP										
43 Trevor Miller, L (9,1) ERA: 2.7	1.0 3 0 0 0 1 0 0 0 0 0 0 0 9 11 0.00 0.000											IP WLS BF H R ER SO BB IBB HBP BLK WP HR S P ERA WHIP										

AB	35
R	5
H	10
RBI	4
BB	1
SO	8
LOB	14



Batter	1	2	3	4	5	6	7	8	9	AB R H RBI BB SO LOB	BOTTOM											
55 Skip Schumaker, L (1,4) OBP: 0.273, SLG: 0.300	F7			L6		P6			G6-3	4 1 0 0 1 0 1	<b>Kansas City Royals @ St. Louis Cardinals</b> Busch Stadium, St. Louis, MO Fri Jun 17 2011, 7:16 PM - 10:02 PM CDT Att: 40,674 - Partly Cloudy - 73 F											
19 Jon Jay, L (1,8) OBP: 0.364, SLG: 0.436	K			K			G4-3		5 1 2 0 0 2 0													
5 Albert Pujols, R (1,3) OBP: 0.350, SLG: 0.484	G5-3			7 HBP		G6-3			G1-3	4 1 0 0 1 0 1												
7 Matt Holliday, R (1,7) OBP: 0.444, SLG: 0.559		G5-3		12 2B		1B			K	3 1 1 1 0 1 0												
12 Lance Berkman, S (1,9) OBP: 0.426, SLG: 0.611		48 FC6-4		33 BB		P5			F7	3 0 1 3 1 0 1												
48 Tony Cruz, R (1,2) OBP: 0.333, SLG: 0.333		FC6-4		33 BB		L7			33 FC3-6	2 0 0 0 1 0 2												
33 Daniel Descalso, L (1,5) OBP: 0.298, SLG: 0.356									FC3-6	3 0 1 0 1 0 2												
27 Tyler Greene, R (1,6) OBP: 0.308, SLG: 0.267				K					K	3 0 1 0 0 2 3												
28 Colby Rasmus, L (8,PH) OBP: 0.347, SLG: 0.414				K					K	1 0 0 0 0 1 1												
29 Chris Carpenter, R (1,1) OBP: 0.133, SLG: 0.138				L8					K	3 0 0 0 0 1 2												
43 Trevor Miller, R (9,1) OBP: 0.148, SLG: 0.154										0 0 0 0 0 0 0												
38 Mark Hamilton, L (8,PH) OBP: 0.148, SLG: 0.154										1 0 0 0 0 1 0												
<b>Inning Stats</b>	R: 0 E: 0 K: 1 S: 6	H: 0 LOB: 0 BB: 0 P: 7	R: 0 E: 0 K: 0 S: 5	H: 0 LOB: 1 BB: 1 P: 13	R: 4 E: 0 K: 2 S: 17	H: 2 LOB: 3 BB: 3 P: 38	R: 0 E: 0 K: 2 S: 15	H: 0 LOB: 0 BB: 0 P: 22	R: 0 E: 0 K: 0 S: 7	H: 1 LOB: 1 BB: 0 P: 10	R: 0 E: 0 K: 0 S: 7	H: 2 LOB: 0 BB: 0 P: 8	R: 0 E: 0 K: 1 S: 11	H: 0 LOB: 0 BB: 0 P: 17	R: 0 E: 0 K: 1 S: 8	H: 0 LOB: 1 BB: 1 P: 18	R: 0 E: 0 K: 1 S: 11	H: 1 LOB: 1 BB: 0 P: 18	1B: 5 2B: 2 3B: 0 HR: 0	SF: 0 SAC: 0 DP: 1 HBP: 2	WP: 0 PB: 0 SB: 0 CS: 0	PA: 39
<b>PITCHER</b>	IP WLS BF H R ER SO BB IBB HBP BLK WP HR S P ERA WHIP											IP WLS BF H R ER SO BB IBB HBP BLK WP HR S P ERA WHIP										
59 Felipe Paulino, R (1,1) ERA: 4.1	6.0 W 28 4 4 0 1 0 0 0 0 0 0 0 11 98 6.00 0.000											IP WLS BF H R ER SO BB IBB HBP BLK WP HR S P ERA WHIP										
38 Blake Wood, R (7,1) ERA: 2.43	1.0 W 3 0 0 0 1 0 0 0 0 0 0 0 11 17 0.00 0.000											IP WLS BF H R ER SO BB IBB HBP BLK WP HR S P ERA WHIP										
43 Aaron Crow, R (8,1) ERA: 1.38	1.0 H 4 0 0 0 1 0 0 0 0 0 0 0 8 18 0.00 1.000											IP WLS BF H R ER SO BB IBB HBP BLK WP HR S P ERA WHIP										
48 Joakim Soria, R (9,1) ERA: 4.65	1.0 S 4 1 0 0 1 0 0 0 0 0 0 0 11 18 0.00 1.000											IP WLS BF H R ER SO BB IBB HBP BLK WP HR S P ERA WHIP										

AB	32
R	4
H	6
RBI	4
BB	5
SO	8
LOB	13





Batter	1	2	3	4	5	6	7	8	9	AB	R	H	RBI	BB	SO	LOB	TOP				
4 Alex Gordon, L (1,7) OBP: 0.348, SLG: 0.459										3	1	1	1	1	1	0	<b>Kansas City Royals @ St. Louis Cardinals</b> Busch Stadium, St. Louis, MO Sat Jun 18 2011, 6:17 PM - 8:38 PM CDT Att: 43,102 - Partly Cloudy - 84 F				
53 Melky Cabrera, S (1,8) OBP: 0.318, SLG: 0.438										4	0	0	0	0	0	1					
35 Eric Hosmer, L (1,3) OBP: 0.335, SLG: 0.430										4	0	1	0	0	0	1					
21 Jeff Francoeur, R (1,9) OBP: 0.306, SLG: 0.441										4	0	0	0	0	0	2					
8 Mike Moustakas, L (1,5) OBP: 0.364, SLG: 0.357										4	0	2	0	0	1	0					
15 Matt Treanor, R (1,2) OBP: 0.386, SLG: 0.321										4	2	2	1	0	1	2					
17 Chris Getz, L (1,4) OBP: 0.314, SLG: 0.290										4	1	1	0	0	0	0					
2 Alcides Escobar, R (1,6) OBP: 0.282, SLG: 0.306										4	0	2	2	0	0	0					
32 Vin Mazzaro, R (1,1) OBP: 0.457, SLG: 0.459										2	0	0	0	0	2	2					
12 Mitch Maier, L (7,PH) OBP: 0.457, SLG: 0.459										1	0	0	0	0	0	0					
55 Tim Collins, L (7,1) OBP: 0.402, SLG: 0.438										0	0	0	0	0	0	0					
56 Greg Holland, L (8,1) OBP: 0.402, SLG: 0.438										0	0	0	0	0	0	0					
16 Billy Butler, R (9,PH) OBP: 0.402, SLG: 0.438										1	0	0	0	0	1	0					
<b>Inning Stats</b>	R: 0 E: 0 K: 1 S: 11	H: 0 LOB: 0 BB: 0 P: 17	R: 2 E: 0 K: 2 S: 14	H: 3 LOB: 1 BB: 0 P: 22	R: 0 E: 0 K: 0 S: 10	H: 0 LOB: 1 BB: 1 P: 18	R: 1 E: 0 K: 1 S: 13	H: 2 LOB: 1 BB: 0 P: 21	R: 0 E: 0 K: 0 S: 9	H: 1 LOB: 0 BB: 0 P: 15	R: 1 E: 0 K: 0 S: 9	H: 1 LOB: 0 BB: 0 P: 17	R: 0 E: 0 K: 1 S: 11	H: 1 LOB: 0 BB: 0 P: 17	R: 0 E: 0 K: 1 S: 9	H: 0 LOB: 0 BB: 0 P: 14	1B: 6 2B: 0 3B: 1 HR: 2	SF: 0 SAC: 0 DP: 1 HBP: 0	WP: 0 PB: 0 SB: 1 CS: 0	PA: 36	
<b>PITCHER</b>	IP WLS BF H R ER SO BB IBB HBP BLK WP HR S P ERA WHIP	7.0 0 29 8 4 4 4 1 0 0 0 0 0 0 2 74 121 5.14 1.286	0.1 1 0 0 0 0 0 0 0 0 0 0 0 0 3 4 0.00 0.000	0.2 W 3 1 0 0 1 0 0 0 0 0 0 0 0 8 13 0.00 1.500	1.0 S 3 0 0 0 1 0 0 0 0 0 0 0 0 9 14 0.00 0.000	<b>PITCHER</b>															

Batter	1	2	3	4	5	6	7	8	9	AB	R	H	RBI	BB	SO	LOB	BOTTOM			
Ryan Theriot, R (1,6) OBP: 0.349, SLG: 0.364										4	1	2	0	0	0	1	<b>Kansas City Royals @ St. Louis Cardinals</b> Busch Stadium, St. Louis, MO Sat Jun 18 2011, 6:17 PM - 8:38 PM CDT Att: 43,102 - Partly Cloudy - 84 F			
28 Colby Rasmus, L (1,8) OBP: 0.346, SLG: 0.413										3	1	1	1	0	0	2				
5 Albert Pujols, R (1,3) OBP: 0.349, SLG: 0.484										4	0	1	1	0	0	2				
7 Matt Holliday, R (1,7) OBP: 0.451, SLG: 0.585										3	1	2	2	1	0	0				
12 Lance Berkman, S (1,9) OBP: 0.423, SLG: 0.604										4	1	1	0	0	2	2				
19 Jon Jay, L (9,9) OBP: 0.364, SLG: 0.436										0	0	0	0	0	0	0				
4 Yadier Molina, R (1,2) OBP: 0.350, SLG: 0.440										4	0	1	0	0	1	0				
33 Daniel Descalso, L (1,5) OBP: 0.299, SLG: 0.354										1	0	0	1	1	0	0				
35 Jake Westbrook, R (1,1) OBP: 0.160, SLG: 0.208										1	0	0	0	0	1	0				
64 Andrew Brown, R (7,PH) OBP: 0.111, SLG: 0.111										1	0	0	0	0	1	0				
43 Trevor Miller, R (8,1) OBP: 0.111, SLG: 0.111										0	0	0	0	0	0	0				
30 Jason Motte, R (8,1) OBP: 0.111, SLG: 0.111										0	0	0	0	0	0	0				
59 Fernando Salas, R (9,1) OBP: 0.275, SLG: 0.301										3	1	1	0	0	0	1				
55 Skip Schumaker, L (1,4) OBP: 0.275, SLG: 0.301										1B: 5 2B: 4 3B: 0 HR: 1	SF: 2 SAC: 1 DP: 1 HBP: 0	WP: 1 PB: 0 SB: 0 CS: 0	PA: 33							
<b>Inning Stats</b>	R: 1 E: 0 K: 0 S: 14	H: 1 LOB: 0 BB: 0 P: 19	R: 1 E: 0 K: 1 S: 8	H: 2 LOB: 0 BB: 0 P: 11	R: 1 E: 0 K: 1 S: 12	H: 2 LOB: 2 BB: 1 P: 21	R: 0 E: 0 K: 0 S: 4	H: 0 LOB: 1 BB: 1 P: 9	R: 0 E: 0 K: 0 S: 10	H: 2 LOB: 2 BB: 0 P: 12	R: 0 E: 0 K: 0 S: 5	H: 0 LOB: 0 BB: 0 P: 10	R: 0 E: 0 K: 1 S: 7	H: 0 LOB: 0 BB: 0 P: 11	R: 2 E: 0 K: 2 S: 10	H: 2 LOB: 0 BB: 0 P: 12	1B: 5 2B: 4 3B: 0 HR: 1	SF: 2 SAC: 1 DP: 1 HBP: 0	WP: 1 PB: 0 SB: 0 CS: 0	PA: 33
<b>PITCHER</b>	IP WLS BF H R ER SO BB IBB HBP BLK WP HR S P ERA WHIP	6.0 0 25 7 3 3 2 1 1 0 0 0 0 0 8 53 82 4.50 1.333	1.0 H 4 1 1 1 1 0 0 0 0 0 0 0 0 8 12 9.00 1.000	1.0 L 4 1 1 1 2 0 0 0 0 0 0 1 9 11 9.00 1.000	<b>PITCHER</b>															



Batter	1	2	3	4	5	6	7	8	9	AB	R	H	RBI	BB	SO	LOB	TOP			
4 Alex Gordon, L (1.7) OBP: 0.349, SLG: 0.456	F SI 93 B CU 77 D FF 90 F FF 91 X SI 91 3-2 G4-3	1 SAFE C SL 86 D FF 89 D SI 88 X FF 87 2-1 1B			C SL 85 B SI 90 X FF 90 2-1 F8		B SL 83 B SI 89 H FF 89 3-0 16 F8 53 1B HBP	C FF 92 B CH 85 X FF 92 1-1 F8	4 0 1 1 0 0 0	<p><b>Kansas City Royals @ St. Louis Cardinals</b>  Busch Stadium, St. Louis, MO  Sun Jun 19 2011, 1:17 PM - 4:19 PM CDT  Att: 41,660 - Partly Cloudy - 80 F</p>										
53 Melky Cabrera, S (1.8) OBP: 0.316, SLG: 0.434	C FF 91 F FF 91 X FC 91 0-2 E5 16 2B	C SI 81 C CU 81 X FF 81 0-1 G4-3		X FF 89 0-0 F7	C FF 90 B SI 90 X FF 90 0-0 F7	1 SAFE B SI 89 X SI 90 1-0 21 L4-3 1B	B FF 91 B CH 86 X FF 91 1-0 L6	5 1 1 0 0 0 2												
16 Billy Butler, R (1.3) OBP: 0.380, SLG: 0.443	C SI 90 B SI 91 X FF 91 1-1 2B		F SI 89 X CH 82 0-1 G6-3		C FF 90 C CU 72 B SI 90 B CH 88 X CH 82 3-2 1B	X SI 93 0-0 F8		4 0 2 1 0 0 2												
21 Jeff Francoeur, R (1.9) OBP: 0.306, SLG: 0.438	X FF 86 0-0 F7		X SI 89 0-0 24 S 1B		B CH 80 F FF 89 X CH 82 1-1 G3	B SI 88 B SI 89 S SI 94 X SI 94 1-2 L4-3		4 0 1 0 0 0 4												
24 Wilson Betemit, S (1.5) OBP: 0.344, SLG: 0.410	C FC 91 F FC 91 X SL 86 0-2 G5-3		1 SAFE C CU 70 D SI 85 S SI 86 1-3 K		B FF 91 C CU 70 C FF 90 B SI 90 X FF 91 3-1 17 1B 15 SH1-3 2 1B		B FC 92 B FF 95 B SI 91 C FF 94 S FF 86 2-3 K	4 1 1 0 0 2 2												
15 Matt Treanor, R (1.2) OBP: 0.380, SLG: 0.313		B FF 90 B CH 89 F FC 90 F CH 81 S SL 86 2-3 K		B FF 88 C CU 72 F FF 88 F CH 81 S SL 86 2-3 K	X FF 90 0-0 SH1-3		B FF 97 X FF 94 1-0 L8	3 0 0 0 0 2 1												
17 Chris Getz, L (1.4) OBP: 0.317, SLG: 0.294		B FF 91 C FF 90 X SL 86 1-1 2 WP 4 1B 2 S		C FF 89 B FF 89 B SI 89 X FF 89 2-2 G3		C FF 91 F SI 87 F FF 90 F CH 86 X FF 87 2-3 12 CS 2 1B	C FF 96 F FF 96 F FF 96 X FF 97 0-2 P4	4 1 2 0 0 0 0												
2 Alcides Escobar, R (1.6) OBP: 0.289, SLG: 0.322		B FF 90 B FF 89 B CH 84 D FF 86 4-1 4 1B		B FF 90 C FF 88 B CH 79 X FF 89 3-2 L4		B SI 92 B SI 93 X SI 92 2-0 12 CS 1B	B FF 92 F FC 92 B FF 91 F FF 92 F FC 94 F FF 93 S CH 86 X FF 93 3-2 HR	3 1 2 2 1 0 0												
23 Danny Duffy, L (1.1) 31 Louis Coleman, R (4.1) 12 Mitch Maier, L (6. PH) 38 Blake Wood, R (6.1) 43 Aaron Crow, R (8.1) 35 Eric Hosmer, L (9. PH) 55 Tim Collins, L (9.1)		C SI 90 M SL 84 M SL 86 0-3 K		B SI 89 C SI 85 S SI 85 1-3 K		B CH 92 B FF 96 C SI 92 B CH 79 X FF 94 3-2 F7	S FF 92 S CH 86 X FF 93 0-2 P6	2 0 0 0 0 0 2 2 0 0 0 0 0 0 0 2 1 0 1 0 0 0 0 0 0 0 0 0 0 0 0 0 0 0												
<b>Inning Stats</b>	R: 1 E: 1 K: 0 S: 12	H: 1 LOB: 1 BB: 0 P: 16	R: 1 E: 0 K: 2 S: 14	H: 2 LOB: 2 BB: 1 P: 23	R: 0 E: 0 K: 2 S: 9	H: 1 LOB: 1 BB: 0 P: 12	R: 0 E: 0 K: 1 S: 9	H: 0 LOB: 0 BB: 0 P: 15	R: 0 E: 0 K: 0 S: 8	H: 3 LOB: 1 BB: 0 P: 22	R: 0 E: 0 K: 0 S: 6	H: 1 LOB: 1 BB: 0 P: 11	R: 0 E: 0 K: 1 S: 8	H: 0 LOB: 0 BB: 0 P: 11	R: 1 E: 0 K: 0 S: 13	H: 1 LOB: 0 BB: 0 P: 18	1B: 8 2B: 2 3B: 0 HR: 1	SF: 0 SAC: 1 DP: 1 HBP: 1	WP: 1 PB: 0 SB: 2 CS: 2	PA: 38
<b>PITCHER</b>	IP WLS BF H R ER SO BB IBB HBP BLK WP HR S P ERA WHIP																			
54 Jaime Garcia, L (1.1) ERA: 3.19	5.1 25 7 3 2 5 1 0 0 0 1 0 61 92 3.38 1.500																			
41 Mitchell Boggs, R (6.1) ERA: 2.94	0.2 B 2 1 0 0 0 0 0 0 0 0 0 5 10 0.00 1.500																			
56 Brian Tallet, L (7.1) ERA: 7.15	0.0 2 1 0 0 0 0 0 0 1 0 0 0 1 5 ∞ ∞																			
44 Miguel Batista, R (7.1) ERA: 3.88	1.0 H 2 0 0 0 0 0 0 0 0 0 0 5 6 0.00 0.000																			
30 Jason Motte, R (8.1) ERA: 2.1	1.0 H 3 0 0 0 1 0 0 0 0 0 0 0 8 11 0.00 0.000																			

Batter	1	2	3	4	5	6	7	8	9	AB	R	H	RBI	BB	SO	LOB	BOTTOM			
Ryan Theriot, R (1.6) OBP: 0.352, SLG: 0.367	B FF 93 X FF 92 1-0 4 BB 5 1B 64 1B	C CH 82 C CU 75 F FF 95 X SL 82 1-2 1B		D SL 78 B SI 90 X SI 90 3-1 F8		C SL 87 B SI 89 X FF 96 0-3 K			4 1 2 0 0 1 1	<p><b>Kansas City Royals @ St. Louis Cardinals</b>  Busch Stadium, St. Louis, MO  Sun Jun 19 2011, 1:17 PM - 4:19 PM CDT  Att: 41,660 - Partly Cloudy - 80 F</p>										
28 Colby Rasmus, L (1.8) OBP: 0.345, SLG: 0.410	C CU 76 X FF 96 0-1 L7	1 SAFE B CU 75 B FF 93 C FF 93 1 SAFE S FF 94 3-2 K		C SI 88 C SI 78 B CH 79 X SL 79 2-2 F8		B SI 90 F FF 95 B CH 86 F SI 89 F CH 86 X SI 96 2-2 12 L3 1B		4 0 1 0 0 1 2												
5 Albert Pujols, R (1.3) OBP: 0.395, SLG: 0.590	1 SAFE F FF 94 C CU 76 X CU 76 0-2 4 BB 64 1B		B FF 94 B SI 91 B FF 96 X FF 94 3-1 1B		B SI 91 C SI 78 B CH 79 X FF 96 3-2 HR		B FF 96 B SI 95 B SI 96 X SL 87 2-1 L3	3 2 3 1 0 0 0 1 0 0 0 0 0 1												
12 Lance Berkman, S (6.3) OBP: 0.421, SLG: 0.601	1-2 64 1B		B CH 84 S FF 93 1 SAFE B CU 76 C FF 93 2-3 K		X SL 80 0-0 L7		B SI 87 B SI 87 F SI 89 B SI 88 2-4 4 L3 BB	3 0 0 0 1 2 3												
7 Matt Holliday, R (1.7) OBP: 0.447, SLG: 0.575	F FF 95 B CH 84 B FF 96 F CU 77 S FF 95 1-3 K		B CH 84 S FF 93 1 SAFE B CU 76 C FF 93 2-3 K		X SL 80 0-0 L7		B SI 87 B SI 87 F SI 89 B SI 88 2-4 4 L3 BB	3 0 0 0 1 2 3												
4 Yadier Molina, R (1.2) OBP: 0.349, SLG: 0.434	C CU 75 S FF 96 B FF 94 F FF 93 B CU 76 B CH 85 4-2 64 1B BB		T CH 84 S FF 96 B CH 84 B CU 72 1 SAFE B CU 76 F FF 94 F CH 84 3-3 K		X SL 79 0-0 P5		B SI 94 C SI 84 X SI 95 2-1 L3	3 0 0 0 1 1 2												
64 Andrew Brown, R (1.9) OBP: 0.231, SLG: 0.231	B CU 76 C FF 95 B CU 77 X CU 76 2-2 1B		C CU 77 B FF 94 B CH 79 S CH 83 S FF 94 2-3 K		B SI 96 X FF 95 1-0 33 SH1-4 55 1B		C SL 86 X SI 96 0-1 G4-3	4 1 2 2 0 1 1 0 0 0 0 0 0 0												
59 Fernando Salas, R (9.1)	1-3 2H 3H 1B		S FF 93 B CU 79 F FF 93 S FF 94 2-3 K		L FF 92 X SI 95 0-1 SH1-4			3 0 1 0 0 2 2												
33 Daniel Descalso, L (1.5) OBP: 0.299, SLG: 0.354	C FF 96 B FF 95 F FF 95 S FF 95 1-3 K		B FF 94 B SI 87 C FF 93 B FF 93 S FF 94 3-3 K		B SI 96 X FF 95 3-2 G6-3		B SI 88 B SI 86 B SI 96 F FF 93 X FF 97 3-2 47 P3-1 1B	2 0 0 0 0 1 0 0 0 0 0 0 0 0 2 1 2 2 0 0 0												
54 Jaime Garcia, L (1.1) OBP: 0.094, SLG: 0.065		B FF 93 C FF 93 B FF 94 S FF 94 3-3 K		B FF 94 B SI 87 C FF 93 B FF 93 S FF 94 3-2 G6-3		B SI 96 X FF 95 1-0 P3-1		B CU 75 X FF 92 1-0 HR	3 0 1 0 0 1 1 0											
41 Mitchell Boggs, R (6.1)		B FF 93 C FF 93 B FF 94 S FF 94 3-3 K		B FF 94 B SI 87 C FF 93 B FF 93 S FF 94 3-2 G6-3		B SI 96 X FF 95 1-0 P3-1		B CU 75 X FF 92 1-0 HR	3 0 1 0 0 1 1 0											
55 Skip Schumaker, L (6. PH) OBP: 0.286, SLG: 0.336		B FF 93 C FF 93 B FF 94 S FF 94 3-3 K		B FF 94 B SI 87 C FF 93 B FF 93 S FF 94 3-2 G6-3		B SI 96 X FF 95 1-0 P3-1		B CU 75 X FF 92 1-0 HR	3 0 1 0 0 1 1 0											
47 Pete Kozma, R (1.4) OBP: 0.357, SLG: 0.273		C SL 80 C CH 85 0-3 K		B CU 78 B FF 93 R CH 82 X FF 92 3-1 PB 1B		1 SAFE F FF 93 S SL 89 B SI 98 X SL 90 1-2 P3-1			3 0 1 0 0 1 1 0											
56 Brian Tallet, L (7.1)		C SL 80 C CH 85 0-3 K		B CU 78 B FF 93 R CH 82 X FF 92 3-1 PB 1B		1 SAFE F FF 93 S SL 89 B SI 98 X SL 90 1-2 P3-1			3 0 1 0 0 1 1 0											
44 Miguel Batista, R (7.1)		C SL 80 C CH 85 0-3 K		B CU 78 B FF 93 R CH 82 X FF 92 3-1 PB 1B		1 SAFE F FF 93 S SL 89 B SI 98 X SL 90 1-2 P3-1			3 0 1 0 0 1 1 0											
30 Jason Motte, R (8.1)		C SL 80 C CH 85 0-3 K		B CU 78 B FF 93 R CH 82 X FF 92 3-1 PB 1B		1 SAFE F FF 93 S SL 89 B SI 98 X SL 90 1-2 P3-1			3 0 1 0 0 1 1 0											
19 Jon Jay, L (9.9) OBP: 0.364, SLG: 0.436		C SL 80 C CH 85 0-3 K		B CU 78 B FF 93 R CH 82 X FF 92 3-1 PB 1B		1 SAFE F FF 93 S SL 89 B SI 98 X SL 90 1-2 P3-1			3 0 1 0 0 1 1 0											
<b>Inning Stats</b>	R: 2 E: 0 K: 2 S: 19	H: 3 LOB: 2 BB: 1 P: 28	R: 0 E: 0 K: 3 S: 13	H: 1 LOB: 1 BB: 0 P: 20	R: 0 E: 0 K: 3 S: 13	H: 1 LOB: 1 BB: 0 P: 23	R: 0 E: 0 K: 1 S: 13	H: 1 LOB: 1 BB: 0 P: 24	R: 1 E: 0 K: 0 S: 9	H: 2 LOB: 0 BB: 0 P: 15	R: 0 E: 0 K: 1 S: 9	H: 1 LOB: 0 BB: 0 P: 13	R: 0 E: 0 K: 0 S: 6	H: 0 LOB: 0 BB: 1 P: 12	R: 1 E: 0 K: 0 S: 4	H: 2 LOB: 0 BB: 0 P: 8	1B: 10 2B: 3 3B: 0 HR: 2	SF: 0 SAC: 1 DP: 3 HBP: 0	WP: 0 PB: 1 SB: 0 CS: 0	PA: 35
<b>PITCHER</b>	IP WLS BF H R ER SO BB IBB HBP BLK WP HR S P ERA WHIP																			
23 Danny Duffy, L (1.1) ERA: 5.03	3.2 18 6 2 2 9 1 0 0 0 0 0 1 11 19 6.75 0.750																			
31 Louis Coleman, R (4.1) ERA: 2.95	1.1 5 1 1 1 0 0 0 0 0 0 0 1 11 19 6.75 0.750																			
38 Blake Wood, R (6.1) ERA: 2.56	2.0 7 3 1 1 1 0 0 0 0 0 0 0 19 28 4.50 1.500																			
43 Aaron Crow, R (8.1) ERA: 1.34	1.0 3 0 0 0 0 0 1 0 0 0 0 0 6 12 0.00 1.000																			
55 Tim Collins, L (9.1) ERA: 3.89	0.1 L 2 2 1 1 0 0 0 0 0 0 0 1 4 8 27.00 6.000																			





Batter	1	2	3	4	5	6	7	8	9	AB R H RBI BB SO LOB	TOP											
14 Ryan Roberts, R OBP: 0.347, SLG: 0.463	B5-3			F8		G1-3			F9	4 0 0 1 1 0 0	<b>Arizona Diamondbacks @ Kansas City Royals</b> Kauffman Stadium, Kansas City, MO Tue Jun 21 2011, 7:10 PM - 9:37 PM CDT Att: 19,305 - Cloudy - 79 F											
2 Kelly Johnson, L OBP: 0.293, SLG: 0.419	G4-3			K		BB	F9			4 1 1 0 0 1 0												
10 Justin Upton, R OBP: 0.386, SLG: 0.530	K			2B		1B				4 0 2 1 0 1 0												
6 Stephen Drew, L OBP: 0.349, SLG: 0.422		P4		F9		K				3 1 0 0 1 1 2												
24 Chris Young, R OBP: 0.319, SLG: 0.493		L6			G6-3	F7				4 1 1 2 0 0 1												
26 Miguel Montero, L OBP: 0.356, SLG: 0.475										4 1 1 0 0 1 0												
16 Wily Mo Peña, R OBP: 0.250, SLG: 1.000										4 1 1 1 0 2 1												
46 Juan Miranda, L OBP: 0.333, SLG: 0.427										4 1 2 0 0 2 0												
8 Gerardo Parra, L OBP: 0.344, SLG: 0.397				G6-3						4 1 1 2 0 0 1												
<b>Inning Stats</b>	R: 0 E: 0 K: 1 S: 7	H: 0 LOB: 0 BB: 0 P: 8	R: 0 E: 0 K: 0 S: 5	H: 0 LOB: 0 BB: 0 P: 10	R: 0 E: 0 K: 1 S: 6	H: 0 LOB: 0 BB: 0 P: 7	R: 0 E: 0 K: 1 S: 10	H: 1 LOB: 1 BB: 0 P: 16	R: 1 E: 0 K: 1 S: 11	H: 2 LOB: 1 BB: 0 P: 19	R: 1 E: 0 K: 1 S: 10	H: 2 LOB: 1 BB: 1 P: 19	R: 3 E: 0 K: 1 S: 10	H: 3 LOB: 0 BB: 0 P: 18	R: 2 E: 0 K: 1 S: 17	H: 1 LOB: 0 BB: 1 P: 28	R: 0 E: 0 K: 1 S: 11	H: 0 LOB: 0 BB: 0 P: 16	1B: 3 2B: 3 3B: 1 HR: 2	SF: 0 SAC: 0 DP: 0 HBP: 0	WP: 1 PB: 0 SB: 0 CS: 0	PA: 37
<b>PITCHER</b>	IP WLS BF H R ER SO BB IBB HBP BLK WP HR S P ERA WHIP											<b>PITCHER</b>	IP WLS BF H R ER SO BB IBB HBP BLK WP HR S P ERA WHIP									
44 Luke Hochevar, R ERA: 4.97	7.0 L 29 8 5 5 6 1 0 0 0 0 1 1 59 97 6.43 1.286																					
61 Everett Teaford, L ERA: 3.0	1.0 5 1 2 2 1 1 0 0 0 0 0 1 17 28 18.00 2.000																					
48 Joakim Soria, R ERA: 4.5	1.0 3 0 0 0 1 0 0 0 0 0 0 0 11 16 0.00 0.000																					

Batter	1	2	3	4	5	6	7	8	9	AB R H RBI BB SO LOB	BOTTOM											
4 Alex Gordon, L OBP: 0.354, SLG: 0.481	HR				L7					4 1 3 2 0 0 0	<b>Arizona Diamondbacks @ Kansas City Royals</b> Kauffman Stadium, Kansas City, MO Tue Jun 21 2011, 7:10 PM - 9:37 PM CDT Att: 19,305 - Cloudy - 79 F											
53 Melky Cabrera, S OBP: 0.315, SLG: 0.435	G4-3			F8		G5-3				4 0 1 0 0 0 2												
35 Eric Hosmer, L OBP: 0.326, SLG: 0.418	G6-3				F8					4 0 0 0 0 1 2												
21 Jeff Francoeur, R OBP: 0.305, SLG: 0.433	BB									3 0 0 0 1 1 1												
16 Billy Butler, R OBP: 0.408, SLG: 0.444	BB									2 0 1 0 2 0 0												
8 Mike Moustakas, L OBP: 0.324, SLG: 0.313	G1-6-3				F8					4 0 0 0 0 1 4												
15 Matt Treanor, R OBP: 0.351, SLG: 0.304		G6-3			P6					4 0 0 0 0 0 1												
17 Chris Getz, L OBP: 0.316, SLG: 0.293					G4-3					4 0 1 0 0 0 1												
2 Alcides Escobar, R OBP: 0.288, SLG: 0.318										3 1 0 0 1 1 1												
<b>Inning Stats</b>	R: 1 E: 0 K: 0 S: 11	H: 1 LOB: 2 BB: 2 P: 23	R: 0 E: 0 K: 1 S: 8	H: 1 LOB: 0 BB: 0 P: 11	R: 0 E: 0 K: 1 S: 9	H: 1 LOB: 1 BB: 0 P: 12	R: 0 E: 0 K: 0 S: 8	H: 1 LOB: 1 BB: 0 P: 13	R: 0 E: 0 K: 1 S: 12	H: 1 LOB: 1 BB: 0 P: 21	R: 0 E: 0 K: 1 S: 8	H: 0 LOB: 0 BB: 0 P: 10	R: 1 E: 0 K: 0 S: 11	H: 1 LOB: 1 BB: 1 P: 19	R: 0 E: 0 K: 1 S: 11	H: 0 LOB: 1 BB: 1 P: 19	R: 0 E: 0 K: 0 S: 5	H: 0 LOB: 0 BB: 0 P: 7	1B: 2 2B: 2 3B: 1 HR: 1	SF: 0 SAC: 0 DP: 0 HBP: 0	WP: 0 PB: 0 SB: 0 CS: 1	PA: 36
<b>PITCHER</b>	IP WLS BF H R ER SO BB IBB HBP BLK WP HR S P ERA WHIP											<b>PITCHER</b>	IP WLS BF H R ER SO BB IBB HBP BLK WP HR S P ERA WHIP									
34 Joe Saunders, L ERA: 4.35	7.0 W 29 6 2 2 3 3 0 0 0 0 0 0 67 109 2.57 1.286																					
30 David Hernandez, R ERA: 2.65	1.0 4 0 0 0 1 1 0 0 0 0 0 0 11 19 0.00 1.000																					
44 Aaron Heilman, R ERA: 6.75	1.0 3 0 0 0 0 0 0 0 0 0 0 0 5 7 0.00 0.000																					



Batter	1	2	3	4	5	6	7	8	9	AB	R	H	RBI	BB	SO	LOB	TOP										
14 Ryan Roberts, R OBP: 0.343, SLG: 0.457										3	0	0	1	0	1	0	<b>Arizona Diamondbacks @ Kansas City Royals</b> Kauffman Stadium, Kansas City, MO Wed Jun 22 2011, 7:11 PM - 9:49 PM CDT Att: 14,265 - Partly Cloudy - 79 F <a href="http://livebaseballscorecards.com">livebaseballscorecards.com</a>										
2 Kelly Johnson, L OBP: 0.289, SLG: 0.413										4	0	0	0	0	1												
10 Justin Upton, R OBP: 0.364, SLG: 0.527										4	0	1	0	0	0												
24 Chris Young, R OBP: 0.318, SLG: 0.488										3	0	0	0	1	0	1											
6 Stephen Drew, L OBP: 0.348, SLG: 0.419										4	0	1	0	0	0	2											
16 Willy Mo Peña, R OBP: 0.143, SLG: 0.571										3	1	0	0	0	1	1											
26 Miguel Montero, L OBP: 0.356, SLG: 0.473										3	1	1	0	0	0	0											
22 Xavier Nady, R OBP: 0.303, SLG: 0.382										3	1	1	1	0	0	0											
18 Willie Bloomquist, R OBP: 0.291, SLG: 0.345										3	0	1	1	0	0	0											
8 Gerardo Parra, L OBP: 0.344, SLG: 0.397										0	0	0	0	0	0	0											
<b>Inning Stats</b>	R: 0 H: 1 E: 0 K: 0 S: 12	H: 1 LOB: 1 BB: 0 P: 17	R: 0 H: 0 E: 0 K: 1 S: 13	H: 0 LOB: 0 BB: 0 P: 17	R: 0 H: 0 E: 0 K: 0 S: 11	H: 0 LOB: 0 BB: 0 P: 17	R: 0 H: 0 E: 0 K: 0 S: 7	H: 0 LOB: 0 BB: 0 P: 9	R: 3 H: 4 E: 1 K: 1 S: 18	H: 4 LOB: 1 BB: 0 P: 24	R: 0 H: 0 E: 1 K: 0 S: 7	H: 0 LOB: 0 BB: 0 P: 9	R: 0 H: 0 E: 0 K: 0 S: 5	H: 0 LOB: 0 BB: 0 P: 6	R: 0 H: 0 E: 0 K: 1 S: 10	H: 0 LOB: 0 BB: 0 P: 14	R: 0 H: 0 E: 0 K: 0 S: 3	H: 0 LOB: 0 BB: 0 P: 9	1B: 4 2B: 2 3B: 0 HR: 0	SF: 0 SAC: 1 DP: 2 HBP: 0	WP: 0 PB: 0 CS: 0	PA: 32					
<b>PITCHER</b>	IP	WLS	BF	H	R	ER	SO	BB	IBB	HBP	BLK	WP	HR	S	P	ERA	WHIP										
26 Jeff Francis, L ERA: 4.76	(1, 1)	7.0	L	26	5	3	3	2	0	0	0	0	0	73	99	3.86	0.714										
43 Aaron Crow, R ERA: 1.26	(8, 1)	2.0		6	0	0	0	1	1	0	0	0	0	13	23	0.00	0.500										

Batter	1	2	3	4	5	6	7	8	9	AB	R	H	RBI	BB	SO	LOB	BOTTOM										
53 Melky Cabrera, S OBP: 0.319, SLG: 0.435										4	0	2	0	1	1	1	<b>Arizona Diamondbacks @ Kansas City Royals</b> Kauffman Stadium, Kansas City, MO Wed Jun 22 2011, 7:11 PM - 9:49 PM CDT Att: 14,265 - Partly Cloudy - 79 F <a href="http://livebaseballscorecards.com">livebaseballscorecards.com</a>										
1 Jarrod Dyson, L OBP: 0.266, SLG: 0.167										5	0	1	1	0	0	4											
35 Eric Hosmer, L OBP: 0.323, SLG: 0.423										4	0	1	0	0	0	2											
16 Billy Butler, R OBP: 0.406, SLG: 0.441										4	0	1	0	0	0	2											
4 Alex Gordon, L OBP: 0.356, SLG: 0.483										3	0	1	0	1	1	1											
21 Jeff Francoeur, R OBP: 0.304, SLG: 0.429										3	0	0	0	1	1	2											
8 Mike Moustakas, L OBP: 0.341, SLG: 0.333										4	0	2	0	0	1	1											
3 Brayan Peña, S OBP: 0.308, SLG: 0.394										4	0	1	0	0	2	4											
2 Alcides Escobar, R OBP: 0.284, SLG: 0.313										4	0	0	0	0	1	3											
17 Chris Getz, L OBP: 0.323, SLG: 0.302										4	2	3	0	0	0	0											
<b>Inning Stats</b>	R: 0 H: 1 E: 0 K: 0 S: 11	H: 1 LOB: 0 BB: 0 P: 15	R: 0 H: 1 E: 0 K: 1 S: 19	H: 1 LOB: 2 BB: 1 P: 28	R: 1 H: 3 E: 0 K: 1 S: 18	H: 3 LOB: 1 BB: 0 P: 21	R: 0 H: 1 E: 0 K: 0 S: 5	H: 1 LOB: 1 BB: 1 P: 12	R: 0 H: 2 E: 0 K: 1 S: 14	H: 2 LOB: 0 BB: 0 P: 21	R: 1 H: 2 E: 0 K: 1 S: 18	H: 2 LOB: 1 BB: 0 P: 20	R: 0 H: 0 E: 0 K: 1 S: 7	H: 0 LOB: 0 BB: 0 P: 9	R: 0 H: 1 E: 0 K: 1 S: 13	H: 1 LOB: 2 BB: 1 P: 18	1B: 9 2B: 1 3B: 1 HR: 0	SF: 0 SAC: 0 DP: 3 HBP: 0	WP: 0 PB: 0 CS: 0	PA: 38							
<b>PITCHER</b>	IP	WLS	BF	H	R	ER	SO	BB	IBB	HBP	BLK	WP	HR	S	P	ERA	WHIP										
31 Ian Kennedy, R ERA: 2.9	(1, 1)	6.0	W	25	8	1	1	4	0	0	0	0	0	18	20	9.00	2.000										
15 Micah Owings, R ERA: 3.18	(7, 1)	1.0	H	5	2	1	1	1	0	0	0	0	0	7	9	0.00	0.000										
30 David Hernandez, R ERA: 2.57	(8, 1)	1.0	S	5	1	0	0	1	1	0	0	0	0	13	18	0.00	2.000										
40 J.J. Putz, R ERA: 2.61	(9, 1)	1.0	S	5	1	0	0	1	1	0	0	0	0	13	18	0.00	2.000										



Batter	1	2	3	4	5	6	7	8	9	AB	R	H	RBI	BB	SO	LOB	TOP	
14 Ryan Roberts, R OBP: 0.345, SLG: 0.458										4	2	2	0	0	0	0		
2 Kelly Johnson, L OBP: 0.288, SLG: 0.410										4	0	1	0	0	0	1		
10 Justin Upton, R OBP: 0.382, SLG: 0.521										3	1	0	0	0	2	2		
6 Stephen Drew, L OBP: 0.350, SLG: 0.425										4	0	2	1	0	1	2		
24 Chris Young, R OBP: 0.320, SLG: 0.486										3	0	1	2	1	1	2		
26 Miguel Montero, L OBP: 0.354, SLG: 0.483										4	1	1	1	0	0	2		
16 Wily Mo Peña, R OBP: 0.182, SLG: 0.455										4	0	1	0	0	3	1		
46 Juan Miranda, L OBP: 0.333, SLG: 0.445										3	1	1	1	0	1	1		
8 Gerardo Parra, L OBP: 0.339, SLG: 0.391										3	0	0	0	0	1	1		
<b>Inning Stats</b>	R: 2 H: 2 E: 0 K: 0 S: 11	WLS: 1 BF: 1 LOB: 0 P: 18	H: 1 R: 0 ER: 0 K: 1 S: 7	H: 2 R: 0 ER: 0 K: 1 P: 10	H: 3 R: 0 ER: 0 K: 1 P: 15	H: 1 R: 0 ER: 0 K: 1 P: 13	H: 0 R: 0 ER: 0 K: 2 S: 9	H: 0 R: 0 ER: 0 K: 2 S: 8	H: 0 R: 0 ER: 0 K: 1 P: 15	H: 1 R: 0 ER: 0 K: 1 P: 15	1B: 6 2B: 2 3B: 0 HR: 2	SF: 0 SAC: 0 DP: 3 HBP: 1	WP: 1 PB: 0 SB: 0 CS: 0	PA: 34				
<b>PITCHER</b>	IP: 8.0 WLS: 1 BF: 32 LOB: 1	H: 9 R: 5 ER: 5 K: 9 S: 8	BB: 1 IBB: 0 HBP: 1 BLK: 0	WP: 1 HR: 2 S: 80 P: 117	ERA: 5.62 WHIP: 1.250													
59 Felipe Paulino, R ERA: 4.35	(1, 1)																	
61 Everett Teaford, L ERA: 2.84	(9, 1)	0.2	1	0	0	0	0	0	0	1	1	0.00	0.000					
56 Greg Holland, R ERA: 1.15	(9, 1)	0.1	1	0	0	0	1	0	0	3	5	0.00	0.000					

Arizona Diamondbacks @ Kansas City Royals  
Kauffman Stadium, Kansas City, MO  
Thu Jun 23 2011, 7:10 PM - 9:37 PM CDT  
Att: 23,610 - Clear - 80 F

livebaseballscores.com

AB 32  
R 5  
H 9  
RBI 5  
BB 1  
SO 9  
LOB 12



Batter	1	2	3	4	5	6	7	8	9	AB	R	H	RBI	BB	SO	LOB	BOTTOM	
53 Melky Cabrera, S OBP: 0.315, SLG: 0.430										4	0	0	0	0	0	0		
35 Eric Hosmer, L OBP: 0.316, SLG: 0.413										4	0	0	0	0	1	0		
16 Billy Butler, R OBP: 0.404, SLG: 0.438										4	0	1	0	0	1	0		
4 Alex Gordon, L OBP: 0.355, SLG: 0.480										4	1	1	0	0	0	2		
21 Jeff Francoeur, R OBP: 0.304, SLG: 0.430										4	1	1	0	0	1	2		
8 Mike Moustakas, L OBP: 0.333, SLG: 0.325										4	1	1	0	0	0	2		
15 Matt Treanor, R OBP: 0.357, SLG: 0.307										2	0	1	1	1	0	0		
2 Alcides Escobar, R OBP: 0.285, SLG: 0.313										3	0	1	1	0	0	1		
17 Chris Getz, L OBP: 0.319, SLG: 0.298										3	0	0	0	0	0	2		
<b>Inning Stats</b>	R: 0 H: 0 E: 0 K: 0 S: 8	H: 3 R: 0 ER: 0 K: 0 P: 14	H: 3 R: 0 ER: 0 K: 0 P: 22	H: 1 R: 0 ER: 0 K: 0 P: 16	H: 2 R: 0 ER: 0 K: 0 P: 11	H: 0 R: 0 ER: 0 K: 1 P: 19	H: 0 R: 0 ER: 0 K: 0 P: 14	H: 0 R: 0 ER: 0 K: 0 P: 11	H: 0 R: 0 ER: 0 K: 1 P: 16	H: 0 R: 0 ER: 0 K: 1 P: 10	1B: 5 2B: 2 3B: 0 HR: 0	SF: 0 SAC: 0 DP: 2 HBP: 0	WP: 0 PB: 0 SB: 0 CS: 0	PA: 33				
<b>PITCHER</b>	IP: 7.0 WLS: 1 BF: 27 LOB: 0	H: 7 R: 3 ER: 3 K: 9 S: 14	BB: 1 IBB: 0 HBP: 0 BLK: 0	WP: 0 HR: 0 S: 69 P: 107	ERA: 3.86 WHIP: 1.000													
41 Daniel Hudson, R ERA: 3.58	(1, 1)																	
44 Aaron Heilman, R ERA: 8.51	(8, 1)	1.0	H	3	0	0	0	1	0	0	8	0.00	0.000					
40 J.J. Putz, R ERA: 2.53	(9, 1)	1.0	S	3	0	0	0	1	0	0	8	0.00	0.000					

Arizona Diamondbacks @ Kansas City Royals  
Kauffman Stadium, Kansas City, MO  
Thu Jun 23 2011, 7:10 PM - 9:37 PM CDT  
Att: 23,610 - Clear - 80 F

livebaseballscores.com

AB 32  
R 3  
H 6  
RBI 2  
BB 1  
SO 3  
LOB 9





Batter	1	2	3	4	5	6	7	8	9	AB	R	H	RBI	BB	SO	LOB	TOP			
1 Kosuke Fukudome, L (1, 8) OBP: 0.396, SLG: 0.399										5	0	1	1	0	1	1	Chicago Cubs @ Kansas City Royals Kauffman Stadium, Kansas City, MO Fri Jun 24 2011, 7:11 PM - 10:04 PM CDT Att: 32,918 - Clear - 81 F			
13 Starlin Castro, R (1, 6) OBP: 0.356, SLG: 0.446										5	0	3	1	0	0	0				
16 Aramis Ramirez, R (1, 5) OBP: 0.330, SLG: 0.409										5	2	3	0	0	1	5				
3 Jeff Baker, R (1, 10) OBP: 0.336, SLG: 0.448										4	0	1	1	0	1	1				
18 Geovany Soto, R (1, 2) OBP: 0.307, SLG: 0.366										3	0	0	0	1	2	1				
22 Carlos Pena, L (1, 3) OBP: 0.352, SLG: 0.446										4	2	2	1	0	0	0				
12 Alfonso Soriano, R (1, 7) OBP: 0.307, SLG: 0.519										3	0	1	0	1	1	0				
5 Reed Johnson, R (9, 7) OBP: 0.400, SLG: 0.628										2	0	1	1	0	1	0				
39 Luis Montanez, R (1, 9) OBP: 0.268, SLG: 0.325										2	0	1	1	0	1	0				
9 Blake DeWitt, L (7, PH) OBP: 0.295, SLG: 0.378										1	0	0	0	0	0	1				
1 Tony Campana, L (7, 8) OBP: 0.267, SLG: 0.288										1	1	1	0	0	0	0				
33 DJ LeMahieu, R (1, 4) OBP: 0.267, SLG: 0.300										4	1	2	0	0	0	0				
<b>Inning Stats</b>	R: 1 H: 3 E: 0 K: 1 S: 14	H: 3 LOB: 1 BB: 0 P: 20	R: 0 H: 0 E: 0 K: 1 S: 7	H: 0 LOB: 0 BB: 0 P: 11	R: 0 H: 0 E: 0 K: 1 S: 7	H: 0 LOB: 0 BB: 0 P: 9	R: 2 H: 3 E: 0 K: 0 S: 11	H: 3 LOB: 2 BB: 2 P: 22	R: 0 H: 0 E: 0 K: 1 S: 5	H: 1 LOB: 0 BB: 0 P: 10	R: 1 H: 5 E: 0 K: 1 S: 15	H: 5 LOB: 3 BB: 0 P: 21	R: 0 H: 0 E: 0 K: 1 S: 7	H: 0 LOB: 0 BB: 0 P: 8	R: 2 H: 3 E: 1 K: 1 S: 12	H: 3 LOB: 1 BB: 0 P: 22	1B: 11 2B: 3 3B: 1 HR: 0	SF: 0 SAC: 0 DP: 2 HBP: 0	WP: 0 PA: 39 PB: 0 SB: 0 CS: 1	
<b>PITCHER</b>	IP WLS BF H R ER SO BB IBB HBP BLK WP HR S P ERA WHIP	6.0 0 24 8 4 4 4 1 1 0 0 0 0 52 83 6.00 1.500	1.0 B 6 4 0 0 1 0 0 0 0 0 0 14 19 0.00 4.000	2.0 L 9 3 2 1 2 0 0 0 0 0 0 19 30 4.50 1.500																

Batter	1	2	3	4	5	6	7	8	9	AB	R	H	RBI	BB	SO	LOB	BOTTOM
53 Melky Cabrera, S (1, 8) OBP: 0.317, SLG: 0.433											5	0	2	1	0	1	1
35 Eric Hosmer, L (1, 3) OBP: 0.308, SLG: 0.402										5	0	0	0	0	2	4	
16 Billy Butler, R (1, 10) OBP: 0.407, SLG: 0.442										4	0	2	0	1	1	1	
1 Jarrod Dyson, L (9, PR) OBP: 0.286, SLG: 0.167										4	2	2	0	1	0	2	
4 Alex Gordon, L (1, 7) OBP: 0.358, SLG: 0.480											4	2	2	0	1	0	2
21 Jeff Francoeur, R (1, 9) OBP: 0.303, SLG: 0.438											4	1	1	2	0	0	4
8 Mike Moustakas, L (1, 5) OBP: 0.327, SLG: 0.318										4	0	1	0	0	0	1	
3 Brayan Peña, S (1, 2) OBP: 0.298, SLG: 0.383											3	0	0	1	0	0	0
2 Alcides Escobar, R (1, 6) OBP: 0.284, SLG: 0.310											3	1	0	0	1	1	1
17 Chris Getz, L (1, 4) OBP: 0.326, SLG: 0.303										3	0	2	0	1	1	0	
<b>Inning Stats</b>	R: 0 H: 0 E: 0 K: 0 S: 5	H: 2 LOB: 1 BB: 0 P: 20	R: 1 H: 2 E: 0 K: 0 S: 15	H: 2 LOB: 1 BB: 0 P: 23	R: 0 H: 2 E: 0 K: 2 S: 14	H: 3 LOB: 2 BB: 1 P: 23	R: 0 H: 0 E: 0 K: 2 S: 11	H: 0 LOB: 0 BB: 0 P: 15	R: 0 H: 0 E: 0 K: 0 S: 10	H: 0 LOB: 2 BB: 2 P: 21	R: 0 H: 0 E: 0 K: 0 S: 9	H: 0 LOB: 0 BB: 0 P: 11	R: 0 H: 1 E: 0 K: 2 S: 12	H: 1 LOB: 2 BB: 1 P: 22	1B: 7 2B: 2 3B: 0 HR: 1	SF: 1 SAC: 0 DP: 0 HBP: 0	WP: 1 PA: 40 PB: 0 SB: 1 CS: 1
<b>PITCHER</b>	IP WLS BF H R ER SO BB IBB HBP BLK WP HR S P ERA WHIP	6.0 0 27 9 4 2 4 1 0 0 0 0 6 9 3.00 1.667	0.2 0 0 0 0 0 0 0 0 0 0 0 6 9 0.00 0.000	0.1 3 0 0 0 0 2 0 0 0 0 0 4 12 0.00 6.000	1.0 W 3 0 0 0 0 0 0 0 0 0 0 9 11 0.00 0.000	1.0 S 5 1 0 0 2 1 0 0 0 0 0 12 22 0.00 2.000											

Chicago Cubs @ Kansas City Royals  
Kauffman Stadium, Kansas City, MO  
Fri Jun 24 2011, 7:11 PM - 10:04 PM CDT  
Att: 32,918 - Clear - 81 F

livebaseballscorecards.com

AB 37  
R 6  
H 15  
RBI 5  
BB 2  
SO 7  
LOB 9

Chicago Cubs @ Kansas City Royals  
Kauffman Stadium, Kansas City, MO  
Fri Jun 24 2011, 7:11 PM - 10:04 PM CDT  
Att: 32,918 - Clear - 81 F

livebaseballscorecards.com

AB 35  
R 4  
H 10  
RBI 4  
BB 4  
SO 6  
LOB 14

Chicago Cubs @ Kansas City Royals  
Kauffman Stadium, Kansas City, MO  
Fri Jun 24 2011, 7:11 PM - 10:04 PM CDT  
Att: 32,918 - Clear - 81 F

livebaseballscorecards.com

AB 35  
R 4  
H 10  
RBI 4  
BB 4  
SO 6  
LOB 14

Chicago Cubs @ Kansas City Royals  
Kauffman Stadium, Kansas City, MO  
Fri Jun 24 2011, 7:11 PM - 10:04 PM CDT  
Att: 32,918 - Clear - 81 F

livebaseballscorecards.com

AB 35  
R 4  
H 10  
RBI 4  
BB 4  
SO 6  
LOB 14

Chicago Cubs @ Kansas City Royals  
Kauffman Stadium, Kansas City, MO  
Fri Jun 24 2011, 7:11 PM - 10:04 PM CDT  
Att: 32,918 - Clear - 81 F

livebaseballscorecards.com

AB 35  
R 4  
H 10  
RBI 4  
BB 4  
SO 6  
LOB 14

Chicago Cubs @ Kansas City Royals  
Kauffman Stadium, Kansas City, MO  
Fri Jun 24 2011, 7:11 PM - 10:04 PM CDT  
Att: 32,918 - Clear - 81 F

livebaseballscorecards.com

AB 35  
R 4  
H 10  
RBI 4  
BB 4  
SO 6  
LOB 14

Chicago Cubs @ Kansas City Royals  
Kauffman Stadium, Kansas City, MO  
Fri Jun 24 2011, 7:11 PM - 10:04 PM CDT  
Att: 32,918 - Clear - 81 F

livebaseballscorecards.com

AB 35  
R 4  
H 10  
RBI 4  
BB 4  
SO 6  
LOB 14

Chicago Cubs @ Kansas City Royals  
Kauffman Stadium, Kansas City, MO  
Fri Jun 24 2011, 7:11 PM - 10:04 PM CDT  
Att: 32,918 - Clear - 81 F

livebaseballscorecards.com

AB 35  
R 4  
H 10  
RBI 4  
BB 4  
SO 6  
LOB 14

Chicago Cubs @ Kansas City Royals  
Kauffman Stadium, Kansas City, MO  
Fri Jun 24 2011, 7:11 PM - 10:04 PM CDT  
Att: 32,918 - Clear - 81 F

livebaseballscorecards.com

AB 35  
R 4  
H 10  
RBI 4  
BB 4  
SO 6  
LOB 14

Chicago Cubs @ Kansas City Royals  
Kauffman Stadium, Kansas City, MO  
Fri Jun 24 2011, 7:11 PM - 10:04 PM CDT  
Att: 32,918 - Clear - 81 F

livebaseballscorecards.com

AB 35  
R 4  
H 10  
RBI 4  
BB 4  
SO 6  
LOB 14

Chicago Cubs @ Kansas City Royals  
Kauffman Stadium, Kansas City, MO  
Fri Jun 24 2011, 7:11 PM - 10:04 PM CDT  
Att: 32,918 - Clear - 81 F

livebaseballscorecards.com

AB 35  
R 4  
H 10  
RBI 4  
BB 4  
SO 6  
LOB 14

Chicago Cubs @ Kansas City Royals  
Kauffman Stadium, Kansas City, MO  
Fri Jun 24 2011, 7:11 PM - 10:04 PM CDT  
Att: 32,918 - Clear - 81 F

livebaseballscorecards.com

AB 35  
R 4  
H 10  
RBI 4  
BB 4  
SO 6  
LOB 14

Chicago Cubs @ Kansas City Royals  
Kauffman Stadium, Kansas City, MO  
Fri Jun 24 2011, 7:11 PM - 10:04 PM CDT  
Att: 32,918 - Clear - 81 F

livebaseballscorecards.com

AB 35  
R 4  
H 10  
RBI 4  
BB 4  
SO 6  
LOB 14

Chicago Cubs @ Kansas City Royals  
Kauffman Stadium, Kansas City, MO  
Fri Jun 24 2011, 7:11 PM - 10:04 PM CDT  
Att: 32,91



Batter	1	2	3	4	5	6	7	8	9	AB	R	H	RBI	BB	SO	LOB	TOP										
5 Reed Johnson, R OBP: 0.404, SLG: 0.622										4	0	2	0	0	0	1	<b>Chicago Cubs @ Kansas City Royals</b> Kauffman Stadium, Kansas City, MO Sat Jun 25 2011, 6:13 PM - 8:56 PM CDT Att: 38,744 - Partly Cloudy - 84 F <a href="http://livebaseballscorecards.com">livebaseballscorecards.com</a>										
13 Starlin Castro, R OBP: 0.357, SLG: 0.444										3	0	1	0	1	0	2											
3 Jeff Baker, R OBP: 0.336, SLG: 0.445										3	0	1	0	0	1	1											
1 Kosuke Fukudome, L OBP: 0.394, SLG: 0.397										1	0	0	0	0	0	0											
16 Aramis Ramirez, R OBP: 0.332, SLG: 0.421										4	1	2	1	0	0	2											
18 Geovany Soto, R OBP: 0.305, SLG: 0.380										4	1	1	1	0	0	2											
12 Alfonso Soriano, R OBP: 0.347, SLG: 0.514										4	0	1	0	0	1	0											
22 Carlos Pena, L OBP: 0.438										4	0	0	0	0	2	1											
39 Luis Montanez, R OBP: 0.273, SLG: 0.310										2	0	0	0	0	0	0											
9 Blake DeWitt, L OBP: 0.262, SLG: 0.375										1	0	0	0	0	1	0											
33 DJ LeMahieu, R OBP: 0.273, SLG: 0.303										3	0	1	0	0	0	1											
<b>Inning Stats</b>	R: 0 E: 0 K: 0 S: 6	H: 1 LOB: 2 BB: 1 P: 13	R: 0 E: 0 K: 1 S: 9	H: 0 LOB: 0 BB: 0 P: 12	R: 0 E: 0 K: 0 S: 10	H: 3 LOB: 2 BB: 0 P: 16	R: 0 E: 0 K: 0 S: 4	H: 0 LOB: 0 BB: 0 P: 7	R: 0 E: 0 K: 1 S: 5	H: 1 LOB: 1 BB: 0 P: 10	R: 2 E: 0 K: 1 S: 11	H: 3 LOB: 0 BB: 0 P: 14	R: 0 E: 0 K: 0 S: 11	H: 1 LOB: 1 BB: 0 P: 19	R: 0 E: 0 K: 0 S: 8	H: 0 LOB: 0 BB: 0 P: 12	R: 0 E: 0 K: 3 S: 11	H: 0 LOB: 0 BB: 0 P: 18	1B: 7 2B: 0 3B: 0 HR: 2	SF: 0 SAC: 0 DP: 2 HBP: 1	WP: 0 PB: 0 SB: 1 CS: 0	PA: 35					
<b>PITCHER</b>	IP	WLS	BF	H	R	ER	SO	BB	IBB	HBP	BLK	WP	HR	S	P	ERA	WHIP										
23 Danny Duffy, L ERA: 4.61	7.0		29	9	2	2	2	1	0	1	0	0	2	56	91	2.57	1.429										
56 Greg Holland, R ERA: 1.08	1.0	W	3	0	0	0	0	0	0	0	0	0	0	8	12	0.00	0.000										
48 Joakim Soria, R ERA: 4.36	1.0	S	3	0	0	0	3	0	0	0	0	0	0	11	18	0.00	0.000										

Batter	1	2	3	4	5	6	7	8	9	AB	R	H	RBI	BB	SO	LOB	BOTTOM										
1 Jarrod Dyson, L OBP: 0.313, SLG: 0.185										3	1	1	0	1	0	0	<b>Chicago Cubs @ Kansas City Royals</b> Kauffman Stadium, Kansas City, MO Sat Jun 25 2011, 6:13 PM - 8:56 PM CDT Att: 38,744 - Partly Cloudy - 84 F <a href="http://livebaseballscorecards.com">livebaseballscorecards.com</a>										
53 Melky Cabrera, S OBP: 0.316, SLG: 0.431										3	0	1	1	1	0	2											
35 Eric Hosmer, L OBP: 0.312, SLG: 0.401										4	0	1	1	0	0	3											
16 Billy Butler, R OBP: 0.405, SLG: 0.440										3	0	1	0	1	0	0											
4 Alex Gordon, L OBP: 0.360, SLG: 0.479										3	0	1	0	1	0	0											
12 Mitch Maier, L OBP: 0.440, SLG: 0.439										3	0	1	0	0	0	4											
21 Jeff Francoeur, R OBP: 0.305, SLG: 0.438										0	1	0	0	1	0	0											
8 Mike Moustakas, L OBP: 0.340, SLG: 0.319										3	0	1	0	1	0	4											
15 Matt Treanor, R OBP: 0.351, SLG: 0.301										3	0	0	0	0	2	3											
24 Wilson Betemit, S OBP: 0.343, SLG: 0.407										1	0	0	0	0	1	2											
3 Brayan Peña, S OBP: 0.298, SLG: 0.383										0	0	0	0	0	0	0											
17 Chris Getz, L OBP: 0.325, SLG: 0.302										4	0	1	1	0	0	0											
2 Alcides Escobar, R OBP: 0.291, SLG: 0.321										3	1	2	0	0	0	0											
<b>Inning Stats</b>	R: 0 E: 0 K: 0 S: 10	H: 0 LOB: 0 BB: 1 P: 16	R: 0 E: 0 K: 0 S: 9	H: 2 LOB: 1 BB: 0 P: 15	R: 0 E: 0 K: 0 S: 9	H: 2 LOB: 0 BB: 0 P: 16	R: 0 E: 0 K: 1 S: 9	H: 0 LOB: 1 BB: 1 P: 16	R: 2 E: 0 K: 0 S: 19	H: 4 LOB: 3 BB: 1 P: 31	R: 0 E: 0 K: 1 S: 7	H: 0 LOB: 0 BB: 0 P: 8	R: 0 E: 0 K: 0 S: 6	H: 0 LOB: 0 BB: 0 P: 9	R: 1 E: 0 K: 2 S: 23	H: 1 LOB: 3 BB: 2 P: 38	1B: 8 2B: 0 3B: 1 HR: 0	SF: 0 SAC: 0 DP: 2 HBP: 1	WP: 0 PB: 1 SB: 1 CS: 0	PA: 37							
<b>PITCHER</b>	IP	WLS	BF	H	R	ER	SO	BB	IBB	HBP	BLK	WP	HR	S	P	ERA	WHIP										
38 Carlos Zambrano, R ERA: 4.38	7.0		30	8	2	2	2	3	0	0	0	0	0	69	111	2.57	1.571										
43 John Grabow, L ERA: 4.88	0.1		1	0	0	0	0	0	0	0	0	0	0	1	1	0.00	0.000										
29 Jeff Samardzija, R ERA: 4.25	0.1	L	5	1	1	1	1	2	0	1	0	0	0	16	30	27.00	9.000										
40 James Russell, L ERA: 5.45	0.1		1	0	0	0	1	0	0	0	0	0	0	6	7	0.00	0.000										

**Chicago Cubs @ Kansas City Royals**  
 Kauffman Stadium, Kansas City, MO  
 Sat Jun 25 2011, 6:13 PM - 8:56 PM CDT  
 Att: 38,744 - Partly Cloudy - 84 F

AB 33  
 R 2  
 H 9  
 RBI 2  
 BB 1  
 SO 5  
 LOB 10



**Chicago Cubs @ Kansas City Royals**  
 Kauffman Stadium, Kansas City, MO  
 Sat Jun 25 2011, 6:13 PM - 8:56 PM CDT  
 Att: 38,744 - Partly Cloudy - 84 F

AB 31  
 R 3  
 H 9  
 RBI 3  
 BB 5  
 SO 4  
 LOB 21





Batter	1	2	3	4	5	6	7	8	9	AB	R	H	RBI	BB	SO	LOB	TOP							
1 Kosuke Fukudome, L (1, 9) OBP: 0.390, SLG: 0.390										4	0	0	0	1	2	1	<p>Chicago Cubs @ Kansas City Royals Kauffman Stadium, Kansas City, MO Sun Jun 26 2011, 1:11 PM - 3:53 PM CDT Att: 28,401 - Overcast - 87 F</p> <p>livebaseballscores.com</p> <p>AB 32 R 3 H 8 RBI 3 BB 4 SO 11 LOB 13</p>							
13 Starlin Castro, R (1, 6) OBP: 0.356, SLG: 0.442										4	0	1	0	0	1	1								
16 Aramis Ramirez, R (1, 10) OBP: 0.331, SLG: 0.417										3	0	0	0	0	0	1								
22 Carlos Pena, L (1, 3) OBP: 0.345, SLG: 0.435										4	0	1	0	0	0	1								
5 Reed Johnson, R (1, 8) OBP: 0.398, SLG: 0.617										4	1	1	0	0	3	1								
9 Blake DeWitt, L (1, 5) OBP: 0.289, SLG: 0.379										4	1	2	1	0	0	1								
12 Alfonso Soriano, R (1, 7) OBP: 0.310, SLG: 0.509										2	0	0	0	2	2	1								
18 Geovany Soto, R (1, 2) OBP: 0.319, SLG: 0.412										3	1	3	2	1	0	0								
33 DJ LeMahieu, R (1, 4) OBP: 0.243, SLG: 0.270										4	0	0	0	0	3	6								
<b>Inning Stats</b>	R: 0 E: 0 K: 1 S: 6	H: 1 LOB: 0 BB: 0 P: 9	R: 0 E: 0 K: 2 S: 11	H: 1 LOB: 1 BB: 0 P: 15	R: 1 E: 0 K: 1 S: 11	H: 1 LOB: 0 BB: 1 P: 22	R: 2 E: 0 K: 0 S: 10	H: 3 LOB: 2 BB: 1 P: 17	R: 0 E: 0 K: 0 S: 5	H: 1 LOB: 3 BB: 2 P: 26	R: 0 E: 0 K: 2 S: 14	H: 0 LOB: 1 BB: 0 P: 22	R: 0 E: 0 K: 2 S: 8	H: 0 LOB: 0 BB: 0 P: 10	R: 0 E: 0 K: 1 S: 9	H: 1 LOB: 0 BB: 0 P: 13	1B: 5 2B: 2 3B: 0 HR: 1	SF: 0 SAC: 0 DP: 3 HBP: 1	WP: 0 PB: 0 SB: 0 CS: 0	PA: 37				
<b>PITCHER</b>	IP WLS BF H R ER SO BB IBB HBP BLK WP HR S P ERA WHIP																							
44 Luke Hochevar, R (1, 1) ERA: 4.96	5.2 W 25	7 3 3 5	3 0 0 0	0 0 0 3	1 0 1 0	0 0 0 0	0 0 15 26	4.76 1.765																
31 Louis Coleman, R (6, 1) ERA: 2.92	1.0 H 5	0 0 0 0	0 0 0 0	0 0 0 0	0 0 2 4	0 0 0 0	0 0 0 0	0.00 1.000																
55 Tim Collins, L (7, 1) ERA: 3.86	0.1 H 1	0 0 0 0	0 0 0 0	0 0 0 0	0 0 2 4	0 0 0 0	0 0 0 0	0.00 0.000																
43 Aaron Crow, R (8, 1) ERA: 1.4	1.0 H 3	0 0 0 2	0 0 0 0	0 0 0 0	0 0 8 10	0 0 0 0	0 0 0 0	0.00 0.000																
48 Joskim Soria, R (9, 1) ERA: 4.24	1.0 S 3	1 0 0 1	0 0 0 0	0 0 0 0	0 0 9 13	0 0 0 0	0 0 0 0	0.00 1.000																

Batter	1	2	3	4	5	6	7	8	9	AB	R	H	RBI	BB	SO	LOB	BOTTOM						
53 Melky Cabrera, S (1, 8) OBP: 0.317, SLG: 0.431										5	1	2	0	0	0	4	<p>Chicago Cubs @ Kansas City Royals Kauffman Stadium, Kansas City, MO Sun Jun 26 2011, 1:11 PM - 3:53 PM CDT Att: 28,401 - Overcast - 87 F</p> <p>livebaseballscores.com</p> <p>AB 32 R 6 H 13 RBI 6 BB 3 SO 4 LOB 13</p>						
35 Eric Hosmer, L (1, 3) OBP: 0.316, SLG: 0.403										4	1	2	1	0	1	1							
16 Billy Butler, R (1, 10) OBP: 0.403, SLG: 0.437										4	1	1	1	0	1	2							
4 Alex Gordon, L (1, 7) OBP: 0.362, SLG: 0.482										4	1	2	1	0	0	1							
21 Jeff Francoeur, R (1, 9) OBP: 0.311, SLG: 0.442										4	0	3	1	0	0	0							
8 Mike Moustakas, L (1, 5) OBP: 0.333, SLG: 0.300										3	0	0	0	1	1	3							
15 Matt Treanor, R (1, 2) OBP: 0.354, SLG: 0.303										2	1	1	1	1	0	0							
2 Alcides Escobar, R (1, 6) OBP: 0.291, SLG: 0.321										3	0	1	0	0	1	2							
17 Chris Getz, L (1, 4) OBP: 0.328, SLG: 0.302										3	1	1	1	1	0	0							
<b>Inning Stats</b>	R: 4 E: 0 K: 1 S: 17	H: 5 LOB: 2 BB: 1 P: 24	R: 0 E: 0 K: 1 S: 6	H: 0 LOB: 0 BB: 0 P: 9	R: 0 E: 0 K: 0 S: 10	H: 2 LOB: 1 BB: 0 P: 17	R: 2 E: 0 K: 0 S: 12	H: 2 LOB: 1 BB: 1 P: 21	R: 0 E: 0 K: 0 S: 7	H: 0 LOB: 0 BB: 0 P: 12	R: 0 E: 0 K: 1 S: 10	H: 1 LOB: 1 BB: 0 P: 12	R: 0 E: 1 K: 1 S: 17	H: 3 LOB: 3 BB: 1 P: 25	1B: 12 2B: 2 3B: 0 HR: 0	SF: 1 SAC: 1 DP: 1 HBP: 0	WP: 0 PB: 0 SB: 0 CS: 4	PA: 38					
<b>PITCHER</b>	IP WLS BF H R ER SO BB IBB HBP BLK WP HR S P ERA WHIP																						
36 Randy Wells, R (1, 1) ERA: 6.25	6.0 L 28	10 6 6 2	6 2 6 2	2 0 0 0	0 0 0 0	0 0 7 7	9.00 2.000																
40 James Russell, L (7, 1) ERA: 5.31	1.0 3	0 0 0 1	0 0 0 0	0 0 0 0	0 0 7 7	0.00 0.000																	
37 Chris Carpenter, R (8, 1) ERA: 1.8	1.0 6 3	0 0 0 1	1 0 0 0	0 0 17 25	0.00 4.000																		











Batter	1	2	3	4	5	6	7	8	9	AB	R	H	RBI	BB	SO	LOB	TOP										
53 Melky Cabrera, S OBP: 0.316, SLG: 0.428										5	1	1	0	0	0	3	<b>Kansas City Royals @ San Diego Padres</b> PETCO Park, San Diego, CA Wed Jun 29 2011, 3:37 PM - 6:05 PM EDT Att: 24,461 - Sunny - 71 F										
17 Chris Getz, L OBP: 0.332, SLG: 0.308										4	0	1	0	0	0	2											
35 Eric Hosmer, L OBP: 0.316, SLG: 0.404										4	0	1	1	0	0	1											
4 Alex Gordon, L OBP: 0.363, SLG: 0.479										4	0	2	0	0	1	1											
21 Jeff Francoeur, R OBP: 0.308, SLG: 0.442										4	0	0	0	0	4	3											
8 Mike Moustakas, L OBP: 0.354, SLG: 0.316										3	0	1	0	1	0	0											
3 Brayan Peña, S OBP: 0.295, SLG: 0.383										4	0	1	0	0	0	2											
2 Alcides Escobar, R OBP: 0.286, SLG: 0.312										3	0	1	0	1	1	4											
52 Bruce Chen, L (1, 1)										1	0	0	0	0	1	0											
16 Billy Butler, R OBP: 0.396, SLG: 0.428										1	0	0	0	0	0	1											
31 Louis Coleman, R (7, 1)										0	0	0	0	0	0	0											
12 Mitch Maier, L OBP: 0.423, SLG: 0.419										1	0	0	0	0	0	2											
<b>Inning Stats</b>	R: 0 E: 0 K: 0 S: 8	H: 0 LOB: 0 BB: 0 P: 11	R: 0 E: 0 K: 2 S: 13	H: 1 LOB: 2 BB: 1 P: 24	R: 1 E: 0 K: 1 S: 9	H: 2 LOB: 1 BB: 0 P: 16	R: 0 E: 0 K: 1 S: 9	H: 0 LOB: 0 BB: 0 P: 13	R: 0 E: 0 K: 2 S: 9	H: 0 LOB: 0 BB: 0 P: 11	R: 0 E: 0 K: 0 S: 9	H: 1 LOB: 1 BB: 0 P: 18	R: 0 E: 0 K: 1 S: 13	H: 2 LOB: 2 BB: 0 P: 17	R: 0 E: 0 K: 0 S: 13	H: 2 LOB: 2 BB: 0 P: 24	1B: 6 2B: 2 3B: 0 HR: 0	SF: 0 SAC: 1 DP: 0 HBP: 0	WP: 0 PB: 0 SB: 0 CS: 0	PA: 37							
<b>PITCHER</b>	IP	WLS	BF	H	R	ER	SO	BB	IBB	HBP	BLK	WP	HR	S	P	ERA	WHIP										
46 Tim Stauffer, R ERA: 2.97	7.0	W	27	4	1	1	6	2	0	0	0	0	0	62	107	1.29	0.857										
44 Josh Spence, L ERA:	0.2	H	4	2	0	0	0	0	0	0	0	0	0	10	14	0.00	3.000										
50 Chad Qualls, R ERA: 3.0	0.1	H	1	0	0	0	1	0	0	0	0	0	0	3	3	0.00	0.000										
21 Heath Bell, R ERA: 2.38	1.0	S	5	2	0	0	0	0	0	0	0	0	0	13	24	0.00	2.000										

Batter	1	2	3	4	5	6	7	8	9	AB	R	H	RBI	BB	SO	LOB	BOTTOM										
13 Chris Denorfia, R OBP: 0.359, SLG: 0.446										4	1	1	0	0	1	0	<b>Kansas City Royals @ San Diego Padres</b> PETCO Park, San Diego, CA Wed Jun 29 2011, 3:37 PM - 6:05 PM EDT Att: 24,461 - Sunny - 71 F										
24 Cameron Maybin, R OBP: 0.328, SLG: 0.402										4	0	1	0	0	1	2											
7 Chase Headley, S OBP: 0.394, SLG: 0.403										4	0	0	0	0	1	3											
47 Ryan Ludwick, R OBP: 0.324, SLG: 0.405										3	1	1	1	1	1	1											
44 Josh Spence, L (8, 1)										0	0	0	0	0	0	0											
50 Chad Qualls, R (8, 1)										0	0	0	0	0	0	0											
21 Heath Bell, R (9, 1)										0	0	0	0	0	0	0											
27 Anthony Rizzo, L OBP: 0.329, SLG: 0.368										4	1	1	2	0	2	1											
1 Orlando Hudson, S OBP: 0.335, SLG: 0.299										4	0	1	1	0	1	1											
14 Alberto Gonzalez, R OBP: 0.249, SLG: 0.267										4	0	2	0	0	1	1											
32 Rob Johnson, R OBP: 0.223, SLG: 0.255										3	0	1	0	0	2	1											
46 Tim Stauffer, R OBP: 0.219, SLG: 0.200										3	1	0	0	0	0	3											
25 Will Venable, L OBP: 0.317, SLG: 0.317										0	0	0	0	0	0	0											
<b>Inning Stats</b>	R: 0 E: 0 K: 1 S: 13	H: 1 LOB: 1 BB: 0 P: 19	R: 0 E: 0 K: 2 S: 14	H: 1 LOB: 0 BB: 0 P: 18	R: 4 E: 1 K: 0 S: 25	H: 6 LOB: 3 BB: 0 P: 33	R: 0 E: 0 K: 1 S: 8	H: 0 LOB: 0 BB: 0 P: 13	R: 0 E: 0 K: 0 S: 8	H: 0 LOB: 0 BB: 0 P: 13	R: 0 E: 0 K: 2 S: 9	H: 0 LOB: 0 BB: 0 P: 14	R: 0 E: 0 K: 1 S: 8	H: 0 LOB: 0 BB: 0 P: 12	R: 0 E: 0 K: 3 S: 9	H: 0 LOB: 0 BB: 0 P: 11	1B: 7 2B: 1 3B: 0 HR: 0	SF: 0 SAC: 0 DP: 0 HBP: 0	WP: 1 PB: 0 SB: 3 CS: 0	PA: 34							
<b>PITCHER</b>	IP	WLS	BF	H	R	ER	SO	BB	IBB	HBP	BLK	WP	HR	S	P	ERA	WHIP										
52 Bruce Chen, L ERA: 3.46	6.0	L	28	8	4	0	6	1	0	0	0	0	0	77	110	0.00	1.500										
31 Louis Coleman, R ERA: 2.99	2.0		6	0	0	0	4	0	0	0	0	0	0	17	23	0.00	0.000										

AB	34
R	1
H	8
RBI	1
BB	2
SO	7
LOB	19



AB	33
R	4
H	8
RBI	4
BB	1
SO	10
LOB	13






Batter	1	2	3	4	5	6	7	8	9	AB	R	H	RBI	BB	SO	LOB	TOP			
17 Chris Getz, L (1,4) OBP: 0.327, SLG: 0.303	G1-3		G1-3			G6-3		G3-1		4	0	0	0	0	0	1				
53 Melky Cabrera, S (1,8) OBP: 0.312, SLG: 0.423	G4-3		G1-3			G4-3		P6		4	0	0	0	0	0	0				
35 Eric Hosmer, L (1,3) OBP: 0.315, SLG: 0.401	G1-3							G4-3		4	0	1	0	0	0	0				
4 Alex Gordon, L (1,7) OBP: 0.362, SLG: 0.477								G3		4	0	1	0	0	1	1				
21 Jeff Francoeur, R (1,9) OBP: 0.308, SLG: 0.438	G6-4-3							G3		4	0	1	0	0	1	1				
8 Mike Moustakas, L (1,5) OBP: 0.366, SLG: 0.322	FC6-4							F8		3	0	0	0	1	1	2				
15 Matt Treanor, R (1,2) OBP: 0.348, SLG: 0.298	FC6-4							G6-3		2	0	1	0	1	0	1				
2 Alcides Escobar, R (1,6) OBP: 0.287, SLG: 0.313			K					G4-3		3	0	1	0	0	1	1				
23 Danny Duffy, L (1,1)			G4-3					K		1	0	0	0	0	0	0				
1 Jarrod Dyson, L (6,PH) OBP: 0.234, SLG: 0.172			G4-3					K		1	0	0	0	0	0	0				
47 Nate Adcock, R (6,1)			G4-3					K		0	0	0	0	0	0	0				
24 Wilson Betemit, S (8,PH) OBP: 0.340, SLG: 0.402			G4-3					K		1	0	0	0	0	1	1				
48 Joakim Soria, R (8,1)			G4-3					K		0	0	0	0	0	0	0				
<b>Inning Stats</b>	R: 0 E: 0 K: 0 S: 8	H: 0 LOB: 0 BB: 0 P: 13	R: 0 E: 0 K: 0 S: 6	H: 1 LOB: 1 BB: 1 P: 16	R: 0 E: 0 K: 1 S: 8	H: 0 LOB: 0 BB: 0 P: 12	R: 0 E: 0 K: 1 S: 8	H: 0 LOB: 0 BB: 0 P: 11	R: 0 E: 0 K: 0 S: 9	H: 1 LOB: 1 BB: 0 P: 13	R: 0 E: 0 K: 0 S: 12	H: 0 LOB: 1 BB: 1 P: 18	R: 0 E: 0 K: 1 S: 12	H: 1 LOB: 1 BB: 0 P: 17	R: 0 E: 0 K: 0 S: 11	H: 1 LOB: 1 BB: 0 P: 20	1B: 4 2B: 0 3B: 0 HR: 0	SF: 0 SAC: 0 DP: 1 HBP: 0	WP: 0 PB: 0 SB: 0 CS: 0	PA: 32
<b>PITCHER</b>	IP WLS BF H R ER SO BB IBB HBP BLK WP HR S P ERA WHIP																			
44 Juan Nicasio, R (1,1) ERA: 4.1	8.0 W 28 3 0 0 4 2 0 0 0 0 0 0 71 111 0.00 0.625																			
61 Edgmer Escalona, R (9,1) ERA:	1.0 4 1 0 0 0 0 0 0 0 0 0 0 0 11 20 0.00 1.000																			

**Kansas City Royals @ Colorado Rockies**  
Coors Field, Denver, CO  
Fri Jul 01 2011, 6:12 PM - 8:44 PM MDT  
Att: 48,254 - Partly Cloudy - 83 F

livebaseballscorecards.com

AB 30  
R 0  
H 4  
RBI 0  
BB 2  
SO 4  
LOB 9




Batter	1	2	3	4	5	6	7	8	9	AB	R	H	RBI	BB	SO	LOB	BOTTOM			
5 Carlos González, L (1,8) OBP: 0.358, SLG: 0.477	FC5-4							HR		2	3	1	0	2	0	1				
8 Charlie Blackmon, L (8,PH) OBP: 0.321, SLG: 0.347	FC5-4							HR		1	1	1	1	0	0	0				
14 Mark Ellis, R (1,4) OBP: 0.281, SLG: 0.315	FC5-4		P6					G1-3		5	2	3	3	0	0	0				
17 Todd Helton, L (1,3) OBP: 0.389, SLG: 0.490	K		HR					G1-3		5	1	4	2	0	1	2				
2 Troy Tulowitzki, R (1,6) OBP: 0.341, SLG: 0.494	FC5-4		HR					G1-6-3		4	1	1	2	0	1	4				
18 Jonathan Herrera, S (8,6) OBP: 0.317, SLG: 0.307	FC5-4		HR					G1-6-3		1	0	0	0	0	0	1				
21 Ty Wigginton, R (1,5) OBP: 0.317, SLG: 0.509	E9		K					G1-6-3		4	0	2	1	0	1	1				
7 Seth Smith, L (1,9) OBP: 0.356, SLG: 0.521	K		K					G1-6-3		3	0	0	0	1	2	4				
19 Ryan Spilborghs, R (1,7) OBP: 0.307, SLG: 0.336								G4-3		4	0	1	0	0	0	3				
20 Chris Iannetta, R (1,2) OBP: 0.375, SLG: 0.426	G5-3							G6-3		3	1	0	0	1	0	2				
44 Juan Nicasio, R (1,1) ERA: 4.91								K		4	0	0	0	0	4	3				
61 Edgmer Escalona, R (9,1) ERA: 4.37								K		0	0	0	0	0	0	0				
<b>Inning Stats</b>	R: 1 E: 1 K: 2 S: 16	H: 2 LOB: 2 BB: 1 P: 25	R: 0 E: 0 K: 1 S: 8	H: 1 LOB: 0 BB: 0 P: 14	R: 2 E: 0 K: 2 S: 17	H: 2 LOB: 0 BB: 0 P: 23	R: 0 E: 0 K: 1 S: 5	H: 0 LOB: 0 BB: 0 P: 8	R: 2 E: 0 K: 0 S: 11	H: 4 LOB: 2 BB: 0 P: 22	R: 3 E: 0 K: 2 S: 14	H: 2 LOB: 1 BB: 2 P: 28	R: 0 E: 0 K: 1 S: 11	H: 0 LOB: 1 BB: 1 P: 19	R: 1 E: 0 K: 0 S: 13	H: 2 LOB: 0 BB: 0 P: 17	1B: 7 2B: 3 3B: 0 HR: 3	SF: 0 SAC: 0 DP: 1 HBP: 0	WP: 1 PB: 0 SB: 0 CS: 0	PA: 40
<b>PITCHER</b>	IP WLS BF H R ER SO BB IBB HBP BLK WP HR S P ERA WHIP																			
23 Danny Duffy, L (1,1) ERA: 5.09	5.0 L 25 9 5 5 6 1 0 0 0 0 1 0 25 47 9.00 2.000																			
47 Nate Adcock, R (6,1) ERA: 4.91	2.0 11 2 3 3 3 2 1 0 0 1 0 25 47 13.50 2.000																			
48 Joakim Soria, R (8,1) ERA: 4.37	1.0 4 2 1 1 0 0 0 0 0 0 1 13 17 9.00 2.000																			

**Kansas City Royals @ Colorado Rockies**  
Coors Field, Denver, CO  
Fri Jul 01 2011, 6:12 PM - 8:44 PM MDT  
Att: 48,254 - Partly Cloudy - 83 F

livebaseballscorecards.com

AB 36  
R 9  
H 13  
RBI 9  
BB 4  
SO 9  
LOB 21



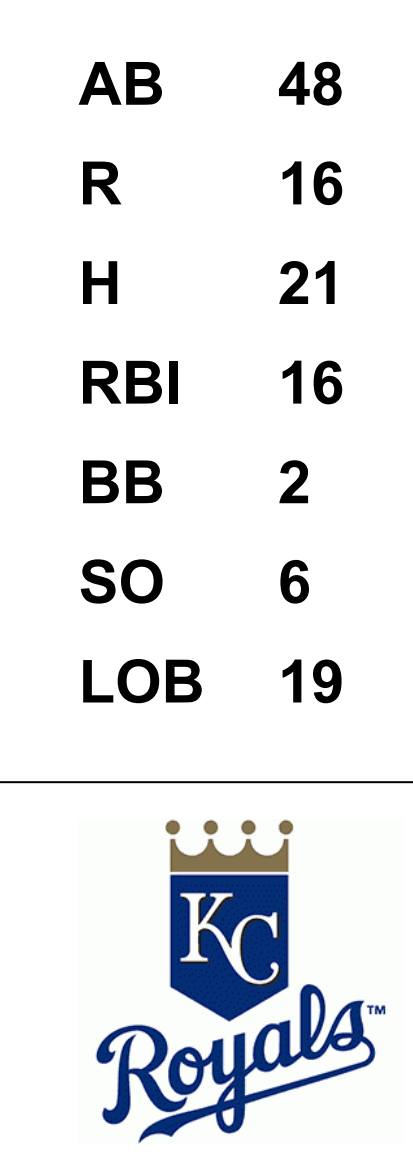




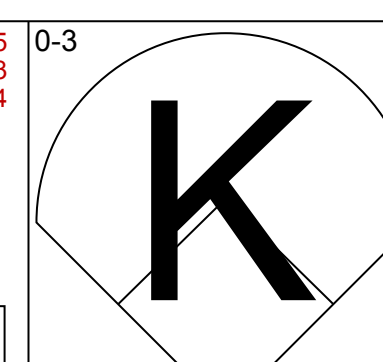
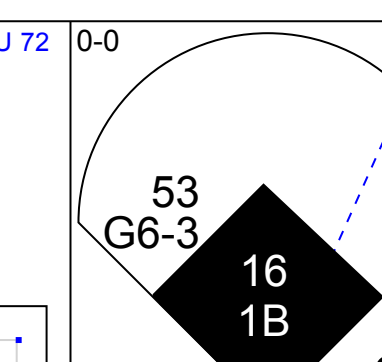
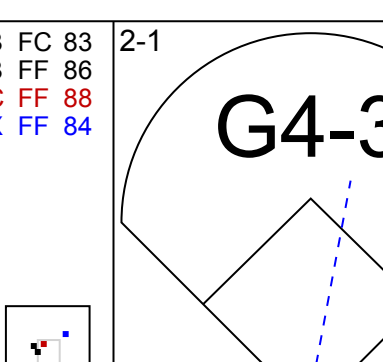
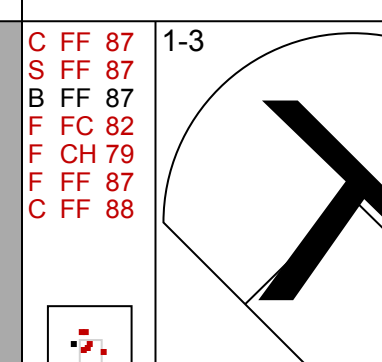
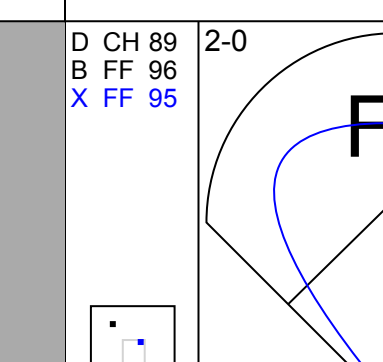
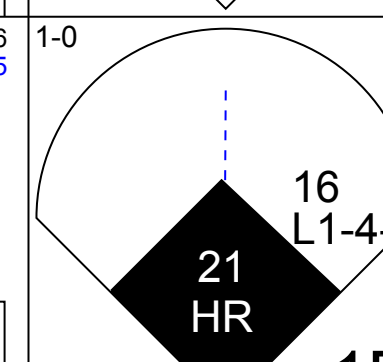
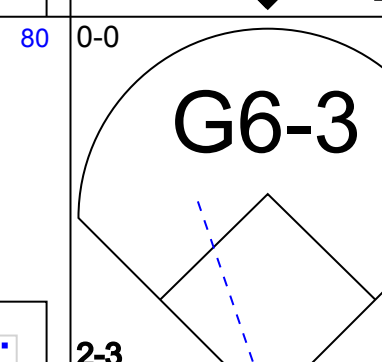
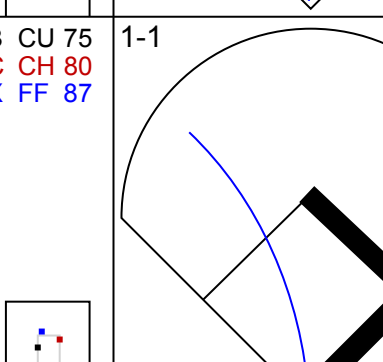
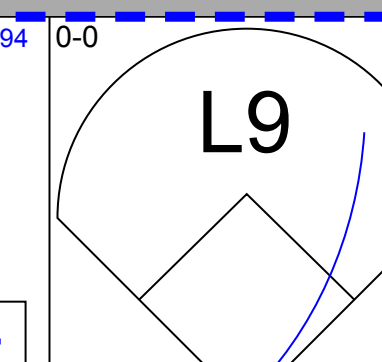
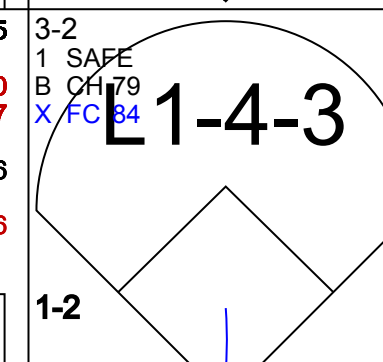
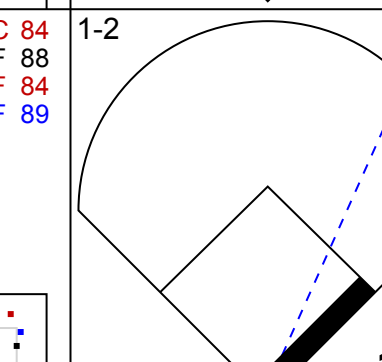
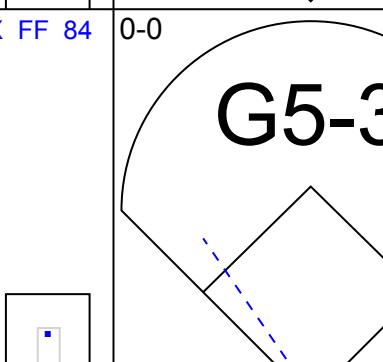
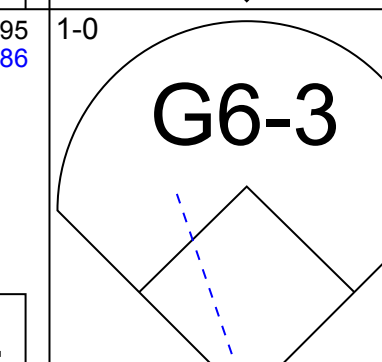
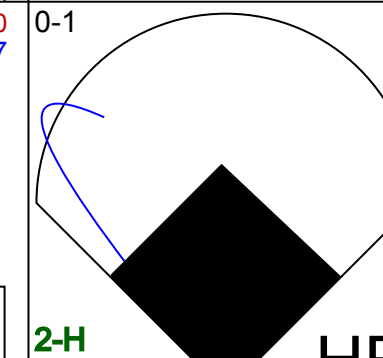
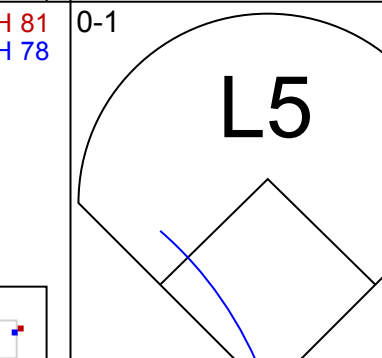
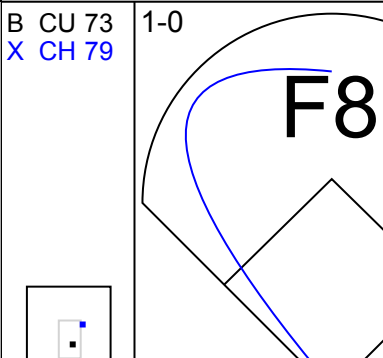
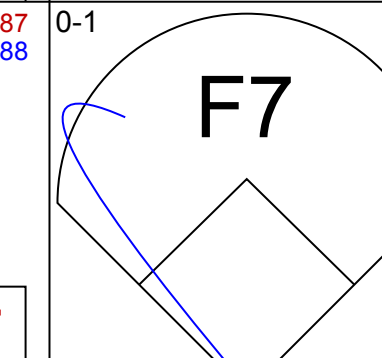
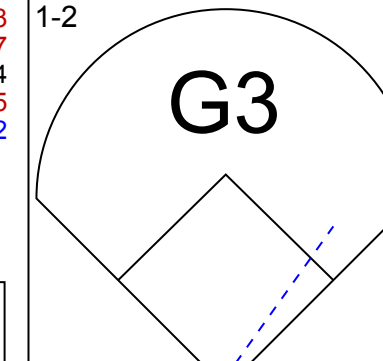
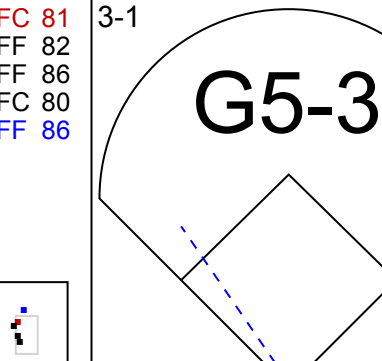
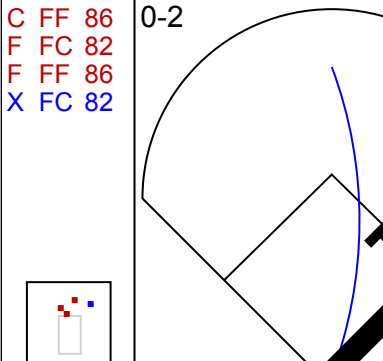
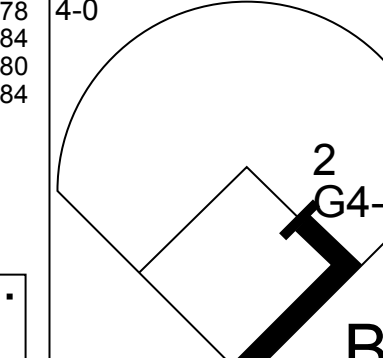
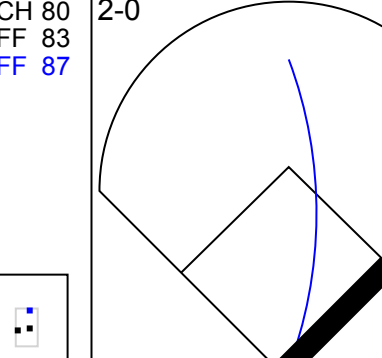
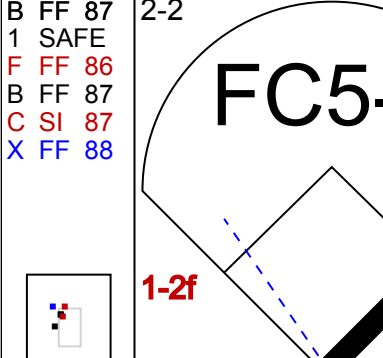

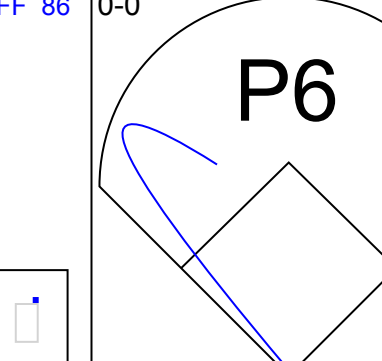
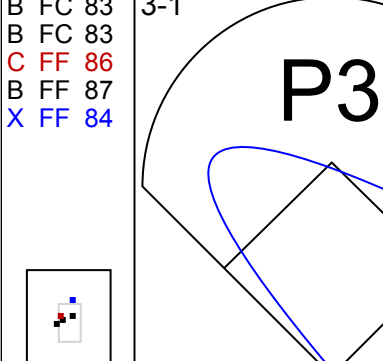
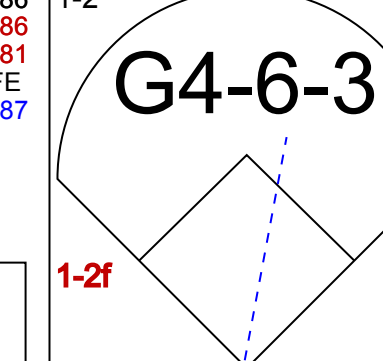
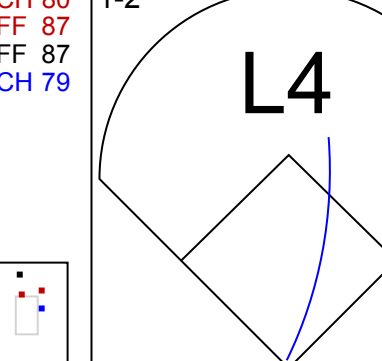

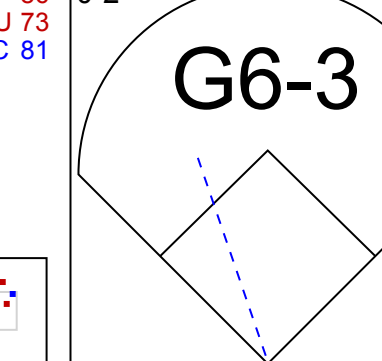
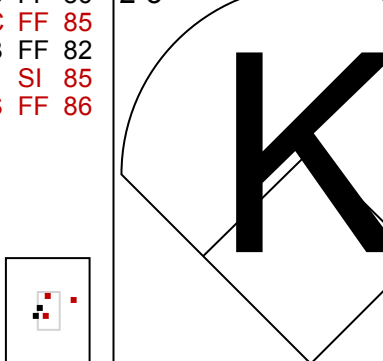
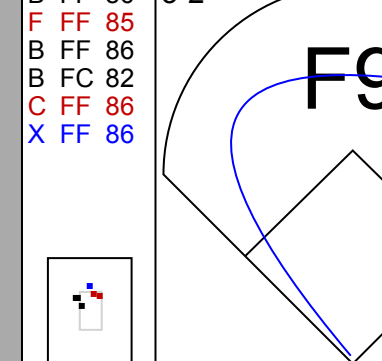


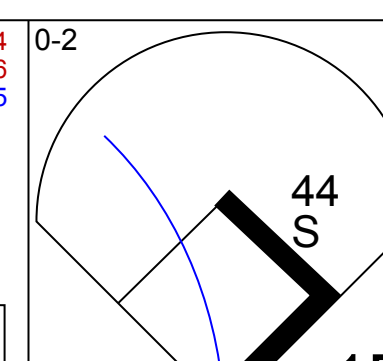
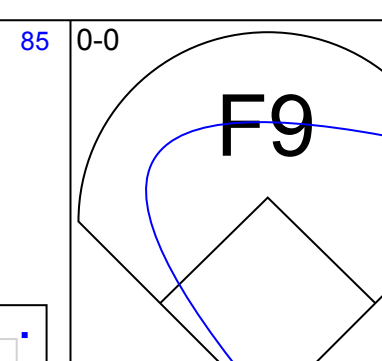
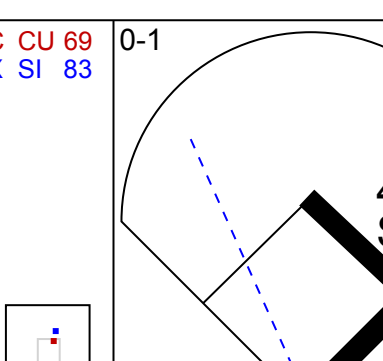
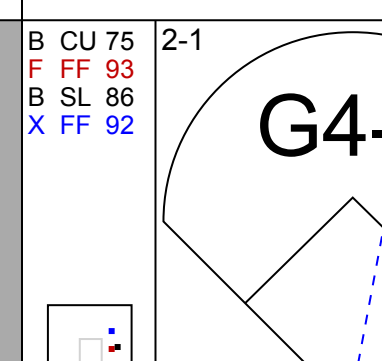
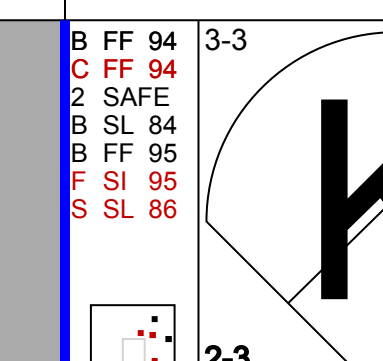
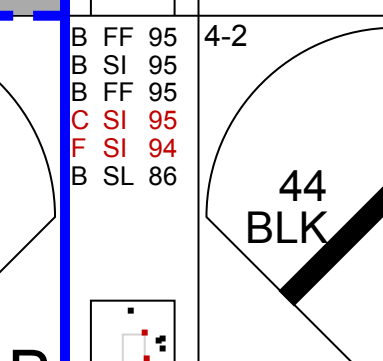
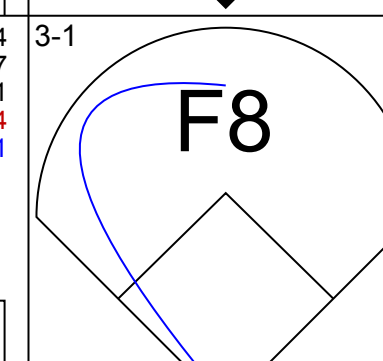
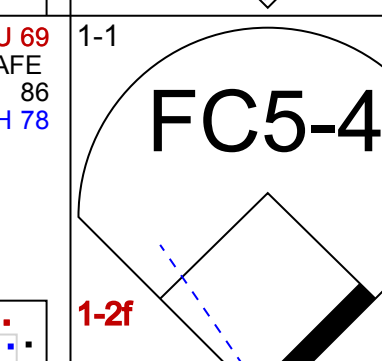
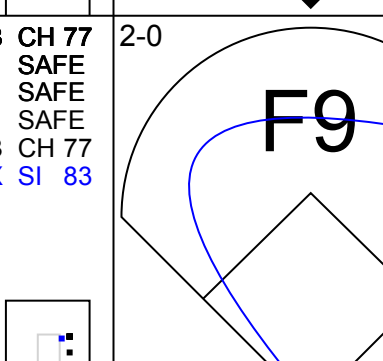
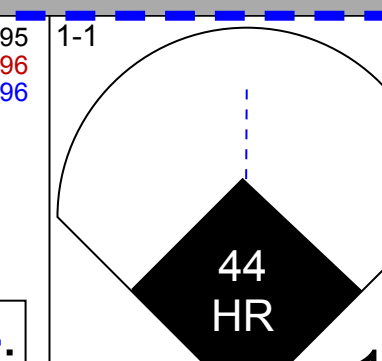
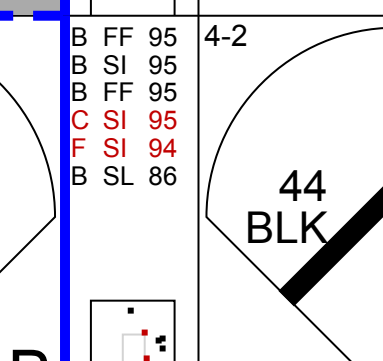
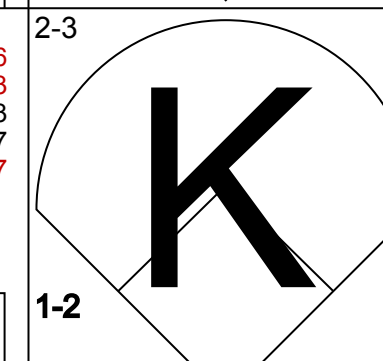
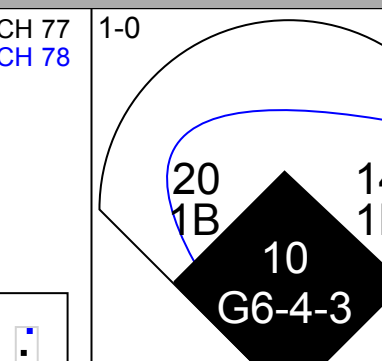
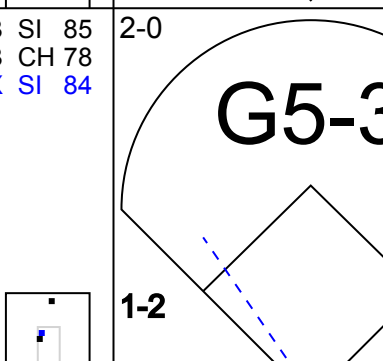

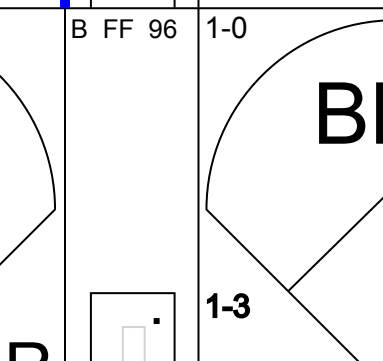
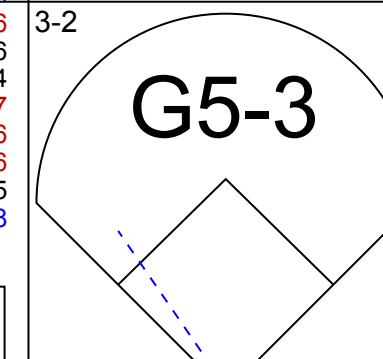
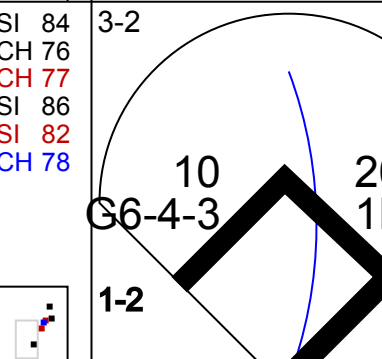


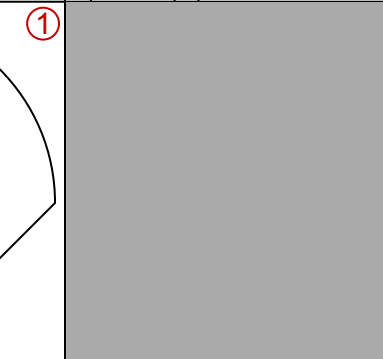
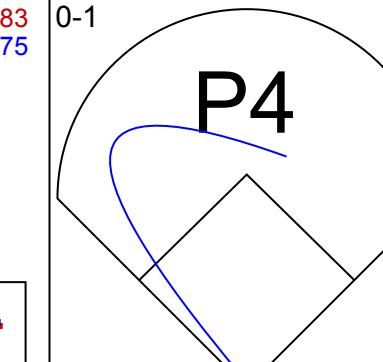
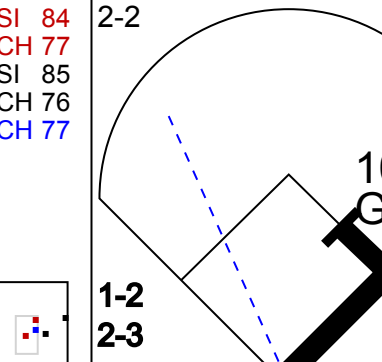


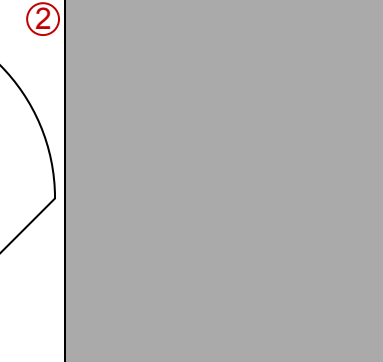
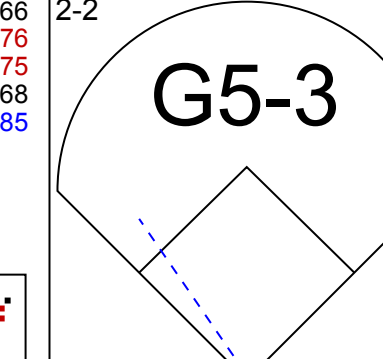
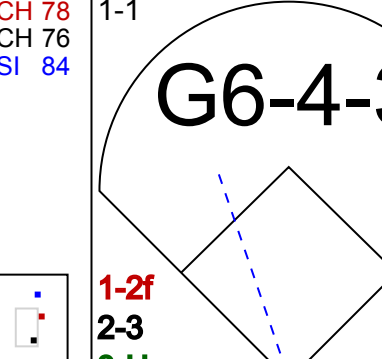

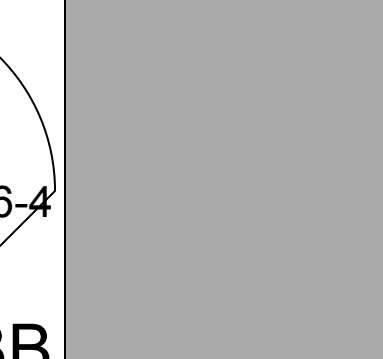

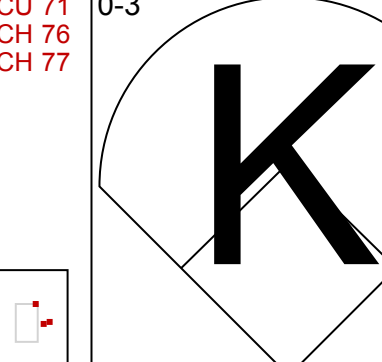

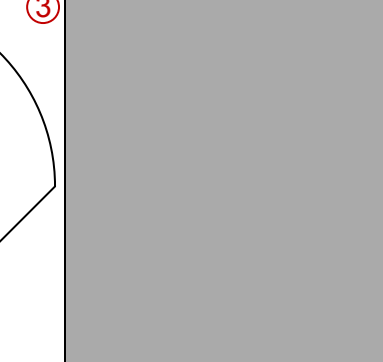
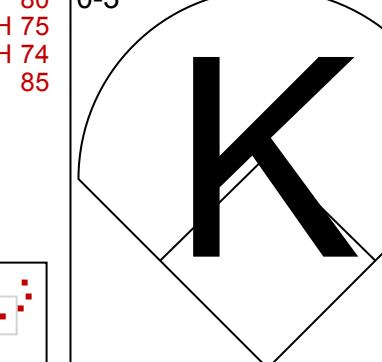
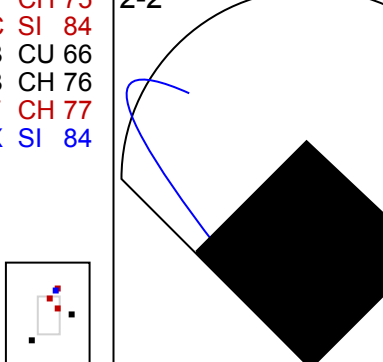
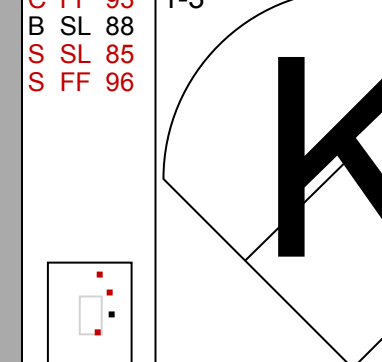
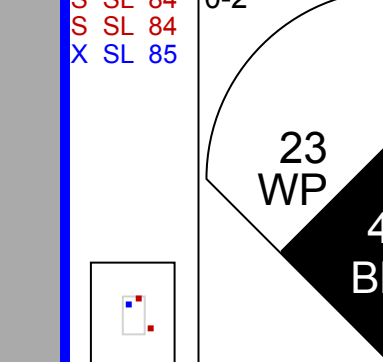
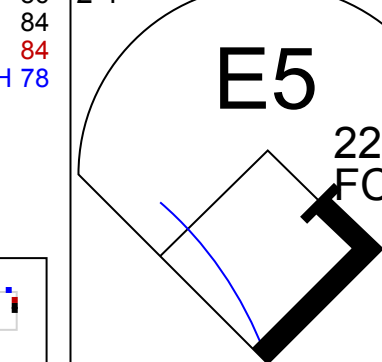
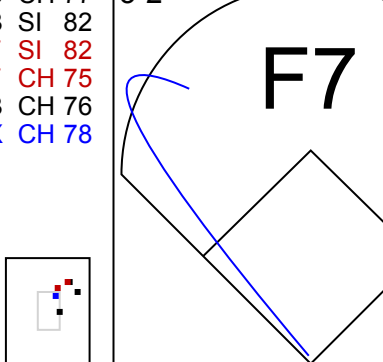
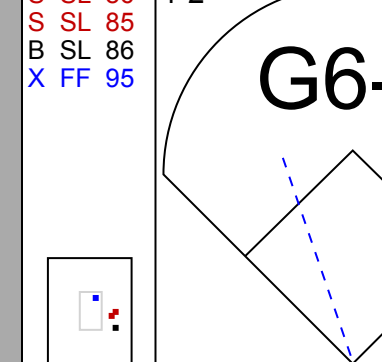
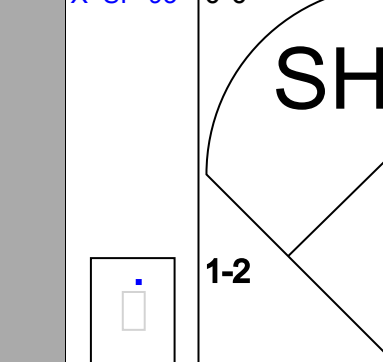
Batter	1	2	3	4	5	6	7	8	9	AB	R	H	RBI	BB	SO	LOB	TOP					
17 Chris Getz, L OBP: 0.325, SLG: 0.299										5	2	2	2	1	2	1	<b>Kansas City Royals @ Colorado Rockies</b> Coors Field, Denver, CO Sun Jul 03 2011, 1:12 PM - 4:39 PM MDT Att: 40,064 - Partly Cloudy - 89 F					
53 Melky Cabrera, S OBP: 0.322, SLG: 0.450										5	4	4	5	0	0	2						
4 Alex Gordon, L OBP: 0.367, SLG: 0.486										3	0	0	0	0	1	2						
12 Mitch Maier, L OBP: 0.436, SLG: 0.422										6	2	3	3	0	0	3						
21 Jeff Francoeur, R OBP: 0.309, SLG: 0.445										6	1	4	4	0	0	0						
35 Eric Hosmer, L OBP: 0.319, SLG: 0.420										3	1	1	0	0	0	0						
15 Matt Treanor, R OBP: 0.348, SLG: 0.305										1	0	0	0	0	1	1						
38 Blake Wood, R										1	0	1	0	0	0	0						
16 Billy Butler, R OBP: 0.396, SLG: 0.432										1	0	0	0	0	0	0						
55 Tim Collins, L										1	0	0	0	0	0	0						
31 Louis Coleman, R										1	0	0	0	0	0	0						
8 Mike Moustakas, L OBP: 0.372, SLG: 0.362										6	2	3	1	0	0	2						
2 Alcides Escobar, R OBP: 0.293, SLG: 0.323										6	2	2	1	0	0	4						
44 Luke Hochevar, R OBP: 0.301, SLG: 0.388										2	0	0	0	0	1	2						
3 Brayan Peña, S										2	0	0	0	0	0	1						
<b>Inning Stats</b>	R: 1 E: 0 K: 1 S: 9	H: 1 LOB: 0 BB: 0 P: 14	R: 0 E: 0 K: 0 S: 9	H: 0 LOB: 0 BB: 0 P: 12	R: 3 E: 0 K: 1 S: 14	H: 4 LOB: 1 BB: 1 P: 25	R: 2 E: 1 K: 1 S: 15	H: 2 LOB: 2 BB: 0 P: 20	R: 0 E: 0 K: 0 S: 8	H: 0 LOB: 0 BB: 0 P: 11	R: 6 E: 0 K: 1 S: 26	H: 7 LOB: 2 BB: 0 P: 42	R: 4 E: 0 K: 1 S: 15	H: 5 LOB: 1 BB: 0 P: 24	R: 0 E: 0 K: 0 S: 8	H: 1 LOB: 3 BB: 1 P: 16	R: 0 E: 0 K: 1 S: 8	H: 1 LOB: 1 BB: 0 P: 14	1B: 9 2B: 9 3B: 0 HR: 3	SF: 0 SAC: 0 DP: 0 HBP: 3	WP: 0 PB: 0 SB: 1 CS: 1	PA: 54
<b>PITCHER</b>	IP WLS BF H R ER SO BB IBB HBP BLK WP HR S P ERA WHIP	3.2 L 20 7 6 5 2 1 0 0 0 0 0 2 44 67 12.27 2.182	4.1 4 0 0 0 1 0 0 0 0 0 0 11 15 0.00 0.000	6.1 0.2 10 7 6 6 1 0 0 0 1 0 0 23 37 81.00 10.500	6.1 3.1 19 7 4 4 2 1 0 0 1 0 0 1 34 59 10.80 2.400											IP WLS BF H R ER SO BB IBB HBP BLK WP HR S P ERA WHIP						
46 Jason Hammel, R ERA: 4.31	3.2 L 20 7 6 5 2 1 0 0 0 0 0 2 44 67 12.27 2.182											IP WLS BF H R ER SO BB IBB HBP BLK WP HR S P ERA WHIP										
54 Eric Stults, L ERA: 3.55	4.1 4 0 0 0 1 0 0 0 0 0 0 11 15 0.00 0.000											IP WLS BF H R ER SO BB IBB HBP BLK WP HR S P ERA WHIP										
34 Matt Belisle, R ERA: 3.86	6.1 0.2 10 7 6 6 1 0 0 0 1 0 0 23 37 81.00 10.500											IP WLS BF H R ER SO BB IBB HBP BLK WP HR S P ERA WHIP										
59 Clayton Mortensen, R ERA: 3.86	6.1 3.1 19 7 4 4 2 1 0 0 1 0 0 1 34 59 10.80 2.400											IP WLS BF H R ER SO BB IBB HBP BLK WP HR S P ERA WHIP										

Batter	1	2	3	4	5	6	7	8	9	AB	R	H	RBI	BB	SO	LOB	BOTTOM					
5 Carlos González, L OBP: 0.363, SLG: 0.497										4	2	2	6	0	1	1	<b>Kansas City Royals @ Colorado Rockies</b> Coors Field, Denver, CO Sun Jul 03 2011, 1:12 PM - 4:39 PM MDT Att: 40,064 - Partly Cloudy - 89 F					
18 Jonathan Herrera, S OBP: 0.316, SLG: 0.355										1	0	0	0	0	1	0						
14 Mark Ellis, R OBP: 0.270, SLG: 0.349										5	1	2	2	0	1	0						
17 Todd Helton, L OBP: 0.394, SLG: 0.492										2	0	0	0	2	1	0						
23 Jason Giambi, L OBP: 0.380, SLG: 0.667										1	0	1	0	0	0	0						
2 Troy Tulowitzki, R OBP: 0.341, SLG: 0.498										4	0	1	0	0	2	2						
20 Chris Iannetta, R OBP: 0.394, SLG: 0.438										1	0	0	0	0	1	2						
7 Seth Smith, L OBP: 0.353, SLG: 0.518										3	0	0	0	0	1	2						
34 Matt Belisle, R ERA: 3.7										0	0	0	0	0	0	0						
59 Clayton Mortensen, R OBP: 0.111, SLG: 0.111										1	0	0	0	0	1	2						
21 Ty Wigington, R OBP: 0.321, SLG: 0.504										2	2	0	0	2	0	0						
8 Charlie Blackmon, L OBP: 0.306, SLG: 0.329										4	0	1	0	0	0	2						
15 Matt Paganzzi, R OBP: 0.353, SLG: 0.267										3	1	1	0	1	1	2						
46 Jason Hammel, R OBP: 0.172, SLG: 0.250										1	0	0	0	0	0	1						
54 Eric Stults, L ERA: 2.97										0	0	0	0	0	0	0						
19 Ryan Spilborghs, R OBP: 0.312, SLG: 0.331										1	2	0	0	2	0	1						
<b>Inning Stats</b>	R: 0 E: 0 K: 1 S: 6	H: 0 LOB: 0 BB: 0 P: 11	R: 0 E: 0 K: 1 S: 8	H: 0 LOB: 0 BB: 0 P: 13	R: 0 E: 1 K: 1 S: 8	H: 1 LOB: 1 BB: 0 P: 11	R: 0 E: 0 K: 0 S: 7	H: 1 LOB: 1 BB: 0 P: 12	R: 5 E: 0 K: 2 S: 17	H: 3 LOB: 1 BB: 3 P: 42	R: 3 E: 0 K: 2 S: 11	H: 1 LOB: 0 BB: 2 P: 21	R: 0 E: 0 K: 0 S: 7	H: 0 LOB: 0 BB: 1 P: 13	R: 0 E: 0 K: 0 S: 9	H: 0 LOB: 1 BB: 1 P: 14	R: 0 E: 0 K: 3 S: 15	H: 2 LOB: 2 BB: 0 P: 23	1B: 4 2B: 2 3B: 0 HR: 2	SF: 0 SAC: 0 DP: 1 HBP: 0	WP: 0 PB: 0 SB: 0 CS: 0	PA: 41
<b>PITCHER</b>	IP WLS BF H R ER SO BB IBB HBP BLK WP HR S P ERA WHIP	4.1 W 8 1 3 3 4 2 0 0 0 0 1 18 32 16.20 1.800	1.0 3 0 0 0 0 1 0 0 0 0 0 7 13 0.00 1.000	2.0 9 2 0 0 3 1 0 0 0 0 0 24 37 0.00 1.500											IP WLS BF H R ER SO BB IBB HBP BLK WP HR S P ERA WHIP							
44 Luke Hochevar, R ERA: 5.17	4.1 W 8 1 3 3 4 2 0 0 0 0 1 18 32 16.20 1.800											IP WLS BF H R ER SO BB IBB HBP BLK WP HR S P ERA WHIP										
38 Blake Wood, R	1.0 3 0 0 0 0 1 0 0 0 0 0 7 13 0.00 1.000											IP WLS BF H R ER SO BB IBB HBP BLK WP HR S P ERA WHIP										
55 Tim Collins, L ERA: 3.7	2.0 9 2 0 0 3 1 0 0 0 0 0 24 37 0.00 1.500											IP WLS BF H R ER SO BB IBB HBP BLK WP HR S P ERA WHIP										
31 Louis Coleman, R ERA: 2.39	2.0 9 2 0 0 3 1 0 0 0 0 0 24 37 0.00 1.500											IP WLS BF H R ER SO BB IBB HBP BLK WP HR S P ERA WHIP										







Batter	1	2	3	4	5	6	7	8	9	AB	R	H	RBI	BB	SO	LOB	TOP				
12 Mitch Maier, L (1,7) OBP: 0.417, SLG: 0.420			 53 G6-3 16 1B 2B							5	1	1	0	0	2	2	<b>Kansas City Royals @ Chicago White Sox</b> U.S. Cellular Field, Chicago, IL Mon Jul 04 2011, 7:11 PM - 9:46 PM EDT Att: 31,077 - Clear - 81 F				
53 Melky Cabrera, S (1,8) OBP: 0.324, SLG: 0.454										4	1	2	0	0	0	1					
16 Billy Butler, R (1,10) OBP: 0.395, SLG: 0.429										4	0	1	1	0	0	2					
21 Jeff Francoeur, R (1,9) OBP: 0.309, SLG: 0.452										4	1	1	2	0	0	1					
35 Eric Hosmer, L (1,3) OBP: 0.322, SLG: 0.435										4	1	2	1	0	0	0					
3 Brayan Peña, S (1,2) OBP: 0.314, SLG: 0.395										3	0	2	0	1	0	1					
8 Mike Moustakas, L (1,5)										4	0	0	0	0	2	4					
2 Alcides Escobar, R (1,6) OBP: 0.290, SLG: 0.319										4	0	0	0	0	0	3					
17 Chris Getz, L (1,4) OBP: 0.324, SLG: 0.298										4	0	1	0	0	1	0					
<b>Inning Stats</b>	R: 2 H: 2 E: 0 K: 1 S: 14	H: 2 LOB: 0 BB: 0 P: 19	R: 0 H: 0 E: 0 K: 1 S: 7	H: 0 LOB: 0 BB: 1 P: 14	R: 1 H: 2 E: 0 K: 0 S: 10	H: 2 LOB: 1 BB: 0 P: 11	R: 0 H: 1 E: 0 K: 0 S: 7	H: 1 LOB: 1 BB: 0 P: 13	R: 0 H: 1 E: 0 K: 0 S: 10	H: 1 LOB: 1 BB: 0 P: 16	R: 0 H: 0 E: 0 K: 1 S: 11	H: 0 LOB: 0 BB: 0 P: 15	R: 0 H: 0 E: 0 K: 0 S: 4	H: 0 LOB: 0 BB: 0 P: 5	R: 1 H: 3 E: 0 K: 1 S: 15	H: 3 LOB: 2 BB: 0 P: 18		1B: 6 2B: 2 3B: 0 HR: 2	SF: 0 SAC: 0 DP: 1 HBP: 0	WP: 0 PB: 0 CS: 0	PA: 37
<b>PITCHER</b>	IP	WLS	BF	H	R	ER	SO	BB	IBB	HBP	BLK	WP	HR	S	P	ERA	WHIP				
56 Mark Buehrle, L (1,1) ERA: 3.66	7.0		28	7	3	3	4	1	0	0	0	0	1	67	101	3.86	1.143				
26 Jesse Crain, R (8,1) ERA: 2.56	1.0		3	0	0	0	0	0	0	0	0	0	0	4	5	0.00	0.000				
46 Sergio Santos, R (9,1) ERA: 3.07	1.0	W	6	3	1	1	1	0	0	0	0	0	1	15	18	9.00	3.000				

Batter	1	2	3	4	5	6	7	8	9	AB	R	H	RBI	BB	SO	LOB	BOTTOM				
18 Brent Lillibridge, R (1,7) OBP: 0.356, SLG: 0.487										4	0	2	0	0	0	1	<b>Kansas City Royals @ Chicago White Sox</b> U.S. Cellular Field, Chicago, IL Mon Jul 04 2011, 7:11 PM - 9:46 PM EDT Att: 31,077 - Clear - 81 F				
23 Mark Teahen, L (9,PH) OBP: 0.312, SLG: 0.317										1	0	0	0	0	1						
22 Brent Morel, R (1,5) OBP: 0.285, SLG: 0.307										4	1	1	0	0	0	3					
1 Juan Pierre, L (9,PH) OBP: 0.319, SLG: 0.307										0	0	0	0	1	0	0					
44 Adam Dunn, L (1,10) OBP: 0.304, SLG: 0.317										5	2	2	2	0	2	3					
14 Paul Konerko, R (1,3) OBP: 0.390, SLG: 0.569										4	0	2	0	0	0	1					
20 Carlos Quentin, R (1,9) OBP: 0.351, SLG: 0.512										4	0	1	0	0	2	1					
10 Alexei Ramirez, R (1,6) OBP: 0.331, SLG: 0.412										3	0	0	0	1	0	3					
51 Alex Rios, R (1,8) OBP: 0.265, SLG: 0.315										4	0	0	0	0	1	3					
27 Ramon Castro, R (1,2) OBP: 0.292, SLG: 0.439										3	1	1	1	0	2	0					
12 A.J. Pierzynski, L (9,PH) OBP: 0.325, SLG: 0.385										1	1	1	0	0	0	0					
15 Gordon Beckham, R (1,4) OBP: 0.304, SLG: 0.355										3	0	0	0	0	0	0					
<b>Inning Stats</b>	R: 0 H: 1 E: 0 K: 1 S: 13	H: 1 LOB: 1 BB: 0 P: 21	R: 0 H: 0 E: 0 K: 0 S: 7	H: 0 LOB: 0 BB: 0 P: 9	R: 0 H: 0 E: 1 K: 1 S: 9	H: 0 LOB: 1 BB: 0 P: 12	R: 1 H: 3 E: 0 K: 1 S: 12	H: 3 LOB: 1 BB: 0 P: 19	R: 1 H: 2 E: 0 K: 0 S: 11	H: 2 LOB: 1 BB: 0 P: 20	R: 0 H: 1 E: 0 K: 1 S: 10	H: 1 LOB: 1 BB: 0 P: 14	R: 0 H: 0 E: 0 K: 1 S: 8	H: 0 LOB: 0 BB: 0 P: 12	R: 2 H: 2 E: 0 K: 1 S: 10	H: 2 LOB: 1 BB: 1 P: 21	1B: 7 2B: 1 3B: 0 HR: 2	SF: 0 SAC: 1 DP: 1 HBP: 0	WP: 1 PB: 0 CS: 0	PA: 39	
<b>PITCHER</b>	IP	WLS	BF	H	R	ER	SO	BB	IBB	HBP	BLK	WP	HR	S	P	ERA	WHIP				
26 Jeff Francis, L (1,1) ERA: 4.69	6.0		25	7	2	2	4	0	0	0	0	0	1	62	95	3.00	1.167				
56 Greg Holland, R (7,1) ERA: 1.31	1.0	H	3	0	0	0	1	0	0	0	0	0	0	8	12	0.00	0.000				
43 Aaron Crow, R (8,1) ERA: 1.96	1.2	L	11	3	3	3	2	2	0	0	1	1	1	19	38	16.20	3.000				



Batter	1	2	3	4	5	6	7	8	9	AB	R	H	RBI	BB	SO	LOB	TOP					
17 Chris Getz, L (1,4) OBP: 0.322, SLG: 0.296	F7	P5			G3-1		K		FC5-4	5	0	1	0	0	1	1	<b>Kansas City Royals @ Chicago White Sox</b> U.S. Cellular Field, Chicago, IL Tue Jul 05 2011, 8:11 PM - 11:09 PM EDT Att: 20,695 - Partly Cloudy - 85 F  <b>AB 35</b> <b>R 5</b> <b>H 9</b> <b>RBI 5</b> <b>BB 4</b> <b>SO 9</b> <b>LOB 20</b>  					
53 Melky Cabrera, S (1,8) OBP: 0.325, SLG: 0.456	G4-3		G5-3				2B		FC5-4	5	0	2	0	0	0	2						
4 Alex Gordon, L (1,7) OBP: 0.362, SLG: 0.479	K		K		F7		K		K	5	0	0	0	0	4	4						
16 Billy Butler, R (1,10) OBP: 0.401, SLG: 0.430		FC6-4 8 SF8 BB		K		1B				2	2	1	0	3	1	0						
35 Eric Hosmer, L (1,3) OBP: 0.319, SLG: 0.427		FC6-4 21 BB		G4-3		F8		G3		4	0	0	0	1	1	6						
21 Jeff Francoeur, R (1,9) OBP: 0.311, SLG: 0.452	FC6-4 15 HBP 2 3B				1B		1B			4	2	2	0	0	1	2						
8 Mike Moustakas, L (1,5) OBP: 0.337, SLG: 0.329	SF8		F7		K		K		F7	3	0	0	1	0	1	3						
15 Matt Treanor, R (1,2) OBP: 0.351, SLG: 0.306		2 3B HBP		G3-1					P3	3	1	1	2	0	0	1						
2 Alcides Escobar, R (1,6) OBP: 0.292, SLG: 0.328		1-H 2-H 3B		F9		P4			FC5-4 53 17 1B	4	0	2	2	0	0	1						
<b>Inning Stats</b>	R: 0 E: 0 K: 1 S: 10	H: 0 LOB: 0 BB: 0 P: 12	R: 3 E: 0 K: 0 S: 14	H: 1 LOB: 1 BB: 2 P: 27	R: 0 E: 0 K: 2 S: 12	H: 0 LOB: 0 BB: 0 P: 16	R: 0 E: 0 K: 0 S: 12	H: 1 LOB: 1 BB: 0 P: 16	R: 0 E: 0 K: 1 S: 8	H: 1 LOB: 1 BB: 0 P: 10	R: 2 E: 0 K: 1 S: 15	H: 3 LOB: 1 BB: 0 P: 22	R: 0 E: 0 K: 2 S: 10	H: 0 LOB: 0 BB: 1 P: 20	R: 0 E: 0 K: 1 S: 10	H: 2 LOB: 3 BB: 1 P: 23	1B: 7 2B: 1 3B: 1 HR: 0	SF: 1 SAC: 0 DP: 0 HBP: 1	WP: 1 PB: 0 SB: 2 CS: 0	PA: 41		
<b>PITCHER</b>	IP WLS BF H R ER SO BB IBB HBP BLK WP HR S P ERA WHIP	IP WLS BF H R ER SO BB IBB HBP BLK WP HR S P ERA WHIP	IP WLS BF H R ER SO BB IBB HBP BLK WP HR S P ERA WHIP	IP WLS BF H R ER SO BB IBB HBP BLK WP HR S P ERA WHIP	IP WLS BF H R ER SO BB IBB HBP BLK WP HR S P ERA WHIP	IP WLS BF H R ER SO BB IBB HBP BLK WP HR S P ERA WHIP	IP WLS BF H R ER SO BB IBB HBP BLK WP HR S P ERA WHIP	IP WLS BF H R ER SO BB IBB HBP BLK WP HR S P ERA WHIP	IP WLS BF H R ER SO BB IBB HBP BLK WP HR S P ERA WHIP	IP WLS BF H R ER SO BB IBB HBP BLK WP HR S P ERA WHIP	IP WLS BF H R ER SO BB IBB HBP BLK WP HR S P ERA WHIP	IP WLS BF H R ER SO BB IBB HBP BLK WP HR S P ERA WHIP	IP WLS BF H R ER SO BB IBB HBP BLK WP HR S P ERA WHIP	IP WLS BF H R ER SO BB IBB HBP BLK WP HR S P ERA WHIP	IP WLS BF H R ER SO BB IBB HBP BLK WP HR S P ERA WHIP	IP WLS BF H R ER SO BB IBB HBP BLK WP HR S P ERA WHIP	IP WLS BF H R ER SO BB IBB HBP BLK WP HR S P ERA WHIP					
44 Jake Peavy, R (1,1) ERA: 4.83	6.0	L	27	6	5	5	4	2	0	1	0	0	0	0	0	0	0	0	10	20	0.00	1.000
77 Will Ohman, L (7,1) ERA: 4.5	1.0	5	1	0	0	2	0	1	0	0	0	0	0	0	0	0	0	0	15	18	0.00	1.000
40 Brian Bruney, R (8,1) ERA: 2.92	1.0	4	1	0	0	1	0	0	0	0	0	0	0	0	0	0	0	0	11	18	0.00	1.000
49 Chris Sale, L (9,1) ERA: 3.6	1.0	5	1	0	0	2	0	1	0	0	0	0	0	0	0	0	0	0	11	18	0.00	1.000
<b>Batter</b>	1	2	3	4	5	6	7	8	9	AB <td>R <td>H <td>RBI <td>BB <td>SO <td>LOB <td><b>BOTTOM</b></td> </td></td></td></td></td></td>	R <td>H <td>RBI <td>BB <td>SO <td>LOB <td><b>BOTTOM</b></td> </td></td></td></td></td>	H <td>RBI <td>BB <td>SO <td>LOB <td><b>BOTTOM</b></td> </td></td></td></td>	RBI <td>BB <td>SO <td>LOB <td><b>BOTTOM</b></td> </td></td></td>	BB <td>SO <td>LOB <td><b>BOTTOM</b></td> </td></td>	SO <td>LOB <td><b>BOTTOM</b></td> </td>	LOB <td><b>BOTTOM</b></td>	<b>BOTTOM</b>					
1 Juan Pierre, L (1,7) OBP: 0.322, SLG: 0.309	L6		14 1B 22 1B		22 G5-3 1B		22 S BB		F7	4	1	2	0	1	0	1	<b>Kansas City Royals @ Chicago White Sox</b> U.S. Cellular Field, Chicago, IL Tue Jul 05 2011, 8:11 PM - 11:09 PM EDT Att: 20,695 - Partly Cloudy - 85 F  <b>AB 40</b> <b>R 3</b> <b>H 13</b> <b>RBI 3</b> <b>BB 2</b> <b>SO 11</b> <b>LOB 26</b>  					
22 Brent Morel, R (1,5) OBP: 0.285, SLG: 0.306	F9		14 E 14 1B		G5-3		K		K	4	1	1	0	0	1	3						
23 Mark Teahen, L (8,PH) OBP: 0.309, SLG: 0.313			20 1B		1B		1B		K	1	0	0	0	0	1	1						
44 Adam Dunn, L (1,10) OBP: 0.299, SLG: 0.311	K		F7		K		K		F7	5	0	0	0	0	3	5						
14 Paul Konerko, R (1,3) OBP: 0.393, SLG: 0.579		HR	E2 20 1B 2-H 1B		L7		F7		F7	5	1	3	2	0	0	0						
20 Carlos Quentin, R (1,9) OBP: 0.355, SLG: 0.516	K		12 BB		12 1B		HBP		F9	4	0	2	1	0	1	1						
12 A.J. Pierzynski, L (1,2) OBP: 0.333, SLG: 0.391			1B		1B		2B		F7	4	0	3	0	1	0	1						
18 Brent Lillibridge, R (1,8) OBP: 0.285, SLG: 0.411	K		K		K		K		FC6-4 10	4	0	0	0	0	4	7						
10 Alexei Ramirez, R (9,PH) OBP: 0.330, SLG: 0.411			K		K		K		FC6-4	1	0	0	0	0	0	2						
11 Omar Vizquel, S (1,6) OBP: 0.309, SLG: 0.339	F7				FC6-4 15 1B		K			4	0	2	0	0	1	3						
15 Gordon Beckham, R (1,4) OBP: 0.300, SLG: 0.350			L5		FC6-4 22 G5-3 1B		F7		P3	4	0	0	0	0	2							
<b>Inning Stats</b>	R: 0 E: 0 K: 1 S: 11	H: 0 LOB: 0 BB: 0 P: 19	R: 1 E: 0 K: 2 S: 18	H: 2 LOB: 1 BB: 0 P: 24	R: 2 E: 0 K: 1 S: 17	H: 4 LOB: 3 BB: 1 P: 29	R: 0 E: 0 K: 1 S: 12	H: 2 LOB: 2 BB: 0 P: 20	R: 0 E: 0 K: 2 S: 8	H: 0 LOB: 1 BB: 1 P: 16	R: 0 E: 0 K: 1 S: 7	H: 1 LOB: 1 BB: 0 P: 9	R: 0 E: 0 K: 1 S: 9	H: 1 LOB: 1 BB: 0 P: 13	R: 0 E: 0 K: 0 S: 11	H: 2 LOB: 2 BB: 0 P: 16	1B: 11 2B: 1 3B: 0 HR: 1	SF: 0 SAC: 0 DP: 0 HBP: 1	WP: 0 PB: 0 SB: 1 CS: 0	PA: 43		
<b>PITCHER</b>	IP WLS BF H R ER SO BB IBB HBP BLK WP HR S P ERA WHIP	IP WLS BF H R ER SO BB IBB HBP BLK WP HR S P ERA WHIP	IP WLS BF H R ER SO BB IBB HBP BLK WP HR S P ERA WHIP	IP WLS BF H R ER SO BB IBB HBP BLK WP HR S P ERA WHIP	IP WLS BF H R ER SO BB IBB HBP BLK WP HR S P ERA WHIP	IP WLS BF H R ER SO BB IBB HBP BLK WP HR S P ERA WHIP	IP WLS BF H R ER SO BB IBB HBP BLK WP HR S P ERA WHIP	IP WLS BF H R ER SO BB IBB HBP BLK WP HR S P ERA WHIP	IP WLS BF H R ER SO BB IBB HBP BLK WP HR S P ERA WHIP	IP WLS BF H R ER SO BB IBB HBP BLK WP HR S P ERA WHIP	IP WLS BF H R ER SO BB IBB HBP BLK WP HR S P ERA WHIP	IP WLS BF H R ER SO BB IBB HBP BLK WP HR S P ERA WHIP	IP WLS BF H R ER SO BB IBB HBP BLK WP HR S P ERA WHIP	IP WLS BF H R ER SO BB IBB HBP BLK WP HR S P ERA WHIP	IP WLS BF H R ER SO BB IBB HBP BLK WP HR S P ERA WHIP	IP WLS BF H R ER SO BB IBB HBP BLK WP HR S P ERA WHIP						
59 Felipe Paulino, R (1,1) ERA: 4.31	6.0	W	30	9	3	3	9	2	0	1	0	0	0	0	0	0	0	0	16	22	0.00	1.000
31 Louis Coleman, R (7,1) ERA: 2.22	2.0	H	8	2	0	0	2	0	0	0	0	0	0	0	0	0	0	0	11	16	0.00	2.000
48 Joakim Soria, R (9,1) ERA: 4.25	1.0	S	5	2	0	0	0	0	0	0	0	0	0	0	0	0	0	0	11	16	0.00	2.000



Batter	1	2	3	4	5	6	7	8	9	AB	R	H	RBI	BB	SO	LOB	TOP			
17 Chris Getz, L (1,4) OBP: 0.321, SLG: 0.293										3	1	0	0	1	2	1	<b>Kansas City Royals @ Chicago White Sox</b> U.S. Cellular Field, Chicago, IL Wed Jul 06 2011, 2:11 PM - 4:49 PM EDT Att: 27,233 - Sunny - 77 F			
53 Melky Cabrera, S (1,8) OBP: 0.324, SLG: 0.454										4	0	1	0	0	1	1				
4 Alex Gordon, L (1,7) OBP: 0.363, SLG: 0.479										4	2	2	0	0	0	1				
16 Billy Butler, R (1,10) OBP: 0.396, SLG: 0.424										4	0	0	0	0	1	2				
35 Eric Hosmer, L (1,3) OBP: 0.322, SLG: 0.442										4	1	2	1	0	2	1				
21 Jeff Francoeur, R (1,9) OBP: 0.310, SLG: 0.451										3	0	1	2	0	0	0				
8 Mike Moustakas, L (1,5) OBP: 0.322, SLG: 0.313										4	0	0	0	0	1	2				
3 Brayan Peña, S (1,2) OBP: 0.315, SLG: 0.394										3	0	1	0	0	1	0				
2 Alcides Escobar, R (1,6) OBP: 0.293, SLG: 0.328										3	0	1	0	0	0	1				
<b>Inning Stats</b>	R: 1 E: 0 K: 1 S: 12	H: 1 LOB: 0 BB: 1 P: 24	R: 0 E: 0 K: 0 S: 13	H: 0 LOB: 0 BB: 0 P: 17	R: 0 E: 0 K: 1 S: 10	H: 0 LOB: 0 BB: 0 P: 15	R: 1 E: 0 K: 1 S: 13	H: 2 LOB: 1 BB: 0 P: 19	R: 0 E: 0 K: 1 S: 8	H: 1 LOB: 1 BB: 0 P: 12	R: 1 E: 0 K: 1 S: 14	H: 2 LOB: 1 BB: 0 P: 18	R: 0 E: 0 K: 1 S: 13	H: 1 LOB: 0 BB: 0 P: 17	R: 0 E: 0 K: 1 S: 7	H: 0 LOB: 0 BB: 0 P: 15		1B: 7 2B: 0 3B: 0 HR: 1	SF: 1 SAC: 0 DP: 2 HBP: 0	WP: 1 PB: 0 SB: 1 CS: 0
<b>PITCHER</b>	IP WLS BF H R ER SO BB IBB HBP BLK WP HR S P ERA WHIP																			
33 Edwin Jackson, R (1,1) ERA: 4.3	7.0 L 28 8 4 4 6 1 0 0 0 0 1 1 83 122 5.14 1.286																			
77 Will Ohman, L (8,1) ERA: 4.32	1.0 3 0 0 0 1 0 0 0 0 0 0 0 8 12 0.00 0.000																			
60 Héctor Santiago, L (9,1) ERA:	1.0 3 0 0 0 1 0 0 0 0 0 0 0 7 15 0.00 0.000																			

Batter	1	2	3	4	5	6	7	8	9	AB	R	H	RBI	BB	SO	LOB	BOTTOM					
1 Juan Pierre, L (1,7) OBP: 0.324, SLG: 0.312										4	0	2	0	0	1	0	<b>Kansas City Royals @ Chicago White Sox</b> U.S. Cellular Field, Chicago, IL Wed Jul 06 2011, 2:11 PM - 4:49 PM EDT Att: 27,233 - Sunny - 77 F					
22 Brent Morel, R (1,5) OBP: 0.289, SLG: 0.305										4	0	1	0	0	0	4						
44 Adam Dunn, L (1,3) OBP: 0.302, SLG: 0.308										2	0	0	1	2	2	1						
14 Paul Konerko, R (1,10) OBP: 0.389, SLG: 0.572										4	0	0	0	0	1	5						
20 Carlos Quentin, R (1,9) OBP: 0.351, SLG: 0.509										4	0	0	0	0	2	3						
12 A.J. Pierzynski, L (1,2) OBP: 0.332, SLG: 0.386										3	0	0	0	1	0	0						
10 Alexei Ramirez, R (1,6) OBP: 0.327, SLG: 0.407										3	0	0	0	0	1	1						
51 Alex Rios, R (1,8) OBP: 0.266, SLG: 0.315										3	1	1	0	0	0	0						
15 Gordon Beckham, R (1,4) OBP: 0.300, SLG: 0.350										3	0	1	0	0	1	0						
<b>Inning Stats</b>	R: 0 E: 0 K: 1 S: 10	H: 0 LOB: 0 BB: 0 P: 14	R: 0 E: 0 K: 0 S: 9	H: 0 LOB: 0 BB: 0 P: 12	R: 0 E: 0 K: 1 S: 7	H: 0 LOB: 0 BB: 0 P: 12	R: 0 E: 0 K: 0 S: 10	H: 1 LOB: 1 BB: 1 P: 16	R: 0 E: 0 K: 1 S: 9	H: 0 LOB: 0 BB: 0 P: 16	R: 1 E: 0 K: 1 S: 18	H: 3 LOB: 3 BB: 1 P: 27	R: 0 E: 0 K: 0 S: 8	H: 0 LOB: 0 BB: 1 P: 15	R: 0 E: 0 K: 3 S: 12	H: 1 LOB: 0 BB: 0 P: 17		R: 0 E: 0 K: 1 S: 9	H: 0 LOB: 0 BB: 0 P: 17	1B: 5 2B: 0 3B: 0 HR: 0	SF: 0 SAC: 0 DP: 2 HBP: 0	WP: 0 PB: 0 SB: 1 CS: 0
<b>PITCHER</b>	IP WLS BF H R ER SO BB IBB HBP BLK WP HR S P ERA WHIP																					
52 Bruce Chen, L (1,1) ERA: 3.26	6.0 W 24 4 1 1 4 3 0 0 0 0 0 0 66 104 1.50 1.167																					
56 Greg Holland, R (7,1) ERA: 1.19	2.0 H 6 1 0 0 3 0 0 0 0 0 0 0 17 25 0.00 0.500																					
4B Joakim Soria, R (9,1) ERA: 4.14	1.0 S 3 0 0 0 1 0 0 0 0 0 0 0 9 17 0.00 0.000																					



Batter	1	2	3	4	5	6	7	8	9	AB	R	H	RBI	BB	SO	LOB	TOP											
14 Austin Jackson, R OBP: 0.318, SLG: 0.361 39 Ramon Santiago, S (3, FH) OBP: 0.281, SLG: 0.298										1	0	0	0	0	1	0	<b>Detroit Tigers @ Kansas City Royals</b> Kauffman Stadium, Kansas City, MO Thu Jul 07 2011, 7:12 PM - 10:03 PM CDT Att: 16,355 - Cloudy - 79 F											
57 Casper Wells, R OBP: 0.319, SLG: 0.462										4	0	1	0	0	1	0												
30 Magglio Ordonez, R OBP: 0.276, SLG: 0.275 32 Don Kelly, L OBP: 0.301, SLG: 0.359										3	0	1	0	0	0	2												
24 Miguel Cabrera, R OBP: 0.437, SLG: 0.561										3	1	0	0	1	1	3												
41 Victor Martinez, S OBP: 0.365, SLG: 0.463										4	0	0	0	0	1	2												
27 Jhonny Peralta, R OBP: 0.362, SLG: 0.530										3	0	1	0	1	1	1												
25 Ryan Raburn, R OBP: 0.240, SLG: 0.351										4	1	1	2	0	2	2												
13 Alex Avila, L OBP: 0.367, SLG: 0.511										3	0	0	0	0	0	1												
15 Brandon Inge, R OBP: 0.257, SLG: 0.259										3	0	0	0	0	2	0												
<b>Inning Stats</b>	R: 0 E: 0 K: 1 S: 12	H: 0 LOB: 0 BB: 0 P: 19	R: 2 E: 0 K: 1 S: 15	H: 1 LOB: 0 BB: 1 P: 26	R: 0 E: 0 K: 2 S: 11	H: 0 LOB: 0 BB: 0 P: 14	R: 0 E: 0 K: 1 S: 7	H: 1 LOB: 0 BB: 0 P: 12	R: 0 E: 0 K: 1 S: 10	H: 0 LOB: 0 BB: 0 P: 17	R: 0 E: 0 K: 1 S: 10	H: 2 LOB: 2 BB: 0 P: 14	R: 0 E: 0 K: 1 S: 12	H: 1 LOB: 1 BB: 0 P: 20	R: 0 E: 0 K: 0 S: 9	H: 0 LOB: 0 BB: 0 P: 13		R: 1 E: 0 K: 2 S: 9	H: 1 LOB: 1 BB: 1 P: 18	1B: 3 2B: 1 3B: 0 HR: 2	SF: 0 SAC: 0 DP: 1 HBP: 0	WP: 1 PB: 0 SB: 0 CS: 0	PA: 34					
<b>PITCHER</b>	IP	WLS	BF	H	R	ER	SO	BB	IBB	HBP	BLK	WP	HR	S	P	ERA		WHIP										
23 Danny Duffy, L ERA: 4.85	6.0	L	22	4	2	2	6	1	0	0	0	1	1	65	102	3.00		0.833										
31 Louis Coleman, R ERA: 2.09	2.0		7	1	0	0	1	0	0	0	0	0	0	21	33	0.00		0.500										
43 Aaron Crow, R ERA: 2.13	1.0		5	1	1	1	2	1	0	0	0	0	1	9	18	9.00		2.000										

Batter	1	2	3	4	5	6	7	8	9	AB	R	H	RBI	BB	SO	LOB	BOTTOM											
17 Chris Getz, L OBP: 0.320, SLG: 0.292										4	0	1	0	0	0	1	<b>Detroit Tigers @ Kansas City Royals</b> Kauffman Stadium, Kansas City, MO Thu Jul 07 2011, 7:12 PM - 10:03 PM CDT Att: 16,355 - Cloudy - 79 F											
53 Melky Cabrera, S OBP: 0.323, SLG: 0.451										4	0	1	0	0	1	1												
4 Alex Gordon, L OBP: 0.362, SLG: 0.477										4	0	1	0	0	1	2												
16 Billy Butler, R OBP: 0.391, SLG: 0.418										4	0	0	0	0	1	3												
35 Eric Hosmer, L OBP: 0.325, SLG: 0.445										3	1	1	0	1	1	1												
21 Jeff Francoeur, R OBP: 0.312, SLG: 0.452										4	0	2	0	0	0	1												
8 Mike Moustakas, L OBP: 0.309, SLG: 0.298										4	0	0	1	0	0	4												
3 Brayan Peña, S OBP: 0.322, SLG: 0.400										3	0	2	0	0	0	0												
2 Alcides Escobar, R OBP: 0.291, SLG: 0.326										2	0	0	0	0	0	1												
<b>Inning Stats</b>	R: 0 E: 0 K: 0 S: 8	H: 2 LOB: 1 BB: 0 P: 10	R: 0 E: 0 K: 0 S: 10	H: 0 LOB: 0 BB: 0 P: 18	R: 0 E: 0 K: 0 S: 7	H: 1 LOB: 0 BB: 0 P: 11	R: 0 E: 0 K: 1 S: 9	H: 0 LOB: 0 BB: 0 P: 13	R: 0 E: 0 K: 0 S: 7	H: 1 LOB: 0 BB: 0 P: 11	R: 0 E: 0 K: 0 S: 6	H: 0 LOB: 0 BB: 0 P: 9	R: 0 E: 0 K: 1 S: 12	H: 2 LOB: 2 BB: 0 P: 18	R: 0 E: 0 K: 1 S: 13	H: 1 LOB: 1 BB: 0 P: 16		R: 0 E: 0 K: 1 S: 12	H: 1 LOB: 2 BB: 1 P: 24	1B: 7 2B: 1 3B: 0 HR: 0	SF: 0 SAC: 1 DP: 1 HBP: 0	WP: 0 PB: 0 SB: 1 CS: 1	PA: 34					
<b>PITCHER</b>	IP	WLS	BF	H	R	ER	SO	BB	IBB	HBP	BLK	WP	HR	S	P	ERA		WHIP										
37 Max Scherzer, R ERA: 4.69	6.2	W	24	6	1	1	2	4	0	0	0	0	0	57	88	1.35		0.900										
40 Phil Coke, L ERA: 4.94	0.1	H	1	0	0	0	0	0	0	0	0	0	0	2	2	0.00		0.000										
53 Joaquin Benoit, R ERA: 4.28	1.0	H	4	1	0	0	1	0	0	0	0	0	0	13	16	0.00		1.000										
46 Jose Valverde, R ERA: 2.84	1.0	S	5	1	0	0	1	1	0	0	0	0	0	12	24	0.00		2.000										



Batter	1	2	3	4	5	6	7	8	9	AB	R	H	RBI	BB	SO	LOB	TOP
12 Andy Dirks, L OBP: 0.308, SLG: 0.459 (1, 8)										5	1	3	1	0	0	2	
26 Brennan Boesch, L OBP: 0.358, SLG: 0.492 14 Austin Jackson, R OBP: 0.318, SLG: 0.361 (1, 7) (9, 8)										5	0	0	1	0	0	4	
30 Magglio Ordonez, R OBP: 0.289, SLG: 0.301 57 Casper Wells, R OBP: 0.316, SLG: 0.457 (1, 9) (7, 9)										3	2	2	2	1	0	0	
24 Miguel Cabrera, R OBP: 0.435, SLG: 0.560 (1, 3)										4	1	1	0	0	1	1	
41 Victor Martinez, S OBP: 0.363, SLG: 0.460 (1, 10)										4	0	1	1	0	1	1	
27 Johnny Peralta, R OBP: 0.364, SLG: 0.533 (1, 6)										4	1	2	1	0	0	1	
13 Alex Avila, L OBP: 0.372, SLG: 0.510 (1, 2)										2	0	1	0	2	0	1	
25 Ryan Raburn, R OBP: 0.243, SLG: 0.353 (1, 4)										4	1	2	0	0	1	2	
15 Brandon Inge, R OBP: 0.253, SLG: 0.255 (1, 5)										3	0	0	0	0	1	5	
<b>Inning Stats</b>	R: 2 H: 2 E: 0 K: 1 S: 10	H: 2 BB: 0 P: 16	R: 1 H: 2 E: 0 K: 0 S: 11	H: 2 BB: 2 P: 22	R: 2 H: 2 E: 0 K: 1 S: 18	H: 2 BB: 2 P: 32	R: 0 H: 1 E: 0 K: 0 S: 5	H: 1 LOB: 1 BB: 0 P: 11	R: 0 H: 1 E: 0 K: 1 S: 8	H: 0 LOB: 0 BB: 0 P: 11	R: 0 H: 1 E: 0 K: 0 S: 13	H: 1 LOB: 0 BB: 0 P: 18	R: 1 H: 2 E: 0 K: 0 S: 9	H: 2 BB: 0 P: 15	1B: 8 2B: 3 3B: 0 HR: 1	SF: 0 SAC: 1 DP: 1 HBP: 0	WP: 0 PA: 40 PB: 0 SB: 0 CS: 1
<b>PITCHER</b>	IP WLS BF H R ER SO BB IBB HBP BLK WP HR S P ERA WHIP	6.0 L 28 9 5 5 4 2 1 0 0 0 1 60 106 7.50 1.833	1.0 3 0 0 0 0 0 0 0 0 0 0 6 11 0.00 0.000	2.0 8 3 1 1 0 0 0 0 0 0 0 22 33 4.50 1.500													

**Detroit Tigers @ Kansas City Royals**  
 Kauffman Stadium, Kansas City, MO  
 Fri Jul 08 2011, 7:10 PM - 10:25 PM CDT  
 Att: 34,563 - Clear - 85 F

AB	35
R	6
H	12
RBI	6
BB	3
SO	4
LOB	18



Batter	1	2	3	4	5	6	7	8	9	AB	R	H	RBI	BB	SO	LOB	BOTTOM				
17 Chris Getz, L OBP: 0.316, SLG: 0.289 24 Wilson Betemit, S OBP: 0.344, SLG: 0.418 (1, 4) (5, 4)										3	1	0	0	0	1	0					
53 Melky Cabrera, S OBP: 0.329, SLG: 0.457 (1, 8)										4	2	3	1	1	1	0					
4 Alex Gordon, L OBP: 0.368, SLG: 0.480 (1, 7)										4	0	3	1	1	1	1					
16 Billy Butler, R OBP: 0.389, SLG: 0.414 (1, 10)										5	0	1	1	0	1	7					
35 Eric Hosmer, L OBP: 0.324, SLG: 0.439 (1, 3)										3	0	0	0	1	0	3					
21 Jeff Francoeur, R OBP: 0.312, SLG: 0.451 (1, 9)										3	0	1	1	0	0	2					
8 Mike Moustakas, L OBP: 0.296, SLG: 0.284 (1, 5)										4	0	0	0	0	1	5					
3 Brayan Peña, S OBP: 0.320, SLG: 0.396 (1, 2)										4	0	1	0	0	1	0					
2 Alcides Escobar, R OBP: 0.287, SLG: 0.322 (1, 6)										4	0	0	0	0	1	1					
<b>Inning Stats</b>	R: 2 H: 2 E: 1 K: 1 S: 19	H: 0 LOB: 0 BB: 1 P: 32	R: 0 H: 0 E: 0 K: 3 S: 9	H: 0 LOB: 0 BB: 0 P: 11	R: 1 H: 3 E: 0 K: 0 S: 20	H: 3 LOB: 2 BB: 0 P: 27	R: 0 H: 0 E: 0 K: 0 S: 8	H: 0 LOB: 0 BB: 0 P: 9	R: 0 H: 1 E: 0 K: 1 S: 7	H: 1 LOB: 1 BB: 0 P: 8	R: 0 H: 0 E: 0 K: 0 S: 9	H: 0 LOB: 0 BB: 0 P: 12	R: 1 H: 1 E: 0 K: 1 S: 11	H: 1 LOB: 1 BB: 1 P: 21	R: 0 H: 1 E: 0 K: 1 S: 8	H: 1 LOB: 0 BB: 0 P: 13	R: 0 H: 1 E: 0 K: 1 S: 15	H: 1 LOB: 3 BB: 2 P: 31	1B: 8 2B: 1 3B: 0 HR: 0	SF: 1 SAC: 0 DP: 0 HBP: 0	WP: 0 PA: 41 PB: 0 SB: 2 CS: 1
<b>PITCHER</b>	IP WLS BF H R ER SO BB IBB HBP BLK WP HR S P ERA WHIP	5.1 H 24 6 1 1 1 1 1 0 0 0 0 17 28 6.75 1.500	0.1 H 1 0 0 0 0 0 0 0 0 0 1 2 0.00 0.000	1.0 H 3 1 0 0 1 0 0 0 0 0 8 13 0.00 1.000	1.0 S 6 1 0 0 1 2 0 0 0 0 15 31 0.00 3.000																

**Detroit Tigers @ Kansas City Royals**  
 Kauffman Stadium, Kansas City, MO  
 Fri Jul 08 2011, 7:10 PM - 10:25 PM CDT  
 Att: 34,563 - Clear - 85 F

AB	35
R	4
H	9
RBI	4
BB	4
SO	8
LOB	20





Batter	1	2	3	4	5	6	7	8	9	AB	R	H	RBI	BB	SO	LOB	TOP			
12 Andy Dirks, L OBP: 0.303, SLG: 0.447	G4-3		26 1B	L6	L4			F7		5	1	1	0	0	0	4	<b>Detroit Tigers @ Kansas City Royals</b> Kauffman Stadium, Kansas City, MO Sat Jul 09 2011, 6:10 PM - 9:34 PM CDT Att: 25,941 - Clear - 90 F			
39 Ramon Santiago, S OBP: 0.279, SLG: 0.295	G4-3		K	24 BB	26 1B			P6		5	1	1	1	0	2	3				
26 Brennan Boesch, L OBP: 0.362, SLG: 0.494	K			24 1B	41 BB	24 BB				5	0	3	2	0	2	0				
24 Miguel Cabrera, R OBP: 0.335, SLG: 0.556	K				41 BB			G6-4-3		4	0	1	1	1	1	1				
41 Victor Martinez, S OBP: 0.364, SLG: 0.460	G3-1			L4						4	0	1	1	1	1	2				
32 Don Kelly, L OBP: 0.295, SLG: 0.356	G3-1									4	1	1	0	0	0	4				
13 Alex Avila, L OBP: 0.371, SLG: 0.510	G3									4	1	1	0	0	1	1				
25 Ryan Raburn, R OBP: 0.251, SLG: 0.365										3	2	2	0	1	0	0				
57 Casper Wells, R OBP: 0.314, SLG: 0.450	G5-3			K						4	0	1	0	0	1	5				
<b>Inning Stats</b>	R: 0 E: 0 K: 1 S: 5	H: 0 LOB: 0 BB: 7	R: 0 E: 0 K: 1 S: 13	H: 1 LOB: 1 BB: 21	R: 2 E: 0 K: 1 S: 13	H: 4 LOB: 2 BB: 16	R: 4 E: 1 K: 1 S: 22	H: 4 LOB: 3 BB: 42	R: 0 E: 0 K: 1 S: 10	H: 1 LOB: 0 BB: 0	R: 0 E: 0 K: 1 S: 8	H: 0 LOB: 0 BB: 12	R: 0 E: 0 K: 0 S: 6	H: 1 LOB: 1 BB: 9	R: 0 E: 0 K: 1 S: 7	H: 0 LOB: 0 BB: 10	1B: 8 2B: 4 HR: 0	SF: 0 SAC: 0 DP: 1 HBP: 0	WP: 1 PB: 0 SB: 0 CS: 0	PA: 41
<b>PITCHER</b>	IP WLS BF H R ER SO BB IBB HBP BLK WP HR S P ERA WHIP																			
44 Luke Hochevar, R ERA: 5.46	3.2		23	9	6	6	4	3	0	0	0	0	0	0	52	83	14.73	3.273		
56 Greg Holland, R ERA: 1.08	2.1	W	8	2	0	0	2	0	0	0	0	1	0	19	34	0.00	0.857			
61 Everett Teaford, L ERA: 2.3	3.0	S	10	1	0	0	2	0	0	0	0	0	0	21	31	0.00	0.333			

Batter	1	2	3	4	5	6	7	8	9	AB	R	H	RBI	BB	SO	LOB	BOTTOM			
17 Chris Getz, L OBP: 0.321, SLG: 0.292	K		4 S	53 1B				F7		4	2	2	1	1	1	1	<b>Detroit Tigers @ Kansas City Royals</b> Kauffman Stadium, Kansas City, MO Sat Jul 09 2011, 6:10 PM - 9:34 PM CDT Att: 25,941 - Clear - 90 F			
53 Melky Cabrera, S OBP: 0.308, SLG: 0.458	K			4 HR						4	2	2	2	1	2	2				
4 Alex Gordon, L OBP: 0.371, SLG: 0.489	FC3-6			4 HR						4	1	2	3	0	1	1				
16 Billy Butler, R OBP: 0.392, SLG: 0.417	FC3-6									5	1	3	2	0	0	0				
35 Eric Hosmer, L OBP: 0.318, SLG: 0.430	FC3-6									5	0	0	1	0	0	5				
21 Jeff Francoeur, R OBP: 0.308, SLG: 0.445	F7									4	1	0	0	0	0	3				
12 Mitch Maier, L OBP: 0.410, SLG: 0.412	F7									1	0	0	0	0	0	0				
24 Wilson Betemit, S OBP: 0.345, SLG: 0.415	G5-3									4	2	1	0	1	0	0				
15 Matt Treanor, R OBP: 0.354, SLG: 0.308	FC6									2	1	1	1	1	1	0				
2 Alcides Escobar, R OBP: 0.290, SLG: 0.328	FC6									3	3	1	3	1	0	2				
<b>Inning Stats</b>	R: 1 E: 0 K: 1 S: 13	H: 2 LOB: 2 BB: 1	R: 3 E: 0 K: 1 S: 20	H: 4 LOB: 2 BB: 0	R: 5 E: 1 K: 0 S: 15	H: 3 LOB: 0 BB: 1	R: 0 E: 0 K: 0 S: 11	H: 0 LOB: 0 BB: 0	R: 1 E: 0 K: 2 S: 14	H: 1 LOB: 1 BB: 2	R: 3 E: 1 K: 0 S: 16	H: 2 LOB: 1 BB: 1	R: 0 E: 0 K: 0 S: 9	H: 0 LOB: 0 BB: 0	R: 0 E: 0 K: 0 S: 9	H: 0 LOB: 0 BB: 0	1B: 10 2B: 0 3B: 1 HR: 1	SF: 1 SAC: 0 DP: 0 HBP: 1	WP: 1 PB: 0 SB: 3 CS: 0	PA: 43
<b>PITCHER</b>	IP WLS BF H R ER SO BB IBB HBP BLK WP HR S P ERA WHIP																			
49 Charlie Furbush, L ERA: 4.03	2.2	L	21	9	9	4	2	2	0	0	0	0	0	29	52	3.38	1.500			
58 Adam Wiik, L ERA: 5.4	2.2		11	2	2	1	2	2	0	0	0	1	0	18	34	0.00	0.600			
45 Ryan Perry, R ERA: 7.17	1.2		8	1	2	0	1	0	1	0	0	0	0	9	13	0.00	0.000			
44 Lester Oliveros, R ERA: 1.99	1.0		3	0	0	0	0	0	0	0	0	0	0	9	13	0.00	0.000			

AB	38
R	6
H	12
RBI	5
BB	3
SO	8
LOB	20

AB	36
R	13
H	12
RBI	13
BB	5
SO	5
LOB	14






Batter	1	2	3	4	5	6	7	8	9	AB	R	H	RBI	BB	SO	LOB	TOP							
57 Casper Wells, R OBP: 0.320, SLG: 0.455	G6-3			26 1B		30 1B		K		3	2	1	0	1	1	0								
26 Brennan Boesch, L OBP: 0.360, SLG: 0.480 14 Austin Jackson, R OBP: 0.318, SLG: 0.361	K			2B		F8		L3		4	0	1	1	0	1	1								
30 Magglio Ordonez, R OBP: 0.290, SLG: 0.301 32 Don Kelly, L OBP: 0.297, SLG: 0.354	G5-3			F9		F9		G3-1		3	0	1	1	0	0	1								
24 Miguel Cabrera, R OBP: 0.430, SLG: 0.549	F9			F9		F8		K		4	0	0	0	0	1	2								
41 Victor Martinez, S OBP: 0.362, SLG: 0.457	G5-3			F9		F8		P6		4	0	1	0	0	0	1								
27 Jhonny Peralta, R OBP: 0.362, SLG: 0.529	G5-3			F9		27 WP		1B		4	0	1	0	0	2	1								
25 Ryan Raburn, R OBP: 0.249, SLG: 0.380 29 Danny Worth, R OBP: 0.344, SLG: 0.367	K			K		K		F8		3	0	0	0	0	3	1								
13 Alex Avila, L OBP: 0.370, SLG: 0.506	K			K		IBB				2	0	0	0	1	2	0								
15 Brandon Inge, R OBP: 0.250, SLG: 0.251	F8			F9		F9		K		3	0	0	0	0	1	2								
<b>Inning Stats</b>	R: 0 E: 0 K: 1 S: 7	H: 0 LOB: 0 BB: 0 P: 13	R: 0 E: 0 K: 0 S: 8	H: 0 LOB: 0 BB: 0 P: 10	R: 0 E: 0 K: 2 S: 11	H: 0 LOB: 0 BB: 0 P: 16	R: 1 E: 0 K: 0 S: 12	H: 2 LOB: 1 BB: 0 P: 19	R: 0 E: 0 K: 3 S: 11	H: 0 LOB: 0 BB: 0 P: 17	R: 1 E: 0 K: 0 S: 10	H: 1 LOB: 1 BB: 1 P: 17	R: 0 E: 0 K: 3 S: 12	H: 1 LOB: 2 BB: 1 P: 19	R: 0 E: 0 K: 1 S: 6	H: 0 LOB: 0 BB: 0 P: 9	R: 0 E: 0 K: 1 S: 18	H: 1 LOB: 1 BB: 0 P: 26	1B: 4 2B: 1 3B: 0 HR: 0	SF: 0 SAC: 0 DP: 0 HBP: 0	WP: 1 PB: 0 SB: 1 CS: 0	PA: 34		
<b>PITCHER</b>	IP WLS BF H R ER SO BB IBB HBP BLK WP HR S P ERA WHIP	IP WLS BF H R ER SO BB IBB HBP BLK WP HR S P ERA WHIP	IP WLS BF H R ER SO BB IBB HBP BLK WP HR S P ERA WHIP	IP WLS BF H R ER SO BB IBB HBP BLK WP HR S P ERA WHIP	IP WLS BF H R ER SO BB IBB HBP BLK WP HR S P ERA WHIP	IP WLS BF H R ER SO BB IBB HBP BLK WP HR S P ERA WHIP	IP WLS BF H R ER SO BB IBB HBP BLK WP HR S P ERA WHIP	IP WLS BF H R ER SO BB IBB HBP BLK WP HR S P ERA WHIP	IP WLS BF H R ER SO BB IBB HBP BLK WP HR S P ERA WHIP	IP WLS BF H R ER SO BB IBB HBP BLK WP HR S P ERA WHIP	IP WLS BF H R ER SO BB IBB HBP BLK WP HR S P ERA WHIP	IP WLS BF H R ER SO BB IBB HBP BLK WP HR S P ERA WHIP	IP WLS BF H R ER SO BB IBB HBP BLK WP HR S P ERA WHIP	IP WLS BF H R ER SO BB IBB HBP BLK WP HR S P ERA WHIP	IP WLS BF H R ER SO BB IBB HBP BLK WP HR S P ERA WHIP	IP WLS BF H R ER SO BB IBB HBP BLK WP HR S P ERA WHIP	IP WLS BF H R ER SO BB IBB HBP BLK WP HR S P ERA WHIP	IP WLS BF H R ER SO BB IBB HBP BLK WP HR S P ERA WHIP	IP WLS BF H R ER SO BB IBB HBP BLK WP HR S P ERA WHIP	IP WLS BF H R ER SO BB IBB HBP BLK WP HR S P ERA WHIP	IP WLS BF H R ER SO BB IBB HBP BLK WP HR S P ERA WHIP	IP WLS BF H R ER SO BB IBB HBP BLK WP HR S P ERA WHIP	IP WLS BF H R ER SO BB IBB HBP BLK WP HR S P ERA WHIP	IP WLS BF H R ER SO BB IBB HBP BLK WP HR S P ERA WHIP

**Detroit Tigers @ Kansas City Royals**  
Kauffman Stadium, Kansas City, MO  
Sun Jul 10 2011, 1:13 PM - 4:01 PM CDT  
Att: 18,373 - Sunny - 95 F

livebaseballscorecards.com

AB	32
R	2
H	5
RBI	2
BB	2
SO	11
LOB	10




Batter	1	2	3	4	5	6	7	8	9	AB	R	H	RBI	BB	SO	LOB	BOTTOM							
17 Chris Getz, L OBP: 0.320, SLG: 0.291	F9		G4-3			K		4 E		4	0	1	0	0	1	0								
53 Melky Cabrera, S OBP: 0.332, SLG: 0.455	K		G6-3			16 WP		F7		4	0	1	0	0	1	2								
4 Alex Gordon, L OBP: 0.367, SLG: 0.483	G4-3					K		E5		4	0	0	0	0	2	2								
16 Billy Butler, R OBP: 0.390, SLG: 0.415	8 1B					F8		K		4	0	1	0	0	2	3								
35 Eric Hosmer, L OBP: 0.317, SLG: 0.431	K					F7		F8		4	0	1	0	0	1	1								
21 Jeff Francoeur, R OBP: 0.308, SLG: 0.443	K					8 G3-1		G6-3		4	0	1	0	0	2	2								
8 Mike Moustakas, L OBP: 0.294, SLG: 0.283						G3-1		F9		4	0	1	0	0	0	2								
3 Brayan Peña, S OBP: 0.314, SLG: 0.387	K					K		F9		3	0	0	0	0	2	3								
2 Alcides Escobar, R OBP: 0.290, SLG: 0.328	F7					G4-3		17 1B		3	1	1	0	0	0	1								
<b>Inning Stats</b>	R: 0 E: 0 K: 1 S: 5	H: 0 LOB: 0 BB: 0 P: 6	R: 0 E: 0 K: 3 S: 13	H: 2 LOB: 2 BB: 0 P: 18	R: 0 E: 0 K: 0 S: 15	H: 0 LOB: 0 BB: 0 P: 21	R: 0 E: 0 K: 1 S: 6	H: 0 LOB: 0 BB: 0 P: 8	R: 0 E: 0 K: 1 S: 9	H: 1 LOB: 1 BB: 0 P: 12	R: 0 E: 0 K: 3 S: 15	H: 1 LOB: 1 BB: 0 P: 20	R: 0 E: 0 K: 0 S: 4	H: 0 LOB: 0 BB: 0 P: 10	R: 1 E: 1 K: 1 S: 19	H: 2 LOB: 2 BB: 0 P: 31	R: 0 E: 0 K: 1 S: 6	H: 1 LOB: 0 BB: 0 P: 10	1B: 6 2B: 1 3B: 0 HR: 0	SF: 0 SAC: 0 DP: 0 HBP: 0	WP: 2 PB: 0 SB: 1 CS: 1	PA: 34		
<b>PITCHER</b>	IP WLS BF H R ER SO BB IBB HBP BLK WP HR S P ERA WHIP	IP WLS BF H R ER SO BB IBB HBP BLK WP HR S P ERA WHIP	IP WLS BF H R ER SO BB IBB HBP BLK WP HR S P ERA WHIP	IP WLS BF H R ER SO BB IBB HBP BLK WP HR S P ERA WHIP	IP WLS BF H R ER SO BB IBB HBP BLK WP HR S P ERA WHIP	IP WLS BF H R ER SO BB IBB HBP BLK WP HR S P ERA WHIP	IP WLS BF H R ER SO BB IBB HBP BLK WP HR S P ERA WHIP	IP WLS BF H R ER SO BB IBB HBP BLK WP HR S P ERA WHIP	IP WLS BF H R ER SO BB IBB HBP BLK WP HR S P ERA WHIP	IP WLS BF H R ER SO BB IBB HBP BLK WP HR S P ERA WHIP	IP WLS BF H R ER SO BB IBB HBP BLK WP HR S P ERA WHIP	IP WLS BF H R ER SO BB IBB HBP BLK WP HR S P ERA WHIP	IP WLS BF H R ER SO BB IBB HBP BLK WP HR S P ERA WHIP	IP WLS BF H R ER SO BB IBB HBP BLK WP HR S P ERA WHIP	IP WLS BF H R ER SO BB IBB HBP BLK WP HR S P ERA WHIP	IP WLS BF H R ER SO BB IBB HBP BLK WP HR S P ERA WHIP	IP WLS BF H R ER SO BB IBB HBP BLK WP HR S P ERA WHIP	IP WLS BF H R ER SO BB IBB HBP BLK WP HR S P ERA WHIP	IP WLS BF H R ER SO BB IBB HBP BLK WP HR S P ERA WHIP	IP WLS BF H R ER SO BB IBB HBP BLK WP HR S P ERA WHIP	IP WLS BF H R ER SO BB IBB HBP BLK WP HR S P ERA WHIP	IP WLS BF H R ER SO BB IBB HBP BLK WP HR S P ERA WHIP	IP WLS BF H R ER SO BB IBB HBP BLK WP HR S P ERA WHIP	IP WLS BF H R ER SO BB IBB HBP BLK WP HR S P ERA WHIP

**Detroit Tigers @ Kansas City Royals**  
Kauffman Stadium, Kansas City, MO  
Sun Jul 10 2011, 1:13 PM - 4:01 PM CDT  
Att: 18,373 - Sunny - 95 F

livebaseballscorecards.com

AB	34
R	1
H	7
RBI	0
BB	0
SO	11
LOB	16





Batter	1	2	3	4	5	6	7	8	9	AB	R	H	RBI	BB	SO	LOB	TOP		
17 Chris Getz, L OBP: 0.318, SLG: 0.290	G4-3	K			G6-4-3 1B		F8		G1-3	5	0	1	0	0	1	3	<b>Kansas City Royals @ Minnesota Twins</b> Target Field, Minneapolis, MN Thu Jul 14 2011, 7:11 PM - 10:18 PM CDT Att: 39,584 - Overcast - 74 F <a href="http://livebaseballscorecards.com">livebaseballscorecards.com</a>		
53 Melky Cabrera, S OBP: 0.333, SLG: 0.456	1B				1B		P6		SF8	4	1	2	1	0	0	1			
4 Alex Gordon, L OBP: 0.368, SLG: 0.480	FC1				FC6-4				K	4	1	1	0	1	1	3			
16 Billy Butler, R OBP: 0.386, SLG: 0.410	F9				K				K	4	0	0	0	0	2	5			
35 Eric Hosmer, L OBP: 0.319, SLG: 0.434	BB				G4-1				K	3	0	1	0	1	1	2			
21 Jeff Francoeur, R OBP: 0.307, SLG: 0.439	K				F9				P3	3	0	0	0	1	1	2			
8 Mike Moustakas, L OBP: 0.292, SLG: 0.292					K				P3	4	1	1	0	0	1	3			
3 Brayan Peña, S OBP: 0.318, SLG: 0.390	F8				L1				2B	4	1	2	1	0	0	1			
2 Alcides Escobar, R OBP: 0.293, SLG: 0.328	BB				G4-3				E9	3	0	1	0	1	0	0			
<b>Inning Stats</b>	R: 2 H: 1 E: 1 K: 1 S: 12	H: 1 LOB: 1 BB: 1 P: 23	R: 0 H: 0 E: 0 K: 1 S: 6	H: 0 LOB: 1 BB: 1 P: 14	R: 0 H: 1 E: 0 K: 1 S: 9	H: 1 LOB: 0 BB: 0 P: 14	R: 1 H: 2 E: 0 K: 0 S: 11	H: 2 LOB: 0 BB: 0 P: 15	R: 0 H: 0 E: 0 K: 1 S: 9	H: 1 LOB: 1 BB: 0 P: 14	R: 0 H: 0 E: 0 K: 2 S: 11	H: 0 LOB: 2 BB: 2 P: 22	R: 1 H: 2 E: 1 K: 1 S: 13	H: 2 LOB: 1 BB: 0 P: 22	1B: 7 2B: 2 3B: 0 HR: 0	SF: 1 SAC: 0 DP: 1 HBP: 0	WP: 3 PB: 0 SB: 1 CS: 0	PA: 39	
<b>PITCHER</b>	IP WLS BF H R ER SO	IP WLS BF H R ER SO	IP WLS BF H R ER SO	IP WLS BF H R ER SO	IP WLS BF H R ER SO	IP WLS BF H R ER SO	IP WLS BF H R ER SO	IP WLS BF H R ER SO	IP WLS BF H R ER SO	IP WLS BF H R ER SO	IP WLS BF H R ER SO	IP WLS BF H R ER SO	IP WLS BF H R ER SO	IP WLS BF H R ER SO	IP WLS BF H R ER SO	IP WLS BF H R ER SO	ERA WHIP	ERA WHIP	
47 Francisco Liriano, L ERA: 4.76	7.0	W	29	7	3	1	4	2	0	0	0	1	0	64	106	1.29	1.286		
50 Jose Mijares, L ERA: 5.23	1.0		5	0	0	0	2	2	0	0	0	0	0	11	22	9.00	2.000		
54 Phil Dumatrait, L ERA: 5.89	1.0		5	2	1	1	1	0	0	0	0	0	0	13	22	9.00	2.000		

Batter	1	2	3	4	5	6	7	8	9	AB	R	H	RBI	BB	SO	LOB	BOTTOM			
11 Ben Revere, L OBP: 0.307, SLG: 0.302	K	L9			F9		K		BB	4	1	0	1	1	2	5	<b>Kansas City Royals @ Minnesota Twins</b> Target Field, Minneapolis, MN Thu Jul 14 2011, 7:11 PM - 10:18 PM CDT Att: 39,584 - Overcast - 74 F <a href="http://livebaseballscorecards.com">livebaseballscorecards.com</a>			
12 Alexi Casilla, S OBP: 0.323, SLG: 0.363	BB	BB			G5-3		K		BB	4	0	2	1	0	1	1				
7 Joe Mauer, L OBP: 0.315, SLG: 0.296	BB				G5-3		G3		BB	4	0	2	2	1	0	1				
5 Michael Cuddyer, R OBP: 0.372, SLG: 0.471	BB				L5		BB		F9	2	1	0	0	3	0	3				
22 Danny Valencia, R OBP: 0.287, SLG: 0.388	F8-2				G5-3		L4		K	5	1	1	1	0	1	9				
21 Delmon Young, R OBP: 0.290, SLG: 0.341	BB				G5-3		G5-3		G5-3	4	1	3	1	0	0	0				
18 Jason Repko, R OBP: 0.293, SLG: 0.269	BB				HR		BB		BB	1	1	0	0	0	0	0				
24 Trevor Plouffe, R OBP: 0.329, SLG: 0.438	G5-3				BB		HR		K	4	2	2	2	1	1	1				
38 Luke Hughes, R OBP: 0.301, SLG: 0.331	BB				K		G5-3		F9	4	0	1	0	0	1	1				
1 Tsuyoshi Nishioka, S OBP: 0.315, SLG: 0.280	P2				BB		BB		BB	3	1	2	0	1	0	2				
<b>Inning Stats</b>	R: 0 H: 1 E: 0 K: 1 S: 12	H: 2 LOB: 2 BB: 0 P: 14	R: 0 H: 1 E: 0 K: 0 S: 10	H: 2 LOB: 0 BB: 0 P: 14	R: 0 H: 1 E: 0 K: 1 S: 12	H: 1 LOB: 1 BB: 0 P: 19	R: 0 H: 2 E: 0 K: 1 S: 13	H: 2 LOB: 0 BB: 0 P: 17	R: 4 H: 3 E: 0 K: 0 S: 15	H: 3 LOB: 0 BB: 1 P: 26	R: 0 H: 2 E: 0 K: 2 S: 18	H: 2 LOB: 3 BB: 1 P: 28	R: 4 H: 2 E: 0 K: 1 S: 13	H: 2 LOB: 2 BB: 3 P: 32	R: 0 H: 0 E: 0 K: 1 S: 8	H: 0 LOB: 0 BB: 0 P: 11	1B: 9 2B: 4 3B: 0 HR: 1	SF: 0 SAC: 1 DP: 1 HBP: 1	WP: 0 PB: 0 SB: 0 CS: 0	PA: 44
<b>PITCHER</b>	IP WLS BF H R ER SO	IP WLS BF H R ER SO	IP WLS BF H R ER SO	IP WLS BF H R ER SO	IP WLS BF H R ER SO	IP WLS BF H R ER SO	IP WLS BF H R ER SO	IP WLS BF H R ER SO	IP WLS BF H R ER SO	IP WLS BF H R ER SO	IP WLS BF H R ER SO	IP WLS BF H R ER SO	IP WLS BF H R ER SO	IP WLS BF H R ER SO	IP WLS BF H R ER SO	IP WLS BF H R ER SO	ERA WHIP	ERA WHIP		
52 Bruce Chen, L ERA: 3.56	5.0	L	26	9	4	4	2	3	0	0	0	0	0	0	0	0	0.00	3.000		
56 Greg Holland, R ERA: 1.04	1.0		6	2	0	0	2	1	0	0	0	0	0	0	0	0	0.00	3.000		
38 Blake Wood, R ERA: 3.82	0.1		6	1	4	4	0	3	0	1	0	0	0	0	0	0	108.00	12.000		
61 Everett Teaford, L ERA: 2.3	0.0		1	1	0	0	0	0	0	0	0	0	0	0	0	0	∞	∞		
31 Louis Coleman, R ERA: 1.97	0.2		2	0	0	0	1	0	0	0	0	0	0	0	0	0	0.00	0.000		



Batter	1	2	3	4	5	6	7	8	9	AB	R	H	RBI	BB	SO	LOB	TOP		
17 Chris Getz, L (1,4) OBP: 0.317, SLG: 0.289	G3		F9			G6-3		F7		4	0	1	0	0	0	0	<b>Kansas City Royals @ Minnesota Twins</b> Target Field, Minneapolis, MN Fri Jul 15 2011, 7:32 PM - 10:08 PM CDT Att: 39,177 - Overcast - 74 F		
53 Melky Cabrera, S (1,8) OBP: 0.332, SLG: 0.452	K			G4-3		L7		35 HR BB		3	1	0	0	1	1				
4 Alex Gordon, L (1,7) OBP: 0.369, SLG: 0.479					G6-3			G5-3		3	0	1	0	1	0				
16 Billy Butler, R (1,10) OBP: 0.384, SLG: 0.411	G5-3					F8		F9		4	0	1	0	0	0				
35 Eric Hosmer, L (1,3) OBP: 0.318, SLG: 0.443		G6-3			G3-1			2H HR		4	1	1	2	0	0				
21 Jeff Francoeur, R (1,9) OBP: 0.309, SLG: 0.438		G6-3				G4-6-3 BB		G6-3		3	0	1	0	1	0				
8 Mike Moustakas, L (1,5) OBP: 0.282, SLG: 0.280						G4-6-3		G4-3		4	0	0	0	0	0				
15 Matt Treanor, R (1,2) OBP: 0.354, SLG: 0.309				K				K		3	0	1	0	0	2				
2 Alcides Escobar, R (1,6) OBP: 0.290, SLG: 0.325				K		F9		P3		3	0	0	0	0	1				
<b>Inning Stats</b>	R: 0 H: 0 E: 0 K: 1 S: 9	H: 0 LOB: 1 BB: 1 P: 20	R: 0 H: 0 E: 0 K: 0 S: 7	H: 0 LOB: 0 BB: 0 P: 10	R: 0 H: 0 E: 0 K: 2 S: 10	H: 0 LOB: 0 BB: 0 P: 16	R: 0 H: 2 E: 0 K: 0 S: 12	H: 1 LOB: 1 BB: 1 P: 17	R: 0 H: 1 E: 0 K: 0 S: 6	H: 0 LOB: 0 BB: 0 P: 6	R: 0 H: 0 E: 0 K: 1 S: 11	H: 0 LOB: 0 BB: 0 P: 15	R: 2 H: 2 E: 0 K: 0 S: 12	H: 2 LOB: 1 BB: 1 P: 19	1B: 4 2B: 1 HR: 1	SF: 0 SAC: 0 DP: 1 HBP: 0	WP: 0 PA: 34 SB: 0 CS: 0		
<b>PITCHER</b>	IP WLS BF H R ER SO BB IBB HBP BLK WP HR S P ERA WHIP																		
53 Nick Blackburn, R (1,1) ERA: 3.99	7.0		25	4	0	0	3	2	0	0	0	0	0	0	0	59	98	0.00	0.857
36 Joe Nathan, R (8,1) ERA: 5.99	1.0	H	3	0	0	0	1	0	0	0	0	0	0	0	11	15	0.00	0.000	
55 Matt Capps, R (9,1) ERA: 4.76	1.0	L	6	2	2	2	0	1	0	0	0	0	0	1	12	19	18.00	3.000	

Batter	1	2	3	4	5	6	7	8	9	AB	R	H	RBI	BB	SO	LOB	BOTTOM	
11 Ben Revere, L (1,8) OBP: 0.311, SLG: 0.317	G4-3			G4-3		G4-3		G4-3		4	1	2	0	0	0	0	<b>Kansas City Royals @ Minnesota Twins</b> Target Field, Minneapolis, MN Fri Jul 15 2011, 7:32 PM - 10:08 PM CDT Att: 39,177 - Overcast - 74 F	
12 Alexi Casilla, S (1,4) OBP: 0.319, SLG: 0.358	P4			G4-3		G3		K		4	0	0	0	0	1	2		
7 Joe Mauer, L (1,2) OBP: 0.328, SLG: 0.293	F7									1	0	0	0	3	0	0		
5 Michael Cuddyer, R (1,3) OBP: 0.368, SLG: 0.465		F9			P3			F7		4	0	0	0	0	1	5		
25 Jim Thome, L (1,10) OBP: 0.348, SLG: 0.422										4	0	1	0	0	0	1		
20 Matt Tolbert, S (9, PR) OBP: 0.236, SLG: 0.268					G1-3					0	0	0	0	0	0	0		
22 Danny Valencia, R (1,5) OBP: 0.284, SLG: 0.384										4	0	0	0	0	0	1		
21 Delmon Young, R (1,7) OBP: 0.293, SLG: 0.349										4	0	2	0	0	0	0		
24 Trevor Plouffe, R (1,9) OBP: 0.329, SLG: 0.424										2	0	0	0	1	2	0		
18 Jason Repko, R (8,9) OBP: 0.293, SLG: 0.269										0	0	0	0	0	0	0		
38 Luke Hughes, R (9, PH) OBP: 0.299, SLG: 0.329										1	0	0	0	0	0	2		
1 Tsuyoshi Nishioka, S (1,6) OBP: 0.304, SLG: 0.289										4	0	0	0	0	1	4		
<b>Inning Stats</b>	R: 0 H: 0 E: 0 K: 0 S: 6	H: 0 LOB: 0 BB: 0 P: 13	R: 0 H: 0 E: 0 K: 0 S: 5	H: 0 LOB: 0 BB: 0 P: 8	R: 0 H: 0 E: 0 K: 2 S: 7	H: 0 LOB: 0 BB: 0 P: 14	R: 1 H: 1 E: 0 K: 0 S: 12	H: 1 LOB: 1 BB: 1 P: 23	R: 0 H: 1 E: 0 K: 1 S: 10	H: 0 LOB: 2 BB: 1 P: 18	R: 0 H: 0 E: 0 K: 1 S: 13	H: 0 LOB: 1 BB: 1 P: 21	R: 0 H: 2 E: 0 K: 0 S: 14	H: 2 LOB: 2 BB: 0 P: 19	1B: 3 2B: 1 HR: 0	SF: 0 SAC: 0 DP: 0 HBP: 0	WP: 1 PA: 36 PB: 0 SB: 1 CS: 0	
<b>PITCHER</b>	IP WLS BF H R ER SO BB IBB HBP BLK WP HR S P ERA WHIP																	
44 Luke Hochevar, R (1,1) ERA: 5.23	7.0		27	3	1	1	4	1	2	0	0	0	0	0	61	109	1.29	0.571
55 Tim Collins, L (8,1) ERA: 3.65	1.0	W	4	0	0	0	1	1	0	0	0	0	0	13	21	0.00	1.000	
48 Joaquin Soria, R (9,1) ERA: 3.92	1.0	S	5	2	0	0	0	0	0	0	0	0	0	14	19	0.00	2.000	

AB	31
R	2
H	6
RBI	2
BB	3
SO	4
LOB	10



AB	32
R	1
H	5
RBI	0
BB	4
SO	5
LOB	15







Batter	1	2	3	4	5	6	7	8	9	AB	R	H	RBI	BB	SO	LOB	TOP			
17 Chris Getz, L OBP: 0.313, SLG: 0.285	F9		G6-3		G4-3			G3		4	0	0	0	0	0	1	<b>Kansas City Royals @ Minnesota Twins</b> Target Field, Minneapolis, MN Sat Jul 16 2011, 6:43 PM - 8:56 PM CDT Att: 41,295 - Partly Cloudy - 86 F			
53 Melky Cabrera, S OBP: 0.331, SLG: 0.450	K2-3		K					K		4	1	1	0	0	3	1				
4 Alex Gordon, L OBP: 0.368, SLG: 0.475	G4-3				F7			K		3	0	0	0	1	1	0				
16 Billy Butler, R OBP: 0.380, SLG: 0.406		K			F9			K		4	0	0	0	0	1	2				
35 Eric Hosmer, L OBP: 0.317, SLG: 0.440	F8				G4-3			G5-3		4	0	1	1	0	0	1				
21 Jeff Francoeur, R OBP: 0.308, SLG: 0.439										4	0	1	0	0	0	2				
8 Mike Moustakas, L OBP: 0.272, SLG: 0.269	F8									4	0	0	0	0	0	2				
3 Brayan Peña, S OBP: 0.325, SLG: 0.396					F7					3	1	2	0	0	0	0				
2 Alcides Escobar, R OBP: 0.293, SLG: 0.337										3	1	2	2	0	0	1				
<b>Inning Stats</b>	R: 0 E: 0 K: 1 S: 8	H: 0 LOB: 0 BB: 0 P: 11	R: 0 E: 0 K: 1 S: 12	H: 1 LOB: 1 BB: 0 P: 16	R: 0 E: 0 K: 1 S: 9	H: 1 LOB: 1 BB: 0 P: 15	R: 0 E: 0 K: 0 S: 5	H: 0 LOB: 0 BB: 0 P: 10	R: 2 E: 0 K: 0 S: 10	H: 2 LOB: 0 BB: 0 P: 13	R: 1 E: 0 K: 0 S: 12	H: 1 LOB: 1 BB: 1 P: 18	R: 0 E: 0 K: 2 S: 10	H: 0 LOB: 0 BB: 0 P: 14	R: 0 E: 0 K: 0 S: 10	H: 1 LOB: 1 BB: 0 P: 14	1B: 5 2B: 2 3B: 0 HR: 1	SF: 0 SAC: 0 DP: 1 HBP: 0	WP: 0 PB: 0 SB: 2 CS: 0	PA: 34
<b>PITCHER</b>	IP	WLS	BF	H	R	ER	SO	BB	IBB	HBP	BLK	WP	HR	S	P	ERA	WHIP			
48 Carl Pavano, R ERA: 4.08	7.0		27	6	3	3	3	1	0	0	1	0	1	66	97	3.86	1.000			
15 Glen Perkins, L ERA: 1.92	1.0	W	3	0	0	0	2	0	0	0	0	0	0	10	13	0.00	0.000			
36 Joe Nathan, R ERA: 5.32	1.0	S	4	1	0	0	0	0	0	0	0	0	0	9	14	0.00	1.000			

Batter	1	2	3	4	5	6	7	8	9	AB	R	H	RBI	BB	SO	LOB	BOTTOM			
11 Ben Revere, L OBP: 0.310, SLG: 0.316			E6		G4-3			B1-3		4	1	1	0	0	0	0	<b>Kansas City Royals @ Minnesota Twins</b> Target Field, Minneapolis, MN Sat Jul 16 2011, 6:43 PM - 8:56 PM CDT Att: 41,295 - Partly Cloudy - 86 F			
12 Alexi Casilla, S OBP: 0.319, SLG: 0.358	G5-3		SH2-3		F8					3	1	1	0	0	0	1				
7 Joe Mauer, L OBP: 0.326, SLG: 0.292	G4-3		K		G1-6-3					4	0	1	1	0	1	1				
5 Michael Cuddyer, R OBP: 0.372, SLG: 0.467										3	1	2	1	1	0	0				
21 Delmon Young, R OBP: 0.293, SLG: 0.352										4	0	1	1	0	1	4				
22 Danny Valencia, R OBP: 0.281, SLG: 0.379	L5				G4-3			G1-3		4	0	0	0	0	0	3				
24 Trevor Plouffe, R OBP: 0.329, SLG: 0.420										3	0	1	0	0	0	0				
18 Jason Repko, R OBP: 0.293, SLG: 0.269					G5-3					0	0	0	0	0	0	0				
41 Drew Butera, R OBP: 0.218, SLG: 0.289		F7								3	1	1	1	0	0	1				
1 Tsuyoshi Nishioka, S OBP: 0.297, SLG: 0.262		G5-3			G1-3			G3		3	0	0	0	0	0	0				
<b>Inning Stats</b>	R: 2 E: 0 K: 0 S: 12	H: 3 LOB: 1 BB: 0 P: 18	R: 0 E: 0 K: 0 S: 7	H: 1 LOB: 0 BB: 0 P: 13	R: 0 E: 1 K: 2 S: 10	H: 0 LOB: 2 BB: 1 P: 14	R: 1 E: 0 K: 0 S: 11	H: 1 LOB: 0 BB: 0 P: 15	R: 0 E: 0 K: 0 S: 9	H: 0 LOB: 0 BB: 0 P: 15	R: 0 E: 0 K: 0 S: 6	H: 0 LOB: 0 BB: 0 P: 11	R: 0 E: 0 K: 0 S: 8	H: 0 LOB: 0 BB: 0 P: 11	R: 1 E: 0 K: 0 S: 12	H: 3 LOB: 2 BB: 0 P: 17	1B: 6 2B: 1 3B: 0 HR: 1	SF: 0 SAC: 1 DP: 0 HBP: 0	WP: 0 PB: 0 SB: 1 CS: 1	PA: 33
<b>PITCHER</b>	IP	WLS	BF	H	R	ER	SO	BB	IBB	HBP	BLK	WP	HR	S	P	ERA	WHIP			
26 Jeff Francis, L ERA: 4.62	7.1	L	30	7	4	4	2	1	0	0	0	0	0	69	106	4.91	1.091			
43 Aaron Crow, R ERA: 2.0	0.2		3	1	0	0	0	0	0	0	0	0	0	6	8	0.00	1.500			

**AB 33**  
**R 3**  
**H 7**  
**RBI 3**  
**BB 1**  
**SO 5**  
**LOB 10**



**AB 31**  
**R 4**  
**H 8**  
**RBI 4**  
**BB 1**  
**SO 2**  
**LOB 10**






Batter	1	2	3	4	5	6	7	8	9	AB	R	H	RBI	BB	SO	LOB	TOP					
17 Chris Getz, L (1.4) OBP: 0.310, SLG: 0.281	G1-3		F9			G6-3		G6-3		4	0	0	0	0	0	1	<b>Kansas City Royals @ Minnesota Twins</b> Target Field, Minneapolis, MN Sun Jul 17 2011, 1:14 PM - 3:42 PM CDT Att: 38,786 - Partly Cloudy - 93 F					
53 Melky Cabrera, S (1.8) OBP: 0.333, SLG: 0.453	2B		F7			1B		F8		4	1	2	0	0	0	1						
4 Alex Gordon, L (1.7) OBP: 0.367, SLG: 0.473	1B		CS		G4-3	G4-3		K		4	0	1	1	0	1	1						
16 Billy Butler, R (1.10) OBP: 0.379, SLG: 0.407	G5-4-3		G5-3		G5-3	2B		F7		4	1	1	0	0	0	1						
35 Eric Hosmer, L (1.3) OBP: 0.313, SLG: 0.433	G5-3		G4-3		G4-3	G3		F7		4	0	0	0	0	0	1						
21 Jeff Francoeur, R (1.9) OBP: 0.310, SLG: 0.451	2B		P3		P3	HR		G5-3		4	1	2	2	0	0	0						
24 Wilson Betemit, S (1.5) OBP: 0.341, SLG: 0.409	K		K		K	E5		G4-3		3	0	0	0	0	2	1						
15 Matt Treanor, R (1.2) OBP: 0.348, SLG: 0.303	G6-3		F9		F9	G4-3		G4-3		3	0	0	0	0	0	2						
2 Alcides Escobar, R (1.6) OBP: 0.294, SLG: 0.337	1B		CS		F7	F9		F9		3	0	1	0	0	0	1						
<b>Inning Stats</b>	R: 1 E: 0 K: 0 S: 8	H: 2 LOB: 0 BB: 0 P: 13	R: 0 E: 0 K: 1 S: 14	H: 1 LOB: 1 BB: 0 P: 23	R: 0 E: 0 K: 0 S: 13	H: 1 LOB: 0 BB: 0 P: 22	R: 0 E: 0 K: 0 S: 5	H: 0 LOB: 0 BB: 0 P: 10	R: 0 E: 0 K: 1 S: 8	H: 0 LOB: 0 BB: 0 P: 12	R: 0 E: 0 K: 0 S: 5	H: 1 LOB: 1 BB: 0 P: 8	R: 2 E: 1 K: 0 S: 9	H: 2 LOB: 1 BB: 0 P: 13	R: 0 E: 0 K: 1 S: 11	H: 0 LOB: 0 BB: 0 P: 15	R: 0 E: 0 K: 0 S: 6	H: 0 LOB: 0 BB: 0 P: 9	1B: 3 2B: 3 3B: 0 HR: 1	SF: 0 SAC: 0 DP: 1 HBP: 0	WP: 0 PB: 0 SB: 0 CS: 1	PA: 34
<b>PITCHER</b>	IP WLS BF H R ER SO BB IBB HBP BLK WP HR S P ERA WHIP																					
52 Brian Duensing, L (1.1) ERA: 4.14	6.1 W 25 7 3 3 2 0 0 0 0 0 1 60 99 4.26 1.105																					
31 Alex Burnett, R (7.1) ERA: 6.59	0.2 H 2 0 0 0 0 0 0 0 0 0 0 2 2 0.00 0.000																					
15 Glen Perkins, L (8.1) ERA: 1.77	1.0 H 3 0 0 0 1 0 0 0 0 0 0 11 15 0.00 0.000																					
36 Joe Nathan, R (9.1) ERA: 5.11	1.0 S 3 0 0 0 0 0 0 0 0 0 0 6 9 0.00 0.000																					

Batter	1	2	3	4	5	6	7	8	9	AB	R	H	RBI	BB	SO	LOB	BOTTOM			
11 Ben Revere, L (1.8) OBP: 0.314, SLG: 0.320	K		G1-3			12 SH3-4		7 FC6		4	1	2	0	0	1	0	<b>Kansas City Royals @ Minnesota Twins</b> Target Field, Minneapolis, MN Sun Jul 17 2011, 1:14 PM - 3:42 PM CDT Att: 38,786 - Partly Cloudy - 93 F			
12 Alexi Casilla, S (1.4) OBP: 0.322, SLG: 0.365	2B		1B		7 1B	SH3-4		P6		3	1	2	0	0	0	1				
7 Joe Mauer, L (1.2) OBP: 0.338, SLG: 0.301	1B		1B		25 C4-6-3	25 HR		FC6		3	1	2	1	1	0	1				
5 Michael Cuddyer, R (1.3) OBP: 0.371, SLG: 0.463	G6-4-3		K		K	K		IBB		3	0	0	0	1	2	5				
25 Jim Thome, L (1.10) OBP: 0.346, SLG: 0.442	K		G4-6-3		G4-6-3	HR		K		4	1	1	3	0	2	4				
21 Delmon Young, R (1.7) OBP: 0.293, SLG: 0.351	K		K		1 FC6	G4-3		IBB		3	0	1	0	0	1	0				
22 Danny Valencia, R (1.5) OBP: 0.278, SLG: 0.376	K		K		K	P3		K		3	0	0	0	0	2	1				
24 Trevor Plouffe, R (1.9) OBP: 0.318, SLG: 0.403	G1-3		G1-3		F8	G6-3		G6-3		3	0	0	0	0	0	1				
18 Jason Repko, R (8.9) OBP: 0.293, SLG: 0.289	K		K		FC6	G5-3		G5-3		0	0	0	0	0	0	0				
1 Tsuyoshi Nishioka, S (1.6) OBP: 0.289, SLG: 0.255	K		K		FC6	G5-3		G5-3		3	0	0	0	0	1	1				
<b>Inning Stats</b>	R: 1 E: 0 K: 1 S: 9	H: 2 LOB: 0 BB: 0 P: 13	R: 0 E: 0 K: 3 S: 10	H: 0 LOB: 0 BB: 0 P: 13	R: 0 E: 0 K: 1 S: 12	H: 0 LOB: 0 BB: 0 P: 17	R: 0 E: 0 K: 1 S: 12	H: 2 LOB: 1 BB: 0 P: 18	R: 0 E: 0 K: 1 S: 11	H: 1 LOB: 1 BB: 0 P: 12	R: 3 E: 0 K: 1 S: 12	H: 2 LOB: 0 BB: 1 P: 21	R: 0 E: 0 K: 0 S: 13	H: 0 LOB: 0 BB: 0 P: 19	R: 0 E: 1 K: 1 S: 8	H: 1 LOB: 2 BB: 1 P: 14	1B: 6 2B: 1 3B: 0 HR: 1	SF: 0 SAC: 1 DP: 2 HBP: 0	WP: 0 PB: 0 SB: 0 CS: 0	PA: 32
<b>PITCHER</b>	IP WLS BF H R ER SO BB IBB HBP BLK WP HR S P ERA WHIP																			
59 Felipe Paulino, R (1.1) ERA: 4.39	7.0 L 27 4 4 4 8 0 1 0 0 0 0 0 8 13 5.14 1.000																			
55 Tim Collins, L (8.1) ERA: 3.57	1.0 5 1 0 0 1 0 1 0 0 0 0 0 8 14 0.00 1.000																			

**AB 33**  
**R 3**  
**H 7**  
**RBI 3**  
**BB 0**  
**SO 3**  
**LOB 9**



**AB 29**  
**R 4**  
**H 8**  
**RBI 4**  
**BB 2**  
**SO 9**  
**LOB 14**





Batter	1	2	3	4	5	6	7	8	9	AB	R	H	RBI	BB	SO	LOB	TOP					
1 Juan Pierre, L OBP: 0.333, SLG: 0.327										5	1	2	1	0	1	2						
10 Alexei Ramirez, R OBP: 0.326, SLG: 0.410										4	1	1	1	0	0	0						
14 Paul Konerko, R OBP: 0.391, SLG: 0.554										4	0	1	1	1	1	0						
44 Adam Dunn, L OBP: 0.289, SLG: 0.299										3	0	0	0	1	2	1						
20 Carlos Quentin, R OBP: 0.356, SLG: 0.508										4	0	1	0	0	2	3						
18 Brent Lillibridge, R OBP: 0.345, SLG: 0.471										0	1	0	0	0	0	0						
51 Alex Rios, R OBP: 0.296, SLG: 0.303										4	0	0	0	0	2	1						
12 A.J. Pierzynski, L OBP: 0.335, SLG: 0.380										1	1	1	0	2	0	0						
15 Gordon Beckham, R OBP: 0.312, SLG: 0.364										4	1	1	1	0	1	3						
23 Mark Teahen, L OBP: 0.299, SLG: 0.333										4	0	0	1	0	2	5						
22 Brent Morel, R OBP: 0.259, SLG: 0.294										0	0	0	0	0	0	0						
<b>Inning Stats</b>	R: 1 H: 1 E: 0 K: 1 S: 9	H: 1 LOB: 0 BB: 0 P: 17	R: 0 H: 1 E: 0 K: 3 S: 12	H: 1 LOB: 1 BB: 0 P: 17	R: 1 H: 2 E: 0 K: 3 S: 17	H: 2 LOB: 2 BB: 1 P: 28	R: 0 H: 1 E: 0 K: 1 S: 10	H: 1 LOB: 2 BB: 0 P: 17	R: 0 H: 0 E: 0 K: 0 S: 8	H: 0 LOB: 0 BB: 1 P: 17	R: 2 H: 1 E: 1 K: 1 S: 7	H: 1 LOB: 0 BB: 1 P: 16	R: 0 H: 0 E: 0 K: 1 S: 7	H: 0 LOB: 0 BB: 0 P: 12	R: 1 H: 1 E: 0 K: 0 S: 14	H: 1 LOB: 2 BB: 1 P: 26	R: 0 H: 0 E: 1 K: 1 S: 9	H: 0 LOB: 0 BB: 0 P: 12	1B: 5 2B: 1 3B: 1 HR: 0	SF: 1 SAC: 0 DP: 0 HBP: 1	WP: 1 PB: 0 SB: 1 CS: 1	PA: 40
<b>PITCHER</b>	IP WLS BF H R ER SO BB IBB HBP BLK WP HR S P ERA WHIP																					
34 Kyle Davies, R ERA: 7.32	5.1 L 26 5 4 2 9 3 0 1 0 0 0 0 60 106 3.38 1.500																					
61 Everett Teaford, L ERA: 2.25	0.1 2 1 0 0 0 0 0 0 0 0 0 0 2 3 0.00 3.000																					
31 Louis Coleman, R ERA: 2.1	2.1 8 1 1 1 1 0 1 0 0 0 1 0 22 41 3.86 0.429																					
38 Blake Wood, R ERA: 3.72	1.0 3 0 0 0 1 0 0 0 0 0 0 0 9 12 0.00 0.000																					

Chicago White Sox @ Kansas City Royals  
Kauffman Stadium, Kansas City, MO  
Mon Jul 18 2011, 7:10 PM - 9:47 PM CDT  
Att: 17,190 - Clear - 95 F

livebaseballscorecards.com

AB 33  
R 5  
H 7  
RBI 5  
BB 4  
SO 11  
LOB 15

Batter	1	2	3	4	5	6	7	8	9	AB	R	H	RBI	BB	SO	LOB	BOTTOM			
12 Mitch Maier, L OBP: 0.385, SLG: 0.382										4	0	0	0	0	0	1				
53 Melky Cabrera, S OBP: 0.332, SLG: 0.451										4	1	1	1	0	2	0				
16 Billy Butler, R OBP: 0.380, SLG: 0.414										4	0	2	1	0	0	0				
21 Jeff Francoeur, R OBP: 0.310, SLG: 0.447										3	0	0	0	1	2	2				
35 Eric Hosmer, L OBP: 0.308, SLG: 0.426										4	0	0	0	0	1	1				
3 Brayan Peña, S OBP: 0.317, SLG: 0.385										4	0	0	0	0	0	1				
8 Mike Moustakas, L OBP: 0.271, SLG: 0.262										3	0	0	0	0	1	1				
2 Alcides Escobar, R OBP: 0.297, SLG: 0.340										3	1	2	0	0	0	0				
17 Chris Getz, L OBP: 0.308, SLG: 0.279										2	0	0	0	0	0	2				
<b>Inning Stats</b>	R: 0 H: 1 E: 0 K: 0 S: 14	H: 1 LOB: 1 BB: 0 P: 18	R: 0 H: 0 E: 0 K: 1 S: 8	H: 0 LOB: 0 BB: 0 P: 11	R: 0 H: 0 E: 0 K: 0 S: 9	H: 0 LOB: 1 BB: 1 P: 17	R: 2 H: 3 E: 0 K: 1 S: 13	H: 3 LOB: 0 BB: 0 P: 16	R: 0 H: 0 E: 0 K: 1 S: 11	H: 0 LOB: 0 BB: 0 P: 13	R: 0 H: 0 E: 0 K: 2 S: 10	H: 0 LOB: 0 BB: 0 P: 12	R: 0 H: 0 E: 0 K: 1 S: 9	H: 0 LOB: 0 BB: 0 P: 13	R: 0 H: 0 E: 0 K: 1 S: 9	H: 0 LOB: 0 BB: 0 P: 13	1B: 3 2B: 2 3B: 0 HR: 0	SF: 0 SAC: 1 DP: 0 HBP: 1	WP: 0 PB: 0 SB: 0 CS: 0	PA: 34
<b>PITCHER</b>	IP WLS BF H R ER SO BB IBB HBP BLK WP HR S P ERA WHIP																			
56 Mark Buehrle, L ERA: 3.38	7.0 W 28 5 2 2 3 1 0 1 0 0 0 0 10 76 11 2.57 0.857																			
26 Jesse Crain, R ERA: 2.32	1.0 H 3 0 0 0 2 0 0 0 0 0 0 0 10 12 0.00 0.000																			
37 Matt Thornton, L ERA: 3.27	0.2 H 2 0 0 0 0 0 0 0 0 0 0 0 6 8 0.00 0.000																			
46 Sergio Santos, R ERA: 3.19	0.1 1 0 0 0 1 0 0 0 0 0 0 0 3 5 0.00 0.000																			

Chicago White Sox @ Kansas City Royals  
Kauffman Stadium, Kansas City, MO  
Mon Jul 18 2011, 7:10 PM - 9:47 PM CDT  
Att: 17,190 - Clear - 95 F

livebaseballscorecards.com

AB 31  
R 2  
H 5  
RBI 2  
BB 1  
SO 6  
LOB 8











Batter	1	2	3	4	5	6	7	8	9	AB	R	H	RBI	BB	SO	LOB	TOP										
22 Johnny Damon, L OBP: 0.326, SLG: 0.421										5	1	3	0	0	0	1											
18 Ben Zobrist, S OBP: 0.358, SLG: 0.466										5	0	1	1	0	0	2											
11 Casey Kotchman, L OBP: 0.395, SLG: 0.458										2	1	0	0	3	1	1											
3 Evan Longoria, R OBP: 0.334, SLG: 0.462										3	1	1	2	2	0	2											
20 Matt Joyce, L OBP: 0.345, SLG: 0.517										5	1	1	1	0	1	7											
2 B.J. Upton, R OBP: 0.312, SLG: 0.400										4	0	1	0	0	0	3											
57 Jake McGee, L OBP: 0.312, SLG: 0.400										0	0	0	0	0	0	0											
5 Sam Fuld, L OBP: 0.303, SLG: 0.372										3	0	1	0	0	0	0											
38 Robinson Chirinos, R OBP: 0.313, SLG: 0.286										4	0	1	0	0	0	3											
1 Sean Rodriguez, R OBP: 0.292, SLG: 0.371										4	0	0	0	0	3	4											
<b>Inning Stats</b>	R: 1 H: 2 E: 0 K: 1 S: 11	H: 2 LOB: 2 BB: 2 P: 24	R: 0 H: 0 E: 0 K: 1 S: 7	H: 0 LOB: 0 BB: 0 P: 14	R: 0 H: 0 E: 0 K: 0 S: 7	H: 0 LOB: 0 BB: 0 P: 11	R: 0 H: 0 E: 0 K: 0 S: 8	H: 1 LOB: 1 BB: 0 P: 19	R: 3 H: 3 E: 0 K: 1 S: 15	H: 3 LOB: 2 BB: 1 P: 30	R: 0 H: 1 E: 0 K: 1 S: 11	H: 1 LOB: 1 BB: 1 P: 23	R: 0 H: 1 E: 0 K: 1 S: 7	H: 1 LOB: 2 BB: 1 P: 18	R: 0 H: 1 E: 0 K: 0 S: 10	H: 1 LOB: 2 BB: 1 P: 18	1B: 5 2B: 3 3B: 0 HR: 2	SF: 0 SAC: 0 DP: 1 HBP: 1	WP: 1 PB: 0 SB: 1 CS: 0	PA: 41							
<b>PITCHER</b>	IP	WLS	BF	H	R	ER	SO	BB	IBB	HBP	BLK	WP	HR	S	P	ERA	WHIP										
44 Luke Hochevar, R ERA: 5.29	5.1	W	25	6	4	4	2	3	0	1	0	1	2	57	100	6.75	1.688										
31 Louis Coleman, R ERA: 2.09	0.2	H	2	0	0	0	1	0	0	0	0	0	0	5	6	0.00	0.000										
55 Tim Collins, L ERA: 3.5	1.0		5	1	0	0	1	0	0	0	0	0	0	11	23	0.00	2.000										
38 Blake Wood, R ERA: 3.63	1.0		4	1	0	0	1	0	0	0	0	0	0	7	13	0.00	1.000										
47 Nate Adcock, R ERA: 4.78	1.0		5	1	0	0	0	1	0	0	0	0	0	10	18	0.00	2.000										

Tampa Bay Rays @ Kansas City Royals  
Kauffman Stadium, Kansas City, MO  
Fri Jul 22 2011, 7:11 PM - 10:23 PM CDT  
Att: 27,824 - Clear - 98 F

livebaseballscorecards.com

AB 35  
R 4  
H 9  
RBI 4  
BB 5  
SO 5  
LOB 23

Batter	1	2	3	4	5	6	7	8	9	AB	R	H	RBI	BB	SO	LOB	BOTTOM										
4 Alex Gordon, L OBP: 0.368, SLG: 0.471										5	1	2	0	0	1	4											
53 Melky Cabrera, S OBP: 0.379, SLG: 0.460										5	2	3	3	0	0	2											
16 Billy Butler, R OBP: 0.379, SLG: 0.419										4	2	2	2	1	1	1											
35 Eric Hosmer, L OBP: 0.324, SLG: 0.435										5	1	2	2	0	1	2											
21 Jeff Francoeur, R OBP: 0.314, SLG: 0.453										5	1	3	1	0	1	1											
8 Mike Moustakas, L OBP: 0.250, SLG: 0.240										5	0	1	1	0	0	3											
15 Matt Treanor, R OBP: 0.357, SLG: 0.314										3	1	1	0	2	1	2											
17 Chris Getz, L OBP: 0.314, SLG: 0.285										4	2	1	0	1	0	2											
2 Alcides Escobar, R OBP: 0.292, SLG: 0.333										2	0	1	0	0	0	1											
13 Mike Aviles, R OBP: 0.254, SLG: 0.386										2	0	0	0	0	0	3											
<b>Inning Stats</b>	R: 3 H: 4 E: 0 K: 3 S: 19	H: 1 LOB: 1 BB: 0 P: 30	R: 0 H: 1 E: 0 K: 0 S: 9	H: 1 LOB: 0 BB: 0 P: 13	R: 1 H: 2 E: 0 K: 0 S: 8	H: 2 LOB: 1 BB: 0 P: 15	R: 0 H: 2 E: 0 K: 0 S: 10	H: 2 LOB: 2 BB: 0 P: 14	R: 1 H: 1 E: 1 K: 0 S: 7	H: 1 LOB: 1 BB: 0 P: 12	R: 3 H: 4 E: 0 K: 1 S: 12	H: 4 LOB: 2 BB: 1 P: 23	R: 2 H: 2 E: 0 K: 1 S: 14	H: 2 LOB: 2 BB: 2 P: 27	R: 0 H: 0 E: 0 K: 0 S: 15	H: 0 LOB: 1 BB: 1 P: 21	1B: 11 2B: 4 3B: 0 HR: 1	SF: 0 SAC: 0 DP: 1 HBP: 0	WP: 0 PB: 0 SB: 1 CS: 0	PA: 44							
<b>PITCHER</b>	IP	WLS	BF	H	R	ER	SO	BB	IBB	HBP	BLK	WP	HR	S	P	ERA	WHIP										
40 Wade Davis, R ERA: 4.46	5.1	L	27	11	6	5	3	0	0	0	0	0	1	57	91	8.44	2.062										
39 J.P. Howell, L ERA: 8.27	0.2		6	3	2	2	1	1	0	0	0	0	0	8	16	27.00	6.000										
47 Brandon Gomes, R ERA: 3.24	1.0		7	2	2	2	1	2	0	0	0	0	0	14	27	18.00	4.000										
57 Jake McGee, L ERA: 3.6	1.0		4	0	0	0	0	1	0	0	0	0	0	15	21	0.00	1.000										

Tampa Bay Rays @ Kansas City Royals  
Kauffman Stadium, Kansas City, MO  
Fri Jul 22 2011, 7:11 PM - 10:23 PM CDT  
Att: 27,824 - Clear - 98 F

livebaseballscorecards.com

AB 40  
R 10  
H 16  
RBI 9  
BB 4  
SO 5  
LOB 21



Batter	1	2	3	4	5	6	7	8	9	10	AB	R	H	RBI	BB	SO	LOB	TOP				
8 Desmond Jennings, R OBP: 0.800, SLG: 1.667											3	2	2	1	2	1	0	<b>Tampa Bay Rays @ Kansas City Royals</b> Kauffman Stadium, Kansas City, MO Sat Jul 23 2011, 6:12 PM - 9:37 PM CDT Att: 27,643 - Clear - 101 F <a href="http://livebaseballscorecards.com">livebaseballscorecards.com</a>				
22 Johnny Damon, L OBP: 0.324, SLG: 0.421											5	0	1	1	0	2	4					
18 Ben Zobrist, S OBP: 0.359, SLG: 0.468											5	1	2	1	0	2	2					
3 Evan Longoria, R OBP: 0.303, SLG: 0.467											4	0	2	1	1	1	0					
2 B.J. Upton, R OBP: 0.310, SLG: 0.395											4	0	0	0	1	2	3					
1 Sean Rodriguez, R OBP: 0.291, SLG: 0.395											3	0	0	0	1	0	1					
20 Matt Joyce, L OBP: 0.347, SLG: 0.519											5	0	1	0	0	1	7					
11 Casey Kotchman, L OBP: 0.392, SLG: 0.454											5	0	1	0	0	1	7					
10 Kelly Shoppach, R OBP: 0.280, SLG: 0.300											4	0	1	0	0	2	0					
5 Sam Fuld, L OBP: 0.303, SLG: 0.370											1	0	0	0	0	1	3					
38 Robinson Chirinos, R OBP: 0.313, SLG: 0.286											0	0	0	0	0	0	0					
9 Elliot Johnson, S OBP: 0.264, SLG: 0.346											5	1	1	0	0	3	5					
<b>Inning Stats</b>	R: 1 E: 0 K: 1 S: 18	H: 3 LOB: 3 BB: 1 P: 31	R: 1 E: 0 K: 2 S: 14	H: 2 LOB: 1 BB: 21 P: 18	R: 0 E: 0 K: 1 S: 7	H: 0 LOB: 0 BB: 0 P: 13	R: 0 E: 0 K: 3 S: 12	H: 2 LOB: 2 BB: 1 P: 21	R: 1 E: 0 K: 2 S: 11	H: 1 LOB: 1 BB: 0 P: 18	R: 0 E: 0 K: 1 S: 6	H: 0 LOB: 0 BB: 0 P: 10	R: 0 E: 0 K: 2 S: 9	H: 0 LOB: 0 BB: 0 P: 11	R: 0 E: 0 K: 1 S: 15	H: 1 LOB: 3 BB: 2 P: 29	1B: 5 2B: 4 3B: 2 HR: 0	SF: 0 SAC: 0 DP: 1 HBP: 0	WP: 0 PB: 0 SB: 1 CS: 0	PA: 45		
<b>PITCHER</b>	IP 5.0	WLS 25	BF 9	H 3	R 3	ER 3	SO 6	BB 1	IBB 0	HBP 0	BLK 0	WP 0	HR 0	S 62	P 104	ERA 5.40	WHIP 2.000					
26 Jeff Francis, L ERA: 4.65	3.0	11	1	1	1	6	1	0	0	0	0	0	0	27	40	3.00	0.667					
56 Greg Holland, R ERA: 1.2	1.0	5	0	0	0	1	2	0	0	0	0	0	0	11	26	0.00	2.000					
43 Aaron Crow, R ERA: 1.88	1.0	W	4	1	0	0	2	0	0	0	0	0	0	10	16	0.00	1.000					
48 Joakim Soria, R ERA: 3.64																						
<b>PITCHER</b>	IP 6.0	WLS 26	BF 9	H 3	R 2	ER 4	SO 4	BB 0	IBB 0	HBP 0	BLK 0	WP 1	HR 0	S 61	P 92	ERA 3.00	WHIP 1.167					
4 Alex Gordon, L OBP: 0.370, SLG: 0.475											5	0	3	1	0	2	0	<b>Tampa Bay Rays @ Kansas City Royals</b> Kauffman Stadium, Kansas City, MO Sat Jul 23 2011, 6:12 PM - 9:37 PM CDT Att: 27,643 - Clear - 101 F <a href="http://livebaseballscorecards.com">livebaseballscorecards.com</a>				
53 Melky Cabrera, S OBP: 0.330, SLG: 0.455											5	0	0	0	0	0	3					
16 Billy Butler, R OBP: 0.377, SLG: 0.416											5	1	1	0	0	2	1					
13 Mike Aviles, R OBP: 0.254, SLG: 0.386											0	1	0	0	0	0	0					
35 Eric Hosmer, L OBP: 0.329, SLG: 0.442											5	2	3	1	0	2	0					
21 Jeff Francoeur, R OBP: 0.316, SLG: 0.455											3	0	1	0	0	0	2					
8 Mike Moustakas, L OBP: 0.257, SLG: 0.258											3	0	2	3	0	0	1					
3 Brayan Peña, S OBP: 0.302, SLG: 0.365											3	0	0	0	0	0	3					
12 Mitch Maier, L OBP: 0.377, SLG: 0.373											1	0	0	0	0	1	0					
15 Matt Treanor, R OBP: 0.357, SLG: 0.314											0	0	0	0	0	0	0					
17 Chris Getz, L OBP: 0.313, SLG: 0.282											3	0	0	0	1	1	2					
2 Alcides Escobar, R OBP: 0.288, SLG: 0.330											4	1	0	0	0	1	1					
<b>Inning Stats</b>	R: 0 E: 0 K: 2 S: 8	H: 0 LOB: 0 BB: 0 P: 11	R: 0 E: 0 K: 1 S: 11	H: 1 LOB: 1 BB: 0 P: 18	R: 0 E: 1 K: 0 S: 7	H: 1 LOB: 1 BB: 0 P: 12	R: 2 E: 1 K: 0 S: 14	H: 2 LOB: 1 BB: 0 P: 18	R: 0 E: 0 K: 0 S: 7	H: 1 LOB: 1 BB: 0 P: 12	R: 1 E: 0 K: 1 S: 14	H: 2 LOB: 1 BB: 0 P: 21	R: 0 E: 0 K: 2 S: 11	H: 0 LOB: 0 BB: 0 P: 12	R: 0 E: 0 K: 2 S: 11	H: 0 LOB: 1 BB: 0 P: 17	R: 1 E: 0 K: 0 S: 12	H: 2 LOB: 2 BB: 0 P: 2	1B: 6 2B: 4 3B: 0 HR: 0	SF: 1 SAC: 0 DP: 0 HBP: 1	WP: 1 PB: 0 SB: 1 CS: 0	PA: 40
<b>PITCHER</b>	IP 6.0	WLS 26	BF 9	H 3	R 2	ER 4	SO 4	BB 0	IBB 0	HBP 0	BLK 0	WP 1	HR 0	S 61	P 92	ERA 3.00	WHIP 1.167					
34 Jeff Niemann, R ERA: 3.86	1.1	H	4	0	0	3	0	0	0	0	0	0	0	15	17	0.00	0.000					
62 Joel Peralta, R ERA: 3.8	0.2	H	3	0	0	0	1	0	0	1	1	0	0	7	12	0.00	0.000					
39 J.P. Howell, L ERA: 7.94	1.0	B	5	1	1	1	1	1	0	0	0	0	0	12	18	9.00	2.000					
43 Kyle Farnsworth, R ERA: 1.99	0.0	L	2	2	1	1	0	0	0	0	0	0	0	2	2	∞	∞					
47 Brandon Gomes, R ERA: 3.76																						
<b>PITCHER</b>	IP 6.0	WLS 26	BF 9	H 3	R 2	ER 4	SO 4	BB 0	IBB 0	HBP 0	BLK 0	WP 1	HR 0	S 61	P 92	ERA 3.00	WHIP 1.167					











Batter	1	2	3	4	5	6	7	8	9	AB	R	H	RBI	BB	SO	LOB	TOP		
4 Alex Gordon, L (1,7) OBP: 0.397, SLG: 0.475	P5	F6		HR		FC1-6		G4-6-3		4	1	2	2	1	0	3	<b>Kansas City Royals @ Boston Red Sox</b> Fenway Park, Boston, MA Tue Jul 26 2011, 7:12 PM - 11:02 PM EDT Att: 37,460 - Partly Cloudy - 74 F		
53 Melky Cabrera, S (1,8) OBP: 0.335, SLG: 0.454	1B	L6		P3		K		G4-6-3		5	1	1	0	0	1	5			
16 Billy Butler, R (1,10) OBP: 0.378, SLG: 0.427	1B	1B		HR		HR		K		4	2	3	3	0	1	0			
35 Eric Hosmer, L (1,3) OBP: 0.335, SLG: 0.448	2B	2B		HR		FC1-6		1B		5	1	2	1	0	1	4			
21 Jeff Francoeur, R (1,9) OBP: 0.319, SLG: 0.454	SF7			2B		F8		1B		2	1	1	1	2	0	2			
8 Mike Moustakas, L (1,5) OBP: 0.248, SLG: 0.248	G4-3			F9		K		1B		5	0	1	1	0	1	3			
13 Mike Aviles, R (1,4) OBP: 0.258, SLG: 0.391		1B		2B		1B		G5-4-3		5	1	3	0	0	0	2			
15 Matt Treanor, R (1,2) OBP: 0.359, SLG: 0.311	BB	2B		F8		F9		1B		4	1	1	1	1	1	2			
2 Alcides Escobar, R (1,6) OBP: 0.286, SLG: 0.325	SH			1B		F8		K		4	1	1	0	0	1	2			
<b>Inning Stats</b>	R: 2 H: 3 E: 0 K: 0 S: 15	H: 3 R: 0 ER: 1 LOB: 22	R: 2 H: 2 E: 1 K: 1 S: 13	H: 2 R: 0 ER: 0 LOB: 1	R: 0 H: 1 E: 0 K: 0 S: 7	R: 3 H: 4 E: 0 K: 0 S: 10	H: 0 R: 0 ER: 0 LOB: 0	R: 0 H: 1 E: 0 K: 1 S: 13	H: 0 R: 0 ER: 0 LOB: 0	R: 0 H: 0 E: 0 K: 1 S: 10	H: 3 R: 2 ER: 1 LOB: 17	H: 3 R: 1 ER: 0 LOB: 23	1B: 8 R: 9 H: 15 RBI: 9 BB: 4 SO: 6 LOB: 23	WP: 0 PB: 0 SB: 0 CS: 0	PA: 45				
<b>PITCHER</b>	IP WLS BF H R ER SO BB IBB HBP BLK WP HR S P ERA WHIP	IP WLS BF H R ER SO BB IBB HBP BLK WP HR S P ERA WHIP	IP WLS BF H R ER SO BB IBB HBP BLK WP HR S P ERA WHIP	IP WLS BF H R ER SO BB IBB HBP BLK WP HR S P ERA WHIP	IP WLS BF H R ER SO BB IBB HBP BLK WP HR S P ERA WHIP	IP WLS BF H R ER SO BB IBB HBP BLK WP HR S P ERA WHIP	IP WLS BF H R ER SO BB IBB HBP BLK WP HR S P ERA WHIP	IP WLS BF H R ER SO BB IBB HBP BLK WP HR S P ERA WHIP	IP WLS BF H R ER SO BB IBB HBP BLK WP HR S P ERA WHIP	IP WLS BF H R ER SO BB IBB HBP BLK WP HR S P ERA WHIP	IP WLS BF H R ER SO BB IBB HBP BLK WP HR S P ERA WHIP	IP WLS BF H R ER SO BB IBB HBP BLK WP HR S P ERA WHIP	IP WLS BF H R ER SO BB IBB HBP BLK WP HR S P ERA WHIP	IP WLS BF H R ER SO BB IBB HBP BLK WP HR S P ERA WHIP	IP WLS BF H R ER SO BB IBB HBP BLK WP HR S P ERA WHIP	IP WLS BF H R ER SO BB IBB HBP BLK WP HR S P ERA WHIP			
30 Andrew Miller, L (1,1) ERA: 5.45	3.2	22	9	7	5	1	2	0	0	0	0	0	0	0	2	43	80	12.27	3.000
91 Alfredo Aceves, R (4,1) ERA: 3.28	3.1	14	3	0	0	3	0	0	1	0	0	0	0	0	34	52	0.00	0.900	
32 Matt Albers, R (8,1) ERA: 2.14	1.0	3	0	0	0	1	1	0	0	0	0	0	0	10	17	0.00	1.000		
46 Franklin Morales, L (9,1) ERA: 4.39	1.0	6	3	2	2	1	1	0	0	0	0	0	0	15	23	18.00	4.000		

Batter	1	2	3	4	5	6	7	8	9	AB	R	H	RBI	BB	SO	LOB	BOTTOM	
54 Darnell McDonald, R (1,8) OBP: 0.244, SLG: 0.312	BB	FC5-4		K		SH		K		2	1	0	0	1	1	1	<b>Kansas City Royals @ Boston Red Sox</b> Fenway Park, Boston, MA Tue Jul 26 2011, 7:12 PM - 11:02 PM EDT Att: 37,460 - Partly Cloudy - 74 F	
44 Drew Sutton, S (5,PH) OBP: 0.346, SLG: 0.438	1B	1B		1B		1B		BB		1	1	0	0	1	1	0		
10 Marco Scutaro, R (1,6) OBP: 0.333, SLG: 0.369	P2			G6-3		1B		FC5-2-6		4	2	1	0	2	0	3		
28 Adrián González, L (1,3) OBP: 0.411, SLG: 0.560	SF7			2B		1B		FC6		3	3	2	2	1	0	2		
15 Dustin Pedroia, R (1,4) OBP: 0.404, SLG: 0.476	3B	2B		1B		1B		F7		5	3	4	1	1	0	0		
34 David Ortiz, L (1,10) OBP: 0.393, SLG: 0.564	2B			BB		1B		2B		5	0	4	5	1	1	3		
13 Carl Crawford, L (1,7) OBP: 0.283, SLG: 0.379	K			BB		1B		G4-3		5	0	1	1	1	2	6		
33 Jason Varitek, S (1,2) OBP: 0.317, SLG: 0.416	K			HBP		K		HR		5	1	1	1	0	2	7		
16 Josh Reddick, L (1,9) OBP: 0.403, SLG: 0.619	P4			K		1B		K		4	1	1	1	0	2	2		
60 Yamaico Navarro, R (1,5) OBP: 0.258, SLG: 0.321	BB			F9		1B		2B		1	0	0	0	1	0	2		
2 Jacoby Ellsbury, L (5,PH) OBP: 0.378, SLG: 0.516	BB			FC5-4		1B		E8		3	1	2	0	0	0	2		
<b>Inning Stats</b>	R: 2 H: 2 E: 0 K: 1 S: 21	H: 0 R: 0 ER: 0 LOB: 1	R: 0 H: 0 E: 0 K: 1 S: 10	H: 0 R: 0 ER: 0 LOB: 1	R: 3 H: 3 E: 0 K: 2 S: 18	H: 3 R: 1 ER: 0 LOB: 3	R: 1 H: 2 E: 0 K: 1 S: 18	H: 6 R: 0 ER: 0 LOB: 2	R: 0 H: 0 E: 0 K: 2 S: 12	H: 0 R: 0 ER: 0 LOB: 2	R: 1 H: 2 E: 1 K: 1 S: 17	H: 2 R: 1 ER: 1 LOB: 26	1B: 8 R: 13 H: 16 RBI: 11 BB: 9 SO: 9 LOB: 28	WP: 1 PB: 0 SB: 1 CS: 0	PA: 52			
<b>PITCHER</b>	IP WLS BF H R ER SO BB IBB HBP BLK WP HR S P ERA WHIP	IP WLS BF H R ER SO BB IBB HBP BLK WP HR S P ERA WHIP	IP WLS BF H R ER SO BB IBB HBP BLK WP HR S P ERA WHIP	IP WLS BF H R ER SO BB IBB HBP BLK WP HR S P ERA WHIP	IP WLS BF H R ER SO BB IBB HBP BLK WP HR S P ERA WHIP	IP WLS BF H R ER SO BB IBB HBP BLK WP HR S P ERA WHIP	IP WLS BF H R ER SO BB IBB HBP BLK WP HR S P ERA WHIP	IP WLS BF H R ER SO BB IBB HBP BLK WP HR S P ERA WHIP	IP WLS BF H R ER SO BB IBB HBP BLK WP HR S P ERA WHIP	IP WLS BF H R ER SO BB IBB HBP BLK WP HR S P ERA WHIP	IP WLS BF H R ER SO BB IBB HBP BLK WP HR S P ERA WHIP	IP WLS BF H R ER SO BB IBB HBP BLK WP HR S P ERA WHIP	IP WLS BF H R ER SO BB IBB HBP BLK WP HR S P ERA WHIP	IP WLS BF H R ER SO BB IBB HBP BLK WP HR S P ERA WHIP	IP WLS BF H R ER SO BB IBB HBP BLK WP HR S P ERA WHIP	IP WLS BF H R ER SO BB IBB HBP BLK WP HR S P ERA WHIP		
23 Danny Duffy, L (1,1) ERA: 5.17	3.2	21	6	6	6	5	3	0	0	0	0	0	0	0	1	2	0.00	2.455
47 Nate Adcock, R (4,1) ERA: 5.45	0.1	8	3	4	4	0	3	0	0	0	0	0	0	16	34	108.00	18.000	
38 Blake Wood, R (5,1) ERA: 3.77	2.0	13	4	2	1	3	2	0	1	0	0	0	0	34	52	4.50	3.000	
55 Tim Collins, L (7,1) ERA: 3.87	1.0	6	2	1	1	1	1	0	0	0	0	1	0	17	26	9.00	3.000	
12 Mitch Maier, R (8,1) ERA:	1.0	4	1	0	0	0	0	0	0	0	0	0	0	11	16	0.00	1.000	



Batter	1	2	3	4	5	6	7	8	9	AB	R	H	RBI	BB	SO	LOB	TOP			
4 Alex Gordon, L OBP: 0.369, SLG: 0.483										6	2	3	0	0	1	2				
53 Melky Cabrera, S OBP: 0.333, SLG: 0.453										5	1	1	0	0	1	3				
16 Billy Butler, R OBP: 0.361, SLG: 0.438										5	1	3	1	0	2	3				
35 Eric Hosmer, L OBP: 0.336, SLG: 0.457										5	1	2	4	0	1	4				
21 Jeff Francoeur, R OBP: 0.320, SLG: 0.459										5	0	2	0	0	0	1				
8 Mike Moustakas, L OBP: 0.280, SLG: 0.250										3	0	1	0	2	0	0				
3 Brayan Peña, S OBP: 0.306, SLG: 0.371										5	0	2	0	0	0	2				
17 Chris Getz, L OBP: 0.312, SLG: 0.280										5	0	1	0	0	0	7				
2 Alcides Escobar, R OBP: 0.283, SLG: 0.321										4	0	0	0	0	1	2				
13 Mike Aviles, R OBP: 0.261, SLG: 0.395										1	0	1	0	0	0	0				
<b>Inning Stats</b>	R: 3 H: 4 E: 1 K: 1 S: 20	H: 4 LOB: 2 BB: 0 P: 31	R: 0 H: 2 E: 0 K: 0 S: 12	H: 2 LOB: 2 BB: 1 P: 14	R: 0 H: 0 E: 0 K: 0 S: 5	H: 0 LOB: 0 BB: 0 P: 9	R: 0 H: 0 E: 0 K: 1 S: 11	H: 0 LOB: 3 BB: 1 P: 18	R: 1 H: 3 E: 0 K: 1 S: 18	H: 2 LOB: 2 BB: 0 P: 19	R: 0 H: 1 E: 0 K: 0 S: 7	H: 1 LOB: 2 BB: 1 P: 13	R: 1 H: 2 E: 0 K: 2 S: 13	H: 2 LOB: 1 BB: 0 P: 20	R: 0 H: 2 E: 0 K: 1 S: 13	H: 2 LOB: 2 BB: 0 P: 17	1B: 7 2B: 7 3B: 0 HR: 2	SF: 0 SAC: 0 DP: 0 HBP: 0	WP: 0 PB: 0 SB: 2 CS: 0	PA: 46
<b>PITCHER</b>	IP WLS BF H R ER SO BB IBB HBP BLK WP HR S P ERA WHIP																			
41 John Lackey, R ERA: 6.2	(1, 1) 5.2 W 30 11 4 3 3 1 0 0 0 0 0 2 78 113 4.76 2.118																			
43 Randy Williams, L ERA: 9.53	(6, 1) 1.2 8 2 1 1 1 1 0 0 0 0 0 0 16 26 5.40 1.800																			
35 Dan Wheeler, R ERA: 4.67	(8, 1) 1.2 8 3 0 0 2 0 0 0 0 0 0 0 20 28 0.00 1.800																			

Kansas City Royals @ Boston Red Sox  
Fenway Park, Boston, MA  
Wed Jul 27 2011, 7:13 PM - 10:20 PM EDT  
Att: 38,329 - Partly Cloudy - 79 F

AB	44
R	5
H	16
RBI	5
BB	2
SO	6
LOB	24



Batter	1	2	3	4	5	6	7	8	9	AB	R	H	RBI	BB	SO	LOB	BOTTOM			
2 Jacoby Ellsbury, L OBP: 0.383, SLG: 0.528										4	3	3	2	1	0	1				
15 Dustin Pedroia, R OBP: 0.406, SLG: 0.486										4	2	3	2	0	0	1				
44 Drew Sutton, S OBP: 0.346, SLG: 0.438										0	0	0	0	0	0	0				
28 Adrián González, L OBP: 0.413, SLG: 0.560										5	1	3	3	0	0	1				
20 Kevin Youkilis, R OBP: 0.396, SLG: 0.494										3	1	1	0	1	0	3				
16 Josh Reddick, L OBP: 0.400, SLG: 0.613										1	0	0	0	0	1	0				
34 David Ortiz, L OBP: 0.391, SLG: 0.569										4	1	1	4	0	1	2				
39 Jarrod Saltalamacchia, R OBP: 0.321, SLG: 0.442										4	0	1	0	0	2	1				
10 Marco Scutaro, R OBP: 0.332, SLG: 0.364										3	1	0	0	1	0	1				
54 Danell McDonald, R OBP: 0.256, SLG: 0.333										4	2	2	0	0	0	1				
60 Yamaico Navarro, R OBP: 0.286, SLG: 0.344										4	1	2	1	0	1	1				
<b>Inning Stats</b>	R: 2 H: 2 E: 0 K: 2 S: 19	H: 2 LOB: 1 BB: 1 P: 34	R: 3 H: 2 E: 0 K: 0 S: 17	H: 2 LOB: 1 BB: 2 P: 33	R: 0 H: 0 E: 0 K: 0 S: 6	H: 0 LOB: 0 BB: 0 P: 12	R: 5 H: 6 E: 0 K: 1 S: 25	H: 6 LOB: 0 BB: 0 P: 35	R: 0 H: 0 E: 0 K: 0 S: 4	H: 0 LOB: 0 BB: 0 P: 5	R: 1 H: 3 E: 0 K: 0 S: 13	H: 3 LOB: 1 BB: 0 P: 19	R: 0 H: 1 E: 0 K: 1 S: 10	H: 1 LOB: 0 BB: 0 P: 16	R: 1 H: 2 E: 1 K: 1 S: 10	H: 2 LOB: 0 BB: 0 P: 13	1B: 11 2B: 3 3B: 0 HR: 3	SF: 1 SAC: 0 DP: 1 HBP: 0	WP: 0 PB: 0 SB: 2 CS: 0	PA: 40
<b>PITCHER</b>	IP WLS BF H R ER SO BB IBB HBP BLK WP HR S P ERA WHIP																			
52 Bruce Chen, L ERA: 4.29	(1, 1) 4.0 L 24 10 10 3 67 114 22.50 3.250																			
47 Nate Adcock, R ERA: 5.36	(5, 1) 4.0 16 6 2 2 2 0 0 0 0 0 0 0 37 53 4.50 1.500																			

Kansas City Royals @ Boston Red Sox  
Fenway Park, Boston, MA  
Wed Jul 27 2011, 7:13 PM - 10:20 PM EDT  
Att: 38,329 - Partly Cloudy - 79 F

AB	36
R	12
H	16
RBI	12
BB	3
SO	5
LOB	12













Batter	1	2	3	4	5	6	7	8	9	AB	R	H	RBI	BB	SO	LOB	TOP		
4 Alex Gordon, L (1, 7) OBP: 0.374, SLG: 0.488										3	1	1	0	1	0	1	<b>Kansas City Royals @ Cleveland Indians</b> Progressive Field, Cleveland, OH Sat Jul 30 2011, 7:07 PM - 10:02 PM EDT Att: 31,436 - Clear - 82 F		
53 Melky Cabrera, S (1, 8) OBP: 0.337, SLG: 0.463										4	0	3	0	0	0	1			
16 Billy Butler, R (1, 10) OBP: 0.378, SLG: 0.456										4	0	1	0	0	2	4			
35 Eric Hosmer, L (1, 3) OBP: 0.335, SLG: 0.452										4	0	1	1	0	1	4			
21 Jeff Francoeur, R (1, 9) OBP: 0.322, SLG: 0.456										4	1	1	0	0	0	4			
8 Mike Moustakas, L (1, 5) OBP: 0.299, SLG: 0.252										3	0	0	0	0	0	1			
15 Matt Treanor, R (1, 2) 3 Brayan Peña, S (6, 2) OBP: 0.311, SLG: 0.379										2	0	0	0	0	2	0		<b>AB 34</b> <b>R 2</b> <b>H 10</b> <b>RBI 2</b> <b>BB 1</b> <b>SO 5</b> <b>LOB 20</b>	
17 Chris Getz, L (1, 4) OBP: 0.318, SLG: 0.289										4	0	2	1	0	0	1			
2 Alcides Escobar, R (1, 6) OBP: 0.285, SLG: 0.328										4	0	0	0	0	0	3			
<b>Inning Stats</b>	R: 1 H: 1 E: 0 K: 1 S: 11	H: 1 LOB: 1 BB: 1 P: 21	R: 0 H: 1 E: 0 K: 1 S: 8	H: 1 LOB: 1 BB: 0 P: 12	R: 0 H: 2 E: 0 K: 0 S: 8	H: 2 LOB: 2 BB: 0 P: 9	R: 0 H: 0 E: 0 K: 1 S: 7	H: 0 LOB: 0 BB: 0 P: 12	R: 0 H: 1 E: 0 K: 0 S: 9	H: 1 LOB: 1 BB: 0 P: 12	R: 0 H: 1 E: 0 K: 0 S: 9	H: 1 LOB: 1 BB: 0 P: 13	R: 0 H: 1 E: 0 K: 2 S: 10	H: 1 LOB: 1 BB: 0 P: 12	R: 1 H: 2 E: 0 K: 0 S: 9	H: 2 LOB: 1 BB: 0 P: 13		1B: 8 2B: 2 3B: 0 HR: 0	SF: 0 SAC: 1 DP: 1 HBP: 0
<b>PITCHER</b>	IP WLS BF H R ER SO BB IBB HBP BLK WP HR S P ERA WHIP																		
63 Justin Masterson, R (1, 1) ERA: 2.96	8.0	32	9	2	2	5	1	0	0	0	0	0	0	0	72	106	2.25	1.250	
49 Tony Sipp, L (9, 1) ERA: 3.0	1.0	W 4	1	0	0	0	0	0	0	0	0	0	0	7	10	0.00	1.000		

Batter	1	2	3	4	5	6	7	8	9	AB	R	H	RBI	BB	SO	LOB	BOTTOM				
23 Michael Brantley, L (1, 7) OBP: 0.331, SLG: 0.386										3	0	1	1	1	1	2	<b>Kansas City Royals @ Cleveland Indians</b> Progressive Field, Cleveland, OH Sat Jul 30 2011, 7:07 PM - 10:02 PM EDT Att: 31,436 - Clear - 82 F				
22 Jason Kipnis, L (1, 4) OBP: 0.211, SLG: 0.176										4	0	0	0	0	2	3					
13 Asdrúbal Cabrera, S (1, 6) OBP: 0.337, SLG: 0.480										3	0	1	0	0	1	0					
48 Travis Hafner, L (1, 10) Orlando Cabrera, R (9, PR) OBP: 0.386, SLG: 0.474 OBP: 0.277, SLG: 0.321										4	0	0	0	0	0	2					
41 Carlos Santana, S (1, 2) OBP: 0.352, SLG: 0.421										4	1	2	0	0	0	1					
1 Kosuke Fukudome, L (1, 9) OBP: 0.365, SLG: 0.360										3	0	0	1	0	0	2					
8 Lonnie Chisenhall, L (1, 5) OBP: 0.311, SLG: 0.465										1	2	0	0	3	0	1					
7 Matt LaPorta, R (1, 3) OBP: 0.295, SLG: 0.420										4	1	2	3	0	0	2					
12 Ezequiel Carrera, L (1, 8) OBP: 0.327, SLG: 0.250										3	0	1	0	0	0	2	<b>AB 29</b> <b>R 5</b> <b>H 7</b> <b>RBI 5</b> <b>BB 4</b> <b>SO 4</b> <b>LOB 15</b>				
<b>Inning Stats</b>	R: 0 H: 0 E: 0 K: 3 S: 10	H: 0 LOB: 0 BB: 0 P: 15	R: 0 H: 0 E: 0 K: 0 S: 6	H: 0 LOB: 0 BB: 0 P: 12	R: 0 H: 0 E: 0 K: 0 S: 5	H: 0 LOB: 1 BB: 1 P: 14	R: 0 H: 0 E: 0 K: 0 S: 12	H: 0 LOB: 0 BB: 1 P: 19	R: 0 H: 1 E: 0 K: 0 S: 14	H: 1 LOB: 1 BB: 0 P: 21	R: 0 H: 2 E: 0 K: 1 S: 12	H: 2 LOB: 1 BB: 0 P: 17	R: 0 H: 1 E: 0 K: 0 S: 10	H: 1 LOB: 1 BB: 0 P: 15	R: 1 H: 1 E: 0 K: 0 S: 16	H: 1 LOB: 1 BB: 1 P: 28		R: 4 H: 2 E: 0 K: 0 S: 15	H: 2 LOB: 1 BB: 1 P: 25	1B: 3 2B: 4 3B: 0 HR: 1	SF: 1 SAC: 0 DP: 2 HBP: 1
<b>PITCHER</b>	IP WLS BF H R ER SO BB IBB HBP BLK WP HR S P ERA WHIP																				
59 Felipe Paulino, R (1, 1) ERA: 4.2	6.0	21	4	0	1	0	4	0	0	0	0	0	0	62	104	0.00	1.000				
55 Tim Collins, L (7, 1) ERA: 3.5	1.0	H 4	0	1	0	0	1	0	0	0	0	15	21	0.00	1.000						
43 Aaron Crow, R (8, 1) ERA: 1.76	1.0	B 4	1	0	0	0	0	0	0	0	0	8	16	0.00	1.000						
48 Joaquin Soria, R (9, 1) ERA: 4.23	0.2	L 6	2	4	4	0	1	0	1	0	1	15	25	54.00	4.500						









Batter	1	2	3	4	5	6	7	8	9	AB	R	H	RBI	BB	SO	LOB	TOP			
2 J.J. Hardy, R OBP: 0.318, SLG: 0.494	G6-3		27 BB 12 2B 21 BB			21 G3		K		4	1	2	1	1	1	0	<b>Baltimore Orioles @ Kansas City Royals</b> Kauffman Stadium, Kansas City, MO Tue Aug 02 2011, 7:11 PM - 10:00 PM CDT Att: 17,116 - Clear - 107 F			
21 Nick Markakis, L OBP: 0.339, SLG: 0.393	27 FC6 10 1B		12 2B 27 BB	G4-3		G3		27 1B 12 HR	BB	3	2	1	0	2	0	3				
10 Adam Jones, R OBP: 0.333, SLG: 0.483	27 FC6 1B		F8		G6-3		K	F8		5	0	1	0	0	1	4				
27 Vladimir Guerrero, R OBP: 0.321, SLG: 0.403	FC6		12 2B		F9		F7	12 HR	1B	4	1	1	0	1	0	3				
12 Mark Reynolds, R OBP: 0.337, SLG: 0.486	G6-4-3		1-3 2B		32 BB 19 1B		F7	12 HR	HR	5	2	3	5	0	0	3				
32 Matt Wieters, S OBP: 0.313, SLG: 0.390	P4		P2		19 1B		F9	G4-3		4	0	0	0	1	0	2				
19 Chris Davis, L OBP: 0.289, SLG: 0.424	F8		F8		1-2 2H 1B		G3	HR		5	1	2	2	0	0	0				
14 Nolan Reimold, R OBP: 0.310, SLG: 0.416	K		K		F9		K	K		4	0	0	0	0	3	2				
18 Felix Pie, L OBP: 0.247, SLG: 0.270	K		K		F9		K	K		1	0	0	0	0	1	0				
11 Robert Andino, R OBP: 0.342, SLG: 0.329	F7		F7		2 BB 1B		P3			4	1	2	0	0	0	0				
<b>Inning Stats</b>	R: 0 E: 0 K: 0 S: 15	H: 2 LOB: 2 BB: 0 P: 20	R: 0 E: 0 K: 1 S: 8	H: 0 LOB: 0 BB: 0 P: 11	R: 2 E: 0 K: 0 S: 18	H: 2 LOB: 2 BB: 2 P: 30	R: 0 E: 0 K: 1 S: 13	H: 1 LOB: 2 BB: 1 P: 23	R: 1 E: 0 K: 1 S: 9	H: 2 LOB: 1 BB: 0 P: 10	R: 0 E: 0 K: 0 S: 9	H: 0 LOB: 0 BB: 0 P: 12	R: 0 E: 0 K: 2 S: 11	H: 0 LOB: 0 BB: 0 P: 17	R: 4 E: 0 K: 1 S: 20	H: 3 LOB: 0 BB: 1 P: 33	1B: 8 2B: 2 3B: 0 HR: 2	SF: 0 SAC: 0 DP: 1 HBP: 0	WP: 0 PB: 0 SB: 0 CS: 0	PA: 44
<b>PITCHER</b>	IP WLS BF H R ER SO	IP WLS BF H R ER SO	IP WLS BF H R ER SO	IP WLS BF H R ER SO	IP WLS BF H R ER SO	IP WLS BF H R ER SO	IP WLS BF H R ER SO	IP WLS BF H R ER SO	IP WLS BF H R ER SO	IP WLS BF H R ER SO	IP WLS BF H R ER SO	IP WLS BF H R ER SO	IP WLS BF H R ER SO	IP WLS BF H R ER SO	IP WLS BF H R ER SO	IP WLS BF H R ER SO	ERA WHIP	ERA WHIP		
52 Bruce Chen, L ERA: 4.37	4.2 L 25 7 3 3 2	3.1 L 12 2 1 1 3	1.0 L 7 3 4 4 1	0.0 L 0 0 0 0	0.0 L 0 0 0 0	0.0 L 0 0 0 0	0.0 L 0 0 0 0	0.0 L 0 0 0 0	0.0 L 0 0 0 0	0.0 L 0 0 0 0	0.0 L 0 0 0 0	0.0 L 0 0 0 0	0.0 L 0 0 0 0	0.0 L 0 0 0 0	0.0 L 0 0 0 0	0.0 L 0 0 0 0	5.79 2.357	2.70 0.600	36.00 4.000	
31 Louis Coleman, R ERA: 1.91	1.0 L 7 3 4 4 1	0.0 L 0 0 0 0	0.0 L 0 0 0 0	0.0 L 0 0 0 0	0.0 L 0 0 0 0	0.0 L 0 0 0 0	0.0 L 0 0 0 0	0.0 L 0 0 0 0	0.0 L 0 0 0 0	0.0 L 0 0 0 0	0.0 L 0 0 0 0	0.0 L 0 0 0 0	0.0 L 0 0 0 0	0.0 L 0 0 0 0	0.0 L 0 0 0 0	0.0 L 0 0 0 0	4.24			
61 Everett Teaford, L ERA: 4.24	0.0 L 0 0 0 0	0.0 L 0 0 0 0	0.0 L 0 0 0 0	0.0 L 0 0 0 0	0.0 L 0 0 0 0	0.0 L 0 0 0 0	0.0 L 0 0 0 0	0.0 L 0 0 0 0	0.0 L 0 0 0 0	0.0 L 0 0 0 0	0.0 L 0 0 0 0	0.0 L 0 0 0 0	0.0 L 0 0 0 0	0.0 L 0 0 0 0	0.0 L 0 0 0 0	0.0 L 0 0 0 0				

Batter	1	2	3	4	5	6	7	8	9	AB	R	H	RBI	BB	SO	LOB	BOTTOM					
4 Alex Gordon, L OBP: 0.375, SLG: 0.493	G4-3		K			G3		53 1B 16 SF9		4	1	1	0	0	1	0	<b>Baltimore Orioles @ Kansas City Royals</b> Kauffman Stadium, Kansas City, MO Tue Aug 02 2011, 7:11 PM - 10:00 PM CDT Att: 17,116 - Clear - 107 F					
53 Melky Cabrera, S OBP: 0.341, SLG: 0.468	35 2B		G4-3			F8		1B		4	1	2	0	0	0	0						
16 Billy Butler, R OBP: 0.378, SLG: 0.455	35 2B		G5-3			35 2B		SF9		2	0	1	1	1	0	0						
35 Eric Hosmer, L OBP: 0.333, SLG: 0.454	2B		G4-3			2B		F7		4	0	2	1	0	0	1						
21 Jeff Francoeur, R OBP: 0.323, SLG: 0.459	K		F9			F8		K		4	0	0	0	0	2	4						
8 Mike Moustakas, L OBP: 0.253, SLG: 0.252	F8		F7			G6-3		K		4	0	0	0	0	1	2						
3 Brayan Peña, S OBP: 0.298, SLG: 0.363	G1-3		E6 17 G3-6-3			G3-1		G4-3		4	0	0	0	0	0	0						
17 Chris Getz, L OBP: 0.315, SLG: 0.286	K		G3-6-3			P6				3	0	0	0	0	1	1						
2 Alcides Escobar, R OBP: 0.283, SLG: 0.325	F7		F8			G6-3				3	0	0	0	0	0	0						
<b>Inning Stats</b>	R: 1 E: 0 K: 1 S: 17	H: 2 LOB: 2 BB: 1 P: 28	R: 0 E: 0 K: 1 S: 5	H: 0 LOB: 0 BB: 0 P: 7	R: 0 E: 0 K: 1 S: 10	H: 0 LOB: 0 BB: 0 P: 15	R: 0 E: 0 K: 0 S: 9	H: 0 LOB: 0 BB: 0 P: 13	R: 0 E: 1 K: 0 S: 6	H: 2 LOB: 0 BB: 0 P: 11	R: 0 E: 0 K: 0 S: 15	H: 0 LOB: 2 BB: 0 P: 21	R: 0 E: 0 K: 0 S: 8	H: 0 LOB: 0 BB: 0 P: 11	R: 1 E: 0 K: 0 S: 14	H: 2 LOB: 1 BB: 0 P: 19		R: 0 E: 0 K: 2 S: 11	H: 0 LOB: 0 BB: 0 P: 15	1B: 3 2B: 3 3B: 0 HR: 0	SF: 1 SAC: 0 DP: 1 HBP: 0	WP: 0 PB: 0 SB: 0 CS: 0
<b>PITCHER</b>	IP WLS BF H R ER SO	IP WLS BF H R ER SO	IP WLS BF H R ER SO	IP WLS BF H R ER SO	IP WLS BF H R ER SO	IP WLS BF H R ER SO	IP WLS BF H R ER SO	IP WLS BF H R ER SO	IP WLS BF H R ER SO	IP WLS BF H R ER SO	IP WLS BF H R ER SO	IP WLS BF H R ER SO	IP WLS BF H R ER SO	IP WLS BF H R ER SO	IP WLS BF H R ER SO	IP WLS BF H R ER SO	ERA WHIP	ERA WHIP				
55 Alfredo Simon, R ERA: 3.83	7.0 W 26 4 1 1 3	1.0 H 5 2 1 1 0	1.0 L 3 0 0 0 2	0.0 L 0 0 0 0	0.0 L 0 0 0 0	0.0 L 0 0 0 0	0.0 L 0 0 0 0	0.0 L 0 0 0 0	0.0 L 0 0 0 0	0.0 L 0 0 0 0	0.0 L 0 0 0 0	0.0 L 0 0 0 0	0.0 L 0 0 0 0	0.0 L 0 0 0 0	0.0 L 0 0 0 0	0.0 L 0 0 0 0	1.29 0.714	9.00 2.000	0.00 0.000			
29 Tommy Hunter, R ERA: 3.31	1.0 H 5 2 1 1 0	0.0 L 0 0 0 0	0.0 L 0 0 0 0	0.0 L 0 0 0 0	0.0 L 0 0 0 0	0.0 L 0 0 0 0	0.0 L 0 0 0 0	0.0 L 0 0 0 0	0.0 L 0 0 0 0	0.0 L 0 0 0 0	0.0 L 0 0 0 0	0.0 L 0 0 0 0	0.0 L 0 0 0 0	0.0 L 0 0 0 0	0.0 L 0 0 0 0	0.0 L 0 0 0 0						
36 Chris Jakubauskas, R ERA: 6.1	1.0 L 3 0 0 0 2	0.0 L 0 0 0 0	0.0 L 0 0 0 0	0.0 L 0 0 0 0	0.0 L 0 0 0 0	0.0 L 0 0 0 0	0.0 L 0 0 0 0	0.0 L 0 0 0 0	0.0 L 0 0 0 0	0.0 L 0 0 0 0	0.0 L 0 0 0 0	0.0 L 0 0 0 0	0.0 L 0 0 0 0	0.0 L 0 0 0 0	0.0 L 0 0 0 0	0.0 L 0 0 0 0						



Batter	1	2	3	4	5	6	7	8	9	AB	R	H	RBI	BB	SO	LOB	TOP										
2 J.J. Hardy, R OBP: 0.314, SLG: 0.489										3	0	0	1	0	2	3	<p>Baltimore Orioles @ Kansas City Royals Kauffman Stadium, Kansas City, MO Wed Aug 03 2011, 7:11 PM - 9:31 PM CDT Att: 14,187 - Clear - 91 F</p>										
21 Nick Markakis, L OBP: 0.336, SLG: 0.390										4	0	0	0	0	1	3											
10 Adam Jones, R OBP: 0.333, SLG: 0.483										4	1	1	0	0	1	0											
27 Vladimir Guerrero, R OBP: 0.320, SLG: 0.401										4	0	1	1	0	0	0											
19 Chris Davis, L OBP: 0.277, SLG: 0.404										4	0	0	0	0	3	0											
12 Mark Reynolds, R OBP: 0.334, SLG: 0.480										4	0	0	0	0	3	1											
32 Matt Wieters, S OBP: 0.313, SLG: 0.390										3	0	1	0	0	0	0											
18 Felix Pie, L OBP: 0.255, SLG: 0.280										2	0	1	0	1	0	0											
11 Robert Andino, R OBP: 0.342, SLG: 0.327										2	1	0	0	0	0	1											
<b>Inning Stats</b>	R: 1 H: 2 E: 0 K: 2 S: 10	H: 2 LOB: 0 BB: 0 P: 15	R: 0 H: 0 E: 0 K: 1 S: 6	H: 0 LOB: 0 BB: 0 P: 9	R: 1 H: 0 E: 1 K: 0 S: 8	H: 0 LOB: 0 BB: 1 P: 16	R: 0 H: 0 E: 0 K: 2 S: 10	H: 0 LOB: 0 BB: 0 P: 11	R: 0 H: 0 E: 0 K: 1 S: 8	H: 0 LOB: 0 BB: 0 P: 11	R: 0 H: 0 E: 0 K: 0 S: 8	H: 0 LOB: 0 BB: 0 P: 12	R: 0 H: 2 E: 0 K: 1 S: 17	H: 2 LOB: 2 BB: 0 P: 23	R: 0 H: 0 E: 0 K: 2 S: 9	H: 0 LOB: 1 BB: 0 P: 13	1B: 2 2B: 2 3B: 0 HR: 0	SF: 1 SAC: 0 DP: 0 HBP: 1	WP: 1 PB: 0 SB: 0 CS: 1	PA: 34							
<b>PITCHER</b>	IP	WLS	BF	H	R	ER	SO	BB	IBB	HBP	BLK	WP	HR	S	P	ERA	WHIP										
44 Luke Hochevar, R ERA: 4.95	7.1	W	26	4	2	1	7	1	0	0	0	0	0	67	98	1.23	0.682										
56 Greg Holland, R ERA: 1.5	1.2	S	7	0	0	0	3	0	0	1	0	1	0	16	21	0.00	0.000										

Batter	1	2	3	4	5	6	7	8	9	AB	R	H	RBI	BB	SO	LOB	BOTTOM										
4 Alex Gordon, L OBP: 0.378, SLG: 0.499										5	2	3	0	0	0	4	<p>Baltimore Orioles @ Kansas City Royals Kauffman Stadium, Kansas City, MO Wed Aug 03 2011, 7:11 PM - 9:31 PM CDT Att: 14,187 - Clear - 91 F</p>										
53 Melky Cabrera, S OBP: 0.337, SLG: 0.463										5	0	0	0	0	0	7											
16 Billy Butler, R OBP: 0.376, SLG: 0.462										3	1	1	4	0	0	1											
35 Eric Hosmer, L OBP: 0.335, SLG: 0.451										2	0	0	0	2	0	0											
21 Jeff Francoeur, R OBP: 0.320, SLG: 0.455										4	0	0	0	0	0	3											
24 Yamaico Navarro, R OBP: 0.318, SLG: 0.375										3	1	2	0	1	0	0											
17 Chris Getz, L OBP: 0.314, SLG: 0.283										3	1	0	0	0	1	2											
2 Alcides Escobar, R OBP: 0.287, SLG: 0.334										4	0	3	2	0	1	0											
28 Manny Piña, R OBP: 0.500, SLG: 0.750										4	1	2	0	0	0	3											
<b>Inning Stats</b>	R: 1 H: 1 E: 0 K: 0 S: 5	H: 1 LOB: 0 BB: 0 P: 6	R: 2 H: 2 E: 0 K: 0 S: 10	H: 2 LOB: 1 BB: 0 P: 15	R: 0 H: 0 E: 0 K: 0 S: 6	H: 0 LOB: 1 BB: 1 P: 13	R: 0 H: 1 E: 0 K: 1 S: 9	H: 1 LOB: 1 BB: 1 P: 14	R: 0 H: 1 E: 0 K: 0 S: 7	H: 1 LOB: 2 BB: 1 P: 15	R: 0 H: 0 E: 0 K: 1 S: 6	H: 0 LOB: 0 BB: 0 P: 9	R: 3 H: 3 E: 0 K: 0 S: 13	H: 3 LOB: 0 BB: 0 P: 23	R: 0 H: 3 E: 0 K: 0 S: 14	H: 3 LOB: 3 BB: 0 P: 22	1B: 6 2B: 4 3B: 1 HR: 1	SF: 1 SAC: 0 DP: 1 HBP: 1	WP: 0 PB: 0 SB: 0 CS: 0	PA: 38							
<b>PITCHER</b>	IP	WLS	BF	H	R	ER	SO	BB	IBB	HBP	BLK	WP	HR	S	P	ERA	WHIP										
46 Jeremy Guthrie, R ERA: 4.34	7.0	L	32	4	3	0	6	2	1	0	0	0	0	10	17	0.00	9.000										
35 Brad Bergesen, R ERA: 5.75	0.1		4	3	0	0	0	0	0	0	0	0	0	4	5	0.00	0.000										
45 Jo-Jo Reyes, L ERA: 5.37	0.2		2	0	0	0	0	0	0	0	0	0	0	4	5	0.00	0.000										

AB	30
R	2
H	4
RBI	2
BB	1
SO	10
LOB	8

AB	33
R	6
H	11
RBI	6
BB	3
SO	2
LOB	20





Batter	1	2	3	4	5	6	7	8	9	AB	R	H	RBI	BB	SO	LOB	TOP														
2 J.J. Hardy, R OBP: 0.313, SLG: 0.495 28 Blake Davis, L OBP: 0.321, SLG: 0.319										4	1	1	1	0	0	3	<p><b>Baltimore Orioles @ Kansas City Royals</b> Kauffman Stadium, Kansas City, MO Thu Aug 04 2011, 7:12 PM - 10:13 PM CDT Att: 12,161 - Partly Cloudy - 87 F</p>														
21 Nick Markakis, L OBP: 0.339, SLG: 0.393										4	0	2	1	1	0	0															
10 Adam Jones, R OBP: 0.333, SLG: 0.484										5	0	2	0	0	1	5															
27 Vladimir Guerrero, R OBP: 0.321, SLG: 0.404										5	1	2	0	0	0	2															
12 Mark Reynolds, R OBP: 0.330, SLG: 0.474										5	0	0	0	0	1	4															
32 Matt Wieters, S OBP: 0.315, SLG: 0.393										5	1	2	1	0	3	2															
19 Chris Davis, L OBP: 0.276, SLG: 0.409										4	0	1	1	0	1	1															
14 Nolan Reimold, R OBP: 0.316, SLG: 0.414										3	0	1	0	1	0	0															
11 Robert Andino, R OBP: 0.345, SLG: 0.339										3	1	2	0	0	0	2															
<b>Inning Stats</b>	R: 0 E: 0 K: 0 S: 11	H: 1 LOB: 0 BB: 0 P: 14	R: 0 E: 0 K: 1 S: 8	H: 0 LOB: 0 BB: 0 P: 12	R: 1 E: 0 K: 1 S: 14	H: 2 LOB: 1 BB: 0 P: 21	R: 1 E: 0 K: 1 S: 14	H: 3 LOB: 2 BB: 0 P: 22	R: 1 E: 0 K: 0 S: 15	H: 2 LOB: 1 BB: 0 P: 20	R: 0 E: 0 K: 2 S: 8	H: 0 LOB: 0 BB: 0 P: 12	R: 0 E: 0 K: 0 S: 9	H: 1 LOB: 1 BB: 0 P: 14	R: 0 E: 0 K: 1 S: 14	H: 2 LOB: 2 BB: 0 P: 21	1B: 5 2B: 7 3B: 0 HR: 1	SF: 0 SAC: 1 DP: 0 HBP: 0	WP: 1 PB: 0 SB: 0 CS: 0	PA: 42											
<b>PITCHER</b>	IP: 5.0 ERA: 4.48	WLS: 0 LOB: 1	BF: 25	H: 10 R: 4 ER: 4 SO: 3	BB: 0 IBB: 0 HBP: 0 BLK: 0	WP: 0 HR: 1 S: 67 P: 94	ERA: 7.20 WHIP: 2.000	<b>PITCHER</b>	IP: 2.0 ERA: 3.52	WLS: 1 LOB: 0	BF: 8	H: 0 R: 0 ER: 0 SO: 2	BB: 1 IBB: 1 HBP: 0 BLK: 0	WP: 0 HR: 0 S: 15 P: 30	ERA: 0.00 WHIP: 0.500	<b>PITCHER</b>	IP: 1.0 ERA: 3.46	WLS: 0 LOB: 0	BF: 4	H: 1 R: 0 ER: 0 SO: 1	BB: 0 IBB: 0 HBP: 0 BLK: 0	WP: 0 HR: 0 S: 14 P: 14	ERA: 0.00 WHIP: 1.000	<b>PITCHER</b>	IP: 1.0 ERA: 4.05	WLS: 0 LOB: 0	BF: 5	H: 2 R: 0 ER: 0 SO: 1	BB: 0 IBB: 0 HBP: 0 BLK: 0	WP: 0 HR: 0 S: 14 P: 21	ERA: 0.00 WHIP: 2.000

Batter	1	2	3	4	5	6	7	8	9	AB	R	H	RBI	BB	SO	LOB	BOTTOM														
4 Alex Gordon, L OBP: 0.382, SLG: 0.505										5	2	4	0	0	0	0	<p><b>Baltimore Orioles @ Kansas City Royals</b> Kauffman Stadium, Kansas City, MO Thu Aug 04 2011, 7:12 PM - 10:13 PM CDT Att: 12,161 - Partly Cloudy - 87 F</p>														
53 Melky Cabrera, S OBP: 0.329, SLG: 0.463										4	2	2	1	0	0	1															
16 Billy Butler, R OBP: 0.377, SLG: 0.463										5	2	2	2	0	0	3															
35 Eric Hosmer, L OBP: 0.333, SLG: 0.447										5	0	1	0	0	2	4															
21 Jeff Francoeur, R OBP: 0.323, SLG: 0.457										5	1	3	1	0	0	1															
24 Yamaico Navarro, R OBP: 0.327, SLG: 0.366										4	1	1	3	1	1	3															
17 Chris Getz, L OBP: 0.315, SLG: 0.285										5	0	2	2	0	0	3															
2 Alcides Escobar, R OBP: 0.287, SLG: 0.333										4	0	1	0	0	0	2															
28 Manny Pina, R OBP: 0.375, SLG: 0.625										4	1	1	0	0	1	2															
<b>Inning Stats</b>	R: 3 E: 1 K: 1 S: 15	H: 3 LOB: 1 BB: 0 P: 24	R: 0 E: 0 K: 0 S: 11	H: 2 LOB: 0 BB: 0 P: 14	R: 0 E: 0 K: 1 S: 11	H: 2 LOB: 2 BB: 0 P: 17	R: 0 E: 0 K: 1 S: 9	H: 1 LOB: 1 BB: 0 P: 11	R: 0 E: 0 K: 0 S: 8	H: 1 LOB: 0 BB: 0 P: 11	R: 6 E: 1 K: 1 S: 24	H: 8 LOB: 2 BB: 0 P: 34	R: 0 E: 0 K: 0 S: 7	H: 0 LOB: 0 BB: 0 P: 11	R: 0 E: 0 K: 0 S: 8	H: 0 LOB: 1 BB: 1 P: 16	1B: 13 2B: 4 3B: 0 HR: 0	SF: 0 SAC: 1 DP: 0 HBP: 0	WP: 0 PB: 0 SB: 0 CS: 0	PA: 43											
<b>PITCHER</b>	IP: 5.1 ERA: 4.66	WLS: 1 LOB: 1	BF: 12	H: 6 R: 4 ER: 3 SO: 3	BB: 0 IBB: 0 HBP: 0 BLK: 0	WP: 0 HR: 0 S: 60 P: 87	ERA: 6.75 WHIP: 7.500	<b>PITCHER</b>	IP: 0.2 ERA: 2.87	WLS: 0 LOB: 0	BF: 7	H: 5 R: 3 ER: 3 SO: 1	BB: 0 IBB: 0 HBP: 0 BLK: 0	WP: 0 HR: 0 S: 18 P: 24	ERA: 40.50 WHIP: 7.500	<b>PITCHER</b>	IP: 1.0 ERA: 5.35	WLS: 0 LOB: 0	BF: 3	H: 0 R: 0 ER: 0 SO: 0	BB: 0 IBB: 0 HBP: 0 BLK: 0	WP: 0 HR: 0 S: 7 P: 11	ERA: 0.00 WHIP: 0.000	<b>PITCHER</b>	IP: 1.0 ERA: 3.64	WLS: 0 LOB: 0	BF: 4	H: 0 R: 0 ER: 0 SO: 0	BB: 1 IBB: 0 HBP: 0 BLK: 0	WP: 0 HR: 0 S: 8 P: 16	ERA: 0.00 WHIP: 1.000






Batter	1	2	3	4	5	6	7	8	9	10	AB	R	H	RBI	BB	SO	LOB	TOP									
14 Austin Jackson, R OBP: 0.318, SLG: 0.365											4	1	2	0	1	1	2	<b>Detroit Tigers @ Kansas City Royals</b> Kauffman Stadium, Kansas City, MO Fri Aug 05 2011, 7:11 PM - 10:10 PM CDT Att: 28,565 - Partly Cloudy - 89 F									
26 Brennan Boesch, L OBP: 0.349, SLG: 0.483											5	1	2	2	0	0	2										
30 Magglio Ordonez, R OBP: 0.297, SLG: 0.314											3	0	1	1	0	1	2										
32 Don Kelly, L OBP: 0.287, SLG: 0.335											0	0	0	0	1	0	0										
24 Miguel Cabrera, R OBP: 0.424, SLG: 0.551											5	0	1	0	0	1	3										
41 Victor Martinez, S OBP: 0.371, SLG: 0.439											4	0	0	0	0	2	2										
27 Johnny Peralta, R OBP: 0.356, SLG: 0.517											4	0	0	0	0	2	1										
9 Carlos Guillen, S OBP: 0.258, SLG: 0.377											4	0	0	0	0	0	0										
13 Alex Avila, L OBP: 0.370, SLG: 0.497											4	1	1	1	0	2	0										
20 Wilson Betemit, S OBP: 0.342, SLG: 0.409											2	0	1	0	2	0	0										
12 Andy Dirks, L OBP: 0.307, SLG: 0.427											0	1	0	0	0	0	0										
<b>Inning Stats</b>	R: 2 E: 0 K: 1 S: 12	H: 2 LOB: 0 BB: 0 P: 18	R: 0 E: 0 K: 1 S: 9	H: 0 LOB: 0 BB: 0 P: 10	R: 0 E: 0 K: 0 S: 8	H: 1 LOB: 0 BB: 0 P: 9	R: 0 E: 0 K: 3 S: 10	H: 1 LOB: 1 BB: 0 P: 15	R: 1 E: 0 K: 0 S: 15	H: 2 LOB: 2 BB: 1 P: 27	R: 0 E: 0 K: 1 S: 11	H: 0 LOB: 0 BB: 0 P: 16	R: 0 E: 0 K: 1 S: 15	H: 0 LOB: 1 BB: 1 P: 23	R: 0 E: 0 K: 0 S: 7	H: 1 LOB: 1 BB: 0 P: 11	R: 0 E: 0 K: 1 S: 5	H: 0 LOB: 0 BB: 0 P: 8	R: 1 E: 0 K: 1 S: 7	H: 1 LOB: 2 BB: 2 P: 19	1B: 4 2B: 1 3B: 2 HR: 1	SF: 1 SAC: 0 DP: 1 HBP: 0	WP: 1 PB: 0 SB: 0 CS: 0	PA: 40			
<b>PITCHER</b>	IP	WLS	BF	H	R	ER	SO	BB	IBB	HBP	BLK	WP	HR	S	P	ERA	WHIP										
59 Felipe Paulino, R ERA: 4.19	6.2		27	6	3	3	7	2	0	0	0	0	0	10	15	4.05	1.200										
31 Louis Coleman, R ERA: 1.85	1.1		5	1	0	0	0	0	0	0	0	0	0	5	8	0.00	0.750										
48 Joaquin Soria, R ERA: 3.97	1.0		3	0	0	0	1	0	0	0	0	0	0	5	8	0.00	0.000										
43 Aaron Crow, R ERA: 1.93	0.1	L	4	1	1	1	2	0	0	0	0	1	0	5	14	27.00	9.000										
56 Greg Holland, R ERA: 1.47	0.2		1	0	0	0	0	0	0	0	0	0	0	2	5	0.00	0.000										

Batter	1	2	3	4	5	6	7	8	9	10	AB	R	H	RBI	BB	SO	LOB	BOTTOM									
4 Alex Gordon, L OBP: 0.380, SLG: 0.501											5	0	1	0	0	0	0	<b>Detroit Tigers @ Kansas City Royals</b> Kauffman Stadium, Kansas City, MO Fri Aug 05 2011, 7:11 PM - 10:10 PM CDT Att: 28,565 - Partly Cloudy - 89 F									
53 Melky Cabrera, S OBP: 0.338, SLG: 0.462											4	0	1	0	0	0	1										
16 Billy Butler, R OBP: 0.376, SLG: 0.461											4	1	1	0	0	1	1										
35 Eric Hosmer, L OBP: 0.332, SLG: 0.444											4	1	1	0	0	1	0										
21 Jeff Francoeur, R OBP: 0.323, SLG: 0.455											4	0	1	0	0	0	2										
9 Johnny Giavotella, R OBP: 0.750, SLG: 1.000											3	1	2	1	1	0	1										
8 Mike Moustakas, L OBP: 0.253, SLG: 0.252											4	0	1	1	0	2	2										
2 Alcides Escobar, R OBP: 0.287, SLG: 0.332											4	0	1	1	0	0	0										
28 Manny Piña, R OBP: 0.273, SLG: 0.455											3	0	0	0	0	1	2										
3 Brayan Peña, S OBP: 0.266, SLG: 0.361											1	0	0	0	0	0	0										
<b>Inning Stats</b>	R: 0 E: 0 K: 0 S: 7	H: 0 LOB: 0 BB: 0 P: 12	R: 0 E: 0 K: 1 S: 5	H: 1 LOB: 0 BB: 0 P: 8	R: 0 E: 0 K: 2 S: 8	H: 0 LOB: 0 BB: 0 P: 10	R: 0 E: 0 K: 1 S: 10	H: 1 LOB: 1 BB: 0 P: 14	R: 0 E: 0 K: 0 S: 7	H: 1 LOB: 1 BB: 1 P: 13	R: 0 E: 0 K: 0 S: 7	H: 1 LOB: 1 BB: 0 P: 12	R: 3 E: 0 K: 0 S: 16	H: 5 LOB: 1 BB: 0 P: 23	R: 0 E: 0 K: 0 S: 6	H: 0 LOB: 0 BB: 0 P: 10	R: 0 E: 0 K: 1 S: 9	H: 0 LOB: 1 BB: 0 P: 19	R: 0 E: 0 K: 0 S: 7	H: 0 LOB: 0 BB: 0 P: 7	1B: 8 2B: 2 3B: 0 HR: 0	SF: 0 SAC: 0 DP: 3 HBP: 0	WP: 0 PB: 0 SB: 1 CS: 1	PA: 37			
<b>PITCHER</b>	IP	WLS	BF	H	R	ER	SO	BB	IBB	HBP	BLK	WP	HR	S	P	ERA	WHIP										
21 Rick Porcello, R ERA: 4.49	6.1		24	7	3	3	4	0	0	0	0	0	0	3	4												
40 Phil Coke, L ERA: 4.94	0.0		1	1	0	0	0	0	0	0	0	0	0	5	6	0.00	1.500										
34 David Pauley, R ERA: 2.1	0.2	B	2	1	0	0	0	0	0	0	0	0	0	15	29	0.00	0.500										
55 Daniel Schlereth, L ERA: 4.2	2.0	W	7	0	0	0	1	1	0	0	0	0	0	5	7	0.00	0.000										
46 Jose Valverde, R ERA: 2.98	1.0	S	3	0	0	0	0	0	0	0	0	0	0	7	7	0.00	0.000										

AB	35
R	4
H	8
RBI	4
BB	4
SO	9
LOB	12



AB	36
R	3
H	9
RBI	3
BB	1
SO	5
LOB	9





Batter	1	2	3	4	5	6	7	8	9	AB	R	H	RBI	BB	SO	LOB	TOP					
14 Austin Jackson, R OBP: 0.315, SLG: 0.362	G5-3	K		F9			SH 30 G1-3 26 G1-3		F8	4	0	0	0	0	1	2						
26 Brennan Boesch, L OBP: 0.349, SLG: 0.480	30 BB 24 2B	G3		FC6			G1-3		32 1B	3	1	0	0	2	0	4						
30 Magglio Ordonez, R OBP: 0.297, SLG: 0.310	24 2B 41 1B		K			G6-3			24 G4-6-3	3	1	0	1	1	1	1						
32 Don Kelly, L OBP: 0.291, SLG: 0.339							G1-3		1B	1	0	1	0	0	0	0						
24 Miguel Cabrera, R OBP: 0.424, SLG: 0.554	41 1B					P6			G4-6-3	5	1	2	1	0	0	3						
41 Victor Martinez, S OBP: 0.374, SLG: 0.442						F8			27 2B 12 FC4-2	4	0	3	2	0	0	0						
27 Jhonny Peralta, R OBP: 0.355, SLG: 0.516	K						K		12 FC4-2	4	0	1	0	0	2	3						
9 Carlos Guillen, S OBP: 0.243, SLG: 0.354	K						G4-3		P4	4	0	0	0	0	1	5						
25 Ryan Raburn, R OBP: 0.266, SLG: 0.388						P3			FC4-2	3	0	1	0	0	0	0						
12 Andy Dirks, L OBP: 0.305, SLG: 0.424		2B					G4-3		2B	1	0	0	0	0	0	2						
13 Alex Avila, L OBP: 0.372, SLG: 0.495	F7								G6-3	3	1	1	0	1	0	3						
									26 G1-3 30 G1-3 14 SH													
<b>Inning Stats</b>	R: 2 H: 2 E: 0 K: 2 S: 22	H: 2 LOB: 2 BB: 2 P: 37	R: 0 H: 1 E: 0 K: 1 S: 9	H: 1 LOB: 1 BB: 0 P: 13	R: 1 H: 2 E: 0 K: 1 S: 12	H: 2 LOB: 1 BB: 0 P: 19	R: 0 H: 0 E: 0 K: 0 S: 10	H: 0 LOB: 0 BB: 1 P: 18	R: 0 H: 0 E: 0 K: 1 S: 11	H: 0 LOB: 0 BB: 0 P: 16	R: 1 H: 1 E: 0 K: 0 S: 9	H: 1 LOB: 1 BB: 0 P: 16	R: 0 H: 2 E: 0 K: 0 S: 7	H: 2 LOB: 2 BB: 1 P: 11	R: 0 H: 1 E: 0 K: 0 S: 6	H: 1 LOB: 1 BB: 1 P: 11	1B: 5 2B: 4 3B: 0 HR: 0	SF: 0 SAC: 1 DP: 1 HBP: 0	WP: 0 PA: 40 PB: 0 SB: 0 CS: 0			
<b>PITCHER</b>	IP WLS BF H R ER SO BB IBB HBP BLK WP HR S P ERA WHIP	IP WLS BF H R ER SO BB IBB HBP BLK WP HR S P ERA WHIP	IP WLS BF H R ER SO BB IBB HBP BLK WP HR S P ERA WHIP	IP WLS BF H R ER SO BB IBB HBP BLK WP HR S P ERA WHIP	IP WLS BF H R ER SO BB IBB HBP BLK WP HR S P ERA WHIP	IP WLS BF H R ER SO BB IBB HBP BLK WP HR S P ERA WHIP	IP WLS BF H R ER SO BB IBB HBP BLK WP HR S P ERA WHIP	IP WLS BF H R ER SO BB IBB HBP BLK WP HR S P ERA WHIP	IP WLS BF H R ER SO BB IBB HBP BLK WP HR S P ERA WHIP	IP WLS BF H R ER SO BB IBB HBP BLK WP HR S P ERA WHIP	IP WLS BF H R ER SO BB IBB HBP BLK WP HR S P ERA WHIP	IP WLS BF H R ER SO BB IBB HBP BLK WP HR S P ERA WHIP	IP WLS BF H R ER SO BB IBB HBP BLK WP HR S P ERA WHIP	IP WLS BF H R ER SO BB IBB HBP BLK WP HR S P ERA WHIP	IP WLS BF H R ER SO BB IBB HBP BLK WP HR S P ERA WHIP	IP WLS BF H R ER SO BB IBB HBP BLK WP HR S P ERA WHIP	IP WLS BF H R ER SO BB IBB HBP BLK WP HR S P ERA WHIP					
23 Danny Duffy, L ERA: 5.08	5.0	L	23	5	3	3	4	3	0	0	0	0	0	0	0	0	0	0	64	105	5.40	1.600
38 Blake Wood, R ERA: 3.55	2.0		8	1	1	1	1	0	0	0	0	0	0	0	0	0	0	0	20	32	4.50	0.500
55 Tim Collins, L ERA: 3.44	0.1		3	2	0	0	0	0	0	0	0	0	0	0	0	0	0	0	5	7	0.00	6.000
56 Greg Holland, R ERA: 1.41	1.2		6	1	0	0	0	1	0	0	0	0	0	0	0	0	0	0	8	15	0.00	1.200

**Detroit Tigers @ Kansas City Royals**  
 Kauffman Stadium, Kansas City, MO  
 Sat Aug 06 2011, 6:15 PM - 9:10 PM CDT  
 Att: 25,818 - Clear - 92 F

AB	35
R	4
H	9
RBI	4
BB	4
SO	5
LOB	23



Batter	1	2	3	4	5	6	7	8	9	AB	R	H	RBI	BB	SO	LOB	BOTTOM					
4 Alex Gordon, L OBP: 0.377, SLG: 0.497	F8		G4-3						F7	4	0	0	0	0	1	0						
53 Melky Cabrera, S OBP: 0.337, SLG: 0.461	K									1	0	0	0	0	1	0						
12 Mitch Maier, L OBP: 0.358, SLG: 0.333	K									2	0	0	0	1	2	0						
16 Billy Butler, R OBP: 0.372, SLG: 0.457	K									4	0	0	0	0	1	1						
35 Eric Hosmer, L OBP: 0.334, SLG: 0.443										3	1	1	0	1	1	0						
21 Jeff Francoeur, R OBP: 0.324, SLG: 0.464										4	2	2	1	0	2	1						
9 Johnny Giavotella, R OBP: 0.500, SLG: 0.571										4	0	1	0	0	1	1						
3 Brayan Peña, S OBP: 0.297, SLG: 0.366										3	0	1	1	0	0	2						
8 Mike Moustakas, L OBP: 0.254, SLG: 0.248										2	0	0	0	1	1	0						
2 Alcides Escobar, R OBP: 0.285, SLG: 0.330										3	0	0	0	0	0	2						
<b>Inning Stats</b>	R: 0 H: 0 E: 0 K: 2 S: 7	H: 0 LOB: 0 BB: 0 P: 12	R: 0 H: 1 E: 0 K: 1 S: 11	H: 1 LOB: 1 BB: 1 P: 16	R: 0 H: 0 E: 0 K: 0 S: 8	H: 0 LOB: 0 BB: 0 P: 13	R: 0 H: 0 E: 0 K: 1 S: 12	H: 0 LOB: 0 BB: 0 P: 17	R: 1 H: 1 E: 0 K: 2 S: 12	H: 1 LOB: 0 BB: 0 P: 16	R: 0 H: 0 E: 0 K: 2 S: 9	H: 0 LOB: 0 BB: 0 P: 12	R: 2 H: 3 E: 1 K: 0 S: 13	H: 3 LOB: 2 BB: 1 P: 24	R: 0 H: 0 E: 0 K: 0 S: 5	H: 0 LOB: 0 BB: 1 P: 10	R: 0 H: 0 E: 0 K: 2 S: 9	H: 0 LOB: 0 BB: 0 P: 12	1B: 2 2B: 2 3B: 0 HR: 1	SF: 0 SAC: 0 DP: 1 HBP: 0	WP: 0 PA: 33 PB: 0 SB: 0 CS: 1	
<b>PITCHER</b>	IP WLS BF H R ER SO BB IBB HBP BLK WP HR S P ERA WHIP	IP WLS BF H R ER SO BB IBB HBP BLK WP HR S P ERA WHIP	IP WLS BF H R ER SO BB IBB HBP BLK WP HR S P ERA WHIP	IP WLS BF H R ER SO BB IBB HBP BLK WP HR S P ERA WHIP	IP WLS BF H R ER SO BB IBB HBP BLK WP HR S P ERA WHIP	IP WLS BF H R ER SO BB IBB HBP BLK WP HR S P ERA WHIP	IP WLS BF H R ER SO BB IBB HBP BLK WP HR S P ERA WHIP	IP WLS BF H R ER SO BB IBB HBP BLK WP HR S P ERA WHIP	IP WLS BF H R ER SO BB IBB HBP BLK WP HR S P ERA WHIP	IP WLS BF H R ER SO BB IBB HBP BLK WP HR S P ERA WHIP	IP WLS BF H R ER SO BB IBB HBP BLK WP HR S P ERA WHIP	IP WLS BF H R ER SO BB IBB HBP BLK WP HR S P ERA WHIP	IP WLS BF H R ER SO BB IBB HBP BLK WP HR S P ERA WHIP	IP WLS BF H R ER SO BB IBB HBP BLK WP HR S P ERA WHIP	IP WLS BF H R ER SO BB IBB HBP BLK WP HR S P ERA WHIP	IP WLS BF H R ER SO BB IBB HBP BLK WP HR S P ERA WHIP	IP WLS BF H R ER SO BB IBB HBP BLK WP HR S P ERA WHIP					
35 Justin Verlander, R ERA: 2.3	7.0	W	27	5	3	3	8	2	0	0	0	0	0	0	0	0	0	0	72	100	3.86	1.000
53 Joaquin Benoit, R ERA: 4.39	1.0	H	3	0	0	0	0	1	0	0	0	0	0	0	0	0	0	0	5	10	0.00	1.000
46 Jose Valverde, R ERA: 2.92	1.0	S	3	0	0	0	2	0	0	0	0	0	0	0	0	0	0	0	9	12	0.00	0.000

**Detroit Tigers @ Kansas City Royals**  
 Kauffman Stadium, Kansas City, MO  
 Sat Aug 06 2011, 6:15 PM - 9:10 PM CDT  
 Att: 25,818 - Clear - 92 F

AB	30
R	3
H	5
RBI	2
BB	3
SO	10
LOB	7













Batter	1	2	3	4	5	6	7	8	9	AB	R	H	RBI	BB	SO	LOB	TOP					
4 Alex Gordon, L (1, 7) OBP: 0.372, SLG: 0.489	F8 FF 92 B SI 88 X FF 92		G4-6-3 X CH 85		K F CH 85 B SI 88 X FF 92			FC4-6 F CH 82 X CH 82		4	0	0	0	0	1	5	<b>Kansas City Royals @ Tampa Bay Rays</b> Tropicana Field, St. Petersburg, FL Tue Aug 09 2011, 7:11 PM - 9:03 PM EDT Att: 10,124 - Dome - 72 F <a href="http://livebaseballscorecards.com">livebaseballscorecards.com</a>					
53 Melky Cabrera, S (1, 8) OBP: 0.338, SLG: 0.461	K F FF 92 S CH 84 S CH 85			1B F FF 91 B CH 84 X CH 84	G3-1 F FF 91 B CH 84 X CH 84			G3-6-3 C KC 77 B FF 90 X FF 90		4	0	1	0	0	1	3						
16 Billy Butler, R (1, 10) OBP: 0.367, SLG: 0.450	G5-3 C FF 91 C KC 79 B CH 84 X SI 91			1B F KC 78 B CH 84 X FF 91		F8 C FF 90 B FC 84 X FF 90			P4 X FF 89	4	0	0	0	0	1	1						
35 Eric Hosmer, L (1, 3)		G5-3 X FF 91		BB B CH 84 B FF 91 B FF 89		G6-3 C FF 91 X KC 77		F7 C FF 91 S CH 82 B CH 83 X CH 83	3	0	0	0	1	0	0	0						
21 Jeff Francoeur, R (1, 9) OBP: 0.325, SLG: 0.465		K B FF 91 C CH 84 S CH 84		BB F KC 76 B CH 84 X FF 91		1B B FF 90 X FF 90		K C SI 91 S CH 82 F CH 84 B CH 84 S CH 84	3	0	1	0	1	2	0	0						
9 Johnny Giavotella, R (1, 4) OBP: 0.316, SLG: 0.556		F9 C FF 91 B FF 93 X FF 92		BB F KC 76 B CH 84 X FF 91						3	0	0	0	0	1	2						
3 Brayan Peña, S (1, 2) OBP: 0.298, SLG: 0.361			BB B FF 91 B FF 90 C CH 84 B CH 85		K C FF 90 B KC 78 F FC 88 B CH 84 X FF 91		L4 B SI 90 X FF 88			2	0	0	0	1	1	0						
8 Mike Moustakas, L (1, 5) OBP: 0.251, SLG: 0.246			1B C CH 83 D CH 84 B SI 91 F CH 84 X FC 88		1B X FF 91		K C KC 76 B CH 84 S CH 83			3	0	2	0	0	1	0						
2 Alcides Escobar, R (1, 6) OBP: 0.283, SLG: 0.327			B2 X FF 91		1B B CH 82 F SI 89 X SAFE K KC 78		1B B FF 89 F FF 89 B CH 83 X CH 83			3	0	2	0	0	0	2						
<b>Inning Stats</b>	R: 0 E: 0 K: 1 S: 8	H: 0 LOB: 0 BB: 0 P: 12	R: 0 E: 0 K: 1 S: 6	H: 0 LOB: 0 BB: 0 P: 8	R: 0 E: 0 K: 0 S: 9	H: 1 LOB: 1 BB: 1 P: 15	R: 0 E: 0 K: 2 S: 12	H: 1 LOB: 2 BB: 2 P: 24	R: 0 E: 0 K: 1 S: 13	H: 2 LOB: 2 BB: 0 P: 18	R: 0 E: 0 K: 0 S: 6	H: 1 LOB: 1 BB: 0 P: 8	R: 0 E: 0 K: 1 S: 5	H: 0 LOB: 0 BB: 0 P: 10	R: 0 E: 0 K: 0 S: 7	H: 1 LOB: 0 BB: 0 P: 11	R: 0 E: 0 K: 1 S: 9	H: 0 LOB: 0 BB: 0 P: 11	1B: 6 2B: 1 3B: 0 HR: 0	SF: 0 SAC: 0 DP: 3 HBP: 0	WP: 0 PB: 0 SB: 1 CS: 1	PA: 32
<b>PITCHER</b> 33 James Shields, R (1, 1) ERA: 2.8	IP: 9.0 WLS: W BF: 32 H: 6 R: 0 ER: 0 SO: 8 BB: 3 IBB: 0 HBP: 0 BLK: 0 WP: 0 HR: 0 S: 75 P: 117 ERA: 0.00 WHIP: 1.000															<b>PITCHER</b>	IP: 9.0 WLS: W BF: 32 H: 6 R: 0 ER: 0 SO: 8 BB: 3 IBB: 0 HBP: 0 BLK: 0 WP: 0 HR: 0 S: 75 P: 117 ERA: 0.00 WHIP: 1.000					

Batter	1	2	3	4	5	6	7	8	9	AB	R	H	RBI	BB	SO	LOB	BOTTOM	
8 Desmond Jennings, R (1, 7) OBP: 0.423, SLG: 0.582	HBP B SI 84 C CH 74 H SI 83		F9 C CU 86 X SI 83			1B X CH 75		G6-3 C FF 91 B SI 83 X KC 81		3	1	1	0	0	0	0	<b>Kansas City Royals @ Tampa Bay Rays</b> Tropicana Field, St. Petersburg, FL Tue Aug 09 2011, 7:11 PM - 9:03 PM EDT Att: 10,124 - Dome - 72 F <a href="http://livebaseballscorecards.com">livebaseballscorecards.com</a>	
22 Johnny Damon, L (1, 10) OBP: 0.317, SLG: 0.389	1B X SI 83		K C SI 86 C CU 88 S CU 87			1B 1 SAFE SAFE X CH 78		F8 B SI 90 X SI 90		4	2	2	0	0	1	0		
3 Evan Longoria, R (1, 5) OBP: 0.332, SLG: 0.452	1B B SI 83 C SI 82 X CH 76		P4 C SI 83 B CH 76 X CH 77			HR X SI 84				3	1	2	4	0	0	0		
18 Ben Zobrist, S (1, 9) OBP: 0.366, SLG: 0.487	SH1-3 X SI 83		K C CH 75 B SI 82 F CH 79 S CH 74			G6-3 X SI 84				2	0	0	0	0	1	0		
11 Casey Kotchman, L (1, 3) OBP: 0.397, SLG: 0.475	F7 B CH 77 B SI 84 X SI 84		G4-3 C CU 86 B CH 75 X SI 86			G1 C CU 89 X CU 89				3	0	0	0	0	0	1		
2 B.J. Upton, R (1, 8) OBP: 0.310, SLG: 0.398	G6-3 T CU 86 B SI 85 S SI 85 X CU 87		K B CH 77 C CH 74 F CU 88 C SI 83							3	0	0	0	0	2	1		
1 Sean Rodriguez, R (1, 4) OBP: 0.298, SLG: 0.354	L4 B CU 85 B SI 84 F SI 82 S SI 85 X CU 85		G6-3 C CU 86 F SI 82 S SI 85 X SI 84			P3 C CU 86 F SI 83 S SI 86 X SI 84				3	0	0	0	0	0	0		
10 Kelly Shoppach, R (1, 2) OBP: 0.268, SLG: 0.298	F8 S CU 86 B SI 84 F CH 82 B SI 88 X SI 84		F9 S CH 77 B SI 81 X SI 87			G5-3 X CH 76				3	0	0	0	0	0	0		
9 Elliot Johnson, S (1, 6) OBP: 0.247, SLG: 0.321	G6-3 C CH 75 X CH 81		F8 C SI 87 X SI 85					G1-3 X SI 88		3	0	0	0	0	0	0		
<b>Inning Stats</b>	R: 2 E: 0 K: 0 S: 11	H: 2 LOB: 1 BB: 0 P: 19	R: 0 E: 0 K: 1 S: 8	H: 0 LOB: 0 BB: 0 P: 10	R: 0 E: 0 K: 2 S: 9	H: 0 LOB: 0 BB: 0 P: 14	R: 0 E: 0 K: 0 S: 7	H: 3 LOB: 0 BB: 0 P: 6	R: 0 E: 0 K: 1 S: 7	H: 0 LOB: 0 BB: 0 P: 8	R: 0 E: 0 K: 0 S: 4	H: 0 LOB: 0 BB: 0 P: 6	R: 0 E: 0 K: 0 S: 4	H: 0 LOB: 0 BB: 0 P: 6	1B: 4 2B: 0 3B: 0 HR: 1	SF: 0 SAC: 1 DP: 0 HBP: 1	WP: 0 PB: 0 SB: 2 CS: 1	PA: 29
<b>PITCHER</b> 26 Jeff Francis, L (1, 1) ERA: 4.51 47 Nate Adcock, R (8, 1) ERA: 5.23	IP: 7.0 WLS: L BF: 26 H: 5 R: 4 ER: 4 SO: 4 BB: 0 IBB: 0 HBP: 1 BLK: 0 WP: 0 HR: 1 S: 57 P: 80 ERA: 5.14 WHIP: 0.714															<b>PITCHER</b>	IP: 1.0 WLS: L BF: 3 H: 0 R: 0 ER: 0 SO: 0 BB: 0 IBB: 0 HBP: 0 BLK: 0 WP: 0 HR: 0 S: 4 P: 6 ERA: 0.00 WHIP: 0.000	



Batter	1	2	3	4	5	6	7	8	9	AB	R	H	RBI	BB	SO	LOB	TOP							
4 Alex Gordon, L (1, 7)										3	1	0	0	2	1	2								
53 Melky Cabrera, S (1, 8)										3	1	2	5	0	0	0								
16 Billy Butler, R (1, 10)										5	0	0	0	0	3	4								
35 Eric Hosmer, L (1, 3)										4	0	0	0	0	0	0								
21 Jeff Francoeur, R (1, 9)										4	1	1	0	0	2	0								
9 Johnny Cueto, R (1, 4)										4	1	2	1	0	0	0								
13 Salvador Perez, R (1, 2)										3	1	1	1	0	0	1								
8 Mike Moustakas, L (1, 5)										4	0	0	0	0	1	1								
2 Alcides Escobar, R (1, 6)										3	2	2	0	1	0	0								
<b>Inning Stats</b>	R: 0 E: 0 K: 2 S: 9	H: 0 LOB: 0 BB: 0 P: 13	R: 0 E: 0 K: 1 S: 15	H: 1 LOB: 1 BB: 0 P: 19	R: 0 E: 1 K: 1 S: 16	H: 1 LOB: 2 BB: 0 P: 22	R: 2 E: 0 K: 0 S: 18	H: 2 LOB: 0 BB: 0 P: 25	R: 1 E: 0 K: 0 S: 6	H: 1 LOB: 0 BB: 0 P: 8	R: 0 E: 0 K: 0 S: 5	H: 0 LOB: 0 BB: 0 P: 8	R: 1 E: 0 K: 1 S: 15	H: 1 LOB: 2 BB: 2 P: 27	R: 0 E: 0 K: 1 S: 8	H: 0 LOB: 0 BB: 0 P: 12	R: 3 E: 0 K: 1 S: 17	H: 2 LOB: 0 BB: 1 P: 26	1B: 2 2B: 4 HR: 1	SF: 3 SAC: 0 DP: 0 HBP: 0	WP: 0 PB: 0 SB: 1 CS: 0	PA: 39		
<b>PITCHER</b>	IP WLS BF H R ER SO BB IBB HBP BLK WP HR S P ERA WHIP																							
40 Wade Davis, R (1, 1)	6.1	27	6	4	4	4	1	0	0	0	0	0	0	0	79	111	5.68	1.105						
39 J.P. Howell, L (7, 1)	1.0	4	0	0	0	1	1	0	0	0	0	0	0	8	14	0.00	1.000							
47 Brandon Gomes, R (8, 1)	1.1	5	1	1	1	1	0	0	0	0	0	0	0	15	24	6.75	0.750							
57 Jake McGee, L (9, 1)	0.1	W	3	1	2	2	1	0	0	0	0	0	1	7	11	54.00	6.000							

**Kansas City Royals @ Tampa Bay Rays**  
Tropicana Field, St. Petersburg, FL  
Wed Aug 10 2011, 7:12 PM - 10:34 PM EDT  
Att: 11,706 - Dome - 72 F

AB 33  
R 7  
H 8  
RBI 7  
BB 3  
SO 7  
LOB 8



Batter	1	2	3	4	5	6	7	8	9	AB	R	H	RBI	BB	SO	LOB	BOTTOM					
20 Matt Joyce, L (1, 9)										5	2	3	1	0	0	3						
22 Johnny Damon, L (1, 10)										5	1	1	0	0	0	1						
3 Evan Longoria, R (1, 5)										5	1	1	1	0	2	1						
18 Ben Zobrist, S (1, 4)										4	1	2	1	1	0	1						
11 Casey Kotchman, L (1, 3)										4	0	2	2	1	0	2						
9 Elliot Johnson, S (9, PR)										0	1	0	0	0	0	0						
2 B.J. Upton, R (1, 8)										4	1	0	0	1	1	4						
5 Sam Feldt, L (1, 7)										2	1	2	1	3	0	0						
38 Robinson Chirinos, R (1, 2)										3	0	0	0	0	0	5						
8 Desmond Jennings, R (8, PH)										1	0	1	1	0	0	0						
10 Kelly Shoppach, R (9, 2)										0	0	0	0	0	0	0						
1 Sean Rodriguez, R (1, 6)										3	0	0	0	1	1	3						
<b>Inning Stats</b>	R: 0 E: 0 K: 0 S: 12	H: 1 LOB: 2 BB: 1 P: 22	R: 0 E: 0 K: 0 S: 9	H: 0 LOB: 1 BB: 1 P: 17	R: 0 E: 0 K: 0 S: 7	H: 0 LOB: 0 BB: 0 P: 11	R: 0 E: 0 K: 0 S: 7	H: 1 LOB: 2 BB: 2 P: 18	R: 1 E: 0 K: 1 S: 12	H: 1 LOB: 0 BB: 0 P: 16	R: 1 E: 0 K: 0 S: 14	H: 2 LOB: 3 BB: 2 P: 28	R: 0 E: 0 K: 1 S: 13	H: 0 LOB: 0 BB: 0 P: 19	R: 1 E: 0 K: 1 S: 16	H: 2 LOB: 1 BB: 1 P: 27	R: 5 E: 1 K: 1 S: 16	H: 5 LOB: 1 BB: 0 P: 22	1B: 8 2B: 2 HR: 1	SF: 0 SAC: 0 DP: 0 HBP: 0	WP: 1 PB: 0 SB: 0 CS: 0	PA: 43
<b>PITCHER</b>	IP WLS BF H R ER SO BB IBB HBP BLK WP HR S P ERA WHIP																					
59 Felipe Paulino, R (1, 1)	5.0	21	3	1	1	1	4	0	0	0	1	0	8	14	27.00	9.000						
55 Tim Collins, L (6, 1)	0.1	H	4	2	1	1	1	0	0	0	0	0	19	33	0.00	0.600						
31 Luis Coleman, R (6, 1)	1.2	H	6	0	0	0	1	0	0	0	0	0	16	27	9.00	3.000						
56 Greg Holland, R (8, 1)	1.0	H	5	2	1	1	1	0	0	0	0	0	7	10	∞	∞						
43 Aaron Crow, R (9, 1)	0.0	2	2	2	2	0	0	0	0	0	0	0	0	0	0	0						

**Kansas City Royals @ Tampa Bay Rays**  
Tropicana Field, St. Petersburg, FL  
Wed Aug 10 2011, 7:12 PM - 10:34 PM EDT  
Att: 11,706 - Dome - 72 F

AB 36  
R 8  
H 12  
RBI 7  
BB 7  
SO 4  
LOB 20





Batter	1	2	3	4	5	6	7	8	9	AB	R	H	RBI	BB	SO	LOB	TOP			
4 Alex Gordon, L (1, 7)										5	1	1	0	0	2	5	<b>Kansas City Royals @ Tampa Bay Rays</b> Tropicana Field, St. Petersburg, FL Thu Aug 11 2011, 12:12 PM - 2:53 PM EDT Att: 13,942 - Dome - 72 F			
53 Melky Cabrera, S (1, 8)										5	0	3	0	0	1	2				
16 Billy Butler, R (1, 10)										3	0	0	0	1	0	3				
35 Eric Hosmer, L (1, 3)										4	0	1	1	0	0	3				
21 Jeff Francoeur, R (1, 9)										3	0	0	0	1	1	2				
9 Johnny Giavotella, R (1, 4)										4	0	0	0	0	1	2				
13 Salvador Perez, R (1, 2)										4	0	2	0	0	0	0				
8 Mike Moustakas, L (1, 5)										4	0	2	0	0	1	1				
2 Alcides Escobar, R (1, 6)										4	0	2	0	0	0	0				
<b>Inning Stats</b>	R: 1 E: 0 K: 0 S: 16	H: 2 LOB: 2 BB: 1 P: 25	R: 0 E: 0 K: 0 S: 9	H: 2 LOB: 2 BB: 0 P: 14	R: 0 E: 0 K: 0 S: 5	H: 0 LOB: 0 BB: 0 P: 6	R: 0 E: 0 K: 1 S: 7	H: 0 LOB: 0 BB: 0 P: 9	R: 0 E: 0 K: 1 S: 15	H: 3 LOB: 3 BB: 0 P: 20	R: 0 E: 0 K: 1 S: 9	H: 2 LOB: 2 BB: 0 P: 13	R: 0 E: 0 K: 1 S: 6	H: 1 LOB: 0 BB: 0 P: 7	R: 0 E: 0 K: 2 S: 11	H: 0 LOB: 0 BB: 0 P: 16	1B: 11 2B: 1 3B: 0 HR: 0	SF: 0 SAC: 0 DP: 2 HBP: 0	WP: 0 PB: 0 SB: 2 CS: 1	PA: 38
<b>PITCHER</b>	IP WLS BF H R ER SO BB IBB HBP BLK WP HR S P ERA WHIP																			
34 Jeff Niemann, R (1, 1)	6.1 W 30 9 1 1 2 2 0 0 0 0 0 0 0 0 1.42 1.737																			
39 J.P. Howell, L (7, 1)	0.0 1 1 0 0 0 0 0 0 0 0 0 0 0 2 2 ∞ ∞																			
62 Joel Peralta, R (7, 1)	1.2 H 4 1 0 0 2 0 0 0 0 0 0 0 9 12 0.00 0.600																			
43 Kyle Farnsworth, R (9, 1)	1.0 S 3 0 0 0 2 0 0 0 0 0 0 0 11 16 0.00 0.000																			

Batter	1	2	3	4	5	6	7	8	9	AB	R	H	RBI	BB	SO	LOB	BOTTOM		
8 Desmond Jennings, R (1, 8)										4	1	1	0	0	0	0	<b>Kansas City Royals @ Tampa Bay Rays</b> Tropicana Field, St. Petersburg, FL Thu Aug 11 2011, 12:12 PM - 2:53 PM EDT Att: 13,942 - Dome - 72 F		
22 Johnny Damon, L (1, 10)										3	1	1	0	1	1	1			
3 Evan Longoria, R (1, 5)										3	1	1	1	0	0	1			
18 Ben Zobrist, S (1, 9)										3	1	2	2	1	0	0			
11 Casey Kotchman, L (1, 3)										3	0	0	0	1	1	3			
1 Sean Rodriguez, R (1, 4)										3	0	1	1	1	0	0			
5 Sam Fuld, L (1, 7)										4	0	1	0	0	1	2			
10 Kelly Shoppach, R (1, 2)										3	0	0	0	0	0	1			
9 Elliot Johnson, S (1, 6)										3	0	0	0	0	1	1			
<b>Inning Stats</b>	R: 0 E: 0 K: 0 S: 10	H: 1 LOB: 2 BB: 1 P: 16	R: 0 E: 0 K: 0 S: 7	H: 0 LOB: 0 BB: 0 P: 12	R: 2 E: 0 K: 1 S: 15	H: 2 LOB: 1 BB: 1 P: 26	R: 0 E: 0 K: 1 S: 10	H: 1 LOB: 1 BB: 1 P: 18	R: 1 E: 0 K: 0 S: 9	H: 1 LOB: 0 BB: 0 P: 12	R: 0 E: 0 K: 0 S: 6	H: 0 LOB: 0 BB: 0 P: 9	R: 0 E: 0 K: 2 S: 16	H: 2 LOB: 2 BB: 1 P: 29	R: 1 E: 0 K: 2 S: 16	H: 3 LOB: 2 BB: 2 HR: 0	SF: 1 SAC: 0 DP: 0 HBP: 0	WP: 0 PB: 0 SB: 0 CS: 1	PA: 34
<b>PITCHER</b>	IP WLS BF H R ER SO BB IBB HBP BLK WP HR S P ERA WHIP																		
23 Danny Duffy, L (1, 1)	7.0 L 28 5 3 3 2 3 0 0 0 0 0 0 64 103 3.86 1.143																		
38 Blake Wood, R (8, 1)	1.0 6 2 1 1 2 0 1 0 0 0 0 0 16 29 9.00 2.000																		
























Batter	1	2	3	4	5	6	7	8	9	AB	R	H	RBI	BB	SO	LOB	TOP					
2 Derek Jeter, R OBP: 0.349, SLG: 0.380										5	1	4	0	0	0	0	<b>New York Yankees @ Kansas City Royals</b> Kauffman Stadium, Kansas City, MO Wed Aug 17 2011, 7:10 PM - 10:12 PM CDT Att: 22,435 - Clear - 86 F					
14 Curtis Granderson, L OBP: 0.371, SLG: 0.589										4	2	3	1	1	0	1						
25 Mark Teixeira, S OBP: 0.342, SLG: 0.500										4	0	0	0	1	1	3						
24 Robinson Cano, L OBP: 0.353, SLG: 0.532										3	0	1	1	1	1	3						
33 Nick Swisher, S OBP: 0.384, SLG: 0.431										3	0	1	1	2	1	3						
18 Andrew Jones, R OBP: 0.342, SLG: 0.437										1	0	0	0	1	1	0						
20 Jorge Posada, S OBP: 0.317, SLG: 0.385										2	0	0	0	0	1	3						
55 Russell Martin, R OBP: 0.317, SLG: 0.380										4	1	1	1	0	1	5						
26 Eduardo Núñez, R OBP: 0.313, SLG: 0.382										4	0	0	0	0	2	0						
11 Brett Gardner, L OBP: 0.363, SLG: 0.405										4	0	0	0	0	0	0						
<b>Inning Stats</b>	R: 1 E: 0 K: 0 S: 17	H: 3 LOB: 3 BB: 2 P: 33	R: 0 E: 0 K: 0 S: 7	H: 0 LOB: 0 BB: 0 P: 9	R: 1 E: 0 K: 1 S: 10	H: 2 LOB: 2 BB: 0 P: 15	R: 0 E: 0 K: 0 S: 12	H: 1 LOB: 1 BB: 1 P: 18	R: 0 E: 0 K: 0 S: 3	H: 0 LOB: 0 BB: 1 P: 8	R: 1 E: 0 K: 2 S: 9	H: 1 LOB: 2 BB: 0 P: 14	R: 0 E: 0 K: 3 S: 15	H: 1 LOB: 2 BB: 1 P: 24	R: 0 E: 0 K: 1 S: 8	H: 0 LOB: 0 BB: 0 P: 9	R: 1 E: 0 K: 1 S: 21	H: 2 LOB: 3 BB: 2 P: 40	1B: 6 2B: 2 3B: 0 HR: 2	SF: 1 SAC: 0 DP: 1 HBP: 1	WP: 0 PB: 1 SB: 0 CS: 1	PA: 42
<b>PITCHER</b>	IP WLS BF H R ER SO BB IBB HBP BLK WP HR S P ERA WHIP																					
52 Bruce Chen, L ERA: 4.17	(1, 1) 6.0 W 27 7 3 3 3 3 0 1 0 0 2 58 97 4.50 1.667																					
31 Louis Coleman, R ERA: 1.54	(7, 1) 1.0 H 5 1 0 0 3 1 0 0 0 0 0 15 24 0.00 2.000																					
56 Greg Holland, R ERA: 1.61	(8, 1) 1.0 H 3 0 0 0 1 0 0 0 0 0 0 8 9 0.00 0.000																					
48 Joaquin Soria, R ERA: 4.21	(9, 1) 1.0 S 7 2 1 1 1 2 0 0 0 0 0 0 21 40 9.00 4.000																					

Batter	1	2	3	4	5	6	7	8	9	AB	R	H	RBI	BB	SO	LOB	BOTTOM					
4 Alex Gordon, L OBP: 0.369, SLG: 0.479										4	1	1	3	0	2	1	<b>New York Yankees @ Kansas City Royals</b> Kauffman Stadium, Kansas City, MO Wed Aug 17 2011, 7:10 PM - 10:12 PM CDT Att: 22,435 - Clear - 86 F					
53 Melky Cabrera, S OBP: 0.343, SLG: 0.485										4	1	1	0	0	0	0						
16 Billy Butler, R OBP: 0.366, SLG: 0.452										3	1	2	1	1	0	0						
35 Eric Hosmer, L OBP: 0.323, SLG: 0.419										4	0	0	1	0	1	2						
21 Jeff Francoeur, R OBP: 0.329, SLG: 0.463										2	0	0	0	2	0	1						
9 Johnny Giavotella, R OBP: 0.333, SLG: 0.438										3	0	0	0	0	2	1						
17 Chris Getz, L OBP: 0.314, SLG: 0.284										1	0	0	0	0	0	1						
13 Salvador Perez, R OBP: 0.222, SLG: 0.308										3	0	0	0	0	0	0						
8 Mike Moustakas, L OBP: 0.248, SLG: 0.244										3	1	3	0	0	0	0						
2 Alcides Escobar, R OBP: 0.288, SLG: 0.335										3	1	1	0	0	0	2						
<b>Inning Stats</b>	R: 0 E: 0 K: 1 S: 10	H: 1 LOB: 1 BB: 0 P: 16	R: 0 E: 0 K: 1 S: 9	H: 0 LOB: 0 BB: 0 P: 14	R: 4 E: 0 K: 1 S: 17	H: 4 LOB: 1 BB: 1 P: 28	R: 0 E: 0 K: 1 S: 15	H: 1 LOB: 1 BB: 0 P: 21	R: 1 E: 0 K: 0 S: 13	H: 1 LOB: 0 BB: 1 P: 20	R: 0 E: 0 K: 1 S: 8	H: 1 LOB: 0 BB: 0 P: 15	R: 0 E: 0 K: 0 S: 6	H: 0 LOB: 0 BB: 0 P: 9	R: 0 E: 0 K: 0 S: 7	H: 0 LOB: 0 BB: 1 P: 14	R: 0 E: 0 K: 0 S: 7	H: 0 LOB: 0 BB: 0 P: 14	1B: 4 2B: 1 3B: 1 HR: 2	SF: 0 SAC: 0 DP: 2 HBP: 0	WP: 0 PB: 0 SB: 0 CS: 0	PA: 33
<b>PITCHER</b>	IP WLS BF H R ER SO BB IBB HBP BLK WP HR S P ERA WHIP																					
40 Bartolo Colon, R ERA: 3.54	(1, 1) 5.0 L 23 7 5 5 4 2 0 0 0 0 0 2 64 99 9.00 1.800																					
64 Hector Noesi, R ERA: 3.67	(6, 1) 3.0 10 1 0 0 1 1 0 0 0 0 0 0 21 38 0.00 0.667																					

AB	34
R	4
H	10
RBI	4
BB	6
SO	8
LOB	18





Batter	1	2	3	4	5	6	7	8	9	AB	R	H	RBI	BB	SO	LOB	TOP					
2 Jacoby Ellsbury, L (1, 8) OBP: 0.370, SLG: 0.518										3	1	1	0	1	0	0	<b>Boston Red Sox @ Kansas City Royals</b> Kauffman Stadium, Kansas City, MO Thu Aug 18 2011, 7:11 PM - 10:23 PM CDT Att: 20,547 - Partly Cloudy - 88 F					
12 Jed Lowrie, S (1, 5) OBP: 0.301, SLG: 0.388										4	1	1	0	0	1	3						
28 Adrián González, L (1, 3) OBP: 0.405, SLG: 0.538										4	0	0	0	0	1	4						
15 Dustin Pedroia, R (1, 4) OBP: 0.399, SLG: 0.477										4	0	3	3	0	1	1						
16 Josh Reddick, L (1, 9) OBP: 0.357, SLG: 0.515										3	1	1	0	1	1	1						
13 Carl Crawford, L (1, 7) OBP: 0.284, SLG: 0.377										4	0	1	0	0	2	3						
60 Ryan Lavanway, R (1, 10)										4	0	0	0	0	1	2						
33 Jason Varitek, S (1, 2) OBP: 0.308, SLG: 0.411										3	0	1	1	1	0	0						
3 Mike Aviles, R (1, 6) OBP: 0.268, SLG: 0.384										4	1	1	0	0	1	2						
<b>Inning Stats</b>	R: 0 E: 0 K: 1 S: 10	H: 1 LOB: 1 BB: 0 P: 16	R: 1 E: 0 K: 1 S: 12	H: 2 LOB: 1 BB: 0 P: 16	R: 2 E: 0 K: 1 S: 17	H: 2 LOB: 1 BB: 1 P: 29	R: 0 E: 0 K: 0 S: 12	H: 1 LOB: 1 BB: 0 P: 20	R: 1 E: 0 K: 1 S: 11	H: 2 LOB: 0 BB: 0 P: 16	R: 0 E: 0 K: 2 S: 10	H: 0 LOB: 0 BB: 0 P: 17	R: 0 E: 0 K: 0 S: 7	H: 0 LOB: 0 BB: 0 P: 13	R: 0 E: 0 K: 1 S: 14	H: 1 LOB: 2 BB: 1 P: 20	R: 0 E: 0 K: 1 S: 5	H: 0 LOB: 0 BB: 0 P: 7	1B: 6 2B: 4 3B: 0 HR: 0	SF: 0 SAC: 0 DP: 1 HBP: 0	WP: 1 PB: 0 SB: 4 CS: 0	PA: 36
<b>PITCHER</b>	IP WLS BF H R ER SO BB IBB HBP BLK WP HR S P ERA WHIP	6.0 L 25 8 4 4 6 2 0 0 0 0 0 0 114 6.00 1.667	7.1 1.2 6 1 0 0 1 0 0 0 0 0 0 15 23 0.00 0.600	8.1 0.1 2 0 0 0 0 1 0 0 0 0 0 6 10 0.00 3.000	9.1 1.0 3 0 0 0 1 0 0 0 0 0 0 5 7 0.00 0.000	<b>PITCHER</b>																

Batter	1	2	3	4	5	6	7	8	9	AB	R	H	RBI	BB	SO	LOB	BOTTOM					
4 Alex Gordon, L (1, 7) OBP: 0.370, SLG: 0.488										4	2	2	2	0	1	1	<b>Boston Red Sox @ Kansas City Royals</b> Kauffman Stadium, Kansas City, MO Thu Aug 18 2011, 7:11 PM - 10:23 PM CDT Att: 20,547 - Partly Cloudy - 88 F					
53 Melky Cabrera, S (1, 8) OBP: 0.341, SLG: 0.482										3	0	0	0	0	0	1						
16 Billy Butler, R (1, 10) OBP: 0.369, SLG: 0.456										3	0	3	1	0	0	0						
17 Chris Getz, L (6, PR) (9, 10)										4	0	0	0	0	1	3						
35 Eric Hosmer, L (1, 3) OBP: 0.320, SLG: 0.415										4	0	0	0	0	1	2						
21 Jeff Francoeur, R (1, 9) OBP: 0.327, SLG: 0.459										4	0	0	0	0	1	2						
9 Johnny Giavotella, R (1, 4) OBP: 0.327, SLG: 0.423										4	0	1	0	0	1	0						
13 Salvador Perez, R (1, 2) OBP: 0.194, SLG: 0.287										4	0	0	0	0	2	2						
8 Mike Moustakas, L (1, 5) OBP: 0.248, SLG: 0.244										4	0	1	0	0	1	0						
2 Alcides Escobar, R (1, 6) OBP: 0.289, SLG: 0.336										2	1	1	0	0	0	0						
<b>Inning Stats</b>	R: 1 E: 0 K: 0 S: 10	H: 1 LOB: 0 BB: 0 P: 17	R: 0 E: 0 K: 0 S: 7	H: 0 LOB: 0 BB: 0 P: 8	R: 2 E: 0 K: 0 S: 17	H: 3 LOB: 1 BB: 0 P: 25	R: 0 E: 0 K: 1 S: 9	H: 0 LOB: 0 BB: 0 P: 11	R: 0 E: 0 K: 1 S: 15	H: 1 LOB: 0 BB: 0 P: 21	R: 0 E: 0 K: 2 S: 13	H: 2 LOB: 2 BB: 0 P: 20	R: 0 E: 0 K: 0 S: 6	H: 0 LOB: 0 BB: 0 P: 8	R: 0 E: 0 K: 1 S: 9	H: 1 LOB: 1 BB: 0 P: 15	R: 0 E: 0 K: 2 S: 13	H: 0 LOB: 0 BB: 0 P: 15	1B: 6 2B: 1 3B: 0 HR: 1	SF: 1 SAC: 2 DP: 0 HBP: 0	WP: 1 PB: 0 SB: 0 CS: 0	PA: 35
<b>PITCHER</b>	IP WLS BF H R ER SO BB IBB HBP BLK WP HR S P ERA WHIP	7.0 W 28 7 3 3 4 0 0 0 0 0 0 1 77 11 3.86 1.000	1.0 H 4 1 0 0 1 0 0 0 0 0 0 9 15 0.00 1.000	1.0 S 3 0 0 0 2 0 0 0 0 0 0 13 15 0.00 0.000	<b>PITCHER</b>																	











Batter	1	2	3	4	5	6	7	8	9	AB	R	H	RBI	BB	SO	LOB	TOP						
10 Marco Scutaro, R OBP: 0.344, SLG: 0.377										4	1	1	0	1	0	0	<p><b>Boston Red Sox @ Kansas City Royals</b> Kauffman Stadium, Kansas City, MO Sun Aug 21 2011, 1:13 PM - 4:23 PM CDT Att: 25,723 - Sunny - 85 F</p> <p>livebaseballscorecards.com</p> <p>AB 34 R 6 H 10 RBI 6 BB 3 SO 8 LOB 13</p>						
54 Darrell McDonald, R OBP: 0.273, SLG: 0.389										5	2	3	1	0	0	1							
28 Adrián González, L OBP: 0.404, SLG: 0.537										3	1	1	1	1	1	2							
15 Dustin Pedroia, R OBP: 0.396, SLG: 0.470										4	0	0	0	0	1	3							
12 Jed Lowrie, S OBP: 0.310, SLG: 0.393										3	1	1	1	0	0	1							
60 Ryan Lavanway, R OBP: 0.412, SLG: 0.400										4	0	2	1	0	1	1							
13 Carl Crawford, L OBP: 0.287, SLG: 0.386										3	1	1	1	1	1	2							
33 Jason Varitek, S OBP: 0.307, SLG: 0.418										4	0	1	1	0	2	2							
16 Josh Reddick, L OBP: 0.347, SLG: 0.497										4	0	0	0	0	2	1							
<b>Inning Stats</b>	R: 0 H: 0 E: 0 K: 1 S: 10	H: 0 LOB: 1 BB: 1 P: 17	R: 0 H: 0 E: 0 K: 1 S: 10	H: 1 LOB: 1 BB: 0 P: 13	R: 0 H: 0 E: 0 K: 0 S: 7	H: 0 LOB: 0 BB: 0 P: 13	R: 0 H: 1 E: 0 K: 0 S: 6	H: 1 LOB: 0 BB: 0 P: 13	R: 1 H: 2 E: 0 K: 1 S: 18	H: 2 LOB: 1 BB: 0 P: 28	R: 1 H: 1 E: 0 K: 0 S: 11	H: 1 LOB: 1 BB: 1 P: 18	R: 1 H: 1 E: 0 K: 2 S: 10	H: 1 LOB: 0 BB: 0 P: 13	R: 3 H: 4 E: 0 K: 2 S: 20	H: 4 LOB: 2 BB: 1 P: 34	R: 0 H: 0 E: 0 K: 1 S: 5	H: 0 LOB: 0 BB: 0 P: 8	1B: 5 2B: 3 3B: 1 HR: 2	SF: 1 SAC: 0 DP: 1 HBP: 0	WP: 0 PB: 0 SB: 0 CS: 1	PA: 38	
<b>PITCHER</b>	IP WLS BF H R ER SO BB IBB HBP BLK WP HR S P ERA WHIP	IP WLS BF H R ER SO BB IBB HBP BLK WP HR S P ERA WHIP	IP WLS BF H R ER SO BB IBB HBP BLK WP HR S P ERA WHIP	IP WLS BF H R ER SO BB IBB HBP BLK WP HR S P ERA WHIP	IP WLS BF H R ER SO BB IBB HBP BLK WP HR S P ERA WHIP	IP WLS BF H R ER SO BB IBB HBP BLK WP HR S P ERA WHIP	IP WLS BF H R ER SO BB IBB HBP BLK WP HR S P ERA WHIP	IP WLS BF H R ER SO BB IBB HBP BLK WP HR S P ERA WHIP	IP WLS BF H R ER SO BB IBB HBP BLK WP HR S P ERA WHIP	IP WLS BF H R ER SO BB IBB HBP BLK WP HR S P ERA WHIP	IP WLS BF H R ER SO BB IBB HBP BLK WP HR S P ERA WHIP	IP WLS BF H R ER SO BB IBB HBP BLK WP HR S P ERA WHIP	IP WLS BF H R ER SO BB IBB HBP BLK WP HR S P ERA WHIP	IP WLS BF H R ER SO BB IBB HBP BLK WP HR S P ERA WHIP	IP WLS BF H R ER SO BB IBB HBP BLK WP HR S P ERA WHIP	IP WLS BF H R ER SO BB IBB HBP BLK WP HR S P ERA WHIP	IP WLS BF H R ER SO BB IBB HBP BLK WP HR S P ERA WHIP	IP WLS BF H R ER SO BB IBB HBP BLK WP HR S P ERA WHIP	IP WLS BF H R ER SO BB IBB HBP BLK WP HR S P ERA WHIP	IP WLS BF H R ER SO BB IBB HBP BLK WP HR S P ERA WHIP	IP WLS BF H R ER SO BB IBB HBP BLK WP HR S P ERA WHIP	IP WLS BF H R ER SO BB IBB HBP BLK WP HR S P ERA WHIP	IP WLS BF H R ER SO BB IBB HBP BLK WP HR S P ERA WHIP
23 Danny Duffy, L ERA: 5.48	6.0	L	23	5	2	2	3	2	0	0	0	0	0	0	0	0	1	62	102	3.00	1.167		
43 Aaron Crow, R ERA: 2.41	1.0		4	1	1	1	2	0	0	0	0	0	0	0	0	0	1	10	13	9.00	1.000		
31 Louis Coleman, R ERA: 2.16	0.2		6	4	3	3	1	0	0	0	0	0	0	0	0	0	0	16	25	40.50	6.000		
55 Tim Collins, L ERA: 3.51	0.1		2	0	0	0	1	1	0	0	0	0	0	0	0	0	0	4	9	0.00	3.000		
48 Joskim Soria, R ERA: 4.13	1.0		3	0	0	0	1	0	0	0	0	0	0	0	0	0	0	5	8	0.00	0.000		

Batter	1	2	3	4	5	6	7	8	9	AB	R	H	RBI	BB	SO	LOB	BOTTOM						
4 Alex Gordon, L OBP: 0.369, SLG: 0.487										4	0	0	0	0	2	2	<p><b>Boston Red Sox @ Kansas City Royals</b> Kauffman Stadium, Kansas City, MO Sun Aug 21 2011, 1:13 PM - 4:23 PM CDT Att: 25,723 - Sunny - 85 F</p> <p>livebaseballscorecards.com</p> <p>AB 31 R 1 H 3 RBI 1 BB 4 SO 8 LOB 14</p>						
53 Melky Cabrera, S OBP: 0.335, SLG: 0.472										4	0	0	0	0	0	2							
16 Billy Butler, R OBP: 0.370, SLG: 0.456										3	0	0	0	1	1	0							
35 Eric Hosmer, L OBP: 0.320, SLG: 0.416										3	0	0	0	1	0	1							
21 Jeff Francoeur, R OBP: 0.327, SLG: 0.459										4	0	0	0	0	2	1							
9 Johnny Giavotella, R OBP: 0.302, SLG: 0.417										4	1	1	0	0	1	1							
13 Salvador Perez, R OBP: 0.231, SLG: 0.250										3	0	1	0	1	0	1							
8 Mike Moustakas, L OBP: 0.262, SLG: 0.262										3	0	1	1	1	1	1							
2 Alcides Escobar, R OBP: 0.285, SLG: 0.331										3	0	0	0	0	1	5							
<b>Inning Stats</b>	R: 0 H: 0 E: 0 K: 1 S: 9	H: 0 LOB: 0 BB: 2 P: 14	R: 0 H: 0 E: 0 K: 0 S: 14	H: 0 LOB: 2 BB: 1 P: 28	R: 0 H: 0 E: 0 K: 1 S: 11	H: 0 LOB: 1 BB: 1 P: 17	R: 0 H: 1 E: 0 K: 1 S: 12	H: 1 LOB: 0 BB: 0 P: 17	R: 0 H: 0 E: 0 K: 0 S: 7	H: 0 LOB: 0 BB: 0 P: 12	R: 0 H: 0 E: 0 K: 0 S: 8	H: 0 LOB: 0 BB: 0 P: 12	R: 1 H: 2 E: 0 K: 1 S: 16	H: 2 LOB: 2 BB: 1 P: 25	R: 0 H: 0 E: 0 K: 2 S: 9	H: 0 LOB: 0 BB: 0 P: 12	R: 0 H: 0 E: 0 K: 2 S: 10	H: 0 LOB: 0 BB: 0 P: 12	1B: 2 2B: 0 3B: 1 HR: 0	SF: 0 SAC: 0 DP: 0 HBP: 0	WP: 0 PB: 0 SB: 0 CS: 0	PA: 35	
<b>PITCHER</b>	IP WLS BF H R ER SO BB IBB HBP BLK WP HR S P ERA WHIP	IP WLS BF H R ER SO BB IBB HBP BLK WP HR S P ERA WHIP	IP WLS BF H R ER SO BB IBB HBP BLK WP HR S P ERA WHIP	IP WLS BF H R ER SO BB IBB HBP BLK WP HR S P ERA WHIP	IP WLS BF H R ER SO BB IBB HBP BLK WP HR S P ERA WHIP	IP WLS BF H R ER SO BB IBB HBP BLK WP HR S P ERA WHIP	IP WLS BF H R ER SO BB IBB HBP BLK WP HR S P ERA WHIP	IP WLS BF H R ER SO BB IBB HBP BLK WP HR S P ERA WHIP	IP WLS BF H R ER SO BB IBB HBP BLK WP HR S P ERA WHIP	IP WLS BF H R ER SO BB IBB HBP BLK WP HR S P ERA WHIP	IP WLS BF H R ER SO BB IBB HBP BLK WP HR S P ERA WHIP	IP WLS BF H R ER SO BB IBB HBP BLK WP HR S P ERA WHIP	IP WLS BF H R ER SO BB IBB HBP BLK WP HR S P ERA WHIP	IP WLS BF H R ER SO BB IBB HBP BLK WP HR S P ERA WHIP	IP WLS BF H R ER SO BB IBB HBP BLK WP HR S P ERA WHIP	IP WLS BF H R ER SO BB IBB HBP BLK WP HR S P ERA WHIP	IP WLS BF H R ER SO BB IBB HBP BLK WP HR S P ERA WHIP	IP WLS BF H R ER SO BB IBB HBP BLK WP HR S P ERA WHIP	IP WLS BF H R ER SO BB IBB HBP BLK WP HR S P ERA WHIP	IP WLS BF H R ER SO BB IBB HBP BLK WP HR S P ERA WHIP	IP WLS BF H R ER SO BB IBB HBP BLK WP HR S P ERA WHIP	IP WLS BF H R ER SO BB IBB HBP BLK WP HR S P ERA WHIP	IP WLS BF H R ER SO BB IBB HBP BLK WP HR S P ERA WHIP
31 Jon Lester, L ERA: 3.16	6.0	W	26	3	1	1	3	4	0	0	0	0	0	0	0	0	0	69	113	1.50	1.167		
51 Daniel Bard, R ERA: 2.1	2.0	H	6	0	0	0	3	0	0	0	0	0	0	0	0	0	0	17	24	0.00	0.000		
35 Dan Wheeler, R ERA: 3.86	1.0		3	0	0	0	2	0	0	0	0	0	0	0	0	0	0	10	12	0.00	0.000		



Batter	1	2	3	4	5	6	7	8	9	AB	R	H	RBI	BB	SO	LOB	TOP					
4 Alex Gordon, L (1,7) OBP: 0.397, SLG: 0.484										5	0	1	0	0	4	3	<b>Kansas City Royals @ Toronto Blue Jays</b> Rogers Centre, Toronto, ON Tue Aug 23 2011, 7:11 PM - 10:04 PM EDT Att: 20,009 - Cloudy - 73 F					
53 Melky Cabrera, S (1,8) OBP: 0.334, SLG: 0.470										5	0	1	0	0	2	3						
16 Billy Butler, R (1,10) OBP: 0.368, SLG: 0.459										5	1	1	1	0	1	3						
35 Eric Hosmer, L (1,3) OBP: 0.324, SLG: 0.426										5	2	3	1	0	0	0						
21 Jeff Francoeur, R (1,9) OBP: 0.331, SLG: 0.467										5	1	4	0	0	1	1						
9 Johnny Giavotella, R (1,4) OBP: 0.313, SLG: 0.438										4	2	2	1	0	0	3						
17 Chris Getz, L (8,4) OBP: 0.313, SLG: 0.283										1	0	0	0	0	0	1						
13 Salvador Perez, R (1,2) OBP: 0.250, SLG: 0.317										5	0	2	2	0	0	4						
8 Mike Moustakas, L (1,5) OBP: 0.270, SLG: 0.267										3	0	2	0	1	0	1						
2 Alcides Escobar, R (1,6) OBP: 0.283, SLG: 0.328										4	0	0	0	0	0	3						
<b>Inning Stats</b>	R: 0 E: 0 K: 1 S: 9	H: 0 LOB: 0 BB: 0 P: 13	R: 3 E: 1 K: 2 S: 21	H: 4 LOB: 2 BB: 1 P: 34	R: 0 E: 0 K: 0 S: 14	H: 2 LOB: 2 BB: 0 P: 22	R: 0 E: 0 K: 1 S: 6	H: 1 LOB: 0 BB: 0 P: 10	R: 3 E: 0 K: 1 S: 20	H: 4 LOB: 1 BB: 0 P: 28	R: 0 E: 0 K: 1 S: 12	H: 1 LOB: 1 BB: 0 P: 19	R: 0 E: 0 K: 0 S: 8	H: 1 LOB: 1 BB: 0 P: 9	R: 0 E: 0 K: 2 S: 12	H: 2 LOB: 2 BB: 0 P: 22	R: 0 E: 0 K: 0 S: 8	H: 1 LOB: 1 BB: 0 P: 11	1B: 10 2B: 3 HR: 2	SF: 0 SAC: 0 HBP: 0	WP: 0 PB: 0 SB: 1 CS: 0	PA: 43
<b>PITCHER</b>	IP WLS BF H R ER SO BB IBB HBP BLK WP HR S P ERA WHIP	IP WLS BF H R ER SO BB IBB HBP BLK WP HR S P ERA WHIP	IP WLS BF H R ER SO BB IBB HBP BLK WP HR S P ERA WHIP	IP WLS BF H R ER SO BB IBB HBP BLK WP HR S P ERA WHIP	IP WLS BF H R ER SO BB IBB HBP BLK WP HR S P ERA WHIP	IP WLS BF H R ER SO BB IBB HBP BLK WP HR S P ERA WHIP	IP WLS BF H R ER SO BB IBB HBP BLK WP HR S P ERA WHIP	IP WLS BF H R ER SO BB IBB HBP BLK WP HR S P ERA WHIP	IP WLS BF H R ER SO BB IBB HBP BLK WP HR S P ERA WHIP	IP WLS BF H R ER SO BB IBB HBP BLK WP HR S P ERA WHIP	IP WLS BF H R ER SO BB IBB HBP BLK WP HR S P ERA WHIP	IP WLS BF H R ER SO BB IBB HBP BLK WP HR S P ERA WHIP	IP WLS BF H R ER SO BB IBB HBP BLK WP HR S P ERA WHIP	IP WLS BF H R ER SO BB IBB HBP BLK WP HR S P ERA WHIP	IP WLS BF H R ER SO BB IBB HBP BLK WP HR S P ERA WHIP	IP WLS BF H R ER SO BB IBB HBP BLK WP HR S P ERA WHIP	IP WLS BF H R ER SO BB IBB HBP BLK WP HR S P ERA WHIP					

AB	42
R	6
H	16
RBI	5
BB	1
SO	8
LOB	22



Batter	1	2	3	4	5	6	7	8	9	AB	R	H	RBI	BB	SO	LOB	BOTTOM					
5 Yuliel Escobar, R (1,6) OBP: 0.366, SLG: 0.419										4	1	2	3	0	0	1	<b>Kansas City Royals @ Toronto Blue Jays</b> Rogers Centre, Toronto, ON Tue Aug 23 2011, 7:11 PM - 10:04 PM EDT Att: 20,009 - Cloudy - 73 F					
14 Eric Thames, L (1,7) OBP: 0.315, SLG: 0.461										4	1	1	0	0	0	1						
19 José Bautista, R (1,9) OBP: 0.456, SLG: 0.645										4	0	0	0	0	3	1						
26 Adam Lind, L (1,3) OBP: 0.307, SLG: 0.458										4	0	1	1	0	2	0						
10 Edwin Encarnación, R (1,10) OBP: 0.336, SLG: 0.453										4	0	0	0	0	2	1						
28 Colby Rasmus, L (1,8) OBP: 0.314, SLG: 0.415										3	0	0	0	0	1	0						
20 Mark Teahen, L (9,PH) OBP: 0.253, SLG: 0.299										1	0	0	0	0	1	1						
13 Brett Lawrie, R (1,5) OBP: 0.365, SLG: 0.569										3	0	0	0	0	1	0						
8 José Molina, R (1,2) OBP: 0.370, SLG: 0.439										3	1	1	0	0	0	0						
18 Mike McCoy, R (1,4) OBP: 0.340, SLG: 0.325										2	1	1	0	1	1	0						
<b>Inning Stats</b>	R: 0 E: 0 K: 0 S: 6	H: 0 LOB: 0 BB: 0 P: 8	R: 0 E: 0 K: 3 S: 9	H: 0 LOB: 0 BB: 0 P: 13	R: 0 E: 0 K: 2 S: 10	H: 0 LOB: 0 BB: 0 P: 13	R: 0 E: 0 K: 1 S: 7	H: 1 LOB: 0 BB: 0 P: 9	R: 0 E: 0 K: 1 S: 6	H: 0 LOB: 0 BB: 0 P: 7	R: 3 E: 0 K: 1 S: 15	H: 3 LOB: 0 BB: 0 P: 19	R: 0 E: 0 K: 1 S: 9	H: 0 LOB: 0 BB: 0 P: 13	R: 0 E: 0 K: 0 S: 8	H: 0 LOB: 1 BB: 1 P: 15	R: 1 E: 0 K: 2 S: 13	H: 2 LOB: 1 BB: 0 P: 21	1B: 4 2B: 1 HR: 1	SF: 0 SAC: 0 HBP: 0	WP: 0 PB: 0 SB: 1 CS: 0	PA: 33
<b>PITCHER</b>	IP WLS BF H R ER SO BB IBB HBP BLK WP HR S P ERA WHIP	IP WLS BF H R ER SO BB IBB HBP BLK WP HR S P ERA WHIP	IP WLS BF H R ER SO BB IBB HBP BLK WP HR S P ERA WHIP	IP WLS BF H R ER SO BB IBB HBP BLK WP HR S P ERA WHIP	IP WLS BF H R ER SO BB IBB HBP BLK WP HR S P ERA WHIP	IP WLS BF H R ER SO BB IBB HBP BLK WP HR S P ERA WHIP	IP WLS BF H R ER SO BB IBB HBP BLK WP HR S P ERA WHIP	IP WLS BF H R ER SO BB IBB HBP BLK WP HR S P ERA WHIP	IP WLS BF H R ER SO BB IBB HBP BLK WP HR S P ERA WHIP	IP WLS BF H R ER SO BB IBB HBP BLK WP HR S P ERA WHIP	IP WLS BF H R ER SO BB IBB HBP BLK WP HR S P ERA WHIP	IP WLS BF H R ER SO BB IBB HBP BLK WP HR S P ERA WHIP	IP WLS BF H R ER SO BB IBB HBP BLK WP HR S P ERA WHIP	IP WLS BF H R ER SO BB IBB HBP BLK WP HR S P ERA WHIP	IP WLS BF H R ER SO BB IBB HBP BLK WP HR S P ERA WHIP	IP WLS BF H R ER SO BB IBB HBP BLK WP HR S P ERA WHIP						

AB	32
R	4
H	6
RBI	4
BB	1
SO	11
LOB	5



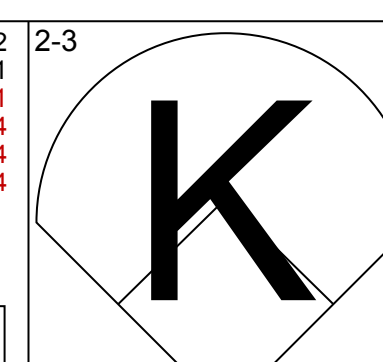
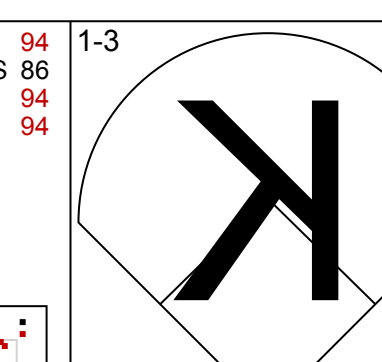
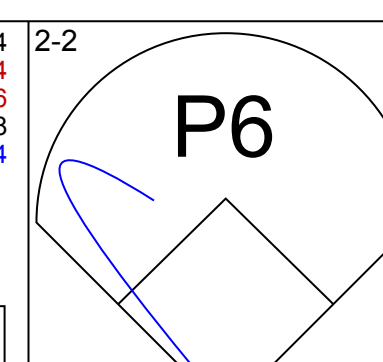
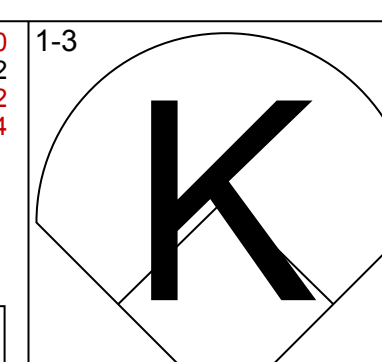
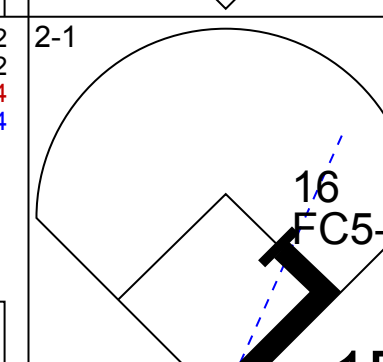
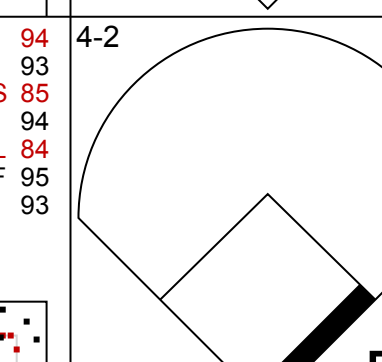
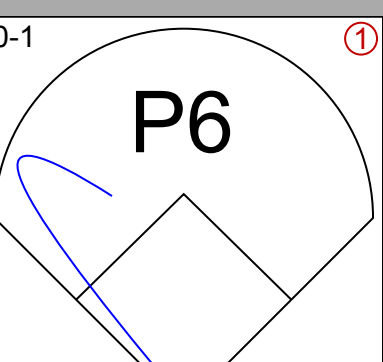
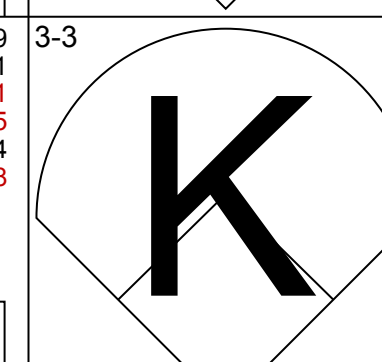
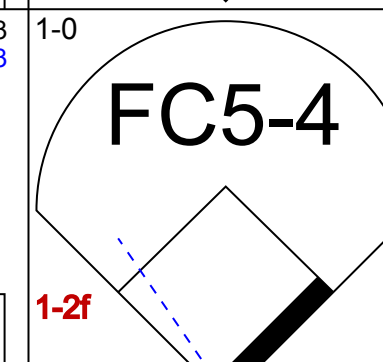
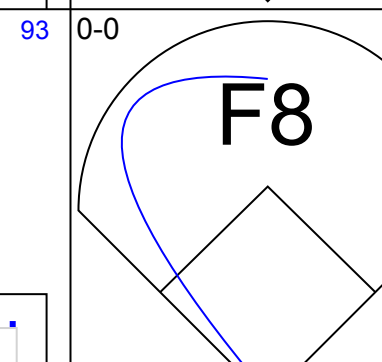
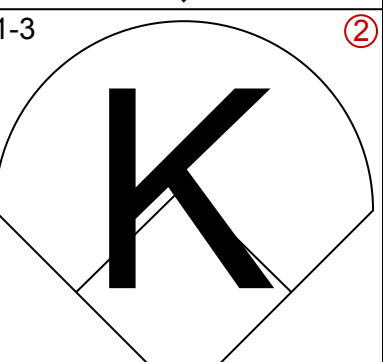
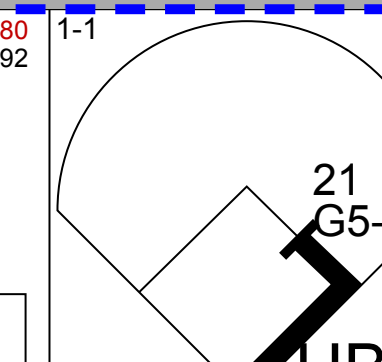
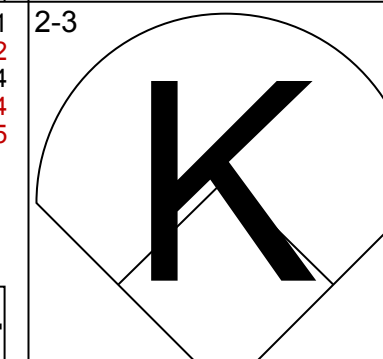
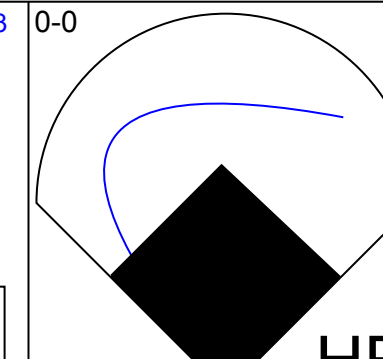
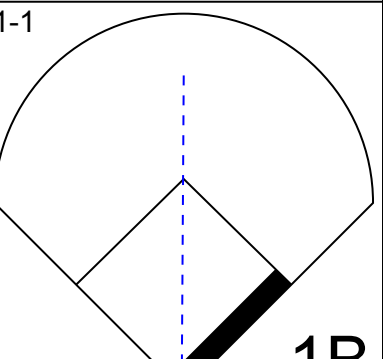
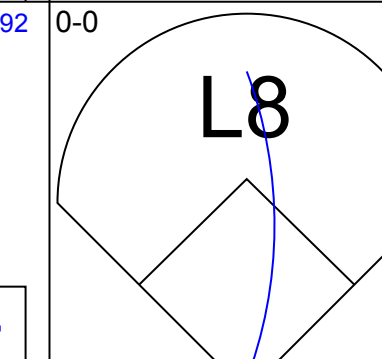
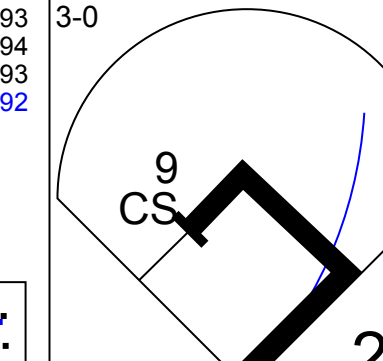
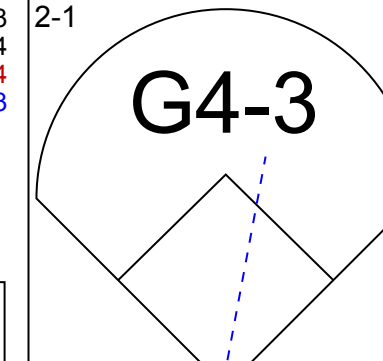
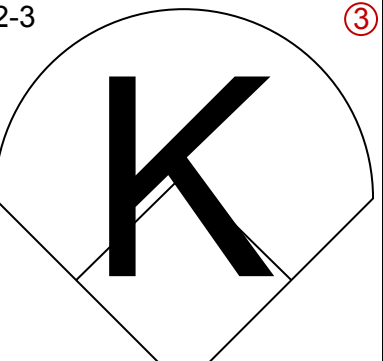
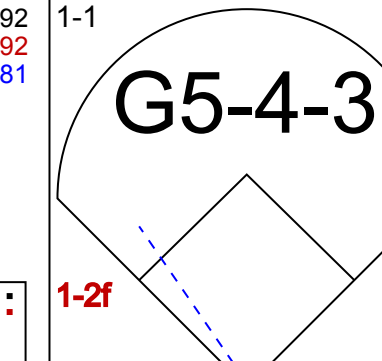
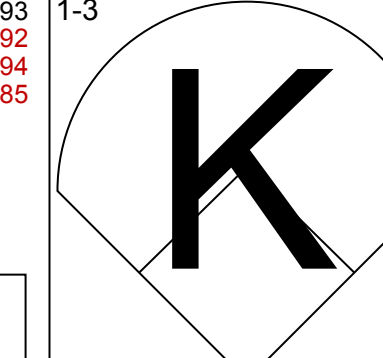
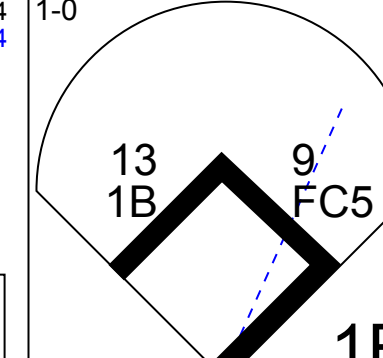
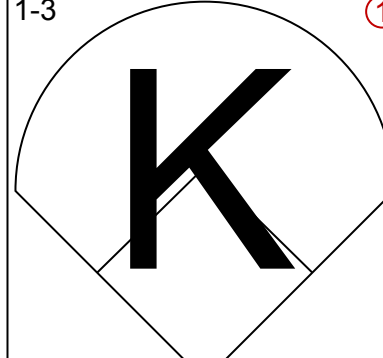
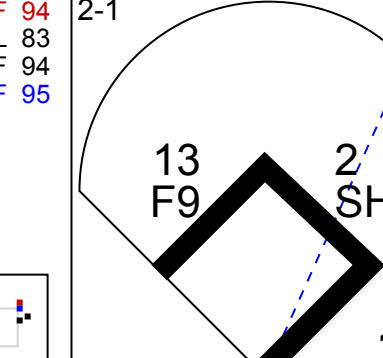
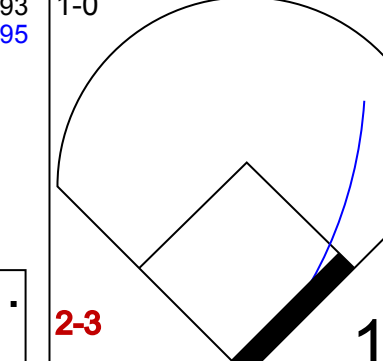
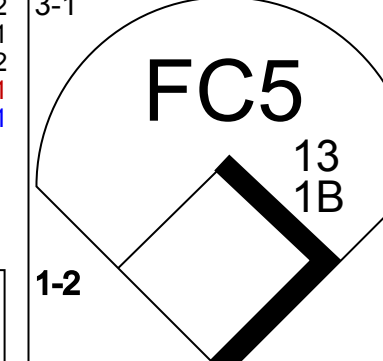
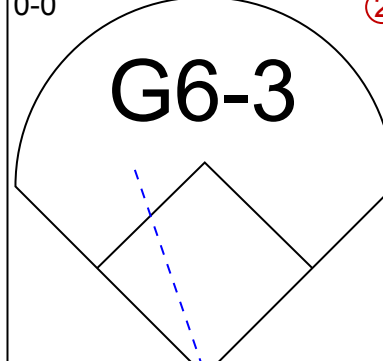
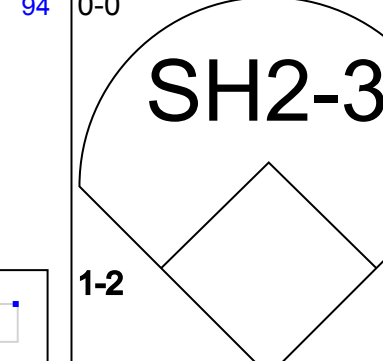
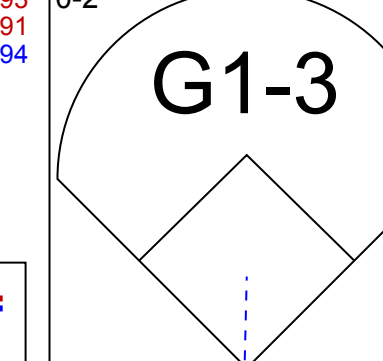
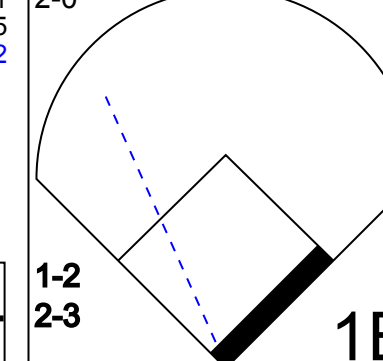
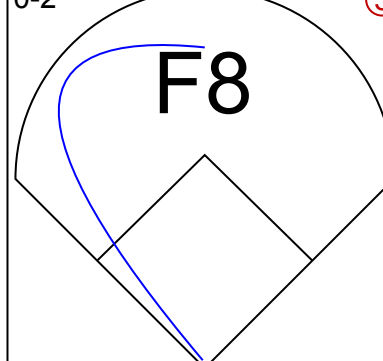
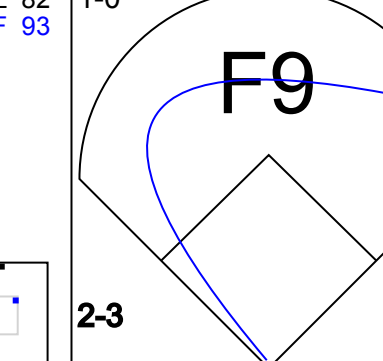

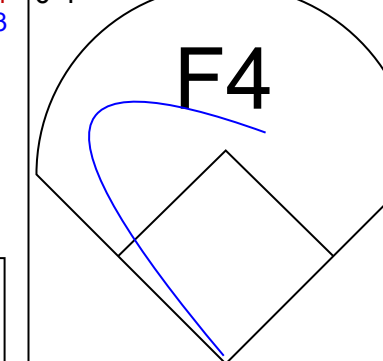
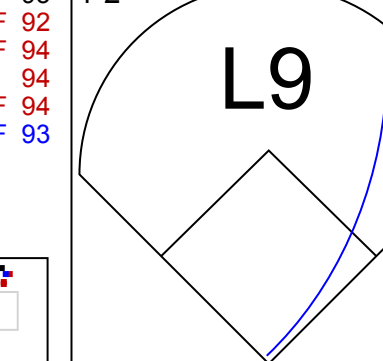
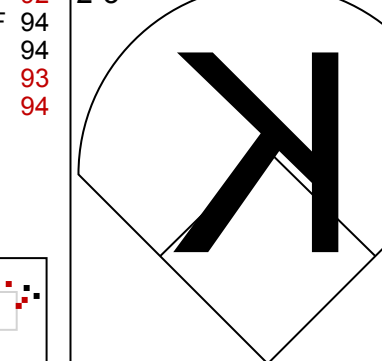
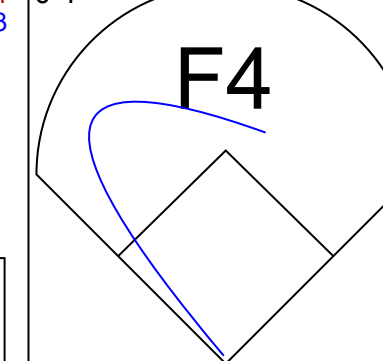
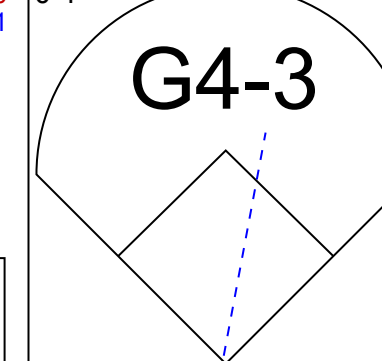






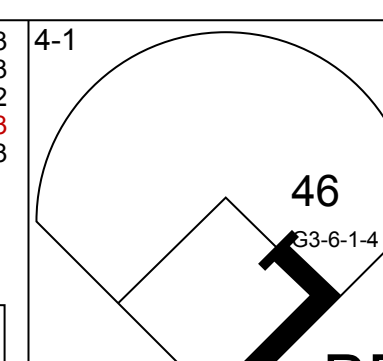
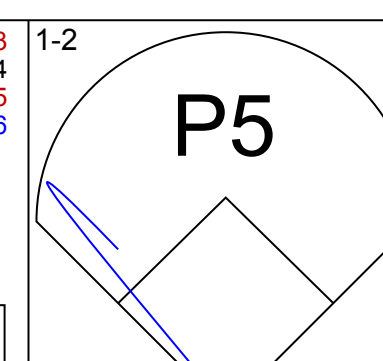
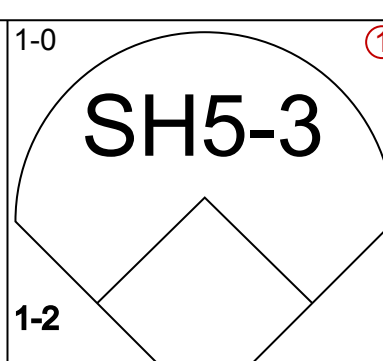
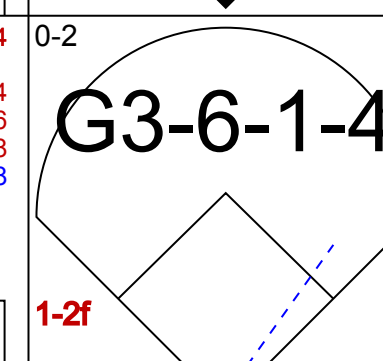
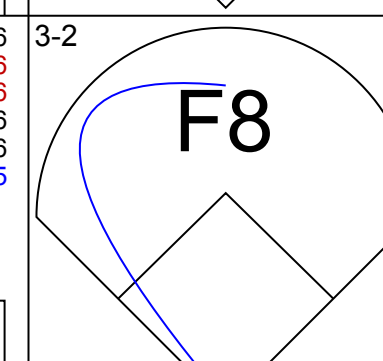
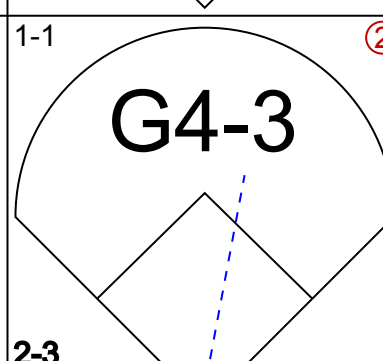
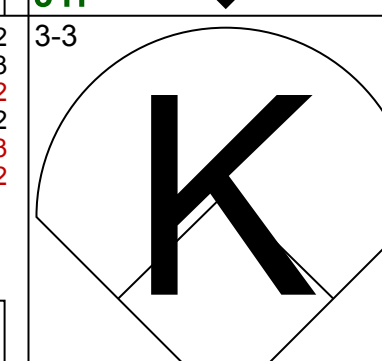
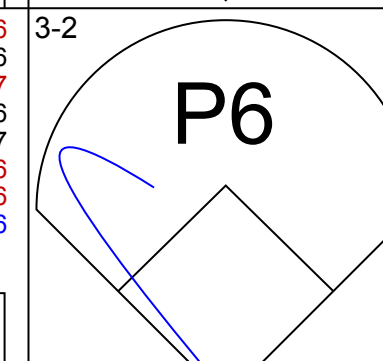
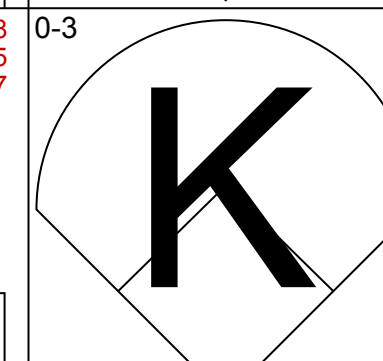
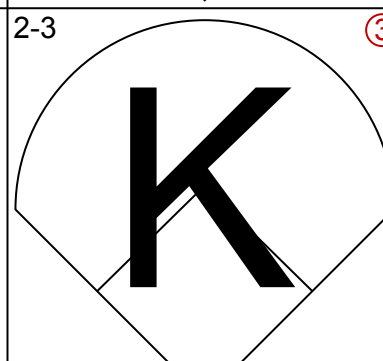
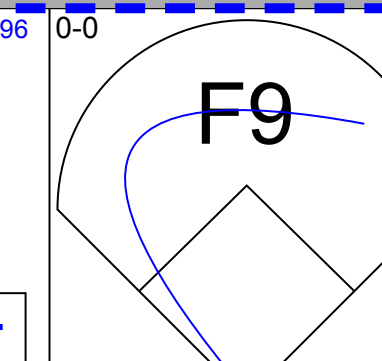
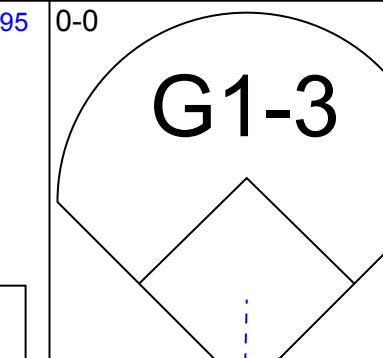
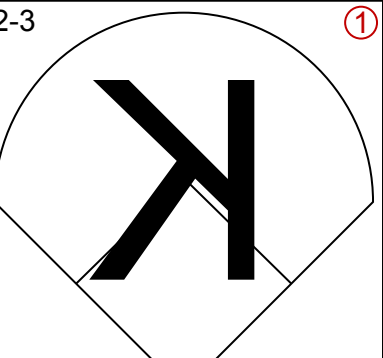
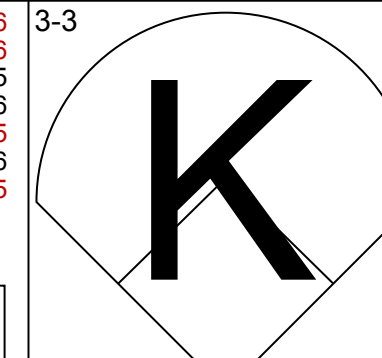
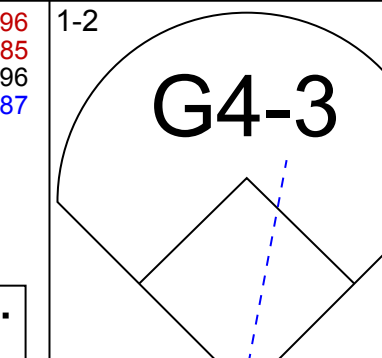
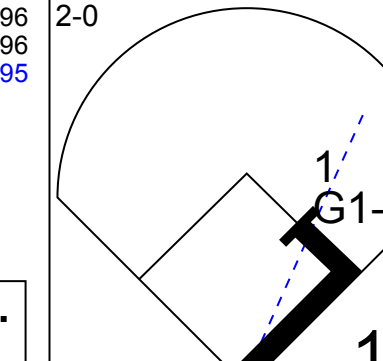
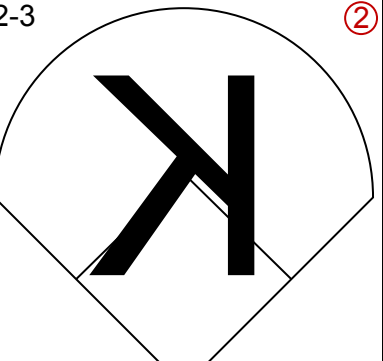
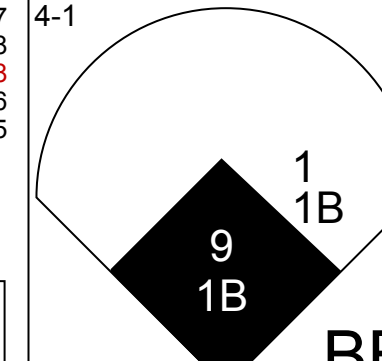
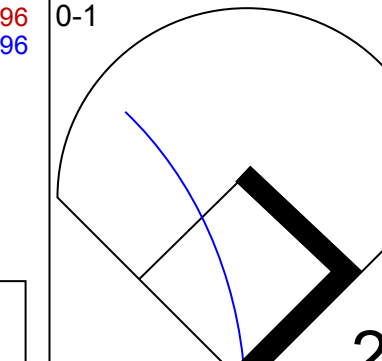
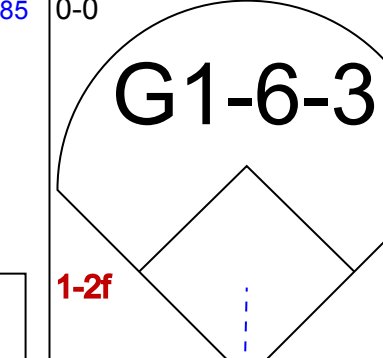
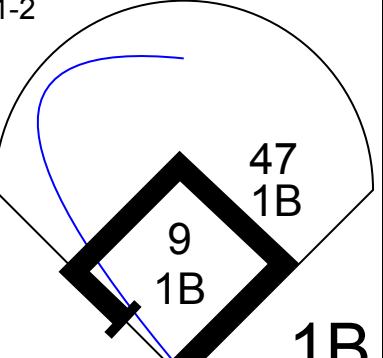
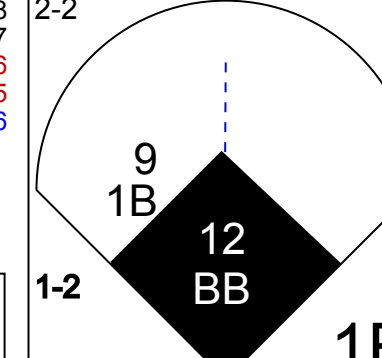
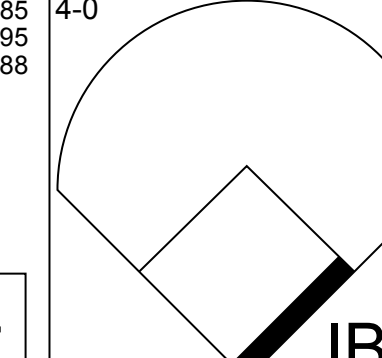
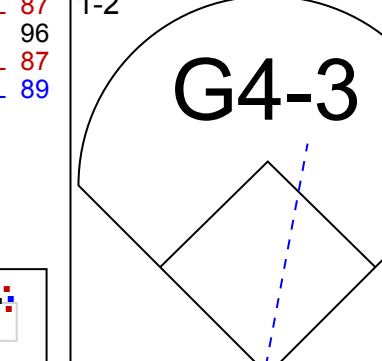
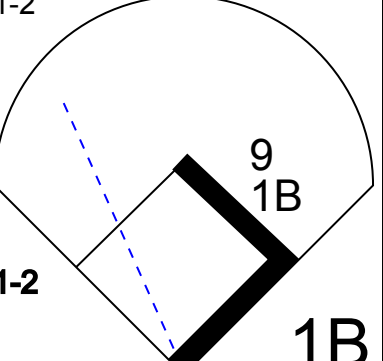
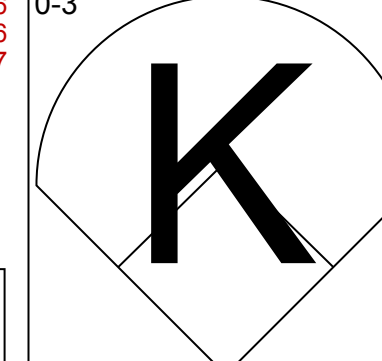
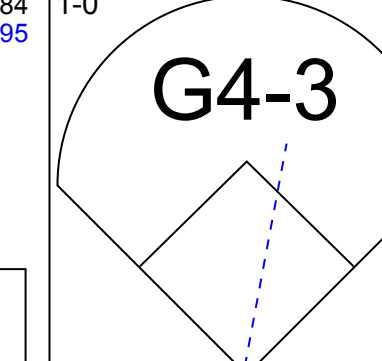
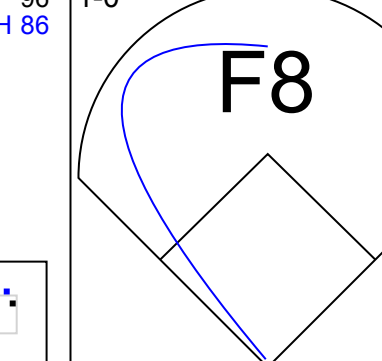
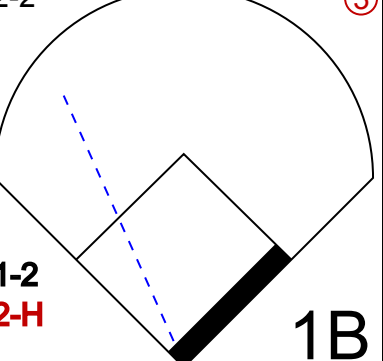
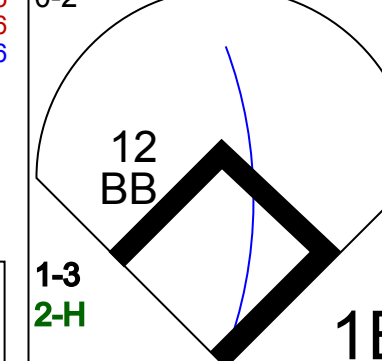

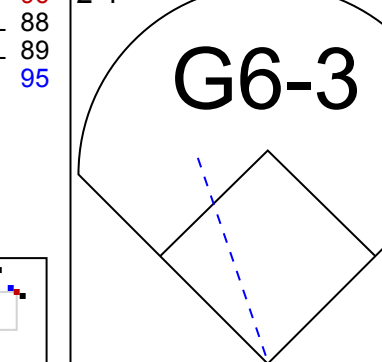

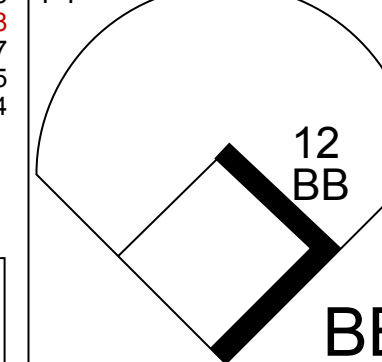

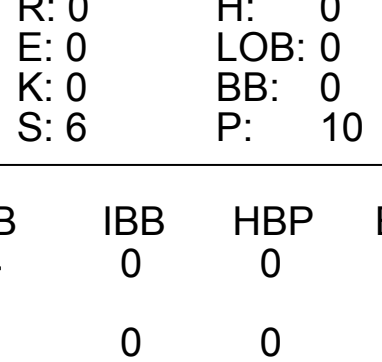
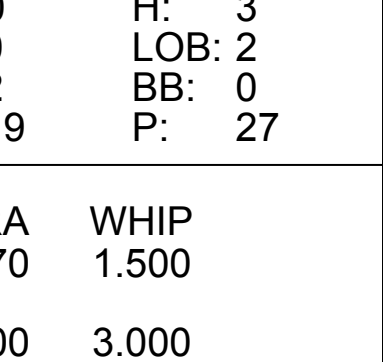
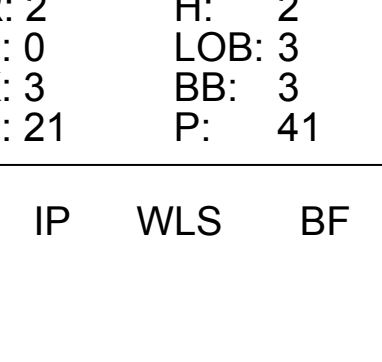
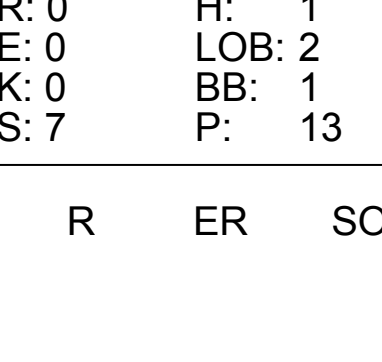




Batter	1	2	3	4	5	6	7	8	9	AB	R	H	RBI	BB	SO	LOB	TOP			
4 Alex Gordon, L (1,7) OBP: 0.369, SLG: 0.486										4	0	0	0	0	3	3	<b>Kansas City Royals @ Cleveland Indians</b> Progressive Field, Cleveland, OH Fri Aug 26 2011, 7:07 PM - 9:36 PM EDT Att: 41,337 - Clear - 72 F			
53 Melky Cabrera, S (1,8) OBP: 0.336, SLG: 0.474										3	0	1	0	1	1	0				
16 Billy Butler, R (1,10) OBP: 0.373, SLG: 0.470										3	0	0	0	0	1	2				
35 Eric Hosmer, L (1,3)										4	1	2	1	0	1	2				
21 Jeff Francoeur, R (1,9) OBP: 0.332, SLG: 0.465										4	0	1	0	0	1	2				
8 Mike Moustakas, L (1,5) OBP: 0.284, SLG: 0.284										4	0	2	0	0	2	1				
9 Johnny Giavotella, R (1,4) OBP: 0.291, SLG: 0.395										3	0	1	0	0	0	1				
2 Alcides Escobar, R (7,6) OBP: 0.280, SLG: 0.322										0	0	0	0	0	0	0				
13 Salvador Perez, R (1,2) OBP: 0.281, SLG: 0.340										4	0	1	0	0	0	2				
17 Chris Getz, L (1,6) OBP: 0.310, SLG: 0.280										4	0	0	0	0	1	4				
<b>Inning Stats</b>	R: 0 E: 0 K: 2 S: 10	H: 1 LOB: 1 BB: 0 P: 17	R: 0 E: 0 K: 1 S: 8	H: 2 LOB: 1 BB: 0 P: 13	R: 0 E: 0 K: 2 S: 10	H: 0 LOB: 1 BB: 1 P: 17	R: 1 E: 0 K: 0 S: 12	H: 3 LOB: 3 BB: 0 P: 22	R: 0 E: 0 K: 1 S: 11	H: 0 LOB: 0 BB: 0 P: 15	R: 0 E: 0 K: 1 S: 8	H: 0 LOB: 0 BB: 0 P: 9	R: 0 E: 0 K: 0 S: 4	H: 0 LOB: 0 BB: 0 P: 6	R: 0 E: 0 K: 0 S: 9	H: 1 LOB: 1 BB: 0 P: 13	1B: 6 2B: 1 3B: 0 HR: 1	SF: 0 SAC: 1 DP: 1 HBP: 1	WP: 0 PB: 0 SB: 0 CS: 1	PA: 36
<b>PITCHER</b>	IP WLS BF H R ER SO BB IBB HBP BLK WP HR S P ERA WHIP	7.0 W 29 7 1 1 10 1 0 0 0 0 1 67 105 1.29 1.143	1.0 H 3 0 0 0 0 0 0 1 0 0 0 4 6 0.00 0.000	1.0 S 4 1 0 0 0 0 0 0 0 0 0 9 13 0.00 1.000	<b>PITCHER</b>										IP WLS BF H R ER SO BB IBB HBP BLK WP HR S P ERA WHIP	7.0 W 29 7 1 1 10 1 0 0 0 0 1 67 105 1.29 1.143				

AB	33
R	1
H	8
RBI	1
BB	1
SO	10
LOB	17



Batter	1	2	3	4	5	6	7	8	9	AB	R	H	RBI	BB	SO	LOB	BOTTOM			
12 Ezequiel Carrera, L (1,8) OBP: 0.331, SLG: 0.324										1	0	0	1	2	0	0	<b>Kansas City Royals @ Cleveland Indians</b> Progressive Field, Cleveland, OH Fri Aug 26 2011, 7:07 PM - 9:36 PM EDT Att: 41,337 - Clear - 72 F			
46 Cord Phelps, S (1,4) OBP: 0.270, SLG: 0.273										4	0	0	0	0	1	5				
13 Asdrubal Cabrera, S (1,6) OBP: 0.341, SLG: 0.466										4	0	0	0	0	2	1				
25 Jim Thome, L (1,10) OBP: 0.346, SLG: 0.467										4	0	0	0	0	2	0				
41 Carlos Santana, S (1,3) OBP: 0.350, SLG: 0.441										3	1	2	0	1	1	0				
1 Kosuke Fukudome, L (1,9) OBP: 0.360, SLG: 0.376										3	1	2	0	1	0	1				
47 Shelley Duncan, R (1,7) OBP: 0.319, SLG: 0.438										3	0	1	0	0	1	2				
17 Shin-Soo Choo, L (8,9) OBP: 0.346, SLG: 0.394										1	0	0	0	0	0	2				
9 Jack Hannahan, L (1,5) OBP: 0.329, SLG: 0.345										3	0	2	1	0	0	0				
6 Lou Marson, R (1,2) OBP: 0.304, SLG: 0.309										1	0	0	0	2	0	0				
<b>Inning Stats</b>	R: 0 E: 0 K: 0 S: 11	H: 0 LOB: 0 BB: 1 P: 18	R: 0 E: 0 K: 0 S: 3	H: 1 LOB: 0 BB: 0 P: 5	R: 0 E: 0 K: 0 S: 6	H: 0 LOB: 0 BB: 0 P: 10	R: 0 E: 0 K: 1 S: 9	H: 0 LOB: 0 BB: 0 P: 13	R: 0 E: 0 K: 1 S: 19	H: 3 LOB: 2 BB: 0 P: 27	R: 0 E: 0 K: 1 S: 11	H: 0 LOB: 1 BB: 1 P: 19	R: 2 E: 0 K: 3 S: 21	H: 2 LOB: 3 BB: 3 P: 41	R: 0 E: 0 K: 0 S: 7	H: 1 LOB: 2 BB: 1 P: 13	1B: 6 2B: 1 3B: 0 HR: 0	SF: 0 SAC: 1 DP: 2 HBP: 0	WP: 0 PB: 0 SB: 0 CS: 0	PA: 34
<b>PITCHER</b>	IP WLS BF H R ER SO BB IBB HBP BLK WP HR S P ERA WHIP	6.2 L 27 6 2 2 6 4 0 0 0 0 0 6 12 2.70 1.500	0.1 L 2 0 0 0 1 1 0 0 0 0 0 6 13 0.00 3.000	1.0 L 5 1 0 0 0 0 1 0 0 0 0 7 13 0.00 1.000	<b>PITCHER</b>										IP WLS BF H R ER SO BB IBB HBP BLK WP HR S P ERA WHIP	6.2 L 27 6 2 2 6 4 0 0 0 0 0 6 12 2.70 1.500				

AB	27
R	2
H	7
RBI	2
BB	6
SO	7
LOB	11





Batter	1	2	3	4	5	6	7	8	9	AB	R	H	RBI	BB	SO	LOB	TOP															
4 Alex Gordon, L (1, 7)																																
53 Melky Cabrera, S (1, 8)																																
16 Billy Butler, R (1, 10)																																
35 Eric Hosmer, L (1, 3)																																
21 Jeff Francoeur, R (1, 9)																																
8 Mike Moustakas, L (1, 5)																																
9 Johnny Giavotella, R (1, 4)																																
17 Chris Getz, L (8, 4)																																
13 Salvador Perez, R (1, 2)																																
2 Alcides Escobar, R (1, 6)																																
<b>Inning Stats</b>	R: 0 E: 0 K: 0 S: 6	H: 1 LOB: 0 BB: 7	R: 0 E: 0 K: 0 S: 7	H: 0 LOB: 0 BB: 12	R: 0 E: 0 K: 2 S: 9	H: 0 LOB: 0 BB: 13	R: 3 E: 0 K: 0 S: 11	H: 4 LOB: 1 BB: 0 P: 16	R: 1 E: 0 K: 0 S: 8	H: 2 LOB: 0 BB: 1 P: 13	R: 0 E: 0 K: 0 S: 8	H: 1 LOB: 0 BB: 0 P: 13	R: 3 E: 1 K: 0 S: 21	H: 1 LOB: 0 BB: 0 P: 31	R: 0 E: 0 K: 1 S: 11	H: 1 LOB: 1 BB: 20	R: 0 E: 1 K: 2 S: 14	H: 1 LOB: 1 BB: 19	1B: 7 2B: 3 3B: 0 HR: 1	SF: 0 SAC: 1 DP: 2 HBP: 1	WP: 0 PB: 0 SB: 1 CS: 1	PA: 38										
<b>PITCHER</b>	IP WLS BF H R ER SO BB IBB HBP BLK WP HR S P ERA WHIP																															
55 Roberto Hernandez, R (1, 1)	6.1	27	8	6	6	2	1	0	1	0	0	0	61	91	8.53	1.421																
49 Tony Sipp, L (7, 1)	0.2	3	1	1	0	0	0	0	0	0	0	1	9	14	0.00	1.500																
53 Rafael Perez, L (8, 1)	0.2	3	1	0	0	0	1	0	0	0	0	7	13	0.00	3.000																	
38 Joe Smith, R (8, 1)	0.1	W	1	0	0	0	0	0	0	0	0	4	7	0.00	0.000																	
54 Chris Perez, R (9, 1)	1.0	S	4	1	0	0	0	0	0	0	0	14	19	0.00	1.000																	

**Kansas City Royals @ Cleveland Indians**  
 Progressive Field, Cleveland, OH  
 Sat Aug 27 2011, 7:07 PM - 10:35 PM EDT  
 Att: 35,370 - Clear - 74 F

AB	34
R	7
H	11
RBI	7
BB	2
SO	5
LOB	14



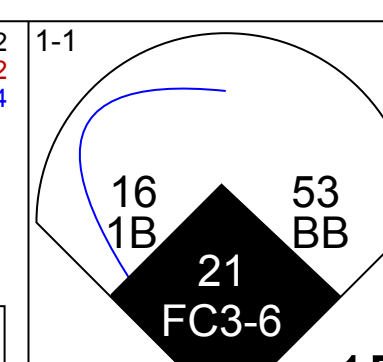
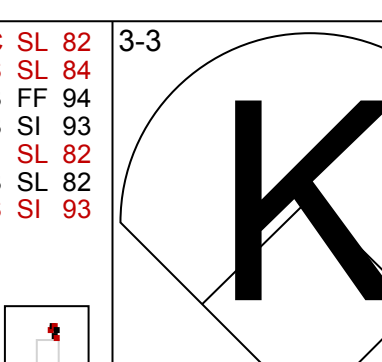
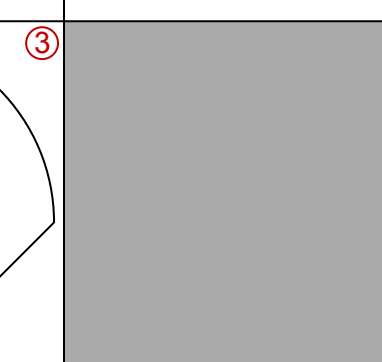
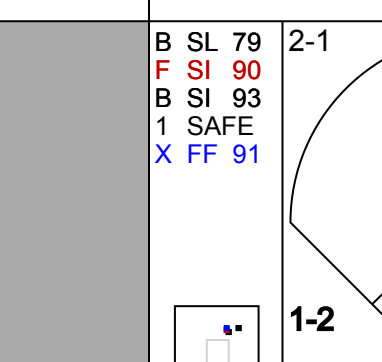
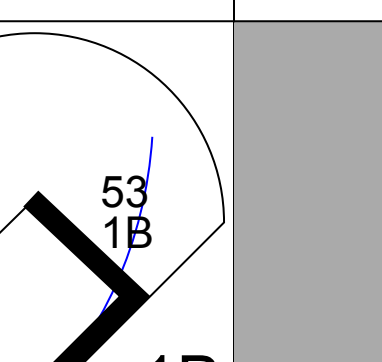


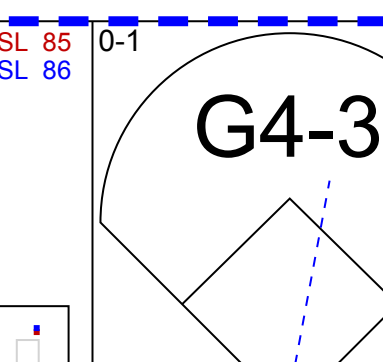
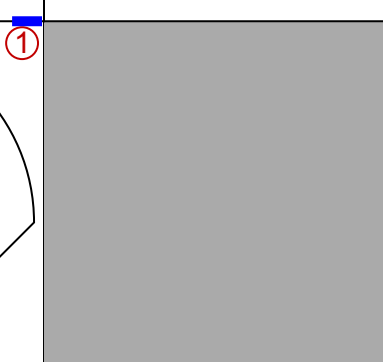
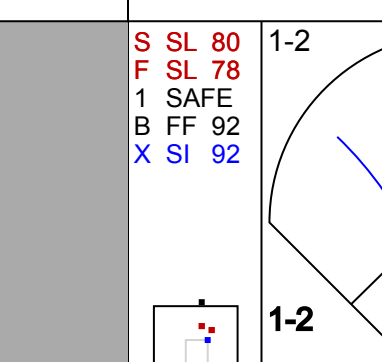
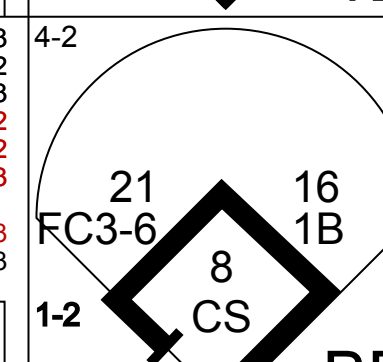

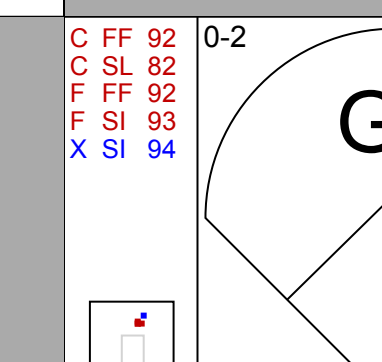
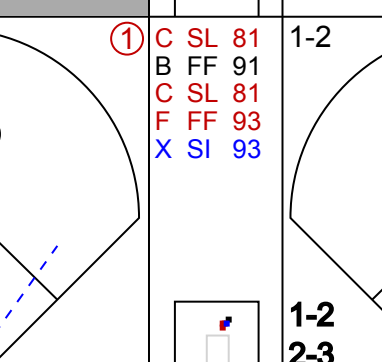
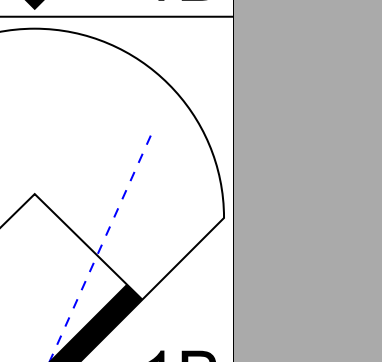


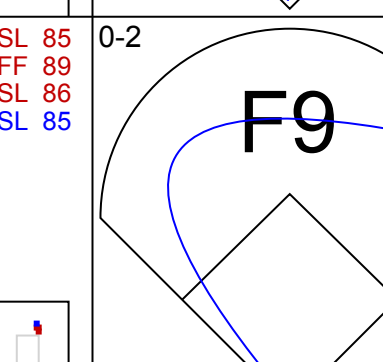
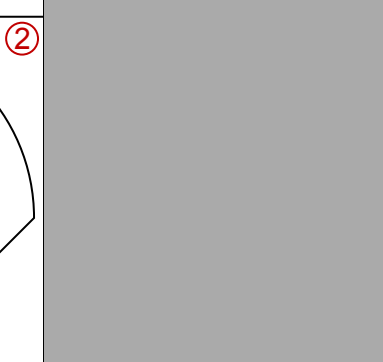
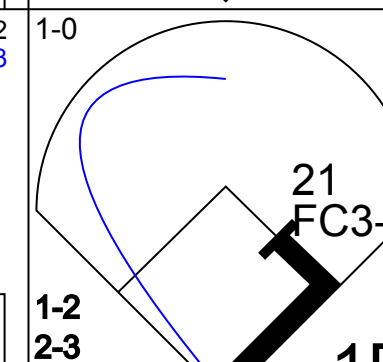

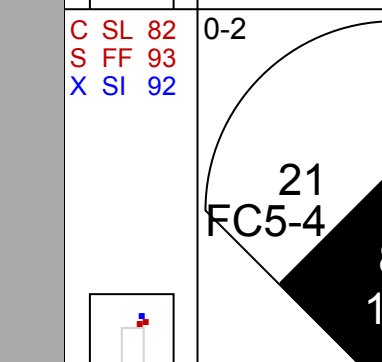
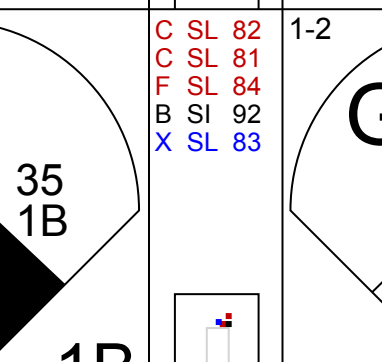
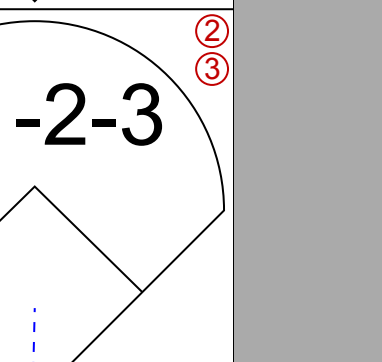


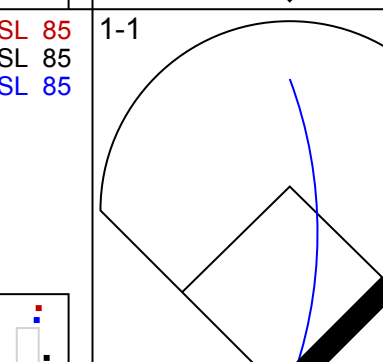

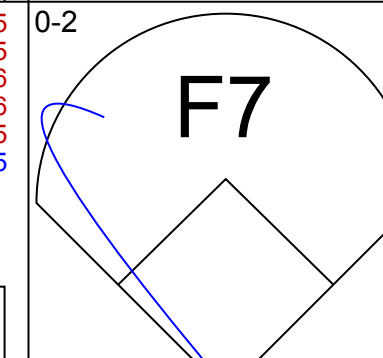

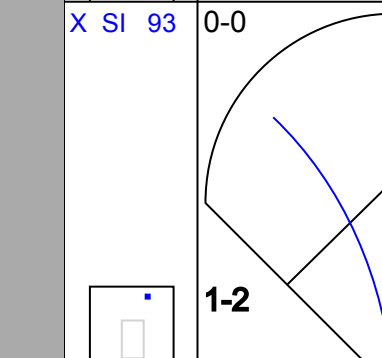
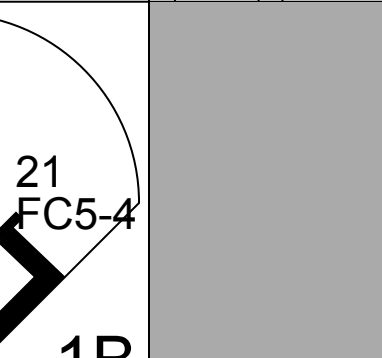
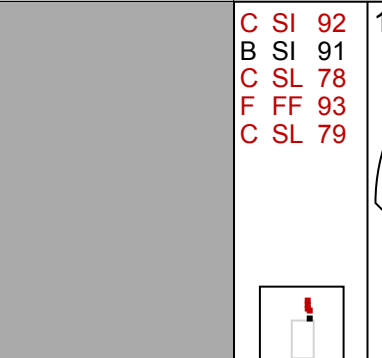
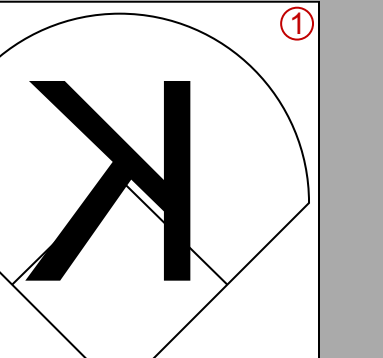

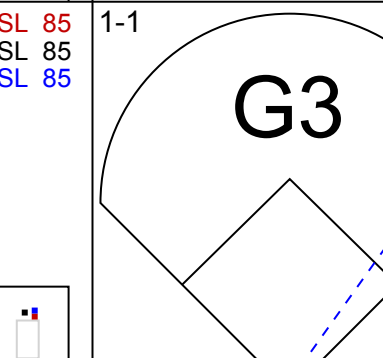
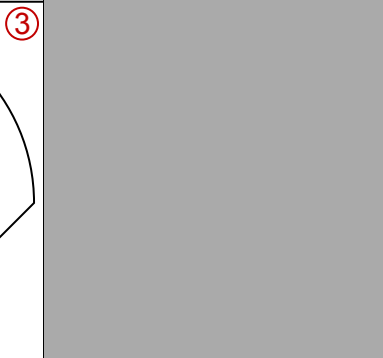
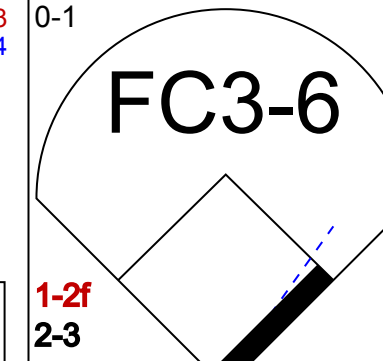

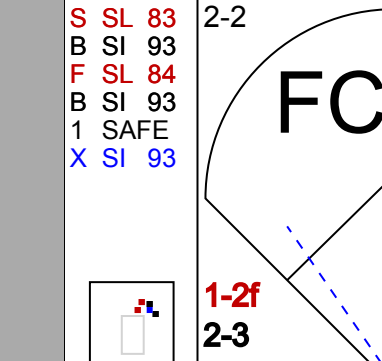

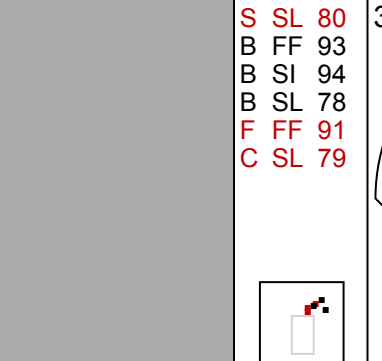
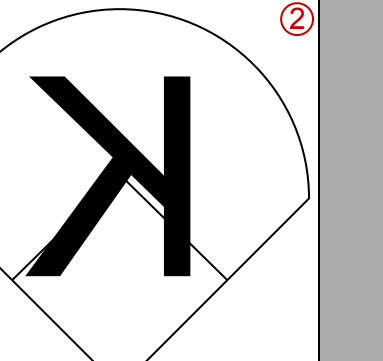


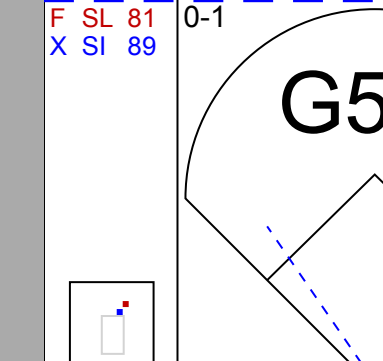
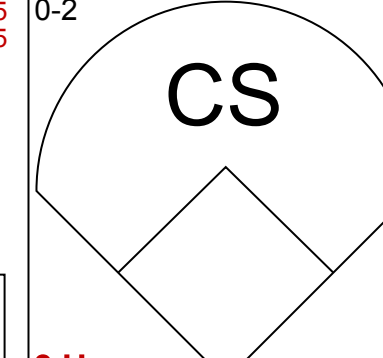
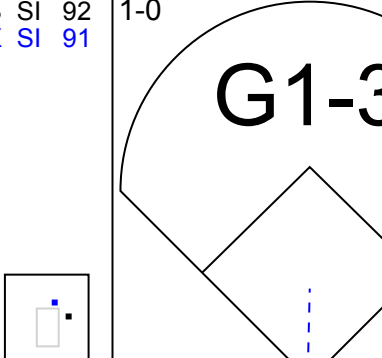
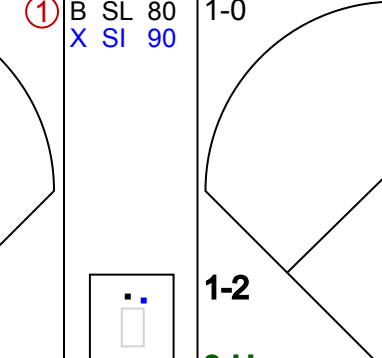
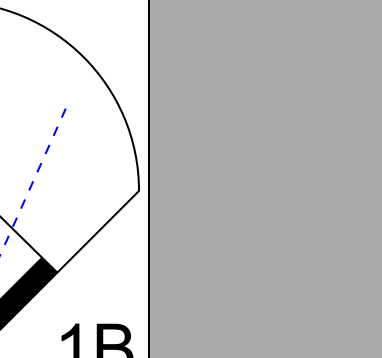
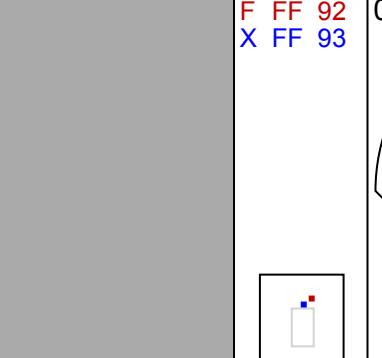
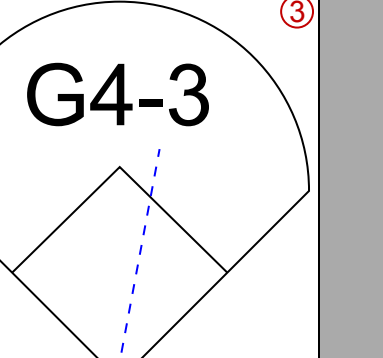


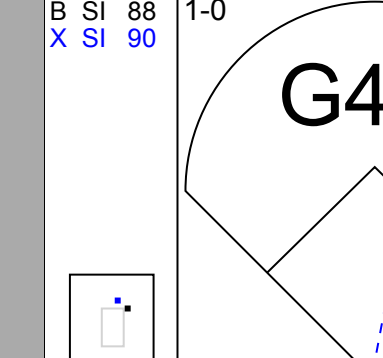

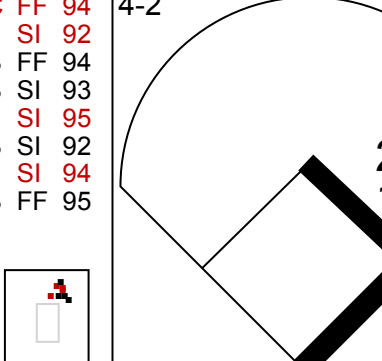
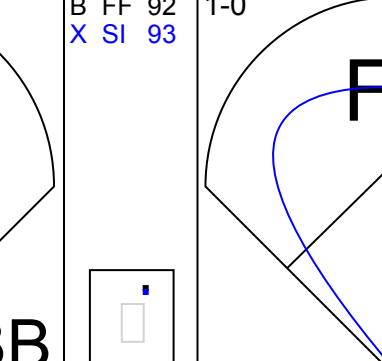
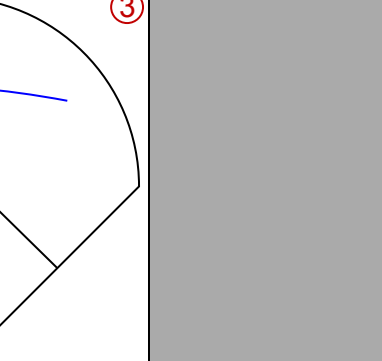


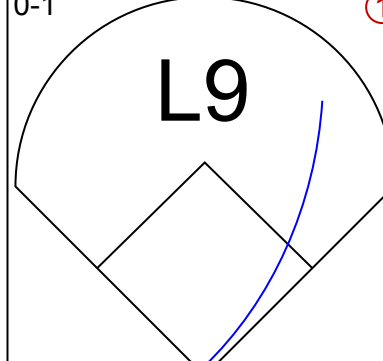

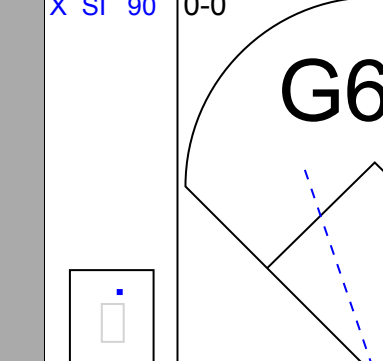

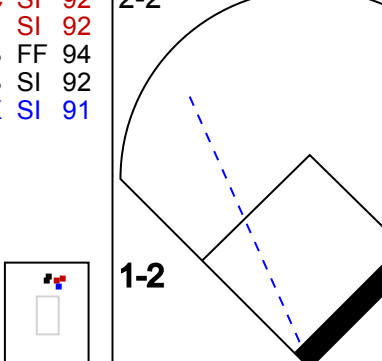
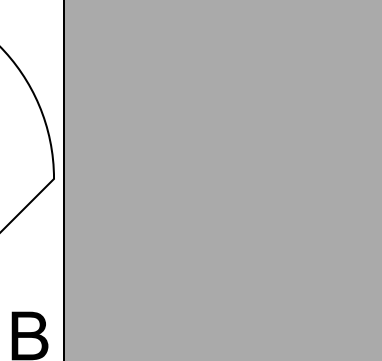
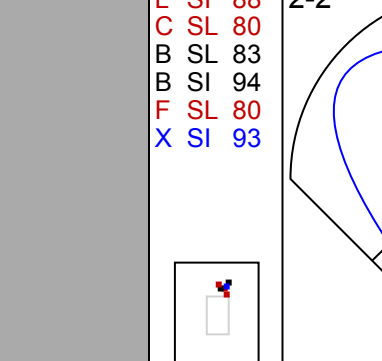
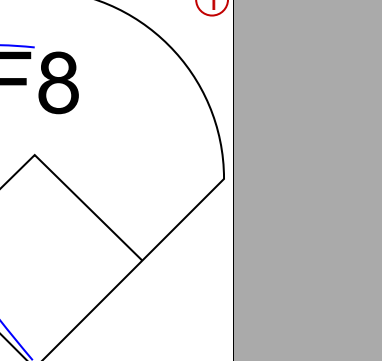

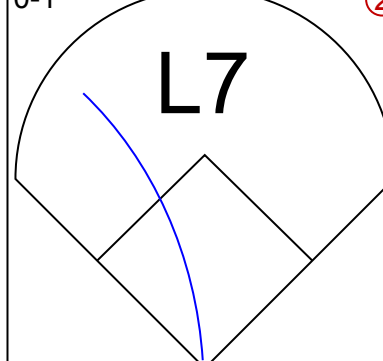



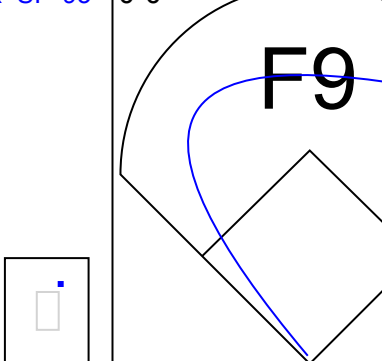
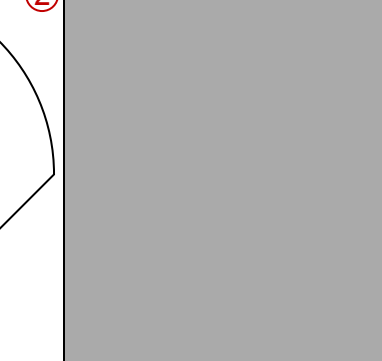
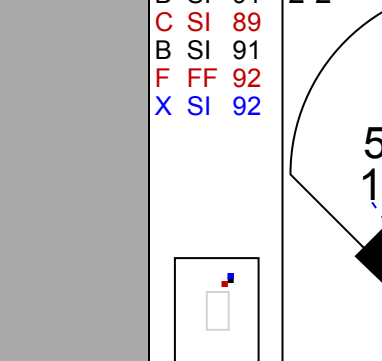
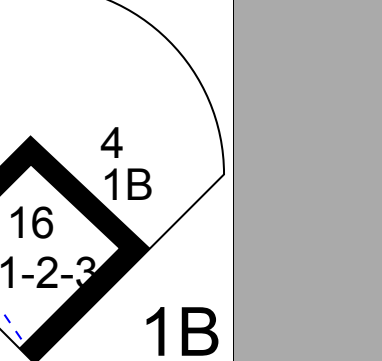

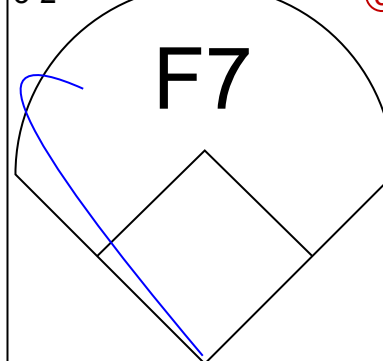


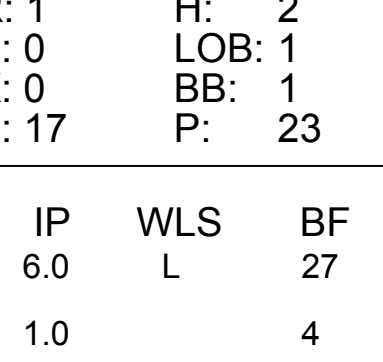
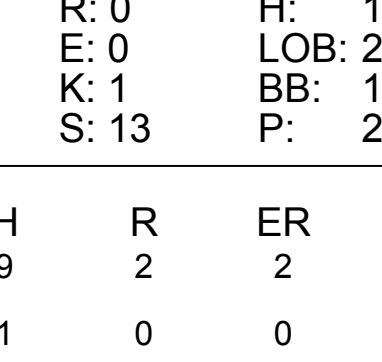
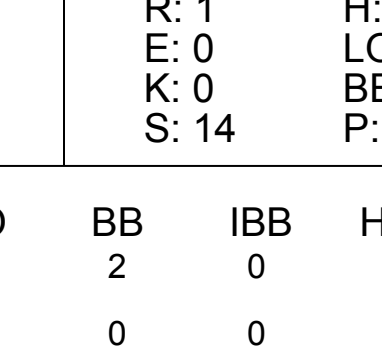
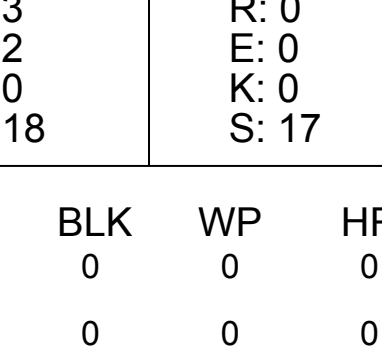
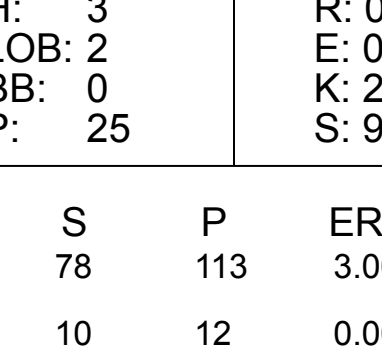
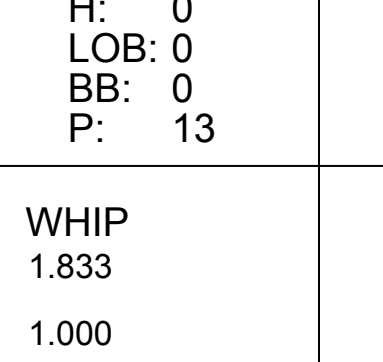
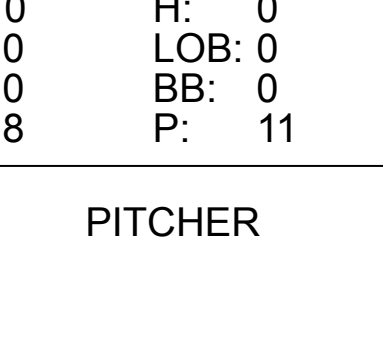
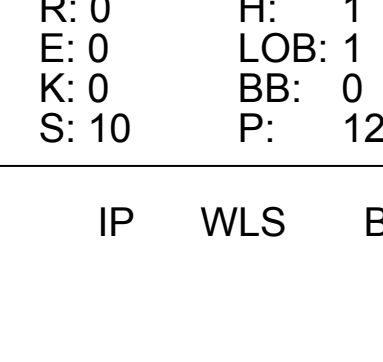
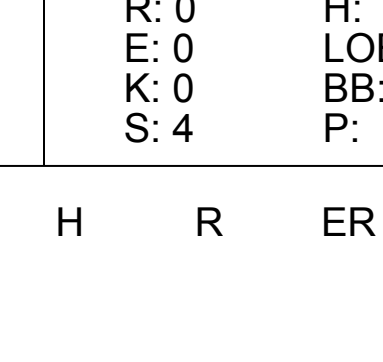
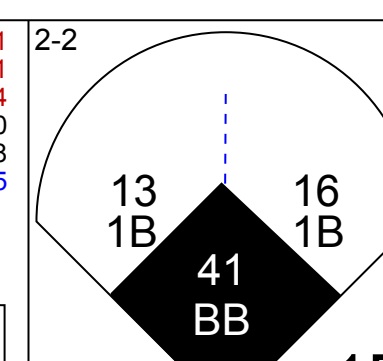
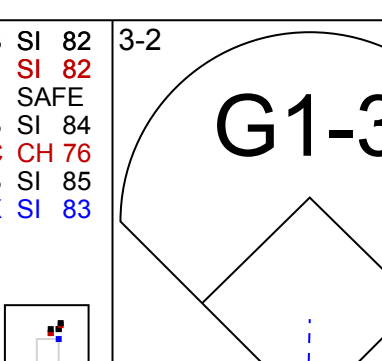
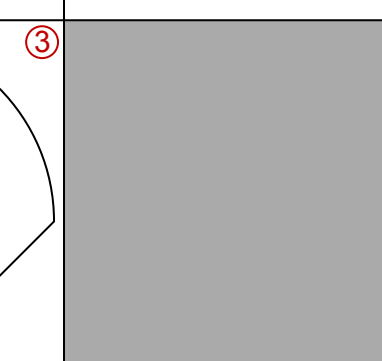

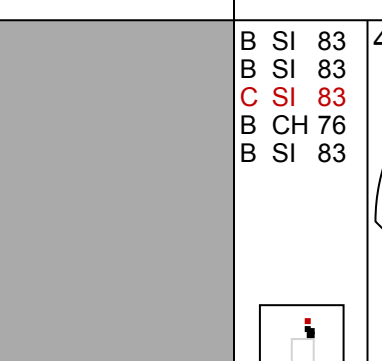
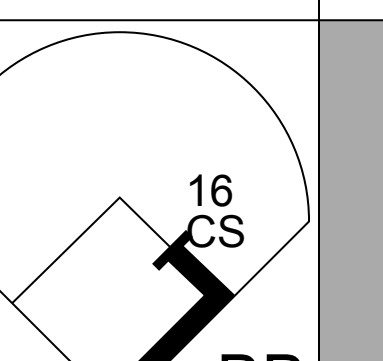


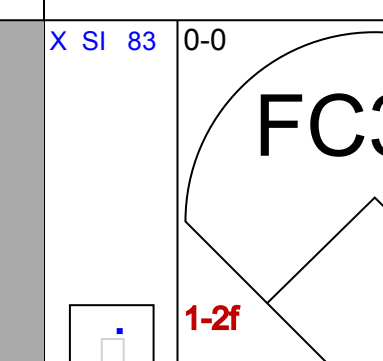
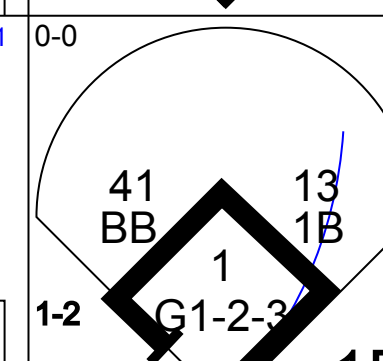

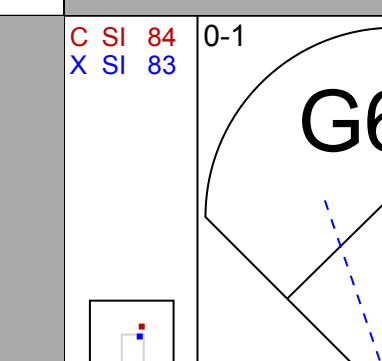
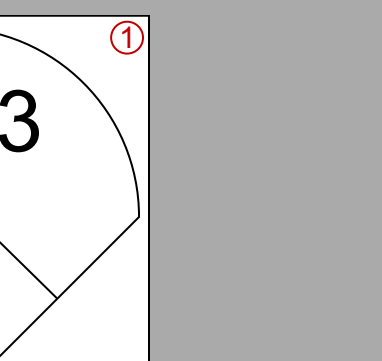
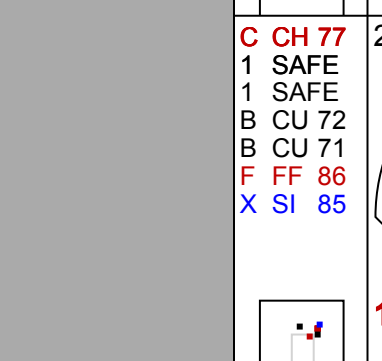
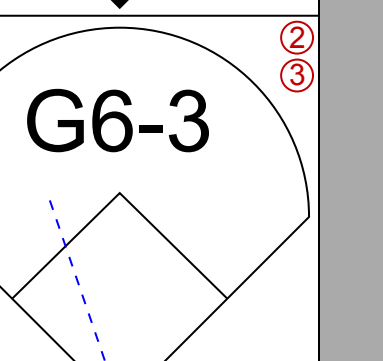


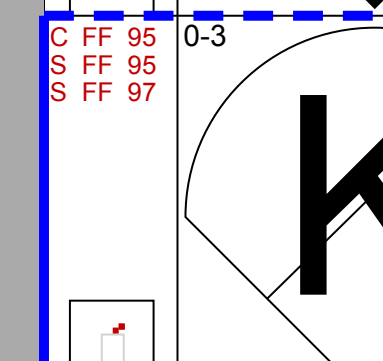
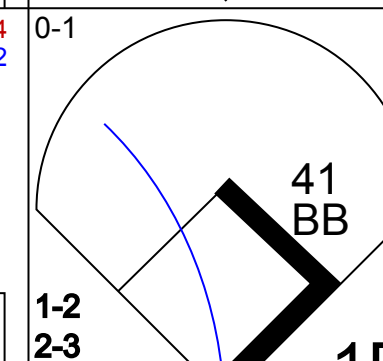

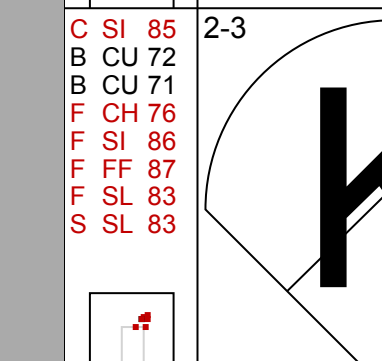
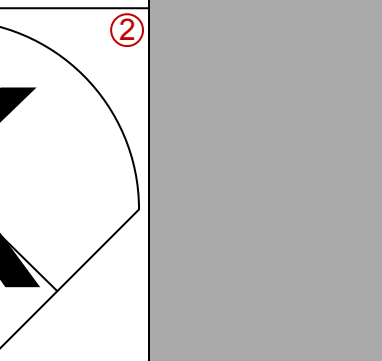

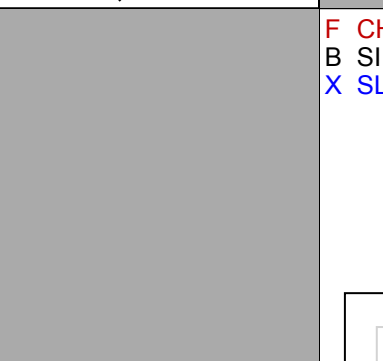
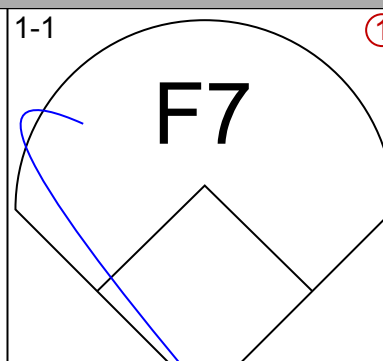

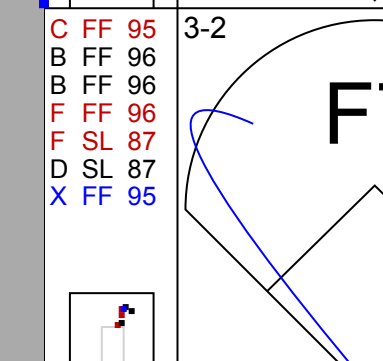
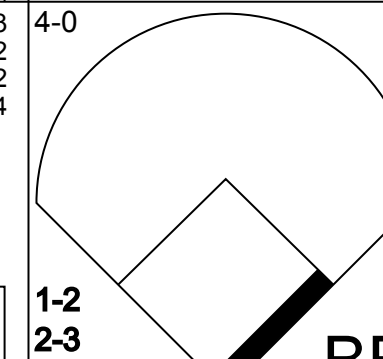

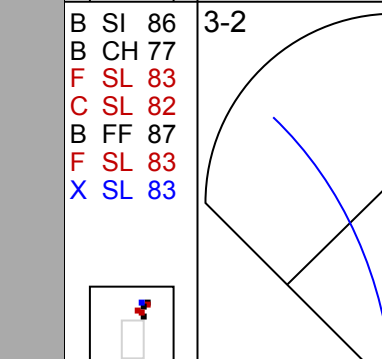
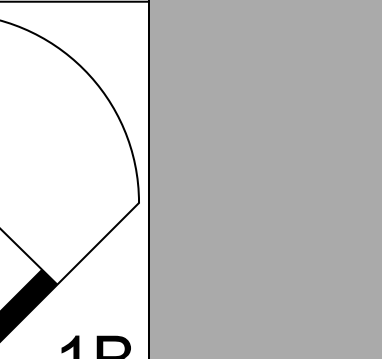


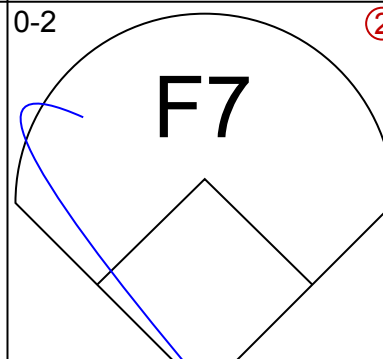


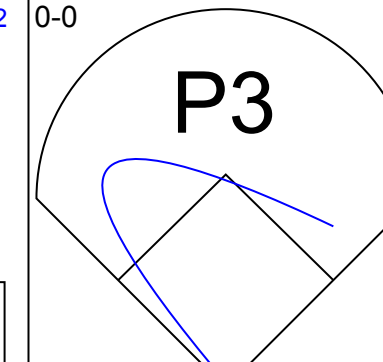

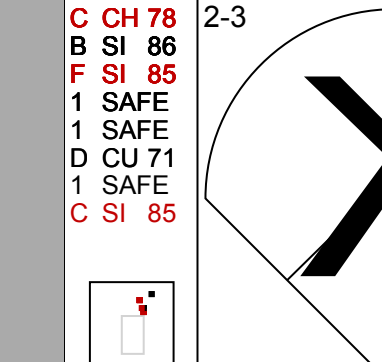
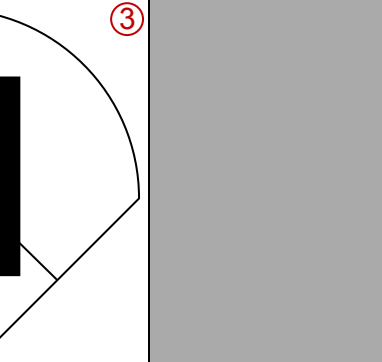


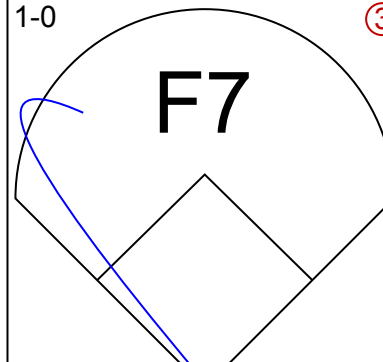


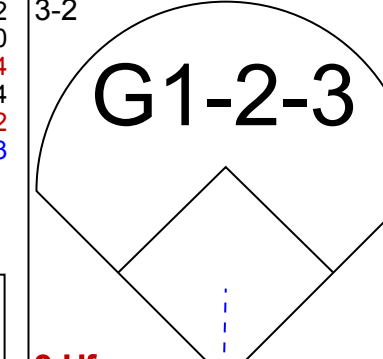


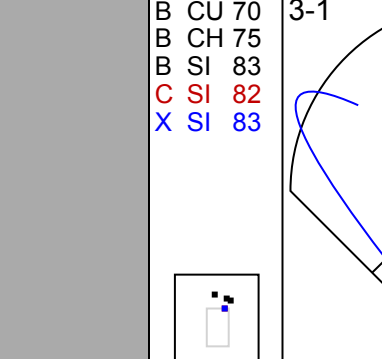
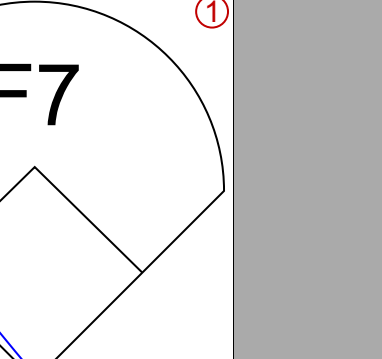


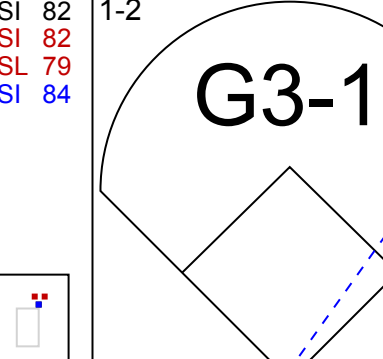
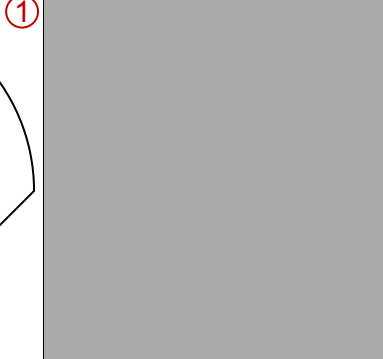

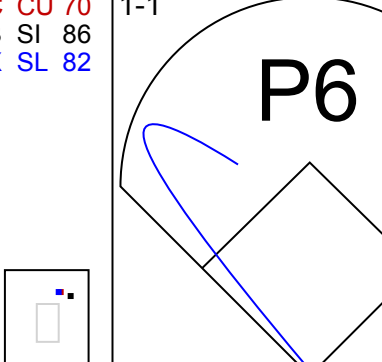
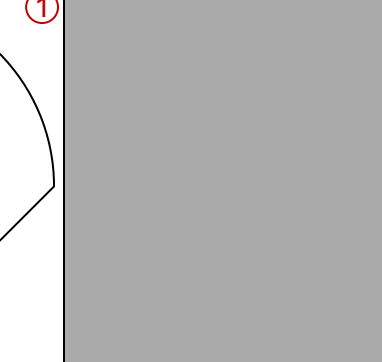
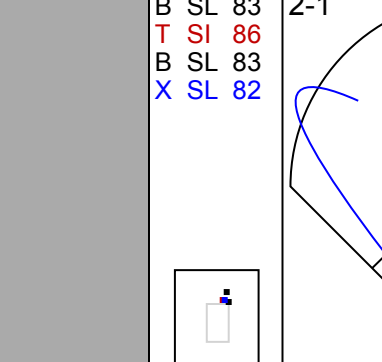
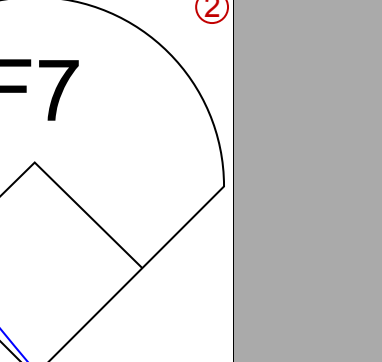


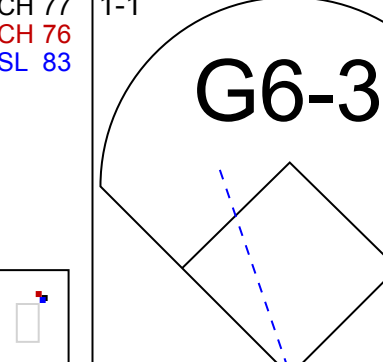
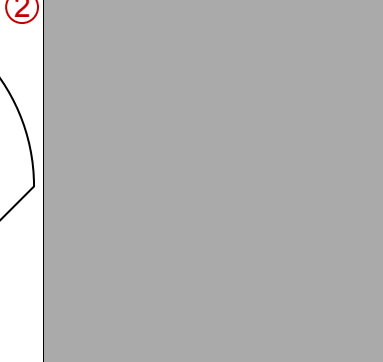
Batter	1	2	3	4	5	6	7	8	9	AB	R	H	RBI	BB	SO	LOB	BOTTOM															
1 Kosuke Fukudome, L (1, 8)																																
13 Adrúbal Cabrera, S (1, 6)																																
17 Shin-Soo Choo, L (1, 9)																																
12 Ezequiel Carrera, L (5, PH)																																
41 Carlos Santana, S (1, 3)																																
25 Jim Thome, L (1, 10)																																
47 Shelley Duncan, R (1, 7)																																
16 Jason Donald, R (1, 4)																																
9 Jack Hannahan, L (1, 5)																																
6 Lou Marson, R (1, 2)																																
8 Lonnie Chisenhall, L (8, PH)																																
7 Matt LaPorta, R (9, 3)																																
<b>Inning Stats</b>	R: 0 E: 0 K: 1 S: 14	H: 1 LOB: 1 BB: 1 P: 20	R: 1 E: 0 K: 2 S: 15	H: 2 LOB: 0 BB: 0 P: 24	R: 0 E: 0 K: 1 S: 9	H: 0 LOB: 0 BB: 0 P: 14	R: 2 E: 0 K: 0 S: 14	H: 2 LOB: 1 BB: 1 P: 22	R: 0 E: 0 K: 2 S: 11	H: 0 LOB: 0 BB: 0 P: 16	R: 1 E: 0 K: 3 S: 14	H: 2 LOB: 2 BB: 1 P: 26	R: 1 E: 0 K: 2 S: 28	H: 3 LOB: 0 BB: 0 P: 37	R: 3 E: 0 K: 0 S: 17	H: 3 LOB: 0 BB: 1 P: 24	1B: 8 2B: 2 3B: 1 HR: 2	SF: 0 SAC: 0 DP: 2 HBP: 0	WP: 0 PB: 0 SB: 1 CS: 0	PA: 39												
<b>PITCHER</b>	IP WLS BF H R ER SO BB IBB HBP BLK WP HR S P ERA WHIP																															
23 Danny Duffy, L (1, 1)	5.1	23	6	4	4	7	2	0	0	0	0	0	9	20	0.00	3.000																
43 Aaron Crow, R (6, 1)	0.2	4	1	0	0	2	1	0	0	0	0	0	9	20	0.00	3.000																
38 Blake Wood, R (7, 1)	0.1	H	4	3	1	1	0	0	0	0	0	0	18	24	27.00	9.000																
55 Tim Collins, L (7, 1)	0.1	H	1	0	0	0	1	0	0	0	0	0	4	5	0.00	0.000																
31 Louis Coleman, R (7, 1)	1.1	L	7	3	3	3	0	1	0	0	0	1	23	32	20.25	3.000																

**Kansas City Royals @ Cleveland Indians**  
 Progressive Field, Cleveland, OH  
 Sat Aug 27 2011, 7:07 PM - 10:35 PM EDT  
 Att: 35,370 - Clear - 74 F

AB	35
R	8
H	13
RBI	8
BB	4
SO	11
LOB	19





Batter	1	2	3	4	5	6	7	8	9	AB	R	H	RBI	BB	SO	LOB	TOP					
4 Alex Gordon, L OBP: 0.374, SLG: 0.497											5	1	3	0	0	1	2					
53 Melky Cabrera, S OBP: 0.336, SLG: 0.472										4	0	1	0	1	0	2						
16 Billy Butler, R OBP: 0.373, SLG: 0.467										5	1	3	0	0	0	5						
35 Eric Hosmer, L OBP: 0.323, SLG: 0.426										4	0	1	0	0	1	4						
21 Jeff Francoeur, R OBP: 0.311, SLG: 0.461										4	0	0	1	0	1	4						
8 Mike Moustakas, L OBP: 0.297, SLG: 0.291										4	0	1	1	0	0	0						
9 Johnny Giavotella, R OBP: 0.297, SLG: 0.366										3	0	0	0	1	0	2						
17 Chris Getz, L OBP: 0.310, SLG: 0.280										0	0	0	0	0	0	0						
27 Brayan Peña, S OBP: 0.297, SLG: 0.356										4	0	1	0	0	0	0						
2 Alcides Escobar, R OBP: 0.280, SLG: 0.322										4	0	2	0	0	0	2						
<b>Inning Stats</b>	R: 1 E: 0 K: 0 S: 17	H: 2 LOB: 1 BB: 1 P: 23	R: 0 E: 0 K: 1 S: 13	H: 1 LOB: 2 BB: 1 P: 23	R: 1 E: 0 K: 0 S: 14	H: 3 LOB: 2 BB: 0 P: 18	R: 0 E: 0 K: 0 S: 17	H: 3 LOB: 0 BB: 0 P: 25	R: 0 E: 0 K: 2 S: 9	H: 0 LOB: 0 BB: 0 P: 13	R: 0 E: 0 K: 0 S: 8	H: 0 LOB: 0 BB: 0 P: 11	R: 0 E: 0 K: 0 S: 10	H: 1 LOB: 1 BB: 0 P: 12	R: 0 E: 0 K: 0 S: 4	H: 0 LOB: 0 BB: 0 P: 5	R: 0 E: 0 K: 0 S: 12	H: 2 LOB: 2 BB: 0 P: 19	1B: 12 2B: 0 3B: 0 HR: 0	SF: 0 SAC: 0 DP: 1 HBP: 0	WP: 0 PB: 0 SB: 0 CS: 1	PA: 40
<b>PITCHER</b>	IP WLS BF H R ER SO BB IBB HBP BLK WP HR S P ERA WHIP	6.0 L 27 9 2 2 3 2 0 0 0 0 0 0 78 113 3.00 1.833	1.0 4 1 0 0 0 0 0 0 0 0 0 0 10 12 0.00 1.000	1.0 3 0 0 0 0 0 0 0 0 0 0 0 4 5 0.00 0.000	1.0 5 2 0 0 0 0 0 0 0 0 0 0 12 19 0.00 2.000																	
63 Justin Masterson, R ERA: 2.83																						
53 Rafael Perez, L ERA: 2.45																						
38 Joe Smith, R ERA: 1.5																						
52 Vinnie Pestano, R ERA: 2.44																						
<b>Batter</b>	<b>1</b>	<b>2</b>	<b>3</b>	<b>4</b>	<b>5</b>	<b>6</b>	<b>7</b>	<b>8</b>	<b>9</b>	<b>AB</b>	<b>R</b>	<b>H</b>	<b>RBI</b>	<b>BB</b>	<b>SO</b>	<b>LOB</b>	<b>BOTTOM</b>					
12 Ezequiel Carrera, L OBP: 0.336, SLG: 0.325										3	1	1	0	1	0	2						
16 Jason Donald, R OBP: 0.339, SLG: 0.358										3	0	1	0	0	0	1						
25 Jim Thome, L OBP: 0.347, SLG: 0.477										1	0	0	0	0	1	1						
46 Cord Phelps, S OBP: 0.270, SLG: 0.273										0	0	0	0	0	0	0						
13 Asdrubal Cabrera, S OBP: 0.342, SLG: 0.474										4	0	1	0	0	1	1						
41 Carlos Santana, S OBP: 0.348, SLG: 0.436										3	0	1	1	1	0	0						
47 Shelley Duncan, R OBP: 0.318, SLG: 0.426										3	0	0	0	0	1	4						



Batter	1	2	3	4	5	6	7	8	9	AB	R	H	RBI	BB	SO	LOB	TOP			
4 Alex Gordon, L OBP: 0.378, SLG: 0.506										5	2	4	1	0	0	1	<b>Kansas City Royals @ Detroit Tigers</b> Comerica Park, Detroit, MI Mon Aug 29 2011, 7:07 PM - 10:01 PM EDT Att: 32,423 - Partly Cloudy - 76 F			
53 Melky Cabrera, S OBP: 0.338, SLG: 0.475										5	1	3	1	0	0	1				
16 Billy Butler, R OBP: 0.373, SLG: 0.465										4	1	1	0	1	1	1				
35 Eric Hosmer, L OBP: 0.293, SLG: 0.425										3	1	1	1	1	0	1				
21 Jeff Francoeur, R OBP: 0.330, SLG: 0.461										5	0	1	0	0	1	7				
8 Mike Moustakas, L OBP: 0.285, SLG: 0.289										5	0	1	0	0	0	4				
9 Johnny Giavotella, R OBP: 0.293, SLG: 0.379										5	1	2	3	0	0	2				
17 Chris Getz, L OBP: 0.310, SLG: 0.280										0	0	0	0	0	0	0				
13 Salvador Perez, R OBP: 0.333, SLG: 0.443										4	1	3	2	1	0	1				
2 Alcides Escobar, R OBP: 0.281, SLG: 0.330										4	2	2	1	0	0	2				
<b>Inning Stats</b>	R: 1 H: 2 E: 0 K: 2 S: 14	H: 2 BB: 1 P: 18	R: 1 H: 2 E: 0 K: 0 S: 13	H: 2 BB: 0 P: 17	R: 3 H: 3 E: 1 K: 0 S: 9	LOB: 3 BB: 1 P: 16	R: 2 H: 3 E: 0 K: 0 S: 11	H: 3 LOB: 0 BB: 0 P: 19	R: 0 H: 1 E: 0 K: 0 S: 11	H: 1 LOB: 1 BB: 0 P: 18	R: 2 H: 2 E: 0 K: 0 S: 15	H: 2 LOB: 2 BB: 2 P: 24	R: 0 H: 3 E: 0 K: 0 S: 15	H: 3 LOB: 2 BB: 0 P: 20	R: 0 H: 1 E: 0 K: 0 S: 11	H: 1 LOB: 1 BB: 0 P: 12	1B: 11 3B: 4 HR: 3	SF: 1 2B: 4 DP: 2 HBP: 0	WP: 0 PB: 0 SB: 0 CS: 0	PA: 44
<b>PITCHER</b>	IP WLS BF H R ER SO	IP WLS BF H R ER SO	IP WLS BF H R ER SO	IP WLS BF H R ER SO	IP WLS BF H R ER SO	IP WLS BF H R ER SO	IP WLS BF H R ER SO	IP WLS BF H R ER SO	IP WLS BF H R ER SO	IP WLS BF H R ER SO	IP WLS BF H R ER SO	IP WLS BF H R ER SO	IP WLS BF H R ER SO	IP WLS BF H R ER SO	IP WLS BF H R ER SO	IP WLS BF H R ER SO	ERA WHIP	ERA WHIP	ERA WHIP	
37 Max Scherzer, R ERA: 4.52	3.0 L 19 10 5 7 7 2	3.2 17 5 2 2 0 0	1.1 5 2 0 0 0	1.0 3 1 0 0 0	0.0 0 0 0 0	0.0 0 0 0 0	0.0 0 0 0 0	0.0 0 0 0 0	0.0 0 0 0 0	0.0 0 0 0 0	0.0 0 0 0 0	0.0 0 0 0 0	0.0 0 0 0 0	0.0 0 0 0 0	0.0 0 0 0 0	0.0 0 0 0 0	21.00 3.667	21.00 3.667	21.00 3.667	
64 Duane Below, L ERA: 3.6	4.1 17 5 2 2 0 0	7.1 5 2 0 0 0	1.0 3 1 0 0 0	0.0 0 0 0 0	0.0 0 0 0 0	0.0 0 0 0 0	0.0 0 0 0 0	0.0 0 0 0 0	0.0 0 0 0 0	0.0 0 0 0 0	0.0 0 0 0 0	0.0 0 0 0 0	0.0 0 0 0 0	0.0 0 0 0 0	0.0 0 0 0 0	0.0 0 0 0 0	4.91 1.636	4.91 1.636	4.91 1.636	
45 Ryan Perry, R ERA: 5.4	7.1 5 2 0 0 0	1.0 3 1 0 0 0	0.0 0 0 0 0	0.0 0 0 0 0	0.0 0 0 0 0	0.0 0 0 0 0	0.0 0 0 0 0	0.0 0 0 0 0	0.0 0 0 0 0	0.0 0 0 0 0	0.0 0 0 0 0	0.0 0 0 0 0	0.0 0 0 0 0	0.0 0 0 0 0	0.0 0 0 0 0	0.0 0 0 0 0	0.00 1.500	0.00 1.500	0.00 1.500	
55 Daniel Schlereth, L ERA: 3.89	1.0 3 1 0 0 0	0.0 0 0 0 0	0.0 0 0 0 0	0.0 0 0 0 0	0.0 0 0 0 0	0.0 0 0 0 0	0.0 0 0 0 0	0.0 0 0 0 0	0.0 0 0 0 0	0.0 0 0 0 0	0.0 0 0 0 0	0.0 0 0 0 0	0.0 0 0 0 0	0.0 0 0 0 0	0.0 0 0 0 0	0.0 0 0 0 0	0.00 1.000	0.00 1.000	0.00 1.000	

Batter	1	2	3	4	5	6	7	8	9	AB	R	H	RBI	BB	SO	LOB	BOTTOM			
14 Austin Jackson, R OBP: 0.312, SLG: 0.356										5	1	2	0	0	2	2	<b>Kansas City Royals @ Detroit Tigers</b> Comerica Park, Detroit, MI Mon Aug 29 2011, 7:07 PM - 10:01 PM EDT Att: 32,423 - Partly Cloudy - 76 F			
39 Ramon Santiago, S OBP: 0.297, SLG: 0.359										5	0	1	1	0	0	3				
21 Delmon Young, R OBP: 0.304, SLG: 0.369										5	1	1	1	0	1	3				
24 Miguel Cabrera, R OBP: 0.432, SLG: 0.554										4	1	3	1	0	1	1				
41 Victor Martinez, S OBP: 0.374, SLG: 0.449										4	0	2	1	0	1	1				
13 Alex Avila, L OBP: 0.393, SLG: 0.528										3	0	0	0	1	1	2				
27 Jhonny Peralta, R OBP: 0.351, SLG: 0.491										4	0	0	0	0	2	2				
20 Wilson Betemit, S OBP: 0.347, SLG: 0.416										2	1	0	0	2	1	1				
32 Don Kelly, L OBP: 0.278, SLG: 0.333										4	1	1	0	0	0	1				
<b>Inning Stats</b>	R: 0 H: 1 E: 0 K: 1 S: 9	H: 0 LOB: 0 BB: 0 P: 11	R: 3 H: 4 E: 0 K: 1 S: 22	H: 4 LOB: 2 BB: 1 P: 33	R: 0 H: 0 E: 0 K: 1 S: 6	H: 0 LOB: 0 BB: 0 P: 7	R: 1 H: 2 E: 0 K: 0 S: 11	H: 2 LOB: 1 BB: 1 P: 16	R: 0 H: 0 E: 0 K: 1 S: 6	H: 0 LOB: 1 BB: 1 P: 13	R: 0 H: 0 E: 0 K: 1 S: 8	H: 0 LOB: 0 BB: 0 P: 9	R: 1 H: 2 E: 1 K: 1 S: 9	H: 2 LOB: 1 BB: 1 P: 15	R: 0 H: 1 E: 0 K: 1 S: 10	H: 1 LOB: 1 BB: 0 P: 15	1B: 8 3B: 1 HR: 0	SF: 0 2B: 1 DP: 1 HBP: 0	WP: 1 PB: 0 SB: 0 CS: 0	PA: 39
<b>PITCHER</b>	IP WLS BF H R ER SO	IP WLS BF H R ER SO	IP WLS BF H R ER SO	IP WLS BF H R ER SO	IP WLS BF H R ER SO	IP WLS BF H R ER SO	IP WLS BF H R ER SO	IP WLS BF H R ER SO	IP WLS BF H R ER SO	IP WLS BF H R ER SO	IP WLS BF H R ER SO	IP WLS BF H R ER SO	IP WLS BF H R ER SO	IP WLS BF H R ER SO	IP WLS BF H R ER SO	IP WLS BF H R ER SO	ERA WHIP	ERA WHIP	ERA WHIP	
44 Luke Hochevar, R ERA: 4.97	7.0 W 31 8 5 5 7	0.0 2 1 0 0 0	0.0 1 0 0 0	0.0 0 0 0 0	0.0 0 0 0 0	0.0 0 0 0 0	0.0 0 0 0 0	0.0 0 0 0 0	0.0 0 0 0 0	0.0 0 0 0 0	0.0 0 0 0 0	0.0 0 0 0 0	0.0 0 0 0 0	0.0 0 0 0 0	0.0 0 0 0 0	0.0 0 0 0 0	6.43 1.429	6.43 1.429	6.43 1.429	
55 Tim Collins, L ERA: 3.47	8.1 2 1 0 0 0	0.0 1 0 0 0	0.0 0 0 0 0	0.0 0 0 0 0	0.0 0 0 0 0	0.0 0 0 0 0	0.0 0 0 0 0	0.0 0 0 0 0	0.0 0 0 0 0	0.0 0 0 0 0	0.0 0 0 0 0	0.0 0 0 0 0	0.0 0 0 0 0	0.0 0 0 0 0	0.0 0 0 0 0	0.0 0 0 0 0	0.00 0.500	0.00 0.500	0.00 0.500	
38 Blake Wood, R ERA: 3.43	2.0 S 6 1 0 0 2	0.0 1 0 0 0	0.0 0 0 0 0	0.0 0 0 0 0	0.0 0 0 0 0	0.0 0 0 0 0	0.0 0 0 0 0	0.0 0 0 0 0	0.0 0 0 0 0	0.0 0 0 0 0	0.0 0 0 0 0	0.0 0 0 0 0	0.0 0 0 0 0	0.0 0 0 0 0	0.0 0 0 0 0	0.0 0 0 0 0	0.00 0.500	0.00 0.500	0.00 0.500	







Batter	1	2	3	4	5	6	7	8	9	AB	R	H	RBI	BB	SO	LOB	TOP				
4 Alex Gordon, L (1,7) OBP: 0.378, SLG: 0.505										3	1	1	0	1	1	0	<b>Kansas City Royals @ Detroit Tigers</b> Comerica Park, Detroit, MI Wed Aug 31 2011, 1:08 PM - 3:33 PM EDT Att: 33,572 - Cloudy - 75 F				
53 Melky Cabrera, S (1,8) OBP: 0.337, SLG: 0.473										3	1	1	1	1	0	1					
16 Billy Butler, R (1,10) OBP: 0.369, SLG: 0.461										4	0	1	1	0	0	1					
35 Eric Hosmer, L (1,3)										4	2	3	2	0	0	1					
21 Jeff Francoeur, R (1,9) OBP: 0.327, SLG: 0.455										4	0	1	0	0	0	1					
8 Mike Moustakas, L (1,5) OBP: 0.284, SLG: 0.292										4	0	1	0	0	1	2					
9 Johnny Giavotella, R (1,4) OBP: 0.276, SLG: 0.355										3	0	0	0	0	1	1					
17 Chris Getz, L (8,4) OBP: 0.313, SLG: 0.284										1	0	1	0	0	0	0					
13 Salvador Perez, R (1,2) OBP: 0.315, SLG: 0.426										3	0	0	0	0	0	1					
27 Brayan Peña, S (9,PH) OBP: 0.300, SLG: 0.356										0	0	0	0	1	0	0					
2 Alcides Escobar, R (1,6) OBP: 0.277, SLG: 0.325										4	0	0	0	0	2	2					
<b>Inning Stats</b>	R: 0 E: 0 K: 0 S: 5	H: 0 LOB: 0 BB: 1 P: 10	R: 1 E: 0 K: 1 S: 13	H: 2 LOB: 1 BB: 0 P: 19	R: 0 E: 0 K: 1 S: 6	H: 0 LOB: 0 BB: 0 P: 10	R: 1 E: 0 K: 0 S: 8	H: 2 LOB: 0 BB: 0 P: 10	R: 0 E: 0 K: 1 S: 9	H: 0 LOB: 0 BB: 0 P: 11	R: 2 E: 1 K: 0 S: 10	H: 4 LOB: 1 BB: 0 P: 17	R: 0 E: 0 K: 1 S: 7	H: 0 LOB: 0 BB: 0 P: 9	R: 0 E: 0 K: 0 S: 6	H: 1 LOB: 2 BB: 1 P: 18	1B: 5 2B: 2 3B: 0 HR: 2	SF: 0 SAC: 0 DP: 2 HBP: 0	WP: 0 PB: 0 SB: 1 CS: 0	PA: 36	
<b>PITCHER</b>	IP WLS BF H R ER SO BB IBB HBP BLK WP HR S P ERA WHIP	7.0 0 27 8 4 4 4 1 0 0 0 0 2 58 86 5.14 1.286	1.0 W 4 0 0 0 0 1 0 0 0 0 0 0 6 13 0.00 1.000	1.0 S 5 1 0 0 1 1 0 0 0 0 0 0 11 18 0.00 2.000	<b>PITCHER</b>																

Batter	1	2	3	4	5	6	7	8	9	AB	R	H	RBI	BB	SO	LOB	BOTTOM			
14 Austin Jackson, R (1,8) OBP: 0.316, SLG: 0.366										4	3	4	0	0	0	0	<b>Kansas City Royals @ Detroit Tigers</b> Comerica Park, Detroit, MI Wed Aug 31 2011, 1:08 PM - 3:33 PM EDT Att: 33,572 - Cloudy - 75 F			
39 Ramon Santiago, S (1,6) OBP: 0.300, SLG: 0.379										2	0	1	1	0	0	1				
21 Delmon Young, R (1,7) OBP: 0.301, SLG: 0.365										3	1	1	1	0	0	2				
24 Miguel Cabrera, R (1,3) OBP: 0.432, SLG: 0.553										4	0	2	0	0	0	2				
41 Victor Martinez, S (1,10) OBP: 0.370, SLG: 0.445										4	0	1	1	0	1	2				
26 Brennan Boesch, L (8,PR) OBP: 0.341, SLG: 0.458										0	1	0	0	0	0	0				
13 Alex Avila, L (1,2) OBP: 0.390, SLG: 0.520										3	0	0	0	1	1	1				
20 Wilson Betemit, S (1,5) OBP: 0.344, SLG: 0.415										4	0	1	1	0	1	0				
15 Brandon Inge, R (9,5) OBP: 0.238, SLG: 0.255										0	0	0	0	0	0	0				
25 Ryan Raburn, R (1,4) OBP: 0.274, SLG: 0.394										3	0	0	0	0	2	0				
32 Don Kelly, L (1,9) OBP: 0.274, SLG: 0.328										3	0	0	0	0	0	0				
<b>Inning Stats</b>	R: 1 E: 0 K: 0 S: 6	H: 2 LOB: 1 BB: 0 P: 7	R: 0 E: 0 K: 1 S: 5	H: 0 LOB: 0 BB: 0 P: 6	R: 1 E: 0 K: 0 S: 7	H: 2 LOB: 1 BB: 0 P: 9	R: 0 E: 0 K: 1 S: 9	H: 0 LOB: 0 BB: 0 P: 13	R: 0 E: 0 K: 1 S: 9	H: 1 LOB: 1 BB: 0 P: 15	R: 0 E: 0 K: 2 S: 11	H: 1 LOB: 1 BB: 0 P: 17	R: 0 E: 0 K: 1 S: 8	H: 0 LOB: 0 BB: 0 P: 13	R: 3 E: 0 K: 0 S: 12	H: 4 LOB: 2 BB: 1 P: 25	1B: 5 2B: 4 3B: 1 HR: 0	SF: 2 SAC: 1 DP: 0 HBP: 0	WP: 1 PB: 0 SB: 1 CS: 0	PA: 34
<b>PITCHER</b>	IP WLS BF H R ER SO BB IBB HBP BLK WP HR S P ERA WHIP	5.1 0 22 8 2 2 2 2 0 0 0 0 0 16 25 0.00 0.000	1.2 H 5 0 0 0 3 0 0 0 0 0 0 0 12 25 27.00 4.000	<b>PITCHER</b>																

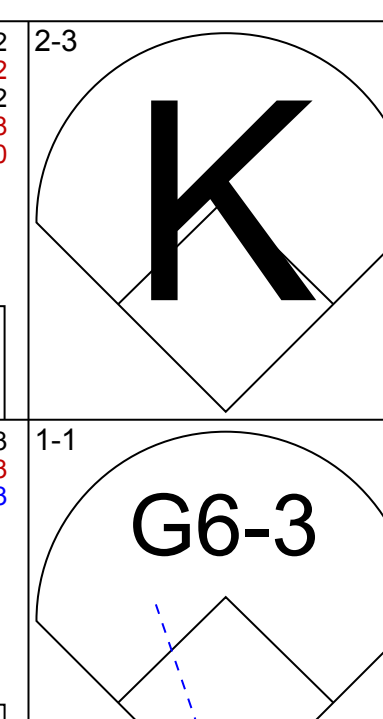
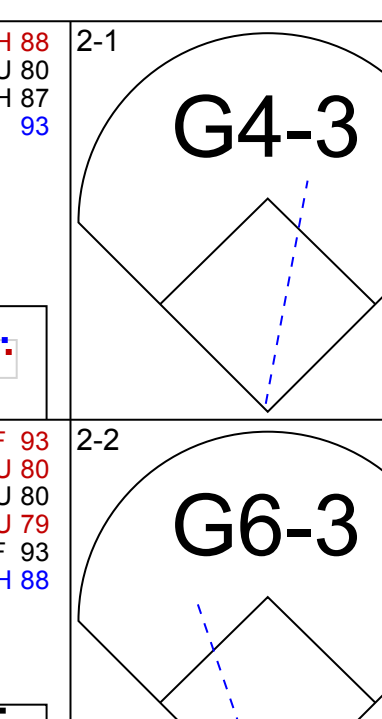

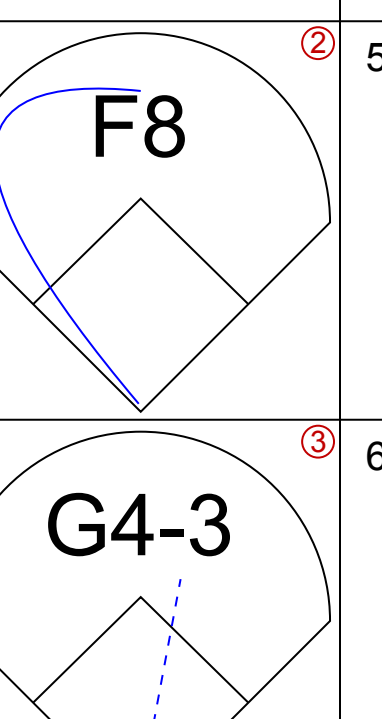
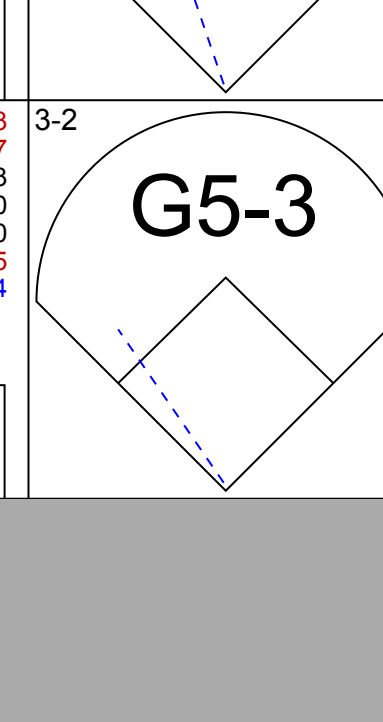




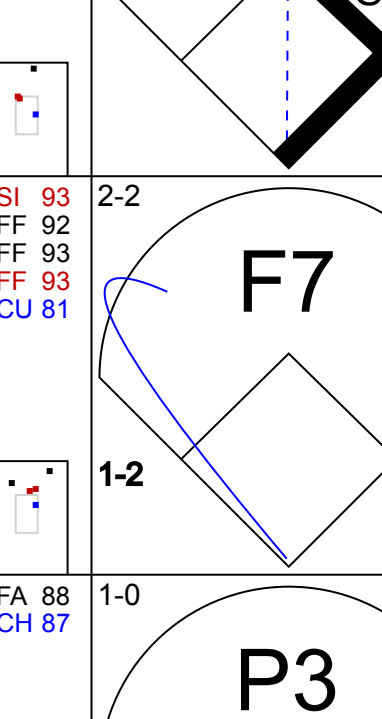


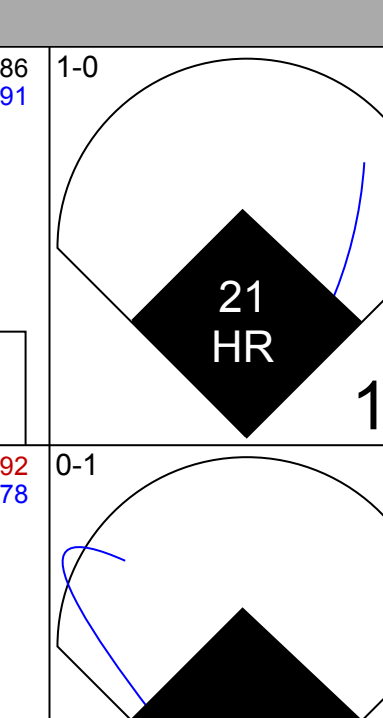
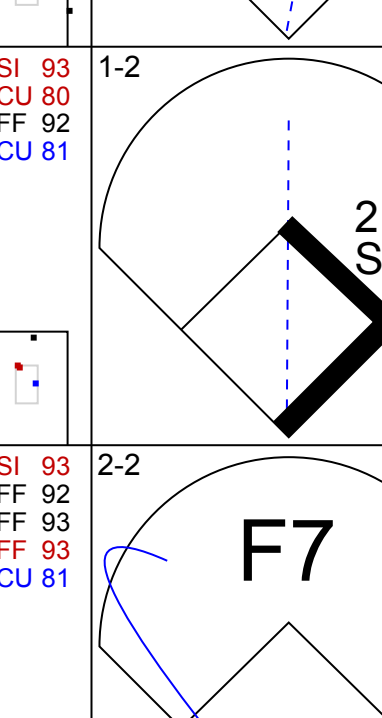


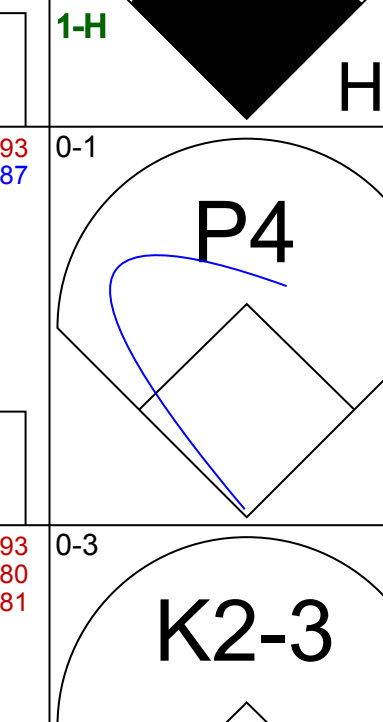
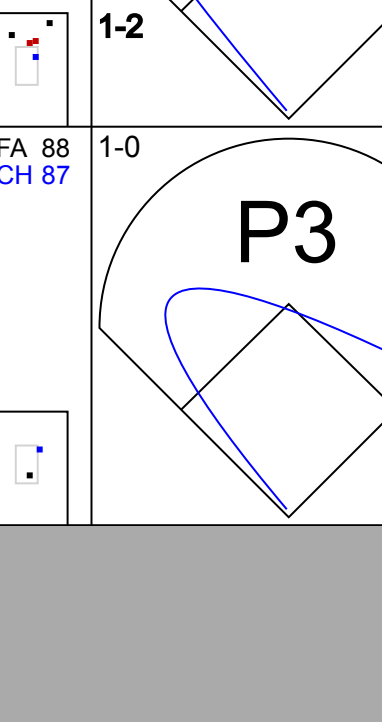



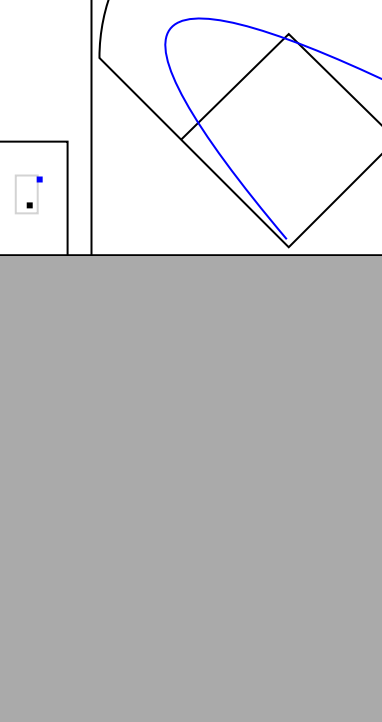


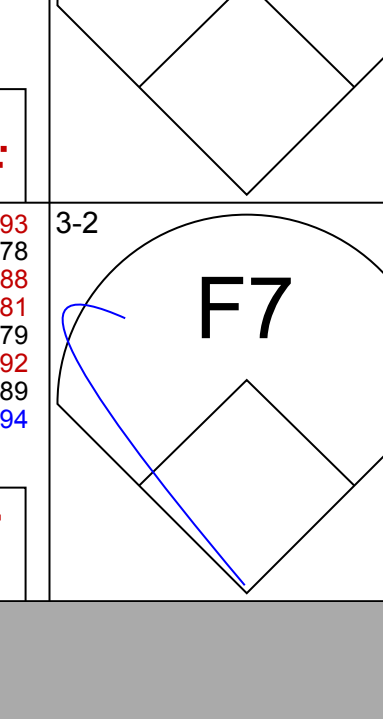
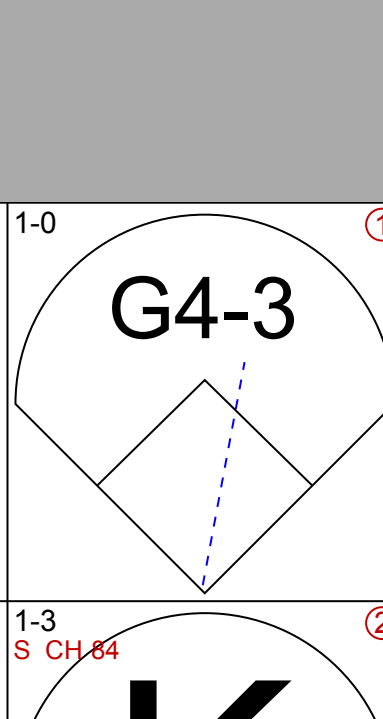

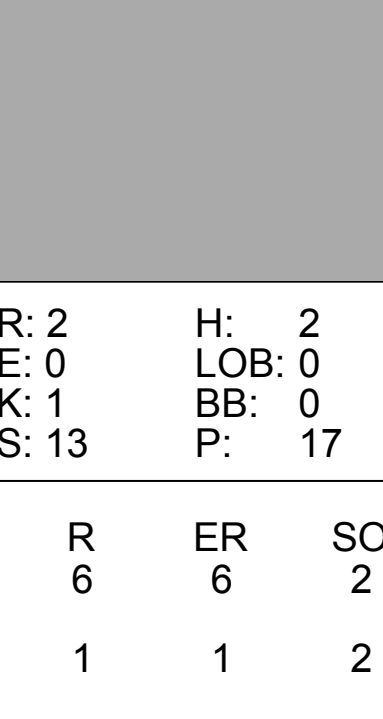
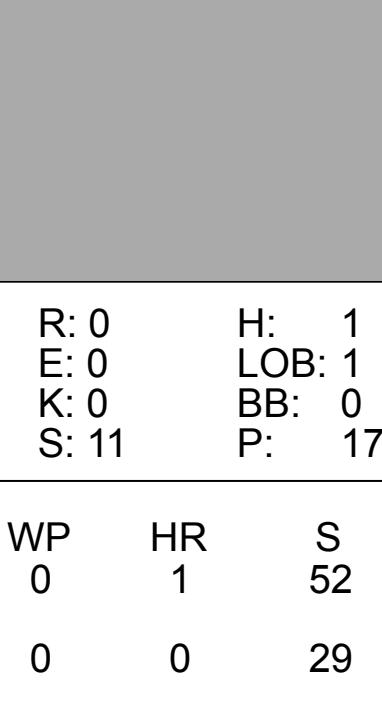
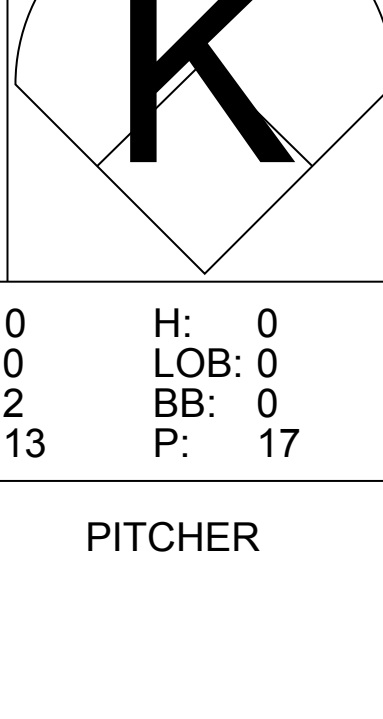
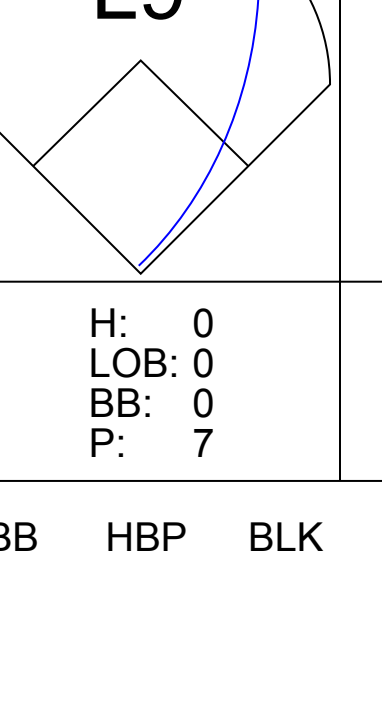
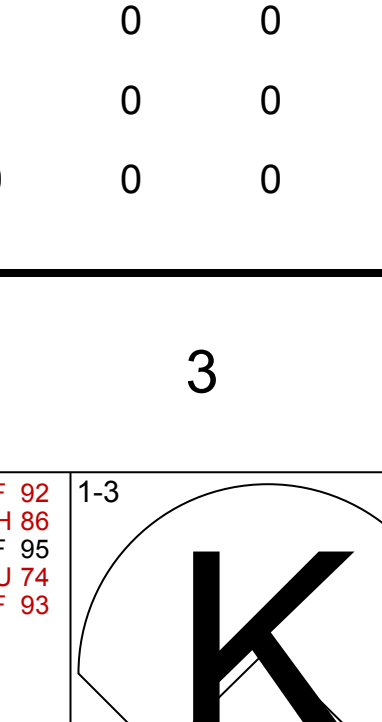
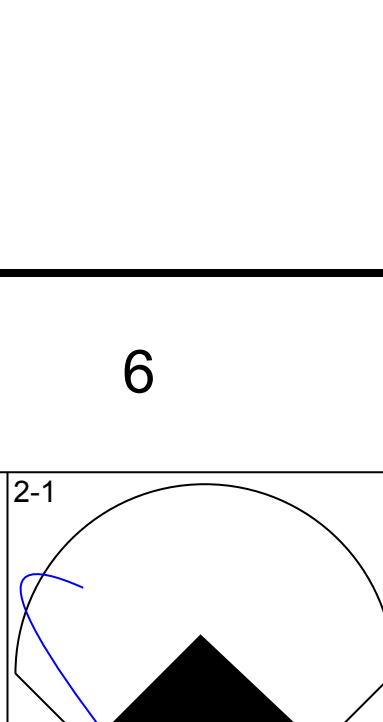
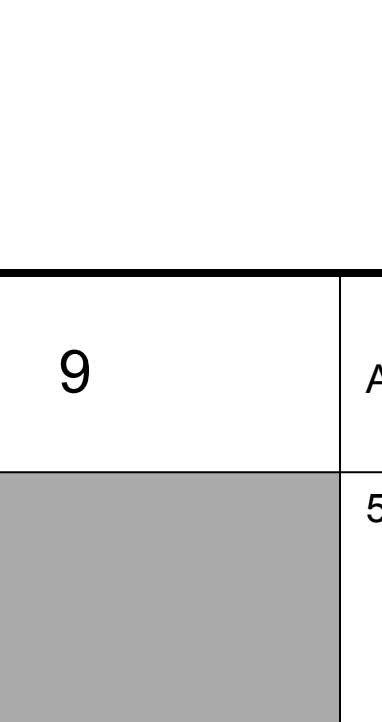
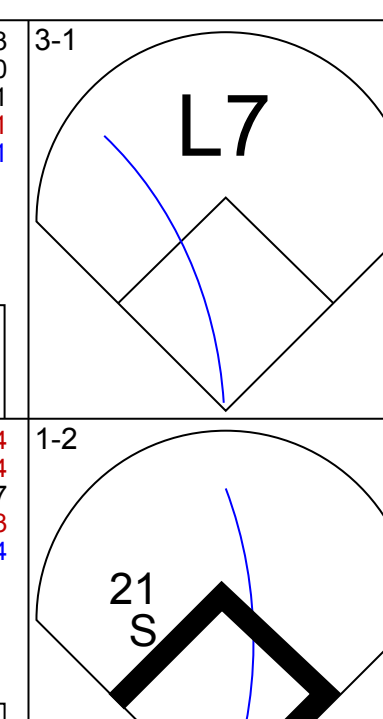
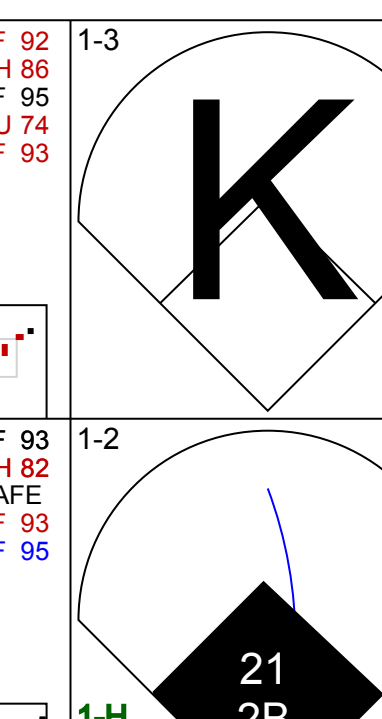
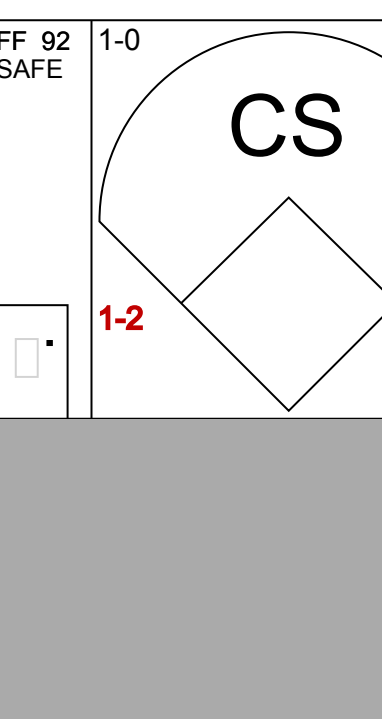
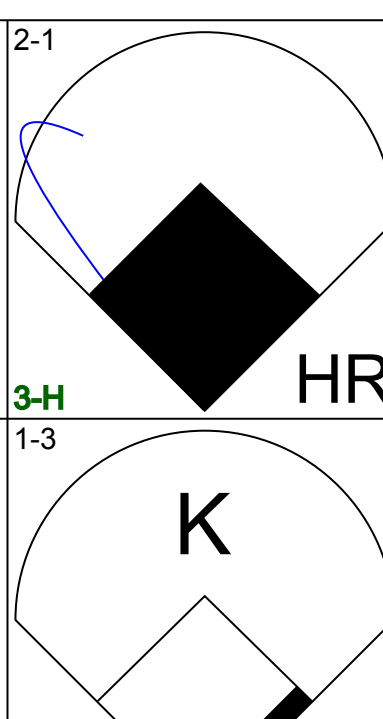

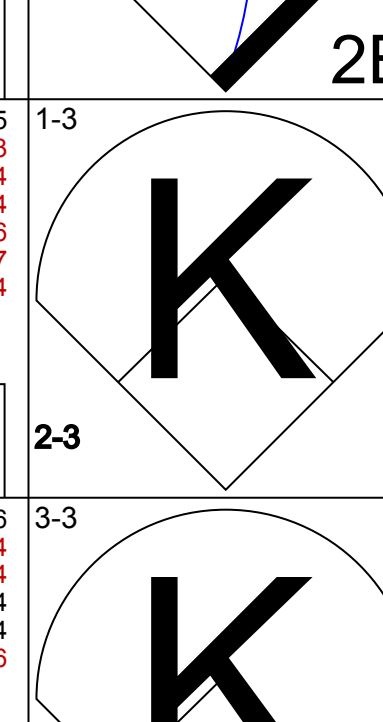
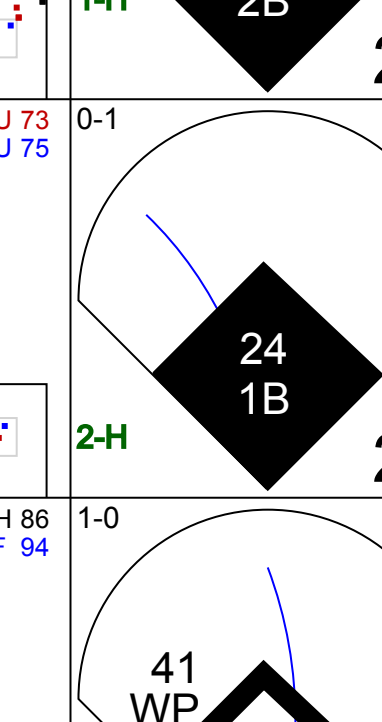
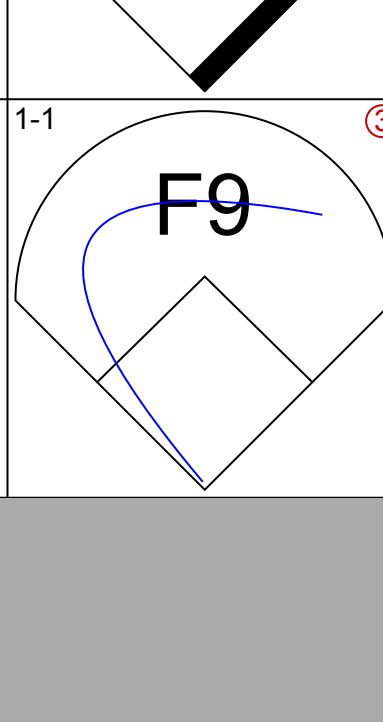
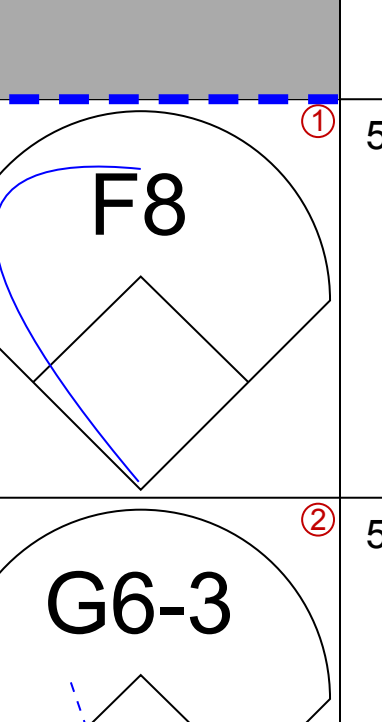

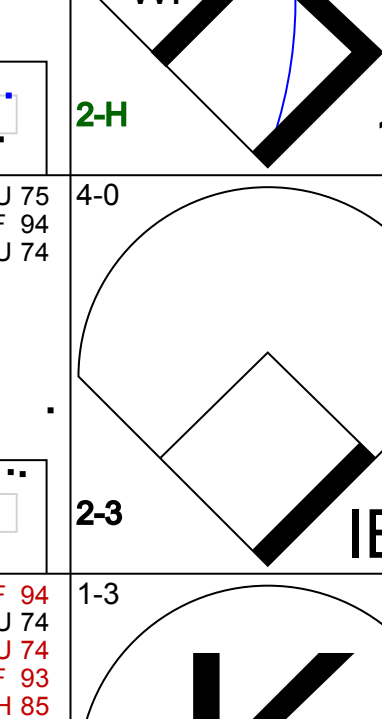

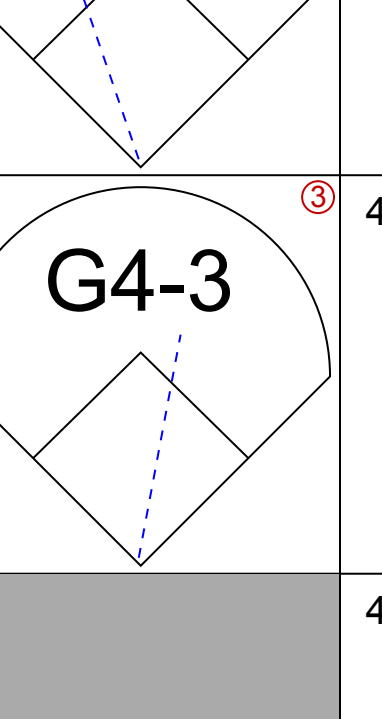

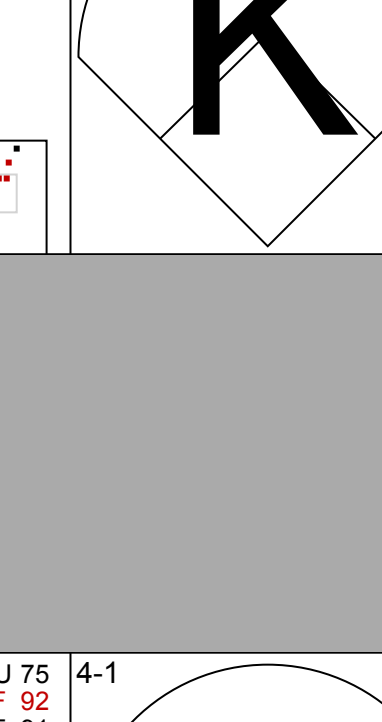
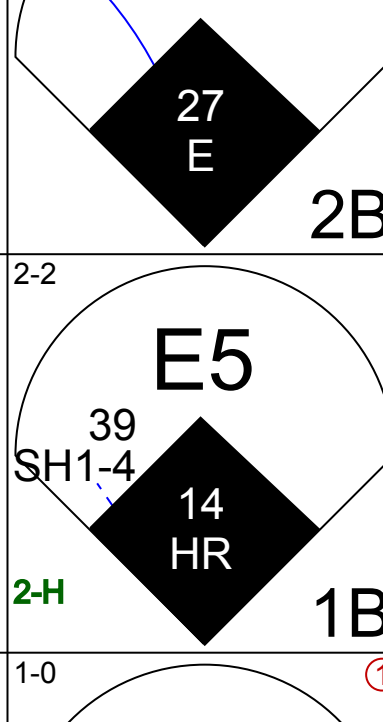


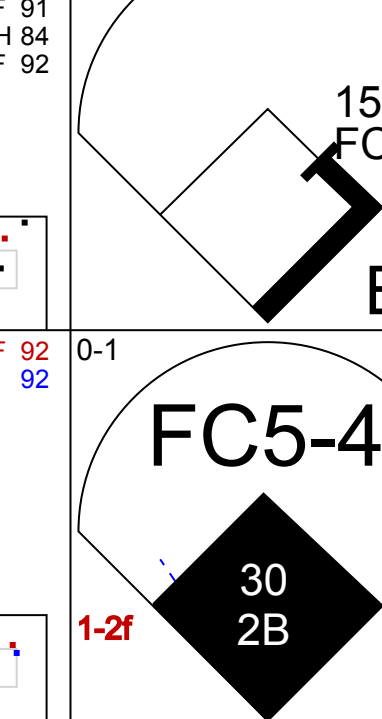
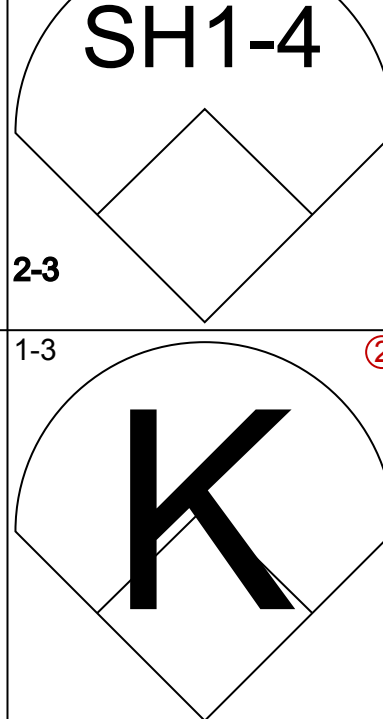

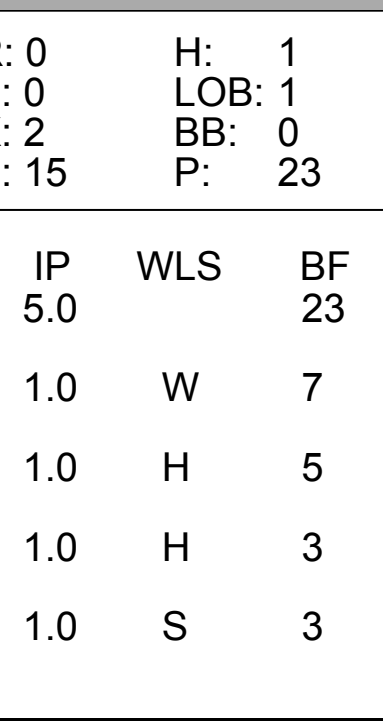
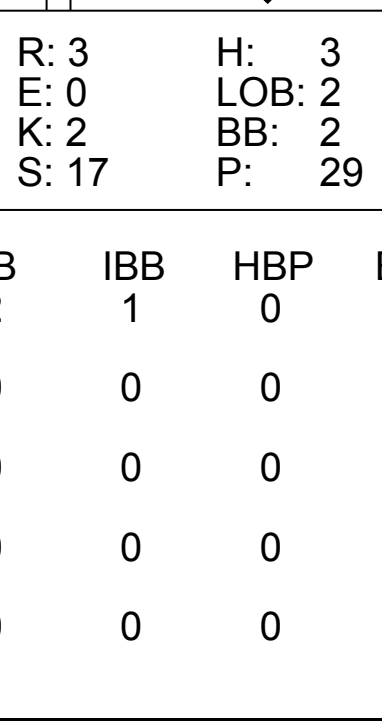
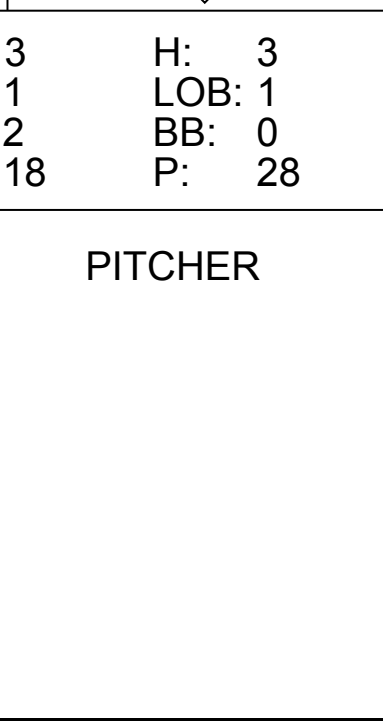
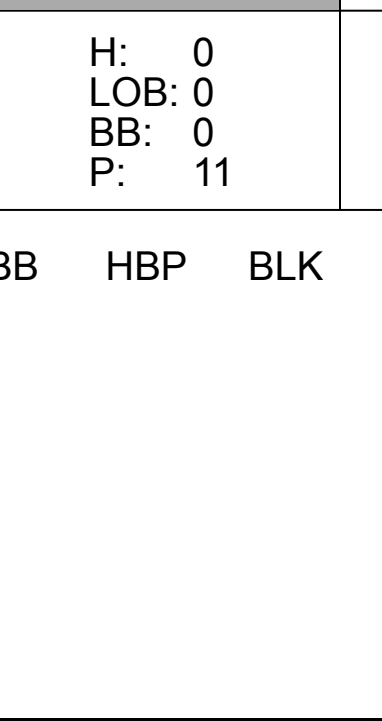

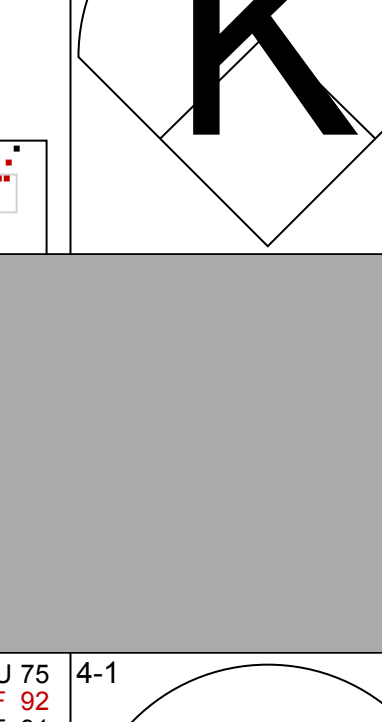
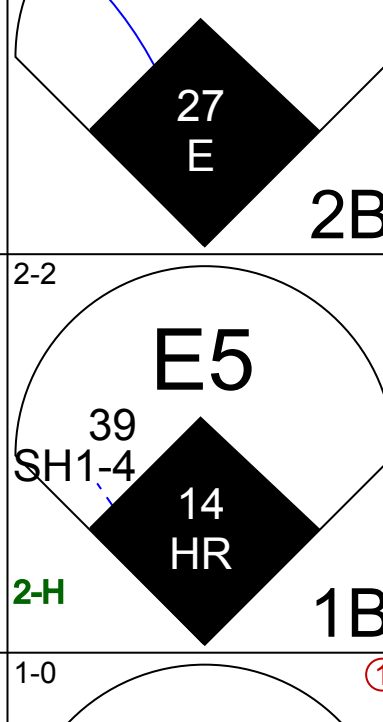


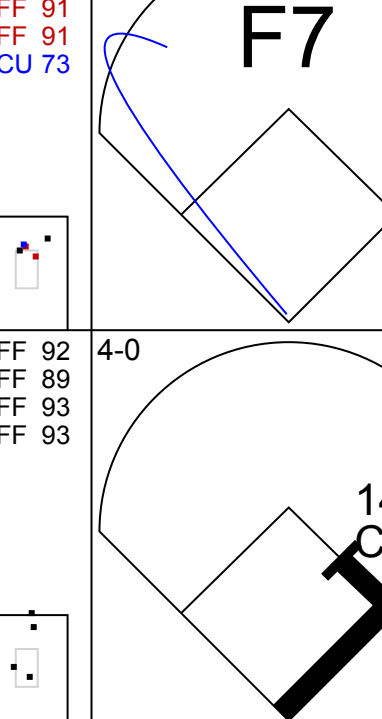
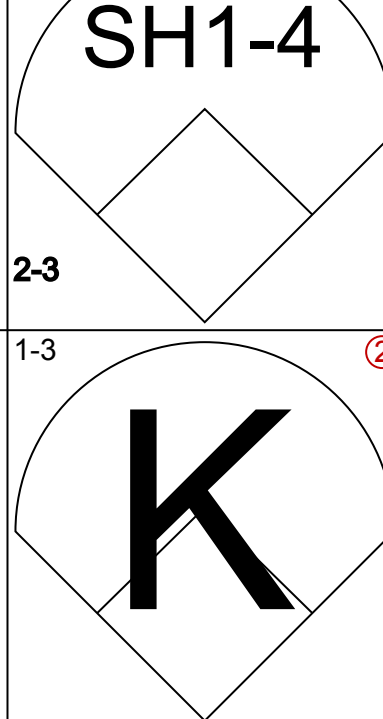

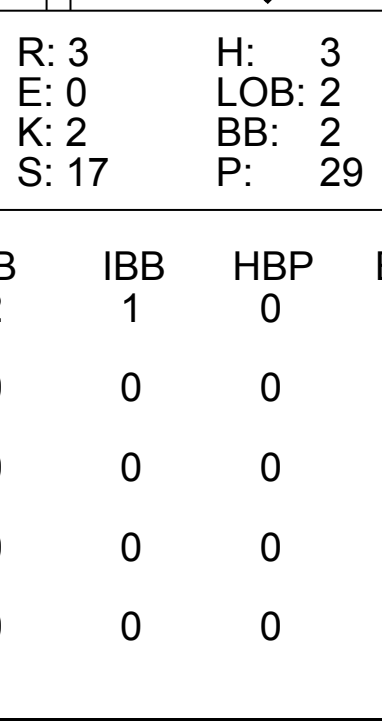
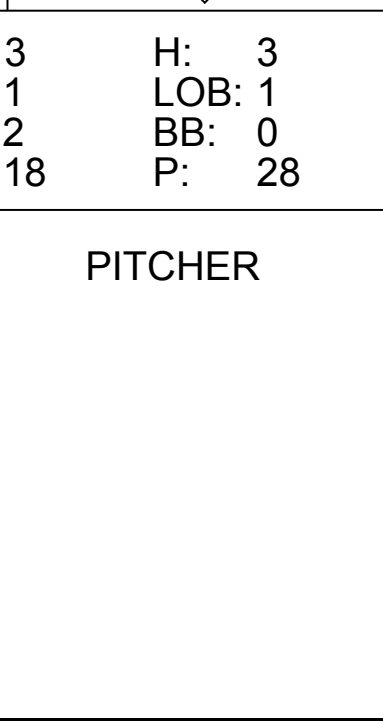
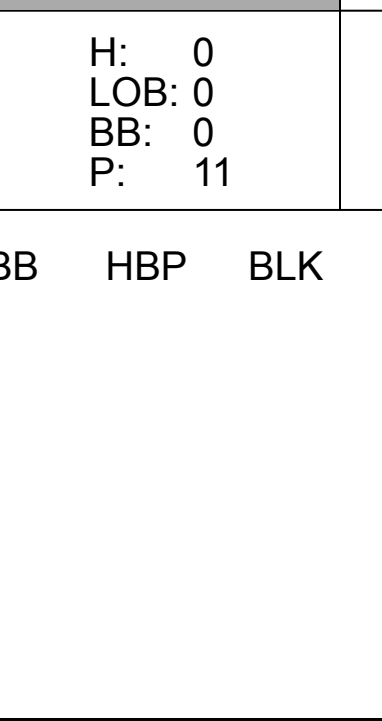
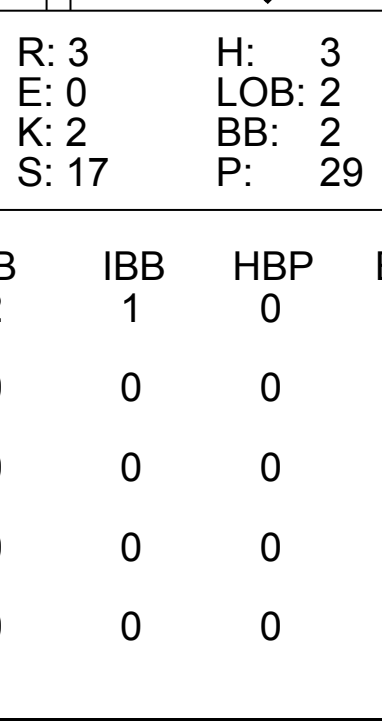
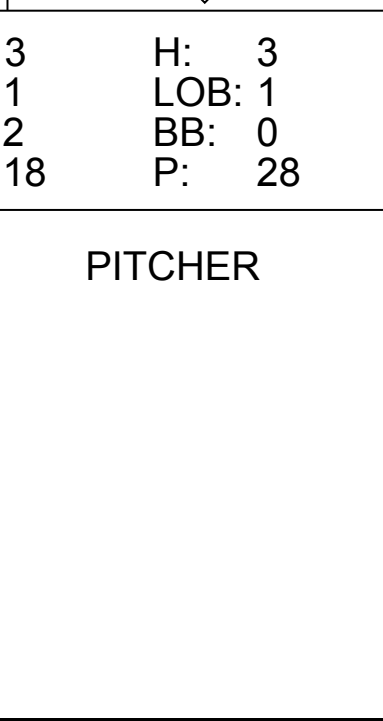
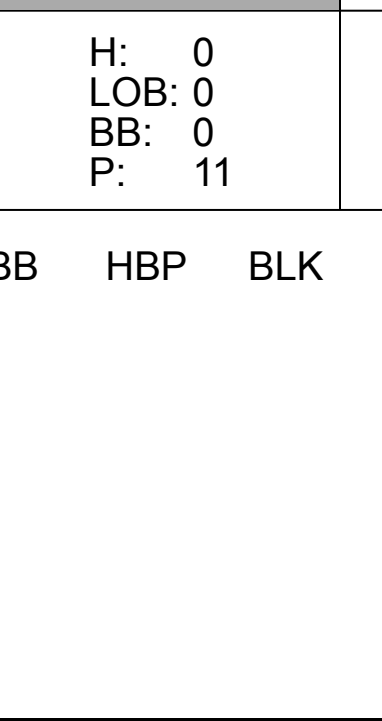
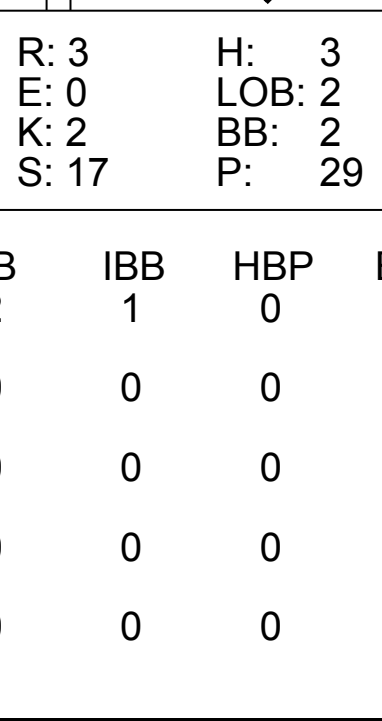
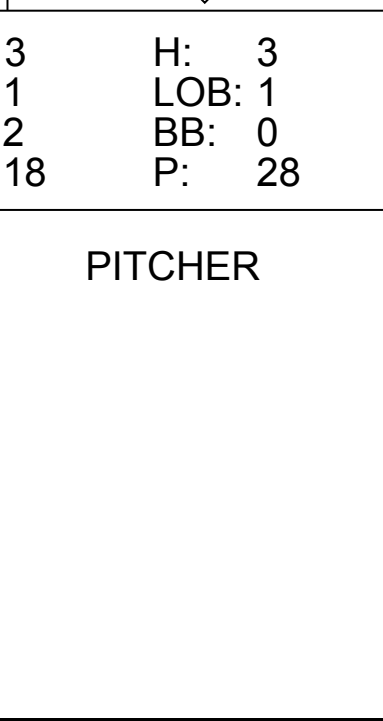
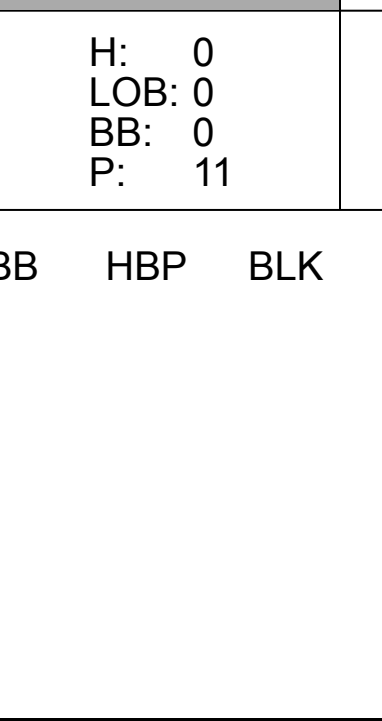
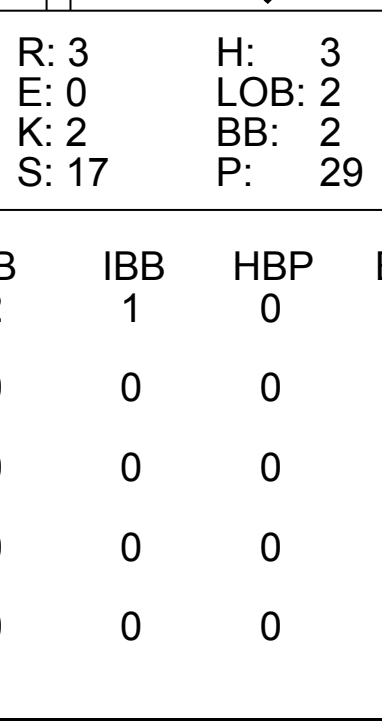
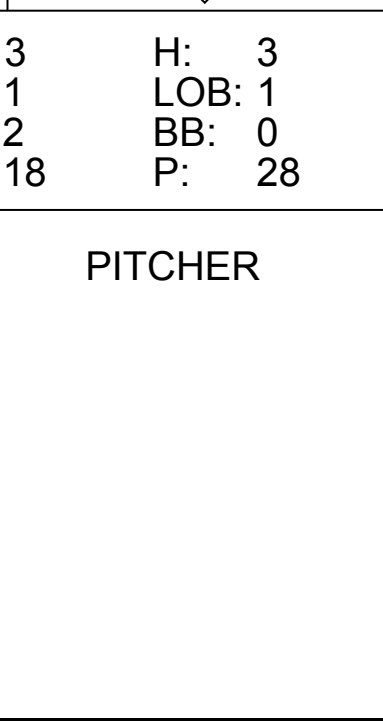
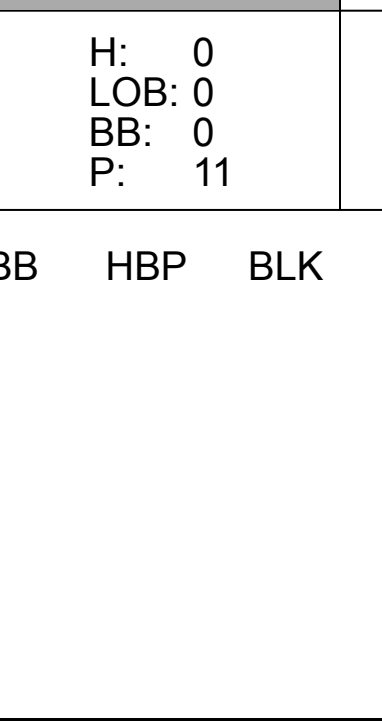
AB 33  
R 4  
H 9  
RBI 4  
BB 3  
SO 5  
LOB 10



AB 30  
R 5  
H 10  
RBI 4  
BB 1  
SO 5  
LOB 8





Batter	1	2	3	4	5	6	7	8	9	AB	R	H	RBI	BB	SO	LOB	TOP								
4 Alex Gordon, L (1,7)										5	1	1	0	1	2	0	<b>Kansas City Royals @ Detroit Tigers</b> Comerica Park, Detroit, MI Thu Sep 01 2011, 1:07 PM - 4:23 PM EDT Att: 39,084 - Overcast - 82 F								
53 Melky Cabrera, S (1,8)										6	2	2	1	0	0	3									
16 Billy Butler, R (1,10)										5	0	1	2	0	0	1									
35 Eric Hosmer, L (1,3)										3	3	3	1	2	0	0									
21 Jeff Francoeur, R (1,9)										5	2	3	3	0	0	1									
8 Mike Moustakas, L (1,5)										5	1	2	1	0	0	4									
9 Johnny Giavotella, R (1,4)										5	1	3	2	0	1	3									
27 Brayan Peña, S (1,2)										5	0	0	0	0	0	4									
2 Alcides Escobar, R (1,6)										5	1	2	1	0	1	0									
<b>Inning Stats</b>	R: 0 E: 0 K: 1 S: 9	H: 0 LOB: 0 BB: 0 P: 15	R: 2 E: 0 K: 1 S: 13	H: 2 LOB: 0 BB: 0 P: 17	R: 0 E: 0 K: 0 S: 9	H: 0 LOB: 0 BB: 0 P: 15	R: 0 E: 0 K: 0 S: 11	H: 1 LOB: 1 BB: 0 P: 17	R: 4 E: 0 K: 2 S: 13	H: 6 LOB: 3 BB: 1 P: 36	R: 0 E: 0 K: 2 S: 13	H: 0 LOB: 0 BB: 0 P: 17	R: 4 E: 1 K: 0 S: 17	H: 5 LOB: 3 BB: 2 P: 35	R: 1 E: 0 K: 0 S: 13	H: 3 LOB: 2 BB: 0 P: 21		R: 0 E: 0 K: 0 S: 7	H: 0 LOB: 0 BB: 0 P: 7	1B: 11 2B: 4 HR: 2	SF: 0 SAC: 0 DP: 0 HBP: 0	WP: 0 PB: 0 SB: 2 CS: 0	PA: 47		
<b>PITCHER</b>	IP WLS BF H R ER SO BB IBB HBP BLK WP HR S P ERA WHIP	IP WLS BF H R ER SO BB IBB HBP BLK WP HR S P ERA WHIP	IP WLS BF H R ER SO BB IBB HBP BLK WP HR S P ERA WHIP	IP WLS BF H R ER SO BB IBB HBP BLK WP HR S P ERA WHIP	IP WLS BF H R ER SO BB IBB HBP BLK WP HR S P ERA WHIP	IP WLS BF H R ER SO BB IBB HBP BLK WP HR S P ERA WHIP	IP WLS BF H R ER SO BB IBB HBP BLK WP HR S P ERA WHIP	IP WLS BF H R ER SO BB IBB HBP BLK WP HR S P ERA WHIP	IP WLS BF H R ER SO BB IBB HBP BLK WP HR S P ERA WHIP	IP WLS BF H R ER SO BB IBB HBP BLK WP HR S P ERA WHIP	IP WLS BF H R ER SO BB IBB HBP BLK WP HR S P ERA WHIP	IP WLS BF H R ER SO BB IBB HBP BLK WP HR S P ERA WHIP	IP WLS BF H R ER SO BB IBB HBP BLK WP HR S P ERA WHIP	IP WLS BF H R ER SO BB IBB HBP BLK WP HR S P ERA WHIP	IP WLS BF H R ER SO BB IBB HBP BLK WP HR S P ERA WHIP	IP WLS BF H R ER SO BB IBB HBP BLK WP HR S P ERA WHIP	IP WLS BF H R ER SO BB IBB HBP BLK WP HR S P ERA WHIP	IP WLS BF H R ER SO BB IBB HBP BLK WP HR S P ERA WHIP	IP WLS BF H R ER SO BB IBB HBP BLK WP HR S P ERA WHIP	IP WLS BF H R ER SO BB IBB HBP BLK WP HR S P ERA WHIP	IP WLS BF H R ER SO BB IBB HBP BLK WP HR S P ERA WHIP	IP WLS BF H R ER SO BB IBB HBP BLK WP HR S P ERA WHIP	IP WLS BF H R ER SO BB IBB HBP BLK WP HR S P ERA WHIP	IP WLS BF H R ER SO BB IBB HBP BLK WP HR S P ERA WHIP	IP WLS BF H R ER SO BB IBB HBP BLK WP HR S P ERA WHIP
50 Jacob Turner, R (1,1)	4.1	20	7	6	6	2	0	0	0	0	0	0	0	0	0	0	12.46	1.615							
45 Ryan Perry, R (5,1)	2.0	10	3	1	1	2	0	1	0	0	0	0	0	0	29	45	4.50	1.500							
40 Phil Coke, L (7,1)	0.0	L	3	2	1	1	0	1	0	0	0	0	0	0	5	12	∞	∞							
49 Luis Marte, R (7,1)	0.2	5	2	2	2	0	1	0	0	0	0	0	0	7	14	27.00	4.500								
34 David Pauley, R (8,1)	2.0	9	3	1	1	0	0	0	0	0	0	0	1	20	28	4.50	1.500								
<b>Batter</b>	<b>1</b>	<b>2</b>	<b>3</b>	<b>4</b>	<b>5</b>	<b>6</b>	<b>7</b>	<b>8</b>	<b>9</b>	<b>AB</b>	<b>R</b>	<b>H</b>	<b>RBI</b>	<b>BB</b>	<b>SO</b>	<b>LOB</b>	<b>BOTTOM</b>								
14 Austin Jackson, R (1,8)										5	2	2	2	0	1	1	<b>Kansas City Royals @ Detroit Tigers</b> Comerica Park, Detroit, MI Thu Sep 01 2011, 1:07 PM - 4:23 PM EDT Att: 39,084 - Overcast - 82 F								
30 Magglio Ordonez, R (1,9)										4	2	3	3	0	1	0									
32 Don Kelly, L (6,FR) (7,9)										1	0	0	0	0	0	0									
21 Delmon Young, R (1,7)										5	1	1	1	0	1	2									
24 Miguel Cabrera, R (1,3)										5	0	1	1	0	2	1									
41 Victor Martinez, S (1,10)										4	0	1	0	1	0	0									
13 Alex Avila, L (1,2)										4	1	2	0	0	1	2									
27 Jhonny Peralta, R (1,6)										4	1	1	0	0	1	2									
25 Ryan Raburn, R (1,4)										1	0	0	0	1	0	0									
39 Ramon Santiago, S (6,PH) (7,4)										1	0	0	0	0	1	2									
15 Brandon Inge, R (1,5)										1	1	0	0	1	0	1									
20 Wilson Betemit, S (6,PH) (7,5)										2	0	0	0	0	1	1									
<b>Inning Stats</b>	R: 0 E: 0 K: 2 S: 15	H: 1 LOB: 1 BB: 0 P: 23	R: 0 E: 0 K: 0 S: 8	H: 0 LOB: 0 BB: 0 P: 13	R: 3 E: 0 K: 2 S: 17	H: 3 LOB: 2 BB: 2 P: 29	R: 0 E: 0 K: 0 S: 4	H: 0 LOB: 0 BB: 1 P: 11	R: 2 E: 0 K: 0 S: 9	H: 2 LOB: 0 BB: 0 P: 16	R: 3 E: 1 K: 2 S: 18	H: 3 LOB: 1 BB: 0 P: 28	R: 0 E: 0 K: 3 S: 15	H: 2 LOB: 2 BB: 0 P: 20	R: 0 E: 0 K: 0 S: 4	H: 0 LOB: 0 BB: 0 P: 6	R: 0 E: 0 K: 0 S: 7	H: 0 LOB: 0 BB: 0 P: 11	1B: 4 2B: 5 HR: 2	SF: 0 SAC: 1 DP: 0 HBP: 0	WP: 2 PB: 0 SB: 1 CS: 1	PA: 42			
<b>PITCHER</b>	IP WLS BF H R ER SO BB IBB HBP BLK WP HR S P ERA WHIP	IP WLS BF H R ER SO BB IBB HBP BLK WP HR S P ERA WHIP	IP WLS BF H R ER SO BB IBB HBP BLK WP HR S P ERA WHIP	IP WLS BF H R ER SO BB IBB HBP BLK WP HR S P ERA WHIP	IP WLS BF H R ER SO BB IBB HBP BLK WP HR S P ERA WHIP	IP WLS BF H R ER SO BB IBB HBP BLK WP HR S P ERA WHIP	IP WLS BF H R ER SO BB IBB HBP BLK WP HR S P ERA WHIP	IP WLS BF H R ER SO BB IBB HBP BLK WP HR S P ERA WHIP	IP WLS BF H R ER SO BB IBB HBP BLK WP HR S P ERA WHIP	IP WLS BF H R ER SO BB IBB HBP BLK WP HR S P ERA WHIP	IP WLS BF H R ER SO BB IBB HBP BLK WP HR S P ERA WHIP	IP WLS BF H R ER SO BB IBB HBP BLK WP HR S P ERA WHIP	IP WLS BF H R ER SO BB IBB HBP BLK WP HR S P ERA WHIP	IP WLS BF H R ER SO BB IBB HBP BLK WP HR S P ERA WHIP	IP WLS BF H R ER SO BB IBB HBP BLK WP HR S P ERA WHIP	IP WLS BF H R ER SO BB IBB HBP BLK WP HR S P ERA WHIP	IP WLS BF H R ER SO BB IBB HBP BLK WP HR S P ERA WHIP	IP WLS BF H R ER SO BB IBB HBP BLK WP HR S P ERA WHIP	IP WLS BF H R ER SO BB IBB HBP BLK WP HR S P ERA WHIP	IP WLS BF H R ER SO BB IBB HBP BLK WP HR S P ERA WHIP	IP WLS BF H R ER SO BB IBB HBP BLK WP HR S P ERA WHIP	IP WLS BF H R ER SO BB IBB HBP BLK WP HR S P ERA WHIP	IP WLS BF H R ER SO BB IBB HBP BLK WP HR S P ERA WHIP	IP WLS BF H R ER SO BB IBB HBP BLK WP HR S P ERA WHIP	IP WLS BF H R ER SO BB IBB HBP BLK WP HR S P ERA WHIP
23 Danny Duffy, L (1,1)	5.0	23	6	5	5	4	2	0	0	0	0	0	0	0	0	0	9.00	1.600							
43 Aaron Crow, R (6,1)	1.0	W	7	3	3	3	2	0	0	0	0	0	0	0	1	18	27.00	3.000							
31 Louis Coleman, R (7,1)	1.0	H	5	2	0	0	3	0	0	0	0	0	0	0	15	20	0.00	2.000							
56 Greg Holland, R (8,1)	1.0	H	3	0	0	0	0	0	0	0	0	0	0	0	4	6	0.00	0.000							
48 Joakim Soria, R (9,1)	1.0	S	3	0	0	0	0	0	0	0	0	0	0	7	11	0.00	0.000								



Batter	1	2	3	4	5	6	7	8	9	AB	R	H	RBI	BB	SO	LOB	TOP																			
12 Ezequiel Carrera, L OBP: 0.322, SLG: 0.316	G5-3	G6-3		1B		G6-3			G4-3	5	0	1	0	0	0	1	<b>Cleveland Indians @ Kansas City Royals</b> Kauffman Stadium, Kansas City, MO Fri Sep 02 2011, 7:10 PM - 9:36 PM CDT Att: 27,248 - Clear - 91 F																			
1 Kosuke Fukudome, L OBP: 0.361, SLG: 0.379	41 2B		13 HR	G4-3			41 G6-3		F8	5	2	3	0	0	0	1																				
13 Asdrubal Cabrera, S OBP: 0.337, SLG: 0.467 46 Cord Phelps, S OBP: 0.290, SLG: 0.290	F9		1-H HR		G4-3				K	2	1	1	2	0	0	1																				
41 Carlos Santana, S OBP: 0.349, SLG: 0.444	25 1B		G1-3			25 G3			G6-3	3	1	1	1	0	0	1																				
25 Jim Thome, L OBP: 0.346, SLG: 0.465			K						G4-3	4	0	1	1	0	1	2																				
47 Shelley Duncan, R OBP: 0.313, SLG: 0.404 32 Jerad Head, R OBP: 0.063, SLG: 0.063	K		G6-3						G5-3	2	0	0	0	1	1	1																				
16 Jason Donald, R OBP: 0.338, SLG: 0.437		9 G3-1		HR					K	4	1	2	1	0	1	2																				
9 Jack Hannahan, L OBP: 0.327, SLG: 0.379		G3-1		G4-3					G4-3	4	0	0	0	0	1	1																				
6 Lou Marson, R OBP: 0.299, SLG: 0.298		G5-3		G6-3					G4-3	4	0	0	0	0	0	1																				
<b>Inning Stats</b>	R: 2 H: 3 E: 0 K: 1 S: 18	L: 28 BB: 0 P: 26	R: 0 H: 1 E: 0 K: 0 S: 10	LOB: 1 BB: 0 P: 14	R: 2 H: 2 E: 0 K: 1 S: 15	LOB: 0 BB: 0 P: 23	R: 1 H: 2 E: 0 K: 0 S: 8	LOB: 1 BB: 0 P: 12	R: 0 H: 0 E: 0 K: 1 S: 9	LOB: 0 BB: 1 P: 25	R: 0 H: 0 E: 0 K: 1 S: 9	LOB: 0 BB: 0 P: 14	R: 0 H: 0 E: 0 K: 1 S: 9	LOB: 0 BB: 0 P: 13	R: 0 H: 0 E: 0 K: 0 S: 8	LOB: 0 BB: 0 P: 10	1B: 5 2B: 2 3B: 0 HR: 2	SF: 0 SAC: 0 DP: 0 HBP: 1	WP: 0 PB: 0 CS: 0	PA: 38																
<b>PITCHER</b>	IP	WLS	BF	H	R	ER	SO	BB	IBB	HBP	BLK	WP	HR	S	P	ERA	WHIP	<b>PITCHER</b>		IP	WLS	BF	H	R	ER	SO	BB	IBB	HBP	BLK	WP	HR	S	P	ERA	WHIP
52 Bruce Chen, L ERA: 4.11	6.0	L	28	8	5	5	3	1	0	1	0	0	2	73	115	7.50	1.500			3.0	10	1	0	0	2	0	0	0	0	0	0	26	37	0.00	0.333	
61 Everett Teaford, L ERA: 3.55																																				

AB 36  
R 5  
H 9  
RBI 5  
BB 1  
SO 5  
LOB 12



Batter	1	2	3	4	5	6	7	8	9	AB	R	H	RBI	BB	SO	LOB	BOTTOM																			
4 Alex Gordon, L OBP: 0.377, SLG: 0.506	G6-3		G4-3			F8				4	1	1	2	0	0	2	<b>Cleveland Indians @ Kansas City Royals</b> Kauffman Stadium, Kansas City, MO Fri Sep 02 2011, 7:10 PM - 9:36 PM CDT Att: 27,248 - Clear - 91 F																			
53 Melky Cabrera, S OBP: 0.337, SLG: 0.474	G4-3		G4-3				16 1B		F8	4	1	1	0	0	0	1																				
16 Billy Butler, R OBP: 0.369, SLG: 0.460	K				35 SF8					3	0	1	0	1	2	0																				
35 Eric Hosmer, L OBP: 0.332, SLG: 0.449		K		G3-6-3		SF8			L8	3	0	0	1	0	1	1																				
21 Jeff Francoeur, R OBP: 0.329, SLG: 0.465		G1-3		G5-3		K			K	4	0	1	0	0	2	1																				
8 Mike Moustakas, L OBP: 0.282, SLG: 0.290	G1-3		L3			F9			P5	4	0	0	0	0	0	2																				
9 Johnny Giavotella, R OBP: 0.280, SLG: 0.363	G5-3								F8	4	0	0	0	0	1	1																				
13 Salvador Perez, R OBP: 0.325, SLG: 0.423	G1-3		G1-3			2 1B			F7	3	2	1	0	0	0	0																				
2 Alcides Escobar, R OBP: 0.281, SLG: 0.328 17 Chris Getz, L OBP: 0.313, SLG: 0.284	E1		G4-3						SH5-3	2	0	2	1	0	0	0																				
<b>Inning Stats</b>	R: 0 H: 0 E: 0 K: 1 S: 7	LOB: 0 BB: 0 P: 8	R: 0 H: 1 E: 0 K: 1 S: 8	LOB: 1 BB: 0 P: 13	R: 0 H: 1 E: 0 K: 0 S: 8	LOB: 1 BB: 0 P: 13	R: 0 H: 0 E: 0 K: 0 S: 4	LOB: 0 BB: 1 P: 9	R: 1 H: 2 E: 0 K: 1 S: 12	LOB: 1 BB: 0 P: 18	R: 1 H: 2 E: 0 K: 1 S: 8	LOB: 0 BB: 0 P: 14	R: 2 H: 1 E: 0 K: 2 S: 11	LOB: 0 BB: 0 P: 12	R: 0 H: 0 E: 0 K: 0 S: 7	LOB: 0 BB: 0 P: 15	R: 0 H: 0 E: 0 K: 0 S: 7	LOB: 0 BB: 0 P: 12	1B: 4 2B: 2 3B: 0 HR: 1	SF: 1 SAC: 1 DP: 1 HBP: 1	WP: 1 PB: 0 CS: 0	PA: 35														
<b>PITCHER</b>	IP	WLS	BF	H	R	ER	SO	BB	IBB	HBP	BLK	WP	HR	S	P	ERA	WHIP	<b>PITCHER</b>		IP	WLS	BF	H	R	ER	SO	BB	IBB	HBP	BLK	WP	HR	S	P	ERA	WHIP
63 Justin Masterson, R ERA: 2.92	7.0	W	29	7	4	4	4	1	0	1	0	0	1	54	87	5.14	1.143			1.0	H	3	0	0	0	2	0	0	0	0	0	0	0	0	0	0
52 Vinnie Pestano, R ERA: 2.35	1.0	H	3	0	0	0	2	0	0	0	0	0	0	11	15	0.00	0.000			1.0	S	3	0	0	0	0	0	0	0	0	0	0	0	0	0	0
54 Chris Perez, R ERA: 2.68	1.0	S	3	0	0	0	0	0	0	0	0	0	0	7	12	0.00	0.000																			

AB 31  
R 4  
H 7  
RBI 4  
BB 1  
SO 6  
LOB 8

















Batter	1	2	3	4	5	6	7	8	9	AB	R	H	RBI	BB	SO	LOB	TOP					
4 Alex Gordon, L OBP: 0.375, SLG: 0.498	F7	G3		K				P4		4	0	0	2	1	1	2	<b>Kansas City Royals @ Oakland Athletics</b> Oakland Coliseum, Oakland, CA Tue Sep 06 2011, 7:07 PM - 10:14 PM PDT Att: 12,064 - Clear - 70 F					
53 Melky Cabrera, S OBP: 0.334, SLG: 0.466	G5-3	P3		P3				P2		5	0	0	0	0	0	5						
16 Billy Butler, R OBP: 0.375, SLG: 0.478	K							G6-3		4	0	1	0	1	1	0						
35 Eric Hosmer, L OBP: 0.338, SLG: 0.463										5	2	2	1	0	1	4						
21 Jeff Francoeur, R OBP: 0.331, SLG: 0.471										5	2	3	1	0	1	1						
9 Johnny Cueto, R OBP: 0.289, SLG: 0.370										5	1	1	1	0	1	3						
13 Salvador Perez, R OBP: 0.337, SLG: 0.434										5	2	3	1	0	1	1						
24 Yamaico Navarro, R OBP: 0.321, SLG: 0.375										4	0	1	0	0	2	2						
2 Alcides Escobar, R OBP: 0.283, SLG: 0.328										3	0	1	1	1	0	0						
<b>Inning Stats</b>	R: 0 E: 0 K: 1 S: 6	H: 0 LOB: 0 BB: 0 P: 6	R: 4 E: 0 K: 0 S: 24	H: 6 LOB: 3 BB: 1 P: 40	R: 0 E: 0 K: 2 S: 10	H: 1 LOB: 1 BB: 0 P: 13	R: 0 E: 0 K: 1 S: 7	H: 0 LOB: 0 BB: 0 P: 10	R: 3 E: 1 K: 0 S: 17	H: 3 LOB: 2 BB: 2 P: 29	R: 0 E: 0 K: 1 S: 10	H: 1 LOB: 1 BB: 0 P: 19	R: 0 E: 0 K: 2 S: 12	H: 0 LOB: 0 BB: 0 P: 17	R: 0 E: 0 K: 0 S: 6	H: 0 LOB: 0 BB: 0 P: 12		R: 0 E: 0 K: 1 S: 11	H: 1 LOB: 1 BB: 0 P: 15	1B: 9 2B: 1 3B: 0 HR: 2	SF: 0 SAC: 0 DP: 0 HBP: 0	WP: 0 PB: 0 CS: 2
<b>PITCHER</b>	IP WLS BF H R ER SO BB IBB HBP BLK WP HR S P ERA WHIP																					
47 Gio González, L ERA: 3.43	5.0 L 29 10 7 6 4 3 0 0 0 0 0 2 64 98 10.80 2.600																					
38 Andrew Carignan, R ERA:	2.0 7 1 0 0 3 0 0 0 0 0 0 0 22 36 0.00 0.500																					
13 Jerry Blevins, L ERA: 3.2	2.0 7 1 0 0 1 0 0 0 0 0 0 0 17 27 0.00 0.500																					

Batter	1	2	3	4	5	6	7	8	9	AB	R	H	RBI	BB	SO	LOB	BOTTOM			
19 Jemile Weeks, S OBP: 0.335, SLG: 0.407	K									5	0	3	2	0	1	0	<b>Kansas City Royals @ Oakland Athletics</b> Oakland Coliseum, Oakland, CA Tue Sep 06 2011, 7:07 PM - 10:14 PM PDT Att: 12,064 - Clear - 70 F			
2 Cliff Pennington, S OBP: 0.326, SLG: 0.370	B1									4	0	1	2	1	1	2				
55 Hideki Matsui, L OBP: 0.326, SLG: 0.394										5	0	1	0	0	0	5				
16 Josh Willingham, R OBP: 0.329, SLG: 0.465										4	0	0	0	0	2	3				
29 Scott Sizemore, R OBP: 0.340, SLG: 0.398										4	0	0	0	0	0	2				
14 Brandon Allen, L OBP: 0.326, SLG: 0.475										3	1	0	0	1	1	0				
23 Michael Taylor, R OBP: 0.375, SLG: 0.167										3	1	1	0	1	0	0				
15 Ryan Sweeney, L OBP: 0.351, SLG: 0.344										3	1	1	0	1	1	2				
26 Anthony Recker, R OBP: 0.353, SLG: 0.286										3	1	0	0	1	2	4				
<b>Inning Stats</b>	R: 0 E: 0 K: 1 S: 11	H: 1 LOB: 1 BB: 0 P: 16	R: 0 E: 0 K: 0 S: 12	H: 0 LOB: 0 BB: 0 P: 20	R: 2 E: 0 K: 1 S: 15	H: 2 LOB: 2 BB: 2 P: 29	R: 0 E: 0 K: 0 S: 9	H: 0 LOB: 0 BB: 0 P: 12	R: 0 E: 0 K: 0 S: 11	H: 0 LOB: 0 BB: 0 P: 17	R: 1 E: 0 K: 2 S: 16	H: 2 LOB: 2 BB: 1 P: 23	R: 0 E: 0 K: 1 S: 8	H: 0 LOB: 0 BB: 0 P: 12	R: 1 E: 0 K: 2 S: 19	H: 2 LOB: 3 BB: 2 P: 34		1B: 6 2B: 1 3B: 0 HR: 0	SF: 0 SAC: 0 DP: 0 HBP: 0	WP: 0 PB: 0 CS: 0
<b>PITCHER</b>	IP WLS BF H R ER SO BB IBB HBP BLK WP HR S P ERA WHIP																			
23 Danny Duffy, L ERA: 5.64	6.1 W 26 4 3 3 4 3 0 0 0 0 0 0 75 119 5.40 1.105																			
38 Blake Wood, R ERA: 3.99	1.2 8 2 1 1 2 1 0 0 0 0 0 0 20 30 5.40 1.800																			
4B Joakim Soria, R ERA: 4.17	1.0 S 5 1 0 0 2 1 0 0 0 0 0 0 14 25 0.00 2.000																			

AB 40  
R 7  
H 12  
RBI 7  
BB 3  
SO 8  
LOB 18



AB 34  
R 4  
H 7  
RBI 4  
BB 5  
SO 8  
LOB 18





Batter	1	2	3	4	5	6	7	8	9	AB	R	H	RBI	BB	SO	LOB	TOP										
4 Alex Gordon, L OBP: 0.374, SLG: 0.496	G6-3			F7		F8			1B	4	0	1	0	0	0	1											
9 Johnny Giavotella, R OBP: 0.271, SLG: 0.358	F9			F8			P3		F9	4	0	0	0	0	0	1											
16 Billy Butler, R OBP: 0.373, SLG: 0.474	L8			G4-3			F8		E5	4	0	0	0	0	0	1											
35 Eric Hosmer, L OBP: 0.335, SLG: 0.458		P5			F8		K		P5	4	0	0	0	0	1	2											
21 Jeff Francoeur, R OBP: 0.329, SLG: 0.469		F8			K			L4		3	0	0	0	0	1	0											
12 Mitch Maier, L OBP: 0.360, SLG: 0.369		F8			K			K		3	0	0	0	0	2	0											
13 Salvador Perez, R OBP: 0.337, SLG: 0.430			F9			F8				3	0	1	0	0	0	0											
8 Mike Moustakas, L OBP: 0.276, SLG: 0.280			F8			F9			1B	3	0	0	0	0	0	1											
2 Alcides Escobar, R OBP: 0.327, SLG: 0.327			G6-3						F8	2	0	0	0	1	0	0											
<b>Inning Stats</b>	R: 0 H: 0 E: 0 K: 0 S: 9	H: 0 LOB: 0 BB: 0 P: 12	R: 0 H: 0 E: 0 K: 0 S: 11	H: 0 LOB: 0 BB: 0 P: 15	R: 0 H: 0 E: 0 K: 0 S: 7	H: 0 LOB: 0 BB: 0 P: 12	R: 0 H: 0 E: 0 K: 0 S: 7	H: 0 LOB: 0 BB: 0 P: 11	R: 0 H: 0 E: 0 K: 2 S: 9	H: 0 LOB: 0 BB: 0 P: 13	R: 0 H: 0 E: 0 K: 1 S: 6	H: 0 LOB: 1 BB: 1 P: 12	R: 0 H: 0 E: 0 K: 1 S: 10	H: 1 LOB: 1 BB: 0 P: 16	R: 0 H: 1 E: 1 K: 0 S: 18	H: 1 LOB: 2 BB: 0 P: 24	1B: 2 2B: 0 3B: 0 HR: 0	SF: 0 SAC: 0 DP: 0 HBP: 0	WP: 0 PB: 0 SB: 0 CS: 0	PA: 31							
<b>PITCHER</b>	IP	WLS	BF	H	R	ER	SO	BB	IBB	HBP	BLK	WP	HR	S	P	ERA	WHIP										
52 Guillermo Moscoso, R ERA: 3.34	8.2	W	30	2	0	0	4	1	0	0	0	0	0	86	129	0.00	0.346										
60 Fautino De Los Santos, R ERA: 3.54	0.1		1	0	0	0	0	0	0	0	0	0	0	1	1	0.00	0.000										

Kansas City Royals @ Oakland Athletics  
Oakland Coliseum, Oakland, CA  
Wed Sep 07 2011, 12:38 PM - 3:19 PM PDT  
Att: 13,132 - Sunny - 72 F

AB	30
R	0
H	2
RBI	0
BB	1
SO	4
LOB	6



Batter	1	2	3	4	5	6	7	8	9	AB	R	H	RBI	BB	SO	LOB	BOTTOM										
19 Jemile Weeks, S OBP: 0.342, SLG: 0.415	1B		4 BB		L5	55 1B		4 1B		5	1	4	1	0	0	0											
4 Coco Crisp, S OBP: 0.326, SLG: 0.388	55 S				P3	F9		1B		4	1	2	0	1	0	1											
55 Hideki Matsui, L OBP: 0.329, SLG: 0.393	BB				K	16 1B		K		3	1	1	1	2	2	4											
16 Josh Willingham, R OBP: 0.328, SLG: 0.463	SF7				F9	29 2B		G6-3		4	1	1	1	0	0	5											
29 Scott Sizemore, R OBP: 0.339, SLG: 0.399	F8				P3	29 2B		K		4	0	1	2	0	1	1											
2 Cliff Pennington, S OBP: 0.325, SLG: 0.369	G3-1				P6			1B		4	0	1	0	0	1	1											
8 Kurt Suzuki, R OBP: 0.300, SLG: 0.389	F9				23 E			P5		4	2	2	0	0	0	1											
23 Michael Taylor, R OBP: 0.333, SLG: 0.200	L9-3				E7			K		4	1	1	0	0	1	1											
7 Adam Rosales, R OBP: 0.155, SLG: 0.196	F8				G5-3			G6-3		3	0	0	1	0	0	1											
<b>Inning Stats</b>	R: 1 H: 2 E: 0 K: 0 S: 7	H: 2 LOB: 1 BB: 1 P: 13	R: 0 H: 0 E: 0 K: 0 S: 9	H: 0 LOB: 0 BB: 0 P: 11	R: 0 H: 1 E: 0 K: 1 S: 17	H: 1 LOB: 2 BB: 1 P: 31	R: 1 H: 1 E: 1 K: 0 S: 14	H: 1 LOB: 1 BB: 0 P: 19	R: 2 H: 2 E: 0 K: 1 S: 14	H: 2 LOB: 1 BB: 1 P: 24	R: 3 H: 4 E: 0 K: 0 S: 13	H: 4 LOB: 1 BB: 0 P: 22	R: 0 H: 1 E: 0 K: 2 S: 11	H: 1 LOB: 1 BB: 0 P: 16	R: 0 H: 2 E: 0 K: 1 S: 11	H: 2 LOB: 2 BB: 0 P: 18	1B: 10 2B: 3 3B: 0 HR: 0	SF: 2 SAC: 0 DP: 0 HBP: 0	WP: 1 PB: 0 SB: 1 CS: 0	PA: 40							
<b>PITCHER</b>	IP	WLS	BF	H	R	ER	SO	BB	IBB	HBP	BLK	WP	HR	S	P	ERA	WHIP										
52 Bruce Chen, L ERA: 4.3	5.1	L	27	8	6	5	2	3	0	0	0	0	0	68	108	8.44	2.062										
55 Tim Collins, L ERA: 3.71	1.2		8	3	1	1	2	0	0	0	0	0	0	17	28	5.40	1.800										
43 Aaron Crow, R ERA: 2.88	1.0		5	2	0	0	1	0	0	0	0	0	0	11	18	0.00	2.000										

Kansas City Royals @ Oakland Athletics  
Oakland Coliseum, Oakland, CA  
Wed Sep 07 2011, 12:38 PM - 3:19 PM PDT  
Att: 13,132 - Sunny - 72 F

AB	35
R	7
H	13
RBI	6
BB	3
SO	5
LOB	15









Batter	1	2	3	4	5	6	7	8	9	AB	R	H	RBI	BB	SO	LOB	TOP	
4 Alex Gordon, L OBP: 0.372, SLG: 0.497										5	1	2	2	0	0	2		
53 Melky Cabrera, S OBP: 0.333, SLG: 0.466										5	1	1	0	0	2	3		
16 Billy Butler, R OBP: 0.368, SLG: 0.467										4	0	0	1	0	1	1		
35 Eric Hosmer, L OBP: 0.333, SLG: 0.457										4	0	2	0	0	0	0		
21 Jeff Francoeur, R OBP: 0.330, SLG: 0.470										4	0	1	0	0	1	2		
8 Mike Moustakas, L OBP: 0.282, SLG: 0.284										4	0	2	0	0	0	1		
9 Johnny Giavotella, R OBP: 0.255, SLG: 0.336										4	0	0	0	0	0	5		
13 Salvador Perez, R OBP: 0.330, SLG: 0.415										4	0	1	0	0	2	0		
2 Alcides Escobar, R OBP: 0.283, SLG: 0.329										3	1	1	0	0	0	1		
<b>Inning Stats</b>	R: 2 H: 4 E: 0 K: 1 S: 14	H: 4 LOB: 2 BB: 0 P: 16	R: 0 H: 1 E: 0 K: 0 S: 8	H: 1 LOB: 1 BB: 0 P: 11	R: 0 H: 0 E: 0 K: 0 S: 7	H: 0 LOB: 0 BB: 0 P: 11	R: 0 H: 0 E: 0 K: 1 S: 10	H: 2 LOB: 2 BB: 0 P: 22	R: 1 H: 2 E: 0 K: 2 S: 15	H: 2 LOB: 1 BB: 0 P: 21	R: 0 H: 1 E: 0 K: 0 S: 8	H: 0 LOB: 1 BB: 0 P: 12	R: 0 H: 0 E: 0 K: 2 S: 10	H: 0 LOB: 1 BB: 0 P: 15	1B: 7 2B: 0 3B: 2 HR: 1	SF: 0 SAC: 0 DP: 0 HBP: 1	WP: 0 PB: 0 SB: 1 CS: 0	PA: 38
<b>PITCHER</b>	IP WLS BF H R ER SO BB IBB HBP BLK WP HR S P ERA WHIP																	
49 Blake Beavan, R ERA: 4.32	6.1 W 28 9 3 3 3 0 0 0 0 0 1 69 93 4.26 1.421																	
23 Shawn Kelley, R ERA:	1.2 6 1 0 0 1 0 0 0 0 0 0 15 23 0.00 0.600																	
50 Jamey Wright, R ERA: 3.43	1.0 4 0 0 0 2 0 0 0 1 0 0 0 10 15 0.00 0.000																	

Kansas City Royals @ Seattle Mariners  
Safeco Field, Seattle, WA  
Fri Sep 09 2011, 7:10 PM - 10:09 PM PDT  
Att: 14,801 - Clear - 77 F

livebaseballscorecards.com

AB 37  
R 3  
H 10  
RBI 3  
BB 0  
SO 6  
LOB 15

Batter	1	2	3	4	5	6	7	8	9	AB	R	H	RBI	BB	SO	LOB	BOTTOM			
51 Ichiro Suzuki, L OBP: 0.315, SLG: 0.340										5	1	4	2	0	0	0				
26 Brendan Ryan, R OBP: 0.313, SLG: 0.325										4	1	1	0	1	1	2				
13 Dustin Ackley, L OBP: 0.373, SLG: 0.461										4	0	0	0	1	1	4				
30 Miguel Olivo, R OBP: 0.258, SLG: 0.385										5	3	3	2	0	0	4				
17 Justin Smoak, S OBP: 0.319, SLG: 0.391										4	1	3	2	0	1	2				
29 Wily Mo Peña, R OBP: 0.244, SLG: 0.494										4	0	2	1	0	2	1				
33 Casper Wells, R OBP: 0.316, SLG: 0.438										4	0	1	0	0	2	3				
12 Trayvon Robinson, S OBP: 0.296, SLG: 0.429										4	0	0	0	0	2	2				
16 Alex Liddi, R OBP: 0.167, SLG: 0.333										4	1	1	0	0	3	2				
<b>Inning Stats</b>	R: 2 H: 3 E: 0 K: 1 S: 16	H: 3 LOB: 1 BB: 0 P: 23	R: 0 H: 0 E: 0 K: 2 S: 9	H: 0 LOB: 0 BB: 0 P: 11	R: 2 H: 4 E: 0 K: 0 S: 13	H: 4 LOB: 2 BB: 0 P: 23	R: 1 H: 2 E: 0 K: 1 S: 14	H: 2 LOB: 1 BB: 0 P: 22	R: 2 H: 3 E: 0 K: 3 S: 18	H: 3 LOB: 1 BB: 0 P: 24	R: 0 H: 1 E: 0 K: 1 S: 12	H: 1 LOB: 2 BB: 1 P: 22	R: 0 H: 1 E: 0 K: 3 S: 12	H: 1 LOB: 1 BB: 0 P: 19	R: 0 H: 1 E: 0 K: 1 S: 11	H: 1 LOB: 1 BB: 1 P: 20	1B: 9 2B: 3 3B: 1 HR: 2	SF: 0 SAC: 0 DP: 1 HBP: 0	WP: 1 PB: 1 SB: 3 CS: 0	PA: 40
<b>PITCHER</b>	IP WLS BF H R ER SO BB IBB HBP BLK WP HR S P ERA WHIP																			
26 Jeff Francis, L ERA: 4.88	3.1 L 19 9 5 5 3 0 0 0 0 0 2 45 69 13.50 2.700																			
47 Nate Adcock, R ERA: 4.55	2.2 13 4 2 2 5 1 0 0 0 0 0 37 56 6.75 1.875																			
57 Jesse Chavez, R ERA: 6.75	2.0 8 2 0 0 4 1 0 0 0 0 0 23 39 0.00 1.500																			

Kansas City Royals @ Seattle Mariners  
Safeco Field, Seattle, WA  
Fri Sep 09 2011, 7:10 PM - 10:09 PM PDT  
Att: 14,801 - Clear - 77 F

livebaseballscorecards.com

AB 38  
R 7  
H 15  
RBI 7  
BB 2  
SO 12  
LOB 20



Batter	1	2	3	4	5	6	7	8	9	AB	R	H	RBI	BB	SO	LOB	TOP			
4 Alex Gordon, L (1, 7) OBP: 0.371, SLG: 0.497										4	1	1	0	0	1	1	<b>Kansas City Royals @ Seattle Mariners</b> Safeco Field, Seattle, WA Sat Sep 10 2011, 7:10 PM - 9:14 PM PDT Att: 17,902 - Clear - 77 F			
53 Melky Cabrera, S (1, 8) OBP: 0.332, SLG: 0.464										4	0	1	0	0	0	1				
16 Billy Butler, R (1, 10) OBP: 0.366, SLG: 0.464									4	1	0	1	0	1	1					
35 Eric Hosmer, L (1, 3) OBP: 0.335, SLG: 0.462										4	1	1	2	0	0	0				
21 Jeff Francoeur, R (1, 9) OBP: 0.329, SLG: 0.474										4	1	1	1	0	2	0				
8 Mike Moustakas, L (1, 5) OBP: 0.282, SLG: 0.287										4	0	1	0	0	0	0				
13 Salvador Perez, R (1, 2) OBP: 0.327, SLG: 0.408										4	0	1	0	0	1	1				
17 Chris Getz, L (1, 4) OBP: 0.313, SLG: 0.282										2	0	0	0	1	2	2				
2 Alcides Escobar, R (1, 6) OBP: 0.282, SLG: 0.327										3	0	0	0	0	1	2				
<b>Inning Stats</b>	R: 3 E: 0 K: 1 S: 11	H: 2 LOB: 0 BB: 0 P: 14	R: 0 E: 0 K: 1 S: 10	H: 0 LOB: 1 BB: 1 P: 17	R: 0 E: 0 K: 1 S: 8	H: 0 LOB: 0 BB: 0 P: 13	R: 0 E: 0 K: 0 S: 8	H: 1 LOB: 1 BB: 0 P: 14	R: 0 E: 0 K: 0 S: 8	H: 0 LOB: 0 BB: 0 P: 10	R: 0 E: 0 K: 0 S: 8	H: 1 LOB: 1 BB: 0 P: 12	R: 0 E: 0 K: 1 S: 7	H: 1 LOB: 0 BB: 0 P: 13	R: 1 E: 0 K: 0 S: 9	H: 1 LOB: 0 BB: 0 P: 12	1B: 2 2B: 2 3B: 0 HR: 2	SF: 0 SAC: 0 DP: 0 HBP: 0	WP: 1 PB: 0 SB: 1 CS: 1	PA: 34
<b>PITCHER</b>	IP WLS BF H R ER SO BB IBB HBP BLK WP HR S P ERA WHIP	8.0 L 30 5 3 3 8 1 0 0 0 1 1 72 101 3.38 0.750	1.0 4 1 1 1 0 0 0 0 0 0 1 9 12 9.00 1.000																	

Batter	1	2	3	4	5	6	7	8	9	AB	R	H	RBI	BB	SO	LOB	BOTTOM					
51 Ichiro Suzuki, L (1, 9) OBP: 0.313, SLG: 0.338										4	0	0	0	0	3	0	<b>Kansas City Royals @ Seattle Mariners</b> Safeco Field, Seattle, WA Sat Sep 10 2011, 7:10 PM - 9:14 PM PDT Att: 17,902 - Clear - 77 F					
26 Brendan Ryan, R (1, 6) OBP: 0.311, SLG: 0.322										4	0	0	0	0	1	0						
13 Dustin Ackley, L (1, 4) OBP: 0.369, SLG: 0.456										3	0	0	0	0	2	0						
20 Mike Carp, L (1, 7) OBP: 0.339, SLG: 0.473										3	1	1	1	0	1	0						
17 Justin Smoak, S (1, 3) OBP: 0.319, SLG: 0.398										3	1	1	1	0	1	0						
4 Adam Kennedy, L (1, 10) OBP: 0.272, SLG: 0.359										3	0	0	0	0	3	0						
30 Miguel Olivo, R (1, 2) OBP: 0.256, SLG: 0.383										3	0	0	0	0	1	0						
15 Kyle Seager, L (1, 5) OBP: 0.315, SLG: 0.366										3	0	0	0	0	2	1						
55 Michael Saunders, L (1, 8) OBP: 0.221, SLG: 0.239										2	0	0	0	0	1	0						
12 Trayvon Robinson, S (9, PH) OBP: 0.253, SLG: 0.424										1	0	0	0	0	1	0						
<b>Inning Stats</b>	R: 0 E: 0 K: 0 S: 8	H: 0 LOB: 0 BB: 0 P: 14	R: 1 E: 0 K: 2 S: 15	H: 1 LOB: 0 BB: 0 P: 21	R: 0 E: 0 K: 3 S: 9	H: 0 LOB: 0 BB: 0 P: 13	R: 1 E: 0 K: 3 S: 14	H: 1 LOB: 0 BB: 0 P: 23	R: 0 E: 1 K: 1 S: 10	H: 0 LOB: 0 BB: 0 P: 11	R: 0 E: 0 K: 1 S: 9	H: 0 LOB: 0 BB: 0 P: 13	R: 0 E: 0 K: 1 S: 7	H: 0 LOB: 0 BB: 0 P: 13	R: 0 E: 0 K: 3 S: 10	H: 0 LOB: 0 BB: 0 P: 12	R: 0 E: 0 K: 2 S: 10	H: 0 LOB: 0 BB: 0 P: 14	1B: 0 2B: 1 3B: 0 HR: 2	SF: 0 SAC: 0 DP: 1 HBP: 0	WP: 0 PB: 0 SB: 0 CS: 0	PA: 29
<b>PITCHER</b>	IP WLS BF H R ER SO BB IBB HBP BLK WP HR S P ERA WHIP	7.0 W 23 2 2 2 11 0 0 0 0 0 0 10 108 2.57 0.286	1.0 H 3 0 0 3 0 0 0 0 0 0 0 10 12 0.00 0.000	1.0 S 3 0 0 2 0 0 0 0 0 0 0 10 14 0.00 0.000																		

AB 33  
R 4  
H 6  
RBI 4  
BB 1  
SO 8  
LOB 8



AB 29  
R 2  
H 2  
RBI 2  
BB 0  
SO 16  
LOB 1





Batter	1	2	3	4	5	6	7	8	9	AB	R	H	RBI	BB	SO	LOB	TOP										
4 Alex Gordon, L (1, 7) OBP: 0.371, SLG: 0.500										5	0	2	2	0	3	2	<b>Kansas City Royals @ Seattle Mariners</b> Safeco Field, Seattle, WA Sun Sep 11 2011, 1:13 PM - 3:46 PM PDT Att: 20,967 - Sunny - 73 F										
53 Melky Cabrera, S (1, 8) OBP: 0.333, SLG: 0.463										4	0	1	0	1	1	3											
16 Billy Butler, R (1, 10) OBP: 0.365, SLG: 0.462										4	0	1	0	0	0	4											
35 Eric Hosmer, L (1, 3)										4	0	1	0	0	0	4											
21 Jeff Francoeur, R (1, 9)										4	0	1	0	0	0	2											
24 Yamaico Navarro, R (1, 5) OBP: 0.298, SLG: 0.346										4	0	0	0	0	1	3											
27 Brayan Peña, S (1, 2)										4	1	1	0	0	0	1											
17 Chris Getz, L (1, 4) OBP: 0.313, SLG: 0.281										2	0	0	0	0	1	1											
2 Alcides Escobar, R (1, 6) OBP: 0.283, SLG: 0.328										4	1	2	0	0	1	2											
<b>Inning Stats</b>	R: 0 E: 0 K: 1 S: 8	H: 1 LOB: 0 BB: 0 P: 11	R: 0 E: 0 K: 0 S: 8	H: 0 LOB: 0 BB: 0 P: 10	R: 1 E: 0 K: 0 S: 11	H: 2 LOB: 1 BB: 0 P: 16	R: 0 E: 0 K: 0 S: 7	H: 1 LOB: 1 BB: 0 P: 9	R: 0 E: 0 K: 1 S: 15	H: 1 LOB: 2 BB: 0 P: 22	R: 0 E: 0 K: 0 S: 11	H: 1 LOB: 3 BB: 1 P: 13	R: 1 E: 1 K: 1 S: 14	H: 2 LOB: 3 BB: 1 P: 20	R: 0 E: 0 K: 2 S: 11	H: 1 LOB: 1 BB: 0 P: 16		R: 0 E: 0 K: 2 S: 11	H: 0 LOB: 0 BB: 0 P: 13	1B: 6 2B: 3 HR: 0	SF: 0 SAC: 1 HBP: 1	WP: 0 PB: 0 CS: 0	PA: 38				
<b>PITCHER</b>	IP	WLS	BF	H	R	ER	SO	BB	IBB	HBP	BLK	WP	HR	S	P	ERA	WHIP										
59 Anthony Vasquez, L (1, 1) ERA: 7.29	6.0	L	26	7	2	2	2	0	0	1	0	0	0	64	86	3.00	1.167										
23 Shawn Kelley, R (7, 1)	1.0		5	1	0	0	1	0	1	0	0	0	0	10	15	0.00	1.000										
59 Chance Ruffin, R (8, 1) ERA: 3.75	1.0		4	1	0	0	2	0	0	0	0	0	0	11	16	0.00	1.000										
35 Steve Delabar, R (9, 1) ERA:	1.0		3	0	0	0	2	0	0	0	0	0	0	11	13	0.00	0.000										

Batter	1	2	3	4	5	6	7	8	9	AB	R	H	RBI	BB	SO	LOB	BOTTOM										
51 Ichiro Suzuki, L (1, 9) OBP: 0.313, SLG: 0.339										4	0	1	1	0	0	0	<b>Kansas City Royals @ Seattle Mariners</b> Safeco Field, Seattle, WA Sun Sep 11 2011, 1:13 PM - 3:46 PM PDT Att: 20,967 - Sunny - 73 F										
26 Brendan Ryan, R (1, 6) OBP: 0.310, SLG: 0.322										4	0	1	0	0	1	2											
13 Dustin Ackley, L (1, 4) OBP: 0.367, SLG: 0.453										4	0	1	0	0	2	1											
20 Mike Carp, L (1, 7) OBP: 0.333, SLG: 0.465										4	0	0	0	0	3	2											
17 Justin Smoak, S (1, 3) OBP: 0.318, SLG: 0.397										4	0	1	0	0	0	0											
12 Travon Robinson, S (8, PR) OBP: 0.260, SLG: 0.424										0	0	0	0	0	0	0											
30 Miguel Olivo, R (1, 10) OBP: 0.256, SLG: 0.381										4	0	1	0	0	2	1											
33 Casper Wells, R (1, 8) OBP: 0.316, SLG: 0.433										2	0	0	0	1	1	1											
3 Josh Bard, S (1, 2) OBP: 0.265, SLG: 0.346										3	0	1	0	0	1	2											
55 Michael Saunders, L (8, PR) OBP: 0.221, SLG: 0.239										0	1	0	0	0	0	0											
5 Chris Gimenez, R (9, 2) OBP: 0.263, SLG: 0.182										0	0	0	0	0	0	0											
16 Alex Liddi, R (1, 5) OBP: 0.125, SLG: 0.250										2	0	0	0	0	1	1											
15 Kyle Seager, L (8, PH) OBP: 0.313, SLG: 0.364										1	0	0	0	0	1	1											
<b>Inning Stats</b>	R: 0 E: 0 K: 2 S: 13	H: 1 LOB: 1 BB: 0 P: 23	R: 0 E: 0 K: 0 S: 11	H: 1 LOB: 0 BB: 0 P: 13	R: 0 E: 0 K: 0 S: 7	H: 0 LOB: 0 BB: 0 P: 9	R: 0 E: 0 K: 0 S: 8	H: 1 LOB: 0 BB: 0 P: 11	R: 0 E: 0 K: 3 S: 12	H: 0 LOB: 1 BB: 1 P: 17	R: 0 E: 0 K: 2 S: 14	H: 0 LOB: 0 BB: 0 P: 19	R: 0 E: 0 K: 2 S: 10	H: 0 LOB: 0 BB: 0 P: 13	R: 1 E: 0 K: 2 S: 13	H: 2 LOB: 2 BB: 0 P: 16	R: 0 E: 0 K: 1 S: 15	H: 1 LOB: 1 BB: 0 P: 22	1B: 5 2B: 2 HR: 0	SF: 0 SAC: 0 HBP: 0	WP: 1 PB: 0 CS: 0	PA: 33					
<b>PITCHER</b>	IP	WLS	BF	H	R	ER	SO	BB	IBB	HBP	BLK	WP	HR	S	P	ERA	WHIP										
61 Everett Teaford, L (1, 1) ERA: 2.73	5.0	W	18	3	0	0	5	1	0	0	0	0	0	51	73	0.00	0.800										
38 Blake Wood, R (6, 1) ERA: 3.75	2.0	H	6	0	0	0	4	0	0	0	0	0	0	24	32	0.00	0.000										
56 Greg Holland, R (8, 1) ERA: 1.93	1.0	H	5	2	1	1	2	0	0	0	0	0	0	13	16	9.00	2.000										
48 Joaquin Soria, R (9, 1) ERA: 4.03	1.0	S	4	1	0	0	1	0	0	0	0	0	0	15	22	0.00	1.000										





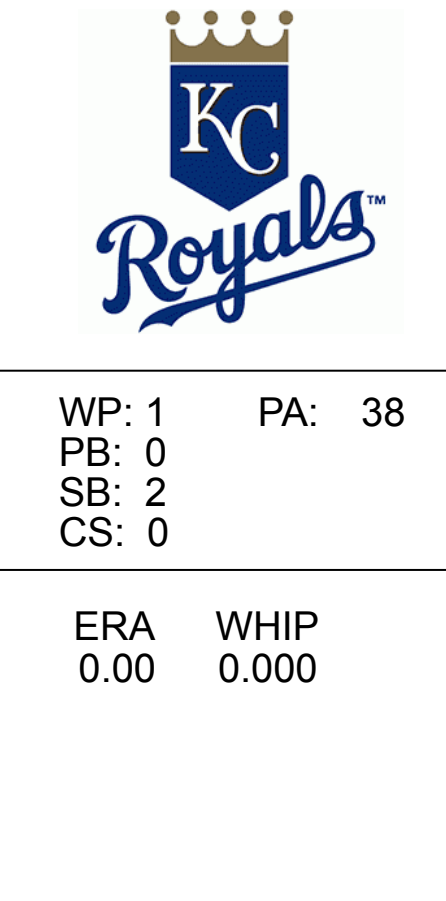


Batter	1	2	3	4	5	6	7	8	9	AB	R	H	RBI	BB	SO	LOB	TOP					
11 Ben Revere, L OBP: 0.296, SLG: 0.282	G4-3		FC5-4 24 S		L7		BB 5 S 1B		BB 5 S BB	4	1	1	0	1	0	1	<b>Minnesota Twins @ Kansas City Royals</b> Kauffman Stadium, Kansas City, MO Wed Sep 14, 2011, 3:10 PM - 6:05 PM CDT Att: 19,071 - Partly Cloudy - 66 F					
24 Trevor Plouffe, R OBP: 0.299, SLG: 0.384	G6-3		G6-3				BB 5 S BB		K	4	0	1	0	1	1	2						
7 Joe Mauer, L OBP: 0.360, SLG: 0.368				G4-3	F7		BB 5 S BB		BB 5 S BB	2	0	0	0	3	0	1						
5 Michael Cuddyer, R OBP: 0.349, SLG: 0.462	F8						BB 5 S BB		BB 5 S BB	3	2	2	1	2	0	1						
16 Jason Kubel, L OBP: 0.333, SLG: 0.437		F9		K		G3-1		K	5	0	0	1	0	2	7							
22 Danny Valencia, R OBP: 0.296, SLG: 0.396	F8					G5-3			K	5	0	2	1	0	1	3						
27 Chris Parmelee, L OBP: 0.400, SLG: 0.333						G3-1		F7	3	0	0	0	1	0	1							
63 Joe Benson, R OBP: 0.231, SLG: 0.320							BB 5 S BB	F9	4	0	2	0	0	1	3							
20 Matt Tolbert, S OBP: 0.242, SLG: 0.262	F7						L6	G5-3	4	0	0	0	0	1	3							
<b>Inning Stats</b>	R: 0 H: 0 E: 0 K: 0 S: 8	H: 0 LOB: 1 BB: 1 P: 14	R: 0 H: 0 E: 0 K: 0 S: 5	H: 0 LOB: 0 BB: 0 P: 5	R: 0 H: 1 E: 0 K: 0 S: 8	H: 1 LOB: 1 BB: 0 P: 12	R: 1 H: 2 E: 0 K: 2 S: 15	H: 2 LOB: 2 BB: 1 P: 23	R: 0 H: 1 E: 0 K: 1 S: 14	H: 1 LOB: 1 BB: 0 P: 22	R: 1 H: 1 E: 0 K: 0 S: 8	H: 1 LOB: 0 BB: 0 P: 12	R: 1 H: 2 E: 0 K: 1 S: 13	H: 2 LOB: 3 BB: 3 P: 29	R: 0 H: 1 E: 0 K: 0 S: 9	H: 1 LOB: 1 BB: 0 P: 15	R: 0 H: 0 E: 0 K: 2 S: 15	H: 0 LOB: 3 BB: 3 P: 29	1B: 6 2B: 2 3B: 1 HR: 0	SF: 0 SAC: 0 DP: 1 HBP: 0	WP: 0 PB: 0 SB: 4 CS: 0	PA: 42
<b>PITCHER</b>	IP WLS BF H R ER SO BB IBB HBP BLK WP HR S P ERA WHIP	6.0 W 25 5 2 2 3 2 0 0 0 0 0 58 88 3.00 1.167	0.2 L 6 2 1 1 0 3 0 0 0 0 0 9 24 13.50 7.500	1.2 H 8 1 0 0 2 2 0 0 0 0 0 21 38 0.00 1.800	0.2 S 3 0 0 0 1 1 0 0 0 0 0 7 11 0.00 1.500	<b>PITCHER</b>										IP WLS BF H R ER SO BB IBB HBP BLK WP HR S P ERA WHIP						

Batter	1	2	3	4	5	6	7	8	9	AB	R	H	RBI	BB	SO	LOB	BOTTOM			
4 Alex Gordon, L OBP: 0.373, SLG: 0.505	F7									5	0	2	1	0	2	2	<b>Minnesota Twins @ Kansas City Royals</b> Kauffman Stadium, Kansas City, MO Wed Sep 14, 2011, 3:10 PM - 6:05 PM CDT Att: 19,071 - Partly Cloudy - 66 F			
53 Melky Cabrera, S OBP: 0.333, SLG: 0.463	G1-3									5	0	1	0	0	0	2				
16 Billy Butler, R OBP: 0.363, SLG: 0.458	F9									4	0	0	0	0	1	4				
35 Eric Hosmer, L OBP: 0.333, SLG: 0.458										4	2	2	0	0	1	0				
21 Jeff Francoeur, R OBP: 0.330, SLG: 0.471										4	2	3	0	0	0	0				
8 Mike Moustakas, L OBP: 0.297, SLG: 0.306										4	1	3	2	0	0	1				
9 Johnny Giavotella, R OBP: 0.262, SLG: 0.343										3	1	0	2	0	0	3				
13 Salvador Perez, R OBP: 0.330, SLG: 0.415										4	1	2	2	0	0	1				
2 Alcides Escobar, R OBP: 0.285, SLG: 0.331										4	0	1	0	0	0	1				
<b>Inning Stats</b>	R: 0 H: 0 E: 0 K: 0 S: 6	H: 3 LOB: 0 BB: 0 P: 12	R: 2 H: 3 E: 0 K: 0 S: 10	H: 3 LOB: 0 BB: 0 P: 16	R: 0 H: 1 E: 0 K: 1 S: 8	H: 1 LOB: 1 BB: 0 P: 11	R: 3 H: 4 E: 0 K: 1 S: 18	H: 4 LOB: 1 BB: 0 P: 29	R: 0 H: 0 E: 0 K: 0 S: 11	H: 0 LOB: 0 BB: 0 P: 15	R: 2 H: 5 E: 0 K: 0 S: 14	H: 5 LOB: 3 BB: 0 P: 25	R: 0 H: 1 E: 0 K: 1 S: 8	H: 1 LOB: 1 BB: 0 P: 11	R: 0 H: 0 E: 0 K: 1 S: 10	H: 0 LOB: 1 BB: 0 P: 16	1B: 12 2B: 2 3B: 0 HR: 0	SF: 1 SAC: 0 DP: 1 HBP: 0	WP: 1 PB: 0 SB: 2 CS: 0	PA: 38
<b>PITCHER</b>	IP WLS BF H R ER SO BB IBB HBP BLK WP HR S P ERA WHIP	5.0 L 22 8 5 5 2 0 0 0 0 0 6 10 27.00 4.500	0.2 L 5 3 2 2 0 0 0 0 0 0 6 10 27.00 4.500	0.0 L 2 2 0 0 0 0 0 0 0 0 5 11 ∞ ∞	0.1 L 1 0 0 0 0 0 0 0 0 3 4 0.00 0.000	1.0 L 4 1 0 0 1 0 0 0 0 8 11 0.00 1.000	<b>PITCHER</b>										IP WLS BF H R ER SO BB IBB HBP BLK WP HR S P ERA WHIP			

AB	34
R	3
H	8
RBI	3
BB	8
SO	6
LOB	22

AB	37
R	7
H	14
RBI	7
BB	0
SO	4
LOB	14





Batter	1	2	3	4	5	6	7	8	9	AB	R	H	RBI	BB	SO	LOB	TOP								
1 Juan Pierre, L (1,7) OBP: 0.335, SLG: 0.336	C SI 85 X FF 83 0-1 B5-3		C SI 89 B CH 78 X FF 83 1-1 14 WP 14 S 1B		C SI 82 X CH 76 0-1 FC4-6		C FF 89 B CH 77 X FF 80 1-1 F8		C FF 93 B FF 94 F SL 84 1-2 K	5	0	1	0	0	1	2									
10 Alexei Ramirez, R (1,6) OBP: 0.326, SLG: 0.400	B CU 88 S CH 76 B FF 83 X SI 83 2-1 14 G5-4-3 1B		X SI 83 0-0 SF8		1 SAFE B CH 76 C CH 76 1 SAFE X FF 83 1-2 FC5-4		B FF 89 B SI 80 B FF 89 B FF 88 4-1 BB		B FF 94 B FF 92 X FF 95 1-2 1B	3	0	2	1	1	0	1									
14 Paul Konerko, R (1,3) OBP: 0.395, SLG: 0.524	F SI 83 F FF 82 B SI 86 B CH 75 X SI 81 2-2 G5-4-3		1 SAFE B SI 83 C SI 83 B CU 87 X FF 83 2-2 G5-3		C CU 87 B FF 83 X CH 75 1-1 12 1B 17 SF9 1B		F FF 88 B FF 89 D SL 79 B SL 78 X FF 88 3-2 F8		X FF 94 0-0 L5	5	1	1	0	0	0	5									
51 Alex Rios, R (1,8) OBP: 0.262, SLG: 0.331		C CU 88 B FF 84 X CH 76 1-1 F9		F SI 82 C CH 78 S CH 76 S FF 83 X SI 87 1-2 L9		X FF 81 0-0 17 SF9 12 1B 1B		B FF 88 H FF 87 2-0 HBP	3	0	1	0	0	0	0										
12 A.J. Pierzynski, L (1,10) OBP: 0.326, SLG: 0.400		C CU 87 B FF 83 C SI 82 C CH 76 X SI 87 2-2 17 BB 1B		C CH 77 B CH 73 X SI 84 0-2 24 G4-3 2B		C CH 77 B CH 73 X SI 81 2-1 1B		B FF 87 B FF 88 X FF 87 2-1 P6	4	0	3	0	0	0	1										
24 Davan Vicedo, R (1,9) OBP: 0.375, SLG: 0.349		C FF 83 S FF 83 B FF 83 S FF 84 1-3 K		B CH 77 F FF 84 X CH 74 1-1 G4-3		C FF 83 D CU 86 X SI 84 1-1 F7		B SI 89 B FF 88 F FF 88 X FF 88 2-1 F9	4	0	0	0	0	1	6										
17 Tyler Flowers, R (1,2) OBP: 0.314, SLG: 0.375		C CU 88 S CH 75 B SI 85 B FF 83 B CH 76 B SI 83 4-2 22 FO BB		B CH 77 F FF 84 X CH 74 2-3 K		D CH 78 B FF 83 S SI 83 B CH 75 X SI 86 2-2 SF9		C SL 76 F SL 78 S FF 87 0-3 K	2	0	0	1	1	2	2										
22 Brent Morel, R (1,5) OBP: 0.288, SLG: 0.357		B CH 77 B FF 84 1 SAFE 3-0 PO		X SI 82 0-0 G6-3		C SI 82 X CH 77 0-1 L8		B SI 84 B SI 84 C SI 84 F SI 81 X FF 84 3-2 F8	4	0	0	0	0	0	2										
15 Gordon Beckham, R (1,4) OBP: 0.293, SLG: 0.330			B SI 82 C SI 84 B CH 76 X SI 81 3-1 10 SF8 2B		B CU 88 B CH 77 C FF 83 F SI 82 B SI 86 4-2 1 FC4-6 BB		C FF 90 B FF 82 F SI 80 2-3 K		B FF 94 B FF 94 C FF 94 4-1 10 1B BB	2	1	1	0	2	1	0									
<b>Inning Stats</b>	R: 0 E: 0 K: 0 S: 7	H: 1 LOB: 0 BB: 0 P: 11	R: 0 E: 0 K: 1 S: 13	H: 1 LOB: 1 BB: 1 P: 24	R: 1 E: 0 K: 0 S: 9	H: 2 LOB: 1 BB: 0 P: 15	R: 0 E: 0 K: 1 S: 13	H: 1 LOB: 1 BB: 1 P: 17	R: 0 E: 0 K: 0 S: 8	H: 0 LOB: 0 BB: 1 P: 13	R: 1 E: 0 K: 0 S: 13	H: 3 LOB: 2 BB: 0 P: 22	R: 0 E: 0 K: 1 S: 9	H: 0 LOB: 1 BB: 1 P: 19	R: 0 E: 0 K: 1 S: 10	H: 0 LOB: 1 BB: 1 P: 13	R: 0 E: 0 K: 1 S: 10	H: 1 LOB: 2 BB: 1 P: 17	1B: 7 2B: 2 3B: 0 HR: 0	SF: 2 SAC: 0 DP: 1 HBP: 1	WP: 1 PB: 0 SB: 1 CS: 0	PA: 40			
<b>PITCHER</b>	IP WLS BF H R ER SO BB IBB HBP BLK WP HR S P ERA WHIP	IP WLS BF H R ER SO BB IBB HBP BLK WP HR S P ERA WHIP	IP WLS BF H R ER SO BB IBB HBP BLK WP HR S P ERA WHIP	IP WLS BF H R ER SO BB IBB HBP BLK WP HR S P ERA WHIP	IP WLS BF H R ER SO BB IBB HBP BLK WP HR S P ERA WHIP	IP WLS BF H R ER SO BB IBB HBP BLK WP HR S P ERA WHIP	IP WLS BF H R ER SO BB IBB HBP BLK WP HR S P ERA WHIP	IP WLS BF H R ER SO BB IBB HBP BLK WP HR S P ERA WHIP	IP WLS BF H R ER SO BB IBB HBP BLK WP HR S P ERA WHIP	IP WLS BF H R ER SO BB IBB HBP BLK WP HR S P ERA WHIP	IP WLS BF H R ER SO BB IBB HBP BLK WP HR S P ERA WHIP	IP WLS BF H R ER SO BB IBB HBP BLK WP HR S P ERA WHIP	IP WLS BF H R ER SO BB IBB HBP BLK WP HR S P ERA WHIP	IP WLS BF H R ER SO BB IBB HBP BLK WP HR S P ERA WHIP	IP WLS BF H R ER SO BB IBB HBP BLK WP HR S P ERA WHIP	IP WLS BF H R ER SO BB IBB HBP BLK WP HR S P ERA WHIP	IP WLS BF H R ER SO BB IBB HBP BLK WP HR S P ERA WHIP	IP WLS BF H R ER SO BB IBB HBP BLK WP HR S P ERA WHIP	IP WLS BF H R ER SO BB IBB HBP BLK WP HR S P ERA WHIP	IP WLS BF H R ER SO BB IBB HBP BLK WP HR S P ERA WHIP	IP WLS BF H R ER SO BB IBB HBP BLK WP HR S P ERA WHIP	IP WLS BF H R ER SO BB IBB HBP BLK WP HR S P ERA WHIP	IP WLS BF H R ER SO BB IBB HBP BLK WP HR S P ERA WHIP	IP WLS BF H R ER SO BB IBB HBP BLK WP HR S P ERA WHIP	IP WLS BF H R ER SO BB IBB HBP BLK WP HR S P ERA WHIP

Chicago White Sox @ Kansas City Royals  
Kauffman Stadium, Kansas City, MO  
Thu Sep 15 2011, 7:10 PM - 9:48 PM CDT  
Att: 17,736 - Cloudy - 56 F

AB	32
R	2
H	9
RBI	2
BB	4
SO	5
LOB	19



Batter	1	2	3	4	5	6	7	8	9	AB	R	H	RBI	BB	SO	LOB	BOTTOM								
4 Alex Gordon, L (1,7) OBP: 0.373, SLG: 0.503	X FF 82 0-0 F8	B FF 84 X FF 84 1-0 F7		X FF 82 0-0 F7		B FF 83 C CH 78 B CU 71 B CH 77 4-1 53 2B 16 HR BB	B FF 91 B FF 92 1 SAFE B FF 92 B FF 92 4-1 BB			3	1	0	0	2	0	1									
53 Melky Cabrera, S (1,8) OBP: 0.336, SLG: 0.472	C FF 82 C FC 79 B FF 85 F CU 71 C CH 75 X FF 84 1-2 HR	B CH 76 X CH 76 1-0 16 FC6-4 1B		F SI 86 1 SAFE C CU 79 0-1 16 WP 1B		F SI 83 B FF 82 X CU 72 1-1 16 HR 2B	D FC 92 C FC 92 F FF 93 S SL 82 3-3 K			5	2	4	1	0	1	2									
16 Billy Butler, R (1,10) OBP: 0.364, SLG: 0.463	B SI 83 B FF 84 S CH 79 X FF 85 2-1 9 1B 13 1B 21 BB 1B	X SI 85 0-0 FC6-4		B CH 78 B CH 78 X FC 85 2-0 F9-2-6-2-5-3-4		S CH 76 X FF 85 0-1 2H 3H HR	X FF 93 0-0 F8			5	2	2	3	0	0	5									
35 Eric Hosmer, L (1,3) OBP: 0.333, SLG: 0.458	B FF 84 X FF 82 1-0 F9		B CU 72 B FF 82 F CH 79 F FF 85 X CU 73 2-2 9 FC5-4 1B		S CU 72 X SI 84 0-1 24 1B 1B	B SI 81 B SI 81 C SI 81 X CH 78 2-1 G3-1		F SI 91 B SI 83 C SL 82 X CU 78 1-2 G4-3	5	1	2	0	0	0	1										
21 Jeff Francoeur, R (1,9) OBP: 0.330, SLG: 0.471	S CH 76 B FF 79 B CU 70 B CH 77 B FC 79 4-1 13 1B 9 1B BB		B FF 85 B FF 82 F CH 78 C SI 72 2-3 K		X CH 77 X CU 73 0-1 F7	F FC 78 X CH 77 1-1 G6-3		F SI 82 X CU 80 0-1 2B	4	0	1	0	1	1	2										
9 Johnny Cueto, R (1,4) OBP: 0.291, SLG: 0.338	C FC 81 B SI 83 X FF 82 1-1 13 1B		C CH 78 X SI 86 0-1 FC5-4		1 SAFE X FF 81 0-0 F9		X SI 86 0-0 F7		S SI 91 C CU 80 B CU 91 B CU 77 S CU 80 2-3 K	5	0	1	0	0	1	3									
13 Salvador Perez, R (1,2) OBP: 0.350, SLG: 0.455	B CH 79 X SI 85 1-0 1B		1 SAFE B FF 86 C CH 81 1 SAFE B FF 89 X FF 85 2-1 1B		X CH 78 0-0 E5		C CU 75 C CU 68 X CU 70 0-2 24 SF8 3B		B SI 91 B SI 90 B CU 90 4-0 BB	4	1	3	1	1	0	1									
24 Yamaico Navarro, R (1,5) OBP: 0.290, SLG: 0.339	C FC 83 X FF 82 0-1 F7		D CH 79 X FC 82 1-0 G6-3		B FF 83 B SI 81 B CH 79 C FF 85 X SI 85 3-1 2 FC6-4 1B		B CH 76 B FF 82 B FC 81 B CU 80 S CH 80 X FC 80 3-2 SF8		C SI 89 C CU 81 B CU 80 B CU 80 S CU 80 2-3 K	4	0	1	2	0	1	7									
2 Alcides Escobar, R (1,6) OBP: 0.286, SLG: 0.332		C SI 84 X FF 84 0-1 F8		C CH 77 B FC 80 S CU 72 X CU 71 2-1 53 1B 16 1B 1B		D CH 80 C FC 80 S CU 72 X CU 71 1-2 FC6-4		X FF 82 0-0 4 BB 1B	4	0	2	0	0	0	2										
<b>Inning Stats</b>	R: 2 E: 0 K: 0 S: 15	H: 4 LOB: 3 BB: 1 P: 25	R: 0 E: 0 K: 0 S: 5	H: 1 LOB: 1 BB: 0 P: 7	R: 0 E: 0 K: 1 S: 12	H: 2 LOB: 2 BB: 0 P: 19	R: 0 E: 1 K: 0 S: 6	H: 2 LOB: 1 BB: 0 P: 10	R: 1 E: 1 K: 0 S: 11	H: 2 LOB: 2 BB: 0 P: 15	R: 3 E: 0 K: 0 S: 10	H: 2 LOB: 0 BB: 1 P: 18	R: 1 E: 0 K: 1 S: 12	H: 2 LOB: 2 BB: 1 P: 22	R: 0 E: 0 K: 2 S: 12	H: 1 LOB: 2 BB: 1 P: 21	R: 0 E: 0 K: 2 S: 12	H: 0 LOB: 0 BB: 1 P: 21	1B: 10 2B: 4 3B: 1 HR: 2	SF: 1 SAC: 0 DP: 1 HBP: 0	WP: 1 PB: 0 SB: 0 CS: 0	PA: 44			
<b>PITCHER</b>	IP WLS BF H R ER SO BB IBB HBP BLK WP HR S P ERA WHIP	IP WLS BF H R ER SO BB IBB HBP BLK WP HR S P ERA WHIP	IP WLS BF H R ER SO BB IBB HBP BLK WP HR S P ERA WHIP	IP WLS BF H R ER SO BB IBB HBP BLK WP HR S P ERA WHIP	IP WLS BF H R ER SO BB IBB HBP BLK WP HR S P ERA WHIP	IP WLS BF H R ER SO BB IBB HBP BLK WP HR S P ERA WHIP	IP WLS BF H R ER SO BB IBB HBP BLK WP HR S P ERA WHIP	IP WLS BF H R ER SO BB IBB HBP BLK WP HR S P ERA WHIP	IP WLS BF H R ER SO BB IBB HBP BLK WP HR S P ERA WHIP	IP WLS BF H R ER SO BB IBB HBP BLK WP HR S P ERA WHIP	IP WLS BF H R ER SO BB IBB HBP BLK WP HR S P ERA WHIP	IP WLS BF H R ER SO BB IBB HBP BLK WP HR S P ERA WHIP	IP WLS BF H R ER SO BB IBB HBP BLK WP HR S P ERA WHIP	IP WLS BF H R ER SO BB IBB HBP BLK WP HR S P ERA WHIP	IP WLS BF H R ER SO BB IBB HBP BLK WP HR S P ERA WHIP	IP WLS BF H R ER SO BB IBB HBP BLK WP HR S P ERA WHIP	IP WLS BF H R ER SO BB IBB HBP BLK WP HR S P ERA WHIP	IP WLS BF H R ER SO BB IBB HBP BLK WP HR S P ERA WHIP	IP WLS BF H R ER SO BB IBB HBP BLK WP HR S P ERA WHIP	IP WLS BF H R ER SO BB IBB HBP BLK WP HR S P ERA WHIP	IP WLS BF H R ER SO BB IBB HBP BLK WP HR S P ERA WHIP	IP WLS BF H R ER SO BB IBB HBP BLK WP HR S P ERA WHIP	IP WLS BF H R ER SO BB IBB HBP BLK WP HR S P ERA WHIP	IP WLS BF H R ER SO BB IBB HBP BLK WP HR S P ERA WHIP	IP WLS BF H R ER SO BB IBB HBP BLK WP HR S P ERA WHIP

Chicago White Sox @ Kansas City Royals  
Kauffman Stadium, Kansas City, MO  
Thu Sep 15 2011, 7:10 PM - 9:48 PM CDT  
Att: 17,736 - Cloudy - 56 F

AB	39
R	7
H	16
RBI	7
BB	4
SO	4
LOB	24











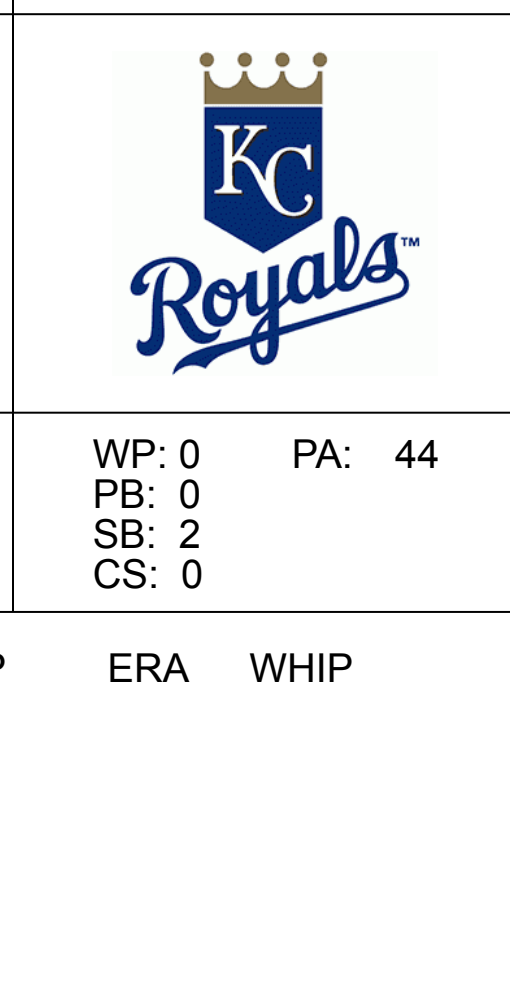


Batter	1	2	3	4	5	6	7	8	9	AB	R	H	RBI	BB	SO	LOB	TOP			
1 Juan Pierre, L OBP: 0.337, SLG: 0.337										4	1	2	0	1	1	2	Chicago White Sox @ Kansas City Royals Kauffman Stadium, Kansas City, MO Sun Sep 18 2011, 1:10 PM - 4:17 PM CDT Att: 29,480 - Drizzlie - 64 F			
10 Alexei Ramirez, R OBP: 0.329, SLG: 0.402										5	1	1	0	0	1	4				
14 Paul Konerko, R OBP: 0.391, SLG: 0.522										5	2	2	2	0	0	0				
12 A.J. Pierzynski, L OBP: 0.330, SLG: 0.418										5	3	4	4	0	0	0				
51 Alex Rios, R OBP: 0.260, SLG: 0.331										3	1	0	0	2	1	2				
44 Adam Dunn, L OBP: 0.292, SLG: 0.285										5	1	2	1	0	2	2				
24 Davan Vicoedo, R OBP: 0.370, SLG: 0.561										5	1	2	0	0	1	1				
30 Alejandro De Aza, L OBP: 0.383, SLG: 0.545										0	0	0	0	0	0	0				
22 Brent Morel, R OBP: 0.294, SLG: 0.366										4	0	2	2	1	2	0				
15 Gordon Beckham, R OBP: 0.293, SLG: 0.327										4	0	0	1	0	2	3				
<b>Inning Stats</b>	R: 0 E: 0 K: 0 S: 8	H: 1 LOB: 0 BB: 0 P: 11	R: 2 E: 0 K: 0 S: 11	H: 3 LOB: 1 BB: 0 P: 16	R: 0 E: 0 K: 1 S: 6	H: 0 LOB: 0 BB: 0 P: 9	R: 2 E: 0 K: 0 S: 19	H: 2 LOB: 2 BB: 2 P: 38	R: 0 E: 0 K: 1 S: 12	H: 3 LOB: 3 BB: 0 P: 20	R: 2 E: 0 K: 3 S: 12	H: 2 LOB: 0 BB: 0 P: 17	R: 4 E: 0 K: 3 S: 23	H: 3 LOB: 1 BB: 2 P: 39	R: 0 E: 0 K: 1 S: 10	H: 0 LOB: 0 BB: 0 P: 15	1B: 10 2B: 2 HR: 3	SF: 1 SAC: 0 DP: 0 HBP: 0	WP: 0 PB: 0 CS: 1	PA: 45
<b>PITCHER</b>	IP WLS BF H R ER SO BB IBB HBP BLK WP HR S P ERA WHIP																			
52 Bruce Chen, L ERA: 4.14	5.1 L 26 9 4 4 2 2 0 0 0 0 0 0 60 98 6.75 2.062																			
31 Louis Coleman, R ERA: 2.76	1.2 8 3 2 2 4 0 0 0 0 0 2 19 29 10.80 1.800																			
57 Jesse Chavez, R ERA: 10.57	1.0 8 3 4 4 3 2 0 0 0 0 1 23 39 36.00 5.000																			
55 Tim Collins, L ERA: 3.72	1.0 3 0 0 0 1 0 0 0 0 0 0 10 15 0.00 0.000																			

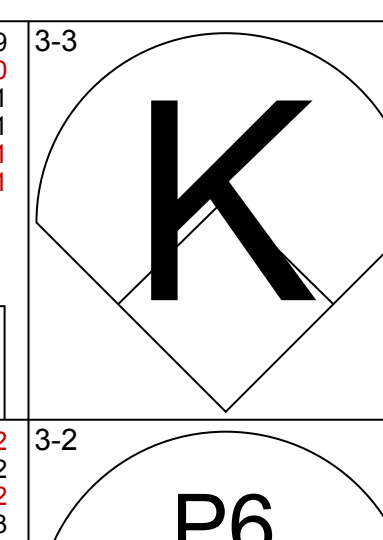
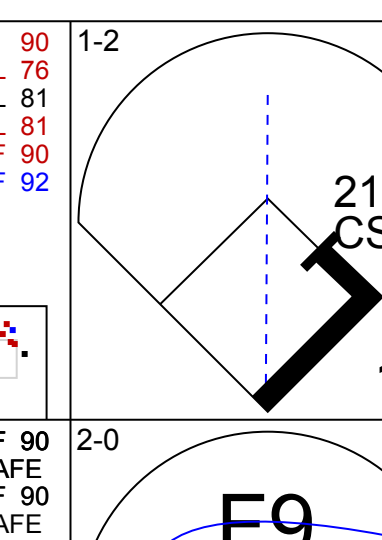
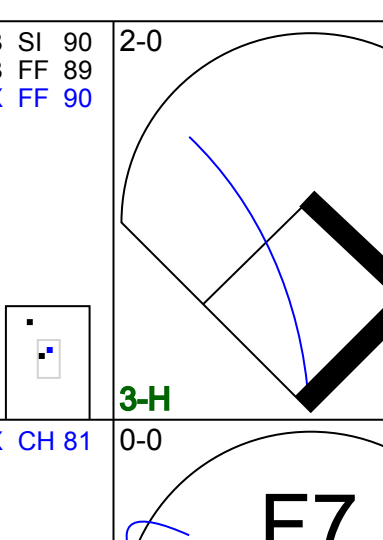
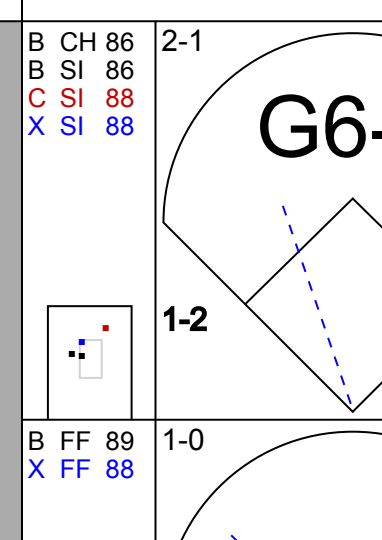
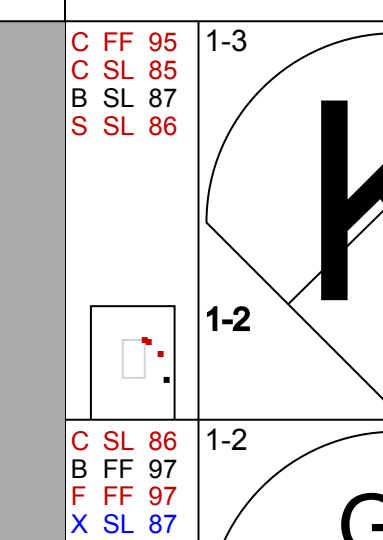

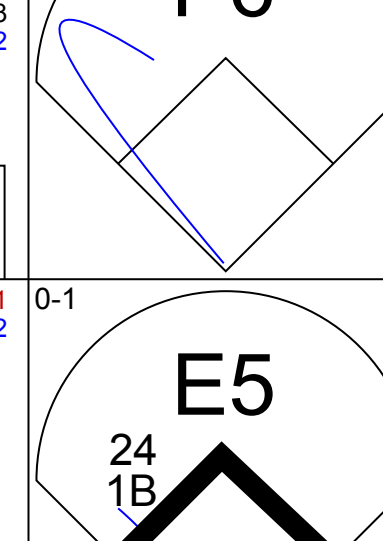
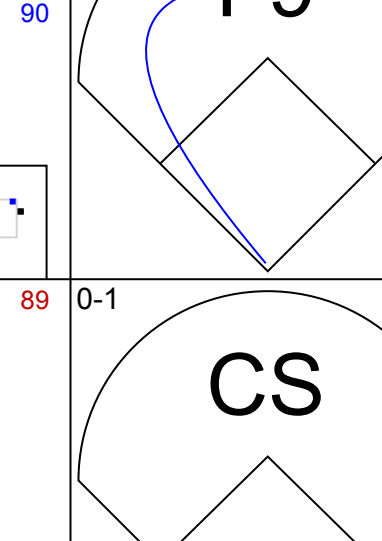
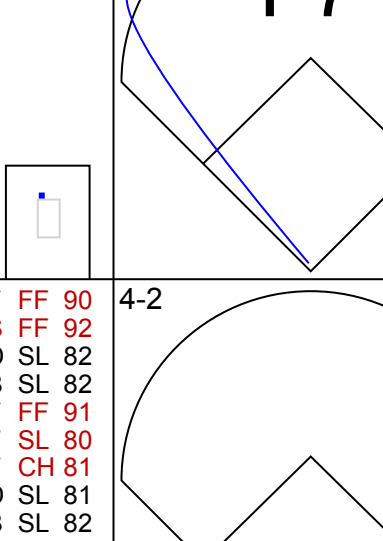
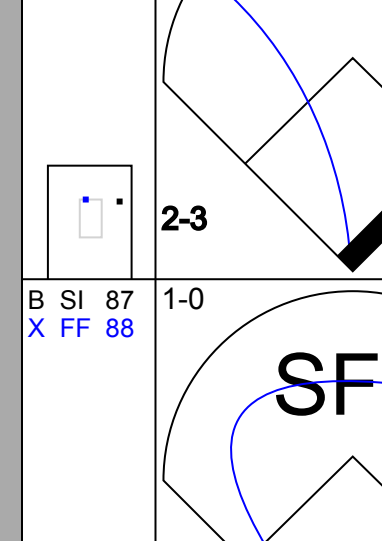
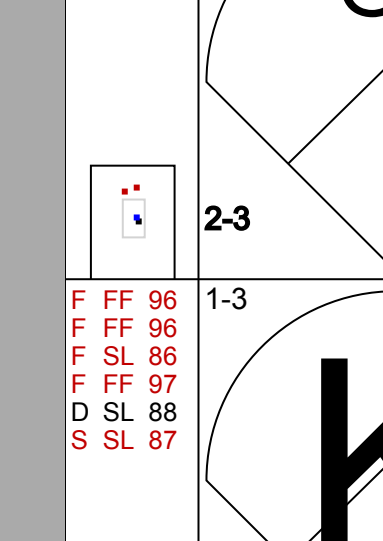
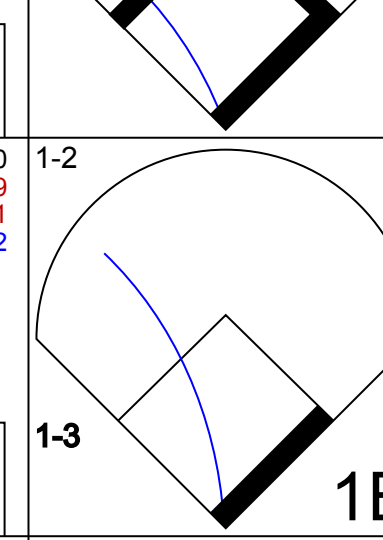
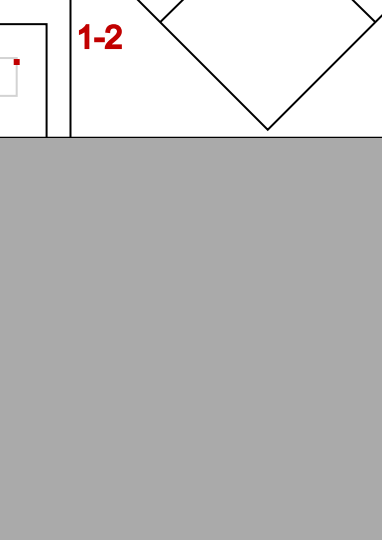
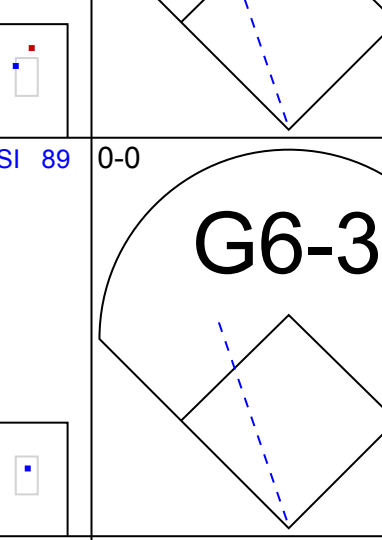
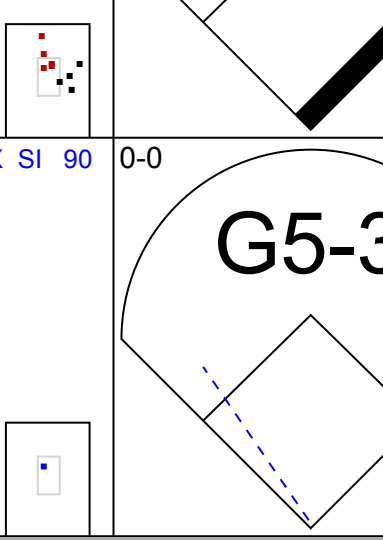
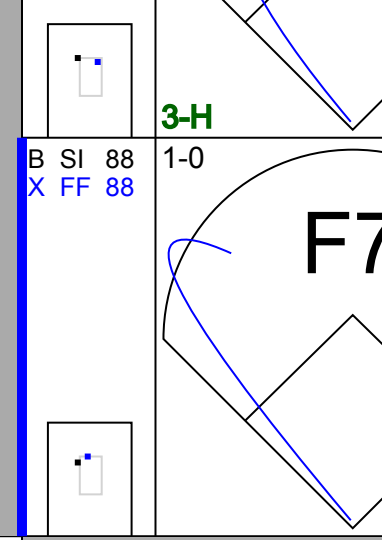
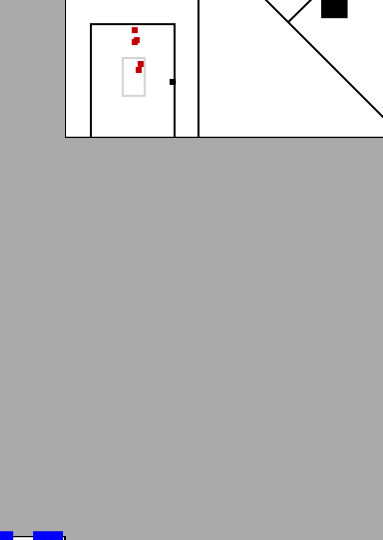
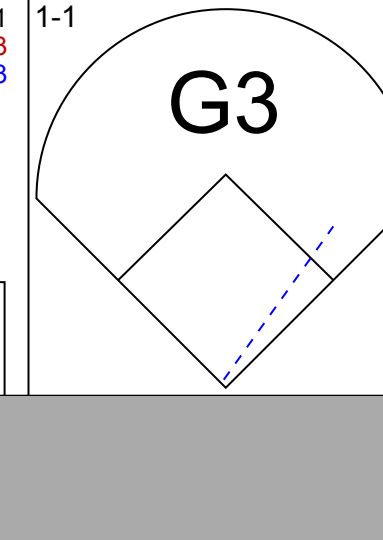
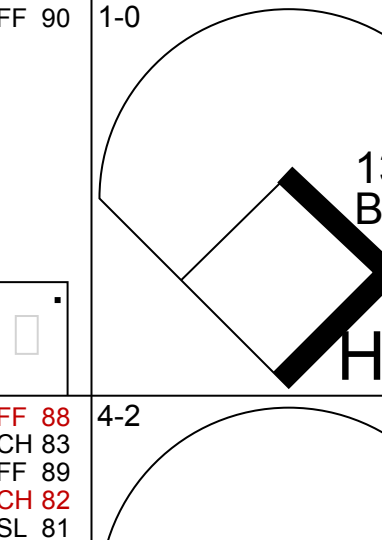




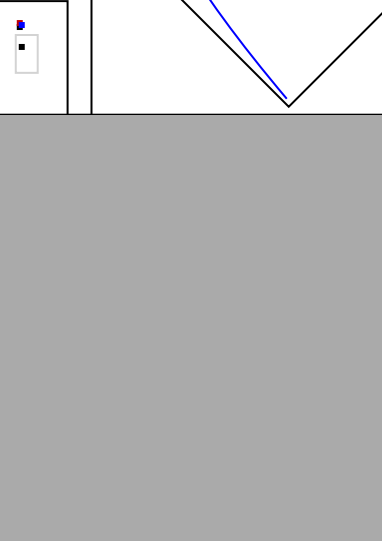
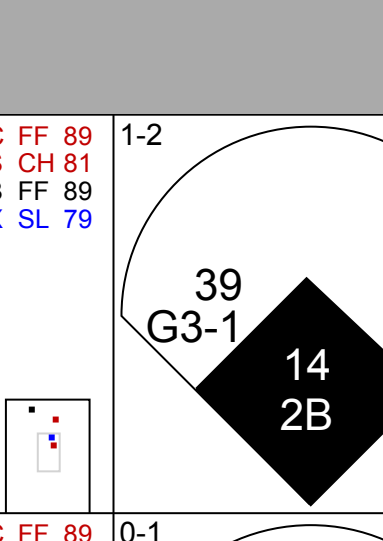

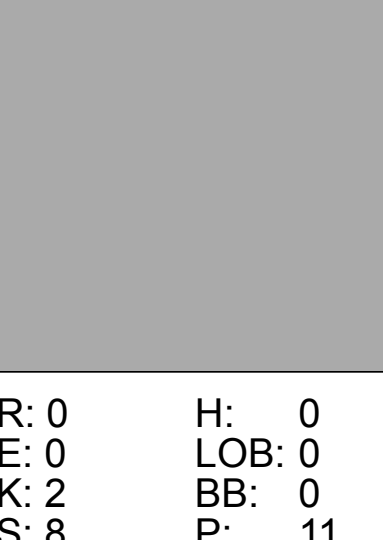
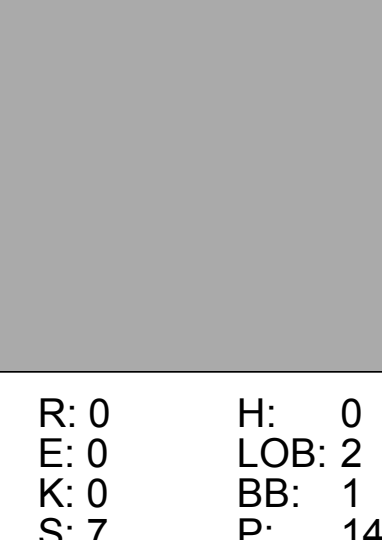
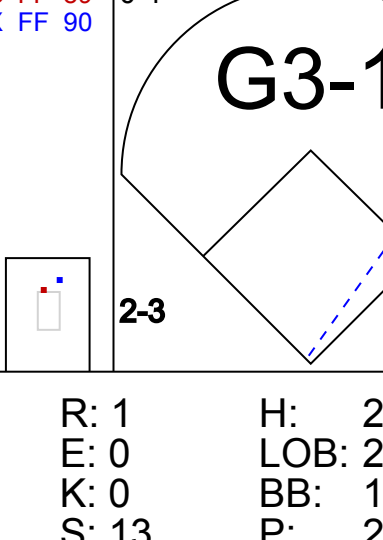
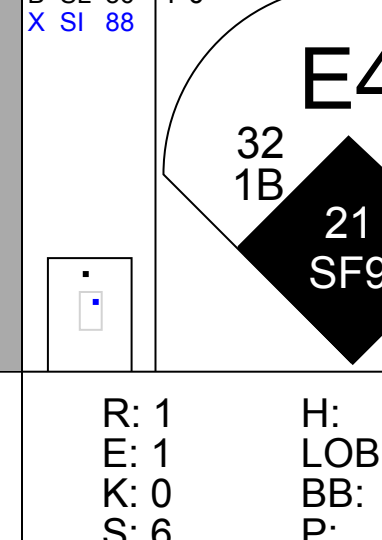
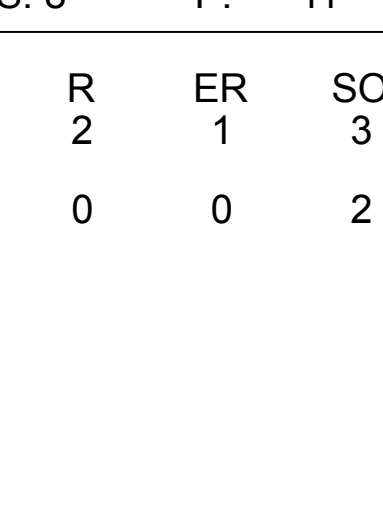
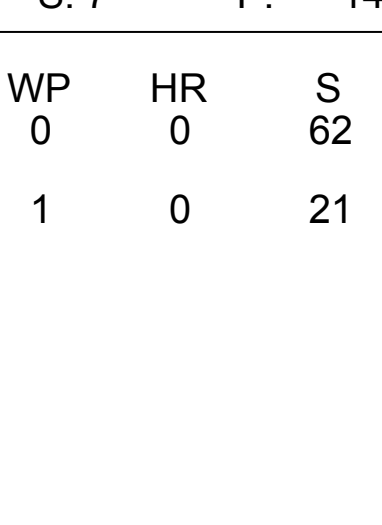
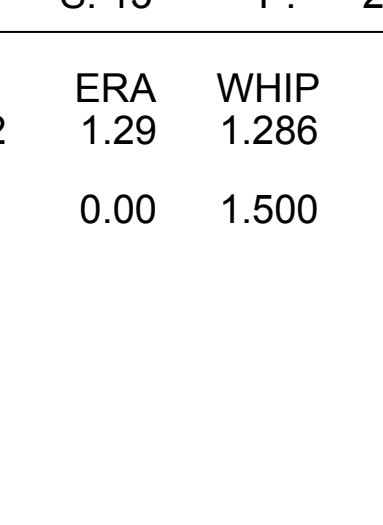



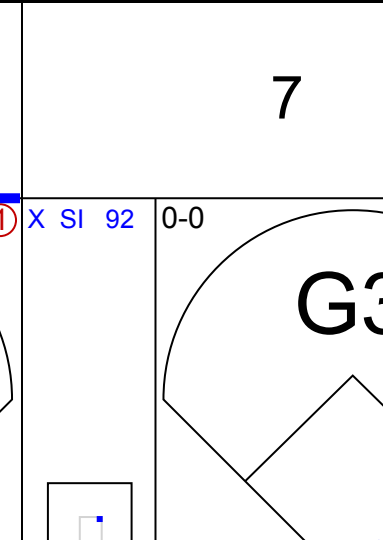
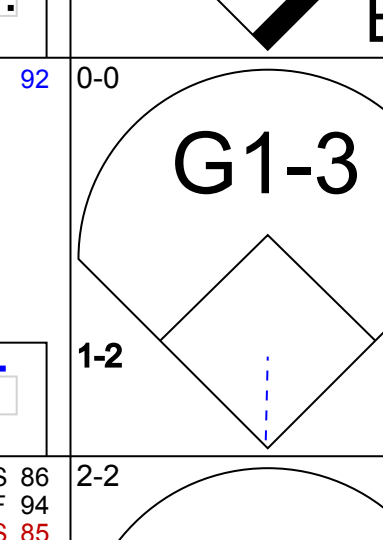


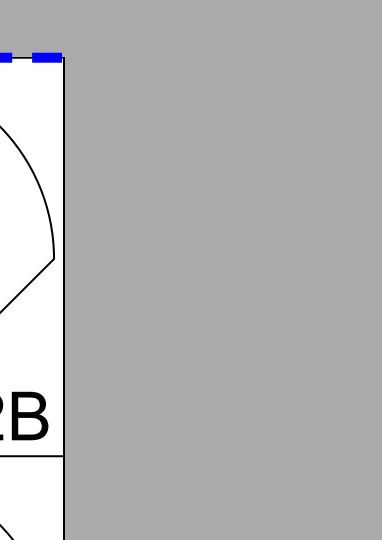
Batter	1	2	3	4	5	6	7	8	9	AB	R	H	RBI	BB	SO	LOB	BOTTOM					
4 Alex Gordon, L OBP: 0.377, SLG: 0.501										4	0	1	0	1	0	2	Chicago White Sox @ Kansas City Royals Kauffman Stadium, Kansas City, MO Sun Sep 18 2011, 1:10 PM - 4:17 PM CDT Att: 29,480 - Drizzlie - 64 F					
53 Melky Cabrera, S OBP: 0.335, SLG: 0.468										5	1	1	0	0	1	4						
16 Billy Butler, R OBP: 0.364, SLG: 0.461										5	0	1	1	0	0	3						
35 Eric Hosmer, L OBP: 0.337, SLG: 0.462										5	1	3	1	0	0	3						
21 Jeff Francoeur, R OBP: 0.332, SLG: 0.477										5	1	2	0	0	0	1						
9 Johnny Giavotella, R OBP: 0.264, SLG: 0.351										5	0	3	2	0	1	3						
8 Mike Moustakas, L OBP: 0.299, SLG: 0.339										5	1	1	0	0	0	6						
27 Brayan Peña, S OBP: 0.289, SLG: 0.339										5	1	1	0	0	2	4						
24 Yamaico Navarro, R OBP: 0.303, SLG: 0.350										4	0	2	1	0	0	0						
<b>Inning Stats</b>	R: 0 E: 0 K: 0 S: 8	H: 1 LOB: 1 BB: 0 P: 13	R: 0 E: 0 K: 0 S: 6	H: 1 LOB: 1 BB: 0 P: 10	R: 0 E: 0 K: 0 S: 6	H: 0 LOB: 0 BB: 0 P: 8	R: 0 E: 0 K: 0 S: 11	H: 1 LOB: 1 BB: 0 P: 15	R: 2 E: 0 K: 0 S: 17	H: 4 LOB: 2 BB: 0 P: 26	R: 1 E: 0 K: 0 S: 16	H: 2 LOB: 2 BB: 0 P: 25	R: 1 E: 0 K: 1 S: 17	H: 3 LOB: 0 BB: 0 P: 21	R: 0 E: 0 K: 2 S: 11	H: 0 LOB: 1 BB: 1 P: 21		R: 1 E: 0 K: 1 S: 17	H: 3 LOB: 2 BB: 0 P: 26	1B: 11 2B: 3 3B: 1 HR: 0	SF: 0 SAC: 0 DP: 0 HBP: 0	WP: 0 PB: 0 CS: 0
<b>PITCHER</b>	IP WLS BF H R ER SO BB IBB HBP BLK WP HR S P ERA WHIP																					
50 John Danks, L ERA: 4.36	6.0 W 29 10 4 3 0 0 0 0 0 0 0 66 100 4.50 1.667																					
26 Jesse Crain, R ERA: 2.29	0.2 H 4 2 0 0 1 0 0 0 0 0 0 13 16 0.00 3.000																					
49 Chris Sale, L ERA: 2.7	1.1 H 5 0 0 0 2 1 0 0 0 0 0 13 23 0.00 0.750																					
46 Sergio Santos, R ERA: 3.43	1.0 6 3 1 1 1 0 0 0 0 0 0 17 26 9.00 3.000																					

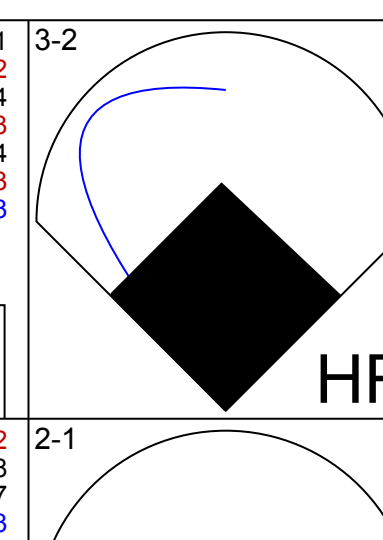
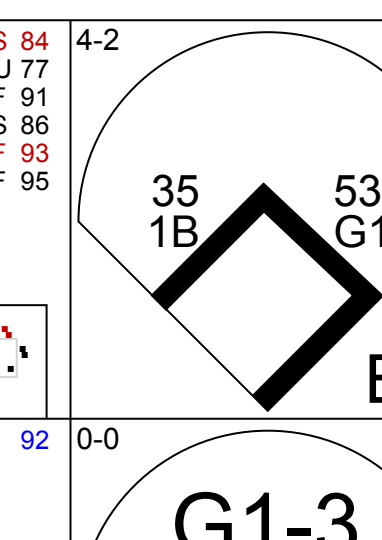
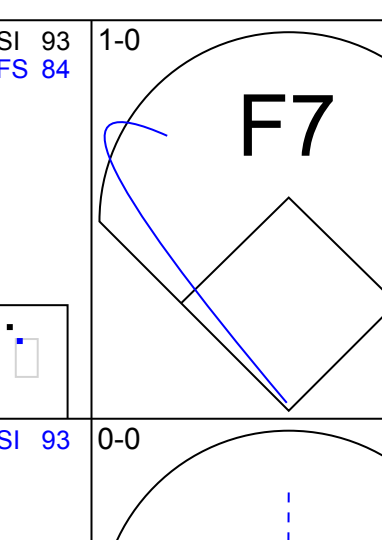
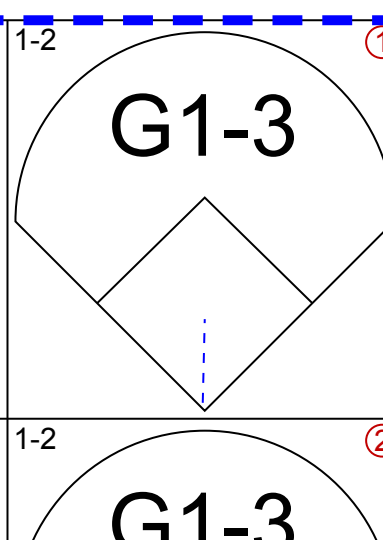
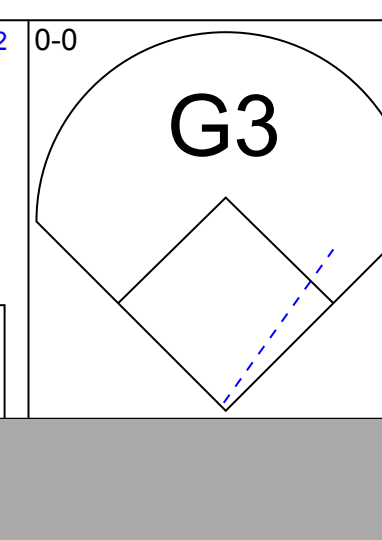

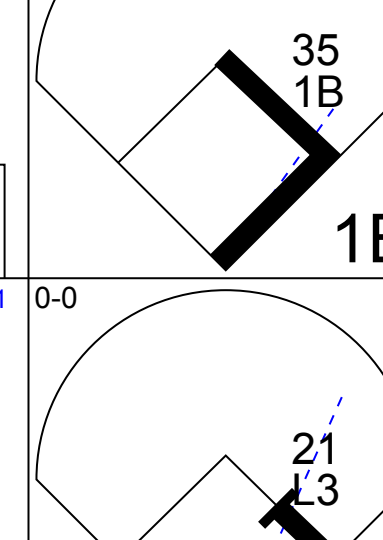
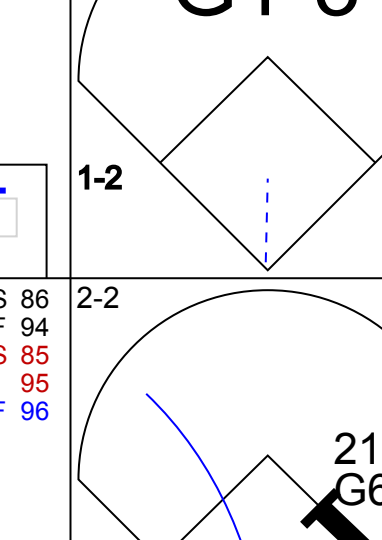
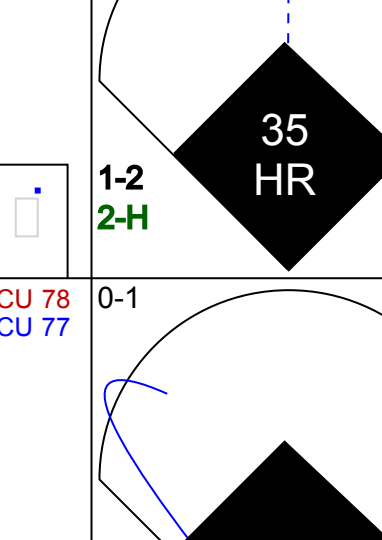
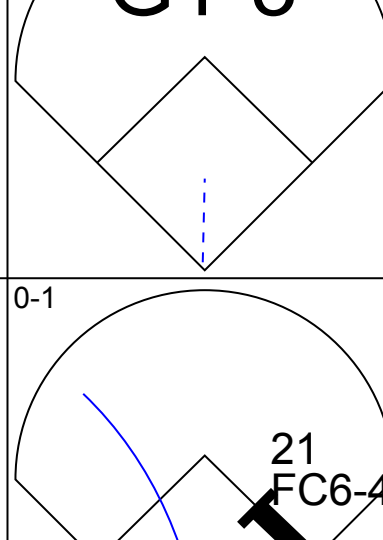

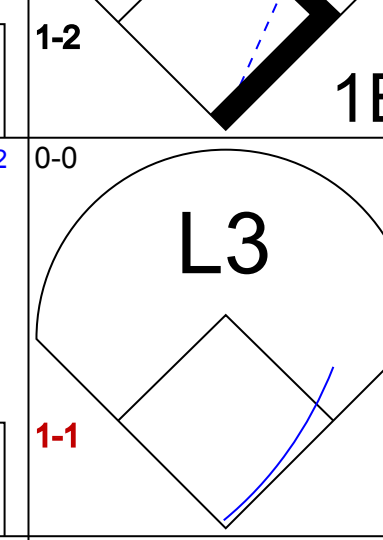
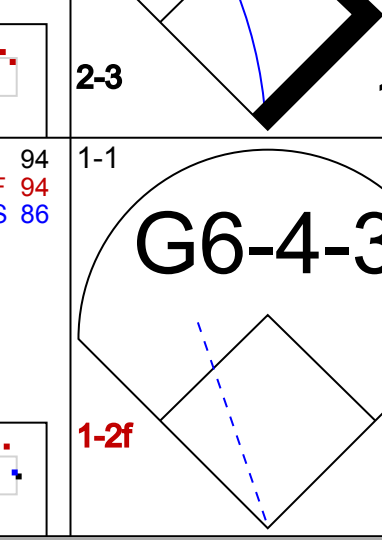
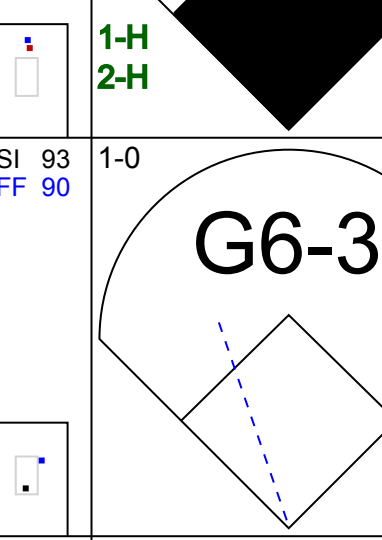
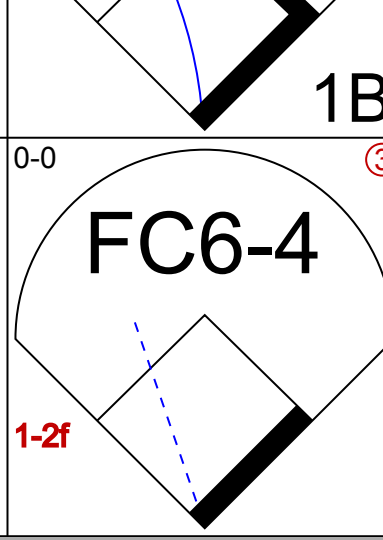

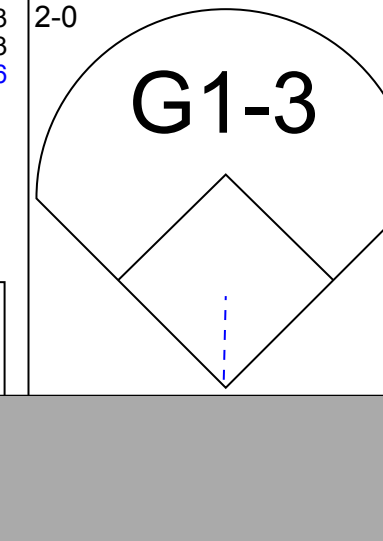

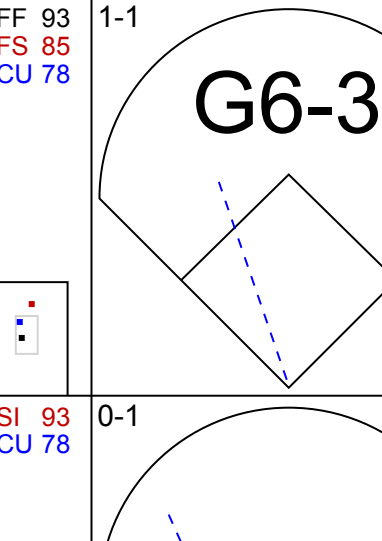

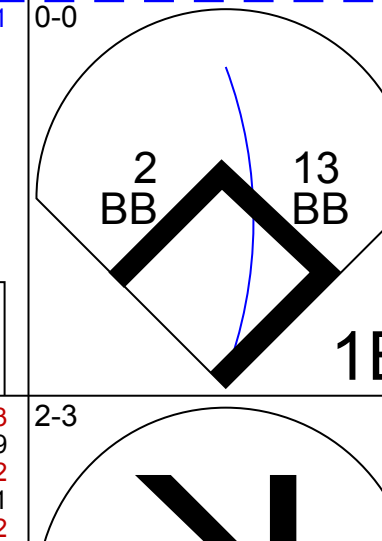

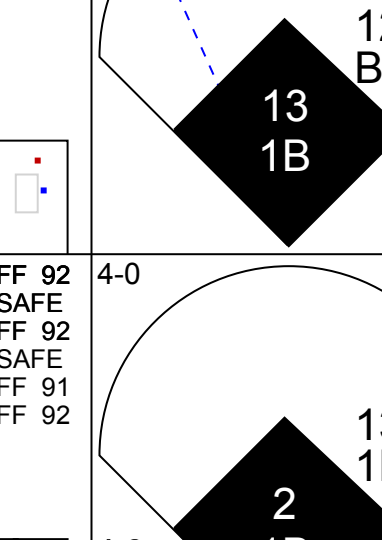
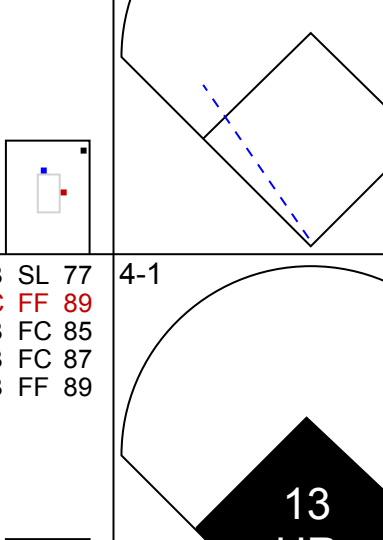
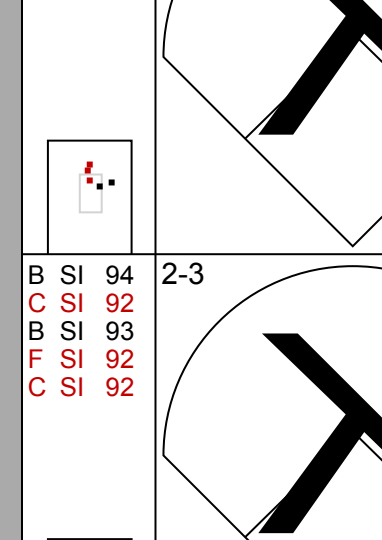
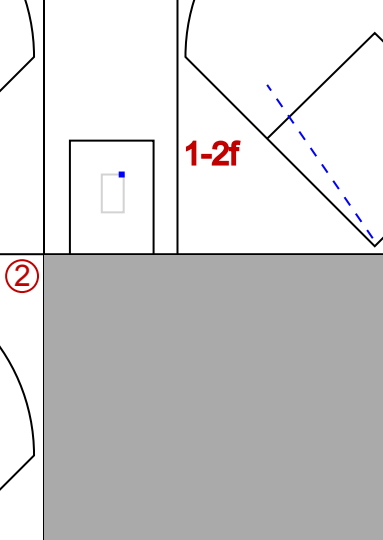
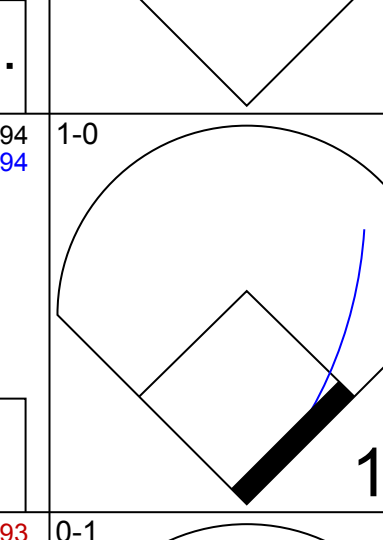
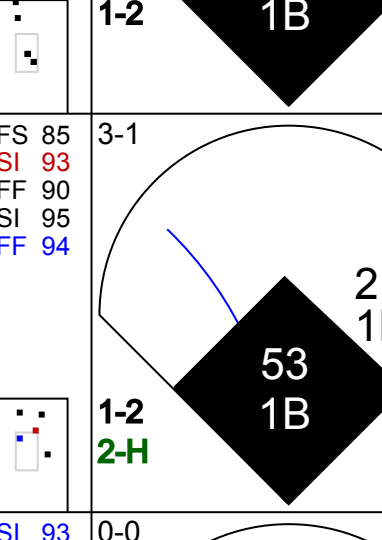
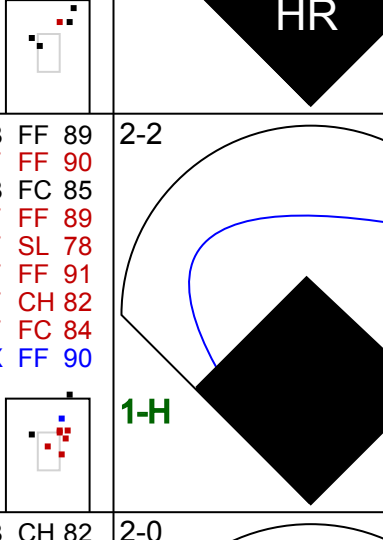
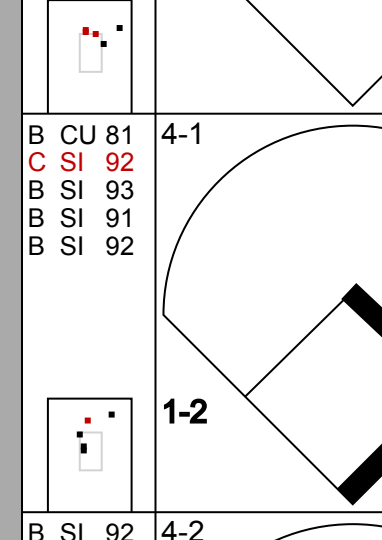

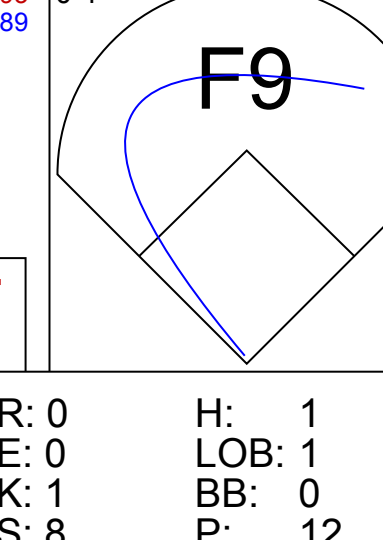
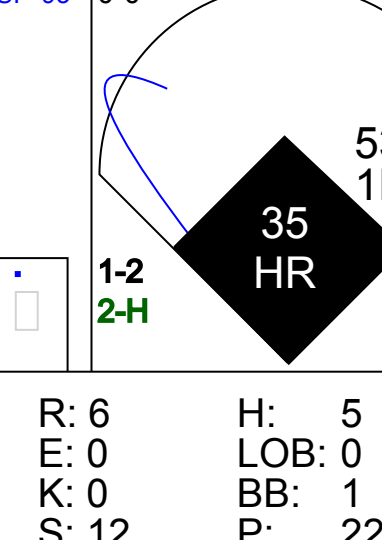
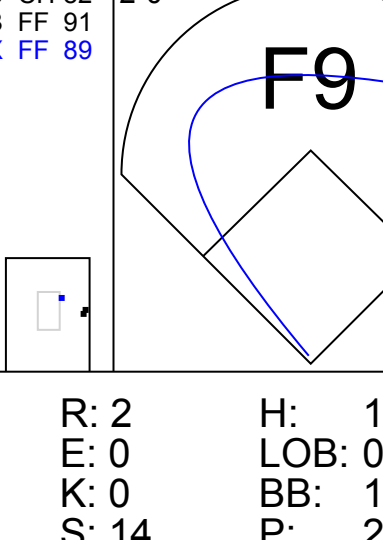
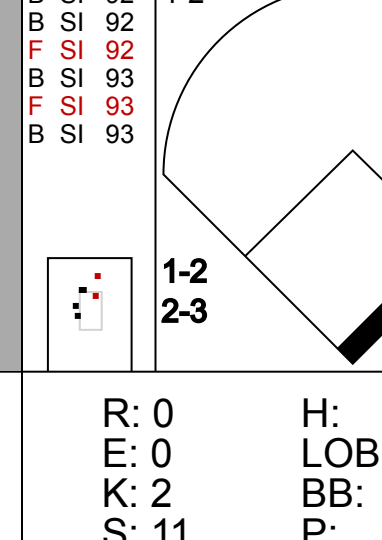
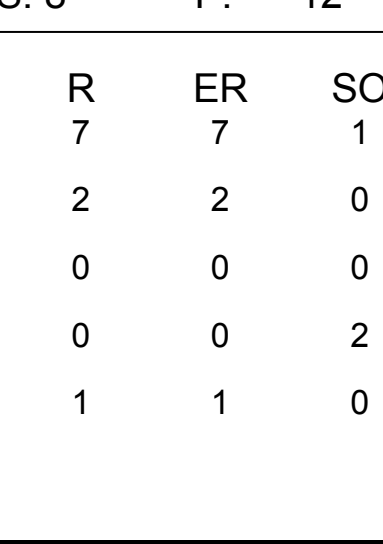
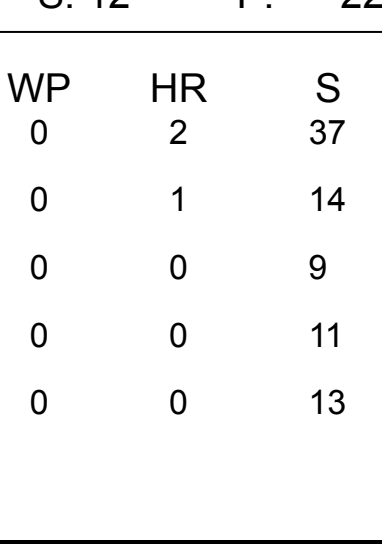
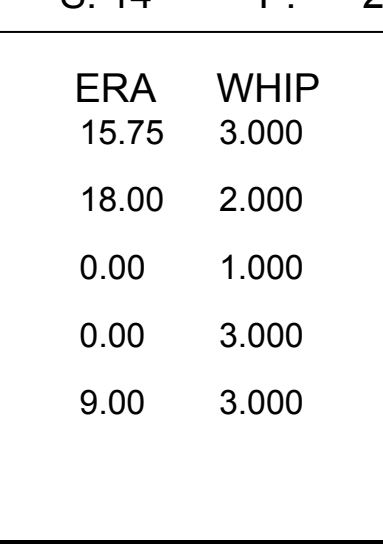

livebaseballscorecards.com

livebaseballscorecards.com





Batter	1	2	3	4	5	6	7	8	9	AB	R	H	RBI	BB	SO	LOB	TOP			
14 Austin Jackson, R OBP: 0.317, SLG: 0.381										5	0	2	1	0	2	2	<p><b>Detroit Tigers @ Kansas City Royals</b> Kauffman Stadium, Kansas City, MO Tue Sep 20 2011, 7:11 PM - 9:51 PM CDT Att: 26,953 - Clear - 78 F</p> <p>livebaseballscorecards.com</p> <p>AB 34 R 2 H 9 RBI 2 BB 3 SO 5 LOB 22</p> 			
32 Don Kelly, L OBP: 0.276, SLG: 0.349										5	0	1	0	0	0	3				
21 Delmon Young, R OBP: 0.303, SLG: 0.381										3	0	0	1	1	1	1				
24 Miguel Cabrera, R OBP: 0.439, SLG: 0.556										3	0	1	0	0	0	2				
29 Danny Worth, R OBP: 0.306, SLG: 0.324										1	0	0	0	0	0	1				
41 Victor Martinez, S OBP: 0.376, SLG: 0.459										2	0	1	0	0	0	2				
28 Will Rhymes, L OBP: 0.322, SLG: 0.266										1	0	1	0	0	0	0				
13 Alex Avila, L OBP: 0.390, SLG: 0.516										1	0	0	0	2	0	0				
18 Omar Santos, R OBP: 0.222, SLG: 0.222										1	0	1	0	0	0	0				
27 Jhonny Peralta, R OBP: 0.347, SLG: 0.474										4	0	0	0	0	1	6				
12 Andy Dirks, L OBP: 0.294, SLG: 0.406										4	1	1	0	0	1	4				
39 Ramon Santiago, S OBP: 0.317, SLG: 0.398										4	1	1	0	0	0	1				
<b>Inning Stats</b>	R: 0 H: 1 E: 1 K: 1 S: 13	H: 0 LOB: 2 BB: 0 P: 21	R: 0 H: 0 E: 0 K: 2 S: 8	H: 0 LOB: 0 BB: 0 P: 11	R: 0 H: 1 E: 0 K: 0 S: 8	H: 1 LOB: 0 BB: 0 P: 11	R: 0 H: 0 E: 0 K: 0 S: 7	H: 2 LOB: 2 BB: 1 P: 14	R: 1 H: 2 E: 0 K: 0 S: 13	H: 1 LOB: 2 BB: 1 P: 13	R: 1 H: 1 E: 1 K: 0 S: 6	H: 1 LOB: 1 BB: 0 P: 12	R: 0 H: 2 E: 0 K: 0 S: 9	H: 2 LOB: 1 BB: 0 P: 14	R: 0 H: 1 E: 0 K: 2 S: 12	H: 1 LOB: 1 BB: 0 P: 16	1B: 7 2B: 2 3B: 0 HR: 0	SF: 1 SAC: 0 DP: 2 HBP: 1	WP: 1 PB: 0 SB: 0 CS: 1	PA: 40
<b>PITCHER</b>	IP WLS BF H R ER SO BB IBB HBP BLK WP HR S P ERA WHIP																			
39 Luis Mendoza, R ERA: 1.29	7.0 W 31 6 2 1 3 3 0 1 0 0 0 62 102 1.29 1.286																			
38 Blake Wood, R ERA: 3.69	2.0 8 3 0 0 2 0 0 0 0 1 0 21 30 0.00 1.500																			

Batter	1	2	3	4	5	6	7	8	9	AB	R	H	RBI	BB	SO	LOB	BOTTOM			
4 Alex Gordon, L OBP: 0.377, SLG: 0.504										4	1	1	1	1	0	5	<p><b>Detroit Tigers @ Kansas City Royals</b> Kauffman Stadium, Kansas City, MO Tue Sep 20 2011, 7:11 PM - 9:51 PM CDT Att: 26,953 - Clear - 78 F</p> <p>livebaseballscorecards.com</p> <p>AB 37 R 10 H 16 RBI 10 BB 5 SO 3 LOB 19</p> 			
53 Melky Cabrera, S OBP: 0.337, SLG: 0.470										5	2	3	1	0	0	1				
35 Eric Hosmer, L OBP: 0.343, SLG: 0.474										5	1	5	3	0	0	0				
21 Jeff Francoeur, R OBP: 0.331, SLG: 0.474										5	0	1	1	0	0	5				
8 Mike Moustakas, L OBP: 0.298, SLG: 0.337										5	0	1	0	0	0	3				
9 Johnny Giavotella, R OBP: 0.294, SLG: 0.346										5	1	1	0	0	1	3				
12 Mitch Maier, L OBP: 0.365, SLG: 0.360										2	2	0	0	2	2	1				
13 Salvador Perez, R OBP: 0.377, SLG: 0.488										3	2	3	3	1	0	0				
2 Alcides Escobar, R OBP: 0.287, SLG: 0.337										3	1	1	1	1	0	1				
<b>Inning Stats</b>	R: 1 H: 3 E: 0 K: 0 S: 9	H: 3 LOB: 1 BB: 0 P: 16	R: 0 H: 1 E: 0 K: 1 S: 8	H: 1 LOB: 1 BB: 0 P: 12	R: 0 H: 1 E: 0 K: 0 S: 8	H: 1 LOB: 1 BB: 1 P: 15	R: 6 H: 5 E: 0 K: 0 S: 12	H: 0 LOB: 0 BB: 1 P: 22	R: 2 H: 1 E: 0 K: 0 S: 14	H: 1 LOB: 0 BB: 1 P: 23	R: 0 H: 1 E: 0 K: 0 S: 9	H: 1 LOB: 1 BB: 0 P: 11	R: 0 H: 1 E: 0 K: 2 S: 11	H: 1 LOB: 3 BB: 2 P: 23	R: 1 H: 3 E: 0 K: 0 S: 13	H: 3 LOB: 1 BB: 0 P: 19		1B: 12 2B: 2 3B: 0 HR: 3	SF: 0 SAC: 0 DP: 3 HBP: 0	WP: 0 PB: 0 SB: 0 CS: 0
<b>PITCHER</b>	IP WLS BF H R ER SO BB IBB HBP BLK WP HR S P ERA WHIP																			
31 Brad Penny, R ERA: 5.31	4.0 L 22 7 7 1 2 0 0 0 0 0 0 1 14 23 18.00 2.000																			
64 Duane Below, L ERA: 4.5	1.0 5 1 2 2 0 1 0 0 0 0 0 0 9 11 0.00 1.000																			
34 David Pauley, R ERA: 0.78	1.0 4 1 0 0 0 0 0 0 0 0 0 0 9 11 0.00 3.000																			
55 Daniel Schereth, L ERA: 3.4	1.0 6 1 0 0 2 2 0 0 0 0 0 0 11 23 0.00 3.000																			
49 Luis Marte, R ERA: 2.45	1.0 5 3 1 1 0 0 0 0 0 0 0 0 13 19 9.00 3.000																			



Batter	1	2	3	4	5	6	7	8	9	AB	R	H	RBI	BB	SO	LOB	TOP					
14 Austin Jackson, R OBP: 0.317, SLG: 0.380										4	2	1	0	1	1	4	<b>Detroit Tigers @ Kansas City Royals</b> Kauffman Stadium, Kansas City, MO Wed Sep 21 2011, 7:12 PM - 10:10 PM CDT Att: 28,776 - Overcast - 67 F					
32 Don Kelly, L OBP: 0.282, SLG: 0.371										5	2	3	2	0	1	1						
21 Delmon Young, R OBP: 0.301, SLG: 0.379										5	0	1	0	0	2	5						
41 Victor Martinez, S OBP: 0.376, SLG: 0.458										5	0	2	3	0	1	2						
13 Alex Avila, L OBP: 0.390, SLG: 0.517										5	0	2	0	0	2	3						
27 Jhonny Peralta, R OBP: 0.348, SLG: 0.472										4	0	1	0	1	0	3						
12 Andy Dirks, L OBP: 0.300, SLG: 0.411										2	0	2	0	0	0	0						
25 Ryan Raburn, R OBP: 0.287, SLG: 0.422										2	1	0	0	0	0	2						
39 Ramon Santiago, S OBP: 0.313, SLG: 0.393										3	0	0	0	0	1	4						
24 Miguel Cabrera, R OBP: 0.440, SLG: 0.559										1	0	1	1	0	0	0						
29 Danny Worth, R OBP: 0.308, SLG: 0.324										0	1	0	0	0	0	0						
15 Brandon Inge, R OBP: 0.260, SLG: 0.288										3	0	0	0	0	1	4						
<b>Inning Stats</b>	R: 1 E: 0 K: 2 S: 17	H: 1 LOB: 1 BB: 1 P: 27	R: 0 E: 0 K: 1 S: 14	H: 1 LOB: 2 BB: 1 P: 25	R: 0 E: 0 K: 3 S: 14	H: 1 LOB: 1 BB: 0 P: 20	R: 0 E: 0 K: 1 S: 8	H: 1 LOB: 1 BB: 0 P: 11	R: 1 E: 0 K: 1 S: 13	H: 2 LOB: 1 BB: 0 P: 20	R: 0 E: 0 K: 1 S: 11	H: 1 LOB: 1 BB: 0 P: 17	R: 1 E: 0 K: 0 S: 13	H: 3 LOB: 2 BB: 0 P: 20	R: 3 E: 0 K: 0 S: 9	H: 2 LOB: 1 BB: 0 P: 13	R: 0 E: 0 K: 0 S: 8	H: 1 LOB: 1 BB: 0 P: 14	1B: 9 2B: 3 3B: 0 HR: 1	SF: 0 SAC: 1 DP: 0 HBP: 1	WP: 1 PB: 0 SB: 1 CS: 0	PA: 43
<b>PITCHER</b>	IP: 5.0 WLS: 23 BF: 6 H: 2 R: 2 ER: 2 SO: 8 BB: 2 IBB: 0 HBP: 0 BLK: 0 WP: 0 HR: 0 S: 66 P: 103 ERA: 3.60 WHIP: 1.600	IP: 6.1 WLS: 3 BF: 1 H: 0 R: 0 ER: 0 SO: 1 BB: 0 IBB: 0 HBP: 0 BLK: 0 WP: 0 HR: 8 S: 13 P: 13 ERA: 0.00 WHIP: 1.500	IP: 6.1 WLS: 4 BF: 1 H: 1 R: 1 ER: 1 SO: 1 BB: 0 IBB: 0 HBP: 0 BLK: 0 WP: 0 HR: 11 S: 13 P: 13 ERA: 9.00 WHIP: 1.000	IP: 7.1 WLS: 3 BF: 2 H: 0 R: 0 ER: 0 SO: 0 BB: 0 IBB: 0 HBP: 0 BLK: 0 WP: 1 HR: 5 S: 11 P: 11 ERA: 0.00 WHIP: 6.000	IP: 8.1 WLS: 6 BF: 2 H: 3 R: 3 ER: 3 SO: 0 BB: 0 IBB: 1 HBP: 0 BLK: 0 WP: 0 HR: 9 S: 13 P: 27.00 ERA: 27.00 WHIP: 2.000	IP: 9.1 WLS: 4 BF: 1 H: 0 R: 0 ER: 0 SO: 0 BB: 0 IBB: 0 HBP: 0 BLK: 0 WP: 0 HR: 8 S: 14 P: 14 ERA: 0.00 WHIP: 1.000																
4 Alex Gordon, L OBP: 0.376, SLG: 0.502										4	1	1	0	0	1	1	<b>Detroit Tigers @ Kansas City Royals</b> Kauffman Stadium, Kansas City, MO Wed Sep 21 2011, 7:12 PM - 10:10 PM CDT Att: 28,776 - Overcast - 67 F					
53 Melky Cabrera, S OBP: 0.338, SLG: 0.471										3	1	1	0	1	2	1						
16 Billy Butler, R OBP: 0.365, SLG: 0.463										4	1	2	1	0	1	1						
35 Eric Hosmer, L OBP: 0.343, SLG: 0.472										4	0	1	0	0	0	3						
21 Jeff Francoeur, R OBP: 0.331, SLG: 0.475										4	0	1	1	0	2	2						
8 Mike Moustakas, L OBP: 0.297, SLG: 0.335										4	0	1	0	0	1	2						
9 Johnny Giavotella, R OBP: 0.257, SLG: 0.340										3	0	0	0	0	1	0						
27 Brayan Peña, S OBP: 0.288, SLG: 0.338										1	0	0	0	0	0	2						
13 Salvador Perez, R OBP: 0.381, SLG: 0.488										4	0	2	0	0	0	2						
2 Alcides Escobar, R OBP: 0.286, SLG: 0.335										3	0	0	0	0	0	2						
<b>Inning Stats</b>	R: 2 E: 0 K: 1 S: 16	H: 3 LOB: 1 BB: 0 P: 23	R: 0 E: 0 K: 2 S: 11	H: 1 LOB: 1 BB: 0 P: 16	R: 0 E: 0 K: 0 S: 12	H: 0 LOB: 0 BB: 1 P: 19	R: 0 E: 0 K: 2 S: 12	H: 0 LOB: 0 BB: 0 P: 15	R: 0 E: 0 K: 0 S: 6	H: 1 LOB: 0 BB: 0 P: 11	R: 1 E: 1 K: 0 S: 7	H: 2 LOB: 1 BB: 0 P: 9	R: 0 E: 0 K: 0 S: 9	H: 0 LOB: 0 BB: 0 P: 16	R: 0 E: 0 K: 2 S: 10	H: 0 LOB: 0 BB: 0 P: 14	R: 0 E: 0 K: 1 S: 14	H: 2 LOB: 2 BB: 0 P: 22	1B: 6 2B: 3 3B: 0 HR: 0	SF: 0 SAC: 0 DP: 2 HBP: 0	WP: 0 PB: 1 SB: 1 CS: 0	PA: 35
<b>PITCHER</b>	IP: 5.0 WLS: 19 BF: 5 H: 2 R: 2 ER: 2 SO: 5 BB: 1 IBB: 0 HBP: 0 BLK: 0 WP: 0 HR: 26 S: 57 P: 84 ERA: 3.60 WHIP: 1.200	IP: 6.1 WLS: 11 BF: 2 H: 1 R: 1 ER: 0 SO: 2 BB: 0 IBB: 0 HBP: 0 BLK: 0 WP: 0 HR: 26 S: 39 P: 39 ERA: 0.00 WHIP: 0.667	IP: 9.1 WLS: 5 BF: 2 H: 0 R: 0 ER: 0 SO: 1 BB: 0 IBB: 0 HBP: 0 BLK: 0 WP: 0 HR: 14 S: 22 P: 22 ERA: 0.00 WHIP: 2.000																			




Batter	1	2	3	4	5	6	7	8	9	AB	R	H	RBI	BB	SO	LOB	TOP					
6 Lorenzo Cain, R OBP: 0.400, SLG: 0.600	L8		G4-3 53 SF9 16 2B	E1 53 F8 1B	FC6-4			G1-3		5	1	2	0	0	0	2						
53 Melky Cabrera, S OBP: 0.339, SLG: 0.470	G5-4-3 16 1B		G4-3	F8		P4		BB 16 2B		4	1	1	1	1	0	2						
16 Billy Butler, R OBP: 0.304, SLG: 0.464	G5-4-3 1-2		SF9	P6		K		2B 1-H		4	0	1	2	0	1	2						
35 Eric Hosmer, L OBP: 0.343, SLG: 0.479		HR	K			K 21 HR		K2-1		5	2	2	1	0	3	1						
21 Jeff Francoeur, R OBP: 0.331, SLG: 0.479	G5-3			HR 8 13		HR		G6-3		5	2	2	2	0	0	0						
8 Mike Moustakas, L OBP: 0.304, SLG: 0.346	E 13 1B		HR 13	G4-3		G4-3		G6-4-3 13 1B		5	1	4	0	0	0	0						
13 Salvador Perez, R OBP: 0.374, SLG: 0.500	L8			HR		L9		G6-4-3 1-2		5	1	1	3	0	0	3						
9 Johnny Giavotella, R OBP: 0.263, SLG: 0.350	P4					P3		WP 2 F9 6 2B		4	1	2	0	0	0	1						
2 Alcides Escobar, R OBP: 0.289, SLG: 0.343			G4-3 6 2B 53	HR		FC6-4 6 1B		F9		4	2	3	1	0	0	1						
<b>Inning Stats</b>	R: 0 E: 0 K: 0 S: 8	H: 1 LOB: 0 BB: 0 P: 11	R: 1 E: 1 K: 0 S: 11	H: 2 LOB: 1 BB: 0 P: 18	R: 2 E: 0 K: 1 S: 10	H: 2 LOB: 0 BB: 0 P: 10	R: 4 E: 1 K: 0 S: 13	H: 5 LOB: 1 BB: 0 P: 24	R: 2 E: 0 K: 2 S: 17	H: 4 LOB: 2 BB: 0 P: 25	R: 0 E: 0 K: 2 S: 7	H: 0 LOB: 0 BB: 0 P: 11	R: 0 E: 0 K: 0 S: 6	H: 1 LOB: 0 BB: 0 P: 8	R: 2 E: 0 K: 1 S: 12	H: 2 LOB: 1 BB: 1 P: 25	R: 0 E: 0 K: 0 S: 6	H: 1 LOB: 0 BB: 0 P: 11	1B: 9 2B: 5 3B: 0 HR: 4	SF: 1 SAC: 0 DP: 3 HBP: 0	WP: 1 PB: 0 CS: 0	PA: 43
<b>PITCHER</b>	IP WLS BF H R ER SO BB IBB HBP BLK WP HR S P ERA WHIP	IP WLS BF H R ER SO BB IBB HBP BLK WP HR S P ERA WHIP																				
48 Zach Stewart, R ERA: 5.88	4.0	L	23	12	9	9	1	0	0	0	0	0	0	0	0	0	4	46	68	20.25	3.000	
77 Will Ohman, L ERA: 4.33	2.0		8	2	0	0	2	0	0	0	0	0	0	0	0	0	0	20	31	0.00	1.000	
58 Jason Frasier, R ERA: 3.6	1.2		8	3	2	2	0	1	0	0	0	0	1	0	15	30	10.80	2.400				
37 Matt Thornton, L ERA: 3.49	1.1		4	1	0	0	1	0	0	0	0	0	0	0	9	14	0.00	0.750				

**Kansas City Royals @ Chicago White Sox**  
U.S. Cellular Field, Chicago, IL  
Fri Sep 23 2011, 8:10 PM - 10:32 PM EDT  
Att: 21,744 - Cloudy - 60 F

livebaseballscorecards.com

AB 41  
R 11  
H 18  
RBI 10  
BB 1  
SO 4  
LOB 12




Batter	1	2	3	4	5	6	7	8	9	AB	R	H	RBI	BB	SO	LOB	BOTTOM					
1 Juan Pierre, L OBP: 0.334, SLG: 0.333	G1-3		G1-3			G3			G3-1	4	0	0	0	0	0	0						
10 Alexei Ramirez, R OBP: 0.328, SLG: 0.400	P4		G1-3			F7			G4-3	3	0	0	0	0	0	0						
17 Tyler Flowers, R OBP: 0.305, SLG: 0.366										1	0	0	0	0	0	0						
14 Paul Konerko, R OBP: 0.388, SLG: 0.520	F7					HR			K	3	1	1	1	0	0	0						
55 Donny Lucy, R OBP: 0.286, SLG: 0.429										1	0	0	0	0	1	0						
12 A.J. Pierzynski, L OBP: 0.324, SLG: 0.410		G6-3		G6-3		P5				3	0	0	0	0	0	0						
24 Dayan Viciedo, R OBP: 0.354, SLG: 0.329				P3		K				3	0	1	0	0	1	0						
44 Adam Dunn, L OBP: 0.293, SLG: 0.285						F9			L9	2	0	0	0	1	0	0						
30 Alejandro De Aza, L OBP: 0.386, SLG: 0.522						G5-3			F7	3	0	0	0	0	1	2						
22 Brent Morel, R OBP: 0.295, SLG: 0.372						F7			K	3	0	0	0	0	1	2						
15 Gordon Beckham, R OBP: 0.293, SLG: 0.329									L1	2	0	0	0	0	1	0						
38 Eduardo Escobar, S OBP: 0.286, SLG: 0.286										1	0	0	0	0	0	0						
<b>Inning Stats</b>	R: 0 E: 0 K: 0 S: 11	H: 0 LOB: 0 BB: 0 P: 16	R: 0 E: 0 K: 1 S: 11	H: 1 LOB: 2 BB: 1 P: 20	R: 0 E: 0 K: 0 S: 10	H: 0 LOB: 0 BB: 0 P: 13	R: 0 E: 0 K: 0 S: 10	H: 0 LOB: 0 BB: 0 P: 11	R: 0 E: 0 K: 1 S: 7	H: 0 LOB: 0 BB: 0 P: 11	R: 0 E: 0 K: 1 S: 6	H: 0 LOB: 0 BB: 0 P: 8	R: 1 E: 0 K: 1 S: 8	H: 1 LOB: 0 BB: 0 P: 10	R: 0 E: 0 K: 1 S: 10	H: 0 LOB: 0 BB: 0 P: 13	R: 0 E: 0 K: 1 S: 14	H: 0 LOB: 0 BB: 0 P: 19	1B: 1 2B: 0 3B: 0 HR: 1	SF: 0 SAC: 0 DP: 0 HBP: 0	WP: 0 PB: 0 CS: 0	PA: 30
<b>PITCHER</b>	IP WLS BF H R ER SO BB IBB HBP BLK WP HR S P ERA WHIP	IP WLS BF H R ER SO BB IBB HBP BLK WP HR S P ERA WHIP																				
52 Bruce Chen, L ERA: 3.98	8.0	W	27	2	1	1	4	1	0	0	0	0	0	0	0	0	1	73	102	1.12	0.375	
32 Vin Mazzaro, R ERA: 8.69	1.0		3	0	0	0	1	0	0	0	0	0	0	0	14	19	0.00	0.000				

**Kansas City Royals @ Chicago White Sox**  
U.S. Cellular Field, Chicago, IL  
Fri Sep 23 2011, 8:10 PM - 10:32 PM EDT  
Att: 21,744 - Cloudy - 60 F

livebaseballscorecards.com

AB 29  
R 1  
H 2  
RBI 1  
BB 1  
SO 5  
LOB 4





Batter	1	2	3	4	5	6	7	8	9	AB	R	H	RBI	BB	SO	LOB	TOP										
6 Lorenzo Cain, R OBP: 0.333, SLG: 0.375	F7			K		53 2B BB		F8		3	1	0	0	1	1	0	<b>Kansas City Royals @ Chicago White Sox</b> U.S. Cellular Field, Chicago, IL Sat Sep 24 2011, 7:10 PM - 9:34 PM EDT Att: 26,249 - Partly Cloudy - 61 F										
53 Melky Cabrera, S OBP: 0.340, SLG: 0.472	G5-3			P5		35 1B 2B		35 CS 1B		4	1	2	2	0	0	0											
16 Billy Butler, R OBP: 0.362, SLG: 0.460	K			G4-3		K		F8		4	0	0	0	0	2	2											
35 Eric Hosmer, L OBP: 0.342, SLG: 0.477		P6			G1-3			CS	K	4	0	1	1	0	1	0											
21 Jeff Francoeur, R OBP: 0.329, SLG: 0.476		K			P3			K	K	4	0	0	0	0	3	1											
13 Salvador Perez, R OBP: 0.371, SLG: 0.493		G4-3			G4-3		L4		G4-3	4	0	1	0	0	0	0											
8 Mike Moustakas, L OBP: 0.302, SLG: 0.343				K		F8		P5		3	0	0	0	0	1	1											
9 Johnny Giavotella, R OBP: 0.270, SLG: 0.355				K		53 2B 1B		2S 1B		3	1	2	0	0	1	0											
2 Alcides Escobar, R OBP: 0.287, SLG: 0.341				G6-3		K		G5-3		3	0	0	0	0	1	2											
<b>Inning Stats</b>	R: 0 E: 0 K: 1 S: 6	H: 0 LOB: 0 BB: 0 P: 7	R: 0 E: 0 K: 1 S: 6	H: 0 LOB: 0 BB: 0 P: 7	R: 0 E: 0 K: 2 S: 9	H: 0 LOB: 0 BB: 0 P: 13	R: 0 E: 0 K: 1 S: 10	H: 0 LOB: 1 BB: 0 P: 15	R: 3 E: 0 K: 3 S: 20	H: 3 LOB: 1 BB: 1 P: 28	R: 0 E: 0 K: 0 S: 6	H: 1 LOB: 0 BB: 0 P: 8	R: 0 E: 0 K: 2 S: 8	H: 1 LOB: 0 BB: 0 P: 9	R: 0 E: 0 K: 2 S: 8	H: 0 LOB: 0 BB: 0 P: 15	1B: 5 2B: 1 3B: 0 HR: 0	SF: 0 SAC: 0 DP: 0 HBP: 0	WP: 0 PB: 0 SB: 1 CS: 1	PA: 34							
<b>PITCHER</b>	IP	WLS	BF	H	R	ER	SO	BB	IBB	HBP	BLK	WP	HR	S	P	ERA	WHIP										
50 John Danks, L ERA: 4.33	7.1	W	29	6	3	3	8	1	0	0	0	0	0	68	91	3.68	0.955										
26 Jesse Crain, R ERA: 2.37	0.1	H	1	0	0	0	0	0	0	0	0	0	0	2	4	0.00	0.000										
49 Chris Sale, L ERA: 2.61	0.2	H	1	0	0	0	1	0	0	0	0	0	0	3	5	0.00	0.000										
46 Sergio Santos, R ERA: 3.34	0.2		2	0	0	0	1	0	0	0	0	0	0	5	10	0.00	0.000										

Batter	1	2	3	4	5	6	7	8	9	AB	R	H	RBI	BB	SO	LOB	BOTTOM										
1 Juan Pierre, L OBP: 0.335, SLG: 0.333	G6-3			G4-3		G4-3		G4-3		3	0	1	1	1	0	1	<b>Kansas City Royals @ Chicago White Sox</b> U.S. Cellular Field, Chicago, IL Sat Sep 24 2011, 7:10 PM - 9:34 PM EDT Att: 26,249 - Partly Cloudy - 61 F										
10 Alexei Ramirez, R OBP: 0.326, SLG: 0.398	P4	SF7		P5		G6-3		G6-3		3	0	0	1	0	0	1											
14 Paul Konerko, R OBP: 0.386, SLG: 0.516	K	F8		G5-3		G5-3		G5-3		4	0	0	0	0	1	3											
12 A.J. Pierzynski, L OBP: 0.323, SLG: 0.409		51 HR 1B		G4-3		G4-3		G4-3		4	1	1	0	0	0	0											
51 Alex Rios, R OBP: 0.265, SLG: 0.349		1-H HR		G6-3		G6-3		22 FC1-4-6 3B		4	2	3	2	0	0	0											
44 Adam Dunn, L OBP: 0.293, SLG: 0.283		22 BB 24 1B 1 BB BB		F8		F8		K		3	1	0	0	1	2	2											
24 Davan Viedo, R OBP: 0.354, SLG: 0.330		10 SF7 1B		K		G1-3		22 FC1-4-6 IBB		3	1	1	0	0	1	1											
30 Alejandro De Aza, L OBP: 0.390, SLG: 0.522		1-2 2-3 1B		K		G5-3		FC1-4-6 15 S		0	0	0	0	1	0	0											
22 Brent Morel, R OBP: 0.297, SLG: 0.379		1 BB BB		HR		G5-3		K		3	1	1	2	1	0	1											
15 Gordon Beckham, R OBP: 0.293, SLG: 0.327		K		F7		BB		K		3	0	0	0	1	2	4											
<b>Inning Stats</b>	R: 0 E: 0 K: 1 S: 5	H: 0 LOB: 0 BB: 0 P: 8	R: 4 E: 0 K: 1 S: 22	H: 3 LOB: 2 BB: 3 P: 43	R: 0 E: 0 K: 2 S: 9	H: 1 LOB: 1 BB: 0 P: 14	R: 1 E: 0 K: 0 S: 14	H: 2 LOB: 1 BB: 0 P: 21	R: 0 E: 0 K: 0 S: 7	H: 0 LOB: 1 BB: 1 P: 14	R: 0 E: 0 K: 0 S: 6	H: 0 LOB: 0 BB: 0 P: 8	R: 1 E: 0 K: 2 S: 12	H: 1 LOB: 1 BB: 1 P: 25	R: 0 E: 0 K: 2 S: 8	H: 0 LOB: 0 BB: 0 P: 15	1B: 4 2B: 0 3B: 1 HR: 2	SF: 1 SAC: 0 DP: 0 HBP: 0	WP: 0 PB: 0 SB: 1 CS: 0	PA: 36							
<b>PITCHER</b>	IP	WLS	BF	H	R	ER	SO	BB	IBB	HBP	BLK	WP	HR	S	P	ERA	WHIP										
61 Everett Teaford, L ERA: 3.27	5.0	L	24	6	5	5	4	3	0	0	0	0	0	25	94	9.00	1.800										
38 Blake Wood, R ERA: 3.65	3.0		12	1	1	1	2	1	1	0	0	0	0	25	47	3.00	0.667										



Batter	1	2	3	4	5	6	7	8	9	AB	R	H	RBI	BB	SO	LOB	TOP								
1 Jarrod Dyson, L (1,8) OBP: 0.316, SLG: 0.219										3	0	1	2	1	1	0									
53 Melky Cabrera, S (1,7) OBP: 0.338, SLG: 0.469										4	0	0	0	0	1	2									
16 Billy Butler, R (1,10)										4	0	0	0	0	0	1									
35 Eric Hosmer, L (1,3) OBP: 0.340, SLG: 0.474											4	0	0	0	0	3	0								
13 Salvador Perez, R (1,2) OBP: 0.363, SLG: 0.482											3	0	0	0	0	2	0								
8 Mike Moustakas, L (1,5) OBP: 0.302, SLG: 0.340											2	0	0	0	1	1	0								
6 Lorenzo Cain, R (1,9) OBP: 0.333, SLG: 0.364										3	1	1	0	0	1	1									
17 Chris Getz, L (1,4) OBP: 0.313, SLG: 0.287										3	1	1	0	0	2	0									
2 Alcides Escobar, R (1,6) OBP: 0.286, SLG: 0.340										2	0	0	0	0	1	0									
<b>Inning Stats</b>	R: 0 E: 0 K: 0 S: 10	H: 0 LOB: 0 BB: 1 P: 17	R: 0 E: 0 K: 2 S: 13	H: 0 LOB: 0 BB: 0 P: 19	R: 0 E: 0 K: 3 S: 11	H: 0 LOB: 0 BB: 0 P: 16	R: 0 E: 0 K: 0 S: 6	H: 0 LOB: 0 BB: 0 P: 12	R: 0 E: 0 K: 1 S: 5	H: 0 LOB: 0 BB: 0 P: 10	R: 2 E: 0 K: 0 S: 14	H: 3 LOB: 1 BB: 0 P: 19	R: 0 E: 0 K: 2 S: 10	H: 0 LOB: 1 BB: 1 P: 16	R: 0 E: 0 K: 2 S: 8	H: 0 LOB: 0 BB: 0 P: 12	R: 0 E: 0 K: 2 S: 7	H: 0 LOB: 0 BB: 0 P: 12	1B: 2 2B: 1 3B: 0 HR: 0	SF: 0 SAC: 1 DP: 1 HBP: 0	WP: 1 PB: 0 SB: 0 CS: 1	PA: 32			
<b>PITCHER</b>	IP	WLS	BF	H	R	ER	SO	BB	IBB	HBP	BLK	WP	HR	S	P	ERA	WHIP								
34 Gavin Floyd, R (1,1) ERA: 4.37	8.0	L	28	3	2	2	10	2	0	0	0	1	0	77	121	2.25	0.625								
37 Matt Thornton, L (9,1) ERA: 3.43	1.0	S	3	0	0	0	2	0	0	0	0	0	0	7	12	0.00	0.000								

**Kansas City Royals @ Chicago White Sox**  
U.S. Cellular Field, Chicago, IL  
Sun Sep 25 2011, 2:12 PM - 4:38 PM EDT  
Att: 22,018 - Drizzle - 61 F

livebaseballscorecards.com

AB 28  
R 2  
H 3  
RBI 2  
BB 2  
SO 12  
LOB 4

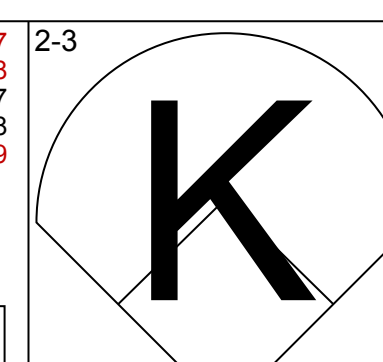
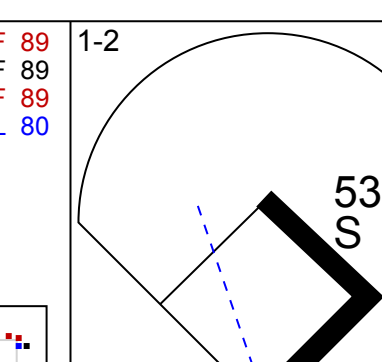
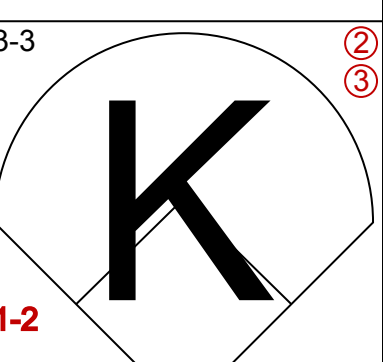
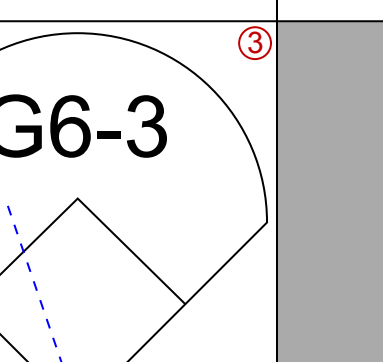
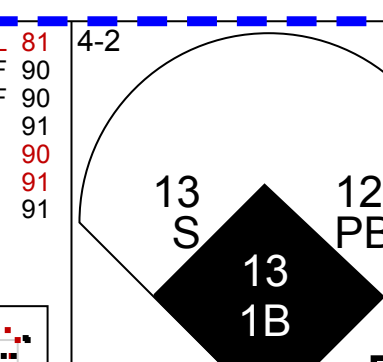
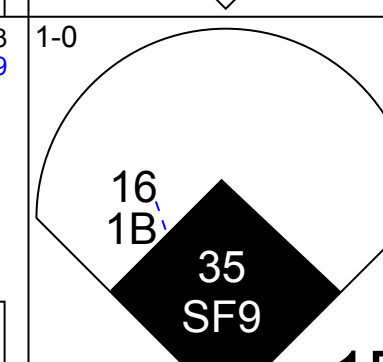
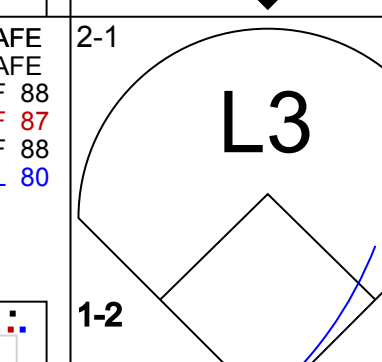
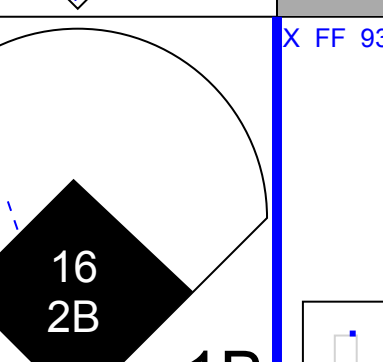
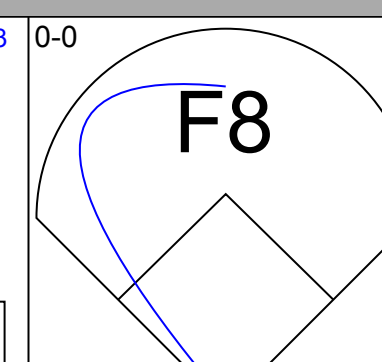
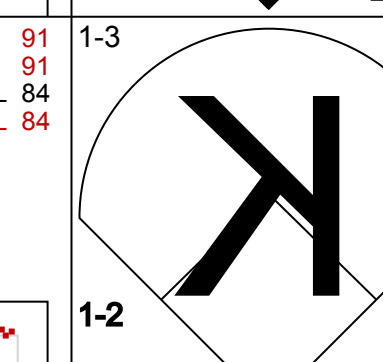
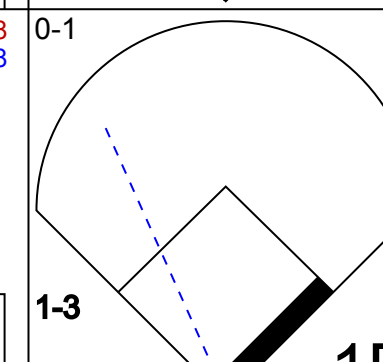
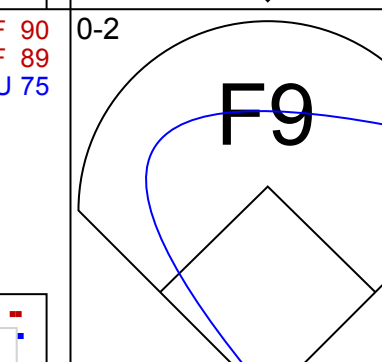
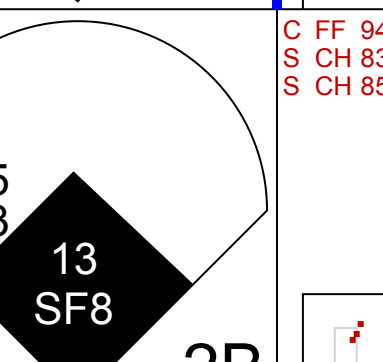
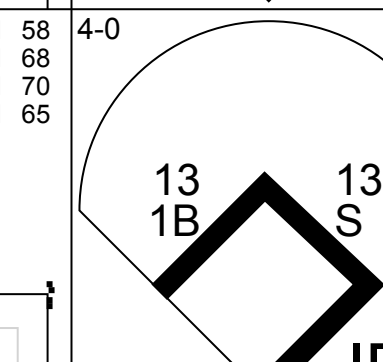
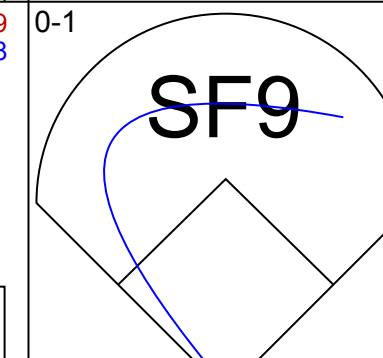

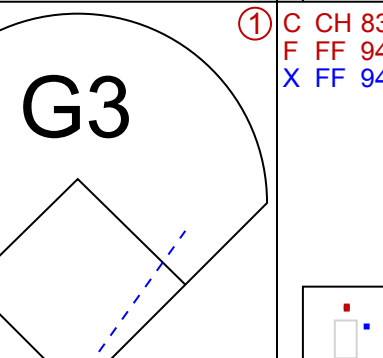
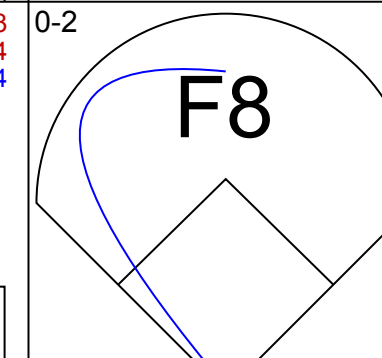
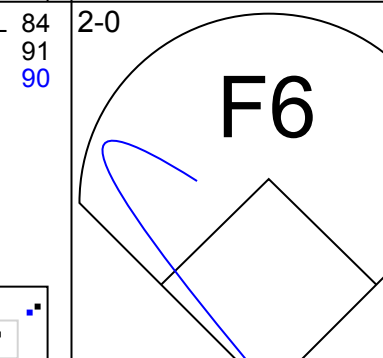
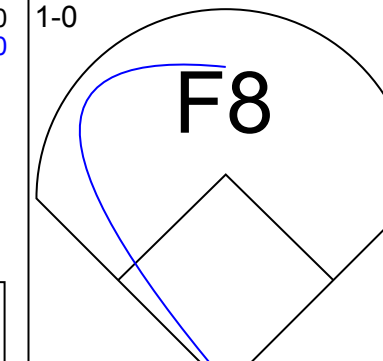
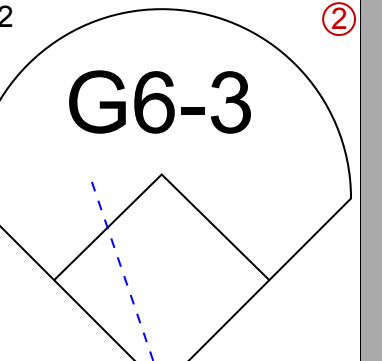
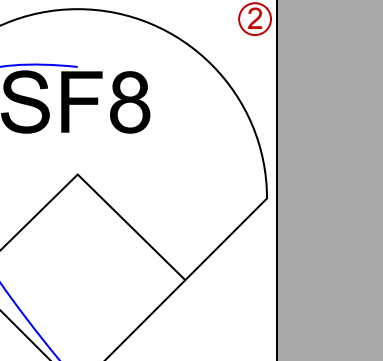

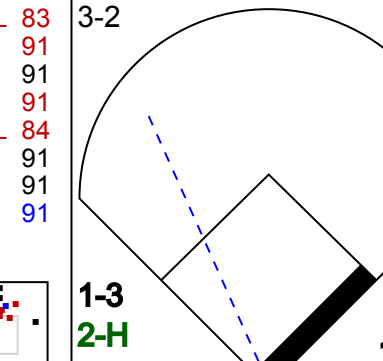

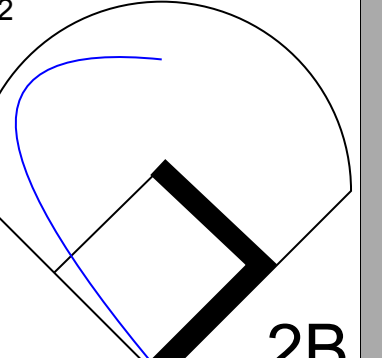
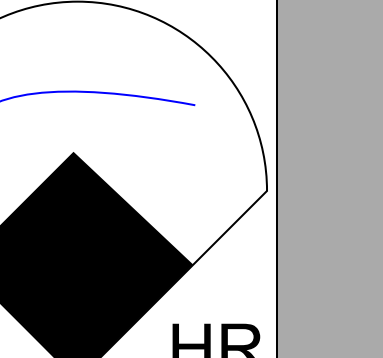
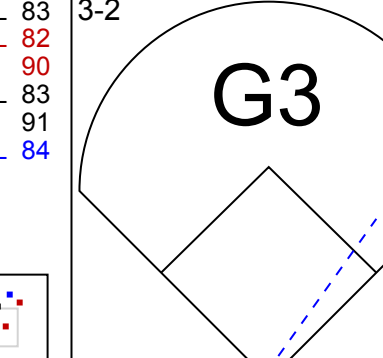

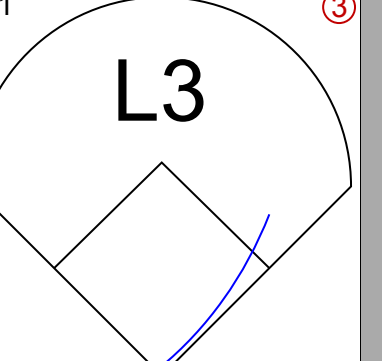
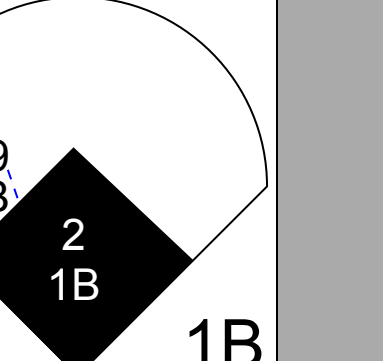



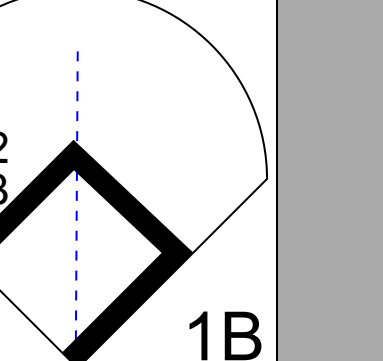


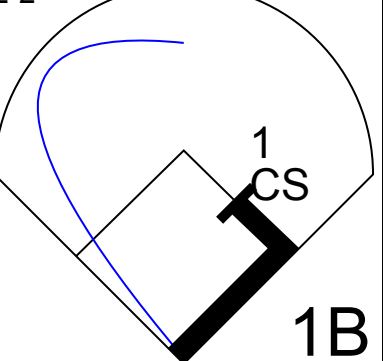
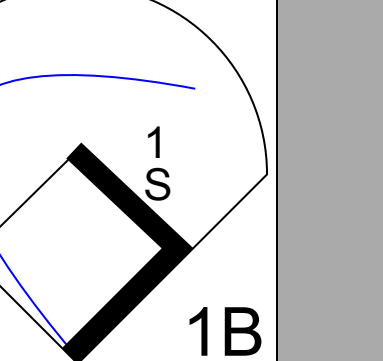

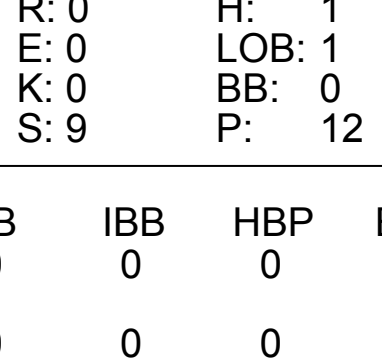
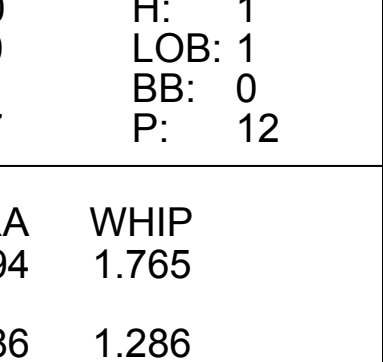
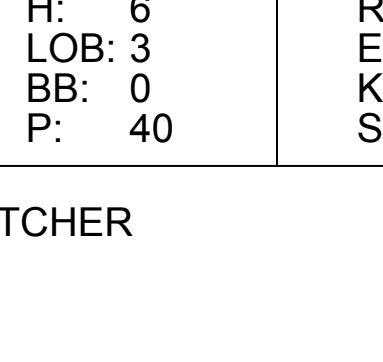
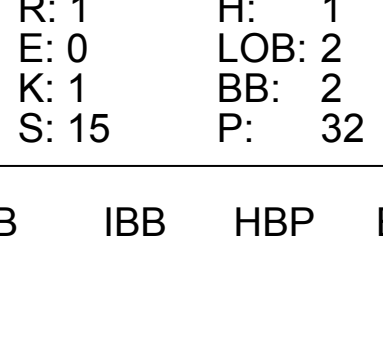
Batter	1	2	3	4	5	6	7	8	9	AB	R	H	RBI	BB	SO	LOB	BOTTOM								
1 Juan Pierre, L (1,7) OBP: 0.334, SLG: 0.332										4	0	1	0	0	0	1									
10 Alexei Ramirez, R (1,6) OBP: 0.327, SLG: 0.399										4	0	2	0	0	1	1									
14 Paul Konerko, R (1,3) OBP: 0.388, SLG: 0.517										2	0	1	1	1	0	0									
12 A.J. Pierzynski, L (1,2) OBP: 0.322, SLG: 0.406										3	0	0	0	1	1	3									
51 Alex Rios, R (1,8) OBP: 0.265, SLG: 0.348											1	0	0	0	0	0									
24 Dayan Viciedo, R (5,9) OBP: 0.343, SLG: 0.319											3	0	0	0	1	2	0								
44 Adam Dunn, L (1,10) OBP: 0.292, SLG: 0.280											4	0	1	0	0	2	0								
30 Alejandro De Aza, L (5,8) OBP: 0.386, SLG: 0.514											4	0	0	0	0	1	2								
22 Brent Morel, R (1,5) OBP: 0.294, SLG: 0.376										3	1	1	0	0	0	0									
15 Gordon Beckham, R (1,4) OBP: 0.293, SLG: 0.327																									
<b>Inning Stats</b>	R: 0 E: 0 K: 1 S: 11	H: 1 LOB: 0 BB: 0 P: 16	R: 0 E: 0 K: 1 S: 9	H: 0 LOB: 0 BB: 0 P: 13	R: 0 E: 0 K: 1 S: 8	H: 0 LOB: 0 BB: 0 P: 13	R: 0 E: 0 K: 0 S: 4	H: 0 LOB: 1 BB: 1 P: 10	R: 0 E: 0 K: 0 S: 8	H: 1 LOB: 1 BB: 1 P: 16	R: 0 E: 0 K: 1 S: 11	H: 1 LOB: 2 BB: 0 P: 16	R: 0 E: 0 K: 0 S: 3	H: 0 LOB: 0 BB: 0 P: 5	R: 1 E: 0 K: 1 S: 14	H: 3 LOB: 3 BB: 1 P: 23	R: 0 E: 0 K: 3 S: 9	H: 0 LOB: 0 BB: 0 P: 12	1B: 5 2B: 1 3B: 0 HR: 0	SF: 0 SAC: 0 DP: 1 HBP: 1	WP: 0 PB: 0 SB: 0 CS: 1	PA: 35			
<b>PITCHER</b>	IP	WLS	BF	H	R	ER	SO	BB	IBB	HBP	BLK	WP	HR	S	P	ERA	WHIP								
39 Luis Mendoza, R (1,1) ERA: 1.23	7.2	W	29	5	1	1	4	2	0	1	0	0	0	61	100	1.17	0.913								
56 Greg Holland, R (8,1) ERA: 1.6	1.1	S	6	1	0	0	4	0	1	0	0	0	0	16	24	0.00	0.750								

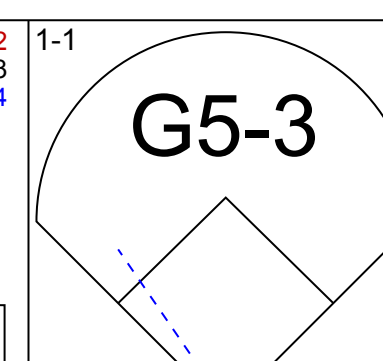
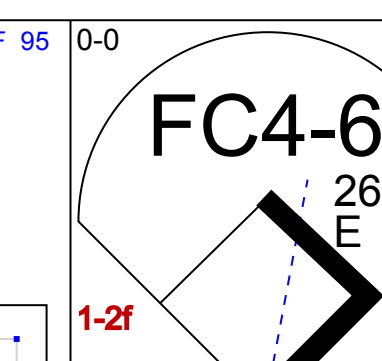
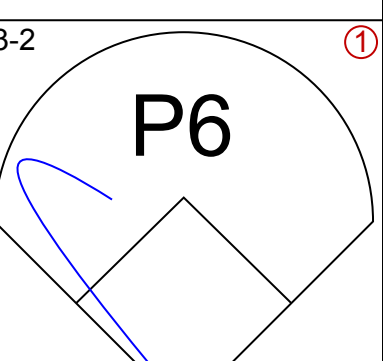
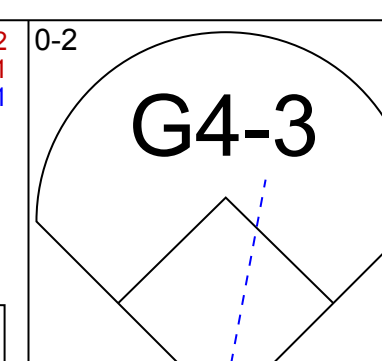
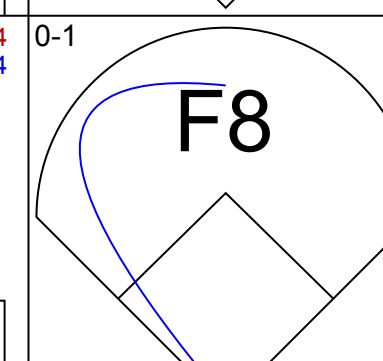
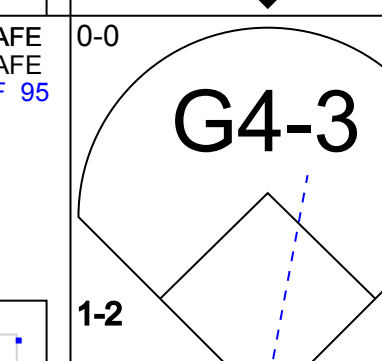
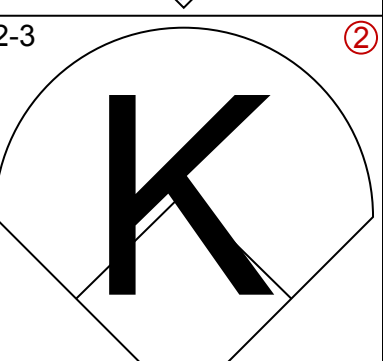
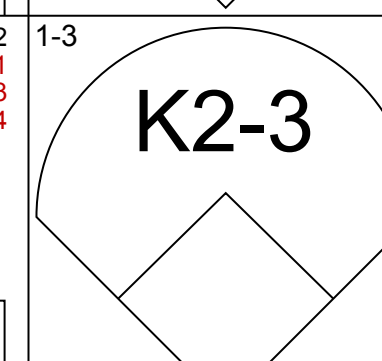
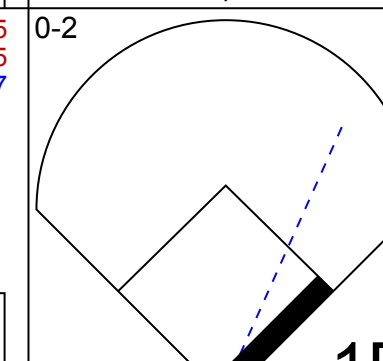
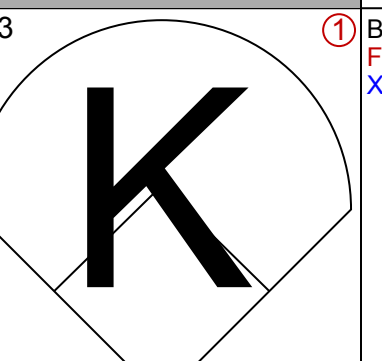
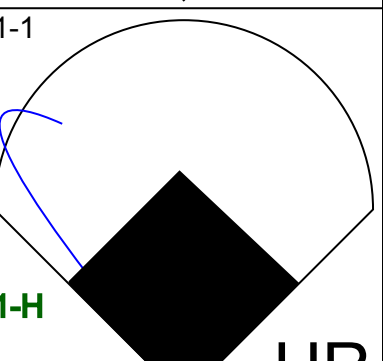

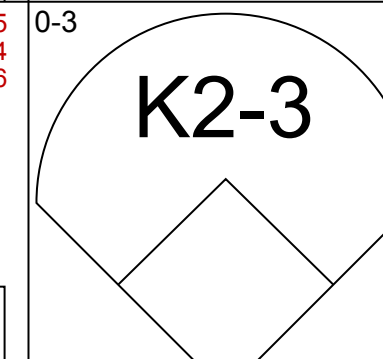
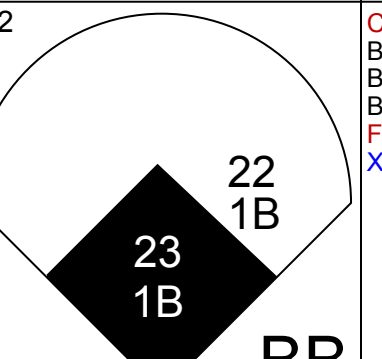
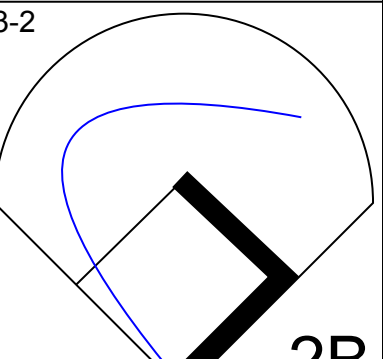


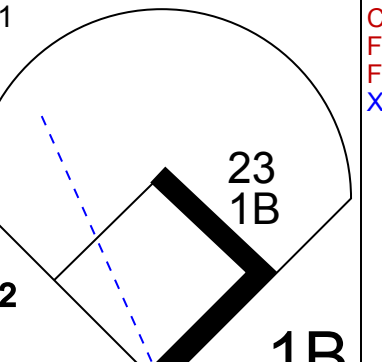
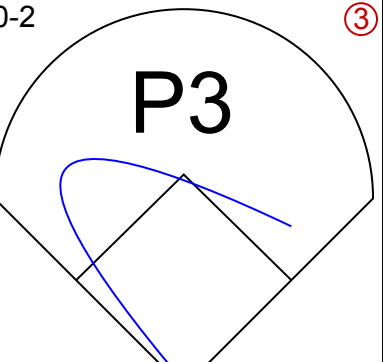




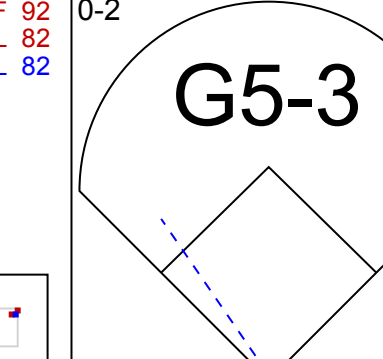

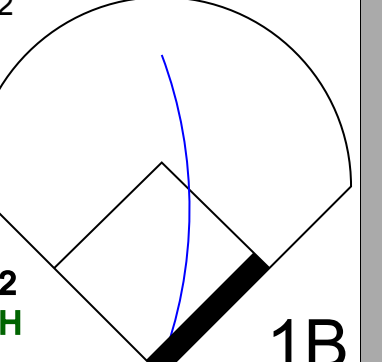
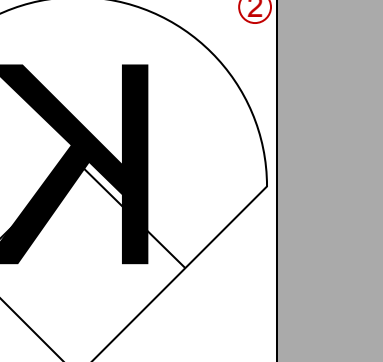
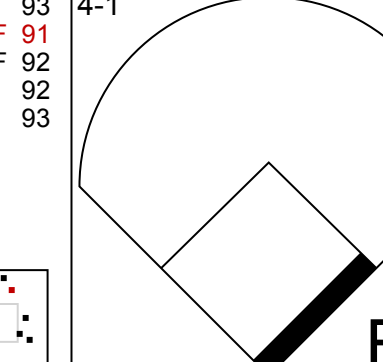


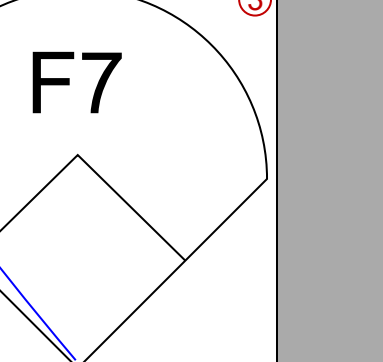
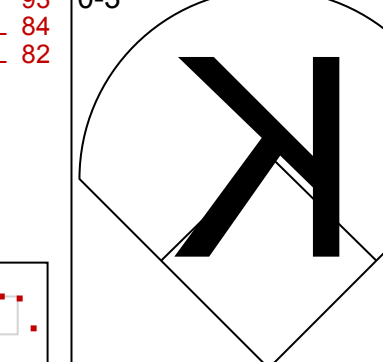


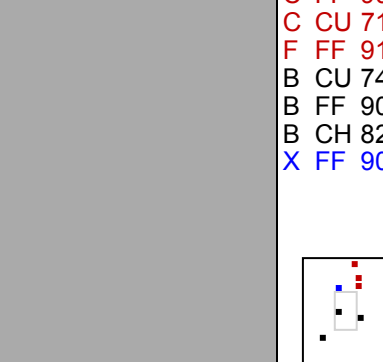
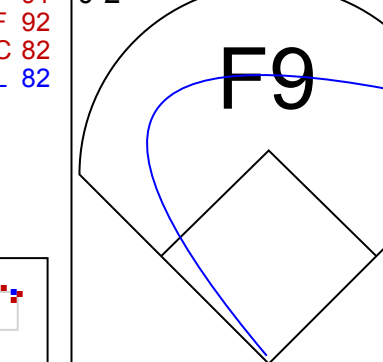
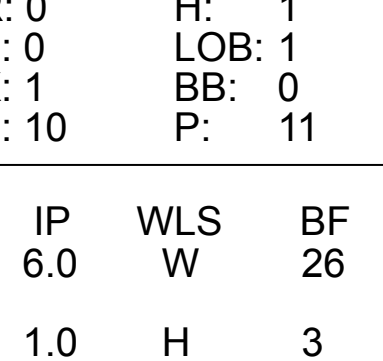
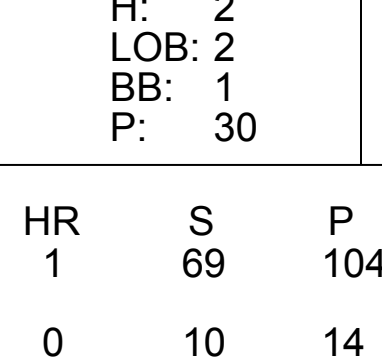
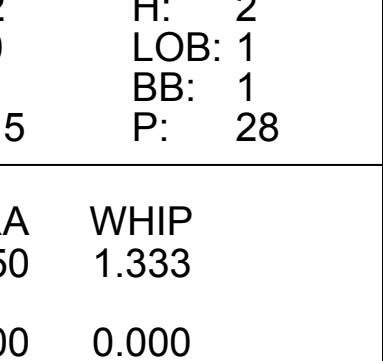
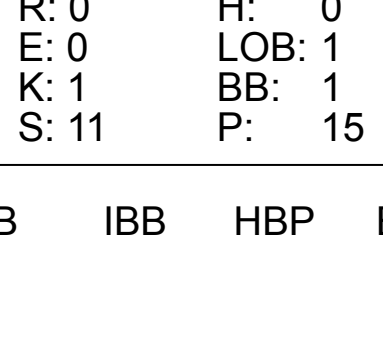
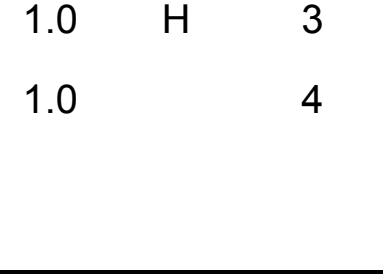
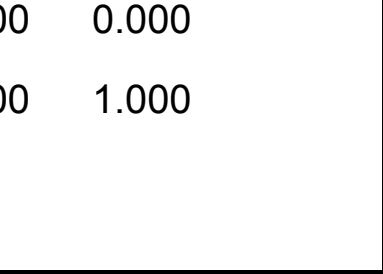

**Kansas City Royals @ Chicago White Sox**  
U.S. Cellular Field, Chicago, IL  
Sun Sep 25 2011, 2:12 PM - 4:38 PM EDT  
Att: 22,018 - Drizzle - 61 F

livebaseballscorecards.com

AB 31  
R 1  
H 6  
RBI 1  
BB 3  
SO 8  
LOB 10



Batter	1	2	3	4	5	6	7	8	9	AB	R	H	RBI	BB	SO	LOB	TOP					
1 Jarrod Dyson, L (1,8) OBP: 0.326, SLG: 0.222										4	1	1	0	1	2	3	<b>Kansas City Royals @ Minnesota Twins</b> Target Field, Minneapolis, MN Mon Sep 26 2011, 7:11 PM - 9:56 PM CDT Att: 34,847 - Cloudy - 68 F					
53 Melky Cabrera, S (1,7) OBP: 0.339, SLG: 0.470										3	1	2	0	0	0	1						
12 Mitch Maier, L (6,FR) OBP: 0.358, SLG: 0.352										2	1	0	0	0	1	1						
16 Billy Butler, R (1,10) OBP: 0.361, SLG: 0.459										4	1	2	1	1	1	1						
35 Eric Hosmer, L (1,3) OBP: 0.337, SLG: 0.470										4	0	0	1	0	0	4						
13 Salvador Perez, R (1,2) OBP: 0.364, SLG: 0.482										4	1	2	2	0	0	1						
8 Mike Moustakas, L (1,5) OBP: 0.303, SLG: 0.353										5	1	2	1	0	1	3						
6 Lorenzo Cain, R (1,9) OBP: 0.375, SLG: 0.400										4	1	2	0	0	0	1						
9 Johnny Giavotella, R (1,4) OBP: 0.270, SLG: 0.355										3	0	1	1	0	0	0						
2 Alcides Escobar, R (1,6) OBP: 0.288, SLG: 0.341										4	0	2	1	0	0	1						
<b>Inning Stats</b>	R: 1 E: 0 K: 1 S: 9	H: 2 LOB: 1 BB: 0 P: 13	R: 0 E: 0 K: 1 S: 8	H: 0 LOB: 0 BB: 0 P: 12	R: 0 E: 0 K: 0 S: 9	H: 1 LOB: 1 BB: 0 P: 12	R: 0 E: 0 K: 0 S: 11	H: 1 LOB: 1 BB: 0 P: 16	R: 0 E: 0 K: 1 S: 7	H: 1 LOB: 0 BB: 0 P: 12	R: 4 E: 0 K: 0 S: 26	H: 6 LOB: 3 BB: 0 P: 40	R: 0 E: 0 K: 1 S: 7	H: 0 LOB: 0 BB: 0 P: 7	R: 1 E: 0 K: 0 S: 11	H: 2 LOB: 1 BB: 0 P: 18	R: 1 E: 0 K: 1 S: 15	H: 1 LOB: 2 BB: 2 P: 32	1B: 11 2B: 3 HR: 1	SF: 3 SAC: 0 DP: 1 HBP: 0	WP: 0 PB: 1 SB: 4 CS: 1	PA: 42
<b>PITCHER</b>	IP WLS BF H R ER SO BB IBB HBP BLK WP HR S P ERA WHIP	5.2 L 26 10 5 5 3 0 0 0 0 0 1 65 97 7.94 1.765	2.1 10 3 1 1 1 0 0 0 0 0 0 0 23 33 3.86 1.286	1.0 6 1 1 1 1 1 1 0 0 0 0 0 15 32 9.00 2.000	<b>PITCHER</b>										IP WLS BF H R ER SO BB IBB HBP BLK WP HR S P ERA WHIP							
59 Kevin Slowey, R (1,1) ERA: 6.67											5.2 L 26 10 5 5 3 0 0 0 0 0 1 65 97 7.94 1.765											
37 Jim Hoey, R (6,1) ERA: 5.47											2.1 10 3 1 1 1 0 0 0 0 0 0 0 23 33 3.86 1.286											
54 Phil Dumatrai, L (9,1) ERA: 3.92											1.0 6 1 1 1 1 1 1 0 0 0 0 0 15 32 9.00 2.000											

Batter	1	2	3	4	5	6	7	8	9	AB	R	H	RBI	BB	SO	LOB	BOTTOM					
11 Ben Revere, L (1,8) OBP: 0.311, SLG: 0.306										4	0	0	0	0	0	2	<b>Kansas City Royals @ Minnesota Twins</b> Target Field, Minneapolis, MN Mon Sep 26 2011, 7:11 PM - 9:56 PM CDT Att: 34,847 - Cloudy - 68 F					
26 Brian Dinkelman, L (1,7) OBP: 0.355, SLG: 0.324										3	0	0	0	0	1	2						
63 Joe Benson, R (7,PH) OBP: 0.273, SLG: 0.365										4	1	2	2	0	1	0						
5 Michael Cuddyer, R (1,9) OBP: 0.347, SLG: 0.461										3	1	1	0	1	1	1						
27 Chris Parmelee, L (1,3) OBP: 0.425, SLG: 0.543										3	1	1	0	1	1	1						
22 Danny Valencia, R (1,5) OBP: 0.293, SLG: 0.383										4	0	1	0	0	1	1						
24 Trevor Plouffe, R (1,6) OBP: 0.301, SLG: 0.390										4	0	0	0	0	2	2						
23 Rene Tosoni, L (1,10) OBP: 0.276, SLG: 0.329										3	0	1	1	1	1	0						
38 Luke Hughes, R (1,4) OBP: 0.291, SLG: 0.340										4	0	1	0	0	2	3						
41 Drew Butera, R (1,2) OBP: 0.206, SLG: 0.236										2	1	0	0	1	1	1						
20 Matt Tolbert, S (9,PH) OBP: 0.251, SLG: 0.265										1	0	0	0	0	0	1						
<b>Inning Stats</b>	R: 0 E: 0 K: 1 S: 10	H: 1 LOB: 1 BB: 0 P: 11	R: 0 E: 0 K: 2 S: 8	H: 0 LOB: 0 BB: 0 P: 15	R: 0 E: 1 K: 1 S: 7	H: 1 LOB: 1 BB: 0 P: 9	R: 1 E: 0 K: 3 S: 21	H: 2 LOB: 1 BB: 1 P: 30	R: 2 E: 0 K: 1 S: 15	H: 2 LOB: 1 BB: 1 P: 28	R: 0 E: 0 K: 1 S: 8	H: 0 LOB: 0 BB: 0 P: 11	R: 0 E: 0 K: 1 S: 10	H: 0 LOB: 0 BB: 0 P: 14	R: 0 E: 0 K: 0 S: 13	H: 0 LOB: 0 BB: 0 P: 19	R: 0 E: 0 K: 1 S: 11	H: 0 LOB: 1 BB: 1 P: 15	1B: 4 2B: 1 HR: 1	SF: 0 SAC: 0 DP: 0 HBP: 0	WP: 0 PB: 0 SB: 0 CS: 0	PA: 36
<b>PITCHER</b>	IP WLS BF H R ER SO BB IBB HBP BLK WP HR S P ERA WHIP	6.0 W 26 6 3 3 3 2 0 0 0 0 0 10 14 0.00 0.000	1.0 H 3 0 0 0 1 0 0 0 0 0 0 13 19 0.00 0.000	1.0 4 0 0 0 1 1 0 0 0 0 0 0 11 15 0.00 1.000	<b>PITCHER</b>										IP WLS BF H R ER SO BB IBB HBP BLK WP HR S P ERA WHIP							
59 Felipe Paulino, R (1,1) ERA: 4.46											6.0 W 26 6 3 3 3 2 0 0 0 0 0 10 14 0.00 0.000											
55 Tim Collins, L (7,1) ERA: 3.63											1.0 H 3 0 0 0 1 0 0 0 0 0 0 13 19 0.00 0.000											
40 Kelvin Herrera, R (8,1) ERA: 13.5											1.0 4 0 0 0 1 1 0 0 0 0 0 0 11 15 0.00 1.000											
43 Aaron Crow, R (9,1) ERA: 2.76											1.0 4 0 0 0 1 1 0 0 0 0 0 0 11 15 0.00 1.000											

livebaseballscorecards.com





Batter	1	2	3	4	5	6	7	8	9	AB	R	H	RBI	BB	SO	LOB	TOP				
1 Jarrod Dyson, L (1, 8) OBP: 0.292, SLG: 0.200	B1		K		K		F7		SF7	4	0	0	1	0	2	3	<b>Kansas City Royals @ Minnesota Twins</b> Target Field, Minneapolis, MN Tue Sep 27 2011, 7:13 PM - 9:40 PM CDT Att: 34,228 - Cloudy - 66 F				
9 Johnny Giavotella, R (1, 4) OBP: 0.279, SLG: 0.385	16 L4		2B		G6-3		K		16 1B	5	1	3	0	0	1	3					
16 Billy Butler, R (1, 10) OBP: 0.362, SLG: 0.460	L4		G4-3				F8		1B	5	1	2	1	0	0	4					
35 Eric Hosmer, L (1, 3) OBP: 0.336, SLG: 0.467		F7		K		13 FC6		L5	K	5	0	1	0	0	2	1					
13 Salvador Perez, R (1, 2) OBP: 0.368, SLG: 0.483		8 2B	1B			1B		L4		4	1	2	1	0	0	1					
8 Mike Moustakas, L (1, 5) OBP: 0.306, SLG: 0.358		6 1B	2B		F9		F9		1B	4	0	2	0	0	0	2					
6 Lorenzo Cain, R (1, 9) OBP: 0.350, SLG: 0.368		2H	1B		K		G5-3		F8	4	0	1	1	0	1	3					
12 Mitch Maier, L (1, 7) OBP: 0.355, SLG: 0.348		K			K		2 1B		K	4	0	1	0	0	3	1					
2 Alcides Escobar, R (1, 6) OBP: 0.291, SLG: 0.345			G6-3				1B		E9	3	1	2	0	0	0	0					
<b>Inning Stats</b>	R: 0 E: 0 K: 0 S: 7	H: 1 LOB: 0 BB: 0 P: 10	R: 1 E: 0 K: 1 S: 13	H: 3 LOB: 1 BB: 0 P: 18	R: 0 E: 0 K: 1 S: 9	H: 1 LOB: 1 BB: 0 P: 12	R: 0 E: 0 K: 2 S: 11	H: 1 LOB: 1 BB: 0 P: 14	R: 0 E: 1 K: 0 S: 7	H: 2 LOB: 1 BB: 0 P: 12	R: 0 E: 0 K: 1 S: 17	H: 2 LOB: 2 BB: 0 P: 23	R: 0 E: 0 K: 0 S: 7	H: 1 LOB: 1 BB: 0 P: 8	R: 2 E: 1 K: 2 S: 17	H: 3 LOB: 1 BB: 0 P: 25	1B: 8 2B: 6 3B: 1 HR: 0	SF: 1 SAC: 0 DP: 1 HBP: 1	WP: 0 PB: 0 SB: 0 CS: 0	PA: 40	
<b>PITCHER</b>	IP	WLS	BF	H	R	ER	SO	BB	IBB	HBP	BLK	WP	HR	S	P	ERA	WHIP				
51 Anthony Swarzak, R (1, 1) ERA: 4.32	6.1	W	28	10	2	2	6	0	0	1	0	0	0	69	98	2.84	1.579				
55 Matt Capps, R (7, 1) ERA: 4.25	0.2		2	0	0	0	1	0	0	0	0	0	0	7	9	0.00	0.000				
15 Glen Perkins, L (8, 1) ERA: 2.48	1.0		4	1	0	0	0	0	0	0	0	0	0	7	8	0.00	1.000				
36 Joe Nathan, R (9, 1) ERA: 4.84	1.0		6	3	2	2	2	0	0	0	0	0	0	17	25	18.00	3.000				

Batter	1	2	3	4	5	6	7	8	9	AB	R	H	RBI	BB	SO	LOB	BOTTOM				
2 Denard Span, L (1, 8) OBP: 0.326, SLG: 0.353	G4-3		E1		11 3B		G1-3			4	1	1	1	0	0	0	<b>Kansas City Royals @ Minnesota Twins</b> Target Field, Minneapolis, MN Tue Sep 27 2011, 7:13 PM - 9:40 PM CDT Att: 34,228 - Cloudy - 66 F				
11 Ben Revere, L (1, 7) OBP: 0.311, SLG: 0.310	F7		L6		3B		G4-3			4	0	1	1	0	0	1					
22 Danny Valencia, R (1, 5) OBP: 0.295, SLG: 0.384	F8				23 WP		F8			4	1	2	0	0	0	0					
27 Chris Parmelee, L (1, 3) OBP: 0.429, SLG: 0.581		HR			F7		G4-3			4	2	2	1	0	0	1					
24 Trevor Plouffe, R (1, 6) OBP: 0.307, SLG: 0.395		23 G3-6			F7		23 HR			4	1	3	0	0	0	1					
23 Rene Tosoni, L (1, 10) OBP: 0.276, SLG: 0.345		G3-6			G4-3		HR			4	1	1	4	0	0	3					
63 Joe Benson, R (1, 9) OBP: 0.257, SLG: 0.343		K			F8		F8		P3	4	0	0	0	0	1	1					
20 Matt Tolbert, S (1, 4) OBP: 0.252, SLG: 0.266					F9		G4-3			3	1	1	0	0	0	0					
32 René Rivera, R (1, 2) OBP: 0.211, SLG: 0.202					F7		F7			3	0	0	0	0	0	1					
<b>Inning Stats</b>	R: 0 E: 0 K: 0 S: 5	H: 0 LOB: 0 BB: 0 P: 7	R: 1 E: 0 K: 1 S: 8	H: 2 LOB: 0 BB: 0 P: 13	R: 0 E: 1 K: 0 S: 7	H: 0 LOB: 1 BB: 0 P: 7	R: 0 E: 0 K: 0 S: 9	H: 1 LOB: 1 BB: 0 P: 18	R: 2 E: 0 K: 0 S: 10	H: 3 LOB: 1 BB: 0 P: 16	R: 4 E: 0 K: 0 S: 12	H: 4 LOB: 0 BB: 0 P: 16	R: 0 E: 0 K: 0 S: 9	H: 0 LOB: 0 BB: 0 P: 14	R: 0 E: 0 K: 0 S: 12	H: 1 LOB: 1 BB: 0 P: 19	1B: 7 2B: 0 3B: 2 HR: 2	SF: 0 SAC: 0 DP: 1 HBP: 0	WP: 2 PB: 0 SB: 0 CS: 0	PA: 34	
<b>PITCHER</b>	IP	WLS	BF	H	R	ER	SO	BB	IBB	HBP	BLK	WP	HR	S	P	ERA	WHIP				
37 Sean O'Sullivan, R (1, 1) ERA: 7.25	5.0	L	23	9	6	6	1	0	0	0	0	0	1	44	68	10.80	1.800				
32 Vin Mazzaro, R (6, 1) ERA: 8.29	3.0		11	2	1	1	0	0	0	0	0	0	1	28	42	3.00	0.667				

AB	38
R	4
H	14
RBI	4
BB	0
SO	9
LOB	18



AB	34
R	7
H	11
RBI	7
BB	0
SO	1
LOB	8





Batter	1	2	3	4	5	6	7	8	9	AB	R	H	RBI	BB	SO	LOB	TOP					
1 Jarrod Dyson, L (1, 8) OBP: 0.308, SLG: 0.227	F7		1B			1B			B3-4	4	0	2	0	0	0	0						
9 Johnny Giavotella, R (1, 4) OBP: 0.273, SLG: 0.376	G4-3		CS	G5-3		G5-3			G6-3	4	0	0	0	0	0	1						
16 Billy Butler, R (1, 10) OBP: 0.361, SLG: 0.461	2B			K					F8	4	0	1	0	0	1	0						
35 Eric Hosmer, L (1, 3) OBP: 0.334, SLG: 0.465	F7			F7						3	0	0	0	0	0	1						
13 Salvador Perez, R (1, 2) OBP: 0.361, SLG: 0.473		K								3	0	0	0	0	1	0						
8 Mike Moustakas, L (1, 5) OBP: 0.309, SLG: 0.367	P5									3	0	2	0	0	0	0						
6 Lorenzo Cain, R (1, 9) OBP: 0.304, SLG: 0.318	G3									3	0	0	0	0	1	2						
12 Mitch Maier, L (1, 7) OBP: 0.345, SLG: 0.337			L9							3	0	0	0	0	0	1						
2 Alcides Escobar, R (1, 6) OBP: 0.290, SLG: 0.343			G5-3							3	0	0	0	0	0	1						
<b>Inning Stats</b>	R: 0 E: 0 K: 0 S: 6	H: 1 LOB: 1 BB: 0 P: 10	R: 0 E: 0 K: 1 S: 8	H: 0 LOB: 0 BB: 0 P: 10	R: 0 E: 0 K: 0 S: 10	H: 1 LOB: 0 BB: 0 P: 11	R: 0 E: 0 K: 1 S: 7	H: 0 LOB: 0 BB: 0 P: 10	R: 0 E: 0 K: 0 S: 8	H: 1 LOB: 1 BB: 0 P: 11	R: 0 E: 0 K: 0 S: 10	H: 1 LOB: 1 BB: 0 P: 14	R: 0 E: 0 K: 0 S: 6	H: 0 LOB: 0 BB: 0 P: 9	R: 0 E: 0 K: 0 S: 8	H: 1 LOB: 1 BB: 0 P: 14	R: 0 E: 0 K: 0 S: 4	H: 0 LOB: 0 BB: 0 P: 6	1B: 3 2B: 1 3B: 1 HR: 0	SF: 0 SAC: 0 DP: 0 HBP: 0	WP: 0 PB: 0 SB: 1 CS: 1	PA: 32
<b>PITCHER</b> 48 Carl Pavano, R (1, 1) ERA: 4.3	IP: 9.0 WLS: W BF: 30 H: 5 R: 0 ER: 0 SO: 3 BB: 0 IBB: 0 HBP: 0 BLK: 0 WP: 0 HR: 0 S: 67 P: 95 ERA: 0.00 WHIP: 0.556															<b>PITCHER</b>						

**Kansas City Royals @ Minnesota Twins**  
Target Field, Minneapolis, MN  
Wed Sep 28 2011, 7:22 PM - 9:29 PM CDT  
Att: 36,488 - Partly Cloudy - 76 F

livebaseballscorecards.com

AB 30  
R 0  
H 5  
RBI 0  
BB 0  
SO 3  
LOB 6



Batter	1	2	3	4	5	6	7	8	9	AB	R	H	RBI	BB	SO	LOB	BOTTOM					
11 Ben Revere, L (1, 8) OBP: 0.310, SLG: 0.309	L6		1B						G6-3	5	0	1	0	0	1	3						
24 Trevor Plouffe, R (1, 6) OBP: 0.275, SLG: 0.392	P3		F8							5	0	1	1	0	0	4						
5 Michael Cuddyer, R (1, 9) OBP: 0.346, SLG: 0.459	K2-3		FC5-4							4	0	1	0	0	1	2						
27 Chris Parmelee, L (1, 3) OBP: 0.443, SLG: 0.592		BB								2	0	1	0	2	0	1						
22 Danny Valencia, R (1, 5) OBP: 0.294, SLG: 0.383	FC3-6		L1							4	0	1	0	0	0	3						
23 Rene Tosoni, L (1, 10) OBP: 0.275, SLG: 0.343	F8		K							4	0	1	0	0	1	4						
26 Brian Dinkelman, L (1, 4) OBP: 0.246, SLG: 0.315										2	0	0	0	0	1	2						
38 Luke Hughes, R (6, 4) OBP: 0.289, SLG: 0.338	K									2	0	0	0	0	0	4						
63 Joe Benson, R (1, 7) OBP: 0.270, SLG: 0.352			F9							4	0	2	0	0	0	0						
41 Drew Butera, R (1, 2) OBP: 0.210, SLG: 0.239										1	0	1	0	0	0	0						
2 Denard Span, L (9, PH) OBP: 0.328, SLG: 0.359			1B							1	1	1	0	0	0	0						
<b>Inning Stats</b>	R: 0 E: 0 K: 1 S: 12	H: 0 LOB: 0 BB: 0 P: 13	R: 0 E: 0 K: 1 S: 12	H: 0 LOB: 1 BB: 1 P: 21	R: 0 E: 0 K: 0 S: 11	H: 2 LOB: 2 BB: 0 P: 14	R: 0 E: 0 K: 1 S: 8	H: 1 LOB: 1 BB: 0 P: 10	R: 0 E: 0 K: 0 S: 7	H: 1 LOB: 1 BB: 0 P: 13	R: 0 E: 0 K: 0 S: 10	H: 1 LOB: 2 BB: 1 P: 19	R: 0 E: 0 K: 0 S: 7	H: 1 LOB: 1 BB: 0 P: 8	R: 0 E: 0 K: 0 S: 11	H: 2 LOB: 2 BB: 0 P: 17	R: 1 E: 0 K: 0 S: 8	H: 2 LOB: 1 BB: 0 P: 11	1B: 8 2B: 2 3B: 0 HR: 0	SF: 0 SAC: 2 DP: 0 HBP: 0	WP: 0 PB: 0 SB: 0 CS: 0	PA: 38
<b>PITCHER</b> 52 Bruce Chen, L (1, 1) ERA: 3.77	IP: 8.0 WLS: L BF: 34 H: 8 R: 0 ER: 0 SO: 4 BB: 2 IBB: 0 HBP: 0 BLK: 0 WP: 0 HR: 0 S: 78 P: 115 ERA: 0.00 WHIP: 1.250															<b>PITCHER</b>						
38 Blake Wood, R (9, 1) ERA: 3.75	0.2 L 4 2 1 1 0 0 0 0 0 0 0 0 0 8 11 13.50 3.000															<b>PITCHER</b>						

**Kansas City Royals @ Minnesota Twins**  
Target Field, Minneapolis, MN  
Wed Sep 28 2011, 7:22 PM - 9:29 PM CDT  
Att: 36,488 - Partly Cloudy - 76 F

livebaseballscorecards.com

AB 34  
R 1  
H 10  
RBI 1  
BB 2  
SO 4  
LOB 23

